

Boston Red Sox - 1999

Batter	1	2	3	4	5	6	7	8	9	AB R H RBI BB SO LOB	TOP											
Jose Offerman, S OBP: 0.800, SLG: 1.400 (1, 10)	2-2 2B		0-0 HR 1B		3-2 F9		1-2 G4-3 1B		2-2 2B 3B	5 2 4 0 0 0 0												
Darren Lewis, R (1, 8)	3-1 P8		2-1 G3		2-2 P4		2-2 G4-3		1-3 K	5 0 0 0 0 1 4												
John Valentin, R OBP: 0.400, SLG: 1.200 (1, 5)	2-0 F7		1-1 HR		1-2 F7		3-1 G6-3		1-0 1B 2B	5 1 2 3 0 0 2												
Nomar Garciaparra, R OBP: 0.400, SLG: 0.250 (1, 6)	2-1 G5-3		3-H G4-3		4-0 2B 1B BB		1-1 G6-3		2-0 G4-6-3 1B	4 1 1 0 1 0 2												
Troy O'Leary, L OBP: 0.600, SLG: 0.750 (1, 7)					1-0 G6-4-3 1B		0-1 1B 2B		0-0 G4-6-3	4 1 2 0 1 0 2												
Mike Stanley, R OBP: 0.750, SLG: 0.667 (1, 3)					1-0 G6-4-3		0-1 G4-3 1B		2-1 1B BB HBP	3 0 2 1 0 0 1												
Scott Hatteberg, L OBP: 0.750, SLG: 0.500 (1, 2)					4-0 BB		0-0 G4-3 1B		4-1 1B BB	2 0 1 1 2 0 2												
Jeff Frye, R OBP: 0.250, SLG: 0.250 (1, 4)					1-1 G1-3		2-0 G4-3		2-1 G4-6-3 1B	4 0 1 0 0 0 4												
Trot Nixon, L (1, 9)					0-1 G3		2-0 F7		3-1 G4-6-3	4 0 0 0 0 1 5												
Inning Stats	R: 0 E: 0 K: 0 S: 8	H: 1 LOB: 1 BB: 0 P: 17	R: 0 E: 0 K: 0 S: 8	H: 1 LOB: 1 BB: 1 P: 16	R: 2 E: 0 K: 1 S: 9	H: 2 LOB: 0 BB: 0 P: 13	R: 0 E: 0 K: 0 S: 4	H: 1 LOB: 1 BB: 1 P: 11	R: 0 E: 0 K: 0 S: 10	H: 0 LOB: 0 BB: 0 P: 15	R: 2 E: 0 K: 0 S: 10	H: 3 LOB: 2 BB: 1 P: 19	R: 0 E: 0 K: 0 S: 10	H: 1 LOB: 1 BB: 0 P: 17	R: 0 E: 0 K: 0 S: 7	H: 1 LOB: 2 BB: 1 P: 18	R: 1 E: 0 K: 1 S: 10	H: 3 LOB: 1 BB: 0 P: 16	1B: 8 2B: 3 3B: 1 HR: 1	SF: 0 SAC: 0 DP: 4 HBP: 1	WP: 0 PB: 0 SB: 1 CS: 0	PA: 41
PITCHER	IP WLS BF H R ER SO BB IBB HBP BLK WP HR S P ERA WHIP																					
Kevin Appier, R ERA: 6.75 (1, 1)	5.1 L 25 8 4 4 1 3 0 0 0 0 0 1 47 85 6.75 2.062																					
Don Wengert, R ERA: (6, 1)	1.2 6 1 0 0 0 0 0 0 0 0 0 0 12 23 0.00 0.600																					
Matt Whisenant, L ERA: (8, 1)	0.1 3 0 0 0 0 1 0 1 0 0 0 0 3 9 0.00 3.000																					
Scott Service, R ERA: 5.4 (8, 1)	1.2 7 4 1 1 1 0 0 0 0 0 0 0 14 25 5.40 2.400																					

Boston Red Sox @ Kansas City Royals
Kauffman Stadium, Kansas City, MO

AB	36
R	5
H	13
RBI	5
BB	4
SO	2
LOB	22



Mon Apr 05 1999, 12:35 PM CDT
Att. 40,257 - Overcast - 60 F

livebaseballscorecards.com

Batter	1	2	3	4	5	6	7	8	9	AB	R	H	RBI	BB	SO	LOB
Carlos Beltrán, S OBP: 0.250, SLG: 0.250 (1, 8)	2-3 K 1	0-0 P2 1			0-2 S 1B 1		0-0 G5-3 3-H 1			4	0	1	1	0	1	2
Joe Randa, R OBP: 0.250, SLG: 1.000 (1, 5)	3-2 HR 1		1-1 L8 1		3-3 K 1-2 1		2-1 F7 1			4	1	1	1	0	1	2
Johnny Damon, L OBP: 0.250, SLG: 0.250 (1, 7)	0-2 S 2B 1B 1		3-3 K 1		3-3 K 1			1-0 G1-3 1		4	1	1	0	0	2	1
Jeff King, R (1, 3)	1-3 K 1-2 1		4-2 S BB 1			1-0 F7 1		2-3 K 1		3	0	0	0	1	2	1
Larry Sutton, L OBP: 0.250, SLG: 0.500 (1, 10)	2-1 2B 1		3-3 K 1-2 1			2-3 K 1		1-1 G4-3 1		4	0	1	1	0	2	1
Jermaine Dye, R OBP: 0.250, SLG: 0.250 (1, 9)	3-2 F7 1			1-2 G4-6-3 1B 1		3-3 K 1			2-3 K 1	4	0	1	0	0	2	1
Chad Kreuter, S (1, 2)		2-2 P4 1		2-2 G4-6-3 1-2f 1			4-1 SH1-4 E G5-3 BB 1		1-1 F9 1	3	1	0	0	1	0	1
Rey Sanchez, R OBP: 0.250, SLG: 0.500 (1, 6)		1-2 F7 2B 1		0-3 K 1			1-0 E5 SH1-4 1-2 1		1-3 K 1	4	0	1	0	0	2	1
Carlos Febles, R (1, 4)		0-2 F7 2-3 1			3-2 F9 1		0-0 SH1-4 1-2 2-3 1			2	0	0	0	0	0	1

Inning Stats	R: 2	H: 3	E: 0	LOB: 1	K: 2	S: 19	P: 30	R: 0	H: 1	E: 0	LOB: 1	K: 0	BB: 0	S: 11	R: 0	H: 0	E: 0	LOB: 1	K: 2	BB: 1	S: 15	R: 0	H: 1	E: 0	LOB: 0	K: 1	BB: 0	S: 12	R: 0	H: 1	E: 0	LOB: 1	K: 2	BB: 0	S: 14	R: 0	H: 0	E: 0	LOB: 0	K: 2	BB: 0	S: 7	R: 1	H: 0	E: 1	LOB: 1	K: 0	BB: 1	S: 6	R: 0	H: 0	E: 0	LOB: 0	K: 1	BB: 0	S: 6	R: 0	H: 0	E: 0	LOB: 0	K: 2	BB: 0	S: 8	R: 0	H: 0	E: 0	LOB: 0	K: 2	BB: 0	S: 8	1B: 3	SF: 0	2B: 2	SAC: 1	3B: 0	DP: 1	HR: 1	HBP: 0	WP: 0	PA: 35
--------------	------	------	------	--------	------	-------	-------	------	------	------	--------	------	-------	-------	------	------	------	--------	------	-------	-------	------	------	------	--------	------	-------	-------	------	------	------	--------	------	-------	-------	------	------	------	--------	------	-------	------	------	------	------	--------	------	-------	------	------	------	------	--------	------	-------	------	------	------	------	--------	------	-------	------	------	------	------	--------	------	-------	------	-------	-------	-------	--------	-------	-------	-------	--------	-------	--------

PITCHER	IP	WLS	BF	H	R	ER	SO	BB	IBB	HBP	BLK	WP	HR	S	P	ERA	WHIP
Pedro Martinez, R ERA: 3.0 (1, 1)	6.0	W	24	6	2	2	9	1	0	0	0	0	1	78	121	3.00	1.167
Derek Lowe, R ERA: (7, 1)	2.0	H	8	0	1	0	1	1	0	0	0	0	0	12	23	0.00	0.500
Tom Gordon, R ERA: (9, 1)	1.0	S	3	0	0	0	2	0	0	0	0	0	0	8	12	0.00	0.000

BOTTOM

Boston Red Sox @ Kansas City Royals
Kauffman Stadium, Kansas City, MO
Mon Apr 05 1999, 12:35 PM CDT
Att. 40,257 - Overcast - 60 F

AB	32
R	3
H	6
RBI	3
BB	2
SO	12
LOB	11



WP	HR	S	P	ERA	WHIP
0	0	0	0	0.00	0.000

Batter	1	2	3	4	5	6	7	8	9	AB R H RBI BB SO LOB	TOP		
Jose Offerman, S (1, 10) OBP: 0.600, SLG: 1.000	1-1 F8		1-0 F9 1B 2B	1-2 CS	0-0 F9		2-1 SF8 1B	1-2 G4-3		5 2 2 0 0 0 0			
Darren Lewis, R (1, 9) OBP: 0.200, SLG: 0.200	3-2 F9		0-1 F9 2-3		0-1 F8		0-0 E1 1B 1B		2-1 FC5-4 1B 1B	5 2 2 0 0 0 1			
John Valentin, R (1, 5) OBP: 0.400, SLG: 0.889	2-3 K		0-1 E 1B		1-2 G4-3		0-1 SF8		1-0 FC5-4 1B	4 0 2 2 0 1 0			
Nomar Garciaparra, R (1, 6) OBP: 0.500, SLG: 0.286 Donnie Sadler, R (9, 6)		4-2 BB FC3-2 1B BB	1-1 E8 1-3 1B			2-2 P2	4-1 1B BB		0-1 FC5-4 2B	3 1 1 0 2 0 2 0 0 0 0 0 0 0			
Mike Stanley, R (1, 3) OBP: 0.667, SLG: 0.750	1-1 P4		2-1 G5-3		1-1 1B 1B		0-2 1B 1B		0-0 G3-1 2B	5 0 3 3 0 0 3			
Troy O'Leary, L (1, 7) OBP: 0.400, SLG: 0.444		2-2 FC3-2 BB 1B	2-0 P6			0-3 K	0-0 F9		0-0 G3-1	5 0 1 0 0 1 6			
Damon Buford, R (1, 8) OBP: 0.400, SLG: 0.250		4-2 FC3-2 BB		1-2 G6-3		2-2 1B 1B	3-3 K		2-3 K	4 0 1 0 1 2 3			
Jason Varitek, S (1, 2)		2-1 FC3-2		0-1 F9		3-1 G1-3		0-1 F8		4 0 0 0 0 0 5			
Jeff Frye, R (1, 4) OBP: 0.375, SLG: 0.286		3-2 G5-3		1-0 CS 1B			4-2 1B 1B BB	2-2 G4-3		3 1 1 0 1 0 3			
Inning Stats	R: 0 E: 0 K: 1 S: 9 H: 0 LOB: 0 BB: 0 P: 15	R: 0 E: 0 K: 0 S: 16 H: 1 LOB: 3 BB: 2 P: 32	R: 1 E: 1 K: 0 S: 10 H: 3 LOB: 2 BB: 0 P: 16	R: 0 E: 0 K: 0 S: 8 H: 1 LOB: 0 BB: 0 P: 11	R: 0 E: 0 K: 0 S: 6 H: 0 LOB: 0 BB: 0 P: 7	R: 0 E: 0 K: 1 S: 18 H: 2 LOB: 2 BB: 0 P: 26	R: 3 E: 1 K: 1 S: 20 H: 3 LOB: 2 BB: 2 P: 33	R: 0 E: 0 K: 0 S: 8 H: 0 LOB: 0 BB: 0 P: 11	R: 2 E: 0 K: 1 S: 10 H: 3 LOB: 1 BB: 0 P: 15	1B: 11 2B: 2 3B: 0 HR: 0 SF: 1 SAC: 0 DP: 0 HBP: 0	WP: 0 PB: 0 SB: 0 CS: 1 PA: 44		
PITCHER	IP WLS BF H R ER SO BB IBB HBP BLK WP HR S P ERA WHIP											PITCHER	IP WLS BF H R ER SO BB IBB HBP BLK WP HR S P ERA WHIP
50 José Rosado, L (1, 1) ERA: 1.5	6.0 L 26 7 1 1 2 2 0 0 0 0 0 0 67 107 1.50 1.500												
Scott Service, R (7, 1) ERA: 18.0	0.1 6 3 3 3 0 2 0 0 0 0 0 0 12 22 81.00 15.000												
Jose Santiago, R (7, 1) ERA:	1.2 5 0 0 0 1 0 0 0 0 0 0 0 16 22 0.00 0.000												
Jeff Montgomery, R (9, 1) ERA: 18.0	1.0 6 3 2 2 1 0 0 0 0 0 0 0 10 15 18.00 3.000												

Boston Red Sox @ Kansas City Royals
Kauffman Stadium, Kansas City, MO

AB	38
R	6
H	13
RBI	5
BB	4
SO	4
LOB	23



Wed Apr 07 1999, 7:05 PM CDT
Att. 13,903 - Cloudy - 66 F

livebaseballscorecards.com

Batter	1	2	3	4	5	6	7	8	9	AB R H RBI BB SO LOB
Carlos Beltrán, S OBP: 0.500, SLG: 0.625 (1, 8)	0-1 CS 1B			1-3 K		2-2 1B			0-0 F8 2B	4 0 3 0 0 1 0
Joe Randa, R OBP: 0.125, SLG: 0.500 (1, 5)	1-1 SAFE P4 1-2			1-2 K		1-1 F9			3-1 F8 2-3	4 0 0 0 0 1 3
Johnny Damon, L OBP: 0.250, SLG: 0.143 (1, 7)	1-1 L8			0-1 G3			2-3 K		4-1 BB BB	3 0 0 0 1 1 0
Jeff King, R (1, 3)			1-2 F8		0-0 F8		2-2 P2		0-0 L9	4 0 0 0 0 0 2
Larry Sutton, L OBP: 0.333, SLG: 0.500 Steve Scarsone, R (7, PH)			1-3 K		1-0 FC6-4 1B		2-3 K		4-2 BB 1-2	2 0 1 0 0 1 0 1 0 0 0 1 1 0
Jermaine Dye, R OBP: 0.125, SLG: 0.125 (1, 9)			1-1 G5-3		1-0 FC6-4 1-2f			1-3 K	0-0 F7	4 0 0 0 0 1 4
Chad Kreuter, S (1, 2)			3-3 K		2-2 P4			4-1 FC4-6 BB		2 0 0 0 1 1 1
Rey Sanchez, R OBP: 0.143, SLG: 0.286 (1, 6)			2-2 G1-3			1-0 G6-3		1-0 FC4-6 1-2f		3 0 0 0 0 0 1
Carlos Febles, R (1, 4)			1-1 G5-3			0-1 G5-3		0-0 G3		3 0 0 0 0 0 1

Inning Stats	R: 0 E: 0 K: 0 S: 6	H: 1 LOB: 0 BB: 0 P: 8	R: 0 E: 0 K: 1 S: 9	H: 0 LOB: 0 BB: 0 P: 12	R: 0 E: 0 K: 1 S: 10	H: 0 LOB: 0 BB: 0 P: 16	R: 0 E: 0 K: 2 S: 8	H: 0 LOB: 0 BB: 0 P: 10	R: 0 E: 0 K: 0 S: 6	H: 1 LOB: 1 BB: 0 P: 10	R: 0 E: 0 K: 0 S: 8	H: 1 LOB: 1 BB: 0 P: 12	R: 0 E: 0 K: 2 S: 10	H: 0 LOB: 0 BB: 0 P: 16	R: 0 E: 0 K: 1 S: 6	H: 0 LOB: 1 BB: 1 P: 12	R: 0 E: 0 K: 0 S: 8	H: 1 LOB: 3 BB: 2 P: 19	1B: 3 2B: 1 3B: 0 HR: 0	SF: 0 SAC: 0 DP: 0 HBP: 0
--------------	------------------------------	---------------------------------	------------------------------	----------------------------------	-------------------------------	----------------------------------	------------------------------	----------------------------------	------------------------------	----------------------------------	------------------------------	----------------------------------	-------------------------------	----------------------------------	------------------------------	----------------------------------	------------------------------	----------------------------------	----------------------------------	------------------------------------

BOTTOM

Boston Red Sox @ Kansas City Royals
Kauffman Stadium, Kansas City, MO
 Wed Apr 07 1999, 7:05 PM CDT
 Att: 13,903 - Cloudy - 66 F

AB	30
R	0
H	4
RBI	0
BB	3
SO	7
LOB	12



PITCHER	IP	WLS	BF	H	R	ER	SO	BB	IBB	HBP	BLK	WP	HR	S	P	ERA	WHIP
Bret Saberhagen, R ERA:	(1, 1)	6.0	20	3	0	0	4	0	0	0	0	0	0	47	68	0.00	0.500
Mark Guthrie, L ERA:	(7, 1)	1.0	3	0	0	0	2	0	0	0	0	0	0	10	16	0.00	0.000
Jim Corsi, R ERA:	(8, 1)	1.2	9	1	0	0	1	3	0	0	0	0	0	13	30	0.00	2.400
Tom Gordon, R ERA:	(9, 1)	0.1	1	0	0	0	0	0	0	0	0	0	0	1	1	0.00	0.000

Batter	1	2	3	4	5	6	7	8	9	AB R H RBI BB SO LOB	TOP											
Jose Offerman, S (1, 10) OBP: 0.533, SLG: 0.933	2-1 WP SF8 2B		1-1 G5-3		0-0 FC4-6		1-1 2B		0-0 G4-3	5 1 2 1 0 0 2	Boston Red Sox @ Kansas City Royals Kauffman Stadium, Kansas City, MO Thu Apr 08 1999, 7:05 PM CDT Att. 13,356 - Unknown - 70 F											
Darren Lewis, R (1, 8) OBP: 0.143, SLG: 0.143	1-2 P4		2-1 G6-3		1-1 P4		2-0 G4-3			4 0 0 0 0 0 4												
John Valentin, R (1, 5) OBP: 0.286, SLG: 0.667	3-1 SF8 2-H		0-0 G6-3		2-1 F8			2-1 P4		3 0 0 1 0 0 2												
Mike Stanley, R (1, 3) OBP: 0.615, SLG: 0.667	0-1 G6-3			0-0 L6		0-0 FC9-6 1B		1-1 G6-3 1B		4 0 2 0 0 0 0												
Troy O'Leary, L (1, 7) OBP: 0.357, SLG: 0.385		1-0 E G3-2-3 1B		1-1 G4-3		0-3 K		0-0 G6-3 1-2f		4 0 1 0 0 1 2												
Jeff Frye, R (1, 4) OBP: 0.333, SLG: 0.273		1-1 E 1B		1-0 F9		1-0 FC9-6 1-2f		1-2 L6		4 0 1 0 0 0 1												
Jason Varitek, S (1, 2) OBP: 0.125, SLG: 0.125		2-2 P5			3-1 BB FC4-6 1B		2-1 G4-3		1-1 F8	4 1 1 0 0 0 3												
Donnie Sadler, R (1, 6) OBP: 0.500, SLG: 1.000		1-0 E9 1-2 2-3			0-2 FC4-6 BB 1B		2-2 G1-3		0-1 HR 3B	4 1 2 0 0 0 2												
Trot Nixon, L (1, 9) OBP: 0.250, SLG: 0.571		1-2 G3-2-3 3-Hf			4-1 FC4-6 BB		2-0 F8		3-1 HR	3 1 1 2 1 0 3												
Inning Stats	R: 1 E: 0 K: 0 S: 9	H: 1 LOB: 0 BB: 0 P: 15	R: 0 E: 1 K: 0 S: 10	H: 2 LOB: 2 BB: 0 P: 16	R: 0 E: 0 K: 0 S: 5	H: 0 LOB: 0 BB: 0 P: 8	R: 0 E: 0 K: 0 S: 4	H: 0 LOB: 0 BB: 0 P: 6	R: 1 E: 0 K: 0 S: 11	H: 2 LOB: 2 BB: 1 P: 21	R: 0 E: 0 K: 1 S: 7	H: 1 LOB: 1 BB: 0 P: 10	R: 0 E: 0 K: 0 S: 8	H: 1 LOB: 1 BB: 0 P: 15	R: 0 E: 0 K: 0 S: 5	H: 1 LOB: 0 BB: 0 P: 8	R: 2 E: 0 K: 0 S: 11	H: 2 LOB: 0 BB: 0 P: 16	1B: 6 2B: 2 3B: 1 HR: 1	SF: 1 SAC: 0 DP: 2 HBP: 0	WP: 1 PB: 0 SB: 0 CS: 0	PA: 37
PITCHER	IP WLS BF H R ER SO BB IBB HBP BLK WP HR S P ERA WHIP												PITCHER	IP WLS BF H R ER SO BB IBB HBP BLK WP HR S P ERA WHIP								
Jeff Suppan, R (1, 1) ERA: 3.0	6.0 L 25 6 2 2 1 1 0 0 0 1 0 46 76 3.00 1.167																					
Don Wengert, R (7, 1) ERA: 3.86	3.0 12 4 2 2 0 0 0 0 0 0 0 1 24 39 6.00 1.333																					

AB	35
R	4
H	10
RBI	4
BB	1
SO	1
LOB	19



livebaseballscorecards.com

BOTTOM

Boston Red Sox @ Kansas City Royals
Kauffman Stadium, Kansas City, MO

livebaseballscorecards.com

AB	30
R	1
H	4
RBI	1
BB	5
SO	8
LOB	17



WP:	0	PA:	35
PB:	0		
SB:	2		
CS:	0		

Thu Apr 08 1999, 7:05 PM CDT
Att. 13,356 - Unknown - 70 F

AB R H RBI BB SO LOB

4	0	0	0	0	1	1
4	0	0	0	0	0	0
4	0	0	0	0	1	0
2	1	1	0	2	0	0
3	0	1	0	1	0	1
3	0	0	0	1	3	5
4	0	2	1	0	2	2
2	0	0	0	0	0	2
1	0	0	0	0	0	2
1	0	0	0	0	1	2
2	0	0	0	1	0	2

Batter	1	2	3	4	5	6	7	8	9
Carlos Beltrán, S OBP: 0.333, SLG: 0.417 (1, 8)	0-1 G4-3 ①		1-1 F9 ②		1-0 G3 ③			0-3 K ①	
Joe Randa, R OBP: 0.083, SLG: 0.333 (1, 5)	2-2 G5-3 ②		0-1 G6-3 ③			2-2 P2 ①		0-1 L8 ②	
Johnny Damon, L OBP: 0.167, SLG: 0.091 (1, 7)	1-3 K ③			0-2 F7 ①		1-1 F8 ②		2-1 G4-3 ③	
Jeff King, R OBP: 0.333, SLG: 0.111 (1, 3)		4-0 29 1B 1B BB		4-1 S BB		2-1 F7 ③		0-0 29 DI 1B	
29 Mike Sweeney, R OBP: 0.500, SLG: 0.333 (1, 10)		0-0 L5-4 1B 1B		1 SAFE P3 ②		2-0 G3 ①		4-2 BB 1B BB	
Jermaine Dye, R OBP: 0.167, SLG: 0.091 (1, 9)		2-3 K ①		2-3 K ③		4-1 1B BB		1-3 K ①	
Rey Sanchez, R OBP: 0.273, SLG: 0.364 (1, 6)		1-0 1-2 2-H 1B		0-3 K2-3 ①		0-0 1-2 1B		1-3 K ②	
Tim Spehr, R (1, 2)		1-2 L5-4 ② ③		1-0 F7 ②		1-1 F7 ②		2-3 K ③	
Larry Sutton, L OBP: 0.286, SLG: 0.429 (7, PH)									
Chad Kreuter, S (8, 2)									
Carlos Febles, R (1, 4)			0-2 G6-3 ①		4-2 S BB		0-1 G4-3 ③		

Inning Stats	R: 0	H: 0	E: 0	K: 1	S: 8	H: 0	LOB: 0	BB: 0	P: 11	R: 1	H: 2	E: 0	K: 1	S: 9	R: 0	H: 0	E: 0	K: 0	S: 7	R: 0	H: 0	E: 0	K: 1	S: 7	R: 0	H: 0	E: 0	K: 0	S: 8	R: 0	H: 0	E: 0	K: 0	S: 7	R: 0	H: 1	E: 0	K: 0	S: 7	R: 0	H: 0	E: 0	K: 1	S: 7	R: 0	H: 1	E: 0	K: 3	S: 17	1B: 4	2B: 1	3B: 0	HR: 0	SF: 0	SAC: 0	DP: 1	HBP: 0	WP: 0	PA: 35
--------------	------	------	------	------	------	------	--------	-------	-------	------	------	------	------	------	------	------	------	------	------	------	------	------	------	------	------	------	------	------	------	------	------	------	------	------	------	------	------	------	------	------	------	------	------	------	------	------	------	------	-------	-------	-------	-------	-------	-------	--------	-------	--------	-------	--------

PITCHER	IP	WLS	BF	H	R	ER	SO	BB	IBB	HBP	BLK	WP	HR	S	P	ERA	WHIP
49 Tim Wakefield, R ERA: 1.42 (1, 1)	6.1	W	25	3	1	1	4	4	0	0	0	0	0	50	84	1.42	1.105
Derek Lowe, R ERA: (7, 1)	1.2	H	5	0	0	0	1	0	0	0	0	0	0	11	14	0.00	0.000
Tom Gordon, R ERA: (9, 1)	1.0	S	5	1	0	0	3	1	0	0	0	0	0	17	25	0.00	2.000

Batter	1	2	3	4	5	6	7	8	9	AB R H RBI BB SO LOB	TOP											
Jose Offerman, S (1, 3) OBP: 0.500, SLG: 0.850	3-2 G4-3		1-0 P6		1-0 CS 1B		0-0 WP 2B		0-1 P4	5 0 2 0 0 0 1	Boston Red Sox @ Tampa Bay Devil Rays Tropicana Field, St. Petersburg, FL Fri Apr 09 1999, 7:05 PM EDT Att: 35,709 - Dome - 72 F											
Darren Lewis, R (1, 8) OBP: 0.211, SLG: 0.167	2-3 K		4-1 3B BB		2-3 1-2 K		0-2 P4	0-0 G6-3 1B	4 1 1 0 1 2 2													
John Valentin, R (1, 5) OBP: 0.263, SLG: 0.500	4-0 2B BB		1-1 P4		3-2 P3		2-1 G1-3	0-2 G6-3	4 0 0 0 1 0 4													
Brian Daubach, L (1, 10) OBP: 0.400, SLG: 1.000	3-2 1-3 2B		2-1 1-H 2-H 3B		2-2 G6-3		3-3 K	3-2 P5	5 0 2 2 0 1 2													
Troy O'Leary, L (1, 7) OBP: 0.333, SLG: 0.412	2-3 K		0-1 F8		2-0 1B 2B		2-2 G6-3		4 1 1 0 0 1 3													
Scott Hatteberg, L (1, 2) OBP: 0.750, SLG: 0.500		2-0 G3-1		4-0 G4-3 G1-3 BB		0-1 1B 1B 2-H	4-2 BLK 2B BB		2 1 1 1 2 0 0													
Lou Merloni, R (1, 4) OBP: 0.500, SLG: 0.750		1-1 F7		1-1 G1-3		0-0 1B 1B	1-0 G6-3 1-H 2B		4 0 2 1 0 0 1													
Trot Nixon, L (1, 9) OBP: 0.250, SLG: 0.455		2-0 G4-3		0-1 G4-3		2-1 1-2 2-3 G6-3 1B	1-2 G6-3		4 0 1 0 0 0 2													
Donnie Sadler, R (1, 6) OBP: 0.375, SLG: 0.750			0-0 3B 2B		1-0 G5-3		1-1 G6-3	1-1 L4	4 1 1 0 0 0 5													
Inning Stats	R: 0 E: 0 K: 2 S: 14	H: 1 LOB: 2 BB: 1 P: 28	R: 0 E: 0 K: 0 S: 4	H: 0 LOB: 0 BB: 0 P: 9	R: 2 E: 0 K: 0 S: 9	H: 2 LOB: 1 BB: 1 P: 17	R: 0 E: 0 K: 0 S: 5	H: 0 LOB: 1 BB: 1 P: 11	R: 0 E: 0 K: 1 S: 8	H: 1 LOB: 0 BB: 0 P: 14		R: 1 E: 0 K: 0 S: 11	H: 4 LOB: 2 BB: 0 P: 18	R: 0 E: 0 K: 1 S: 14	H: 1 LOB: 1 BB: 0 P: 19	R: 1 E: 0 K: 0 S: 13	H: 1 LOB: 1 BB: 1 P: 22	R: 0 E: 0 K: 0 S: 12	H: 1 LOB: 1 BB: 0 P: 15	1B: 5 2B: 6 3B: 1 HR: 0	SF: 0 SAC: 0 DP: 2 HBP: 0	WP: 1 PB: 0 SB: 0 CS: 1
PITCHER	IP WLS BF H R ER SO BB IBB HBP BLK WP HR S P ERA WHIP																					
Rolando Arrojo, R (1, 1) ERA: 5.06	5.1 L 26 8 3 3 3 3 3 0 0 0 0 0 0 49 94 5.06 2.062																					
Esteban Yan, R (6, 1) ERA: 10.13	1.2 5 1 0 0 1 0 0 0 0 0 1 0 16 22 0.00 0.600																					
Mike Duvall, L (8, 1) ERA: 9.0	0.2 4 1 1 1 0 1 0 0 0 1 0 0 11 19 13.50 3.000																					
Albie Lopez, R (8, 1) ERA: 11.57	1.1 5 1 0 0 0 0 0 0 0 0 0 0 14 18 0.00 0.750																					

AB	36
R	4
H	11
RBI	4
BB	4
SO	4
LOB	20



livebaseballscorecards.com

Batter	1	2	3	4	5	6	7	8	9	AB	R	H	RBI	BB	SO	LOB	BOTTOM
--------	---	---	---	---	---	---	---	---	---	----	---	---	-----	----	----	-----	--------

Randy Winn, S <small>OBP: 0.250, SLG: 0.350</small> (1, 8)	1-0 B1-3 		3-3 K <small>1-2</small>			1-1 G3 		2-3 K		4	0	0	0	0	2	2	Boston Red Sox @ Tampa Bay Devil Rays Tropicana Field, St. Petersburg, FL Fri Apr 09 1999, 7:05 PM EDT Att: 35,709 - Dome - 72 F
-------------------------------------------------------------------------	------------------------	--	---------------------------------------	--	--	----------------------	--	-----------------	--	---	---	---	---	---	---	---	--------------------------------------------------------------------------------------------------------------------------------------------------

Dave Martinez, L <small>OBP: 0.471, SLG: 0.692</small> (1, 9)	4-0 BB		2-0 FC1-5-6 <small>2-2</small>			3-2 P6 			1-0 G4-3 	3	0	0	0	1	0	1	
----------------------------------------------------------------------------	------------------	--	---------------------------------------------	--	--	----------------------	--	--	------------------------	---	---	---	---	---	---	---	--

Jose Canseco, R <small>OBP: 0.316, SLG: 0.333</small> (1, 10)	1-1 F9 		1-3 K			2-0 P4 			3-2 G5-3 	4	0	0	0	0	1	2	
----------------------------------------------------------------------------	----------------------	--	-----------------	--	--	----------------------	--	--	------------------------	---	---	---	---	---	---	---	--

Fred McGriff, L <small>OBP: 0.263, SLG: 0.444</small> (1, 3)	3-1 G4-3 			0-0 F7 			4-2 G4-6-3 BB		0-0 HR	3	1	1	1	1	0	1	
---------------------------------------------------------------------------	------------------------	--	--	----------------------	--	--	-----------------------------------	--	------------------	---	---	---	---	---	---	---	--

John Flaherty, R <small>OBP: 0.389, SLG: 0.500</small> (1, 2)		0-1 1B		0-0 F7 		2-2 F8 		2-3 K	4	0	1	0	0	1	1		
----------------------------------------------------------------------------	--	------------------	--	----------------------	--	----------------------	--	-----------------	---	---	---	---	---	---	---	--	--

Wade Boggs, L <small>OBP: 0.231, SLG: 0.231</small> (1, 5)		3-0 F9 		3-1 F8 		0-0 G4-6-3 <small>1-2f</small>			3	0	0	0	0	0	2		
-------------------------------------------------------------------------	--	----------------------	--	----------------------	--	---------------------------------------------	--	--	---	---	---	---	---	---	---	--	--

Quinton McCracken, S <small>OBP: 0.231, SLG: 0.091</small> (1, 7)		0-1 P4 			0-0 G3 			3-2 G5-3 	3	0	0	0	0	0	1		
--------------------------------------------------------------------------------	--	----------------------	--	--	----------------------	--	--	------------------------	---	---	---	---	---	---	---	--	--

Miguel Cairo, R <small>OBP: 0.563, SLG: 0.857</small> (1, 4)		0-3 K			3-1 G3-6-3 1B		2-1 F7 	3	0	1	0	0	1	1			
---------------------------------------------------------------------------	--	-----------------	--	--	-----------------------------------	--	----------------------	---	---	---	---	---	---	---	--	--	--

Kevin Stocker, S <small>OBP: 0.714, SLG: 0.818</small> (1, 6)		0-0 FC1-5-6 1B			0-0 G3-6-3 <small>1-2f</small>		2-2 E6 	3	0	1	0	0	0	1			
----------------------------------------------------------------------------	--	------------------------------------	--	--	---------------------------------------------	--	----------------------	---	---	---	---	---	---	---	--	--	--

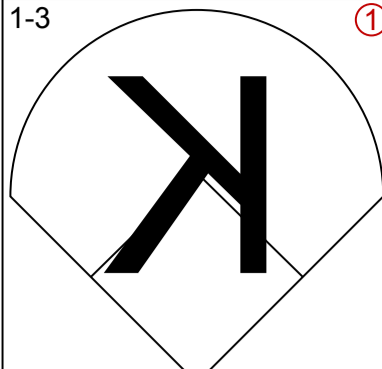
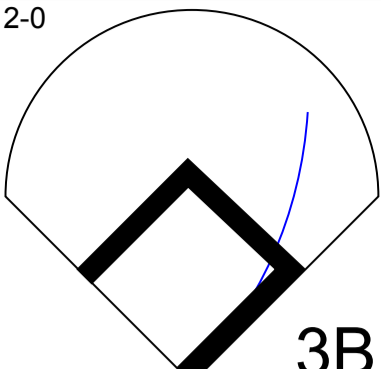
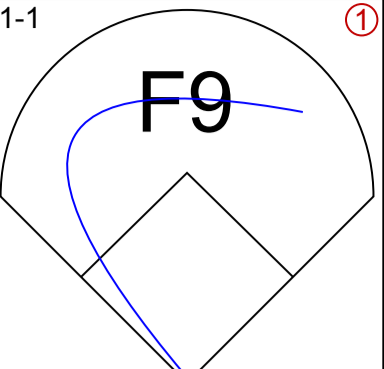
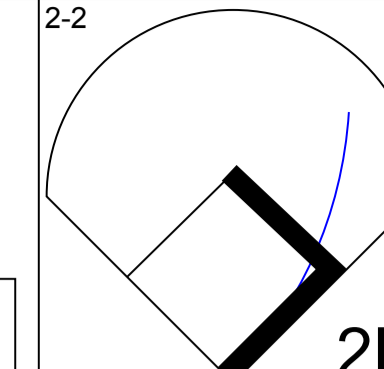
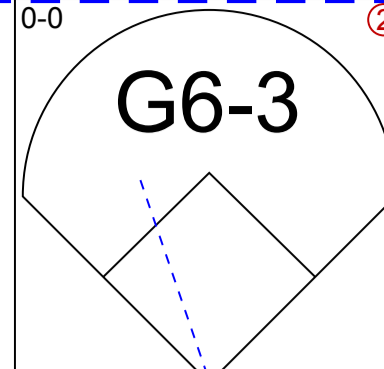
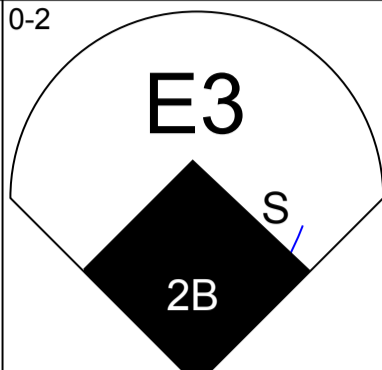
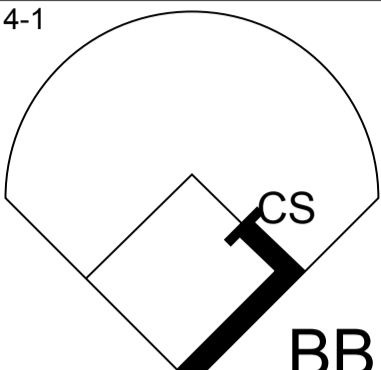
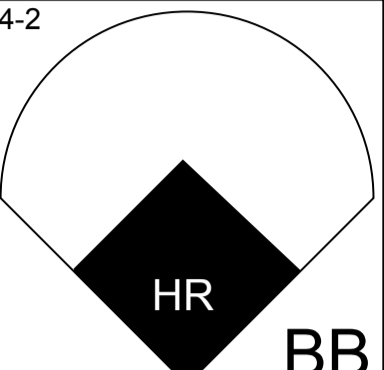
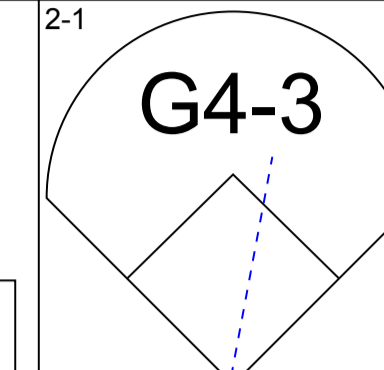
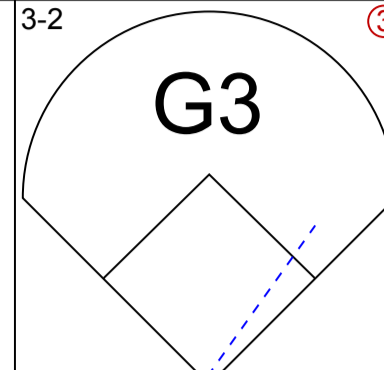
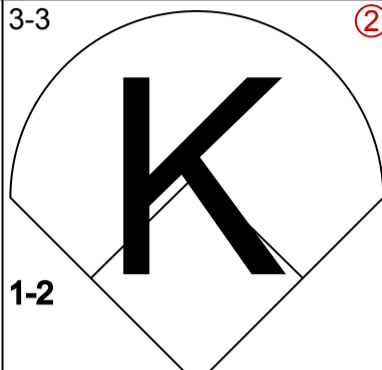
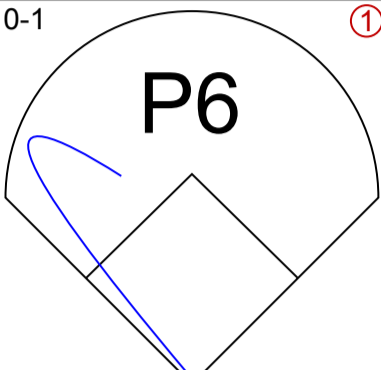
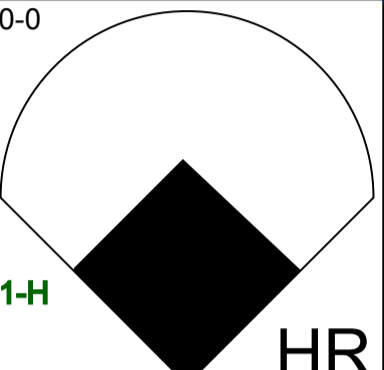
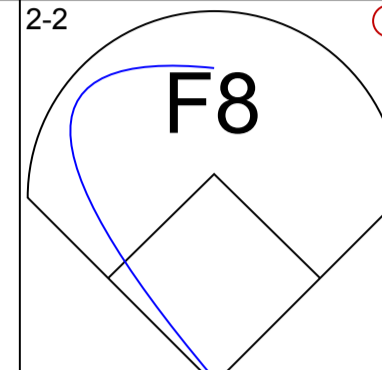
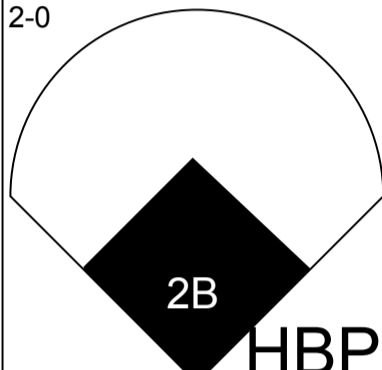
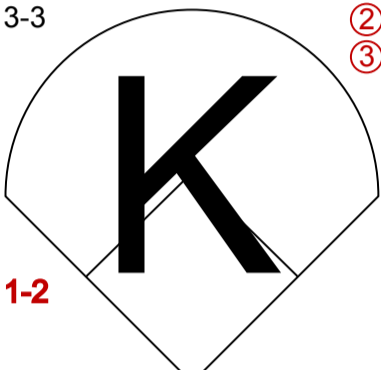
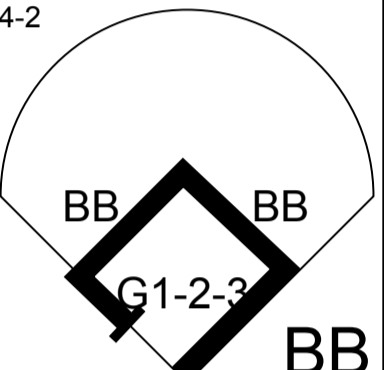
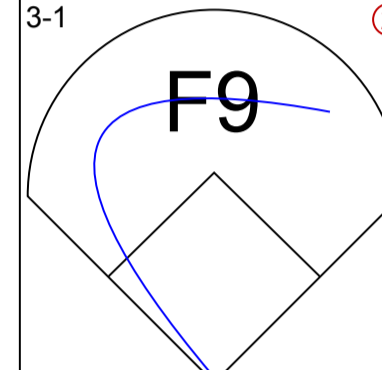
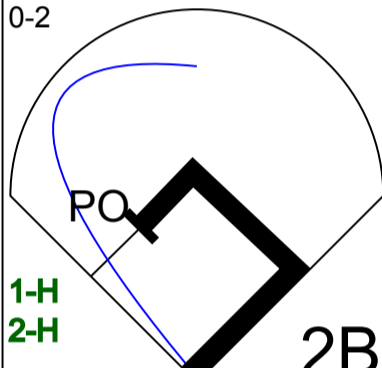
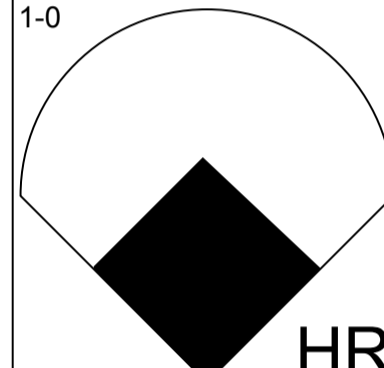
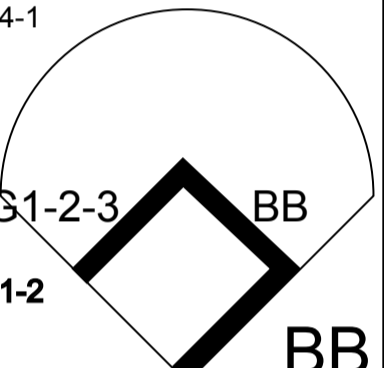
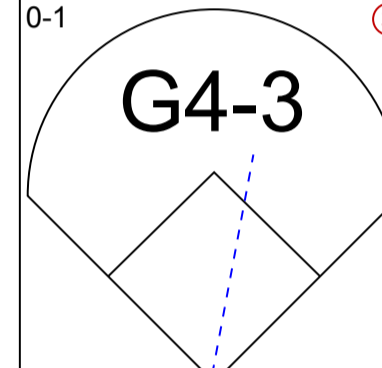
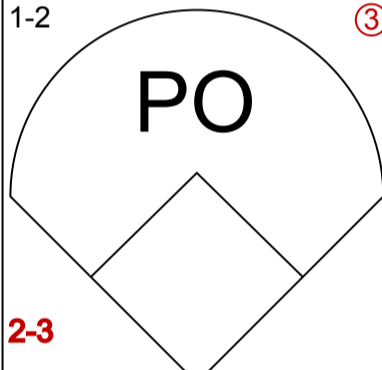
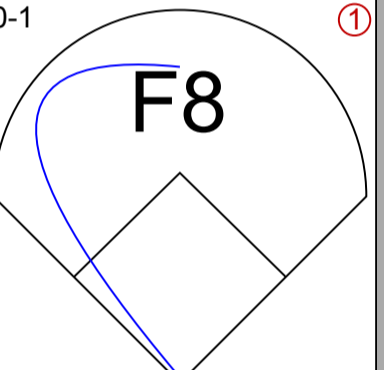
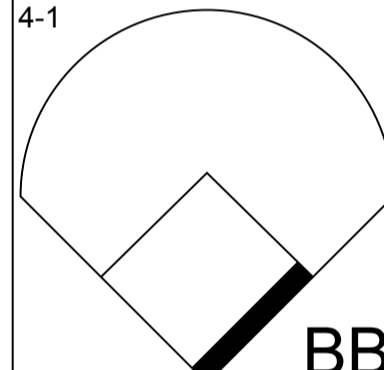
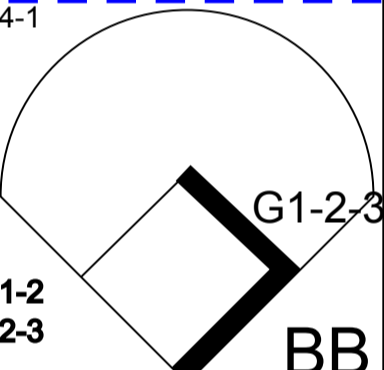
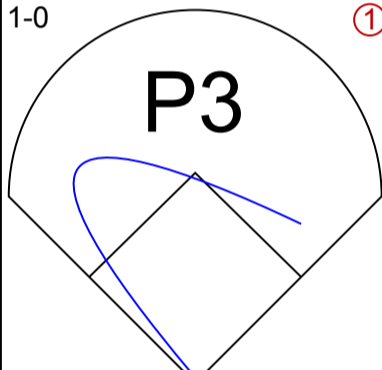
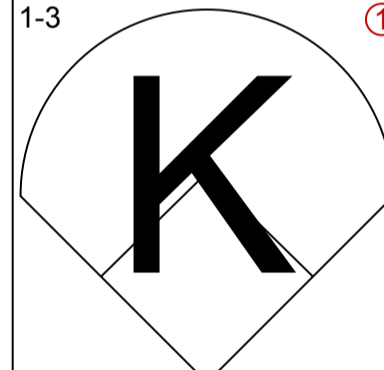
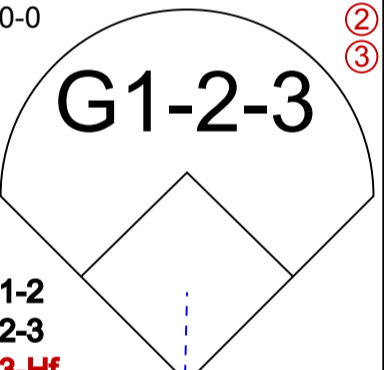
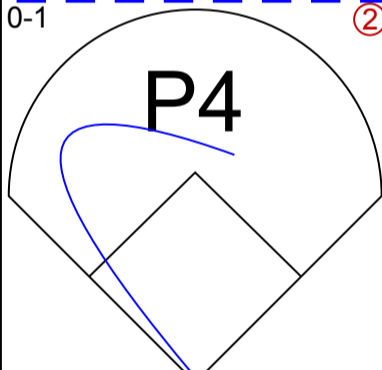
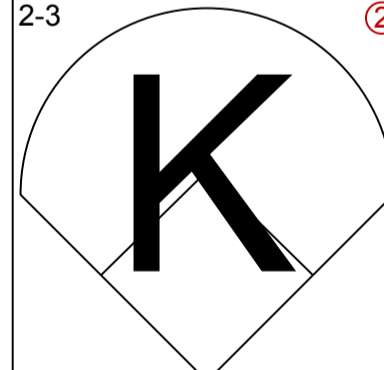
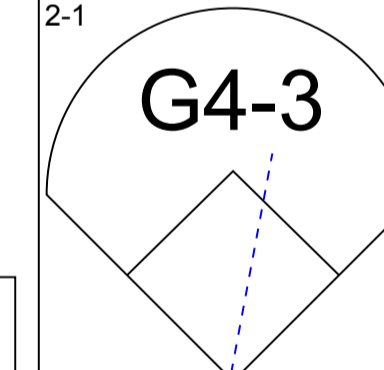
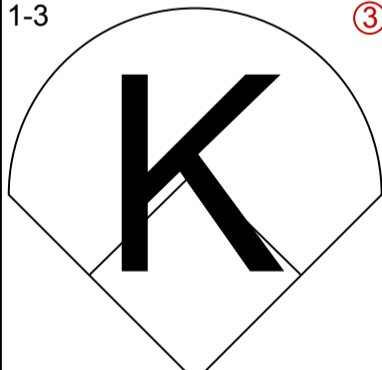
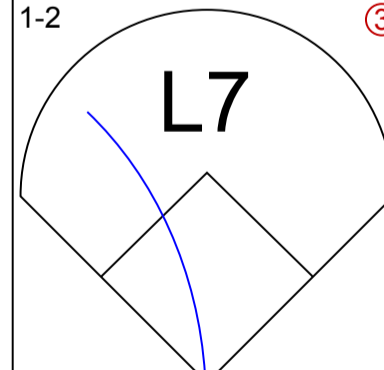
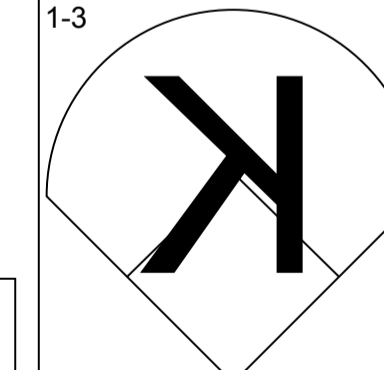
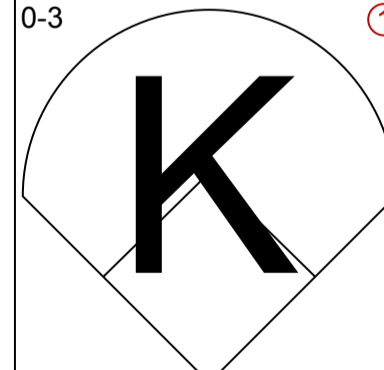
Inning Stats	R: 0	H: 0	E: 0	K: 5	S: 5	R: 0	H: 1	E: 0	K: 1	S: 8	R: 0	H: 1	E: 0	K: 2	S: 8	R: 0	H: 0	E: 0	K: 0	S: 4	R: 0	H: 1	E: 0	K: 0	S: 4	R: 0	H: 0	E: 0	K: 0	S: 6	R: 0	H: 0	E: 0	K: 0	S: 6	R: 0	H: 0	E: 1	K: 1	S: 12	R: 1	H: 1	E: 0	K: 1	S: 9	1B: 3	2B: 0	3B: 0	HR: 1	SF: 0	SAC: 0	DP: 2	HBP: 0	WP: 0	PB: 0	SB: 1	CS: 0	PA: 32
--------------	------	------	------	------	------	------	------	------	------	------	------	------	------	------	------	------	------	------	------	------	------	------	------	------	------	------	------	------	------	------	------	------	------	------	------	------	------	------	------	-------	------	------	------	------	------	-------	-------	-------	-------	-------	--------	-------	--------	-------	-------	-------	-------	--------

PITCHER	IP	WLS	BF	H	R	ER	SO	BB	IBB	HBP	BLK	WP	HR	S	P	ERA	WHIP
Mark Portugal, R <small>ERA: 0.00</small>	(1, 1)	6.1	W	23	3	0	0	3	2	0	0	0	0	40	76	0.00	0.789
Mark Guthrie, L <small>ERA: 0.00</small>	(7, 1)	1.2	H	5	0	0	1	0	0	0	0	0	0	13	22	0.00	0.000
Derek Lowe, R <small>ERA: 1.93</small>	(9, 1)	1.0		4	1	1	1	0	0	0	0	0	1	9	15	9.00	1.000

livebaseballscorecards.com

AB	30
R	1
H	4
RBI	1
BB	2
SO	5
LOB	12



Batter	1	2	3	4	5	6	7	8	9	AB R H RBI BB SO LOB	TOP											
Jose Offerman, S (1, 10) OBP: 0.480, SLG: 0.880	1-3 		2-0  3B		1-1 F9 	2-2  2B			0-0 G6-3 	5 0 2 0 0 1 0	Boston Red Sox @ Tampa Bay Devil Rays Tropicana Field, St. Petersburg, FL Sat Apr 10 1999, 6:35 PM EDT Att. 26,324 - Dome - 72 F livebaseballscorecards.com											
Darren Lewis, R (1, 8) OBP: 0.250, SLG: 0.143	0-2 E3  2B		4-1  CS BB		4-2  HR BB	2-1 G4-3 		3-2  G3	3 2 0 0 2 0 1													
John Valentin, R (1, 5) OBP: 0.261, SLG: 0.600	3-3  1-2		0-1 P6 		0-0  1-H HR		2-2 F8 		4 1 1 2 0 1 3													
Mike Stanley, R (1, 3) OBP: 0.588, SLG: 0.571	2-0  2B HBP		3-3  1-2		4-2  BB BB G1-2-3 BB		3-1 F9 		2 1 0 0 1 1 2													
Troy O'Leary, L (1, 7) OBP: 0.409, SLG: 0.650	0-2  PO 1-H 2-H 2B			1-0  HR	4-1  G1-2-3 BB 1-2 BB		0-1 G4-3 		3 1 2 3 1 0 0													
Jeff Frye, R (1, 4) OBP: 0.375, SLG: 0.231	1-2  PO 2-3	0-1 F8 		4-1  BB	4-1  G1-2-3 BB 1-2 2-3 BB		1-0 P3 		2 0 0 0 2 0 0													
Scott Hatteberg, L (1, 2) OBP: 0.500, SLG: 0.250				1-3  K	0-0 G1-2-3 		0-1 P4 		4 0 0 0 0 1 4													
Donnie Sadler, R (1, 6) OBP: 0.333, SLG: 0.583				2-3  K		2-1 G4-3 		1-3  K	4 0 1 0 0 2 1													
Trot Nixon, L (1, 9) OBP: 0.188, SLG: 0.333				1-2 L7 		1-3  K		0-3  K	4 0 0 0 0 2 2													
Inning Stats	R: 2 E: 1 K: 2 S: 14	H: 1 LOB: 0 BB: 0 P: 21	R: 0 E: 0 K: 0 S: 9	H: 1 LOB: 1 BB: 0 P: 15	R: 0 E: 0 K: 1 S: 7	H: 1 LOB: 1 BB: 1 P: 16	R: 1 E: 0 K: 2 S: 12	H: 1 LOB: 1 BB: 1 P: 21	R: 2 E: 0 K: 0 S: 16	H: 1 LOB: 2 BB: 4 P: 33	R: 0 E: 0 K: 1 S: 11	H: 1 LOB: 1 BB: 0 P: 18	R: 0 E: 0 K: 0 S: 7	H: 0 LOB: 0 BB: 0 P: 12	R: 0 E: 0 K: 1 S: 6	H: 0 LOB: 0 BB: 0 P: 8	R: 0 E: 0 K: 1 S: 7	H: 0 LOB: 0 BB: 0 P: 10	1B: 1 2B: 2 3B: 1 HR: 2	SF: 0 SAC: 0 DP: 1 HBP: 1	WP: 0 PB: 0 SB: 1 CS: 1	PA: 39
PITCHER	IP WLS BF H R ER SO BB IBB HBP BLK WP HR S P ERA WHIP																					
Julio Santana, R (1, 1) ERA: 6.23	4.1 L 22 5 5 3 5 4 0 1 0 0 2 55 95 6.23 2.077																					
Mike Duvall, L (5, 1) ERA: 3.86	1.1 6 1 0 0 1 2 0 0 0 0 0 0 12 25 0.00 2.250																					
Rick White, R (6, 1) ERA:	1.1 4 0 0 0 0 0 0 0 0 0 0 0 9 16 0.00 0.000																					
Scott Aldred, L (8, 1) ERA:	1.0 3 0 0 0 1 0 0 0 0 0 0 0 6 8 0.00 0.000																					
Jim Mecir, R (9, 1) ERA: 3.0	1.0 3 0 0 0 1 0 0 0 0 0 0 0 7 10 0.00 0.000																					

AB	31
R	5
H	6
RBI	5
BB	6
SO	8
LOB	13



Batter	1	2	3	4	5	6	7	8	9	AB	R	H	RBI	BB	SO	LOB
Quinton McCracken, S (1, 8) OBP: 0.235, SLG: 0.200	2-2 F7		0-3 K			0-3 K		0-1 2B		4	1	1	1	0	2	0
Dave Martinez, L (1, 9) OBP: 0.429, SLG: 0.647	1-1 G3		1-1 G4-3			2-2 G1-3		1-1 2B		4	0	1	2	0	0	0
Jose Canseco, R (1, 10) OBP: 0.304, SLG: 0.278	1-2 G4-3				3-3 K	4-2 BB		2-1 G5-3		3	0	0	0	1	1	1
Fred McGriff, L (1, 3) OBP: 0.261, SLG: 0.409		0-0 2B			2-3 K	2-3 K		1-0 G4-3		4	0	1	0	0	2	2
John Flaherty, R (1, 2) OBP: 0.364, SLG: 0.500		1-0 2B			0-3 K			1-1 F7		4	0	1	0	0	1	1
Wade Boggs, L (1, 5) OBP: 0.235, SLG: 0.188		1-2 G1-3			1-2 G3-1			0-0 F8		3	0	0	0	1	0	2
Bobby Smith, R (9, PR)									4-0 F8	0	0	0	0	0	0	0
Danny Clyburn, R (1, 7)		1-1 FC5-2			0-3 K			1-0 F9		4	0	0	0	0	2	3
Miguel Cairo, R (1, 4) OBP: 0.550, SLG: 0.778		2-3 K2-3			1-1 1B			1-2 2B		4	1	2	0	0	1	4
Kevin Stocker, S (1, 6) OBP: 0.611, SLG: 0.667			0-0 B1-3		2-3 K			0-0 2B		4	1	1	0	0	2	3

Inning Stats	R: 0	H: 0	E: 0	K: 0	S: 9	R: 0	H: 2	E: 0	K: 1	S: 14	R: 0	H: 0	E: 0	K: 1	S: 6	R: 0	H: 0	E: 0	K: 3	S: 11	R: 0	H: 1	E: 0	K: 2	S: 11	R: 0	H: 0	E: 0	K: 0	S: 12	R: 0	H: 0	E: 0	K: 0	S: 4	R: 3	H: 4	E: 0	K: 0	S: 13	R: 0	H: 0	E: 0	K: 2	S: 12	1B: 4	2B: 3	3B: 0	HR: 0	SF: 0	SAC: 0	DP: 0	HBP: 0	WP: 0	PA: 36
PITCHER	IP	WLS	BF	H	R	ER	SO	BB	IBB	HBP	BLK	WP	HR	S	P	ERA	WHIP																																						
Pedro Martinez, R (1, 1) ERA: 3.46	7.0	W	29	7	3	3	9	1	0	0	0	0	0	75	106	3.86	1.143																																						
Jim Corsi, R (8, 1) ERA:	1.0	H	3	0	0	0	0	0	0	0	0	0	0	5	9	0.00	0.000																																						
Tom Gordon, R (9, 1) ERA:	1.0	S	4	0	0	0	2	1	0	0	0	0	0	12	18	0.00	1.000																																						

BOTTOM

Boston Red Sox @ Tampa Bay Devil Rays
Tropicana Field, St. Petersburg, FL

Sat Apr 10 1999, 6:35 PM EDT
Att. 26,324 - Dome - 72 F

livebaseballscores.com

AB	34
R	3
H	7
RBI	3
BB	2
SO	11
LOB	16



Batter	1	2	3	4	5	6	7	8	9	AB R H RBI BB SO LOB	TOP												
Jose Offerman, S (1, 10) OBP: 0.500, SLG: 0.828	1-2 G5-3		3-2 BB 1B	4-0 BB		0-1 FC5-4 1B		1-0 G4-3		4 1 2 2 1 0 0	Boston Red Sox @ Tampa Bay Devil Rays Tropicana Field, St. Petersburg, FL Sun Apr 11 1999, 1:35 PM EDT Att: 19,092 - Dome - 72 F												
Darren Lewis, R (1, 9) OBP: 0.276, SLG: 0.160	3-2 G4-3		4-1 BB 1B BB	0-1 F8		0-1 F8		1-0 S 1B		4 0 1 0 1 0 4													
John Valentin, R (1, 5) OBP: 0.214, SLG: 0.480	2-2 P4		1-3 K		0-0 G6-3	0-0 FC5-4		2-3 K		5 0 0 0 0 2 5													
Mike Stanley, R (1, 3) OBP: 0.591, SLG: 0.611		1-2 FC1-6 2B	2-1 BB 1B		1-1 F8		0-3 K	4-2 BB		4 0 2 1 1 1 0													
Troy O'Leary, L (1, 7) OBP: 0.407, SLG: 0.565		4-2 FC1-6 BB	4-2 BB		1-0 P6		2-2 F8	3-1 G4-3		3 0 0 0 2 0 2													
Damon Buford, R (1, 8) OBP: 0.444, SLG: 0.429		0-0 FC1-6 F9	2-1 G4-3			4-1 1B BB 1B	0-2 BB 2B		2-3 K	3 2 1 0 1 0 5 1 0 0 0 0 1 0													
Brian Daubach, L (9, PH) OBP: 0.333, SLG: 0.833																							
Jeff Frye, R (1, 4) OBP: 0.429, SLG: 0.250		3-2 F9		4-0 BB BB		4-1 BB 1B BB	0-1 BB 1B		1-2 G1-3	3 1 1 1 2 0 2													
Jason Varitek, S (1, 2) OBP: 0.250, SLG: 0.182		2-0 F7		1-3 K		1-0 F8 1B 1B	4-0 BB		4-2 BB	3 0 1 0 1 1 3 0 0 0 0 1 0 0													
Scott Hatteberg, L (9, PH) OBP: 0.538, SLG: 0.250																							
Donnie Sadler, R (1, 6) OBP: 0.250, SLG: 0.438			2-2 G4-3		0-3 K		0-0 F9		2-3 K	4 0 0 0 0 2 6 1 0 0 0 0 1 1													
Nomar Garciaparra, R (9, PH) OBP: 0.455, SLG: 0.250																							
Inning Stats	R: 0 E: 0 K: 0 S: 12	H: 0 LOB: 0 BB: 0 P: 18	R: 0 E: 0 K: 0 S: 13	H: 1 LOB: 2 BB: 1 P: 23	R: 1 E: 0 K: 1 S: 17	H: 2 LOB: 3 BB: 2 P: 35	R: 0 E: 0 K: 2 S: 8	H: 0 LOB: 2 BB: 2 P: 17	R: 0 E: 0 K: 0 S: 4	H: 0 LOB: 0 BB: 0 P: 6	R: 2 E: 0 K: 1 S: 11	H: 2 LOB: 2 BB: 2 P: 22	R: 1 E: 0 K: 1 S: 12	H: 2 LOB: 2 BB: 1 P: 18	R: 0 E: 0 K: 1 S: 9	H: 1 LOB: 2 BB: 1 P: 20	R: 0 E: 0 K: 2 S: 14	H: 0 LOB: 1 BB: 1 P: 23	1B: 6 2B: 2 3B: 0 HR: 0	SF: 0 SAC: 0 DP: 0 HBP: 0	WP: 0 PB: 0 SB: 1 CS: 0	PA: 45	
PITCHER	IP WLS BF H R ER SO BB IBB HBP BLK WP HR S P ERA WHIP											PITCHER	IP WLS BF H R ER SO BB IBB HBP BLK WP HR S P ERA WHIP										
Wilson Alvarez, L (1, 1) ERA: 8.64	5.0 H 4 2 2 2 3 6 0 0 0 0 0 55 104 3.60 1.800											Roberto Hernandez, R (9, 1) ERA: 2.25	1.0 S 4 0 0 0 2 1 0 0 0 0 0 14 23 0.00 1.000										
Esteban Yan, R (6, 1) ERA: 12.0	0.1 H 4 2 1 1 1 1 0 0 0 0 0 7 14 27.00 9.000																						
Rick White, R (6, 1) ERA: 1.5	1.1 B 6 2 1 1 1 0 0 0 0 0 0 14 16 6.75 1.500																						
Jim Mecir, R (7, 1) ERA: 2.25	1.0 6 1 0 0 1 2 0 0 0 0 0 0 8 20 0.00 3.000																						
Scott Aldred, L (8, 1) ERA:	0.1 W 1 0 0 0 0 0 0 0 0 0 0 2 5 0.00 0.000																						

AB	35
R	4
H	8
RBI	4
BB	10
SO	8
LOB	28



WP	0	PA	45
PB	0		
SB	1		
CS	0		

Batter	1	2	3	4	5	6	7	8	9	AB R H RBI BB SO LOB
Randy Winn, S OBP: 0.292, SLG: 0.417 (1, 8)	0-1 G3	2-0 G4-3			0-2 1B		1-1 2B			4 0 2 0 0 0 0
Dave Martinez, L OBP: 0.360, SLG: 0.524 (1, 9)	2-0 G6-3	1-2 G4-3			0-3 K		3-3 K			4 0 0 0 0 2 2
Jose Canseco, R OBP: 0.333, SLG: 0.250 (1, 10)	4-2 HR			4-2 G5-4-3 BB	0-3 K			1-1 G5-3		2 1 0 0 2 1 1
Fred McGriff, L OBP: 0.259, SLG: 0.500 (1, 3)	2-2 HR			1-3 K	0-3 K			0-0 F8		4 1 1 2 0 2 2
Danny Clyburn, R OBP: 0.222, SLG: 0.500 (1, 7)	4-1 BB			0-1 G5-4-3 1-2f				1-1 HR		3 1 1 1 1 1 1
Wade Boggs, L OBP: 0.190, SLG: 0.150 Bobby Smith, R (9, 5)	3-1 G4-3			1-1 G3		2-0 G4-3		1-0 F7		4 0 0 0 0 0 1 0 0 0 0 0 0 0
Miguel Cairo, R OBP: 0.565, SLG: 0.762 (1, 4)		1-1 HR		3-1 F9		1-2 G6-3				3 1 2 0 0 0 0
Mike DiFelice, R OBP: 0.333, SLG: 1.333 (1, 2)		2-2 HR		3-2 F9		1-1 G5-3				3 1 1 2 0 0 1
Kevin Stocker, S OBP: 0.524, SLG: 0.556 (1, 6)		0-3 K		3-2 F8		0-0 L4				3 0 0 0 0 1 1

Inning Stats	R: 2 E: 0 K: 0 S: 12	H: 1 LOB: 1 BB: 2 P: 27	R: 2 E: 0 K: 1 S: 12	H: 2 LOB: 0 BB: 0 P: 18	R: 0 E: 0 K: 1 S: 9	H: 0 LOB: 0 BB: 1 P: 14	R: 0 E: 0 K: 0 S: 13	H: 1 LOB: 1 BB: 0 P: 23	R: 0 E: 0 K: 3 S: 12	H: 1 LOB: 1 BB: 0 P: 12	R: 0 E: 0 K: 1 S: 9	H: 0 LOB: 0 BB: 0 P: 13	R: 0 E: 0 K: 1 S: 8	H: 1 LOB: 1 BB: 0 P: 13	R: 1 E: 0 K: 0 S: 6	H: 1 LOB: 0 BB: 0 P: 9	1B: 3 2B: 1 3B: 0 HR: 3	SF: 0 SAC: 0 DP: 1 HBP: 0
--------------	-------------------------------	----------------------------------	-------------------------------	----------------------------------	------------------------------	----------------------------------	-------------------------------	----------------------------------	-------------------------------	----------------------------------	------------------------------	----------------------------------	------------------------------	----------------------------------	------------------------------	---------------------------------	----------------------------------	------------------------------------

BOTTOM	
Boston Red Sox @ Tampa Bay Devil Rays Tropicana Field, St. Petersburg, FL	AB 30 R 5 H 7 RBI 5 BB 3 SO 7 LOB 9
	WP: 0 PA: 33 PB: 0 SB: 2 CS: 0

PITCHER	IP	WLS	BF	H	R	ER	SO	BB	IBB	HBP	BLK	WP	HR	S	P	ERA	WHIP
Pat Rapp, R ERA: 9.82 (1, 1)	3.2		17	4	4	4	2	3	0	0	0	0	2	42	75	9.82	1.909
Rheal Cormier, L ERA: (4, 1)	2.0		7	1	0	0	4	0	0	0	0	0	0	20	26	0.00	0.500
Kip Gross, R ERA: (6, 1)	1.0		3	0	0	0	0	0	0	0	0	0	0	8	10	0.00	0.000
Mark Guthrie, L ERA: (7, 1)	0.1		2	1	0	0	1	0	0	0	0	0	0	5	9	0.00	3.000
Derek Lowe, R ERA: 3.18 (8, 1)	1.0	L	4	1	1	1	0	0	0	0	0	0	1	6	9	9.00	1.000

Sun Apr 11 1999, 1:35 PM EDT
Att: 19,092 - Dome - 72 F

livebaseballscorecards.com

Batter	1	2	3	4	5	6	7	8	9	AB R H RBI BB SO LOB	TOP									
Ray Durham, S (1, 4) OBP: 0.303, SLG: 0.452	1-1 BB G1-3 1B	3-3 K			1-1 L7		2-1 L6		1-1 L9	5 0 1 0 0 1 2										
Mike Caruso, S (1, 6) OBP: 0.281, SLG: 0.233	0-0 G1-3 1-2	1-3 K			0-1 P7		0-2 2B 1B		0-1 G4-3	5 0 1 0 0 1 3										
Frank Thomas, R (1, 10) OBP: 0.677, SLG: 1.091	4-2 BB BB				4-1 S BB		2-2 1-3 2B		2-2 G6-3	3 0 1 0 2 0 0										
Jeff Liefer, L (1, 7) OBP: 0.308, SLG: 0.182	1-3 K				2-2 L8 1-2		4-0 BB			3 0 0 0 1 1 3										
Magglio Ordonez, R (1, 9) OBP: 0.300, SLG: 0.407	4-0 1-2 2-3 BB				3-3 K		0-1 G6-3		3-1 G1-3	3 0 0 0 1 1 3										
14 Paul Konerko, R (1, 3) OBP: 0.238, SLG: 0.350	0-3 K				1-0 FC6-4 1B		0-1 G1-3		3-1 E3	4 0 1 0 0 1 3										
Greg Norton, S (1, 5) OBP: 0.320, SLG: 0.158					1-0 P6		2-2 FC6-4 1B		0-3 K	4 0 1 0 0 1 2										
Brook Fordyce, R (1, 2) OBP: 0.263, SLG: 0.235					1-2 FC6-4 1-2f		1-2 FC6-4 1-2f		1-3 K	4 0 1 0 0 1 3										
McKay Christensen, L (1, 8) OBP: 0.412, SLG: 0.438					2-1 P4		0-0 B1-3		3-2 L6	4 0 1 0 0 0 2										
Inning Stats	R: 0 E: 0 K: 2 S: 12	H: 1 LOB: 3 BB: 2 P: 22	R: 0 E: 0 K: 2 S: 14	H: 2 LOB: 2 BB: 0 P: 26	R: 0 E: 0 K: 1 S: 5	H: 0 LOB: 0 BB: 0 P: 9	R: 0 E: 0 K: 0 S: 7	H: 1 LOB: 1 BB: 0 P: 12	R: 0 E: 0 K: 0 S: 9	H: 0 LOB: 1 BB: 1 P: 16	R: 0 E: 0 K: 0 S: 10	H: 1 LOB: 1 BB: 0 P: 13	R: 0 E: 1 K: 2 S: 11	H: 0 LOB: 1 BB: 0 P: 20	R: 0 E: 0 K: 0 S: 8	H: 0 LOB: 0 BB: 0 P: 11	1B: 6 2B: 1 3B: 0 HR: 0	SF: 0 SAC: 0 DP: 0 HBP: 0	WP: 0 PB: 0 SB: 1 CS: 0	PA: 39
PITCHER	IP WLS BF H R ER SO BB IBB HBP BLK WP HR S P ERA WHIP																			
Bret Saberhagen, R (1, 1) ERA:	6.2 W 29 6 0 0 5 3 0 0 0 0 0 0 63 106 0.00 1.350																			
Derek Lowe, R (7, 1) ERA: 2.57	1.1 H 7 1 0 0 2 1 0 0 0 0 0 0 18 34 0.00 1.500																			
Mark Guthrie, L (9, 1) ERA:	1.0 3 0 0 0 0 0 0 0 0 0 0 0 8 11 0.00 0.000																			

Chicago White Sox @ Boston Red Sox
 Fenway Park, Boston, MA
 Tue Apr 13 1999, 1:05 PM EDT
 Att. 31,874 - Cloudy - 47 F

livebaseballscorecards.com

AB 35
 R 0
 H 7
 RBI 0
 BB 4
 SO 7
 LOB 21



Batter	1	2	3	4	5	6	7	8	9
Jose Offerman, S OBP: 0.500, SLG: 0.844	2-3 K	0-1 1B 3B			1-0 F9		4-0 IBB		
Darren Lewis, R OBP: 0.303, SLG: 0.207	1-1 BB 1B	0-1 1B			3-2 L9		0-3 K		
John Valentin, R OBP: 0.250, SLG: 0.464	2-2 F7-5 BB 1B		3-2 G6-3			0-0 L7		4-2 BB HR BB	
Mike Stanley, R OBP: 0.615, SLG: 0.579	4-2 BB		0-1 F9			4-2 G2-3 BB		4-2 HR BB	
Troy O'Leary, L OBP: 0.387, SLG: 0.630	0-0 F7-5		1-0 L9			2-1 G2-3		0-2 HR	
Damon Buford, R OBP: 0.308, SLG: 0.273		2-2 P6		2-2 P3		0-0 G5-3		0-0 L5	
Jeff Frye, R OBP: 0.440, SLG: 0.300		1-1 L6		2-1 G4-3			0-0 SH1-3 1B	1-0 G6-3 1B	
Jason Varitek, S OBP: 0.267, SLG: 0.154		4-2 BB 3B BB		1-3 K			0-0 SH1-3	2-0 G6-3	
Donnie Sadler, R OBP: 0.263, SLG: 0.389		4-1 BB 3B BB			0-0 B3		1-3 K		

Inning Stats	R: 0	H: 2	E: 0	K: 1	S: 12	R: 3	H: 2	E: 0	K: 0	S: 14	R: 0	H: 0	E: 0	K: 0	S: 6	R: 0	H: 0	E: 0	K: 1	S: 8	R: 0	H: 0	E: 0	K: 0	S: 6	R: 0	H: 0	E: 0	K: 2	S: 9	R: 3	H: 2	E: 0	K: 0	S: 10

PITCHER	IP	WLS	BF	H	R	ER	SO	BB	IBB	HBP	BLK	WP	HR	S	P	ERA	WHIP
Jim Parque, L ERA: 4.05	(1, 1)	6.2	28	5	3	3	3	4	1	0	0	0	0	59	103	4.05	1.350
David Lundquist, R ERA: 8.1	(7, 1)	0.1	3	0	2	2	1	2	0	0	0	0	0	7	15	54.00	6.000
Bryan Ward, L ERA: 6.23	(8, 1)	1.0	4	2	1	1	0	0	0	0	0	0	1	6	9	9.00	2.000

AB R H RBI BB SO LOB

3	1	1	2	1	1	0
4	0	2	1	0	1	2
3	1	1	0	1	0	0
1	1	0	0	3	0	0
4	1	1	3	0	0	4
4	0	0	0	0	0	1
4	0	2	0	0	0	0
2	1	0	0	1	1	1
2	1	0	0	1	1	1

AB	R	H	RBI	BB	SO	LOB
27	6	7	6	7	4	9



Chicago White Sox @ Boston Red Sox
Fenway Park, Boston, MA
Tue Apr 13 1999, 1:05 PM EDT
Att: 31,874 - Cloudy - 47 F

livebaseballscorecards.com

WP	HR	S	P	ERA	WHIP
0	0	0	0	0	0

Batter	1	2	3	4	5	6	7	8	9	AB R H RBI BB SO LOB	TOP											
Ray Durham, S (1, 4) OBP: 0.263, SLG: 0.389	1-1 P6		3-3 K		0-3 K		2-3 K		2-3 K	5 0 0 0 0 4 3												
Mike Caruso, S (1, 6) OBP: 0.250, SLG: 0.206	1-1 E3 1B PB		0-1 B3		0-2 P6			0-0 G6-3		4 1 0 0 0 0 1												
Frank Thomas, R (1, 3) OBP: 0.657, SLG: 1.000 Craig Wilson, R (8, 5)	3-2 PB 1-3 1B		2-1 P3		3-3 K			3-1 CS 1B		4 0 2 0 0 1 1 0 0 0 0 0 0 0												
Magglio Ordonez, R (1, 9) OBP: 0.324, SLG: 0.400	2-1 P5			0-1 G5-3		2-0 14 1B FC6-4 1B		4-2 14 CS 1-2 BB		3 1 1 0 1 0 1												
14 Paul Konerko, R (1, 10) OBP: 0.320, SLG: 0.458 Chris Singleton, L (9, PR) OBP: 0.400, SLG: 0.400	1-1 P3			0-0 2B 1B		1 SAFE 1-3 FC6-4 1B		2-2 CS 1-2	1-2 25 SH1 SF7 2B	4 1 3 0 0 0 1 0 1 0 0 0 0 0												
Greg Norton, S (1, 5) OBP: 0.379, SLG: 0.238 (8, 3)		4-2 25 CS BB		1-0 1-H 2B		1-2 FC6-4 1-2 3-H		4-2 25 SH1 BB		2 0 1 2 2 0 1												
25 Jeff Abbott, R (1, 7) OBP: 0.050, SLG: 0.200		3-3 1-2 K		2-3 K		2-3 K		0-0 SH1		3 0 0 0 0 3 3												
Mark Johnson, L (1, 2)		1-3 K		1-2 G4-3			2-3 K		4-1 BB	3 0 0 0 1 2 1												
McKay Christensen, L (1, 8) OBP: 0.381, SLG: 0.421			2-2 B3 E 1B		0-1 B5-3		2-3 K		2-2 SF7 3-H	3 0 1 1 0 1 0												
Inning Stats	R: 1 E: 1 K: 0 S: 14	H: 1 LOB: 1 BB: 0 P: 22	R: 0 E: 0 K: 2 S: 8	H: 0 LOB: 0 BB: 1 P: 16	R: 0 E: 1 K: 1 S: 11	H: 1 LOB: 1 BB: 0 P: 18	R: 1 E: 0 K: 1 S: 10	H: 2 LOB: 1 BB: 0 P: 14	R: 0 E: 0 K: 1 S: 8	H: 0 LOB: 0 BB: 0 P: 8	R: 1 E: 0 K: 2 S: 13	H: 2 LOB: 1 BB: 0 P: 21	R: 0 E: 0 K: 3 S: 10	H: 0 LOB: 0 BB: 0 P: 16	R: 0 E: 0 K: 0 S: 7	H: 1 LOB: 0 BB: 1 P: 16	R: 1 E: 0 K: 1 S: 17	H: 1 LOB: 2 BB: 2 P: 30	1B: 6 2B: 2 3B: 0 HR: 0	SF: 1 SAC: 1 DP: 0 HBP: 0	WP: 0 PB: 1 SB: 0 CS: 3	PA: 38
PITCHER	IP WLS BF H R ER SO BB IBB HBP BLK WP HR S P ERA WHIP																				PITCHER	IP WLS BF H R ER SO BB IBB HBP BLK WP HR S P ERA WHIP
Pedro Martinez, R (1, 1) ERA: 3.15	7.0 L 28 6 3 2 10 1 0 0 0 0 0 74 115 2.57 1.000																					
Rheal Cormier, L (8, 1) ERA:	0.1 1 0 0 0 0 0 0 0 0 0 0 0 1 1 0.00 0.000																					
Jim Corsi, R (8, 1) ERA: 2.45	1.0 6 2 1 1 0 3 0 0 0 0 0 0 13 31 9.00 5.000																					
Kip Gross, R (9, 1) ERA:	0.2 2 0 0 0 0 1 0 0 0 0 0 0 10 14 0.00 0.000																					

Chicago White Sox @ Boston Red Sox
 Fenway Park, Boston, MA
 Thu Apr 15 1999, 6:05 PM EDT
 Att. 22,461 - Unknown - 49 F

AB	31
R	4
H	8
RBI	3
BB	4
SO	11
LOB	12



Batter	1	2	3	4	5	6	7	8	9	AB	R	H	RBI	BB	SO	LOB
Jose Offerman, S OBP: 0.500, SLG: 0.829	0-2 F9		1-1 L8		2-2 CS	2-0 HBP		0-0 2B		3	0	1	0	0	0	0
Darren Lewis, R OBP: 0.270, SLG: 0.182	2-2 G5-3		2-1 L8			0-1 L7		3-2 F9		4	0	0	0	0	0	2
John Valentin, R OBP: 0.250, SLG: 0.419	4-0 BB			2-0 L7		2-2 P4		0-1 P5		3	0	0	0	1	0	2
Mike Stanley, R OBP: 0.600, SLG: 0.565	1-3 K			0-2 1B		0-0 F8		2-2 G6-4-3 1B		4	0	2	0	0	1	2
Troy O'Leary, L OBP: 0.371, SLG: 0.581		3-2 G5-3		0-2 F8		0-0 1B 1B		2-3 K		4	0	1	0	0	1	2
Jeff Frye, R OBP: 0.414, SLG: 0.292		1-1 1B		1-2 G4-3		2-3 K		1-2 G6-4-3 1B		4	0	1	0	0	1	3
Scott Hatteberg, L OBP: 0.500, SLG: 0.222		1-0 F7		4-2 L4-3 BB		1-2 G6-4-3 1B		1-2 1B		1	0	0	0	0	0	1
Jason Varitek, S OBP: 0.353, SLG: 0.214		0-2 G4-3		2-2 L4-3		0-0 G6-4-3		1-2f		1	0	1	0	1	0	0
Donnie Sadler, R OBP: 0.238, SLG: 0.350										2	0	0	0	0	0	2
Brian Daubach, L OBP: 0.286, SLG: 0.714										1	0	0	0	0	0	2
Lou Merloni, R OBP: 0.500, SLG: 0.750										0	0	0	0	0	0	0
Trot Nixon, L OBP: 0.211, SLG: 0.294			1-2 K		4-2 CS BB			1-2 G4-3		2	0	0	0	1	1	0

Inning Stats	R: 0	H: 0	E: 0	K: 1	S: 10	H: 0	LOB: 1	BB: 1	P: 17	R: 0	H: 1	E: 0	K: 0	S: 9	H: 1	LOB: 1	BB: 0	P: 14	R: 0	H: 0	E: 0	K: 1	S: 8	H: 0	LOB: 0	BB: 0	P: 12	R: 0	H: 1	E: 0	K: 0	S: 11	R: 0	H: 0	E: 0	K: 0	S: 9	H: 0	LOB: 0	BB: 2	P: 21	R: 0	H: 0	E: 0	K: 0	S: 8	H: 2	LOB: 1	BB: 0	P: 12	R: 0	H: 1	E: 0	K: 0	S: 12	H: 1	LOB: 1	BB: 0	P: 16	R: 0	H: 1	E: 0	K: 1	S: 11	H: 1	LOB: 0	BB: 0	P: 16	1B: 5	SF: 0	2B: 2	SAC: 0	3B: 0	DP: 3	HR: 0	HBP: 1	WP: 0	PA: 34
--------------	------	------	------	------	-------	------	--------	-------	-------	------	------	------	------	------	------	--------	-------	-------	------	------	------	------	------	------	--------	-------	-------	------	------	------	------	-------	------	------	------	------	------	------	--------	-------	-------	------	------	------	------	------	------	--------	-------	-------	------	------	------	------	-------	------	--------	-------	-------	------	------	------	------	-------	------	--------	-------	-------	-------	-------	-------	--------	-------	-------	-------	--------	-------	--------

PITCHER	IP	WLS	BF	H	R	ER	SO	BB	IBB	HBP	BLK	WP	HR	S	P	ERA	WHIP
John Snyder, R ERA: 3.0	(1, 1)	6.0	W	22	2	0	2	3	0	1	0	0	0	55	90	0.00	0.833
Keith Foulke, R ERA:	(7, 1)	2.0	H	8	3	0	1	0	0	0	0	0	0	21	28	0.00	1.500
Bob Howry, R ERA: 6.0	(9, 1)	1.0		3	1	0	1	0	0	0	0	0	0	11	16	0.00	1.000

BOTTOM

Chicago White Sox @ Boston Red Sox
Fenway Park, Boston, MA
 Thu Apr 15 1999, 6:05 PM EDT
 Att. 22,461 - Unknown - 49 F

livebaseballscorecards.com

AB	29
R	0
H	6
RBI	0
BB	3
SO	4
LOB	16



Batter	1	2	3	4	5	6	7	8	9	AB	R	H	RBI	BB	SO	LOB	TOP
Randy Winn, S OBP: 0.273, SLG: 0.364 (1, 8)	0-3 K		0-1 2B G6-3 1B	0-3 K		0-3 K		2-2 E5 CS		5	1	1	1	0	3	3	
Dave Martinez, L OBP: 0.356, SLG: 0.436 (1, 9)	0-1 G6-3		1-1 G6-3 1-3 2B	1-1 FC5 2-3f			1-0 G4-3	1-2 HR 1B		5	1	2	0	0	0	3	
Jose Canseco, R OBP: 0.340, SLG: 0.537 (1, 10)	0-0 F8		2-2 G6-3 2-3 3-H		0-3 K		2-2 1B 2B	2-1 HR 1-H		5	2	2	3	0	1	1	
Fred McGriff, L OBP: 0.340, SLG: 0.477 (1, 3)		4-1 2B G4-3 BB	1-0 L6		4-1 G1-3 1B BB		4-0 1B IBB	2-2 F9		2	1	0	0	3	0	1	
Danny Clyburn, R OBP: 0.300, SLG: 0.444 (1, 7)		0-1 G4-3 1-3 2B	2-3 K		0-2 G1-3 1-2 1B		2-2 P6	2-1 G5-4-3 1B		5	0	3	0	0	1	3	
Wade Boggs, L OBP: 0.286, SLG: 0.303 (1, 5)		2-3 K		0-0 BB 1B 1B	0-1 G1-3		2-2 HBP 1B	0-2 G5-4-3 1-2f		5	0	2	1	0	1	5	
John Flaherty, R OBP: 0.283, SLG: 0.333 (1, 2)		0-0 G4-3		0-1 FC5 BB 1B	1-0 F8		1-0 HBP	0-3 K		4	0	1	1	0	1	3	
Miguel Cairo, R OBP: 0.400, SLG: 0.486 (1, 4)		0-0 G5-3		4-1 BB 1B BB	1-2 2-3 BB	0-1 G6-3 1B	2-2 L5			3	0	1	0	1	0	4	
Kevin Stocker, S OBP: 0.500, SLG: 0.618 (1, 6)			1-1 1B 2B	1-0 P4		0-0 G6-3 1-2f		3-3 K		4	1	1	0	0	1	4	
Inning Stats	R: 0 E: 0 K: 1 S: 8 H: 0 LOB: 0 BB: 0 P: 8	R: 1 E: 0 K: 1 S: 9 H: 1 LOB: 1 BB: 1 P: 15	R: 2 E: 0 K: 1 S: 14 H: 3 LOB: 1 BB: 0 P: 21	R: 0 E: 0 K: 1 S: 10 H: 2 LOB: 3 BB: 1 P: 16	R: 0 E: 0 K: 1 S: 10 H: 1 LOB: 2 BB: 1 P: 15	R: 0 E: 0 K: 1 S: 6 H: 1 LOB: 0 BB: 0 P: 6	R: 1 E: 0 K: 0 S: 17 H: 2 LOB: 3 BB: 1 P: 31	R: 2 E: 1 K: 1 S: 17 H: 2 LOB: 0 BB: 0 P: 27	R: 0 E: 0 K: 1 S: 11 H: 1 LOB: 0 BB: 0 P: 13	1B: 8 2B: 4 3B: 0 HR: 1 SF: 0 SAC: 0 DP: 2 HBP: 1	WP: 0 PB: 0 SB: 0 CS: 1	PA: 43					
PITCHER	IP WLS BF H R ER SO BB IBB HBP BLK WP HR S P ERA WHIP	IP WLS BF H R ER SO BB IBB HBP BLK WP HR S P ERA WHIP	IP WLS BF H R ER SO BB IBB HBP BLK WP HR S P ERA WHIP	IP WLS BF H R ER SO BB IBB HBP BLK WP HR S P ERA WHIP	IP WLS BF H R ER SO BB IBB HBP BLK WP HR S P ERA WHIP	IP WLS BF H R ER SO BB IBB HBP BLK WP HR S P ERA WHIP	IP WLS BF H R ER SO BB IBB HBP BLK WP HR S P ERA WHIP	IP WLS BF H R ER SO BB IBB HBP BLK WP HR S P ERA WHIP	IP WLS BF H R ER SO BB IBB HBP BLK WP HR S P ERA WHIP								
49 Tim Wakefield, R ERA: 3.86 (1, 1)	3.0 L 17 6 3 3 3 2 0 0 0 0 0 35 52 9.00 2.667	2.0 L 8 1 0 0 2 1 0 0 0 0 0 16 23 0.00 1.000	2.0 L 10 3 1 1 1 0 1 1 0 0 0 23 37 4.50 1.500	1.0 L 5 2 2 2 1 0 0 0 0 0 1 17 27 18.00 2.000	1.0 L 3 1 0 0 1 0 0 0 0 0 0 11 13 0.00 1.000												
Rheal Cormier, L ERA: (4, 1)																	
Kip Gross, R ERA: 2.45 (6, 1)																	
Mark Guthrie, L ERA: 3.6 (8, 1)																	
Derek Lowe, R ERA: 2.25 (9, 1)																	

Tampa Bay Devil Rays @ Boston Red Sox
Fenway Park, Boston, MA

Fri Apr 16 1999, 8:05 PM EDT
Att. 18,809 - Overcast - 45 F

AB	38
R	6
H	13
RBI	6
BB	4
SO	8
LOB	27



BOTTOM

Tampa Bay Devil Rays @ Boston Red Sox
Fenway Park, Boston, MA
Fri Apr 16 1999, 8:05 PM EDT
Att. 18,809 - Overcast - 45 F

livebaseballscorecards.com

AB 34
R 2
H 7
RBI 2
BB 5
SO 8
LOB 15



WP: 0 PA: 39
PB: 0
SB: 0
CS: 0

AB R H RBI BB SO LOB

3 0 0 0 2 0 0

4 0 1 0 1 0 0

5 1 1 0 0 1 4

3 0 0 0 1 0 1

4 1 2 2 0 1 1

4 0 3 0 0 1 1

3 0 0 0 0 2 4

1 0 0 0 0 0 1

0 0 0 0 0 0 0

3 0 0 0 1 1 0

4 0 0 0 0 2 3

1B: 4 SF: 0
2B: 2 SAC: 0
3B: 0 DP: 0
HR: 1 HBP: 0

Batter	1	2	3	4	5	6	7	8	9
Jose Offerman, S OBP: 0.488, SLG: 0.763 1-10	G4-3 1-0		G3 0-2		1B BB 4-0		G6-3 2-2		BB BB 4-1
Darren Lewis, R OBP: 0.286, SLG: 0.189 1-8	L4 2-1		G4-3 2-2		FC6-4 1B 0-2			F9 0-1	BB BB 4-2
John Valentin, R OBP: 0.244, SLG: 0.417 1-5	P7 0-1		G5-3 1-0		FC6-4 1-2f			HR 2B 2-1	BB BB 3-3
Mike Stanley, R OBP: 0.559, SLG: 0.500 1-3							G5-3 2-2	G6-3 1-1	
Troy O'Leary, L OBP: 0.385, SLG: 0.657 1-7									
Lou Merloni, R OBP: 0.625, SLG: 0.875 1-4									
Jason Varitek, S OBP: 0.300, SLG: 0.176 18 Reggie Jefferson, S Creighton Gubanich, R									
Donnie Sadler, R OBP: 0.240, SLG: 0.304 1-6									
Trot Nixon, L OBP: 0.174, SLG: 0.238 1-9									

Inning Stats	R: 0	H: 0	E: 0	K: 0	S: 5	H: 2	LOB: 3	BB: 1	P: 27	R: 0	H: 0	E: 0	K: 0	S: 12	H: 0	LOB: 1	BB: 0	P: 15	R: 0	H: 1	E: 0	K: 2	S: 11	H: 1	LOB: 2	BB: 1	P: 19	R: 0	H: 1	E: 0	K: 1	S: 10	H: 0	LOB: 0	BB: 0	P: 12	R: 2	H: 3	E: 0	K: 0	S: 12	H: 0	LOB: 1	BB: 0	P: 16	R: 0	H: 0	E: 0	K: 2	S: 12	H: 0	LOB: 2	BB: 2	P: 25	1B: 4	SF: 0	2B: 2	SAC: 0	3B: 0	DP: 0	HR: 1	HBP: 0	WP: 0	PA: 39
--------------	------	------	------	------	------	------	--------	-------	-------	------	------	------	------	-------	------	--------	-------	-------	------	------	------	------	-------	------	--------	-------	-------	------	------	------	------	-------	------	--------	-------	-------	------	------	------	------	-------	------	--------	-------	-------	------	------	------	------	-------	------	--------	-------	-------	-------	-------	-------	--------	-------	-------	-------	--------	-------	--------

PITCHER	IP	WLS	BF	H	R	ER	SO	BB	IBB	HBP	BLK	WP	HR	S	P	ERA	WHIP
Bryan Rekar, R ERA: 1.5	(1, 1)	6.0	25	4	0	0	6	3	0	0	0	0	0	60	100	0.00	1.167
Rick White, R ERA: 2.79	(7, 1)	1.2	8	3	2	2	0	0	0	0	0	0	1	17	24	10.80	1.800
Scott Aldred, L ERA: 1.5	(8, 1)	0.1	1	0	0	0	0	0	0	0	0	0	0	3	4	0.00	0.000
Roberto Hernandez, R ERA: 1.5	(9, 1)	1.0	5	0	0	0	2	2	0	0	0	0	0	12	25	0.00	2.000

Tampa Bay Devil Rays @ Boston Red Sox

Fenway Park, Boston, MA

Sat Apr 17 1999, 1:05 PM EDT
 Att. 26,799 - Overcast - 56 F

AB	34
R	5
H	9
RBI	5
BB	2
SO	8
LOB	11



WP:	0	PA:	38
PB:	0		
SB:	0		
CS:	0		

AB	R	H	RBI	BB	SO	LOB
5	1	2	2	0	2	2
3	0	1	1	0	0	2
1	0	0	0	0	0	2
4	1	2	1	0	1	2
4	0	0	0	0	2	1
4	1	1	1	0	1	0
4	0	0	0	0	0	0
3	0	0	0	1	2	1
3	1	1	0	0	0	1
0	0	0	0	0	0	0
3	1	2	0	1	0	0

Batter	1	2	3	4	5	6	7	8	9															
Randy Winn, S (1, 8) OBP: 0.286, SLG: 0.408	0-3 K		1-0 G4-3		0-0 1-H SF8 3B		0-0 1-2 2-H G1-6-3 1B		1-3 K															
Miguel Cairo, R (1, 4) OBP: 0.386, SLG: 0.475 Wade Boggs, L (9, PH) OBP: 0.278, SLG: 0.294	0-0 B1-3		1-2 FC5-4 1B		1-0 SF8		2-1 1-2f 2-3 G1-6-3		3-1 1-2f FC4															
Jose Canseco, R (1, 10) OBP: 0.352, SLG: 0.600	1-1 1B		2-0 FC5-4 1-2f		1-0 HR		0-3 K																	
Fred McGriff, L (1, 3) OBP: 0.315, SLG: 0.438	1-3 K			1-3 K	0-0 G3			1-1 F7																
Danny Clyburn, R (1, 9) OBP: 0.292, SLG: 0.545		2-0 L5		0-0 HR		1-1 F7		2-3 K																
Quinton McCracken, S (1, 7) OBP: 0.237, SLG: 0.250		0-0 B1-3		1-2 E4 G6-4-3		0-0 G6-3		2-1 F9																
Bobby Smith, R (1, 5) OBP: 0.238, SLG: 0.111		4-2 BB		1-1 G6-4-3 1-2f		2-3 K		0-3 K																
Mike DiFelice, R (1, 2) OBP: 0.333, SLG: 0.778 Dave Martinez, L (9, PH) OBP: 0.370, SLG: 0.436		2-2 G5-3			1-1 G6-3		3-2 BB 1B		1-2 1B HBP															
Kevin Stocker, S (1, 6) OBP: 0.524, SLG: 0.622			2-2 F8		0-0 3B 1B		4-2 G1-6-3 1B BB		2-2 FC4 1B															
Inning Stats	R: 0 E: 0 K: 2 S: 12	H: 1 LOB: 1 BB: 0 P: 14	R: 0 E: 0 K: 0 S: 8	H: 0 LOB: 1 BB: 1 P: 16	R: 0 E: 0 K: 0 S: 8	H: 1 LOB: 1 BB: 0 P: 14	R: 1 E: 1 K: 1 S: 9	H: 1 LOB: 0 BB: 0 P: 12	R: 3 E: 0 K: 0 S: 7	H: 3 LOB: 0 BB: 0 P: 10	R: 0 E: 0 K: 1 S: 6	H: 0 LOB: 0 BB: 0 P: 9	R: 1 E: 0 K: 1 S: 13	H: 2 LOB: 1 BB: 1 P: 22	R: 0 E: 0 K: 1 S: 7	H: 0 LOB: 0 BB: 0 P: 12	R: 0 E: 0 K: 2 S: 14	H: 1 LOB: 2 BB: 0 P: 21	1B: 6 2B: 0 3B: 1 HR: 2	SF: 1 SAC: 0 DP: 2 HBP: 1	WP: 0 PB: 0 SB: 0 CS: 0	PA: 38		
PITCHER	IP	WLS	BF	H	R	ER	SO	BB	IBB	HBP	BLK	WP	HR	S	P	ERA	WHIP							
Mark Portugal, R (1, 1) ERA: 3.18	5.0	W	22	6	4	4	3	1	0	0	0	0	2	44	66	7.20	1.400							
Derek Lowe, R (6, 1) ERA: 2.7	2.0	H	8	2	1	1	2	1	0	0	0	0	0	19	31	4.50	1.500							
Mark Guthrie, L (8, 1) ERA: 3.0	1.0	H	3	0	0	0	1	0	0	0	0	0	0	7	12	0.00	0.000							
Tom Gordon, R (9, 1) ERA:	0.1	H	1	0	0	0	1	0	0	0	0	0	0	3	3	0.00	0.000							
Jim Corsi, R (9, 1) ERA: 2.08	0.2		4	1	0	0	1	0	0	1	0	0	0	11	18	0.00	1.500							

Batter	1	2	3	4	5	6	7	8	9	AB	R	H	RBI	BB	SO	LOB
Jose Offerman, S OBP: 0.500, SLG: 0.732 (1, 3) C X	0-1 1B 1B		4-0 WP BB 1B	1-2 F7	1-1 G3-1		4-0 IBB			3	1	1	0	2	0	1
Darren Lewis, R OBP: 0.255, SLG: 0.167 (1, 9) C X	0-1 L7		0-0 P4	3-2 G4-3	1-0 F9		0-1 P3			5	0	0	0	0	0	5
John Valentin, R OBP: 0.304, SLG: 0.450 (1, 5) X	0-0 L9-3 1-2 1B		4-0 WP 1B BB	1-0 BB BB 1B		0-1 G5-4-3 1B	0-0 P3			4	1	3	1	1	0	2
Nomar Garciaparra, R OBP: 0.438, SLG: 0.250 (1, 6) B B C F X	3-2 L9-3 1-2		2-1 BB WP 1B	4-2 1B BB BB		1-0 G5-4-3 1-2f		1-0 G6-3		4	2	1	1	1	0	3
Mike Stanley, R OBP: 0.564, SLG: 0.464 (1, 10)		2-1 G5-3	3-0 WP BB 1B HBP	4-1 BB 1B BB		4-1 BB		3-1 F9		2	1	0	0	2	0	0
Troy O'Leary, L OBP: 0.409, SLG: 0.632 (1, 7) B B B B		4-0 1B BB BB	4-2 1B WP BB	1-1 BB 1B		3-1 G4-3		0-0 F7		3	1	1	1	2	0	1
Damon Buford, R OBP: 0.471, SLG: 0.385 (1, 8) B B B B		4-1 1B BB	2-1 1B 1B	4-1 1B BB				0-1 SH3-4 2B 1B		2	1	2	3	2	0	0
Lou Merloni, R OBP: 0.545, SLG: 0.727 (1, 4) C X	0-1 G6-4-3 1-2 2-3 1B		2-3 K	1-2 F9				0-0 SH3-4		3	0	1	0	0	1	4
Jason Varitek, S OBP: 0.333, SLG: 0.333 (1, 2) C B B X	2-1 G6-4-3 1-2f			2-0 G4-3 1B 2B		0-0 F8		1-0 2B		4	1	2	1	0	0	3

Inning Stats	R: 0 E: 0 K: 0 S: 8	H: 2 LOB: 1 BB: 0 P: 11	R: 0 E: 0 K: 0 S: 7	H: 1 LOB: 2 BB: 2 P: 19	R: 4 E: 0 K: 1 S: 11	H: 2 LOB: 1 BB: 3 P: 32	R: 3 E: 0 K: 0 S: 17	H: 3 LOB: 3 BB: 3 P: 38	R: 0 E: 0 K: 0 S: 4	H: 0 LOB: 0 BB: 0 P: 6	R: 0 E: 0 K: 0 S: 6	H: 1 LOB: 1 BB: 1 P: 14	R: 1 E: 0 K: 0 S: 7	H: 2 LOB: 2 BB: 1 P: 12	R: 0 E: 0 K: 0 S: 4	H: 0 LOB: 0 BB: 0 P: 8
--------------	------------------------------	----------------------------------	------------------------------	----------------------------------	-------------------------------	----------------------------------	-------------------------------	----------------------------------	------------------------------	---------------------------------	------------------------------	----------------------------------	------------------------------	----------------------------------	------------------------------	---------------------------------

PITCHER	IP	WLS	BF	H	R	ER	SO	BB	IBB	HBP	BLK	WP	HR	S	P	ERA	WHIP
Tony Saunders, L ERA: 9.0 (1, 1)	3.0	L	18	6	5	5	1	5	0	1	0	2	0	27	65	15.00	3.667
Albie Lopez, R ERA: 6.23 (4, 1)	2.2		14	3	2	2	0	4	0	0	0	0	0	24	50	6.75	2.625
Mike Duvall, L ERA: 1.59 (6, 1)	0.1		1	0	0	0	0	0	0	0	0	0	0	2	5	0.00	0.000
Esteban Yan, R ERA: 6.75 (7, 1)	1.0		6	2	1	1	0	0	1	0	0	0	0	7	12	9.00	2.000
Jim Mecir, R ERA: 2.45 (8, 1)	1.0		3	0	0	0	0	0	0	0	0	0	0	4	8	0.00	0.000

BOTTOM

Tampa Bay Devil Rays @ Boston Red Sox

Fenway Park, Boston, MA

Sat Apr 17 1999, 1:05 PM EDT

Att. 26,799 - Overcast - 56 F

livebaseballscores.com

AB	30
R	8
H	11
RBI	7
BB	10
SO	1
LOB	19



1B:	9	SF:	0	WP:	2	PA:	42
2B:	3	SAC:	1	PB:	0		
3B:	0	DP:	3	SB:	0		
HR:	0	HBP:	1	CS:	0		

Batter	1	2	3	4	5	6	7	8	9	AB R H RBI BB SO LOB	TOP											
Randy Winn, S (1, 8) OBP: 0.259, SLG: 0.370	0-1 L4		1-2 G3		0-0 B5-3			2-2 E5 G4-3	0-1 G1-3	5 0 0 0 0 0 3												
Miguel Cairo, R (1, 4) OBP: 0.347, SLG: 0.422	1-2 G6-3			0-0 P3	0-1 F9			0-2 G4-3	1-2 P4	5 0 0 0 0 0 3												
Jose Canseco, R (1, 10) OBP: 0.362, SLG: 0.646	1-1 G6-3			4-1 BB		2-1 HR		3-3 K		3 1 1 1 1 1 1												
Fred McGriff, L (1, 3) OBP: 0.310, SLG: 0.412		0-0 G6-3		2-3 K		1-0 G6-3		4-0 S IBB		3 0 0 0 1 1 1												
Danny Clyburn, R (1, 7) OBP: 0.250, SLG: 0.462		1-3 K		1-3 K		3-3 K		1-2 F8		4 0 0 0 0 3 3												
Dave Martinez, L (1, 9) OBP: 0.360, SLG: 0.488		2-0 G6-3			2-1 HR	2-2 G4-3			2-1 F7	4 1 1 1 0 0 0												
John Flaherty, R (1, 2) OBP: 0.333, SLG: 0.359			1-0 FC5-4 1B		4-1 1B FC3-6 BB		1-3 K		3-2 HR 1B	3 2 2 0 1 1 0	AB 35 R 5 H 7 RBI 5 BB 3 SO 8 LOB 14											
Bobby Smith, R (1, 5) OBP: 0.280, SLG: 0.318			3-3 SAFE K		2-1 FC3-6 1B		1-0 G4-3		3-2 HR 1-H	4 1 2 2 0 1 1												
David Lamb, S (1, 6) OBP: 0.167, SLG: 0.167			2-0 SAFE FC5-4		1-1 FC3-6 B5-3		2-3 K		2-2 G1-3 1B	4 0 1 1 0 1 2												
Inning Stats	R: 0 E: 0 K: 0 S: 8	H: 0 LOB: 0 BB: 0 P: 10	R: 0 E: 0 K: 1 S: 5	H: 0 LOB: 0 BB: 0 P: 8	R: 0 E: 0 K: 1 S: 8	H: 1 LOB: 1 BB: 0 P: 15	R: 0 E: 0 K: 2 S: 8	H: 0 LOB: 1 BB: 1 P: 15	R: 2 E: 0 K: 0 S: 10	H: 2 LOB: 1 BB: 1 P: 19	R: 1 E: 0 K: 1 S: 10	H: 1 LOB: 0 BB: 0 P: 18	R: 0 E: 0 K: 2 S: 7	H: 0 LOB: 0 BB: 0 P: 11	R: 0 E: 1 K: 1 S: 12	H: 0 LOB: 2 BB: 1 P: 22	R: 2 E: 0 K: 0 S: 18	H: 3 LOB: 1 BB: 0 P: 28	1B: 4 2B: 0 3B: 0 HR: 3	SF: 0 SAC: 0 DP: 0 HBP: 0	WP: 0 PB: 0 SB: 1 CS: 0	PA: 38
PITCHER	IP WLS BF H R ER SO BB IBB HBP BLK WP HR S P ERA WHIP																					
Pat Rapp, R (1, 1) ERA: 5.91	7.0 L 27 4 3 3 7 2 0 0 0 0 0 2 56 96 3.86 0.857																					
Brian Rose, R (8, 1) ERA: 9.0	2.0 11 3 2 2 1 0 1 0 0 0 1 30 50 9.00 1.500																					

Tampa Bay Devil Rays @ Boston Red Sox
Fenway Park, Boston, MA
Sun Apr 18 1999, 1:05 PM EDT
Att. 27,589 - Cloudy - 62 F

livebaseballscorecards.com



Batter	1	2	3	4	5	6	7	8	9	AB	R	H	RBI	BB	SO	LOB
Jose Offerman, S OBP: 0.481, SLG: 0.711	3-2 G5-3		1-0 F8		1-2 2B		1-1 G4-6-3			4	0	1	0	0	0	1
John Valentin, R OBP: 0.280, SLG: 0.409	2-0 F9		3-3 K		0-1 L7			3-2 L9		4	0	0	0	0	1	1
Nomar Garciaparra, R OBP: 0.550, SLG: 0.429	1-0 2B		4-0 S BB		0-0 1B			4-0 G5-4-3 BB		2	0	2	0	2	0	0
Mike Stanley, R OBP: 0.535, SLG: 0.419	4-2 FC4-6 BB		1-2 F9		0-0 F8			3-0 G5-4-3		3	0	0	0	1	0	3
Troy O'Leary, L OBP: 0.396, SLG: 0.585	1-1 FC4-6		3-1 F9		4-2 BB			0-0 F7		3	0	0	0	1	0	2
Damon Buford, R OBP: 0.429, SLG: 0.353		2-2 WP S SF7 1B	1-2 L5		3-2 F8			0-0 P4		4	1	1	0	0	0	2
Trot Nixon, L OBP: 0.148, SLG: 0.200		2-3 K	2-1 G3-1		3-3 K			2-2 F8		4	0	0	0	0	2	3
Jeff Frye, R OBP: 0.375, SLG: 0.269		3-2 SF7	0-0 L7		3-2 G5-3					2	0	0	1	0	0	0
Jason Varitek, S OBP: 0.333, SLG: 0.333		0-3 K	2-1 P2		3-2 G4-6-3 1B					3	0	1	0	0	1	0

Inning Stats	R: 0	H: 1	E: 0	LOB: 2	K: 0	S: 11	R: 1	H: 1	E: 0	LOB: 0	K: 2	S: 16	R: 0	H: 0	E: 0	LOB: 0	K: 1	S: 10	R: 0	H: 1	E: 0	LOB: 1	K: 0	S: 8	R: 0	H: 1	E: 0	LOB: 2	K: 1	S: 11	R: 0	H: 1	E: 0	LOB: 0	K: 0	S: 10	R: 0	H: 0	E: 0	LOB: 0	K: 0	S: 5	R: 0	H: 0	E: 0	LOB: 0	K: 0	S: 5	R: 0	H: 0	E: 0	LOB: 0	K: 0	S: 5	1B: 3	SF: 1	2B: 2	SAC: 0	3B: 0	DP: 2	HR: 0	HBP: 0	WP: 1	PA: 34
--------------	------	------	------	--------	------	-------	------	------	------	--------	------	-------	------	------	------	--------	------	-------	------	------	------	--------	------	------	------	------	------	--------	------	-------	------	------	------	--------	------	-------	------	------	------	--------	------	------	------	------	------	--------	------	------	------	------	------	--------	------	------	-------	-------	-------	--------	-------	-------	-------	--------	-------	--------

PITCHER	IP	WLS	BF	H	R	ER	SO	BB	IBB	HBP	BLK	WP	HR	S	P	ERA	WHIP
Bobby Witt, R ERA: 4.32	(1, 1)	6.0	W	25	4	1	1	4	3	0	0	0	0	65	111	1.50	1.167
Jim Mecir, R ERA: 1.93	(7, 1)	2.0	H	6	1	0	0	1	0	0	0	0	0	15	32	0.00	1.000
Roberto Hernandez, R ERA: 1.29	(9, 1)	1.0		3	0	0	0	0	0	0	0	0	0	5	7	0.00	0.000

BOTTOM

Tampa Bay Devil Rays @ Boston Red Sox
 Fenway Park, Boston, MA
 Sun Apr 18 1999, 1:05 PM EDT
 Att: 27,589 - Cloudy - 62 F

livebaseballscorecards.com

AB	29
R	1
H	5
RBI	1
BB	4
SO	4
LOB	12



Batter	1	2	3	4	5	6	7	8	9	AB R H RBI BB SO LOB	TOP		
Quinton McCracken, S OBP: 0.256, SLG: 0.268 (1, 8)	0-1 G4-3	3-3 K			2-2 1B		3-2 1B		2-1 G4-3	5 0 2 0 0 1 1			
Miguel Cairo, R OBP: 0.340, SLG: 0.417 (1, 4)	2-2 1B		0-0 L7		0-0 SF8		0-2 L8			3 0 1 1 0 0 1			
Jose Canseco, R OBP: 0.355, SLG: 0.615 (1, 10)	2-3 1-2 K		2-1 F8		1-1 1-3 1B		1-3 K			4 0 1 0 0 2 2			
Fred McGriff, L OBP: 0.290, SLG: 0.382 (1, 3)	2-0 F9		0-3 K		1-1 F7			1-3 K		4 0 0 0 0 2 3			
Danny Clyburn, R OBP: 0.250, SLG: 0.414 (1, 7)		4-2 2B BB		2-3 K		0-0 G5-3		1-1 L5		3 1 0 0 1 1 0			
Dave Martinez, L OBP: 0.352, SLG: 0.457 (1, 9)		1-2 P5		1-2 G4-3		0-2 F9		4-2 BB		3 0 0 0 1 0 1			
John Flaherty, R OBP: 0.347, SLG: 0.465 (1, 2)		1-1 1-H 2B 2B		2-3 K		1-0 HR		3-0 L8		4 2 2 2 0 1 1			
Bobby Smith, R OBP: 0.276, SLG: 0.308 (1, 5)		2-3 K			0-0 CS 1B		0-1 G5-3		2-2 G1-5-3	4 0 1 0 0 1 1			
Kevin Stocker, S OBP: 0.522, SLG: 0.634 (1, 6)		0-0 2-H 2B			2-1 1B SF8 1B		1-1 G4-3		0-3 K	4 1 2 1 0 1 0			
Inning Stats	R: 0 E: 0 K: 1 S: 10 H: 1 LOB: 1 BB: 0 P: 16	R: 2 E: 0 K: 2 S: 17 H: 2 LOB: 1 BB: 1 P: 28	R: 0 E: 0 K: 1 S: 6 H: 0 LOB: 0 BB: 0 P: 8	R: 0 E: 0 K: 2 S: 9 H: 0 LOB: 0 BB: 0 P: 14	R: 1 E: 0 K: 0 S: 12 H: 4 LOB: 2 BB: 0 P: 18	R: 1 E: 0 K: 0 S: 7 H: 1 LOB: 0 BB: 0 P: 8	R: 0 E: 0 K: 1 S: 14 H: 1 LOB: 1 BB: 0 P: 19	R: 0 E: 0 K: 1 S: 9 H: 0 LOB: 1 BB: 1 P: 18	R: 0 E: 0 K: 1 S: 8 H: 0 LOB: 0 BB: 0 P: 12	1B: 6 2B: 2 3B: 0 HR: 1 SF: 1 SAC: 0 DP: 0 HBP: 0	WP: 0 PB: 0 SB: 1 CS: 1 PA: 37		
PITCHER	IP WLS BF H R ER SO BB IBB HBP BLK WP HR S P ERA WHIP											PITCHER	IP WLS BF H R ER SO BB IBB HBP BLK WP HR S P ERA WHIP
Bret Saberhagen, R ERA: 1.93 (1, 1)	6.0 L 26 8 4 4 6 1 0 0 0 0 0 1 61 92 6.00 1.500												
Jim Corsi, R ERA: 1.69 (7, 1)	1.0 4 1 0 0 1 0 0 0 0 0 0 0 14 19 0.00 1.000												
Mark Guthrie, L ERA: 2.57 (8, 1)	1.0 4 0 0 0 1 1 0 0 0 0 0 0 9 18 0.00 1.000												
Kip Gross, R ERA: 1.93 (9, 1)	1.0 3 0 0 0 1 0 0 0 0 0 0 0 8 12 0.00 0.000												

Tampa Bay Devil Rays @ Boston Red Sox
Fenway Park, Boston, MA
 Mon Apr 19 1999, 11:05 AM EDT
 Att. 33,167 - Sunny - 58 F

livebaseballscorecards.com

AB	34
R	4
H	9
RBI	4
BB	2
SO	9
LOB	10



Batter	1	2	3	4	5	6	7	8	9	AB R H RBI BB SO LOB
Jose Offerman, S OBP: 0.500, SLG: 0.771 (1, 3) B C B B X	3-1 G1-3 ①			X 0-0 HR		B B C B X 3-1 18 FC4-6 1B		B B B B 4-0 1B BB		3 1 2 1 1 0 0
Jeff Frye, R OBP: 0.389, SLG: 0.300 (1, 4) B S S X	1-2 P8 ②			B C X 1-1 1B		B C X 1-1 P5 ②		C C C X 0-2 1-1 1B		4 0 2 0 0 0 1
18 Reggie Jefferson, S OBP: 0.200, SLG: 0.200 (1, 10) B F X	1-1 G4-3 ③			X 0-0 F8 ①		X 0-0 FC4-6 ③ 1-2f		X 0-0 G6-3 1B		4 0 1 0 0 0 2
Nomar Garciaparra, R OBP: 0.500, SLG: 0.353 (1, 6)		F B H 2-1 G6-4-3 HBP		B S C B X 1-2 P4 ②		S B B B S 0-3 K ①		F B X 1-1 F9 ①		3 0 0 0 0 1 2
Troy O'Leary, L OBP: 0.365, SLG: 0.533 (1, 7)		1 SAFE C C S 0-3 K ①		B S S X 1-1 SAFE G2-3 ③		B B X 2-0 F7 ②		B S C X 1-2 G6-3 ② 1-2		4 0 0 0 0 1 3
Lou Merloni, R OBP: 0.400, SLG: 0.533 (1, 5)		1 SAFE C C X 1-1 G6-4-3 ② ③ 1-2f		S B B B S 2-3 K ①		S B C C 1-3 K ③		C C B X 1-1 G6-3 ③		4 0 0 0 0 2 2
Trot Nixon, L OBP: 0.133, SLG: 0.179 (1, 9)			X 0-0 G4-3 ①		F B F B S 3-3 K ②		C B S S 2-3 K ①			3 0 0 0 0 2 0
Damon Buford, R OBP: 0.375, SLG: 0.300 (1, 8)			B C C X 1-2 G1-3 ②		S C C 0-3 K ③		S B F X 1-2 P2 ②			3 0 0 0 0 1 0
Jason Varitek, S OBP: 0.333, SLG: 0.370 (1, 2)			B C C X 2-1 G3-1 ③		X 0-0 G3 ①		B B F X 2-1 2B			3 0 1 0 0 0 0

Inning Stats	R: 0 E: 0 K: 0 S: 7	H: 0 LOB: 0 BB: 0 P: 12	R: 0 E: 0 K: 1 S: 6	H: 0 LOB: 0 BB: 0 P: 9	R: 0 E: 0 K: 0 S: 6	H: 0 LOB: 0 BB: 0 P: 9	R: 1 E: 0 K: 0 S: 9	H: 2 LOB: 1 BB: 0 P: 12	R: 0 E: 0 K: 3 S: 11	H: 0 LOB: 0 BB: 0 P: 16	R: 0 E: 0 K: 0 S: 6	H: 1 LOB: 1 BB: 0 P: 10	R: 0 E: 0 K: 2 S: 9	H: 0 LOB: 0 BB: 0 P: 12	R: 0 E: 0 K: 1 S: 11	H: 2 LOB: 2 BB: 1 P: 20	R: 0 E: 0 K: 0 S: 8	H: 1 LOB: 1 BB: 0 P: 11	1B: 4 2B: 1 3B: 0 HR: 1	SF: 0 SAC: 0 DP: 1 HBP: 1	WP: 0 PB: 0 SB: 0 CS: 0	PA: 33
--------------	------------------------------	----------------------------------	------------------------------	---------------------------------	------------------------------	---------------------------------	------------------------------	----------------------------------	-------------------------------	----------------------------------	------------------------------	----------------------------------	------------------------------	----------------------------------	-------------------------------	----------------------------------	------------------------------	----------------------------------	----------------------------------	------------------------------------	----------------------------------	--------

PITCHER	IP	WLS	BF	H	R	ER	SO	BB	IBB	HBP	BLK	WP	HR	S	P	ERA	WHIP
Rolando Arrojo, R ERA: 4.58 (1, 1)	7.0	W	24	3	1	1	6	0	0	0	0	0	1	54	80	1.29	0.429
Rick White, R ERA: 2.61 (8, 1)	0.2	H	4	1	0	0	1	1	0	0	0	0	0	8	17	0.00	3.000
Roberto Hernandez, R ERA: 1.08 (8, 1)	1.1	S	5	2	0	0	0	0	0	0	0	0	0	11	14	0.00	1.500

BOTTOM


Tampa Bay Devil Rays @ Boston Red Sox
Fenway Park, Boston, MA

Mon Apr 19 1999, 11:05 AM EDT
Att. 33,167 - Sunny - 58 F

AB	31
R	1
H	6
RBI	1
BB	1
SO	7
LOB	10



livebaseballscorecards.com

Batter	1	2	3	4	5	6	7	8	9	AB R H RBI BB SO LOB	TOP														
Jose Offerman, S (1, 10) OBP: 0.467, SLG: 0.712	1-3 K		0-0 P5		1-2 F8			3-2 G1		4 0 0 0 0 1 2	<p>Boston Red Sox @ Detroit Tigers Tiger Stadium, Detroit, MI Tue Apr 20 1999, 7:05 PM EDT Att. 12,558 - Cloudy - 54 F</p> <p>livebaseballscorecards.com</p> <table border="1"> <tr><td>AB</td><td>30</td></tr> <tr><td>R</td><td>1</td></tr> <tr><td>H</td><td>3</td></tr> <tr><td>RBI</td><td>1</td></tr> <tr><td>BB</td><td>4</td></tr> <tr><td>SO</td><td>6</td></tr> <tr><td>LOB</td><td>12</td></tr> </table> 	AB	30	R	1	H	3	RBI	1	BB	4	SO	6	LOB	12
AB	30																								
R	1																								
H	3																								
RBI	1																								
BB	4																								
SO	6																								
LOB	12																								
John Valentin, R (1, 5) OBP: 0.278, SLG: 0.383	3-2 P2		4-1 BB			3-2 F8		2-2 F9		3 0 0 0 1 0 0															
Nomar Garciaparra, R (1, 6) OBP: 0.464, SLG: 0.333	0-1 P4		1-0 F8			1-3 K		1-0 1B		4 0 1 0 0 1 3															
Mike Stanley, R (1, 3) OBP: 0.489, SLG: 0.371		1-1 F7		1-2 G6-3		1-2 F8		1-3 K		4 0 0 0 0 1 1															
Troy O'Leary, L (1, 7) OBP: 0.375, SLG: 0.583		2-3 K		2-0 HR			4-1 WP BB	2-2 G4-3		3 1 1 1 1 1 0															
Jeff Frye, R (1, 4) OBP: 0.350, SLG: 0.265		3-2 P5		1-0 G4-3		2-1 B5		2-1 L7		4 0 0 0 0 0 1															
Jason Varitek, S (1, 2) OBP: 0.324, SLG: 0.333			4-2 BB 1B BB	2-1 P3		1-1 P3		1-0 G3		3 0 0 0 1 0 1															
Darren Lewis, R (1, 8) OBP: 0.280, SLG: 0.182			1-0 BB 1B		0-0 G1-3		4-1 BB			2 0 1 0 1 0 0															
Trot Nixon, L (1, 9) OBP: 0.121, SLG: 0.161			0-3 K		1-3 K		2-2 F8			3 0 0 0 0 2 4															
Inning Stats	R: 0 E: 0 K: 1 S: 9	H: 0 LOB: 0 BB: 0 P: 13	R: 0 E: 0 K: 1 S: 10	H: 0 LOB: 0 BB: 0 P: 16	R: 0 E: 0 K: 1 S: 10	H: 1 LOB: 3 BB: 2 P: 20	R: 1 E: 0 K: 0 S: 8	H: 1 LOB: 0 BB: 0 P: 14	R: 0 E: 0 K: 1 S: 9	H: 0 LOB: 0 BB: 0 P: 11	R: 0 E: 0 K: 0 S: 11	H: 0 LOB: 2 BB: 2 P: 24	R: 0 E: 0 K: 1 S: 14	H: 1 LOB: 1 BB: 0 P: 21	R: 0 E: 0 K: 0 S: 7	H: 0 LOB: 0 BB: 0 P: 12	1B: 2 2B: 0 3B: 0 HR: 1	SF: 0 SAC: 0 DP: 0 HBP: 0	WP: 1 PB: 0 SB: 0 CS: 0	PA: 34					
PITCHER	IP WLS BF H R ER SO BB IBB HBP BLK WP HR S P ERA WHIP																								
Jeff Weaver, R (1, 1) ERA: 0.82	6.0 L 22 2 1 1 5 2 0 0 0 0 1 55 88 1.50 0.667																								
44 Sean Runyan, L (7, 1) ERA: 5.4	0.0 1 0 0 0 0 1 0 0 0 0 0 1 5 ∞ ∞																								
Matt Anderson, R (7, 1) ERA: 1.29	1.0 4 0 0 0 0 1 0 0 0 1 0 10 19 0.00 1.000																								
Doug Brocail, R (8, 1) ERA: 3.12	1.0 4 1 0 0 1 0 0 0 0 0 0 14 21 0.00 1.000																								
C.J. Nitkowski, L (9, 1) ERA: 5.68	1.0 3 0 0 0 0 0 0 0 0 0 0 7 12 0.00 0.000																								

Batter	1	2	3	4	5	6	7	8	9	AB R H RBI BB SO LOB
Brian Hunter, R OBP: 0.302, SLG: 0.282 (1, 8)	0-3 K		1-2 G5-3		0-0 B2-3			0-0 F9		4 0 0 0 0 1 0
Gregg Jefferies, S OBP: 0.321, SLG: 0.378 (1, 10)	2-2 L8		2-2 G6-3		1-0 F7			1-2 S 1B		4 0 1 0 0 0 0
Bobby Higginson, L OBP: 0.423, SLG: 0.628 (1, 9)	4-2 BB		4-2 CS BB			2-2 G3-1		2-2 G3		2 0 0 0 2 0 1
Tony Clark, S OBP: 0.260, SLG: 0.417 (1, 3)	2-3 K		2-2 CS	1-3 K		1-3 K		1-3 K		4 0 0 0 0 4 1
Dean Palmer, R OBP: 0.260, SLG: 0.217 (1, 5)		0-3 K		4-1 1B BB		3-2 G5-3		3-3 K		3 0 0 0 1 2 0
Damion Easley, R OBP: 0.352, SLG: 0.500 (1, 4) (9, 6)		0-3 K		1-0 1B			2-3 K	1-3 K		4 0 1 0 0 3 0
Juan Encarnacion, R OBP: 0.261, SLG: 0.413 (1, 7)		1-2 E S 1B		0-3 K			3-1 P3			3 0 1 0 0 1 2
Bill Haselman, R OBP: 0.300, SLG: 0.500 (1, 2) Karim Garcia, L OBP: 0.143, SLG: 0.143 (7, PH) Brad Ausmus, R OBP: 0.273, SLG: 0.323 (8, 2)		3-2 E6		0-3 K			1-2 G3			2 0 0 0 0 1 3 1 0 0 0 0 0 0 0 0 0 0 0 0 0
Deivi Cruz, R OBP: 0.184, SLG: 0.237 (1, 6) Frank Catalanotto, L OBP: 0.286, SLG: 0.273 (8, PH) (9, 4)		1-2 G5-3			0-1 L3			1-3 K		2 0 0 0 0 0 2 1 0 0 0 0 1 0

Inning Stats	R: 0 E: 0 K: 2 S: 15	H: 0 LOB: 1 BB: 1 P: 23	R: 0 E: 1 K: 2 S: 16	H: 1 LOB: 2 BB: 0 P: 21	R: 0 E: 0 K: 0 S: 11	H: 1 LOB: 2 BB: 1 P: 20	R: 0 E: 0 K: 3 S: 12	H: 0 LOB: 0 BB: 0 P: 5	R: 0 E: 0 K: 1 S: 10	H: 0 LOB: 0 BB: 0 P: 16	R: 0 E: 0 K: 1 S: 8	H: 0 LOB: 0 BB: 0 P: 14	R: 0 E: 0 K: 1 S: 12	H: 1 LOB: 1 BB: 0 P: 16	R: 0 E: 0 K: 3 S: 11	H: 0 LOB: 0 BB: 0 P: 16	1B: 3 2B: 0 3B: 0 HR: 0	SF: 0 SAC: 0 DP: 0 HBP: 0
--------------	-------------------------------	----------------------------------	-------------------------------	----------------------------------	-------------------------------	----------------------------------	-------------------------------	---------------------------------	-------------------------------	----------------------------------	------------------------------	----------------------------------	-------------------------------	----------------------------------	-------------------------------	----------------------------------	----------------------------------	------------------------------------

PITCHER	IP	WLS	BF	H	R	ER	SO	BB	IBB	HBP	BLK	WP	HR	S	P	ERA	WHIP
Pedro Martinez, R ERA: 2.28 (1, 1)	7.2	W	29	3	0	0	10	3	0	0	0	0	0	84	127	0.00	0.783
Rheal Cormier, L ERA: (8, 1)	0.2	H	2	0	0	0	1	0	0	0	0	0	0	7	10	0.00	0.000
Derek Lowe, R ERA: 2.53 (9, 1)	0.2	S	2	0	0	0	2	0	0	0	0	0	0	8	12	0.00	0.000


BOTTOM

Boston Red Sox @ Detroit Tigers
Tiger Stadium, Detroit, MI

Tue Apr 20 1999, 7:05 PM EDT
Att. 12,558 - Cloudy - 54 F

livebaseballscorecards.com

AB	30
R	0
H	3
RBI	0
BB	3
SO	13
LOB	9



Batter	1	2	3	4	5	6	7	8	9	AB R H RBI BB SO LOB	TOP
Jose Offerman, S (1, 4) OBP: 0.469, SLG: 0.696	3-2 CS 1B		3-1 F7			3-2 S 1B	2-2 G5-3			4 0 2 1 0 0 2	
John Valentin, R (1, 5) OBP: 0.259, SLG: 0.353	2-2 F7			0-0 F9	2-2 P4			0-0 F8		4 0 0 0 0 0 2	
Nomar Garciaparra, R (1, 6) OBP: 0.469, SLG: 0.333	4-1 BB			1-2 FC3-6 1B		1-1 G5-3		0-2 P3		3 1 1 0 1 0 0	
18 Reggie Jefferson, S (1, 10) OBP: 0.333, SLG: 0.444	2-2 L8			3-2 FC3-6 1B		0-2 G4-3		3-2 2B		4 0 2 0 0 0 1	
Mike Stanley, R (1, 3) OBP: 0.451, SLG: 0.333				0-0 FC3-6		1-1 L7		1-0 F9		4 0 0 1 0 1 2	
Troy O'Leary, L (1, 7) OBP: 0.350, SLG: 0.538				0-1 G5-3			1-0 G3-1		1-2 F8	4 0 0 0 0 1 1	
Damon Buford, R (1, 8) OBP: 0.393, SLG: 0.333				2-2 P4		1-1 G3 S 1B		3-2 1B 1B		4 1 2 0 0 1 0	
Jason Varitek, S (1, 2) OBP: 0.289, SLG: 0.294				1-0 G4-3		2-2 G3		1-1 F8		4 0 0 0 0 0 2	
Darren Lewis, R (1, 9) OBP: 0.283, SLG: 0.191				0-0 B1-3		0-3 K		0-0 1B		3 0 1 0 0 1 1	
Inning Stats	R: 0 H: 1 E: 0 LOB: 1 K: 0 BB: 1 S: 10 P: 21	R: 0 H: 0 E: 0 LOB: 0 K: 2 BB: 0 S: 11 P: 16	R: 0 H: 0 E: 0 LOB: 0 K: 0 BB: 0 S: 4 P: 8	R: 1 H: 2 E: 0 LOB: 1 K: 0 BB: 0 S: 11 P: 15	R: 1 H: 2 E: 0 LOB: 1 K: 1 BB: 0 S: 16 P: 24	R: 0 H: 0 E: 0 LOB: 0 K: 0 BB: 0 S: 7 P: 9	R: 0 H: 2 E: 0 LOB: 2 K: 0 BB: 0 S: 11 P: 18	R: 0 H: 1 E: 0 LOB: 1 K: 0 BB: 0 S: 9 P: 13	R: 0 H: 0 E: 0 LOB: 0 K: 1 BB: 0 S: 9 P: 11	1B: 7 SF: 0 2B: 1 SAC: 0 3B: 0 DP: 0 HR: 0 HBP: 0	WP: 0 PA: 35 PB: 0 SB: 2 CS: 1
PITCHER	IP WLS BF H R ER SO BB IBB HBP BLK WP HR S P ERA WHIP										
Brian Moehler, R (1, 1) ERA: 5.04	6.2 W 27 7 2 2 3 1 0 0 0 0 0 0 67 106 2.70 1.200										
Matt Anderson, R (7, 1) ERA: 1.23	0.1 H 1 0 0 0 0 0 0 0 0 0 0 0 3 5 0.00 0.000										
Masao Kida, R (8, 1) ERA: 10.38	2.0 7 1 0 0 1 0 0 0 0 0 0 0 18 24 0.00 0.500										

Boston Red Sox @ Detroit Tigers
Tiger Stadium, Detroit, MI
 Wed Apr 21 1999, 7:05 PM EDT
 Att. 13,049 - Cloudy - 55 F

livebaseballscorecards.com

AB	34
R	2
H	8
RBI	2
BB	1
SO	4
LOB	11



Batter	1	2	3	4	5	6	7	8	9
Brian Hunter, R OBP: 0.354, SLG: 0.372 (1, 8)	2-2 E5 CS		4-1 1B 2B BB	1-2 2B			1-0 2B	0-0 FC6-4 1B	
Gregg Jefferies, S OBP: 0.293, SLG: 0.340 (1, 10)	2-1 L8 1-2		0-2 P4	2-0 P5			1-3 K	0-0 FC6-4 1-2f	
Bobby Higginson, L OBP: 0.429, SLG: 0.638 (1, 9)	2-1 P6		0-1 2B 1B			2-3 K	0-2 HR 2B		
Tony Clark, S OBP: 0.278, SLG: 0.481 (1, 3)			3-3 K			1-3 K	2-1 HR		
Dean Palmer, R OBP: 0.296, SLG: 0.400 (1, 5)			1-2 HR			1-0 G6-3	3-1 HR		
Frank Catalanotto, L OBP: 0.333, SLG: 0.533 (1, 4)			0-0 P6			0-0 FC6-4 1B	2-0 F8		
Juan Encarnacion, R OBP: 0.240, SLG: 0.380 (1, 7)			3-2 P3			0-1 FC6-4 CS			
Brad Ausmus, R OBP: 0.243, SLG: 0.286 (1, 2)			0-1 L5			1-1 G6-3			
Deivi Cruz, R OBP: 0.238, SLG: 0.286 (1, 6)			2-1 1B 2B 1B			0-1 2B 1B			

Inning Stats	R: 0	H: 0	E: 1	LOB: 0	K: 0	BB: 0	S: 9	P: 14
	R: 2	H: 2	E: 0	LOB: 0	K: 0	BB: 0	S: 11	P: 15
	R: 2	H: 3	E: 0	LOB: 2	K: 1	BB: 1	S: 15	P: 24
	R: 1	H: 3	E: 0	LOB: 2	K: 0	BB: 0	S: 15	P: 20
	R: 0	H: 0	E: 0	LOB: 0	K: 2	BB: 0	S: 7	P: 11
	R: 0	H: 1	E: 0	LOB: 0	K: 0	BB: 0	S: 5	P: 6
	R: 4	H: 4	E: 0	LOB: 0	K: 1	BB: 0	S: 14	P: 23
	R: 0	H: 2	E: 0	LOB: 2	K: 2	BB: 0	S: 11	P: 15

PITCHER	IP	WLS	BF	H	R	ER	SO	BB	IBB	HBP	BLK	WP	HR	S	P	ERA	WHIP
49 Tim Wakefield, R ERA: 6.23 (1, 1)	3.2	L	19	8	5	5	1	1	0	0	0	0	2	49	70	12.27	2.455
Tim Harikkala, R ERA: 6.0 (4, 1)	3.0		11	3	2	2	3	0	0	0	0	0	0	22	31	6.00	1.000
Mark Guthrie, L ERA: 4.91 (7, 1)	0.1		3	2	2	2	0	0	0	0	0	0	2	5	12	54.00	6.000
Kip Gross, R ERA: 1.59 (8, 1)	1.0		5	2	0	0	2	0	0	0	0	0	0	11	15	0.00	2.000

AB R H RBI BB SO LOB

4	2	3	0	1	0	0
5	0	0	0	0	1	8
4	1	2	1	0	1	0
4	2	2	2	0	2	3
4	2	3	5	0	0	0
4	1	2	1	0	0	0
4	0	0	0	0	1	1
4	0	0	0	0	1	1
4	1	3	0	0	0	0

AB	R	H	RBI	BB	SO	LOB
37	9	15	9	1	6	13



Boston Red Sox @ Detroit Tigers
Tiger Stadium, Detroit, MI
Wed Apr 21 1999, 7:05 PM EDT
Att. 13,049 - Cloudy - 55 F

livebaseballscorecards.com

AB	R	H	RBI	BB	SO	LOB
37	9	15	9	1	6	13

WP	PA
0	38

Batter	1	2	3	4	5	6	7	8	9	AB R H RBI BB SO LOB	TOP													
Jose Offerman, S (1, 4) OBP: 0.441, SLG: 0.650	0-0 F8		1-2 G6-3			2-2 F9			1-2 G4-3	4 0 0 0 0 0 0														
John Valentin, R (1, 5) OBP: 0.246, SLG: 0.333	3-2 F7			3-2 P4			0-0 P2			3 0 0 0 0 0 0														
Nomar Garciaparra, R (1, 6) OBP: 0.429, SLG: 0.296	0-3 K			1-2 P6			3-2 F7			3 0 0 0 0 1 0														
Mike Stanley, R (1, 10) OBP: 0.444, SLG: 0.317		4-0 BB		0-1 G5-3			0-1 G6-3			2 0 0 0 1 0 0														
Damon Buford, R (1, 8) OBP: 0.387, SLG: 0.333		3-3 K		1-2 G6-3 1B			1-3 K			3 0 1 0 0 2 1														
Lou Merloni, R (1, 3) OBP: 0.333, SLG: 0.444		1-3 K		0-0 P3			0-3 K2-3			3 0 0 0 0 2 2														
Creighton Gubanich, R (1, 2) OBP: 0.333, SLG: 0.444		3-2 P4		0-0 G6-3 1-2f			2-3 K			3 0 0 0 0 1 2														
Donnie Sadler, R (1, 7) OBP: 0.250, SLG: 0.308			2-3 K			3-2 F9			0-2 G6-4-3 1B	3 0 1 0 0 1 0														
Darren Lewis, R (1, 9) OBP: 0.273, SLG: 0.184 18 Reggie Jefferson, S (9, PH) OBP: 0.300, SLG: 0.400			1-2 L6			0-0 G5-3			0-1 G6-4-3 1-2f	2 0 0 0 0 0 0 1 0 0 0 0 0 1														
Inning Stats	R: 0 E: 0 K: 1 S: 7	H: 0 LOB: 0 BB: 0 P: 10	R: 0 E: 0 K: 2 S: 9	H: 0 LOB: 1 BB: 1 P: 20	R: 0 E: 0 K: 1 S: 9	H: 0 LOB: 0 BB: 0 P: 13	R: 0 E: 0 K: 0 S: 8	H: 0 LOB: 0 BB: 0 P: 12	R: 0 E: 0 K: 0 S: 7	H: 1 LOB: 0 BB: 0 P: 8	R: 0 E: 0 K: 0 S: 10	H: 0 LOB: 0 BB: 0 P: 15	R: 0 E: 0 K: 3 S: 7	H: 0 LOB: 0 BB: 0 P: 10	R: 0 E: 0 K: 3 S: 12	H: 0 LOB: 0 BB: 0 P: 15	R: 0 E: 0 K: 0 S: 11	H: 1 LOB: 0 BB: 0 P: 12	1B: 2 2B: 0 3B: 0 HR: 0	SF: 0 SAC: 0 DP: 2 HBP: 0	WP: 0 PB: 0 SB: 0 CS: 0	PA: 28		
PITCHER Justin Thompson, L (1, 1) ERA: 4.37 Todd Jones, R (9, 1) ERA:	IP 8.0	WLS W	BF 26	H 2	R 0	ER 0	SO 7	BB 1	IBB 0	HBP 0	BLK 0	WP 0	HR 0	S 72	P 106	ERA 0.00	WHIP 0.375							
											PITCHER													
											IP WLS BF H R ER SO BB IBB HBP BLK WP HR S P ERA WHIP													

Boston Red Sox @ Detroit Tigers
Tiger Stadium, Detroit, MI
 Thu Apr 22 1999, 1:05 PM EDT
 Att. 32,975 - Cloudy - 48 F

livebaseballscorecards.com

AB	27
R	0
H	2
RBI	0
BB	1
SO	7
LOB	6



Batter	1	2	3	4	5	6	7	8	9
Brian Hunter, R OBP: 0.333, SLG: 0.348 (1, 8) C B B S C	2-3 K ①		0-1 L6 ②			0-0 F8 ②			
Gregg Jefferies, S OBP: 0.295, SLG: 0.340 (1, 10) F B B X	2-1 1B ①		2-0 P2 ③			0-2 G3-1 ③			
Bobby Higginson, L OBP: 0.407, SLG: 0.600 (1, 9) C B 1 SAFE SAFE X	1-1 L9 ②			0-2 L8 ①			3-3 K ①		
Tony Clark, S OBP: 0.263, SLG: 0.455 (1, 3) B B 1 SAFE SAFE F 1 C X	2-2 G3 ③			3-0 G2-3 ②			2-3 K ②		
Dean Palmer, R OBP: 0.281, SLG: 0.377 (1, 5) B B X		2-0 G6-3 ①		0-0 P4 ③			1-1 G5-3 ③		
Damion Easley, R OBP: 0.351, SLG: 0.490 (1, 4) C B X		1-1 G6-3 E 1B ①		1-1 F8 ①			1-1 P5 ①		
Juan Encarnacion, R OBP: 0.226, SLG: 0.358 (1, 7) C F 1 SAFE SAFE B B X		2-2 G6-3 ②		1-1 P7 ②			3-1 G5-3 ②		
Brad Ausmus, R OBP: 0.250, SLG: 0.368 (1, 2) X		1-3 G5-3 ③		0-0 G5-3 ③			0-0 HR ①		
Deivi Cruz, R OBP: 0.222, SLG: 0.267 (1, 6) B B C X			2-1 F8 ①			1-1 F8 ①		0-0 G5-3 ③	

AB R H RBI BB SO LOB		1B 2B 3B HR SF SAC DP HBP		WP PA															
3	0	0	0	0	1	0	2	0	0	0	0	0	0	0	0	27			
3	0	1	0	0	0	0	0	0	0	0	0	0	0	0	0	1			
3	0	0	0	0	0	1	0	0	0	0	0	0	0	0	0	3			
3	0	0	0	0	1	1	0	0	0	0	0	0	0	0	0	1			
3	0	0	0	0	0	0	0	0	0	0	0	0	0	0	0	0			
3	0	0	0	0	0	0	0	0	0	0	0	0	0	0	0	3			
3	0	0	0	0	0	0	0	0	0	0	0	0	0	0	0	4			
3	0	0	0	0	0	0	0	0	0	0	0	0	0	0	0	0			
Inning Stats	R: 0 E: 0 K: 1 S: 10	H: 1 LOB: 1 BB: 0 P: 17	R: 0 E: 1 K: 0 S: 7	H: 1 LOB: 1 BB: 0 P: 12	R: 0 E: 0 K: 0 S: 5	H: 0 LOB: 0 BB: 0 P: 9	R: 0 E: 0 K: 0 S: 5	H: 0 LOB: 0 BB: 0 P: 8	R: 0 E: 0 K: 0 S: 5	H: 0 LOB: 0 BB: 0 P: 7	R: 0 E: 0 K: 0 S: 6	H: 0 LOB: 0 BB: 0 P: 7	R: 0 E: 0 K: 2 S: 8	H: 0 LOB: 0 BB: 0 P: 14	R: 1 E: 0 K: 0 S: 6	H: 1 LOB: 0 BB: 0 P: 10	1B: 2 2B: 0 3B: 0 HR: 1	SF: 0 SAC: 0 DP: 0 HBP: 0	WP: 0 PA: 27 PB: 0 SB: 0 CS: 0
PITCHER Mark Portugal, R ERA: 2.33 (1, 1)	IP 8.0 WLS L BF 27 H 3 R 1 ER 1 SO 3	BB 0 IBB 0 HBP 0 BLK 0	WP 0 HR 1 S 52 P 84	ERA 1.12 WHIP 0.375	PITCHER	IP WLS BF H R ER SO BB IBB HBP BLK WP HR S P ERA WHIP													

BOTTOM

Boston Red Sox @ Detroit Tigers
Tiger Stadium, Detroit, MI
Thu Apr 22 1999, 1:05 PM EDT
Att: 32,975 - Cloudy - 48 F

livebaseballscorecards.com

AB	27
R	1
H	3
RBI	1
BB	0
SO	3
LOB	4



Batter	1	2	3	4	5	6	7	8	9	AB R H RBI BB SO LOB	TOP															
Kenny Lofton, L (1, 8) OBP: 0.473, SLG: 0.607	1-1 HR		X 0-0 SH5-4 1B 1B	X 0-0 G6-3			CB 2-1 F8 E 1B	B 1-0 L7	5 2 3 1 0 0 0																	
Omar Vizquel, S (1, 6) OBP: 0.468, SLG: 0.500	1-1 CS 1B		B 1-0 SH5-4		BF 1-1 P2	BF 1-1 P5	CB 2-1 F8 1B	B 2-1 G4-3	4 0 1 0 0 0 1																	
Roberto Alomar, S (1, 4) OBP: 0.448, SLG: 0.519	B 3-3 SAFE K		B 1-0 S 1B		CB 2-3 K	CB 0-1 F8	CB 1-3 F8		4 0 1 2 0 2 2																	
Manny Ramirez, R (1, 9) OBP: 0.403, SLG: 0.642	1-2 F9		BB 4-0 G4-6-3 BB		BB 2-1 G6-3	BB 4-0 BB			2 0 0 0 2 0 0																	
Jim Thome, L (1, 3) OBP: 0.507, SLG: 0.615 Richie Sexson, R (6, PR) OBP: 0.298, SLG: 0.565		BF 4-2 G4-6-3 BB BB	B 1-0 G4-6-3		H 1-0 HR HBP	B 2-3 K			1 0 0 0 1 0 2 1 1 0 0 0 1 2																	
Wil Cordero, R (1, 7) OBP: 0.385, SLG: 0.559		BB 4-0 G4-6-3 BB		B 2-1 HR 1B		B 1-0 HR	B 1-0 G6-3		3 2 2 2 1 0 0																	
David Justice, L (1, 10) OBP: 0.240, SLG: 0.318		CB 2-1 G4-6-3	CB 2-3 K		CB 2-2 G6-3	CB 4-2 CS BB			3 0 0 0 1 1 4																	
Travis Fryman, R (1, 5) OBP: 0.397, SLG: 0.475		BB 2-1 G6-3	X 0-0 HR		CB 2-3 K	B 2-2 F8	B 2-2 SAFE F8		4 1 1 2 0 1 3																	
Einar Diaz, R (1, 2) OBP: 0.348, SLG: 0.727			BF 1-1 SH5-4 1B 1B		BF 1-3 K	BF 2-2 F8		S 1-3 K	4 1 1 0 0 2 1																	
Inning Stats	R: 1 H: 2 E: 0 LOB: 0 K: 1 BB: 0 S: 11 P: 17	R: 0 H: 0 E: 0 LOB: 1 K: 0 BB: 2 S: 8 P: 20	R: 2 H: 3 E: 0 LOB: 1 K: 0 BB: 1 S: 6 P: 14	R: 2 H: 2 E: 0 LOB: 0 K: 2 BB: 0 S: 11 P: 16	R: 0 H: 0 E: 0 LOB: 0 K: 1 BB: 0 S: 10 P: 15	R: 2 H: 1 E: 0 LOB: 1 K: 1 BB: 0 S: 11 P: 19	R: 0 H: 1 E: 1 LOB: 2 K: 1 BB: 1 S: 10 P: 19	R: 0 H: 0 E: 0 LOB: 0 K: 0 BB: 1 S: 6 P: 13	R: 0 H: 0 E: 0 LOB: 0 K: 1 BB: 0 S: 6 P: 10	1B: 6 SF: 0 2B: 1 SAC: 1 3B: 0 DP: 3 HR: 3 HBP: 1	WP: 0 PA: 38 PB: 0 SB: 1 CS: 2															
PITCHER	IP WLS BF H R ER SO BB IBB HBP BLK WP HR S P ERA WHIP											PITCHER	IP WLS BF H R ER SO BB IBB HBP BLK WP HR S P ERA WHIP													
Pat Rapp, R (1, 1) ERA: 7.71	3.1																									
Rheal Cormier, L (4, 1) ERA: 1.35	1.2	6	0	1	1	2	0	0	1	0	0	0	14	21	5.40	0.000										
Jim Corsi, R (6, 1) ERA: 2.45	2.0	L	9	2	1	1	2	1	0	0	0	1	21	37	4.50	1.500										
Mark Guthrie, L (8, 1) ERA: 3.86	2.0	6	0	0	0	1	1	0	0	0	0	0	12	23	0.00	0.500										

Cleveland Indians @ Boston Red Sox

Fenway Park, Boston, MA

Fri Apr 23 1999, 7:05 PM EDT
Atf. 29,921 - Overcast - 49 F

livebaseballscorecards.com

AB 31
R 7
H 9
RBI 7
BB 5
SO 7
LOB 15



Batter	1	2	3	4	5	6	7	8	9	AB	R	H	RBI	BB	SO	LOB
Jose Offerman, S OBP: 0.431, SLG: 0.651 (1, 4)	1-0 G5-3 2B		3-3 K		1-1 SF8		2-3 K			3	0	1	1	0	2	0
John Valentin, R OBP: 0.246, SLG: 0.345 (1, 5)	3-2 G5-3 2-3			0-0 G6-3 18 G3 2B	1-0 G5-3		3-3 K			4	1	1	0	0	1	3
Nomar Garciaparra, R OBP: 0.410, SLG: 0.323 (1, 6)	1-2 P9			1-1 G6-3	1-1 18 2B 2B			1-3 K		4	1	1	2	0	1	2
18 Reggie Jefferson, S OBP: 0.357, SLG: 0.571 Donnie Sadler, R OBP: 0.250, SLG: 0.308 (1, 10) (8, PR)	2-3 K			0-1 G3	3-2 2B			0-1 2B		4	0	2	2	0	1	1
Mike Stanley, R OBP: 0.414, SLG: 0.289 (1, 3)		1-2 K		1-1 F9	0-0 P3			1-3 K		4	0	0	0	0	2	3
Troy O'Leary, L OBP: 0.344, SLG: 0.571 (1, 7)		3-2 G4-3		2-1 HR	1-1 G4-3			0-2 P6		4	1	1	1	0	0	1
Damon Buford, R OBP: 0.371, SLG: 0.300 (1, 8)		0-0 F7		4-0 HBP SF8 1B BB	0-3 K			1-0 G1-3		3	1	0	0	1	1	0
Jason Varitek, S OBP: 0.286, SLG: 0.289 (1, 2)			2-1 G4-3	1-1 WP HBP 2B 1B	1-2 G1-3			0-1 G4-3		4	1	1	0	0	0	0
Darren Lewis, R OBP: 0.281, SLG: 0.180 Trot Nixon, L OBP: 0.114, SLG: 0.152 (1, 9) (5, PR) (6, 9)			3-2 G1-4-3	1-0 WP 2B HBP			3-1 G4-3		2-2 L9	1	0	0	0	0	0	0
				1-2 2-3						2	1	0	0	0	0	0

Inning Stats	R: 0	H: 1	E: 0	LOB: 1	K: 1	BB: 0	S: 14	R: 0	H: 0	E: 0	LOB: 0	K: 1	BB: 0	S: 7	R: 0	H: 0	E: 0	LOB: 0	K: 1	BB: 0	S: 8	R: 1	H: 1	E: 0	LOB: 0	K: 0	BB: 0	S: 7	R: 5	H: 4	E: 0	LOB: 2	K: 0	BB: 1	S: 14	R: 0	H: 0	E: 0	LOB: 0	K: 1	BB: 0	S: 9	R: 0	H: 0	E: 0	LOB: 0	K: 2	BB: 0	S: 9	R: 0	H: 1	E: 0	LOB: 1	K: 2	BB: 0	S: 12	R: 0	H: 0	E: 0	LOB: 0	K: 0	BB: 0	S: 7	R: 0	H: 0	E: 0	LOB: 0	K: 0	BB: 0	S: 7	1B: 1	SF: 1	2B: 5	SAC: 0	3B: 0	DP: 0	HR: 1	HBP: 1
--------------	------	------	------	--------	------	-------	-------	------	------	------	--------	------	-------	------	------	------	------	--------	------	-------	------	------	------	------	--------	------	-------	------	------	------	------	--------	------	-------	-------	------	------	------	--------	------	-------	------	------	------	------	--------	------	-------	------	------	------	------	--------	------	-------	-------	------	------	------	--------	------	-------	------	------	------	------	--------	------	-------	------	-------	-------	-------	--------	-------	-------	-------	--------

PITCHER	IP	WLS	BF	H	R	ER	SO	BB	IBB	HBP	BLK	WP	HR	S	P	ERA	WHIP
Jaret Wright, R ERA: 7.36 (1, 1)	4.0		18	4	5	5	3	1	0	1	0	0	1	40	69	11.25	1.250
Steve Karsay, R ERA: 1.93 (5, 1)	3.0	W	11	2	1	1	3	0	0	0	0	1	0	28	44	3.00	0.667
Paul Shuey, R ERA: 0.62 (8, 1)	0.2	H	3	1	0	0	2	0	0	0	0	0	0	9	11	0.00	1.500
Paul Assenmacher, L ERA: 6.23 (8, 1)	0.1	H	1	0	0	0	0	0	0	0	0	0	0	3	3	0.00	0.000
Michael Jackson, R ERA: 4.91 (9, 1)	1.0	S	3	0	0	0	0	0	0	0	0	0	0	7	10	0.00	0.000

BOTTOM

Cleveland Indians @ Boston Red Sox
Fenway Park, Boston, MA
Fri Apr 23 1999, 7:05 PM EDT
Att. 29,921 - Overcast - 49 F

AB	33
R	6
H	7
RBI	6
BB	1
SO	8
LOB	10



PITCHER	IP	WLS	BF	H	R	ER	SO	BB	IBB	HBP	BLK	WP	HR	S	P	ERA	WHIP
Jaret Wright, R ERA: 7.36 (1, 1)	4.0		18	4	5	5	3	1	0	1	0	0	1	40	69	11.25	1.250
Steve Karsay, R ERA: 1.93 (5, 1)	3.0	W	11	2	1	1	3	0	0	0	0	1	0	28	44	3.00	0.667
Paul Shuey, R ERA: 0.62 (8, 1)	0.2	H	3	1	0	0	2	0	0	0	0	0	0	9	11	0.00	1.500
Paul Assenmacher, L ERA: 6.23 (8, 1)	0.1	H	1	0	0	0	0	0	0	0	0	0	0	3	3	0.00	0.000
Michael Jackson, R ERA: 4.91 (9, 1)	1.0	S	3	0	0	0	0	0	0	0	0	0	0	7	10	0.00	0.000

Batter	1	2	3	4	5	6	7	8	9	AB R H RBI BB SO LOB	TOP																									
Kenny Lofton, L OBP: 0.481, SLG: 0.594 (1, 8)	2-2 G4-3		0-1 G4-3 S 1B		4-0 2B 2B BB	4-0 1-3 BB		1-1 E4		3 1 1 0 2 0 1																										
Enrique Wilson, S OBP: 0.324, SLG: 0.387 (1, 6)	2-2 P5		1-3 K		0-1 2B	2-2 CS	1-0 G3	2-1 L7		5 1 1 0 0 1 3																										
Roberto Alomar, S OBP: 0.458, SLG: 0.525 (1, 4)	1-1 FC6-4 1B		3-2 G4-3		1-3 K		0-0 BB 1B		1-0 G3 DI 1B	5 0 3 0 0 1 3																										
Manny Ramirez, R OBP: 0.403, SLG: 0.634 (1, 9)	2-1 FC6-4 1-2f		2-3 K		0-1 1B 2B		4-1 FC5-4 BB		1-3 K	4 1 1 2 1 2 3																										
Jim Thome, L OBP: 0.500, SLG: 0.614 (1, 3)		1-1 P6		2-1 1B G6-4-3 2B		0-0 1B	0-1 L6		2-1 G3	5 1 2 1 0 0 3																										
Wil Cordero, R OBP: 0.386, SLG: 0.547 (1, 7)		1-2 1B 1B		3-2 G6-4-3 1B		1-3 K	2-1 FC5-4 1-2f		2-3 K	5 0 2 0 0 2 4																										
David Justice, L OBP: 0.241, SLG: 0.308 (1, 10)		1-1 F9		1-0 G6-4-3 1-2f 3-H		2-2 FC5-4 1B			2-3 K	4 0 1 0 0 1 2																										
Travis Fryman, R OBP: 0.403, SLG: 0.468 (1, 5)		0-2 FC5-4 1B		1-3 K		0-0 P9			4-1 E BB	3 0 1 0 1 1 1																										
Einar Diaz, R OBP: 0.296, SLG: 0.615 (1, 2)		1-2 FC5-4 1-2f		0-1 L6		0-1 FC5-4 E S 1-2f CS			3-3 K	4 0 0 0 0 1 4																										
Inning Stats	R: 0 E: 0 K: 0 S: 10	H: 1 LOB: 1 BB: 0 P: 17	R: 0 E: 0 K: 0 S: 16	H: 2 LOB: 2 BB: 0 P: 20	R: 0 E: 0 K: 2 S: 14	H: 1 LOB: 1 BB: 0 P: 20	R: 1 E: 0 K: 1 S: 10	H: 2 LOB: 0 BB: 0 P: 17	R: 3 E: 0 K: 2 S: 16	H: 3 LOB: 1 BB: 1 P: 22	R: 0 E: 0 K: 0 S: 10	H: 1 LOB: 1 BB: 1 P: 17	R: 0 E: 0 K: 0 S: 7	H: 1 LOB: 2 BB: 1 P: 14	R: 0 E: 1 K: 2 S: 11	H: 0 LOB: 2 BB: 1 P: 23	R: 0 E: 0 K: 2 S: 9	H: 1 LOB: 1 BB: 0 P: 15	1B: 9 2B: 3 3B: 0 HR: 0	SF: 0 SAC: 0 DP: 1 HBP: 0	WP: 0 PB: 0 SB: 2 CS: 1	PA: 43														
PITCHER	IP WLS BF H R ER SO BB IBB HBP BLK WP HR S P ERA WHIP																																			
Bret Saberhagen, R ERA: 1.99 (1, 1)	4.0		17	6	1	1	3	0	0	0	0	0	0	50	74	2.25	1.500																			
Tim Lincecum, R ERA: 9.0 (5, 1)	2.0	W	11	4	3	3	2	2	0	0	0	0	0	26	39	13.50	3.000																			
Mark Guthrie, L ERA: 3.72 (7, 1)	0.1	H	3	1	0	0	0	1	0	0	0	0	0	3	8	0.00	6.000																			
Rheal Cormier, L ERA: 1.17 (7, 1)	1.0		4	0	0	0	1	1	0	0	0	0	0	8	16	0.00	1.000																			
Derek Lowe, R ERA: 2.19 (8, 1)	1.2		7	1	0	0	3	0	0	0	0	0	0	16	28	0.00	0.600																			

Cleveland Indians @ Boston Red Sox
 Fenway Park, Boston, MA
 Sat Apr 24 1999, 1:05 PM EDT
 Att. 29,481 - Sunny - 51 F

AB	38
R	4
H	12
RBI	3
BB	4
SO	9
LOB	24



livebaseballscorecards.com

Batter	1	2	3	4	5	6	7	8	9	AB	R	H	RBI	BB	SO	LOB
Jose Offerman, S OBP: 0.442, SLG: 0.657 (1, 4)	0-3 K	2-3 K		1 SAFE 4-2 1B 1-2 BB		2-1 L8 1B 2B	1-1 1B S 2-H 1B			4	1	2	1	1	2	0
John Valentin, R OBP: 0.257, SLG: 0.339 (1, 5)	2-3 K	2-1 G4-3		1-2 1B		1-0 L8 2-3	4-2 1B BB			4	0	1	1	1	1	1
Nomar Garciaparra, R OBP: 0.432, SLG: 0.361 (1, 6)	3-1 1B 18 BB 1B		3-3 K	2-3 K		2-2 18 S 1B	0-1 1-2 2-3 1B			5	1	3	1	0	2	2
18 Reggie Jefferson, S OBP: 0.368, SLG: 0.471 (1, 10)	4-0 1B 1-2 1B BB		0-3 K		4-2 BB BB	2-1 F7 1-2	0-0 G3-1			3	1	0	0	2	1	4
Mike Stanley, R OBP: 0.444, SLG: 0.375 (1, 3)	3-1 WP 1B 1-3 2-H 1B		4-2 BB		4-2 BB BB		1-1 HR	1-3 K		3	2	2	2	2	1	0
Troy O'Leary, L OBP: 0.348, SLG: 0.607 (1, 7)	2-0 1B WP 1-2 3-H 1B		1-3 K		2-1 P5		1-0 P5	1-1 HR		5	1	2	2	0	1	3
Damon Buford, R OBP: 0.375, SLG: 0.294 (1, 8)	3-2 1-3 2-H 1B			3-2 L7	2-3 K		4-2 2B BB	2-2 L5		4	1	1	1	1	1	2
Jason Varitek, S OBP: 0.255, SLG: 0.256 (1, 2)	0-1 P3			0-0 G3	0-0 P5		0-0 F8	2-1 G4-3		5	0	0	0	0	0	5
Darren Lewis, R OBP: 0.295, SLG: 0.222 (1, 9)		1-1 F8		3-2 1B S 1B		3-3 K	1-0 1B 2B			4	2	2	1	0	1	0

Inning Stats	R: 3	H: 4	E: 0	LOB: 2	K: 2	S: 16	P: 33	R: 0	H: 0	E: 0	LOB: 0	K: 1	S: 8	P: 13	R: 0	H: 0	E: 0	LOB: 1	K: 3	S: 13	P: 21	R: 1	H: 2	E: 0	LOB: 2	K: 1	S: 19	R: 0	H: 0	E: 0	LOB: 2	K: 1	S: 13	P: 25	R: 1	H: 2	E: 0	LOB: 1	K: 1	S: 14	R: 3	H: 4	E: 0	LOB: 3	K: 0	S: 15	P: 26	R: 1	H: 1	E: 0	LOB: 0	K: 1	S: 13	P: 19
--------------	------	------	------	--------	------	-------	-------	------	------	------	--------	------	------	-------	------	------	------	--------	------	-------	-------	------	------	------	--------	------	-------	------	------	------	--------	------	-------	-------	------	------	------	--------	------	-------	------	------	------	--------	------	-------	-------	------	------	------	--------	------	-------	-------

PITCHER	IP	WLS	BF	H	R	ER	SO	BB	IBB	HBP	BLK	WP	HR	S	P	ERA	WHIP
Dave Burba, R ERA: 3.04 (1, 1)	5.0		26	6	4	4	8	5	0	0	0	1	0	69	124	7.20	2.200
Rich DeLucia, R ERA: 21.6 (6, 1)	1.2	L	12	5	4	4	1	2	0	0	0	0	1	26	47	21.60	4.200
Steve Reed, R ERA: 2.16 (7, 1)	1.1	H	6	2	1	1	1	0	0	0	0	0	1	16	22	6.75	1.500

BOTTOM

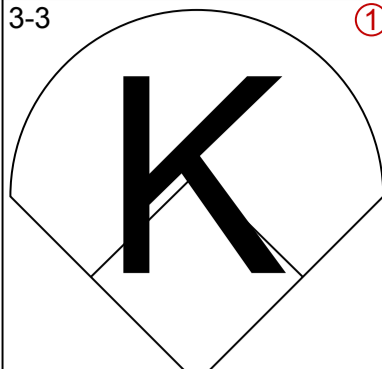
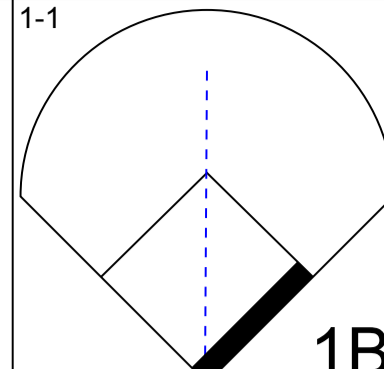
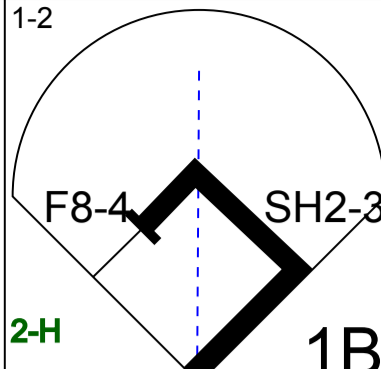
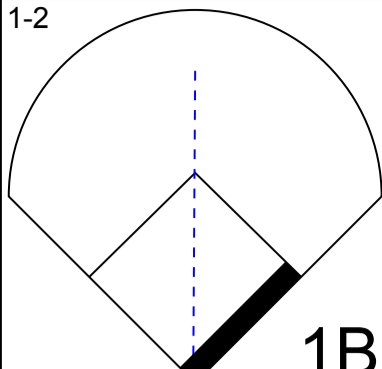
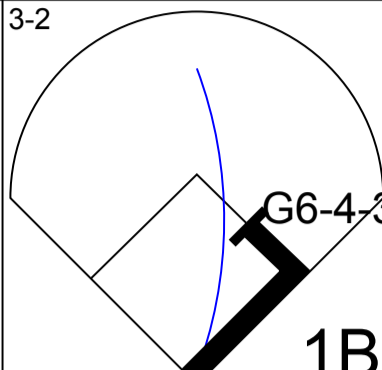
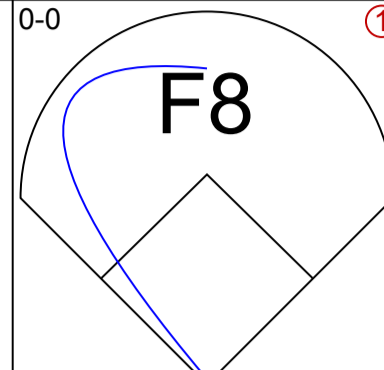
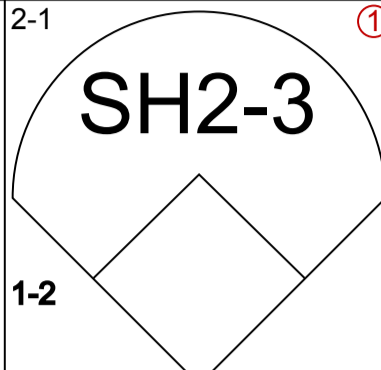
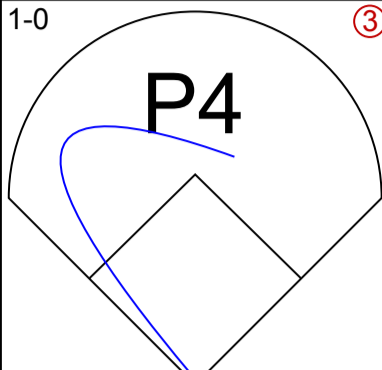
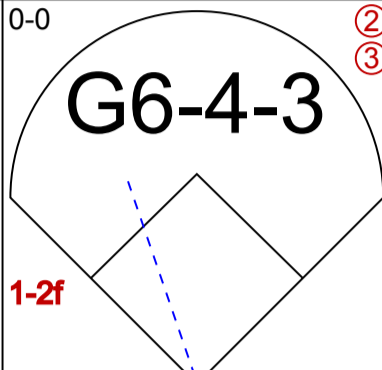
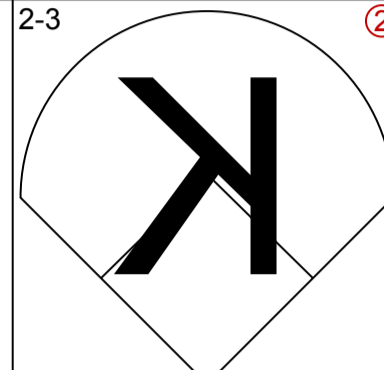
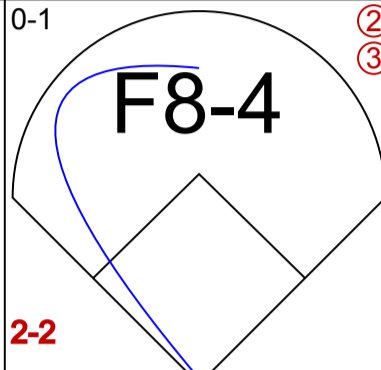
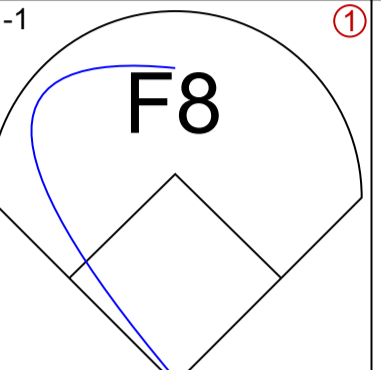
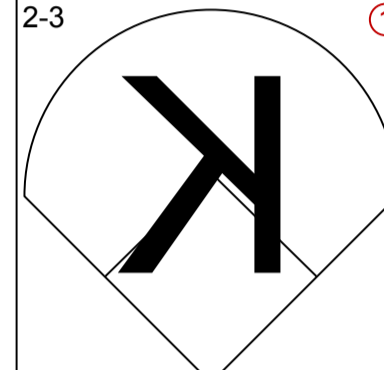
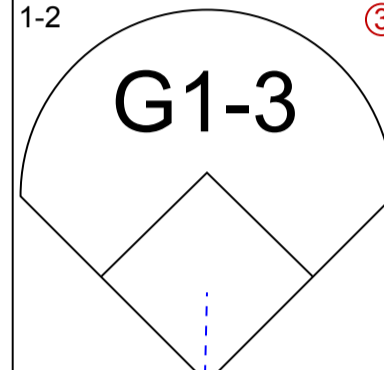
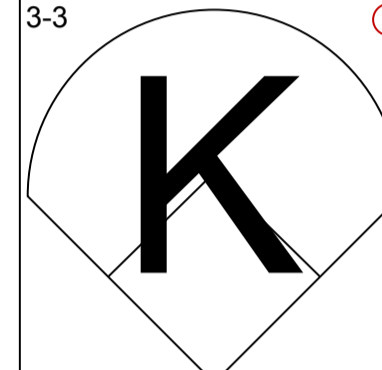
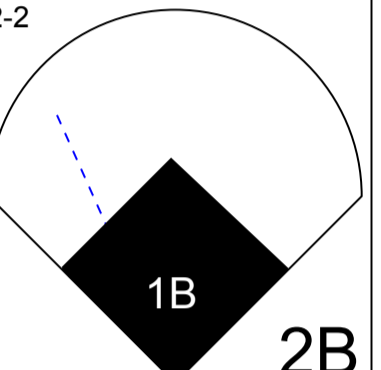
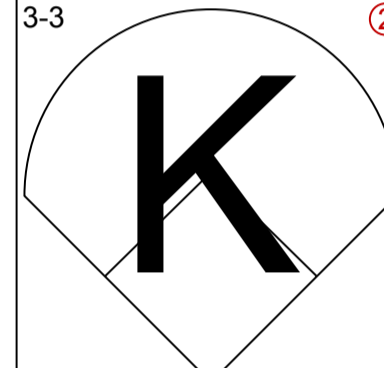
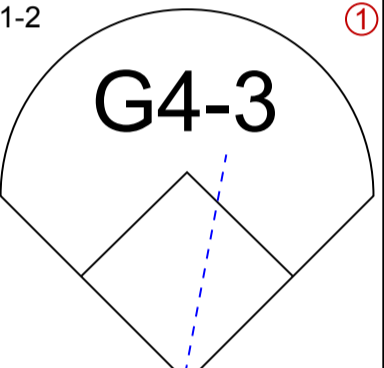
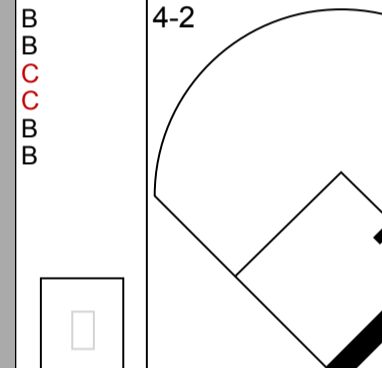
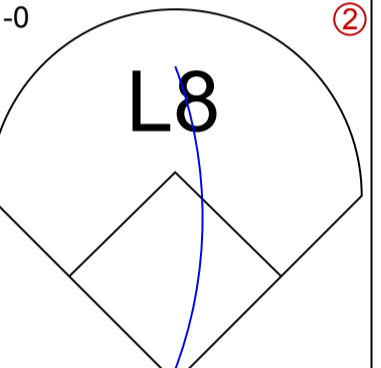
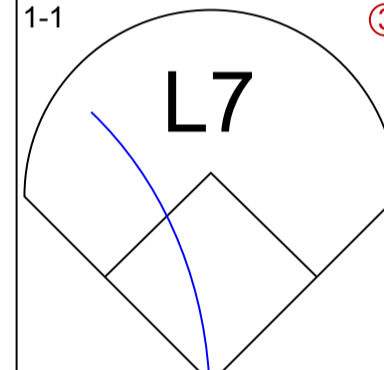
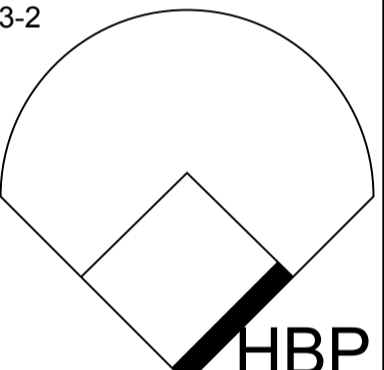
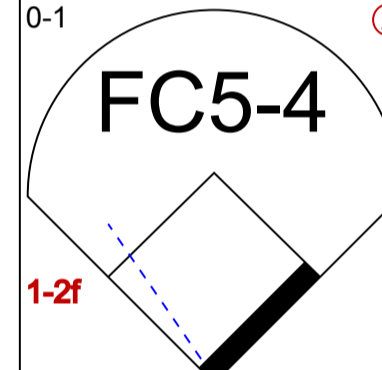
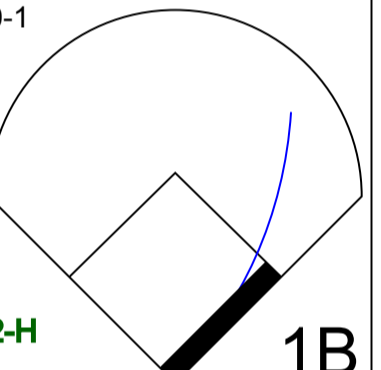
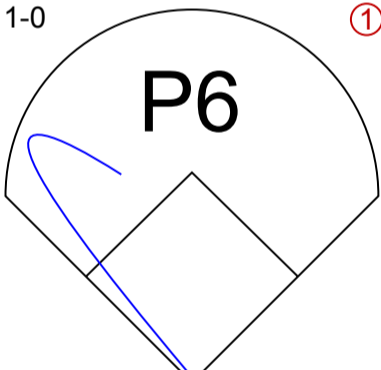
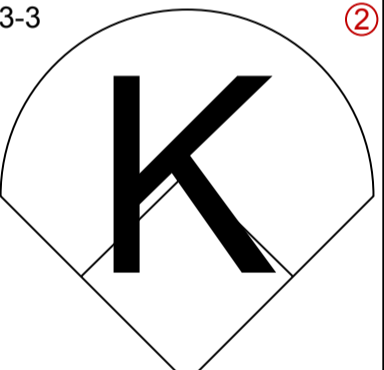
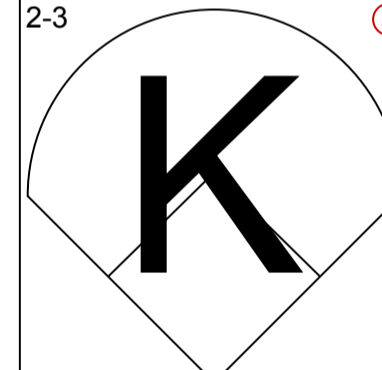
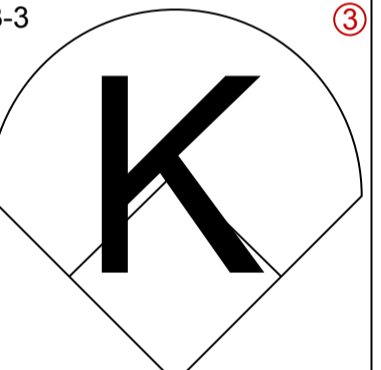
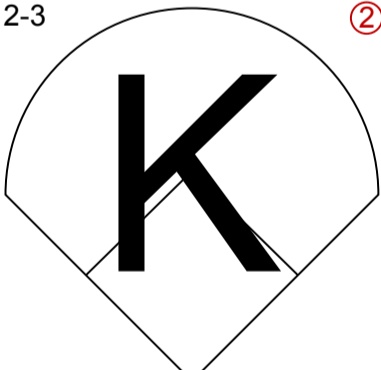
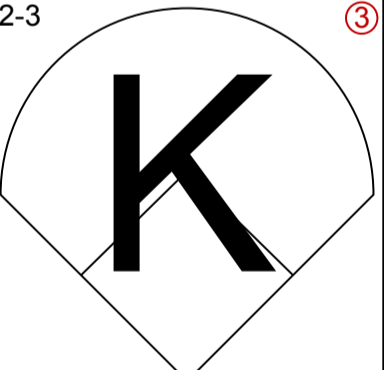
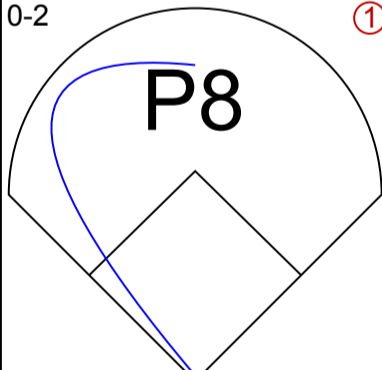
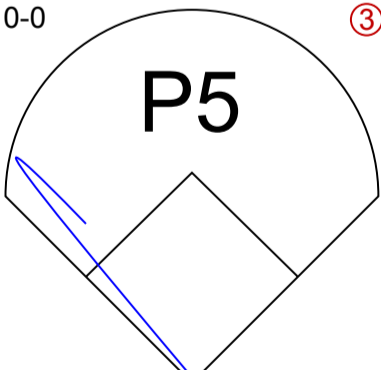
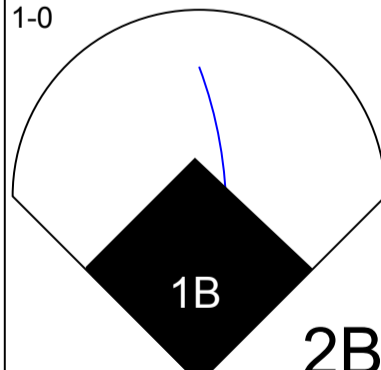
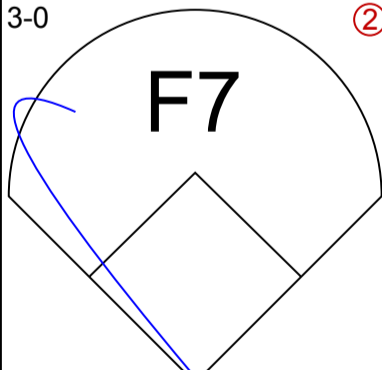
Cleveland Indians @ Boston Red Sox
 Fenway Park, Boston, MA
 Sat Apr 24 1999, 1:05 PM EDT
 Att: 29,481 - Sunny - 51 F

AB	R	H	RBI	BB	SO	LOB
37	9	13	9	7	10	17

WP: 1 PA: 44
 PB: 0
 SB: 3
 CS: 0



PITCHER	IP	WLS	BF	H	R	ER	SO	BB	IBB	HBP	BLK	WP	HR	S	P	ERA	WHIP
---------	----	-----	----	---	---	----	----	----	-----	-----	-----	----	----	---	---	-----	------

Batter	1	2	3	4	5	6	7	8	9	AB R H RBI BB SO LOB	TOP												
Kenny Lofton, L (1, 8) OBP: 0.494, SLG: 0.603	3-3 			1-1 		1-2 		1-2 		4 0 3 1 0 1 0													
Enrique Wilson, S (1, 6) OBP: 0.324, SLG: 0.382	3-2 			0-0 		2-1 		1-0 		3 0 1 0 0 0 2													
Roberto Alomar, S (1, 4) OBP: 0.434, SLG: 0.492	0-0 			2-3 		0-1 			1-1 	4 0 0 0 0 1 3													
Manny Ramirez, R (1, 9) OBP: 0.395, SLG: 0.627			2-3 	1-2 			3-3 		2-2 	4 1 1 0 0 2 1													
Jim Thome, L (1, 3) OBP: 0.487, SLG: 0.583			3-3 		1-2 		4-2 		1-0 	3 0 0 0 1 1 1													
Wil Cordero, R (1, 10) OBP: 0.392, SLG: 0.537			1-1 		3-2 		0-1 		0-1 	3 0 1 1 0 0 1													
David Justice, L (1, 7) OBP: 0.212, SLG: 0.267				1-0 		3-3 		2-3 	3-3 	4 0 0 0 0 3 3													
Travis Fryman, R (1, 5) OBP: 0.387, SLG: 0.446			2-3 		2-3 			0-2 		3 0 0 0 0 2 1													
Einar Diaz, R (1, 2) OBP: 0.300, SLG: 0.621			0-0 			1-0 		3-0 		3 1 1 0 0 0 0													
Inning Stats	R: 0 E: 0 K: 1 S: 8	H: 1 LOB: 0 BB: 0 P: 14	R: 0 E: 0 K: 2 S: 10	H: 0 LOB: 0 BB: 0 P: 16	R: 0 E: 0 K: 1 S: 5	H: 0 LOB: 0 BB: 0 P: 8	R: 0 E: 0 K: 1 S: 9	H: 1 LOB: 1 BB: 0 P: 13	R: 0 E: 0 K: 2 S: 12	H: 0 LOB: 1 BB: 0 P: 21	R: 1 E: 0 K: 0 S: 9	H: 2 LOB: 0 BB: 0 P: 12	R: 0 E: 0 K: 2 S: 10	H: 0 LOB: 1 BB: 1 P: 19	R: 0 E: 0 K: 0 S: 9	H: 1 LOB: 1 BB: 0 P: 14	R: 1 E: 0 K: 1 S: 11	H: 2 LOB: 1 BB: 0 P: 18	1B: 5 2B: 3 3B: 0 HR: 0	SF: 0 SAC: 1 DP: 2 HBP: 1	WP: 0 PB: 0 SB: 0 CS: 0	PA: 34	
PITCHER Pedro Martinez, R (1, 1) ERA: 2.21	IP: 9.0 WLS: W BF: 34 H: 7 R: 2 ER: 2 SO: 10 BB: 1 IBB: 0 HBP: 1 BLK: 0 WP: 0 HR: 0 S: 83 P: 135 ERA: 2.00 WHIP: 0.889																						

Cleveland Indians @ Boston Red Sox
Fenway Park, Boston, MA
 Sun Apr 25 1999, 1:05 PM EDT
 Att. 30,472 - Sunny - 60 F

livebaseballscorecards.com

AB	31
R	2
H	7
RBI	2
BB	1
SO	10
LOB	12



Batter	1	2	3	4	5	6	7	8	9	AB R H RBI BB SO LOB
Jose Offerman, S OBP: 0.463, SLG: 0.671 (1, 4)	2-2 2B	4-0 IBB		1-3 K		2-1 1B	4-0 IBB			3 1 2 0 2 1 2
Jeff Frye, R OBP: 0.356, SLG: 0.308 (1, 5)	3-1 G3-1 FC4-2 2B	0-3 K		0-2 G1-6-3		3-2 1B	1-3 K			5 0 2 1 0 2 7
Nomar Garciaparra, R OBP: 0.388, SLG: 0.317 (1, 6)	1-1 G3-1		0-0 G5-3		1-0 G5-3	3-1 F7		2-2 F9		5 0 0 0 0 0 3
18 Reggie Jefferson, S OBP: 0.292, SLG: 0.364 (1, 10)	1-0 FC4-2 1B		2-3 K		2-3 K		1-0 G4-3	0-0 G4-3		5 0 0 0 0 2 1
Mike Stanley, R OBP: 0.471, SLG: 0.412 (1, 3)	0-0 1B		4-2 2B HBP		4-2 1B BB		1-2 1B 2B	3-3 K		3 1 2 0 1 1 0
Troy O'Leary, L OBP: 0.370, SLG: 0.625 (1, 7)	2-3 K		1-2 2B		1-0 1B		4-0 1B 2B IBB			3 1 2 0 1 1 2
Damon Buford, R OBP: 0.364, SLG: 0.289 (1, 8)			1-3 K		1-3 K		1-2 2B 1B			4 0 1 0 0 3 4
Jason Varitek, S OBP: 0.294, SLG: 0.340 (1, 2)			1-0 2B		0-0 BB 1B		0-3 K	1-1 2B		4 0 3 2 0 1 0
Darren Lewis, R OBP: 0.292, SLG: 0.211 (1, 9)			2-1 G1-3		4-2 G1-6-3 BB		0-0 G3-1	0-3 K		3 0 0 0 1 1 3

Inning Stats	R: 1	H: 3	E: 0	K: 1	S: 14	LOB: 2	BB: 0	P: 23	R: 0	H: 1	E: 0	K: 2	S: 10	LOB: 2	BB: 1	P: 18	R: 0	H: 1	E: 0	K: 2	S: 14	LOB: 1	BB: 1	P: 19	R: 0	H: 1	E: 0	K: 2	S: 11	LOB: 2	BB: 1	P: 20	R: 0	H: 2	E: 0	K: 1	S: 13	LOB: 2	BB: 0	P: 21	R: 2	H: 3	E: 0	K: 2	S: 15	LOB: 3	BB: 2	P: 28	R: 0	H: 0	E: 0	K: 1	S: 7	LOB: 0	BB: 0	P: 12			
1B: 6	2B: 6	3B: 0	HR: 0	SF: 0	SAC: 0	DP: 1	HBP: 1	WP: 0	HR: 0	S: 76	P: 123	ERA: 1.50	WHIP: 1.833	WP: 0	HR: 0	S: 19	P: 34	ERA: 10.80	WHIP: 1.800	WP: 0	HR: 0	S: 3	P: 6	ERA: 0.00	WHIP: 0.000	IP: 6.0	WLS: 1.2	BF: 10	H: 3	R: 2	ER: 2	SO: 2	BB: 0	IBB: 0	HBP: 0	BLK: 0	WP: 0	HR: 0	S: 19	P: 34	ERA: 10.80	WHIP: 1.800	IP: 0.1	WLS: 0.1	BF: 1	H: 0	R: 0	ER: 0	SO: 1	BB: 0	IBB: 0	HBP: 0	BLK: 0	WP: 0	HR: 0	S: 3	P: 6	ERA: 0.00	WHIP: 0.000

PITCHER	IP	WLS	BF	H	R	ER	SO	BB	IBB	HBP	BLK	WP	HR	S	P	ERA	WHIP
Bartolo Colon, R ERA: 2.35 (1, 1)	6.0		30	9	1	1	9	2	1	1	0	0	0	76	123	1.50	1.833
Paul Shuey, R ERA: 2.13 (7, 1)	1.2	L	10	3	2	2	2	0	2	0	0	0	0	19	34	10.80	1.800
Steve Karsay, R ERA: 1.88 (8, 1)	0.1		1	0	0	0	1	0	0	0	0	0	0	3	6	0.00	0.000

BOTTOM

Cleveland Indians @ Boston Red Sox
Fenway Park, Boston, MA
 Sun Apr 25 1999, 1:05 PM EDT
 Att: 30,472 - Sunny - 60 F

AB	35
R	3
H	12
RBI	3
BB	5
SO	12
LOB	22



WP	HR	S	P	ERA	WHIP
0	0	1	1	0	3

Batter	1	2	3	4	5	6	7	8	9	AB R H RBI BB SO LOB	TOP	
Jose Offerman, S (1, 4) OBP: 0.448, SLG: 0.640	0-0 2B 1B		0-0 G4-3		0-3 K		0-1 F8	2-2 G4-3		5 1 1 0 0 1 2		
John Valentin, R (1, 5) OBP: 0.253, SLG: 0.343	0-0 18 G6-3 1-H 2B		0-0 F7		1-2 F8		0-0 E5 BB 1B		2-2 G5-3	5 0 1 1 0 0 1		
Nomar Garciaparra, R (1, 6) OBP: 0.389, SLG: 0.348	0-0 F9		0-0 2B		0-1 FC6-4 1-2f		0-0 BB 1B		1-0 F9	5 0 2 0 0 0 2		
18 Reggie Jefferson, S (1, 10) OBP: 0.310, SLG: 0.481	0-0 G6-3 2-3		0-0 F9			1-0 1B 1B 1B	0-3 K		3-2 HR	5 1 2 1 0 1 4		
Mike Stanley, R (1, 3) OBP: 0.452, SLG: 0.382	0-3 K			0-0 F8		2-1 F8	4-2 FC4-6 BB		3-3 K	4 0 0 0 1 2 2		
Troy O'Leary, L (1, 7) OBP: 0.364, SLG: 0.603		0-0 G6-3		0-3 K		0-0 1B 1B	0-2 FC4-6			4 0 1 0 0 1 3		
Damon Buford, R (1, 8) OBP: 0.375, SLG: 0.310		0-0 G6-3		0-0 1B		2-2 1B 1B		2-3 K		4 0 2 0 0 1 0		
Jason Varitek, S (1, 2) OBP: 0.309, SLG: 0.327		4-0 BB		0-0 G4-3		0-0 F8		4-1 BB		2 0 0 0 2 0 4		
Trot Nixon, L (1, 9) OBP: 0.128, SLG: 0.162		0-0 G4-3			3-1 FC6-4 1B	2-3 K		0-0 F8		4 0 1 0 0 1 5		
Inning Stats	R: 1 E: 0 K: 1 S: 7 H: 2 LOB: 1 BB: 0 P: 7	R: 0 E: 0 K: 0 S: 3 H: 0 LOB: 1 BB: 1 P: 7	R: 0 E: 0 K: 0 S: 4 H: 1 LOB: 1 BB: 0 P: 4	R: 0 E: 0 K: 1 S: 6 H: 1 LOB: 1 BB: 0 P: 6	R: 0 E: 0 K: 1 S: 11 H: 1 LOB: 1 BB: 0 P: 15	R: 0 E: 0 K: 1 S: 11 H: 3 LOB: 3 BB: 0 P: 18	R: 0 E: 1 K: 1 S: 13 H: 1 LOB: 3 BB: 1 P: 17	R: 0 E: 0 K: 1 S: 10 H: 0 LOB: 1 BB: 1 P: 18	R: 1 E: 0 K: 1 S: 14 H: 1 LOB: 0 BB: 0 P: 23	1B: 7 2B: 2 3B: 0 HR: 1 SF: 0 SAC: 0 DP: 0 HBP: 0	WP: 0 PB: 0 SB: 0 CS: 0 PA: 41	
PITCHER	IP WLS BF H R ER SO BB IBB HBP BLK WP HR S P ERA WHIP											
Brad Radke, R (1, 1) ERA: 4.73	6.0 W 27 8 1 1 4 1 0 0 0 0 0 0 42 57 1.50 1.500											
Mike Trombley, R (7, 1) ERA: 1.0	3.0 S 14 2 1 1 3 2 0 0 0 0 0 1 37 58 3.00 1.333											

Boston Red Sox @ Minnesota Twins
Hubert H. Humphrey Metrodome, Minneapolis, MN

Mon Apr 26 1999, 8:05 PM EDT
Att. 9,674 - Dome - 72 F

livebaseballscorecards.com

AB	38
R	2
H	10
RBI	2
BB	3
SO	7
LOB	23



Batter	1	2	3	4	5	6	7	8	9	AB	R	H	RBI	BB	SO	LOB
Denny Hocking, S OBP: 0.360, SLG: 0.400 (1, 6)	0-0 P6		0-0 G5-3	0-3 K		0-0 1B		0-1 P9		5	0	1	1	0	1	3
Doug Mientkewicz, L OBP: 0.367, SLG: 0.449 (1, 3)	0-0 F7		0-0 2B		1-2 P6	0-1 F9		2-1 G4-6-3		5	0	1	0	0	0	5
Marty Cordova, R OBP: 0.414, SLG: 0.450 (1, 10)	0-0 G6-3		0-0 G5-3		1-1 G6-3		1-2 G3			4	0	1	0	0	0	1
Matt Lawton, L OBP: 0.378, SLG: 0.500 (1, 9)		0-0 1B		4-0 PB 1B HR BB		0-0 G6-3		2-1 G3		3	1	1	0	1	0	1
Ron Coomer, R OBP: 0.314, SLG: 0.388 (1, 5)		0-0 P6		0-0 PB 1B HR 1B		1-0 PB 1B 2B		0-1 F8		4	2	2	0	0	0	2
Todd Walker, L OBP: 0.241, SLG: 0.298 (1, 4)		0-0 F7		1-3 K 1-2 2-3		0-2 G5-3		3-2 G4-3		4	0	0	0	0	1	5
Terry Steinbach, R OBP: 0.377, SLG: 0.364 (1, 2)		4-0 BB		0-3 K 1-2 2-3		4-1 1B 2-3 BB		2-1 E 1B		2	1	1	0	2	1	2
Chad Allen, R OBP: 0.316, SLG: 0.408 (1, 7)		0-3 K		4-0 HR BB		1-1 P4		1-0 E4		3	1	0	0	1	1	5
Torii Hunter, R OBP: 0.304, SLG: 0.417 (1, 8)			0-0 F8	0-0 HR		1-1 1B 1-2 3-H		4-2 G4-6-3 BB		3	1	2	5	1	0	0

Inning Stats	R: 0	H: 0	E: 0	K: 0	S: 3	LOB: 0	BB: 0	P: 3	R: 0	H: 1	E: 0	K: 1	S: 6	LOB: 2	BB: 1	P: 10	R: 0	H: 1	E: 0	K: 0	S: 4	LOB: 1	BB: 0	P: 4	R: 4	H: 2	E: 0	K: 3	S: 12	LOB: 0	BB: 2	P: 21	R: 0	H: 0	E: 0	K: 0	S: 7	LOB: 0	BB: 0	P: 9	R: 2	H: 3	E: 0	K: 0	S: 12	LOB: 2	BB: 1	P: 19	R: 0	H: 1	E: 0	K: 0	S: 11	LOB: 1	BB: 0	P: 17	R: 0	H: 1	E: 1	K: 0	S: 10	LOB: 2	BB: 1	P: 19	1B: 6	SF: 0	2B: 2	SAC: 0	3B: 0	DP: 1	HR: 1	HBP: 0	WP: 0	PA: 38
--------------	------	------	------	------	------	--------	-------	------	------	------	------	------	------	--------	-------	-------	------	------	------	------	------	--------	-------	------	------	------	------	------	-------	--------	-------	-------	------	------	------	------	------	--------	-------	------	------	------	------	------	-------	--------	-------	-------	------	------	------	------	-------	--------	-------	-------	------	------	------	------	-------	--------	-------	-------	-------	-------	-------	--------	-------	-------	-------	--------	-------	--------

PITCHER	IP	WLS	BF	H	R	ER	SO	BB	IBB	HBP	BLK	WP	HR	S	P	ERA	WHIP
49 Tim Wakefield, R ERA: 7.36 (1, 1)	5.1	L	25	5	6	6	4	4	0	0	0	0	1	37	57	10.12	1.688
Tim Harikkala, R ERA: 7.94 (6, 1)	0.2		4	2	0	0	0	0	0	0	0	0	0	7	9	0.00	3.000
Kip Gross, R ERA: 1.17 (7, 1)	2.0		9	2	0	0	0	1	0	0	0	0	0	21	36	0.00	1.500

BOTTOM

Boston Red Sox @ Minnesota Twins
 Hubert H. Humphrey Metrodome, Minneapolis, MN

Mon Apr 26 1999, 8:05 PM EDT
 Att. 9,674 - Dome - 72 F

livebaseballscorecards.com

AB	33
R	6
H	9
RBI	6
BB	5
SO	4
LOB	24



Batter	1	2	3	4	5	6	7	8	9	AB R H RBI BB SO LOB	TOP																
Jose Offerman, S (1, 3) OBP: 0.424, SLG: 0.600	2-2 P6	0-1 G4-3			0-1 G5-3		1-3 K		1-1 G4-3	5 0 0 0 0 1 0	Boston Red Sox @ Minnesota Twins Hubert H. Humphrey Metrodome, Minneapolis, MN Tue Apr 27 1999, 8:05 PM EDT Att. 10,681 - Dome - 72 F livebaseballscorecards.com																
John Valentin, R (1, 5) OBP: 0.263, SLG: 0.347	1-3 K		0-0 F9		1-1 1B		2-1 1B	0-0 G1-3	5 0 2 0 0 1 0																		
Nomar Garciaparra, R (1, 6) OBP: 0.373, SLG: 0.333	0-1 G4-3		0-0 1B		0-1 P9		1-0 F9	0-2 F9	5 0 1 0 0 0 2																		
Mike Stanley, R (1, 10) OBP: 0.455, SLG: 0.379		4-2 WP 1B 3B BB	1-3 K		0-0 1B		0-0 P3		3 1 1 0 1 1 2																		
Troy O'Leary, L (1, 7) OBP: 0.370, SLG: 0.597		1-2 WP 1B 3B	1-2 1B		1-2 P6		1-2 G4-3		4 1 2 0 0 0 2																		
Damon Buford, R (1, 8) OBP: 0.385, SLG: 0.391		3-2 HR 3B	1-2 P1		0-2 SH1-3 2B		1-3 K		4 1 2 2 0 1 2																		
Jason Varitek, S (1, 2) OBP: 0.310, SLG: 0.346		0-1 G6-3		0-2 G6-3		0-0 SH1-3 2B	3-2 2B		4 1 2 0 1 2																		
Darren Lewis, R (1, 9) OBP: 0.290, SLG: 0.262		0-0 HR		3-2 F8		0-1 P4	1-1 G6-3		3 0 1 0 0 0 1																		
Donnie Sadler, R (1, 4) 18 Reggie Jefferson, S (9, PH) OBP: 0.226, SLG: 0.276 OBP: 0.333, SLG: 0.607		1-3 K		1-0 G6-3		3-3 K		1-1 HR	4 1 1 2 0 0 2																		
									3 0 0 0 0 2 1 1 1 1 1 0 0 0	AB 37 R 5 H 11 RBI 5 BB 1 SO 6 LOB 12																	
Inning Stats	R: 0 E: 0 K: 1 S: 10	H: 0 LOB: 0 BB: 0 P: 13	R: 4 E: 0 K: 1 S: 20	H: 3 LOB: 0 BB: 1 P: 29	R: 0 E: 0 K: 1 S: 14	H: 2 LOB: 2 BB: 0 P: 17	R: 0 E: 0 K: 0 S: 8	H: 0 LOB: 0 BB: 0 P: 12	R: 0 E: 0 K: 1 S: 11	H: 2 LOB: 2 BB: 0 P: 13	R: 0 E: 0 K: 1 S: 10	H: 1 LOB: 1 BB: 0 P: 13	R: 0 E: 0 K: 1 S: 7	H: 1 LOB: 1 BB: 0 P: 11	R: 0 E: 0 K: 1 S: 14	H: 1 LOB: 1 BB: 0 P: 20	R: 1 E: 0 K: 0 S: 8	H: 1 LOB: 0 BB: 0 P: 10	1B: 6 2B: 2 3B: 1 HR: 2	SF: 0 SAC: 1 DP: 0 HBP: 0	WP: 1 PB: 0 SB: 0 CS: 0	PA: 39					
PITCHER	IP WLS BF H R ER SO BB IBB HBP BLK WP HR S P ERA WHIP																										
Eric Milton, L (1, 1) ERA: 5.28	7.0		31	9	4	4	5	1	0	0	0	1	1	80	108	5.14	1.429										
Eddie Guardado, L (8, 1) ERA: 2.61	1.0	W	4	1	0	0	1	0	0	0	0	0	0	14	20	0.00	1.000										
Rick Aguilera, R (9, 1) ERA: 1.38	1.0	S	4	1	1	1	0	0	0	0	0	0	1	8	10	9.00	1.000										



BOTTOM

Boston Red Sox @ Minnesota Twins
Hubert H. Humphrey Metrodome, Minneapolis, MN

Tue Apr 27 1999, 8:05 PM EDT
Att: 10,681 - Dome - 72 F

livebaseballscorecards.com

AB	31
R	6
H	9
RBI	6
BB	5
SO	3
LOB	17



WP:	0	PA:	38
PB:	0		
SB:	1		
CS:	0		

AB R H RBI BB SO LOB

4 0 2 2 1 0 0

4 0 0 1 0 0 3

3 1 0 0 1 0 2

4 1 2 1 0 1 1

4 1 2 0 0 0 2
0 0 0 0 0 0 0

2 0 1 1 1 0 1

3 1 1 1 1 1 3

3 1 0 0 1 1 1

3 1 1 0 0 0 1
1 0 0 0 0 0 3

1B:	8	SF:	1
2B:	0	SAC:	1
3B:	0	DP:	0
HR:	1	HBP:	0

Batter	1	2	3	4	5	6	7	8	9
Todd Walker, L (1, 4) OBP: 0.261, SLG: 0.307	1-2 P6		2-2 F8			0-0 S 1B	4-0 G4-3 BB	0-0 1B	
Torii Hunter, R (1, 8) OBP: 0.286, SLG: 0.395	2-0 P3			1-1 F9	0-1 SF7		0-1 F8	1-1 P1	
Matt Lawton, L (1, 9) OBP: 0.372, SLG: 0.481	1-1 G4-3			4-2 F8 1B BB	1-0 G3-1		1-1 G4-3		
Marty Cordova, R (1, 10) OBP: 0.419, SLG: 0.500		0-1 G6-3		1-2 1B		1-1 HR	0-3 K		
Ron Coomer, R (1, 5) Denny Hocking, S (8, PR) (9, 6) OBP: 0.327, SLG: 0.396 OBP: 0.360, SLG: 0.400		1-0 G6-3		1-1 F8		1-0 G4-3 1B		0-0 BB SH1-3 FC1-2 1B	
Doug Mientkiewicz, L (1, 3) OBP: 0.378, SLG: 0.451		4-2 BB		1-0 FC4-6 1B		1-1 G4-3		0-0 SH1-3	
Terry Steinbach, R (1, 2) OBP: 0.386, SLG: 0.362		1-3 K		0-0 FC4-6 1-2f		0-0 FC6-4 1B		4-0 FC1-2 BB 1B IBB	
Chad Allen, R (1, 7) OBP: 0.313, SLG: 0.392			0-0 G6-3		0-3 K	0-0 F7		4-1 FC1-2 1B BB	
Cristian Guzman, S (1, 6) Brent Gates, S (8, PH) (9, 5) OBP: 0.226, SLG: 0.250 OBP: 0.324, SLG: 0.344			0-0 G6-3		1-2 1B SF7 1B	0-0 FC6-4 1-2f		1-0 FC1-2 1B	

Inning Stats	R: 0	H: 0	E: 0	K: 0	S: 6	LOB: 0	BB: 10	P: 10
	R: 0	H: 0	E: 0	K: 1	S: 9	LOB: 1	BB: 1	P: 15
	R: 0	H: 0	E: 0	K: 0	S: 9	LOB: 0	BB: 0	P: 11
	R: 1	H: 2	E: 0	K: 0	S: 11	LOB: 2	BB: 1	P: 19
	R: 1	H: 2	E: 0	K: 1	S: 10	LOB: 1	BB: 0	P: 12
	R: 2	H: 3	E: 0	K: 0	S: 8	LOB: 1	BB: 0	P: 11
	R: 0	H: 0	E: 0	K: 1	S: 7	LOB: 1	BB: 1	P: 12
	R: 2	H: 2	E: 0	K: 0	S: 7	LOB: 2	BB: 2	P: 17

PITCHER	IP	WLS	BF	H	R	ER	SO	BB	IBB	HBP	BLK	WP	HR	S	P	ERA	WHIP
Mark Portugal, R (1, 1) ERA: 2.96	5.0		22	5	3	3	2	2	0	0	0	0	1	47	70	5.40	1.400
Rheal Cormier, L (6, 1) ERA: 1.93	1.2	B	8	2	1	1	0	1	0	0	0	0	0	10	17	5.40	1.800
Jim Corsi, R (7, 1) ERA: 4.32	1.0	L	6	1	2	2	1	1	1	0	0	0	0	7	16	18.00	2.000
Mark Guthrie, L (8, 1) ERA: 3.6	0.1		2	1	0	0	0	0	0	0	0	0	0	3	4	0.00	3.000

Batter	1	2	3	4	5	6	7	8	9	AB R H RBI BB SO LOB	TOP	
Jose Offerman, S (1, 4) <small>OBP: 0.423, SLG: 0.614</small> Donnie Sadler, R (8, 4) <small>OBP: 0.226, SLG: 0.276</small>	4-2 		1-1 	1-0 			1-1 	3-1 		3 0 1 3 1 0 1 0 0 0 0 0 0 0	Boston Red Sox @ Minnesota Twins Hubert H. Humphrey Metrodome, Minneapolis, MN Wed Apr 28 1999, 1:15 PM EDT Att: 11,097 - Dome - 72 F livebaseballscorecards.com	
John Valentin, R (1, 5) <small>OBP: 0.259, SLG: 0.338</small>	2-0 		2-0 	1-0 			1-1 	3-2 		5 1 1 1 0 0 2		
18 Reggie Jefferson, S (1, 10) <small>OBP: 0.343, SLG: 0.563</small>	2-2 		3-1 		3-0 		4-2 	0-1 		4 1 1 0 1 0 0		
Nomar Garciaparra, R (1, 6) <small>OBP: 0.375, SLG: 0.339</small>		1-1 	1-0 		2-1 		2-1 		0-2 	5 1 2 2 0 0 0		
Troy O'Leary, L (1, 7) <small>OBP: 0.349, SLG: 0.558</small>		1-2 	2-1 		2-1 		0-3 		0-0 	5 0 0 0 0 1 4		
Brian Daubach, L (1, 3) <small>OBP: 0.400, SLG: 0.800</small> Mike Stanley, R (7, PH) <small>OBP: 0.456, SLG: 0.373</small>		1-2 		2-1 		0-0 		4-0 		0-2 		3 0 2 0 0 0 0 1 0 0 0 1 0 0
Jason Varitek, S (1, 2) <small>OBP: 0.306, SLG: 0.339</small>	2-0 		2-2 		0-0 		2-2 			4 1 1 2 0 0 2		
Darren Lewis, R (1, 8) <small>OBP: 0.301, SLG: 0.277</small>		3-0 	2-0 		3-2 		1-1 			4 1 2 0 0 0 3		
Trot Nixon, L (1, 9) <small>OBP: 0.209, SLG: 0.263</small>		4-0 	4-1 		1-2 		4-1 	2-2 		1 4 1 1 3 0 0		
Inning Stats	R: 0 H: 0 E: 0 LOB: 0 K: 0 BB: 1 S: 9 P: 17	R: 0 H: 1 E: 1 LOB: 1 K: 0 BB: 0 S: 9 P: 14	R: 2 H: 3 E: 1 LOB: 2 K: 0 BB: 1 S: 9 P: 25	R: 2 H: 2 E: 0 LOB: 1 K: 0 BB: 1 S: 9 P: 21	R: 0 H: 0 E: 0 LOB: 0 K: 0 BB: 0 S: 5 P: 12	R: 0 H: 1 E: 0 LOB: 0 K: 0 BB: 0 S: 7 P: 11	R: 4 H: 3 E: 1 LOB: 2 K: 1 BB: 3 S: 17 P: 36	R: 1 H: 1 E: 0 LOB: 0 K: 0 BB: 0 S: 11 P: 18	R: 0 H: 0 E: 0 LOB: 0 K: 0 BB: 0 S: 7 P: 7	1B: 8 SF: 1 2B: 2 SAC: 0 3B: 1 DP: 1 HR: 1 HBP: 0	WP: 2 PA: 43 PB: 1 SB: 0 CS: 1	
PITCHER	IP WLS BF H R ER SO BB IBB HBP BLK WP HR S P ERA WHIP Mike Lincoln, R (1, 1) <small>ERA: 4.81</small> Joe Mays, R (5, 1) <small>ERA: 5.48</small> 23 Benj Sampson, L (7, 1) <small>ERA: 12.46</small> Dan Perkins, R (9, 1) <small>ERA: 7.63</small>											IP WLS BF H R ER SO BB IBB HBP BLK WP HR S P ERA WHIP PITCHER

Boston Red Sox @ Minnesota Twins
 Hubert H. Humphrey Metrodome, Minneapolis, MN
 Wed Apr 28 1999, 1:15 PM EDT
 Att: 11,097 - Dome - 72 F

AB	35
R	9
H	11
RBI	9
BB	6
SO	1
LOB	12



Batter	1	2	3	4	5	6	7	8	9	AB	R	H	RBI	BB	SO	LOB
Todd Walker, L OBP: 0.268, SLG: 0.333 (1, 4)	1-2 G4-3		2-0 2B		0-1 G4-6-3		0-1 FC6-4		1-0 SF7	5	1	2	0	0	0	3
Torii Hunter, R OBP: 0.303, SLG: 0.392 (1, 8)	4-2 BB		4-2 BB			1-2 1B	0-0 FC4-6		0-2 G3	3	0	1	0	2	0	2
Matt Lawton, L OBP: 0.352, SLG: 0.458 (1, 9)	3-3 K		0-2 G6-3			2-0 1B		0-0 F7	1-0 SF7	4	1	0	1	0	1	4
Ron Coomer, R OBP: 0.350, SLG: 0.431 (1, 3)	2-1 F9			1-0 G4-3		0-0 1B		0-2 1B	2-0 1B	5	1	3	0	0	0	1
Corey Koskie, L OBP: 0.395, SLG: 0.564 (1, 10)		1-1 F7		2-1 G3		0-1 1B		0-0 1B	3-3 K	5	1	2	2	0	1	1
Brent Gates, S OBP: 0.293, SLG: 0.306 (1, 5)		3-1 E4		3-2 G4-3		0-1 G5-3		1-0 F9		4	0	0	0	0	0	3
Chad Allen, R OBP: 0.310, SLG: 0.385 (1, 7)		1-1 FC4-6			0-0 G6-3	0-1 G6-3		2-2 1B		4	0	1	0	0	0	3
Javier Valentin, S OBP: 0.314, SLG: 0.323 (1, 2)		1-0 P4			2-1 1B		1-2 1B	0-0 1B		4	0	3	1	0	0	1
Cristian Guzman, S OBP: 0.228, SLG: 0.250 (1, 6)			1-1 G5-3		2-2 1B		2-1 FC6-4	1-0 G4-3		4	0	1	0	0	0	3

Inning Stats	R: 0	H: 0	E: 0	K: 11	S: 11	R: 0	H: 0	E: 1	K: 0	S: 7	R: 0	H: 1	E: 0	K: 0	S: 8	R: 0	H: 0	E: 0	K: 0	S: 7	R: 0	H: 2	E: 0	K: 0	S: 8	R: 1	H: 3	E: 0	K: 0	S: 11	R: 0	H: 1	E: 0	K: 0	S: 8	R: 2	H: 4	E: 0	K: 0	S: 11	R: 1	H: 2	E: 0	K: 1	S: 9	1B: 9	2B: 4	3B: 0	HR: 0	SF: 1	SAC: 0	DP: 2	HBP: 0	WP: 0	PB: 0	SB: 1	CS: 0	PA: 41
--------------	------	------	------	-------	-------	------	------	------	------	------	------	------	------	------	------	------	------	------	------	------	------	------	------	------	------	------	------	------	------	-------	------	------	------	------	------	------	------	------	------	-------	------	------	------	------	------	-------	-------	-------	-------	-------	--------	-------	--------	-------	-------	-------	-------	--------

PITCHER	IP	WLS	BF	H	R	ER	SO	BB	IBB	HBP	BLK	WP	HR	S	P	ERA	WHIP
Pat Rapp, R ERA: 5.85 (1, 1)	6.0		25	6	1	1	1	2	0	0	0	0	0	52	88	1.50	1.333
Rheal Cormier, L ERA: 1.74 (7, 1)	1.0		4	1	0	0	0	0	0	0	0	0	0	8	11	0.00	1.000
Mark Guthrie, L ERA: 5.06 (8, 1)	0.2		6	4	2	2	0	0	0	0	0	0	0	10	13	27.00	6.000
Derek Lowe, R ERA: 2.63 (8, 1)	1.1		6	2	1	1	1	0	0	0	0	0	0	10	18	6.75	1.500

BOTTOM

Boston Red Sox @ Minnesota Twins
 Hubert H. Humphrey Metrodome, Minneapolis, MN
 Wed Apr 28 1999, 1:15 PM EDT
 Att. 11,097 - Dome - 72 F

livebaseballscorecards.com

AB	38
R	4
H	13
RBI	4
BB	2
SO	2
LOB	21



Batter	1	2	3	4	5	6	7	8	9	AB R H RBI BB SO LOB	TOP	
Jose Offerman, S (1, 4) <small>OBP: 0.417, SLG: 0.591</small> (8, 3)	1-0 		4-1 		0-0 	2-2 		3-2 	1-2 	5 1 1 0 1 0 2		
John Valentin, R (1, 5) <small>OBP: 0.244, SLG: 0.317</small>	1-2 		0-1 		0-0 		1-0 	2-3 		5 0 0 0 0 2 5		
Nomar Garciaparra, R (1, 6) <small>OBP: 0.391, SLG: 0.393</small>	1-0 		1-0 		1-2 		1-1 	0-0 		5 3 3 2 0 0 2		
Mike Stanley, R (1, 3) Donnie Sadler, R (8, PR) <small>OBP: 0.488, SLG: 0.435</small> <small>OBP: 0.226, SLG: 0.276</small> (8, 4)		2-2 		4-1 	2-2 		0-0 	2-1 		3 3 3 1 1 0 0		
Troy O'Leary, L (1, 7) <small>OBP: 0.352, SLG: 0.543</small>	0-1 		0-0 		3-3 		3-2 	4-0 		4 0 1 1 1 1 5		
Damon Buford, R (1, 8) <small>OBP: 0.368, SLG: 0.392</small>	0-1 		3-2 		1-1 		0-0 	2-1 		5 0 1 3 0 0 6		
Jason Varitek, S (1, 2) <small>OBP: 0.299, SLG: 0.333</small>	2-3 		1-1 		1-1 		0-1 		1-3 	4 0 1 2 0 2 2		
Jeff Frye, R (1, 10) 18 Reggie Jefferson, S (9, PH) <small>OBP: 0.327, SLG: 0.279</small> <small>OBP: 0.361, SLG: 0.576</small>			1-0 		1-1 		0-1 		3-2 	4 0 0 0 0 0 3		
Darren Lewis, R (1, 9) Brian Daubach, L (9, PH) <small>OBP: 0.325, SLG: 0.284</small> <small>OBP: 0.364, SLG: 0.727</small>			1-2 		4-0 		2-1 	4-1 	0-1 	2 2 1 0 2 0 0		
Inning Stats	R: 0 H: 0 E: 0 LOB: 0 K: 1 BB: 0 S: 5 P: 8	R: 1 H: 1 E: 0 LOB: 0 K: 1 BB: 0 S: 10 P: 14	R: 0 H: 1 E: 0 LOB: 2 K: 0 BB: 1 S: 8 P: 15	R: 1 H: 0 E: 1 LOB: 1 K: 0 BB: 1 S: 10 P: 19	R: 3 H: 3 E: 0 LOB: 2 K: 1 BB: 1 S: 15 P: 27	R: 0 H: 0 E: 0 LOB: 0 K: 0 BB: 0 S: 9 P: 13	R: 2 H: 4 E: 0 LOB: 2 K: 0 BB: 0 S: 12 P: 19	R: 2 H: 2 E: 0 LOB: 2 K: 1 BB: 2 S: 12 P: 29	R: 0 H: 1 E: 0 LOB: 1 K: 1 BB: 0 S: 13 P: 18	1B: 7 SF: 1 2B: 5 SAC: 0 3B: 0 DP: 0 HR: 0 HBP: 1	WP: 1 PA: 46 PB: 0 SB: 0 CS: 0	
PITCHER Kenny Rogers, L (1, 1) <small>ERA: 5.59</small> Doug Jones, R (7, 1) <small>ERA: 3.21</small> T.J. Mathews, R (8, 1) <small>ERA: 1.42</small>	IP WLS BF H R ER SO BB IBB HBP BLK WP HR S P ERA WHIP											PITCHER IP WLS BF H R ER SO BB IBB HBP BLK WP HR S P ERA WHIP

Boston Red Sox @ Oakland Athletics
 Network Associates Coliseum, Oakland, CA
 Fri Apr 30 1999, 10:35 PM EDT
 Att. 10,063 - Cloudy - 59 F

livebaseballscorecards.com

AB	39
R	9
H	12
RBI	9
BB	5
SO	5
LOB	26



Batter	1	2	3	4	5	6	7	8	9
Tony Phillips, S OBP: 0.352, SLG: 0.538 (1, 8) (8, 9)	0-0 BB SH2-3 HR 1B	2-3 K		1-2 3-H 1B		2-0 1-2 1B	4-1 1-2 2-3 3-H BB	1-0 2-H 2B	
Scott Spiezio, S OBP: 0.371, SLG: 0.441 (1, 4)	0-0 SH2-3 1-2	1-1 CI FC4-6		0-0 F7		0-2 F8	0-0 P5	1-0 G4-3	
Jason Giambi, L OBP: 0.392, SLG: 0.582 (1, 3)	1-0 BB HR HBP	1-0 FC4-6 1-2f		3-2 F7			2-2 BB HBP 1B	1-1 FC5-4 1B	
John Jaha, R OBP: 0.430, SLG: 0.682 Jorge Velandia, R (8, PR)	4-1 HR BB		2-2 G5-3		1-1 G6-3		4-0 HBP SF9 BB	0-1 FC5-4 BB 1B	
Matt Stairs, L OBP: 0.392, SLG: 0.587 Mike Macfarlane, R OBP: 0.185, SLG: 0.200 (1, 9) (8, 2)	3-2 HR		2-3 K		1-2 G6-3		3-3 K	4-2 1B HR BB	
Ben Grieve, L OBP: 0.224, SLG: 0.221 Tim Raines, S OBP: 0.347, SLG: 0.189 (1, 7) (7, PH) (8, 7)	2-2 F7		2-1 HBP		1-3 K		4-2 SF9 BB HBP BB	1-1 HR 1B	
Eric Chavez, L OBP: 0.304, SLG: 0.329 Olmedo Saenz, R OBP: 0.394, SLG: 0.593 (1, 5) (7, PH) (8, 5)	3-2 G6-3		1-2 F7		1-2 G1-3		3-2 BB HBP BB	1-0 HR	
Miguel Tejada, R OBP: 0.322, SLG: 0.370 (1, 6)		1-2 G5-3		2-2 SH3-4 1B 2B		2-2 F8	0-1 SF9	4-2 G3-1 2B BB	
A.J. Hinch, R OBP: 0.208, SLG: 0.240 Jason McDonald, S OBP: 0.333, SLG: 0.268 (1, 2) (7, PH) (8, 8)		4-1 CI BB		0-0 SH3-4 2-3		2-0 1B HBP	4-2 BB BB	1-0 G3-1	

Inning Stats	R: 4	H: 2	E: 0	K: 0	S: 14	LOB: 0	BB: 1	P: 27	R: 0	H: 0	E: 1	K: 1	S: 10	LOB: 2	BB: 1	P: 19	R: 0	H: 0	E: 0	K: 1	S: 10	LOB: 1	BB: 0	P: 17	R: 1	H: 2	E: 0	K: 0	S: 18	LOB: 1	BB: 0	P: 24	R: 0	H: 0	E: 0	K: 1	S: 8	LOB: 0	BB: 0	P: 11	R: 0	H: 1	E: 0	K: 0	S: 11	LOB: 2	BB: 0	P: 18	R: 3	H: 1	E: 0	K: 1	S: 19	LOB: 3	BB: 4	P: 43	R: 5	H: 4	E: 0	K: 0	S: 15	LOB: 2	BB: 2	P: 29
--------------	------	------	------	------	-------	--------	-------	-------	------	------	------	------	-------	--------	-------	-------	------	------	------	------	-------	--------	-------	-------	------	------	------	------	-------	--------	-------	-------	------	------	------	------	------	--------	-------	-------	------	------	------	------	-------	--------	-------	-------	------	------	------	------	-------	--------	-------	-------	------	------	------	------	-------	--------	-------	-------

PITCHER	IP	WLS	BF	H	R	ER	SO	BB	IBB	HBP	BLK	WP	HR	S	P	ERA	WHIP
Kip Gross, R ERA: 5.06 (1, 1)	3.0		17	3	5	5	2	2	0	2	0	0	1	42	73	15.00	1.667
Tim Harikkala, R ERA: 5.4 (4, 1)	2.2		11	2	0	0	1	0	0	1	0	0	0	26	40	0.00	0.750
Rheal Cormier, L ERA: 4.09 (6, 1)	0.2	B	5	1	3	3	1	2	0	0	0	0	0	14	27	40.50	4.500
Jim Corsi, R ERA: 4.0 (7, 1)	0.2	B	5	0	0	0	0	2	0	1	0	0	0	8	19	0.00	3.000
Derek Lowe, R ERA: 5.52 (8, 1)	1.0	L	9	4	5	5	0	2	0	0	0	0	1	15	29	45.00	6.000

BOTTOM

AB	R	H	RBI	BB	SO	LOB
5	1	4	3	1	1	1
4	0	0	0	0	0	8
4	2	2	0	0	0	3
3	2	0	0	2	0	1
0	1	0	0	0	0	0
4	1	1	4	0	2	2
0	1	0	0	1	0	0
2	0	0	0	0	1	0
1	2	1	1	1	0	0
3	0	0	0	0	0	1
1	1	1	4	0	0	0
3	2	1	1	1	0	0
0	0	0	0	1	0	0
1	0	0	0	1	0	1

AB 31
R 13
H 10
RBI 13
BB 8
SO 4
LOB 17

WP: 0 **PA: 47**
PB: 0
SB: 0
CS: 0

OAKLAND ATHLETICS

Boston Red Sox @ Oakland Athletics
Network Associates Coliseum, Oakland, CA

Fri Apr 30 1999, 10:35 PM EDT
Att: 10,063 - Cloudy - 59 F

livebaseballscorecards.com

Batter	1	2	3	4	5	6	7	8	9	AB R H RBI BB SO LOB	TOP									
Jose Offerman, S (1, 4) OBP: 0.404, SLG: 0.564	0-0 G4-3		1-2 P6	1-0 2B 1B		1-0 F9		0-1 G5-3	1-1 E9 1B	6 0 1 1 0 0 2										
John Valentin, R (1, 5) OBP: 0.271, SLG: 0.356	1-1 2B		0-0 P6	1-0 1-3 2B		1-1 FC6-4		4-1 1B BB	3-2 1-3 1B	5 1 3 0 1 0 1										
Brian Daubach, L (1, 3) OBP: 0.294, SLG: 0.529	0-0 F8		0-0 L8	1-0 F9		0-3 K		2-2 E WP 1B	2-3 K2-3	6 0 1 1 0 2 6										
Nomar Garciaparra, R (1, 6) OBP: 0.392, SLG: 0.385	0-1 P4			0-0 2B 1B	2-0 F8		0-2 G5-3	4-0 E IBB		4 1 1 0 1 0 1										
Troy O'Leary, L (1, 7) OBP: 0.344, SLG: 0.558		0-1 HR		0-0 F8	1-1 F8		2-1 F7	1-2 E7		5 1 1 1 0 0 3										
Mike Stanley, R (1, 10) OBP: 0.494, SLG: 0.463		3-3 K		0-2 1-H 2B	1-2 1B		0-0 2B 1B	3-3 K		5 1 3 1 0 2 3										
Jason Varitek, S (1, 2) OBP: 0.306, SLG: 0.354			0-0 G4-3	2-1 F8	0-1 1-2 1B		2-2 1-3 2B	0-2 L4		5 0 2 0 0 0 4										
Darren Lewis, R (1, 8) OBP: 0.329, SLG: 0.296		2-2 HBP		0-0 2-H 2B	0-0 F9		1-1 F8		0-0 G4-3	4 1 1 1 0 0 4										
Trot Nixon, L (1, 9) OBP: 0.250, SLG: 0.333		1-2 G3		2-2 2-H 1B 2B		4-0 FC6-4 BB		2-1 1B 2B	2-1 F8	4 2 2 1 1 0 1										
Inning Stats	R: 0 E: 0 K: 0 S: 6	H: 1 LOB: 1 BB: 0 P: 7	R: 1 E: 0 K: 1 S: 13	H: 1 LOB: 1 BB: 0 P: 19	R: 0 E: 0 K: 0 S: 5	H: 0 LOB: 0 BB: 0 P: 6	R: 4 E: 0 K: 0 S: 15	H: 6 LOB: 2 BB: 0 P: 22	R: 0 E: 0 K: 1 S: 6	H: 0 LOB: 1 BB: 1 P: 12	R: 0 E: 0 K: 0 S: 12	H: 2 LOB: 2 BB: 0 P: 17	R: 2 E: 1 K: 1 S: 19	H: 2 LOB: 3 BB: 2 P: 35	R: 0 E: 1 K: 1 S: 12	H: 1 LOB: 2 BB: 0 P: 20	1B: 7 2B: 7 3B: 0 HR: 1	SF: 0 SAC: 0 DP: 0 HBP: 1	WP: 1 PB: 0 SB: 0 CS: 0	PA: 48
PITCHER	IP WLS BF H R ER SO BB IBB HBP BLK WP HR S P ERA WHIP																			
Gil Heredia, R (1, 1) ERA: 4.81	3.2 L 20 8 5 5 1 0 0 1 0 0 0 1 38 52 12.27 2.182																			
Brad Rigby, R (4, 1) ERA: 6.19	3.1 15 4 0 0 1 1 0 0 0 0 0 0 29 45 0.00 1.500																			
Buddy Groom, L (8, 1) ERA: 6.23	1.0 8 2 2 2 1 1 1 0 0 1 0 0 19 35 18.00 3.000																			
Tim Worrell, R (9, 1) ERA: 4.3	1.0 5 1 0 0 0 1 0 0 0 0 0 0 12 20 0.00 1.000																			

Boston Red Sox @ Oakland Athletics
Network Associates Coliseum, Oakland, CA

Sat May 01 1999, 4:05 PM EDT
 Att. 30,353 - Cloudy - 60 F

livebaseballscorecards.com

AB 44
R 7
H 15
RBI 6
BB 3
SO 4
LOB 25



Batter	1	2	3	4	5	6	7	8	9	AB R H RBI BB SO LOB
Tony Phillips, S OBP: 0.345, SLG: 0.520 (1, 9)	2-3 K		3-3 K		1-1 S 1B		1-2 F8		3-2 L8	5 0 1 0 0 2 1
Jason McDonald, S OBP: 0.338, SLG: 0.267 (1, 8)	4-1 S BB		2-3 K		2-3 SAFE K		3-2 S 1B		1-3 K	4 0 1 0 1 3 1
Jason Giambi, L OBP: 0.396, SLG: 0.570 (1, 3)	1-1 F7			4-0 1B 3 1B BB	4-1 BB		2-2 G4-3			2 1 0 0 2 0 3
Matt Stairs, L OBP: 0.385, SLG: 0.582 (1, 10)	3-3 SAFE K		3-3 SAFE K	1-3 SAFE K	3-3 SAFE K			2-1 E 2B		4 1 1 0 0 3 4
Ben Grieve, L OBP: 0.225, SLG: 0.222 (1, 7)		0-0 FC6-4 1B		0-3 K		1-3 K		2-0 E4 G1-3 2-H		4 0 1 0 0 2 1
Scott Spiezio, S OBP: 0.365, SLG: 0.429 (1, 4) (9, 5)		1-1 FC6-4 1-2f		3-2 3 1B 1B		0-0 G3-1		0-0 G1-3		4 0 1 0 0 0 2
3 Eric Chavez, L OBP: 0.305, SLG: 0.329 (1, 5) John Jaha, R OBP: 0.425, SLG: 0.672 (8, PH) Jorge Velandia, R (9, 4)		2-3 K		0-0 1-2 3-H 1B		0-3 K		2-1 F8		3 0 1 1 0 2 1 1 0 0 0 0 0 1 0 0 0 0 0 0 0
Miguel Tejada, R OBP: 0.308, SLG: 0.353 (1, 6)		1-1 SAFE F8		2-3 SAFE K			2-3 SAFE K	1-0 SAFE F8		4 0 0 0 0 2 4
A.J. Hinch, R OBP: 0.200, SLG: 0.231 (1, 2) Olmedo Saenz, R OBP: 0.412, SLG: 0.593 (7, PH) Mike Macfarlane, R OBP: 0.179, SLG: 0.192 (8, 2)			0-0 P4		1-2 SAFE F8		1-0 SAFE 1B HBP		1-1 SAFE L9	2 0 0 0 0 0 0 0 0 0 0 0 0 0 1 0 0 0 0 0 0

Inning Stats	R: 0	H: 0	E: 0	K: 2	S: 9	LOB: 1	BB: 1	P: 19	R: 0	H: 1	E: 0	K: 1	S: 8	LOB: 1	BB: 0	P: 12	R: 0	H: 0	E: 0	K: 2	S: 7	LOB: 0	BB: 0	P: 12	R: 1	H: 2	E: 0	K: 3	S: 15	LOB: 2	BB: 1	P: 25	R: 0	H: 1	E: 0	K: 2	S: 13	LOB: 0	BB: 0	P: 8	R: 0	H: 1	E: 0	K: 1	S: 16	LOB: 2	BB: 0	P: 25	R: 1	H: 1	E: 1	K: 0	S: 7	LOB: 1	BB: 0	P: 14	R: 0	H: 0	E: 0	K: 1	S: 8	LOB: 0	BB: 0	P: 13	1B: 5	SF: 0	2B: 1	SAC: 0	3B: 0	DP: 0	HR: 0	HBP: 1	WP: 0	PA: 38
--------------	------	------	------	------	------	--------	-------	-------	------	------	------	------	------	--------	-------	-------	------	------	------	------	------	--------	-------	-------	------	------	------	------	-------	--------	-------	-------	------	------	------	------	-------	--------	-------	------	------	------	------	------	-------	--------	-------	-------	------	------	------	------	------	--------	-------	-------	------	------	------	------	------	--------	-------	-------	-------	-------	-------	--------	-------	-------	-------	--------	-------	--------

PITCHER	IP	WLS	BF	H	R	ER	SO	BB	IBB	HBP	BLK	WP	HR	S	P	ERA	WHIP
Pedro Martinez, R ERA: 2.06 (1, 1)	7.0	W	30	5	1	1	13	3	0	1	0	0	0	75	125	1.29	1.143
Mark Guthrie, L ERA: 4.26 (8, 1)	2.0		8	1	1	0	1	0	0	0	0	0	0	15	27	0.00	0.500

BOTTOM

Boston Red Sox @ Oakland Athletics
 Network Associates Coliseum, Oakland, CA

Sat May 01 1999, 4:05 PM EDT
 Att. 30,353 - Cloudy - 60 F

livebaseballscorecards.com

AB	34
R	2
H	6
RBI	1
BB	3
SO	14
LOB	18



Batter	1	2	3	4	5	6	7	8	9	AB R H RBI BB SO LOB	TOP
Jose Offerman, S (1, 3) OBP: 0.412, SLG: 0.571 										4 2 2 0 1 0 2	
John Valentin, R (1, 5) OBP: 0.277, SLG: 0.385 Donnie Sadler, R (9, PR) OBP: 0.226, SLG: 0.276 										4 1 1 4 1 1 0 0 0 0 0 0 0 0	
Brian Daubach, L (1, 10) OBP: 0.318, SLG: 0.636 										5 1 2 0 0 1 2	
Nomar Garciaparra, R (1, 6) OBP: 0.392, SLG: 0.391 										4 0 2 1 0 0 3	
Troy O'Leary, L (1, 7) OBP: 0.327, SLG: 0.527 										5 0 0 0 0 1 5	
Jeff Frye, R (1, 4) OBP: 0.358, SLG: 0.319 										4 0 3 0 0 0 0	
Damon Buford, R (1, 8) OBP: 0.377, SLG: 0.400 										4 0 2 0 0 0 1	
Jason Varitek, S (1, 2) OBP: 0.303, SLG: 0.338 										3 0 0 0 1 1 4	
Darren Lewis, R (1, 9) OBP: 0.326, SLG: 0.284 										3 1 0 0 1 0 4	
Inning Stats	R: 2 H: 2 E: 0 LOB: 0 K: 0 BB: 0 S: 13 P: 22	R: 0 H: 2 E: 0 LOB: 1 K: 0 BB: 0 S: 7 P: 9	R: 0 H: 0 E: 0 LOB: 0 K: 1 BB: 0 S: 11 P: 16	R: 0 H: 2 E: 0 LOB: 1 K: 0 BB: 0 S: 9 P: 14	R: 3 H: 3 E: 0 LOB: 1 K: 0 BB: 1 S: 14 P: 22	R: 0 H: 2 E: 0 LOB: 2 K: 1 BB: 0 S: 12 P: 22	R: 0 H: 1 E: 0 LOB: 1 K: 1 BB: 0 S: 12 P: 18	R: 0 H: 0 E: 0 LOB: 1 K: 0 BB: 1 S: 5 P: 9	R: 0 H: 0 E: 0 LOB: 2 K: 1 BB: 2 S: 12 P: 24	1B: 8 SF: 1 2B: 2 SAC: 0 3B: 1 DP: 2 HR: 1 HBP: 0	WP: 0 PA: 41 PB: 0 SB: 2 CS: 0
PITCHER	IP WLS BF H R ER SO BB IBB HBP BLK WP HR S P ERA WHIP										
Tom Candiotti, R (1, 1) ERA: 6.18 Doug Jones, R (6, 1) ERA: 2.65 Billy Taylor, R (9, 1) ERA: 3.38	5.0 WLS 25 11 5 5 1 1 0 0 0 0 1 58 90 9.00 2.400										

Boston Red Sox @ Oakland Athletics
 Network Associates Coliseum, Oakland, CA
 Sun May 02 1999, 4:05 PM EDT
 Att. 17,388 - Cloudy - 62 F

AB	36
R	5
H	12
RBI	5
BB	4
SO	4
LOB	21



Batter	1	2	3	4	5	6	7	8	9
Tony Phillips, S OBP: 0.364, SLG: 0.520 (1, 9) (7, 8)	1-2 2B 1B	4-0 G5-3 BB		4-1 SH1-4 BB		4-2 BB 1B BB		1-2 F7	
Jason McDonald, S OBP: 0.343, SLG: 0.290 Matt Stairs, L OBP: 0.392, SLG: 0.582 Ben Grieve, L OBP: 0.222, SLG: 0.219 (1, 8) (6, PH) (6, PR) (7, 9)	1-2 1B 2B	1-1 G5-3		0-0 SH1-4		4-2 1B 2B BB		3-2 G5-3	
Jason Giambi, L OBP: 0.405, SLG: 0.567 (1, 3)	0-0 2B G5-3 1B	0-2 G4-3		4-0 G5-4-3 IBB		2-1 2B 1B		0-0 F7	
John Jaha, R OBP: 0.429, SLG: 0.676 (1, 10)	3-1 1-3 3-H 2B		0-0 BB SF9 1B	0-0 G5-4-3		1-3 K			
Olmedo Saenz, R OBP: 0.421, SLG: 0.613 (1, 5)	1-1 G5-3		0-0 SF9 BB 1B		1-0 F9		1-1 1-3 2-H 2B		
Tim Raines, S OBP: 0.358, SLG: 0.179 (1, 7)	4-2 BB		4-0 G1-5-2-6-3 BB		2-1 F7		0-0 G6-3		
Scott Spiezio, S OBP: 0.346, SLG: 0.409 (1, 4)	1-1 P4		1-2 SF9		1-2 F8		2-3 K		
Miguel Tejada, R OBP: 0.295, SLG: 0.337 (1, 6)	2-3 K		2-1 G1-5-2-6-3		0-1 G4-3		0-1 P6		
A.J. Hinch, R OBP: 0.220, SLG: 0.236 (1, 2)		0-2 G6-3		4-2 SH1-4 BB BB		3-2 BB 1B 1B		0-2 G6-3	

Inning Stats	R: 3	H: 4	E: 0	K: 1	S: 18	LOB: 2	BB: 1	P: 31	R: 0	H: 0	E: 0	K: 0	S: 8	LOB: 1	BB: 1	P: 13	R: 1	H: 2	E: 0	K: 0	S: 7	LOB: 1	BB: 1	P: 14	R: 0	H: 0	E: 0	K: 0	S: 5	LOB: 2	BB: 3	P: 17	R: 0	H: 0	E: 0	K: 0	S: 7	LOB: 0	BB: 0	P: 11	R: 3	H: 3	E: 0	K: 1	S: 19	LOB: 3	BB: 2	P: 34	R: 0	H: 0	E: 0	K: 1	S: 8	LOB: 0	BB: 0	P: 10	R: 0	H: 0	E: 0	K: 0	S: 7	LOB: 0	BB: 0	P: 11
--------------	------	------	------	------	-------	--------	-------	-------	------	------	------	------	------	--------	-------	-------	------	------	------	------	------	--------	-------	-------	------	------	------	------	------	--------	-------	-------	------	------	------	------	------	--------	-------	-------	------	------	------	------	-------	--------	-------	-------	------	------	------	------	------	--------	-------	-------	------	------	------	------	------	--------	-------	-------

PITCHER	IP	WLS	BF	H	R	ER	SO	BB	IBB	HBP	BLK	WP	HR	S	P	ERA	WHIP
49 Tim Wakefield, R ERA: 8.02 (1, 1)	3.0		19	6	4	4	1	5	0	0	0	0	0	36	69	12.00	3.667
Tim Harikkala, R ERA: 5.91 (4, 1)	2.1	L	9	1	2	2	0	1	1	0	0	0	0	17	32	7.71	0.857
Jim Corsi, R ERA: 4.22 (6, 1)	1.2	B	8	2	1	1	2	1	0	0	0	0	0	19	29	5.40	1.800
Derek Lowe, R ERA: 5.17 (8, 1)	1.0		3	0	0	0	0	0	0	0	0	0	0	7	11	0.00	0.000

BOTTOM

AB	R	H	RBI	BB	SO	LOB
2	2	1	0	3	0	0
2	1	1	0	0	0	1
0	0	0	0	1	0	0
1	1	0	0	0	0	0
4	1	2	3	1	0	1
4	1	2	1	0	1	5
4	0	2	2	0	0	1
2	0	0	0	2	0	3
3	0	0	1	0	1	2
4	0	0	0	0	1	4
3	1	1	0	1	0	0

AB 29
R 7
H 9
RBI 7
BB 8
SO 3
LOB 17




WP	PA	ERA	WHIP
0	39		
0			
0			
0			

Boston Red Sox @ Oakland Athletics
Network Associates Coliseum, Oakland, CA

Sun May 02 1999, 4:05 PM EDT
Att. 17,388 - Cloudy - 62 F

livebaseballscorecards.com

Batter	1	2	3	4	5	6	7	8	9	10	AB R H RBI BB SO LOB	TOP																
Jose Offerman, S OBP: 0.417, SLG: 0.563 (1, 4)	2-2 BB 1B	0-0 S 2B 1B		1-1 G6-3		0-0 G1-3	4-2 BB		2-2 P7		5 2 2 0 1 0 1																	
John Valentin, R OBP: 0.280, SLG: 0.406 (1, 5)	0-0 P6	4-2 2B SF8 BB		2-0 HR		0-1 F7	2-3 K			0-3 K	5 2 1 1 1 2 3																	
Brian Daubach, L OBP: 0.357, SLG: 0.630 (1, 3)	4-2 18 BB 1B HR BB	2-2 SF8 2B		2-2 G4-3		3-2 E 1B	0-0 G1-3			0-3 K	5 2 2 1 1 1 2																	
Nomar Garciaparra, R OBP: 0.388, SLG: 0.405 (1, 6)	0-0 P3	1-0 SF8		0-0 1B 1B		0-0 E9 1B 2B		2-0 F8		0-0 P3	5 1 2 2 0 0 2																	
Troy O'Leary, L OBP: 0.340, SLG: 0.531 (1, 7)	3-2 18 BB HR 1B	2-2 P5		0-0 1B		1-2 1B		1-1 P8			5 1 3 2 0 0 1																	
18 Reggie Jefferson, S OBP: 0.341, SLG: 0.514 (1, 10)	4-2 HR BB		2-1 F8	2-0 G6-3		0-3 K		2-1 F7			4 1 0 0 1 1 3																	
Creighton Gubanich, R OBP: 0.500, SLG: 0.833 Donnie Sadler, R OBP: 0.225, SLG: 0.276 Jason Varitek, S OBP: 0.303, SLG: 0.338 (1, 2) (9, PR) (9, 2)	2-2 HR		4-2 BB		1-1 P8		1-1 1B E HBP		1-2 CS 1B		3 2 2 4 1 0 0 0 0 0 0 0 0 0 0 0 0 0 0 0 0	AB 41 R 11 H 13 RBI 10 BB 6 SO 7 LOB 16																
Trot Nixon, L OBP: 0.226, SLG: 0.298 (1, 9)	2-2 G6-3		0-3 K		3-1 G4-3		2-3 K		1 SAFE 2-3 K		5 0 0 0 0 3 3																	
Darren Lewis, R OBP: 0.330, SLG: 0.282 (1, 8)		2-2 G3	1-0 G4-3		1-0 F9		1-0 S 1B		4-1 BB		4 0 1 0 1 0 1																	
Inning Stats	R: 5 E: 0 K: 0 S: 23	H: 3 LOB: 0 BB: 2 P: 40	R: 2 E: 0 K: 0 S: 16	H: 2 LOB: 1 BB: 1 P: 27	R: 0 E: 0 K: 1 S: 8	H: 0 LOB: 1 BB: 1 P: 15	R: 1 E: 0 K: 0 S: 9	H: 3 LOB: 2 BB: 0 P: 16	R: 0 E: 0 K: 0 S: 5	H: 0 LOB: 0 BB: 0 P: 10	R: 2 E: 1 K: 1 S: 16	H: 3 LOB: 1 BB: 0 P: 20	R: 1 E: 0 K: 2 S: 11	H: 1 LOB: 2 BB: 1 P: 21	R: 0 E: 0 K: 0 S: 5	H: 0 LOB: 0 BB: 0 P: 10	R: 0 E: 0 K: 1 S: 11	H: 1 LOB: 2 BB: 1 P: 20	R: 0 E: 0 K: 2 S: 7	H: 0 LOB: 0 BB: 0 P: 7	1B: 9 2B: 2 3B: 0 HR: 2	SF: 1 SAC: 0 DP: 0 HBP: 1	WP: 0 PB: 0 SB: 4 CS: 1	PA: 49				
PITCHER	IP WLS BF H R ER SO BB IBB HBP BLK WP HR S P ERA WHIP												PITCHER	IP WLS BF H R ER SO BB IBB HBP BLK WP HR S P ERA WHIP														
Jimmy Haynes, R ERA: 5.8 (1, 1)	3.2	22	7	8	4	1	0	0	0	0	0	0	0	0	0	9.82	3.000											
Brad Rigby, R ERA: 6.5 (4, 1)	2.0	9	3	2	2	0	0	0	0	0	0	0	0	0	0	9.00	1.500											
Buddy Groom, L ERA: 6.0 (6, 1)	0.1	2	1	0	0	1	0	0	0	0	0	0	0	0	0	0.00	3.000											
Tim Worrell, R ERA: 3.57 (7, 1)	3.0	13	2	1	0	3	2	0	1	0	0	0	0	0	0	0.00	1.333											
T.J. Mathews, R ERA: 1.32 (10, 1)	1.0	W	3	0	0	0	2	0	0	0	0	0	0	0	0	0.00	0.000											

Boston Red Sox @ Oakland Athletics
Network Associates Coliseum, Oakland, CA

Mon May 03 1999, 3:05 PM EDT
Att. 8,221 - Cloudy - 60 F

livebaseballscorecards.com

BOTTOM

Boston Red Sox @ Oakland Athletics
Network Associates Coliseum, Oakland, CA

Mon May 03 1999, 3:05 PM EDT
Att: 8,221 - Cloudy - 60 F

livebaseballscorecards.com

AB	38
R	12
H	11
RBI	11
BB	10
SO	7
LOB	17



WP	3	PA	49
PB	0		
SB	1		
CS	0		

AB R H RBI BB SO LOB

4	2	1	3	2	1	0
2	1	0	0	2	0	0
1	0	1	1	1	0	0
6	1	2	0	0	1	4
5	1	2	4	1	1	1
4	2	1	1	1	1	1
2	1	1	0	2	0	0
0	0	0	0	0	0	0
4	1	0	0	1	0	6
3	0	1	0	0	0	1
2	1	1	2	0	1	1
3	1	0	0	0	1	2
2	1	1	0	0	1	1

Batter	1	2	3	4	5	6	7	8	9	10
Tony Phillips, S OBP: 0.371, SLG: 0.538 (1, 4)	G5-3		G5-3	HR		K		2B		BB WP IBB
Jason McDonald, S OBP: 0.351, SLG: 0.281 Mike Macfarlane, R OBP: 0.233, SLG: 0.259 (8, PH) (9, 2)	BB		1B HR	P6			G5-3	1B 2B		BB BB
Jason Giambi, L OBP: 0.402, SLG: 0.553 (1, 3)	K		HR		L5		P7	1B		P5
John Jaha, R OBP: 0.433, SLG: 0.697 (1, 10)	G5-3		HR		HBP 1B		P8			BB
Matt Stairs, L OBP: 0.393, SLG: 0.606 (9, 8)			P6		P5			G4-3 3 2B BB		HR
Olmedo Saenz, R OBP: 0.465, SLG: 0.636 Jorge Velandia, R (9, PR) (10, 6)		G1-3 2B		G1-3		HBP		G4-3 3 2B BB		BB
Ben Grieve, L OBP: 0.221, SLG: 0.208 (9, 9)		G1-3		FC6 1B HR BB		F8		G4-3		L7
Miguel Tejada, R OBP: 0.296, SLG: 0.337 3 Eric Chavez, L OBP: 0.310, SLG: 0.347 (8, PH) (9, 6) (10, 5)		G6-3		FC6 1B		P5		WP 2B		K
A.J. Hinch, R OBP: 0.210, SLG: 0.224 Tim Raines, S OBP: 0.364, SLG: 0.220 (8, PH) (9, 7)			F8	FC6 HR		K		K2-3		WP BB 2B

Inning Stats	R: 0	H: 0	E: 0	K: 1	S: 8	R: 0	H: 1	E: 0	K: 1	S: 11	R: 3	H: 2	E: 0	K: 0	S: 9	R: 3	H: 2	E: 0	K: 0	S: 12	R: 0	H: 1	E: 0	K: 0	S: 11	R: 0	H: 0	E: 0	K: 2	S: 8	R: 0	H: 0	E: 0	K: 0	S: 5	R: 4	H: 3	E: 0	K: 1	S: 15	R: 1	H: 1	E: 0	K: 2	S: 10	R: 1	H: 1	E: 0	K: 0	S: 2	1B: 4	2B: 4	3B: 0	HR: 3	SF: 0	SAC: 0	DP: 0	HBP: 1	WP: 3	PA: 49
--------------	------	------	------	------	------	------	------	------	------	-------	------	------	------	------	------	------	------	------	------	-------	------	------	------	------	-------	------	------	------	------	------	------	------	------	------	------	------	------	------	------	-------	------	------	------	------	-------	------	------	------	------	------	-------	-------	-------	-------	-------	--------	-------	--------	-------	--------

PITCHER	IP	WLS	BF	H	R	ER	SO	BB	IBB	HBP	BLK	WP	HR	S	P	ERA	WHIP
Mark Portugal, R ERA: 4.45 (1, 1)	4.0		20	5	6	6	2	3	0	0	0	0	2	40	66	13.50	2.000
Rheal Cormier, L ERA: 3.86 (5, 1)	3.0		12	1	1	1	2	1	0	1	0	0	0	27	47	3.00	0.667
Derek Lowe, R ERA: 6.19 (8, 1)	0.1		3	1	1	1	0	1	0	0	0	0	0	4	9	27.00	6.000
Mark Guthrie, L ERA: 4.73 (8, 1)	0.2	H	4	2	2	2	1	1	0	0	0	2	0	8	16	27.00	4.500
Kip Gross, R ERA: 6.17 (9, 1)	1.0	L	7	2	2	2	2	1	1	0	0	0	1	11	22	18.00	3.000

PITCHER	IP	WLS	BF	H	R	ER	SO	BB	IBB	HBP	BLK	WP	HR	S	P	ERA	WHIP
Tim Harikkala, R ERA: 5.73 (10, 1)	0.1		3	0	0	0	0	2	0	0	0	1	0	1	9	0.00	6.000

Batter	1	2	3	4	5	6	7	8	9	AB R H RBI BB SO LOB	TOP											
Tom Goodwin, L (1, 8) OBP: 0.327, SLG: 0.295	4-0 1B 29 S BB	0-1 F8 29 1B 2B	1-0 1B			1-0 F8		0-0 L7		4 2 2 0 1 0 0												
Mark McLemore, S (1, 4) OBP: 0.309, SLG: 0.356	3-2 K	3-2 F8 2-3	3-3 K			1-1 G4-3		4-2 29 S BB		4 0 0 0 1 2 3												
29 Rusty Greer, L (1, 7) OBP: 0.402, SLG: 0.456	4-2 1B 1-2 BB	0-1 BB 1B 1B				3-2 1B		1-1 G6-3 1-2		4 2 2 1 1 1 1												
Juan Gonzalez, R (1, 9) OBP: 0.347, SLG: 0.500	0-0 1B 1-3 2-H HR	0-1 P9				1-2 F8			1-0 HR	5 2 2 2 0 1 2												
Rafael Palmeiro, L (1, 10) OBP: 0.448, SLG: 0.614	2-2 HR 1-3 3-H 1B	4-2 1B 1-2 BB				0-0 FC6-4 1B		0-0 FC5-4 1B	4-2 FC5-4 BB	3 1 3 1 2 0 0												
Ivan Rodriguez, R (1, 2) OBP: 0.309, SLG: 0.467	2-1 HR 1-H 3-H HR	1-0 1B				2-2 FC6-4 1-2f		0-0 FC5-4 FC7-4	1-1 FC5-4 S G4-3-2	5 1 2 4 0 0 3												
Todd Zeile, R (1, 5) OBP: 0.330, SLG: 0.558	2-1 BB 1B	1-2 L6				4-2 44 G6-4-3 BB		1-0 FC7-4 1-2f	3-2 G4-3-2 1-Hf	4 0 1 0 1 0 4	AB 36 R 8 H 12 RBI 8 BB 7 SO 6 LOB 18											
Lee Stevens, L (1, 3) OBP: 0.413, SLG: 0.642	4-2 44 G6-3 BB					2-3 K		2-3 K		3 0 0 0 1 2 2												
44 Kelly Dransfeldt, R (1, 6) OBP: 0.267, SLG: 0.214	1-2 G6-3 1-2f					2-0 G6-4-3 1-2f		2-2 G5-3		4 0 0 0 0 0 3												
Inning Stats	R: 5 E: 0 K: 1 S: 19	H: 4 LOB: 1 BB: 3 P: 40	R: 2 E: 0 K: 0 S: 16	H: 3 LOB: 2 BB: 1 P: 25	R: 0 E: 0 K: 1 S: 7	H: 1 LOB: 1 BB: 0 P: 12	R: 0 E: 0 K: 2 S: 11	H: 1 LOB: 1 BB: 0 P: 15	R: 0 E: 0 K: 1 S: 9	H: 0 LOB: 0 BB: 1 P: 17	R: 0 E: 0 K: 0 S: 11	H: 1 LOB: 1 BB: 0 P: 17	R: 0 E: 0 K: 1 S: 6	H: 1 LOB: 1 BB: 0 P: 9	R: 0 E: 0 K: 0 S: 9	H: 0 LOB: 1 BB: 1 P: 16	R: 1 E: 0 K: 0 S: 8	H: 1 LOB: 0 BB: 1 P: 17	1B: 9 2B: 2 3B: 0 HR: 2	SF: 0 SAC: 0 DP: 3 HBP: 0	WP: 0 PB: 0 SB: 3 CS: 0	PA: 43
PITCHER	IP WLS BF H R ER SO BB IBB HBP BLK WP HR S P ERA WHIP																					
Pat Rapp, R (1, 1) ERA: 7.97	0.1 L 8 4 5 5 1 3 0 0 0 0 0 1 16 36 135.00 21.000																					
John Wasdin, R (1, 1) ERA: 2.7	6.2 27 7 2 2 5 2 0 0 0 0 0 0 63 99 2.70 1.350																					
Mark Guthrie, L (8, 1) ERA: 4.4	1.0 4 0 0 0 0 1 0 0 0 0 0 0 9 16 0.00 1.000																					
Jim Corsi, R (9, 1) ERA: 4.63	1.0 4 1 1 1 0 1 0 0 0 0 0 1 8 17 9.00 2.000																					

Texas Rangers @ Boston Red Sox
Fenway Park, Boston, MA
Wed May 05 1999, 7:05 PM EDT
Att. 20,960 - Overcast - 59 F

livebaseballscorecards.com



Batter	1	2	3	4	5	6	7	8	9	AB	R	H	RBI	BB	SO	LOB
Jose Offerman, S OBP: 0.424, SLG: 0.566 (1, 4)	4-2 HBP 1B BB	0-3 K		0-0 F7			1-0 G3 HR 2B		4-2 BB	3	1	1	0	2	1	3
John Valentin, R OBP: 0.268, SLG: 0.386 (1, 5)	1-1 F9		2-1 F8		2-1 G1-3		3-2 F8		0-0 P3	5	0	0	0	0	0	3
18 Reggie Jefferson, S OBP: 0.364, SLG: 0.525 Jeff Frye, R OBP: 0.352, SLG: 0.313 Brian Daubach, L OBP: 0.345, SLG: 0.607 (1, 10) (7, PH) (9, PH)	1-1 HBP 1B		3-1 1B		2-1 G3		0-1 G3		1-2 K	3	0	2	0	0	0	0
Nomar Garciaparra, R OBP: 0.382, SLG: 0.436 (1, 6)	1-0 L5		2-1 F9		3-1 G5-3		3-2 HR			4	1	1	2	0	0	3
Troy O'Leary, L OBP: 0.336, SLG: 0.515 (1, 7)	2-2 HBP		2-2 L4			0-0 F9		3-H G6-3		3	0	0	0	0	0	1
Mike Stanley, R OBP: 0.473, SLG: 0.437 (1, 3)	1-0 F9			0-0 F9		0-0 F9		0-1 P4		4	0	0	0	0	0	3
Jason Varitek, S OBP: 0.300, SLG: 0.361 (1, 2)		2-2 P2		0-1 F8		0-0 1B 3B		0-3 K		4	1	1	0	0	1	0
Damon Buford, R OBP: 0.385, SLG: 0.424 (1, 8)		2-3 K		0-1 2B		0-0 1B		2-0 G5-3		4	0	2	1	0	1	0
Trot Nixon, L OBP: 0.246, SLG: 0.300 (1, 9)		2-1 1B		4-2 BB		1-0 G3			1-1 G3	3	0	1	0	1	0	1

Inning Stats	R: 0	H: 1	E: 0	LOB: 3	K: 0	S: 12	R: 0	H: 1	E: 0	LOB: 1	K: 2	S: 13	R: 0	H: 1	E: 0	LOB: 1	K: 0	S: 9	R: 0	H: 1	E: 0	LOB: 2	K: 0	S: 10	R: 0	H: 0	E: 0	LOB: 0	K: 0	S: 6	R: 1	H: 2	E: 0	LOB: 1	K: 0	S: 5	R: 2	H: 2	E: 0	LOB: 0	K: 0	S: 11	R: 0	H: 0	E: 0	LOB: 0	K: 1	S: 6	R: 0	H: 0	E: 0	LOB: 1	K: 1	S: 11	1B: 4	SF: 0	2B: 2	SAC: 0	3B: 1	DP: 0	HR: 1	HBP: 1	WP: 0	PA: 39
--------------	------	------	------	--------	------	-------	------	------	------	--------	------	-------	------	------	------	--------	------	------	------	------	------	--------	------	-------	------	------	------	--------	------	------	------	------	------	--------	------	------	------	------	------	--------	------	-------	------	------	------	--------	------	------	------	------	------	--------	------	-------	-------	-------	-------	--------	-------	-------	-------	--------	-------	--------

PITCHER	IP	WLS	BF	H	R	ER	SO	BB	IBB	HBP	BLK	WP	HR	S	P	ERA	WHIP
Rick Helling, R ERA: 6.45 (1, 1)	6.1	W	29	7	2	2	2	2	2	0	0	0	0	59	100	2.84	1.421
Mike Venafro, L ERA: 1.23 (7, 1)	0.2		3	1	1	1	0	0	0	0	0	0	1	7	10	13.50	1.500
59 Jeff Zimmerman, R ERA: 0.93 (8, 1)	2.0		7	0	0	0	2	1	0	0	0	0	0	17	25	0.00	0.500

BOTTOM

Texas Rangers @ Boston Red Sox
Fenway Park, Boston, MA
Wed May 05 1999, 7:05 PM EDT
Att. 20,960 - Overcast - 59 F

livebaseballscores.com

AB	35
R	3
H	8
RBI	3
BB	3
SO	4
LOB	16



Batter	1	2	3	4	5	6	7	8	9	AB R H RBI BB SO LOB	TOP																									
Tom Goodwin, L (1, 8) OBP: 0.317, SLG: 0.286 Roberto Kelly, R (8, PH) OBP: 0.500, SLG: 0.656 (8, 8)	1-3 ①		2-3 ②		1-0 G3 ③			3-2 G5-3 ①		3 0 0 0 0 2 3 1 0 0 0 0 0 0	<p>Texas Rangers @ Boston Red Sox Fenway Park, Boston, MA</p> <p>Thu May 06 1999, 7:05 PM EDT Att. 21,412 - Overcast - 58 F</p> <p>livebaseballscorecards.com</p>																									
Mark McLemore, S (1, 4) OBP: 0.317, SLG: 0.372	1-1 1B		1-1 F8 ③			1-2 2B		1-1 G5-3 ②		4 1 2 0 0 0 1																										
29 Rusty Greer, L (1, 7) OBP: 0.405, SLG: 0.458	0-3 K ②			2-1 G3-1 ①		1-0 1B		2-0 1B		4 0 2 1 0 1 1																										
Juan Gonzalez, R (1, 9) OBP: 0.336, SLG: 0.482	1-3 K ③			1-3 K ②		1-0 G1-3 ①		1-3 K ③		4 0 0 0 0 3 3																										
Rafael Palmeiro, L (1, 10) OBP: 0.440, SLG: 0.598		2-0 1B		0-0 G4-3 ③		3-2 P2 ②		2-1 L6 ①		4 0 1 0 0 0 1																										
Ivan Rodriguez, R (1, 2) OBP: 0.306, SLG: 0.458		0-2 FC4-6 F8-4 1-2f ①		0-3 K ①		2-1 G5-3 ③		1-1 1B		4 1 1 0 0 1 2																										
Todd Zeile, R (1, 5) OBP: 0.336, SLG: 0.566		2-2 SAFE SAFE F8-4 1-2 ②		2-0 1B			1-1 G5-3 ①		1-0 2B			4 0 2 0 0 0 1																								
Lee Stevens, L (1, 3) OBP: 0.416, SLG: 0.646			1-1 2B		3-1 1B		1-0 G5-3 ②		2-2 G5-3 ②			4 0 2 0 0 0 1																								
44 Kelly Dransfeldt, R (1, 6) OBP: 0.222, SLG: 0.176 Luis Alicea, S (9, PH) OBP: 0.268, SLG: 0.243			0-3 K ①		1-1 FC5-4 ②		0-1 F8 ③		1-0 F9 ③			3 0 0 0 0 1 3 1 0 0 0 0 0 1																								
Inning Stats	R: 0 E: 0 K: 3 S: 11	H: 1 LOB: 1 BB: 0 P: 14	R: 0 E: 0 K: 0 S: 9	H: 1 LOB: 0 BB: 0 P: 13	R: 0 E: 0 K: 2 S: 11	H: 1 LOB: 1 BB: 0 P: 15	R: 0 E: 0 K: 1 S: 6	H: 0 LOB: 0 BB: 0 P: 9	R: 0 E: 0 K: 1 S: 9	H: 2 LOB: 2 BB: 0 P: 16		R: 1 E: 0 K: 0 S: 11	H: 2 LOB: 1 BB: 0 P: 19	R: 0 E: 0 K: 0 S: 5	H: 0 LOB: 0 BB: 0 P: 7	R: 0 E: 0 K: 1 S: 9	H: 1 LOB: 1 BB: 0 P: 16	R: 1 E: 1 K: 0 S: 9	H: 2 LOB: 1 BB: 0 P: 16	1B: 7 2B: 4 3B: 0 HR: 0	SF: 0 SAC: 0 DP: 1 HBP: 0	WP: 0 PB: 0 SB: 0 CS: 0	PA: 36													
PITCHER	IP WLS BF H R ER SO BB IBB HBP BLK WP HR S P ERA WHIP																																			
Bret Saberhagen, R (1, 1) ERA: 1.75	3.0		11	3	0	0	5	0	0	0	0	0	0	31	42	0.00	1.000																			
Derek Lowe, R (4, 1) ERA: 5.89	2.1		11	4	1	1	2	0	0	0	0	0	0	21	34	3.86	1.714																			
Rheal Cormier, L (6, 1) ERA: 3.18	3.0	W	12	3	1	0	1	0	0	0	0	0	0	24	42	0.00	1.000																			
49 Tim Wakefield, R (9, 1) ERA: 7.77	0.2	S	2	0	0	0	0	0	0	0	0	0	0	4	7	0.00	0.000																			



Batter	1	2	3	4	5	6	7	8	9
Jose Offerman, S OBP: 0.431, SLG: 0.577 (1, 4)	0-1 CS 1B	2-0 FC1-4 1-2f		2-3 K		0-0 1-2 1B		0-2 1-3 2B	
John Valentin, R OBP: 0.282, SLG: 0.394 (1, 5)	4-1 1-2 BB		4-2 FC3-6 BB		1-1 1B 2B	2-2 F7		0-1 G6-3	
Brian Daubach, L OBP: 0.303, SLG: 0.531 (1, 10)	0-3 SAFE SAFE K		1-2 FC3-6 2B 1B 1-2f		1-1 L9	1-3 K			
Nomar Garciaparra, R OBP: 0.376, SLG: 0.439 (1, 6)	1-3 K		0-0 1B 2B 1-3		1-0 G5-3		2-2 G1-3		
Troy O'Leary, L OBP: 0.342, SLG: 0.515 (1, 7)		2-3 K	0-0 1B		2-2 1B 2-H		0-1 L4		
Mike Stanley, R OBP: 0.464, SLG: 0.427 (1, 3)		1-0 E BB 1B	1-3 K		3-1 P6		2-3 K		
Jason Varitek, S OBP: 0.298, SLG: 0.347 (1, 2)		4-2 E BB 1-2	1-1 F9		2-1 F9		0-0 F8		
Damon Buford, R OBP: 0.377, SLG: 0.429 (1, 8)		0-2 F9		2-3 K		1-1 E9 1B 2B		1-1 E5 2B	
Trot Nixon, L OBP: 0.246, SLG: 0.296 (1, 9)		0-2 E4 FC1-4 1-2 2-3		2-3 K		2-2 1B 1B 3-H		0-3 SAFE SAFE K	

Inning Stats	R: 0	H: 1	E: 0	LOB: 1	K: 2	S: 9	P: 14	R: 0	H: 1	E: 1	LOB: 3	K: 1	S: 14	P: 23	R: 1	H: 2	E: 0	LOB: 2	K: 1	S: 12	P: 19	R: 0	H: 0	E: 0	LOB: 0	K: 3	S: 9	P: 15	R: 1	H: 2	E: 0	LOB: 1	K: 0	S: 10	P: 18	R: 1	H: 3	E: 1	LOB: 2	K: 1	S: 14	P: 22	R: 0	H: 0	E: 0	LOB: 0	K: 1	S: 8	P: 12	R: 0	H: 1	E: 1	LOB: 2	K: 1	S: 11	P: 12
--------------	------	------	------	--------	------	------	-------	------	------	------	--------	------	-------	-------	------	------	------	--------	------	-------	-------	------	------	------	--------	------	------	-------	------	------	------	--------	------	-------	-------	------	------	------	--------	------	-------	-------	------	------	------	--------	------	------	-------	------	------	------	--------	------	-------	-------

PITCHER																	IP	WLS	BF	H	R	ER	SO	BB	IBB	HBP	BLK	WP	HR	S	P	ERA	WHIP
Aaron Sele, R ERA: 4.54 (1, 1)	5.1	L	28	9	3	3	7	3	0	0	0	0	0	62	102	5.06	2.250																
Danny Patterson, R ERA: 6.1 (6, 1)	2.0		7	0	0	0	2	0	0	0	0	0	0	17	25	0.00	0.000																
Mike Munoz, L ERA: 3.86 (8, 1)	0.1		2	1	0	0	1	0	0	0	0	0	0	6	6	0.00	3.000																
Tim Crabtree, R ERA: 5.4 (8, 1)	0.1		1	0	0	0	0	0	0	0	0	0	0	2	2	0.00	0.000																

AB R H RBI BB SO LOB

5	0	3	0	0	1	3
3	1	1	0	2	0	4
4	1	0	0	0	2	5
4	0	1	0	0	1	2
4	0	2	2	0	1	0
4	0	1	0	0	2	3
3	0	0	0	1	0	2
4	1	1	0	0	1	2
4	0	1	1	0	2	3

AB	35
R	3
H	10
RBI	3
BB	3
SO	10
LOB	24



WP	PA	ERA	WHIP
0	38		

Texas Rangers @ Boston Red Sox
Fenway Park, Boston, MA
Thu May 06 1999, 7:05 PM EDT
Att. 21,412 - Overcast - 58 F

livebaseballscorecards.com

Batter	1	2	3	4	5	6	7	8	9	AB R H RBI BB SO LOB	TOP
Darin Erstad, L (1, 7) OBP: 0.324, SLG: 0.388	2-2 2B		2-0 P5		2 SAFE 1-0 G3			2-3 K		4 0 1 0 0 1 2	
Matt Walbeck, S (1, 2) Charlie O'Brien, R (8, PH) OBP: 0.156, SLG: 0.103	0-1 G5-3			1-2 1B	1-2 G3			1-3 K		3 0 1 0 0 0 3 1 0 0 0 0 1 0	
Mo Vaughn, L (1, 3) OBP: 0.348, SLG: 0.483	1-3 K			3-0 E3 1B		3-3 K		1-0 F8		4 0 0 0 0 2 2	
16 Garret Anderson, L (1, 8) OBP: 0.292, SLG: 0.492	3-3 K			3-3 K		3-3 K		1-1 F8		4 0 0 0 0 3 3	
Troy Glaus, R (1, 5) OBP: 0.379, SLG: 0.569		0-3 K		2-0 1B		1-3 K		2-1 E6		4 0 1 0 0 2 0	
Todd Greene, R (1, 10) OBP: 0.289, SLG: 0.487		1-3 K		1-3 K			2-2 2B	0-3 K		4 0 1 0 0 3 3	
Orlando Palmeiro, L (1, 9) OBP: 0.333, SLG: 0.337		2-2 G3-1			1-0 G3 1B		0-1 P9	1-3 K		4 0 1 0 0 1 2	
Andy Sheets, R (1, 6) OBP: 0.250, SLG: 0.379			0-3 K		0-3 K		1-3 K		3 0 0 0 0 3 2		AB 34 R 0 H 6 RBI 0 BB 0 SO 17 LOB 18
Jeff Huson, L (1, 4) OBP: 0.188, SLG: 0.219			3-1 G1-4-3		1-0 G3 1B		3-3 K		3 0 1 0 0 1 1		WP: 0 PA: 34 PB: 0 SB: 0 CS: 0
Inning Stats	R: 0 H: 1 E: 0 LOB: 1 K: 2 BB: 0 S: 13 P: 19	R: 0 H: 0 E: 0 LOB: 0 K: 2 BB: 0 S: 9 P: 12	R: 0 H: 0 E: 0 LOB: 0 K: 1 BB: 0 S: 6 P: 11	R: 0 H: 2 E: 1 LOB: 2 K: 2 BB: 0 S: 13 P: 23	R: 0 H: 2 E: 0 LOB: 2 K: 1 BB: 0 S: 9 P: 13	R: 0 H: 0 E: 0 LOB: 0 K: 3 BB: 0 S: 10 P: 17	R: 0 H: 1 E: 0 LOB: 1 K: 2 BB: 0 S: 12 P: 18	R: 0 H: 0 E: 0 LOB: 0 K: 2 BB: 0 S: 8 P: 12	R: 0 H: 0 E: 1 LOB: 1 K: 2 BB: 0 S: 10 P: 14	1B: 4 SF: 0 2B: 2 SAC: 0 3B: 0 DP: 0 HR: 0 HBP: 0	
PITCHER Pedro Martinez, R (1, 1) ERA: 1.74 49 Tim Wakefield, R (9, 1) ERA: 7.43	IP WLS BF H R ER SO BB IBB HBP BLK WP HR S P ERA WHIP	8.0 W 30 6 0 0 15 0 0 0 0 0 0 0 80 125 0.00 0.750	1.0 4 0 0 0 2 0 0 0 0 0 0 0 10 14 0.00 0.000		PITCHER IP WLS BF H R ER SO BB IBB HBP BLK WP HR S P ERA WHIP						

Anaheim Angels @ Boston Red Sox
 Fenway Park, Boston, MA
 Fri May 07 1999, 7:05 PM EDT
 Att. 32,220 - Cloudy - 56 F

livebaseballscorecards.com



Batter	1	2	3	4	5	6	7	8	9
Jose Offerman, S OBP: 0.440, SLG: 0.584 (1, 4)	1-0 L8		4-2 18 1B BB		4-1 18 FC4-6 BB		0-0 2B		
John Valentin, R OBP: 0.281, SLG: 0.402 (1, 5)	2-2 F7		2-1 SF9		1-3 K		2-2 2B		
18 Reggie Jefferson, S OBP: 0.354, SLG: 0.500 (1, 10)	0-3 K		1-2 FC6-4 1B		1-1 FC4-6		2-3 K		
Nomar Garciaparra, R OBP: 0.371, SLG: 0.430 (1, 6)		0-0 1B	2-2 FC6-4		2-2 E5 WP 1B		3-1 F8		
Troy O'Leary, L OBP: 0.347, SLG: 0.509 (1, 7)		0-0 F8		2-1 P4		0-1 WP 1B	4-1 2B		
Mike Stanley, R OBP: 0.475, SLG: 0.456 (1, 3)		1-2 G4-6-3 1B		1-2 P9		3-2 WP 1B	3-2 2B		
Jason Varitek, S OBP: 0.295, SLG: 0.333 (1, 2)		0-0 G4-6-3		4-2 BB		1-1 F8		1-3 K	
Damon Buford, R OBP: 0.370, SLG: 0.418 (1, 8)			1-2 BB SF9 1B		1-2 F8		3-2 F9	0-1 G6-3	
Trot Nixon, L OBP: 0.246, SLG: 0.293 (1, 9)			2-1 SF9 18 1B		0-0 G4-3		1-1 G4-3	1-0 G6-3	

AB R H RBI BB SO LOB

2	1	1	0	2	0	0
3	1	1	2	0	1	1
4	0	1	0	0	2	2
4	1	1	0	0	0	2
3	1	1	0	1	0	1
4	0	3	3	0	0	0
3	0	0	0	1	1	3
4	1	1	0	0	0	2
4	1	1	0	0	0	1

AB	31
R	6
H	10
RBI	5
BB	4
SO	4
LOB	12



1B: 7	SF: 1	WP: 2	PA: 36
2B: 3	SAC: 0	PB: 0	
3B: 0	DP: 1	SB: 0	
HR: 0	HBP: 0	CS: 0	

PITCHER	IP	WLS	BF	H	R	ER	SO	BB	IBB	HBP	BLK	WP	HR	S	P	ERA	WHIP
Omar Olivares, R ERA: 3.52 (1, 1)	5.0	L	24	7	4	3	2	3	0	0	0	1	0	56	91	5.40	2.000
Mike Magnante, L ERA: 3.97 (6, 1)	1.1		6	2	2	2	1	0	0	0	0	1	0	16	25	13.50	1.500
Al Levine, R ERA: 1.76 (7, 1)	1.2		6	1	0	0	1	1	0	0	0	0	0	12	24	0.00	1.200

Anaheim Angels @ Boston Red Sox
Fenway Park, Boston, MA
Fri May 07 1999, 7:05 PM EDT
Att. 32,220 - Cloudy - 56 F

livebaseballscorecards.com

Batter	1	2	3	4	5	6	7	8	9	AB R H RBI BB SO LOB	TOP		
Darin Erstad, L (1, 7) OBP: 0.321, SLG: 0.392	0-1 P9		2-1 1-H 2B			2-2 F7		0-1 G4-3		4 0 1 1 0 0 0			
Andy Sheets, R (1, 6) OBP: 0.240, SLG: 0.364	0-0 G6-3		0-3 K			0-3 K		1-3 K		4 0 0 0 0 3 1			
Mo Vaughn, L (1, 3) OBP: 0.343, SLG: 0.468	1-3 K				2-2 G4-3	2-0 1B		1-3 K		4 0 1 0 0 2 0			
16 Garret Anderson, L (1, 8) OBP: 0.284, SLG: 0.476		3-2 F8		2-3 K		0-0 G3-1		3-2 G6-3		4 0 0 0 0 1 1			
Troy Glaus, R (1, 5) OBP: 0.367, SLG: 0.549		1-3 K2-3		1-1 G6-3		3-1 G1-3		0-3 K		4 0 0 0 0 2 0			
Todd Greene, R (1, 10) OBP: 0.279, SLG: 0.469		0-3 K		1-0 P6		1-0 G5-3				3 0 0 0 0 1 0			
Tim Lincecum, R (1, 9) OBP: 0.458, SLG: 0.571			0-3 K		1-3 K	2-1 1B				3 0 1 0 0 2 0			
Matt Walbeck, S (1, 2) OBP: 0.338, SLG: 0.368			0-0 B3-1		2-2 1B	0-0 G5-3				3 0 1 0 0 0 1			
Jeff Huson, L (1, 4) OBP: 0.200, SLG: 0.206			4-2 2B BB		0-0 L8		2-1 G5-3			2 1 0 0 1 0 1			
Inning Stats	R: 0 E: 0 K: 1 S: 6 H: 0 LOB: 0 BB: 0 P: 7	R: 0 E: 0 K: 2 S: 9 H: 0 LOB: 0 BB: 0 P: 13	R: 1 E: 0 K: 2 S: 13 H: 1 LOB: 1 BB: 1 P: 19	R: 0 E: 0 K: 1 S: 10 H: 0 LOB: 0 BB: 0 P: 15	R: 0 E: 0 K: 1 S: 9 H: 1 LOB: 1 BB: 0 P: 13	R: 0 E: 0 K: 1 S: 9 H: 1 LOB: 1 BB: 0 P: 13	R: 0 E: 0 K: 0 S: 6 H: 1 LOB: 1 BB: 0 P: 12	R: 0 E: 0 K: 1 S: 7 H: 0 LOB: 0 BB: 0 P: 10	R: 0 E: 0 K: 2 S: 11 H: 0 LOB: 0 BB: 0 P: 15	1B: 3 2B: 1 3B: 0 HR: 0 SF: 0 SAC: 0 DP: 0 HBP: 0	WP: 0 PB: 0 SB: 0 CS: 0 PA: 32		
PITCHER	IP WLS BF H R ER SO BB IBB HBP BLK WP HR S P ERA WHIP											PITCHER	IP WLS BF H R ER SO BB IBB HBP BLK WP HR S P ERA WHIP
57 Juan Pena, R (1, 1) ERA: 1.5	6.0 W 22 3 1 1 8 1 0 0 0 0 0 0 56 80 1.50 0.667												
Derek Lowe, R (7, 1) ERA: 5.06	3.0 S 10 1 0 0 3 0 0 0 0 0 0 0 24 37 0.00 0.333												

Anaheim Angels @ Boston Red Sox
 Fenway Park, Boston, MA
 Sat May 08 1999, 1:05 PM EDT
 Att. 29,385 - Cloudy - 57 F

livebaseballscorecards.com

AB	31
R	1
H	4
RBI	1
BB	1
SO	11
LOB	4



Batter	1	2	3	4	5	6	7	8	9
Jose Offerman, S OBP: 0.453, SLG: 0.590 (1, 4)	0-2 G4-6-3 1B		1-1 FC5-2 1B		0-0 G3	2-2 2B 1B		4-2 FC6-4 BB	
John Valentin, R OBP: 0.286, SLG: 0.411 (1, 5)	2-2 F9		1-0 FC5-2 18 HBP 1-3 1B		0-1 G4-3	3-2 2B 1B		1-1 FC6-4 1-2f	
18 Reggie Jefferson, S OBP: 0.365, SLG: 0.511 (1, 10)	0-1 G4-6-3 1-2f		1-1 FC5-2 1B HBP		1-0 WP 2B	2-2 G3			
Nomar Garciaparra, R OBP: 0.366, SLG: 0.422 (1, 6)		0-0 2B SF9 1B	0-0 FC5-2 1B 1-2 2-3 3-H		2-2 F8 2-3		0-0 F8		
Troy O'Leary, L OBP: 0.361, SLG: 0.536 (1, 7)		3-1 SF9 1-3 2B	0-0 1-3 2-H 1B			2-1 1B 2B	3-2 G3		
Mike Stanley, R OBP: 0.467, SLG: 0.439 (1, 3)		1-3 K	2-3 K			3-3 K	4-0 BB		
Scott Hatteberg, L OBP: 0.500, SLG: 0.250 (1, 2)		4-1 FC4-6 BB		2-0 G4-3		3-2 2B 1B	3-2 F7		
Darren Lewis, R OBP: 0.316, SLG: 0.272 (1, 8)		0-2 SF9 2-3 3-H		0-2 L3		0-0 P8	0-1 G6-3		
Trot Nixon, L OBP: 0.246, SLG: 0.306 (1, 9)		1-1 FC4-6 1-2f		0-0 L9		0-0 1B 2B	0-0 F7		

Inning Stats	R: 0	H: 1	E: 0	LOB: 0	K: 0	S: 9	P: 11	R: 1	H: 2	E: 0	LOB: 2	K: 1	S: 13	P: 22	R: 1	H: 3	E: 0	LOB: 2	K: 1	S: 9	P: 14	R: 0	H: 0	E: 0	LOB: 0	K: 0	S: 5	R: 0	H: 1	E: 0	LOB: 1	K: 0	S: 7	P: 10	R: 4	H: 5	E: 0	LOB: 1	K: 1	S: 23	P: 36	R: 0	H: 0	E: 0	LOB: 1	K: 0	S: 7	P: 17	R: 0	H: 0	E: 0	LOB: 1	K: 0	S: 9	P: 14
1B: 7	SF: 1	2B: 5	SAC: 0	3B: 0	DP: 2	HR: 0	HBP: 1	1B: 7	SF: 1	2B: 5	SAC: 0	3B: 0	DP: 2	HR: 0	HBP: 1	1B: 7	SF: 1	2B: 5	SAC: 0	3B: 0	DP: 2	HR: 0	HBP: 1	1B: 7	SF: 1	2B: 5	SAC: 0	3B: 0	DP: 2	HR: 0	HBP: 1	1B: 7	SF: 1	2B: 5	SAC: 0	3B: 0	DP: 2	HR: 0	HBP: 1	1B: 7	SF: 1	2B: 5	SAC: 0	3B: 0	DP: 2	HR: 0	HBP: 1								

PITCHER	IP	WLS	BF	H	R	ER	SO	BB	IBB	HBP	BLK	WP	HR	S	P	ERA	WHIP
Tim Belcher, R ERA: 9.89 (1, 1)	5.2	L	28	11	6	6	3	1	0	0	0	1	0	58	89	9.53	2.118
Mark Petkovsek, R ERA: 1.26 (6, 1)	1.1		6	1	0	0	0	1	0	0	0	0	0	15	28	0.00	1.500
Scott Schoeneweis, L ERA: 4.76 (8, 1)	1.0		4	0	0	0	0	1	0	0	0	0	0	9	14	0.00	1.000

BOTTOM

AB	R	H	RBI	BB	SO	LOB
4	1	3	2	1	0	0
5	0	2	1	0	0	2
3	1	1	0	0	0	2
4	1	1	0	0	0	4
4	1	3	1	0	0	0
3	0	0	0	1	3	5
3	1	1	1	1	0	1
3	0	0	1	0	0	1
4	1	1	0	0	0	2

AB	33
R	6
H	12
RBI	6
BB	3
SO	3
LOB	17



WP	PA
1	38

Anaheim Angels @ Boston Red Sox
Fenway Park, Boston, MA
 Sat May 08 1999, 1:05 PM EDT
 Att. 29,385 - Cloudy - 57 F

livebaseballscorecards.com

Batter	1	2	3	4	5	6	7	8	9	AB R H RBI BB SO LOB	TOP											
Darin Erstad, L (1, 7) OBP: 0.324, SLG: 0.408	0-0 16 CS 1B		2-2 P6 1-2		2-2 2B 3B		0-2 G3		2-0 G1-3	5 1 2 0 0 0 3												
Dave Silvestri, R (1, 6) OBP: 0.250, SLG: 0.500	3-2 P5		0-0 F8 2-3		1-0 2B			2-1 G6-3		4 0 1 1 0 0 2												
Mo Vaughn, L (1, 3) OBP: 0.338, SLG: 0.446	1-2 L9		1-1 HBP		0-3 K			1-3 K		3 0 0 0 0 2 2												
16 Garret Anderson, L (1, 8) OBP: 0.290, SLG: 0.485	2-2 CS 1-2	2-0 G1-6-3 1B	1-2 F7		1-2 L7			0-0 2B		4 0 2 0 0 0 3												
Troy Glaus, R (1, 5) OBP: 0.356, SLG: 0.530		1-2 G1-6-3 1-2f		0-3 K2-3		2-2 G5-3		3-2 P4		4 0 0 0 0 1 2												
Todd Greene, R (1, 10) OBP: 0.289, SLG: 0.482		0-2 1B 2B		1-2 1B		1-3 K			1-3 K	4 1 2 0 0 2 0												
Orlando Palmeiro, L (1, 9) OBP: 0.339, SLG: 0.343		1-1 2-H 1B		2-2 P4		3-2 L7			0-1 PB 1B	4 0 2 1 0 0 1												
Charlie O'Brien, R (1, 2) OBP: 0.139, SLG: 0.091		1-0 G5-3		0-1 F7			0-0 L8		0-2 P4	4 0 0 0 0 0 3												
Jeff Huson, L (1, 4) OBP: 0.231, SLG: 0.216			0-0 F8 S 1B		0-2 L8		3-1 G4-3		4-1 BB	3 0 1 0 1 0 0												
Inning Stats	R: 0 E: 0 K: 0 S: 10	H: 1 LOB: 0 BB: 0 P: 16	R: 1 E: 0 K: 0 S: 13	H: 3 LOB: 1 BB: 0 P: 18	R: 0 E: 0 K: 0 S: 9	H: 1 LOB: 2 BB: 0 P: 13	R: 0 E: 0 K: 1 S: 11	H: 1 LOB: 1 BB: 0 P: 14	R: 1 E: 0 K: 1 S: 16	H: 2 LOB: 1 BB: 0 P: 20	R: 0 E: 0 K: 1 S: 10	H: 0 LOB: 0 BB: 0 P: 16	R: 0 E: 0 K: 0 S: 6	H: 0 LOB: 0 BB: 0 P: 9	R: 0 E: 0 K: 1 S: 9	H: 1 LOB: 1 BB: 0 P: 15	R: 0 E: 0 K: 1 S: 10	H: 1 LOB: 2 BB: 1 P: 17	1B: 6 2B: 3 3B: 1 HR: 0	SF: 0 SAC: 0 DP: 1 HBP: 1	WP: 0 PB: 1 SB: 1 CS: 1	PA: 38
PITCHER	IP WLS BF H R ER SO BB IBB HBP BLK WP HR S P ERA WHIP																					
Mark Portugal, R (1, 1) ERA: 4.0	7.2 W 31 9 2 2 4 0 0 1 0 0 0 0 81 115 2.35 1.174																					
Jim Corsi, R (8, 1) ERA: 4.5	0.1 H 1 0 0 0 0 0 0 0 0 0 0 0 3 6 0.00 0.000																					
49 Tim Wakefield, R (9, 1) ERA: 7.13	1.0 S 5 1 0 0 1 1 0 0 0 0 0 0 10 17 0.00 2.000																					

Anaheim Angels @ Boston Red Sox
 Fenway Park, Boston, MA
 Sun May 09 1999, 1:05 PM EDT
 Att. 23,710 - Cloudy - 67 F

livebaseballscorecards.com

AB 35
R 2
H 10
RBI 2
BB 1
SO 5
LOB 16



Batter	1	2	3	4	5	6	7	8	9
Jose Offerman, S (1, 4) OBP: 0.438, SLG: 0.570	2-3 K		1-3 K	0-0 SF8		0-0 FC1-6		0-0 L7	
John Valentin, R (1, 5) OBP: 0.298, SLG: 0.414	3-2 G6-3		3-0 F8 BB 1B	1-1 1B		4-1 BB		0-0 F8	
Brian Daubach, L (1, 3) Mike Stanley, R (6, PH) (7, 3) OBP: 0.333, SLG: 0.529 OBP: 0.462, SLG: 0.434	1-1 G5-3		4-2 1B BB	0-0 1B		2-2 G6-3			
Nomar Garciaparra, R (1, 6) OBP: 0.362, SLG: 0.447		1-0 HR	3-0 F8	2-0 FC1-5-4			2-2 F8		
Troy O'Leary, L (1, 7) OBP: 0.365, SLG: 0.535		2-0 L7	1-1 1B		0-0 L7		0-0 1B		
18 Reggie Jefferson, S (1, 10) OBP: 0.357, SLG: 0.480		4-0 1B BB BB	1-1 G1-3		0-0 G4-3		1-2 L8		
Scott Hatteberg, L (1, 2) Jason Varitek, S (9, 2) OBP: 0.500, SLG: 0.214 OBP: 0.295, SLG: 0.333		4-0 1B BB		4-2 3B BB	2-2 G3		0-0 G1-3		
Damon Buford, R (1, 8) OBP: 0.364, SLG: 0.437		3-1 F8		0-0 1-H SF8 3B		1-0 G6-3		1-0 P5	
Trot Nixon, L (1, 9) OBP: 0.274, SLG: 0.333		1-1 1B		3-3 K		0-0 FC1-6 1B		1-1 1B	

Inning Stats	R: 0	H: 0	E: 0	K: 1	S: 9	LOB: 0	BB: 0	P: 15
	R: 1	H: 2	E: 0	K: 0	S: 6	LOB: 3	BB: 2	P: 21
	R: 1	H: 2	E: 0	K: 1	S: 14	LOB: 2	BB: 1	P: 27
	R: 2	H: 3	E: 0	K: 1	S: 11	LOB: 2	BB: 1	P: 21
	R: 0	H: 0	E: 0	K: 0	S: 6	LOB: 0	BB: 0	P: 8
	R: 0	H: 1	E: 1	K: 0	S: 8	LOB: 2	BB: 1	P: 15
	R: 0	H: 1	E: 0	K: 0	S: 8	LOB: 1	BB: 0	P: 11
	R: 0	H: 1	E: 0	K: 0	S: 5	LOB: 1	BB: 0	P: 7

PITCHER															PITCHER																					
IP	WLS	BF	H	R	ER	SO	BB	IBB	HBP	BLK	WP	HR	S	P	ERA	WHIP	IP	WLS	BF	H	R	ER	SO	BB	IBB	HBP	BLK	WP	HR	S	P	ERA	WHIP			
Ken Hill, R (1, 1) ERA: 4.02	3.2	L	21	7	4	4	3	4	0	0	0	0	1	39	81	9.82	3.000																			
Scott Schoeneweis, L (4, 1) ERA: 4.26	2.0		8	1	0	0	0	1	0	0	0	0	0	11	20	0.00	1.000																			
Shigetoshi Hasegawa, R (6, 1) ERA: 4.02	2.0		8	2	0	0	0	0	0	0	0	0	0	16	23	0.00	1.000																			
Troy Percival, R (8, 1) ERA: 4.91	0.1		1	0	0	0	0	0	0	0	0	0	0	1	1	0.00	0.000																			

AB R H RBI BB SO LOB

4	0	0	1	0	2	2
4	1	2	0	1	0	1
2	0	1	0	1	0	0
1	0	0	0	0	0	2
4	1	1	1	0	0	4
4	0	2	1	0	0	0
3	0	0	0	1	0	3
2	1	0	0	2	0	1
0	0	0	0	0	0	0
4	1	1	1	0	0	2
4	0	3	0	0	1	1

AB	32
R	4
H	10
RBI	4
BB	5
SO	3
LOB	16



1B: 8	SF: 1	WP: 0	PA: 38
2B: 0	SAC: 0	PB: 0	
3B: 1	DP: 0	SB: 0	
HR: 1	HBP: 0	CS: 0	

Anaheim Angels @ Boston Red Sox
 Fenway Park, Boston, MA
 Sun May 09 1999, 1:05 PM EDT
 Att: 23,710 - Cloudy - 67 F

livebaseballscorecards.com

Batter	1	2	3	4	5	6	7	8	9	AB R H RBI BB SO LOB	TOP																
Brian Hunter, R (1, 7) OBP: 0.342, SLG: 0.368	2-1 F9 S 1B	4-0 BB		0-1 G6-3			2-1 F9		2-2 1-2 2-H 1B	4 1 2 1 1 0 0																	
David Bell, R (1, 4) OBP: 0.321, SLG: 0.521	0-2 F9 1-3	2-0 L7			0-3 K		2-2 F7		3-1 P5	5 0 0 0 0 1 5																	
Ken Griffey Jr., L (1, 8) OBP: 0.365, SLG: 0.571	0-0 FC4-6 3-H 1B		4-0 1B FC4-6 BB		1-1 P6			2-0 F8	1-2 L8	4 1 1 1 1 0 2																	
David Segui, S (1, 3) OBP: 0.286, SLG: 0.442	1-1 FC4-6 1-2f BB 1B		1-1 FC4-6 BB 1B		0-0 1B			1-0 G4-3		4 0 2 0 0 0 1																	
Jay Buhner, R (1, 9) OBP: 0.390, SLG: 0.547	4-2 1-2 BB		4-0 1-2 FC4-6 BB		0-3 K2-3			1-1 HR		2 1 1 1 2 1 1																	
John Mabry, L (1, 10) OBP: 0.264, SLG: 0.518	1-0 G4-3		1-1 FC4-6 CS 1-2f 2-3 3-H		0-1 G4-3			3-2 F8		4 0 0 1 0 0 4																	
Russ Davis, R (1, 5) OBP: 0.299, SLG: 0.536		1-3 K	1-3 K		4-2 L9-3 BB			0-2 BB 1B 1B		3 1 1 0 1 2 2																	
Dan Wilson, R (1, 2) OBP: 0.322, SLG: 0.369		0-1 1B 1B		0-1 F8		2-1 L9-3		0-0 L7		4 0 1 0 0 0 2																	
Rafael Bourrigal, R (1, 6) OBP: 0.400, SLG: 0.571 Raul Ibanez, L (9, PH) OBP: 0.400, SLG: 0.429		1-0 1B		0-1 G5-3		0-1 F7		4-0 1B BB		3 0 1 0 0 0 0 0 0 0 0 1 0 0																	
Inning Stats	R: 1 E: 0 K: 0 S: 11	H: 2 LOB: 2 BB: 1 P: 19	R: 0 E: 0 K: 1 S: 7	H: 2 LOB: 2 BB: 1 P: 15	R: 1 E: 0 K: 1 S: 11	H: 1 LOB: 2 BB: 2 P: 24	R: 0 E: 0 K: 0 S: 6	H: 0 LOB: 0 BB: 0 P: 6	R: 0 E: 0 K: 2 S: 10	H: 1 LOB: 1 BB: 0 P: 11	R: 0 E: 0 K: 0 S: 6	H: 0 LOB: 0 BB: 1 P: 12	R: 0 E: 0 K: 0 S: 7	H: 0 LOB: 0 BB: 0 P: 11	R: 1 E: 0 K: 0 S: 8	H: 1 LOB: 0 BB: 0 P: 15	R: 1 E: 0 K: 0 S: 12	H: 2 LOB: 2 BB: 1 P: 22	1B: 8 2B: 2 3B: 0 HR: 1	SF: 0 SAC: 0 DP: 2 HBP: 0	WP: 0 PB: 0 SB: 1 CS: 1	PA: 39					
PITCHER	IP WLS BF H R ER SO BB IBB HBP BLK WP HR S P ERA WHIP																										
Pat Rapp, R (1, 1) ERA: 8.06	2.0		14	5	2	2	1	4	0	0	0	0	0	20	45	9.00	4.500										
John Wasdin, R (3, 1) ERA: 2.77	6.1	W	22	3	2	2	3	2	0	0	0	0	1	50	76	2.84	0.789										
Kip Gross, R (9, 1) ERA: 5.84	0.2		3	1	0	0	0	0	0	0	0	0	0	8	14	0.00	1.500										

Seattle Mariners @ Boston Red Sox
Fenway Park, Boston, MA
 Mon May 10 1999, 7:05 PM EDT
 Att. 21,660 - Unknown - 68 F

livebaseballscorecards.com

AB 33
R 4
H 9
RBI 4
BB 6
SO 4
LOB 17



Batter	1	2	3	4	5	6	7	8	9
Jeff Frye, R <small>OBP: 0.356, SLG: 0.308</small> (1, 4)	1-1 1B	1-1 P4	0-1 P4			4-0 2B BB		0-2 FC1-6 BB HR BB	
John Valentin, R <small>OBP: 0.309, SLG: 0.412</small> (1, 5)	2-2 HBP HR 1B	1-2 F9	4-0 BB			0-1 P2		4-0 HR BB	
Brian Daubach, L <small>OBP: 0.390, SLG: 0.595</small> (1, 10)	2-2 HR HBP		1-2 HR 2B L1			1-0 L4-6 2B		4-2 HR BB	
Nomar Garciaparra, R <small>OBP: 0.382, SLG: 0.551</small> (1, 6)	2-0 HR		0-1 HR	0-0 P4		4-1 BB		0-0 HR	
Troy O'Leary, L <small>OBP: 0.359, SLG: 0.546</small> (1, 7)	3-2 L6		3-2 HR	2-2 P2		1-1 L4-6		3-3 K	
Mike Stanley, R <small>OBP: 0.450, SLG: 0.414</small> (1, 3)	1-0 G5-3		4-1 1B BB BB	1-1 G5-3		1-2 F9		1-3 K	
Scott Hatteberg, L <small>OBP: 0.462, SLG: 0.176</small> (1, 2)	4-2 BB		1-3 K		1-1 P5		0-1 F8		
Damon Buford, R <small>OBP: 0.358, SLG: 0.419</small> (1, 8)	3-3 K		4-2 BB 1B BB		0-3 K		0-3 K		
Darren Lewis, R <small>OBP: 0.323, SLG: 0.282</small> (1, 9)		2-0 F8	0-0 BB 1B		1-0 G4-3		0-2 FC1-6 1B		

Inning Stats	R: 4	H: 3	E: 0	K: 1	S: 19	LOB: 1	BB: 1	P: 37	R: 0	H: 0	E: 0	K: 0	S: 6	LOB: 0	BB: 0	P: 10	R: 4	H: 4	E: 0	K: 1	S: 25	LOB: 3	BB: 3	P: 46	R: 0	H: 0	E: 0	K: 0	S: 6	LOB: 0	BB: 0	P: 9	R: 0	H: 0	E: 0	K: 1	S: 6	LOB: 0	BB: 0	P: 8	R: 0	H: 1	E: 0	K: 0	S: 16	LOB: 2	BB: 2	R: 0	H: 0	E: 0	K: 1	S: 8	LOB: 0	BB: 0	P: 9	R: 4	H: 2	E: 0	K: 2	S: 17	LOB: 0	BB: 2	P: 29
--------------	------	------	------	------	-------	--------	-------	-------	------	------	------	------	------	--------	-------	-------	------	------	------	------	-------	--------	-------	-------	------	------	------	------	------	--------	-------	------	------	------	------	------	------	--------	-------	------	------	------	------	------	-------	--------	-------	------	------	------	------	------	--------	-------	------	------	------	------	------	-------	--------	-------	-------

PITCHER	IP	WLS	BF	H	R	ER	SO	BB	IBB	HBP	BLK	WP	HR	S	P	ERA	WHIP
Brett Hinchliffe, R <small>ERA: 11.49</small>	(1, 1)	2.1	L	18	7	8	2	3	0	1	0	0	3	40	77	30.86	4.286
28 Ken Cloude, R <small>ERA: 5.12</small>	(3, 1)	4.2		17	1	0	2	3	0	0	0	0	0	36	58	0.00	0.857
Eric Weaver, R <small>ERA: 11.05</small>	(8, 1)	1.0		7	2	4	2	2	0	0	0	0	1	17	29	36.00	4.000

BOTTOM

Seattle Mariners @ Boston Red Sox
 Fenway Park, Boston, MA
 Mon May 10 1999, 7:05 PM EDT
 Att: 21,660 - Unknown - 68 F

AB	R	H	RBI	BB	SO	LOB
4	2	1	0	1	0	4
3	2	1	1	2	0	1
3	3	2	0	1	0	3
4	3	3	10	1	0	0
5	1	1	1	0	1	3
4	1	0	0	1	1	0
3	0	0	0	1	1	1
3	0	0	0	1	3	1
4	0	2	0	0	0	0

AB	33
R	12
H	10
RBI	12
BB	8
SO	6
LOB	13

1B	4	SF	0	WP	0	PA	42
2B	3	SAC	0	PB	0		
3B	0	DP	1	SB	0		
HR	4	HBP	1	CS	0		

livebaseballscorecards.com

Batter	1	2	3	4	5	6	7	8	9	AB R H RBI BB SO LOB	TOP																	
Brian Hunter, R OBP: 0.333, SLG: 0.357 (1, 7) <i>CF</i> <i>BB</i> <i>SS</i>	1-3 K <i>1</i> <i>FB</i> <i>FB</i> <i>X</i>	1-2 G5-3 <i>3</i>		1-1 CS 1B <i>CS</i>		2-2 E1 1B 1B <i>2-3</i>	3-3 K <i>3</i> <i>SAFE</i> <i>SAFE</i>		0-0 FC4-6 BB S <i>1-2f</i> <i>2</i>	6 1 1 0 0 2 4																		
David Bell, R OBP: 0.329, SLG: 0.540 (1, 4) <i>X</i>	0-0 HR		0-2 G5-3 <i>1</i> <i>SAFE</i>	1-0 CS <i>1-2</i> <i>3</i>	2-2 G6-3 <i>1</i>	2-1 1B 1B <i>1-3</i> <i>3-H</i>		2-2 P8 <i>1</i>	4-2 BB BB <i>1-2</i>	5 1 2 2 1 0 0																		
Ken Griffey Jr., L OBP: 0.378, SLG: 0.569 (1, 8) <i>BB</i> <i>BB</i> <i>X</i>	2-0 1B 1B <i>1B</i>		4-0 PB S BB		1-2 G1-3 <i>2</i> <i>FS</i> <i>X</i>	0-2 1B <i>1-2</i> <i>3-H</i>		1-2 F8 <i>2</i> <i>2</i>	4-1 BB BB <i>1-2</i> <i>2-3</i>	4 0 2 1 2 0 0																		
David Segui, S OBP: 0.288, SLG: 0.432 (1, 3) <i>CB</i> <i>1</i> <i>SAFE</i> <i>SAFE</i> <i>X</i>	1-1 1B 1B <i>1-2</i>		0-0 F9 <i>2</i>		0-2 P5 <i>3</i>	2-2 F8 <i>3</i>		4-0 BB BB BB	1-1 G3 <i>3</i>	5 0 1 0 1 0 6																		
Butch Huskey, R OBP: 0.385, SLG: 0.589 (1, 10) <i>S</i> <i>F</i> <i>T</i>	0-2 K <i>2</i>		4-2 PB BB <i>1-2</i>			3-2 1B G6-4-3 2B	1-1 HR	4-1 BB BB <i>1-2</i>		3 2 2 1 2 1 2																		
Jay Buhner, R OBP: 0.414, SLG: 0.545 (1, 9) <i>B</i> <i>X</i>	1-0 1B <i>1-2</i> <i>2-H</i>		1-1 G6-3 <i>3</i> <i>1-2</i> <i>2-3</i>			4-0 G6-4-3 1B 2B BB	4-2 G3 1B BB	4-2 BB BB <i>1-2</i> <i>2-3</i>		2 2 1 0 3 0 2																		
Russ Davis, R OBP: 0.285, SLG: 0.522 (1, 5) <i>BB</i> <i>BB</i> <i>X</i>				3-2 F7 <i>1</i>		0-0 G6-4-3 1B <i>1-2</i> <i>2-3</i>	1-1 F8 <i>1</i>	1-1 L9 <i>3</i>		5 0 1 0 0 0 4																		
Tom Lampkin, L OBP: 0.409, SLG: 0.575 (1, 2) Dan Wilson, R OBP: 0.312, SLG: 0.356 (6, PH) (6, 2)		0-0 2B		3-1 HR		2-2 G6-4-3 <i>1-2f</i> <i>2-3</i> <i>3-H</i>	1-0 G3 <i>2</i> <i>1-2</i>		1-3 K <i>1</i>	2 1 2 1 0 0 0 3 0 0 0 0 1 3																		
Domingo Cedeno, S OBP: 0.326, SLG: 0.425 (1, 6) <i>X</i>		0-0 P6 <i>2</i>		1-1 G6-3 <i>2</i>		3-2 E 1B 2B <i>3-H</i>	2-0 S 1B <i>2-H</i>	4-2 FC4-6 BB		4 1 2 2 1 0 1																		
Inning Stats	R: 1 E: 0 K: 2 S: 12	H: 4 LOB: 2 BB: 0 P: 17	R: 0 E: 0 K: 0 S: 7	H: 1 LOB: 1 BB: 0 P: 10	R: 0 E: 0 K: 0 S: 9	H: 0 LOB: 2 BB: 2 P: 18	R: 1 E: 0 K: 0 S: 11	H: 2 LOB: 0 BB: 0 P: 19	R: 0 E: 0 K: 0 S: 9	H: 0 LOB: 0 BB: 0 P: 12	R: 4 E: 1 K: 0 S: 26	H: 5 LOB: 2 BB: 1 P: 44	R: 2 E: 0 K: 1 S: 13	H: 2 LOB: 1 BB: 1 P: 25	R: 0 E: 0 K: 0 S: 15	H: 0 LOB: 3 BB: 3 P: 31	R: 0 E: 0 K: 1 S: 13	H: 0 LOB: 3 BB: 3 P: 27	1B: 8 2B: 3 3B: 0 HR: 3	SF: 0 SAC: 0 DP: 1 HBP: 0	WP: 0 PB: 1 SB: 3 CS: 1	PA: 50						
PITCHER 49 Tim Wakefield, R ERA: 7.14 (1, 1) Rheal Cormier, L ERA: 3.0 (6, 1) Jim Corsi, R ERA: 5.54 (7, 1) Mark Guthrie, L ERA: 4.11 (8, 1) Tom Gordon, R ERA: (9, 1)	IP 5.0	WLS L	BF 25	H 9	R 5	ER 4	SO 2	BB 3	IBB 0	HBP 0	BLK 0	WP 0	HR 2	S 53	P 88	ERA 7.20	WHIP 2.400											
PITCHER Kip Gross, R ERA: 5.68 (9, 1)	IP 0.1	WLS 2	BF 2	H 0	R 0	ER 0	SO 0	BB 1	IBB 0	HBP 0	BLK 0	WP 0	HR 0	S 3	P 8	ERA 0.00	WHIP 3.000											

Seattle Mariners @ Boston Red Sox
Fenway Park, Boston, MA
Tue May 11 1999, 7:05 PM EDT
Att. 24,416 - Unknown - 71 F

AB	39
R	8
H	14
RBI	7
BB	10
SO	4
LOB	22



1B	8	SF	0
2B	3	SAC	0
3B	0	DP	1
HR	3	HBP	0

Batter	1	2	3	4	5	6	7	8	9	AB	R	H	RBI	BB	SO	LOB
Jose Offerman, S OBP: 0.423, SLG: 0.548 (1, 10)	0-1 G1-3		0-0 P3	1 SAFE 2-2 P4		3-2 F8		1-0 G3		5	0	0	0	0	0	5
John Valentin, R OBP: 0.326, SLG: 0.418 (1, 5)	4-2 FC5-4 BB		1-1 2B 1B		0-1 P4		4-2 G6-3 BB		2-2 FC6-5 BB 1B	3	1	2	0	2	0	0
Nomar Garciaparra, R OBP: 0.383, SLG: 0.549 (1, 6)	2-1 FC5-4 1-2f		2-1 1-H 2B		0-0 F8		0-0 G6-3 1-2f		4-2 FC6-5 BB E	4	1	1	1	1	0	2
Mike Stanley, R OBP: 0.431, SLG: 0.391 (1, 3)	0-0 L4		2-2 L7		2-2 G5-3		2-3 K		1-2 FC6-5 E 1-2 2-3f	5	0	0	0	0	1	4
Troy O'Leary, L OBP: 0.346, SLG: 0.524 (1, 7)		1-2 G4-3	1-1 L7		2-2 F9		3-2 F7		1-0 F8	5	0	0	0	0	0	3
Damon Buford, R OBP: 0.365, SLG: 0.423 Scott Hatteberg, L OBP: 0.444, SLG: 0.167 (1, 8) (9, PH)		1-0 F7		3-1 CS 1B		2-2 G1-3		2-1 FC4-6 1B	0-1 E4 1-3 2-H	4	0	2	0	0	0	0
Jeff Frye, R OBP: 0.359, SLG: 0.291 (1, 4)		4-1 1B BB		1 SAFE 2-2 K 1-2		4-2 2B BB		2-2 FC4-6 1B 1-2f	2-2 G1-6-3	3	2	0	0	2	1	4
Jason Varitek, S OBP: 0.315, SLG: 0.366 (1, 2)		1-1 1B		0-0 E5 1B		0-0 1-H 2B		2-1 1B 18 1B		4	1	3	1	0	0	0
Darren Lewis, R OBP: 0.333, SLG: 0.287 18 Reggie Jefferson, S OBP: 0.368, SLG: 0.490 Trot Nixon, L OBP: 0.274, SLG: 0.333 (1, 9) (8, PH) (8, PR) (9, 9)		3-2 F9		2-0 1B 2-H		4-2 BB		0-0 1B		2	0	1	1	1	0	2

Inning Stats	R: 0	H: 0	E: 0	K: 7	S: 7	R: 0	H: 1	E: 0	K: 10	S: 10	R: 1	H: 2	E: 0	K: 10	S: 10	R: 0	H: 0	E: 0	K: 6	S: 6	R: 1	H: 1	E: 0	K: 14	S: 14	R: 0	H: 0	E: 0	K: 9	S: 9	R: 1	H: 3	E: 0	K: 13	S: 13	R: 1	H: 1	E: 1	K: 17	S: 17	1B: 8	SF: 0	2B: 2	3B: 0	HR: 0	SAC: 0	DP: 1	HBP: 0	WP: 0	PA: 43
--------------	------	------	------	------	------	------	------	------	-------	-------	------	------	------	-------	-------	------	------	------	------	------	------	------	------	-------	-------	------	------	------	------	------	------	------	------	-------	-------	------	------	------	-------	-------	-------	-------	-------	-------	-------	--------	-------	--------	-------	--------

PITCHER	IP	WLS	BF	H	R	ER	SO	BB	IBB	HBP	BLK	WP	HR	S	P	ERA	WHIP
Jamie Moyer, L ERA: 7.14 (1, 1)	6.0		28	6	3	2	1	4	0	0	0	0	0	58	106	3.00	1.667
Jose Paniagua, R ERA: 1.74 (7, 1)	2.0		9	3	1	1	1	1	0	0	0	0	0	22	38	4.50	2.000
Jose Mesa, R ERA: 10.67 (9, 1)	1.0		6	1	1	0	0	1	0	0	0	0	0	17	27	0.00	2.000

BOTTOM

Seattle Mariners @ Boston Red Sox
Fenway Park, Boston, MA
Tue May 11 1999, 7:05 PM EDT
Att: 24,416 - Unknown - 71 F

livebaseballscorecards.com

AB	37
R	5
H	10
RBI	4
BB	6
SO	2
LOB	21



Batter	1	2	3	4	5	6	7	8	9	AB R H RBI BB SO LOB	TOP											
Brian Hunter, R (1, 7) OBP: 0.325, SLG: 0.348 Raul Ibanez, L (8, PH) OBP: 0.438, SLG: 0.467 (8, 7)	0-3 K		1-3 K			2-2 G1-3		3-2 1B		3 0 0 0 0 2 0 1 0 1 0 0 0 0												
David Bell, R (1, 4) OBP: 0.326, SLG: 0.555	0-0 P9			1-3 K		2-2 HR		0-0 F9		4 1 1 1 0 1 1												
Ken Griffey Jr., L (1, 8) OBP: 0.374, SLG: 0.559	2-3 K			3-3 K		3-3 K			0-0 F9 1B 1B	4 0 1 0 0 3 0												
Edgar Martinez, R (1, 10) OBP: 0.414, SLG: 0.411		4-2 FC4-6 BB		3-3 K		1-1 F9			3-2 L8	3 0 0 0 1 1 1												
David Segui, S (1, 3) OBP: 0.294, SLG: 0.442		0-3 K			2-2 1B SF8 2B		1-3 K		0-0 1-2 1B	4 1 2 0 0 2 1												
Jay Buhner, R (1, 9) OBP: 0.396, SLG: 0.514		2-3 K			3-3 K		1-3 K		0-0 F9	4 0 0 0 0 3 4												
John Mabry, L (1, 5) OBP: 0.283, SLG: 0.506		2-0 FC4-6 1-2			3-2 1B		0-0 G6-3		1-1 G4-3	4 0 1 0 0 0 3												
Dan Wilson, R (1, 2) OBP: 0.302, SLG: 0.348			0-1 L7		0-0 SF8			2-3 K		2 0 0 1 0 1 0												
Domingo Cedenzo, S (1, 6) OBP: 0.313, SLG: 0.405 Tom Lampkin, L (8, PH) OBP: 0.400, SLG: 0.561 Rafael Bournigal, R (8, 6) OBP: 0.400, SLG: 0.571			2-3 K		0-1 P7			0-3 K		2 0 0 0 0 1 1 1 0 0 0 0 1 0 0 0 0 0 0 0 0												
Inning Stats	R: 0 E: 0 K: 2 S: 7	H: 0 LOB: 0 BB: 0 P: 9	R: 0 E: 0 K: 2 S: 11	H: 0 LOB: 1 BB: 1 P: 19	R: 0 E: 0 K: 2 S: 8	H: 0 LOB: 0 BB: 0 P: 11	R: 0 E: 0 K: 3 S: 11	H: 0 LOB: 0 BB: 0 P: 18	R: 1 E: 0 K: 1 S: 14	H: 2 LOB: 1 BB: 0 P: 22	R: 1 E: 0 K: 1 S: 14	H: 1 LOB: 0 BB: 0 P: 22	R: 0 E: 0 K: 2 S: 7	H: 0 LOB: 0 BB: 0 P: 9	R: 0 E: 0 K: 2 S: 11	H: 1 LOB: 1 BB: 0 P: 16	R: 0 E: 0 K: 0 S: 9	H: 2 LOB: 2 BB: 0 P: 13	1B: 4 2B: 1 3B: 0 HR: 1	SF: 1 SAC: 0 DP: 0 HBP: 0	WP: 0 PB: 0 SB: 0 CS: 0	PA: 34
PITCHER	IP WLS BF H R ER SO BB IBB HBP BLK WP HR S P ERA WHIP																					
Pedro Martinez, R (1, 1) ERA: 1.81 Derek Lowe, R (9, 1) ERA: 4.84	8.0 W 29 4 2 2 15 1 0 0 0 0 0 1 83 126 2.25 0.625																					
	1.0 5 2 0 0 0 0 0 0 0 0 0 0 9 13 0.00 2.000																					

Seattle Mariners @ Boston Red Sox
 Fenway Park, Boston, MA
 Wed May 12 1999, 7:35 PM EDT
 Att. 28,177 - Unknown - 69 F

AB	32
R	2
H	6
RBI	2
BB	1
SO	15
LOB	11



Batter	1	2	3	4	5	6	7	8	9
Jose Offerman, S OBP: 0.429, SLG: 0.550 (1, 4)	G6-3		FC6-4 BB 1-2 3-H 1B	1-3 2-H 1B		P8		BB BB 1B	
John Valentin, R OBP: 0.322, SLG: 0.405 (1, 5)	F8		F8	F7		P3		BB BB 1B	
Brian Daubach, L OBP: 0.413, SLG: 0.600 (1, 10)	P7		FC6-4 BB 1-2 2-3		G1-3 BB 2B	L4		1B SF8 BB	
Nomar Garciaparra, R OBP: 0.400, SLG: 0.575 (1, 6)		G3 2B	FC6-4 BB 1-2 2-3 3-H		BB G1-3 1B		F8 2B	1-3 2-H 3-H 1B	
Troy O'Leary, L OBP: 0.340, SLG: 0.512 (1, 7)		G3			K		F8	SF8	
Mike Stanley, R OBP: 0.421, SLG: 0.392 (1, 3)		G6-3	P3		G1-3		2B	L7	
Trot Nixon, L OBP: 0.286, SLG: 0.333 (1, 9)		K			HBP 1B		K		
Darren Lewis, R OBP: 0.340, SLG: 0.281 (1, 8)			1B BB 1B		HBP		G6-3		
Jason Varitek, S OBP: 0.323, SLG: 0.365 (1, 2)			BB BB 1B		HBP			F8	

Inning Stats	R: 0	H: 0	E: 0	K: 0	S: 8	R: 1	H: 1	E: 0	K: 1	S: 7	R: 2	H: 2	E: 0	K: 0	S: 13	R: 1	H: 2	E: 0	K: 1	S: 13	R: 1	H: 2	E: 0	K: 2	S: 12	R: 0	H: 0	E: 0	K: 0	S: 4	R: 1	H: 2	E: 0	K: 1	S: 13	R: 3	H: 2	E: 0	K: 0	S: 16
	LOB: 0	BB: 0	LOB: 0	BB: 0	P: 15	LOB: 3	BB: 3	LOB: 1	BB: 0	P: 11	LOB: 3	BB: 3	LOB: 1	BB: 0	P: 30	LOB: 3	BB: 2	LOB: 0	BB: 0	P: 7	LOB: 1	BB: 2	LOB: 1	BB: 2	P: 23	LOB: 0	BB: 0	P: 23	LOB: 1	BB: 2	LOB: 1	BB: 2	P: 30	LOB: 1	BB: 2	LOB: 1	BB: 2	P: 30		


PITCHER	IP	WLS	BF	H	R	ER	SO	BB	IBB	HBP	BLK	WP	HR	S	P	ERA	WHIP
Mac Suzuki, R ERA: 7.04 (1, 1)	6.0	L	31	8	6	6	4	4	1	1	0	0	0	59	108	9.00	2.000
John Halama, L ERA: 5.14 (7, 1)	2.0		11	3	3	3	1	2	0	0	0	0	0	27	49	13.50	2.500

BOTTOM

Seattle Mariners @ Boston Red Sox
Fenway Park, Boston, MA
Wed May 12 1999, 7:35 PM EDT
Att: 28,177 - Unknown - 69 F

AB	R	H	RBI	BB	SO	LOB
5	1	3	2	0	0	0
4	1	0	0	1	0	3
3	2	1	0	2	0	0
5	2	4	3	0	0	2
3	0	0	1	1	1	4
5	0	1	2	0	0	6
3	1	1	0	1	2	1
2	1	0	1	2	1	2
3	1	1	0	0	1	3

AB	33
R	9
H	11
RBI	9
BB	7
SO	5
LOB	21



WP	PA
0	42

WP	PA	ERA	WHIP
0	42	0	0

Batter	1	2	3	4	5	6	7	8	9	AB R H RBI BB SO LOB	TOP											
Jose Offerman, S (1, 10) OBP: 0.421, SLG: 0.544	3-1 G5-3		1-2 G4-6-3		2-0 G3		2-0 2B		3-3 K	5 0 1 0 0 1 4	Boston Red Sox @ Toronto Blue Jays SkyDome, Toronto, ON Fri May 14 1999, 7:05 PM EDT Att. 22,186 - Dome - 72 F											
John Valentin, R (1, 5) OBP: 0.325, SLG: 0.412	1-3 K			1-1 F8		0-1 1B	0-1 F8	2-1 WP 2B	5 0 2 1 0 1 1													
Nomar Garciaparra, R (1, 6) OBP: 0.392, SLG: 0.563	0-0 P4			1-1 F8		0-1 1B	1-3 K	1-2 F9	5 0 1 0 0 1 2													
Mike Stanley, R (1, 3) OBP: 0.416, SLG: 0.386		2-0 G5-3		0-0 G5-3		0-3 K		1-1 FC4-8 1B	4 0 1 0 0 1 2													
Troy O'Leary, L (1, 7) OBP: 0.338, SLG: 0.504		2-3 K			0-0 F9 G1-4-3 2B	2-1 F8		3-2 FC4-6	4 1 1 0 0 1 3													
Damon Buford, R (1, 8) OBP: 0.360, SLG: 0.407		4-2 BB			0-1 G1-4-3	0-1 P3		0-3 K	3 0 0 0 1 1 4													
Jeff Frye, R (1, 4) OBP: 0.353, SLG: 0.288		3-2 G5-3			3-2 F9		2-2 HR 1B	2-1 P3	4 1 1 0 0 0 3													
Jason Varitek, S (1, 2) OBP: 0.340, SLG: 0.427			0-0 L6		0-0 3B 2B		0-0 HR	0-0 CS WP 1B	4 2 3 3 0 0 0													
Darren Lewis, R (1, 9) OBP: 0.355, SLG: 0.308			4-2 G4-6-3 BB		2-2 3B		1-3 K	4-1 2B BB	2 1 1 1 2 1 0													
Inning Stats	R: 0 E: 0 K: 1 S: 6	H: 0 LOB: 0 BB: 0 P: 10	R: 0 E: 0 K: 1 S: 11	H: 0 LOB: 1 BB: 1 P: 22	R: 0 E: 0 K: 0 S: 6	H: 0 LOB: 0 BB: 1 P: 11	R: 0 E: 0 K: 0 S: 5	H: 0 LOB: 0 BB: 0 P: 7	R: 2 E: 0 K: 0 S: 14	H: 3 LOB: 1 BB: 0 P: 21	R: 0 E: 0 K: 1 S: 11	H: 2 LOB: 2 BB: 0 P: 13	R: 2 E: 0 K: 2 S: 16	H: 3 LOB: 1 BB: 0 P: 22	R: 0 E: 0 K: 1 S: 10	H: 1 LOB: 1 BB: 0 P: 16	R: 1 E: 0 K: 1 S: 10	H: 2 LOB: 1 BB: 1 P: 20	1B: 6 2B: 4 3B: 1 HR: 1	SF: 0 SAC: 0 DP: 2 HBP: 0	WP: 2 PB: 0 SB: 0 CS: 1	PA: 39
PITCHER	IP WLS BF H R ER SO BB IBB HBP BLK WP HR S P ERA WHIP																					
David Wells, L (1, 1) ERA: 5.74	8.0 L 34 9 4 4 6 2 0 0 0 0 0 1 79 122 4.50 1.375																					
Tom Davey, R (9, 1) ERA: 5.63	1.0 5 2 1 1 1 1 0 0 0 2 0 10 20 9.00 3.000																					

AB	36
R	5
H	11
RBI	5
BB	3
SO	7
LOB	19



Batter	1	2	3	4	5	6	7	8	9	AB	R	H	RBI	BB	SO	LOB	BOTTOM					
Shannon Stewart, R (1, 7) OBP: 0.394, SLG: 0.464	2-2 G6-3		2-2 CS 1B		2-1 L4-6			0-1 G5-3		4	0	1	0	0	0	2	Boston Red Sox @ Toronto Blue Jays SkyDome, Toronto, ON Fri May 14 1999, 7:05 PM EDT Att: 22,186 - Dome - 72 F					
Craig Grebeck, R (1, 6) OBP: 0.636, SLG: 0.750	2-1 1B 1B		4-0 1-2 BB		2-2 FC6-4			4-0 FC3-6 BB		2	0	1	0	2	0	1						
Shawn Green, L (1, 9) OBP: 0.386, SLG: 0.628	2-3 K		1-1 L9				3-1 G3	0-1 FC3-6 1-2f		4	0	0	0	0	1	3						
Carlos Delgado, L (1, 3) OBP: 0.382, SLG: 0.532	1-2 1B			2-3 K			4-2 G1-3 BB	2-1 L4		3	0	1	0	1	1	1						
Tony Fernandez, S (1, 5) OBP: 0.476, SLG: 0.521	0-0 L8			3-1 1B			2-1 G1-3		0-0 F8	4	0	1	0	0	0	3						
Willie Greene, L (1, 10) OBP: 0.269, SLG: 0.262 Jacob Brumfield, R (9, PH) OBP: 0.250, SLG: 0.304		2-3 K		3-3 1-2 K			2-2 L4		0-0 G5-3	3	0	0	0	0	2	2						
José Cruz Jr., S (1, 8) OBP: 0.366, SLG: 0.391		1-3 K		3-3 1-2 K					0-1 F7	1	0	0	0	0	0	0						
Pat Kelly, R (1, 4) OBP: 0.344, SLG: 0.586		0-1 G5-3					0-0 L4-6 1B 1B			4	0	0	0	0	2	1						
Mike Matheny, R (1, 2) OBP: 0.284, SLG: 0.375			0-2 G4-3				1-1 1-2 FC6-4 1B			3	0	1	0	0	1	0						
Inning Stats	R: 0 E: 0 K: 1 S: 11	H: 2 LOB: 2 BB: 0 P: 19	R: 0 E: 0 K: 2 S: 8	H: 0 LOB: 0 BB: 0 P: 11	R: 0 E: 0 K: 0 S: 9	H: 1 LOB: 1 BB: 1 P: 15	R: 0 E: 0 K: 3 S: 11	H: 1 LOB: 1 BB: 0 P: 22	R: 0 E: 0 K: 0 S: 10	H: 2 LOB: 1 BB: 0 P: 15	R: 0 E: 0 K: 0 S: 9	H: 0 LOB: 1 BB: 1 P: 20	R: 0 E: 0 K: 1 S: 8	H: 0 LOB: 0 BB: 0 P: 13	R: 0 E: 0 K: 0 S: 6	H: 0 LOB: 1 BB: 1 P: 12		R: 0 E: 0 K: 0 S: 4	H: 0 LOB: 0 BB: 0 P: 4	1B: 6 2B: 1 3B: 0 HR: 0	SF: 0 SAC: 0 DP: 1 HBP: 0	WP: 0 PB: 0 SB: 1 CS: 1
PITCHER	IP WLS BF W	H R ER SO	BB IBB HBP BLK	WP HR S P	ERA WHIP											IP WLS BF H R ER SO BB IBB HBP BLK WP HR S P	ERA WHIP					
57 Juan Pena, R (1, 1) ERA: 0.69	7.0	6	0	0	0	0	0	0	0	0.00	1.143											
Derek Lowe, R (8, 1) ERA: 4.76	0.1	0	0	0	0	1	0	0	0	0.00	3.000											
Rheal Cormier, L (8, 1) ERA: 2.75	1.2	0	0	0	0	0	0	0	0	0.00	0.000											

livebaseballscorecards.com

AB	31
R	0
H	6
RBI	0
BB	3
SO	7
LOB	13



Batter	1	2	3	4	5	6	7	8	9	AB	R	H	RBI	BB	SO	LOB	TOP										
Jose Offerman, S (1, 4) OBP: 0.411, SLG: 0.529	1-1 F7	1-2 G3		1-0 F7		3-1 G1-3		0-0 SH1-4		4	0	0	0	0	0	3											
John Valentin, R (1, 5) OBP: 0.333, SLG: 0.422	4-2 FC6-4 1B HBP		1-1 G5-3	1-0 P8			0-0 2B G3 1B	2-0 2B		4	1	2	2	0	0	1											
Brian Daubach, L (1, 3) OBP: 0.431, SLG: 0.622	0-0 FC6-4 1-2 1B		0-2 18 2B BB 1B		3-3 K		3-2 G3 1-3 HR 2B	2-1 F7		5	2	3	0	0	1	1											
Nomar Garciaparra, R (1, 6) OBP: 0.385, SLG: 0.543	2-1 FC6-4 1-2f 2-3		4-1 18 2B 1-2 BB		2-3 K		2-2 G1-3	2-3 K		4	0	0	0	1	2	5											
Troy O'Leary, L (1, 7) OBP: 0.340, SLG: 0.500	1-0 P4		1-1 P7		0-0 18 1B		0-0 G3		1-1 FC4-6 1B	5	0	2	1	0	0	5											
18 Reggie Jefferson, S (1, 10) OBP: 0.383, SLG: 0.519		2-2 G3-1	0-0	1-3 2-H 2B		2-2 1-2 1B	2-2 3-H HR		1-1 F8	3	0	2	1	0	0	0											
Mike Stanley, R (7, PH) OBP: 0.417, SLG: 0.417			1-3 2-H 2B		1-2 1B		3-H HR		2-2 F8	2	1	1	2	0	0	1											
Scott Hatteberg, L (1, 2) OBP: 0.387, SLG: 0.136		0-1 E4 1B	0-3 K2-3		2-0 F7		2-2 G4-3		2-3 K	4	0	0	0	0	1	4											
Jason Varitek, S (9, PH) OBP: 0.337, SLG: 0.422									1-1 SAFE F8	1	0	0	0	0	1	1											
Darren Lewis, R (1, 8) OBP: 0.374, SLG: 0.326		2-2 1-2 1B		1-2 1B		0-0 G4-6-3 1B		4-1 SH1-4 2B BB	2-1 FC4-6	4	1	3	0	1	0	1											
Trot Nixon, L (1, 9) OBP: 0.284, SLG: 0.329		3-2 P6		1-0 F8		1-0 G4-6-3 1-2f		0-0 SH1-4 2B 1B		4	1	1	0	0	0	4											
Inning Stats	R: 0 E: 0 K: 0 S: 9	H: 1 LOB: 2 BB: 0 P: 17	R: 0 E: 1 K: 0 S: 16	H: 1 LOB: 2 BB: 0 P: 24	R: 1 E: 0 K: 1 S: 12	H: 2 LOB: 2 BB: 1 P: 18	R: 0 E: 0 K: 0 S: 6	H: 1 LOB: 1 BB: 0 P: 10	R: 0 E: 0 K: 2 S: 11	H: 2 LOB: 2 BB: 0 P: 20	R: 0 E: 0 K: 0 S: 4	H: 1 LOB: 0 BB: 0 P: 8	R: 3 E: 0 K: 0 S: 15	H: 3 LOB: 0 BB: 0 P: 24	R: 2 E: 0 K: 1 S: 10	H: 2 LOB: 1 BB: 1 P: 20	R: 0 E: 0 K: 1 S: 11	H: 1 LOB: 1 BB: 0 P: 17	1B: 10 2B: 3 3B: 0 HR: 1	SF: 0 SAC: 1 DP: 1 HBP: 1	WP: 0 PB: 0 SB: 0 CS: 0	PA: 44					
PITCHER	IP	WLS	BF	H	R	ER	SO	BB	IBB	HBP	BLK	WP	HR	S	P	ERA	WHIP										
32 Roy Halladay, R (1, 1) ERA: 5.2	6.0		28	8	1	1	3	1	0	1	0	0	0	58	97	1.50	1.500										
Pete Munro, R (7, 1) ERA: 4.56	0.1	H	3	2	2	2	0	0	0	0	0	0	0	8	13	54.00	6.000										
Dan Plesac, L (7, 1) ERA: 7.47	0.2	L	3	1	1	1	0	0	0	0	0	0	1	7	11	13.50	1.500										
Billy Koch, R (8, 1) ERA: 2.7	1.0		6	2	2	2	1	1	0	0	0	0	0	10	20	18.00	3.000										
Graeme Lloyd, L (9, 1) ERA: 1.5	1.0		4	1	0	0	1	0	0	0	0	0	0	11	17	0.00	1.000										

Boston Red Sox @ Toronto Blue Jays
 SkyDome, Toronto, ON
 Sat May 15 1999, 4:05 PM EDT
 Att. 24,579 - Cloudy - 70 F

livebaseballscorecards.com

AB	40
R	6
H	14
RBI	6
BB	2
SO	5
LOB	26



Batter	1	2	3	4	5	6	7	8	9	AB R H RBI BB SO LOB	TOP
Jose Offerman, S (1, 4) OBP: 0.411, SLG: 0.517 	4-2 		2-1 F8 		3-2 F7 	2-3 K 		4-2 		3 0 0 0 2 1 2	
John Valentin, R (1, 5) OBP: 0.335, SLG: 0.431 Jeff Frye, R (5, PH) OBP: 0.366, SLG: 0.283 (5, 5) 	1-1 G4-3 		0-0 		4-2 		1-2 L7 	2-2 		2 0 1 0 0 0 1 1 1 0 1 1 0 0	
18 Reggie Jefferson, S (1, 10) OBP: 0.391, SLG: 0.586 Damon Buford, R (8, PH) OBP: 0.356, SLG: 0.402 	1-2 G4-3 		0-3 K 		1-0 		1-2 	3-3 K 		4 1 2 3 0 1 1 1 0 0 0 0 1 3	
Nomar Garciaparra, R (1, 6) OBP: 0.385, SLG: 0.533 		2-0 G6-3 		2-1 G6-3 	4-1 		0-2 		3-1 P5 	4 0 1 0 1 0 0	
Troy O'Leary, L (1, 7) OBP: 0.342, SLG: 0.504 		1-1 		1-3 K 	0-0 		2-1 G4-6-3 		3-3 	5 1 2 0 0 2 1	
Mike Stanley, R (1, 3) OBP: 0.409, SLG: 0.417 		1-1 		2-0 G6-3 	1-3 K 			1-0 F8 	0-2 F9 	5 0 1 1 0 1 3	
Scott Hatteberg, L (1, 2) OBP: 0.400, SLG: 0.160 		3-1 G6-3 			4-2 	2-3 K 		1-2 		3 2 1 0 1 1 1	
Darren Lewis, R (1, 8) OBP: 0.378, SLG: 0.333 		1-3 		1 SAFE 	1-0 G6-3 	0-1 		3-2 		4 0 2 0 0 1 2	
Trot Nixon, L (1, 9) OBP: 0.294, SLG: 0.351 			1-3 K 		1-2 	1-2 		1-1 FC5-4 		4 1 2 1 0 1 2	
Inning Stats R: 0 H: 0 E: 0 K: 0 S: 7 H: 0 LOB: 0 BB: 1 P: 13 R: 1 H: 2 E: 0 K: 1 S: 12 H: 2 LOB: 1 BB: 0 P: 20 R: 0 H: 1 E: 0 K: 2 S: 10 H: 1 LOB: 1 BB: 0 P: 13 R: 0 H: 0 E: 0 K: 1 S: 6 H: 0 LOB: 0 BB: 0 P: 11 R: 3 H: 3 E: 0 K: 1 S: 17 H: 3 LOB: 3 BB: 3 P: 36 R: 0 H: 2 E: 0 K: 2 S: 13 H: 2 LOB: 1 BB: 0 P: 18 R: 1 H: 2 E: 0 K: 0 S: 14 H: 2 LOB: 0 BB: 0 P: 18 R: 1 H: 2 E: 0 K: 1 S: 18 H: 2 LOB: 3 BB: 1 P: 33 R: 0 H: 0 E: 0 K: 1 S: 8 H: 0 LOB: 0 BB: 0 P: 14 1B: 6 SF: 0 2B: 5 SAC: 0 3B: 0 DP: 1 HR: 1 HBP: 1 WP: 0 PA: 42 PB: 0 SB: 0 CS: 2											
PITCHER Kelvin Escobar, R (1, 1) ERA: 5.48 Paul Spoljaric, L (5, 1) ERA: 11.81 Billy Koch, R (7, 1) ERA: 3.38 Dan Plesac, L (8, 1) ERA: 7.31 Graeme Lloyd, L (9, 1) ERA: 1.42	IP WLS BF H R ER SO BB IBB HBP BLK WP HR S P ERA WHIP 4.2 0 22 5 4 4 4 4 0 0 0 0 0 48 88 7.71 1.929 1.2 0 8 4 1 1 3 0 0 0 0 0 1 24 32 5.40 2.400 1.1 0 8 3 1 1 0 1 0 1 0 0 0 20 34 6.75 3.000 0.1 0 1 0 0 0 1 0 0 0 0 0 0 5 8 0.00 0.000 1.0 W 3 0 0 0 1 0 0 0 0 0 0 0 8 14 0.00 0.000										

Boston Red Sox @ Toronto Blue Jays
 SkyDome, Toronto, ON
 Sun May 16 1999, 1:05 PM EDT
 Att. 21,094 - Sunny - 70 F

AB	36
R	6
H	12
RBI	6
BB	5
SO	9
LOB	16



livebaseballscorecards.com

Batter	1	2	3	4	5	6	7	8	9	AB R H RBI BB SO LOB
Shannon Stewart, R (1, 7) OBP: 0.383, SLG: 0.444	0-1 F9		0-0 G6-3		1-1 G5-3		0-1 G4-3	1-3 K		5 0 0 0 0 1 3
Alex Gonzalez, R (1, 6) OBP: 0.370, SLG: 0.416	1-0 G3 1B		3-3 K		2-0 P4		2-2 F9		4-0 1B WP HR BB	4 1 1 0 1 1 0
Shawn Green, L (1, 9) OBP: 0.392, SLG: 0.616	2-0 G3 1-3		2-2 1B			4-2 2B SF8 BB	0-0 L3		3-2 HR 1B	4 2 2 0 1 0 1
Carlos Delgado, L (1, 3) OBP: 0.383, SLG: 0.550	0-1 G6-3		3-0 F7			1-3 K		0-0 BB BB 1B 1B	0-0 HR	5 2 2 3 0 1 3
Tony Fernandez, S (1, 5) OBP: 0.483, SLG: 0.528		4-1 FC6-5 BB		1-1 G5-3		1-2 SF8 HR 2B		4-0 BB BB 1B BB		2 2 1 0 2 0 0
Willie Greene, L (1, 10) OBP: 0.272, SLG: 0.265		3-2 FC6-5 2B 1-3 G4-3		2-2 G4-3		0-0 SF8		0-1 B2		2 1 0 0 0 0 1
Pat Kelly, R (6, PH) OBP: 0.337, SLG: 0.580						2-3 3-H				1 0 0 1 0 0 2
José Cruz Jr., S (1, 8) OBP: 0.384, SLG: 0.471		1-1 G4-3 1-3 2B		3-2 2B		0-1 HR		4-1 1B 1-2 2-3 BB		3 1 3 2 1 0 0
Homer Bush, R (1, 4) OBP: 0.304, SLG: 0.318		0-1 G4-3		1-3 K		0-0 FC6-4 1B		0-0 S 1B		3 0 1 1 0 1 2
Kevin Witt, L (8, PH) OBP: 0.258, SLG: 0.345		2-3 3-H						1-3 2-H 3-H		1 0 1 2 0 0 0
Mark Dalesandro, R (8, PR) OBP: 0.250, SLG: 0.222		3-1 F7						3-3 K		0 0 0 0 0 0 0
Mike Matheny, R (1, 2) OBP: 0.274, SLG: 0.357					0-0 F8		0-0 FC6-4			3 0 0 0 0 0 2
Craig Grebeck, R (8, PH) OBP: 0.500, SLG: 0.500							1-2			1 0 0 0 0 1 2

Inning Stats	R: 0 E: 0 K: 0 S: 6	H: 1 LOB: 1 BB: 0 P: 9	R: 1 E: 0 K: 0 S: 10	H: 1 LOB: 1 BB: 1 P: 21	R: 0 E: 0 K: 1 S: 8	H: 1 LOB: 1 BB: 0 P: 16	R: 0 E: 0 K: 1 S: 11	H: 1 LOB: 1 BB: 0 P: 18	R: 0 E: 0 K: 0 S: 4	H: 0 LOB: 0 BB: 0 P: 7	R: 3 E: 0 K: 1 S: 14	H: 3 LOB: 1 BB: 1 P: 20	R: 0 E: 0 K: 0 S: 6	H: 0 LOB: 0 BB: 0 P: 8	R: 2 E: 0 K: 2 S: 13	H: 2 LOB: 3 BB: 2 P: 25	R: 3 E: 0 K: 0 S: 5	H: 2 LOB: 0 BB: 1 P: 11	1B: 6 2B: 3 3B: 0 HR: 2	SF: 1 SAC: 0 DP: 0 HBP: 0	WP: 1 PB: 0 SB: 3 CS: 0	PA: 40
--------------	------------------------------	---------------------------------	-------------------------------	----------------------------------	------------------------------	----------------------------------	-------------------------------	----------------------------------	------------------------------	---------------------------------	-------------------------------	----------------------------------	------------------------------	---------------------------------	-------------------------------	----------------------------------	------------------------------	----------------------------------	----------------------------------	------------------------------------	----------------------------------	--------


PITCHER	IP	WLS	BF	H	R	ER	SO	BB	IBB	HBP	BLK	WP	HR	S	P	ERA	WHIP
Pat Rapp, R (1, 1) ERA: 7.24	5.0		21	4	2	2	2	2	0	0	0	0	0	41	77	3.60	1.200
Rheal Cormier, L (6, 1) ERA: 3.48	1.0	B	6	3	2	2	1	0	0	0	0	0	1	12	14	18.00	3.000
Jim Corsi, R (7, 1) ERA: 5.27	0.2	H	2	0	0	0	0	0	0	0	0	0	0	5	7	0.00	0.000
Mark Guthrie, L (7, 1) ERA: 4.86	0.1	H	2	1	1	1	0	0	0	0	0	0	0	2	2	27.00	3.000
Derek Lowe, R (8, 1) ERA: 5.18	1.0	B	6	1	1	1	2	2	0	0	0	0	0	12	24	9.00	3.000

BOTTOM

Boston Red Sox @ Toronto Blue Jays
 SkyDome, Toronto, ON
 Sun May 16 1999, 1:05 PM EDT
 Att. 21,094 - Sunny - 70 F

livebaseballscorecards.com

AB	34
R	9
H	11
RBI	9
BB	5
SO	5
LOB	16



Batter	1	2	3	4	5	6	7	8	9	AB R H RBI BB SO LOB	TOP											
Jose Offerman, S (1, 4) OBP: 0.422, SLG: 0.554	1-0 1B 2B	0-1 G3			1-0 FC5-2 3B		2-0 2B		2-2 HR 1B	5 2 4 1 0 0 1												
Jeff Frye, R (1, 5) OBP: 0.355, SLG: 0.266	1-2 L8	1-2 G5-3			3-2 FC5-2 CS		0-1 P3		4-0 HR IBB	4 1 0 0 1 0 4												
Brian Daubach, L (1, 3) OBP: 0.411, SLG: 0.640	1-1 E6 1B 1B				0-0 E6 G6-3			1-0 P5	0-0 HR	5 2 1 3 0 1 2												
Nomar Garciaparra, R (1, 6) OBP: 0.393, SLG: 0.544	0-1 1B 1-2 2-H				3-2 G5-3			0-0 S 1B	1-0 1B 2B	5 1 3 1 0 0 1												
Mike Stanley, R (1, 10) OBP: 0.401, SLG: 0.407	0-1 F9				2-1 G6-3			1-3 K	1-0 FC4-6 1B	5 0 1 1 0 1 4												
Jason Varitek, S (1, 2) OBP: 0.330, SLG: 0.411	1-0 FC6-4 1B 1-3 2-H				3-3 K			0-3 K	1-1 FC4-6	5 0 1 1 0 2 3												
Damon Buford, R (1, 7) OBP: 0.362, SLG: 0.412	0-1 FC6-4				3-3 K				2-1 1B 1B HBP	3 2 1 0 0 1 2												
Darren Lewis, R (1, 8) OBP: 0.374, SLG: 0.330					2-0 G4-3				1-3 K	4 0 1 0 0 1 2												
Trot Nixon, L (1, 9) OBP: 0.284, SLG: 0.342					2-1 P5				0-1 1B	2 0 0 1 0 0 1												
John Valentin, R (9, PH) OBP: 0.340, SLG: 0.435									1-2 1B	1 0 1 0 0 0 0												
Troy O'Leary, L (9, PR) OBP: 0.342, SLG: 0.504										0 0 0 0 0 0 0												
Inning Stats	R: 2 E: 1 K: 0 S: 13	H: 3 LOB: 2 BB: 0 P: 17	R: 0 E: 0 K: 0 S: 10	H: 1 LOB: 1 BB: 0 P: 15	R: 0 E: 1 K: 1 S: 12	H: 0 LOB: 1 BB: 0 P: 20	R: 0 E: 0 K: 1 S: 6	H: 0 LOB: 0 BB: 0 P: 13	R: 0 E: 0 K: 1 S: 10	H: 1 LOB: 1 BB: 0 P: 16	R: 0 E: 0 K: 0 S: 5	H: 0 LOB: 0 BB: 0 P: 5	R: 1 E: 0 K: 0 S: 8	H: 2 LOB: 1 BB: 0 P: 14	R: 0 E: 0 K: 2 S: 9	H: 1 LOB: 1 BB: 0 P: 11	R: 5 E: 0 K: 1 S: 14	H: 5 LOB: 1 BB: 1 P: 26	1B: 7 2B: 5 3B: 1 HR: 1	SF: 1 SAC: 0 DP: 1 HBP: 1	WP: 0 PB: 0 SB: 1 CS: 1	PA: 42
PITCHER	IP WLS BF H R ER SO BB IBB HBP BLK WP HR S P ERA WHIP																				PITCHER	IP WLS BF H R ER SO BB IBB HBP BLK WP HR S P ERA WHIP
Chris Carpenter, R (1, 1) ERA: 2.86	8.0 L 33 8 3 2 5 0 0 0 0 0 0 73 111 2.25 1.000																					
Graeme Lloyd, L (9, 1) ERA: 3.66	0.2 L 7 4 5 5 1 0 1 1 0 0 1 11 21 67.50 6.000																					
Tom Davey, R (9, 1) ERA: 5.55	0.1 L 2 1 0 0 0 0 0 0 0 0 0 3 5 0.00 3.000																					

Boston Red Sox @ Toronto Blue Jays
 SkyDome, Toronto, ON
 Mon May 17 1999, 7:05 PM EDT
 Att. 20,395 - Unknown - 73 F

AB	39
R	8
H	13
RBI	8
BB	1
SO	6
LOB	20



livebaseballscorecards.com

Batter	1	2	3	4	5	6	7	8	9	AB R H RBI BB SO LOB
Shannon Stewart, R (1, 7) OBP: 0.384, SLG: 0.439	0-1 G6-3		2-2 F8	3-2 FC6-4 HBP		1-3 K			1-0 1B DI 1B	4 1 1 1 0 1 1
Craig Grebeck, R (1, 6) OBP: 0.476, SLG: 0.471	0-1 FC4-6 1B		3-3 K	1-2 FC6-4			1-2 G4-3		2-1 1B DI 1B	5 1 2 0 0 1 4
Shawn Green, L (1, 9) OBP: 0.403, SLG: 0.643	1-2 FC4-6 1-2f		4-2 BB		1-2 2B		0-0 HR		1-1 1B DI 2B	4 3 3 2 1 0 1
Carlos Delgado, L (1, 3) OBP: 0.378, SLG: 0.545	3-2 G5-3		0-1 F7		0-2 G3 2B		3-3 K		0-3 K	5 0 1 1 0 2 5
Tony Fernandez, S (1, 5) OBP: 0.481, SLG: 0.523		2-0 G4-3		2-2 CS 1B	2-2 G3		0-0 1B		1-2 L6	5 0 2 0 0 0 3
Willie Greene, L (1, 10) OBP: 0.279, SLG: 0.278 Jacob Brumfield, R (9, PR) OBP: 0.250, SLG: 0.304		4-0 G3-6 BB		1-3 K	0-0 P6		2-3 K		0-0 2B	4 0 1 2 1 2 3 0 0 0 0 0 0 0
José Cruz Jr., S (1, 8) OBP: 0.384, SLG: 0.462		2-2 G3-6		4-2 1B HBP BB	1-1 F9			3-3 K	4-0 IBB	3 1 0 0 2 1 2
Homer Bush, R (1, 4) OBP: 0.333, SLG: 0.385 Kevin Witt, L (9, PH) OBP: 0.250, SLG: 0.333			3-1 PB 1B	1-0 HBP S 1B		1-2 F8		0-0 B1-3	1-3 K2-3	4 1 2 0 0 0 0 1 0 0 0 0 1 2
Mike Matheny, R (1, 2) OBP: 0.286, SLG: 0.356			1-2 WP 1B	4-2 HBP BB		1-2 G6-3		3-3 K		3 0 1 1 1 1 0


Inning Stats	R: 0 E: 0 K: 11 S: 11	H: 1 LOB: 1 BB: 0 P: 15	R: 0 E: 0 K: 0 S: 5	H: 0 LOB: 0 BB: 1 P: 13	R: 1 E: 0 K: 1 S: 17	H: 2 LOB: 2 BB: 1 P: 30	R: 1 E: 0 K: 1 S: 18	H: 2 LOB: 3 BB: 2 P: 33	R: 1 E: 0 K: 0 S: 12	H: 2 LOB: 1 BB: 0 P: 16	R: 0 E: 0 K: 1 S: 9	H: 0 LOB: 0 BB: 0 P: 12	R: 1 E: 0 K: 2 S: 13	H: 2 LOB: 1 BB: 0 P: 19	R: 0 E: 0 K: 2 S: 7	H: 0 LOB: 0 BB: 0 P: 13	R: 3 E: 0 K: 2 S: 17	H: 4 LOB: 2 BB: 1 P: 27	1B: 8 2B: 4 3B: 0 HR: 1	SF: 0 SAC: 0 DP: 1 HBP: 1
--------------	--------------------------------	----------------------------------	------------------------------	----------------------------------	-------------------------------	----------------------------------	-------------------------------	----------------------------------	-------------------------------	----------------------------------	------------------------------	----------------------------------	-------------------------------	----------------------------------	------------------------------	----------------------------------	-------------------------------	----------------------------------	----------------------------------	------------------------------------

PITCHER	IP	WLS	BF	H	R	ER	SO	BB	IBB	HBP	BLK	WP	HR	S	P	ERA	WHIP
49 Tim Wakefield, R (1, 1) ERA: 6.88	5.0		25	7	3	3	2	4	0	1	0	1	0	63	107	5.40	2.200
John Wasdin, R (6, 1) ERA: 2.6	3.0	W	11	2	1	1	5	0	0	0	0	0	1	29	44	3.00	0.667
Tom Gordon, R (9, 1) ERA: 4.26	1.0		8	4	3	3	2	0	1	0	0	0	0	17	27	27.00	4.000

BOTTOM

Boston Red Sox @ Toronto Blue Jays
 SkyDome, Toronto, ON
 Mon May 17 1999, 7:05 PM EDT
 Att: 20,395 - Unknown - 73 F

AB	38
R	7
H	13
RBI	7
BB	5
SO	9
LOB	21



WP	PA	ERA	WHIP
1	44		
3			
1			

Batter	1	2	3	4	5	6	7	8	9	AB R H RBI BB SO LOB	TOP	
Chuck Knoblauch, R (1, 4) <small>OBP: 0.386, SLG: 0.375</small>	1-1 		0-1 	0-3 		1 SAFE 0-0 		0-0 		4 0 1 0 0 1 1		
2 Derek Jeter, R (1, 6) <small>OBP: 0.466, SLG: 0.655</small>	0-0 		2-0 		4-2 	1-1 		2-3 		4 2 2 0 1 1 2		
Paul O'Neill, L (1, 9) <small>OBP: 0.358, SLG: 0.426</small>	1-3 		1-0 		0-0 	0-0 		0-0 		5 0 1 0 0 1 5		
Bernie Williams, S (1, 8) <small>OBP: 0.380, SLG: 0.447</small>	2-2 		0-3 		4-1 	3-3 		4-1 		3 1 1 0 2 2 4		
Tino Martinez, L (1, 3) <small>OBP: 0.363, SLG: 0.482</small>	2-0 		0-0 		4-2 		0-0 	2-2 		4 0 3 2 1 0 2		
Chili Davis, S (1, 10) <small>OBP: 0.443, SLG: 0.618</small>		1-0 	0-2 		2-2 		1-3 	2-2 		5 0 2 1 0 1 4		
20 Jorge Posada, S (1, 2) <small>OBP: 0.301, SLG: 0.313</small>		3-2 		3-1 	0-3 		1-3 	0-1 		5 0 1 0 0 2 5		
Chad Curtis, R (1, 7) Shane Spencer, R (9, PH) <small>OBP: 0.325, SLG: 0.322</small> <small>OBP: 0.314, SLG: 0.375</small>		2-3 		0-1 	2-3 		4-1 	2-3 		3 0 0 0 1 2 4		
Scott Brosius, R (1, 5) <small>OBP: 0.265, SLG: 0.446</small>		3-3 		1-1 		2-2 	0-3 	0-2 		1 0 0 0 0 1 2		
Inning Stats	R: 0 H: 2 E: 0 LOB: 2 K: 1 BB: 0 S: 10 P: 16	R: 0 H: 1 E: 0 LOB: 1 K: 2 BB: 0 S: 11 P: 20	R: 1 H: 3 E: 0 LOB: 2 K: 1 BB: 0 S: 12 P: 15	R: 0 H: 1 E: 0 LOB: 1 K: 1 BB: 0 S: 9 P: 13	R: 1 H: 1 E: 0 LOB: 3 K: 2 BB: 3 S: 20 P: 36	R: 0 H: 1 E: 1 LOB: 2 K: 1 BB: 0 S: 12 P: 18	R: 0 H: 1 E: 0 LOB: 2 K: 3 BB: 1 S: 13 P: 19	R: 0 H: 1 E: 0 LOB: 0 K: 1 BB: 0 S: 8 P: 10	R: 1 H: 2 E: 0 LOB: 2 K: 1 BB: 1 S: 16 P: 26	1B: 10 SF: 0 2B: 3 SAC: 1 3B: 0 DP: 1 HR: 0 HBP: 0	WP: 2 PA: 45 PB: 0 SB: 0 CS: 0	
PITCHER Pedro Martinez, R (1, 1) <small>ERA: 1.89</small> Derek Lowe, R (8, 1) <small>ERA: 5.11</small> Rheal Cormier, L (8, 1) <small>ERA: 3.8</small> Tom Gordon, R (9, 1) <small>ERA: 3.68</small>	IP WLS BF H R ER SO BB IBB HBP BLK WP HR S P ERA WHIP											PITCHER IP WLS BF H R ER SO BB IBB HBP BLK WP HR S P ERA WHIP

New York Yankees @ Boston Red Sox
 Fenway Park, Boston, MA
 Tue May 18 1999, 7:05 PM EDT
 Att. 33,620 - Cloudy - 69 F

AB	39
R	3
H	13
RBI	3
BB	5
SO	13
LOB	34



BOTTOM

New York Yankees @ Boston Red Sox
Fenway Park, Boston, MA
Tue May 18 1999, 7:05 PM EDT
Att. 33,620 - Cloudy - 69 F

livebaseballscorecards.com

AB	31
R	6
H	10
RBI	4
BB	5
SO	2
LOB	16



WP:	1	PA:	37
PB:	1		
SB:	0		
CS:	1		

AB R H RBI BB SO LOB

3 0 0 0 2 1 5

3 0 0 0 1 0 4

4 0 1 1 0 1 0

4 2 2 0 0 0 0

4 1 1 0 0 0 1

3 2 2 1 1 0 0

4 0 1 1 0 0 2

3 1 2 0 1 0 1

3 0 1 1 0 0 3

1B: 8 SF: 0
2B: 1 SAC: 1
3B: 0 DP: 1
HR: 1 HBP: 0

Batter	1	2	3	4	5	6	7	8	9
Jose Offerman, S OBP: 0.421, SLG: 0.543 (1, 4)	4-0 CS BB		2-3 K		1 SAFE 4-1 PB 1B BB		0-0 F9	0-0 G3-1	
Jeff Frye, R OBP: 0.350, SLG: 0.254 (1, 5)	2-2 F9 1-2		1-1 P6		4-2 1B BB		3-1 G3		
18 Reggie Jefferson, S OBP: 0.382, SLG: 0.565 (1, 10)	0-3 K			2-2 G3	2-2 1B			3-2 G6-3	
Nomar Garciaparra, R OBP: 0.398, SLG: 0.550 (1, 6)		3-2 F9		0-0 G6-3		0-0 G3-1 WP 2B		2-2 BB FC 1B	
Troy O'Leary, L OBP: 0.340, SLG: 0.497 (1, 7)		0-0 F8		1-0 G4-3		2-0 G3-1		0-2 FC BB E 1B	
Mike Stanley, R OBP: 0.411, SLG: 0.440 (1, 3)		3-2 L7			2-1 HR	1-1 G5-4-3 1B		4-1 BB E G4-3 BB	
Jason Varitek, S OBP: 0.327, SLG: 0.404 (1, 2)			0-1 FC4-6 1B		1-2 F8	3-2 G5-4-3		1-2 FC G4-3 BB	
Darren Lewis, R OBP: 0.386, SLG: 0.340 (1, 8)			3-1 FC4-6 1B		0-1 PB 1B BB		0-1 SH2-4 1B	4-1 G4-3 BB	
Trot Nixon, L OBP: 0.286, SLG: 0.341 (1, 9)			1 SAFE 0-0 1B		1 SAFE 1-2 F8		1 SAFE 1-1 SH2-4	0-0 G4-3	

Inning Stats	R: 0	H: 0	E: 0	K: 1	S: 9	LOB: 0	BB: 1	P: 15
	R: 0	H: 0	E: 0	K: 0	S: 7	LOB: 0	BB: 0	P: 13
	R: 0	H: 2	E: 0	K: 1	S: 10	LOB: 2	BB: 0	P: 16
	R: 0	H: 0	E: 0	K: 0	S: 6	LOB: 0	BB: 0	P: 9
	R: 2	H: 3	E: 0	K: 0	S: 16	LOB: 2	BB: 2	P: 30
	R: 1	H: 2	E: 0	K: 0	S: 7	LOB: 0	BB: 0	P: 13
	R: 0	H: 1	E: 0	K: 0	S: 7	LOB: 1	BB: 0	P: 11
	R: 3	H: 2	E: 1	K: 0	S: 18	LOB: 2	BB: 2	P: 32

PITCHER	IP	WLS	BF	H	R	ER	SO	BB	IBB	HBP	BLK	WP	HR	S	P	ERA	WHIP
David Cone, R ERA: 1.69 (1, 1)	6.0	L	25	7	3	3	2	3	0	0	0	1	1	55	96	4.50	1.667
Mike Stanton, L ERA: 6.28 (7, 1)	1.1		5	1	0	0	0	0	0	0	0	0	0	10	17	0.00	0.750
Jason Grimsley, R ERA: 2.28 (8, 1)	0.2		7	2	3	1	0	2	0	0	0	0	0	15	26	13.50	6.000

Batter	1	2	3	4	5	6	7	8	9	AB R H RBI BB SO LOB	TOP											
Chuck Knoblauch, R (1, 4) <small>OBP: 0.382, SLG: 0.371</small>	1-0 		2-2 		1-2 		1-3 			4 0 1 0 0 1 4												
2 Derek Jeter, R (1, 6) <small>OBP: 0.461, SLG: 0.644</small>	0-0 		0-1 			2-2 		3-3 		4 0 1 0 0 1 1												
Paul O'Neill, L (1, 9) <small>OBP: 0.361, SLG: 0.424</small>	1-0 		0-0 			4-2 		1-1 		3 0 1 0 1 0 2												
Bernie Williams, S (1, 8) <small>OBP: 0.371, SLG: 0.435</small>	1-3 			0-0 		1-2 		0-0 		4 0 0 0 0 1 3												
Tino Martinez, L (1, 3) <small>OBP: 0.354, SLG: 0.469</small>		0-2 		0-0 		1-2 		1-0 		4 0 0 0 0 0 2												
Chili Davis, S (1, 10) <small>OBP: 0.438, SLG: 0.607</small>		0-0 		1-1 			1-2 		0-1 	4 0 1 0 0 0 0												
Shane Spencer, R (1, 7) <small>OBP: 0.282, SLG: 0.333</small>		0-0 			0-2 		2-0 		1-3 	4 0 0 0 0 1 1												
20 Jorge Posada, S (1, 2) <small>OBP: 0.320, SLG: 0.333</small>		2-2 			0-0 		1-0 		1-0 	4 0 3 0 0 0 1												
Scott Brosius, R (1, 5) <small>OBP: 0.275, SLG: 0.442</small>			2-3 		0-1 		2-2 		1-3 	3 0 1 0 0 2 1												
Inning Stats	R: 0 E: 0 K: 1 S: 6	H: 1 LOB: 1 BB: 0 P: 9	R: 0 E: 0 K: 0 S: 10	H: 1 LOB: 1 BB: 0 P: 12	R: 0 E: 0 K: 1 S: 9	H: 1 LOB: 1 BB: 0 P: 13	R: 0 E: 0 K: 0 S: 4	H: 0 LOB: 0 BB: 0 P: 5	R: 0 E: 0 K: 0 S: 9	H: 2 LOB: 1 BB: 0 P: 10	R: 0 E: 0 K: 0 S: 14	H: 0 LOB: 1 BB: 1 P: 22	R: 0 E: 0 K: 1 S: 11	H: 1 LOB: 2 BB: 0 P: 18	R: 0 E: 0 K: 1 S: 8	H: 1 LOB: 1 BB: 0 P: 13	R: 0 E: 0 K: 2 S: 9	H: 1 LOB: 1 BB: 0 P: 12	1B: 8 2B: 0 3B: 0 HR: 0	SF: 0 SAC: 0 DP: 1 HBP: 1	WP: 0 PB: 0 SB: 0 CS: 0	PA: 36
PITCHER Brian Rose, R (1, 1) <small>ERA: 2.0</small> Mark Guthrie, L (8, 1) <small>ERA: 4.58</small> Jim Corsi, R (9, 1) <small>ERA: 4.91</small>	IP	WLS	BF	H	R	ER	SO	BB	IBB	HBP	BLK	WP	HR	S	P	ERA	WHIP					
	7.0	W	28	6	0	0	3	1	0	1	0	0	0	63	89	0.00	1.000					
	1.0		4	1	0	0	1	0	0	0	0	0	0	8	13	0.00	1.000					
	1.0		4	1	0	0	2	0	0	0	0	0	0	9	12	0.00	1.000					

New York Yankees @ Boston Red Sox
 Fenway Park, Boston, MA
 Wed May 19 1999, 7:05 PM EDT
 Att. 32,091 - Cloudy - 69 F

livebaseballscorecards.com

AB	34
R	0
H	8
RBI	0
BB	1
SO	6
LOB	15



Batter	1	2	3	4	5	6	7	8	9
Jose Offerman, S OBP: 0.426, SLG: 0.551 (1, 4)	1-1 1B 18 G4-3 1B	1-0 1B		0-1 F8 2		0-0 18 1B 2B		1-3 K 2	
John Valentin, R OBP: 0.341, SLG: 0.441 (1, 5)	0-1 18 G4-3 1B 18 WP 1B	1-0 P4 3		3-2 1-H 2-H 2B		1-2 G5-3 1		2-0 G5-3 3	
18 Reggie Jefferson, S OBP: 0.375, SLG: 0.545 (1, 10)	2-1 G4-3 1-3 3-H 1B		0-0 L8 1	1-0 G3-1 3		0-0 2-H 1B 2			
Nomar Garciaparra, R OBP: 0.392, SLG: 0.541 (1, 6)	0-0 G6-3 2		2-2 1B 1		0-2 P9 1	2-1 F9 3			
Troy O'Leary, L OBP: 0.337, SLG: 0.490 (1, 7)	1-1 FC6-4 1B 3-H		0-1 F9 2		0-0 G4-3 2		0-0 P3 1		
Mike Stanley, R OBP: 0.407, SLG: 0.433 (1, 3)	0-0 FC6-4 1-2f 3		1-3 K 3		1-2 1B 1B 1B		0-0 F9 2		
Jason Varitek, S OBP: 0.351, SLG: 0.485 (1, 2)		2-1 HR		0-2 1B 2B 1B	0-2 1B 1B		0-0 HR		
Darren Lewis, R OBP: 0.389, SLG: 0.345 (1, 8) (7, 9)		0-2 G4-3 1		0-2 2B 1B	2-2 1B 1B		3-2 G3 3		
Trot Nixon, L OBP: 0.277, SLG: 0.329 Damon Buford, R OBP: 0.358, SLG: 0.407 (1, 9) (7, 8)		1-1 G4-3 2		0-3 K 1	1-2 G3-1 3		0-1 P7 1		


Inning Stats	R: 2	H: 3	E: 0	K: 10	S: 10	LOB: 1	BB: 0	P: 14	R: 1	H: 2	E: 0	K: 9	S: 9	LOB: 1	BB: 0	P: 14	R: 0	H: 1	E: 0	K: 1	S: 9	LOB: 1	BB: 0	P: 12	R: 2	H: 3	E: 0	K: 1	S: 16	LOB: 1	BB: 0	P: 20	R: 0	H: 3	E: 0	K: 1	S: 16	LOB: 3	BB: 0	P: 20	R: 0	H: 2	E: 0	K: 8	S: 8	LOB: 1	BB: 0	P: 11	R: 1	H: 1	E: 0	K: 0	S: 6	LOB: 0	BB: 0	P: 9	R: 0	H: 0	E: 0	K: 1	S: 7	LOB: 0	BB: 0	P: 10
1B: 11	SF: 0	2B: 2	SAC: 0	3B: 0	DP: 0	HR: 2	HBP: 0	WP: 1	PA: 38	PB: 0	SB: 0	CS: 0																																																				

BOTTOM

New York Yankees @ Boston Red Sox
 Fenway Park, Boston, MA
 Wed May 19 1999, 7:05 PM EDT
 Att: 32,091 - Cloudy - 69 F

livebaseballscorecards.com

AB	38
R	6
H	15
RBI	6
BB	0
SO	3
LOB	16



PITCHER	IP	WLS	BF	H	R	ER	SO	BB	IBB	HBP	BLK	WP	HR	S	P	ERA	WHIP
Hideki Irabu, R ERA: 5.46 (1, 1)	3.2	L	20	9	5	5	2	0	0	0	0	1	1	43	58	12.27	2.455
Ramiro Mendoza, R ERA: 4.6 (4, 1)	3.1		15	6	1	1	0	0	0	0	0	0	1	31	42	2.70	1.800
Jay Tessmer, R ERA: 14.85 (8, 1)	1.0		3	0	0	0	1	0	0	0	0	0	0	7	10	0.00	0.000

Batter	1	2	3	4	5	6	7	8	9	AB R H RBI BB SO LOB	TOP
Chuck Knoblauch, R (1, 4) OBP: 0.389, SLG: 0.378	3-2 		1-2 			2-1 	2-2 		4-2 	3 1 1 0 1 0 0	
2 Derek Jeter, R (1, 6) OBP: 0.459, SLG: 0.634	1-1 			4-2 		2-0 	3-2 		3-1 	4 0 1 0 1 0 3	
Paul O'Neill, L (1, 9) OBP: 0.353, SLG: 0.413	1-2 			2-3 		1-0 		2-2 		4 0 0 0 0 1 3	
Bernie Williams, S (1, 8) OBP: 0.368, SLG: 0.452		1-1 		0-0 		0-1 		3-1 		3 1 1 2 0 0 0	
Tino Martinez, L (1, 3) OBP: 0.352, SLG: 0.459		0-1 			4-1 	3-3 		0-0 		3 1 0 0 1 1 1	
Chili Davis, S (1, 10) OBP: 0.440, SLG: 0.601		1-0 			0-1 	4-2 		3-2 		3 0 1 0 1 0 1	
20 Jorge Posada, S (1, 2) OBP: 0.307, SLG: 0.318		2-0 			1-0 	0-1 			0-0 	4 0 0 0 0 0 5	
Chad Curtis, R (1, 7) OBP: 0.321, SLG: 0.317			2-2 		3-2 		1-2 		1-2 	4 0 1 1 0 0 0	
Scott Brosius, R (1, 5) OBP: 0.274, SLG: 0.429			0-1 		1-3 		0-0 		4-2 	3 0 0 0 1 1 1	
Inning Stats	R: 0 H: 0 E: 0 LOB: 0 K: 0 BB: 0 S: 10 P: 15	R: 0 H: 1 E: 0 LOB: 1 K: 0 BB: 0 S: 6 P: 10	R: 0 H: 0 E: 0 LOB: 0 K: 0 BB: 0 S: 8 P: 11	R: 0 H: 0 E: 0 LOB: 0 K: 1 BB: 1 S: 6 P: 12	R: 1 H: 1 E: 0 LOB: 1 K: 1 BB: 1 S: 11 P: 20	R: 1 H: 1 E: 0 LOB: 3 K: 1 BB: 1 S: 12 P: 24	R: 0 H: 1 E: 0 LOB: 1 K: 0 BB: 0 S: 15 P: 21	R: 1 H: 1 E: 0 LOB: 0 K: 0 BB: 0 S: 9 P: 17	R: 0 H: 0 E: 0 LOB: 2 K: 0 BB: 2 S: 12 P: 23	1B: 3 SF: 1 2B: 2 SAC: 0 3B: 0 DP: 1 HR: 1 HBP: 1	WP: 1 PA: 38 PB: 0 SB: 2 CS: 1
PITCHER Mark Portugal, R (1, 1) ERA: 4.02 Rheal Cormier, L (7, 1) ERA: 3.91 Derek Lowe, R (8, 1) ERA: 4.85	IP WLS BF H R ER SO BB IBB HBP BLK WP HR S P ERA WHIP 6.0 L 25 3 2 2 3 3 0 1 0 1 0 53 92 3.00 1.000 1.2 7 2 1 1 0 0 0 0 0 0 0 1 21 32 5.40 1.200 1.1 6 0 0 0 0 0 2 0 0 0 0 0 15 29 0.00 1.500	PITCHER IP WLS BF H R ER SO BB IBB HBP BLK WP HR S P ERA WHIP									

New York Yankees @ Boston Red Sox
 Fenway Park, Boston, MA
 Thu May 20 1999, 7:05 PM EDT
 Att. 33,139 - Unknown - 67 F

livebaseballscorecards.com

AB	31
R	3
H	5
RBI	3
BB	5
SO	3
LOB	14



Batter	1	2	3	4	5	6	7	8	9	AB	R	H	RBI	BB	SO	LOB
Jose Offerman, S OBP: 0.417, SLG: 0.538 (1, 4)	3-1 G3		1-1 G4-3			0-0 G3		2-3 K		4	0	0	0	0	1	0
John Valentin, R OBP: 0.333, SLG: 0.429 (1, 5)	1-2 F7			0-1 G5-3		0-0 F8			0-2 G4-3	4	0	0	0	0	0	0
Brian Daubach, L OBP: 0.383, SLG: 0.593 Jeff Frye, R OBP: 0.350, SLG: 0.254 (1, 3) (9, PR)	1-0 G4-3			3-3 K		3-2 G3-1			0-0 E3 1B	4	0	0	0	0	1	0
Nomar Garciaparra, R OBP: 0.401, SLG: 0.559 (1, 6)		4-2 G4-6-3 BB		1-0 F9			3-2 SF8 3B		0-0 1-2 1B	3	1	2	0	1	0	0
Troy O'Leary, L OBP: 0.329, SLG: 0.480 (1, 7)		0-1 SAFE G4-6-3 1-2f			3-2 P6		0-0 SF8		0-0 F7	3	0	0	1	0	0	3
18 Reggie Jefferson, S OBP: 0.382, SLG: 0.536 (1, 10)		4-2 BB			1-1 E 1B		1-1 G4-3		1-3 K	3	0	1	0	1	1	2
Damon Buford, R OBP: 0.347, SLG: 0.393 (1, 8)		3-1 SAFE P3			0-1 E7 1-2		3-1 P5			3	0	0	0	0	0	2
Jason Varitek, S OBP: 0.342, SLG: 0.472 (1, 2)			2-3 K		2-1 F8			0-3 K		3	0	0	0	0	2	2
Darren Lewis, R OBP: 0.381, SLG: 0.336 (1, 9)			2-3 K		0-3 K			2-2 G6-3		3	0	0	0	0	2	2

Inning Stats	R: 0	H: 0	E: 0	LOB: 0	K: 0	S: 7	P: 12	R: 0	H: 0	E: 0	LOB: 1	K: 0	S: 10	P: 21	R: 0	H: 0	E: 0	LOB: 0	K: 2	S: 9	P: 14	R: 0	H: 1	E: 1	LOB: 2	K: 1	S: 16	P: 22	R: 0	H: 0	E: 0	LOB: 0	K: 0	S: 5	P: 8	R: 1	H: 1	E: 0	LOB: 0	K: 0	S: 8	P: 15	R: 0	H: 0	E: 0	LOB: 0	K: 2	S: 11	P: 15	R: 0	H: 1	E: 1	LOB: 2	K: 1	S: 9	P: 10	1B: 2	SF: 1	2B: 0	SAC: 0	3B: 1	DP: 1	HR: 0	HBP: 0	WP: 0	PA: 33
PITCHER	IP	WLS	BF	H	R	ER	SO	BB	IBB	HBP	BLK	WP	HR	S	P	ERA	WHIP																																																	
Orlando Hernandez, R ERA: 5.76 42 Mariano Rivera, R ERA: 2.2	(1, 1)	8.0	W	28	2	1	1	6	2	0	0	0	0	0	73	118	1.12	0.500																																																
	(9, 1)	1.0	S	5	1	0	0	1	0	0	0	0	0	9	10	0.00	1.000																																																	

BOTTOM

New York Yankees @ Boston Red Sox
Fenway Park, Boston, MA
 Thu May 20 1999, 7:05 PM EDT
 Att: 33,139 - Unknown - 67 F

livebaseballscorecards.com

AB	30
R	1
H	3
RBI	1
BB	2
SO	7
LOB	11



Batter	1	2	3	4	5	6	7	8	9	AB R H RBI BB SO LOB	TOP		
Shannon Stewart, R (1, 7) OBP: 0.404, SLG: 0.443	0-1 SH5-4 G3 1B		1-1 2B		0-2 F8			1-0 F8		4 1 2 0 0 0 0			
Homer Bush, R (1, 6) OBP: 0.364, SLG: 0.366	1-0 SH5-4 1-3		1-2 G1-3			1-3 K		0-0 G3		3 0 0 0 0 1 1			
Shawn Green, L (1, 9) OBP: 0.407, SLG: 0.634	3-1 G3			4-0 BB BB		3-3 K			4-2 DI 2B BB	2 1 0 1 2 1 0			
Carlos Delgado, L (1, 3) OBP: 0.376, SLG: 0.550	2-3 K			2-2 L8		1-3 K			1-2 F9	4 0 0 0 0 2 2			
Tony Fernandez, S (1, 5) OBP: 0.491, SLG: 0.555		0-0 G6-3		4-1 BB 1-2 BB			0-1 G5-3 1B		0-2 2B	3 0 2 1 1 0 0			
Dave Hollins, S (1, 10) OBP: 0.260, SLG: 0.255		2-0 G5-3		1-3 K			0-0 G5-3		1-3 K	4 0 0 0 0 2 4			
José Cruz Jr., S (1, 8) OBP: 0.371, SLG: 0.430		0-1 G4-3		3-3 K			3-1 F7		4-0 BB	3 0 0 0 1 1 3			
Pat Kelly, R (1, 4) OBP: 0.330, SLG: 0.546 Pat Lennon, R (9, PH)			4-2 BB BB		0-1 B1-3		2-2 G5-3		0-3 K	2 0 0 0 1 0 1 1 0 0 0 0 1 2			
Mike Matheny, R (1, 2) OBP: 0.278, SLG: 0.341 Mark Dalesandro, R (8, PH) OBP: 0.238, SLG: 0.211 (8, 2)			2-2 G6-4-3		3-3 K			0-0 G5-3		2 0 0 0 0 1 1 1 0 0 0 0 0 0			
Inning Stats	R: 1 H: 1 E: 0 LOB: 0 K: 1 BB: 0 S: 9 P: 15	R: 0 H: 0 E: 0 LOB: 0 K: 0 BB: 0 S: 4 P: 6	R: 0 H: 1 E: 0 LOB: 1 K: 0 BB: 1 S: 11 P: 19	R: 0 H: 0 E: 0 LOB: 2 K: 2 BB: 2 S: 11 P: 24	R: 0 H: 0 E: 0 LOB: 0 K: 1 BB: 0 S: 8 P: 11	R: 0 H: 0 E: 0 LOB: 0 K: 3 BB: 0 S: 10 P: 15	R: 0 H: 1 E: 0 LOB: 1 K: 0 BB: 0 S: 9 P: 14	R: 0 H: 0 E: 0 LOB: 0 K: 2 BB: 2 S: 15 P: 25	R: 1 H: 1 E: 0 LOB: 2 K: 2 BB: 2 S: 15 P: 25	1B: 2 SF: 0 2B: 2 SAC: 1 3B: 0 DP: 1 HR: 0 HBP: 0	WP: 0 PA: 35 PB: 0 SB: 1 CS: 0		
PITCHER	IP WLS BF H R ER SO BB IBB HBP BLK WP HR S P ERA WHIP											PITCHER	IP WLS BF H R ER SO BB IBB HBP BLK WP HR S P ERA WHIP
Pat Rapp, R (1, 1) ERA: 6.21	6.0 W 23 3 1 1 7 3 0 0 0 0 0 0 55 92 1.50 1.000												
Derek Lowe, R (7, 1) ERA: 4.67	1.0 H 3 0 0 0 0 0 0 0 0 0 0 0 7 12 0.00 0.000												
Jim Corsi, R (8, 1) ERA: 5.17	1.0 4 0 1 1 0 1 0 0 0 0 0 0 5 10 9.00 1.000												
Tom Gordon, R (9, 1) ERA: 3.24	1.0 5 1 0 0 2 1 0 0 0 0 0 0 13 19 0.00 2.000												

Toronto Blue Jays @ Boston Red Sox
 Fenway Park, Boston, MA
 Fri May 21 1999, 7:05 PM EDT
 Att. 27,284 - Unknown - 65 F

livebaseballscorecards.com

AB	29
R	2
H	4
RBI	2
BB	5
SO	9
LOB	14



Batter	1	2	3	4	5	6	7	8	9
Darren Lewis, R OBP: 0.391, SLG: 0.353 (1, 9) C B B C B	4-2 FC5-4 BB		0-3 K		2-2 1-3 2-H 1B		2-1 2-H 2B		
John Valentin, R OBP: 0.331, SLG: 0.424 (1, 5) B B C X	2-1 FC5-4 1-2f			2-1 P5	0-0 2-H 3-H 1B		1-0 G1-3		
Brian Daubach, L OBP: 0.359, SLG: 0.552 (1, 10) S S S	0-3 K			0-1 G6-3	0-3 K			1-1 L8	
Nomar Garciaparra, R OBP: 0.391, SLG: 0.543 (1, 6) C B X	1-1 P2			0-0 G5-3		1-0 G5-3		3-2 F8	
Troy O'Leary, L OBP: 0.322, SLG: 0.468 (1, 7) B C C C		1-3 K			1-0 L3	3-2 F7		1-3 K	
Mike Stanley, R OBP: 0.405, SLG: 0.426 (1, 3) C B B B		1-3 K			4-2 1B BB	1-2 F7			
Damon Buford, R OBP: 0.347, SLG: 0.391 (1, 8) C C C		0-3 K2-3			2-3 K		0-0 2B 1B		
Jason Varitek, S OBP: 0.342, SLG: 0.463 (1, 2) C B S			1-3 K		4-2 1B BB		0-0 SAFE F9		
Jeff Frye, R OBP: 0.349, SLG: 0.257 (1, 4) B X			1-0 L7		1-2 1B 1B		1-3 SAFE K		

Inning Stats	R: 0	H: 0	E: 0	K: 1	S: 9	LOB: 1	BB: 1	P: 16
	R: 0	H: 0	E: 0	K: 3	S: 9	LOB: 0	BB: 0	P: 11
	R: 0	H: 0	E: 0	K: 2	S: 7	LOB: 0	BB: 0	P: 9
	R: 0	H: 0	E: 0	K: 0	S: 5	LOB: 0	BB: 0	P: 7
	R: 4	H: 3	E: 0	K: 2	S: 18	LOB: 1	BB: 2	P: 32
	R: 0	H: 0	E: 0	K: 0	S: 8	LOB: 0	BB: 0	P: 13
	R: 1	H: 2	E: 0	K: 1	S: 8	LOB: 1	BB: 0	P: 12
	R: 0	H: 0	E: 0	K: 1	S: 8	LOB: 0	BB: 0	P: 13

PITCHER	IP	WLS	BF	H	R	ER	SO	BB	IBB	HBP	BLK	WP	HR	S	P	ERA	WHIP
Kelvim Escobar, R ERA: 5.64 (1, 1)	6.2	L	28	5	5	5	9	3	0	0	0	0	0	63	98	6.75	1.200
Pete Munro, R ERA: 4.32 (7, 1)	1.1		4	0	0	0	1	0	0	0	0	0	0	9	15	0.00	0.000

AB R H RBI BB SO LOB

3	1	2	2	1	1	0
4	0	1	2	0	0	2
4	0	0	0	0	2	2
4	0	0	0	0	0	1
4	0	0	0	0	2	0
2	1	0	0	1	1	0
3	1	1	0	0	2	1
2	1	0	0	1	1	1
3	1	1	1	0	1	1

AB	R	H	RBI	BB	SO	LOB
29	5	5	5	3	10	8

WP	PA
0	32

Toronto Blue Jays @ Boston Red Sox
Fenway Park, Boston, MA
Fri May 21 1999, 7:05 PM EDT
Att: 27,284 - Unknown - 65 F

livebaseballscorecards.com

AB	R	H	RBI	BB	SO	LOB
29	5	5	5	3	10	8



Batter	1	2	3	4	5	6	7	8	9	AB R H RBI BB SO LOB	TOP											
Shannon Stewart, R (1, 7) OBP: 0.396, SLG: 0.433	1-2 E5 G4-3 S G3		1-3 K		2-1 G6-3			1-2 F7		4 1 0 0 0 1 0												
Homer Bush, R (1, 6) OBP: 0.333, SLG: 0.333	1-2 G4-3		1-2 L7			0-1 P7		1-3 K		4 0 0 0 0 1 1												
Shawn Green, L (1, 9) OBP: 0.404, SLG: 0.631	0-0 G3		0-0 G3			0-1 2B			3-1 L9	4 0 1 1 0 0 0												
Carlos Delgado, L (1, 3) OBP: 0.379, SLG: 0.547	0-2 2-6 1B			2-2 G3		1-3 K			4-1 HBP 3B BB	3 1 1 0 1 1 1												
Tony Fernandez, S (1, 5) OBP: 0.486, SLG: 0.544	1-1 2-6 1-2	1-3 K		1-0 G6-3		0-1 F8			1-0 1-2 3B HBP	3 1 0 0 0 1 1												
Dave Hollins, S (1, 10) OBP: 0.278, SLG: 0.275		1-0 BB 1B		2-2 1B		1-1 P7			2-3 K	4 0 2 0 0 1 2												
José Cruz Jr., S (1, 8) OBP: 0.369, SLG: 0.438		1-2 SAFE SAFE F7		1-3 K		1-2 P2			1-1 1-H 2-H 1B 3B	4 1 1 2 0 1 2												
Craig Grebeck, R (1, 4) OBP: 0.394, SLG: 0.333		4-1 SAFE BB			1-3 K	4-0 2-4 BB			1-1 DI 1B	2 0 1 1 2 1 0												
Mark Dalesandro, R (1, 2) OBP: 0.200, SLG: 0.174		0-1 G5-3			1-3 K	0-1 2-4		1-0 P9	3-H 1-0 F7	4 0 0 0 0 1 3												
Inning Stats	R: 1 E: 1 K: 0 S: 12	H: 1 LOB: 1 BB: 0 P: 15	R: 0 E: 0 K: 1 S: 10	H: 1 LOB: 2 BB: 1 P: 17	R: 0 E: 0 K: 1 S: 7	H: 0 LOB: 0 BB: 0 P: 9	R: 0 E: 0 K: 1 S: 12	H: 1 LOB: 1 BB: 0 P: 18	R: 0 E: 0 K: 2 S: 13	H: 0 LOB: 0 BB: 0 P: 17	R: 0 E: 0 K: 1 S: 9	H: 1 LOB: 1 BB: 0 P: 10	R: 0 E: 0 K: 0 S: 7	H: 0 LOB: 1 BB: 1 P: 13	R: 0 E: 0 K: 1 S: 9	H: 0 LOB: 0 BB: 0 P: 12	R: 3 E: 0 K: 1 S: 11	H: 2 LOB: 1 BB: 1 P: 24	1B: 4 2B: 1 3B: 1 HR: 0	SF: 0 SAC: 0 DP: 0 HBP: 1	WP: 0 PB: 0 SB: 1 CS: 0	PA: 36
PITCHER	IP WLS BF H R ER SO BB IBB HBP BLK WP HR S P ERA WHIP																					
49 Tim Wakefield, R (1, 1) ERA: 5.95	8.1 W 34 4 3 2 7 3 0 1 0 0 0 82 122 2.16 0.840																					
John Wasdin, R (9, 1) ERA: 3.06	0.1 3 2 1 1 1 0 0 0 0 0 0 7 11 27.00 6.000																					
Tom Gordon, R (9, 1) ERA: 3.12	0.1 S 1 0 0 0 0 0 0 0 0 0 0 1 2 0.00 0.000																					

Toronto Blue Jays @ Boston Red Sox
 Fenway Park, Boston, MA
 Sat May 22 1999, 1:05 PM EDT
 Att. 32,038 - Overcast - 75 F

livebaseballscorecards.com

AB	32
R	4
H	6
RBI	4
BB	3
SO	8
LOB	10



Batter	1	2	3	4	5	6	7	8	9
Jose Offerman, S <small>OBP: 0.417, SLG: 0.530</small> (1, 4)	0-1 G6-3 		0-0 HR 1B	1-2 F8 		2-3 K 		4-2 FC5 1B BB	
John Valentin, R <small>OBP: 0.345, SLG: 0.455</small> (1, 5)	0-0 L3 1B		3-0 HR 1B <small>1-H 2-H 3-H</small>	1-1 1B 		2-1 G6-3 		0-1 FC5 1B <small>1-2 2-H</small>	
Brian Daubach, L <small>OBP: 0.348, SLG: 0.524</small> (1, 3)	2-2 L3 <small>1-2</small>		2-2 F7 	3-2 P4 			2-0 1B 1B	2-0 F8 	
Nomar Garciaparra, R <small>OBP: 0.385, SLG: 0.531</small> (1, 6)		0-0 CS G3 1B	1-3 K 		1-2 L8 		0-2 P4 	3-2 FC5 <small>1-2 2-3f</small>	
Troy O'Leary, L <small>OBP: 0.330, SLG: 0.475</small> (1, 7)		2-2 G3 <small>1-2</small>	0-0 1B 2B		4-2 BB 		3-1 BB 1B	3-2 F9 	
Mike Stanley, R <small>OBP: 0.414, SLG: 0.427</small> (1, 10)		4-2 BB <small>2-H</small>	1-2 1B 		1-0 F9 		4-0 BB 		
Jason Varitek, S <small>OBP: 0.331, SLG: 0.446</small> (1, 2)		3-3 K <small>2-3</small>	1-3 K 		1-3 K 		2-1 F9 		
Darren Lewis, R <small>OBP: 0.380, SLG: 0.342</small> (1, 8)			0-0 E6 1B HR 1B	1-1 G1-6-3 		0-0 G1-3 	2-2 F8 		
Trot Nixon, L <small>OBP: 0.306, SLG: 0.360</small> (1, 9)			0-0 HR 1B <small>1-2</small>	1-1 1B 		1-0 WP 1B		0-1 BB 1B	

Inning Stats	R: 0	H: 1	R: 0	H: 1	R: 5	H: 5	R: 0	H: 2	R: 0	H: 1	R: 0	H: 2	R: 1	H: 2
	E: 0	LOB: 0	E: 0	LOB: 2	E: 1	LOB: 1	E: 0	LOB: 2	E: 0	LOB: 1	E: 0	LOB: 3	E: 0	LOB: 2
	K: 0	BB: 0	K: 1	BB: 1	K: 2	BB: 0	K: 0	BB: 0	K: 1	BB: 1	K: 0	BB: 1	K: 0	BB: 1
	S: 8	P: 10	S: 11	P: 20	S: 18	P: 26	S: 12	P: 19	S: 12	P: 19	S: 11	P: 24	S: 16	P: 28

PITCHER	IP	WLS	BF	H	R	ER	SO	BB	IBB	HBP	BLK	WP	HR	S	P	ERA	WHIP
Chris Carpenter, R <small>ERA: 3.02</small>	(1, 1)	6.0	29	10	5	3	5	2	0	0	0	1	1	68	106	4.50	2.000
Graeme Lloyd, L <small>ERA: 3.48</small>	(7, 1)	1.0	6	2	0	0	0	1	0	0	0	0	0	11	24	0.00	3.000
Billy Koch, R <small>ERA: 3.27</small>	(8, 1)	1.0	6	2	1	1	0	1	0	0	0	0	0	16	28	9.00	3.000

AB R H RBI BB SO LOB

4	1	1	0	1	1	2
5	1	4	5	0	0	1
5	0	1	0	0	0	5
5	0	1	0	0	1	3
4	1	2	0	1	0	3
2	0	1	1	2	0	1
4	0	0	0	0	3	7
4	1	0	0	0	0	3
4	2	4	0	0	0	0

1B: 12	SF: 0	WP: 1	PA: 41
2B: 3	SAC: 0	PB: 0	
3B: 0	DP: 2	SB: 0	
HR: 1	HBP: 0	CS: 1	

Toronto Blue Jays @ Boston Red Sox
 Fenway Park, Boston, MA
 Sat May 22 1999, 1:05 PM EDT
 Att. 32,038 - Overcast - 75 F

livebaseballscorecards.com

AB	37
R	6
H	14
RBI	6
BB	4
SO	5
LOB	25



Batter	1	2	3	4	5	6	7	8	9	AB R H RBI BB SO LOB	TOP		
Shannon Stewart, R (1, 8) OBP: 0.392, SLG: 0.427 Mark Dalesandro, R (8, 2) OBP: 0.200, SLG: 0.174	0-1 P6		1-0 G6-4-3		1-1 FC3-6 1B		1-1 F9	1-0 G6-3		5 0 1 0 0 0 1 0 0 0 0 0 0 0			
Craig Grebeck, R (1, 4) OBP: 0.447, SLG: 0.406	0-0 G1-3		1-2 1B		1-2 FC3-6 1B		1-1 2B 2B 1B		2-1 2B 1B	5 2 4 1 0 0 0			
Shawn Green, L (1, 9) OBP: 0.408, SLG: 0.639	4-1 E S BB		2-2 F9		0-0 FC3-6 1-2f 2-3		1-1 2B 2B		1-1 G4-3 1B 2B	4 2 2 0 1 0 3			
Carlos Delgado, L (1, 3) OBP: 0.370, SLG: 0.531	1-3 K			2-3 K	0-3 K		0-2 P6		0-0 G4-3	5 0 0 1 0 3 6			
Tony Fernandez, S (1, 5) OBP: 0.489, SLG: 0.552		3-2 CS 1B		0-1 E7 WP 1B	1-1 G4-3		2-1 2B		3-1 2B 1B	5 2 3 3 0 0 2			
Dave Hollins, S (1, 10) OBP: 0.271, SLG: 0.255		1 SAFE 3-3 K		1 SAFE 2-3 K		0-0 G4-3		2-2 F9	2-2 F9	4 0 0 0 1 2 3			
Pat Lennon, R (1, 7) OBP: 0.333, SLG: 0.500		0-0 G4-3		3-2 1B		0-1 G6-3	1-1 G4-3		1-1 2B	5 0 2 2 0 0 2			
Homer Bush, R (1, 6) OBP: 0.321, SLG: 0.340			1-2 1B 2B	0-0 L4		1-2 E5		3-2 K	0-2 F9	5 1 1 0 0 1 2			
Mike Matheny, R (1, 2) OBP: 0.290, SLG: 0.364 José Cruz Jr., S (8, PH) OBP: 0.367, SLG: 0.436 (8, 8)			0-1 G6-4-3 1B		2-0 1B 2B	3-3 K		3-2 G4-3		3 1 2 1 0 1 1 1 0 0 0 0 0 0			
Inning Stats	R: 0 H: 0 E: 0 LOB: 1 K: 1 BB: 1 S: 7 P: 12	R: 0 H: 1 E: 0 LOB: 0 K: 1 BB: 0 S: 9 P: 15	R: 1 H: 3 E: 0 LOB: 1 K: 0 BB: 0 S: 12 P: 17	R: 1 H: 1 E: 1 LOB: 1 K: 2 BB: 0 S: 13 P: 20	R: 1 H: 3 E: 0 LOB: 2 K: 1 BB: 0 S: 13 P: 18	R: 0 H: 0 E: 1 LOB: 1 K: 1 BB: 0 S: 9 P: 13	R: 2 H: 3 E: 0 LOB: 2 K: 0 BB: 1 S: 16 P: 26	R: 0 H: 0 E: 0 LOB: 0 K: 1 BB: 0 S: 8 P: 15	R: 3 H: 4 E: 0 LOB: 1 K: 0 BB: 0 S: 16 P: 25	1B: 9 SF: 0 2B: 6 SAC: 0 3B: 0 DP: 1 HR: 0 HBP: 0	WP: 1 PA: 44 PB: 0 SB: 1 CS: 1		
PITCHER	IP WLS BF H R ER SO BB IBB HBP BLK WP HR S P ERA WHIP											PITCHER	IP WLS BF H R ER SO BB IBB HBP BLK WP HR S P ERA WHIP
Pedro Martinez, R (1, 1) ERA: 1.98	6.0 W 27 8 3 2 6 1 0 0 0 0 1 0 63 95 3.00 1.500											John Wasdin, R (9, 1) ERA: 3.0	0.1 H 2 1 0 0 0 0 0 0 0 0 0 0 3 9 0.00 3.000
Derek Lowe, R (7, 1) ERA: 4.94	0.1 2 1 1 1 0 0 0 0 0 0 0 0 4 6 27.00 3.000											Tom Gordon, R (9, 1) ERA: 3.0	0.1 S 1 0 0 0 0 0 0 0 0 0 0 0 3 3 0.00 0.000
Mark Guthrie, L (7, 1) ERA: 5.0	0.1 3 2 1 1 0 0 0 0 0 0 0 0 8 11 27.00 6.000												
Jim Corsi, R (7, 1) ERA: 4.76	1.1 H 5 0 0 0 1 1 0 0 0 0 0 0 12 24 0.00 0.750												
Rheal Cormier, L (9, 1) ERA: 5.01	0.1 4 3 3 3 0 0 0 0 0 0 0 0 7 13 81.00 9.000												

Toronto Blue Jays @ Boston Red Sox
Fenway Park, Boston, MA
Sun May 23 1999, 1:05 PM EDT
Att. 28,559 - Cloudy - 72 F

livebaseballscorecards.com

AB	42
R	8
H	15
RBI	8
BB	2
SO	7
LOB	20



Batter	1	2	3	4	5	6	7	8	9	AB	R	H	RBI	BB	SO	LOB				
Jose Offerman, S OBP: 0.416, SLG: 0.527 (1, 4)	2-2 G6-3	0-1 G6-3		2-1 1B		0-0 G5-3		1-1 18 1B 3B		5	1	2	1	0	0	1				
John Valentin, R OBP: 0.335, SLG: 0.441 (1, 5)	1-0 G5-3		0-0 F8	2-2 P3		1-2 G5-3		0-0 P2		5	0	0	0	0	0	4				
18 Reggie Jefferson, S OBP: 0.395, SLG: 0.534 Darren Lewis, R OBP: 0.380, SLG: 0.342 (1, 10) (8, PR)	2-2 1B		0-1 G4-3		1-1 G4-3	4-2 BB BB		0-1 3B 1B		4	0	2	0	1	0	0				
Nomar Garciaparra, R OBP: 0.388, SLG: 0.537 (1, 6)	0-0 P4		2-1 F9		1-0 F8	4-2 BB		2-1 1B 3B		4	1	1	2	1	0	1				
Troy O'Leary, L OBP: 0.331, SLG: 0.473 (1, 7)		0-0 WP BB SF9 1B		1-0 G6-3	0-1 E5 1B HR	2-2 F7		2-1 1B		5	2	2	1	0	0	2				
Mike Stanley, R OBP: 0.427, SLG: 0.445 (1, 3)		4-0 WP 2B BB		2-1 BB 1B	1-0 HR 1B		2-2 G4-3 2B	0-1 F9		4	3	3	0	1	0	1				
Damon Buford, R OBP: 0.340, SLG: 0.417 (1, 8)		2-2 SF9		2-3 K	0-1 HR		1-1 G4-3	3-2 G6-3		4	1	1	4	0	1	3				
Jason Varitek, S OBP: 0.336, SLG: 0.470 (1, 2)		2-3 K		4-1 1B BB	0-0 HR		2-3 K			3	1	1	1	1	2	2				
Trot Nixon, L OBP: 0.314, SLG: 0.370 (1, 9)		1-1 2B		4-1 1B BB	2-1 G4-3		0-3 K			3	0	1	1	1	1	1				
Inning Stats	R: 0 E: 0 K: 0 S: 12	H: 1 LOB: 1 BB: 0 P: 17	R: 2 E: 0 K: 1 S: 12	H: 2 LOB: 1 BB: 1 P: 21	R: 0 E: 0 K: 0 S: 5	H: 0 LOB: 0 BB: 0 P: 7	R: 1 E: 0 K: 1 S: 13	H: 2 LOB: 3 BB: 2 P: 30	R: 4 E: 1 K: 0 S: 11	H: 3 LOB: 0 BB: 0 P: 16	R: 0 E: 0 K: 0 S: 13	H: 0 LOB: 2 BB: 2 P: 24	R: 0 E: 0 K: 2 S: 14	H: 1 LOB: 1 BB: 0 P: 19	R: 3 E: 0 K: 0 S: 14	H: 4 LOB: 1 BB: 0 P: 22	1B: 8 2B: 2 3B: 1 HR: 2	SF: 1 SAC: 0 DP: 0 HBP: 0	WP: 1 PB: 0 SB: 0 CS: 0	PA: 43

BOTTOM

Toronto Blue Jays @ Boston Red Sox
 Fenway Park, Boston, MA
 Sun May 23 1999, 1:05 PM EDT
 Att. 28,559 - Cloudy - 72 F

livebaseballscores.com

AB	37
R	10
H	13
RBI	10
BB	5
SO	4
LOB	15



PITCHER	IP	WLS	BF	H	R	ER	SO	BB	IBB	HBP	BLK	WP	HR	S	P	ERA	WHIP
Pat Hentgen, R ERA: 4.53 (1, 1)	5.0	L	27	8	7	3	2	3	0	0	0	1	2	53	91	5.40	2.200
Paul Spoljaric, L ERA: 11.12 (6, 1)	1.0		5	0	0	0	0	2	0	0	0	0	0	13	24	0.00	2.000
Tom Davey, R ERA: 5.33 (7, 1)	0.2		3	1	0	0	1	0	0	0	0	0	0	11	16	0.00	1.500
Dan Plesac, L ERA: 7.94 (7, 1)	0.2		4	2	2	2	1	0	0	0	0	0	0	8	9	27.00	3.000
Pete Munro, R ERA: 4.56 (8, 1)	0.2		4	2	1	1	0	0	0	0	0	0	0	9	16	13.50	3.000

Batter	1	2	3	4	5	6	7	8	9	AB R H RBI BB SO LOB	TOP	
Jose Offerman, S (1, 4) OBP: 0.416, SLG: 0.523	1-0 G4-3		3-2 G5-3 1B		2-1 P5	2-1 F7			0-0 G3-6-3 1B	5 1 2 0 0 0 2		
John Valentin, R (1, 5) OBP: 0.332, SLG: 0.434	2-0 CS 1B		0-2 G5-3		1-0 F8			1-2 G5-3	1-0 G3-6-3 1-2f	5 0 1 0 0 0 2		
Brian Daubach, L (1, 10) OBP: 0.342, SLG: 0.507	3-3 K 1-2		1-2 1B			0-2 G3-1		0-3 K		4 0 1 1 0 2 1		
Nomar Garciaparra, R (1, 6) OBP: 0.394, SLG: 0.559		3-0 F7 BB HBP	2-2 K			1-0 HR 1B		0-0 HR		3 2 2 1 0 1 1		
Troy O'Leary, L (1, 7) OBP: 0.335, SLG: 0.467		4-0 BB		0-3 K		4-2 HR BB		0-0 G1-3		2 1 0 0 2 1 0		
Mike Stanley, R (1, 3) OBP: 0.429, SLG: 0.470		0-1 F7		0-0 1B		1-0 HR 1-H 2-H		1-3 K		4 1 2 3 0 1 2		
Jason Varitek, S (1, 2) OBP: 0.326, SLG: 0.454		0-3 K		3-1 P5		2-1 F9		1-3 K		4 0 0 0 0 2 3		
Darren Lewis, R (1, 8) OBP: 0.377, SLG: 0.339		3-2 G6-3		0-0 L9		2-0 1B 1B		2-2 L9		4 0 1 0 0 0 3		
Trot Nixon, L (1, 9) OBP: 0.311, SLG: 0.365			0-1 F7		1-0 G3	2-1 1B		1-3 K		4 0 1 0 0 1 0		
Inning Stats	R: 0 E: 0 K: 1 S: 8 H: 1 LOB: 1 BB: 0 P: 14	R: 0 E: 0 K: 1 S: 8 H: 0 LOB: 2 BB: 1 P: 18	R: 1 E: 0 K: 1 S: 19 H: 2 LOB: 1 BB: 0 P: 25	R: 0 E: 0 K: 1 S: 7 H: 1 LOB: 1 BB: 0 P: 10	R: 0 E: 0 K: 0 S: 4 H: 0 LOB: 0 BB: 0 P: 8	R: 3 E: 0 K: 0 S: 14 H: 4 LOB: 2 BB: 1 P: 28	R: 1 E: 0 K: 1 S: 9 H: 1 LOB: 0 BB: 0 P: 10	R: 0 E: 0 K: 2 S: 10 H: 0 LOB: 0 BB: 0 P: 14	R: 0 E: 0 K: 1 S: 5 H: 1 LOB: 0 BB: 0 P: 7	1B: 8 2B: 1 3B: 0 HR: 2 SF: 0 SAC: 0 DP: 2 HBP: 1	WP: 0 PB: 0 SB: 1 CS: 1 PA: 38	
PITCHER	IP WLS BF H R ER SO BB IBB HBP BLK WP HR S P ERA WHIP											
Hideki Irabu, R (1, 1) ERA: 5.59	5.2 L 27 8 4 4 4 2 0 0 1 0 0 1 58 99 6.35 1.765											
Dan Naulty, R (6, 1) ERA: 4.44	1.1 5 1 1 1 1 0 0 0 0 0 0 1 11 14 6.75 0.750											
Jeff Nelson, R (8, 1) ERA: 6.75	1.0 3 0 0 0 2 0 0 0 0 0 0 0 10 14 0.00 0.000											
Mike Stanton, L (9, 1) ERA: 5.09	1.0 3 1 0 0 1 0 0 0 0 0 0 0 5 7 0.00 1.000											

Boston Red Sox @ New York Yankees
Yankee Stadium, Bronx, NY
 Tue May 25 1999, 7:30 PM EDT
 Att. 37,715 - Cloudy - 69 F

livebaseballscorecards.com

AB	35
R	5
H	10
RBI	5
BB	2
SO	8
LOB	14



Batter	1	2	3	4	5	6	7	8	9	AB	R	H	RBI	BB	SO	LOB
1 Chuck Knoblauch, R OBP: 0.367, SLG: 0.373 (1, 4) C X	0-1 HR		2-1 F8		0-1 L8		1 SAFE 2-2 G6-3			4	1	1	1	0	0	2
2 Derek Jeter, R OBP: 0.458, SLG: 0.620 (1, 6) B B F C B X	3-2 F9		4-2 BB			0-0 F8		1-0 F8		3	0	0	0	1	0	0
3 Paul O'Neill, L OBP: 0.346, SLG: 0.413 (1, 9) X	0-0 3B		3-2 G4-3			1-0 1B		0-1 2B		4	0	3	0	0	0	1
4 Bernie Williams, S OBP: 0.386, SLG: 0.474 (1, 8) B F B C S	2-3 K			0-0 G4-3		3-2 F7		0-2 G5-3		4	0	0	0	0	1	3
5 Tino Martinez, L OBP: 0.350, SLG: 0.450 (1, 3) C B X	1-1 G4-3			2-2 F8		1-3 K		2-0 G1-3		4	0	0	0	0	1	3
6 Chili Davis, S OBP: 0.436, SLG: 0.591 (1, 10) B B X C		1-1 G4-3		0-2 F9			1-1 1B SF9 2B		1-3 K	4	1	1	0	0	1	0
7 20 Jorge Posada, S OBP: 0.303, SLG: 0.337 (1, 2) B B B C C		2-3 K			4-0 FC4-6 BB		0-0 G6-3		3-2 L8	3	0	0	0	1	1	1
8 Chad Curtis, R OBP: 0.347, SLG: 0.372 (1, 7) X C		0-1 F7			1 SAFE 0-2 FC4-6 G6-3		0-0 PB 1B		2-2 P3	4	0	1	0	0	0	1
9 Scott Brosius, R OBP: 0.256, SLG: 0.398 (1, 5) C F B X			1-2 F9			1-0 G6-3		2-2 SF9		2	0	0	1	0	0	1

BOTTOM

Boston Red Sox @ New York Yankees
 Yankee Stadium, Bronx, NY
 Tue May 25 1999, 7:30 PM EDT
 Att: 37,715 - Cloudy - 69 F

livebaseballscorecards.com

AB	32
R	2
H	6
RBI	2
BB	2
SO	4
LOB	12



Inning Stats	R: 1	H: 2	E: 0	K: 1	S: 11	LOB: 1	BB: 0	P: 17	R: 0	H: 0	E: 0	K: 1	S: 8	LOB: 0	BB: 0	P: 11	R: 0	H: 0	E: 0	K: 0	S: 11	LOB: 1	BB: 1	P: 21	R: 0	H: 0	E: 0	K: 0	S: 9	LOB: 0	BB: 0	P: 11	R: 0	H: 1	E: 0	K: 1	S: 9	LOB: 1	BB: 0	P: 14	R: 1	H: 2	E: 0	K: 0	S: 10	LOB: 1	BB: 0	P: 15	R: 0	H: 1	E: 0	K: 0	S: 7	LOB: 1	BB: 0	P: 10	R: 0	H: 0	E: 0	K: 1	S: 12	LOB: 0	BB: 0	P: 18	1B: 2	SF: 1	2B: 2	SAC: 0	3B: 1	DP: 0	HR: 1	HBP: 0	WP: 0	PA: 35
--------------	------	------	------	------	-------	--------	-------	-------	------	------	------	------	------	--------	-------	-------	------	------	------	------	-------	--------	-------	-------	------	------	------	------	------	--------	-------	-------	------	------	------	------	------	--------	-------	-------	------	------	------	------	-------	--------	-------	-------	------	------	------	------	------	--------	-------	-------	------	------	------	------	-------	--------	-------	-------	-------	-------	-------	--------	-------	-------	-------	--------	-------	--------

PITCHER	IP	WLS	BF	H	R	ER	SO	BB	IBB	HBP	BLK	WP	HR	S	P	ERA	WHIP
Brian Rose, R ERA: 1.8 (1, 1)	6.0	W	23	3	1	1	3	2	0	0	0	0	1	54	85	1.50	0.833
Rheal Cormier, L ERA: 5.32 (7, 1)	0.1		3	2	1	1	0	0	0	0	0	0	0	4	5	27.00	6.000
Derek Lowe, R ERA: 4.76 (7, 1)	1.0	H	4	1	0	0	0	0	0	0	0	0	0	9	14	0.00	1.000
Mark Guthrie, L ERA: 4.82 (8, 1)	0.2	H	2	0	0	0	0	0	0	0	0	0	0	4	6	0.00	0.000
Tom Gordon, R ERA: 2.7 (9, 1)	1.0	S	3	0	0	0	1	0	0	0	0	0	0	12	18	0.00	0.000

Batter	1	2	3	4	5	6	7	8	9	AB R H RBI BB SO LOB	TOP											
Jose Offerman, S (1, 4) OBP: 0.406, SLG: 0.508	1-2 G2-3		1-1 L3			0-1 FC6-4		2-3 K	1-0 G3-1	5 0 0 0 0 1 4												
John Valentin, R (1, 5) OBP: 0.330, SLG: 0.429	3-1 P3			0-1 G6-3		3-2 P4			0-2 HR 1B	4 1 1 0 0 0 1												
Brian Daubach, L (1, 3) OBP: 0.351, SLG: 0.549	1-1 1B			2-1 G4-3			1-3 K		1-0 HR	4 1 2 2 0 1 0												
18 Reggie Jefferson, S (1, 10) OBP: 0.388, SLG: 0.519	1-2 G1-3			0-1 L3			0-0 BB 1B		3-1 F8	4 0 1 0 0 0 1												
Troy O'Leary, L (1, 7) OBP: 0.339, SLG: 0.474		2-0 L9			3-2 FC1-6-3 2B		0-0 F9		2-1 1B 1B	4 1 2 0 0 0 1												
Jeff Frye, R (1, 6) OBP: 0.356, SLG: 0.260		2-3 K			2-1 FC1-6-3 2-3		4-0 BB		2-1 1B 1B	3 0 1 0 1 1 1												
Jason Varitek, S (1, 2) OBP: 0.324, SLG: 0.447		1-3 K			0-1 P5		1-0 G4-3		1-2 G5-3 1B	4 0 1 1 0 1 2												
Darren Lewis, R (1, 8) OBP: 0.367, SLG: 0.328			2-3 K			1-3 K		0-0 G6-3	0-0 G5-3	4 0 0 0 0 2 2												
Trot Nixon, L (1, 9) OBP: 0.318, SLG: 0.357			2-2 G6-3			4-2 FC6-4 BB		1-0 F7	4-0 BB	2 0 0 0 2 0 0												
Inning Stats	R: 0 E: 0 K: 0 S: 12	H: 1 LOB: 1 BB: 0 P: 18	R: 0 E: 0 K: 2 S: 8	H: 0 LOB: 0 BB: 0 P: 13	R: 0 E: 0 K: 1 S: 8	H: 0 LOB: 0 BB: 0 P: 13	R: 0 E: 0 K: 0 S: 6	H: 1 LOB: 0 BB: 0 P: 8	R: 0 E: 0 K: 1 S: 7	H: 0 LOB: 1 BB: 1 P: 12	R: 0 E: 0 K: 1 S: 10	H: 0 LOB: 1 BB: 1 P: 18	R: 0 E: 0 K: 1 S: 6	H: 1 LOB: 2 BB: 1 P: 12	R: 0 E: 0 K: 1 S: 6	H: 0 LOB: 0 BB: 0 P: 9	R: 3 E: 0 K: 0 S: 16	H: 5 LOB: 3 BB: 1 P: 30	1B: 6 2B: 2 3B: 0 HR: 1	SF: 0 SAC: 0 DP: 1 HBP: 0	WP: 0 PB: 0 SB: 0 CS: 0	PA: 37
PITCHER	IP WLS BF H R ER SO BB IBB HBP BLK WP HR S P ERA WHIP																					
Orlando Hernandez, R (1, 1) ERA: 5.11	7.0 W 25 3 0 0 5 2 0 0 0 0 0 0 57 94 0.00 0.714																					
Jason Grimsley, R (8, 1) ERA: 2.1	1.0 3 0 0 0 1 0 0 0 0 0 0 0 6 9 0.00 0.000																					
Ramiro Mendoza, R (9, 1) ERA: 5.1	0.2 8 5 3 3 0 1 0 0 0 0 0 1 15 28 40.50 9.000																					
42 Mariano Rivera, R (9, 1) ERA: 1.93	0.1 S 1 0 0 0 0 0 0 0 0 0 0 0 1 2 0.00 0.000																					

Boston Red Sox @ New York Yankees
 Yankee Stadium, Bronx, NY
 Wed May 26 1999, 1:05 PM EDT
 Att. 45,800 - Cloudy - 70 F

livebaseballscorecards.com

AB 34
R 3
H 8
RBI 3
BB 3
SO 6
LOB 12



BOTTOM

Boston Red Sox @ New York Yankees
Yankee Stadium, Bronx, NY
Wed May 26 1999, 1:05 PM EDT
Att. 45,800 - Cloudy - 70 F

livebaseballscorecards.com

AB	35
R	8
H	11
RBI	8
BB	4
SO	2
LOB	12



WP:	0	PA:	39
PB:	0	SB:	0
CS:	0		

AB R H RBI BB SO LOB

5	1	2	0	0	0	0
5	1	2	0	0	1	1
5	1	2	0	0	0	1
0	0	0	0	0	0	0
2	2	1	1	2	0	0
3	2	1	4	1	0	4
4	1	2	1	0	1	0
4	0	0	0	0	0	3
3	0	1	2	1	0	1
4	0	0	0	0	0	2

1B:	8	SF:	0
2B:	2	SAC:	0
3B:	0	DP:	0
HR:	1	HBP:	0

Batter	1	2	3	4	5	6	7	8	9
Chuck Knoblauch, R OBP: 0.368, SLG: 0.381 (1, 4)	1-1 P6		1-1 F7		0-1 BB 1B 2B	3-1 G4-3 2B		3-2 F8	
2 Derek Jeter, R OBP: 0.456, SLG: 0.614 (1, 6)	3-1 G6-3		1-0 1B		0-2 BB 1B HR 1B	3-2 G4-3 2-3		0-3 K	
Paul O'Neill, L OBP: 0.347, SLG: 0.412 (1, 9) Tony Tarasco, L (9, 9)	2-2 F8		2-2 BB 1B		1-2 BB 1B HR	2-1 P6		2-1 F8	
Bernie Williams, S OBP: 0.394, SLG: 0.474 (1, 8)		0-0 G4-3	4-2 BB		4-0 HR 1B BB		1-0 G6-3 1B 1B		
Tino Martinez, L OBP: 0.353, SLG: 0.466 (1, 3)		4-1 2B	1-0 P4		1-2 HR		1-1 L4		
Chili Davis, S OBP: 0.437, SLG: 0.595 (1, 10)		0-1 1-H 2B		1-3 K	1-1 F8		3-1 G6-3 1B 1B		
Scott Brosius, R OBP: 0.248, SLG: 0.384 (1, 5)		1-1 P4		1-1 F9	0-1 F8		0-1 G6-3		
Chad Curtis, R OBP: 0.353, SLG: 0.370 (1, 7)		0-0 L8		4-1 FC6-4 BB	0-1 G6-3		1-1 FC4-6 1B		
Joe Girardi, R OBP: 0.213, SLG: 0.271 (1, 2)			0-0 G5-3	1-2 FC6-4		1-1 F9	0-0 FC4-6		

Inning Stats	R: 0 H: 0 E: 0 K: 7 S: 7	R: 1 H: 1 E: 0 K: 7 S: 7	R: 0 H: 2 E: 0 K: 12 S: 12	R: 0 H: 0 E: 0 K: 1 S: 11	R: 5 H: 4 E: 0 K: 18 S: 18	R: 0 H: 1 E: 0 K: 9 S: 9	R: 2 H: 3 E: 0 K: 10 S: 10	R: 0 H: 0 E: 0 K: 9 S: 9
--------------	--------------------------	--------------------------	----------------------------	---------------------------	----------------------------	--------------------------	----------------------------	--------------------------

PITCHER	IP	WLS	BF	H	R	ER	SO	BB	IBB	HBP	BLK	WP	HR	S	P	ERA	WHIP
Mark Portugal, R ERA: 4.59 (1, 1)	4.0	L	22	6	5	5	1	4	0	0	0	0	0	45	75	11.25	2.500
John Wasdin, R ERA: 3.15 (5, 1)	2.0		8	2	1	1	0	0	0	0	0	0	1	19	29	4.50	1.000
Tim Harikkala, R ERA: 6.23 (7, 1)	2.0		9	3	2	2	1	0	0	0	0	0	0	19	30	9.00	1.500

Batter	1	2	3	4	5	6	7	8	9	AB R H RBI BB SO LOB	TOP											
Jeff Frye, R (1, 4) OBP: 0.352, SLG: 0.250	2-3 K		0-0 G1-3			4-2 18 G3-1 1B BB		2-2 F9		3 0 0 0 1 1 1												
John Valentin, R (1, 5) OBP: 0.333, SLG: 0.431	1-0 18 FC6-4 1B			1-1 G5-3		2-0 18 G3-1 1B		3-3 K		4 0 2 1 0 1 1												
18 Reggie Jefferson, S (1, 10) OBP: 0.371, SLG: 0.494	1-2 FC6-4 1-2f			2-3 K		0-0 G3-1			0-0 G3	4 0 0 0 0 1 3												
Nomar Garciaparra, R (1, 6) OBP: 0.385, SLG: 0.545	0-0 FC5-4 1-2f			1-3 K		2-2 P9			1-0 P3	4 0 0 0 0 1 3												
Troy O'Leary, L (1, 7) OBP: 0.337, SLG: 0.466		1-3 K			4-2 G1-6-3 BB		1-0 G6-3		0-1 L6	3 0 0 0 1 1 0												
Mike Stanley, R (1, 3) OBP: 0.421, SLG: 0.459		1-0 L8			3-3 K		1-3 K			3 0 0 0 0 2 1												
Damon Buford, R (1, 8) OBP: 0.330, SLG: 0.404		0-3 K			3-2 G1-6-3 1-2f		2-2 P2			3 0 0 0 0 1 1												
Trot Nixon, L (1, 9) OBP: 0.321, SLG: 0.354			3-2 F8			4-2 G6-3 1B BB		1-1 P4		1 1 0 0 1 0 0												
Darren Lewis, R (8, PH) OBP: 0.364, SLG: 0.326										1 0 0 0 0 0 0												
Creighton Gubanich, R (1, 2) OBP: 0.455, SLG: 0.625			3-1 G5-3			1-0 G6-3		4-2 BB		2 0 0 0 1 0 1												
Inning Stats	R: 0 E: 0 K: 1 S: 8	H: 1 LOB: 1 BB: 0 P: 12	R: 0 E: 0 K: 2 S: 7	H: 0 LOB: 0 BB: 0 P: 9	R: 0 E: 0 K: 0 S: 7	H: 0 LOB: 0 BB: 0 P: 13	R: 0 E: 0 K: 2 S: 8	H: 0 LOB: 0 BB: 0 P: 12	R: 0 E: 0 K: 1 S: 11	H: 0 LOB: 0 BB: 1 P: 21	R: 1 E: 0 K: 0 S: 12	H: 1 LOB: 2 BB: 2 P: 25	R: 0 E: 0 K: 1 S: 9	H: 0 LOB: 0 BB: 0 P: 13	R: 0 E: 0 K: 1 S: 12	H: 0 LOB: 1 BB: 1 P: 22	R: 0 E: 0 K: 0 S: 4	H: 0 LOB: 0 BB: 0 P: 5	1B: 2 2B: 0 3B: 0 HR: 0	SF: 0 SAC: 0 DP: 1 HBP: 0	WP: 0 PB: 0 SB: 0 CS: 0	PA: 32
PITCHER	IP WLS BF H R ER SO BB IBB HBP BLK WP HR S P ERA WHIP																					
Roger Clemens, R (1, 1) ERA: 4.12	7.0 W 25 2 1 1 7 3 0 0 0 0 0 62 105 1.29 0.714																					
Mike Stanton, L (8, 1) ERA: 4.91	0.2 H 3 0 0 0 0 1 0 0 0 0 0 9 16 0.00 1.500																					
Jeff Nelson, R (8, 1) ERA: 6.59	0.1 H 1 0 0 0 1 0 0 0 0 0 0 3 6 0.00 0.000																					
42 Mariano Rivera, R (9, 1) ERA: 1.83	1.0 S 3 0 0 0 0 0 0 0 0 0 0 4 5 0.00 0.000																					

Boston Red Sox @ New York Yankees
 Yankee Stadium, Bronx, NY
 Thu May 27 1999, 7:05 PM EDT
 Att. 27,631 - Unknown - 71 F

livebaseballscorecards.com

AB	28
R	1
H	2
RBI	1
BB	4
SO	8
LOB	11



Batter	1	2	3	4	5	6	7	8	9
Chuck Knoblauch, R (1, 4) <small>OBP: 0.366, SLG: 0.373</small>	2-2 		1-1 		1-1 		1-1 		
2 Derek Jeter, R (1, 6) <small>OBP: 0.457, SLG: 0.611</small>	2-0 		0-0 			2-0 		1-0 	
Paul O'Neill, L (1, 9) <small>OBP: 0.340, SLG: 0.402</small>	2-1 			2-2 		3-1 		3-1 	
Bernie Williams, S (1, 8) <small>OBP: 0.396, SLG: 0.475</small>		1-2 		2-1 		3-2 		2-1 	
Tino Martinez, L (1, 3) <small>OBP: 0.351, SLG: 0.461</small>		1-2 		0-0 		1-0 		1-1 	
Chili Davis, S (1, 10) <small>OBP: 0.439, SLG: 0.590</small>		2-0 			2-2 	1-0 		4-0 	
20 Jorge Posada, S (1, 2) <small>OBP: 0.303, SLG: 0.364</small>			3-1 		1-0 		2-0 	2-2 	
Tony Tarasco, L (1, 7) <small>OBP: 0.500, SLG: 0.500</small> Chad Curtis, R (7, PH) <small>OBP: 0.350, SLG: 0.366</small> (8, 7)			2-3 		1-1 		3-2 		
Scott Brosius, R (1, 5) <small>OBP: 0.250, SLG: 0.391</small>			2-0 		2-0 		0-1 		

Inning Stats	R: 0	H: 0	E: 0	K: 0	S: 6	R: 0	H: 1	E: 0	K: 0	S: 7	R: 0	H: 1	E: 0	K: 1	S: 8	R: 0	H: 0	E: 0	K: 0	S: 6	R: 1	H: 2	E: 0	K: 0	S: 9	R: 1	H: 2	E: 0	K: 0	S: 10	R: 1	H: 1	E: 0	K: 0	S: 8	R: 1	H: 2	E: 0	K: 0	S: 9				
	0	0	0	0	12	0	1	0	0	7	0	0	0	0	8	0	0	0	0	6	0	2	0	0	9	0	2	0	0	10	0	1	0	14	0	2	0	0	9	0	2	0	0	22

PITCHER	IP	WLS	BF	H	R	ER	SO	BB	IBB	HBP	BLK	WP	HR	S	P	ERA	WHIP
Pat Rapp, R (1, 1) <small>ERA: 5.77</small>	5.2	L	23	6	2	2	1	0	0	0	0	0	0	45	84	3.18	1.059
Mark Guthrie, L <small>ERA: 5.21</small>	0.1		2	1	1	1	0	0	0	0	0	0	1	2	5	27.00	3.000
Jim Corsi, R <small>ERA: 4.74</small>	2.0		9	2	1	1	0	0	1	0	0	0	0	16	33	4.50	1.000

BOTTOM

Boston Red Sox @ New York Yankees
 Yankee Stadium, Bronx, NY

Thu May 27 1999, 7:05 PM EDT
 Att: 27,631 - Unknown - 71 F

AB	31
R	4
H	9
RBI	4
BB	1
SO	1
LOB	11

livebaseballscorecards.com

1B	2B	3B	HR	SF	SAC	DP	HBP	WP	HR	S	P	ERA	WHIP
7	1	0	1	0	0	1	1	0	0	0	0	3.18	1.059
0	0	0	0	0	0	0	0	0	0	0	0	27.00	3.000
0	0	0	0	0	0	0	0	0	0	0	0	4.50	1.000

Batter	1	2	3	4	5	6	7	8	9	AB R H RBI BB SO LOB	TOP		
Jose Offerman, S (1, 4) OBP: 0.406, SLG: 0.505	3-2 X G4-6-3 1B	3-2 ③ P5		0-0 ② FC4-6 1B		1-2 FC5-4 1B		0-1 ① G5-3		5 1 2 0 0 0 2	Boston Red Sox @ Cleveland Indians Jacobs Field, Cleveland, OH Fri May 28 1999, 7:05 PM EDT Att. 43,287 - Unknown - 78 F		
John Valentin, R (1, 5) OBP: 0.330, SLG: 0.425	1-3 ① K		2-1 ① F9	2-1 HR 1B		0-0 ① FC5-4 BB 1B G3-2-3		1-1 ② G4-3		5 1 1 1 0 1 2			
Brian Daubach, L (1, 10) OBP: 0.366, SLG: 0.592	1 SAFE 0-0 ② ③ G4-6-3 1-2f		3-1 ② G3-1	0-0 HR		2-1 BB 1B		2-1 1B		5 1 3 2 0 0 1			
Nomar Garciaparra, R (1, 6) OBP: 0.397, SLG: 0.588		0-0 HR 1B	1-1 HR	3-2 HR		4-1 BB		1-2 ③ G4-3		4 3 3 2 1 0 1			
Troy O'Leary, L (1, 7) OBP: 0.338, SLG: 0.464		1-1 HR 1B	1-1 ③ F8	1-1 ③ G6-3		0-2 ② ③ G3-2-3 3-Hf		0-0 1B WP 1B		5 2 2 0 0 0 3			
Mike Stanley, R (1, 3) OBP: 0.426, SLG: 0.486		3-1 HR		1-2 2B SF7 1B	1-1 ① P3		0-0 G1-3 1B		2-3 ① K			5 2 3 3 0 1 1	
Jason Varitek, S (1, 2) OBP: 0.333, SLG: 0.484		0-0 ① G5-3		2-0 SF7 1B 2B	2-2 HR		0-2 ① G1-3		0-0 ② 1B			5 2 3 1 0 0 1	
Darren Lewis, R (1, 8) OBP: 0.359, SLG: 0.318		4-1 S BB		0-0 ① SF7	2-1 ② G4-3		0-0 ② F9		1-3 ③ K			3 0 0 1 1 1 1	
Trot Nixon, L (1, 9) OBP: 0.319, SLG: 0.350	1 SAFE 1-0 ② P6			2-2 FC4-6 1B	1-1 ③ F8		1-1 ③ L4		3-H			4 0 1 1 0 0 2	
Inning Stats	R: 0 H: 1 E: 0 LOB: 0 K: 1 BB: 0 S: 11 P: 15	R: 3 H: 3 E: 0 LOB: 1 K: 0 BB: 1 S: 12 P: 24	R: 1 H: 1 E: 0 LOB: 0 K: 0 BB: 0 S: 8 P: 15	R: 6 H: 6 E: 0 LOB: 0 K: 0 BB: 0 S: 19 P: 30	R: 1 H: 1 E: 0 LOB: 0 K: 0 BB: 0 S: 9 P: 15	R: 0 H: 2 E: 0 LOB: 2 K: 0 BB: 1 S: 10 P: 17	R: 0 H: 1 E: 0 LOB: 1 K: 0 BB: 0 S: 7 P: 8	R: 0 H: 1 E: 0 LOB: 1 K: 2 BB: 0 S: 9 P: 13	R: 1 H: 2 E: 0 LOB: 0 K: 2 BB: 0 S: 9 P: 12	1B: 12 SF: 1 2B: 1 SAC: 0 3B: 0 DP: 2 HR: 5 HBP: 0	WP: 1 PA: 44 PB: 0 SB: 2 CS: 0		
PITCHER	IP WLS BF H R ER SO BB IBB HBP BLK WP HR S P ERA WHIP											PITCHER	IP WLS BF H R ER SO BB IBB HBP BLK WP HR S P ERA WHIP
Jaret Wright, R (1, 1) ERA: 6.95	3.2 L 20 9 8 8 1 1 0 0 0 0 0 2 42 72 19.64 2.727												
Rich DeLucia, R (4, 1) ERA: 6.75	1.2 11 5 3 3 0 1 0 0 0 0 0 3 24 41 16.20 3.600												
Ricardo Rincon, L (6, 1) ERA:	1.2 5 1 0 0 0 0 0 0 0 0 0 0 10 11 0.00 0.600												
Paul Assenmacher, L (8, 1) ERA: 2.89	1.0 4 1 0 0 0 0 0 0 0 0 0 0 9 13 0.00 1.000												
Steve Karsay, R (9, 1) ERA: 2.25	1.0 4 2 1 1 2 0 0 0 0 0 1 0 9 12 9.00 2.000												

livebaseballscorecards.com

AB	41
R	12
H	18
RBI	11
BB	2
SO	3
LOB	14



Batter	1	2	3	4	5	6	7	8	9	AB	R	H	RBI	BB	SO	LOB
Kenny Lofton, L OBP: 0.452, SLG: 0.525 (1, 8) C F T	0-2 K	SAFE 3-0 CS	0-2 G4-3	3-2 G4-3		1-2 G4-3			1-0 G6-3	5	0	0	0	0	1	1
Omar Vizquel, S OBP: 0.383, SLG: 0.418 (1, 6) B C F X	1-2 PB PB 1B		0-0 1B SF9 1B			2-2 G5-3		3-2 G1-3	1-3 K	5	2	2	0	0	1	0
Roberto Alomar, S OBP: 0.439, SLG: 0.534 (1, 4) C B B C B	4-2 PB S 2B BB		1-2 1B			0-1 1B S PB 1B		1-2 G6-3		3	2	2	0	1	0	0
Manny Ramirez, R OBP: 0.428, SLG: 0.631 (1, 9) B B F X	1-2 F8 2B		4-0 BB			1-2 PB 2B 1B		1-3 K		3	1	2	1	1	1	0
Jim Thome, L OBP: 0.445, SLG: 0.515 (1, 3) B C F X	1-2 F8 2-3		0-1 SF9			4-0 2B BB		0-1 G3		2	0	0	1	1	0	1
Travis Fryman, R OBP: 0.332, SLG: 0.452 (1, 5) F C X	0-2 P4		1-0 F7			1-2 2B		2-2 G6-3		4	0	1	1	0	0	3
David Justice, L OBP: 0.381, SLG: 0.575 (1, 7) C B X		1-1 CS 1B		2-2 PB 1B		0-1 P7		1-1 G4-3		4	0	2	0	0	0	2
Richie Sexson, R OBP: 0.315, SLG: 0.542 (1, 10) SAFE		0-0 P2		3-1 G5-3		0-0 L6		2-2 G4-3		4	0	0	0	0	0	4
Einar Diaz, R OBP: 0.276, SLG: 0.430 (1, 2) Enrique Wilson, S OBP: 0.326, SLG: 0.410 (9, PH)		0-1 P1		1-2 L6		0-0 F7		3-1 G6-3		3	0	0	0	0	0	2

Inning Stats	R: 2	H: 2	E: 0	K: 1	S: 18	H: 2	LOB: 1	BB: 1	P: 25	R: 0	H: 1	E: 0	K: 0	S: 5	R: 1	H: 2	E: 0	K: 0	S: 11	R: 0	H: 1	E: 0	K: 0	S: 12	R: 2	H: 3	E: 0	K: 1	S: 14	R: 0	H: 0	E: 0	K: 0	S: 7	R: 0	H: 0	E: 0	K: 1	S: 10	R: 0	H: 0	E: 0	K: 0	S: 10	R: 0	H: 0	E: 0	K: 1	S: 6	R: 0	H: 0	E: 0	K: 1	S: 6	1B: 7	SF: 1	2B: 2	SAC: 0	3B: 0	DP: 0	HR: 0	HBP: 0	WP: 0	PA: 39
--------------	------	------	------	------	-------	------	--------	-------	-------	------	------	------	------	------	------	------	------	------	-------	------	------	------	------	-------	------	------	------	------	-------	------	------	------	------	------	------	------	------	------	-------	------	------	------	------	-------	------	------	------	------	------	------	------	------	------	------	-------	-------	-------	--------	-------	-------	-------	--------	-------	--------

PITCHER	IP	WLS	BF	H	R	ER	SO	BB	IBB	HBP	BLK	WP	HR	S	P	ERA	WHIP
49 Tim Wakefield, R ERA: 6.27 (1, 1)	5.0	W	26	9	5	5	1	3	0	0	0	0	0	60	94	9.00	2.400
Derek Lowe, R ERA: 4.18 (6, 1)	4.0	S	12	0	0	0	2	0	0	0	0	0	0	33	49	0.00	0.000

BOTTOM

Boston Red Sox @ Cleveland Indians
Jacobs Field, Cleveland, OH
Fri May 28 1999, 7:05 PM EDT
Att: 43,287 - Unknown - 78 F

AB	34
R	5
H	9
RBI	3
BB	3
SO	3
LOB	13



WP: 0	PA: 39
PB: 5	
SB: 2	
CS: 1	

livebaseballscorecards.com

Batter	1	2	3	4	5	6	7	8	9	AB R H RBI BB SO LOB	TOP											
Jose Offerman, S OBP: 0.396, SLG: 0.492 (1, 4)	F7		FC4-6		B1-3			G4-3	F7	5 0 0 1 0 0 4												
John Valentin, R OBP: 0.332, SLG: 0.418 (1, 5)	G6-3		F9			G5-3		HR IBB		3 1 0 0 2 0 1												
Brian Daubach, L OBP: 0.368, SLG: 0.575 (1, 3)	BB			K		G4-6-3 1B		P5	G5-3	4 0 1 0 1 1 4												
Nomar Garciaparra, R OBP: 0.393, SLG: 0.598 (1, 6)	G5-3		G5-3		G4-6-3			HR		4 1 1 3 0 0 2												
Troy O'Leary, L OBP: 0.342, SLG: 0.464 (1, 7)		G6-3		FC6-4 1B		G4-3		BB 1B		4 0 2 0 0 0 0												
Mike Stanley, R OBP: 0.422, SLG: 0.476 (1, 10)		K		FC6-4		K		BB		3 0 0 0 1 2 1												
Jason Varitek, S OBP: 0.324, SLG: 0.470 (1, 2)		G4-3		G1-3		K		K		4 0 0 0 0 2 2												
Darren Lewis, R OBP: 0.369, SLG: 0.331 (1, 8)		G5-3		1B				G4-3 1B	S 1B	4 1 3 0 0 0 0												
Trot Nixon, L OBP: 0.325, SLG: 0.358 (1, 9)		FC4-6 BB		F8				G4-3 HR 2B	K 1-2	3 1 1 0 1 1 2												
Inning Stats	R: 0 E: 0 K: 0 S: 13	H: 0 LOB: 1 BB: 1 P: 19	R: 0 E: 0 K: 1 S: 8	H: 0 LOB: 0 BB: 0 P: 14	R: 0 E: 0 K: 0 S: 11	H: 0 LOB: 1 BB: 1 P: 18	R: 0 E: 0 K: 1 S: 9	H: 1 LOB: 1 BB: 0 P: 16	R: 0 E: 0 K: 0 S: 5	H: 1 LOB: 1 BB: 0 P: 8	R: 0 E: 0 K: 0 S: 4	H: 1 LOB: 0 BB: 0 P: 5	R: 0 E: 0 K: 2 S: 8	H: 0 LOB: 0 BB: 0 P: 14	R: 4 E: 0 K: 1 S: 20	H: 4 LOB: 2 BB: 2 P: 36	R: 0 E: 0 K: 1 S: 9	H: 1 LOB: 2 BB: 1 P: 18	1B: 6 2B: 1 3B: 0 HR: 1	SF: 0 SAC: 0 DP: 1 HBP: 0	WP: 0 PB: 0 SB: 1 CS: 0	PA: 39
PITCHER	IP WLS BF H R ER SO BB IBB HBP BLK WP HR S P ERA WHIP																					
Bartolo Colon, R ERA: 5.19 (1, 1)	7.1 L 29 5 3 3 4 2 1 0 0 0 0 66 108 3.68 0.955																					
Ricardo Rincon, L ERA: (8, 1)	0.1 1 0 0 0 0 0 0 0 0 0 0 3 3 0.00 0.000																					
Paul Shuey, R ERA: 3.22 (8, 1)	0.1 4 2 1 1 1 1 0 0 0 0 1 9 19 27.00 9.000																					
Dave Stevens, R ERA: (9, 1)	0.2 4 1 0 0 1 1 0 0 0 0 0 8 16 0.00 3.000																					
Paul Assenmacher, L ERA: 2.79 (9, 1)	0.1 1 0 0 0 0 0 0 0 0 0 0 1 2 0.00 0.000																					

Boston Red Sox @ Cleveland Indians
Jacobs Field, Cleveland, OH
 Sat May 29 1999, 1:05 PM EDT
 Att. 43,255 - Sunny - 75 F

livebaseballscorecards.com

AB	34
R	4
H	8
RBI	4
BB	5
SO	6
LOB	16



BOTTOM

Boston Red Sox @ Cleveland Indians
Jacobs Field, Cleveland, OH
Sat May 29 1999, 1:05 PM EDT
Att. 43,255 - Sunny - 75 F

livebaseballscorecards.com

AB 29
R 2
H 5
RBI 1
BB 3
SO 10
LOB 9



WP: 0 PA: 33
PB: 0
SB: 3
CS: 1

AB R H RBI BB SO LOB

4 2 3 0 0 0 0

3 0 2 0 1 0 1

2 0 0 1 1 0 2

4 0 0 0 0 2 3

3 0 0 0 1 1 1
0 0 0 0 0 0 0

4 0 0 0 0 3 2

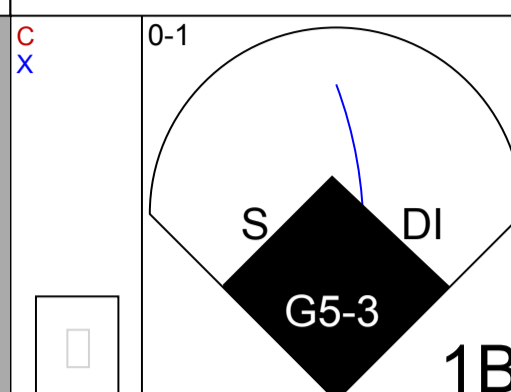
3 0 0 0 0 0 0

3 0 0 0 0 2 0

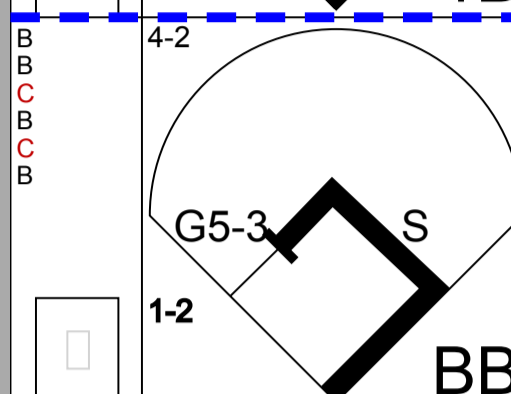
3 0 0 0 0 2 0

1B: 5 SF: 1
2B: 0 SAC: 0
3B: 0 DP: 1
HR: 0 HBP: 0

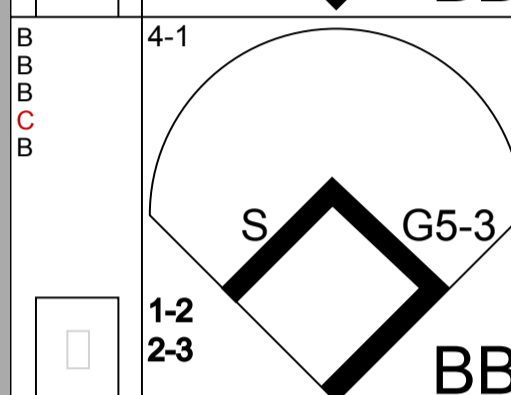
0-1



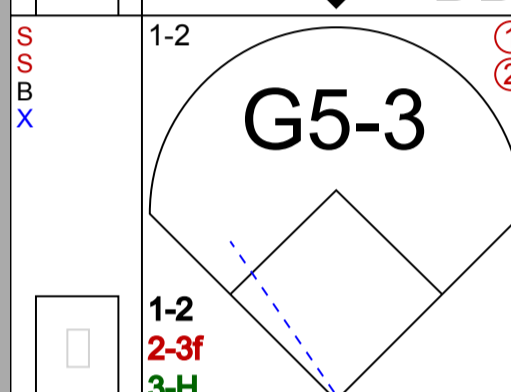
4-2



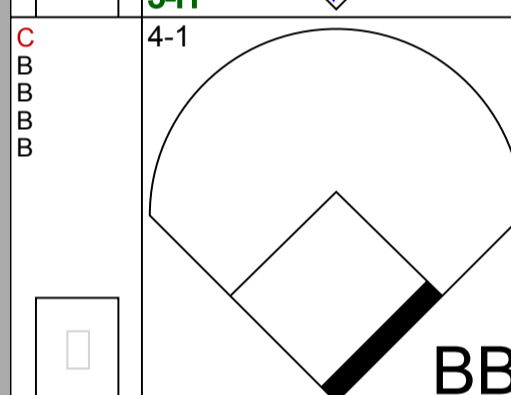
4-1



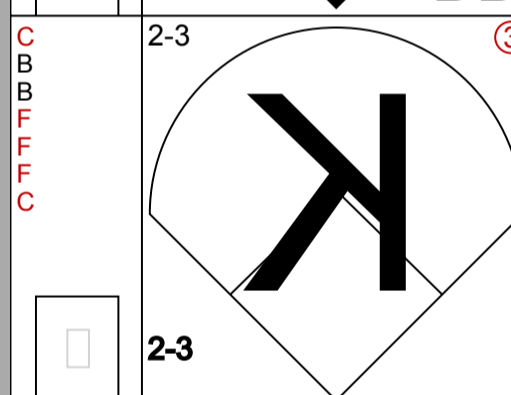
1-2




4-1



2-3



1-1



0-0



1-1



0-3




2-3



0-3



1-1



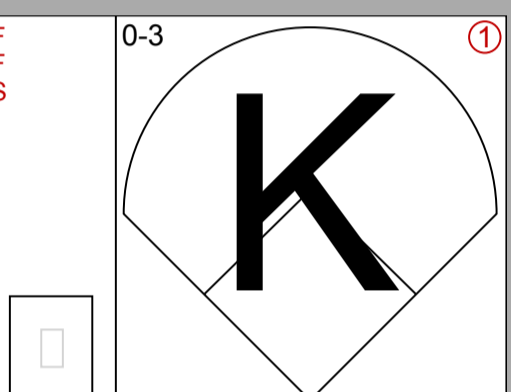
0-0



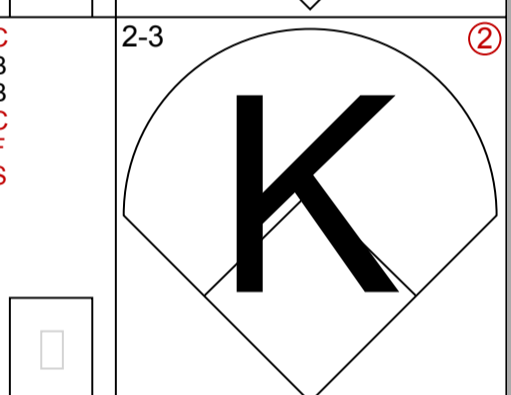
1-1



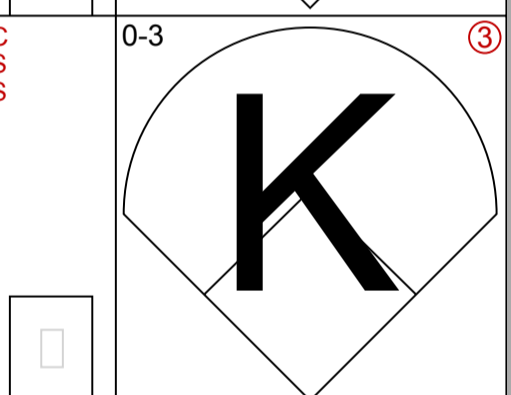
0-3



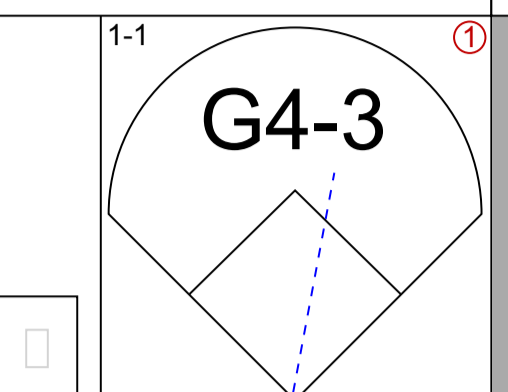
2-3



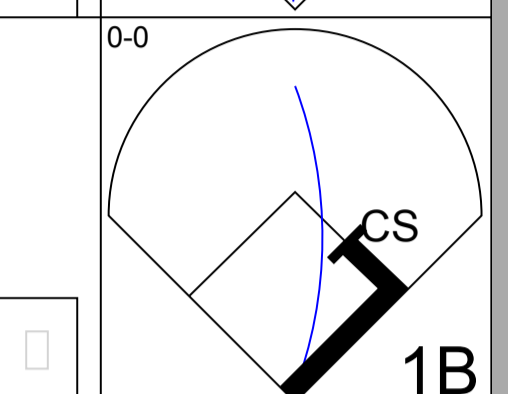
0-3



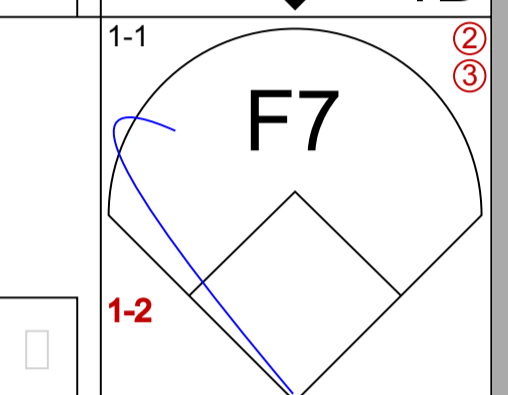
1-1




0-0



1-1



0-3




2-2



2-3



1-0



0-1



1-2



1-3




1-2



0-3



1-0



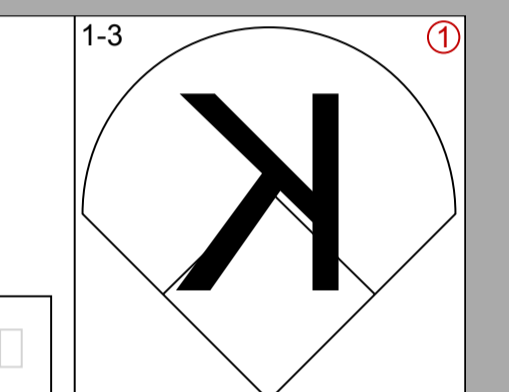
0-1



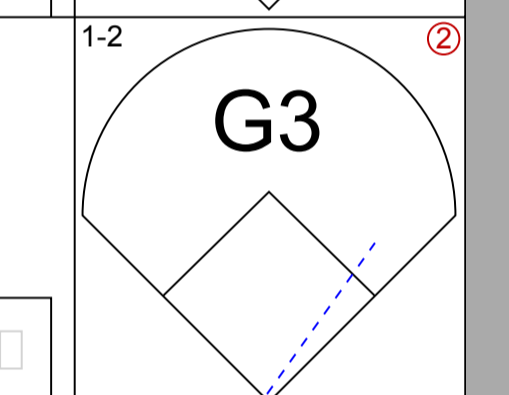
1-2



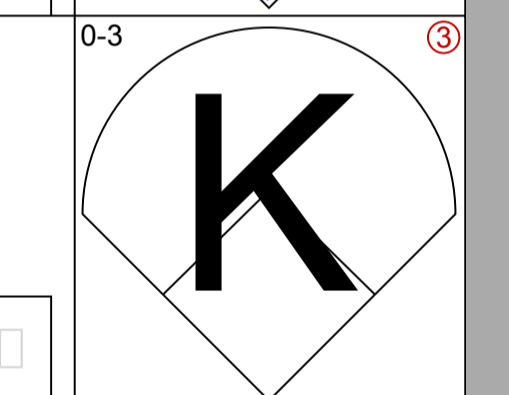
1-3



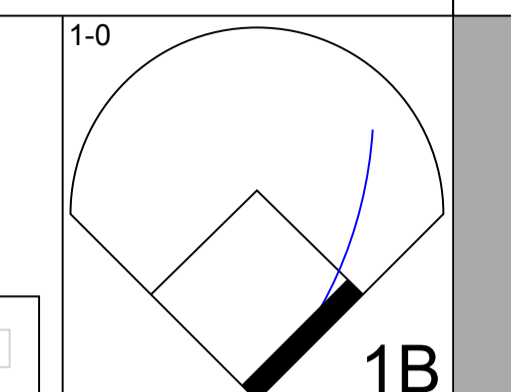
1-2



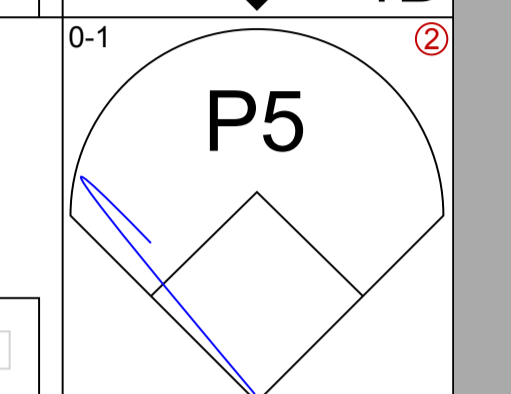
0-3



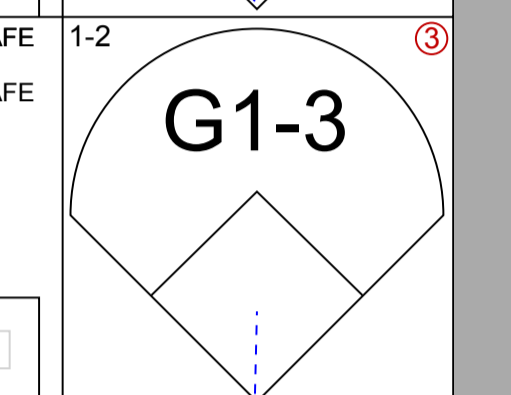
1-1




0-1



1-2



1-3




1-2




0-3




1-1




1-2



0-0



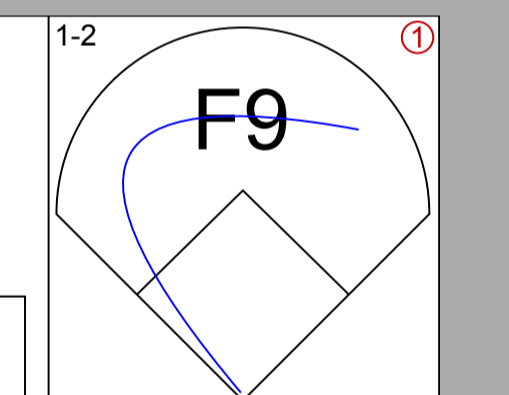
2-2



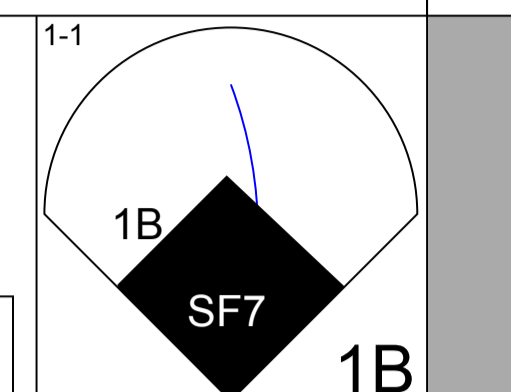
1-2



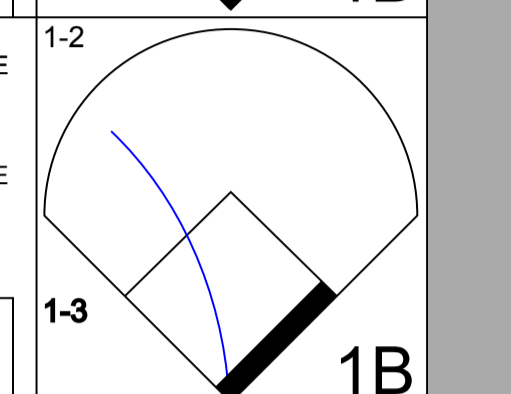
1-2



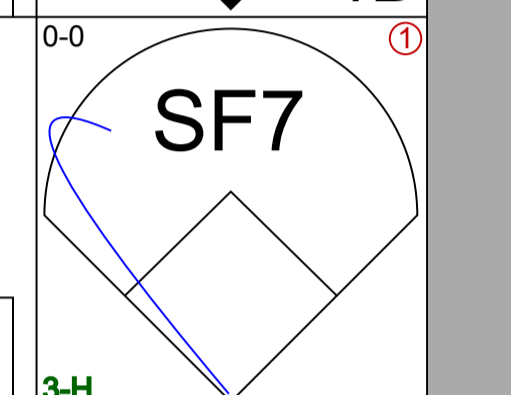
1-1



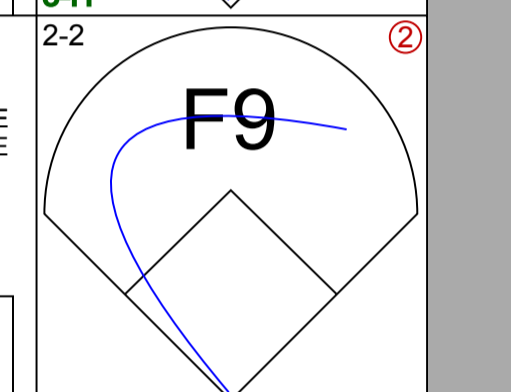
1-2



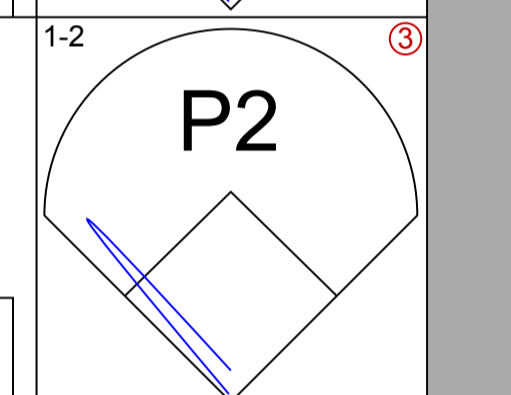
0-0




2-2



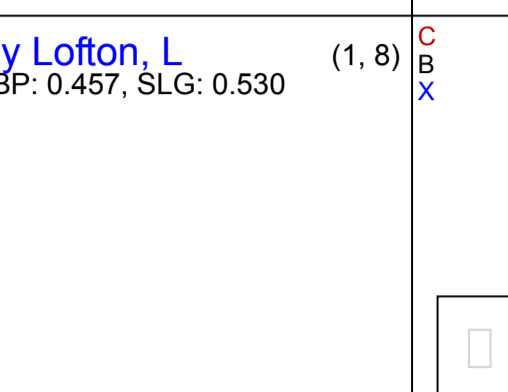
1-2



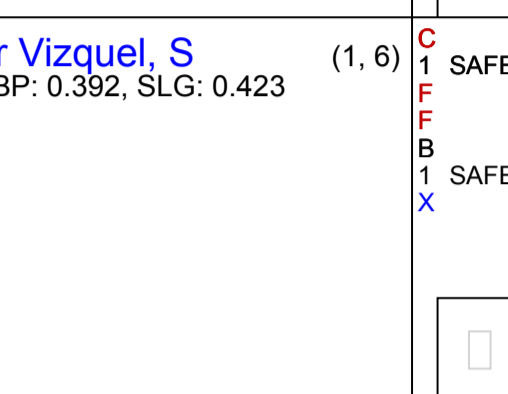
1-2



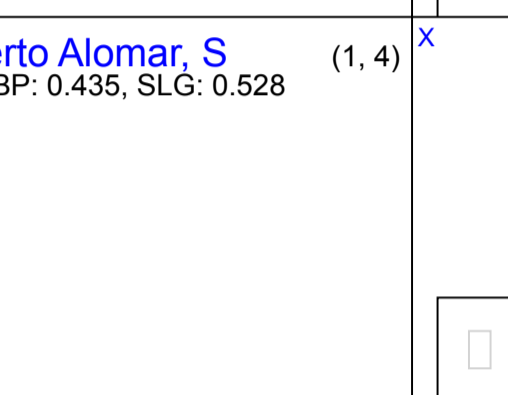
(1, 8)



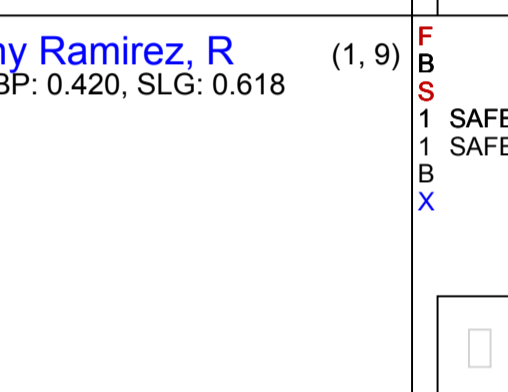
(1, 6)



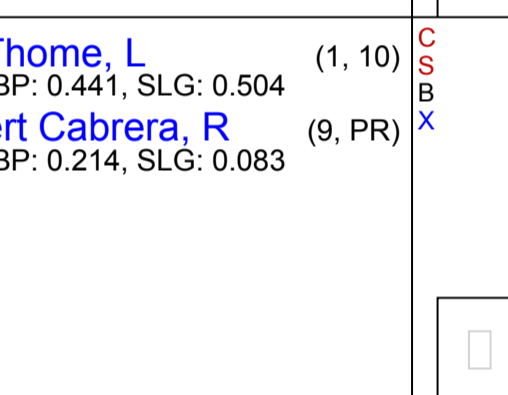
(1, 4)



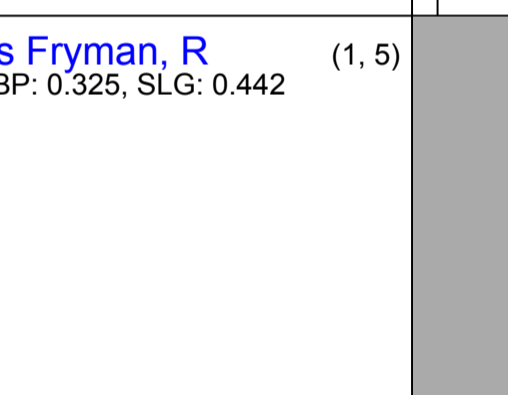
(1, 9)



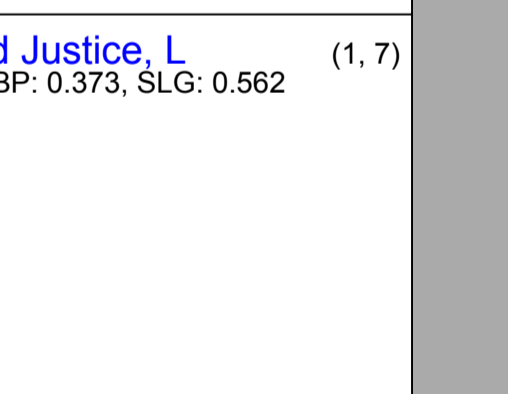
(1, 10)



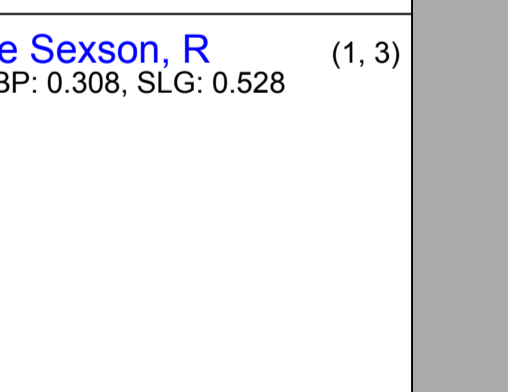
(1, 5)



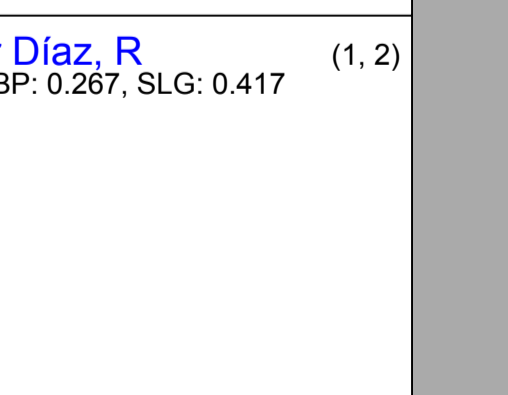
(1, 7)



(1, 3)




(1, 2)



(1, 1)



(9, 1)



Kenny Lofton, L
OBP: 0.457, SLG: 0.530

Omar Vizquel, S
OBP: 0.392, SLG: 0.423

Roberto Alomar, S
OBP: 0.435, SLG: 0.528

Manny Ramirez, R
OBP: 0.420, SLG: 0.618

Jim Thome, L
OBP: 0.441, SLG: 0.504
Jolbert Cabrera, R
OBP: 0.214, SLG: 0.083

Travis Fryman, R
OBP: 0.325, SLG: 0.442

David Justice, L
OBP: 0.373, SLG: 0.562

Richie Sexson, R
OBP: 0.308, SLG: 0.528

Einar Diaz, R
OBP: 0.267, SLG: 0.417

R: 1 H: 2
E: 0 LOB: 1
K: 0 BB: 0
S: 13 P: 18

R: 0 H: 0
E: 0 LOB: 0
K: 0 BB: 0
S: 7 P: 12

R: 0 H: 1
E: 0 LOB: 1
K: 1 BB: 0
S: 10 P: 11

R: 0 H: 0
E: 0 LOB: 0
K: 2 BB: 0
S: 9 P: 11

R: 0 H: 0
E: 0 LOB: 0
K: 1 BB: 0
S: 8 P: 12

R: 0 H: 1
E: 0 LOB: 0
K: 0 BB: 0
S: 5 P: 7

R: 0 H: 0
E: 0 LOB: 0
K: 3 BB: 0
S: 10 P: 12

R: 0 H: 0
E: 0 LOB: 0
K: 2 BB: 0
S: 9 P: 14

R: 1 H: 1
E: 0 LOB: 2
K: 1 BB: 3
S: 14 P: 29

R: 1 H: 1
E: 0 LOB: 2
K: 1 BB: 3
S: 14 P: 29

Inning Stats

PITCHER
Pedro Martinez, R
ERA: 2.01

Tom Gordon, R
ERA: 2.45

IP WLS BF H R ER SO BB IBB HBP BLK WP HR S P ERA WHIP

8.0 W 28 5 2 2 9 0 0 0 0 0 0 73 99 2.25 0.625

1.0 S 5 0 0 0 1 3 0 0 0 0 0 0 12 27 0.00 3.000

IP WLS BF H R ER SO BB IBB HBP BLK WP HR S P ERA WHIP

IP WLS BF H R ER SO BB IBB HBP BLK WP HR S P ERA WHIP

IP WLS BF H R ER SO BB IBB HBP BLK WP HR S P ERA WHIP


IP WLS BF H R ER SO BB IBB HBP BLK WP HR S P ERA WHIP

IP WLS BF H R ER SO BB IBB HBP BLK WP HR S P ERA WHIP

IP WLS BF H R ER SO BB IBB HBP BLK WP HR S P ERA WHIP

IP WLS BF H R ER SO BB IBB HBP BLK WP HR S P ERA WHIP

IP WLS BF H R ER SO BB IBB HBP BLK WP HR S P ERA WHIP

Batter	1	2	3	4	5	6	7	8	9	AB R H RBI BB SO LOB	TOP									
Jose Offerman, S (1, 4) OBP: 0.392, SLG: 0.485	1-0 F7		3-1 HR 1B		2-1 G4-3		1-0 G4-3		3-3 K	5 1 1 0 0 1 1										
John Valentin, R (1, 5) OBP: 0.338, SLG: 0.425	1-2 2B		2-3 K		1-1 1B 1B		3-3 K		4-1 BB	4 0 2 0 1 2 3										
18 Reggie Jefferson, S (1, 10) OBP: 0.362, SLG: 0.477	1-3 K		1-3 K		1-0 1B			2-1 G1-3	1-2 G4-3	5 0 1 0 0 2 4										
Nomar Garciaparra, R (1, 6) OBP: 0.396, SLG: 0.611	1-2 F9		1-0 HR		2-3 K			4-1 1B BB		3 2 1 3 1 1 3										
Troy O'Leary, L (1, 7) OBP: 0.345, SLG: 0.468		2-0 2B	4-2 BB			2-2 G4-3		1-3 K		3 0 1 0 1 1 1										
Mike Stanley, R (1, 3) OBP: 0.424, SLG: 0.473		3-2 HBP	0-1 CS	0-1 F8		0-2 F9		2-0 1B		3 0 1 1 0 0 0										
Jason Varitek, S (1, 2) OBP: 0.322, SLG: 0.459		2-2 K		2-2 G3-1		0-0 G6-3		4-2 BB		3 0 0 0 1 1 2										
Darren Lewis, R (1, 8) OBP: 0.360, SLG: 0.321		0-1 G6-4-3		2-0 L9			2-2 P4	0-2 F7		4 0 0 0 0 0 4										
Trot Nixon, L (1, 9) OBP: 0.331, SLG: 0.373			1-1 HR 2B		3-2 F8		0-1 1B		1-1 F8	4 1 2 0 0 0 0										
Inning Stats	R: 0 E: 0 K: 1 S: 10	H: 1 LOB: 1 BB: 0 P: 14	R: 0 E: 0 K: 1 S: 9	H: 1 LOB: 1 BB: 0 P: 16	R: 3 E: 0 K: 2 S: 16	H: 3 LOB: 0 BB: 1 P: 28	R: 0 E: 0 K: 0 S: 7	H: 0 LOB: 0 BB: 0 P: 11	R: 0 E: 0 K: 1 S: 12	H: 2 LOB: 2 BB: 0 P: 21	R: 0 E: 0 K: 1 S: 9	H: 1 LOB: 1 BB: 0 P: 15	R: 1 E: 0 K: 1 S: 13	H: 1 LOB: 2 BB: 2 P: 26	R: 0 E: 0 K: 1 S: 10	H: 0 LOB: 1 BB: 1 P: 19	1B: 5 2B: 3 3B: 0 HR: 1	SF: 0 SAC: 0 DP: 1 HBP: 1	WP: 0 PB: 0 SB: 2 CS: 1	PA: 40
PITCHER	IP WLS BF H R ER SO BB IBB HBP BLK WP HR S P ERA WHIP																			
Dwight Gooden, R (1, 1) ERA: 4.95	6.0 L 25 7 3 3 5 1 0 1 0 0 1 61 99 4.50 1.333																			
Steve Karsay, R (7, 1) ERA: 2.38	2.0 10 2 1 1 2 2 0 0 0 0 0 22 41 4.50 2.000																			
Michael Jackson, R (9, 1) ERA: 5.95	1.0 4 0 0 0 1 1 0 0 0 0 0 10 19 0.00 1.000																			

Boston Red Sox @ Cleveland Indians
Jacobs Field, Cleveland, OH
 Sun May 30 1999, 1:05 PM EDT
 Att. 43,207 - Sunny - 80 F

livebaseballscorecards.com

AB	34
R	4
H	9
RBI	4
BB	4
SO	8
LOB	18

Batter	1	2	3	4	5	6	7	8	9	AB	R	H	RBI	BB	SO	LOB	
Kenny Lofton, L (1, 8) OBP: 0.454, SLG: 0.522	0-2 G3			2-2 P4		0-0 E3		4-0 BB		3	0	0	1	1	0	1	
Omar Vizquel, S (1, 6) OBP: 0.382, SLG: 0.411	0-3 K			2-2 P5		2-1 FC6-4		1-2 F7		4	0	0	1	0	1	3	
Roberto Alomar, S (1, 4) OBP: 0.427, SLG: 0.516	1-1 B1-3			1-2 P6		2-2 FC6		1-0 FC5		4	0	0	0	0	0	3	
Manny Ramirez, R (1, 9) OBP: 0.422, SLG: 0.613		1-0 F8			1-3 K		3-2 1B		4-2 BB	3	0	1	0	1	1	0	
Jim Thome, L (1, 3) OBP: 0.431, SLG: 0.489		0-1 P2			0-3 K		2-3 K		1-0 F8	4	0	0	0	0	2	2	
Richie Sexson, R (1, 7) OBP: 0.299, SLG: 0.512		1-3 K			2-2 F9		1-0 G6-3		2-3 K	4	0	0	0	0	2	2	
David Justice, L (1, 10) OBP: 0.364, SLG: 0.546			1-2 P6			3-2 E6		1-1 G4-3		0-3 K	4	1	0	0	0	1	2
Travis Fryman, R (1, 5) OBP: 0.325, SLG: 0.446			0-1 F8			1-3 K		2-1 FC5		3	0	1	0	0	1	1	
Einar Diaz, R (1, 2) OBP: 0.272, SLG: 0.429			0-1 P5			1-1 E		0-2 G5-3		2	1	1	0	0	0	0	
Enrique Wilson, S (8, PH) OBP: 0.322, SLG: 0.405						1-3 FC6-4				1	0	0	0	0	0	1	
Chris Turner, R (9, 2) OBP: 0.143, SLG: 0.143										0	0	0	0	0	0	0	

Inning Stats	R: 0	H: 0	E: 0	K: 1	S: 8	R: 0	H: 0	E: 0	K: 1	S: 6	R: 0	H: 0	E: 0	K: 0	S: 7	R: 0	H: 0	E: 0	K: 0	S: 13	R: 0	H: 0	E: 0	K: 2	S: 10	R: 2	H: 1	E: 2	K: 1	S: 16	R: 0	H: 1	E: 0	K: 1	S: 10	R: 0	H: 1	E: 0	K: 0	S: 9	R: 0	H: 0	E: 0	K: 2	S: 9	1B: 1	2B: 2	3B: 0	HR: 0	SF: 0	SAC: 0	DP: 0	HBP: 0	WP: 0	PB: 0	SB: 1	CS: 0	PA: 34
--------------	------	------	------	------	------	------	------	------	------	------	------	------	------	------	------	------	------	------	------	-------	------	------	------	------	-------	------	------	------	------	-------	------	------	------	------	-------	------	------	------	------	------	------	------	------	------	------	-------	-------	-------	-------	-------	--------	-------	--------	-------	-------	-------	-------	--------

PITCHER	IP	WLS	BF	H	R	ER	SO	BB	IBB	HBP	BLK	WP	HR	S	P	ERA	WHIP
Brian Rose, R (1, 1) ERA: 1.29	6.0	W	22	2	2	0	5	0	0	0	0	0	0	64	87	0.00	0.333
Mark Guthrie, L (7, 1) ERA: 4.95	1.0	H	3	0	0	0	1	0	0	0	0	0	0	6	10	0.00	0.000
Jim Corsi, R (8, 1) ERA: 4.66	0.1	H	2	1	0	0	0	0	0	0	0	0	0	5	7	0.00	3.000
Rheal Cormier, L (8, 1) ERA: 5.18	0.2	H	3	0	0	0	0	1	0	0	0	0	0	4	10	0.00	1.500
Tom Gordon, R (9, 1) ERA: 2.25	1.0	S	4	0	0	0	2	1	0	0	0	0	0	9	16	0.00	1.000

BOTTOM

Boston Red Sox @ Cleveland Indians
 Jacobs Field, Cleveland, OH
 Sun May 30 1999, 1:05 PM EDT
 Att. 43,207 - Sunny - 80 F

AB	32
R	2
H	3
RBI	2
BB	2
SO	8
LOB	15



PITCHER	IP	WLS	BF	H	R	ER	SO	BB	IBB	HBP	BLK	WP	HR	S	P	ERA	WHIP
---------	----	-----	----	---	---	----	----	----	-----	-----	-----	----	----	---	---	-----	------

Detroit Tigers @ Boston Red Sox
Fenway Park, Boston, MA
 Mon May 31 1999, 1:05 PM EDT
 Att. 27,883 - Sunny - 90 F

livebaseballscorecards.com

AB	36
R	7
H	12
RBI	7
BB	0
SO	4
LOB	12



WP:	0	PA:	41
PB:	0		
SB:	3		
CS:	2		

AB R H RBI BB SO LOB

5	1	4	1	0	0	0
4	0	0	1	0	1	3
1	0	0	0	0	1	1
2	1	0	0	0	1	2
5	1	2	2	0	1	3
3	1	1	2	0	0	1
4	1	1	1	0	0	0
4	0	2	0	0	0	0
4	1	1	0	0	0	2
3	1	1	0	0	0	0
1	0	0	0	0	0	0

Batter	1	2	3	4	5	6	7	8	9
Luis Polonia, L (1, 10) OBP: 0.500, SLG: 0.682	0-0 1B 2B	1-2 FC6-5-4 2B		1-0 G4-3			0-0 S 1B		3-2 S 1B
Brad Ausmus, R (1, 2) OBP: 0.331, SLG: 0.406 Bill Haselman, R (7, 2) OBP: 0.365, SLG: 0.500	0-0 G6-3	0-1 FC6-5-4 2B			0-1 F9		0-3 K		3-3 K
Damion Easley, R (1, 4) OBP: 0.358, SLG: 0.450	1-1 1B SF7 HBP	1-1 P2			1-0 HBP		1-3 K		2-1 HBP
Bobby Higginson, L (1, 9) OBP: 0.359, SLG: 0.449	2-2 CS 1B			2-0 HR		1-0 L4		2-3 K	3-2 F8
Dean Palmer, R (1, 5) OBP: 0.344, SLG: 0.518	1-2 SF7			1-2 G6-3		1 SAFE F8		2-0 HR	
Gabe Kapler, R (1, 8) OBP: 0.345, SLG: 0.491	2-2 CS			1-1 P4		2-0 F9		2-0 G6-3	
Juan Encarnacion, R (1, 7) OBP: 0.315, SLG: 0.462				2-1 HR		1-2 CS 1B		2-2 S 1B	
Frank Catalanotto, L (1, 3) OBP: 0.333, SLG: 0.455				0-0 1B 2B 1B		1 SAFE P2		1-1 G4-3	
Deivi Cruz, R (1, 6) OBP: 0.254, SLG: 0.300 Gregg Jefferies, S (9, PH) OBP: 0.280, SLG: 0.312				2-1 2B 1B		2-1 G6-3		1-2 P5	

Inning Stats	R: 2	H: 2	E: 0	LOB: 0	K: 0	S: 12	R: 3	H: 4	E: 0	LOB: 1	K: 0	S: 19	R: 1	H: 1	E: 0	LOB: 0	K: 0	S: 8	R: 0	H: 0	E: 0	LOB: 0	K: 0	S: 4	R: 0	H: 0	E: 0	LOB: 1	K: 0	S: 4	R: 0	H: 1	E: 0	LOB: 0	K: 0	S: 11	R: 0	H: 1	E: 0	LOB: 1	K: 2	S: 10	R: 1	H: 2	E: 0	LOB: 1	K: 1	S: 11	R: 0	H: 1	E: 0	LOB: 2	K: 1	S: 16	1B: 7	SF: 1	2B: 2	SAC: 0	3B: 0	DP: 0	HR: 3	HBP: 3	WP: 0	PA: 41
--------------	------	------	------	--------	------	-------	------	------	------	--------	------	-------	------	------	------	--------	------	------	------	------	------	--------	------	------	------	------	------	--------	------	------	------	------	------	--------	------	-------	------	------	------	--------	------	-------	------	------	------	--------	------	-------	------	------	------	--------	------	-------	-------	-------	-------	--------	-------	-------	-------	--------	-------	--------

PITCHER	IP	WLS	BF	H	R	ER	SO	BB	IBB	HBP	BLK	WP	HR	S	P	ERA	WHIP
Mark Portugal, R (1, 1) ERA: 5.33	3.0		16	7	6	6	0	0	0	1	0	0	2	39	58	18.00	2.333
Pat Rapp, R (4, 1) ERA: 5.36	3.0		10	1	0	0	0	0	0	1	0	0	0	19	29	0.00	0.333
John Wasdin, R (7, 1) ERA: 3.0	1.0	W	4	1	0	0	2	0	0	0	0	0	0	10	12	0.00	1.000
Mark Guthrie, L (8, 1) ERA: 4.87	0.1	H	1	0	0	0	1	0	0	0	0	0	0	4	6	0.00	0.000
Derek Lowe, R (8, 1) ERA: 4.36	0.2	H	4	2	1	1	0	0	0	0	0	0	1	7	14	13.50	3.000

PITCHER	IP	WLS	BF	H	R	ER	SO	BB	IBB	HBP	BLK	WP	HR	S	P	ERA	WHIP
Tom Gordon, R (9, 1) ERA: 2.08	1.0	S	5	1	0	0	1	0	0	1	0	0	0	16	28	0.00	1.000

Batter	1	2	3	4	5	6	7	8	9
Jose Offerman, S <small>OBP: 0.405, SLG: 0.497</small> (1, 4)	2-1 	0-2 			2-2 		4-1 	4-2 	
John Valentin, R <small>OBP: 0.330, SLG: 0.414</small> (1, 5)	1-3 	0-2 			0-0 		0-0 	1-1 	
Brian Daubach, L <small>OBP: 0.367, SLG: 0.602</small> Jason Varitek, S <small>OBP: 0.327, SLG: 0.485</small> (7, PH)	2-3 		0-0 		1-0 		2-0 		
Nomar Garciaparra, R <small>OBP: 0.399, SLG: 0.608</small> (1, 6)	1-1 		1-1 		0-1 		0-2 		
Troy O'Leary, L <small>OBP: 0.346, SLG: 0.489</small> (1, 7)	1-2 		2-2 		2-1 		0-1 		
Mike Stanley, R <small>OBP: 0.420, SLG: 0.463</small> (1, 3)		2-2 		1-0 		3-1 	4-2 		
Creighton Gubanich, R <small>OBP: 0.400, SLG: 0.500</small> Tom Gordon, R (9, 1)		2-1 		1-0 		0-0 	2-1 		
Darren Lewis, R <small>OBP: 0.363, SLG: 0.326</small> (1, 8)		0-0 		0-0 		0-1 		0-0 	
Trot Nixon, L <small>OBP: 0.328, SLG: 0.363</small> (1, 9)		4-1 		1-0 		1-1 		3-0 	

AB	R	H	RBI	BB	SO	LOB
3	3	3	0	2	0	0
5	0	0	0	0	1	8
3	1	1	2	0	1	1
1	1	1	2	0	0	0
4	1	2	1	0	0	0
4	2	2	2	0	0	1
3	0	0	0	0	0	1
4	0	1	1	0	0	1
0	0	0	0	0	0	0
4	0	2	0	0	0	1
3	0	0	0	1	0	2

WP	HR	S	P	ERA	WHIP
0	3	12	8	4.50	1.500
0	0	2	6	27.00	3.000
0	2	8	14	∞	∞
0	0	9	18	0.00	1.200

Inning Stats	R	H	E	K	S	H	LOB	BB	P	R	H	E	K	S	H	LOB	BB	P
	1	2	1	2	22	0	3	13	2	0	0	0	0	13	2	3	21	0
	0	0	0	0	0	0	0	0	0	0	0	0	0	0	0	0	0	0
	2	2	0	8	12	2	1	8	2	0	0	0	0	8	2	0	12	0
	1	2	1	9	15	0	1	9	2	0	0	0	0	9	1	1	14	0

DETROIT TIGERS @ BOSTON RED SOX
 Fenway Park, Boston, MA
 Mon May 31 1999, 1:05 PM EDT
 Att. 27,883 - Sunny - 90 F

AB	34
R	8
H	12
RBI	8
BB	3
SO	2
LOB	15

PITCHER	IP	WLS	BF	H	R	ER	SO	BB	IBB	HBP	BLK	WP	HR	S	P	ERA	WHIP
Bryce Florie, R <small>ERA: 3.68</small>	(1, 1)	6.0	27	8	4	3	2	1	0	0	0	0	1	54	84	4.50	1.500
C.J. Nitkowski, L <small>ERA: 5.89</small>	(7, 1)	0.1	2	0	1	1	0	1	0	0	0	0	0	2	6	27.00	3.000
Matt Anderson, R <small>ERA: 5.7</small>	(7, 1)	0.0	4	3	3	3	0	0	0	1	0	0	2	8	14	∞	∞
Masao Kida, R <small>ERA: 5.28</small>	(7, 1)	1.2	5	1	0	0	0	1	0	0	0	0	0	9	18	0.00	1.200

Batter	1	2	3	4	5	6	7	8	9	AB R H RBI BB SO LOB	TOP																
Luis Polonia, L (1, 10) OBP: 0.462, SLG: 0.615 Bill Haselman, R (9, PH) OBP: 0.377, SLG: 0.510 Karim Garcia, L (9, PR) OBP: 0.265, SLG: 0.383	1-2 G4-3		3-2 F9		0-0 G1-3		1-0 HR 1B		0-0 2B 1B	4 1 1 0 0 0 1 1 0 1 0 0 0 0 0 0 0 0 0 0 0																	
Brad Ausmus, R (1, 2) OBP: 0.340, SLG: 0.444	1-3 K			2-2 L8	0-1 1B		0-0 1-H HR		1-2 2B	5 1 3 3 0 1 0																	
Damion Easley, R (1, 4) OBP: 0.355, SLG: 0.443	1-1 P3			2-1 1B FC1-6-4 1B	2-1 G5-3		1-2 G5-3		1-3 K	5 1 1 0 0 1 4																	
Bobby Higginson, L (1, 9) OBP: 0.367, SLG: 0.455		0-0 1B		1-2 1B FC1-6-4	1-3 1B		0-0 1B		2-1 L9	4 0 3 0 0 0 0																	
Dean Palmer, R (1, 5) OBP: 0.347, SLG: 0.523		0-0 1B		1-0 FC1-6-4 S	1-2f 1B		0-0 P3		0-1 2B	4 0 2 1 0 0 2																	
Gabe Kapler, R (1, 8) OBP: 0.341, SLG: 0.477		2-3 K		4-2 1-2 BB	3-H BB		1-2 K		0-3 K	3 0 0 0 1 3 3																	
Juan Encarnacion, R (1, 7) OBP: 0.308, SLG: 0.451		1-3 K		1-1 G5-3	1-1 G5-3		1-1 G4-3		2-3 K	4 0 0 0 0 2 5																	
Frank Catalanotto, L (1, 3) OBP: 0.333, SLG: 0.460 Gregg Jefferies, S (9, PH) OBP: 0.278, SLG: 0.310			1-2 L8		1-1 G4-3 1B 2B		3-2 F8		1-1 G6-3	3 1 1 0 0 0 0 1 0 0 0 0 0 0																	
Deivi Cruz, R (1, 6) OBP: 0.248, SLG: 0.293 Jason Wood, R (9, PH) OBP: 0.118, SLG: 0.118			1-3 K		0-1 G4-3		2-1 L7		2-3 K	3 0 0 0 0 1 1 1 0 0 0 0 1 0																	
Inning Stats	R: 0 E: 0 K: 1 S: 8	H: 0 LOB: 0 BB: 0 P: 11	R: 0 E: 0 K: 2 S: 9	H: 2 LOB: 1 BB: 0 P: 12	R: 0 E: 0 K: 1 S: 9	H: 0 LOB: 0 BB: 0 P: 14	R: 1 E: 0 K: 0 S: 16	H: 2 LOB: 2 BB: 1 P: 27	R: 1 E: 0 K: 0 S: 9	H: 2 LOB: 1 BB: 0 P: 12	R: 0 E: 0 K: 1 S: 7	H: 1 LOB: 1 BB: 0 P: 9	R: 2 E: 0 K: 0 S: 11	H: 2 LOB: 0 BB: 0 P: 18	R: 0 E: 0 K: 2 S: 11	H: 1 LOB: 1 BB: 0 P: 15	R: 0 E: 0 K: 2 S: 12	H: 2 LOB: 3 BB: 0 P: 17	1B: 8 2B: 3 3B: 0 HR: 1	SF: 0 SAC: 0 DP: 0 HBP: 0	WP: 0 PB: 0 SB: 1 CS: 0	PA: 39					
PITCHER	IP	WLS	BF	H	R	ER	SO	BB	IBB	HBP	BLK	WP	HR	S	P	ERA	WHIP										
Bret Saberhagen, R (1, 1) ERA: 2.05	5.0		21	6	2	2	4	1	0	0	0	0	0	51	76	3.60	1.400										
Jim Corsi, R (6, 1) ERA: 4.71	1.2	H	7	2	1	1	1	0	0	0	0	0	0	14	22	5.40	1.200										
John Wasdin, R (7, 1) ERA: 3.22	1.1	W	6	2	1	1	2	0	0	0	0	0	1	15	20	6.75	1.500										
Rheal Cormier, L (9, 1) ERA: 5.04	0.2	H	3	1	0	0	1	0	0	0	0	0	0	6	9	0.00	1.500										
Derek Lowe, R (9, 1) ERA: 4.32	0.1	S	2	1	0	0	1	0	0	0	0	0	0	6	8	0.00	3.000										

Detroit Tigers @ Boston Red Sox

Fenway Park, Boston, MA

Tue Jun 01 1999, 7:05 PM EDT
Att. 26,456 - Unknown - 82 F

livebaseballscorecards.com

AB	38
R	4
H	12
RBI	4
BB	1
SO	9
LOB	16



Batter	1	2	3	4	5	6	7	8	9
Jose Offerman, S OBP: 0.416, SLG: 0.505 (1, 4)	1-2 G4-6-3 1B		3-1 E 1B		4-1 CS BB		3-2 FC5-4 1B		
John Valentin, R OBP: 0.324, SLG: 0.405 (1, 5)	0-2 G4-6-3 1-2f		0-1 SAFE SAFE E7 1B 1B 1-2		1-3 SAFE SAFE K 1-2		0-1 SAFE SAFE FC5-4 1-2f		
Brian Daubach, L OBP: 0.372, SLG: 0.632 (1, 3)	1-1 F8		3-2 1B 1-2 2-H 1B		0-1 L8		1-1 HR		
Nomar Garciaparra, R OBP: 0.395, SLG: 0.600 (1, 6)		2-0 L8	1-1 1-2 2-3 1B		0-1 F8		0-1 G1-3		
Troy O'Leary, L OBP: 0.346, SLG: 0.500 (1, 7)		0-2 HR	2-2 P6		2-1 L4		0-3 K		
18 Reggie Jefferson, S OBP: 0.347, SLG: 0.456 (1, 10)		3-2 G5-3	2-3 K		1-0 G4-3		1-3 K		
Jason Varitek, S OBP: 0.327, SLG: 0.504 (1, 2)		0-0 HR		1-2 P2		1-3 K			
Damon Buford, R OBP: 0.321, SLG: 0.392 (1, 8)		0-1 L7		0-0 G6-3		2-1 G5-3			
Trot Nixon, L OBP: 0.328, SLG: 0.388 (1, 9)			0-0 G6-3	1-0 G4-3		0-1 HR			

AB	R	H	RBI	BB	SO	LOB
3	1	3	0	1	0	0
4	0	0	0	0	1	4
4	1	2	2	0	0	0
4	0	1	0	0	0	0
4	1	1	1	0	1	3
4	0	0	0	0	2	3
3	1	1	1	0	1	0
3	0	0	0	0	0	0
3	1	1	1	0	0	0

BOTTOM

Detroit Tigers @ Boston Red Sox
Fenway Park, Boston, MA
 Tue Jun 01 1999, 7:05 PM EDT
 Att: 26,456 - Unknown - 82 F

AB	32
R	5
H	9
RBI	5
BB	1
SO	5
LOB	10



Inning Stats	R: 0	H: 1	E: 0	K: 0	S: 10	LOB: 0	BB: 0	P: 12
R: 2	H: 2	E: 0	K: 0	S: 11	LOB: 0	BB: 0	P: 16	
R: 1	H: 3	E: 1	K: 1	S: 18	LOB: 3	BB: 0	P: 29	
R: 0	H: 0	E: 0	K: 0	S: 5	LOB: 0	BB: 0	P: 7	
R: 0	H: 0	E: 0	K: 1	S: 6	LOB: 0	BB: 1	P: 11	
R: 0	H: 0	E: 0	K: 0	S: 5	LOB: 0	BB: 0	P: 8	
R: 1	H: 2	E: 0	K: 1	S: 13	LOB: 1	BB: 0	P: 19	
R: 1	H: 1	E: 0	K: 2	S: 10	LOB: 0	BB: 0	P: 12	

PITCHER	IP	WLS	BF	H	R	ER	SO	BB	IBB	HBP	BLK	WP	HR	S	P	ERA	WHIP
Jeff Weaver, R ERA: 3.0	(1, 1)	7.0	29	8	4	3	3	1	0	0	0	0	3	68	102	3.86	1.286
Doug Brocail, R ERA: 3.23	(8, 1)	1.0	4	1	1	1	2	0	0	0	0	0	1	10	12	9.00	1.000

PITCHER	IP	WLS	BF	H	R	ER	SO	BB	IBB	HBP	BLK	WP	HR	S	P	ERA	WHIP

WP	PA
0	33

Batter	1	2	3	4	5	6	7	8	9	AB R H RBI BB SO LOB	TOP											
Gregg Jefferies, S (1, 10) OBP: 0.276, SLG: 0.306	1-2 G3-1		1-2 G3-6		2-0 G4-3			0-1 1B PB 1B	3-2 G5-3	5 1 1 0 0 0 2												
Brad Ausmus, R (1, 2) OBP: 0.338, SLG: 0.438	3-2 P2		1-1 G6-3		0-1 P4			0-2 PB 1B		4 0 1 0 0 0 0												
Dean Palmer, R (1, 5) OBP: 0.340, SLG: 0.511	3-2 F7			0-0 F9		0-0 G5-3		3-2 G6-3		4 0 0 0 0 0 1												
Bobby Higginson, L (1, 9) OBP: 0.369, SLG: 0.453		0-3 K		0-2 2B 1B		2-2 F8		4-0 IBB		3 1 1 0 1 1 0												
Damion Easley, R (1, 4) OBP: 0.357, SLG: 0.447		4-0 S BB		0-2 S SF7 2B		0-1 F7		0-3 K		3 1 1 1 1 1 2												
Karim Garcia, L (1, 7) OBP: 0.256, SLG: 0.369		0-1 P2		1-2 CI S			0-0 G4-3	2-3 K		3 0 0 0 0 1 3												
Gabe Kapler, R (1, 8) OBP: 0.339, SLG: 0.482		1 SAFE G5-3		2-1 SF7			1-3 K		1-2 G3 2B	3 0 1 1 0 1 1	AB 33 R 4 H 7 RBI 3 BB 2 SO 4 LOB 13											
Frank Catalanotto, L (1, 3) OBP: 0.331, SLG: 0.453			0-0 S 1B 1B		1-1 F9		0-2 E6 FC6-4		0-1 G3	4 1 1 0 0 0 2												
Deivi Cruz, R (1, 6) OBP: 0.248, SLG: 0.292			0-0 S G3-6 1B		0-2 G4-3		1-1 FC6-4		2-0 P3	4 0 1 1 0 0 2												
Inning Stats	R: 0 E: 0 K: 0 S: 13	H: 0 LOB: 0 BB: 0 P: 20	R: 0 E: 0 K: 1 S: 8	H: 0 LOB: 1 BB: 1 P: 13	R: 1 E: 0 K: 0 S: 7	H: 2 LOB: 0 BB: 0 P: 9	R: 2 E: 1 K: 0 S: 17	H: 2 LOB: 1 BB: 0 P: 21	R: 0 E: 0 K: 0 S: 9	H: 0 LOB: 0 BB: 0 P: 11	R: 0 E: 0 K: 0 S: 6	H: 0 LOB: 0 BB: 0 P: 8	R: 0 E: 1 K: 1 S: 11	H: 0 LOB: 1 BB: 0 P: 12	R: 1 E: 0 K: 2 S: 17	H: 2 LOB: 2 BB: 1 P: 26	R: 0 E: 0 K: 0 S: 11	H: 1 LOB: 1 BB: 0 P: 17	1B: 5 2B: 2 3B: 0 HR: 0	SF: 1 SAC: 0 DP: 1 HBP: 0	WP: 0 PB: 1 SB: 4 CS: 0	PA: 37
PITCHER	IP WLS BF H R ER SO BB IBB HBP BLK WP HR S P ERA WHIP																					
49 Tim Wakefield, R (1, 1) ERA: 5.86	8.0 L 34 7 4 3 4 1 1 0 0 0 0 0 92 125 3.38 1.000																					
Mark Guthrie, L (9, 1) ERA: 4.64	1.0 3 0 0 0 0 0 0 0 0 0 0 0 7 12 0.00 0.000																					

Detroit Tigers @ Boston Red Sox
 Fenway Park, Boston, MA
 Wed Jun 02 1999, 7:05 PM EDT
 Att. 27,280 - Unknown - 84 F

livebaseballscorecards.com



Batter	1	2	3	4	5	6	7	8	9	AB	R	H	RBI	BB	SO	LOB
Jose Offerman, S OBP: 0.409, SLG: 0.495 (1, 10) X	0-0 G6-3 ①		3-2 G5-3 ③ 1-2			0-1 P3 ②		1-2 L9 ②		4	0	0	0	0	0	2
John Valentin, R OBP: 0.318, SLG: 0.397 (1, 5) C X	0-1 F8 ②			1-3 K ①		0-1 P3 ③		0-1 F9 ③		4	0	0	0	0	1	1
Nomar Garciaparra, R OBP: 0.392, SLG: 0.592 (1, 6) X	0-0 P4 ③			3-3 K ②			1-0 F8 ①		0-1 HR 1B	4	1	1	0	0	1	0
Mike Stanley, R OBP: 0.427, SLG: 0.497 (1, 3) X		0-1 G3-6-1 1B		0-0 F9 ③			0-1 G6-3 2B		0-1 HR 1-H	4	1	3	2	0	0	0
Jason Varitek, S OBP: 0.318, SLG: 0.490 (1, 2) X		2-3 K ①			0-0 E5 G2-3		0-0 G6-3 ②		2-1 G4-3 ①	4	0	0	0	0	1	2
Troy O'Leary, L OBP: 0.344, SLG: 0.492 (1, 7) X		0-0 G3-6-1 ② ③ 1-2f			2-1 G2-3 ① 1-2		4-1 BB		3-2 F8 ②	3	0	0	0	1	0	2
Damon Buford, R OBP: 0.313, SLG: 0.381 Trot Nixon, L OBP: 0.326, SLG: 0.385 (1, 8) (9, PH) X			2-1 L5 ①		1-1 G6-3 ②		1-1 F9 ③		3-2 G3 ③	3	0	0	0	0	0	3
Jeff Frye, R OBP: 0.340, SLG: 0.241 (1, 4) X			1-1 G5-3 ②		1-3 K ③			0-1 L6 ①		3	0	0	0	0	1	1
Darren Lewis, R OBP: 0.368, SLG: 0.333 (1, 9) X			0-0 S 1B			1-2 G6-3 ①		2-1 1B		3	0	2	0	0	0	0


Inning Stats	R: 0	H: 0	E: 0	K: 0	S: 4	R: 0	H: 1	E: 0	K: 1	S: 6	R: 0	H: 1	E: 0	K: 0	S: 8	R: 0	H: 0	E: 0	K: 2	S: 7	R: 0	H: 0	E: 1	K: 1	S: 8	R: 0	H: 0	E: 0	K: 0	S: 7	R: 0	H: 1	E: 0	K: 0	S: 9	R: 0	H: 1	E: 0	K: 0	S: 15	R: 2	H: 2	E: 0	K: 0	S: 15	1B: 4	SF: 0	2B: 1	SAC: 0	3B: 0	DP: 1	HR: 1	HBP: 0	WP: 0	PA: 34
--------------	------	------	------	------	------	------	------	------	------	------	------	------	------	------	------	------	------	------	------	------	------	------	------	------	------	------	------	------	------	------	------	------	------	------	------	------	------	------	------	-------	------	------	------	------	-------	-------	-------	-------	--------	-------	-------	-------	--------	-------	--------

PITCHER	IP	WLS	BF	H	R	ER	SO	BB	IBB	HBP	BLK	WP	HR	S	P	ERA	WHIP
Justin Thompson, L ERA: 4.76 (1, 1)	8.0	W	31	6	2	2	4	1	0	0	0	0	1	60	86	2.25	0.875
Todd Jones, R ERA: 5.75 (9, 1)	1.0	S	3	0	0	0	0	0	0	0	0	0	0	11	19	0.00	0.000

BOTTOM

Detroit Tigers @ Boston Red Sox
Fenway Park, Boston, MA
 Wed Jun 02 1999, 7:05 PM EDT
 Att: 27,280 - Unknown - 84 F

AB	33
R	2
H	6
RBI	2
BB	1
SO	4
LOB	11



PITCHER	IP	WLS	BF	H	R	ER	SO	BB	IBB	HBP	BLK	WP	HR	S	P	ERA	WHIP
---------	----	-----	----	---	---	----	----	----	-----	-----	-----	----	----	---	---	-----	------

Batter	1	2	3	4	5	6	7	8	9	AB R H RBI BB SO LOB	TOP																				
Walt Weiss, S (1, 6) OBP: 0.361, SLG: 0.371	1-0 F7		1-3 K		0-1 P6			1-0 G3		4 0 0 0 0 1 1																					
Bret Boone, R (1, 4) OBP: 0.335, SLG: 0.440	0-2 F8		0-0 G6-3			0-1 G6-3		1-3 K		4 0 0 0 0 1 0																					
10 Chipper Jones, S (1, 5) OBP: 0.384, SLG: 0.537	4-0 BB		3-3 K			3-2 F8			1-3 K	3 0 0 0 1 2 0																					
Brian Jordan, R (1, 9) OBP: 0.373, SLG: 0.553	0-3 K			0-3 K		1-3 K			2-3 K	4 0 0 0 0 4 1																					
Javy Lopez, R (1, 2) OBP: 0.357, SLG: 0.503		0-0 FC3-6 BB 1B		1-0 P8			1-3 K		1-2 G5-3	4 0 1 0 0 1 0																					
Ryan Klesko, L (1, 10) OBP: 0.338, SLG: 0.511		4-1 FC3-6 BB		3-3 K			0-0 HR			2 1 1 1 1 1 0																					
Andrew Jones, R (1, 8) OBP: 0.352, SLG: 0.470		0-3 SAFE K			0-2 WP 2B		0-2 G1-3			3 0 1 0 0 1 2																					
Randall Simon, L (1, 3) OBP: 0.320, SLG: 0.364		0-0 FC3-6 1-2f 2-3			1-3 K 2-3		2-3 K			3 0 0 0 0 2 3																					
Gerald Williams, R (1, 7) OBP: 0.290, SLG: 0.313		2-3 K2-3			2-3 K			1-3 K		3 0 0 0 0 3 3																					
Inning Stats	R: 0 E: 0 K: 1 S: 7	H: 0 LOB: 1 BB: 1 P: 12	R: 0 E: 0 K: 2 S: 10	H: 1 LOB: 2 BB: 1 P: 16	R: 0 E: 0 K: 2 S: 7	H: 0 LOB: 0 BB: 0 P: 11	R: 0 E: 0 K: 2 S: 7	H: 0 LOB: 0 BB: 0 P: 11	R: 0 E: 0 K: 2 S: 12	H: 1 LOB: 1 BB: 0 P: 15	R: 0 E: 0 K: 1 S: 9	H: 0 LOB: 0 BB: 0 P: 13	R: 1 E: 0 K: 2 S: 10	H: 1 LOB: 0 BB: 0 P: 13	R: 0 E: 0 K: 2 S: 7	H: 0 LOB: 0 BB: 0 P: 10	R: 0 E: 0 K: 2 S: 9	H: 0 LOB: 0 BB: 0 P: 13	1B: 1 2B: 1 3B: 0 HR: 1	SF: 0 SAC: 0 DP: 0 HBP: 0	WP: 1 PB: 0 SB: 0 CS: 0	PA: 32									
PITCHER Pedro Martinez, R (1, 1) ERA: 1.91	IP 9.0	WLS W	BF 32	H 3	R 1	ER 1	SO 16	BB 2	IBB 0	HBP 0	BLK 0	WP 1	HR 1	S 78	P 114	ERA 1.00	WHIP 0.556														
											PITCHER	IP	WLS	BF	H	R	ER	SO	BB	IBB	HBP	BLK	WP	HR	S	P	ERA	WHIP			

Atlanta Braves @ Boston Red Sox
 Fenway Park, Boston, MA
 Fri Jun 04 1999, 7:05 PM EDT
 Att. 33,411 - Unknown - 70 F

AB	30
R	1
H	3
RBI	1
BB	2
SO	16
LOB	10



Batter	1	2	3	4	5	6	7	8	9	AB	R	H	RBI	BB	SO	LOB
Jose Offerman, S OBP: 0.402, SLG: 0.486 (1, 10)	3-2 G3	0-3 K		1-3 K		1-1 P3				4	0	0	0	0	2	1
John Valentin, R OBP: 0.322, SLG: 0.396 (1, 5)	4-0 2B 1B BB	0-2 1B		2-0 FC3-6 FC6-4 1-2f			0-0 G6-3			3	1	1	0	1	0	1
Nomar Garciaparra, R OBP: 0.389, SLG: 0.590 (1, 6)	3-2 1B 1-3 2B	2-1 F8		1-1 FC6-4 1-2f			3-0 G1-3			4	1	1	0	0	0	2
Mike Stanley, R OBP: 0.423, SLG: 0.487 (1, 3)	4-0 1B 1B IBB			1-3 K			1-2 G5-3		2-0 G6-3	3	0	0	0	1	1	0
Troy O'Leary, L OBP: 0.342, SLG: 0.488 (1, 7)	0-2 1B 1-2 2-3 3-H			0-1 G5-3		0-0 P7		0-0 P9		4	0	1	1	0	0	0
Damon Buford, R OBP: 0.328, SLG: 0.431 (1, 8)	2-2 1B 1-2 2-3 3-H			0-0 1B 2B		1-1 G4-3		2-2 HR		4	2	3	2	0	0	0
Jeff Frye, R OBP: 0.347, SLG: 0.265 (1, 4)	0-3 K			0-0 1B 2-H		1-1 G4-3 S 2B		2-2 G4-3		4	1	2	1	0	1	3
Jason Varitek, S OBP: 0.311, SLG: 0.476 (1, 2)	3-2 L8			3-2 F9		2-2 G4-3		3-1 L9		4	0	0	0	0	0	5
Darren Lewis, R OBP: 0.368, SLG: 0.333 (1, 9)		0-0 L9		1-1 FC3-6 1B		2-1 L3				3	0	1	0	0	0	0

Inning Stats	R: 2	H: 3	E: 0	LOB: 3	K: 1	S: 19	P: 38	R: 0	H: 1	E: 0	LOB: 1	K: 1	S: 9	P: 11	R: 1	H: 2	E: 0	LOB: 1	K: 1	S: 13	P: 17	R: 0	H: 1	E: 0	LOB: 1	K: 1	S: 9	P: 14	R: 0	H: 0	E: 0	LOB: 0	K: 0	S: 8	P: 10	R: 1	H: 1	E: 0	LOB: 0	K: 0	S: 9	P: 15	R: 0	H: 0	E: 0	LOB: 0	K: 0	S: 3	P: 8	R: 1	H: 1	E: 0	LOB: 0	K: 0	S: 9	P: 16
--------------	------	------	------	--------	------	-------	-------	------	------	------	--------	------	------	-------	------	------	------	--------	------	-------	-------	------	------	------	--------	------	------	-------	------	------	------	--------	------	------	-------	------	------	------	--------	------	------	-------	------	------	------	--------	------	------	------	------	------	------	--------	------	------	-------


PITCHER	IP	WLS	BF	H	R	ER	SO	BB	IBB	HBP	BLK	WP	HR	S	P	ERA	WHIP
Tom Glavine, L ERA: 5.0 (1, 1)	7.0	L	31	8	4	4	4	1	1	0	0	0	0	70	113	5.14	1.286
Justin Speier, R ERA: 3.5 (8, 1)	1.0		4	1	1	1	0	0	0	0	0	0	1	9	16	9.00	1.000

BOTTOM

Atlanta Braves @ Boston Red Sox
Fenway Park, Boston, MA

Fri Jun 04 1999, 7:05 PM EDT
Att: 33,411 - Unknown - 70 F

AB	33
R	5
H	9
RBI	4
BB	2
SO	4
LOB	12



1B: 5	SF: 0	WP: 0	PA: 35
2B: 3	SAC: 0	PB: 0	
3B: 0	DP: 0	SB: 1	
HR: 1	HBP: 0	CS: 0	

PITCHER	IP	WLS	BF	H	R	ER	SO	BB	IBB	HBP	BLK	WP	HR	S	P	ERA	WHIP
---------	----	-----	----	---	---	----	----	----	-----	-----	-----	----	----	---	---	-----	------

Batter	1	2	3	4	5	6	7	8	9	AB R H RBI BB SO LOB	TOP																
Walt Weiss, S (1, 6) OBP: 0.357, SLG: 0.366	0-2 1B E		2-3 K		1-3 K		0-0 G3-1		1-2 G1-3	5 1 1 0 0 2 1																	
Bret Boone, R (1, 4) OBP: 0.344, SLG: 0.440	4-0 1B 1-2 BB		4-1 BB		3-1 10 BB HR 1B		4-0 HBP BB		1-1 F8	2 1 1 0 3 0 0																	
10 Chipper Jones, S (1, 5) OBP: 0.384, SLG: 0.531	2-3 K		2-3 K		4-0 1-2 HR BB		1-0 L7		2-1 1B 2B 1B	4 2 1 0 1 2 5																	
Brian Jordan, R (1, 9) OBP: 0.382, SLG: 0.571 Otis Nixon, S (9, PR) OBP: 0.296, SLG: 0.181	0-2 1B G5-4-3 1-3 2-H		0-1 FC5		1-0 1-H 2-H HR		2-2 HBP		1-2 2B 1B	4 1 3 4 0 0 2 0 1 0 0 0 0 0																	
Javy Lopez, R (1, 10) OBP: 0.352, SLG: 0.500	2-2 G5-4-3 1-2f				3-2 P5		1-3 K		2-1 2B	5 0 1 2 0 2 4																	
Ryan Klesko, L (1, 7) OBP: 0.346, SLG: 0.507 Gerald Williams, R (9, 9) OBP: 0.290, SLG: 0.313		0-0 G6-3		4-1 BB		1-0 E3 G4-3 1B		0-0 G6-3	4-0 IBB	3 0 1 0 2 0 0 0 0 0 0 0 0 0																	
Andruw Jones, R (1, 8) OBP: 0.345, SLG: 0.458		2-2 K		1-1 SAFE F8		0-0 G4-3		2-1 P7	3-2 P6	5 0 0 0 0 1 4																	
Randall Simon, L (1, 3) OBP: 0.315, SLG: 0.375 Brian Hunter, R (8, PR) OBP: 0.381, SLG: 0.618		2-2 P5		2-2 G4-3		0-0 G4-3		2-1 2B		4 0 1 0 0 0 2 0 0 0 0 0 0 0																	
Eddie Pérez, R (1, 2) OBP: 0.246, SLG: 0.239			1-1 E6 FC5		0-0 F8		3-2 G6-3		0-0 G3	4 0 0 0 0 0 2																	
Inning Stats	R: 1 E: 1 K: 1 S: 12	H: 2 LOB: 1 BB: 1 P: 20	R: 0 E: 0 K: 1 S: 9	H: 0 LOB: 0 BB: 0 P: 13	R: 0 E: 1 K: 2 S: 11	H: 0 LOB: 2 BB: 1 P: 20	R: 0 E: 0 K: 1 S: 9	H: 0 LOB: 1 BB: 1 P: 18	R: 3 E: 0 K: 1 S: 11	H: 2 LOB: 0 BB: 1 P: 23	R: 0 E: 1 K: 0 S: 6	H: 1 LOB: 1 BB: 0 P: 10	R: 0 E: 0 K: 1 S: 7	H: 0 LOB: 2 BB: 1 P: 15	R: 0 E: 0 K: 0 S: 6	H: 1 LOB: 1 BB: 0 P: 10	R: 2 E: 0 K: 0 S: 17	H: 3 LOB: 2 BB: 1 P: 31	1B: 6 2B: 2 3B: 0 HR: 1	SF: 0 SAC: 0 DP: 1 HBP: 1	WP: 0 PB: 0 SB: 1 CS: 0	PA: 43					
PITCHER	IP WLS BF H R ER SO BB IBB HBP BLK WP HR S P ERA WHIP																										
Brian Rose, R (1, 1) ERA: 2.42	5.0		23	4	4	4	6	4	0	0	0	0	1	52	94	7.20	1.600										
Derek Lowe, R (6, 1) ERA: 3.96	3.0		13	2	0	0	1	1	0	1	0	0	0	19	35	0.00	1.000										
Tom Gordon, R (9, 1) ERA: 3.21	1.0	L	7	3	2	2	0	0	1	0	0	0	0	17	31	18.00	3.000										

Atlanta Braves @ Boston Red Sox
Fenway Park, Boston, MA
Sat Jun 05 1999, 4:05 PM EDT
Att. 32,793 - Sunny - 77 F

livebaseballscorecards.com

AB	36
R	6
H	9
RBI	6
BB	6
SO	7
LOB	20



Batter	1	2	3	4	5	6	7	8	9	AB	R	H	RBI	BB	SO	LOB
Jose Offerman, S OBP: 0.403, SLG: 0.486 (1, 4)	0-1 CS 1B		1-0 G4-3			0-1 G3-1		1-1 WP 1B		4	1	2	0	0	0	0
John Valentin, R OBP: 0.325, SLG: 0.403 (1, 5)	2-2 G5-3 1-2		2-2 1B 2B			1-2 2B G3 1B		1-3 K		4	2	2	0	0	1	2
Brian Daubach, L OBP: 0.388, SLG: 0.648 Damon Buford, R OBP: 0.328, SLG: 0.431 (1, 10) (8, PR)	2-1 G4-3		0-0 2-H 1B			2-1 G3 1B 2B		2-0 G3-1 1B		4	1	3	2	0	0	0
Nomar Garciaparra, R OBP: 0.388, SLG: 0.583 (1, 6)		0-1 G3 3B 1B				1-2 G5-3		3-2 G3-1		4	1	1	1	0	0	2
Troy O'Leary, L OBP: 0.345, SLG: 0.488 (1, 7)		2-1 G3				1-1 G6-4-3 1B		1-2 F9		4	0	2	1	0	0	3
Mike Stanley, R OBP: 0.415, SLG: 0.475 (1, 3)		0-1 G5-3				1-1 G6-4-3 1-2f		2-3 K		4	0	0	0	0	2	3
Jason Varitek, S OBP: 0.309, SLG: 0.483 (1, 2)		1-1 3-H 3B				1-0 G4-3		2-3 K		4	0	1	1	0	1	0
Darren Lewis, R OBP: 0.360, SLG: 0.325 (1, 8)		3-3 K				0-2 G3		1-3 K		4	0	0	0	0	2	1
Trot Nixon, L OBP: 0.319, SLG: 0.375 (1, 9)			1-1 G3-1			1-1 P5		0-0 F8		3	0	0	0	0	0	0

Inning Stats	R: 0	H: 1	E: 0	K: 0	S: 7	H: 1	LOB: 0	BB: 0	P: 11	R: 1	H: 2	E: 0	K: 1	S: 11	H: 2	LOB: 1	BB: 0	P: 17	R: 1	H: 2	E: 0	K: 0	S: 7	H: 1	LOB: 0	BB: 0	P: 10	R: 0	H: 0	E: 0	K: 0	S: 6	H: 3	LOB: 1	BB: 0	P: 24	R: 0	H: 0	E: 0	K: 1	S: 5	H: 2	LOB: 2	BB: 0	P: 21	R: 0	H: 0	E: 0	K: 2	S: 8	H: 0	LOB: 0	BB: 0	P: 11	1B: 8	SF: 0	2B: 2	SAC: 0	3B: 1	DP: 1	HR: 0	HBP: 0	WP: 1	PA: 35
--------------	------	------	------	------	------	------	--------	-------	-------	------	------	------	------	-------	------	--------	-------	-------	------	------	------	------	------	------	--------	-------	-------	------	------	------	------	------	------	--------	-------	-------	------	------	------	------	------	------	--------	-------	-------	------	------	------	------	------	------	--------	-------	-------	-------	-------	-------	--------	-------	-------	-------	--------	-------	--------

PITCHER	IP	WLS	BF	H	R	ER	SO	BB	IBB	HBP	BLK	WP	HR	S	P	ERA	WHIP
Greg Maddux, R ERA: 4.65 (1, 1)	8.0	W	32	11	5	5	4	0	0	0	0	1	0	74	109	5.62	1.375
John Rocker, L ERA: 1.85 (9, 1)	1.0	S	3	0	0	0	2	0	0	0	0	0	0	8	11	0.00	0.000

BOTTOM

Atlanta Braves @ Boston Red Sox
Fenway Park, Boston, MA
Sat Jun 05 1999, 4:05 PM EDT
Att. 32,793 - Sunny - 77 F

AB	35
R	5
H	11
RBI	5
BB	0
SO	6
LOB	11



WP	PA	ERA	WHIP
1	35		

Batter	1	2	3	4	5	6	7	8	9	10	AB	R	H	RBI	BB	SO	LOB	TOP							
Walt Weiss, S (1, 6) <small>OBP: 0.352, SLG: 0.360</small> Otis Nixon, S (10, PR) <small>OBP: 0.296, SLG: 0.181</small> Ozzie Guillen, L (10, 6) <small>OBP: 0.173, SLG: 0.178</small>											5	0	1	0	0	1	3								
Bret Boone, R (1, 4) <small>OBP: 0.339, SLG: 0.432</small>											4	0	0	0	0	2	0								
10 Chipper Jones, S (1, 5) <small>OBP: 0.385, SLG: 0.524</small>											3	0	0	0	2	0	0								
Brian Jordan, R (1, 9) <small>OBP: 0.383, SLG: 0.565</small>											4	0	1	0	1	1	3								
Javy Lopez, R (1, 2) <small>OBP: 0.359, SLG: 0.497</small>											3	0	1	1	1	0	2								
Ryan Klesko, L (1, 7) Gerald Williams, R (7, PH) <small>OBP: 0.284, SLG: 0.305</small>											1	0	0	0	1	0	0								
Andruw Jones, R (1, 8) <small>OBP: 0.356, SLG: 0.463</small>											2	1	2	0	2	0	0								
Randall Simon, L (1, 3) Brian Hunter, R (7, PH) <small>OBP: 0.385, SLG: 0.607</small>											2	0	0	0	0	0	3								
Keith Lockhart, L (1, 10) <small>OBP: 0.300, SLG: 0.311</small>											4	0	1	2	0	0	2								
Inning Stats	R: 0 E: 0 K: 1 S: 6	H: 0 LOB: 0 BB: 0 P: 10	R: 0 E: 0 K: 0 S: 13	H: 1 LOB: 2 BB: 2 P: 24	R: 0 E: 0 K: 1 S: 6	H: 0 LOB: 0 BB: 0 P: 10	R: 0 E: 0 K: 0 S: 6	H: 1 LOB: 0 BB: 0 P: 9	R: 1 E: 0 K: 0 S: 12	H: 1 LOB: 1 BB: 1 P: 20	R: 0 E: 0 K: 1 S: 7	H: 0 LOB: 0 BB: 0 P: 10	R: 1 E: 1 K: 0 S: 8	H: 0 LOB: 2 BB: 1 P: 18	R: 0 E: 0 K: 1 S: 11	H: 0 LOB: 2 BB: 2 P: 20	R: 0 E: 0 K: 0 S: 7	H: 1 LOB: 0 BB: 0 P: 11	R: 1 E: 0 K: 0 S: 5	H: 2 LOB: 2 BB: 1 P: 9	1B: 6 2B: 1 3B: 0 HR: 0	SF: 0 SAC: 1 DP: 2 HBP: 2	WP: 0 PB: 0 SB: 0 CS: 1	PA: 42	
PITCHER	IP	WLS	BF	H	R	ER	SO	BB	IBB	HBP	BLK	WP	HR	S	P	ERA	WHIP								
Pat Rapp, R (1, 1) <small>ERA: 5.06</small>	6.0		23	3	2	2	3	3	0	1	0	0	0	51	88	3.00	1.000								
Rheal Cormier, L (7, 1) <small>ERA: 4.85</small>	1.0		5	0	0	0	0	0	1	1	0	0	0	7	13	0.00	0.000								
Mark Portugal, R (8, 1) <small>ERA: 5.27</small>	2.1	L	11	2	1	1	1	2	1	0	0	0	0	20	37	3.86	1.714								
Jim Corsi, R (10, 1) <small>ERA: 4.57</small>	0.2		3	1	0	0	0	0	0	0	0	0	0	3	3	0.00	1.500								

Atlanta Braves @ Boston Red Sox
Fenway Park, Boston, MA
 Sun Jun 06 1999, 1:05 PM EDT
 Att. 32,184 - Sunny - 76 F

AB	32
R	3
H	6
RBI	3
BB	7
SO	4
LOB	19



Batter	1	2	3	4	5	6	7	8	9	10	AB	R	H	RBI	BB	SO	LOB
Jose Offerman, S OBP: 0.401, SLG: 0.479 (1, 4)	L7			L7		G6-3		IBB			3	0	0	0	1	0	0
John Valentin, R OBP: 0.323, SLG: 0.400 (1, 5)	P6			F7			HR G3 1B	P5			4	1	1	0	0	0	2
Brian Daubach, L OBP: 0.373, SLG: 0.621 (1, 3)	L7			L4			L9		F9		4	0	0	0	0	0	1
Nomar Garciaparra, R OBP: 0.379, SLG: 0.571 (1, 6)		F8			G6-3			P5			4	0	0	0	0	0	1
Troy O'Leary, L OBP: 0.310, SLG: 0.505 (1, 7)		G3-4-1				BB S		P5			3	1	2	2	1	0	0
Mike Stanley, R OBP: 0.406, SLG: 0.463 (1, 10)			G6-3			K		K			4	0	0	0	0	3	2
Jason Varitek, S OBP: 0.310, SLG: 0.477 (1, 2)				L9		F9					2	0	0	0	1	0	1
Jeff Frye, R OBP: 0.347, SLG: 0.265 (8, PR)											0	0	0	0	0	0	0
Creighton Gubanich, R OBP: 0.375, SLG: 0.462 (9, 2)								SH3 BB			1	0	0	0	0	1	0
Darren Lewis, R OBP: 0.354, SLG: 0.318 (1, 8)			G6-3			L4		SH3			3	0	0	0	0	1	0
Trot Nixon, L OBP: 0.312, SLG: 0.366 (1, 9)				F9		G6-3					3	0	0	0	0	0	2
Damon Buford, R OBP: 0.325, SLG: 0.427 (10, PH)								P4			1	0	0	0	0	1	0

BOTTOM	
Atlanta Braves @ Boston Red Sox Fenway Park, Boston, MA Sun Jun 06 1999, 1:05 PM EDT Att. 32,184 - Sunny - 76 F	
AB 32 R 2 H 3 RBI 2 BB 3 SO 6 LOB 9	

Inning Stats																	WP: 0	PA: 36																									
R: 0		H: 0		R: 0		H: 0		R: 0		H: 0		R: 0		H: 0		R: 0		H: 1		R: 0		H: 0		1B: 2		SF: 0																	
E: 0		LOB: 0		E: 0		LOB: 0		E: 0		LOB: 1		E: 0		LOB: 0		E: 0		LOB: 1		E: 0		LOB: 0		2B: 0		SAC: 1																	
K: 0		BB: 0		K: 0		BB: 0		K: 1		BB: 1		K: 0		BB: 0		K: 3		BB: 0		K: 0		BB: 0		3B: 0		DP: 0																	
S: 9		P: 15		S: 4		P: 7		S: 8		P: 13		S: 7		P: 11		S: 10		P: 20		S: 5		P: 5		S: 10		P: 13		S: 6		P: 17		S: 9		P: 13		S: 9		P: 9		HR: 1		HBP: 0	
PITCHER Kevin Millwood, R (1, 1) IP: 8.0 WLS: 29 BF: 2 H: 2 R: 2 ER: 2 SO: 2 BB: 2 IBB: 1 HBP: 0 BLK: 0 WP: 0 HR: 1 S: 59 P: 101 ERA: 2.25 WHIP: 0.500 Rudy Seanez, R (9, 1) 1.0 W 4 1 0 0 1 0 0 0 0 0 0 0 0 9 13 0.00 1.000 John Rocker, L (10, 1) 1.0 S 3 0 0 0 3 0 0 0 0 0 0 0 0 9 9 0.00 0.000																	PITCHER IP WLS BF H R ER SO BB IBB HBP BLK WP HR S P ERA WHIP																										

Batter	1	2	3	4	5	6	7	8	9	AB R H RBI BB SO LOB	TOP		
Jose Offerman, S (1, 4) OBP: 0.398, SLG: 0.475	3-3 K		2-3 K			3-2 G6-3		2-2 1B		4 0 1 0 0 2 0	Boston Red Sox @ Montreal Expos Olympic Stadium, Montreal, QB Mon Jun 07 1999, 7:05 PM EDT Att. 7,003 - Dome - 72 F		
John Valentin, R (1, 5) OBP: 0.325, SLG: 0.401 Jeff Frye, R (5, 5) OBP: 0.340, SLG: 0.259	2-1 HR 1B		2-2 G5-3			1-0 G4-3		3-2 G5-3		2 1 1 0 0 0 0 2 0 0 0 0 0 1			
Brian Daubach, L (1, 3) OBP: 0.377, SLG: 0.643	2-1 HR 1-H				3-1 G6-3	0-0 L3		4-1 1B BB		3 1 1 2 1 0 0			
Nomar Garciaparra, R (1, 6) OBP: 0.381, SLG: 0.574	1-1 G6-3				0-0 2B	2-1 P1		0-2 G5-4-3 1B		4 0 2 0 0 0 0			
Troy O'Leary, L (1, 7) OBP: 0.346, SLG: 0.495	1-2 L8				0-1 G1-3	0-0 G4-3		0-1 L4		4 0 0 0 0 0 3			
Jason Varitek, S (1, 2)		2-3 K			0-0 G3	0-0 BLK 1B		0-0 G5-4-3 1-2f		4 0 1 0 0 1 3			
Darren Lewis, R (1, 8) OBP: 0.348, SLG: 0.313		1-2 L9			2-1 G4-3	2-2 G3-1 1-2				3 0 0 0 0 0 1			
Trot Nixon, L (1, 9) OBP: 0.305, SLG: 0.357		0-2 G3			0-0 P6		1-3 K			3 0 0 0 0 1 0			
Bret Saberhagen, R (1, 1) Derek Lowe, R (7, 1) 18 Reggie Jefferson, S (8, PH) John Wasdin, R (8, 1)			2-2 G5-3		2-3 K		3-2 F7			2 0 0 0 0 1 0 0 0 0 0 0 0 0 1 0 0 0 0 0 0 0 0 0 0 0 0 0			
Inning Stats	R: 2 H: 2 E: 0 LOB: 0 K: 1 BB: 0 S: 12 P: 21	R: 0 H: 0 E: 0 LOB: 0 K: 1 BB: 0 S: 11 P: 14	R: 0 H: 0 E: 0 LOB: 0 K: 1 BB: 0 S: 12 P: 18	R: 0 H: 1 E: 0 LOB: 1 K: 0 BB: 0 S: 6 P: 9	R: 0 H: 0 E: 0 LOB: 0 K: 1 BB: 0 S: 6 P: 10	R: 0 H: 0 E: 0 LOB: 0 K: 0 BB: 0 S: 6 P: 10	R: 0 H: 1 E: 0 LOB: 1 K: 0 BB: 0 S: 7 P: 11	R: 0 H: 1 E: 0 LOB: 1 K: 1 BB: 0 S: 13 P: 22	R: 0 H: 1 E: 0 LOB: 1 K: 0 BB: 1 S: 7 P: 11	1B: 4 SF: 0 2B: 1 SAC: 0 3B: 0 DP: 1 HR: 1 HBP: 0	WP: 0 PA: 33 PB: 0 SB: 0 CS: 0		
PITCHER	IP WLS BF H R ER SO BB IBB HBP BLK WP HR S P ERA WHIP											PITCHER	IP WLS BF H R ER SO BB IBB HBP BLK WP HR S P ERA WHIP
Carl Pavano, R (1, 1) ERA: 6.29 Steve Kline, L (9, 1) ERA: 5.48	8.0 W 31 6 2 2 5 1 0 0 0 0 0 1 77 123 2.25 0.875												

AB	32
R	2
H	6
RBI	2
BB	1
SO	5
LOB	8



Batter	1	2	3	4	5	6	7	8	9	AB	R	H	RBI	BB	SO	LOB
Orlando Cabrera, R OBP: 0.321, SLG: 0.439 (1, 6)	0-2 G4-3 1B 2B	0-0 L4		0-0 3B			3-2 G5-3	1-1 HR		5	2	3	2	0	0	1
Jose Vidro, S OBP: 0.341, SLG: 0.529 (1, 4)	2-2 G4-3 2-3		2-3 K	0-0 P5			0-1 G3-1	1-2 G3		5	0	0	0	0	1	2
Rondell White, R OBP: 0.364, SLG: 0.532 (1, 8) (8, 7)	3-2 F7 1B		1-1 HR 1B			1-1 F9	4-0 S 1B BB	1-1 G6-3		4	2	2	1	1	0	0
Orlando Merced, S OBP: 0.352, SLG: 0.473 Manny Martinez, R OBP: 0.272, SLG: 0.383 (1, 7) (8, 8)	1-0 F7 1-2		1 SAFE 3-2 1-H HR			1-2 F8	4-1 E 1B 1B BB			3	2	1	2	1	0	1
Vladimir Guerrero, R OBP: 0.357, SLG: 0.524 (1, 9)	2-0 G5-3		3-2 F8			1-0 G5-3	0-1 E2 1B 1B			4	0	1	1	0	0	1
Michael Barrett, R OBP: 0.342, SLG: 0.439 (1, 2)		1-1 3B 2B	1-1 1B			2-1 F9	2-1 SAFE 1-3 3-H 1B			4	1	3	1	0	0	0
Shane Andrews, R OBP: 0.360, SLG: 0.474 (1, 5)		1-3 K	0-1 F7			1-2 F9	2-3 K			4	0	0	0	0	2	4
Ryan McGuire, L OBP: 0.389, SLG: 0.484 (1, 3)		1-0 2-H 3B		3-2 F9		1-2 1B		1-2 E4 FC2-5 1B		4	0	3	1	0	0	0
Carl Pavano, R OBP: 0.091, SLG: 0.091 Steve Kline, S (9, 1)		1-0 B1-3		0-3 K		0-1 G5-3		0-1 FC2-5 HR		4	1	0	0	0	1	3

Inning Stats	R: 1	H: 2	E: 0	K: 0	S: 13	R: 1	H: 2	E: 0	K: 1	S: 9	R: 2	H: 3	E: 0	K: 1	S: 18	R: 0	H: 1	E: 0	K: 1	S: 10	R: 0	H: 0	E: 0	K: 0	S: 6	R: 0	H: 1	E: 0	K: 0	S: 10	R: 2	H: 2	E: 1	K: 1	S: 13	R: 2	H: 2	E: 1	K: 0	S: 12	1B: 7	2B: 2	3B: 2	HR: 2	SF: 0	SAC: 0	DP: 0	HBP: 0	WP: 0	PB: 0	SB: 1	CS: 0	PA: 39
--------------	------	------	------	------	-------	------	------	------	------	------	------	------	------	------	-------	------	------	------	------	-------	------	------	------	------	------	------	------	------	------	-------	------	------	------	------	-------	------	------	------	------	-------	-------	-------	-------	-------	-------	--------	-------	--------	-------	-------	-------	-------	--------

PITCHER	IP	WLS	BF	H	R	ER	SO	BB	IBB	HBP	BLK	WP	HR	S	P	ERA	WHIP
Bret Saberhagen, R ERA: 2.7 (1, 1)	6.0	L	27	9	4	4	3	0	0	0	0	0	1	66	97	6.00	1.500
Derek Lowe, R ERA: 4.34 (7, 1)	1.0		7	2	2	2	1	2	0	0	0	0	0	13	28	18.00	4.000
John Wasdin, R ERA: 3.86 (8, 1)	1.0		5	2	2	2	0	0	0	0	0	0	1	12	16	18.00	2.000

BOTTOM

Boston Red Sox @ Montreal Expos
Olympic Stadium, Montreal, QB

Mon Jun 07 1999, 7:05 PM EDT
Att. 7,003 - Dome - 72 F

livebaseballscorecards.com

AB	37
R	8
H	13
RBI	8
BB	2
SO	4
LOB	12



Batter	1	2	3	4	5	6	7	8	9	AB R H RBI BB SO LOB	TOP
Jose Offerman, S (1, 4) OBP: 0.396, SLG: 0.471	1-1 2B 1B 1B		3-3 K			3-2 L6		1-3 SAFE K		4 1 1 0 0 2 1	
Damon Buford, R (1, 8) OBP: 0.315, SLG: 0.412	0-1 P8		1-3 K			1-1 G6-3		2-3 K		4 0 0 0 0 2 1	
Brian Daubach, L (1, 3) OBP: 0.373, SLG: 0.637	1-3 SAFE 1B 2B		2-3 K			1-3 K		1-3 K		4 0 1 0 0 3 0	
Nomar Garciaparra, R (1, 6) OBP: 0.379, SLG: 0.568	1-0 2-3 3-H 1B				1-1 G6-3		1-1 G6-3		1-3 K	4 0 1 1 0 1 0	
Troy O'Leary, L (1, 7) OBP: 0.342, SLG: 0.488	0-0 L6		3-3 K			2-3 K		2-3 K		3 0 0 0 0 2 2	
Jason Varitek, S (1, 2) OBP: 0.303, SLG: 0.463	0-0 F7		2-3 K			1-1 G3				3 0 0 0 0 1 2	
Jeff Frye, R (1, 5) OBP: 0.340, SLG: 0.261			3-2 G3		0-0 F9			0-2 K 1B		3 0 1 0 0 0 0	
Trot Nixon, L (1, 9) OBP: 0.299, SLG: 0.349			1-0 G3		3-2 G4-3			2-1 F8		3 0 0 0 0 0 1	
49 Tim Wakefield, R (1, 1) 18 Reggie Jefferson, S (8, PH) Mike Stanley, R (8, PH) Jim Corsi, R (8, 1) Rheal Cormier, L (8, 1)			2-3 K		0-3 K			0-2 L6		2 0 0 0 0 2 0 0 0 0 0 0 0 0 1 0 0 0 0 0 1 0 0 0 0 0 0 0 0 0 0 0 0 0 0	
Inning Stats	R: 1 H: 3 E: 0 LOB: 2 K: 0 BB: 0 S: 8 P: 10	R: 0 H: 0 E: 0 LOB: 0 K: 1 BB: 0 S: 7 P: 13	R: 0 H: 0 E: 0 LOB: 0 K: 3 BB: 0 S: 12 P: 18	R: 0 H: 0 E: 0 LOB: 0 K: 2 BB: 0 S: 9 P: 15	R: 0 H: 0 E: 0 LOB: 0 K: 1 BB: 0 S: 7 P: 10	R: 0 H: 0 E: 0 LOB: 0 K: 1 BB: 0 S: 11 P: 16	R: 0 H: 0 E: 0 LOB: 0 K: 1 BB: 0 S: 7 P: 11	R: 0 H: 1 E: 0 LOB: 1 K: 1 BB: 0 S: 11 P: 14	R: 0 H: 0 E: 0 LOB: 0 K: 3 BB: 0 S: 12 P: 16	1B: 3 SF: 0 2B: 1 SAC: 0 3B: 0 DP: 0 HR: 0 HBP: 0	WP: 0 PA: 31 PB: 0 SB: 0 CS: 0
PITCHER	IP WLS BF H R ER SO BB IBB HBP BLK WP HR S P ERA WHIP										
Dan Smith, R (1, 1) ERA: 1.29	7.0 W 24 3 1 1 9 0 0 0 0 0 0 0 61 93 1.29 0.429										
Anthony Telford, R (8, 1) ERA: 2.55	0.1 H 2 1 0 0 0 0 0 0 0 0 0 0 5 7 0.00 3.000										
Steve Kline, L (8, 1) ERA: 5.32	0.2 H 2 0 0 0 1 0 0 0 0 0 0 0 6 7 0.00 0.000										
Ugueth Urbina, R (9, 1) ERA: 4.25	1.0 3 0 0 0 3 0 0 0 0 0 0 0 12 16 0.00 0.000										

Boston Red Sox @ Montreal Expos
Olympic Stadium, Montreal, QB
 Tue Jun 08 1999, 7:05 PM EDT
 Att. 7,233 - Dome - 72 F

livebaseballscorecards.com

AB 31
R 1
H 4
RBI 1
BB 0
SO 13
LOB 8



BOTTOM

Boston Red Sox @ Montreal Expos
 Olympic Stadium, Montreal, QB

Tue Jun 08 1999, 7:05 PM EDT
 Att. 7,233 - Dome - 72 F

livebaseballscorecards.com

AB	33
R	5
H	9
RBI	4
BB	4
SO	9
LOB	18



WP: 0	PA: 38
PB: 1	
SB: 1	
CS: 0	

AB	R	H	RBI	BB	SO	LOB
5	0	0	0	0	2	3
5	0	1	0	0	2	4
3	2	1	0	1	1	1
4	2	2	2	0	1	0
2	0	1	0	1	1	0
0	0	0	0	0	0	0
2	0	0	0	1	1	1
0	1	0	0	1	0	0
4	0	2	2	0	1	2
4	0	1	0	0	0	4
2	0	0	0	0	0	0
1	0	1	0	0	0	0
0	0	0	0	0	0	0
0	0	0	0	0	0	0
1	0	0	0	0	0	3
0	0	0	0	0	0	0
1B: 8	SF: 0					
2B: 0	SAC: 1					
3B: 0	DP: 0					
HR: 1	HBP: 0					

Batter	1	2	3	4	5	6	7	8	9
Orlando Cabrera, R OBP: 0.314, SLG: 0.429 (1, 6)	1-1 F8		0-3 K		2-2 F8		0-3 K	1-0 E5	
Ryan McGuire, L OBP: 0.377, SLG: 0.463 (1, 3)	3-3 K		2-2 1B		0-3 K		1-0 G3	0-1 P5	
Rondell White, R OBP: 0.367, SLG: 0.529 (1, 8) (7, 7)	1-3 K		0-0 P3			4-2 S HR BB		3-2 SH1-4 1B 1B	
Vladimir Guerrero, R OBP: 0.360, SLG: 0.538 (1, 9)		1-2 P5		1-3 K		1-1 HR		1-1 SH1-4 1B 1B	
Orlando Merced, S OBP: 0.363, SLG: 0.474 (1, 7)		4-1 PB BB BB		1-0 FC4-6 1B		1-3 K		1-1 SH1-4	
Manny Martinez, R OBP: 0.272, SLG: 0.383 (7, 8)								1-2 2-3	
Michael Barrett, R OBP: 0.342, SLG: 0.434 (1, 5)		4-1 SAFE SAFE SAFE 1B B		2-1 FC4-6 1B		1-3 K		4-0 1B 1B E IBB	
Shane Andrews, R OBP: 0.367, SLG: 0.474 (8, 5)		1-2 BB		1-2f					
Chris Widger, R OBP: 0.338, SLG: 0.522 (1, 2)		1-3 SAFE K		0-1 SAFE 1B		2-1 F8		3-2 E 1B 1B	
Mike Mordecai, R OBP: 0.340, SLG: 0.494 (1, 4)		0-0 P4		2-0 P5			2-2 P4	1-1 E 1B	
Dan Smith, R (1, 1)			1-0 P4		1-1 G5-3		1-0 1B	1-0 P7	
Wilton Guerrero, S OBP: 0.304, SLG: 0.347 (7, PH)									
Anthony Telford, R (8, 1)									
Steve Kline, S (8, 1)									
James Mouton, R OBP: 0.471, SLG: 0.462 (8, PH)									
Ugueth Urbina, R (9, 1)									

Inning Stats	R: 0	H: 0	E: 0	K: 2	S: 9	LOB: 0	BB: 0	P: 14
	R: 0	H: 0	E: 0	K: 1	S: 12	LOB: 2	BB: 2	P: 22
	R: 0	H: 1	E: 0	K: 1	S: 9	LOB: 1	BB: 0	P: 12
	R: 0	H: 2	E: 0	K: 1	S: 9	LOB: 2	BB: 2	P: 15
	R: 0	H: 0	E: 0	K: 1	S: 8	LOB: 0	BB: 0	P: 11
	R: 2	H: 1	E: 0	K: 2	S: 14	LOB: 0	BB: 1	P: 23
	R: 0	H: 1	E: 0	K: 1	S: 8	LOB: 1	BB: 0	P: 12
	R: 3	H: 4	E: 1	K: 0	S: 18	LOB: 3	BB: 1	P: 33

PITCHER	IP	WLS	BF	H	R	ER	SO	BB	IBB	HBP	BLK	WP	HR	S	P	ERA	WHIP
49 Tim Wakefield, R ERA: 5.49 (1, 1)	7.0	L	29	5	2	2	9	3	0	0	0	0	1	69	109	2.57	1.143
Jim Corsi, R ERA: 5.32 (8, 1)	0.1		5	3	3	2	0	0	1	0	0	0	0	12	24	54.00	9.000
Rheal Cormier, L ERA: 4.73 (8, 1)	0.2		4	1	0	0	0	0	0	0	0	0	0	6	9	0.00	1.500

Batter	1	2	3	4	5	6	7	8	9	AB	R	H	RBI	BB	SO	LOB	TOP										
Jose Offerman, S (1, 4) OBP: 0.398, SLG: 0.476 X	0-0 		0-0 			1-0 		0-1 		4	0	2	1	0	0	1	Boston Red Sox @ Montreal Expos Olympic Stadium, Montreal, QB Wed Jun 09 1999, 7:05 PM EDT Att: 19,012 - Dome - 72 F										
Jeff Frye, R (1, 5) OBP: 0.327, SLG: 0.250 B X	1-0 		1-1 	1 SAFE C B C X		1-2 	1 SAFE C C B F X	3-2 		4	0	0	0	0	0	3											
Nomar Garciaparra, R (1, 6) OBP: 0.381, SLG: 0.574 B B F B X	3-1 				4-1 	0-0 		0-1 		3	0	1	0	1	0	2											
Mike Stanley, R (1, 3) OBP: 0.396, SLG: 0.450 C B C F S	2-3 			1 SAFE 1 SAFE B B F 1 SAFE F X	2-2 	1 SAFE C B F 1 SAFE F X	1-2 			4	0	0	0	0	1	3											
Damon Buford, R (1, 7) OBP: 0.313, SLG: 0.402 (7, 8)		3-2 		4-0 		1-0 		2-0 		3	0	0	0	1	0	0											
Jason Varitek, S (1, 2) OBP: 0.296, SLG: 0.451 C T B T C		2-3 		0-0 	X	0-0 		1-2 		4	0	0	0	0	1	2											
Darren Lewis, R (1, 8) OBP: 0.342, SLG: 0.307 Mark Portugal, R (7, 1) Mark Guthrie, R (8, 1) John Wasdin, R (8, 1)		0-1 				0-1 		1-2 		3	0	0	0	0	0	0											
Trot Nixon, L (1, 9) OBP: 0.299, SLG: 0.348 C X			0-1 		2-0 		1-1 			3	0	1	0	0	0	0											
Pedro Martinez, R (1, 1) Troy O'Leary, L (7, 7) OBP: 0.345, SLG: 0.491 M B M L			1-3 		1-1 		0-2 			2	0	0	0	0	1	1											
										1	1	1	0	0	0	0											
Inning Stats	R: 0 E: 0 K: 1 S: 8	H: 1 LOB: 1 BB: 0 P: 14	R: 0 E: 0 K: 1 S: 11	H: 0 LOB: 0 BB: 0 P: 16	R: 0 E: 0 K: 1 S: 8	H: 1 LOB: 1 BB: 0 P: 10	R: 0 E: 0 K: 0 S: 5	H: 0 LOB: 1 BB: 2 P: 15	R: 0 E: 0 K: 0 S: 5	H: 0 LOB: 0 BB: 0 P: 8	R: 0 E: 0 K: 0 S: 9	H: 1 LOB: 1 BB: 0 P: 12	R: 0 E: 0 K: 0 S: 5	H: 0 LOB: 0 BB: 0 P: 7	R: 1 E: 0 K: 0 S: 12	H: 2 LOB: 1 BB: 0 P: 16		R: 0 E: 0 K: 0 S: 5	H: 0 LOB: 0 BB: 0 P: 9	1B: 3 2B: 2 3B: 1 HR: 0	SF: 0 SAC: 0 DP: 1 HBP: 0	WP: 0 PB: 0 SB: 1 CS: 0	PA: 33				
PITCHER Mike Thurman, R (1, 1) ERA: 5.48 Guillermo Mota, R (8, 1) ERA: 1.72	IP WLS BF H R ER SO BB IBB HBP BLK WP HR S P ERA WHIP	7.1 W 28 5 1 1 3 2 0 0 0 0 0 0 58 90 1.23 0.955	1.2 5 0 0 0 0 0 0 0 0 0 0 0 0 10 17 0.00 0.000																								

Boston Red Sox @ Montreal Expos
Olympic Stadium, Montreal, QB
Wed Jun 09 1999, 7:05 PM EDT
Att: 19,012 - Dome - 72 F

livebaseballscores.com

AB	31
R	1
H	5
RBI	1
BB	2
SO	3
LOB	12

WP	0	PA	33
PB	0		
SB	1		
CS	0		

Batter	1	2	3	4	5	6	7	8	9
Orlando Cabrera, R OBP: 0.316, SLG: 0.430 (1, 6)	0-0 P2		1-0 FC4-6		1-3 K		0-2 1B 2B	4-0 HR IBB	
Jose Vidro, S OBP: 0.345, SLG: 0.534 Guillermo Mota, R OBP: 1.000, SLG: 4.000 (1, 4) (8, 1)	1-2 P4			1-2 1B 2B		2-2 G3-1	1-2 1B 2-H	1-1 HR 1-H 2-H	
Rondell White, R OBP: 0.372, SLG: 0.531 (1, 8) (7, 7)	2-3 K			0-1 1B G2-3 2-H		1-2 1B 2B	2-3 K	1-0 HR 1B	
Orlando Mercad, S OBP: 0.362, SLG: 0.481 Manny Martinez, R OBP: 0.262, SLG: 0.420 (1, 7) (7, 8)		3-2 F9		1-2 G2-3		0-0 1B 2B		0-1 FC4-6 2B HR	
Vladimir Guerrero, R OBP: 0.365, SLG: 0.537 (1, 9)		1-3 K		0-1 1B 2-H		4-0 1B CS IBB		0-0 FC4-6 1B G5-3	
Michael Barrett, R OBP: 0.340, SLG: 0.429 (1, 2)		1-3 K2-3		2-3 K		0-2 1B 1-3 2-H 3-H		0-1 FC4-6 2B BB 1-2f 2-3	
Shane Andrews, R OBP: 0.372, SLG: 0.462 (1, 5)			4-2 FC4-6 BB		2-3 K		2-3 K 3-H	4-0 2B SF7 BB 1-2	
Ryan McGuire, L OBP: 0.370, SLG: 0.465 (1, 3)			0-2 F7		2-3 K		0-0 G4-3	3-2 HR 2B 1-3 2-H 3-H	
Mike Thurman, R Mike Mordecai, R OBP: 0.337, SLG: 0.494 (1, 1) (8, 4)			1-3 K		2-3 K		1-3 K	0-0 SF7 3-H	

Inning Stats	R: 0	H: 0	E: 0	K: 1	S: 8	LOB: 0	BB: 0	P: 11
	R: 0	H: 0	E: 0	K: 2	S: 9	LOB: 0	BB: 0	P: 14
	R: 0	H: 0	E: 0	K: 1	S: 9	LOB: 1	BB: 1	P: 15
	R: 2	H: 3	E: 0	K: 2	S: 18	LOB: 1	BB: 0	P: 24
	R: 0	H: 0	E: 0	K: 3	S: 12	LOB: 0	BB: 0	P: 17
	R: 2	H: 3	E: 0	K: 1	S: 14	LOB: 1	BB: 1	P: 23
	R: 1	H: 2	E: 0	K: 2	S: 15	LOB: 1	BB: 0	P: 19
	R: 8	H: 6	E: 0	K: 0	S: 20	LOB: 0	BB: 2	P: 34

PITCHER	IP	WLS	BF	H	R	ER	SO	BB	IBB	HBP	BLK	WP	HR	S	P	ERA	WHIP
Pedro Martinez, R ERA: 2.16 (1, 1)	6.0	L	25	6	4	4	10	1	1	0	0	0	0	70	104	6.00	1.167
Mark Portugal, R ERA: 5.77 (7, 1)	1.1		9	4	4	4	2	1	0	0	0	0	0	20	28	27.00	3.750
Mark Guthrie, L ERA: 6.23 (8, 1)	0.1		5	3	3	3	0	0	1	0	0	0	1	8	17	81.00	9.000
John Wasdin, R ERA: 4.18 (8, 1)	0.1		2	1	2	2	0	0	0	0	0	0	1	7	8	54.00	3.000

BOTTOM

AB	R	H	RBI	BB	SO	LOB
4	2	1	0	1	1	1
4	1	2	1	0	0	0
1	1	1	3	0	0	0
5	3	3	1	0	2	1
3	1	1	0	0	0	1
2	2	2	2	0	0	0
4	0	2	1	1	1	0
4	1	1	2	0	2	3
2	1	0	0	2	2	3
4	1	1	2	0	1	1
3	0	0	0	0	3	1
0	0	0	1	0	0	0

AB 36
R 13
H 14
RBI 13
BB 4
SO 12
LOB 11

WP: 0 **PA: 41**
PB: 0
SB: 1
CS: 1



Boston Red Sox @ Montreal Expos
Olympic Stadium, Montreal, QB
 Wed Jun 09 1999, 7:05 PM EDT
 Att: 19,012 - Dome - 72 F

livebaseballscorecards.com

Jose Offerman, S <small>OBP: 0.396, SLG: 0.470</small> <small>(1, 4)</small>	<small>4-2</small> 	<small>1-0</small> 			<small>1-0</small> 		<small>2-0</small> 		<small>3-2</small> 			<small>0-0</small> 	<small>5 1 1 0 1 0 5</small>																																																																																																																																																																																						
John Valentin, R <small>OBP: 0.321, SLG: 0.394</small> <small>(1, 5)</small>	<small>2-1</small> 		<small>0-0</small> 		<small>0-3</small> 		<small>2-1</small> 		<small>0-3</small> 		<small>0-0</small> 	<small>6 0 1 1 0 2 1</small>																																																																																																																																																																																							
Brian Daubach, L <small>OBP: 0.379, SLG: 0.664</small> <small>(1, 3)</small>	<small>2-1</small> 		<small>0-1</small> 		<small>0-0</small> 		<small>0-0</small> 		<small>0-3</small> 		<small>1-0</small> 	<small>5 1 2 1 0 1 1</small>																																																																																																																																																																																							
Nomar Garciaparra, R <small>OBP: 0.376, SLG: 0.563</small> <small>(1, 6)</small>	<small>2-2</small> 		<small>0-1</small> 		<small>0-2</small> 		<small>1-2</small> 		<small>0-3</small> 		<small>0-0</small> 	<small>6 0 1 0 0 1 4</small>																																																																																																																																																																																							
Troy O'Leary, L <small>OBP: 0.346, SLG: 0.491</small> <small>(1, 7)</small>		<small>0-0</small> 	<small>1-1</small> 		<small>4-1</small> 		<small>2-1</small> 		<small>0-3</small> 			<small>4 0 1 0 1 1 1</small>																																																																																																																																																																																							
Jason Varitek, S <small>OBP: 0.299, SLG: 0.456</small> <small>(1, 2)</small>		<small>2-1</small> 	<small>0-2</small> 		<small>1-1</small> 		<small>0-0</small> 		<small>0-0</small> 			<small>5 1 2 0 0 0 3</small>																																																																																																																																																																																							
Darren Lewis, R <small>OBP: 0.339, SLG: 0.304</small> <small>(1, 8)</small>		<small>0-1</small> 		<small>0-0</small> 		<small>0-2</small> 		<small>2-2</small> 		<small>0-0</small> 			<small>5 0 1 0 0 0 2</small>																																																																																																																																																																																						
Trot Nixon, L <small>OBP: 0.303, SLG: 0.346</small> <small>(1, 9)</small>		<small>1-0</small> 	<small>1-0</small> 		<small>1-0</small> 		<small>1-0</small> 		<small>4-1</small> 		<small>0-0</small> 	<small>4 0 1 1 1 0 0</small>																																																																																																																																																																																							
<small>Brian Rose, R</small> <small>Mark Guthrie, R</small> <small>Derek Lowe, R</small> <small>Mike Stanton, R</small> <small>Tom Gordon, R</small> <small>Rheal Cormier, L</small> <small>Jim Corsi, R</small> <small>Damon Buford, R</small> <small>John Welsch, R</small>	<small>1 SAFE</small> 	<small>0-0</small> 	<small>0-1</small> 		<small>1-1</small> 		<small>1-2</small> 		<small>1-2</small> 		<small>0-0</small> 	<table border="1" style="width:100%; border-collapse: collapse; font-size: 8px;"> <tr><td>2</td><td>0</td><td>0</td><td>0</td><td>0</td><td>0</td><td>0</td><td>0</td><td>0</td><td>0</td><td>0</td><td>0</td><td>0</td></tr> <tr><td>0</td><td>0</td><td>0</td><td>0</td><td>0</td><td>0</td><td>0</td><td>0</td><td>0</td><td>0</td><td>0</td><td>0</td><td>0</td></tr> <tr><td>1</td><td>0</td><td>0</td><td>0</td><td>0</td><td>0</td><td>0</td><td>0</td><td>0</td><td>0</td><td>0</td><td>0</td><td>2</td></tr> <tr><td>0</td><td>0</td><td>0</td><td>0</td><td>0</td><td>0</td><td>0</td><td>0</td><td>0</td><td>0</td><td>0</td><td>0</td><td>0</td></tr> <tr><td>0</td><td>0</td><td>0</td><td>0</td><td>0</td><td>0</td><td>0</td><td>0</td><td>0</td><td>0</td><td>0</td><td>0</td><td>0</td></tr> <tr><td>0</td><td>0</td><td>0</td><td>0</td><td>0</td><td>0</td><td>0</td><td>0</td><td>0</td><td>0</td><td>0</td><td>0</td><td>0</td></tr> <tr><td>1</td><td>0</td><td>0</td><td>0</td><td>0</td><td>0</td><td>0</td><td>0</td><td>0</td><td>0</td><td>0</td><td>0</td><td>0</td></tr> <tr><td>0</td><td>0</td><td>0</td><td>0</td><td>0</td><td>0</td><td>0</td><td>0</td><td>0</td><td>0</td><td>0</td><td>0</td><td>0</td></tr> <tr><td>0</td><td>0</td><td>0</td><td>0</td><td>0</td><td>0</td><td>0</td><td>0</td><td>0</td><td>0</td><td>0</td><td>0</td><td>0</td></tr> <tr><td>0</td><td>0</td><td>0</td><td>0</td><td>0</td><td>0</td><td>0</td><td>0</td><td>0</td><td>0</td><td>0</td><td>0</td><td>0</td></tr> <tr><td>0</td><td>0</td><td>0</td><td>0</td><td>0</td><td>0</td><td>0</td><td>0</td><td>0</td><td>0</td><td>0</td><td>0</td><td>0</td></tr> <tr><td>0</td><td>0</td><td>0</td><td>0</td><td>0</td><td>0</td><td>0</td><td>0</td><td>0</td><td>0</td><td>0</td><td>0</td><td>0</td></tr> <tr><td>0</td><td>0</td><td>0</td><td>0</td><td>0</td><td>0</td><td>0</td><td>0</td><td>0</td><td>0</td><td>0</td><td>0</td><td>0</td></tr> <tr><td>0</td><td>0</td><td>0</td><td>0</td><td>0</td><td>0</td><td>0</td><td>0</td><td>0</td><td>0</td><td>0</td><td>0</td><td>0</td></tr> </table>	2	0	0	0	0	0	0	0	0	0	0	0	0	0	0	0	0	0	0	0	0	0	0	0	0	0	1	0	0	0	0	0	0	0	0	0	0	0	2	0	0	0	0	0	0	0	0	0	0	0	0	0	0	0	0	0	0	0	0	0	0	0	0	0	0	0	0	0	0	0	0	0	0	0	0	0	0	0	1	0	0	0	0	0	0	0	0	0	0	0	0	0	0	0	0	0	0	0	0	0	0	0	0	0	0	0	0	0	0	0	0	0	0	0	0	0	0	0	0	0	0	0	0	0	0	0	0	0	0	0	0	0	0	0	0	0	0	0	0	0	0	0	0	0	0	0	0	0	0	0	0	0	0	0	0	0	0	0	0	0	0	0	0	0	0	0	0	0	0	0	0	0	0	0	0	0	0	0	0	0	0	0	
2	0	0	0	0	0	0	0	0	0	0	0	0																																																																																																																																																																																							
0	0	0	0	0	0	0	0	0	0	0	0	0																																																																																																																																																																																							
1	0	0	0	0	0	0	0	0	0	0	0	2																																																																																																																																																																																							
0	0	0	0	0	0	0	0	0	0	0	0	0																																																																																																																																																																																							
0	0	0	0	0	0	0	0	0	0	0	0	0																																																																																																																																																																																							
0	0	0	0	0	0	0	0	0	0	0	0	0																																																																																																																																																																																							
1	0	0	0	0	0	0	0	0	0	0	0	0																																																																																																																																																																																							
0	0	0	0	0	0	0	0	0	0	0	0	0																																																																																																																																																																																							
0	0	0	0	0	0	0	0	0	0	0	0	0																																																																																																																																																																																							
0	0	0	0	0	0	0	0	0	0	0	0	0																																																																																																																																																																																							
0	0	0	0	0	0	0	0	0	0	0	0	0																																																																																																																																																																																							
0	0	0	0	0	0	0	0	0	0	0	0	0																																																																																																																																																																																							
0	0	0	0	0	0	0	0	0	0	0	0	0																																																																																																																																																																																							
0	0	0	0	0	0	0	0	0	0	0	0	0																																																																																																																																																																																							

Boston Red Sox @ New York Mets
 Shea Stadium, Flushing, NY
 Fri Jun 11 1999, 7:40 PM EDT
 Att. 36,700 - Unknown - 73 F

livebaseballscorecards.com

AB	44
R	3
H	11
RBI	3
BB	3
SO	5
LOB	19



Inning Stats	R: 0	H: 0	E: 0	LOB: 1	K: 0	P: 21	S: 11	R: 1	H: 3	E: 0	LOB: 2	K: 0	P: 12	S: 8	R: 0	H: 2	E: 0	LOB: 1	K: 0	P: 11	S: 10	R: 0	H: 0	E: 0	LOB: 0	K: 1	P: 6	S: 5	R: 0	H: 1	E: 0	LOB: 1	K: 0	P: 15	S: 10	R: 0	H: 1	E: 0	LOB: 1	K: 0	P: 8	S: 4	R: 0	H: 1	E: 0	LOB: 1	K: 0	P: 13	S: 8	R: 0	H: 1	E: 0	LOB: 2	K: 3	P: 23	S: 14	R: 0	H: 0	E: 0	LOB: 0	K: 3	P: 9	S: 9	R: 0	H: 0	E: 0	LOB: 0	K: 1	P: 5	S: 5	R: 1	H: 2	E: 0	LOB: 2	K: 0	P: 6	S: 5	1B: 7	2B: 3	3B: 0	HR: 1	SF: 0	SAC: 1	DP: 1	HBP: 1	WP: 1	PA: 49
PITCHER	IP	WLS	BF	H	R	ER	SO	BB	IBB	HBP	BLK	WP	HR	S	P	ERA	WHIP																																																																						
Masato Yoshii, R <small>ERA: 5.13</small> <small>(1, 1)</small>	8.0		32	8	2	2	1	2	0	0	0	0	1	60	91	2.25	1.250																																																																						
Greg McMichael, R <small>ERA:</small> <small>(9, 1)</small>	1.0		5	1	0	0	0	1	0	0	0	1	0	14	23	0.00	2.000																																																																						
Armando Benitez, R <small>ERA: 1.76</small> <small>(10, 1)</small>	2.0		6	0	0	0	4	0	0	0	0	0	0	14	14	0.00	0.000																																																																						
John Franco, L <small>ERA: 2.55</small> <small>(12, 1)</small>	1.0	L	6	2	1	1	0	0	0	1	0	0	0	5	6	9.00	2.000																																																																						

Batter	1	2	3	4	5	6	7	8	9	10	11	12	AB	R	H	RBI	BB	SO	LOB	
Rickey Henderson, R OBP: 0.407, SLG: 0.369 Greg McMichael, R (9, 1) Armando Benitez, R (10, 1) John Franco, L (12, 1) Todd Pratt, R OBP: 0.353, SLG: 0.419 (12, PH)	3-3 K		3-1 1B			2-2 F8		3-2 G6-3		0-3 K		0-0 L8	4	0	1	0	0	1	1	
Edgardo Alfonzo, R OBP: 0.374, SLG: 0.456 (1, 4)	3-1 G6-3		1-1 F8			0-0 1B		0-1 P6		0-0 FC4-6 1B		4-0 31 BB BB	5	0	2	0	1	0	4	
John Olerud, L OBP: 0.461, SLG: 0.538 (1, 3)	1-2 P4		1-2 P4			0-0 F7		0-0 F7		3-2 31 HR 1B		0-0 F8	6	1	1	0	0	0	6	
31 Mike Piazza, R OBP: 0.377, SLG: 0.583 (1, 2)		4-0 BB			0-0 P3		0-1 G3		1-0 HR		4-0 IBB	4-0 BB	4-0 BB	3	1	1	2	3	0	1
Robin Ventura, L OBP: 0.352, SLG: 0.475 (1, 5)	0-2 P4			2-1 P4			3-2 P4		1-2 L6		0-3 K	0-0 G3	0-0 G3	6	0	0	0	0	1	6
Brian McRae, S OBP: 0.356, SLG: 0.415 (1, 8)	3-2 F9			3-2 G1-3			0-1 G4-3		0-1 1B		0-0 F8			5	0	1	0	0	0	1
Roger Cedeno, S OBP: 0.424, SLG: 0.406 (1, 9)	3-1 G4-3				0-0 B2-3		3-3 K		1-3 K		0-3 K			5	0	0	0	0	3	2
Rey Ordonez, R OBP: 0.308, SLG: 0.343 Matt Franco, L OBP: 0.350, SLG: 0.396 Benny Agbayani, R OBP: 0.461, SLG: 0.838 (8, PH) (8, PH) (9, 7)			0-0 G6-3		1-1 G1-3			0-1 G6-3		2-1 G6-3		4-0 FC4-6 BB		2	0	0	0	0	0	0
Masato Yoshii, R OBP: 0.190, SLG: 0.190 Bobby Bonilla, S OBP: 0.287, SLG: 0.330 Luis Lopez, S OBP: 0.375, SLG: 0.371 (8, PR) (9, 6)			1-1 1B		0-2 G6-3			3-1 G6-3 1B		0-3 K FC4-6 1B		0-0 FC4-6	2	0	1	0	0	0	0	0


Inning Stats	R: 0	H: 0	E: 0	K: 10	S: 10	R: 0	H: 0	E: 0	K: 9	S: 9	R: 0	H: 2	E: 0	K: 10	S: 10	R: 0	H: 0	E: 0	K: 6	S: 6	R: 0	H: 1	E: 0	K: 8	S: 8	R: 0	H: 0	E: 0	K: 15	S: 15	R: 0	H: 1	E: 0	K: 10	S: 10	R: 2	H: 3	E: 0	K: 15	S: 15	R: 0	H: 1	E: 0	K: 11	S: 11	R: 0	H: 0	E: 0	K: 5	S: 5	R: 0	H: 0	E: 0	K: 3	S: 3	R: 0	H: 0	E: 0	K: 3	S: 3				
	0	0	0	17	17	0	0	0	19	19	0	2	2	0	16	16	0	0	0	7	7	0	1	10	10	0	0	0	0	0	21	21	0	1	16	16	2	3	23	23	0	1	15	15	0	0	0	9	9	0	0	0	11	11	0	0	0	1	1	0	0	0	11	11

BOTTOM

Boston Red Sox @ New York Mets
Shea Stadium, Flushing, NY

Fri Jun 11 1999, 7:40 PM EDT
Att: 36,700 - Unknown - 73 F

AB	45
R	2
H	8
RBI	2
BB	5
SO	7
LOB	24



WP: 1	PA: 50
PB: 0	
SB: 0	
CS: 0	

livebaseballscorecards.com


Batter	1	2	3	4	5	6	7	8	9	AB R H RBI BB SO LOB	TOP											
Jose Offerman, S (1, 4) OBP: 0.394, SLG: 0.464	1-0 G5-3		1-1 G4-3			1-2 G4-3		4-0 BB		3 0 0 0 1 0 2												
John Valentin, R (1, 5) OBP: 0.320, SLG: 0.392	2-2 G6-4-3 1B			2-1 F7		0-0 G6-3		0-2 L5		4 0 1 0 0 0 2												
Nomar Garciaparra, R (1, 6) OBP: 0.369, SLG: 0.552	0-0 G6-4-3			0-0 G5-3			1-3 K	2-3 K		4 0 0 0 0 2 2												
Mike Stanley, R (1, 3) OBP: 0.386, SLG: 0.437		0-1 L7		1-1 L5			1-0 F7	0-2 F7		4 0 0 0 0 0 1												
Damon Buford, R (1, 8) OBP: 0.323, SLG: 0.410		1-2 1B			1-3 K		1-1 K 2B 1B		3-3 K	4 1 2 0 0 2 0												
Troy O'Leary, L (1, 7) OBP: 0.348, SLG: 0.496		0-1 SAFE SAFE L7			3-3 K		3-1 SAFE 1B 2B		0-0 G6-3 1B	4 1 2 1 0 1 1												
Creighton Gubanich, R (1, 2) OBP: 0.368, SLG: 0.438		1-0 P3			3-2 F8		3-2 BB 1B		1-2 G6-3	3 0 1 1 0 0 1												
Jeff Frye, R (7, PR) OBP: 0.327, SLG: 0.250										0 0 0 0 0 0 0												
Derek Lowe, R (7, 1)										0 0 0 0 0 0 0												
Mark Guthrie, R (8, 1)										0 0 0 0 0 0 0												
Trot Nixon, L (9, PH) OBP: 0.301, SLG: 0.343							2-H 1B		1-2 G6-3	1 0 0 0 0 0 1												
Darren Lewis, R (1, 9) OBP: 0.342, SLG: 0.304			0-0 B1-3			1-1 G4-3 1B		4-2 BB		0-0 G6-3	3 0 1 0 1 0 1											
Pat Rapp, R (1, 1)			2-3 K			1-1 E1 G4-3		0-2 P3			2 0 0 0 0 1 1											
Jason Varitek, S (7, PH) OBP: 0.297, SLG: 0.453										1 0 0 0 0 0 2												
Inning Stats	R: 0 E: 0 K: 0 S: 5	H: 1 LOB: 0 BB: 0 P: 8	R: 0 E: 0 K: 0 S: 8	H: 1 LOB: 1 BB: 0 P: 10	R: 0 E: 0 K: 1 S: 7	H: 0 LOB: 0 BB: 0 P: 10	R: 0 E: 0 K: 0 S: 5	H: 0 LOB: 0 BB: 0 P: 8	R: 0 E: 0 K: 2 S: 12	H: 0 LOB: 0 BB: 0 P: 19	R: 0 E: 1 K: 0 S: 8	H: 1 LOB: 1 BB: 0 P: 11	R: 2 E: 0 K: 1 S: 24	H: 3 LOB: 2 BB: 1 P: 37	R: 0 E: 0 K: 1 S: 12	H: 0 LOB: 1 BB: 1 P: 18	R: 0 E: 0 K: 1 S: 8	H: 1 LOB: 1 BB: 0 P: 12	1B: 6 2B: 1 3B: 0 HR: 0	SF: 0 SAC: 0 DP: 2 HBP: 0	WP: 0 PB: 0 SB: 2 CS: 0	PA: 35
PITCHER	IP WLS BF H R ER SO BB IBB HBP BLK WP HR S P ERA WHIP																					
Al Leiter, L (1, 1) ERA: 5.57	7.0 W 27 6 2 2 4 1 0 0 0 0 0 0 69 103 2.57 1.000																					
Armando Benitez, R (8, 1) ERA: 1.71	1.0 H 4 0 0 0 1 1 0 0 0 0 0 0 12 18 0.00 1.000																					
John Franco, L (9, 1) ERA: 2.45	1.0 S 4 1 0 0 1 0 0 0 0 0 0 0 8 12 0.00 1.000																					

Boston Red Sox @ New York Mets
Shea Stadium, Flushing, NY
 Sat Jun 12 1999, 1:15 PM EDT
 Att. 43,819 - Cloudy - 68 F

livebaseballscorecards.com

AB	33
R	2
H	7
RBI	2
BB	2
SO	6
LOB	14



Batter	1	2	3	4	5	6	7	8	9	AB	R	H	RBI	BB	SO	LOB	BOTTOM														
Roger Cedeno, S (1, 9) OBP: 0.421, SLG: 0.402	2-2 G6-3		0-0 B5-3		3-2 S 1B		2-3 SAFE			4	0	1	0	0	1	2	<p>Boston Red Sox @ New York Mets Shea Stadium, Flushing, NY</p> <p>Sat Jun 12 1999, 1:15 PM EDT Att: 43,819 - Cloudy - 68 F</p> <p>livebaseballscorecards.com</p> <table border="1"> <tr><td>AB</td><td>29</td></tr> <tr><td>R</td><td>4</td></tr> <tr><td>H</td><td>8</td></tr> <tr><td>RBI</td><td>4</td></tr> <tr><td>BB</td><td>2</td></tr> <tr><td>SO</td><td>4</td></tr> <tr><td>LOB</td><td>10</td></tr> </table> 	AB	29	R	4	H	8	RBI	4	BB	2	SO	4	LOB	10
AB	29																														
R	4																														
H	8																														
RBI	4																														
BB	2																														
SO	4																														
LOB	10																														
Edgardo Alfonzo, R (1, 4) OBP: 0.372, SLG: 0.456	2-3 K		1-1 2B		1-0 SAFE G6-3		1-1 SAFE G5-3			4	0	1	1	0	1	2															
John Olerud, L (1, 3) OBP: 0.458, SLG: 0.547	2-2 G3		1-1 G6-3			2-2 L9		1-1 HR		4	1	1	1	0	0	1															
31 Mike Piazza, R (1, 2) OBP: 0.374, SLG: 0.576				0-1 F9		2-1 G4-3		1-1 G6-3		4	0	1	0	0	0	0															
Robin Ventura, L (1, 5) OBP: 0.355, SLG: 0.489		1-1 G4-6-3		2-2 HBP 1B		1-1 HR		2-3 K		4	1	2	1	0	1	1															
Brian McRae, S (1, 8) OBP: 0.359, SLG: 0.410		2-2 P5		2-0 CS HBP		4-2 BB		1-1 L9		2	0	0	0	1	0	0															
Benny Agbayani, R (1, 7) OBP: 0.456, SLG: 0.859			2-2 HR		3-3 K		1-2 L9			3	1	1	1	0	1	3															
Rey Ordonez, R (1, 6) OBP: 0.314, SLG: 0.345			3-2 B5-3 SH3-4 2B 1B		0-1 F9		4-2 FC3-6 BB			2	1	1	0	1	0	0															
Al Leiter, L (1, 1) OBP: 0.091, SLG: 0.048 Matt Franco, L (7, PH) OBP: 0.344, SLG: 0.389 Armando Benitez, R (8, 1) John Franco, L (9, 1)			0-1 SH3-4		0-0 G1-3		SAFE 1-1 FC3-6			1	0	0	0	0	0	0															
Inning Stats	R: 0 E: 0 K: 1 S: 9	H: 0 LOB: 0 BB: 0 P: 15	R: 0 E: 0 K: 0 S: 9	H: 1 LOB: 0 BB: 0 P: 12	R: 2 E: 0 K: 0 S: 14	H: 3 LOB: 1 BB: 0 P: 21	R: 0 E: 0 K: 1 S: 9	H: 1 LOB: 2 BB: 0 P: 16	R: 0 E: 0 K: 0 S: 9	H: 1 LOB: 1 BB: 0 P: 12	R: 1 E: 0 K: 0 S: 12	H: 1 LOB: 1 BB: 1 P: 22	R: 0 E: 0 K: 1 S: 11	H: 0 LOB: 1 BB: 1 P: 19	R: 1 E: 0 K: 1 S: 9	H: 1 LOB: 0 BB: 0 P: 14	1B: 4 SF: 0 2B: 2 SAC: 1 3B: 0 DP: 2 HR: 3 HBP: 1	WP: 0 PA: 33 PB: 0 SB: 1 CS: 1													
PITCHER	IP WLS BF H R ER SO	WLS L 4 0 0 0 1	BF 25 7 3 3 2	H 7 3 3 2	R 3 3 2	ER 3 3 2	SO 2	BB 1	IBB 0	HBP 1	BLK 0	WP 0	HR 2	S 62	P 98	ERA 4.50	WHIP 1.333														
Pat Rapp, R (1, 1) ERA: 5.0	(1, 1)	6.0	L	25	7	3	3	2	1	0	0	0	0	0	11	19	0.00	1.000													
Derek Lowe, R (7, 1) ERA: 4.15	(7, 1)	1.0		4	0	0	0	1	1	0	0	0	0	0	9	14	9.00	1.000													
Mark Guthrie, L (8, 1) ERA: 6.26	(8, 1)	1.0		4	1	1	1	1	0	0	0	0	0	1	9	14	9.00	1.000													

BOTTOM

Boston Red Sox @ New York Mets
 Shea Stadium, Flushing, NY
 Sun Jun 13 1999, 1:40 PM EDT
 Att. 46,473 - Cloudy - 72 F

livebaseballscores.com

AB	33
R	5
H	11
RBI	5
BB	1
SO	4
LOB	8



WP: 0	PA: 34
PB: 0	
SB: 0	
CS: 0	

AB	R	H	RBI	BB	SO	LOB
4	0	1	1	0	1	0
0	0	0	0	0	0	0
0	0	0	0	0	0	0

4	0	2	1	0	0	0
---	---	---	---	---	---	---

4	0	1	0	0	0	3
---	---	---	---	---	---	---

4	1	1	0	0	2	1
---	---	---	---	---	---	---

4	0	0	0	0	0	1
---	---	---	---	---	---	---

3	1	1	2	1	1	0
---	---	---	---	---	---	---

4	1	2	1	0	0	1
---	---	---	---	---	---	---

3	1	2	0	0	0	1
---	---	---	---	---	---	---

2	1	1	0	0	0	1
---	---	---	---	---	---	---

0	0	0	0	0	0	0
---	---	---	---	---	---	---

1	0	0	0	0	0	0
---	---	---	---	---	---	---

1B: 8	SF: 0
2B: 2	SAC: 0
3B: 0	DP: 2
HR: 2	HBP: 0

Batter	1	2	3	4	5	6	7	8	9
Rickey Henderson, R OBP: 0.403, SLG: 0.365 Greg McMichael, R (8, 1) Turk Wendell, L (9, 1)	2-2 G5-3			3-3 K	0-2 1B		2-1 G1-3		
Edgardo Alfonzo, R OBP: 0.374, SLG: 0.457	0-2 P6			0-2 G4-3	1-1 1B		1-2 1B		
John Olerud, L OBP: 0.455, SLG: 0.542	3-1 F7			0-0 1B	3-2 F9		1-1 G3		
31 Mike Piazza, R OBP: 0.372, SLG: 0.574		2-3 K		0-0 P5		0-0 HR 2B		1-3 K	
Robin Ventura, L OBP: 0.349, SLG: 0.480		3-2 G4-3			1-0 G5-3	1-2 F7		1-2 P3	
Brian McRae, S OBP: 0.362, SLG: 0.425		3-2 F8			1-3 K	0-1 HR		4-0 FC6-4 BB	
Benny Agbayani, R OBP: 0.458, SLG: 0.880			0-2 P6		1-2 HR	2-1 L7-4 1B		1-1 FC6-4	
Rey Ordonez, R OBP: 0.319, SLG: 0.351			1-0 G4-6-3 1B		1-1 1B 1B	1-1 SAFE L7-4			
Orel Hershiser, R OBP: 0.200, SLG: 0.217 Dennis Cook, L (7, 1) Roger Cedeno, S OBP: 0.418, SLG: 0.400 (8, 9)			0-0 G4-6-3 1-2f		0-1 1B 1B		1-0 G5-3		

Inning Stats	R: 0	H: 0	E: 0	K: 0	S: 8	R: 0	H: 0	E: 0	K: 1	S: 9	R: 0	H: 1	E: 0	K: 0	S: 5	R: 0	H: 1	E: 0	K: 1	S: 11	R: 3	H: 5	E: 0	K: 1	S: 19	R: 2	H: 3	E: 0	K: 0	S: 10	R: 0	H: 1	E: 0	K: 0	S: 9	R: 0	H: 0	E: 0	K: 1	S: 10
	LOB: 0	BB: 0	P: 13	LOB: 0	BB: 0	P: 17	LOB: 0	BB: 0	P: 6	LOB: 1	BB: 0	P: 14	LOB: 2	BB: 0	P: 27	LOB: 0	BB: 0	P: 14	LOB: 1	BB: 1	LOB: 1	BB: 1	LOB: 0	BB: 0	P: 16	LOB: 0	BB: 1	LOB: 1	BB: 1	LOB: 0	BB: 0	P: 14	LOB: 0	BB: 1	LOB: 1	BB: 1	LOB: 0	BB: 0	P: 16	

PITCHER	IP	WLS	BF	H	R	ER	SO	BB	IBB	HBP	BLK	WP	HR	S	P	ERA	WHIP
Mark Portugal, R ERA: 5.89	(1, 1)	5.0	L	22	8	4	4	3	0	0	0	0	1	53	78	7.20	1.600
Jim Corsi, R ERA: 5.25	(6, 1)	1.0		4	2	1	1	0	0	0	0	0	1	9	13	9.00	2.000
Kirk Bullinger, R ERA:	(7, 1)	0.2		3	1	0	0	0	0	0	0	0	0	7	11	0.00	1.500
Rheal Cormier, L ERA: 4.34	(7, 1)	0.1		1	0	0	0	0	0	0	0	0	0	2	3	0.00	0.000
49 Tim Wakefield, R ERA: 5.4	(8, 1)	1.0		4	0	0	0	1	1	0	0	0	0	10	16	0.00	1.000

Batter	1	2	3	4	5	6	7	8	9	AB R H RBI BB SO LOB	TOP																	
Jacque Jones, L (1, 9) OBP: 0.353, SLG: 0.563	0-1 G6-3 2B		1-2 G1-3		0-0 L7		0-2 2-H 2B			4 1 2 1 0 0 1																		
Cristian Guzman, S (1, 6) OBP: 0.247, SLG: 0.257	0-0 L3		1-0 F8		3-3 K		1-3 K			4 0 0 0 0 2 3																		
Todd Walker, L (1, 4) OBP: 0.325, SLG: 0.387 Denny Hocking, S (8, 4) OBP: 0.306, SLG: 0.336	2-2 G6-3 2-3		2-2 2B		1-0 L6		0-0 G4-3			4 0 1 0 0 0 1 0 0 0 0 0 0 0																		
Marty Cordova, R (1, 10) OBP: 0.406, SLG: 0.497	0-1 3-H 2B		2-1 G5-3		0-0 G6-3		4-2 BB			3 0 1 1 1 0 1																		
Ron Coomer, R (1, 3) OBP: 0.315, SLG: 0.473	2-2 G6-3			0-1 L9		1-1 1B		0-0 P3		4 0 1 0 0 0 2																		
Corey Koskie, L (1, 5) OBP: 0.392, SLG: 0.518		1-3 K		0-0 G4-3		1 SAFE 2-1 P5		1-2 G1-3		4 0 0 0 0 1 2																		
Chad Allen, R (1, 7) OBP: 0.329, SLG: 0.410		3-1 HR		2-3 K			4-1 G5-3 2B BB		1-2 F8	3 2 1 1 1 1 0	AB 34 R 3 H 7 RBI 3 BB 2 SO 6 LOB 12																	
Javier Valentin, S (1, 2) OBP: 0.307, SLG: 0.385		3-2 G3			2-2 F9		0-0 F8		1-3 K	4 0 0 0 0 1 1																		
Torii Hunter, R (1, 8) OBP: 0.283, SLG: 0.311		1-0 G5-3			0-1 E S 1B		1 SAFE 0-1 G5-3		0-3 K	4 0 1 0 0 1 1																		
Inning Stats	R: 1 E: 0 K: 0 S: 13	H: 2 LOB: 1 BB: 0 P: 17	R: 1 E: 0 K: 1 S: 14	H: 1 LOB: 0 BB: 0 P: 22	R: 0 E: 0 K: 0 S: 11	H: 1 LOB: 1 BB: 0 P: 17	R: 0 E: 0 K: 1 S: 9	H: 1 LOB: 1 BB: 0 P: 14	R: 0 E: 0 K: 0 S: 6	H: 1 LOB: 1 BB: 0 P: 10	R: 1 E: 0 K: 1 S: 10	H: 1 LOB: 1 BB: 1 P: 15	R: 0 E: 0 K: 0 S: 9	H: 0 LOB: 1 BB: 1 P: 14	R: 0 E: 0 K: 2 S: 10	H: 0 LOB: 0 BB: 0 P: 12	1B: 2 2B: 4 3B: 0 HR: 1	SF: 0 SAC: 0 DP: 0 HBP: 0	WP: 0 PB: 0 SB: 1 CS: 0	PA: 36								
PITCHER	IP WLS BF H R ER SO BB IBB HBP BLK WP HR S P ERA WHIP																											
Jin Ho Cho, R (1, 1) ERA: 3.0	6.0		24	6	2	2	3	0	0	0	0	0	1	59	88	3.00	1.000											
Derek Lowe, R (7, 1) ERA: 4.17	2.0		9	1	1	1	1	2	0	0	0	0	0	19	29	4.50	1.500											
John Wasdin, R (9, 1) ERA: 3.86	1.0	W	3	0	0	0	2	0	0	0	0	0	0	10	12	0.00	0.000											

Minnesota Twins @ Boston Red Sox
Fenway Park, Boston, MA
Mon Jun 14 1999, 7:05 PM EDT
Att. 30,099 - Cloudy - 76 F

livebaseballscorecards.com




Batter	1	2	3	4	5	6	7	8	9	AB	R	H	RBI	BB	SO	LOB
Jeff Frye, R OBP: 0.345, SLG: 0.300 (1, 4)	1-3 K		1-1 1B		1-2 1B		0-1 FC4-6 1B		3-2 HR	5	1	4	2	0	1	0
John Valentin, R OBP: 0.316, SLG: 0.390 (1, 5)	2-2 G4-3		2-1 G5-3		1-0 G1-3		2-3 K			4	0	0	0	0	1	5
18 Reggie Jefferson, S OBP: 0.343, SLG: 0.441 Jose Offerman, S OBP: 0.393, SLG: 0.467 (1, 10) (7, PH)	2-3 K			1-0 F9		4-2 BB	1-0 FC4-6			2	0	0	0	1	1	0
Nomar Garciaparra, R OBP: 0.374, SLG: 0.558 (1, 6)		0-2 G4-3 1B		2-2 CS 1B		1-2 F7		1-0 G2-3		4	0	2	0	0	0	1
Troy O'Leary, L OBP: 0.353, SLG: 0.513 (1, 7) (9, 9)		1-0 G4-3		1-0 L5		0-0 F8		2-1 1B		4	0	1	0	0	0	3
Mike Stanley, R OBP: 0.382, SLG: 0.427 (1, 3)		3-3 K			2-3 K		1-1 G5-3		1-3 K	4	0	0	0	0	3	3
Damon Buford, R OBP: 0.321, SLG: 0.398 Brian Daubach, L OBP: 0.364, SLG: 0.634 (1, 8) (8, PH) (9, 7)		2-3 K			0-0 F9 1B		4-1 2B BB		3-0 G4-3	2	2	1	0	1	1	1
Jason Varitek, S OBP: 0.294, SLG: 0.449 (1, 2)			3-1 F7		1-1 1B		0-0 1B		3-2 G6-3	4	0	2	1	0	0	0
Darren Lewis, R OBP: 0.340, SLG: 0.320 (1, 9) (9, 8)			1-3 K		0-0 F9		2-0 P2		3-2 HR	4	1	1	1	0	1	3

Inning Stats	R: 0	H: 0	E: 0	K: 2	S: 11	H: 0	LOB: 0	BB: 0	P: 16	R: 0	H: 1	E: 0	K: 2	S: 11	H: 1	LOB: 1	BB: 0	P: 17	R: 0	H: 1	E: 0	K: 1	S: 9	H: 3	LOB: 2	BB: 0	P: 16	R: 0	H: 0	E: 0	K: 0	S: 5	R: 1	H: 3	E: 0	K: 1	S: 11	R: 0	H: 0	E: 0	K: 1	S: 9	R: 1	H: 2	E: 0	K: 1	S: 12	R: 0	H: 1	E: 0	K: 1	S: 7	R: 2	H: 2	E: 0	K: 0	S: 9	H: 2	LOB: 0	BB: 0	P: 18	1B: 8	2B: 1	3B: 0	HR: 2	SF: 0	SAC: 0	DP: 0	HBP: 0
--------------	------	------	------	------	-------	------	--------	-------	-------	------	------	------	------	-------	------	--------	-------	-------	------	------	------	------	------	------	--------	-------	-------	------	------	------	------	------	------	------	------	------	-------	------	------	------	------	------	------	------	------	------	-------	------	------	------	------	------	------	------	------	------	------	------	--------	-------	-------	-------	-------	-------	-------	-------	--------	-------	--------

PITCHER	IP	WLS	BF	H	R	ER	SO	BB	IBB	HBP	BLK	WP	HR	S	P	ERA	WHIP
Brad Radke, R ERA: 3.44 (1, 1)	5.0		20	6	1	1	6	0	0	0	0	0	0	47	74	1.80	1.200
Mike Lincoln, R ERA: 6.14 (6, 1)	1.0	H	6	1	1	1	0	2	0	0	0	0	0	11	21	9.00	3.000
Bob Wells, R ERA: 3.66 (7, 1)	0.2	H	3	1	0	0	1	0	0	0	0	0	0	9	13	0.00	1.500
Travis Miller, L ERA: 1.5 (7, 1)	0.1	H	1	0	0	0	0	0	0	0	0	0	0	1	2	0.00	0.000
Joe Mays, R ERA: 5.47 (8, 1)	1.0	H	4	1	0	0	1	0	0	0	0	0	0	7	14	0.00	1.000

MINNESOTA TWINS @ BOSTON RED SOX
Fenway Park, Boston, MA
 Mon Jun 14 1999, 7:05 PM EDT
 Att: 30,099 - Cloudy - 76 F

AB	35
R	4
H	11
RBI	4
BB	2
SO	8
LOB	19



PITCHER	IP	WLS	BF	H	R	ER	SO	BB	IBB	HBP	BLK	WP	HR	S	P	ERA	WHIP
Mike Trombley, R ERA: 3.25 (9, 1)	0.1	L	3	2	2	2	0	0	0	0	0	0	2	9	18	54.00	6.000

Batter	1	2	3	4	5	6	7	8	9	AB R H RBI BB SO LOB	TOP
Jacque Jones, L (1, 9) OBP: 0.429, SLG: 0.579 (7, 8)	2-1 HBP		0-1 1B		0-0 B3-1			0-0 1B		3 1 2 0 0 0 0	
Denny Hocking, S (1, 6) OBP: 0.304, SLG: 0.340	1-0 P6		0-1 1B		1-2 G5-3			0-0 FC4-6		4 1 1 0 0 0 2	
Todd Walker, L (1, 4) OBP: 0.324, SLG: 0.385	1 SAFE L6		0-1 1B		0-3 K			0-0 L9		4 0 1 2 0 1 2	
Marty Cordova, R (1, 10) OBP: 0.398, SLG: 0.486	1 SAFE F8		1-3 K					3-2 F8		4 0 0 0 0 1 3	
Corey Koskie, L (1, 5) OBP: 0.388, SLG: 0.509 (7, 9)		0-2 F7		2-2 F8		3-2 G5-3		0-2 G4-6-3 1B		4 0 1 0 0 0 0	
Chad Allen, R (1, 7) OBP: 0.322, SLG: 0.402		1-3 K		3-2 G3-1		0-0 G6-3		0-2 F8		4 0 0 0 0 1 1	
Doug Mientkiewicz, L (1, 3) OBP: 0.349, SLG: 0.343		3-3 K		0-1 2B			0-3 K	1-1 G4-6-3		4 0 1 0 0 2 1	
Javier Valentin, S (1, 2) OBP: 0.308, SLG: 0.377			0-0 G6-3	4-2 BB			1-3 K			2 0 0 0 1 1 0	
Torii Hunter, R (1, 8) OBP: 0.280, SLG: 0.308 Brent Gates, S (7, PH) OBP: 0.373, SLG: 0.390 (7, 5)			0-3 K	2-3 K			1-2 1-3			2 0 0 0 0 2 2 1 0 0 0 0 0 0	
Inning Stats	R: 0 E: 0 K: 0 S: 4 H: 0 LOB: 1 BB: 0 P: 7	R: 0 E: 0 K: 2 S: 9 H: 0 LOB: 0 BB: 0 P: 13	R: 2 E: 0 K: 2 S: 14 H: 3 LOB: 1 BB: 0 P: 15	R: 0 E: 0 K: 1 S: 15 H: 1 LOB: 2 BB: 1 P: 26	R: 0 E: 0 K: 1 S: 7 H: 0 LOB: 0 BB: 0 P: 8	R: 0 E: 0 K: 0 S: 10 H: 0 LOB: 0 BB: 0 P: 15	R: 0 E: 0 K: 2 S: 10 H: 0 LOB: 0 BB: 0 P: 12	R: 0 E: 0 K: 0 S: 6 H: 1 LOB: 1 BB: 0 P: 9	R: 0 E: 0 K: 0 S: 10 H: 1 LOB: 0 BB: 0 P: 11	1B: 4 2B: 2 3B: 0 HR: 0 SF: 0 SAC: 0 DP: 1 HBP: 1	WP: 0 PB: 0 SB: 0 CS: 0 PA: 34
PITCHER Pedro Martinez, R ERA: 2.17 49 Tim Wakefield, R ERA: 5.32	IP WLS BF H R ER SO BB IBB HBP BLK WP HR S P ERA WHIP	8.0 W 31 5 2 2 8 1 0 1 0 0 0 0 75 105 2.25 0.750	1.0 S 3 1 0 0 0 0 0 0 0 0 0 0 10 11 0.00 1.000								

Minnesota Twins @ Boston Red Sox
 Fenway Park, Boston, MA
 Tue Jun 15 1999, 7:05 PM EDT
 Att. 31,805 - Unknown - 80 F

livebaseballscorecards.com

AB	32
R	2
H	6
RBI	2
BB	1
SO	8
LOB	11



Batter	1	2	3	4	5	6	7	8	9
Jose Offerman, S OBP: 0.386, SLG: 0.457 (1, 10)	1-2 F9		1-0 L6			2-1 G1-3	0-1 G5-3	0-1 G6-3	
John Valentin, R OBP: 0.315, SLG: 0.387 (1, 5)	3-1 G6-3		3-1 F8			0-0 BB 1B	1-1 F7		
Nomar Garciaparra, R OBP: 0.380, SLG: 0.564 (1, 6)	0-0 2B		1-1 P2			4-0 1B 1B	1-0 2B 1B		
Mike Stanley, R OBP: 0.384, SLG: 0.434 (1, 3)	2-3 K		1-1 F9			0-1 1B 1B	1-0 SAFE SAFE 2B		
Troy O'Leary, L OBP: 0.355, SLG: 0.513 (1, 7)		0-0 1B 1B	1-1 G4-3			0-0 1B 1B	0-2 G4-3		
Damon Buford, R OBP: 0.326, SLG: 0.402 (1, 8)		1-0 F8	1-1 F8			0-1 1B 1B	2-1 SH1-4 1B		
Jeff Frye, R OBP: 0.358, SLG: 0.317 (1, 4)		1-2 SAFE SAFE SAFE 1B	1-2 1B			2-1 F7	0-2 SH1-4 1B		
Jason Varitek, S OBP: 0.289, SLG: 0.442 (1, 2)		0-1 L7	1-1 L7			1-2 G3	0-0 SH1-4		
Darren Lewis, R OBP: 0.333, SLG: 0.313 (1, 9)		2-1 P3	1-2 G3			0-0 G1-3	1-2 G6-3		

AB	R	H	RBI	BB	SO	LOB
5	0	0	0	0	0	2
4	1	1	0	0	0	0
3	1	2	0	1	0	0
4	1	2	1	0	1	1
4	1	2	1	0	0	2
4	0	2	1	0	0	1
4	0	3	1	0	0	0
3	0	0	0	0	0	4
4	0	0	0	0	0	6

BOTTOM

Minnesota Twins @ Boston Red Sox
Fenway Park, Boston, MA
 Tue Jun 15 1999, 7:05 PM EDT
 Att: 31,805 - Unknown - 80 F

AB	35
R	4
H	12
RBI	4
BB	1
SO	1
LOB	16




1B: 10	SF: 0
2B: 2	SAC: 1
3B: 0	DP: 0
HR: 0	HBP: 0

WP: 0	PA: 37
PB: 0	
SB: 0	
CS: 0	

Inning Stats																		
R	H	E	K	S	H	LOB	BB	P	R	H	E	K	S	R	H	E	K	S
0	1	0	10	16	2	2	9	13	0	0	0	6	9	0	0	0	7	11
4	5	0	15	23	2	2	13	15	0	0	0	10	13	0	0	0	12	15

PITCHER	IP	WLS	BF	H	R	ER	SO	BB	IBB	HBP	BLK	WP	HR	S	P	ERA	WHIP
Eric Milton, L ERA: 6.21	(1, 1)	5.1	25	8	4	4	1	1	0	0	0	0	0	48	77	6.75	1.688
Bob Wells, R ERA: 3.6	(6, 1)	0.2	2	0	0	0	0	0	0	0	0	0	0	4	5	0.00	0.000
Mike Lincoln, R ERA: 6.07	(7, 1)	0.2	4	2	0	0	0	0	0	0	0	0	0	6	9	0.00	3.000
Travis Miller, L ERA: 1.23	(7, 1)	1.1	6	2	0	0	0	0	0	0	0	0	0	16	19	0.00	1.500

PITCHER																
IP	WLS	BF	H	R	ER	SO	BB	IBB	HBP	BLK	WP	HR	S	P	ERA	WHIP
5.1	0.2	0.2	1.1	0	0	0	0	0	0	0	0	0	48	77	6.75	1.688
0.2	0.2	0.2	0.2	0	0	0	0	0	0	0	0	0	4	5	0.00	0.000
0.2	0.2	0.2	0.2	0	0	0	0	0	0	0	0	0	6	9	0.00	3.000
1.1	0.2	0.2	1.1	0	0	0	0	0	0	0	0	0	16	19	0.00	1.500

Batter	1	2	3	4	5	6	7	8	9	AB R H RBI BB SO LOB	TOP	
Jacque Jones, L (1, 9) OBP: 0.400, SLG: 0.522 (7, 8)	0-2 G1-3		0-0 G4-3		2-0 FC4 1B		1-0 G6-3			4 0 1 0 0 0 2		
Cristian Guzman, S (1, 6) OBP: 0.247, SLG: 0.252	0-0 F8		4-1 S BB		1-2 FC4 FC6			1-0 G5-3		3 0 0 0 1 0 2		
Todd Walker, L (1, 4) OBP: 0.319, SLG: 0.378	0-1 F7		3-3 K		2-2 FC6			0-2 G3		4 0 0 0 0 1 3		
Marty Cordova, R (1, 10) OBP: 0.405, SLG: 0.492		2-2 FC6-4 1B	1-3 K			0-1 G4-6-3 1B		1-1 DI 1B		4 0 3 0 0 1 1		
Ron Coomer, R (1, 3) OBP: 0.314, SLG: 0.467		0-2 FC6-4 1B		2-1 F9		1-0 G4-6-3		4-2 BB		3 0 0 0 1 0 2		
Corey Koskie, L (1, 5) OBP: 0.379, SLG: 0.496 (7, 9)		0-0 F7		2-2 F8		1-1 G3-1		2-0 F9		3 0 0 0 0 0 1		
Denny Hocking, S (8, PH) OBP: 0.302, SLG: 0.338 (8, 7)										1 0 0 0 0 0 2		
Chad Allen, R (1, 7) OBP: 0.326, SLG: 0.404 (8, 9)		1-2 S 1B		2-3 K			1-0 E 1B		1-0 L4	4 0 2 0 0 1 0	AB 34 R 1 H 8 RBI 1 BB 2 SO 4 LOB 19	
A.J. Pierzynski, L (1, 2) OBP: 0.333, SLG: 0.364 Javier Valentin, S (9, PH) OBP: 0.305, SLG: 0.374		2-2 G1-3			1-0 FC4 1B		1-0 E4 G6-3		2-2 G4-3	3 0 1 0 0 0 3 1 0 0 0 0 0 0		
Torii Hunter, R (1, 8) OBP: 0.282, SLG: 0.325 Brent Gates, S (7, PH) OBP: 0.368, SLG: 0.383 (7, 5)			0-1 HR		2-2 L7		3-1 F7		1-3 K	2 1 1 1 0 0 1 2 0 0 0 0 1 2		
Inning Stats	R: 0 E: 0 K: 0 S: 6 H: 0 LOB: 0 BB: 0 P: 6	R: 0 E: 0 K: 0 S: 16 H: 2 LOB: 2 BB: 0 P: 21	R: 1 E: 0 K: 2 S: 12 H: 1 LOB: 1 BB: 1 P: 20	R: 0 E: 0 K: 1 S: 10 H: 0 LOB: 0 BB: 0 P: 16	R: 0 E: 0 K: 0 S: 14 H: 2 LOB: 2 BB: 0 P: 22	R: 0 E: 0 K: 0 S: 5 H: 1 LOB: 0 BB: 0 P: 7	R: 0 E: 1 K: 0 S: 5 H: 1 LOB: 1 BB: 0 P: 11	R: 0 E: 0 K: 0 S: 9 H: 1 LOB: 2 BB: 1 P: 17	R: 0 E: 0 K: 1 S: 7 H: 0 LOB: 0 BB: 0 P: 11	1B: 7 2B: 0 3B: 0 HR: 1 SF: 0 SAC: 0 DP: 2 HBP: 0	WP: 0 PB: 0 SB: 2 CS: 0 PA: 36	
PITCHER	IP WLS BF H R ER SO BB IBB HBP BLK WP HR S P ERA WHIP											
Brian Rose, R ERA: 1.85	(1, 1) 6.0 W 26 7 1 1 3 1 0 0 0 0 0 1 65 96 1.50 1.333											
Derek Lowe, R ERA: 4.07	(7, 1) 1.0 H 2 0 0 0 0 0 0 0 0 0 0 0 3 7 0.00 0.000											
Rheal Cormier, L ERA: 4.25	(8, 1) 0.2 H 3 1 0 0 0 0 0 0 0 0 0 0 6 8 0.00 1.500											
Kirk Bullinger, R ERA:	(8, 1) 0.0 1 0 0 0 0 1 0 0 0 0 0 0 2 6 ∞ ∞											
Mark Guthrie, L ERA: 5.92	(8, 1) 1.1 S 4 0 0 0 0 1 0 0 0 0 0 0 8 14 0.00 0.000											

Minnesota Twins @ Boston Red Sox
Fenway Park, Boston, MA
Wed Jun 16 1999, 7:05 PM EDT
Att. 30,085 - Unknown - 62 F

livebaseballscorecards.com

Batter	1	2	3	4	5	6	7	8	9	AB	R	H	RBI	BB	SO	LOB
Jose Offerman, S (1, 4) OBP: 0.384, SLG: 0.454	1-1 BB 1B	0-1 F8 2-3		3-2 G6-3			0-3 K			4	0	1	0	0	1	2
John Valentin, R (1, 5) OBP: 0.311, SLG: 0.381	1-2 P6	2-0 FC6-4 1-2f		2-1 F7			1-1 F9			4	0	0	0	0	0	3
Brian Daubach, L (1, 10) OBP: 0.368, SLG: 0.635	4-0 BB 1-2		3-2 F8 2B		1-2 G3		3-3 K			3	1	1	0	1	1	0
Nomar Garciaparra, R (1, 6) OBP: 0.382, SLG: 0.574	1-0 G5-3		1-1 F8		4-1 FC3-6 BB		0-0 HR			3	1	1	1	1	0	2
Troy O'Leary, L (1, 7) OBP: 0.357, SLG: 0.508		4-0 2B BB	4-0 2B SF7 BB		2-0 FC3-6 1-2f		0-1 G4-3			2	2	0	0	2	0	1
Mike Stanley, R (1, 3) OBP: 0.391, SLG: 0.449		0-1 2B 1-H	1-0 2B 1-3 3-H		2-0 F8 SAFE		4-0 BB			3	1	2	2	1	0	1
Jason Varitek, S (1, 2) OBP: 0.289, SLG: 0.440		0-1 G5-3	2-0 SF7		0-2 G4-6-3 1B		1-2 L8			3	0	1	1	0	0	2
Damon Buford, R (1, 8) OBP: 0.324, SLG: 0.404		3-2 F8 2-H	1-2 L5		1-0 G4-6-3 1-2f		2-1 L8			4	0	1	1	0	0	3
Trot Nixon, L (1, 9) OBP: 0.300, SLG: 0.336		4-2 FC6-4 BB		0-0 F8		3-2 F7				2	0	0	0	1	0	0

Inning Stats	R: 0	H: 1	E: 0	LOB: 1	K: 0	S: 7	R: 2	H: 2	E: 0	LOB: 2	K: 0	S: 12	R: 2	H: 2	E: 0	LOB: 1	K: 0	S: 12	R: 0	H: 0	E: 0	LOB: 0	K: 0	S: 6	R: 0	H: 0	E: 0	LOB: 1	K: 0	S: 6	R: 0	H: 1	E: 0	LOB: 0	K: 0	S: 8	R: 0	H: 0	E: 0	LOB: 0	K: 2	S: 8	R: 1	H: 1	E: 0	LOB: 1	K: 0	S: 8	R: 1	H: 1	E: 0	LOB: 1	K: 0	S: 8	1B: 2	SF: 1	2B: 4	SAC: 0	3B: 0	DP: 1	HR: 1	HBP: 0	WP: 0	PA: 35
--------------	------	------	------	--------	------	------	------	------	------	--------	------	-------	------	------	------	--------	------	-------	------	------	------	--------	------	------	------	------	------	--------	------	------	------	------	------	--------	------	------	------	------	------	--------	------	------	------	------	------	--------	------	------	------	------	------	--------	------	------	-------	-------	-------	--------	-------	-------	-------	--------	-------	--------

PITCHER	IP	WLS	BF	H	R	ER	SO	BB	IBB	HBP	BLK	WP	HR	S	P	ERA	WHIP
Dan Perkins, R (1, 1) ERA: 7.79	3.0	L	17	5	4	4	0	4	0	0	0	0	0	31	63	12.00	3.000
23 Benj Sampson, L (4, 1) ERA: 6.26	4.1		15	2	1	1	2	1	0	0	0	0	1	31	53	2.08	0.692
Rob Radlosky, R (8, 1) ERA: 12.86	0.2		3	0	0	0	0	1	0	0	0	0	0	5	12	0.00	1.500

BOTTOM

Minnesota Twins @ Boston Red Sox
 Fenway Park, Boston, MA
 Wed Jun 16 1999, 7:05 PM EDT
 Att: 30,085 - Unknown - 62 F

livebaseballscorecards.com

AB	28
R	5
H	7
RBI	5
BB	6
SO	2
LOB	14



Batter	1	2	3	4	5	6	7	8	9	AB R H RBI BB SO LOB	TOP											
Jacque Jones, L (1, 9) OBP: 0.433, SLG: 0.571	2-2 1B G4-3 1B	0-0 1B G4-6-3		0-0 E4 FC4-2 2B		1-1 G3			0-3 K	5 1 3 2 0 1 0												
Cristian Guzman, S (1, 6) OBP: 0.239, SLG: 0.243	2-1 G4-3 1-2	0-3 K		1-1 FC4-2 G4-6-3 2B		1-2 F7			1-0 G6-3	5 0 0 0 0 1 3												
Todd Walker, L (1, 4) OBP: 0.317, SLG: 0.376	0-1 1B	2-2 G4-6-3		1-1 G4-6-3 1-2f			2-2 G1-3			4 1 1 0 0 0 2												
Brent Gates, S (7, 4) OBP: 0.366, SLG: 0.383	2-3 1B	1-2f		1-2f						0 0 0 0 0 0 0												
Marty Cordova, R (1, 10) OBP: 0.406, SLG: 0.492	1-0 1B		1-1 E3 G4-3 G3		1-1 2B 1B		3-3 K			4 3 2 2 0 1 0												
Ron Coomer, R (1, 3) OBP: 0.317, SLG: 0.469	4-2 1B G3 1B BB		1-1 G4-3		1-0 F9 2B		0-3 K			3 1 1 1 1 1 1												
Corey Koskie, L (1, 5) OBP: 0.375, SLG: 0.488	1-0 G3 1B		0-1 G3		1-2 F9		0-2 G4-3			4 0 1 2 0 0 1												
Chad Allen, R (1, 7) OBP: 0.329, SLG: 0.403	0-1 G3 1B		3-2 G3		4-2 CS BB		2-3 K			3 0 1 0 1 1 0												
Javier Valentin, S (1, 2) OBP: 0.303, SLG: 0.378	2-1 G3			1-1 1B E 2B		2-1 F7		2-1 G4-3		4 1 1 1 0 0 4												
Torii Hunter, R (1, 8) OBP: 0.282, SLG: 0.323	2-3 K			3-2 E 1B		2-3 K			0-0 B5-3	4 1 1 0 0 2 2												
Inning Stats	R: 4 E: 0 K: 1 S: 18	H: 5 LOB: 2 BB: 1 P: 32	R: 0 E: 0 K: 1 S: 8	H: 1 LOB: 0 BB: 0 P: 10	R: 1 E: 1 K: 0 S: 9	H: 0 LOB: 0 BB: 0 P: 14	R: 2 E: 1 K: 0 S: 10	H: 3 LOB: 0 BB: 0 P: 16	R: 1 E: 0 K: 0 S: 11	H: 2 LOB: 1 BB: 1 P: 20	R: 0 E: 0 K: 1 S: 8	H: 0 LOB: 0 BB: 0 P: 12	R: 0 E: 0 K: 2 S: 12	H: 0 LOB: 0 BB: 0 P: 17	R: 0 E: 0 K: 1 S: 8	H: 0 LOB: 0 BB: 0 P: 12	R: 0 E: 0 K: 1 S: 6	H: 0 LOB: 0 BB: 0 P: 7	1B: 8 2B: 3 3B: 0 HR: 0	SF: 0 SAC: 0 DP: 2 HBP: 0	WP: 0 PB: 0 SB: 0 CS: 1	PA: 38
PITCHER	IP WLS BF H R ER SO BB IBB HBP BLK WP HR S P ERA WHIP																					
Pat Rapp, R (1, 1) ERA: 5.68	3.0 L 18 8 7 6 2 1 0 0 0 0 0 0 40 65 18.00 3.000																					
Bob Wolcott, R (4, 1) ERA: 3.0	3.0 11 3 1 1 1 1 0 0 0 0 0 0 24 39 3.00 1.333																					
John Wasdin, R (7, 1) ERA: 3.45	3.0 9 0 0 0 4 0 0 0 0 0 0 0 26 36 0.00 0.000																					

Minnesota Twins @ Boston Red Sox
Fenway Park, Boston, MA
Thu Jun 17 1999, 7:05 PM EDT
Att. 31,446 - Cloudy - 63 F

livebaseballscorecards.com

AB	36
R	8
H	11
RBI	8
BB	2
SO	7
LOB	13



Batter	1	2	3	4	5	6	7	8	9	AB	R	H	RBI	BB	SO	LOB
Jose Offerman, S OBP: 0.381, SLG: 0.447 (1, 4)	4-2 2B BB	2-0 F7		1-2 G4-3		2-2 G1-3		3-2 L4		4	1	0	0	1	0	5
John Valentin, R OBP: 0.312, SLG: 0.398 (1, 5)	3-2 P2	3-1 HR			1-2 L9		2-1 G3-1 1B 2B	3-3 K		5	2	2	3	0	1	2
Brian Daubach, L OBP: 0.377, SLG: 0.636 (1, 3)	2-2 1B 2B	0-0 G4-3			4-0 BB		1-0 G3-1	4-2 BB		3	1	1	1	2	0	1
Nomar Garciaparra, R OBP: 0.378, SLG: 0.566 (1, 6)	2-3 K	0-0 L6			2-0 F9		0-1 HBP SF8 1B	2-3 K		5	1	1	1	0	2	4
Troy O'Leary, L OBP: 0.362, SLG: 0.508 (1, 7)	1-0 1B		0-0 1B	1-1 G4-3		4-2 SF8 HBP BB		1-1 F9		4	0	2	1	1	0	1
18 Reggie Jefferson, S OBP: 0.343, SLG: 0.438 Mike Stanley, R (7, PH) Damon Buford, R (7, PR) OBP: 0.394, SLG: 0.449 OBP: 0.322, SLG: 0.401 (1, 10)	1-2 1B		0-1 G1-6-3	1-3 K		1-1 HBP		0-2 G5-3		3	0	1	0	0	1	1
Jason Varitek, S OBP: 0.291, SLG: 0.447 (1, 2)	2-2 K		1-0 F7	1-2 HBP		3-1 G1-3 2B	0-0 SF8	3-2 1B		4	0	2	1	0	1	2
Darren Lewis, R OBP: 0.330, SLG: 0.310 (1, 8)		0-0 1B HR		1-2 G6-3		2-2 G1-3	2-1 F9	1-0 P3		5	1	1	0	0	0	4
Trot Nixon, L OBP: 0.311, SLG: 0.342 (1, 9)		1-2 1B HR		1-0 F8		4-2 BB		1-1 1B		3	1	2	0	1	0	0

Inning Stats	R: 2	H: 3	E: 0	K: 2	S: 18	LOB: 2	BB: 1	P: 33	R: 3	H: 3	E: 0	K: 0	S: 9	LOB: 0	BB: 0	P: 15	R: 0	H: 1	E: 0	K: 0	S: 4	LOB: 0	BB: 0	P: 5	R: 0	H: 0	E: 0	K: 0	S: 7	LOB: 0	BB: 0	P: 10	R: 0	H: 1	E: 0	K: 1	S: 14	LOB: 2	BB: 1	P: 26	R: 2	H: 2	E: 0	K: 0	S: 13	LOB: 2	BB: 1	P: 23	R: 0	H: 1	E: 0	K: 2	S: 17	LOB: 2	BB: 1	P: 30	R: 0	H: 1	E: 0	K: 0	S: 10	LOB: 1	BB: 0	P: 15	1B: 8	SF: 1	2B: 3	SAC: 0	3B: 0	DP: 1	HR: 1	HBP: 1	WP: 0	PA: 44
--------------	------	------	------	------	-------	--------	-------	-------	------	------	------	------	------	--------	-------	-------	------	------	------	------	------	--------	-------	------	------	------	------	------	------	--------	-------	-------	------	------	------	------	-------	--------	-------	-------	------	------	------	------	-------	--------	-------	-------	------	------	------	------	-------	--------	-------	-------	------	------	------	------	-------	--------	-------	-------	-------	-------	-------	--------	-------	-------	-------	--------	-------	--------

PITCHER	IP	WLS	BF	H	R	ER	SO	BB	IBB	HBP	BLK	WP	HR	S	P	ERA	WHIP
LaTroy Hawkins, R ERA: 8.31 (1, 1)	5.1	W	25	8	5	5	3	2	0	0	0	0	1	50	87	8.44	1.875
Joe Mays, R ERA: 5.72 (6, 1)	1.0	H	6	2	2	2	0	1	0	0	0	0	0	13	24	18.00	3.000
Travis Miller, L ERA: 1.23 (7, 1)	0.0		1	0	0	0	0	1	0	0	0	0	0	4	8	∞	∞
Bob Wells, R ERA: 3.51 (7, 1)	1.0	H	5	1	0	0	0	0	0	1	0	0	0	9	16	0.00	1.000
Mike Trombley, R ERA: 3.13 (8, 1)	1.2	S	7	1	0	0	2	1	0	0	0	0	0	22	36	0.00	1.200

BOTTOM

Minnesota Twins @ Boston Red Sox

Fenway Park, Boston, MA

Thu Jun 17 1999, 7:05 PM EDT

Att: 31,446 - Cloudy - 63 F

livebaseballscorecards.com

AB	37
R	7
H	12
RBI	7
BB	5
SO	5
LOB	20



Batter	1	2	3	4	5	6	7	8	9	AB R H RBI BB SO LOB	TOP											
Mark McLemore, S (1, 4) OBP: 0.363, SLG: 0.385	1-1 F9		4-1 29 1B BB		1-0 G3		2-1 F7		4-2 29 2B BB	3 0 0 0 2 0 0												
29 Rusty Greer, L (1, 7) OBP: 0.373, SLG: 0.464	2-1 G4-3		0-1 SAFE 1-2 1B		2-2 G4-3			0-2 SAFE 1B 1B	2-2 SAFE FC5 2B	5 1 3 0 0 0 0												
Rafael Palmeiro, L (1, 10) OBP: 0.435, SLG: 0.642	4-0 BB		1-1 G1-3		1-2 P8			3-1 F8	0-1 FC5 2-3	4 0 0 0 1 0 5												
Juan Gonzalez, R (1, 9) OBP: 0.358, SLG: 0.603	3-2 P6			2-2 BB 1B		2-0 P4		0-1 1B FC5-4 1B		4 2 2 0 0 0 1												
Lee Stevens, L (1, 3) OBP: 0.396, SLG: 0.567		1-2 P8		0-1 P5		0-0 HR		2-1 FC5-4 1B		4 1 2 2 0 0 1												
Todd Zeile, R (1, 5) OBP: 0.335, SLG: 0.462		0-1 F9		4-2 SAFE 1B BB		2-2 G5-3		2-2 FC5-4 1-2f 3-H		3 0 0 1 1 0 1												
Ruben Mateo, R (1, 8) OBP: 0.233, SLG: 0.393		1-0 L7		0-1 F7		1-3 K		2-2 F8		4 0 0 0 0 1 3												
Gregg Zaun, S (1, 2) OBP: 0.288, SLG: 0.245			0-0 L9	0-0 1-2 2-H 1B			0-1 F7		0-2 G5-3	4 0 1 1 0 0 0												
Royce Clayton, R (1, 6) OBP: 0.276, SLG: 0.324			0-2 G3-1	0-3 K			2-0 G6-3		2-2 G6-3	4 0 0 0 0 1 2												
Inning Stats	R: 0 E: 0 K: 0 S: 8	H: 0 LOB: 1 BB: 1 P: 18	R: 0 E: 0 K: 0 S: 6	H: 0 LOB: 0 BB: 0 P: 8	R: 0 E: 0 K: 0 S: 9	H: 1 LOB: 2 BB: 1 P: 14	R: 1 E: 0 K: 1 S: 13	H: 2 LOB: 2 BB: 1 P: 19	R: 0 E: 0 K: 0 S: 7	H: 0 LOB: 0 BB: 0 P: 11	R: 1 E: 0 K: 1 S: 9	H: 1 LOB: 0 BB: 0 P: 14	R: 0 E: 0 K: 0 S: 5	H: 0 LOB: 0 BB: 0 P: 9	R: 2 E: 1 K: 0 S: 17	H: 3 LOB: 1 BB: 0 P: 26	R: 0 E: 0 K: 0 S: 13	H: 1 LOB: 2 BB: 1 P: 21	1B: 6 2B: 1 3B: 0 HR: 1	SF: 0 SAC: 0 DP: 0 HBP: 0	WP: 0 PB: 0 SB: 1 CS: 0	PA: 39
PITCHER	IP WLS BF H R ER SO BB IBB HBP BLK WP HR S P ERA WHIP																					
Mark Portugal, R (1, 1) ERA: 5.56	7.0 L 28 4 2 2 2 3 0 0 0 0 0 1 57 93 2.57 1.000																					
Rheal Cormier, L (8, 1) ERA: 4.8	0.1 4 3 2 2 0 0 0 0 0 0 0 0 9 14 54.00 9.000																					
Derek Lowe, R (8, 1) ERA: 3.92	1.2 7 1 0 0 0 1 0 0 0 0 0 0 21 33 0.00 1.200																					

Texas Rangers @ Boston Red Sox
 Fenway Park, Boston, MA
 Fri Jun 18 1999, 7:05 PM EDT
 Att. 31,427 - Unknown - 68 F

livebaseballscorecards.com

AB	35
R	4
H	8
RBI	4
BB	4
SO	2
LOB	13



BOTTOM

Texas Rangers @ Boston Red Sox

Fenway Park, Boston, MA

Fri Jun 18 1999, 7:05 PM EDT

Att: 31,427 - Unknown - 68 F

livebaseballscorecards.com

AB	29
R	1
H	3
RBI	1
BB	3
SO	4
LOB	7



WP: 0	PA: 32
PB: 0	
SB: 0	
CS: 0	

AB R H RBI BB SO LOB

4 0 0 0 0 1 1

4 0 0 0 0 0 0

4 0 1 0 0 2 0

4 0 1 0 0 0 1

3 1 1 1 1 0 1

3 0 0 0 0 1 2

2 0 0 0 1 0 1

3 0 0 0 0 0 1

1B: 0	SF: 0
2B: 2	SAC: 0
3B: 0	DP: 1
HR: 1	HBP: 0

Batter	1	2	3	4	5	6	7	8	9
Jose Offerman, S (1, 4) OBP: 0.375, SLG: 0.440 C C C B B X	2-2 G5-3 ① 		3-1 F8 ③ 		1-1 G1-3 ③ 			1-3 K ② 	
John Valentin, R (1, 5) OBP: 0.308, SLG: 0.391 B B C C X	2-1 G6-3 ② 			0-2 G5-3 ① 		0-0 G5-3 ① 		0-1 L9 ③ 	
Brian Daubach, L (1, 10) OBP: 0.373, SLG: 0.631 B C F C C	2-3 K ③ 			0-0 P7 2B 		2-1 P7 ② 		3-3 K ① 	
Nomar Garciaparra, R (1, 6) OBP: 0.376, SLG: 0.565 F X		0-1 G6-3 ① 		1-1 L4 ② 		2-0 L4 2B 		0-1 G5-3 ② 	
Troy O'Leary, L (1, 7) OBP: 0.364, SLG: 0.518 B B C F C C		3-2 HR 		4-1 BB 		3-2 G4-3 ③ 		1-1 P3 ③ 	
Mike Stanley, R (1, 3) OBP: 0.388, SLG: 0.441 C B F C C		1-3 K ② 		1-1 G4-3 ③ 			0-0 G5-3 ① 		
Jason Varitek, S (1, 2) OBP: 0.292, SLG: 0.442 B B C F C C		3-1 G4-3 ③ 			0-0 B1-3 ① 		4-2 G6-4-3 BB 		
Darren Lewis, R (1, 8) OBP: 0.330, SLG: 0.306 C B X			1-1 L3 ① 		4-0 G4-3 BB 		0-1 G6-4-3 1-2f ② ③ 		
Trot Nixon, L (1, 9) OBP: 0.305, SLG: 0.336 B B X			2-0 G6-3 ② 		0-1 G4-3 ② 			1-0 F8 ① 	

Inning Stats	R: 0	H: 0	E: 0	K: 1	S: 10	R: 1	H: 1	E: 0	K: 1	S: 10	R: 0	H: 0	E: 0	K: 0	S: 5	R: 0	H: 1	E: 0	K: 0	S: 10	R: 0	H: 0	E: 0	K: 0	S: 5	R: 0	H: 1	E: 0	K: 0	S: 8	R: 0	H: 0	E: 0	K: 0	S: 6	R: 0	H: 0	E: 0	K: 1	S: 6	R: 0	H: 0	E: 0	K: 1	S: 9	1B: 0	2B: 2	3B: 0	HR: 1	SF: 0	SAC: 0	DP: 1	HBP: 0	WP: 0	PA: 32
Mike Morgan, R (1, 1) ERA: 5.88	6.1	W	25	H 3	R 1	ER 1	SO 2	BB 3	IBB 0	HBP 0	BLK 0	WP 0	HR 1	S 52	P 93	ERA 1.42	WHIP 0.947																																						
59 Jeff Zimmerman, R (7, 1) ERA: 1.03	2.2	S	7	H 0	R 0	ER 0	SO 2	BB 0	IBB 0	HBP 0	BLK 0	WP 0	HR 0	S 17	P 23	ERA 0.00	WHIP 0.000																																						

Batter	1	2	3	4	5	6	7	8	9	AB R H RBI BB SO LOB	TOP											
29 Rusty Greer, L (1, 7) OBP: 0.367, SLG: 0.457	1-2 G4-3		1-3 K		3-2 L9		1-2 G4-3			4 0 0 0 0 1 3												
Roberto Kelly, R (1, 8) OBP: 0.368, SLG: 0.469	1-3 K		0-0 G6-3		0-2 P9			1-0 P4		4 0 0 0 0 1 2												
Rafael Palmeiro, L (1, 10) OBP: 0.432, SLG: 0.636	1-0 L9		0-0 L8			3-1 P5		1-0 G3-1 1B		4 0 1 0 0 0 0												
Juan Gonzalez, R (1, 9) OBP: 0.353, SLG: 0.592		3-2 F8		2-2 F8		1-0 P4		0-2 G3-1		4 0 0 0 0 0 1												
Lee Stevens, L (1, 3) OBP: 0.393, SLG: 0.561		2-2 HR 1B		3-3 K		1-3 K		0-1 G3		4 1 1 0 0 2 1												
Ivan Rodriguez, R (1, 2) OBP: 0.338, SLG: 0.502		0-2 HR 1B		1-0 F8			0-1 HR		4-2 BB	3 2 2 1 1 0 0												
Todd Zeile, R (1, 5) OBP: 0.333, SLG: 0.471		0-0 HR			1-3 K		2-1 G4-3		2-3 K	4 1 1 3 0 2 1												
Luis Alicea, S (1, 4) OBP: 0.273, SLG: 0.200		0-0 G4-3			1-1 29 L9 BB 1B		4-1 BB		3-3 K	3 0 1 0 1 1 1												
Jon Shave, R (1, 6) OBP: 0.302, SLG: 0.286		0-3 K			4-0 BB		0-0 L5		1-2 F8	2 0 0 0 1 1 1												
Mark McLemore, S (9, PH) OBP: 0.362, SLG: 0.383										1 0 0 0 0 0 1												
Inning Stats	R: 0 E: 0 K: 1 S: 10	H: 0 LOB: 0 BB: 0 P: 13	R: 3 E: 0 K: 1 S: 14	H: 3 LOB: 0 BB: 0 P: 19	R: 0 E: 0 K: 1 S: 5	H: 0 LOB: 0 BB: 0 P: 6	R: 0 E: 0 K: 1 S: 7	H: 0 LOB: 0 BB: 0 P: 13	R: 0 E: 0 K: 1 S: 15	H: 1 LOB: 2 BB: 1 P: 24	R: 0 E: 0 K: 1 S: 8	H: 0 LOB: 0 BB: 0 P: 13	R: 1 E: 0 K: 0 S: 9	H: 1 LOB: 1 BB: 1 P: 16	R: 0 E: 0 K: 0 S: 7	H: 1 LOB: 1 BB: 0 P: 9	R: 0 E: 0 K: 2 S: 14	H: 0 LOB: 1 BB: 1 P: 24	1B: 4 2B: 0 3B: 0 HR: 2	SF: 0 SAC: 0 DP: 0 HBP: 0	WP: 0 PB: 0 SB: 0 CS: 0	PA: 36
PITCHER	IP WLS BF H R ER SO BB IBB HBP BLK WP HR S P ERA WHIP																					
Jin Ho Cho, R (1, 1) ERA: 4.5	6.0 W 24 5 4 4 6 1 0 0 0 0 2 61 90 6.00 1.000																					
Kirk Bullinger, R (7, 1) ERA:	0.2 H 3 0 0 0 0 1 0 0 0 0 0 4 10 0.00 1.500																					
Mark Guthrie, L (7, 1) ERA: 5.84	0.1 H 1 0 0 0 0 0 0 0 0 0 0 3 4 0.00 0.000																					
49 Tim Wakefield, R (8, 1) ERA: 5.16	2.0 S 8 1 0 0 2 1 0 0 0 0 0 0 21 33 0.00 1.000																					

Texas Rangers @ Boston Red Sox
 Fenway Park, Boston, MA
 Sat Jun 19 1999
 Att. 31,950 - Sunny - 71 F

livebaseballscorecards.com

AB 33
 R 4
 H 6
 RBI 4
 BB 3
 SO 8
 LOB 11



Batter	1	2	3	4	5	6	7	8	9
Jose Offerman, S <small>(1, 4)</small> <small>OBP: 0.379, SLG: 0.443</small>	2-1 	1-1 		2-1 		2-3 		0-2 	
John Valentin, R <small>(1, 5)</small> <small>OBP: 0.309, SLG: 0.391</small>	3-1 	1-0 		3-1 		2-2 		2-2 	
Brian Daubach, L <small>(1, 10)</small> <small>OBP: 0.377, SLG: 0.635</small>	0-0 	3-0 		3-3 		0-1 			
Nomar Garciaparra, R <small>(1, 6)</small> <small>OBP: 0.386, SLG: 0.591</small>	4-1 	0-0 			0-0 		0-0 		
Troy O'Leary, L <small>(1, 7)</small> <small>OBP: 0.359, SLG: 0.510</small>	2-3 	2-0 			1-3 		1-3 		
Mike Stanley, R <small>(1, 3)</small> <small>OBP: 0.386, SLG: 0.453</small>	1-0 		1-0 		1-2 		3-2 		
Creighton Gubanich, R <small>(1, 2)</small> <small>OBP: 0.348, SLG: 0.400</small> Jason Varitek, S <small>(8, 2)</small> <small>OBP: 0.292, SLG: 0.442</small>	3-3 		0-0 		2-1 		2-3 		
Damon Buford, R <small>(1, 8)</small> <small>OBP: 0.327, SLG: 0.411</small>		2-2 	0-3 			2-2 		0-0 	
Trot Nixon, L <small>(1, 9)</small> <small>OBP: 0.304, SLG: 0.340</small>		0-1 	0-2 			0-0 		0-0 	

Inning Stats	R: 1	H: 2	E: 1	LOB: 3	K: 2	BB: 1	S: 16	P: 31	R: 3	H: 5	E: 0	LOB: 1	K: 0	BB: 0	S: 11	P: 20	R: 0	H: 1	E: 0	LOB: 1	K: 1	BB: 0	S: 8	P: 9	R: 0	H: 1	E: 0	LOB: 1	K: 1	BB: 0	S: 11	P: 15	R: 1	H: 3	E: 0	LOB: 1	K: 1	BB: 0	S: 13	P: 19	R: 2	H: 2	E: 0	LOB: 0	K: 2	BB: 0	S: 12	P: 18	R: 0	H: 0	E: 0	LOB: 0	K: 0	BB: 0	S: 7	P: 9
--------------	------	------	------	--------	------	-------	-------	-------	------	------	------	--------	------	-------	-------	-------	------	------	------	--------	------	-------	------	------	------	------	------	--------	------	-------	-------	-------	------	------	------	--------	------	-------	-------	-------	------	------	------	--------	------	-------	-------	-------	------	------	------	--------	------	-------	------	------

PITCHER	IP	WLS	BF	H	R	ER	SO	BB	IBB	HBP	BLK	WP	HR	S	P	ERA	WHIP
Mark Clark, R <small>ERA: 8.6</small>	1.1	L	13	7	4	3	2	1	0	0	0	0	0	26	48	20.25	6.000
John Burkett, R <small>ERA: 7.85</small>	4.1		16	6	1	1	4	0	0	0	0	0	0	40	61	2.08	1.385
Mike Venafro, L <small>ERA: 2.15</small>	0.1		1	0	0	0	0	0	0	0	0	0	0	2	2	0.00	0.000
Danny Patterson, R <small>ERA: 4.71</small>	1.0		5	2	2	2	2	0	0	0	0	0	2	12	18	18.00	2.000
Mike Munoz, L <small>ERA: 3.67</small>	1.0		3	0	0	0	0	0	0	0	0	0	0	7	9	0.00	0.000

AB R H RBI BB SO LOB

5 2 3 1 0 1 0

5 1 2 0 0 0 2

4 0 2 1 0 1 1

3 1 3 2 1 0 0

4 0 0 0 0 3 6

4 1 1 1 0 0 3

4 0 1 0 0 2 4

0 0 0 0 0 0 0

4 2 2 0 0 1 1

4 0 1 1 0 0 2

AB 37

R 7

H 15

RBI 6

BB 1

SO 8

LOB 19

WP: 0 PA: 38

PB: 0

SB: 0

CS: 0

WP: 0

SAC: 0

DP: 1

HBP: 0

ERA

WHIP

Texas Rangers @ Boston Red Sox

Fenway Park, Boston, MA

Sat Jun 19 1999

Att: 31,950 - Sunny - 71 F

AB	R	H	RBI	BB	SO	LOB
5	2	3	1	0	1	0
5	1	2	0	0	0	2
4	0	2	1	0	1	1
3	1	3	2	1	0	0
4	0	0	0	0	3	6
4	1	1	1	0	0	3
4	0	1	0	0	2	4
0	0	0	0	0	0	0
4	2	2	0	0	1	1
4	0	1	1	0	0	2

Batter	1	2	3	4	5	6	7	8	9	AB R H RBI BB SO LOB	TOP											
Mark McLemore, S (1, 4) OBP: 0.360, SLG: 0.381	1-0 G4-6-3 1B		1-2 G3-1		1-1 L9			1-0 G3		4 0 1 0 0 0 1												
Ivan Rodriguez, R (1, 2) OBP: 0.332, SLG: 0.493	0-0 G4-6-3 1-2f		1-3 K			1-2 L8		1-0 G5-3		4 0 0 0 0 1 1												
29 Rusty Greer, L (1, 7) OBP: 0.373, SLG: 0.466	3-3 K			1-2 G4-3 SF8 2B		0-2 1B			1-0 FC4-6 1B	4 1 3 0 0 1 0												
Juan Gonzalez, R (1, 9) OBP: 0.347, SLG: 0.582		1-2 P8		3-2 SAFE G4-3		1-0 F8		0-1 FC4-6 2B	1-2f	4 1 0 0 0 0 3												
Rafael Palmeiro, L (1, 10) OBP: 0.433, SLG: 0.640		1-0 1B		1-2 SF8		1-3 K		2-0 2B	2-H	3 0 2 2 0 1 1												
Todd Zeile, R (1, 5) OBP: 0.328, SLG: 0.463		1-3 K		3-H 2-3 K			2-1 G6-3	1-1 G5-3		4 0 0 0 0 2 2												
Lee Stevens, L (1, 3) OBP: 0.391, SLG: 0.556		3-2 1B		1-3 K		1-3 K	1-2 F9	1-3 K		4 0 1 0 0 2 1												
Ruben Mateo, R (1, 8) OBP: 0.226, SLG: 0.379		1-3 K		3-3 K		3-3 K	0-1 F7			1 0 0 0 0 1 2												
Roberto Kelly, R (2, 8) OBP: 0.361, SLG: 0.460										2 0 0 0 0 1 0												
Royce Clayton, R (1, 6) OBP: 0.277, SLG: 0.324			1-3 K		1-1 S 1B			2-3 K		3 0 1 0 0 2 0												
Inning Stats	R: 0 E: 0 K: 1 S: 5	H: 1 LOB: 0 BB: 0 P: 9	R: 0 E: 0 K: 2 S: 13	H: 2 LOB: 2 BB: 0 P: 20	R: 0 E: 0 K: 2 S: 9	H: 0 LOB: 0 BB: 0 P: 12	R: 1 E: 0 K: 1 S: 14	H: 1 LOB: 0 BB: 0 P: 21	R: 0 E: 0 K: 2 S: 10	H: 1 LOB: 1 BB: 0 P: 16	R: 0 E: 0 K: 1 S: 10	H: 1 LOB: 1 BB: 0 P: 13	R: 0 E: 0 K: 0 S: 7	H: 0 LOB: 0 BB: 0 P: 10	R: 0 E: 0 K: 1 S: 5	H: 0 LOB: 0 BB: 0 P: 9	R: 1 E: 1 K: 1 S: 12	H: 2 LOB: 1 BB: 0 P: 17	1B: 6 2B: 2 3B: 0 HR: 0	SF: 1 SAC: 0 DP: 1 HBP: 0	WP: 0 PB: 0 SB: 1 CS: 0	PA: 34
PITCHER	IP WLS BF H R ER SO BB IBB HBP BLK WP HR S P ERA WHIP																					
Pedro Martinez, R (1, 1) ERA: 2.1	8.0 W 29 6 1 1 10 0 0 0 0 0 0 0 73 110 1.12 0.750																					
Mark Guthrie, L (9, 1) ERA: 5.84	0.0 1 1 1 0 0 0 0 0 0 0 0 0 1 2 ∞ ∞																					
Derek Lowe, R (9, 1) ERA: 3.89	0.1 2 1 0 0 0 0 0 0 0 0 0 0 3 5 0.00 3.000																					
49 Tim Wakefield, R (9, 1) ERA: 5.1	0.2 S 2 0 0 0 1 0 0 0 0 0 0 0 8 10 0.00 0.000																					

Texas Rangers @ Boston Red Sox
Fenway Park, Boston, MA
Sun Jun 20 1999, 1:05 PM EDT
Att. 31,501 - Sunny - 77 F

livebaseballscorecards.com

AB	33
R	2
H	8
RBI	2
BB	0
SO	11
LOB	11



Batter	1	2	3	4	5	6	7	8	9
Jose Offerman, S (1, 4) <small>OBP: 0.386, SLG: 0.445</small>	1-1 	3-2 G6-3 <small>1-2 2-3</small>		2-1 		4-2 		4-1 	
John Valentin, R (1, 5) <small>OBP: 0.311, SLG: 0.395</small>	0-0 F9	1-2 F9		1-2 		3-2 P5		3-2 	
Brian Daubach, L (1, 10) Lou Merloni, R (8, PH) <small>OBP: 0.316, SLG: 0.421</small>	2-0 L7		3-2 	1-0 G3		0-0 G3		1-1 G6-4-3	
Nomar Garciaparra, R (1, 6) <small>OBP: 0.392, SLG: 0.594</small>	3-2 		0-0 	3-3 K			0-0 		
Troy O'Leary, L (1, 7) <small>OBP: 0.357, SLG: 0.504</small>	4-2 		0-0 FC4-6	0-2 F8			1-2 G5-4-3		
Mike Stanley, R (1, 3) <small>OBP: 0.384, SLG: 0.446</small>	2-0 P3		4-0 		2-3 K		3-3 K		
Jason Varitek, S (1, 2) <small>OBP: 0.296, SLG: 0.446</small>			0-0 		3-2 F8			1-1 	
Damon Buford, R (1, 8) <small>OBP: 0.318, SLG: 0.400</small>			2-3 K		0-2 E6		0-3 K	1-1 P1	
Trot Nixon, L (1, 9) <small>OBP: 0.314, SLG: 0.363</small>			1-1 		0-0 		1-2 G4-3	1-2 	

Inning Stats	R: 0	H: 2	E: 0	K: 0	S: 11	LOB: 3	BB: 1	P: 23
	R: 0	H: 1	E: 0	K: 1	S: 14	LOB: 2	BB: 1	P: 25
	R: 0	H: 2	E: 0	K: 0	S: 6	LOB: 2	BB: 1	P: 13
	R: 3	H: 3	E: 1	K: 1	S: 18	LOB: 1	BB: 0	P: 25
	R: 0	H: 0	E: 0	K: 2	S: 10	LOB: 0	BB: 0	P: 15
	R: 0	H: 0	E: 0	K: 0	S: 13	LOB: 1	BB: 1	P: 21
	R: 0	H: 1	E: 0	K: 1	S: 8	LOB: 0	BB: 0	P: 12
	R: 2	H: 3	E: 0	K: 0	S: 14	LOB: 1	BB: 1	P: 25

PITCHER	IP	WLS	BF	H	R	ER	SO	BB	IBB	HBP	BLK	WP	HR	S	P	ERA	WHIP
Ryan Glynn, R (1, 1) <small>ERA: 7.58</small>	5.0	L	26	8	3	2	4	3	0	0	0	0	0	59	101	3.60	2.200
Mike Venafro, L (6, 1) <small>ERA: 2.08</small>	1.0		4	0	0	0	0	1	0	0	0	0	0	13	21	0.00	1.000
Tim Crabtree, R (7, 1) <small>ERA: 3.55</small>	1.1		8	4	2	2	1	1	0	0	0	0	0	20	34	13.50	3.750
Mike Munoz, L (8, 1) <small>ERA: 3.58</small>	0.2		1	0	0	0	0	0	0	0	0	0	0	2	3	0.00	0.000

AB	R	H	RBI	BB	SO	LOB
3	1	2	1	2	0	2
5	0	2	2	0	0	4
4	0	1	0	0	0	3
1	0	0	0	0	0	2
4	0	3	0	0	1	1
3	0	0	0	1	0	4
3	0	0	0	1	2	3
3	1	1	0	1	0	3
4	1	0	0	0	2	2
4	2	3	2	0	0	0

WP	PA	ERA	WHIP
0	39		
0			
0			
0			
0			
0			
0			
0			

Texas Rangers @ Boston Red Sox
 Fenway Park, Boston, MA
 Sun Jun 20 1999, 1:05 PM EDT
 Att: 31,501 - Sunny - 77 F

livebaseballscorecards.com

AB	34
R	5
H	12
RBI	5
BB	5
SO	5
LOB	24



Batter	1	2	3	4	5	6	7	8	9	AB R H RBI BB SO LOB	TOP																
Mark McLemore, S (1, 4) OBP: 0.355, SLG: 0.374	1-2 G1-3		1-3 SAFE K			1-0 G1-3	0-3 K			4 0 0 0 0 2 3																	
Ivan Rodriguez, R (1, 2) OBP: 0.331, SLG: 0.489	0-1 G6-3 1B			1-2 G1-3		1-0 E4 2B	0-0 G5-3			4 1 1 0 0 0 1																	
29 Rusty Greer, L (1, 7) OBP: 0.368, SLG: 0.458	1-1 G6-3			1-2 P4		3-2 G3		1-3 K		4 0 0 0 0 1 2																	
Juan Gonzalez, R (1, 9) OBP: 0.350, SLG: 0.585		0-1 G4-6-3 1B		3-3 K		2-0 1B 2B		1-1 G6-3		4 1 2 1 0 1 0																	
Rafael Palmeiro, L (1, 10) OBP: 0.438, SLG: 0.649		2-3 SAFE K			1-0 E9 G4-3 2B	4-1 1B IBB		1-0 2B		3 1 2 0 1 1 1																	
Ruben Mateo, R (8, PR) OBP: 0.226, SLG: 0.379										0 0 0 0 0 0 0																	
Todd Zeile, R (1, 5) OBP: 0.327, SLG: 0.460		0-2 G4-6-3			1-2 G4-3	0-0 1B		3-2 G6-3		4 0 1 2 0 0 2																	
Lee Stevens, L (1, 3) OBP: 0.385, SLG: 0.545			1-2 F8		3-2 F8	3-2 P2		1-2 F7		4 0 0 0 0 0 2																	
Roberto Kelly, R (1, 8) OBP: 0.357, SLG: 0.452			0-1 F7		1-1 F8		2-1 SH3 1B		0-2 P6	4 0 1 0 0 0 0																	
Royce Clayton, R (1, 6) OBP: 0.285, SLG: 0.338			1-1 1B			1-1 G1-3 E 2B	1 SAFE SH3	0-1 G6-3		3 1 2 0 0 0 0																	
Inning Stats	R: 0 E: 0 K: 0 S: 7	H: 1 LOB: 0 BB: 0 P: 9	R: 0 E: 0 K: 1 S: 12	H: 1 LOB: 0 BB: 0 P: 14	R: 0 E: 0 K: 1 S: 12	H: 1 LOB: 1 BB: 0 P: 15	R: 0 E: 0 K: 1 S: 10	H: 0 LOB: 0 BB: 0 P: 15	R: 1 E: 1 K: 0 S: 9	H: 1 LOB: 0 BB: 0 P: 15	R: 3 E: 1 K: 0 S: 13	H: 3 LOB: 2 BB: 1 P: 28	R: 0 E: 0 K: 1 S: 8	H: 1 LOB: 1 BB: 0 P: 10	R: 0 E: 0 K: 1 S: 9	H: 1 LOB: 1 BB: 0 P: 15	R: 0 E: 0 K: 0 S: 10	H: 0 LOB: 0 BB: 0 P: 13	1B: 5 2B: 4 3B: 0 HR: 0	SF: 0 SAC: 1 DP: 1 HBP: 0	WP: 0 PB: 0 SB: 0 CS: 0	PA: 36					
PITCHER	IP WLS BF H R ER SO BB IBB HBP BLK WP HR S P ERA WHIP																										
Brian Rose, R (1, 1) ERA: 1.8	6.0		25	7	4	1	3	0	1	0	0	0	0	63	96	1.50	1.167										
John Wasdin, R (7, 1) ERA: 3.23	2.0	W	8	2	0	0	2	0	0	0	0	0	0	17	25	0.00	1.000										
49 Tim Wakefield, R (9, 1) ERA: 5.03	1.0	S	3	0	0	0	0	0	0	0	0	0	0	10	13	0.00	0.000										

Texas Rangers @ Boston Red Sox
Fenway Park, Boston, MA
Mon Jun 21 1999, 7:05 PM EDT
Att. 27,627 - Cloudy - 73 F

livebaseballscorecards.com

AB	34
R	4
H	9
RBI	3
BB	1
SO	5
LOB	11



Batter	1	2	3	4	5	6	7	8	9
Jose Offerman, S OBP: 0.384, SLG: 0.440 (1, 4)	1-1 L7	3-1 L7			3-2 G6-3		4-2 1B		
John Valentin, R OBP: 0.310, SLG: 0.393 (1, 5)	1-3 K			0-3 K	1-1 F9		0-2 1B		
Brian Daubach, L OBP: 0.370, SLG: 0.612 (1, 10)	3-2 P5			0-0 1B	0-3 K		3-3 K		
Nomar Garciaparra, R OBP: 0.401, SLG: 0.609 (1, 6)		0-0 2B		1-0 1B		2-2 HR		0-1 2B	
Troy O'Leary, L OBP: 0.359, SLG: 0.520 (1, 7)		2-1 1B		1-1 G4-3		1-1 HR		1-1 F9	
Mike Stanley, R OBP: 0.381, SLG: 0.439 (1, 3)		4-1 SF9			2-3 K		0-0 G5-3		1-3 K
Jason Varitek, S OBP: 0.290, SLG: 0.437 (1, 2)		0-0 F7			2-1 P5		0-3 K		0-0 F8
Darren Lewis, R OBP: 0.330, SLG: 0.307 (1, 8)		3-2 SF9			1-3 K		1-1 L9		
Trot Nixon, L OBP: 0.315, SLG: 0.371 (1, 9)		0-1 SF9					1-1 F8		

Inning Stats	R: 0 E: 0 K: 1 S: 12	H: 0 LOB: 0 BB: 0 P: 17	R: 2 E: 0 K: 0 S: 12	H: 3 LOB: 2 BB: 1 P: 24	R: 0 E: 0 K: 1 S: 7	H: 2 LOB: 1 BB: 0 P: 9	R: 0 E: 0 K: 2 S: 9	H: 0 LOB: 0 BB: 0 P: 14	R: 0 E: 0 K: 1 S: 12	H: 1 LOB: 1 BB: 0 P: 17	R: 2 E: 0 K: 1 S: 11	H: 2 LOB: 0 BB: 0 P: 15	R: 1 E: 0 K: 1 S: 11	H: 1 LOB: 0 BB: 1 P: 19	R: 0 E: 0 K: 1 S: 8	H: 1 LOB: 1 BB: 0 P: 10
WP: 0	PA: 34	1B: 5	SF: 1	2B: 4	SAC: 0	3B: 0	DP: 0	HR: 1	HBP: 0	WP: 0	PA: 34	HR: 1	S: 7	P: 9	ERA: 5.14	WHIP: 1.571

PITCHER	IP	WLS	BF	H	R	ER	SO	BB	IBB	HBP	BLK	WP	HR	S	P	ERA	WHIP
Rick Helling, R ERA: 4.24 (1, 1)	7.0	L	30	9	5	4	7	2	0	0	0	0	1	74	115	5.14	1.571
59 Jeff Zimmerman, R ERA: 1.01 (8, 1)	1.0		4	1	0	0	1	0	0	0	0	0	0	8	10	0.00	1.000

BOTTOM

Texas Rangers @ Boston Red Sox

Fenway Park, Boston, MA

Mon Jun 21 1999, 7:05 PM EDT
Att: 27,627 - Cloudy - 73 F

livebaseballscorecards.com

AB 31
R 5
H 10
RBI 5
BB 2
SO 8
LOB 11



Batter	1	2	3	4	5	6	7	8	9	AB R H RBI BB SO LOB	TOP															
Jose Offerman, S (1, 4) OBP: 0.383, SLG: 0.441	3-1 F7		3-1 F7		1-3 K			2-1 2B		4 1 1 0 0 1 0	Boston Red Sox @ Baltimore Orioles Oriole Park at Camden Yards, Baltimore, MD Tue Jun 22 1999, 7:35 PM EDT Att. 43,329 - Unknown - 84 F															
Lou Merloni, R (1, 5) OBP: 0.391, SLG: 0.522	2-2 1B		0-0 1B			2-3 K		1-0 2B		4 0 3 1 0 1 0																
Brian Daubach, L (1, 3) OBP: 0.362, SLG: 0.599 Mike Stanley, R (8, PH) OBP: 0.380, SLG: 0.437 (8, 3)	3-2 F8		2-0 F7			1-2 F8		1-1 G5-3		3 0 0 0 0 0 2 1 0 0 0 0 0 1																
Nomar Garciaparra, R (1, 6) OBP: 0.402, SLG: 0.606	1-1 1B			0-2 P4		1-1 P4		4-0 IBB		3 0 1 0 1 0 0																
Troy O'Leary, L (1, 7) OBP: 0.358, SLG: 0.527	0-2 F8			2-0 F7			0-0 HR	2-3 K		4 1 1 1 0 1 4																
18 Reggie Jefferson, S (1, 10) OBP: 0.333, SLG: 0.424 Damon Buford, R (9, PH) OBP: 0.316, SLG: 0.397		0-0 F7		2-1 L9			3-3 K	1-3 K		3 0 0 0 0 0 1 0 1 0 0 0 0 0 1 0																
Jason Varitek, S (1, 2) OBP: 0.290, SLG: 0.448		1-2 G5-3			1-1 HR		1-1 F8	0-3 K		4 1 1 1 0 1 0																
Darren Lewis, R (1, 8) OBP: 0.333, SLG: 0.316		1-2 G1-3			0-0 F8		0-1 CS 1B	1-1 PB 2B		4 0 2 0 0 0 0																
Trot Nixon, L (1, 9) OBP: 0.308, SLG: 0.362			1-1 F7		2-0 F7		1-0 CS 1-2	1-1 G6-3	1-0 G1-3	4 0 0 0 0 0 1																
Inning Stats	R: 0 E: 0 K: 0 S: 14	H: 2 LOB: 2 BB: 0 P: 23	R: 0 E: 0 K: 0 S: 7	H: 0 LOB: 0 BB: 0 P: 9	R: 0 E: 0 K: 0 S: 6	H: 1 LOB: 1 BB: 0 P: 12	R: 0 E: 0 K: 0 S: 6	H: 0 LOB: 0 BB: 0 P: 10	R: 1 E: 0 K: 1 S: 7	H: 1 LOB: 0 BB: 0 P: 11		R: 0 E: 0 K: 1 S: 9	H: 0 LOB: 0 BB: 0 P: 13	R: 1 E: 0 K: 1 S: 8	H: 2 LOB: 0 BB: 0 P: 13	R: 1 E: 0 K: 1 S: 10	H: 2 LOB: 2 BB: 1 P: 21	R: 0 E: 0 K: 2 S: 9	H: 1 LOB: 1 BB: 0 P: 12	1B: 4 2B: 3 3B: 0 HR: 2	SF: 0 SAC: 0 DP: 0 HBP: 0	WP: 0 PB: 1 SB: 0 CS: 1	PA: 37			
PITCHER	IP WLS BF H R ER SO BB IBB HBP BLK WP HR S P ERA WHIP																									
Sidney Ponson, R (1, 1) ERA: 3.68	7.1	29	8	3	3	3	0	0	0	0	0	2	62	100	3.68	1.091										
Arthur Rhodes, L (8, 1) ERA: 5.16	0.2	W	3	0	0	0	1	0	1	0	0	0	5	12	0.00	0.000										
Mike Timlin, R (9, 1) ERA: 4.97	1.0	S	4	1	0	0	2	0	0	0	0	0	9	12	0.00	1.000										

livebaseballscorecards.com

AB	35
R	3
H	9
RBI	3
BB	1
SO	6
LOB	8



Batter	1	2	3	4	5	6	7	8	9
Brady Anderson, L (1, 8) OBP: 0.420, SLG: 0.498	4-1 FC4-6 BB		3-1 FC4-6 1-2f		4-2 S BB			1-1 SF9 1B 1-2 HR 1B	
Mike Bordick, R (1, 6) OBP: 0.329, SLG: 0.395	2-2 F7 SAFE		1-1 P4		1-1 G5-3			0-2 HR 1B 1-2 2-3	
B.J. Surhoff, L (1, 7) OBP: 0.362, SLG: 0.565	2-1 FC4-6 1-2f		3-2 L3			1-2 L7		3-2 SF9 2-3 3-H 1-2	
Albert Belle, R (1, 9) OBP: 0.397, SLG: 0.461	1-0 2-4 1-2	2-0 L9		2-3 H		4-1 G3-6-3 BB		1-1 HR 1-H 3-H	
Harold Baines, L (1, 10)		4-1 BB 2B BB		4-2 FC3-6 BB		3-0 G3-6-3 1-2f		1-1 L3	
Will Clark, L (1, 3) OBP: 0.372, SLG: 0.508		4-2 2B F7-5-6 BB		1-0 FC3-6 1-2f			3-1 L1-4 S 1B	1-1 F8	
Cal Ripken Jr., R (1, 5) OBP: 0.351, SLG: 0.570		0-0 1-3 2-H 2B		2-2 G1-3			2-2 P4		
Jerry Hairston, R (1, 4) Jeff Conine, R (7, PH) Jeff Reboulet, R (8, 4) OBP: 0.350, SLG: 0.460 OBP: 0.336, SLG: 0.244		2-1 F7-5-6 3-H		0-1 G3			0-0 L1-4 2-3		
Charles Johnson, R (1, 2) OBP: 0.355, SLG: 0.495			0-0 FC4-6 1B		3-1 P4			2-0 1B SF9 1B	

Inning Stats	R: 0 E: 0 K: 0 S: 6	H: 0 LOB: 1 BB: 1 P: 15	R: 1 E: 0 K: 0 S: 8	H: 1 LOB: 1 BB: 2 P: 20	R: 0 E: 0 K: 0 S: 8	H: 1 LOB: 1 BB: 0 P: 15	R: 0 E: 0 K: 1 S: 13	H: 0 LOB: 1 BB: 1 P: 22	R: 0 E: 0 K: 0 S: 8	H: 0 LOB: 1 BB: 1 P: 16	R: 0 E: 0 K: 0 S: 5	H: 0 LOB: 0 BB: 1 P: 13	R: 0 E: 0 K: 0 S: 6	H: 1 LOB: 0 BB: 0 P: 11	R: 4 E: 0 K: 0 S: 17	H: 4 LOB: 0 BB: 0 P: 26
--------------	------------------------------	----------------------------------	------------------------------	----------------------------------	------------------------------	----------------------------------	-------------------------------	----------------------------------	------------------------------	----------------------------------	------------------------------	----------------------------------	------------------------------	----------------------------------	-------------------------------	----------------------------------

PITCHER	IP	WLS	BF	H	R	ER	SO	BB	IBB	HBP	BLK	WP	HR	S	P	ERA	WHIP
Pat Rapp, R (1, 1) ERA: 5.26	6.1		26	3	1	1	1	6	0	0	0	0	0	53	111	1.42	1.421
Kirk Bullinger, R (7, 1) ERA: 4.5	0.2	H	2	1	1	1	0	0	0	0	0	0	0	2	4	13.50	1.500
Mark Guthrie, L (8, 1) ERA: 6.48	0.1	L	3	2	0	0	0	0	0	0	0	0	0	9	13	0.00	6.000
John Wasdin, R (8, 1) ERA: 3.45	0.2	B	3	1	3	3	0	0	0	0	0	0	1	7	10	40.50	1.500

AB R H RBI BB SO LOB

2	1	1	0	2	0	1
4	1	1	0	0	0	3
3	0	0	1	0	0	2
3	1	1	3	1	1	0
2	1	0	0	2	0	1
3	0	1	0	1	0	1
3	0	1	1	0	0	2
2	0	0	0	0	0	2
1	0	0	0	0	0	1
0	0	0	0	0	0	0
3	1	2	0	0	0	0

1B: 5	SF: 1	WP: 0	PA: 33
2B: 3	SAC: 0	PB: 0	
3B: 0	DP: 3	SB: 3	
HR: 1	HBP: 0	CS: 0	
WP: 0	PA: 33	ERA	WHIP

Boston Red Sox @ Baltimore Orioles
Oriole Park at Camden Yards, Baltimore, MD
 Tue Jun 22 1999, 7:35 PM EDT
 Att: 43,329 - Unknown - 84 F

livebaseballscores.com

AB	26
R	5
H	7
RBI	5
BB	6
SO	1
LOB	13



Batter	1	2	3	4	5	6	7	8	9	AB	R	H	RBI	BB	SO	LOB	TOP			
Darren Lewis, R OBP: 0.335, SLG: 0.325 (1, 8)	3-2 3B		3-3 K			2-1 HR HBP		2-0 FC6 1-2f		1-2 P4							4 1 1 0 0 1 4			
John Valentin, R OBP: 0.308, SLG: 0.401 (1, 5)	2-3 K		0-3 K			2-1 HR 1-H		1-1 F8		1-3 K							5 1 1 2 0 3 1			
18 Reggie Jefferson, S OBP: 0.336, SLG: 0.447 (1, 10)	2-3 K		3-3 K			2-1 G3		4-2 G3-1 1B BB		0-0 HR							4 1 1 1 1 2 1			
Nomar Garciaparra, R OBP: 0.406, SLG: 0.612 Jose Offerman, S OBP: 0.393, SLG: 0.441 (1, 6) (9, 4)	1-1 BB HBP					2-1 G1-3		0-0 F9		2-0 G3-1 1B		2-2 1B 3B					4 1 2 0 0 0 0 0 0 0 0 0 0 0			
Mike Stanley, R OBP: 0.388, SLG: 0.441 (1, 3)	4-2 1-2 BB					4-2 G6-3 1B BB		0-1 FC6-4 1B		2-1 G3-1		1-0 HBP 1B FC6-4 1B						3 1 2 1 2 0 2		
Damon Buford, R OBP: 0.319, SLG: 0.397 (1, 7)	2-3 K					1-2 G6-3 1B		3-3 K		0-1 G5-3		1-0 FC6-4 HBP 1B						5 0 2 0 0 2 6		
Jason Varitek, S OBP: 0.292, SLG: 0.441 (1, 2)						1-0 G6-3		1-1 FC6-4 BB 1-2f				4-1 SH3-4 BB		3-1 FC6-4 HBP				3 0 0 0 1 0 3		
Lou Merloni, R OBP: 0.370, SLG: 0.462 (1, 4) (9, 6)						1-0 P2		4-0 BB 1-2 BB				1-0 SH3-4		1-1 FC6-4				3 0 0 1 1 0 4		
Trot Nixon, L OBP: 0.305, SLG: 0.353 (1, 9)						1-3 K		0-3 K		4-0 FC6 1-2 2-3 BB		1-3 K		0-0 G6-3				4 0 0 0 1 3 3		
Inning Stats	R: 0 E: 0 K: 3 S: 17	H: 1 LOB: 3 BB: 1 P: 31	R: 0 E: 0 K: 1 S: 8	H: 0 LOB: 0 BB: 0 P: 10	R: 0 E: 0 K: 3 S: 9	H: 0 LOB: 0 BB: 0 P: 15	R: 0 E: 0 K: 0 S: 10	H: 1 LOB: 2 BB: 1 P: 19	R: 2 E: 0 K: 1 S: 9	H: 1 LOB: 0 BB: 0 P: 15	R: 0 E: 0 K: 1 S: 10	H: 1 LOB: 3 BB: 2 P: 24	R: 0 E: 0 K: 1 S: 8	H: 0 LOB: 1 BB: 1 P: 15	R: 3 E: 0 K: 1 S: 14	H: 4 LOB: 2 BB: 0 P: 23	1B: 5 2B: 0 3B: 2 HR: 2	SF: 0 SAC: 1 DP: 0 HBP: 3	WP: 0 PA: 45 PB: 0 SB: 0 CS: 0	
PITCHER	IP WLS BF H R ER SO BB IBB HBP BLK WP HR S P ERA WHIP																		PITCHER	IP WLS BF H R ER SO BB IBB HBP BLK WP HR S P ERA WHIP
Juan Guzman, R ERA: 4.64 (1, 1)	5.2 L 27 4 2 2 9 4 0 2 0 0 1 62 111 3.18 1.412																			
Scott Kamieniecki, R ERA: 10.38 (6, 1)	1.2 8 1 0 0 0 2 0 0 0 0 0 0 12 28 0.00 1.800																			
Jesse Orosco, L ERA: 7.02 (8, 1)	0.1 1 0 0 0 1 0 0 0 0 0 0 0 3 4 0.00 0.000																			
Ricky Bones, R ERA: 4.68 (8, 1)	1.0 8 4 3 3 1 0 0 1 0 0 1 16 26 27.00 4.000																			
Doug Johns, L ERA: 5.31 (9, 1)	0.1 1 0 0 0 0 0 0 0 0 0 0 0 1 1 0.00 0.000																			

Boston Red Sox @ Baltimore Orioles
Oriole Park at Camden Yards, Baltimore, MD

Wed Jun 23 1999, 7:35 PM EDT
Att. 45,086 - Cloudy - 87 F

AB	35
R	5
H	9
RBI	5
BB	6
SO	11
LOB	24



Batter	1	2	3	4	5	6	7	8	9	AB	R	H	RBI	BB	SO	LOB
Brady Anderson, L (1, 8) OBP: 0.418, SLG: 0.494	3-1 F8		0-2 E4		1-0 1B		1-1 G3			4	0	1	0	0	0	1
Mike Bordick, R (1, 6) OBP: 0.328, SLG: 0.393	1-1 1B		3-2 F7		2-3 K		3-3 K			4	0	1	0	0	2	4
B.J. Surhoff, L (1, 7) OBP: 0.364, SLG: 0.568	1-0 G3-6-3 1B		0-0 F8			2-2 2B		3-2 F7		4	0	2	0	0	0	1
Albert Belle, R (1, 9) OBP: 0.392, SLG: 0.453	0-0 G3-6-3			0-1 G5-3		0-0 F9		1-0 G6-3		4	0	0	0	0	0	3
Will Clark, L (1, 3) OBP: 0.375, SLG: 0.511		0-2 G4-3 2B		1-2 F9		4-2 BB		2-2 G1-3		3	0	1	0	1	0	0
Jeff Conine, R (1, 10) OBP: 0.343, SLG: 0.450		3-1 G1-3		0-2 L9		0-1 P6			2-3 K	4	0	0	0	0	1	3
Cal Ripken Jr., R (1, 5) OBP: 0.349, SLG: 0.562		0-0 G4-3			2-2 SH5-3 1B		1-1 G6-3		0-1 F7	4	0	1	0	0	0	4
Jeff Reboulet, R (1, 4) OBP: 0.330, SLG: 0.239		2-3 K			1-0 SH5-3		3-2 G4-3		2-2 G4-6-3	2	0	0	0	0	1	1
Harold Baines, L (9, PH) OBP: 0.424, SLG: 0.613					1-2 1B				1-2 1B	1	0	0	0	0	0	1
Charles Johnson, R (1, 2) OBP: 0.360, SLG: 0.497			3-2 G4-3		1-0 1B		0-1 G3 1B			3	0	2	0	0	0	0

Inning Stats	R: 0	H: 2	E: 0	K: 0	S: 6	R: 0	H: 1	E: 0	K: 1	S: 11	R: 0	H: 0	E: 1	K: 0	S: 13	R: 0	H: 0	E: 0	K: 0	S: 9	R: 0	H: 3	E: 0	K: 1	S: 9	R: 0	H: 1	E: 0	K: 0	S: 10	R: 0	H: 1	E: 0	K: 1	S: 11	R: 0	H: 0	E: 0	K: 0	S: 9	R: 0	H: 0	E: 0	K: 1	S: 10	R: 0	H: 0	E: 0	K: 1	S: 10	R: 0	H: 0	E: 0	K: 1	S: 10	R: 0	H: 0	E: 0	K: 1	S: 10	1B: 6	2B: 2	3B: 0	HR: 0	SF: 0	SAC: 1	DP: 2	HBP: 0	WP: 0	PB: 1	SB: 1	CS: 0	PA: 35
--------------	------	------	------	------	------	------	------	------	------	-------	------	------	------	------	-------	------	------	------	------	------	------	------	------	------	------	------	------	------	------	-------	------	------	------	------	-------	------	------	------	------	------	------	------	------	------	-------	------	------	------	------	-------	------	------	------	------	-------	------	------	------	------	-------	-------	-------	-------	-------	-------	--------	-------	--------	-------	-------	-------	-------	--------

PITCHER	IP	WLS	BF	H	R	ER	SO	BB	IBB	HBP	BLK	WP	HR	S	P	ERA	WHIP
Bret Saberhagen, R (1, 1) ERA: 2.36	5.1	W	23	7	0	0	2	1	0	0	0	0	0	54	84	0.00	1.500
Derek Lowe, R (6, 1) ERA: 3.66	2.2	H	9	1	0	0	1	0	0	0	0	0	0	24	38	0.00	0.375
49 Tim Wakefield, R (9, 1) ERA: 4.96	1.0		3	0	0	0	1	0	0	0	0	0	0	10	14	0.00	0.000

BOTTOM

Boston Red Sox @ Baltimore Orioles
 Oriole Park at Camden Yards, Baltimore, MD

Wed Jun 23 1999, 7:35 PM EDT
 Att: 45,086 - Cloudy - 87 F

livebaseballscorecards.com

AB	33
R	0
H	8
RBI	0
BB	1
SO	4
LOB	18



Batter	1	2	3	4	5	6	7	8	9	AB R H RBI BB SO LOB	TOP											
Jose Offerman, S (1, 4) OBP: 0.378, SLG: 0.435	1-3 ① K		2-3 ② K		0-3 ③ K			1-1 ② G5-3		4 0 0 0 0 3 2												
John Valentin, R (1, 5) OBP: 0.304, SLG: 0.395	0-3 ② K		1-1 ③ L9		0-0 ① L7			2-1 ③ G5-3		4 0 0 0 0 1 1												
Brian Daubach, L (1, 10) OBP: 0.359, SLG: 0.589	0-3 ③ K			0-0 ① F8					0-0 ① 1B	4 0 1 0 0 2 0												
Mike Stanley, R (1, 3) OBP: 0.386, SLG: 0.437		0-0 ① L7		0-1 ② G2-3					2-1 FC1-6 1B	4 0 1 0 0 1 0												
Troy O'Leary, L (1, 7) OBP: 0.356, SLG: 0.534		0-0 HR		0-0 ③ F7					0-1 ② FC1-6	4 1 1 1 0 0 1												
Creighton Gubanich, R (1, 2) OBP: 0.308, SLG: 0.348		1-2 ② K			1-2 ① G5-3				3-3 ③ K	3 0 0 0 0 2 0												
Jason Varitek, S (8, 2) OBP: 0.291, SLG: 0.439									1-2f	1 0 0 0 0 1 1												
Damon Buford, R (1, 8) OBP: 0.319, SLG: 0.396		2-2 ③ G6-3			2-1 ② F8					3 0 1 0 0 0 0												
Lou Merloni, R (1, 6) OBP: 0.367, SLG: 0.448			2-0 ① P9		1-2 3B 1B					3 1 1 0 0 0 1												
Darren Lewis, R (1, 9) OBP: 0.339, SLG: 0.345			3-2 2B		2-1 3B				1-1 ① G5-3	3 0 2 1 0 0 0												
Inning Stats	R: 0 E: 0 K: 3 S: 10	H: 0 LOB: 0 BB: 0 P: 11	R: 1 E: 0 K: 1 S: 8	H: 1 LOB: 0 BB: 0 P: 11	R: 0 E: 0 K: 1 S: 9	H: 1 LOB: 1 BB: 0 P: 17	R: 0 E: 0 K: 0 S: 4	H: 0 LOB: 0 BB: 0 P: 4	R: 1 E: 0 K: 1 S: 13	H: 2 LOB: 1 BB: 0 P: 19	R: 0 E: 0 K: 2 S: 10	H: 0 LOB: 0 BB: 0 P: 14	R: 0 E: 0 K: 1 S: 11	H: 1 LOB: 1 BB: 0 P: 18	R: 0 E: 0 K: 0 S: 6	H: 0 LOB: 0 BB: 0 P: 10	R: 0 E: 0 K: 1 S: 8	H: 2 LOB: 1 BB: 0 P: 13	1B: 4 2B: 1 3B: 1 HR: 1	SF: 0 SAC: 0 DP: 0 HBP: 0	WP: 0 PB: 0 SB: 0 CS: 0	PA: 33
PITCHER 35 Mike Mussina, R (1, 1) ERA: 3.51	IP: 9.0 WLS: L BF: 33 H: 7 R: 2 ER: 2 SO: 10 BB: 0 IBB: 0 HBP: 0 BLK: 0 WP: 0 HR: 1 S: 79 P: 117 ERA: 2.00 WHIP: 0.778											PITCHER IP: WLS: BF: H: R: ER: SO: BB: IBB: HBP: BLK: WP: HR: S: P: ERA: WHIP:										

Boston Red Sox @ Baltimore Orioles
Oriole Park at Camden Yards, Baltimore, MD

Thu Jun 24 1999, 7:35 PM EDT
 Att. 47,388 - Cloudy - 78 F

livebaseballscorecards.com

AB	33
R	2
H	7
RBI	2
BB	0
SO	10
LOB	6



Batter	1	2	3	4	5	6	7	8	9	AB R H RBI BB SO LOB
Brady Anderson, L (1, 8) OBP: 0.416, SLG: 0.488	4-0 BB G6-3		2-3 K		1-0 G5-3			2-3 K		3 0 0 0 1 2 0
Mike Bordick, R (1, 6) OBP: 0.330, SLG: 0.394	2-2 SAFE G6-3		0-2 1B		2-3 K			0-0 1B		4 0 2 0 0 1 1
B.J. Surhoff, L (1, 7) OBP: 0.363, SLG: 0.563	2-2 SAFE G4-3		0-0 SAFE F7			1-2 FC4-6		1-1 SAFE F9		4 0 1 0 0 0 2
Albert Belle, R (1, 9) OBP: 0.394, SLG: 0.466		1-1 HR	2-1 1B			1-2 FC4-6		2-2 G1-3		4 1 2 1 0 0 2
Harold Baines, L (1, 10) OBP: 0.426, SLG: 0.608		4-1 BB	0-0 F8			0-0 G4-6-3		0-2 G4-3		3 0 1 0 1 0 2
Will Clark, L (1, 3) OBP: 0.372, SLG: 0.504		1-2 1B		2-0 G3		0-0 G4-6-3		1-0 L9		4 0 1 0 0 0 2
Cal Ripken Jr., R (1, 5) OBP: 0.341, SLG: 0.549		2-2 F8		0-2 G6-3			1-0 F8	0-2 G5-3		4 0 0 0 0 0 2
Jeff Reboulet, R (1, 4) OBP: 0.321, SLG: 0.232		3-2 L9		0-2 G1-3			1-1 G6-3			3 0 0 0 0 0 2
Charles Johnson, R (1, 2) OBP: 0.355, SLG: 0.489		0-3 K			1-1 G4-3		1-3 K			3 0 0 0 0 2 2

Inning Stats	R: 0 E: 0 K: 0 S: 6	H: 0 LOB: 0 BB: 1 P: 14	R: 1 E: 0 K: 1 S: 17	H: 2 LOB: 2 BB: 1 P: 28	R: 0 E: 0 K: 1 S: 12	H: 2 LOB: 2 BB: 0 P: 16	R: 0 E: 0 K: 0 S: 7	H: 0 LOB: 0 BB: 0 P: 9	R: 0 E: 0 K: 1 S: 6	H: 2 LOB: 1 BB: 0 P: 11	R: 0 E: 0 K: 1 S: 6	H: 0 LOB: 0 BB: 0 P: 9	R: 0 E: 0 K: 1 S: 10	H: 1 LOB: 1 BB: 0 P: 15	R: 0 E: 0 K: 0 S: 8	H: 0 LOB: 0 BB: 0 P: 9	1B: 6 2B: 0 3B: 0 HR: 1	SF: 0 SAC: 0 DP: 2 HBP: 0	WP: 0 PB: 0 SB: 0 CS: 0	PA: 34
--------------	------------------------------	----------------------------------	-------------------------------	----------------------------------	-------------------------------	----------------------------------	------------------------------	---------------------------------	------------------------------	----------------------------------	------------------------------	---------------------------------	-------------------------------	----------------------------------	------------------------------	---------------------------------	----------------------------------	------------------------------------	----------------------------------	--------

PITCHER	IP	WLS	BF	H	R	ER	SO	BB	IBB	HBP	BLK	WP	HR	S	P	ERA	WHIP
Mark Portugal, R (1, 1) ERA: 5.17	7.0	W	27	6	1	1	4	2	0	0	0	0	1	63	97	1.29	1.143
Rheal Cormier, L (8, 1) ERA: 4.7	0.2	H	3	1	0	0	1	0	0	0	0	0	0	7	10	0.00	1.500
49 Tim Wakefield, R (8, 1) ERA: 4.86	1.1	S	4	0	0	0	0	0	0	0	0	0	0	11	14	0.00	0.000

BOTTOM

Boston Red Sox @ Baltimore Orioles
 Oriole Park at Camden Yards, Baltimore, MD

Thu Jun 24 1999, 7:35 PM EDT
 Att: 47,388 - Cloudy - 78 F

livebaseballscorecards.com

AB	32
R	1
H	7
RBI	1
BB	2
SO	5
LOB	15



Batter	1	2	3	4	5	6	7	8	9	AB R H RBI BB SO LOB	TOP									
Ray Durham, S (1, 4) OBP: 0.382, SLG: 0.495	1-0 E3 L5-3		0-0 G1-6-3 1-2f		0-2 G4-3			2-3 K		4 0 0 0 0 1 1										
Mike Caruso, S (1, 6) OBP: 0.290, SLG: 0.320	1-1 L5-3		0-0 1B		3-2 G5-3			0-0 G4-3		4 0 1 0 0 0 1										
Frank Thomas, R (1, 3) OBP: 0.435, SLG: 0.527	2-0 E5 1B		2-1 G5-3			0-0 F9		2-0 2B		4 0 2 0 0 0 1										
Magglio Ordonez, R (1, 9) OBP: 0.381, SLG: 0.549	4-0 BB			1-2 HR		1-2 CS 1B 1B		1-3 K		3 1 2 1 1 1 1										
Carlos Lee, R (1, 7) OBP: 0.339, SLG: 0.434	0-2 F7			2-2 F8		0-0 F8			1-3 K2-3	4 0 0 0 0 1 3										
Chris Singleton, L (1, 8) OBP: 0.326, SLG: 0.491		0-1 P6		2-1 P9		3-1 1B			4-1 14 1B BB	3 0 1 0 1 0 0										
Greg Norton, S (1, 5) OBP: 0.369, SLG: 0.427		1-0 G3		4-1 BB		3-2 CS	0-3 K		1-3 K	3 0 0 0 1 2 1										
Jeff Liefer, L (1, 10) OBP: 0.272, SLG: 0.279 14 Paul Konerko, R (7, PH) OBP: 0.302, SLG: 0.442		2-1 L5		0-3 K			0-2 G6-3		1-0 1B	2 0 0 0 0 1 1 2 0 1 0 0 0 0										
Brook Fordyce, R (1, 2) OBP: 0.370, SLG: 0.497			3-0 G1-6-3 HBP		2-2 L7		2-3 K		1-1 G5-3	3 0 0 0 0 1 2										
Inning Stats	R: 0 E: 2 K: 0 S: 8	H: 1 LOB: 2 BB: 1 P: 16	R: 0 E: 0 K: 0 S: 5	H: 0 LOB: 0 BB: 0 P: 8	R: 0 E: 0 K: 0 S: 4	H: 1 LOB: 1 BB: 0 P: 9	R: 1 E: 0 K: 1 S: 12	H: 1 LOB: 1 BB: 1 P: 21	R: 0 E: 0 K: 0 S: 11	H: 0 LOB: 0 BB: 0 P: 16	R: 0 E: 0 K: 2 S: 10	H: 0 LOB: 0 BB: 0 P: 12	R: 0 E: 0 K: 2 S: 8	H: 1 LOB: 1 BB: 0 P: 13	R: 0 E: 0 K: 2 S: 11	H: 1 LOB: 2 BB: 1 P: 19	1B: 5 2B: 2 3B: 0 HR: 1	SF: 0 SAC: 0 DP: 2 HBP: 1	WP: 0 PB: 0 SB: 0 CS: 1	PA: 37
PITCHER	IP WLS BF H R ER SO BB IBB HBP BLK WP HR S P ERA WHIP																			
Jin Ho Cho, R (1, 1) ERA: 3.5	6.0 W 24 5 1 1 1 2 0 1 0 0 0 1 49 86 1.50 1.167																			
Mark Guthrie, L (7, 1) ERA: 5.79	3.0 S 12 2 0 0 6 1 0 0 0 0 0 0 29 44 0.00 1.000																			

Chicago White Sox @ Boston Red Sox
Fenway Park, Boston, MA
Fri Jun 25 1999, 7:05 PM EDT
Att. 31,097 - Cloudy - 79 F

livebaseballscorecards.com

AB	32
R	1
H	7
RBI	1
BB	3
SO	7
LOB	11



Batter	1	2	3	4	5	6	7	8	9	AB	R	H	RBI	BB	SO	LOB
Jose Offerman, S OBP: 0.372, SLG: 0.427 (1, 4)	L7	G3-1		G5-3	E6			K		5	0	0	0	0	1	4
John Valentin, R OBP: 0.306, SLG: 0.395 Creighton Gubanich, R OBP: 0.300, SLG: 0.370 (1, 5) (3, 5)	BB HBP		P4	G5-3	2B			K		0	0	0	0	0	0	0
Brian Daubach, L OBP: 0.361, SLG: 0.603 (1, 3)	K		1B 3B	HR				K		5	2	2	2	0	2	1
Mike Stanley, R OBP: 0.396, SLG: 0.450 (1, 10)	BB		1B 3B	2B				G3-6 1B		3	1	3	0	1	0	0
Troy O'Leary, L OBP: 0.356, SLG: 0.541 (1, 7)	L3		2B 3B	1B				G3-6		4	1	2	2	0	0	3
Lou Merloni, R OBP: 0.324, SLG: 0.394 (1, 6)		L5	P6	G5-3				G4-3		4	0	0	0	0	0	3
Jason Varitek, S OBP: 0.299, SLG: 0.455 (1, 2)		G4-3	2B		E S 2B 1B			G4-3 2B		4	1	3	1	0	0	0
Darren Lewis, R OBP: 0.336, SLG: 0.340 (1, 8)		1B BB	G6-3		F8			G4-3		3	0	0	0	1	0	3
Trot Nixon, L OBP: 0.309, SLG: 0.357 (1, 9)		1B		HR 1B	F7			L3		4	1	2	0	0	0	2

Inning Stats	R: 0	H: 0	E: 0	K: 12	S: 12	R: 0	H: 1	E: 0	K: 9	S: 9	R: 3	H: 4	E: 0	K: 0	S: 11	R: 2	H: 4	E: 0	K: 0	S: 16	R: 1	H: 2	E: 1	K: 0	S: 8	R: 0	H: 1	E: 0	K: 0	S: 5	R: 0	H: 1	E: 0	K: 0	S: 8	R: 0	H: 0	E: 0	K: 3	S: 13	R: 0	H: 0	E: 0	K: 1	S: 19
	LOB: 2	BB: 1	P: 20			LOB: 2	BB: 1	P: 17			LOB: 2	BB: 0	P: 20			LOB: 2	BB: 0	P: 14			LOB: 0	BB: 0	P: 7			LOB: 1	BB: 0	P: 13			LOB: 0	BB: 0	P: 19			LOB: 0	BB: 0	P: 19			SF: 0	SAC: 0	DP: 1	HBP: 1	


PITCHER	IP	WLS	BF	H	R	ER	SO	BB	IBB	HBP	BLK	WP	HR	S	P	ERA	WHIP
John Snyder, R ERA: 5.14 (1, 1)	3.2	L	22	8	5	5	1	2	0	0	0	0	1	44	76	12.27	2.727
Bryan Ward, L ERA: 5.46 (4, 1)	2.1		10	4	1	0	0	0	0	0	0	0	0	17	28	0.00	1.714
Sean Lowe, R ERA: 2.95 (7, 1)	1.0		4	1	0	0	0	0	0	0	0	0	0	8	13	0.00	1.000
41 Bill Simas, R ERA: 5.04 (8, 1)	1.0		3	0	0	0	3	0	0	0	0	0	0	13	19	0.00	0.000

BOTTOM

Chicago White Sox @ Boston Red Sox
Fenway Park, Boston, MA
 Fri Jun 25 1999, 7:05 PM EDT
 Att: 31,097 - Cloudy - 79 F

livebaseballscorecards.com

AB	36
R	6
H	13
RBI	6
BB	2
SO	4
LOB	17



WP: 0	PA: 39
PB: 0	
SB: 1	
CS: 0	

Batter	1	2	3	4	5	6	7	8	9	AB R H RBI BB SO LOB
Ray Durham, S (1, 4) OBP: 0.383, SLG: 0.497 55 Liu Rodriguez, S (2, 4)	1-1 CS 1B		1-0 F7			0-0 G4-3		0-0 G3		1 0 1 0 0 0 0 3 0 0 0 0 0 1
Mike Caruso, S (1, 6) OBP: 0.286, SLG: 0.315	1-3 K 1-2		1-2 G4-3			1-1 P6		0-0 G6-3		4 0 0 0 0 1 2
Frank Thomas, R (1, 3) OBP: 0.432, SLG: 0.523 Craig Wilson, R (5, 3) OBP: 0.310, SLG: 0.200	1-3 K					2-2 G4-3		1-3 K		2 0 0 0 0 2 0 2 0 0 0 0 1 0
Magglio Ordonez, R (1, 9) OBP: 0.382, SLG: 0.549 Jeff Liefer, L (4, 9) OBP: 0.266, SLG: 0.273		0-0 G5-3				0-0 1B		1-2 G3-1		2 0 1 0 0 0 0 2 0 0 0 0 1 0
Carlos Lee, R (1, 7) OBP: 0.333, SLG: 0.426		0-1 G6-3				1-2 P4		1-2 F8		3 0 0 0 0 0 1
Chris Singleton, L (1, 8) OBP: 0.332, SLG: 0.508		0-1 HR				0-0 P6		4-1 BB		2 1 1 1 1 0 1
Greg Norton, S (1, 5) OBP: 0.365, SLG: 0.421		0-0 F9				3-3 K		0-2 G4-3		3 0 0 0 0 1 1
14 Paul Konerko, R (1, 10) OBP: 0.298, SLG: 0.436			2-2 G6-3			2-2 G5-3		2-2 P6		3 0 0 0 0 0 0
Brook Fordyce, R (1, 2) OBP: 0.370, SLG: 0.490			4-1 BB			1-2 G5-3		1-2 G5-3		2 0 0 0 1 0 0

TOP	
Chicago White Sox @ Boston Red Sox Fenway Park, Boston, MA Sat Jun 26 1999, 4:05 PM EDT Att. 32,758 - Sunny - 90 F	
AB 29 R 1 H 3 RBI 1 BB 2 SO 6 LOB 6	
WP: 0 PA: 31 PB: 0 SB: 0 CS: 1	

Inning Stats	R: 0	H: 1	R: 1	H: 1	R: 0	H: 0	R: 0	H: 0	R: 0	H: 0	R: 0	H: 0	R: 0	H: 0	R: 0	H: 0	R: 0	H: 0	R: 0	H: 0	1B: 2	SF: 0	WP: 0	PA: 31
E: 0	LOB: 0	E: 0	LOB: 0	E: 0	LOB: 1	E: 0	LOB: 0	E: 0	LOB: 0	E: 0	LOB: 0	E: 0	LOB: 0	E: 0	LOB: 0	E: 0	LOB: 0	E: 0	LOB: 0	E: 0	LOB: 0	2B: 1	SAC: 0	PB: 0
K: 2	BB: 0	K: 0	BB: 0	K: 0	BB: 1	K: 1	BB: 0	K: 1	BB: 0	K: 1	BB: 1	K: 1	BB: 1	K: 1	BB: 0	K: 1	BB: 0	K: 1	BB: 0	K: 1	BB: 0	3B: 0	DP: 1	SB: 0
S: 8	P: 11	S: 6	P: 6	S: 8	P: 16	S: 8	P: 10	S: 10	P: 16	S: 6	P: 9	S: 10	P: 16	S: 7	P: 10	S: 10	P: 12	S: 10	P: 12	S: 10	P: 12	HR: 1	HBP: 0	CS: 1

PITCHER	IP	WLS	BF	H	R	ER	SO	BB	IBB	HBP	BLK	WP	HR	S	P	ERA	WHIP
Pedro Martinez, R (1, 1) ERA: 2.08	5.0	W	18	3	1	1	4	1	0	0	0	0	1	40	59	1.80	0.800
John Wasdin, R (6, 1) ERA: 3.06	4.0	S	13	0	0	0	2	1	0	0	0	0	0	33	47	0.00	0.250

PITCHER	IP	WLS	BF	H	R	ER	SO	BB	IBB	HBP	BLK	WP	HR	S	P	ERA	WHIP



Batter	1	2	3	4	5	6	7	8	9
Jose Offerman, S <small>OBP: 0.375, SLG: 0.430</small> (1, 4)									
Lou Merloni, R <small>OBP: 0.359, SLG: 0.432</small> (1, 5)									
Brian Daubach, L <small>OBP: 0.366, SLG: 0.624</small> 18 Reggie Jefferson, S <small>OBP: 0.330, SLG: 0.438</small> (1, 10) (4, PH)									
Nomar Garciaparra, R <small>OBP: 0.406, SLG: 0.631</small> (1, 6)									
Troy O'Leary, L <small>OBP: 0.355, SLG: 0.535</small> (1, 7)									
Mike Stanley, R <small>OBP: 0.396, SLG: 0.467</small> (1, 3)									
Jason Varitek, S <small>OBP: 0.305, SLG: 0.481</small> (1, 2)									
Darren Lewis, R <small>OBP: 0.331, SLG: 0.332</small> (1, 8)									
Trot Nixon, L <small>OBP: 0.318, SLG: 0.360</small> (1, 9)									

AB	R	H	RBI	BB	SO	LOB
3	2	1	0	2	1	2
4	3	2	3	0	1	3
3	2	2	4	0	0	2
2	0	0	0	0	1	2
5	2	2	5	0	1	0
5	1	1	0	0	0	0
5	2	2	1	0	1	0
5	3	3	3	0	1	0
5	0	0	0	0	0	2
1	2	1	1	2	0	0

BOTTOM	
Chicago White Sox @ Boston Red Sox Fenway Park, Boston, MA Sat Jun 26 1999, 4:05 PM EDT Att. 32,758 - Sunny - 90 F	AB 38 R 17 H 14 RBI 17 BB 4 SO 6 LOB 11
	WP: 0 PA: 44 PB: 1 SB: 0 CS: 0

Inning Stats		R	H	E	K	S	IP	WLS	BF	H	R	ER	SO	BB	IBB	HBP	BLK	WP	HR	S	P	ERA	WHIP
James Baldwin, R <small>ERA: 6.31</small> (1, 1)	0.2	0	0	0	1	1	0.2	0	9	6	7	7	1	1	0	0	0	0	1	16	31	94.50	10.500
Scott Eyre, L <small>ERA: 15.88</small> (1, 1)	3.1	1	7	9	4	2	3.1	0	21	7	9	9	4	2	0	1	0	0	4	53	92	24.30	2.700
Sean Lowe, R <small>ERA: 2.89</small> (5, 1)	4.0	0	1	1	1	1	4.0	0	14	1	1	1	1	1	0	0	0	0	0	35	59	2.25	0.500

PITCHER		IP	WLS	BF	H	R	ER	SO	BB	IBB	HBP	BLK	WP	HR	S	P	ERA	WHIP
James Baldwin, R <small>ERA: 6.31</small> (1, 1)	0.2	0	9	6	7	7	1	1	1	0	0	0	0	1	16	31	94.50	10.500
Scott Eyre, L <small>ERA: 15.88</small> (1, 1)	3.1	0	21	7	9	9	4	4	2	0	1	0	0	4	53	92	24.30	2.700
Sean Lowe, R <small>ERA: 2.89</small> (5, 1)	4.0	0	14	1	1	1	1	1	1	0	0	0	0	0	35	59	2.25	0.500

Batter	1	2	3	4	5	6	7	8	9	AB R H RBI BB SO LOB	TOP															
Chris Singleton, L OBP: 0.323, SLG: 0.495 (1, 8)	1-2 F8		1-2 G4-3		3-2 G3-1		0-1 L8		2-2 L9	5 0 0 0 0 0 2																
Darrin Jackson, R OBP: 0.297, SLG: 0.427 (1, 7)	2-1 G4-3		2-0 G6-3		2-2 L5			0-3 K	4-0 FC6-4 BB	4 0 0 0 1 1 1																
Frank Thomas, R OBP: 0.431, SLG: 0.532 (1, 3)	0-0 FC6-4 1B			2-2 HR	0-0 F9			1-1 G6-3	2-0 FC6-4 1-2f	5 1 2 1 0 0 2																
Magglio Ordonez, R OBP: 0.377, SLG: 0.541 (1, 9)	1-2 FC6-4 1-2f			1-3 K		0-0 G6-3		0-0 P4		4 0 0 0 0 1 1																
Carlos Lee, R OBP: 0.326, SLG: 0.416 (1, 10)		1-3 K		2-1 F8		1-2 G6-3			2-0 E5 2B SF8	4 1 0 0 0 1 0																
Greg Norton, S OBP: 0.371, SLG: 0.442 (1, 5)		0-0 B5-3		2-2 HR		4-1 FC6-4 BB			1-1 SF8 HR 2B	3 2 2 1 1 0 0																
Brook Fordyce, R OBP: 0.367, SLG: 0.494 (1, 2)		0-1 G1-3		0-0 HR 2B		0-1 FC6-4 1-2f			3-2 SF8 2-3 3-H	3 1 1 1 0 0 1																
Craig Wilson, R OBP: 0.323, SLG: 0.333 (1, 6) (7, 4)			1-1 E5 G4-3	2-2 HR 2-H			0-0 G5-3		1-0 HR	4 2 2 4 0 0 0																
55 Liu Rodriguez, S (1, 4)			2-1 F7	2-0 P7			1-0 G4-3		1-0 BB 1B	2 0 0 0 0 0 1 1 0 0 0 0 0 0 1 0 1 0 0 0 0																
Jeff Liefer, L OBP: 0.263, SLG: 0.270 (7, PH)																										
Mike Caruso, S OBP: 0.289, SLG: 0.318 (7, 6)																										
Inning Stats	R: 0 E: 0 K: 0 S: 10	H: 1 LOB: 1 BB: 0 P: 14	R: 0 E: 0 K: 1 S: 6	H: 0 LOB: 0 BB: 0 P: 7	R: 0 E: 1 K: 0 S: 8	H: 0 LOB: 1 BB: 0 P: 14	R: 4 E: 0 K: 1 S: 17	H: 4 LOB: 0 BB: 0 P: 28	R: 0 E: 0 K: 0 S: 8	H: 0 LOB: 0 BB: 0 P: 13	R: 0 E: 0 K: 0 S: 7	H: 0 LOB: 1 BB: 1 P: 12	R: 0 E: 0 K: 0 S: 4	H: 0 LOB: 0 BB: 0 P: 5	R: 0 E: 0 K: 1 S: 6	H: 0 LOB: 0 BB: 0 P: 7	R: 3 E: 1 K: 0 S: 20	H: 3 LOB: 2 BB: 1 P: 34	1B: 2 2B: 2 3B: 0 HR: 4	SF: 1 SAC: 0 DP: 0 HBP: 0	WP: 0 PB: 0 SB: 0 CS: 0	PA: 39				
PITCHER	IP	WLS	BF	H	R	ER	SO	BB	IBB	HBP	BLK	WP	HR	S	P	ERA	WHIP								ERA	WHIP
Brian Rose, R ERA: 2.34 (1, 1)	5.0		21	5	4	4	2	0	0	0	0	0	3	49	76	7.20	1.000									
Derek Lowe, R ERA: 3.44 (6, 1)	3.0	H	10	0	0	0	1	1	0	0	0	0	0	17	24	0.00	0.333									
49 Tim Wakefield, R ERA: 5.07 (9, 1)	0.2	L	7	3	3	2	0	1	0	0	0	0	1	19	31	27.00	6.000									
Pat Rapp, R ERA: 5.23 (9, 1)	0.1		1	0	0	0	0	0	0	0	0	0	0	1	3	0.00	0.000									

Chicago White Sox @ Boston Red Sox
Fenway Park, Boston, MA
Sun Jun 27 1999, 1:05 PM EDT
Att. 30,627 - Sunny - 88 F

livebaseballscorecards.com

AB	36
R	7
H	8
RBI	7
BB	2
SO	3
LOB	8



BOTTOM

Chicago White Sox @ Boston Red Sox
Fenway Park, Boston, MA
Sun Jun 27 1999, 1:05 PM EDT
Att. 30,627 - Sunny - 88 F

livebaseballscorecards.com

AB	35
R	6
H	9
RBI	6
BB	5
SO	3
LOB	21



WP:	0	PA:	42
PB:	0	SB:	1
CS:	0		

AB R H RBI BB SO LOB

2	2	0	0	2	1	1
5	1	1	1	0	0	5
5	0	2	3	0	0	3
4	1	1	0	1	0	2
0	0	0	0	0	0	0
5	0	2	2	0	1	1
4	0	0	0	0	0	3
1	0	0	0	0	0	1
2	0	0	0	2	0	1
3	0	1	0	0	1	4
1	1	0	0	0	0	0
3	1	2	0	0	0	0

Batter	1	2	3	4	5	6	7	8	9
Jose Offerman, S (1, 4) OBP: 0.377, SLG: 0.427	4-1 2B BB	4-2 FC5-2 2B BB		0-3 K		1 SAFE 3-1 SH1-3		1-1 G3-1	
Lou Merloni, R (1, 5) OBP: 0.341, SLG: 0.405	0-0 F8	2-0 FC5-2 2B		3-1 F8		1-1 G5-3		1-2 1B	
Nomar Garciaparra, R (1, 6) OBP: 0.406, SLG: 0.631	1-1 F8	3-2 2B			2-0 BB 1B	3-1 G6-3		0-0 F9	
Mike Stanley, R (1, 3) OBP: 0.396, SLG: 0.468	0-0 2B	3-1 P6			1-2 F9		2-1 F8		4-2 BB
Trot Nixon, L (9, PR) OBP: 0.318, SLG: 0.360	1-3 2B								
Troy O'Leary, L (1, 7) OBP: 0.356, SLG: 0.536	1-2 2B		2-1 P6		1-2 BB 1B		2-2 G4-3		2-3 K
Damon Buford, R (1, 8) OBP: 0.312, SLG: 0.386	0-1 F8		1-0 G5-3		0-0 L9		0-0 E5		2-2 G6-4-3
18 Reggie Jefferson, S (9, PH) OBP: 0.328, SLG: 0.434									
Brian Daubach, L (1, 10) OBP: 0.370, SLG: 0.616		0-1 G5-3	4-2 BB		4-0 BB		0-0 F8		
Creighton Gubanich, R (1, 2) OBP: 0.303, SLG: 0.367		1-0 FC5-2 1B	3-2 G4-3		0-3 K		2-1 E5 G3-1 SH3 1B		
Jason Varitek, S (8, PH) OBP: 0.304, SLG: 0.479									
Darren Lewis, R (1, 9) OBP: 0.335, SLG: 0.336		1 SAFE 1-2 E5 FC5-2 2B 1B		1-0 B3		1-1 SH1-3 1B		1-0 SH3	

Inning Stats	R: 2 E: 0 K: 0 S: 13	H: 2 LOB: 1 BB: 1 P: 19	R: 3 E: 1 K: 0 S: 18	H: 3 LOB: 1 BB: 1 P: 32	R: 0 E: 0 K: 0 S: 8	H: 0 LOB: 1 BB: 1 P: 18	R: 0 E: 0 K: 1 S: 6	H: 0 LOB: 0 BB: 0 P: 10	R: 0 E: 0 K: 1 S: 14	H: 2 LOB: 3 BB: 1 P: 22	R: 0 E: 0 K: 0 S: 8	H: 1 LOB: 1 BB: 0 P: 16	R: 0 E: 1 K: 0 S: 7	H: 0 LOB: 1 BB: 0 P: 11	R: 1 E: 1 K: 0 S: 9	H: 1 LOB: 1 BB: 0 P: 14	R: 0 E: 0 K: 1 S: 12	H: 0 LOB: 1 BB: 1 P: 20	1B: 6 2B: 3 3B: 0 HR: 0	SF: 0 SAC: 2 DP: 1 HBP: 0	WP: 0 PB: 0 SB: 1 CS: 0	PA: 42
--------------	-------------------------------	----------------------------------	-------------------------------	----------------------------------	------------------------------	----------------------------------	------------------------------	----------------------------------	-------------------------------	----------------------------------	------------------------------	----------------------------------	------------------------------	----------------------------------	------------------------------	----------------------------------	-------------------------------	----------------------------------	----------------------------------	------------------------------------	----------------------------------	--------

PITCHER	IP	WLS	BF	H	R	ER	SO	BB	IBB	HBP	BLK	WP	HR	S	P	ERA	WHIP
Jim Parque, L (1, 1) ERA: 3.81	6.0		30	8	5	5	2	4	0	0	0	0	0	67	117	7.50	2.000
41 Bill Simas, R (7, 1) ERA: 4.73	2.0	W	9	1	1	0	0	0	0	0	0	0	0	16	25	0.00	0.500
Bob Howry, R (9, 1) ERA: 4.3	1.0	S	3	0	0	0	1	1	0	0	0	0	0	12	20	0.00	1.000

Batter	1	2	3	4	5	6	7	8	9	AB R H RBI BB SO LOB	TOP									
Ray Durham, S (1, 4) OBP: 0.379, SLG: 0.490	1-1 F7		0-3 K		2-1 F7			2-1 F9		4 0 0 0 0 1 2										
Mike Caruso, S (1, 6) OBP: 0.292, SLG: 0.320	1-0 B2-3		0-0 1B		0-0 P6			1-1 FC4-6 1B		4 0 2 0 0 0 1										
Frank Thomas, R (1, 3) OBP: 0.426, SLG: 0.524	0-0 F9		1-1 F7			1-3 K		1-0 FC4-6 1-2f		4 0 0 0 0 1 3										
Magglio Ordonez, R (1, 9) OBP: 0.379, SLG: 0.554		2-2 14 1B 2B		0-0 F9		0-1 G6-3			0-0 HR	4 1 2 1 0 0 0										
Carlos Lee, R (1, 7) OBP: 0.318, SLG: 0.406		2-3 K		1-2 G5-3		1-1 G6-3			2-2 G6-3	4 0 0 0 0 1 1										
Chris Singleton, L (1, 8) OBP: 0.321, SLG: 0.495		0-2 L5		0-0 2B			0-1 G3-1		1-0 P5	4 0 1 0 0 0 1										
14 Paul Konerko, R (1, 10) OBP: 0.297, SLG: 0.432		0-0 2-H 1B		1-1 P3			3-2 F7		0-2 L7	4 0 1 0 0 0 1										
Craig Wilson, R (1, 5) OBP: 0.323, SLG: 0.333			2-1 F9		0-2 1B		1-2 G4-3			3 0 1 0 0 0 0										
Mark Johnson, L (1, 2) OBP: 0.320, SLG: 0.329			1-1 1B 1B		0-1 L7			1-3 K		3 0 1 0 0 1 1										
Inning Stats	R: 0 E: 0 K: 0 S: 4	H: 0 LOB: 0 BB: 0 P: 6	R: 0 E: 0 K: 1 S: 14	H: 2 LOB: 2 BB: 0 P: 18	R: 0 E: 0 K: 1 S: 10	H: 2 LOB: 2 BB: 0 P: 14	R: 0 E: 0 K: 0 S: 8	H: 1 LOB: 1 BB: 0 P: 10	R: 0 E: 0 K: 1 S: 7	H: 0 LOB: 0 BB: 0 P: 9	R: 0 E: 0 K: 0 S: 9	H: 0 LOB: 0 BB: 0 P: 13	R: 0 E: 0 K: 1 S: 8	H: 1 LOB: 1 BB: 0 P: 13	R: 1 E: 0 K: 0 S: 10	H: 1 LOB: 0 BB: 0 P: 13	1B: 5 2B: 2 3B: 0 HR: 1	SF: 0 SAC: 0 DP: 0 HBP: 0	WP: 0 PB: 0 SB: 0 CS: 0	PA: 34
PITCHER	IP WLS BF H R ER SO BB IBB HBP BLK WP HR S P ERA WHIP																			
Bret Saberhagen, R (1, 1) ERA: 2.02	7.0 W 26 6 0 0 3 0 0 0 0 0 0 0 60 80 0.00 0.857																			
Mark Guthrie, L (8, 1) ERA: 5.59	1.0 4 1 0 0 1 0 0 0 0 0 0 0 8 13 0.00 1.000																			
Bob Wolcott, R (9, 1) ERA: 4.5	1.0 4 1 1 1 0 0 0 0 0 0 0 1 10 13 9.00 1.000																			

Chicago White Sox @ Boston Red Sox
 Fenway Park, Boston, MA
 Mon Jun 28 1999, 7:05 PM EDT
 Att. 24,616 - Cloudy - 87 F

livebaseballscorecards.com

AB	34
R	1
H	8
RBI	1
BB	0
SO	4
LOB	10



Batter	1	2	3	4	5	6	7	8	9
Darren Lewis, R OBP: 0.343, SLG: 0.343 (1, 9)	3-2 G4-3	1-2 1B			1-1 L4	2-2 1B 1B	0-1 HR 1B	4-2 1B BB	
Jose Offerman, S OBP: 0.382, SLG: 0.452 (1, 4)	2-1 F9	1-2 G5-3			3-1 HR	2-2 1B 1B	1-0 HR	3-2 1B	
Nomar Garciaparra, R OBP: 0.414, SLG: 0.642 (1, 6)	4-1 FC5-4 BB				0-0 G6-3	2-0 1B 1B	3-2 2B	1-0 1B	
Mike Stanley, R OBP: 0.395, SLG: 0.462 (1, 3)	0-0 FC5-4				4-2 1B BB	3-1 1B 1B	1-1 F9	2-0 F8	
Troy O'Leary, L OBP: 0.360, SLG: 0.537 (1, 7)		1-2 1B			2-2 1B	0-1 FC6-4 1B	0-1 G6-3		
Damon Buford, R OBP: 0.303, SLG: 0.374 (1, 8)		1-1 E5 HBP 1B			1-3 K	1-0 FC6-4		3-3 K	
Lou Merloni, R OBP: 0.367, SLG: 0.413 (1, 5)		1-2 1B HBP			3-1 G4-3	2-0 G5-3	3-2 1B HR 1B	1-0 WP 3B 1B	
Jason Varitek, S OBP: 0.306, SLG: 0.477 (1, 2)		2-1 F8			1-1 G5-3	1-2 G6-3 1B	2-2 HR 1B	3-3 K	
Creighton Gubanich, R OBP: 0.316, SLG: 0.429 (1, 10)		0-0 G5-3 1B			1-3 K	1-1 G6-3	2-3 K	0-1 1B 3B	

Inning Stats	R: 0	H: 0	E: 0	K: 0	S: 7	R: 3	H: 3	E: 1	K: 0	S: 18	R: 0	H: 1	E: 0	K: 2	S: 9	R: 0	H: 0	E: 0	K: 1	S: 7	R: 1	H: 2	E: 0	K: 1	S: 15	R: 3	H: 6	E: 0	K: 0	S: 18	R: 4	H: 5	E: 0	K: 1	S: 22	R: 3	H: 4	E: 0	K: 2	S: 18
	0	0	0	0	7	3	3	1	0	18	0	1	0	2	9	0	2	0	1	7	1	2	0	1	15	4	6	3	0	18	5	1	0	22	3	4	0	2	18	
	0	0	0	0	7	3	3	1	0	18	0	1	0	2	9	0	2	0	1	7	1	2	0	1	15	4	6	3	0	18	5	1	0	22	3	4	0	2	18	

PITCHER	IP	WLS	BF	H	R	ER	SO	BB	IBB	HBP	BLK	WP	HR	S	P	ERA	WHIP
Mike Sirotko, L ERA: 3.32 (1, 1)	5.2	L	30	10	7	6	4	2	0	1	0	0	1	69	116	9.53	2.118
Bryan Ward, L ERA: 6.47 (6, 1)	0.2		8	6	4	4	1	0	0	0	0	0	1	19	31	54.00	9.000
James Baldwin, R ERA: 6.51 (7, 1)	1.2		11	5	3	3	2	1	0	0	0	1	0	26	47	16.20	3.600

AB	R	H	RBI	BB	SO	LOB
5	3	3	2	1	0	0
6	3	4	6	0	0	2
5	0	4	2	1	0	0
5	0	1	0	1	1	5
5	1	3	1	0	0	2
5	1	0	0	0	3	7
4	3	2	0	0	0	0
5	2	2	0	0	1	4
5	1	2	3	0	2	3

WP	HR	S	P	ERA	WHIP
1	1	1	1	6.51	3.600
0	0	0	0	3.32	2.118
0	0	0	0	6.47	9.000
0	0	0	0	6.51	3.600

BOTTOM

Chicago White Sox @ Boston Red Sox
Fenway Park, Boston, MA
 Mon Jun 28 1999, 7:05 PM EDT
 Att. 24,616 - Cloudy - 87 F

AB	45
R	14
H	21
RBI	14
BB	3
SO	7
LOB	23



1B: 16	SF: 0	WP: 1	PA: 49
2B: 2	SAC: 0	PB: 0	
3B: 1	DP: 1	SB: 0	
HR: 2	HBP: 1	CS: 0	

TOP

Tampa Bay Devil Rays @ Boston Red Sox
Fenway Park, Boston, MA

Wed Jun 30 1999, 7:05 PM EDT
Att. 27,961 - Unknown - 74 F

livebaseballscorecards.com

AB	42
R	11
H	14
RBI	10
BB	8
SO	6
LOB	22



WP:	0	PA:	50
PB:	0		
SB:	0		
CS:	1		

AB R H RBI BB SO LOB

6	1	3	1	0	0	1
5	1	1	2	1	1	3
2	1	1	0	4	0	0
6	1	1	1	0	2	6
6	0	1	1	0	1	5
4	2	2	1	1	0	1
0	0	0	0	0	0	0
4	2	3	0	1	0	0
4	2	2	4	1	1	4
5	1	0	0	0	1	2

1B:	9	SF:	0
2B:	2	SAC:	0
3B:	1	DP:	2
HR:	2	HBP:	0

Miguel Cairo, R OBP: 0.361, SLG: 0.406 (1, 4)	3-2 F8	1-2 P4		0-1 CS 1B		2-2 3B 2B		1-1 F7		0-0 G5-3 1B	
Kevin Stocker, S OBP: 0.393, SLG: 0.400 (1, 6)	4-2 FC3-6 1B BB	1-1 G1-3		1-3 SAFE 1-2		0-1 2-H 1B 3B		1-1 G5-3		0-0 1-2 2-H 3-H	
Jose Canseco, R OBP: 0.366, SLG: 0.637 (1, 10)	1-1 FC3-6 1B		0-0 F8		4-2 BB 1B BB	4-1 1B E BB		4-0 BB		4-0 IBB	
Fred McGriff, L OBP: 0.407, SLG: 0.592 (1, 3)	2-2 FC3-6 1-2f 2-3		2-2 G3-1		2-3 K	3-0 E9 1B 1B		1-2 SAFE G6-3		0-3 K	
Herbert Perry, R OBP: 0.376, SLG: 0.432 (1, 7)	0-0 F7		3-2 F9		0-3 K	1-1 G4-6-3 1B		0-1 F7		0-0 P4	
Wade Boggs, L OBP: 0.350, SLG: 0.352 Aaron Ledesma, R OBP: 0.321, SLG: 0.324 (1, 5) (9, 5)		4-1 1B 2B BB		0-0 HR	2-1 1B	3-2 G4-6-3		0-0 L8			
John Flaherty, R OBP: 0.313, SLG: 0.414 (1, 2)		1-1 2B 1B		2-0 HR 1B	4-0 1-2 2-3 BB		2-2 G4-6-3 1B		2-0 P3		
Bubba Trammell, R OBP: 0.362, SLG: 0.490 (1, 9)		0-1 1-H 2-H 2B		0-0 1-H HR	1-3 K		0-0 G4-6-3			4-0 E 1B BB	
Randy Winn, S OBP: 0.305, SLG: 0.349 (1, 8)		2-3 K		0-2 P5		2-2 G4-3		2-0 G6-3		0-0 E5 1B G5-3	

Inning Stats	R: 0 E: 0 K: 0 S: 12	H: 1 LOB: 2 BB: 1 P: 22	R: 2 E: 0 K: 1 S: 14	H: 2 LOB: 1 BB: 1 P: 23	R: 0 E: 0 K: 0 S: 8	H: 0 LOB: 0 BB: 0 P: 13	R: 3 E: 0 K: 1 S: 11	H: 4 LOB: 0 BB: 0 P: 14	R: 0 E: 0 K: 3 S: 14	H: 1 LOB: 3 BB: 2 P: 27	R: 4 E: 1 K: 0 S: 15	H: 4 LOB: 0 BB: 1 P: 30	R: 0 E: 0 K: 0 S: 5	H: 1 LOB: 0 BB: 0 P: 9	R: 0 E: 0 K: 0 S: 7	H: 0 LOB: 1 BB: 1 P: 14	R: 0 E: 0 K: 0 S: 4	H: 0 LOB: 0 BB: 0 P: 6	R: 2 E: 1 K: 1 S: 7	H: 1 LOB: 2 BB: 2 P: 15	1B: 9 2B: 2 3B: 1 HR: 2	SF: 0 SAC: 0 DP: 2 HBP: 0
--------------	-------------------------------	----------------------------------	-------------------------------	----------------------------------	------------------------------	----------------------------------	-------------------------------	----------------------------------	-------------------------------	----------------------------------	-------------------------------	----------------------------------	------------------------------	---------------------------------	------------------------------	----------------------------------	------------------------------	---------------------------------	------------------------------	----------------------------------	----------------------------------	------------------------------------

PITCHER	IP	WLS	BF	H	R	ER	SO	BB	IBB	HBP	BLK	WP	HR	S	P	ERA	WHIP
Mark Portugal, R ERA: 5.51 (1, 1)	3.1		19	7	5	5	1	2	0	0	0	0	0	42	68	13.50	2.700
Pat Rapp, R ERA: 5.35 (4, 1)	2.0		11	3	3	2	4	3	0	0	0	0	0	26	48	9.00	3.000
Derek Lowe, R ERA: 3.4 (6, 1)	0.2		3	2	1	0	0	0	0	0	0	0	0	6	13	0.00	3.000
Bob Wolcott, R ERA: 3.38 (7, 1)	1.1		4	1	0	0	0	0	0	0	0	0	0	7	12	0.00	0.750
Rheal Cormier, L ERA: 4.6 (8, 1)	0.2		3	0	0	0	0	1	0	0	0	0	0	5	11	0.00	1.500

PITCHER	IP	WLS	BF	H	R	ER	SO	BB	IBB	HBP	BLK	WP	HR	S	P	ERA	WHIP
John Wasdin, R ERA: 2.97 (9, 1)	1.0		6	1	2	0	0	1	0	0	0	0	0	6	12	0.00	2.000
Mark Guthrie, L ERA: 5.4 (10, 1)	1.0		4	0	0	0	1	0	1	0	0	0	0	5	9	0.00	0.000

BOTTOM

Tampa Bay Devil Rays @ Boston Red Sox
Fenway Park, Boston, MA
Wed Jun 30 1999, 7:05 PM EDT
Att. 27,961 - Unknown - 74 F

livebaseballscorecards.com

AB 42
R 10
H 12
RBI 10
BB 4
SO 5
LOB 16



WP: 1 PA: 49
PB: 0
SB: 0
CS: 0

AB R H RBI BB SO LOB

5	1	2	1	0	0	0
5	0	1	2	0	0	1
6	1	1	1	0	1	4
5	2	1	0	1	0	2
5	1	3	2	0	0	1
4	1	2	3	0	2	1
4	1	0	0	1	1	3
4	2	1	0	1	1	4
4	1	1	1	1	0	0

Batter	1	2	3	4	5	6	7	8	9	10
Darren Lewis, R OBP: 0.344, SLG: 0.348 (1, 8)	G4-3		P9	1B 1-2 3-H			F8 2B	G6-3		SH WP
Jose Offerman, S OBP: 0.378, SLG: 0.448 (1, 4)	F7		G3-1	1B 1-3 2-H			F8	F8		SF8
Brian Daubach, L OBP: 0.363, SLG: 0.605 (1, 10)	G3			P7			2B 2B			K
Nomar Garciaparra, R OBP: 0.413, SLG: 0.633 (1, 6)		G5-3		G4-3	G3-1		2B BB		G3 1B	G5-3
Troy O'Leary, L OBP: 0.364, SLG: 0.545 (1, 7)		L8 HBP 1B		HR 2B	G4-3		2B		G3	
Mike Stanley, R OBP: 0.399, SLG: 0.476 (1, 3)		1-2 HBP		HR	K		K		1B	
Jason Varitek, S OBP: 0.304, SLG: 0.469 (1, 2)		L8		E4 1B		G4-3	FC6-4 BB		K	
Lou Merloni, R OBP: 0.370, SLG: 0.400 (1, 5)		K		1B 1B		L5	FC6-4			SH BB SF8 BB
Trot Nixon, L OBP: 0.320, SLG: 0.358 (1, 9)			F8	1B 1B		G4-3		G5-3		WP SH BB

Inning Stats	R: 0	H: 0	E: 0	K: 0	S: 9	P: 16	R: 0	H: 1	E: 0	K: 1	S: 13	P: 22	R: 0	H: 0	E: 0	K: 0	S: 7	R: 5	H: 6	E: 1	K: 0	S: 22	P: 32	R: 0	H: 0	E: 0	K: 1	S: 9	P: 16	R: 0	H: 0	E: 0	K: 0	S: 6	P: 12	R: 3	H: 3	E: 0	K: 1	S: 15	P: 32	R: 0	H: 0	E: 0	K: 0	S: 7	P: 12	R: 1	H: 2	E: 0	K: 1	S: 10	P: 13	R: 1	H: 0	E: 1	K: 1	S: 6	P: 14	1B: 7	2B: 4	3B: 0	HR: 1	SF: 1	SAC: 1	DP: 0	HBP: 1	WP: 1	PA: 49
--------------	------	------	------	------	------	-------	------	------	------	------	-------	-------	------	------	------	------	------	------	------	------	------	-------	-------	------	------	------	------	------	-------	------	------	------	------	------	-------	------	------	------	------	-------	-------	------	------	------	------	------	-------	------	------	------	------	-------	-------	------	------	------	------	------	-------	-------	-------	-------	-------	-------	--------	-------	--------	-------	--------

PITCHER	IP	WLS	BF	H	R	ER	SO	BB	IBB	HBP	BLK	WP	HR	S	P	ERA	WHIP
Bryan Rekar, R ERA: 5.22 (1, 1)	3.2		19	6	5	2	1	0	0	1	0	0	1	46	74	4.91	1.636
Rick White, R ERA: 4.02 (4, 1)	2.2		11	3	2	2	1	0	0	0	0	0	0	24	41	6.75	1.125
Norm Charlton, L ERA: 2.93 (7, 1)	1.0	H	6	1	1	1	1	2	0	0	0	0	0	13	28	9.00	3.000
Albie Lopez, R ERA: 3.84 (8, 1)	0.2	H	2	0	0	0	0	0	0	0	0	0	0	5	9	0.00	0.000
Roberto Hernandez, R ERA: 3.95 (9, 1)	2.0	W	11	2	2	2	2	2	0	0	0	1	0	16	27	9.00	2.000

Batter	1	2	3	4	5	6	7	8	9	AB R H RBI BB SO LOB	TOP											
Miguel Cairo, R (1, 4) OBP: 0.364, SLG: 0.424	0-2 1B 1B	3-2 P4 1-2		1-0 HR		0-2 E5 1B	1-3 K		2-2 PB 2B 1B	6 3 3 2 0 1 3												
Kevin Stocker, S (1, 6) OBP: 0.383, SLG: 0.389	0-0 F8	1-0 P4		1-2 G3-1		1-3 K		1-2 P5	2-3 K	6 0 0 0 0 2 5												
Jose Canseco, R (1, 10) OBP: 0.375, SLG: 0.641	0-3 K		0-0 1B	4-0 BB		4-0 1B BB		4-2 1B HBP BB	2-2 PB SF8 2B	3 2 2 1 3 1 1												
Fred McGriff, L (1, 3) OBP: 0.409, SLG: 0.590	2-0 FC6-4 1B		1-0 F7	3-2 G4-3		2-2 1B		4-2 HBP FC3-2 BB	1-2 SF8	4 0 2 2 1 0 2												
Bubba Trammell, R (1, 9) OBP: 0.344, SLG: 0.456	1-1 FC6-4		1-1 L7		0-1 P3	1-2 L8		1-1 FC3-2 HBP 1B	1-2 P6	6 1 1 0 0 0 5												
Wade Boggs, L (1, 5) Aaron Ledesma, R (8, PH) OBP: 0.353, SLG: 0.361 OBP: 0.329, SLG: 0.324		3-2 1B 2B	0-1 L8		1-1 G6-3		2-2 1B SF7 1B	2-2 FC3-2 1B HBP		4 2 2 0 0 0 1 0 1 0 1 0 0 0												
Paul Sorrento, L (1, 7) OBP: 0.347, SLG: 0.425		4-2 FC3-6 1B BB		2-1 1B 2B	1-1 HR		3-2 G4-3 1B	0-0 FC3-2 1B		4 2 3 1 1 0 3												
Mike DiFelice, R (1, 2) OBP: 0.301, SLG: 0.426		0-1 FC3-6 1B		1-1 FC3-6 1B	3-2 G6-3		0-0 SF7	0-1 1B		4 0 3 5 0 0 0												
Randy Winn, S (1, 8) OBP: 0.300, SLG: 0.342		0-1 FC3-6		0-0 FC3-6 HR		0-3 K	0-0 G4-3	2-1 G3		5 1 0 0 0 1 6												
Inning Stats	R: 0 E: 0 K: 1 S: 11	H: 2 LOB: 2 BB: 0 P: 14	R: 1 E: 0 K: 0 S: 14	H: 2 LOB: 2 BB: 1 P: 25	R: 0 E: 0 K: 0 S: 6	H: 1 LOB: 1 BB: 0 P: 8	R: 3 E: 0 K: 0 S: 13	H: 3 LOB: 1 BB: 1 P: 24	R: 1 E: 0 K: 0 S: 11	H: 1 LOB: 0 BB: 0 P: 16	R: 1 E: 1 K: 2 S: 15	H: 1 LOB: 2 BB: 1 P: 23	R: 1 E: 0 K: 1 S: 14	H: 2 LOB: 1 BB: 0 P: 20	R: 3 E: 0 K: 0 S: 18	H: 2 LOB: 2 BB: 2 P: 32	R: 2 E: 0 K: 1 S: 16	H: 2 LOB: 0 BB: 0 P: 24	1B: 11 2B: 3 3B: 0 HR: 2	SF: 2 SAC: 0 DP: 0 HBP: 1	WP: 0 PA: 50 PB: 3 SB: 1 CS: 0	
PITCHER	IP WLS BF H R ER SO BB IBB HBP BLK WP HR S P ERA WHIP	3.2 L 21 8 4 4 1 2 0 0 0 0 1 41 65 9.82 2.727	2.0 9 1 2 1 2 1 0 0 0 0 0 1 23 36 4.50 1.000	0.1 2 1 0 0 0 0 0 0 0 0 0 0 6 9 0.00 3.000	7.1 1.1 10 3 4 4 1 2 0 1 0 0 0 27 45 27.00 3.750	8.1 0.2 3 1 0 0 0 0 0 0 0 0 0 5 7 0.00 1.500	PITCHER	IP WLS BF H R ER SO BB IBB HBP BLK WP HR S P ERA WHIP	1.0 5 5 2 2 1 1 0 0 0 0 0 0 2 24 9.00 2.000													
Jin Ho Cho, R (1, 1) ERA: 4.57																						
John Wasdin, R (4, 1) ERA: 3.05																						
Rheal Cormier, L (6, 1) ERA: 4.55																						
Bob Wolcott, R (7, 1) ERA: 8.1																						
Mark Guthrie, L (8, 1) ERA: 5.28																						

Tampa Bay Devil Rays @ Boston Red Sox
Fenway Park, Boston, MA
Thu Jul 01 1999, 7:05 PM EDT
Att. 29,270 - Overcast - 78 F

AB	42
R	12
H	16
RBI	12
BB	5
SO	5
LOB	26



Batter	1	2	3	4	5	6	7	8	9	AB	R	H	RBI	BB	SO	LOB
Darren Lewis, R OBP: 0.339, SLG: 0.342 (1, 9)	2-2 F7		2-1 G5-3		0-2 G4-3		2-1 G6-3			4	0	0	1	0	0	0
Jose Offerman, S OBP: 0.377, SLG: 0.445 (1, 10) (9, 4)	1-3 K		2-2 1B		0-0 G6-3		3-H 3-3 K			4	0	1	0	0	2	0
Nomar Garciaparra, R OBP: 0.414, SLG: 0.631 49 Tim Wakefield, R (1, 6) (9, 1)	1-2 BB		1 SAFE 1 SAFE 3-2 X 1B		0-0 F8		0-2 G5-3			4	1	2	0	0	0	0
Mike Stanley, R OBP: 0.396, SLG: 0.470 (1, 3)	4-0 1B		2-3 K		0-1 G5-3		1-3 K			3	0	0	0	1	2	2
Troy O'Leary, L OBP: 0.366, SLG: 0.543 (1, 7)	2-1 BB		1-3 K		4-1 BB		0-0 F9			3	0	1	1	1	1	2
Damon Buford, R OBP: 0.296, SLG: 0.365 (1, 8)	1-0 FC5-4		1-1 P3		1-0 F8		2-0 G5-3			4	0	0	0	0	0	3
Jason Varitek, S OBP: 0.308, SLG: 0.469 Creighton Gubanich, R OBP: 0.308, SLG: 0.417 (1, 2) (9, 2)		4-1 BB	3-1 P3		2-1 2B		0-1 G3-1			2	1	1	0	1	0	0
Lou Merloni, R OBP: 0.368, SLG: 0.415 (1, 4) (9, 6)		3-2 F8	2-3 K		0-2 2B		0-2 FC5-4			3	1	1	0	0	1	1
18 Reggie Jefferson, S OBP: 0.333, SLG: 0.439 (9, PH)		0-0 G6-4-3			1-3 2B		1-3 1B			1	0	1	0	0	0	0
38 Wilton Veras, R (1, 5)					1-0 G5-3		3-2 SF8		1-0 FC5-4	3	0	0	1	0	0	2

Inning Stats	R: 1	H: 2	E: 0	K: 1	S: 12	H: 2	LOB: 2	BB: 1	P: 23	R: 0	H: 0	E: 0	K: 0	S: 6	R: 0	H: 2	E: 0	K: 2	S: 14	R: 0	H: 0	E: 0	K: 1	S: 7	R: 0	H: 0	E: 0	K: 0	S: 5	R: 0	H: 0	E: 0	K: 0	S: 5	R: 2	H: 2	E: 0	K: 1	S: 14	R: 0	H: 0	E: 0	K: 1	S: 7	R: 0	H: 1	E: 0	K: 1	S: 7	R: 0	H: 1	E: 0	K: 0	S: 7	1B: 6	SF: 1	2B: 1	3B: 0	HR: 0
--------------	------	------	------	------	-------	------	--------	-------	-------	------	------	------	------	------	------	------	------	------	-------	------	------	------	------	------	------	------	------	------	------	------	------	------	------	------	------	------	------	------	-------	------	------	------	------	------	------	------	------	------	------	------	------	------	------	------	-------	-------	-------	-------	-------


PITCHER	IP	WLS	BF	H	R	ER	SO	BB	IBB	HBP	BLK	WP	HR	S	P	ERA	WHIP
Wilson Alvarez, L ERA: 4.96 (1, 1)	7.0	W	29	6	3	3	5	3	0	0	0	0	0	63	113	3.86	1.286
Albie Lopez, R ERA: 7.97 (8, 1)	2.0		7	1	0	0	1	0	0	0	0	0	0	14	18	0.00	0.500

BOTTOM

Tampa Bay Devil Rays @ Boston Red Sox
Fenway Park, Boston, MA

Thu Jul 01 1999, 7:05 PM EDT
Att. 29,270 - Overcast - 78 F

AB	32
R	3
H	7
RBI	3
BB	3
SO	6
LOB	10



WP: 0	PA: 36
PB: 0	
SB: 0	
CS: 0	

livebaseballscorecards.com

Batter	1	2	3	4	5	6	7	8	9	AB R H RBI BB SO LOB	TOP											
Darren Lewis, R OBP: 0.333, SLG: 0.336 (1, 9)	3-2 G6-3 ①		0-0 SH3 ① 1-2 2-3		1-3 K ②	2-0 G4-3 ③		1-0 G5-3 ③		4 0 0 0 0 1 3												
Jose Offerman, S OBP: 0.374, SLG: 0.441 (1, 4)	2-3 K ②		2-2 BB 1B ② 2-H 3-H		2-1 G4-3 ③		1-0 L7 ①		1-3 K ①	5 0 1 2 0 2 0												
Nomar Garciaparra, R OBP: 0.420, SLG: 0.634 Lou Merloni, R OBP: 0.356, SLG: 0.400 (1, 6) (6, 6)	0-0 1B ③		4-0 BB 1-2 ②		1-1 2B 1B ①	1-1 1B 1B ①	0-1 G5-3 ②		3-2 G5-3 ②	2 1 2 0 1 0 0 2 0 0 0 0 0 0												
Mike Stanley, R OBP: 0.393, SLG: 0.462 (1, 10)	3-2 F9 ③		1-3 K ②		1-1 P6 ①	4-0 BB ③			3-3 K ③	4 0 0 0 1 2 4												
Troy O'Leary, L OBP: 0.367, SLG: 0.544 (1, 7)		4-2 G1-6-3 BB ①	0-0 F7 ③		2-1 1B 2B ①	0-1 L8 ③				3 1 1 0 1 0 3												
Jason Varitek, S OBP: 0.311, SLG: 0.467 (1, 2)		2-1 P8 ①		0-0 G5-3 ①		4-0 1B 1B IBB ①		1-0 38 G6-3 1B ①		3 1 1 0 1 0 1												
Brian Daubach, L OBP: 0.366, SLG: 0.602 (1, 3)		1-2 G1-6-3 ② ③ 1-2f		3-2 G5-3 ②		0-2 1B 38 SF7 1B ① 1-2 2-3 3-H		0-0 38 G6-3 1B ①		4 1 2 1 0 0 1												
Damon Buford, R OBP: 0.301, SLG: 0.368 (1, 8)			1-0 SH3 38 1B 1B ①		3-3 K ③	0-0 1B ① 1-3 2-H 3-H		2-1 P7 ①		4 1 2 2 0 1 2												
38 Wilton Veras, R OBP: 0.125, SLG: 0.167 (1, 5)			1-2 SH3 1B 1B ①		0-3 K ①	0-0 SF7 ② 3-H		1-2 G6-3 ② 1-2 2-3		3 1 1 1 0 1 2												
Inning Stats	R: 0 E: 0 K: 1 S: 10	H: 1 LOB: 1 BB: 0 P: 18	R: 0 E: 0 K: 0 S: 11	H: 0 LOB: 0 BB: 1 P: 18	R: 2 E: 0 K: 1 S: 13	H: 3 LOB: 2 BB: 1 P: 22	R: 0 E: 0 K: 1 S: 10	H: 0 LOB: 0 BB: 0 P: 16	R: 0 E: 0 K: 2 S: 8	H: 0 LOB: 0 BB: 0 P: 11	R: 4 E: 0 K: 0 S: 12	H: 4 LOB: 1 BB: 1 P: 22	R: 0 E: 0 K: 0 S: 5	H: 0 LOB: 1 BB: 1 P: 10	R: 0 E: 0 K: 0 S: 8	H: 2 LOB: 2 BB: 0 P: 13	R: 0 E: 0 K: 2 S: 11	H: 0 LOB: 0 BB: 0 P: 18	1B: 9 2B: 1 3B: 0 HR: 0	SF: 1 SAC: 1 DP: 1 HBP: 0	WP: 0 PB: 0 SB: 0 CS: 0	PA: 40
PITCHER	IP WLS BF H R ER SO BB IBB HBP BLK WP HR S P ERA WHIP											PITCHER	IP WLS BF H R ER SO BB IBB HBP BLK WP HR S P ERA WHIP									
Jim Parque, L ERA: 4.17 (1, 1)	5.1 L 26 8 6 6 5 2 1 0 0 0 0 62 103 10.12 1.875																					
41 Bill Simas, R ERA: 4.37 (6, 1)	0.2 2 0 0 0 0 0 0 0 0 0 0 0 2 4 0.00 0.000																					
Pat Daneke, R ERA: (7, 1)	3.0 12 2 0 0 0 2 1 0 0 0 0 0 24 41 0.00 1.000																					

Boston Red Sox @ Chicago White Sox
Comiskey Park, Chicago, IL

AB	34
R	6
H	10
RBI	6
BB	4
SO	7
LOB	16



Fri Jul 02 1999 8:05 PM EDT
Att. 23,266 - Cloudy - 86 F

livebaseballscorecards.com

Batter	1	2	3	4	5	6	7	8	9	AB	R	H	RBI	BB	SO	LOB
Ray Durham, S OBP: 0.371, SLG: 0.479 (1, 4)	0-0 1B		2-2 1B			0-2 G4-3		2-2 G4-3		4	0	2	0	0	0	0
Chris Singleton, L OBP: 0.335, SLG: 0.502 (1, 8)	0-2 F8		1-1 L8			2-1 2B		2-2 G4-3		4	0	1	0	0	0	2
Frank Thomas, R OBP: 0.415, SLG: 0.510 (1, 3)	2-3 K				2-1 L9		1-3 K		1-2 G5-3	4	0	0	0	0	2	2
Magglio Ordonez, R OBP: 0.374, SLG: 0.573 (1, 9)	2-0 F9				2-1 HR		3-3 K		3-2 G4-3	4	1	1	1	0	1	2
Carlos Lee, R OBP: 0.328, SLG: 0.412 (1, 7)		1-0 F9			2-2 14 G5-4-3 1B		0-0 F8		1-0 G6-3	4	0	1	0	0	0	0
14 Paul Konerko, R OBP: 0.296, SLG: 0.429 (1, 10)		1-2 P8			0-1 G5-4-3		1-2 1B			3	0	1	0	0	0	1
Brook Fordyce, R OBP: 0.354, SLG: 0.470 (1, 2)		2-3 K				3-2 G3		2-1 G6-3 1B		3	0	1	0	0	1	0
Craig Wilson, R OBP: 0.325, SLG: 0.347 (1, 5)			0-1 E3			1-3 K		0-0 G6-3		2	0	0	0	0	1	0
Greg Norton, S OBP: 0.365, SLG: 0.432 (7, PH) (8, 5)								1-2 G6-3		1	0	0	0	0	0	2
55 Liu Rodriguez, S OBP: 0.273, SLG: 0.316 (1, 6)			0-1 G4-3-6-4			1-2 G3-1		0-2 G3		3	0	0	0	0	0	1

Inning Stats	R: 0	H: 1	E: 0	LOB: 1	K: 1	S: 8	P: 12	R: 0	H: 0	E: 0	LOB: 0	K: 1	S: 7	R: 0	H: 1	E: 1	LOB: 1	K: 0	S: 9	R: 1	H: 2	E: 0	LOB: 0	K: 0	S: 10	R: 0	H: 0	E: 0	LOB: 0	K: 1	S: 11	R: 0	H: 1	E: 0	LOB: 1	K: 2	S: 12	R: 0	H: 2	E: 0	LOB: 1	K: 0	S: 7	R: 0	H: 0	E: 0	LOB: 0	K: 0	S: 9	R: 0	H: 0	E: 0	LOB: 0	K: 0	S: 8
PITCHER	IP	WLS	BF	H	R	ER	SO	BB	IBB	HBP	BLK	WP	HR	S	P	ERA	WHIP																																						
Pedro Martinez, R ERA: 2.02 (1, 1)	8.0	W	29	7	1	1	5	0	0	0	0	0	0	73	108	1.12	0.875																																						
Pat Rapp, R ERA: 5.27 (9, 1)	1.0		3	0	0	0	0	0	0	0	0	0	0	8	13	0.00	0.000																																						


BOTTOM

Boston Red Sox @ Chicago White Sox
Comiskey Park, Chicago, IL

Fri Jul 02 1999, 8:05 PM EDT
Att. 23,266 - Cloudy - 86 F

livebaseballscorecards.com

AB	32
R	1
H	7
RBI	1
BB	0
SO	5
LOB	10



WP: 0	PA: 32
PB: 0	
SB: 2	
CS: 0	

Batter	1	2	3	4	5	6	7	8	9	AB R H RBI BB SO LOB	TOP											
Darren Lewis, R (1, 9) OBP: 0.333, SLG: 0.336 Trot Nixon, L (6, 9) OBP: 0.322, SLG: 0.356	1-1 G4-3		1-0 F8		0-1 1B		3-3 K		4-2 BB	3 0 1 0 0 0 0 1 0 0 0 1 1 0												
Jose Offerman, S (1, 4) OBP: 0.372, SLG: 0.435	3-2 L6			0-1 F8	0-0 G6-3		4-1 BB		0-3 K	4 0 0 0 1 1 5												
Lou Merloni, R (1, 6) OBP: 0.344, SLG: 0.383	2-2 G5-3			0-1 P6		1-1 1B	1-0 G5-4-3		1-1 F8	5 1 1 0 0 0 3												
Mike Stanley, R (1, 3) OBP: 0.396, SLG: 0.464 18 Reggie Jefferson, S (6, 3) OBP: 0.331, SLG: 0.435			0-0 F8		1-1 1B	1-0 1B		0-0 P2		3 1 2 0 0 0 0 1 0 0 0 0 0 0												
Troy O'Leary, L (1, 7) OBP: 0.367, SLG: 0.545 Brian Daubach, L (6, 7) OBP: 0.364, SLG: 0.599			0-1 G4-3		0-3 K	0-0 2B		1-0 F7		3 0 1 2 0 1 1 1 0 0 0 0 0 0												
Creighton Gubanich, R (1, 2) OBP: 0.326, SLG: 0.410			4-2 BB			2-3 K	1-3 K	2-2 1B		3 0 1 0 1 2 1												
Jason Varitek, S (1, 10) OBP: 0.314, SLG: 0.466			1-1 G1-3			2-2 1B	4-1 BB	0-1 F9		3 0 1 0 1 0 2												
Damon Buford, R (1, 8) OBP: 0.299, SLG: 0.366			1-0 F7			1-0 F8	0-3 K		1-1 BB	4 0 1 0 0 1 3												
38 Wilton Veras, R (1, 5) OBP: 0.167, SLG: 0.200			2-2 G5-3			2-2 1B	0-0 FC5-4		1-0 F9	4 0 1 0 0 0 3												
Inning Stats	R: 0 E: 0 K: 0 S: 9	H: 0 LOB: 0 BB: 0 P: 15	R: 0 E: 0 K: 0 S: 8	H: 0 LOB: 1 BB: 1 P: 13	R: 0 E: 0 K: 0 S: 7	H: 0 LOB: 0 BB: 0 P: 11	R: 0 E: 0 K: 1 S: 9	H: 1 LOB: 1 BB: 0 P: 10	R: 0 E: 0 K: 1 S: 15	H: 3 LOB: 3 BB: 0 P: 22	R: 2 E: 0 K: 2 S: 13	H: 3 LOB: 2 BB: 1 P: 20	R: 0 E: 0 K: 1 S: 5	H: 0 LOB: 0 BB: 1 P: 13	R: 0 E: 0 K: 0 S: 11	H: 1 LOB: 1 BB: 0 P: 14	R: 0 E: 0 K: 1 S: 12	H: 1 LOB: 2 BB: 1 P: 19	1B: 8 2B: 1 3B: 0 HR: 0	SF: 0 SAC: 0 DP: 1 HBP: 0	WP: 0 PB: 0 SB: 0 CS: 0	PA: 39
PITCHER	IP WLS BF H R ER SO BB IBB HBP BLK WP HR S P ERA WHIP																					
Mike Sirotko, L (1, 1) ERA: 3.24 Scott Eyre, L (9, 1) ERA: 13.5	8.0 W 34 8 2 2 5 3 0 0 0 0 0 0 77 118 2.25 1.375																					
	1.0 5 1 0 0 1 1 0 0 0 0 0 0 12 19 0.00 2.000																					

Boston Red Sox @ Chicago White Sox
Comiskey Park, Chicago, IL
Sat Jul 03 1999, 3:00 PM EDT
Att. 18,028 - Sunny - 85 F

livebaseballscorecards.com

AB	35
R	2
H	9
RBI	2
BB	4
SO	6
LOB	18



Batter	1	2	3	4	5	6	7	8	9
Ray Durham, S OBP: 0.372, SLG: 0.481 (1, 4)	1-2 1B 2B	SAFE 1-2 FC6-4 G3-1 1B	0-0 G6-3		3-1 1B SF7 1B		2-0 G3-1		
Chris Singleton, L OBP: 0.341, SLG: 0.510 (1, 8)	0-2 2B FC 1B	2-0 G3-1		3-1 G6-3	1-1 1B		2-0 2B 2B		
Frank Thomas, R OBP: 0.418, SLG: 0.516 (1, 10)	0-1 G1-6-3 1B 2B	4-2 1B 2B BB		0-0 1B 2B 1B	1-2 SF7		0-0 L7		
Magglio Ordóñez, R OBP: 0.378, SLG: 0.577 (1, 9)	0-2 FC G1-6-3 1B 2B	0-1 2B 1B		1-2 2B 1B	0-1 F9		0-1 G6-3 2B		
Carlos Lee, R OBP: 0.330, SLG: 0.422 (1, 7)	1-1 G1-6-3 1B 2B	2-1 2B		1-0 G4-3 1B 2B		3-2 G4-3	0-0 G6-3		
Greg Norton, S OBP: 0.362, SLG: 0.424 (1, 3)	4-2 1B BB	0-3 K		0-1 G4-3		0-1 L4	2-2 G1-3		
Craig Wilson, R OBP: 0.333, SLG: 0.355 (1, 5)	2-1 1B		0-0 G6-3	2-1 1B		0-0 G4-3			
Mark Johnson, L OBP: 0.324, SLG: 0.337 (1, 2)	1-1 P6		1-0 G4-3 1B	0-3 K		2-1 F7			
Mike Caruso, S OBP: 0.289, SLG: 0.323 (1, 6)		0-0 FC6-4 1B	2-1 G4-3		1-1 G4-3		0-2 G4-3		

Inning Stats	R: 3 E: 0 K: 0 S: 20	H: 4 LOB: 2 BB: 1 P: 29	R: 3 E: 0 K: 1 S: 15	H: 3 LOB: 1 BB: 1 P: 23	R: 0 E: 0 K: 0 S: 5	H: 1 LOB: 1 BB: 0 P: 8	R: 3 E: 0 K: 1 S: 14	H: 4 LOB: 1 BB: 0 P: 21	R: 1 E: 0 K: 0 S: 11	H: 2 LOB: 1 BB: 0 P: 17	R: 0 E: 0 K: 0 S: 6	H: 0 LOB: 0 BB: 0 P: 9	R: 0 E: 0 K: 0 S: 6	H: 0 LOB: 0 BB: 0 P: 10	R: 1 E: 0 K: 0 S: 8	H: 2 LOB: 1 BB: 0 P: 12
--------------	-------------------------------	----------------------------------	-------------------------------	----------------------------------	------------------------------	---------------------------------	-------------------------------	----------------------------------	-------------------------------	----------------------------------	------------------------------	---------------------------------	------------------------------	----------------------------------	------------------------------	----------------------------------

PITCHER										PITCHER																							
IP	WLS	BF	H	R	ER	SO	BB	IBB	HBP	BLK	WP	HR	S	P	ERA	WHIP	IP	WLS	BF	H	R	ER	SO	BB	IBB	HBP	BLK	WP	HR	S	P	ERA	WHIP
Brian Rose, R ERA: 3.67 (1, 1)	4.0	L	26	12	9	9	2	2	0	0	0	0	54	81	20.25	3.500																	
John Wasdin, R ERA: 3.05 (5, 1)	3.0		11	2	1	1	0	0	0	0	0	0	23	36	3.00	0.667																	
Mark Guthrie, L ERA: 5.58 (8, 1)	0.0		1	1	1	1	0	0	0	0	0	0	1	3	∞	∞																	
Rheal Cormier, L ERA: 4.41 (8, 1)	1.0		4	1	0	0	0	0	0	0	0	0	7	9	0.00	1.000																	

BOTTOM

Boston Red Sox @ Chicago White Sox
Comiskey Park, Chicago, IL
Sat Jul 03 1999, 3:00 PM EDT
Att. 18,028 - Sunny - 85 F

livebaseballscorecards.com

AB	39
R	11
H	16
RBI	11
BB	2
SO	2
LOB	16



1B:	10	SF:	1	WP:	0	PA:	42
2B:	6	SAC:	0	PB:	0		
3B:	0	DP:	1	SB:	1		
HR:	0	HBP:	0	CS:	0		

Batter	1	2	3	4	5	6	7	8	9	AB R H RBI BB SO LOB	TOP											
Darren Lewis, R (1, 8) OBP: 0.331, SLG: 0.331	1-1 F7	0-1 G5-3		1-2 G6-3		4-0 E BB		2-1 P3		4 1 0 1 1 0 5												
Jose Offerman, S (1, 4) OBP: 0.367, SLG: 0.429	1-2 L7		1-1 F7	1-1 L6		2-2 E4 WP			0-0 F8	5 0 0 0 0 0 1												
Brian Daubach, L (1, 10) OBP: 0.365, SLG: 0.590	3-2 FC5-4 1B		3-2 G5-3		4-0 G6-4-3 1B BB	2-3 K2-3			0-0 G4-3	4 1 1 0 1 1 1												
Mike Stanley, R (1, 3) OBP: 0.399, SLG: 0.469	2-0 FC5-4 1-2f		2-2 HR 2B		1-1 G6-4-3 1B	4-1 L9-3 BB			3-3 K	4 1 2 0 1 1 1												
Troy O'Leary, L (1, 7) OBP: 0.366, SLG: 0.551			0-0 G5-3	3-0 HR 2-H	0-2 G6-4-3 1-2f 2-3	1-3 K				4 1 1 2 0 1 3												
Lou Merloni, R (1, 6) OBP: 0.353, SLG: 0.391		0-1 1B 38 E 1B	1-0 P3		3-1 1B 3-H	1-1 L9-3				4 0 2 1 0 0 1												
Jason Varitek, S (1, 2) OBP: 0.313, SLG: 0.466			3-2 F8		0-0 38 G4-3 G6-3 2B	2-0 G3		1-3 K		4 1 1 0 0 1 2												
38 Wilton Veras, R (1, 5) OBP: 0.188, SLG: 0.214		1-1 E4 1B		1-1 G4-3		0-0 F7		3-1 CS 1B		4 0 1 0 0 0 2												
Trot Nixon, L (1, 9) OBP: 0.330, SLG: 0.361		0-1 1B		4-1 G6-3 BB		1-3 K		3-0 1B 1-2		3 0 2 0 1 1 0												
Inning Stats	R: 0 E: 0 K: 0 S: 10	H: 1 LOB: 1 BB: 0 P: 17	R: 0 E: 1 K: 0 S: 12	H: 2 LOB: 3 BB: 0 P: 16	R: 2 E: 0 K: 0 S: 12	H: 2 LOB: 0 BB: 0 P: 22	R: 1 E: 0 K: 0 S: 9	H: 1 LOB: 1 BB: 1 P: 16	R: 1 E: 0 K: 0 S: 8	H: 2 LOB: 1 BB: 1 P: 18	R: 1 E: 1 K: 2 S: 11	H: 0 LOB: 1 BB: 1 P: 20	R: 0 E: 0 K: 1 S: 6	H: 0 LOB: 0 BB: 1 P: 12	R: 0 E: 0 K: 1 S: 8	H: 2 LOB: 1 BB: 0 P: 17	R: 0 E: 0 K: 1 S: 6	H: 0 LOB: 0 BB: 0 P: 9	1B: 7 2B: 3 3B: 0 HR: 1	SF: 0 SAC: 0 DP: 2 HBP: 0	WP: 1 PB: 0 SB: 1 CS: 1	PA: 40
PITCHER	IP WLS BF H R ER SO BB IBB HBP BLK WP HR S P ERA WHIP																				PITCHER	IP WLS BF H R ER SO BB IBB HBP BLK WP HR S P ERA WHIP
Jaime Navarro, R (1, 1) ERA: 5.22	6.0 L 30 8 5 4 2 3 0 0 0 1 1 62 109 6.00 1.833																					
Sean Lowe, R (7, 1) ERA: 2.79	2.0 7 2 0 0 2 1 0 0 0 0 0 0 14 29 0.00 1.500																					
Bob Howry, R (9, 1) ERA: 3.9	1.0 3 0 0 0 0 1 0 0 0 0 0 0 6 9 0.00 0.000																					

Boston Red Sox @ Chicago White Sox
 Comiskey Park, Chicago, IL
 Sun Jul 04 1999, 2:05 PM EDT
 Att. 16,495 - Sunny - 95 F

livebaseballscorecards.com

AB	36
R	5
H	10
RBI	4
BB	4
SO	5
LOB	16



Batter	1	2	3	4	5	6	7	8	9	AB	R	H	RBI	BB	SO	LOB
Ray Durham, S OBP: 0.370, SLG: 0.478 (1, 4)	1-1 P9		1-2 1B			0-1 G1-3		2-2 G6-3		4	0	1	0	0	0	1
Chris Singleton, L OBP: 0.335, SLG: 0.500 (1, 8)	0-0 L9		1-1 G3			0-1 P6			2-3 K	4	0	0	0	0	1	1
Frank Thomas, R OBP: 0.413, SLG: 0.509 (1, 10)	0-1 P3				1-1 F9	2-0 P3			0-3 K	4	0	0	0	0	1	0
Magglio Ordonez, R OBP: 0.376, SLG: 0.572 (1, 9)		0-1 G4-3			0-0 L7			0-1 G4-3	0-1 K	4	0	1	0	0	0	0
Carlos Lee, R OBP: 0.323, SLG: 0.414 (1, 7)		1-2 G6-3			1-3 K			0-0 P5	2-0 F8	4	0	0	0	0	1	1
14 Paul Konerko, R OBP: 0.301, SLG: 0.451 (1, 3)		1-1 HR			1-2 F9 G4-3 2B			1-1 F8		3	2	2	1	0	0	0
Brook Fordyce, R OBP: 0.353, SLG: 0.474 (1, 2)		3-3 K			1-2 F9			0-0 G6-3 2B		3	0	1	0	0	1	1
Craig Wilson, R OBP: 0.333, SLG: 0.354 (1, 5)			2-1 FC5-4 1B		0-1 G4-3			3-1 G6-3		3	0	1	1	0	0	1
Mike Caruso, S OBP: 0.286, SLG: 0.320 (1, 6)			0-0 FC5-4 CS		0-0 B3			1-2 G1-3		3	0	0	0	0	0	2

Inning Stats	R: 0	H: 0	E: 0	K: 0	S: 5	R: 1	H: 1	E: 0	K: 1	S: 11	R: 0	H: 2	E: 0	K: 0	S: 8	R: 0	H: 0	E: 0	K: 1	S: 7	R: 1	H: 1	E: 0	K: 0	S: 11	R: 0	H: 0	E: 0	K: 0	S: 5	R: 0	H: 0	E: 0	K: 0	S: 5	R: 0	H: 1	E: 0	K: 2	S: 10	R: 0	H: 1	E: 0	K: 2	S: 10	1B: 3	2B: 2	3B: 0	HR: 1	SF: 0	SAC: 0	DP: 0	HBP: 0	WP: 0	PB: 0	SB: 0	CS: 1	PA: 32
--------------	------	------	------	------	------	------	------	------	------	-------	------	------	------	------	------	------	------	------	------	------	------	------	------	------	-------	------	------	------	------	------	------	------	------	------	------	------	------	------	------	-------	------	------	------	------	-------	-------	-------	-------	-------	-------	--------	-------	--------	-------	-------	-------	-------	--------

PITCHER	IP	WLS	BF	H	R	ER	SO	BB	IBB	HBP	BLK	WP	HR	S	P	ERA	WHIP
Bret Saberhagen, R ERA: 2.09 (1, 1)	7.0	W	25	5	2	2	2	0	0	0	0	0	1	53	70	2.57	0.714
Derek Lowe, R ERA: 3.33 (8, 1)	1.0	H	3	0	0	0	0	0	0	0	0	0	0	9	15	0.00	0.000
49 Tim Wakefield, R ERA: 5.05 (9, 1)	1.0	S	4	1	0	0	2	0	0	0	0	0	0	10	14	0.00	1.000

BOTTOM

Boston Red Sox @ Chicago White Sox
Comiskey Park, Chicago, IL

Sun Jul 04 1999, 2:05 PM EDT
Att. 16,495 - Sunny - 95 F

livebaseballscorecards.com

AB	32
R	2
H	6
RBI	2
BB	0
SO	4
LOB	7



Batter	1	2	3	4	5	6	7	8	9	AB R H RBI BB SO LOB	TOP									
Darren Lewis, R (1, 8) OBP: 0.332, SLG: 0.329	1-2 P3		3-2 G1-4-3	2-2 1B		1-2 L3			4-2 CS BB	4 0 1 1 1 0 4	Boston Red Sox @ Tampa Bay Devil Rays Tropicana Field, St. Petersburg, FL Mon Jul 05 1999, 7:05 PM EDT Att. 20,467 - Dome - 72 F livebaseballscorecards.com									
Jose Offerman, S (1, 4) OBP: 0.362, SLG: 0.422	2-3 K		1-3 K	0-0 G4-3			0-3 K		1-3 K	5 0 0 0 0 4 4										
Brian Daubach, L (1, 10) Damon Buford, R (7, PH) OBP: 0.359, SLG: 0.580 OBP: 0.298, SLG: 0.364	3-2 G3-1		1-1 P5		3-2 P2		1-2 G6-3			3 0 0 0 0 0 1 1 0 0 0 0 0 0										
Mike Stanley, R (1, 3) OBP: 0.401, SLG: 0.480		0-1 HR		2-2 P3	1-2 F7		4-2 BB			3 1 1 1 1 0 0										
Troy O'Leary, L (1, 7) OBP: 0.364, SLG: 0.551	1-2 F9			0-0 F7 38 1B 2B	0-1 G3		3-3 K			4 1 1 0 0 1 1										
Lou Merloni, R (1, 6) OBP: 0.361, SLG: 0.388		2-2 G6-3		4-1 38 1B 2B BB		1-0 F8		1-1 G3-6-3 1B		3 1 1 0 1 0 0										
Jason Varitek, S (1, 2) OBP: 0.316, SLG: 0.464		1-2 1B		3-2 F7 2B		4-2 BB 38 1B BB		1-2 G3-6-3 1-2f		3 0 1 0 1 0 3										
38 Wilton Veras, R (1, 5) OBP: 0.250, SLG: 0.278		1-1 G6-3		0-0 2B 1B 1B		1-2 BB 1B		2-3 K		4 1 2 1 0 1 1										
Trot Nixon, L (1, 9) OBP: 0.338, SLG: 0.377			0-0 G1-4-3 2B	2-2 1B 2B		4-2 L3 BB		0-0 P5		3 0 2 1 1 0 0										
Inning Stats	R: 0 H: 0 E: 0 K: 1 S: 14	H: 0 LOB: 0 BB: 0 P: 20	R: 1 H: 2 E: 0 K: 0 S: 13	H: 2 LOB: 1 BB: 0 P: 18	R: 0 H: 1 E: 0 K: 1 S: 10	H: 1 LOB: 1 BB: 0 P: 15	R: 3 H: 4 E: 0 K: 0 S: 17	H: 4 LOB: 2 BB: 1 P: 30	R: 0 H: 0 E: 0 K: 0 S: 9	H: 0 LOB: 0 BB: 0 P: 13	R: 0 H: 1 E: 0 K: 2 S: 13	H: 1 LOB: 2 BB: 2 P: 24	R: 0 H: 0 E: 0 K: 2 S: 12	H: 0 LOB: 1 BB: 1 P: 20	R: 0 H: 1 E: 0 K: 1 S: 8	H: 1 LOB: 0 BB: 0 P: 12	R: 0 H: 0 E: 0 K: 1 S: 6	H: 0 LOB: 1 BB: 1 P: 11	1B: 5 SF: 0 2B: 5 SAC: 0 3B: 0 DP: 3 HR: 1 HBP: 0	WP: 0 PA: 38 PB: 0 SB: 0 CS: 1
PITCHER	IP WLS BF H R ER SO BB IBB HBP BLK WP HR S P ERA WHIP																			
Bryan Rekar, R (1, 1) ERA: 5.28	6.0 L 28 8 4 4 2 3 0 0 0 0 1 76 120 6.00 1.833																			
Scott Aldred, L (7, 1) ERA: 4.7	1.0 4 0 0 0 2 1 0 0 0 0 0 12 20 0.00 1.000																			
Julio Santana, R (8, 1) ERA: 7.3	2.0 6 1 0 0 2 1 0 0 0 0 0 14 23 0.00 1.000																			

Boston Red Sox @ Tampa Bay Devil Rays
 Tropicana Field, St. Petersburg, FL

Mon Jul 05 1999, 7:05 PM EDT
 Att. 20,467 - Dome - 72 F

AB 33
R 4
H 9
RBI 4
BB 5
SO 6
LOB 14



Batter	1	2	3	4	5	6	7	8	9	AB R H RBI BB SO LOB
Miguel Cairo, R OBP: 0.365, SLG: 0.414 (1, 4)	0-1 P2	2-2 1B		0-2 FC5-2-5-1-6			0-0 WP 1B		1-1 F8	5 0 2 0 0 0 1
Dave Martinez, L OBP: 0.374, SLG: 0.440 (1, 9)	0-0 E2 PB	1-3 K		3-3 2-1 F9			1-2 P5		1-0 P4	5 0 0 0 0 1 5
Jose Canseco, R OBP: 0.365, SLG: 0.633 (1, 10)	4-1 1B BB	2-2 P4			0-3 K		0-3 K			3 0 0 0 1 2 4
Fred McGriff, L OBP: 0.407, SLG: 0.575 (1, 3)	1-3 K		0-0 F8		2-2 G4-6-3 1B		2-3 K			4 0 1 0 0 2 4
John Flaherty, R OBP: 0.313, SLG: 0.400 (1, 2)	0-0 P4		1-1 1B		2-0 G4-6-3			2-1 G5-3		4 0 1 0 0 0 3
Wade Boggs, L OBP: 0.355, SLG: 0.356 (1, 5)		1-1 2B G6-3 1B	2-2 L6		2-1 F8		2-1 HBP 1B			4 1 2 0 0 0 1
Bubba Trammell, R OBP: 0.342, SLG: 0.500 (1, 7)		2-1 G6-3 1B 2B	2-2 F7		0-1 F7		2-2 G5-4-3 HBP			3 1 1 0 0 0 1
Aaron Ledesma, R OBP: 0.333, SLG: 0.333 (1, 6)		1-0 G6-3		2-0 F8		0-0 G4-3		1-1 G5-4-3		4 0 0 1 0 0 3
Randy Winn, S OBP: 0.305, SLG: 0.350 (1, 8)		0-0 1B 1B		1-1 FC5-2-5-1-6 3B			4-2 WP 1B BB		0-3 K	3 0 2 1 1 1 0

Inning Stats	R: 0	H: 0	E: 1	K: 1	S: 9	LOB: 2	BB: 1	P: 14	R: 2	H: 4	E: 0	K: 1	S: 15	LOB: 2	BB: 0	P: 24	R: 0	H: 1	E: 0	K: 0	S: 12	LOB: 1	BB: 0	P: 17	R: 0	H: 1	E: 0	K: 1	S: 8	LOB: 0	BB: 0	P: 12	R: 0	H: 0	E: 0	K: 2	S: 5	LOB: 0	BB: 0	P: 7	R: 0	H: 1	E: 0	K: 2	S: 16	LOB: 2	BB: 1	P: 23	R: 0	H: 1	E: 0	K: 0	S: 10	LOB: 1	BB: 0	P: 17	R: 0	H: 0	E: 0	K: 1	S: 6	LOB: 0	BB: 0	P: 8	1B: 7	SF: 0	2B: 1	SAC: 0	3B: 1	DP: 2	HR: 0	HBP: 1	WP: 1	PA: 38
--------------	------	------	------	------	------	--------	-------	-------	------	------	------	------	-------	--------	-------	-------	------	------	------	------	-------	--------	-------	-------	------	------	------	------	------	--------	-------	-------	------	------	------	------	------	--------	-------	------	------	------	------	------	-------	--------	-------	-------	------	------	------	------	-------	--------	-------	-------	------	------	------	------	------	--------	-------	------	-------	-------	-------	--------	-------	-------	-------	--------	-------	--------

PITCHER	IP	WLS	BF	H	R	ER	SO	BB	IBB	HBP	BLK	WP	HR	S	P	ERA	WHIP
Mark Portugal, R ERA: 5.34 (1, 1)	6.0	W	27	7	2	2	3	2	0	0	0	0	0	60	94	3.00	1.500
Derek Lowe, R ERA: 3.21 (7, 1)	2.0	H	8	2	0	0	2	0	0	1	0	1	0	23	33	0.00	1.000
49 Tim Wakefield, R ERA: 4.99 (9, 1)	1.0	S	3	0	0	0	1	0	0	0	0	0	0	6	8	0.00	0.000

BOTTOM

Boston Red Sox @ Tampa Bay Devil Rays
Tropicana Field, St. Petersburg, FL

Mon Jul 05 1999, 7:05 PM EDT
Att: 20,467 - Dome - 72 F

livebaseballscorecards.com

AB 35
R 2
H 9
RBI 2
BB 2
SO 6
LOB 22



Batter	1	2	3	4	5	6	7	8	9	AB R H RBI BB SO LOB	TOP																
Darren Lewis, R (1, 9) OBP: 0.333, SLG: 0.331	0-2 F8 BB 1B		2-1 1B 1B	0-0 B3			1-1 G1-3		1-3 K	5 1 2 0 0 1 0	Boston Red Sox @ Tampa Bay Devil Rays Tropicana Field, St. Petersburg, FL Tue Jul 06 1999, 7:05 PM EDT Att: 15,801 - Dome - 72 F																
Jose Offerman, S (1, 4) OBP: 0.359, SLG: 0.418	0-0 P4		1-2 HR 1B	0-1 G5-3			1-1 F9		1-2 G5-3	5 1 1 0 0 0 1																	
Damon Buford, R (1, 8) OBP: 0.307, SLG: 0.369	4-2 FC6 BB		1-2 HR 1B		2-0 G5-4-3 1B		0-1 G1-3			3 1 2 1 1 0 0																	
Mike Stanley, R (1, 3) OBP: 0.402, SLG: 0.490	1-1 F8		0-0 HR		0-0 G5-4-3			4-0 BB BB		3 1 1 3 1 0 3																	
Troy O'Leary, L (1, 7) OBP: 0.363, SLG: 0.545	2-2 FC6		4-2 G5-3 BB		0-1 G4-3			1-0 F9		3 0 0 0 1 0 3																	
Lou Merloni, R (1, 6) OBP: 0.355, SLG: 0.371		1-2 F9	1-2 G5-3			1-2 G2-3		4-2 BB BB		3 0 0 0 1 0 1																	
Jason Varitek, S (1, 2) OBP: 0.319, SLG: 0.463		2-1 CS 1B	2-3 K			1-2 F8		4-2 BB G5-4-3		3 0 1 0 1 1 1																	
Creighton Gubanich, R (1, 10) OBP: 0.340, SLG: 0.442		1-0 2B	0-2 G6-3			3-2 38 FC6-4 1B		0-0 G5-4-3		4 0 2 0 0 0 4																	
38 Wilton Veras, R (1, 5) OBP: 0.217, SLG: 0.238 18 Reggie Jefferson, S (9, PH) OBP: 0.328, SLG: 0.431		3-3 K		0-1 G4-3		1-0 FC6-4		1-3 K		3 0 0 0 0 1 2 1 0 0 0 0 1 0																	
Inning Stats	R: 0 E: 0 K: 0 S: 13	H: 1 LOB: 2 BB: 1 P: 20	R: 0 E: 0 K: 1 S: 10	H: 2 LOB: 1 BB: 0 P: 17	R: 4 E: 0 K: 1 S: 21	H: 4 LOB: 1 BB: 1 P: 32	R: 0 E: 0 K: 0 S: 5	H: 0 LOB: 0 BB: 0 P: 5	R: 0 E: 0 K: 0 S: 4	H: 1 LOB: 0 BB: 0 P: 6		R: 0 E: 0 K: 0 S: 10	H: 1 LOB: 1 BB: 0 P: 16	R: 0 E: 0 K: 0 S: 6	H: 0 LOB: 0 BB: 0 P: 8	R: 0 E: 0 K: 0 S: 11	H: 0 LOB: 2 BB: 3 P: 24	R: 0 E: 0 K: 2 S: 9	H: 0 LOB: 0 BB: 0 P: 12	1B: 7 2B: 1 3B: 0 HR: 1	SF: 0 SAC: 0 DP: 2 HBP: 0	WP: 0 PB: 0 SB: 0 CS: 1	PA: 38				
PITCHER	IP WLS BF H R ER SO BB IBB HBP BLK WP HR S P ERA WHIP																										
Wilson Alvarez, L (1, 1) ERA: 4.96	7.1		33	9	4	4	2	4	0	0	0	0	1	77	121	4.91	1.773										
Albie Lopez, R (8, 1) ERA: 7.94	0.2	W	2	0	0	0	0	1	0	0	0	0	0	3	7	0.00	1.500										
Roberto Hernandez, R (9, 1) ERA: 3.74	1.0	S	3	0	0	0	2	0	0	0	0	0	0	9	12	0.00	0.000										

livebaseballscorecards.com

AB	33
R	4
H	9
RBI	4
BB	5
SO	4
LOB	15



Batter	1	2	3	4	5	6	7	8	9	AB	R	H	RBI	BB	SO	LOB
Miguel Cairo, R OBP: 0.371, SLG: 0.417 (1, 4)	1-1 S 1B		1-1 G1-3		0-2 E S G5-3 1B		4-1 BB			3	1	2	0	1	0	0
Dave Martinez, L OBP: 0.372, SLG: 0.436 (1, 9)	2-0 HBP		1-2 F8		1-1 L9		2-2 F8			3	0	0	0	0	0	2
Jose Canseco, R OBP: 0.361, SLG: 0.625 (1, 10)	1-1 P2		1-1 P6		3-2 G5-3 1-H		3-3 K			4	0	0	1	0	1	3
Fred McGriff, L OBP: 0.405, SLG: 0.571 (1, 3)	2-0 F8			0-0 F8 1B 2B 1B	1-1 P7			3-1 F9		4	1	1	0	0	0	2
Wade Boggs, L OBP: 0.358, SLG: 0.356 David Lamb, S OBP: 0.289, SLG: 0.278 (1, 5) (8, PR) (9, 6)	0-2 F7			1-0 2B 1B	2-1 G6-3			4-0 1B HR BB		3	1	1	0	1	0	2
Aaron Ledesma, R OBP: 0.341, SLG: 0.333 (1, 6) (9, 5)		2-3 K		2-2 F8		4-2 BB		0-0 1-2 HR 1B		3	1	1	0	1	1	2
Paul Sorrento, L OBP: 0.358, SLG: 0.456 (1, 7)		1-2 F8		2-2 P6		0-3 K		1-1 1-H 2-H HR		4	1	1	3	0	1	3
Mike DiFelice, R OBP: 0.299, SLG: 0.431 (1, 2)		1-1 E6		1-1 1-H 3-H 2B		1-1 F9		0-0 P9		4	0	1	2	0	0	2
Randy Winn, S OBP: 0.301, SLG: 0.345 (1, 8)		2-0 P6		2-2 F7			1-0 L8		3-3 K	4	0	0	0	0	1	3

Inning Stats	R: 0	H: 1	E: 0	K: 0	S: 8	R: 0	H: 0	E: 1	K: 1	S: 11	R: 0	H: 0	E: 0	K: 0	S: 7	R: 2	H: 3	E: 0	K: 0	S: 16	R: 1	H: 1	E: 0	K: 0	S: 11	R: 0	H: 0	E: 0	K: 1	S: 10	R: 0	H: 0	E: 0	K: 1	S: 8	R: 3	H: 2	E: 0	K: 1	S: 9	1B: 5	2B: 1	3B: 0	HR: 1	SF: 0	SAC: 0	DP: 0	HBP: 1	WP: 0	PB: 0	SB: 2	CS: 0	PA: 36
--------------	------	------	------	------	------	------	------	------	------	-------	------	------	------	------	------	------	------	------	------	-------	------	------	------	------	-------	------	------	------	------	-------	------	------	------	------	------	------	------	------	------	------	-------	-------	-------	-------	-------	--------	-------	--------	-------	-------	-------	-------	--------

PITCHER	IP	WLS	BF	H	R	ER	SO	BB	IBB	HBP	BLK	WP	HR	S	P	ERA	WHIP
Jin Ho Cho, R ERA: 4.39 (1, 1)	5.0		22	5	3	2	1	0	0	1	0	0	0	53	81	3.60	1.000
Pat Rapp, R ERA: 5.22 (6, 1)	2.1	H	10	0	1	1	2	3	0	0	0	0	0	20	44	3.86	1.286
John Wasdin, R ERA: 3.43 (8, 1)	0.2	L	4	2	2	2	1	0	0	0	0	0	1	7	11	27.00	3.000

BOTTOM

Boston Red Sox @ Tampa Bay Devil Rays
Tropicana Field, St. Petersburg, FL

Tue Jul 06 1999, 7:05 PM EDT
Att: 15,801 - Dome - 72 F

livebaseballscorecards.com

AB	32
R	6
H	7
RBI	6
BB	3
SO	4
LOB	19



Batter	1	2	3	4	5	6	7	8	9	AB R H RBI BB SO LOB	TOP											
Darren Lewis, R OBP: 0.332, SLG: 0.329 (1, 8) (7, 9)	1-3 K2-3		2-1 G1-3			0-0 1B	2-3 K2-3			4 1 1 0 0 2 2												
Jose Offerman, S OBP: 0.358, SLG: 0.416 (1, 4)	3-2 F8			1-0 L5		0-0 1B		0-3 K		4 0 1 0 0 1 0												
Brian Daubach, L OBP: 0.367, SLG: 0.581 (1, 10) (8, 3)	4-2 BB			0-0 G2-3 1B		2-2 2B 1-3 2-H 1B		1-3 K		3 0 2 1 1 1 0												
Mike Stanley, R OBP: 0.397, SLG: 0.482 Chad Fonville, S (8, PR) Pedro Martinez, R (8, 1)	0-3 K			0-2 G2-3		3-2 F8		1-1 E4		4 0 0 0 0 1 3 0 0 0 0 0 0 0 0 0 0 0 0 0 0												
Troy O'Leary, L OBP: 0.362, SLG: 0.545 (1, 7)		2-3 K		1-1 L8		1-0 2B		1-3 K		4 0 1 0 0 2 2												
Lou Merloni, R OBP: 0.338, SLG: 0.351 (1, 6)		1-1 L8		2-2 G4-3		3-1 L8		2-1 F9		4 0 0 0 0 0 2												
Jason Varitek, S OBP: 0.318, SLG: 0.457 (1, 2)		0-1 G4-3		3-1 G4-3		1-1 G4-3		4-2 FC5-4 BB		3 0 0 0 1 0 0												
38 Wilton Veras, R OBP: 0.269, SLG: 0.417 18 Reggie Jefferson, S OBP: 0.325, SLG: 0.427 (9, PH)			1-0 CS 1B		3-2 HR		0-0 F8	3-3 K		3 1 2 1 0 0 0 1 0 0 0 0 1 1												
Trot Nixon, L OBP: 0.335, SLG: 0.373 Damon Buford, R OBP: 0.309, SLG: 0.367 (7, PH) (7, 8)			0-2 F7		3-1 G5-3		4-2 S BB	0-0 FC5-4		2 0 0 0 0 0 1 1 0 0 0 1 0 1												
Inning Stats	R: 0 E: 0 K: 2 S: 15	H: 0 LOB: 1 BB: 1 P: 23	R: 0 E: 0 K: 1 S: 7	H: 0 LOB: 0 BB: 0 P: 10	R: 0 E: 0 K: 0 S: 7	H: 1 LOB: 0 BB: 0 P: 10	R: 0 E: 0 K: 0 S: 7	H: 1 LOB: 1 BB: 0 P: 9	R: 1 E: 0 K: 0 S: 10	H: 1 LOB: 0 BB: 0 P: 21	R: 1 E: 0 K: 0 S: 12	H: 4 LOB: 2 BB: 0 P: 21	R: 0 E: 0 K: 1 S: 8	H: 0 LOB: 1 BB: 1 P: 15	R: 0 E: 1 K: 3 S: 11	H: 0 LOB: 1 BB: 0 P: 14	R: 0 E: 0 K: 1 S: 11	H: 0 LOB: 1 BB: 1 P: 20	1B: 5 2B: 1 3B: 0 HR: 1	SF: 0 SAC: 0 DP: 0 HBP: 0	WP: 0 PB: 0 SB: 1 CS: 1	PA: 36
PITCHER	IP WLS BF H R ER SO BB IBB HBP BLK WP HR S P ERA WHIP																					
Dave Eiland, R ERA: 4.45 Norm Charlton, L ERA: 3.5 Roberto Hernandez, R ERA: 3.65	(1, 1) (7, 1) (9, 1)	6.0 2.0 1.0	W H S	24 8 4	7 0 0	2 0 0	2 0 0	3 4 1	1 1 1	0 0 0	0 0 0	0 0 0	0 19 11	58 29 20	94 29 20	3.00 0.00 0.00	1.333 0.500 1.000					

Boston Red Sox @ Tampa Bay Devil Rays
Tropicana Field, St. Petersburg, FL
Wed Jul 07 1999, 7:05 PM EDT
Att: 19,336 - Dome - 72 F

AB	33
R	2
H	7
RBI	2
BB	3
SO	8
LOB	12



Batter	1	2	3	4	5	6	7	8	9	AB	R	H	RBI	BB	SO	LOB
Miguel Cairo, R OBP: 0.365, SLG: 0.410 (1, 4)	1-1 P3	0-2 FC6-4			2-3 K		0-0 P3			4	0	0	0	0	1	3
Dave Martinez, L OBP: 0.371, SLG: 0.431 (1, 9)	1-0 G6-3		1-2 1B HBP		0-3 K		0-0 F8			3	0	0	0	0	1	0
Jose Canseco, R OBP: 0.357, SLG: 0.617 (1, 10)	1-3 K		1-0 P9		2-3 K		0-3 K			4	0	0	0	0	3	1
Fred McGriff, L OBP: 0.406, SLG: 0.573 (1, 3)		2-1 1B 2B	0-1 1B		1-3 K		0-3 K			4	1	2	0	0	2	0
John Flaherty, R OBP: 0.316, SLG: 0.402 (1, 2)		2-2 FC6-4 1B 1B	1-3 K		2-2 1B 1B		1-3 K			4	1	2	1	0	2	2
Wade Boggs, L OBP: 0.366, SLG: 0.361 (1, 5)		0-1 1B	1-0 G3		1-0 1B		4-1 BB			3	1	2	0	1	0	2
David Lamb, S OBP: 0.269, SLG: 0.278 (8, PR) (9, 6)		1-2 FC6-4 1B			1-2 FC5-4 1B					0	0	0	0	0	0	0
Paul Sorrento, L OBP: 0.356, SLG: 0.450 (1, 7)		1-3 K			3-2 FC5-4 1B		0-3 K			4	0	1	1	0	3	3
Aaron Ledesma, R OBP: 0.330, SLG: 0.322 (1, 6) (9, 5)		1-1 FC6-4 BB			2-3 K		2-2 FC5-4			3	0	0	1	0	1	3
Randy Winn, S OBP: 0.301, SLG: 0.343 (1, 8)		4-2 FC6-4 BB			2-0 G6-3		1-3 K			2	0	0	0	1	1	1

Inning Stats	R: 0	H: 0	E: 0	K: 1	S: 6	R: 1	H: 3	E: 0	K: 1	S: 19	R: 0	H: 1	E: 0	K: 1	S: 9	R: 0	H: 0	E: 0	K: 2	S: 10	R: 0	H: 0	E: 0	K: 3	S: 11	R: 2	H: 3	E: 0	K: 2	S: 17	R: 0	H: 0	E: 0	K: 1	S: 5	R: 0	H: 0	E: 0	K: 3	S: 11	1B: 6	SF: 0	2B: 1	SAC: 0	3B: 0	DP: 0	HR: 0	HBP: 1	WP: 0	PA: 34
--------------	------	------	------	------	------	------	------	------	------	-------	------	------	------	------	------	------	------	------	------	-------	------	------	------	------	-------	------	------	------	------	-------	------	------	------	------	------	------	------	------	------	-------	-------	-------	-------	--------	-------	-------	-------	--------	-------	--------

PITCHER	IP	WLS	BF	H	R	ER	SO	BB	IBB	HBP	BLK	WP	HR	S	P	ERA	WHIP
Pedro Martinez, R ERA: 2.1 (1, 1)	8.0	L	34	7	3	3	14	2	0	1	0	0	0	88	130	3.38	1.125
Pedro Martinez, R ERA: 2.1 (8, 1)	8.0	L	34	7	3	3	14	2	0	1	0	0	0	88	130	3.38	1.125

BOTTOM

Boston Red Sox @ Tampa Bay Devil Rays
Tropicana Field, St. Petersburg, FL
Wed Jul 07 1999, 7:05 PM EDT
Att: 19,336 - Dome - 72 F

AB	31
R	3
H	7
RBI	3
BB	2
SO	14
LOB	15



WP	HR	S	P	ERA	WHIP
0	0	0	0	0	0

livebaseballscorecards.com

Batter	1	2	3	4	5	6	7	8	9	AB R H RBI BB SO LOB	TOP											
Jose Offerman, S OBP: 0.359, SLG: 0.413 (1, 4) (8, 3)	1-2 F7		4-2 18 2B G6-3 BB		0-0 1-2f G6-4-3		4-2 18 WP BB		2-2 F8	3 1 0 0 2 0 1	Boston Red Sox @ Tampa Bay Devil Rays Tropicana Field, St. Petersburg, FL Thu Jul 08 1999, 7:05 PM EDT Att: 19,611 - Dome - 72 F											
18 Reggie Jefferson, S OBP: 0.336, SLG: 0.439 Darren Lewis, R OBP: 0.332, SLG: 0.329 (1, 10) (9, PR)	1-3 K		3-1 1-3 2B			2-2 G4-3	4-0 1-2 BB	1-1 1B	4 0 2 0 1 1 0 0 0 0 0 0 0 0													
Damon Buford, R OBP: 0.312, SLG: 0.364 (1, 8)	1-1 2B 1B		0-2 G6-3			4-2 1B S BB	3-2 G5-3	0-0 G4-3	4 1 1 1 1 0 4													
Brian Daubach, L OBP: 0.366, SLG: 0.583 Mike Stanley, R OBP: 0.399, SLG: 0.482 Chad Fonville, S (1, 3) (8, PH) (8, PR) (8, 4)	1-0 1-3 2B		0-0 3-H F7			0-0 L9		4-1 2B BB	3 0 1 0 0 0 2 0 0 0 0 1 0 0 0 0 0 0 0 0 0													
Troy O'Leary, L OBP: 0.360, SLG: 0.541 (1, 7)	2-2 F7			1-3 K		3-0 1B 1B		2-0 L8	4 0 1 1 0 1 3													
Lou Merloni, R OBP: 0.345, SLG: 0.359 (1, 6)		2-0 P8		3-1 G4-6-3 1B		2-1 1-2 1B		2-1 P6	4 0 2 0 0 0 1													
Jason Varitek, S OBP: 0.317, SLG: 0.458 (1, 2)		1-3 K		1-0 G4-6-3		0-1 P6		2-1 1-3 2B	4 0 1 0 0 1 3													
38 Wilton Veras, R OBP: 0.267, SLG: 0.393 (1, 5)		1-2 G4-3			0-1 G6-4-3 1B		0-0 F9	0-0 G5-3	4 0 1 0 0 0 3													
Trot Nixon, L OBP: 0.329, SLG: 0.365 (1, 9)			3-3 K		2-2 L9		0-2 P4	1-1 G6-3	4 0 0 0 0 1 1													
Inning Stats	R: 0 E: 0 K: 1 S: 12	H: 2 LOB: 2 BB: 0 P: 18	R: 0 E: 0 K: 1 S: 7	H: 0 LOB: 0 BB: 0 P: 11	R: 1 E: 0 K: 1 S: 12	H: 1 LOB: 1 BB: 1 P: 22	R: 0 E: 0 K: 1 S: 6	H: 1 LOB: 0 BB: 0 P: 11	R: 0 E: 0 K: 0 S: 7	H: 1 LOB: 0 BB: 0 P: 9		R: 1 E: 0 K: 0 S: 11	H: 2 LOB: 2 BB: 1 P: 22	R: 0 E: 0 K: 0 S: 9	H: 0 LOB: 2 BB: 2 P: 20	R: 0 E: 0 K: 0 S: 7	H: 1 LOB: 3 BB: 1 P: 17	R: 0 E: 0 K: 0 S: 10	H: 1 LOB: 1 BB: 0 P: 14	1B: 6 2B: 3 3B: 0 HR: 0	SF: 0 SAC: 0 DP: 2 HBP: 0	WP: 1 PB: 0 SB: 1 CS: 0
PITCHER	IP WLS BF H R ER SO BB IBB HBP BLK WP HR S P ERA WHIP																				IP WLS BF H R ER SO BB IBB HBP BLK WP HR S P ERA WHIP	
Bobby Witt, R ERA: 5.42 (1, 1)	6.2 W 29 7 2 2 4 4 0 0 0 1 0 61 107 2.70 1.650																					
Albie Lopez, R ERA: 7.83 (7, 1)	0.1 H 1 0 0 0 0 0 0 0 0 0 0 3 6 0.00 0.000																					
Norm Charlton, L ERA: 3.32 (8, 1)	1.0 H 5 1 0 0 0 1 0 0 0 0 0 7 17 0.00 2.000																					
Roberto Hernandez, R ERA: 3.57 (9, 1)	1.0 S 4 1 0 0 0 0 0 0 0 0 0 10 14 0.00 1.000																					

AB	34
R	2
H	9
RBI	2
BB	5
SO	4
LOB	18



livebaseballscorecards.com

Batter	1	2	3	4	5	6	7	8	9	AB	R	H	RBI	BB	SO	LOB
Miguel Cairo, R OBP: 0.363, SLG: 0.416 (1, 4)	1-2 FC 3B		1-1 F8		1-2 G4-3		1-1 G5-4-3 1-2f			4	1	1	0	0	0	1
Aaron Ledesma, R OBP: 0.327, SLG: 0.319 (1, 6)	1-1 FC 1B 3-H		0-0 F7			2-1 G1-3		1-0 G5-4-3 1B		4	0	1	1	0	0	0
Jose Canseco, R OBP: 0.358, SLG: 0.624 (1, 10)	0-1 F9		1-0 HR			4-0 G4-3 1B BB		1-0 G5-4-3 1-2f		3	2	1	1	1	0	2
Fred McGriff, L OBP: 0.407, SLG: 0.572 (1, 3)	0-0 1-2 1B		1-2 G3			2-0 G4-3 1-2		3-2 1B		4	0	2	0	0	0	1
John Flaherty, R OBP: 0.315, SLG: 0.399 (1, 2)	2-3 K			2-2 F8		0-1 2B 1B 2-H		1-0 F8		4	0	1	1	0	1	3
Wade Boggs, L OBP: 0.365, SLG: 0.366 (1, 5)	0-2 F7			3-1 L8		1-0 1-3 2B				3	0	1	0	0	0	2
Bubba Trammell, R OBP: 0.329, SLG: 0.479 (1, 9) (8, 7)		0-1 P5		3-1 F7		0-0 G5-3				3	0	0	0	0	0	2
Paul Sorrento, L OBP: 0.349, SLG: 0.441 (1, 7) Dave Martinez, L OBP: 0.371, SLG: 0.431 (8, 9)		1-1 P2			3-1 G4-3		1-3 K			3	0	0	0	0	1	0
Randy Winn, S OBP: 0.301, SLG: 0.343 (1, 8)		3-2 G5-3			2-3 K		1-0 G5-4-3 1B			0	0	0	0	0	0	0
										3	0	1	0	0	1	0

Inning Stats	R: 1	H: 2	E: 0	K: 1	S: 16	LOB: 2	BB: 0	P: 20	R: 0	H: 0	E: 0	K: 0	S: 8	LOB: 0	BB: 0	P: 12	R: 1	H: 1	E: 0	K: 0	S: 8	LOB: 0	BB: 0	P: 11	R: 0	H: 0	E: 0	K: 0	S: 8	LOB: 0	BB: 0	P: 16	R: 0	H: 0	E: 0	K: 1	S: 9	LOB: 0	BB: 0	P: 15	R: 1	H: 2	E: 0	K: 0	S: 7	LOB: 2	BB: 1	P: 16	R: 0	H: 1	E: 0	K: 1	S: 7	LOB: 0	BB: 0	P: 9	R: 0	H: 2	E: 0	K: 0	S: 6	LOB: 1	BB: 0	P: 12
--------------	------	------	------	------	-------	--------	-------	-------	------	------	------	------	------	--------	-------	-------	------	------	------	------	------	--------	-------	-------	------	------	------	------	------	--------	-------	-------	------	------	------	------	------	--------	-------	-------	------	------	------	------	------	--------	-------	-------	------	------	------	------	------	--------	-------	------	------	------	------	------	------	--------	-------	-------

PITCHER	IP	WLS	BF	H	R	ER	SO	BB	IBB	HBP	BLK	WP	HR	S	P	ERA	WHIP
Brian Rose, R ERA: 3.77 (1, 1)	5.2	L	24	5	3	3	2	1	0	0	0	0	1	55	89	4.76	1.059
Derek Lowe, R ERA: 3.07 (6, 1)	2.1		8	3	0	0	1	0	0	0	0	0	0	14	22	0.00	1.286

BOTTOM

Boston Red Sox @ Tampa Bay Devil Rays
Tropicana Field, St. Petersburg, FL


Thu Jul 08 1999, 7:05 PM EDT
Att. 19,611 - Dome - 72 F

livebaseballscorecards.com

AB	31
R	3
H	8
RBI	3
BB	1
SO	3
LOB	11



WP: 0	PA: 32
PB: 0	SB: 0
CS: 0	

Batter	1	2	3	4	5	6	7	8	9	AB R H RBI BB SO LOB	TOP	
Chad Fonville, S (1, 4) FC1-6 BB	2-2 G6-3 BB		4-2 BB		4-0 3B BB		1-2 FC1-6 1-2f			2 1 0 0 2 0 1		
Darren Lewis, R (1, 9) OBP: 0.331, SLG: 0.336 B3	0-0 B3		2-2 F9		3-2 SF8 1-H 3B		3-3 K			4 1 1 1 0 1 2		
Damon Buford, R (1, 8) OBP: 0.315, SLG: 0.382 CS BB	4-2 CS BB				0-0 SF8		2-2 G5-3			2 1 1 2 1 0 1		
Mike Stanley, R (1, 3) OBP: 0.397, SLG: 0.490 CS 1-2	1-2 CS 1-2				3-2 HR		1-2 G1-2-3		2-2 F8	4 1 1 1 0 1 0		
Troy O'Leary, L (1, 7) OBP: 0.359, SLG: 0.541 K					2-1 F9 2B		2-1 F8		2-2 G3	4 0 1 0 0 1 0		
Lou Merloni, R (1, 6) OBP: 0.330, SLG: 0.341 G6-3					0-0 F9 2-3		1-0 F8		0-3 K	4 0 0 0 0 1 1		
38 Wilton Veras, R (1, 5) OBP: 0.265, SLG: 0.469 HR K					1-1 HR K		3-1 P9		2-1 G6-3	4 1 1 1 0 1 1		
Jason Varitek, S (1, 2) OBP: 0.316, SLG: 0.452 K IBB					1-3 K 4-0 IBB		1-2 F8		0-0 G6-3	3 0 0 0 1 1 0		
Bret Saberhagen, R (1, 1) Derek Lowe, R (7, 1) 49 Tim Wakefield, R (8, 1) K F8 FC1-6 BB					0-3 K 1-2 F8		4-2 FC1-6 BB		0-3 K	2 0 0 0 1 1 2 0 0 0 0 0 0 0 1 0 0 0 0 1 0		
Inning Stats	R: 0 E: 0 K: 0 S: 13 H: 0 LOB: 0 BB: 1 P: 19	R: 0 E: 0 K: 2 S: 9 H: 0 LOB: 0 BB: 0 P: 12	R: 1 E: 0 K: 2 S: 14 H: 1 LOB: 1 BB: 1 P: 22	R: 2 E: 0 K: 1 S: 14 H: 3 LOB: 2 BB: 1 P: 29	R: 2 E: 0 K: 0 S: 11 H: 1 LOB: 0 BB: 1 P: 21	R: 0 E: 0 K: 0 S: 8 H: 0 LOB: 0 BB: 0 P: 13	R: 0 E: 0 K: 1 S: 13 H: 0 LOB: 1 BB: 1 P: 23	R: 0 E: 0 K: 1 S: 9 H: 0 LOB: 0 BB: 0 P: 13	R: 0 E: 0 K: 1 S: 7 H: 0 LOB: 0 BB: 0 P: 9	1B: 0 2B: 1 3B: 1 HR: 3 SF: 1 SAC: 0 DP: 0 HBP: 0	WP: 0 PB: 0 SB: 1 CS: 1 PA: 37	
PITCHER	IP WLS BF H R ER SO BB IBB HBP BLK WP HR S P ERA WHIP											
Bruce Chen, L (1, 1) ERA: 5.63	4.0 L 19 4 4 4 5 3 1 0 0 0 3 50 86 9.00 1.750											
Russ Springer, R (5, 1) ERA: 5.89	0.2 3 1 1 1 0 0 0 0 0 0 0 9 13 13.50 1.500											
Mike Remlinger, L (5, 1) ERA: 1.33	2.1 8 0 0 0 1 1 0 0 0 0 0 23 40 0.00 0.429											
30 Kevin McGlinchy, R (8, 1) ERA: 3.45	2.0 6 0 0 0 2 0 0 0 0 0 0 16 22 0.00 0.000											

Boston Red Sox @ Atlanta Braves
 Turner Field, Atlanta, GA
 Fri Jul 09 1999, 7:40 PM EDT
 Att. 49,636 - Cloudy - 85 F

livebaseballscorecards.com

AB 30
R 5
H 5
RBI 5
BB 5
SO 8
LOB 8

Batter	1	2	3	4	5	6	7	8	9	AB	R	H	RBI	BB	SO	LOB
Walt Weiss, S (1, 6) OBP: 0.319, SLG: 0.313	0-0 F9	1-1 FC4-6			2-1 P5		1-2 FC5-4		4-2 10S BB	4	0	1	1	1	0	2
Bret Boone, R (1, 4) OBP: 0.318, SLG: 0.408	0-2 G6-3	1-3 K			1-3 K		0-2 FC5-4		1-1 F8	5	0	0	0	0	2	5
10 Chipper Jones, S (1, 5) OBP: 0.419, SLG: 0.590	0-0 HR		0-0 G6-3			2-1 FC5-4	2-1	1-2 1B	2-3 K	5	1	3	1	0	1	2
Brian Jordan, R (1, 9) OBP: 0.360, SLG: 0.515	0-2 PO 1B		3-2 G1-3			1-2 FC5-4	1-1 G5-3			4	0	1	0	0	0	3
Ryan Klesko, L (1, 7) OBP: 0.369, SLG: 0.529	0-1 PO	0-0 1B E 2B	2-3 K			1-3 K		1-0 P4		4	1	1	0	0	2	1
Andruw Jones, R (1, 8) OBP: 0.352, SLG: 0.484		1-1 E FC5-4 1B		0-1 F7		4-0 BB		4-1 CS BB		2	1	1	0	2	0	0
Randall Simon, L (1, 3) OBP: 0.376, SLG: 0.429		0-2 E4 FC5-4		0-0 F8		1-0 G4-3		0-1 P9		4	0	0	1	0	0	4
Eddie Pérez, R (1, 2) OBP: 0.267, SLG: 0.329		0-0 FC5-4		3-3 K			1-2 G3 1B 2B		3-2 E1 10S	3	1	1	1	0	1	1
Otis Nixon, S (9, PH) OBP: 0.282, SLG: 0.205		1-2 FC4-6 SH						1-2 CS		1	0	0	0	0	0	0
Bruce Chen, L (1, 1) Russ Springer, R (5, 1) Mike Remlinger, L (5, 1) Ozzie Guillen, L (7, PH) 30 Kevin McGlinchy, R (8, 1) Keith Lockhart, L (9, PH) OBP: 0.289, SLG: 0.267		0-0 SH FC4-6		1-3 K			1-0 G3		3-3 K	0	0	0	0	0	0	0

Inning Stats	R: 1	H: 2	E: 0	K: 0	S: 9	H: 2	LOB: 0	BB: 0	P: 9	R: 2	H: 2	E: 2	K: 1	S: 13	R: 0	H: 0	E: 0	K: 1	S: 9	R: 0	H: 0	E: 0	K: 1	S: 12	R: 0	H: 0	E: 0	K: 2	S: 8	R: 0	H: 1	E: 0	K: 1	S: 10	R: 1	H: 3	E: 0	K: 0	S: 14	R: 0	H: 0	E: 0	K: 0	S: 5	R: 0	H: 0	E: 1	K: 2	S: 14	1B: 5	2B: 2	3B: 0	HR: 1	SF: 0	SAC: 1	DP: 0	HBP: 0	WP: 1	PA: 41
--------------	------	------	------	------	------	------	--------	-------	------	------	------	------	------	-------	------	------	------	------	------	------	------	------	------	-------	------	------	------	------	------	------	------	------	------	-------	------	------	------	------	-------	------	------	------	------	------	------	------	------	------	-------	-------	-------	-------	-------	-------	--------	-------	--------	-------	--------


PITCHER	IP	WLS	BF	H	R	ER	SO	BB	IBB	HBP	BLK	WP	HR	S	P	ERA	WHIP
Bret Saberhagen, R (1, 1) ERA: 2.31	6.1	W	28	7	4	3	6	1	0	0	0	1	1	68	94	4.26	1.263
Derek Lowe, R (7, 1) ERA: 3.04	0.2	H	3	1	0	0	0	0	0	0	0	0	0	7	10	0.00	1.500
49 Tim Wakefield, R (8, 1) ERA: 4.86	2.0	S	8	0	0	0	2	2	0	0	0	0	0	19	37	0.00	1.000

BOTTOM


Boston Red Sox @ Atlanta Braves
Turner Field, Atlanta, GA

Fri Jul 09 1999, 7:40 PM EDT
Att: 49,636 - Cloudy - 85 F

AB	35
R	4
H	8
RBI	4
BB	3
SO	8
LOB	20



PITCHER	IP	WLS	BF	H	R	ER	SO	BB	IBB	HBP	BLK	WP	HR	S	P	ERA	WHIP
Bret Saberhagen, R (1, 1) ERA: 2.31	6.1	W	28	7	4	3	6	1	0	0	0	1	1	68	94	4.26	1.263
Derek Lowe, R (7, 1) ERA: 3.04	0.2	H	3	1	0	0	0	0	0	0	0	0	0	7	10	0.00	1.500
49 Tim Wakefield, R (8, 1) ERA: 4.86	2.0	S	8	0	0	0	2	2	0	0	0	0	0	19	37	0.00	1.000

Batter	1	2	3	4	5	6	7	8	9	10	11	AB R H RBI BB SO LOB	TOP														
Jose Offerman, S OBP: 0.354, SLG: 0.407 (1, 4)	G6-3		K		F8			B2		K		5 0 0 0 0 2 1	<p>Boston Red Sox @ Atlanta Braves Turner Field, Atlanta, GA Sat Jul 10 1999, 1:15 PM EDT Att: 47,871 - Cloudy - 84 F</p> <p>livebaseballscorecards.com</p> <table border="0"> <tr><td>AB</td><td>37</td></tr> <tr><td>R</td><td>1</td></tr> <tr><td>H</td><td>6</td></tr> <tr><td>RBI</td><td>1</td></tr> <tr><td>BB</td><td>2</td></tr> <tr><td>SO</td><td>9</td></tr> <tr><td>LOB</td><td>10</td></tr> </table> 	AB	37	R	1	H	6	RBI	1	BB	2	SO	9	LOB	10
AB	37																										
R	1																										
H	6																										
RBI	1																										
BB	2																										
SO	9																										
LOB	10																										
Darren Lewis, R OBP: 0.332, SLG: 0.335 (1, 9)	G4-3		1B			G4-3		P3		G6-4-3 BB		4 0 1 0 1 0 0															
Damon Buford, R OBP: 0.317, SLG: 0.379 (1, 8)	G5-3		K			1B		BB		G6-4-3 1-2f		4 0 1 0 1 1 2															
Mike Stanley, R OBP: 0.394, SLG: 0.496 (1, 3)		HR			F9	K		F8		G5-3		5 1 1 1 0 1 2															
Troy O'Leary, L OBP: 0.355, SLG: 0.534 (1, 7)		G1-3			F8	G1-3				F7		4 0 0 0 0 0 1															
Lou Merloni, R OBP: 0.315, SLG: 0.326 (1, 6)		G4-3			G3-1			G1-3		G5-3		4 0 0 0 0 0 0															
38 Wilton Veras, R OBP: 0.316, SLG: 0.500 (1, 5)		1B			SH1-4 1B			1B		P8		4 0 3 0 0 0 0															
Jason Varitek, S OBP: 0.311, SLG: 0.445 (1, 2)		K			F7	K		K		K		4 0 0 0 0 3 3															
Mark Portugal, R Brian Daubach, L Pat Rapp, R Rheal Cormier, L Rich Garces, R Creighton Gubanich, R John Wasdin, R (1, 1) (7, PH) (7, 1) (8, 1) (8, 1) (10, PH) (10, 1)			G2		SH1-4 1-2	K		K		K		1 0 0 0 0 0 0 1 0 0 0 0 1 1 0 0 0 0 0 0 0 0 0 0 0 0 0 0 0 0 0 0 0 0 0 1 0 0 0 0 1 0 0 0 0 0 0 0 0															
Inning Stats	R: 0 H: 0 E: 0 LOB: 0 K: 0 BB: 0 S: 9 P: 15	R: 1 H: 2 E: 0 LOB: 1 K: 1 BB: 0 S: 9 P: 12	R: 0 H: 1 E: 0 LOB: 1 K: 2 BB: 0 S: 10 P: 12	R: 0 H: 0 E: 0 LOB: 0 K: 0 BB: 0 S: 4 P: 5	R: 0 H: 1 E: 0 LOB: 1 K: 0 BB: 0 S: 7 P: 10	R: 0 H: 1 E: 0 LOB: 1 K: 1 BB: 0 S: 9 P: 15	R: 0 H: 1 E: 0 LOB: 1 K: 2 BB: 0 S: 12 P: 15	R: 0 H: 0 E: 0 LOB: 1 K: 0 BB: 1 S: 6 P: 11	R: 0 H: 0 E: 0 LOB: 0 K: 0 BB: 0 S: 5 P: 9	R: 0 H: 0 E: 0 LOB: 0 K: 3 BB: 0 S: 9 P: 9	R: 0 H: 0 E: 0 LOB: 0 K: 0 BB: 1 S: 2 P: 6	1B: 5 SF: 0 2B: 0 SAC: 1 3B: 0 DP: 1 HR: 1 HBP: 0	WP: 0 PA: 40 PB: 0 SB: 0 CS: 0														
PITCHER	IP WLS BF H R ER SO BB IBB HBP BLK WP HR S P ERA WHIP																										
Tom Glavine, L ERA: 4.14 (1, 1)	9.0	34	6	1	1	6	1	0	0	0	0	0	1	71	104	1.00	0.778										
John Rocker, L ERA: 2.93 (10, 1)	1.0	3	0	0	0	3	0	0	0	0	0	0	0	9	9	0.00	0.000										
Rudy Seanez, R ERA: 2.27 (11, 1)	1.0	W 3	0	0	0	0	1	0	0	0	0	0	0	2	6	0.00	1.000										

Batter	1	2	3	4	5	6	7	8	9	10	11	AB R H RBI BB SO LOB	BOTTOM										
Ozzie Guillen, L OBP: 0.275, SLG: 0.285 (1, 6)	1-3 K		1-2 G3		1-2 G5-3		1-1 1B		4-1 BB			4 0 1 0 1 1 1	Boston Red Sox @ Atlanta Braves Turner Field, Atlanta, GA Sat Jul 10 1999, 1:15 PM EDT Att: 47,871 - Cloudy - 84 F										
Keith Lockhart, L OBP: 0.284, SLG: 0.263 John Rocker, R Rudy Seanez, R (1, 4) (10, 1) (11, 1)	0-0 F7		1-0 G4-3		0-1 1B		1-3 K		1-1 G3			5 0 1 0 0 1 4 0 0 0 0 0 0 0 0 0 0 0 0 0 0											
10 Chipper Jones, S OBP: 0.422, SLG: 0.589 (1, 5)	4-1 FC6-4 BB		2-2 G4-3		1-1 F9		3-2 1B		0-0 G6-3 1B			4 0 2 0 1 0 2											
Brian Jordan, R OBP: 0.356, SLG: 0.507 (1, 9)	2-1 FC6-4 1-2f			2-2 P9		1-2 G5-3		0-1 F9		0-3 K		5 0 0 0 0 1 3											
Ryan Klesko, L OBP: 0.368, SLG: 0.527 Gerald Williams, R OBP: 0.332, SLG: 0.417 (1, 7) (8, PH) (9, 7)		2-2 P2		2-3 K		1-0 FC6 1B		0-0 P4		0-0 G6-3 1-2f		3 0 1 0 0 1 0 2 0 0 0 0 0 2											
Andrew Jones, R OBP: 0.356, SLG: 0.494 (1, 8)		1-1 1B		0-0 HR		1-3 K		0-0 G6-3		4-0 SH BB		4 2 2 1 1 1 2											
Randall Simon, L OBP: 0.373, SLG: 0.423 Brian Hunter, R OBP: 0.341, SLG: 0.481 (1, 3) (11, PH)		1-3 K		0-0 FC6-4 1B		0-1 FC6 1-2f			2-1 G1-3		0-0 SH 1-H	4 0 1 0 0 1 2 0 0 0 0 0 0 0											
Eddie Pérez, R OBP: 0.260, SLG: 0.320 (1, 2)		1-0 P5		1-1 FC6-4 1-2f			0-1 F8		3-2 L5			4 0 0 0 0 0 2											
Tom Glavine, L OBP: 0.171, SLG: 0.175 Bret Boone, R OBP: 0.320, SLG: 0.410 (1, 1) (9, PH) (10, 4)			0-0 G3 2B		1-1 G4-3		0-0 E6 1B WP		1-0 E8 1B			3 0 1 0 0 0 0 1 0 1 0 0 0 0											
Inning Stats	R: 0 E: 0 K: 1 S: 8	H: 0 LOB: 1 BB: 1 P: 15	R: 0 E: 0 K: 1 S: 10	H: 1 LOB: 1 BB: 0 P: 14	R: 0 E: 0 K: 0 S: 9	H: 1 LOB: 1 BB: 0 P: 13	R: 1 E: 0 K: 1 S: 10	H: 2 LOB: 1 BB: 0 P: 15	R: 0 E: 0 K: 0 S: 9	H: 1 LOB: 1 BB: 0 P: 12	R: 0 E: 0 K: 1 S: 9	H: 1 LOB: 1 BB: 0 P: 11		R: 0 E: 0 K: 0 S: 8	H: 1 LOB: 1 BB: 0 P: 11	R: 0 E: 0 K: 0 S: 5	H: 1 LOB: 0 BB: 0 P: 5	R: 1 E: 1 K: 0 S: 1	H: 0 LOB: 1 BB: 1 P: 5	1B: 8 2B: 1 3B: 0 HR: 1	SF: 0 SAC: 1 DP: 1 HBP: 0	WP: 1 PB: 0 SB: 0 CS: 0	PA: 43
PITCHER	IP WLS BF H R ER SO BB IBB HBP BLK WP HR S P ERA WHIP																						
Mark Portugal, R ERA: 5.09 (1, 1)	6.0	25	6	1	1	4	1	0	0	0	0	0	0	1	55	81	1.50	1.167					
Pat Rapp, R ERA: 5.12 (7, 1)	1.1	6	2	0	0	1	0	0	0	0	1	0	15	20	0.00	1.500							
Rheal Cormier, L ERA: 4.36 (8, 1)	0.1	1	0	0	0	0	0	0	0	0	0	0	1	1	0.00	0.000							
Rich Garces, R ERA: (8, 1)	1.1	6	1	0	0	0	1	0	0	0	0	0	10	21	0.00	1.500							
John Wasdin, R ERA: 3.35 (10, 1)	1.0	L 5	1	1	0	1	1	0	0	0	0	0	6	10	0.00	2.000							

AB	39
R	2
H	10
RBI	1
BB	3
SO	6
LOB	18



Batter	1	2	3	4	5	6	7	8	9	AB R H RBI BB SO LOB	TOP	
Darren Lewis, R (1, 8) OBP: 0.334, SLG: 0.337	0-1 1B S G3 1B		0-0 P8			1-0 G1-3		0-1 1B		4 1 2 0 0 0 1		
Jose Offerman, S (1, 4) OBP: 0.351, SLG: 0.402	1-3 K		1-2 P6			0-0 G4-3		1-1 FC5		4 0 0 0 0 1 4		
John Valentin, R (1, 5) OBP: 0.312, SLG: 0.398	1-2 G3 1B				1-0 G4-6-3 1B		0-0 F9		4-1 BB	3 0 2 0 1 0 1		
Brian Daubach, L (1, 3) OBP: 0.357, SLG: 0.567	0-0 G3				0-1 G4-6-3		1-2 G4-3		0-0 F8	4 0 0 1 0 0 3		
Troy O'Leary, L (1, 7) OBP: 0.354, SLG: 0.529	2-1 G4-3				2-2 F8		4-0 G6-4-3 BB		1-2 F8	3 0 0 0 1 0 2		
Lou Merloni, R (1, 6) OBP: 0.302, SLG: 0.311					0-1 G4-3		0-1 G6-4-3		3-3 K	4 0 0 0 0 1 2		
Jason Varitek, S (1, 2) OBP: 0.308, SLG: 0.440					0-2 G5-3				0-0 L6	3 0 0 0 0 0 0		
Trot Nixon, L (1, 9) OBP: 0.324, SLG: 0.359					2-2 G4-3				0-1 G6-3	3 0 0 0 0 1 0		
Jin Ho Cho, R (1, 1) Pat Rapp, R (5, 1) 18 Reggie Jefferson, S (6, PH) John Wasdin, R (6, 1) Rheal Cormier, L (7, 1) 38 Wilton Veras, R (8, PH) 49 Tim Wakefield, R (8, 1)					1-1 G1-3		0-0 G4-3 2B		2-1 FC5 1B	1 0 0 0 0 0 0 0 0 0 0 0 0 0 1 0 1 0 0 0 0 0 0 0 0 0 0 0 0 0 0 0 0 0 0 1 0 1 0 0 0 0 0 0 0 0 0 0 0		
Inning Stats	R: 1 H: 2 E: 0 LOB: 1 K: 1 BB: 0 S: 11 P: 15	R: 0 H: 0 E: 0 LOB: 0 K: 1 BB: 0 S: 9 P: 15	R: 0 H: 0 E: 0 LOB: 0 K: 0 BB: 0 S: 6 P: 8	R: 0 H: 1 E: 0 LOB: 0 K: 0 BB: 0 S: 6 P: 9	R: 0 H: 0 E: 0 LOB: 0 K: 0 BB: 0 S: 8 P: 10	R: 0 H: 1 E: 0 LOB: 1 K: 0 BB: 0 S: 4 P: 5	R: 0 H: 0 E: 0 LOB: 0 K: 0 BB: 1 S: 5 P: 10	R: 0 H: 2 E: 0 LOB: 2 K: 0 BB: 0 S: 9 P: 12	R: 0 H: 0 E: 0 LOB: 1 K: 1 BB: 1 S: 9 P: 17	1B: 5 SF: 0 2B: 1 SAC: 0 3B: 0 DP: 2 HR: 0 HBP: 0	WP: 0 PA: 33 PB: 0 SB: 1 CS: 0	
PITCHER	IP WLS BF H R ER SO BB IBB HBP BLK WP HR S P ERA WHIP											
Greg Maddux, R (1, 1) ERA: 3.4	8.0 W 29 6 1 1 2 1 0 0 0 0 0 0 58 84 1.12 0.875											
John Hudek, R (9, 1) ERA: 7.36	1.0 4 0 0 0 1 1 0 0 0 0 0 0 9 17 0.00 1.000											

Boston Red Sox @ Atlanta Braves
Turner Field, Atlanta, GA
Sun Jul 11 1999, 1:10 PM EDT
Att. 46,680 - Cloudy - 82 F

livebaseballscorecards.com

AB	31
R	1
H	6
RBI	1
BB	2
SO	3
LOB	13



Batter	1	2	3	4	5	6	7	8	9	AB	R	H	RBI	BB	SO	LOB
Walt Weiss, S OBP: 0.327, SLG: 0.324 (1, 6)	G6-3 10 SF7 2B		1B 10 SF7 1B		1B 1B BB		K			3	3	2	1	1	1	0
Bret Boone, R OBP: 0.319, SLG: 0.408 (1, 4)	G6-3 2-3		1B		K		G6-3			4	0	1	0	0	1	2
10 Chipper Jones, S OBP: 0.422, SLG: 0.589 (1, 5)	SF7 3-H		SF7		1B BB			1B HR BB		0	1	0	2	2	0	0
Brian Jordan, R OBP: 0.357, SLG: 0.507 John Hudek, S (9, 1)	P6 0-0		F9		1B			1B HR		4	1	2	1	0	0	1
Ryan Klesko, L OBP: 0.370, SLG: 0.553 (1, 7)		P7		HR	G4-3			HR		4	2	2	4	0	0	2
Andruw Jones, R OBP: 0.352, SLG: 0.488 (1, 8)		G5-3		F7		K		G5-3		4	0	0	0	0	1	0
Brian Hunter, R OBP: 0.337, SLG: 0.463 (1, 3)		K		F7		CS BB		K		3	0	0	0	1	2	0
Eddie Pérez, R OBP: 0.259, SLG: 0.325 (1, 2)			SH5-4 1B 2B	L7		K		L8		4	1	1	0	0	1	1
Greg Maddux, R OBP: 0.306, SLG: 0.529 Gerald Williams, R OBP: 0.332, SLG: 0.417 (9, 9)			SH5-4		K		F9			2	0	0	0	0	1	0

Inning Stats	R: 1	H: 1	R: 0	H: 0	R: 2	H: 3	R: 1	H: 1	R: 0	H: 0	R: 0	H: 0	R: 3	H: 2
	E: 0	LOB: 0	E: 0	LOB: 0	E: 0	LOB: 1	E: 0	LOB: 0	E: 0	LOB: 0	E: 0	LOB: 0	E: 0	LOB: 0
	K: 0	BB: 0	K: 1	BB: 0	K: 0	BB: 0	K: 0	BB: 0	K: 2	BB: 1	K: 1	BB: 0	K: 1	BB: 1
	S: 8	P: 11	S: 10	P: 19	S: 15	P: 22	S: 5	P: 7	S: 8	P: 14	S: 7	P: 11	S: 13	P: 25

PITCHER	IP	WLS	BF	H	R	ER	SO	BB	IBB	HBP	BLK	WP	HR	S	P	ERA	WHIP
Jin Ho Cho, R ERA: 4.99 (1, 1)	4.0	L	17	5	4	4	1	0	0	0	0	0	1	38	59	9.00	1.250
Pat Rapp, R ERA: 5.17 (5, 1)	1.0		6	1	1	1	2	2	0	0	0	0	0	11	26	9.00	3.000
John Wasdin, R ERA: 3.27 (6, 1)	1.0		3	0	0	0	2	1	0	0	0	0	0	8	14	0.00	1.000
Rheal Cormier, L ERA: 4.24 (7, 1)	1.0		3	0	0	0	1	0	0	0	0	0	0	7	11	0.00	0.000
49 Tim Wakefield, R ERA: 5.14 (8, 1)	1.0		6	2	3	3	1	1	0	0	0	0	1	13	25	27.00	3.000


BOTTOM

Boston Red Sox @ Atlanta Braves
Turner Field, Atlanta, GA

Sun Jul 11 1999, 1:10 PM EDT
Att: 46,680 - Cloudy - 82 F

AB	28
R	8
H	8
RBI	8
BB	4
SO	7
LOB	6

WP: 0 PA: 35
PB: 0
SB: 1
CS: 1



PITCHER	IP	WLS	BF	H	R	ER	SO	BB	IBB	HBP	BLK	WP	HR	S	P	ERA	WHIP
Jin Ho Cho, R ERA: 4.99 (1, 1)	4.0	L	17	5	4	4	1	0	0	0	0	0	1	38	59	9.00	1.250
Pat Rapp, R ERA: 5.17 (5, 1)	1.0		6	1	1	1	2	2	0	0	0	0	0	11	26	9.00	3.000
John Wasdin, R ERA: 3.27 (6, 1)	1.0		3	0	0	0	2	1	0	0	0	0	0	8	14	0.00	1.000
Rheal Cormier, L ERA: 4.24 (7, 1)	1.0		3	0	0	0	1	0	0	0	0	0	0	7	11	0.00	0.000
49 Tim Wakefield, R ERA: 5.14 (8, 1)	1.0		6	2	3	3	1	1	0	0	0	0	1	13	25	27.00	3.000

Batter	1	2	3	4	5	6	7	8	9	AB R H RBI BB SO LOB	TOP											
Doug Glanville, R (1, 8) OBP: 0.382, SLG: 0.460	1-0 HR		3-2 1B		2-1 L3		3-3 K		1-2 1B	5 1 3 1 0 1 3												
Ron Gant, R (1, 7) OBP: 0.358, SLG: 0.430	2-3 K		1-3 K		4-1 HR		2-2 G5-3		4-1 1B	3 1 0 0 2 2 1												
Bobby Abreu, L (1, 9) OBP: 0.418, SLG: 0.567	3-2 F8				3-2 F8		3-1 HR		0-1 E	5 2 2 2 0 0 2												
Scott Rolen, R (1, 5) OBP: 0.350, SLG: 0.506	3-3 K				2-2 F8		1-1 P5		1-0 E6	4 0 0 1 0 1 0												
Rico Brogna, L (1, 3) OBP: 0.330, SLG: 0.432					2-3 K		1-1 G5-3		0-1 FC1-2	4 0 1 0 0 1 0												
Mike Lieberthal, R (1, 2) OBP: 0.372, SLG: 0.567					2-2 G6-3		2-2 G4-3		2-1 FC1-2	4 0 0 0 0 0 2												
Rob Ducey, L (1, 10) OBP: 0.400, SLG: 0.531					3-2 1B		2-1 G4-3		4-0 1B	3 0 1 0 1 0 0												
Alex Arias, R (1, 6) OBP: 0.378, SLG: 0.432					1-2 G6-3		2-2 1B		3-2 G6-3	4 0 2 0 0 0 3												
Marlon Anderson, L (1, 4) OBP: 0.275, SLG: 0.359					3-1 L5		1-2 F7		1-2 G1-3	4 0 0 0 0 0 3												
Inning Stats	R: 1 E: 0 K: 2 S: 11	H: 1 LOB: 0 BB: 0 P: 20	R: 0 E: 0 K: 0 S: 7	H: 0 LOB: 0 BB: 0 P: 9	R: 0 E: 0 K: 1 S: 12	H: 1 LOB: 1 BB: 0 P: 20	R: 0 E: 0 K: 1 S: 12	H: 0 LOB: 0 BB: 0 P: 19	R: 0 E: 0 K: 0 S: 14	H: 2 LOB: 2 BB: 0 P: 24	R: 2 E: 0 K: 0 S: 10	H: 1 LOB: 0 BB: 1 P: 21	R: 0 E: 0 K: 1 S: 12	H: 1 LOB: 1 BB: 0 P: 20	R: 1 E: 1 K: 0 S: 15	H: 2 LOB: 3 BB: 1 P: 27	R: 0 E: 0 K: 0 S: 9	H: 1 LOB: 1 BB: 1 P: 16	1B: 4 2B: 2 3B: 1 HR: 2	SF: 0 SAC: 0 DP: 1 HBP: 0	WP: 0 PB: 0 SB: 1 CS: 0	PA: 39
PITCHER	IP WLS BF H R ER SO BB IBB HBP BLK WP HR S P ERA WHIP																					
Brian Rose, R (1, 1) ERA: 3.9	5.0 W 21 5 3 3 4 1 0 0 0 0 2 59 102 5.40 1.200																					
Derek Lowe, R (6, 1) ERA: 3.07	2.1 H 10 2 1 1 1 0 0 0 0 0 0 27 42 3.86 0.857																					
Rheal Cormier, L (8, 1) ERA: 4.24	0.0 1 1 0 0 0 0 0 0 0 0 0 2 2 ∞ ∞																					
49 Tim Wakefield, R (8, 1) ERA: 5.03	1.2 S 7 1 0 0 0 2 0 0 0 0 0 0 14 30 0.00 1.800																					

Philadelphia Phillies @ Boston Red Sox
Fenway Park, Boston, MA
 Thu Jul 15 1999, 7:05 PM EDT
 Att. 32,397 - Unknown - 80 F

AB	36
R	4
H	9
RBI	4
BB	3
SO	5
LOB	14



Batter	1	2	3	4	5	6	7	8	9
Jose Offerman, S <small>(1, 4) OBP: 0.351, SLG: 0.409</small>	1-1 	1-0 		4-1 		2-0 		1-3 	
John Valentin, R <small>(1, 5) OBP: 0.314, SLG: 0.399</small>	2-1 	4-1 		2-0 		0-0 		0-0 	
Brian Daubach, L <small>(1, 10) OBP: 0.363, SLG: 0.584</small>	0-0 	1-0 		1-2 		1-0 		1-3 	
Nomar Garciaparra, R <small>(1, 6) OBP: 0.414, SLG: 0.625</small>	1-2 	1-1 		3-2 		1-0 			
Troy O'Leary, L <small>(1, 7) OBP: 0.355, SLG: 0.530</small>	0-0 		3-1 		4-0 		0-2 		
Mike Stanley, R <small>(1, 3) OBP: 0.392, SLG: 0.492</small>	3-2 		1-0 		1-3 		3-1 		
Jason Varitek, S <small>(1, 2) OBP: 0.311, SLG: 0.456</small>		0-0 	1-0 		0-0 		0-1 		
Darren Lewis, R <small>(1, 8) OBP: 0.333, SLG: 0.333</small>		2-2 		0-0 		0-1 		4-2 	
Trot Nixon, L <small>(1, 9) OBP: 0.332, SLG: 0.372</small>		1-0 		0-0 		0-1 		1-1 	

AB	R	H	RBI	BB	SO	LOB
4	1	1	1	1	1	2
4	1	1	1	1	0	1
5	1	3	3	0	2	2
4	0	0	0	0	0	5
3	0	1	0	1	0	0
4	0	1	0	0	1	2
4	1	2	1	0	0	1
3	0	0	0	1	0	0
4	2	3	0	0	0	3

BOTTOM

Philadelphia Phillies @ Boston Red Sox
Fenway Park, Boston, MA
 Thu Jul 15 1999, 7:05 PM EDT
 Att: 32,397 - Unknown - 80 F

livebaseballscorecards.com

AB	35
R	6
H	12
RBI	6
BB	4
SO	4
LOB	16



Inning Stats	R	H	ER	SO	BB	IBB	HBP	BLK	WP	HR	S	P	ERA	WHIP
	2	3	0	2	0	0	0	0	2	3	57	101	6.75	2.100
	0	0	0	0	0	0	0	0	0	0	7	12	0.00	6.000
	0	0	0	2	0	0	0	0	0	0	7	9	0.00	0.000

PITCHER	IP	WLS	BF	H	R	ER	SO	BB	IBB	HBP	BLK	WP	HR	S	P	ERA	WHIP
Paul Byrd, R <small>ERA: 4.09</small>	6.2	L	33	11	6	5	2	3	0	0	0	2	3	57	101	6.75	2.100
Joe Grahe, R <small>ERA:</small>	0.1		3	1	0	0	0	1	0	0	0	0	0	7	12	0.00	6.000
Steve Montgomery, R <small>ERA: 3.15</small>	1.0		3	0	0	0	2	0	0	0	0	0	0	7	9	0.00	0.000

WP	HR	S	P	ERA	WHIP
2	3	0	0	6.75	2.100
0	0	0	0	0.00	6.000
0	0	0	0	0.00	0.000

Batter	1	2	3	4	5	6	7	8	9	AB R H RBI BB SO LOB	TOP																
Doug Glanville, R (1, 8) OBP: 0.383, SLG: 0.460	1-2 G6-3		0-2 HR 1B		0-0 CS 1B		2-3 K			4 0 2 0 0 1 1																	
Ron Gant, R (1, 7) OBP: 0.356, SLG: 0.438	2-3 K		1-2 SAFE SAFE 1-2 HR		3-3 SAFE SAFE 1-2 K			1-2 P6		4 1 1 2 0 2 1																	
Bobby Abreu, L (1, 10) OBP: 0.416, SLG: 0.566	1-2 G3		2-2 G3			3-1 HR 2B		1-3 K		4 1 1 0 0 1 0																	
Scott Rolen, R (1, 5) OBP: 0.349, SLG: 0.512		1-2 L9			2-3 K			1-2 G1-3		4 1 1 2 0 1 0																	
Rico Brogna, L (1, 3) OBP: 0.332, SLG: 0.435		1-0 G6-3			2-2 G4-3 1B 2B		0-0 G6-3		4-2 WP 15 FC5-2 BB BB	3 1 1 0 1 0 0																	
Mike Lieberthal, R (1, 2) OBP: 0.374, SLG: 0.568		1-2 2B			3-0 G4-3		0-1 L6		4-0 SAFE 15 FC5-2 WP 1-2 BB	3 0 1 0 1 0 1																	
Rob Ducey, L (1, 9) OBP: 0.394, SLG: 0.518		2-1 F9			3-2 1B		1-3 K		1-3 K	4 0 1 1 0 2 3																	
Marlon Anderson, L (1, 4) OBP: 0.273, SLG: 0.356 15 David Doster, R (7, PH) OBP: 0.352, SLG: 0.444 (7, 4)			0-2 G5-3		1-2 P2		1-2 F9		0-0 FC5-2	2 0 0 0 0 0 1 2 0 0 0 0 0 2																	
Domingo Cedeno, S (1, 6) OBP: 0.333, SLG: 0.420			2-1 1B HR 2B			1-3 K		0-0 CS 1B	2-3 3-H 2-0 G4-3	4 1 2 0 0 1 2																	
Inning Stats	R: 0 E: 0 K: 1 S: 10	H: 0 LOB: 0 BB: 0 P: 14	R: 0 E: 0 K: 0 S: 10	H: 1 LOB: 1 BB: 0 P: 15	R: 2 E: 0 K: 0 S: 19	H: 3 LOB: 0 BB: 0 P: 24	R: 1 E: 0 K: 1 S: 16	H: 2 LOB: 1 BB: 0 P: 27	R: 0 E: 0 K: 2 S: 9	H: 1 LOB: 1 BB: 0 P: 13	R: 2 E: 0 K: 1 S: 15	H: 2 LOB: 0 BB: 0 P: 20	R: 0 E: 0 K: 1 S: 7	H: 1 LOB: 0 BB: 0 P: 10	R: 0 E: 0 K: 1 S: 10	H: 0 LOB: 0 BB: 0 P: 13	R: 0 E: 0 K: 1 S: 7	H: 0 LOB: 2 BB: 2 P: 18	1B: 4 2B: 5 3B: 0 HR: 2	SF: 0 SAC: 0 DP: 1 HBP: 0	WP: 1 PB: 0 SB: 0 CS: 2	PA: 36					
PITCHER	IP	WLS	BF	H	R	ER	SO	BB	IBB	HBP	BLK	WP	HR	S	P	ERA	WHIP										
Bret Saberhagen, R (1, 1) ERA: 2.81	5.0	L	22	9	5	5	4	0	0	0	0	0	2	72	105	9.00	1.800										
Rheal Cormier, L (6, 1) ERA: 4.11	1.0		3	0	0	0	1	0	0	0	0	0	0	7	8	0.00	0.000										
Rich Garces, R (7, 1) ERA:	2.0		6	1	0	0	2	0	0	0	0	0	0	17	23	0.00	0.500										
Pat Rapp, R (9, 1) ERA: 5.15	0.1		3	0	0	0	1	2	0	0	0	1	0	5	14	0.00	6.000										
John Wasdin, R (9, 1) ERA: 3.22	0.2		2	0	0	0	0	0	0	0	0	0	0	2	4	0.00	0.000										

Philadelphia Phillies @ Boston Red Sox
 Fenway Park, Boston, MA
 Fri Jul 16 1999, 7:05 PM EDT
 Att. 32,899 - Unknown - 93 F

AB	34
R	5
H	10
RBI	5
BB	2
SO	8
LOB	11



Batter	1	2	3	4	5	6	7	8	9	AB R H RBI BB SO LOB
Jose Offerman, S (1, 4) OBP: 0.352, SLG: 0.407	0-2 HR 1B		2-1 F8		0-1 G5-3		1-2 G4-3		4-0 SH3-4 BB FC5-2-5 BB	4 1 1 0 1 0 3
John Valentin, R (1, 5) OBP: 0.312, SLG: 0.394	2-2 L7		2-3 K		0-2 G4-3		2-2 G5-3		4-2 SH3-4 1-2 BB	4 0 0 0 1 1 3
Brian Daubach, L (1, 10) Lou Merloni, R (8, PH) OBP: 0.309, SLG: 0.311	0-0 1-H HR		2-1 2B		4-1 BB			4-1 1B 1B G3-1 BB	0-0 SH3-4	2 1 2 2 1 0 0 0 1 0 0 1 0 0
Nomar Garciaparra, R (1, 6) OBP: 0.411, SLG: 0.618	3-3 K		1-0 F9		0-0 F8			2-2 G3-1 1B 1-2 1B	2-2 FC5-2-5	5 0 1 0 0 1 5
Troy O'Leary, L (1, 7) OBP: 0.353, SLG: 0.525	1-3 K			2-3 K		1-2 P6		1-1 G3-1 1-2 2-3 1B	1-0 F7	5 0 1 0 0 2 2
Mike Stanley, R (1, 3) OBP: 0.390, SLG: 0.487		1-3 K		4-2 FC4-6 BB		1-0 G6-3		3-3 K		3 0 0 0 1 2 3
Jason Varitek, S (1, 2) OBP: 0.310, SLG: 0.464		0-0 HR		0-3 K		0-3 K		1-2 G3-1 1-2 2-3 3-H		4 1 1 2 0 2 3
Darren Lewis, R (1, 8) OBP: 0.333, SLG: 0.331		1-3 K		2-1 FC4-6			4-1 G4-3 1B BB	4-2 BB		2 0 0 0 1 1 1
18 Reggie Jefferson, S (8, PH) Pat Rapp, R (9, 1) John Wasdin, R (9, 1)				1-2f BB						0 0 0 0 1 0 0 0 0 0 0 0 0 0 0 0 0 0 0 0 0
Trot Nixon, L (1, 9) Damon Buford, R (7, PH) OBP: 0.319, SLG: 0.380		3-1 P4			3-2 G4-3 G5-3 1B		3-2 SAFE G4-3 1-2 1B	0-3 K		2 0 1 0 0 0 0 2 0 1 0 0 1 3

Inning Stats	R: 2	H: 2	E: 0	K: 2	S: 16	LOB: 0	BB: 0	P: 22	R: 1	H: 1	E: 0	K: 2	S: 9	LOB: 0	BB: 0	P: 14	R: 0	H: 1	E: 0	K: 1	S: 8	LOB: 1	BB: 0	P: 15	R: 0	H: 0	E: 0	K: 2	S: 10	LOB: 1	BB: 1	P: 18	R: 0	H: 1	E: 0	K: 0	S: 10	LOB: 2	BB: 1	P: 17	R: 0	H: 0	E: 0	K: 1	S: 7	LOB: 0	BB: 0	P: 9	R: 0	H: 1	E: 0	K: 0	S: 10	LOB: 1	BB: 1	P: 20	R: 1	H: 2	E: 0	K: 2	S: 24	LOB: 3	BB: 2	P: 39	R: 0	H: 0	E: 0	K: 0	S: 8	LOB: 2	BB: 2	P: 19	1B: 5	SF: 0	2B: 1	SAC: 1	3B: 0	DP: 1	HR: 2	HBP: 0	WP: 0	PA: 41
--------------	------	------	------	------	-------	--------	-------	-------	------	------	------	------	------	--------	-------	-------	------	------	------	------	------	--------	-------	-------	------	------	------	------	-------	--------	-------	-------	------	------	------	------	-------	--------	-------	-------	------	------	------	------	------	--------	-------	------	------	------	------	------	-------	--------	-------	-------	------	------	------	------	-------	--------	-------	-------	------	------	------	------	------	--------	-------	-------	-------	-------	-------	--------	-------	-------	-------	--------	-------	--------

PITCHER	IP	WLS	BF	H	R	ER	SO	BB	IBB	HBP	BLK	WP	HR	S	P	ERA	WHIP
Robert Person, R (1, 1) ERA: 6.16	6.0	W	26	5	3	3	8	3	0	0	0	0	2	61	100	4.50	1.333
Jim Poole, L (7, 1) ERA: 3.16	1.0	H	3	1	0	0	0	0	0	0	0	0	0	9	15	0.00	1.000
Steve Montgomery, R (8, 1) ERA: 3.34	0.2	H	5	2	1	1	1	1	0	0	0	0	0	19	30	13.50	4.500
Wayne Gomes, R (8, 1) ERA: 3.51	1.1	S	7	0	0	0	1	3	0	0	0	0	0	13	28	0.00	2.250

BOTTOM

Philadelphia Phillies @ Boston Red Sox
 Fenway Park, Boston, MA
 Fri Jul 16 1999, 7:05 PM EDT
 Att: 32,899 - Unknown - 93 F

livebaseballscores.com

AB	33
R	4
H	8
RBI	4
BB	7
SO	10
LOB	23



Batter	1	2	3	4	5	6	7	8	9	AB R H RBI BB SO LOB	TOP												
Doug Glanville, R OBP: 0.387, SLG: 0.466 (1, 8)	3-1 1B 2B	2-1 FC5-4 1B	2-2 G5-3			0-0 1B 1B	0-0 HR 1B		1-1 FC5-4 1-2f	6 3 4 1 0 0 3													
Ron Gant, R OBP: 0.360, SLG: 0.451 (1, 7)	1-1 1B 1B	1-2 FC5-4 1-2f		1-0 F9		1-0 FC4-6 1B	3-2 HR			5 2 3 5 0 0 1													
Bobby Abreu, L OBP: 0.410, SLG: 0.556 (1, 10)	2-1 F7	1-2 L7		3-1 G3		2-1 FC4-6 1-2f	1-1 G5-3			5 0 0 0 0 0 4													
Scott Rolen, R OBP: 0.349, SLG: 0.509 (1, 5)	1-0 1B 23 1B 1B		1-0 G5-3	2-2 F7		4-1 G6-4-3 BB	1-1 G4-3			4 1 1 0 1 0 0													
Rico Brogna, L OBP: 0.330, SLG: 0.434 (1, 3)	2-2 P7		2-1 1B 23 G6-3 2B		1-2 G4-3	1-1 G6-4-3 1-2f	1-2 G3			5 1 1 0 0 0 4													
Mike Lieberthal, R OBP: 0.380, SLG: 0.575 Gary Bennett, R OBP: 0.295, SLG: 0.326 (1, 2) (8, 2)	3-2 23 1B 1B		1-2 23 G6-3 1B 1B		0-2		1-2 23 2B	2-3 K		5 2 4 1 0 1 0 0 0 0 0 0 0 0													
23 Kevin Jordan, R OBP: 0.349, SLG: 0.412 15 David Doster, R OBP: 0.345, SLG: 0.435 (1, 4) (7, PR) (7, 4)	3-1 1B		1-0 G6-3		3-1 P4		2-2 G4-3 1B 2B	0-0 G1-3		4 0 2 3 0 0 2 1 1 0 0 0 0 0	AB 44 R 11 H 18 RBI 11 BB 2 SO 2 LOB 20												
Alex Arias, R OBP: 0.373, SLG: 0.425 (1, 6)	1-0 P3		0-1 1B 1B		0-1 P4		0-2 G4-3	0-2 L8		5 0 1 1 0 0 4													
Kevin Sevcik, R OBP: 0.370, SLG: 0.443 (1, 9)		2-2 G6-3	1-1 1B			0-1 WP 1B 1B	3-3 K	4-0 FC5-4 BB		4 1 2 0 1 1 2													
Inning Stats	R: 3 E: 0 K: 0 S: 17	H: 5 LOB: 2 BB: 0 P: 33	R: 0 E: 0 K: 0 S: 13	H: 1 LOB: 1 BB: 0 P: 19	R: 2 E: 0 K: 0 S: 15	H: 4 LOB: 2 BB: 0 P: 23	R: 0 E: 0 K: 0 S: 8	H: 0 LOB: 0 BB: 0 P: 14	R: 0 E: 0 K: 0 S: 12	H: 1 LOB: 1 BB: 0 P: 16	R: 2 E: 0 K: 0 S: 9	H: 3 LOB: 1 BB: 1 P: 17	R: 4 E: 0 K: 1 S: 23	H: 4 LOB: 1 BB: 0 P: 33	R: 0 E: 0 K: 1 S: 9	H: 0 LOB: 0 BB: 0 P: 13	R: 0 E: 0 K: 0 S: 6	H: 0 LOB: 1 BB: 1 P: 11	1B: 13 2B: 4 3B: 0 HR: 1	SF: 0 SAC: 0 DP: 1 HBP: 0	WP: 1 PB: 0 SB: 0 CS: 0	PA: 46	
PITCHER	IP WLS BF H R ER SO BB IBB HBP BLK WP HR S P ERA WHIP																						
Mark Portugal, R ERA: 5.42 Pat Rapp, R ERA: 4.99 John Wasdin, R ERA: 4.27 Jin Ho Cho, R ERA: 4.64	(1, 1) 2.2 L 17 9 5 5 0 0 0 0 0 0 0 0 40 67 16.88 3.375	(3, 1) 2.1 9 2 0 0 0 0 0 0 0 0 0 25 38 0.00 0.857	(6, 1) 1.2 12 7 6 6 1 1 0 0 0 1 1 30 47 32.40 4.800	(7, 1) 2.1 8 0 0 0 1 1 0 0 0 0 0 17 27 0.00 0.429																			

Philadelphia Phillies @ Boston Red Sox
Fenway Park, Boston, MA
Sat Jul 17 1999, 4:05 PM EDT
Att. 32,228 - Unknown - 97 F

livebaseballscorecards.com



Batter	1	2	3	4	5	6	7	8	9	AB	R	H	RBI	BB	SO	LOB
Darren Lewis, R OBP: 0.331, SLG: 0.328 (1, 9)	2-2 G4-3	2-2 F9		0-1 F9			0-0 FC6 1B	0-0 G1-3		5	0	1	0	0	0	5
John Valentin, R OBP: 0.310, SLG: 0.390 (1, 10)	0-0 HR 1B		3-1 P9		1-0 L5		0-1 F9		2-1 F8	5	1	1	0	0	0	1
Nomar Garciaparra, R OBP: 0.411, SLG: 0.624 (1, 6)	1-2 HR		1-1 1B		0-0 P5		1-2 FC6 1-2f		1-0 G5-3	5	1	2	2	0	0	1
Mike Stanley, R OBP: 0.388, SLG: 0.481 18 Reggie Jefferson, S OBP: 0.344, SLG: 0.448 (1, 3) (8, 3)	4-0 BB BB		1-2 F9		2-2 P6		0-3 K		1-0 G3	3	0	0	0	0	1	1
Troy O'Leary, L OBP: 0.355, SLG: 0.524 (1, 7)	4-0 BB		3-3 K				3-2 FC6-4 1B		0-0 F7	3	0	1	0	1	1	1
Damon Buford, R OBP: 0.318, SLG: 0.374 (1, 8)	0-3 K				0-0 G1-3		1-1 FC6-4 1B 1-2f G4-3		2-2 1B BB HBP	3	1	0	0	0	1	3
Lou Merloni, R OBP: 0.317, SLG: 0.312 (1, 4)	2-2 G5-3				1-1 G4-3		0-0 G4-3 1B		4-1 1B BB	3	0	1	0	1	0	2
Creighton Gubanich, R OBP: 0.333, SLG: 0.413 Jason Varitek, S OBP: 0.312, SLG: 0.466 (1, 2) (8, PH) (9, 2)			0-0 L7		1-1 38 BB HBP		0-2 G4-3		0-0 1-2 2-3 1B	2	0	0	1	0	0	1
38 Wilton Veras, R OBP: 0.326, SLG: 0.475 (1, 5)			0-0 F8		4-2 1-2 BB		1-1 G5-3		0-3 K	1	0	1	0	0	0	0

Inning Stats	R: 2	H: 2	E: 0	K: 1	S: 17	LOB: 2	BB: 2	P: 30	R: 0	H: 0	E: 0	K: 0	S: 7	LOB: 0	BB: 0	P: 9	R: 0	H: 1	E: 0	K: 1	S: 10	LOB: 1	BB: 0	P: 18	R: 0	H: 0	E: 0	K: 0	S: 8	LOB: 2	BB: 1	P: 14	R: 0	H: 0	E: 0	K: 0	S: 6	LOB: 0	BB: 0	P: 9	R: 1	H: 2	E: 1	K: 0	S: 12	LOB: 1	BB: 0	P: 17	R: 0	H: 1	E: 0	K: 1	S: 13	LOB: 1	BB: 0	P: 14	R: 0	H: 1	E: 0	K: 1	S: 10	LOB: 3	BB: 1	P: 16	R: 0	H: 0	E: 0	K: 0	S: 4	LOB: 0	BB: 0	P: 8	1B: 6	SF: 0	2B: 0	3B: 0	HR: 1	SAC: 0	DP: 0	HBP: 2	WP: 0	PA: 40
--------------	------	------	------	------	-------	--------	-------	-------	------	------	------	------	------	--------	-------	------	------	------	------	------	-------	--------	-------	-------	------	------	------	------	------	--------	-------	-------	------	------	------	------	------	--------	-------	------	------	------	------	------	-------	--------	-------	-------	------	------	------	------	-------	--------	-------	-------	------	------	------	------	-------	--------	-------	-------	------	------	------	------	------	--------	-------	------	-------	-------	-------	-------	-------	--------	-------	--------	-------	--------


PITCHER	IP	WLS	BF	H	R	ER	SO	BB	IBB	HBP	BLK	WP	HR	S	P	ERA	WHIP
Randy Wolf, L ERA: 3.33 (1, 1)	7.1		34	6	3	2	3	4	0	2	0	0	1	77	121	2.46	1.364
Amaury Telemaco, R ERA: 3.26 (8, 1)	0.2		3	1	0	0	1	0	0	0	0	0	0	6	6	0.00	1.500
Steve Schrenk, R ERA: 3.6 (9, 1)	1.0		3	0	0	0	0	0	0	0	0	0	0	4	8	0.00	0.000

BOTTOM

Philadelphia Phillies @ Boston Red Sox
Fenway Park, Boston, MA

Sat Jul 17 1999, 4:05 PM EDT
Att: 32,228 - Unknown - 97 F

AB	34
R	3
H	7
RBI	3
BB	4
SO	4
LOB	20



Batter	1	2	3	4	5	6	7	8	9	AB R H RBI BB SO LOB	TOP													
Luis Castillo, S OBP: 0.364, SLG: 0.350 (1, 4) X	0-0 G4-3		1-2 1B E 2B	0-1 1B S 1B	1-2 G4-3			1-3 K		5 2 2 2 0 1 0														
Alex Gonzalez, R OBP: 0.318, SLG: 0.451 (1, 6) F C X	0-2 E5 2B 1B		1-2 E 1B 2-3 1B	0-2 1B 1B 1-3 1B		0-0 P6		2-2 L5-3 1B		5 3 3 0 0 0 0														
Bruce Aven, R OBP: 0.380, SLG: 0.502 (1, 10) B X	1-0 1B SF8 2B		2-1 E2 G6-3 1B 1-3 2B	2-0 1B 1-3 1B		1-0 L4		0-0 L5-3 1-2		5 2 2 1 0 0 2														
Kevin Millar, R OBP: 0.420, SLG: 0.522 (1, 3) C X	0-1 2-3 3-H 1B		1-2 G6-3 1-2 1B 3-H	3-2 P4		4-2 BB		1-2 L1		4 0 2 2 1 0 2														
Mark Kotsay, L OBP: 0.296, SLG: 0.381 (1, 9) B S X	2-1 SF8 3-H		0-0 G6-3 1-2 1B 1-2f 2-3	2-3 K		1-1 G3		2-1 P5		4 0 0 1 0 1 5														
Preston Wilson, R OBP: 0.334, SLG: 0.519 (1, 8) B C C C X	1-3 K		1-2 G4-6 3-H 2B 1-1	2-2 FC3-6 1-2 1B 3-H		1-2 FC4-6 1B		0-3 K		5 0 3 2 0 2 1														
Danny Bautista, R OBP: 0.281, SLG: 0.407 (1, 7) S B H		2-2 G4-6-3 HBP	1-1 P6	0-0 FC3-6 1-2f		0-0 FC4-6				0 0 0 0 0 0 0														
Tim Hyers, L OBP: 0.363, SLG: 0.418 (2, PR) (2, 7)										3 0 0 0 0 0 4														
Mike Lowell, R OBP: 0.338, SLG: 0.385 (1, 5) C C C X		0-3 K		0-2 2B 1B		1-3 K		0-1 F8		4 1 1 0 0 2 2														
Jorge Fabregas, L OBP: 0.285, SLG: 0.333 (1, 2) X		0-0 G4-6-3 1-2f		1-0 1B 2B		2-1 F8		1-0 F8 SAFE		4 1 1 0 0 0 2														
Inning Stats	R: 2 E: 1 K: 1 S: 12	H: 2 LOB: 1 BB: 0 P: 16	R: 0 E: 0 K: 1 S: 6	H: 0 LOB: 1 BB: 0 P: 8	R: 3 E: 1 K: 0 S: 18	H: 4 LOB: 1 BB: 0 P: 25	R: 4 E: 0 K: 1 S: 21	H: 6 LOB: 2 BB: 0 P: 31	R: 0 E: 0 K: 1 S: 9	H: 0 LOB: 0 BB: 0 P: 13	R: 0 E: 0 K: 0 S: 6	H: 0 LOB: 1 BB: 1 P: 12	R: 0 E: 0 K: 0 S: 8	H: 1 LOB: 1 BB: 0 P: 10	R: 0 E: 0 K: 1 S: 7	H: 1 LOB: 0 BB: 0 P: 10	R: 0 E: 0 K: 1 S: 9	H: 0 LOB: 0 BB: 0 P: 12	1B: 10 2B: 5 3B: 0 HR: 0	SF: 1 SAC: 0 DP: 3 HBP: 1	WP: 0 PB: 0 SB: 1 CS: 0	PA: 42		
PITCHER	IP WLS BF H R ER SO BB IBB HBP BLK WP HR S P ERA WHIP																							
Pedro Martinez, R ERA: 2.51 (1, 1)	3.2		24	12	9	7	3	0	0	1	0	0	0	56	79	17.18	3.273						ERA	WHIP
Rich Garcés, R ERA: (4, 1)	2.1		8	0	0	0	1	1	0	0	0	0	0	16	26	0.00	0.429							
Derek Lowe, R ERA: 2.97 (7, 1)	2.0	W	7	2	0	0	1	0	0	0	0	0	0	15	20	0.00	1.000							
49 Tim Wakefield, R ERA: 4.97 (9, 1)	1.0	S	3	0	0	0	1	0	0	0	0	0	0	9	12	0.00	0.000							

Florida Marlins @ Boston Red Sox

Fenway Park, Boston, MA

Sun Jul 18 1999, 1:05 PM EDT

Att. 30,288 - Sunny - 95 F

livebaseballscorecards.com

AB	39
R	9
H	14
RBI	8
BB	1
SO	6
LOB	18



Batter	1	2	3	4	5	6	7	8	9
Jose Offerman, S OBP: 0.360, SLG: 0.415 (1, 4)	4-2 BB G4-6-3		0-1 2B 1B	1-1 1-H 2B		1-0 1-3 1B		4-1 3B BB	
John Valentin, R OBP: 0.315, SLG: 0.409 (1, 5)	0-0 G4-6-3 1-2f		0-1 2B SF8 2B	1-0 2-H 2B		3-0 SF8		1-0 1-H 2-H SF8 3B	
Brian Daubach, L OBP: 0.375, SLG: 0.613 Lou Merloni, R OBP: 0.314, SLG: 0.312 (1, 10) (8, PH)	0-3 K		1-0 2B	1-3 K		1 SAFE 3-1 1B		0-2 SF8	
Nomar Garciaparra, R OBP: 0.404, SLG: 0.616 (1, 6)		2-1 L9	1-1 SF8		0-1 F8	3-2 G4-3		1-0 G3-1	
Troy O'Leary, L OBP: 0.351, SLG: 0.518 (1, 7)		2-1 L3	3-3 K		0-0 G6-3		1-1 F9		
Mike Stanley, R OBP: 0.390, SLG: 0.478 (1, 3)		4-2 HR BB	0-2 P4		4-2 1B BB		1-3 K		
Jason Varitek, S OBP: 0.315, SLG: 0.478 (1, 2)		0-1 HR		1-2 G3-1	1-1 FC6-4 1B		3-3 K		
Damon Buford, R OBP: 0.317, SLG: 0.387 (1, 8)		3-1 HR		1-2 L1	3-1 FC6-4		2-3 K		
Trot Nixon, L OBP: 0.341, SLG: 0.380 (1, 9)		2-1 G4-3		4-2 2B BB		4-2 1B SF8 BB		2-1 3B 2B	

Inning Stats	R: 0	H: 0	E: 0	K: 1	S: 8	LOB: 0	BB: 1	P: 12	R: 3	H: 2	E: 0	K: 0	S: 13	LOB: 0	BB: 1	P: 26	R: 2	H: 3	E: 0	K: 1	S: 15	LOB: 1	BB: 0	P: 20	R: 2	H: 2	E: 0	K: 1	S: 14	LOB: 1	BB: 1	P: 23	R: 0	H: 1	E: 0	K: 0	S: 9	LOB: 2	BB: 1	P: 17	R: 1	H: 2	E: 0	K: 0	S: 9	LOB: 1	BB: 1	P: 23	R: 0	H: 0	E: 0	K: 2	S: 8	LOB: 0	BB: 0	P: 13	R: 3	H: 2	E: 0	K: 1	S: 11	LOB: 0	BB: 1	P: 21
--------------	------	------	------	------	------	--------	-------	-------	------	------	------	------	-------	--------	-------	-------	------	------	------	------	-------	--------	-------	-------	------	------	------	------	-------	--------	-------	-------	------	------	------	------	------	--------	-------	-------	------	------	------	------	------	--------	-------	-------	------	------	------	------	------	--------	-------	-------	------	------	------	------	-------	--------	-------	-------

AB	R	H	RBI	BB	SO	LOB
3	3	3	1	2	0	0
4	2	3	4	0	0	1
4	0	2	1	0	2	1
0	0	0	1	0	0	0
4	0	0	1	0	0	1
4	0	0	0	0	1	1
2	1	0	0	2	1	1
4	1	2	2	0	1	0
4	1	1	1	0	1	2
2	3	1	0	2	0	0

WP	HR	S	P	ERA	WHIP
0	0	0	0	0	0
0	0	0	0	0	0
0	0	0	0	0	0
0	0	0	0	0	0
0	0	0	0	0	0
0	0	0	0	0	0

PITCHER	IP	WLS	BF	H	R	ER	SO	BB	IBB	HBP	BLK	WP	HR	S	P	ERA	WHIP
Ryan Dempster, R ERA: 5.81 (1, 1)	3.2		20	7	7	7	2	3	0	0	0	0	2	47	77	17.18	2.727
Brian Edmondson, R ERA: 5.65 (4, 1)	1.2		9	2	1	1	1	2	0	0	0	0	0	16	33	5.40	2.400
Vladimir Nunez, R ERA: 3.32 (6, 1)	2.0	L	9	3	3	3	3	1	0	0	0	0	0	20	40	13.50	2.000
Jesus Sanchez, L ERA: 6.14 (8, 1)	0.1		1	0	0	0	0	0	0	0	0	0	0	3	3	0.00	0.000
BradenLooper, R ERA: 3.73 (8, 1)	0.1		1	0	0	0	0	0	0	0	0	0	0	1	2	0.00	0.000

Florida Marlins @ Boston Red Sox
Fenway Park, Boston, MA
 Sun Jul 18 1999, 1:05 PM EDT
 Att. 30,288 - Sunny - 95 F

livebaseballscorecards.com


AB	31
R	11
H	12
RBI	11
BB	6
SO	6
LOB	7



Batter	1	2	3	4	5	6	7	8	9	AB R H RBI BB SO LOB	TOP											
Luis Castillo, S OBP: 0.362, SLG: 0.345 (1, 4) X	0-0 E6 1B	1 SAFE 4-0 E S 1-2 BB	3-3 K		3-1 L9			1-2 G1-3		4 1 0 0 1 1 3												
Alex Gonzalez, R OBP: 0.319, SLG: 0.451 (1, 6) B B F X	2-2 1B SF9 1B	1-0 P3	0-0 F9			0-2 F9		0-0 F9 1B 1B		5 1 2 1 0 0 4												
Bruce Aven, R OBP: 0.380, SLG: 0.500 (1, 10) C F X	0-2 1B 2B 1B	0-0 F8		3-2 L9		2-3 K		1-1 1B 1-2 1B		5 1 2 0 0 1 2												
Kevin Millar, R OBP: 0.409, SLG: 0.509 (1, 3) B X	1-0 SF9 3-H	3-3 K 1-3 3-H		2-0 P3		3-2 F7		1-0 F9 2-3		4 0 0 1 0 1 3												
Mark Kotsay, L OBP: 0.300, SLG: 0.385 (1, 9) B B F X	2-1 2B 1-2 G1-3 1B		1-1 1B FC4 1B	2-0 S 1B			2-2 G4-3	0-3 K		5 2 3 0 0 1 2												
Preston Wilson, R OBP: 0.342, SLG: 0.538 (1, 8) B B F X	2-2 1-3 2-H 2B	1 SAFE 1-2 FC4 1B	3-1 F8			1-1 2B 1B		1-1 HR		5 2 4 2 0 0 1												
Tim Hyers, L OBP: 0.353, SLG: 0.417 Danny Bautista, R OBP: 0.281, SLG: 0.407 (1, 7) B S F X (9, 7) B X	2-1 G1-3		2-1 FC4 2B 1-2f 3-H		0-1 G6-3		3-2 1B 2B	0-0 G4-3		5 2 1 3 0 0 2 0 0 0 0 0 0 0	AB 42 R 10 H 16 RBI 9 BB 1 SO 6 LOB 18											
Mike Lowell, R OBP: 0.341, SLG: 0.395 (1, 5) B F X	1-1 L8		2-2 2B		0-0 G6-3		3-1 2B 1B	0-3 K2-3		5 0 2 2 0 1 1												
Mike Redmond, R OBP: 0.377, SLG: 0.326 (1, 2) B X		1-0 E BB E 1B	1-2 HBP		2-0 1B		0-1 F9	0-3 K		4 1 2 0 0 1 0												
Inning Stats	R: 4 E: 1 K: 0 S: 17	H: 4 LOB: 1 BB: 0 P: 27	R: 1 E: 1 K: 1 S: 7	H: 1 LOB: 1 BB: 1 P: 16	R: 2 E: 0 K: 1 S: 16	H: 3 LOB: 2 BB: 0 P: 26	R: 0 E: 0 K: 0 S: 7	H: 1 LOB: 1 BB: 0 P: 17	R: 0 E: 0 K: 0 S: 6	H: 1 LOB: 1 BB: 0 P: 11	R: 0 E: 0 K: 1 S: 10	H: 0 LOB: 0 BB: 0 P: 15	R: 2 E: 0 K: 0 S: 14	H: 3 LOB: 0 BB: 0 P: 23	R: 0 E: 0 K: 1 S: 10	H: 2 LOB: 2 BB: 0 P: 13	R: 1 E: 0 K: 2 S: 9	H: 1 LOB: 0 BB: 0 P: 10	1B: 12 2B: 3 3B: 0 HR: 1	SF: 1 SAC: 0 DP: 0 HBP: 1	WP: 0 PB: 0 SB: 3 CS: 0	PA: 45
PITCHER	IP WLS BF H R ER SO BB IBB HBP BLK WP HR S P ERA WHIP																					
Tomo Ohka, R ERA: 18.0 (1, 1)	1.0 L 10 5 5 2 0 1 0 0 0 0 0 0 18 33 18.00 6.000																					
Pat Rapp, R ERA: 5.03 (2, 1)	3.0 14 4 2 2 2 0 0 1 0 0 0 29 53 6.00 1.333																					
Rheal Cormier, L ERA: 4.34 (5, 1)	2.1 10 3 2 2 1 0 0 0 0 0 0 26 42 7.71 1.286																					
Marino Santana, R ERA: (7, 1)	1.2 7 3 0 0 1 0 0 0 0 0 0 14 20 0.00 1.800																					
49 Tim Wakefield, R ERA: 5.02 (9, 1)	1.0 4 1 1 1 2 0 0 0 0 0 0 1 9 10 9.00 1.000																					

Florida Marlins @ Boston Red Sox
Fenway Park, Boston, MA
Mon Jul 19 1999, 7:05 PM EDT
Att. 23,282 - Overcast - 72 F

livebaseballscorecards.com



Batter	1	2	3	4	5	6	7	8	9	AB	R	H	RBI	BB	SO	LOB
Jose Offerman, S (1, 4) OBP: 0.360, SLG: 0.415	1-2 G6-3		2-2 F9		0-0 G1-6-3		1-2 1B	3-1 1B		5	0	2	1	0	0	3
John Valentin, R (1, 5) OBP: 0.313, SLG: 0.410	2-1 F8		2-0 1B 2B		2-3 K		3-2 SF8	2-2 F8		4	1	1	3	0	1	2
Brian Daubach, L (1, 10) OBP: 0.376, SLG: 0.607	0-1 P4		1-2 1B			2-1 G4-3	1-0 1B		1-2 G4-3	5	0	2	1	0	0	0
Mike Stanley, R (1, 3) OBP: 0.387, SLG: 0.473		1-3 K	1-2 P3			0-0 F8	1-1 F7		2-2 FC5-4 1B	5	0	1	0	0	1	3
Jason Varitek, S (1, 2) OBP: 0.316, SLG: 0.477		1-0 F7	0-1 G6-3			1-2 1B		0-0 2B 1B	0-0 F8	5	1	2	0	0	0	2
Lou Merloni, R (1, 6) OBP: 0.308, SLG: 0.306		1-0 1B		2-1 G5-3		0-0 F8		1-1 2B 1B	2-2 FC5-4	5	1	1	0	0	0	3
Damon Buford, R (1, 7) OBP: 0.315, SLG: 0.389		1-0 G5-3		2-2 G6-3			3-2 1B 2B	2-3 K		4	1	1	0	0	1	3
Darren Lewis, R (1, 8) OBP: 0.334, SLG: 0.332			1-1 1B 2B	0-0 G5-3			1-1 1B SF8	2-3 K		3	2	2	0	0	0	0
18 Reggie Jefferson, S (8, PH) OBP: 0.341, SLG: 0.444										1	0	0	0	0	1	2
Troy O'Leary, L (9, 7) OBP: 0.351, SLG: 0.518										0	0	0	0	0	0	0
Trot Nixon, L (1, 9) OBP: 0.348, SLG: 0.394			3-2 SAFE 2B 1B		0-1 G1-6-3 1B		2-2 SF9	2-2 1B 2B		3	1	3	2	0	0	0

Inning Stats		R: 0	H: 0	R: 0	H: 1	R: 3	H: 4	R: 0	H: 0	R: 0	H: 1	R: 2	H: 4	R: 0	H: 1	R: 0	H: 1	1B: 12	SF: 2	WP: 0	PA: 42		
		E: 0	LOB: 0	E: 0	LOB: 1	E: 0	LOB: 1	E: 0	LOB: 0	E: 0	LOB: 1	E: 1	LOB: 2	E: 0	LOB: 1	E: 0	LOB: 1	2B: 3	SAC: 0	PB: 0			
		K: 0	BB: 0	K: 1	BB: 0	K: 0	BB: 0	K: 1	BB: 0	K: 0	BB: 0	K: 2	BB: 0	K: 0	BB: 0	K: 0	BB: 0	3B: 0	DP: 1	SB: 0			
		S: 8	P: 11	S: 7	P: 11	S: 18	P: 28	S: 6	P: 10	S: 6	P: 8	S: 17	P: 29	S: 10	P: 15	S: 10	P: 15	HR: 0	HBP: 0	CS: 0			
PITCHER	IP	WLS	BF	H	R	ER	SO	BB	IBB	HBP	BLK	WP	HR	S	P	ERA	WHIP					ERA	WHIP
Brian Meadows, R (1, 1) ERA: 5.68	6.1	W	28	10	5	5	2	0	0	0	0	0	0	63	96	7.11	1.579						
Braden Looper, R (7, 1) ERA: 3.63	1.1		9	4	2	0	2	0	0	0	0	0	0	20	35	0.00	3.000						
Antonio Alfonseca, R (8, 1) ERA: 3.56	1.1	S	5	1	0	0	0	0	0	0	0	0	0	17	24	0.00	0.750						

BOTTOM

Florida Marlins @ Boston Red Sox
Fenway Park, Boston, MA
Mon Jul 19 1999, 7:05 PM EDT
Att. 23,282 - Overcast - 72 F

AB	40
R	7
H	15
RBI	7
BB	0
SO	4
LOB	18



WP: 0	PA: 42
PB: 0	
SB: 0	
CS: 0	

livebaseballscorecards.com

Batter	1	2	3	4	5	6	7	8	9	AB R H RBI BB SO LOB	TOP	
Luis Castillo, S (1, 4) OBP: 0.358, SLG: 0.341	1-1 B2		0-0 G4-3		3-2 G6-3			2-2 G3		4 0 0 0 0 0 1	Florida Marlins @ Boston Red Sox Fenway Park, Boston, MA Tue Jul 20 1999, 7:05 PM EDT Att. 25,346 - Unknown - 76 F	
Alex Gonzalez, R (1, 6) OBP: 0.316, SLG: 0.446	0-0 F9		1-3 K		2-0 F8			2-2 G6-3		4 0 0 0 0 1 1		
Bruce Aven, R (1, 10) OBP: 0.374, SLG: 0.491	0-0 P6			1-1 F8	3-3 K			1-2 G5-3		4 0 0 0 0 1 0		
Kevin Millar, R (1, 3) OBP: 0.405, SLG: 0.503		3-1 L9		0-1 1B 1B		0-0 P8		1-2 K		4 1 1 0 0 1 0		
Mark Kotsay, L (1, 9) OBP: 0.303, SLG: 0.390		0-0 L8		1-0 L9		0-1 FC5-4 1B		0-1 2B		4 0 2 0 0 0 1		
Preston Wilson, R (1, 8) OBP: 0.344, SLG: 0.536		4-2 FC5-4 BB		1-0 BB 1B 1-2 1B		1-1 FC5-4 CS 1-2f		1-3 K		3 0 1 0 1 1 2		
Danny Bautista, R (1, 7) OBP: 0.280, SLG: 0.400		0-1 FC5-4 1-2f		0-1 BB 1-2 2-H 1B		2-0 CS 1-2	0-1 G5-3	0-0 G6-3		4 0 1 1 0 0 2		
Mike Lowell, R (1, 5) OBP: 0.348, SLG: 0.391			4-2 G4-3 SH1-3 BB	4-1 BB BB 1-2 2-3 BB			3-2 F8			1 0 0 0 2 0 0		
Jorge Fabregas, L (1, 2) OBP: 0.282, SLG: 0.330			0-0 SH1-3 1-2	0-0 G3-1			3-2 L8			2 0 0 0 0 0 3		
Inning Stats	R: 0 E: 0 K: 0 S: 4 H: 0 LOB: 0 BB: 0 P: 5	R: 0 E: 0 K: 0 S: 9 H: 0 LOB: 1 BB: 1 P: 16	R: 0 E: 0 K: 1 S: 10 H: 0 LOB: 1 BB: 1 P: 15	R: 1 E: 0 K: 0 S: 10 H: 3 LOB: 3 BB: 1 P: 17	R: 0 E: 0 K: 1 S: 10 H: 0 LOB: 0 BB: 0 P: 18	R: 0 E: 0 K: 0 S: 5 H: 1 LOB: 0 BB: 0 P: 8	R: 0 E: 0 K: 0 S: 10 H: 0 LOB: 0 BB: 0 P: 16	R: 0 E: 0 K: 0 S: 13 H: 0 LOB: 0 BB: 0 P: 18	R: 0 E: 0 K: 2 S: 10 H: 1 LOB: 1 BB: 0 P: 12	1B: 4 2B: 1 3B: 0 HR: 0 SF: 0 SAC: 1 DP: 0 HBP: 0	WP: 0 PB: 0 SB: 0 CS: 1 PA: 35	
PITCHER	IP WLS BF H R ER SO BB IBB HBP BLK WP HR S P ERA WHIP											
Brian Rose, R (1, 1) ERA: 3.64	7.0 W 27 4 1 1 2 3 0 0 0 0 0 0 58 95 1.29 1.000											
Derek Lowe, R (8, 1) ERA: 2.92	1.0 3 0 0 0 0 0 0 0 0 0 0 0 13 18 0.00 0.000											
Rich Garcés, R (9, 1) ERA:	1.0 4 1 0 0 2 0 0 0 0 0 0 0 10 12 0.00 1.000											

livebaseballscorecards.com

AB	30
R	1
H	5
RBI	1
BB	3
SO	4
LOB	10



BOTTOM

Florida Marlins @ Boston Red Sox
 Fenway Park, Boston, MA
 Tue Jul 20 1999, 7:05 PM EDT
 Att: 25,346 - Unknown - 76 F

livebaseballscorecards.com

AB	36
R	7
H	12
RBI	7
BB	4
SO	6
LOB	18



WP: 0	PA: 40
PB: 0	
SB: 1	
CS: 0	

AB	R	H	RBI	BB	SO	LOB
5	0	0	0	0	0	4
3	1	2	1	2	1	0
5	1	1	0	0	2	5
4	1	0	0	1	1	3
4	1	1	0	0	0	0
3	2	2	0	0	1	0
1	0	0	0	0	0	3
4	1	2	4	0	0	1
4	0	2	2	0	1	0
3	0	2	0	1	0	2

Batter	1	2	3	4	5	6	7	8	9									
Jose Offerman, S (1, 4) OBP: 0.356, SLG: 0.409	2-2 G5-3		1-1 F9		0-0 G5-3	2-0 L8		3-2 F8										
John Valentin, R (1, 5) OBP: 0.320, SLG: 0.423	2-2 HR		4-1 BB		4-1 BB		3-2 FC5-4 1B	3-3 K										
Brian Daubach, L (1, 3) OBP: 0.372, SLG: 0.597	3-2 G4-3		2-3 K		1-3 K		1-0 FC5-4 1B	0-1 1B										
Nomar Garciaparra, R (1, 6) OBP: 0.401, SLG: 0.607	0-0 F7			1-2 G6-3	1-3 K		4-1 1B	0-1 G6-3										
Troy O'Leary, L (1, 7) OBP: 0.350, SLG: 0.514		2-1 L4		3-2 F9		3-2 L5	1-0 1B	1-2 2-3 1B										
18 Reggie Jefferson, S (1, 10) OBP: 0.348, SLG: 0.450 Mike Stanley, R (7, PH) OBP: 0.386, SLG: 0.471		1-3 K		0-0 HR 1B		2-2 1B	2-0 F7											
Jason Varitek, S (1, 2) OBP: 0.318, SLG: 0.488		1-0 G3		2-1 HR		3-0 L7	2-1 1B											
Darren Lewis, R (1, 8) OBP: 0.337, SLG: 0.335			2-1 G6-3	2-3 K		0-1 1B	0-1 1B											
Trot Nixon, L (1, 9) OBP: 0.354, SLG: 0.398			0-0 BB 1B		1-2 G5-3 1B	1-2 BB	3-2 G4-3											
Inning Stats	R: 1 E: 0 K: 0 S: 11	H: 1 LOB: 0 BB: 0 P: 18	R: 0 E: 0 K: 1 S: 6	H: 0 LOB: 0 BB: 0 P: 10	R: 0 E: 0 K: 1 S: 10	H: 1 LOB: 2 BB: 1 P: 19	R: 2 E: 0 K: 1 S: 12	H: 2 LOB: 0 BB: 0 P: 20	R: 0 E: 0 K: 2 S: 12	H: 1 LOB: 2 BB: 1 P: 19	R: 1 E: 1 K: 0 S: 12	H: 2 LOB: 2 BB: 1 P: 26	R: 3 E: 0 K: 0 S: 15	H: 4 LOB: 2 BB: 1 P: 31	R: 0 E: 0 K: 1 S: 11	H: 1 LOB: 1 BB: 0 P: 17	1B: 10 2B: 0 3B: 0 HR: 2	SF: 0 SAC: 0 DP: 0 HBP: 0

PITCHER	IP	WLS	BF	H	R	ER	SO	BB	IBB	HBP	BLK	WP	HR	S	P	ERA	WHIP
Livan Hernandez, R (1, 1) ERA: 4.76	6.1	L	31	8	6	5	5	4	0	0	0	0	2	68	125	7.11	1.895
Vic Darenbourg, L (7, 1) ERA: 8.23	0.2		5	3	1	1	0	0	0	0	0	0	0	10	18	13.50	4.500
Archie Corbin, R (8, 1) ERA: 7.47	1.0		4	1	0	0	1	0	0	0	0	0	0	11	17	0.00	1.000

Batter	1	2	3	4	5	6	7	8	9	AB R H RBI BB SO LOB	TOP		
Brady Anderson, L (1, 8) OBP: 0.415, SLG: 0.452	0-1 SH3-4 1B		2-2 G3			1-1 F8	2-2 SF8	2-1 F7		4 0 1 1 0 0 2			
Mike Bordick, R (1, 6) OBP: 0.330, SLG: 0.382	0-0 SH3-4		1-1 E6			2-2 2B 1B	1-3 K		2-2 F8	4 0 1 0 0 1 1			
B.J. Surhoff, L (1, 7) OBP: 0.369, SLG: 0.560	1-1 P6		0-0 G3			1-1 F9		0-0 1B 2B 1B	1-3 K	5 1 1 0 0 1 3			
Albert Belle, R (1, 9) OBP: 0.393, SLG: 0.481 Rich Amaral, R (9, 9) OBP: 0.374, SLG: 0.402	0-0 G5-3			1-2 G6-3		1-0 1-3 2B		3-1 1B 2B 1B	2-3 K	5 1 2 0 0 1 1 0 0 0 0 0 0 0			
Will Clark, L (1, 3) OBP: 0.374, SLG: 0.511		1-0 1B		1-1 P5		2-2 G3		3-2 2B 1B 1B		4 1 2 0 0 0 2			
Jeff Conine, R (1, 10) OBP: 0.347, SLG: 0.492		0-0 L9		1-2 F8			0-1 E3 FC1-5 1B	0-0 1B 2B		4 1 1 2 0 0 1			
Cal Ripken Jr., R (1, 5) OBP: 0.337, SLG: 0.551 Jerry Hairston, R (8, PR) OBP: 0.321, SLG: 0.456		0-0 F7			0-0 P5		1-2 1B 1B	0-1 S 1B		4 1 2 2 0 0 1 0 0 0 0 0 0 0			
Jeff Reboulet, R (1, 4) OBP: 0.304, SLG: 0.205		1-3 K			0-0 P8		0-0 FC1-5 1B SF8	3-3 K		4 1 0 0 0 2 4			
Charles Johnson, R (1, 2) OBP: 0.351, SLG: 0.445			3-1 F9		1-0 F9		1-1 1B	0-3 K		4 0 1 1 0 1 2			
Inning Stats	R: 0 H: 1 E: 0 LOB: 1 K: 0 BB: 0 S: 6 P: 7	R: 0 H: 1 E: 0 LOB: 1 K: 1 BB: 0 S: 6 P: 9	R: 0 H: 0 E: 1 LOB: 1 K: 0 BB: 0 S: 9 P: 15	R: 0 H: 0 E: 0 LOB: 0 K: 0 BB: 0 S: 9 P: 12	R: 0 H: 0 E: 0 LOB: 0 K: 0 BB: 0 S: 3 P: 4	R: 0 H: 2 E: 0 LOB: 2 K: 0 BB: 0 S: 12 P: 19	R: 2 H: 2 E: 1 LOB: 1 K: 1 BB: 0 S: 14 P: 19	R: 4 H: 5 E: 0 LOB: 2 K: 2 BB: 0 S: 17 P: 28	R: 0 H: 0 E: 0 LOB: 0 K: 2 BB: 0 S: 9 P: 14	1B: 9 SF: 1 2B: 2 SAC: 1 3B: 0 DP: 0 HR: 0 HBP: 0	WP: 0 PA: 40 PB: 0 SB: 1 CS: 0		
PITCHER	IP WLS BF H R ER SO BB IBB HBP BLK WP HR S P ERA WHIP											PITCHER	IP WLS BF H R ER SO BB IBB HBP BLK WP HR S P ERA WHIP
Bret Saberhagen, R (1, 1) ERA: 2.57	6.1 L 27 6 2 0 1 0 0 0 0 0 0 0 0 53 76 0.00 0.947												
Rheal Cormier, L (7, 1) ERA: 4.3	0.1 1 0 0 0 0 0 0 0 0 0 0 0 0 3 5 0.00 0.000												
Derek Lowe, R (7, 1) ERA: 3.48	0.1 5 4 4 4 1 0 0 0 0 0 0 0 0 10 17 108.00 12.000												
Rich Garces, R (8, 1) ERA:	1.0 4 1 0 0 2 0 0 0 0 0 0 0 0 10 15 0.00 1.000												
Marino Santana, R (9, 1) ERA:	1.0 3 0 0 0 2 0 0 0 0 0 0 0 0 9 14 0.00 0.000												

Baltimore Orioles @ Boston Red Sox
Fenway Park, Boston, MA
 Wed Jul 21 1999, 7:05 PM EDT
 Att. 33,690 - Unknown - 78 F

livebaseballscorecards.com

AB	38
R	6
H	11
RBI	6
BB	0
SO	6
LOB	17



Batter	1	2	3	4	5	6	7	8	9	AB	R	H	RBI	BB	SO	LOB	
Jose Offerman, S OBP: 0.357, SLG: 0.407 (1, 4)	4-2 BB 18 2B		1-3 BB K			4-1 BB 18 1B		1-1 BB G4-3		2	1	0	0	2	1	0	
John Valentin, R OBP: 0.316, SLG: 0.417 (1, 5)	3-2 BB P5		0-0 BB G5-3			3-2 BB F8		0-1 BB F9		4	0	0	0	0	0	2	
18 Reggie Jefferson, S OBP: 0.353, SLG: 0.460 (1, 10)	1-2 BB E 1-H 2B				1-2 BB F8		0-2 BB 1-3 1B		0-0 BB G6-3		4	0	2	1	0	0	0
Nomar Garciaparra, R OBP: 0.399, SLG: 0.603 (1, 6)	1-0 BB E5 G4-6-3 2-3				1-1 BB G5-3		1-0 BB L7		0-1 BB 1B 1B		4	0	1	0	0	0	3
Troy O'Leary, L OBP: 0.349, SLG: 0.511 (1, 7)	2-0 BB G4-6-3 1-2f				2-1 BB F8		0-0 BB F9		0-0 BB 1B 1B		4	0	1	0	0	0	2
Mike Stanley, R OBP: 0.381, SLG: 0.465 (1, 3)			3-1 BB G4-3		3-3 BB K		0-3 BB K2-3		0-0 BB G5-3		4	0	0	0	0	2	2
Jason Varitek, S OBP: 0.318, SLG: 0.486 (1, 2)			1-1 BB P6		1-1 BB 1B 1B		2-1 BB G4-3				3	0	1	0	0	0	0
Darren Lewis, R OBP: 0.337, SLG: 0.335 (1, 8)			0-1 BB G4-3		0-0 BB 1-3 1B				0-0 BB G5-3		3	0	1	0	0	0	0
Trot Nixon, L OBP: 0.350, SLG: 0.392 (1, 9)			0-1 BB G4-3			0-0 BB G4-3		2-2 BB G3-1		3	0	0	0	0	0	0	0

Inning Stats	R: 1	H: 1	E: 1	K: 0	S: 12	LOB: 1	BB: 1	P: 23	R: 0	H: 0	E: 0	K: 0	S: 6	LOB: 0	BB: 0	P: 10	R: 0	H: 0	E: 0	K: 1	S: 6	LOB: 0	BB: 0	P: 7	R: 0	H: 2	E: 0	K: 1	S: 6	LOB: 2	BB: 0	P: 10	R: 0	H: 1	E: 0	K: 0	S: 9	LOB: 2	BB: 1	P: 17	R: 0	H: 0	E: 0	K: 1	S: 6	LOB: 0	BB: 0	P: 8	R: 0	H: 0	E: 0	K: 0	S: 6	LOB: 0	BB: 0	P: 9	R: 0	H: 2	E: 0	K: 0	S: 7	LOB: 2	BB: 0	P: 7	1B: 5	2B: 1	3B: 0	HR: 0	SF: 0	SAC: 0	DP: 1	HBP: 0	WP: 0	PB: 0	SB: 0	CS: 0	PA: 33
--------------	------	------	------	------	-------	--------	-------	-------	------	------	------	------	------	--------	-------	-------	------	------	------	------	------	--------	-------	------	------	------	------	------	------	--------	-------	-------	------	------	------	------	------	--------	-------	-------	------	------	------	------	------	--------	-------	------	------	------	------	------	------	--------	-------	------	------	------	------	------	------	--------	-------	------	-------	-------	-------	-------	-------	--------	-------	--------	-------	-------	-------	-------	--------

PITCHER	IP	WLS	BF	H	R	ER	SO	BB	IBB	HBP	BLK	WP	HR	S	P	ERA	WHIP
35 Mike Mussina, R ERA: 3.44	(1, 1)	8.0	28	4	1	1	3	2	0	0	0	0	0	58	95	1.12	0.750
Mike Timlin, R ERA: 4.93	(9, 1)	1.0	5	2	0	0	0	0	0	0	0	0	0	7	7	0.00	2.000

BOTTOM

Baltimore Orioles @ Boston Red Sox
Fenway Park, Boston, MA
Wed Jul 21 1999, 7:05 PM EDT
Att: 33,690 - Unknown - 78 F

livebaseballscorecards.com

AB	31
R	1
H	6
RBI	1
BB	2
SO	3
LOB	9



Batter	1	2	3	4	5	6	7	8	9	AB R H RBI BB SO LOB	TOP											
Brady Anderson, L (1, 8) OBP: 0.417, SLG: 0.463	3-2 F9			2-0 F7		0-1 1B 3B	3-1 G1-4-3 1B		1-1 1-3 2B	5 1 3 0 0 0 0	<p>Baltimore Orioles @ Boston Red Sox Fenway Park, Boston, MA</p> <p>Thu Jul 22 1999, 7:05 PM EDT Att. 33,605 - Unknown - 81 F</p>											
Mike Bordick, R (1, 6) OBP: 0.331, SLG: 0.382	2-2 G6-3 1B			1-1 G5-3		1-0 1B HR 1B	1-1 G1-4-3 1-2f		1-0 F7	5 1 2 1 0 0 3												
B.J. Surhoff, L (1, 7) OBP: 0.367, SLG: 0.557	0-0 G6-3 1-2f			1-1 G4-3		2-0 1-3 HR 1B	1-1 G3			4 1 1 0 0 0 1												
Albert Belle, R (1, 9) OBP: 0.392, SLG: 0.487						2-0 1-H 3-H HR		0-0 F8		4 1 1 3 0 0 0												
Harold Baines, L (1, 10) OBP: 0.412, SLG: 0.637						4-1 2B 1B BB		2-1 L7		3 1 0 0 1 0 0												
Will Clark, L (1, 3) OBP: 0.376, SLG: 0.515						1-0 2B 1B 2B		2-3 K		4 0 2 0 0 1 0												
Cal Ripken Jr., R (1, 5) OBP: 0.340, SLG: 0.553						1-1 1-3 2B				3 0 1 0 1 0 0												
Jeff Reboulet, R (9, 5) OBP: 0.304, SLG: 0.205						4-0 1B IBB				0 0 0 0 0 0 0												
Jerry Hairston, R (1, 4) OBP: 0.318, SLG: 0.446						0-2 1-2 2-3 3-H 1B				4 0 1 1 0 0 2												
Mike Figga, R (1, 2) OBP: 0.219, SLG: 0.258						0-0 K G6-4-3				4 0 1 0 0 2 3												
Inning Stats	R: 0 E: 0 K: 0 S: 8	H: 1 LOB: 0 BB: 0 P: 13	R: 0 E: 0 K: 0 S: 5	H: 0 LOB: 0 BB: 0 P: 10	R: 0 E: 0 K: 1 S: 6	H: 0 LOB: 0 BB: 0 P: 11	R: 0 E: 0 K: 0 S: 5	H: 0 LOB: 0 BB: 0 P: 9	R: 0 E: 0 K: 0 S: 9	H: 2 LOB: 2 BB: 0 P: 13	R: 5 E: 0 K: 1 S: 16	H: 6 LOB: 2 BB: 2 P: 32	R: 0 E: 0 K: 0 S: 6	H: 1 LOB: 0 BB: 0 P: 11	R: 0 E: 0 K: 1 S: 7	H: 0 LOB: 0 BB: 0 P: 11	R: 0 E: 0 K: 0 S: 10	H: 2 LOB: 2 BB: 0 P: 16	1B: 7 2B: 3 3B: 1 HR: 1	SF: 0 SAC: 0 DP: 3 HBP: 0	WP: 0 PB: 0 SB: 0 CS: 0	PA: 38
PITCHER	IP WLS BF H R ER SO BB IBB HBP BLK WP HR S P ERA WHIP												IP WLS BF H R ER SO BB IBB HBP BLK WP HR S P ERA WHIP									
Jin Ho Cho, R (1, 1) ERA: 5.17	5.1 L 23 7 5 5 2 1 0 0 0 0 0 1 44 76 8.44 1.500																					
Pat Rapp, R (6, 1) ERA: 4.8	3.2 15 5 0 0 1 0 1 0 0 0 0 0 28 50 0.00 1.364																					

livebaseballscorecards.com

AB	36
R	5
H	12
RBI	5
BB	2
SO	3
LOB	9



Batter	1	2	3	4	5	6	7	8	9	AB R H RBI BB SO LOB
Jose Offerman, S OBP: 0.360, SLG: 0.406 (1, 4)	1-0 CS 1B		1-3 K			4-0 1B G5-3 BB	4-1 1-2 2-3 BB		1-3 K	3 1 1 0 2 2 1
John Valentin, R OBP: 0.316, SLG: 0.415 (1, 5)	2-3 K 1-2			0-1 F8		1-2 G5-3 1B 1-2	3-3 K			4 0 1 0 0 2 4
Brian Daubach, L OBP: 0.374, SLG: 0.595 (1, 3)	1-0 G4-3			3-2 WP 1B 1B		0-0 WP G5-3 1B 1-2 2-3		1-1 L7		4 0 2 0 0 0 0
Nomar Garciaparra, R OBP: 0.398, SLG: 0.598 (1, 6)		0-0 F8		1-0 WP 1B 1-2		1-0 G5-3 1-2 2-3 3-H		3-1 L7		4 0 1 0 0 0 2
Troy O'Leary, L OBP: 0.348, SLG: 0.517 (1, 7)		3-1 G3		3-2 P4 1-2 2-3		2-2 G6-3 2-3		2-0 HR		4 1 1 1 0 0 3
18 Reggie Jefferson, S OBP: 0.350, SLG: 0.453 (1, 10)		3-1 1B		0-0 G4-3			1-3 K	0-3 K		4 0 1 0 0 2 2
Jason Varitek, S OBP: 0.314, SLG: 0.479 (1, 2)		2-2 F9			0-0 G6-3		1-1 L7		0-3 K	4 0 0 0 0 1 1
Damon Buford, R OBP: 0.310, SLG: 0.382 (1, 8)			2-1 G5-3		0-1 F8		0-1 E5 BB 1B		2-3 K	4 0 0 0 0 1 0
Trot Nixon, L OBP: 0.352, SLG: 0.392 (1, 9)			2-0 G1-3		2-2 G3-1		1-1 BB 1B 1-2		4-2 BB	3 0 1 0 1 0 0

Inning Stats	R: 0	H: 1	E: 0	LOB: 0	K: 1	S: 5	P: 9	R: 0	H: 1	E: 0	LOB: 1	K: 0	BB: 0	S: 8	P: 16	R: 0	H: 0	E: 0	LOB: 0	K: 1	BB: 0	S: 6	P: 11	R: 0	H: 2	E: 0	LOB: 2	K: 0	BB: 0	S: 10	P: 17	R: 0	H: 0	E: 0	LOB: 0	K: 0	BB: 0	S: 6	P: 8	R: 1	H: 2	E: 0	LOB: 1	K: 0	BB: 1	S: 8	P: 16	R: 0	H: 1	E: 1	LOB: 3	K: 2	BB: 1	S: 15	P: 25	R: 1	H: 1	E: 0	LOB: 0	K: 1	BB: 0	S: 8	P: 14	R: 0	H: 0	E: 0	LOB: 1	K: 3	BB: 1	S: 11	P: 18	1B: 7	SF: 0	2B: 0	SAC: 0	3B: 0	DP: 1	HR: 1	HBP: 0	WP: 2	PA: 37
--------------	------	------	------	--------	------	------	------	------	------	------	--------	------	-------	------	-------	------	------	------	--------	------	-------	------	-------	------	------	------	--------	------	-------	-------	-------	------	------	------	--------	------	-------	------	------	------	------	------	--------	------	-------	------	-------	------	------	------	--------	------	-------	-------	-------	------	------	------	--------	------	-------	------	-------	------	------	------	--------	------	-------	-------	-------	-------	-------	-------	--------	-------	-------	-------	--------	-------	--------


PITCHER	IP	WLS	BF	H	R	ER	SO	BB	IBB	HBP	BLK	WP	HR	S	P	ERA	WHIP
Scott Erickson, R ERA: 5.49 (1, 1)	8.0	W	33	8	2	2	5	2	0	0	0	2	1	66	116	2.25	1.250
Mike Timlin, R ERA: 4.81 (9, 1)	1.0	S	4	0	0	0	3	1	0	0	0	0	0	11	18	0.00	1.000


BOTTOM

Baltimore Orioles @ Boston Red Sox
 Fenway Park, Boston, MA
 Thu Jul 22 1999, 7:05 PM EDT
 Att: 33,605 - Unknown - 81 F

livebaseballscorecards.com

AB	34
R	2
H	8
RBI	1
BB	3
SO	8
LOB	13



Batter	1	2	3	4	5	6	7	8	9	AB R H RBI BB SO LOB	TOP											
Jose Offerman, S (1, 4) OBP: 0.359, SLG: 0.412	0-2 P6		2-1 G4-3			3-2 G4-3		0-0 HR		4 1 1 2 0 0 0												
John Valentin, R (1, 5) Creighton Gubanich, R (7, 2) OBP: 0.316, SLG: 0.414 OBP: 0.346, SLG: 0.426	2-1 FC6-4 1B			0-3 K		0-1 G4-3		0-0 2B 1B		3 0 1 0 0 1 0 1 1 1 0 0 0 0												
Brian Daubach, L (1, 10) OBP: 0.376, SLG: 0.598	0-1 P5			1-1 P3			2-2 1B G4-6-3 1B	2-0 G1-3 SF8 2B		4 2 2 1 0 0 1												
Nomar Garciaparra, R (1, 6) Lou Merloni, R (7, PR) OBP: 0.397, SLG: 0.595 OBP: 0.306, SLG: 0.303	2-2 FC6-4 1-2f			1-0 F7			0-0 G4-6-3 1B	2-1 G1-3		3 0 1 0 0 0 1 1 0 0 0 0 0 1												
Troy O'Leary, L (1, 7) OBP: 0.344, SLG: 0.513			3-3 K		1-1 P2		1-2 G4-6-3 1-2f 3-H	0-0 SF8		3 0 0 1 0 1 1												
Mike Stanley, R (1, 3) OBP: 0.382, SLG: 0.465			1-1 G2-3		2-1 BB 1B		1-2 WP 1B	0-0 F8		4 0 2 0 0 0 0												
Jason Varitek, S (1, 2) Rich Garces, R (7, 1) 49 Tim Wakefield, R (8, 1) 18 Reggie Jefferson, S (9, PH) OBP: 0.318, SLG: 0.478 OBP: 0.348, SLG: 0.450			0-3 K		4-1 G6-4-3 BB		4-1 BB		1-1 F7	1 0 0 0 2 1 0 0 0 0 0 0 0 0 0 0 0 0 0 0 0 1 0 0 0 0 0 0	AB 31 R 5 H 8 RBI 4 BB 4 SO 3 LOB 9											
Darren Lewis, R (1, 8) OBP: 0.335, SLG: 0.331				4-2 G3-6-3 BB		2-1 G6-4-3 1-2f		3-2 G4-3		3 0 0 0 1 0 4												
Trot Nixon, L (1, 9) OBP: 0.351, SLG: 0.386			2-2 G3-6-3 1-2f			1-0 F8		4-2 HR BB	2-1 F8	3 1 0 0 1 0 1												
Inning Stats	R: 0 E: 0 K: 0 S: 10	H: 1 LOB: 1 BB: 0 P: 14	R: 0 E: 0 K: 2 S: 11	H: 0 LOB: 0 BB: 0 P: 15	R: 0 E: 0 K: 2 S: 9	H: 0 LOB: 0 BB: 1 P: 17	R: 0 E: 0 K: 1 S: 6	H: 0 LOB: 0 BB: 0 P: 8	R: 0 E: 0 K: 0 S: 7	H: 1 LOB: 1 BB: 1 P: 16	R: 0 E: 0 K: 0 S: 6	H: 0 LOB: 0 BB: 0 P: 10	R: 1 E: 0 K: 0 S: 15	H: 3 LOB: 2 BB: 1 P: 26	R: 4 E: 0 K: 0 S: 9	H: 3 LOB: 0 BB: 1 P: 17	R: 0 E: 0 K: 0 S: 7	H: 0 LOB: 0 BB: 0 P: 10	1B: 6 2B: 1 3B: 0 HR: 1	SF: 1 SAC: 0 DP: 3 HBP: 0	WP: 1 PB: 0 SB: 0 CS: 0	PA: 36
PITCHER	IP WLS BF H R ER SO BB IBB HBP BLK WP HR S P ERA WHIP												PITCHER	IP WLS BF H R ER SO BB IBB HBP BLK WP HR S P ERA WHIP								
Brian Moehler, R (1, 1) ERA: 5.11	7.0 W 29 7 4 4 3 4 0 0 0 1 1 68 114 5.14 1.571																					
Nelson Cruz, R (8, 1) ERA: 5.98	2.0 7 1 1 1 0 0 0 0 0 0 0 0 12 19 4.50 0.500																					

Boston Red Sox @ Detroit Tigers
Tiger Stadium, Detroit, MI
 Fri Jul 23 1999, 7:05 PM EDT
 Att. 35,245 - Cloudy - 71 F

livebaseballscorecards.com

Batter	1	2	3	4	5	6	7	8	9
Luis Polonia, L (1, 10) OBP: 0.391, SLG: 0.592	4-0 1B BB	0-0 FC6-4 2B		0-0 B1-3	2-1 2B 1-H	0-1 HR		1-0 G3-1	
Brad Ausmus, R (1, 2) OBP: 0.362, SLG: 0.446	2-2 1B 2B 1B	4-2 FC6-4 BB		3-1 G6-3	2-1 L8	3-1 F8			
Bobby Higginson, L (1, 9) OBP: 0.359, SLG: 0.377 Gregg Jefferies, S (2, PH) OBP: 0.260, SLG: 0.330	1-1 2B 1B	1-2 FC6-4		0-1 G4-3		0-0 HR	2-2 F7		
Tony Clark, S (1, 3) OBP: 0.334, SLG: 0.435	0-1 2B	1-1 G3			0-1 FC4-6 1B	4-1 BB SF8 BB	0-0 G6-3		
Juan Encarnacion, R (1, 7) OBP: 0.297, SLG: 0.469 Karim Garcia, L (1, 7) OBP: 0.264, SLG: 0.376	1-3 K		1-0 HR		0-0 FC4-6 FC5-4 1B HR	1-2 SF8 BB 1B HR	4-2 2B BB		
Frank Catalanotto, L (1, 4) OBP: 0.324, SLG: 0.460	4-0 BB		0-1 G1-3		1-0 FC5-4 1B	0-3 K	0-0 2B		
Gabe Kapler, R (1, 8) OBP: 0.316, SLG: 0.459	2-1 F8		2-2 1B		1-0 FC5-4 HR	4-0 SF8 HR BB	1-3 K		
Deivi Cruz, R (1, 6) OBP: 0.288, SLG: 0.387	1-3 K		0-3 K		1-1 HR	0-0 SF8	0-3 K2-3		
Jason Wood, R (1, 5) OBP: 0.222, SLG: 0.265		0-1 P9	1-3 K		4-2 WP 2B BB	0-0 HR	0-3 K		

Inning Stats	R: 3 E: 0 K: 2 S: 18	H: 3 LOB: 2 BB: 2 P: 33	R: 0 E: 0 K: 0 S: 11	H: 1 LOB: 2 BB: 1 P: 17	R: 1 E: 0 K: 2 S: 13	H: 2 LOB: 1 BB: 0 P: 17	R: 0 E: 0 K: 0 S: 5	H: 0 LOB: 0 BB: 0 P: 8	R: 4 E: 0 K: 0 S: 14	H: 4 LOB: 1 BB: 1 P: 25	R: 6 E: 0 K: 1 S: 14	H: 4 LOB: 0 BB: 2 P: 26	R: 0 E: 0 K: 1 S: 13	H: 1 LOB: 2 BB: 1 P: 20	R: 0 E: 0 K: 2 S: 8	H: 0 LOB: 0 BB: 0 P: 9
--------------	-------------------------------	----------------------------------	-------------------------------	----------------------------------	-------------------------------	----------------------------------	------------------------------	---------------------------------	-------------------------------	----------------------------------	-------------------------------	----------------------------------	-------------------------------	----------------------------------	------------------------------	---------------------------------

PITCHER	IP	WLS	BF	H	R	ER	SO	BB	IBB	HBP	BLK	WP	HR	S	P	ERA	WHIP
Tomo Ohka, R (1, 1) ERA: 14.29	4.2	L	26	9	7	7	4	3	0	0	0	0	2	54	85	13.50	2.571
Marino Santana, R (5, 1) ERA: 15.75	1.1		12	5	7	7	1	3	0	0	0	1	3	21	41	47.25	6.000
Rich Garces, R (7, 1) ERA:	1.0		5	1	0	0	1	1	0	0	0	0	0	13	20	0.00	2.000
49 Tim Wakefield, R (8, 1) ERA: 4.96	1.0		3	0	0	0	2	0	0	0	0	0	0	8	9	0.00	0.000

AB R H RBI BB SO LOB

5	2	3	2	1	0	0
4	1	1	0	1	0	1
1	1	1	1	0	0	0
4	1	1	1	0	0	2
4	1	2	2	1	0	2
0	0	0	0	0	0	0
4	3	2	1	1	1	2
4	0	2	0	1	1	2
4	2	1	0	1	1	6
4	1	1	4	0	3	3
4	2	1	3	1	2	1

AB	38
R	14
H	15
RBI	14
BB	7
SO	8
LOB	19



WP	PA
1	46

Boston Red Sox @ Detroit Tigers
Tiger Stadium, Detroit, MI
Fri Jul 23 1999, 7:05 PM EDT
Att: 35,245 - Cloudy - 71 F

livebaseballscorecards.com

Batter	1	2	3	4	5	6	7	8	9	AB R H RBI BB SO LOB	TOP	
Jose Offerman, S (1, 4) OBP: 0.357, SLG: 0.408	0-0 F7	2-3 K		2-1 G4-3		4-0 1B BB		1-3 K		4 0 0 0 1 2 0		
John Valentin, R (1, 5) OBP: 0.317, SLG: 0.414	1-2 F9	3-2 G6-3		0-1 HR 1B		1-0 1B		1-2 G1-3		5 1 2 0 0 0 0		
Brian Daubach, L (1, 3) OBP: 0.377, SLG: 0.607	3-2 1B		2-3 K	2-2 HR		2-0 F7			1-2 L3	5 1 2 2 0 1 2		
Nomar Garciaparra, R (1, 6) OBP: 0.397, SLG: 0.611	1-0 F8		1-0 HR	1-1 HR		0-1 P4			0-0 F8	5 2 2 2 0 0 3		
Troy O'Leary, L (1, 7) OBP: 0.343, SLG: 0.517		0-0 L8	2-1 F8	2-2 P7			3-1 G3-1		3-2 HR	5 1 1 1 0 0 0		
18 Reggie Jefferson, S (1, 10) OBP: 0.356, SLG: 0.451		1-0 1B E 1B	0-0 1B		2-2 F8		0-3 K		4-1 BB BB	4 1 2 0 1 1 0		
Jason Varitek, S (1, 2) OBP: 0.319, SLG: 0.473		4-2 E HR BB	2-2 G4-3		1-1 G3-1		1-2 F9		4-0 FC4-6 BB	3 1 0 0 2 0 1		
Darren Lewis, R (1, 8) OBP: 0.333, SLG: 0.329		0-0 E5 HR 1B		3-3 K	2-0 L8		1-0 G6-3		1-2 FC4-6	5 1 1 0 0 1 2		
Trot Nixon, L (1, 9) OBP: 0.357, SLG: 0.434		0-2 HR		0-1 HR		1-0 G4-3		2-1 HR		4 3 3 5 0 0 0		
Inning Stats	R: 0 E: 0 K: 0 S: 11 H: 1 LOB: 1 BB: 0 P: 16	R: 4 E: 1 K: 1 S: 14 H: 3 LOB: 0 BB: 1 P: 24	R: 1 E: 0 K: 1 S: 10 H: 2 LOB: 1 BB: 0 P: 17	R: 4 E: 0 K: 1 S: 17 H: 4 LOB: 0 BB: 0 P: 27	R: 0 E: 0 K: 0 S: 6 H: 0 LOB: 0 BB: 0 P: 11	R: 0 E: 0 K: 0 S: 5 H: 1 LOB: 2 BB: 1 P: 13	R: 0 E: 0 K: 1 S: 8 H: 0 LOB: 0 BB: 0 P: 12	R: 1 E: 0 K: 1 S: 9 H: 1 LOB: 0 BB: 0 P: 14	R: 1 E: 0 K: 0 S: 13 H: 1 LOB: 2 BB: 2 P: 26	1B: 6 2B: 0 3B: 0 HR: 7 SF: 0 SAC: 0 DP: 0 HBP: 0	WP: 0 PB: 0 SB: 0 CS: 0 PA: 44	
PITCHER	IP WLS BF H R ER SO BB IBB HBP BLK WP HR S P ERA WHIP											
Jeff Weaver, R (1, 1) ERA: 4.57	4.0 L 23 10 9 9 3 1 0 0 0 0 5 52 84 20.25 2.750											
Willie Blair, R (5, 1) ERA: 6.63	4.0 15 2 1 1 2 1 0 0 0 0 1 28 50 2.25 0.750											
C.J. Nitkowski, L (9, 1) ERA: 5.4	1.0 6 1 1 1 0 2 0 0 0 0 1 13 26 9.00 3.000											

Boston Red Sox @ Detroit Tigers
Tiger Stadium, Detroit, MI
 Sat Jul 24 1999, 5:05 PM EDT
 Att. 37,149 - Cloudy - 89 F

livebaseballscorecards.com

AB 40
R 11
H 13
RBI 10
BB 4
SO 5
LOB 8



Batter	1	2	3	4	5	6	7	8	9	AB R H RBI BB SO LOB
Luis Polonia, L OBP: 0.391, SLG: 0.605 (1, 7)	0-2 HR	1-2 G1-3			1-0 1B FC3-6	0-1 G3			3-3 K	5 2 2 1 0 1 3
Brad Ausmus, R OBP: 0.359, SLG: 0.442 (1, 2)	0-0 G4-3 1B		1-3 K		3-2 F8		1-2 G6-3		2-2 F8	5 0 1 0 0 1 1
Frank Catalanotto, L OBP: 0.327, SLG: 0.476 (1, 5) (5, 4)	3-2 P5		2-2 HR		1-0 1B FC3-6		0-1 G6-3			4 1 2 1 0 0 1
Tony Clark, S OBP: 0.333, SLG: 0.443 (1, 3)	2-1 G4-3		1-3 K		0-2 FC3-6		3-2 HR			4 1 1 2 0 1 2
Damion Easley, R OBP: 0.345, SLG: 0.437 Gabe Alvarez, R (5, 5)	4-2 BB		1-3 K		1-2f 3-H 0-1 L6		1-0 G5-3			1 0 0 0 1 1 0 2 0 0 0 0 0 1
Karim Garcia, L OBP: 0.257, SLG: 0.365 (1, 9)	1-3 K			0-0 P6		2-3 K		1-0 G1-3		4 0 0 0 0 2 2
Gabe Kapler, R OBP: 0.319, SLG: 0.460 (1, 8)		1-0 G6-3		1-2 1B		2-1 1B		0-0 B1-3		4 0 2 0 0 0 0
Gregg Jefferies, S OBP: 0.260, SLG: 0.333 (1, 10)		2-0 2B		1-0 P6		1-1 F8		0-0 G4-3		4 0 1 0 0 0 2
Deivi Cruz, R OBP: 0.288, SLG: 0.385 (1, 6)		3-2 F9		0-3 K		2-0 1B		0-3 K		4 0 1 0 0 2 2

Inning Stats	R: 1	H: 2	E: 0	K: 1	S: 17	H: 2	LOB: 2	BB: 1	P: 27	R: 0	H: 1	E: 0	K: 0	S: 9	H: 1	LOB: 1	BB: 0	P: 16	R: 1	H: 1	E: 0	K: 3	S: 14	H: 1	LOB: 0	BB: 0	P: 19	R: 0	H: 1	E: 0	K: 1	S: 9	H: 2	LOB: 1	BB: 0	P: 16	R: 0	H: 2	E: 0	K: 1	S: 10	H: 2	LOB: 2	BB: 0	P: 17	R: 1	H: 1	E: 0	K: 0	S: 11	H: 1	LOB: 0	BB: 0	P: 16	R: 0	H: 0	E: 0	K: 0	S: 3	H: 0	LOB: 0	BB: 0	P: 4	R: 0	H: 0	E: 0	K: 2	S: 10	H: 0	LOB: 0	BB: 0	P: 15	1B: 6	SF: 0	2B: 1	SAC: 0	3B: 0	DP: 0	HR: 3	HBP: 0	WP: 0	PA: 38
--------------	------	------	------	------	-------	------	--------	-------	-------	------	------	------	------	------	------	--------	-------	-------	------	------	------	------	-------	------	--------	-------	-------	------	------	------	------	------	------	--------	-------	-------	------	------	------	------	-------	------	--------	-------	-------	------	------	------	------	-------	------	--------	-------	-------	------	------	------	------	------	------	--------	-------	------	------	------	------	------	-------	------	--------	-------	-------	-------	-------	-------	--------	-------	-------	-------	--------	-------	--------

PITCHER	IP	WLS	BF	H	R	ER	SO	BB	IBB	HBP	BLK	WP	HR	S	P	ERA	WHIP
Mark Portugal, R ERA: 5.42 (1, 1)	5.0	W	23	7	3	3	5	1	0	0	0	0	2	60	89	5.40	1.600
Derek Lowe, R ERA: 3.41 (6, 1)	4.0	S	15	3	1	1	3	0	0	0	0	0	1	34	52	2.25	0.750


BOTTOM

Boston Red Sox @ Detroit Tigers
Tiger Stadium, Detroit, MI

Sat Jul 24 1999, 5:05 PM EDT
Att: 37,149 - Cloudy - 89 F

livebaseballscorecards.com

AB	37
R	4
H	10
RBI	4
BB	1
SO	8
LOB	14



Batter	1	2	3	4	5	6	7	8	9	AB R H RBI BB SO LOB	TOP
Damon Buford, R (1, 8) OBP: 0.309, SLG: 0.378	4-2 BB		3-3 K		0-1 P3			0-1 SF7		2 0 0 1 1 1 2	Boston Red Sox @ Detroit Tigers Tiger Stadium, Detroit, MI Sun Jul 25 1999, 1:05 PM EDT Att. 34,959 - Unknown - 79 F
John Valentin, R (1, 5) OBP: 0.313, SLG: 0.409	1-1 F9		2-3 K		1 SAFE 3-2 P9			3-H 0-2 F9		4 0 0 0 0 1 3	
Brian Daubach, L (1, 10) OBP: 0.370, SLG: 0.596	1 SAFE 3-3 1 SAFE 1 SAFE K		3-2 K		X 0-0 P5			0-3 K		4 0 0 0 0 3 2	
Nomar Garciaparra, R (1, 6) OBP: 0.398, SLG: 0.610	X 0-0 P2			X 0-0 1B	S 1-1 P3			B 1-1 G3-6-1 1B		4 0 2 0 0 0 1	
Troy O'Leary, L (1, 7) OBP: 0.339, SLG: 0.511		X 0-0 F7		X 0-0 P6	B 1-0 P2			B 1-0 G3-6-1		4 0 0 0 0 0 2	
Mike Stanley, R (1, 3) OBP: 0.361, SLG: 0.462		B 1-1 F9		X 0-0 F8	S 2-2 F8			B 1-2 1B		4 0 1 0 0 0 1	
Jason Varitek, S (1, 2) OBP: 0.318, SLG: 0.470		X 0-0 1B		1 SAFE 0-1 F8	X 0-0 P5			X 0-0 F8		4 0 1 0 0 0 2	
Lou Merloni, R (1, 4) OBP: 0.297, SLG: 0.294		C 2-1 G5-3		B 2-2 E9	B 1-0 L7					3 0 0 0 0 0 1	
Trot Nixon, L (1, 9) OBP: 0.361, SLG: 0.450		B 2-1 2B		B 3-2 F8	C 2-1 SF7 3B					3 1 2 0 0 0 1	
Inning Stats	R: 0 E: 0 K: 1 S: 9 H: 0 LOB: 1 BB: 1 P: 17	R: 0 E: 0 K: 0 S: 6 H: 1 LOB: 1 BB: 0 P: 9	R: 0 E: 0 K: 3 S: 11 H: 1 LOB: 1 BB: 0 P: 21	R: 0 E: 0 K: 0 S: 5 H: 1 LOB: 1 BB: 0 P: 5	R: 0 E: 1 K: 0 S: 11 H: 0 LOB: 1 BB: 0 P: 19	R: 0 E: 0 K: 0 S: 4 H: 0 LOB: 0 BB: 0 P: 6	R: 0 E: 0 K: 0 S: 6 H: 0 LOB: 0 BB: 0 P: 9	R: 1 E: 0 K: 1 S: 10 H: 1 LOB: 0 BB: 0 P: 12	R: 0 E: 0 K: 0 S: 7 H: 2 LOB: 1 BB: 0 P: 10	1B: 4 2B: 1 3B: 1 HR: 0 SF: 1 SAC: 0 DP: 1 HBP: 0	WP: 0 PB: 0 SB: 1 CS: 0 PA: 34
PITCHER Dave Micki, R (1, 1) ERA: 5.14	IP 9.0 WLS W BF 34 H 6 R 1 ER 1 SO 5 BB 1 IBB 0 HBP 0 BLK 0 WP 0 HR 0 S 69 P 108 ERA 1.00 WHIP 0.778										

AB	32
R	1
H	6
RBI	1
BB	1
SO	5
LOB	15



Batter	1	2	3	4	5	6	7	8	9
Luis Polonia, L OBP: 0.379, SLG: 0.586 (1, 7)	1-0 P5		1-1 B5		3-1 G4-3		0-0 F7	3-2 G3	
Brad Ausmus, R OBP: 0.363, SLG: 0.441 (1, 2)	0-0 F7		1-0 F7		2-0 F7		4-0 HBP HR BB	4-1 BB	
Frank Catalanotto, L OBP: 0.333, SLG: 0.474 (1, 4)	4-0 1B BB		3-1 G3		1-1 HR 1B		3-2 HR HBP	2-2 G4-3	
Dean Palmer, R OBP: 0.339, SLG: 0.546 (1, 5)	0-2 1B		1-1 F8		0-0 HR 1B		0-2 HR		
Tony Clark, S OBP: 0.335, SLG: 0.463 (1, 3)	3-3 K			2-2 L9		2-2 HR	1-0 HR		
Gabe Kapler, R OBP: 0.322, SLG: 0.458 (1, 8)		4-2 CS S BB		0-0 P4		1-1 L8	0-0 1B		
Karim Garcia, L OBP: 0.257, SLG: 0.357 (1, 9)		1-3 K		0-1 L4		4-2 BB	3-3 K		
Gabe Alvarez, R OBP: 0.167, SLG: 0.667 (1, 10)		2-2 G5-3			1-0 HR	0-1 L8	1-1 P6		
Deivi Cruz, R OBP: 0.287, SLG: 0.384 (1, 6)			0-0 E5		1-1 F9	1-1 G5-3		3-2 G6-3	

Inning Stats	R: 0	H: 1	E: 0	K: 1	S: 8	LOB: 2	BB: 1	P: 16
	R: 0	H: 0	E: 0	K: 1	S: 10	LOB: 0	BB: 0	P: 17
	R: 1	H: 2	E: 1	K: 0	S: 9	LOB: 1	BB: 0	P: 14
	R: 0	H: 0	E: 0	K: 0	S: 6	LOB: 0	BB: 0	P: 8
	R: 1	H: 1	E: 0	K: 0	S: 6	LOB: 0	BB: 0	P: 13
	R: 3	H: 3	E: 0	K: 0	S: 15	LOB: 1	BB: 1	P: 24
	R: 4	H: 3	E: 0	K: 1	S: 13	LOB: 1	BB: 1	P: 25
	R: 0	H: 0	E: 0	K: 0	S: 12	LOB: 1	BB: 1	P: 24

PITCHER	IP	WLS	BF	H	R	ER	SO	BB	IBB	HBP	BLK	WP	HR	S	P	ERA	WHIP
Brian Rose, R ERA: 3.87 (1, 1)	5.0	L	23	7	5	4	2	2	0	0	0	0	2	45	77	7.20	1.800
Mark Guthrie, L ERA: 6.19 (6, 1)	1.1		8	1	3	3	0	2	0	1	0	0	1	15	28	20.25	2.250
Rheal Cormier, L ERA: 4.35 (7, 1)	1.2		8	2	1	1	1	1	0	0	0	0	1	19	36	5.40	1.800

BOTTOM

Boston Red Sox @ Detroit Tigers
Tiger Stadium, Detroit, MI
Sun Jul 25 1999, 1:05 PM EDT
Att: 34,959 - Unknown - 79 F

AB	R	H	RBI	BB	SO	LOB
5	0	0	0	0	0	1
3	1	1	1	2	0	0
3	2	1	0	1	0	2
4	2	3	3	0	0	1
4	2	2	4	0	1	2
3	0	1	0	1	0	0
3	0	0	0	1	2	2
4	1	1	1	0	0	3
4	1	1	0	0	0	1

AB	33
R	9
H	10
RBI	9
BB	5
SO	3
LOB	12

WP: 0 PA: 39
PB: 0
SB: 1
CS: 1



WP	HR	S	P	ERA	WHIP
0	0	0	0	0	0

Batter	1		2		3		4		5		6		7		8		9		AB R H RBI BB SO LOB	TOP					
Darren Lewis, R (1, 9) OBP: 0.339, SLG: 0.337	0-2 1B 2B		0-1 E8 1B				1-0 FC5-4 1B		4-1 2B 1B BB				2-2 E5 S		0-2 FC6-4 S 1-2f 3-H				5 2 3 3 1 0 1						
John Valentin, R (1, 5) OBP: 0.317, SLG: 0.412	0-0 2B 1B		4-2 BB				0-0 FC5-4 1-2f		2-2 1B 2B				2-2 G5-3 1-2		3-2 G6-3 1-2				5 0 2 1 1 0 3						
Nomar Garciaparra, R (1, 6) OBP: 0.400, SLG: 0.614	0-0 1H 3-H 2B		1-1 F8						1-1 1B 2B				0-3 K						6 1 3 2 0 1 3						
Mike Stanley, R (1, 3) OBP: 0.380, SLG: 0.458	1-0 P3								1-0 F8 1B 2B K				4-0 BB						5 1 1 0 1 1 3						
Butch Huskey, R (1, 10) OBP: 0.359, SLG: 0.502	3-2 F7								4-2 FC6-4 BB				0-0 2B SH3 1B						5 1 3 1 1 1 3						
Troy O'Leary, L (1, 7) OBP: 0.342, SLG: 0.518													2-2 SH3 2B						5 2 2 1 1 0 2						
Damon Buford, R (1, 8) OBP: 0.306, SLG: 0.371													0-0 SH3 1B						4 1 0 1 1 0 4						
Jason Varitek, S (1, 2) OBP: 0.322, SLG: 0.475													0-0 L4						3 2 2 2 1 0 0						
Donnie Sadler, R (1, 4) OBP: 0.250, SLG: 0.324													0-0 2B 2B						5 1 2 0 0 2 3						
Donnie Sadler, R (1, 4) OBP: 0.250, SLG: 0.324													0-0 K												
Donnie Sadler, R (1, 4) OBP: 0.250, SLG: 0.324													0-0 K												
Donnie Sadler, R (1, 4) OBP: 0.250, SLG: 0.324													0-0 G1-3												
													0-0 SAFE												
Donnie Sadler, R (1, 4) OBP: 0.250, SLG: 0.324													2-1 SF8												
Donnie Sadler, R (1, 4) OBP: 0.250, SLG: 0.324													3-1 FC6-4												
Inning Stats	R: 1 E: 0 K: 0 S: 10	H: 3 LOB: 1 BB: 0 P: 14	R: 2 E: 1 K: 0 S: 21	H: 3 LOB: 2 BB: 1 P: 32	R: 0 E: 0 K: 0 S: 5	H: 0 LOB: 1 BB: 1 P: 10	R: 0 E: 0 K: 1 S: 6	H: 1 LOB: 1 BB: 0 P: 8	R: 6 E: 0 K: 2 S: 27	H: 7 LOB: 2 BB: 1 P: 40	R: 0 E: 0 K: 0 S: 6	H: 1 LOB: 2 BB: 1 P: 14	R: 0 E: 1 K: 2 S: 12	H: 0 LOB: 2 BB: 1 P: 21	R: 2 E: 0 K: 0 S: 15	H: 2 LOB: 1 BB: 1 P: 28	R: 0 E: 0 K: 0 S: 6	H: 1 LOB: 2 BB: 1 P: 16	1B: 9 2B: 8 3B: 1 HR: 0	SF: 1 SAC: 1 DP: 0 HBP: 0	WP: 0 PB: 0 SB: 2 CS: 0	PA: 52			
PITCHER	IP	WLS	BF	H	R	ER	SO	BB	IBB	HBP	BLK	WP	HR	S	P	ERA	WHIP								
David Wells, L (1, 1) ERA: 5.11	4.0		24	11	7	7	1	2	0	0	0	0	0	54	80	15.75	3.250								
32 Roy Halladay, R (5, 1) ERA: 3.78	2.0	L	12	4	2	2	2	2	0	0	0	0	0	21	38	9.00	3.000								
Paul Spoljaric, L (7, 1) ERA: 6.8	1.1		8	1	2	2	2	2	0	0	0	0	0	19	35	13.50	2.250								
Paul Quantrill, R (8, 1) ERA: 1.99	1.2		8	2	0	0	0	0	1	0	0	0	0	14	30	0.00	1.200								

Boston Red Sox @ Toronto Blue Jays
 SkyDome, Toronto, ON
 Tue Jul 27 1999, 7:05 PM EDT
 Att. 38,631 - Unknown - 82 F

AB	43
R	11
H	18
RBI	11
BB	7
SO	5
LOB	22



WP: 0	PA: 52
PB: 0	
SB: 2	
CS: 0	

BOTTOM

Boston Red Sox @ Toronto Blue Jays
SkyDome, Toronto, ON
Tue Jul 27 1999, 7:05 PM EDT
Att: 38,631 - Unknown - 82 F

livebaseballscores.com

AB 39
R 9
H 14
RBI 8
BB 3
SO 6
LOB 18



WP: 0 PA: 43
PB: 1
SB: 0
CS: 1

AB R H RBI BB SO LOB

5 1 1 1 0 0 3

5 1 3 4 0 0 2

3 0 1 1 1 0 2

4 0 0 0 1 1 6

5 0 1 0 0 1 1

5 1 2 0 0 1 1

4 1 0 0 1 3 2

4 3 3 1 0 0 1

4 2 3 1 0 0 0

1B: 9 SF: 0
2B: 3 SAC: 0
3B: 0 DP: 2
HR: 2 HBP: 1

Batter	1	2	3	4	5	6	7	8	9
Shannon Stewart, R (1, 7) OBP: 0.380, SLG: 0.429	0-1 P3	2-2 2B		0-1 F9		2-2 L8		1-2 G5-3	
Willie Greene, L (1, 10) OBP: 0.289, SLG: 0.398	2-1 F7	2-2 2B		1-0 HR		2-0 E4		3-1 1B	
Shawn Green, L (1, 9) OBP: 0.409, SLG: 0.643	2-2 1B	2-1 F8		4-1 CS		2-2 G4-6-3		1-0 P3	
Carlos Delgado, L (1, 3) OBP: 0.355, SLG: 0.511	3-3 K	1-2 F9		2-1 F7		0-2 G4-6-3		4-1 BB	
Darrin Fletcher, L (1, 2) OBP: 0.346, SLG: 0.498		3-1 F8	0-0 1B		2-2 F9		2-3 K	1-1 G4-6-3	
Tony Batista, R (1, 6) OBP: 0.338, SLG: 0.488		1-0 1B	2-2 F7		1-1 G5-3		3-2 K	1-2 FC5-4	
Willis Otanez, R (1, 5) OBP: 0.273, SLG: 0.355		4-2 1B	0-3 K		0-3 K		2-3 K	0-1 FC5-4	
José Cruz Jr., S (1, 8) OBP: 0.353, SLG: 0.413		1-1 E4	1-2 F7		0-0 E		0-0 HR		
Homer Bush, R (1, 4) OBP: 0.337, SLG: 0.372		2-1 2B		0-0 HR		0-0 HBP		0-0 G5-3	

Inning Stats	R: 0	H: 1	E: 0	K: 10	S: 17	R: 5	H: 5	E: 1	K: 0	S: 25	R: 0	H: 1	E: 0	K: 10	S: 13	R: 2	H: 2	E: 0	K: 0	S: 7	R: 0	H: 0	E: 0	K: 9	S: 12	R: 1	H: 2	E: 1	K: 0	S: 18	R: 0	H: 0	E: 0	K: 3	S: 17	R: 1	H: 2	E: 0	K: 0	S: 13	R: 0	H: 1	E: 0	K: 0	S: 14	1B: 9	SF: 0	2B: 3	SAC: 0	3B: 0	DP: 2	HR: 2	HBP: 1	WP: 0	PA: 43
--------------	------	------	------	-------	-------	------	------	------	------	-------	------	------	------	-------	-------	------	------	------	------	------	------	------	------	------	-------	------	------	------	------	-------	------	------	------	------	-------	------	------	------	------	-------	------	------	------	------	-------	-------	-------	-------	--------	-------	-------	-------	--------	-------	--------

PITCHER	IP	WLS	BF	H	R	ER	SO	BB	IBB	HBP	BLK	WP	HR	S	P	ERA	WHIP
Bret Saberhagen, R (1, 1) ERA: 3.27	3.1		20	9	7	7	2	1	0	0	0	0	0	49	78	18.90	3.000
Mark Guthrie, L (4, 1) ERA: 6.0	1.0	W	3	0	0	0	0	1	0	0	0	0	0	7	15	0.00	1.000
Rich Garces, R (5, 1) ERA:	1.0		5	2	1	0	1	0	0	0	0	0	0	10	13	0.00	2.000
Rheal Cormier, L (6, 1) ERA: 4.24	1.0	H	4	0	0	0	1	0	0	1	0	0	0	10	16	0.00	0.000
Derek Lowe, R (7, 1) ERA: 3.48	1.1	H	5	1	1	1	2	0	0	0	0	0	1	12	18	6.75	0.750
PITCHER	IP	WLS	BF	H	R	ER	SO	BB	IBB	HBP	BLK	WP	HR	S	P	ERA	WHIP
49 Tim Wakefield, R (8, 1) ERA: 4.88	1.1		6	2	0	0	0	1	0	0	0	0	0	11	21	0.00	2.250

Batter	1	2	3	4	5	6	7	8	9	AB R H RBI BB SO LOB	TOP
Darren Lewis, R (1, 8) OBP: 0.337, SLG: 0.334	2-2 P6		1-3 K			2-2 FC5-4 1B	2-1 G4-3		0-2 F7	5 0 1 0 0 1 2	
John Valentin, R (1, 5) OBP: 0.315, SLG: 0.418	2-2 K			1-1 G1-3		2-2 FC5-4 BB 1B 1-2f HR		0-1 F9	0-1 HR	5 2 1 2 0 1 1	
Brian Daubach, L (1, 3) OBP: 0.367, SLG: 0.592	3-2 G4-3			0-0 2B		2-0 F7		3-3 K	0-0 F9	5 0 1 0 0 1 1	
Nomar Garciaparra, R (1, 6) OBP: 0.401, SLG: 0.613		2-1 G6-3		1-0 F7		1-1 BB 1-2 HR 1B		1-0 1B		4 1 2 0 0 0 1	
Troy O'Leary, L (1, 7) OBP: 0.341, SLG: 0.513		0-2 G4-3		0-0 F8		4-2 HR BB		1-0 F8		3 1 0 0 1 0 2	
Butch Huskey, R (1, 10) OBP: 0.361, SLG: 0.524		0-1 L4			1-1 F8	0-1 HR			3-1 HR	4 2 2 5 0 0 0	
Jason Varitek, S (1, 2) OBP: 0.324, SLG: 0.482			2-2 2B		1-2 2B	0-0 F9			2-0 G4-3	4 0 2 0 0 0 0	
Donnie Sadler, R (1, 4) OBP: 0.250, SLG: 0.316			2-3 K		1-0 F8		0-2 P8		1-2 2B 1B	4 1 1 0 0 1 2	
Trot Nixon, L (1, 9) OBP: 0.359, SLG: 0.451			2-3 K		0-0 F7		1-1 F7		1-0 HR 2B	4 1 1 1 0 1 2	
Inning Stats	R: 0 E: 0 K: 1 S: 11 H: 0 LOB: 0 BB: 0 P: 18	R: 0 E: 0 K: 0 S: 7 H: 0 LOB: 0 BB: 0 P: 9	R: 0 E: 0 K: 3 S: 13 H: 1 LOB: 1 BB: 0 P: 20	R: 0 E: 0 K: 0 S: 5 H: 1 LOB: 1 BB: 0 P: 7	R: 0 E: 0 K: 0 S: 7 H: 1 LOB: 1 BB: 0 P: 10	R: 4 E: 0 K: 0 S: 14 H: 3 LOB: 0 BB: 1 P: 25	R: 0 E: 0 K: 0 S: 7 H: 0 LOB: 0 BB: 0 P: 10	R: 0 E: 0 K: 1 S: 10 H: 1 LOB: 1 BB: 0 P: 15	R: 4 E: 0 K: 0 S: 15 H: 4 LOB: 0 BB: 0 P: 22	1B: 4 2B: 4 3B: 0 HR: 3 SF: 0 SAC: 0 DP: 0 HBP: 0	WP: 0 PB: 0 SB: 0 CS: 0 PA: 39
PITCHER	IP WLS BF H R ER SO BB IBB HBP BLK WP HR S P ERA WHIP										
Joey Hamilton, R (1, 1) ERA: 6.66	8.0 L 32 7 4 4 5 1 0 0 0 0 0 1 74 114 4.50 1.000										
John Frascatore, R (9, 1) ERA: 4.09	0.2 6 4 4 4 0 0 0 0 0 0 0 2 14 21 54.00 6.000										
Graeme Lloyd, L (9, 1) ERA: 3.19	0.1 1 0 0 0 0 0 0 0 0 0 0 0 1 1 0.00 0.000										

Boston Red Sox @ Toronto Blue Jays
 SkyDome, Toronto, ON
 Wed Jul 28 1999, 7:05 PM EDT
 Att. 36,190 - Cloudy - 81 F

livebaseballscorecards.com

AB	38
R	8
H	11
RBI	8
BB	1
SO	5
LOB	11



Batter	1	2	3	4	5	6	7	8	9	AB R H RBI BB SO LOB
Shannon Stewart, R (1, 7) OBP: 0.379, SLG: 0.426	2-3 K		4-1 SAFE 1-2 BB			0-0 F8			1-1 F8	3 0 0 0 1 1 0
Willie Greene, L (1, 10) OBP: 0.282, SLG: 0.387	1-3 K		2-0 F8			1-1 F7			2-1 P6	4 0 0 0 0 1 2
Shawn Green, L (1, 9) OBP: 0.410, SLG: 0.641	1-2 1B		0-0 P2			3-2 F8			4-2 BB BB	3 0 1 0 1 0 2
Carlos Delgado, L (1, 3) OBP: 0.355, SLG: 0.508	0-0 G4-3			1-1 G3			3-2 L4		4-1 1-2 BB	3 0 0 0 1 0 1
Tony Batista, R (1, 6) OBP: 0.334, SLG: 0.481		2-1 F8		1-0 F9			0-2 G1-3		2-3 K	4 0 0 0 0 1 2
Darrin Fletcher, L (1, 2) OBP: 0.342, SLG: 0.491		1-0 G4-3		2-3 K			1-1 F8			3 0 0 0 0 1 0
Willis Otanez, R (1, 5) OBP: 0.270, SLG: 0.350 Craig Grebeck, R (8, PH) OBP: 0.446, SLG: 0.429 (9, 5)		2-2 P3			2-1 P9			3-2 F7		2 0 0 0 0 0 0 1 0 0 0 0 0 0
José Cruz Jr., S (1, 8) OBP: 0.350, SLG: 0.409			0-3 K		2-3 K			1-1 G3		3 0 0 0 0 2 0
Homer Bush, R (1, 4) OBP: 0.337, SLG: 0.371			3-2 BB 1B		0-1 G1-3			2-3 K2-3		3 0 1 0 0 1 0

Inning Stats	R: 0 E: 0 K: 2 S: 10	H: 1 LOB: 1 BB: 0 P: 14	R: 0 E: 0 K: 0 S: 6	H: 0 LOB: 0 BB: 0 P: 11	R: 0 E: 0 K: 1 S: 10	H: 1 LOB: 2 BB: 1 P: 19	R: 0 E: 0 K: 1 S: 6	H: 0 LOB: 0 BB: 0 P: 10	R: 0 E: 0 K: 1 S: 7	H: 0 LOB: 0 BB: 0 P: 11	R: 0 E: 0 K: 0 S: 8	H: 0 LOB: 0 BB: 0 P: 12	R: 0 E: 0 K: 0 S: 10	H: 0 LOB: 0 BB: 0 P: 14	R: 0 E: 0 K: 1 S: 10	H: 0 LOB: 0 BB: 0 P: 16	R: 0 E: 0 K: 1 S: 12	H: 0 LOB: 2 BB: 2 P: 25	1B: 2 2B: 0 3B: 0 HR: 0	SF: 0 SAC: 0 DP: 0 HBP: 0
--------------	-------------------------------	----------------------------------	------------------------------	----------------------------------	-------------------------------	----------------------------------	------------------------------	----------------------------------	------------------------------	----------------------------------	------------------------------	----------------------------------	-------------------------------	----------------------------------	-------------------------------	----------------------------------	-------------------------------	----------------------------------	----------------------------------	------------------------------------


PITCHER	IP	WLS	BF	H	R	ER	SO	BB	IBB	HBP	BLK	WP	HR	S	P	ERA	WHIP
Pat Rapp, R (1, 1) ERA: 4.36	8.0	W	27	2	0	0	6	1	0	0	0	0	0	67	107	0.00	0.375
49 Tim Wakefield, R (9, 1) ERA: 4.82	1.0		5	0	0	0	1	2	0	0	0	0	0	12	25	0.00	2.000

BOTTOM

Boston Red Sox @ Toronto Blue Jays
 SkyDome, Toronto, ON
 Wed Jul 28 1999, 7:05 PM EDT
 Att. 36,190 - Cloudy - 81 F

livebaseballscorecards.com

AB	29
R	0
H	2
RBI	0
BB	3
SO	7
LOB	7



WP: 0	PA: 32
PB: 0	
SB: 0	
CS: 0	

Batter	1	2	3	4	5	6	7	8	9	AB R H RBI BB SO LOB	TOP											
Chuck Knoblauch, R (1, 4) <small>OBP: 0.387, SLG: 0.404</small>	0-1 HR	0-1 2 1B 1-2 2-H SF9 1B	1-1 1-2 1B		0-3 K		0-1 2 1B G6-4-3 2-H 3-H		3-1 2 1B G5-3 2B	6 2 5 4 0 1 1												
2 Derek Jeter, R (1, 6) <small>OBP: 0.446, SLG: 0.611</small>	1-1 HR	1-0 1-3 2-H E 1B	0-0 F8			2-1 P6	2-1 G6-4-3		0-1 G5-3	6 2 2 2 0 0 4												
Paul O'Neill, L (1, 9) <small>OBP: 0.360, SLG: 0.466</small> Chad Curtis, R (7, PH) <small>OBP: 0.378, SLG: 0.338</small> (7, 7)	1-1 F9	2-2 SF9	1-0 G3			4-0 BB	4-1 BB		2-0 F8	2 0 0 1 1 0 2 1 0 0 0 1 0 1												
Bernie Williams, S (1, 8) <small>OBP: 0.425, SLG: 0.508</small>	1-2 1B	0-2 F9		0-0 L7		1-2 P5	1-1 G4-3			5 0 1 0 0 0 2												
Tino Martinez, L (1, 3) <small>OBP: 0.354, SLG: 0.438</small> Jeff Manto, R (7, 3) <small>OBP: 0.413, SLG: 0.273</small>	3-0 F8		2-1 20 2B 1B	1-2 G3-1		1-1 P6		4-1 20 1B G5-3 BB	4 1 1 0 0 0 2 0 0 0 0 1 0 0													
Chili Davis, S (1, 10) <small>OBP: 0.385, SLG: 0.472</small>	3-2 G4-3		4-2 20 2B 1B BB	3-2 F7			0-1 20 1B HR	0-3 K		4 2 1 0 1 1 2												
20 Jorge Posada, S (1, 2) <small>OBP: 0.332, SLG: 0.426</small>		1-1 F8	1-2 1B 2B		0-0 2B		0-0 1B HR	2-2 G5-3		5 2 3 3 0 0 1												
Shane Spencer, R (1, 7) <small>OBP: 0.316, SLG: 0.408</small> (7, 9)		0-2 E6 1B 1B	1-0 P6		1-1 G5-3		4-2 2B 1B BB	1-2 F8		4 2 0 0 1 0 4												
Scott Brosius, R (1, 5) <small>OBP: 0.328, SLG: 0.444</small>		2-2 2 1B 1B	1-0 2 1B F8 1B		1-3 K		1-1 1B 2B		1-2 G5-3	5 2 3 2 0 1 1												
Inning Stats	R: 2 E: 0 K: 0 S: 13	H: 3 LOB: 1 BB: 0 P: 22	R: 4 E: 2 K: 0 S: 18	H: 3 LOB: 0 BB: 0 P: 24	R: 3 E: 0 K: 0 S: 15	H: 4 LOB: 2 BB: 1 P: 26	R: 0 E: 2 K: 0 S: 8	H: 0 LOB: 0 BB: 0 P: 12	R: 0 E: 0 K: 2 S: 9	H: 1 LOB: 1 BB: 0 P: 11	R: 0 E: 0 K: 0 S: 7	H: 0 LOB: 1 BB: 1 P: 15	R: 4 E: 0 K: 0 S: 14	H: 4 LOB: 1 BB: 2 P: 26	R: 0 E: 0 K: 1 S: 11	H: 0 LOB: 1 BB: 1 P: 18	R: 0 E: 0 K: 0 S: 8	H: 1 LOB: 1 BB: 0 P: 14	1B: 9 2B: 4 3B: 0 HR: 3	SF: 1 SAC: 0 DP: 1 HBP: 0	WP: 0 PB: 0 SB: 1 CS: 0	PA: 48
PITCHER	IP WLS BF H R ER SO BB IBB HBP BLK WP HR S P ERA WHIP																					
Mark Portugal, R (1, 1) <small>ERA: 5.61</small>	1.1 L 11 6 6 3 0 0 0 0 0 0 0 2 25 38 20.25 4.500																					
Jin Ho Cho, R (2, 1) <small>ERA: 5.72</small>	1.0 8 4 3 3 0 1 0 0 0 0 0 0 19 31 27.00 5.000																					
Rich Garces, R (3, 1) <small>ERA:</small>	3.1 12 1 0 0 2 1 0 0 0 0 0 0 24 38 0.00 0.600																					
Mark Guthrie, L (6, 1) <small>ERA: 6.44</small>	3.1 17 5 4 4 1 3 0 0 0 0 0 1 35 61 10.80 2.400																					

New York Yankees @ Boston Red Sox
 Fenway Park, Boston, MA
 Fri Jul 30 1999, 7:05 PM EDT
 Att. 33,777 - Overcast - 84 F

livebaseballscorecards.com

AB	42
R	13
H	16
RBI	12
BB	5
SO	3
LOB	20



Table header for the batting log, listing columns for Batter, Inning (1-9), and AB R H RBI BB SO LOB.

Row 1: Darren Lewis, R (1, 8). Plate diagrams for Inning 1 (P3) and Inning 2 (P9). Counts: 2-1, 0-0. Signs: X, 2.

Row 2: John Valentin, R (1, 5). Plate diagrams for Inning 1 (HR) and Inning 2 (G6-3). Counts: 2-2, 0-1. Signs: C, X, 3.

Row 3: Brian Daubach, L (1, 3). Plate diagrams for Inning 1 (G6-3) and Inning 3 (L5). Counts: 3-1, 0-1. Signs: C, X, 1.

Row 4: Nomar Garciaparra, R (1, 6). Plate diagrams for Inning 1 (2B) and Inning 3 (G6-3). Counts: 1-1, 2-1. Signs: B, F, X, 2.

Row 5: Troy O'Leary, L (1, 7). Plate diagrams for Inning 1 (2B) and Inning 3 (K). Counts: 0-0, 3-3. Signs: C, X, 3.

Row 6: Butch Huskey, R (1, 10). Plate diagrams for Inning 1 (K) and Inning 3 (K). Counts: 0-3, 1-3. Signs: S, C, X, 1.

Row 7: Jason Varitek, S (1, 2) and Lenny Webster, R (8, 2). Plate diagrams for Inning 2 (1B BB) and Inning 3 (F9). Counts: 4-0, 0-2. Signs: B, S, X, 2.

Row 8: Donnie Sadler, R (1, 4), 18 Reggie Jefferson, S (7, PH), Lou Merloni, R (8, 4). Plate diagrams for Inning 2 (1B) and Inning 3 (G4-3). Counts: 2-2, 1-0. Signs: C, B, X, 3.

Row 9: Trot Nixon, L (1, 9). Plate diagrams for Inning 2 (K) and Inning 3 (G4-3). Counts: 3-3, 1-0. Signs: C, B, X, 1.

Inning Stats table showing R, H, E, K, S, LOB, BB, P for each of the 9 innings.

PITCHER table for Hideki Irabu, R (1, 1) showing IP, WLS, BF, H, R, ER, SO, BB, IBB, HBP, BLK, WP, HR, S, P, ERA, WHIP.

BOTTOM

New York Yankees @ Boston Red Sox

Fenway Park, Boston, MA

Fri Jul 30 1999, 7:05 PM EDT
Att. 33,777 - Overcast - 84 F

livebaseballscorecards.com

Summary statistics table: AB 33, R 3, H 7, RBI 3, BB 1, SO 12, LOB 10.



Batter	1	2	3	4	5	6	7	8	9	AB R H RBI BB SO LOB	TOP
Chuck Knoblauch, R (1, 4) <small>OBP: 0.390, SLG: 0.415</small>	0-1 HR	1-1 CS <small>1-2</small>	3-1 1B	0-0 B5		0-1 F7			1-2 G6-4-3	5 1 3 1 0 0 4	
2 Derek Jeter, R (1, 6) <small>OBP: 0.441, SLG: 0.603</small>	1-3 K		3-2 P6	0-0 G5-3 <small>1-2 2-3f</small>		0-0 F8			1-0 G6-4-3 <small>1-2f</small>	5 0 0 0 0 1 5	
Paul O'Neill, L (1, 9) <small>OBP: 0.363, SLG: 0.475</small>	0-0 HR		4-1 1B S BB		3-0 2B G4-3	2-1 FC6-4 <small>1-2f</small>			0-0 G4-3	4 2 2 1 1 0 2	
Bernie Williams, S (1, 10) <small>OBP: 0.426, SLG: 0.510</small>	0-3 K		1-1 1B		0-0 G4-3				2-2 P6	4 0 2 0 0 1 0	
Tino Martinez, L (1, 3) <small>OBP: 0.353, SLG: 0.436</small>	2-1 1B		2-3 K		2-1 G4-3 <small>2-3 3-H</small>				3-2 P6	4 0 1 1 0 1 3	
20 Jorge Posada, S (1, 2) <small>OBP: 0.331, SLG: 0.423</small>	3-1 G4-3			1-1 2B 1B		0-1 G5-3			0-0 F9	4 1 1 0 0 0 2	
Scott Brosius, R (1, 5) <small>OBP: 0.330, SLG: 0.448</small>			2-2 CS 1B		1-2 1B 2B				0-2 L5	4 1 2 0 0 0 1	
Shane Spencer, R (1, 7) <small>OBP: 0.321, SLG: 0.411</small>		1-0 P5		1-0 G5-3 1B <small>2-3 3-H</small>		2-2 1B			0-1 G6-3	4 0 2 1 0 0 1	
Chad Curtis, R (1, 8) <small>OBP: 0.381, SLG: 0.342</small>		1-0 F8		0-0 G5-3 1B <small>1-2 3-H</small>		0-0 FC6-4 1B			0-3 K	4 0 2 1 0 1 1	
Inning Stats	R: 2 H: 3 E: 0 LOB: 1 K: 2 BB: 0 S: 14 P: 20	R: 0 H: 1 E: 0 LOB: 0 K: 0 BB: 0 S: 7 P: 11	R: 0 H: 2 E: 0 LOB: 2 K: 1 BB: 1 S: 15 P: 28	R: 2 H: 4 E: 0 LOB: 1 K: 0 BB: 0 S: 9 P: 12	R: 1 H: 2 E: 0 LOB: 1 K: 0 BB: 0 S: 9 P: 16	R: 0 H: 2 E: 0 LOB: 2 K: 0 BB: 0 S: 10 P: 14	R: 0 H: 0 E: 0 LOB: 0 K: 0 BB: 0 S: 7 P: 12	R: 0 H: 0 E: 0 LOB: 0 K: 1 BB: 0 S: 8 P: 8	R: 0 H: 1 E: 0 LOB: 0 K: 0 BB: 0 S: 5 P: 7	1B: 11 SF: 0 2B: 2 SAC: 0 3B: 0 DP: 2 HR: 2 HBP: 0	WP: 0 PA: 40 PB: 0 SB: 1 CS: 1
PITCHER Brian Rose, R (1, 1) <small>ERA: 4.24</small> Rheal Cormier, L (5, 1) <small>ERA: 3.95</small> Derek Lowe, R (8, 1) <small>ERA: 3.38</small>	IP WLS BF H R ER SO BB IBB HBP BLK WP HR S P ERA WHIP	IP WLS BF H R ER SO BB IBB HBP BLK WP HR S P ERA WHIP	IP WLS BF H R ER SO BB IBB HBP BLK WP HR S P ERA WHIP	IP WLS BF H R ER SO BB IBB HBP BLK WP HR S P ERA WHIP	IP WLS BF H R ER SO BB IBB HBP BLK WP HR S P ERA WHIP	IP WLS BF H R ER SO BB IBB HBP BLK WP HR S P ERA WHIP	IP WLS BF H R ER SO BB IBB HBP BLK WP HR S P ERA WHIP	IP WLS BF H R ER SO BB IBB HBP BLK WP HR S P ERA WHIP	IP WLS BF H R ER SO BB IBB HBP BLK WP HR S P ERA WHIP	IP WLS BF H R ER SO BB IBB HBP BLK WP HR S P ERA WHIP	IP WLS BF H R ER SO BB IBB HBP BLK WP HR S P ERA WHIP

New York Yankees @ Boston Red Sox
 Fenway Park, Boston, MA
 Sat Jul 31 1999, 1:00 PM EDT
 Att. 33,179 - Sunny - 85 F

livebaseballscorecards.com

AB	38
R	5
H	15
RBI	5
BB	1
SO	4
LOB	19



BOTTOM

New York Yankees @ Boston Red Sox
Fenway Park, Boston, MA
Sat Jul 31 1999, 1:00 PM EDT
Att. 33,179 - Sunny - 85 F

livebaseballscorecards.com

AB 33
R 6
H 12
RBI 6
BB 4
SO 3
LOB 14



WP: 2 PA: 39
PB: 0
SB: 1
CS: 1

AB R H RBI BB SO LOB

2	3	2	1	3	0	0
4	0	2	3	0	0	2
4	0	0	0	0	2	2
4	1	2	0	0	0	1
4	0	1	0	0	0	2
4	0	1	0	0	0	0
4	0	2	1	0	0	2
3	0	0	0	0	0	4
1	0	1	0	0	0	0
0	0	0	0	0	0	0
3	2	1	1	1	1	1

1B: 8 SF: 1
2B: 2 SAC: 0
3B: 1 DP: 2
HR: 1 HBP: 0

1B	8	SF	1
2B	2	SAC	0
3B	1	DP	2
HR	1	HBP	0

WP	2	PA	39
PB	0		
SB	1		
CS	1		

Batter	1	2	3	4	5	6	7	8	9
Jose Offerman, S OBP: 0.365, SLG: 0.416 (1, 4)	4-0 FC4-6 BB		4-1 WP S SF7 BB		3-2 1-H G6-4-3 1B		4-1 2B BB		0-0 1B 3B
John Valentin, R OBP: 0.315, SLG: 0.430 (1, 5)	2-2 L9		2-2 SF7 1-H		0-0 1-2f G6-4-3		0-2 1B 1-H 2B		0-1 3-H 1B
Brian Daubach, L OBP: 0.355, SLG: 0.571 (1, 3)	1 SAFE 1 SAFE 1 SAFE 1 SAFE 1 SAFE 1 SAFE 1 SAFE 1 SAFE	1-3 K	2-2 G4-3		0-3 K		0-2 F9		
Nomar Garciaparra, R OBP: 0.403, SLG: 0.610 (1, 6)	0-0 1-2f FC4-6		1-1 E5 CS		0-0 1B FC6-4 1B		3-2 2-3 1B		
Troy O'Leary, L OBP: 0.339, SLG: 0.510 (1, 7)		2-2 F7	0-1 CS	2-1 L7		0-0 FC6-4 1B 1-2	0-1 F8		
Butch Huskey, R OBP: 0.355, SLG: 0.513 (1, 10)		2-0 F8		2-2 G5-3		0-1 1-2 2-3 FC6-4 1B	2-2 F7		
Jason Varitek, S OBP: 0.327, SLG: 0.482 (1, 2)		2-1 1B		2-2 2B		0-0 FC6-4 G6-3 1-2f 2-3 3-H	0-0 F7		
Darren Lewis, R OBP: 0.333, SLG: 0.337 18 Reggie Jefferson, S OBP: 0.365, SLG: 0.459 Damon Buford, R OBP: 0.306, SLG: 0.371 (8, PH) (8, PR) (9, 8)		2-1 F9		3-1 L5		1-0 G6-3 1-2f	1-1 1B		
Trot Nixon, L OBP: 0.357, SLG: 0.457 (1, 9)			0-1 HR		4-2 WP 1B BB		1-3 K	1-0 F7	

Inning Stats	R: 0 H: 0 E: 0 K: 7	H: 0 LOB: 1 BB: 1 P: 14	R: 0 H: 1 E: 0 K: 8	H: 1 LOB: 1 BB: 0 P: 16	R: 2 H: 1 E: 1 K: 0 S: 13	H: 1 LOB: 0 BB: 1 P: 22	R: 0 H: 1 E: 0 K: 0 S: 12	H: 1 LOB: 1 BB: 0 P: 21	R: 1 H: 3 E: 0 K: 6 S: 6	H: 3 LOB: 1 BB: 0 P: 7	R: 1 H: 2 E: 0 K: 1 S: 15	H: 2 LOB: 2 BB: 1 P: 23	R: 0 H: 1 E: 0 K: 0 S: 7	H: 1 LOB: 1 BB: 0 P: 11	R: 1 H: 2 E: 0 K: 3 S: 3
--------------	---------------------	-------------------------	---------------------	-------------------------	---------------------------	-------------------------	---------------------------	-------------------------	--------------------------	------------------------	---------------------------	-------------------------	--------------------------	-------------------------	--------------------------

PITCHER	IP	WLS	BF	H	R	ER	SO	BB	IBB	HBP	BLK	WP	HR	S	P	ERA	WHIP
Roger Clemens, R ERA: 4.78 (1, 1)	5.0		22	5	4	4	2	3	0	0	0	2	1	54	94	7.20	1.600
Jason Grimsley, R ERA: 3.72 (6, 1)	1.2	B	9	4	1	1	1	1	0	0	0	0	0	18	27	5.40	3.000
Mike Stanton, L ERA: 4.93 (7, 1)	0.1		1	0	0	0	0	0	0	0	0	0	0	2	2	0.00	0.000
Ramiro Mendoza, R ERA: 4.62 (8, 1)	1.0	L	6	3	1	1	0	0	0	0	0	0	0	10	14	9.00	3.000

PITCHER	IP	WLS	BF	H	R	ER	SO	BB	IBB	HBP	BLK	WP	HR	S	P	ERA	WHIP
---------	----	-----	----	---	---	----	----	----	-----	-----	-----	----	----	---	---	-----	------

Batter	1	2	3	4	5	6	7	8	9	AB R H RBI BB SO LOB	TOP
Chuck Knoblauch, R (1, 4) <small>OBP: 0.392, SLG: 0.416</small>	0-2 		1-2 		0-0 			4-1 	0-0 	4 1 2 0 1 0 0	
2 Derek Jeter, R (1, 6) <small>OBP: 0.436, SLG: 0.596</small>	1-3 		0-1 		0-1 			3-3 	2-0 	5 0 0 0 0 2 6	
Paul O'Neill, L (1, 9) <small>OBP: 0.366, SLG: 0.480</small>	1-1 		0-0 		0-0 			0-0 		4 2 3 1 0 0 0	
Bernie Williams, S (1, 8) <small>OBP: 0.427, SLG: 0.522</small>	1-1 		1-1 		1-1 			1-2 		3 0 2 3 0 0 0	
Tino Martinez, L (1, 3) <small>OBP: 0.350, SLG: 0.431</small>	1-2 		2-2 		1-2 			1-2 		4 0 0 0 0 0 4	
Chili Davis, S (1, 10) Chad Curtis, R (9, PR) <small>OBP: 0.384, SLG: 0.472</small> <small>OBP: 0.381, SLG: 0.342</small>		2-3 		1-3 			1-1 		1-2 	4 0 1 0 0 2 0 0 0 0 0 0 0 0	
20 Jorge Posada, S (1, 2) <small>OBP: 0.326, SLG: 0.416</small>		1-1 		1-2 			0-1 		2-1 	4 0 0 0 0 0 1	
Shane Spencer, R (1, 7) <small>OBP: 0.313, SLG: 0.398</small>		2-2 		1-2 			2-1 		1-1 	4 0 0 0 0 0 1	
Scott Brosius, R (1, 5) <small>OBP: 0.331, SLG: 0.447</small>			1-2 		0-0 			1-3 	4-1 	3 1 1 0 1 1 0	
Inning Stats	R: 1 H: 2 E: 0 LOB: 1 K: 1 BB: 0 S: 13 P: 17	R: 0 H: 0 E: 0 LOB: 0 K: 1 BB: 0 S: 10 P: 15	R: 1 H: 3 E: 0 LOB: 2 K: 0 BB: 0 S: 18 P: 22	R: 0 H: 0 E: 0 LOB: 0 K: 1 BB: 0 S: 9 P: 12	R: 0 H: 0 E: 0 LOB: 0 K: 0 BB: 0 S: 4 P: 4	R: 0 H: 0 E: 0 LOB: 0 K: 0 BB: 0 S: 6 P: 8	R: 0 H: 0 E: 0 LOB: 0 K: 0 BB: 0 S: 6 P: 9	R: 2 H: 2 E: 0 LOB: 1 K: 2 BB: 1 S: 22 P: 32	R: 0 H: 2 E: 0 LOB: 3 K: 0 BB: 1 S: 12 P: 22	1B: 5 SF: 1 2B: 2 SAC: 0 3B: 2 DP: 0 HR: 0 HBP: 0	WP: 0 PA: 38 PB: 0 SB: 2 CS: 0
PITCHER Bret Saberhagen, R (1, 1) <small>ERA: 3.21</small> 49 Tim Wakefield, R (8, 1) <small>ERA: 4.92</small>	IP WLS BF H R ER SO BB IBB HBP BLK WP HR S P ERA WHIP 7.0 W 26 5 2 2 3 0 0 0 0 0 0 66 87 2.57 0.714						PITCHER IP WLS BF H R ER SO BB IBB HBP BLK WP HR S P ERA WHIP 2.0 S 12 4 2 2 2 2 0 0 0 0 0 34 54 9.00 3.000				

New York Yankees @ Boston Red Sox
 Fenway Park, Boston, MA
 Sun Aug 01 1999, 8:05 PM EDT
 Att. 33,553 - Unknown - 92 F

AB	35
R	4
H	9
RBI	4
BB	2
SO	5
LOB	12



Batter	1	2	3	4	5	6	7	8	9
Jose Offerman, S (1, 4) OBP: 0.366, SLG: 0.414 BB	4-1 BB		0-1 G5-4-3		1-0 G4-3		4-0 BB		
John Valentin, R (1, 5) OBP: 0.315, SLG: 0.428 K	1-3 K		3-1 P8		1-0 L7		3-2 BB		
Brian Daubach, L (1, 3) OBP: 0.357, SLG: 0.587 F8	2-0 F8			1-0 HR		1-1 BB	2-3 K		
Nomar Garciaparra, R (1, 6) OBP: 0.402, SLG: 0.606 G2	0-0 G2			0-0 L8		0-1 HR	1-1 G5-4-3		
Troy O'Leary, L (1, 7) OBP: 0.340, SLG: 0.517 BB		4-0 BB		1-1 F9		0-0 HR		0-0 G4-3	
18 Reggie Jefferson, S (1, 10) OBP: 0.368, SLG: 0.457 G1-6-3		0-0 G1-6-3		4-1 BB		0-1 G4-3	1B	3-1 L7	
Jason Varitek, S (1, 2) OBP: 0.323, SLG: 0.476 G4-3		0-1 G4-3		3-2 L8		1-0 G4-3		0-1 G1-3	
Damon Buford, R (1, 8) OBP: 0.311, SLG: 0.384 1B 2B			2-2 1B 2B		0-0 G4-3 2B	1-2 G5-3			
Trot Nixon, L (1, 9) OBP: 0.357, SLG: 0.455 1B			2-2 G5-4-3 1B		2-1 P6	2-1 P2			

Inning Stats	R: 0	H: 0	E: 0	K: 1	S: 6	LOB: 1	BB: 1	P: 13
	R: 0	H: 0	E: 0	K: 0	S: 3 <td>LOB: 0</td> <td>BB: 1</td> <td>P: 7 </td>	LOB: 0	BB: 1	P: 7
	R: 1	H: 2	E: 0	K: 0	S: 10 <td>LOB: 0</td> <td>BB: 0</td> <td>P: 17 </td>	LOB: 0	BB: 0	P: 17
	R: 1	H: 1	E: 0	K: 0	S: 10 <td>LOB: 1</td> <td>BB: 1</td> <td>P: 19 </td>	LOB: 1	BB: 1	P: 19
	R: 0	H: 1	E: 0	K: 0	S: 5 <td>LOB: 1</td> <td>BB: 0</td> <td>P: 9 </td>	LOB: 1	BB: 0	P: 9
	R: 3	H: 4	E: 0	K: 0	S: 14 <td>LOB: 1</td> <td>BB: 0</td> <td>P: 19 </td>	LOB: 1	BB: 0	P: 19
	R: 0	H: 1	E: 0	K: 1	S: 9 <td>LOB: 1</td> <td>BB: 1</td> <td>P: 19 </td>	LOB: 1	BB: 1	P: 19
	R: 0	H: 0	E: 0	K: 0	S: 5 <td>LOB: 0</td> <td>BB: 0</td> <td>P: 8 </td>	LOB: 0	BB: 0	P: 8

PITCHER	IP	WLS	BF	H	R	ER	SO	BB	IBB	HBP	BLK	WP	HR	S	P	ERA	WHIP
Orlando Hernandez, R (1, 1)	5.0	L	24	8	5	5	1	3	0	0	0	0	2	41	73	9.00	2.200
Allen Watson, L (6, 1)	1.0		4	0	0	0	0	1	0	0	0	0	0	7	15	0.00	1.000
Ramiro Mendoza, R (7, 1)	2.0		6	1	0	0	1	0	0	0	0	0	0	14	23	0.00	0.500


BOTTOM

New York Yankees @ Boston Red Sox
 Fenway Park, Boston, MA
 Sun Aug 01 1999, 8:05 PM EDT
 Att: 33,553 - Unknown - 92 F

AB	R	H	RBI	BB	SO	LOB
2	0	0	0	2	0	2
4	0	1	0	0	1	2
4	2	2	1	0	1	3
4	1	1	1	0	0	3
3	1	1	2	1	0	0
3	0	1	0	1	0	1
4	0	0	0	0	0	2
3	1	2	0	0	0	1
3	0	1	1	0	0	2

livebaseballscorecards.com

AB	30
R	5
H	9
RBI	5
BB	4
SO	2
LOB	16



WP	PA
0	34
PB	0
SB	0
CS	0

Batter	1	2	3	4	5	6	7	8	9	AB R H RBI BB SO LOB	TOP																
Omar Vizquel, S OBP: 0.394, SLG: 0.425 (1, 6)	4-2 3B BB	0-2 L3			1-1 S WP 1B		2-2 F8		2-2 F9	4 1 1 0 1 0 2																	
Jacob Cruz, L OBP: 0.393, SLG: 0.545 (1, 8)	3-1 G6-3 3B	0-0 G4-6-3			2-3 K			2-2 G3		4 1 1 1 0 1 2																	
Roberto Alomar, S OBP: 0.428, SLG: 0.555 (1, 4)	3-1 G6-3		3-3 K		0-1 L7			1-3 K		4 0 0 1 0 2 1																	
Manny Ramirez, R OBP: 0.416, SLG: 0.606 (1, 9)	3-2 HR 1B		1-3 K		2-1 L3			3-2 G6-3		4 1 1 0 0 1 1																	
Jim Thome, L OBP: 0.425, SLG: 0.522 (1, 3)	2-2 HR		2-0 F8		1-3 K			4-1 HR BB		3 2 1 2 1 1 0																	
Richie Sexson, R OBP: 0.308, SLG: 0.523 (1, 7)	0-1 HR			2-2 1B HBP		1-1 F7		0-0 F7		3 1 1 1 0 0 1																	
David Justice, L OBP: 0.400, SLG: 0.531 (1, 10)	3-2 G1-3			3-2 G6-4-3 1B		3-3 K		2-1 HR		4 1 2 2 0 1 0																	
Russell Branyan, L OBP: 0.353, SLG: 0.433 (1, 5)	1-1 P4			1-2 P5		0-3 K		3-0 HBP		3 0 0 0 0 1 2																	
Enrique Wilson, S OBP: 0.326, SLG: 0.386 (9, PR) (9, 5)										0 0 0 0 0 0 0																	
Einar Diaz, R OBP: 0.311, SLG: 0.352 (1, 2)		0-2 G4-6-3 1B		0-1 G6-4-3		1-2 G5-3		3-3 K		4 0 1 0 0 1 3																	
Inning Stats	R: 5 E: 0 K: 0 S: 20	H: 4 LOB: 0 BB: 1 P: 39	R: 0 E: 0 K: 0 S: 7	H: 1 LOB: 0 BB: 0 P: 7	R: 0 E: 0 K: 2 S: 7	H: 0 LOB: 0 BB: 0 P: 13	R: 0 E: 0 K: 0 S: 13	H: 1 LOB: 1 BB: 0 P: 19	R: 0 E: 0 K: 1 S: 13	H: 1 LOB: 1 BB: 0 P: 18	R: 0 E: 0 K: 2 S: 8	H: 0 LOB: 0 BB: 0 P: 13	R: 0 E: 0 K: 1 S: 12	H: 0 LOB: 0 BB: 0 P: 15	R: 0 E: 0 K: 1 S: 12	H: 0 LOB: 0 BB: 0 P: 18	R: 2 E: 0 K: 1 S: 12	H: 1 LOB: 2 BB: 1 P: 26	1B: 4 2B: 0 3B: 1 HR: 3	SF: 0 SAC: 0 DP: 2 HBP: 2	WP: 1 PB: 0 SB: 2 CS: 0	PA: 37					
PITCHER	IP WLS BF H R ER SO BB IBB HBP BLK WP HR S P ERA WHIP																										
Pat Rapp, R ERA: 4.61 (1, 1)	5.0		22	7	5	5	3	1	0	1	0	1	2	60	96	9.00	1.600										
Rheal Cormier, L ERA: 3.77 (6, 1)	2.0		6	0	0	0	3	0	0	0	0	0	0	20	28	0.00	0.000										
Rich Garces, R ERA: 0.63 (8, 1)	1.1	L	5	0	1	1	1	1	0	0	0	0	0	14	24	6.75	0.750										
Mark Guthrie, L ERA: 6.57 (9, 1)	0.2		4	1	1	1	1	0	0	1	0	0	1	10	20	13.50	1.500										

Cleveland Indians @ Boston Red Sox
 Fenway Park, Boston, MA
 Mon Aug 02 1999, 7:05 PM EDT
 Att. 33,218 - Unknown - 78 F

AB	33
R	7
H	8
RBI	7
BB	2
SO	8
LOB	12



livebaseballscorecards.com

Batter	1	2	3	4	5	6	7	8	9	AB R H RBI BB SO LOB
Jose Offerman, S OBP: 0.366, SLG: 0.413 (1, 4)	1-0 F7	1-2 P6		1-0 1B		4-2 BB			0-0 L6	4 0 1 0 1 0 0
John Valentin, R OBP: 0.316, SLG: 0.430 (1, 5)	0-2 1B	0-0 F8		0-1 1B		1-1 F9			1-2 F9	5 1 2 1 0 0 1
Brian Daubach, L OBP: 0.358, SLG: 0.586 Mike Stanley, R OBP: 0.380, SLG: 0.456 (1, 3) (4, PH) (5, 3)	1-0 1B		3-2 G3-1	1-1 G6-4-3			2-2 G4-6-3		0-0 P4	2 1 1 0 0 0 0 3 0 1 0 0 0 2
Nomar Garciaparra, R OBP: 0.408, SLG: 0.618 (1, 6)	0-0 3B		1-0 HR		2-2 FC6-4		4-2 G4-6-3			3 2 3 2 1 0 0
Troy O'Leary, L OBP: 0.342, SLG: 0.522 (1, 7)	2-1 3B		0-1 FC6-4		1-3 K		2-1 G4-6-3			4 0 2 2 0 1 3
Butch Huskey, R OBP: 0.351, SLG: 0.507 18 Reggie Jefferson, S OBP: 0.366, SLG: 0.453 (1, 10) (7, PH)	0-2 P4		2-3 K		2-2 FC6-4		0-3 K			3 0 0 0 0 1 3 1 0 0 0 0 1 1
Jason Varitek, S OBP: 0.322, SLG: 0.472 (1, 2)	4-2 BB		0-0 FC6-4		1-0 L7			2-3 K		3 0 0 0 1 1 2
Darren Lewis, R OBP: 0.329, SLG: 0.332 (1, 8)	2-1 F9			1-0 P5				0-0 G4-3		4 0 0 0 0 0 2
Trot Nixon, L OBP: 0.355, SLG: 0.450 (1, 9)		1-0 F8		1-0 1B				1-3 K		3 1 0 0 0 1 0

Inning Stats	R: 3	H: 4	E: 0	K: 0	S: 15	LOB: 2	BB: 1	P: 25	R: 0	H: 0	E: 0	K: 0	S: 5	LOB: 0	BB: 0	P: 7	R: 1	H: 2	E: 0	K: 1	S: 10	LOB: 1	BB: 0	P: 16	R: 1	H: 2	E: 0	K: 0	S: 6	LOB: 1	BB: 0	P: 10	R: 0	H: 1	E: 0	K: 1	S: 10	LOB: 1	BB: 0	P: 16	R: 0	H: 0	E: 0	K: 0	S: 11	LOB: 1	BB: 1	P: 20	R: 0	H: 1	E: 0	K: 1	S: 10	LOB: 1	BB: 1	P: 18	R: 0	H: 0	E: 0	K: 2	S: 7	LOB: 0	BB: 0	P: 10	R: 0	H: 0	E: 0	K: 0	S: 5	LOB: 0	BB: 0	P: 6	1B: 7	2B: 1	3B: 1	SF: 0	SAC: 0	DP: 2	HBP: 1	WP: 0	PB: 0	SB: 0	CS: 0	PA: 39
--------------	------	------	------	------	-------	--------	-------	-------	------	------	------	------	------	--------	-------	------	------	------	------	------	-------	--------	-------	-------	------	------	------	------	------	--------	-------	-------	------	------	------	------	-------	--------	-------	-------	------	------	------	------	-------	--------	-------	-------	------	------	------	------	-------	--------	-------	-------	------	------	------	------	------	--------	-------	-------	------	------	------	------	------	--------	-------	------	-------	-------	-------	-------	--------	-------	--------	-------	-------	-------	-------	--------

PITCHER	IP	WLS	BF	H	R	ER	SO	BB	IBB	HBP	BLK	WP	HR	S	P	ERA	WHIP
Dwight Gooden, R ERA: 5.81 (1, 1)	2.2		15	6	4	4	1	1	0	0	0	0	1	29	47	13.50	2.625
Chris Haney, L ERA: 1.23 (3, 1)	3.1		14	3	1	1	1	1	0	1	0	0	0	28	47	2.70	1.200
Steve Karsay, R ERA: 2.73 (7, 1)	2.0	W	7	1	0	0	3	1	0	0	0	0	0	17	28	0.00	1.000
Michael Jackson, R ERA: 4.44 (9, 1)	1.0	S	3	0	0	0	0	0	0	0	0	0	0	5	6	0.00	0.000

BOTTOM

Cleveland Indians @ Boston Red Sox
Fenway Park, Boston, MA
 Mon Aug 02 1999, 7:05 PM EDT
 Att: 33,218 - Unknown - 78 F

livebaseballscorecards.com

AB	35
R	5
H	10
RBI	5
BB	3
SO	5
LOB	14



Batter	1	2	3	4	5	6	7	8	9	AB R H RBI BB SO LOB	TOP																	
Omar Vizquel, S OBP: 0.396, SLG: 0.426 (1, 6)	0-3 K		3-2 CS 1B 1B			4-0 1B G4-3 S BB	0-2 F7		1-2 G5-4-3 1B 1-2 2-H	4 1 2 1 1 1 3																		
Enrique Wilson, S OBP: 0.328, SLG: 0.387 (1, 4) (9, 5)	2-2 F8		0-0 1B			2-2 G4-3 1B 1-3		2-1 F8	0-1 G5-4-3 1-2f	5 0 2 0 0 0 2																		
Jacob Cruz, L OBP: 0.375, SLG: 0.519 (1, 8)	3-2 G5-3		0-1 CS		0-2 G4-3	1-0 G4-3 1-2f 3-H		2-2 G4-3		4 0 0 0 0 0 1																		
Manny Ramirez, R OBP: 0.415, SLG: 0.601 (1, 9)		0-3 K		2-3 K		3-3 K		4-0 HR		3 1 0 0 1 3 0																		
Jim Thome, L OBP: 0.426, SLG: 0.540 (1, 3)		3-0 HR		2-3 K			3-1 G1-3	0-1 HR		4 2 2 3 0 1 0																		
Richie Sexson, R OBP: 0.308, SLG: 0.518 (1, 7)		1-1 L8			1-3 K		4-1 BB BB BB	1-2 F7		3 0 0 0 1 1 0																		
David Justice, L OBP: 0.404, SLG: 0.530 (1, 10)		1-2 K			4-1 BB		4-1 BB 1-2 BB		4-2 BB 1B BB	1 1 0 0 3 1 0																		
Russell Branyan, L OBP: 0.316, SLG: 0.382 Roberto Alomar, S OBP: 0.428, SLG: 0.555 (1, 5) (9, 4)			1-1 F9		1-3 K		0-3 K		1-3 K	4 0 0 0 0 3 4 0 0 0 0 0 0 0																		
Einar Diaz, R OBP: 0.313, SLG: 0.350 (1, 2)			2-2 G4-3		1-2 F7		4-0 BB 1-2 2-3		4-2 1B BB	2 0 0 0 2 0 1																		
Inning Stats	R: 0 E: 0 K: 1 S: 11	H: 0 LOB: 0 BB: 0 P: 16	R: 1 E: 0 K: 2 S: 9	H: 1 LOB: 0 BB: 0 P: 14	R: 0 E: 0 K: 0 S: 11	H: 2 LOB: 1 BB: 0 P: 17	R: 0 E: 0 K: 2 S: 9	H: 0 LOB: 0 BB: 0 P: 13	R: 0 E: 0 K: 2 S: 10	H: 0 LOB: 1 BB: 1 P: 17	R: 1 E: 0 K: 1 S: 7	H: 1 LOB: 0 BB: 1 P: 17	R: 0 E: 0 K: 1 S: 10	H: 0 LOB: 3 BB: 3 P: 25	R: 2 E: 0 K: 0 S: 10	H: 1 LOB: 0 BB: 1 P: 19	R: 1 E: 0 K: 1 S: 13	H: 1 LOB: 1 BB: 2 P: 23	1B: 4 2B: 0 3B: 0 HR: 2	SF: 0 SAC: 0 DP: 2 HBP: 0	WP: 0 PB: 0 SB: 1 CS: 1	PA: 39						
PITCHER	IP WLS BF H R ER SO BB IBB HBP BLK WP HR S P ERA WHIP																											
Pedro Martinez, R ERA: 2.48 (1, 1)	5.0		18	3	1	1	7	1	0	0	0	0	0	1	50	77	1.80	0.800										
Rich Garces, R ERA: 1.28 (6, 1)	0.0		2	1	1	1	0	1	0	0	0	0	0	0	3	9	∞	∞										
Bryce Florie, R ERA: 4.42 (6, 1)	1.2	H	7	0	0	0	2	3	0	0	0	0	0	0	11	30	0.00	1.800										
Rheal Cormier, L ERA: 3.74 (7, 1)	0.1	H	1	0	0	0	0	0	0	0	0	0	0	0	3	3	0.00	0.000										
49 Tim Wakefield, R ERA: 5.11 (8, 1)	2.0	L	10	2	3	3	1	3	0	0	0	0	0	1	23	42	13.50	2.500										

Cleveland Indians @ Boston Red Sox
Fenway Park, Boston, MA
Tue Aug 03 1999, 7:05 PM EDT
Att. 33,650 - Unknown - 78 F

livebaseballscorecards.com

AB	30
R	5
H	6
RBI	4
BB	8
SO	10
LOB	11



Batter	1	2	3	4	5	6	7	8	9	AB	R	H	RBI	BB	SO	LOB
Jose Offerman, S (1, 4) OBP: 0.364, SLG: 0.408	4-1 CS BB		2-0 F8	0-0 CS	1-0 G4-3		3-1 L8	3-2 G5-3		4	0	0	0	1	0	2
John Valentin, R (1, 5) OBP: 0.319, SLG: 0.431	4-1 BB BB		1-2 BB 1B		3-3 K		1-2 1B BB 1B	2-2 G5-3		4	2	2	0	1	1	2
Brian Daubach, L (1, 10) OBP: 0.366, SLG: 0.586 Butch Huskey, R (7, PH) OBP: 0.354, SLG: 0.509 18 Reggie Jefferson, S (9, PH) OBP: 0.364, SLG: 0.450	4-0 BB BB		4-2 1B 2B BB		4-0 BB		0-0 BB 1B 1B		1-0 P6	0	1	0	0	3	0	0
Nomar Garciaparra, R (1, 6) OBP: 0.411, SLG: 0.618	0-0 L8		2-2 2B 1B		0-2 L5		1-1 BB 1B		1-0 1B	5	1	3	1	0	0	3
Troy O'Leary, L (1, 7) OBP: 0.340, SLG: 0.520	2-3 K		1-1 2B				2-0 G4-3		1-0 F9	5	0	1	2	0	2	6
Mike Stanley, R (1, 3) OBP: 0.380, SLG: 0.452		2-1 P4	2-2 F8				4-2 FC5-4 BB		2-2 F9	3	0	0	1	2	0	2
Damon Buford, R (1, 8) OBP: 0.306, SLG: 0.377		3-3 K		3-2 P3			1-2 FC5-4 BB		1-3 K	4	0	0	0	0	2	4
Jason Varitek, S (1, 2) OBP: 0.327, SLG: 0.470 Donnie Sadler, R (8, PR) OBP: 0.262, SLG: 0.325 Lenny Webster, R (9, 2) OBP: 0.326, SLG: 0.189		1-1 G3		4-2 FC5-4 BB			4-1 BB		4-1 SH3-4 BB	1	0	0	0	3	0	0
Darren Lewis, R (1, 9) OBP: 0.327, SLG: 0.329			1-2 L7		3-2 FC5-4 CS		1-2 FC5		1-0 SH3-4	3	0	0	0	0	0	3

Inning Stats	R: 0	H: 0	E: 0	LOB: 2	K: 1	P: 20	R: 0	H: 0	E: 0	LOB: 0	K: 1	P: 14	R: 3	H: 3	E: 0	LOB: 1	K: 0	P: 31	R: 0	H: 0	E: 0	LOB: 0	K: 0	P: 20	R: 0	H: 0	E: 0	LOB: 1	K: 1	P: 17	R: 0	H: 0	E: 0	LOB: 2	K: 0	P: 23	R: 1	H: 3	E: 0	LOB: 3	K: 2	P: 28	R: 0	H: 0	E: 0	LOB: 2	K: 0	P: 18	R: 0	H: 1	E: 0	LOB: 1	K: 0	P: 11	1B: 6	SF: 0	2B: 1	SAC: 1	3B: 0	DP: 0	HR: 0	HBP: 0	WP: 0	PA: 43
--------------	------	------	------	--------	------	-------	------	------	------	--------	------	-------	------	------	------	--------	------	-------	------	------	------	--------	------	-------	------	------	------	--------	------	-------	------	------	------	--------	------	-------	------	------	------	--------	------	-------	------	------	------	--------	------	-------	------	------	------	--------	------	-------	-------	-------	-------	--------	-------	-------	-------	--------	-------	--------

PITCHER	IP	WLS	BF	H	R	ER	SO	BB	IBB	HBP	BLK	WP	HR	S	P	ERA	WHIP
Jaret Wright, R (1, 1) ERA: 5.88	4.2		21	3	3	3	3	6	0	0	0	0	0	48	99	5.79	1.929
Steve Reed, R (5, 1) ERA: 3.38	1.1		6	0	0	0	0	2	0	0	0	0	0	14	26	0.00	1.500
Ricardo Rincon, L (7, 1) ERA: 5.63	0.1		3	2	1	1	0	0	0	0	0	0	0	7	11	27.00	6.000
Paul Shuey, R (7, 1) ERA: 3.25	1.2	W	8	1	0	0	2	2	0	0	0	0	0	18	35	0.00	1.800
Michael Jackson, R (9, 1) ERA: 4.34	1.0	S	4	1	0	0	0	0	0	0	0	0	0	6	11	0.00	1.000

BOTTOM

Cleveland Indians @ Boston Red Sox
Fenway Park, Boston, MA
Tue Aug 03 1999, 7:05 PM EDT
Att: 33,650 - Unknown - 78 F

livebaseballscorecards.com

AB	31
R	4
H	7
RBI	4
BB	10
SO	5
LOB	22



Batter	1	2	3	4	5	6	7	8	9	AB R H RBI BB SO LOB	TOP									
Omar Vizquel, S (1, 6) OBP: 0.392, SLG: 0.420	1-2 G4-3		2-1 F8		0-0 B5-3		0-0 F7		1-1 F8	5 0 0 0 0 0 3										
Enrique Wilson, S (1, 5) OBP: 0.327, SLG: 0.384	0-3 K		2-1 F7		0-0 1B			2-1 F7		4 0 1 0 0 1 1										
Roberto Alomar, S (1, 4) OBP: 0.428, SLG: 0.557	2-1 1B		0-1 2B		2-2 L8			3-2 G6-3		4 0 2 1 0 0 1										
Jim Thome, L (1, 3) OBP: 0.422, SLG: 0.534	3-2 G4-3		1-0 G2-3			1-3 K		1-1 G4-3		4 0 0 0 0 1 2										
David Justice, L (1, 10)		3-2 G6-3		3-1 P5		0-2 2B			0-0 2B	4 1 2 0 0 0 0										
Richie Sexson, R (1, 7)		3-2 1B		0-0 G3-1 2B		1-3 K			1-0 P5	4 0 2 0 0 1 2										
Jacob Cruz, L (1, 8) OBP: 0.370, SLG: 0.518		1-1 L8		0-2 G3-1 2-3		0-3 K			0-1 1B 2B	4 0 1 1 0 1 3										
Alex Ramirez, R (1, 9) OBP: 0.319, SLG: 0.422		0-0 F8		0-0 F9			2-3 K		0-0 F8	4 0 0 0 0 1 3										
Einar Diaz, R (1, 2) OBP: 0.316, SLG: 0.352			0-0 E5 2B		0-1 G5-3		2-1 1B		0-1 1B	4 1 2 0 0 0 0										
Inning Stats	R: 0 E: 0 K: 1 S: 12	H: 1 LOB: 1 BB: 0 P: 18	R: 0 E: 0 K: 0 S: 11	H: 1 LOB: 1 BB: 0 P: 18	R: 1 E: 1 K: 0 S: 8	H: 1 LOB: 1 BB: 0 P: 13	R: 0 E: 0 K: 0 S: 7	H: 1 LOB: 1 BB: 0 P: 10	R: 0 E: 0 K: 3 S: 12	H: 1 LOB: 1 BB: 0 P: 14	R: 0 E: 0 K: 1 S: 8	H: 1 LOB: 0 BB: 0 P: 12	R: 0 E: 0 K: 0 S: 7	H: 0 LOB: 0 BB: 0 P: 13	R: 1 E: 0 K: 0 S: 9	H: 3 LOB: 2 BB: 0 P: 11	1B: 5 2B: 5 3B: 0 HR: 0	SF: 0 SAC: 0 DP: 0 HBP: 0	WP: 0 PB: 0 SB: 0 CS: 0	PA: 37
PITCHER	IP WLS BF H R ER SO BB IBB HBP BLK WP HR S P ERA WHIP																			
Mark Portugal, R (1, 1) ERA: 5.25	8.2 W 36 10 2 1 5 0 0 0 0 0 0 0 81 117 1.04 1.154																			
Derek Lowe, R (9, 1) ERA: 3.36	0.1 1 0 0 0 0 0 0 0 0 0 0 0 2 3 0.00 0.000																			

Cleveland Indians @ Boston Red Sox
Fenway Park, Boston, MA
 Wed Aug 04 1999, 1:05 PM EDT
 Att. 33,282 - Sunny - 85 F

livebaseballscorecards.com

AB 37
R 2
H 10
RBI 2
BB 0
SO 5
LOB 15



Batter	1	2	3	4	5	6	7	8	9
Jose Offerman, S <small>OBP: 0.369, SLG: 0.418</small> (1, 4)	2-1 1B 3B	1-0 2B		1-3 1B		4-2 1B 2B BB	4-0 BB		
John Valentin, R <small>OBP: 0.321, SLG: 0.429</small> (1, 5)	3-2 1B BB	1-1 G5-3		4-0 1B BB	1-2 2-3 BB	2-2 P6	1-3 K		
Brian Daubach, L <small>OBP: 0.374, SLG: 0.588</small> (1, 3)	4-0 1B BB		4-0 FC6-4 BB	0-1 1B		2-2 2B 1B	1-0 F8		
Nomar Garciaparra, R <small>OBP: 0.413, SLG: 0.620</small> (1, 6)	1-0 1B BB		0-0 FC6-4 FC1-6		2-2 1B BB	2-2 PB 2B	1-0 P4		
Troy O'Leary, L <small>OBP: 0.343, SLG: 0.519</small> (1, 7)	1-1 1B		0-0 FC1-6		4-0 FC6-4 1B BB	3-0 P7	4-0 BB		
Butch Huskey, R <small>OBP: 0.351, SLG: 0.502</small> (1, 10)	3-3 K		2-3 K		3-1 F9	4-0 PB IBB	2-2 L8		
Trot Nixon, L <small>OBP: 0.353, SLG: 0.444</small> (1, 9)	2-3 K			2-1 G3	1-0 FC6-4 1B	0-3 K	3-2 F8		
Darren Lewis, R <small>OBP: 0.326, SLG: 0.326</small> (1, 8)	1-1 P6			4-1 BB HBP 1B BB	1-1 FC6-4	0-0 F9			
Lenny Webster, R <small>OBP: 0.320, SLG: 0.175</small> (1, 2)		1-0 G5-3		1-1 BB 1B HBP	2-3 K		1-0 F7		

AB	R	H	RBI	BB	SO	LOB
3	2	2	0	2	1	2
4	1	1	1	1	1	2
3	2	2	1	2	0	1
5	1	3	2	0	0	1
3	0	1	1	2	0	3
4	0	0	0	1	2	6
5	0	1	1	0	2	5
3	1	0	0	1	0	7
3	0	0	0	0	1	2

BOTTOM

Cleveland Indians @ Boston Red Sox
 Fenway Park, Boston, MA
 Wed Aug 04 1999, 1:05 PM EDT
 Att: 33,282 - Sunny - 85 F

AB	33
R	7
H	10
RBI	6
BB	9
SO	7
LOB	29



Inning	R	H	E	K	S	IP	WLS	BF	H	R	ER	SO	BB	IBB	HBP	BLK	WP	HR	S	P	ERA	WHIP
1	3	4	0	2	16	4.1	L	25	8	5	5	4	5	0	1	0	0	0	40	88	10.38	3.000
2	0	1	0	0	4	1.0		10	2	2	1	2	1	1	0	0	0	0	26	46	5.40	1.800
3	0	0	0	0	4	1.0		4	0	0	0	1	1	0	0	0	0	0	7	14	0.00	1.000
4	0	0	0	0	4	1.0		4	0	0	0	0	1	0	0	0	0	0	9	19	0.00	1.000

PITCHER	IP	WLS	BF	H	R	ER	SO	BB	IBB	HBP	BLK	WP	HR	S	P	ERA	WHIP
Bartolo Colon, R <small>ERA: 4.56</small>	(1, 1)	4.1	L	25	8	5	4	5	0	1	0	0	0	40	88	10.38	3.000
Mark Langston, L <small>ERA: 4.99</small>	(5, 1)	1.2		10	2	2	1	2	1	0	0	0	0	26	46	5.40	1.800
Paul Assenmacher, L <small>ERA: 7.66</small>	(7, 1)	1.0		4	0	0	1	1	0	0	0	0	0	7	14	0.00	1.000
Ricardo Rincon, L <small>ERA: 5.4</small>	(8, 1)	1.0		4	0	0	0	1	0	0	0	0	0	9	19	0.00	1.000

WP	HR	S	P	ERA	WHIP
0	0	0	0	0	0
0	0	0	0	0	0
0	0	0	0	0	0
0	0	0	0	0	0

Batter	1	2	3	4	5	6	7	8	9	AB R H RBI BB SO LOB	TOP											
Jose Offerman, S (1, 4) OBP: 0.368, SLG: 0.415	4-2 G5-3 1B BB		3-2 F9		2-2 F7		3-3 K			3 0 0 0 1 1 1												
John Valentin, R (1, 5) OBP: 0.322, SLG: 0.428	2-3 K		3-1 L5			3-1 FC5-4 1B		4-0 G2-3 BB		3 0 1 0 1 1 1												
Nomar Garciaparra, R (1, 6) OBP: 0.409, SLG: 0.613	0-0 G5-3 1-2		0-0 P6			1-1 P3		0-2 L7		4 0 0 0 0 0 3												
Mike Stanley, R (1, 3) OBP: 0.384, SLG: 0.452	4-1 1B BB			4-2 WP BB		0-0 FC5-4 1B		1-0 G2-3		2 0 1 0 2 0 1												
Butch Huskey, R (1, 10) OBP: 0.351, SLG: 0.500 18 Reggie Jefferson, S (8, PH) OBP: 0.361, SLG: 0.447	2-2 1-3 2-H 1B		2-3 K 1-2	2-3 K 1-2		3-2 FC5-4 1-2f 2-3		3-1 G6-3		3 0 1 0 0 1 3 1 0 0 0 0 0 1												
Troy O'Leary, L (1, 7) OBP: 0.342, SLG: 0.516		2-0 1B	2-3 K	2-3 K		3-3 K		0-2 F8		4 0 1 0 0 2 3												
Damon Buford, R (1, 8) OBP: 0.301, SLG: 0.371		1-0 F8	2-3 K	2-3 K		3-0 P4		2-2 G6-3		4 0 0 0 0 1 2												
Lenny Webster, R (1, 2) OBP: 0.315, SLG: 0.163		1-3 K	0-0 G6-3	0-0 G6-3		4-2 G4-3 BB		1-1 F9		3 0 0 0 1 1 1												
Darren Lewis, R (1, 9) OBP: 0.323, SLG: 0.323		0-2 G1-3	0-0 F9	0-0 F9		2-2 G4-3				3 0 0 0 0 0 2												
Inning Stats	R: 0 E: 0 K: 1 S: 10	H: 1 LOB: 2 BB: 2 P: 22	R: 0 E: 0 K: 1 S: 8	H: 1 LOB: 1 BB: 0 P: 12	R: 0 E: 0 K: 0 S: 6	H: 0 LOB: 0 BB: 0 P: 12	R: 0 E: 0 K: 3 S: 11	H: 0 LOB: 1 BB: 1 P: 21	R: 0 E: 0 K: 0 S: 6	H: 0 LOB: 0 BB: 0 P: 8	R: 0 E: 0 K: 1 S: 12	H: 2 LOB: 2 BB: 0 P: 22	R: 0 E: 0 K: 1 S: 10	H: 0 LOB: 1 BB: 1 P: 22	R: 0 E: 0 K: 0 S: 6	H: 0 LOB: 1 BB: 1 P: 14	R: 0 E: 0 K: 0 S: 8	H: 0 LOB: 0 BB: 0 P: 11	1B: 4 2B: 0 3B: 0 HR: 0	SF: 0 SAC: 0 DP: 0 HBP: 0	WP: 1 PB: 0 SB: 0 CS: 0	PA: 35
PITCHER	IP WLS BF H R ER SO BB IBB HBP BLK WP HR S P ERA WHIP																					
Chuck Finley, L (1, 1) ERA: 5.48	7.0 W 28 4 0 0 7 4 0 0 0 1 0 63 119 0.00 1.143																					
Al Levine, R (8, 1) ERA: 3.31	2.0 7 0 0 0 0 1 0 0 0 0 0 14 25 0.00 0.500																					

Boston Red Sox @ Anaheim Angels
Edison International Field, Anaheim, CA

Thu Aug 05 1999, 10:05 PM EDT
Att. 26,175 - Cloudy - 70 F

livebaseballscorecards.com

AB 30
R 0
H 4
RBI 0
BB 5
SO 7
LOB 18



Batter	1	2	3	4	5	6	7	8	9	AB R H RBI BB SO LOB	BOTTOM
--------	---	---	---	---	---	---	---	---	---	----------------------	--------

Orlando Palmeiro, L OBP: 0.363, SLG: 0.330 (1, 7)	1-1 G6-3		2-1 SH1-4 1B	0-1 S 1B		1-1 SF9	2-3 K			4 0 2 1 0 1 2	
Gary Disarcina, R OBP: 0.244, SLG: 0.216 (1, 6)	0-0 F8		0-1 SH1-4	2-1 G6-3		1-2 G5-3		1-2 F9		4 0 0 0 0 0 2	
16 Garret Anderson, L OBP: 0.332, SLG: 0.483 (1, 8)	2-1 2B		3-2 F9		1-1 F7	1-2 2H 1B		0-0 2B 1B		5 1 3 1 0 0 1	
Tim Salmon, R OBP: 0.371, SLG: 0.472 (1, 9)	3-3 K		1-2 P5		2-1 G6-3	1-3 K		2-3 K		5 0 0 0 0 3 4	
Jim Edmonds, L OBP: 0.412, SLG: 0.563 (1, 10)		4-2 BB S G1-2-3 BB		1-1 1B S HR 1B		2-1 1B	1-1 FC1-6 1B 2B	0-0 1H 2B		4 2 4 1 1 0 0	
Darin Erstad, L OBP: 0.309, SLG: 0.366 (1, 3)		4-2 BB BB G1-2-3 BB 1-2 BB		2-0 1B HR 1B		2-3 K	0-3 K	0-1 F8		4 1 1 0 1 2 3	
Troy Glaus, R OBP: 0.327, SLG: 0.460 (1, 5)		4-0 BB BB G1-2-3 BB 1-2 2-3 BB		1-1 1B HR HR		4-1 1B BB BB	4-1 FC1-6 BB BB			1 2 1 3 3 0 0	
Jeff Huson, L OBP: 0.294, SLG: 0.304 (1, 4)		0-1 G1-2-3		2-2 F8		2-0 1B SF9 1B	1-2 FC1-6 1B			4 1 1 0 0 0 5	
Bengie Molina, R OBP: 0.625, SLG: 0.750 (1, 2)		2-1 F8		1-2 G5-3		0-0 16 1B SF9 1B	1-0 1B			4 1 2 2 0 0 2	

Inning Stats	R: 0 E: 0 K: 1 S: 8	H: 1 LOB: 1 BB: 0 P: 14	R: 0 E: 0 K: 10 S: 10	H: 0 LOB: 2 BB: 3 P: 24	R: 0 E: 0 K: 10 S: 10	H: 1 LOB: 1 BB: 0 P: 16	R: 3 E: 0 K: 0 S: 17	H: 4 LOB: 1 BB: 0 P: 26	R: 0 E: 0 K: 1 S: 10	H: 1 LOB: 1 BB: 0 P: 17	R: 3 E: 0 K: 1 S: 15	H: 3 LOB: 1 BB: 1 P: 25	R: 1 E: 0 K: 2 S: 13	H: 2 LOB: 2 BB: 1 P: 22	R: 1 E: 0 K: 1 S: 11	H: 2 LOB: 1 BB: 0 P: 14	1B: 10 2B: 3 3B: 0 HR: 1	SF: 1 SAC: 1 DP: 1 HBP: 0	WP: 0 PA: 42 PB: 0 SB: 3 CS: 0
---------------------	------------------------------	----------------------------------	--------------------------------	----------------------------------	--------------------------------	----------------------------------	-------------------------------	----------------------------------	-------------------------------	----------------------------------	-------------------------------	----------------------------------	-------------------------------	----------------------------------	-------------------------------	----------------------------------	-----------------------------------	------------------------------------	--------------------------------------------

PITCHER	IP	WLS	BF	H	R	ER	SO	BB	IBB	HBP	BLK	WP	HR	S	P	ERA	WHIP	PITCHER	IP	WLS	BF	H	R	ER	SO	BB	IBB	HBP	BLK	WP	HR	S	P	ERA	WHIP		
Brian Rose, R ERA: 4.38 (1, 1)	3.2	L	19	6	3	3	1	3	0	0	0	0	1	43	76	7.36	2.455																				
Bryce Florie, R ERA: 4.8 (4, 1)	1.1		8	3	3	3	1	1	0	0	0	0	0	15	30	20.25	3.000																				
Mark Guthrie, L ERA: 6.53 (6, 1)	3.0		15	5	2	2	4	1	0	0	0	0	0	36	52	6.00	2.000																				


Boston Red Sox @ Anaheim Angels
Edison International Field, Anaheim, CA

Thu Aug 05 1999, 10:05 PM EDT
Att: 26,175 - Cloudy - 70 F

livebaseballscorecards.com

AB	35
R	8
H	14
RBI	8
BB	5
SO	6
LOB	19



Batter	1	2	3	4	5	6	7	8	9	AB R H RBI BB SO LOB	TOP	
Jose Offerman, S (1, 4) OBP: 0.369, SLG: 0.415	0-1 G6-3	1-0 G1-3		3-1 F8 1B		3-1 F8			1-2 18 G6-3 2B 1B	5 1 2 0 0 0 2		
John Valentin, R (1, 5) OBP: 0.326, SLG: 0.427	4-2 BB BB		4-0 HR BB	2-1 L5		0-3 K			1-2 18 G6-3 1B	3 1 1 0 2 1 1		
Brian Daubach, L (1, 10) OBP: 0.376, SLG: 0.597 Butch Huskey, R (9, PH) OBP: 0.351, SLG: 0.500 18 Reggie Jefferson, S (9, PH) OBP: 0.359, SLG: 0.444	4-2 BB 1-2 BB		0-0 HR	0-0 F8			3-2 G5-3		1-2 G6-3 1-2f 2-3	3 1 1 2 1 0 1 0 0 0 0 0 0 0 1 0 0 0 0 0 2		
Nomar Garciaparra, R (1, 6) OBP: 0.409, SLG: 0.608	0-0 P3		4-1 BB 1B BB	0-0 F8			0-1 G6-3		4-0 2B BB	3 1 0 0 2 0 3		
Troy O'Leary, L (1, 7) OBP: 0.348, SLG: 0.530	0-0 G3		1-0 BB 1-2 1B		2-0 HR		3-2 1B		3-2 1-H 3-H 2B	5 1 4 3 0 0 2		
Mike Stanley, R (1, 3) OBP: 0.384, SLG: 0.450		0-0 F9 1B 1B	4-2 1-2 2-3 BB		0-1 G5-3		0-1 F8		3-0 G5-3	4 0 1 0 1 0 2		
Jason Varitek, S (1, 2) OBP: 0.326, SLG: 0.467		2-1 1-2 1B	1-3 K		0-0 F8			3-1 F8		4 0 1 0 0 1 3	AB 36 R 5 H 10 RBI 5 BB 6 SO 4 LOB 26	
Darren Lewis, R (1, 8) OBP: 0.319, SLG: 0.319		1-1 F9	2-1 P5		2-2 G4-3			2-1 P4		4 0 0 0 0 0 5		
Trot Nixon, L (1, 9) OBP: 0.348, SLG: 0.437		0-1 F9	3-3 K			1-3 K		3-2 F8		4 0 0 0 0 2 5		
Inning Stats	R: 0 E: 0 K: 0 S: 8 H: 0 LOB: 2 BB: 2 P: 16	R: 0 E: 0 K: 0 S: 8 H: 2 LOB: 2 BB: 0 P: 12	R: 2 E: 0 K: 2 S: 13 H: 2 LOB: 3 BB: 3 P: 32	R: 0 E: 0 K: 0 S: 6 H: 1 LOB: 1 BB: 0 P: 11	R: 1 E: 0 K: 0 S: 7 H: 1 LOB: 0 BB: 0 P: 11	R: 0 E: 0 K: 2 S: 8 H: 0 LOB: 0 BB: 0 P: 12	R: 0 E: 0 K: 0 S: 10 H: 1 LOB: 1 BB: 0 P: 16	R: 0 E: 0 K: 0 S: 7 H: 0 LOB: 0 BB: 0 P: 15	R: 2 E: 0 K: 0 S: 16 H: 3 LOB: 1 BB: 1 P: 29	1B: 7 2B: 1 3B: 0 HR: 2 SF: 0 SAC: 0 DP: 1 HBP: 0	WP: 0 PB: 0 SB: 0 CS: 0 PA: 42	
PITCHER	IP WLS BF H R ER SO BB IBB HBP BLK WP HR S P ERA WHIP											
Steve Sparks, R (1, 1) ERA: 4.88	6.0 L 29 6 3 3 4 5 0 0 0 0 2 50 94 4.50 1.833											
Mike Magnante, L (7, 1) ERA: 3.96	2.0 9 3 2 2 0 0 0 0 0 0 0 26 42 9.00 1.500											
Shigetoshi Hasegawa, R (9, 1) ERA: 4.89	1.0 4 1 0 0 0 1 0 0 0 0 0 7 18 0.00 2.000											

Boston Red Sox @ Anaheim Angels
Edison International Field, Anaheim, CA

Fri Aug 06 1999, 10:05 PM EDT
Att. 36,360 - Cloudy - 68 F

livebaseballscorecards.com

Batter	1	2	3	4	5	6	7	8	9	AB	R	H	RBI	BB	SO	LOB
Orlando Palmeiro, L (1, 7) OBP: 0.357, SLG: 0.323	0-3 K	3-3 K		2-3 K			0-1 P7		1-2 F8	5	0	0	0	0	3	4
Gary Disarcina, R (1, 6) OBP: 0.252, SLG: 0.225	0-0 G5-3		0-0 L4		1-1 16 FC4-6 1B		1-1 16 FC6-4 1B			4	0	2	0	0	0	0
16 Garret Anderson, L (1, 8) OBP: 0.331, SLG: 0.481	0-0 1B		0-1 G3		1-2 FC4-6 1-2f		1-2 FC6-4 1-2f			4	0	1	0	0	0	2
Tim Salmon, R (1, 9) OBP: 0.368, SLG: 0.467	2-2 1B		1-3 K		1-2 F9		1-1 L7			4	0	1	0	0	1	2
Jim Edmonds, L (1, 10) OBP: 0.333, SLG: 0.450	0-3 K			0-0 F7	3-3 K			1-1 G6-3		4	0	0	0	0	2	3
Darin Erstad, L (1, 3) OBP: 0.308, SLG: 0.364		0-0 F7		4-2 BB 2B		2-3 K		2-1 L8		3	1	0	0	1	1	0
Troy Glaus, R (1, 5) OBP: 0.326, SLG: 0.456		0-3 K		4-2 2B 1-2 BB		2-3 K		2-2 G6-3		3	0	0	0	1	2	0
Steve Decker, R (1, 2) OBP: 0.414, SLG: 0.375		0-0 1B		1-2 1-3 2-H 2B		1-0 2B		1-2 F7		4	0	3	1	0	0	0
Trent Durrington, R (1, 4) OBP: 0.250, SLG: 0.250		0-0 1B		2-0 P6		0-1 G5-3		2-1 P6		4	0	1	0	0	0	3

Inning Stats	R: 0	H: 2	E: 0	K: 2	S: 11	LOB: 2	BB: 0	P: 13	R: 0	H: 2	E: 0	K: 2	S: 9	LOB: 2	BB: 0	P: 12	R: 0	H: 0	E: 0	K: 1	S: 6	LOB: 0	BB: 0	P: 7	R: 1	H: 1	E: 0	K: 1	S: 17	LOB: 2	BB: 2	P: 30	R: 0	H: 1	E: 0	K: 1	S: 12	LOB: 1	BB: 0	P: 18	R: 0	H: 1	E: 0	K: 2	S: 10	LOB: 1	BB: 0	P: 15	R: 0	H: 1	E: 0	K: 0	S: 9	LOB: 1	BB: 0	P: 12	R: 0	H: 0	E: 0	K: 0	S: 8	LOB: 0	BB: 0	P: 13	R: 0	H: 0	E: 0	K: 0	S: 9	LOB: 0	BB: 0	P: 13	1B: 6	SF: 0	2B: 2	SAC: 0	3B: 0	DP: 0	HR: 0	HBP: 0	WP: 0	PA: 37
--------------	------	------	------	------	-------	--------	-------	-------	------	------	------	------	------	--------	-------	-------	------	------	------	------	------	--------	-------	------	------	------	------	------	-------	--------	-------	-------	------	------	------	------	-------	--------	-------	-------	------	------	------	------	-------	--------	-------	-------	------	------	------	------	------	--------	-------	-------	------	------	------	------	------	--------	-------	-------	------	------	------	------	------	--------	-------	-------	-------	-------	-------	--------	-------	-------	-------	--------	-------	--------

PITCHER	IP	WLS	BF	H	R	ER	SO	BB	IBB	HBP	BLK	WP	HR	S	P	ERA	WHIP
Bret Saberhagen, R (1, 1) ERA: 3.13	5.0	W	23	6	1	1	7	2	0	0	0	0	0	55	80	1.80	1.600
Derek Lowe, R (6, 1) ERA: 3.22	3.0	H	11	2	0	0	2	0	0	0	0	0	0	27	40	0.00	0.667
49 Tim Wakefield, R (9, 1) ERA: 5.06	1.0		3	0	0	0	0	0	0	0	0	0	0	9	13	0.00	0.000

BOTTOM

Boston Red Sox @ Anaheim Angels
Edison International Field, Anaheim, CA

Fri Aug 06 1999, 10:05 PM EDT
Att: 36,360 - Cloudy - 68 F

livebaseballscorecards.com

AB	35
R	1
H	8
RBI	1
BB	2
SO	9
LOB	14



Batter	1	2	3	4	5	6	7	8	9	AB R H RBI BB SO LOB	TOP															
Jose Offerman, S (1, 4) OBP: 0.372, SLG: 0.419	3-1 SH5-3 G4-3 2B	2-1 G4-3	3-2 1-3 2-H 3-H 1B		4-1 1B BB		1-0 1B	2-1 G3		5 1 3 3 1 0 2																
John Valentin, R (1, 5) OBP: 0.324, SLG: 0.424	0-0 SH5-3	1-3 K	0-2 P6		3-2 1-3 2-H 3-H 1B		3-2 K		0-0 L6	5 0 1 2 0 2 4																
Brian Daubach, L (1, 3) OBP: 0.379, SLG: 0.610	3-2 G4-3		0-2 2B SF9 1B		1-3 K		2-2 G3	1-1 1B 2B	3-1 HR	6 3 3 2 0 1 2																
Nomar Garciaparra, R (1, 6) OBP: 0.410, SLG: 0.609	0-1 E6		2-0 SF9 18 1B 2B		1-1 F7		1-1 1B	0-2 1B 2B	0-0 G5-3	6 2 3 0 0 0 0																
Troy O'Leary, L (1, 7) OBP: 0.345, SLG: 0.526	0-1 G4-3		2-0 SF9		2-1 L9		0-0 F9	1-1 2B 1B	3-3 K	5 1 1 1 0 1 2																
18 Reggie Jefferson, S (1, 10) OBP: 0.363, SLG: 0.452		0-0 E6 1B 2B	2-2 F8 1B		2-1 1B 2B		0-3 K	1-2 1-H 2-H 3-H 2B		4 3 2 1 0 1 1																
Butch Huskey, R (8, PH) OBP: 0.353, SLG: 0.505			3-H 1B							1 1 1 3 0 0 0																
Jason Varitek, S (1, 2) OBP: 0.327, SLG: 0.469		1-2 G3	1-2 F8 1B 1B		3-2 F7		0-2 L5	2-2 2B		5 1 2 1 0 0 3																
Donnie Sadler, R (1, 8) OBP: 0.277, SLG: 0.333		1-2 2B G4-3 1B	1-0 F8		1-2 1B 1B		0-0 F8	1-0 G5-3		5 2 2 0 0 0 3																
Trot Nixon, L (1, 9) OBP: 0.348, SLG: 0.438		1-0 G4-3 2B	4-2 1B BB		2-2 F9		1-2 G2-3	2-3 K		4 0 1 1 1 1 3																
Inning Stats	R: 1 E: 1 K: 0 S: 10	H: 1 LOB: 1 BB: 0 P: 16	R: 2 E: 1 K: 1 S: 15	H: 2 LOB: 1 BB: 0 P: 21	R: 4 E: 0 K: 0 S: 20	H: 5 LOB: 2 BB: 1 P: 35	R: 0 E: 0 K: 1 S: 7	H: 0 LOB: 0 BB: 0 P: 11	R: 2 E: 0 K: 0 S: 25	H: 3 LOB: 2 BB: 1 P: 42	R: 0 E: 0 K: 1 S: 9	H: 1 LOB: 1 BB: 0 P: 10	R: 0 E: 0 K: 1 S: 9	H: 1 LOB: 1 BB: 0 P: 14	R: 4 E: 0 K: 1 S: 21	H: 5 LOB: 1 BB: 0 P: 31	R: 1 E: 0 K: 1 S: 7	H: 1 LOB: 0 BB: 0 P: 13	1B: 11 2B: 7 3B: 0 HR: 1	SF: 1 SAC: 1 DP: 0 HBP: 0	WP: 0 PB: 0 SB: 0 CS: 0	PA: 50				
PITCHER	IP WLS BF H R ER SO BB IBB HBP BLK WP HR S P ERA WHIP																									
Tim Belcher, R (1, 1) ERA: 6.85	2.1 L	16	7	7	5	1	0	0	0	0	0	0	36	55	19.29	3.000										
Mike Fyhrie, R (3, 1) ERA: 5.22	2.1	13	4	2	2	1	2	0	0	0	0	0	37	64	7.71	2.571										
Shigetoshi Hasegawa, R (5, 1) ERA: 4.69	2.1	9	2	0	0	2	0	0	0	0	0	0	22	30	0.00	0.857										
Mike Holtz, L (8, 1) ERA: 10.38	0.0	5	5	4	4	0	0	0	0	0	0	0	14	19	∞	∞										
Al Levine, R (8, 1) ERA: 3.36	2.0	7	1	1	1	2	0	0	0	0	0	1	14	25	4.50	0.500										

Boston Red Sox @ Anaheim Angels
Edison International Field, Anaheim, CA

Sat Aug 07 1999, 10:05 PM EDT
Att. 36,577 - Sunny - 79 F

livebaseballscorecards.com

AB 46
R 14
H 19
RBI 14
BB 2
SO 6
LOB 20



Batter	1	2	3	4	5	6	7	8	9
Trent Durrington, R (1, 4) OBP: 0.250, SLG: 0.250	1-3 K		0-0 G4-6-3 1B		2-3 K			0-0 F7	
Gary Disarcina, R (1, 6) OBP: 0.259, SLG: 0.233	2-1 P8		1-1 G4-6-3			2-1 G3 1B		0-1 G4-3 HR 1B	
Jim Edmonds, L (1, 8) OBP: 0.280, SLG: 0.375	0-1 G3			1-2 G4-3		3-2 G3		1-2 G4-3	
Tim Salmon, R (1, 9) OBP: 0.366, SLG: 0.480		1-1 G5-3		1-1 G6-3		3-1 G5-3		1-2 HR	
Darin Erstad, L (1, 3) OBP: 0.308, SLG: 0.361		2-3 K		2-1 L3		0-3 K		4-2 BB	
Troy Glaus, R (1, 5) OBP: 0.328, SLG: 0.455		0-3 K			1-1 G6-3 1B		4-2 BB	2-3 K	
Todd Greene, R (1, 10) OBP: 0.280, SLG: 0.447			2-0 1B 2B		1-1 G6-3 1B		1-2 F9		1-0 P2
Bengie Molina, R (1, 2) OBP: 0.417, SLG: 0.500			0-0 L6		0-2 F7		1-1 L6		0-2 G1-6-3
Orlando Palmeiro, L (1, 7) OBP: 0.356, SLG: 0.322			0-0 1B 1B		0-2 G6-3		0-0 F8		1-0 F8

Inning Stats	R: 0	H: 0	E: 0	K: 1	S: 8	R: 0	H: 0	E: 0	K: 2	S: 10	R: 1	H: 3	E: 0	K: 0	S: 6	R: 0	H: 0	E: 0	K: 0	S: 8	R: 0	H: 2	E: 0	K: 1	S: 14	R: 0	H: 1	E: 0	K: 1	S: 11	R: 0	H: 0	E: 0	K: 0	S: 8	R: 2	H: 2	E: 0	K: 1	S: 15	R: 0	H: 0	E: 0	K: 0	S: 5	R: 0	H: 0	E: 0	K: 0	S: 7	1B: 6	SF: 0	2B: 1	SAC: 0	3B: 0	DP: 1	HR: 1	HBP: 0	WP: 0	PA: 36
--------------	------	------	------	------	------	------	------	------	------	-------	------	------	------	------	------	------	------	------	------	------	------	------	------	------	-------	------	------	------	------	-------	------	------	------	------	------	------	------	------	------	-------	------	------	------	------	------	------	------	------	------	------	-------	-------	-------	--------	-------	-------	-------	--------	-------	--------

PITCHER	IP	WLS	BF	H	R	ER	SO	BB	IBB	HBP	BLK	WP	HR	S	P	ERA	WHIP
Pat Rapp, R (1, 1) ERA: 4.38	7.0	W	27	6	1	1	5	1	0	0	0	0	0	65	96	1.29	1.000
John Wasdin, R (8, 1) ERA: 4.47	2.0		9	2	2	2	1	1	0	0	0	0	1	20	30	9.00	1.500

BOTTOM


AB	R	H	RBI	BB	SO	LOB
4	0	1	0	0	2	2
4	1	2	0	0	0	2
4	0	0	0	0	0	2
4	1	1	2	0	0	1
3	0	0	0	1	2	1
3	0	1	0	1	2	1
4	1	2	0	0	0	1
4	0	0	0	0	0	4
4	0	1	1	0	0	3

AB	34
R	3
H	8
RBI	3
BB	2
SO	6
LOB	17



Boston Red Sox @ Anaheim Angels
Edison International Field, Anaheim, CA
 Sat Aug 07 1999, 10:05 PM EDT
 Att: 36,577 - Sunny - 79 F

livebaseballscorecards.com

Batter	1	2	3	4	5	6	7	8	9	AB R H RBI BB SO LOB	TOP											
Jose Offerman, S (1, 4) OBP: 0.373, SLG: 0.419	2-2 2B 1B	1-3 K		0-0 G5-4-3 1B		1-0 F9		2-0 G3		5 1 2 1 0 1 2												
John Valentin, R (1, 5) OBP: 0.320, SLG: 0.418	1-3 K		2-0 G5-3	0-0 G5-4-3 1-2f		1-0 F7		3-2 F8		5 0 0 0 0 1 4												
Brian Daubach, L (1, 3) OBP: 0.383, SLG: 0.625	1-3 K		1-0 HR		2-1 G4-3	4-2 BB			3-2 HR 2B	4 2 2 1 1 1 1												
Nomar Garciaparra, R (1, 6) OBP: 0.410, SLG: 0.608	1-0 1B 2B		0-1 G6-3		4-1 1B 2B BB	3-2 G5-3			0-2 P4	4 2 1 1 1 0 2												
Troy O'Leary, L (1, 7) OBP: 0.348, SLG: 0.534	1-1 2-H 1B		0-0 HR		0-2 2B 1B		2-1 G3		0-0 F7	5 2 3 2 0 0 1												
18 Reggie Jefferson, S (1, 10) OBP: 0.358, SLG: 0.446 Mike Stanley, R (5, PH) OBP: 0.384, SLG: 0.458	0-0 F7		2-3 K		0-0 F8		1-1 F8		2-1 HR	2 0 0 0 0 1 1 3 1 1 2 0 0 2												
Jason Varitek, S (1, 2) OBP: 0.328, SLG: 0.470		4-2 G4-3 SH1-4 BB		0-0 G6-3	1-0 1-H 3-H 2B		1-1 G4-3		2-2 P5	4 0 1 2 1 0 0	AB 38 R 9 H 13 RBI 9 BB 4 SO 4 LOB 17											
Donnie Sadler, R (1, 8) OBP: 0.320, SLG: 0.404		1-0 SH1-4		1-1 1B 2B	4-1 BB			0-1 G3-1 2B		2 1 2 0 1 0 0												
Trot Nixon, L (1, 9) OBP: 0.347, SLG: 0.435		2-2 G4-3		1-0 1B	0-0 F7			3-0 G3-1		4 0 1 0 0 0 4												
Inning Stats	R: 2 E: 0 K: 2 S: 14	H: 3 LOB: 1 BB: 0 P: 20	R: 0 E: 0 K: 1 S: 9	H: 0 LOB: 1 BB: 1 P: 17	R: 2 E: 0 K: 1 S: 8	H: 2 LOB: 0 BB: 0 P: 13	R: 1 E: 0 K: 0 S: 6	H: 3 LOB: 1 BB: 0 P: 8	R: 2 E: 0 K: 0 S: 10	H: 2 LOB: 2 BB: 2 P: 21	R: 0 E: 0 K: 0 S: 9	H: 0 LOB: 1 BB: 1 P: 18	R: 0 E: 0 K: 0 S: 6	H: 0 LOB: 0 BB: 0 P: 10	R: 0 E: 0 K: 0 S: 7	H: 1 LOB: 1 BB: 0 P: 15	R: 2 E: 0 K: 0 S: 12	H: 2 LOB: 0 BB: 0 P: 19	1B: 5 2B: 5 3B: 0 HR: 3	SF: 0 SAC: 1 DP: 1 HBP: 0	WP: 0 PB: 0 SB: 0 CS: 0	PA: 43
PITCHER	IP WLS BF H R ER SO BB IBB HBP BLK WP HR S P ERA WHIP																					
Jack McDowell, R (1, 1) ERA: 8.05	4.0 L 20 8 5 5 4 1 0 0 0 0 2 37 58 11.25 2.250																					
Mike Magnante, L (5, 1) ERA: 4.24	1.0 7 2 2 2 0 2 0 0 0 0 0 10 21 18.00 4.000																					
Mark Petkovsek, R (6, 1) ERA: 2.28	3.0 11 1 0 0 0 1 0 0 0 0 0 22 43 0.00 0.667																					
Troy Percival, R (9, 1) ERA: 2.38	1.0 5 2 2 2 0 0 0 0 0 0 0 1 12 19 18.00 2.000																					

Boston Red Sox @ Anaheim Angels
Edison International Field, Anaheim, CA

Sun Aug 08 1999, 8:05 PM EDT
Att. 31,664 - Unknown - 69 F

livebaseballscorecards.com

Batter	1	2	3	4	5	6	7	8	9	AB	R	H	RBI	BB	SO	LOB
Orlando Palmeiro, L (1, 7) Bengie Molina, R (9, PH) OBP: 0.351, SLG: 0.318 OBP: 0.385, SLG: 0.462	1-2 F7		3-2 F7		0-2 E3		2-2 F8		1-1 F7	4	0	0	0	0	0	2
Gary Disarcina, R (1, 6) OBP: 0.264, SLG: 0.234	4-2 G6-3 1B BB		2-1 G6-3		0-2 FC6-4		3-1 BB 1B		2-1 F7	4	1	1	1	1	0	4
Jim Edmonds, L (1, 8) OBP: 0.300, SLG: 0.346	3-2 G6-3		4-0 S BB		1-1 SF7		4-2 BB		1-2 F8	2	0	0	1	2	0	3
Tim Salmon, R (1, 9) OBP: 0.368, SLG: 0.477	1-1 BB 1B		4-2 BB		2-3 K		1-0 L8			3	0	1	1	1	1	3
Darin Erstad, L (1, 3) OBP: 0.305, SLG: 0.358	1-2 P5		1-3 K			1-2 G6-3		1-2 G4-3		4	0	0	0	0	1	3
Troy Glaus, R (1, 5) OBP: 0.325, SLG: 0.450		1-1 F9		2-3 K		1-0 G1-3		1-3 K		4	0	0	0	0	2	0
Todd Greene, R (1, 10) OBP: 0.276, SLG: 0.440		2-3 K		0-0 G5-3		3-1 L9		0-2 F8		4	0	0	0	0	1	0
Jeff Huson, L (1, 4) Trent Durrington, R (9, PH) OBP: 0.301, SLG: 0.312 OBP: 0.333, SLG: 0.333		3-2 BB 1B		1-2 G5-3			3-1 S 1B 1B		2-2 BB 1B	3	1	2	0	0	0	0
Matt Walbeck, S (1, 2) OBP: 0.309, SLG: 0.321		0-3 K			1-2 FC6-4 SF7 1B		2-0 G1-3		4-0 BB	3	1	1	0	1	1	2

Inning Stats	R: 1	H: 1	E: 0	LOB: 1	K: 0	S: 18	R: 0	H: 1	E: 0	LOB: 1	K: 2	S: 12	R: 0	H: 0	E: 0	LOB: 0	K: 1	S: 7	R: 1	H: 1	E: 1	LOB: 1	K: 1	S: 14	R: 0	H: 0	E: 0	LOB: 0	K: 0	S: 6	R: 1	H: 2	E: 0	LOB: 2	K: 0	S: 11	R: 0	H: 0	E: 0	LOB: 0	K: 1	S: 10	R: 0	H: 1	E: 0	LOB: 2	K: 0	S: 12	1B: 6	SF: 1	2B: 0	SAC: 0	3B: 0	DP: 0	HR: 0	HBP: 0	WP: 0	PA: 39
--------------	------	------	------	--------	------	-------	------	------	------	--------	------	-------	------	------	------	--------	------	------	------	------	------	--------	------	-------	------	------	------	--------	------	------	------	------	------	--------	------	-------	------	------	------	--------	------	-------	------	------	------	--------	------	-------	-------	-------	-------	--------	-------	-------	-------	--------	-------	--------

PITCHER	IP	WLS	BF	H	R	ER	SO	BB	IBB	HBP	BLK	WP	HR	S	P	ERA	WHIP
Pedro Martinez, R (1, 1) ERA: 2.46	5.0		22	3	2	1	5	3	0	0	0	0	0	62	99	1.80	1.200
Rich Garces, R (6, 1) ERA: 1.69	1.2		7	2	1	1	0	0	0	0	0	0	0	14	29	5.40	1.200
Rheal Cormier, L (7, 1) ERA: 3.56	2.1		10	1	0	0	1	2	0	0	0	0	0	25	42	0.00	1.286


BOTTOM

Boston Red Sox @ Anaheim Angels
Edison International Field, Anaheim, CA

Sun Aug 08 1999, 8:05 PM EDT
Att: 31,664 - Unknown - 69 F

livebaseballscorecards.com

AB 33
R 3
H 6
RBI 3
BB 5
SO 6
LOB 19



Batter	1	2	3	4	5	6	7	8	9	AB R H RBI BB SO LOB	TOP											
Jose Offerman, S (1, 4) OBP: 0.372, SLG: 0.416	1-1 G4-3		2-1 F8			4-2 G3 BB		0-0 F8		3 0 0 0 1 0 0	Boston Red Sox @ Kansas City Royals Kauffman Stadium, Kansas City, MO Mon Aug 09 1999, 7:05 PM CDT Att. 18,248 - Unknown - 87 F											
Darren Lewis, R (1, 8) OBP: 0.319, SLG: 0.316	1-1 G6-3		1-1 G3-1			0-0 G3		4-2 BB		3 0 0 0 1 0 1												
Brian Daubach, L (1, 3) OBP: 0.381, SLG: 0.626	1-1 3B				3-2 G3	0-0 L7		0-1 G5-3		4 0 1 0 0 0 2												
Nomar Garciaparra, R (1, 6) OBP: 0.408, SLG: 0.603	1-0 F8				4-0 G4-6-3 BB	0-0 G4-3			1-2 G1-3	3 0 0 0 1 0 2												
Troy O'Leary, L (1, 7) OBP: 0.347, SLG: 0.538					1-2 G4-6-3 SAFE 1-2f		2-1 HR		2-3 K	4 1 1 1 0 1 1												
18 Reggie Jefferson, S (1, 10) OBP: 0.355, SLG: 0.454						1-2 3B			0-0 G3	4 0 1 0 0 1 0												
Jason Varitek, S (1, 2) OBP: 0.325, SLG: 0.465						0-0 G3				3 0 0 0 0 0 1												
Donnie Sadler, R (1, 5) OBP: 0.302, SLG: 0.380						3-2 G1-3				3 0 0 0 0 0 1												
Trot Nixon, L (1, 9) OBP: 0.347, SLG: 0.446						3-2 F8			3-3 K	3 1 1 1 0 1 1												
												AB 30 R 2 H 4 RBI 2 BB 3 SO 3 LOB 9										
Inning Stats	R: 0 E: 0 K: 0 S: 7	H: 1 LOB: 1 BB: 0 P: 11	R: 0 E: 0 K: 1 S: 6	H: 0 LOB: 0 BB: 0 P: 9	R: 1 E: 0 K: 0 S: 11	H: 1 LOB: 0 BB: 0 P: 17	R: 0 E: 0 K: 0 S: 6	H: 0 LOB: 0 BB: 1 P: 14	R: 0 E: 0 K: 0 S: 12	H: 1 LOB: 1 BB: 0 P: 19	R: 0 E: 0 K: 0 S: 5	H: 0 LOB: 1 BB: 1 P: 9	R: 1 E: 0 K: 0 S: 6	H: 1 LOB: 0 BB: 0 P: 11	R: 0 E: 0 K: 1 S: 8	H: 0 LOB: 1 BB: 1 P: 15	R: 0 E: 0 K: 1 S: 7	H: 0 LOB: 0 BB: 0 P: 10	1B: 0 2B: 0 3B: 2 HR: 2	SF: 0 SAC: 0 DP: 1 HBP: 0	WP: 0 PB: 0 SB: 0 CS: 0	PA: 33
PITCHER Jeff Suppan, R (1, 1) ERA: 3.74	IP 9.0 WLS W BF 33 H 4 R 2 ER 2 SO 3 BB 3 IBB 0 HBP 0 BLK 0 WP 0 HR 2 S 68 P 115 ERA 2.00 WHIP 0.778											PITCHER	IP WLS BF H R ER SO BB IBB HBP BLK WP HR S P ERA WHIP									



Batter	1	2	3	4	5	6	7	8	9	AB	R	H	RBI	BB	SO	LOB
Johnny Damon, L OBP: 0.382, SLG: 0.490 (1, 7)	1-0 E 29 FC5-4 2B	1-1 2-H 3B			0-0 G4-3		2-0 1-2 FC1-4-6 1B			4	1	3	1	0	0	0
Carlos Febles, R OBP: 0.349, SLG: 0.425 (1, 4)	4-2 29 FC5-4 1B BB	1-1 G1-3			1-1 P4		1-3 K			3	1	0	0	1	1	3
Carlos Beltrán, S OBP: 0.337, SLG: 0.475 (1, 8)	1-1 E3 29 FC5-4 1-2 2-3		2-2 G3-1		1-2 G1-3		2-0 FC1-4-6 1-2f			4	0	0	0	0	0	4
29 Mike Sweeney, R OBP: 0.402, SLG: 0.555 (1, 3)	2-2 FC5-4 L8-6 1B 1-2f 2-3 3-H		1-2 G4-3		0-2 P2		2-2 PB 1B			4	0	1	1	0	0	2
Jermaine Dye, R OBP: 0.360, SLG: 0.563 (1, 9)	1-0 1-2 3-H 1B		2-2 HR		0-0 HR		3-1 G6-3 1-2			4	2	3	3	0	0	1
Joe Randa, R OBP: 0.374, SLG: 0.513 (1, 5)	0-1 L8-6 2-3		0-0 G6-3		1-1 L6		0-0 G6-3			4	0	0	0	0	0	3
Jeremy Giambi, L OBP: 0.396, SLG: 0.392 (1, 10)		1-0 3B 2B		2-2 G1-3		0-0 G6-3		4-0 IBB		3	1	1	0	1	0	0
Tim Spehr, R OBP: 0.353, SLG: 0.451 (1, 2)		1-2 F8		0-2 L7		0-2 1B 1B		2-0 F8		4	0	1	0	0	0	3
Ray Holbert, R OBP: 0.111, SLG: 0.111 (1, 6)		0-3 K		3-1 P4		2-1 SAFE SAFE F8				3	0	0	0	0	1	2

Inning Stats	R: 2	H: 2	E: 1	LOB: 1	K: 0	BB: 20	S: 11	R: 1	H: 2	E: 0	LOB: 1	K: 1	BB: 0	S: 11	R: 1	H: 1	E: 0	LOB: 0	K: 0	BB: 0	S: 11	R: 0	H: 0	E: 0	LOB: 0	K: 0	BB: 0	S: 9	R: 0	H: 0	E: 0	LOB: 0	K: 0	BB: 0	S: 7	R: 1	H: 1	E: 0	LOB: 0	K: 0	BB: 0	S: 7	R: 0	H: 2	E: 0	LOB: 2	K: 1	BB: 0	S: 10	R: 0	H: 1	E: 0	LOB: 2	K: 0	BB: 1	S: 7	P: 18
PITCHER	IP	WLS	BF	H	R	ER	SO	BB	IBB	HBP	BLK	WP	HR	S	P	ERA	WHIP																																								
Mark Portugal, R ERA: 5.29 (1, 1)	6.0	L	26	7	5	4	1	1	0	0	0	0	0	59	85	6.00	1.333																																								
Bryce Florie, R ERA: 4.63 (7, 1)	2.0		9	2	0	0	1	0	1	0	0	0	0	14	32	0.00	1.000																																								

BOTTOM


Boston Red Sox @ Kansas City Royals
Kauffman Stadium, Kansas City, MO

Mon Aug 09 1999, 7:05 PM CDT
Att: 18,248 - Unknown - 87 F

AB	33
R	5
H	9
RBI	5
BB	2
SO	2
LOB	18

livebaseballscores.com

WP: 0	PA: 35
PB: 1	
SB: 0	
CS: 0	



Batter	1	2	3	4	5	6	7	8	9	10	AB R H RBI BB SO LOB	TOP												
Jose Offerman, S OBP: 0.371, SLG: 0.415 (1, 4)	1-2 BB BB 1B		2-2 G4-3	0-0 F8		0-1 G3		1-0 F9		0-0 2B 1B	6 1 2 1 0 0 3													
John Valentin, R OBP: 0.323, SLG: 0.426 (1, 5)	4-2 SAFE BB 1-2 BB		2-2 1B 1B	2-1 P6			2-3 K		1-0 HR	0-0 F8	5 1 2 1 1 1 4													
Brian Daubach, L OBP: 0.387, SLG: 0.641 (1, 3)	0-3 K		1-1 1B 1B		4-0 G4-6-3 BB		0-1 HR		0-0 G1-3	0-0 CS 2B	5 1 3 3 1 1 2													
Nomar Garciaparra, R OBP: 0.403, SLG: 0.595 (1, 6)	1-3 K		1-1 F8		0-2 P4		0-1 F7		1-1 L8	0-0 CS	5 0 0 0 0 1 5													
Troy O'Leary, L OBP: 0.350, SLG: 0.545 (1, 7)	4-1 BB 1-2 2-3 BB		0-0 1B 2-H		0-2 G4-6-3		3-1 HR		2-1 F9		4 1 2 1 1 0 1													
18 Reggie Jefferson, S Butch Huskey, R Donnie Sadler, R OBP: 0.365, SLG: 0.461 OBP: 0.355, SLG: 0.507 OBP: 0.302, SLG: 0.380 (1, 10) (10, PH) (10, PR)	1-3 K		2-0 2B 1B HBP		2-1 F8 2B		4-0 BB			0-0 1B 1B	2 1 1 0 1 1 3 1 0 1 0 0 0 0 0 1 0 0 0 0 0													
Jason Varitek, S OBP: 0.326, SLG: 0.467 (1, 2)		0-0 F8	2-2 1B SF8 2B		0-0 F8		2-2 F8			0-0 FC4-6 1B 1B	5 2 2 0 0 0 2													
Darren Lewis, R OBP: 0.322, SLG: 0.320 (1, 8)		1-2 G4-3	0-0 1B		2-2 P2			0-1 CS 1B		0-0 FC4-6 1B	5 0 3 2 0 0 1													
Trot Nixon, L OBP: 0.344, SLG: 0.441 (1, 9)		2-2 G4-3	3-2 SF8		4-2 BB			1-3 K		0-0 FC4-6 1B 2B	3 1 0 1 1 1 3													
Inning Stats	R: 0 E: 0 K: 3 S: 16	H: 1 LOB: 3 BB: 2 P: 27	R: 0 E: 0 K: 0 S: 7	H: 0 LOB: 0 BB: 0 P: 10	R: 0 E: 0 K: 0 S: 11	H: 3 LOB: 2 BB: 0 P: 17	R: 2 E: 0 K: 0 S: 11	H: 2 LOB: 1 BB: 0 P: 20	R: 0 E: 0 K: 0 S: 12	H: 1 LOB: 2 BB: 1 P: 20	R: 2 E: 0 K: 1 S: 12	H: 2 LOB: 1 BB: 1 P: 23	R: 0 E: 0 K: 1 S: 6	H: 1 LOB: 0 BB: 0 P: 8	R: 1 E: 0 K: 0 S: 6	H: 1 LOB: 0 BB: 0 P: 10	R: 4 E: 0 K: 0 S: 7	H: 5 LOB: 1 BB: 0 P: 7	1B: 10 2B: 3 3B: 0 HR: 3	SF: 1 SAC: 0 DP: 1 HBP: 1	WP: 0 PB: 0 SB: 0 CS: 2	PA: 49		
PITCHER	IP WLS BF H R ER SO BB IBB HBP BLK WP HR S P ERA WHIP												IP WLS BF H R ER SO BB IBB HBP BLK WP HR S P ERA WHIP											
Jay Witasick, R ERA: 6.53 (1, 1)	6.0																							
Scott Service, R ERA: 5.52 (7, 1)	1.0	B	6	2	2	2	1	1	0	0	0	0	2	12	23	18.00	3.000							
Jeff Montgomery, R ERA: 7.51 (8, 1)	1.1		5	2	1	1	1	0	0	0	0	0	1	8	11	6.75	1.500							
Matt Whisenant, L ERA: 6.69 (9, 1)	0.2	L	4	2	2	2	0	0	0	0	0	0	0	6	9	27.00	3.000							
Mac Suzuki, R ERA: 8.63 (10, 1)	1.0		5	3	2	2	0	0	0	0	0	0	0	5	5	18.00	3.000							

Boston Red Sox @ Kansas City Royals
Kauffman Stadium, Kansas City, MO
Tue Aug 10 1999, 7:05 PM CDT
Att. 15,906 - Unknown - 90 F

AB	41
R	9
H	16
RBI	9
BB	5
SO	5
LOB	24



BOTTOM

Boston Red Sox @ Kansas City Royals
Kauffman Stadium, Kansas City, MO

Tue Aug 10 1999, 7:05 PM CDT
Att. 15,906 - Unknown - 90 F

livebaseballscorecards.com

AB 45
R 6
H 13
RBI 6
BB 0
SO 13
LOB 23



WP: 1 PA: 45
PB: 3
SB: 2
CS: 0

AB R H RBI BB SO LOB

5 2 3 1 0 1 2

5 1 1 2 0 3 6

5 0 0 0 0 1 4

5 0 2 1 0 1 1

5 1 1 0 0 1 2

5 1 1 0 0 1 2

5 1 2 1 0 2 1

3 0 1 0 0 1 2

1 0 0 0 0 1 0

1 0 0 0 0 1 2

1B: 7 SF: 0
2B: 4 SAC: 0
3B: 1 DP: 0
HR: 1 HBP: 0

Batter	1	2	3	4	5	6	7	8	9	10
Johnny Damon, L (1, 7) OBP: 0.384, SLG: 0.493	0-1 F9 29 2B 1B	2-2 FC4-2 2B		1-0 P4			3-2 G6-3 1B		3-3 K PB HR	
Carlos Febles, R (1, 4) OBP: 0.347, SLG: 0.430	3-3 K 1-2	0-0 FC4-2		1-3 K			1-3 K		1-2 HR	
Carlos Beltrán, S (1, 8) OBP: 0.334, SLG: 0.470	1-1 F9	2-2 P3			2-0 G4-3		3-0 G6-3		2-3 K	
29 Mike Sweeney, R (1, 3) OBP: 0.402, SLG: 0.555	0-1 2B		0-2 F9		0-0 WP 1B		0-3 K			0-0 L8
Jermaine Dye, R (1, 9) OBP: 0.359, SLG: 0.561	2-0 L7		0-0 P3		3-3 K 1-2		1-2 G6-3			0-0 2B 2B
Joe Randa, R (1, 5)		1-1 1B 3B	0-0 L8		0-0 F8		2-2 P2			0-3 K
Jeremy Giambi, L (1, 10) OBP: 0.396, SLG: 0.398		2-2 P2		2-2 FC1-5 1B 1B		2-2 G4-3		1-1 G6-3		0-0 PB 2B
Chad Kreuter, S (1, 2) OBP: 0.339, SLG: 0.361		1-2 1B 2B 1B		0-0 FC1-5 1B		0-1 G3-1		0-3 K		0-3 K
Ray Holbert, R (1, 6) OBP: 0.167, SLG: 0.167 Scott Pose, L (9, PH) OBP: 0.419, SLG: 0.360 Jed Hansen, R (10, 6) OBP: 0.292, SLG: 0.268		1-1 2B 1B		0-1 FC1-5		0-3 K		0-3 K		0-3 K

Inning Stats	R: 1	H: 2	E: 0	K: 1	S: 10	R: 2	H: 4	E: 0	K: 0	S: 20	R: 0	H: 0	E: 0	K: 0	S: 5	R: 0	H: 2	E: 0	K: 1	S: 12	R: 0	H: 1	E: 0	K: 1	S: 7	R: 0	H: 0	E: 0	K: 1	S: 8	R: 0	H: 1	E: 0	K: 2	S: 11	R: 0	H: 0	E: 0	K: 0	S: 12	R: 2	H: 1	E: 0	K: 4	S: 15	R: 1	H: 2	E: 0	K: 3	S: 12	1B: 7	2B: 4	3B: 1	HR: 1	SF: 0	SAC: 0	DP: 0	HBP: 0
--------------	------	------	------	------	-------	------	------	------	------	-------	------	------	------	------	------	------	------	------	------	-------	------	------	------	------	------	------	------	------	------	------	------	------	------	------	-------	------	------	------	------	-------	------	------	------	------	-------	------	------	------	------	-------	-------	-------	-------	-------	-------	--------	-------	--------

PITCHER	IP	WLS	BF	H	R	ER	SO	BB	IBB	HBP	BLK	WP	HR	S	P	ERA	WHIP
Brian Rose, R (1, 1) ERA: 4.52	3.1		18	8	3	3	1	0	0	0	0	0	0	43	60	8.10	2.400
John Wasdin, R (4, 1) ERA: 4.24	2.2		9	1	0	0	3	0	0	0	0	1	0	19	28	0.00	0.375
Derek Lowe, R (7, 1) ERA: 3.13	2.0	H	7	1	0	0	2	0	0	0	0	0	0	23	33	0.00	0.500
49 Tim Wakefield, R (9, 1) ERA: 5.06	1.2	W	10	3	3	1	6	0	0	0	0	0	1	24	30	5.40	1.800
Rich Garcés, R (10, 1) ERA: 1.65	0.1	S	1	0	0	0	1	0	0	0	0	0	0	3	3	0.00	0.000

Batter	1	2	3	4	5	6	7	8	9	AB R H RBI BB SO LOB	TOP		
Jose Offerman, S (1, 4) X OBP: 0.373, SLG: 0.419	0-0 G6-3		3-2 G6-4-3 1B	1-0 2B		2-1 F8		0-2 E 1B		5 1 3 2 0 0 0			
John Valentin, R (1, 5) S OBP: 0.324, SLG: 0.424	2-2 G6-3		1-2 G6-4-3 1-2f	4-1 IBB		3-2 1B		1-2 E5 1B		4 0 1 0 1 0 2			
Brian Daubach, L (1, 10) X	0-0 F7			BB 1B BB		3-1 F8		1-2 P6		4 1 0 0 1 0 6			
Mike Stanley, R (1, 3) C OBP: 0.387, SLG: 0.468		0-1 HR 1B		4-2 1B BB 1-2 BB		2-1 P6		1-3 K		4 3 2 1 1 1 2			
Butch Huskey, R (1, 9) S OBP: 0.362, SLG: 0.519		1-1 HR		4-0 BB 1B 1-2 2-3 BB		2-2 G4-3		1-2 G4-6-3 BB 1-2 1B		3 2 2 3 2 0 0			
Troy O'Leary, L (1, 7) B OBP: 0.350, SLG: 0.542		2-2 G4-3		0-0 BB 2B 1-2 2-3 3-H 1B		4-1 1B BB		0-0 G4-6-3 F9		4 1 1 1 1 0 3			
Donnie Sadler, R (1, 6) X		0-0 B1-3		0-0 P4		1-0 1B		0-0 1B		5 0 2 0 0 0 3			
Lenny Webster, R (1, 2) F OBP: 0.305, SLG: 0.149		3-2 G5-3		4-0 2B BB 1-2 2-3 3-H BB		1-0 F8		0-0 P4		4 0 0 1 1 0 3			
Darren Lewis, R (1, 8) C OBP: 0.321, SLG: 0.318			0-2 P4	2-3 K		2-1 G1-6-3		2-1 E 1B		5 1 1 0 0 1 3			
Inning Stats	R: 0 E: 0 K: 0 S: 5 H: 0 LOB: 0 BB: 0 P: 7	R: 2 E: 0 K: 0 S: 11 H: 2 LOB: 0 BB: 0 P: 17	R: 0 E: 0 K: 0 S: 11 H: 1 LOB: 0 BB: 0 P: 15	R: 4 E: 0 K: 1 S: 14 H: 2 LOB: 3 BB: 5 P: 37	R: 0 E: 0 K: 0 S: 8 H: 1 LOB: 2 BB: 1 P: 18	R: 0 E: 0 K: 0 S: 12 H: 1 LOB: 1 BB: 0 P: 22	R: 1 E: 0 K: 0 S: 5 H: 2 LOB: 1 BB: 1 P: 12	R: 2 E: 1 K: 1 S: 19 H: 3 LOB: 2 BB: 0 P: 25	R: 0 E: 0 K: 0 S: 6 H: 0 LOB: 0 BB: 0 P: 9	1B: 9 2B: 1 3B: 0 HR: 2 SF: 0 SAC: 0 DP: 2 HBP: 0	WP: 0 PB: 0 SB: 0 CS: 0 PA: 45		
PITCHER	IP WLS BF H R ER SO BB IBB HBP BLK WP HR S P ERA WHIP											PITCHER	IP WLS BF H R ER SO BB IBB HBP BLK WP HR S P ERA WHIP
50 José Rosado, L (1, 1) ERA: 3.95	4.0 L 21 5 6 6 1 4 1 0 0 0 1 41 76 13.50 2.250												
Terry Mathews, R (5, 1) ERA: 4.38	3.0 14 4 1 1 0 2 0 0 0 0 1 25 52 3.00 2.000												
Brad Rigby, R (8, 1) ERA: 4.7	1.0 7 3 2 0 1 0 0 0 0 0 0 19 25 0.00 3.000												
Matt Whisenant, L (9, 1) ERA: 6.52	1.0 3 0 0 0 0 0 0 0 0 0 0 6 9 0.00 0.000												

Boston Red Sox @ Kansas City Royals
Kauffman Stadium, Kansas City, MO

Wed Aug 11 1999, 1:05 PM CDT
 Att. 15,157 - Cloudy - 81 F



livebaseballscorecards.com

Batter	1	2	3	4	5	6	7	8	9	AB	R	H	RBI	BB	SO	LOB
Johnny Damon, L (1, 7) OBP: 0.382, SLG: 0.489	1-1 F8		0-0 G4-3			0-1 F8			1-0 G4-3	4	0	0	0	0	0	0
Rey Sanchez, R (1, 6) OBP: 0.325, SLG: 0.373	0-1 G4-3			0-0 F8 29 G5-3 2B		1-0 L4			0-0 G6-3	4	1	1	0	0	0	0
Carlos Beltrán, S (1, 8) OBP: 0.335, SLG: 0.470	1-2 P3			0-0 F8 2-3			3-1 G5-4-3 1B		0-0	4	0	2	0	0	0	1
29 Mike Sweeney, R (1, 3) OBP: 0.401, SLG: 0.560		1-0 HR		1-0 G5-3			2-2 P2		0-2 P6	4	1	1	2	0	0	2
Jermaine Dye, R (1, 9) OBP: 0.356, SLG: 0.558		1-1 F8		0-1 P6 3-H			2-2 G5-4-3 1-2f			3	0	0	0	0	0	1
Joe Randa, R (1, 5) OBP: 0.370, SLG: 0.510		1-1 L6			0-0 F9			1-1 F7		3	0	0	0	0	0	0
Jeremy Giambi, L (1, 10) OBP: 0.390, SLG: 0.391		0-1 G3			1-0 F8			1-3 K		3	0	0	0	0	1	0
Tim Spehr, R (1, 2) OBP: 0.353, SLG: 0.474			3-3 K		0-3 K			0-0 HR		3	1	1	1	0	2	0
Carlos Febles, R (1, 4) OBP: 0.345, SLG: 0.427			0-1 P4			2-2 G4-3		1-0 G6-3		3	0	0	0	0	0	0

Inning Stats	R: 0	H: 0	E: 0	K: 0	S: 8	R: 1	H: 1	E: 0	K: 0	S: 7	R: 0	H: 0	E: 0	K: 1	S: 6	R: 1	H: 1	E: 0	K: 0	S: 5	R: 0	H: 0	E: 0	K: 1	S: 5	R: 0	H: 0	E: 0	K: 0	S: 6	R: 0	H: 1	E: 0	K: 0	S: 9	R: 1	H: 1	E: 0	K: 1	S: 7	R: 0	H: 1	E: 0	K: 0	S: 6	1B: 2	2B: 1	3B: 0	HR: 2	SF: 0	SAC: 0	DP: 1	HBP: 0	WP: 0	PA: 31
PITCHER	IP	WLS	BF	H	R	ER	SO	BB	IBB	HBP	BLK	WP	HR	S	P	ERA	WHIP																																						
Bret Saberhagen, R (1, 1) ERA: 3.15	8.0	W	27	4	3	3	3	0	0	0	0	0	0	53	76	3.38	0.500																																						
Rheal Cormier, L (9, 1) ERA: 3.49	1.0		4	1	0	0	0	0	0	0	0	0	0	6	7	0.00	1.000																																						


BOTTOM

Boston Red Sox @ Kansas City Royals
Kauffman Stadium, Kansas City, MO

Wed Aug 11 1999, 1:05 PM CDT
Att: 15,157 - Cloudy - 81 F

livebaseballscorecards.com

AB	31
R	3
H	5
RBI	3
BB	0
SO	3
LOB	4



Batter	1	2	3	4	5	6	7	8	9	AB R H RBI BB SO LOB	TOP																									
Brian Hunter, R (1, 7) OBP: 0.299, SLG: 0.330	1-2 G6-3	3-2 CS 1B		3-1 E5 FC4-6		4-2 E BB		2-3 K		4 0 1 2 1 1 2																										
David Bell, R (1, 4) OBP: 0.331, SLG: 0.435	2-2 G3	1-0 CS 1B	2-2 L3	2-2 FC4-6		3-2 E3 FC6		1-2 BB BB 1B	1-2 BB BB 1B	5 0 1 1 0 0 4																										
Ken Griffey Jr., L (1, 8) OBP: 0.401, SLG: 0.604	3-1 G3		4-2 BB		0-0 HR 1B	1-3 K		1-1 F9	1-1 F9	4 1 1 0 0 1 1 3																										
Alex Rodriguez, R (1, 6) OBP: 0.381, SLG: 0.648		0-0 WP BB FC5 1B	3-2 F8		1 SAFE 1 SAFE 1 SAFE HR 1H	0-1 FC6		1-3 K	1-3 K	5 2 2 2 0 1 4																										
Edgar Martinez, R (1, 10) OBP: 0.437, SLG: 0.525		4-1 FC5 BB 1B	1 SAFE 2-3 K		3-3 K		0-1 G5-3	4-1 BB BB	4-1 BB BB	3 0 0 0 2 2 1																										
Jay Buhner, R (1, 9) OBP: 0.406, SLG: 0.490		4-2 BB FC5 1B BB		0-3 K	3-3 K		0-1 L9	4-2 BB BB	4-2 BB BB	3 1 0 0 2 2 0																										
John Mabry, L (1, 3) OBP: 0.297, SLG: 0.401		2-3 K		1-1 E 1B 1B	2-0 G5-3		1-2 F7	2-1 F8	2-1 F8	2 0 1 0 0 1 3																										
Raul Ibanez, L (4, PR) OBP: 0.315, SLG: 0.379										3 0 0 0 0 0 3																										
Dan Wilson, R (1, 2) OBP: 0.330, SLG: 0.383		3-2 FC5 BB 1B		1-1 P5		2-2 G3 E 2B		1-2 G5-3		4 2 1 1 0 0 3																										
Russ Davis, R (1, 5) OBP: 0.299, SLG: 0.449		4-2 1B BB		2-0 E 1B		2-1 G3		1-3 K		3 0 1 0 1 1 1																										
Inning Stats	R: 0 E: 0 K: 0 S: 8	H: 0 LOB: 0 BB: 0 P: 14	R: 3 E: 0 K: 1 S: 20	H: 2 LOB: 1 BB: 3 P: 41	R: 0 E: 0 K: 1 S: 12	H: 0 LOB: 1 BB: 1 P: 23	R: 0 E: 1 K: 1 S: 13	H: 2 LOB: 3 BB: 0 P: 22	R: 2 E: 0 K: 2 S: 13	H: 2 LOB: 0 BB: 0 P: 24	R: 1 E: 1 K: 1 S: 16	H: 1 LOB: 2 BB: 1 P: 28	R: 0 E: 0 K: 0 S: 7	H: 0 LOB: 0 BB: 0 P: 8	R: 0 E: 0 K: 2 S: 11	H: 0 LOB: 0 BB: 0 P: 15	R: 0 E: 0 K: 1 S: 18	H: 1 LOB: 3 BB: 2 P: 31	1B: 6 2B: 1 3B: 0 HR: 1	SF: 0 SAC: 0 DP: 0 HBP: 0	WP: 1 PB: 0 SB: 1 CS: 1	PA: 44														
PITCHER	IP WLS BF H R ER SO BB IBB HBP BLK WP HR S P ERA WHIP																																			
Pat Rapp, R (1, 1) ERA: 4.49	3.2		19	4	3	3	3	4	0	0	0	1	0	50	95	7.36	2.182																			
John Wasdin, R (4, 1) ERA: 4.47	1.1		6	2	2	2	2	0	0	0	0	0	1	16	29	13.50	1.500																			
Derek Lowe, R (6, 1) ERA: 3.13	3.0	W	12	1	1	1	3	1	0	0	0	0	0	34	51	3.00	0.667																			
49 Tim Wakefield, R (9, 1) ERA: 5.01	1.0		6	1	0	0	1	2	0	0	0	0	0	18	31	0.00	3.000																			


Seattle Mariners @ Boston Red Sox
Fenway Park, Boston, MA

Fri Aug 13 1999, 7:05 PM EDT
Att. 33,653 - Overcast - 83 F

livebaseballscorecards.com

AB	36
R	6
H	8
RBI	6
BB	7
SO	9
LOB	24



Batter	1	2	3	4	5	6	7	8	9	AB R H RBI BB SO LOB	TOP																	
David Bell, R (1, 4) OBP: 0.334, SLG: 0.439	3-2 G5-3		2-2 1-3 1B		2-1 2-H 1B 2B		4-1 BB			3 0 2 1 1 0 0																		
Tom Lampkin, L (1, 2) OBP: 0.387, SLG: 0.543	2-2 G1-6-3 1B		2-2 P4		0-2 2-H 1B		0-0 L9			4 0 2 0 0 0 3																		
Ken Griffey Jr., L (1, 8) OBP: 0.398, SLG: 0.599 Rafael Bournival, R (8, 6) OBP: 0.328, SLG: 0.450	2-2 G1-6-3 1-2f			2-2 F9		0-1 F7		1-0 G4-3		4 0 0 0 0 0 1 0 0 0 0 0 0 0																		
Alex Rodriguez, R (1, 6) OBP: 0.382, SLG: 0.658 Ozzie Timmons, R (8, 7) OBP: 0.222, SLG: 0.313		1-1 G6-3		0-1 G4-3		0-1 HR		0-2 2B		4 1 2 1 0 0 0 0 0 0 0 0 0 0																		
Edgar Martinez, R (1, 10) OBP: 0.438, SLG: 0.523		0-0 G1-3		4-2 BB		3-2 1B		0-3 K		3 0 1 0 1 1 1																		
Jay Buhner, R (1, 9) OBP: 0.398, SLG: 0.478		2-0 P3		1-3 K		1-3 K		2-3 K		4 0 0 0 0 3 3																		
Raul Ibanez, L (1, 3) OBP: 0.313, SLG: 0.383			0-1 G4-3		1-1 PB 2B 2B		0-1 G4-3		2-2 G1-3	4 1 1 0 0 0 1	AB 33 R 2 H 8 RBI 2 BB 3 SO 9 LOB 11																	
Russ Davis, R (1, 5) OBP: 0.296, SLG: 0.443			1-3 K		2-3 K		1-3 K		2-3 K	4 0 0 0 0 4 1																		
Brian Hunter, R (1, 7) OBP: 0.299, SLG: 0.327			4-2 1B BB		3-2 G5-3		2-3 K		0-2 L8	3 0 0 0 1 1 1																		
Inning Stats	R: 0 E: 0 K: 0 S: 9	H: 1 LOB: 0 BB: 0 P: 16	R: 0 E: 0 K: 0 S: 4	H: 0 LOB: 0 BB: 0 P: 7	R: 0 E: 0 K: 1 S: 15	H: 1 LOB: 2 BB: 1 P: 23	R: 0 E: 0 K: 1 S: 13	H: 0 LOB: 1 BB: 1 P: 20	R: 1 E: 0 K: 1 S: 14	H: 3 LOB: 2 BB: 0 P: 22	R: 1 E: 0 K: 1 S: 12	H: 2 LOB: 1 BB: 0 P: 16	R: 0 E: 0 K: 2 S: 9	H: 0 LOB: 1 BB: 1 P: 16	R: 0 E: 0 K: 2 S: 13	H: 1 LOB: 1 BB: 0 P: 16	R: 0 E: 0 K: 1 S: 12	H: 0 LOB: 0 BB: 0 P: 16	1B: 4 2B: 3 3B: 0 HR: 1	SF: 0 SAC: 0 DP: 1 HBP: 0	WP: 0 PB: 1 SB: 0 CS: 0	PA: 36						
PITCHER	IP WLS BF H R ER SO BB IBB HBP BLK WP HR S P ERA WHIP																											
Bryce Florie, R (1, 1) ERA: 4.43	4.2		19	4	1	1	3	2	0	0	0	0	0	0	52	85	1.93	1.286										
Rheal Cormier, L (5, 1) ERA: 3.47	0.1		1	1	0	0	0	0	0	0	0	0	0	3	3	0.00	3.000											
Pedro Martinez, R (6, 1) ERA: 2.45	4.0	W	16	3	1	1	6	1	0	0	0	0	1	46	64	2.25	1.000											

Seattle Mariners @ Boston Red Sox
 Fenway Park, Boston, MA
 Sat Aug 14 1999, 4:05 PM EDT
 Att. 33,253 - Overcast - 84 F

livebaseballscorecards.com

Batter	1	2	3	4	5	6	7	8	9
Jose Offerman, S OBP: 0.375, SLG: 0.423 (1, 4)	L9		BB	HR		K	2B	L4	
John Valentin, R OBP: 0.323, SLG: 0.423 Donnie Sadler, R OBP: 0.302, SLG: 0.383 (7, PH) (8, 5)	1B		P6	HR		P3	K		
Nomar Garciaparra, R OBP: 0.408, SLG: 0.605 (1, 6)	FC1-6-4		F8		E	PB	2B	2B	
Mike Stanley, R OBP: 0.390, SLG: 0.465 (1, 3)	FC5-4			K	FC5-4	2B	1B	G5-3	
Butch Huskey, R OBP: 0.359, SLG: 0.513 (1, 9)		G6-3		L7	P5	K		G4-6-3	
Troy O'Leary, L OBP: 0.351, SLG: 0.546 (1, 7)		G4-3		1B	FC5-4		1B	G4-6-3	
Jason Varitek, S OBP: 0.326, SLG: 0.464 (1, 2)		G4-3		1B	1B	1B	HR	G4-6-3	
Brian Daubach, L OBP: 0.397, SLG: 0.667 (1, 10)			BB	2B	1B	1B	HR	HBP	
Darren Lewis, R OBP: 0.329, SLG: 0.327 (1, 8)		B2		E	HR	FC6-4	F8	HBP	

Inning Stats	R: 0	H: 1	E: 0	K: 0	S: 7	LOB: 1	BB: 0	P: 12	R: 0	H: 0	E: 0	K: 0	S: 5	LOB: 0	BB: 0	P: 9	R: 0	H: 1	E: 0	K: 0	S: 6	LOB: 2	BB: 1	P: 15	R: 5	H: 5	E: 1	K: 2	S: 22	LOB: 0	BB: 0	P: 37	R: 2	H: 2	E: 1	K: 0	S: 26	LOB: 2	BB: 2	P: 38	R: 1	H: 2	E: 0	K: 2	S: 15	LOB: 1	BB: 0	P: 22	R: 4	H: 5	E: 0	K: 1	S: 19	LOB: 1	BB: 0	P: 25	R: 1	H: 3	E: 0	K: 0	S: 9	LOB: 2	BB: 0	P: 17
--------------	------	------	------	------	------	--------	-------	-------	------	------	------	------	------	--------	-------	------	------	------	------	------	------	--------	-------	-------	------	------	------	------	-------	--------	-------	-------	------	------	------	------	-------	--------	-------	-------	------	------	------	------	-------	--------	-------	-------	------	------	------	------	-------	--------	-------	-------	------	------	------	------	------	--------	-------	-------

PITCHER															PITCHER																		
IP	WLS	BF	H	R	ER	SO	BB	IBB	HBP	BLK	WP	HR	S	P	ERA	WHIP	IP	WLS	BF	H	R	ER	SO	BB	IBB	HBP	BLK	WP	HR	S	P	ERA	WHIP
John Halama, L ERA: 4.03 (1, 1)	3.2	L	19	7	5	5	1	1	0	0	0	1	36	66	12.27	2.182	John Halama, L ERA: 4.03 (1, 1)	3.2	L	19	7	5	5	1	1	0	0	0	1	36	66	12.27	2.182
Frankie Rodriguez, R ERA: 6.19 (4, 1)	2.0		12	4	3	3	2	2	0	0	0	0	40	60	13.50	3.000	Frankie Rodriguez, R ERA: 6.19 (4, 1)	2.0		12	4	3	3	2	2	0	0	0	0	40	60	13.50	3.000
Todd Williams, R ERA: 15.43 (6, 1)	0.1		4	3	3	3	1	0	0	0	0	1	10	14	81.00	9.000	Todd Williams, R ERA: 15.43 (6, 1)	0.1		4	3	3	3	1	0	0	0	1	10	14	81.00	9.000	
Steve Sinclair, L ERA: 7.94 (7, 1)	1.0		5	2	1	1	1	0	0	0	0	0	14	18	9.00	2.000	Steve Sinclair, L ERA: 7.94 (7, 1)	1.0		5	2	1	1	1	0	0	0	0	14	18	9.00	2.000	
Jose Mesa, R ERA: 5.77 (8, 1)	1.0		6	3	1	1	0	0	0	1	0	0	9	17	9.00	3.000	Jose Mesa, R ERA: 5.77 (8, 1)	1.0		6	3	1	1	0	0	0	1	9	17	9.00	3.000		

BOTTOM

Seattle Mariners @ Boston Red Sox
Fenway Park, Boston, MA

Sat Aug 14 1999, 4:05 PM EDT
Att. 33,253 - Overcast - 84 F

AB	R	H	RBI	BB	SO	LOB
5	2	2	2	1	1	2
4	0	1	0	0	1	2
1	0	0	0	0	1	1
5	2	3	1	0	0	3
4	0	1	1	1	1	2
5	1	1	0	0	1	3
5	3	3	0	0	0	1
4	2	2	0	1	0	2
5	2	5	6	0	0	0
4	1	1	1	0	0	3

AB	42
R	13
H	19
RBI	11
BB	3
SO	5
LOB	19



1B	12	SF	0
2B	5	SAC	0
3B	0	DP	1
HR	2	HBP	1
WP	0	PA	46
PB	1	ERA	
SB	0	WHIP	
CS	0		

livebaseballscorecards.com

Batter	1	2	3	4	5	6	7	8	9	AB R H RBI BB SO LOB	TOP											
David Bell, R (1, 4) OBP: 0.331, SLG: 0.435	0-3 K		1-1 SH1-3		0-1 F9			1-3 K	2-1 F8	4 0 0 0 0 2 1												
Raul Ibanez, L (1, 7) OBP: 0.303, SLG: 0.369	1-3 K		1-0 G3-1			1-1 L7		0-0 E7 1B		4 1 0 0 0 1 1												
Ken Griffey Jr., L (1, 8) OBP: 0.397, SLG: 0.595	0-1 G4-3		0-0 P5			0-0 P5		0-2 BB 1B	1-2 BB 1B	4 0 1 0 0 0 1												
Alex Rodriguez, R (1, 6) OBP: 0.386, SLG: 0.668		4-0 PB SF8-5 BB		1-2 E6 S 1B		1-1 HR		2-2 BB 1B	1-2 2-H BB 1B	3 3 2 2 1 0 0												
Edgar Martinez, R (1, 10) OBP: 0.438, SLG: 0.521		1-2 SF8-5 PB 1B		2-1 F7		0-2 F9		4-2 BB	1-2 2-3 BB	3 0 1 0 1 0 1												
Jay Buhner, R (1, 9) OBP: 0.390, SLG: 0.469		3-1 SF8-5		0-3 K			0-0 G5-3	0-3 K		3 0 0 1 0 2 4												
Ryan Jackson, L (1, 3) OBP: 0.500, SLG: 0.500		1-2 1B		1-0 CS 1B			1-0 F8		2-2 G4-3	4 0 2 1 0 0 0												
Dan Wilson, R (1, 2) OBP: 0.326, SLG: 0.378		2-3 K		2-0 CS		2-2 G4-3		0-1 G4-3	0-3 K	4 0 0 0 0 2 1												
Rafael Bourquigal, R (1, 5) OBP: 0.338, SLG: 0.453			3-2 G3-1 SH1-3 1B		1-1 G5-3			0-1 G5-3	0-0 1B	4 0 2 0 0 0 0												
Inning Stats	R: 0 E: 0 K: 2 S: 8	H: 0 LOB: 0 BB: 0 P: 9	R: 1 E: 0 K: 1 S: 11	H: 2 LOB: 1 BB: 1 P: 22	R: 0 E: 0 K: 0 S: 8	H: 1 LOB: 1 BB: 0 P: 13	R: 1 E: 1 K: 1 S: 9	H: 1 LOB: 0 BB: 0 P: 15	R: 0 E: 0 K: 0 S: 7	H: 0 LOB: 0 BB: 0 P: 10	R: 1 E: 0 K: 0 S: 8	H: 1 LOB: 0 BB: 0 P: 10	R: 0 E: 0 K: 0 S: 4	H: 0 LOB: 0 BB: 0 P: 5	R: 1 E: 1 K: 2 S: 19	H: 2 LOB: 3 BB: 1 P: 26	R: 0 E: 0 K: 1 S: 13	H: 1 LOB: 1 BB: 0 P: 17	1B: 7 2B: 1 3B: 0 HR: 1	SF: 1 SAC: 1 DP: 1 HBP: 0	WP: 0 PB: 1 SB: 1 CS: 1	PA: 38
PITCHER	IP WLS BF H R ER SO BB IBB HBP BLK WP HR S P ERA WHIP																					
Mark Portugal, R (1, 1) ERA: 5.11	7.2 L 31 7 4 2 5 1 0 0 0 0 0 1 67 99 2.35 1.043																					
John Wasdin, R (8, 1) ERA: 4.36	1.1 6 1 0 0 2 1 0 0 0 0 0 0 20 28 0.00 1.500																					

Seattle Mariners @ Boston Red Sox
 Fenway Park, Boston, MA
 Sun Aug 15 1999, 1:05 PM EDT
 Att. 32,460 - Cloudy - 66 F

livebaseballscorecards.com

AB	33
R	4
H	8
RBI	4
BB	2
SO	7
LOB	9



Batter	1	2	3	4	5	6	7	8	9	AB R H RBI BB SO LOB
Jose Offerman, S (1, 4) OBP: 0.380, SLG: 0.428	4-0 G2-3 BB BB		4-1 2B BB		0-0 2B			2-2 G1-3 2B 1B		2 2 2 0 2 0 0
John Valentin, R (1, 5) OBP: 0.320, SLG: 0.418	2-3 SAFE		2-3 K		2-1 P3			0-1 F8		4 0 0 0 0 2 4
Brian Daubach, L (1, 3) OBP: 0.399, SLG: 0.667	4-2 G2-3 BB		0-0 1-H 2B		1-2 L7			1-2 G1-3		3 1 1 1 1 0 2
Nomar Garciaparra, R (1, 6) OBP: 0.409, SLG: 0.609	2-2 G2-3		1-1 2-H 2B		2-2 P8			1-0 2-H 2B		4 0 2 2 0 0 2
Troy O'Leary, L (1, 7) OBP: 0.348, SLG: 0.541	3-2 P2		1-1 L6		1-0 L8			2-1 P2		4 0 0 0 0 0 4
18 Reggie Jefferson, S (1, 10) OBP: 0.352, SLG: 0.444		1-1 G3		3-2 P6		1-0 L9		0-1 F9		4 0 0 0 0 0 0
Lenny Webster, R (1, 2) OBP: 0.290, SLG: 0.140		1-2 L8		3-1 G4-3		1-0 G5-3		0-3 K		3 0 0 0 0 0 0
Jason Varitek, S (9, PH) OBP: 0.326, SLG: 0.462		0-2 F9		2-3 K		0-1 G4-3		2-2 S 1B		1 0 0 0 0 1 0
Donnie Sadler, R (1, 8) OBP: 0.288, SLG: 0.365										3 0 0 0 0 1 0
Mike Stanley, R (9, PH) OBP: 0.392, SLG: 0.467										1 0 1 0 0 0 0
Darren Lewis, R (9, PR) OBP: 0.329, SLG: 0.327										0 0 0 0 0 0 0
Trot Nixon, L (1, 9) OBP: 0.339, SLG: 0.439			1-1 G4-3		3-3 K		1-0 G3-1		2-3 K	4 0 0 0 0 2 1

Inning Stats	R: 0 E: 0 K: 13	H: 0 LOB: 2 BB: 2 P: 28	R: 0 E: 0 K: 8	H: 0 LOB: 0 BB: 0 P: 10	R: 2 E: 0 K: 11	H: 2 LOB: 1 BB: 1 P: 20	R: 0 E: 0 K: 10	H: 0 LOB: 0 BB: 0 P: 18	R: 0 E: 0 K: 9	H: 1 LOB: 1 BB: 0 P: 15	R: 0 E: 0 K: 7	H: 0 LOB: 0 BB: 0 P: 11	R: 0 E: 0 K: 4	H: 0 LOB: 0 BB: 0 P: 6	R: 1 E: 0 K: 16	H: 2 LOB: 1 BB: 0 P: 22	R: 0 E: 0 K: 13	H: 1 LOB: 2 BB: 0 P: 17	1B: 2 2B: 4 3B: 0 HR: 0	SF: 0 SAC: 0 DP: 0 HBP: 0
--------------	-----------------------	----------------------------------	----------------------	----------------------------------	-----------------------	----------------------------------	-----------------------	----------------------------------	----------------------	----------------------------------	----------------------	----------------------------------	----------------------	---------------------------------	-----------------------	----------------------------------	-----------------------	----------------------------------	----------------------------------	------------------------------------


PITCHER	IP	WLS	BF	H	R	ER	SO	BB	IBB	HBP	BLK	WP	HR	S	P	ERA	WHIP
Gil Meche, R (1, 1) ERA: 5.9	7.0	W	27	3	2	2	4	3	0	0	0	0	0	62	108	2.57	0.857
Tom Davey, R (8, 1) ERA: 4.91	1.0	H	5	2	1	1	0	0	0	0	0	0	0	16	22	9.00	2.000
Jose Mesa, R (9, 1) ERA: 5.66	1.0	S	4	1	0	0	2	0	0	0	0	0	0	13	17	0.00	1.000

BOTTOM

Seattle Mariners @ Boston Red Sox
Fenway Park, Boston, MA
 Sun Aug 15 1999, 1:05 PM EDT
 Att: 32,460 - Cloudy - 66 F

livebaseballscorecards.com

AB	33
R	3
H	6
RBI	3
BB	3
SO	6
LOB	13



WP: 0	PA: 36
PB: 0	
SB: 1	
CS: 0	

Batter	1	2	3	4	5	6	7	8	9	AB R H RBI BB SO LOB	TOP																																											
Ryan Christenson, R (1, 8) OBP: 0.308, SLG: 0.316	3-2 G5-3		4-2 1B 1B BB	1-2 SAFE G6-3			3-2 E 1B		2-3 K	4 2 1 0 1 1 1																																												
Randy Velarde, R (1, 4) OBP: 0.385, SLG: 0.438	0-1 G3-1		0-1 G3 1B 1B			2-3 K	3-2 E8 1B			4 0 2 1 0 1 0																																												
Jason Giambi, L (1, 3) OBP: 0.417, SLG: 0.558	1-3 K		0-3 K			2-0 F7	2-2 L8			3 0 0 0 0 2 2																																												
Olmedo Saenz, R (5, 3) OBP: 0.361, SLG: 0.448										1 0 0 0 0 0 1																																												
John Jaha, R (1, 10) OBP: 0.420, SLG: 0.590		0-2 G6-3	1-0 G3 1B			3-3 K		2-3 K		4 0 1 1 0 2 0																																												
Matt Stairs, L (1, 9) OBP: 0.367, SLG: 0.536		2-1 G4-3	2-1 G3			1-3 K		2-2 G4-3		4 0 0 0 0 1 2																																												
Ben Grieve, L (1, 7) OBP: 0.369, SLG: 0.478		0-0 G4-3	2-0 P7			1-2 L6		0-0		4 0 1 0 0 0 2																																												
Jason McDonald, S (8, PR) OBP: 0.302, SLG: 0.277						2-2 L5		0-3 K		0 0 0 0 0 0 0																																												
Miguel Tejada, R (1, 6) OBP: 0.327, SLG: 0.419			4-1 3 1B HR BB	4-2 FC4-6 BB		2-2 L5		0-3 SAFE K		2 1 0 0 2 1 1																																												
3 Eric Chavez, L (1, 5) OBP: 0.348, SLG: 0.464			0-2 HR 1B	1-3 K		0-1 L8			1-3 K	4 1 1 0 0 2 1																																												
A.J. Hinch, R (1, 2) OBP: 0.259, SLG: 0.346			1-2 HR	0-0 FC4-6		2-3 K			0-0 G6-3	4 1 1 3 0 1 1																																												
Inning Stats	R: 0 E: 0 K: 1 S: 9	H: 0 LOB: 0 BB: 0 P: 13	R: 0 E: 0 K: 0 S: 7	H: 0 LOB: 0 BB: 0 P: 9	R: 4 E: 0 K: 1 S: 20	H: 4 LOB: 2 BB: 2 P: 34	R: 0 E: 0 K: 1 S: 10	H: 0 LOB: 1 BB: 1 P: 16	R: 0 E: 0 K: 2 S: 8	H: 0 LOB: 0 BB: 0 P: 15	R: 0 E: 0 K: 1 S: 11	H: 0 LOB: 0 BB: 0 P: 15	R: 1 E: 1 K: 1 S: 14	H: 2 LOB: 1 BB: 0 P: 24	R: 0 E: 0 K: 2 S: 10	H: 1 LOB: 1 BB: 0 P: 14	R: 0 E: 0 K: 2 S: 7	H: 0 LOB: 0 BB: 0 P: 10	1B: 6 2B: 0 3B: 0 HR: 1	SF: 0 SAC: 0 DP: 0 HBP: 0	WP: 0 PB: 0 SB: 2 CS: 0	PA: 37																																
PITCHER	IP	WLS	BF	H	R	ER	SO	BB	IBB	HBP	BLK	WP	HR	S	P	ERA	WHIP	PITCHER											IP	WLS	BF	H	R	ER	SO	BB	IBB	HBP	BLK	WP	HR	S	P	ERA	WHIP									
Brian Rose, R (1, 1) ERA: 4.8	2.1		13	4	4	4	2	2	0	0	0	0	1	33	49	15.43	2.571																																					
Mark Guthrie, L (3, 1) ERA: 6.02	3.1		11	0	0	0	4	1	0	0	0	0	0	29	48	0.00	0.300																																					
Rich Garces, R (6, 1) ERA: 1.93	2.1		10	3	1	1	3	0	0	0	0	0	0	27	43	3.86	1.286																																					
Derek Lowe, R (9, 1) ERA: 3.09	1.0	W	3	0	0	0	2	0	0	0	0	0	0	7	10	0.00	0.000																																					

Oakland Athletics @ Boston Red Sox

Fenway Park, Boston, MA

Mon Aug 16 1999, 7:05 PM EDT
Att. 30,957 - Unknown - 79 F

livebaseballscorecards.com

AB	34
R	5
H	7
RBI	5
BB	3
SO	11
LOB	11



Batter	1	2	3	4	5	6	7	8	9	AB R H RBI BB SO LOB
Jose Offerman, S (1, 4) OBP: 0.382, SLG: 0.430	0-2 G1-4-3 1B		1-1 G6-3		1 SAFE 0-1 G3		1-0 1B		0-1 2B 1B	5 1 3 1 0 0 1
John Valentin, R (1, 5) OBP: 0.319, SLG: 0.415	1-1 G1-4-3 1-2f			0-0 G6-3	3-2 1B		1-3 K		1-3 K	5 0 1 1 0 2 5
Brian Daubach, L (1, 3) OBP: 0.399, SLG: 0.664	0-2 F7			4-2 18 HBP 1B BB	1-3 K		1-2 F9		3-2 2B	4 1 1 3 1 1 2
Nomar Garciaparra, R (1, 6) OBP: 0.407, SLG: 0.604		0-0 P3		3-2 18 HBP 1B		2-1 E5 18 G4-3 F9		0-0 G5-3		3 0 0 0 0 0 0
Troy O'Leary, L (1, 7) OBP: 0.346, SLG: 0.536		2-0 G3		1-0 L5		1-1 F9		2-0 G1-3		4 0 0 0 0 0 3
18 Reggie Jefferson, S (1, 10) OBP: 0.358, SLG: 0.448 Mike Stanley, R (8, PH) OBP: 0.391, SLG: 0.466		0-0 FC6 1B		1-0 1-3 2-H 1B		2-2 G4-3		3-2 G6-3		3 0 2 1 0 0 1 1 0 0 0 0 0 0
Jason Varitek, S (1, 2) OBP: 0.325, SLG: 0.460 Darren Lewis, R (9, PR) OBP: 0.329, SLG: 0.327		2-2 FC6 1-2f		1-0 G1-3		3-2 G4-3			0-1 1B 2B 1B	4 0 1 0 0 0 4 0 1 0 0 0 0 0
Donnie Sadler, R (1, 8) OBP: 0.290, SLG: 0.364 Butch Huskey, R (9, PH) OBP: 0.361, SLG: 0.515			1-1 G6-3		0-0 G6-3		0-1 G4-3 PB 1B 1B		0-2 1B 2B 1B	3 1 1 0 0 0 0 1 1 1 0 0 0 0
Trot Nixon, L (1, 9) OBP: 0.338, SLG: 0.436			3-1 F8		1-0 1B G3 1B		3-1 G4-3		1-2 F7	4 1 1 0 0 0 3

Inning Stats	R: 0	H: 1	E: 0	LOB: 0	K: 0	S: 9	R: 0	H: 1	E: 0	LOB: 1	K: 0	S: 6	R: 0	H: 0	E: 0	LOB: 0	K: 0	S: 6	R: 1	H: 1	E: 0	LOB: 2	K: 0	S: 9	R: 1	H: 2	E: 0	LOB: 1	K: 1	S: 11	R: 0	H: 0	E: 1	LOB: 1	K: 0	S: 10	R: 1	H: 2	E: 0	LOB: 1	K: 1	S: 13	R: 0	H: 0	E: 0	LOB: 0	K: 0	S: 6	R: 3	H: 4	E: 0	LOB: 1	K: 1	S: 22	1B: 10	SF: 0	2B: 1	SAC: 0	3B: 0	DP: 1	HR: 0	HBP: 1	WP: 0	PA: 39
--------------	------	------	------	--------	------	------	------	------	------	--------	------	------	------	------	------	--------	------	------	------	------	------	--------	------	------	------	------	------	--------	------	-------	------	------	------	--------	------	-------	------	------	------	--------	------	-------	------	------	------	--------	------	------	------	------	------	--------	------	-------	--------	-------	-------	--------	-------	-------	-------	--------	-------	--------

PITCHER	IP	WLS	BF	H	R	ER	SO	BB	IBB	HBP	BLK	WP	HR	S	P	ERA	WHIP
Omar Olivares, R (1, 1) ERA: 3.87	6.1		28	7	3	2	1	1	0	1	0	0	0	56	93	2.84	1.263
Greg McMichael, R (7, 1) ERA: 3.75	1.0	H	3	0	0	0	1	0	0	0	0	0	0	9	11	0.00	0.000
Buddy Groom, L (8, 1) ERA: 5.02	0.1	H	1	0	0	0	0	0	0	0	0	0	0	1	3	0.00	0.000
Doug Jones, R (8, 1) ERA: 4.03	1.0	L	6	3	3	3	1	0	0	0	0	0	0	19	24	27.00	3.000
Tim Worrell, R (9, 1) ERA: 4.1	0.0	B	1	1	0	0	0	0	0	0	0	0	0	7	10	∞	∞

BOTTOM

Oakland Athletics @ Boston Red Sox
Fenway Park, Boston, MA
Mon Aug 16 1999, 7:05 PM EDT
Att: 30,957 - Unknown - 79 F

livebaseballscorecards.com

AB	37
R	6
H	11
RBI	6
BB	1
SO	3
LOB	19



Batter	1	2	3	4	5	6	7	8	9	AB	R	H	RBI	BB	SO	LOB	TOP								
Ryan Christenson, R OBP: 0.304, SLG: 0.312 (1, 8)	0-3 K	1-0 G1-3		2-2 L7					0-1 G5-3	6	1	1	2	0	2	1									
Randy Velarde, R OBP: 0.386, SLG: 0.439 (1, 4)	2-0 F9	1-2 HBP 1B			2-1 G5-3				2-3 K	6	1	3	2	0	1	0									
Ben Grieve, L OBP: 0.373, SLG: 0.488 Jason McDonald, S OBP: 0.305, SLG: 0.280 (7, PH) (7, 7)	2-2 1B	1-0 HBP			1-1 F9				0-0 1B	3	1	2	2	0	0	0									
John Jaha, R OBP: 0.421, SLG: 0.587 Olmedo Saenz, R OBP: 0.358, SLG: 0.443 (8, PH) (1, 10)	0-2 F9	2-2 F8			4-2 BB				2-1 F7	2	1	0	0	2	0	3									
Matt Stairs, L OBP: 0.368, SLG: 0.537 (1, 9)		3-2 HR 1B	3-3 K		0-0 P5				2-1 F7	5	2	2	0	0	1	1									
Scott Spiezio, S OBP: 0.321, SLG: 0.425 (1, 3)		0-1 HR 1B	1-1 P4						1-2 G6-3	4	2	3	3	1	0	0									
Miguel Tejada, R OBP: 0.531, SLG: 0.429 (1, 6)		1-0 HR	2-2 3 CS 1B						4-2 3 BB 1B	4	2	3	3	1	0	1									
3 Eric Chavez, L OBP: 0.351, SLG: 0.464 (1, 5)		3-2 E9 1B	2-1 CS	1-2 F8					4-1 3 BB 1B	4	2	2	0	1	1	1									
Mike Macfarlane, R OBP: 0.271, SLG: 0.329 (1, 2)		0-1 F8		2-1 G6-3					1-2 G6-3	4	2	2	0	1	1	1									
									1-2 G1-3	5	0	0	0	0	1	7									
Inning Stats	R: 0 E: 0 K: 1 S: 10	H: 1 LOB: 1 BB: 0 P: 14	R: 4 E: 1 K: 0 S: 19	H: 5 LOB: 2 BB: 0 P: 31	R: 0 E: 0 K: 1 S: 10	H: 1 LOB: 0 BB: 0 P: 17	R: 0 E: 0 K: 0 S: 11	H: 0 LOB: 0 BB: 0 P: 16	R: 0 E: 0 K: 0 S: 8	H: 0 LOB: 1 BB: 1 P: 15	R: 0 E: 0 K: 2 S: 9	H: 1 LOB: 1 BB: 0 P: 15	R: 8 E: 0 K: 1 S: 31	H: 7 LOB: 1 BB: 2 P: 57	R: 0 E: 0 K: 1 S: 15	H: 1 LOB: 3 BB: 2 P: 26	R: 0 E: 0 K: 1 S: 8	H: 1 LOB: 1 BB: 0 P: 12	1B: 13 2B: 1 3B: 0 HR: 3	SF: 0 SAC: 0 DP: 0 HBP: 1	WP: 0 PB: 0 SB: 1 CS: 1	PA: 50			
PITCHER	IP	WLS	BF	H	R	ER	SO	BB	IBB	HBP	BLK	WP	HR	S	P	ERA	WHIP								
Bret Saberhagen, R ERA: 3.36 (1, 1)	2.0	L	13	6	4	3	1	0	0	1	0	0	1	29	45	13.50	3.000								
49 Tim Wakefield, R ERA: 5.16 (3, 1)	4.1		19	5	4	4	4	2	0	0	0	0	1	51	85	8.31	1.615								
John Wasdin, R ERA: 4.97 (7, 1)	0.2		7	4	4	4	0	1	0	0	0	0	1	18	35	54.00	7.500								
Bryce Florie, R ERA: 4.29 (8, 1)	2.0		10	2	0	0	2	2	0	0	0	0	0	23	38	0.00	2.000								

Oakland Athletics @ Boston Red Sox

Fenway Park, Boston, MA

Tue Aug 17 1999, 7:05 PM EDT
Att. 31,246 - Unknown - 84 F

livebaseballscorecards.com

AB	43
R	12
H	17
RBI	12
BB	5
SO	7
LOB	16



Batter	1	2	3	4	5	6	7	8	9
Jose Offerman, S (1, 4) OBP: 0.382, SLG: 0.430 Donnie Sadler, R (8, 4) OBP: 0.296, SLG: 0.368	0-1 F7		1-2 G4-3		1-0 G4-3 1-2 2-3 1B			0-2 BB 1B 1B	2-2 FC4 1-2f
John Valentin, R (1, 5) OBP: 0.317, SLG: 0.412 Butch Huskey, R (8, 5) OBP: 0.363, SLG: 0.517	1-1 G5-3		3-3 K		1-0 G4-3 1-2f			0-1 FC5 BB 1-2 1B	
Brian Daubach, L (1, 10) OBP: 0.397, SLG: 0.659	1-1 P6			2-2 G4-6-3 1B		0-0 G3		0-0 F9	
Nomar Garciaparra, R (1, 6) OBP: 0.408, SLG: 0.602		2-0 G3 1B		1-1 L9 SAFE		2-3 K		4-2 BB 1-2 2-3	
Troy O'Leary, L (1, 7) OBP: 0.343, SLG: 0.531		0-0 G3 1-2		2-1 G4-6-3 1-2f		0-1 F8		1-3 K	
Mike Stanley, R (1, 3) OBP: 0.389, SLG: 0.472		0-3 K		1-1 HR		1-1 P6		0-0 FC5 2-3f	
Jason Varitek, S (1, 2) OBP: 0.328, SLG: 0.462 Scott Hatteberg, L (7, PH) OBP: 0.378, SLG: 0.148 (8, 2)		4-0 BB		2-2 1B 1B 1B		0-3 K		0-0 G1-3	
Darren Lewis, R (1, 8) OBP: 0.331, SLG: 0.332		1-3 K		0-1 L4		1-2 2B		0-0 FC4 1B	
Trot Nixon, L (1, 9) OBP: 0.337, SLG: 0.433			0-1 G4-3		2-2 1B 1-2 1B		0-0 G3		1-0 F9

Inning Stats	R: 0 E: 0 K: 0 S: 6	H: 0 LOB: 0 BB: 0 P: 8	R: 0 E: 0 K: 2 S: 8	H: 1 LOB: 2 BB: 1 P: 15	R: 0 E: 0 K: 1 S: 9	H: 0 LOB: 0 BB: 0 P: 13	R: 0 E: 0 K: 0 S: 7	H: 1 LOB: 0 BB: 0 P: 12	R: 1 E: 0 K: 0 S: 12	H: 4 LOB: 2 BB: 0 P: 19	R: 0 E: 0 K: 1 S: 6	H: 0 LOB: 0 BB: 0 P: 8	R: 0 E: 0 K: 1 S: 9	H: 1 LOB: 1 BB: 0 P: 11	R: 0 E: 0 K: 1 S: 12	H: 2 LOB: 3 BB: 1 P: 17	R: 0 E: 0 K: 0 S: 6	H: 1 LOB: 1 BB: 0 P: 9	1B: 8 2B: 1 3B: 0 HR: 1	SF: 0 SAC: 0 DP: 2 HBP: 0
--------------	------------------------------	---------------------------------	------------------------------	----------------------------------	------------------------------	----------------------------------	------------------------------	----------------------------------	-------------------------------	----------------------------------	------------------------------	---------------------------------	------------------------------	----------------------------------	-------------------------------	----------------------------------	------------------------------	---------------------------------	----------------------------------	------------------------------------

PITCHER Gil Heredia, R (1, 1) ERA: 4.77	IP 9.0 WLS W BF 37 H 10 R 1 ER 1 SO 6 BB 2 IBB 0 HBP 0 BLK 0 WP 0 HR 1 S 75 P 112 ERA 1.00 WHIP 1.333	PITCHER	IP	WLS	BF	H	R	ER	SO	BB	IBB	HBP	BLK	WP	HR	S	P	ERA	WHIP
-----------------------------------------------	-------------------------------------------------------------------------------------------------------------------------------------------------------	---------	----	-----	----	---	---	----	----	----	-----	-----	-----	----	----	---	---	-----	------

BOTTOM

Oakland Athletics @ Boston Red Sox

Fenway Park, Boston, MA

Tue Aug 17 1999, 7:05 PM EDT
Att. 31,246 - Unknown - 84 F

AB 35
R 1
H 10
RBI 1
BB 2
SO 6
LOB 21



WP: 0 PA: 37
PB: 0
SB: 0
CS: 0

livebaseballscorecards.com

Batter	1	2	3	4	5	6	7	8	9	AB R H RBI BB SO LOB	TOP															
Rich Becker, L (1, 8) OBP: 0.398, SLG: 0.423	1-3 K			1-0 CS 1B		4-0 BB 2B BB		1-3 K		3 1 1 0 1 2 0																
Randy Velarde, R (1, 4) OBP: 0.387, SLG: 0.438	0-1 P3			2-1 F8 SAFE		4-1 BB 2B BB		3-1 FC5-4 1B		3 1 1 1 1 0 1																
Jason Giambi, L (1, 3) OBP: 0.416, SLG: 0.558	1-0 G4-3			2-2 G3 1-2		1-1 BB 2B 1-H 2-H 3-H		1-2 F7		4 0 1 3 0 0 2																
John Jaha, R (1, 10) OBP: 0.419, SLG: 0.581		2-3 K			1-1 G6-3		4-1 BB	1-2 FC5-4 1-2f		3 0 0 0 1 1 1																
Matt Stairs, L (1, 9) OBP: 0.365, SLG: 0.531		2-2 G4-3			3-3 K	0-1 F8			0-3 K	4 0 0 0 0 2 2																
Ben Grieve, L (1, 7) OBP: 0.372, SLG: 0.484		1-1 G1-4-3			0-0 G3-1	1-2 L9			1-2 HBP	3 0 0 0 0 0 2																
Miguel Tejada, R (1, 6) OBP: 0.329, SLG: 0.425			1-2 F9			0-0 E5 BB BB BB	3-3 K		0-2 L5	4 1 0 0 0 1 1																
3 Eric Chavez, L (1, 5) OBP: 0.350, SLG: 0.460			1-2 G4-3			4-2 BB 2B BB BB	2-1 F9		1-2 G5-3	3 1 0 0 1 0 1																
A.J. Hinch, R (1, 2) OBP: 0.255, SLG: 0.340			1-3 K			0-0 F9	0-0 F9			3 0 0 0 0 1 2																
Inning Stats	R: 0 E: 0 K: 1 S: 6	H: 0 LOB: 0 BB: 0 P: 8	R: 0 E: 0 K: 1 S: 8	H: 0 LOB: 0 BB: 0 P: 13	R: 0 E: 0 K: 1 S: 12	H: 0 LOB: 0 BB: 0 P: 15	R: 0 E: 0 K: 0 S: 6	H: 1 LOB: 0 BB: 0 P: 11	R: 0 E: 0 K: 1 S: 6	H: 0 LOB: 0 BB: 0 P: 10	R: 4 E: 1 K: 0 S: 13	H: 1 LOB: 2 BB: 4 P: 31	R: 0 E: 0 K: 1 S: 7	H: 0 LOB: 0 BB: 0 P: 12	R: 0 E: 0 K: 1 S: 11	H: 1 LOB: 1 BB: 0 P: 17	R: 0 E: 0 K: 1 S: 13	H: 0 LOB: 1 BB: 0 P: 15	1B: 2 2B: 1 3B: 0 HR: 0	SF: 0 SAC: 0 DP: 0 HBP: 1	WP: 0 PB: 0 SB: 0 CS: 1	PA: 35				
PITCHER	IP	WLS	BF	H	R	ER	SO	BB	IBB	HBP	BLK	WP	HR	S	P	ERA	WHIP									
Pat Rapp, R (1, 1) ERA: 4.51	5.1		20	1	4	3	4	3	0	0	0	0	0	43	74	5.06	0.750									
Rheal Cormier, L (6, 1) ERA: 3.42	0.2	B	4	1	0	0	0	1	0	0	0	0	0	8	14	0.00	3.000									
Rich Garces, R (7, 1) ERA: 1.83	1.0	W	3	0	0	0	1	0	0	0	0	0	0	7	12	0.00	0.000									
Derek Lowe, R (8, 1) ERA: 3.01	2.0	S	8	1	0	0	2	0	0	1	0	0	0	24	32	0.00	0.500									

Oakland Athletics @ Boston Red Sox

Fenway Park, Boston, MA

Wed Aug 18 1999, 7:35 PM EDT

Att. 32,405 - Unknown - 81 F

livebaseballscorecards.com

AB	30
R	4
H	3
RBI	4
BB	4
SO	7
LOB	12



Batter	1	2	3	4	5	6	7	8	9	AB	R	H	RBI	BB	SO	LOB
Jose Offerman, S (1, 4) OBP: 0.383, SLG: 0.436	L7		SF8		1B		2B			3	2	2	2	0	0	0
John Valentin, R (1, 5) OBP: 0.316, SLG: 0.413	K		G6-3		L9		G4-3			4	1	1	1	0	1	2
Brian Daubach, L (1, 3) OBP: 0.395, SLG: 0.653	K				P8		G4-3			4	0	1	0	0	1	1
Nomar Garciaparra, R (1, 6) OBP: 0.411, SLG: 0.803		G6-3			G3-1		1B			3	1	2	1	1	0	0
Troy O'Leary, L (1, 7) OBP: 0.344, SLG: 0.530		G4-3-6			G3-1		F8-4			3	0	1	1	1	0	3
Butch Huskey, R (1, 10) 18 Reggie Jefferson, S (7, PH) OBP: 0.363, SLG: 0.518 OBP: 0.356, SLG: 0.445	G4-3-6				1B		L7			3	1	1	1	0	0	1
Jason Varitek, S (1, 2) OBP: 0.330, SLG: 0.462					2B		G4-6-3			1	0	0	0	0	0	2
Darren Lewis, R (1, 8) OBP: 0.332, SLG: 0.337					SF8		F9			4	1	2	1	0	0	0
Trot Nixon, L (1, 9) OBP: 0.335, SLG: 0.438					1B		F9			4	0	2	0	0	0	0
					1B		F8			4	1	1	0	0	0	4

Inning Stats	R: 0	H: 0	E: 0	K: 2	S: 10	LOB: 0	BB: 0	P: 16
	R: 0	H: 0	E: 0	K: 0	S: 5 <td>LOB: 0</td> <td>BB: 1</td> <td>P: 11 </td>	LOB: 0	BB: 1	P: 11
	R: 1	H: 2	E: 0	K: 0	S: 13 <td>LOB: 1</td> <td>BB: 0</td> <td>P: 19 </td>	LOB: 1	BB: 0	P: 19
	R: 2	H: 4	E: 0	K: 0	S: 13 <td>LOB: 2</td> <td>BB: 0</td> <td>P: 18 </td>	LOB: 2	BB: 0	P: 18
	R: 1	H: 3	E: 0	K: 0	S: 7 <td>LOB: 1</td> <td>BB: 0</td> <td>P: 9 </td>	LOB: 1	BB: 0	P: 9
	R: 0	H: 0	E: 0	K: 0	S: 7 <td>LOB: 0</td> <td>BB: 0</td> <td>P: 9 </td>	LOB: 0	BB: 0	P: 9
	R: 3	H: 4	E: 0	K: 0	S: 9 <td>LOB: 1</td> <td>BB: 1</td> <td>P: 20 </td>	LOB: 1	BB: 1	P: 20
	R: 0	H: 0	E: 0	K: 0	S: 9 <td>LOB: 0</td> <td>BB: 0</td> <td>P: 14 </td>	LOB: 0	BB: 0	P: 14

PITCHER	IP	WLS	BF	H	R	ER	SO	BB	IBB	HBP	BLK	WP	HR	S	P	ERA	WHIP
Kevin Appier, R (1, 1) ERA: 4.85	6.0	L	29	12	7	7	2	1	0	0	0	0	0	61	94	10.50	2.167
Buddy Groom, L (7, 1) ERA: 4.97	0.1		3	1	0	0	0	0	1	0	0	0	0	2	7	0.00	3.000
Jason Isringhausen, R (7, 1) ERA: 5.36	1.2		4	0	0	0	0	0	0	0	0	0	0	10	15	0.00	0.000

BOTTOM

Oakland Athletics @ Boston Red Sox
Fenway Park, Boston, MA
 Wed Aug 18 1999, 7:35 PM EDT
 Att: 32,405 - Unknown - 81 F

AB	33
R	7
H	13
RBI	7
BB	2
SO	2
LOB	13



WP	HR	S	P	ERA	WHIP
0	0	0	0	0	0

Batter	1	2	3	4	5	6	7	8	9	AB R H RBI BB SO LOB	TOP														
Rich Becker, L OBP: 0.394, SLG: 0.418 (1, 8) (8, 7)	0-3 K		0-3 K		1 SAFE 0-1 SH1-3		3-3 K		0-0 2-H 1B	4 0 1 1 0 3 0															
Randy Velarde, R OBP: 0.383, SLG: 0.433 (1, 4)	0-3 K		3-3 K		0-0 G1-6-3		0-1 G6-3		1-1 L8	5 0 0 0 0 2 2															
Jason Giambi, L OBP: 0.418, SLG: 0.561 (1, 10)	0-3 K			1-2 1B	2-2 2B			0-1 WP 1B	2-2 F8	5 2 3 1 0 1 1															
Matt Stairs, L OBP: 0.364, SLG: 0.528 (1, 9)		3-3 K		1-3 K	1-3 K			2-0 WP 1B		4 1 1 0 0 3 2															
Scott Spiezio, S OBP: 0.320, SLG: 0.421 (1, 3)		2-2 F8 E 1B		2-0 F9		0-0 F9		2-3 K		4 0 1 0 0 1 3															
Ben Grievs, L OBP: 0.372, SLG: 0.483 (1, 7) John Jaha, R OBP: 0.421, SLG: 0.583 (8, PH) Ryan Christenson, R OBP: 0.304, SLG: 0.312 (8, PR) (8, 8)		2-2 E4		2-2 1B		2-3 K		2-2 CS 1B		3 0 1 0 0 1 1 1 0 1 2 0 0 0 0 0 0 0 0 0 0															
Miguel Tejada, R OBP: 0.530, SLG: 0.433 (1, 6)		1-0 F8		0-1 1-2 3-H 1B		3-2 HR		3-3 K		4 1 2 2 0 1 3															
3 Eric Chavez, L OBP: 0.349, SLG: 0.460 (1, 5)		1-2 L7		1-1 F9		3-2 G3-1			0-0 1B 2B	4 1 1 0 0 0 4															
A.J. Hinch, R OBP: 0.255, SLG: 0.339 (1, 2)			3-3 K		1-2 G1-6-3 SH1-3 2B 1B		0-0 F9		0-2 P6	4 1 1 0 0 1 1															
Inning Stats	R: 0 E: 0 K: 3 S: 10	H: 0 LOB: 0 BB: 0 P: 10	R: 0 E: 1 K: 1 S: 13	H: 1 LOB: 2 BB: 0 P: 22	R: 0 E: 0 K: 3 S: 9	H: 0 LOB: 0 BB: 0 P: 15	R: 1 E: 0 K: 1 S: 14	H: 3 LOB: 2 BB: 0 P: 21	R: 1 E: 0 K: 1 S: 14	H: 2 LOB: 1 BB: 0 P: 18	R: 1 E: 0 K: 1 S: 10	H: 1 LOB: 0 BB: 0 P: 18	R: 0 E: 0 K: 1 S: 9	H: 0 LOB: 0 BB: 0 P: 12	R: 2 E: 0 K: 2 S: 13	H: 3 LOB: 1 BB: 0 P: 21	R: 1 E: 0 K: 0 S: 11	H: 2 LOB: 1 BB: 0 P: 14	1B: 9 2B: 2 3B: 0 HR: 1	SF: 0 SAC: 1 DP: 0 HBP: 0	WP: 1 PB: 0 SB: 0 CS: 1	PA: 39			
PITCHER	IP	WLS	BF	H	R	ER	SO	BB	IBB	HBP	BLK	WP	HR	S	P	ERA	WHIP								
Pedro Martinez, R ERA: 2.52 (1, 1)	7.0	L	29	7	3	3	11	0	0	0	0	0	1	79	116	3.86	1.000								
Rheal Cormier, L ERA: 3.75 (8, 1)	0.1		3	2	2	2	1	0	0	0	0	0	0	6	10	54.00	6.000								
Bryce Florie, R ERA: 4.24 (8, 1)	0.2		2	1	0	0	1	0	0	0	0	1	0	7	11	0.00	1.500								
Mark Guthrie, L ERA: 6.09 (9, 1)	1.0		5	2	1	1	0	0	0	0	0	0	0	11	14	9.00	2.000								

Oakland Athletics @ Boston Red Sox
Fenway Park, Boston, MA
Thu Aug 19 1999, 6:05 PM EDT
Att. 33,393 - Unknown - 73 F

livebaseballscorecards.com

AB	38
R	6
H	12
RBI	6
BB	0
SO	13
LOB	17



Batter	1	2	3	4	5	6	7	8	9	AB	R	H	RBI	BB	SO	LOB
Jose Offerman, S OBP: 0.380, SLG: 0.432 (1, 4) C B X	1-1 G1-3 ①		1-0 F8 ③		0-2 P6 ③			1-2 G4-3 ② 1-2		4	0	0	0	0	0	3
John Valentin, R OBP: 0.313, SLG: 0.409 (1, 5) B S X	1-1 G6-3 ②			1-1 L7 ①		0-0 G6-3 ①		2-3 K ③ 2-3		4	0	0	0	0	1	1
Brian Daubach, L OBP: 0.393, SLG: 0.646 (1, 3) B B X	2-0 P6 ③			2-0 G3 ②		0-0 F7 ②			4-1 1B BB	3	0	0	0	1	0	0
Nomar Garciaparra, R OBP: 0.410, SLG: 0.599 (1, 6) X		0-0 L7 ①		3-0 L8 ③		1-3 K ③			2-2 1B	4	0	1	0	0	1	0
Troy O'Leary, L OBP: 0.341, SLG: 0.525 (1, 7) S C B C B B		2-3 K ②			1-0 G3 ①		0-3 K ①		1-1 P3 ①	4	0	0	0	0	2	2
18 Reggie Jefferson, S OBP: 0.355, SLG: 0.461 Butch Huskey, R OBP: 0.362, SLG: 0.516 (9, PH) C B C B F		1-3 K ③			0-0 HR		3-3 K ②		0-2 P6 ②	3	1	1	1	0	2	0
Jason Varitek, S OBP: 0.329, SLG: 0.460 (1, 2) C X			0-1 G4-3 SH1-3 1B		0-3 K ②		0-0 L7 ③		3-3 K ③	4	0	1	0	0	2	2
Darren Lewis, R OBP: 0.331, SLG: 0.335 (1, 8) 1 SAFE 1 SAFE B X			1-0 SH1-3 ①		2-1 E6 3B			0-0 L6 ①		2	1	0	0	0	0	0
Trot Nixon, L OBP: 0.339, SLG: 0.445 (1, 9) C B B B X			3-1 G4-3 ②		2-1 1-H 3B			4-0 WP G4-3 BB		2	0	1	1	1	0	1

Inning Stats	R: 0	H: 0	E: 0	K: 0	S: 5	R: 0	H: 0	E: 0	K: 2	S: 7	R: 0	H: 1	E: 0	K: 0	S: 6	R: 0	H: 0	E: 0	K: 0	S: 4	R: 2	H: 2	E: 1	K: 1	S: 12	R: 0	H: 0	E: 0	K: 1	S: 5	R: 0	H: 0	E: 0	K: 2	S: 7	R: 0	H: 0	E: 0	K: 1	S: 10	R: 0	H: 1	E: 0	K: 1	S: 13	1B: 2	2B: 0	3B: 1	HR: 1	SF: 0	SAC: 1	DP: 0	HBP: 0	WP: 1	PA: 34
PITCHER	IP	WLS	BF	H	R	ER	SO	BB	IBB	HBP	BLK	WP	HR	S	P	ERA	WHIP																																						
Tim Hudson, R ERA: 2.72 (1, 1)	8.0	W	31	4	2	1	7	2	0	0	0	1	1	61	101	1.12	0.750																																						
Buddy Groom, L ERA: 4.93 (9, 1)	0.1	H	1	0	0	0	0	0	0	0	0	0	0	2	3	0.00	0.000																																						
T.J. Mathews, R ERA: 3.59 (9, 1)	0.2	S	2	0	0	0	1	0	0	0	0	0	0	6	9	0.00	0.000																																						

BOTTOM

Oakland Athletics @ Boston Red Sox
Fenway Park, Boston, MA
Thu Aug 19 1999, 6:05 PM EDT
Att: 33,393 - Unknown - 73 F

AB	31
R	2
H	4
RBI	2
BB	2
SO	8
LOB	11



WP: 1	PA: 34
PB: 0	
SB: 0	
CS: 0	

livebaseballscorecards.com

Batter	1	2	3	4	5	6	7	8	9	AB R H RBI BB SO LOB	TOP											
Jose Offerman, S (1, 4) OBP: 0.380, SLG: 0.429	1-0 F7		0-0 F8		4-2 BB BB		4-2 CS BB		0-0 F9	3 0 0 0 2 0 3												
John Valentin, R (1, 5) OBP: 0.310, SLG: 0.405	1-1 F8		1-2 FC5-4		1-3 K		3-2 P5			4 0 0 0 0 1 4												
Nomar Garciaparra, R (1, 6) OBP: 0.411, SLG: 0.597	0-0 1B			3-1 L8	4-0 BB			0-1 G3		3 0 1 0 1 0 0												
Mike Stanley, R (1, 3) OBP: 0.386, SLG: 0.468 Brian Daubach, L (8, PH) OBP: 0.392, SLG: 0.644 (8, 3)	0-3 K			1-3 K	2-2 F8			1-1 G5-3		3 0 0 0 0 2 4 1 0 0 0 0 0 0												
Troy O'Leary, L (1, 7) OBP: 0.339, SLG: 0.521		2-0 L8		3-3 K		1-0 F9		1-3 K		4 0 0 0 0 2 0												
Butch Huskey, R (1, 10) OBP: 0.360, SLG: 0.523		1-0 P4			0-0 HR	0-0 G5-3			2-3 K	4 1 1 1 0 1 0												
Jason Varitek, S (1, 2) OBP: 0.328, SLG: 0.456		1-2 F8			4-1 1B SF7 BB	3-1 P5			3-1 G3	3 1 0 0 1 0 0												
Darren Lewis, R (1, 8) OBP: 0.333, SLG: 0.344 18 Reggie Jefferson, S (9, PH) OBP: 0.359, SLG: 0.464 Donnie Sadler, R (9, PR) OBP: 0.296, SLG: 0.368			2-3 K		0-0 BB BB 1B		1-1 SF9 3B		1-0 BB 1B	3 1 2 0 0 1 0 1 0 1 0 0 0 0 0 0 0 0 0 0 0												
Trot Nixon, L (1, 9) OBP: 0.340, SLG: 0.447			2-1 FC5-4 1B		2-0 SF7		0-0 SF9		4-1 BB	1 0 1 2 1 0 0												
Inning Stats	R: 0 E: 0 K: 1 S: 7	H: 1 LOB: 1 BB: 0 P: 9	R: 0 E: 0 K: 0 S: 5	H: 0 LOB: 0 BB: 0 P: 9	R: 0 E: 0 K: 1 S: 10	H: 1 LOB: 1 BB: 0 P: 15	R: 0 E: 0 K: 2 S: 8	H: 0 LOB: 0 BB: 0 P: 15	R: 2 E: 0 K: 1 S: 15	H: 2 LOB: 3 BB: 3 P: 32	R: 0 E: 0 K: 0 S: 4	H: 0 LOB: 0 BB: 0 P: 8	R: 1 E: 0 K: 0 S: 8	H: 1 LOB: 0 BB: 1 P: 16	R: 0 E: 0 K: 1 S: 7	H: 0 LOB: 0 BB: 0 P: 9	R: 0 E: 0 K: 1 S: 12	H: 1 LOB: 2 BB: 1 P: 22	1B: 4 2B: 0 3B: 1 HR: 1	SF: 2 SAC: 0 DP: 0 HBP: 0	WP: 0 PB: 0 SB: 0 CS: 1	PA: 37
PITCHER	IP WLS BF H R ER SO BB IBB HBP BLK WP HR S P ERA WHIP																					
Esteban Loaiza, R (1, 1) ERA: 4.79	6.0 W 26 5 3 3 5 3 0 0 0 0 0 1 51 91 4.50 1.333																					
Mike Munoz, L (7, 1) ERA: 3.65	0.1 H 2 0 0 0 0 1 0 0 0 0 0 0 3 7 0.00 3.000																					
Tim Crabtree, R (7, 1) ERA: 2.96	0.2 H 1 0 0 0 0 0 0 0 0 0 0 0 3 6 0.00 0.000																					
59 Jeff Zimmerman, R (8, 1) ERA: 1.24	1.0 H 3 0 0 0 1 0 0 0 0 0 0 0 7 9 0.00 0.000																					
John Wetteland, R (9, 1) ERA: 4.28	1.0 S 5 1 0 0 1 1 0 0 0 0 0 0 12 22 0.00 2.000																					

Boston Red Sox @ Texas Rangers
The Ballpark at Arlington, Arlington, TX

Fri Aug 20 1999, 8:35 PM EDT
Att. 35,036 - Unknown - 99 F

livebaseballscorecards.com

AB	30
R	3
H	6
RBI	3
BB	5
SO	7
LOB	11



Batter	1	2	3	4	5	6	7	8	9	AB R H RBI BB SO LOB
Mark McLemore, S OBP: 0.365, SLG: 0.374 (1, 4)	4-2 CS BB		0-2 F9		2-2 P6		2-2 G1-3 1B			3 0 1 0 1 0 1
Ivan Rodriguez, R OBP: 0.350, SLG: 0.561 (1, 2)	3-3 K		1-2 G3		0-1 L9		0-2 G1-3			4 0 0 0 0 1 3
29 Rusty Greer, L OBP: 0.408, SLG: 0.462 (1, 7)	2-1 G4-3		0-1 1B 1B		1-1 1B 1B		4-1 BB BB			3 1 2 1 1 0 0
Juan Gonzalez, R OBP: 0.367, SLG: 0.577 (1, 9)		0-0 WP HR 2B	1-0 1B 1B		1-1 F9		4-2 BB BB			3 1 2 0 1 0 1
Rafael Palmeiro, L OBP: 0.426, SLG: 0.629 (1, 10)		1-0 HR 2-H	0-1 1B 2-H		2-3 K		2-2 P3			4 1 2 3 0 1 3
Todd Zeile, R OBP: 0.365, SLG: 0.491 (1, 5)		1-2 G5-4-3 1B	0-3 K		0-2 P4			3-2 G1		4 0 1 0 0 1 2
Lee Stevens, L OBP: 0.349, SLG: 0.488 (1, 3)		1-0 F8		0-0 G4-3		0-1 2B		0-0 G3-1		4 0 1 0 0 0 1
Royce Clayton, R OBP: 0.311, SLG: 0.385 (1, 6)		0-1 G5-4-3		0-1 G6-3		3-2 G6-3		1-3 K		4 0 0 0 0 1 2
Tom Goodwin, L OBP: 0.319, SLG: 0.320 (1, 8)			3-2 G3 29 1B 1B		2-3 K		1-0 G4-3			3 1 1 0 0 1 0

Inning Stats	R: 0 E: 0 K: 11 S: 11	H: 0 LOB: 0 BB: 1 P: 19	R: 2 E: 0 K: 9 S: 9	H: 3 LOB: 0 BB: 0 P: 12	R: 2 E: 0 K: 1 S: 19	H: 4 LOB: 2 BB: 0 P: 24	R: 0 E: 0 K: 1 S: 6	H: 0 LOB: 0 BB: 0 P: 8	R: 0 E: 0 K: 10 S: 10	H: 1 LOB: 1 BB: 0 P: 14	R: 0 E: 0 K: 12 S: 12	H: 1 LOB: 1 BB: 0 P: 17	R: 0 E: 0 K: 13 S: 13	H: 1 LOB: 3 BB: 2 P: 26	R: 0 E: 0 K: 10 S: 10	H: 0 LOB: 0 BB: 0 P: 14
1B: 7 2B: 3 3B: 0 HR: 1	SF: 0 SAC: 0 DP: 2 HBP: 0	WP: 1 PB: 0 SB: 1 CS: 1	PA: 35													

PITCHER	IP	WLS	BF	H	R	ER	SO	BB	IBB	HBP	BLK	WP	HR	S	P	ERA	WHIP
Mark Portugal, R ERA: 5.15 (1, 1)	6.0	L	26	9	4	4	4	1	0	0	0	1	1	67	94	6.00	1.667
Rich Garces, R ERA: 1.66 (7, 1)	2.0		9	1	0	0	1	2	0	0	0	0	0	23	40	0.00	1.500

BOTTOM


Boston Red Sox @ Texas Rangers
The Ballpark at Arlington, Arlington, TX

Fri Aug 20 1999, 8:35 PM EDT
Att: 35,036 - Unknown - 99 F

livebaseballscorecards.com

AB	32
R	4
H	10
RBI	4
BB	3
SO	5
LOB	13



Batter	1	2	3	4	5	6	7	8	9	AB R H RBI BB SO LOB	TOP	
Jose Offerman, S (1, 4) OBP: 0.382, SLG: 0.435	3-2 G6-3 3B		2-2 G4-3		2-0 F7		3-2 SF7 1B		1-0 G5-4-3 1B	5 1 3 0 0 0 1		
Darren Lewis, R (1, 8) OBP: 0.334, SLG: 0.343	2-0 G6-3		1-2 G6-3		4-0 BB		0-1 1B		2-2 G5-4-3 1-2f	4 0 1 1 1 0 2		
Brian Daubach, L (1, 3) OBP: 0.388, SLG: 0.638 Mike Stanley, R (7, PH) OBP: 0.385, SLG: 0.468	1-1 P6		2-3 K2-3		2-0 P5		1-1 SF7			3 0 0 0 0 1 2 0 0 0 1 0 0 0		
Nomar Garciaparra, R (1, 6) OBP: 0.414, SLG: 0.601	1-2 FC6-4 1B			0-0 2B		3-2 1B 1B		0-0 P4		4 0 3 0 0 0 2		
Troy O'Leary, L (1, 7) OBP: 0.336, SLG: 0.516	1-2 FC6-4 1-2f			0-1 F7		0-0 F9		3-2 P7		4 0 0 0 0 0 5		
Butch Huskey, R (1, 10) OBP: 0.356, SLG: 0.516		2-3 K		1-0 F9		1-0 P4		2-2 F8		4 0 0 0 0 1 2		
Jason Varitek, S (1, 2) OBP: 0.330, SLG: 0.455 Scott Hatteberg, L (8, 2) OBP: 0.378, SLG: 0.148		1-0 F8		4-0 BB		2-1 1B		1-0 P2		3 0 1 0 1 0 0 0 0 0 0 0 0 0	AB 34 R 2 H 9 RBI 2 BB 3 SO 3 LOB 18	
Donnie Sadler, R (1, 5) OBP: 0.288, SLG: 0.357 18 Reggie Jefferson, S (6, PH) OBP: 0.357, SLG: 0.462 John Valentin, R (6, 5) OBP: 0.310, SLG: 0.404		2-3 K		2-1 P9		2-1 F9		0-1 F8		2 0 0 0 0 1 2 1 0 0 0 0 0 2 1 0 0 0 0 0 0		
Trot Nixon, L (1, 9) OBP: 0.342, SLG: 0.449			3-2 G4-3 2B		3-2 G4-3		4-1 1B SF7 1B BB		0-0 F8	3 1 1 0 1 0 0		
Inning Stats	R: 1 H: 2 E: 0 LOB: 1 K: 0 BB: 0 S: 14 P: 22	R: 0 H: 0 E: 0 LOB: 0 K: 2 BB: 0 S: 7 P: 12	R: 0 H: 1 E: 0 LOB: 1 K: 1 BB: 0 S: 15 P: 23	R: 0 H: 1 E: 0 LOB: 2 K: 0 BB: 1 S: 6 P: 13	R: 0 H: 0 E: 0 LOB: 1 K: 0 BB: 1 S: 5 P: 16	R: 0 H: 2 E: 0 LOB: 2 K: 0 BB: 0 S: 9 P: 17	R: 1 H: 2 E: 0 LOB: 2 K: 0 BB: 1 S: 15 P: 26	R: 0 H: 0 E: 0 LOB: 0 K: 0 BB: 0 S: 6 P: 9	R: 0 H: 1 E: 0 LOB: 0 K: 0 BB: 0 S: 5 P: 8	1B: 6 SF: 1 2B: 2 SAC: 0 3B: 1 DP: 1 HR: 0 HBP: 0	WP: 0 PA: 38 PB: 0 SB: 0 CS: 0	
PITCHER	IP WLS BF H R ER SO BB IBB HBP BLK WP HR S P ERA WHIP											
Rick Helling, R (1, 1) ERA: 4.31	6.0 W 27 6 2 2 3 3 0 0 0 0 0 0 57 108 3.00 1.500											
Tim Crabtree, R (7, 1) ERA: 2.96	0.0 2 2 0 0 0 0 0 0 0 0 0 0 8 11 ∞ ∞											
Mike Venafo, L (7, 1) ERA: 2.6	0.1 H 1 0 0 0 0 0 0 0 0 0 0 0 2 3 0.00 0.000											
59 Jeff Zimmerman, R (7, 1) ERA: 1.22	1.2 H 5 0 0 0 0 0 0 0 0 0 0 0 10 16 0.00 0.000											
Mike Munoz, L (9, 1) ERA: 3.57	1.0 3 1 0 0 0 0 0 0 0 0 0 0 5 8 0.00 1.000											

Boston Red Sox @ Texas Rangers
The Ballpark at Arlington, Arlington, TX

Sat Aug 21 1999, 8:35 PM EDT
Att. 45,641 - Unknown - 94 F

livebaseballscorecards.com

Batter	1	2	3	4	5	6	7	8	9	AB	R	H	RBI	BB	SO	LOB
Mark McLemore, S OBP: 0.366, SLG: 0.374 (1, 4)	2-2 S 2B 1B	1-1 F7		0-0 F7		1-0 S 1B		1-1 F9		5	1	2	0	0	0	3
Ivan Rodriguez, R OBP: 0.351, SLG: 0.561 (1, 2)	1-0 29 G3 1-H 2B 2B	0-0 L4		3-2 L9		3-2 G4-3 1-2		1-1 29 WP 29 PB 29 HR 1B		5	2	2	1	0	0	4
29 Rusty Greer, L OBP: 0.408, SLG: 0.475 (1, 7)	3-2 G3 2-3		2-1 F9		3-1 HR		2-2 E3 1B HR	2-1 1-H HR		5	3	2	3	0	0	1
Juan Gonzalez, R OBP: 0.368, SLG: 0.577 (1, 9)	1-1 F9 3-H 2B		0-1 G4-3		1-3 K		0-0 HR 1B	1-0 L5		5	1	2	1	0	1	0
Rafael Palmeiro, L OBP: 0.429, SLG: 0.644 (1, 10)	2-2 F9 2-3		2-2 HR		0-1 1B		0-0 1-H 2-H HR			4	2	3	4	0	0	1
Todd Zeile, R OBP: 0.364, SLG: 0.488 (1, 5)	4-2 BB		0-0 P6		2-2 P6		1-1 F7			3	0	0	0	1	0	1
Lee Stevens, L OBP: 0.345, SLG: 0.483 (1, 3)	2-0 P4		2-2 P5		1 SAFE 3-2 P2		1-1 G1-3			4	0	0	0	0	0	3
Royce Clayton, R OBP: 0.313, SLG: 0.387 (1, 6)		4-2 G4-3 BB		0-0 2B		0-0 F8	1-0 G3-1			3	0	1	0	1	0	0
Tom Goodwin, L OBP: 0.318, SLG: 0.316 (1, 8)		1 SAFE 0-0 G4-3 1-2		4-0 BB		1-3 K		0-0 L4		3	0	0	0	1	1	1

Inning Stats	R: 2	H: 3	E: 0	K: 0	S: 16	L: 21	BB: 1	P: 31	R: 0	H: 0	E: 0	K: 0	S: 8	R: 1	H: 1	E: 0	K: 0	S: 8	R: 0	H: 1	E: 0	K: 0	S: 8	R: 1	H: 2	E: 0	K: 1	S: 9	R: 3	H: 2	E: 1	K: 0	S: 10	R: 2	H: 2	E: 0	K: 0	S: 8
	LOB: 2	BB: 1	LOB: 1	BB: 1	P: 13	LOB: 0	BB: 0	P: 12	LOB: 2	BB: 1	LOB: 1	BB: 0	P: 23	LOB: 0	BB: 0	LOB: 0	BB: 0	P: 13	LOB: 0	BB: 0	LOB: 0	BB: 0	P: 13	LOB: 1	BB: 0	LOB: 0	BB: 0	P: 14	LOB: 0	BB: 0	LOB: 0	BB: 0	P: 15	LOB: 0	BB: 0	LOB: 0	BB: 0	P: 13

PITCHER	IP	WLS	BF	H	R	ER	SO	BB	IBB	HBP	BLK	WP	HR	S	P	ERA	WHIP
Brian Rose, R ERA: 4.98 (1, 1)	4.0	L	21	6	4	4	0	3	0	0	0	0	2	42	78	9.00	2.250
John Wasdin, R ERA: 4.79 (5, 1)	2.0		8	2	0	0	2	0	0	0	0	0	0	21	32	0.00	1.000
Rheal Cormier, L ERA: 4.03 (7, 1)	1.0		6	2	3	2	0	0	0	0	0	0	1	10	15	18.00	2.000
Bryce Florie, R ERA: 4.45 (8, 1)	1.0		5	2	2	2	0	0	0	0	0	1	1	8	13	18.00	2.000

BOTTOM

Boston Red Sox @ Texas Rangers
The Ballpark at Arlington, Arlington, TX

Sat Aug 21 1999, 8:35 PM EDT
Att: 45,641 - Unknown - 94 F

livebaseballscorecards.com

AB	37
R	9
H	12
RBI	9
BB	3
SO	2
LOB	14



1B: 5	SF: 0	WP: 1	PA: 40
2B: 3	SAC: 0	PB: 1	
3B: 0	DP: 0	SB: 2	
HR: 4	HBP: 0	CS: 0	

Batter	1	2	3	4	5	6	7	8	9	AB R H RBI BB SO LOB	TOP											
Jose Offerman, S (1, 4) OBP: 0.381, SLG: 0.434	3-2 G3		3-1 1B		0-0 G3-1		1-0 F8			4 0 1 0 0 0 3												
John Valentin, R (1, 5) OBP: 0.309, SLG: 0.402	2-1 G6-3		3-2 F7			0-0 FC6-4 1B		2-3 K		4 0 1 0 0 1 1												
Brian Daubach, L (1, 3) OBP: 0.387, SLG: 0.632	0-1 FC5-4 1B		2-3 K			0-0 FC6-4 WP G3 1-2f		1-3 K		4 0 1 0 0 2 2												
Nomar Garciaparra, R (1, 6) OBP: 0.410, SLG: 0.595	0-1 FC5-4 1-2f				0-1 G5-3		0-0 G3		0-1 F8	4 0 0 0 0 0 2												
Troy O'Leary, L (1, 7) OBP: 0.335, SLG: 0.514					0-0 G3-1		3-3 K		1-0 G3	4 0 1 0 0 1 1												
Butch Huskey, R (1, 10) OBP: 0.355, SLG: 0.513					2-2 G3-6-3 1-2f		1-2 G1-3		0-1 F7	4 0 1 0 0 0 1												
Jason Varitek, S (1, 2) OBP: 0.332, SLG: 0.454					2-2 G4-6-3 1B		2-1 P5		4-2 BB	3 0 1 0 1 1 1												
Darren Lewis, R (1, 8) OBP: 0.336, SLG: 0.347					2-0 G4-6-3 1B		2-1 2B		1-0 G4-3	4 0 2 0 0 0 2												
Trot Nixon, L (1, 9) OBP: 0.342, SLG: 0.446					2-2 G4-3		2-2 G4-6-3 1-2f 2-3			2 0 0 0 1 0 2												
Inning Stats	R: 0 E: 0 K: 0 S: 9	H: 1 LOB: 1 BB: 0 P: 14	R: 0 E: 0 K: 1 S: 8	H: 1 LOB: 1 BB: 0 P: 12	R: 0 E: 0 K: 1 S: 11	H: 1 LOB: 1 BB: 0 P: 21	R: 0 E: 0 K: 0 S: 9	H: 1 LOB: 0 BB: 0 P: 14	R: 0 E: 0 K: 0 S: 8	H: 2 LOB: 1 BB: 0 P: 14	R: 0 E: 0 K: 1 S: 6	H: 1 LOB: 1 BB: 0 P: 9	R: 0 E: 0 K: 0 S: 8	H: 1 LOB: 2 BB: 1 P: 18	R: 0 E: 0 K: 2 S: 8	H: 0 LOB: 0 BB: 0 P: 11	R: 0 E: 0 K: 0 S: 6	H: 0 LOB: 1 BB: 1 P: 12	1B: 7 2B: 1 3B: 0 HR: 0	SF: 0 SAC: 0 DP: 2 HBP: 0	WP: 1 PB: 0 SB: 0 CS: 0	PA: 35
PITCHER Aaron Sele, R (1, 1) ERA: 4.91	IP: 9.0 WLS: W BF: 35 H: 8 R: 0 ER: 0 SO: 5 BB: 2 IBB: 0 HBP: 0 BLK: 0 WP: 1 HR: 0 S: 73 P: 125 ERA: 0.00 WHIP: 1.111											PITCHER	IP: 9.0 WLS: W BF: 35 H: 8 R: 0 ER: 0 SO: 5 BB: 2 IBB: 0 HBP: 0 BLK: 0 WP: 1 HR: 0 S: 73 P: 125 ERA: 0.00 WHIP: 1.111									

Boston Red Sox @ Texas Rangers
The Ballpark at Arlington, Arlington, TX

Sun Aug 22 1999, 8:05 PM EDT
Att. 28,099 - Cloudy - 95 F

livebaseballscorecards.com

AB	33
R	0
H	8
RBI	0
BB	2
SO	5
LOB	15



Batter	1	2	3	4	5	6	7	8	9	AB	R	H	RBI	BB	SO	LOB	TOP										
Jose Offerman, S (1, 4) OBP: 0.381, SLG: 0.433	2-1 1B 1B	2-1 1B		3-3 K 1-2		0-0 E7 WP		1-0 F8		5	0	2	0	0	1	2											
John Valentin, R (1, 5) OBP: 0.310, SLG: 0.401	2-2 1B	1 SAFE 1-0 F7			4-2 HR BB	2-0 P3			0-3 K	4	1	1	0	1	1	2											
Brian Daubach, L (1, 10) OBP: 0.384, SLG: 0.624	0-0 P8			4-2 1B BB		1-3 K		3-3 K		2-2 G3-1	4	0	0	0	1	2	4										
Nomar Garciaparra, R (1, 6) OBP: 0.406, SLG: 0.588	2-3 K			0-0 P9		1-1 F8			0-3 K	5	0	0	0	0	2	4											
Troy O'Leary, L (1, 7) OBP: 0.338, SLG: 0.521	1-2 G6-3			1-1 1B		0-0 HR		4-1 G6-4-3 BB		3	1	2	2	1	0	2											
Mike Stanley, R (1, 3) OBP: 0.386, SLG: 0.468		0-0 FC4-6 1B		0-3 K		0-0 1B 1B		0-0 G6-4-3		4	0	2	0	0	1	3											
Scott Hatteberg, L (1, 2) OBP: 0.390, SLG: 0.167		1-0 FC4-6 FC6-4 1-2f		2-3 K		0-0 1B		4-0 BB		3	0	1	0	1	1	3											
Darren Lewis, R (1, 8) OBP: 0.335, SLG: 0.346		0-1 FC6-4 HR 1-2f		2-2 CS 1B		0-3 K		0-0 B3		4	1	1	0	0	1	4											
Trot Nixon, L (1, 9) OBP: 0.341, SLG: 0.454		3-2 HR 1-H		2-2 F7		3-3 K		2-3 K		4	1	1	2	0	2	2											
Inning Stats	R: 0 E: 0 K: 1 S: 14	H: 2 LOB: 2 BB: 0 P: 21	R: 2 E: 0 K: 0 S: 12	H: 3 LOB: 1 BB: 0 P: 19	R: 0 E: 0 K: 2 S: 12	H: 1 LOB: 2 BB: 1 P: 19	R: 0 E: 0 K: 1 S: 9	H: 1 LOB: 1 BB: 0 P: 16	R: 2 E: 0 K: 2 S: 14	H: 3 LOB: 2 BB: 1 P: 20	R: 0 E: 1 K: 2 S: 8	H: 0 LOB: 1 BB: 0 P: 16	R: 0 E: 0 K: 0 S: 6	H: 0 LOB: 0 BB: 1 P: 13	R: 0 E: 0 K: 1 S: 5	H: 0 LOB: 1 BB: 1 P: 12	R: 0 E: 0 K: 2 S: 10	H: 0 LOB: 0 BB: 0 P: 12	1B: 8 2B: 1 3B: 0 HR: 2	SF: 0 SAC: 0 DP: 2 HBP: 0	WP: 1 PB: 0 SB: 0 CS: 1	PA: 40					
PITCHER LaTroy Hawkins, R (1, 1) ERA: 6.65 Hector Carrasco, R (7, 1) ERA: 6.61	IP 6.1 2.2	WLS L	BF 32	H 10	R 4	ER 4	SO 8	BB 3	IBB 0	HBP 0	BLK 0	WP 1	HR 2	S 74	P 123	ERA 5.68	WHIP 2.053										
PITCHER	IP	WLS	BF	H	R	ER	SO	BB	IBB	HBP	BLK	WP	HR	S	P	ERA	WHIP										

Boston Red Sox @ Minnesota Twins
Hubert H. Humphrey Metrodome, Minneapolis, MN

Mon Aug 23 1999, 8:05 PM EDT
 Att. 14,331 - Dome - 72 F

livebaseballscorecards.com

AB	36
R	4
H	10
RBI	4
BB	4
SO	11
LOB	26



Batter	1	2	3	4	5	6	7	8	9	AB R H RBI BB SO LOB	BOTTOM
Jacque Jones, L (1, 8) OBP: 0.326, SLG: 0.444	1-2 BB 1B 1B	1-3 K		2-1 G4-3		1-2 F8		3-3 K		5 0 1 0 0 2 3	Boston Red Sox @ Minnesota Twins Hubert H. Humphrey Metrodome, Minneapolis, MN Mon Aug 23 1999, 8:05 PM EDT Att. 14,331 - Dome - 72 F livebaseballscorecards.com
Chad Allen, R (1, 7) OBP: 0.328, SLG: 0.399 Matt Lawton, L (6, PH) OBP: 0.352, SLG: 0.374	1-3 K		0-0 G5-3	0-0 G5-3		2-1 S 1B		3-2 G6-4-3 1B	3 0 0 0 0 1 2 2 0 2 0 0 0 0		
Todd Walker, L (1, 4) OBP: 0.341, SLG: 0.416	0-0 BB 1B		2-3 K 1B 1B	0-0 G6-3		3-3 K		0-3 K	5 1 1 0 0 3 4		
Marty Cordova, R (1, 10) OBP: 0.371, SLG: 0.459	1-0 F8		1-1 S 1B 1B		0-1 F9		2-0 G5-3	3-2 G6-4-3 1-2	5 0 1 0 0 0 3		
Ron Coomer, R (1, 3) OBP: 0.306, SLG: 0.431	4-2 BB 2-3 BB		1-0 P8		0-0 1B		2-0 G5-3		3 0 1 0 1 0 2		
Corey Koskie, L (1, 5) OBP: 0.370, SLG: 0.450	3-2 G4-3		0-0 S 1B 3-H		2-3 K		2-1 2B		4 0 2 1 0 1 4		
Torii Hunter, R (1, 9) OBP: 0.311, SLG: 0.365		1-0 G3	4-2 BB 1-2 2-3 BB		0-3 K		2-3 K		3 0 0 0 1 2 2		
Javier Valentin, S (1, 2) OBP: 0.328, SLG: 0.430		4-0 B5-3 BB	0-0 L4			3-2 F8		2-3 K	3 0 0 0 1 1 3		
Cristian Guzman, S (1, 6) OBP: 0.283, SLG: 0.303		1-1 B5-3		0-2 G5-3 G4-3 1B		0-1 1B 2B		0-3 K	4 0 2 0 0 1 1		

Inning Stats										R: 0 H: 2 E: 0 K: 1 S: 17	H: 2 LOB: 3 BB: 1 P: 27	R: 0 H: 0 E: 0 K: 1 S: 6	H: 0 LOB: 1 BB: 1 P: 13	R: 1 H: 2 E: 0 K: 1 S: 12	H: 2 LOB: 3 BB: 1 P: 20	R: 0 H: 1 E: 0 K: 0 S: 7	H: 1 LOB: 1 BB: 0 P: 9	R: 0 H: 1 E: 0 K: 2 S: 9	H: 1 LOB: 1 BB: 0 P: 11	R: 0 H: 2 E: 0 K: 1 S: 14	H: 2 LOB: 2 BB: 0 P: 23	R: 0 H: 1 E: 0 K: 1 S: 7	H: 1 LOB: 1 BB: 0 P: 15	R: 0 H: 0 E: 0 K: 3 S: 12	H: 0 LOB: 0 BB: 0 P: 17	R: 0 H: 1 E: 0 K: 1 S: 12	H: 1 LOB: 0 BB: 0 P: 18	1B: 8 2B: 2 3B: 0 HR: 0	SF: 0 SAC: 0 DP: 1 HBP: 0	WP: 1 PB: 0 SB: 3 CS: 0	PA: 40
PITCHER										IP WLS BF H R ER SO BB IBB HBP BLK WP HR S P ERA WHIP	PITCHER										IP WLS BF H R ER SO BB IBB HBP BLK WP HR S P ERA WHIP										
Pat Rapp, R (1, 1) ERA: 4.36										6.0 W 30 8 1 1 6 3 0 0 0 1 0 65 103 1.50 1.833																					
Derek Lowe, R (7, 1) ERA: 2.9										3.0 S 10 2 0 0 5 0 0 0 0 0 0 31 50 0.00 0.667																					

Batter	1	2	3	4	5	6	7	8	9	AB R H RBI BB SO LOB	TOP																
Jose Offerman, S (1, 4) OBP: 0.382, SLG: 0.432	0-1 S 1B	4-1 FC1-2 BB		1-0 G4-3	0-1 G4-3			2-2 G4-3		4 0 1 0 1 0 1																	
Darren Lewis, R (1, 8) OBP: 0.336, SLG: 0.349	2-0 P8	0-0 FC1-2		1-1 B1		2-2 G4-3 2B		2-2 1B 1B		5 1 2 0 0 0 4																	
Brian Daubach, L (1, 10) OBP: 0.381, SLG: 0.617	1-3 K	3-2 G3		3-2 P5		2-0 G4-3		1-2 G4-6-3 1B		5 0 1 0 0 1 5																	
Nomar Garciaparra, R (1, 6) OBP: 0.406, SLG: 0.585	3-3 K			0-0 BB 1B		2-2 G4-3 2B 2B BB		2-2 G4-6-3 1-2f		4 1 1 1 1 1 3																	
Troy O'Leary, L (1, 7) OBP: 0.337, SLG: 0.517		4-2 E 1B BB	3-1 F7		2-3 K	1-3 K			1-3 K	4 1 0 0 1 3 2																	
Mike Stanley, R (1, 3) OBP: 0.387, SLG: 0.470		0-0 E3 1B PB	0-1 P5		2-2 2B 2B		1-2 G6-3		2-0 1B	5 2 2 0 0 0 2																	
Jason Varitek, S (1, 2) OBP: 0.333, SLG: 0.454		1-3 SAFE K	4-0 BB BB		0-1 WP 1B 2B		0-3 K		0-0 F8	4 1 1 2 1 2 3																	
Donnie Sadler, R (1, 5) OBP: 0.308, SLG: 0.365		0-0 PB FC1-2 1B	4-0 BB BB		1-1 1B		0-0 G6-3		1-3 K	4 0 2 2 1 1 1																	
Trot Nixon, L (1, 9) OBP: 0.343, SLG: 0.463		4-2 FC1-2 BB BB	2-1 F8		1-1 F7			1-0 HR		3 1 1 1 1 0 4																	
Inning Stats	R: 0 E: 0 K: 2 S: 10	H: 1 LOB: 1 BB: 0 P: 16	R: 2 E: 1 K: 1 S: 14	H: 1 LOB: 3 BB: 3 P: 30	R: 0 E: 0 K: 0 S: 7	H: 1 LOB: 3 BB: 2 P: 20	R: 0 E: 0 K: 0 S: 6	H: 0 LOB: 0 BB: 0 P: 11	R: 3 E: 0 K: 1 S: 16	H: 3 LOB: 1 BB: 1 P: 26	R: 1 E: 0 K: 1 S: 11	H: 1 LOB: 0 BB: 0 P: 18	R: 0 E: 0 K: 1 S: 8	H: 0 LOB: 0 BB: 0 P: 9	R: 1 E: 0 K: 0 S: 13	H: 3 LOB: 1 BB: 0 P: 21	R: 0 E: 0 K: 2 S: 8	H: 1 LOB: 1 BB: 0 P: 12	1B: 7 2B: 3 3B: 0 HR: 1	SF: 0 SAC: 0 DP: 1 HBP: 0	WP: 1 PB: 2 SB: 1 CS: 0	PA: 44					
PITCHER 54 Jason Ryan, R (1, 1) ERA: 6.23 Dan Perkins, R (5, 1) ERA: 7.09	IP	WLS	BF	H	R	ER	SO	BB	IBB	HBP	BLK	WP	HR	S	P	ERA	WHIP										

Boston Red Sox @ Minnesota Twins
Hubert H. Humphrey Metrodome, Minneapolis, MN

Tue Aug 24 1999, 8:05 PM EDT
Att. 12,332 - Dome - 72 F

livebaseballscorecards.com

AB 38
R 7
H 11
RBI 6
BB 6
SO 8
LOB 25



Batter	1	2	3	4	5	6	7	8	9	AB	R	H	RBI	BB	SO	LOB	BOTTOM	
Denny Hocking, S OBP: 0.317, SLG: 0.381 (1, 4) (9, 6)	0-0 F7		2-2 CS 1B			2-1 G3		3-2 F7		4	0	1	1	0	0	1	Boston Red Sox @ Minnesota Twins Hubert H. Humphrey Metrodome, Minneapolis, MN Tue Aug 24 1999, 8:05 PM EDT Att: 12,332 - Dome - 72 F livebaseballscorecards.com	
Brent Gates, S OBP: 0.338, SLG: 0.345 (1, 5) (9, 4)	2-0 1B		0-1 CS 1-2	0-1 P6		3-H 2-3 K		0-1 G4-6-3 1B		4	0	2	0	0	1	0		
Matt Lawton, L OBP: 0.348, SLG: 0.369 (1, 9)	1-0 F7			2-3 K			1-0 G3-1		1-0 G4-6-3 1-2f	4	0	0	0	0	1	2		
Terry Steinbach, R OBP: 0.374, SLG: 0.407 (1, 2)	1 SAFE 0-3 K			1-3 K			1-3 K		2-3 K	4	0	0	0	0	4	1		
Todd Walker, L OBP: 0.341, SLG: 0.415 (1, 10)		0-3 K			0-3 K		0-2 1B			3	0	1	0	0	2	0		
Chad Allen, R OBP: 0.328, SLG: 0.397 (1, 7)		4-2 BB			1-3 K		1-3 K			2	0	0	0	1	2	1		
Doug Mientkiewicz, L OBP: 0.314, SLG: 0.315 (1, 3)		0-0 G4-6-3 1-2f			1-3 K			2-2 P5		3	0	0	0	0	1	1		
Jacque Jones, L OBP: 0.326, SLG: 0.447 (1, 8)			2-3 K			0-3 K G3		2-2 2B		3	1	1	0	0	2	0		
Cristian Guzman, S OBP: 0.282, SLG: 0.301 Corey Koskie, L (8, PH) OBP: 0.369, SLG: 0.448 (1, 6) (9, 5)			2-3 K			0-3 K		2-3 K		2	0	0	0	0	2	1		
										1	0	0	0	0	1	1		
Inning Stats	R: 0 H: 1 E: 0 K: 1 S: 6	R: 0 H: 0 E: 0 K: 1 S: 6	R: 0 H: 1 E: 0 K: 2 S: 10	R: 0 H: 0 E: 0 K: 2 S: 8	R: 0 H: 0 E: 0 K: 3 S: 11	R: 1 H: 0 E: 1 K: 3 S: 12	R: 0 H: 1 E: 0 K: 2 S: 10	R: 0 H: 1 E: 0 K: 1 S: 12	R: 0 H: 1 E: 0 K: 1 S: 7	1B: 4 2B: 1 3B: 0 HR: 0	SF: 0 SAC: 0 DP: 2 HBP: 0	WP: 0 PA: 32	PB: 0 SB: 1 CS: 1					
PITCHER Pedro Martinez, R ERA: 2.4 Tomo Ohka, R ERA: 12.15	IP: 8.0 WLS: 1 W: 28 H: 4 R: 1 ER: 0 SO: 15 BB: 1 IBB: 0 HBP: 0 BLK: 0 WP: 0 HR: 0 S: 75 P: 109 ERA: 0.00 WHIP: 0.625	IP: 1.0 WLS: 0 W: 3 H: 1 R: 0 ER: 0 SO: 1 BB: 0 IBB: 0 HBP: 0 BLK: 0 WP: 0 HR: 0 S: 7 P: 10 ERA: 12.15 WHIP: 1.000																



Boston Red Sox @ Minnesota Twins
 Hubert H. Humphrey Metrodome, Minneapolis, MN

Wed Aug 25 1999, 8:05 PM EDT
 Att: 11,185 - Dome - 72 F

Batter	1	2	3	4	5	6	7	8	9	AB R H RBI BB SO LOB	TOP
Jose Offerman, S (1, 4) OBP: 0.381, SLG: 0.429	3-2 F7		0-2 F7		0-0 G4-3			4-0 FC5-4 BB		3 0 0 1 1 0 2	
Butch Huskey, R (1, 5) OBP: 0.351, SLG: 0.506	2-2 F9		0-1 G1-3		1-2 G1-4-3			0-2 FC5-4 2B		4 1 0 0 0 0 3	
Brian Daubach, L (1, 3) OBP: 0.380, SLG: 0.616	2-1 G1			1-1 G5-3		1-0 G1-3		0-0 1-H 2B		4 0 1 1 0 0 0	
Nomar Garciaparra, R (1, 6)		2-2 1B		1-1 F7		0-0 E6 G3		1-3 K		4 0 1 0 0 1 1	
Troy O'Leary, L (1, 7) OBP: 0.337, SLG: 0.515		0-1 F8		2-1 1B		0-0 G3		0-0 G6-3		4 0 1 0 0 0 3	
Mike Stanley, R (1, 10) OBP: 0.383, SLG: 0.465		1-2 P3		0-0 G5-3		3-1 P6			3-1 G1-3	4 0 0 0 0 0 3	
Trot Nixon, L (1, 9) OBP: 0.342, SLG: 0.460		0-0 F7			2-2 E G4-3 1B		3-3 K		3-2 F8	4 1 1 0 0 1 1	
Damon Buford, R (1, 8) OBP: 0.300, SLG: 0.382			2-0 F9		0-0 F8		1-3 K		2-1 HR	4 1 1 1 0 1 1	
Scott Hatteberg, L (1, 2) OBP: 0.378, SLG: 0.152			4-1 BB		3-1 E8 G4-3		1-1 G6-3		1-0 G3	3 0 0 0 1 0 1	

livebaseballscores.com

AB 34
 R 3
 H 5
 RBI 3
 BB 2
 SO 3
 LOB 15

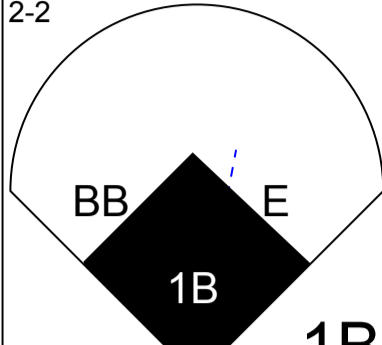
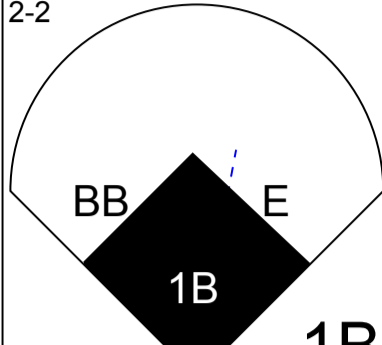
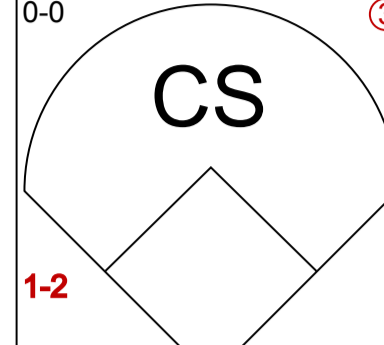
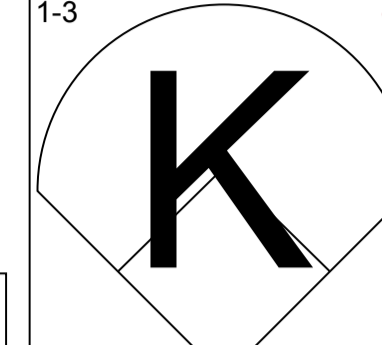
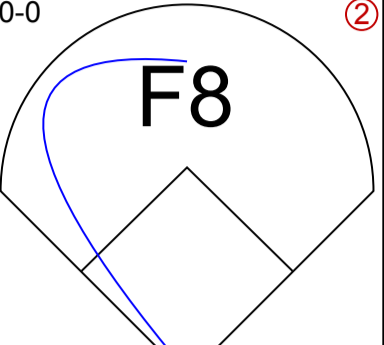
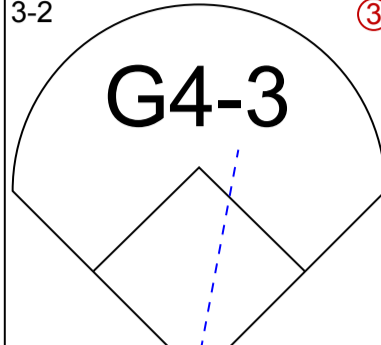


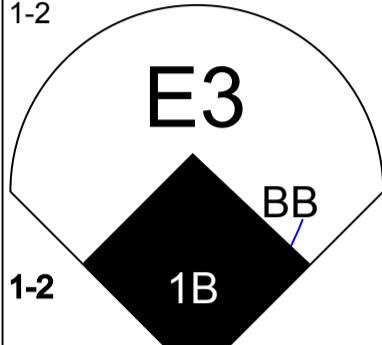
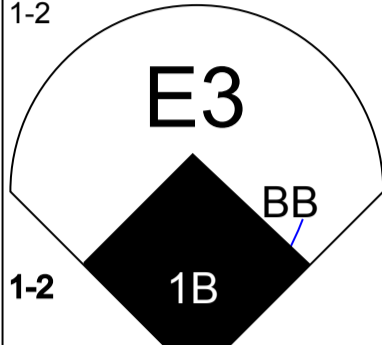
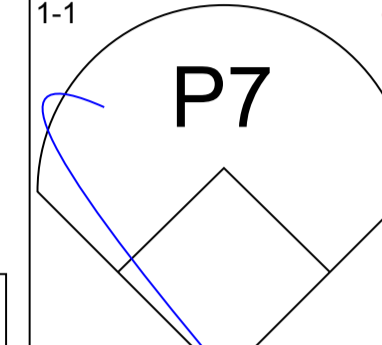
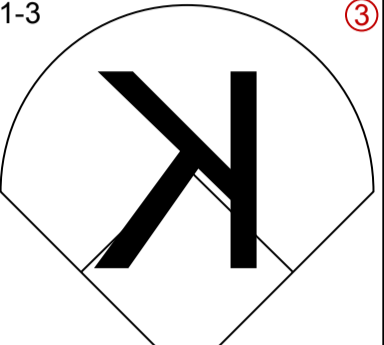
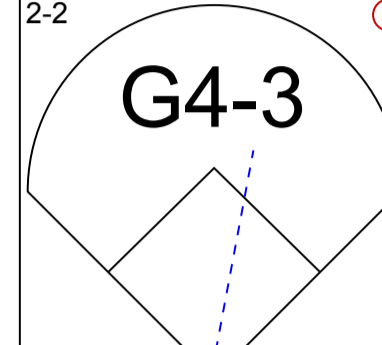
Inning Stats	R: 0 E: 0 K: 0 S: 8	H: 0 LOB: 0 BB: 0 P: 15	R: 0 E: 0 K: 0 S: 9	H: 1 LOB: 1 BB: 0 P: 12	R: 0 E: 0 K: 0 S: 7	H: 0 LOB: 1 BB: 1 P: 13	R: 0 E: 0 K: 0 S: 7	H: 1 LOB: 1 BB: 0 P: 11	R: 1 E: 1 K: 0 S: 11	H: 1 LOB: 1 BB: 0 P: 17	R: 0 E: 1 K: 0 S: 5	H: 0 LOB: 1 BB: 0 P: 9	R: 0 E: 0 K: 2 S: 10	H: 0 LOB: 0 BB: 0 P: 15	R: 1 E: 0 K: 1 S: 8	H: 1 LOB: 1 BB: 1 P: 13	R: 1 E: 0 K: 0 S: 8	H: 1 LOB: 0 BB: 0 P: 17	1B: 3 2B: 1 3B: 0 HR: 1	SF: 0 SAC: 0 DP: 0 HBP: 0	WP: 0 PB: 0 SB: 1 CS: 0	PA: 36
--------------	------------------------------	----------------------------------	------------------------------	----------------------------------	------------------------------	----------------------------------	------------------------------	----------------------------------	-------------------------------	----------------------------------	------------------------------	---------------------------------	-------------------------------	----------------------------------	------------------------------	----------------------------------	------------------------------	----------------------------------	----------------------------------	------------------------------------	----------------------------------	--------

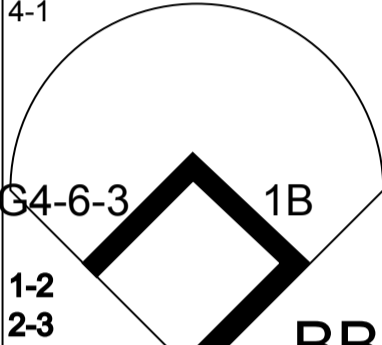
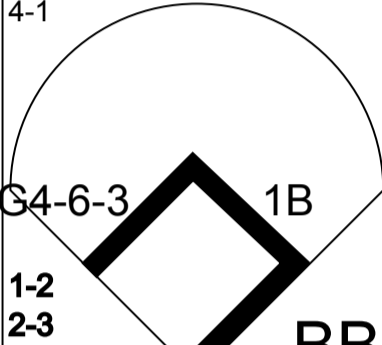
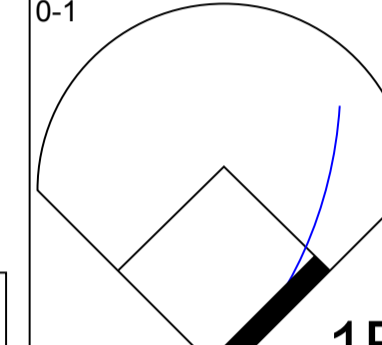
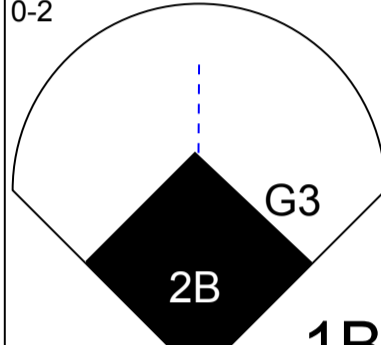
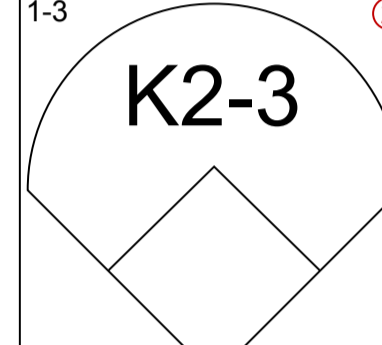
PITCHER	IP	WLS	BF	H	R	ER	SO	BB	IBB	HBP	BLK	WP	HR	S	P	ERA	WHIP
Brad Radke, R (1, 1) ERA: 3.98	7.1	W	30	4	2	1	2	2	0	0	0	0	0	61	100	1.23	0.818
Bob Wells, R (8, 1) ERA: 3.64	0.1		1	0	0	0	1	0	0	0	0	0	0	3	4	0.00	0.000
Eddie Guardado, L (8, 1) ERA: 4.38	0.1		1	0	0	0	0	0	0	0	0	0	0	1	1	0.00	0.000
Mike Trombley, R (9, 1) ERA: 3.94	1.0		4	1	1	1	0	0	0	0	0	0	1	8	17	9.00	1.000

PITCHER	IP	WLS	BF	H	R	ER	SO	BB	IBB	HBP	BLK	WP	HR	S	P	ERA	WHIP
---------	----	-----	----	---	---	----	----	----	-----	-----	-----	----	----	---	---	-----	------

Batter	1	2	3	4	5	6	7	8	9	AB	R	H	RBI	BB	SO	LOB
--------	---	---	---	---	---	---	---	---	---	----	---	---	-----	----	----	-----

Jacque Jones, L <small>OBP: 0.325, SLG: 0.443</small> <small>(1, 8)</small> 		<small>1 SAFE</small> 0-0 	<small>1-3</small> ① 		<small>0-0</small> ② 	<small>3-2</small> ③ 				4	1	1	0	0	1	2
-------------------------------------------------------------------------------------------------------------------------------------------------------------------------------	-----------------------------------------------------------------------------------	----------------------------------------------------------------------------------------------------------------	-----------------------------------------------------------------------------------------------------------	--	-------------------------------------------------------------------------------------------------------------	-------------------------------------------------------------------------------------------------------------	--	--	--	---	---	---	---	---	---	---

Denny Hocking, S <small>OBP: 0.313, SLG: 0.375</small> <small>(1, 4)</small> 			<small>1-1</small> ② 		<small>1-3</small> ③ 		<small>2-2</small> ① 			4	1	0	0	0	1	1
--------------------------------------------------------------------------------------------------------------------------------------------------------------------------------	-----------------------------------------------------------------------------------	--	-----------------------------------------------------------------------------------------------------------	--	-------------------------------------------------------------------------------------------------------------	--	-------------------------------------------------------------------------------------------------------------	--	--	---	---	---	---	---	---	---

Marty Cordova, R <small>OBP: 0.374, SLG: 0.461</small> <small>(1, 9)</small> 			<small>0-1</small> 			<small>0-2</small> 	<small>1-3</small> ② 			3	1	2	0	1	1	0
--------------------------------------------------------------------------------------------------------------------------------------------------------------------------------	-----------------------------------------------------------------------------------	--	---------------------------------------------------------------------------------------------------------	--	--	-----------------------------------------------------------------------------------------------------------	-------------------------------------------------------------------------------------------------------------	--	--	---	---	---	---	---	---	---


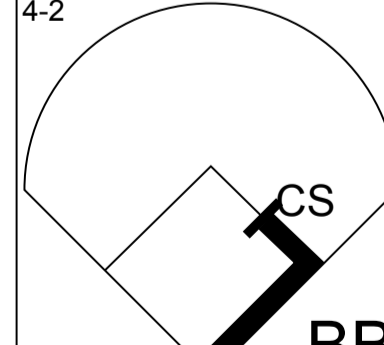
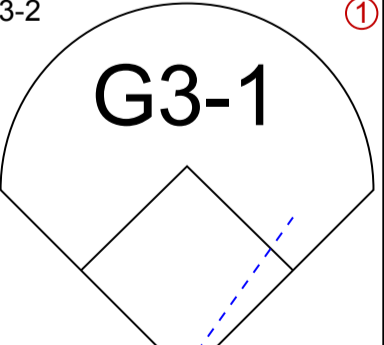
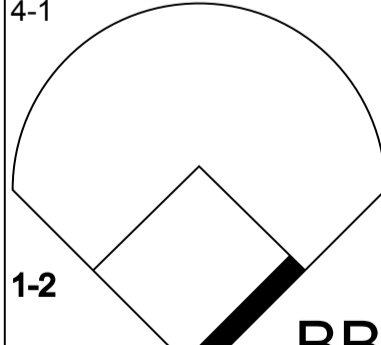
Matt Lawton, L <small>OBP: 0.347, SLG: 0.368</small> <small>(1, 7)</small> 			<small>1-1</small> ③ 		<small>1-2</small> 	<small>0-0</small> ③ 				4	0	1	2	0	0	2
------------------------------------------------------------------------------------------------------------------------------------------------------------------------------	-----------------------------------------------------------------------------------	--	-----------------------------------------------------------------------------------------------------------	--	-----------------------------------------------------------------------------------------------------------	-------------------------------------------------------------------------------------------------------------	--	--	--	---	---	---	---	---	---	---

Ron Coomer, R <small>OBP: 0.308, SLG: 0.442</small> <small>(1, 3)</small> 										4	2	2	2	0	0	2
------------------------------------------------------------------------------------------------------------------------------------------------------------------------------	--	--	--	--------------------------------------------------------------------------------------	--	--------------------------------------------------------------------------------------	--	--------------------------------------------------------------------------------------	--	---	---	---	---	---	---	---

Todd Walker, L <small>OBP: 0.338, SLG: 0.411</small> <small>(1, 10)</small> 			<small>0-1</small> ③ 	<small>0-1</small> ① 		<small>0-3</small> ② 		<small>2-2</small> ② 		4	0	0	0	0	1	2
---------------------------------------------------------------------------------------------------------------------------------------------------------------------------------	--	--	-------------------------------------------------------------------------------------------------------------	---------------------------------------------------------------------------------------------------------------	--	---------------------------------------------------------------------------------------------------------------	--	---------------------------------------------------------------------------------------------------------------	--	---	---	---	---	---	---	---

Terry Steinbach, R <small>OBP: 0.372, SLG: 0.413</small> <small>(1, 2)</small> 		<small>1-0</small> ① 		<small>1-1</small> ② 		<small>0-1</small> 		<small>0-0</small> ③ 		4	1	1	1	0	0	0
------------------------------------------------------------------------------------------------------------------------------------------------------------------------------------	--	-------------------------------------------------------------------------------------------------------------	--	---------------------------------------------------------------------------------------------------------------	--	-------------------------------------------------------------------------------------------------------------	--	---------------------------------------------------------------------------------------------------------------	--	---	---	---	---	---	---	---

Corey Koskie, L <small>OBP: 0.368, SLG: 0.447</small> <small>(1, 5)</small> 		<small>2-1</small> ② 		<small>2-1</small> ③ 		<small>0-0</small> 				3	0	1	1	0	0	0
---------------------------------------------------------------------------------------------------------------------------------------------------------------------------------	--	-------------------------------------------------------------------------------------------------------------	--	---------------------------------------------------------------------------------------------------------------	--	-------------------------------------------------------------------------------------------------------------	--	--	--	---	---	---	---	---	---	---

Cristian Guzman, S <small>OBP: 0.285, SLG: 0.301</small> <small>(1, 6)</small> 		<small>4-2</small> 			<small>3-2</small> ① 	<small>4-1</small> 				1	0	0	0	2	0	0
------------------------------------------------------------------------------------------------------------------------------------------------------------------------------------	--	-----------------------------------------------------------------------------------------------------------	--	--	---------------------------------------------------------------------------------------------------------------	-------------------------------------------------------------------------------------------------------------	--	--	--	---	---	---	---	---	---	---

Inning Stats	R	H	E	K	S	R	H	E	K	S	R	H	E	K	S	R	H	E	K	S	R	H	E	K	S	R	H	E	K	S	1B	2B	3B	HR	SF	SAC	DP	HBP	WP	PA	ERA	WHIP				
	2	2	1	0	16	0	0	0	0	5	0	0	0	0	12	0	0	0	0	7	0	0	0	0	19	0	0	0	0	0	0	0	0	0	0	0	0	0	0	0	0	0	0	0	7.94	1.765

PITCHER	IP	WLS	BF	H	R	ER	SO	BB	IBB	HBP	BLK	WP	HR	S	P	ERA	WHIP
Mark Portugal, R ERA: 5.27	(1, 1)	5.2	L	26	8	6	5	3	2	0	0	0	1	59	85	7.94	1.765
Rich Garces, R ERA: 1.64	(6, 1)	0.1	L	2	0	0	0	1	0	0	0	0	0	5	12	0.00	3.000
John Wasdin, R ERA: 4.71	(7, 1)	1.0	L	3	0	0	1	0	0	0	0	0	0	9	12	0.00	0.000
Rheal Cormier, L ERA: 3.96	(8, 1)	1.0	L	3	0	0	0	0	0	0	0	0	0	5	7	0.00	0.000

BOTTOM

Boston Red Sox @ Minnesota Twins
Hubert H. Humphrey Metrodome, Minneapolis, MN
 Wed Aug 25 1999, 8:05 PM EDT
 Att. 11,185 - Dome - 72 F

AB	31
R	6
H	8
RBI	6
BB	3
SO	4
LOB	9



1B	5	SF	0	WP	0	PA	35
2B	1	SAC	0	PB	0		
3B	1	DP	1	SB	0		
HR	1	HBP	0	CS	1		

Batter	1	2	3	4	5	6	7	8	9	AB R H RBI BB SO LOB
--------	---	---	---	---	---	---	---	---	---	----------------------

Trent Durrington, R OBP: 0.239, SLG: 0.242 (1, 4) C X	1-2 G3 2B 1B		2-2 G6-3			1-2 1B G3 FC5-4 1B		1-2 G6-3		4 2 2 0 0 0 0
Jim Edmonds, L OBP: 0.320, SLG: 0.388 (1, 8) S X	0-2 G3		0-1 L9			3-2 G3		1-1 G3		4 0 0 0 0 0 2
Tim Salmon, R OBP: 0.371, SLG: 0.481 (1, 9) B X	2-0 P6		3-3 K			1-0 FC5-4 1B			1-1 G5-3	4 0 1 0 0 1 1
Todd Greene, R OBP: 0.269, SLG: 0.436 (1, 10) B X	3-1 16 2B 2B			2-1 G5-3		1-1 FC5-4			1-3 K	4 1 1 2 0 1 1
16 Garret Anderson, L OBP: 0.324, SLG: 0.465 (1, 7) X	0-0 2B			1-2 L8		0-0 L4			0-1 G4-3	4 0 1 1 0 0 1
Troy Glaus, R OBP: 0.322, SLG: 0.448 (1, 5) B X	2-0 G6-3			1-3 K			1-0 P9			3 0 0 0 0 1 1
Darin Erstad, L OBP: 0.307, SLG: 0.366 (1, 3) C X		0-1 G4-3			1-0 1B		0-2 P8			3 0 1 0 0 0 0
Bengie Molina, R OBP: 0.228, SLG: 0.333 (1, 2) C X		0-1 G6-3			1-0 G5-3		0-0 F9			3 0 0 0 0 0 1
Gary Disarcina, R OBP: 0.247, SLG: 0.220 (1, 6) B X		1-1 F9			1-1 G1-3			0-0 G4-3		3 0 0 0 0 0 0

TOP

Anaheim Angels @ Boston Red Sox
Fenway Park, Boston, MA
Fri Aug 27 1999, 7:05 PM EDT
Att. 32,921 - Cloudy - 74 F

livebaseballscores.com
AB 32
R 3
H 6
RBI 3
BB 0
SO 3
LOB 7



Inning Stats	R: 2 H: 3		R: 0 H: 0		R: 0 H: 0		R: 0 H: 1		R: 1 H: 2		R: 0 H: 0		R: 0 H: 0		R: 0 H: 0		1B: 4 SF: 0		WP: 0 PA: 32	
	E: 0 LOB: 1	K: 0 BB: 0	E: 0 LOB: 0	K: 0 BB: 0	E: 0 LOB: 0	K: 1 BB: 0	E: 0 LOB: 0	K: 0 BB: 0	E: 0 LOB: 1	K: 0 BB: 0	E: 0 LOB: 0	K: 0 BB: 0	E: 0 LOB: 0	K: 1 BB: 0	E: 0 LOB: 0	S: 8 P: 10	2B: 2 SAC: 0	3B: 0 DP: 0	HR: 0 HBP: 0	PB: 0
	S: 11 P: 19	S: 6 P: 7	S: 8 P: 13	S: 4 P: 7	S: 12 P: 18	S: 6 P: 7	S: 6 P: 8	S: 8 P: 10	S: 12 P: 18	S: 6 P: 7	S: 6 P: 8	S: 8 P: 10	S: 8 P: 10	S: 8 P: 10	S: 8 P: 10	S: 8 P: 10	S: 8 P: 10	S: 8 P: 10	S: 8 P: 10	S: 8 P: 10

PITCHER	IP	WLS	BF	H	R	ER	SO	BB	IBB	HBP	BLK	WP	HR	S	P	ERA	WHIP
Kent Mercker, L ERA: 5.09 (1, 1)	6.0		23	6	3	3	2	0	0	0	0	0	0	49	76	4.50	1.000
Rich Garces, R ERA: 1.5 (7, 1)	2.0	W	6	0	0	0	0	0	0	0	0	0	0	12	15	0.00	0.000
Derek Lowe, R ERA: 2.87 (9, 1)	1.0	S	3	0	0	0	1	0	0	0	0	0	0	8	10	0.00	0.000

PITCHER	IP	WLS	BF	H	R	ER	SO	BB	IBB	HBP	BLK	WP	HR	S	P	ERA	WHIP
---------	----	-----	----	---	---	----	----	----	-----	-----	-----	----	----	---	---	-----	------

Batter	1	2	3	4	5	6	7	8	9
Jose Offerman, S (1, 4) <small>OBP: 0.380, SLG: 0.426</small>	2-3 		3-1 			4-2 	1-3 		
John Valentin, R (1, 5) <small>OBP: 0.312, SLG: 0.399</small>	4-1 		0-0 			4-0 		0-1 	
Nomar Garciaparra, R (1, 6) <small>OBP: 0.403, SLG: 0.579</small>	1-0 		2-1 			2-1 		2-0 	
Mike Stanley, R (1, 3) <small>OBP: 0.384, SLG: 0.464</small> Donnie Sadler, R (8, PR) <small>OBP: 0.308, SLG: 0.365</small> Derek Lowe, R (9, 1)	0-3 			2-0 		4-1 		1-1 	
Butch Huskey, R (1, 10) <small>OBP: 0.351, SLG: 0.505</small> Brian Daubach, L (8, PH) <small>OBP: 0.382, SLG: 0.616</small>	1-3 			2-2 		1-2 		4-1 	
Troy O'Leary, L (1, 7) <small>OBP: 0.338, SLG: 0.517</small>				2-1 		1-2 		1-0 	
Damon Buford, R (1, 8) <small>OBP: 0.295, SLG: 0.375</small>						2-3 		0-0 	
Jason Varitek, S (1, 2) <small>OBP: 0.330, SLG: 0.451</small>						1-0 		1-2 	
Darren Lewis, R (1, 9) <small>OBP: 0.333, SLG: 0.347</small>						3-2 		0-2 	

Inning Stats	R: 0	H: 1	E: 0	K: 3	S: 14	R: 0	H: 1	E: 0	K: 0	S: 12	R: 0	H: 0	E: 0	K: 0	S: 5	R: 0	H: 0	E: 0	K: 0	S: 7	R: 0	H: 0	E: 0	K: 1	S: 11	R: 2	H: 1	E: 0	K: 1	S: 17	R: 0	H: 0	E: 0	K: 1	S: 11	R: 2	H: 2	E: 0	K: 0	S: 8
	LOB: 2	BB: 1	P: 22	LOB: 1	BB: 0	P: 20	LOB: 0	BB: 0	P: 10	LOB: 0	BB: 0	LOB: 0	BB: 0	P: 16	LOB: 2	BB: 3	LOB: 0	BB: 0	P: 13	LOB: 0	BB: 0	LOB: 0	BB: 0	P: 13	LOB: 2	BB: 3	LOB: 0	BB: 1	P: 16	LOB: 0	BB: 0	LOB: 0	BB: 0	P: 13	LOB: 2	BB: 1	LOB: 2	BB: 1	P: 16	

PITCHER	IP	WLS	BF	H	R	ER	SO	BB	IBB	HBP	BLK	WP	HR	S	P	ERA	WHIP
Jarrod Washburn, L (1, 1) <small>ERA: 7.23</small>	5.0		20	2	2	2	4	3	0	0	0	0	0	53	93	3.60	1.000
Mark Petkovsek, R (6, 1) <small>ERA: 3.04</small>	2.2		11	2	1	1	2	1	0	0	0	0	0	29	45	3.38	1.125
Troy Percival, R (8, 1) <small>ERA: 2.64</small>	0.1	L	3	1	1	1	0	1	0	0	0	0	0	3	8	27.00	6.000

BOTTOM

Anaheim Angels @ Boston Red Sox
 Fenway Park, Boston, MA
 Fri Aug 27 1999, 7:05 PM EDT
 Att: 32,921 - Cloudy - 74 F

AB	29
R	4
H	5
RBI	4
BB	5
SO	6
LOB	15

WP	HR	S	P	ERA	WHIP
0	0	0	0	0	0

Batter	1	2	3	4	5	6	7	8	9	AB	R	H	RBI	BB	SO	LOB	TOP								
Trent Durrington, R (1, 4) OBP: 0.239, SLG: 0.243 Jeff Huson, L (8, PH) OBP: 0.320, SLG: 0.321	1-2 G5-3		0-1 P6	0-1 1B			1-2 G5-3	1-2 FC5-4		4	0	1	0	0	0	3									
Jim Edmonds, L (1, 8) OBP: 0.324, SLG: 0.389	1-1 G3-1 PB 1B		3-1 P6 1B 1B	0-1 F8			1-2 F7		1-1 G4-3	5	1	2	1	0	0	3									
Mo Vaughn, L (1, 10) OBP: 0.343, SLG: 0.449	3-2 G3-1 1-3		0-0 P6		4-2 G4-6-3 BB		0-0 F7		2-3 K	4	0	0	0	1	1	4									
Tim Salmon, R (1, 9) OBP: 0.372, SLG: 0.477	0-1 P4		1-1 P6 1B 1B	1-2 1B	0-2 P6			4-2 FC4 BB BB	2-2 F8	4	2	1	1	1	0	2									
16 Garret Anderson, L (1, 7) OBP: 0.326, SLG: 0.465		1-1 G4-3	0-1 E9 1B		0-1 G4-6-3			4-0 FC4 BB		3	0	1	1	1	0	1									
Darin Erstad, L (1, 3) OBP: 0.305, SLG: 0.362		2-1 G5-3	1-1 F8			1-1 P2		0-0 FC4 BB		4	1	0	0	0	0	3									
Troy Glaus, R (1, 5) OBP: 0.321, SLG: 0.446		0-2 F8		1-0 1B S 1B		1-1 L7		1-2 E5 BB		4	0	1	1	0	0	1									
Bengie Molina, R (1, 2) OBP: 0.233, SLG: 0.350 Orlando Palmeiro, L (8, PH) OBP: 0.365, SLG: 0.331 Matt Walbeck, S (8, 2) OBP: 0.307, SLG: 0.317			1-1 1B 1B	2-1 F9		2-0 G5-3		1-0 F8		3	1	1	0	0	0	1									
Gary Disarcina, R (1, 6) OBP: 0.258, SLG: 0.232			1-1 1B 1B	1-3 K			0-0 G5-3 1B	1-0 FC5-4 1B		1	0	0	0	0	0	0									
										4	1	3	1	0	1	1									
Inning Stats	R: 0 E: 0 K: 0 S: 11	H: 1 LOB: 1 P: 16	R: 0 E: 0 K: 0 S: 7	H: 0 LOB: 0 BB: 0 P: 10	R: 4 E: 1 K: 0 S: 15	H: 5 LOB: 1 BB: 0 P: 22	R: 0 E: 0 K: 1 S: 12	H: 2 LOB: 2 BB: 0 P: 16	R: 0 E: 0 K: 0 S: 7	H: 0 LOB: 0 BB: 1 P: 11	R: 0 E: 0 K: 0 S: 5	H: 0 LOB: 0 BB: 0 P: 9	R: 0 E: 0 K: 0 S: 9	H: 1 LOB: 1 BB: 0 P: 11	R: 2 E: 1 K: 0 S: 12	H: 1 LOB: 2 BB: 2 P: 24	R: 0 E: 0 K: 1 S: 10	H: 0 LOB: 0 BB: 0 P: 15	1B: 9 2B: 1 3B: 0 HR: 0	SF: 0 SAC: 0 DP: 1 HBP: 0	WP: 0 PB: 1 SB: 1 CS: 0	PA: 40			
PITCHER	IP	WLS	BF	H	R	ER	SO	BB	IBB	HBP	BLK	WP	HR	S	P	ERA	WHIP								
49 Tim Wakefield, R (1, 1) ERA: 5.27	6.1		28	9	4	3	1	1	0	0	0	0	0	61	89	4.26	1.579								
Rheal Cormier, L (7, 1) ERA: 3.93	0.1	H	1	0	0	0	0	0	0	0	0	0	0	4	5	0.00	0.000								
Rich Garces, R (7, 1) ERA: 1.85	0.1	H	3	0	2	1	0	2	0	0	0	0	0	4	12	27.00	6.000								
Derek Lowe, R (8, 1) ERA: 2.8	2.0	W	8	1	0	0	1	0	0	0	0	0	0	19	28	0.00	0.500								

Anaheim Angels @ Boston Red Sox
Fenway Park, Boston, MA
Sat Aug 28 1999, 4:05 PM EDT
Att. 33,060 - Sunny - 88 F

livebaseballscorecards.com

AB	37
R	6
H	10
RBI	5
BB	3
SO	2
LOB	23



Batter	1	2	3	4	5	6	7	8	9
Jose Offerman, S <small>OBP: 0.380, SLG: 0.427</small> (1, 4)	4-2 BB		3-1 ②	1-0 ②		0-0 1-2f ②		1-0 1-3 3-H ②	
John Valentin, R <small>OBP: 0.313, SLG: 0.398</small> (1, 5)	3-2 1-2 1B		3-2 1B HBP	1-3 ③		1-1 ③		1-0 ③	
Brian Daubach, L <small>OBP: 0.377, SLG: 0.608</small> (1, 10)	1-0 1-2 2-3 ①		0-1 1-2 ②		0-1 ①		3-2 ①		
Nomar Garciaparra, R <small>OBP: 0.402, SLG: 0.575</small> (1, 6)	1-0 2-3 3-H ②		4-0 1B BB		0-0 ②		1-3 ②		
Troy O'Leary, L <small>OBP: 0.341, SLG: 0.517</small> (1, 7)	4-0 BB		1-2 BB 1-3 2-H 1B		2-1 1B		1-3 ③		
Mike Stanley, R <small>OBP: 0.383, SLG: 0.460</small> (1, 3)	3-0 ③		4-2 1-2 2B BB		0-2 ③		1-3 ①		
Jason Varitek, S <small>OBP: 0.332, SLG: 0.456</small> (1, 2)		1-1 ①	0-2 1-H 2-H 3-H 2B		3-2 2B		1-1 ②		
Darren Lewis, R <small>OBP: 0.333, SLG: 0.344</small> (1, 8)		2-1 ②	1-2 ③		0-1 ①		4-1 2B BB		
Trot Nixon, L <small>OBP: 0.344, SLG: 0.461</small> (1, 9)		1-2 ③		1-2 ①		3-1 2-H 1B		2-0 1-3 1B	


AB	R	H	RBI	BB	SO	LOB
4	1	1	1	1	0	1
4	1	1	0	0	1	3
4	0	0	0	0	0	3
3	1	0	1	1	1	1
3	1	2	1	1	1	0
3	1	0	0	1	1	3
4	1	2	3	0	0	0
3	1	0	0	1	0	2
4	0	2	1	0	0	0

AB	R	H	RBI	BB	SO	LOB
32	7	8	7	5	4	13

Inning Stats		R: 1	H: 1	E: 0	K: 0	S: 9	R: 0	H: 0	E: 0	K: 0	S: 7	R: 4	H: 2	E: 0	K: 0	S: 17	R: 0	H: 0	E: 0	K: 1	S: 7	R: 0	H: 1	E: 0	K: 0	S: 8	R: 1	H: 2	E: 0	K: 0	S: 10	R: 0	H: 0	E: 0	K: 2	S: 10	R: 1	H: 2	E: 0	K: 1	S: 9				
Steve Sparks, R		(1, 1)	5.1	WLS	27	H	6	R	6	ER	6	SO	1	BB	4	IBB	0	HBP	1	BLK	0	WP	0	HR	0	S	55	P	102	ERA	10.12	WHIP	1.875												
Lou Pote, R		(6, 1)	2.1	L	9	H	1	R	1	ER	1	SO	3	BB	1	IBB	0	HBP	0	BLK	0	WP	0	HR	0	S	20	P	34	ERA	3.86	WHIP	0.857												
Troy Percival, R		(8, 1)	0.1		2	H	1	R	0	ER	0	SO	0	BB	0	IBB	0	HBP	0	BLK	0	WP	0	HR	0	S	2	P	4	ERA	0.00	WHIP	3.000												

Anaheim Angels @ Boston Red Sox
 Fenway Park, Boston, MA
 Sat Aug 28 1999, 4:05 PM EDT
 Att: 33,060 - Sunny - 88 F

WP: 0 PA: 38
 PB: 0
 SB: 0
 CS: 0



WP	HR	S	P	ERA	WHIP
0	0	0	0	0.00	3.000

Batter	1	2	3	4	5	6	7	8	9	AB R H RBI BB SO LOB	TOP	
Darin Erstad, L (1, 3) OBP: 0.304, SLG: 0.361	0-0 G4-3		0-0 G3		1-1 L4		0-1 F9		1-1 1B 1B	5 1 1 1 0 0 0	Anaheim Angels @ Boston Red Sox Fenway Park, Boston, MA Sun Aug 29 1999, 1:05 PM EDT Att. 32,253 - Sunny - 84 F	
Jeff Huson, L (1, 4) OBP: 0.326, SLG: 0.333 Trent Durrington, R (8, PH) OBP: 0.236, SLG: 0.239 Orlando Palmeiro, L (9, PH) OBP: 0.367, SLG: 0.333	2-1 2B		0-2 1B		2-1 L8			1-3 K	2-2 1B 1B	3 0 2 0 0 0 0 1 0 0 0 0 1 0 1 0 1 0 0 0 0		
Mo Vaughn, L (1, 10) OBP: 0.344, SLG: 0.450	1-3 K		1-0 P4		1-0 G4-3			2-1 2B	0-1 1B	5 0 2 2 0 1 2		
Tim Salmon, R (1, 9) OBP: 0.365, SLG: 0.467	1-3 K		2-2 L9					1-0 G6-3	1-3 K	5 0 0 0 0 2 5		
16 Garret Anderson, L (1, 7) OBP: 0.323, SLG: 0.461					0-0 G3-1			1-2 P3		4 0 0 0 0 1 1		
Jim Edmonds, L (1, 8) OBP: 0.349, SLG: 0.436					1-1 1B			0-1 G3 1B		4 2 4 0 0 0 0		
Troy Glaus, R (1, 5) OBP: 0.323, SLG: 0.444					4-1 1B			2-3 K		2 0 0 0 2 2 2		
Matt Walbeck, S (1, 2) OBP: 0.306, SLG: 0.316					1-1 F9			1-3 K2-3		4 0 1 1 0 1 3		
Andy Sheets, R (1, 6) OBP: 0.241, SLG: 0.287 Todd Greene, R (9, PH) OBP: 0.271, SLG: 0.436					1-0 F8			3-2 L5		3 0 0 0 0 0 4 0 1 0 0 1 0 0		
Inning Stats	R: 0 H: 1 E: 0 LOB: 1 K: 2 BB: 0 S: 11 P: 15	R: 1 H: 2 E: 0 LOB: 1 K: 1 BB: 1 S: 13 P: 25	R: 0 H: 1 E: 0 LOB: 1 K: 0 BB: 0 S: 10 P: 13	R: 0 H: 1 E: 0 LOB: 2 K: 0 BB: 1 S: 7 P: 14	R: 0 H: 0 E: 0 LOB: 0 K: 0 BB: 0 S: 5 P: 9	R: 0 H: 1 E: 0 LOB: 1 K: 1 BB: 0 S: 10 P: 13	R: 0 H: 0 E: 0 LOB: 0 K: 1 BB: 0 S: 10 P: 14	R: 0 H: 1 E: 0 LOB: 1 K: 1 BB: 0 S: 9 P: 14	R: 3 H: 4 E: 0 LOB: 2 K: 2 BB: 1 S: 21 P: 30	1B: 7 SF: 0 2B: 4 SAC: 0 3B: 0 DP: 1 HR: 0 HBP: 0		WP: 0 PA: 40 PB: 0 SB: 1 CS: 0
PITCHER	IP WLS BF H R ER SO BB IBB HBP BLK WP HR S P ERA WHIP											
Pat Rapp, R (1, 1) ERA: 4.22	6.0 W 25 6 1 1 4 2 0 0 0 0 0 0 56 89 1.50 1.333											
Rheal Cormier, L (7, 1) ERA: 3.79	2.0 7 1 0 0 2 0 0 0 0 0 0 0 19 28 0.00 0.500											
Bryce Florie, R (9, 1) ERA: 4.82	0.2 7 4 3 3 1 1 0 0 0 0 0 0 18 26 40.50 7.500											
Derek Lowe, R (9, 1) ERA: 2.79	0.1 S 1 0 0 0 1 0 0 0 0 0 0 0 3 4 0.00 0.000											

livebaseballscorecards.com

AB	37
R	4
H	11
RBI	4
BB	3
SO	8
LOB	17



Batter	1	2	3	4	5	6	7	8	9
Jose Offerman, S (1, 4) OBP: 0.380, SLG: 0.426	2-2 1B		3-1 G4-3		4-0 1B BB	2-2 SF7		2-1 G1-3	
Darren Lewis, R (1, 8) OBP: 0.332, SLG: 0.343	1-3 K		0-0 F7		1-2 1B 1B	2-3 K			
Brian Daubach, L (1, 3) OBP: 0.379, SLG: 0.606	0-0 L3			2-3 K	2-2 1B		4-2 FC1-6 BB		
Nomar Garciaparra, R (1, 6) OBP: 0.405, SLG: 0.577		4-1 G1-6-3 BB		0-0 G4-3 2B	2-2 G6-4-3		4-1 FC1-6 BB		
Troy O'Leary, L (1, 7) OBP: 0.338, SLG: 0.513		0-1 G1-6-3		2-1 G4-3		1-3 K	3-2 FC1-6		
18 Reggie Jefferson, S (1, 10) OBP: 0.356, SLG: 0.456 Butch Huskey, R (7, PH) OBP: 0.350, SLG: 0.503		1-2 L3		0-2 F9		4-1 1B BB	0-0 F9		
Trot Nixon, L (1, 9) OBP: 0.348, SLG: 0.464			0-1 WP SH 1B		0-0 2B 1B	3-1 1B 1B	2-2 G3		
Donnie Sadler, R (1, 5) OBP: 0.309, SLG: 0.364			1-1 SH WP		0-1 B2	1-1 1B SF7 1B	2-1 P5		
Scott Hatteberg, L (1, 2) OBP: 0.388, SLG: 0.222			2-0 SF7		2-1 1B 2B	3-2 1B	2-1 F8		

AB	R	H	RBI	BB	SO	LOB
3	1	1	1	1	0	1
4	0	1	2	0	2	3
3	0	1	1	1	1	1
2	0	1	0	2	0	2
4	0	0	0	0	1	4
2	1	0	0	1	0	1
1	0	0	0	0	0	2
4	3	3	0	0	0	2
3	1	1	1	0	0	1
3	1	2	2	0	0	0

AB	R	H	RBI	BB	SO	LOB
29	7	10	7	5	4	17

WP	HR	S	P	ERA	WHIP
1	0	3	3	11.81	2.250

Inning Stats		R	H	E	K	S	BB	LOB	SO	WP	HR	S	P	ERA	WHIP
Tim Belcher, R (1, 1) ERA: 6.79	5.1	5	1	0	1	26	9	7	7	3	0	0	3	11.81	2.250
Al Levine, R (6, 1) ERA: 3.36	0.2	0	0	0	0	3	1	0	1	0	0	10	17	0.00	1.500
Mike Magnante, L (7, 1) ERA: 3.92	1.0	1	0	0	0	5	0	0	0	2	0	11	24	0.00	2.000
Shigetoshi Hasegawa, R (8, 1) ERA: 4.48	1.0	1	0	0	0	3	0	0	0	0	0	6	12	0.00	0.000

BOTTOM

Anaheim Angels @ Boston Red Sox
Fenway Park, Boston, MA
 Sun Aug 29 1999, 1:05 PM EDT
 Att: 32,253 - Sunny - 84 F

livebaseballscorecards.com



Batter	1	2	3	4	5	6	7	8	9	AB R H RBI BB SO LOB	TOP		
Johnny Damon, L (1, 10) OBP: 0.375, SLG: 0.474	2-2 		4-1 		2-2 			1-1 		3 0 0 0 1 0 0	Kansas City Royals @ Boston Red Sox Fenway Park, Boston, MA Mon Aug 30 1999, 7:05 PM EDT Att. 32,705 - Unknown - 70 F		
Ray Holbert, R (1, 6) OBP: 0.286, SLG: 0.275	2-3 		2-3 			2-3 		0-1 		4 0 0 0 0 3 1			
Carlos Beltrán, S (1, 8) OBP: 0.328, SLG: 0.453	2-2 		0-0 			1-0 		1-0 		4 0 2 0 0 0 1			
Jermaine Dye, R (1, 9) OBP: 0.344, SLG: 0.522		2-2 		3-3 		0-0 		1-3 		4 1 1 0 0 2 2			
29 Mike Sweeney, R (1, 3) OBP: 0.385, SLG: 0.526		0-1 		0-2 		3-2 		2-3 		4 0 1 0 0 1 2			
Joe Randa, R (1, 5) OBP: 0.373, SLG: 0.504		3-3 		0-0 		3-3 		2-2 		4 0 1 0 0 2 3			
Jeremy Giambi, L (1, 7) OBP: 0.365, SLG: 0.361		1-3 		2-3 		1-2 				3 0 0 0 0 2 2			
Tim Spehr, R (1, 2) OBP: 0.326, SLG: 0.403		1-3 		2-3 		1-0 				3 0 0 0 0 2 1			
Jed Hansen, R (1, 4) OBP: 0.294, SLG: 0.305			0-3 		0-3 			3-3 		3 0 0 0 0 3 0			
Inning Stats	R: 0 H: 0 E: 0 LOB: 0 K: 1 BB: 0 S: 11 P: 17	R: 1 H: 2 E: 0 LOB: 1 K: 3 BB: 0 S: 14 P: 21	R: 0 H: 0 E: 0 LOB: 1 K: 2 BB: 1 S: 10 P: 15	R: 0 H: 1 E: 0 LOB: 1 K: 2 BB: 0 S: 11 P: 16	R: 0 H: 0 E: 0 LOB: 0 K: 2 BB: 0 S: 13 P: 17	R: 0 H: 1 E: 0 LOB: 1 K: 1 BB: 0 S: 11 P: 17	R: 0 H: 0 E: 0 LOB: 0 K: 1 BB: 0 S: 7 P: 12	R: 0 H: 0 E: 0 LOB: 0 K: 1 BB: 0 S: 8 P: 12	R: 0 H: 1 E: 0 LOB: 1 K: 2 BB: 0 S: 10 P: 16	1B: 4 SF: 0 2B: 1 SAC: 0 3B: 0 DP: 0 HR: 0 HBP: 0	WP: 1 PA: 33 PB: 0 SB: 1 CS: 0		
PITCHER	IP WLS BF H R ER SO BB IBB HBP BLK WP HR S P ERA WHIP											PITCHER	IP WLS BF H R ER SO BB IBB HBP BLK WP HR S P ERA WHIP
Pedro Martinez, R (1, 1) ERA: 2.36	6.0 W 23 4 1 1 11 1 0 0 0 1 0 70 103 1.50 0.833												
John Wasdin, R (7, 1) ERA: 4.55	2.0 6 0 0 0 2 0 0 0 0 0 0 15 24 0.00 0.000												
Mark Guthrie, L (9, 1) ERA: 5.83	1.0 4 1 0 0 2 0 0 0 0 0 0 10 16 0.00 1.000												

livebaseballscorecards.com

AB	32
R	1
H	5
RBI	0
BB	1
SO	15
LOB	12



Batter	1	2	3	4	5	6	7	8	9	AB	R	H	RBI	BB	SO	LOB
Jose Offerman, S (1, 4) OBP: 0.386, SLG: 0.435	1-1 2B	2-2 2-H 1B			1-0 SH S 2B	2-2 BB 1B 1B	4-2 BB			4	2	4	1	1	0	0
John Valentin, R (1, 5) OBP: 0.311, SLG: 0.396 Donnie Sadler, R (5, 5) OBP: 0.313, SLG: 0.367	1-2 P3	1-1 G5-3			1-0 SH S 1B	0-0 BB 1B 1B	0-0 F9-2			2	0	0	0	0	0	2
Brian Daubach, L (1, 3) OBP: 0.376, SLG: 0.598	1-3 K				4-2 18 G3-1 1B BB	0-2 F8				4	1	0	0	1	1	3
Nomar Garciaparra, R (1, 6) OBP: 0.407, SLG: 0.575	4-1 BB				1-1 18 G3-1 1B 1B	4-1 1B BB				3	1	1	1	2	0	0
18 Reggie Jefferson, S (1, 10) OBP: 0.351, SLG: 0.448 Mike Stanley, R (6, PH) OBP: 0.386, SLG: 0.463	1-3 K				0-1 G3-1	1-1 BB				3	0	0	0	0	1	4
Butch Huskey, R (1, 7) OBP: 0.356, SLG: 0.506					1-2 E BB 1B	1-2 E 1B				4	1	3	2	1	0	2
Jason Varitek, S (1, 2) OBP: 0.333, SLG: 0.456					1-1 E1					5	1	2	1	0	1	2
Darren Lewis, R (1, 8) OBP: 0.333, SLG: 0.340					1-1 G5-3	4-1 BB				3	0	0	1	2	0	4
Trot Nixon, L (1, 9) OBP: 0.347, SLG: 0.465					1-0 F9	1-0 F8				4	0	1	0	0	0	4

Inning Stats	R: 0	H: 1	E: 0	K: 2	S: 13	LOB: 2	BB: 1	P: 21	R: 2	H: 3	E: 0	K: 0	S: 17	LOB: 1	BB: 0	P: 27	R: 0	H: 0	E: 0	K: 0	S: 6	LOB: 0	BB: 0	P: 8	R: 0	H: 0	E: 1	K: 1	S: 13	LOB: 1	BB: 1	P: 19	R: 4	H: 3	E: 2	K: 0	S: 17	LOB: 2	BB: 2	P: 31	R: 2	H: 3	E: 0	K: 0	S: 13	LOB: 1	BB: 1	P: 22	R: 0	H: 1	E: 0	K: 0	S: 8	LOB: 2	BB: 2	P: 21	R: 1	H: 3	E: 0	K: 0	S: 18	LOB: 2	BB: 0	P: 24
--------------	------	------	------	------	-------	--------	-------	-------	------	------	------	------	-------	--------	-------	-------	------	------	------	------	------	--------	-------	------	------	------	------	------	-------	--------	-------	-------	------	------	------	------	-------	--------	-------	-------	------	------	------	------	-------	--------	-------	-------	------	------	------	------	------	--------	-------	-------	------	------	------	------	-------	--------	-------	-------

PITCHER	IP	WLS	BF	H	R	ER	SO	BB	IBB	HBP	BLK	WP	HR	S	P	ERA	WHIP
Jeff Suppan, R (1, 1) ERA: 4.13	4.1	L	24	7	6	5	3	3	0	0	0	0	0	62	96	10.38	2.308
Brad Rigby, R (5, 1) ERA: 4.52	0.2		3	0	0	0	0	1	0	0	0	0	0	4	10	0.00	1.500
Tim Byrdak, L (6, 1) ERA: 8.64	0.1		5	3	2	2	0	1	0	0	0	0	0	10	17	54.00	12.000
Derek Wallace, R (6, 1) ERA: 2.57	1.2		6	1	0	0	0	2	0	0	0	0	0	11	26	0.00	1.800
Alvin Morman, L (8, 1) ERA: 4.15	1.0		6	3	1	1	0	0	0	0	0	0	0	18	24	9.00	3.000

BOTTOM

Kansas City Royals @ Boston Red Sox
Fenway Park, Boston, MA

Mon Aug 30 1999, 7:05 PM EDT
Att: 32,705 - Unknown - 70 F

AB	36
R	9
H	14
RBI	8
BB	7
SO	3
LOB	24



1B	SF	WP	PA
11	0	0	44
2B	SAC	PB	
4	1	0	
3B	DP	SB	
0	2	2	
HR	HBP	CS	
0	0	0	

Batter	1	2	3	4	5	6	7	8	9	AB R H RBI BB SO LOB	TOP														
Johnny Damon, L (1, 10) OBP: 0.373, SLG: 0.471	1-3 K		1-3 K			1-1 SH1-3	1-2 P3			3 0 0 0 0 2 2	Kansas City Royals @ Boston Red Sox Fenway Park, Boston, MA Tue Aug 31 1999, 7:05 PM EDT Att. 32,177 - Unknown - 68 F														
Ray Holbert, R (1, 6) OBP: 0.261, SLG: 0.250	0-3 K			1-3 K		1-2 G4-3		0-3 K	4 0 0 1 0 3 1																
Carlos Beltrán, S (1, 8) OBP: 0.328, SLG: 0.451	0-2 G3-1			1-2 F8		1-1 2B		1-2 F9	4 1 1 1 0 0 0																
Jermaine Dye, R (1, 9) OBP: 0.344, SLG: 0.522		1-2 E5		3-2 F9		0-0 2B		3-3 K	4 0 1 1 0 1 0																
29 Mike Sweeney, R (1, 3) OBP: 0.362, SLG: 0.522		1-0 L6			3-2 P8	0-1 G6-3		1-1 G5-3	4 0 0 0 0 0 2																
Joe Randa, R (1, 5) OBP: 0.372, SLG: 0.502		1-1 L8			2-1 P4		2-2 G4-3	0-1 E5	4 0 1 0 0 0 1																
Scott Pose, L (1, 7) OBP: 0.391, SLG: 0.333		1-1 FC5			0-1 P6		1 SAFE 0-0 G4-3	0-3 K	4 0 0 0 0 1 3																
Chad Kreuter, S (1, 2) OBP: 0.313, SLG: 0.323			1-2 G4-3			1-0 SH1-3	3-2 L7	4-0 BB	2 1 0 0 1 0 1																
Jed Hansen, R (1, 4) OBP: 0.310, SLG: 0.311 Jeremy Giambi, L (9, PH) OBP: 0.364, SLG: 0.359			2-3 K			2-0 G4-3	4-1 BB	2-3 K	2 1 1 0 1 1 0 1 0 0 0 0 1 2																
Inning Stats	R: 0 E: 0 K: 2 S: 9	H: 0 LOB: 0 BB: 0 P: 10	R: 0 E: 1 K: 0 S: 8	H: 0 LOB: 1 BB: 0 P: 12	R: 0 E: 0 K: 2 S: 9	H: 0 LOB: 0 BB: 0 P: 13	R: 0 E: 0 K: 1 S: 10	H: 0 LOB: 0 BB: 0 P: 15	R: 0 E: 0 K: 0 S: 7	H: 0 LOB: 0 BB: 0 P: 12	R: 3 E: 0 K: 0 S: 12	H: 3 LOB: 1 BB: 0 P: 18	R: 0 E: 0 K: 0 S: 14	H: 1 LOB: 2 BB: 1 P: 24	R: 0 E: 0 K: 2 S: 10	H: 0 LOB: 0 BB: 0 P: 14	R: 0 E: 1 K: 2 S: 10	H: 0 LOB: 2 BB: 1 P: 17	1B: 3 2B: 1 3B: 0 HR: 0	SF: 0 SAC: 1 DP: 0 HBP: 1	WP: 0 PB: 0 SB: 0 CS: 0	PA: 36			
PITCHER	IP WLS BF H R ER SO BB IBB HBP BLK WP HR S P ERA WHIP																								
Mark Portugal, R (1, 1) ERA: 5.23	6.0		23	3	3	3	5	0	0	1	0	0	0	55	80	4.50	0.500								
Rich Garces, R (7, 1) ERA: 1.71	2.0	W	8	1	0	0	2	1	0	0	0	0	0	24	38	0.00	1.000								
Derek Lowe, R (9, 1) ERA: 2.76	1.0	S	5	0	0	0	2	1	0	0	0	0	0	10	17	0.00	1.000								

livebaseballscorecards.com

AB	32
R	3
H	4
RBI	3
BB	2
SO	9
LOB	12



Batter	1	2	3	4	5	6	7	8	9
Jose Offerman, S OBP: 0.386, SLG: 0.437 (1, 4)	2-2 FC6-4 1B		1 SAFE 0-2 F9	0-0 P5			2-1 SH5-4 SF8 2B	0-3 K	
Darren Lewis, R OBP: 0.329, SLG: 0.337 (1, 8) (9, 9)	1 SAFE 2-2 FC6-4 1-2f		1 SAFE 1-2 G4-3		2-2 G4-3		0-0 SH5-4 2-3	1-1 P2	
Brian Daubach, L OBP: 0.376, SLG: 0.599 Mike Stanley, R OBP: 0.384, SLG: 0.461 (1, 3) (7, PH) (8, 3)	2-3 K			1-2 F8 1B 2B	0-3 K		2-1 SF8 3-H	0-2 G5-3	
Nomar Garciaparra, R OBP: 0.407, SLG: 0.573 (1, 6)	0-0 F8			1-1 F8 2-3	2-2 HBP		1-0 2B 1B		
Troy O'Leary, L OBP: 0.339, SLG: 0.514 (1, 7)		0-3 K		4-1 1B E BB	1-3 K		1 SAFE 1-1 2B 1-H		
Butch Huskey, R OBP: 0.358, SLG: 0.509 (1, 10)		2-0 G5-3		0-0 BB E 1B		3-0 G4-3 WP 2B	2-0 L8		
Jason Varitek, S OBP: 0.332, SLG: 0.454 (1, 2)		0-0 G4-3		1-3 K		0-0 G4-3 2-3	0-0 1B PB 1B		
Donnie Sadler, R OBP: 0.322, SLG: 0.373 (1, 5)			2-2 BLK 1B	0-0 E4 BB		1-0 F7 3-H	2-1 1B 1B		
Trot Nixon, L OBP: 0.347, SLG: 0.462 Damon Buford, R OBP: 0.298, SLG: 0.378 (1, 9) (8, PH) (9, 8)			1 SAFE 1-0 P6	4-2 BB		1-0 F8	0-2 1B		

Inning Stats	R: 0 E: 0 K: 1 S: 11	H: 1 LOB: 1 BB: 0 P: 17	R: 0 E: 0 K: 1 S: 5	H: 0 LOB: 0 BB: 0 P: 7	R: 0 E: 0 K: 0 S: 12	H: 1 LOB: 1 BB: 0 P: 16	R: 2 E: 1 K: 1 S: 15	H: 2 LOB: 3 BB: 2 P: 26	R: 0 E: 0 K: 2 S: 12	H: 0 LOB: 1 BB: 0 P: 17	R: 1 E: 0 K: 0 S: 4	H: 1 LOB: 0 BB: 0 P: 9	R: 2 E: 0 K: 0 S: 9	H: 3 LOB: 1 BB: 0 P: 17	R: 1 E: 0 K: 1 S: 14	H: 3 LOB: 2 BB: 0 P: 17
--------------	-------------------------------	----------------------------------	------------------------------	---------------------------------	-------------------------------	----------------------------------	-------------------------------	----------------------------------	-------------------------------	----------------------------------	------------------------------	---------------------------------	------------------------------	----------------------------------	-------------------------------	----------------------------------

PITCHER	IP	WLS	BF	H	R	ER	SO	BB	IBB	HBP	BLK	WP	HR	S	P	ERA	WHIP
Jay Witasick, R ERA: 6.04 (1, 1)	6.1	L	29	6	4	3	5	2	0	1	1	1	0	62	97	4.26	1.263
Alvin Morman, L ERA: 4.33 (7, 1)	0.1		3	2	1	1	0	0	0	0	0	0	0	5	9	27.00	6.000
Brad Rigby, R ERA: 4.5 (7, 1)	0.1		3	2	1	0	0	0	0	0	0	0	0	4	8	0.00	6.000
Tim Byrdak, L ERA: 8.15 (8, 1)	1.0		4	1	0	0	1	0	0	0	0	0	0	11	12	0.00	1.000

AB R H RBI BB SO LOB

5	1	2	0	0	1	6
4	0	0	0	0	0	4
3	1	1	0	0	2	1
1	0	0	1	0	0	2
3	1	1	0	0	0	2
3	1	1	1	1	2	1
4	1	2	1	0	0	1
4	1	1	0	0	1	3
4	0	2	0	0	0	1
2	0	0	0	1	0	1
1	0	1	1	0	0	0

AB	34
R	6
H	11
RBI	4
BB	2
SO	6
LOB	22



1B: 7	SF: 1	WP: 1	PA: 39
2B: 4	SAC: 1	PB: 1	
3B: 0	DP: 0	SB: 1	
HR: 0	HBP: 1	CS: 0	

PITCHER	IP	WLS	BF	H	R	ER	SO	BB	IBB	HBP	BLK	WP	HR	S	P	ERA	WHIP
---------	----	-----	----	---	---	----	----	----	-----	-----	-----	----	----	---	---	-----	------

Kansas City Royals @ Boston Red Sox
 Fenway Park, Boston, MA
 Tue Aug 31 1999, 7:05 PM EDT
 Att: 32,177 - Unknown - 68 F

livebaseballscorecards.com

Batter	1	2	3	4	5	6	7	8	9	AB R H RBI BB SO LOB	TOP		
Johnny Damon, L (1, 7) OBP: 0.373, SLG: 0.469	4-2 G5-4-3 BB		0-0 1B			0-0 B3	1-1 E4 SH2-4		0-2 G4-3	4 0 1 1 1 0 1	Kansas City Royals @ Boston Red Sox Fenway Park, Boston, MA Wed Sep 01 1999, 7:05 PM EDT Att. 31,743 - Unknown - 78 F		
Ray Holbert, R (1, 6) OBP: 0.265, SLG: 0.255 Jeremy Giambi, L (9, PH) OBP: 0.363, SLG: 0.357	0-0 G5-4-3 1-2f			3-2 G1-3		1-2 E 1B	0-0 SH2-4	3-3 K	3 0 1 0 0 0 1 1 0 0 0 0 1 0				
Carlos Beltrán, S (1, 8) OBP: 0.326, SLG: 0.448	3-3 K			2-3 K		1-0 E1 29 FC6-4	1-3 K		4 0 0 0 0 3 3				
Jermaine Dye, R (1, 9) OBP: 0.345, SLG: 0.520		0-3 K		4-2 29 BB BB		0-2 F9	4-1 BB		2 0 0 0 2 1 2				
29 Mike Sweeney, R (1, 10) OBP: 0.381, SLG: 0.519		0-0 F9		4-0 SAFE 1-2 BB		0-0 FC6-4 1-2f	0-1 L5		3 0 0 0 1 0 5				
Joe Randa, R (1, 5) OBP: 0.373, SLG: 0.500		4-1 BB		0-0 F7			4-2 E 1B BB	0-0 F9	2 1 0 0 2 0 2				
Joe Vitiello, R (1, 3)		2-0 SAFE SAFE SAFE SAFE L8			2-1 F7		1-1 E6 1B BB E	1-0 F8	4 1 0 0 0 0 2				
Sal Fasano, R (1, 2)			1-2 G6-3		0-2 G5-3		4-1 E 1B BB	2-1 P4	3 1 0 0 1 0 0				
Jed Hansen, R (1, 4) OBP: 0.311, SLG: 0.313 Scott Pose, L (9, PH) OBP: 0.388, SLG: 0.330			2-3 K		3-3 K		0-0 SH2-4 E 1B	1-0 F8	3 0 1 1 0 2 0 1 0 0 0 0 0 0				
Inning Stats	R: 0 H: 0 E: 0 LOB: 0 K: 1 BB: 1 S: 9 P: 16	R: 0 H: 0 E: 0 LOB: 1 K: 1 BB: 1 S: 6 P: 12	R: 0 H: 1 E: 0 LOB: 1 K: 1 BB: 0 S: 7 P: 10	R: 0 H: 0 E: 0 LOB: 2 K: 1 BB: 2 S: 12 P: 25	R: 0 H: 0 E: 0 LOB: 0 K: 1 BB: 0 S: 8 P: 13	R: 0 H: 1 E: 1 LOB: 2 K: 0 BB: 0 S: 9 P: 11	R: 3 H: 1 E: 2 LOB: 3 K: 1 BB: 3 S: 15 P: 30	R: 0 H: 0 E: 0 LOB: 0 K: 0 BB: 0 S: 4 P: 7	R: 0 H: 0 E: 0 LOB: 0 K: 1 BB: 0 S: 7 P: 11	1B: 3 SF: 0 2B: 0 SAC: 1 3B: 0 DP: 1 HR: 0 HBP: 0		WP: 0 PA: 38 PB: 0 SB: 0 CS: 0	
PITCHER	IP WLS BF H R ER SO BB IBB HBP BLK WP HR S P ERA WHIP											PITCHER	IP WLS BF H R ER SO BB IBB HBP BLK WP HR S P ERA WHIP
Kent Mercker, L (1, 1) ERA: 4.9	6.0 W 26 2 3 1 5 6 0 0 0 0 0 0 56 101 1.50 1.333												
Rheal Cormier, L (7, 1) ERA: 3.74	0.2 H 5 1 0 0 1 1 0 0 0 0 0 0 8 14 0.00 3.000												
John Wasdin, R (7, 1) ERA: 4.45	1.1 H 4 0 0 0 0 0 0 0 0 0 0 0 6 9 0.00 0.000												
Rod Beck, R (9, 1) ERA: 7.55	1.0 S 3 0 0 0 1 0 0 0 0 0 0 0 7 11 0.00 0.000												

livebaseballscorecards.com

AB	30
R	3
H	3
RBI	2
BB	7
SO	7
LOB	16



Batter	1	2	3	4	5	6	7	8	9
Jose Offerman, S (1, 4) OBP: 0.387, SLG: 0.437 Jeff Frye, R (6, 4) OBP: 0.355, SLG: 0.314	1-2 1B G6-3 HBP		1-2 1B G5-3	2-2 F9			0-0 P3		
Darren Lewis, R (1, 9) OBP: 0.329, SLG: 0.336	2-2 1-3 1B		0-1 1-2 G5-3	1-1 L8			1-2 F9		
Nomar Garciaparra, R (1, 6) OBP: 0.406, SLG: 0.570	1-2 3-H G6-3		1-2 2-H 1B		1-2 G5-4-3 E1			0-2 G4-3	
Mike Stanley, R (1, 3) OBP: 0.380, SLG: 0.456	0-0 G5-3		2-3 K		2-2 L7			3-3 K	
Butch Huskey, R (1, 10) OBP: 0.354, SLG: 0.503	3-2 G1-3		1-2 P2		0-0 1-2f G5-4-3			1-2 F9	
Troy O'Leary, L (1, 7) OBP: 0.339, SLG: 0.513		2-3 K		1-0 SH1-4 BB 38 1B 1B			1-0 L9		
Damon Buford, R (1, 8) OBP: 0.298, SLG: 0.374		1-2 P5		4-1 SH1-4 BB 38 E			0-3 K		
Jason Varitek, S (1, 2) OBP: 0.333, SLG: 0.456		1-2 2B		0-0 SH1-4 1-2 2-3			0-0 P2		
38 Wilton Veras, R (1, 5) OBP: 0.326, SLG: 0.465		2-3 K		0-0 E7 2-H 3-H 1B			0-3 K		

Inning Stats	R: 1	H: 1	E: 0	LOB: 1	K: 0	BB: 0	S: 12	R: 0	H: 1	E: 0	LOB: 1	K: 2	BB: 0	S: 13	R: 1	H: 2	E: 0	LOB: 1	K: 1	BB: 0	S: 14	R: 2	H: 2	E: 1	LOB: 1	K: 0	BB: 1	S: 9	R: 0	H: 0	E: 1	LOB: 0	K: 0	BB: 0	S: 8	R: 0	H: 0	E: 0	LOB: 0	K: 1	BB: 0	S: 5	R: 0	H: 0	E: 0	LOB: 0	K: 1	BB: 0	S: 11	R: 0	H: 0	E: 0	LOB: 0	K: 1	BB: 0	S: 9	R: 0	H: 0	E: 0	LOB: 0	K: 1	BB: 0	S: 13
--------------	------	------	------	--------	------	-------	-------	------	------	------	--------	------	-------	-------	------	------	------	--------	------	-------	-------	------	------	------	--------	------	-------	------	------	------	------	--------	------	-------	------	------	------	------	--------	------	-------	------	------	------	------	--------	------	-------	-------	------	------	------	--------	------	-------	------	------	------	------	--------	------	-------	-------

PITCHER	IP	WLS	BF	H	R	ER	SO	BB	IBB	HBP	BLK	WP	HR	S	P	ERA	WHIP
50 José Rosado, L (1, 1) ERA: 3.92	8.0	L	32	6	4	4	6	1	0	1	0	0	0	81	116	4.50	0.875

BOTTOM

Kansas City Royals @ Boston Red Sox
 Fenway Park, Boston, MA
 Wed Sep 01 1999, 7:05 PM EDT
 Att: 31,743 - Unknown - 78 F

AB	R	H	RBI	BB	SO	LOB
2	2	1	0	0	0	1
1	0	0	0	0	0	0
4	0	1	0	0	0	2
4	0	1	2	0	0	1
4	0	0	0	0	2	3
4	0	0	0	0	0	3
3	1	1	0	0	1	0
2	1	0	0	1	1	0
2	0	1	0	0	0	0
3	0	1	1	0	2	1

AB	29
R	4
H	6
RBI	3
BB	1
SO	6
LOB	11

WP	PA
0	32
PB	0
SB	0
CS	0

Batter	1	2	3	4	5	6	7	8	9	AB R H RBI BB SO LOB	TOP												
Johnny Damon, L (1, 7) <small>CBP: 0.373, SLG: 0.468</small>	0-1 L7	2-3 K		2-2 1B		0-1 G6-3		4-1 E S BB		4 0 1 0 1 1 3													
Ray Holbert, R (1, 6) <small>OBP: 0.296, SLG: 0.260</small>	1-0 L7		0-0 S 2B 1B	1-3 K 1B		4-2 1B BB		4-1 S BB		3 1 1 0 2 1 2													
Carlos Beltrán, S (1, 8) <small>OBP: 0.328, SLG: 0.448</small>	1-3 K		0-0 F9	1-1 1B		0-0 1B		4-2 BB BB		4 0 2 0 1 1 1													
Jermaine Dye, R (1, 9) <small>OBP: 0.345, SLG: 0.520</small>		2-2 BB BB HBP 1B	2-2 1-H 2B	1-2 P4		2-3 K		1-0 P6		5 1 2 1 0 1 8													
Dee Brown, L (1, 10)		4-0 HBP BB BB 1-2	2-3 K	0-1 F8		0-0 P3		0-1 F7		4 0 0 0 1 1 9													
Joe Randa, R (1, 5) <small>OBP: 0.373, SLG: 0.498</small>		4-1 HBP BB 1-2 2-3	1-0 G6-3		0-3 K		2-2 P6		0-1 S 1B	4 0 1 0 1 1 1													
Joe Vitiello, R (1, 3)		1-1 1-2 2-3 3-H HBP		2-0 E5 HR		2-1 F8		1-0 G5-3		0-0 P4	4 1 0 1 0 0 1												
Sal Fasano, R (1, 2) <small>OBP: 0.333, SLG: 0.571</small>		0-2 K		2-2 1-H HR		4-0 BB		1-3 K		0-2 F7	4 1 1 2 1 2 4												
Jed Hansen, R (1, 4) <small>OBP: 0.304, SLG: 0.304</small>		0-1 P3		2-0 1B 1B 1B		3-3 K		0-0 F7		1-2 P5	5 0 1 0 0 1 5												
Inning Stats	R: 0 E: 0 K: 1 S: 6	H: 0 LOB: 0 BB: 0 P: 8	R: 1 E: 0 K: 2 S: 13	H: 1 LOB: 3 BB: 2 P: 26	R: 1 E: 0 K: 1 S: 9	H: 2 LOB: 1 BB: 0 P: 14	R: 2 E: 1 K: 1 S: 22	H: 4 LOB: 3 BB: 0 P: 32	R: 0 E: 0 K: 2 S: 8	H: 0 LOB: 1 BB: 1 P: 17	R: 0 E: 0 K: 1 S: 9	H: 1 LOB: 2 BB: 1 P: 15	R: 0 E: 0 K: 1 S: 9	H: 0 LOB: 0 BB: 0 P: 13	R: 0 E: 0 K: 0 S: 8	H: 0 LOB: 3 BB: 3 P: 21	R: 0 E: 0 K: 0 S: 11	H: 1 LOB: 1 BB: 0 P: 12	1B: 7 2B: 1 3B: 0 HR: 1	SF: 0 SAC: 0 DP: 0 HBP: 1	WP: 0 PB: 0 SB: 4 CS: 0	PA: 45	
PITCHER Ramon Martinez, R (1, 1) <small>ERA: 9.00</small> 49 Tim Wakefield, R (4, 1) <small>ERA: 4.99</small>	IP	WLS	BF	H	R	ER	SO	BB	IBB	HBP	BLK	WP	HR	S	P	ERA	WHIP					ERA	WHIP
	3.0	L	18	5	4	3	4	2	0	1	0	0	1	34	60	9.00	2.333						
	6.0		27	4	0	0	5	5	0	0	0	0	0	61	98	0.00	1.500						

Kansas City Royals @ Boston Red Sox
 Fenway Park, Boston, MA
 Thu Sep 02 1999, 1:05 PM EDT
 Att. 31,387 - Sunny - 84 F

AB	37
R	4
H	9
RBI	4
BB	7
SO	9
LOB	34



Batter	1	2	3	4	5	6	7	8	9	AB	R	H	RBI	BB	SO	LOB
Jose Offerman, S OBP: 0.386, SLG: 0.434 (1, 4)	F7		K			BB 1B	G5-3			3	1	0	0	1	1	2
Damon Buford, R OBP: 0.298, SLG: 0.370 (1, 8)	F8		K			G3-1 1B BB			K	3	0	0	0	1	2	1
Brian Daubach, L OBP: 0.377, SLG: 0.596 (1, 3)	BB		P7			L7		G6-4-3 1B		3	0	1	0	1	0	3
Nomar Garciaparra, R OBP: 0.405, SLG: 0.568 (1, 6)	K			G4-3		G3-1 1B		G6-4-3		4	0	1	1	0	1	2
Troy O'Leary, L OBP: 0.339, SLG: 0.510 (1, 7)		G3		G4-6-3 18 BB		G3-1			K	3	0	0	0	1	1	2
18 Reggie Jefferson, S OBP: 0.352, SLG: 0.449 Mike Stanley, R OBP: 0.381, SLG: 0.456 (6, PH)		G3-1 1B		G4-6-3		F9			WP 1B	2	0	1	0	0	0	1
Scott Hatteberg, L OBP: 0.377, SLG: 0.225 (1, 2)		G3-1				F8			P6	4	0	1	0	0	0	2
38 Wilton Veras, R OBP: 0.313, SLG: 0.444 Jon Nunnally, L (7, PH)		P4				K			WP 1B	2	0	0	0	0	1	1
Donnie Sadler, R OBP: 0.322, SLG: 0.373 Jason Varitek, S OBP: 0.334, SLG: 0.458 Jeff Frye, R OBP: 0.355, SLG: 0.314 (9, PR)						K			K	1	0	0	0	0	0	0
Trot Nixon, L OBP: 0.346, SLG: 0.462 (1, 9)			WP 2B			G6-3			K	4	0	1	0	0	2	2

Inning Stats	R: 0	H: 0	E: 0	K: 1	S: 9	R: 0	H: 1	E: 0	K: 0	S: 10	R: 0	H: 1	E: 0	K: 2	S: 11	R: 0	H: 0	E: 0	K: 0	S: 4	R: 0	H: 0	E: 0	K: 1	S: 7	R: 1	H: 1	E: 0	K: 0	S: 5	R: 0	H: 1	E: 0	K: 2	S: 13	R: 0	H: 1	E: 0	K: 1	S: 7	R: 1	H: 2	E: 0	K: 2	S: 15	1B: 6	SF: 0	2B: 1	SAC: 0	3B: 0	DP: 2	HR: 0	HBP: 0	WP: 2	PA: 36
PITCHER	IP	WLS	BF	H	R	ER	SO	BB	IBB	HBP	BLK	WP	HR	S	P	ERA	WHIP																																						
Mac Suzuki, R ERA: 7.64 (1, 1)	5.1	W	22	3	1	1	4	4	0	0	0	1	0	44	78	1.69	1.312																																						
Tim Byrdak, L ERA: 8.0 (6, 1)	0.1	H	1	0	0	0	0	0	0	0	0	0	0	1	2	0.00	0.000																																						
49 Chris Fussell, R ERA: 7.11 (6, 1)	3.1	S	13	4	1	1	5	0	0	0	0	1	0	36	60	2.70	1.200																																						

BOTTOM

Kansas City Royals @ Boston Red Sox
 Fenway Park, Boston, MA
 Thu Sep 02 1999, 1:05 PM EDT
 Att: 31,387 - Sunny - 84 F

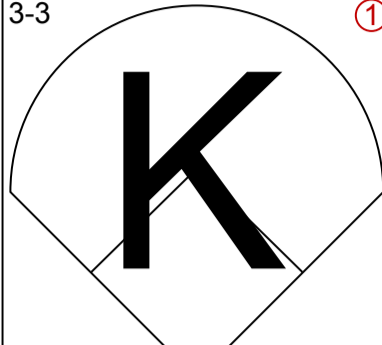
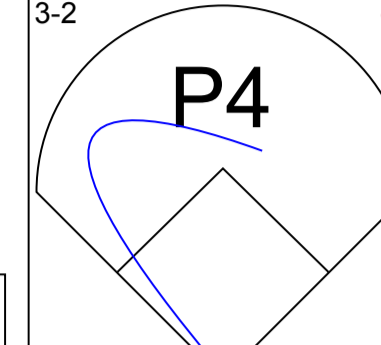
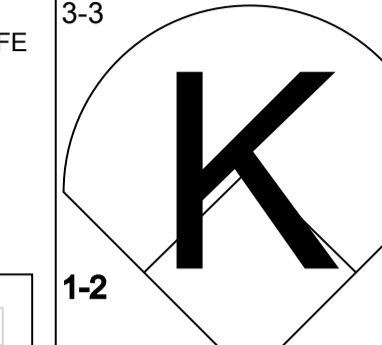
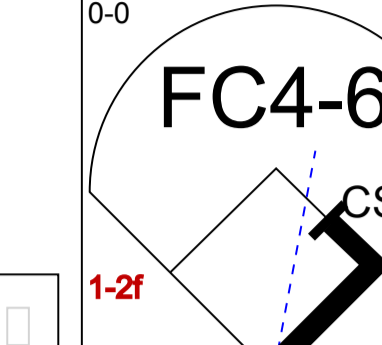
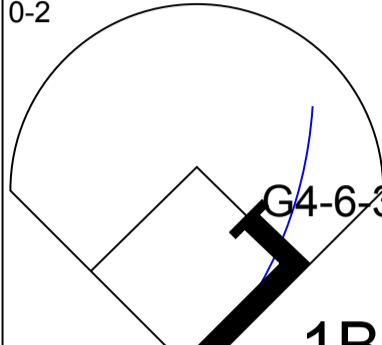
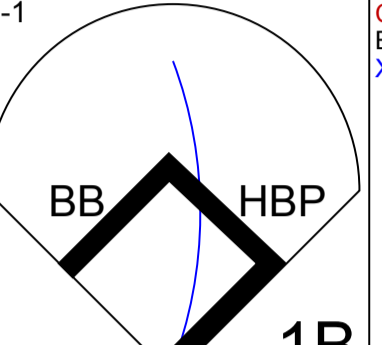
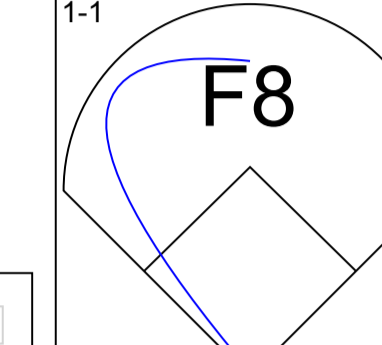
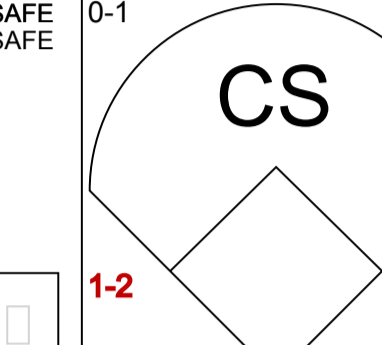
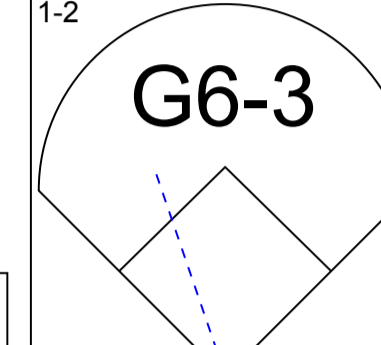
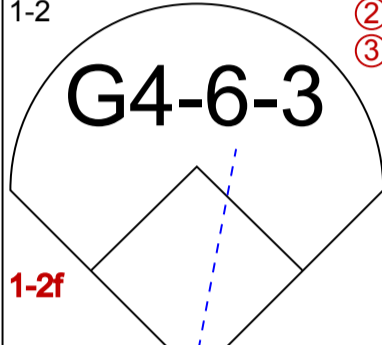
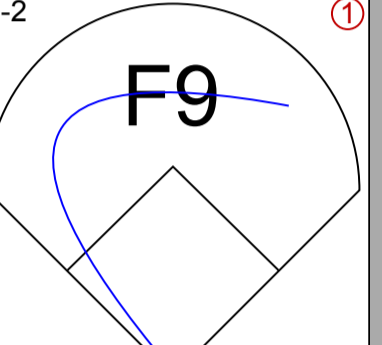
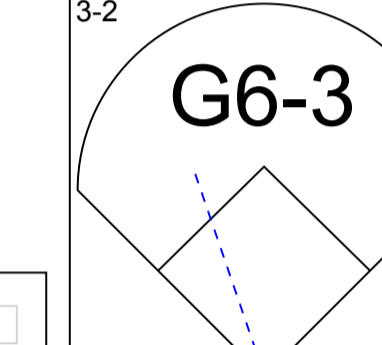
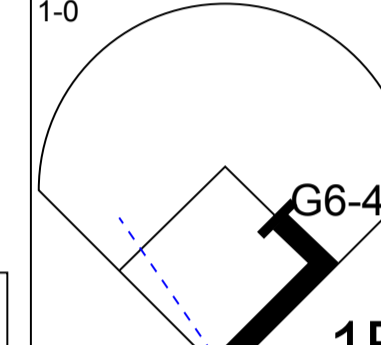
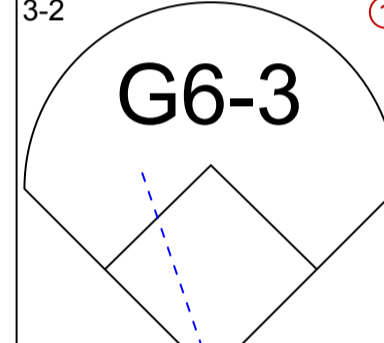
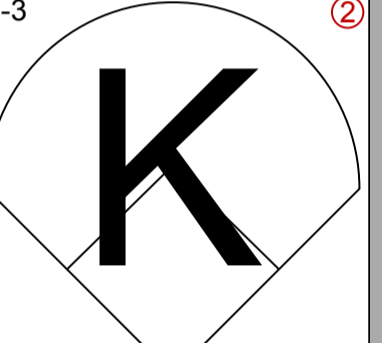
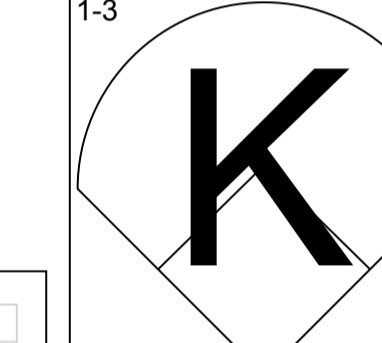
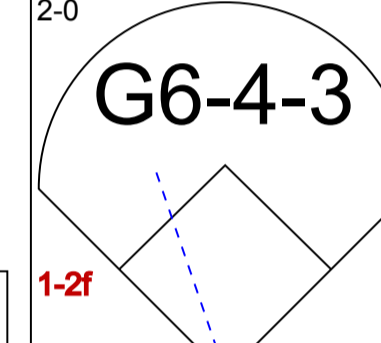
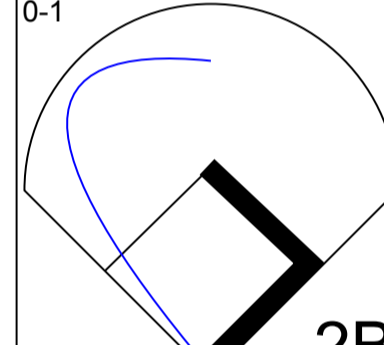
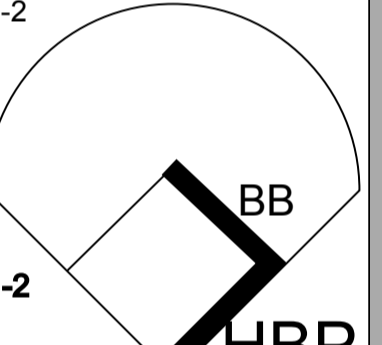
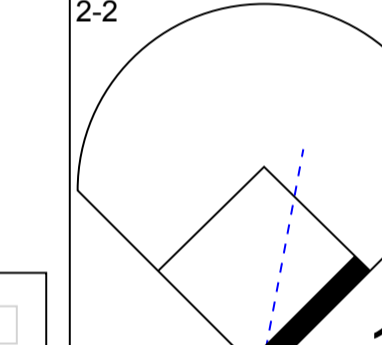
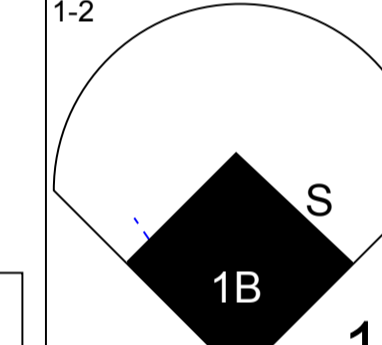
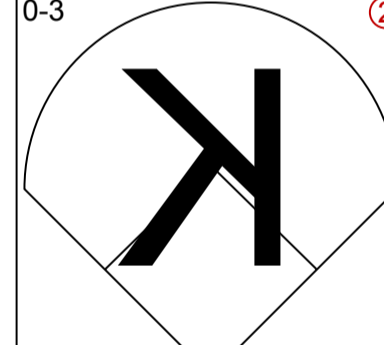
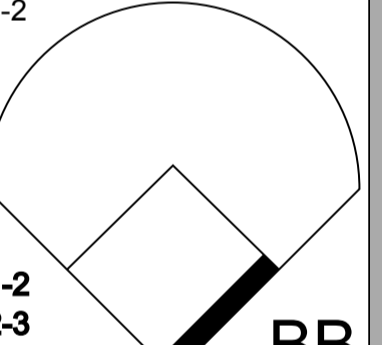
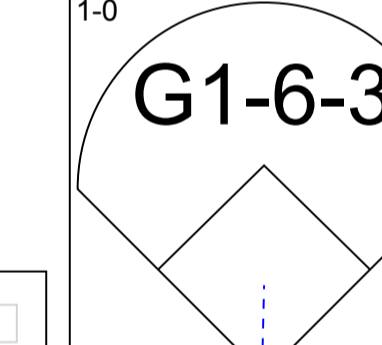
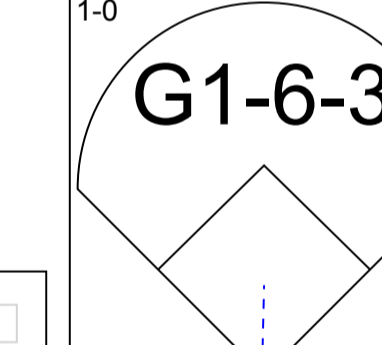
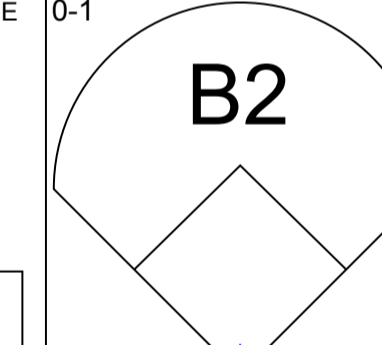
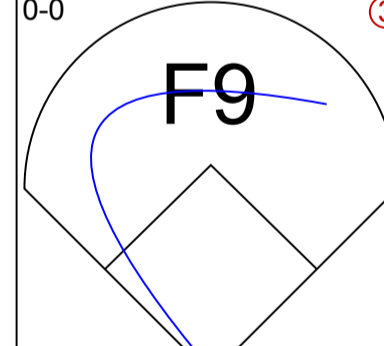
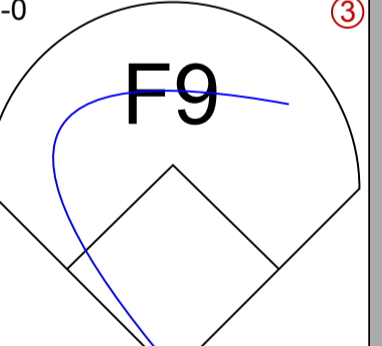
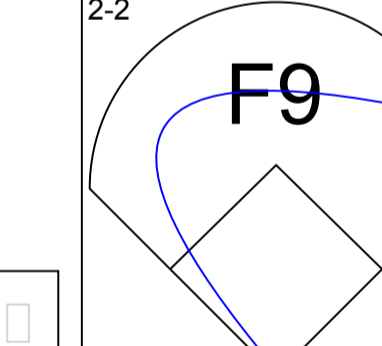
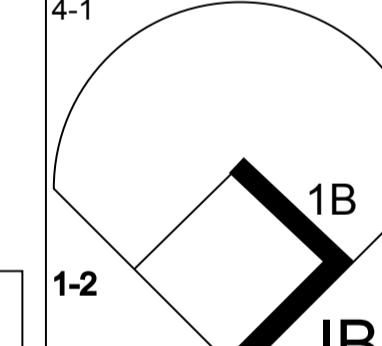
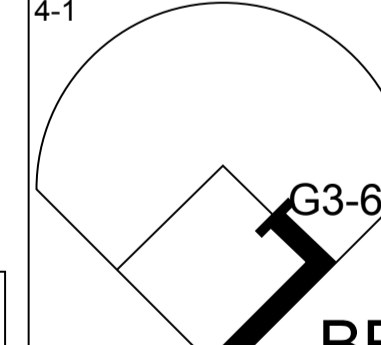
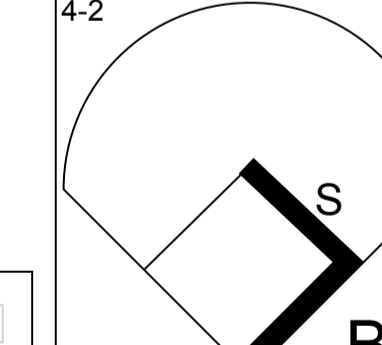
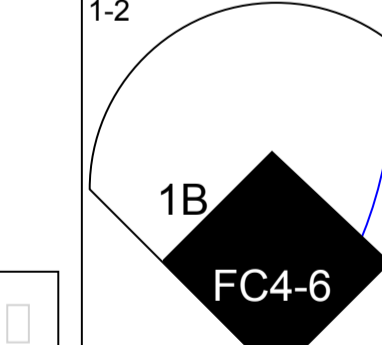
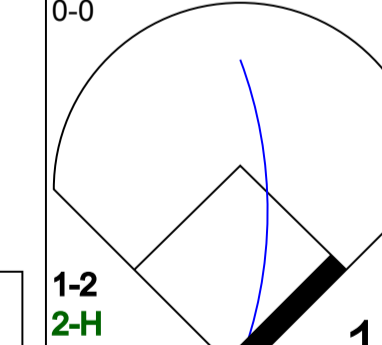
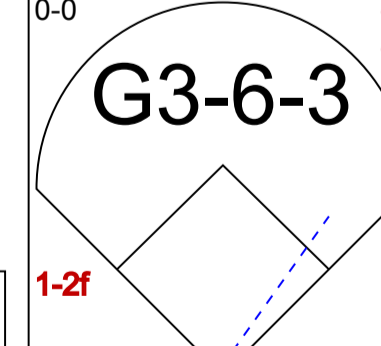
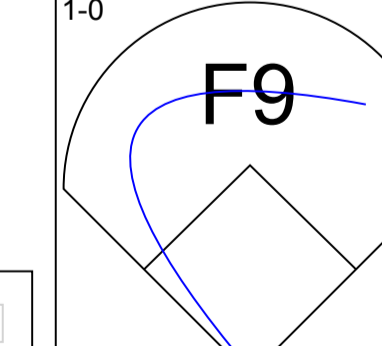
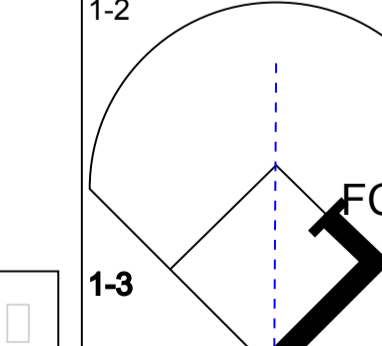
livebaseballscorecards.com

AB	32
R	2
H	7
RBI	1
BB	4
SO	9
LOB	19



Batter	1	2	3	4	5	6	7	8	9	AB R H RBI BB SO LOB	TOP									
Jose Offerman, S OBP: 0.384, SLG: 0.431 (1, 4)	2-2 F7		3-3 K			1-3 K			1-1 P4	4 0 0 0 0 2 0	Boston Red Sox @ Seattle Mariners Safeco Field, Seattle, WA Fri Sep 03 1999, 7:05 PM PDT Att. 44,471 - Unknown - 74 F livebaseballscorecards.com									
Darren Lewis, R OBP: 0.326, SLG: 0.332 (1, 9) (8, 8)	2-3 K		0-0 B3			3-2 F7			3-2 F9	4 0 0 0 0 1 0										
Nomar Garciaparra, R OBP: 0.406, SLG: 0.574 (1, 6)	1-0 1B				0-2 F7				0-1 P3	4 1 2 1 0 0 0										
Mike Stanley, R OBP: 0.380, SLG: 0.455 (1, 3)	1-0 1B				1-1 F7				1-0 F8	3 0 1 0 0 0 0										
Butch Huskey, R OBP: 0.351, SLG: 0.499 (1, 10)	1-0 P4				2-1 L4				1-1 P2	3 0 0 0 0 0 2										
Troy O'Leary, L OBP: 0.339, SLG: 0.508 (1, 7)									2-1 P3	2 0 0 0 1 0 0										
Jason Varitek, S OBP: 0.332, SLG: 0.454 (1, 2)									0-3 K	3 0 0 0 0 2 1										
Damon Buford, R OBP: 0.294, SLG: 0.365 Trot Nixon, L OBP: 0.346, SLG: 0.462 (1, 8) (8, 9)									0-0 B1-3	3 0 0 0 0 0 0 0 0 0 0 0 0 0										
38 Wilton Veras, R OBP: 0.294, SLG: 0.417 (1, 5)									0-0 P7	3 0 0 0 0 0 0										
Inning Stats	R: 0 E: 0 K: 1 S: 10	H: 2 LOB: 2 BB: 0 P: 17	R: 0 E: 0 K: 1 S: 10	H: 0 LOB: 0 BB: 0 P: 13	R: 0 E: 0 K: 1 S: 5	H: 0 LOB: 0 BB: 0 P: 8	R: 0 E: 0 K: 0 S: 7	H: 0 LOB: 0 BB: 0 P: 10	R: 0 E: 0 K: 0 S: 6	H: 0 LOB: 0 BB: 1 P: 12	R: 1 E: 0 K: 0 S: 7	H: 1 LOB: 0 BB: 0 P: 12	R: 0 E: 0 K: 1 S: 5	H: 0 LOB: 0 BB: 0 P: 5	R: 0 E: 0 K: 0 S: 8	H: 0 LOB: 0 BB: 0 P: 12	1B: 2 2B: 0 3B: 0 HR: 1	SF: 0 SAC: 0 DP: 1 HBP: 0	WP: 0 PB: 0 SB: 0 CS: 0	PA: 30
PITCHER Jamie Moyer, L ERA: 4.11 (1, 1)	IP: 9.0 WLS: W BF: 30 H: 3 R: 1 ER: 1 SO: 5 BB: 1 IBB: 0 HBP: 0 BLK: 0 WP: 0 HR: 1 S: 65 P: 101 ERA: 1.00 WHIP: 0.444											PITCHER IP: WLS: BF: H: R: ER: SO: BB: IBB: HBP: BLK: WP: HR: S: P: ERA: WHIP								



Batter	1	2	3	4	5	6	7	8	9	AB	R	H	RBI	BB	SO	LOB
Brian Hunter, R OBP: 0.291, SLG: 0.316 (1, 7) Tom Lampkin, L OBP: 0.368, SLG: 0.513 (7, PH) Ryan Jackson, L OBP: 0.350, SLG: 0.286 (7, PR) (8, 3)	3-3 		3-2 		3-3 		0-0 			3	0	0	0	0	2	1
Raul Ibanez, L OBP: 0.307, SLG: 0.406 (1, 3) (8, 7)	0-2 			0-1 	1-1 		0-1 	1-2 		4	0	2	0	0	0	1
Ken Griffey Jr., L OBP: 0.385, SLG: 0.586 (1, 8)	1-2 			2-2 		3-2 		1-0 		4	0	1	0	0	0	2
Alex Rodriguez, R OBP: 0.377, SLG: 0.633 (1, 6)		3-2 		2-3 		1-3 		2-0 		4	0	0	0	0	2	2
Edgar Martinez, R OBP: 0.450, SLG: 0.559 (1, 10) Charles Gipson, R OBP: 0.375, SLG: 0.455 (9, PR)		0-1 		1-2 	1-2 				1-2 	3	0	3	0	0	0	0
Jay Buhner, R OBP: 0.380, SLG: 0.473 (1, 9)		0-3 		4-2 	1-2 		1-0 		0-1 	0	1	0	0	0	1	3
Russ Davis, R OBP: 0.294, SLG: 0.418 (1, 5)		0-0 		0-0 			2-2 		4-1 	3	0	0	0	1	0	4
Dan Wilson, R OBP: 0.320, SLG: 0.371 (1, 2)			4-1 		4-2 		1-2 		0-0 	2	1	2	1	2	0	0
David Bell, R OBP: 0.329, SLG: 0.421 (1, 4)			0-0 		1-0 		1-2 			3	0	1	0	0	0	2

Inning Stats	R: 0 E: 0 K: 1 S: 9	H: 1 LOB: 0 BB: 0 P: 13	R: 0 E: 0 K: 1 S: 10	H: 1 LOB: 1 BB: 0 P: 13	R: 0 E: 0 K: 0 S: 6	H: 0 LOB: 0 BB: 1 P: 13	R: 0 E: 0 K: 1 S: 14	H: 1 LOB: 3 BB: 1 P: 23	R: 0 E: 0 K: 1 S: 8	H: 0 LOB: 1 BB: 1 P: 17	R: 0 E: 0 K: 1 S: 13	H: 1 LOB: 1 BB: 0 P: 20	R: 1 E: 0 K: 0 S: 14	H: 2 LOB: 1 BB: 0 P: 18	R: 0 E: 0 K: 0 S: 5	H: 1 LOB: 0 BB: 0 P: 9	R: 1 E: 0 K: 0 S: 9	H: 2 LOB: 2 BB: 1 P: 14	1B: 8 2B: 1 3B: 0 HR: 0	SF: 0 SAC: 0 DP: 3 HBP: 1
---------------------	------------------------------	----------------------------------	-------------------------------	----------------------------------	------------------------------	----------------------------------	-------------------------------	----------------------------------	------------------------------	----------------------------------	-------------------------------	----------------------------------	-------------------------------	----------------------------------	------------------------------	---------------------------------	------------------------------	----------------------------------	----------------------------------	------------------------------------

PITCHER	IP	WLS	BF	H	R	ER	SO	BB	IBB	HBP	BLK	WP	HR	S	P	ERA	WHIP
Pat Rapp, R ERA: 4.08 (1, 1)	6.1		26	5	1	1	5	3	0	1	0	0	0	69	111	1.42	1.263
Derek Lowe, R ERA: 2.8 (7, 1)	2.0	L	9	4	1	1	0	0	1	0	0	0	0	19	29	4.50	2.000

PITCHER	IP	WLS	BF	H	R	ER	SO	BB	IBB	HBP	BLK	WP	HR	S	P	ERA	WHIP

BOTTOM

Boston Red Sox @ Seattle Mariners
Safeco Field, Seattle, WA
Fri Sep 03 1999, 7:05 PM PDT
Att: 44,471 - Unknown - 74 F

AB	30
R	2
H	9
RBI	2
BB	4
SO	5
LOB	16



WP: 0	PA: 36
PB: 0	
SB: 2	
CS: 1	

Batter	1	2	3	4	5	6	7	8	9	AB R H RBI BB SO LOB	TOP											
Jose Offerman, S (1, 4) OBP: 0.383, SLG: 0.430	0-3 K			0-1 G3	2-2 1B			1 SAFE 2-1 SF8		3 0 1 1 0 1 0												
Darren Lewis, R (1, 8) OBP: 0.325, SLG: 0.330	3-3 K			1-2 G3-1	1-0 P5			4-1 PO HBP BB		3 0 0 0 1 1 2												
Brian Daubach, L (1, 3) OBP: 0.374, SLG: 0.591 Mike Stanley, R (8, PH) OBP: 0.379, SLG: 0.454	3-3 K			2-0 P3			1-2 P5	2-3 K		3 0 0 0 0 1 0 1 0 0 0 0 1 1												
Nomar Garciaparra, R (1, 6) OBP: 0.406, SLG: 0.579				0-1 P3	2-2 HR		1-1 P5	3-2 HBP		3 1 1 1 0 0 0												
Troy O'Leary, L (1, 7) OBP: 0.338, SLG: 0.506				1-3 K	1-1 2B 1B		2-2 G4-3	3-0 PO	1-3 K	4 1 1 0 0 2 0												
Butch Huskey, R (1, 10) OBP: 0.347, SLG: 0.493				3-3 K	0-0 P4		1-3 K		0-3 K	4 0 0 0 0 3 1												
Jason Varitek, S (1, 2) OBP: 0.331, SLG: 0.455				0-0 F8	1-1 1B 2B		2-1 P6		0-0 G6-3	4 1 1 1 0 0 0												
38 Wilton Veras, R (1, 5) OBP: 0.278, SLG: 0.392				1-3 K	0-0 G5-3		1-1 G4-3			3 0 0 0 0 1 1												
Trot Nixon, L (1, 9) OBP: 0.349, SLG: 0.464				2-2 G4-3	2-2 1B 1B			1-2 SF8 1B		3 1 2 1 0 0 0												
Inning Stats	R: 0 E: 0 K: 3 S: 10	H: 0 LOB: 0 BB: 0 P: 16	R: 0 E: 0 K: 2 S: 8	H: 0 LOB: 0 BB: 0 P: 12	R: 0 E: 0 K: 1 S: 7	H: 0 LOB: 0 BB: 0 P: 10	R: 0 E: 0 K: 0 S: 6	H: 0 LOB: 0 BB: 0 P: 9	R: 3 E: 0 K: 0 S: 16	H: 5 LOB: 2 BB: 0 P: 25	R: 0 E: 0 K: 0 S: 8	H: 0 LOB: 0 BB: 0 P: 12	R: 0 E: 0 K: 1 S: 7	H: 0 LOB: 0 BB: 0 P: 11	R: 1 E: 0 K: 1 S: 13	H: 1 LOB: 1 BB: 1 P: 28	R: 0 E: 0 K: 2 S: 7	H: 0 LOB: 0 BB: 0 P: 8	1B: 4 2B: 1 3B: 0 HR: 1	SF: 1 SAC: 0 DP: 0 HBP: 1	WP: 0 PB: 0 SB: 1 CS: 0	PA: 35
PITCHER	IP WLS BF H R ER SO BB IBB HBP BLK WP HR S P ERA WHIP																					
Paul Abbott, R (1, 1) ERA: 3.64	7.1 L 29 6 4 3 7 1 0 0 0 0 0 1 68 108 3.68 0.955																					
Butch Henry, L (8, 1) ERA: 4.44	1.0 3 0 0 0 2 0 0 1 0 0 0 0 10 19 0.00 0.000																					
Todd Williams, R (9, 1) ERA: 9.0	0.2 2 0 0 0 1 0 0 0 0 0 0 0 4 4 0.00 0.000																					

Boston Red Sox @ Seattle Mariners
Safeco Field, Seattle, WA
 Sat Sep 04 1999, 6:05 PM PDT
 Att. 44,597 - Cloudy - 64 F

livebaseballscorecards.com

AB 31
R 4
H 6
RBI 4
BB 1
SO 10
LOB 5



Batter	1	2	3	4	5	6	7	8	9	AB R H RBI BB SO LOB
Brian Hunter, R OBP: 0.289, SLG: 0.313 (1, 7) C C S	0-3 K		2-1 F9		1 SAFE 1-2 G5-3			2-3 K		4 0 0 0 0 2 2
Raul Ibanez, L OBP: 0.312, SLG: 0.404 (1, 3) F S X	0-2 S 1B		3-3 K			0-3 K		4-2 1B G6-3 BB		3 0 1 0 1 2 1
Ken Griffey Jr., L OBP: 0.382, SLG: 0.582 (1, 8) F B X	1-1 P5			0-0 P4		2-3 K		1-2 P2		4 0 0 0 0 1 2
Alex Rodriguez, R OBP: 0.374, SLG: 0.627 (1, 6) 1 SAFE B C C S S	2-3 K 1-2			0-0 F9		2-1 F8		2-1 G6-3 1-2		4 0 0 0 0 1 2
Edgar Martinez, R OBP: 0.450, SLG: 0.558 (1, 10)		3-3 K		4-0 BB		1-3 K		1-1 BB 2-3 1B		3 0 1 0 1 2 0
Jay Buhner, R OBP: 0.374, SLG: 0.464 (1, 9)		1-3 K		1-3 K		1-3 K		2-3 K		4 0 0 0 0 4 3
Tom Lampkin, L OBP: 0.368, SLG: 0.506 (1, 2)		4-2 CS BB			2-3 K		1-3 K			2 0 0 0 1 2 0
David Bell, R OBP: 0.331, SLG: 0.423 (1, 4)		2-2 CS 1-2	1-1 BB 2B		4-2 BB		1-3 K			2 0 1 0 1 1 0
Rafael Bourimigal, R OBP: 0.326, SLG: 0.427 (1, 5)			1-2 G1-3		2-3 K		1-1 P4			3 0 0 0 0 1 2

Inning Stats	R: 0 E: 0 K: 2 S: 11	H: 1 LOB: 1 BB: 0 P: 14	R: 0 E: 0 K: 2 S: 13	H: 0 LOB: 0 BB: 1 P: 23	R: 0 E: 0 K: 1 S: 10	H: 1 LOB: 1 BB: 0 P: 17	R: 0 E: 0 K: 1 S: 5	H: 0 LOB: 1 BB: 1 P: 10	R: 0 E: 0 K: 2 S: 15	H: 0 LOB: 1 BB: 1 P: 24	R: 0 E: 0 K: 3 S: 10	H: 0 LOB: 0 BB: 0 P: 13	R: 0 E: 0 K: 2 S: 9	H: 0 LOB: 0 BB: 0 P: 13	R: 0 E: 0 K: 1 S: 12	H: 1 LOB: 2 BB: 1 P: 22	1B: 2 2B: 1 3B: 0 HR: 0	SF: 0 SAC: 0 DP: 0 HBP: 0	
PITCHER	IP	WLS	BF	H	R	ER	SO	BB	IBB	HBP	BLK	WP	HR	S	P	ERA	WHIP	WP: 0 PB: 0 SB: 1 CS: 1	PA: 34
Pedro Martinez, R ERA: 2.26 (1, 1)	8.0	W	28	2	0	0	15	3	0	0	0	0	0	81	126	0.00	0.625		
Rod Beck, R ERA: 7.31 (9, 1)	1.0		5	1	0	0	1	1	0	0	0	0	0	12	22	0.00	2.000		


BOTTOM

Boston Red Sox @ Seattle Mariners
Safeco Field, Seattle, WA

Sat Sep 04 1999, 6:05 PM PDT
Att. 44,597 - Cloudy - 64 F

livebaseballscorecards.com

AB	29
R	0
H	3
RBI	0
BB	4
SO	16
LOB	12



Batter	1	2	3	4	5	6	7	8	9	AB R H RBI BB SO LOB	TOP																	
Jose Offerman, S (1, 4) OBP: 0.383, SLG: 0.429	4-2 1B BB	3-3 K		2-2 G4-6-3 1-2f 2-3			2-2 P2	3-2 CS 1B		4 1 1 1 1 1 3																		
Darren Lewis, R (1, 8) OBP: 0.326, SLG: 0.331	0-0 1B SF8 1B		3-1 G4-3 1B	2-3 K			0-2 L3	3-2 F7 1-2		5 1 2 0 0 1 2																		
Brian Daubach, L (1, 3) OBP: 0.370, SLG: 0.584 Mike Stanley, R (9, PH) OBP: 0.381, SLG: 0.454	0-0 L3		1-2 G4-3 1-2		2-3 K		3-3 K		4-2 1B BB	4 0 0 0 0 2 3 0 0 0 0 1 0 0																		
Nomar Garciaparra, R (1, 6) OBP: 0.410, SLG: 0.587	3-2 1B 2-H		0-1 G5-3		0-1 HR			0-2 1B HR 1B	1-0 1B	5 2 4 2 0 0 1																		
Troy O'Leary, L (1, 7) OBP: 0.337, SLG: 0.503	2-0 SF8 3-H		4-2 BB		1-2 G1-3			1-1 F7	1-3 K	3 0 0 1 1 1 3																		
Jon Nunnally, L (1, 10) OBP: 0.167, SLG: 0.167	2-3 K		1-2 G3		3-3 K			1-2 HR 1B	2-3 K	5 1 1 0 0 3 5																		
Jason Varitek, S (1, 2) OBP: 0.332, SLG: 0.469		2-1 P6		3-2 HR		1-2 G6-3		0-1 HR 1-H 3-H	2-1 F7	5 2 2 4 0 0 2																		
38 Wilton Veras, R (1, 5) OBP: 0.293, SLG: 0.400		3-1 1B		0-0 E4 G4-6-3 BB		0-1 F7		1-2 2B 1B		4 1 2 0 0 0 0																		
Trot Nixon, L (1, 9) OBP: 0.349, SLG: 0.461 Damon Buford, R (8, PH) OBP: 0.297, SLG: 0.372		2-3 K		4-1 G4-6-3 1-2 BB		1-3 K		0-0 1B 1-H 2B		2 0 0 0 1 2 1 1 1 1 1 0 0 0																		
Inning Stats	R: 2 E: 0 K: 1 S: 13	H: 2 LOB: 1 BB: 1 P: 24	R: 0 E: 0 K: 2 S: 10	H: 1 LOB: 1 BB: 0 P: 20	R: 0 E: 0 K: 0 S: 12	H: 1 LOB: 2 BB: 1 P: 21	R: 1 E: 1 K: 1 S: 11	H: 1 LOB: 1 BB: 1 P: 22	R: 1 E: 0 K: 2 S: 11	H: 1 LOB: 0 BB: 0 P: 17	R: 0 E: 0 K: 1 S: 8	H: 0 LOB: 0 BB: 0 P: 10	R: 0 E: 0 K: 1 S: 9	H: 0 LOB: 0 BB: 0 P: 14	R: 5 E: 0 K: 0 S: 21	H: 6 LOB: 0 BB: 0 P: 30	R: 0 E: 0 K: 2 S: 12	H: 1 LOB: 2 BB: 1 P: 22	1B: 9 2B: 1 3B: 0 HR: 3	SF: 1 SAC: 0 DP: 1 HBP: 0	WP: 0 PB: 0 SB: 0 CS: 1	PA: 43						
PITCHER	IP WLS BF H R ER SO BB IBB HBP BLK WP HR S P ERA WHIP																											
Freddy Garcia, R (1, 1) ERA: 4.28	6.0		27	6	4	4	7	3	0	0	0	0	0	2	65	114	6.00	1.500										
Jose Paniagua, R (7, 1) ERA: 3.98	1.1	L	8	4	4	4	1	0	0	0	0	0	1	23	31	27.00	3.000											
23 Robert Ramsay, L (8, 1) ERA: 5.4	0.2		3	2	1	1	0	0	0	0	0	0	0	7	13	13.50	3.000											
Tom Davey, R (9, 1) ERA: 5.15	1.0		5	1	0	0	2	1	0	0	0	0	0	12	22	0.00	2.000											

Boston Red Sox @ Seattle Mariners
Safeco Field, Seattle, WA

Sun Sep 05 1999, 1:35 PM PDT
Att. 44,019 - Cloudy - 66 F

livebaseballscorecards.com

AB 38
R 9
H 13
RBI 9
BB 4
SO 10
LOB 20



Batter	1	2	3	4	5	6	7	8	9	AB	R	H	RBI	BB	SO	LOB
Brian Hunter, R (1, 7) OBP: 0.287, SLG: 0.310 Raul Ibanez, L (9, PH) OBP: 0.310, SLG: 0.401	1-3 K	2-2 G1-3		2-1 B2-3			0-1 B1		0-0 G5-3	4	0	0	0	0	1	2
David Bell, R (1, 4) OBP: 0.333, SLG: 0.427	2-1 HR 1B		0-2 HR 1B		2-2 G3 F7-2 2B		3-3 K		3-1 G5-3	5	2	3	0	0	1	2
Ken Griffey Jr., L (1, 8) OBP: 0.384, SLG: 0.589	3-2 HR 1-H		0-1 P2		1-0 G3		4-0 IBB		1-0 2B 2-H	4	1	2	3	1	0	2
Alex Rodriguez, R (1, 6) OBP: 0.372, SLG: 0.629	3-3 K		0-0 HR 1-H		2-1 F7-2 3-H		1-1 L6		1-3 K	5	1	1	2	0	2	4
Edgar Martinez, R (1, 10) OBP: 0.451, SLG: 0.563	1-0 P4		4-2 FC5-4 BB		1-0 HR		2-2 G5-3			3	1	1	1	1	0	0
Jay Buhner, R (1, 9) OBP: 0.372, SLG: 0.465		1-2 1B SF7 2B	1-0 FC5-4 1-2f		0-0 F7		1-3 K			4	1	1	0	0	1	1
Russ Davis, R (1, 5) OBP: 0.296, SLG: 0.419		3-2 PB 1B 2-3	2-2 F7		0-3 K		0-0 1B			4	0	2	0	0	1	1
Dan Wilson, R (1, 2) OBP: 0.317, SLG: 0.367		1-3 K		0-1 P9		2-1 F7		0-1 L4		4	0	0	0	0	1	3
Ryan Jackson, L (1, 3) OBP: 0.364, SLG: 0.368		1 SAFE 2-1 SF7 3-H		1-0 L4			0-0 2B		1-1 2B 2B	3	1	2	1	0	0	0

Inning Stats	R: 2	H: 2	E: 0	K: 2	S: 13	LOB: 0	BB: 0	P: 23	R: 1	H: 2	E: 0	K: 1	S: 17	LOB: 1	BB: 0	P: 26	R: 2	H: 2	E: 0	K: 0	S: 12	LOB: 1	BB: 1	P: 19	R: 0	H: 0	E: 0	K: 0	S: 5	LOB: 0	BB: 0	P: 8	R: 0	H: 1	E: 0	K: 0	S: 7	LOB: 0	BB: 0	P: 12	R: 1	H: 1	E: 0	K: 1	S: 7	LOB: 0	BB: 0	P: 10	R: 0	H: 1	E: 0	K: 1	S: 8	LOB: 2	BB: 1	P: 16	R: 0	H: 1	E: 0	K: 1	S: 9	LOB: 1	BB: 0	P: 12	R: 1	H: 2	E: 0	K: 1	S: 9	LOB: 1	BB: 0	P: 15	1B: 4	SF: 1	2B: 6	3B: 0	HR: 3	SAC: 0	DP: 1	HBP: 0	WP: 0	PB: 1	SB: 0	CS: 0	PA: 40
--------------	------	------	------	------	-------	--------	-------	-------	------	------	------	------	-------	--------	-------	-------	------	------	------	------	-------	--------	-------	-------	------	------	------	------	------	--------	-------	------	------	------	------	------	------	--------	-------	-------	------	------	------	------	------	--------	-------	-------	------	------	------	------	------	--------	-------	-------	------	------	------	------	------	--------	-------	-------	------	------	------	------	------	--------	-------	-------	-------	-------	-------	-------	-------	--------	-------	--------	-------	-------	-------	-------	--------

PITCHER	IP	WLS	BF	H	R	ER	SO	BB	IBB	HBP	BLK	WP	HR	S	P	ERA	WHIP
Mark Portugal, R (1, 1) ERA: 5.46	2.1		14	6	5	5	3	1	0	0	0	0	2	38	61	19.29	3.000
John Wasdin, R (3, 1) ERA: 4.26	2.2		8	1	0	0	0	0	0	0	0	0	0	16	27	0.00	0.375
Rich Garces, R (6, 1) ERA: 1.91	2.0	W	9	2	1	1	2	0	1	0	0	0	1	15	26	4.50	1.000
Derek Lowe, R (8, 1) ERA: 2.84	2.0	S	9	3	1	1	2	0	0	0	0	0	0	18	27	4.50	1.500

BOTTOM

Boston Red Sox @ Seattle Mariners
Safeco Field, Seattle, WA
 Sun Sep 05 1999, 1:35 PM PDT
 Att: 44,019 - Cloudy - 66 F

livebaseballscorecards.com

AB	37
R	7
H	12
RBI	7
BB	2
SO	7
LOB	16



Batter	1	2	3	4	5	6	7	8	9	AB R H RBI BB SO LOB	TOP
Damon Buford, R OBP: 0.299, SLG: 0.372 (1, 8) B F B X	2-1 L1-4 1B 1B		3-3 K 1		1-0 E S 1B		2-1 G5-3 2		2-2 F8 3	5 0 2 0 0 1 2	
Darren Lewis, R OBP: 0.323, SLG: 0.328 (1, 9) 1 SAFE SAFE B C X	1-1 P6 1		3-2 G5-3 2		3-3 K 3		0-0 F9 3			4 0 0 0 0 1 2	
Nomar Garciaparra, R OBP: 0.409, SLG: 0.585 (1, 6) X	0-0 1-2 1B		2-1 F8 3		1-0 P3 1		0-0 L1 1			4 0 1 0 0 0 0	
Mike Stanley, R OBP: 0.382, SLG: 0.457 (1, 3) X	0-0 L1-4 2-3 2			1-0 2B		1-2 2B 1B		0-0 F9 2		4 1 2 0 0 0 2	
Butch Huskey, R OBP: 0.346, SLG: 0.493 (1, 10)		2-3 K 1		0-0 L6 1		0-0 1B SF8 2B		2-2 G1-3 3		4 1 1 1 0 1 1	
Troy O'Leary, L OBP: 0.338, SLG: 0.502 (1, 7) B X		1-0 G6-3 2		2-1 L8 2		3-2 2-3 1B		4-0 E BB		3 0 1 0 1 0 1	
Jason Varitek, S OBP: 0.333, SLG: 0.478 (1, 2) C B B X		3-2 HR		1-3 K 3		0-0 SF8 2		1-0 E7 1B		3 1 2 2 0 1 1	
38 Wilton Veras, R OBP: 0.290, SLG: 0.390 (1, 5) X		0-0 1B			0-0 G6-3 1	1-1 SAFE P2		0-2 P1		4 0 1 0 0 0 3	
Donnie Sadler, R OBP: 0.308, SLG: 0.356 (1, 4) 1 SAFE SAFE C X		1-3 K 3			0-1 G5-3 2		3-2 F9 1		0-0 P3 2	4 0 0 0 0 1 3	
Inning Stats	R: 0 E: 0 K: 0 S: 6 H: 2 LOB: 1 BB: 0 P: 9	R: 1 E: 0 K: 2 S: 14 H: 2 LOB: 1 BB: 0 P: 21	R: 0 E: 0 K: 1 S: 9 H: 0 LOB: 0 BB: 0 P: 17	R: 0 E: 0 K: 1 S: 7 H: 1 LOB: 1 BB: 0 P: 11	R: 0 E: 0 K: 1 S: 7 H: 1 LOB: 1 BB: 0 P: 11	R: 2 E: 0 K: 0 S: 12 H: 3 LOB: 1 BB: 0 P: 18	R: 0 E: 0 K: 0 S: 7 H: 0 LOB: 0 BB: 0 P: 12	R: 0 E: 0 K: 0 S: 6 H: 0 LOB: 0 BB: 0 P: 8	R: 0 E: 1 K: 0 S: 8 H: 1 LOB: 2 BB: 1 P: 15	1B: 7 2B: 3 3B: 0 HR: 1 SF: 1 SAC: 0 DP: 1 HBP: 0	WP: 0 PB: 0 SB: 1 CS: 0 PA: 37
PITCHER John Halama, L ERA: 4.06 (1, 1)	IP: 8.0 WLS: L BF: 33 H: 9 R: 3 ER: 3 SO: 5 BB: 1 IBB: 0 HBP: 0 BLK: 0 WP: 0 HR: 1 S: 68 P: 111 ERA: 3.38 WHIP: 1.250										
Jose Mesa, R ERA: 5.53 (9, 1)	IP: 1.0 WLS: L BF: 4 H: 1 R: 0 ER: 0 SO: 0 BB: 0 IBB: 0 HBP: 0 BLK: 0 WP: 0 HR: 0 S: 8 P: 11 ERA: 0.00 WHIP: 1.000										

Boston Red Sox @ Seattle Mariners
Safeco Field, Seattle, WA
Mon Sep 06 1999, 1:35 PM PDT
Att. 44,246 - Cloudy - 65 F

livebaseballscorecards.com

AB 35
R 3
H 10
RBI 3
BB 1
SO 5
LOB 15



Batter	1	2	3	4	5	6	7	8	9	AB	R	H	RBI	BB	SO	LOB
Charles Gipson, R (1, 7) OBP: 0.346, SLG: 0.417 Ryan Jackson, L (5, PH) OBP: 0.366, SLG: 0.359 Ozzie Timmons, R (7, PH) OBP: 0.194, SLG: 0.310 Tom Lampkin, L (8, PH) OBP: 0.366, SLG: 0.503 (9, 2)	1-3 K		0-0 B5		0-0 E3 G6-3 2-H		1-2 F7	1-2 G4-3		2	0	0	0	0	1	2
David Bell, R (1, 4) OBP: 0.330, SLG: 0.423	0-0 G6-3		3-3 K		0-0 G6-3		2-1 P2		1-1 G3-1	5	0	0	0	0	1	3
Ken Griffey Jr., L (1, 8) OBP: 0.384, SLG: 0.585	3-1 G5-3		3-1 P5		4-0 IBB		4-2 S BB		0-0 G6-3	3	0	0	0	2	0	2
Alex Rodriguez, R (1, 6) OBP: 0.370, SLG: 0.623		1-2 G6-3		1-2 K	2-2 G5-3		4-2 BB		3-1 G6-3	4	0	0	0	1	1	2
Edgar Martinez, R (1, 10) OBP: 0.449, SLG: 0.563		2-2 F9		1-1 2B		3-1 G6-3	3-3 K			4	0	1	0	0	1	2
Jay Buhner, R (1, 9) OBP: 0.378, SLG: 0.463 Brian Hunter, R (8, PR) OBP: 0.287, SLG: 0.310 (9, 7)		4-1 BB		4-1 G6-3 BB		1-1 P3		1-0 G1-3 HBP		1	0	0	0	2	0	0
Mike Blowers, R (1, 3) OBP: 0.250, SLG: 0.250 Raul Ibanez, L OBP: 0.311, SLG: 0.400 (4, PH) (5, 3) (6, 7) (8, 3) (9, 9)		0-0 L6		2-1 G6-3 1-2f		0-1 WP 1B		2-1 G1-3		1	0	0	0	0	0	1
Russ Davis, R (1, 5) OBP: 0.300, SLG: 0.421			3-2 S 1B		4-2 G4-3 E BB		2-2 1-H 1B		0-0 G5-3	3	1	2	1	1	0	2
Dan Wilson, R (1, 2) OBP: 0.319, SLG: 0.366 (9, 3)			1-0 S 1B		1-0 G4-3		2-3 K		4-1 BB	3	0	1	0	1	1	2

Inning Stats	R: 0	H: 0	E: 0	LOB: 0	K: 1	S: 7	R: 0	H: 0	E: 0	LOB: 1	K: 0	S: 9	R: 0	H: 2	E: 0	LOB: 2	K: 1	S: 11	R: 0	H: 1	E: 0	LOB: 1	K: 1	S: 8	R: 1	H: 2	E: 1	LOB: 2	K: 0	S: 11	R: 1	H: 2	E: 0	LOB: 1	K: 1	S: 12	R: 0	H: 0	E: 0	LOB: 2	K: 1	S: 13	R: 0	H: 0	E: 0	LOB: 2	K: 0	S: 9	R: 0	H: 0	E: 0	LOB: 0	K: 0	S: 5	1B: 4	SF: 0	2B: 1	SAC: 0	3B: 0	DP: 1	HR: 0	HBP: 1
--------------	------	------	------	--------	------	------	------	------	------	--------	------	------	------	------	------	--------	------	-------	------	------	------	--------	------	------	------	------	------	--------	------	-------	------	------	------	--------	------	-------	------	------	------	--------	------	-------	------	------	------	--------	------	------	------	------	------	--------	------	------	-------	-------	-------	--------	-------	-------	-------	--------

PITCHER	IP	WLS	BF	H	R	ER	SO	BB	IBB	HBP	BLK	WP	HR	S	P	ERA	WHIP
Kent Mercker, L ERA: 4.76	(1, 1)	3.1	14	3	0	0	3	1	0	0	0	0	0	32	55	0.00	1.200
Bryce Florie, R ERA: 4.76	(4, 1)	2.2	13	2	2	1	1	2	1	0	0	1	0	26	51	3.38	1.500
Rheal Cormier, L ERA: 3.7	(7, 1)	0.2	3	0	0	0	0	1	0	0	0	0	0	7	14	0.00	1.500
Rod Beck, R ERA: 7.02	(7, 1)	1.1	7	0	0	0	1	2	0	1	0	0	0	15	29	0.00	1.500
Derek Lowe, R ERA: 2.81	(9, 1)	1.0	3	0	0	0	0	0	0	0	0	0	0	5	9	0.00	0.000

BOTTOM

Boston Red Sox @ Seattle Mariners
Safeco Field, Seattle, WA

Mon Sep 06 1999, 1:35 PM PDT
Att. 44,246 - Cloudy - 65 F

livebaseballscorecards.com

AB	32
R	2
H	5
RBI	1
BB	7
SO	5
LOB	21



WP: 1	PA: 40
PB: 0	
SB: 3	
CS: 0	

Batter	1	2	3	4	5	6	7	8	9	AB	R	H	RBI	BB	SO	LOB	TOP									
Jose Offerman, S OBP: 0.380, SLG: 0.425 (1, 4)	E6 1B 2B G1-3		F9			P4		F8		5	1	0	0	0	0	6										
Darren Lewis, R OBP: 0.326, SLG: 0.329 (1, 8)	G1-3 1-2	G4-3 18 S 1B		P5		18 CS 1B		G5-4-3 BB		4	0	2	0	1	0	1										
18 Reggie Jefferson, S OBP: 0.350, SLG: 0.450 Butch Huskey, R OBP: 0.343, SLG: 0.491 (1, 10) (8, PH)	1-1 1B	2-3 1B		G6-3		CS		G5-4-3		4	1	1	1	0	1	1										
1-1 2B	2-3 1B			E5						4	1	1	1	0	1	1										
Nomar Garciaparra, R OBP: 0.410, SLG: 0.583 Donnie Sadler, R OBP: 0.304, SLG: 0.352 (1, 6) (8, 6)	HBP FC4-6 1B	G4-3		1-2 E5						3	1	1	1	1	0	1										
1-1 1B	2-3			2-1 F7						1	0	0	0	0	0	0										
Troy O'Leary, L OBP: 0.340, SLG: 0.501 (1, 7)	4-1 FC4-6 1B BB	G6-3		2-1 F7						3	1	1	0	1	0	2										
2-2 FC4-6 HBP				2-2 G5-3						4	0	0	0	0	0	3										
2-2 HBP				0-0 G5-3						4	0	0	0	0	0	3										
Mike Stanley, R OBP: 0.350, SLG: 0.452 (1, 3)	2-2 FC4-6 HBP			0-0 G5-3						4	0	0	0	0	0	3										
2-2 HBP				2-2 G3						5	1	0	1	0	3	5										
Jason Varitek, S OBP: 0.330, SLG: 0.472 (1, 2)	0-2 FC4-6 1B			2-3 K						5	1	0	1	0	3	5										
1-2 1B				0-0 K						4	0	3	1	0	0	0										
38 Wilton Veras, R OBP: 0.318, SLG: 0.429 (1, 5)	0-0 1B			0-0 K						4	0	3	1	0	0	0										
1-2 1B				2-2 G6-3						4	0	3	1	0	0	0										
1-2 1B				0-0 G6-3						4	0	3	1	0	0	0										
Trot Nixon, L OBP: 0.353, SLG: 0.463 (1, 9)	1-1 1B			1-1 K						3	0	2	1	0	1	0										
1-1 1B				2-3 K						3	0	2	1	0	1	0										
1-3 2-H 1B				1-1 K						3	0	2	1	0	1	0										
1-1 1B				1-1 K						3	0	2	1	0	1	0										
1-3 2-H 1B				1-1 K						3	0	2	1	0	1	0										
Inning Stats	R: 5 E: 1 K: 0 S: 19	H: 4 LOB: 2 BB: 1 P: 33	R: 0 E: 0 K: 1 S: 8	H: 1 LOB: 1 BB: 0 P: 12	R: 0 E: 0 K: 1 S: 13	H: 2 LOB: 2 BB: 0 P: 20	R: 0 E: 1 K: 0 S: 8	H: 0 LOB: 1 BB: 0 P: 12	R: 0 E: 0 K: 0 S: 9	H: 0 LOB: 0 BB: 0 P: 13	R: 0 E: 0 K: 1 S: 7	H: 1 LOB: 0 BB: 0 P: 12	R: 0 E: 0 K: 1 S: 9	H: 1 LOB: 2 BB: 1 P: 18	R: 0 E: 0 K: 0 S: 11	H: 1 LOB: 2 BB: 1 P: 18	R: 0 E: 0 K: 1 S: 13	H: 0 LOB: 1 BB: 0 P: 22	1B: 8 2B: 2 3B: 0 HR: 0	SF: 0 SAC: 0 DP: 1 HBP: 3	WP: 0 PB: 0 SB: 1 CS: 1	PA: 44				
PITCHER	IP WLS BF H R ER SO BB IBB HBP BLK WP HR S P ERA WHIP	IP WLS BF H R ER SO BB IBB HBP BLK WP HR S P ERA WHIP	IP WLS BF H R ER SO BB IBB HBP BLK WP HR S P ERA WHIP	IP WLS BF H R ER SO BB IBB HBP BLK WP HR S P ERA WHIP	IP WLS BF H R ER SO BB IBB HBP BLK WP HR S P ERA WHIP	IP WLS BF H R ER SO BB IBB HBP BLK WP HR S P ERA WHIP	IP WLS BF H R ER SO BB IBB HBP BLK WP HR S P ERA WHIP	IP WLS BF H R ER SO BB IBB HBP BLK WP HR S P ERA WHIP	IP WLS BF H R ER SO BB IBB HBP BLK WP HR S P ERA WHIP	IP WLS BF H R ER SO BB IBB HBP BLK WP HR S P ERA WHIP	IP WLS BF H R ER SO BB IBB HBP BLK WP HR S P ERA WHIP	IP WLS BF H R ER SO BB IBB HBP BLK WP HR S P ERA WHIP	IP WLS BF H R ER SO BB IBB HBP BLK WP HR S P ERA WHIP	IP WLS BF H R ER SO BB IBB HBP BLK WP HR S P ERA WHIP	IP WLS BF H R ER SO BB IBB HBP BLK WP HR S P ERA WHIP	IP WLS BF H R ER SO BB IBB HBP BLK WP HR S P ERA WHIP	IP WLS BF H R ER SO BB IBB HBP BLK WP HR S P ERA WHIP	IP WLS BF H R ER SO BB IBB HBP BLK WP HR S P ERA WHIP	IP WLS BF H R ER SO BB IBB HBP BLK WP HR S P ERA WHIP	IP WLS BF H R ER SO BB IBB HBP BLK WP HR S P ERA WHIP	IP WLS BF H R ER SO BB IBB HBP BLK WP HR S P ERA WHIP	IP WLS BF H R ER SO BB IBB HBP BLK WP HR S P ERA WHIP	IP WLS BF H R ER SO BB IBB HBP BLK WP HR S P ERA WHIP	IP WLS BF H R ER SO BB IBB HBP BLK WP HR S P ERA WHIP		
Gil Heredia, R ERA: 4.72 (1, 1)	6.1 L	31 L	8 5	5 1	3 3	2 0	0 0	66 109	1.42 1.579																	
Buddy Groom, L ERA: 5.05 (7, 1)	0.0	1	1	0	0	0	0	2	2	∞	∞															
Tim Worrell, R ERA: 4.11 (7, 1)	0.2	4	1	0	0	1	0	9	15	0.00	1.500															
Tim Kubinski, L ERA: 4.26 (8, 1)	0.1	2	0	0	0	0	1	6	11	0.00	3.000															
Greg McMichael, R ERA: 4.08 (8, 1)	1.2	5	0	0	0	1	0	14	23	0.00	0.000															

Boston Red Sox @ Oakland Athletics
Network Associates Coliseum, Oakland, CA

Tue Sep 07 1999, 10:05 PM EDT
Att. 21,195 - Unknown - 65 F

livebaseballscorecards.com

AB 37
R 5
H 10
RBI 5
BB 3
SO 5
LOB 22



Batter	1	2	3	4	5	6	7	8	9	AB R H RBI BB SO LOB
Rich Becker, L OBP: 0.409, SLG: 0.389 (1, 8)	1-1 1B		1-3 K	3-2 G4-3			0-1 SF8 1B		0-0 F7	5 1 2 0 0 1 3
Randy Velarde, R OBP: 0.383, SLG: 0.442 (1, 4)	3-3 K		1-3 K		2-1 G3 1B		2-1 1B		0-1 P4	5 0 2 0 0 2 2
Jason Giambi, L OBP: 0.419, SLG: 0.551 (1, 3)	0-3 K		0-2 P7		0-0 G3		3-1 SF8		1-2 2-H	3 0 0 1 0 1 2
John Jaha, R OBP: 0.410, SLG: 0.575 (1, 10)	0-2 G1-3			2-2 BB SF7 HBP	0-1 G5-3		1-3 K			3 1 0 0 0 1 3
Matt Stairs, L OBP: 0.369, SLG: 0.529 (1, 9)		4-0 1B BB		4-2 1B BB	3-2 G3			3-2 G3		2 1 0 0 2 0 1
Olmedo Saenz, R OBP: 0.373, SLG: 0.483 (1, 5)		0-1 1B		4-2 1B BB	2-3	1-0 G6-3		1-3 K		3 0 1 0 1 1 0
Ben Grieve, L OBP: 0.365, SLG: 0.482 (1, 7)		3-3 K		3-2 SF7		0-0 G3-1		1-0 G1-3		3 0 0 1 0 1 2
Miguel Tejada, R OBP: 0.320, SLG: 0.421 (1, 6)		1-2 K		3-H 0-2 P2		2-1 P6			1-3 K	4 0 0 0 0 2 4
Mike Macfarlane, R OBP: 0.264, SLG: 0.320 (1, 2)		1-3 K		0-1 1B		3-2 G6-3			4-0 BB	3 0 1 1 0 1 2
Scott Spiezio, S OBP: 0.319, SLG: 0.423 (9, PH)				1-2 2-H						0 0 0 0 1 0 0
A.J. Hinch, R OBP: 0.265, SLG: 0.353 (9, PR)										0 0 0 0 0 0 0

Inning Stats	R: 0	H: 1	E: 0	LOB: 1	K: 2	BB: 0	S: 12	R: 0	H: 1	E: 0	LOB: 2	K: 3	BB: 1	S: 15	R: 0	H: 0	E: 0	LOB: 0	K: 2	BB: 0	S: 10	R: 2	H: 1	E: 0	LOB: 2	K: 0	BB: 2	S: 17	R: 0	H: 1	E: 0	LOB: 1	K: 0	BB: 0	S: 8	R: 0	H: 0	E: 0	LOB: 0	K: 0	BB: 0	S: 4	R: 1	H: 2	E: 0	LOB: 1	K: 1	BB: 0	S: 14	R: 0	H: 0	E: 0	LOB: 0	K: 1	BB: 0	S: 7	R: 0	H: 0	E: 0	LOB: 0	K: 1	BB: 1	S: 8	1B: 6	SF: 2	2B: 0	SAC: 0	3B: 0	DP: 0	HR: 0	HBP: 1	WP: 0	PA: 38
--------------	------	------	------	--------	------	-------	-------	------	------	------	--------	------	-------	-------	------	------	------	--------	------	-------	-------	------	------	------	--------	------	-------	-------	------	------	------	--------	------	-------	------	------	------	------	--------	------	-------	------	------	------	------	--------	------	-------	-------	------	------	------	--------	------	-------	------	------	------	------	--------	------	-------	------	-------	-------	-------	--------	-------	-------	-------	--------	-------	--------

PITCHER	IP	WLS	BF	H	R	ER	SO	BB	IBB	HBP	BLK	WP	HR	S	P	ERA	WHIP
49 Tim Wakefield, R ERA: 4.96 (1, 1)	6.1	W	28	5	3	3	7	3	0	0	0	0	0	73	115	4.26	1.263
Rich Garces, R ERA: 1.91 (7, 1)	0.0		1	1	0	0	0	0	0	0	0	0	0	2	4	∞	∞
Rheal Cormier, L ERA: 3.63 (7, 1)	1.0	H	3	0	0	0	1	0	0	0	0	0	0	8	15	0.00	0.000
Rod Beck, R ERA: 6.88 (8, 1)	0.2	H	2	0	0	0	1	0	0	0	0	0	0	4	6	0.00	0.000
Derek Lowe, R ERA: 2.78 (9, 1)	1.0	S	4	0	0	0	1	1	0	0	0	0	0	8	13	0.00	1.000

BOTTOM

Boston Red Sox @ Oakland Athletics
Network Associates Coliseum, Oakland, CA

livebaseballscorecards.com

AB	31
R	3
H	6
RBI	3
BB	4
SO	10
LOB	19



Tue Sep 07 1999, 10:05 PM EDT
Att: 21,195 - Unknown - 65 F

Batter	1	2	3	4	5	6	7	8	9	AB	R	H	RBI	BB	SO	LOB	TOP										
Jose Offerman, S (1, 4) OBP: 0.379, SLG: 0.422	1-1 F8		4-1 FC6-4 BB		0-0 F7		1-1 G1-3			3	0	0	0	1	0	2											
Darren Lewis, R (1, 8) OBP: 0.325, SLG: 0.329	1-0 P3		0-0 FC6-4		1-2 1B		3-1 G4-3			4	0	1	2	0	0	2											
Brian Daubach, L (1, 3) OBP: 0.369, SLG: 0.583	3-3 K			3-2 2B	2-0 F7		3-2 F7			4	0	1	0	0	1	1											
Mike Stanley, R (1, 10) OBP: 0.379, SLG: 0.450		2-0 F9		1-3 K2-3	1-3 K			0-1 G4-6-3 1B		4	0	1	0	0	2	2											
Troy O'Leary, L (1, 7) OBP: 0.338, SLG: 0.497		0-2 G4-3		0-3 K		0-0 F9		0-0 G4-6-3		4	0	0	0	0	1	2											
Scott Hatteberg, L (1, 2) OBP: 0.386, SLG: 0.214		1-2 G3		4-0 BB		4-2 3B BB		2-2 F8		2	0	0	0	2	0	0											
3B Wilton Veras, R (1, 5) OBP: 0.319, SLG: 0.415			2-0 P6	1-3 K		4-2 BB			1-1 F7	2	0	0	0	1	1	2	AB 31										
Butch Huskey, R (9, PH) OBP: 0.345, SLG: 0.490						1-2 BB				1	0	0	0	0	0	0	R 2										
Trot Nixon, L (1, 9) OBP: 0.354, SLG: 0.462			4-2 FC1-6 BB		0-1 WP S 1B		2-3 K		1-2 G1-3	3	1	1	0	1	1	2	H 5										
Donnie Sadler, R (1, 6) OBP: 0.309, SLG: 0.356			1-2 FC1-6 BB		2-2 WP 1B		3-3 K		1-3 K	2	1	1	0	0	0	1	RBI 2										
18 Reggie Jefferson, S (6, PH) OBP: 0.348, SLG: 0.448										1	0	0	0	0	1	2	BB 5										
Lou Merloni, R (6, 6) OBP: 0.292, SLG: 0.288										1	0	0	0	0	1	0	SO 8										
																	LOB 16										
Inning Stats	R: 0 E: 0 K: 1 S: 6	H: 0 LOB: 0 BB: 0 P: 11	R: 0 E: 0 K: 0 S: 7	H: 0 LOB: 0 BB: 0 P: 10	R: 0 E: 0 K: 0 S: 9	H: 0 LOB: 2 BB: 2 P: 20	R: 0 E: 0 K: 3 S: 12	H: 1 LOB: 2 BB: 1 P: 21	R: 2 E: 0 K: 1 S: 17	H: 3 LOB: 1 BB: 0 P: 21	R: 0 E: 0 K: 2 S: 12	H: 0 LOB: 2 BB: 2 P: 25	R: 0 E: 0 K: 0 S: 7	H: 0 LOB: 0 BB: 0 P: 14	R: 0 E: 0 K: 0 S: 6	H: 1 LOB: 0 BB: 0 P: 8	R: 0 E: 0 K: 1 S: 8	H: 0 LOB: 0 BB: 0 P: 11	1B: 4 2B: 1 3B: 0 HR: 0	SF: 0 SAC: 0 DP: 1 HBP: 0	WP: 1 PB: 0 SB: 1 CS: 0	PA: 36					
PITCHER	IP	WLS	BF	H	R	ER	SO	BB	IBB	HBP	BLK	WP	HR	S	P	ERA	WHIP										
Kevin Appier, R (1, 1) ERA: 5.06	6.0	W	27	4	2	2	7	5	0	0	0	1	0	63	108	3.00	1.500										
Tim Kubinski, L (7, 1) ERA: 3.68	1.0		3	0	0	0	0	0	0	0	0	0	0	7	14	0.00	0.000										
Doug Jones, R (8, 1) ERA: 3.8	2.0		6	1	0	0	1	0	0	0	0	0	0	14	19	0.00	0.500										

Boston Red Sox @ Oakland Athletics
Network Associates Coliseum, Oakland, CA

Wed Sep 08 1999, 4:05 PM EDT
 Att. 20,251 - Unknown - 60 F

livebaseballscorecards.com



Batter	1	2	3	4	5	6	7	8	9
Rich Becker, L OBP: 0.409, SLG: 0.391 (1, 8) (8, 7)	0-1 E6 1B 2B		0-0 G1-3		4-2 1B BB	2-1 2B 2-H		1-2 F8	
Randy Velarde, R OBP: 0.384, SLG: 0.442 (1, 4)	1-2 2B 1B		1-2 G5-3		1-1 1B E 1B	2-3 K2-3			
Jason Giambi, L OBP: 0.418, SLG: 0.552 (1, 3)	2-2 F8		1-2 3B		0-3 K	1-2 P5			
Matt Stairs, L OBP: 0.370, SLG: 0.528 (1, 9)	0-3 K		4-1 BB		1-2 E8 1B 1-H 2-H		0-0 G3		
John Jaha, R OBP: 0.410, SLG: 0.575 (1, 10)	0-2 2B 1-H 2-H		0-3 K		4-1 BB		1-3 K		
Ben Grieve, L OBP: 0.362, SLG: 0.477 Ryan Christenson, R OBP: 0.308, SLG: 0.311 (1, 7) (8, 8)	0-1 G4-3			0-2 F8	0-2 G1-3		1-1 F9		
Olmedo Saenz, R OBP: 0.372, SLG: 0.493 (1, 5)		0-0 P8		0-1 G5-3		0-1 HR	1-0 F7		
Miguel Tejada, R OBP: 0.318, SLG: 0.417 (1, 6)		3-3 K		0-0 F9		1-1 G5-3	1-1 L6		
Mike Macfarlane, R OBP: 0.264, SLG: 0.323 (1, 2)		1-0 F9			1-0 F8	1-0 E5 2B	0-2 2B		

Inning Stats	R: 2	H: 2	E: 1	K: 1	S: 18	LOB: 1	BB: 0	P: 21
	R: 0	H: 0	E: 0	K: 1	S: 5	LOB: 0	BB: 0	P: 9
	R: 0	H: 1	E: 0	K: 1	S: 12	LOB: 2	BB: 1	P: 18
	R: 0	H: 0	E: 0	K: 0	S: 6	LOB: 0	BB: 0	P: 6
	R: 2	H: 2	E: 1	K: 1	S: 17	LOB: 2	BB: 2	P: 27
	R: 2	H: 2	E: 1	K: 1	S: 13	LOB: 1	BB: 0	P: 20
	R: 0	H: 0	E: 0	K: 1	S: 6	LOB: 0	BB: 0	P: 8
	R: 0	H: 1	E: 0	K: 0	S: 10	LOB: 1	BB: 0	P: 13

PITCHER	IP	WLS	BF	H	R	ER	SO	BB	IBB	HBP	BLK	WP	HR	S	P	ERA	WHIP
Pat Rapp, R ERA: 4.05 (1, 1)	5.1	L	28	7	6	2	4	3	0	0	0	0	1	65	92	3.38	1.875
John Wasdin, R ERA: 4.09 (6, 1)	2.2		9	1	0	0	2	0	0	0	0	0	0	22	30	0.00	0.375

BOTTOM

AB	R	H	RBI	BB	SO	LOB
4	2	1	1	1	0	1
4	2	2	0	0	1	1
4	0	1	0	0	1	5
3	0	1	1	1	1	2
3	0	1	2	1	2	2
4	0	0	0	0	0	3
0	0	0	0	0	0	0
4	1	1	1	0	0	0
4	0	0	0	0	1	0
4	1	1	0	0	0	0

AB	34
R	6
H	8
RBI	5
BB	3
SO	6
LOB	14



WP	PA
0	37
0	
0	
0	

Boston Red Sox @ Oakland Athletics
Network Associates Coliseum, Oakland, CA
 Wed Sep 08 1999, 4:05 PM EDT
 Att: 20,251 - Unknown - 60 F

livebaseballscorecards.com

Batter	1	2	3	4	5	6	7	8	9	AB R H RBI BB SO LOB	TOP											
Jose Offerman, S (1, 4) OBP: 0.381, SLG: 0.423	3-1 G1-3		2-0 F9		2-2 FC6-4 1B		4-0 FC5-2 SH G1-2-3 BB		0-1 1B G6-3 1B	4 0 2 1 1 0 0												
Darren Lewis, R (1, 9) OBP: 0.323, SLG: 0.325	0-3 K		0-0 G6-3		0-0 FC6-4 1-2f		0-0 SH FC5-2		3-1 G6-3	4 0 0 0 0 1 2												
Nomar Garciaparra, R (1, 6) OBP: 0.410, SLG: 0.579	2-2 G5-3			1-0 G1-3		4-1 HR BB		0-0 FC5-2	4-0 1B IBB	3 1 0 0 2 0 3												
Mike Stanley, R (1, 3) OBP: 0.383, SLG: 0.465		3-2 1B 1B		3-1 2B		3-2 HR 1-H		1-2 G1-2-3	0-0 FC4-6 1B	5 1 4 2 0 0 3												
Butch Huskey, R (1, 10) OBP: 0.340, SLG: 0.483		3-2 F8		1-2 L9		0-2 F8		1-1 G6-3	1-3 K	5 0 0 0 0 1 5												
Troy O'Leary, L (1, 7) OBP: 0.342, SLG: 0.501		1-0 FC6-4 1B		4-0 FC6-4 BB		0-0 1B		2-0 2B	1-1 FC4-6	4 0 3 0 1 0 3												
Damon Buford, R (1, 8) OBP: 0.295, SLG: 0.367		3-3 K		0-1 FC6-4 1-2f		1-1 P6		1-3 K		4 0 0 0 0 2 6												
Jason Varitek, S (1, 2) OBP: 0.329, SLG: 0.470		1-0 FC6-4 1-2f			0-0 38 G5-4-3 1B		2-2 F7		0-2 P4	4 0 1 0 0 0 4												
38 Wilton Veras, R (1, 5) OBP: 0.329, SLG: 0.464			0-1 G1-3		0-1 G5-4-3 1-2f		1-0 SH FC5-2 2B		0-0 1B 3B	4 1 2 0 0 0 1												
Inning Stats	R: 0 E: 0 K: 1 S: 8	H: 0 LOB: 0 BB: 0 P: 13	R: 0 E: 0 K: 1 S: 12	H: 2 LOB: 2 BB: 0 P: 23	R: 0 E: 0 K: 0 S: 4	H: 0 LOB: 0 BB: 0 P: 6	R: 0 E: 0 K: 0 S: 8	H: 1 LOB: 2 BB: 1 P: 17	R: 0 E: 0 K: 0 S: 8	H: 2 LOB: 1 BB: 0 P: 10	R: 2 E: 0 K: 0 S: 14	H: 2 LOB: 1 BB: 1 P: 24	R: 0 E: 0 K: 0 S: 7	H: 1 LOB: 2 BB: 1 P: 13	R: 0 E: 0 K: 1 S: 10	H: 1 LOB: 1 BB: 0 P: 14	R: 1 E: 0 K: 1 S: 11	H: 3 LOB: 3 BB: 1 P: 20	1B: 7 2B: 3 3B: 1 HR: 1	SF: 0 SAC: 1 DP: 2 HBP: 0	WP: 0 PB: 0 SB: 0 CS: 0	PA: 42
PITCHER	IP WLS BF H R ER SO BB IBB HBP BLK WP HR S P ERA WHIP																					
Andy Pettitte, L (1, 1) ERA: 4.6	6.0 L 29 8 2 2 2 3 0 0 0 0 0 1 56 100 3.00 1.833																					
Jeff Nelson, R (7, 1) ERA: 4.56	1.1 3 0 0 0 0 0 0 0 0 0 0 0 7 9 0.00 0.000																					
Mike Stanton, L (8, 1) ERA: 4.07	0.2 5 3 1 1 1 0 0 0 0 0 0 0 11 14 13.50 4.500																					
Jason Grimsley, R (9, 1) ERA: 3.93	1.0 5 1 0 0 0 1 0 1 0 0 0 0 8 17 0.00 1.000																					

Boston Red Sox @ New York Yankees
 Yankee Stadium, Bronx, NY
 Fri Sep 10 1999, 7:30 PM EDT
 Att. 55,239 - Unknown - 72 F

AB	37
R	3
H	12
RBI	3
BB	4
SO	4
LOB	27



Batter	1	2	3	4	5	6	7	8	9	AB R H RBI BB SO LOB
Chuck Knoblauch, R (1, 4) <small>OBP: 0.391, SLG: 0.449</small>	1-1 		1-0 P5			3-1 P5			1-3 K	3 0 0 0 0 1 0
2 Derek Jeter, R (1, 6) <small>OBP: 0.430, SLG: 0.559</small>	3-3 K			1-0 F9			3-3 			3 0 0 0 0 2 1
Paul O'Neill, L (1, 9) <small>OBP: 0.357, SLG: 0.449</small>	1-0 G3			0-1 G3			3-3 K			3 0 0 0 0 1 0
Bernie Williams, S (1, 8) <small>OBP: 0.431, SLG: 0.534</small>		2-3 		3-2 G5-3			0-3 K			3 0 0 0 0 2 0
Tino Martinez, L (1, 3) <small>OBP: 0.342, SLG: 0.451</small>		2-2 F8			0-3 K			2-0 P3		3 0 0 0 0 1 0
Chili Davis, S (1, 10) <small>OBP: 0.368, SLG: 0.452</small>		1-1 			3-3 			1-3 K		3 1 1 1 0 2 0
Ricky Ledee, L (1, 7) <small>OBP: 0.359, SLG: 0.479</small>		3-3 			1-3 K			1-3 K		3 0 0 0 0 3 0
Scott Brosius, R (1, 5) <small>OBP: 0.308, SLG: 0.413</small>			1-3 K			0-0 L7			1-3 K	3 0 0 0 0 2 0
Joe Girardi, R (1, 2) <small>OBP: 0.266, SLG: 0.333</small> Darryl Strawberry, L (9, PH) <small>OBP: 0.682, SLG: 0.957</small>			0-3 			1-3 			1-3 	2 0 0 0 0 2 0 1 0 0 0 0 1 0

Inning Stats	R: 0	H: 0	E: 0	K: 1	S: 6	LOB: 0	BB: 0	P: 11	R: 1	H: 1	E: 0	K: 2	S: 12	LOB: 0	BB: 0	P: 20	R: 0	H: 0	E: 0	K: 2	S: 7	LOB: 0	BB: 0	P: 9	R: 0	H: 0	E: 0	K: 0	S: 6	LOB: 0	BB: 0	P: 10	R: 0	H: 0	E: 0	K: 3	S: 12	LOB: 0	BB: 0	P: 16	R: 0	H: 0	E: 0	K: 1	S: 8	LOB: 0	BB: 0	P: 12	R: 0	H: 0	E: 0	K: 3	S: 12	LOB: 0	BB: 0	P: 18	R: 0	H: 0	E: 0	K: 2	S: 7	LOB: 0	BB: 0	P: 11	R: 0	H: 0	E: 0	K: 3	S: 10	LOB: 0	BB: 0	P: 13	1B: 0	2B: 0	3B: 0	HR: 1	SF: 0	SAC: 0	DP: 0	HBP: 1	WP: 0	PB: 0	SB: 0	CS: 1	PA: 28
PITCHER Pedro Martinez, R (1, 1) <small>ERA: 2.2</small>	IP	WLS	BF	H	R	ER	SO	BB	IBB	HBP	BLK	WP	HR	S	P	ERA	WHIP																																																																				
PITCHER	IP	WLS	BF	H	R	ER	SO	BB	IBB	HBP	BLK	WP	HR	S	P	ERA	WHIP																																																																				


BOTTOM

Boston Red Sox @ New York Yankees
 Yankee Stadium, Bronx, NY

Fri Sep 10 1999, 7:30 PM EDT
 Att: 55,239 - Unknown - 72 F

livebaseballscorecards.com

AB	27
R	1
H	1
RBI	1
BB	0
SO	17
LOB	1

Batter	1	2	3	4	5	6	7	8	9	AB R H RBI BB SO LOB	TOP										
Jose Offerman, S (1, 4) OBP: 0.382, SLG: 0.422	4-1 F9 S 2B BB	4-0 BB		2-3 K		1-1 E4 SH1-4 1-2 HR		0-0 SH1-4 HR 1B		3 3 1 0 2 1 1											
Darren Lewis, R (1, 8) OBP: 0.323, SLG: 0.324	4-2 2B 1-2 1B BB	0-1 F9		2-2 G4-3		0-0 SH1-4		2-1 SH1-4		2 1 0 0 1 0 1											
Brian Daubach, L (1, 10) OBP: 0.365, SLG: 0.576 Butch Huskey, R (8, PH) OBP: 0.342, SLG: 0.493	3-3 K		0-0 F9		3-2 G3	0-3 K		1-1 HR		4 0 0 0 0 2 4 1 1 1 2 0 0 0											
Nomar Garciaparra, R (1, 6) OBP: 0.409, SLG: 0.590	0-0 F9		2-1 HR		0-0 F8	0-0 HR		0-1 F9		5 2 2 4 0 0 2											
Troy O'Leary, L (1, 7) OBP: 0.344, SLG: 0.509	0-2 1B 1-3 2B 3-H		4-2 BB BB		3-1 HR	0-1 G4-3		2-1 P5		4 2 2 2 1 0 0											
Mike Stanley, R (1, 3) OBP: 0.388, SLG: 0.466	2-0 1B		3-1 F9		4-2 BB BB		4-1 38 G6-4-3 1B BB		4-2 FC6-4 BB	2 0 1 2 3 0 1											
Jason Varitek, S (1, 2) OBP: 0.332, SLG: 0.469		2-1 G4-3	4-2 38 FC4 BB		4-2 BB		1-2 38 G6-4-3 1B		1-1 FC6-4 38 FC2-6	3 0 1 0 2 0 1	AB 34 R 11 H 10 RBI 11 BB 9 SO 4 LOB 19										
38 Wilton Veras, R (1, 5) OBP: 0.308, SLG: 0.432		1-0 G5-3	1-1 FC4		0-0 F7		1-2 G6-4-3		1-2 FC2-6	5 0 0 0 0 0 7											
Trot Nixon, L (1, 9) OBP: 0.355, SLG: 0.470		1-2 HR		0-1 G4-3		1-1 SH1-4 E HR 1B		2-3 K		1-1 G5-3	5 2 2 1 0 1 2										
Inning Stats	R: 3 E: 0 K: 1 S: 13	H: 2 LOB: 1 BB: 2 P: 26	R: 1 E: 0 K: 0 S: 8	H: 1 LOB: 1 BB: 1 P: 16	R: 1 E: 0 K: 0 S: 11	H: 1 LOB: 2 BB: 2 P: 25	R: 0 E: 0 K: 1 S: 8	H: 0 LOB: 0 BB: 0 P: 12	R: 1 E: 0 K: 0 S: 13	H: 1 LOB: 2 BB: 2 P: 27	R: 3 E: 1 K: 1 S: 13	H: 2 LOB: 0 BB: 0 P: 15	R: 0 E: 0 K: 1 S: 10	H: 1 LOB: 1 BB: 1 P: 18	R: 2 E: 0 K: 0 S: 9	H: 2 LOB: 0 BB: 0 P: 14	R: 0 E: 0 K: 0 S: 9	H: 0 LOB: 1 BB: 1 P: 16	1B: 4 2B: 1 3B: 0 HR: 5	SF: 0 SAC: 2 DP: 1 HBP: 0	WP: 0 PA: 45 PB: 0 SB: 1 CS: 0
PITCHER	IP WLS BF H R ER SO BB IBB HBP BLK WP HR S P ERA WHIP	42 Mariano Rivera, R (9, 1) ERA: 2.15																			
Hideki Irabu, R (1, 1) ERA: 4.76	2.0 L 11 3 4 4 1 3 0 0 0 0 0 1 21 42 18.00 3.000																				
Allen Watson, L (3, 1) ERA: 3.42	2.2 14 2 2 2 1 4 0 0 0 0 2 31 63 6.75 2.250																				
Ramiro Mendoza, R (5, 1) ERA: 4.46	1.1 7 2 3 0 1 0 0 0 0 0 1 14 16 0.00 1.500																				
Dan Naulty, R (7, 1) ERA: 4.6	1.0 4 1 0 0 1 1 0 0 0 0 0 10 18 0.00 2.000																				
Mike Stanton, L (8, 1) ERA: 4.31	1.0 5 2 2 2 0 0 0 0 0 0 0 9 14 18.00 2.000																				

Boston Red Sox @ New York Yankees
 Yankee Stadium, Bronx, NY
 Sat Sep 11 1999, 1:15 PM EDT
 Att. 55,422 - Sunny - 73 F

livebaseballscorecards.com

BOTTOM

Boston Red Sox @ New York Yankees
Yankee Stadium, Bronx, NY
Sat Sep 11 1999, 1:15 PM EDT
Att. 55,422 - Sunny - 73 F

livebaseballscorecards.com

AB 42
R 10
H 12
RBI 9
BB 7
SO 5
LOB 25



WP: 0 PA: 49
PB: 0
SB: 1
CS: 0

AB R H RBI BB SO LOB


6	0	1	1	0	1	3
5	1	1	2	1	0	3
5	1	2	3	1	0	1
6	0	1	0	0	0	6
3	2	2	0	2	0	1
4	2	2	2	1	1	4
4	1	0	0	1	1	3
3	1	1	0	0	0	1
0	0	0	0	1	0	0
1	1	0	0	0	1	0
3	0	1	0	0	0	3
1	0	1	1	0	0	0
0	1	0	0	0	0	0
1	0	0	0	0	1	0

1B: 10 SF: 0
2B: 0 SAC: 0
3B: 0 DP: 0
HR: 2 HBP: 0

Batter	1	2	3	4	5	6	7	8	9
Chuck Knoblauch, R OBP: 0.389, SLG: 0.446 (1, 4)	L8 SAFE 1-2	1B SAFE 0-1		K SAFE 1-3		L6 SAFE 1-1	E4 FC5-4 1-3 2-H 3-H 0-2		G6-3 SAFE 0-0
2 Derek Jeter, R OBP: 0.429, SLG: 0.556 (1, 6)	BB E BB 4-2	F8 SAFE 1-0		HR 1B 1-2 2-H 0-0		G1-3 SAFE 2-2	FC5-4 S 1-2f 3-H 2-1		P4 SAFE 0-0
Paul O'Neill, L OBP: 0.359, SLG: 0.454 (1, 9)	E3 BB 1-2		L9 SAFE 0-0	HR 1B 1-H 2-H 0-0		E6 SAFE 3-2	BB 1-2 4-2		1B SAFE 2-2
Bernie Williams, S OBP: 0.429, SLG: 0.530 (1, 8)	F7 SAFE 2-2		G4-3 SAFE 2-1	FC6 1B 1-0		G4-3 SAFE 2-1	G4-3 SAFE 0-2		G4-3 SAFE 0-1
Darryl Strawberry, L OBP: 0.704, SLG: 0.824 (1, 10)	BB 1-2 2-3 4-2		1B SAFE 0-0	FC6 1B 1-2f 0-0			G1-4-3 1B BB 20 4-2	HR 1B 0-0	
Tino Martinez, L OBP: 0.345, SLG: 0.457 (1, 3)	K SAFE 1-3		F8 SAFE 2-1		G3 BB 4-0		E 1B 20 G1-4-3 1-2 1-0	HR 1B 1-H 2-2	
20 Jorge Posada, S OBP: 0.347, SLG: 0.414 (1, 2)		K SAFE 0-3		1B BB 2 1B 4-2	L8 SAFE 0-1		G1-4-3 1-2 2-3 0-0	F7 SAFE 1-0	
Ricky Ledee, L OBP: 0.359, SLG: 0.477 (1, 7)		G4-3 SAFE 3-2		HR 1B 1-2 1-0	G3 SAFE 3-2		E 1B BB 4-1	K SAFE 3-3	
Chili Davis, S OBP: 0.370, SLG: 0.452 (7, PH)									
Shane Spencer, R OBP: 0.306, SLG: 0.382 (7, PR)									
(8, 7)									
Luis Sojo, R OBP: 0.296, SLG: 0.376 (7, PH)		1B SAFE 1-2		F9 SAFE 0-0	F8 SAFE 3-1		E 2 FC5-4 1-2 2-3 3-H 0-0	K SAFE 1-3	
Jim Leyritz, R OBP: 0.335, SLG: 0.435 (7, PR)									
Clay Seelinger, R OBP: 0.182, SLG: 0.273 (8, 5)									
Scott Brosius, R OBP: 0.307, SLG: 0.412 (8, PH)									
(9, 5)									

Inning Stats	R: 0 H: 0 E: 1 K: 1 S: 20	H: 0 LOB: 3 BB: 2 P: 34	R: 0 H: 2 E: 0 K: 1 S: 12	H: 2 LOB: 2 BB: 0 P: 17	R: 0 H: 1 E: 0 K: 0 S: 6	H: 1 LOB: 1 BB: 0 P: 10	R: 4 H: 4 E: 0 K: 1 S: 11	H: 4 LOB: 1 BB: 1 P: 18	R: 0 H: 0 E: 0 K: 0 S: 8	H: 0 LOB: 1 BB: 1 P: 18	R: 0 H: 0 E: 1 K: 0 S: 12	H: 0 LOB: 1 BB: 0 P: 20	R: 4 H: 2 E: 1 K: 0 S: 19	H: 2 LOB: 2 BB: 3 P: 34	R: 2 H: 2 E: 0 K: 2 S: 14	H: 2 LOB: 0 BB: 0 P: 21	R: 0 H: 1 E: 0 K: 0 S: 7	H: 1 LOB: 1 BB: 0 P: 9	1B: 10 2B: 0 3B: 0 HR: 2	SF: 0 SAC: 0 DP: 0 HBP: 0	WP: 0 PA: 49
--------------	---------------------------	-------------------------	---------------------------	-------------------------	--------------------------	-------------------------	---------------------------	-------------------------	--------------------------	-------------------------	---------------------------	-------------------------	---------------------------	-------------------------	---------------------------	-------------------------	--------------------------	------------------------	--------------------------	---------------------------	--------------

PITCHER	IP	WLS	BF	H	R	ER	SO	BB	IBB	HBP	BLK	WP	HR	S	P	ERA	WHIP
Mark Portugal, R ERA: 5.56 (1, 1)	4.0		23	7	4	4	3	3	0	0	0	0	1	49	79	9.00	2.500
Rich Garces, R ERA: 1.84 (5, 1)	1.0	W	4	0	0	0	0	1	0	0	0	0	0	8	18	0.00	1.000
John Wasdin, R ERA: 4.16 (6, 1)	1.0		5	0	1	1	0	1	0	0	0	0	0	14	26	9.00	1.000
Rheal Cormier, L ERA: 3.77 (7, 1)	0.1		3	1	0	0	0	1	0	0	0	0	0	3	8	0.00	6.000
Derek Lowe, R ERA: 2.92 (7, 1)	1.2	H	10	3	5	3	2	1	0	0	0	0	1	28	41	16.20	2.400
PITCHER	IP	WLS	BF	H	R	ER	SO	BB	IBB	HBP	BLK	WP	HR	S	P	ERA	WHIP
Rod Beck, R ERA: 6.69 (9, 1)	1.0		4	1	0	0	0	0	0	0	0	0	0	7	9	0.00	1.000

Batter	1	2	3	4	5	6	7	8	9	AB R H RBI BB SO LOB	TOP											
Jose Offerman, S (1, 4) OBP: 0.384, SLG: 0.425	2-3 K		3-3 K			4-2 SH3-4 BB		0-0 18 BB SF8 1B	1-0 WP 2B	4 1 2 0 1 2 1												
Darren Lewis, R (1, 8) OBP: 0.324, SLG: 0.324	0-1 L3			3-2 L6		0-0 SH3-4		2-1 SF8 18 BB 1B	4-2 WP BB	3 1 1 1 1 0 0												
18 Reggie Jefferson, S (1, 10) OBP: 0.351, SLG: 0.451 Donnie Sadler, R (8, PR) OBP: 0.309, SLG: 0.356 Butch Huskey, R (9, PH) OBP: 0.344, SLG: 0.493 Jon Nunnally, L (9, PR) OBP: 0.167, SLG: 0.167	1-1 F7			3-2 1B 2B		2-3 K		4-2 E 1B BB	4-1 1B BB	3 1 1 0 1 1 1 0 0 0 0 0 0 0 0 0 0 0 0 1 0 0 0 0 0 0 0 0 0 0												
Nomar Garciaparra, R (1, 6) OBP: 0.407, SLG: 0.586		0-0 G1-3		0-0 F8		4-1 BB		0-2 SF8	3-2 F9	3 0 0 1 1 0 4												
Troy O'Leary, L (1, 7) OBP: 0.345, SLG: 0.508		2-2 F8		0-1 2-H 1B		1-1 F7		2-1 2-H 3-H 1B		4 0 2 2 0 0 2												
Brian Daubach, L (1, 3) OBP: 0.362, SLG: 0.571 Mike Stanley, R (8, PH) OBP: 0.369, SLG: 0.466 (8, 3)		2-3 K		0-1 G3			0-2 G3-1	4-0 IBB		3 0 0 0 0 1 1 0 0 0 0 0 1 0 0												
Jason Varitek, S (1, 2) OBP: 0.329, SLG: 0.464			3-2 F7		1-2 K		3-3 K	0-0 F8		4 0 0 0 0 2 2	AB 31 R 4 H 7 RBI 4 BB 6 SO 7 LOB 12											
38 Wilton Veras, R (1, 5) OBP: 0.305, SLG: 0.416			2-1 HBP		1-2 G1-3		1-0 F8		2-2 G5-3	3 0 0 0 0 0 0												
Trot Nixon, L (1, 9) OBP: 0.354, SLG: 0.467			1-3 K		2-0 F8			0-0 1B 1B	2-2 G5-3	4 1 1 0 0 1 1												
Inning Stats	R: 0 E: 0 K: 1 S: 7	H: 0 LOB: 0 BB: 0 P: 10	R: 0 E: 0 K: 1 S: 8	H: 0 LOB: 0 BB: 0 P: 12	R: 0 E: 0 K: 2 S: 10	H: 0 LOB: 1 BB: 0 P: 19	R: 1 E: 0 K: 0 S: 12	H: 2 LOB: 1 BB: 0 P: 18	R: 0 E: 0 K: 1 S: 7	H: 0 LOB: 0 BB: 0 P: 11	R: 0 E: 0 K: 1 S: 10	H: 0 LOB: 2 BB: 2 P: 21	R: 0 E: 0 K: 1 S: 8	H: 0 LOB: 0 BB: 0 P: 12	R: 3 E: 1 K: 0 S: 13	H: 4 LOB: 2 BB: 2 P: 25	R: 0 E: 0 K: 0 S: 14	H: 1 LOB: 3 BB: 2 P: 30	1B: 5 2B: 2 3B: 0 HR: 0	SF: 1 SAC: 1 DP: 0 HBP: 1	WP: 1 PB: 0 SB: 0 CS: 0	PA: 40
PITCHER	IP WLS BF H R ER SO BB IBB HBP BLK WP HR S P ERA WHIP																					
Roger Clemens, R (1, 1) ERA: 4.65	7.0 L 30 5 4 3 7 3 0 1 0 0 0 69 116 3.86 1.143																					
Jeff Nelson, R (8, 1) ERA: 4.5	0.1 1 0 0 0 0 0 0 0 0 0 0 3 3 0.00 0.000																					
Mike Stanton, L (8, 1) ERA: 4.21	1.1 6 2 0 0 0 0 0 1 0 0 0 0 11 22 0.00 1.500																					
Jason Grimsley, R (9, 1) ERA: 3.93	0.0 2 0 0 0 0 2 0 0 0 1 0 3 11 ∞ ∞																					
Dan Naulty, R (9, 1) ERA: 4.56	0.1 1 0 0 0 0 0 0 0 0 0 0 0 3 6 0.00 0.000																					

Boston Red Sox @ New York Yankees
 Yankee Stadium, Bronx, NY
 Sun Sep 12 1999, 1:35 PM EDT
 Att. 56,028 - Sunny - 78 F

livebaseballscorecards.com

BOTTOM

Boston Red Sox @ New York Yankees
Yankee Stadium, Bronx, NY

livebaseballscorecards.com

AB	29
R	1
H	5
RBI	1
BB	0
SO	9
LOB	6



WP:	0	PA:	31
PB:	0		
SB:	0		
CS:	0		

Sun Sep 12 1999, 1:35 PM EDT
Att: 56,028 - Sunny - 78 F

AB R H RBI BB SO LOB

4	1	2	1	0	0	1
4	0	1	0	0	2	0
4	0	0	0	0	1	2
4	0	1	0	0	3	1
3	0	0	0	0	1	1
3	0	0	0	0	0	0
2	0	0	0	0	1	0
1	0	0	0	0	0	0
0	0	0	0	0	0	0
2	0	1	0	0	0	0
1	0	0	0	0	0	1
1	0	0	0	0	1	0

Batter	1	2	3	4	5	6	7	8	9
Chuck Knoblauch, R (1, 4) OBP: 0.390, SLG: 0.452	3-2 HR		2-2 L8 2-3			3-2 G5-4-3 2 1B		2-2 G6-3	
2 Derek Jeter, R (1, 6) OBP: 0.428, SLG: 0.554	1-3 K			0-3 K		1-0 G5-4-3 1-2 1B		2-1 F7	
Paul O'Neill, L (1, 9) OBP: 0.356, SLG: 0.450	1-2 G4-3			1-2 F9		1-2 G5-4-3 1-2f 2-3		0-3 K	
Bernie Williams, S (1, 8) OBP: 0.428, SLG: 0.528	1-3 K			0-1 1B		3-3 K		3-3 K	
Chili Davis, S (1, 10) OBP: 0.367, SLG: 0.449		3-3 K		1-1 F9		3-2 G5-3			
Tino Martinez, L (1, 3) OBP: 0.343, SLG: 0.455		0-1 G4-3			2-1 G3-1		3-2 F7		
Ricky Ledee, L (1, 7) OBP: 0.356, SLG: 0.472 Jim Leyritz, R (7, PH) OBP: 0.333, SLG: 0.433 Chad Curtis, R (8, 7) OBP: 0.378, SLG: 0.367		2-3 K			3-2 G4-3		0-0 P3		
Scott Brosius, R (1, 5) OBP: 0.309, SLG: 0.412			2-0 L8 SH3 HBP		1-0 1B			0-1 L4	
Joe Girardi, R (1, 2) OBP: 0.265, SLG: 0.331 20 Jorge Posada, S (8, PH) OBP: 0.346, SLG: 0.413			0-1 SH3		0-0 G6-3			2-3 K	

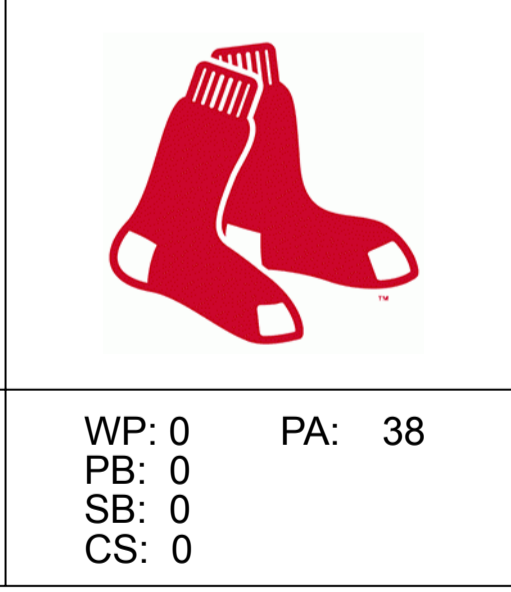
Inning Stats	R: 1	H: 1	E: 0	K: 2	S: 14	R: 0	H: 0	E: 0	K: 2	S: 10	R: 0	H: 0	E: 0	K: 0	S: 9	R: 0	H: 1	E: 0	K: 1	S: 10	R: 0	H: 2	E: 0	K: 1	S: 12	R: 0	H: 0	E: 0	K: 0	S: 7	R: 0	H: 0	E: 0	K: 1	S: 9	R: 0	H: 0	E: 0	K: 2	S: 8	1B: 4	2B: 0	3B: 0	HR: 1	SF: 0	SAC: 1	DP: 1	HBP: 1	WP: 0	PB: 0	SB: 0	CS: 0
--------------	------	------	------	------	-------	------	------	------	------	-------	------	------	------	------	------	------	------	------	------	-------	------	------	------	------	-------	------	------	------	------	------	------	------	------	------	------	------	------	------	------	------	-------	-------	-------	-------	-------	--------	-------	--------	-------	-------	-------	-------

PITCHER	IP	WLS	BF	H	R	ER	SO	BB	IBB	HBP	BLK	WP	HR	S	P	ERA	WHIP
Bret Saberhagen, R (1, 1) ERA: 3.29	5.0		18	3	1	1	5	0	0	1	0	0	1	53	76	1.80	0.600
John Wasdin, R (6, 1) ERA: 4.16	0.0		2	2	0	0	0	0	0	0	0	0	0	5	9	∞	∞
Rheal Cormier, L (6, 1) ERA: 3.64	2.0	W	5	0	0	0	1	0	0	0	0	0	0	14	24	0.00	0.000
Derek Lowe, R (8, 1) ERA: 2.89	1.0	H	3	0	0	0	1	0	0	0	0	0	0	9	13	0.00	0.000
Rod Beck, R (9, 1) ERA: 6.5	1.0	S	3	0	0	0	2	0	0	0	0	0	0	8	13	0.00	0.000

Batter	1	2	3	4	5	6	7	8	9	AB R H RBI BB SO LOB	TOP			
Jose Offerman, S (1, 4) OBP: 0.384, SLG: 0.425	2-3 		1-1 G6-3 1-2 			3-1 1B 2B 2B 	1-2 G4-3 		4-2 	4 1 1 0 1 1 1				
Darren Lewis, R (1, 8) OBP: 0.322, SLG: 0.321 Brian Daubach, L (9, PH) OBP: 0.361, SLG: 0.570	1-3 		0-3 K 			2-2 F8 		3-3 K 	2-1 L4 	4 0 0 0 0 3 2 1 0 0 0 0 0 2				
18 Reggie Jefferson, S (1, 10) OBP: 0.345, SLG: 0.441	2-1 G4-3 			1-3 K2-3 		0-3 K 		3-3 K 		4 0 0 0 0 3 1				
Nomar Garciaparra, R (1, 6) OBP: 0.406, SLG: 0.584		1-0 F8 		2-0 F7 		3-2 2B 1B 1B 		2-1 G6-3 		4 1 1 0 0 0 0				
Troy O'Leary, L (1, 7) OBP: 0.345, SLG: 0.508		0-0 G4-3 		2-2 G4-3 		0-0 1B 2B 1-3 3-H 2B 			2-1 G1-3 	4 1 1 1 0 0 0				
Mike Stanley, R (1, 3) OBP: 0.393, SLG: 0.467		3-2 G5-3 			1-0 G4-3-6 1B 1B 2-2 2-H 3-H 1B 				4-0 2B BB 	3 1 2 2 1 0 0				
Jason Varitek, S (1, 2) OBP: 0.331, SLG: 0.469			0-0 38 G3 1B 2B 		0-1 G4-3-6 1-2f 		3-1 G4-3 		0-2 1B 1-H G4-3 2B 	4 2 2 1 0 0 2				
38 Wilton Veras, R (1, 5) OBP: 0.298, SLG: 0.405 Jon Nunnally, L (7, PH) OBP: 0.143, SLG: 0.143 Lou Merloni, R (7, 5) OBP: 0.298, SLG: 0.295			2-1 G3 		1-2 G6-3 		0-3 K 		0-2 G4-3 1B 2-3 1B 	2 0 0 0 0 0 1 1 0 0 0 0 1 0 1 0 1 0 0 0 0				
Trot Nixon, L (1, 9) OBP: 0.355, SLG: 0.477			1-1 G6-3 1B 3-H 			1-1 HR 		1-3 K 	1-2 G4-3 1-2 3-H 	4 1 2 3 0 1 1				
Inning Stats	R: 0 E: 0 K: 2 S: 10 H: 0 LOB: 0 BB: 0 P: 15	R: 0 E: 0 K: 0 S: 5 H: 0 LOB: 0 BB: 0 P: 9	R: 1 E: 0 K: 1 S: 10 H: 2 LOB: 1 BB: 0 P: 14	R: 0 E: 0 K: 1 S: 7 H: 0 LOB: 0 BB: 0 P: 12	R: 0 E: 0 K: 0 S: 6 H: 1 LOB: 0 BB: 0 P: 8	R: 4 E: 0 K: 1 S: 21 H: 5 LOB: 1 BB: 0 P: 35	R: 0 E: 0 K: 2 S: 11 H: 0 LOB: 0 BB: 0 P: 13	R: 0 E: 0 K: 2 S: 8 H: 0 LOB: 0 BB: 0 P: 16	R: 2 E: 0 K: 0 S: 16 H: 2 LOB: 2 BB: 2 P: 29	1B: 5 2B: 4 3B: 0 HR: 1 SF: 0 SAC: 0 DP: 1 HBP: 0	WP: 0 PB: 0 SB: 0 CS: 0 PA: 38			
PITCHER	IP WLS BF H R ER SO BB IBB HBP BLK WP HR S P ERA WHIP												PITCHER	IP WLS BF H R ER SO BB IBB HBP BLK WP HR S P ERA WHIP
Charles Nagy, R (1, 1) ERA: 4.64	5.2 W 24 8 5 5 5 0 0 0 0 0 0 1 57 88 7.94 1.412													
Sean DePaula, R (6, 1) ERA: 9.82	1.1 H 4 0 0 0 2 0 0 0 0 0 0 0 13 18 0.00 0.000													
Paul Shuey, R (8, 1) ERA: 3.43	2.0 S 10 2 2 2 2 2 0 0 0 0 0 0 24 45 9.00 2.000													

Boston Red Sox @ Cleveland Indians
Jacobs Field, Cleveland, OH
 Mon Sep 13 1999, 7:05 PM EDT
 Att. 43,264 - Cloudy - 70 F

AB	36
R	7
H	10
RBI	7
BB	2
SO	9
LOB	10



Batter	1	2	3	4	5	6	7	8	9	AB	R	H	RBI	BB	SO	LOB
Kenny Lofton, L OBP: 0.417, SLG: 0.450 (1, 8)	0-2 HR	1-2 2B		1 SAFE 2-2 1B 1B	4-2 BB		0-0 L1			4	2	3	3	1	0	2
Omar Vizquel, S OBP: 0.391, SLG: 0.429 (1, 6)	0-2 BB S G6-4-3 1B	0-3 K		2-3 K	1-3 K			0-0 FC6-4 G3 HR 1B		5	2	2	0	0	3	6
Roberto Alomar, S OBP: 0.431, SLG: 0.551 (1, 4)	4-1 G6-4-3 BB 1-2 BB	4-1		1 SAFE 2-2 1B HR 1B	1-0 F7			2-0 G3		3	1	1	0	2	0	4
David Justice, L OBP: 0.418, SLG: 0.496 (1, 9)	4-0 BB G6-4-3 1-2 2-3 BB	2-2 G1-3		0-1 HR 1B		2-2 G3		4-0 FC6-4 IBB		3	1	1	1	2	0	3
Richie Sexson, R OBP: 0.314, SLG: 0.532 (1, 7)	2-2 G6-4-3 1-2f 2-3 3-H		0-0 F7	1-0 HR		1-2 G6-3		2-1 FC6-4 HR		5	2	1	3	0	0	4
Harold Baines, L OBP: 0.386, SLG: 0.554 (1, 10)	0-1 F8		0-3 K	0-0 G1-3		1-0 G4-3		0-0 HR		5	1	1	3	0	1	1
Jim Thome, L OBP: 0.427, SLG: 0.532 (1, 3)		4-1 1B 2B BB	0-2 F8		4-2 BB 1B BB		0-3 K	2-2 L6		3	1	0	0	2	1	0
Travis Fryman, R OBP: 0.311, SLG: 0.402 (1, 5)		1-2 F9		2-1 P4	0-0 P3		4-2 E S BB			3	0	0	0	1	0	2
Enrique Wilson, S OBP: 0.310, SLG: 0.348 (7, PR) (8, 5)		1-1 2B 1B		0-0 S 1B 1B	2-1 BB 1B		2-3 K			0	0	0	0	0	0	0
Einar Diaz, R OBP: 0.320, SLG: 0.355 (1, 2)										4	1	3	0	0	1	1

Inning Stats	R: 2	H: 2	E: 0	K: 0	S: 14	LOB: 1	BB: 2	P: 24	R: 1	H: 2	E: 0	K: 1	S: 18	LOB: 3	BB: 2	P: 31	R: 0	H: 0	E: 0	K: 1	S: 7	LOB: 0	BB: 0	P: 7	R: 5	H: 5	E: 0	K: 1	S: 17	LOB: 0	BB: 0	P: 25	R: 0	H: 1	E: 0	K: 1	S: 13	LOB: 3	BB: 2	P: 25	R: 0	H: 0	E: 0	K: 0	S: 7	LOB: 0	BB: 0	P: 11	R: 0	H: 0	E: 1	K: 2	S: 14	LOB: 2	BB: 1	P: 19	R: 3	H: 2	E: 0	K: 0	S: 8	LOB: 0	BB: 1	P: 18
--------------	------	------	------	------	-------	--------	-------	-------	------	------	------	------	-------	--------	-------	-------	------	------	------	------	------	--------	-------	------	------	------	------	------	-------	--------	-------	-------	------	------	------	------	-------	--------	-------	-------	------	------	------	------	------	--------	-------	-------	------	------	------	------	-------	--------	-------	-------	------	------	------	------	------	--------	-------	-------

PITCHER	IP	WLS	BF	H	R	ER	SO	BB	IBB	HBP	BLK	WP	HR	S	P	ERA	WHIP
49 Tim Wakefield, R ERA: 5.37 (1, 1)	4.0	L	24	9	8	8	3	4	0	0	0	0	0	56	87	18.00	3.250
Tomo Ohka, R ERA: 10.57 (5, 1)	1.0		6	1	0	0	1	2	0	0	0	0	0	13	25	0.00	3.000
Rich Garces, R ERA: 1.72 (6, 1)	2.0		7	0	0	0	2	1	0	0	0	0	0	21	30	0.00	0.500
Bryce Florie, R ERA: 5.09 (8, 1)	1.0		6	2	3	3	0	0	1	0	0	0	1	8	18	27.00	2.000

BOTTOM

Boston Red Sox @ Cleveland Indians
Jacobs Field, Cleveland, OH

Mon Sep 13 1999, 7:05 PM EDT
Att: 43,264 - Cloudy - 70 F

AB	35
R	11
H	12
RBI	10
BB	8
SO	6
LOB	23

livebaseballscorecards.com



WP: 0	PA: 43
PB: 0	
SB: 3	
CS: 0	

Batter	1	2	3	4	5	6	7	8	9	AB R H RBI BB SO LOB	TOP										
Jose Offerman, S (1, 4) OBP: 0.389, SLG: 0.432	4-2 BB		X 0-0 SF9 1B		1-1 1B 2B		2-2 SH3-4 1B	2-2 1-3 3-H 1B		4 2 4 1 1 0 0	Boston Red Sox @ Cleveland Indians Jacobs Field, Cleveland, OH Tue Sep 14 1999, 7:05 PM EDT Att. 43,203 - Cloudy - 67 F										
Darren Lewis, R (1, 8) OBP: 0.319, SLG: 0.319	3-2 F8		3-2 SF9 1-H		2-3 K		2-0 SH3-4 1-2	0-2 SF9		2 0 0 2 0 1 2											
18 Reggie Jefferson, S (1, 10) OBP: 0.344, SLG: 0.440 Butch Huskey, R (7, PH) OBP: 0.342, SLG: 0.490	2-1 F7		1-3 K		2-2 HR 1B 2-H		1-3 K	1-2 G6-3		3 1 1 0 0 1 1 2 0 0 0 0 1 2											
Nomar Garciaparra, R (1, 6) OBP: 0.408, SLG: 0.585	0-0 F9		3-2 G6-3		4-0 HR IBB		3-1 1B 2B 2-H	X 0-0 1B 1B WP		4 3 2 1 1 0 1											
Troy O'Leary, L (1, 7) OBP: 0.347, SLG: 0.515		2-2 F9		X 0-1 G1-3	1-0 HR 1-H 2-H		1-2 1B	2-1 1B 1B 1-3		5 1 3 4 0 0 0											
Brian Daubach, L (1, 3) OBP: 0.361, SLG: 0.567 Mike Stanley, R (7, PH) OBP: 0.391, SLG: 0.465 (7, 3)		3-1 G4-3		H 1-0 38 2B HBP	1-3 K2-3		1-2 P4	3-3 K		2 1 0 0 0 1 0 2 0 0 0 0 1 3											
Jason Varitek, S (1, 2) OBP: 0.330, SLG: 0.467 Scott Hatteberg, L (9, PH) OBP: 0.397, SLG: 0.233 (9, 2)		3-3 K		F 1-3 K		F 1-1 F9		B 1-1 F9 38 1B 1B	B 1-0 38 G5-4-3 1B 1-2 3-H	4 1 1 0 0 2 1 1 0 1 1 0 0 0											
38 Wilton Veras, R (1, 5) OBP: 0.315, SLG: 0.429			B 1-1 HR 1B	B 1-0 1-H 2B		B 1-0 F7		F 0-1 1B SF9 1B	X 0-0 G5-4-3 1-2f	5 2 3 1 0 0 2											
Trot Nixon, L (1, 9) OBP: 0.354, SLG: 0.483		C 2-2 SAFE 1B HR 1-H	F 0-2 G1-3		F 1-3 K		F 1-3 K	C 2-2 SAFE F9		4 1 1 2 0 1 3											
Inning Stats	R: 0 H: 0 E: 0 LOB: 1 K: 0 BB: 1 S: 10 P: 19	R: 0 H: 0 E: 0 LOB: 0 K: 1 BB: 0 S: 8 P: 16	R: 3 H: 3 E: 0 LOB: 0 K: 1 BB: 0 S: 15 P: 25	R: 1 H: 1 E: 0 LOB: 1 K: 1 BB: 0 S: 9 P: 12	R: 3 H: 3 E: 0 LOB: 0 K: 2 BB: 1 S: 12 P: 23	R: 0 H: 0 E: 0 LOB: 0 K: 1 BB: 0 S: 7 P: 10	R: 2 H: 3 E: 0 LOB: 1 K: 1 BB: 0 S: 15 P: 25	R: 2 H: 3 E: 0 LOB: 1 K: 0 BB: 0 S: 16 P: 22	R: 1 H: 3 E: 0 LOB: 1 K: 1 BB: 0 S: 8 P: 14	1B: 11 SF: 2 2B: 3 SAC: 1 3B: 0 DP: 1 HR: 2 HBP: 1		WP: 1 PA: 44 PB: 0 SB: 1 CS: 0									
PITCHER	IP WLS BF H R ER SO BB IBB HBP BLK WP HR S P ERA WHIP	Dwight Gooden, R (1, 1) ERA: 6.38 Mark Langston, L (5, 1) ERA: 5.49 David Riske, R (7, 1) ERA: 9.28 Paul Assenmacher, L (7, 1) ERA: 8.7 Jim Brower, R (8, 1) ERA:										PITCHER Ricardo Rincon, L (9, 1) ERA: 4.82									

AB	38
R	12
H	16
RBI	12
BB	2
SO	8
LOB	15



Batter	1	2	3	4	5	6	7	8	9	AB	R	H	RBI	BB	SO	LOB
Kenny Lofton, L (1, 8) OBP: 0.414, SLG: 0.446 Dave Roberts, L (9, 8) OBP: 0.289, SLG: 0.301	0-1 G4-3		1-0 F7		1-1 G3		2-3 K			4	0	0	0	0	1	1
Omar Vizquel, S (1, 6) OBP: 0.388, SLG: 0.427 Enrique Wilson, S (9, 6) OBP: 0.310, SLG: 0.348	1-3 K		3-2 F7		0-1 SF9		2-1 F7			3	0	0	1	0	1	0
Roberto Alomar, S (1, 4) OBP: 0.432, SLG: 0.553 John McDonald, R (8, PH) OBP: 0.333, SLG: 0.333	2-2 2B		3-3 K		4-2 S BB			1-0 G5-3		2	0	1	0	1	1	0
David Justice, L (1, 9) OBP: 0.419, SLG: 0.494 Alex Ramirez, R (9, 9) OBP: 0.318, SLG: 0.440	2-3 K			4-2 G1-3 HR BB	4-2 BB			2-1 G3-1		2	1	0	0	2	1	1
Richie Sexson, R (1, 7) OBP: 0.311, SLG: 0.527		0-1 G6-3		3-3 K	1-1 L5			3-2 F8		3	4	0	0	0	1	3
Harold Baines, L (1, 10) OBP: 0.385, SLG: 0.550		4-2 E BB		0-0 G1-3	1-2			2-2 G3-1		1	3	0	0	0	1	0
Jim Thome, L (1, 3) OBP: 0.426, SLG: 0.536		3-0 E6 FC4-6		1-0 HR	2-H			2-3 K		2	4	1	1	2	0	2
Travis Fryman, R (1, 5) OBP: 0.308, SLG: 0.398 Tyler Houston, L (9, 5) OBP: 0.309, SLG: 0.380		3-3 K		1-0 G4-3				3-2 G4-3		3	3	0	0	0	0	1
Sandy Alomar Jr., R (1, 2) OBP: 0.307, SLG: 0.500		3-1 FC4-6			1-0 G3 SF9 2B			1-0 G5-3		1	4	1	1	0	0	0

Inning Stats	R: 0	H: 1	E: 0	K: 2	S: 11	LOB: 1	BB: 1	P: 16	R: 0	H: 0	E: 1	K: 1	S: 11	LOB: 2	BB: 1	P: 24	R: 0	H: 0	E: 0	K: 1	S: 8	LOB: 0	BB: 0	P: 15	R: 2	H: 1	E: 0	K: 1	S: 9	LOB: 0	BB: 1	P: 18	R: 1	H: 1	E: 0	K: 0	S: 13	LOB: 2	BB: 2	P: 24	R: 0	H: 0	E: 0	K: 1	S: 9	LOB: 0	BB: 0	P: 16	R: 0	H: 0	E: 0	K: 1	S: 6	LOB: 0	BB: 0	P: 12	R: 0	H: 1	E: 0	K: 1	S: 20	LOB: 1	BB: 0	P: 27	1B: 1	2B: 2	3B: 0	HR: 1	SF: 1	SAC: 0	DP: 0	HBP: 0	WP: 0	PB: 0	SB: 1	CS: 0	PA: 36
--------------	------	------	------	------	-------	--------	-------	-------	------	------	------	------	-------	--------	-------	-------	------	------	------	------	------	--------	-------	-------	------	------	------	------	------	--------	-------	-------	------	------	------	------	-------	--------	-------	-------	------	------	------	------	------	--------	-------	-------	------	------	------	------	------	--------	-------	-------	------	------	------	------	-------	--------	-------	-------	-------	-------	-------	-------	-------	--------	-------	--------	-------	-------	-------	-------	--------

PITCHER	IP	WLS	BF	H	R	ER	SO	BB	IBB	HBP	BLK	WP	HR	S	P	ERA	WHIP
Ramon Martinez, R (1, 1) ERA: 7.04	4.2		22	3	3	3	5	4	0	0	0	0	0	50	94	5.79	1.500
Derek Lowe, R (5, 1) ERA: 2.79	3.1	W	10	0	0	0	2	0	0	0	0	0	0	23	42	0.00	0.000
Mark Portugal, R (9, 1) ERA: 5.52	1.0		4	1	0	0	1	0	0	0	0	0	0	20	27	0.00	1.000

BOTTOM

Boston Red Sox @ Cleveland Indians
Jacobs Field, Cleveland, OH
 Tue Sep 14 1999, 7:05 PM EDT
 Att: 43,203 - Cloudy - 67 F

livebaseballscorecards.com

AB	31
R	3
H	4
RBI	3
BB	4
SO	8
LOB	12



Batter	1	2	3	4	5	6	7	8	9	10	11	12	13	AB R H RBI BB SO LOB	TOP																
Jose Offerman, S (1, 4) OBP: 0.390, SLG: 0.435 (10, 3)	F8		HR		G6-3		BB		BB		F7		G4-3	5 1 1 3 2 0 2	Boston Red Sox @ Cleveland Indians Jacobs Field, Cleveland, OH Wed Sep 15 1999, 7:05 PM EDT Att: 43,224 - Unknown - 70 F livebaseballscorecards.com																
Damon Buford, R (1, 8) OBP: 0.291, SLG: 0.360	G5-3				G5-3							SH1-4 1B	F9	7 0 1 0 0 2 4																	
Brian Daubach, L (1, 3) OBP: 0.357, SLG: 0.560 Mike Stanley, R (8, 3) OBP: 0.392, SLG: 0.465 Jeff Frye, R (10, PR) OBP: 0.355, SLG: 0.314 (10, 4)	K		K			K		K2-3		FC6-4 BB		SH1-4 1-2	4 0 0 0 0 4 0 0 0 0 0 1 0 0 0 0 0 0 0 0 0																		
Nomar Garciaparra, R (1, 6) OBP: 0.409, SLG: 0.585		2B			P3	1B 1B		F8		FC6-4 S 1-2f		IBB	5 0 2 0 1 0 1																		
Troy O'Leary, L (1, 7) OBP: 0.343, SLG: 0.509		P4			G3		F7		K		F7		P6	6 0 0 0 0 1 5																	
Scott Hatteberg, L (1, 10) OBP: 0.403, SLG: 0.255 Donnie Sadler, R (9, PR) OBP: 0.309, SLG: 0.356 Butch Huskey, R (10, PH) OBP: 0.340, SLG: 0.488		K			K				1B SF8 1B		K		G6-3	4 0 2 0 0 2 1 0 1 0 0 0 0 0 2 0 0 0 0 1 3																	
Jason Varitek, S (1, 2) OBP: 0.330, SLG: 0.472		G3			G5-3		K			0-1 BB 1-3 1B		L8		6 1 2 1 0 1 3																	
38 Wilton Veras, R (1, 5) OBP: 0.326, SLG: 0.430 18 Reggie Jefferson, S (9, PH) OBP: 0.343, SLG: 0.438 Lou Merloni, R (9, 5) OBP: 0.293, SLG: 0.290			HR 1B			WP BB G6-3 BB		G6-3		K		F8		2 2 1 0 1 0 0 1 0 0 0 0 1 2 2 0 0 0 0 0 0																	
Trot Nixon, L (1, 9) OBP: 0.357, SLG: 0.490			P3			G6-3 WP BB		K		SF8 3-H			HR	3 1 1 2 2 1 1																	
Inning Stats	R: 0 E: 0 K: 1 S: 8	H: 0 LOB: 0 BB: 0 P: 15	R: 0 E: 0 K: 1 S: 10	H: 1 LOB: 1 BB: 0 P: 20	R: 2 E: 0 K: 2 S: 10	H: 2 LOB: 0 BB: 0 P: 15	R: 0 E: 0 K: 1 S: 9	H: 0 LOB: 0 BB: 0 P: 12	R: 1 E: 0 K: 0 S: 12	H: 0 LOB: 1 BB: 2 P: 22	R: 0 E: 0 K: 2 S: 17	H: 2 LOB: 2 BB: 0 P: 24	R: 0 E: 0 K: 1 S: 13	H: 0 LOB: 1 BB: 1 P: 21		R: 0 E: 0 K: 2 S: 11	H: 0 LOB: 0 BB: 0 P: 14	R: 1 E: 0 K: 2 S: 11	H: 2 LOB: 2 BB: 1 P: 18	R: 0 E: 0 K: 1 S: 5	H: 0 LOB: 2 BB: 1 P: 9	R: 0 E: 0 K: 0 S: 3	H: 0 LOB: 1 BB: 1 P: 7	R: 0 E: 0 K: 0 S: 4	H: 1 LOB: 2 BB: 1 P: 8	R: 2 E: 0 K: 0 S: 5	H: 2 LOB: 0 BB: 0 P: 5	1B: 6 2B: 1 3B: 0 HR: 3	SF: 1 SAC: 1 DP: 0 HBP: 0	WP: 1 PB: 0 SB: 1 CS: 0	PA: 56
PITCHER	Bartolo Colon, R (1, 1) ERA: 4.08 Sean DePaula, R (7, 1) ERA: 7.2 Michael Jackson, R (9, 1) ERA: 4.14 Paul Shuey, R (10, 1) ERA: 3.39 Tom Martin, L (11, 1) ERA: 9.0										PITCHER Jim Brower, R (12, 1) ERA: 1.69																				
	IP	WLS	BF	H	R	ER	SO	BB	IBB	HBP	BLK	WP	HR	S		P	ERA	WHIP													
	6.2		28	5	3	3	8	3	0	0	0	1	1	78		128	4.05	1.200													
	1.1		4	0	0	0	2	0	0	0	0	0	0	12	15	0.00	0.000														
	1.0	B	6	2	1	1	2	1	0	0	0	0	0	11	18	9.00	3.000														
	1.0		4	0	0	0	1	1	0	0	0	0	0	5	9	0.00	1.000														
	1.0		4	0	0	0	0	1	0	0	0	0	0	3	7	0.00	1.000														



Batter	1	2	3	4	5	6	7	8	9	10	11	12	13	AB R H RBI BB SO LOB
Kenny Lofton, L OBP: 0.413, SLG: 0.444 (1, 8)	1-3 K		3-0 G5-3		2-1 G4-3		1-0 WP 1B		2-3 K		0-0 1-2 1B			6 0 2 0 0 2 1
Omar Vizquel, S OBP: 0.389, SLG: 0.430 (1, 6)	3-2 G6-3			3-2 1B 2B	0-1 1B		0-1 WP 1B		1-0 F9		0-0 G4-3			6 1 3 0 0 0 2
Roberto Alomar, S OBP: 0.431, SLG: 0.550 (1, 4)	3-3 K			0-0 BB SF8 1B	0-0 1-2 1B		3-3 K		2-2 G5-3		0-0 P7			6 1 2 0 0 2 2
David Justice, L OBP: 0.414, SLG: 0.486 (1, 9)		1-2 G6-3		1-3 K	3-3 K			0-3 K		0-0 P7		0-0 L7		6 0 0 0 0 3 4
Harold Baines, L OBP: 0.384, SLG: 0.548 Wil Cordero, R OBP: 0.372, SLG: 0.469 (8, PH)		2-2 P5		2-1 BB 1B		0-3 K		0-0 G4-3		0-0 F9		4-0 BB		3 0 1 1 0 1 0 2 0 0 0 1 0 0
Jim Thome, L OBP: 0.426, SLG: 0.535 Dave Roberts, L OBP: 0.285, SLG: 0.296 (8, PR) (9, 7)		2-3 K		4-2 3-H BB		3-3 K		2-1 K		0-0 F8		0-3 K		3 0 1 0 1 2 0 2 1 0 0 0 1 1
Richie Sexson, R OBP: 0.309, SLG: 0.523 (9, 3)			1-3 K	0-2 SF8		0-3 K		4-2 2B BB			0-3 K			4 1 0 1 1 4 0
Tyler Houston, L OBP: 0.308, SLG: 0.382 Enrique Wilson, S OBP: 0.308, SLG: 0.346 (9, 5)			1-3 K	1-3 K			1-3 K	1-1 1-H 2-H 2B			0-0 L8			4 0 1 2 0 3 2 2 0 0 0 0 1 0
Einar Diaz, R OBP: 0.321, SLG: 0.357 (1, 2)			0-0 2B		2-3 K		2-0 P7	1-2 P5			0-0 1B			6 0 2 0 0 1 2

Inning Stats	R: 0	H: 0	E: 0	LOB: 0	K: 2	S: 15	R: 0	H: 0	E: 0	LOB: 0	K: 1	S: 10	R: 0	H: 1	E: 0	LOB: 1	K: 2	S: 8	R: 2	H: 3	E: 0	LOB: 2	K: 2	S: 20	R: 0	H: 2	E: 0	LOB: 2	K: 3	S: 9	R: 0	H: 2	E: 0	LOB: 2	K: 2	S: 12	R: 2	H: 2	E: 0	LOB: 2	K: 1	S: 16	R: 0	H: 0	E: 0	LOB: 0	K: 1	S: 7	R: 0	H: 0	E: 0	LOB: 0	K: 0	S: 3	R: 0	H: 2	E: 0	LOB: 2	K: 1	S: 7	R: 0	H: 0	E: 0	LOB: 0	K: 0	S: 5	R: 0	H: 0	E: 0	LOB: 1	K: 1	S: 5	R: 0	H: 0	E: 0	LOB: 0	K: 2	S: 7	R: 0	H: 0	E: 0	LOB: 0	K: 2	S: 7	1B: 9	SF: 1	2B: 3	SAC: 0	3B: 0	DP: 0	HR: 0	WP: 1	PA: 54
--------------	------	------	------	--------	------	-------	------	------	------	--------	------	-------	------	------	------	--------	------	------	------	------	------	--------	------	-------	------	------	------	--------	------	------	------	------	------	--------	------	-------	------	------	------	--------	------	-------	------	------	------	--------	------	------	------	------	------	--------	------	------	------	------	------	--------	------	------	------	------	------	--------	------	------	------	------	------	--------	------	------	------	------	------	--------	------	------	------	------	------	--------	------	------	-------	-------	-------	--------	-------	-------	-------	-------	--------

PITCHER	IP	WLS	BF	H	R	ER	SO	BB	IBB	HBP	BLK	WP	HR	S	P	ERA	WHIP
Pedro Martinez, R ERA: 2.21 (1, 1)	7.0		30	8	2	2	14	1	0	0	0	1	0	85	130	2.57	1.286
Rheal Cormier, L ERA: 3.75 (8, 1)	0.2	H	3	1	1	1	1	0	0	0	0	0	0	8	10	13.50	1.500
Rich Garces, R ERA: 1.99 (8, 1)	0.1	B	3	1	1	1	0	1	0	0	0	0	0	8	14	27.00	6.000
Rod Beck, R ERA: 6.0 (9, 1)	3.0		11	2	0	0	2	0	0	0	0	0	0	17	22	0.00	0.667
John Wasdin, R ERA: 4.04 (12, 1)	2.0	W	7	0	0	0	3	1	0	0	0	0	0	12	16	0.00	0.500

BOTTOM

Boston Red Sox @ Cleveland Indians
Jacobs Field, Cleveland, OH

Wed Sep 15 1999, 7:05 PM EDT
Att: 43,224 - Unknown - 70 F

livebaseballscorecards.com

AB	50
R	4
H	12
RBI	4
BB	3
SO	20
LOB	14



Batter	1	2	3	4	5	6	7	8	9	AB R H RBI BB SO LOB	TOP
Brad Ausmus, R OBP: 0.366, SLG: 0.416 (1, 2)	3-2 FC6-4 1B		2-1 2B 1B		4-0 FC5-4 BB		H 1-0 HBP			2 1 2 0 1 0 0	
Deivi Cruz, R OBP: 0.303, SLG: 0.429 (1, 6)	0-1 FC6-4 1B 1-2f		2-3 K		0-2 FC5-4 1-2f		0-3 K			4 1 0 0 0 2 4	
Tony Clark, S OBP: 0.363, SLG: 0.510 (1, 3)	0-0 L5-4 1B 1-2		3-1 SAFE 2B 1-H		1-0 L8			2-2 L8		4 0 2 1 0 0 1	
Dean Palmer, R OBP: 0.337, SLG: 0.506 Jason Wood, R OBP: 0.211, SLG: 0.250 (8, PH) (8, 5)	3-2 1-2 2-H 1B		4-2 BB		2-3 K			1-1 F8		2 0 1 1 1 1 1 1 0 0 0 0 0 0	
Damion Easley, R OBP: 0.356, SLG: 0.452 (1, 4)	2-0 L5-4 2-3		1-2 G2-3		2-1 FC5-4 1B			3-1 FC6-4 1B		4 0 2 0 0 0 4	
Robert Fick, L OBP: 0.087, SLG: 0.348 (1, 10)			K		3-2 HR		0-0 FC5-4 G6-3 1-2f		0-0 FC6-4 1-2f	4 1 1 1 0 1 2	
Juan Encarnacion, R OBP: 0.286, SLG: 0.441 (1, 7)			L8		0-3 K		0-0 G6-3 1-2f		2-2 P4	4 0 0 0 0 1 1	
Gabe Kapler, R OBP: 0.314, SLG: 0.453 (1, 8)			P7		2-2 L7		0-1 G6-3		0-0 P6	4 0 0 0 0 0 0	
Karim Garcia, L OBP: 0.279, SLG: 0.444 (1, 9)			G6-3		2-0 F8		1-2 G3		2-1 G4-3	4 0 0 0 0 0 0	
Inning Stats	R: 1 E: 0 K: 0 S: 12 H: 3 LOB: 1 BB: 0 P: 20	R: 0 E: 0 K: 1 S: 9 H: 0 LOB: 0 BB: 0 P: 15	R: 1 E: 0 K: 1 S: 16 H: 2 LOB: 2 BB: 1 P: 31	R: 1 E: 0 K: 1 S: 12 H: 1 LOB: 0 BB: 0 P: 19	R: 0 E: 0 K: 1 S: 8 H: 0 LOB: 1 BB: 1 P: 15	R: 0 E: 0 K: 0 S: 4 H: 1 LOB: 0 BB: 0 P: 6	R: 0 E: 0 K: 1 S: 8 H: 0 LOB: 1 BB: 0 P: 10	R: 0 E: 0 K: 0 S: 9 H: 1 LOB: 1 BB: 0 P: 15	R: 0 E: 0 K: 0 S: 6 H: 0 LOB: 0 BB: 0 P: 10	1B: 6 2B: 2 3B: 0 HR: 1 SF: 0 SAC: 0 DP: 2 HBP: 1	WP: 0 PB: 0 SB: 0 CS: 0 PA: 36
PITCHER Pat Rapp, R ERA: 4.13 Bryce Florie, R ERA: 4.81 Tomo Ohka, R ERA: 9.35	IP WLS BF H R ER SO BB IBB HBP BLK WP HR S P ERA WHIP	IP WLS BF H R ER SO BB IBB HBP BLK WP HR S P ERA WHIP	IP WLS BF H R ER SO BB IBB HBP BLK WP HR S P ERA WHIP	IP WLS BF H R ER SO BB IBB HBP BLK WP HR S P ERA WHIP	IP WLS BF H R ER SO BB IBB HBP BLK WP HR S P ERA WHIP	IP WLS BF H R ER SO BB IBB HBP BLK WP HR S P ERA WHIP	IP WLS BF H R ER SO BB IBB HBP BLK WP HR S P ERA WHIP	IP WLS BF H R ER SO BB IBB HBP BLK WP HR S P ERA WHIP	IP WLS BF H R ER SO BB IBB HBP BLK WP HR S P ERA WHIP		

Detroit Tigers @ Boston Red Sox
Fenway Park, Boston, MA
 Fri Sep 17 1999, 7:05 PM EDT
 Att. 29,038 - Cloudy - 61 F

livebaseballscorecards.com

AB 33
R 3
H 8
RBI 3
BB 2
SO 5
LOB 13



Batter	1	2	3	4	5	6	7	8	9
Jose Offerman, S (1, 4) OBP: 0.391, SLG: 0.439	0-0 1B 1B	0-0 2-H 3B	0-2 FC6-4 1-2f		1-2 E9 HBP 1-3 2-H 1B		3-2 G4-3	2-3 K	
Darren Lewis, R (1, 8) OBP: 0.319, SLG: 0.320	2-2 L6	1-1 F9		3-2 G6-3	1-1 HBP			1-0 1B 2B	
Jason Varitek, S (1, 2) OBP: 0.331, SLG: 0.472	2-1 FC3-6 1B 1-3 HR 1B	1-1 G3-1		3-2 F8	0-0 F7			1-0 2B 1B 2-H	
Nomar Garciaparra, R (1, 6) OBP: 0.413, SLG: 0.588	1-2 FC3-6 1B 1-2 3-H		0-1 BB 1B 1B	1-2 HBP		3-1 G4-3	2-1 1B 2B 1-3		
Troy O'Leary, L (1, 7) OBP: 0.345, SLG: 0.508	0-0 FC3-6 HR 1-2f 2-3		0-1 BB 1B	2-0 G4-3		4-0 BB	4-0 1B 2B IBB		
Mike Stanley, R (1, 3) OBP: 0.397, SLG: 0.474	0-2 HR		4-2 1B 1-2 2-3 BB		4-0 1B BB E BB	1-3 K	2-2 2B 38 1B 1-2 2-H 3-H		
Scott Hatteberg, L (1, 10) OBP: 0.403, SLG: 0.288	0-1 G1-3		1-0 FC6-4 1B 1-2 2-H 3-H		2-3 K	0-2 F8	2-1 38 1B 2B 1-3 2-H		
38 Wilton Veras, R (1, 5) OBP: 0.330, SLG: 0.440		1-0 3B 2B	1-0 F7		0-1 P2		1-3 K	1-1 1B	
Trot Nixon, L (1, 9) OBP: 0.355, SLG: 0.484		2-1 L3	2-3 K		4-1 E BB		1-0 G3-1	0-0 F9	

Inning Stats	R: 4	H: 4	E: 0	LOB: 0	K: 0	S: 16	R: 1	H: 2	E: 0	LOB: 1	K: 0	S: 8	R: 2	H: 3	E: 0	LOB: 2	K: 1	S: 15	R: 0	H: 0	E: 0	LOB: 1	K: 0	S: 9	R: 1	H: 1	E: 1	LOB: 3	K: 1	S: 11	R: 0	H: 0	E: 0	LOB: 1	K: 1	S: 9	R: 0	H: 0	E: 0	LOB: 0	K: 1	S: 8	R: 6	H: 6	E: 0	LOB: 1	K: 1	S: 18	R: 0	H: 0	E: 0	LOB: 0	K: 1	S: 13	R: 0	H: 0	E: 0	LOB: 0	K: 1	S: 13	R: 6	H: 6	E: 0	LOB: 1	K: 1	S: 33
	1B: 10	SF: 0	2B: 4	SAC: 0	3B: 1	DP: 0	HR: 1	HBP: 2	WP: 0	PA: 47	1B: 10	SF: 0	2B: 4	SAC: 0	3B: 1	DP: 0	HR: 1	HBP: 2	WP: 0	PA: 47	1B: 10	SF: 0	2B: 4	SAC: 0	3B: 1	DP: 0	HR: 1	HBP: 2	WP: 0	PA: 47	1B: 10	SF: 0	2B: 4	SAC: 0	3B: 1	DP: 0	HR: 1	HBP: 2	WP: 0	PA: 47	1B: 10	SF: 0	2B: 4	SAC: 0	3B: 1	DP: 0	HR: 1	HBP: 2	WP: 0	PA: 47																

PITCHER	IP	WLS	BF	H	R	ER	SO	BB	IBB	HBP	BLK	WP	HR	S	P	ERA	WHIP
Willie Blair, R (1, 1) ERA: 6.95	2.0	L	15	8	7	7	0	1	0	0	0	0	1	31	45	31.50	4.500
Dave Borkowski, R (3, 1) ERA: 6.83	3.0		15	2	1	0	2	2	0	2	0	0	0	28	53	0.00	1.333
Masao Kida, R (6, 1) ERA: 6.41	2.0		13	5	6	6	2	1	1	0	0	0	0	27	51	27.00	3.000
Nelson Cruz, R (8, 1) ERA: 6.02	1.0		4	1	0	0	1	0	0	0	0	0	0	8	12	0.00	1.000

AB R H RBI BB SO LOB

6	1	3	1	0	1	3
5	1	1	0	0	0	3
5	2	2	1	0	0	4
4	2	3	1	0	0	0
3	3	1	0	2	0	3
3	3	2	5	2	1	1
5	1	2	3	0	1	2
5	1	2	2	0	1	3
4	0	0	0	1	1	4

AB	40
R	14
H	16
RBI	13
BB	5
SO	5
LOB	23



Detroit Tigers @ Boston Red Sox
 Fenway Park, Boston, MA
 Fri Sep 17 1999, 7:05 PM EDT
 Att: 29,038 - Cloudy - 61 F

livebaseballscorecards.com

Batter	1	2	3	4	5	6	7	8	9	AB R H RBI BB SO LOB	TOP											
Luis Polonia, L OBP: 0.349, SLG: 0.498 (1, 7)	0-0 F8		0-1 FC4-6			3-1 G6-3		2-2 1B		4 0 1 0 0 0 1												
Deivi Cruz, R OBP: 0.301, SLG: 0.426 (1, 6)	1-2 G6-3			1-3 K			0-0 F8	2-3 K		3 0 0 0 0 1 0												
Jason Wood, R OBP: 0.205, SLG: 0.243 (7, 6)										1 0 0 0 0 1 2												
Tony Clark, S OBP: 0.363, SLG: 0.510 (1, 10)	3-3 K			2-2 G6-3			1-2 G6-3		1-2 1B SF8 2B	4 1 1 0 0 1 0												
Dean Palmer, R OBP: 0.338, SLG: 0.505 (1, 5)		2-2 P3		0-0 G5-3			4-1 1B BB		0-0 1B	3 0 1 0 1 0 0												
Damion Easley, R OBP: 0.355, SLG: 0.450 (1, 4)		0-1 F8			2-3 K		0-2 1B FC6-4		3-2 P2	4 0 1 0 0 1 2												
Frank Catalanotto, L OBP: 0.321, SLG: 0.441 (1, 3)		3-2 L7			1-2 F7		0-2 1B FC6-4		0-0 SF8	3 0 0 1 0 0 2												
Gabe Kapler, R OBP: 0.311, SLG: 0.448 (1, 8)			2-3 K		2-2 P4			2-1 L9	0-0 F9	4 0 0 0 0 1 1												
Karim Garcia, L OBP: 0.284, SLG: 0.447 (1, 9)			1-1 G3			2-1 1B G4-3		0-0 1B 1B		3 0 2 0 0 0 0												
Bill Haselman, R OBP: 0.320, SLG: 0.413 (1, 2)			2-1 1B FC4-6			0-1 G4-3		2-0 F9		3 0 1 0 0 0 2												
Robert Fick, L OBP: 0.087, SLG: 0.348 (8, 2)										0 0 0 0 0 0 0												
Inning Stats	R: 0 E: 0 K: 1 S: 11	H: 0 LOB: 0 BB: 0 P: 15	R: 0 E: 0 K: 0 S: 8	H: 0 LOB: 0 BB: 0 P: 13	R: 0 E: 0 K: 1 S: 11	H: 1 LOB: 1 BB: 0 P: 16	R: 0 E: 0 K: 1 S: 7	H: 0 LOB: 0 BB: 0 P: 10	R: 0 E: 0 K: 1 S: 11	H: 0 LOB: 0 BB: 0 P: 16	R: 0 E: 0 K: 0 S: 6	H: 1 LOB: 0 BB: 0 P: 11	R: 0 E: 0 K: 0 S: 11	H: 1 LOB: 2 BB: 1 P: 16	R: 0 E: 0 K: 1 S: 10	H: 2 LOB: 2 BB: 0 P: 18	R: 1 E: 0 K: 0 S: 11	H: 2 LOB: 1 BB: 0 P: 15	1B: 6 2B: 1 3B: 0 HR: 0	SF: 1 SAC: 0 DP: 1 HBP: 0	WP: 0 PB: 0 SB: 0 CS: 0	PA: 34
PITCHER	IP WLS BF H R ER SO BB IBB HBP BLK WP HR S P ERA WHIP																					
Bret Saberhagen, R ERA: 3.11 (1, 1)	6.0 W 19 2 0 0 4 0 0 0 0 0 0 0 54 81 0.00 0.333																					
Rich Garces, R ERA: 1.89 (7, 1)	1.2 9 3 0 0 0 1 0 0 0 0 0 0 18 29 0.00 2.400																					
Derek Lowe, R ERA: 2.78 (8, 1)	0.1 1 0 0 0 1 0 0 0 0 0 0 0 3 5 0.00 0.000																					
John Wasdin, R ERA: 4.11 (9, 1)	1.0 5 2 1 1 0 0 0 0 0 0 0 0 11 15 9.00 2.000																					

Detroit Tigers @ Boston Red Sox
Fenway Park, Boston, MA
Sat Sep 18 1999, 4:05 PM EDT
Att. 32,382 - Sunny - 73 F

livebaseballscorecards.com

AB	32
R	1
H	7
RBI	1
BB	1
SO	5
LOB	10



Batter	1	2	3	4	5	6	7	8	9	AB	R	H	RBI	BB	SO	LOB
Jose Offerman, S OBP: 0.394, SLG: 0.441 (1, 4)	2-1 L8 ①	1-0 1B		1 SAFE 3-2 1B	4-2 1B			4-2 HR BB		3	2	2	0	2	0	0
Darren Lewis, R OBP: 0.316, SLG: 0.317 (1, 8)	1-1 G6-3	1-2 G6-3		1-0 FC2-5 1B	2-2 FC6-4 BB			1-3 K		5	1	0	0	0	1	7
Jason Varitek, S OBP: 0.335, SLG: 0.481 (1, 2)	0-1 1B 2B			3-1 2B			2-1 F7	0-0 HR		4	3	3	4	1	0	0
Nomar Garciaparra, R OBP: 0.418, SLG: 0.600 (1, 6)	0-0 2B			1-0 HR	1-3 2B		4-1 G4-6-3 BB	0-0 1B		4	2	4	3	1	0	0
Troy O'Leary, L OBP: 0.349, SLG: 0.514 (1, 7)	1-2 2B			2-2 2B	4-0 IBB		3-2 G4-6-3	2-1 1B		4	0	3	2	1	0	1
Mike Stanley, R OBP: 0.397, SLG: 0.470 (1, 3)	4-1 BB			2-2 G5-3	0-2 G6-4-3		4-1 38 G4-3 BB	3-2 P5		3	0	0	0	2	0	6
Scott Hatteberg, L OBP: 0.375, SLG: 0.263 (1, 10)	2-3 K			2-3 K			0-0 F8	2-3 K		5	0	0	0	0	3	6
38 Wilton Veras, R OBP: 0.337, SLG: 0.436 (1, 5)		0-0 G6-3 1B		2-0 G6-3			2-2 G4-3			3	0	1	0	1	0	2
Trot Nixon, L OBP: 0.356, SLG: 0.482 (1, 9)		2-1 G6-3			4-2 FC2-5 1B BB		2-0 F8	4-2 HR BB		2	1	0	0	2	0	2

Inning Stats	R: 2	H: 3	E: 0	K: 1	S: 14	LOB: 2	BB: 1	P: 24	R: 0	H: 2	E: 0	K: 0	S: 7	LOB: 1	BB: 0	P: 11	R: 2	H: 2	E: 0	K: 1	S: 13	LOB: 2	BB: 2	P: 25	R: 0	H: 0	E: 0	K: 0	S: 14	LOB: 2	BB: 2	P: 26	R: 0	H: 0	E: 0	K: 0	S: 6	LOB: 0	BB: 1	P: 17	R: 0	H: 0	E: 0	K: 0	S: 6	LOB: 0	BB: 1	P: 12	R: 3	H: 3	E: 0	K: 2	S: 19	LOB: 2	BB: 2	P: 35
--------------	------	------	------	------	-------	--------	-------	-------	------	------	------	------	------	--------	-------	-------	------	------	------	------	-------	--------	-------	-------	------	------	------	------	-------	--------	-------	-------	------	------	------	------	------	--------	-------	-------	------	------	------	------	------	--------	-------	-------	------	------	------	------	-------	--------	-------	-------

PITCHER	IP	WLS	BF	H	R	ER	SO	BB	IBB	HBP	BLK	WP	HR	S	P	ERA	WHIP
Jeff Weaver, R ERA: 5.65 (1, 1)	3.1	L	23	10	6	6	2	3	1	0	0	0	1	44	86	16.20	3.900
Erik Hiljus, R ERA: 3.18 (4, 1)	2.2		9	0	0	0	0	3	0	0	0	0	0	25	46	0.00	1.125
Matt Anderson, R ERA: 5.29 (7, 1)	2.0		11	3	3	3	2	3	0	0	0	0	1	25	47	13.50	3.000

BOTTOM

Detroit Tigers @ Boston Red Sox
 Fenway Park, Boston, MA
 Sat Sep 18 1999, 4:05 PM EDT
 Att: 32,382 - Sunny - 73 F

livebaseballscores.com

AB	33
R	9
H	13
RBI	9
BB	10
SO	4
LOB	24



WP: 0	PA: 43
PB: 1	
SB: 0	
CS: 0	

PITCHER	IP	WLS	BF	H	R	ER	SO	BB	IBB	HBP	BLK	WP	HR	S	P	ERA	WHIP
Jeff Weaver, R ERA: 5.65 (1, 1)	3.1	L	23	10	6	6	2	3	1	0	0	0	1	44	86	16.20	3.900
Erik Hiljus, R ERA: 3.18 (4, 1)	2.2		9	0	0	0	0	3	0	0	0	0	0	25	46	0.00	1.125
Matt Anderson, R ERA: 5.29 (7, 1)	2.0		11	3	3	3	2	3	0	0	0	0	1	25	47	13.50	3.000

Batter	1	2	3	4	5	6	7	8	9
Jose Offerman, S OBP: 0.392, SLG: 0.438 (1, 4)	0-0 G4-3	2-2 BB 1B	2-2 F7		1-1 L8		3-2 G5-3		
Damon Buford, R OBP: 0.289, SLG: 0.357 (1, 8)	1-1 L5	2-3 K		2-3 K	1-2 1B			0-0 L9	
Jason Varitek, S OBP: 0.336, SLG: 0.482 (1, 2)	4-0 BB	1-0 SF7		1-1 HR 2B	1-0 L7			0-1 F8	
Nomar Garciaparra, R OBP: 0.419, SLG: 0.605 (1, 6)	0-0 G3-1	4-0 BB		1-0 HR		1-0 G1-3		1-0 1B	
Troy O'Leary, L OBP: 0.348, SLG: 0.511 (1, 7)		2-2 1B		2-0 P6		1-2 G1-3		2-1 F8	
Mike Stanley, R OBP: 0.397, SLG: 0.469 (1, 3)		0-0 1B	1-3 K	4-0 1B		2-3 K			
Scott Hatteberg, L OBP: 0.395, SLG: 0.283 (1, 10)		2-2 1B	2-2 BB HBP	3-2 1B			2-2 F9		
38 Wilton Veras, R OBP: 0.333, SLG: 0.429 (1, 5)		1-1 1B	1-1 P3	1-0 FC5-4			0-3 K		
Trot Nixon, L OBP: 0.360, SLG: 0.490 (1, 9)		4-2 BB	1 SAFE 4-2 BB			0-1 F9		3-2 HR	

Inning Stats	R: 0	H: 0	E: 0	K: 0	S: 4	R: 4	H: 5	E: 0	K: 1	S: 25	R: 0	H: 0	E: 0	K: 1	S: 13	R: 2	H: 3	E: 0	K: 1	S: 11	R: 0	H: 1	E: 0	K: 0	S: 9	R: 1	H: 1	E: 0	K: 1	S: 12	R: 0	H: 1	E: 0	K: 0	S: 6	

PITCHER	IP	WLS	BF	H	R	ER	SO	BB	IBB	HBP	BLK	WP	HR	S	P	ERA	WHIP
Dave Micki, R ERA: 4.73 (1, 1)	4.0	L	26	8	6	6	3	5	0	1	0	0	1	53	100	13.50	3.250
Nelson Cruz, R ERA: 5.88 (5, 1)	3.0		11	2	1	1	2	0	0	0	0	0	1	29	44	3.00	0.667
Todd Jones, R ERA: 3.86 (8, 1)	1.0		4	1	0	0	0	0	0	0	0	0	0	6	9	0.00	1.000

BOTTOM

Detroit Tigers @ Boston Red Sox
Fenway Park, Boston, MA
 Sun Sep 19 1999, 1:05 PM EDT
 Att: 30,777 - Sunny - 69 F

AB	34
R	7
H	11
RBI	7
BB	5
SO	5
LOB	14



1B: 8	SF: 1	WP: 0	PA: 41
2B: 1	SAC: 0	PB: 0	
3B: 0	DP: 0	SB: 0	
HR: 2	HBP: 1	CS: 0	

Batter	1	2	3	4	5	6	7	8	9	AB R H RBI BB SO LOB	TOP
Shannon Stewart, R (1, 7) OBP: 0.371, SLG: 0.411	1-2 F8		0-0 G6-3			0-3 K		4-2 HBP BB		3 0 0 0 1 1 2	
Brian McRae, S (1, 8) OBP: 0.325, SLG: 0.352	0-3 K			4-2 1B BB		0-0 G4-3		2-0 G4-6-3 HBP		2 0 0 0 1 1 0	
Shawn Green, L (1, 9) OBP: 0.381, SLG: 0.583	2-1 G3-1			2-2 1B		1-2 G6-3		0-1 G4-6-3 1-2f		4 0 1 0 0 0 2	
Carlos Delgado, L (1, 3) OBP: 0.376, SLG: 0.570		0-3 K		0-1 P4		0-0 G4-3			0-3 K	4 0 0 0 0 2 2	
David Segui, S (1, 10) OBP: 0.354, SLG: 0.461		0-3 K		2-3 SAFE K			1-1 2B		0-1 G4-3	4 0 1 0 0 2 2	
Darrin Fletcher, L (1, 2) OBP: 0.340, SLG: 0.509		0-0 F9		3-3 K			3-3 K		0-0 F8	4 0 0 0 0 2 3	
Tony Batista, R (1, 6) OBP: 0.328, SLG: 0.512			3-3 K		0-0 F8		3-3 K			3 0 0 0 0 2 1	
Willis Otanez, R (1, 5) OBP: 0.282, SLG: 0.356			0-3 K		3-2 G3		1-2 G5-3			3 0 0 0 0 1 1	
Homer Bush, R (1, 4) OBP: 0.347, SLG: 0.416			1-1 1B		1-1 E5			2-3 K		3 0 1 0 0 1 0	

Toronto Blue Jays @ Boston Red Sox

Fenway Park, Boston, MA

Tue Sep 21 1999, 7:35 PM EDT
Att. 27,799 - Cloudy - 67 F

livebaseballscores.com

AB	30
R	0
H	3
RBI	0
BB	2
SO	12
LOB	13



Inning Stats	R: 0 E: 0 K: 1 S: 8	H: 0 LOB: 0 BB: 0 P: 11	R: 0 E: 0 K: 2 S: 7	H: 0 LOB: 0 BB: 0 P: 7	R: 0 E: 0 K: 2 S: 9	H: 1 LOB: 1 BB: 0 P: 13	R: 0 E: 0 K: 2 S: 14	H: 1 LOB: 2 BB: 1 P: 25	R: 0 E: 1 K: 1 S: 12	H: 0 LOB: 1 BB: 0 P: 16	R: 0 E: 0 K: 0 S: 5	H: 0 LOB: 0 BB: 0 P: 6	R: 0 E: 0 K: 2 S: 12	H: 1 LOB: 1 BB: 0 P: 20	R: 0 E: 0 K: 1 S: 8	H: 0 LOB: 1 BB: 1 P: 16	R: 0 E: 0 K: 1 S: 6	H: 0 LOB: 0 BB: 0 P: 6	1B: 2 2B: 1 3B: 0 HR: 0	SF: 0 SAC: 0 DP: 1 HBP: 1	WP: 0 PB: 0 SB: 0 CS: 0	PA: 33
--------------	------------------------------	----------------------------------	------------------------------	---------------------------------	------------------------------	----------------------------------	-------------------------------	----------------------------------	-------------------------------	----------------------------------	------------------------------	---------------------------------	-------------------------------	----------------------------------	------------------------------	----------------------------------	------------------------------	---------------------------------	----------------------------------	------------------------------------	----------------------------------	--------

PITCHER	IP	WLS	BF	H	R	ER	SO	BB	IBB	HBP	BLK	WP	HR	S	P	ERA	WHIP
Pedro Martinez, R (1, 1) ERA: 2.11	9.0	W	33	3	0	0	12	2	0	1	0	0	0	81	120	0.00	0.556

PITCHER	IP	WLS	BF	H	R	ER	SO	BB	IBB	HBP	BLK	WP	HR	S	P	ERA	WHIP
---------	----	-----	----	---	---	----	----	----	-----	-----	-----	----	----	---	---	-----	------

Batter	1	2	3	4	5	6	7	8	9	AB	R	H	RBI	BB	SO	LOB	BOTTOM	
Jose Offerman, S <small>OBP: 0.394, SLG: 0.441</small> (1, 4)										3	1	2	0	1	0	0		
Damon Buford, R <small>OBP: 0.292, SLG: 0.360</small> (1, 8)										4	1	2	0	0	1	1		
Jason Varitek, S <small>OBP: 0.333, SLG: 0.478</small> (1, 2)										4	0	0	0	0	0	4		
Nomar Garciaparra, R <small>OBP: 0.418, SLG: 0.602</small> (1, 6)										4	1	1	0	0	0	2		
Troy O'Leary, L <small>OBP: 0.350, SLG: 0.512</small> (1, 7)										4	0	3	1	0	1	0		
Mike Stanley, R <small>OBP: 0.398, SLG: 0.470</small> (1, 3)										2	0	1	1	1	0	1		
Scott Hatteberg, L <small>OBP: 0.392, SLG: 0.286</small> Butch Huskey, R <small>OBP: 0.339, SLG: 0.486</small> (8, PH)										3	0	1	0	0	1	3	AB 33	
38 Wilton Veras, R <small>OBP: 0.330, SLG: 0.422</small> (1, 5)										4	0	1	0	0	0	3	R 3	
Trot Nixon, L <small>OBP: 0.356, SLG: 0.485</small> (1, 9)										4	0	0	0	0	1	3	H 11	
Inning Stats	R: 0 H: 0 E: 0 LOB: 1 K: 1 BB: 1 S: 11 P: 18	R: 0 H: 2 E: 0 LOB: 2 K: 1 BB: 0 S: 12 P: 17	R: 2 H: 3 E: 1 LOB: 2 K: 1 BB: 1 S: 19 P: 31	R: 0 H: 3 E: 0 LOB: 2 K: 0 BB: 0 S: 8 P: 15	R: 1 H: 2 E: 0 LOB: 1 K: 0 BB: 0 S: 9 P: 11	R: 0 H: 0 E: 0 LOB: 0 K: 0 BB: 0 S: 6 P: 10	R: 0 H: 1 E: 0 LOB: 1 K: 0 BB: 0 S: 9 P: 14	R: 0 H: 0 E: 0 LOB: 0 K: 1 BB: 0 S: 5 P: 7	1B: 10 SF: 1 2B: 1 SAC: 0 3B: 0 DP: 1 HR: 0 HBP: 0	WP: 0 PA: 36 PB: 0 SB: 1 CS: 0								
PITCHER Pat Hentgen, R <small>ERA: 4.83</small> Graeme Lloyd, L <small>ERA: 3.46</small>	IP WLS BF H R ER SO BB IBB HBP BLK WP HR S P ERA WHIP 7.0 L 33 11 3 2 3 2 0 0 0 0 0 0 74 116 2.57 1.857													ERA WHIP				
												LOB 17						

Toronto Blue Jays @ Boston Red Sox
 Fenway Park, Boston, MA
 Tue Sep 21 1999, 7:35 PM EDT
 Att: 27,799 - Cloudy - 67 F

livebaseballscorecards.com

Batter	1	2	3	4	5	6	7	8	9	AB	R	H	RBI	BB	SO	LOB	TOP																			
Homer Bush, R OBP: 0.347, SLG: 0.415 (1, 4)	F9	1B FC1-2-5	1B	K		P6	F8			6	0	2	1	0	1	5	Toronto Blue Jays @ Boston Red Sox Fenway Park, Boston, MA Wed Sep 22 1999, 7:35 PM EDT Att. 25,345 - Cloudy - 58 F																			
José Cruz Jr., S OBP: 0.345, SLG: 0.406 (1, 7)	E BB	SF 1B 3-H	BB 1B 1B	G3		K		P2		5	3	2	1	1	1	4																				
Shawn Green, L OBP: 0.384, SLG: 0.590 (1, 9)	E8 1B	FC1-2-5 SF E 1B 3-H	1B BB 1B	HR			F7	1B		6	3	4	1	0	0	2																				
Carlos Delgado, L OBP: 0.377, SLG: 0.571 Casey Blake, R OBP: 0.273, SLG: 0.200 (1, 3) (8, 5)	G4-3 1B	E5 SF 1B 1-2 2-3	1B BB			F8	2B	P2		5	2	2	1	1	0	2																				
David Segui, S OBP: 0.353, SLG: 0.460 Brian McRae, S OBP: 0.326, SLG: 0.355 (1, 10) (7, PH)	G4-3	SF E 1B 2B 1-2 2-3 3-H	1B	G6-3 1B		K	E 2B 2B 2-H	K		3	1	1	2	0	1	1																				
Darrin Fletcher, L OBP: 0.340, SLG: 0.505 (1, 2)	BB	E9 2B 1B 1-3 2-H 3-H	G6-3			P6	E3 2B 10 1B	G6-3		5	1	1	2	1	0	4																				
Tony Batista, R OBP: 0.330, SLG: 0.516 (1, 6)	F7	2B	10 1B 1B			2B	K	K		6	0	3	1	0	2	4																				
Willis Otanez, R OBP: 0.286, SLG: 0.363 (1, 5) (8, 3)		10 1B	K			F7	G6-3	10 1B 2B		5	2	2	1	0	1	4																				
10 Vernon Wells, R OBP: 0.283, SLG: 0.345 (1, 8)		10 1B	K			1B	1B	2B		5	1	4	2	0	1	2																				
Inning Stats	R: 2 E: 1 K: 0 S: 16	H: 2 LOB: 2 BB: 2 P: 29	R: 6 E: 3 K: 2 S: 22	H: 6 LOB: 2 BB: 0 P: 34	R: 1 E: 0 K: 0 S: 12	H: 4 LOB: 2 BB: 1 P: 22	R: 0 E: 0 K: 1 S: 13	H: 2 LOB: 2 BB: 0 P: 19	R: 1 E: 0 K: 1 S: 8	H: 1 LOB: 0 BB: 0 P: 12	R: 0 E: 0 K: 1 S: 11	H: 2 LOB: 2 BB: 0 P: 16	R: 4 E: 1 K: 1 S: 17	H: 4 LOB: 1 BB: 0 P: 25	R: 0 E: 0 K: 0 S: 9	H: 1 LOB: 0 BB: 0 P: 13		R: 0 E: 0 K: 2 S: 10	H: 0 LOB: 0 BB: 0 P: 15	1B: 16 2B: 5 3B: 0 HR: 1	SF: 1 SAC: 0 DP: 1 HBP: 0	WP: 0 PB: 0 SB: 1 CS: 0	PA: 52													
PITCHER	IP	WLS	BF	H	R	ER	SO	BB	IBB	HBP	BLK	WP	HR	S	P	ERA	WHIP	PITCHER	IP	WLS	BF	H	R	ER	SO	BB	IBB	HBP	BLK	WP	HR	S	P	ERA	WHIP	
Pat Rapp, R ERA: 4.29 (1, 1)	1.0	L	11	6	6	3	0	2	0	0	0	0	0	22	41	27.00	8.000	Tomo Ohka, R ERA: 9.0 (7, 1)	0.1		2	1	0	0	0	0	0	0	0	0	4	7	0.00	3.000		
Bryce Florie, R ERA: 4.8 (2, 1)	2.0		13	6	3	1	2	1	0	0	0	0	0	28	44	4.50	3.500	John Wasdin, R ERA: 4.06 (8, 1)	1.0		3	1	0	0	0	0	0	0	0	9	13	0.00	1.000			
Mark Portugal, R ERA: 5.51 (4, 1)	2.0		9	3	1	1	2	0	0	0	0	0	1	21	31	4.50	1.500	Rod Beck, R ERA: 5.85 (9, 1)	1.0		3	0	0	0	2	0	0	0	10	15	0.00	0.000				
Brian Rose, R ERA: 4.93 (6, 1)	1.0		5	2	0	0	1	0	0	0	0	0	0	11	16	0.00	2.000																			
Rheal Cormier, L ERA: 3.86 (7, 1)	0.2		6	3	4	1	1	0	0	0	0	0	0	13	18	13.50	4.500																			

AB 48
R 14
H 22
RBI 13
BB 3
SO 8
LOB 28



Batter	1	2	3	4	5	6	7	8	9	AB R H RBI BB SO LOB
--------	---	---	---	---	---	---	---	---	---	----------------------

Jose Offerman, S <small>(1, 4) OBP: 0.393, SLG: 0.439</small> Jeff Frye, R <small>(7, 4) OBP: 0.356, SLG: 0.318</small>										3 0 0 0 0 1 2 1 1 1 0 0
Damon Buford, R <small>(1, 8) OBP: 0.289, SLG: 0.356</small> Lou Merloni, R <small>(7, PH) OBP: 0.305, SLG: 0.321</small> <small>(8, 6)</small>										3 0 0 0 0 2 1 2 2 2 2 0 0 0
Jason Varitek, S <small>(1, 2) OBP: 0.331, SLG: 0.475</small> Butch Huskey, R <small>(7, 7) OBP: 0.340, SLG: 0.486</small>										3 0 0 0 0 0 0 2 0 1 2 0 0 1
Nomar Garciaparra, R <small>(1, 6) OBP: 0.418, SLG: 0.600</small> Donnie Sadler, R <small>(7, 6) OBP: 0.313, SLG: 0.359</small> <small>(8, 8)</small>										3 1 1 0 0 1 0 2 1 1 1 0 0 1
Troy O'Leary, L <small>(1, 7) OBP: 0.350, SLG: 0.517</small> Rheal Cormier, L <small>(7, 1)</small> Tomo Ohka, S <small>(7, 1)</small> 18 Reggie Jefferson, S <small>(7, PH) OBP: 0.341, SLG: 0.435</small> John Wasdin, R <small>(8, 1)</small> Rod Beck, R <small>(9, 1)</small> Jon Nunnally, L <small>(9, PH) OBP: 0.290, SLG: 0.375</small>										3 1 1 1 0 0 1 1 0 0 0 0 0 0 0 0 1 0 0 0 0 0 0 2 0 0 0 0 0 0 0 0 0 0 0 0 0 0 0 0 1 0 1 1 0 0 0 0
Mike Stanley, R <small>(1, 3) OBP: 0.399, SLG: 0.470</small> Brian Daubach, L <small>(7, 3) OBP: 0.357, SLG: 0.557</small>										2 0 1 1 0 0 0 2 0 0 0 1 0 3
Scott Hatteberg, L <small>(1, 10) OBP: 0.398, SLG: 0.303</small> <small>(7, 2)</small>										3 1 1 0 1 0 1
38 Wilton Veras, R <small>(1, 5) OBP: 0.327, SLG: 0.410</small>										3 1 0 0 0 0 3
Trot Nixon, L <small>(1, 9) OBP: 0.358, SLG: 0.482</small>										2 1 0 0 2 0 0

Inning Stats	R: 0 H: 0 E: 0 K: 6 S: 6	H: 0 LOB: 0 BB: 11	R: 1 H: 1 E: 0 K: 10 S: 10	H: 1 LOB: 1 BB: 19	R: 0 H: 0 E: 0 K: 6 S: 6	H: 0 LOB: 0 BB: 13	R: 1 H: 3 E: 0 K: 10 S: 10	H: 3 LOB: 2 BB: 18	R: 0 H: 0 E: 0 K: 7 S: 7	H: 0 LOB: 0 BB: 16	R: 5 H: 3 E: 1 K: 0 S: 19	H: 3 LOB: 2 BB: 40	R: 0 H: 0 E: 0 K: 9 S: 9	H: 0 LOB: 0 BB: 13	R: 2 H: 3 E: 0 K: 14 S: 14	H: 3 LOB: 1 BB: 22	1B: 5 2B: 4 3B: 0 HR: 1	SF: 0 SAC: 0 DP: 1 HBP: 1	WP: 0 PB: 0 SB: 0 CS: 0	PA: 42
--------------	--------------------------	--------------------	----------------------------	--------------------	--------------------------	--------------------	----------------------------	--------------------	--------------------------	--------------------	---------------------------	--------------------	--------------------------	--------------------	----------------------------	--------------------	-------------------------	---------------------------	-------------------------	--------

PITCHER													PITCHER												
Kelvim Escobar, R ERA: 5.81	(1, 1) IP: 6.1 WLS: 1 BF: 27 H: 4 R: 5 ER: 5 SO: 4 BB: 4 IBB: 0 HBP: 1 BLK: 0 WP: 0 HR: 1 S: 55 P: 108 ERA: 7.11 WHIP: 1.263	Paul Quantrill, R ERA: 3.8	(7, 1) IP: 0.0 WLS: 0 BF: 4 H: 3 R: 2 ER: 2 SO: 0 BB: 0 IBB: 0 HBP: 0 BLK: 0 WP: 0 HR: 0 S: 8 P: 16 ERA: ∞ WHIP: ∞	Graeme Lloyd, L ERA: 3.88	(7, 1) IP: 1.2 WLS: 0 BF: 5 H: 0 R: 0 ER: 0 SO: 0 BB: 0 IBB: 0 HBP: 0 BLK: 0 WP: 0 HR: 0 S: 14 P: 19 ERA: 0.00 WHIP: 0.000	John Frascatore, R ERA: 3.84	(9, 1) IP: 1.0 WLS: 0 BF: 6 H: 3 R: 2 ER: 2 SO: 0 BB: 0 IBB: 0 HBP: 0 BLK: 0 WP: 0 HR: 0 S: 14 P: 22 ERA: 18.00 WHIP: 3.000																		

Toronto Blue Jays @ Boston Red Sox
 Fenway Park, Boston, MA
 Wed Sep 22 1999, 7:35 PM EDT
 Att: 25,345 - Cloudy - 58 F

AB	37
R	9
H	10
RBI	9
BB	4
SO	4
LOB	14

PITCHER													PITCHER												

Batter 1 2 3 4 5 6 7 8 9 AB R H RBI BB SO LOB TOP

Homer Bush, R OBP: 0.348, SLG: 0.417 (1, 4)	1-3 K		2-0 2B	0-0 G1-3		0-2 P4		1-2 1B 2B	5 2 2 0 0 1 0
------------------------------------------------	----------	--	-----------	-------------	--	-----------	--	-----------------	---------------

Jacob Brumfield, R OBP: 0.292, SLG: 0.350 (1, 7)	3-1 P6		0-0 BB 2B		1-0 1B SF9	2-3 K		0-0 P6	5 2 2 1 0 1 1
-----------------------------------------------------	-----------	--	-----------------	--	------------------	----------	--	-----------	---------------

Shawn Green, L OBP: 0.387, SLG: 0.592 (1, 9)	0-0 2B		4-2 BB BB		0-1 1B 1B		1-0 G3	0-0 2B 1B	4 2 3 0 1 0 0
-------------------------------------------------	-----------	--	-----------------	--	-----------------	--	-----------	-----------------	---------------

Tony Batista, R OBP: 0.334, SLG: 0.519 (1, 6)	1-0 HBP		4-1 BB BB		0-0 SF9		4-1 G4-3 BB	1-1 G3 2B	1 1 1 3 2 0 0
--------------------------------------------------	------------	--	-----------------	--	------------	--	-------------------	-----------------	---------------

Brian McRae, S OBP: 0.325, SLG: 0.352 (1, 10)	0-0 P3		4-1 BB		1-0 P4		1-2 G4-3	1-1 G3	4 0 0 2 1 0 4
--------------------------------------------------	-----------	--	-----------	--	-----------	--	-------------	-----------	---------------

Willis Otanez, R OBP: 0.283, SLG: 0.355 (1, 3)		1-3 K	0-3 K		4-2 1B BB		1-1 G5-3	0-1 G6-3	4 0 0 0 1 2 3
---------------------------------------------------	--	----------	----------	--	-----------------	--	-------------	-------------	---------------

Darrin Fletcher, L OBP: 0.341, SLG: 0.505 (1, 2)		0-3 K	2-3 K		0-1 1B		2-0 1B 1B		4 0 2 1 0 2 3
-----------------------------------------------------	--	----------	----------	--	-----------	--	-----------------	--	---------------

Casey Blake, R OBP: 0.214, SLG: 0.154 (1, 5)		0-2 P3		1-2 G1-3		1-2 G4-3		2-2 G6-4-3 1B	3 0 0 0 0 0 2
-------------------------------------------------	--	-----------	--	-------------	--	-------------	--	---------------------	---------------

10 Vernon Wells, R OBP: 0.270, SLG: 0.328 (1, 8)		0-0 G4-3		1-0 P8		2-3 K		2-2 G6-4-3	3 0 0 0 0 1 0
-----------------------------------------------------	--	-------------	--	-----------	--	----------	--	---------------	---------------

Inning Stats	R: 0 E: 0 K: 1 S: 7	H: 1 LOB: 2 BB: 0 P: 12	R: 0 E: 0 K: 2 S: 9	H: 0 LOB: 0 BB: 0 P: 10	R: 2 E: 0 K: 2 S: 14	H: 2 LOB: 3 BB: 3 P: 30	R: 0 E: 0 K: 0 S: 5	H: 0 LOB: 0 BB: 0 P: 7	R: 2 E: 0 K: 0 S: 13	H: 3 LOB: 2 BB: 1 P: 20	R: 0 E: 0 K: 2 S: 11	H: 0 LOB: 0 BB: 0 P: 15	R: 0 E: 0 K: 0 S: 5	H: 0 LOB: 0 BB: 1 P: 11	R: 0 E: 0 K: 0 S: 13	H: 2 LOB: 2 BB: 0 P: 20	R: 3 E: 0 K: 0 S: 11	H: 3 LOB: 0 BB: 0 P: 14	1B: 7 2B: 4 3B: 0 HR: 0	SF: 1 SAC: 0 DP: 2 HBP: 1	WP: 0 PB: 0 SB: 0 CS: 0	PA: 42
---------------------	------------------------------	----------------------------------	------------------------------	----------------------------------	-------------------------------	----------------------------------	------------------------------	---------------------------------	-------------------------------	----------------------------------	-------------------------------	----------------------------------	------------------------------	----------------------------------	-------------------------------	----------------------------------	-------------------------------	----------------------------------	----------------------------------	------------------------------------	----------------------------------	--------

PITCHER	IP	WLS	BF	H	R	ER	SO	BB	IBB	HBP	BLK	WP	HR	S	P	ERA	WHIP														
Kent Mercker, L ERA: 4.88 (1, 1)	4.2		25	6	4	4	5	4	0	1	0	0	0	45	75	7.71	2.143														
Rich Garces, R ERA: 1.8 (5, 1)	1.2		6	0	0	0	2	1	0	0	0	0	0	16	26	0.00	0.600														
Derek Lowe, R ERA: 2.65 (7, 1)	1.2		5	2	0	0	0	0	0	0	0	0	0	16	24	0.00	1.200														
Rod Beck, R ERA: 6.37 (9, 1)	1.0	L	6	3	3	3	0	0	0	0	0	0	0	11	14	27.00	3.000														

Toronto Blue Jays @ Boston Red Sox
Fenway Park, Boston, MA
Thu Sep 23 1999, 7:05 PM EDT
Att. 30,780 - Unknown - 71 F

livebaseballscorecards.com

AB	35
R	7
H	11
RBI	7
BB	5
SO	7
LOB	15



Batter	1	2	3	4	5	6	7	8	9	AB R H RBI BB SO LOB
Jose Offerman, S OBP: 0.393, SLG: 0.438 (1, 4)	4-1 F8 BB		2-2 G5-4-3 1-2f				3-1 FC4-6 1B 1-2		1-3 K	4 0 1 0 1 1 1
Jason Varitek, S OBP: 0.332, SLG: 0.474 (1, 2)	1-3 K			0-0 HR 1B		1-2 F8	0-0 FC4-6 1B 1-2 2-3		0-0 L7	5 1 2 0 0 1 1
Nomar Garciaparra, R OBP: 0.416, SLG: 0.602 (1, 6)	1-1 F8 1-2			0-0 HR 1B 1-H		0-0 G4-3	3-2 FC4-6 1B 1-2f 2-3 3-H		1-1 P4	5 1 1 3 0 0 3
Mike Stanley, R OBP: 0.400, SLG: 0.470 (1, 3)	2-1 F7			2-0 HR 1B		0-0 1B 1B	2-3 K			4 1 2 0 0 1 3
Butch Huskey, R OBP: 0.339, SLG: 0.492 (1, 10)			3-2 G5-3	3-2 HR 1B 1-H		1-2 L8		0-0 G5-3		4 1 1 2 0 0 1
Troy O'Leary, L OBP: 0.351, SLG: 0.517 (1, 7)			3-2 F9	1-0 G4-3		1-0 1B 1-2 1B		0-2 FC5-4 1B		4 0 2 0 0 0 0
John Valentin, R OBP: 0.311, SLG: 0.394 (1, 5)			2-2 G6-3	3-3 K		0-1 1B 1-2 2-H		0-1 E6 FC5-4		4 0 1 0 0 1 1
Damon Buford, R OBP: 0.285, SLG: 0.350 (1, 8)			1-0 L9	0-0 G6-3			0-3 K	0-0 FC5-4 1-2f 2-3		4 0 0 0 0 1 2
Darren Lewis, R OBP: 0.317, SLG: 0.318 (1, 9)			3-1 G5-4-3 1B		0-1 G5-3		0-2 1B FC4-6 1B	1-1 P4		4 1 2 0 0 0 2

Inning Stats	R: 0	H: 0	E: 0	K: 1	S: 8	LOB: 1	BB: 1	P: 16	R: 0	H: 0	E: 0	K: 0	S: 15	LOB: 0	BB: 0	P: 23	R: 0	H: 1	E: 0	K: 0	S: 6	LOB: 0	BB: 0	P: 12	R: 4	H: 4	E: 0	K: 1	S: 12	LOB: 0	BB: 0	P: 21	R: 0	H: 0	E: 0	K: 0	S: 8	LOB: 0	BB: 0	P: 10	R: 0	H: 3	E: 0	K: 0	S: 9	LOB: 2	BB: 0	P: 11	R: 1	H: 3	E: 0	K: 2	S: 18	LOB: 2	BB: 0	P: 26	R: 0	H: 1	E: 1	K: 0	S: 9	LOB: 2	BB: 0	P: 10	R: 0	H: 0	E: 0	K: 1	S: 6	LOB: 0	BB: 0	P: 8	1B: 10	SF: 0	2B: 0	SAC: 0	3B: 0	DP: 1	HR: 2	HBP: 0	WP: 0	PA: 39
--------------	------	------	------	------	------	--------	-------	-------	------	------	------	------	-------	--------	-------	-------	------	------	------	------	------	--------	-------	-------	------	------	------	------	-------	--------	-------	-------	------	------	------	------	------	--------	-------	-------	------	------	------	------	------	--------	-------	-------	------	------	------	------	-------	--------	-------	-------	------	------	------	------	------	--------	-------	-------	------	------	------	------	------	--------	-------	------	--------	-------	-------	--------	-------	-------	-------	--------	-------	--------

PITCHER	IP	WLS	BF	H	R	ER	SO	BB	IBB	HBP	BLK	WP	HR	S	P	ERA	WHIP
David Wells, L ERA: 5.01 (1, 1)	8.0	W	36	12	5	5	4	1	0	0	0	0	2	85	129	5.62	1.625
Billy Koch, R ERA: 3.05 (9, 1)	1.0	S	3	0	0	0	1	0	0	0	0	0	0	6	8	0.00	0.000


BOTTOM

Toronto Blue Jays @ Boston Red Sox
Fenway Park, Boston, MA

Thu Sep 23 1999, 7:05 PM EDT
Att: 30,780 - Unknown - 71 F

livebaseballscorecards.com

AB	38
R	5
H	12
RBI	5
BB	1
SO	5
LOB	14



Batter	1	2	3	4	5	6	7	8	9	AB R H RBI BB SO LOB	TOP		
Brady Anderson, L (1, 8) OBP: 0.411, SLG: 0.488	1-3 		0-0 F8 		1-3 			1-2 1B 		4 0 1 0 0 2 1			
Mike Bordick, R (1, 6) OBP: 0.334, SLG: 0.403	2-2 		3-2 G5-3 			0-1 G6-3 		0-0 1B G1-6-3 		4 0 2 0 0 0 0			
B.J. Surhoff, L (1, 7) OBP: 0.352, SLG: 0.504	0-1 L4 			0-0 F9 1B 2B 		1-0 G5-3 		1-0 G1-6-3 1-2f 		4 1 1 0 0 0 3			
Albert Belle, R (1, 9) OBP: 0.408, SLG: 0.555	4-2 			0-0 F9 2-3 		2-2 			0-0 G6-3 	3 0 1 0 1 0 1			
Derrick May, L (1, 10) OBP: 0.333, SLG: 0.543	3-3 K 			2-1 G4-6-3 1B 		3-1 P5 			1-1 P6 	4 0 1 1 0 1 3			
Jeff Conine, R (1, 3) OBP: 0.333, SLG: 0.455			0-1 G1-3 		0-0 G4-6-3 1-2f 		1-3 		2-0 E 1B 	4 0 1 0 0 1 1			
Ryan Minor, R (1, 5) OBP: 0.252, SLG: 0.311			2-3 		0-0 		2-3 		0-0 E6 1-2 	3 0 1 0 0 2 0			
Calvin Pickering, L (9, PH) OBP: 0.379, SLG: 0.333										1 0 0 0 0 0 1			
Jeff Reboulet, R (9, PR) OBP: 0.315, SLG: 0.192										0 0 0 0 0 0 0			
Jerry Hairston, R (1, 4) OBP: 0.310, SLG: 0.390			0-3 		1-1 G1-3 		0-0 G6-3 		2-3 K 	4 0 0 0 0 2 3			
Charles Johnson, R (1, 2) OBP: 0.345, SLG: 0.423			1-3 K 		0-0 F7 			3-2 L8 		3 0 0 0 0 1 1			
Inning Stats	R: 0 E: 0 K: 2 S: 15 H: 1 LOB: 2 BB: 1 P: 25	R: 0 E: 0 K: 2 S: 9 H: 0 LOB: 0 BB: 0 P: 11	R: 0 E: 0 K: 1 S: 8 H: 0 LOB: 0 BB: 0 P: 12	R: 1 E: 0 K: 0 S: 5 H: 2 LOB: 0 BB: 0 P: 7	R: 0 E: 0 K: 1 S: 8 H: 1 LOB: 1 BB: 0 P: 10	R: 0 E: 0 K: 0 S: 11 H: 1 LOB: 1 BB: 0 P: 17	R: 0 E: 0 K: 2 S: 7 H: 0 LOB: 0 BB: 0 P: 10	R: 0 E: 0 K: 0 S: 10 H: 2 LOB: 1 BB: 0 P: 15	R: 0 E: 1 K: 1 S: 8 H: 1 LOB: 2 BB: 0 P: 13	1B: 5 2B: 2 3B: 1 HR: 0 SF: 0 SAC: 0 DP: 2 HBP: 0	WP: 0 PB: 0 SB: 0 CS: 0 PA: 35		
PITCHER	IP WLS BF H R ER SO BB IBB HBP BLK WP HR S P ERA WHIP											PITCHER	IP WLS BF H R ER SO BB IBB HBP BLK WP HR S P ERA WHIP
Bret Saberhagen, R (1, 1) ERA: 3.0	7.0 L 26 5 1 1 8 1 0 0 0 0 0 0 63 92 1.29 0.857												
John Wasdin, R (8, 1) ERA: 4.04	0.1 3 2 0 0 0 0 0 0 0 0 0 0 9 13 0.00 6.000												
Rheal Cormier, L (8, 1) ERA: 3.82	0.2 1 0 0 0 0 0 0 0 0 0 0 0 1 2 0.00 0.000												
Derek Lowe, R (9, 1) ERA: 2.62	1.0 5 1 0 0 0 1 0 0 0 0 0 0 8 13 0.00 1.000												

Baltimore Orioles @ Boston Red Sox
Fenway Park, Boston, MA
 Fri Sep 24 1999, 7:05 PM EDT
 Att. 32,930 - Unknown - 72 F

livebaseballscorecards.com

AB	34
R	1
H	8
RBI	1
BB	1
SO	9
LOB	14



Batter	1	2	3	4	5	6	7	8	9	AB	R	H	RBI	BB	SO	LOB
Jose Offerman, S (1, 4) OBP: 0.390, SLG: 0.435	F8		G6-3			F8		G4-3		4	0	0	0	0	0	3
Darren Lewis, R (1, 8) OBP: 0.315, SLG: 0.316 Brian Daubach, L (8, PH) OBP: 0.356, SLG: 0.556 Damon Buford, R (9, 8) OBP: 0.285, SLG: 0.350	G5-3			P9		K		K		3	0	0	0	0	1	0
Jason Varitek, S (1, 2) OBP: 0.331, SLG: 0.474 Donnie Sadler, R (9, PR) OBP: 0.313, SLG: 0.359	K			K		K			FC6-5 2B	4	0	1	0	0	3	0
Nomar Garciaparra, R (1, 6) OBP: 0.415, SLG: 0.600		G6-3		1B		G5-3		FC6-5		4	0	1	0	0	0	1
Troy O'Leary, L (1, 7) OBP: 0.349, SLG: 0.513		K		G4-3		K		K		4	0	0	0	0	3	3
Mike Stanley, R (1, 3) OBP: 0.400, SLG: 0.470		K				1B		F8		4	0	2	0	0	1	2
18 Reggie Jefferson, S (1, 10) OBP: 0.341, SLG: 0.434						G3-6-3 1B		K		3	0	1	0	0	1	2
38 Wilton Veras, R (1, 5) OBP: 0.339, SLG: 0.415 Jon Nunnally, L (8, PH) OBP: 0.222, SLG: 0.333 Lou Merloni, R (9, 5) OBP: 0.305, SLG: 0.321								K G4-3 SH3-4		1	0	1	0	1	0	0
Trot Nixon, L (1, 9) OBP: 0.356, SLG: 0.479						BB		SH3-4		1	0	0	0	0	1	0
						K2-3				2	0	0	0	0	2	3


Inning Stats		R: 0	H: 0	R: 0	H: 0	R: 0	H: 2	R: 0	H: 1	R: 0	H: 1	R: 0	H: 0	R: 0	H: 1	R: 0	H: 0	R: 0	H: 1	R: 0	H: 0	R: 0	H: 1	1B: 5	SF: 0	WP: 1	PA: 33						
		E: 0	LOB: 0	E: 0	LOB: 0	E: 0	LOB: 1	E: 0	LOB: 1	E: 0	LOB: 1	E: 0	LOB: 0	E: 0	LOB: 1	E: 0	LOB: 2	E: 0	LOB: 2	E: 0	LOB: 1	E: 0	LOB: 1	2B: 1	SAC: 1	PB: 0							
		K: 1	BB: 0	K: 2	BB: 0	K: 1	BB: 0	K: 1	BB: 0	K: 2	BB: 0	K: 2	BB: 0	K: 2	BB: 0	K: 1	BB: 0	K: 1	BB: 0	K: 2	BB: 0	K: 2	BB: 0	3B: 0	DP: 2	SB: 0							
		S: 7	P: 11	S: 12	P: 15	S: 11	P: 12	S: 17	P: 23	S: 8	P: 14	S: 9	P: 13	S: 11	P: 17	S: 13	P: 16	S: 9	P: 12	S: 11	P: 17	S: 13	P: 16	HR: 0	HBP: 0	CS: 0							
PITCHER		IP	WLS	BF	H	R	ER	SO	BB	IBB	HBP	BLK	WP	HR	S	P	ERA	WHIP															
35 Mike Mussina, R (1, 1) ERA: 3.62	6.0	W	21	4	0	0	0	8	1	0	0	0	0	0	64	88	0.00	0.833															
Scott Kamieniecki, R (7, 1) ERA: 5.19	2.0	H	8	1	0	0	4	0	0	0	0	0	1	0	24	33	0.00	0.500															
Mike Timlin, R (9, 1) ERA: 3.54	1.0	S	4	1	0	0	1	0	0	0	0	0	0	0	9	12	0.00	1.000															

BOTTOM

Baltimore Orioles @ Boston Red Sox
Fenway Park, Boston, MA

Fri Sep 24 1999, 7:05 PM EDT
Att: 32,930 - Unknown - 72 F

AB	31
R	0
H	6
RBI	0
BB	1
SO	13
LOB	15



livebaseballscorecards.com

Batter	1	2	3	4	5	6	7	8	9	AB R H RBI BB SO LOB	TOP											
Brady Anderson, L (1, 8) OBP: 0.409, SLG: 0.484	3-2 P4		0-2 P6			3-2 G4-3			1-1 F7	4 0 0 0 0 0 1	<p>Baltimore Orioles @ Boston Red Sox</p> <p>Fenway Park, Boston, MA</p> <p>Sat Sep 25 1999, 4:05 PM EDT</p> <p>Att. 32,107 - Sunny - 71 F</p>											
Mike Bordick, R (1, 6) OBP: 0.333, SLG: 0.402	2-3 K		2-2 CS	1-2 1B G1-4-3		0-0 F9		1-3 K2-3	4 1 1 0 0 2 0													
B.J. Surhoff, L (1, 7) OBP: 0.353, SLG: 0.505	1-0 L4			0-1 1B G1-4-3		1-2 F8 2B		0-1 L7	4 0 2 0 0 0 0													
Albert Belle, R (1, 9) OBP: 0.406, SLG: 0.552		3-0 L8		3-2 G1-4-3		0-0 F8			3 0 0 0 0 0 2													
Derrick May, L (1, 10) OBP: 0.310, SLG: 0.500		3-1 G3		3-3 K		0-0 P2			3 0 0 0 0 1 1													
Jeff Conine, R (1, 3) OBP: 0.333, SLG: 0.453		2-1 HBP			1-3 K	2-2 G3			2 0 0 0 0 1 1													
Ryan Minor, R (1, 5) OBP: 0.248, SLG: 0.305		2-0 P2			2-2 G6-3		1-3 K2-3		2 0 0 0 0 0 1													
Gene Kingsale, S (8, PH) OBP: 0.237, SLG: 0.288									1 0 0 0 0 1 0													
Charles Johnson, R (8, 2) OBP: 0.345, SLG: 0.423									0 0 0 0 0 0 0													
Jerry Hairston, R (1, 4) OBP: 0.304, SLG: 0.383			1-2 L9		1-0 F9		2-3 K		3 0 0 0 0 1 0													
Mike Figga, R (1, 2) OBP: 0.253, SLG: 0.338			2-1 CS 1B			3-2 P3		3-3 K	2 0 1 0 0 0 0													
Calvin Pickering, L (8, PH) OBP: 0.367, SLG: 0.318									1 0 0 0 0 1 0													
Jeff Reboulet, R (8, 5) OBP: 0.315, SLG: 0.192									0 0 0 0 0 0 0													
Inning Stats	R: 0 E: 0 K: 1 S: 7	H: 0 LOB: 0 BB: 0 P: 13	R: 0 E: 0 K: 0 S: 5	H: 0 LOB: 1 BB: 0 P: 15	R: 0 E: 0 K: 0 S: 11	H: 1 LOB: 0 BB: 0 P: 16	R: 1 E: 0 K: 1 S: 11	H: 2 LOB: 0 BB: 0 P: 18	R: 0 E: 0 K: 1 S: 7	H: 0 LOB: 0 BB: 0 P: 11	R: 0 E: 0 K: 0 S: 7	H: 0 LOB: 0 BB: 0 P: 13	R: 0 E: 0 K: 0 S: 9	H: 1 LOB: 1 BB: 0 P: 12	R: 0 E: 0 K: 3 S: 12	H: 0 LOB: 0 BB: 0 P: 18	R: 0 E: 0 K: 1 S: 7	H: 0 LOB: 0 BB: 0 P: 9	1B: 3 2B: 1 3B: 0 HR: 0	SF: 0 SAC: 0 DP: 1 HBP: 1	WP: 0 PB: 0 SB: 0 CS: 1	PA: 31
PITCHER	IP WLS BF H R ER SO BB IBB HBP BLK WP HR S P ERA WHIP																					
Ramon Martinez, R (1, 1) ERA: 4.3	7.0 W 24 4 1 1 3 0 0 1 0 0 0 0 57 98 1.29 0.571																					
Rich Garces, R (8, 1) ERA: 1.7	2.0 S 6 0 0 0 4 0 0 0 0 0 0 0 19 27 0.00 0.000																					

livebaseballscorecards.com

AB	29
R	1
H	4
RBI	0
BB	0
SO	7
LOB	6



Batter	1	2	3	4	5	6	7	8	9	AB	R	H	RBI	BB	SO	LOB
Jose Offerman, S OBP: 0.390, SLG: 0.435 (1, 4)	F7		L9			SH1-4 2B	F9			4	0	1	0	0	0	2
Darren Lewis, R OBP: 0.313, SLG: 0.314 (1, 8)	P8			G5-3		SH1-4 2-3	G1-3			3	0	0	0	0	0	2
Brian Daubach, L OBP: 0.358, SLG: 0.562 (1, 3)	K				HR	K2-3		HBP 1B BB		3	2	1	1	1	2	1
Nomar Garciaparra, R OBP: 0.415, SLG: 0.597 (1, 6)		L5		G6-3				HBP 1B HBP		2	0	0	0	1	0	0
Troy O'Leary, L OBP: 0.347, SLG: 0.510 (1, 7)		K		F9		F7		K		4	0	0	0	0	2	4
Butch Huskey, R OBP: 0.338, SLG: 0.497 (1, 10)		F7			G5-3			F8		4	1	1	1	0	0	2
Scott Hatteberg, L OBP: 0.402, SLG: 0.357 (1, 2)			HR		P4		G3-1	1B 1-3 2-H		4	1	2	2	0	0	0
John Valentin, R OBP: 0.312, SLG: 0.394 (1, 5)			K			BB	HBP 1B	F9		3	0	1	0	1	1	2
Trot Nixon, L OBP: 0.356, SLG: 0.477 (1, 9)			P5		L8		HBP			2	0	0	0	0	0	1

Inning Stats	R: 0	H: 0	E: 0	LOB: 0	K: 1	BB: 0	S: 8	P: 10	R: 0	H: 0	E: 0	LOB: 0	K: 1	BB: 0	S: 6	P: 8	R: 1	H: 1	E: 0	LOB: 0	K: 1	BB: 0	S: 12	P: 17	R: 1	H: 1	E: 0	LOB: 0	K: 0	BB: 0	S: 5	P: 7	R: 0	H: 0	E: 0	LOB: 1	K: 0	BB: 1	S: 5	P: 11	R: 0	H: 1	E: 0	LOB: 2	K: 1	BB: 1	S: 9	P: 17	R: 1	H: 2	E: 0	LOB: 2	K: 0	BB: 0	S: 15	P: 22	R: 1	H: 1	E: 0	LOB: 2	K: 1	BB: 1	S: 15	P: 31
--------------	------	------	------	--------	------	-------	------	-------	------	------	------	--------	------	-------	------	------	------	------	------	--------	------	-------	-------	-------	------	------	------	--------	------	-------	------	------	------	------	------	--------	------	-------	------	-------	------	------	------	--------	------	-------	------	-------	------	------	------	--------	------	-------	-------	-------	------	------	------	--------	------	-------	-------	-------


PITCHER	IP	WLS	BF	H	R	ER	SO	BB	IBB	HBP	BLK	WP	HR	S	P	ERA	WHIP
Doug Linton, R ERA: 5.6 (1, 1)	6.0	L	24	4	3	3	4	2	0	0	0	0	3	47	72	4.50	1.000
Doug Johns, L ERA: 4.35 (7, 1)	1.0		6	1	1	1	0	1	0	1	0	0	0	15	26	9.00	2.000
Al Reyes, R ERA: 4.19 (8, 1)	0.0		1	0	0	0	0	0	0	1	0	0	0	3	5	∞	∞
B.J. Ryan, L ERA: 3.21 (8, 1)	1.0		4	1	0	0	1	0	0	0	0	0	0	10	20	0.00	1.000

BOTTOM

Baltimore Orioles @ Boston Red Sox
Fenway Park, Boston, MA

Sat Sep 25 1999, 4:05 PM EDT
Att. 32,107 - Sunny - 71 F

AB	29
R	4
H	6
RBI	4
BB	3
SO	5
LOB	14



1B: 2	SF: 0	WP: 0	PA: 35
2B: 1	SAC: 1	PB: 0	
3B: 0	DP: 0	SB: 0	
HR: 3	HBP: 2	CS: 0	

PITCHER	IP	WLS	BF	H	R	ER	SO	BB	IBB	HBP	BLK	WP	HR	S	P	ERA	WHIP
---------	----	-----	----	---	---	----	----	----	-----	-----	-----	----	----	---	---	-----	------

Batter	1	2	3	4	5	6	7	8	9	AB R H RBI BB SO LOB	TOP	
Brady Anderson, L (1, 10) OBP: 0.409, SLG: 0.483 Derrick May, L (7, PH) OBP: 0.295, SLG: 0.475	3-2 G3			0-0 G3	2-2 2B 1B HBP		3-3 K		1-0 L8	2 1 0 1 0 0 0 2 0 0 0 0 1 0		
Mike Bordick, R (1, 6) OBP: 0.334, SLG: 0.404	3-1 G6-3			2-0 E6 HR	0-0 1B 2B		3-2 G4-6-3 1B			4 2 2 2 0 0 0		
B.J. Surhoff, L (1, 7) OBP: 0.351, SLG: 0.502	1-1 P6			1-1 L4	2-3 K		1-0 G4-6-3 1-2f			4 0 0 0 0 1 4		
Albert Belle, R (1, 9) OBP: 0.408, SLG: 0.557 Rich Amaral, R (8, 9) OBP: 0.353, SLG: 0.356			0-0 G5-3	0-1 HR	4-0 1B IBB			4-2 G6-3 S WP BB		2 2 1 2 2 0 0 0 0 0 0 0 0 0		
Calvin Pickering, L (1, 3) OBP: 0.353, SLG: 0.308			0-2 F8	3-3 K	0-0 1B			3-0 G6-3		4 0 1 2 0 1 1		
Charles Johnson, R (1, 2) OBP: 0.344, SLG: 0.421			1-2 G5-3					3-2 G6-3		4 0 1 0 0 1 2		
Ryan Minor, R (1, 5) OBP: 0.239, SLG: 0.294 Jeff Reboulet, R (8, 5) OBP: 0.315, SLG: 0.192			0-3 K		0-2 E5 FC3-2 SH HBP		1-3 K			4 1 0 0 0 3 1 0 0 0 0 0 0 0		
Jesse Garcia, R (1, 4) OBP: 0.227, SLG: 0.333			2-2 G4-3		0-0 SH HBP FC3-2 2B		1-1 G1-3		0-0 G6-3	3 1 0 0 0 0 0		
Gene Kingsale, S (1, 8) OBP: 0.279, SLG: 0.270			1-0 G4-3		1-0 FC3-2 HBP 2B		1-1 G4-3		3-2 F8	4 1 0 0 0 0 3		
Inning Stats	R: 0 E: 0 K: 0 S: 9 H: 0 LOB: 0 BB: 0 P: 16	R: 0 E: 0 K: 0 S: 9 H: 0 LOB: 0 BB: 0 P: 10	R: 0 E: 0 K: 1 S: 8 H: 0 LOB: 0 BB: 0 P: 11	R: 2 E: 1 K: 1 S: 9 H: 1 LOB: 0 BB: 0 P: 15	R: 5 E: 2 K: 2 S: 26 H: 3 LOB: 2 BB: 1 P: 36	R: 0 E: 0 K: 1 S: 7 H: 0 LOB: 0 BB: 0 P: 10	R: 0 E: 0 K: 1 S: 8 H: 1 LOB: 0 BB: 0 P: 15	R: 1 E: 0 K: 1 S: 10 H: 0 LOB: 0 BB: 1 P: 20	R: 0 E: 0 K: 0 S: 6 H: 0 LOB: 0 BB: 0 P: 10	1B: 3 2B: 1 3B: 0 HR: 1 SF: 0 SAC: 1 DP: 1 HBP: 1	WP: 1 PB: 0 SB: 1 CS: 0 PA: 37	
PITCHER	IP WLS BF H R ER SO BB IBB HBP BLK WP HR S P ERA WHIP											
49 Tim Wakefield, R (1, 1) ERA: 5.16	4.2 L 23 4 7 0 3 0 1 1 0 0 1 57 83 0.00 0.857											
Bryce Florie, R (5, 1) ERA: 4.71	3.1 11 1 1 1 4 1 0 0 0 1 0 29 50 2.70 0.600											
John Wasdin, R (9, 1) ERA: 3.98	1.0 3 0 0 0 0 0 0 0 0 0 0 6 10 0.00 0.000											

Baltimore Orioles @ Boston Red Sox
 Fenway Park, Boston, MA
 Sun Sep 26 1999, 1:05 PM EDT
 Att. 32,115 - Sunny - 63 F

livebaseballscorecards.com

AB	33
R	8
H	5
RBI	7
BB	2
SO	7
LOB	11



Batter	1	2	3	4	5	6	7	8	9	AB R H RBI BB SO LOB
Jose Offerman, S (1, 4) OBP: 0.390, SLG: 0.434	1-1 G3		2-3 K		1-1 FC6-4 1B		0-1 G4-3		4-1 2B BB	4 1 1 0 1 1 0
John Valentin, R (1, 5) OBP: 0.311, SLG: 0.400	1-2 P6		1-1 G5-3		1-0 F9		0-1 HR		0-2 SF7	4 1 1 2 0 0 2
Jason Varitek, S (1, 2) OBP: 0.332, SLG: 0.475	2-3 K		1-0 1B 1B		0-0 P6		2-1 G6-3		2-2 1B 2B	5 0 2 1 0 1 2
Nomar Garciaparra, R (1, 6) OBP: 0.417, SLG: 0.597		4-1 BB WP BB BB	0-0 1-2 1B		2-2 FC6-4 1-2f		0-0 P2		0-1 2-3 1B	4 1 2 0 1 0 2
Troy O'Leary, L (1, 7) OBP: 0.346, SLG: 0.506		4-0 WP BB BB	1-1 P5		0-0 E3 2B		1-2 G6-3		3-3 K	4 1 0 0 1 1 4
Mike Stanley, R (1, 3) OBP: 0.399, SLG: 0.471		1-0 F8		3-3 K		1-0 1-H 2B		2-1 G6-3		4 0 1 1 0 1 2
Brian Daubach, L (1, 10) OBP: 0.355, SLG: 0.557 Butch Huskey, R (8, PH) OBP: 0.337, SLG: 0.496		3-3 K		3-2 L9		0-2 K		1-0 P2		3 0 0 0 0 2 3 1 0 0 0 0 0 0
Darren Lewis, R (1, 8) OBP: 0.315, SLG: 0.314		4-2 WP BB		1-0 B3		0-3 K		2-2 WP SF7 1B		3 1 1 0 1 1 1
Trot Nixon, L (1, 9) OBP: 0.355, SLG: 0.473		1-3 K		4-2 F9 1B BB		0-1 G3-1		0-1 G1-3		3 0 0 0 1 1 4

Inning Stats	R: 0 E: 0 K: 1 S: 10	H: 0 LOB: 0 BB: 0 P: 14	R: 1 E: 0 K: 2 S: 11	H: 0 LOB: 2 BB: 3 P: 28	R: 0 E: 0 K: 1 S: 9	H: 2 LOB: 2 BB: 0 P: 14	R: 0 E: 0 K: 1 S: 7	H: 0 LOB: 0 BB: 0 P: 14	R: 0 E: 0 K: 0 S: 9	H: 1 LOB: 2 BB: 1 P: 17	R: 1 E: 1 K: 2 S: 11	H: 1 LOB: 1 BB: 0 P: 12	R: 1 E: 0 K: 0 S: 7	H: 1 LOB: 0 BB: 0 P: 9	R: 0 E: 0 K: 0 S: 6	H: 0 LOB: 0 BB: 0 P: 10	R: 2 E: 0 K: 1 S: 18	H: 3 LOB: 2 BB: 1 P: 29	1B: 5 2B: 2 3B: 0 HR: 1	SF: 1 SAC: 0 DP: 0 HBP: 0	WP: 2 PB: 0 SB: 0 CS: 0	PA: 41
--------------	-------------------------------	----------------------------------	-------------------------------	----------------------------------	------------------------------	----------------------------------	------------------------------	----------------------------------	------------------------------	----------------------------------	-------------------------------	----------------------------------	------------------------------	---------------------------------	------------------------------	----------------------------------	-------------------------------	----------------------------------	----------------------------------	------------------------------------	----------------------------------	--------

PITCHER	IP	WLS	BF	H	R	ER	SO	BB	IBB	HBP	BLK	WP	HR	S	P	ERA	WHIP
Jason Johnson, R (1, 1) ERA: 5.46	7.0	W	31	5	3	2	7	4	0	0	0	1	1	64	108	2.57	1.286
B.J. Ryan, L (8, 1) ERA: 3.0	1.0		3	0	0	0	0	0	0	0	0	0	0	6	10	0.00	0.000
Scott Kamieniecki, R (9, 1) ERA: 5.47	0.2		6	3	2	2	0	1	0	0	0	1	0	15	23	27.00	6.000
Jesse Orosco, L (9, 1) ERA: 5.46	0.1	S	1	0	0	0	1	0	0	0	0	0	0	3	6	0.00	0.000


BOTTOM


Baltimore Orioles @ Boston Red Sox
Fenway Park, Boston, MA

Sun Sep 26 1999, 1:05 PM EDT
Att. 32,115 - Sunny - 63 F

livebaseballscorecards.com

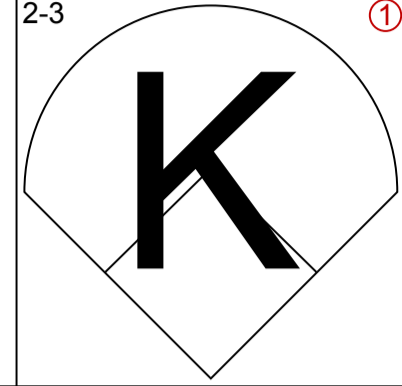
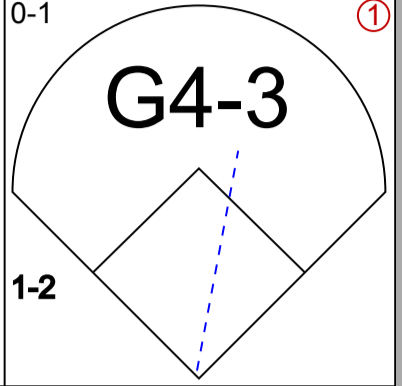
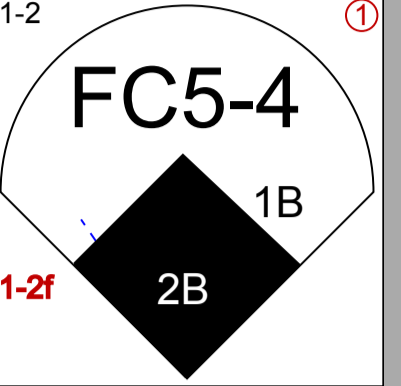
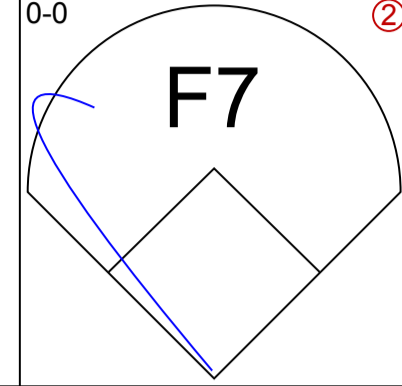
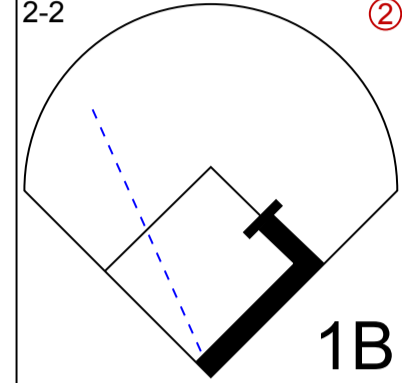
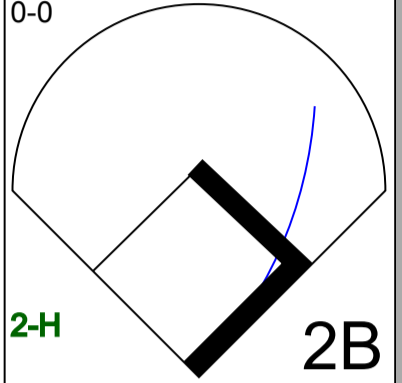
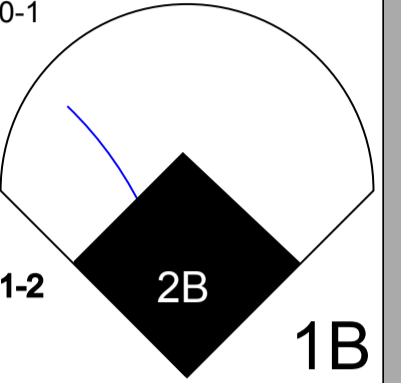
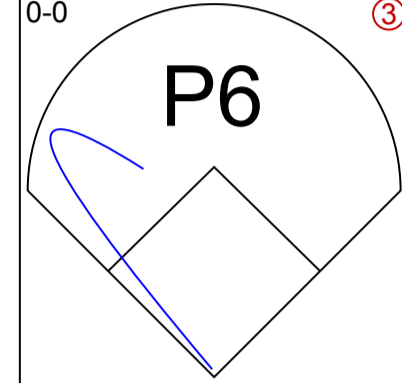
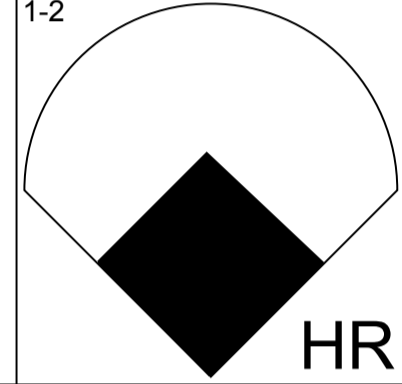
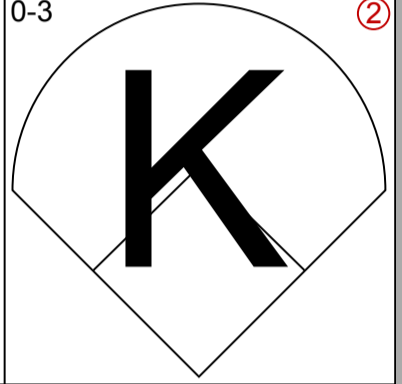
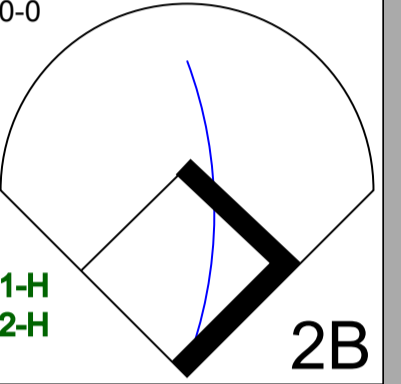
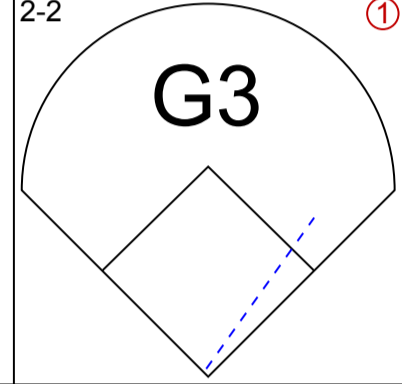
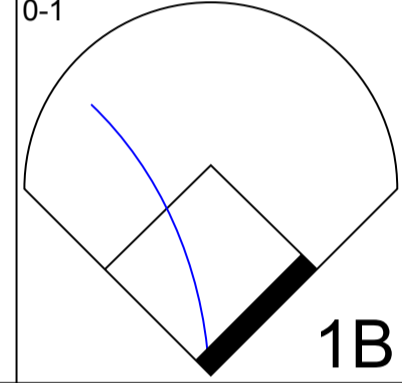
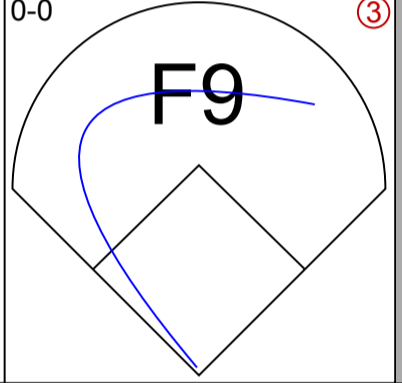
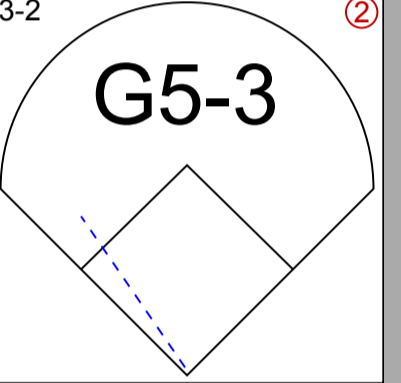
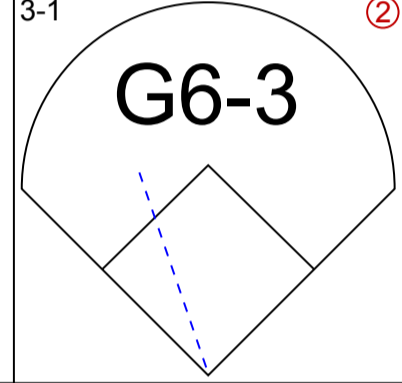
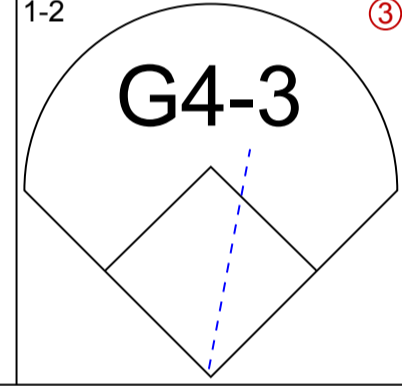
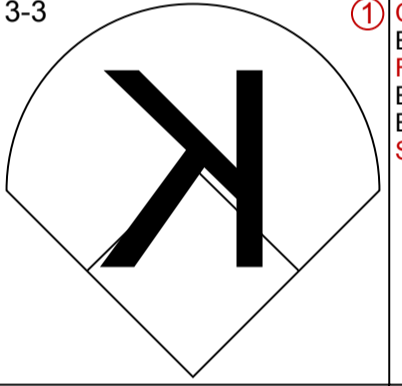
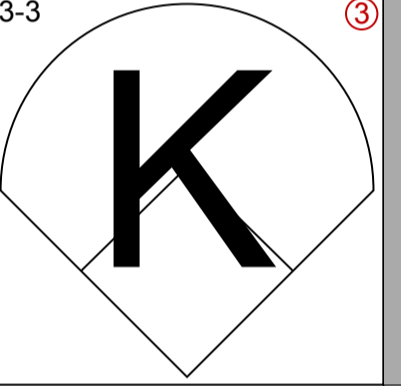
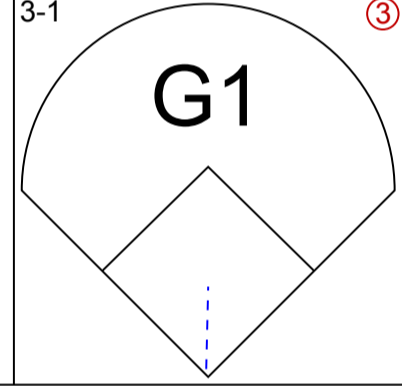
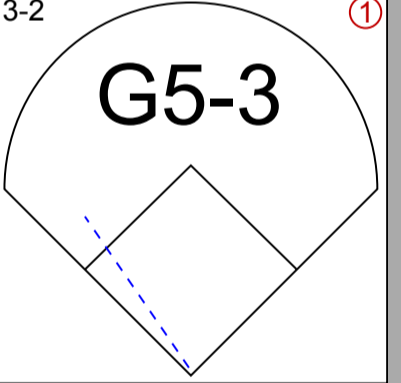
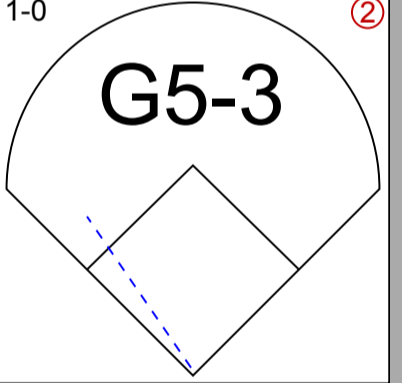
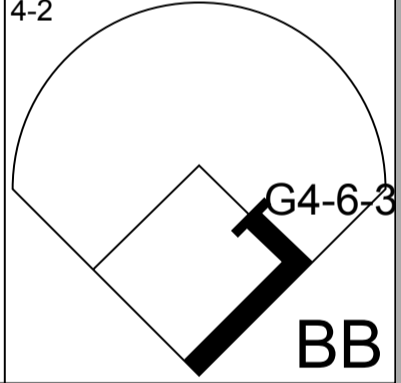
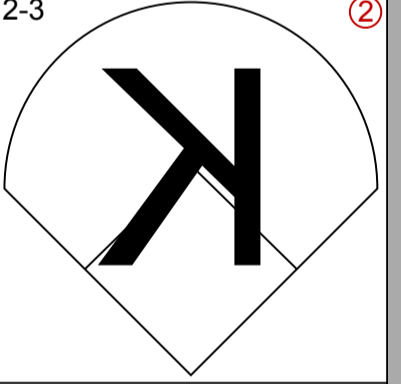
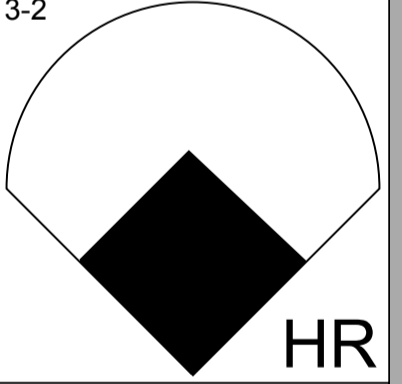
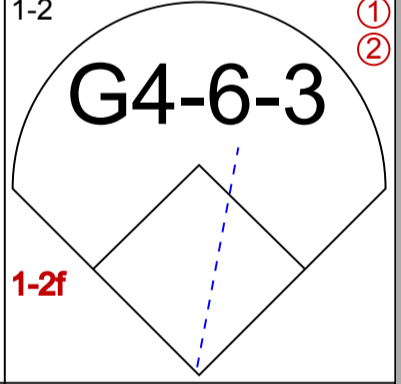
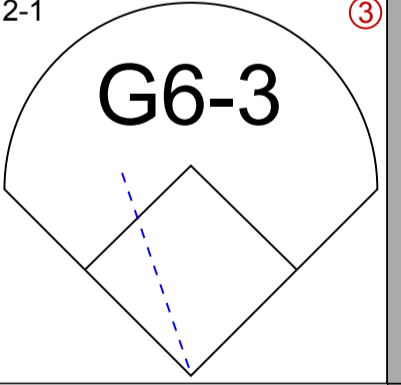
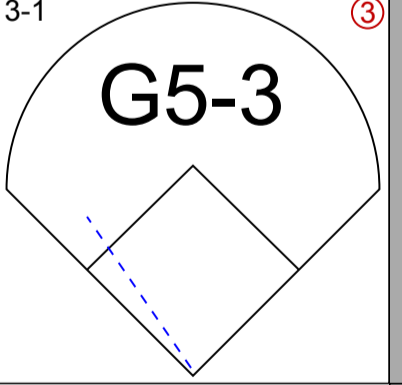
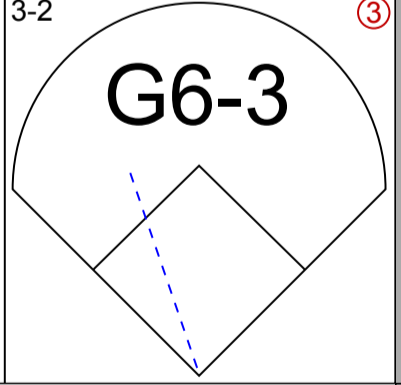
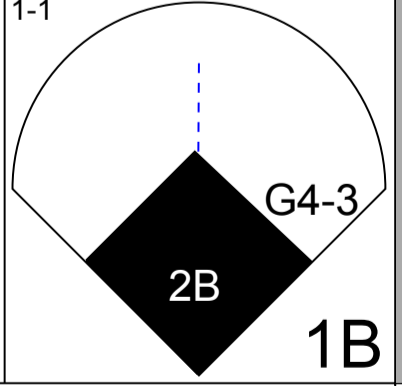
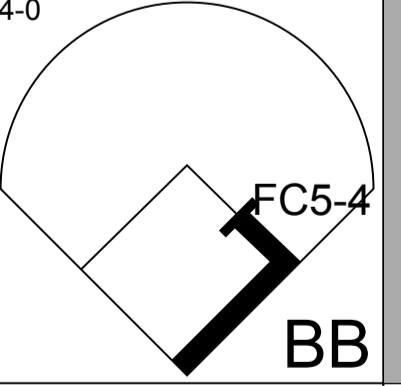
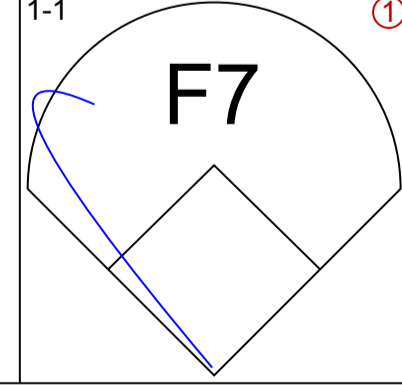
AB	35
R	5
H	8
RBI	4
BB	5
SO	8
LOB	20



Batter	1	2	3	4	5	6	7	8	9	AB R H RBI BB SO LOB	TOP											
Brady Anderson, L (1, 10) OBP: 0.410, SLG: 0.486	0-0 G3 2B		1-2 F7		2-0 HBP			1-1 F9 PB 2B	0-1 L8	4 1 2 0 0 0 3												
Mike Bordick, R (1, 6) OBP: 0.332, SLG: 0.402	1-3 K		1 SAFE 3-1 F8		2-3 K			2-1 G5-3		4 0 0 0 0 2 5												
B.J. Surhoff, L (1, 7) OBP: 0.349, SLG: 0.499	1-2 G3			0-0 L9		1-1 L7		0-0 F9		4 0 0 0 0 0 2												
Albert Belle, R (1, 9) OBP: 0.405, SLG: 0.553	2-3 K			1-3 K		1-2 G6-3		2-3 K		4 0 0 0 0 3 1												
Calvin Pickering, L (1, 3) OBP: 0.342, SLG: 0.276 Jeff Reboulet, R (9, PR) OBP: 0.315, SLG: 0.192		2-1 G6-3		1-1 G3		2-3 K			4-2 1B 1B BB	3 0 0 0 1 1 0 0 1 0 0 0 0 0												
Charles Johnson, R (1, 2) OBP: 0.343, SLG: 0.420		0-1 L6			1-2 1B G3 1B		2-3 K		2-3 K	4 1 1 0 0 2 1												
Ryan Minor, R (1, 5) OBP: 0.233, SLG: 0.286 Derrick May, L (9, PH) OBP: 0.289, SLG: 0.463		0-3 K			2-3 K		2-3 K		0-0 F8	3 0 0 0 0 3 1 1 0 0 0 0 0 1	AB 35 R 3 H 8 RBI 2 BB 1 SO 13 LOB 16											
Jerry Hairston, R (1, 4) OBP: 0.315, SLG: 0.392			2-3 K		1-0 G3 1B		3-2 1B		0-1 1B 1B	4 0 3 0 0 1 0												
Gene Kingsale, S (1, 8) OBP: 0.282, SLG: 0.273 Jeff Conine, R (9, PH) OBP: 0.334, SLG: 0.455			3-1 S 1B		1-2 G3		1-3 K		2-0 1B	3 0 1 1 0 1 2 1 0 1 1 0 0 0												
Inning Stats	R: 0 E: 0 K: 2 S: 11	H: 1 LOB: 1 BB: 0 P: 15	R: 0 E: 0 K: 1 S: 8	H: 0 LOB: 0 BB: 0 P: 10	R: 0 E: 0 K: 1 S: 12	H: 1 LOB: 1 BB: 0 P: 21	R: 0 E: 0 K: 1 S: 7	H: 0 LOB: 0 BB: 0 P: 9	R: 1 E: 0 K: 2 S: 13	H: 2 LOB: 2 BB: 0 P: 22	R: 0 E: 0 K: 1 S: 10	H: 0 LOB: 0 BB: 0 P: 14	R: 0 E: 0 K: 3 S: 12	H: 1 LOB: 1 BB: 0 P: 20	R: 1 E: 0 K: 1 S: 8	H: 1 LOB: 0 BB: 0 P: 13	R: 1 E: 0 K: 1 S: 12	H: 2 LOB: 2 BB: 1 P: 20	1B: 6 2B: 2 3B: 0 HR: 0	SF: 0 SAC: 0 DP: 0 HBP: 1	WP: 0 PB: 1 SB: 1 CS: 0	PA: 37
PITCHER Pedro Martinez, R (1, 1) ERA: 2.08 Derek Lowe, R (9, 1) ERA: 2.68	IP 8.0 WLS W BF 31 H 6 R 2 ER 1 SO 12 BB 0 IBB 0 HBP 1 BLK 0 WP 0 HR 0 S 81 P 124 ERA 1.12 WHIP 0.750	IP 1.0 WLS S BF 6 H 2 R 1 ER 1 SO 1 BB 1 IBB 0 HBP 0 BLK 0 WP 0 HR 0 S 12 P 20 ERA 9.00 WHIP 3.000											PITCHER IP WLS BF H R ER SO BB IBB HBP BLK WP HR S P ERA WHIP									

Baltimore Orioles @ Boston Red Sox
Fenway Park, Boston, MA
Mon Sep 27 1999, 7:05 PM EDT
Att. 33,477 - Unknown - 65 F

livebaseballscorecards.com

Batter	1	2	3	4	5	6	7	8	9	AB	R	H	RBI	BB	SO	LOB	BOTTOM	
Jose Offerman, S (1, 4) <small>OBP: 0.387, SLG: 0.431</small>										4	1	0	0	0	1	2	<p style="text-align: center;">Baltimore Orioles @ Boston Red Sox Fenway Park, Boston, MA Mon Sep 27 1999, 7:05 PM EDT Att: 33,477 - Unknown - 65 F</p>	
Damon Buford, R (1, 8) <small>OBP: 0.291, SLG: 0.360</small>										4	1	3	1	0	0	0		
Jason Varitek, S (1, 2) <small>OBP: 0.333, SLG: 0.484</small>										4	1	2	3	0	1	1		
Mike Stanley, R (1, 3) <small>OBP: 0.398, SLG: 0.468</small>										4	0	1	0	0	0	2		
Troy O'Leary, L (1, 7) <small>OBP: 0.344, SLG: 0.503</small>										4	0	0	0	0	2	2		
Lou Merloni, R (1, 6) <small>OBP: 0.306, SLG: 0.315</small>										2	0	0	0	1	0	0		
Brian Daubach, L (1, 10) <small>OBP: 0.355, SLG: 0.564</small>										3	1	1	1	0	1	1		
38 Wilton Veras, R (1, 5) <small>OBP: 0.331, SLG: 0.404</small>										3	0	0	0	0	0	0		
Trot Nixon, L (1, 9) <small>OBP: 0.357, SLG: 0.473</small>										2	1	1	0	1	0	0		
Inning Stats	R: 1 H: 3 E: 0 LOB: 1 K: 1 BB: 0 S: 22 P: 28	R: 0 H: 0 E: 0 LOB: 0 K: 1 BB: 0 S: 8 P: 15	R: 1 H: 2 E: 0 LOB: 1 K: 1 BB: 0 S: 9 P: 10	R: 1 H: 1 E: 0 LOB: 0 K: 1 BB: 0 S: 11 P: 21	R: 2 H: 2 E: 0 LOB: 1 K: 1 BB: 1 S: 12 P: 23	R: 0 H: 0 E: 0 LOB: 0 K: 0 BB: 1 S: 11 P: 19	R: 0 H: 0 E: 0 LOB: 0 K: 0 BB: 0 S: 4 P: 5	R: 0 H: 0 E: 0 LOB: 0 K: 0 BB: 0 S: 9 P: 17	1B: 4 SF: 0 2B: 2 SAC: 0 3B: 0 DP: 1 HR: 2 HBP: 0	WP: 0 PA: 32 PB: 0 SB: 0 CS: 0								
SCORING LINE	PITCHER Scott Erickson, R (1, 1) <small>ERA: 4.81</small>	IP 7.0 WLS L BF 29	H 8 R 5 ER 5 SO 5	BB 2 IBB 0 HBP 0 BLK 0	WP 0 HR 2 S 77 P 121 ERA 6.43 WHIP 1.429	PITCHER Jim Corsi, R (8, 1) <small>ERA: 4.37</small>	IP 1.0 WLS BF 3	H 0 R 0 ER 0 SO 0	BB 0 IBB 0 HBP 0 BLK 0	WP 0 HR 0 S 9 P 17 ERA 0.00 WHIP 0.000								

livebaseballscorecards.com

AB	30
R	5
H	8
RBI	5
BB	2
SO	5
LOB	8




Batter	1	2	3	4	5	6	7	8	9	AB	R	H	RBI	BB	SO	LOB	TOP										
Jose Offerman, S OBP: 0.389, SLG: 0.430 (1, 4) C B X	1-2 2B SF7 1B	2-1 CS	4-0 BB		3-2 F9		3-1 F7	4-0 BB BB		3	1	1	0	2	0	0											
John Valentin, R OBP: 0.312, SLG: 0.398 (1, 5) X	0-0 L5		1-3 HR		2-2 HR 1B		1-0 G5-3	4-2 BB BB		4	1	1	0	1	1	2											
Nomar Garciaparra, R OBP: 0.418, SLG: 0.603 (1, 6) B F SAFE X	2-1 2B 2B		3-1 F7		1-0 HR 1B		4-0 BB	0-0 G6-3		4	2	2	2	1	0	4											
Mike Stanley, R OBP: 0.396, SLG: 0.466 (1, 3) F X	1-1 SF7		3-2 F8		1-0 1B		0-0 L5		1-0 G6-3	4	0	1	1	0	0	2											
Butch Huskey, R OBP: 0.337, SLG: 0.497 (1, 10) B F X Brian Daubach, L (8, PH) OBP: 0.356, SLG: 0.565 Jon Nunnally, L (8, PR) OBP: 0.300, SLG: 0.400	1-1 2B			2-2 G5-3	2-1 P4			0-0 HBP 2B 1B	1-1 F9-3 1B	3	0	1	1	0	0	1											
Troy O'Leary, L OBP: 0.346, SLG: 0.502 (1, 7) C X	0-1 G1-3			4-2 FC6-4 BB		2-2 SH1-3 1B		1-2 2B HBP	3-1 F9-3	3	1	1	0	1	0	2											
Jason Varitek, S OBP: 0.331, SLG: 0.481 (1, 2) B B SAFE X		2-2 G5-3		1 SAFE 3-1 P4		0-0 SH1-3		1-1 F7		3	0	0	0	0	0	3	AB 33										
Damon Buford, R OBP: 0.291, SLG: 0.362 (1, 8) C O F X		0-3 HR		C X 0-1 FC6-4		0-0 G5-3		0-0 F8 2B		4	0	1	2	0	1	2	R 6 H 10 RBI 6 BB 6 SO 2 LOB 19										
Darren Lewis, R OBP: 0.314, SLG: 0.312 (1, 9) B B SAFE X		4-1 CS BB		X 0-0 F8		3-2 G5-3		0-0 F8		3	0	0	0	1	0	3	WP: 0 PA: 43										
Inning Stats	R: 2 E: 0 K: 0 S: 12	H: 3 LOB: 1 BB: 0 P: 17	R: 0 E: 0 K: 1 S: 9	H: 0 LOB: 0 BB: 1 P: 17	R: 0 E: 0 K: 1 S: 8	H: 0 LOB: 1 BB: 1 P: 19	R: 2 E: 0 K: 0 S: 13	H: 3 LOB: 1 BB: 0 P: 22	R: 0 E: 0 K: 0 S: 9	H: 1 LOB: 1 BB: 0 P: 14	R: 0 E: 0 K: 0 S: 4	H: 0 LOB: 1 BB: 1 P: 12	R: 2 E: 0 K: 0 S: 10	H: 2 LOB: 3 BB: 2 P: 20	R: 0 E: 0 K: 0 S: 6	H: 1 LOB: 0 BB: 0 P: 10	1B: 6 2B: 4 3B: 0 HR: 1	SF: 1 SAC: 1 DP: 1 HBP: 1	WP: 0 PB: 0 SB: 0 CS: 1								
PITCHER	IP	WLS	BF	H	R	ER	SO	BB	IBB	HBP	BLK	WP	HR	S	P	ERA	WHIP										
Jim Parque, L (1, 1) ERA: 5.13	6.0	L	27	7	4	4	2	3	0	0	0	0	1	61	108	6.00	1.667										
Sean Lowe, R (7, 1) ERA: 3.62	1.0		4	0	0	0	0	1	0	0	0	0	0	4	12	0.00	1.000										
Jesus Pena, L (8, 1) ERA: 5.89	0.1		3	1	2	2	0	0	0	1	0	0	0	5	7	54.00	3.000										
41 Bill Simas, R (8, 1) ERA: 3.77	0.2		5	1	0	0	0	2	0	0	0	0	0	5	13	0.00	4.500										
Carlos Castillo, R (9, 1) ERA: 6.0	1.0		3	1	0	0	0	0	0	0	0	0	0	6	10	0.00	1.000										

Boston Red Sox @ Chicago White Sox
 Comiskey Park, Chicago, IL
 Wed Sep 29 1999, 5:05 PM EDT
 Unknown - 64 F

livebaseballscorecards.com

AB	33
R	6
H	10
RBI	6
BB	6
SO	2
LOB	19



BOTTOM

Boston Red Sox @ Chicago White Sox
 Comiskey Park, Chicago, IL
 Wed Sep 29 1999, 5:05 PM EDT
 Unknown - 64 F

livebaseballscorecards.com

AB	36
R	2
H	10
RBI	2
BB	1
SO	2
LOB	19



WP: 0	PA: 38
PB: 0	
SB: 1	
CS: 1	

AB R H RBI BB SO LOB

5 0 0 0 0 0 2

3 0 1 0 0 0 0

1 0 0 0 0 0 1

4 0 0 0 0 0 3

3 1 3 0 1 0 0

4 0 0 0 0 1 5

4 1 1 0 0 0 2

4 0 1 0 0 1 3

4 0 2 2 0 0 2

4 0 2 0 0 0 1

1B: 5	SF: 0
2B: 6	SAC: 0
3B: 0	DP: 1
HR: 0	HBP: 0

Batter	1	2	3	4	5	6	7	8	9
Mike Caruso, S OBP: 0.280, SLG: 0.297 (1, 6)	2-2 G4-3		0-1 G1		1-0 G1-3		3-2 G6-3		0-1 L6
Craig Wilson, R OBP: 0.300, SLG: 0.325 Greg Norton, S OBP: 0.358, SLG: 0.429 (7, PH) (8, 5)	2-1 2B		3-2 G6-3		3-2 E6		1-1 F7		2-3
Ray Durham, S OBP: 0.378, SLG: 0.442 (1, 4)	3-2 G1-3		2-1 F7		2-2 F9		3-2 F8		
Magglio Ordonez, R OBP: 0.346, SLG: 0.507 (1, 9)	4-2 BB			1-1 14 F8 1B 1B		0-0 FC6-4 1B		0-2 2B	
Carlos Lee, R OBP: 0.313, SLG: 0.454 (1, 10)	0-2 K			1-2 P4		0-2 FC6-4 14 1B		1-2 F7	
Chris Singleton, L OBP: 0.326, SLG: 0.490 (1, 8)		1-2 F7		1-0 1B S 1B		3-2 L4		2-1 G6-3	
14 Paul Konerko, R OBP: 0.351, SLG: 0.504 (1, 3)		3-3 K		2-1 F8		SAFE 3-2 1B		0-0 G6-3	
Darrin Jackson, R OBP: 0.291, SLG: 0.435 (1, 7)		0-2 2B		3-2 1-H 3-H CS 1B		0-0 F7		1-2 G6-3	
Brook Fordyce, R OBP: 0.340, SLG: 0.450 (1, 2)		1-1 F8		SAFE 0-0 CS		0-0 P6		1-1 G6-3 2B	

Inning Stats	R: 0 H: 1 E: 0 K: 1 S: 17	R: 0 H: 1 E: 0 K: 1 S: 14	R: 0 H: 0 E: 0 K: 0 S: 7	R: 2 H: 3 E: 0 K: 0 S: 11	R: 0 H: 0 E: 1 K: 0 S: 8	R: 0 H: 2 E: 0 K: 0 S: 11	R: 0 H: 1 E: 0 K: 0 S: 10	R: 0 H: 1 E: 0 K: 0 S: 10	R: 0 H: 1 E: 0 K: 0 S: 9
--------------	---------------------------	---------------------------	--------------------------	---------------------------	--------------------------	---------------------------	---------------------------	---------------------------	--------------------------

PITCHER	IP	WLS	BF	H	R	ER	SO	BB	IBB	HBP	BLK	WP	HR	S	P	ERA	WHIP
Kent Mercker, L ERA: 4.8 (1, 1)	5.2	W	24	6	2	2	2	1	0	0	0	0	0	64	102	3.18	1.235
Rich Garces, R ERA: 1.64 (6, 1)	1.1	H	6	2	0	0	0	0	0	0	0	0	0	14	25	0.00	1.500
Derek Lowe, R ERA: 2.66 (8, 1)	1.0		4	1	0	0	0	0	0	0	0	0	0	10	13	0.00	1.000
Rod Beck, R ERA: 6.21 (9, 1)	1.0		3	1	0	0	0	0	0	0	0	0	0	9	10	0.00	1.000

Batter	1	2	3	4	5	6	7	8	9	AB R H RBI BB SO LOB	TOP													
Trot Nixon, L OBP: 0.356, SLG: 0.473 (1, 9) 	2-1 	1-0 F8 			1-2 P3 		2-3 K 			4 1 1 0 0 1 1	Boston Red Sox @ Chicago White Sox Comiskey Park, Chicago, IL Wed Sep 29 1999, 8:05 PM EDT Att. 12,974 - Unknown - 60 F													
Jeff Frye, R OBP: 0.354, SLG: 0.324 (1, 4) 	3-2 1B 	0-0 F9 			1-1 F8 		0-1 P3 			4 0 1 1 0 0 1														
Brian Daubach, L OBP: 0.355, SLG: 0.561 (1, 3) 	1-3 K 			1-2 F9 		2-0 1B 		0-3 K 		4 0 1 0 0 2 1														
18 Reggie Jefferson, S OBP: 0.344, SLG: 0.432 (1, 10) 	0-2 1B 			4-0 BB 		1-3 K 		1-3 K 		3 0 1 0 1 2 1														
Scott Hatteberg, L OBP: 0.396, SLG: 0.342 (1, 2) 	2-3 K 			4-1 G6-4-3 BB 		1-1 F7 		1-2 G5-3 		3 0 0 0 1 1 2														
Lou Merloni, R OBP: 0.304, SLG: 0.313 (1, 6) 	0-2 F7 			2-0 G6-4-3 		0-1 G5-3 		0-0 FC3-6 1B 		4 0 1 0 0 0 4														
Jon Nunnally, L OBP: 0.286, SLG: 0.357 (1, 7) 		0-1 3B 2B 		1-2 P5 		0-1 F9 		1-0 FC3-6 		4 1 1 0 0 0 1														
38 Wilton Veras, R OBP: 0.328, SLG: 0.407 (1, 5) 		1-0 SAFE 1B 		0-0 P6 		0-3 K 		2-2 G4-3 		4 0 1 1 0 1 1														
Donnie Sadler, R OBP: 0.303, SLG: 0.347 (1, 8) 		0-3 K 		2-2 P2 		0-0 G4-3 				3 0 0 0 0 1 1														
Inning Stats	R: 1 E: 0 K: 2 S: 19	H: 3 LOB: 2 BB: 0 P: 27	R: 1 E: 0 K: 1 S: 8	H: 2 LOB: 1 BB: 0 P: 10	R: 0 E: 0 K: 0 S: 7	H: 0 LOB: 1 BB: 2 P: 18	R: 0 E: 0 K: 0 S: 8	H: 0 LOB: 0 BB: 0 P: 11	R: 0 E: 0 K: 1 S: 11	H: 1 LOB: 1 BB: 0 P: 16	R: 0 E: 0 K: 0 S: 6	H: 0 LOB: 0 BB: 0 P: 7	R: 0 E: 0 K: 2 S: 8	H: 0 LOB: 0 BB: 0 P: 10	R: 0 E: 0 K: 2 S: 9	H: 0 LOB: 0 BB: 0 P: 10	R: 0 E: 0 K: 0 S: 12	H: 1 LOB: 1 BB: 0 P: 16	1B: 4 2B: 3 3B: 0 HR: 0	SF: 0 SAC: 0 DP: 1 HBP: 0	WP: 0 PB: 0 SB: 0 CS: 0	PA: 35		
PITCHER	IP WLS BF H R ER SO BB IBB HBP BLK WP HR S P ERA WHIP																							
Aaron Myette, R ERA: 6.32 (1, 1)	6.0		25	6	2	2	4	2	0	0	0	0	0	0	59	89	3.00	1.333					ERA	WHIP
Keith Foulke, R ERA: 2.24 (7, 1)	2.0	W	6	0	0	0	4	0	0	0	0	0	0	0	17	20	0.00	0.000						
Bob Howry, R ERA: 3.56 (9, 1)	1.0	S	4	1	0	0	0	0	0	0	0	0	0	12	16	0.00	1.000							

AB	33
R	2
H	7
RBI	2
BB	2
SO	8
LOB	13



livebaseballscorecards.com

Batter	1	2	3	4	5	6	7	8	9	AB	R	H	RBI	BB	SO	LOB	BOTTOM			
Brian Simmons, S (1, 7) OBP: 0.297, SLG: 0.431	2-1 G4-3			0-0 E 1B E 1B		3-2 P6		0-2 F9		4	1	1	0	0	0	0	Boston Red Sox @ Chicago White Sox Comiskey Park, Chicago, IL Wed Sep 29 1999, 8:05 PM EDT Att: 12,974 - Unknown - 60 F			
Greg Norton, S (1, 5) OBP: 0.358, SLG: 0.427	0-0 G3-1			2-1 E E G6-3 1B		0-0 P5		0-3 K		4	1	1	0	0	1	0				
Ray Durham, S (1, 4) OBP: 0.377, SLG: 0.439	0-0 B1-3			0-2 E4 G6-3 E 1-2 2-3		3-1 G4-3				3	0	0	0	0	0	2				
Magglio Ordonez, R (1, 9) OBP: 0.346, SLG: 0.506		2-2 G3-6 1B		0-2 E6 G6-3 1-2 2-3 3-H		2-3 K				3	0	1	1	0	1	2				
Chris Singleton, L (1, 8) OBP: 0.326, SLG: 0.489		1-0 G3-6 1-2f		0-0 G6-3 1-2f 2-3 3-H		0-1 14 HR 1B				3	1	1	0	0	0	3				
14 Paul Konerko, R (1, 10) OBP: 0.351, SLG: 0.509		0-2 G6-3		2-0 L9		1-0 1-H HR				3	1	1	2	0	0	1				
Jeff Liefer, L (1, 3) OBP: 0.273, SLG: 0.282			3-2 G3-1		1-1 G1-6-3 1B		2-0 P6			3	0	1	0	0	0	0				
Mark Johnson, L (1, 2) OBP: 0.344, SLG: 0.338			1-1 P5		0-2 G1-6-3 1-2f		3-3 K			3	0	0	0	0	1	1				
34 Jason Dellaero, S (1, 6) OBP: 0.045, SLG: 0.048			0-2 G1-3		1-1 P3		1-3 K2-3			3	0	0	0	0	1	0				
Inning Stats	R: 0 E: 0 K: 0 S: 4	H: 0 LOB: 0 BB: 0 P: 6	R: 0 E: 0 K: 0 S: 8	H: 1 LOB: 0 BB: 0 P: 11	R: 0 E: 0 K: 0 S: 10	H: 0 LOB: 0 BB: 0 P: 14	R: 2 E: 2 K: 0 S: 11	H: 2 LOB: 1 BB: 0 P: 15	R: 0 E: 0 K: 0 S: 8	H: 1 LOB: 0 BB: 0 P: 10	R: 0 E: 0 K: 0 S: 6	H: 0 LOB: 0 BB: 0 P: 12	R: 2 E: 0 K: 2 S: 13	H: 2 LOB: 0 BB: 0 P: 21	R: 0 E: 0 K: 2 S: 10	H: 0 LOB: 0 BB: 0 P: 11	1B: 5 2B: 0 3B: 0 HR: 1	SF: 0 SAC: 0 DP: 3 HBP: 0	WP: 0 PB: 0 SB: 0 CS: 0	PA: 29
PITCHER	IP WLS BF H R ER SO	IP WLS BF H R ER SO	IP WLS BF H R ER SO	IP WLS BF H R ER SO	IP WLS BF H R ER SO	IP WLS BF H R ER SO	IP WLS BF H R ER SO	IP WLS BF H R ER SO	IP WLS BF H R ER SO	IP WLS BF H R ER SO	IP WLS BF H R ER SO	IP WLS BF H R ER SO	IP WLS BF H R ER SO	IP WLS BF H R ER SO	IP WLS BF H R ER SO	IP WLS BF H R ER SO	ERA WHIP	ERA WHIP		
Pat Rapp, R (1, 1) ERA: 4.18	6.0																1.50	0.667		
Tom Gordon, R (7, 1) ERA: 5.4	1.0	L	5	2	2	2	0	0	0	0	0	0	0	0	1	13	18.00	2.000		
Tomo Ohka, R (8, 1) ERA: 8.1	1.0		3	0	0	0	0	0	0	0	0	0	0	0	10	11	0.00	0.000		

livebaseballscorecards.com

AB 29
R 4
H 6
RBI 3
BB 0
SO 4
LOB 9



Boston Red Sox @ Chicago White Sox
 Comiskey Park, Chicago, IL
 Thu Sep 30 1999, 8:05 PM EDT
 Att. 12,788 - Unknown - 71 F

Batter	1	2	3	4	5	6	7	8	9	AB	R	H	RBI	BB	SO	LOB
Darren Lewis, R OBP: 0.313, SLG: 0.311 (1, 9) (8, 8)	G5-3	G1-3			G6-4-3	K		K		5	0	1	2	0	1	3
John Valentin, R OBP: 0.311, SLG: 0.396 (1, 5)			F8		P6	K			P4	5	0	1	0	0	1	3
Damon Buford, R OBP: 0.293, SLG: 0.358 (1, 7)			K		E3				P5	3	0	0	0	2	1	1
Mike Stanley, R OBP: 0.394, SLG: 0.462 (1, 3)			K		F9					4	0	0	0	0	2	5
Butch Huskey, R OBP: 0.337, SLG: 0.496 Brian Daubach, L OBP: 0.358, SLG: 0.563 (1, 10) (7, PH)	F9				F8					3	0	1	0	0	0	2
Scott Hatteberg, L OBP: 0.417, SLG: 0.368 Jon Nunnally, L OBP: 0.286, SLG: 0.357 (1, 2) (9, PR)										1	0	1	0	1	0	0
Lou Merloni, R OBP: 0.302, SLG: 0.311 Jason Varitek, S OBP: 0.331, SLG: 0.480 (1, 6) (9, PH)			K							3	1	2	0	2	0	0
Michael Coleman, R OBP: 0.667, SLG: 0.500 Trot Nixon, L OBP: 0.355, SLG: 0.472 (1, 8) (8, PH) (8, 9)										0	0	0	0	0	0	0
Donnie Sadler, R OBP: 0.304, SLG: 0.340 18 Reggie Jefferson, S OBP: 0.342, SLG: 0.430 Jeff Frye, R OBP: 0.354, SLG: 0.324 (1, 4) (8, PH) (8, 4)										4	0	1	0	0	1	6
										1	0	0	0	0	0	3
										2	1	1	0	1	0	1
										1	0	0	0	0	1	0
										2	0	0	0	1	0	5
										1	0	0	0	0	1	0
										0	0	0	0	0	0	0

AB	35
R	2
H	8
RBI	2
BB	7
SO	8
LOB	29



Batter	1	2	3	4	5	6	7	8	9
Darren Lewis, R OBP: 0.313, SLG: 0.311 (1, 9) (8, 8)	G5-3	G1-3			G6-4-3	K		K	
John Valentin, R OBP: 0.311, SLG: 0.396 (1, 5)			F8		P6	K			P4
Damon Buford, R OBP: 0.293, SLG: 0.358 (1, 7)			K		E3				P5
Mike Stanley, R OBP: 0.394, SLG: 0.462 (1, 3)			K		F9				
Butch Huskey, R OBP: 0.337, SLG: 0.496 Brian Daubach, L OBP: 0.358, SLG: 0.563 (1, 10) (7, PH)	F9				F8				
Scott Hatteberg, L OBP: 0.417, SLG: 0.368 Jon Nunnally, L OBP: 0.286, SLG: 0.357 (1, 2) (9, PR)									
Lou Merloni, R OBP: 0.302, SLG: 0.311 Jason Varitek, S OBP: 0.331, SLG: 0.480 (1, 6) (9, PH)			K						
Michael Coleman, R OBP: 0.667, SLG: 0.500 Trot Nixon, L OBP: 0.355, SLG: 0.472 (1, 8) (8, PH) (8, 9)									
Donnie Sadler, R OBP: 0.304, SLG: 0.340 18 Reggie Jefferson, S OBP: 0.342, SLG: 0.430 Jeff Frye, R OBP: 0.354, SLG: 0.324 (1, 4) (8, PH) (8, 4)									

Inning Stats	1	2	3	4	5	6	7	8	9	1B	SF	2B	SAC	3B	DP	HBP	WP	PA
R: 0 H: 1 E: 0 LOB: 2 K: 1 BB: 1 S: 14 P: 21	R: 0 H: 1 E: 0 LOB: 2 K: 1 BB: 1 S: 12 P: 17	R: 0 H: 0 E: 0 LOB: 0 K: 2 BB: 0 S: 9 P: 14	R: 0 H: 1 E: 0 LOB: 1 K: 0 BB: 0 S: 9 P: 14	R: 0 H: 0 E: 1 LOB: 2 K: 0 BB: 1 S: 8 P: 16	R: 2 H: 4 E: 0 LOB: 2 K: 1 BB: 0 S: 17 P: 25	R: 0 H: 0 E: 0 LOB: 2 K: 0 BB: 3 S: 9 P: 24	R: 0 H: 0 E: 0 LOB: 0 K: 3 BB: 0 S: 14 P: 20	R: 0 H: 1 E: 0 LOB: 3 K: 0 BB: 1 S: 15 P: 26	1B: 7 SF: 0 2B: 1 SAC: 0 3B: 0 DP: 1 HR: 0 HBP: 1	WP: 0 PA: 43								

PITCHER	IP	WLS	BF	H	R	ER	SO	BB	IBB	HBP	BLK	WP	HR	S	P	ERA	WHIP
Mike Sirota, L ERA: 4.0 (1, 1)	6.0		29	7	2	2	5	3	0	0	0	0	0	69	107	3.00	1.667
41 Bill Simas, R ERA: 3.75 (7, 1)	0.1		3	0	0	0	0	2	0	0	0	0	0	7	17	0.00	6.000
Jesus Pena, L ERA: 5.89 (7, 1)	0.0		1	0	0	0	0	1	0	0	0	0	0	1	5	∞	∞
Sean Lowe, R ERA: 3.59 (7, 1)	0.2	W	1	0	0	0	0	0	0	0	0	0	0	1	2	0.00	0.000
Keith Foulke, R ERA: 2.22 (8, 1)	1.0	H	3	0	0	0	3	0	0	0	0	0	0	14	20	0.00	0.000
PITCHER	IP	WLS	BF	H	R	ER	SO	BB	IBB	HBP	BLK	WP	HR	S	P	ERA	WHIP
Bob Howry, R ERA: 3.51 (9, 1)	1.0		6	1	0	0	0	1	0	1	0	0	0	15	26	0.00	2.000

Batter	1	2	3	4	5	6	7	8	9	AB	R	H	RBI	BB	SO	LOB	BOTTOM
Brian Simmons, S (1, 8) OBP: 0.287, SLG: 0.416	2-2 P5		0-0 F7		2-3 K			2-2 F7		4	0	0	0	0	1	0	
Greg Norton, S (1, 5) (8, 3) OBP: 0.359, SLG: 0.430	2-2 G3-1		1-3 K			1-1 FC6-4 1B		3-2 HR 2B		4	1	2	0	0	1	0	
Ray Durham, S (1, 4) OBP: 0.375, SLG: 0.437	1-3 K			2-2 G1-3		1-0 L6		3-3 K		4	0	0	0	0	2	2	
Magglio Ordonez, R (1, 9) OBP: 0.348, SLG: 0.512		3-2 2B 1B		0-0 2B 1B		1-3 K		0-0 HR		4	3	3	2	0	1	1	
Jeff Liefer, L (1, 7) OBP: 0.289, SLG: 0.318		1 SAFE 1-H 2B		0-0 1-H 2B		1-1 FC6-4		2-0 14 S 1B		4	0	3	2	0	0	1	
14 Paul Konerko, R (1, 10) OBP: 0.348, SLG: 0.505		1-3 K		1-3 K			0-0 G6-3	3-3 K		4	0	0	0	0	3	3	
Carlos Lee, R (1, 3) OBP: 0.313, SLG: 0.459		3-3 K		0-0 F9			2-2 HR			3	1	1	1	0	1	2	
Craig Wilson, R (8, 5) OBP: 0.300, SLG: 0.325										0	0	0	0	0	0	0	
Josh Paul, R (1, 2) OBP: 0.143, SLG: 0.143		0-2 G6-3			2-2 G5-3		3-2 G5-3			3	0	0	0	0	0	1	
34 Jason Dellaero, S (1, 6) OBP: 0.040, SLG: 0.042			2-3 K		0-0 G4-3			0-0 G4-3		3	0	0	0	0	1	0	

Inning Stats	R: 0 E: 0 K: 1 S: 9	H: 0 LOB: 0 BB: 0 P: 14	R: 1 E: 0 K: 2 S: 14	H: 2 LOB: 1 BB: 0 P: 21	R: 0 E: 0 K: 2 S: 7	H: 0 LOB: 0 BB: 0 P: 10	R: 1 E: 0 K: 1 S: 10	H: 2 LOB: 1 BB: 0 P: 13	R: 0 E: 0 K: 1 S: 8	H: 0 LOB: 0 BB: 0 P: 12	R: 0 E: 0 K: 1 S: 8	H: 1 LOB: 1 BB: 0 P: 12	R: 1 E: 0 K: 0 S: 10	H: 1 LOB: 0 BB: 0 P: 15	R: 2 E: 0 K: 2 S: 22	H: 3 LOB: 1 BB: 0 P: 35	1B: 4 2B: 3 3B: 0 HR: 2	SF: 0 SAC: 0 DP: 0 HBP: 0	WP: 0 PB: 0 SB: 1 CS: 0	PA: 33
--------------	------------------------------	----------------------------------	-------------------------------	----------------------------------	------------------------------	----------------------------------	-------------------------------	----------------------------------	------------------------------	----------------------------------	------------------------------	----------------------------------	-------------------------------	----------------------------------	-------------------------------	----------------------------------	----------------------------------	------------------------------------	----------------------------------	--------

PITCHER	IP	WLS	BF	H	R	ER	SO	BB	IBB	HBP	BLK	WP	HR	S	P	ERA	WHIP	IP	WLS	BF	H	R	ER	SO	BB	IBB	HBP	BLK	WP	HR	S	P	ERA	WHIP		
Bryce Florie, R ERA: 4.65	(1, 1)	3.0		2	1	1	5	0	0	0	0	0	0	30	45	3.00	0.667																			
49 Tim Wakefield, R ERA: 5.15	(4, 1)	2.0	8	2	1	1	2	0	0	0	0	0	0	18	25	4.50	1.000																			
Rheal Cormier, L ERA: 3.75	(6, 1)	1.0	4	1	0	0	1	0	0	0	0	0	0	8	12	0.00	1.000																			
Brian Rose, R ERA: 4.97	(7, 1)	1.0	L 4	1	1	1	0	0	0	0	0	0	1	10	15	9.00	1.000																			
John Wasdin, R ERA: 4.17	(8, 1)	1.0	6	3	2	2	2	0	0	0	0	0	1	22	35	18.00	3.000																			

Boston Red Sox @ Chicago White Sox
Comiskey Park, Chicago, IL
Thu Sep 30 1999, 8:05 PM EDT
Att: 12,788 - Unknown - 71 F

AB	33
R	5
H	9
RBI	5
BB	0
SO	10
LOB	10




Batter	1	2	3	4	5	6	7	8	9	AB R H RBI BB SO LOB												
Jose Offerman, S OBP: 0.392, SLG: 0.437 (1, 4)	0-0 HR 1B	1-1 P7 1B		4-1 1B BB		0-1 1-H HR		4-2 G5-4-3 BB		3 2 2 2 2 0 0												
Damon Buford, R OBP: 0.294, SLG: 0.359 (1, 8)	1-3 K	1-2 E5 1B		1-0 L3 1B		2-2 G6-3		0-1 G5-4-3 1-2f 2-3		5 0 2 0 0 1 3												
Jason Varitek, S OBP: 0.331, SLG: 0.484 (1, 2)	1-0 HR	0-0 F7		0-1 L3 1-2		0-0 F7		4-0 BB		4 1 1 2 1 0 3												
18 Reggie Jefferson, S OBP: 0.339, SLG: 0.424 (1, 10)	2-1 BB 2B 1B	2-0 F8		0-0 F5		1-2 K		3-2 L1		5 1 1 0 0 1 4												
Troy O'Leary, L OBP: 0.346, SLG: 0.499 (1, 7)	4-2 2B 1-2 BB		0-1 P6		1-0 CS BB HBP		2-0 G5-3		0-0 F7	3 0 0 0 1 0 0												
Brian Daubach, L OBP: 0.361, SLG: 0.565 (1, 3)	2-2 1-3 2-H 2B		0-0 F7		4-1 1-2 BB		2-2 38 FC6-4 1B		2-2 P5	4 0 2 1 1 0 0												
38 Wilton Veras, R OBP: 0.323, SLG: 0.398 (1, 5)	0-0 P3		1-2 2B 1B		1-3 K		2-2 FC6-4 1-2f		1-1 G6-3	5 1 1 0 0 1 5												
Trot Nixon, L OBP: 0.357, SLG: 0.474 (1, 9)	4-2 BB		1-1 1-H 2B		3-3 K 2-3		2-0 F8			3 0 1 1 1 1 3												
Donnie Sadler, R OBP: 0.311, SLG: 0.347 (1, 6)	1-1 G2-3		0-0 P4		0-1 HR 1B		3-2 G5-4-3 S 1B			4 1 2 0 0 0 4												
Inning Stats	R: 3 E: 0 K: 1 S: 22	H: 4 LOB: 3 BB: 2 P: 37	R: 0 E: 1 K: 0 S: 7	H: 1 LOB: 1 BB: 0 P: 11	R: 1 E: 0 K: 0 S: 9	H: 2 LOB: 1 BB: 1 P: 11	R: 0 E: 0 K: 0 S: 5	H: 1 LOB: 1 BB: 1 P: 10	R: 0 E: 0 K: 2 S: 10	H: 0 LOB: 2 BB: 1 P: 19	R: 2 E: 0 K: 1 S: 12	H: 2 LOB: 0 BB: 0 P: 15	R: 0 E: 0 K: 0 S: 9	H: 1 LOB: 1 BB: 0 P: 17	R: 0 E: 0 K: 0 S: 10	H: 1 LOB: 2 BB: 2 P: 24	R: 0 E: 0 K: 0 S: 6	H: 0 LOB: 0 BB: 0 P: 9	1B: 8 2B: 4 3B: 0 HR: 2	SF: 0 SAC: 0 DP: 3 HBP: 1	WP: 0 PB: 0 SB: 1 CS: 1	PA: 43

Boston Red Sox @ Baltimore Orioles
Oriole Park at Camden Yards, Baltimore, MD

Fri Oct 01 1999, 7:05 PM EDT
Att. 43,081 - Unknown - 76 F

AB	36
R	6
H	12
RBI	6
BB	6
SO	4
LOB	22



Batter	1	2	3	4	5	6	7	8	9	AB	R	H	RBI	BB	SO	LOB	BOTTOM					
Brady Anderson, L OBP: 0.408, SLG: 0.483 <small>B B F F F X</small>	3-2 P2 <small>1</small>			1-2 P4 <small>1</small>		1-3 K <small>1</small>		0-0 F7 <small>1</small>		4	0	0	0	0	1	0	Boston Red Sox @ Baltimore Orioles Oriole Park at Camden Yards, Baltimore, MD Fri Oct 01 1999, 7:05 PM EDT Att: 43,081 - Unknown - 76 F AB 33 R 2 H 8 RBI 2 BB 1 SO 4 LOB 10					
Mike Bordick, R OBP: 0.336, SLG: 0.404 <small>C X</small>	0-1 G4-6-3 1B			0-1 1B 1B		3-2 F7 <small>2</small>		0-1 L9 <small>2</small>		4	0	2	0	0	0	0						
B.J. Surhoff, L OBP: 0.348, SLG: 0.495 <small>X</small>	0-0 G4-6-3 1-2f			0-0 F8 <small>2</small>		0-1 F7 <small>3</small>		0-1 P3 <small>3</small>		4	0	0	0	0	0	2						
Albert Belle, R OBP: 0.403, SLG: 0.546 <small>C C B B X</small>		3-2 F8 <small>1</small>		2-1 1-3 1B		0-0 F7 <small>1</small>		0-2 L7 <small>1</small>		4	0	1	0	0	0	0						
Jeff Conine, R OBP: 0.333, SLG: 0.452 <small>X</small>		0-0 G4-3		3-2 F8 <small>3</small>		4-2 2B 1B BB		2-3 K <small>2</small>		3	1	0	0	1	1	2						
Jerry Hairston, R OBP: 0.330, SLG: 0.432 <small>C B B X</small>		2-1 E6 CS		3-2 F9 <small>1</small>		2-2 1-3 1B 2B		1-0 1B <small>1</small>		4	1	2	0	0	0	0						
Ryan Minor, R OBP: 0.244, SLG: 0.328 Derrick May, L OBP: 0.314, SLG: 0.522 <small>B SAFE B</small>		2-1 CS 1-2	0-0 G4-6-3 1B	0-1 F8 <small>2</small>		1-3 K <small>2</small>		1-0 G3-1 <small>3</small>		3	0	1	0	0	1	2						
Gene Kingsale, S OBP: 0.295, SLG: 0.272 <small>B F X</small>			1-1 G4-6-3 1-2f	0-0 FC6-4 1B		2-2 2-H 3-H 2-3 K <small>3</small>				3	0	2	2	0	0	1						
Mike Figga, R OBP: 0.233, SLG: 0.310 <small>B B S X</small>			2-2 G6-3	0-0 FC6-4 1-2f						3	0	0	0	0	1	2						
Inning Stats	R: 0 E: 0 K: 0 S: 7	H: 1 LOB: 0 BB: 0 P: 10	R: 0 E: 1 K: 0 S: 7	H: 0 LOB: 0 BB: 0 P: 14	R: 0 E: 0 K: 0 S: 6	H: 1 LOB: 0 BB: 0 P: 9	R: 0 E: 0 K: 0 S: 17	H: 2 LOB: 2 BB: 0 P: 23	R: 0 E: 0 K: 1 S: 8	H: 1 LOB: 1 BB: 0 P: 11	R: 0 E: 0 K: 1 S: 8	H: 0 LOB: 0 BB: 0 P: 12	R: 2 E: 0 K: 2 S: 16	H: 2 LOB: 1 BB: 1 P: 27	R: 0 E: 0 K: 0 S: 5	H: 0 LOB: 0 BB: 0 P: 5		R: 0 E: 0 K: 1 S: 9	H: 1 LOB: 1 BB: 0 P: 13	1B: 7 2B: 1 3B: 0 HR: 0	SF: 0 SAC: 0 DP: 2 HBP: 0	WP: 0 PB: 0 SB: 0 CS: 1

PITCHER	IP	WLS	BF	H	R	ER	SO	BB	IBB	HBP	BLK	WP	HR	S	P	ERA	WHIP
Bret Saberhagen, R ERA: 2.95 (1, 1)	2.0		6	1	0	0	0	0	0	0	0	0	0	14	24	0.00	0.500
Tomo Ohka, R ERA: 6.23 (3, 1)	3.0	W	12	4	0	0	0	0	0	0	0	0	0	31	43	0.00	1.333
Tom Gordon, R ERA: 5.94 (6, 1)	1.2		8	2	2	2	2	1	0	0	0	0	0	21	34	10.80	1.800
Rich Garces, R ERA: 1.59 (7, 1)	1.1		4	0	0	0	1	0	0	0	0	0	0	8	10	0.00	0.000
Rod Beck, R ERA: 6.07 (9, 1)	1.0		4	1	0	0	1	0	0	0	0	0	0	9	13	0.00	1.000



Batter	1	2	3	4	5	6	7	8	9	AB R H RBI BB SO LOB	TOP									
Darren Lewis, R OBP: 0.312, SLG: 0.310 (1, 9)	1-0 F8		2-1 G5-4-3 1B		0-0 FC6-4 1-2f		0-1 G4-3		3-2 E5 BB HR	5 1 1 0 0 0 2										
John Valentin, R OBP: 0.314, SLG: 0.399 (1, 5)	1-1 1B		1-0 G5-4-3			1-0 F9 HR	3-1 F8		4-1 HR BB	4 2 2 0 1 0 1										
Damon Buford, R OBP: 0.296, SLG: 0.369 (1, 8)	3-2 1B		1-0 G5-3			1-0 F9	1-1 F9		3-2 HR	5 1 2 4 0 0 1										
Mike Stanley, R OBP: 0.394, SLG: 0.468 (1, 3)	0-3 K			2-1 F8		2-1 HR		2-2 F9	0-1 G5-4-3 1B	5 1 2 2 0 1 2										
Butch Huskey, R OBP: 0.338, SLG: 0.495 (1, 10)	3-2 F8			2-2 L7		3-2 HR 1B		1-1 1B	3-2 G5-4-3	5 1 2 0 0 0 3										
Troy O'Leary, L OBP: 0.344, SLG: 0.496 (1, 7)		2-1 F8		0-1 G4-1		1-0 P6		0-3 K		4 0 0 0 0 1 2										
Lou Merloni, R OBP: 0.301, SLG: 0.333 (1, 6)		1-0 L4			2-1 L7	0-2 HR		3-2 P4		4 1 1 2 0 0 1										
Scott Hatteberg, L OBP: 0.410, SLG: 0.375 (1, 2)		0-1 E5			0-0 P6	0-0 E3			1-0 BB HR 2B	4 1 1 0 0 0 0										
Donnie Sadler, R OBP: 0.309, SLG: 0.343 (1, 4)		2-3 K			2-0 FC6-4 1B	1-2 F8			3-2 G1-3	4 0 1 0 0 1 3										
Inning Stats	R: 0 E: 0 K: 1 S: 12	H: 2 LOB: 2 BB: 0 P: 20	R: 0 E: 1 K: 1 S: 8	H: 0 LOB: 1 BB: 0 P: 13	R: 0 E: 0 K: 0 S: 4	H: 1 LOB: 0 BB: 0 P: 8	R: 0 E: 0 K: 0 S: 5	H: 1 LOB: 1 BB: 0 P: 9	R: 4 E: 1 K: 0 S: 15	H: 4 LOB: 1 BB: 0 P: 24	R: 0 E: 0 K: 0 S: 6	H: 0 LOB: 0 BB: 0 P: 10	R: 0 E: 0 K: 1 S: 11	H: 1 LOB: 1 BB: 0 P: 17	R: 4 E: 1 K: 0 S: 21	H: 3 LOB: 0 BB: 1 P: 38	1B: 7 2B: 2 3B: 0 HR: 3	SF: 0 SAC: 0 DP: 2 HBP: 0	WP: 0 PB: 0 SB: 0 CS: 0	PA: 41
PITCHER	IP WLS BF H R ER SO BB IBB HBP BLK WP HR S P ERA WHIP																			
Doug Johns, L ERA: 4.47 (1, 1)	6.0 L 27 8 4 4 2 0 0 0 0 0 0 2 52 86 6.00 1.333																			
Al Reyes, R ERA: 4.52 (7, 1)	2.0 7 1 0 0 1 0 0 0 0 0 0 0 17 27 0.00 0.500																			
Gabe Molina, R ERA: 6.65 (9, 1)	1.0 7 3 4 3 0 1 0 0 0 0 0 1 21 38 27.00 4.000																			

Boston Red Sox @ Baltimore Orioles
 Oriole Park at Camden Yards, Baltimore, MD

Sat Oct 02 1999, 7:05 PM EDT
 Att. 48,338 - Unknown - 77 F

livebaseballscorecards.com

AB	40
R	8
H	12
RBI	8
BB	1
SO	3
LOB	15



Batter	1	2	3	4	5	6	7	8	9	AB R H RBI BB SO LOB
Brady Anderson, L (1, 8) OBP: 0.405, SLG: 0.479	1-2 P6		3-1 F7			3-3 K			2-3 K	4 0 0 0 0 2 1
Mike Bordick, R (1, 6) OBP: 0.335, SLG: 0.403	4-2 1B BB			2-0 F9		2-3 K			0-0 F8	3 0 0 0 1 1 1
B.J. Surhoff, L (1, 7) OBP: 0.349, SLG: 0.495	3-1 1B			3-2 P5			1-2 L3 HBP		0-1 F9	3 0 1 0 0 0 1
Albert Belle, R (1, 9) OBP: 0.401, SLG: 0.544	2-2 G4-3			0-0 G6-3			0-3 K			3 0 0 0 0 1 2
Derrick May, L (1, 10) OBP: 0.315, SLG: 0.510		3-2 G4-3			3-1 G6-4-3 1B			3-2 L3		3 0 1 0 0 0 1
Calvin Pickering, L (1, 3) OBP: 0.300, SLG: 0.205		2-3 K			4-1 G6-4-3 1B			1-0 G4-3		2 0 0 0 1 1 0
Charles Johnson, R (1, 2) OBP: 0.340, SLG: 0.413		3-1 G4-3			1-1 G6-4-3 1B			1-3 K		3 0 0 0 0 1 2
Jerry Hairston, R (1, 4) OBP: 0.324, SLG: 0.424			2-1 G5-3		2-2 G3-1			2-1 P9		3 0 0 0 0 0 1
Ryan Minor, R (1, 5) Gene Kingsale, S (9, PH) OBP: 0.241, SLG: 0.323 OBP: 0.303, SLG: 0.280			2-2 F9			1-0 P6			0-1 1B	2 0 0 0 0 0 0 1 0 1 0 0 0 0

Inning Stats	R: 0 E: 0 K: 0 S: 11	H: 1 LOB: 1 BB: 1 P: 21	R: 0 E: 0 K: 1 S: 8	H: 0 LOB: 0 BB: 0 P: 16	R: 0 E: 0 K: 0 S: 7	H: 0 LOB: 0 BB: 0 P: 14	R: 0 E: 0 K: 0 S: 5	H: 0 LOB: 0 BB: 0 P: 10	R: 0 E: 0 K: 0 S: 9	H: 1 LOB: 1 BB: 1 P: 19	R: 0 E: 0 K: 2 S: 7	H: 0 LOB: 0 BB: 0 P: 13	R: 0 E: 0 K: 1 S: 9	H: 0 LOB: 0 BB: 0 P: 13	R: 0 E: 0 K: 1 S: 7	H: 0 LOB: 0 BB: 0 P: 11	R: 0 E: 0 K: 1 S: 9	H: 1 LOB: 1 BB: 0 P: 11	1B: 3 2B: 1 3B: 0 HR: 0	SF: 0 SAC: 0 DP: 2 HBP: 1	WP: 0 PB: 0 SB: 0 CS: 0	PA: 30
--------------	-------------------------------	----------------------------------	------------------------------	----------------------------------	------------------------------	----------------------------------	------------------------------	----------------------------------	------------------------------	----------------------------------	------------------------------	----------------------------------	------------------------------	----------------------------------	------------------------------	----------------------------------	------------------------------	----------------------------------	----------------------------------	------------------------------------	----------------------------------	--------

PITCHER	IP	WLS	BF	H	R	ER	SO	BB	IBB	HBP	BLK	WP	HR	S	P	ERA	WHIP
Ramon Martinez, R (1, 1) ERA: 3.05	6.0	W	20	2	0	0	3	2	0	0	0	0	0	47	93	0.00	0.667
Pedro Martinez, R (7, 1) ERA: 2.07	1.0		3	0	0	0	1	0	0	1	0	0	0	9	13	0.00	0.000
John Wasdin, R (8, 1) ERA: 4.12	1.0		3	0	0	0	1	0	0	0	0	0	0	7	11	0.00	0.000
49 Tim Wakefield, R (9, 1) ERA: 5.12	1.0		4	1	0	0	1	0	0	0	0	0	0	9	11	0.00	1.000


BOTTOM

Boston Red Sox @ Baltimore Orioles
 Oriole Park at Camden Yards, Baltimore, MD

Sat Oct 02 1999, 7:05 PM EDT
 Att: 48,338 - Unknown - 77 F

livebaseballscorecards.com

AB	27
R	0
H	3
RBI	0
BB	2
SO	6
LOB	9



Batter	1	2	3	4	5	6	7	8	9	10	AB R H RBI BB SO LOB	TOP					
Jose Offerman, S (1, 4) OBP: 0.391, SLG: 0.435 Jeff Frye, R (3, 4) OBP: 0.362, SLG: 0.333	2-2 G4-3		2-3 K		1-3 K			0-0 1B		0-0 1B	2 0 0 0 0 1 0 3 0 2 1 0 1 0	Boston Red Sox @ Baltimore Orioles Oriole Park at Camden Yards, Baltimore, MD Sun Oct 03 1999, 1:35 PM EDT Att: 47,567 - Cloudy - 85 F					
John Valentin, R (1, 5) OBP: 0.315, SLG: 0.398 38 Wilton Veras, R (10, 5) OBP: 0.323, SLG: 0.398	1-0 HBP		1-2 G5-3			0-2 F9		3-2 1B		0-0 F9	4 0 1 0 0 0 2 0 0 0 0 0 0 0						
Jason Varitek, S (1, 2) OBP: 0.330, SLG: 0.482 Steve Lomasney, R (5, 2) Scott Hatteberg, L (10, 2) OBP: 0.410, SLG: 0.375	1-1 L9		3-3 K			2-3 K				3-3 K	2 0 0 0 0 1 1 2 0 0 0 0 2 0 0 0 0 0 0 0 0						
Mike Stanley, R (1, 3) OBP: 0.393, SLG: 0.466 Brian Daubach, L (4, 3) OBP: 0.360, SLG: 0.562	1-3 K			1-2 L8		3-3 K				1-1 F9	2 0 0 0 0 1 1 2 0 0 0 0 1 0						
Troy O'Leary, L (1, 7) OBP: 0.343, SLG: 0.495 Michael Coleman, R (4, PH) OBP: 0.333, SLG: 0.200		0-1 G4-3		0-1 G3			0-2 P4			0-0 L7	1 0 0 0 0 0 0 3 0 0 0 0 0 0						
18 Reggie Jefferson, S (1, 10) OBP: 0.338, SLG: 0.422 Butch Huskey, R (4, PH) OBP: 0.338, SLG: 0.492		1-3 K		4-1 BB			0-0 F9			0-3 K	1 0 0 0 0 1 0 2 0 0 0 1 1 0						
Lou Merloni, R (1, 6) OBP: 0.307, SLG: 0.333 Jon Nunnally, L (10, PR) OBP: 0.286, SLG: 0.357		4-0 BB		1-2 G6-3			2-3 K			0-0 1B	3 0 1 0 1 1 1 0 1 0 0 0 0 0						
Trot Nixon, L (1, 9) OBP: 0.357, SLG: 0.472 Donnie Sadler, R (5, 9) OBP: 0.313, SLG: 0.346		4-2 BB		3-3 K			2-2 G1-3			0-0 1B	1 0 0 0 1 1 0 2 0 1 0 0 0 0						
Darren Lewis, R (1, 8) OBP: 0.311, SLG: 0.309 Damon Buford, R (5, 8) OBP: 0.294, SLG: 0.367		3-3 K		3-2 G6-3			2-2 K			0-0 1B	2 0 0 0 0 1 2 2 0 0 0 0 1 2						
Inning Stats	R: 0 H: 0 E: 0 LOB: 1 K: 1 BB: 0 S: 8 P: 13	R: 0 H: 0 E: 0 LOB: 2 K: 2 BB: 2 S: 11 P: 23	R: 0 H: 0 E: 0 LOB: 0 K: 2 BB: 0 S: 10 P: 16	R: 0 H: 0 E: 0 LOB: 1 K: 0 BB: 1 S: 9 P: 15	R: 0 H: 0 E: 0 LOB: 0 K: 2 BB: 0 S: 11 P: 18	R: 0 H: 0 E: 0 LOB: 0 K: 2 BB: 0 S: 11 P: 16	R: 0 H: 0 E: 0 LOB: 0 K: 1 BB: 0 S: 11 P: 13	R: 0 H: 2 E: 0 LOB: 2 K: 1 BB: 0 S: 10 P: 17	R: 0 H: 0 E: 0 LOB: 0 K: 1 BB: 0 S: 6 P: 10	R: 1 H: 3 E: 0 LOB: 2 K: 1 BB: 0 S: 8 P: 8	1B: 5 SF: 0 2B: 0 SAC: 0 3B: 0 DP: 0 HR: 0 HBP: 1		WP: 0 PA: 38 PB: 0 SB: 1 CS: 0				
PITCHER	IP WLS BF H R ER SO BB IBB HBP BLK WP HR S P ERA WHIP																
Scott Kamieniecki, R (1, 1) ERA: 4.95	3.1	13	0	0	0	5	1	0	0	0	0	0	0	32	56	0.00	0.600
B.J. Ryan, L (4, 1) ERA: 3.1	3.2	12	0	0	0	5	1	0	0	0	0	0	0	39	58	0.00	0.273
Jim Corsi, R (8, 1) ERA: 4.34	1.0	4	2	0	0	1	0	0	0	0	0	0	0	10	17	0.00	2.000
Brian Falkenberg, R (9, 1) ERA:	1.0	3	0	0	0	1	0	0	0	0	0	0	0	6	10	0.00	0.000
Mike Timlin, R (10, 1) ERA: 3.57	1.0	L 6	3	1	1	1	0	0	0	0	0	0	0	8	8	9.00	3.000

livebaseballscorecards.com

AB 34
R 1
H 5
RBI 1
BB 3
SO 13
LOB 9



BOTTOM

Boston Red Sox @ Baltimore Orioles
Oriole Park at Camden Yards, Baltimore, MD

Sun Oct 03 1999, 1:35 PM EDT
Att. 47,567 - Cloudy - 85 F

livebaseballscorecards.com

AB	34
R	0
H	6
RBI	0
BB	2
SO	12
LOB	17



WP:	0	PA:	39
PB:	0		
SB:	2		
CS:	2		

AB	R	H	RBI	BB	SO	LOB
5	0	1	0	0	1	2

5	0	1	0	0	3	3
---	---	---	---	---	---	---

4	0	0	0	0	2	2
---	---	---	---	---	---	---

3	0	0	0	0	1	1
---	---	---	---	---	---	---

4	0	2	0	0	1	0
---	---	---	---	---	---	---

3	0	0	0	0	0	4
---	---	---	---	---	---	---

3	0	0	0	1	1	2
---	---	---	---	---	---	---

3	0	1	0	0	1	1
0	0	0	0	0	0	0
1	0	0	0	0	0	0

2	0	0	0	1	2	2
1	0	1	0	0	0	0
0	0	0	0	0	0	0

1B:	5	SF:	0
2B:	1	SAC:	0
3B:	0	DP:	0
HR:	0	HBP:	2

Batter	1	2	3	4	5	6	7	8	9	10
Brady Anderson, L (1, 10) OBP: 0.404, SLG: 0.477	2-0 S 1B		1-2 L6		0-0 G4-3		3-1 L4			0-3 K 1-2
Mike Bordick, R (1, 6) OBP: 0.334, SLG: 0.403	2-3 K		0-0 1B 2B		2-3 K			1-1 G5-3		0-3 K
B.J. Surhoff, L (1, 7) OBP: 0.347, SLG: 0.492	0-1 P5		1-1 F9		2-3 K			1-3 K		
Albert Belle, R (1, 9) OBP: 0.400, SLG: 0.541	1-0 P9 1-2		1-0 1B HBP			0-2 F8		2-3 K		
Jeff Conine, R (1, 3)		0-1 FC6-4 1B	0-1 FC5-4 1B			2-0 F9			3-3 K	
Jerry Hairston, R (1, 4) OBP: 0.323, SLG: 0.417		2-2 FC6-4 FC3-6 1-2f	2-1 FC5-4 1-2f			1-2 G6-3			2-1 CS HBP	
Gene Kingsale, S (1, 8) OBP: 0.301, SLG: 0.271		1 SAFE 0-0 FC3-6 1B 1-2f		2-3 K			4-1 CS BB		2-0 P2	
Jesse Garcia, R (1, 5) OBP: 0.258, SLG: 0.414		0-1		0-0 G1-3			3-3 K 1-2		3-2 CS 1-2	0-0 G6-3
Derrick May, L (9, PH) OBP: 0.315, SLG: 0.510										
Jeff Reboulet, R (10, 5) OBP: 0.317, SLG: 0.188										
Mike Figga, R (1, 2) OBP: 0.236, SLG: 0.302										
Calvin Pickering, L (10, PH) OBP: 0.314, SLG: 0.225										
Rich Amaral, R (10, PR) OBP: 0.348, SLG: 0.350										0-0 S 1B

Inning Stats	R: 0	H: 1	E: 0	K: 1	S: 8	P: 13	R: 0	H: 2	E: 0	K: 1	S: 12	P: 15	R: 0	H: 2	E: 0	K: 0	S: 12	P: 17	R: 0	H: 0	E: 0	K: 2	S: 7	P: 10	R: 0	H: 0	E: 0	K: 2	S: 7	P: 11	R: 0	H: 0	E: 0	K: 0	S: 7	P: 10	R: 0	H: 0	E: 0	K: 1	S: 8	P: 22	R: 0	H: 0	E: 0	K: 2	S: 9	P: 13	R: 0	H: 0	E: 0	K: 1	S: 7	P: 17	R: 0	H: 1	E: 0	K: 2	S: 8	P: 8	1B: 5	SF: 0	2B: 1	SAC: 0	3B: 0	DP: 0	HR: 0	HBP: 2	WP: 0	PA: 39
--------------	------	------	------	------	------	-------	------	------	------	------	-------	-------	------	------	------	------	-------	-------	------	------	------	------	------	-------	------	------	------	------	------	-------	------	------	------	------	------	-------	------	------	------	------	------	-------	------	------	------	------	------	-------	------	------	------	------	------	-------	------	------	------	------	------	------	-------	-------	-------	--------	-------	-------	-------	--------	-------	--------

PITCHER	IP	WLS	BF	H	R	ER	SO	BB	IBB	HBP	BLK	WP	HR	S	P	ERA	WHIP
Pat Rapp, R (1, 1) ERA: 4.12	2.0		9	3	0	0	2	0	0	0	0	0	0	20	28	0.00	1.500
Rheal Cormier, L (3, 1) ERA: 3.69	1.0		6	2	0	0	0	0	0	1	0	0	0	12	17	0.00	2.000
Rich Garces, R (4, 1) ERA: 1.55	1.0		3	0	0	0	2	0	0	0	0	0	0	7	10	0.00	0.000
Derek Lowe, R (5, 1) ERA: 2.63	1.0		3	0	0	0	2	0	0	0	0	0	0	7	11	0.00	0.000
Tom Gordon, R (6, 1) ERA: 5.6	1.0		3	0	0	0	0	0	0	0	0	0	0	7	10	0.00	0.000

PITCHER	IP	WLS	BF	H	R	ER	SO	BB	IBB	HBP	BLK	WP	HR	S	P	ERA	WHIP
Rod Beck, R (7, 1) ERA: 5.93	1.0		4	0	0	0	1	2	0	0	0	0	0	8	22	0.00	2.000
Brian Rose, R (8, 1) ERA: 4.87	2.0	W	6	0	0	0	3	0	0	1	0	0	0	16	30	0.00	0.000
49 Tim Wakefield, R (10, 1) ERA: 5.08	1.0	S	4	1	0	0	2	0	0	0	0	0	0	8	8	0.00	1.000

Batter	1	2	3	4	5	6	7	8	9	AB R H RBI BB SO LOB	TOP																	
Jose Offerman, S (1, 4) X	0-0 G5-3 ①		4-0 FC6-4 BB		4-0 G5-4-3 BB			0-0 P6 ①		2 0 0 0 2 0 0	Boston Red Sox @ Cleveland Indians Jacobs Field, Cleveland, OH Wed Oct 06 1999, 8:00 PM EDT Att. 45,182 - Cloudy - 49 F																	
John Valentin, R (1, 5) X	0-0 G6-3 ②		0-0 FC6-4 1-2f ②		0-0 G5-4-3 1-2f ②			0-3 K ②		4 0 0 0 0 1 2																		
Jason Varitek, S (1, 2) S S S	0-3 K ③		0-0 F7 ③					0-3 K ③		4 0 0 0 0 3 1																		
Nomar Garciaparra, R (1, 6) OBP: 0.750, SLG: 2.000		0-0 HR		0-0 1B 2B				0-3 K ①		3 2 2 1 1 1 0																		
Troy O'Leary, L (1, 7)		0-0 G3 ①		0-3 K ①				0-0 F8 ②		4 0 0 0 0 1 2																		
Mike Stanley, R (1, 3) OBP: 0.750, SLG: 0.750		0-0 1B		0-0 1B 2-H				0-0 F7 ③		4 0 3 1 0 0 0																		
Brian Daubach, L (1, 10) S S S S		0-3 K ②		0-3 K ②				0-3 K ①		3 0 0 0 0 3 3																		
Darren Lewis, R (1, 8) X		0-0 L4 ③		0-0 G4-3 ③				0-3 K ②		3 0 0 0 0 1 3																		
Trot Nixon, L (1, 9) S S S S			0-3 K ①		0-3 K ①			0-0 G4-3 ③		3 0 0 0 0 2 1																		
Inning Stats	R: 0 E: 0 K: 1 S: 5	H: 0 LOB: 0 BB: 0 P: 5	R: 1 E: 0 K: 1 S: 7	H: 2 LOB: 1 BB: 0 P: 7	R: 0 E: 1 K: 1 S: 5	H: 0 LOB: 1 BB: 1 P: 9	R: 1 E: 0 K: 2 S: 9	H: 2 LOB: 1 BB: 0 P: 9	R: 0 E: 0 K: 1 S: 4	H: 0 LOB: 0 BB: 1 P: 8	R: 0 E: 0 K: 2 S: 8	H: 1 LOB: 1 BB: 0 P: 8	R: 0 E: 0 K: 2 S: 7	H: 0 LOB: 0 BB: 0 P: 7	R: 0 E: 0 K: 1 S: 5	H: 0 LOB: 0 BB: 0 P: 5	1B: 3 2B: 2 3B: 0 HR: 1	SF: 0 SAC: 0 DP: 2 HBP: 0	WP: 0 PB: 0 SB: 0 CS: 0	PA: 33								
PITCHER	IP WLS BF H R ER SO BB IBB HBP BLK WP HR S P ERA WHIP																											
Bartolo Colon, R (1, 1) ERA: 2.25	8.0	30	5	2	2	11	3	0	0	0	0	0	1	49	61	2.25	1.000											
Paul Shuey, R (9, 1) ERA:	1.0	W	3	0	0	0	1	0	0	0	0	0	0	5	5	0.00	0.000											

AB	30
R	2
H	5
RBI	2
BB	3
SO	12
LOB	12



Batter	1	2	3	4	5	6	7	8	9	AB R H RBI BB SO LOB	BOTTOM
Kenny Lofton, L (1, 8) X	0-0 F8 ①		4-0 1B BB ①		0-3 K ③			0-0 G4-3 ①		3 0 0 0 1 1 0	Boston Red Sox @ Cleveland Indians Jacobs Field, Cleveland, OH Wed Oct 06 1999, 8:00 PM EDT Att: 45,182 - Cloudy - 49 F
Omar Vizquel, S (1, 6) X	0-0 G4-3 ②		0-0 F8 ②			0-0 G6-3 ①		0-0 G5-3 ②		4 0 0 0 0 0 1	
Roberto Alomar, S (1, 4) X OBP: 0.500, SLG: 0.500	0-0 S 1B ①		0-0 FC5-4 1B ①			0-0 G1-3 ②		0-0 F5 ③		4 0 2 0 0 0 0	
Manny Ramirez, R (1, 9) S S S	0-3 K 1-2 ③		0-0 FC5-4 1-2f ③			0-0 E5 HR ①		H 1-0 BB 1B 1B HBP ①		3 2 0 0 0 1 3	
Jim Thome, L (1, 3) X		0-0 G4-3 ①		0-3 K ①		0-0 HR 1-H ①		X 0-0 F7 ①		4 1 1 2 0 1 1	
Harold Baines, L (1, 10) X Wil Cordero, R (9, PH) X OBP: 1.000, SLG: 1.000		0-0 FC5-4 1B ①		0-0 P4 ②		0-0 G4-3 ③		X 0-0 1B BB 1B ①		3 0 1 0 0 0 0 1 0 1 0 0 0 0	
David Justice, L (1, 7) X Richie Sexson, R (9, PH) X		0-0 FC5-4 1-2f ②		0-0 G3-1 ③			0-3 K ①	X 4-0 BB BB 1B BB ①		3 0 0 0 0 1 1 0 0 0 0 1 0 0	
Travis Fryman, R (1, 5) X		0-0 F8 ③			0-0 G4-3 ①		0-3 K ②	X 0-0 1B ①		4 0 1 1 0 1 1	
Sandy Alomar Jr., R (1, 2) S S S			0-3 K ①		0-0 G1-3 ②		0-3 K ③	X 0-0 1B ①		3 0 0 0 0 2 0	

Inning Stats	R: 0	H: 1	E: 0	LOB: 1	K: 1	P: 6	R: 0	H: 1	E: 0	LOB: 1	K: 0	P: 4	R: 0	H: 1	E: 0	LOB: 2	K: 1	P: 10	R: 0	H: 0	E: 0	LOB: 0	K: 1	P: 5	R: 0	H: 0	E: 0	LOB: 0	K: 1	P: 5	R: 2	H: 1	E: 1	LOB: 0	K: 0	P: 5	R: 0	H: 0	E: 0	LOB: 0	K: 3	P: 9	R: 0	H: 0	E: 0	LOB: 0	K: 0	P: 3	R: 1	H: 2	E: 0	LOB: 3	K: 0	P: 8	1B: 5	SF: 0	2B: 0	SAC: 0	3B: 0	DP: 0	HR: 1	HBP: 1	WP: 0	PA: 35
PITCHER	IP	WLS	BF	H	R	ER	SO	BB	IBB	HBP	BLK	WP	HR	S	P	ERA	WHIP																																															
Pedro Martinez, R (1, 1) ERA:	4.0		16	3	0	0	3	1	0	0	0	0	0	21	25	0.00	1.000																																															
Derek Lowe, R (5, 1) ERA: 2.25	4.0	L	15	1	3	1	4	0	0	1	0	0	1	22	23	2.25	0.250																																															
Rheal Cormier, L (9, 1) ERA:	0.1		2	1	0	0	0	0	0	0	0	0	0	2	2	0.00	3.000																																															
Rich Garces, R (9, 1) ERA:	0.0		2	1	0	0	0	1	0	0	0	0	0	1	5	∞	∞																																															

livebaseballscores.com

AB	32
R	3
H	6
RBI	3
BB	2
SO	7
LOB	7



Batter	1	2	3	4	5	6	7	8	9	AB R H RBI BB SO LOB	TOP											
Jose Offerman, S (1, 4) OBP: 0.500, SLG: 0.333	0-0 CS 1B		0-0 2-H 1B			0-0 G3-1		0-0 F8		4 0 2 1 0 0 2												
John Valentin, R (1, 5)	0-3 K 1-2			0-0 F8		0-3 K		0-0 F7		4 0 0 0 0 2 1												
Jason Varitek, S (1, 2)	0-0 F7			0-0 F9			0-0 G3-1		0-0 P4	4 0 0 0 0 0 0												
Nomar Garciaparra, R (1, 6) Lou Merloni, R (8, 6)		0-0 G6-3		0-3 K			0-0 G5-3		0-0 P4	3 0 0 0 0 1 0 1 0 0 0 0 0 0												
Troy O'Leary, L (1, 7) OBP: 0.143, SLG: 0.143		0-0 G5-4-3 1B			0-0 G3-1		0-0 F8			3 0 1 0 0 0 0												
Mike Stanley, R (1, 3) OBP: 0.714, SLG: 0.857		0-0 G5-4-3 1-2f			0-0 2B			0-0 BB 1B		3 0 2 0 0 0 1												
Butch Huskey, R (1, 10)			0-0 L4		0-0 G6-3			0-3 K		3 0 0 0 0 1 2												
Trot Nixon, L (1, 9) OBP: 0.333, SLG: 0.400			0-0 1B 2B		0-0 L3			4-0 BB 1-2 BB		2 1 1 0 1 0 1												
Damon Buford, R (1, 8)			0-3 K			0-0 F8		0-0 F7		3 0 0 0 0 1 3												
Inning Stats	R: 0 E: 0 K: 1 S: 5	H: 1 LOB: 0 BB: 0 P: 5	R: 0 E: 0 K: 0 S: 3	H: 1 LOB: 0 BB: 0 P: 3	R: 1 E: 0 K: 1 S: 6	H: 2 LOB: 1 BB: 0 P: 6	R: 0 E: 0 K: 1 S: 5	H: 0 LOB: 0 BB: 0 P: 5	R: 0 E: 0 K: 0 S: 4	H: 1 LOB: 1 BB: 0 P: 4	R: 0 E: 0 K: 1 S: 5	H: 0 LOB: 0 BB: 0 P: 5	R: 0 E: 0 K: 0 S: 3	H: 0 LOB: 0 BB: 0 P: 3	R: 0 E: 0 K: 0 S: 6	H: 1 LOB: 2 BB: 1 P: 10	R: 0 E: 0 K: 0 S: 3	H: 0 LOB: 0 BB: 0 P: 3	1B: 4 2B: 2 3B: 0 HR: 0	SF: 0 SAC: 0 DP: 1 HBP: 0	WP: 0 PB: 0 SB: 0 CS: 1	PA: 31
PITCHER	IP WLS BF H R ER SO BB IBB HBP BLK WP HR S P ERA WHIP																					
Charles Nagy, R (1, 1) ERA: 1.29	7.0 W 23 5 1 1 4 0 0 0 0 0 0 0 31 31 1.29 0.714																					
Steve Karsay, R (8, 1) ERA:	1.0 5 1 0 0 1 1 0 0 0 0 0 0 6 10 0.00 2.000																					
Michael Jackson, R (9, 1) ERA:	1.0 3 0 0 0 0 0 0 0 0 0 0 0 3 3 0.00 0.000																					

Boston Red Sox @ Cleveland Indians
Jacobs Field, Cleveland, OH
 Thu Oct 07 1999, 4:00 PM EDT
 Att. 45,184 - Sunny - 58 F

AB	30
R	1
H	6
RBI	1
BB	1
SO	5
LOB	10



livebaseballscorecards.com

Batter	1	2	3	4	5	6	7	8	9	AB	R	H	RBI	BB	SO	LOB
Kenny Lofton, L (1, 8) S S S	0-3 K		4-0 3B BB	4-0 BB 1B HR BB	0-3 K		0-3 K			3	2	0	0	2	3	2
Omar Vizquel, S (1, 6) OBP: 0.333, SLG: 0.500 X	0-0 G6-3		0-0 2B 3B 1-H 2-H	0-0 BB HR 1B	0-3 K		4-0 BB			4	2	2	2	1	1	2
Roberto Alomar, S (1, 4) OBP: 0.556, SLG: 0.875 Enrique Wilson, S (9, 4) X	0-0 2B		0-0 F8 HR 2B 3-H	0-0 SF7		0-0 BB 1B	0-0 F7			4	1	3	2	0	0	2
Manny Ramirez, R (1, 9) S S S	0-3 K		0-0 F8 2-3	4-0 HR BB 1-2 2-3		0-3 K		0-3 K		4	1	0	0	1	3	3
Jim Thome, L (1, 3) OBP: 0.375, SLG: 1.143 Richie Sexson, R (8, 3) X		0-0 P6	4-0 HR BB	0-0 HR 1-H 2-H 3-H		0-0 F8		0-0 F8		3	2	1	4	1	0	1
Harold Baines, L (1, 10) OBP: 0.500, SLG: 0.857 X		0-0 G4-6-3 1B	0-0 HR 1-H 3-H	0-0 F7		4-0 BB 1-2		0-0 G3-1		4	1	2	3	1	0	0
David Justice, L (1, 7) X	0-0 G4-6-3 1-2f		0-0 F9		0-3 K		0-0 P5			4	0	0	0	0	1	3
Travis Fryman, R (1, 5) OBP: 0.625, SLG: 0.250 B B B B			4-0 FC6-4 BB	4-0 1B S SF7 BB		4-0 PB BB	1-0 BB HBP			0	1	0	0	3	0	0
Sandy Alomar Jr., R (1, 2) Einar Díaz, R (9, 2) X			0-0 FC6-4 BB 1-2f 3B	0-3 K	0-0 P4		0-3 K			4	1	0	0	0	2	4
										0	0	0	0	0	0	0

Inning Stats	R: 0	H: 1	E: 0	LOB: 1	K: 2	BB: 0	S: 8	P: 8	R: 0	H: 1	E: 0	LOB: 0	K: 0	BB: 0	S: 3	P: 3	R: 6	H: 3	E: 0	LOB: 0	K: 0	BB: 3	S: 6	P: 18	R: 5	H: 2	E: 0	LOB: 0	K: 1	BB: 3	S: 7	P: 19	R: 0	H: 0	E: 0	LOB: 2	K: 3	BB: 1	S: 10	P: 14	R: 0	H: 1	E: 0	LOB: 2	K: 1	BB: 1	S: 6	P: 10	R: 0	H: 0	E: 0	LOB: 2	K: 2	BB: 1	S: 7	P: 12	R: 0	H: 0	E: 0	LOB: 0	K: 1	BB: 0	S: 5	P: 5
--------------	------	------	------	--------	------	-------	------	------	------	------	------	--------	------	-------	------	------	------	------	------	--------	------	-------	------	-------	------	------	------	--------	------	-------	------	-------	------	------	------	--------	------	-------	-------	-------	------	------	------	--------	------	-------	------	-------	------	------	------	--------	------	-------	------	-------	------	------	------	--------	------	-------	------	------

PITCHER	IP	WLS	BF	H	R	ER	SO	BB	IBB	HBP	BLK	WP	HR	S	P	ERA	WHIP
Bret Saberhagen, R (1, 1) ERA: 20.25	2.2	L	15	5	6	6	2	3	0	0	0	0	1	16	28	20.25	3.000
John Wasdin, R (3, 1) ERA: 33.75	1.1		9	2	5	5	1	3	0	0	0	0	1	8	20	33.75	3.750
49 Tim Wakefield, R (5, 1) ERA:	2.0		10	1	0	0	4	2	0	0	0	0	0	16	24	0.00	1.500
Tom Gordon, R (7, 1) ERA:	1.0		5	0	0	0	2	1	0	1	0	0	0	7	12	0.00	1.000
Rod Beck, R (8, 1) ERA:	1.0		3	0	0	0	1	0	0	0	0	0	0	5	5	0.00	0.000

BOTTOM

Boston Red Sox @ Cleveland Indians
 Jacobs Field, Cleveland, OH

Thu Oct 07 1999, 4:00 PM EDT
 Att: 45,184 - Sunny - 58 F

AB	31
R	11
H	8
RBI	11
BB	9
SO	10
LOB	17



WP	PA	ERA	WHIP
0	42		

Batter	1	2	3	4	5	6	7	8	9	AB R H RBI BB SO LOB	TOP						
Kenny Lofton, L (1, 8) OBP: 0.286, SLG: 0.091	0-0 P4		0-3 K		0-3 K		0-0 S E G1-3 1B		0-0 G3	5 1 1 0 0 2 1							
Omar Vizquel, S (1, 6) OBP: 0.357, SLG: 0.462	0-0 FC1-6 1B		0-0 F7		0-0 G6-3		0-0 G1-3		0-0 DI 1B	5 0 2 0 0 0 1							
Roberto Alomar, S (1, 4) OBP: 0.500, SLG: 0.750	0-0 FC1-6 1-2f		0-0 G5-3			0-0 G3 FC3-6 2B	4-0 E BB		0-3 K	4 1 1 0 1 1 3							
Manny Ramirez, R (1, 9) S S	0-3 K			0-0 G5-3		0-0 G3	0-0 E5		0-0 F5	5 0 0 0 0 1 5							
Jim Thome, L (1, 3) OBP: 0.417, SLG: 0.900		0-3 K		0-0 1B SF8 1B		4-0 FC3-6 BB	0-3 K			3 1 1 0 1 2 2							
Harold Baines, L (1, 10) OBP: 0.500, SLG: 0.727		0-0 P9		0-0 1B		0-0 FC3-6 FC5 1-2f 3-H		0-0 FC3-6 1B		4 0 2 1 0 0 1							
David Justice, L (1, 7) BB BB		4-0 1B BB		0-0 SF8 3-H		4-0 FC5 IBB		0-0 FC3-6 G5-4-3 1-2f		1 0 0 1 2 0 1							
Travis Fryman, R (1, 5) OBP: 0.500, SLG: 0.250		0-0 1B		0-3 K		0-0 FC5 1-2 2-3f		0-0 G5-4-3		4 0 1 0 0 1 4							
Sandy Alomar Jr., R (1, 2) OBP: 0.091, SLG: 0.091		0-3 K			0-0 G5-3		0-0 L3		0-0 1B G3 1B	4 0 1 0 0 1 2							
Inning Stats	R: 0 E: 0 K: 1 S: 6 H: 1 LOB: 1 BB: 0 P: 6	R: 0 E: 0 K: 2 S: 8 H: 1 LOB: 2 BB: 1 P: 12	R: 0 E: 0 K: 1 S: 5 H: 0 LOB: 0 BB: 0 P: 5	R: 1 E: 0 K: 1 S: 7 H: 2 LOB: 1 BB: 0 P: 7	R: 0 E: 0 K: 1 S: 5 H: 0 LOB: 0 BB: 0 P: 5	R: 1 E: 1 K: 0 S: 4 H: 1 LOB: 2 BB: 2 P: 12	R: 1 E: 1 K: 1 S: 7 H: 1 LOB: 2 BB: 1 P: 11	R: 0 E: 0 K: 0 S: 3 H: 1 LOB: 0 BB: 0 P: 3	R: 0 E: 0 K: 1 S: 7 H: 2 LOB: 2 BB: 0 P: 7	1B: 8 2B: 1 3B: 0 HR: 0 SF: 1 SAC: 0 DP: 1 HBP: 0	WP: 0 PB: 0 SB: 1 CS: 0 PA: 40						
PITCHER	IP WLS BF H R ER SO BB IBB HBP BLK WP HR S P ERA WHIP																
Ramon Martinez, R (1, 1) ERA: 3.18	5.2																
Derek Lowe, R (6, 1) ERA: 1.42	2.1	W	10	2	1	0	1	1	0	0	0	0	0	11	15	0.00	1.286
Rod Beck, R (9, 1) ERA:	1.0		5	2	0	0	1	0	0	0	0	0	0	7	7	0.00	2.000

Cleveland Indians @ Boston Red Sox
 Fenway Park, Boston, MA
 Sat Oct 09 1999, 4:00 PM EDT
 Att. 33,539 - Unknown - 72 F

livebaseballscorecards.com

AB	35
R	3
H	9
RBI	2
BB	4
SO	8
LOB	20



Batter	1	2	3	4	5	6	7	8	9
Jose Offerman, S (1, 4) OBP: 0.538, SLG: 0.444	0-0 G4-3			4-0 1B BB	0-0 G3		4-0 2B HR BB	0-0 1-H 2B	
John Valentin, R (1, 5) OBP: 0.154, SLG: 0.462	0-0 F9			0-0 F8		0-0 HR	0-0 HR 2B	0-0 L7	
Butch Huskey, R (1, 10) OBP: 0.200, SLG: 0.200 Brian Daubach, L (6, PH) OBP: 0.200, SLG: 0.800	0-0 P4			0-0 G1-4-3 1B		0-3 K	0-0 HR		
Mike Stanley, R (1, 3) OBP: 0.545, SLG: 0.600		0-0 G6-3		0-0 G1-4-3 1-2f		0-0 G6-3	0-0 1B E BB		
Troy O'Leary, L (1, 7) OBP: 0.182, SLG: 0.182		0-0 G4-3			0-0 G1-5-3	0-0 F9	0-0 E 1B		
Lou Merloni, R (1, 6) OBP: 0.600, SLG: 0.500		0-0 F8			0-0 2B 1B 1B		FC5-6 HBP BB E8 1B		
Jason Varitek, S (1, 2) OBP: 0.167, SLG: 0.182			0-0 F9		0-0 1B SF9 2B		BB 2B HBP P4		
Darren Lewis, R (1, 8) OBP: 0.286, SLG: 0.286			0-0 F9		0-0 1B		FC5-6 BB 2B 1B		
Trot Nixon, L (1, 9) OBP: 0.200, SLG: 0.250			0-0 F8		0-0 SF9		0-3 K	0-0 F8	

Inning Stats	R: 0 E: 0 K: 0 S: 3	H: 0 LOB: 0 BB: 0 P: 3	R: 0 E: 0 K: 0 S: 3	H: 0 LOB: 0 BB: 0 P: 3	R: 0 E: 0 K: 0 S: 3	H: 1 LOB: 1 BB: 1 P: 7	R: 2 E: 0 K: 0 S: 6	H: 3 LOB: 1 BB: 0 P: 6	R: 1 E: 0 K: 1 S: 6	H: 1 LOB: 0 BB: 0 P: 6	R: 6 E: 1 K: 1 S: 9	H: 4 LOB: 2 BB: 3 P: 22	R: 0 E: 0 K: 0 S: 4	H: 2 LOB: 1 BB: 0 P: 4
1B: 6 2B: 3 3B: 0 HR: 2	SF: 1 SAC: 0 DP: 1 HBP: 1	WP: 0 PA: 38												

PITCHER	IP	WLS	BF	H	R	ER	SO	BB	IBB	HBP	BLK	WP	HR	S	P	ERA	WHIP
Dave Burba, R (1, 1) ERA:	4.0		13	1	0	0	0	1	0	0	0	0	0	12	16	0.00	0.500
Jaret Wright, R (5, 1) ERA: 22.5	2.0	L	12	4	5	5	1	1	0	1	0	0	1	12	17	22.50	2.500
Ricardo Rincon, L (7, 1) ERA: 40.5	0.2		5	2	3	3	1	1	0	0	0	0	1	6	10	40.50	4.500
Sean DePaula, R (7, 1) ERA: 27.0	0.1		4	2	1	1	0	1	0	0	0	0	0	3	7	27.00	9.000
Steve Reed, R (8, 1) ERA:	1.0		4	2	0	0	0	0	0	0	0	0	0	4	4	0.00	2.000

BOTTOM

Cleveland Indians @ Boston Red Sox
 Fenway Park, Boston, MA
 Sat Oct 09 1999, 4:00 PM EDT
 Att: 33,539 - Unknown - 72 F

livebaseballscorecards.com


AB	32
R	9
H	11
RBI	9
BB	4
SO	2
LOB	12



Batter	1	2	3	4	5	6	7	8	9	AB	R	H	RBI	BB	SO	LOB	TOP					
Kenny Lofton, L (1, 8) OBP: 0.333, SLG: 0.214 Dave Roberts, L (8, PH) (8, 8)	0-0 SH1-3 G6-3 2B	0-0 F7 F7		0-0 L6	4-0 BB BB			0-3 K		3 1	1 1	1 1	1 1	0 0	2 10							
Omar Vizquel, S (1, 6) OBP: 0.333, SLG: 0.375	0-0 SH1-3 2-3 BB	4-0 BB BB		0-0 G5-3	0-3 K BB			0-0 P4		3 0	0 0	0 0	1 1	1 4								
Roberto Alomar, S (1, 4) OBP: 0.444, SLG: 0.600 Enrique Wilson, S (7, 4)	0-0 G6-3 3-H	0-0 G3-1			K			0-0 G5-3		3 1	0 0	1 1	1 1	1 5								
Manny Ramirez, R (1, 9) BB BB	4-0 BB BB			0-3 K	4-0 BB BB 1B BB			0-0 F7		3 1	0 0	0 2	2 2	0 0								
Wil Cordero, R (1, 10) OBP: 0.833, SLG: 1.400	0-0 BB BB			4-0 BB BB	0-0 BB BB SF8 1B BB			0-0 G6-3		4 2	3 2	2 1	0 0									
Richie Sexson, R (1, 7) OBP: 0.286, SLG: 0.167	0-3 K			0-3 K	0-0 BB BB BB 1B			0-3 K		5 1	1 1	1 0	3 3									
Jim Thome, L (1, 3) OBP: 0.471, SLG: 0.769				0-0 G3	4-0 BB BB PB SF8 BB			0-0 BB BB BB 1B		3 1	1 0	2 0	1									
Travis Fryman, R (1, 5) OBP: 0.438, SLG: 0.273				0-0 G6-3	0-0 SF8 BB 1B			0-0 SF8		3 0	1 1	1 0	0 0	1								
Sandy Alomar Jr., R (1, 2) OBP: 0.214, SLG: 0.167 Einar Diaz, R (7, PH) (7, 2)				0-0 SF8	1-0 SF8 BB 1B			0-0 BB BB		1 0	1 1	1 0	0 0									
Inning Stats	R: 1 E: 0 K: 1 S: 7	H: 2 LOB: 2 BB: 1 P: 11	R: 1 E: 0 K: 0 S: 4	H: 1 LOB: 2 BB: 2 P: 13	R: 0 E: 0 K: 2 S: 7	H: 0 LOB: 1 BB: 1 P: 11	R: 0 E: 0 K: 0 S: 4	H: 1 LOB: 1 BB: 0 P: 4	R: 4 E: 0 K: 2 S: 9	H: 2 LOB: 3 BB: 5 P: 29	R: 0 E: 0 K: 1 S: 5	H: 0 LOB: 0 BB: 0 P: 5	R: 0 E: 0 K: 0 S: 3	H: 1 LOB: 0 BB: 0 P: 3	R: 0 E: 0 K: 1 S: 5	H: 0 LOB: 0 BB: 0 P: 5	R: 1 E: 0 K: 1 S: 6	H: 1 LOB: 0 BB: 0 P: 6	1B: 6 2B: 1 3B: 0 HR: 1	SF: 2 SAC: 1 DP: 1 HBP: 0	WP: 0 PB: 2 SB: 1 CS: 0	PA: 43

Cleveland Indians @ Boston Red Sox
Fenway Park, Boston, MA
Sun Oct 10 1999, 7:30 PM EDT
Att. 33,898 - Cloudy - 66 F

AB	31
R	7
H	8
RBI	7
BB	9
SO	8
LOB	16



PITCHER																
IP	WLS	BF	H	R	ER	SO	BB	IBB	HBP	BLK	WP	HR	S	P	ERA	WHIP
Kent Mercker, L (1, 1) ERA: 10.8	1.2		11	3	2	1	3	0	0	0	0	0	10	23	10.80	3.600
Rich Garces, R (2, 1) ERA: 3.86	2.1	W	10	1	1	2	2	0	0	0	0	0	12	20	3.86	1.286
49 Tim Wakefield, R (5, 1) ERA: 13.5	0.0		4	2	1	0	2	0	0	0	0	0	2	10	∞	∞
John Wasdin, R (5, 1) ERA: 27.0	0.1		2	0	1	0	1	0	0	0	0	0	1	5	27.00	3.000
Rheal Cormier, L (5, 1) ERA:	3.2		12	1	1	4	1	0	0	0	0	0	19	23	2.46	0.545

PITCHER																
IP	WLS	BF	H	R	ER	SO	BB	IBB	HBP	BLK	WP	HR	S	P	ERA	WHIP
Tom Gordon, R (9, 1) ERA: 4.5	1.0		4	1	1	1	0	0	0	0	0	0	1	6	9.00	1.000

BOTTOM

Cleveland Indians @ Boston Red Sox
Fenway Park, Boston, MA
Sun Oct 10 1999, 7:30 PM EDT
Att. 33,898 - Cloudy - 66 F

livebaseballscorecards.com

AB 48
R 23
H 24
RBI 23
BB 5
SO 9
LOB 21



WP: 2 PA: 56
PB: 0
SB: 1
CS: 0

AB R H RBI BB SO LOB

5 3 3 5 2 0 2
5 2 4 7 0 1 0
2 0 1 0 0 1 3

6 0 0 0 0 3 4

3 1 1 0 0 0 1
2 0 0 0 0 1 0

5 2 0 0 1 1 3

6 3 5 1 0 0 2
0 0 0 0 0 0 0

5 5 4 3 0 0 1
1 1 1 1 0 0 0

5 3 3 1 0 1 4

3 3 2 5 2 1 1

1B: 12 SF: 1
2B: 7 SAC: 0
3B: 1 DP: 0
HR: 4 HBP: 2

Batter	1	2	3	4	5	6	7	8	9							
Jose Offerman, S (1, 4) OBP: 0.600, SLG: 0.714	4-0 HR BB	0-0 2-H HR	0-0 L9	0-0 2B 1B	0-0 L8		0-0 2B 1B	4-0 BB BB BB 1-2 2-3 3-H BB								
John Valentin, R (1, 5) OBP: 0.333, SLG: 0.944 Donnie Sadler, R (7, PH) OBP: 0.500, SLG: 1.000	0-0 1-H HR	0-0 WP 1B	2-0 1-H HR	0-0 1-H 2-H 3-H 2B		0-3 K	0-0 1-3 2B	0-3 K								
Brian Daubach, L (1, 10) OBP: 0.091, SLG: 0.364	0-3 K	0-3 K	0-0 F8	0-0 G4-3		0-3 K	0-0 G6-3									
Nomar Garciaparra, R (1, 6) OBP: 0.455, SLG: 0.778 Lou Merloni, R (6, PH) OBP: 0.429, SLG: 0.333	0-0 P4	0-0 L8		1-0 1B 2B HBP	0-0 FC3-6 1B	0-0 P8		0-3 K								
Troy O'Leary, L (1, 7) OBP: 0.176, SLG: 0.125	0-0 G3-1	0-3 K FC6-4		0-0 P6	0-0 FC3-6 3B		0-0 G3-1	4-0 2B 1B BB								
Mike Stanley, R (1, 3) OBP: 0.647, SLG: 0.875 Tom Gordon, R (9, 1)		1B 1B FC6-4		0-0 2B 1B 1B	0-0 1-H HR 3B		0-0 FC5-4 1B	0-0 1B FC5-2-5-2 2B								
Jason Varitek, S (1, 2) OBP: 0.353, SLG: 0.688 Scott Hatteberg, L (8, 2) OBP: 1.000, SLG: 1.000		0-0 1B 2B 1B	0-0 1B SF7 2B	0-0 1B 2B 2B	0-0 HR		0-0 FC5-4 1B 2B	0-0 BB FC5-2-5-2 1B								
Darren Lewis, R (1, 8) OBP: 0.462, SLG: 0.417		0-0 2B 1B	0-0 WP HR 1B	0-3 K	1-0 HBP		0-0 2B 1B	0-0 FC5-2-5-2 BB BB								
Trot Nixon, L (1, 9) OBP: 0.375, SLG: 0.545		0-0 1-H 2-H HR 2B	0-0 SF7	4-0 1B 2B BB	0-3 K		0-0 1-H 2-H 1B 2B	4-0 1-2 2-3 BB BB								
Inning Stats	R: 2 E: 0 K: 1 S: 6	H: 1 LOB: 0 BB: 1 P: 10	R: 5 E: 0 K: 2 S: 14	H: 6 LOB: 2 BB: 0 P: 14	R: 3 E: 0 K: 0 S: 6	H: 3 LOB: 0 BB: 0 P: 8	R: 5 E: 0 K: 1 S: 9	H: 4 LOB: 1 BB: 1 P: 14	R: 3 E: 0 K: 1 S: 8	H: 3 LOB: 1 BB: 0 P: 9	R: 0 E: 0 K: 2 S: 7	H: 0 LOB: 0 BB: 0 P: 7	R: 3 E: 0 K: 0 S: 8	H: 5 LOB: 2 BB: 0 P: 8	R: 2 E: 0 K: 2 S: 9	H: 2 LOB: 3 BB: 3 P: 21

PITCHER	IP	WLS	BF	H	R	ER	SO	BB	IBB	HBP	BLK	WP	HR	S	P	ERA	WHIP
Bartolo Colon, R (1, 1) ERA: 9.0	1.0	L	10	6	7	7	1	1	0	0	0	0	2	11	15	63.00	7.000
Steve Karsay, R (2, 1) ERA: 9.0	2.0		11	4	3	3	2	0	0	0	0	2	1	15	17	13.50	2.000
Steve Reed, R (4, 1) ERA: 30.86	1.1		14	7	8	8	1	1	0	2	0	0	1	13	19	54.00	6.000
Sean DePaula, R (5, 1) ERA: 4.5	1.2		5	0	0	0	3	0	0	0	0	0	0	11	11	0.00	0.000
Paul Assenmacher, L (7, 1) ERA: 27.0	1.0		8	5	3	3	0	0	0	0	0	0	0	8	8	27.00	5.000

PITCHER	IP	WLS	BF	H	R	ER	SO	BB	IBB	HBP	BLK	WP	HR	S	P	ERA	WHIP
Paul Shuey, R (8, 1) ERA: 9.0	1.0		8	2	2	2	2	3	0	0	0	0	0	9	21	18.00	5.000

Batter	1	2	3	4	5	6	7	8	9	AB R H RBI BB SO LOB	TOP																
Jose Offerman, S (1, 4) OBP: 0.560, SLG: 0.611	0-0 G6-3		0-0 FC5-4 1B	4-0 E2 2-3 BB		0-0 P6		0-0 F8		4 0 1 0 1 0 0																	
John Valentin, R (1, 5) OBP: 0.304, SLG: 0.818	0-0 G1-3		0-0 FC5-4 2B HR	0-0 SF7			0-0 G4-3 1B HR		0-0 F8	4 2 1 2 0 0 1																	
Brian Daubach, L (1, 10) OBP: 0.250, SLG: 0.563 Donnie Sadler, R (9, PR) OBP: 0.500, SLG: 1.000	0-0 HR 1B		0-0 HR 2B	0-0 F7			0-0 G4-3		0-0 2B 2B	5 2 3 0 0 0 2 0 1 0 0 0 0 0																	
Nomar Garciaparra, R (1, 6) OBP: 0.563, SLG: 1.083	0-0 HR		4-0 HR IBB		0-3 K		4-0 HR IBB		0-0 2B	3 3 2 3 2 1 0																	
Troy O'Leary, L (1, 7) OBP: 0.273, SLG: 0.500	0-3 K		0-0 HR		0-0 G4-3		0-0 HR		4-0 FC4-6 IBB	4 2 2 7 1 1 0																	
Mike Stanley, R (1, 3) OBP: 0.545, SLG: 0.700		0-3 K	0-0 G5-3		4-0 BB		0-3 K		0-3 K	4 0 0 0 1 3 2																	
Jason Varitek, S (1, 2) OBP: 0.273, SLG: 0.524		0-0 G4-3	0-0 F7		0-3 K		0-0 L3		0-0 FC4-6	5 0 0 0 0 1 3																	
Darren Lewis, R (1, 8) OBP: 0.412, SLG: 0.438		0-0 G4-3		0-0 E SF7 2B		0-0 F4		0-0 F9		4 1 1 0 0 0 0																	
Trot Nixon, L (1, 9) OBP: 0.350, SLG: 0.429			4-0 1B FC5-4 BB	0-0 F8		0-0 F8		0-3 K		3 1 0 0 1 1 1																	
Inning Stats	R: 2 E: 0 K: 1 S: 7	H: 2 LOB: 0 BB: 0 P: 7	R: 0 E: 0 K: 1 S: 5	H: 0 LOB: 0 BB: 0 P: 5	R: 5 E: 0 K: 0 S: 6	H: 3 LOB: 0 BB: 2 P: 14	R: 1 E: 1 K: 0 S: 4	H: 1 LOB: 1 BB: 1 P: 8	R: 0 E: 0 K: 2 S: 7	H: 0 LOB: 1 BB: 1 P: 11	R: 0 E: 0 K: 0 S: 3	H: 0 LOB: 0 BB: 0 P: 3	R: 3 E: 0 K: 1 S: 7	H: 2 LOB: 0 BB: 1 P: 11	R: 0 E: 0 K: 1 S: 5	H: 0 LOB: 0 BB: 0 P: 5	R: 1 E: 0 K: 1 S: 7	H: 2 LOB: 2 BB: 1 P: 11	1B: 3 2B: 4 3B: 0 HR: 3	SF: 1 SAC: 0 DP: 0 HBP: 0	WP: 0 PB: 0 SB: 0 CS: 0	PA: 43					
PITCHER	IP WLS BF H R ER SO BB IBB HBP BLK WP HR S P ERA WHIP																										
Charles Nagy, R (1, 1) ERA: 7.2	3.0		17	6	8	7	2	1	1	0	0	0	2	19	27	21.00	2.333										
Sean DePaula, R (4, 1) ERA: 1.8	3.0		11	0	0	0	2	2	0	0	0	0	0	13	21	0.00	0.667										
Paul Shuey, R (7, 1) ERA: 11.25	2.0	L	9	2	3	3	2	0	1	0	0	0	1	12	16	13.50	1.000										
Michael Jackson, R (9, 1) ERA: 4.5	1.0		6	2	1	1	1	0	1	0	0	0	0	7	11	9.00	2.000										

Boston Red Sox @ Cleveland Indians
Jacobs Field, Cleveland, OH
 Mon Oct 11 1999, 8:00 PM EDT
 Att. 45,114 - Unknown - 58 F

livebaseballscorecards.com

AB	36
R	12
H	10
RBI	12
BB	6
SO	7
LOB	9



Batter	1	2	3	4	5	6	7	8	9	AB R H RBI BB SO LOB
Kenny Lofton, L OBP: 0.333, SLG: 0.188 Dave Roberts, L (5, 8)	4-0 S 2B BB	0-0 P4		0-0 G3-1		0-3 K			0-0 L6	2 1 0 0 1 0 0 2 0 0 0 0 1 1
Omar Vizquel, S OBP: 0.304, SLG: 0.381 (1, 6)	0-0 1-H HR 2B	0-0 G3		0-0 L3			0-0 B5-3		0-3 K	5 1 1 1 0 1 0
Roberto Alomar, S OBP: 0.409, SLG: 0.579 (1, 4)	0-0 L3		0-0 2B		0-0 G6-3		0-3 K			4 1 1 0 0 1 1
Manny Ramirez, R OBP: 0.261, SLG: 0.111 (1, 9)	0-0 P9		0-0 2-H HR 2B		4-0 BB		0-3 K			3 1 1 1 1 1 1
Jim Thome, L OBP: 0.476, SLG: 1.059 (1, 3)	0-0 2-H HR		0-0 2-H HR		0-3 K		0-3 K			4 2 2 4 0 2 1
Harold Baines, L OBP: 0.438, SLG: 0.571 (1, 10)	0-0 G3		0-0 G4-3		0-3 K		4-0 FC5-4 BB			3 0 0 0 1 1 1
Wil Cordero, R OBP: 0.600, SLG: 0.889 (1, 7)		0-0 HR 1B		0-3 K		0-3 K		0-0 FC5-4 1-2f		4 1 1 0 0 2 1
Travis Fryman, R OBP: 0.400, SLG: 0.467 (1, 5)		0-0 1-H HR		0-0 G6-3		0-0 F8		0-0 F6		4 1 1 2 0 0 1
Sandy Alomar Jr., R OBP: 0.235, SLG: 0.143 Enrique Wilson, S (9, PH)		0-3 K		0-0 G6-3		4-0 BB		0-0 G6-3		2 0 0 0 1 1 0 1 0 0 0 0 0 0

Inning Stats	R: 3	H: 2	E: 0	K: 0	S: 5	LOB: 0	BB: 1	P: 9	R: 2	H: 2	E: 0	K: 1	S: 7	LOB: 0	BB: 0	P: 7	R: 3	H: 3	E: 0	K: 1	S: 8	LOB: 0	BB: 0	P: 8	R: 0	H: 0	E: 0	K: 2	S: 7	LOB: 1	BB: 1	P: 11	R: 0	H: 0	E: 0	K: 2	S: 7	LOB: 1	BB: 1	P: 11	R: 0	H: 0	E: 0	K: 2	S: 7	LOB: 0	BB: 0	P: 7	R: 0	H: 0	E: 0	K: 1	S: 5	LOB: 1	BB: 1	P: 9	R: 0	H: 0	E: 0	K: 1	S: 5	LOB: 0	BB: 0	P: 5
1B: 1	SF: 0	2B: 3	SAC: 0	3B: 0	DP: 0	HR: 3	HBP: 0	WP: 0	PA: 38																																																							

PITCHER	IP	WLS	BF	H	R	ER	SO	BB	IBB	HBP	BLK	WP	HR	S	P	ERA	WHIP
Bret Saberhagen, R ERA: 27.0 (1, 1)	1.0		8	4	5	5	0	1	0	0	0	0	2	7	11	45.00	5.000
Derek Lowe, R ERA: 4.32 (2, 1)	2.0		9	3	3	3	2	0	0	0	0	0	1	13	13	13.50	1.500
Pedro Martinez, R ERA: (4, 1)	6.0	W	21	0	0	0	8	3	0	0	0	0	0	34	46	0.00	0.500

BOTTOM

Boston Red Sox @ Cleveland Indians
 Jacobs Field, Cleveland, OH
 Mon Oct 11 1999, 8:00 PM EDT
 Att: 45,114 - Unknown - 58 F

AB	34
R	8
H	7
RBI	8
BB	4
SO	10
LOB	7



WP	PA	ERA	WHIP
0	38		

Batter	1	2	3	4	5	6	7	8	9	10	AB R H RBI BB SO LOB	TOP										
Jose Offerman, S (1, 4) OBP: 0.567, SLG: 0.609	0-0 E 1B	0-0 1-2 3-H 1B		0-0 F7			0-0 F8			0-0 FC5-4 1B	5 1 3 1 0 0 0	Boston Red Sox @ New York Yankees Yankee Stadium, Bronx, NY Wed Oct 13 1999, 8:00 PM EDT Att: 57,181 - Cloudy - 66 F										
John Valentin, R (1, 5) OBP: 0.286, SLG: 0.741	0-0 E6 1B	0-0 F8		0-0 2B			0-0 F9			0-0 FC5-4 G1-6-3	5 1 1 0 0 0 3											
Brian Daubach, L (1, 10) OBP: 0.238, SLG: 0.476	0-0 F9 BB 1B	0-0 F5		0-3 K			0-0 F8			0-0 G1-6-3	5 0 1 1 0 1 4											
Nomar Garciaparra, R (1, 6) OBP: 0.450, SLG: 0.813	0-0 F7	0-0 F7					0-0 F8			0-0 F2	4 0 0 0 0 0 3											
Troy O'Leary, L (1, 7) OBP: 0.269, SLG: 0.435	4-0 1-2 BB		0-3 K				0-0 L9			0-0 G3	3 0 0 0 1 1 0											
Mike Stanley, R (1, 3) OBP: 0.500, SLG: 0.625	0-0 F9		0-0 1B				0-0 F9			0-0 F8	4 0 1 0 0 0 2											
Jason Varitek, S (1, 2) OBP: 0.269, SLG: 0.480	0-0 P4		0-0 F3				0-0 FC3-6 1B			0-0 G4-3	4 0 1 0 0 0 3											
Darren Lewis, R (1, 8) OBP: 0.381, SLG: 0.368		4-0 1B S BB	0-0 L6				0-0 FC3-6 CS 1-2f			0-3 K	3 1 0 0 1 1 2											
Trot Nixon, L (1, 9) OBP: 0.333, SLG: 0.389		0-0 1B 1B		0-3 K			0-3 K 1-2			0-0 G1-3	4 0 1 0 0 2 1											
Inning Stats	R: 2 E: 1 K: 0 S: 6	H: 2 LOB: 2 BB: 1 P: 10	R: 1 E: 0 K: 0 S: 5	H: 2 LOB: 2 BB: 1 P: 9	R: 0 E: 0 K: 1 S: 6	H: 1 LOB: 1 BB: 0 P: 6	R: 0 E: 0 K: 2 S: 8	H: 1 LOB: 1 BB: 0 P: 8	R: 0 E: 0 K: 0 S: 3	H: 0 LOB: 0 BB: 0 P: 3	R: 0 E: 0 K: 1 S: 5		H: 1 LOB: 1 BB: 0 P: 5	R: 0 E: 0 K: 0 S: 3	H: 0 LOB: 0 BB: 0 P: 3	R: 0 E: 0 K: 1 S: 5	H: 0 LOB: 0 BB: 0 P: 5	R: 0 E: 0 K: 0 S: 3	H: 1 LOB: 0 BB: 0 P: 3	1B: 7 2B: 2 3B: 0 HR: 0	SF: 0 SAC: 0 DP: 2 HBP: 0	WP: 0 PB: 0 SB: 1 CS: 1
PITCHER	IP WLS BF H R ER SO BB IBB HBP BLK WP HR S P ERA WHIP																					
Orlando Hernandez, R (1, 1) ERA: 1.13	8.0	33	7	3	2	4	2	0	0	0	0	0	0	0	39	47	2.25	1.125				
42 Mariano Rivera, R (9, 1) ERA:	2.0	6	1	0	0	1	0	0	0	0	0	0	0	8	8	0.00	0.500					

AB	37
R	3
H	8
RBI	2
BB	2
SO	5
LOB	18



Batter	1	2	3	4	5	6	7	8	9	10	AB	R	H	RBI	BB	SO	LOB	BOTTOM
Chuck Knoblauch, R (1, 4) <small>OBP: 0.294, SLG: 0.200</small>	G6-3	F7		FC5-4 BB			SH1-4		FC5-4 1B		3	0	1	0	1	0	0	Boston Red Sox @ New York Yankees Yankee Stadium, Bronx, NY Wed Oct 13 1999, 8:00 PM EDT Att. 57,181 - Cloudy - 66 F
2 Derek Jeter, R (1, 6) <small>OBP: 0.556, SLG: 0.733</small>	G1-3 1B BB		E 2B	FC5-4 1-2f			FC6-4 1B 2-H		FC5-4 1-2f		4	0	2	1	1	0	3	
Paul O'Neill, L (1, 9) <small>OBP: 0.286, SLG: 0.231</small>	G1-3 1-2 1B		K				E6 FC6-4		G1-3		5	0	1	0	0	1	3	
Bernie Williams, S (1, 8) <small>OBP: 0.444, SLG: 0.813</small>	G1-3 1-2 2-3		E6 1B				FC6-4 1-2f 2-3			HR	5	1	2	1	0	0	4	
Chili Davis, S (1, 10) <small>OBP: 0.143, SLG: 0.143</small>	L6		L4				K 1-2				4	0	0	0	0	1	6	
Tino Martinez, L (1, 3) <small>OBP: 0.235, SLG: 0.133</small>		F9	L6				F9		K		4	0	0	0	0	1	2	
20 Jorge Posada, S (1, 2) <small>OBP: 0.125, SLG: 0.250</small>		G6-3		G1-3			F8		G4-3		4	0	0	0	0	0	0	
Shane Spencer, R (1, 7) <small>OBP: 0.250, SLG: 0.250</small>		HR 1B		K			K		K		4	1	1	0	0	3	0	
Scott Brosius, R (1, 5) <small>OBP: 0.286, SLG: 0.714</small>		HR 1-H					SH1-4 2 1B 1B		K		4	2	3	2	0	1	0	

Inning Stats	R: 0	H: 1	E: 0	K: 0	S: 4	P: 8	R: 2	H: 2	E: 0	K: 0	S: 5	P: 5	R: 0	H: 2	E: 1	K: 1	S: 7	R: 0	H: 1	E: 0	K: 1	S: 6	P: 10	R: 0	H: 0	E: 0	K: 0	S: 3	P: 3	R: 0	H: 0	E: 0	K: 1	S: 5	P: 5	R: 1	H: 2	E: 1	K: 1	S: 8	P: 8	R: 0	H: 0	E: 0	K: 2	S: 7	P: 7	R: 0	H: 1	E: 0	K: 1	S: 6	P: 6	R: 1	H: 1	E: 0	K: 0	S: 1	P: 1	1B: 6	SF: 0	2B: 1	SAC: 1	3B: 1	DP: 0	HR: 2	HBP: 0	WP: 0	PA: 40
--------------	------	------	------	------	------	------	------	------	------	------	------	------	------	------	------	------	------	------	------	------	------	------	-------	------	------	------	------	------	------	------	------	------	------	------	------	------	------	------	------	------	------	------	------	------	------	------	------	------	------	------	------	------	------	------	------	------	------	------	------	-------	-------	-------	--------	-------	-------	-------	--------	-------	--------

PITCHER	IP	WLS	BF	H	R	ER	SO	BB	IBB	HBP	BLK	WP	HR	S	P	ERA	WHIP
Kent Mercker, L (1, 1) ERA: 6.35	4.0		20	6	2	2	2	2	0	0	0	0	1	22	30	4.50	2.000
Rich Garces, R (5, 1) ERA: 2.08	2.0		6	0	0	0	1	0	0	0	0	0	0	8	8	0.00	0.000
Derek Lowe, R (7, 1) ERA: 4.09	2.2	B	12	3	1	1	4	0	0	0	0	0	0	20	20	3.38	1.125
Rheal Cormier, L (9, 1) ERA:	0.1		1	0	0	0	0	0	0	0	0	0	0	1	1	0.00	0.000
Rod Beck, R (10, 1) ERA: 4.5	0.0	L	1	1	1	1	0	0	0	0	0	0	1	1	1	∞	∞



Batter	1	2	3	4	5	6	7	8	9	AB R H RBI BB SO LOB	TOP
Jose Offerman, S (1, 4) OBP: 0.543, SLG: 0.571	0-0 F9		0-0 1B		0-0 HR 1B		0-0 F9	0-0 F8		5 1 2 0 0 0 3	Boston Red Sox @ New York Yankees Yankee Stadium, Bronx, NY Thu Oct 14 1999, 8:00 PM EDT Att. 57,180 - Unknown - 50 F
John Valentin, R (1, 5) OBP: 0.303, SLG: 0.667	4-0 BB BB		0-3 K		0-3 K		4-0 BB	0-0 G2-3	3 0 0 0 2 2 2		
Brian Daubach, L (1, 10) OBP: 0.192, SLG: 0.385 (8, 3)	0-0 F7		0-0 F8		0-0 P6		0-3 K	0-0 F7	5 0 0 0 0 1 4		
Nomar Garciaparra, R (1, 6) OBP: 0.520, SLG: 0.950	4-0 1-2 BB		0-0 1B		0-0 2-H HR		0-3 K	0-0 1B 1B	4 1 3 2 1 1 1		
Troy O'Leary, L (1, 7) OBP: 0.323, SLG: 0.500	0-3 K		0-3 K		0-0 PB 1B		0-0 SH1-4 2B	0-0 1-3 1B	5 0 3 0 0 2 4		
Mike Stanley, R (1, 3) OBP: 0.467, SLG: 0.556 Damon Buford, R (8, PR) (8, 8)		0-0 P3		0-3 K	0-3 K		0-0 SH1-4 HBP	0-3 K	3 0 0 0 0 2 1 1 0 0 0 0 1 2		
Jason Varitek, S (1, 2) OBP: 0.310, SLG: 0.607		0-0 3B		0-0 2B		0-0 G4-3	0-0 SH1-4		3 0 2 0 0 0 0		
Darren Lewis, R (1, 8) OBP: 0.333, SLG: 0.318 Scott Hatteberg, L (8, PH) OBP: 1.000, SLG: 1.000 Lou Merloni, R (8, PH) OBP: 0.500, SLG: 0.333 Donnie Sadler, R (8, PR) OBP: 0.500, SLG: 1.000		0-0 P6		0-3 K		0-0 F9	0-0 IBB		3 0 0 0 0 1 2 0 0 0 0 0 0 0 0 0 0 0 1 0 0 0 0 0 0 0 0 0		
Trot Nixon, L (1, 9) OBP: 0.296, SLG: 0.333 Butch Huskey, R (8, PH) OBP: 0.167, SLG: 0.167 Rheal Cormier, L (8, 1)		0-0 F9		0-0 F8		0-0 F9	0-3 K		3 0 0 0 0 0 2 1 0 0 0 0 1 3 0 0 0 0 0 0 0		
Inning Stats	R: 0 H: 0 E: 0 LOB: 2 K: 1 BB: 2 S: 5 P: 13	R: 0 H: 1 E: 0 LOB: 1 K: 0 BB: 0 S: 4 P: 4	R: 0 H: 2 E: 0 LOB: 2 K: 2 BB: 0 S: 9 P: 9	R: 0 H: 1 E: 0 LOB: 1 K: 2 BB: 0 S: 8 P: 8	R: 2 H: 3 E: 0 LOB: 1 K: 2 BB: 0 S: 10 P: 10	R: 0 H: 0 E: 0 LOB: 0 K: 0 BB: 0 S: 3 P: 3	R: 0 H: 0 E: 0 LOB: 1 K: 2 BB: 1 S: 7 P: 11	R: 0 H: 1 E: 0 LOB: 3 K: 1 BB: 1 S: 6 P: 11	R: 0 H: 2 E: 0 LOB: 2 K: 1 BB: 0 S: 7 P: 7	1B: 6 SF: 0 2B: 2 SAC: 1 3B: 1 DP: 0 HR: 1 HBP: 1	
PITCHER David Cone, R (1, 1) ERA: 2.57 Mike Stanton, L (8, 1) ERA: Jeff Nelson, R (8, 1) ERA: Allen Watson, L (8, 1) ERA: Ramiro Mendoza, R (8, 1) ERA:	IP WLS BF H R ER SO BB IBB HBP BLK WP HR S P ERA WHIP	7.0 W 31 7 2 2 9 3 0 0 0 0 0 1 46 58 2.57 1.429	0.0 1 1 0 0 0 0 0 0 0 0 0 0 1 1 ∞ ∞	0.1 H 2 0 0 0 0 0 0 0 1 0 0 0 1 2 0.00 0.000	0.0 1 0 0 0 0 0 0 1 0 0 0 0 0 4 ∞ ∞	0.2 H 2 0 0 0 0 1 0 0 0 0 0 0 4 4 0.00 0.000	PITCHER 42 Mariano Rivera, R (9, 1) ERA:	IP WLS BF H R ER SO BB IBB HBP BLK WP HR S P ERA WHIP	1.0 S 5 2 0 0 1 0 0 0 0 0 0 0 7 7 0.00 2.000		

livebaseballscores.com

AB	36
R	2
H	10
RBI	2
BB	4
SO	11
LOB	24



Batter	1	2	3	4	5	6	7	8	9	AB R H RBI BB SO LOB
Chuck Knoblauch, R (1, 4) OBP: 0.286, SLG: 0.263	0-0 G5-3		0-0 P3		0-0 L7		0-0 2S 1B 2B			4 1 1 1 0 0 2
2 Derek Jeter, R (1, 6) OBP: 0.545, SLG: 0.667	0-0 L9		0-0 1-2 1B		0-0 FC6-4 1-2		4-0 1B BB			3 0 1 0 1 0 1
Paul O'Neill, L (1, 9) OBP: 0.333, SLG: 0.250	4-0 BB		0-0 F9		0-0 P4		0-0 BB 1B			3 0 1 1 1 0 2
Bernie Williams, S (1, 8) OBP: 0.409, SLG: 0.684	0-0 F9		0-0 L9		0-3 K		4-0 1-2 BB			3 0 0 0 1 1 1
Tino Martinez, L (1, 3) OBP: 0.286, SLG: 0.333		0-0 G3		0-0 HR		4-0 BB	0-0 G3			3 1 1 1 1 0 3
Darryl Strawberry, L (1, 10) OBP: 0.300, SLG: 0.556 Chili Davis, S (8, PH) OBP: 0.125, SLG: 0.125		0-3 K		0-3 K		0-0 F5		0-0 F8		3 0 0 0 0 2 1 1 0 0 0 0 0 0
Ricky Ledee, L (1, 7) OBP: 0.375, SLG: 0.429		0-0 CS 1B		0-3 K			4-0 SH1-4 2B BB			3 1 1 0 1 2 0
Scott Brosius, R (1, 5) OBP: 0.235, SLG: 0.588		0-0 CS 1-2	0-0 G1-3		0-3 K		0-0 SH1-4 1-2			3 0 0 0 0 1 0
Joe Girardi, R (1, 2) OBP: 0.222, SLG: 0.222			0-0 2B 1B		0-0 FC6-4 1B		0-0 P4			3 0 2 0 0 0 1

Inning Stats	R: 0 E: 0 K: 3	H: 0 LOB: 1 BB: 1 P: 7	R: 0 E: 0 K: 5	H: 1 LOB: 0 BB: 0 P: 5	R: 0 E: 0 K: 5	H: 2 LOB: 2 BB: 0 P: 5	R: 1 E: 0 K: 2 S: 8	H: 1 LOB: 0 BB: 0 P: 8	R: 0 E: 0 K: 1 S: 6	H: 1 LOB: 1 BB: 0 P: 6	R: 0 E: 0 K: 1 S: 5	H: 0 LOB: 1 BB: 1 P: 9	R: 2 E: 0 K: 0 S: 5	H: 2 LOB: 3 BB: 3 P: 17	R: 0 E: 0 K: 1 S: 5	H: 0 LOB: 0 BB: 0 P: 5	1B: 5 2B: 1 3B: 0 HR: 1	SF: 0 SAC: 1 DP: 0 HBP: 0	WP: 0 PB: 0 SB: 1 CS: 1	PA: 36
--------------	----------------------	---------------------------------	----------------------	---------------------------------	----------------------	---------------------------------	------------------------------	---------------------------------	------------------------------	---------------------------------	------------------------------	---------------------------------	------------------------------	----------------------------------	------------------------------	---------------------------------	----------------------------------	------------------------------------	----------------------------------	--------

PITCHER	IP	WLS	BF	H	R	ER	SO	BB	IBB	HBP	BLK	WP	HR	S	P	ERA	WHIP
Ramon Martinez, R (1, 1) ERA: 3.65	6.2	L	28	6	3	3	5	3	0	0	0	0	1	35	47	4.05	1.350
Tom Gordon, R (7, 1) ERA: 4.5	0.0		1	0	0	0	0	1	0	0	0	0	0	0	4	∞	∞
Rheal Cormier, L (7, 1) ERA:	1.1		6	1	0	0	1	1	0	0	0	0	0	7	11	0.00	1.500
Rheal Cormier, L (8, 1) ERA:	1.1		6	1	0	0	1	1	0	0	0	0	0	7	11	0.00	1.500


BOTTOM

Boston Red Sox @ New York Yankees
 Yankee Stadium, Bronx, NY

Thu Oct 14 1999, 8:00 PM EDT
 Att: 57,180 - Unknown - 50 F

livebaseballscorecards.com

AB	29
R	3
H	7
RBI	3
BB	5
SO	6
LOB	11



Batter	1	2	3	4	5	6	7	8	9	AB R H RBI BB SO LOB	TOP
Chuck Knoblauch, R (1, 4) <small>OBP: 0.292, SLG: 0.238</small> Luis Sojo, R (8, PH) <small>(8, 4)</small>	0-0 		4-0 			0-0 		0-0 		2 0 0 0 1 0 0 1 0 0 0 0 0 0	New York Yankees @ Boston Red Sox Fenway Park, Boston, MA Sat Oct 16 1999, 4:00 PM EDT Att. 33,190 - Sunny - 73 F
2 Derek Jeter, R (1, 6) <small>OBP: 0.520, SLG: 0.619</small> Clay Bellinger, R (8, PH) <small>(8, 6)</small>	0-0 		0-3 			0-3 		0-3 		3 0 1 0 0 2 1 1 0 0 0 0 1 0	
Paul O'Neill, L (1, 9) <small>OBP: 0.286, SLG: 0.211</small> Chad Curtis, R (7, 7) <small>(8, 8)</small>	0-0 			0-3 		0-3 			0-0 	3 0 0 0 0 2 1 1 0 0 0 0 0 0	
Bernie Williams, S (1, 8) <small>OBP: 0.360, SLG: 0.591</small> Shane Spencer, R (8, 7) <small>OBP: 0.400, SLG: 0.250</small>	0-3 			0-0 			0-0 		4-0 	3 0 0 0 0 1 1 0 0 0 0 1 0 0	
Tino Martinez, L (1, 3) <small>OBP: 0.280, SLG: 0.318</small>		0-3 		0-0 			0-3 		0-0 	4 0 1 0 0 2 1	
Chili Davis, S (1, 10) <small>OBP: 0.167, SLG: 0.091</small>		0-3 		0-3 			4-0 		0-0 	3 0 0 0 1 2 2	
Ricky Ledee, L (1, 7) <small>OBP: 0.300, SLG: 0.333</small> <small>(7, 9)</small>		0-3 			0-3 		0-0 		0-0 	4 0 0 0 0 2 3	
Scott Brosius, R (1, 5) <small>OBP: 0.250, SLG: 0.700</small>			0-0 			0-0 		0-0 		3 1 1 1 0 0 0	
Joe Girardi, R (1, 2) <small>OBP: 0.200, SLG: 0.200</small> 20 Jorge Posada, S (4, 2) <small>OBP: 0.100, SLG: 0.200</small>			0-3 		0-0 			0-0 		1 0 0 0 0 1 0 2 0 0 0 0 0 0	
Inning Stats	R: 0 H: 1 E: 0 LOB: 1 K: 1 BB: 0 S: 6 P: 6	R: 0 H: 0 E: 0 LOB: 0 K: 3 BB: 0 S: 9 P: 9	R: 0 H: 0 E: 0 LOB: 1 K: 2 BB: 1 S: 7 P: 11	R: 0 H: 1 E: 0 LOB: 1 K: 2 BB: 0 S: 8 P: 8	R: 0 H: 0 E: 0 LOB: 0 K: 1 BB: 0 S: 5 P: 5	R: 0 H: 0 E: 0 LOB: 0 K: 2 BB: 0 S: 7 P: 7	R: 0 H: 0 E: 0 LOB: 1 K: 1 BB: 1 S: 5 P: 9	R: 1 H: 1 E: 0 LOB: 0 K: 1 BB: 0 S: 6 P: 6	R: 0 H: 0 E: 1 LOB: 2 K: 0 BB: 1 S: 4 P: 8	1B: 2 SF: 0 2B: 0 SAC: 0 3B: 0 DP: 0 HR: 1 HBP: 0	
PITCHER Pedro Martinez, R (1, 1) <small>ERA:</small> Tom Gordon, R (8, 1) <small>ERA: 6.0</small> Pat Rapp, R (9, 1) <small>ERA:</small>	IP WLS BF H R ER SO BB IBB HBP BLK WP HR S P ERA WHIP 7.0 W 25 2 0 0 12 2 0 0 0 0 0 0 47 55 0.00 0.571 1.0 4 1 1 1 1 0 0 0 0 0 0 1 6 6 9.00 1.000 1.0 5 0 0 0 0 0 1 0 0 0 0 0 4 8 0.00 1.000	PITCHER IP WLS BF H R ER SO BB IBB HBP BLK WP HR S P ERA WHIP									

livebaseballscorecards.com

AB	31
R	1
H	3
RBI	1
BB	3
SO	13
LOB	9



Batter	1	2	3	4	5	6	7	8	9	AB	R	H	RBI	BB	SO	LOB	BOTTOM			
Jose Offerman, S (1, 4) <small>OBP: 0.537, SLG: 0.618</small>				<div style="background-color: #cccccc; width: 100%; height: 100%;"></div>			<div style="background-color: #cccccc; width: 100%; height: 100%;"></div>			<div style="background-color: #cccccc; width: 100%; height: 100%;"></div>		6	2	3	0	0	1	3	<div style="text-align: center;"> <h2>New York Yankees @ Boston Red Sox</h2> <h3>Fenway Park, Boston, MA</h3> <p>Sat Oct 16 1999, 4:00 PM EDT Att. 33,190 - Sunny - 73 F</p> </div>	
John Valentin, R (1, 5) <small>OBP: 0.333, SLG: 0.722</small>													6	2	3	5	0	1		3
Jason Varitek, S (1, 2) Scott Hatteberg, L (9, 2) <small>OBP: 1.000, SLG: 1.000</small>			<div style="background-color: #cccccc; width: 100%; height: 100%;"></div>						4	0	0	0	1	1	2	0	0	0		0
Nomar Garciaparra, R (1, 6) <small>OBP: 0.567, SLG: 1.060</small>									5	1	4	3	0	0	0					
Troy O'Leary, L (1, 7) <small>OBP: 0.333, SLG: 0.515</small>							5	2	2	0	0	1	4							
Mike Stanley, R (1, 3) <small>OBP: 0.486, SLG: 0.548</small>		<div style="background-color: #cccccc; width: 100%; height: 100%;"></div>						4	1	2	1	1	0	3						
Brian Daubach, L (1, 10) Butch Huskey, R (7, PH) <small>OBP: 0.233, SLG: 0.533</small> <small>OBP: 0.143, SLG: 0.143</small>								4	2	2	2	0	1	2	1	0	0	0		0
Darren Lewis, R (1, 8) <small>OBP: 0.345, SLG: 0.370</small> (9, 9)	<div style="background-color: #cccccc; width: 100%; height: 100%;"></div>							5	1	2	1	0	0	1						
Trot Nixon, L (1, 9) Damon Buford, R (8, PH) <small>OBP: 0.355, SLG: 0.480</small> (9, 8)								4	2	3	0	0	1	1	1	0	0	0		0
Inning Stats	R: 2 H: 2 E: 1 LOB: 2 K: 1 BB: 1 S: 8 P: 12	R: 2 H: 3 E: 0 LOB: 2 K: 1 BB: 1 S: 8 P: 12	R: 2 H: 3 E: 0 LOB: 1 K: 0 BB: 0 S: 6 P: 6	R: 0 H: 2 E: 0 LOB: 1 K: 0 BB: 0 S: 4 P: 4	R: 2 H: 3 E: 1 LOB: 1 K: 3 BB: 0 S: 12 P: 12	R: 1 H: 1 E: 1 LOB: 1 K: 0 BB: 0 S: 5 P: 5	R: 4 H: 5 E: 0 LOB: 1 K: 0 BB: 0 S: 8 P: 8	R: 0 H: 2 E: 0 LOB: 1 K: 1 BB: 0 S: 6 P: 6	1B: 11 SF: 0 2B: 6 SAC: 0 3B: 1 DP: 2 HR: 3 HBP: 0	WP: 0 PA: 47 PB: 0 SB: 0 CS: 0										
PITCHER Roger Clemens, R (1, 1) <small>ERA: 5.0</small> Hideki Irabu, R (3, 1) <small>ERA: 13.5</small> Mike Stanton, L (7, 1) <small>ERA:</small> Allen Watson, L (8, 1) <small>ERA:</small>	IP WLS BF H R ER SO BB IBB HBP BLK WP HR S P ERA WHIP 2.0 L 15 6 5 5 2 2 0 0 0 0 1 17 25 22.50 4.000 4.2 27 13 8 7 3 0 0 0 0 0 2 33 33 13.50 2.786 0.1 1 0 0 0 0 0 0 0 0 0 0 1 1 0.00 0.000 1.0 4 2 0 0 0 1 0 0 0 0 0 6 6 0.00 2.000	PITCHER IP WLS BF H R ER SO BB IBB HBP BLK WP HR S P ERA WHIP 																		

livebaseballscorecards.com

AB 45
R 13
H 21
RBI 12
BB 2
SO 6
LOB 21



Batter	1	2	3	4	5	6	7	8	9	AB R H RBI BB SO LOB	TOP																
Chuck Knoblauch, R (1, 4) OBP: 0.345, SLG: 0.280	0-0 G4-3 1B		0-0 P7		0-0 P6		4-0 FC6-4 BB		0-0 E 1B	4 1 2 0 1 0 0																	
2 Derek Jeter, R (1, 6) OBP: 0.467, SLG: 0.538	0-0 F4		0-0 F8		0-3 K		0-0 FC6-4		0-0 E 1B	5 1 1 0 0 1 2																	
Paul O'Neill, L (1, 9) OBP: 0.308, SLG: 0.250	0-0 G4-3 1-2				0-0 K 1B				0-0 E4 HR 1B	5 1 2 0 0 1 2																	
Bernie Williams, S (1, 8) OBP: 0.400, SLG: 0.630	0-3 K				0-0 E6 2B 1B		0-0 F9		0-0 E9 HR 1B	5 2 3 1 0 1 2																	
Tino Martinez, L (1, 3) OBP: 0.300, SLG: 0.346					0-0 P6 E 2B		0-0 G1-3		0-0 G6-3 HR IBB	4 2 1 1 1 0 2																	
Darryl Strawberry, L (1, 10) OBP: 0.385, SLG: 0.818					4-0 E IBB		0-0 G3		0-0 IBB HR	2 1 1 1 1 0 0																	
Chili Davis, S (8, PH) OBP: 0.231, SLG: 0.091										0 0 0 0 1 0 0																	
Clay Bellinger, R (8, PH)										0 0 0 0 0 0 0																	
Ricky Ledee, L (9, PH) OBP: 0.333, SLG: 0.526										1 1 1 4 0 0 0																	
Scott Brosius, R (1, 5) OBP: 0.200, SLG: 0.560					0-3 K		0-0 G6-3		0-0 P4 P4	5 0 0 0 0 1 5																	
Chad Curtis, R (1, 7)					0-0 E1 1-3 2-H				0-3 K K	5 0 0 0 0 2 4																	
Joe Girardi, R (1, 2) OBP: 0.143, SLG: 0.143					0-0 G5-3 K		0-0 G6-3		0-0 F8	4 0 0 0 0 1 2																	
Inning Stats	R: 0 E: 0 K: 1 S: 6	H: 1 LOB: 1 BB: 0 P: 6	R: 1 E: 0 K: 0 S: 4	H: 1 LOB: 0 BB: 0 P: 4	R: 0 E: 0 K: 0 S: 3	H: 0 LOB: 0 BB: 0 P: 3	R: 2 E: 2 K: 3 S: 12	H: 2 LOB: 2 BB: 1 P: 16	R: 0 E: 0 K: 1 S: 6	H: 1 LOB: 1 BB: 0 P: 6	R: 0 E: 0 K: 0 S: 3	H: 0 LOB: 0 BB: 0 P: 3	R: 0 E: 0 K: 0 S: 3	H: 0 LOB: 1 BB: 1 P: 7	R: 0 E: 0 K: 1 S: 7	H: 2 LOB: 3 BB: 1 P: 11	R: 6 E: 2 K: 1 S: 10	H: 4 LOB: 0 BB: 1 P: 14	1B: 7 2B: 2 3B: 0 HR: 2	SF: 0 SAC: 0 DP: 0 HBP: 0	WP: 0 PB: 0 SB: 0 CS: 0	PA: 44					
PITCHER	IP	WLS	BF	H	R	ER	SO	BB	IBB	HBP	BLK	WP	HR	S	P	ERA	WHIP										
Bret Saberhagen, R (1, 1) ERA: 11.17	6.0	L	25	5	3	1	5	0	1	0	0	0	1	34	38	1.50	0.833										
Derek Lowe, R (7, 1) ERA: 3.75	1.0		6	2	0	0	0	1	0	0	0	0	0	5	9	0.00	3.000										
Rheal Cormier, L (8, 1) ERA:	0.1		2	0	0	0	0	0	1	0	0	0	0	1	5	0.00	0.000										
Rich Garces, R (8, 1) ERA: 8.44	1.0		8	3	5	5	1	0	1	0	0	0	0	9	13	45.00	3.000										
Rod Beck, R (9, 1) ERA: 6.75	0.2		3	1	1	0	1	0	0	0	0	0	1	5	5	0.00	1.500										

New York Yankees @ Boston Red Sox
Fenway Park, Boston, MA
 Sun Oct 17 1999, 7:50 PM EDT
 Att. 33,586 - Cloudy - 72 F

AB	40
R	9
H	11
RBI	7
BB	4
SO	7
LOB	19



WP: 0	PA: 44
PB: 0	
SB: 0	
CS: 0	

ERA	WHIP

Batter	1	2	3	4	5	6	7	8	9	AB	R	H	RBI	BB	SO	LOB
Jose Offerman, S OBP: 0.533, SLG: 0.605 (1, 4)	0-3 K		0-0 1B		0-0 G6-3			0-0 1B		4	0	2	1	0	1	1
John Valentin, R OBP: 0.349, SLG: 0.725 (1, 5)	0-0 F9		0-0 2B			0-0 1B		0-0 G4-3		4	0	2	0	0	0	1
Nomar Garciaparra, R OBP: 0.529, SLG: 0.964 (1, 6)	0-0 P4		4-0 BB			0-0 F9			0-0 G5-3	3	0	0	0	1	0	1
Mike Stanley, R OBP: 0.462, SLG: 0.514 (1, 3)		0-0 G6-3	0-3 K			0-3 K			0-0 2B	4	0	1	0	0	2	3
Butch Huskey, R OBP: 0.200, SLG: 0.300 Brian Daubach, L OBP: 0.226, SLG: 0.516 (1, 10)		0-0 1B		0-0 F9		0-0 L9			0-0 L4	3	1	1	0	0	0	1
Troy O'Leary, L OBP: 0.350, SLG: 0.541 (1, 7)		0-0 G4-6-3		0-3 K			0-0 G3		0-0 2B	4	0	2	1	0	1	0
Jason Varitek, S OBP: 0.263, SLG: 0.472 (1, 2)		0-0 G4-6-3		0-0 F9			0-0 G4-3		0-3 K	4	0	0	0	0	1	3
Darren Lewis, R OBP: 0.313, SLG: 0.333 (1, 9)			0-0 G4-3		0-0 G4-3		0-0 G6-3			3	0	0	0	0	0	0
Damon Buford, R OBP: 0.250, SLG: 0.250 (1, 8)			0-0 1B		0-0 G6-3			0-3 K		3	1	2	0	0	1	0

Inning Stats	R: 0	H: 0	E: 0	K: 1	S: 5	R: 1	H: 2	E: 0	K: 0	S: 4	R: 1	H: 3	E: 0	K: 1	S: 7	R: 0	H: 0	E: 0	K: 1	S: 5	R: 0	H: 1	E: 0	K: 0	S: 3	R: 0	H: 0	E: 0	K: 0	S: 3	R: 0	H: 1	E: 0	K: 1	S: 5	R: 0	H: 2	E: 0	K: 1	S: 7	R: 0	H: 2	E: 0	K: 1	S: 7	1B: 7	2B: 3	3B: 0	HR: 0	SF: 0	SAC: 0	DP: 3	HBP: 0	WP: 0	PB: 0	SB: 1	CS: 0	PA: 34			
PITCHER	IP	WLS	BF	H	R	ER	SO	BB	IBB	HBP	BLK	WP	HR	S	P	ERA	WHIP																			IP	WLS	BF	H	R	ER	SO	BB	IBB	HBP	BLK	WP	HR	S	P	ERA	WHIP									
Andy Pettitte, L ERA: 1.84 42 Mariano Rivera, R ERA:	7.1	W	28	8	2	2	5	1	0	0	0	0	0	37	41	2.46	1.227																			1.2	S	6	2	0	0	1	0	0	0	0	0	8	8	0.00	1.200										

NEW YORK YANKEES @ BOSTON RED SOX
Fenway Park, Boston, MA
 Sun Oct 17 1999, 7:50 PM EDT
 Att: 33,586 - Cloudy - 72 F

livebaseballscorecards.com

AB	33
R	2
H	10
RBI	2
BB	1
SO	6
LOB	11



Batter	1	2	3	4	5	6	7	8	9	AB R H RBI BB SO LOB	TOP											
Chuck Knoblauch, R (1, 4) <small>OBP: 0.353, SLG: 0.300</small> Luis Sojo, R (8, 4)	 1B	 G3-1		 1B			 G6-3	 G4-3		5 1 2 0 0 0 0 0 0 0 0 0 0 0	New York Yankees @ Boston Red Sox Fenway Park, Boston, MA Mon Oct 18 1999, 8:17 PM EDT Att. 33,589 - Unknown - 49 F											
2 Derek Jeter, R (1, 6) <small>OBP: 0.457, SLG: 0.613</small>	 HR		 P3	 1B		 E			5 2 2 2 0 0 3													
Paul O'Neill, L (1, 9) <small>OBP: 0.323, SLG: 0.276</small>	 F8		 1B		 G6-3	 1B	 K		5 1 2 0 0 1 1													
Bernie Williams, S (1, 8) <small>OBP: 0.371, SLG: 0.548</small>	 K		 P6		 K	 BB		 P5	4 0 0 0 1 2 1													
Chili Davis, S (1, 10) <small>OBP: 0.294, SLG: 0.143</small> Clay Bellinger, R (7, PR) Darryl Strawberry, L (9, PH) <small>OBP: 0.429, SLG: 0.833</small> Chad Curtis, R (9, PR)	 1B		 K		 BB	 1B	 1B		3 0 1 1 1 1 3 0 0 0 0 0 0 0 1 0 1 0 0 0 0 0 1 0 0 0 0 0													
Tino Martinez, L (1, 3) <small>OBP: 0.343, SLG: 0.367</small>	 1B			 HBP	 FC5-4	 1B		 K	4 0 2 1 0 1 2													
20 Jorge Posada, S (1, 2) <small>OBP: 0.200, SLG: 0.429</small>	 K			 BB		 G6-3	 K	 HR	4 1 1 2 1 2 5													
Shane Spencer, R (1, 7) <small>OBP: 0.200, SLG: 0.111</small>		 P6		 L7		 K	 K	 K	5 0 0 0 0 3 5													
Scott Brosius, R (1, 5) <small>OBP: 0.207, SLG: 0.500</small>		 B5-3		 BB		 K		 G6-3	3 0 0 0 1 1 0													
Inning Stats	R: 2 E: 0 K: 2 S: 11	H: 4 LOB: 2 BB: 0 P: 11	R: 0 E: 0 K: 0 S: 3	H: 0 LOB: 0 BB: 0 P: 3	R: 0 E: 0 K: 1 S: 6	H: 1 LOB: 1 BB: 0 P: 6	R: 0 E: 0 K: 0 S: 3	H: 1 LOB: 3 BB: 2 P: 12	R: 0 E: 0 K: 1 S: 5	H: 0 LOB: 1 BB: 1 P: 9	R: 0 E: 0 K: 2 S: 7	H: 0 LOB: 0 BB: 0 P: 7	R: 2 E: 2 K: 2 S: 11	H: 2 LOB: 3 BB: 1 P: 15	R: 0 E: 0 K: 1 S: 6	H: 1 LOB: 1 BB: 0 P: 6	R: 2 E: 0 K: 2 S: 9	H: 2 LOB: 1 BB: 0 P: 9	1B: 9 2B: 0 3B: 0 HR: 2	SF: 0 SAC: 0 DP: 0 HBP: 1	WP: 0 PB: 0 SB: 1 CS: 0	PA: 44
PITCHER	IP WLS BF H R ER SO BB IBB HBP BLK WP HR S P ERA WHIP															IP WLS BF H R ER SO BB IBB HBP BLK WP HR S P ERA WHIP						
Kent Mercker, L (1, 1) <small>ERA: 5.79</small>	3.2 L 19 6 2 2 3 2 0 1 0 0 1 22 31 4.91 2.182																					
Derek Lowe, R (4, 1) <small>ERA: 3.07</small>	2.2 11 1 2 0 3 1 0 0 0 0 0 0 16 20 0.00 0.750																					
Rheal Cormier, L (7, 1) <small>ERA:</small>	1.2 9 2 0 0 3 1 0 0 0 0 0 0 14 18 0.00 1.800																					
Tom Gordon, R (9, 1) <small>ERA: 9.0</small>	1.0 5 2 2 2 2 0 0 0 0 0 0 1 9 9 18.00 2.000																					

AB	39
R	6
H	11
RBI	6
BB	4
SO	11
LOB	20



Batter	1	2	3	4	5	6	7	8	9	AB	R	H	RBI	BB	SO	LOB
Jose Offerman, S OBP: 0.520, SLG: 0.571 (1, 4)	0-0 1B 1B	0-3 K			0-0 G5-3		4-0 BB	0-0 G3-1	4 0 1 0 1 1 2							
John Valentin, R OBP: 0.354, SLG: 0.689 (1, 5)	0-0 1B		0-0 L9		0-0 1B		0-3 K	0-0 F8	5 0 2 0 0 1 1							
Jason Varitek, S OBP: 0.256, SLG: 0.512 (1, 2)	0-3 K		0-3 K		0-0 L9		0-0 HR	0-0 F7	5 1 1 1 0 2 3							
Nomar Garciaparra, R OBP: 0.500, SLG: 0.906 (1, 6)	0-0 F5		0-3 K		0-0 E6 G4-3 S		0-0 2B		4 0 1 0 0 1 2							
Troy O'Leary, L OBP: 0.341, SLG: 0.500 (1, 7)	0-0 F9			0-0 F5		0-0 G4-3	4-0 2B		3 0 0 0 1 0 3							
Mike Stanley, R OBP: 0.442, SLG: 0.474 (1, 3)		4-0 B5-3 BB		0-0 F7		0-0 F9	0-0 L8		3 0 0 0 1 0 3							
Brian Daubach, L OBP: 0.235, SLG: 0.485 (1, 10)		0-3 K		4-0 BB		0-0 G3	4-0 BB		2 0 0 0 1 1 2							
Butch Huskey, R OBP: 0.273, SLG: 0.300 (8, PH)							1-2 2-3 BB		0 0 0 0 1 0 0							
Donnie Sadler, R OBP: 0.500, SLG: 1.000 (8, PR)									0 0 0 0 0 0 0							
Darren Lewis, R OBP: 0.286, SLG: 0.303 (1, 8)		0-0 B5-3		0-0 P4		0-3 K	0-3 K		3 0 0 0 0 1 2							
Scott Hatteberg, L OBP: 0.500, SLG: 0.500 (8, PH)		1-2							1 0 0 0 0 1 3							
Damon Buford, R OBP: 0.250, SLG: 0.250 (9, 8)									0 0 0 0 0 0 0							
Trot Nixon, L OBP: 0.343, SLG: 0.429 (1, 9)		4-0 BB			0-3 K		0-3 K	0-0 F5	3 0 0 0 1 2 3							

BOTTOM

New York Yankees @ Boston Red Sox
Fenway Park, Boston, MA
 Mon Oct 18 1999, 8:17 PM EDT
 Att: 33,589 - Unknown - 49 F

livebaseballscorecards.com

AB	33
R	1
H	5
RBI	1
BB	6
SO	10
LOB	24



Inning	R	H	E	K	S	P	IP	WLS	BF	H	R	ER	SO	BB	IBB	HBP	BLK	WP	HR	S	P	ERA	WHIP
1	0	2	0	7	7	7	7.0	0	31	5	1	1	9	4	0	0	0	0	1	45	61	1.29	1.286
2	0	0	0	7	7	7	0.0	1	0	0	0	0	0	1	0	0	0	0	0	0	4	∞	∞
3	0	0	0	7	7	7	0.1	H	1	0	0	0	0	0	0	0	0	0	0	1	1	0.00	0.000
4	0	0	0	7	7	7	0.0		1	0	0	0	0	1	0	0	0	0	0	0	4	∞	∞
5	0	0	0	7	7	7	1.2	S	5	0	0	0	1	0	0	0	0	0	0	7	7	0.00	0.000

PITCHER	IP	WLS	BF	H	R	ER	SO	BB	IBB	HBP	BLK	WP	HR	S	P	ERA	WHIP
Orlando Hernandez, R ERA: 1.17 (1, 1)	7.0	W	31	5	1	1	9	4	0	0	0	0	1	45	61	1.29	1.286
Mike Stanton, L ERA: (8, 1)	0.0		1	0	0	0	0	1	0	0	0	0	0	0	4	∞	∞
Jeff Nelson, R ERA: (8, 1)	0.1	H	1	0	0	0	0	0	0	0	0	0	0	1	1	0.00	0.000
Allen Watson, L ERA: (8, 1)	0.0		1	0	0	0	0	1	0	0	0	0	0	0	4	∞	∞
Ramiro Mendoza, R ERA: (8, 1)	1.2	S	5	0	0	0	1	0	0	0	0	0	0	7	7	0.00	0.000

WP	HR	S	P	ERA	WHIP
0	1	7	7	1.29	1.286