

Boston Red Sox - 2000

Batter	1	2	3	4	5	6	7	8	9	AB R H RBI BB SO LOB	TOP
Jose Offerman, S (1, 4) OBP: 0.200, SLG: 0.400	2-1 G1-3		1-3 K			1-0 F8	1-0 2B		0-1 L9	5 0 1 1 0 1 1	
John Valentin, R (1, 5) OBP: 0.500, SLG: 0.750	2-2 FC6-4 2B		1-2 G6-3			0-0 BB 1B 1B	0-0 F9			4 1 2 0 0 0 1	
Carl Everett, S (1, 8) OBP: 0.500, SLG: 0.333	4-2 FC6-4 BB			0-3 K		3-2 1B BB 1B	1-2 G4-3			3 0 1 0 1 1 1	
Nomar Garciaparra, R (1, 6)	3-2 F7		2-2 G6-3			0-1 F9		1-3 K		4 0 0 0 0 1 4	
Mike Stanley, R (1, 3) OBP: 0.500, SLG: 0.667	1-2 FC6-4 1-2f 2-3		1-1 2B			4-1 1B BB		0-0 F8		3 0 1 0 1 0 2	
Troy O'Leary, L (1, 7) OBP: 0.250, SLG: 0.250		0-1 G3		2-3 K		1-1 1B		0-0 F5		4 0 1 1 0 1 1	
Gary Gaetti, R (1, 10)		0-1 G5-3			1-2 F9	0-1 F9		0-0 F7		4 0 0 0 0 0 3	
Jason Varitek, S (1, 2)		2-3 K			1-0 G1-3		4-1 SH3-4 2B BB	1-2 G4-3		3 1 0 0 1 1 0	
Darren Lewis, R (1, 9) OBP: 0.333, SLG: 0.333			2-2 F2		2-2 G5-3		3-1 SH3-4	0-0 1B		3 0 1 0 0 0 0	
Inning Stats	R: 0 H: 1 E: 0 LOB: 2 K: 0 BB: 1 S: 14 P: 26	R: 0 H: 0 E: 0 LOB: 0 K: 1 BB: 0 S: 7 P: 9	R: 0 H: 0 E: 0 LOB: 0 K: 1 BB: 0 S: 10 P: 14	R: 0 H: 1 E: 0 LOB: 1 K: 2 BB: 0 S: 11 P: 16	R: 0 H: 0 E: 0 LOB: 0 K: 0 BB: 0 S: 9 P: 13	R: 1 H: 3 E: 0 LOB: 3 K: 0 BB: 1 S: 13 P: 22	R: 1 H: 1 E: 0 LOB: 1 K: 0 BB: 1 S: 8 P: 17	R: 0 H: 0 E: 0 LOB: 0 K: 1 BB: 0 S: 7 P: 8	R: 0 H: 1 E: 0 LOB: 1 K: 0 BB: 0 S: 7 P: 8	1B: 4 SF: 0 2B: 3 SAC: 1 3B: 0 DP: 0 HR: 0 HBP: 0	WP: 0 PA: 37 PB: 0 SB: 0 CS: 0
PITCHER	IP WLS BF H R ER SO BB IBB HBP BLK WP HR S P ERA WHIP										
Jamie Moyer, L (1, 1) ERA: 2.84	6.1 L 28 6 2 2 4 3 0 0 0 0 0 0 68 112 2.84 1.421										
Paul Abbott, R (7, 1) ERA:	2.2 9 1 0 0 1 0 0 0 0 0 0 0 18 21 0.00 0.375										

Boston Red Sox @ Seattle Mariners
 Safeco Field, Seattle, WA
 Tue Apr 04 2000, 5:05 PM PDT
 Att. 45,552 - Dome - 72 F

livebaseballscorecards.com

AB 33
R 2
H 7
RBI 2
BB 3
SO 5
LOB 13



Batter	1	2	3	4	5	6	7	8	9	AB	R	H	RBI	BB	SO	LOB
Mike Cameron, R (1, 8) C B B S	2-3 K		1-3 K			2-0 F8		2-3 K		4	0	0	0	0	3	1
Mark McLemore, S (1, 7) F C B B F S	2-3 K		2-1 F7			1-0 G1-3			1-1 G3	4	0	0	0	0	1	1
Alex Rodriguez, R (1, 6) B B B B	4-0 BB				3-3 K	4-1 PB BB			3-2 F7	2	0	0	0	2	1	0
John Olerud, L (1, 3) OBP: 0.250, SLG: 0.250 B B X	2-0 F7				1-2 PB 1B	3-1 L3			0-1 G6-3	4	0	1	0	0	0	2
Edgar Martinez, R (1, 10) C B B B X		2-2 F9			3-3 K				0-0 F8	3	0	0	0	0	1	1
John Mabry, L (1, 9) S B C S		1-3 K			1-3 K				2-1 G3	3	0	0	0	0	2	1
David Bell, R (1, 4) S B C C B		3-3 K				0-0 G6-3			1-2 F8	3	0	0	0	0	1	0
Dan Wilson, R (1, 2) S C C B			1-3 K			3-3 K			0-1 G6-3	3	0	0	0	0	2	0
Carlos Guillen, S (1, 5) OBP: 0.333, SLG: 0.333 B S T B X			2-2 1B			2-3 K			2-2 G4-3	3	0	1	0	0	1	0

Inning Stats	R: 0	H: 0	E: 0	K: 2	S: 9	R: 0	H: 0	E: 0	K: 2	S: 9	R: 0	H: 1	E: 0	K: 2	S: 11	R: 0	H: 1	E: 0	K: 3	S: 13	R: 0	H: 0	E: 0	K: 2	S: 7	R: 0	H: 0	E: 0	K: 0	S: 6	R: 0	H: 0	E: 0	K: 1	S: 8	R: 0	H: 0	E: 0	K: 0	S: 7	1B: 2	2B: 0	3B: 0	HR: 0	SF: 0	SAC: 0	DP: 0	HBP: 0	WP: 0	PA: 31
	LOB: 1	BB: 1	LOB: 0	BB: 0	P: 19	LOB: 0	BB: 0	LOB: 0	BB: 0	P: 15	LOB: 1	BB: 0	LOB: 0	BB: 0	P: 17	LOB: 0	BB: 0	LOB: 0	BB: 0	P: 12	LOB: 0	BB: 0	LOB: 0	BB: 0	P: 9	LOB: 0	BB: 0	LOB: 0	BB: 0	P: 12	LOB: 0	BB: 0	LOB: 0	BB: 0	P: 11	LOB: 0	BB: 0	LOB: 0	BB: 0	P: 11	SF: 0	SAC: 0	DP: 0	HBP: 0	WP: 0	PA: 31				

PITCHER	IP	WLS	BF	H	R	ER	SO	BB	IBB	HBP	BLK	WP	HR	S	P	ERA	WHIP
Pedro Martinez, R (1, 1) ERA:	7.0	W	25	2	0	0	11	2	0	0	0	0	0	60	108	0.00	0.571
Derek Lowe, R (8, 1) ERA:	2.0	S	6	0	0	0	1	0	0	0	0	0	0	15	23	0.00	0.000

BOTTOM

Boston Red Sox @ Seattle Mariners
Safeco Field, Seattle, WA
 Tue Apr 04 2000, 5:05 PM PDT
 Att. 45,552 - Dome - 72 F

livebaseballscorecards.com

AB	29
R	0
H	2
RBI	0
BB	2
SO	12
LOB	6



Batter	1	2	3	4	5	6	7	8	9	AB R H RBI BB SO LOB	TOP		
Jose Offerman, S (1, 4) OBP: 0.400, SLG: 0.500	2-2 SH1-3 2B		4-2 L6-4 1B BB		4-2 G1-3 BB		1-1 F7		0-0 G1-3	3 0 1 0 2 0 1			
John Valentin, R (1, 5) OBP: 0.429, SLG: 1.000 Manny Alexander, R (8, 5)	0-1 SH1-3		3-1 F8		1-2 G1-3		2-0 HR		0-3 K	3 1 1 1 0 0 2 1 0 0 0 0 1 1			
Carl Everett, S (1, 8) OBP: 0.375, SLG: 0.286	3-2 P6		3-1 1B		3-3 K2-3		1-1 G3			4 0 1 0 0 1 2			
Nomar Garciaparra, R (1, 6)	0-0 L5		0-0 L6-4		3-1 F8		2-3 K			4 0 0 0 0 1 4			
Troy O'Leary, L (1, 7) OBP: 0.125, SLG: 0.125										4 0 0 0 0 1 0			
Mike Stanley, R (1, 3) OBP: 0.375, SLG: 0.429										4 0 1 0 0 1 0			
Brian Daubach, L (1, 10) OBP: 1.000, SLG: 4.000 Gary Gaetti, R (8, PH)										2 2 2 2 1 0 0 1 0 0 0 0 1 0			
Jason Varitek, S (1, 2) OBP: 0.375, SLG: 0.286										4 0 2 0 0 0 2			
Trot Nixon, L (1, 9) OBP: 0.250, SLG: 0.250										4 0 1 0 0 1 4			
Inning Stats	R: 0 H: 1 E: 0 LOB: 1 K: 0 BB: 0 S: 9 P: 14	R: 1 H: 2 E: 0 LOB: 1 K: 1 BB: 0 S: 15 P: 25	R: 0 H: 1 E: 0 LOB: 1 K: 0 BB: 1 S: 7 P: 17	R: 1 H: 2 E: 0 LOB: 1 K: 0 BB: 0 S: 10 P: 16	R: 0 H: 0 E: 0 LOB: 1 K: 1 BB: 1 S: 10 P: 21	R: 0 H: 1 E: 0 LOB: 2 K: 0 BB: 1 S: 11 P: 21	R: 1 H: 1 E: 0 LOB: 0 K: 1 BB: 0 S: 10 P: 16	R: 0 H: 0 E: 0 LOB: 0 K: 3 BB: 0 S: 12 P: 17	R: 0 H: 1 E: 0 LOB: 1 K: 1 BB: 0 S: 13 P: 16	1B: 5 SF: 0 2B: 2 SAC: 1 3B: 0 DP: 1 HR: 3 HBP: 0	WP: 1 PA: 38 PB: 0 SB: 0 CS: 0		
PITCHER	IP WLS BF H R ER SO BB IBB HBP BLK WP HR S P ERA WHIP											PITCHER	IP WLS BF H R ER SO BB IBB HBP BLK WP HR S P ERA WHIP
Freddy Garcia, R (1, 1) ERA: 3.6	5.0 W 22 6 2 2 2 2 2 0 0 0 0 2 51 93 3.60 1.600												
Frankie Rodriguez, R (6, 1) ERA: 4.5	2.0 9 2 1 1 1 1 1 0 0 0 1 1 21 37 4.50 1.500												
Arthur Rhodes, L (8, 1) ERA:	1.0 3 0 0 0 3 0 0 0 0 0 0 0 12 17 0.00 0.000												
Kazuhiro Sasaki, R (9, 1) ERA:	1.0 4 1 0 0 1 0 0 0 0 0 0 0 13 16 0.00 1.000												

Boston Red Sox @ Seattle Mariners
Safeco Field, Seattle, WA
 Wed Apr 05 2000, 7:05 PM PDT
 Att. 29,242 - Dome - 72 F

livebaseballscorecards.com

AB 34
R 3
H 9
RBI 3
BB 3
SO 7
LOB 16



Batter	1	2	3	4	5	6	7	8	9	AB R H RBI BB SO LOB
Mike Cameron, R (1, 8) OBP: 0.222, SLG: 0.444	0-0 HBP BB SF8 1B	2-1 P4	2-2 3B		2-3 K		2-3 K			5 1 2 0 0 2 2
Mark McLemore, S (1, 7) OBP: 0.444, SLG: 0.286	4-0 HBP 1B BB	4-0 BB BB BB	1-2 F7		3-2 DI 1B		1-0 1B			3 2 2 0 2 0 1
Alex Rodriguez, R (1, 6) OBP: 0.556, SLG: 0.800	1-2 1B HR HBP	4-2 BB BB BB		2-0 HR	2-1 G4-3		1-2 P3			3 2 1 1 1 0 3
John Olerud, L (1, 3) OBP: 0.333, SLG: 0.714	1-2 SF8	4-2 FC5 BB BB		3-3 K		0-1 HR		0-0 G3		3 1 1 3 1 1 0
John Mabry, L (1, 10) OBP: 0.250, SLG: 0.143	0-0 HR 1B	0-0 K		0-3 K		2-3 K		4-2 G5-4-3 BB		4 1 1 1 1 3 3
Jay Buhner, R (1, 9) Charles Gipson, R (9, 9) OBP: 0.600, SLG: 1.250	2-2 HR	4-2 FC5 BB		3-2 1B		2-2 G6-3		2-2 G5-4-3		4 1 2 4 1 0 1 0 0 0 0 0 0 0
David Bell, R (1, 4)	3-3 K	1-2 FC5		0-1 F8		2-2 E6				4 0 0 0 0 1 4
Dan Wilson, R (1, 2)	2-2 G5-3		1-0 F8		4-0 1B BB		0-0 F8			3 0 0 0 1 0 1
Carlos Guillen, S (1, 5) OBP: 0.286, SLG: 0.167		4-2 BB BB BB	1-3 K		3-3 K		2-0 G3-1			3 1 0 0 1 2 1

Inning Stats	R: 5 E: 0 K: 1 S: 19	H: 3 LOB: 0 BB: 1 P: 32	R: 2 E: 0 K: 1 S: 20	H: 0 LOB: 3 BB: 5 P: 45	R: 0 E: 0 K: 1 S: 10	H: 1 LOB: 1 BB: 0 P: 15	R: 1 E: 0 K: 2 S: 15	H: 2 LOB: 1 BB: 0 P: 23	R: 0 E: 0 K: 2 S: 11	H: 1 LOB: 2 BB: 1 P: 25	R: 1 E: 1 K: 1 S: 16	H: 1 LOB: 1 BB: 0 P: 22	R: 0 E: 0 K: 1 S: 9	H: 0 LOB: 0 BB: 1 P: 15	R: 0 E: 0 K: 0 S: 6	H: 0 LOB: 0 BB: 1 P: 12
--------------	-------------------------------	----------------------------------	-------------------------------	----------------------------------	-------------------------------	----------------------------------	-------------------------------	----------------------------------	-------------------------------	----------------------------------	-------------------------------	----------------------------------	------------------------------	----------------------------------	------------------------------	----------------------------------

PITCHER	IP	WLS	BF	H	R	ER	SO	BB	IBB	HBP	BLK	WP	HR	S	P	ERA	WHIP
Ramon Martinez, R (1, 1) ERA: 47.25	1.1	L	12	3	7	7	1	4	0	1	0	0	1	28	55	47.25	5.250
John Wasdin, R (2, 1) ERA: 3.38	2.2		13	3	1	1	4	2	0	0	0	0	1	36	60	3.38	1.875
49 Tim Wakefield, R (5, 1) ERA: 2.25	4.0		17	3	1	1	4	2	0	0	0	0	1	42	74	2.25	1.250

BOTTOM

Boston Red Sox @ Seattle Mariners
Safeco Field, Seattle, WA

Wed Apr 05 2000, 7:05 PM PDT
Att: 29,242 - Dome - 72 F

AB	32
R	9
H	9
RBI	9
BB	8
SO	9
LOB	16

WP: 0 PA: 42
PB: 0
SB: 0
CS: 0



PITCHER	IP	WLS	BF	H	R	ER	SO	BB	IBB	HBP	BLK	WP	HR	S	P	ERA	WHIP
---------	----	-----	----	---	---	----	----	----	-----	-----	-----	----	----	---	---	-----	------

Batter	1	2	3	4	5	6	7	8	9	AB R H RBI BB SO LOB	TOP															
Jose Offerman, S (1, 4) OBP: 0.333, SLG: 0.333	2-3 K2-3		3-3 K		4-2 G4-6-3 BB		1-0 F8		0-3 K	4 0 0 0 1 3 0																
Trot Nixon, L (1, 9) OBP: 0.250, SLG: 0.625	3-1 F7		1-0 HR		2-2 G4-6-3 1-2f		2-3 K			4 1 1 1 0 1 1																
Carl Everett, S (1, 8) OBP: 0.583, SLG: 0.500	4-2 1B BB		2-2 1B		3-1 G6-3 1B G5-3 1B		1-1 1B			3 1 3 0 1 0 0																
Nomar Garciaparra, R (1, 6) OBP: 0.167, SLG: 0.167	1-1 1-2 1B		2-3 K		2-1 G5-3 1-2		2-2 1-2 1B			4 0 2 0 0 1 2																
Troy O'Leary, L (1, 7) OBP: 0.083, SLG: 0.083	1-2 L9			0-0 G4-3		3-2 G6-3 2-3		1-2 F7		4 0 0 0 0 0 5																
Mike Stanley, R (1, 3) OBP: 0.417, SLG: 0.333		4-1 G4-3-6 BB		2-2 F7		4-0 1B BB		2-2 F8		2 0 0 0 2 0 2																
Brian Daubach, L (1, 10) OBP: 0.833, SLG: 2.000 Gary Gaetti, R (8, PH)		0-0 F7		1-1 1B		1-1 1-2 3-H 1B		1-3 K		3 0 2 1 0 0 1 1 0 0 0 0 1 2																
Jason Varitek, S (1, 2) OBP: 0.250, SLG: 0.182		3-2 G4-3-6 1-2f		3-1 F8		2-1 F7		2-3 K		4 0 0 0 0 1 4																
Manny Alexander, R (1, 5) Scott Hatteberg, L (9, PH)			1-2 G4-3		0-0 F9		0-1 G1-3		3-3 K	3 0 0 0 0 0 0 1 0 0 0 0 1 0																
Inning Stats	R: 0 E: 0 K: 1 S: 13	H: 1 LOB: 2 BB: 1 P: 24	R: 0 E: 0 K: 0 S: 5	H: 0 LOB: 0 BB: 1 P: 12	R: 1 E: 0 K: 2 S: 15	H: 2 LOB: 1 BB: 0 P: 24	R: 0 E: 0 K: 0 S: 8	H: 1 LOB: 1 BB: 0 P: 14	R: 0 E: 0 K: 0 S: 6	H: 0 LOB: 0 BB: 1 P: 12	R: 1 E: 0 K: 0 S: 12	H: 2 LOB: 2 BB: 1 P: 27	R: 0 E: 0 K: 1 S: 6	H: 0 LOB: 0 BB: 0 P: 9	R: 0 E: 0 K: 1 S: 15	H: 2 LOB: 2 BB: 0 P: 22	R: 0 E: 0 K: 3 S: 11	H: 0 LOB: 0 BB: 0 P: 16	1B: 7 2B: 0 3B: 0 HR: 1	SF: 0 SAC: 0 DP: 2 HBP: 0	WP: 0 PB: 0 SB: 0 CS: 0	PA: 37				
PITCHER	IP WLS BF H R ER SO BB IBB HBP BLK WP HR S P ERA WHIP																									
Aaron Sele, R (1, 1) ERA: 3.0	6.0	26	6	2	2	3	4	0	0	0	0	1	59	113	3.00	1.667										
Jose Mesa, R (7, 1) ERA:	1.0	5	2	0	0	1	0	0	0	0	0	0	11	17	0.00	2.000										
Arthur Rhodes, L (8, 1) ERA:	1.0	3	0	0	0	1	0	0	0	0	0	0	10	14	0.00	0.000										
Kazuhiro Sasaki, R (9, 1) ERA:	1.0	3	0	0	0	3	0	0	0	0	0	0	11	16	0.00	0.000										

Boston Red Sox @ Seattle Mariners
Safeco Field, Seattle, WA
 Thu Apr 06 2000, 7:05 PM PDT
 Att. 25,121 - Cloudy - 50 F

livebaseballscorecards.com

AB 33
R 2
H 8
RBI 2
BB 4
SO 8
LOB 17



Batter	1	2	3	4	5	6	7	8	9
Mark McLemore, S (1, 7) OBP: 0.571, SLG: 0.333	4-1 CS BB		4-0 BB S BB		3-3 K		4-0 E 1B G3 BB	0-1 CS 1B	
Stan Javier, S (1, 10) OBP: 0.750, SLG: 0.500	0-2 G4-3 1-2		4-2 BB BB		4-1 2B BB		2-2 G3 E 1B 1-2 2-3	1-0 CS 1-2	
Alex Rodriguez, R (1, 6) OBP: 0.615, SLG: 0.857	4-1 BB		4-2 1-2 2-3 BB		1-2 1-H 2B		1-1 E4 G3 1-2 2-3 3-H		
John Olerud, L (1, 3) OBP: 0.231, SLG: 0.455	3-1 G3		2-2 F8		3-2 G5-3		G3 1-2 2-3 3-H		
Jay Buhner, R (1, 9) Charles Gipson, R (8, 9) OBP: 0.444, SLG: 0.750		0-0 G4-6-3 1B		1-2 G6-3		2-3 K	1-0 P5		
Mike Cameron, R (1, 8) OBP: 0.231, SLG: 0.615		3-2 G4-6-3 1-2f		0-1 F8		2-1 G5-3	1-0 HR		
David Bell, R (1, 4) OBP: 0.182, SLG: 0.455		0-1 G4-3		0-1 1B		0-0 F3	1-1 HR		
Dan Wilson, R (1, 2)			3-2 F8	0-0 G1-3			4-1 1B BB E BB	0-0 G3	
Carlos Guillen, S (1, 5) OBP: 0.182, SLG: 0.100			3-2 G6-3		1-1 G5-3		0-3 K	1-0 F9	

Inning Stats	R: 0	H: 0	E: 0	K: 0	S: 7	R: 0	H: 1	E: 0	K: 0	S: 7	R: 0	H: 0	E: 0	K: 0	S: 15	R: 0	H: 1	E: 0	K: 0	S: 8	R: 1	H: 1	E: 0	K: 1	S: 14	R: 0	H: 0	E: 0	K: 1	S: 6	R: 2	H: 1	E: 1	K: 1	S: 12	R: 2	H: 3	E: 0	K: 0	S: 7	1B: 4	2B: 1	3B: 0	HR: 2	SF: 0	SAC: 0	DP: 1	HBP: 0	WP: 0	PB: 0	SB: 1	CS: 2	PA: 38
--------------	------	------	------	------	------	------	------	------	------	------	------	------	------	------	-------	------	------	------	------	------	------	------	------	------	-------	------	------	------	------	------	------	------	------	------	-------	------	------	------	------	------	-------	-------	-------	-------	-------	--------	-------	--------	-------	-------	-------	-------	--------

PITCHER	IP	WLS	BF	H	R	ER	SO	BB	IBB	HBP	BLK	WP	HR	S	P	ERA	WHIP
Jeff Fassero, L (1, 1) ERA: 1.8	5.0		22	3	1	1	1	6	0	0	0	0	0	51	98	1.80	1.800
Bryce Florie, R (6, 1) ERA: 6.75	1.1	L	8	1	2	1	2	2	0	0	0	0	0	16	31	6.75	2.250
Rheal Cormier, L (7, 1) ERA: 10.8	1.2		7	3	2	2	0	0	0	0	0	0	2	9	14	10.80	1.800

BOTTOM

Boston Red Sox @ Seattle Mariners
Safeco Field, Seattle, WA
 Thu Apr 06 2000, 7:05 PM PDT
 Att: 25,121 - Cloudy - 50 F

AB	R	H	RBI	BB	SO	LOB
2	1	1	0	3	1	0
2	1	1	0	2	0	1
2	0	1	2	2	0	2
4	0	0	1	0	0	7
4	0	1	0	0	1	2
0	0	0	0	0	0	0
4	1	1	1	0	0	1
4	1	2	1	0	0	0
3	1	0	0	1	0	1
4	0	0	0	0	1	1

AB	29
R	5
H	7
RBI	5
BB	8
SO	3
LOB	15



Batter	1	2	3	4	5	6	7	8	9	AB R H RBI BB SO LOB	TOP											
Jose Offerman, S (1, 4) OBP: 0.263, SLG: 0.250	1-2 G3-1		1-0 F8			2-2 F7		1-3 K		4 0 0 0 0 1 0												
Trot Nixon, L (1, 9) OBP: 0.417, SLG: 0.727	4-2 G3-6-3 BB			0-0 G4-3 2B		1-0 G3		3-2 1B		3 0 2 0 1 0 0												
Carl Everett, S (1, 8) OBP: 0.500, SLG: 0.643	1-0 G3-6-3 1-2f			0-0 G4-3 2-3			0-2 HR	1-3 K		4 1 1 1 0 1 3												
Nomar Garciaparra, R (1, 6) OBP: 0.125, SLG: 0.125		1-0 P4		0-1 P6			0-0 F8		1-1 G5-3	4 0 0 0 0 0 1												
Troy O'Leary, L (1, 7) OBP: 0.125, SLG: 0.188		2-0 2B		3-2 L9			1-1 F5		0-0 G2-3	4 0 1 0 0 0 1												
Mike Stanley, R (1, 10) OBP: 0.375, SLG: 0.385		3-3 K			2-3 K		2-2 HR 2B		1-3 K	4 1 1 0 0 3 1												
Brian Daubach, L (1, 3) OBP: 0.667, SLG: 1.750		0-0 G3-1			2-1 F7		0-1 HR			3 1 1 2 0 0 1												
Scott Hatteberg, L (1, 2)			2-1 F7		2-1 G4-3		0-1 F9			3 0 0 0 0 0 0												
Jeff Frye, R (1, 5)			2-1 F9			1-2 G6-3		1-1 F9		3 0 0 0 0 0 0												
Inning Stats	R: 0 E: 0 K: 0 S: 6	H: 0 LOB: 0 BB: 1 P: 12	R: 0 E: 0 K: 1 S: 6	H: 1 LOB: 1 BB: 0 P: 12	R: 0 E: 0 K: 0 S: 5	H: 0 LOB: 0 BB: 0 P: 10	R: 0 E: 0 K: 0 S: 9	H: 1 LOB: 1 BB: 0 P: 12	R: 0 E: 0 K: 1 S: 7	H: 0 LOB: 0 BB: 0 P: 13	R: 0 E: 0 K: 0 S: 7	H: 0 LOB: 0 BB: 0 P: 11	R: 3 E: 0 K: 0 S: 13	H: 3 LOB: 0 BB: 0 P: 16	R: 0 E: 0 K: 2 S: 12	H: 1 LOB: 1 BB: 0 P: 18	R: 0 E: 0 K: 1 S: 7	H: 0 LOB: 0 BB: 0 P: 9	1B: 1 2B: 3 3B: 0 HR: 2	SF: 0 SAC: 0 DP: 1 HBP: 0	WP: 0 PB: 0 SB: 0 CS: 0	PA: 33
PITCHER	IP WLS BF H R ER SO BB IBB HBP BLK WP HR S P ERA WHIP																					
Jason Dickson, R (1, 1) ERA: 2.7	6.2 W 24 4 2 2 2 1 0 0 0 0 0 1 49 82 2.70 0.750																					
Kent Mercker, L (7, 1) ERA: 3.6	2.1 9 2 1 1 3 0 0 0 0 0 0 1 23 31 3.86 0.857																					

Boston Red Sox @ Anaheim Angels
Edison International Field, Anaheim, CA

Fri Apr 07 2000, 10:05 PM EDT
Att. 30,412 - Overcast - 63 F

livebaseballscorecards.com

AB 32
R 3
H 6
RBI 3
BB 1
SO 5
LOB 7



Batter	1	2	3	4	5	6	7	8	9
Darin Erstad, L (1, 7) OBP: 0.600, SLG: 0.842	0-1 G1-3	0-1 G4-3			0-0 SH5-3 1B	2-2 G4-3 1B		0-2 G6-3	
Adam Kennedy, L (1, 4) OBP: 0.474, SLG: 0.611	2-2 S 16 HR 2B		3-3 K		0-0 SH5-3	4-0 G4-3 1B		2-2 G3	
Mo Vaughn, L (1, 3) OBP: 0.421, SLG: 0.333	0-3 K		4-2 S 16 BB		2-3 K	2-2 G4-3			
Tim Salmon, R (1, 9) OBP: 0.368, SLG: 0.357	4-1 S 16 HR BB		1-0 P5		4-0 IBB	1-3 K			
16 Garret Anderson, L (1, 8) OBP: 0.167, SLG: 0.353	0-0 S 1-H 3-H HR		1-3 K		0-0 F7		0-2 F8		
Troy Glaus, R (1, 5) OBP: 0.611, SLG: 0.636	4-1 FC5-4 BB		2-2 F7			2-2 1B 2B 1B	1-2 HR		
Edgard Clemente, R (1, 10) Scott Spiezio, S (6, PH)	1-2 FC5-4		3-0 F9			0-1 F8	1-1 G4-3		
Bengie Molina, R (1, 2) OBP: 0.182, SLG: 0.182		0-1 G6-3		0-1 F8		2-1 2B 1B	2-2 F9		
Gary Disarcina, R (1, 6) OBP: 0.438, SLG: 0.467		1-1 F7			2-2 SH5-3 1B	1-0 1B G4-3 2B		0-0 G6-3	

Inning Stats	R: 3 E: 0 K: 1 S: 14	H: 2 LOB: 1 BB: 2 P: 25	R: 0 E: 0 K: 0 S: 6	H: 0 LOB: 0 BB: 0 P: 7	R: 0 E: 0 K: 2 S: 9	H: 0 LOB: 1 BB: 1 P: 18	R: 0 E: 0 K: 0 S: 6	H: 0 LOB: 0 BB: 0 P: 11	R: 0 E: 0 K: 1 S: 9	H: 2 LOB: 3 BB: 1 P: 17	R: 3 E: 0 K: 1 S: 17	H: 4 LOB: 2 BB: 1 P: 31	R: 1 E: 0 K: 0 S: 11	H: 1 LOB: 0 BB: 0 P: 15	R: 0 E: 0 K: 0 S: 7	H: 0 LOB: 0 BB: 0 P: 9
--------------	-------------------------------	----------------------------------	------------------------------	---------------------------------	------------------------------	----------------------------------	------------------------------	----------------------------------	------------------------------	----------------------------------	-------------------------------	----------------------------------	-------------------------------	----------------------------------	------------------------------	---------------------------------

PITCHER	IP	WLS	BF	H	R	ER	SO	BB	IBB	HBP	BLK	WP	HR	S	P	ERA	WHIP
Pete Schourek, L (1, 1) ERA: 5.4	5.0	L	23	4	3	3	4	3	1	0	0	0	1	44	78	5.40	1.400
Rich Garcés, R (6, 1) ERA: 27.0	1.0		8	4	3	3	1	0	1	0	0	0	0	17	31	27.00	4.000
49 Tim Wakefield, R (7, 1) ERA: 3.0	2.0		7	1	1	1	0	0	0	0	0	0	1	18	24	4.50	0.500

BOTTOM

Boston Red Sox @ Anaheim Angels
Edison International Field, Anaheim, CA

Fri Apr 07 2000, 10:05 PM EDT
Att: 30,412 - Overcast - 63 F

livebaseballscorecards.com

AB	32
R	7
H	9
RBI	7
BB	5
SO	5
LOB	14



1B: 5	SF: 0	WP: 0	PA: 38
2B: 2	SAC: 1	PB: 0	
3B: 0	DP: 0	SB: 3	
HR: 2	HBP: 0	CS: 0	

Batter	1	2	3	4	5	6	7	8	9	AB R H RBI BB SO LOB	TOP		
Jose Offerman, S (1, 4) OBP: 0.375, SLG: 0.235	4-1 CS BB		1-1 F8			4-2 WP 1B BB	4-1 G4-6-3 BB		4-0 BB	1 1 0 1 4 0 1			
Trot Nixon, L (1, 9) OBP: 0.353, SLG: 0.563 (7, 8)	0-0 F7			2-3 K		2-2 WP 1B 1H	1-1 G4-6-3		2-2 F9	5 0 1 1 0 1 5			
Brian Daubach, L (1, 3) OBP: 0.571, SLG: 1.250	0-3 K			0-0 G5-3		4-2 1-2 BB		1-0 G4-6-3 BB 1B	2-1 G5-3	4 1 1 0 1 1 2			
Nomar Garciaparra, R (1, 6) OBP: 0.200, SLG: 0.158	2-1 CS 1-2	2-2 G6-4-3 1B		1-0 G6-3		2-2 F7		4-0 G4-6-3 BB		3 0 1 0 1 0 2			
Troy O'Leary, L (1, 7) OBP: 0.150, SLG: 0.158		1-1 G6-4-3 1-2f		1-1 G3			4-2 FC5-4 BB	3-2 G4-6-3 1-2f 2-3		3 0 0 0 1 0 3			
Carl Everett, S (1, 10) OBP: 0.500, SLG: 0.647		4-1 CS BB		2-3 K2-3			0-1 FC5-4 BB 1-2f 1B	3-2 1B 2B		3 2 1 1 1 1 1			
Jason Varitek, S (1, 2) OBP: 0.313, SLG: 0.214		0-1 CS 1-2	1-0 F7	1-2 G4-3			4-1 1B BB 1B	0-0 1B		3 1 1 1 1 0 0			
Jeff Frye, R (1, 5) OBP: 0.143, SLG: 0.143 (7, 9)			2-2 G4-3		0-2 G1-3		0-2 BB 1B 1-2 2-H 1B	0-3 K		4 0 1 1 0 1 1			
Darren Lewis, R (1, 8) OBP: 0.400, SLG: 0.250 Scott Hatteberg, L (7, PH) OBP: 0.200, SLG: 0.200 Manny Alexander, R (7, PR) (7, 5)			4-1 BB		2-2 G5-3		2-2 BB 1B 1-2 2-3 1B		1-3 K	1 0 0 0 1 0 0 1 0 1 0 0 0 0 1 0 0 0 0 1 0			
Inning Stats	R: 0 E: 0 K: 1 S: 6 H: 0 LOB: 0 BB: 1 P: 12	R: 0 E: 0 K: 0 S: 8 H: 1 LOB: 0 BB: 1 P: 15	R: 0 E: 0 K: 0 S: 7 H: 0 LOB: 1 BB: 1 P: 15	R: 0 E: 0 K: 1 S: 6 H: 0 LOB: 0 BB: 0 P: 9	R: 0 E: 0 K: 1 S: 9 H: 0 LOB: 0 BB: 0 P: 13	R: 1 E: 0 K: 0 S: 20 H: 1 LOB: 2 BB: 2 P: 34	R: 2 E: 0 K: 0 S: 15 H: 2 LOB: 3 BB: 3 P: 30	R: 2 E: 0 K: 1 S: 11 H: 3 LOB: 1 BB: 1 P: 22	R: 0 E: 0 K: 1 S: 9 H: 0 LOB: 1 BB: 1 P: 18	1B: 6 2B: 1 3B: 0 HR: 0 SF: 0 SAC: 0 DP: 3 HBP: 0	WP: 2 PB: 0 SB: 0 CS: 2 PA: 41		
PITCHER	IP WLS BF H R ER SO BB IBB HBP BLK WP HR S P ERA WHIP											PITCHER	IP WLS BF H R ER SO BB IBB HBP BLK WP HR S P ERA WHIP
Ken Hill, R (1, 1) ERA: 2.38	6.0 W 22 2 1 1 3 5 0 0 0 2 0 56 98 1.50 1.167											Troy Percival, R (9, 1) ERA: 9.0	1.0 S 4 0 0 0 1 1 0 0 0 0 0 0 3 3 0.00 0.000
Kent Mercker, L (7, 1) ERA: 6.75	0.1 3 0 2 2 0 2 0 0 0 0 0 5 13 54.00 6.000												
Shigetoshi Hasegawa, R (7, 1) ERA: 6.75	0.2 4 2 0 0 0 1 0 0 0 0 0 10 17 0.00 4.500												
Mark Petkovsek, R (8, 1) ERA: 5.4	0.2 H 5 3 2 2 0 1 0 0 0 0 0 8 19 27.00 6.000												
Lou Pote, R (8, 1) ERA:	0.1 H 1 0 0 0 1 0 0 0 0 0 0 3 3 0.00 0.000												

Boston Red Sox @ Anaheim Angels
Edison International Field, Anaheim, CA

livebaseballscorecards.com

AB 29
R 5
H 7
RBI 5
BB 10
SO 5
LOB 15



Sat Apr 08 2000, 10:05 PM EDT
Att. 27,369 - Sunny - 69 F

Batter	1	2	3	4	5	6	7	8	9	AB R H RBI BB SO LOB	BOTTOM
--------	---	---	---	---	---	---	---	---	---	----------------------	--------

Darin Erstad, L <small>(1, 7) OBP: 0.600, SLG: 0.833</small>										5 1 3 1 0 1 1	Boston Red Sox @ Anaheim Angels Edison International Field, Anaheim, CA <small>Sat Apr 08 2000, 10:05 PM EDT Att: 27,369 - Sunny - 69 F</small>
Adam Kennedy, L <small>(1, 4) OBP: 0.435, SLG: 0.524</small>										3 1 0 0 1 1 3	
Mo Vaughn, L <small>(1, 3) OBP: 0.391, SLG: 0.316</small>										4 0 1 1 0 0 2	
Tim Salmon, R <small>(1, 9) OBP: 0.304, SLG: 0.278</small>										4 0 0 0 0 1 2	
16 Garret Anderson, L <small>(1, 8) OBP: 0.227, SLG: 0.381</small>										4 1 2 1 0 0 1	
Troy Glaus, R <small>(1, 5) OBP: 0.545, SLG: 0.600</small>										4 1 1 1 0 1 1	
Scott Spiezio, S <small>(1, 10) OBP: 0.474, SLG: 0.583</small>										4 2 2 2 0 0 1	
Bengie Molina, R <small>(1, 2) OBP: 0.333, SLG: 0.400</small>										4 1 3 1 0 0 0	
Gary Disarcina, R <small>(1, 6) OBP: 0.444, SLG: 0.471</small> Benji Gil, R <small>(8, 6)</small>										2 0 1 0 0 0 1 1 0 0 0 0 0 1	

Inning Stats	R: 2 H: 2 E: 0 K: 8 S: 8	H: 2 LOB: 0 BB: 1 P: 15	R: 0 H: 1 E: 0 K: 10 S: 10	L: 1 LOB: 1 BB: 0 P: 14	R: 0 H: 0 E: 0 K: 9 S: 9	H: 0 LOB: 0 BB: 0 P: 14	R: 0 H: 1 E: 0 K: 10 S: 10	H: 1 LOB: 1 BB: 0 P: 16	R: 0 H: 2 E: 0 K: 6 S: 6	H: 2 LOB: 2 BB: 0 P: 8	R: 4 H: 5 E: 0 K: 18 S: 18	H: 5 LOB: 1 BB: 0 P: 25	R: 0 H: 0 E: 0 K: 9 S: 9	H: 0 LOB: 0 BB: 0 P: 17	R: 1 H: 2 E: 0 K: 9 S: 9	H: 2 LOB: 1 BB: 0 P: 16	1B: 8 SF: 0 2B: 4 SAC: 1 3B: 0 DP: 0 HR: 1 HBP: 0	WP: 0 PA: 38 PB: 0 SB: 0 CS: 1
--------------	--------------------------	-------------------------	----------------------------	-------------------------	--------------------------	-------------------------	----------------------------	-------------------------	--------------------------	------------------------	----------------------------	-------------------------	--------------------------	-------------------------	--------------------------	-------------------------	---	--------------------------------

PITCHER	Brian Rose, R <small>(1, 1) ERA: 8.44</small>	Bryce Florie, R <small>(6, 1) ERA: 6.75</small>	Rheal Cormier, L <small>(7, 1) ERA: 9.0</small>	IP	WLS	BF	H	R	ER	SO	BB	IBB	HBP	BLK	WP	HR	S	P	ERA	WHIP
	5.1	1.1	1.1	25	L	6	2	1	1	2	0	0	0	0	0	1	52	80	8.44	1.875
																	15	24	6.75	1.500
																	12	21	6.75	1.500



Batter	1	2	3	4	5	6	7	8	9	AB R H RBI BB SO LOB
Jose Offerman, S (1, 4) OBP: 0.379, SLG: 0.200	4-2 1B BB		1-2 F8		4-0 G3-1 BB		0-1 F7		2-2 G4-3	3 0 0 0 2 0 0
Trot Nixon, L (1, 9) OBP: 0.318, SLG: 0.619	1-2 F9		2-3 K		3-2 G3-1		3-2 HR		0-3 K	5 1 1 1 0 2 3
Brian Daubach, L (1, 10) OBP: 0.421, SLG: 0.882	2-1 F9			2-3 K	2-2 G6-3		1-1 G4-3		1-3 K	5 0 0 0 0 2 3
Nomar Garciaparra, R (1, 6) OBP: 0.250, SLG: 0.182	0-0 1B			0-0 F7		4-0 1B SF7 BB		0-0 G6-3		3 1 1 0 1 0 0
Troy O'Leary, L (1, 7) OBP: 0.250, SLG: 0.522	1-2 L7			0-2 HR		1-2 CS 1B		3-2 HR		4 2 3 2 0 0 2
Carl Everett, S (1, 8) OBP: 0.458, SLG: 0.750		2-2 F8		0-0 HR		3-2 SF7		2-1 F8		3 1 1 2 0 0 0
Mike Stanley, R (1, 3) OBP: 0.400, SLG: 0.375		1-2 F8		2-1 G6-3		4-2 BB		0-2 FC5-4 1B		3 0 1 0 1 0 0
Jason Varitek, S (1, 2) OBP: 0.300, SLG: 0.222		1-0 P6			0-3 K	0-1 F7		3-1 FC5-4 1B		4 0 1 0 0 1 1
Manny Alexander, R (1, 5) OBP: 0.111, SLG: 0.222			2-3 K		1-2 G3-1 2B		3-2 F9	2-2 FC5-4		4 0 1 0 0 1 2

Inning Stats	R: 0 E: 0 K: 0 S: 12	H: 1 LOB: 2 BB: 1 P: 20	R: 0 E: 0 K: 0 S: 8	H: 0 LOB: 0 BB: 0 P: 12	R: 0 E: 0 K: 2 S: 9	H: 0 LOB: 0 BB: 0 P: 14	R: 2 E: 0 K: 1 S: 11	H: 2 LOB: 0 BB: 0 P: 15	R: 0 E: 0 K: 1 S: 12	H: 1 LOB: 2 BB: 1 P: 22	R: 1 E: 0 K: 0 S: 10	H: 1 LOB: 1 BB: 2 P: 22	R: 1 E: 0 K: 0 S: 11	H: 1 LOB: 0 BB: 0 P: 18	R: 1 E: 0 K: 0 S: 14	H: 3 LOB: 2 BB: 0 P: 24	R: 0 E: 0 K: 2 S: 10	H: 0 LOB: 0 BB: 0 P: 13	1B: 4 2B: 1 3B: 0 HR: 4	SF: 1 SAC: 0 DP: 0 HBP: 0	WP: 0 PB: 0 SB: 0 CS: 1	PA: 39
--------------	-------------------------------	----------------------------------	------------------------------	----------------------------------	------------------------------	----------------------------------	-------------------------------	----------------------------------	-------------------------------	----------------------------------	-------------------------------	----------------------------------	-------------------------------	----------------------------------	-------------------------------	----------------------------------	-------------------------------	----------------------------------	----------------------------------	------------------------------------	----------------------------------	--------

PITCHER	IP	WLS	BF	H	R	ER	SO	BB	IBB	HBP	BLK	WP	HR	S	P	ERA	WHIP
Kent Bottenfield, R (1, 1) ERA: 3.86	6.0	L	26	5	3	3	4	4	0	0	0	0	2	62	105	4.50	1.500
Al Levine, R (7, 1) ERA: 7.36	1.2		9	4	2	2	0	0	0	0	0	0	2	22	37	10.80	2.400
Mike Fyhrie, R (8, 1) ERA:	1.1		4	0	0	0	2	0	0	0	0	0	0	13	18	0.00	0.000


TOP

Boston Red Sox @ Anaheim Angels
Edison International Field, Anaheim, CA

Sun Apr 09 2000, 4:05 PM EDT
Att. 35,847 - Cloudy - 70 F

livebaseballscorecards.com

AB	34
R	5
H	9
RBI	5
BB	4
SO	6
LOB	11



Batter	1	2	3	4	5	6	7	8	9
Darin Erstad, L (1, 7) OBP: 0.586, SLG: 0.778	2-2 FC3-6 1B		2-1 G4-3		2-3 K			4-1 BB	
Adam Kennedy, L (1, 4) OBP: 0.407, SLG: 0.480	0-0 FC3-6 G4-3 1-2f		3-2 F8			2-1 P6		1-0 E8 1-3 2-H 1B	
Mo Vaughn, L (1, 10) OBP: 0.333, SLG: 0.261	2-2 G4-3 1-3			1-0 G1-3		1-3 K		1-3 K	
Tim Salmon, R (1, 9) OBP: 0.296, SLG: 0.273	2-3 K			0-1 E7 1B		1-3 K		2-2 G5-3	
16 Garret Anderson, L (1, 8) OBP: 0.192, SLG: 0.320		2-3 K		0-3 K		2-2 G1-6-3		1-1 G3	
Troy Glaus, R (1, 5) OBP: 0.462, SLG: 0.474		0-3 K		3-3 K		1-3 K		1-3 K	
Scott Spiezio, S (1, 3) OBP: 0.435, SLG: 0.688		1-3 K			3-3 K	2-1 G3		0-0 HR	
Matt Walbeck, S (1, 2) OBP: 0.111, SLG: 0.111			1-2 G4-3 SH1-4 1B		2-3 K		0-0 G1-3	2-2 G6-3	
Benji Gil, R (1, 6) OBP: 0.667, SLG: 0.667			0-0 SH1-4 1-2		0-0 1B		0-1 S E 1B		

Inning Stats	R: 0	H: 1	E: 0	LOB: 1	K: 1	S: 11	R: 0	H: 0	E: 0	LOB: 0	K: 3	S: 10	R: 0	H: 1	E: 0	LOB: 1	K: 0	S: 10	R: 0	H: 1	E: 1	LOB: 1	K: 2	S: 9	R: 0	H: 1	E: 0	LOB: 1	K: 3	S: 12	R: 0	H: 0	E: 0	LOB: 0	K: 2	S: 8	R: 0	H: 0	E: 0	LOB: 0	K: 1	S: 8	R: 1	H: 2	E: 1	LOB: 2	K: 1	S: 11	R: 1	H: 1	E: 0	LOB: 0	K: 1	S: 10	1B: 6	SF: 0	2B: 0	SAC: 1	3B: 0	DP: 0	HR: 1	HBP: 0	WP: 0	PA: 35
--------------	------	------	------	--------	------	-------	------	------	------	--------	------	-------	------	------	------	--------	------	-------	------	------	------	--------	------	------	------	------	------	--------	------	-------	------	------	------	--------	------	------	------	------	------	--------	------	------	------	------	------	--------	------	-------	------	------	------	--------	------	-------	-------	-------	-------	--------	-------	-------	-------	--------	-------	--------

PITCHER	IP	WLS	BF	H	R	ER	SO	BB	IBB	HBP	BLK	WP	HR	S	P	ERA	WHIP
Pedro Martinez, R (1, 1) ERA: 0.63	7.1	W	28	5	1	1	12	1	0	0	0	0	0	72	111	1.23	0.818
Derek Lowe, R (8, 1) ERA: 2.45	1.2		7	2	1	1	2	0	0	0	0	0	1	17	25	5.40	1.200

BOTTOM

AB	R	H	RBI	BB	SO	LOB
3	0	1	0	1	1	2
4	0	1	1	0	0	2
4	0	0	0	0	2	3
4	0	1	0	0	2	3
4	0	0	0	0	2	1
4	0	0	0	0	4	1
4	1	1	1	0	2	0
4	0	1	0	0	1	0
2	1	2	0	0	0	0

AB	33
R	2
H	7
RBI	2
BB	1
SO	14
LOB	12



WP	HR	S	P	ERA	WHIP
0	0	1	0	0	0

Boston Red Sox @ Anaheim Angels
Edison International Field, Anaheim, CA
 Sun Apr 09 2000, 4:05 PM EDT
 Att: 35,847 - Cloudy - 70 F

livebaseballscorecards.com

Batter	1	2	3	4	5	6	7	8	9	AB R H RBI BB SO LOB	TOP									
Todd Walker, L (1, 4) OBP: 0.278, SLG: 0.353	0-0 F8	0-1 G3			2-1 2B		1-2 2B 1B		2-2 F8	5 1 2 0 0 0 2										
Cristian Guzman, S (1, 6) OBP: 0.405, SLG: 0.455	4-0 1B 1B BB	1-2 F7			4-1 G6-4-3 BB		4-1 2B G4-3 BB		1-0 FC6-4	2 2 0 0 3 0 2										
Matt Lawton, L (1, 9) OBP: 0.357, SLG: 0.538	0-0 BB 1B 1B				1-1 F7		0-0 G4-3 2B		0-0 G4-3	5 0 2 1 0 0 3										
David Ortiz, L (1, 10) OBP: 0.389, SLG: 0.400	3-1 BB 1B				3-2 F9		2-1 G4-3			4 0 1 1 0 0 3										
Ron Coomer, R (1, 3) OBP: 0.344, SLG: 0.607	4-2 1-2 2-3 BB				1-0 G6-3		2-0 HR		1-1 F3	3 1 1 2 1 0 1										
Corey Koskie, L (1, 5) OBP: 0.303, SLG: 0.387	1-1 F5				2-2 L8		1-3 K		0-0 L8	4 0 0 0 0 1 3										
Marcus Jensen, S (1, 2) OBP: 0.188, SLG: 0.188	3-1 F7				2-2 F7		2-2 L8		1-2 P6	4 0 0 0 0 0 3										
Jacque Jones, L (1, 7) OBP: 0.400, SLG: 0.714					2-0 G3 2B		0-3 K2-3		0-0 G1-3	4 0 2 0 0 1 0										
Torii Hunter, R (1, 8) OBP: 0.333, SLG: 0.393					1-3 K		2-3 K		2-0 FC6-4 1B	4 0 1 0 0 2 2										
Inning Stats	R: 1 E: 0 K: 0 S: 11	H: 2 LOB: 3 BB: 2 P: 26	R: 0 E: 0 K: 0 S: 10	H: 1 LOB: 1 BB: 0 P: 13	R: 0 E: 0 K: 0 S: 6	H: 0 LOB: 0 BB: 0 P: 11	R: 0 E: 0 K: 1 S: 11	H: 1 LOB: 1 BB: 0 P: 18	R: 0 E: 0 K: 2 S: 8	H: 1 LOB: 0 BB: 0 P: 17	R: 2 E: 0 K: 1 S: 15	H: 2 LOB: 1 BB: 1 P: 25	R: 0 E: 0 K: 0 S: 5	H: 0 LOB: 0 BB: 0 P: 6	R: 0 E: 0 K: 0 S: 7	H: 1 LOB: 1 BB: 0 P: 12	1B: 5 2B: 3 3B: 0 HR: 1	SF: 0 SAC: 0 DP: 1 HBP: 0	WP: 0 PB: 0 SB: 0 CS: 0	PA: 39
PITCHER	IP WLS BF H R ER SO BB IBB HBP BLK WP HR S P ERA WHIP																			
Ramon Martinez, R (1, 1) ERA: 11.37	5.0 W 22 5 1 1 1 3 0 0 0 0 0 0 46 86 1.80 1.600																			
John Wasdin, R (6, 1) ERA: 7.71	2.0 10 3 3 3 3 1 0 0 0 0 1 27 42 13.50 2.000																			
Rob Stanifer, R (8, 1) ERA:	2.0 7 1 0 0 0 0 0 0 0 0 0 0 12 18 0.00 0.500																			

Minnesota Twins @ Boston Red Sox
 Fenway Park, Boston, MA
 Tue Apr 11 2000, 1:05 PM EDT
 Att. 33,114 - Overcast - 46 F

livebaseballscorecards.com

AB	35
R	4
H	9
RBI	4
BB	4
SO	4
LOB	19



Batter	1	2	3	4	5	6	7	8	9
Jose Offerman, S (1, 4) OBP: 0.441, SLG: 0.227 Jeff Frye, R (8, 4) OBP: 0.250, SLG: 0.250	4-1 2B SF9 BB	4-1 E 1B BB	2-3 K		0-0 FC6-4 1B	4-2 1-2 BB		0-0 FC5-4 1B	
Trot Nixon, L (1, 9) OBP: 0.321, SLG: 0.577	0-0 SF9 1B 2B	4-2 E 1B BB	3-1 F7		1-1 FC6-4 1-2f	2-3 K		2-1 F7	
Brian Daubach, L (1, 10) OBP: 0.333, SLG: 0.714 Gary Gaetti, R (8, PH)	2-2 SF9	1-0 E1 1B	1-2 G6-3		2-3 K	1-3 K		2-1 FC5-4 1-2f	
Nomar Garciaparra, R (1, 6) OBP: 0.345, SLG: 0.296 Manny Alexander, R (8, 6) OBP: 0.100, SLG: 0.200	0-0 G1-6-3 1B	1-1 1B 1B		2-1 BB 1B		2-2 G4-3 HR 1B	0-2 G4-3	0-0 P4	
Troy O'Leary, L (1, 7) OBP: 0.241, SLG: 0.464	1-2 G1-6-3 1-2f	0-1 1B 1B		2-0 F8		3-2 G4-3	0-2 F9		
Carl Everett, S (1, 8) OBP: 0.517, SLG: 1.042				4-2 1-2 BB		1-0 HR	0-1 1B 2B		
Mike Stanley, R (1, 3) OBP: 0.440, SLG: 0.368				2-0 F7		2-1 E4 2B 38 1B	0-0 HBP 1B		
Jason Varitek, S (1, 2) OBP: 0.360, SLG: 0.318 Scott Hatteberg, L (8, 2) OBP: 0.200, SLG: 0.200				0-0 F7		0-0 38 1B 2B	2-2 HBP		
38 Wilton Veras, R (1, 5) OBP: 0.400, SLG: 0.600					1-0 G6-3	0-0 BB 1B	0-0 F8		


Inning Stats	R: 2 E: 0 K: 0 S: 9	H: 2 LOB: 0 BB: 1 P: 16	R: 8 E: 1 K: 1 S: 23	H: 5 LOB: 2 BB: 4 P: 48	R: 0 E: 0 K: 1 S: 8	H: 0 LOB: 0 BB: 0 P: 14	R: 0 E: 0 K: 0 S: 9	H: 1 LOB: 2 BB: 1 P: 19	R: 0 E: 0 K: 1 S: 7	H: 1 LOB: 1 BB: 0 P: 11	R: 3 E: 1 K: 2 S: 19	H: 4 LOB: 3 BB: 1 P: 34	R: 0 E: 0 K: 0 S: 13	H: 2 LOB: 3 BB: 0 P: 15	R: 0 E: 0 K: 0 S: 6	H: 1 LOB: 1 BB: 0 P: 10
1B: 10 2B: 4 3B: 0 HR: 2	SF: 1 SAC: 0 DP: 1 HBP: 1	WP: 0 PB: 0 SB: 0 CS: 0	1B: 10 2B: 4 3B: 0 HR: 2	SF: 1 SAC: 0 DP: 1 HBP: 1	WP: 0 PB: 0 SB: 0 CS: 0	1B: 10 2B: 4 3B: 0 HR: 2	SF: 1 SAC: 0 DP: 1 HBP: 1	WP: 0 PB: 0 SB: 0 CS: 0	1B: 10 2B: 4 3B: 0 HR: 2	SF: 1 SAC: 0 DP: 1 HBP: 1	WP: 0 PB: 0 SB: 0 CS: 0	1B: 10 2B: 4 3B: 0 HR: 2	SF: 1 SAC: 0 DP: 1 HBP: 1	WP: 0 PB: 0 SB: 0 CS: 0	1B: 10 2B: 4 3B: 0 HR: 2	SF: 1 SAC: 0 DP: 1 HBP: 1

MINNESOTA TWINS @ BOSTON RED SOX

Fenway Park, Boston, MA

Tue Apr 11 2000, 1:05 PM EDT
Att: 33,114 - Overcast - 46 F

AB	40
R	13
H	16
RBI	12
BB	7
SO	5
LOB	28



PITCHER	IP	WLS	BF	H	R	ER	SO	BB	IBB	HBP	BLK	WP	HR	S	P	ERA	WHIP
Joe Mays, R (1, 1) ERA: 13.5	1.1	L	12	4	8	7	0	4	0	0	0	0	1	20	45	47.25	6.000
Mark Redman, L (2, 1) ERA: 7.2	4.0		22	7	5	4	3	2	0	0	0	0	1	45	80	9.00	2.250
Bob Wells, R (6, 1) ERA: 11.57	0.2		5	2	0	0	2	1	0	0	0	0	0	10	17	0.00	4.500
Eddie Guardado, L (7, 1) ERA: 10.8	1.0		6	2	0	0	0	0	0	1	0	0	0	13	15	0.00	2.000
Travis Miller, L (8, 1) ERA: 9.82	1.0		4	1	0	0	0	0	0	0	0	0	0	6	10	0.00	1.000

Batter	1	2	3	4	5	6	7	8	9	AB R H RBI BB SO LOB	TOP									
Cristian Guzman, S (1, 6) OBP: 0.381, SLG: 0.474	1-0 G5-3	3-2 FC5-2		1-1 1B		1-1 G5-3			0-2 G4-3	5 1 1 1 0 0 2										
Denny Hocking, S (1, 7) OBP: 0.350, SLG: 0.632	2-2 PB	4-1 BB		0-0 1B		1-2 F9			0-0 G4-3	4 0 2 1 1 0 0										
Matt Lawton, L (1, 9) OBP: 0.326, SLG: 0.488	0-1 P4	1-2 P6		0-0 P3		3-2 G1-3				4 0 0 0 0 0 5										
Ron Coomer, R (1, 3) OBP: 0.333, SLG: 0.548	4-1 PB			0-2 G4-3		0-1 G4-3			0-2 G5-3	3 0 0 0 1 0 0										
Butch Huskey, R (1, 10) OBP: 0.212, SLG: 0.344	2-1 F9			2-2 P4		2-1 1B			1-2 E5	4 0 1 0 0 0 2										
Matthew LeCroy, R (1, 2) OBP: 0.409, SLG: 0.600		3-2 1B		2-1 F9		3-2 F8			2-1 G5-4-3	4 1 1 0 0 0 2										
Corey Koskie, L (1, 5) OBP: 0.324, SLG: 0.400		0-0 SF8		1-0 G3-1		1-3 K			1-1 1B	4 0 2 0 0 1 1										
Torii Hunter, R (1, 8) OBP: 0.364, SLG: 0.419		1-2 FC5-2		0-1 3B		1-3 K			0-2 L1	3 1 2 0 0 1 0										
Midre Cummings, L (8, PH) OBP: 0.667, SLG: 1.000		1-2 1B		1-3 1B		0-3 K			1-0 L9	1 0 0 0 0 0 1										
Jason Maxwell, R (1, 4) OBP: 0.111, SLG: 0.125		0-0 SF8								2 0 0 1 0 2 1										
Jacque Jones, L (9, PH) OBP: 0.389, SLG: 0.694		2-3 3-H								1 0 0 0 0 0 0										
Inning Stats	R: 0 E: 0 K: 0 S: 10	H: 1 LOB: 2 BB: 1 P: 19	R: 1 E: 0 K: 0 S: 20	H: 3 LOB: 3 BB: 1 P: 32	R: 0 E: 0 K: 0 S: 8	H: 0 LOB: 0 BB: 0 P: 12	R: 2 E: 0 K: 1 S: 10	H: 3 LOB: 1 BB: 0 P: 13	R: 0 E: 0 K: 1 S: 11	H: 1 LOB: 1 BB: 0 P: 17	R: 0 E: 0 K: 2 S: 8	H: 0 LOB: 0 BB: 0 P: 10	R: 0 E: 1 K: 0 S: 10	H: 1 LOB: 1 BB: 0 P: 14	R: 0 E: 0 K: 0 S: 7	H: 0 LOB: 0 BB: 0 P: 8	1B: 7 2B: 1 3B: 1 HR: 0	SF: 1 SAC: 0 DP: 1 HBP: 0	WP: 0 PB: 1 SB: 0 CS: 0	PA: 38
PITCHER	IP WLS BF H R ER SO BB IBB HBP BLK WP HR S P ERA WHIP																			
Jeff Fassero, L (1, 1) ERA: 3.6	5.0 W 25 8 3 3 2 2 0 0 0 0 0 0 59 93 5.40 2.000																			
Rheal Cormier, L (6, 1) ERA: 5.4	2.0 6 0 0 0 2 0 0 0 0 0 0 0 17 23 0.00 0.000																			
Derek Lowe, R (8, 1) ERA: 1.59	2.0 7 1 0 0 0 0 0 0 0 0 0 0 17 22 0.00 0.500																			

Minnesota Twins @ Boston Red Sox
Fenway Park, Boston, MA
 Wed Apr 12 2000, 6:05 PM EDT
 Att. 20,313 - Sunny - 46 F

livebaseballscorecards.com

AB	35
R	3
H	9
RBI	3
BB	2
SO	4
LOB	14



Batter	1	2	3	4	5	6	7	8	9	AB	R	H	RBI	BB	SO	LOB
Jose Offerman, S OBP: 0.436, SLG: 0.231 (1, 4)	1-3 K		1-1 1B 2B 1B	4-2 1-2 FC6-4 BB		0-0 G6-3		2-1 G1-3		4	1	1	0	1	1	0
Darren Lewis, R OBP: 0.444, SLG: 0.286 (1, 9)	3-2 F8		1-1 1-2 2B 1B	3-2 1-2f 2-3 FC6-4 1B		4-2 FC1-6 BB				3	1	1	0	1	0	2
Nomar Garciaparra, R OBP: 0.364, SLG: 0.355 (1, 6)	1-0 F9		3-2 1-1H 2-H 2B 2B	0-1 1-3 3-H 1B		0-0 FC1-6 1-2f				4	1	2	3	0	0	1
Mike Stanley, R OBP: 0.414, SLG: 0.348 (1, 3)			3-1 2B 1B 1B	1-0 G1-3		0-0 F9				4	1	1	0	0	0	3
Troy O'Leary, L OBP: 0.273, SLG: 0.531 (1, 7)			3-1 1B SF8 2B	1-0 1-3 3-H 1B 2B		0-1 G2-3		1-0 G4-3		4	2	2	1	0	0	0
Carl Everett, S OBP: 0.515, SLG: 0.964 (1, 8)			2-1 2-3 1B	0-1 2-H 3-H 1B P4		2-1 E8		0-3 K		4	0	2	2	0	1	0
Gary Gaetti, R (1, 10)			1-0 SF8 3-H	3-1 SAFE P4 1-2		0-1 F8		1-3 K		3	0	0	1	0	1	2
Jason Varitek, S OBP: 0.379, SLG: 0.320 (1, 2)			1-0 F9			3-2 FC6-4 BB 1B				3	1	1	0	1	0	1
38 Wilton Veras, R OBP: 0.222, SLG: 0.333 (1, 5)				1-2 G4-3 K		3-3 K				4	0	0	0	0	1	3

Inning Stats	R: 0	H: 0	E: 0	K: 1	S: 7	R: 1	H: 2	E: 0	K: 0	S: 7	R: 5	H: 6	E: 0	K: 0	S: 18	R: 1	H: 2	E: 0	K: 1	S: 17	R: 0	H: 0	E: 1	K: 0	S: 10	R: 0	H: 0	E: 0	K: 2	S: 7	R: 0	H: 0	E: 0	K: 0	S: 6	R: 0	H: 0	E: 0	K: 0	S: 6	R: 0	H: 0	E: 0	K: 0	S: 6	R: 0	H: 0	E: 0	K: 0	S: 6													
	LOB: 0	BB: 0	P: 12			LOB: 1	BB: 0	P: 15			LOB: 0	BB: 0	P: 31			LOB: 2	BB: 1	P: 31			LOB: 2	BB: 1	P: 17			LOB: 0	BB: 0	P: 9			LOB: 0	BB: 0	P: 11			LOB: 0	BB: 0	P: 11			LOB: 0	BB: 0	P: 11			LOB: 0	BB: 0	P: 11															
PITCHER	IP	WLS	BF	H	R	ER	SO	BB	IBB	HBP	BLK	WP	HR	S	P	ERA	WHIP															PITCHER	IP	WLS	BF	H	R	ER	SO	BB	IBB	HBP	BLK	WP	HR	S	P	ERA	WHIP														
Johan Santana, L ERA: 7.45 (1, 1)	3.2	L	21	10	7	7	2	1	0	0	0	0	0	48	87	17.18	3.000																																														
Hector Carrasco, R ERA: 0.93 (4, 1)	4.1		16	0	0	0	2	2	0	0	0	0	0	30	49	0.00	0.462																																														

BOTTOM

Minnesota Twins @ Boston Red Sox
Fenway Park, Boston, MA
Wed Apr 12 2000, 6:05 PM EDT
Att: 20,313 - Sunny - 46 F

livebaseballscorecards.com

AB 33
R 7
H 10
RBI 7
BB 3
SO 4
LOB 12



WP: 0 PA: 37
PB: 0
SB: 0
CS: 0

Batter	1	2	3	4	5	6	7	8	9	AB R H RBI BB SO LOB	TOP																		
Cristian Guzman, S (1, 6) OBP: 0.404, SLG: 0.548	1-0 1B 1B		2-2 SH5-3 1B 2B		X 0-0 G6-3		B X 1-0 SF8		X 0-0 2B	4 2 3 1 0 0 0																			
Denny Hocking, S (1, 7) OBP: 0.348, SLG: 0.571 David Ortiz, L (9, PH) OBP: 0.368, SLG: 0.375	0-3 K		X 0-0 SH5-3 2-3		X 0-0 G6-3		B B B B B B 4-1 2-3 3-H 4-1		B X 1-0 G6-3	2 0 0 0 1 1 1 1 0 0 0 0 0 1																			
Matt Lawton, L (1, 9) OBP: 0.360, SLG: 0.511	0-1 1B 1-3 1B		X 0-0 G6-4-3 1B		X 0-0 G6-4-3 1B		X 0-0 F9			4 0 3 1 0 0 3																			
Ron Coomer, R (1, 3) OBP: 0.325, SLG: 0.514	2-0 1-3 3-H 1B		X 0-0 G6-4-3 1-2f		X 0-0 G6-4-3 1-2f		B B B B B B 2-1 P3			4 0 1 1 0 0 2																			
Butch Huskey, R (1, 10) OBP: 0.216, SLG: 0.314 Todd Walker, L (8, PR) OBP: 0.278, SLG: 0.353	0-1 F7			C B X 1-1 G4-3		C S S 0-3 K		B B B B B B 4-2 S BB		3 0 0 0 1 1 2 0 0 0 0 0 0 0																			
Matthew LeCroy, R (1, 2) OBP: 0.385, SLG: 0.522	0-0 G1-3			B B B B B B 2-2 F9			B B B B B B 4-2 E BB SF8 BB		B B B B B B 1-3 K	3 1 0 0 1 1 3																			
Corey Koskie, L (1, 5) OBP: 0.341, SLG: 0.378		B B B B B B 4-0 CS BB		B B B B B B 4-2 BB			B B B B B B 1-3 K		B B B B B B 0-3 K	2 0 0 0 2 2 3																			
Torii Hunter, R (1, 8) OBP: 0.361, SLG: 0.394 Midre Cummings, L (9, PH) OBP: 0.571, SLG: 0.857		C B B B B B 0-3 K		X 0-0 F8			B B B B B B 4-2 SF8 E BB		B B B B B B 2-3 K	2 0 0 0 1 1 2 1 0 0 0 0 1 0																			
Jason Maxwell, R (1, 4) OBP: 0.083, SLG: 0.091 Jacque Jones, L (9, PH) OBP: 0.378, SLG: 0.676		B B B B B B 3-3 K		C B B B B B 3-2 F8			B B B B B B 0-2 E1 BB		B X 1-0 G4-3	3 0 0 0 0 1 3 1 0 0 0 0 0 0																			
Inning Stats	R: 1 E: 0 K: 1 S: 10	H: 3 LOB: 2 BB: 0 P: 13	R: 0 E: 0 K: 2 S: 6	H: 0 LOB: 0 BB: 1 P: 13	R: 1 E: 0 K: 0 S: 6	H: 2 LOB: 0 BB: 0 P: 8	R: 0 E: 0 K: 0 S: 9	H: 0 LOB: 1 BB: 1 P: 16	R: 0 E: 0 K: 1 S: 5	H: 1 LOB: 0 BB: 0 P: 5	R: 1 E: 1 K: 1 S: 15	H: 0 LOB: 3 BB: 3 P: 29	R: 0 E: 0 K: 2 S: 11	H: 0 LOB: 2 BB: 1 P: 18	R: 0 E: 0 K: 1 S: 6	H: 1 LOB: 1 BB: 0 P: 10	1B: 5 2B: 2 3B: 0 HR: 0	SF: 1 SAC: 1 DP: 2 HBP: 0	WP: 0 PB: 0 SB: 1 CS: 1	PA: 38									
PITCHER	IP WLS BF H R ER SO BB IBB HBP BLK WP HR S P ERA WHIP																												
Pete Schourek, L (1, 1) ERA: 3.86	6.2		28	6	3	2	5	4	0	0	0	0	0	0	54	86	2.70	1.500											
Rich Garces, R (7, 1) ERA: 20.25	0.1		2	0	0	0	0	1	0	0	0	0	0	2	6	0.00	3.000												
49 Tim Wakefield, R (8, 1) ERA: 2.57	1.0	W	4	0	0	0	2	1	0	0	0	0	0	11	18	0.00	1.000												
Derek Lowe, R (9, 1) ERA: 1.35	1.0	S	4	1	0	0	1	0	0	0	0	0	0	6	10	0.00	1.000												

Minnesota Twins @ Boston Red Sox
 Fenway Park, Boston, MA
 Thu Apr 13 2000, 6:05 PM EDT
 Att. 22,194 - Sunny - 54 F

livebaseballscorecards.com

AB	30
R	3
H	7
RBI	3
BB	6
SO	8
LOB	20



Batter	1	2	3	4	5	6	7	8	9
Jose Offerman, S OBP: 0.386, SLG: 0.200 (1, 4) (8, 3)	1-2 G4-3		0-1 G3		1-2 G4-3		3-2 SF8	2-3 K	
Trot Nixon, L OBP: 0.375, SLG: 0.621 (1, 9)	3-2 2B		2-1 2B 1B		0-1 F8		3-H 4-1 BB		
Brian Daubach, L OBP: 0.393, SLG: 0.875 (1, 10)	4-2 BB		0-0 1-H 2B		3-2 HR		0-3 K		
Nomar Garciaparra, R OBP: 0.351, SLG: 0.343 (1, 6)	1-3 K		0-0 G5-3		0-2 F7		1-2 E BB F7-2 1B		
Troy O'Leary, L OBP: 0.270, SLG: 0.486 (1, 7)	0-1 G1-3		2-2 G3		0-1 G4-3		4-1 BB 38 E BB BB 1-2 BB		
Carl Everett, S OBP: 0.459, SLG: 0.844 (1, 8)		1-2 F8		2-3 K		3-2 F8	0-0 E4 38 BB BB 1-2 2-3		
Mike Stanley, R OBP: 0.438, SLG: 0.360 Jeff Frye, R OBP: 0.222, SLG: 0.222 (7, PR) (8, 4)		4-2 BB		2-2 F9		1-1 38 SH3-4 SF8 1B	2-1 F7-2		
Scott Hatteberg, L OBP: 0.250, SLG: 0.250 Jason Varitek, S OBP: 0.400, SLG: 0.320 (8, PH) (9, 2)		0-3 K		0-3 K		2-2 38 SH3-4 1B	3-H 4-0 38 BB BB 1-2 2-3		
38 Wilton Veras, R OBP: 0.250, SLG: 0.273 (1, 5)		0-1 P3			3-1 F9		0-0 SH3-4	4-2 BB 1-2 2-3 3-H	

Inning Stats	R: 0	H: 1	E: 0	K: 1	S: 16	LOB: 2	BB: 1	P: 25
	R: 0	H: 0	E: 0	K: 1	S: 10	LOB: 1	BB: 1	P: 15
	R: 1	H: 2	E: 0	K: 0	S: 9	LOB: 1	BB: 0	P: 13
	R: 0	H: 0	E: 0	K: 2	S: 11	LOB: 0	BB: 0	P: 15
	R: 0	H: 0	E: 0	K: 0	S: 8	LOB: 0	BB: 0	P: 12
	R: 1	H: 1	E: 0	K: 0	S: 12	LOB: 0	BB: 0	P: 18
	R: 1	H: 2	E: 0	K: 1	S: 13	LOB: 2	BB: 1	P: 23
	R: 1	H: 1	E: 1	K: 1	S: 14	LOB: 3	BB: 3	P: 31

PITCHER															PITCHER																				
IP	WLS	BF	H	R	ER	SO	BB	IBB	HBP	BLK	WP	HR	S	P	ERA	WHIP	IP	WLS	BF	H	R	ER	SO	BB	IBB	HBP	BLK	WP	HR	S	P	ERA	WHIP		
Brad Radke, R ERA: 7.0 (1, 1)	6.2		28	6	3	3	4	2	0	0	0	1	75	113	4.05	1.200																			
Travis Miller, L ERA: 9.0 (7, 1)	0.1		2	0	0	0	1	1	0	0	0	0	4	8	0.00	3.000																			
Bob Wells, R ERA: 10.13 (8, 1)	0.2	L	4	1	1	0	0	1	0	0	0	0	8	15	0.00	3.000																			
Eddie Guardado, L ERA: 9.82 (8, 1)	0.1		3	0	0	0	1	2	0	0	0	0	6	16	0.00	6.000																			

AB R H RBI BB SO LOB

4	0	0	1	0	1	3
3	1	2	0	1	0	0
3	1	2	2	1	1	2
4	0	1	0	0	1	3
3	1	0	0	1	0	3
4	0	0	0	0	1	2
2	0	1	0	1	0	0
1	1	0	0	0	0	3
3	0	1	0	0	2	1
0	0	0	0	1	0	0
2	0	0	1	1	0	1

AB	29
R	4
H	7
RBI	4
BB	6
SO	6
LOB	18



1B: 4	SF: 1	WP: 0	PA: 37
2B: 3	SAC: 1	PB: 0	
3B: 0	DP: 1	SB: 0	
HR: 1	HBP: 0	CS: 0	

Minnesota Twins @ Boston Red Sox
 Fenway Park, Boston, MA
 Thu Apr 13 2000, 6:05 PM EDT
 Att: 22,194 - Sunny - 54 F

livebaseballscorecards.com

Batter	1	2	3	4	5	6	7	8	9	AB R H RBI BB SO LOB	TOP											
Rich Becker, L OBP: 0.361, SLG: 0.286 (1, 8) (7, 7)	4-2 HR BB	0-0 F9	2-3 K			4-1 HR BB	4-1 G4-3 BB		3-3 K	3 2 0 0 3 2 1												
Frank Menechino, R OBP: 0.368, SLG: 0.633 Jorge Velandia, R (9, PH) (9, 4)	0-1 HR 1-H	0-0 HBP SF8 2B		2-3 K		1-3 K	4-2 G4-3 BB		3-1 F7	4 2 2 2 1 2 2 1 0 0 0 0 0 0												
Jason Giambi, L OBP: 0.442, SLG: 0.833 Jeremy Giambi, L OBP: 0.091, SLG: 0.300 (1, 3) (7, 3)	1-0 P5	4-1 HBP BB		1-1 G4-3		3-2 HR 1-H 2-H	3-2 G4-3		2-3 K	4 1 1 4 1 0 2 1 0 0 0 0 1 0												
Olmedo Saenz, R OBP: 0.300, SLG: 0.250 (1, 10)	4-2 BB 3 HR BB	2-1 HBP		1-2 G6-3		1-1 G5-3	1-1 G5-3			3 1 0 0 1 0 3												
Matt Stairs, L OBP: 0.256, SLG: 0.278 (1, 9)	4-0 3 HR BB	2-2 SF8			0-1 P4	2-2 F9		1-0 G6-3		3 1 0 1 1 0 0												
Ben Grieco, L OBP: 0.342, SLG: 0.344 Ryan Christenson, R OBP: 0.167, SLG: 0.091 (1, 7) (7, PR) (7, 8)	4-1 3 HR BB	1-1 F9			2-0 1B		2-0 3B 1B	1-2 3B 1B		3 1 2 0 1 0 2 1 1 1 0 0 0 0												
Miguel Tejada, R OBP: 0.289, SLG: 0.242 (1, 6)	0-3 K		0-0 G4-3		1-3 K		1-2 3B 1B	2-3 K		5 1 1 1 0 3 5												
3 Eric Chavez, L OBP: 0.412, SLG: 0.719 (1, 5)	1-2 HR		3-3 K		1-1 F7		0-0 BB BB G4-3 1B	1-0 1B		5 2 3 5 0 1 1												
Sal Fasano, R OBP: 0.286, SLG: 0.308 (1, 2)	1-3 K		1-2 E6 WP		1-1 E6 HR 1B		1-3 K	3-3 K		5 1 1 0 0 3 3												
Inning Stats	R: 6 E: 0 K: 2 S: 22	H: 2 LOB: 0 BB: 4 P: 41	R: 1 E: 0 K: 0 S: 9	H: 1 LOB: 2 BB: 1 P: 18	R: 0 E: 1 K: 2 S: 13	H: 0 LOB: 1 BB: 0 P: 19	R: 0 E: 0 K: 1 S: 8	H: 0 LOB: 0 BB: 0 P: 12	R: 0 E: 0 K: 1 S: 8	H: 1 LOB: 1 BB: 0 P: 12	R: 3 E: 1 K: 1 S: 14	H: 2 LOB: 0 BB: 1 P: 26	R: 3 E: 0 K: 1 S: 17	H: 3 LOB: 3 BB: 2 P: 33	R: 0 E: 0 K: 2 S: 13	H: 2 LOB: 2 BB: 0 P: 21	R: 0 E: 0 K: 2 S: 8	H: 0 LOB: 0 BB: 0 P: 16	1B: 6 2B: 1 3B: 1 HR: 3	SF: 1 SAC: 0 DP: 0 HBP: 1	WP: 1 PB: 0 SB: 0 CS: 0	PA: 48
PITCHER	IP WLS BF H R ER SO BB IBB HBP BLK WP HR S P ERA WHIP																					
Brian Rose, R ERA: 16.5 (1, 1)	0.2 L 8 2 6 6 1 4 0 0 0 0 0 2 19 37 81.00 9.000																					
John Wasdin, R ERA: 5.63 (1, 1)	3.1 14 1 1 1 4 1 0 1 0 1 0 33 53 2.70 0.600																					
Rob Stanifer, R ERA: 12.46 (5, 1)	2.1 15 6 6 6 3 2 0 0 0 0 1 32 56 23.14 3.429																					
Rich Garces, R ERA: 6.75 (7, 1)	2.2 11 2 0 0 4 1 0 0 0 0 0 28 52 0.00 1.125																					

Oakland Athletics @ Boston Red Sox
Fenway Park, Boston, MA
Fri Apr 14 2000, 6:05 PM EDT
Att. 29,472 - Sunny - 54 F

livebaseballscorecards.com

AB	38
R	13
H	11
RBI	13
BB	8
SO	12
LOB	19



Batter	1	2	3	4	5	6	7	8	9	AB	R	H	RBI	BB	SO	LOB
Jose Offerman, S (1, 4) OBP: 0.417, SLG: 0.265 Jeff Frye, R (8, 4) OBP: 0.200, SLG: 0.200	1-1 F9 BB 1B		0-0 F7		2-2 1B E 1B		0-0 1B 1B		0-1 G3-1	4	2	3	0	0	0	1
Trot Nixon, L (1, 9) OBP: 0.378, SLG: 0.667	1-3 1B		2-0 G4-3 1B 1B		2-2 SF7		0-1 F8		3-2 SF7 3B	4	2	2	1	0	1	2
Brian Daubach, L (1, 10) OBP: 0.424, SLG: 0.852	4-2 1B BB		0-0 G4-3		1-1 FC6-4 1B		0-0 1B 1B		2-1 SF7	3	0	2	1	1	0	2
Nomar Garciaparra, R (1, 6) OBP: 0.368, SLG: 0.359 Manny Alexander, R (8, 6) OBP: 0.091, SLG: 0.182	2-1 F9		0-1 1B		0-2 FC6-4		2-1 1B		2-2 F9	4	0	2	3	0	0	3
Troy O'Leary, L (1, 7) OBP: 0.244, SLG: 0.436 Darren Lewis, R (8, 7) OBP: 0.444, SLG: 0.286	2-2 F8		2-H 3-H 1-0 F3		1-2 G5-3		1-2 K			4	0	0	0	0	1	6
Carl Everett, S (1, 8) OBP: 0.415, SLG: 0.750		2-3 K		0-1 G3		1-3 K		0-2 G3		4	0	0	0	0	2	2
Mike Stanley, R (1, 3) OBP: 0.389, SLG: 0.310		2-2 F9		0-0 F8		2-3 K		2-1 L4		4	0	0	0	0	1	0
Jason Varitek, S (1, 2) OBP: 0.394, SLG: 0.321 Scott Hatteberg, L (8, 2) OBP: 0.222, SLG: 0.222		1-3 K		1-3 K2-3		0-0 1B		2-3 K		3	0	1	0	0	2	0
38 Wilton Veras, R (1, 5) OBP: 0.313, SLG: 0.333			0-0 G4-3 1B 1B		0-0 1B SF7 1B		2-2 G5-3		2-0 G4-3	1	0	0	0	0	0	1


Inning Stats	R: 0	H: 1	E: 0	K: 1	S: 13	R: 0	H: 0	E: 0	K: 2	S: 10	R: 2	H: 3	E: 0	K: 0	S: 7	R: 0	H: 0	E: 0	K: 1	S: 6	R: 2	H: 3	E: 1	K: 0	S: 16	R: 0	H: 1	E: 0	K: 2	S: 13	R: 1	H: 3	E: 0	K: 1	S: 12	R: 0	H: 0	E: 0	K: 1	S: 7	R: 1	H: 1	E: 0	K: 0	S: 10	1B: 11	2B: 0	3B: 1	SF: 2	SAC: 0	DP: 0	HBP: 0	WP: 0	PB: 0	SB: 0	CS: 0	PA: 40
--------------	------	------	------	------	-------	------	------	------	------	-------	------	------	------	------	------	------	------	------	------	------	------	------	------	------	-------	------	------	------	------	-------	------	------	------	------	-------	------	------	------	------	------	------	------	------	------	-------	--------	-------	-------	-------	--------	-------	--------	-------	-------	-------	-------	--------

PITCHER	IP	WLS	BF	H	R	ER	SO	BB	IBB	HBP	BLK	WP	HR	S	P	ERA	WHIP
Kevin Appier, R (1, 1) ERA: 3.86	6.0		27	8	4	3	6	1	0	0	0	0	0	65	94	4.50	1.500
Mike Magnante, L (7, 1) ERA: 4.91	0.1		3	2	1	1	0	0	0	0	0	0	0	4	4	27.00	6.000
Jeff Tam, R (7, 1) ERA: 4.32	2.2		10	2	1	1	2	0	0	0	0	0	0	25	41	3.38	0.750

BOTTOM

Oakland Athletics @ Boston Red Sox
Fenway Park, Boston, MA
 Fri Apr 14 2000, 6:05 PM EDT
 Att: 29,472 - Sunny - 54 F

AB	37
R	6
H	12
RBI	5
BB	1
SO	8
LOB	17



PITCHER	IP	WLS	BF	H	R	ER	SO	BB	IBB	HBP	BLK	WP	HR	S	P	ERA	WHIP
---------	----	-----	----	---	---	----	----	----	-----	-----	-----	----	----	---	---	-----	------

Batter	1	2	3	4	5	6	7	8	9	AB R H RBI BB SO LOB	TOP
Rich Becker, L (1, 8) <small>OBP: 0.359, SLG: 0.290</small> Ryan Christenson, R (8, PH) <small>OBP: 0.154, SLG: 0.083</small>	1-3 		2-2 		0-3 			1-1 		3 0 1 0 0 2 0 1 0 0 0 0 0 0	
Frank Menechino, R (1, 4) <small>OBP: 0.357, SLG: 0.576</small>	4-1 		1-3 		1-3 			0-0 		3 0 0 0 1 2 2	
Ben Grieve, L (1, 7) <small>OBP: 0.333, SLG: 0.333</small>	3-3 		0-2 			0-0 		1-0 		4 0 1 1 0 1 1	
Olmedo Saenz, R (1, 3) <small>OBP: 0.357, SLG: 0.667</small>		0-0 	1-1 			2-3 			0-1 	4 1 2 1 0 1 2	
Matt Stairs, L (1, 10) <small>OBP: 0.255, SLG: 0.275</small>		2-1 		1-2 		0-1 			1-2 	4 0 1 0 0 0 1	
Jeremy Giambi, L (1, 9) <small>OBP: 0.133, SLG: 0.286</small>		0-1 		2-3 			2-0 		1-3 	4 0 1 0 0 2 2	
Ramon Hernandez, R (1, 2) <small>OBP: 0.107, SLG: 0.231</small>				0-3 			1-0 		0-0 	4 0 0 0 0 2 3	
Eric Chavez, L (1, 5) <small>OBP: 0.378, SLG: 0.657</small>			1-1 	2-1 			0-1 			3 0 0 0 0 0 2	
Miguel Tejada, R (1, 6) <small>OBP: 0.293, SLG: 0.229</small> Jorge Velandia, R (7, 6)			1-1 		0-0 			0-0 		2 1 0 0 0 0 1 0 0 0 0 0 0 0	
Inning Stats	R: 0 H: 0 E: 0 LOB: 0 K: 2 BB: 1 S: 8 P: 16	R: 1 H: 1 E: 0 LOB: 0 K: 1 BB: 0 S: 8 P: 11	R: 1 H: 2 E: 0 LOB: 2 K: 1 BB: 0 S: 16 P: 22	R: 0 H: 1 E: 0 LOB: 1 K: 2 BB: 0 S: 15 P: 20	R: 0 H: 0 E: 0 LOB: 0 K: 2 BB: 0 S: 7 P: 8	R: 0 H: 0 E: 0 LOB: 0 K: 1 BB: 0 S: 6 P: 8	R: 0 H: 1 E: 0 LOB: 1 K: 0 BB: 0 S: 5 P: 8	R: 0 H: 0 E: 0 LOB: 0 K: 0 BB: 0 S: 4 P: 6	R: 0 H: 1 E: 0 LOB: 1 K: 1 BB: 0 S: 11 P: 13	1B: 4 SF: 0 2B: 1 SAC: 0 3B: 0 DP: 0 HR: 1 HBP: 1	WP: 0 PA: 34 PB: 0 SB: 0 CS: 1
PITCHER Pedro Martinez, R (1, 1) <small>ERA: 1.27</small> Rheal Cormier, L (8, 1) <small>ERA: 4.5</small> 49 Tim Wakefield, R (9, 1) <small>ERA: 2.25</small>	IP WLS BF H R ER SO BB IBB HBP BLK WP HR S P ERA WHIP 7.0 W 27 5 2 2 9 1 0 1 0 0 1 65 93 2.57 0.857 1.0 3 0 0 0 0 0 0 0 0 0 0 4 6 0.00 0.000 1.0 4 1 0 0 0 1 0 0 0 0 0 0 11 13 0.00 1.000	PITCHER IP WLS BF H R ER SO BB IBB HBP BLK WP HR S P ERA WHIP									

Oakland Athletics @ Boston Red Sox
 Fenway Park, Boston, MA
 Sat Apr 15 2000, 1:05 PM EDT
 Att. 33,122 - Cloudy - 71 F

livebaseballscorecards.com

AB	32
R	2
H	6
RBI	2
BB	1
SO	10
LOB	14



Batter	1	2	3	4	5	6	7	8	9
Jose Offerman, S (1, 4) OBP: 0.396, SLG: 0.256 Jeff Frye, R (8, 4) OBP: 0.182, SLG: 0.182	1-0 SH2-3 2B 1B	1-2 F7 3-H	3-2 F8		2-1 G6-3 1-3 3-H	0-0 E5 1-2 3-H		2-2 F9	
Trot Nixon, L (1, 9) OBP: 0.381, SLG: 0.611	2-0 SH2-3 1-2	4-0 2B BB	3-2 F9		4-1 BB	0-3 K		2-3 K	
Brian Daubach, L (1, 3) OBP: 0.436, SLG: 0.844	2-2 1B SF8 2B	0-0 FC4-6 2B 2B		4-1 BB	0-0 F8		3-3 K	3-2 G4-3	
Nomar Garciaparra, R (1, 6) OBP: 0.391, SLG: 0.372	0-2 SF8 BB 1B	4-1 FC4-6 BB		1-2 F7	0-0 G5-3		1-0 G1-3 1B		
Troy O'Leary, L (1, 7) OBP: 0.239, SLG: 0.395	4-1 BB	0-0 FC4-6 2B 1-2 2-3		1-1 F7		2-0 G3	0-0 G1-3	1-2	
Carl Everett, S (1, 10) OBP: 0.435, SLG: 0.800	1-2 SF8 2-3 3-H	3-2 1-H 3-H 2B		2-3 K		0-1 E 2B	1-2 2B 1B	2B 1B	
Jason Varitek, S (1, 2) OBP: 0.421, SLG: 0.469	0-3 K	4-1 BB			1-1 HR	2-1 F9	0-0 1B 2B		
Manny Alexander, R (1, 5) OBP: 0.250, SLG: 0.400		2-1 E 3B	3-2 F8		0-1 E6 1B WP	4-2 E BB	1-1 1B	2-H 3-H 1B	
Darren Lewis, R (1, 8) OBP: 0.429, SLG: 0.273		4-2 E 2B BB	0-0 L4		3-2 G6-3 WP 1B	2-2 E8 E	1-2 F8		

Inning Stats	R: 2	H: 3	E: 0	K: 1	S: 18	L: 2	LOB: 2	BB: 1	P: 28	R: 5	H: 3	E: 1	K: 0	S: 22	R: 0	H: 0	E: 0	K: 0	S: 8	R: 0	H: 0	E: 0	K: 1	S: 10	R: 2	H: 2	E: 1	K: 0	S: 12	R: 2	H: 1	E: 2	K: 1	S: 15	R: 3	H: 4	E: 0	K: 1	S: 15	R: 0	H: 0	E: 0	K: 1	S: 9	R: 4	H: 0	E: 0	K: 1	S: 16	

PITCHER	IP	WLS	BF	H	R	ER	SO	BB	IBB	HBP	BLK	WP	HR	S	P	ERA	WHIP
Tim Hudson, R (1, 1) ERA: 7.24	1.2	L	15	6	7	7	1	4	0	0	0	0	0	36	64	37.80	6.000
Ron Mahay, L (2, 1) ERA: 7.88	4.0		19	3	3	1	1	3	0	0	0	1	1	39	74	2.25	1.500
Luis Vizcaino, R (6, 1) ERA: 5.4	1.1		11	4	4	3	2	1	0	0	0	0	0	25	38	20.25	3.750
Jason Isringhausen, R (8, 1) ERA: 2.25	1.0		3	0	0	0	1	0	0	0	0	0	0	9	16	0.00	0.000

BOTTOM

Oakland Athletics @ Boston Red Sox
 Fenway Park, Boston, MA
 Sat Apr 15 2000, 1:05 PM EDT
 Att: 33,122 - Cloudy - 71 F

AB	R	H	RBI	BB	SO	LOB
5	1	1	0	0	0	3
1	0	0	0	0	0	0
3	1	0	0	2	2	2
5	2	2	3	1	1	2
4	1	2	0	1	0	3
4	1	0	0	1	0	4
4	2	3	4	0	1	1
4	2	2	1	1	1	3
4	3	2	2	1	0	2
4	1	1	0	1	0	2

AB	38
R	14
H	13
RBI	10
BB	8
SO	5
LOB	22

WP: 1 PA: 48
 PB: 0
 SB: 0
 CS: 0



PITCHER	IP	WLS	BF	H	R	ER	SO	BB	IBB	HBP	BLK	WP	HR	S	P	ERA	WHIP
Tim Hudson, R (1, 1) ERA: 7.24	1.2	L	15	6	7	7	1	4	0	0	0	0	0	36	64	37.80	6.000
Ron Mahay, L (2, 1) ERA: 7.88	4.0		19	3	3	1	1	3	0	0	0	1	1	39	74	2.25	1.500
Luis Vizcaino, R (6, 1) ERA: 5.4	1.1		11	4	4	3	2	1	0	0	0	0	0	25	38	20.25	3.750
Jason Isringhausen, R (8, 1) ERA: 2.25	1.0		3	0	0	0	1	0	0	0	0	0	0	9	16	0.00	0.000

Batter	1	2	3	4	5	6	7	8	9	AB R H RBI BB SO LOB	TOP										
Rich Becker, L OBP: 0.386, SLG: 0.324 (1, 8) (7, 7)	3-1 F5		4-2 BB		2-0 2B		4-2 1B BB		2-3 K	3 1 1 0 2 1 0											
Frank Menechino, R OBP: 0.340, SLG: 0.526 (1, 4) (7, 7)	2-1 G6-3		2-3 K		1-3 K		2-1 1-2 1B		1-0 F9	5 0 1 0 0 2 2											
Ben Grieve, L OBP: 0.304, SLG: 0.300 Ryan Christenson, R OBP: 0.214, SLG: 0.154 (1, 7) (7, 8)	2-1 F8			1-1 F8	2-3 K		2-2 P6		2-1 1B	4 0 0 0 0 1 3 1 0 1 0 0 0 0											
Olmedo Saenz, R OBP: 0.368, SLG: 0.625 (1, 3)		2-0 E5 G6-4-3 1B		1-0 BB 3 2B HBP	0-2 2B		0-1 F8		1-3 K	4 1 1 1 0 1 3											
Matt Stairs, L OBP: 0.255, SLG: 0.273 (1, 10)		0-1 G6-4-3 1-2 1B		1-3 K	3-3 K		2-3 K			4 0 1 0 0 3 4											
Jeremy Giambi, L OBP: 0.211, SLG: 0.333 (1, 9)		0-1 G6-4-3 1-2 2-3		2-0 BB 3 2B 1B		2-2 F9		2-2 G3 SH3-4 1B		4 1 2 0 0 0 2											
Miguel Tejada, R OBP: 0.295, SLG: 0.216 (1, 6)		3-2 G5-3		4-1 BB 3 2B BB		3-2 F8		0-1 SH3-4		2 1 0 0 1 0 1											
Eric Chavez, L OBP: 0.415, SLG: 0.692 (1, 5)			0-1 G6-4-3 1B		1-0 1-H 2-H 3-H 2B		1-0 1B		0-1 G3	4 0 3 3 0 0 1											
Sal Fasano, R OBP: 0.235, SLG: 0.250 Jason Giambi, L OBP: 0.432, SLG: 0.811 Ramon Hernandez, R OBP: 0.107, SLG: 0.231 (1, 2) (8, PH) (8, 2)			0-1 G6-4-3 1-2 K		1-3 K		0-0 F8		0-0 F9	3 0 0 0 0 1 3 1 0 0 0 0 0 1 0 0 0 0 0 0 0											
Inning Stats	R: 0 E: 0 K: 0 S: 6	H: 0 LOB: 0 BB: 0 P: 13	R: 0 E: 1 K: 0 S: 8	H: 1 LOB: 1 BB: 0 P: 13	R: 0 E: 0 K: 1 S: 9	H: 1 LOB: 1 BB: 1 P: 15	R: 3 E: 0 K: 2 S: 11	H: 2 LOB: 1 BB: 1 P: 22	R: 1 E: 0 K: 3 S: 13	H: 2 LOB: 1 BB: 0 P: 21	R: 0 E: 0 K: 0 S: 8	H: 1 LOB: 1 BB: 0 P: 14	R: 0 E: 0 K: 1 S: 12	H: 1 LOB: 2 BB: 1 P: 22	R: 0 E: 0 K: 0 S: 12	H: 1 LOB: 1 BB: 0 P: 14	R: 0 E: 0 K: 2 S: 9	H: 1 LOB: 1 BB: 0 P: 15	1B: 7 2B: 3 3B: 0 HR: 0	SF: 0 SAC: 1 DP: 2 HBP: 1	WP: 0 PA: 40 PB: 0 SB: 0 CS: 0
PITCHER Ramon Martinez, R ERA: 8.76 49 Tim Wakefield, R ERA: 1.86 Rheal Cormier, L ERA: 3.86 Derek Lowe, R ERA: 1.29	IP WLS BF H R ER SO BB IBB HBP BLK WP HR S P ERA WHIP	6.0 27 7 4 4 6 2 0 1 0 0 0 0 55 98 6.00 1.500	1.2 8 2 0 0 1 1 0 0 0 0 0 0 23 35 0.00 1.800	1.0 3 0 0 0 1 0 0 0 0 0 0 0 5 8 0.00 0.000	0.1 W 2 1 0 0 1 0 0 0 0 0 0 5 8 0.00 3.000	PITCHER IP WLS BF H R ER SO BB IBB HBP BLK WP HR S P ERA WHIP															

Oakland Athletics @ Boston Red Sox
Fenway Park, Boston, MA
Sun Apr 16 2000, 1:05 PM EDT
Att. 32,385 - Overcast - 69 F

livebaseballscorecards.com

AB	35
R	4
H	10
RBI	4
BB	3
SO	9
LOB	20



Batter	1	2	3	4	5	6	7	8	9	AB	R	H	RBI	BB	SO	LOB
Jose Offerman, S (1, 4) OBP: 0.404, SLG: 0.302	2-1 G4-3 G5-3 2B		0-0 L3		3-2 G4-3		1-1 1B			4	1	2	2	0	0	0
Trot Nixon, L (1, 9) OBP: 0.356, SLG: 0.564 Darren Lewis, R (8, PH) OBP: 0.400, SLG: 0.250 (9, 9)	1-1 G4-3 2-3		2-1 G6-3			0-1 F8		1-3 K		3	0	0	0	0	0	1
Brian Daubach, L (1, 10) OBP: 0.465, SLG: 0.829 Jeff Frye, R (8, PR) OBP: 0.182, SLG: 0.182	4-1 G5-3 BB			0-1 L8		2-0 1B		2-2 1B		3	0	2	0	1	0	0
Mike Stanley, R (1, 3) OBP: 0.350, SLG: 0.273	3-1 G5-3 1-2 3-H			2-1 G3		3-1 F9		0-1 F9		4	0	0	1	0	0	3
Troy O'Leary, L (1, 7) OBP: 0.240, SLG: 0.383	3-1 G1-3			3-2 2B 1B		0-0 F8		1-2 F7		4	1	1	0	0	0	3
Carl Everett, S (1, 8) OBP: 0.440, SLG: 0.864		2-1 G3		3-2 1-H 2B		1-0 G4-3		3-1 HR		4	1	2	2	0	0	0
Jason Varitek, S (1, 2) OBP: 0.415, SLG: 0.457		2-0 G3		0-0 G4-3		2-1 WP 38 1B 1B				3	1	1	0	0	0	1
38 Wilton Veras, R (1, 5) OBP: 0.316, SLG: 0.333		0-0 G4-3			1-3 K		2-1 WP 1B 1B			3	1	1	0	0	1	0
Andy Sheets, R (1, 6) OBP: 0.316, SLG: 0.333			1-1 F9		0-3 K		0-1 F9			3	0	0	0	0	1	2

Inning Stats	R: 1	H: 1	E: 0	K: 0	S: 9	R: 0	H: 0	E: 0	K: 0	S: 4	R: 0	H: 0	E: 0	K: 0	S: 5	R: 1	H: 2	E: 0	K: 0	S: 12	R: 0	H: 0	E: 0	K: 2	S: 9	R: 0	H: 1	E: 0	K: 0	S: 6	R: 2	H: 3	E: 0	K: 0	S: 9	R: 0	H: 1	E: 0	K: 1	S: 15	R: 1	H: 1	E: 0	K: 0	S: 2	1B: 6	SF: 0	2B: 2	SAC: 0	3B: 0	DP: 0	HR: 1	HBP: 0	WP: 1	PA: 33
--------------	------	------	------	------	------	------	------	------	------	------	------	------	------	------	------	------	------	------	------	-------	------	------	------	------	------	------	------	------	------	------	------	------	------	------	------	------	------	------	------	-------	------	------	------	------	------	-------	-------	-------	--------	-------	-------	-------	--------	-------	--------


PITCHER	IP	WLS	BF	H	R	ER	SO	BB	IBB	HBP	BLK	WP	HR	S	P	ERA	WHIP
Omar Olivares, R (1, 1) ERA: 4.5	7.0		28	7	4	4	2	1	0	0	0	1	0	54	97	5.14	1.143
Mike Magnante, L (8, 1) ERA: 4.5	0.1		2	1	0	0	1	0	0	0	0	0	0	8	11	0.00	3.000
T.J. Mathews, R (8, 1) ERA: 10.8	0.2	L	3	1	1	1	0	0	0	0	0	0	1	9	13	13.50	1.500

BOTTOM

Oakland Athletics @ Boston Red Sox
Fenway Park, Boston, MA
Sun Apr 16 2000, 1:05 PM EDT
Att. 32,385 - Overcast - 69 F

livebaseballscorecards.com

AB	32
R	5
H	9
RBI	5
BB	1
SO	3
LOB	10



Batter	1	2	3	4	5	6	7	8	9	AB R H RBI BB SO LOB	TOP											
Ryan Christenson, R OBP: 0.316, SLG: 0.278 (1, 8)	3-2 1B 1B 1B		3-1 CS 1B 1B		2-2 G5-3		1-2 F7		1-2 1B 1-2 2-H	5 0 3 0 0 0 0												
Miguel Tejada, R OBP: 0.313, SLG: 0.244 (1, 6)	2-1 S 1B 1B		0-1 1B 1B		2-2 G1-3			3-3 K		4 0 2 0 0 1 0												
Olmedo Saenz, R OBP: 0.478, SLG: 0.737 (1, 3)	1-1 BB 1B 1-2 2-H		0-2 SAFE BB 1B 1-3 2-3		1-1 1B 2B			4-2 BB		3 1 3 0 1 0 0												
John Jaha, R OBP: 0.424, SLG: 0.174 (1, 10)	4-2 G3-6-1 BB 1-2 2-3		4-2 BB BB		1-1 FC1-5 1B 2-H			2-3 K		2 0 1 1 2 1 1												
Jeremy Giambi, L OBP: 0.174, SLG: 0.273 (1, 9)	2-1 G3-6-1 1-2f		1-3 K		0-3 K			0-0 F4		4 0 0 0 0 2 8												
Ramon Hernandez, R OBP: 0.094, SLG: 0.200 (1, 2)		0-0 L8		2-2 G5-3		1-1 FC1-5 2-3		1-1 G6-3		4 0 0 0 0 0 1												
Ben Grieve, L OBP: 0.300, SLG: 0.318 (1, 7)		0-1 G4-3		2-3 K		3-3 K		0-0 1B 2B		4 0 1 0 0 2 1												
Jorge Velandia, R (1, 4)		0-0 G6-3		1-2 G5-3			2-1 F8		4-0 1B IBB	3 0 0 0 0 0 0 0 0 0 0 1 0 0 0 0 0 0 0 0 0												
Jason Giambi, L OBP: 0.444, SLG: 0.811 (9, PH)																						
Frank Menechino, R OBP: 0.340, SLG: 0.526 (9, 4)																						
3 Eric Chavez, L OBP: 0.378, SLG: 0.628 (1, 5)			2-3 K		1-1 G4-3		2-1 F8		2-2 F7	4 0 0 0 0 1 2												
Inning Stats	R: 0 E: 0 K: 0 S: 11	H: 3 LOB: 2 BB: 1 P: 23	R: 0 E: 0 K: 0 S: 4	H: 0 LOB: 0 BB: 0 P: 4	R: 0 E: 0 K: 2 S: 15	H: 3 LOB: 3 BB: 1 P: 25	R: 0 E: 0 K: 1 S: 10	H: 0 LOB: 0 BB: 0 P: 15	R: 0 E: 0 K: 0 S: 9	H: 0 LOB: 0 BB: 0 P: 14	R: 1 E: 0 K: 2 S: 12	H: 2 LOB: 1 BB: 0 P: 18	R: 0 E: 0 K: 0 S: 7	H: 0 LOB: 0 BB: 0 P: 12	R: 0 E: 0 K: 2 S: 9	H: 0 LOB: 1 BB: 1 P: 18	R: 0 E: 0 K: 0 S: 9	H: 2 LOB: 2 BB: 1 P: 17	1B: 8 2B: 2 3B: 0 HR: 0	SF: 0 SAC: 0 DP: 1 HBP: 0	WP: 0 PB: 0 SB: 1 CS: 1	PA: 37
PITCHER	IP WLS BF H R ER SO BB IBB HBP BLK WP HR S P ERA WHIP																				PITCHER	IP WLS BF H R ER SO BB IBB HBP BLK WP HR S P ERA WHIP
Jeff Fassero, L ERA: 2.93 (1, 1)	5.1 L 23 8 1 1 4 2 0 0 0 0 0 56 90 1.69 1.875																					
Rich Garces, R ERA: 4.26 (6, 1)	2.1 8 0 0 0 3 1 0 0 0 0 0 0 20 38 0.00 0.429																					
49 Tim Wakefield, R ERA: 1.64 (8, 1)	1.1 6 2 0 0 0 0 0 1 0 0 0 0 10 18 0.00 1.500																					

Oakland Athletics @ Boston Red Sox
Fenway Park, Boston, MA
Mon Apr 17 2000, 11:05 AM EDT
Att. 33,240 - Sunny - 45 F

livebaseballscorecards.com

AB	33
R	1
H	10
RBI	1
BB	4
SO	7
LOB	13



Batter	1	2	3	4	5	6	7	8	9	AB	R	H	RBI	BB	SO	LOB	BOTTOM									
Darren Lewis, R (1, 7) OBP: 0.368, SLG: 0.200	4-1 L4-6 G3 BB		2-1 F9		2-1 G4-3			0-3 K		3	0	0	0	1	1	1	Oakland Athletics @ Boston Red Sox Fenway Park, Boston, MA Mon Apr 17 2000, 11:05 AM EDT Att. 33,240 - Sunny - 45 F									
Trot Nixon, L (1, 9) OBP: 0.367, SLG: 0.548	2-1 G3 1-2			3-3 K		4-2 FC5-4 BB		3-1 1B		3	0	1	0	1	1	1										
Brian Daubach, L (1, 10) OBP: 0.447, SLG: 0.769	1-0 L4-6 2-3			3-2 2B 1B		1-2 F9		0-3 K		4	0	1	0	0	1	3										
Nomar Garciaparra, R (1, 6) OBP: 0.380, SLG: 0.383		0-2 G5-3		1-1 2B		0-0 FC5-4 1-2f		2-3 K		4	0	1	0	0	1	1										
Carl Everett, S (1, 8) OBP: 0.426, SLG: 0.809		1-1 F2		4-0 IBB		3-2 G1-3		0-1 G1-3		3	0	0	0	1	0	1										
Mike Stanley, R (1, 3) OBP: 0.326, SLG: 0.250		1-2 G5-3		2-1 F9		1-1 G4-3		2-0 G6-3		3	0	0	0	0	0	3										
Scott Hatteberg, L (9, PH) OBP: 0.200, SLG: 0.200										1	0	0	0	0	0	0										
Jeff Frye, R (1, 4) OBP: 0.143, SLG: 0.143			1-3 K	1-1 L4		1-3 K		1-3 K		3	0	0	0	0	2	3										
Jason Varitek, S (1, 2) OBP: 0.409, SLG: 0.447			1-2 1B		1-3 K		2-2 F8			3	0	1	0	0	1	0										
38 Wilton Veras, R (1, 5) OBP: 0.286, SLG: 0.300			0-0 F8		0-0 F7			3-3 K		2	0	0	0	0	0	1										
Jose Offerman, S (8, PH) OBP: 0.397, SLG: 0.295										1	0	0	0	0	1	0										
Inning Stats	R: 0 E: 0 K: 0 S: 4	H: 0 LOB: 0 BB: 1 P: 11	R: 0 E: 0 K: 0 S: 8	H: 0 LOB: 0 BB: 0 P: 10	R: 0 E: 0 K: 1 S: 9	H: 1 LOB: 1 BB: 0 P: 13	R: 0 E: 0 K: 1 S: 17	H: 2 LOB: 3 BB: 1 P: 31	R: 0 E: 0 K: 1 S: 6	H: 0 LOB: 0 BB: 0 P: 9	R: 0 E: 0 K: 0 S: 9	H: 0 LOB: 1 BB: 1 P: 17	R: 0 E: 0 K: 1 S: 8	H: 0 LOB: 0 BB: 0 P: 12	R: 0 E: 0 K: 3 S: 11	H: 1 LOB: 1 BB: 0 P: 17	R: 0 E: 0 K: 1 S: 7	H: 0 LOB: 0 BB: 0 P: 11	1B: 3 2B: 2 3B: 0 HR: 0	SF: 0 SAC: 0 DP: 1 HBP: 0	WP: 0 PB: 0 SB: 0 CS: 0	PA: 33				
PITCHER	IP	WLS	BF	H	R	ER	SO	BB	IBB	HBP	BLK	WP	HR	S	P	ERA	WHIP									
Gil Heredia, R (1, 1) ERA: 2.84	7.0	W	26	3	0	0	4	2	1	0	0	0	0	0	61	103	0.00	0.714								
Doug Jones, R (8, 1) ERA:	1.0	H	4	1	0	0	3	0	0	0	0	0	0	0	11	17	0.00	1.000								
Jason Isringhausen, R (9, 1) ERA: 1.8	1.0	S	3	0	0	0	1	0	0	0	0	0	0	7	11	0.00	0.000									

AB	30
R	0
H	4
RBI	0
BB	3
SO	8
LOB	14



livebaseballscorecards.com

Batter	1	2	3	4	5	6	7	8	9	AB R H RBI BB SO LOB	TOP											
Jose Offerman, S (1, 4) OBP: 0.381, SLG: 0.286	1-1 F7		1-0 F8		0-0 G4-3		3-3 K		0-0 1B 1B	5 0 1 1 0 1 1												
Trot Nixon, L (1, 9) OBP: 0.370, SLG: 0.617	0-1 HR		1-1 2B		1-0 G3-1			0-0 F8	1-0 F8	5 1 2 1 0 0 2												
Brian Daubach, L (1, 10) OBP: 0.404, SLG: 0.698	0-1 G3-1		1-3 K		0-3 K			0-0 P3	1-0 SF7	4 0 0 1 0 2 1												
Nomar Garciaparra, R (1, 6) OBP: 0.400, SLG: 0.392	1-1 G6-3			0-1 2B SF8 1B		1-2 G5-3		4-0 BB	0-1 1B	4 1 2 0 1 0 0												
Troy O'Leary, L (1, 7) OBP: 0.236, SLG: 0.385		2-0 F9		1-0 SF8 2B		2-2 G4-3		0-1 F8	3-1 G3	5 1 1 0 0 0 3												
Carl Everett, S (1, 8) OBP: 0.431, SLG: 0.780		2-3 K		1-1 SF8 HBP		3-2 F9			0-0 1B 1B	3 1 1 0 0 1 0												
Mike Stanley, R (1, 3) OBP: 0.340, SLG: 0.263		4-2 WP BB		0-0 SF8			0-1 F3		3-1 1B 38 1B 1B	2 1 1 1 1 0 0												
Scott Hatteberg, L (1, 2) OBP: 0.286, SLG: 0.250		3-3 K		2-0 SF8			4-1 38 G1 BB		2-0 38 1B 1B	2 1 1 2 1 1 1												
38 Wilton Veras, R (1, 5) OBP: 0.280, SLG: 0.292			0-0 G1-3	0-3 K			0-0 G1		0-0 F8 1B SF7 1B	4 1 1 1 0 1 2												
Inning Stats	R: 1 E: 0 K: 0 S: 8	H: 1 LOB: 0 BB: 0 P: 10	R: 0 E: 0 K: 2 S: 10	H: 0 LOB: 1 BB: 1 P: 21	R: 0 E: 0 K: 1 S: 7	H: 1 LOB: 1 BB: 0 P: 10	R: 2 E: 0 K: 1 S: 9	H: 2 LOB: 1 BB: 0 P: 13	R: 0 E: 0 K: 1 S: 5	H: 0 LOB: 0 BB: 0 P: 6	R: 0 E: 0 K: 0 S: 9	H: 0 LOB: 0 BB: 0 P: 15	R: 0 E: 0 K: 1 S: 7	H: 0 LOB: 1 BB: 1 P: 14	R: 0 E: 0 K: 0 S: 4	H: 0 LOB: 1 BB: 1 P: 8	R: 4 E: 0 K: 0 S: 12	H: 6 LOB: 2 BB: 0 P: 22	1B: 7 2B: 2 3B: 0 HR: 1	SF: 3 SAC: 0 DP: 0 HBP: 1	WP: 1 PB: 0 SB: 0 CS: 0	PA: 41
PITCHER	IP WLS BF H R ER SO BB IBB HBP BLK WP HR S P ERA WHIP																					
Dave Micki, R (1, 1) ERA: 7.5	8.0 L 33 5 4 4 6 3 0 1 0 0 1 1 60 98 4.50 1.000																					
Danny Patterson, R (9, 1) ERA: 5.4	0.0 3 3 1 1 0 0 0 0 0 0 0 0 4 9 ∞ ∞																					
Jim Poole, L (9, 1) ERA:	0.2 3 1 2 2 0 0 0 0 0 0 0 0 3 5 27.00 1.500																					
Willie Blair, R (9, 1) ERA: 6.23	0.1 2 1 0 0 0 0 0 0 0 0 0 0 4 7 0.00 3.000																					

Boston Red Sox @ Detroit Tigers
Comerica Park, Detroit, MI
Tue Apr 18 2000, 7:05 PM EDT
Att. 21,632 - Sunny - 55 F

livebaseballscorecards.com

AB 34
R 7
H 10
RBI 7
BB 3
SO 6
LOB 10



Batter	1	2	3	4	5	6	7	8	9	AB	R	H	RBI	BB	SO	LOB
Gregg Jefferies, S OBP: 0.382, SLG: 0.367 (1, 4)	0-1 CS 1B		2-2 G5-4-3 1-2f 2-3			1-1 G5-3		4-0 FC6-4 BB		3	0	1	0	1	0	2
Brad Ausmus, R OBP: 0.423, SLG: 0.477 (1, 2)	2-3 K 1-2		4-2 BB			1-2 F7		2-1 FC6-4 1-2f		3	0	0	0	1	1	2
Bobby Higginson, L OBP: 0.309, SLG: 0.283 (1, 7)	2-2 F9		0-0 F5			2-1 2B		2-3 K		4	0	1	0	0	1	3
Juan Gonzalez, R OBP: 0.385, SLG: 0.652 (1, 10)		3-2 P4		0-1 G1-3		3-2 G6-3		3-2 G3		4	0	0	0	0	0	1
Dean Palmer, R OBP: 0.393, SLG: 0.587 (1, 5)		1-2 F8		0-0 G4-3		2-1 F8		0-0 G3-1		4	0	0	0	0	0	0
Juan Encarnacion, R OBP: 0.392, SLG: 0.532 (1, 8)		1-1 1B		3-2 F9		2-1 FC5-4 1B		3-3 K		4	0	2	0	0	1	0
Tony Clark, S OBP: 0.227, SLG: 0.325 (1, 3)		0-3 K			1-3 K		1-3 K			3	0	0	0	0	3	2
Wendell Magee, R OBP: 0.333, SLG: 0.667 (1, 9)			1-1 G5-4-3 1B 1B		0-1 F7		0-0 FC5-4 1-2f			3	0	1	0	0	0	1
Deivi Cruz, R OBP: 0.256, SLG: 0.317 (1, 6)			0-1 G5-4-3 1B		2-0 F7			0-1 F7		2	0	1	0	0	0	0
Robert Fick, L OBP: 0.276, SLG: 0.286 (8, PH)										1	0	0	0	0	0	0
Shane Halter, R OBP: 0.286, SLG: 0.167 (9, 6)										0	0	0	0	0	0	0

Inning Stats	R: 0	H: 1	E: 0	LOB: 0	K: 1	S: 8	P: 12	R: 0	H: 1	E: 0	LOB: 1	K: 1	S: 14	P: 19	R: 0	H: 2	E: 0	LOB: 2	K: 0	S: 10	P: 17	R: 0	H: 0	E: 0	LOB: 0	K: 0	S: 7	P: 10	R: 0	H: 0	E: 0	LOB: 0	K: 1	S: 6	P: 9	R: 0	H: 1	E: 0	LOB: 1	K: 1	S: 11	P: 18	R: 0	H: 1	E: 0	LOB: 1	K: 1	S: 8	P: 13	R: 0	H: 0	E: 0	LOB: 1	K: 1	S: 7	P: 15	R: 0	H: 0	E: 0	LOB: 0	K: 1	S: 8	P: 14	1B: 5	SF: 0	2B: 1	SAC: 0	3B: 0	DP: 1	HR: 0	HBP: 0	WP: 0	PA: 33
PITCHER	IP	WLS	BF	H	R	ER	SO	BB	IBB	HBP	BLK	WP	HR	S	P	ERA	WHIP																																																								
Pete Schourek, L ERA: 2.41 (1, 1)	7.0	W	26	6	0	0	4	1	0	0	0	0	0	64	98	0.00	1.000																																																								
Derek Lowe, R ERA: 1.0 (8, 1)	2.0	S	7	0	0	0	2	1	0	0	0	0	0	15	29	0.00	0.500																																																								

BOTTOM

Boston Red Sox @ Detroit Tigers
Comerica Park, Detroit, MI

Tue Apr 18 2000, 7:05 PM EDT
Att. 21,632 - Sunny - 55 F

AB 31
R 0
H 6
RBI 0
BB 2
SO 6
LOB 11




PITCHER	IP	WLS	BF	H	R	ER	SO	BB	IBB	HBP	BLK	WP	HR	S	P	ERA	WHIP
Pete Schourek, L ERA: 2.41 (1, 1)	7.0	W	26	6	0	0	4	1	0	0	0	0	0	64	98	0.00	1.000
Derek Lowe, R ERA: 1.0 (8, 1)	2.0	S	7	0	0	0	2	1	0	0	0	0	0	15	29	0.00	0.500

Batter	1	2	3	4	5	6	7	8	9	AB R H RBI BB SO LOB	TOP
Jose Offerman, S (1, 4) OBP: 0.382, SLG: 0.340 Jeff Frye, R (8, 4) OBP: 0.133, SLG: 0.133	3-1 		2-2 	1-2 		4-1 	1-0 		0-1 	4 2 1 1 1 0 2 1 0 0 0 0 0 0	
Trot Nixon, L (1, 9) OBP: 0.417, SLG: 0.692	0-3 		0-0 		4-2 	2-1 	0-0 		1-1 	5 1 4 5 1 1 0	
Brian Daubach, L (1, 3) OBP: 0.431, SLG: 0.674	4-2 		4-1 		1-0 	0-0 	4-0 		0-0 	3 0 1 0 3 0 1	
Nomar Garciaparra, R (1, 6) OBP: 0.383, SLG: 0.429 Andy Sheets, R (8, 6)	2-2 		0-0 		1-0 	0-1 	0-1 		2-2 	5 2 1 1 0 0 6 1 0 0 0 0 0 2	
Troy O'Leary, L (1, 7) OBP: 0.230, SLG: 0.414		0-3 	2-3 		1-1 	1-0 	0-0 		1-2 	6 1 1 2 0 2 6	
Carl Everett, S (1, 8) OBP: 0.413, SLG: 0.727		3-1 	2-3 		0-0 	0-2 		1-3 		5 0 1 0 0 2 2	
Mike Stanley, R (1, 10) OBP: 0.385, SLG: 0.419		1-1 		2-1 				1-0 		5 1 4 1 0 0 0	
Jason Varitek, S (1, 2) OBP: 0.429, SLG: 0.425		4-1 		4-0 				0-1 		2 1 0 0 3 0 3	
Manny Alexander, R (1, 5) OBP: 0.286, SLG: 0.450		3-1 		2-1 		0-1 	2-2 	2-2 		5 2 2 0 0 0 4	
Inning Stats	R: 0 H: 0 E: 0 LOB: 1 K: 1 BB: 1 S: 11 P: 20	R: 0 H: 1 E: 0 LOB: 2 K: 1 BB: 1 S: 10 P: 21	R: 1 H: 2 E: 0 LOB: 2 K: 2 BB: 1 S: 16 P: 26	R: 0 H: 0 E: 0 LOB: 1 K: 0 BB: 1 S: 7 P: 16	R: 2 H: 1 E: 0 LOB: 0 K: 0 BB: 1 S: 7 P: 14	R: 6 H: 6 E: 0 LOB: 2 K: 0 BB: 2 S: 19 P: 31	R: 1 H: 2 E: 0 LOB: 2 K: 0 BB: 1 S: 8 P: 15	R: 0 H: 1 E: 0 LOB: 1 K: 1 BB: 0 S: 9 P: 13	R: 0 H: 2 E: 0 LOB: 2 K: 0 BB: 0 S: 11 P: 15	1B: 8 SF: 0 2B: 2 SAC: 0 3B: 0 DP: 0 HR: 5 HBP: 0	WP: 1 PA: 50 PB: 0 SB: 1 CS: 0
PITCHER Hideo Nomo, R (1, 1) ERA: 2.52 Matt Anderson, R (6, 1) ERA: 10.13 Jim Poole, L (6, 1) ERA: 6.75 Willie Blair, R (6, 1) ERA: 5.79 Mark Johnson, R (7, 1) ERA: 5.87	IP WLS BF H R ER SO BB IBB HBP BLK WP HR S P ERA WHIP 5.0 L 25 5 4 4 4 5 0 0 0 1 3 53 99 7.20 2.000 0.0 3 1 0 0 0 2 0 0 0 0 0 4 12 ∞ ∞ 0.2 5 3 5 5 0 0 0 0 0 0 2 9 12 67.50 4.500 0.1 2 1 0 0 0 0 0 0 0 0 0 4 5 0.00 3.000 3.0 15 5 1 1 1 1 0 0 0 0 0 28 43 3.00 2.000	PITCHER IP WLS BF H R ER SO BB IBB HBP BLK WP HR S P ERA WHIP									


Boston Red Sox @ Detroit Tigers
 Comerica Park, Detroit, MI
 Wed Apr 19 2000, 7:05 PM EDT
 Att. 20,526 - Cloudy - 58 F

livebaseballscorecards.com


AB	42
R	10
H	15
RBI	10
BB	8
SO	5
LOB	26


Batter	1	2	3	4	5	6	7	8	9	AB R H RBI BB SO LOB	TOP																								
												<p>Boston Red Sox @ Detroit Tigers Comerica Park, Detroit, MI Thu Apr 20 2000, 7:05 PM EDT</p> <p>livebaseballscorecards.com</p> <p>AB 0 R 0 H 0 RBI 0 BB 0 SO 0 LOB 0</p> 																							
Inning Stats											1B: 0 SF: 0 2B: 0 SAC: 0 3B: 0 DP: 0 HR: 0 HBP: 0	WP: 0 PA: 0 PB: 0 SB: 0 CS: 0																							
PITCHER	IP	WLS	BF	H	R	ER	SO	BB	IBB	HBP	BLK	WP	HR	S	P	ERA	WHIP	PITCHER	IP	WLS	BF	H	R	ER	SO	BB	IBB	HBP	BLK	WP	HR	S	P	ERA	WHIP

Batter	1	2	3	4	5	6	7	8	9	AB R H RBI BB SO LOB	BOTTOM
--------	---	---	---	---	---	---	---	---	---	----------------------	--------

												Boston Red Sox @ Detroit Tigers Comerica Park, Detroit, MI Thu Apr 20 2000, 7:05 PM EDT livebaseballscorecards.com
											AB 0 R 0 H 0 RBI 0 BB 0 SO 0 LOB 0	
												
Inning Stats											1B: 0 SF: 0 WP: 0 PA: 0 2B: 0 SAC: 0 PB: 0 3B: 0 DP: 0 SB: 0 HR: 0 HBP: 0 CS: 0	

PITCHER IP WLS BF H R ER SO BB IBB HBP BLK WP HR S P ERA WHIP	PITCHER IP WLS BF H R ER SO BB IBB HBP BLK WP HR S P ERA WHIP
---	---

Batter	1	2	3	4	5	6	7	8	9	AB R H RBI BB SO LOB	TOP																								
												<p style="text-align: center;">Cleveland Indians @ Boston Red Sox Fenway Park, Boston, MA Fri Apr 21 2000, 7:05 PM EDT</p> <p style="text-align: right;">livebaseballscorecards.com</p> <table border="0"> <tr><td>AB</td><td>0</td></tr> <tr><td>R</td><td>0</td></tr> <tr><td>H</td><td>0</td></tr> <tr><td>RBI</td><td>0</td></tr> <tr><td>BB</td><td>0</td></tr> <tr><td>SO</td><td>0</td></tr> <tr><td>LOB</td><td>0</td></tr> </table> 	AB	0	R	0	H	0	RBI	0	BB	0	SO	0	LOB	0									
AB											0																								
R											0																								
H											0																								
RBI											0																								
BB											0																								
SO											0																								
LOB											0																								
Inning Stats										1B: 0 SF: 0 2B: 0 SAC: 0 3B: 0 DP: 0 HR: 0 HBP: 0	WP: 0 PA: 0 PB: 0 SB: 0 CS: 0																								
PITCHER	IP	WLS	BF	H	R	ER	SO	BB	IBB	HBP	BLK	WP	HR	S	P	ERA	WHIP	PITCHER	IP	WLS	BF	H	R	ER	SO	BB	IBB	HBP	BLK	WP	HR	S	P	ERA	WHIP

Batter	1	2	3	4	5	6	7	8	9	AB R H RBI BB SO LOB	TOP																								
												<p>Cleveland Indians @ Boston Red Sox Fenway Park, Boston, MA Sat Apr 22 2000, 3:05 PM EDT</p> <p>livebaseballscorecards.com</p> <table> <tr><td>AB</td><td>0</td></tr> <tr><td>R</td><td>0</td></tr> <tr><td>H</td><td>0</td></tr> <tr><td>RBI</td><td>0</td></tr> <tr><td>BB</td><td>0</td></tr> <tr><td>SO</td><td>0</td></tr> <tr><td>LOB</td><td>0</td></tr> </table> 	AB	0	R	0	H	0	RBI	0	BB	0	SO	0	LOB	0									
AB											0																								
R											0																								
H											0																								
RBI											0																								
BB											0																								
SO											0																								
LOB											0																								
Inning Stats										1B: 0 SF: 0 2B: 0 SAC: 0 3B: 0 DP: 0 HR: 0 HBP: 0	WP: 0 PA: 0 PB: 0 SB: 0 CS: 0																								
PITCHER	IP	WLS	BF	H	R	ER	SO	BB	IBB	HBP	BLK	WP	HR	S	P	ERA	WHIP	PITCHER	IP	WLS	BF	H	R	ER	SO	BB	IBB	HBP	BLK	WP	HR	S	P	ERA	WHIP

Batter	1	2	3	4	5	6	7	8	9	AB R H RBI BB SO LOB
--------	---	---	---	---	---	---	---	---	---	----------------------

BOTTOM

Cleveland Indians @ Boston Red Sox
 Fenway Park, Boston, MA
 Sat Apr 22 2000, 3:05 PM EDT

livebaseballscorecards.com


AB	0
R	0
H	0
RBI	0
BB	0
SO	0
LOB	0



Inning Stats	1B: 0	SF: 0	WP: 0	PA: 0
	2B: 0	SAC: 0	PB: 0	
	3B: 0	DP: 0	SB: 0	
	HR: 0	HBP: 0	CS: 0	

PITCHER	IP	WLS	BF	H	R	ER	SO	BB	IBB	HBP	BLK	WP	HR	S	P	ERA	WHIP
---------	----	-----	----	---	---	----	----	----	-----	-----	-----	----	----	---	---	-----	------

PITCHER	IP	WLS	BF	H	R	ER	SO	BB	IBB	HBP	BLK	WP	HR	S	P	ERA	WHIP
---------	----	-----	----	---	---	----	----	----	-----	-----	-----	----	----	---	---	-----	------

Batter	1	2	3	4	5	6	7	8	9	AB R H RBI BB SO LOB	TOP																															
												<p style="text-align: center;">Cleveland Indians @ Boston Red Sox Fenway Park, Boston, MA Sun Apr 23 2000, 1:05 PM EDT</p> <p style="text-align: right;">livebaseballscorecards.com</p> <table style="width: 100%; border-collapse: collapse;"> <tr><td style="width: 50%;">AB</td><td style="width: 50%; text-align: right;">0</td></tr> <tr><td>R</td><td style="text-align: right;">0</td></tr> <tr><td>H</td><td style="text-align: right;">0</td></tr> <tr><td>RBI</td><td style="text-align: right;">0</td></tr> <tr><td>BB</td><td style="text-align: right;">0</td></tr> <tr><td>SO</td><td style="text-align: right;">0</td></tr> <tr><td>LOB</td><td style="text-align: right;">0</td></tr> </table> <div style="text-align: center; margin-top: 10px;">  </div> <table style="width: 100%; border-collapse: collapse; font-size: small;"> <tr> <td style="width: 50%;">1B: 0</td> <td style="width: 50%;">SF: 0</td> <td style="width: 50%;">WP: 0</td> <td style="width: 50%;">PA: 0</td> </tr> <tr> <td>2B: 0</td> <td>SAC: 0</td> <td>PB: 0</td> <td></td> </tr> <tr> <td>3B: 0</td> <td>DP: 0</td> <td>SB: 0</td> <td></td> </tr> <tr> <td>HR: 0</td> <td>HBP: 0</td> <td>CS: 0</td> <td></td> </tr> </table>	AB	0	R	0	H	0	RBI	0	BB	0	SO	0	LOB	0	1B: 0	SF: 0	WP: 0	PA: 0	2B: 0	SAC: 0	PB: 0		3B: 0	DP: 0	SB: 0		HR: 0	HBP: 0	CS: 0	
AB											0																															
R											0																															
H											0																															
RBI											0																															
BB											0																															
SO											0																															
LOB											0																															
1B: 0											SF: 0		WP: 0	PA: 0																												
2B: 0	SAC: 0	PB: 0																																								
3B: 0	DP: 0	SB: 0																																								
HR: 0	HBP: 0	CS: 0																																								
Inning Stats																																										
PITCHER	IP	WLS	BF	H	R	ER	SO	BB	IBB	HBP	BLK	WP	HR	S	P	ERA	WHIP	PITCHER	IP	WLS	BF	H	R	ER	SO	BB	IBB	HBP	BLK	WP	HR	S	P	ERA	WHIP							

Batter	1	2	3	4	5	6	7	8	9	AB R H RBI BB SO LOB	BOTTOM
--------	---	---	---	---	---	---	---	---	---	----------------------	--------



Cleveland Indians @ Boston Red Sox
 Fenway Park, Boston, MA
 Sun Apr 23 2000, 1:05 PM EDT


livebaseballscorecards.com

AB 0
R 0
H 0
RBI 0
BB 0
SO 0
LOB 0



1B: 0	SF: 0	WP: 0	PA: 0
2B: 0	SAC: 0	PB: 0	
3B: 0	DP: 0	SB: 0	
HR: 0	HBP: 0	CS: 0	

Inning Stats	PITCHER IP WLS BF H R ER SO BB IBB HBP BLK WP HR S P ERA WHIP																	PITCHER IP WLS BF H R ER SO BB IBB HBP BLK WP HR S P ERA WHIP																

Batter	1	2	3	4	5	6	7	8	9	AB R H RBI BB SO LOB	TOP																								
												<p style="text-align: center;">Cleveland Indians @ Boston Red Sox Fenway Park, Boston, MA Sun Apr 23 2000, 4:05 PM EDT</p> <p style="text-align: right;">livebaseballscorecards.com</p> <table style="width: 100%; border: none;"> <tr><td style="width: 50%;">AB</td><td style="width: 50%; text-align: right;">0</td></tr> <tr><td>R</td><td style="text-align: right;">0</td></tr> <tr><td>H</td><td style="text-align: right;">0</td></tr> <tr><td>RBI</td><td style="text-align: right;">0</td></tr> <tr><td>BB</td><td style="text-align: right;">0</td></tr> <tr><td>SO</td><td style="text-align: right;">0</td></tr> <tr><td>LOB</td><td style="text-align: right;">0</td></tr> </table> 	AB	0	R	0	H	0	RBI	0	BB	0	SO	0	LOB	0									
AB											0																								
R											0																								
H											0																								
RBI											0																								
BB											0																								
SO											0																								
LOB											0																								
Inning Stats											1B: 0 SF: 0 2B: 0 SAC: 0 3B: 0 DP: 0 HR: 0 HBP: 0	WP: 0 PA: 0 PB: 0 SB: 0 CS: 0																							
PITCHER	IP	WLS	BF	H	R	ER	SO	BB	IBB	HBP	BLK	WP	HR	S	P	ERA	WHIP	PITCHER	IP	WLS	BF	H	R	ER	SO	BB	IBB	HBP	BLK	WP	HR	S	P	ERA	WHIP

Batter	1	2	3	4	5	6	7	8	9	AB R H RBI BB SO LOB	BOTTOM
--------	---	---	---	---	---	---	---	---	---	----------------------	--------

Cleveland Indians @ Boston Red Sox
 Fenway Park, Boston, MA
 Sun Apr 23 2000, 4:05 PM EDT

livebaseballscorecards.com

AB	0
R	0
H	0
RBI	0
BB	0
SO	0
LOB	0



1B: 0	SF: 0	WP: 0	PA: 0
2B: 0	SAC: 0	PB: 0	
3B: 0	DP: 0	SB: 0	
HR: 0	HBP: 0	CS: 0	

PITCHER	IP	WLS	BF	H	R	ER	SO	BB	IBB	HBP	BLK	WP	HR	S	P	ERA	WHIP
---------	----	-----	----	---	---	----	----	----	-----	-----	-----	----	----	---	---	-----	------

PITCHER	IP	WLS	BF	H	R	ER	SO	BB	IBB	HBP	BLK	WP	HR	S	P	ERA	WHIP
---------	----	-----	----	---	---	----	----	----	-----	-----	-----	----	----	---	---	-----	------

Batter	1	2	3	4	5	6	7	8	9	AB R H RBI BB SO LOB	TOP											
Jose Offerman, S (1, 4) OBP: 0.356, SLG: 0.310	0-2 G6-3		3-3 K	1-2 FC6-4			2-1 F9		1-3 K	5 0 0 0 0 2 1												
Darren Lewis, R (1, 9) OBP: 0.348, SLG: 0.167 Scott Hatteberg, L (9, PH) OBP: 0.333, SLG: 0.250 Manny Alexander, R (9, PR) OBP: 0.286, SLG: 0.450	3-2 F8		2-2 FC5 1B HBP		1-0 F9		2-0 G6-3		4-1 BB	3 0 0 0 0 0 0 0 0 0 0 1 0 0 0 0 0 0 0 0 0												
Nomar Garciaparra, R (1, 6) OBP: 0.400, SLG: 0.459	0-0 FC4-6 2B		2-0 FC5 1B	1-2 1B	2-2 F8			0-0 1B 2B 1B	0-0 F9	5 1 3 0 0 0 1												
Mike Stanley, R (1, 3) OBP: 0.393, SLG: 0.400	4-1 FC4-6 BB		0-0 FC5	1-2 2-3f	4-2 BB		1-1 F9			2 0 0 0 2 0 3												
Troy O'Leary, L (1, 7) OBP: 0.246, SLG: 0.419	0-2 FC4-6			2-2 HR 1B	2-3 K			2-1 2B 1B		4 2 2 0 0 1 3												
Carl Everett, S (1, 8) OBP: 0.418, SLG: 0.763		2-2 L4 1B		1-1 HR		0-2 F7		1-3 K		4 1 2 2 0 1 2												
Brian Daubach, L (1, 10) OBP: 0.419, SLG: 0.660 Jeff Frye, R (8, PR) OBP: 0.133, SLG: 0.133		2-2 SAFE L4		3-1 G3-1		2-0 G4-3		0-0 2B		4 0 1 2 0 0 1 0 0 0 0 0 0 0												
Jason Varitek, S (1, 2) OBP: 0.415, SLG: 0.409		2-1 L1		0-0 FC6-4 1B		1-2 F3		1-1 G5-3		4 0 1 0 0 0 1												
38 Wilton Veras, R (1, 5) OBP: 0.250, SLG: 0.259 Trot Nixon, L (9, PH) OBP: 0.410, SLG: 0.679			1-0 G1-3	0-2 L7			0-0 G1-3		2-2 F8	3 0 0 0 0 0 1 1 0 0 0 0 0 0												
Inning Stats	R: 0 E: 0 K: 0 S: 11	H: 1 LOB: 2 BB: 1 P: 18	R: 0 E: 0 K: 0 S: 9	H: 1 LOB: 0 BB: 0 P: 15	R: 0 E: 0 K: 1 S: 8	H: 1 LOB: 2 BB: 0 P: 16	R: 2 E: 0 K: 0 S: 16	H: 3 LOB: 1 BB: 0 P: 23	R: 0 E: 0 K: 1 S: 9	H: 0 LOB: 1 BB: 1 P: 18	R: 0 E: 0 K: 0 S: 7	H: 0 LOB: 0 BB: 0 P: 10	R: 0 E: 0 K: 0 S: 4	H: 0 LOB: 0 BB: 0 P: 8	R: 2 E: 0 K: 1 S: 11	H: 3 LOB: 1 BB: 0 P: 16	R: 0 E: 0 K: 1 S: 8	H: 0 LOB: 1 BB: 1 P: 15	1B: 6 2B: 2 3B: 0 HR: 1	SF: 0 SAC: 0 DP: 0 HBP: 1	WP: 0 PB: 0 SB: 0 CS: 0	PA: 39
PITCHER	IP WLS BF H R ER SO BB IBB HBP BLK WP HR S P ERA WHIP																					
Kenny Rogers, L (1, 1) ERA: 4.17	7.0 W 29 6 2 2 2 2 2 0 1 0 0 1 64 108 2.57 1.143																					
Tim Crabtree, R (8, 1) ERA: 7.2	1.0 H 6 3 2 2 1 0 0 0 0 0 0 0 11 16 18.00 3.000																					
John Wetteland, R (9, 1) ERA: 4.91	1.0 S 4 0 0 0 0 1 1 0 0 0 0 0 8 15 0.00 1.000																					

Boston Red Sox @ Texas Rangers
The Ballpark at Arlington, Arlington, TX

Mon Apr 24 2000, 8:05 PM EDT
Att: 26,940 - Sunny - 74 F

livebaseballscorecards.com

AB 35
R 4
H 9
RBI 4
BB 3
SO 4
LOB 13



Batter	1	2	3	4	5	6	7	8	9	AB	R	H	RBI	BB	SO	LOB
Luis Alicea, S OBP: 0.418, SLG: 0.508 (1, 4)	1-3 K		2-3 K	4-2 BB		3-2 1B		1-0 G5-3		4	0	1	2	1	2	1
Chad Curtis, R OBP: 0.320, SLG: 0.478 (1, 7)	0-1 G1-3 2B		2-0 S HR 2B	0-3 K		1-1 F8				4	1	2	0	0	1	4
Ivan Rodriguez, R OBP: 0.380, SLG: 0.627 (1, 2)	0-0 G1-3		2-3 K		2-3 K		1-0 G4-3			4	0	0	0	0	2	2
Rafael Palmeiro, L OBP: 0.391, SLG: 0.676 (1, 3)	2-0 F8		1-0 HR	3-3 K	1-3 K		2-1 HR			4	2	2	3	0	1	1
David Segui, S OBP: 0.434, SLG: 0.472 (1, 10)		4-2 FC6-4 BB	3-3 K		4-0 CS BB		0-0 L7			2	0	0	0	2	1	0
Ruben Mateo, R OBP: 0.333, SLG: 0.347 (1, 8)		0-1 FC6-4 BB		2-1 G5-3	1-1 CS	2-3 K2-3	0-0 P4			4	0	0	0	0	1	1
Gabe Kapler, R OBP: 0.280, SLG: 0.358 (1, 9)		4-0 FC4-6 BB		4-2 BB S BB		1-1 P6		2-0 SH1-4 1B		2	0	1	0	2	0	0
Mike Lamb, L OBP: 0.286, SLG: 0.286 (1, 5)		3-2 FC4-6 FC6-4		0-0 F8		2-2 BB 1B		1-1 SH1-4		3	1	1	0	0	0	3
Royce Clayton, R OBP: 0.309, SLG: 0.405 (1, 6)		2-1 FC6-4		4-2 BB BB		4-1 BB 1B		2-3 K		2	1	0	0	2	1	3

Inning Stats	R: 0	H: 1	E: 0	LOB: 1	K: 1	P: 10	R: 0	H: 0	E: 0	LOB: 2	K: 0	P: 23	R: 2	H: 2	E: 0	LOB: 0	K: 3	P: 24	R: 0	H: 0	E: 0	LOB: 3	K: 1	P: 31	R: 0	H: 0	E: 0	LOB: 0	K: 2	P: 16	R: 2	H: 2	E: 0	LOB: 1	K: 1	P: 30	R: 1	H: 1	E: 0	LOB: 0	K: 0	P: 8	R: 0	H: 1	E: 0	LOB: 1	K: 1	P: 13	1B: 3	SF: 0	2B: 2	SAC: 1	3B: 0	DP: 0	HR: 2	HBP: 0	WP: 0	PA: 38
--------------	------	------	------	--------	------	-------	------	------	------	--------	------	-------	------	------	------	--------	------	-------	------	------	------	--------	------	-------	------	------	------	--------	------	-------	------	------	------	--------	------	-------	------	------	------	--------	------	------	------	------	------	--------	------	-------	-------	-------	-------	--------	-------	-------	-------	--------	-------	--------


PITCHER	IP	WLS	BF	H	R	ER	SO	BB	IBB	HBP	BLK	WP	HR	S	P	ERA	WHIP
Ramon Martinez, R (1, 1)	4.0		20	3	2	2	5	5	0	0	0	0	1	48	88	4.50	2.000
49 Tim Wakefield, R (5, 1)	2.0	L	9	2	2	2	3	2	0	0	0	0	0	26	46	9.00	2.000
Rich Garces, R (7, 1)	1.0		4	1	1	1	0	0	0	0	0	0	1	5	8	9.00	1.000
Rheal Cormier, L (8, 1)	1.0		4	1	0	0	1	0	0	0	0	0	0	7	13	0.00	1.000

BOTTOM

Boston Red Sox @ Texas Rangers
The Ballpark at Arlington, Arlington, TX

Mon Apr 24 2000, 8:05 PM EDT
Att: 26,940 - Sunny - 74 F

AB	29
R	5
H	7
RBI	5
BB	7
SO	9
LOB	15



Batter	1	2	3	4	5	6	7	8	9	AB R H RBI BB SO LOB												
Jose Offerman, S (1, 4) OBP: 0.346, SLG: 0.349	2-1 		2-3 		3-3 	2-2 G6-3 		3-3 		5 1 1 1 0 3 4												
Trot Nixon, L (1, 9) OBP: 0.409, SLG: 0.667	0-1 F8 		2-1 F7 			4-1 G3 E BB 	0-0 F9 		0-1 E FC5-2 2B 	4 1 1 0 1 0 0												
Brian Daubach, L (1, 10) OBP: 0.418, SLG: 0.630	4-0 			1-3 		0-0 G3 1-2 	0-0 F7 		1-1 E9 FC5-2 1B 	4 0 1 0 1 1 1												
Nomar Garciaparra, R (1, 6) OBP: 0.414, SLG: 0.477	1-2 F8 			1-0 F7 		2-2 E 1B 	3-2 		4-0 FC5-2 IBB 	4 2 2 0 1 0 1												
Troy O'Leary, L (1, 7) OBP: 0.257, SLG: 0.424	2-1 G3 			1-2 		0-0 E4 BB 1B 1-3 2-H 	4-1 		3-2 L3 	4 1 1 0 1 0 5												
Carl Everett, S (1, 8) OBP: 0.403, SLG: 0.734			1-3 		0-3 	0-0 P6 	1-1 		0-2 FC5-2 FC5-4 1-2 2-3 3-H 	5 0 1 1 0 2 6												
Mike Stanley, R (1, 3) OBP: 0.393, SLG: 0.375			3-2 F8 		4-2 FC4-6 BB 	4-2 1B 1-2 BB 		3-3 	0-0 FC5-4 1-2 	3 1 0 0 2 1 3												
Jason Varitek, S (1, 2) OBP: 0.421, SLG: 0.404			2-1 P6 		1-0 FC4-6 1-2 	1-1 1B 1-3 2-H 3-H 		4-0 		3 0 1 2 1 0 1												
Manny Alexander, R (1, 5) OBP: 0.280, SLG: 0.417			1-2 G4-3 		0-0 P5 	0-1 1B 1-2 3-H 		0-2 F8 		4 0 1 1 0 0 2												
Inning Stats	R: 1 E: 0 K: 0 S: 9	H: 1 LOB: 1 BB: 1 P: 18	R: 0 E: 0 K: 1 S: 8	H: 0 LOB: 0 BB: 0 P: 14	R: 0 E: 0 K: 1 S: 9	H: 1 LOB: 1 BB: 0 P: 14	R: 0 E: 0 K: 2 S: 11	H: 0 LOB: 1 BB: 1 P: 18	R: 4 E: 1 K: 0 S: 17	H: 3 LOB: 2 BB: 2 P: 30	R: 1 E: 0 K: 0 S: 8	H: 2 LOB: 2 BB: 1 P: 16	R: 0 E: 0 K: 2 S: 13	H: 0 LOB: 1 BB: 1 P: 23	R: 0 E: 1 K: 0 S: 12	H: 2 LOB: 3 BB: 1 P: 20	1B: 4 2B: 4 3B: 0 HR: 1	SF: 0 SAC: 0 DP: 0 HBP: 0	WP: 0 PB: 0 SB: 0 CS: 0	PA: 43		
PITCHER	IP WLS BF H R ER SO BB IBB HBP BLK WP HR S P ERA WHIP																				PITCHER	IP WLS BF H R ER SO BB IBB HBP BLK WP HR S P ERA WHIP
Rick Helling, R (1, 1) ERA: 3.48	6.2 L 31 6 6 2 5 4 0 0 0 0 1 69 116 2.70 1.500																					
Mike Venafro, L (7, 1) ERA: 6.75	0.1 2 1 0 0 0 0 1 0 0 0 0 0 3 8 0.00 6.000																					
Francisco Cordero, R (8, 1) ERA: 2.79	1.0 4 0 0 0 0 2 1 0 0 0 0 0 13 23 0.00 1.000																					
40 Matt Perisho, L (9, 1) ERA:	0.1 4 2 0 0 0 0 0 1 0 0 0 0 7 15 0.00 6.000																					
59 Jeff Zimmerman, R (9, 1) ERA: 6.0	0.2 2 0 0 0 0 0 0 0 0 0 0 0 5 5 0.00 0.000																					

Boston Red Sox @ Texas Rangers
The Ballpark at Arlington, Arlington, TX

Tue Apr 25 2000, 8:05 PM EDT
Att. 31,692 - Sunny - 81 F

AB	36
R	6
H	9
RBI	5
BB	7
SO	7
LOB	23

livebaseballscorecards.com

Batter	1	2	3	4	5	6	7	8	9
Luis Alicea, S OBP: 0.408, SLG: 0.492 (1, 4)	1-2 F7	1-3 K			1-1 F7		1-2 1B		
Chad Curtis, R OBP: 0.296, SLG: 0.440 (1, 7)	2-2 P4		1-2 G5-3		3-3 K		3-2 F9		
Ivan Rodriguez, R OBP: 0.361, SLG: 0.595 (1, 2)	1-3 K		1-3 K		1-3 K			1-0 G6-3	
Rafael Palmeiro, L OBP: 0.396, SLG: 0.662 (1, 3)		1-0 G1-3 1B E	4-0 BB		2-1 G3-1			2-3 K	
David Segui, S OBP: 0.437, SLG: 0.474 (1, 10)		0-0 G1-3 E	2-3 K		0-0 F8			2-1 1B	
Ruben Mateo, R OBP: 0.330, SLG: 0.380 (1, 8)		1-1 G1-3		0-0 G6-3		1-0 HR		1-0 F9	
Gabe Kapler, R OBP: 0.278, SLG: 0.352 (1, 9)		2-1 E3 HBP		0-0 FC6-4 1B		0-1 F9			1-1 G6-3
Mike Lamb, L OBP: 0.182, SLG: 0.182 (1, 5)		1-3 K		1-2 FC6-4 FC6-4 1-2f		1-3 K			1-0 G3
Royce Clayton, R OBP: 0.306, SLG: 0.390 (1, 6)		2-0 HBP		1-2 FC6-4 FC6-4 1-2f		0-1 G3			0-0 G6-3

AB R H RBI BB SO LOB

4	0	1	0	0	1	2
4	0	0	0	0	1	1
4	0	0	0	0	3	0
3	1	1	0	1	1	0
4	1	2	0	0	1	1
4	1	1	1	0	0	3
4	0	1	1	0	0	0
4	0	0	0	0	2	2
3	0	0	0	0	0	1

AB	34
R	3
H	6
RBI	2
BB	1
SO	9
LOB	10



WP: 0	PA: 36
PB: 0	
SB: 0	
CS: 0	

Boston Red Sox @ Texas Rangers
 The Ballpark at Arlington, Arlington, TX
 Tue Apr 25 2000, 8:05 PM EDT
 Att: 31,692 - Sunny - 81 F

Inning Stats	R: 0	H: 0	E: 0	K: 1	S: 11	LOB: 0	BB: 0	P: 15
R: 2	H: 2	E: 1	K: 2	S: 12	LOB: 2	BB: 0	P: 20	
R: 0	H: 0	E: 0	K: 2	S: 10	LOB: 1	BB: 1	P: 18	
R: 0	H: 1	E: 0	K: 0	S: 8	LOB: 1	BB: 0	P: 10	
R: 0	H: 0	E: 0	K: 2	S: 10	LOB: 0	BB: 0	P: 15	
R: 1	H: 1	E: 0	K: 0	S: 6	LOB: 0	BB: 0	P: 9	
R: 0	H: 1	E: 0	K: 1	S: 11	LOB: 1	BB: 0	P: 16	
R: 0	H: 0	E: 0	K: 0	S: 4	LOB: 0	BB: 0	P: 6	
R: 0	H: 1	E: 0	K: 1	S: 7	LOB: 1	BB: 0	P: 13	
R: 0	H: 0	E: 0	K: 0	S: 4	LOB: 0	BB: 0	P: 6	
1B: 5	SF: 0	2B: 0	SAC: 0	3B: 0	DP: 0	HR: 1	HBP: 1	

PITCHER	IP	WLS	BF	H	R	ER	SO	BB	IBB	HBP	BLK	WP	HR	S	P	ERA	WHIP
Pedro Martinez, R ERA: 1.59 (1, 1)	7.0	W	29	5	3	2	8	1	0	1	0	0	1	68	103	2.57	0.857
Derek Lowe, R ERA: 0.82 (8, 1)	2.0	S	7	1	0	0	1	0	0	0	0	0	0	11	19	0.00	0.500

PITCHER	IP	WLS	BF	H	R	ER	SO	BB	IBB	HBP	BLK	WP	HR	S	P	ERA	WHIP
---------	----	-----	----	---	---	----	----	----	-----	-----	-----	----	----	---	---	-----	------

Batter	1	2	3	4	5	6	7	8	9	AB R H RBI BB SO LOB	TOP									
Jose Offerman, S (1, 10) OBP: 0.333, SLG: 0.333	G4-3		G6-3				K	G3-1		6 0 1 0 0 2 4	Boston Red Sox @ Texas Rangers The Ballpark at Arlington, Arlington, TX Wed Apr 26 2000, 3:05 PM EDT Att. 28,698 - Cloudy - 80 F livebaseballscorecards.com									
Trot Nixon, L (1, 9) OBP: 0.375, SLG: 0.603	F8	F9	G6-3		G3		K	K		6 0 0 0 0 2 4										
Brian Daubach, L (1, 3) OBP: 0.452, SLG: 0.695	2B	E					FC4		1B	5 3 4 0 1 1 0										
Nomar Garciaparra, R (1, 6) OBP: 0.434, SLG: 0.543 Andy Sheets, R (9, 6)	HR	E5					FC4		1B	5 3 3 2 1 0 4 0 0 0 0 0 0 0										
Troy O'Leary, L (1, 7) OBP: 0.289, SLG: 0.437	HR				E		FC4		2B	5 3 3 2 1 0 5										
Carl Everett, S (1, 8) OBP: 0.423, SLG: 0.783 Darren Lewis, R (9, PR) OBP: 0.348, SLG: 0.167	HR	F8			FC6-4			G5-3	G4-3	5 1 3 4 1 0 2 0 1 0 0 0 0 0										
Jeff Frye, R (1, 4) OBP: 0.238, SLG: 0.250	BB	F8			FC6-4			1B	G4-3	5 2 2 1 1 0 4										
Jason Varitek, S (1, 2) OBP: 0.429, SLG: 0.471	BB				F7		K	G3-1	SF7	4 1 2 2 1 1 3										
38 Wilton Veras, R (1, 5) OBP: 0.294, SLG: 0.303	1B		G4-3				G5-4-3	G3-1	G4-3	6 0 3 2 0 0 3										
Inning Stats	R: 5 E: 0 K: 1 S: 19	H: 5 LOB: 2 BB: 2 P: 32	R: 1 E: 1 K: 0 S: 12	H: 2 LOB: 2 BB: 0 P: 20	R: 1 E: 0 K: 0 S: 6	H: 1 LOB: 0 BB: 0 P: 8	R: 2 E: 1 K: 1 S: 13	H: 3 LOB: 1 BB: 0 P: 18	R: 0 E: 0 K: 1 S: 13	H: 2 LOB: 3 BB: 1 P: 24	R: 0 E: 0 K: 2 S: 10	H: 1 LOB: 2 BB: 1 P: 21	R: 1 E: 0 K: 1 S: 11	H: 3 LOB: 2 BB: 0 P: 18	R: 4 E: 0 K: 0 S: 15	H: 4 LOB: 1 BB: 0 P: 22	1B: 12 2B: 6 3B: 0 HR: 3	SF: 1 SAC: 0 DP: 1 HBP: 0	WP: 0 PB: 0 SB: 0 CS: 0	PA: 54
PITCHER	IP WLS BF H R ER SO BB IBB HBP BLK WP HR S P ERA WHIP											PITCHER	IP WLS BF H R ER SO BB IBB HBP BLK WP HR S P ERA WHIP							
Mark Clark, R (1, 1) ERA: 9.53	1.1 L 14 7 6 5 1 2 0 0 0 0 1 27 46 33.75 6.750											Tim Crabtree, R (8, 1) ERA: 9.26	1.2 10 5 4 4 1 0 0 0 0 0 0 0 21 31 21.60 3.000							
40 Matt Perisho, L (2, 1) ERA: 2.7	2.2 12 4 3 2 1 0 0 0 0 0 0 2 23 32 6.75 1.500																			
Mike Munoz, L (5, 1) ERA: 13.5	0.1 4 2 0 0 0 1 0 0 0 0 0 0 7 15 0.00 9.000																			
Francisco Cordero, R (5, 1) ERA: 2.38	1.2 6 0 0 0 1 2 0 0 0 0 0 0 12 25 0.00 1.200																			
Mike Venafro, L (7, 1) ERA: 6.75	1.1 8 3 1 1 2 0 1 0 0 0 0 0 15 30 6.75 2.250																			



Batter	1	2	3	4	5	6	7	8	9	AB	R	H	RBI	BB	SO	LOB	TOP		
Jose Offerman, S (1, 4) OBP: 0.315, SLG: 0.311	2-1 F9		1-2 G6-3	3-1 G6-3		1-0 L5			2-2 FC4	5	0	0	0	0	0	3	TOP		
Trot Nixon, L (1, 9) OBP: 0.390, SLG: 0.612	2-2 BB 1B		3-1 G1-3 1B 2B		4-1 1B SF9 BB				1-2 G1-3	4	2	2	0	1	1	1	TOP		
Brian Daubach, L (1, 10) OBP: 0.455, SLG: 0.672	4-1 1-2 BB		1-1 G1-3		4-2 SF9 1B BB				2-3 K	2	1	0	0	2	1	1	TOP		
Nomar Garciaparra, R (1, 6) OBP: 0.438, SLG: 0.541	2-3 K		1-2		0-0 L5-4 1B 1B				0-1 F9	4	0	2	1	0	1	2	TOP		
Troy O'Leary, L (1, 7) OBP: 0.275, SLG: 0.419	1-3 K		2-1 F9		0-1 SF9				1-1 F7	3	0	0	1	0	1	3	TOP		
Carl Everett, S (1, 8) OBP: 0.415, SLG: 0.753		2-3 K		0-0 F7		1-2 1B			0-0 P6	4	0	1	1	0	1	0	TOP		
Mike Stanley, R (1, 3) OBP: 0.400, SLG: 0.373		4-2 38 FC6-4 BB		2-2 38 FC5-4 1B		1-1 L5-4			1-2 F8	3	0	1	0	1	0	2	TOP		
Scott Hattenberg, L (1, 2) OBP: 0.316, SLG: 0.200		2-0 F8		4-1 38 FC5-4 BB		1-2 F8			2-2 F7	3	0	0	0	1	0	1	TOP		
38 Wilton Veras, R (1, 5) OBP: 0.270, SLG: 0.278 Jason Varitek, S (9, PH) OBP: 0.438, SLG: 0.481 Manny Alexander, R (9, PR) OBP: 0.280, SLG: 0.417		1-0 FC6-4		0-0 FC5-4		1-2 G6-3			2-2 FC4 1B	3	0	0	0	0	0	3	TOP		
Inning Stats	R: 0 E: 0 K: 2 S: 12 H: 1 LOB: 2 BB: 1 P: 23	R: 0 E: 0 K: 1 S: 8 H: 0 LOB: 1 BB: 1 P: 17	R: 1 E: 0 K: 0 S: 13 H: 2 LOB: 1 BB: 0 P: 21	R: 0 E: 0 K: 0 S: 8 H: 1 LOB: 2 BB: 1 P: 17	R: 2 E: 0 K: 0 S: 11 H: 2 LOB: 1 BB: 2 P: 21	R: 0 E: 0 K: 0 S: 8 H: 0 LOB: 0 BB: 0 P: 11	R: 0 E: 0 K: 2 S: 8 H: 0 LOB: 0 BB: 0 P: 12	R: 0 E: 0 K: 0 S: 6 H: 0 LOB: 0 BB: 0 P: 8	R: 0 E: 0 K: 0 S: 13 H: 1 LOB: 1 BB: 0 P: 20	1B: 6 2B: 2 3B: 0 HR: 0 SF: 1 SAC: 0 DP: 1 HBP: 0	WP: 0 PB: 0 SB: 0 CS: 0	PA: 38					TOP		
PITCHER	IP	WLS	BF	H	R	ER	SO	BB	IBB	HBP	BLK	WP	HR	S	P	ERA	WHIP	PITCHER	
Dave Burba, R (1, 1) ERA: 6.43	6.0	W	28	6	3	3	3	5	0	0	0	0	0	60	110	4.50	1.833		
Ricardo Rincon, L (7, 1) ERA:	0.2	H	2	0	0	0	2	0	0	0	0	0	0	6	10	0.00	0.000		
Scott Kamieniecki, R (7, 1) ERA: 4.15	0.1	H	1	0	0	0	0	0	0	0	0	0	0	2	2	0.00	0.000		
Paul Shuey, R (8, 1) ERA: 0.87	1.0	H	3	0	0	0	0	0	0	0	0	0	0	6	8	0.00	0.000		
Steve Karsay, R (9, 1) ERA: 0.9	1.0	S	4	1	0	0	0	0	0	0	0	0	0	13	20	0.00	1.000		

Boston Red Sox @ Cleveland Indians
Jacobs Field, Cleveland, OH

AB	32
R	3
H	7
RBI	3
BB	5
SO	5
LOB	16



WP: 0	PA: 38
PB: 0	
SB: 0	
CS: 0	

Fri Apr 28 2000, 7:05 PM EDT
Att. 42,885 - Sunny - 54 F

Batter	1	2	3	4	5	6	7	8	9
Omar Vizquel, S OBP: 0.369, SLG: 0.423 (1, 6) C B C B X	2-2 G5-3 ①		0-0 G6-4-3 ② 1-2f			1-2 G6-3 ① C B S X	1-3 K ①		
Travis Fryman, R OBP: 0.400, SLG: 0.569 (1, 5) X	0-0 F9 ②			1-0 HR ① B X		1-0 1B 1B 2B B X	2-0 P4 ② B B X		
Roberto Alomar, S OBP: 0.360, SLG: 0.500 (1, 4) X	0-0 L8 ③			1-2 G5-3 ① B S F B X		1-2 1B 1B 2-3 C F B X	2-2 G6-3 ③ B F C B X		
Manny Ramirez, R OBP: 0.337, SLG: 0.564 (1, 9)		2-3 K ① B B F C B X		0-1 F8 ② C X		2-0 E 1B 1B 1-2 B B X		3-2 P4 ① F B B F B X	
David Justice, L OBP: 0.385, SLG: 0.470 (1, 7) X C B X	1-1 F9 ②			2-2 G6-3 ③ B B C B X		3-H E2 1B 1-1 1-3 2-H B F X		3-2 F9 ② B B C C B B X	
Richie Sexson, R OBP: 0.309, SLG: 0.237 (1, 10) X B F B X	1-1 G6-3 ③				1-0 G4-3 1B B X	3-2 F8 ② F B C B B X		1-3 K ③ C F B F B X	
Jim Thome, L OBP: 0.313, SLG: 0.568 (1, 3) X			0-1 G4-3 PB 1B C X		1-3 K ① B B S C B X	1-0 1B 1-2 3-H B X			
Einar Diaz, R OBP: 0.390, SLG: 0.395 (1, 2) C B B F B X			3-2 G4-3 ① 1-3 B B F C B X		3-2 G4-3 ② 1-2 B B B C B X	0-2 G1-3 ③ C X			
Jacob Cruz, L OBP: 0.375, SLG: 0.370 (1, 8) B B B C B			4-2 G6-4-3 BB B B C B		1-0 G5-3 ③ B X		4-1 S BB B B C B		

Inning Stats	R: 0 E: 0 K: 0 S: 5	H: 0 LOB: 0 BB: 0 P: 7	R: 0 E: 0 K: 1 S: 9	H: 0 LOB: 0 BB: 0 P: 13	R: 0 E: 0 K: 0 S: 8	H: 1 LOB: 1 BB: 1 P: 15	R: 1 E: 0 K: 0 S: 9	H: 1 LOB: 0 BB: 0 P: 13	R: 0 E: 0 K: 1 S: 8	H: 1 LOB: 1 BB: 0 P: 14	R: 3 E: 1 K: 0 S: 19	H: 5 LOB: 2 BB: 0 P: 29	R: 0 E: 0 K: 1 S: 9	H: 0 LOB: 1 BB: 1 P: 17	R: 0 E: 0 K: 1 S: 11	H: 0 LOB: 0 BB: 0 P: 18
--------------	------------------------------	---------------------------------	------------------------------	----------------------------------	------------------------------	----------------------------------	------------------------------	----------------------------------	------------------------------	----------------------------------	-------------------------------	----------------------------------	------------------------------	----------------------------------	-------------------------------	----------------------------------

PITCHER	IP	WLS	BF	H	R	ER	SO	BB	IBB	HBP	BLK	WP	HR	S	P	ERA	WHIP
Pete Schourek, L ERA: 3.38 (1, 1)	5.1	L	22	6	4	4	2	1	0	0	0	0	1	47	75	6.75	1.312
Rheal Cormier, L ERA: 2.89 (6, 1)	0.1	B	3	2	0	0	0	0	0	0	0	0	0	8	13	0.00	6.000
49 Tim Wakefield, R ERA: 2.35 (6, 1)	2.1		8	0	0	0	2	1	0	0	0	0	0	23	38	0.00	0.429

BOTTOM

Boston Red Sox @ Cleveland Indians
Jacobs Field, Cleveland, OH

Fri Apr 28 2000, 7:05 PM EDT
Att: 42,885 - Sunny - 54 F

AB	31
R	4
H	8
RBI	4
BB	2
SO	4
LOB	13



1B: 6	SF: 0	WP: 0	PA: 33
2B: 1	SAC: 0	PB: 1	
3B: 0	DP: 1	SB: 1	
HR: 1	HBP: 0	CS: 0	

PITCHER	IP	WLS	BF	H	R	ER	SO	BB	IBB	HBP	BLK	WP	HR	S	P	ERA	WHIP
---------	----	-----	----	---	---	----	----	----	-----	-----	-----	----	----	---	---	-----	------

Batter	1	2	3	4	5	6	7	8	9	AB R H RBI BB SO LOB	TOP											
Jose Offerman, S (1, 4) OBP: 0.312, SLG: 0.299	4-2 FC5-4 BB		0-0 G3			2-2 G4-3		2-1 FC6-4 FC5-4 1-2f 3-H		3 0 0 1 1 0 1	Boston Red Sox @ Cleveland Indians Jacobs Field, Cleveland, OH Sat Apr 29 2000, 1:05 PM EDT Att. 42,453 - Sunny - 55 F											
Manny Alexander, R (1, 10) OBP: 0.241, SLG: 0.357	0-1 FC5-4 FC5-4 1-2f		0-3 K			2-3 K		2-2 FC5-4 BB 1-2f		4 0 0 0 0 2 2												
Nomar Garciaparra, R (1, 6) OBP: 0.429, SLG: 0.519	0-2 FC5-4 CS 1-2f				2-2 G6-3	1-1 L8		4-1 BB 1-2		3 0 0 0 1 0 1												
Mike Stanley, R (1, 3) OBP: 0.391, SLG: 0.418	1-1 CS 1-2	2-0 HR			2-1 G5-3		2-2 G5-3	2-1 F8		4 1 1 1 0 0 2												
Troy O'Leary, L (1, 7) OBP: 0.274, SLG: 0.403			2-1 G1-6-3		4-0 FC6-4 BB		2-3 K		2-2 G3-1	3 0 0 0 1 1 0												
Carl Everett, S (1, 8) OBP: 0.407, SLG: 0.727			0-3 K		0-0 FC6-4 1-2f		1-1 FC5-4 1B		2-3 K	4 0 1 0 0 2 1												
Jason Varitek, S (1, 2) OBP: 0.426, SLG: 0.482			0-0 2B			1-3 K	0-1 FC5-4 1-2f		2-0 G4-3	4 0 1 0 0 1 1												
38 Wilton Veras, R (1, 5) OBP: 0.275, SLG: 0.308			0-3 K			2-3 K2-3		1-1 1B FC6-4 2B		3 1 1 0 0 2 1												
Darren Lewis, R (1, 9) OBP: 0.346, SLG: 0.190			1-0 G4-3			3-1 G4-3		0-1 FC6-4 1B 2-3		3 0 1 0 0 0 0												
Inning Stats	R: 0 E: 0 K: 0 S: 10	H: 0 LOB: 0 BB: 1 P: 15	R: 1 E: 0 K: 2 S: 10	H: 2 LOB: 1 BB: 0 P: 14	R: 0 E: 0 K: 1 S: 5	H: 0 LOB: 0 BB: 0 P: 6	R: 0 E: 0 K: 0 S: 6	H: 0 LOB: 1 BB: 1 P: 14	R: 0 E: 0 K: 2 S: 13	H: 0 LOB: 0 BB: 0 P: 19	R: 0 E: 0 K: 1 S: 9	H: 0 LOB: 0 BB: 0 P: 14	R: 0 E: 0 K: 1 S: 10	H: 1 LOB: 1 BB: 0 P: 15	R: 1 E: 0 K: 0 S: 13	H: 2 LOB: 2 BB: 1 P: 24	R: 0 E: 0 K: 1 S: 8	H: 0 LOB: 0 BB: 0 P: 14	1B: 2 2B: 2 3B: 0 HR: 1	SF: 0 SAC: 0 DP: 0 HBP: 0	WP: 0 PB: 0 SB: 0 CS: 1	PA: 35
PITCHER	IP WLS BF H R ER SO BB IBB HBP BLK WP HR S P ERA WHIP																					
Chuck Finley, L (1, 1) ERA: 2.55	7.2 W 29 5 2 2 7 2 0 0 0 0 0 1 73 112 2.35 0.913																					
Paul Shuey, R (8, 1) ERA: 0.84	0.1 H 2 0 0 0 0 1 0 0 0 0 0 0 3 9 0.00 3.000																					
Steve Karsay, R (9, 1) ERA: 0.82	1.0 S 3 0 0 0 1 0 0 0 0 0 0 0 8 14 0.00 0.000																					

livebaseballscorecards.com

AB	31
R	2
H	5
RBI	2
BB	3
SO	8
LOB	9



Batter	1	2	3	4	5	6	7	8	9
Jacob Cruz, L OBP: 0.361, SLG: 0.345 Alex Ramirez, R OBP: 0.250, SLG: 0.375 (1, 8) C B X	1-1 G3 ①		4-2 BB S B S B B		3-0 SF B B B X		0-1 F9 F X		
Omar Vizquel, S OBP: 0.352, SLG: 0.405 (1, 6) C F B X	1-2 G6-3 ②		2-0 G4-3 ③		3-2 SF7 B C B S B X			2-1 L5 B C B X	
Roberto Alomar, S OBP: 0.356, SLG: 0.488 (1, 4) B B C X	2-1 1B			3-1 L7 B B B X	3-3 K B B B X			2-1 G3-1 S B B X	
Manny Ramirez, R OBP: 0.344, SLG: 0.556 (1, 9) F B B F F B X	3-2 G6-3 ③			3-2 1B SF7 S B B C B X	1-0 G5-3 B X			4-2 BB	
David Justice, L OBP: 0.378, SLG: 0.457 (9, 8) B X		1-0 F8 ①		2-1 SF7 1B F B B X		2-0 F9 B B X		1-0 F8 B X	
Jim Thome, L OBP: 0.301, SLG: 0.553 (1, 10) C B B S B X		3-3 K ②		2-2 SF7 ②		0-3 K S B B C X			
Travis Fryman, R OBP: 0.385, SLG: 0.544 (1, 5) B B C X		2-1 G6-3 ③		0-0 G6-3 ③		1-3 K B C F C S			
Richie Sexson, R OBP: 0.310, SLG: 0.242 (1, 3) B B S S			2-3 K ①		1-2 2B SF 1B B B X			2-1 G5-3 ①	
Einar Diaz, R OBP: 0.386, SLG: 0.415 (1, 2) B X			1-0 G6-3 ②		1-1 SF SF7 2B B C X			1-3 K ②	

Inning Stats	R: 0 E: 0 K: 0 S: 11	H: 1 LOB: 1 BB: 0 P: 18	R: 0 E: 0 K: 1 S: 6	H: 0 LOB: 0 BB: 0 P: 12	R: 0 E: 0 K: 1 S: 7	H: 0 LOB: 1 BB: 1 P: 16	R: 1 E: 0 K: 0 S: 12	H: 2 LOB: 1 BB: 0 P: 22	R: 2 E: 1 K: 1 S: 14	H: 2 LOB: 1 BB: 0 P: 26	R: 0 E: 0 K: 2 S: 7	H: 0 LOB: 0 BB: 0 P: 10	R: 0 E: 0 K: 1 S: 10	H: 0 LOB: 0 BB: 0 P: 13	R: 0 E: 0 K: 0 S: 7	H: 0 LOB: 1 BB: 1 P: 16
--------------	-------------------------------	----------------------------------	------------------------------	----------------------------------	------------------------------	----------------------------------	-------------------------------	----------------------------------	-------------------------------	----------------------------------	------------------------------	----------------------------------	-------------------------------	----------------------------------	------------------------------	----------------------------------

PITCHER															PITCHER																		
IP	WLS	BF	H	R	ER	SO	BB	IBB	HBP	BLK	WP	HR	S	P	ERA	WHIP	IP	WLS	BF	H	R	ER	SO	BB	IBB	HBP	BLK	WP	HR	S	P	ERA	WHIP
Ramon Martinez, R ERA: 6.75 (1, 1)	5.0	L	22	5	3	2	3	1	0	0	0	0	50	94	3.60	1.200																	
Rich Garces, R ERA: 3.18 (6, 1)	2.0		6	0	0	3	0	0	0	0	0	0	17	23	0.00	0.000																	
Derek Lowe, R ERA: 0.75 (8, 1)	1.0		4	0	0	0	1	0	0	0	0	0	7	16	0.00	1.000																	

AB R H RBI BB SO LOB

2	0	0	1	1	0	0
0	0	0	0	0	0	0

3	0	0	1	0	0	1
---	---	---	---	---	---	---

4	0	1	0	0	1	1
---	---	---	---	---	---	---

3	1	1	0	1	0	2
---	---	---	---	---	---	---

4	0	1	0	0	0	1
---	---	---	---	---	---	---

2	0	0	1	0	2	0
---	---	---	---	---	---	---

3	0	0	0	0	1	1
---	---	---	---	---	---	---

3	1	1	0	0	1	0
---	---	---	---	---	---	---

3	1	1	0	0	1	0
---	---	---	---	---	---	---

1B: 4	SF: 3	WP: 0	PA: 32
2B: 1	SAC: 0	PB: 0	
3B: 0	DP: 0	SB: 0	
HR: 0	HBP: 0	CS: 0	

BOTTOM

Boston Red Sox @ Cleveland Indians
 Jacobs Field, Cleveland, OH
 Sat Apr 29 2000, 1:05 PM EDT
 Att. 42,453 - Sunny - 55 F

livebaseballscorecards.com

AB	27
R	3
H	5
RBI	3
BB	2
SO	6
LOB	6



Batter	1	2	3	4	5	6	7	8	9	AB R H RBI BB SO LOB	TOP	
Jose Offerman, S (1, 4) OBP: 0.309, SLG: 0.288	2-1 G4-3			1-1 G6-3		2-2 G4-3		1-0 G1-3 HBP		3 0 0 0 0 0 1		
Trot Nixon, L (1, 9) OBP: 0.383, SLG: 0.592	3-3 K			2-0 G3-1		1-2 1B		0-0 G1-3		4 0 1 1 0 1 1		
Brian Daubach, L (1, 3) OBP: 0.444, SLG: 0.646	1-2 G3-1			2-0 F8		3-0 1B		2-3 K		4 0 1 0 0 1 1		
Nomar Garciaparra, R (1, 6) OBP: 0.409, SLG: 0.494			1-0 G5-3		0-3 K	1-3 K		1-0 P6		4 0 0 0 0 2 3		
Troy O'Leary, L (1, 7) OBP: 0.273, SLG: 0.407			0-0 F8		2-1 2B		1-0 G6-3		3-2 G3-1	4 0 1 0 0 0 0		
Carl Everett, S (1, 8) OBP: 0.400, SLG: 0.704			0-1 F8		2-2 L8		0-0 G4-3		0-0 S 1B	4 0 1 0 0 0 1		
Mike Stanley, R (1, 10) OBP: 0.384, SLG: 0.458			3-2 G6-3		0-2 F7		0-1 HR		2-3 K	4 1 1 1 0 1 2		
Jason Varitek, S (1, 2) OBP: 0.444, SLG: 0.492			2-2 G4-3			1-1 G4-3 SH3-4 1B		1-1 1B		3 1 2 0 1 0 0		
Manny Alexander, R (1, 5) OBP: 0.219, SLG: 0.323			0-2 L8			0-0 SH3-4		2-3 K		3 0 0 0 0 2 3		
Inning Stats	R: 0 E: 0 K: 1 S: 8 H: 0 LOB: 0 BB: 0 P: 14	R: 0 E: 0 K: 0 S: 4 H: 0 LOB: 0 BB: 0 P: 5	R: 0 E: 0 K: 0 S: 10 H: 0 LOB: 0 BB: 0 P: 15	R: 0 E: 0 K: 0 S: 4 H: 0 LOB: 0 BB: 0 P: 9	R: 0 E: 0 K: 1 S: 11 H: 1 LOB: 1 BB: 0 P: 15	R: 1 E: 0 K: 1 S: 13 H: 3 LOB: 2 BB: 0 P: 21	R: 1 E: 0 K: 1 S: 9 H: 2 LOB: 1 BB: 0 P: 13	R: 0 E: 0 K: 1 S: 5 H: 0 LOB: 1 BB: 0 P: 9	R: 0 E: 0 K: 2 S: 11 H: 1 LOB: 2 BB: 1 P: 20	1B: 5 2B: 1 3B: 0 HR: 1 SF: 0 SAC: 1 DP: 0 HBP: 1	WP: 0 PB: 0 SB: 1 CS: 0 PA: 36	
PITCHER Charles Nagy, R (1, 1) ERA: 6.03 Sean DePaula, R (9, 1) ERA: 15.0	IP WLS BF H R ER SO BB IBB HBP BLK WP HR S P ERA WHIP	8.0 L 31 6 2 2 5 0 0 1 0 0 0 1 64 101 2.25 0.750	1.0 5 1 0 0 2 0 1 0 0 0 0 11 20 0.00 1.000	PITCHER IP WLS BF H R ER SO BB IBB HBP BLK WP HR S P ERA WHIP								

Boston Red Sox @ Cleveland Indians
Jacobs Field, Cleveland, OH
 Sun Apr 30 2000, 1:05 PM EDT
 Att. 42,065 - Sunny - 52 F

livebaseballscorecards.com

AB	33
R	2
H	7
RBI	2
BB	1
SO	7
LOB	12



Batter	1	2	3	4	5	6	7	8	9	AB R H RBI BB SO LOB
Jolbert Cabrera, R (1, 8) OBP: 0.250, SLG: 0.250 Mark Whiten, S (9, PH)	0-0 P3		2-2 L4		1-1 G5-3		1-2 1B		4-1 BB	4 0 1 0 0 0 3 0 0 0 0 1 0 0
Omar Vizquel, S (1, 6) OBP: 0.333, SLG: 0.380	2-1 F9		0-3 K		2-3 K		1-0 F4		0-1 L6	5 0 0 0 0 2 5
Roberto Alomar, S (1, 4) OBP: 0.347, SLG: 0.464	1-3 K		1-1 F7						1-1 G6-3	4 0 0 0 0 1 3
Manny Ramirez, R (1, 9) OBP: 0.340, SLG: 0.541		1-3 K		1-0 1B					1-2 P4	4 0 1 0 0 1 1
David Justice, L (1, 7) OBP: 0.384, SLG: 0.444		2-3 K		0-0 F7					4-2 BB	2 0 0 0 2 1 1
Jim Thome, L (1, 10) OBP: 0.310, SLG: 0.544		0-0 1B		1-1 P4					3-3 K	3 0 1 0 1 1 3
Travis Fryman, R (1, 5) OBP: 0.366, SLG: 0.514		0-3 K		0-3 K					0-0 G5-3	4 0 0 0 0 3 6
Richie Sexson, R (1, 3) OBP: 0.320, SLG: 0.292			4-2 2B		0-0 L8				2-1 HR	3 1 1 1 1 1 0
Einar Diaz, R (1, 2) OBP: 0.396, SLG: 0.467			0-0 2B		1-0 G5-3				1-1 G6-3	4 0 2 0 0 1 0

Inning Stats	R: 0 E: 0 K: 1 S: 6	H: 0 LOB: 0 BB: 0 P: 9	R: 0 E: 0 K: 3 S: 10	H: 1 LOB: 1 BB: 0 P: 13	R: 0 E: 0 K: 1 S: 17	H: 1 LOB: 2 BB: 1 P: 24	R: 0 E: 0 K: 1 S: 9	H: 1 LOB: 1 BB: 0 P: 11	R: 0 E: 0 K: 1 S: 7	H: 1 LOB: 1 BB: 0 P: 11	R: 0 E: 0 K: 1 S: 11	H: 0 LOB: 2 BB: 2 P: 22	R: 0 E: 0 K: 2 S: 11	H: 1 LOB: 1 BB: 0 P: 16	R: 0 E: 0 K: 1 S: 9	H: 0 LOB: 2 BB: 1 P: 18	R: 1 E: 1 K: 0 S: 9	H: 1 LOB: 1 BB: 1 P: 17	1B: 3 2B: 2 3B: 0 HR: 1	SF: 0 SAC: 0 DP: 0 HBP: 1	WP: 0 PB: 0 SB: 3 CS: 0	PA: 39
--------------	------------------------------	---------------------------------	-------------------------------	----------------------------------	-------------------------------	----------------------------------	------------------------------	----------------------------------	------------------------------	----------------------------------	-------------------------------	----------------------------------	-------------------------------	----------------------------------	------------------------------	----------------------------------	------------------------------	----------------------------------	----------------------------------	------------------------------------	----------------------------------	--------

PITCHER	IP	WLS	BF	H	R	ER	SO	BB	IBB	HBP	BLK	WP	HR	S	P	ERA	WHIP
Pedro Martinez, R (1, 1) ERA: 1.27	7.0	W	30	5	0	0	10	3	0	1	0	0	0	71	107	0.00	1.143
Derek Lowe, R (8, 1) ERA: 1.29	2.0	S	9	1	1	1	1	2	0	0	0	0	1	18	34	4.50	1.500

BOTTOM

Boston Red Sox @ Cleveland Indians
 Jacobs Field, Cleveland, OH
 Sun Apr 30 2000, 1:05 PM EDT
 Att: 42,065 - Sunny - 52 F

AB	33
R	1
H	6
RBI	1
BB	5
SO	11
LOB	22



PITCHER	IP	WLS	BF	H	R	ER	SO	BB	IBB	HBP	BLK	WP	HR	S	P	ERA	WHIP
---------	----	-----	----	---	---	----	----	----	-----	-----	-----	----	----	---	---	-----	------

Batter	1	2	3	4	5	6	7	8	9	AB R H RBI BB SO LOB	TOP																
Gregg Jefferies, S (1, 3) OBP: 0.320, SLG: 0.338	1-2 G6-3		0-0 SH3-4 1B 2B		3-1 G5-3		3-2 F8		1-1 SF8	4 1 1 2 0 0 1																	
Brad Ausmus, R (1, 2) OBP: 0.379, SLG: 0.363	1-2 F7		0-0 SH3-4 2-3 1B		3-1 1B			0-0 K2-5 1B	3-H 0-3 K	4 0 2 0 0 1 1																	
Juan Encarnacion, R (1, 8) OBP: 0.406, SLG: 0.533	0-0 G6-3		0-1 CS 1B		0-0 F9			0-0 1B		4 0 2 1 0 0 1																	
Juan Gonzalez, R (1, 10) OBP: 0.288, SLG: 0.433		3-2 G5-3 1B	2-3 K			2-3 K		0-3 K2-5		4 0 1 0 0 3 3																	
Bobby Higginson, L (1, 7) OBP: 0.327, SLG: 0.402		1-1 F9	0-0 SAFE CS 1-2	1-3 K		3-2 G3		0-1 P6		4 0 0 0 0 1 2																	
Damion Easley, R (1, 4) OBP: 0.256, SLG: 0.237		1-0 G5-3		1-1 G5-3		1-3 K				4 1 1 0 0 1 1																	
Wendell Magee, R (1, 9) OBP: 0.231, SLG: 0.440		1-2 G5-3		2-1 G5-3			1-1 G4-3		4-2 G5-3 E	2 0 0 0 0 0 1																	
Luis Polonia, L (7, PH) OBP: 0.316, SLG: 0.379									1-2 SF8 BB	1 1 0 0 1 0 0	AB 35																
Shane Halter, R (1, 5) OBP: 0.375, SLG: 0.500			0-0 1B 2B		1-1 HR		0-3 K		1-2 E1 G5-3	4 2 2 1 0 1 2	R 6																
Deivi Cruz, R (1, 6) OBP: 0.275, SLG: 0.378			1-1 2B 1B		2-1 G3-1		1-0 1B		2-2 G5-3	4 1 2 2 0 0 2	H 11																
Inning Stats	R: 0 E: 0 K: 0 S: 7	H: 0 LOB: 0 BB: 0 P: 9	R: 0 E: 0 K: 0 S: 10	H: 1 LOB: 1 BB: 0 P: 16	R: 3 E: 0 K: 1 S: 11	H: 4 LOB: 0 BB: 0 P: 14	R: 0 E: 0 K: 1 S: 7	H: 0 LOB: 0 BB: 0 P: 11	R: 1 E: 0 K: 0 S: 9	H: 2 LOB: 1 BB: 0 P: 18	R: 0 E: 0 K: 2 S: 10	H: 0 LOB: 0 BB: 0 P: 16	R: 0 E: 0 K: 1 S: 9	H: 1 LOB: 1 BB: 0 P: 14	R: 0 E: 0 K: 1 S: 7	H: 2 LOB: 1 BB: 0 P: 7	R: 2 E: 1 K: 1 S: 16	H: 1 LOB: 1 BB: 1 P: 24	1B: 8 2B: 3 3B: 0 HR: 1	SF: 1 SAC: 1 DP: 1 HBP: 0	WP: 0	PA: 39					
PITCHER	IP	WLS	BF	H	R	ER	SO	BB	IBB	HBP	BLK	WP	HR	S	P	ERA	WHIP										
Jeff Fassero, L (1, 1) ERA: 4.26	5.0	W	21	7	4	4	2	0	0	0	0	0	1	44	68	7.20	1.400										
Rich Garces, R (6, 1) ERA: 2.7	2.0	H	7	1	0	0	3	0	0	0	0	0	0	19	30	0.00	0.500										
49 Tim Wakefield, R (8, 1) ERA: 2.6	2.0		10	3	2	1	2	1	0	0	0	0	0	23	31	4.50	2.000										

Detroit Tigers @ Boston Red Sox
Fenway Park, Boston, MA
 Mon May 01 2000, 7:05 PM EDT
 Att. 24,087 - Overcast - 61 F

livebaseballscorecards.com



Batter	1	2	3	4	5	6	7	8	9	AB	R	H	RBI	BB	SO	LOB
Darren Lewis, R OBP: 0.323, SLG: 0.231 (1, 9)	2-2 G5-3		0-0 1B G6-4-3 2B	2-1 G6-3		1-0 G5-3		1-2 G1-3		5	1	1	0	0	0	1
Jeff Frye, R OBP: 0.269, SLG: 0.280 (1, 4)	2-1 FC5-4 1B		1-2 G6-4-3 1B 2-3		1-2 G6-3		3-1 F8	1-1 G6-3		5	0	2	0	0	0	0
Nomar Garciaparra, R OBP: 0.402, SLG: 0.494 (1, 6)	3-2 FC5-4 1-2f HR		1-1 G6-4-3 1-2f 3-H		3-0 G5-3		0-1 2B			4	2	1	0	0	0	2
Mike Stanley, R OBP: 0.403, SLG: 0.532 (1, 3)	3-2 1-H HR		4-0 BB		1-2 G5-3		1-1 2B 2B			3	2	2	3	1	0	0
Troy O'Leary, L OBP: 0.283, SLG: 0.417 (1, 7)	1-1 G6-3		0-0 F8			4-0 F8 1B HR BB	2-2 2B 2B			3	1	1	1	1	0	1
Carl Everett, S OBP: 0.404, SLG: 0.729 (1, 8)		2-1 HR		0-0 E5 2B		0-1 HR 1B	0-1 F7			4	3	2	1	0	0	1
Jason Varitek, S OBP: 0.447, SLG: 0.500 (1, 2)		2-0 F8	1 SAFE 3-1 1-H 2B		3-1 F8 2-3	3-1 F8 2-3	4-0 BB			3	0	1	1	1	0	2
Andy Sheets, R (1, 10)		3-2 G5-3	3-2 F9 2B		3-2 F9 1-H 3-H HR	3-2 HR	0-0 P6			2	0	0	0	0	0	1
Brian Daubach, L OBP: 0.446, SLG: 0.687 (6, PH)										2	1	1	3	0	0	2
38 Wilton Veras, R OBP: 0.250, SLG: 0.279 (1, 5)		2-0 G1-4-3		2-1 G5-3		1-1 F7	1-2 L6			4	0	0	0	0	0	1


Inning Stats	R: 2	H: 2	E: 0	K: 0	S: 16	L: 0	LOB: 0	BB: 0	P: 27	R: 1	H: 1	E: 0	K: 0	S: 9	L: 1	LOB: 0	BB: 0	P: 18	R: 1	H: 2	E: 0	K: 0	S: 7	L: 1	LOB: 1	BB: 1	P: 13	R: 0	H: 0	E: 0	K: 0	S: 7	L: 0	LOB: 0	BB: 0	P: 12	R: 3	H: 2	E: 0	K: 0	S: 10	L: 0	LOB: 0	BB: 1	P: 22	R: 2	H: 3	E: 0	K: 0	S: 13	L: 0	LOB: 2	BB: 1	P: 23	R: 0	H: 0	E: 0	K: 0	S: 8	L: 0	LOB: 0	BB: 0	P: 11
--------------	------	------	------	------	-------	------	--------	-------	-------	------	------	------	------	------	------	--------	-------	-------	------	------	------	------	------	------	--------	-------	-------	------	------	------	------	------	------	--------	-------	-------	------	------	------	------	-------	------	--------	-------	-------	------	------	------	------	-------	------	--------	-------	-------	------	------	------	------	------	------	--------	-------	-------

PITCHER	IP	WLS	BF	H	R	ER	SO	BB	IBB	HBP	BLK	WP	HR	S	P	ERA	WHIP
C.J. Nitkowski, L ERA: 7.67 (1, 1)	3.0	L	16	6	5	4	0	1	0	0	0	0	2	35	64	12.00	2.333
Dave Borkowski, R ERA: 21.94 (4, 1)	3.2		18	5	5	5	0	2	0	0	0	0	1	37	71	12.27	1.909
Jim Poole, L ERA: 5.14 (7, 1)	0.1		1	0	0	0	0	0	0	0	0	0	0	1	1	0.00	0.000
Willie Blair, R ERA: 6.0 (8, 1)	1.0		3	0	0	0	0	0	0	0	0	0	0	8	11	0.00	0.000

BOTTOM

Detroit Tigers @ Boston Red Sox
Fenway Park, Boston, MA
Mon May 01 2000, 7:05 PM EDT
Att. 24,087 - Overcast - 61 F

AB	35
R	10
H	11
RBI	9
BB	3
SO	0
LOB	11



WP	HR	S	P	ERA	WHIP
0	0	0	0	0	0

Batter	1	2	3	4	5	6	7	8	9	10	11	12	AB	R	H	RBI	BB	SO	LOB	TOP								
Luis Polonia, L OBP: 0.313, SLG: 0.371 Wendell Magee, R OBP: 0.241, SLG: 0.536 (7, 9)	0-1 F7	0-1 F9		1-1 G4-6-3 1B		0-0 F9	2-1 FC5-4		1-3 K			1-1 HR	4 3	0 1	1 2	0 2	0 0	0 1	3 2									
Gregg Jefferies, S OBP: 0.316, SLG: 0.333 Shane Halter, R OBP: 0.407, SLG: 0.560 (1, 5) (6, 5)	2-0 G2-3	1-1 1B		1-2 G4-6-3 1-2f		1-0 F8	3-3 K			2-1 1B		1-0 2B	4 3	0 0	1 2	1 0	0 0	0 1	2 2									
Juan Encarnacion, R OBP: 0.398, SLG: 0.515 (1, 8)	1-1 G6-3	0-2 G5-3		0-0 1B		3-2 FC4-6 2-H 1B			1-2 G6-3		0-2 F8	0-1 G6-3	7	0	2	1	0	0	4									
Juan Gonzalez, R OBP: 0.288, SLG: 0.459 (1, 10)		0-1 HR	1-3 K	1-2 F8		0-0 FC4-6 1-2 1B			0-1 F7		2-3 K	0-0 P4	7	1	2	1	0	2	3									
Bobby Higginson, L OBP: 0.337, SLG: 0.424 (1, 7)		1-1 2B	4-1 FC5-4 BB		2-2 P6	1-1 FC4-6 1-2f 2-3 1B			1-2 BB 1B		1-1 G4-3		5	1	2	0	1	0	3									
Damion Easley, R OBP: 0.265, SLG: 0.256 (1, 4)		0-0 G3 1B 2B	1-1 FC5-4 BB S 1-2f		0-2 G5-3		1-0 P5		4-1 BB 1-2 BB		0-0 L5		5	1	1	1	1	0	1									
Robert Fick, L OBP: 0.340, SLG: 0.348 Brad Ausmus, R OBP: 0.371, SLG: 0.354 (1, 2) (7, 2)		1-0 G3	4-2 FC5 BB BB		0-1 FC6 1B		0-2 2B FC5-4 1B		1-1 P3		1-0 F9		3 2	1 0	2 0	0 0	1 0	0 2		AB 53 R 7 H 18 RBI 7 BB 5 SO 4 LOB 27								
Tony Clark, S OBP: 0.230, SLG: 0.258 (1, 3)		0-1 1B 1B	4-0 FC5 BB		2-1 FC6 1-2f		1-2 FC5-4 1-3 2B		0-0 G5-3		2-0 P4		5 1	2 2	1 1	1 0	0 1											
Deivi Cruz, R OBP: 0.291, SLG: 0.392 (1, 6)		2-1 1B 1B	0-1 FC5			3-2 1B 2B			1-2 G5-3		0-0 G6-3		5 1	2 2	0 0	1 1	0 0	3 3										
Inning Stats	R: 0 E: 0 K: 0 S: 5	H: 0 LOB: 0 BB: 0 P: 8	R: 4 E: 0 K: 0 S: 17	H: 6 LOB: 2 BB: 0 P: 22	R: 0 E: 0 K: 1 S: 11	H: 0 LOB: 3 BB: 3 P: 25	R: 0 E: 0 K: 0 S: 9	H: 2 LOB: 1 BB: 0 P: 12	R: 0 E: 0 K: 0 S: 10	H: 1 LOB: 1 BB: 0 P: 14	R: 1 E: 0 K: 0 S: 13	H: 3 LOB: 2 BB: 0 P: 21	R: 1 E: 0 K: 1 S: 12	H: 2 LOB: 2 BB: 1 P: 23	R: 0 E: 0 K: 0 S: 13	H: 1 LOB: 2 BB: 1 P: 20	R: 0 E: 0 K: 1 S: 9	H: 0 LOB: 0 BB: 0 P: 11	R: 0 E: 0 K: 1 S: 12	H: 1 LOB: 1 BB: 0 P: 16	R: 0 E: 0 K: 0 S: 3	H: 0 LOB: 0 BB: 0 P: 6	R: 1 E: 0 K: 0 S: 7	H: 2 LOB: 1 BB: 0 P: 9	1B: 11 2B: 4 3B: 1 HR: 2	SF: 0 SAC: 0 DP: 1 HBP: 0	WP: 0 PB: 0 SB: 1 CS: 0	PA: 58
PITCHER	IP WLS BF H R ER SO BB IBB HBP BLK WP HR S P ERA WHIP																											
Brian Rose, R ERA: 9.2 (1, 1)	1.2 8 11 6 4 0 0 0 0 0 0 0 1 19 27 21.60 3.600																											
John Wasdin, R ERA: 4.76 (2, 1)	1.1 8 11 1 0 0 1 3 0 0 0 0 0 16 31 0.00 3.000																											
Rob Stanifer, R ERA: 8.59 (4, 1)	2.0 8 11 3 1 1 0 0 0 0 0 0 0 22 31 4.50 1.500																											
Rheal Cormier, L ERA: 3.27 (6, 1)	1.2 10 11 4 1 1 0 0 1 0 0 0 0 17 30 5.40 2.400																											
49 Tim Wakefield, R ERA: 2.38 (7, 1)	5.1 L 21 4 1 1 3 1 0 0 0 0 0 47 68 1.69 0.938																											

Detroit Tigers @ Boston Red Sox
 Fenway Park, Boston, MA
 Tue May 02 2000, 7:05 PM EDT
 Att. 22,897 - Sunny - 64 F

livebaseballscorecards.com



Batter	1	2	3	4	5	6	7	8	9	10	11	12	AB R H RBI BB SO LOB
Jeff Frye, R OBP: 0.219, SLG: 0.226 (1, 4)	2-1 F7	1-1 E3			2-2 G3		1-2 G6-3		0-3 K			2-3 K	6 0 0 0 0 2 0
Trot Nixon, L OBP: 0.391, SLG: 0.610 (1, 9)	0-1 G6-3	1-0 F8			3-2 F7		0-1 F8 2B		0-1 2B			0-0 G4-6-3 1B	6 0 3 0 0 0 1
Brian Daubach, L OBP: 0.416, SLG: 0.630 (1, 3)	2-1 G6-3		0-0 G3		2-1 F8		0-0 F8 2B		3-3 K			0-0 G4-6-3 1-2f	6 0 0 0 0 1 3
Nomar Garciaparra, R OBP: 0.412, SLG: 0.506 (1, 6)		2-0 BB 1B 1B	2-1 F9			0-1 HR 2B	4-0 IBB			2-1 F7			4 2 2 0 1 0 0
Troy O'Leary, L OBP: 0.289, SLG: 0.449 (1, 7)		1-1 BB 1B 1B	1-1 F8			0-1 HR 2-H	2-2 F8			0-0 G3-1			5 2 2 2 0 0 2
Carl Everett, S OBP: 0.394, SLG: 0.697 (1, 8)		4-2 1B E BB		1-3 K		2-2 G1-3		3-2 G4-3		1-0 G6-3			4 1 0 0 1 1 0
Mike Stanley, R OBP: 0.390, SLG: 0.507 Darren Lewis, R OBP: 0.323, SLG: 0.231 (11, PR)		0-1 L4		0-3 K		2-1 G4-3		2-2 G5-3		1-2 G4-6-3 1B			5 0 1 0 0 1 3 0 0 0 0 0 0 0
Jason Varitek, S OBP: 0.457, SLG: 0.515 (1, 2)		2-0 E8 38 SF9 1B		3-2 2B		4-0 38 VJP BB		1-1 F9		0-0 G4-6-3 1-2f			4 1 2 2 1 0 1
38 Wilton Veras, R OBP: 0.234, SLG: 0.267 Scott Hattenberg, L OBP: 0.300, SLG: 0.188 Manny Alexander, R OBP: 0.212, SLG: 0.313 (10, 5)		0-0 SF9		0-0 G4-3		2-2 G6-3 1-2			0-1 G4-3		1-2 G6-3		2 0 0 1 0 0 2 1 0 0 0 0 0 0 1 0 0 0 0 0 1

Inning Stats	R: 0	H: 0	E: 0	K: 0	S: 6	LOB: 0	BB: 0	P: 10	R: 4	H: 3	E: 2	K: 0	S: 12	LOB: 1	BB: 1	P: 23	R: 0	H: 0	E: 0	K: 0	S: 5	LOB: 0	BB: 0	P: 8	R: 0	H: 1	E: 0	K: 2	S: 10	LOB: 1	BB: 0	P: 14	R: 0	H: 0	E: 0	K: 0	S: 8	LOB: 0	BB: 0	P: 15	R: 2	H: 2	E: 0	K: 0	S: 14	LOB: 1	BB: 1	P: 24	R: 0	H: 1	E: 0	K: 0	S: 14	LOB: 2	BB: 1	P: 21	R: 0	H: 0	E: 0	K: 0	S: 8	LOB: 0	BB: 0	P: 14	R: 0	H: 1	E: 0	K: 2	S: 10	LOB: 1	BB: 0	P: 13	R: 0	H: 0	E: 0	K: 0	S: 4	LOB: 0	BB: 0	P: 7	R: 0	H: 1	E: 0	K: 0	S: 7	LOB: 1	BB: 0	P: 9	R: 0	H: 1	E: 0	K: 1	S: 5	LOB: 0	BB: 0	P: 7	1B: 5	2B: 4	3B: 0	HR: 1	SF: 1	SAC: 0	DP: 2	HBP: 0	WP: 1	PA: 48
--------------	------	------	------	------	------	--------	-------	-------	------	------	------	------	-------	--------	-------	-------	------	------	------	------	------	--------	-------	------	------	------	------	------	-------	--------	-------	-------	------	------	------	------	------	--------	-------	-------	------	------	------	------	-------	--------	-------	-------	------	------	------	------	-------	--------	-------	-------	------	------	------	------	------	--------	-------	-------	------	------	------	------	-------	--------	-------	-------	------	------	------	------	------	--------	-------	------	------	------	------	------	------	--------	-------	------	------	------	------	------	------	--------	-------	------	-------	-------	-------	-------	-------	--------	-------	--------	-------	--------

PITCHER	IP	WLS	BF	H	R	ER	SO	BB	IBB	HBP	BLK	WP	HR	S	P	ERA	WHIP
Mark Johnson, R ERA: 5.29 (1, 1)	5.0		22	5	5	4	2	1	0	0	0	0	0	43	72	7.20	1.200
Jim Poole, L ERA: 6.14 (6, 1)	0.1	B	2	1	1	1	0	0	0	0	0	0	1	7	9	27.00	3.000
Matt Anderson, R ERA: 5.25 (6, 1)	0.2		3	0	0	0	0	1	0	0	0	1	0	5	13	0.00	1.500
Doug Brocail, R ERA: 2.7 (7, 1)	3.0		12	2	0	0	2	0	1	0	0	0	0	32	48	0.00	0.667
Willie Blair, R ERA: 4.91 (10, 1)	2.0	W	6	1	0	0	0	0	0	0	0	0	0	11	16	0.00	0.500
PITCHER	IP	WLS	BF	H	R	ER	SO	BB	IBB	HBP	BLK	WP	HR	S	P	ERA	WHIP
Todd Jones, R ERA: 7.0 (12, 1)	1.0	S	3	1	0	0	1	0	0	0	0	0	0	5	7	0.00	1.000

DETROIT TIGERS @ BOSTON RED SOX
Fenway Park, Boston, MA
 Tue May 02 2000, 7:05 PM EDT
 Att: 22,897 - Sunny - 64 F

AB	44
R	6
H	10
RBI	5
BB	3
SO	5
LOB	13



WP: 1	PA: 48
PB: 0	
SB: 0	
CS: 0	

Batter	1	2	3	4	5	6	7	8	9	AB R H RBI BB SO LOB	TOP	
Shane Halter, R OBP: 0.387, SLG: 0.552 (1, 5) B C B F X	3-2 1B 2B		1-3 K		1-3 K			2-2 G5-3		4 1 1 0 0 2 0		
Brad Ausmus, R OBP: 0.376, SLG: 0.353 (1, 2) F X	0-1 G6-3		4-2 BB			2-1 G4-6-3 1B			1-3 K	3 0 1 0 1 1 1		
Juan Encarnacion, R OBP: 0.393, SLG: 0.505 (1, 8) C B X	1-1 G5-4-3 1B 2-H		3-2 G6-3			0-0 F8			1-2 G4-3	4 0 1 1 0 0 2		
Juan Gonzalez, R OBP: 0.274, SLG: 0.436 (1, 10) X	0-0 G5-4-3 1-2f			1-0 G6-3		2-2 G4-6-3 1-2f			1-1 F9	4 0 0 0 0 0 2		
Bobby Higginson, L OBP: 0.336, SLG: 0.421 (1, 7) C B B T C		2-3 K		2-3 K			0-0 G5-4-3 1B			3 0 1 0 0 2 0		
Damion Easley, R OBP: 0.250, SLG: 0.239 (1, 4) C B T C X		1-2 L5		3-2 F7			0-3 K			3 0 0 0 0 1 1		
Wendell Magee, R OBP: 0.250, SLG: 0.516 (1, 9) L T C B T C X		1-2 1B			1-2 G5-3		0-0 G5-4-3 1-2f			3 0 1 0 0 0 1		
Tony Clark, S OBP: 0.234, SLG: 0.304 (1, 3) C B X		1-1 G4-3			0-1 HR			1-0 G4-3		3 1 1 1 0 0 1		
Deivi Cruz, R OBP: 0.281, SLG: 0.378 (1, 6) B S X			1-1 G6-3		1-0 F8			2-2 L7		3 0 0 0 0 0 0		
Inning Stats	R: 1 H: 2 E: 0 LOB: 0 K: 0 BB: 0 S: 8 P: 12	R: 0 H: 1 E: 0 LOB: 1 K: 1 BB: 0 S: 12 P: 17	R: 0 H: 0 E: 0 LOB: 1 K: 1 BB: 1 S: 13 P: 22	R: 0 H: 0 E: 0 LOB: 0 K: 1 BB: 0 S: 12 P: 18	R: 1 H: 1 E: 0 LOB: 0 K: 1 BB: 0 S: 10 P: 13	R: 0 H: 1 E: 0 LOB: 0 K: 0 BB: 0 S: 7 P: 11	R: 0 H: 1 E: 0 LOB: 0 K: 1 BB: 0 S: 6 P: 6	R: 0 H: 0 E: 0 LOB: 0 K: 0 BB: 0 S: 7 P: 12	R: 0 H: 0 E: 0 LOB: 0 K: 1 BB: 0 S: 9 P: 12	1B: 4 SF: 0 2B: 1 SAC: 0 3B: 0 DP: 3 HR: 1 HBP: 0	WP: 0 PA: 31 PB: 0 SB: 0 CS: 0	
PITCHER Pete Schourek, L ERA: 3.19 Derek Lowe, R ERA: 1.13	IP WLS BF H R ER SO BB IBB HBP BLK WP HR S P ERA WHIP											PITCHER IP WLS BF H R ER SO BB IBB HBP BLK WP HR S P ERA WHIP
	7.0 0 25 6 2 2 5 1 0 0 0 0 1 68 99 2.57 1.000											
	2.0 W 6 0 0 0 1 0 0 0 0 0 0 0 16 24 0.00 0.000											

Detroit Tigers @ Boston Red Sox
Fenway Park, Boston, MA
 Wed May 03 2000, 7:05 PM EDT
 Att. 27,397 - Sunny - 62 F

livebaseballscorecards.com

AB	30
R	2
H	6
RBI	2
BB	1
SO	6
LOB	8



Batter	1	2	3	4	5	6	7	8	9	AB	R	H	RBI	BB	SO	LOB
Jose Offerman, S OBP: 0.317, SLG: 0.301 (1, 4)	2-2 L6		4-2 CS BB		0-0 G4-3			2-1 2B		3	1	1	0	1	0	0
Trot Nixon, L OBP: 0.385, SLG: 0.605 (1, 9)	1-1 G3-1		1-1 G3			1-1 F9		1-1 G3-1 2B		4	1	1	1	0	0	1
Brian Daubach, L OBP: 0.409, SLG: 0.610 (1, 10)	0-0 1B			2-2 F8		1-3 K		3-2 G3-1 2B		4	0	1	0	0	1	1
Nomar Garciaparra, R OBP: 0.426, SLG: 0.522 (1, 6)		4-2 G4-6-3 BB		1-0 G5-3		0-0 2B		0-0 1B		3	0	2	1	1	0	0
Troy O'Leary, L OBP: 0.287, SLG: 0.435 (1, 7)		0-0 G4-6-3		4-1 1B BB		2-0 G3		0-0 G4-3		3	0	0	0	1	0	3
Carl Everett, S OBP: 0.402, SLG: 0.692 (1, 8)		4-2 HR BB		1-1 1-2 1B		1-1 G4-3				2	1	1	0	1	0	0
Mike Stanley, R OBP: 0.388, SLG: 0.543 (1, 3)		2-1 1-H HR		2-2 P4		1-1 F8				3	1	1	2	0	0	2
Scott Hatteberg, L OBP: 0.261, SLG: 0.158 (1, 2)		3-3 K		1-2 G6-3		2-3 K				3	0	0	0	0	2	0
38 Wilton Veras, R OBP: 0.220, SLG: 0.250 (1, 5)			0-0 P4		2-2 F9			2-1 F7		3	0	0	0	0	0	0

Inning Stats	R: 0	H: 1	R: 2	H: 1	R: 0	H: 0	R: 0	H: 0	R: 0	H: 1	R: 0	H: 0	R: 2	H: 3	R: 0	H: 1
	E: 0	LOB: 1	E: 0	LOB: 0	E: 0	LOB: 0	E: 0	LOB: 0	E: 0	LOB: 1	E: 0	LOB: 0	E: 0	LOB: 1	K: 0	BB: 0
	K: 0	BB: 0	K: 1	BB: 2	K: 0	BB: 1	K: 0	BB: 0	K: 1	BB: 0	K: 1	BB: 0	K: 1	BB: 0	S: 7	P: 10
	S: 7	P: 10	S: 13	P: 26	S: 6	P: 11	S: 10	P: 20	S: 10	P: 11	S: 7	P: 11	S: 11	P: 19		

PITCHER	IP	WLS	BF	H	R	ER	SO	BB	IBB	HBP	BLK	WP	HR	S	P	ERA	WHIP
Jeff Weaver, R ERA: 5.72 (1, 1)	7.1	L	29	6	4	4	3	4	0	0	0	0	1	66	113	4.91	1.364
Danny Patterson, R ERA: 2.89 (8, 1)	0.2		3	1	0	0	0	0	0	0	0	0	0	5	8	0.00	1.500

BOTTOM

Detroit Tigers @ Boston Red Sox
Fenway Park, Boston, MA
 Wed May 03 2000, 7:05 PM EDT
 Att. 27,397 - Sunny - 62 F

livebaseballscorecards.com

AB	28
R	4
H	7
RBI	4
BB	4
SO	3
LOB	7



1B: 3	SF: 0	WP: 0	PA: 32
2B: 3	SAC: 0	PB: 0	
3B: 0	DP: 1	SB: 0	
HR: 1	HBP: 0	CS: 1	

PITCHER	IP	WLS	BF	H	R	ER	SO	BB	IBB	HBP	BLK	WP	HR	S	P	ERA	WHIP
---------	----	-----	----	---	---	----	----	----	-----	-----	-----	----	----	---	---	-----	------

Batter	1	2	3	4	5	6	7	8	9	AB R H RBI BB SO LOB	TOP											
Gerald Williams, R (1, 8) OBP: 0.316, SLG: 0.430	3-2 1B 3B		0-2 G4-3		0-2 2-H 1B		0-1 G5-3		1-2 G4-3	5 1 2 1 0 0 1												
Dave Martinez, L (1, 9) OBP: 0.343, SLG: 0.400	3-2 F7		3-3 K		1-3 SAFE 1-2		0-0 G4-3			4 0 0 0 0 2 2												
Greg Vaughn, R (1, 7) OBP: 0.380, SLG: 0.607	1-1 FC6-4 1B		2-2 S 1B		2-1 F8		2-1 F7			4 0 2 1 0 0 0												
Jose Canseco, R (1, 10) OBP: 0.379, SLG: 0.480	1-1 FC6-4 1B		4-2 1-2 BB			0-0 HR		1-3 K		3 1 1 1 1 1 1												
Fred McGriff, L (1, 3) OBP: 0.342, SLG: 0.410	2-0 FC6-4 1B		1-3 K		3-2 F9 WP 1B		0-0 G6-3			4 0 2 0 0 1 2												
Vinny Castilla, R (1, 5) OBP: 0.305, SLG: 0.407	0-2 FC6-4		2-3 K		4-2 1-2 BB		0-1 G6-3			3 0 0 0 1 1 2												
Mike DiFelice, R (1, 2) OBP: 0.387, SLG: 0.357		1-2 G3-1		0-2 F8		1-2 F9		0-1 F7		4 0 0 0 0 0 2												
Kevin Stocker, S (1, 6) OBP: 0.396, SLG: 0.455		1-1 G4-3		3-1 G3-1		2-3 K		2-1 HBP		3 0 0 0 0 1 2												
Tony Graffanino, R (1, 4) OBP: 0.364, SLG: 0.350		1-1 F9			1-2 1B 2B		0-3 K		0-0 L5	3 1 1 0 0 1 2												
Steve Cox, L (9, PH) OBP: 0.409, SLG: 0.278										1 0 0 0 0 0 1												
Inning Stats	R: 1 E: 0 K: 0 S: 15	H: 3 LOB: 2 BB: 0 P: 25	R: 0 E: 0 K: 0 S: 9	H: 0 LOB: 0 BB: 0 P: 12	R: 0 E: 0 K: 2 S: 14	H: 1 LOB: 2 BB: 1 P: 24	R: 0 E: 0 K: 1 S: 9	H: 0 LOB: 0 BB: 0 P: 14	R: 1 E: 0 K: 1 S: 11	H: 2 LOB: 0 BB: 0 P: 15	R: 1 E: 0 K: 2 S: 19	H: 2 LOB: 2 BB: 1 P: 29	R: 0 E: 0 K: 0 S: 5	H: 0 LOB: 0 BB: 0 P: 7	R: 0 E: 0 K: 1 S: 6	H: 0 LOB: 0 BB: 0 P: 7	R: 0 E: 0 K: 0 S: 7	H: 0 LOB: 1 BB: 0 P: 10	1B: 5 2B: 1 3B: 1 HR: 1	SF: 0 SAC: 0 DP: 0 HBP: 1	WP: 1 PB: 0 SB: 1 CS: 1	PA: 37
PITCHER	IP WLS BF H R ER SO BB IBB HBP BLK WP HR S P ERA WHIP																					
Ramon Martinez, R (1, 1) ERA: 6.49	5.0 W 23 8 3 3 4 1 0 0 0 0 1 64 99 5.40 1.800																					
Rich Garces, R (6, 1) ERA: 2.35	2.0 H 7 0 0 0 2 1 0 0 0 1 0 18 27 0.00 0.500																					
Derek Lowe, R (8, 1) ERA: 1.0	2.0 S 7 0 0 0 1 0 0 1 0 0 0 13 17 0.00 0.000																					

Tampa Bay Devil Rays @ Boston Red Sox
Fenway Park, Boston, MA
 Fri May 05 2000, 7:05 PM EDT
 Att. 32,479 - Cloudy - 81 F

AB	34
R	3
H	8
RBI	3
BB	2
SO	7
LOB	15



Batter	1	2	3	4	5	6	7	8	9	AB	R	H	RBI	BB	SO	LOB
Jose Offerman, S OBP: 0.333, SLG: 0.322 (1, 4)	1-3 K		0-0 CS 1B	0-0 2-H 1B			0-0 G4-6-3 BB 1B			4	0	3	1	0	1	0
Trot Nixon, L OBP: 0.400, SLG: 0.619 (1, 9)	2-0 2B		2-2 2B SF8 1B	3-1 F8			4-1 G4-6-3 BB			3	2	2	0	1	0	1
Brian Daubach, L OBP: 0.412, SLG: 0.630 (1, 10)	0-2 G1-3 2-H 2B		2-2 1-3 2B	2-3 K			2-2 G4-6-3 1-2f 2-3			4	0	2	1	0	1	3
Nomar Garciaparra, R OBP: 0.410, SLG: 0.505 (1, 6)	1-1 G1-3		0-1 SF8		2-2 G5-3		0-1 G5-3			3	0	0	1	0	0	2
Troy O'Leary, L OBP: 0.276, SLG: 0.417 (1, 7)	0-3 K		3-H 2-1 G3		3-2 L6		2-3 K			4	0	0	0	0	2	2
Carl Everett, S OBP: 0.396, SLG: 0.705 (1, 8)		0-2 F5		0-0 HR	2-2 G4-3		1-0 G4-3			4	1	1	1	0	0	0
Mike Stanley, R OBP: 0.371, SLG: 0.514 (1, 3)		1-2 P4		0-3 K		3-2 G5-3		3-2 F2		4	0	0	0	0	1	0
Jason Varitek, S OBP: 0.464, SLG: 0.529 (1, 2)		4-2 BB		3-2 3B 2B		2-3 K				2	1	1	0	1	1	0
38 Wilton Veras, R OBP: 0.226, SLG: 0.275 (1, 5)		0-2 G1-3		0-1 2-H 1B		2-3 K2-3				3	1	1	1	0	1	1

Inning Stats	R: 1	H: 2	E: 0	K: 2	S: 13	LOB: 1	BB: 0	P: 17	R: 0	H: 0	E: 0	K: 0	S: 12	LOB: 1	BB: 1	P: 17	R: 1	H: 3	E: 0	K: 0	S: 12	LOB: 1	BB: 0	P: 18	R: 3	H: 4	E: 0	K: 2	S: 16	LOB: 1	BB: 0	P: 24	R: 0	H: 0	E: 0	K: 0	S: 10	LOB: 0	BB: 0	P: 17	R: 0	H: 0	E: 0	K: 2	S: 10	LOB: 0	BB: 0	P: 17	R: 0	H: 1	E: 0	K: 0	S: 7	LOB: 1	BB: 1	P: 13	R: 0	H: 0	E: 0	K: 1	S: 7	LOB: 0	BB: 0	P: 13
--------------	------	------	------	------	-------	--------	-------	-------	------	------	------	------	-------	--------	-------	-------	------	------	------	------	-------	--------	-------	-------	------	------	------	------	-------	--------	-------	-------	------	------	------	------	-------	--------	-------	-------	------	------	------	------	-------	--------	-------	-------	------	------	------	------	------	--------	-------	-------	------	------	------	------	------	--------	-------	-------

PITCHER	IP	WLS	BF	H	R	ER	SO	BB	IBB	HBP	BLK	WP	HR	S	P	ERA	WHIP
Dave Eiland, R ERA: 8.18 (1, 1)	3.1	L	18	8	5	5	3	1	0	0	0	0	1	47	65	13.50	2.700
Cory Lidle, R ERA: 6.0 (4, 1)	2.2		9	1	0	0	3	0	0	0	0	0	0	26	45	0.00	0.375
Jim Morris, L ERA: 5.19 (7, 1)	0.2		3	1	0	0	0	1	0	0	0	0	0	5	11	0.00	3.000
Jeff Sparks, R ERA: 1.53 (7, 1)	1.1		4	0	0	0	1	0	0	0	0	0	0	9	15	0.00	0.000

BOTTOM

Tampa Bay Devil Rays @ Boston Red Sox
Fenway Park, Boston, MA

Fri May 05 2000, 7:05 PM EDT
Att. 32,479 - Cloudy - 81 F

AB	31
R	5
H	10
RBI	5
BB	2
SO	7
LOB	9



WP	HR	S	P	ERA	WHIP
0	0	0	0	0	0

Batter	1	2	3	4	5	6	7	8	9	AB R H RBI BB SO LOB	TOP									
Gerald Williams, R (1, 8) OBP: 0.314, SLG: 0.424	0-0 1B		0-1 P4		1-3 K			1-1 G6-3		4 0 1 0 0 1 1	Tampa Bay Devil Rays @ Boston Red Sox Fenway Park, Boston, MA Sat May 06 2000, 1:05 PM EDT Att. 32,497 - Sunny - 62 F livebaseballscorecards.com									
Dave Martinez, L (1, 9) OBP: 0.340, SLG: 0.394	3-3 K		0-1 F7			3-1 P6		1-1 S 1B		4 1 1 0 0 1 1										
Greg Vaughn, R (1, 7) OBP: 0.376, SLG: 0.595	0-3 K			0-3 K		0-3 K		3-2 1-H 1B		4 0 1 1 0 3 1										
Jose Canseco, R (1, 10) OBP: 0.367, SLG: 0.462	1-3 K			0-2 F7		1-2 F8		3-2 F7		4 0 0 0 0 1 2										
Fred McGriff, L (1, 3) OBP: 0.339, SLG: 0.404		2-3 K		0-0 1B			1-2 G3-1		0-1 F8	4 0 1 0 0 1 0										
Vinny Castilla, R (1, 5) OBP: 0.293, SLG: 0.389		3-3 K		1-3 K			1-3 K		2-3 K	4 0 0 0 0 4 1										
John Flaherty, R (1, 2) OBP: 0.385, SLG: 0.452		2-2 1B			1-3 K		4-2 BB		0-1 G1-3	3 0 1 0 1 1 0										
Kevin Stocker, S (1, 6) OBP: 0.383, SLG: 0.438		3-3 K			0-3 K		1-3 K			3 0 0 0 0 3 2										
Miguel Cairo, R (1, 4) OBP: 0.308, SLG: 0.316			1-3 K		0-0 S 1B			0-3 K		3 0 1 0 0 2 0										
Inning Stats	R: 0 E: 0 K: 3 S: 11	H: 1 LOB: 1 BB: 0 P: 15	R: 0 E: 0 K: 3 S: 12	H: 1 LOB: 1 BB: 0 P: 22	R: 0 E: 0 K: 1 S: 7	H: 0 LOB: 0 BB: 0 P: 8	R: 0 E: 0 K: 2 S: 10	H: 1 LOB: 1 BB: 0 P: 11	R: 0 E: 0 K: 3 S: 10	H: 0 LOB: 0 BB: 0 P: 12	R: 0 E: 0 K: 2 S: 12	H: 0 LOB: 1 BB: 1 P: 19	R: 1 E: 0 K: 1 S: 14	H: 2 LOB: 1 BB: 0 P: 22	R: 0 E: 0 K: 1 S: 7	H: 0 LOB: 0 BB: 0 P: 9	1B: 6 2B: 0 3B: 0 HR: 0	SF: 0 SAC: 0 DP: 0 HBP: 0	WP: 0 PB: 0 SB: 2 CS: 0	PA: 34
PITCHER Pedro Martinez, R (1, 1) ERA: 1.22	IP: 9.0 WLS: L BF: 34 H: 6 R: 1 ER: 1 SO: 17 BB: 1 IBB: 0 HBP: 0 BLK: 0 WP: 0 HR: 0 S: 91 P: 130 ERA: 1.00 WHIP: 0.778																			



Batter	1	2	3	4	5	6	7	8	9	AB R H RBI BB SO LOB
Jose Offerman, S (1, 4) OBP: 0.321, SLG: 0.308	2-3 K		1-0 G4-3		1-1 G1-3		2-2 G4-3			4 0 0 0 0 1 0
Trot Nixon, L (1, 9) OBP: 0.394, SLG: 0.598	2-3 K		4-2 1B BB		3-2 F8			2-0 F8		3 0 0 0 1 1 0
Brian Daubach, L (1, 3) OBP: 0.416, SLG: 0.624	3-3 K		0-0 1B		2-1 1B			1-3 K		4 0 2 0 0 2 0
Carl Everett, S (1, 8) OBP: 0.382, SLG: 0.677		0-0 G3-1	2-2 G4-3		2-3 K			2-3 K		4 0 0 0 0 2 3
Troy O'Leary, L (1, 7) OBP: 0.275, SLG: 0.410		2-0 1B BB		1-0 G3-1		0-0 E3		2-0 F8		4 0 1 0 0 0 1
Mike Stanley, R (1, 10) OBP: 0.366, SLG: 0.494		0-3 K		4-1 BB		1-3 K		0-3 K		3 0 0 0 1 3 3
Jason Varitek, S (1, 2) OBP: 0.455, SLG: 0.507		4-2 1B BB		2-3 K		2-1 G6-3		0-0 F8		3 0 0 0 1 1 3
Manny Alexander, R (1, 5) OBP: 0.194, SLG: 0.286		1-1 G6-3		1-0 F4			3-2 F2			3 0 0 0 0 0 3
Andy Sheets, R (1, 6) OBP: 0.194, SLG: 0.286			2-3 K		2-1 G6-3		1-0 G6-3			3 0 0 0 0 1 0

Inning Stats	R: 0	H: 0	E: 0	K: 3	S: 9	R: 0	H: 1	E: 0	K: 1	S: 10	R: 0	H: 1	E: 0	K: 1	S: 10	R: 0	H: 0	E: 0	K: 1	S: 6	R: 0	H: 0	E: 0	K: 0	S: 7	R: 0	H: 1	E: 1	K: 2	S: 11	R: 0	H: 0	E: 0	K: 0	S: 9	R: 0	H: 0	E: 0	K: 2	S: 7	R: 0	H: 0	E: 0	K: 1	S: 6	R: 0	H: 0	E: 0	K: 1	S: 6	1B: 3	2B: 0	3B: 0	HR: 0	SF: 0	SAC: 0	DP: 0	HBP: 0	WP: 0	PB: 0	SB: 0	CS: 0	PA: 34
PITCHER Steve Trachsel, R (1, 1) ERA: 4.85	IP	WLS	BF	H	R	ER	SO	BB	IBB	HBP	BLK	WP	HR	S	P	ERA	WHIP																			IP	WLS	BF	H	R	ER	SO	BB	IBB	HBP	BLK	WP	HR	S	P	ERA	WHIP											

BOTTOM

Tampa Bay Devil Rays @ Boston Red Sox
Fenway Park, Boston, MA
Sat May 06 2000, 1:05 PM EDT
Att. 32,497 - Sunny - 62 F

livebaseballscorecards.com

AB	31
R	0
H	3
RBI	0
BB	3
SO	11
LOB	13



Batter	1	2	3	4	5	6	7	8	9	AB R H RBI BB SO LOB	TOP	
Gerald Williams, R (1, 8) OBP: 0.310, SLG: 0.416	1-2 E 2B 1B	0-2 F7			2-2 F9		1-2 G5-3	0-0 P5		5 1 1 0 0 0 2		
Miguel Cairo, R (1, 4) OBP: 0.321, SLG: 0.330	0-0 E1 2B 1B		2-2 FC6-4 1B		1-2 S 1B		2-1 F9		0-2 G6-3	5 1 3 0 0 0 0		
Greg Vaughn, R (1, 7) OBP: 0.370, SLG: 0.587	2-3 K		1-0 FC6-4 1B		0-3 K			0-0 G4-3 HR 2B	1-0 E5	5 2 1 0 0 2 4		
Jose Canseco, R (1, 10) OBP: 0.360, SLG: 0.459	2-2 G3-1 2B		3-3 K		3-3 K			3-3 K	1-3 K	5 0 1 2 0 4 4		
Fred McGriff, L (1, 3) OBP: 0.333, SLG: 0.395	2-0 G3-1		1-1 1B			3-2 F7		2-2 G4-3	1-1 F8	5 0 1 1 0 0 3		
Vinny Castilla, R (1, 5) OBP: 0.291, SLG: 0.415	1-1 G6-3		0-0 P6			0-0 F7		1-0 HR		4 1 1 2 0 0 2		
John Flaherty, R (1, 2) OBP: 0.400, SLG: 0.466		2-1 G6-3		0-0 G5-4-3 1B		1-1 1B		0-2 HR 1B		4 1 3 0 0 0 0		
Bubba Trammell, R (1, 9) OBP: 0.370, SLG: 0.550		2-3 K		0-1 G5-4-3		0-3 K		1-1 HR		4 1 1 2 0 2 2		
Kevin Stocker, S (1, 6) OBP: 0.381, SLG: 0.446		1-2 2B		0-0 F7			2-1 F9	0-0 E4		3 0 1 0 0 0 0		
Steve Cox, L (8, PH) OBP: 0.391, SLG: 0.263										1 0 0 0 0 0 0		
Ozzie Guillen, L (8, PR) OBP: 0.313, SLG: 0.267										0 0 0 0 0 0 0		
Inning Stats	R: 2 H: 3 E: 1 LOB: 1 K: 1 BB: 0 S: 14 P: 22	R: 0 H: 1 E: 0 LOB: 1 K: 1 BB: 0 S: 12 P: 17	R: 1 H: 2 E: 0 LOB: 1 K: 1 BB: 0 S: 12 P: 19	R: 0 H: 1 E: 0 LOB: 0 K: 0 BB: 0 S: 4 P: 4	R: 0 H: 1 E: 0 LOB: 1 K: 2 BB: 0 S: 13 P: 19	R: 0 H: 1 E: 0 LOB: 1 K: 1 BB: 0 S: 10 P: 14	R: 0 H: 0 E: 0 LOB: 0 K: 0 BB: 0 S: 7 P: 12	R: 4 H: 4 E: 1 LOB: 1 K: 1 BB: 0 S: 16 P: 23	R: 0 H: 0 E: 1 LOB: 1 K: 1 BB: 0 S: 9 P: 12	1B: 8 SF: 0 2B: 3 SAC: 0 3B: 0 DP: 1 HR: 2 HBP: 0	WP: 0 PA: 41 PB: 0 SB: 3 CS: 0	
PITCHER	IP WLS BF H R ER SO BB IBB HBP BLK WP HR S P ERA WHIP											
Jeff Fassero, L (1, 1) ERA: 4.31	6.0 W 26 9 3 3 6 0 0 0 0 0 0 0 65 95 4.50 1.500											
Rich Garces, R (7, 1) ERA: 2.7	1.1 5 1 1 1 1 0 0 0 0 0 0 0 12 20 6.75 0.750											
Rheal Cormier, L (8, 1) ERA: 5.56	0.1 4 3 3 3 0 0 0 0 0 0 0 2 9 13 81.00 9.000											
Derek Lowe, R (8, 1) ERA: 0.93	1.1 S 6 0 0 0 1 0 0 0 0 0 0 0 11 14 0.00 0.000											
Derek Lowe, R (9, 1) ERA: 0.93	1.1 S 6 0 0 0 1 0 0 0 0 0 0 0 11 14 0.00 0.000											

Tampa Bay Devil Rays @ Boston Red Sox
Fenway Park, Boston, MA
Sun May 07 2000, 1:05 PM EDT
Att. 32,336 - Sunny - 72 F

AB	41
R	7
H	13
RBI	7
BB	0
SO	8
LOB	17



Batter	1	2	3	4	5	6	7	8	9
Jose Offerman, S OBP: 0.325, SLG: 0.323 (1, 4)	3-2 G6-3 ①		0-1 E6 HR	2-2 1B	2-1 F7			1-2 1B 2B	
Darren Lewis, R OBP: 0.286, SLG: 0.200 (1, 8)	2-1 G5-3 ②		0-2 F8	2-3 1B		0-0 G6-3 ①		2-1 FC4-6 1B	
Nomar Garciaparra, R OBP: 0.415, SLG: 0.510 (8, PH)									
Manny Alexander, R OBP: 0.194, SLG: 0.286 (8, PR)									
Derek Lowe, R (9, 1)									
Trot Nixon, L OBP: 0.394, SLG: 0.615 (1, 9)	0-2 G4-3 ③		0-0 HR		4-1 1B HR BB	2-3 K		0-1 FC4-6 ③	
Brian Daubach, L OBP: 0.410, SLG: 0.607 (1, 3)		3-2 38 1B 1B	3-1 G4-3 ②		1-3 K	1-1 G4-3 ③			
Troy O'Leary, L OBP: 0.292, SLG: 0.452 (1, 7)		3-3 K	1-0 HR		2-1 HR 1B		0-1 G4-6-3 1B		
Carl Everett, S OBP: 0.386, SLG: 0.696 (1, 10) (9, 8)		4-2 38 1B BB	0-3 K		2-1 HR		2-1 G4-6-3 ① ②		
Jason Varitek, S OBP: 0.457, SLG: 0.514 (1, 2)		3-3 K		1-2 1B 2B	4-0 F9 38 1B BB		1-2 P4 ③		
38 Wilton Veras, R OBP: 0.246, SLG: 0.291 (1, 5)		1-2 1B		0-2 F9 ①	0-0 1B		0-0 G1-3 ①		
Andy Sheets, R (1, 6)		0-2 G4-3 ③		0-0 F8 ②	1-1 F9 ②		1-2 G5-3 ②		

AB	R	H	RBI	BB	SO	LOB
5	2	2	1	0	0	2
4	0	0	0	0	1	2
1	0	1	1	0	0	0
0	0	0	0	0	0	0
0	0	0	0	0	0	0
4	2	1	2	1	1	1
4	1	1	0	0	1	1
4	2	3	1	0	1	1
3	1	1	3	1	1	1
3	1	1	0	1	1	2
4	0	2	1	0	0	1
4	0	0	0	0	0	5

Inning	R	H	E	K	S	IP	WLS	BF	H	R	ER	SO	BB	IBB	HBP	BLK	WP	HR	S	P	ERA	WHIP
1	0	0	0	0	10	3.2	L	19	6	5	3	3	1	0	0	0	0	2	57	83	7.36	1.909
2	1	2	0	2	25	1.1		9	3	3	3	2	2	0	0	0	0	1	17	35	20.25	3.750
3	3	2	0	1	12	1.0		3	0	0	1	0	0	0	0	0	0	0	6	9	0.00	0.000
4	1	2	0	0	16	1.0		3	1	0	0	0	0	0	0	0	0	7	10	0.00	1.000	
5	0	0	0	0	15	0.2		4	2	1	1	0	0	0	0	0	0	9	13	13.50	3.000	
6	0	0	0	0	14	0.1		1	0	0	0	0	0	0	0	0	0	2	3	2	0.00	0.000

BOTTOM

Tampa Bay Devil Rays @ Boston Red Sox
Fenway Park, Boston, MA

Sun May 07 2000, 1:05 PM EDT
Att. 32,336 - Sunny - 72 F

livebaseballscorecards.com

AB	36
R	9
H	12
RBI	9
BB	3
SO	6
LOB	16



1B	7	SF	0	WP	0	PA	39
2B	2	SAC	0	PB	0		
3B	0	DP	1	SB	1		
HR	3	HBP	0	CS	0		

PITCHER	IP	WLS	BF	H	R	ER	SO	BB	IBB	HBP	BLK	WP	HR	S	P	ERA	WHIP
Bryan Rekar, R ERA: 6.35 (1, 1)	3.2	L	19	6	5	3	3	1	0	0	0	0	2	57	83	7.36	1.909
Jeff Sparks, R ERA: 2.84 (4, 1)	1.1		9	3	3	3	2	2	0	0	0	0	1	17	35	20.25	3.750
Jim Morris, L ERA: 4.66 (6, 1)	1.0		3	0	0	0	1	0	0	0	0	0	0	6	9	0.00	0.000
Rick White, R ERA: 2.84 (7, 1)	1.0		3	1	0	0	0	0	0	0	0	0	0	7	10	0.00	1.000
Roberto Hernandez, R ERA: 7.36 (8, 1)	0.2		4	2	1	1	0	0	0	0	0	0	0	9	13	13.50	3.000
Albie Lopez, R ERA: 4.58 (8, 1)	0.1		1	0	0	0	0	0	0	0	0	0	0	2	2	0.00	0.000

Batter	1	2	3	4	5	6	7	8	9	AB R H RBI BB SO LOB	TOP		
Ray Durham, S (1, 4) OBP: 0.347, SLG: 0.504	1-1 G4-3			1-1 SH1-3 SF9 2B		1-0 SF4 3B		2-0 G1-3		4 2 2 0 0 0 0			
Jose Valentin, S (1, 6) OBP: 0.341, SLG: 0.520	0-0 F7			0-1 SH1-3 2-3		2-2 CS 1B		4-1 FC6 1B BB		2 0 1 0 1 0 0			
Frank Thomas, R (1, 10) OBP: 0.441, SLG: 0.583	1-2 G6-3			0-0 SF9		1-2 SF4		1-1 FC6 1B		2 0 1 2 0 0 0			
Magglio Ordonez, R (1, 9) OBP: 0.369, SLG: 0.524		0-1 G4-3		3-H 3-2 CS 2B		1-2 CS 1-2	1-2 F9	1-1 FC6 1-2f 2-3		4 0 1 0 0 0 2			
14 Paul Konerko, R (1, 3) OBP: 0.383, SLG: 0.584 Josh Paul, R (9, PR) OBP: 0.380, SLG: 0.511		2-3 K		2-0 F7			2-2 F5		3-2 FC5 SH1-3 1B	4 0 1 0 0 1 1 0 0 0 0 0 0 0			
Chris Singleton, L (1, 8) OBP: 0.336, SLG: 0.483		3-1 G6-3			1-3 K		1-0 2B 1B		0-0 SH1-3 1-2	3 0 1 0 0 1 0			
Carlos Lee, R (1, 7) OBP: 0.365, SLG: 0.525			3-2 F9		1-1 F8		0-1 2B		1-1 G5-3	4 0 1 0 0 0 2			
Greg Norton, S (1, 5) OBP: 0.402, SLG: 0.513			1-2 F2		3-2 G4-3		1-3 K		4-0 FC5 BB	3 0 0 0 1 1 2			
Mark Johnson, L (1, 2) OBP: 0.304, SLG: 0.371 Herbert Perry, R (9, PH) OBP: 0.310, SLG: 0.342			0-0 F7			2-2 F7		1-2 P6	0-2 FC5 1-2 2-3f	3 0 0 0 0 0 0 1 0 0 0 0 0 2			
Inning Stats	R: 0 E: 0 K: 0 S: 6 H: 0 LOB: 0 BB: 0 P: 8	R: 0 E: 0 K: 1 S: 7 H: 0 LOB: 0 BB: 0 P: 12	R: 0 E: 0 K: 0 S: 10 H: 0 LOB: 0 BB: 0 P: 14	R: 1 E: 0 K: 0 S: 9 H: 2 LOB: 1 BB: 0 P: 15	R: 0 E: 0 K: 1 S: 9 H: 0 LOB: 0 BB: 0 P: 14	R: 1 E: 0 K: 0 S: 14 H: 2 LOB: 0 BB: 0 P: 21	R: 0 E: 0 K: 1 S: 13 H: 2 LOB: 2 BB: 0 P: 18	R: 0 E: 0 K: 0 S: 10 H: 1 LOB: 2 BB: 1 P: 19	R: 0 E: 0 K: 0 S: 9 H: 1 LOB: 2 BB: 1 P: 17	1B: 4 2B: 3 3B: 1 HR: 0 SF: 2 SAC: 2 DP: 0 HBP: 0	WP: 0 PB: 0 SB: 0 CS: 1 PA: 37		
PITCHER	IP WLS BF H R ER SO BB IBB HBP BLK WP HR S P ERA WHIP											PITCHER	IP WLS BF H R ER SO BB IBB HBP BLK WP HR S P ERA WHIP
Brian Rose, R (1, 1) ERA: 7.4	6.0 W 21 4 2 2 2 0 0 0 0 0 0 0 55 84 3.00 0.667												
49 Tim Wakefield, R (7, 1) ERA: 2.22	1.2 H 8 2 0 0 1 1 0 0 0 0 0 0 19 31 0.00 1.800												
Derek Lowe, R (8, 1) ERA: 0.87	1.1 S 7 2 0 0 0 1 0 0 0 0 0 0 13 23 0.00 2.250												

Chicago White Sox @ Boston Red Sox
Fenway Park, Boston, MA
Mon May 08 2000, 7:05 PM EDT
Att. 23,468 - Cloudy - 66 F

livebaseballscorecards.com

AB	30
R	2
H	8
RBI	2
BB	2
SO	3
LOB	9



Batter	1	2	3	4	5	6	7	8	9
Jose Offerman, S OBP: 0.325, SLG: 0.323	2-2 1B SF8 1B 1B		1-1 G4-3		0-0 G4-6-3			1-0 SH3	
Trot Nixon, L OBP: 0.389, SLG: 0.600	0-1 SF8 1B 1B		2-1 F5		0-2 F7			0-3 K	
Brian Daubach, L OBP: 0.413, SLG: 0.613	1-0 G3-6 1B		3-2 2B				1-3 K		
Nomar Garciaparra, R OBP: 0.404, SLG: 0.500	3-2 SF8		1-0 F8				1-0 F8		
Troy O'Leary, L OBP: 0.284, SLG: 0.439	2-1 G3-6			3-2 F9			2-3 K		
Carl Everett, S OBP: 0.385, SLG: 0.714		2-3 K		1-0 HR			3-2 P4		
Jason Varitek, S OBP: 0.463, SLG: 0.513		0-1 F8		2-2 G6-4-3 1B			4-2 CS BB		
Jeff Frye, R OBP: 0.200, SLG: 0.206		0-2 G4-3		0-0 G6-4-3			0-3 K		
38 Wilton Veras, R OBP: 0.283, SLG: 0.316			4-2 G4-3 2B BB		3-1 G4-6-3 1B			1-1 SH3 1B	

Inning Stats	R: 1	H: 3	E: 0	K: 0	S: 11	R: 0	H: 0	E: 0	K: 1	S: 8	R: 1	H: 1	E: 0	K: 0	S: 13	R: 1	H: 2	E: 0	K: 0	S: 8	R: 0	H: 1	E: 0	K: 0	S: 6	R: 0	H: 0	E: 0	K: 1	S: 8	R: 0	H: 0	E: 0	K: 1	S: 10	R: 0	H: 1	E: 0	K: 2	S: 10
	LOB: 1	BB: 0	P: 19	LOB: 0	BB: 0	P: 10	LOB: 1	BB: 1	P: 24	LOB: 0	BB: 0	P: 14	LOB: 0	BB: 0	P: 9	LOB: 0	BB: 1	P: 15	LOB: 1	BB: 0	P: 13	LOB: 0	SAC: 1	DP: 3	HBP: 0	1B: 6	SF: 1	2B: 1	3B: 0	HR: 1	SO: 6	BB: 2	LOB: 10	WP: 0	PB: 0	SB: 0	CS: 1	PA: 30		


PITCHER	IP	WLS	BF	H	R	ER	SO	BB	IBB	HBP	BLK	WP	HR	S	P	ERA	WHIP
Tanyon Sturtze, R ERA: 10.43	(1, 1)	5.0	L	20	7	3	1	1	0	0	0	0	1	46	76	5.40	1.600
Kelly Wunsch, L ERA: 3.52	(6, 1)	1.0		3	0	0	2	0	0	0	0	0	0	8	12	0.00	0.000
Keith Foulke, R ERA: 0.87	(7, 1)	2.0		7	1	0	3	1	0	0	0	0	0	18	28	0.00	1.000

BOTTOM

Chicago White Sox @ Boston Red Sox
Fenway Park, Boston, MA
 Mon May 08 2000, 7:05 PM EDT
 Att. 23,468 - Cloudy - 66 F

livebaseballscorecards.com

AB	26
R	3
H	8
RBI	3
BB	2
SO	6
LOB	10



Batter	1	2	3	4	5	6	7	8	9	AB R H RBI BB SO LOB	TOP															
Ray Durham, S (1, 4) OBP: 0.344, SLG: 0.496	1-3 K		2-1 G6-3			2-1 SH1-4 1B	1-1 SH3-4	1-1 G4-3		4 1 1 0 0 1 0																
Craig Wilson, R (1, 6) OBP: 0.373, SLG: 0.362	2-1 1B		1-3 K			0-1 SH1-4	0-1 E5 1B		0-0 G3-1	4 1 1 0 0 1 1																
Frank Thomas, R (1, 10) OBP: 0.453, SLG: 0.585	0-0 1B			0-2 G6-3		4-0 1B	4-1 1B		1-1 FC4-6 1B	3 1 2 0 2 0 0																
Magglio Ordonez, R (1, 9) OBP: 0.362, SLG: 0.509	0-0 G5-4-3			1-1 F8		3-2 F7	1-0 1B		3-2 FC4-6	5 0 1 2 0 0 5																
14 Paul Konerko, R (1, 3) OBP: 0.384, SLG: 0.577				2-1 L3		0-1 1B	2-2 1B		1-1 F8	5 1 2 1 0 0 1																
Carlos Lee, R (1, 7) OBP: 0.370, SLG: 0.519					0-1 G5-3	1-2 1B	2-3 K			3 0 1 2 1 1 3																
Jeff Abbott, R (1, 8) OBP: 0.255, SLG: 0.255					1-2 E4 1B	0-1 G3	0-0 P3			4 0 1 0 0 0 5																
Chris Singleton, L (7, 8) OBP: 0.336, SLG: 0.483										0 0 0 0 0 0 0																
Herbert Perry, R (1, 5) OBP: 0.304, SLG: 0.333										4 1 1 0 0 1 2																
Josh Paul, R (1, 2) OBP: 0.352, SLG: 0.469										4 1 0 0 0 2 2																
Inning Stats	R: 0 E: 0 K: 1 S: 7	H: 2 LOB: 1 BB: 0 P: 10	R: 0 E: 0 K: 0 S: 7	H: 0 LOB: 1 BB: 1 P: 14	R: 0 E: 0 K: 2 S: 8	H: 0 LOB: 0 BB: 0 P: 13	R: 0 E: 0 K: 0 S: 7	H: 0 LOB: 0 BB: 0 P: 10	R: 0 E: 1 K: 1 S: 10	H: 1 LOB: 1 BB: 0 P: 14	R: 3 E: 0 K: 0 S: 15	H: 3 LOB: 1 BB: 1 P: 25	R: 3 E: 2 K: 1 S: 16	H: 3 LOB: 3 BB: 1 P: 28	R: 0 E: 0 K: 1 S: 8	H: 0 LOB: 0 BB: 0 P: 10	R: 0 E: 0 K: 0 S: 8	H: 1 LOB: 1 BB: 0 P: 13	1B: 10 2B: 0 3B: 0 HR: 0	SF: 0 SAC: 2 DP: 1 HBP: 0	WP: 1 PB: 0 SB: 3 CS: 0	PA: 41				
PITCHER	IP WLS BF H R ER SO BB IBB HBP BLK WP HR S P ERA WHIP	IP WLS BF H R ER SO BB IBB HBP BLK WP HR S P ERA WHIP	IP WLS BF H R ER SO BB IBB HBP BLK WP HR S P ERA WHIP	IP WLS BF H R ER SO BB IBB HBP BLK WP HR S P ERA WHIP	IP WLS BF H R ER SO BB IBB HBP BLK WP HR S P ERA WHIP	IP WLS BF H R ER SO BB IBB HBP BLK WP HR S P ERA WHIP	IP WLS BF H R ER SO BB IBB HBP BLK WP HR S P ERA WHIP	IP WLS BF H R ER SO BB IBB HBP BLK WP HR S P ERA WHIP	IP WLS BF H R ER SO BB IBB HBP BLK WP HR S P ERA WHIP	IP WLS BF H R ER SO BB IBB HBP BLK WP HR S P ERA WHIP	IP WLS BF H R ER SO BB IBB HBP BLK WP HR S P ERA WHIP	IP WLS BF H R ER SO BB IBB HBP BLK WP HR S P ERA WHIP	IP WLS BF H R ER SO BB IBB HBP BLK WP HR S P ERA WHIP	IP WLS BF H R ER SO BB IBB HBP BLK WP HR S P ERA WHIP	IP WLS BF H R ER SO BB IBB HBP BLK WP HR S P ERA WHIP	IP WLS BF H R ER SO BB IBB HBP BLK WP HR S P ERA WHIP	IP WLS BF H R ER SO BB IBB HBP BLK WP HR S P ERA WHIP	IP WLS BF H R ER SO BB IBB HBP BLK WP HR S P ERA WHIP	IP WLS BF H R ER SO BB IBB HBP BLK WP HR S P ERA WHIP	IP WLS BF H R ER SO BB IBB HBP BLK WP HR S P ERA WHIP	IP WLS BF H R ER SO BB IBB HBP BLK WP HR S P ERA WHIP	IP WLS BF H R ER SO BB IBB HBP BLK WP HR S P ERA WHIP	IP WLS BF H R ER SO BB IBB HBP BLK WP HR S P ERA WHIP	IP WLS BF H R ER SO BB IBB HBP BLK WP HR S P ERA WHIP		
Pete Schourek, L (1, 1) ERA: 3.38	6.1 L	29 7	6 6	3 3	4 4	1 1	1 1	0 0	0 0	0 0	0 0	1 0	60 95	4.26 1.263												
John Wasdin, R (7, 1) ERA: 4.15	1.2	8 2	0 0	0 0	2 2	0 0	1 0	0 0	0 0	0 0	0 0	0 0	18 29	0.00 1.200												
Tim Young, L (9, 1) ERA:	1.0	4 1	0 0	0 0	0 0	0 0	0 0	0 0	0 0	0 0	0 0	0 0	8 13	0.00 1.000												

Chicago White Sox @ Boston Red Sox
 Fenway Park, Boston, MA
 Tue May 09 2000, 7:05 PM EDT
 Att. 25,371 - Overcast - 57 F

livebaseballscorecards.com

AB	36
R	6
H	10
RBI	5
BB	3
SO	6
LOB	19



Batter	1	2	3	4	5	6	7	8	9	AB	R	H	RBI	BB	SO	LOB
Jose Offerman, S OBP: 0.314, SLG: 0.311 (1, 4)	F9		K			G6-3		K		4	0	0	0	0	2	0
Trot Nixon, L OBP: 0.393, SLG: 0.596 (1, 9)	1B			F7		G4-3			G5-4-3 1B	4	0	2	0	0	0	0
Brian Daubach, L OBP: 0.398, SLG: 0.588 (1, 10)	P6			G1-3		K			K	4	0	0	0	0	2	2
Nomar Garciaparra, R OBP: 0.393, SLG: 0.485 Andy Sheets, R (1, 6) (8, 6) (9, 3)	K			G6-3			P4		G5-4-3 1-2	3	0	0	0	0	1	1
Troy O'Leary, L OBP: 0.286, SLG: 0.436 (1, 7)		G6-3				G3 E 1B		K		3	0	1	0	0	1	0
Carl Everett, S OBP: 0.383, SLG: 0.701 (1, 8)		G1-3				K		BB		2	0	0	0	1	1	1
Mike Stanley, R OBP: 0.354, SLG: 0.475 Manny Alexander, R OBP: 0.194, SLG: 0.286 (1, 3) (9, 6)		G5-3				E1 G3		K		3	0	0	0	0	1	2
Scott Hatteberg, L OBP: 0.231, SLG: 0.136 (1, 2)			F8			G3			G3-1	3	0	0	0	0	0	2
38 Wilton Veras, R OBP: 0.270, SLG: 0.300 (1, 5)			F3			G5-3			G6-3	3	0	0	0	0	0	2

Inning Stats	R: 0 E: 0 K: 1 S: 10	H: 1 LOB: 1 BB: 0 P: 16	R: 0 E: 0 K: 0 S: 7	H: 0 LOB: 0 BB: 0 P: 10	R: 0 E: 0 K: 1 S: 6	H: 0 LOB: 0 BB: 0 P: 9	R: 0 E: 0 K: 0 S: 7	H: 0 LOB: 0 BB: 0 P: 10	R: 0 E: 1 K: 1 S: 9	H: 1 LOB: 2 BB: 0 P: 13	R: 0 E: 0 K: 1 S: 6	H: 0 LOB: 0 BB: 0 P: 7	R: 0 E: 0 K: 2 S: 9	H: 0 LOB: 1 BB: 1 P: 14	R: 0 E: 0 K: 1 S: 9	H: 0 LOB: 0 BB: 0 P: 13	R: 0 E: 0 K: 1 S: 8	H: 1 LOB: 0 BB: 0 P: 10	1B: 3 2B: 0 3B: 0 HR: 0	SF: 0 SAC: 0 DP: 1 HBP: 0	WP: 0 PB: 0 SB: 0 CS: 0	PA: 31											
PITCHER James Baldwin, R ERA: 2.34 (1, 1)	IP 9.0	WLS W	BF 31	H 3	R 0	ER 0	SO 8	BB 1	IBB 0	HBP 0	BLK 0	WP 0	HR 0	S 71	P 102	ERA 0.00	WHIP 0.444																
PITCHER																	IP	WLS	BF	H	R	ER	SO	BB	IBB	HBP	BLK	WP	HR	S	P	ERA	WHIP


BOTTOM

Chicago White Sox @ Boston Red Sox
Fenway Park, Boston, MA

Tue May 09 2000, 7:05 PM EDT
Att. 25,371 - Overcast - 57 F

livebaseballscorecards.com

AB 30
R 0
H 3
RBI 0
BB 1
SO 8
LOB 11



Batter	1	2	3	4	5	6	7	8	9	AB R H RBI BB SO LOB	TOP						
Ray Durham, S (1, 4) OBP: 0.344, SLG: 0.500	2-0 F7		2-1 1-3 2B		2-2 L4					3 0 1 0 0 0 0							
Jose Valentin, S (1, 6) OBP: 0.341, SLG: 0.516	0-3 K		0-0 FC9-2			1-2 FC5-4 1B				3 0 1 0 0 1 2							
Frank Thomas, R (1, 10) OBP: 0.457, SLG: 0.583	4-2 FC6-4 BB			0-0 G4-3 BB 1B		2-1 FC5-4 1-2f HR				2 1 1 0 1 0 1							
Magglio Ordonez, R (1, 9) OBP: 0.369, SLG: 0.536	1-1 FC6-4 1-2f			4-1 G4-3 BB		0-0 1-H HR				2 1 1 2 1 0 1							
14 Paul Konerko, R (1, 3) OBP: 0.383, SLG: 0.571		1-3 K		1-2 P5		0-0 FC3-6 1B				3 0 1 0 0 1 2							
Chris Singleton, L (1, 8) OBP: 0.328, SLG: 0.472		2-3 K		0-2 G4-3		0-0 FC3-6 1B				3 1 0 0 0 1 3							
Carlos Lee, R (1, 7) OBP: 0.369, SLG: 0.514		1-2 G6-3		0-2 G6-3		2-1 1-H 1B				3 0 1 1 0 0 2							
Herbert Perry, R (1, 5) OBP: 0.286, SLG: 0.311			3-2 F9		0-1 F8	2-2 F2				3 0 0 0 0 0 1							
Josh Paul, R (1, 2) OBP: 0.357, SLG: 0.471			0-0 2B FC9-2 1B		1-3 K			0-0		3 0 1 0 0 1 0							
Inning Stats	R: 0 E: 0 K: 1 S: 8	H: 0 LOB: 1 BB: 1 P: 15	R: 0 E: 0 K: 2 S: 9	H: 0 LOB: 0 BB: 0 P: 13	R: 0 E: 0 K: 0 S: 7	H: 2 LOB: 1 BB: 0 P: 12	R: 0 E: 0 K: 0 S: 11	H: 1 LOB: 2 BB: 1 P: 16	R: 0 E: 0 K: 1 S: 9	H: 0 LOB: 0 BB: 0 P: 12	R: 3 E: 0 K: 0 S: 13	H: 4 LOB: 1 BB: 0 P: 20	R: 0 E: 0 K: 0 S: 0	H: 0 LOB: 0 BB: 0 P: 0	1B: 5 2B: 2 3B: 0 HR: 1	SF: 0 SAC: 0 DP: 1 HBP: 0	WP: 0 PA: 27 PB: 0 SB: 1 CS: 0
PITCHER	IP WLS BF H R ER SO BB IBB HBP BLK WP HR S P ERA WHIP																
Ramon Martinez, R (1, 1) ERA: 5.46	5.0 W 19 3 0 0 4 2 0 0 0 0 0 0 44 68 0.00 1.000																
49 Tim Wakefield, R (6, 1) ERA: 3.24	0.2 6 4 3 3 0 0 0 0 0 0 0 1 10 15 40.50 6.000																
Rich Garces, R (6, 1) ERA: 2.65	0.1 S 2 0 0 0 0 0 0 0 0 0 0 0 3 5 0.00 0.000																

Chicago White Sox @ Boston Red Sox
 Fenway Park, Boston, MA
 Wed May 10 2000, 7:05 PM EDT
 Att. 28,911 - Overcast - 50 F

livebaseballscorecards.com

AB	25
R	3
H	7
RBI	3
BB	2
SO	4
LOB	12



Batter	1	2	3	4	5	6	7	8	9
Jose Offerman, S (1, 4) OBP: 0.312, SLG: 0.302	2-1 F8		1-2 F7		1-2 E3	4-0			
Trot Nixon, L (1, 9) Jeff Frye, R (6, PH) Darren Lewis, R (7, 9) OBP: 0.194, SLG: 0.200	1-2 P6		1-2 HR		0-1 SF9	0-2 G4-3			
Brian Daubach, L (1, 3) OBP: 0.405, SLG: 0.630	3-2 2B		0-2 HR		1-3 K				
Nomar Garciaparra, R (1, 6) OBP: 0.400, SLG: 0.495	1-2 2B		1-0 P6		4-1	1-2 BB			
Troy O'Leary, L (1, 7) OBP: 0.279, SLG: 0.425	1-0 L5			0-0 F5	2-1 P4				
Carl Everett, S (1, 8) OBP: 0.382, SLG: 0.688		2-2 G4-3		1-3 K		4-1 BB			
Mike Stanley, R (1, 10) OBP: 0.354, SLG: 0.463		1-2 G4-3		2-2 G6-3		4-1 BB			
Jason Varitek, S (1, 2) OBP: 0.459, SLG: 0.519		2-3 K			1-2 38 1B	3-2 G4-3			
38 Wilton Veras, R (1, 5) OBP: 0.288, SLG: 0.317			0-0 F8		2-0 E	2-2 BB			

Inning Stats	R: 1	H: 2	E: 0	K: 0	S: 12	R: 0	H: 0	E: 0	K: 1	S: 11	R: 2	H: 2	E: 0	K: 1	S: 8	R: 0	H: 0	E: 0	K: 1	S: 8	R: 2	H: 2	E: 1	K: 1	S: 15	R: 0	H: 1	E: 1	K: 0	S: 12	R: 3	H: 1	E: 0	K: 0	S: 12	
	LOB: 1	BB: 0	P: 20	LOB: 0	BB: 0	LOB: 0	BB: 0	LOB: 0	BB: 0	P: 16	LOB: 0	BB: 0	LOB: 0	BB: 0	P: 14	LOB: 2	BB: 1	LOB: 2	BB: 1	P: 26	LOB: 3	BB: 3	LOB: 3	BB: 3	P: 29	LOB: 0	BB: 0	LOB: 0	BB: 0	LOB: 0	BB: 0	LOB: 0	BB: 0	LOB: 0	BB: 0	LOB: 0


PITCHER	IP	WLS	BF	H	R	ER	SO	BB	IBB	HBP	BLK	WP	HR	S	P	ERA	WHIP
21 Cal Eldred, R (1, 1) ERA: 5.36	4.2	L	22	6	5	4	3	1	0	0	0	0	1	55	83	7.71	1.500
Sean Lowe, R (5, 1) ERA: 3.38	1.0		6	1	0	0	0	3	0	0	0	0	0	11	30	0.00	4.000
Kelly Wunsch, L (6, 1) ERA: 3.45	0.1		1	0	0	0	0	0	0	0	0	0	0	3	3	0.00	0.000

BOTTOM

Chicago White Sox @ Boston Red Sox
Fenway Park, Boston, MA
Wed May 10 2000, 7:05 PM EDT
Att. 28,911 - Overcast - 50 F


AB	R	H	RBI	BB	SO	LOB
3	0	0	0	1	0	1
2	1	1	1	0	0	0
1	0	0	0	0	0	3
0	0	0	0	0	0	0
3	2	2	2	0	1	1
2	0	1	1	1	0	0
3	0	0	0	0	0	3
2	0	0	0	1	1	0
2	0	0	0	1	0	0
3	1	1	0	0	1	2
3	1	2	0	0	0	0

AB	24
R	5
H	7
RBI	4
BB	4
SO	3
LOB	10



1B: 2	SF: 1	WP: 0	PA: 29
2B: 4	SAC: 0	PB: 0	
3B: 0	DP: 0	SB: 1	
HR: 1	HBP: 0	CS: 0	

livebaseballscorecards.com

Batter	1	2	3	4	5	6	7	8	9	AB R H RBI BB SO LOB	TOP											
Jose Offerman, S OBP: 0.313, SLG: 0.304 (1, 4)	0-0 BB FC4-6 1B	2-1 L9		0-0 FC5-4 1B	1-2 FC4-6	3-3 K		2-2 1B		6 2 2 0 0 1 2												
Trot Nixon, L OBP: 0.405, SLG: 0.613 (1, 9)	4-2 FC4-6 1B BB		3-3 K	1-2 FC3-6 1B		0-0 G3 1B 2B	3-2 F8 FC5-4 1B	0-1 F8		5 3 3 0 1 1 2												
Brian Daubach, L OBP: 0.418, SLG: 0.625 (1, 3)	4-2 FC4-6 1B BB		2-0 2B BB 1B	3-2 FC3-6 1B		0-1 G3	4-2 FC5-4 BB		0-2 F9	4 1 2 1 2 0 1												
Nomar Garciaparra, R OBP: 0.397, SLG: 0.490 (1, 6) Andy Sheets, R OBP: 0.053, SLG: 0.053 (1, 6)	0-2 FC4-6 FC3-6 1B		1-3 K	1-1 FC3-6 BB		2-2 HR 1B	1-1 F8		1-1 G1-3	1 0 0 1 0 0 2 5 1 1 1 0 1 5												
Carl Everett, S OBP: 0.398, SLG: 0.726 (1, 8) Darren Lewis, R OBP: 0.306, SLG: 0.226 (7, 8)	0-2 FC3-6 1B		3-2 BB 1B 2B	4-2 1B BB		0-1 HR	0-1 FC5-4		0-1 1B	4 1 3 4 1 0 1 1 0 1 0 0 0 0												
Troy O'Leary, L OBP: 0.261, SLG: 0.424 (1, 7)	0-0 FC3-6 1B		4-1 BB BB	0-2 F7		3-2 38 F 2B	0-2 F5		2-3 K	5 1 1 0 1 1 7												
Mike Stanley, R OBP: 0.356, SLG: 0.447 (1, 10)	1-3 K		4-2 1B BB		1-0 G6-3	1-0 P4		4-2 38 FC5-4 BB		3 0 0 1 2 1 3	AB 43 R 11 H 16 RBI 10 BB 8 SO 7 LOB 29											
Jason Varitek, S OBP: 0.456, SLG: 0.506 (1, 2)		1-3 K	3-3 K		1-1 FC4-6 1B	4-0 38 F BB		3-2 F7		4 1 1 0 1 2 4												
38 Wilton Veras, R OBP: 0.296, SLG: 0.338 (1, 5)		0-2 G4-3		0-2 FC5-4 1B	1-2 F2	2-2 E6 WP 2B		0-0 FC5-4 1B		5 1 2 2 0 0 2												
Inning Stats	R: 2 E: 0 K: 1 S: 16	H: 2 LOB: 2 BB: 2 P: 25	R: 0 E: 0 K: 1 S: 8	H: 0 LOB: 0 BB: 0 P: 11	R: 1 E: 0 K: 3 S: 21	H: 2 LOB: 3 BB: 2 P: 41	R: 1 E: 0 K: 0 S: 19	H: 3 LOB: 3 BB: 1 P: 28	R: 0 E: 0 K: 0 S: 11	H: 1 LOB: 1 BB: 0 P: 15	R: 6 E: 1 K: 1 S: 18	H: 5 LOB: 0 BB: 1 P: 33	R: 1 E: 0 K: 0 S: 12	H: 1 LOB: 1 BB: 1 P: 20	R: 0 E: 0 K: 0 S: 11	H: 1 LOB: 2 BB: 1 P: 20	R: 0 E: 0 K: 1 S: 10	H: 1 LOB: 1 BB: 0 P: 13	1B: 11 2B: 4 3B: 0 HR: 1	SF: 0 SAC: 0 DP: 0 HBP: 0	WP: 1 PB: 0 SB: 0 CS: 0	PA: 51
PITCHER	IP WLS BF H R ER SO BB IBB HBP BLK WP HR S P ERA WHIP																					
Pat Rapp, R ERA: 5.45 (1, 1)	3.1		21	7	4	4	5	4	0	0	0	0	0	56	92	10.80	3.300					
Jose Mercedes, R ERA: 6.46 (4, 1)	2.0	L	12	5	4	4	0	1	0	0	0	0	1	30	44	18.00	3.000					
B.J. Ryan, L ERA: 3.86 (6, 1)	1.2		9	2	3	2	1	2	0	0	0	1	0	19	37	10.80	2.400					
Calvin Maduro, R ERA: 8.14 (8, 1)	1.0		5	1	0	0	0	1	0	0	0	0	0	11	20	0.00	2.000					
Mike Trombley, R ERA: 4.2 (9, 1)	1.0		4	1	0	0	1	0	0	0	0	0	0	10	13	0.00	1.000					

Boston Red Sox @ Baltimore Orioles
Oriole Park at Camden Yards, Baltimore, MD

Thu May 11 2000, 7:05 PM EDT
 Att. 43,619 - Cloudy - 82 F

livebaseballscorecards.com

Batter	1	2	3	4	5	6	7	8	9	AB R H RBI BB SO LOB
Brady Anderson, L (1, 8) OBP: 0.336, SLG: 0.466	3-2 HR	1-2 F7		0-1 F9 1-H 2-H 2B			1-3 K		0-2 G6-3 2-3	5 1 2 3 0 1 2
Delino DeShields, L (1, 4) OBP: 0.430, SLG: 0.520	4-2 G5-4-3 BB		2-2 G5-3	2-2 F9 2-3			3-3 K		3-1 P4	4 0 0 0 1 1 2
B.J. Surhoff, L (1, 7) OBP: 0.325, SLG: 0.420 Rich Amaral, R (7, PH) OBP: 0.297, SLG: 0.324 (8, 7)	4-1 G5-4-3 1-2 BB		1-1 S 1B	0-3 K			2-1 G6-3			2 0 1 0 1 1 1 1 0 0 0 0 0 0
Albert Belle, R (1, 9) OBP: 0.364, SLG: 0.457	0-0 G5-4-3 1-2f 2-3		3-1 F6		2-2 G4-3			2-1 2B		4 0 1 0 0 0 3
Harold Baines, L (1, 10) OBP: 0.301, SLG: 0.396	4-2 FC6-4 BB		1-3 K2-3 1-2		3-2 F9			0-2 F8		3 0 0 0 1 1 2
Cal Ripken Jr., R (1, 5) OBP: 0.294, SLG: 0.465 Mark Lewis, R (8, 6) OBP: 0.229, SLG: 0.281	0-1 FC6-4 1-2f			1-2 HR		1-1 G6-3		2-1 F3		3 1 1 1 0 0 2 1 0 0 0 0 0 1
Jeff Conine, R (1, 3) OBP: 0.340, SLG: 0.463		2-2 G6-3		1-0 P6		3-2 P4		1-3 K		4 0 0 0 0 1 1
Charles Johnson, R (1, 2) OBP: 0.327, SLG: 0.543		3-1 F8		2-1 2B		1-3 K		0-2 G6-3 2B		4 1 2 0 0 1 0
Mike Bordick, R (1, 6) OBP: 0.373, SLG: 0.603 Ryan Minor, R (8, 5) OBP: 0.333, SLG: 0.333		0-0 2B		4-2 2B BB		1-1 F9		2-3 K		2 1 1 0 1 0 0 1 0 0 0 0 1 1

Inning Stats	R: 1 E: 0 K: 12 S: 12	H: 1 LOB: 2 BB: 3 P: 26	R: 0 E: 0 K: 10 S: 10	H: 1 LOB: 1 BB: 0 P: 16	R: 0 E: 0 K: 1 S: 10	H: 1 LOB: 1 BB: 0 P: 17	R: 3 E: 0 K: 1 S: 18	H: 3 LOB: 1 BB: 1 P: 28	R: 0 E: 0 K: 0 S: 11	H: 0 LOB: 0 BB: 0 P: 17	R: 0 E: 0 K: 1 S: 10	H: 0 LOB: 0 BB: 0 P: 15	R: 0 E: 0 K: 2 S: 8	H: 0 LOB: 0 BB: 0 P: 14	R: 0 E: 0 K: 1 S: 10	H: 1 LOB: 1 BB: 0 P: 15	R: 0 E: 0 K: 1 S: 11	H: 1 LOB: 1 BB: 0 P: 16	1B: 1 2B: 5 3B: 0 HR: 2	SF: 0 SAC: 0 DP: 1 HBP: 0
--------------	--------------------------------	----------------------------------	--------------------------------	----------------------------------	-------------------------------	----------------------------------	-------------------------------	----------------------------------	-------------------------------	----------------------------------	-------------------------------	----------------------------------	------------------------------	----------------------------------	-------------------------------	----------------------------------	-------------------------------	----------------------------------	----------------------------------	------------------------------------

BOTTOM

Boston Red Sox @ Baltimore Orioles
 Oriole Park at Camden Yards, Baltimore, MD

Thu May 11 2000, 7:05 PM EDT
 Att: 43,619 - Cloudy - 82 F

AB	34
R	4
H	8
RBI	4
BB	4
SO	7
LOB	15

WP: 0 PA: 38
 PB: 0
 SB: 1
 CS: 0



PITCHER	IP	WLS	BF	H	R	ER	SO	BB	IBB	HBP	BLK	WP	HR	S	P	ERA	WHIP
49 Tim Wakefield, R (1, 1) ERA: 4.08	3.2		20	6	4	4	1	4	0	0	0	0	2	47	84	9.82	2.727
Rheal Cormier, L (4, 1) ERA: 4.61	2.1	W	7	0	0	0	2	0	0	0	0	0	0	24	35	0.00	0.000
Tim Young, L (7, 1) ERA:	2.0		7	1	0	0	3	0	0	0	0	0	0	18	29	0.00	0.500
John Wasdin, R (9, 1) ERA: 3.86	1.0		4	1	0	0	1	0	0	0	0	0	0	11	16	0.00	1.000

Batter	1	2	3	4	5	6	7	8	9	AB R H RBI BB SO LOB	TOP			
Jose Offerman, S (1, 4) OBP: 0.331, SLG: 0.350	2-2 	0-0 				1-1 			2-2 			1-2 	5 3 4 2 0 0 0	Boston Red Sox @ Baltimore Orioles Oriole Park at Camden Yards, Baltimore, MD Fri May 12 2000, 7:05 PM EDT Att. 48,354 - Cloudy - 92 F
Darren Lewis, R (1, 8) OBP: 0.341, SLG: 0.278	0-0 	2-3 				1-2 			0-0 			3-2 	5 2 3 0 0 1 2	
Trot Nixon, L (1, 9) OBP: 0.413, SLG: 0.609	2-0 				4-0 			0-0 			0-1 	4 1 2 2 1 0 0		
Brian Daubach, L (1, 3) OBP: 0.417, SLG: 0.651	3-2 				1-2 			0-1 			0-0 	5 1 2 4 0 0 3		
Jason Varitek, S (1, 2) OBP: 0.435, SLG: 0.477	0-0 						0-1 			1-1 	1-3 	5 1 0 0 0 1 2		
Troy O'Leary, L (1, 7) OBP: 0.286, SLG: 0.431			1-3 				2-3 			0-2 	1-0 	5 0 2 0 0 2 0		
Mike Stanley, R (1, 10) OBP: 0.367, SLG: 0.449			4-0 				2-1 			1-1 	1-0 	4 1 2 1 1 0 1		
38 Wilton Veras, R (1, 5) OBP: 0.293, SLG: 0.333			1-0 				0-1 			0-0 			4 0 1 0 0 0 3	
Donnie Sadler, R (1, 6) OBP: 0.367, SLG: 0.449			2-0 				0-1 			0-0 	1-1 	4 0 0 0 0 0 2		
Inning Stats	R: 2 H: 3 E: 0 LOB: 0 K: 0 BB: 0 S: 11 P: 18	R: 1 H: 2 E: 0 LOB: 2 K: 2 BB: 1 S: 12 P: 22	R: 0 H: 0 E: 0 LOB: 0 K: 0 BB: 0 S: 6 P: 6	R: 0 H: 0 E: 0 LOB: 0 K: 0 BB: 0 S: 10 P: 15	R: 1 H: 2 E: 0 LOB: 1 K: 0 BB: 1 S: 10 P: 17	R: 0 H: 1 E: 0 LOB: 1 K: 1 BB: 0 S: 9 P: 13	R: 0 H: 0 E: 0 LOB: 0 K: 0 BB: 0 S: 6 P: 8	R: 1 H: 3 E: 0 LOB: 2 K: 1 BB: 0 S: 11 P: 13	R: 4 H: 5 E: 0 LOB: 1 K: 1 BB: 0 S: 18 P: 26	1B: 12 SF: 0 2B: 2 SAC: 0 3B: 0 DP: 2 HR: 2 HBP: 0	WP: 0 PA: 43 PB: 0 SB: 1 CS: 0			
PITCHER Sidney Ponson, R (1, 1) ERA: 5.16 Calvin Maduro, R (9, 1) ERA: 9.41	IP WLS BF H R ER SO BB IBB HBP BLK WP HR S P ERA WHIP 8.0 L 35 11 5 5 3 2 0 0 0 0 0 1 75 112 5.62 1.625 1.0 8 5 4 4 1 0 0 0 0 0 0 1 18 26 36.00 5.000													

Boston Red Sox @ Baltimore Orioles
 Oriole Park at Camden Yards, Baltimore, MD
 Fri May 12 2000, 7:05 PM EDT
 Att. 48,354 - Cloudy - 92 F

AB	41
R	9
H	16
RBI	9
BB	2
SO	4
LOB	13



Batter	1	2	3	4	5	6	7	8	9	AB	R	H	RBI	BB	SO	LOB
Brady Anderson, L OBP: 0.326, SLG: 0.450 (1, 8) FCS	0-3 K ①			1-1 F8 ①		1-1 G3 ②			1-1 P6 ②	4	0	0	0	0	1	0
Delino DeShields, L OBP: 0.418, SLG: 0.504 (1, 4) BFX	1-0 L9 ②			1-1 L7 ②		1-3 K ③			1-3 K ③	4	0	0	0	0	2	0
B.J. Surhoff, L OBP: 0.318, SLG: 0.411 (1, 7) BFFBC	2-3 K ③			0-0 G1-3 ③			2-2 G4-3 ①			3	0	0	0	0	1	0
Albert Belle, R OBP: 0.364, SLG: 0.454 (1, 9)			3-3 K ①		1-1 FC6-4 1B ①		2-0 P6 ②			3	0	1	0	0	1	0
Harold Baines, L OBP: 0.292, SLG: 0.384 (1, 10)			1-0 G4-3 ②		0-0 F7 ①		0-3 K ③			3	0	0	0	0	1	1
Jeff Conine, R OBP: 0.340, SLG: 0.459 (1, 3)			3-3 K ③		1-1 FC6-4 1B ①			1-3 K ①		3	0	1	0	0	2	0
Greg Myers, L OBP: 0.105, SLG: 0.056 (1, 2)			1-3 K ①		2-3 K ②			3-3 K ②		3	0	0	0	0	3	2
Mark Lewis, R OBP: 0.211, SLG: 0.257 (1, 5)			2-2 F9 ②		1-0 FC6-4 ③			1-3 K ③		3	0	0	0	0	1	2
Mike Bordick, R OBP: 0.365, SLG: 0.589 (1, 6)			2-3 K ③		0-3 K ①			1-3 K ①		3	0	0	0	0	3	0

Inning Stats	R: 0	H: 0	E: 0	K: 2	S: 8	R: 0	H: 0	E: 0	K: 2	S: 10	R: 0	H: 0	E: 0	K: 2	S: 10	R: 0	H: 2	E: 0	K: 1	S: 9	R: 0	H: 0	E: 0	K: 2	S: 8	R: 0	H: 0	E: 0	K: 3	S: 12	R: 0	H: 0	E: 0	K: 2	S: 8	1B: 2	SF: 0	2B: 0	SAC: 0	3B: 0	DP: 0	HR: 0	WP: 0	PA: 29
	LOB: 0	BB: 0	P: 11			LOB: 0	BB: 0	P: 17			LOB: 2	BB: 0	P: 14			LOB: 0	BB: 0	P: 10			LOB: 0	BB: 0	P: 11			LOB: 0	BB: 0	P: 17			LOB: 0	BB: 0	P: 11											

PITCHER	IP	WLS	BF	H	R	ER	SO	BB	IBB	HBP	BLK	WP	HR	S	P	ERA	WHIP													ERA	WHIP
Pedro Martinez, R ERA: 1.01 (1, 1)	9.0	W	29	2	0	0	15	0	0	0	0	0	0	77	113	0.00	0.222														

BOTTOM

Boston Red Sox @ Baltimore Orioles
Oriole Park at Camden Yards, Baltimore, MD

Fri May 12 2000, 7:05 PM EDT
 Att. 48,354 - Cloudy - 92 F

livebaseballscorecards.com

AB	29
R	0
H	2
RBI	0
BB	0
SO	15
LOB	5



Batter	1	2	3	4	5	6	7	8	9	AB R H RBI BB SO LOB	TOP																			
Jose Offerman, S (1, 4) OBP: 0.333, SLG: 0.347	1-3 K		2-3 K		4-1 BB		0-0 1B	2-2 G3-1		4 0 1 0 1 2 3																				
Darren Lewis, R (1, 8) OBP: 0.341, SLG: 0.263 Carl Everett, S (7, PH) OBP: 0.395, SLG: 0.719 Andy Sheets, R (7, 6) OBP: 0.050, SLG: 0.050	1-0 F9		4-2 BB		0-1 F7		0-0 G3		0-0 G4-3	2 0 0 0 1 0 1 1 0 0 0 0 0 1 1 0 0 0 0 0 0																				
Trot Nixon, L (1, 9) OBP: 0.403, SLG: 0.593 Jeff Frye, R (8, PH) OBP: 0.184, SLG: 0.189	3-3 K		2-1 F9		2-1 L9			2-2 G6-3	0-0 L7	3 0 0 0 0 1 3 2 0 0 0 0 0 0																				
Brian Daubach, L (1, 3) OBP: 0.412, SLG: 0.637 Manny Alexander, R (8, PR) OBP: 0.194, SLG: 0.286 Derek Lowe, R (8, 1)		3-1 P6		2-3 K		3-2 G3-1		1-0 HR 1B	1-3 K	4 0 1 0 0 1 0 0 1 0 0 0 0 0 1 0 0 0 0 1 0																				
Troy O'Leary, L (1, 7) OBP: 0.292, SLG: 0.424		2-3 K		4-0 BB		4-1 1B BB		1-1 F7		2 0 0 0 2 1 1																				
Mike Stanley, R (1, 10) OBP: 0.372, SLG: 0.484		2-0 G5-3		1-1 F9		1-0 1B		1-0 HR		4 1 2 2 0 0 1																				
Scott Hatteberg, L (1, 2) OBP: 0.267, SLG: 0.280			4-1 SH3-4 38 BB BB		2-1 L3		0-2 G3		2-0 HR	3 1 1 1 1 0 3																				
38 Wilton Veras, R (1, 5) OBP: 0.304, SLG: 0.324			4-0 SH3-4 BB		1-0 F3		0-0 P4		1-0 HR HBP	2 1 0 0 1 0 0																				
Donnie Sadler, R (1, 6) OBP: 0.143, SLG: 0.571			0-1 SH3-4		1-0 G6-3		3-2 P4		0-0 HR	3 1 1 2 0 0 0																				
Inning Stats	R: 0 E: 0 K: 2 S: 7	H: 0 LOB: 0 BB: 0 P: 12	R: 0 E: 0 K: 1 S: 6	H: 0 LOB: 0 BB: 0 P: 13	R: 0 E: 0 K: 1 S: 11	H: 0 LOB: 3 BB: 3 P: 27	R: 0 E: 0 K: 1 S: 7	H: 0 LOB: 1 BB: 1 P: 16	R: 0 E: 0 K: 0 S: 5	H: 0 LOB: 1 BB: 1 P: 11	R: 0 E: 0 K: 0 S: 16	H: 1 LOB: 2 BB: 1 P: 26	R: 0 E: 0 K: 0 S: 6	H: 1 LOB: 1 BB: 0 P: 9	R: 5 E: 0 K: 0 S: 13	H: 4 LOB: 1 BB: 0 P: 23	R: 0 E: 0 K: 1 S: 5	H: 0 LOB: 0 BB: 0 P: 6	1B: 3 2B: 0 3B: 0 HR: 3	SF: 0 SAC: 1 DP: 0 HBP: 1	WP: 0 PB: 0 SB: 0 CS: 0	PA: 40								
PITCHER	IP WLS BF H R ER SO BB IBB HBP BLK WP HR S P ERA WHIP												PITCHER	IP WLS BF H R ER SO BB IBB HBP BLK WP HR S P ERA WHIP																
Jason Johnson, R (1, 1) ERA: 4.66	7.0		29	2	0	0	5	6	0	0	0	0	0	0	58	114	0.00	1.143												
Buddy Groom, L (8, 1) ERA: 3.5	0.2	H	3	1	1	1	0	0	0	0	0	0	0	6	10	13.50	1.500													
Mike Trombley, R (8, 1) ERA: 6.6	0.0	L	4	3	4	4	0	0	0	1	0	0	3	3	7	∞	∞													
Jose Mercedes, R (8, 1) ERA: 6.38	0.1		1	0	0	0	0	0	0	0	0	0	0	4	6	0.00	0.000													
Mike Timlin, R (9, 1) ERA: 5.59	1.0		3	0	0	0	1	0	0	0	0	0	0	5	6	0.00	0.000													

Boston Red Sox @ Baltimore Orioles
Oriole Park at Camden Yards, Baltimore, MD

Sat May 13 2000, 1:35 PM EDT
 Att. 48,579 - Cloudy - 84 F

livebaseballscorecards.com

AB	32
R	5
H	6
RBI	5
BB	6
SO	6
LOB	13



Batter	1	2	3	4	5	6	7	8	9	AB R H RBI BB SO LOB
Brady Anderson, L (1, 8) OBP: 0.331, SLG: 0.476	0-3 		3-2 		2-2 			1-0 		4 1 2 1 0 1 1
Mike Bordick, R (1, 6) OBP: 0.369, SLG: 0.594	1-0 		1-1 			2-0 		0-0 		4 0 2 0 0 0 0
Delino DeShields, L (1, 4) OBP: 0.413, SLG: 0.496	3-2 			2-2 		2-1 		1-0 		4 0 1 0 0 0 3
Albert Belle, R (1, 10) OBP: 0.361, SLG: 0.448	3-0 			1-3 		2-0 		3-3 		4 0 1 0 0 2 2
Jeff Conine, R (1, 3) OBP: 0.345, SLG: 0.461		2-2 		0-0 		1-1 		1-1 		4 0 2 0 0 0 2
B.J. Surhoff, L (1, 7) OBP: 0.316, SLG: 0.403		2-2 		0-0 			4-2 	0-0 		3 0 0 0 1 0 2
Charles Johnson, R (1, 2) OBP: 0.325, SLG: 0.532		0-0 			2-0 		2-0 	2-3 		4 0 1 0 0 1 2
Mark Lewis, R (1, 5) OBP: 0.220, SLG: 0.263			0-1 		0-1 		1-0 	2-2 		3 0 1 0 0 0 1
Harold Baines, L (9, PH) OBP: 0.299, SLG: 0.390							1-2 	1-3 		1 0 1 0 0 0 0
Ryan Minor, R (9, PR) OBP: 0.333, SLG: 0.333										0 0 0 0 0 0 0
Rich Amaral, R (1, 9) OBP: 0.268, SLG: 0.289			0-0 		0-0 		1-1 	1-3 		4 0 0 0 0 1 5

Inning Stats	R: 0	H: 1	E: 0	K: 1	S: 9	R: 0	H: 0	E: 0	K: 0	S: 10	R: 1	H: 1	E: 0	K: 0	S: 10	R: 0	H: 1	E: 0	K: 1	S: 11	R: 0	H: 1	E: 0	K: 0	S: 7	R: 0	H: 2	E: 0	K: 0	S: 6	R: 0	H: 1	E: 0	K: 0	S: 6	R: 0	H: 2	E: 0	K: 1	S: 6	R: 0	H: 2	E: 0	K: 2	S: 13	R: 0	H: 2	E: 0	K: 2	S: 13	1B: 9	2B: 1	3B: 0	HR: 1	SF: 0	SAC: 0	DP: 3	HBP: 0	WP: 0	PB: 0	SB: 0	CS: 0	PA: 36
--------------	------	------	------	------	------	------	------	------	------	-------	------	------	------	------	-------	------	------	------	------	-------	------	------	------	------	------	------	------	------	------	------	------	------	------	------	------	------	------	------	------	------	------	------	------	------	-------	------	------	------	------	-------	-------	-------	-------	-------	-------	--------	-------	--------	-------	-------	-------	-------	--------

PITCHER	IP	WLS	BF	H	R	ER	SO	BB	IBB	HBP	BLK	WP	HR	S	P	ERA	WHIP
Jeff Fassero, L (1, 1) ERA: 3.86	6.0		24	6	1	1	2	1	0	0	0	0	1	55	88	1.50	1.167
Rich Garces, R (7, 1) ERA: 2.5	1.0	W	3	1	0	0	0	0	0	0	0	0	0	4	8	0.00	1.000
Derek Lowe, R (8, 1) ERA: 0.79	2.0		9	4	0	0	3	0	0	0	0	0	0	19	30	0.00	2.000

BOTTOM


Boston Red Sox @ Baltimore Orioles
Oriole Park at Camden Yards, Baltimore, MD

Sat May 13 2000, 1:35 PM EDT
 Att. 48,579 - Cloudy - 84 F

livebaseballscorecards.com

AB	35
R	1
H	11
RBI	1
BB	1
SO	5
LOB	18




Batter	1	2	3	4	5	6	7	8	9	AB R H RBI BB SO LOB	TOP											
Jose Offerman, S (1, 4) OBP: 0.336, SLG: 0.349	2-3 K		0-1 L7		3-0 1B 2-H 1B		3-2 G4-3	2-2 1B 3B 1B		5 1 2 2 0 1 1												
Darren Lewis, R (1, 8) OBP: 0.367, SLG: 0.372	1-0 HR		3-2 F3		1-0 1B		1-1 L5	1-0 1-3 3B 1B		5 2 3 1 0 0 1												
Trot Nixon, L (1, 9) OBP: 0.410, SLG: 0.603	3-2 G3			4-1 FC5-4 BB	2-3 K			BB BB		3 1 1 2 2 1 2												
Brian Daubach, L (1, 10) OBP: 0.412, SLG: 0.650	1-3 K			2-3 K		2-1 HR		BB BB		4 1 1 1 1 3 2												
Troy O'Leary, L (1, 7) OBP: 0.296, SLG: 0.414		0-0 L7		1-0 F9		4-1 G4-3 G5-3 BB		4-1 FC4-2 BB 2B BB	1-1 L8	3 1 0 0 2 0 1												
Mike Stanley, R (1, 3) OBP: 0.373, SLG: 0.469		4-2 G4-6-3 BB		0-0 FC5-4 1-2f		1-0 G5-3		4-0 2B FC4-2 BB	3-2 F8	3 1 0 1 2 0 2												
Jason Varitek, S (1, 2) OBP: 0.425, SLG: 0.462		2-2 G4-6-3 1-2f			1-1 F9	0-0 G4-3		0-0 FC4-2 2B	1-2 FC4-6 3B 1B	5 1 1 0 0 0 5	AB 38 R 10 H 12 RBI 10 BB 7 SO 5 LOB 21											
3B Wilton Veras, R (1, 5) OBP: 0.310, SLG: 0.342			1-2 FC1-5 2B		1-1 G5-3	2-2 F9		0-0 L9	2-2 FC4-6 1B	5 0 2 0 0 0 4												
Donnie Sadler, R (1, 6) OBP: 0.250, SLG: 0.667			1-0 FC1-5		3-2 1B 2B		0-2 L9	3-2 1B 2B	0-0 FC4-6	5 2 2 3 0 0 3												
Inning Stats	R: 1 E: 0 K: 2 S: 12	H: 1 LOB: 0 BB: 0 P: 19	R: 0 E: 0 K: 0 S: 6	H: 0 LOB: 0 BB: 1 P: 12	R: 0 E: 0 K: 0 S: 10	H: 1 LOB: 1 BB: 0 P: 15	R: 0 E: 0 K: 1 S: 6	H: 0 LOB: 1 BB: 1 P: 13	R: 1 E: 0 K: 1 S: 12	H: 3 LOB: 2 BB: 0 P: 23	R: 1 E: 0 K: 0 S: 8	H: 1 LOB: 1 BB: 1 P: 17	R: 0 E: 0 K: 0 S: 8	H: 0 LOB: 0 BB: 0 P: 12	R: 7 E: 0 K: 1 S: 16	H: 4 LOB: 1 BB: 4 P: 40	R: 0 E: 0 K: 0 S: 14	H: 2 LOB: 2 BB: 0 P: 21	1B: 6 2B: 3 3B: 1 HR: 2	SF: 0 SAC: 0 DP: 1 HBP: 0	WP: 0 PB: 0 SB: 1 CS: 0	PA: 45
PITCHER	IP WLS BF H R ER SO BB IBB HBP BLK WP HR S P ERA WHIP																					
35 Mike Mussina, R (1, 1) ERA: 4.68	7.0 L 29 6 3 3 4 3 0 0 0 0 0 2 62 111 3.86 1.286																					
B.J. Ryan, L (8, 1) ERA: 6.06	0.0 4 0 4 4 0 4 0 0 0 0 0 0 3 19 ∞ ∞																					
Jose Mercedes, R (8, 1) ERA: 7.3	0.2 6 4 3 3 0 0 0 0 0 0 0 0 10 17 40.50 6.000																					
Chuck McElroy, L (8, 1) ERA: 8.53	1.1 6 2 0 0 1 0 0 0 0 0 0 0 17 25 0.00 1.500																					

Boston Red Sox @ Baltimore Orioles
Oriole Park at Camden Yards, Baltimore, MD

Sun May 14 2000, 1:35 PM EDT
 Att. 46,107 - Sunny - 73 F

livebaseballscorecards.com

Batter	1	2	3	4	5	6	7	8	9	AB	R	H	RBI	BB	SO	LOB	BOTTOM	
Brady Anderson, L OBP: 0.343, SLG: 0.480 (1, 8) C B X	1-1 G6-3 ①		0-2 S WP 1B			1-0 BB 1B	4-2 S G5-3 BB			3	0	2	0	1	0	0	Boston Red Sox @ Baltimore Orioles Oriole Park at Camden Yards, Baltimore, MD Sun May 14 2000, 1:35 PM EDT Att: 46,107 - Sunny - 73 F	
Mike Bordick, R OBP: 0.366, SLG: 0.580 (1, 6) F B S B B X	3-2 P4 ②		3-2 F7 ③ 1-3		4-1 BB 1B	1-2 2-3 BB	2-1 G5-3 ② 1-2			3	0	0	1	1	0	2		
B.J. Surhoff, L OBP: 0.309, SLG: 0.392 Rich Amaral, R OBP: 0.268, SLG: 0.289 (1, 7) (9, 7) B X	1-0 F9 ③			2-1 P6 ① B S B B X		2-2 F8 ②	2-1 G4-3 ③ 2-3			4	0	0	0	0	0	4		
Albert Belle, R OBP: 0.352, SLG: 0.435 (1, 9)			2-1 F8 ① B C C B B X		3-1 F8 ② B S B C C B B X	3-2 F9 ③		3-1 G6-3 ① B B S B C C X		4	0	0	0	0	0	3		
Harold Baines, L OBP: 0.306, SLG: 0.388 (1, 10)			4-0 BB		1-1 2B 1B C B B X		2-0 G4-3 ① B B X	2-2 F8 ② B S B S B B X		3	0	1	0	1	0	0		
Jeff Conine, R OBP: 0.342, SLG: 0.462 (1, 3)			2-2 L8 ② C C C C C X		0-0 2B ③ 1-H		0-0 P4 ② X	1-0 F7 ③ B X		4	0	1	0	0	0	1		
Charles Johnson, R OBP: 0.331, SLG: 0.527 (1, 2)			1-3 K ③ S B S B C X			4-2 1B 1B BB BB	1-2 BB 1B			3	1	1	0	1	1	1		AB 32 R 1 H 6 RBI 1 BB 4 SO 1 LOB 14
Ryan Minor, R OBP: 0.286, SLG: 0.286 (1, 5)			0-2 F2 ① C F C X			0-1 BB 1B 1B	1-1 F8 ③ B S X			4	0	1	0	0	0	1		
Mark Lewis, R OBP: 0.200, SLG: 0.238 (1, 4)			1-0 F8 ② B X			0-0 B1 ① X	1-1 G6-3 ① B S X			4	0	0	0	0	0	2		

Inning Stats	R: 0	H: 0	E: 0	LOB: 0	K: 0	S: 6	R: 0	H: 0	E: 0	LOB: 1	K: 1	S: 10	R: 0	H: 1	E: 0	LOB: 1	K: 0	S: 12	R: 0	H: 2	E: 0	LOB: 2	K: 0	S: 7	R: 1	H: 2	E: 0	LOB: 3	K: 0	S: 19	R: 0	H: 1	E: 0	LOB: 1	K: 0	S: 7	R: 0	H: 0	E: 0	LOB: 1	K: 0	S: 8	R: 0	H: 0	E: 0	LOB: 0	K: 0	S: 6	R: 0	H: 0	E: 0	LOB: 0	K: 0	S: 6	R: 0	H: 0	E: 0	LOB: 0	K: 0	S: 8	R: 0	H: 0	E: 0	LOB: 0	K: 0	S: 8		
	P:	11	P:	19	P:	15	P:	13	P:	33	P:	11	P:	17	P:	12	P:	11	P:	12	P:	12	P:	11	P:	12	P:	11	P:	12	P:	11	P:	12	P:	12	P:	11	P:	12	P:	12	P:	11	P:	12	P:	12	P:	11	P:	12	P:	11														
	1B: 5	SF: 0	WP: 1	PA: 36	2B: 1	SAC: 0	PB: 0	3B: 0	DP: 0	HR: 0	HBP: 0	CS: 0																																																								
PITCHER				IP	WLS	BF	H	R	ER	SO	BB	IBB	HBP	BLK	WP	HR	S	P	ERA	WHIP	PITCHER				IP	WLS	BF	H	R	ER	SO	BB	IBB	HBP	BLK	WP	HR	S	P	ERA	WHIP																											
Brian Rose, R ERA: 6.31 (1, 1)	5.0	W	22	5	1	1	1	1	1	1	3	0	0	0	1	0	54	91	1.80	1.600																																																
Rheal Cormier, L ERA: 4.02 (6, 1)	2.0	H	8	1	0	0	0	0	0	0	1	0	0	0	0	15	28	0.00	1.000																																																	
John Wasdin, R ERA: 3.38 (8, 1)	2.0		6	0	0	0	0	0	0	0	0	0	0	0	0	14	23	0.00	0.000																																																	

Batter	1	2	3	4	5	6	7	8	9	AB R H RBI BB SO LOB	TOP											
Darren Lewis, R (1, 8) OBP: 0.389, SLG: 0.396	0-3 K		3-2 F8		0-0 S 1B		0-1 S SF8 1B		1-2 2B 1B	5 2 3 2 0 1 0	Boston Red Sox @ Toronto Blue Jays SkyDome, Toronto, ON Mon May 15 2000, 7:05 PM EDT Att. 16,124 - Dome - 72 F											
Trot Nixon, L (1, 9) OBP: 0.410, SLG: 0.600	1-3 K			2-3 K	2-2 G6-3		4-1 S BB	0-0 F8 1B 2B	4 1 1 3 1 2 1													
Mike Stanley, R (1, 10) OBP: 0.366, SLG: 0.460	1-2 F8			2-2 1B	1-3 K		2-2 SF8	1-1 F8	4 0 1 1 0 1 2													
Brian Daubach, L (1, 3) OBP: 0.411, SLG: 0.639		2-3 K		2-3 K		0-2 CS 1B	3-2 G3	2-0 1B	5 0 2 1 0 2 2													
Troy O'Leary, L (1, 7) OBP: 0.293, SLG: 0.402		4-1 1B BB		2-2 F8		3-3 K		1-3 K	1-0 G4-3	4 0 0 0 1 2 3												
Jeff Frye, R (1, 4) OBP: 0.238, SLG: 0.225		1-2 G4-6-3 1B			0-2 38 1B E 1B	4-1 1-2 BB		1-1 G5-3	3 1 2 0 1 0 0													
Scott Hatteberg, L (1, 2) OBP: 0.235, SLG: 0.241		3-1 G4-6-3			3-2 G3	3-3 K		1-1 G4-3	4 0 0 0 0 1 4													
38 Wilton Veras, R (1, 5) OBP: 0.330, SLG: 0.386			0-0 G4-3		1-1 E 1B 1B		1-2 1B 3B	0-0 1B 2B 1B	4 3 3 0 0 0 0													
Donnie Sadler, R (1, 6) OBP: 0.250, SLG: 0.563			2-1 G5-3		2-1 E5 1B G6-3 1B		0-3 K	0-0 P6	4 1 1 1 0 1 2													
Inning Stats	R: 0 E: 0 K: 2 S: 10	H: 0 LOB: 0 BB: 0 P: 12	R: 0 E: 0 K: 1 S: 9	H: 1 LOB: 1 BB: 1 P: 19	R: 0 E: 0 K: 0 S: 6	H: 0 LOB: 0 BB: 0 P: 11	R: 0 E: 0 K: 2 S: 14	H: 1 LOB: 1 BB: 0 P: 22	R: 3 E: 1 K: 1 S: 19	H: 4 LOB: 1 BB: 0 P: 28	R: 0 E: 0 K: 2 S: 10	H: 1 LOB: 1 BB: 1 P: 20	R: 2 E: 0 K: 1 S: 15	H: 2 LOB: 1 BB: 1 P: 25	R: 0 E: 0 K: 1 S: 7	H: 0 LOB: 0 BB: 0 P: 10	R: 3 E: 0 K: 0 S: 10	H: 4 LOB: 1 BB: 0 P: 15	1B: 11 2B: 1 3B: 1 HR: 0	SF: 1 SAC: 0 DP: 1 HBP: 0	WP: 0 PB: 0 SB: 3 CS: 1	PA: 41
PITCHER	IP WLS BF H R ER SO BB IBB HBP BLK WP HR S P ERA WHIP												PITCHER	IP WLS BF H R ER SO BB IBB HBP BLK WP HR S P ERA WHIP								
Frank Castillo, R (1, 1) ERA: 6.15	6.0 L 25 7 3 2 8 2 0 0 0 0 0 0 68 112 3.00 1.500																					
John Frascatore, R (7, 1) ERA: 9.77	1.0 6 2 2 2 1 1 0 0 0 0 0 0 15 25 18.00 3.000																					
Eric Gunderson, L (8, 1) ERA: 6.0	1.0 3 0 0 0 1 0 0 0 0 0 0 0 7 10 0.00 0.000																					
32 Roy Halladay, R (9, 1) ERA: 11.97	1.0 7 4 3 3 0 0 0 0 0 0 0 0 10 15 27.00 4.000																					

livebaseballscorecards.com

AB	37
R	8
H	13
RBI	8
BB	3
SO	10
LOB	14



Batter	1	2	3	4	5	6	7	8	9	AB R H RBI BB SO LOB
Shannon Stewart, R (1, 7) OBP: 0.391, SLG: 0.569	0-1 F3		2-1 FC6-4 1B E		1-2 G6-3			2-2 F3		4 1 0 0 0 0 1
Homer Bush, R (1, 4) OBP: 0.262, SLG: 0.244	0-2 F9		0-1 E 1-2 1B			0-1 G4-3			0-0 G5-3	4 0 1 0 0 0 0
Raul Mondesi, R (1, 9) OBP: 0.349, SLG: 0.569	4-1 BB		0-0 E5 1-3 2-H 1B			0-0 F9			1-0 1B 1B	3 0 2 0 1 0 0
Carlos Delgado, L (1, 3) OBP: 0.429, SLG: 0.637	0-1 F7			3-3 K		2-1 G4-3			2-1 F7	4 0 0 0 0 1 2
Tony Batista, R (1, 5) OBP: 0.341, SLG: 0.582		3-3 K		2-2 S 1B 1B			2-1 L7		0-1 1-2 1B 1B	4 0 2 0 0 1 0
Marty Cordova, R (1, 10) OBP: 0.325, SLG: 0.364		0-0 G4-3		2-1 1-H 1B			2-2 F9		1-3 K	4 0 1 0 0 1 2
José Cruz Jr., S (1, 8) OBP: 0.324, SLG: 0.531		1-3 K2-3		0-0 L8			0-3 K			3 0 0 0 0 2 1
Alex Gonzalez, R (1, 6) OBP: 0.331, SLG: 0.390			0-3 K		0-0 G6-3			2-2 G6-3		3 0 0 0 0 1 0
Alberto Castillo, R (1, 2) OBP: 0.283, SLG: 0.317			4-2 FC6-4 BB		2-0 G3-1			2-2 P5		2 0 0 0 1 0 0

Inning Stats	R: 0	H: 0	E: 0	K: 0	S: 8	LOB: 1	BB: 1	P: 12	R: 0	H: 0	E: 0	K: 2	S: 9	LOB: 0	BB: 0	P: 13	R: 1	H: 2	E: 1	K: 1	S: 12	LOB: 2	BB: 1	P: 18	R: 0	H: 2	E: 0	K: 1	S: 12	LOB: 1	BB: 0	P: 19	R: 0	H: 0	E: 0	K: 0	S: 5	LOB: 0	BB: 0	P: 8	R: 0	H: 0	E: 0	K: 1	S: 8	LOB: 0	BB: 0	P: 12	R: 0	H: 0	E: 0	K: 0	S: 10	LOB: 0	BB: 0	P: 16	R: 0	H: 2	E: 0	K: 1	S: 9	LOB: 2	BB: 0	P: 13	1B: 6	SF: 0	2B: 0	SAC: 0	3B: 0	DP: 0	HR: 0	HBP: 0	WP: 0	PA: 33
--------------	------	------	------	------	------	--------	-------	-------	------	------	------	------	------	--------	-------	-------	------	------	------	------	-------	--------	-------	-------	------	------	------	------	-------	--------	-------	-------	------	------	------	------	------	--------	-------	------	------	------	------	------	------	--------	-------	-------	------	------	------	------	-------	--------	-------	-------	------	------	------	------	------	--------	-------	-------	-------	-------	-------	--------	-------	-------	-------	--------	-------	--------

PITCHER	IP	WLS	BF	H	R	ER	SO	BB	IBB	HBP	BLK	WP	HR	S	P	ERA	WHIP
Pete Schourek, L (1, 1) ERA: 2.78	8.0	W	28	4	1	0	5	2	0	0	0	0	0	69	105	0.00	0.750
Rich Garces, R (9, 1) ERA: 2.37	1.0		5	2	0	0	1	0	0	0	0	0	0	9	13	0.00	2.000

BOTTOM

Boston Red Sox @ Toronto Blue Jays
 SkyDome, Toronto, ON
 Mon May 15 2000, 7:05 PM EDT
 Att. 16,124 - Dome - 72 F

AB	31
R	1
H	6
RBI	0
BB	2
SO	6
LOB	6



PITCHER	IP	WLS	BF	H	R	ER	SO	BB	IBB	HBP	BLK	WP	HR	S	P	ERA	WHIP
---------	----	-----	----	---	---	----	----	----	-----	-----	-----	----	----	---	---	-----	------

Batter	1	2	3	4	5	6	7	8	9	AB	R	H	RBI	BB	SO	LOB	TOP								
Jose Offerman, S (1, 4) OBP: 0.338, SLG: 0.346	3-2 G6-3		2-1 2B 1B	4-0 1B BB		1-1 G3		0-1 G6-3		4	1	1	0	1	0	0									
Darren Lewis, R (1, 8) OBP: 0.424, SLG: 0.462	2-2 G5-3		2-2 SH1-3 1-H 2B	0-1 1-2 2-3 1B			1-1 1B 2B	4-1 S BB		4	1	3	1	1	0	0									
Trot Nixon, L (1, 9) OBP: 0.406, SLG: 0.589	2-3 K		0-0 SH1-3 2-3	1-0 L3			1-2 38 HBP SF7 1B	1-1 F8		4	1	1	1	0	1	4									
Mike Stanley, R (1, 3) OBP: 0.352, SLG: 0.438		1-3 K	3-3 K		0-0 G6-3		0-0 F7	1-2 F8		5	0	0	0	0	2	3									
Jeff Frye, R (1, 10) OBP: 0.277, SLG: 0.233		3-1 38 1B 1B	2-2 F8		1-1 FC6-4 HBP		4-0 38 HBP BB		0-0 P6	3	1	1	0	1	0	1									
38 Wilton Veras, R (1, 5) OBP: 0.344, SLG: 0.391		1-0 G1-4-3 1B		2-0 1B G6-3 1B	2-2 P4		1-0 BB HBP		3-3 K	4	2	2	0	0	1	1									
Manny Alexander, R (1, 6) OBP: 0.205, SLG: 0.289		3-2 G1-4-3		0-1 1B G6-3 1B	0-1 FC6-4		1-2 SF7		1-2 1B	3	0	1	0	0	0	3									
Brian Daubach, L (7, PH) OBP: 0.408, SLG: 0.639		1-2 2-3		1-3	1-2 1-2		3-H			0	0	0	1	0	0	0									
Andy Sheets, R (7, 6) OBP: 0.095, SLG: 0.095										1	0	1	0	0	0	0									
Scott Hatteberg, L (1, 2) OBP: 0.256, SLG: 0.242		0-0 2-H 3-H 1B		0-2 G6-3		1-2 G3	4-2 1-2 2-3 BB		1-2 G6-3	4	0	1	3	1	0	2									
Donnie Sadler, R (1, 7) OBP: 0.200, SLG: 0.450		1-2 G5-3		2-0 G6-3		2-2 G6-3	0-1 P4			4	0	0	0	0	0	5									
Inning Stats	R: 0 E: 0 K: 1 S: 12	H: 0 LOB: 0 BB: 0 P: 19	R: 2 E: 0 K: 1 S: 15	H: 3 LOB: 1 BB: 0 P: 24	R: 1 E: 0 K: 1 S: 17	H: 2 LOB: 1 BB: 0 P: 26	R: 1 E: 0 K: 0 S: 10	H: 3 LOB: 3 BB: 1 P: 19	R: 0 E: 0 K: 0 S: 7	H: 0 LOB: 1 BB: 0 P: 10	R: 0 E: 0 K: 0 S: 9	H: 0 LOB: 0 BB: 0 P: 13	R: 2 E: 0 K: 0 S: 14	H: 2 LOB: 3 BB: 2 P: 26	R: 0 E: 0 K: 0 S: 8	H: 0 LOB: 1 BB: 1 P: 14	R: 0 E: 0 K: 1 S: 13	H: 1 LOB: 1 BB: 0 P: 18	1B: 9 2B: 2 3B: 0 HR: 0	SF: 1 SAC: 1 DP: 0 HBP: 2	WP: 0 PB: 0 SB: 1 CS: 0	PA: 44			
PITCHER	IP	WLS	BF	H	R	ER	SO	BB	IBB	HBP	BLK	WP	HR	S	P	ERA	WHIP								
Lance Painter, L (1, 1) ERA: 4.23	4.0		21	8	4	4	3	1	0	0	0	0	0	54	88	9.00	2.250								
John Frascatore, R (5, 1) ERA: 8.66	2.0		7	0	0	0	0	0	0	1	0	0	0	16	23	0.00	0.000								
Paul Quantrill, R (7, 1) ERA: 4.64	0.1		5	2	2	2	0	1	0	1	0	0	0	6	13	54.00	9.000								
Pedro Borbon, L (7, 1) ERA: 6.28	1.2		7	0	0	0	0	2	0	0	0	0	0	16	27	0.00	1.200								
Pete Munro, R (9, 1) ERA: 8.1	1.0	W	4	1	0	0	1	0	0	0	0	0	0	13	18	0.00	1.000								

Boston Red Sox @ Toronto Blue Jays

SkyDome, Toronto, ON

Tue May 16 2000, 7:05 PM EDT

Att. 17,663 - Dome - 72 F

livebaseballscorecards.com

AB	36
R	6
H	11
RBI	6
BB	4
SO	4
LOB	19



Batter	1	2	3	4	5	6	7	8	9	AB	R	H	RBI	BB	SO	LOB
Shannon Stewart, R OBP: 0.391, SLG: 0.571 (1, 7)	1-2 P6		1-2 F7			1-3 K			1-2 2B	5	1	2	0	0	1	2
José Cruz Jr., S OBP: 0.332, SLG: 0.537 (1, 8)	0-0 L5		3-3 K			1-3 2B			0-2 2B	4	1	2	0	1	1	0
Raul Mondesi, R OBP: 0.350, SLG: 0.570 (1, 9)	1-1 PB S 1B				1-2 F7	0-0 P3			0-0 S 1B	5	1	2	2	0	0	6
Carlos Delgado, L OBP: 0.429, SLG: 0.633 (1, 3)	2-2 F7				2-1 F7	1-0 G4-3 1B			4-0 1B	4	1	1	0	1	1	1
Brad Fullmer, L OBP: 0.399, SLG: 0.585 (1, 10)					3-1 F9	0-0 G4-3 2B			3-3 K	5	0	0	0	0	1	3
Tony Batista, R OBP: 0.343, SLG: 0.577 (1, 5)					2-1 P3	1-1 BB 1B			1-2 1B	5	1	2	2	0	0	0
Darrin Fletcher, L OBP: 0.387, SLG: 0.637 (1, 2)					3-2 1B	0-1 HR			1-2 1B	4	2	3	1	0	0	0
Alex Gonzalez, R OBP: 0.329, SLG: 0.381 (1, 6)					1-3 K	2-2 F8			3-2 G3-1	3	0	0	0	1	1	1
Homer Bush, R OBP: 0.268, SLG: 0.252 (1, 4)					0-1 P4	1-2 2B			2-3 K	4	0	2	1	0	1	0

Inning Stats	R: 0	H: 1	E: 0	K: 0	S: 12	LOB: 1	BB: 0	P: 16	R: 0	H: 1	E: 0	K: 1	S: 12	LOB: 1	BB: 0	P: 21	R: 0	H: 0	E: 0	K: 1	S: 8	LOB: 0	BB: 0	P: 12	R: 0	H: 0	E: 0	K: 0	S: 7	LOB: 0	BB: 0	P: 13	R: 1	H: 4	E: 0	K: 0	S: 15	LOB: 3	BB: 0	P: 20	R: 3	H: 4	E: 0	K: 1	S: 19	LOB: 3	BB: 2	P: 31	R: 0	H: 0	E: 0	K: 1	S: 5	LOB: 0	BB: 0	P: 7	R: 0	H: 0	E: 0	K: 1	S: 12	LOB: 0	BB: 0	P: 17	R: 3	H: 4	E: 0	K: 1	S: 14	LOB: 2	BB: 1	P: 23	1B: 9	SF: 0	2B: 4	SAC: 0	3B: 0	DP: 0	HR: 1	HBP: 0	WP: 0	PA: 42
--------------	------	------	------	------	-------	--------	-------	-------	------	------	------	------	-------	--------	-------	-------	------	------	------	------	------	--------	-------	-------	------	------	------	------	------	--------	-------	-------	------	------	------	------	-------	--------	-------	-------	------	------	------	------	-------	--------	-------	-------	------	------	------	------	------	--------	-------	------	------	------	------	------	-------	--------	-------	-------	------	------	------	------	-------	--------	-------	-------	-------	-------	-------	--------	-------	-------	-------	--------	-------	--------


PITCHER	IP	WLS	BF	H	R	ER	SO	BB	IBB	HBP	BLK	WP	HR	S	P	ERA	WHIP
49 Tim Wakefield, R ERA: 3.74 (1, 1)	5.0		21	6	1	1	2	0	0	0	0	0	1	54	82	1.80	1.200
Rheal Cormier, L ERA: 5.63 (6, 1)	0.1	H	5	3	3	3	0	1	0	0	0	0	0	9	15	81.00	12.000
John Wasdin, R ERA: 3.06 (6, 1)	1.2	B	7	1	0	0	2	1	0	0	0	0	0	15	23	0.00	1.200
Derek Lowe, R ERA: 1.88 (8, 1)	1.1	L	9	4	3	3	2	0	1	0	0	0	0	26	40	20.25	3.000

BOTTOM

Boston Red Sox @ Toronto Blue Jays
SkyDome, Toronto, ON
Tue May 16 2000, 7:05 PM EDT
Att. 17,663 - Dome - 72 F

livebaseballscorecards.com

AB	39
R	7
H	14
RBI	6
BB	3
SO	6
LOB	13



Batter	1	2	3	4	5	6	7	8	9	AB R H RBI BB SO LOB	TOP											
Jose Offerman, S (1, 4) OBP: 0.333, SLG: 0.341	0-0 E4 G5-3 2B		0-1 F8	1-3 K		2-3 K		1-2 1B		5 1 1 1 0 2 2												
Darren Lewis, R (1, 8) Manny Alexander, R (3, 6) OBP: 0.426, SLG: 0.463 OBP: 0.190, SLG: 0.268	3-2 G5-3		1-0 2B 1-2 1B	3-2 F2		1-0 F8		3-3 K		2 1 1 0 0 0 1 3 0 0 0 0 1 3												
Trot Nixon, L (1, 9) OBP: 0.405, SLG: 0.597	0-1 G3 PB 2B		2-1 FC4-5 1-3 2-H		0-0 G4-3		2-3 K	2-2 F5		5 1 2 2 0 1 3												
Brian Daubach, L (1, 3) OBP: 0.401, SLG: 0.622	1-2 G3		0-0 FC4-5 1B 1B		0-1 1B		2-1 F5		0-3 K	5 1 1 0 0 1 3												
Carl Everett, S (1, 10) Andy Sheets, R (9, PR) OBP: 0.403, SLG: 0.714 OBP: 0.095, SLG: 0.095	1-3 K		0-0 1B 38 1B 1-2 3-H		2-3 K		0-0 FC6-5 E 1B	1-2 1B		5 1 3 1 0 2 1 0 0 0 0 0 0 0												
Troy O'Leary, L (1, 7) OBP: 0.269, SLG: 0.394		0-0 L9	0-1 38 1B 1-3 2-H		1-0 P6		0-0 E1 38 FC6-5 1B	2-3 K		5 1 1 1 0 1 3												
38 Wilton Veras, R (1, 5) OBP: 0.347, SLG: 0.391		2-2 F9	0-0 1-3 3-H 1B			2-1 G4-6-3 1B	0-1 FC6-5 1B 1B	1-2 G6-3		5 1 2 1 0 0 3												
Scott Hatteberg, L (1, 2) OBP: 0.256, SLG: 0.243		2-3 K	3-3 K			1-0 G4-6-3 1-2f	1-0 1B 1B			4 0 1 1 0 2 3												
Donnie Sadler, R (1, 6) (3, 8) OBP: 0.292, SLG: 0.542			1-0 1B 2B 1B	1-1 G5-3		3-1 2B	0-0 1B			4 1 3 0 0 0 0												
Inning Stats	R: 2 E: 1 K: 1 S: 14	H: 1 LOB: 0 BB: 0 P: 19	R: 0 E: 0 K: 1 S: 8	H: 0 LOB: 0 BB: 0 P: 12	R: 4 E: 0 K: 1 S: 14	H: 6 LOB: 2 BB: 0 P: 21	R: 0 E: 0 K: 1 S: 10	H: 0 LOB: 0 BB: 0 P: 15	R: 0 E: 0 K: 1 S: 7	H: 1 LOB: 1 BB: 0 P: 10	R: 0 E: 0 K: 1 S: 8	H: 2 LOB: 1 BB: 0 P: 16	R: 0 E: 0 K: 1 S: 6	H: 0 LOB: 0 BB: 0 P: 11	R: 2 E: 1 K: 1 S: 18	H: 4 LOB: 3 BB: 0 P: 25	R: 0 E: 0 K: 2 S: 13	H: 1 LOB: 1 BB: 0 P: 17	1B: 12 2B: 3 3B: 0 HR: 0	SF: 0 SAC: 0 DP: 1 HBP: 0	WP: 0 PA: 43 PB: 1 SB: 0 CS: 0	
PITCHER	IP WLS BF H R ER SO BB IBB HBP BLK WP HR S P ERA WHIP	IP WLS BF H R ER SO BB IBB HBP BLK WP HR S P ERA WHIP	IP WLS BF H R ER SO BB IBB HBP BLK WP HR S P ERA WHIP	IP WLS BF H R ER SO BB IBB HBP BLK WP HR S P ERA WHIP	IP WLS BF H R ER SO BB IBB HBP BLK WP HR S P ERA WHIP	IP WLS BF H R ER SO BB IBB HBP BLK WP HR S P ERA WHIP	IP WLS BF H R ER SO BB IBB HBP BLK WP HR S P ERA WHIP	IP WLS BF H R ER SO BB IBB HBP BLK WP HR S P ERA WHIP	IP WLS BF H R ER SO BB IBB HBP BLK WP HR S P ERA WHIP	IP WLS BF H R ER SO BB IBB HBP BLK WP HR S P ERA WHIP	IP WLS BF H R ER SO BB IBB HBP BLK WP HR S P ERA WHIP	IP WLS BF H R ER SO BB IBB HBP BLK WP HR S P ERA WHIP	IP WLS BF H R ER SO BB IBB HBP BLK WP HR S P ERA WHIP	IP WLS BF H R ER SO BB IBB HBP BLK WP HR S P ERA WHIP	IP WLS BF H R ER SO BB IBB HBP BLK WP HR S P ERA WHIP	IP WLS BF H R ER SO BB IBB HBP BLK WP HR S P ERA WHIP	IP WLS BF H R ER SO BB IBB HBP BLK WP HR S P ERA WHIP	IP WLS BF H R ER SO BB IBB HBP BLK WP HR S P ERA WHIP	IP WLS BF H R ER SO BB IBB HBP BLK WP HR S P ERA WHIP	IP WLS BF H R ER SO BB IBB HBP BLK WP HR S P ERA WHIP	IP WLS BF H R ER SO BB IBB HBP BLK WP HR S P ERA WHIP	
Chris Carpenter, R (1, 1) ERA: 4.91	7.0 L 31 10 6 4 7 0 0 0 0 0 0 67 104 5.14 1.429	0.1 6 4 2 1 0 0 0 0 0 0 0 0 11 13 27.00 12.000	0.2 2 0 0 0 1 0 0 0 0 0 0 0 7 12 0.00 0.000	1.0 4 1 0 0 0 2 0 0 0 0 0 0 13 17 0.00 1.000																		

Boston Red Sox @ Toronto Blue Jays
SkyDome, Toronto, ON
Wed May 17 2000, 7:05 PM EDT
Att. 20,078 - Dome - 72 F

AB	43
R	8
H	15
RBI	7
BB	0
SO	10
LOB	22



WP: 0	PA: 43
PB: 1	
SB: 0	
CS: 0	

Batter	1	2	3	4	5	6	7	8	9	AB	R	H	RBI	BB	SO	LOB
Shannon Stewart, R OBP: 0.397, SLG: 0.567 (1, 7)	F2		F7			L3 1B		F5 1B		4	0	2	0	0	0	1
José Cruz Jr., S OBP: 0.325, SLG: 0.524 (1, 8)	G4-3		K			L3 1-2		F5		4	0	0	0	0	1	3
Raul Mondesi, R OBP: 0.348, SLG: 0.560 (1, 9)	K				L6	F7			BB	3	0	0	0	1	1	0
Carlos Delgado, L OBP: 0.435, SLG: 0.638 (1, 3)		2B			1B BB			BB	K	2	0	1	0	2	1	1
Brad Fullmer, L OBP: 0.401, SLG: 0.579 (1, 10)		HBP			1B			F9	K	3	0	1	0	0	1	2
Tony Batista, R OBP: 0.335, SLG: 0.563 (1, 5)		K			G6-4-3 1-2f	G6-4-3		F8	F9	4	0	0	0	0	1	6
Darrin Fletcher, L OBP: 0.377, SLG: 0.621 (1, 2)		G4-6-3 1-2f			K			P6		3	0	0	0	0	1	3
Alex Gonzalez, R OBP: 0.323, SLG: 0.373 (1, 6)			K		G6-3			G3		3	0	0	0	0	1	0
Homer Bush, R OBP: 0.270, SLG: 0.248 (1, 4)			HBP		K			G6-3		2	0	0	0	0	1	0

Inning Stats	R: 0	H: 0	E: 0	K: 1	S: 9	H: 0	LOB: 0	BB: 0	P: 13	R: 0	H: 1	E: 0	K: 1	S: 9	H: 1	LOB: 1	BB: 0	P: 12	R: 0	H: 0	E: 0	K: 2	S: 9	R: 0	H: 1	E: 0	K: 0	S: 8	R: 0	H: 0	E: 0	K: 2	S: 9	R: 0	H: 1	E: 0	K: 0	S: 5	R: 0	H: 0	E: 0	K: 0	S: 11	R: 0	H: 1	E: 0	K: 0	S: 10	R: 0	H: 0	E: 0	K: 2	S: 9	R: 0	H: 0	E: 0	K: 2	S: 9	1B: 3	2B: 2	3B: 0	HR: 0	SF: 0	SAC: 0	DP: 3	HBP: 2	WP: 0	PB: 0	SB: 0	CS: 0	PA: 33
--------------	------	------	------	------	------	------	--------	-------	-------	------	------	------	------	------	------	--------	-------	-------	------	------	------	------	------	------	------	------	------	------	------	------	------	------	------	------	------	------	------	------	------	------	------	------	-------	------	------	------	------	-------	------	------	------	------	------	------	------	------	------	------	-------	-------	-------	-------	-------	--------	-------	--------	-------	-------	-------	-------	--------


PITCHER	IP	WLS	BF	H	R	ER	SO	BB	IBB	HBP	BLK	WP	HR	S	P	ERA	WHIP
Pedro Martinez, R ERA: 0.9 (1, 1)	7.0	W	25	3	0	0	6	2	0	0	0	0	0	60	91	0.00	0.714
Brian Rose, R ERA: 6.08 (8, 1)	1.0		4	1	0	0	0	0	0	0	0	0	0	10	15	0.00	1.000
Tim Young, L ERA: (9, 1)	1.0		4	0	0	0	2	1	0	0	0	0	0	9	17	0.00	1.000

BOTTOM

Boston Red Sox @ Toronto Blue Jays
 SkyDome, Toronto, ON
 Wed May 17 2000, 7:05 PM EDT
 Att. 20,078 - Dome - 72 F

livebaseballscorecards.com

AB	28
R	0
H	4
RBI	0
BB	3
SO	8
LOB	16



Batter	1	2	3	4	5	6	7	8	9	AB R H RBI BB SO LOB	TOP		
Shane Halter, R (1, 7) OBP: 0.326, SLG: 0.455 Robert Fick, L (8, PH) OBP: 0.339, SLG: 0.309 (8, 3)	2-3 K		1-2 G6-3			0-1 FC1-6 1B		1-0 F5		3 0 1 0 0 1 0 1 0 0 0 0 0 0			
Rich Becker, L (1, 8) OBP: 0.354, SLG: 0.343	2-2 G4-3			3-3 K		0-1 FC1-6 FC5-4 1-2f		3-3 K		4 0 0 0 0 2 1			
Gregg Jefferies, S (1, 3) OBP: 0.333, SLG: 0.355 (8, 7)	1-0 1B			2-2 F8		0-1 FC5-4 FC6-4 1-2f			2-2 L9	4 0 1 0 0 0 1			
Juan Gonzalez, R (1, 9) OBP: 0.304, SLG: 0.476	0-0 F8			4-2 BB		0-0 FC6-4 1-2f			0-1 F2	3 0 0 0 1 0 2			
Dean Palmer, R (1, 5) OBP: 0.342, SLG: 0.476				1-3 K					3-2 1B	4 0 1 0 0 3 1			
Brad Ausmus, R (1, 2) OBP: 0.362, SLG: 0.357				1-1 P4		4-1 BB			1-3 K	3 0 1 0 1 1 1			
Bobby Higginson, L (1, 10) OBP: 0.316, SLG: 0.392				0-3 K		3-3 K				3 0 0 0 0 2 2			
Jose Macias, S (1, 4) OBP: 0.357, SLG: 0.423				0-1 G1-4-3 1B		1-3 K			0-0 F8	3 0 1 0 0 1 2			
Deivi Cruz, R (1, 6) OBP: 0.303, SLG: 0.416				0-0 G1-4-3		2-1 F9			2-2 F9	3 0 0 0 0 0 2			
Inning Stats	R: 0 H: 1 E: 0 LOB: 1 K: 1 BB: 0 S: 11 P: 16	R: 0 H: 0 E: 0 LOB: 0 K: 2 BB: 0 S: 8 P: 10	R: 0 H: 1 E: 0 LOB: 0 K: 0 BB: 0 S: 6 P: 7	R: 0 H: 0 E: 0 LOB: 1 K: 2 BB: 1 S: 13 P: 23	R: 0 H: 0 E: 0 LOB: 1 K: 2 BB: 1 S: 10 P: 20	R: 0 H: 1 E: 0 LOB: 1 K: 0 BB: 0 S: 7 P: 7	R: 0 H: 1 E: 0 LOB: 1 K: 1 BB: 0 S: 10 P: 15	R: 0 H: 0 E: 0 LOB: 0 K: 1 BB: 0 S: 8 P: 14	R: 0 H: 1 E: 0 LOB: 1 K: 1 BB: 0 S: 16 P: 22	1B: 5 SF: 0 2B: 0 SAC: 0 3B: 0 DP: 1 HR: 0 HBP: 0	WP: 0 PA: 33 PB: 0 SB: 1 CS: 0		
PITCHER	IP WLS BF H R ER SO BB IBB HBP BLK WP HR S P ERA WHIP											PITCHER	IP WLS BF H R ER SO BB IBB HBP BLK WP HR S P ERA WHIP
Jeff Fassero, L (1, 1) ERA: 3.25	7.0 W 26 4 0 0 8 2 0 0 0 0 0 0 65 98 0.00 0.857												
Rich Garces, R (8, 1) ERA: 2.25	1.0 H 3 0 0 0 1 0 0 0 0 0 0 0 8 14 0.00 0.000												
Derek Lowe, R (9, 1) ERA: 1.8	1.0 S 4 1 0 0 1 0 0 0 0 0 0 0 16 22 0.00 1.000												

Detroit Tigers @ Boston Red Sox
Fenway Park, Boston, MA
 Fri May 19 2000, 7:05 PM EDT
 Att. 31,973 - Cloudy - 46 F

livebaseballscorecards.com

AB	31
R	0
H	5
RBI	0
BB	2
SO	10
LOB	12



Batter	1	2	3	4	5	6	7	8	9
Jose Offerman, S OBP: 0.331, SLG: 0.338 (1, 4)	0-0 FC5-4 1B		2-3 K		1-1 G6-3		3-2 G6-3		
Donnie Sadler, R OBP: 0.250, SLG: 0.464 (1, 6)	1-1 FC5-4 1-2f		0-0 L8			1-1 E5 FC4-5	0-2 G1-3		
Trot Nixon, L OBP: 0.395, SLG: 0.579 (1, 9)	3-2 F8		1-0 P3			0-1 FC4-5 HR		1-3 K	
Brian Daubach, L OBP: 0.397, SLG: 0.611 (1, 10)	0-1 P4			2-1 1B 1B		1-3 K		3-1 L9	
Carl Everett, S OBP: 0.399, SLG: 0.724 (1, 8)		0-2 P6		0-1 F9		3-2 HR		1-3 K	
Troy O'Leary, L OBP: 0.284, SLG: 0.386 (1, 7)		1-2 F8		1-1 F7		1-0 G4-3			
Mike Stanley, R OBP: 0.366, SLG: 0.477 (1, 3)		4-2 1B BB		2-1 1B			1-1 HR		
Jason Varitek, S OBP: 0.431, SLG: 0.469 (1, 2)		0-0 1B			2-2 F7		0-0 G6-3 1B		
John Valentin, R OBP: 0.300, SLG: 0.700 (1, 5)		2-3 K			1-2 F7		1-3 K		

Inning Stats	R: 0 E: 0 K: 0 S: 10	H: 1 LOB: 1 BB: 0 P: 13	R: 0 E: 0 K: 1 S: 16	H: 1 LOB: 2 BB: 1 P: 23	R: 0 E: 0 K: 1 S: 5	H: 0 LOB: 0 BB: 0 P: 8	R: 0 E: 0 K: 0 S: 8	H: 2 LOB: 2 BB: 0 P: 13	R: 0 E: 0 K: 0 S: 9	H: 0 LOB: 0 BB: 0 P: 13	R: 2 E: 1 K: 1 S: 11	H: 1 LOB: 0 BB: 0 P: 17	R: 1 E: 0 K: 1 S: 13	H: 2 LOB: 1 BB: 0 P: 18	R: 0 E: 0 K: 2 S: 9	H: 0 LOB: 0 BB: 0 P: 14
--------------	-------------------------------	----------------------------------	-------------------------------	----------------------------------	------------------------------	---------------------------------	------------------------------	----------------------------------	------------------------------	----------------------------------	-------------------------------	----------------------------------	-------------------------------	----------------------------------	------------------------------	----------------------------------

PITCHER	IP	WLS	BF	H	R	ER	SO	BB	IBB	HBP	BLK	WP	HR	S	P	ERA	WHIP
Brian Moehler, R ERA: 3.33 (1, 1)	6.0	L	26	7	3	1	3	1	0	0	0	0	2	62	91	1.50	1.333
Matt Anderson, R ERA: 3.71 (7, 1)	1.0		3	0	0	0	1	0	0	0	0	0	0	10	14	0.00	0.000
Allen McDill, L ERA: (8, 1)	0.2		2	0	0	0	1	0	0	0	0	0	0	5	9	0.00	0.000
Doug Brocail, R ERA: 4.58 (8, 1)	0.1		1	0	0	0	1	0	0	0	0	0	0	4	5	0.00	0.000

AB R H RBI BB SO LOB

4 0 1 0 0 1 1

4 0 0 0 0 0 2

4 1 0 0 0 1 2

4 0 1 0 0 1 2

4 1 1 2 0 1 1

3 0 0 0 0 0 1

2 1 2 1 1 0 0

3 0 2 0 0 0 0

3 0 0 0 0 2 3

AB 31

R 3

H 7

RBI 3

BB 1

SO 6

LOB 12

WP: 0 PA: 32

PB: 0

SB: 0

CS: 0


WP: 0

PA: 32

ERA

WHIP

livebaseballscorecards.com



Detroit Tigers @ Boston Red Sox

Fenway Park, Boston, MA

Fri May 19 2000, 7:05 PM EDT

Att: 31,973 - Cloudy - 46 F

Batter	1	2	3	4	5	6	7	8	9	AB R H RBI BB SO LOB	TOP											
Shane Halter, R (1, 8) OBP: 0.314, SLG: 0.429	3-1 G6-3		1-3 K		0-1 G6-3		2-2 1B S 1B		1-1 F8	5 0 1 0 0 1 1												
Jose Macias, S (1, 4) OBP: 0.364, SLG: 0.419	1-2 F3			0-1 G6-3	0-0 1B		1-2 FC6-4 1B		0-0 F8	5 0 2 0 0 0 0												
Gregg Jefferies, S (1, 3) OBP: 0.323, SLG: 0.342	2-2 G1-3			1-0 G6-3	1-2 G1-3		0-1 FC6-4 1-2f			4 0 0 0 0 0 3												
Juan Gonzalez, R (1, 9) OBP: 0.310, SLG: 0.508		1-2 P4		2-1 2B 2B		2-2 HR		1-1 P6		4 2 2 1 0 0 0												
Dean Palmer, R (1, 5) OBP: 0.347, SLG: 0.472		1-3 K2-3		4-2 2B BB		0-3 K		0-1 1B 1B		3 0 1 0 1 2 0												
Bobby Higginson, L (1, 7) OBP: 0.314, SLG: 0.395		2-2 F8		1-2 2B 1-3 2-H		1-0 G3-1		2-1 F9		4 0 1 1 0 0 1												
Gabe Alvarez, R (1, 10) Rich Becker, L (8, PH) OBP: 0.361, SLG: 0.353			4-2 CS BB	4-2 BB		0-3 K		1-0 1B 1-2 1B		1 0 0 0 2 1 0 1 0 1 0 0 0 0												
Robert Fick, L (1, 2) Brad Ausmus, R (8, 2) OBP: 0.318, SLG: 0.288 OBP: 0.362, SLG: 0.357			3-3 K 1-2	2-3 K			0-0 B5-3	0-2 F9		4 0 0 0 0 2 6 0 0 0 0 0 0 0												
Deivi Cruz, R (1, 6) OBP: 0.301, SLG: 0.411			2-2 S 1B		3-2 F8		1-0 F7		0-1 F9	4 0 1 0 0 0 0												
Inning Stats	R: 0 E: 0 K: 0 S: 9	H: 0 LOB: 0 BB: 0 P: 15	R: 0 E: 0 K: 1 S: 11	H: 0 LOB: 0 BB: 0 P: 15	R: 0 E: 0 K: 2 S: 11	H: 1 LOB: 1 BB: 1 P: 21	R: 1 E: 0 K: 1 S: 16	H: 2 LOB: 3 BB: 2 P: 30	R: 0 E: 0 K: 0 S: 13	H: 1 LOB: 1 BB: 0 P: 17	R: 1 E: 0 K: 2 S: 11	H: 1 LOB: 0 BB: 0 P: 14	R: 0 E: 0 K: 0 S: 11	H: 2 LOB: 2 BB: 0 P: 14	R: 0 E: 0 K: 0 S: 11	H: 2 LOB: 2 BB: 0 P: 15	R: 0 E: 0 K: 0 S: 5	H: 0 LOB: 0 BB: 0 P: 6	1B: 6 2B: 3 3B: 0 HR: 1	SF: 0 SAC: 0 DP: 1 HBP: 0	WP: 0 PB: 0 SB: 2 CS: 1	PA: 38
PITCHER	IP WLS BF H R ER SO BB IBB HBP BLK WP HR S P ERA WHIP																					
Pete Schourek, L (1, 1) ERA: 2.68	5.0		4 1 1 4 3 0 0 0 0 0 0 0 0 60 98 1.80 1.400																			
49 Tim Wakefield, R (6, 1) ERA: 3.82	1.2	L	8 3 1 1 2 0 0 0 0 0 0 1 20 26 5.40 1.800																			
Rheal Cormier, L (7, 1) ERA: 5.51	0.1		1 0 0 0 0 0 0 0 0 0 0 0 2 2 0.00 0.000																			
John Wasdin, R (8, 1) ERA: 3.0	0.1		2 1 0 0 0 0 0 0 0 0 0 0 4 5 0.00 3.000																			
Tim Young, L (8, 1) ERA:	0.1		1 0 0 0 0 0 0 0 0 0 0 0 2 4 0.00 0.000																			
PITCHER	IP WLS BF H R ER SO BB IBB HBP BLK WP HR S P ERA WHIP																					
Brian Rose, R (8, 1) ERA: 5.79	1.1		5 1 0 0 0 0 0 0 0 0 0 0 10 12 0.00 0.750																			

Detroit Tigers @ Boston Red Sox
 Fenway Park, Boston, MA
 Sat May 20 2000, 1:05 PM EDT
 Att. 31,909 - Sunny - 55 F

livebaseballscorecards.com

AB	35
R	2
H	9
RBI	2
BB	3
SO	6
LOB	11



Batter	1	2	3	4	5	6	7	8	9
Jose Offerman, S (1, 4) OBP: 0.329, SLG: 0.336	3-1 G6-3			0-0 1B G4-3 WP 1B	3-2 G3-1			1-0 G4-3	
Donnie Sadler, R (1, 6) OBP: 0.226, SLG: 0.419 Jason Varitek, S (8, PH) OBP: 0.427, SLG: 0.464 Manny Alexander, R (9, 6) OBP: 0.190, SLG: 0.268	3-1 B1-3			0-0 G4-3		0-0 P6		1-3 K	
Trot Nixon, L (1, 9) OBP: 0.404, SLG: 0.581	1-2 F9			3-1 WP BB 1B		4-1 F8 S BB		0-2 1B 1B	
Brian Daubach, L (1, 3) OBP: 0.400, SLG: 0.604			3-2 F8	4-2 FC7-4 WP BB		2-2 F8		1-1 1B	
Carl Everett, S (1, 8) OBP: 0.387, SLG: 0.701			3-1 P4	3-1 FC7-4		1-0 G4-3		1-2 P6	
Troy O'Leary, L (1, 7) OBP: 0.283, SLG: 0.389			1-3 K			0-1 PB 2B		0-1 F9	
Mike Stanley, R (1, 10) OBP: 0.356, SLG: 0.459			2-1 G5-3			1-1 G6-3		0-3 K	
Scott Hatteberg, L (1, 2) OBP: 0.298, SLG: 0.256			2-2 F8			4-1 BB		2-1 1B	
38 Wilton Veras, R (1, 5) OBP: 0.333, SLG: 0.375			3-2 F7			0-2 F9		0-3 K	

AB	R	H	RBI	BB	SO	LOB
4	1	1	0	0	0	2
3	0	0	0	0	0	1
1	0	0	0	0	1	0
0	0	0	0	0	0	0
3	0	2	0	1	0	0
3	0	1	0	1	0	1
4	0	0	0	0	0	5
4	0	1	0	0	1	0
4	0	0	0	0	1	1
2	0	1	0	2	0	0
4	0	0	0	0	1	4

BOTTOM

Detroit Tigers @ Boston Red Sox
Fenway Park, Boston, MA
 Sat May 20 2000, 1:05 PM EDT
 Att. 31,909 - Sunny - 55 F

livebaseballscorecards.com

AB	32
R	1
H	6
RBI	0
BB	4
SO	4
LOB	14



Inning Stats	R: 0	H: 0	E: 0	K: 0	S: 7	LOB: 0	BB: 0	P: 14	R: 0	H: 0	E: 0	K: 1	S: 10	LOB: 0	BB: 0	P: 17	R: 0	H: 0	E: 0	K: 0	S: 9	LOB: 1	BB: 1	P: 19	R: 0	H: 1	E: 0	K: 0	S: 12	LOB: 2	BB: 1	P: 20	R: 0	H: 0	E: 0	K: 0	S: 6	LOB: 1	BB: 1	P: 13	R: 0	H: 0	E: 0	K: 0	S: 6	LOB: 1	BB: 1	P: 11	R: 0	H: 2	E: 0	K: 1	S: 13	LOB: 2	BB: 0	P: 17	R: 0	H: 1	E: 0	K: 2	S: 11	LOB: 1	BB: 0	P: 13
1B: 5	SF: 0	2B: 2	SAC: 0	3B: 0	DP: 1	HR: 0	HBP: 0	WP: 1	PA: 36																																																							
PITCHER	IP	WLS	BF	H	R	ER	SO	BB	IBB	HBP	BLK	WP	HR	S	P	ERA	WHIP	PITCHER	IP	WLS	BF	H	R	ER	SO	BB	IBB	HBP	BLK	WP	HR	S	P	ERA	WHIP																													
Dave Micki, R (1, 1) ERA: 5.58	5.1	W	21	3	1	1	1	3	0	0	0	1	0	49	92	1.69	1.125	Allen McDill, L (6, 1) ERA:	0.1	H	1	0	0	0	0	0	0	0	0	0	0	0	0	0.00	0.000																													
Danny Patterson, R (6, 1) ERA: 2.7	1.1	H	5	0	0	0	0	1	0	0	0	0	0	7	13	0.00	0.750	Doug Brocail, R (8, 1) ERA: 4.35	1.0	H	5	2	0	0	1	0	0	0	0	0	0	0	0	0	0.00	2.000																												
Todd Jones, R (9, 1) ERA: 4.5	1.0	S	4	1	0	0	2	0	0	0	0	0	0	11	13	0.00	1.000																																															

Batter	1	2	3	4	5	6	7	8	9	AB R H RBI BB SO LOB	TOP	
Gregg Jefferies, S OBP: 0.326, SLG: 0.371 (1, 3) C B B X	2-1 HR	1-1 G4-3	3-2 1-3 2-H 1B			0-1 F9		3-2 F9		5 1 2 2 0 0 1		
Brad Ausmus, R OBP: 0.363, SLG: 0.358 (1, 2) C B C X	2-2 G6-3		E6 1B			3-2 FC6-4 1B		0-0 P4		5 1 2 0 0 0 2		
Rich Becker, L OBP: 0.375, SLG: 0.375 (1, 8) C B F B B	4-2 BB		0-1 2B FC5-4 1B	0-0 2B		2-2 F7		2-1 P6		4 1 2 0 1 0 1		
Juan Gonzalez, R OBP: 0.313, SLG: 0.519 (1, 9) B C F B B	2-3 K		0-2 FC5-4 1B 2B	3-3 K		1-1 FC6-4 1-2f		2-2 2B		5 1 2 1 0 2 3		
Bobby Higginson, L OBP: 0.310, SLG: 0.383 (1, 7) B C B X	2-1 F9		4-0 FC5-4 IBB	3-3 K		1-2 F9		0-3 K		4 0 0 0 1 2 3		
Dean Palmer, R OBP: 0.344, SLG: 0.473 (1, 5) B B B X		3-0 G4-3 1B 2B	0-0 FC5-4 1B BB SF7	2-3 K		3-3 K		3-3 K		4 2 1 1 0 2 3		
Robert Fick, L OBP: 0.314, SLG: 0.274 (1, 10) C T X		0-2 G4-3	4-0 1-2 1B BB		1-0 P4		2-0 F9			3 1 0 0 1 0 1		
Jose Macias, S OBP: 0.378, SLG: 0.429 (1, 4) S X		0-1 1B	1-0 1B 1B		0-0 P1		1-3 K			4 0 2 2 0 1 0		
Deivi Cruz, R OBP: 0.293, SLG: 0.402 (1, 6) C B B X	2-2 F9		0-1 SF7		2-0 L4		1-3 K			3 0 0 1 0 1 1		
Inning Stats	R: 1 E: 0 K: 1 S: 13 H: 1 LOB: 1 BB: 1 P: 25	R: 1 E: 0 K: 0 S: 11 H: 2 LOB: 1 BB: 0 P: 17	R: 5 E: 1 K: 0 S: 17 H: 5 LOB: 2 BB: 2 P: 32	R: 0 E: 0 K: 3 S: 11 H: 1 LOB: 1 BB: 0 P: 19	R: 0 E: 0 K: 0 S: 3 H: 0 LOB: 0 BB: 0 P: 6	R: 0 E: 0 K: 0 S: 10 H: 1 LOB: 1 BB: 0 P: 16	R: 0 E: 0 K: 1 S: 8 H: 0 LOB: 0 BB: 0 P: 14	R: 0 E: 0 K: 2 S: 10 H: 0 LOB: 0 BB: 0 P: 15	R: 0 E: 0 K: 1 S: 11 H: 1 LOB: 1 BB: 0 P: 15	1B: 6 2B: 4 3B: 0 HR: 1 SF: 1 SAC: 0 DP: 0 HBP: 0	WP: 0 PB: 0 SB: 0 CS: 0 PA: 41	
PITCHER	IP WLS BF H R ER SO BB IBB HBP BLK WP HR S P ERA WHIP											
Ramon Martinez, R ERA: 6.95 (1, 1)	2.1 L 16 6 7 7 1 2 1 0 0 0 0 1 32 58 27.00 3.429											
John Wasdin, R ERA: 2.61 (3, 1)	2.2 11 3 0 0 3 0 0 0 0 0 0 0 23 41 0.00 1.125											
Rheal Cormier, L ERA: 4.91 (6, 1)	2.0 7 1 0 0 1 0 0 0 0 0 0 0 18 30 0.00 0.500											
Rich Garces, R ERA: 2.14 (8, 1)	1.0 3 0 0 0 2 0 0 0 0 0 0 0 10 15 0.00 0.000											
Derek Lowe, R ERA: 1.73 (9, 1)	1.0 4 1 0 0 1 0 0 0 0 0 0 0 11 15 0.00 1.000											

Detroit Tigers @ Boston Red Sox
Fenway Park, Boston, MA
 Sun May 21 2000, 1:05 PM EDT
 Att. 31,893 - Cloudy - 53 F

livebaseballscorecards.com

AB	37
R	7
H	11
RBI	7
BB	3
SO	8
LOB	15



Batter	1	2	3	4	5	6	7	8	9	AB	R	H	RBI	BB	SO	LOB
Jose Offerman, S OBP: 0.325, SLG: 0.331 (1, 4)	0-1 G4-3		3-2 F7			2-3 K		0-0 BB 1B 1-2 BB 1B	1-3 K							5 1 1 0 0 2 5
Trot Nixon, L OBP: 0.403, SLG: 0.576 Jeff Frye, R OBP: 0.306, SLG: 0.289 (7, PH) (8, 9)	2-1 G3-1		0-2 1B			2-0 F7		3-2 BB BB 1-2 SF8 1B	2-2 2B							3 0 1 0 0 0 2 2 1 2 1 0 0 0
Brian Daubach, L OBP: 0.388, SLG: 0.583 (1, 10)	0-1 F9		3-3 K			1-0 F8		0-0 F5	3-3 K							5 0 0 0 0 2 7
Mike Stanley, R OBP: 0.364, SLG: 0.482 (1, 3)				3-1 F7		1-0 HR		4-1 SF8 BB	3-3 K							3 1 1 2 2 1 2
Carl Everett, S OBP: 0.388, SLG: 0.687 (1, 8)			3-3 K	1-1 F9		3-1 FC6-4 1B		4-2 1B BB								4 0 1 1 1 2 1
Troy O'Leary, L OBP: 0.280, SLG: 0.385 (1, 7)			1-1 F9	3-2 F7		2-1 FC6-4 1B		0-0 SF8	0-0 G6-3							4 0 1 1 0 0 1
Jason Varitek, S OBP: 0.418, SLG: 0.446 (1, 2)			1-3 K			4-1 1B BB		1-1 P3	3-3 K							4 0 0 0 1 3 5
John Valentin, R OBP: 0.357, SLG: 0.643 (1, 5)			0-1 1B 1B			3-3 K		2-1 FC6-4	2-2 1B 1B							4 1 2 0 0 1 3
Donnie Sadler, R OBP: 0.286, SLG: 0.457 (1, 6)			2-3 K			2-2 1B		0-1 1B 1B BB 1B	1-1 1B 1B							4 1 3 0 0 1 1

BOTTOM

Detroit Tigers @ Boston Red Sox
Fenway Park, Boston, MA
 Sun May 21 2000, 1:05 PM EDT
 Att. 31,893 - Cloudy - 53 F

livebaseballscorecards.com

AB	38
R	5
H	12
RBI	5
BB	4
SO	12
LOB	27



Inning Stats	R: 0	H: 0	E: 0	K: 0	S: 6	H: 0	LOB: 0	BB: 0	P: 8	R: 0	H: 0	E: 0	K: 2	S: 14	H: 0	LOB: 1	BB: 1	P: 23	R: 0	H: 2	E: 0	K: 2	S: 17	H: 0	LOB: 2	BB: 0	P: 25	R: 0	H: 0	E: 0	K: 0	S: 7	R: 0	H: 1	E: 0	K: 2	S: 13	R: 1	H: 3	E: 0	K: 1	S: 10	R: 3	H: 3	E: 0	K: 1	S: 18	R: 0	H: 0	E: 0	K: 2	S: 22	R: 1	H: 3	E: 0	K: 3	S: 22	R: 0	H: 0	E: 0	K: 2	S: 8	1B: 10	SF: 1	2B: 1	SAC: 0	3B: 0	DP: 0	HR: 1	HBP: 0	WP: 0	PA: 43
--------------	------	------	------	------	------	------	--------	-------	------	------	------	------	------	-------	------	--------	-------	-------	------	------	------	------	-------	------	--------	-------	-------	------	------	------	------	------	------	------	------	------	-------	------	------	------	------	-------	------	------	------	------	-------	------	------	------	------	-------	------	------	------	------	-------	------	------	------	------	------	--------	-------	-------	--------	-------	-------	-------	--------	-------	--------

PITCHER	IP	WLS	BF	H	R	ER	SO	BB	IBB	HBP	BLK	WP	HR	S	P	ERA	WHIP
Hideo Nomo, R ERA: 4.94 (1, 1)	5.1		23	5	1	1	6	2	0	0	0	0	1	61	105	1.69	1.312
Willie Blair, R ERA: 4.81 (6, 1)	0.2		5	3	2	2	0	0	0	0	0	0	0	9	14	27.00	4.500
Allen McDill, L ERA: 6.75 (7, 1)	0.1		2	1	0	0	0	0	0	0	0	0	0	4	7	0.00	3.000
Matt Anderson, R ERA: 3.57 (7, 1)	0.2		4	0	1	1	1	2	0	0	0	0	0	11	22	13.50	3.000
Danny Patterson, R ERA: 3.38 (8, 1)	0.0		2	2	1	1	0	0	0	0	0	0	0	5	8	∞	∞

Batter	1	2	3	4	5	6	7	8	9	AB R H RBI BB SO LOB	TOP																				
Shannon Stewart, R (1, 7) OBP: 0.385, SLG: 0.567	1-0 FC6-4 WP 1B		1-0 BB 1B	0-0 G6-3			0-1 G5-3		1-2 P4	5 1 2 0 0 0 1																					
Craig Grebeck, R (1, 4) OBP: 0.434, SLG: 0.640	0-2 FC6-4 1B		4-0 BB 1B		1-3 K		1-2 1B			3 0 2 0 1 1 0																					
Raul Mondesi, R (1, 9) OBP: 0.332, SLG: 0.529	0-2 FC6-4 WP 1-2f 2-3		0-0 P4		0-0 F7		3-1 G5-3			4 0 0 0 0 0 6																					
Carlos Delgado, L (1, 3) OBP: 0.427, SLG: 0.639	1-2 F8 1-2 3-H		1-2 SF8		1-1 G4-1			4-1 BB		2 0 0 1 1 0 1																					
Brad Fullmer, L (1, 10) OBP: 0.386, SLG: 0.555	0-3 K		2-3 K		1-0 E6 G1-4-3 1B			1-2 F8		4 0 0 0 0 2 4																					
Tony Batista, R (1, 5) OBP: 0.322, SLG: 0.538		1-2 F7		0-0 HR		0-0 G1-4-3 1B		2-3 K		4 1 2 1 0 1 1																					
Darrin Fletcher, L (1, 2) OBP: 0.378, SLG: 0.594		1-1 F8		2-3 K		1-2 G1-4-3		1-1 F9		4 0 0 0 0 1 3																					
José Cruz Jr., S (1, 8) OBP: 0.313, SLG: 0.489		0-0 P6		4-2 S BB		1-3 K			2-3 K	3 0 0 0 1 2 1																					
Alex Gonzalez, R (1, 6) OBP: 0.324, SLG: 0.377			0-0 BB SF8 1B		3-3 K		1-2 F8		0-3 K	4 1 1 0 0 2 1																					
Inning Stats	R: 1 E: 0 K: 1 S: 13	H: 2 LOB: 1 BB: 0 P: 15	R: 0 E: 0 K: 0 S: 7	H: 0 LOB: 0 BB: 0 P: 9	R: 1 E: 0 K: 1 S: 9	H: 2 LOB: 2 BB: 1 P: 17	R: 1 E: 0 K: 2 S: 10	H: 1 LOB: 1 BB: 1 P: 19	R: 0 E: 0 K: 1 S: 6	H: 0 LOB: 0 BB: 0 P: 8	R: 0 E: 1 K: 1 S: 10	H: 1 LOB: 1 BB: 0 P: 13	R: 0 E: 0 K: 0 S: 10	H: 1 LOB: 1 BB: 0 P: 15	R: 0 E: 0 K: 1 S: 11	H: 0 LOB: 1 BB: 1 P: 19	R: 0 E: 0 K: 2 S: 11	H: 0 LOB: 0 BB: 0 P: 14	1B: 6 2B: 0 3B: 0 HR: 1	SF: 1 SAC: 0 DP: 1 HBP: 0	WP: 1 PB: 0 SB: 1 CS: 0	PA: 37									
PITCHER Pedro Martinez, R (1, 1) ERA: 1.19 Rich Garces, R (9, 1) ERA: 2.05	IP 8.0	WLS L	BF 34	H 7	R 3	ER 3	SO 7	BB 3	IBB 0	HBP 0	BLK 0	WP 1	HR 1	S 76	P 115	ERA 3.38	WHIP 1.250														
											PITCHER	IP	WLS	BF	H	R	ER	SO	BB	IBB	HBP	BLK	WP	HR	S	P	ERA	WHIP			

Toronto Blue Jays @ Boston Red Sox
 Fenway Park, Boston, MA
 Tue May 23 2000, 7:05 PM EDT
 Att. 33,402 - Sunny - 54 F

livebaseballscorecards.com

AB	33
R	3
H	7
RBI	2
BB	3
SO	9
LOB	18



Batter	1	2	3	4	5	6	7	8	9	AB	R	H	RBI	BB	SO	LOB
Jose Offerman, S OBP: 0.328, SLG: 0.329 (1, 4)	4-2 1B G4-6-3 BB		0-0 2-3 G4-3		1-1 G6-3	1-2 G3			1-1 1-2 1B	4	1	1	0	1	0	5
John Valentin, R OBP: 0.316, SLG: 0.526 (1, 5)	2-0 1-3 G4-6-3 1B		0-0 F8		3-2 F8			1-2 F8	3-2 F2	5	0	1	0	0	0	4
Trot Nixon, L OBP: 0.390, SLG: 0.556 (1, 9)	2-1 1-2f 3-H G4-6-3		0-0 F8		0-1 F8			2-1 G3	1-0 G1	5	0	0	0	0	0	4
Brian Daubach, L OBP: 0.390, SLG: 0.580 (1, 10)	3-1 G4-3			2-1 BB BB 1B		0-0 G4-1 BB 1B		2-0 F7		4	1	2	0	0	0	0
Carl Everett, S OBP: 0.404, SLG: 0.692 (1, 8)		3-2 CS HBP		4-2 BB 1-2 BB		1-0 BB G4-1 1B		0-1 G6-4-3 1B		2	0	2	0	1	0	0
Mike Stanley, R OBP: 0.354, SLG: 0.466 (1, 3)		2-2 1-2 G6-3		3-3 K		1-3 K		2-3 K		4	0	0	0	0	3	6
Troy O'Leary, L OBP: 0.280, SLG: 0.377 (1, 7)		1-0 G3		4-1 1-2 2-3 BB		3-2 G4-1 1-2 2-3		1-1 1-2f G6-4-3		3	0	0	0	1	0	3
Jason Varitek, S OBP: 0.421, SLG: 0.442 (1, 2)			0-0 G4-3 G1-3 1B		3-2 F7		4-1 BB BB		3-3 K	3	0	1	0	1	1	3
Donnie Sadler, R OBP: 0.333, SLG: 0.500 (1, 6)			2-2 1-2 G1-3			3-2 2B		4-0 1-2 2-3 3-H BB		3	0	2	1	1	0	1

Inning Stats	R: 1	H: 1	E: 0	K: 0	S: 7	LOB: 0	BB: 1	P: 18	R: 0	H: 0	E: 0	K: 0	S: 7	LOB: 0	BB: 0	P: 13	R: 0	H: 1	E: 0	K: 0	S: 7	LOB: 3	BB: 2	P: 28	R: 0	H: 1	E: 0	K: 0	S: 14	LOB: 1	BB: 0	P: 21	R: 1	H: 2	E: 0	K: 1	S: 13	LOB: 3	BB: 2	P: 26	R: 0	H: 0	E: 0	K: 0	S: 6	LOB: 0	BB: 0	P: 11	R: 0	H: 1	E: 0	K: 1	S: 7	LOB: 0	BB: 0	P: 10	R: 0	H: 2	E: 0	K: 1	S: 10	LOB: 2	BB: 0	P: 19	1B: 8	2B: 1	3B: 0	HR: 0	SF: 0	SAC: 0	DP: 2	HBP: 1	WP: 0	PB: 0	SB: 0	CS: 1	PA: 39
--------------	------	------	------	------	------	--------	-------	-------	------	------	------	------	------	--------	-------	-------	------	------	------	------	------	--------	-------	-------	------	------	------	------	-------	--------	-------	-------	------	------	------	------	-------	--------	-------	-------	------	------	------	------	------	--------	-------	-------	------	------	------	------	------	--------	-------	-------	------	------	------	------	-------	--------	-------	-------	-------	-------	-------	-------	-------	--------	-------	--------	-------	-------	-------	-------	--------

PITCHER	IP	WLS	BF	H	R	ER	SO	BB	IBB	HBP	BLK	WP	HR	S	P	ERA	WHIP
Chris Carpenter, R ERA: 4.76 (1, 1)	5.2	W	27	6	2	2	2	5	0	0	0	0	0	57	111	3.18	1.941
Paul Quantrill, R ERA: 4.13 (6, 1)	0.2	H	2	0	0	0	0	0	0	0	0	0	0	6	8	0.00	0.000
Pedro Borbon, L ERA: 5.63 (7, 1)	0.2	H	2	0	0	0	0	0	0	0	0	0	0	3	7	0.00	0.000
John Frascatore, R ERA: 7.06 (8, 1)	1.0	H	3	1	0	0	1	0	0	0	0	0	0	7	10	0.00	1.000
Billy Koch, R ERA: 3.8 (9, 1)	1.0	S	5	2	0	0	1	0	0	0	0	0	0	10	19	0.00	2.000

BOTTOM

Toronto Blue Jays @ Boston Red Sox
Fenway Park, Boston, MA
 Tue May 23 2000, 7:05 PM EDT
 Att. 33,402 - Sunny - 54 F

livebaseballscorecards.com

AB	33
R	2
H	9
RBI	1
BB	5
SO	4
LOB	26



Batter	1	2	3	4	5	6	7	8	9	10	11	AB R H RBI BB SO LOB	TOP	
Shannon Stewart, R (1, 7) OBP: 0.376, SLG: 0.558	G1-3			L7		G4-3		FC1-5 2B		G1-3		5 0 1 0 0 0 0	Toronto Blue Jays @ Boston Red Sox Fenway Park, Boston, MA Wed May 24 2000, 7:05 PM EDT Att. 31,250 - Overcast - 58 F	
Craig Grebeck, R (1, 4) OBP: 0.431, SLG: 0.618	K			K			1B 2B 1B	FC1-5		FC6-4 1B		5 1 2 0 0 2 1		
Raul Mondesi, R (1, 9) OBP: 0.333, SLG: 0.526	K			1B			1B 2B SF9	K		FC6-4		5 1 2 0 0 2 2		
Carlos Delgado, L (1, 3) OBP: 0.422, SLG: 0.632		G6-3		G4-3			SF9 1B 2B		G6-3		G1-6-3	5 1 1 1 0 0 1		
Tony Batista, R (1, 5) OBP: 0.319, SLG: 0.532		G6-3			1B CS		SF9		P4		E6 FC6-4	4 0 1 1 0 0 0		
Marty Cordova, R (1, 10) OBP: 0.328, SLG: 0.375 Brad Fullmer, L (7, PH) OBP: 0.385, SLG: 0.547		F8		G6-3	1B SAFE		F7		1B BB		P4	2 0 0 0 0 0 1 2 0 0 0 1 0 2		
José Cruz Jr., S (1, 8) OBP: 0.319, SLG: 0.492				G3			1B		1B		FC6-4	5 0 3 1 0 0 1		
Alex Gonzalez, R (1, 6) OBP: 0.317, SLG: 0.368				G4-6-3		G5-3		K		F3		4 0 0 0 0 1 4		
Alberto Castillo, R (1, 2) OBP: 0.259, SLG: 0.286 Darrin Fletcher, L (8, PH) OBP: 0.372, SLG: 0.585				F9		G6-3		G6-3		G4-3		2 0 0 0 0 0 0 2 0 0 0 0 0 0		
Inning Stats	R: 0 H: 0 E: 0 K: 2 S: 9	R: 0 H: 0 E: 0 K: 0 S: 3	R: 0 H: 1 E: 0 K: 0 S: 6	R: 0 H: 1 E: 0 K: 1 S: 12	R: 0 H: 1 E: 0 K: 0 S: 6	R: 0 H: 0 E: 0 K: 0 S: 9	R: 3 H: 4 E: 0 K: 1 S: 16	R: 0 H: 1 E: 0 K: 1 S: 7	R: 0 H: 1 E: 0 K: 0 S: 11	R: 0 H: 1 E: 1 K: 0 S: 9	R: 0 H: 0 E: 1 K: 0 S: 8	1B: 8 SF: 1 2B: 2 SAC: 0 3B: 0 DP: 1 HR: 0 HBP: 0		WP: 0 PA: 43 PB: 0 SB: 0 CS: 1
PITCHER	IP WLS BF H R ER SO BB IBB HBP BLK WP HR S P ERA WHIP													
Jeff Fassero, L (1, 1) ERA: 3.4	6.0													
Rich Garces, R (7, 1) ERA: 1.96	1.0	B	4	1	0	0	1	0	0	0	0	0	0	
Derek Lowe, R (8, 1) ERA: 1.67	1.0		4	1	0	0	1	0	0	0	0	0	0	
Rheal Cormier, L (9, 1) ERA: 4.22	3.0	W	13	2	0	0	0	1	0	0	0	0	0	

AB	41
R	3
H	10
RBI	3
BB	1
SO	5
LOB	12



Batter	1	2	3	4	5	6	7	8	9	10	11	AB R H RBI BB SO LOB	BOTTOM															
Jose Offerman, S (1, 10) OBP: 0.328, SLG: 0.321 Manny Alexander, R (11, PR) OBP: 0.190, SLG: 0.268	1-3 	0-0 FC4-6 1-2f 2-3		1-2 G4-3 BB		4-2 G5-4-3 BB			2-3 		4-2 1B BB	4 0 0 0 2 2 2 0 1 0 0 0 0 0	Toronto Blue Jays @ Boston Red Sox Fenway Park, Boston, MA Wed May 24 2000, 7:05 PM EDT Att. 31,250 - Overcast - 58 F															
John Valentin, R (1, 5) OBP: 0.320, SLG: 0.435	4-2 BB FC3-6 BB	2-1 P6		4-1 BB		0-1 G5-4-3 1-2f		2-2 G6-3		0-0 P4	4 1 0 0 2 0 5																	
Trot Nixon, L (1, 9) OBP: 0.394, SLG: 0.550	4-0 FC3-6 BB 1-2 BB		1-3 	0-1 F9		0-1 G4-3		1-1 1B		2-2 1B	5 1 2 0 1 1 1																	
Brian Daubach, L (1, 3) OBP: 0.388, SLG: 0.588	4-2 FC3-6 BB 1-2 2-3 BB		1-3 	0-0 F7		1-3 		1-1 F9		1-0 	5 1 1 3 1 2 2																	
Carl Everett, S (1, 8) OBP: 0.404, SLG: 0.676	1-0 FC3-6 1-2f 2-3 3-H		4-2 BB 1B BB		0-1 L3		2-0 S HBP		0-0 F5		3 1 0 1 1 0 2																	
Troy O'Leary, L (1, 7) OBP: 0.283, SLG: 0.374	1-1 F9		4-2 1B 1-2 1B BB		1-1 G4-3		1-3 1-2 K		2-2 1B		4 1 1 0 1 1 3																	
Jeff Frye, R (1, 4) OBP: 0.296, SLG: 0.280		1-0 G6-3	1-1 1B 1-3 2-H 1B		0-3 		1-2 L4		1-0 P6		5 0 1 1 0 1 1																	
Jason Varitek, S (1, 2) OBP: 0.427, SLG: 0.450		0-1 FC4-6 1B 1-2 1B 3-H 1B	1-1 1-2 1B 3-H 1B		1-2 SH1-4 1B		2-0 F7		0-0 F9		5 0 3 1 0 0 1																	
Donnie Sadler, R (1, 6) OBP: 0.326, SLG: 0.476		0-0 FC4-6 1-2 1B	0-1 F2		0-0 SH1-4 1-2		1-1 G1-3		3-3 		4 0 1 0 0 1 2																	
Inning Stats	R: 1 H: 0 E: 0 LOB: 2 K: 1 BB: 3 S: 11 P: 26	R: 0 H: 2 E: 0 LOB: 2 K: 0 BB: 0 S: 7 P: 10	R: 2 H: 2 E: 0 LOB: 2 K: 2 BB: 2 S: 16 P: 28	R: 0 H: 0 E: 0 LOB: 1 K: 0 BB: 1 S: 7 P: 12	R: 0 H: 0 E: 0 LOB: 0 K: 1 BB: 0 S: 7 P: 8	R: 0 H: 1 E: 0 LOB: 1 K: 0 BB: 1 S: 8 P: 13	R: 0 H: 0 E: 0 LOB: 1 K: 2 BB: 0 S: 9 P: 13	R: 0 H: 0 E: 0 LOB: 0 K: 0 BB: 0 S: 6 P: 10	R: 0 H: 1 E: 0 LOB: 1 K: 1 BB: 0 S: 10 P: 16	R: 0 H: 1 E: 0 LOB: 1 K: 0 BB: 1 S: 6 P: 9	R: 3 H: 2 E: 0 LOB: 1 K: 1 BB: 1 S: 16 P: 26	1B: 8 SF: 0 2B: 0 SAC: 1 3B: 0 DP: 1 HR: 1 HBP: 1	WP: 0 PA: 49 PB: 0 SB: 1 CS: 0															
PITCHER	IP WLS BF H R ER SO BB IBB HBP BLK WP HR S P ERA WHIP												IP WLS BF H R ER SO BB IBB HBP BLK WP HR S P ERA WHIP															
Kelvim Escobar, R (1, 1) ERA: 5.04	6.0	29	5	3	3	4	7	0	0	0	0	0	0	56	97	4.50	2.000											
Pedro Borbon, L (7, 1) ERA: 5.29	1.0	4	0	0	0	2	0	0	1	0	0	0	0	9	13	0.00	0.000											
Paul Quantrill, R (8, 1) ERA: 3.81	2.0	7	1	0	0	1	0	0	0	0	0	0	0	16	26	0.00	0.500											
John Frascatore, R (10, 1) ERA: 7.71	1.2	L 9	3	3	3	1	1	0	0	0	0	0	1	22	35	16.20	2.400											

AB	39
R	6
H	9
RBI	6
BB	8
SO	8
LOB	19



Batter	1	2	3	4	5	6	7	8	9	AB	R	H	RBI	BB	SO	LOB	TOP										
Shannon Stewart, R (1, 7) OBP: 0.396, SLG: 0.626	0-1 F7		0-0 HR		4-2 1B S G5-4-3 BB		0-0 1B 2B	0-1 1B 3B		4	4	3	2	1	0	0											
Craig Grebeck, R (1, 4) OBP: 0.429, SLG: 0.600	3-2 P6		1-0 F7		3-1 G5-4-3 1B		0-0 1B 1B	0-3 K		5	1	2	0	0	1	1											
Raul Mondesi, R (1, 9) Dewayne Wise, L (7, 9) OBP: 0.332, SLG: 0.520 OBP: 0.150, SLG: 0.105	3-2 G5-3		2-3 K		1-0 G5-4-3		0-1 1B 2B 1B	2-2 F2		4	1	1	1	0	1	1											
Carlos Delgado, L (1, 3) OBP: 0.426, SLG: 0.648		2-2 G1-3		3-3 K		2-2 HR	0-1 2B 1B	0-2 FC5-4 1B		5	2	3	3	0	1	0											
Tony Batista, R (1, 5) OBP: 0.321, SLG: 0.533		2-1 F8		0-3 K		0-0 1B	2-1 G3-1 2B	0-1 FC5-4		5	0	2	2	0	1	1											
Todd Greene, R (1, 10) OBP: 0.250, SLG: 0.625		3-2 G6-3		0-0 HR		0-2 F2	0-3 K		1-2 F8	5	1	1	1	0	1	2											
Darrin Fletcher, L (1, 2) OBP: 0.380, SLG: 0.600			1-2 1B E 1B		0-2 FC6-4 1B		1-1 G1	0-1 G3-1		5	1	3	0	0	0	1											
José Cruz Jr., S (1, 8) OBP: 0.326, SLG: 0.492			2-0 E5 HR 1B		1-1 FC6-4 1B		2-3 K	4-0 BB		4	1	2	0	1	1	1											
Alex Gonzalez, R (1, 6) OBP: 0.310, SLG: 0.359			3-1 G4-3		2-1 FC6-4		0-0 F7	1-2 F7		4	0	0	0	0	0	5											
Inning Stats	R: 0 E: 0 K: 0 S: 12	H: 0 LOB: 0 BB: 0 P: 18	R: 0 E: 0 K: 0 S: 10	H: 0 LOB: 0 BB: 0 P: 17	R: 3 E: 1 K: 1 S: 11	H: 3 LOB: 0 BB: 0 P: 20	R: 1 E: 0 K: 2 S: 15	H: 3 LOB: 2 BB: 0 P: 21	R: 2 E: 0 K: 0 S: 13	H: 3 LOB: 1 BB: 1 P: 23	R: 0 E: 0 K: 1 S: 7	H: 0 LOB: 0 BB: 0 P: 10	R: 4 E: 0 K: 1 S: 16	H: 5 LOB: 2 BB: 1 P: 23	R: 1 E: 0 K: 1 S: 13	H: 2 LOB: 1 BB: 0 P: 15	R: 0 E: 0 K: 0 S: 8	H: 1 LOB: 0 BB: 0 P: 10	1B: 10 2B: 3 3B: 2 HR: 3	SF: 0 SAC: 0 DP: 2 HBP: 0	WP: 0 PB: 0 SB: 1 CS: 0	PA: 44					
PITCHER	IP	WLS	BF	H	R	ER	SO	BB	IBB	HBP	BLK	WP	HR	S	P	ERA	WHIP										
Pete Schourek, L (1, 1) ERA: 3.15	4.0	L	18	6	4	4	3	0	0	0	0	0	2	48	76	9.00	1.500										
49 Tim Wakefield, R (5, 1) ERA: 4.82	2.0		12	6	5	5	1	1	0	0	0	0	1	24	37	22.50	3.500										
John Wasdin, R (7, 1) ERA: 3.18	2.0		11	4	2	2	2	1	0	0	0	0	0	25	34	9.00	2.500										
Tim Young, L (9, 1) ERA:	1.0		3	1	0	0	0	0	0	0	0	0	0	8	10	0.00	1.000										

Toronto Blue Jays @ Boston Red Sox
 Fenway Park, Boston, MA
 Thu May 25 2000, 7:05 PM EDT
 Att. 32,716 - Sunny - 72 F

livebaseballscorecards.com

AB	42
R	11
H	17
RBI	9
BB	2
SO	6
LOB	13



Batter	1	2	3	4	5	6	7	8	9	AB	R	H	RBI	BB	SO	LOB	BOTTOM			
Darren Lewis, R (1, 7) OBP: 0.424, SLG: 0.475	0-0 G4-3		1-2 F8		0-0 1B 2B		2-2 1B 1B	2-1 L4		5	2	2	0	0	0	1	Toronto Blue Jays @ Boston Red Sox Fenway Park, Boston, MA Thu May 25 2000, 7:05 PM EDT Att. 32,716 - Sunny - 72 F			
Donnie Sadler, R (1, 9) OBP: 0.292, SLG: 0.426	1-2 G5-3		1-2 G6-3		0-3 K		0-3 K	1-1 G5-3		5	0	0	0	0	2	3				
Jeff Frye, R (1, 4) OBP: 0.339, SLG: 0.315	2-1 F9		4-1 BB		3-2 BB 1B		1-1 1B 1B		1-1 HR 1B	4	1	3	0	1	0	0				
Mike Stanley, R (1, 3) OBP: 0.356, SLG: 0.463		1-2 E9 F8 1B	0-0 F8		1-2 BB 1B		0-0 1B		3-2 F7	5	1	2	2	0	0	2				
Carl Everett, S (1, 8) OBP: 0.410, SLG: 0.693		0-1 F8		0-1 S 1B		4-1 BB BB		0-0 F7	0-1 HR	4	1	2	2	1	0	3				
Jason Varitek, S (1, 10) OBP: 0.419, SLG: 0.439		1-1 FC5 38 1B		0-3 K		0-3 K		1-0 F9	1-3 K	5	0	1	1	0	3	6				
38 Wilton Veras, R (1, 5) OBP: 0.336, SLG: 0.386		0-0 WP FC5 1B		0-0 F2		0-1 F8		1-0 2B 2B	1-0 G5-3	5	1	2	0	0	0	1				
Scott Hatteberg, L (1, 2) OBP: 0.294, SLG: 0.279		1-1 FC5 WP		2-1 G4-3		2-2 G3		1-2 2B		4	0	1	1	0	0	3				
Manny Alexander, R (1, 6) OBP: 0.178, SLG: 0.250		2-3 K		0-2 G6-3		0-3 K		2-1 F5		3	0	0	0	0	2	2				
Trot Nixon, L (8, PH) OBP: 0.392, SLG: 0.547		1-2 2-3 K								1	0	0	0	0	0	1				
Inning Stats	R: 0 E: 0 K: 0 S: 6	H: 0 LOB: 0 BB: 0 P: 9	R: 1 E: 1 K: 1 S: 15	H: 2 LOB: 2 BB: 0 P: 20	R: 0 E: 0 K: 0 S: 8	H: 1 LOB: 1 BB: 1 P: 10	R: 1 E: 0 K: 2 S: 19	H: 3 LOB: 3 BB: 1 P: 27	R: 0 E: 0 K: 1 S: 8	H: 0 LOB: 0 BB: 0 P: 10	R: 1 E: 0 K: 1 S: 11	H: 3 LOB: 2 BB: 0 P: 15	R: 1 E: 0 K: 0 S: 10	H: 2 LOB: 1 BB: 0 P: 17	R: 2 E: 0 K: 1 S: 12	H: 2 LOB: 0 BB: 0 P: 18	1B: 9 2B: 3 3B: 0 HR: 1	SF: 0 SAC: 0 DP: 0 HBP: 0	WP: 1 PB: 0 SB: 1 CS: 0	PA: 43

livebaseballscorecards.com

AB 41
R 6
H 13
RBI 6
BB 2
SO 7
LOB 22



PITCHER	IP	WLS	BF	H	R	ER	SO	BB	IBB	HBP	BLK	WP	HR	S	P	ERA	WHIP
David Wells, L (1, 1) ERA: 3.63	7.0	W	34	10	4	3	6	2	0	0	0	1	0	76	107	3.86	1.714
Paul Quantrill, R (8, 1) ERA: 4.18	2.0		9	3	2	2	1	0	0	0	0	0	1	21	33	9.00	1.500

Batter	1	2	3	4	5	6	7	8	9	AB R H RBI BB SO LOB	TOP
Jeff Frye, R (1, 4) OBP: 0.359, SLG: 0.345 	1-2 	4-2 		2-2 			1-2 		0-2 	4 0 2 0 1 0 0	
John Valentin, R (1, 5) OBP: 0.300, SLG: 0.393 	0-1 	1-3 		0-0 			1-3 		1-0 	5 1 1 0 0 2 3	
Trot Nixon, L (1, 9) OBP: 0.389, SLG: 0.539 	0-3 	3-3 		2-2 			1-2 			4 0 1 0 0 2 4	
Brian Daubach, L (1, 3) OBP: 0.379, SLG: 0.572 	0-0 		0-1 				0-1 		1-1 	4 1 0 0 0 0 4	
Carl Everett, S (1, 8) OBP: 0.406, SLG: 0.681 	1-1 		2-2 				3-1 		1-0 	4 0 1 2 0 0 2	
Troy O'Leary, L (1, 7) OBP: 0.294, SLG: 0.380 	4-0 		1-1 				1-1 		1-1 	3 1 2 0 1 0 0	
Mike Stanley, R (1, 10) OBP: 0.353, SLG: 0.480 	1-3 		0-0 				1-3 		1-1 	4 1 1 2 0 2 3	
Jason Varitek, S (1, 2) OBP: 0.421, SLG: 0.431 		4-2 	4-1 				0-0 		0-1 	2 0 0 0 2 0 1	
Donnie Sadler, R (1, 6) OBP: 0.275, SLG: 0.400 		0-0 	0-0 				2-2 		1-3 	3 0 0 0 0 1 1	
Inning Stats	R: 2 H: 3 E: 0 LOB: 2 K: 2 BB: 1 S: 14 P: 21	R: 0 H: 0 E: 0 LOB: 2 K: 2 BB: 2 S: 13 P: 25	R: 2 H: 2 E: 0 LOB: 1 K: 0 BB: 1 S: 10 P: 17	R: 0 H: 0 E: 0 LOB: 0 K: 0 BB: 0 S: 7 P: 11	R: 0 H: 0 E: 0 LOB: 0 K: 0 BB: 0 S: 6 P: 10	R: 0 H: 0 E: 0 LOB: 0 K: 1 BB: 0 S: 7 P: 10	R: 0 H: 2 E: 0 LOB: 2 K: 1 BB: 0 S: 12 P: 17	R: 0 H: 1 E: 0 LOB: 0 K: 0 BB: 0 S: 6 P: 8	R: 0 H: 0 E: 0 LOB: 0 K: 1 BB: 0 S: 7 P: 9	1B: 6 SF: 0 2B: 1 SAC: 1 3B: 0 DP: 1 HR: 1 HBP: 0	WP: 0 PA: 38 PB: 0 SB: 1 CS: 0
PITCHER David Cone, R (1, 1) ERA: 5.68 Allen Watson, L (8, 1) ERA: 4.5 Jeff Nelson, R (8, 1) ERA: 1.3	IP WLS BF H R ER SO BB IBB HBP BLK WP HR S P ERA WHIP 7.0 L 32 7 4 4 6 4 0 0 0 0 0 1 69 111 5.14 1.571 0.0 1 1 0 0 0 0 0 0 0 0 0 0 2 3 ∞ ∞ 2.0 5 0 0 0 0 1 0 0 0 0 0 0 11 14 0.00 0.000	PITCHER IP WLS BF H R ER SO BB IBB HBP BLK WP HR S P ERA WHIP									

Boston Red Sox @ New York Yankees
 Yankee Stadium, Bronx, NY
 Fri May 26 2000, 7:05 PM EDT
 Att. 54,470 - Sunny - 74 F

AB	33
R	4
H	8
RBI	4
BB	4
SO	7
LOB	18



Batter	1	2	3	4	5	6	7	8	9	AB	R	H	RBI	BB	SO	LOB
Ricky Ledee, L (1, 7) OBP: 0.323, SLG: 0.357	1-3 K		1-2 G3-1		0-0 1B			0-0 P6		4	0	1	0	0	1	0
Wilson Delgado, S (1, 6) OBP: 0.341, SLG: 0.389 Lance Johnson, L (8, PH) OBP: 0.300, SLG: 0.333 Alfonso Soriano, R (9, 6) OBP: 0.186, SLG: 0.357	0-1 G3-1		3-2 F7		0-0 P5			2-3 K		3	0	0	0	0	0	2
Paul O'Neill, L (1, 9) OBP: 0.366, SLG: 0.451	1-2 F8		1-2 G6-3		0-2 G3-1			2-2 2B		4	0	1	0	0	0	2
Bernie Williams, S (1, 8) OBP: 0.362, SLG: 0.551		0-0 2B 1B		2-2 F5		1-1 F8		1-3 K		4	0	1	0	0	1	1
Tino Martinez, L (1, 3) OBP: 0.339, SLG: 0.439		2-1 F8		0-1 F8		1-1 P4		2-2 F8		4	0	0	0	0	0	1
20 Jorge Posada, S (1, 10) OBP: 0.445, SLG: 0.614		1-1 1B		1-2 HBP		1-3 K		1-3 K		3	0	1	0	0	2	0
Scott Brosius, R (1, 5) OBP: 0.340, SLG: 0.359		3-2 F9		1-0 F8		2-1 G6-3		3-2 2B		4	0	1	0	0	0	3
Chris Turner, R (1, 2) OBP: 0.400, SLG: 0.444 Jim Leyritz, R (9, PH) OBP: 0.298, SLG: 0.268		1-3 K		1-2 1B 1B		2-3 K		2-1 G5-3		3	0	1	0	0	2	2
Clay Bellinger, R (1, 4) OBP: 0.267, SLG: 0.382			1-1 HR		0-1 1B		0-0 F9			1	0	0	0	0	0	0

Inning Stats	R: 0	H: 0	E: 0	K: 1	S: 8	R: 0	H: 2	E: 0	K: 1	S: 15	R: 1	H: 1	E: 0	K: 0	S: 15	R: 0	H: 0	E: 0	K: 0	S: 9	R: 0	H: 3	E: 0	K: 1	S: 10	R: 0	H: 0	E: 0	K: 1	S: 7	R: 0	H: 0	E: 0	K: 1	S: 7	R: 0	H: 1	E: 0	K: 2	S: 10	R: 0	H: 1	E: 0	K: 1	S: 12	1B: 5	2B: 2	3B: 0	HR: 1	SF: 0	SAC: 0	DP: 0	HBP: 1	WP: 0	PB: 0	SB: 0	CS: 0	PA: 35
--------------	------	------	------	------	------	------	------	------	------	-------	------	------	------	------	-------	------	------	------	------	------	------	------	------	------	-------	------	------	------	------	------	------	------	------	------	------	------	------	------	------	-------	------	------	------	------	-------	-------	-------	-------	-------	-------	--------	-------	--------	-------	-------	-------	-------	--------

PITCHER	IP	WLS	BF	H	R	ER	SO	BB	IBB	HBP	BLK	WP	HR	S	P	ERA	WHIP
Ramon Martinez, R (1, 1) ERA: 5.88	7.2	W	30	7	1	1	5	0	0	0	0	0	1	78	109	1.17	0.913
Rich Garces, R (8, 1) ERA: 1.93	0.1	H	1	0	0	0	1	0	0	0	0	0	0	3	4	0.00	0.000
Derek Lowe, R (9, 1) ERA: 1.61	1.0	S	4	1	0	0	1	0	0	0	0	0	0	12	20	0.00	1.000

BOTTOM

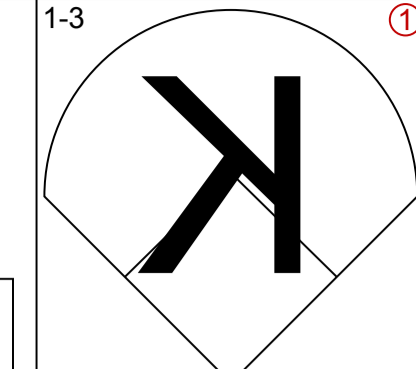
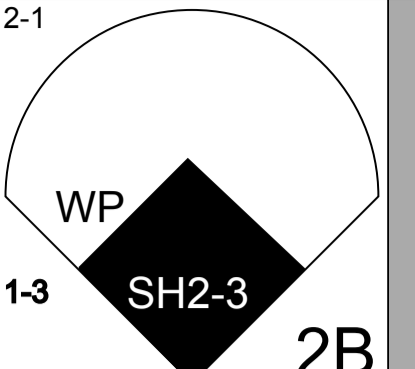
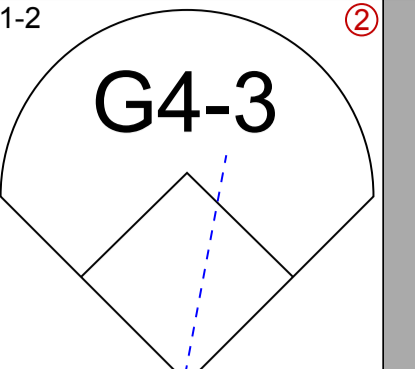
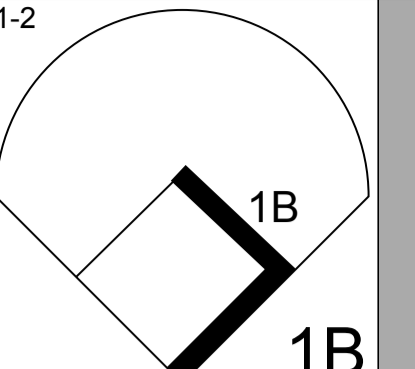
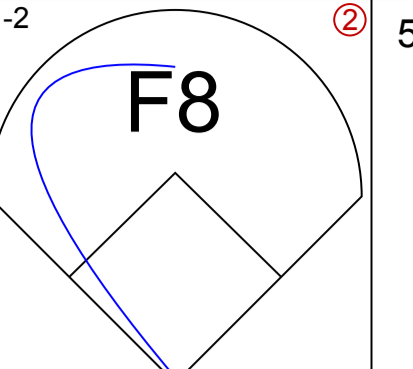
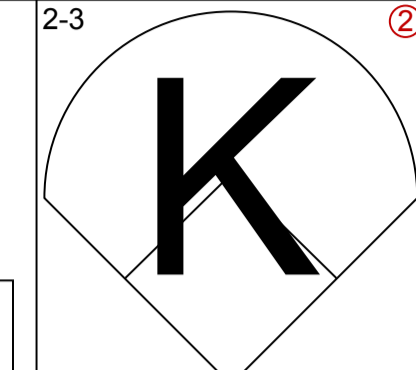
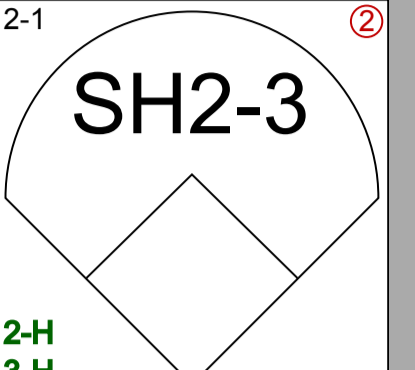
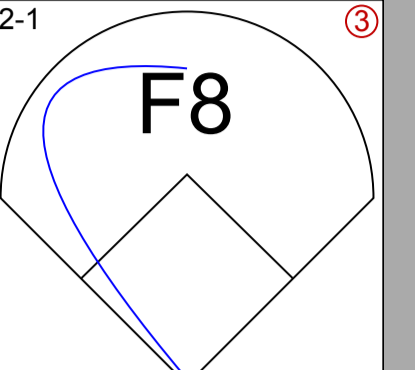
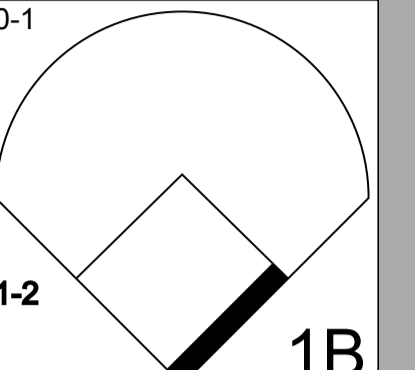
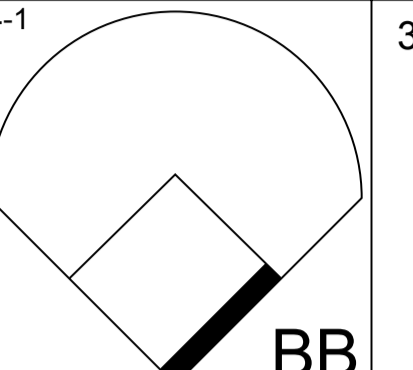
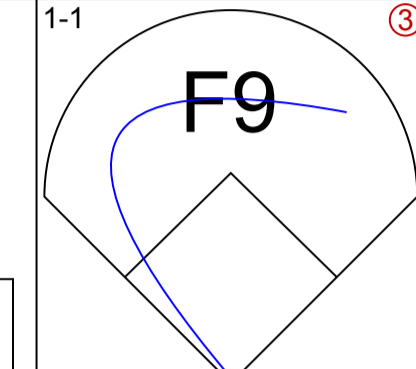
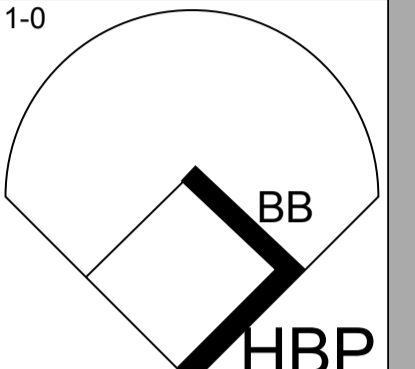
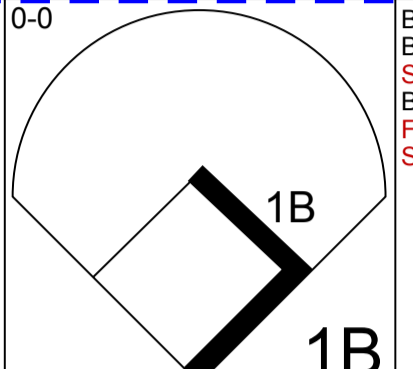
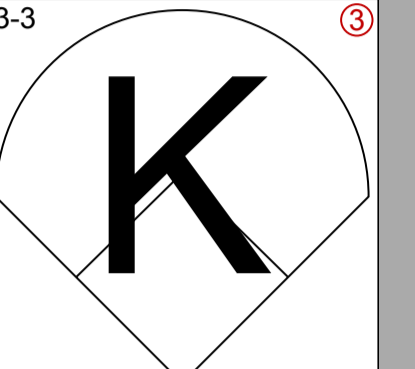
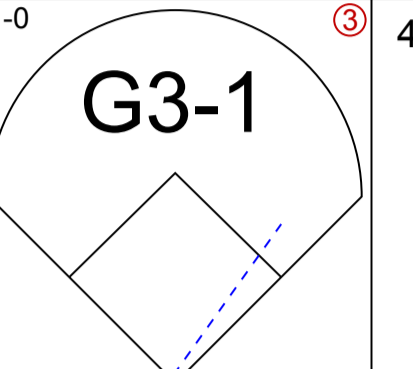
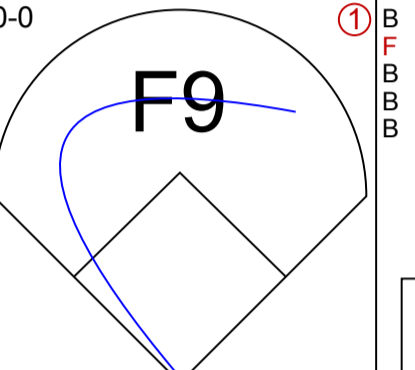
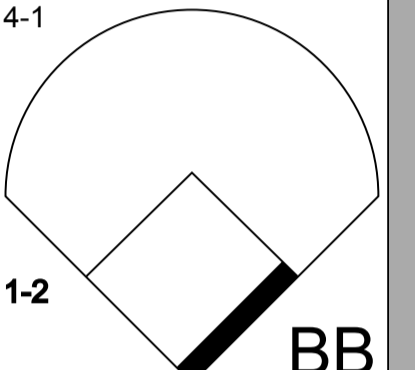
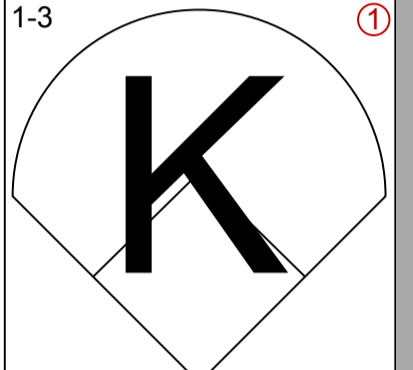
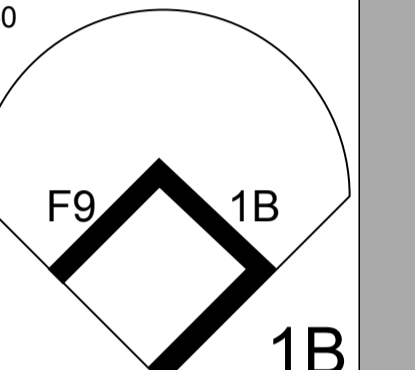
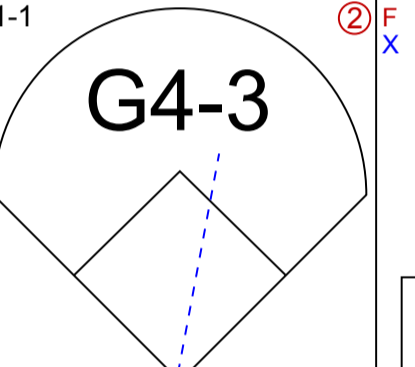
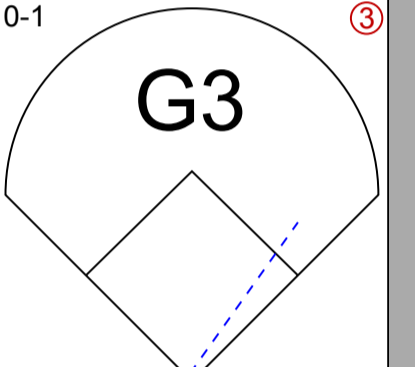
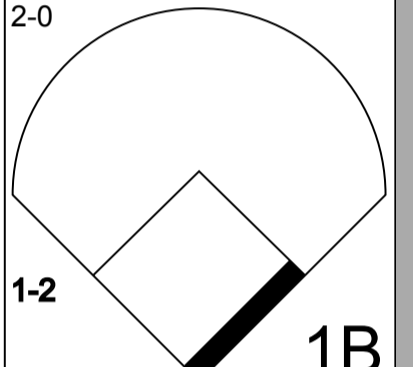
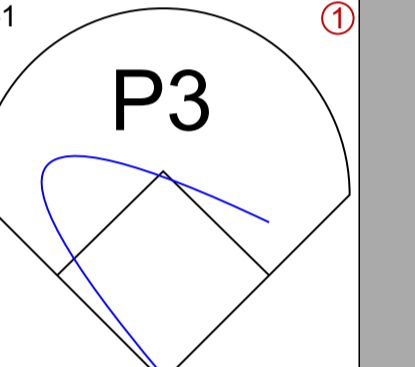
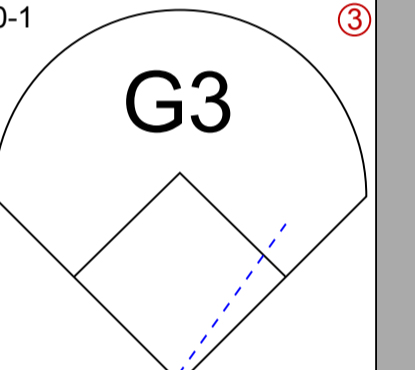
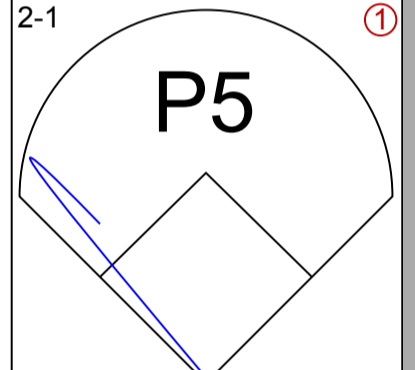
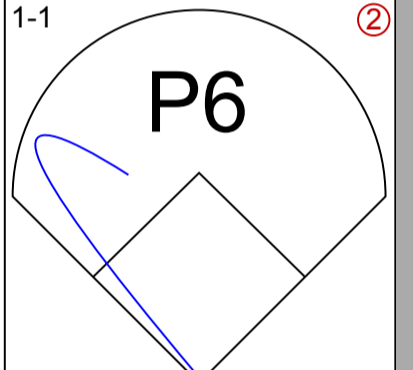
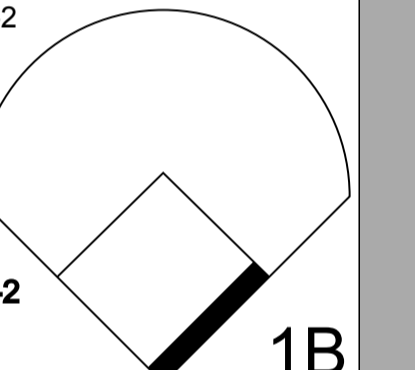
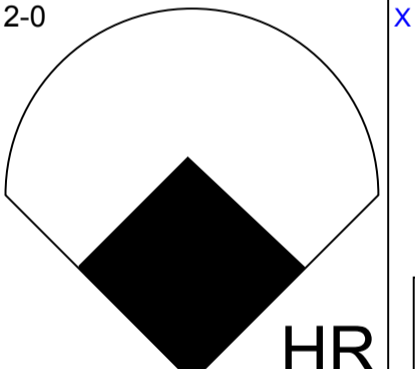
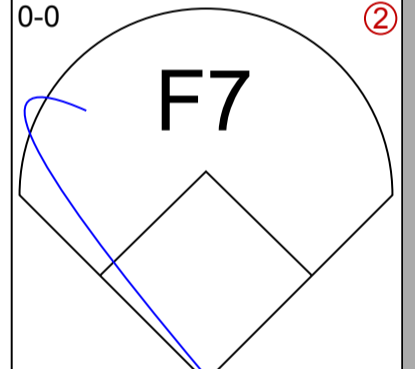
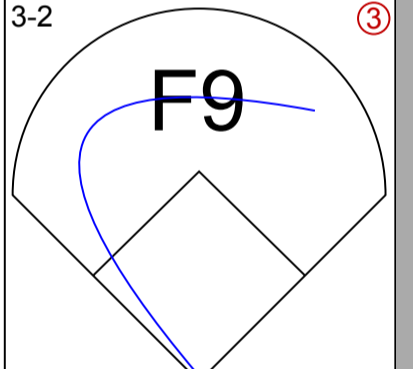
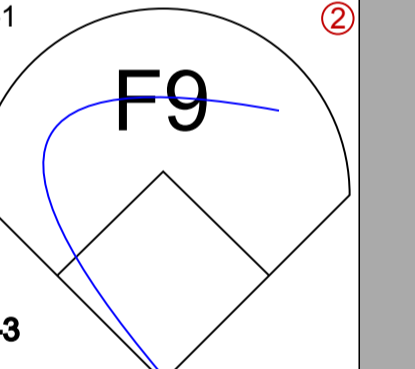
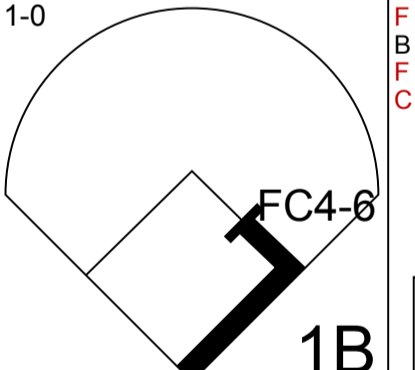
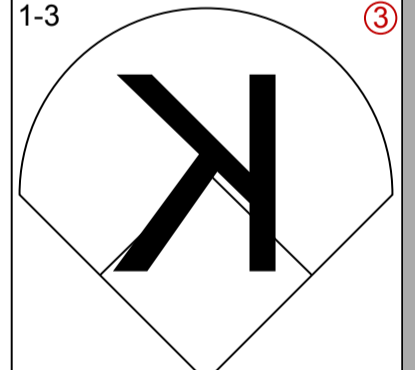
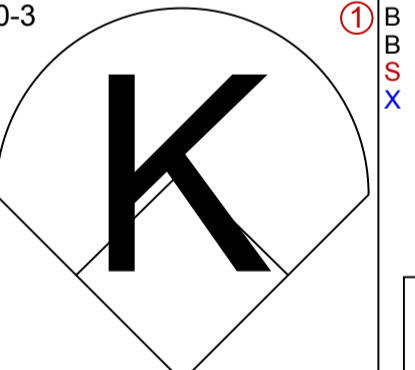
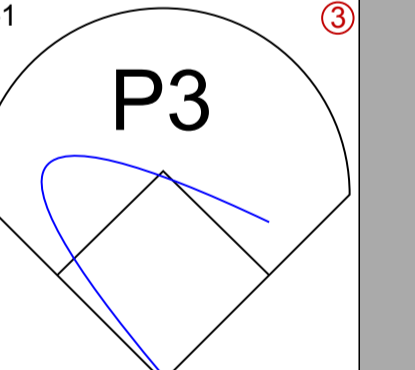
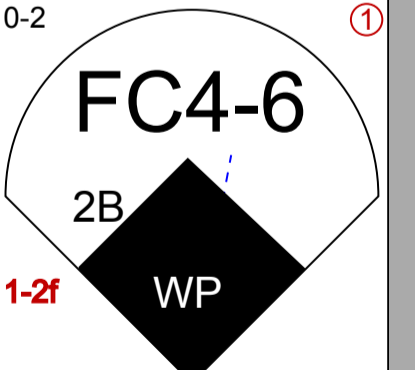
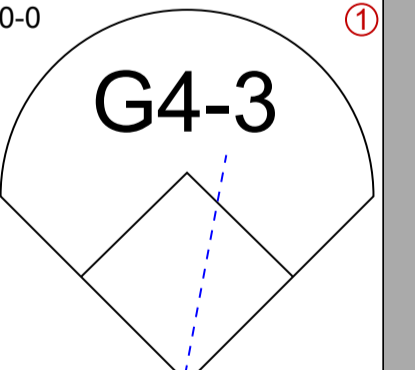
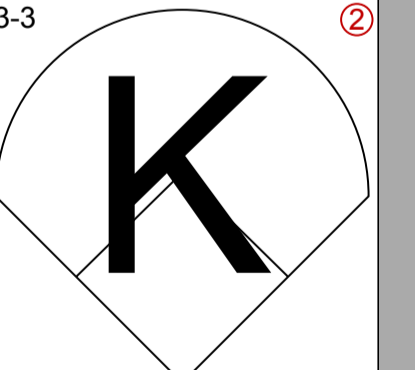
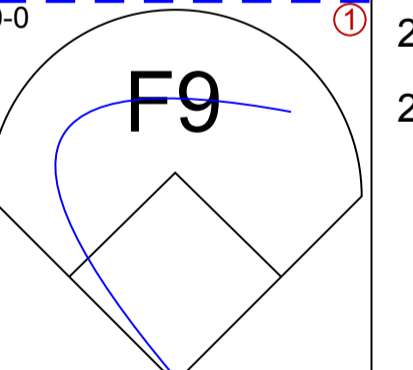
Boston Red Sox @ New York Yankees
 Yankee Stadium, Bronx, NY

Fri May 26 2000, 7:05 PM EDT
 Att: 54,470 - Sunny - 74 F

AB	34
R	1
H	8
RBI	1
BB	0
SO	7
LOB	12



PITCHER	IP	WLS	BF	H	R	ER	SO	BB	IBB	HBP	BLK	WP	HR	S	P	ERA	WHIP
---------	----	-----	----	---	---	----	----	----	-----	-----	-----	----	----	---	---	-----	------

Batter	1	2	3	4	5	6	7	8	9	AB R H RBI BB SO LOB	TOP																							
Jeff Frye, R (1, 4) OBP: 0.362, SLG: 0.365	1-3 		2-1 WP SH2-3 2B 		1-2 G4-3 		1-2 		1-2 F8 	5 1 2 0 0 1 0																								
Trot Nixon, L (1, 9) OBP: 0.391, SLG: 0.535	2-3 		2-1 SH2-3 		2-1 F8 		0-1 		4-1 	3 0 1 1 1 1 0																								
Brian Daubach, L (1, 3) OBP: 0.380, SLG: 0.564	1-1 F9 		1-0 BB HBP 			0-0 	3-3 K 		1-0 G3-1 	4 0 1 0 0 1 3																								
Nomar Garciaparra, R (1, 6) OBP: 0.400, SLG: 0.486		0-0 F9 	4-1 		1-3 K 		0-0 			3 0 1 0 1 1 1																								
Carl Everett, S (1, 10) OBP: 0.402, SLG: 0.669		1-1 G4-3 	0-1 G3 		2-0 		0-1 P3 			4 0 1 0 0 0 3																								
Troy O'Leary, L (1, 7) OBP: 0.293, SLG: 0.377		0-1 G3 		2-1 P5 		1-1 P6 		1-2 		4 0 1 0 0 0 2																								
John Valentin, R (1, 5) OBP: 0.294, SLG: 0.469			2-0 HR 	0-0 F7 		3-2 F9 		0-1 F9 		4 1 1 1 0 0 4																								
Jason Varitek, S (1, 2) OBP: 0.417, SLG: 0.425			1-0 FC4-6 1B 	1-3 K 			0-3 K 	2-1 P3 		4 0 1 0 0 2 2																								
Darren Lewis, R (1, 8) OBP: 0.412, SLG: 0.459			0-2 FC4-6 2B WP 		0-0 G4-3 		3-3 K 		0-0 F9 	2 1 0 0 0 0 1 2 0 0 0 0 1 0																								
Donnie Sadler, R (6, 8) OBP: 0.264, SLG: 0.385																																		
Inning Stats	R: 0 H: 0 E: 0 LOB: 0 K: 2 BB: 0 S: 8 P: 12	R: 0 H: 0 E: 0 LOB: 0 K: 0 BB: 0 S: 5 P: 6	R: 3 H: 3 E: 0 LOB: 2 K: 0 BB: 1 S: 12 P: 24	R: 0 H: 0 E: 0 LOB: 0 K: 1 BB: 0 S: 6 P: 9	R: 0 H: 0 E: 0 LOB: 0 K: 0 BB: 0 S: 6 P: 9	R: 0 H: 2 E: 0 LOB: 2 K: 1 BB: 0 S: 10 P: 17	R: 0 H: 2 E: 0 LOB: 2 K: 3 BB: 0 S: 18 P: 25	R: 0 H: 2 E: 0 LOB: 2 K: 0 BB: 0 S: 10 P: 13	R: 0 H: 0 E: 0 LOB: 1 K: 0 BB: 1 S: 8 P: 14	1B: 7 SF: 0 2B: 1 SAC: 1 3B: 0 DP: 0 HR: 1 HBP: 1	WP: 1 PA: 39 PB: 0 SB: 0 CS: 0																							
PITCHER	IP WLS BF H R ER SO BB IBB HBP BLK WP HR S P ERA WHIP											PITCHER	IP WLS BF H R ER SO BB IBB HBP BLK WP HR S P ERA WHIP																					
Jason Grimsley, R (1, 1) ERA: 2.45	5.0																																	
Mike Stanton, L (6, 1) ERA: 2.61	3.0	W	15	6	0	0	4	0	0	0	0	0	38	55	0.00	2.000																		
42 Mariano Rivera, R (9, 1) ERA: 3.74	1.0		4	0	0	0	0	1	0	0	0	0	8	14	0.00	1.000																		

Boston Red Sox @ New York Yankees
Yankee Stadium, Bronx, NY
Sat May 27 2000, 1:05 PM EDT
Att. 55,671 - Cloudy - 66 F

livebaseballscorecards.com

AB	35
R	3
H	9
RBI	2
BB	2
SO	7
LOB	16



Batter	1	2	3	4	5	6	7	8	9
Ricky Ledee, L (1, 7) OBP: 0.333, SLG: 0.381	0-1 F9		2-1 1B HBP		0-0 HR	4-2 2 1B 1-2 HR BB		0-1 G6-4-3	
2 Derek Jeter, R (1, 6) OBP: 0.354, SLG: 0.422	0-1 F7		0-0 HBP 1B		2-0 S G3 1B	0-0 1-3 2-H HR 1B			
Paul O'Neill, L (1, 9) OBP: 0.369, SLG: 0.469 Lance Johnson, L (9, 9) OBP: 0.300, SLG: 0.333	2-1 G3		2-2 HBP 1B		2-1 G3	2-2 1-H 3-H HR			
Bernie Williams, S (1, 8) OBP: 0.365, SLG: 0.547		2-0 S 1B	1-2 1B		3-3 K	2-3 K			
Tino Martinez, L (1, 3) OBP: 0.332, SLG: 0.429		2-2 F7	0-0 G4-3		1-1 L7		1-1 F2		
20 Jorge Posada, S (1, 2) OBP: 0.446, SLG: 0.631		1-1 F7		1-3 K		1-0 HR	1-1 L9-3 1B		
Shane Spencer, R (1, 10) OBP: 0.299, SLG: 0.471		1-3 K		2-2 HR		3-2 G6-3	1-2 L9-3		
Scott Brosius, R (1, 5) OBP: 0.327, SLG: 0.344			1-1 G2-3	0-0 F7		2-1 G5-3	1-0 G5-3		
Clay Bellinger, R (1, 4) OBP: 0.281, SLG: 0.379			3-2 F9	2-0 G6-3		1-1 S 2 1B 1B	4-2 G6-4-3 BB		

Inning Stats	R: 0 E: 0 K: 0 S: 6	H: 0 LOB: 0 BB: 0 P: 8	R: 0 E: 0 K: 1 S: 12	H: 1 LOB: 1 BB: 0 P: 18	R: 1 E: 0 K: 0 S: 15	H: 2 LOB: 3 BB: 0 P: 24	R: 1 E: 0 K: 1 S: 8	H: 1 LOB: 0 BB: 0 P: 13	R: 1 E: 0 K: 1 S: 9	H: 2 LOB: 1 BB: 0 P: 17	R: 5 E: 0 K: 1 S: 23	H: 4 LOB: 0 BB: 1 P: 38	R: 0 E: 0 K: 0 S: 7	H: 1 LOB: 0 BB: 0 P: 10	R: 0 E: 0 K: 0 S: 5	H: 0 LOB: 0 BB: 1 P: 10
--------------	------------------------------	---------------------------------	-------------------------------	----------------------------------	-------------------------------	----------------------------------	------------------------------	----------------------------------	------------------------------	----------------------------------	-------------------------------	----------------------------------	------------------------------	----------------------------------	------------------------------	----------------------------------

AB	R	H	RBI	BB	SO	LOB
3	3	1	1	1	0	1
4	1	3	1	0	0	0
4	1	2	4	0	0	1
0	0	0	0	0	0	0
3	0	1	0	0	2	1
4	0	0	0	0	0	5
4	1	2	1	0	1	1
4	1	1	1	0	1	2
4	0	0	0	0	0	0
3	1	1	0	1	0	0

BOTTOM

Boston Red Sox @ New York Yankees
 Yankee Stadium, Bronx, NY

Sat May 27 2000, 1:05 PM EDT
 Att. 55,671 - Cloudy - 66 F

livebaseballscorecards.com

AB	33
R	8
H	11
RBI	8
BB	2
SO	4
LOB	11



PITCHER	IP	WLS	BF	H	R	ER	SO	BB	IBB	HBP	BLK	WP	HR	S	P	ERA	WHIP
Brian Rose, R (1, 1) ERA: 5.91	4.0		20	6	3	3	2	0	0	0	0	0	2	43	67	6.75	1.500
Rheal Cormier, L (5, 1) ERA: 4.03	1.0		3	0	0	0	1	0	0	0	0	0	0	7	13	0.00	0.000
John Wasdin, R (6, 1) ERA: 4.63	0.2	L	6	3	4	4	0	1	0	0	0	0	1	15	26	54.00	6.000
Tim Young, L (6, 1) ERA: 1.35	1.1		5	2	1	1	1	0	0	0	0	0	1	15	22	6.75	1.500
49 Tim Wakefield, R (8, 1) ERA: 4.7	1.0		3	0	0	0	0	1	0	0	0	0	0	5	10	0.00	1.000

Batter	1	2	3	4	5	6	7	8	9	AB R H RBI BB SO LOB	TOP	
Jeff Frye, R (1, 4) OBP: 0.356, SLG: 0.358 BB C C C F X	2-2 G1-3 			2-3 K 			1-1 G1-3 		0-1 HR 1B	4 1 1 0 0 1 0		
Trot Nixon, L (1, 9) OBP: 0.393, SLG: 0.565 C C C C B B X	3-3 K 			1-3 K 			1-1 3B		2-1 HR 1-H	4 1 2 2 0 2 0		
Brian Daubach, L (1, 10) OBP: 0.372, SLG: 0.550 X	0-0 P6 			1-0 G2-3 			2-3 K 		1-1 G4-3 	4 0 0 0 0 1 1		
Nomar Garciaparra, R (1, 6) OBP: 0.390, SLG: 0.473 S C C			0-3 K 			2-3 K 				3 0 0 0 0 3 1		
Carl Everett, S (1, 8) OBP: 0.401, SLG: 0.662 B X			1-0 1B			2-3 K 		3-3 K 		3 0 1 0 0 2 0		
Mike Stanley, R (1, 3) OBP: 0.346, SLG: 0.469 1 SAFE C B B F S			1-3 K 1-2			2-2 F8 		3-1 P6 		3 0 0 0 0 1 1		
Troy O'Leary, L (1, 7) OBP: 0.286, SLG: 0.370 S B B B X			3-2 F9 			2-3 K 		3-2 P6 		3 0 0 0 0 1 0		
John Valentin, R (1, 5) OBP: 0.297, SLG: 0.457 B B C B X			3-1 G6-3 			0-1 CS 1B		2-1 G4-3 		3 0 1 0 0 0 0		
Jason Varitek, S (1, 2) OBP: 0.408, SLG: 0.415 S B B B B C			3-3 K 			1-3 1-2		0-0 B1-3 		3 0 0 0 0 2 1		
Inning Stats	R: 0 H: 0 E: 0 LOB: 0 K: 1 BB: 0 S: 7 P: 12	R: 0 H: 1 E: 0 LOB: 0 K: 2 BB: 0 S: 7 P: 9	R: 0 H: 0 E: 0 LOB: 0 K: 1 BB: 0 S: 10 P: 19	R: 0 H: 0 E: 0 LOB: 0 K: 2 BB: 0 S: 7 P: 11	R: 0 H: 0 E: 0 LOB: 0 K: 2 BB: 0 S: 11 P: 17	R: 0 H: 1 E: 0 LOB: 0 K: 2 BB: 0 S: 8 P: 11	R: 0 H: 1 E: 0 LOB: 1 K: 2 BB: 0 S: 10 P: 17	R: 0 H: 0 E: 0 LOB: 0 K: 1 BB: 0 S: 8 P: 17	R: 2 H: 2 E: 0 LOB: 0 K: 0 BB: 0 S: 9 P: 14	1B: 3 SF: 0 2B: 0 SAC: 0 3B: 1 DP: 0 HR: 1 HBP: 0	WP: 0 PA: 30 PB: 0 SB: 0 CS: 1	
PITCHER Roger Clemens, R (1, 1) ERA: 3.97	IP 9.0 WLS L BF 30 H 5 R 2 ER 2 SO 13 BB 0 IBB 0 HBP 0 BLK 0 WP 0 HR 1 S 77 P 127 ERA 2.00 WHIP 0.556											PITCHER IP WLS BF H R ER SO BB IBB HBP BLK WP HR S P ERA WHIP

Boston Red Sox @ New York Yankees
 Yankee Stadium, Bronx, NY
 Sun May 28 2000, 8:05 PM EDT
 Att. 55,339 - Sunny - 62 F

livebaseballscorecards.com

AB	30
R	2
H	5
RBI	2
BB	0
SO	13
LOB	4



Batter	1	2	3	4	5	6	7	8	9	AB	R	H	RBI	BB	SO	LOB																		
Chuck Knoblauch, R OBP: 0.318, SLG: 0.345 (1, 4) C X	0-1 F3 ①		2-2 L8 ③			1-2 L3 ①			1-2 F9 2 1B HBP	3	0	0	0	0	0	1																		
2 Derek Jeter, R OBP: 0.365, SLG: 0.439 (1, 6) F F F X	0-2 G6-4-3 1B				0-1 2B	2-3 K ②			0-1 20 S 1B	4	0	3	0	0	1	0																		
Paul O'Neill, L OBP: 0.362, SLG: 0.459 (1, 9) B F B X	2-1 G6-4-3 1-2f				1-3 K ①	1-3 K ③			0-3 K ①	4	0	0	0	0	3	4																		
Bernie Williams, S OBP: 0.358, SLG: 0.536 (1, 8) X		0-0 P6 ①			1-1 P5 ②			0-0 F8 ①	0-1 F9 ②	4	0	0	0	0	0	3																		
20 Jorge Posada, S OBP: 0.442, SLG: 0.618 (1, 2) C B C C		1-3 K ②			3-3 K ③			1-1 G4-3 ②	2-2 HBP	3	0	0	0	0	2	1																		
Tino Martinez, L OBP: 0.324, SLG: 0.419 (1, 3) B X		1-0 F8 ③			3-1 F8 ①			1-0 F9 ③	0-1 G4-3 ③	4	0	0	0	0	0	3																		
Shane Spencer, R OBP: 0.299, SLG: 0.465 (1, 10) C B B C C			4-2 BB		0-1 F8 ②			1-3 K ①		2	0	0	0	1	1	0																		
Ricky Ledee, L OBP: 0.333, SLG: 0.380 (1, 7) C B F C			1-3 K ①			2-2 S 1B			3-2 F7 ②	3	0	1	0	0	1	1																		
Scott Brosius, R OBP: 0.319, SLG: 0.333 (1, 5) C B B X			2-2 P3 ②			1-2 P4 ③			2-3 K ③	3	0	0	0	0	1	2																		
Inning Stats	R: 0 E: 0 K: 0 S: 8	H: 1 LOB: 0 BB: 0 P: 10	R: 0 E: 0 K: 1 S: 5	H: 0 LOB: 0 BB: 0 P: 7	R: 0 E: 0 K: 1 S: 15	H: 0 LOB: 1 BB: 1 P: 24	R: 0 E: 0 K: 2 S: 11	H: 1 LOB: 1 BB: 0 P: 16	R: 0 E: 0 K: 0 S: 10	H: 0 LOB: 0 BB: 0 P: 14	R: 0 E: 0 K: 0 S: 4	H: 0 LOB: 0 BB: 0 P: 6	R: 0 E: 0 K: 2 S: 11	H: 0 LOB: 0 BB: 0 P: 17	R: 0 E: 0 K: 1 S: 15	H: 1 LOB: 3 BB: 0 P: 18	1B: 3 2B: 1 3B: 0 HR: 0	SF: 0 SAC: 0 DP: 1 HBP: 2	WP: 0 PB: 0 SB: 2 CS: 0	PA: 33														
PITCHER Pedro Martinez, R ERA: 1.05 (1, 1)	IP 9.0	WLS W	BF 33	H 4	R 0	ER 0	SO 9	BB 1	IBB 0	HBP 2	BLK 0	WP 0	HR 0	S 89	P 128	ERA 0.00	WHIP 0.556																	
																	PITCHER	IP	WLS	BF	H	R	ER	SO	BB	IBB	HBP	BLK	WP	HR	S	P	ERA	WHIP

BOTTOM

Boston Red Sox @ New York Yankees
Yankee Stadium, Bronx, NY
Sun May 28 2000, 8:05 PM EDT
Att. 55,339 - Sunny - 62 F

livebaseballscorecards.com

AB	30
R	0
H	4
RBI	0
BB	1
SO	9
LOB	15



Batter	1	2	3	4	5	6	7	8	9	AB R H RBI BB SO LOB	TOP											
Johnny Damon, L (1, 7) OBP: 0.319, SLG: 0.378	0-2 G6-3		1-0 G5-4-3 1B			1-1 F9	0-1 F9			4 0 1 0 0 0 2	Kansas City Royals @ Boston Red Sox Fenway Park, Boston, MA Tue May 30 2000, 7:05 PM EDT Att. 31,861 - Sunny - 59 F											
Carlos Febles, R (1, 4) OBP: 0.361, SLG: 0.369	3-2 29 CS 1B		0-1 G5-4-3			1-0 29 2B G6-3 1B		2-1 F9		4 1 2 0 0 0 1												
29 Mike Sweeney, R (1, 10) OBP: 0.401, SLG: 0.572	1-2 SAFE 1-2 HBP		0-0 G6-3			0-2 1-3 2B		0-2 G4-3		3 0 1 0 0 0 0												
Jermaine Dye, R (1, 9) OBP: 0.413, SLG: 0.674	0-0 F8			1-2 G1-3		1-1 G6-3		1-3 K		4 0 0 1 0 1 2												
Carlos Beltrán, S (1, 8) OBP: 0.318, SLG: 0.388		3-1 2B FC6-4 1B		1-1 G6-3		3-3 K		0-0 L4		4 1 1 0 0 1 1												
Joe Randa, R (1, 5) OBP: 0.373, SLG: 0.486		0-0 FC6-4 1-3 2B		1-3 K			1-2 G4-3		2-3 K	4 0 1 0 0 2 0												
Dave McCarty, R (1, 3) OBP: 0.377, SLG: 0.652		4-2 FC6-4 BB			1-3 K		0-1 1B 1B		0-3 K	3 0 1 0 1 2 0												
Brian Johnson, R (1, 2) OBP: 0.238, SLG: 0.354		3-2 FC6-4 G4-6-3 1-2f 2-3 3-H			0-0 G5-3		2-3 K			3 0 0 1 0 1 3												
Rey Sanchez, R (1, 6) OBP: 0.270, SLG: 0.318		0-0 G4-6-3 1-2f			3-1 G6-3		2-0 1-2 1B			3 0 1 0 0 0 2												
Inning Stats	R: 0 E: 0 K: 0 S: 11	H: 1 LOB: 1 BB: 0 P: 15	R: 1 E: 0 K: 0 S: 9	H: 2 LOB: 1 BB: 1 P: 19	R: 0 E: 0 K: 0 S: 4	H: 1 LOB: 0 BB: 0 P: 5	R: 0 E: 0 K: 1 S: 9	H: 0 LOB: 0 BB: 0 P: 12	R: 0 E: 0 K: 1 S: 6	H: 0 LOB: 0 BB: 0 P: 10	R: 1 E: 0 K: 1 S: 11	H: 2 LOB: 1 BB: 0 P: 17	R: 0 E: 0 K: 1 S: 14	H: 2 LOB: 2 BB: 0 P: 19	R: 0 E: 0 K: 1 S: 8	H: 0 LOB: 0 BB: 0 P: 11	R: 0 E: 0 K: 2 S: 7	H: 0 LOB: 0 BB: 0 P: 9	1B: 6 2B: 2 3B: 0 HR: 0	SF: 0 SAC: 0 DP: 2 HBP: 1	WP: 0 PB: 0 SB: 0 CS: 1	PA: 34
PITCHER	IP WLS BF H R ER SO BB IBB HBP BLK WP HR S P ERA WHIP																					
Jeff Fassero, L (1, 1) ERA: 3.32	6.2 W 27 8 2 2 4 1 0 1 0 0 0 62 95 2.70 1.350																					
Rich Garcés, R (7, 1) ERA: 1.75	2.1 7 0 0 0 3 0 0 0 0 0 0 17 22 0.00 0.000																					

livebaseballscorecards.com

AB	32
R	2
H	8
RBI	2
BB	1
SO	7
LOB	11



Batter	1	2	3	4	5	6	7	8	9
Jeff Frye, R <small>OBP: 0.372, SLG: 0.357</small> (1, 4)	4-2 HR BB	1-2 1B	4-2 BB		2-3 K		2-1 F8		
Trot Nixon, L <small>OBP: 0.394, SLG: 0.576</small> (1, 9)	3-1 HR 1-H	0-1 G3	0-1 F2			4-1 1B BB		3-2 F8	
Brian Daubach, L <small>OBP: 0.372, SLG: 0.552</small> (1, 3)	3-2 F8		3-1 F8	2-2 1B FC5-4 2B		0-0 BB 1B 1B		1-3 K	
Nomar Garciaparra, R <small>OBP: 0.406, SLG: 0.482</small> Donnie Sadler, R <small>OBP: 0.264, SLG: 0.385</small> (1, 6) (9, 6)	1-1 FC3-6 1B		4-1 HR S BB	0-1 FC5-4 1B		0-1 BB 1B 1B		3-2 P6	
Carl Everett, S <small>OBP: 0.398, SLG: 0.671</small> (1, 8)	1-0 FC3-6 1-2f		2-1 HR 1-H	1-3 K		0-3 K			
Mike Stanley, R <small>OBP: 0.350, SLG: 0.489</small> (1, 10)	3-3 K		2-2 HR	1-1 FC5-4 FC3-6 1-2f 3-H		4-1 G4-6-3 BB 1-2 2-3			
Troy O'Leary, L <small>OBP: 0.293, SLG: 0.369</small> (1, 7)		0-0 G6-3 38 1B	4-1 2B WP BB	0-2 FC3-6 1-2f		0-1 G4-6-3 1-2f			
John Valentin, R <small>OBP: 0.297, SLG: 0.457</small> 38 Wilton Veras, R <small>OBP: 0.324, SLG: 0.371</small> (1, 5) (2, 5)		1-1 G6-3 1-2f	0-1 P6		2-2 G5-3		2-1 G6-3		
Jason Varitek, S <small>OBP: 0.411, SLG: 0.425</small> (1, 2)		1-2 1B 1B	2-1 WP 1-3 2B		0-0 F9		1-0 G4-3		

AB	R	H	RBI	BB	SO	LOB
3	1	1	0	2	1	0
4	2	1	2	1	0	4
5	1	2	0	0	1	0
4	1	3	1	1	0	0
0	0	0	0	0	0	0
4	1	1	2	0	2	5
3	1	1	2	1	1	2
3	1	1	0	1	0	4
0	0	0	0	0	0	0
4	0	0	0	0	0	2
4	0	2	0	0	0	0

BOTTOM	
AB 34 R 8 H 12 RBI 7 BB 6 SO 5 LOB 17	
WP: 1 PB: 0 SB: 1 CS: 0	PA: 40

Kansas City Royals @ Boston Red Sox
 Fenway Park, Boston, MA
 Tue May 30 2000, 7:05 PM EDT
 Att. 31,861 - Sunny - 59 F

Inning Stats		R	H	E	K	S	Hitting		Pitching		Pitcher		Pitcher	
		2	2	0	1	14	0	3	0	14	1	2	0	12
Jeff Suppan, R <small>ERA: 5.25</small> (1, 1)		2.2	WLS: 2	BF: 19	H: 8	R: 6	ER: 6	SO: 1	BB: 4	IBB: 0	HBP: 0	BLK: 0	WP: 1	HR: 3
Jason Rakers, R <small>ERA: 7.58</small> (3, 1)		2.1	WLS: 9	BF: 2	H: 1	R: 1	ER: 2	SO: 0	BB: 0	IBB: 0	HBP: 0	BLK: 0	WP: 0	HR: 0
Dan Reichert, R <small>ERA: 4.86</small> (6, 1)		2.0	WLS: 9	BF: 2	H: 1	R: 1	ER: 1	SO: 1	BB: 2	IBB: 0	HBP: 0	BLK: 0	WP: 0	HR: 0
Jerry Spradlin, R <small>ERA: 3.16</small> (8, 1)		1.0	WLS: 3	BF: 0	H: 0	R: 0	ER: 0	SO: 1	BB: 0	IBB: 0	HBP: 0	BLK: 0	WP: 0	HR: 0

ERA	WHIP
20.25	4.500
3.86	0.857
4.50	2.000
0.00	0.000

Batter	1	2	3	4	5	6	7	8	9	AB R H RBI BB SO LOB	TOP											
Johnny Damon, L (1, 7) OBP: 0.325, SLG: 0.398	0-2 G6-3	2-2 WP 2B			2-0 29 2B 1B	0-2 29 1B 3B	0-3 K			5 3 3 2 0 1 2												
Carlos Febles, R (1, 4) OBP: 0.353, SLG: 0.359	2-1 G5-3	3-2 G4-3			0-1 F9	1-1 L6		0-0 F9		5 0 0 0 0 0 2												
29 Mike Sweeney, R (1, 3) OBP: 0.410, SLG: 0.583	2-1 1B				3-2 1B 2B	1-0 1B 1B		0-0 2B 1B		5 1 4 2 0 1 0												
Jermaine Dye, R (1, 9) OBP: 0.418, SLG: 0.678	2-2 P3				2-1 1B PB 1B	0-0 1-3 1B		3-1 1-3 2B		5 1 3 1 0 0 1												
Carlos Beltrán, S (1, 8) OBP: 0.320, SLG: 0.388		0-2 G5-3			1-0 PB BB G5-3 1B	2-3 K		1-3 K		5 1 2 0 0 2 4												
Joe Randa, R (1, 5) OBP: 0.373, SLG: 0.481		3-2 F9			4-1 PB BB		2-2 FC6-4 BB 1B		0-0 G4-3	4 0 1 0 1 0 3												
Dave McCarty, R (1, 10) OBP: 0.366, SLG: 0.662		3-0 HR			0-1 F9	1-2 G5-3		0-0 L6		2-2 P4	5 1 1 2 0 0 2											
Gregg Zaun, S (1, 2) OBP: 0.417, SLG: 0.450		4-2 S BB 2B BB			1-0 F8	0-2 F7		4-2 FC6-4 BB		1-3 K	3 1 0 0 2 1 1											
Rey Sanchez, R (1, 6) OBP: 0.268, SLG: 0.310		4-2 F BB 2B BB			2-2 G6-3		0-0 G6-3		0-0 FC6-4	1-1 G6-3	4 1 0 0 1 0 2											
Inning Stats	R: 0 E: 0 K: 0 S: 11	H: 1 LOB: 1 BB: 0 P: 17	R: 4 E: 0 K: 0 S: 26	H: 2 LOB: 0 BB: 2 P: 45	R: 0 E: 0 K: 1 S: 9	H: 1 LOB: 1 BB: 0 P: 11	R: 0 E: 0 K: 0 S: 6	H: 0 LOB: 0 BB: 0 P: 9	R: 4 E: 0 K: 0 S: 19	H: 4 LOB: 1 BB: 1 P: 32	R: 1 E: 0 K: 1 S: 15	H: 3 LOB: 2 BB: 0 P: 19	R: 0 E: 0 K: 1 S: 10	H: 1 LOB: 2 BB: 1 P: 16	R: 0 E: 0 K: 1 S: 8	H: 2 LOB: 2 BB: 0 P: 12	R: 0 E: 0 K: 1 S: 9	H: 0 LOB: 0 BB: 0 P: 13	1B: 9 2B: 3 3B: 1 HR: 1	SF: 0 SAC: 0 DP: 0 HBP: 0	WP: 1 PB: 1 SB: 2 CS: 0	PA: 45
PITCHER	IP WLS BF H R ER SO BB IBB HBP BLK WP HR S P ERA WHIP																					
Pete Schourek, L (1, 1) ERA: 3.84	4.1 L 21 6 6 6 1 2 0 0 0 1 1 60 95 12.46 1.846																					
Hipolito Pichardo, R (5, 1) ERA:	0.0 3 2 0 0 0 1 0 0 0 0 0 4 11 ∞ ∞																					
49 Tim Wakefield, R (5, 1) ERA: 4.61	2.2 13 4 3 2 2 1 0 0 0 0 0 32 43 6.75 1.875																					
John Wasdin, R (8, 1) ERA: 4.44	1.0 5 2 0 0 1 0 0 0 0 0 0 8 12 0.00 2.000																					
Derek Lowe, R (9, 1) ERA: 1.55	1.0 3 0 0 0 0 1 0 0 0 0 0 9 13 0.00 0.000																					

Kansas City Royals @ Boston Red Sox
Fenway Park, Boston, MA
 Wed May 31 2000, 7:05 PM EDT
 Att. 32,503 - Sunny - 72 F

livebaseballscorecards.com

AB	41
R	9
H	14
RBI	7
BB	4
SO	5
LOB	17



Batter	1	2	3	4	5	6	7	8	9	AB	R	H	RBI	BB	SO	LOB
Jeff Frye, R OBP: 0.393, SLG: 0.378 (1, 4)	L8		G3 BB	BB 1B		2B		HBP 2B BB	G4-3	4	1	2	1	2	0	1
Trot Nixon, L OBP: 0.399, SLG: 0.571 (1, 9)	1B 1B		G3	BB		G4-3		2B G4-3 HBP		3	1	1	1	1	0	2
Brian Daubach, L OBP: 0.368, SLG: 0.547 (1, 10)	F7		K	K			G4-3	G4-3 2B		5	0	1	2	0	2	5
Nomar Garciaparra, R OBP: 0.402, SLG: 0.475 Andy Sheets, R OBP: 0.095, SLG: 0.095 Jason Varitek, S OBP: 0.408, SLG: 0.422 Darren Lewis, R OBP: 0.412, SLG: 0.459 (1, 6) (8, 6) (8, PH) (9, 8)	1B		K			F9	G1-3	G4-3		4	0	1	0	0	1	1
Carl Everett, S OBP: 0.394, SLG: 0.679 Donnie Sadler, R OBP: 0.278, SLG: 0.385 (1, 8) (8, 8) (9, 6)	F7			HR		K	K	S HBP		4	1	1	1	0	2	2
Troy O'Leary, L OBP: 0.295, SLG: 0.366 (1, 7)			G4-3	BB 1B		BB		K2-3 G3		4	1	1	0	1	1	2
Mike Stanley, R OBP: 0.352, SLG: 0.489 (1, 3)			F7	1B BB		G5-3		1B 38 E 2B	K	4	1	1	0	1	1	1
Scott Hatteberg, L OBP: 0.321, SLG: 0.354 (1, 2)			2B	K		G3-1		BB 38 1B HBP 1B	2B	5	1	3	0	0	1	2
38 Wilton Veras, R OBP: 0.319, SLG: 0.364 (1, 5)			F8	K		L1		E1 HBP BB 2B 1B	F7	5	1	1	0	0	1	4

Inning Stats	R: 0	H: 2	E: 0	K: 8	S: 8	H: 1	LOB: 2	BB: 0	P: 17	R: 0	H: 1	E: 0	K: 10	S: 10	R: 0	H: 0	E: 0	K: 2	S: 9	R: 2	H: 3	E: 0	K: 3	S: 17	R: 0	H: 0	E: 0	K: 1	S: 5	R: 0	H: 1	E: 0	K: 0	S: 7	R: 0	H: 0	E: 0	K: 1	S: 7	R: 5	H: 4	E: 1	K: 1	S: 22	R: 0	H: 1	E: 0	K: 1	S: 11	1B: 6	2B: 5	3B: 0	HR: 1	SF: 0	SAC: 0	DP: 0	HBP: 2	WP: 0	PB: 0	SB: 1	CS: 0	PA: 46
--------------	------	------	------	------	------	------	--------	-------	-------	------	------	------	-------	-------	------	------	------	------	------	------	------	------	------	-------	------	------	------	------	------	------	------	------	------	------	------	------	------	------	------	------	------	------	------	-------	------	------	------	------	-------	-------	-------	-------	-------	-------	--------	-------	--------	-------	-------	-------	-------	--------


PITCHER	IP	WLS	BF	H	R	ER	SO	BB	IBB	HBP	BLK	WP	HR	S	P	ERA	WHIP
Mac Suzuki, R ERA: 4.14 (1, 1)	7.0	W	32	7	2	2	7	4	0	0	0	0	1	63	116	2.57	1.571
Ricky Bottalico, R ERA: 6.56 (8, 1)	0.1		6	3	5	5	1	1	0	1	0	0	0	14	27	135.00	12.000
Jose Santiago, R ERA: 3.18 (8, 1)	0.1	H	3	1	0	0	0	0	0	1	0	0	0	6	10	0.00	3.000
Jerry Spradlin, R ERA: 3.03 (8, 1)	1.1	S	5	1	0	0	1	0	0	0	0	0	0	13	17	0.00	0.750

BOTTOM

Kansas City Royals @ Boston Red Sox
 Fenway Park, Boston, MA
 Wed May 31 2000, 7:05 PM EDT
 Att. 32,503 - Sunny - 72 F

livebaseballscorecards.com

AB	39
R	7
H	12
RBI	6
BB	5
SO	9
LOB	21



Batter	1	2	3	4	5	6	7	8	9	AB R H RBI BB SO LOB	TOP
Johnny Damon, L (1, 7) <small>OBP: 0.329, SLG: 0.401</small>										6 1 3 1 0 1 0	Kansas City Royals @ Boston Red Sox Fenway Park, Boston, MA Thu Jun 01 2000, 7:05 PM EDT Att. 32,661 - Sunny - 89 F
Jeff Reboulet, R (1, 4) <small>OBP: 0.510, SLG: 0.436</small>									4 1 1 2 1 2 0		
29 Mike Sweeney, R (1, 10) <small>OBP: 0.414, SLG: 0.588</small>									5 0 3 2 0 0 2		
Jermaine Dye, R (1, 9) <small>OBP: 0.408, SLG: 0.659</small>									5 1 0 0 0 1 5		
Carlos Beltrán, S (1, 8) <small>OBP: 0.327, SLG: 0.394</small>									5 4 3 0 0 0 1		
Joe Randa, R (1, 5) <small>OBP: 0.383, SLG: 0.487</small>									4 3 3 0 1 0 0		
Dave McCarty, R (1, 3) <small>OBP: 0.391, SLG: 0.696</small>									5 1 4 3 0 0 1		
Gregg Zaun, S (1, 2) <small>OBP: 0.414, SLG: 0.440</small>									5 1 2 2 0 1 3		
Rey Sanchez, R (1, 6) <small>OBP: 0.265, SLG: 0.306</small> Mark Quinn, R (6, PH) <small>OBP: 0.337, SLG: 0.462</small> Luis Ordaz, R (6, 6) <small>OBP: 0.136, SLG: 0.143</small>									2 1 0 0 0 1 0 1 0 0 0 0 1 3 2 0 0 0 0 1 0		
Inning Stats	R: 0 H: 1 E: 0 LOB: 1 K: 2 BB: 0 S: 12 P: 19	R: 0 H: 1 E: 1 LOB: 1 K: 1 BB: 0 S: 13 P: 18	R: 1 H: 1 E: 1 LOB: 1 K: 0 BB: 0 S: 10 P: 14	R: 1 H: 2 E: 0 LOB: 0 K: 0 BB: 0 S: 10 P: 13	R: 0 H: 2 E: 0 LOB: 2 K: 1 BB: 1 S: 10 P: 19	R: 9 H: 9 E: 2 LOB: 2 K: 1 BB: 1 S: 22 P: 36	R: 0 H: 0 E: 0 LOB: 0 K: 2 BB: 0 S: 13 P: 20	R: 2 H: 3 E: 0 LOB: 1 K: 0 BB: 0 S: 15 P: 23	R: 0 H: 0 E: 0 LOB: 0 K: 1 BB: 0 S: 6 P: 9	1B: 16 SF: 0 2B: 2 SAC: 1 3B: 1 DP: 1 HR: 0 HBP: 0	WP: 0 PA: 48 PB: 0 SB: 0 CS: 2
PITCHER Ramon Martinez, R (1, 1) <small>ERA: 5.83</small> Rich Garces, R (6, 1) <small>ERA: 2.77</small> Rheal Cormier, L (6, 1) <small>ERA: 3.97</small> 49 Tim Wakefield, R (6, 1) <small>ERA: 4.46</small> Derek Lowe, R (8, 1) <small>ERA: 2.1</small>	IP WLS BF H R ER SO BB IBB HBP BLK WP HR S P ERA WHIP 5.0 0 24 9 4 3 4 1 0 0 0 0 0 61 93 5.40 2.000 0.1 4 3 0 0 1 0 0 0 0 0 0 0 7 10 0.00 9.000 0.1 B 6 3 6 3 0 1 0 0 0 0 0 0 7 14 81.00 12.000 1.1 4 1 1 0 2 0 0 0 0 0 0 0 15 22 0.00 0.750 1.0 L 6 3 2 2 0 0 0 0 0 0 0 0 15 23 18.00 3.000					PITCHER John Wasdin, R (9, 1) <small>ERA: 4.26</small>	IP WLS BF H R ER SO BB IBB HBP BLK WP HR S P ERA WHIP 1.0 0 3 0 0 0 1 0 0 0 0 0 0 6 9 0.00 0.000				

livebaseballscorecards.com

AB	44
R	13
H	19
RBI	10
BB	2
SO	8
LOB	15



Batter	1	2	3	4	5	6	7	8	9	AB	R	H	RBI	BB	SO	LOB
Jeff Frye, R OBP: 0.404, SLG: 0.385 (1, 4)	G6-3		FC3-6 1B	K		BB 2B	BB 2B			4	1	2	0	1	1	2
Trot Nixon, L OBP: 0.394, SLG: 0.566 (1, 9)	F7		FC3-6 BB HR	F8		F8	1-H 2B			5	1	1	1	0	0	4
Brian Daubach, L OBP: 0.374, SLG: 0.541 (1, 3)	G4-3		BB HR BB		HR BB	2B BB		F7		2	3	0	0	3	0	0
Nomar Garciaparra, R OBP: 0.416, SLG: 0.516 (1, 6)	G6-3		HR BB		HR BB	1B 2B		G3-6-3 1B		4	2	3	4	1	0	0
Carl Everett, S OBP: 0.395, SLG: 0.689 (1, 8)	K		HR		F5	BB 1B		G3-6-3 1-2f		5	1	2	4	0	1	1
Mike Stanley, R OBP: 0.347, SLG: 0.475 (1, 10)	G5-3		G5-3		K	BB			F8	4	0	0	0	1	1	0
Troy O'Leary, L OBP: 0.298, SLG: 0.364 (1, 7)			1B 38 SF8 1B	P5	F9	G3-1			BB	4	1	1	0	1	0	3
Jason Varitek, S OBP: 0.414, SLG: 0.439 (1, 2)			1B 38 SF8 FC3-6 1B	38 1B BB		38 SF8 3B	G4-3		K	4	2	2	0	1	1	1
38 Wilton Veras, R OBP: 0.314, SLG: 0.363 (1, 5)			SF8	1B		SF8	G5-3		G1	3	0	1	2	0	0	1

Inning Stats	R: 0	H: 0	E: 0	K: 0	S: 5	R: 0	H: 0	E: 0	K: 1	S: 8	R: 6	H: 4	E: 0	K: 0	S: 14	R: 0	H: 1	E: 0	K: 1	S: 8	R: 2	H: 1	E: 0	K: 1	S: 7	R: 3	H: 3	E: 0	K: 0	S: 21	R: 0	H: 2	E: 0	K: 0	S: 10	R: 0	H: 1	E: 0	K: 0	S: 7	R: 0	H: 0	E: 0	K: 1	S: 5	1B: 7	2B: 2	3B: 1	HR: 2	SF: 2	SAC: 0	DP: 1	HBP: 0	WP: 0	PB: 1	SB: 0	CS: 0	PA: 45
--------------	------	------	------	------	------	------	------	------	------	------	------	------	------	------	-------	------	------	------	------	------	------	------	------	------	------	------	------	------	------	-------	------	------	------	------	-------	------	------	------	------	------	------	------	------	------	------	-------	-------	-------	-------	-------	--------	-------	--------	-------	-------	-------	-------	--------

PITCHER	IP	WLS	BF	H	R	ER	SO	BB	IBB	HBP	BLK	WP	HR	S	P	ERA	WHIP
49 Chris Fussell, R ERA: 6.19 (1, 1)	5.0		25	6	8	8	3	4	0	0	0	0	2	42	81	14.40	2.000
Ricky Bottalico, R ERA: 7.5 (6, 1)	0.2	B	6	2	3	3	0	2	0	0	0	0	0	18	33	40.50	6.000
Jose Santiago, R ERA: 3.06 (6, 1)	1.1	W	7	3	0	0	0	1	0	0	0	0	0	13	23	0.00	3.000
Dan Reichert, R ERA: 4.58 (8, 1)	2.0	S	7	1	0	0	1	1	0	0	0	0	0	12	21	0.00	1.000

BOTTOM

Kansas City Royals @ Boston Red Sox
Fenway Park, Boston, MA
 Thu Jun 01 2000, 7:05 PM EDT
 Att. 32,661 - Sunny - 89 F

livebaseballscorecards.com

AB	35
R	11
H	12
RBI	11
BB	8
SO	4
LOB	12



Batter	1	2	3	4	5	6	7	8	9	10	11	AB R H RBI BB SO LOB	TOP
Donnie Sadler, R (1, 4) Hipolito Pichardo, R (7, 1) Rich Garces, R (8, 1) Mike Stanley, R (9, PH) Rheal Cormier, L (9, 1) John Wasdin, R (11, 1)	2-3 	0-0 		2-3 			2-2 		1-3 			4 0 0 0 0 2 4 0 0 0 0 0 0 0 0 0 0 0 0 0 0 1 0 0 0 0 0 1 0 0 0 0 0 0 0 0 0 0 0 0 0 0	
Trot Nixon, L (1, 9) OBP: 0.389, SLG: 0.554	4-0 		2-1 		1-2 		2-1 		2-1 			4 0 0 0 1 0 1	
Brian Daubach, L (1, 3) OBP: 0.369, SLG: 0.528	0-0 		4-2 		0-0 		1-0 	3-1 		1-1 		4 0 0 0 1 0 1	
Nomar Garciaparra, R (1, 6) OBP: 0.423, SLG: 0.528	3-1 		0-3 		2-1 			0-0 		0-0 		5 0 3 0 0 1 1	
Carl Everett, S (1, 8) OBP: 0.395, SLG: 0.696	2-2 		1-0 		1-3 			2-2 		2-3 		4 1 1 1 0 2 4	
Troy O'Leary, L (1, 7) OBP: 0.296, SLG: 0.359		0-3 	0-3 			3-3 		3-1 			2-2 	5 0 1 0 0 3 2	
Jason Varitek, S (1, 2) OBP: 0.414, SLG: 0.434		4-2 		2-0 		2-2 		1-2 		2-3 		4 0 1 0 1 1 0	AB 39 R 1 H 9 RBI 1 BB 4 SO 11 LOB 15
38 Wilton Veras, R (1, 5) OBP: 0.317, SLG: 0.364		1-0 		2-1 		1-0 		0-0 		0-0 		5 0 2 0 0 0 1	
Brian Rose, R (1, 1) Jeff Frye, R (7, PH) OBP: 0.407, SLG: 0.388 (7, 4)		4-1 		1-3 			1-2 		2-2 			1 0 0 0 1 1 1 2 0 1 0 0 0 0	
Inning Stats	R: 0 H: 1 E: 0 LOB: 2 K: 1 BB: 1 S: 9 P: 20	R: 0 H: 0 E: 0 LOB: 2 K: 1 BB: 2 S: 14 P: 23	R: 0 H: 0 E: 0 LOB: 2 K: 2 BB: 1 S: 10 P: 17	R: 0 H: 1 E: 0 LOB: 1 K: 2 BB: 0 S: 10 P: 17	R: 0 H: 1 E: 0 LOB: 1 K: 1 BB: 0 S: 9 P: 13	R: 0 H: 0 E: 0 LOB: 0 K: 1 BB: 0 S: 8 P: 14	R: 0 H: 1 E: 0 LOB: 0 K: 0 BB: 0 S: 8 P: 14	R: 1 H: 4 E: 0 LOB: 2 K: 0 BB: 0 S: 13 P: 22	R: 0 H: 0 E: 0 LOB: 0 K: 1 BB: 0 S: 9 P: 14	R: 0 H: 1 E: 0 LOB: 1 K: 1 BB: 0 S: 6 P: 9	R: 0 H: 0 E: 0 LOB: 0 K: 1 BB: 0 S: 8 P: 12	1B: 7 SF: 0 2B: 2 SAC: 0 3B: 0 DP: 1 HR: 1 HBP: 1	WP: 0 PA: 45 PB: 0 SB: 0 CS: 2
PITCHER	IP WLS BF H R ER SO BB IBB HBP BLK WP HR S P ERA WHIP Robert Person, R (1, 1) 7.0 0 29 4 0 0 8 4 0 1 0 0 0 1 118 0.00 1.143 Wayne Gomes, R (8, 1) 1.0 B 6 4 1 1 0 0 0 0 0 0 0 1 13 22 9.00 4.000 Jason Boyd, R (9, 1) 1.0 3 0 0 0 1 0 0 0 0 0 0 0 9 14 0.00 0.000 Jeff Brantley, R (10, 1) 2.0 W 6 1 0 0 2 0 0 0 0 0 0 0 14 21 0.00 0.500												

Boston Red Sox @ Philadelphia Phillies
 Veterans Stadium, Philadelphia, PA
 Fri Jun 02 2000, 7:35 PM EDT
 Att: 22,194 - Cloudy - 88 F

livebaseballscorecards.com

BOTTOM

Boston Red Sox @ Philadelphia Phillies
Veterans Stadium, Philadelphia, PA

Fri Jun 02 2000, 7:35 PM EDT
Att: 22,194 - Cloudy - 88 F

livebaseballscores.com

AB	38
R	2
H	9
RBI	2
BB	6
SO	4
LOB	16



WP:	0	PA:	45
PB:	0		
SB:	1		
CS:	1		

AB R H RBI BB SO LOB

5	0	1	0	0	0	5
5	0	1	0	0	0	0
5	0	1	0	0	1	1
4	0	0	0	1	0	1
5	1	2	0	0	0	1
4	0	0	0	1	0	2
4	1	2	1	1	0	0
2	0	1	0	2	0	0
2	0	0	0	0	2	5
1	0	0	0	0	1	1
0	0	0	0	0	0	0
0	0	0	0	0	0	0
0	0	0	0	1	0	0
0	0	0	0	0	0	0
1	0	1	1	0	0	0

11

R: 1	H: 1	1B: 6	SF: 0
E: 0	LOB: 2	2B: 3	SAC: 0
K: 0	BB: 1	3B: 0	DP: 0
S: 11	P: 21	HR: 0	HBP: 1

10

R: 0	H: 1	1B: 6	SF: 0
E: 0	LOB: 1	2B: 3	SAC: 0
K: 0	BB: 0	3B: 0	DP: 0
S: 7	P: 11	HR: 0	HBP: 1

9

R: 0	H: 0	1B: 6	SF: 0
E: 0	LOB: 1	2B: 3	SAC: 0
K: 0	BB: 1	3B: 0	DP: 0
S: 10	P: 18	HR: 0	HBP: 1

8

R: 0	H: 2	1B: 6	SF: 0
E: 0	LOB: 2	2B: 3	SAC: 0
K: 0	BB: 1	3B: 0	DP: 0
S: 10	P: 20	HR: 0	HBP: 1

7

R: 0	H: 1	1B: 6	SF: 0
E: 0	LOB: 1	2B: 3	SAC: 0
K: 1	BB: 0	3B: 0	DP: 0
S: 9	P: 14	HR: 0	HBP: 1

6

R: 0	H: 0	1B: 6	SF: 0
E: 0	LOB: 0	2B: 3	SAC: 0
K: 0	BB: 0	3B: 0	DP: 0
S: 11	P: 16	HR: 0	HBP: 1

5

R: 0	H: 0	1B: 6	SF: 0
E: 0	LOB: 0	2B: 3	SAC: 0
K: 1	BB: 0	3B: 0	DP: 0
S: 8	P: 12	HR: 0	HBP: 1

4

R: 0	H: 1	1B: 6	SF: 0
E: 0	LOB: 2	2B: 3	SAC: 0
K: 1	BB: 1	3B: 0	DP: 0
S: 13	P: 22	HR: 0	HBP: 1

3

R: 0	H: 0	1B: 6	SF: 0
E: 0	LOB: 0	2B: 3	SAC: 0
K: 0	BB: 0	3B: 0	DP: 0
S: 6	P: 9	HR: 0	HBP: 1

2

R: 1	H: 2	1B: 6	SF: 0
E: 0	LOB: 3	2B: 3	SAC: 0
K: 1	BB: 2	3B: 0	DP: 0
S: 12	P: 25	HR: 0	HBP: 1

1

R: 0	H: 1	1B: 6	SF: 0
E: 0	LOB: 0	2B: 3	SAC: 0
K: 0	BB: 0	3B: 0	DP: 0
S: 7	P: 14	HR: 0	HBP: 1

Batter

Doug Glanville, R (1, 8) OBP: 0.321, SLG: 0.388
Ron Gant, R (1, 7) OBP: 0.289, SLG: 0.390
Bobby Abreu, L (1, 9) OBP: 0.398, SLG: 0.527
Mike Lieberthal, R (1, 2) OBP: 0.335, SLG: 0.425
23 Kevin Jordan, R (1, 5) OBP: 0.291, SLG: 0.346
Mickey Morandini, L (1, 4) OBP: 0.329, SLG: 0.301
Brian Hunter, R (1, 3) OBP: 0.295, SLG: 0.436
Desi Relaford, S (1, 6) OBP: 0.410, SLG: 0.411
Robert Person, R (1, 1) OBP: 0.080, SLG: 0.125
Rob Ducey, L (7, PH) OBP: 0.300, SLG: 0.531
Wayne Gomes, R (8, 1)
Jason Boyd, R (9, 1)
Pat Burrell, R (9, PH) OBP: 0.281, SLG: 0.483
Jeff Brantley, R (10, 1)
Alex Arias, R (11, PH) OBP: 0.204, SLG: 0.180

Inning Stats

PITCHER	IP	WLS	BF	H	R	ER	SO	BB	IBB	HBP	BLK	WP	HR	S	P	ERA	WHIP
Brian Rose, R (1, 1) ERA: 5.21	6.0		24	4	1	1	3	1	2	0	0	0	0	57	98	1.50	0.833
Hipoalto Pichardo, R (7, 1) ERA: 5.4	1.2		8	3	0	0	1	1	0	0	0	0	0	16	29	0.00	2.400
Rich Garcés, R (8, 1) ERA: 2.73	0.1		1	0	0	0	0	0	0	0	0	0	0	3	5	0.00	0.000
Rheal Cormier, L (9, 1) ERA: 3.65	2.0		8	1	0	0	0	1	0	0	0	0	0	17	29	0.00	1.000
John Wasdin, R (11, 1) ERA: 4.56	0.1	L	4	1	1	1	0	1	0	1	0	0	0	11	21	27.00	6.000

PITCHER	IP	WLS	BF	H	R	ER	SO	BB	IBB	HBP	BLK	WP	HR	S	P	ERA	WHIP
Brian Rose, R (1, 1) ERA: 5.21	6.0		24	4	1	1	3	1	2	0	0	0	0	57	98	1.50	0.833
Hipoalto Pichardo, R (7, 1) ERA: 5.4	1.2		8	3	0	0	1	1	0	0	0	0	0	16	29	0.00	2.400
Rich Garcés, R (8, 1) ERA: 2.73	0.1		1	0	0	0	0	0	0	0	0	0	0	3	5	0.00	0.000
Rheal Cormier, L (9, 1) ERA: 3.65	2.0		8	1	0	0	0	1	0	0	0	0	0	17	29	0.00	1.000
John Wasdin, R (11, 1) ERA: 4.56	0.1	L	4	1	1	1	0	1	0	1	0	0	0	11	21	27.00	6.000

Batter	1	2	3	4	5	6	7	8	9	AB R H RBI BB SO LOB	TOP
Darren Lewis, R (1, 7) OBP: 0.384, SLG: 0.424	0-3 K		2-2 F5		0-0 P6		1-2 P6		2-2 G4-3	5 0 0 0 0 1 1	
Jeff Frye, R (1, 4) OBP: 0.389, SLG: 0.369	3-3 K			2-1 P4	0-2 G6-3			1-1 E6 SF9		4 1 0 0 0 1 1	
Nomar Garciaparra, R (1, 6) OBP: 0.432, SLG: 0.562	4-2 BB			3-2 1B 2B		0-0 HR		0-0 E6 SF9		3 2 2 1 1 0 1	
Mike Stanley, R (1, 3) OBP: 0.349, SLG: 0.465	1-2 F8			4-0 1B BB		1-1 F9		4-2 BB		2 0 0 0 2 0 1	
Carl Everett, S (1, 8) OBP: 0.392, SLG: 0.690		1-2 G1-4-3		0-1 1B		3-1 P1		2-1 SF9		3 0 1 2 0 0 0	
Jason Varitek, S (1, 2) OBP: 0.410, SLG: 0.424		2-3 K		2-3 K		4-2 BB		0-0 P4		3 0 0 0 1 2 4	
38 Wilton Veras, R (1, 5) OBP: 0.308, SLG: 0.352		1-3 K		0-3 K		0-1 G4-3		0-3 K		4 0 0 0 0 3 5	
Trot Nixon, L (1, 9) OBP: 0.386, SLG: 0.544			3-3 K		4-0 BB		0-0 G4-3		2-3 K	3 0 0 0 1 2 0	
49 Tim Wakefield, R (1, 1) Dan Smith, R (5, 1) Manny Alexander, R (7, PH) Rob Stanifer, R (7, 1) Scott Hatteberg, L (9, PH) OBP: 0.316, SLG: 0.347			0-3 K		1-3 K		2-0 F7		2-1 L3	2 0 0 0 0 2 1 0 0 0 0 0 0 0 1 0 0 0 0 0 0 0 0 0 0 0 0 0 1 0 0 0 0 0 0	
Inning Stats	R: 0 H: 0 E: 0 LOB: 1 K: 2 BB: 1 S: 12 P: 20	R: 0 H: 0 E: 0 LOB: 0 K: 2 BB: 0 S: 9 P: 13	R: 0 H: 0 E: 0 LOB: 0 K: 2 BB: 0 S: 11 P: 16	R: 1 H: 2 E: 0 LOB: 2 K: 2 BB: 1 S: 18 P: 29	R: 0 H: 0 E: 0 LOB: 1 K: 1 BB: 1 S: 8 P: 13	R: 1 H: 1 E: 0 LOB: 1 K: 0 BB: 1 S: 9 P: 17	R: 0 H: 0 E: 0 LOB: 0 K: 0 BB: 0 S: 5 P: 8	R: 1 H: 0 E: 2 LOB: 2 K: 1 BB: 1 S: 13 P: 20	R: 0 H: 0 E: 0 LOB: 0 K: 1 BB: 0 S: 8 P: 14	1B: 1 SF: 1 2B: 1 SAC: 0 3B: 0 DP: 0 HR: 1 HBP: 0	WP: 0 PA: 37 PB: 0 SB: 0 CS: 0
PITCHER	IP WLS BF H R ER SO BB IBB HBP BLK WP HR S P ERA WHIP										
Randy Wolf, L (1, 1) ERA: 3.82	7.0 W 28 3 2 2 9 4 0 0 0 0 1 72 116 2.57 1.000										
Chris Brock, R (8, 1) ERA: 4.09	2.0 9 0 1 0 2 1 0 0 0 0 0 0 21 34 0.00 0.500										

Boston Red Sox @ Philadelphia Phillies
Veterans Stadium, Philadelphia, PA
Sat Jun 03 2000, 7:05 PM EDT
Att. 31,131 - Sunny - 74 F

livebaseballscorecards.com

AB	31
R	3
H	3
RBI	3
BB	5
SO	11
LOB	14



Batter	1	2	3	4	5	6	7	8	9	AB	R	H	RBI	BB	SO	LOB
Doug Glanville, R (1, 8) OBP: 0.329, SLG: 0.392	1-1 G5-3		2-0 PB S 1B	0-0 SH1-4	4-2 BB			2-2 G5-3 HR 1B		3	2	2	1	1	0	0
Kevin Sevcik, R (1, 7) OBP: 0.315, SLG: 0.326	4-2 1B E BB		3-1 L9	1-2 SF7	1-2 G3			3-1 G5-3		3	1	0	1	1	0	5
Bobby Abreu, L (1, 9) OBP: 0.398, SLG: 0.521	0-1 FC3-6 E 1B		2-3 K S 1B	3-1 F8			2-3 K	4-0 HR IBB		4	2	1	0	1	2	1
Mike Lieberthal, R (1, 2) OBP: 0.342, SLG: 0.462	0-0 E5 FC3-6		0-0 23 PB 1B		0-0 HR		2-0 G6-3	3-1 HR		5	2	3	5	0	0	1
Pat Burrell, R (1, 3) OBP: 0.324, SLG: 0.469	2-0 FC3-6		1-0 23 PB 1B		4-1 2B BB		4-1 BB	1-1 L6		3	1	1	1	2	0	2
23 Kevin Jordan, R (1, 5) OBP: 0.281, SLG: 0.333	0-2 F9		1-1 F3		1-0 P5		0-1 F8	0-1 F7		5	0	0	0	0	0	6
Alex Arias, R (1, 4) OBP: 0.224, SLG: 0.208			1-2 L4		0-1 BB 2B		2-0 G6-3			3	0	1	0	0	0	0
Desi Relaford, S (1, 6) OBP: 0.412, SLG: 0.409			2-2 G3		4-0 BB IBB		1-1 L4-3 1B			3	0	1	0	1	0	3
Randy Wolf, L (1, 1) OBP: 0.174, SLG: 0.261			0-3 K		0-0 SH1-4 SF7 2B		0-0 P6			3	1	1	0	0	1	3
Rob Ducey, L (7, PH) OBP: 0.383, SLG: 0.520										1	0	0	0	0	0	1
Chris Brock, R (8, 1) OBP: 0.222, SLG: 0.667										0	0	0	0	0	0	0

Inning Stats	R: 1	H: 1	E: 1	K: 0	S: 11	R: 0	H: 0	E: 0	K: 1	S: 14	R: 2	H: 3	E: 0	K: 1	S: 18	R: 1	H: 1	E: 0	K: 0	S: 7	R: 2	H: 2	E: 0	K: 0	S: 11	R: 0	H: 0	E: 0	K: 1	S: 7	R: 0	H: 1	E: 0	K: 0	S: 4	R: 3	H: 2	E: 0	K: 0	S: 14
	LOB: 2	BB: 1	P: 18			LOB: 0	BB: 0	P: 19			LOB: 3	BB: 0	P: 27			LOB: 0	BB: 0	P: 11			LOB: 3	BB: 3	P: 27			LOB: 1	BB: 1	P: 15			LOB: 0	BB: 0	P: 7			LOB: 0	BB: 1	P: 25		

PITCHER	IP	WLS	BF	H	R	ER	SO	BB	IBB	HBP	BLK	WP	HR	S	P	ERA	WHIP
49 Tim Wakefield, R (1, 1) ERA: 4.79	4.2	L	28	7	6	4	2	3	3	1	0	0	1	58	96	7.71	2.143
Dan Smith, R (5, 1) ERA:	1.1		5	0	0	0	1	1	0	0	0	0	0	10	21	0.00	0.750
Rob Stanifer, R (7, 1) ERA: 9.64	2.0		9	3	3	3	0	0	1	0	0	0	1	18	32	13.50	1.500

BOTTOM

Boston Red Sox @ Philadelphia Phillies
Veterans Stadium, Philadelphia, PA

Sat Jun 03 2000, 7:05 PM EDT
Att: 31,131 - Sunny - 74 F

AB	33
R	9
H	10
RBI	8
BB	6
SO	3
LOB	22



WP	HR	S	P	ERA	WHIP
0	1	1	1	0	0
0	0	0	0	0	0
0	0	0	0	0	0

Batter	1	2	3	4	5	6	7	8	9	10	11	12	AB R H RBI BB SO LOB	TOP													
Darren Lewis, R OBP: 0.372, SLG: 0.408 (1, 7)	G6-3		SH3		F9		G1-3		F8				5 0 1 0 0 0 1	Boston Red Sox @ Philadelphia Phillies Veterans Stadium, Philadelphia, PA Sun Jun 04 2000, 1:35 PM EDT Att. 27,382 - Sunny - 78 F livebaseballscorecards.com													
Trot Nixon, L OBP: 0.385, SLG: 0.535 (1, 9)	K		1B HR 1B		G4-3		FC5-4 BB		F8		1B		5 1 1 1 1 2 2														
Jeff Frye, R OBP: 0.396, SLG: 0.364 (1, 4)	G4-3		1B HR 1B		BB		FC5-4 1-2				1B BB		4 1 1 1 2 0 1														
Brian Daubach, L OBP: 0.364, SLG: 0.514 (1, 3)		F7	F7		K		G4-3					F8	5 0 0 0 1 1 4														
Carl Everett, S OBP: 0.390, SLG: 0.693 (1, 8)		P4	HR			K		38 WP BB				F8	5 1 1 3 1 2 2														
Scott Hatteberg, L OBP: 0.311, SLG: 0.358 Derek Lowe, R OBP: 0.336, SLG: 0.525 Nomar Garciaparra, R OBP: 0.436, SLG: 0.695 Hippolito Pichardo, R OBP: 0.352, SLG: 0.469 Mike Stanley, R OBP: 0.352, SLG: 0.469 Rheal Cormier, L OBP: 0.352, SLG: 0.469 (8, 1) (10, PH) (10, 1) (12, PH) (12, 1)		F8	F8			F8		K			1B		4 0 1 0 0 0 1 1 0 0 0 0 0 0 0 0 1 0 1 0 0 0 0 0 0 0 0 0 0 0 0 0 1 0 1 0 0 0 0 0 0 0 0 0 0 0 0 0														
38 Wilton Veras, R OBP: 0.294, SLG: 0.336 (1, 5)		F7		L5		E6		G5-3			1B	F9	6 0 0 0 0 0 6														
Donnie Sadler, R OBP: 0.254, SLG: 0.344 (1, 6)			SH3 SH 1B 1B		F8		K		K			K	5 1 1 0 0 3 1														
Jeff Fassero, L OBP: 0.294, SLG: 0.357 Troy O'Leary, L OBP: 0.294, SLG: 0.357 Rich Garces, R OBP: 0.294, SLG: 0.357 Jason Varitek, S OBP: 0.411, SLG: 0.421 (1, 1) (7, PH) (7, 1) (8, 2)			SH 1B SH3 1B		K		K					K	1 1 0 0 0 1 0 1 0 0 0 0 1 0 0 0 0 0 0 0 0 1 0 0 0 1 1 0														
Inning Stats	R: 0 E: 0 K: 1 S: 10	H: 0 LOB: 0 BB: 0 P: 13	R: 0 E: 0 K: 0 S: 14	H: 1 LOB: 1 BB: 0 P: 19	R: 5 E: 0 K: 0 S: 18	H: 4 LOB: 0 BB: 0 P: 26	R: 0 E: 0 K: 1 S: 7	H: 0 LOB: 0 BB: 0 P: 9	R: 0 E: 1 K: 2 S: 13	H: 0 LOB: 1 BB: 0 P: 17	R: 0 E: 0 K: 1 S: 8	H: 0 LOB: 1 BB: 1 P: 13	R: 0 E: 0 K: 1 S: 8		H: 0 LOB: 1 BB: 1 P: 15	R: 0 E: 0 K: 1 S: 13	H: 1 LOB: 2 BB: 1 P: 21	R: 0 E: 0 K: 3 S: 12	H: 1 LOB: 1 BB: 0 P: 17	R: 0 E: 0 K: 0 S: 11	H: 1 LOB: 2 BB: 1 P: 22	1B: 6 2B: 1 3B: 0 HR: 1	SF: 0 SAC: 2 DP: 0 HBP: 0	WP: 1 PB: 0 SB: 0 CS: 0	PA: 52		
PITCHER	IP WLS BF H R ER SO BB IBB HBP BLK WP HR S P ERA WHIP	IP WLS BF H R ER SO BB IBB HBP BLK WP HR S P ERA WHIP	IP WLS BF H R ER SO BB IBB HBP BLK WP HR S P ERA WHIP	IP WLS BF H R ER SO BB IBB HBP BLK WP HR S P ERA WHIP	IP WLS BF H R ER SO BB IBB HBP BLK WP HR S P ERA WHIP	IP WLS BF H R ER SO BB IBB HBP BLK WP HR S P ERA WHIP	IP WLS BF H R ER SO BB IBB HBP BLK WP HR S P ERA WHIP	IP WLS BF H R ER SO BB IBB HBP BLK WP HR S P ERA WHIP	IP WLS BF H R ER SO BB IBB HBP BLK WP HR S P ERA WHIP	IP WLS BF H R ER SO BB IBB HBP BLK WP HR S P ERA WHIP	IP WLS BF H R ER SO BB IBB HBP BLK WP HR S P ERA WHIP	IP WLS BF H R ER SO BB IBB HBP BLK WP HR S P ERA WHIP	IP WLS BF H R ER SO BB IBB HBP BLK WP HR S P ERA WHIP		IP WLS BF H R ER SO BB IBB HBP BLK WP HR S P ERA WHIP	IP WLS BF H R ER SO BB IBB HBP BLK WP HR S P ERA WHIP	IP WLS BF H R ER SO BB IBB HBP BLK WP HR S P ERA WHIP	IP WLS BF H R ER SO BB IBB HBP BLK WP HR S P ERA WHIP	IP WLS BF H R ER SO BB IBB HBP BLK WP HR S P ERA WHIP	IP WLS BF H R ER SO BB IBB HBP BLK WP HR S P ERA WHIP	IP WLS BF H R ER SO BB IBB HBP BLK WP HR S P ERA WHIP	IP WLS BF H R ER SO BB IBB HBP BLK WP HR S P ERA WHIP	IP WLS BF H R ER SO BB IBB HBP BLK WP HR S P ERA WHIP	IP WLS BF H R ER SO BB IBB HBP BLK WP HR S P ERA WHIP	IP WLS BF H R ER SO BB IBB HBP BLK WP HR S P ERA WHIP	IP WLS BF H R ER SO BB IBB HBP BLK WP HR S P ERA WHIP	IP WLS BF H R ER SO BB IBB HBP BLK WP HR S P ERA WHIP

AB	44
R	5
H	8
RBI	5
BB	6
SO	12
LOB	18



Batter	1	2	3	4	5	6	7	8	9	10	11	12	AB	R	H	RBI	BB	SO	LOB	
Doug Glanville, R OBP: 0.320, SLG: 0.381	0-1 G3	1-1 G5-3		1-0 F8		0-1 F5			3-3 K		2-2 G6-3		6	0	0	0	0	1	2	
Ron Gant, R OBP: 0.295, SLG: 0.410	0-0 BB 1B 1B		1-1 HR		0-1 P6		1-2 F8		2-3 K		1-1 WP 23 2B 1B		6	2	3	1	0	1	0	
Bobby Abreu, L OBP: 0.396, SLG: 0.515	3-1 BB 1-2 1B		3-1 P6		1-2 FC5-4 1B		0-1 G3		2-3 K		2-3 K		6	0	2	0	0	2	1	
Mike Lieberthal, R OBP: 0.341, SLG: 0.471	1-2 L5		3-2 HR		3-1 FC5-4 1-2f HR		2-0 G5-3			1-1 F2		4-0 23 2B IBB		5	2	1	1	1	0	3
Pat Burrell, R OBP: 0.349, SLG: 0.568	4-2 23 FC6-4 1-2 2-3 BB		1-2 G4-3		0-1 1-H HR			0-1 23 G3 1B 2B		2-1 G5-3		1-3 K		5	2	2	2	1	1	2
23 Kevin Jordan, R OBP: 0.290, SLG: 0.350	0-1 FC6-4 1-2f		0-2 G6-3		1-0 2B			0-1 G3 2-3		4-0 BB		1-1 1-3 2-H 2B		5	0	2	1	1	0	4
Mickey Morandini, L OBP: 0.320, SLG: 0.291		1-1 G4-3		1-3 K		1-2 G4-3		0-0 F8		1-0 G4-3			5	0	0	0	0	1	3	
Desi Relaford, S OBP: 0.418, SLG: 0.412		0-0 SH3 1B		4-2 BB		2-1 F9		1-2 1B		0-1 G4-3			4	0	2	1	1	0	0	
Curt Schilling, R Mark Hozenzer, L Wayne Gomes, R Rich Duray, L Jeff Brantley, R Jason Boyd, R Brian Harper, L Ryan Wood, L Steve Schrenk, R		1-0 SH3		0-1 B1		2-1 F7		2-2 F9		0-2 P3			2	0	0	0	0	0	1	

Inning Stats	R: 0	H: 2	E: 0	LOB: 3	K: 0	BB: 1	S: 14	R: 0	H: 1	E: 0	LOB: 1	K: 0	BB: 0	S: 6	R: 2	H: 2	E: 0	LOB: 0	K: 0	BB: 0	S: 13	R: 0	H: 0	E: 0	LOB: 1	K: 1	BB: 1	S: 8	R: 2	H: 3	E: 0	LOB: 1	K: 0	BB: 0	S: 13	R: 0	H: 0	E: 0	LOB: 0	K: 0	BB: 0	S: 6	R: 1	H: 2	E: 0	LOB: 1	K: 0	BB: 0	S: 12	R: 0	H: 0	E: 0	LOB: 0	K: 3	BB: 0	S: 10	R: 0	H: 0	E: 0	LOB: 1	K: 0	BB: 1	S: 5	R: 0	H: 0	E: 0	LOB: 0	K: 0	BB: 0	S: 10	R: 0	H: 0	E: 0	LOB: 0	K: 0	BB: 0	S: 10	R: 1	H: 2	E: 0	LOB: 2	K: 2	BB: 1	S: 10	R: 1	H: 2	E: 0	LOB: 2	K: 2	BB: 1	S: 10	1B: 6	2B: 3	3B: 0	HR: 3	SF: 0	SAC: 1	DP: 0	HBP: 0	WP: 1	PA: 51
--------------	------	------	------	--------	------	-------	-------	------	------	------	--------	------	-------	------	------	------	------	--------	------	-------	-------	------	------	------	--------	------	-------	------	------	------	------	--------	------	-------	-------	------	------	------	--------	------	-------	------	------	------	------	--------	------	-------	-------	------	------	------	--------	------	-------	-------	------	------	------	--------	------	-------	------	------	------	------	--------	------	-------	-------	------	------	------	--------	------	-------	-------	------	------	------	--------	------	-------	-------	------	------	------	--------	------	-------	-------	-------	-------	-------	-------	-------	--------	-------	--------	-------	--------


PITCHER	IP	WLS	BF	H	R	ER	SO	BB	IBB	HBP	BLK	WP	HR	S	P	ERA	WHIP
Jeff Fassero, L ERA: 3.57	(1, 1)	6.0	28	8	4	4	1	2	0	0	0	0	3	60	95	6.00	1.667
Rich Garces, R ERA: 2.63	(7, 1)	1.0	H	3	0	0	0	0	0	0	0	0	0	6	9	0.00	0.000
Derek Lowe, R ERA: 2.25	(8, 1)	2.0	B	8	2	1	1	3	0	0	0	0	0	22	31	4.50	1.000
Hipolito Pichardo, R ERA: 2.45	(10, 1)	2.0		7	0	0	0	1	0	0	0	0	0	15	25	0.00	0.500
Rheal Cormier, L ERA: 3.91	(12, 1)	0.2	L	5	2	1	1	2	0	1	0	1	0	10	19	13.50	3.000

BOTTOM

Boston Red Sox @ Philadelphia Phillies
Veterans Stadium, Philadelphia, PA

Sun Jun 04 2000, 1:35 PM EDT
Att: 27,382 - Sunny - 78 F

AB	46
R	6
H	12
RBI	6
BB	4
SO	6
LOB	17



PITCHER	IP	WLS	BF	H	R	ER	SO	BB	IBB	HBP	BLK	WP	HR	S	P	ERA	WHIP
Jeff Fassero, L ERA: 3.57	(1, 1)	6.0	28	8	4	4	1	2	0	0	0	0	3	60	95	6.00	1.667
Rich Garces, R ERA: 2.63	(7, 1)	1.0	H	3	0	0	0	0	0	0	0	0	0	6	9	0.00	0.000
Derek Lowe, R ERA: 2.25	(8, 1)	2.0	B	8	2	1	1	3	0	0	0	0	0	22	31	4.50	1.000
Hipolito Pichardo, R ERA: 2.45	(10, 1)	2.0		7	0	0	0	1	0	0	0	0	0	15	25	0.00	0.500
Rheal Cormier, L ERA: 3.91	(12, 1)	0.2	L	5	2	1	1	2	0	1	0	1	0	10	19	13.50	3.000

Batter	1	2	3	4	5	6	7	8	9	AB R H RBI BB SO LOB	TOP																
Darren Lewis, R OBP: 0.373, SLG: 0.421 (1, 7) (8, 9)	1-0 SH1-3 2B		1-1 P4		2-0 F8		0-1 CS	1-2 E4 2B BB	1-2 S 1B	5 1 2 0 0 0 0																	
Jeff Frye, R OBP: 0.400, SLG: 0.380 (1, 4)	0-0 SH1-3 2-3		0-0 S HBP 1B		2-2 G6-3		2-2 G6-3	2-2 BB 1-3 2B	1-0 L9	4 0 2 0 0 0 1																	
Trot Nixon, L OBP: 0.384, SLG: 0.529 Mike Stanley, R OBP: 0.348, SLG: 0.463 (1, 9) (8, PH) (8, 3)	3-3 K		2-1 1-2 HBP		0-0 G6-3		1-0 F2	1-0 F2	3-3 K	2 0 0 0 0 1 1 2 0 0 0 0 1 3																	
Nomar Garciaparra, R OBP: 0.430, SLG: 0.552 (1, 6)	1-0 F7		0-0 F9		1-1 F8		4-0 BB IBB			3 0 0 0 1 0 3																	
Brian Daubach, L OBP: 0.362, SLG: 0.508 Troy O'Leary, L OBP: 0.294, SLG: 0.357 (1, 3) (8, 7)		3-3 K	3-3 K		1-1 G1-6-3 1B		1-3 K	1-3 K		4 0 1 0 0 3 5 0 0 0 0 0 0 0																	
Jason Varitek, S OBP: 0.413, SLG: 0.415 (1, 2)		4-0 2B SF8 BB		2-1 F8		2-2 G1-6-3	4-1 BB	4-1 BB		2 1 0 1 2 0 1																	
Manny Alexander, R OBP: 0.200, SLG: 0.286 (1, 5)		2-1 1-3 1B 2B		1-1 G5-3 1B		1-3 K	1-0 F3	1-0 F3		4 0 2 0 0 1 3																	
Donnie Sadler, R OBP: 0.258, SLG: 0.339 49 Tim Wakefield, R (1, 8) (7, 1)		1-0 SF8		1-0 G5-3		4-0 FC4-6 BB			1-0 P6	1 0 0 1 1 0 1 0 0 0 0 0 0 0																	
Scott Hatteberg, L OBP: 0.306, SLG: 0.352 Derek Lowe, R (9, PH) (9, 1)		3-H 1-2		1-2 G6-3		2-1 FC4-6 CS			0-0 HR	1 0 0 0 0 0 0 0 0 0 0 0 0 0																	
Pete Schourek, L OBP: 0.500, SLG: 0.500 Carl Everett, S OBP: 0.391, SLG: 0.708 (1, 1) (7, PH) (7, 8)		1-2		0-2		1-2				2 0 1 0 0 0 1 2 1 1 1 0 0 1																	
Inning Stats	R: 0 E: 0 K: 1 S: 6	H: 1 LOB: 1 BB: 0 P: 11	R: 1 E: 0 K: 1 S: 9	H: 2 LOB: 2 BB: 1 P: 20	R: 0 E: 0 K: 1 S: 8	H: 1 LOB: 1 BB: 0 P: 12	R: 0 E: 0 K: 0 S: 6	H: 0 LOB: 0 BB: 0 P: 10	R: 0 E: 0 K: 1 S: 8	H: 1 LOB: 0 BB: 0 P: 12	R: 0 E: 0 K: 1 S: 6	H: 0 LOB: 0 BB: 1 P: 13	R: 1 E: 1 K: 1 S: 13	H: 1 LOB: 3 BB: 2 P: 27	R: 1 E: 0 K: 1 S: 11	H: 2 LOB: 1 BB: 0 P: 17	1B: 5 2B: 3 3B: 0 HR: 1	SF: 1 SAC: 1 DP: 1 HBP: 1	WP: 0 PB: 0 SB: 2 CS: 1	PA: 40							
PITCHER	IP	WLS	BF	H	R	ER	SO	BB	IBB	HBP	BLK	WP	HR	S	P	ERA	WHIP										
38 Reid Cornelius, R ERA: 4.86 (1, 1)	6.1		26	6	1	1	4	2	0	1	0	0	0	48	87	1.42	1.263										
Braden Looper, R ERA: 2.93 (7, 1)	0.2	H	3	1	1	0	0	0	0	0	0	0	0	10	15	0.00	1.500										
Armando Almanza, L ERA: 1.69 (8, 1)	0.2	B	4	0	0	0	1	1	1	0	0	0	0	5	15	0.00	1.500										
Ricky Bones, R ERA: 1.45 (8, 1)	1.1	L	6	2	1	1	1	0	0	0	0	0	1	12	19	6.75	1.500										

Boston Red Sox @ Florida Marlins
Pro Player Stadium, Miami, FL
Mon Jun 05 2000, 7:05 PM EDT
Att. 12,523 - Sunny - 87 F

livebaseballscorecards.com

AB	32
R	3
H	9
RBI	3
BB	4
SO	6
LOB	20



Batter	1	2	3	4	5	6	7	8	9	AB	R	H	RBI	BB	SO	LOB
Luis Castillo, S OBP: 0.480, SLG: 0.449 (1, 4)	1-2 E S HR 1B		2-1 CS 1B			1-3 K		1-2 S 1B		4	1	3	0	0	1	0
Danny Bautista, R OBP: 0.239, SLG: 0.379 (1, 9)	1-0 F9		1-0 SAFE G6-3			1-1 G4-3		2-3 K		4	0	0	0	0	1	3
Cliff Floyd, L OBP: 0.389, SLG: 0.520 (1, 7)	3-2 HR				2-1 F8			1-2 2B		4	1	2	2	0	0	0
Preston Wilson, R OBP: 0.344, SLG: 0.489 (1, 8)	2-3 K				0-0 G6-3			0-3 K		4	0	0	0	0	3	1
Mike Lowell, R OBP: 0.290, SLG: 0.464 (1, 5)	1-1 F9				1-1 F8			1-2 F8		4	0	0	0	0	1	0
Derrek Lee, R OBP: 0.355, SLG: 0.459 (1, 3)			0-2 G6-3		0-0 38 PB 1B			4-1 G1-6-3 BB		2	0	1	0	1	0	0
Ricky Bones, R (8, 1)										0	0	0	0	0	0	0
Alex Gonzalez, R OBP: 0.202, SLG: 0.223 (1, 6)			2-0 P4		1-1 F9			0-1 G1-6-3		3	0	0	0	0	0	2
Mike Redmond, R OBP: 0.343, SLG: 0.326 (1, 2)			0-1 P4		0-2 F9			1-1 P6		2	0	0	0	0	0	1
Mark Smith, R OBP: 0.459, SLG: 0.429 (8, PH)										1	0	0	0	0	0	0
Paul Bako, L OBP: 0.386, SLG: 0.330 (9, 2)										0	0	0	0	0	0	0
38 Reid Cornelius, R OBP: 0.167, SLG: 0.167 (1, 1)			2-1 F8		2-1 F9			0-0 F7		2	0	0	0	0	0	1
Braden Looper, R (7, 1)										0	0	0	0	0	0	0
Armando Almanza, L (8, 1)										0	0	0	0	0	0	0
Mark Kotsay, L OBP: 0.306, SLG: 0.431 (8, 3)					1-2					1	0	0	0	0	0	0

Inning Stats	R: 2	H: 2	E: 0	K: 1	S: 13	H: 2	LOB: 0	BB: 0	P: 21	R: 0	H: 0	E: 0	K: 0	S: 6	H: 0	LOB: 0	BB: 0	P: 8	R: 0	H: 1	E: 0	K: 0	S: 5	H: 1	LOB: 0	BB: 0	P: 10	R: 0	H: 0	E: 0	K: 0	S: 5	R: 0	H: 1	E: 0	K: 0	S: 8	R: 0	H: 1	E: 0	K: 2	S: 11	H: 0	LOB: 0	BB: 1	P: 11	R: 0	H: 1	E: 0	K: 0	S: 6	R: 0	H: 1	E: 0	K: 1	S: 10	H: 0	LOB: 1	BB: 0	P: 13	R: 0	H: 0	E: 0	K: 2	S: 11	H: 0	LOB: 0	BB: 0	P: 17	1B: 4	SF: 0	2B: 1	SAC: 0	3B: 0	DP: 1	HR: 1	HBP: 0	WP: 0	PA: 32
--------------	------	------	------	------	-------	------	--------	-------	-------	------	------	------	------	------	------	--------	-------	------	------	------	------	------	------	------	--------	-------	-------	------	------	------	------	------	------	------	------	------	------	------	------	------	------	-------	------	--------	-------	-------	------	------	------	------	------	------	------	------	------	-------	------	--------	-------	-------	------	------	------	------	-------	------	--------	-------	-------	-------	-------	-------	--------	-------	-------	-------	--------	-------	--------

PITCHER	IP	WLS	BF	H	R	ER	SO	BB	IBB	HBP	BLK	WP	HR	S	P	ERA	WHIP
Pete Schourek, L ERA: 3.76 (1, 1)	6.0		22	5	2	2	3	0	0	0	0	0	1	48	72	3.00	0.833
49 Tim Wakefield, R ERA: 4.59 (7, 1)	2.0	W	7	1	0	0	1	1	0	0	0	0	0	16	24	0.00	1.000
Derek Lowe, R ERA: 2.18 (9, 1)	1.0	S	3	0	0	0	2	0	0	0	0	0	0	11	17	0.00	0.000


BOTTOM

Boston Red Sox @ Florida Marlins
Pro Player Stadium, Miami, FL

Mon Jun 05 2000, 7:05 PM EDT
Att: 12,523 - Sunny - 87 F

livebaseballscores.com

AB	31
R	2
H	6
RBI	2
BB	1
SO	6
LOB	8



Batter	1	2	3	4	5	6	7	8	9	AB R H RBI BB SO LOB	TOP											
Darren Lewis, R (1, 9) OBP: 0.375, SLG: 0.413	4-2 CS BB			1-2 F8	0-1 P4	2-1 G6-3			1-0 S 1B	4 0 1 0 1 0 3												
Jeff Frye, R (1, 4) OBP: 0.400, SLG: 0.375	0-3 SAFE K			4-1 HR BB	0-1 1B 1B	2-1 G6-3			2-1 F7	4 2 1 0 1 1 4												
Nomar Garciaparra, R (1, 6) OBP: 0.429, SLG: 0.568	2-3 K			1-1 HR	2-0 1B 1B				3-1 F9	5 1 2 3 0 2 1												
Mike Stanley, R (1, 3) OBP: 0.350, SLG: 0.461				1-1 2B 1B	2-0 1B 1B				2-2 G6-3	5 0 2 1 0 0 1												
Carl Everett, S (1, 8) OBP: 0.383, SLG: 0.692				2-3 K	3-3 K					4 0 0 0 0 3 3												
Jason Varitek, S (1, 2) OBP: 0.409, SLG: 0.418				2-1 2B	3-2 F9					4 0 1 0 0 0 2												
Manny Alexander, R (1, 5) OBP: 0.241, SLG: 0.308				4-0 G1-6-3 1B		2-2 G6-3 SH1-4 1B			3-2 G5-3	3 0 2 0 1 0 0												
Donnie Sadler, R (1, 7) OBP: 0.246, SLG: 0.323				0-2 G1-6-3	3-2 F8	0-1 SH1-4			3-1 E6	3 0 0 0 0 0 4												
Ramon Martinez, R (1, 1) OBP: 0.500, SLG: 0.500				0-2 G4-3		2-2 1B 1B			2-2 G4-3	2 1 1 0 0 0 0												
Trot Nixon, L (8, PH) OBP: 0.387, SLG: 0.529										0 0 0 0 0 1 0 0 0												
Hipolito Pichardo, R (6, 1)										0 0 0 0 0 0 0 0 0												
Rheal Cormier, L (7, 1)										0 0 0 0 0 0 0 0 0												
Brian Daubach, L (8, PH) OBP: 0.380, SLG: 0.505										1 0 0 0 0 0 0 1												
49 Tim Wakefield, R (8, 1)										0 0 0 0 0 0 0 0 0												
Rich Garces, R (8, 1)										0 0 0 0 0 0 0 0 0												
Derek Lowe, R (9, 1)										0 0 0 0 0 0 0 0 0												
Inning Stats	R: 0 E: 0 K: 2 S: 10	H: 0 LOB: 0 BB: 1 P: 16	R: 0 E: 0 K: 0 S: 9	H: 0 LOB: 0 BB: 0 P: 12	R: 0 E: 0 K: 0 S: 10	H: 1 LOB: 0 BB: 0 P: 12	R: 2 E: 0 K: 1 S: 16	H: 3 LOB: 3 BB: 2 P: 34	R: 2 E: 0 K: 1 S: 23	H: 4 LOB: 2 BB: 0 P: 35	R: 0 E: 0 K: 0 S: 9	H: 1 LOB: 2 BB: 1 P: 19	R: 0 E: 0 K: 2 S: 8	H: 0 LOB: 0 BB: 0 P: 12	R: 0 E: 1 K: 0 S: 10	H: 0 LOB: 1 BB: 0 P: 19	R: 0 E: 0 K: 0 S: 8	H: 1 LOB: 1 BB: 0 P: 16	1B: 8 2B: 1 3B: 0 HR: 1	SF: 0 SAC: 1 DP: 1 HBP: 0	WP: 0 PB: 0 SB: 1 CS: 1	PA: 40
PITCHER	IP WLS BF H R ER SO BB IBB HBP BLK WP HR S P ERA WHIP																				IP WLS BF H R ER SO BB IBB HBP BLK WP HR S P ERA WHIP	
Jesus Sanchez, L (1, 1) ERA: 6.03	5.0 L 24 8 4 4 4 3 0 0 0 0 1 68 109 7.20 2.200																					
Joe Strong, R (6, 1) ERA: 4.5	2.0 8 1 0 0 2 0 0 1 0 0 0 0 17 31 0.00 0.500																					
Ricky Bones, R (8, 1) ERA: 1.36	2.0 8 1 0 0 0 0 0 0 0 0 0 0 18 35 0.00 0.500																					

Boston Red Sox @ Florida Marlins
Pro Player Stadium, Miami, FL
 Tue Jun 06 2000, 7:05 PM EDT
 Att. 14,225 - Cloudy - 79 F

livebaseballscorecards.com

AB	35
R	4
H	10
RBI	4
BB	4
SO	6
LOB	19



Batter	1	2	3	4	5	6	7	8	9	AB	R	H	RBI	BB	SO	LOB
Luis Castillo, S OBP: 0.481, SLG: 0.447 (1, 4)	1-1 G4-3		1-2 L7		4-2 2B BB		1-2 G6-4-3 1B			3	0	1	0	1	0	0
Mark Kotsay, L OBP: 0.306, SLG: 0.435 (1, 9) Kevin Millar, R OBP: 0.361, SLG: 0.472 (7, PH) Ricky Bones, R (8, 1)	1-0 G4-3		3-1 G3-1		2-0 L8-4 2B		1-0 G6-4-3 1-2f			3	0	1	0	0	0	0
Cliff Floyd, L OBP: 0.391, SLG: 0.534 (1, 7)	3-1 HR		4-2 3B BB		3-2 L8-4 2-3		2-2 P6			3	2	1	1	1	0	2
Preston Wilson, R OBP: 0.346, SLG: 0.498 (1, 8)	1-3 K		3-2 1-H 3B		2-3 K		1-2 CS 1B			4	0	2	1	0	2	0
Mike Lowell, R OBP: 0.283, SLG: 0.453 (1, 5)		1-2 G6-3	0-1 F7		2-2 L4		1-1 P5 1-2			4	0	0	0	0	0	2
Derrek Lee, R OBP: 0.365, SLG: 0.463 (1, 3)		4-2 1B BB		0-0 L6		2-2 2B 1B		1-2 FC1-6 1B		3	1	2	0	1	0	0
Dave Berg, R OBP: 0.345, SLG: 0.329 (1, 6)		1-1 F7		1-1 F8		0-2 1-H 2B		0-0 FC1-6 FC3-6 1-2f		4	0	1	1	0	0	2
Paul Bako, L OBP: 0.381, SLG: 0.326 (1, 2) Alex Gonzalez, R OBP: 0.202, SLG: 0.223 (9, PR)		3-2 1B		2-3 K		0-1 G1-3		0-0 FC3-6 1-2f		4	0	1	0	0	1	2
Jesus Sanchez, L OBP: 0.182, SLG: 0.182 (1, 1) Mark Smith, R OBP: 0.447, SLG: 0.414 (5, PH) Joe Strong, S (6, 1) Danny Bautista, R OBP: 0.234, SLG: 0.371 (7, PH) (8, 9)		0-3 K		1-2 G4-3		0-0 F9		2-3 K		1	0	0	0	0	1	2
										1	0	0	0	0	0	0
										0	0	0	0	0	0	0
										2	0	0	0	0	1	1

Inning Stats	R: 1	H: 1	E: 0	LOB: 0	K: 1	BB: 0	S: 9	R: 0	H: 1	E: 0	LOB: 2	K: 1	BB: 1	S: 14	R: 1	H: 1	E: 0	LOB: 1	K: 0	BB: 1	S: 16	R: 0	H: 0	E: 0	LOB: 0	K: 1	BB: 0	S: 6	R: 0	H: 1	E: 0	LOB: 1	K: 0	BB: 1	S: 11	R: 1	H: 2	E: 0	LOB: 1	K: 1	BB: 0	S: 20	R: 0	H: 1	E: 0	LOB: 0	K: 0	BB: 0	S: 5	R: 0	H: 1	E: 0	LOB: 0	K: 1	BB: 0	S: 10	R: 0	H: 1	E: 0	LOB: 1	K: 1	BB: 0	S: 9	1B: 5	SF: 0	2B: 3	SAC: 0	3B: 1	DP: 2	HR: 1	HBP: 0	WP: 0	PA: 36
--------------	------	------	------	--------	------	-------	------	------	------	------	--------	------	-------	-------	------	------	------	--------	------	-------	-------	------	------	------	--------	------	-------	------	------	------	------	--------	------	-------	-------	------	------	------	--------	------	-------	-------	------	------	------	--------	------	-------	------	------	------	------	--------	------	-------	-------	------	------	------	--------	------	-------	------	-------	-------	-------	--------	-------	-------	-------	--------	-------	--------


PITCHER	IP	WLS	BF	H	R	ER	SO	BB	IBB	HBP	BLK	WP	HR	S	P	ERA	WHIP
Ramon Martinez, R ERA: 5.61 (1, 1)	5.0	W	21	4	2	2	3	3	0	0	0	0	1	56	94	3.60	1.400
Hipolito Pichardo, R ERA: 3.6 (6, 1)	1.1	H	6	2	1	1	1	0	0	0	0	0	0	21	27	6.75	1.500
Rheal Cormier, L ERA: 3.81 (7, 1)	0.2	H	2	1	0	0	0	0	0	0	0	0	0	4	6	0.00	1.500
49 Tim Wakefield, R ERA: 4.56 (8, 1)	0.1	H	1	0	0	0	0	0	0	0	0	0	0	5	7	0.00	0.000
Rich Garces, R ERA: 2.57 (8, 1)	0.2	H	2	1	0	0	0	0	0	0	0	0	0	5	7	0.00	1.500

BOTTOM

Boston Red Sox @ Florida Marlins
Pro Player Stadium, Miami, FL
 Tue Jun 06 2000, 7:05 PM EDT
 Att. 14,225 - Cloudy - 79 F

livebaseballscorecards.com

AB	33
R	3
H	9
RBI	3
BB	3
SO	5
LOB	12



Batter	1	2	3	4	5	6	7	8	9	AB R H RBI BB SO LOB	TOP																
Jeff Frye, R (1, 4) OBP: 0.391, SLG: 0.376	3-2 F8		2-2 F9		2-2 2B		3-2 F9		0-2 G5-3	5 0 1 0 0 0 1																	
Trot Nixon, L (1, 9) OBP: 0.396, SLG: 0.545	4-2 E 1B FC3-2 BB		1-2 SF9 3B		1-1 F9		3-1 E 1B 1B		0-2 1B	4 2 3 0 1 0 1																	
Nomar Garciaparra, R (1, 6) OBP: 0.435, SLG: 0.573	2-2 E7 FC3-2 BB 1-3 1B		2-2 SF9		1-0 F8		2-1 E 1B 1-2 1B		0-0 1B	4 0 3 1 0 0 0																	
Carl Everett, S (1, 8) OBP: 0.389, SLG: 0.688	4-0 FC3-2 1-2 BB		3-H 0-0 G5-3		1-2 1B		1-0 E9 1-3 1B 2-H		0-0 G3	4 0 2 1 1 0 2																	
Troy O'Leary, L (1, 7) OBP: 0.293, SLG: 0.351	1-2 FC3-2 1-2 2-3 3-H			0-0 F7		2-1 F8		4-1 BB		3 0 0 0 1 0 4																	
Brian Daubach, L (1, 3) OBP: 0.355, SLG: 0.497	0-0 G3			3-3 K		1-1 G3		1-3 K		3 0 0 0 0 1 4																	
Dan Smith, R (6, 1)										0 0 0 0 0 0 0																	
Darren Lewis, R (8, PH) OBP: 0.371, SLG: 0.407										1 0 0 0 0 1 3																	
Rob Stanifer, R (8, 1)										0 0 0 0 0 0 0																	
Scott Hatteberg, L (1, 2) OBP: 0.297, SLG: 0.339		1-3 K		1-0 G4-3		1-1 2B		1-3 K		2 0 0 0 0 1 0																	
Jason Varitek, S (7, PH) OBP: 0.410, SLG: 0.426										2 0 1 0 0 1 3																	
Manny Alexander, R (1, 5) OBP: 0.224, SLG: 0.286		3-1 G6-3		0-1 F9		0-1 P4		1-0 P3		4 0 0 0 0 0 4																	
Brian Rose, R (1, 1)										2 0 0 0 0 0 0																	
Mike Stanley, R (6, 3) OBP: 0.346, SLG: 0.455		1-2 G1-3		1-0 P3		2-2 G5-3		0-1 F9		2 0 0 0 0 0 1																	
Inning Stats	R: 0 E: 1 K: 0 S: 12	H: 1 LOB: 3 BB: 2 P: 26	R: 0 E: 0 K: 1 S: 8	H: 0 LOB: 0 BB: 0 P: 13	R: 1 E: 0 K: 0 S: 10	H: 1 LOB: 0 BB: 0 P: 15	R: 0 E: 0 K: 1 S: 5	H: 0 LOB: 0 BB: 0 P: 9	R: 0 E: 0 K: 0 S: 8	H: 1 LOB: 1 BB: 0 P: 12	R: 0 E: 0 K: 0 S: 10	H: 1 LOB: 1 BB: 0 P: 13	R: 0 E: 0 K: 0 S: 11	H: 1 LOB: 1 BB: 0 P: 17	R: 1 E: 1 K: 2 S: 13	H: 3 LOB: 3 BB: 1 P: 26	R: 0 E: 0 K: 0 S: 10	H: 2 LOB: 2 BB: 0 P: 10	1B: 7 2B: 2 3B: 1 HR: 0	SF: 1 SAC: 0 DP: 0 HBP: 0	WP: 0 PB: 0 SB: 0 CS: 0	PA: 40					
PITCHER	IP WLS BF H R ER SO BB IBB HBP BLK WP HR S P ERA WHIP																										
Brad Penny, R (1, 1) ERA: 5.46	2.0		9	1	0	0	1	2	0	0	0	0	0	20	39	0.00	1.500										
Vic Darensbourg, L (3, 1) ERA: 3.21	4.0	W	15	3	1	1	1	0	0	0	0	0	0	33	49	2.25	0.750										
Braden Loooper, R (7, 1) ERA: 3.14	1.0		7	4	1	1	0	0	0	0	0	0	0	16	28	9.00	4.000										
Armando Almanza, L (8, 1) ERA: 1.61	1.0	H	4	0	0	0	2	1	0	0	0	0	0	8	15	0.00	1.000										
Antonio Alfonseca, R (9, 1) ERA: 5.52	1.0		5	2	0	0	0	0	0	0	0	0	0	10	10	0.00	2.000										

Boston Red Sox @ Florida Marlins
Pro Player Stadium, Miami, FL
 Wed Jun 07 2000, 7:05 PM EDT
 Att. 17,088 - Cloudy - 80 F

AB	36
R	2
H	10
RBI	2
BB	3
SO	4
LOB	23



livebaseballscorecards.com

Batter	1	2	3	4	5	6	7	8	9	AB	R	H	RBI	BB	SO	LOB
Luis Castillo, S OBP: 0.478, SLG: 0.444 (1, 4)	0-3 K		1-1 BB HR 1B		2-1 E5		1-0 SH1-3			3	1	1	0	0	1	0
Mark Kotsay, L OBP: 0.305, SLG: 0.430 (1, 9)	0-0 F8		4-1 HR BB		2-0 G4-3		1-0 SF9			2	1	0	1	1	0	1
Cliff Floyd, L OBP: 0.397, SLG: 0.553 (1, 7)	1-1 S 1B		3-2 HR		4-1 2B SF7 BB		1-1 G6-3			3	2	2	3	1	0	0
Preston Wilson, R OBP: 0.345, SLG: 0.498 (1, 8)	2-1 P4		2-3 K		1-1 SF7 SF8 2B		3-1 G6-3			4	1	1	0	0	1	1
Mike Lowell, R OBP: 0.283, SLG: 0.446 (1, 5)		2-1 P3		1-3 K		4-1 SF7 BB		0-0 L4		3	0	0	0	1	1	0
Derrek Lee, R OBP: 0.356, SLG: 0.453 (1, 3)		1-2 G6-3		1-2 G3		1-0 SF7		3-1 E5		3	0	0	1	0	0	0
Dave Berg, R OBP: 0.330, SLG: 0.316 (1, 6)		1-1 P6		0-0 F8		2-1 SF8		1-0 F9		3	0	0	1	0	0	1
Antonio Alfonseca, R (9, 1)										0	0	0	0	0	0	0
Paul Bako, L OBP: 0.370, SLG: 0.316 (1, 2)			0-0 F5		0-3 K		1-0 F8			3	0	0	0	0	1	1
Braden Loooper, R (7, 1)										0	0	0	0	0	0	0
Armando Almanza, L (8, 1)										0	0	0	0	0	0	0
Alex Gonzalez, R OBP: 0.202, SLG: 0.223 (9, 6)										0	0	0	0	0	0	0
Brad Penny, R OBP: 0.087, SLG: 0.087 (1, 1)			0-1 G1-3		0-3 K		2-0 SH1-3 SF9 2B			0	0	0	0	0	0	0
Vic Darenbourg, L OBP: 0.333, SLG: 0.333 (3, 1)										2	0	0	0	0	1	0
Mike Redmond, R OBP: 0.350, SLG: 0.344 (7, 2)										1	1	1	0	0	0	0

Inning Stats	R: 0	H: 1	E: 0	K: 1	S: 10	LOB: 1	BB: 1	P: 11	R: 0	H: 0	E: 0	K: 0	S: 7	LOB: 0	BB: 0	P: 11	R: 3	H: 2	E: 0	K: 1	S: 13	LOB: 0	BB: 1	P: 23	R: 0	H: 0	E: 0	K: 1	S: 7	LOB: 0	BB: 0	P: 9	R: 0	H: 0	E: 1	K: 2	S: 11	LOB: 1	BB: 0	P: 14	R: 2	H: 1	E: 0	K: 0	S: 8	LOB: 1	BB: 2	P: 21	R: 1	H: 1	E: 0	K: 0	S: 5	LOB: 0	BB: 0	P: 10	R: 0	H: 0	E: 1	K: 0	S: 6	LOB: 1	BB: 0	P: 13
1B: 2	SF: 3	2B: 2	SAC: 1	3B: 0	DP: 0	HR: 1	HBP: 0	WP: 0	PA: 34	1B: 2	SF: 3	2B: 2	SAC: 1	3B: 0	DP: 0	HR: 1	HBP: 0	WP: 0	PA: 34	1B: 2	SF: 3	2B: 2	SAC: 1	3B: 0	DP: 0	HR: 1	HBP: 0	WP: 0	PA: 34																																			

PITCHER	IP	WLS	BF	H	R	ER	SO	BB	IBB	HBP	BLK	WP	HR	S	P	ERA	WHIP
Brian Rose, R ERA: 5.23 (1, 1)	5.0	L	20	3	3	3	5	1	0	0	0	0	1	48	68	5.40	0.800
Dan Smith, R ERA: 8.1 (6, 1)	2.0		10	2	3	3	0	2	0	0	0	0	0	13	31	13.50	2.000
Rob Stanifer, R ERA: 8.71 (8, 1)	1.0		4	0	0	0	0	0	0	0	0	0	0	6	13	0.00	0.000


BOTTOM

Boston Red Sox @ Florida Marlins
 Pro Player Stadium, Miami, FL

Wed Jun 07 2000, 7:05 PM EDT
 Att: 17,088 - Cloudy - 80 F

livebaseballscorecards.com

AB	27
R	6
H	5
RBI	6
BB	3
SO	5
LOB	4



Batter	1	2	3	4	5	6	7	8	9	AB R H RBI BB SO LOB	TOP														
Kenny Lofton, L (1, 8) OBP: 0.339, SLG: 0.364	3-2 F8		0-3 K			0-2 G4-3			0-0 G4-3	4 0 0 0 0 1 0															
Omar Vizquel, S (1, 6) OBP: 0.341, SLG: 0.360	1-3 K			2-2 F9		2-2 G4-3			0-0 B5-3	4 0 0 0 0 1 0															
Roberto Alomar, S (1, 4) OBP: 0.358, SLG: 0.459	0-0 E2			2-0 G3		0-3 K			0-2 1B	1 0 0 0 0 0 0															
Enrique Wilson, S (3, 4) OBP: 0.419, SLG: 0.517										3 0 1 0 0 1 0															
Jim Thome, L (1, 3) OBP: 0.358, SLG: 0.533	2-1 P5			0-0 F9			2-3 K		0-3 K	4 0 0 0 0 2 2															
David Justice, L (1, 9) OBP: 0.379, SLG: 0.604			0-3 K		0-1 G4-3		2-2 G4-3			3 0 0 0 0 1 0															
Travis Fryman, R (1, 5) OBP: 0.368, SLG: 0.505			2-3 K		3-2 F9		2-3 K			3 0 0 0 0 2 0															
Russell Branyan, L (1, 10) OBP: 0.538, SLG: 1.417			1-3 K		1-1 2B			1-3 K		3 0 1 0 0 2 0															
Richie Sexson, R (1, 7) OBP: 0.300, SLG: 0.438			1-0 F8		4-1 BB			0-3 K		2 0 0 0 1 1 0															
Einar Diaz, R (1, 2) OBP: 0.359, SLG: 0.463			1-2 F8		0-1 G1			0-1 F2		3 0 0 0 0 0 2															
Inning Stats	R: 0 E: 1 K: 1 S: 9	H: 0 LOB: 1 BB: 0 P: 15	R: 0 E: 0 K: 3 S: 9	H: 0 LOB: 0 BB: 0 P: 12	R: 0 E: 0 K: 1 S: 8	H: 0 LOB: 0 BB: 0 P: 10	R: 0 E: 0 K: 0 S: 5	H: 0 LOB: 0 BB: 0 P: 9	R: 0 E: 0 K: 0 S: 10	H: 1 LOB: 2 BB: 1 P: 18	R: 0 E: 0 K: 1 S: 10	H: 0 LOB: 0 BB: 0 P: 12	R: 0 E: 0 K: 2 S: 9	H: 0 LOB: 0 BB: 0 P: 15	R: 0 E: 0 K: 2 S: 9	H: 0 LOB: 0 BB: 0 P: 10	R: 0 E: 0 K: 1 S: 8	H: 1 LOB: 1 BB: 0 P: 8	1B: 1 2B: 1 3B: 0 HR: 0	SF: 0 SAC: 0 DP: 0 HBP: 0	WP: 0 PB: 0 SB: 0 CS: 0	PA: 31			
PITCHER	IP	WLS	BF	H	R	ER	SO	BB	IBB	HBP	BLK	WP	HR	S	P	ERA	WHIP								
Pedro Martinez, R (1, 1) ERA: 0.95	8.0	W	27	1	0	0	10	1	0	0	0	0	0	69	101	0.00	0.250								
Derek Lowe, R (9, 1) ERA: 2.06	1.0	S	4	1	0	0	1	0	0	0	0	0	0	8	8	0.00	1.000								

Cleveland Indians @ Boston Red Sox
Fenway Park, Boston, MA
 Thu Jun 08 2000, 6:05 PM EDT
 Att. 31,438 - Cloudy - 71 F

livebaseballscorecards.com

AB 30
R 0
H 2
RBI 0
BB 1
SO 11
LOB 4



Batter	1	2	3	4	5	6	7	8	9	AB	R	H	RBI	BB	SO	LOB
Jeff Frye, R OBP: 0.395, SLG: 0.381 (1, 4)	2-1 G6-4-3 1B		2-3 K			1-1 G4-3		2-1 E 1B		4	1	2	0	0	1	0
Trot Nixon, L OBP: 0.389, SLG: 0.533 (1, 9)	3-3 K			0-3 K		1-0 P6		1-0 F2		4	0	0	0	0	2	2
Nomar Garciaparra, R OBP: 0.424, SLG: 0.558 (1, 6)	0-0 G6-4-3 1-2f			0-2 G6-3		2-3 K		1-3 SAFE K		4	0	0	0	0	2	2
Carl Everett, S OBP: 0.391, SLG: 0.698 (1, 8)		3-3 K		2-3 K			2-0 HR	4-0 1B IBB		3	2	1	1	1	2	0
Brian Daubach, L OBP: 0.357, SLG: 0.495 (1, 3)		4-2 BB			1-0 F5		1-0 G3	2-2 1B 1B		3	0	1	1	1	0	0
Mike Stanley, R OBP: 0.344, SLG: 0.449 (1, 10)		2-3 K			0-3 K		0-1 G5-3	0-0 1-2 2-H 1B		4	0	1	1	0	2	1
Troy O'Leary, L OBP: 0.297, SLG: 0.354 (1, 7)		1-2 F8			0-2 1B 1B		2-2 2B 1B	1-0 F9		4	0	2	0	0	0	3
Jason Varitek, S OBP: 0.414, SLG: 0.437 (1, 2)			0-2 F9		0-0 1-3 1B		1-1 1-3 2B			3	0	2	0	0	0	0
38 Wilton Veras, R OBP: 0.288, SLG: 0.328 (1, 5)			1-1 G1-3		0-0 P6		1-0 G5-3			3	0	0	0	0	0	4


Inning Stats		R: 0	H: 1	E: 0	K: 1	S: 6	P: 11	R: 0	H: 0	E: 0	K: 2	S: 15	R: 0	H: 0	E: 0	K: 1	S: 8	R: 0	H: 0	E: 0	K: 2	S: 9	R: 0	H: 2	E: 0	K: 1	S: 9	R: 1	H: 3	E: 0	K: 0	S: 10	R: 2	H: 3	E: 1	K: 1	S: 13	
IP		7.2	7.2	7.2	7.2	7.2	7.2	7.2	7.2	7.2	7.2	7.2	7.2	7.2	7.2	7.2	7.2	7.2	7.2	7.2	7.2	7.2	7.2	7.2	7.2	7.2	7.2	7.2	7.2	7.2	7.2	7.2	7.2	7.2	7.2	7.2	7.2	7.2
WLS		L	L	L	L	L	L	L	L	L	L	L	L	L	L	L	L	L	L	L	L	L	L	L	L	L	L	L	L	L	L	L	L	L	L	L	L	L
BF		33	33	33	33	33	33	33	33	33	33	33	33	33	33	33	33	33	33	33	33	33	33	33	33	33	33	33	33	33	33	33	33	33	33	33	33	33
H		9	9	9	9	9	9	9	9	9	9	9	9	9	9	9	9	9	9	9	9	9	9	9	9	9	9	9	9	9	9	9	9	9	9	9	9	9
R		3	3	3	3	3	3	3	3	3	3	3	3	3	3	3	3	3	3	3	3	3	3	3	3	3	3	3	3	3	3	3	3	3	3	3	3	3
ER		3	3	3	3	3	3	3	3	3	3	3	3	3	3	3	3	3	3	3	3	3	3	3	3	3	3	3	3	3	3	3	3	3	3	3	3	3
SO		9	9	9	9	9	9	9	9	9	9	9	9	9	9	9	9	9	9	9	9	9	9	9	9	9	9	9	9	9	9	9	9	9	9	9	9	9
BB		0	0	0	0	0	0	0	0	0	0	0	0	0	0	0	0	0	0	0	0	0	0	0	0	0	0	0	0	0	0	0	0	0	0	0	0	0
P:		11	11	11	11	11	11	11	11	11	11	11	11	11	11	11	11	11	11	11	11	11	11	11	11	11	11	11	11	11	11	11	11	11	11	11	11	11

BOTTOM

Cleveland Indians @ Boston Red Sox
 Fenway Park, Boston, MA
 Thu Jun 08 2000, 6:05 PM EDT
 Att: 31,438 - Cloudy - 71 F

livebaseballscorecards.com

AB	32
R	3
H	9
RBI	3
BB	2
SO	9
LOB	12



1B:	7	SF:	0
2B:	1	SAC:	0
3B:	0	DP:	1
HR:	1	HBP:	0
WP:	0	PA:	34
PB:	0		
SB:	0		
CS:	0		

PITCHER		IP	WLS	BF	H	R	ER	SO	BB	IBB	HBP	BLK	WP	HR	S	P	ERA	WHIP
Bartolo Colon, R ERA: 4.13 (1, 1)		7.2	L	33	9	3	3	9	1	1	0	0	0	1	75	117	3.52	1.304
Scott Kamieniecki, R ERA: 5.4 (8, 1)		0.1		1	0	0	0	0	0	0	0	0	0	1	2	0.00	0.000	

Batter	1	2	3	4	5	6	7	8	9	AB R H RBI BB SO LOB	TOP	
Jeff Frye, R (1, 4) OBP: 0.403, SLG: 0.380	4-1 G5-3 1B BB		1-0 1B		2-1 G4-3		4-1 1B BB		1-1 F9	3 0 1 0 2 0 0		
Trot Nixon, L (1, 9) OBP: 0.391, SLG: 0.533 Rich Garces, R (7, 1)	0-1 G5-3 1B		1-0 F9			1-3 K	0-1 1B			4 0 2 2 0 1 1 0 0 0 0 0 0 0		
Nomar Garciaparra, R (1, 6) OBP: 0.420, SLG: 0.556	1-2 G5-3 1-2 2-3f			1-1 G2-3 1B 2B		0-2 G4-3	0-0 F9			4 1 1 0 0 0 4		
Carl Everett, S (1, 8) OBP: 0.384, SLG: 0.684	0-3 K			0-1 G2-3 2-3		0-3 K		0-3 K		4 0 0 0 0 3 2		
Brian Daubach, L (1, 3) OBP: 0.360, SLG: 0.510		1-3 K		1-2 G1-3 1B 3-H			0-1 HR	1-2 F8		4 1 2 2 0 1 0		
Troy O'Leary, L (1, 7) OBP: 0.296, SLG: 0.352		2-1 F9		1-0 G1-3 1-2			0-0 G6-3	0-1 1B		4 0 1 0 0 0 1		
38 Wilton Veras, R (1, 5) OBP: 0.284, SLG: 0.323 Hipolito Pichardo, R (4, 1) Darren Lewis, R (7, PH) (7, 9) OBP: 0.374, SLG: 0.422		1-2 F8		2-3 K			0-1 G4-3 1B 2B	1-1 L4		2 0 0 0 0 1 1 0 0 0 0 0 0 0 2 1 1 0 0 0 1		
Scott Hatteberg, L (1, 2) OBP: 0.284, SLG: 0.322 Donnie Sadler, R (7, 5) OBP: 0.243, SLG: 0.318			1-3 K		2-3 K		0-0 G4-3 2-3		2-3 K	3 0 0 0 0 2 1 1 0 0 0 0 1 0		
Jeff Fassero, L (1, 1) Manny Alexander, R (4, 5) OBP: 0.220, SLG: 0.281 Jason Varitek, S (7, PH) (7, 2) OBP: 0.415, SLG: 0.434			1-3 K		1-0 G1-3		4-0 1B BB		2-3 K	1 0 0 0 0 1 0 1 0 0 0 0 0 0 1 1 0 0 1 1 0		
Inning Stats	R: 0 H: 1 E: 0 LOB: 1 K: 1 BB: 1 S: 9 P: 14	R: 0 H: 0 E: 0 LOB: 0 K: 1 BB: 0 S: 9 P: 13	R: 0 H: 1 E: 0 LOB: 1 K: 2 BB: 0 S: 9 P: 13	R: 1 H: 2 E: 0 LOB: 1 K: 1 BB: 0 S: 13 P: 18	R: 0 H: 0 E: 0 LOB: 0 K: 1 BB: 0 S: 7 P: 12	R: 0 H: 0 E: 0 LOB: 0 K: 2 BB: 0 S: 9 P: 10	R: 3 H: 3 E: 0 LOB: 2 K: 0 BB: 2 S: 10 P: 18	R: 0 H: 1 E: 0 LOB: 1 K: 1 BB: 0 S: 10 P: 12	R: 0 H: 0 E: 0 LOB: 0 K: 2 BB: 0 S: 9 P: 14	1B: 5 SF: 0 2B: 2 SAC: 0 3B: 0 DP: 1 HR: 1 HBP: 0	WP: 0 PA: 37 PB: 0 SB: 0 CS: 0	
PITCHER	IP WLS BF H R ER SO BB IBB HBP BLK WP HR S P ERA WHIP											
Greg Maddux, R (1, 1) ERA: 2.89	6.2 W 29 7 4 4 8 3 0 0 0 0 0 1 65 97 5.40 1.500											
Mike Remlinger, L (7, 1) ERA: 2.31	1.1 H 5 1 0 0 1 0 0 0 0 0 0 0 11 13 0.00 0.750											
Rudy Seanez, R (9, 1) ERA: 3.72	1.0 S 3 0 0 0 2 0 0 0 0 0 0 0 9 14 0.00 0.000											

Boston Red Sox @ Atlanta Braves
 Turner Field, Atlanta, GA
 Fri Jun 09 2000, 7:40 PM EDT
 Att. 48,053 - Sunny - 80 F

livebaseballscorecards.com

AB	34
R	4
H	8
RBI	4
BB	3
SO	11
LOB	11



Batter	1	2	3	4	5	6	7	8	9	AB	R	H	RBI	BB	SO	LOB
Quilvio Veras, S OBP: 0.411, SLG: 0.385 (1, 4)	1-1 L5		2-0 F7	4-2 FC6-2 S 2-3 BB		1-1 G4-3				3	0	0	0	1	0	1
Andruw Jones, R OBP: 0.426, SLG: 0.563 (1, 8)	1-3 K		0-1 FC6-4 10 1B 1-3 1B	2-1 FC6-2			3-2 F7			4	0	1	0	0	1	2
10 Chipper Jones, S OBP: 0.388, SLG: 0.553 (1, 5)	2-2 P4		0-0 FC6-4 1-2 3-H 1B	3-0 L9			1-1 F8			4	0	1	1	0	0	2
Andres Galarraga, R OBP: 0.390, SLG: 0.626 (1, 3)		2-2 G6-3	1-2 FC6-4 1-2f 2-3		1-3 K		0-0 HR			4	1	1	1	0	1	2
Brian Jordan, R OBP: 0.360, SLG: 0.544 (1, 9)		0-0 F7 1B		4-1 BB 2B BB	0-0 P4		1-0 G5-3			3	1	1	0	1	0	0
Reggie Sanders, R OBP: 0.250, SLG: 0.260 (1, 7)		0-0 F7 1-2		4-2 2B 1-2 1B BB	2-3 K			1-0 P4		3	1	0	0	1	1	1
Rafael Furcal, S OBP: 0.399, SLG: 0.390 (1, 6)		3-3 K		0-0 1B 2B		3-2 S SH1-3 2B		1-0 CS 1B		4	2	3	1	0	1	1
Fernando Lunar, R OBP: 0.231, SLG: 0.167 (1, 2)			0-0 1B 10 1B 1B	2-2 WP SH1-3 FC6-2 1B		2-3 K		1-3 K 1-2		4	1	2	2	0	2	2
Greg Maddux, R OBP: 0.235, SLG: 0.281 Mike Remlinger, L Rudy Seanez, R	(1, 1) (7, 1) (9, 1)		1-1 F8	1-1 SH1-3		0-0 SH1-3				1	0	0	1	0	0	1

Inning Stats	R: 0	H: 0	E: 0	K: 1	S: 8	LOB: 0	BB: 0	P: 12
	R: 0	H: 1	E: 0	K: 1	S: 8	LOB: 1	BB: 0	P: 13
	R: 1	H: 3	E: 0	K: 0	S: 10	LOB: 2	BB: 0	P: 14
	R: 3	H: 2	E: 0	K: 0	S: 17	LOB: 2	BB: 3	P: 37
	R: 0	H: 0	E: 0	K: 2	S: 7	LOB: 0	BB: 0	P: 10
	R: 1	H: 1	E: 0	K: 1	S: 10	LOB: 0	BB: 0	P: 16
	R: 1	H: 1	E: 0	K: 0	S: 7	LOB: 0	BB: 0	P: 12
	R: 0	H: 1	E: 0	K: 1	S: 5	LOB: 0	BB: 0	P: 8

PITCHER	IP	WLS	BF	H	R	ER	SO	BB	IBB	HBP	BLK	WP	HR	S	P	ERA	WHIP
Jeff Fassero, L ERA: 3.93	(1, 1)	3.1	L	19	6	4	4	2	3	0	0	0	1	0	68	10.80	2.700
Hipolito Pichardo, R ERA: 3.52	(4, 1)	2.2		9	1	1	3	0	0	0	0	0	0	20	34	3.38	0.375
Rich Garcés, R ERA: 2.7	(7, 1)	2.0		7	2	1	1	0	0	0	0	0	1	12	20	4.50	1.000

BOTTOM

Boston Red Sox @ Atlanta Braves
Turner Field, Atlanta, GA

Fri Jun 09 2000, 7:40 PM EDT
Att. 48,053 - Sunny - 80 F

AB	30
R	6
H	9
RBI	6
BB	3
SO	6
LOB	12

livebaseballscorecards.com

WP	HR	S	P	ERA	WHIP
1	0	1	35		
0	0	0			
0	0	0			
0	0	0			
1	1	0			
0	0	0			
2	0	0			
1	0	0			

Batter	1	2	3	4	5	6	7	8	9	AB R H RBI BB SO LOB	TOP			
Jose Offerman, S (1, 4) OBP: 0.337, SLG: 0.331	1-0 G4-3 SH1-3 1B		1-3 K			0-0 1B		1-1 1B		4 0 3 0 0 1 0				
Darren Lewis, R (1, 9) OBP: 0.366, SLG: 0.412 Brian Daubach, L (8, PH) OBP: 0.358, SLG: 0.508 Rheal Cormier, L (8, 1)	0-0 SH1-3 1-2			2-0 L1		2-3 K		1-3 K		2 0 0 0 0 1 1 1 0 0 0 0 1 2 0 0 0 0 0 0 0				
Nomar Garciaparra, R (1, 6) OBP: 0.422, SLG: 0.552	0-0 G4-3 2-3			3-2 G6-4-3 1B		0-0 F8			4-1 BB BB	3 0 1 0 1 0 2				
Mike Stanley, R (1, 3) OBP: 0.342, SLG: 0.441	1-2 G6-3			0-0 G6-4-3 1-2f			1-3 K		4-2 G6-3 1-2 BB	3 0 0 0 1 1 2				
Carl Everett, S (1, 8) OBP: 0.381, SLG: 0.675		1-1 P6			1-1 1B		2-2 E6 G4-6-3		1-3 K	4 0 1 0 0 1 2				
Jason Varitek, S (1, 2) OBP: 0.406, SLG: 0.423		1-2 L4			2-3 K		1-0 G4-6-3 1-2f		1-1 G6-3 1-2f	4 0 0 0 0 1 4				
Troy O'Leary, L (1, 7) OBP: 0.297, SLG: 0.349		3-1 G3			2-2 P8			4-2 1B BB		2 0 0 0 1 0 1				
38 Wilton Veras, R (1, 5) OBP: 0.280, SLG: 0.319 Trot Nixon, L (8, PH) OBP: 0.390, SLG: 0.530 (8, 9)			0-0 F8		0-0 L9			1-3 K		2 0 0 0 0 0 1 1 0 0 0 0 1 1				
Pete Schourek, L (1, 1) OBP: 0.333, SLG: 0.333 49 Tim Wakefield, R (4, 1) Manny Alexander, R (6, PH) OBP: 0.217, SLG: 0.276 Rob Stanifer, R (6, 1) Scott Hatterberg, L (8, PH) OBP: 0.279, SLG: 0.317 Donnie Sadler, R (8, 5) OBP: 0.243, SLG: 0.318			0-3 K			1-2 P5		0-2 F7		1 0 0 0 0 0 1 0 0 0 0 0 0 0 0 0 1 0 0 0 0 0 0 0 0 0 0 0 0 0 0 0 1 0 0 0 0 0 0 1 0 0 0 0 0 0 0 0				
Inning Stats	R: 0 H: 1 E: 0 LOB: 1 K: 0 BB: 0 S: 7 P: 9	R: 0 H: 0 E: 0 LOB: 0 K: 0 BB: 0 S: 7 P: 12	R: 0 H: 0 E: 0 LOB: 0 K: 2 BB: 0 S: 7 P: 8	R: 0 H: 1 E: 0 LOB: 0 K: 0 BB: 0 S: 6 P: 11	R: 0 H: 1 E: 0 LOB: 1 K: 1 BB: 0 S: 11 P: 16	R: 0 H: 1 E: 0 LOB: 1 K: 1 BB: 0 S: 8 P: 11	R: 0 H: 0 E: 1 LOB: 0 K: 1 BB: 0 S: 9 P: 13	R: 0 H: 1 E: 0 LOB: 2 K: 2 BB: 1 S: 16 P: 23	R: 0 H: 0 E: 0 LOB: 1 K: 1 BB: 2 S: 9 P: 19	1B: 5 SF: 0 2B: 0 SAC: 1 3B: 0 DP: 3 HR: 0 HBP: 0	WP: 0 PA: 33 PB: 0 SB: 0 CS: 0			
PITCHER	IP WLS BF H R ER SO BB IBB HBP BLK WP HR S P ERA WHIP												PITCHER	IP WLS BF H R ER SO BB IBB HBP BLK WP HR S P ERA WHIP
Terry Mulholland, L (1, 1) ERA: 5.22	5.0 W 17 3 0 0 3 0 0 0 0 0 0 0 0 38 56 0.00 0.600													
Kerry Ligtenberg, R (6, 1) ERA: 4.08	2.0 7 1 0 0 2 0 0 0 0 0 0 0 0 17 24 0.00 0.500													
Rudy Seanez, R (8, 1) ERA: 3.54	1.0 5 1 0 0 2 1 0 0 0 0 0 0 0 16 23 0.00 2.000													
Don Wengert, R (9, 1) ERA:	0.0 2 0 0 0 0 2 0 0 0 0 0 0 0 4 12 ∞ ∞													
Mike Remlinger, L (9, 1) ERA: 2.25	1.0 2 0 0 0 1 0 0 0 0 0 0 0 0 5 7 0.00 0.000													

Boston Red Sox @ Atlanta Braves
 Turner Field, Atlanta, GA
 Sat Jun 10 2000, 7:10 PM EDT
 Att. 49,420 - Sunny - 80 F

livebaseballscorecards.com

AB	29
R	0
H	5
RBI	0
BB	3
SO	8
LOB	17



Batter	1	2	3	4	5	6	7	8	9	AB	R	H	RBI	BB	SO	LOB
Quilvio Veras, S OBP: 0.409, SLG: 0.379 (1, 4)	1-0 G6-3		1-1 G6-3	4-0 BB			0-1 L8			3	0	0	0	1	0	1
Andruw Jones, R OBP: 0.424, SLG: 0.561 (1, 8)	0-2 F3		0-0 2B	2-0 P4			2-2 G6-3			4	0	1	1	0	0	1
10 Chipper Jones, S OBP: 0.394, SLG: 0.558 (1, 5)	4-2 BB		0-0 G6-3				4-1 G6-4-3 BB		1-1 1B SF7 2B	2	1	1	0	2	0	0
Andres Galarraga, R OBP: 0.392, SLG: 0.638 (1, 3)	0-0 F7			2-0 HR			1-1 G6-4-3		1-2 SF7 1B	4	1	2	1	0	0	2
Brian Jordan, R OBP: 0.358, SLG: 0.541 (1, 9)		1-2 G6-3		2-2 F7 1B 3B 1B			1-3 K		1-2 SF7	3	1	1	1	0	1	0
Javy Lopez, R OBP: 0.333, SLG: 0.484 (1, 2)		1-1 G1-3		0-0 3B 1B			0-1 G5-3		1-2 3-H K	4	1	1	0	0	1	1
Reggie Sanders, R OBP: 0.250, SLG: 0.267 (1, 7)		2-1 2B		2-2 F7			0-0 L7		3-2 G5-3	4	0	1	0	0	0	3
Walt Weiss, S OBP: 0.385, SLG: 0.358 Rafael Furcal, S OBP: 0.397, SLG: 0.388 (4, PR) (5, 6)		1-3 K		1-2 PB 3B			1-1 F7			2	0	1	2	0	1	1
Terry Mulholland, R OBP: 0.221, SLG: 0.229 Kerry Ligtenberg, R Wally Joyner, L OBP: 0.279, SLG: 0.283 Rudy Seanez, R Don Wengert, R Mike Remlinger, L (1, 1) (6, 1) (7, PH) (8, 1) (9, 1) (9, 1)			0-0 2B	1-3 K					2-1 G4-3	2	1	1	0	0	1	1

Inning Stats	R: 0	H: 0	E: 0	K: 0	S: 8	LOB: 1	BB: 1	P: 13	R: 0	H: 1	E: 0	K: 1	S: 10	LOB: 1	BB: 0	P: 15	R: 1	H: 2	E: 0	K: 0	S: 5	LOB: 0	BB: 0	P: 6	R: 4	H: 4	E: 0	K: 1	S: 17	LOB: 1	BB: 1	P: 30	R: 0	H: 0	E: 0	K: 0	S: 6	LOB: 0	BB: 1	P: 12	R: 0	H: 0	E: 0	K: 0	S: 5	LOB: 0	BB: 0	P: 6	R: 0	H: 0	E: 0	K: 0	S: 7	LOB: 0	BB: 0	P: 11	R: 1	H: 2	E: 0	K: 1	S: 15	LOB: 1	BB: 0	P: 24
--------------	------	------	------	------	------	--------	-------	-------	------	------	------	------	-------	--------	-------	-------	------	------	------	------	------	--------	-------	------	------	------	------	------	-------	--------	-------	-------	------	------	------	------	------	--------	-------	-------	------	------	------	------	------	--------	-------	------	------	------	------	------	------	--------	-------	-------	------	------	------	------	-------	--------	-------	-------

PITCHER	IP	WLS	BF	H	R	ER	SO	BB	IBB	HBP	BLK	WP	HR	S	P	ERA	WHIP
Pete Schourek, L ERA: 4.08 (1, 1)	3.2	L	19	7	5	4	2	2	0	0	0	0	1	39	61	9.82	2.455
49 Tim Wakefield, R ERA: 4.44 (4, 1)	1.1		4	0	0	0	1	1	0	0	0	0	0	7	15	0.00	0.750
Rob Stanifer, R ERA: 7.3 (6, 1)	2.0		6	0	0	0	0	0	0	0	0	0	0	12	17	0.00	0.000
Rheal Cormier, L ERA: 4.0 (8, 1)	1.0		5	2	1	1	1	0	0	0	0	0	0	15	24	9.00	2.000

BOTTOM


Boston Red Sox @ Atlanta Braves
Turner Field, Atlanta, GA

Sat Jun 10 2000, 7:10 PM EDT
Att: 49,420 - Sunny - 80 F

livebaseballscorecards.com

AB	30
R	6
H	9
RBI	5
BB	3
SO	4
LOB	10

WP: 0 PA: 34
PB: 1
SB: 2
CS: 0



Batter	1	2	3	4	5	6	7	8	9	AB R H RBI BB SO LOB	TOP			
Jose Offerman, S (1, 3) OBP: 0.349, SLG: 0.340	4-2 2B BB		1-0 G6-3		4-2 BB			0-2 E8 2B	4-1 G5-4-3 BB	2 2 1 0 3 0 0				
Jeff Frye, R (1, 4) OBP: 0.395, SLG: 0.372	2-3 K		1-3 K		1-3 K			1-2 F9 BB SF8 1B	0-2 G5-4-3 BB	5 1 1 0 0 3 4				
Nomar Garciaparra, R (1, 6) OBP: 0.429, SLG: 0.561	2-1 2B		0-0 F9		0-0 G4-3 BB 1B			4-0 BB BB		3 1 2 1 1 0 0				
Carl Everett, S (1, 8) OBP: 0.388, SLG: 0.680	1-2 G4-3 2B			2-2 L1-3 1B		4-0 G4-3 BB		0-0 F9		3 0 2 1 1 0 2				
Troy O'Leary, L (1, 7) OBP: 0.291, SLG: 0.343	1-1 G4-3			0-0 L1-3		1-0 G4-3		2-2 SF8		3 0 0 1 0 0 4				
Jason Varitek, S (1, 2) OBP: 0.403, SLG: 0.415	2-2 P6			1-1 F9		2-2 G4-3		4-0 BB		3 0 0 0 1 0 2				
Manny Alexander, R (1, 5) OBP: 0.219, SLG: 0.274			0-3 K		1-0 BB 1B		2-2 G5-3	1-0 P6		4 0 1 0 0 1 2				
Darren Lewis, R (1, 9) OBP: 0.361, SLG: 0.404			1-2 L7		3-3 K		0-0 F9		0-2 38 SH3-4 BLK 1B	4 1 1 0 0 1 1				
Ramon Martinez, R (1, 1) OBP: 0.200, SLG: 0.200			1-1 G3		0-3 K		1-0 G6-3		0-0 SH3-4	3 0 0 0 0 1 1				
Rich Garces, R (7, 1)										0 0 0 0 0 0 0				
38 Wilton Veras, R (8, 5) OBP: 0.280, SLG: 0.319										0 0 0 0 0 0 0				
Derek Lowe, R (8, 1)										0 0 0 0 0 0 0				
Inning Stats	R: 2 H: 2 E: 0 LOB: 1 K: 1 BB: 1 S: 17 P: 29	R: 0 H: 0 E: 0 LOB: 0 K: 1 BB: 0 S: 8 P: 10	R: 0 H: 0 E: 0 LOB: 0 K: 1 BB: 0 S: 5 P: 7	R: 0 H: 1 E: 0 LOB: 0 K: 0 BB: 0 S: 6 P: 9	R: 0 H: 1 E: 0 LOB: 2 K: 3 BB: 1 S: 15 P: 23	R: 0 H: 1 E: 0 LOB: 1 K: 0 BB: 1 S: 6 P: 13	R: 0 H: 0 E: 0 LOB: 0 K: 0 BB: 0 S: 5 P: 8	R: 2 H: 2 E: 1 LOB: 2 K: 0 BB: 2 S: 11 P: 23	R: 1 H: 1 E: 0 LOB: 0 K: 0 BB: 1 S: 8 P: 12	1B: 5 SF: 1 2B: 4 SAC: 1 3B: 0 DP: 3 HR: 0 HBP: 0	WP: 0 PA: 38 PB: 0 SB: 1 CS: 0			
PITCHER	IP WLS BF H R ER SO BB IBB HBP BLK WP HR S P ERA WHIP													
Tom Glavine, L (1, 1) ERA: 3.64	7.0		5 2 2 6 3 0 0 0 0 0 0 0 62 99 2.57 1.143											
Rudy Seanez, R (8, 1) ERA: 4.43	0.0	L	3 2 2 0 1 0 0 0 0 0 0 0 6 11 ∞ ∞											
Bruce Chen, L (8, 1) ERA: 2.19	1.1		7 1 1 0 2 0 0 1 0 0 0 0 10 21 6.75 2.250											
Don Wengert, R (9, 1) ERA:	0.2		1 0 0 0 0 0 0 0 0 0 0 0 3 3 0.00 0.000											

Boston Red Sox @ Atlanta Braves
 Turner Field, Atlanta, GA
 Sun Jun 11 2000, 1:10 PM EDT
 Att. 47,437 - Cloudy - 86 F

AB	30
R	5
H	8
RBI	3
BB	6
SO	6
LOB	16



livebaseballscorecards.com

Batter	1	2	3	4	5	6	7	8	9	AB R H RBI BB SO LOB
Quilvio Veras, S OBP: 0.406, SLG: 0.381 (1, 4)	1-1 G4-3		1-1 G4-3			3-1 G4-3 1B 2B	1-1 FC6-4			4 1 1 1 0 0 2
Andruw Jones, R OBP: 0.418, SLG: 0.552 (1, 8)	1-1 G6-3		1-2 G4-3			1-2 G4-3	0-3 K			4 0 0 0 0 1 3
10 Chipper Jones, S OBP: 0.400, SLG: 0.564 (1, 5)	0-0 BB 1B				0-1 G4-3	4-1 1B BB		2-2 G1-3 G6-3 2B		3 1 2 0 1 0 0
Wally Joyner, L OBP: 0.282, SLG: 0.286 (1, 3)	4-0 1-2 BB				2-2 F7	0-0 FC6-4 1B		0-0 G1-3		3 0 1 1 1 0 1
Brian Jordan, R OBP: 0.351, SLG: 0.528 (1, 9)	3-2 G5-3				0-1 L5	2-0 FC6-4		3-2 G6-3		4 0 0 1 0 0 4
Javy Lopez, R OBP: 0.332, SLG: 0.479 (1, 2)		0-3 K			1-3 K		1-2 SH5-4 1B FC6-4 1B	2-3 K		4 1 1 0 0 3 0
Reggie Sanders, R OBP: 0.250, SLG: 0.267 (1, 7)		0-3 K			0-0 G1-3		2-1 FC6-4 SH5-4 1B	2-3 K		4 0 1 0 0 2 0
Rafael Furcal, S OBP: 0.396, SLG: 0.387 (1, 6)		0-1 G4-3			0-0 G4-3		0-0 SH5-4	2-1 G4-6-3 1B		3 0 1 0 0 0 0
Tom Glavine, L OBP: 0.226, SLG: 0.179 (7, PH) Andres Galarraga, R OBP: 0.396, SLG: 0.638 (8, 1) Rudy Seanez, R OBP: 0.299, SLG: 0.426 (9, PH)			0-1 G4-3			1-3 K	4-0 FC6-4 IBB	2-2 G4-6-3		2 0 0 0 0 0 1 0 0 0 0 0 0 1 0 1 0 0 0 0 0 0 1

Inning Stats		R: 0	H: 1	E: 0	K: 0	S: 8	LOB: 2	BB: 1	P: 17	R: 0	H: 0	E: 0	K: 2	S: 9	LOB: 0	BB: 0	P: 9	R: 0	H: 0	E: 0	K: 0	S: 8	LOB: 0	BB: 0	P: 10	R: 0	H: 0	E: 0	K: 1	S: 5	LOB: 0	BB: 0	P: 6	R: 1	H: 2	E: 0	K: 1	S: 11	LOB: 2	BB: 1	P: 22	R: 1	H: 2	E: 0	K: 1	S: 13	LOB: 2	BB: 1	P: 21	R: 1	H: 1	E: 0	K: 1	S: 11	LOB: 0	BB: 0	P: 18	R: 0	H: 1	E: 0	K: 1	S: 9	LOB: 0	BB: 0	P: 15	1B: 5	SF: 0	2B: 2	SAC: 1	3B: 0	DP: 1	HR: 0	HBP: 0	WP: 0	PA: 36
PITCHER		IP	WLS	BF	H	R	ER	SO	BB	IBB	HBP	BLK	WP	HR	S	P	ERA	WHIP	PITCHER		IP	WLS	BF	H	R	ER	SO	BB	IBB	HBP	BLK	WP	HR	S	P	ERA	WHIP																																						
Ramon Martinez, R ERA: 5.31 (1, 1)	6.1		27	5	2	2	4	4	2	1	0	0	0	0	55	87	2.84	1.105																																																									
Rich Garces, R ERA: 2.93 (7, 1)	0.2	W	3	1	1	1	1	0	0	0	0	0	0	0	9	12	13.50	1.500																																																									
Derek Lowe, R ERA: 1.95 (8, 1)	2.0	S	6	1	0	0	2	0	0	0	0	0	0	0	17	28	0.00	0.500																																																									

BOTTOM


Boston Red Sox @ Atlanta Braves
Turner Field, Atlanta, GA

Sun Jun 11 2000, 1:10 PM EDT
Att: 47,437 - Cloudy - 86 F

livebaseballscores.com

AB	32
R	3
H	7
RBI	3
BB	3
SO	7
LOB	11



Batter	1	2	3	4	5	6	7	8	9	AB R H RBI BB SO LOB	TOP																								
												Boston Red Sox @ New York Yankees Yankee Stadium, Bronx, NY Mon Jun 12 2000, 7:05 PM EDT livebaseballscorecards.com																							
		AB 0 R 0 H 0 RBI 0 BB 0 SO 0 LOB 0																																	
																																			
Inning Stats		1B: 0 SF: 0 2B: 0 SAC: 0 3B: 0 DP: 0 HR: 0 HBP: 0	WP: 0 PA: 0 PB: 0 SB: 0 CS: 0																																
PITCHER	IP	WLS	BF	H	R	ER	SO	BB	IBB	HBP	BLK	WP	HR	S	P	ERA	WHIP	PITCHER	IP	WLS	BF	H	R	ER	SO	BB	IBB	HBP	BLK	WP	HR	S	P	ERA	WHIP

Batter	1	2	3	4	5	6	7	8	9	AB R H RBI BB SO LOB	TOP	
Jose Offerman, S (1, 3) OBP: 0.345, SLG: 0.335	0-0 F7	2-3 K		0-0 F7			0-1 1B		1-0 L9	5 0 1 0 0 1 2		
Jeff Frye, R (1, 4) OBP: 0.396, SLG: 0.376	2-2 CS 2B		4-2 G3 E BB		2-1 G4-3		1-3 K		3-2 F9	4 1 1 0 1 1 1		
Trot Nixon, L (1, 9) OBP: 0.386, SLG: 0.520	4-1 BB		0-1 G3		2-2 L7		3-1 F8		2-3 K	4 0 0 0 1 1 2		
Nomar Garciaparra, R (1, 6) OBP: 0.431, SLG: 0.559	3-3 K		1-1 E7 3B 1B		0-0 G6-3		3-2 FC6-4 1B			4 1 2 0 0 1 2		
Carl Everett, S (1, 8) OBP: 0.394, SLG: 0.696		1-2 FC5-4 1B	3-2 FC4-2 3B		0-0 G4-3 HR 2B		1-2 FC6-4			4 1 3 1 0 0 2		
Brian Daubach, L (1, 10) OBP: 0.337, SLG: 0.507 Donnie Sadler, R (8, PR) OBP: 0.243, SLG: 0.318	0-1 F7		1-2 FC4-2		3-0 G4-3		1-0 2B			4 0 1 0 0 0 3 0 0 0 0 0 0 0		
Troy O'Leary, L (1, 7) OBP: 0.286, SLG: 0.337	0-0 FC5-4 3B 1B		3-2 F9		1-2 F7		2-3 K		2-3 K	4 1 0 0 0 1 4		
Jason Varitek, S (1, 2) OBP: 0.405, SLG: 0.432	4-0 3B 1B BB			1-2 G1		3-2 HR		1-3 K		3 1 1 2 1 1 1		
38 Wilton Veras, R (1, 5) OBP: 0.279, SLG: 0.317	1-1 1B		2-3 K		1-2 G5-3		1-3 K		1-3 K	4 0 1 1 0 2 1		
Inning Stats	R: 0 E: 0 K: 1 S: 8 H: 1 LOB: 2 BB: 1 P: 17	R: 1 E: 0 K: 1 S: 11 H: 2 LOB: 2 BB: 1 P: 19	R: 2 E: 1 K: 0 S: 19 H: 2 LOB: 1 BB: 1 P: 31	R: 0 E: 0 K: 1 S: 7 H: 0 LOB: 0 BB: 0 P: 10	R: 0 E: 0 K: 0 S: 6 H: 0 LOB: 0 BB: 0 P: 10	R: 2 E: 0 K: 0 S: 13 H: 2 LOB: 0 BB: 0 P: 21	R: 0 E: 0 K: 1 S: 14 H: 2 LOB: 2 BB: 0 P: 22	R: 0 E: 0 K: 3 S: 11 H: 1 LOB: 1 BB: 0 P: 16	R: 0 E: 0 K: 1 S: 7 H: 0 LOB: 0 BB: 0 P: 13	1B: 5 2B: 4 3B: 1 HR: 1 SF: 0 SAC: 0 DP: 1 HBP: 0	WP: 0 PB: 0 SB: 0 CS: 1 PA: 39	
PITCHER Orlando Hernandez, R (1, 1) ERA: 3.8 Mike Stanton, L (7, 1) ERA: 3.07	IP WLS BF H R ER SO BB IBB HBP BLK WP HR S P ERA WHIP	6.2 L 31 9 5 5 4 3 0 0 0 0 1 75 126 6.75 1.800	2.1 8 1 0 0 4 0 0 0 0 0 0 21 33 0.00 0.429	PITCHER IP WLS BF H R ER SO BB IBB HBP BLK WP HR S P ERA WHIP								

Boston Red Sox @ New York Yankees
 Yankee Stadium, Bronx, NY
 Tue Jun 13 2000, 7:05 PM EDT
 Att. 52,142 - Overcast - 58 F

livebaseballscorecards.com

AB 36
R 5
H 10
RBI 4
BB 3
SO 8
LOB 18



BOTTOM

Boston Red Sox @ New York Yankees
Yankee Stadium, Bronx, NY

livebaseballscorecards.com

AB	31
R	3
H	6
RBI	3
BB	8
SO	6
LOB	19



WP:	1	PA:	39
PB:	0		
SB:	2		
CS:	1		

Tue Jun 13 2000, 7:05 PM EDT
Att. 52,142 - Overcast - 58 F

Batter	1	2	3	4	5	6	7	8	9	AB	R	H	RBI	BB	SO	LOB
Chuck Knoblauch, R OBP: 0.342, SLG: 0.411 (1, 4)										4	0	1	0	1	2	3
2 Derek Jeter, R OBP: 0.397, SLG: 0.487 (1, 6)										4	2	1	0	1	0	3
Paul O'Neill, L OBP: 0.352, SLG: 0.439 (1, 9)										4	0	0	0	1	0	2
Bernie Williams, S OBP: 0.368, SLG: 0.545 (1, 8)										3	1	1	1	1	0	2
Tino Martinez, L OBP: 0.350, SLG: 0.466 (1, 3)										4	0	1	1	0	2	2
20 Jorge Posada, S OBP: 0.453, SLG: 0.597 (1, 2)										3	0	1	1	1	0	0
Ricky Ledee, L OBP: 0.346, SLG: 0.437 (1, 7)										1	0	0	0	2	0	2
Felix Jose, S OBP: 0.154, SLG: 0.167 (8, PH) (9, 7)										1	0	0	0	0	0	0
Shane Spencer, R OBP: 0.302, SLG: 0.456 (1, 10)										4	0	1	0	0	1	3
Scott Brosius, R OBP: 0.325, SLG: 0.347 (1, 5)										3	0	0	0	1	1	2

Inning Stats	R: 1	H: 2	E: 0	K: 2	S: 14	H: 2	LOB: 1	BB: 0	P: 23	R: 0	H: 1	E: 0	K: 1	S: 10	R: 0	H: 2	E: 1	K: 0	S: 16	R: 0	H: 0	E: 0	K: 0	S: 7	R: 0	H: 0	E: 0	K: 0	S: 12	R: 0	H: 1	E: 0	K: 1	S: 10	R: 0	H: 0	E: 0	K: 1	S: 8	R: 0	H: 0	E: 0	K: 1	S: 7	R: 0	H: 0	E: 0	K: 0	S: 7	R: 0	H: 0	E: 0	K: 1	S: 7	1B: 2	2B: 4	3B: 0	HR: 0	SF: 0	SAC: 0	DP: 1	HBP: 0	WP: 1	PB: 0	SB: 2	CS: 1	PA: 39
--------------	------	------	------	------	-------	------	--------	-------	-------	------	------	------	------	-------	------	------	------	------	-------	------	------	------	------	------	------	------	------	------	-------	------	------	------	------	-------	------	------	------	------	------	------	------	------	------	------	------	------	------	------	------	------	------	------	------	------	-------	-------	-------	-------	-------	--------	-------	--------	-------	-------	-------	-------	--------

PITCHER	IP	WLS	BF	H	R	ER	SO	BB	IBB	HBP	BLK	WP	HR	S	P	ERA	WHIP
Brian Rose, R ERA: 5.36 (1, 1)	2.1		16	5	3	2	3	3	1	0	0	1	0	38	68	7.71	3.429
Hipolito Pichardo, R ERA: 2.61 (3, 1)	2.2	W	9	0	0	0	0	3	0	0	0	0	0	21	39	0.00	1.125
Rich Garces, R ERA: 2.76 (6, 1)	2.0	H	7	1	0	0	2	0	0	0	0	0	0	18	28	0.00	0.500
Rheal Cormier, L ERA: 3.86 (8, 1)	1.0	H	3	0	0	0	1	0	0	0	0	0	0	7	13	0.00	0.000
Derek Lowe, R ERA: 1.89 (9, 1)	1.0	S	4	0	0	0	0	1	0	0	0	0	0	7	12	0.00	1.000

Batter	1	2	3	4	5	6	7	8	9	AB	R	H	RBI	BB	SO	LOB	TOP
Jose Offerman, S (1, 3) <small>OBP: 0.342, SLG: 0.327</small> Mike Stanley, R (8, 3) <small>OBP: 0.342, SLG: 0.441</small>	2-2 		4-0 		3-1 	0-1 		1-0 		4	0	0	0	1	0	3	
Jeff Frye, R (1, 4) <small>OBP: 0.396, SLG: 0.377</small>	0-1 		2-2 		1-2 		2-2 		1-2 	5	0	2	0	0	0	1	
Trot Nixon, L (1, 9) <small>OBP: 0.386, SLG: 0.514</small>	4-2 		3-1 		1-1 		3-3 		3-3 	4	0	1	0	1	2	2	
Nomar Garciaparra, R (1, 6) <small>OBP: 0.435, SLG: 0.576</small>	4-1 		0-0 		0-1 		0-0 		2-1 	4	1	2	1	1	0	1	
Carl Everett, S (1, 8) <small>OBP: 0.396, SLG: 0.692</small>	1-0 			1-1 	2-3 		1-0 			4	0	2	0	0	1	5	
Brian Daubach, L (1, 10) <small>OBP: 0.355, SLG: 0.500</small>	3-2 			1-3 		1-3 	4-0 			3	0	0	0	1	2	4	
Darren Lewis, R (1, 7) <small>OBP: 0.356, SLG: 0.398</small>		1-2 		1-2 		0-1 	2-1 			4	0	1	0	0	0	3	
Jason Varitek, S (1, 2) <small>OBP: 0.402, SLG: 0.428</small>		2-1 		2-1 		0-0 		1-1 		4	0	1	0	0	0	1	
38 Wilton Veras, R (1, 5) <small>OBP: 0.285, SLG: 0.317</small>			1-1 		2-2 	1-2 		4-0 		3	0	1	0	1	0	2	
Inning Stats	R: 0 E: 0 K: 0 S: 14 H: 1 LOB: 3 BB: 2 P: 28	R: 0 E: 0 K: 0 S: 7 H: 0 LOB: 0 BB: 0 P: 11	R: 0 E: 0 K: 0 S: 7 H: 0 LOB: 1 BB: 1 P: 16	R: 0 E: 0 K: 1 S: 13 H: 2 LOB: 2 BB: 0 P: 20	R: 0 E: 0 K: 1 S: 12 H: 2 LOB: 2 BB: 0 P: 19	R: 0 E: 0 K: 1 S: 11 H: 2 LOB: 2 BB: 0 P: 13	R: 1 E: 1 K: 1 S: 11 H: 2 LOB: 2 BB: 1 P: 23	R: 0 E: 0 K: 0 S: 3 H: 0 LOB: 0 BB: 1 P: 9	R: 0 E: 0 K: 1 S: 8 H: 1 LOB: 0 BB: 0 P: 14	1B: 9 2B: 1 3B: 0 HR: 1 SF: 0 SAC: 0 DP: 2 HBP: 0	WP: 0 PB: 0 SB: 1 CS: 1 PA: 40						
PITCHER Roger Clemens, R (1, 1) <small>ERA: 4.76</small> Ramiro Mendoza, R (2, 1) <small>ERA: 3.88</small> Jason Grimsley, R (7, 1) <small>ERA: 2.23</small> 42 Mariano Rivera, R (9, 1) <small>ERA: 2.89</small>	IP WLS BF H R ER SO BB IBB HBP BLK WP HR S P ERA WHIP	IP WLS BF H R ER SO BB IBB HBP BLK WP HR S P ERA WHIP	IP WLS BF H R ER SO BB IBB HBP BLK WP HR S P ERA WHIP	IP WLS BF H R ER SO BB IBB HBP BLK WP HR S P ERA WHIP	IP WLS BF H R ER SO BB IBB HBP BLK WP HR S P ERA WHIP	IP WLS BF H R ER SO BB IBB HBP BLK WP HR S P ERA WHIP	IP WLS BF H R ER SO BB IBB HBP BLK WP HR S P ERA WHIP	IP WLS BF H R ER SO BB IBB HBP BLK WP HR S P ERA WHIP	IP WLS BF H R ER SO BB IBB HBP BLK WP HR S P ERA WHIP								

Boston Red Sox @ New York Yankees
 Yankee Stadium, Bronx, NY
 Wed Jun 14 2000, 1:05 PM EDT
 Att. 54,834 - Overcast - 59 F

livebaseballscorecards.com

AB 35
R 1
H 10
RBI 1
BB 5
SO 5
LOB 22



Batter	1	2	3	4	5	6	7	8	9
Chuck Knoblauch, R (1, 4) <small>OBP: 0.340, SLG: 0.413</small>	1-2 	1-3 			3-3 		3-3 		
2 Derek Jeter, R (1, 6) <small>OBP: 0.390, SLG: 0.477</small>	1-3 		2-3 		0-0 		2-2 		
Paul O'Neill, L (1, 9) <small>OBP: 0.358, SLG: 0.448</small>	1-0 		2-2 		1-0 		3-1 		
Bernie Williams, S (1, 8) <small>OBP: 0.366, SLG: 0.538</small>	2-0 		0-2 		2-3 		1-1 		
Tino Martinez, L (1, 3) <small>OBP: 0.352, SLG: 0.480</small>	0-3 			1-1 	2-2 		1-0 		
20 Jorge Posada, S (1, 2) <small>OBP: 0.454, SLG: 0.590</small>	4-2 		0-1 	1-2f 	4-1 		2-3 		
Ricky Ledee, L (1, 7) <small>OBP: 0.340, SLG: 0.429</small>	0-2 		1-1 		0-3 				
Shane Spencer, R (1, 10) <small>OBP: 0.302, SLG: 0.460</small>		0-1 			1-2 		0-1 		
Scott Brosius, R (1, 5) <small>OBP: 0.325, SLG: 0.354</small>		3-2 			1-0 		1-3 		

AB	R	H	RBI	BB	SO	LOB
4	1	1	0	0	3	2
4	0	0	0	0	2	3
4	0	3	0	0	0	0
3	0	0	0	0	1	2
4	1	2	1	0	1	4
2	0	0	1	2	1	1
3	0	0	0	0	1	5
3	0	1	0	0	0	0
3	0	1	0	0	1	1

BOTTOM

Boston Red Sox @ New York Yankees
 Yankee Stadium, Bronx, NY

Wed Jun 14 2000, 1:05 PM EDT
 Att. 54,834 - Overcast - 59 F

livebaseballscorecards.com

AB	30
R	2
H	8
RBI	2
BB	2
SO	10
LOB	18



Inning Stats		R: 1	H: 2	E: 0	K: 2	S: 17	R: 0	H: 0	E: 0	K: 1	S: 13	R: 0	H: 1	E: 0	K: 1	S: 9	R: 0	H: 1	E: 0	K: 0	S: 6	R: 0	H: 1	E: 0	K: 1	S: 10	R: 0	H: 1	E: 0	K: 2	S: 12	R: 0	H: 1	E: 0	K: 2	S: 11	R: 1	H: 1	E: 0	K: 1	S: 9
PITCHER Pedro Martinez, R (1, 1) <small>ERA: 0.99</small> 49 Tim Wakefield, R (7, 1) <small>ERA: 4.44</small>		IP	WLS	BF	H	R	ER	SO	BB	IBB	HBP	BLK	WP	HR	S	P	ERA	WHIP																							
		6.0		25	6	1	7	2	0	1	0	0	0	0	67	100	1.50	1.333																							
		2.0	L	8	2	1	3	0	0	0	0	0	1	20	33	4.50	1.000																								

Batter	1	2	3	4	5	6	7	8	9	AB R H RBI BB SO LOB	TOP																
Shannon Stewart, R OBP: 0.385, SLG: 0.575 (1, 7)	1-0 F9	4-1 FC5-4 BB		0-0 FC8-6 1B S 1-2f		2-2 G4-3	3-1 F9			4 0 0 0 1 0 3																	
Homer Bush, R OBP: 0.254, SLG: 0.219 (1, 4)	4-1 HR BB	0-0 FC5-4		3-2 P6		0-1 P6		1-3 K		4 1 0 0 1 1 2																	
Raul Mondesi, R OBP: 0.322, SLG: 0.487 (1, 9)	0-0 HR		3-1 1B 2B 1B	4-1 1B BB		0-0 S 1B		1-2 G6-3		4 2 3 2 1 0 0																	
Carlos Delgado, L OBP: 0.470, SLG: 0.735 (1, 3)	2-2 1B 1B		0-1 2B 1B G6-3	0-0 1B 1B		4-0 1B IBB		2-0 F7		4 1 3 0 1 0 0																	
Tony Batista, R OBP: 0.322, SLG: 0.533 (1, 5)	1-2 F7		3-1 G3 2B 1-3 2-H	1-3 K		0-3 K		2-1 G5-3		5 0 1 1 0 2 6																	
José Cruz Jr., S OBP: 0.319, SLG: 0.457 (1, 8)	1-2 1B		0-0 G6-3		1-1 G4-3		0-2 G4-3		2-3 K	5 0 1 1 0 1 1																	
Brad Fullmer, L OBP: 0.377, SLG: 0.534 (1, 10)	0-2 G4-3		2-0 G3		2-1 1B		0-0 L4		1-2 F8	5 0 1 0 0 0 3																	
Alex Gonzalez, R OBP: 0.297, SLG: 0.354 (1, 6)		1-2 F8	1-3 K		0-3 K		0-0 WP 2B			4 0 1 0 0 2 2																	
Alberto Castillo, R OBP: 0.296, SLG: 0.295 (1, 2)		3-2 G5-3		3-2 FC8-6 1B		3-2 L6		4-2 BB		3 0 1 0 1 0 1																	
Inning Stats	R: 2 E: 0 K: 0 S: 16	H: 3 LOB: 2 BB: 1 P: 25	R: 0 E: 0 K: 0 S: 10	H: 0 LOB: 1 BB: 1 P: 18	R: 2 E: 0 K: 1 S: 11	H: 3 LOB: 1 BB: 0 P: 20	R: 0 E: 0 K: 1 S: 15	H: 2 LOB: 3 BB: 1 P: 26	R: 0 E: 0 K: 1 S: 10	H: 1 LOB: 1 BB: 0 P: 16	R: 0 E: 0 K: 1 S: 9	H: 1 LOB: 2 BB: 1 P: 15	R: 0 E: 0 K: 0 S: 10	H: 1 LOB: 2 BB: 1 P: 17	R: 0 E: 0 K: 1 S: 7	H: 0 LOB: 0 BB: 0 P: 11	R: 0 E: 0 K: 1 S: 9	H: 0 LOB: 0 BB: 0 P: 14	1B: 8 2B: 2 3B: 0 HR: 1	SF: 0 SAC: 0 DP: 0 HBP: 0	WP: 1 PB: 0 SB: 3 CS: 0	PA: 43					
PITCHER	IP WLS BF H R ER SO BB IBB HBP BLK WP HR S P ERA WHIP																										
Pete Schourek, L ERA: 4.38 (1, 1)	3.2		22	8	4	4	1	3	0	0	0	0	1	47	83	9.82	3.000										
Hipolito Pichardo, R ERA: 2.13 (4, 1)	2.1	W	10	2	0	0	3	0	1	0	0	0	0	24	37	0.00	0.857										
Rich Garces, R ERA: 2.6 (7, 1)	2.0	H	8	1	0	0	1	1	0	0	0	1	0	17	28	0.00	1.000										
Derek Lowe, R ERA: 1.85 (9, 1)	1.0	S	3	0	0	0	1	0	0	0	0	0	0	9	14	0.00	0.000										

Toronto Blue Jays @ Boston Red Sox
Fenway Park, Boston, MA
Fri Jun 16 2000, 7:05 PM EDT
Att. 33,638 - Sunny - 87 F

livebaseballscorecards.com

AB	38
R	4
H	11
RBI	4
BB	5
SO	6
LOB	18



Batter	1	2	3	4	5	6	7	8	9	AB	R	H	RBI	BB	SO	LOB
Jose Offerman, S OBP: 0.340, SLG: 0.326 (1, 3)	F7	G4-3		1B			P6			4	0	1	0	0	0	0
Jeff Frye, R OBP: 0.399, SLG: 0.376 (1, 4)	2B 1B	F8		F9			1B BB			3	2	1	0	1	0	2
Trot Nixon, L OBP: 0.388, SLG: 0.519 (1, 9)	1B 2B	K			F2		1B 1B			4	2	2	0	0	1	0
Nomar Garciaparra, R OBP: 0.437, SLG: 0.574 (1, 6)	HR 1B		F8		G6-3		1B 1B			4	1	2	3	0	0	0
Carl Everett, S OBP: 0.397, SLG: 0.708 (1, 8)	HR		K			2B	F8			4	1	2	2	0	1	2
Brian Daubach, L OBP: 0.354, SLG: 0.512 Mike Stanley, R OBP: 0.345, SLG: 0.444 (1, 10) (7, PH)	HR		K		K					3	1	1	1	0	2	1
Troy O'Leary, L OBP: 0.286, SLG: 0.332 (1, 7)	BB			L7						3	0	0	0	1	1	0
38 Wilton Veras, R OBP: 0.284, SLG: 0.315 (1, 5)	1B			K			P4			4	0	1	0	0	1	0
Scott Hatteberg, L OBP: 0.278, SLG: 0.313 (1, 2)	F9			1B			L8			4	0	1	0	0	0	2

Inning Stats	R: 5	H: 6	E: 0	K: 0	S: 21	LOB: 2	BB: 1	P: 39
	R: 0	H: 0	E: 0	K: 1	S: 5 <td>LOB: 0</td> <td>BB: 0</td> <td>P: 10 </td>	LOB: 0	BB: 0	P: 10
	R: 0	H: 0	E: 0	K: 2	S: 8 <td>LOB: 0</td> <td>BB: 0</td> <td>P: 12 </td>	LOB: 0	BB: 0	P: 12
	R: 0	H: 2	E: 0	K: 1	S: 12 <td>LOB: 2</td> <td>BB: 0</td> <td>P: 18 </td>	LOB: 2	BB: 0	P: 18
	R: 0	H: 1	E: 0	K: 1	S: 7 <td>LOB: 1</td> <td>BB: 0</td> <td>P: 8 </td>	LOB: 1	BB: 0	P: 8
	R: 0	H: 0	E: 0	K: 1	S: 8 <td>LOB: 0</td> <td>BB: 0</td> <td>P: 12 </td>	LOB: 0	BB: 0	P: 12
	R: 2	H: 3	E: 0	K: 0	S: 13 <td>LOB: 2</td> <td>BB: 1</td> <td>P: 23 </td>	LOB: 2	BB: 1	P: 23
	R: 0	H: 0	E: 0	K: 0	S: 8 <td>LOB: 0</td> <td>BB: 0</td> <td>P: 12 </td>	LOB: 0	BB: 0	P: 12

PITCHER	IP	WLS	BF	H	R	ER	SO	BB	IBB	HBP	BLK	WP	HR	S	P	ERA	WHIP
Kelvim Escobar, R ERA: 5.32 (1, 1)	6.1	L	30	9	6	6	6	2	0	0	0	0	2	65	109	8.53	1.737
Lance Painter, L ERA: 5.4 (7, 1)	0.0		1	1	0	0	0	0	0	0	0	0	2	3	∞	∞	
John Frascatore, R ERA: 7.02 (7, 1)	0.1		2	1	0	0	0	0	0	0	0	0	5	7	0.00	3.000	
Pedro Borbon, L ERA: 4.64 (7, 1)	1.1		4	1	1	1	0	0	0	0	0	0	10	15	6.75	0.750	

BOTTOM

Toronto Blue Jays @ Boston Red Sox
 Fenway Park, Boston, MA
 Fri Jun 16 2000, 7:05 PM EDT
 Att: 33,638 - Sunny - 87 F

livebaseballscores.com

AB	34
R	7
H	12
RBI	7
BB	2
SO	6
LOB	7



1B: 8	SF: 0	WP: 0	PA: 36
2B: 2	SAC: 0	PB: 0	
3B: 0	DP: 0	SB: 0	
HR: 2	HBP: 0	CS: 0	

Batter	1	2	3	4	5	6	7	8	9	AB R H RBI BB SO LOB	TOP		
Shannon Stewart, R (1, 7) OBP: 0.375, SLG: 0.559	1-1 F3		1-3 K	1-2 FC6-4		2-2 G5-3		1-2 L5		5 0 0 0 0 1 2			
Craig Grebeck, R (1, 4) OBP: 0.342, SLG: 0.436	0-0 G6-3		2-2 P5	3-2 L5		1-1 G5-3		1-1 G2-3		5 0 0 0 0 0 2			
Raul Mondesi, R (1, 9) OBP: 0.323, SLG: 0.489	2-1 CS 1B		1-2 F8		1-2 HR 2B		0-3 K		0-0 G6-3	5 1 2 0 0 1 0			
Carlos Delgado, L (1, 3) OBP: 0.469, SLG: 0.727	1-0 CS 1-2	1-2 1B HR 1B		4-2 BB 1B 2B BB	1-0 F7		1-0 F2		1-1 G4-3	4 2 1 0 1 0 1			
Brad Fullmer, L (1, 10) OBP: 0.362, SLG: 0.552				0-1 BB 2B 1B	0-0 HR 2-H		0-2 F7		2-0 G3	5 3 3 2 0 0 0			
Tony Batista, R (1, 5) OBP: 0.328, SLG: 0.547				4-2 2B 1B BB	1-3 K		2-1 1B			3 2 2 3 1 1 0			
José Cruz Jr., S (1, 8) OBP: 0.321, SLG: 0.462				1-0 1B 2B	2-1 HR 1B		0-0 F9			4 2 2 2 0 1 1			
Alex Gonzalez, R (1, 6) OBP: 0.300, SLG: 0.369				0-1 FC6-4 1B	2-1 HR			0-3 K		4 1 2 4 0 1 0			
Alberto Castillo, R (1, 2) OBP: 0.304, SLG: 0.304				1-3 K	0-0 1B			1-0 1B		4 0 2 0 0 1 1			
Inning Stats	R: 0 E: 0 K: 0 S: 6 H: 1 LOB: 0 BB: 0 P: 9	R: 3 E: 0 K: 1 S: 19 H: 3 LOB: 0 BB: 0 P: 26	R: 0 E: 0 K: 1 S: 11 H: 0 LOB: 0 BB: 0 P: 15	R: 4 E: 0 K: 1 S: 21 H: 3 LOB: 1 BB: 2 P: 34	R: 4 E: 0 K: 1 S: 13 H: 5 LOB: 1 BB: 0 P: 20	R: 0 E: 0 K: 1 S: 9 H: 0 LOB: 0 BB: 0 P: 12	R: 0 E: 0 K: 0 S: 7 H: 1 LOB: 1 BB: 0 P: 10	R: 0 E: 0 K: 1 S: 10 H: 1 LOB: 1 BB: 0 P: 13	R: 0 E: 0 K: 0 S: 4 H: 0 LOB: 0 BB: 0 P: 7	1B: 9 2B: 2 3B: 0 HR: 3 SF: 0 SAC: 0 DP: 0 HBP: 0	WP: 0 PB: 0 SB: 1 CS: 1 PA: 42		
PITCHER	IP WLS BF H R ER SO BB IBB HBP BLK WP HR S P ERA WHIP											PITCHER	IP WLS BF H R ER SO BB IBB HBP BLK WP HR S P ERA WHIP
Ramon Martinez, R (1, 1) ERA: 6.08	3.0 L 17 7 7 7 2 2 0 0 0 0 0 1 46 69 21.00 3.000												
49 Tim Wakefield, R (4, 1) ERA: 4.76	4.0 17 6 4 4 3 0 0 0 0 0 2 40 57 9.00 1.500												
Rod Beck, R (8, 1) ERA:	1.1 5 1 0 0 1 0 0 0 0 0 0 0 11 14 0.00 0.750												
Rheal Cormier, L (9, 1) ERA: 3.77	0.2 2 0 0 0 0 0 0 0 0 0 0 0 3 6 0.00 0.000												

Toronto Blue Jays @ Boston Red Sox
Fenway Park, Boston, MA
Sat Jun 17 2000, 5:05 PM EDT
Att. 32,951 - Cloudy - 75 F

livebaseballscorecards.com

AB 39
R 11
H 14
RBI 11
BB 2
SO 6
LOB 7



Batter	1	2	3	4	5	6	7	8	9	AB	R	H	RBI	BB	SO	LOB
Jose Offerman, S OBP: 0.341, SLG: 0.328 (1, 3)	1-0 CS 1B		0-0 G6-4-3 1-2f		0-1 F8		1-0 HBP BB 1B	1-3 K		5	1	2	0	0	1	2
Jeff Frye, R OBP: 0.399, SLG: 0.377 (1, 4)	1-1 SAFE 1B		2-1 G5-3		3-2 1B E 1B		1-1 BB HBP 2B		0-2 G6-3	5	2	2	0	0	0	2
Nomar Garciaparra, R OBP: 0.441, SLG: 0.578 (1, 6)	2-0 F9			1-3 K	0-2 E8 1B		1-0 BB 2B HBP		0-0	4	1	2	2	0	1	1
Carl Everett, S OBP: 0.393, SLG: 0.694 (1, 8)	0-1 F2			3-2 F2	2-3 K		4-2 2B BB		1-2 F5	4	1	0	1	1	1	3
Mike Stanley, R OBP: 0.338, SLG: 0.434 Brian Daubach, L OBP: 0.353, SLG: 0.510 (1, 10)		0-3 K		1-0 G5-3		0-0 G6-3	1-3 K		2-3 K	4	0	0	0	0	2	3
Jason Varitek, S OBP: 0.404, SLG: 0.453 (1, 2)		1-1 F9			0-1 HR	2-3 K	1-1 2B			4	1	2	4	0	1	0
Troy O'Leary, L OBP: 0.285, SLG: 0.335 (1, 7)		0-1 G4-3			1-2 1B G4-3 2B	0-0 F5	3-2 F5			4	1	1	0	0	0	1
Manny Alexander, R OBP: 0.235, SLG: 0.318 (1, 5)			2-2 1B 3B		1-0 1B G4-3 1B		0-0 F9	1-3 K		4	2	2	0	0	1	0
Darren Lewis, R OBP: 0.365, SLG: 0.406 Trot Nixon, L OBP: 0.386, SLG: 0.516 (1, 9)			1-1 G6-4-3 1B		1-2 G4-3		3-2 E 1B HBP 1B	0-3 K		3	1	2	2	0	0	1

Inning Stats	R: 0	H: 2	E: 0	LOB: 1	K: 0	S: 6	P: 10	R: 0	H: 0	E: 0	LOB: 0	K: 1	S: 8	R: 1	H: 2	E: 0	LOB: 0	K: 0	S: 9	R: 0	H: 0	E: 0	LOB: 0	K: 1	S: 7	R: 4	H: 5	E: 1	LOB: 1	K: 1	S: 20	R: 0	H: 0	E: 0	LOB: 0	K: 1	S: 5	R: 5	H: 3	E: 1	LOB: 1	K: 1	S: 21	R: 0	H: 0	E: 0	LOB: 0	K: 3	S: 10	R: 0	H: 1	E: 0	LOB: 1	K: 1	S: 12	1B: 8	2B: 3	3B: 1	HR: 1	SF: 0	SAC: 0	DP: 1	HBP: 1	WP: 0	PB: 0	SB: 0	CS: 1	PA: 41
--------------	------	------	------	--------	------	------	-------	------	------	------	--------	------	------	------	------	------	--------	------	------	------	------	------	--------	------	------	------	------	------	--------	------	-------	------	------	------	--------	------	------	------	------	------	--------	------	-------	------	------	------	--------	------	-------	------	------	------	--------	------	-------	-------	-------	-------	-------	-------	--------	-------	--------	-------	-------	-------	-------	--------

PITCHER	IP	WLS	BF	H	R	ER	SO	BB	IBB	HBP	BLK	WP	HR	S	P	ERA	WHIP
David Wells, L ERA: 3.71 (1, 1)	6.1	W	28	11	7	5	4	0	0	0	0	0	1	60	89	7.11	1.737
Paul Quantrill, R ERA: 3.76 (7, 1)	0.1		5	1	3	0	1	1	0	1	0	0	0	12	20	0.00	6.000
Pedro Borbon, L ERA: 4.57 (7, 1)	0.1	H	1	0	0	0	0	0	0	0	0	0	0	4	7	0.00	0.000
Billy Koch, R ERA: 3.34 (8, 1)	2.0	S	7	1	0	0	4	0	0	0	0	0	0	22	27	0.00	0.500

BOTTOM

Toronto Blue Jays @ Boston Red Sox
Fenway Park, Boston, MA
Sat Jun 17 2000, 5:05 PM EDT
Att: 32,951 - Cloudy - 75 F

livebaseballscorecards.com

AB	39
R	10
H	13
RBI	9
BB	1
SO	9
LOB	14



Batter	1	2	3	4	5	6	7	8	9	AB R H RBI BB SO LOB	TOP											
Shannon Stewart, R (1, 7) OBP: 0.385, SLG: 0.563	1-2 HR 1B	1-1 P4			2-2 S 1B		4-2 S BB		0-0 1B	4 1 3 0 1 0 1												
Craig Grebeck, R (1, 4) OBP: 0.344, SLG: 0.430	0-0 HR 1B	2-3 K			3-0 HBP		1-3 K		2-1 F8	4 1 1 0 0 2 3												
Raul Mondesi, R (1, 9) OBP: 0.326, SLG: 0.511	2-0 HR 1-H 2-H			2-2 G6-3		0-0 F7		1-1 HR		4 2 2 4 0 0 2												
Carlos Delgado, L (1, 3) OBP: 0.466, SLG: 0.719	0-1 G6-4-3 1B			3-2 F7		2-2 G4-3		2-3 K		4 0 1 0 0 1 2												
Tony Batista, R (1, 5) OBP: 0.327, SLG: 0.543	2-1 G6-4-3 1-2f			2-2 P6		2-0 G5-3		0-2 S 1B		4 0 1 0 0 0 1												
José Cruz Jr., S (1, 8) OBP: 0.317, SLG: 0.455	0-0 F7			1-2 P4		0-0 P5		3-2 P3		4 0 0 0 0 0 1												
Brad Fullmer, L (1, 10) OBP: 0.379, SLG: 0.561				1-2 F8		2-3 K		2-3 K		4 1 1 1 0 2 1												
Alex Gonzalez, R (1, 6) OBP: 0.300, SLG: 0.365				4-2 S S BB		1-1 G6-3		3-2 F9		3 0 0 0 1 1 0												
Alberto Castillo, R (1, 2) OBP: 0.292, SLG: 0.292				0-2 F9		0-0 G5-3		1-3 K		4 0 0 0 0 1 1												
Inning Stats	R: 3 E: 0 K: 0 S: 10	H: 4 LOB: 0 BB: 0 P: 15	R: 1 E: 0 K: 1 S: 15	H: 1 LOB: 1 BB: 1 P: 23	R: 0 E: 0 K: 0 S: 10	H: 0 LOB: 0 BB: 0 P: 17	R: 0 E: 0 K: 0 S: 9	H: 0 LOB: 0 BB: 0 P: 12	R: 0 E: 0 K: 0 S: 9	H: 1 LOB: 2 BB: 0 P: 16	R: 0 E: 0 K: 1 S: 5	H: 0 LOB: 0 BB: 0 P: 9	R: 0 E: 0 K: 2 S: 12	H: 0 LOB: 1 BB: 1 P: 21	R: 1 E: 0 K: 2 S: 15	H: 2 LOB: 1 BB: 0 P: 23	R: 0 E: 0 K: 1 S: 7	H: 1 LOB: 1 BB: 0 P: 13	1B: 6 2B: 0 3B: 0 HR: 3	SF: 0 SAC: 0 DP: 1 HBP: 1	WP: 0 PB: 0 SB: 5 CS: 0	PA: 38
PITCHER	IP WLS BF H R ER SO BB IBB HBP BLK WP HR S P ERA WHIP																					
Jeff Fassero, L (1, 1) ERA: 4.35	2.0 L 11 5 4 4 1 1 0 0 0 0 0 2 25 38 18.00 3.000																					
Hipolito Pichardo, R (3, 1) ERA: 1.72	3.0 11 1 0 0 0 0 0 0 1 0 0 0 28 45 0.00 0.333																					
Rich Garces, R (6, 1) ERA: 2.45	2.0 7 0 0 0 3 1 0 0 0 0 0 0 17 30 0.00 0.500																					
Rheal Cormier, L (8, 1) ERA: 3.94	1.0 5 2 1 1 2 0 0 0 0 0 1 15 23 9.00 2.000																					
Rod Beck, R (9, 1) ERA:	1.0 4 1 0 0 1 0 0 0 0 0 0 7 13 0.00 1.000																					

Toronto Blue Jays @ Boston Red Sox
 Fenway Park, Boston, MA
 Sun Jun 18 2000, 1:05 PM EDT
 Att. 32,925 - Cloudy - 73 F

livebaseballscorecards.com

AB	35
R	5
H	9
RBI	5
BB	2
SO	7
LOB	12




Batter	1	2	3	4	5	6	7	8	9	AB	R	H	RBI	BB	SO	LOB
Jose Offerman, S OBP: 0.333, SLG: 0.319 (1, 3)	F7		K		F8			K	FC4-6	5	0	0	0	0	2	4
Jeff Frye, R OBP: 0.395, SLG: 0.373 (1, 4)	F7		K			FC6-4 1B		G6-3		4	0	1	0	0	1	1
Trot Nixon, L OBP: 0.380, SLG: 0.507 (1, 9)	G6-3		F8			K		G1-3		4	0	0	0	0	1	2
Nomar Garciaparra, R OBP: 0.437, SLG: 0.571 (1, 6)		G5-3		P6		FC6-4 1-2f			2B 1B 1B	4	1	1	0	0	0	1
Carl Everett, S OBP: 0.391, SLG: 0.691 (1, 8)		F9				K		F9	F9	4	0	1	0	0	1	2
Brian Daubach, L OBP: 0.351, SLG: 0.502 (1, 10)		BB BB		F9				P4	K	3	0	0	0	1	1	2
Jason Varitek, S OBP: 0.411, SLG: 0.459 (1, 2)		BB		K					1B 2B	2	0	1	0	1	1	1
Darren Lewis, R OBP: 0.361, SLG: 0.394 (1, 7)		G3-1				F9		F8	1B BB	3	0	0	0	1	0	3
Manny Alexander, R OBP: 0.239, SLG: 0.319 Scott Hatteberg, L OBP: 0.288, SLG: 0.323 Donnie Sadler, R OBP: 0.243, SLG: 0.318 (1, 5)						K		F7	FC4-6 1B	3	0	1	0	0	1	1
										1	0	1	1	0	0	0
										0	0	0	0	0	0	0

Inning Stats	R: 0	H: 0	E: 0	K: 0	S: 8	R: 0	H: 0	E: 0	K: 0	S: 8	R: 0	H: 1	E: 0	K: 1	S: 10	R: 0	H: 0	E: 0	K: 1	S: 12	R: 0	H: 1	E: 0	K: 2	S: 13	R: 0	H: 0	E: 0	K: 0	S: 12	R: 0	H: 0	E: 0	K: 1	S: 10	R: 1	H: 3	E: 0	K: 1	S: 13	1B: 4	SF: 0	2B: 2	SAC: 0	3B: 0	DP: 0	HR: 0	HBP: 1	WP: 0	PA: 37
PITCHER	IP	WLS	BF	H	R	ER	SO	BB	IBB	HBP	BLK	WP	HR	S	P	ERA	WHIP																																	
Frank Castillo, R ERA: 4.25 (1, 1)	7.0	W	27	3	0	0	6	2	0	1	0	0	0	71	119	0.00	0.714																																	
Paul Quantrill, R ERA: 3.83 (8, 1)	1.2		8	2	1	1	2	1	0	0	0	0	0	20	32	5.40	1.800																																	
Billy Koch, R ERA: 3.31 (9, 1)	0.1	S	2	1	0	0	0	0	0	0	0	0	0	3	3	0.00	3.000																																	

Toronto Blue Jays @ Boston Red Sox
 Fenway Park, Boston, MA
 Sun Jun 18 2000, 1:05 PM EDT
 Att. 32,925 - Cloudy - 73 F

AB	33
R	1
H	6
RBI	1
BB	3
SO	8
LOB	17



Batter	1	2	3	4	5	6	7	8	9	AB	R	H	RBI	BB	SO	LOB	TOP
Chuck Knoblauch, R (1, 4) OBP: 0.335, SLG: 0.395 Clay Bellinger, R (6, 4) OBP: 0.307, SLG: 0.410 (8, 3) (9, 8)	1-3 		0-1 		2-2 	1-2 		1-1 	HR 	4	0	0	0	0	1	5	
2 Derek Jeter, R (1, 6) OBP: 0.388, SLG: 0.486 (8, 9)	3-1 			1-1 	0-0 	0-0 		2-2 	F8 	6	3	2	2	0	0	5	
Paul O'Neill, L (1, 9) OBP: 0.364, SLG: 0.438 Felix Jose, S (8, PR) OBP: 0.235, SLG: 0.438 (8, 9)	1-2 			3-2 	4-1 		2-1 	0-0 	1-0 	4	0	1	1	1	0	1	
Bernie Williams, S (1, 8) OBP: 0.373, SLG: 0.545 Chris Turner, R (9, 2) OBP: 0.440, SLG: 0.545		0-0 		1-3 	2-2 		2-0 	1-1 	1-2 	6	2	2	1	0	1	2	
Tino Martinez, L (1, 3) OBP: 0.341, SLG: 0.461 Wilson Delgado, S (8, 4) OBP: 0.320, SLG: 0.341	1-1 			2-1 		0-1 	3-2 	0-1 	4-2 	5	2	2	2	0	0	0	
20 Jorge Posada, S (1, 2) OBP: 0.448, SLG: 0.581 (9, 3)	0-3 			0-0 		4-2 		1-3 	4-1 	4	4	2	2	2	1	2	
Shane Spencer, R (1, 10) OBP: 0.318, SLG: 0.495			0-0 	2-1 		1-0 		1-2 	0-2 	5	1	3	4	0	0	1	
Ricky Ledee, L (1, 7) OBP: 0.338, SLG: 0.420	0-0 			3-2 		4-0 		1-2 	2-1 	5	2	2	1	1	0	3	
Scott Brosius, R (1, 5) OBP: 0.335, SLG: 0.411	1-0 			0-0 		1-2 		1-2 	1-0 	5	3	3	4	1	0	3	
Inning Stats	R: 0 E: 0 K: 1 S: 9 H: 0 LOB: 0 BB: 0 P: 14	R: 0 E: 0 K: 1 S: 6 H: 0 LOB: 0 BB: 0 P: 7	R: 0 E: 0 K: 0 S: 5 H: 1 LOB: 1 BB: 0 P: 6	R: 3 E: 0 K: 1 S: 13 H: 3 LOB: 0 BB: 0 P: 22	R: 2 E: 0 K: 0 S: 14 H: 2 LOB: 1 BB: 1 P: 25	R: 1 E: 0 K: 0 S: 15 H: 2 LOB: 3 BB: 2 P: 26	R: 0 E: 0 K: 0 S: 9 H: 0 LOB: 0 BB: 0 P: 16	R: 9 E: 2 K: 0 S: 21 H: 7 LOB: 2 BB: 1 P: 34	R: 7 E: 0 K: 1 S: 26 H: 4 LOB: 0 BB: 3 P: 44	1B: 9 2B: 4 3B: 1 HR: 5 SF: 1 SAC: 0 DP: 0 HBP: 0	WP: 1 PB: 0 SB: 1 CS: 0	PA: 55					
PITCHER	IP WLS BF H R ER SO BB IBB HBP BLK WP HR S P ERA WHIP					PITCHER	IP WLS BF H R ER SO BB IBB HBP BLK WP HR S P ERA WHIP										
Brian Rose, R (1, 1) ERA: 5.72 Bryce Florie, R (6, 1) ERA: 5.79 Rob Stanifer, R (8, 1) ERA: 7.62 49 Tim Wakefield, R (8, 1) ERA: 5.74	5.0 L 22 6 5 5 3 1 0 0 0 0 2 47 74 9.00 1.400																

New York Yankees @ Boston Red Sox
 Fenway Park, Boston, MA
 Mon Jun 19 2000, 7:05 PM EDT
 Att. 33,370 - Sunny - 72 F

AB	47
R	22
H	19
RBI	21
BB	7
SO	4
LOB	22



Batter	1	2	3	4	5	6	7	8	9	AB R H RBI BB SO LOB	TOP	
Chuck Knoblauch, R (1, 4) <small>OBP: 0.335, SLG: 0.394</small> Clay Bellinger, R (6, 4) <small>OBP: 0.303, SLG: 0.405</small>	2-2 			1-1 		1-1 	2-1 			3 0 1 0 0 0 1 1 0 0 0 0 0 3	New York Yankees @ Boston Red Sox Fenway Park, Boston, MA Tue Jun 20 2000, 7:05 PM EDT Att. 33,909 - Sunny - 79 F	
2 Derek Jeter, R (1, 6) <small>OBP: 0.386, SLG: 0.495</small>	1-0 			1-1 		1-2 		3-2 		4 1 1 1 0 0 1		
Paul O'Neill, L (1, 9) <small>OBP: 0.362, SLG: 0.447</small>	2-3 			2-1 		0-0 		0-1 		4 1 1 1 0 1 1		
Bernie Williams, S (1, 8) <small>OBP: 0.371, SLG: 0.552</small>			3-3 			0-2 		0-1 		4 1 1 1 0 1 0		
Tino Martinez, L (1, 3) <small>OBP: 0.336, SLG: 0.453</small>			1-3 			0-1 		1-2 	0-2 	4 0 0 0 0 1 1		
20 Jorge Posada, S (1, 2) <small>OBP: 0.449, SLG: 0.576</small>			2-3 			3-0 		4-2 	4-2 	2 0 0 0 2 1 0		
Shane Spencer, R (1, 7) <small>OBP: 0.316, SLG: 0.487</small>			1-3 			0-3 		3-1 	1-3 	3 0 0 0 0 3 1		
Jim Leyritz, R (1, 10) <small>OBP: 0.317, SLG: 0.273</small> Ricky Ledee, L (7, PR) <small>OBP: 0.337, SLG: 0.418</small>			2-3 			2-3 		0-0 	1-2 	3 0 0 0 0 2 2 1 0 0 0 0 0 1		
Scott Brosius, R (1, 5) <small>OBP: 0.333, SLG: 0.407</small>			2-0 			1-0 	0-3 	0-3 	0-3 	4 0 1 0 0 2 4		
Inning Stats	R: 0 H: 0 E: 0 LOB: 0 K: 1 BB: 0 S: 8 P: 13	R: 0 H: 0 E: 0 LOB: 0 K: 3 BB: 0 S: 9 P: 15	R: 0 H: 0 E: 0 LOB: 0 K: 2 BB: 0 S: 7 P: 12	R: 1 H: 2 E: 1 LOB: 1 K: 0 BB: 0 S: 11 P: 15	R: 0 H: 0 E: 0 LOB: 0 K: 2 BB: 0 S: 7 P: 12	R: 0 H: 1 E: 0 LOB: 1 K: 0 BB: 0 S: 9 P: 11	R: 1 H: 1 E: 1 LOB: 3 K: 1 BB: 1 S: 14 P: 24	R: 1 H: 1 E: 0 LOB: 0 K: 0 BB: 0 S: 12 P: 15	R: 0 H: 0 E: 0 LOB: 1 K: 2 BB: 1 S: 11 P: 17	1B: 2 SF: 0 2B: 0 SAC: 0 3B: 0 DP: 0 HR: 3 HBP: 1	WP: 0 PA: 36 PB: 0 SB: 0 CS: 0	
PITCHER Pedro Martinez, R (1, 1) <small>ERA: 1.18</small> Derek Lowe, R (9, 1) <small>ERA: 1.8</small>	IP WLS BF H R ER SO BB IBB HBP BLK WP HR S P ERA WHIP 8.0 L 32 5 3 3 9 1 0 1 0 0 3 77 117 3.38 0.750											PITCHER IP WLS BF H R ER SO BB IBB HBP BLK WP HR S P ERA WHIP

livebaseballscorecards.com

AB	33
R	3
H	5
RBI	3
BB	2
SO	11
LOB	15



Batter	1	2	3	4	5	6	7	8	9	AB	R	H	RBI	BB	SO	LOB
Jose Offerman, S OBP: 0.330, SLG: 0.316 (1, 10)	2-2 G4-3 ①		0-1 BB 1B		3-2 G4-3 ③			3-1 G6-3 ①		4	0	1	0	0	0	0
Jeff Frye, R OBP: 0.388, SLG: 0.362 (1, 4)	3-2 G4-3 ②		4-1 1B 1-2 BB			2-2 G4-3 ①		1-3 K ②		3	0	0	0	1	1	0
Nomar Garciaparra, R OBP: 0.442, SLG: 0.582 (1, 6)	0-1 1B		2-1 1-2 2-H 1B			1-3 K FC5-4 1B		0-0 2B		4	0	3	0	0	1	0
Mike Stanley, R OBP: 0.333, SLG: 0.426 Brian Daubach, L OBP: 0.348, SLG: 0.505 (1, 3) (8, PH) (9, 3)	1-1 G5-3 ③		0-0 F9 ③			2-3 K		3-2 G6-3 ③		3	0	0	0	0	1	4
Carl Everett, S OBP: 0.388, SLG: 0.683 (1, 8)		0-0 L5 ①		0-1 P4 ①		2-2 FC5-4 1B			1-3 K ①	4	0	1	0	0	1	0
Jason Varitek, S OBP: 0.411, SLG: 0.452 (1, 2)		3-2 FC5-4 1B		4-0 G1-6-3 BB		2-1 FC5-4 1-2f 2-3			4-2 BB	2	0	1	0	2	0	2
Darren Lewis, R OBP: 0.342, SLG: 0.371 Scott Hatteberg, L OBP: 0.284, SLG: 0.318 (1, 7) (9, PH)		2-1 FC5-4 FC4-6 1-2f		2-1 G1-6-3 1-2f			1-1 G4-3 ①		0-0 P6 ②	3	0	0	0	0	0	2
Trot Nixon, L OBP: 0.372, SLG: 0.493 (1, 9)		1-0 FC4-6 1-2f			0-1 F7 ①		1-2 G3 ②		0-1 F8 ③	4	0	0	0	0	0	2
38 Wilton Veras, R OBP: 0.280, SLG: 0.305 (1, 5)			0-1 L3 ①		0-3 K2-3 ②		0-2 G5-3 ③			3	0	0	0	0	1	0


Inning Stats	R: 0	H: 1	E: 0	LOB: 1	K: 0	S: 10	R: 0	H: 1	E: 0	LOB: 1	K: 0	S: 7	R: 0	H: 2	E: 0	LOB: 2	K: 0	S: 8	R: 0	H: 0	E: 0	LOB: 0	K: 0	S: 4	R: 0	H: 0	E: 0	LOB: 0	K: 1	S: 9	R: 0	H: 1	E: 0	LOB: 2	K: 2	S: 15	R: 0	H: 0	E: 0	LOB: 0	K: 0	S: 8	R: 0	H: 1	E: 0	LOB: 1	K: 1	S: 11	R: 0	H: 0	E: 0	LOB: 1	K: 1	S: 9	1B: 5	SF: 0	2B: 1	SAC: 0	3B: 0	DP: 1	HR: 0	HBP: 0	WP: 0	PA: 35
--------------	------	------	------	--------	------	-------	------	------	------	--------	------	------	------	------	------	--------	------	------	------	------	------	--------	------	------	------	------	------	--------	------	------	------	------	------	--------	------	-------	------	------	------	--------	------	------	------	------	------	--------	------	-------	------	------	------	--------	------	------	-------	-------	-------	--------	-------	-------	-------	--------	-------	--------

PITCHER	IP	WLS	BF	H	R	ER	SO	BB	IBB	HBP	BLK	WP	HR	S	P	ERA	WHIP
Andy Pettitte, L ERA: 4.52 (1, 1)	7.2	W	30	6	0	0	4	2	0	0	0	0	0	67	109	0.00	1.043
42 Mariano Rivera, R ERA: 2.97 (8, 1)	1.1	S	5	0	0	0	1	1	0	0	0	0	0	14	22	0.00	0.750

BOTTOM

New York Yankees @ Boston Red Sox
Fenway Park, Boston, MA
 Tue Jun 20 2000, 7:05 PM EDT
 Att: 33,909 - Sunny - 79 F

AB	32
R	0
H	6
RBI	0
BB	3
SO	5
LOB	12



PITCHER	IP	WLS	BF	H	R	ER	SO	BB	IBB	HBP	BLK	WP	HR	S	P	ERA	WHIP
---------	----	-----	----	---	---	----	----	----	-----	-----	-----	----	----	---	---	-----	------

Batter	1	2	3	4	5	6	7	8	9	AB R H RBI BB SO LOB	TOP																
Chuck Knoblauch, R (1, 10) OBP: 0.332, SLG: 0.389	2-1 		2-1 		0-1 		2-1 1B SF8		0-1 1B	5 2 1 1 0 0 4																	
2 Derek Jeter, R (1, 6) OBP: 0.382, SLG: 0.489	1-0 			2-1 	2-1 		2-1 1B		0-3 	5 0 1 0 0 1 4																	
Paul O'Neill, L (1, 9) OBP: 0.359, SLG: 0.447	1-3 			1-0 		1-1 2B	2-0 		0-2 	4 1 1 1 0 1 1																	
Bernie Williams, S (1, 8) OBP: 0.372, SLG: 0.559		0-0 		2-1 		3-3 	4-0 		0-2 1-H	4 1 1 2 1 1 1																	
20 Jorge Posada, S (1, 3) OBP: 0.452, SLG: 0.574 (7, 2)		0-1 1B			4-2 1B WP BB	0-0 2-H	1-3 		3-3 	4 1 2 1 1 2 2																	
Shane Spencer, R (1, 7) OBP: 0.315, SLG: 0.480		2-0 1-2f			4-1 1B BB	3-2 		2-3 		3 0 0 0 1 1 1																	
Scott Brosius, R (1, 5) OBP: 0.337, SLG: 0.409		2-2 			1-0 1B 1-2f 2-3		1-1 1B	1-1 1B		4 1 2 0 0 0 3																	
Chris Turner, R (1, 2) OBP: 0.444, SLG: 0.542 Tino Martinez, L (7, PH) OBP: 0.337, SLG: 0.452 (7, 3)			2-3 		0-0 1-2 3-H 1B		4-2 1B BB FC6	2-1 		2 0 1 1 0 1 0 1 1 0 0 1 0 1																	
Clayton Kershaw, R (1, 4) OBP: 0.308, SLG: 0.407 Jose Vizcaino, S (7, PH) OBP: 0.283, SLG: 0.242 (7, 4)			1-2 		1-2 1-2 2-3 1B		1-2 1B FC6 1-3 2-H	0-2 		2 0 1 0 0 0 0 2 0 0 0 0 0 2																	
Inning Stats	R: 0 E: 0 K: 1 S: 7	H: 0 LOB: 0 BB: 0 P: 11	R: 0 E: 0 K: 0 S: 7	H: 1 LOB: 1 BB: 0 P: 11	R: 0 E: 0 K: 1 S: 8	H: 0 LOB: 0 BB: 0 P: 13	R: 0 E: 0 K: 0 S: 5	H: 0 LOB: 0 BB: 0 P: 10	R: 1 E: 0 K: 0 S: 14	H: 2 LOB: 3 BB: 2 P: 26	R: 1 E: 0 K: 1 S: 10	H: 2 LOB: 0 BB: 0 P: 17	R: 3 E: 1 K: 1 S: 19	H: 2 LOB: 2 BB: 2 P: 35	R: 0 E: 0 K: 1 S: 10	H: 1 LOB: 1 BB: 0 P: 15	R: 2 E: 0 K: 2 S: 16	H: 2 LOB: 0 BB: 0 P: 19	1B: 8 2B: 1 3B: 0 HR: 1	SF: 1 SAC: 0 DP: 0 HBP: 0	WP: 1 PB: 0 SB: 0 CS: 0	PA: 41					
PITCHER	IP	WLS	BF	H	R	ER	SO	BB	IBB	HBP	BLK	WP	HR	S	P	ERA	WHIP										
Pete Schourek, L (1, 1) ERA: 4.32	5.0		21	4	2	2	2	2	0	0	0	1	0	43	74	3.60	1.200										
Hipolito Pichardo, R (6, 1) ERA: 2.16	1.0	B	6	2	3	1	1	1	0	0	0	0	0	17	29	9.00	3.000										
Rich Garces, R (7, 1) ERA: 2.39	1.0	W	5	1	0	0	1	0	1	0	0	0	0	10	20	0.00	1.000										
Rod Beck, R (8, 1) ERA:	1.0		4	1	0	0	1	0	0	0	0	0	0	10	15	0.00	1.000										
Derek Lowe, R (9, 1) ERA: 2.2	1.0		5	2	2	2	2	0	0	0	0	0	1	16	19	18.00	2.000										

New York Yankees @ Boston Red Sox
 Fenway Park, Boston, MA
 Wed Jun 21 2000, 7:05 PM EDT
 Att. 32,958 - Sunny - 78 F

livebaseballscorecards.com

AB	36
R	7
H	10
RBI	6
BB	4
SO	7
LOB	19




Batter	1	2	3	4	5	6	7	8	9
Jose Offerman, S OBP: 0.341, SLG: 0.323 (1, 3)	1-0 SH3-1 WP 2B	4-1 1-2 BB		0-1 F8		4-1 1-2 BB	4-0 1-2 2-3 3-H 2B BB		
Jeff Frye, R OBP: 0.390, SLG: 0.364 (1, 4)	0-0 SH3-1 2-3	1-2 F9			1-2 1B	0-1 SF9 2-3 3-H	4-2 1-2 2-3 3-H 2B BB		
Trot Nixon, L OBP: 0.373, SLG: 0.504 (1, 9)	2-0 G4-3 3B		0-0 G3-1		1-3 K	1-1 G3	2-1 1-3 2-H 3-H 2B		
Nomar Garciaparra, R OBP: 0.445, SLG: 0.585 (1, 6)	4-2 G4-3 BB		2-2 2B		1-1 F9		G5-3 BB G4-3 1B G6-3		
Carl Everett, S OBP: 0.388, SLG: 0.674 (1, 8)	1-1 G4-3 1-2 3-H		4-2 BB		2-3 K		4-0 G4-3 BB G5-3	2-3 K	
Mike Stanley, R OBP: 0.335, SLG: 0.425 (1, 10)	2-3 K		0-1 F8			0-0 2B 1B	0-0 G5-3 1-2 2-3	2-1 G4-6-3 1B	
Scott Hatteberg, L OBP: 0.278, SLG: 0.324 (1, 2)		1-1 F8	1-1 G3			2-1 1B SF9 2B	2-1 G4-3 2-3 3-H	0-2 G4-6-3	
Darren Lewis, R OBP: 0.333, SLG: 0.361 (7, PH)		1-0 F9		2-0 F8		2-3 K	4-0 BB BB IBB		
Brian Daubach, L OBP: 0.351, SLG: 0.505 (7, PR)									
Curtis Pride, L (8, 7)									
Manny Alexander, R OBP: 0.263, SLG: 0.329 (1, 5)		2-2 BB 1B		2-2 F7		1-1 SF9 BB 1B	4-1 BB BB 2B BB		

Inning Stats	R: 2	H: 2	E: 0	K: 10	S: 10	L: 2	LOB: 1	BB: 1	P: 20	R: 0	H: 1	E: 0	K: 0	S: 10	L: 1	LOB: 2	BB: 1	P: 19	R: 0	H: 1	E: 0	K: 0	S: 10	L: 1	LOB: 0	BB: 0	P: 11	R: 0	H: 3	E: 0	K: 1	S: 14	L: 2	LOB: 2	BB: 1	P: 24	R: 5	H: 2	E: 0	K: 0	S: 11	L: 2	LOB: 3	BB: 5	P: 36	R: 0	H: 1	E: 0	K: 1	S: 8	L: 1	LOB: 0	BB: 0	P: 12
1B: 6	SF: 1	2B: 4	SAC: 1	3B: 1	DP: 1	HR: 0	HBP: 0	WP: 1	PA: 43																																													

BOTTOM

New York Yankees @ Boston Red Sox
 Fenway Park, Boston, MA
 Wed Jun 21 2000, 7:05 PM EDT
 Att: 32,958 - Sunny - 78 F

AB	32
R	9
H	11
RBI	8
BB	9
SO	5
LOB	22



PITCHER	IP	WLS	BF	H	R	ER	SO	BB	IBB	HBP	BLK	WP	HR	S	P	ERA	WHIP
David Cone, R ERA: 6.08 (1, 1)	6.0		30	8	4	4	4	4	4	0	0	1	0	62	107	6.00	2.000
Jason Grimsley, R ERA: 3.72 (7, 1)	0.2	L	6	1	4	4	0	2	1	0	0	0	0	5	19	54.00	4.500
Mike Stanton, L ERA: 3.31 (7, 1)	0.0		3	1	1	1	0	2	0	0	0	0	0	5	15	∞	∞
Jeff Nelson, R ERA: 1.42 (7, 1)	1.1		4	1	0	0	1	0	0	0	0	0	0	9	14	0.00	0.750

Batter	1	2	3	4	5	6	7	8	9	AB R H RBI BB SO LOB
Chuck Knoblauch, R (1, 4) OBP: 0.330, SLG: 0.386	2-2 		0-3 		2-1 		2-1 			4 0 1 0 0 1 2
2 Derek Jeter, R (1, 6) OBP: 0.376, SLG: 0.480	2-3 		1-2 		1-2 			2-2 		4 0 0 0 0 1 1
Paul O'Neill, L (1, 9) OBP: 0.361, SLG: 0.450	4-1 		2-2 		0-2 			0-1 		3 1 1 0 1 0 0
Bernie Williams, S (1, 8) OBP: 0.370, SLG: 0.566	1-0 		2-3 		3-3 			0-0 		4 1 1 2 0 2 1
Tino Martinez, L (1, 3) OBP: 0.332, SLG: 0.444	2-1 			1-0 		2-1 			3-2 	4 0 0 0 0 0 0
20 Jorge Posada, S (1, 2) OBP: 0.445, SLG: 0.563		2-2 		1-0 			1-3 		1-2 	4 0 0 0 0 1 0
Shane Spencer, R (1, 10) OBP: 0.318, SLG: 0.478		4-2 		2-3 			2-2 		2-1 	3 0 1 0 1 1 0
Ricky Ledee, L (1, 7) OBP: 0.332, SLG: 0.411		0-0 			3-3 		1-2 			3 0 0 0 0 1 2
Scott Brosius, R (1, 5) OBP: 0.337, SLG: 0.408		3-2 			1-2 		1-2 			3 0 1 0 0 0 1

New York Yankees @ Boston Red Sox
 Fenway Park, Boston, MA
 Thu Jun 22 2000, 7:05 PM EDT
 Att. 33,744 - Sunny - 82 F

AB	32
R	2
H	5
RBI	2
BB	2
SO	7
LOB	7



Inning Stats	R: 2 E: 0 K: 1 S: 11	H: 1 LOB: 0 BB: 1 P: 22	R: 0 E: 0 K: 0 S: 12	H: 0 LOB: 1 BB: 1 P: 21	R: 0 E: 0 K: 2 S: 13	H: 1 LOB: 1 BB: 0 P: 18	R: 0 E: 0 K: 1 S: 7	H: 0 LOB: 0 BB: 0 P: 11	R: 0 E: 0 K: 1 S: 13	H: 1 LOB: 1 BB: 0 P: 20	R: 0 E: 0 K: 1 S: 8	H: 0 LOB: 0 BB: 0 P: 13	R: 0 E: 0 K: 1 S: 18	H: 2 LOB: 2 BB: 0 P: 25	R: 0 E: 0 K: 0 S: 6	H: 0 LOB: 0 BB: 0 P: 8	R: 0 E: 0 K: 0 S: 8	H: 0 LOB: 0 BB: 0 P: 14	1B: 3 2B: 1 3B: 0 HR: 1	SF: 0 SAC: 0 DP: 0 HBP: 0	WP: 0 PB: 0 SB: 1 CS: 0	PA: 34
--------------	-------------------------------	----------------------------------	-------------------------------	----------------------------------	-------------------------------	----------------------------------	------------------------------	----------------------------------	-------------------------------	----------------------------------	------------------------------	----------------------------------	-------------------------------	----------------------------------	------------------------------	---------------------------------	------------------------------	----------------------------------	----------------------------------	------------------------------------	----------------------------------	--------

PITCHER	IP	WLS	BF	H	R	ER	SO	BB	IBB	HBP	BLK	WP	HR	S	P	ERA	WHIP
Ramon Martinez, R (1, 1) ERA: 5.75	6.2	W	26	4	2	2	7	2	0	0	0	0	1	77	122	2.70	0.900
Bryce Florie, R (7, 1) ERA: 5.4	0.1	H	2	1	0	0	0	0	0	0	0	0	0	5	8	0.00	3.000
Rich Garcés, R (8, 1) ERA: 2.33	1.0	H	3	0	0	0	0	0	0	0	0	0	0	6	8	0.00	0.000
Derek Lowe, R (9, 1) ERA: 2.14	1.0	S	3	0	0	0	0	0	0	0	0	0	0	8	14	0.00	0.000

PITCHER	IP	WLS	BF	H	R	ER	SO	BB	IBB	HBP	BLK	WP	HR	S	P	ERA	WHIP
---------	----	-----	----	---	---	----	----	----	-----	-----	-----	----	----	---	---	-----	------

Batter	1	2	3	4	5	6	7	8	9
Jose Offerman, S OBP: 0.333, SLG: 0.315 (1, 10)	2-3 K ①		0-1 F7 ①	1-1 E4 WP ①		0-0 L3 ②		1-2 G6-3 ③	
Jeff Frye, R OBP: 0.393, SLG: 0.374 (1, 4)	2-2 G6-3 ②		0-0 2B ②	3-1 G5-3 ③		2-1 1B			
Trot Nixon, L OBP: 0.375, SLG: 0.500 (1, 9)	0-1 L4 ③		4-0 2B 1B BB		4-2 FC6-4 BB	0-1 G5-3 ③			
Nomar Garciaparra, R OBP: 0.447, SLG: 0.594 (1, 6)		1-2 1B 2B	1-2 1B 2B		1-0 FC6-4 HBP BB 1-2f		1-1 L7 ①		
Carl Everett, S OBP: 0.394, SLG: 0.674 (1, 8)		2-0 1B SF7 2-H	4-0 WP 1B IBB		0-3 K		2-2 1B		
Brian Daubach, L OBP: 0.357, SLG: 0.507 (1, 3)		0-2 G6-3 SF7 1-3	1-0 WP 1B 1-2 2-H 3-H		4-1 HBP BB 1-2		2-3 K		
Jason Varitek, S OBP: 0.408, SLG: 0.447 (1, 2)		0-1 SF7 1-2 3-H	2-2 G4-3 1-2 2-3		1-0 HBP		0-0 F7 ③		
Curtis Pride, L Darren Lewis, R OBP: 0.331, SLG: 0.358 (1, 7) (7, 7)		1-1 G6-3 ② 2-3		0-1 G4-3 ①	2-3 K ③		1-1 G5-3 ①		
Manny Alexander, R OBP: 0.250, SLG: 0.312 (1, 5)		3-0 F7 ③		2-2 G4-3 ②		1-2 G1-3 ①		0-0 G4-3 ②	

Inning Stats	R: 0	H: 0	E: 0	K: 1	S: 8	R: 2	H: 3	E: 0	K: 0	S: 14	R: 2	H: 3	E: 0	K: 0	S: 10	R: 0	H: 0	E: 0	K: 2	S: 12	R: 0	H: 1	E: 0	K: 1	S: 8	R: 0	H: 1	E: 0	K: 1	S: 10	R: 0	H: 0	E: 0	K: 0	S: 6	R: 0	H: 0	E: 0	K: 0	S: 8
	LOB: 0	BB: 0	P: 12	LOB: 1	BB: 0	P: 21	LOB: 2	BB: 2	P: 22	LOB: 1	BB: 1	LOB: 1	BB: 1	P: 15	LOB: 3	BB: 2	P: 24	LOB: 1	BB: 0	P: 11	LOB: 1	BB: 0	P: 15	LOB: 0	BB: 0	P: 8	LOB: 0	BB: 0	P: 8	LOB: 0	BB: 0	P: 8	LOB: 0	BB: 0	P: 8	LOB: 0	BB: 0	P: 8		


PITCHER	IP	WLS	BF	H	R	ER	SO	BB	IBB	HBP	BLK	WP	HR	S	P	ERA	WHIP
Jake Westbrook, R ERA: 13.5 (1, 1)	2.2	L	15	6	4	4	1	1	1	0	0	0	0	29	50	13.50	2.625
Jason Grimsley, R ERA: 3.48 (3, 1)	3.1		15	1	0	0	2	2	0	1	0	2	0	32	55	0.00	0.900
Mike Stanton, L ERA: 3.12 (7, 1)	2.0		7	1	0	0	1	0	0	0	0	0	0	16	23	0.00	0.500

BOTTOM

New York Yankees @ Boston Red Sox
Fenway Park, Boston, MA

Thu Jun 22 2000, 7:05 PM EDT
Att: 33,744 - Sunny - 82 F

AB	31
R	4
H	8
RBI	4
BB	4
SO	4
LOB	13



1B	2B	3B	HR	SF	SAC	DP	HBP	WP	HR	S	P	ERA	WHIP
5	3	0	0	1	0	0	1	2	0	0	0	13.50	2.625
4	1	2	0	0	0	0	0	4	0	0	0	0.00	0.900
2	1	0	0	2	0	0	1	0	0	0	0	0.00	0.500
4	1	2	1	0	0	0	1	3	1	1	1	0.00	0.900
3	1	2	1	1	1	1	1	3	0	2	1	0.00	0.500
2	0	0	1	0	0	0	3	0	0	0	0	0.00	0.500
4	0	0	0	0	0	0	1	0	0	0	0	0.00	0.500
4	0	0	0	0	0	0	1	0	0	0	0	0.00	0.500

Batter	1	2	3	4	5	6	7	8	9	AB R H RBI BB SO LOB	TOP											
Darren Lewis, R OBP: 0.333, SLG: 0.363 (1, 7) (8, 9)	4-2 CS BB	0-0 G4-3			0-0 G4-3			3-2 2B 2B	1-2 G4-3	4 1 1 0 1 0 2												
Jeff Frye, R OBP: 0.390, SLG: 0.377 (1, 4)	2-3 1-2		1-1 G6-3		2-2 L4			0-1 FC6-5 2-H 2B		4 0 1 1 0 1 1												
Trot Nixon, L OBP: 0.376, SLG: 0.513 (8, PR) Curtis Pride, L (8, 7)	2-1 HR		0-1 FC6-4 1B		0-2 F8			1-1 FC6-5 2B 2-3		4 1 2 1 0 0 1 0 1 0 0 0 0 0												
Nomar Garciaparra, R OBP: 0.443, SLG: 0.585 (1, 10)	0-1 F8		0-0 FC6-4 1-2f		0-0 F9			4-1 2B 1-2 BB		3 0 0 0 1 0 1												
Carl Everett, S OBP: 0.396, SLG: 0.688 (1, 8)		1-1 HR	2-2 F5		0-2 F5			0-0 1-3 2-H 2B		4 1 2 2 0 0 1												
Brian Daubach, L OBP: 0.355, SLG: 0.500 (1, 3)		1-2 G1-3		1-3 K			1-0 F2	4-2 BB		3 0 0 0 1 1 0												
Jason Varitek, S OBP: 0.405, SLG: 0.440 (1, 2)		4-2 1B BB		2-2 G4-3			0-0 F7	2-1 F7		3 0 0 0 1 0 3												
Manny Alexander, R OBP: 0.250, SLG: 0.309 (1, 6)		1-2 1B		0-1 G5-3			0-3 K		2-2 G5-3	4 0 1 0 0 1 0												
38 Wilton Veras, R OBP: 0.274, SLG: 0.299 Scott Hatteberg, L OBP: 0.275, SLG: 0.319 (9, PH)		2-3 K		0-1 G1-3				1-0 F8	1-3 K	3 0 0 0 0 1 2 1 0 0 0 0 1 0												
Inning Stats	R: 1 E: 0 K: 1 S: 11	H: 1 LOB: 0 BB: 1 P: 19	R: 1 E: 0 K: 1 S: 14	H: 2 LOB: 2 BB: 1 P: 23	R: 0 E: 0 K: 0 S: 8	H: 1 LOB: 1 BB: 0 P: 11	R: 0 E: 0 K: 1 S: 10	H: 0 LOB: 0 BB: 0 P: 13	R: 0 E: 0 K: 0 S: 6	H: 0 LOB: 0 BB: 0 P: 8	R: 0 E: 0 K: 0 S: 7	H: 0 LOB: 0 BB: 0 P: 7	R: 0 E: 0 K: 1 S: 5	H: 0 LOB: 0 BB: 0 P: 6	R: 2 E: 0 K: 0 S: 14	H: 3 LOB: 3 BB: 2 P: 29	R: 0 E: 0 K: 1 S: 9	H: 0 LOB: 0 BB: 0 P: 13	1B: 2 2B: 3 3B: 0 HR: 2	SF: 0 SAC: 0 DP: 0 HBP: 0	WP: 0 PB: 0 SB: 0 CS: 1	PA: 37
PITCHER	IP WLS BF H R ER SO BB IBB HBP BLK WP HR S P ERA WHIP												PITCHER	IP WLS BF H R ER SO BB IBB HBP BLK WP HR S P ERA WHIP								
Frank Castillo, R ERA: 4.31 (1, 1)	7.1 W 29 6 4 4 4 2 0 0 0 0 0 2 67 97 4.91 1.091																					
Pedro Borbon, L ERA: 4.43 (8, 1)	0.1 H 1 0 0 0 0 0 0 0 0 0 0 0 2 3 0.00 0.000																					
Billy Koch, R ERA: 3.11 (8, 1)	1.1 S 7 1 0 0 0 1 2 0 0 0 0 0 0 15 29 0.00 2.250																					

Boston Red Sox @ Toronto Blue Jays
 SkyDome, Toronto, ON
 Fri Jun 23 2000, 7:05 PM EDT
 Att. 28,198 - Sunny - 70 F

livebaseballscorecards.com

AB	33
R	4
H	7
RBI	4
BB	4
SO	5
LOB	11



Batter	1	2	3	4	5	6	7	8	9
Shannon Stewart, R (1, 7) OBP: 0.392, SLG: 0.597	4-0 E S BB	2-1 F8		2-1 1B			0-2 G5-3		
Alex Gonzalez, R (1, 6) OBP: 0.301, SLG: 0.370	2-3 K		1-2 HR 1B		2-2 G6-3		1-1 F8		
Raul Mondesi, R (1, 9) OBP: 0.324, SLG: 0.522	2-0 F3		0-0 HR		2-2 G1-3		1-1 P4		
Carlos Delgado, L (1, 3) OBP: 0.469, SLG: 0.714	2-2 F7		3-1 F8		2-2 1B 1B			4-0 G1-4-3 BB	
Brad Fullmer, L (1, 10)		1-2 HR	2-1 G3		0-2 1B		1-0 F9		
Tony Batista, R (1, 5) OBP: 0.323, SLG: 0.548		2-3 K	0-3 K		1-1 F3		0-0 G1-4-3		
José Cruz Jr., S (1, 8) OBP: 0.312, SLG: 0.450		0-0 G4-3		1-1 HR		1-0 F5			
Alberto Castillo, R (1, 2) OBP: 0.289, SLG: 0.309		3-1 1B 2B		2-2 G1-3		2-3 K2-3			
Homer Bush, R (1, 4) OBP: 0.250, SLG: 0.218		1-2 2-H 1B		2-2 G6-3		0-0 G6-3			

AB	R	H	RBI	BB	SO	LOB	
3	0	1	0	1	0	1	
4	1	1	0	0	1	1	
4	1	1	2	0	0	1	
3	0	1	0	1	0	1	
4	1	2	1	0	0	1	
4	0	0	0	0	2	3	
3	1	1	1	0	0	0	
3	1	1	0	0	1	0	
3	0	1	1	0	0	0	
1B: 5	SF: 0	2B: 1	SAC: 0	3B: 0	DP: 1	HR: 3	HBP: 0

BOTTOM

Boston Red Sox @ Toronto Blue Jays
 SkyDome, Toronto, ON
 Fri Jun 23 2000, 7:05 PM EDT
 Att. 28,198 - Sunny - 70 F

AB	31
R	5
H	9
RBI	5
BB	2
SO	4
LOB	8



Inning Stats	R: 0	H: 0	E: 0	K: 1	S: 8	H: 0	LOB: 1	BB: 1	P: 17	R: 2	H: 3	E: 0	K: 1	S: 14	R: 0	H: 2	E: 0	K: 1	S: 14	R: 1	H: 2	E: 0	K: 0	S: 10	R: 0	H: 2	E: 0	K: 0	S: 14	R: 0	H: 0	E: 0	K: 1	S: 7	R: 0	H: 0	E: 0	K: 0	S: 7	R: 0	H: 0	E: 0	K: 0	S: 7
--------------	------	------	------	------	------	------	--------	-------	-------	------	------	------	------	-------	------	------	------	------	-------	------	------	------	------	-------	------	------	------	------	-------	------	------	------	------	------	------	------	------	------	------	------	------	------	------	------

PITCHER	IP	WLS	BF	H	R	ER	SO	BB	IBB	HBP	BLK	WP	HR	S	P	ERA	WHIP
John Wasdin, R (1, 1) ERA: 5.46	4.0	L	19	7	5	5	3	1	0	0	0	0	3	46	77	11.25	2.000
Bryce Florie, R (5, 1) ERA: 4.5	1.0		5	2	0	0	0	0	0	0	0	0	14	21	0.00	2.000	
49 Tim Wakefield, R (6, 1) ERA: 5.46	3.0		9	0	0	0	1	1	0	0	0	0	16	26	0.00	0.333	

WP	HR	S	P	ERA	WHIP
0	0	0	33		
0	0	0	2		
0	0	0	0		

Batter	1	2	3	4	5	6	7	8	9	AB R H RBI BB SO LOB	TOP	
Jose Offerman, S (1, 3) OBP: 0.326, SLG: 0.307	0-1 F7		0-0 L9		3-1 F8		0-0 G3		0-0 F7	5 0 0 0 0 0 1		
Jeff Frye, R (1, 4) OBP: 0.386, SLG: 0.374	3-2 G6-3		1-2 G5-3		0-0 F9			1-2 1B G6-3 1B		4 1 1 0 0 0 1		
Carl Everett, S (1, 8) OBP: 0.401, SLG: 0.688	0-0 F9		1-2 1B 2-H 1B		4-1 BB			1-2 1B G6-3 1B 1-3 1B		3 1 2 1 1 0 0		
Nomar Garciaparra, R (1, 6) OBP: 0.444, SLG: 0.598		1-1 HR	0-0 1B		0-0 F8			2-1 G6-3 1-2 3-H		4 1 2 2 0 0 2		
Brian Daubach, L (1, 10) OBP: 0.350, SLG: 0.491		2-3 K	0-0 F8			1-3 K		3-3 K		4 0 0 0 0 3 3		
Jason Varitek, S (1, 2) OBP: 0.403, SLG: 0.435		0-1 F7		0-0 G1-3		0-0 F8		1-1 1B		4 0 1 1 0 0 0		
Darren Lewis, R (1, 9) OBP: 0.323, SLG: 0.350		3-2 E5		2-1 G6-3		0-3 K		0-1 G5-3		4 0 0 0 0 1 1		
Curtis Pride, L (1, 7) Scott Hatteberg, L (9, PH) OBP: 0.272, SLG: 0.315		1-3 K		4-2 BB			3-2 G4-3		0-3 K	2 0 0 0 1 1 1 1 0 0 0 0 1 0		
Manny Alexander, R (1, 5) OBP: 0.250, SLG: 0.306			2-2 1B G5-3 1B		2-3 K		2-1 G5-3		2-3 K	4 1 1 0 0 2 1		
Inning Stats	R: 0 E: 0 K: 0 S: 6 H: 0 LOB: 0 BB: 0 P: 9	R: 1 E: 1 K: 2 S: 15 H: 1 LOB: 1 BB: 0 P: 22	R: 1 E: 0 K: 0 S: 12 H: 3 LOB: 2 BB: 0 P: 16	R: 0 E: 0 K: 1 S: 8 H: 0 LOB: 1 BB: 1 P: 16	R: 0 E: 0 K: 0 S: 5 H: 0 LOB: 1 BB: 1 P: 12	R: 0 E: 0 K: 2 S: 10 H: 0 LOB: 0 BB: 0 P: 11	R: 0 E: 0 K: 0 S: 6 H: 0 LOB: 0 BB: 0 P: 11	R: 2 E: 0 K: 1 S: 16 H: 3 LOB: 1 BB: 0 P: 24	R: 0 E: 0 K: 2 S: 7 H: 0 LOB: 0 BB: 0 P: 9	1B: 6 2B: 0 3B: 0 HR: 1 SF: 0 SAC: 0 DP: 0 HBP: 0	WP: 0 PB: 0 SB: 0 CS: 0 PA: 37	
PITCHER	IP WLS BF H R ER SO BB IBB HBP BLK WP HR S P ERA WHIP											
32 Roy Halladay, R (1, 1) ERA: 10.84	7.0 W 30 6 4 4 5 2 0 0 0 0 0 1 68 105 5.14 1.143											
Paul Quantrill, R (8, 1) ERA: 3.67	1.0 H 4 1 0 0 1 0 0 0 0 0 0 0 10 16 0.00 1.000											
Billy Koch, R (9, 1) ERA: 3.03	1.0 S 3 0 0 0 2 0 0 0 0 0 0 0 7 9 0.00 0.000											

Boston Red Sox @ Toronto Blue Jays
 SkyDome, Toronto, ON
 Sat Jun 24 2000, 4:05 PM EDT
 Att: 30,130 - Dome - 72 F

livebaseballscorecards.com

AB	35
R	4
H	7
RBI	4
BB	2
SO	8
LOB	10



Batter	1	2	3	4	5	6	7	8	9
Shannon Stewart, R (1, 7) OBP: 0.389, SLG: 0.589	3-1 G5-3		4-1 HR BB	1-1 G4-3			0-0 L9		
Alex Gonzalez, R (1, 6) Chris Woodward, R (6, 6) OBP: 0.309, SLG: 0.386 OBP: 0.375, SLG: 0.618	3-2 HR HBP		2-0 HR		2-2 1B 1B		1-3 K		
Raul Mondesi, R (1, 9) OBP: 0.323, SLG: 0.518	1-1 G6-3		2-2 F5		0-1 1B 1B		0-0 G6-3		
Carlos Delgado, L (1, 3) OBP: 0.470, SLG: 0.722	0-0 HR		0-0 F7		0-0 L3 1B		1-2 G4-3		
Brad Fullmer, L (1, 10) OBP: 0.371, SLG: 0.566	0-0 F7		2-0 E6		0-0 L3		1-2 HR		
Tony Batista, R (1, 5) OBP: 0.318, SLG: 0.539		1-1 F9	2-2 G4-3		3-1 L7		1-1 F7		
José Cruz Jr., S (1, 8) OBP: 0.314, SLG: 0.451		1-0 G4-3		2-1 G6-3 G6-3 1B		0-0 G3		0-1 1B	
Alberto Castillo, R (1, 2) OBP: 0.288, SLG: 0.307		0-0 1B		1-0 G6-3		1-1 G6-3		0-2 G6-3	
Homer Bush, R (1, 4) OBP: 0.246, SLG: 0.214		3-2 F9		1-1 G6-3		0-0 G4-3			

Inning Stats	R: 2	H: 1	E: 0	LOB: 0	K: 0	S: 8	P: 15	R: 0	H: 1	E: 0	LOB: 1	K: 0	S: 10	P: 15	R: 2	H: 1	E: 1	LOB: 1	K: 0	S: 12	R: 0	H: 1	E: 0	LOB: 1	K: 0	S: 7	R: 1	H: 3	E: 0	LOB: 1	K: 0	S: 9	R: 0	H: 0	E: 0	LOB: 0	K: 0	S: 4	R: 0	H: 0	E: 0	LOB: 0	K: 1	S: 5	R: 1	H: 2	E: 0	LOB: 1	K: 0	S: 13	P: 16
--------------	------	------	------	--------	------	------	-------	------	------	------	--------	------	-------	-------	------	------	------	--------	------	-------	------	------	------	--------	------	------	------	------	------	--------	------	------	------	------	------	--------	------	------	------	------	------	--------	------	------	------	------	------	--------	------	-------	-------

PITCHER															PITCHER																																																					
IP	WLS	BF	H	R	ER	SO	BB	IBB	HBP	BLK	WP	HR	S	P	ERA	WHIP	IP	WLS	BF	H	R	ER	SO	BB	IBB	HBP	BLK	WP	HR	S	P	ERA	WHIP																																			
Brian Rose, R (1, 1) ERA: 6.11	2.2	L	14	3	4	4	0	1	0	0	0	2	27	49	13.50	1.500	Hipolito Pichardo, R (3, 1) ERA: 2.25	3.1		13	4	1	1	0	0	0	0	0	0	23	36	2.70	1.200	Rod Beck, R (7, 1) ERA:	1.0		3	0	0	0	1	0	0	0	0	0	5	6	0.00	0.000	Rheal Cormier, L (8, 1) ERA: 4.11	1.0		5	2	1	1	0	0	0	0	0	0	1	13	16	9.00	2.000

BOTTOM

AB	R	H	RBI	BB	SO	LOB
3	1	0	0	1	0	1
2	3	2	2	0	0	0
1	0	0	0	0	1	0
4	0	1	0	0	0	1
4	1	2	3	0	0	0
4	1	1	1	0	0	2
4	0	0	0	0	0	2
4	0	2	0	0	0	0
4	0	1	0	0	0	2
3	0	0	0	0	0	2

AB	33
R	6
H	9
RBI	6
BB	1
SO	1
LOB	10



WP: 0	PA: 35
PB: 0	SB: 0
CS: 0	

Boston Red Sox @ Toronto Blue Jays
SkyDome, Toronto, ON
 Sat Jun 24 2000, 4:05 PM EDT
 Att: 30,130 - Dome - 72 F

livebaseballscorecards.com

Batter	1	2	3	4	5	6	7	8	9	10	11	12	13	AB R H RBI BB SO LOB	TOP																
Jose Offerman, S OBP: 0.333, SLG: 0.310	4-0 1B 2B BB	0-1 1B		0-1 F8		2-2 F8			2-0 SH3-4 1B		0-2 G5-3		4-0 1B BB	5 1 2 0 2 0 2																	
Jeff Frye, R OBP: 0.379, SLG: 0.366	1-2 L7	2-2 G5-3		2-0 1B		2-2 G4-3			0-0 SH3-4		1-0 P3		2-3 K	6 0 1 1 0 1 5																	
Carl Everett, S OBP: 0.405, SLG: 0.682	1-2 2B 1B		4-0 FC6-5 BB BB	0-1 F3		3-2 F8			4-0 G6-4-3 IBB		0-0 F5		1-0 1B	5 1 2 0 2 0 2																	
Nomar Garciaparra, R OBP: 0.435, SLG: 0.587	0-0 2B		2-1 F9	0-0 G5-3				0-1 G5-3	1-0 G6-4-3		2-2 G4-3		2-2 F8	7 0 1 2 0 0 6																	
Brian Daubach, L OBP: 0.350, SLG: 0.489	1-0 F7		4-2 FC6-5 2B BB		2-2 WP 2B			1-3 K		0-0 G6-3		2-3 K		5 1 1 0 1 2 1																	
Izzy Alcantara, R OBP: 0.167, SLG: 0.167	3-3 K		0-0 FC6-5 2B		0-1 G6-3			2-1 G5-3		1-2 G5-3		0-1 1B 1B		6 1 1 0 0 1 4																	
Scott Hatteberg, L OBP: 0.287, SLG: 0.342			1-2 F7	1-2 2B		2-2 L6		1-1 F8		1-0 38 2B 1B		1-1 1B 1B		6 0 3 2 0 0 1																	
38 Wilton Veras, R OBP: 0.272, SLG: 0.302			0-0 G6-3	0-0 F9		3-3 K		1-3 K		0-1 1B 2B		2-1 F7		5 0 1 0 0 2 2																	
Jason Varitek, S OBP: 0.401, SLG: 0.433														1 0 0 0 0 0 2																	
Manny Alexander, R OBP: 0.250, SLG: 0.306														0 0 0 0 0 0 0																	
Curtis Pride, L OBP: 0.308, SLG: 0.333			2-2 1B 1B	1-1 F8 1B 2B		3-2 G4-3 1B		0-3 K		0-3 K			1-1 G3-1	6 1 3 0 0 2 2																	
Inning Stats	R: 2 E: 0 K: 1 S: 12	H: 2 LOB: 1 BB: 1 P: 22	R: 0 E: 0 K: 0 S: 11	H: 2 LOB: 2 BB: 0 P: 17	R: 2 E: 0 K: 0 S: 15	H: 1 LOB: 1 BB: 2 P: 26	R: 1 E: 0 K: 0 S: 8	H: 2 LOB: 1 BB: 0 P: 11	R: 0 E: 0 K: 1 S: 11	H: 1 LOB: 1 BB: 0 P: 18	R: 0 E: 0 K: 1 S: 9	H: 0 LOB: 0 BB: 0 P: 12	R: 0 E: 0 K: 2 S: 8	H: 0 LOB: 0 BB: 0 P: 10	R: 0 E: 0 K: 0 S: 3	H: 1 LOB: 1 BB: 1 P: 10	R: 0 E: 0 K: 1 S: 10	H: 2 LOB: 2 BB: 0 P: 12	R: 0 E: 0 K: 0 S: 5	H: 0 LOB: 0 BB: 0 P: 6	R: 0 E: 0 K: 1 S: 14	H: 2 LOB: 2 BB: 0 P: 21	R: 0 E: 0 K: 1 S: 10	H: 1 LOB: 2 BB: 1 P: 20	1B: 10 2B: 5 3B: 0 HR: 0	SF: 0 SAC: 1 DP: 1 HBP: 0	WP: 1 PB: 0 SB: 0 CS: 0	PA: 58			
PITCHER Chris Carpenter, R ERA: 5.49	(1, 1)	IP: 3.1 WLS: 20 BF: 7	H: 5 R: 5 ER: 5 SO: 1	BB: 3 IBB: 0 HBP: 0 BLK: 0	WP: 0 HR: 0 S: 43 P: 73	ERA: 13.50 WHIP: 3.000	PITCHER Paul Quantrill, R ERA: 3.43	(10, 1)	IP: 3.0 WLS: 13 BF: 4	H: 4 R: 0 ER: 0 SO: 2	BB: 0 IBB: 0 HBP: 0 BLK: 0	WP: 0 HR: 0 S: 29 P: 39	ERA: 0.00 WHIP: 1.333	PITCHER Matt DeWitt, R ERA: 6.75	(13, 1)	IP: 1.0 WLS: 5 BF: 1	H: 1 R: 0 ER: 0 SO: 1	BB: 1 IBB: 0 HBP: 0 BLK: 0	WP: 0 HR: 0 S: 10 P: 20	ERA: 0.00 WHIP: 2.000											
Lance Painter, L ERA: 5.12	(4, 1)	1.2	6	1	0	0	1	0	0	0	0	0	0	0	0	0	0	0	0	0	0	0	0	0	0	0	0	0	0	0	
John Frascatore, R ERA: 7.43	(6, 1)	2.0	7	1	0	0	1	0	0	0	0	0	0	0	0	0	0	0	0	0	0	0	0	0	0	0	0	0	0	0	
Pedro Borbon, L ERA: 4.24	(8, 1)	1.0	3	0	0	0	2	0	0	0	0	0	0	0	0	0	0	0	0	0	0	0	0	0	0	0	0	0	0	0	0
Billy Koch, R ERA: 2.95	(9, 1)	1.0	4	1	0	0	0	0	1	0	0	0	0	0	0	0	0	0	0	0	0	0	0	0	0	0	0	0	0	0	0

Boston Red Sox @ Toronto Blue Jays
SkyDome, Toronto, ON
Sun Jun 25 2000, 1:05 PM EDT
Att: 31,022 - Cloudy - 72 F

livebaseballscorecards.com

AB	52
R	5
H	15
RBI	5
BB	5
SO	8
LOB	27



Batter	1	2	3	4	5	6	7	8	9	10	11	12	13	AB R H RBI BB SO LOB
Shannon Stewart, R OBP: 0.386, SLG: 0.591 (1, 7)	0-1 HR		4-2 E 2B HBP		0-3 K		1-2 G1-3	1-2 F7		1-3 K			0-1 G6-3	6 2 1 1 0 2 2
Chris Woodward, R OBP: 0.340, SLG: 0.537 (1, 6)	3-1 G3		2-3 K		0-3 K		1-2 HR 1B		3-3 K		2-2 F8		1-0 E8 1B	7 2 1 0 0 3 1
Tony Batista, R OBP: 0.321, SLG: 0.551 (1, 5)	3-3 K		0-0 F7		3-2 HR		2-3 K		0-1 L6 2B		2-2 G5-3		0-0 3-H 1B	7 1 3 2 0 2 2
Carlos Delgado, L OBP: 0.467, SLG: 0.724 (1, 3)	0-2 G3		0-1 E5 2B		3-2 F7		3-2 HR		4-0 IBB		1-3 K			5 1 1 2 1 1 1
Brad Fullmer, L OBP: 0.375, SLG: 0.569 (1, 10)		2-2 F2	1-1 2B			1-1 E3 HBP	1-2 BB 1B		1-0 L6			0-0 FC5-4 1B		6 0 3 1 0 0 2
José Cruz Jr., S OBP: 0.315, SLG: 0.445 (1, 8)		1-2 P4	2-2 G4-3			2-3 K	4-2 BB			4-2 SH5-4 FC5-2 BB 1B		2-0 FC5-4		4 0 0 0 2 1 4
Marty Cordova, R OBP: 0.329, SLG: 0.363 (1, 9)		1-1 E6 BB		0-3 K		1-0 HBP	1-0 G5-3			2-0 FC5-2 SH5-4 1B		1-0 L9		5 0 1 0 0 1 3
Alberto Castillo, R OBP: 0.285, SLG: 0.297 (1, 2)		4-0 BB		1-1 G6-3		2-3 K		3-2 F8		1-0 SH5-4		0-0 F9		4 0 0 0 1 1 3
Homer Bush, R OBP: 0.240, SLG: 0.208 (1, 4)		0-1 G6-3		2-3 K		1-3 K		0-1 G5-3		2-2 FC5-2			2-2 G5-3	6 0 0 0 0 2 6

Inning Stats	R: 1	H: 1	E: 0	LOB: 0	K: 1	S: 11	P: 17	R: 0	H: 0	E: 1	LOB: 2	K: 0	S: 10	P: 18	R: 1	H: 1	E: 1	LOB: 2	K: 1	S: 13	P: 22	R: 0	H: 0	E: 0	LOB: 0	K: 2	S: 9	P: 12	R: 1	H: 1	E: 0	LOB: 0	K: 2	S: 14	P: 20	R: 2	H: 3	E: 0	LOB: 2	K: 1	S: 20	P: 33	R: 0	H: 0	E: 0	LOB: 0	K: 0	S: 9	P: 13	R: 0	H: 1	E: 0	LOB: 1	K: 1	S: 7	P: 15	R: 0	H: 1	E: 0	LOB: 2	K: 1	S: 16	P: 25	R: 0	H: 0	E: 0	LOB: 0	K: 1	S: 10	P: 15	R: 0	H: 1	E: 0	LOB: 1	K: 0	S: 4	P: 7	R: 1	H: 1	E: 1	LOB: 1	K: 0	S: 11	P: 14	R: 1	H: 1	E: 1	LOB: 1	K: 0	S: 11	P: 14	1B: 5	SF: 0	2B: 3	SAC: 1	3B: 0	DP: 1	HR: 3	HBP: 2	WP: 0	PA: 57
--------------	------	------	------	--------	------	-------	-------	------	------	------	--------	------	-------	-------	------	------	------	--------	------	-------	-------	------	------	------	--------	------	------	-------	------	------	------	--------	------	-------	-------	------	------	------	--------	------	-------	-------	------	------	------	--------	------	------	-------	------	------	------	--------	------	------	-------	------	------	------	--------	------	-------	-------	------	------	------	--------	------	-------	-------	------	------	------	--------	------	------	------	------	------	------	--------	------	-------	-------	------	------	------	--------	------	-------	-------	-------	-------	-------	--------	-------	-------	-------	--------	-------	--------


PITCHER	IP	WLS	BF	H	R	ER	SO	BB	IBB	HBP	BLK	WP	HR	S	P	ERA	WHIP
Pedro Martinez, R ERA: 1.44 (1, 1)	6.2		32	6	5	4	10	1	0	2	0	0	3	87	134	5.40	1.050
Rich Garces, R ERA: 2.25 (7, 1)	1.1		5	0	0	0	0	1	0	0	0	0	0	12	21	0.00	0.750
Derek Lowe, R ERA: 2.05 (9, 1)	2.0		9	2	0	0	2	1	1	0	0	0	0	23	40	0.00	1.500
Rod Beck, R ERA: (11, 1)	0.2		2	0	0	0	0	0	0	0	0	0	0	6	10	0.00	0.000
Rheal Cormier, L ERA: 3.94 (11, 1)	1.1		5	1	0	0	1	0	0	0	0	0	0	8	12	0.00	0.750

BOTTOM

Boston Red Sox @ Toronto Blue Jays
SkyDome, Toronto, ON
Sun Jun 25 2000, 1:05 PM EDT
Att. 31,022 - Cloudy - 72 F

livebaseballscorecards.com

AB	50
R	6
H	10
RBI	6
BB	4
SO	13
LOB	24




Batter	1	2	3	4	5	6	7	8	9	10	AB	R	H	RBI	BB	SO	LOB	TOP						
Brady Anderson, L (1, 8) OBP: 0.355, SLG: 0.428	F3		G1-6-3			G4-3		L5-3		F9	5	0	0	0	0	0	3							
Mike Bordick, R (1, 6) OBP: 0.347, SLG: 0.498	G4-3 2B		K			F7			K	E6 1B G4-3 1B	5	1	1	0	0	2	1							
Delino DeShields, L (1, 4) OBP: 0.366, SLG: 0.427	G4-3				G6-3				1B 2B	G4-3	5	1	2	0	0	0	2							
Albert Belle, R (1, 9) OBP: 0.382, SLG: 0.562	K				K		CS 1B	CS	F8	1B 2B	4	1	1	1	1	2	1							
Jeff Conine, R (1, 3) OBP: 0.346, SLG: 0.508					G1-3 1B		CS BB	G4-3	F8	1B FC5 1B	4	1	2	0	1	0	1							
B.J. Surhoff, L (1, 7) OBP: 0.334, SLG: 0.446			G1-3		CS	G3-1				FC6-5 FC5 1B	4	0	2	2	1	0	1							
Cal Ripken Jr., R (1, 5) OBP: 0.289, SLG: 0.444			P3			P6				FC5 FC6-5 1B	5	0	0	1	0	1	5							
Scott Erickson, R (10, PR) OBP: 0.333, SLG: 0.333											0	0	0	0	0	0	0	AB 40						
Alan Mills, R (10, 1)											0	0	0	0	0	0	0	R 6						
Buddy Groom, L (10, 1)											0	0	0	0	0	0	0	H 11						
Will Clark, L (1, 10) OBP: 0.420, SLG: 0.380											2	0	1	0	1	1	1	RBI 6						
Luis Matos, R (8, PR)											0	0	0	0	0	0	0	BB 4						
Harold Baines, L (10, PH) OBP: 0.304, SLG: 0.374											1	0	1	0	0	0	0	SO 7						
Mark Lewis, R (10, PR) OBP: 0.242, SLG: 0.267											1	1	0	0	0	0	2	LOB 19						
Charles Johnson, R (1, 2) OBP: 0.345, SLG: 0.573											4	1	1	2	0	1	2							
			E5 G1-6-3			G4-3																		
Inning Stats	R: 0 E: 0 K: 1 S: 12	H: 1 LOB: 1 BB: 0 P: 19	R: 0 E: 0 K: 1 S: 10	H: 1 LOB: 1 BB: 0 P: 17	R: 0 E: 1 K: 1 S: 6	H: 0 LOB: 0 BB: 0 P: 6	R: 0 E: 0 K: 1 S: 9	H: 0 LOB: 0 BB: 1 P: 16	R: 0 E: 0 K: 0 S: 8	H: 0 LOB: 1 BB: 1 P: 15	R: 0 E: 0 K: 0 S: 9	H: 1 LOB: 0 BB: 0 P: 12	R: 0 E: 0 K: 0 S: 9	H: 1 LOB: 1 BB: 0 P: 16	R: 0 E: 0 K: 1 S: 10	H: 1 LOB: 1 BB: 0 P: 15	R: 1 E: 0 K: 2 S: 11	H: 2 LOB: 2 BB: 1 P: 19	R: 5 E: 1 K: 0 S: 18	H: 4 LOB: 2 BB: 1 P: 32	1B: 8 2B: 3 3B: 0 HR: 1	SF: 0 DP: 2 HBP: 0	WP: 0 PB: 0 SB: 0 CS: 2	PA: 46
PITCHER	IP	WLS	BF	H	R	ER	SO	BB	IBB	HBP	BLK	WP	HR	S	P	ERA	WHIP							
Pete Schourek, L (1, 1) ERA: 3.96	7.0		25	4	0	0	4	2	0	0	0	0	0	63	101	0.00	0.857							
Rich Garces, R (8, 1) ERA: 2.23	0.1	H	2	1	0	0	1	0	0	0	0	0	0	9	13	0.00	3.000							
Rheal Cormier, L (8, 1) ERA: 3.86	0.2	H	1	0	0	0	0	0	0	0	0	0	0	1	2	0.00	0.000							
Derek Lowe, R (9, 1) ERA: 2.6	1.0	L	8	4	4	3	2	0	1	0	0	0	1	18	30	27.00	4.000							
Derek Lowe, R (10, 1) ERA: 2.6	1.0	L	8	4	4	3	2	0	1	0	0	0	1	18	30	27.00	4.000							
PITCHER	IP	WLS	BF	H	R	ER	SO	BB	IBB	HBP	BLK	WP	HR	S	P	ERA	WHIP							
Bryce Florie, R (10, 1) ERA: 3.52	1.0		8	2	2	0	0	0	1	0	0	0	0	11	21	0.00	2.000							

Baltimore Orioles @ Boston Red Sox
Fenway Park, Boston, MA
Tue Jun 27 2000, 7:05 PM EDT
Att: 32,813 - Cloudy - 72 F

livebaseballscorecards.com



Batter	1	2	3	4	5	6	7	8	9	10	AB	R	H	RBI	BB	SO	LOB
Jose Offerman, S OBP: 0.331, SLG: 0.307 (1, 4)	K		G5-3		G4-3		2-H 1B		G3		5	0	1	1	0	1	4
Jeff Frye, R OBP: 0.369, SLG: 0.355 (1, 9) (10, 8)	G5-3		K			K		G6-3		K	5	0	0	0	0	3	0
Brian Daubach, L OBP: 0.346, SLG: 0.483 (1, 7) Izzy Alcantara, R OBP: 0.250, SLG: 0.250 (8, 7) (10, 9)	K		F7			F8		K		HR 1B	3	0	0	0	0	1	1
Nomar Garciaparra, R OBP: 0.438, SLG: 0.602 (1, 6)		FC4-6 1B			F9		BB 1B	G6-3		HR 1B	5	1	3	2	0	0	0
Morgan Burkhardt, S OBP: 0.600, SLG: 0.500 (1, 10) (10, 7)		FC4-6 1B			F8		BB 1B		BB SH3-4 1B	F8	4	0	2	0	1	0	0
Mike Stanley, R OBP: 0.333, SLG: 0.421 (1, 3)		K			K		K		SH3-4 1B		4	0	1	0	0	3	4
Scott Hatteberg, L OBP: 0.293, SLG: 0.337 (1, 2)		K			G5-3		SH3-4 1B		BB IBB	K	4	1	1	0	1	2	3
Manny Alexander, R OBP: 0.244, SLG: 0.299 (1, 5) Jason Varitek, S OBP: 0.399, SLG: 0.431 (9, PH) Derek Lowe, R (10, 1) Bryce Florie, R (10, 1)		FC4-6 1-2f 2-3			K		SH3-4 1B		P6		2	0	0	0	0	1	2
Curtis Pride, L OBP: 0.313, SLG: 0.333 (1, 8) Darren Lewis, R OBP: 0.328, SLG: 0.350 (9, PH) 38 Wilton Veras, R OBP: 0.272, SLG: 0.302 (9, PR) (10, 5)			G3				K		BB		3	0	1	0	0	1	1

BOTTOM	
Baltimore Orioles @ Boston Red Sox Fenway Park, Boston, MA Tue Jun 27 2000, 7:05 PM EDT Att. 32,813 - Cloudy - 72 F	
AB 38	
R 3	
H 10	
RBI 3	
BB 3	
SO 13	
LOB 17	
	
WP: 1 PA: 43	
PB: 0	
SB: 0	
CS: 0	

Inning Stats	R: 0	H: 0	E: 0	K: 2	S: 13	P: 17	R: 0	H: 2	E: 0	K: 2	S: 14	P: 23	R: 0	H: 0	E: 0	K: 1	S: 12	R: 0	H: 0	E: 0	K: 1	S: 9	P: 14	R: 0	H: 1	E: 0	K: 1	S: 11	P: 17	R: 0	H: 1	E: 0	K: 2	S: 12	P: 19	R: 1	H: 2	E: 0	K: 1	S: 10	P: 18	R: 0	H: 0	E: 0	K: 1	S: 10	P: 16	R: 0	H: 1	E: 0	K: 0	S: 9	P: 22	R: 2	H: 3	E: 0	K: 2	S: 21	P: 28	1B: 9	SF: 0	2B: 0	SAC: 2	3B: 0	DP: 0	HR: 1	HBP: 0	WP: 1	PA: 43
PITCHER 35 Mike Mussina, R ERA: 3.99 (1, 1)	IP	WLS	BF	H	R	ER	SO	BB	IBB	HBP	BLK	WP	HR	S	P	ERA	WHIP																																																				
Mike Timlin, R ERA: 4.81 (8, 1)	1.2		7	1	0	1	0	1	0	0	0	0	0	16	29	0.00	0.600																																																				
Chuck McElroy, L ERA: 4.91 (9, 1)	0.0		1	0	0	0	1	0	0	0	0	0	0	4	∞	∞																																																					
Mike Trombley, R ERA: 4.82 (9, 1)	0.1	W	1	0	0	0	0	0	0	0	0	0	0	3	5	0.00	0.000																																																				
Alan Mills, R ERA: 5.06 (10, 1)	0.2		5	3	2	2	1	0	0	0	0	0	1	15	21	27.00	4.500																																																				
PITCHER Buddy Groom, L ERA: 4.94 (10, 1)	IP	WLS	BF	H	R	ER	SO	BB	IBB	HBP	BLK	WP	HR	S	P	ERA	WHIP																																																				
	0.1		1	0	0	0	1	0	0	0	0	0	0	6	7	0.00	0.000																																																				

Batter	1	2	3	4	5	6	7	8	9	10	11	AB	R	H	RBI	BB	SO	LOB	TOP									
Brady Anderson, L (1, 8) OBP: 0.357, SLG: 0.424	3-2 F2	2-2 FC5-4 1-3 2-H 1B		3-2 L7				4-2 S HBP		0-1 F8	1-0 F8	4-0 FC5 IBB	5	0	1	1	1	0	1									
Mike Bordick, R (1, 6) OBP: 0.340, SLG: 0.486	2-1 G5-3	1-1 FC5-4 1-2f				0-0 E5 1B		2-0 L9		0-2 L3	2-3 K	1-0 FC5 1-2 2-3f	7	1	0	0	0	1	6									
Delino DeShields, L (1, 4) OBP: 0.368, SLG: 0.429	1-1 S 1B			3-3 K		2-2 1B 1-2 1B		3-2 F3		2-0 G4-3	3-2 1B		6	1	3	0	0	1	1									
Albert Belle, R (1, 9) OBP: 0.378, SLG: 0.554	3-2 P6 1-2			0-1 L7		1-2 1B 1-3 2-H SF9		0-1 F7		2-2 G6-3	1-3 K		6	1	1	1	0	1	2									
B.J. Surhoff, L (1, 7) OBP: 0.344, SLG: 0.461		1-1 P6		0-0 1B		1-2 1B 1-3 3-H 1B		1-0 G4-3 1B		0-0 3B 2B	3-1 SH1-4 2B		6	2	5	1	0	0	0									
Will Clark, L (1, 3) OBP: 0.415, SLG: 0.389 Mark Lewis, R (9, PR) OBP: 0.242, SLG: 0.267 (9, 5)		1-0 P4		0-0 F9		1-0 SF9		2-2 G4-3 1-2		0-0 3B	2-1 SH1-4		4	0	1	2	0	0	2									
Ryan Minor, R (1, 5) OBP: 0.200, SLG: 0.143 Jeff Conine, R (9, PH) OBP: 0.344, SLG: 0.505 (9, 3)		3-3 K 1B				1-2 G6-3 0-0 P6		4-2 BB		2-1 G6-3	0-0 CI 2B		3	1	0	0	1	1	1									
Harold Baines, L (1, 10) OBP: 0.310, SLG: 0.381	1-0 1B 1-2 1B			1-1 G3-1		1-1 F9		2-0 P6		4-0 FC6-4 IBB	0-0 FC5 1-3 3-H 2B		5	1	2	1	1	0	3									
Charles Johnson, R (1, 2) OBP: 0.349, SLG: 0.584	3-2 1B 1-2 2-H 1B					0-0 1B		1-3 K		0-1 HR	2-2 FC6-4		6	1	3	2	0	2	4									
Inning Stats	R: 0 H: 1 E: 0 LOB: 1 K: 0 BB: 0 S: 10 P: 19	R: 2 H: 3 E: 0 LOB: 2 K: 1 BB: 0 S: 17 P: 29	R: 0 H: 1 E: 0 LOB: 1 K: 1 BB: 0 S: 7 P: 10	R: 0 H: 1 E: 0 LOB: 1 K: 0 BB: 0 S: 10 P: 15	R: 3 H: 3 E: 1 LOB: 1 K: 0 BB: 0 S: 14 P: 20	R: 0 H: 0 E: 0 LOB: 1 K: 1 BB: 0 S: 10 P: 19	R: 0 H: 1 E: 0 LOB: 2 K: 0 BB: 1 S: 9 P: 18	R: 1 H: 1 E: 0 LOB: 0 K: 0 BB: 0 S: 8 P: 10	R: 1 H: 2 E: 0 LOB: 2 K: 0 BB: 1 S: 11 P: 21	R: 0 H: 1 E: 0 LOB: 1 K: 2 BB: 0 S: 13 P: 19	R: 1 H: 2 E: 1 LOB: 3 K: 1 BB: 1 S: 10 P: 21	1B: 11 SF: 1 2B: 3 SAC: 1 3B: 1 DP: 0 HR: 1 HBP: 1	WP: 0 PA: 56 PB: 1 SB: 2 CS: 0															
PITCHER	IP WLS BF H R ER SO BB IBB HBP BLK WP HR S P ERA WHIP																											
Ramon Martinez, R (1, 1) ERA: 5.52	6.0	30	9	5	2	3	0	0	1	0	0	0	0	0	68	112	3.00	1.500										
Rheal Cormier, L (7, 1) ERA: 3.74	1.0	5	1	0	0	0	1	0	0	0	0	0	0	9	18	0.00	2.000											
Rod Beck, R (8, 1) ERA: 1.5	1.0	4	1	1	1	0	0	0	0	0	0	0	0	8	10	9.00	1.000											
Derek Lowe, R (9, 1) ERA: 2.74	1.0	B	6	2	1	1	0	0	1	0	0	0	0	11	21	9.00	2.000											
Rich Garces, R (10, 1) ERA: 2.18	1.0	4	1	0	0	2	0	0	0	0	0	0	0	13	19	0.00	1.000											
PITCHER	IP WLS BF H R ER SO BB IBB HBP BLK WP HR S P ERA WHIP																											
Bryce Florie, R (11, 1) ERA: 4.15	1.0	L	7	2	1	1	0	1	0	0	0	0	0	10	21	9.00	2.000											

Baltimore Orioles @ Boston Red Sox
 Fenway Park, Boston, MA
 Wed Jun 28 2000, 7:05 PM EDT
 Att: 33,834 - Sunny - 85 F

AB	49
R	8
H	16
RBI	8
BB	3
SO	6
LOB	21



Batter	1	2	3	4	5	6	7	8	9	10	11	AB R H RBI BB SO LOB
Jose Offerman, S (1, 4) OBP: 0.340, SLG: 0.315 (10, 3)	4-2 CS BB		1-0 E9 1B 1B	2-3 K			1-0 SH3-4 1-2	2-2 BB 1B		1-1 BB 1B		4 1 3 1 1 1 0
Jeff Frye, R (1, 9) OBP: 0.373, SLG: 0.353 (10, 4)	0-3 K		0-0 G4-3 E 1B		2-1 L9		3-2 F4	4-1 BB BB 1B		4-0 BB BB BB 1B		4 1 1 1 2 1 2
Jason Varitek, S (1, 2) OBP: 0.393, SLG: 0.428	3-2 L7 1-2		1-2 G4-3		0-3 K		0-1 2-H 2B	0-3 K		0-2 F7		6 0 1 1 0 2 7
Nomar Garciaparra, R (1, 6) OBP: 0.444, SLG: 0.598		4-2 2B BB	4-0 E IBB		4-0 BB		0-1 F8		2-2 L7		3-2 49 SH2-4 1B	3 1 1 0 3 0 1
Morgan Burkhardt, S (1, 10) OBP: 0.556, SLG: 0.625 Curtis Pride, L (8, PR) OBP: 0.278, SLG: 0.294 (9, 7)		2-2 1-H 2B	0-0 E3 1-3 3-H		1-1 G4-3		2-1 FC5-4 1B 1B		2-2 F8		0-0 B1	4 0 2 2 0 0 2 2 1 0 0 0 0 1
Mike Stanley, R (1, 3) OBP: 0.325, SLG: 0.414 Carl Everett, S (8, PH) OBP: 0.404, SLG: 0.679 Derek Lowe, R (9, 1) Pete Schourek, L (9, PH) OBP: 0.500, SLG: 0.500 Rich Garces, R (10, 1) Bryce Florie, R (11, 1) 49 Tim Wakefield, R (11, PH)		3-1 G6-3	0-3 K		2-3 K		0-0 F9	1-0 1B		0-1 SH2-4 1-2		3 0 0 0 0 0 2 3 1 0 0 0 0 0 0 1 0 0 0 0 0 0 0 0 1 0 0 1 0
Brian Daubach, L (1, 7) OBP: 0.342, SLG: 0.477 Izzy Alcantara, R (8, PH) OBP: 0.273, SLG: 0.273 (9, 3) (10, 9)		0-1 F5	2-2 F8		1-1 F8		0-0 FC5-4 1B		1-1 F8		2-1 F8	3 0 0 0 0 0 3 3 0 1 0 0 0 2
Darren Lewis, R (1, 8) OBP: 0.316, SLG: 0.336		2-2 G3		2-3 K		0-1 G4-3		0-0 FC5-4 1B 1B		3-2 P6		5 1 0 0 0 1 3
38 Wilton Veras, R (1, 5) OBP: 0.279, SLG: 0.300 Scott Hatteberg, L (8, PH) OBP: 0.301, SLG: 0.345 Manny Alexander, R (8, PR) OBP: 0.242, SLG: 0.295 (9, 5)			4-2 1B E BB	1-0 F9		4-2 SH3-4 2B BB	1-0 1B 1B		2-3 K			1 2 0 0 2 0 0 1 0 1 1 0 0 0 1 0 0 0 0 1 0

Inning Stats	R: 0	H: 0	E: 0	K: 1	S: 10	R: 1	H: 1	E: 0	K: 0	S: 17	R: 3	H: 2	E: 2	K: 1	S: 16	R: 0	H: 0	E: 0	K: 2	S: 7	R: 0	H: 0	E: 0	K: 1	S: 7	R: 1	H: 1	E: 0	K: 0	S: 10	R: 2	H: 4	E: 0	K: 1	S: 15	R: 0	H: 1	E: 0	K: 0	S: 10	R: 0	H: 1	E: 0	K: 0	S: 13	R: 0	H: 1	E: 0	K: 0	S: 8	1B: 9	SF: 0	2B: 2	SAC: 2	3B: 0	DP: 0	HR: 0	HBP: 0	WP: 0	PA: 52
PITCHER	IP	WLS	BF	H	R	ER	SO	BB	IBB	HBP	BLK	WP	HR	S	P	ERA	WHIP													IP	WLS	BF	H	R	ER	SO	BB	IBB	HBP	BLK	WP	HR	S	P	ERA	WHIP														
Jason Johnson, R ERA: 6.08	(1, 1)		29	3	5	4	6	5	1	0	0	0	0	70	123	5.40	1.200													Jose Mercedes, R ERA: 6.14	(10, 1)	1.0	W	5	1	0	0	1	1	0	0	13	23	0.00	2.000															
Mike Timlin, R ERA: 5.04	(7, 1)	0.2	B	4	2	1	0	0	0	0	0	0	0	7	9	13.50	3.000													Buddy Groom, L ERA: 4.78	(11, 1)	1.0	S	4	1	0	0	0	0	0	0	8	13	0.00	1.000															
Chuck McElroy, L ERA: 5.26	(8, 1)	0.0		1	1	0	0	0	0	0	0	0	0	1	1	∞	∞																																											
Mike Trombley, R ERA: 4.71	(8, 1)	0.2	B	5	2	1	1	1	0	0	0	0	0	11	18	13.50	4.500																																											
Alan Mills, R ERA: 4.91	(9, 1)	1.0		4	1	0	0	0	0	0	0	0	0	10	16	0.00	1.000																																											

BOTTOM

Baltimore Orioles @ Boston Red Sox
Fenway Park, Boston, MA
 Wed Jun 28 2000, 7:05 PM EDT
 Att: 33,834 - Sunny - 85 F

AB	42
R	7
H	11
RBI	6
BB	8
SO	8
LOB	25



WP: 0	PA: 52
PB: 0	
SB: 0	
CS: 1	

Batter	1	2	3	4	5	6	7	8	9	AB R H RBI BB SO LOB	TOP														
Brady Anderson, L (1, 8) OBP: 0.354, SLG: 0.419	0-0 F8		1-3 K		0-0 G3			0-0 G3-1	2-2 S 1B	5 0 1 0 0 1 2															
Mike Bordick, R (1, 6) OBP: 0.341, SLG: 0.485	2-2 1B 1B		0-1 G6-3		1-2 F7			2-2 2B HR 1B	1-1 F7 1-2	5 1 2 0 0 0 1															
Will Clark, L (1, 3) OBP: 0.414, SLG: 0.395	1-1 F2			2-0 G1		3-2 1B		3-1 HR 2B	3-1 G6-3	5 1 2 0 0 0 2															
Albert Belle, R (1, 9) OBP: 0.379, SLG: 0.563	0-0 1-2 1B			1-2 F9		1-0 F8		0-0 HR		4 1 2 3 0 0 1															
B.J. Surhoff, L (1, 7) OBP: 0.339, SLG: 0.455	0-1 F8			1-1 F7		0-0 G4-3		1-1 L9		4 0 0 0 0 0 3															
Harold Baines, L (1, 10) OBP: 0.305, SLG: 0.374		0-0 F7			1-0 P4		2-2 G4-3	3-1 HR		3 0 0 0 0 0 0															
Jeff Conine, R (8, PH) OBP: 0.347, SLG: 0.522										1 1 1 1 0 0 0															
Ryan Minor, R (1, 5) OBP: 0.263, SLG: 0.222		0-2 F8			0-2 1B 1B		0-1 G6-3	1-1 1B		4 0 2 0 0 0 0															
Mark Lewis, R (1, 4) OBP: 0.257, SLG: 0.281		2-0 G6-3			0-1 1-2 1B		0-2 1B	0-0 L9		4 0 2 0 0 0 1															
Greg Myers, L (1, 2) OBP: 0.296, SLG: 0.360			1-3 K		1-1 F8		1-1 L4		0-0 F7	4 0 0 0 0 1 3															
Inning Stats	R: 0 E: 0 K: 0 S: 9	H: 2 LOB: 2 BB: 0 P: 12	R: 0 E: 0 K: 0 S: 5	H: 0 LOB: 0 BB: 0 P: 7	R: 0 E: 0 K: 2 S: 9	H: 0 LOB: 0 BB: 0 P: 11	R: 0 E: 0 K: 0 S: 6	H: 0 LOB: 0 BB: 0 P: 10	R: 0 E: 0 K: 0 S: 10	H: 2 LOB: 2 BB: 0 P: 12	R: 0 E: 0 K: 0 S: 8	H: 1 LOB: 1 BB: 0 P: 13	R: 0 E: 0 K: 0 S: 10	H: 1 LOB: 1 BB: 0 P: 13	R: 4 E: 0 K: 0 S: 14	H: 5 LOB: 1 BB: 0 P: 24	R: 0 E: 0 K: 0 S: 9	H: 1 LOB: 1 BB: 0 P: 14	1B: 9 2B: 1 3B: 0 HR: 2	SF: 0 SAC: 0 DP: 0 HBP: 0	WP: 0 PB: 0 SB: 1 CS: 0	PA: 39			
PITCHER	IP	WLS	BF	H	R	ER	SO	BB	IBB	HBP	BLK	WP	HR	S	P	ERA	WHIP								
49 Tim Wakefield, R (1, 1) ERA: 5.27	7.1	W	31	9	3	3	2	0	0	0	0	0	1	64	90	3.68	1.227								
40 Sang-Hoon Lee, L (8, 1) ERA: 13.5	0.2		4	2	1	1	0	0	0	0	0	0	1	7	12	13.50	3.000								
John Wasdin, R (9, 1) ERA: 5.28	1.0		4	1	0	0	0	0	0	0	0	0	0	9	14	0.00	1.000								

Baltimore Orioles @ Boston Red Sox
Fenway Park, Boston, MA
 Thu Jun 29 2000, 7:05 PM EDT
 Att. 33,612 - Sunny - 75 F

livebaseballscorecards.com

AB	39
R	4
H	12
RBI	4
BB	0
SO	2
LOB	13



Batter	1	2	3	4	5	6	7	8	9
Jose Offerman, S <small>OBP: 0.340, SLG: 0.323</small> (1, 4) <small>(9, 3)</small>	3-2 		3-1 	1-2 	2-3 		1-2 	1-2 	
Jeff Frye, R <small>OBP: 0.367, SLG: 0.343</small> (1, 9) <small>(9, 4)</small>	1-2 		2-2 	2-3 		0-1 	4-2 	2-1 	
Carl Everett, S <small>OBP: 0.400, SLG: 0.669</small> (1, 8)	2-3 		0-2 		1-1 	2-1 	0-3 		
Nomar Garciaparra, R <small>OBP: 0.447, SLG: 0.601</small> (1, 6)		0-0 	4-0 		0-0 	0-2 		3-2 	
Morgan Burkhardt, S <small>OBP: 0.714, SLG: 0.700</small> Izzy Alcantara, R <small>OBP: 0.273, SLG: 0.273</small> (1, 3) <small>(9, 9)</small>		1-1 	4-2 		0-0 	4-2 		4-1 	
Scott Hatteberg, L <small>OBP: 0.327, SLG: 0.398</small> (1, 10)		4-1 	0-1 		2-0 	2-2 		0-1 	
Jason Varitek, S <small>OBP: 0.393, SLG: 0.424</small> (1, 2)		2-1 		2-2 	1-0 	0-2 		4-2 	
Brian Daubach, L <small>OBP: 0.354, SLG: 0.515</small> (1, 7)		1-0 		1-0 	2-1 		1-0 	1-2 	
38 Wilton Veras, R <small>OBP: 0.278, SLG: 0.299</small> (1, 5)		2-2 		0-0 	0-1 		1-1 	0-0 	

Inning Stats	R: 0	H: 1	E: 0	K: 1	S: 10	LOB: 0	BB: 0	P: 16
	R: 3	H: 2	E: 0	K: 0	S: 11	LOB: 0	BB: 1	P: 21
	R: 0	H: 1	E: 0	K: 0	S: 14	LOB: 3	BB: 2	P: 27
	R: 1	H: 1	E: 0	K: 1	S: 10	LOB: 1	BB: 0	P: 16
	R: 3	H: 5	E: 0	K: 1	S: 13	LOB: 2	BB: 0	P: 21
	R: 0	H: 2	E: 0	K: 0	S: 16	LOB: 3	BB: 1	P: 24
	R: 1	H: 1	E: 0	K: 1	S: 15	LOB: 1	BB: 1	P: 22
	R: 4	H: 3	E: 0	K: 0	S: 20	LOB: 1	BB: 2	P: 35


PITCHER	IP	WLS	BF	H	R	ER	SO	BB	IBB	HBP	BLK	WP	HR	S	P	ERA	WHIP
Scott Erickson, R <small>ERA: 7.77</small>	(1, 1)	5.0	L	28	10	7	7	3	3	0	0	1	2	58	101	12.60	2.600
Chuck McElroy, L <small>ERA: 5.06</small>	(6, 1)	1.0		6	2	0	0	1	0	0	0	0	0	16	24	0.00	3.000
Darren Holmes, R <small>ERA: 13.11</small>	(7, 1)	1.0		10	4	5	5	1	3	0	0	0	1	28	47	45.00	7.000
Jose Mercedes, R <small>ERA: 5.97</small>	(8, 1)	1.0		3	0	0	0	0	0	0	0	0	0	7	10	0.00	0.000

BOTTOM

Baltimore Orioles @ Boston Red Sox
 Fenway Park, Boston, MA
 Thu Jun 29 2000, 7:05 PM EDT
 Att: 33,612 - Sunny - 75 F

AB	36
R	12
H	16
RBI	12
BB	7
SO	4
LOB	19

1B: 10	SF: 2	WP: 1	PA: 47
2B: 3	SAC: 1	PB: 0	
3B: 0	DP: 1	SB: 1	
HR: 3	HBP: 1	CS: 0	

Batter	1	2	3	4	5	6	7	8	9	AB R H RBI BB SO LOB	TOP																									
Jose Offerman, S OBP: 0.337, SLG: 0.320 (1, 4) (8, 3)	2-2 F8		1-1 F8		2-2 F8	3-2 1B		2-2 F7		5 0 1 0 0 0 0																										
Jason Varitek, S OBP: 0.389, SLG: 0.419 (1, 2)	0-0 1B 1B		3-2 G5-3		1-1 E6 HBP 1B	3-2 G4-3		3-3 K		5 1 1 0 0 1 2																										
Nomar Garciaparra, R OBP: 0.454, SLG: 0.608 (1, 6)	1-1 F8		4-0 BB		2-0 HBP 1B		0-0 2B		0-0 1B	4 1 3 0 1 0 1																										
Carl Everett, S OBP: 0.400, SLG: 0.663 (1, 8)	1-0 1B		2-3 K		3-2 1B HBP		0-3 K		1-3 K	4 0 1 0 0 3 3																										
Morgan Burkhardt, S OBP: 0.632, SLG: 0.600 (1, 10)	1-2 G1-3			1-2 G4-6-3 1B	1-2 1B		3-2 F7		3-3 K	5 0 2 2 0 1 4																										
Brian Daubach, L OBP: 0.349, SLG: 0.506 (1, 7)		2-1 G5-3		2-2 G4-6-3 1-2f	0-1 F7		1-0 F7			4 0 0 0 0 0 4																										
Mike Stanley, R OBP: 0.324, SLG: 0.408 Jeff Frye, R OBP: 0.365, SLG: 0.341 (8, PH) (8, 4)		2-3 K		3-3 K		1-1 F8		0-3 K		3 0 0 0 0 2 0 1 0 0 0 0 1 0	AB 38 R 4 H 11 RBI 4 BB 2 SO 9 LOB 16																									
Izzy Alcantara, R OBP: 0.400, SLG: 0.571 (1, 9)		4-2 BB			0-0 HR	2-0 1B 1B		0-0 F7		3 1 2 1 1 0 0																										
Manny Alexander, R OBP: 0.234, SLG: 0.286 Scott Hatteberg, L OBP: 0.333, SLG: 0.438 38 Wilton Veras, R OBP: 0.278, SLG: 0.299 (1, 5) (8, PH) (8, 5)		2-3 K			0-1 G6-3	0-2 P6		3-1 HR		3 0 0 0 0 1 2 1 1 1 1 0 0 0 0 0 0 0 0 0 0																										
Inning Stats	R: 0 E: 0 K: 0 S: 10	H: 2 LOB: 2 BB: 0 P: 15	R: 0 E: 0 K: 2 S: 12	H: 0 LOB: 1 BB: 1 P: 22	R: 0 E: 0 K: 1 S: 11	H: 1 LOB: 0 BB: 1 P: 21	R: 0 E: 0 K: 1 S: 14	H: 1 LOB: 0 BB: 0 P: 20	R: 3 E: 1 K: 0 S: 18	H: 3 LOB: 2 BB: 0 P: 27	R: 0 E: 0 K: 0 S: 14	H: 2 LOB: 2 BB: 0 P: 23	R: 0 E: 0 K: 1 S: 8	H: 1 LOB: 1 BB: 0 P: 12	R: 1 E: 0 K: 1 S: 10	H: 1 LOB: 0 BB: 0 P: 15	R: 0 E: 0 K: 3 S: 10	H: 1 LOB: 1 BB: 0 P: 17	1B: 8 2B: 1 3B: 0 HR: 2	SF: 0 SAC: 0 DP: 1 HBP: 1	WP: 0 PB: 0 SB: 0 CS: 0	PA: 41														
PITCHER	IP WLS BF H R ER SO BB IBB HBP BLK WP HR S P ERA WHIP																																			
Jim Parque, L ERA: 3.86 41 Bill Simas, R ERA: 2.9 Bob Howry, R ERA: 3.67	(1, 1) (6, 1) (9, 1)	5.2 2.1 1.0	W H 4	28 9 4	8 2 1	3 1 0	1 1 0	4 2 3	2 0 0	0 0 0	0 0 0	0 1 0	1 22 10	75 34 17	121 3.86 0.00	1.765 0.857 1.000																				

Boston Red Sox @ Chicago White Sox
Comiskey Park, Chicago, IL
Fri Jun 30 2000, 8:05 PM EDT
Att. 32,157 - Cloudy - 73 F

livebaseballscorecards.com

Batter	1	2	3	4	5	6	7	8	9
Ray Durham, S OBP: 0.345, SLG: 0.484 (1, 4)	F7		F7	3B		F9		K	
Jose Valentin, S OBP: 0.328, SLG: 0.485 (1, 6)	F7		FC6-4 2B	G3		G5-3		G4-3	
Frank Thomas, R OBP: 0.436, SLG: 0.630 (1, 10)	FC4-6 1B		FC6-4 IBB			HR		HR	
Magglio Ordonez, R OBP: 0.405, SLG: 0.601 (1, 9)	FC4-6 BB		FC6-4 2B			G3-1 HR		G6-3	
Jeff Abbott, R OBP: 0.344, SLG: 0.400 (6, 9)	1-2 BB		1-2f 2-3 3-H			2B			
Chris Singleton, L OBP: 0.302, SLG: 0.404 (1, 8)	FC4-6		1-H 3-H	2B		G3-1		F2	
Carlos Lee, R OBP: 0.336, SLG: 0.518 (1, 7)			G6-3			HR		F5	
Greg Norton, S OBP: 0.335, SLG: 0.396 (1, 3)								K	
Herbert Perry, R OBP: 0.363, SLG: 0.448 (1, 5)									
Brook Fordyce, R OBP: 0.280, SLG: 0.443 (1, 2)			2B FC6-4	1B		HR			

Inning Stats	R: 0	H: 1	E: 0	K: 0	S: 13	LOB: 2	BB: 1	P: 24	R: 0	H: 0	E: 0	K: 2	S: 8	LOB: 0	BB: 0	P: 12	R: 3	H: 3	E: 0	K: 0	S: 8	LOB: 1	BB: 1	P: 19	R: 1	H: 2	E: 0	K: 0	S: 14	LOB: 1	BB: 0	P: 25	R: 3	H: 4	E: 0	K: 2	S: 22	LOB: 1	BB: 0	P: 31	R: 1	H: 1	E: 0	K: 0	S: 9	LOB: 0	BB: 0	P: 13	R: 0	H: 0	E: 0	K: 1	S: 7	LOB: 0	BB: 0	P: 7	R: 2	H: 2	E: 0	K: 1	S: 9	LOB: 0	BB: 0	P: 17
--------------	------	------	------	------	-------	--------	-------	-------	------	------	------	------	------	--------	-------	-------	------	------	------	------	------	--------	-------	-------	------	------	------	------	-------	--------	-------	-------	------	------	------	------	-------	--------	-------	-------	------	------	------	------	------	--------	-------	-------	------	------	------	------	------	--------	-------	------	------	------	------	------	------	--------	-------	-------

PITCHER	IP	WLS	BF	H	R	ER	SO	BB	IBB	HBP	BLK	WP	HR	S	P	ERA	WHIP	
Hipolito Pichardo, R ERA: 3.38 (1, 1)	4.0	L	20	6	4	4	2	1	1	0	0	0	0	1	43	80	9.00	1.750
Bryce Florie, R ERA: 7.0 (5, 1)	0.1		4	3	3	3	0	0	0	0	0	0	2	9	13	81.00	9.000	
Rheal Cormier, L ERA: 3.86 (5, 1)	1.1		6	2	1	1	2	0	0	0	0	0	1	21	30	6.75	1.500	
John Wasdin, R ERA: 5.45 (6, 1)	2.1		9	2	2	2	2	0	0	0	0	0	1	17	25	7.71	0.857	

BOTTOM

Boston Red Sox @ Chicago White Sox
Comiskey Park, Chicago, IL

Fri Jun 30 2000, 8:05 PM EDT
Att: 32,157 - Cloudy - 73 F

AB	R	H	RBI	BB	SO	LOB
5	0	1	0	0	1	1
5	1	1	0	0	0	1
4	2	3	2	1	0	0
2	2	1	1	1	0	2
1	0	0	0	0	0	0
4	0	1	2	0	0	3
4	1	1	2	0	1	1
4	0	0	0	0	3	0
4	1	2	0	0	0	0
4	3	3	3	0	1	1

AB	37
R	10
H	13
RBI	10
BB	2
SO	6
LOB	9

livebaseballscorecards.com

WP	PA
0	39



Batter	1	2	3	4	5	6	7	8	9	AB R H RBI BB SO LOB	TOP											
Jose Offerman, S (1, 3) OBP: 0.336, SLG: 0.319	2-2 G6-3		0-0 FC6-4		2-1 1B			1-3 K		4 0 1 0 0 1 2												
Jeff Frye, R (1, 4) OBP: 0.368, SLG: 0.337	0-1 G5-3			4-0 G3 1B 1B BB	1-3 K			4-0 1-2 BB		2 1 0 0 2 1 1												
Nomar Garciaparra, R (1, 6) OBP: 0.451, SLG: 0.602	0-1 G6-3			2-0 G3 1-2 1B 1B		1-0 F7		1-3 K		4 0 1 0 0 1 2												
Ed Sprague, R (1, 5) OBP: 0.326, SLG: 0.595		1-3 K		1-1 F7		0-0 F7		1-2 2-5	0-1 F3	4 0 0 0 0 1 2												
Carl Everett, S (1, 8) OBP: 0.395, SLG: 0.653		2-0 F7		2-2 G3		3-2 G5-3			0-1 P4	4 0 0 0 0 0 2												
Morgan Burkhardt, S (1, 10) OBP: 0.609, SLG: 0.529		2-3 K		4-1 1B BB		1-0 P3			4-2 1B 2B BB	2 1 0 0 2 1 0												
Brian Daubach, L (1, 7) OBP: 0.351, SLG: 0.506			1-2 F7	3-1 1-2 2-H 3-H 1B		0-2 G4-3			2-2 2B 1-2 1B	4 0 2 1 0 0 0												
Jason Varitek, S (1, 2) OBP: 0.387, SLG: 0.420			0-1 L1		2-1 G6-3		0-0 G6-3		0-0 1-3 2-H 2B	4 0 1 1 0 0 0												
Izzy Alcantara, R (1, 9) OBP: 0.444, SLG: 0.563			4-1 FC6-4 BB		0-1 G4-3			1-1 2-5 BB 1B	1-2 F7	2 0 1 0 1 0 0												
Scott Hatteberg, L (9, PH) OBP: 0.330, SLG: 0.433										1 0 0 0 0 0 2												
Inning Stats	R: 0 E: 0 K: 0 S: 7	H: 0 LOB: 0 BB: 0 P: 9	R: 0 E: 0 K: 2 S: 9	H: 0 LOB: 0 BB: 0 P: 14	R: 0 E: 0 K: 0 S: 7	H: 0 LOB: 1 BB: 1 P: 12	R: 1 E: 0 K: 0 S: 11	H: 2 LOB: 2 BB: 2 P: 27	R: 0 E: 0 K: 1 S: 9	H: 1 LOB: 1 BB: 0 P: 14	R: 0 E: 0 K: 0 S: 5	H: 0 LOB: 0 BB: 0 P: 9	R: 0 E: 0 K: 0 S: 5	H: 0 LOB: 0 BB: 0 P: 6	R: 0 E: 0 K: 2 S: 10	H: 1 LOB: 2 BB: 1 P: 18	R: 1 E: 0 K: 0 S: 15	H: 2 LOB: 2 BB: 1 P: 22	1B: 5 2B: 1 3B: 0 HR: 0	SF: 0 SAC: 0 DP: 0 HBP: 0	WP: 0 PB: 0 SB: 0 CS: 0	PA: 36
PITCHER	IP WLS BF H R ER SO BB IBB HBP BLK WP HR S P ERA WHIP																					
Mike Sirotko, L (1, 1) ERA: 3.78	8.0 W 31 4 1 1 5 4 0 0 0 0 0 0 63 109 1.12 1.000																					
Keith Foulke, R (9, 1) ERA: 3.56	1.0 6 2 1 1 0 1 0 0 0 0 0 0 15 22 9.00 3.000																					

Boston Red Sox @ Chicago White Sox
Comiskey Park, Chicago, IL
Sat Jul 01 2000, 7:05 PM EDT
Att. 28,006 - Cloudy - 91 F

livebaseballscorecards.com

AB 31
R 2
H 6
RBI 2
BB 5
SO 5
LOB 11



Batter	1	2	3	4	5	6	7	8	9	AB	R	H	RBI	BB	SO	LOB
Ray Durham, S OBP: 0.346, SLG: 0.483 (1, 4)	L6		2B		G5-3	3B				3	2	1	1	1	0	0
Jose Valentin, S OBP: 0.330, SLG: 0.495 (1, 9)	K		2B		P4	3B				4	0	2	4	0	1	0
Frank Thomas, R OBP: 0.437, SLG: 0.625 (1, 10)	G4-3		IBB							2	0	0	0	2	1	1
14 Paul Konerko, R OBP: 0.359, SLG: 0.491 (1, 3)			FC6-4		P4			G5-3		4	0	0	0	0	0	3
Chris Singleton, L OBP: 0.308, SLG: 0.405 (1, 8)		K				E9		G1-6-3		2	2	1	0	2	1	0
Carlos Lee, R OBP: 0.331, SLG: 0.511 (1, 7)		F9			G6-3	E5		G1-6-3		4	1	0	0	0	0	3
Herbert Perry, R OBP: 0.360, SLG: 0.441 (1, 5)			F7		SF8	3B		G3-1		2	1	0	1	1	0	0
Tony Graffanino, R OBP: 0.397, SLG: 0.426 (1, 6)			G6-3			SF9		F8		3	0	1	1	0	0	0
Mark Johnson, L OBP: 0.312, SLG: 0.321 (1, 2)			1B		F9	K		F7		3	1	0	0	1	1	3

Inning Stats	R: 0	H: 0	E: 0	K: 1	S: 6	R: 0	H: 0	E: 0	K: 1	S: 9	R: 2	H: 2	E: 0	K: 0	S: 11	R: 1	H: 1	E: 1	K: 0	S: 12	R: 0	H: 0	E: 0	K: 0	S: 7	R: 4	H: 2	E: 2	K: 2	S: 14	R: 0	H: 0	E: 0	K: 0	S: 6	R: 0	H: 0	E: 0	K: 0	S: 7	R: 0	H: 0	E: 0	K: 0	S: 10
	LOB: 0	BB: 0	P: 9	LOB: 0	BB: 0	P: 13	LOB: 2	BB: 2	P: 25	LOB: 1	BB: 1	P: 20	LOB: 1	BB: 1	P: 14	LOB: 1	BB: 2	P: 33	LOB: 0	BB: 0	P: 14	LOB: 0	BB: 1	P: 10	LOB: 0	BB: 0	LOB: 1	BB: 2	P: 10	LOB: 0	BB: 0	LOB: 0	BB: 0	P: 10	LOB: 0	BB: 0	LOB: 0	BB: 0	P: 10	LOB: 0	BB: 0	LOB: 0	BB: 0	P: 10	

PITCHER	IP	WLS	BF	H	R	ER	SO	BB	IBB	HBP	BLK	WP	HR	S	P	ERA	WHIP
63 Paxton Crawford, R ERA: 3.38 (1, 1)	5.1	L	26	4	6	3	2	3	2	0	0	0	0	50	94	5.06	1.312
Rich Garces, R ERA: 2.36 (6, 1)	0.2		4	1	1	0	2	1	0	0	0	0	0	9	20	0.00	3.000
Bryce Florie, R ERA: 5.73 (7, 1)	2.0		6	0	0	0	0	1	0	0	0	0	0	13	24	0.00	0.500

BOTTOM

Boston Red Sox @ Chicago White Sox
Comiskey Park, Chicago, IL


Sat Jul 01 2000, 7:05 PM EDT
Att. 28,006 - Cloudy - 91 F

livebaseballscorecards.com

AB	27
R	7
H	5
RBI	7
BB	7
SO	4
LOB	10



WP: 0	PA: 36
PB: 0	
SB: 0	
CS: 0	

Batter	1	2	3	4	5	6	7	8	9	AB R H RBI BB SO LOB	TOP	
Jose Offerman, S (1, 4) OBP: 0.338, SLG: 0.332	4-1 CS BB		3-2 G6-3 1-2 2-3		3-1 F7			1-0 HR		3 1 1 1 1 0 2		
Jeff Frye, R (1, 9) OBP: 0.370, SLG: 0.333	3-3 K		4-1 BB		0-0 G6-3			4-1 1B BB		2 0 0 0 2 1 1		
Nomar Garciaparra, R (1, 6) OBP: 0.444, SLG: 0.594	1-1 F7		0-0 SF8		0-0 L7			3-2 F8		3 0 0 1 0 0 1		
Brian Daubach, L (1, 3) OBP: 0.351, SLG: 0.504 Mike Stanley, R (8, PH) OBP: 0.327, SLG: 0.411 (8, 3)		1-0 1B	3-1 L4			2-1 F8		0-0 1B 1-2 1B		3 0 1 0 0 0 2 1 0 1 0 0 0 0		
Carl Everett, S (1, 8) OBP: 0.393, SLG: 0.646		1-2 L7		3-2 BB 1B		2-2 G4-3		3-3 K		4 0 1 0 0 1 3		
Morgan Burkhardt, S (1, 10) OBP: 0.519, SLG: 0.429		2-3 K		2-2 F7		0-3 K		1-1 G1-3		4 0 0 0 0 2 4		
Scott Hatteberg, L (1, 2) OBP: 0.320, SLG: 0.419 Manny Alexander, R (9, PH) OBP: 0.232, SLG: 0.283		1-2 F8		1-1 F7			1-1 G4-3		0-1 G3-1	3 0 0 0 0 0 2 1 0 0 0 0 0 0	AB 31 R 2 H 6 RBI 2 BB 4 SO 7 LOB 17	
Ed Sprague, R (1, 5) OBP: 0.331, SLG: 0.589			0-1 G6-3 SF8 1B 1B	4-1 1-2 BB			2-3 K		1-0 F7	3 1 1 0 1 1 0		
Curtis Pride, L (1, 7) OBP: 0.286, SLG: 0.300 Jason Varitek, S (9, PH) OBP: 0.386, SLG: 0.418			1-0 SF8 G6-3 1B	1-3 K			0-0 G4-3		2-3 K	3 0 1 0 0 1 2 1 0 0 0 0 1 0		
Inning Stats	R: 0 H: 0 E: 0 LOB: 0 K: 1 BB: 1 S: 9 P: 17	R: 0 H: 1 E: 0 LOB: 1 K: 1 BB: 0 S: 11 P: 16	R: 1 H: 2 E: 0 LOB: 2 K: 0 BB: 1 S: 10 P: 21	R: 0 H: 1 E: 0 LOB: 2 K: 1 BB: 1 S: 15 P: 26	R: 0 H: 0 E: 0 LOB: 0 K: 0 BB: 0 S: 4 P: 7	R: 0 H: 0 E: 0 LOB: 0 K: 1 BB: 0 S: 8 P: 12	R: 0 H: 0 E: 0 LOB: 0 K: 1 BB: 0 S: 7 P: 10	R: 1 H: 2 E: 0 LOB: 2 K: 1 BB: 1 S: 12 P: 24	R: 0 H: 0 E: 0 LOB: 0 K: 1 BB: 0 S: 6 P: 9	1B: 5 SF: 1 2B: 0 SAC: 0 3B: 0 DP: 0 HR: 1 HBP: 0	WP: 0 PA: 36 PB: 0 SB: 0 CS: 1	
PITCHER James Baldwin, R (1, 1) ERA: 3.79 Kelly Wunsch, L (8, 1) ERA: 2.51	IP WLS BF H R ER SO BB IBB HBP BLK WP HR S P ERA WHIP	7.1 W 30 5 2 2 5 4 0 0 0 0 0 1 69 122 2.46 1.227	1.2 6 1 0 0 2 0 0 0 0 0 0 0 13 20 0.00 0.600	PITCHER IP WLS BF H R ER SO BB IBB HBP BLK WP HR S P ERA WHIP								

Boston Red Sox @ Chicago White Sox
Comiskey Park, Chicago, IL
Sun Jul 02 2000, 2:05 PM EDT
Att. 32,934 - Cloudy - 84 F

livebaseballscorecards.com

Batter	1	2	3	4	5	6	7	8	9	AB	R	H	RBI	BB	SO	LOB
Ray Durham, S OBP: 0.345, SLG: 0.483 (1, 4)	3-3 K		1-0 F7	0-0 FC6-4			1-0 SF9			4	1	1	0	0	1	1
Tony Graffano, R OBP: 0.403, SLG: 0.446 (1, 6)	1-0 S HR		2-0 F7			0-2 G6-3	2-2 SF9 14 SF7			4	2	2	0	0	0	0
Frank Thomas, R OBP: 0.444, SLG: 0.639 (1, 10)	4-2 HR		1-1 HR			1-0 1B	4-2 1-2 BB			2	2	2	1	2	0	0
Magglio Ordonez, R OBP: 0.406, SLG: 0.623 (1, 9)	1-2 HR		2-2 HR			1-2 F9	1-2 SF9			3	2	2	5	0	0	1
14 Paul Konerko, R OBP: 0.358, SLG: 0.489 (1, 3)	3-2 F8		2-0 1B			0-2 P4	0-0 SF7			3	0	1	1	0	0	1
Carlos Lee, R OBP: 0.327, SLG: 0.504 (1, 7)	2-2 G6-3		0-1 F5			0-1 G4-3	0-3 K			4	0	0	0	0	1	2
Chris Singleton, L OBP: 0.314, SLG: 0.408 (1, 8)		0-2 F7		4-1 FC6-4 BB		0-2 E S 1B	2-2 G5-4-3 1B			3	1	2	0	1	0	0
Herbert Perry, R OBP: 0.363, SLG: 0.439 (1, 5)		3-2 CS HBP		3-1 FC6-4		0-1 F8-3 1B	1-1 G5-4-3			3	0	1	1	0	0	2
Brook Fordyce, R OBP: 0.266, SLG: 0.419 (1, 2)		3-2 SAFE F3		1-3 K		0-1 F8-3	0-0 F7			4	0	0	0	0	1	3

Inning Stats	R: 3	H: 2	E: 0	K: 1	S: 21	LOB: 0	BB: 1	P: 35	R: 0	H: 0	E: 0	K: 0	S: 10	LOB: 0	BB: 0	P: 16	R: 2	H: 3	E: 0	K: 0	S: 10	LOB: 1	BB: 0	P: 18	R: 0	H: 0	E: 0	K: 1	S: 8	LOB: 1	BB: 1	P: 16	R: 0	H: 1	E: 0	K: 0	S: 11	LOB: 1	BB: 0	P: 13	R: 1	H: 2	E: 0	K: 0	S: 9	LOB: 0	BB: 0	P: 9	R: 2	H: 2	E: 0	K: 1	S: 14	LOB: 1	BB: 1	P: 22	R: 0	H: 1	E: 0	K: 0	S: 7	LOB: 0	BB: 0	P: 10
--------------	------	------	------	------	-------	--------	-------	-------	------	------	------	------	-------	--------	-------	-------	------	------	------	------	-------	--------	-------	-------	------	------	------	------	------	--------	-------	-------	------	------	------	------	-------	--------	-------	-------	------	------	------	------	------	--------	-------	------	------	------	------	------	-------	--------	-------	-------	------	------	------	------	------	--------	-------	-------

PITCHER	IP	WLS	BF	H	R	ER	SO	BB	IBB	HBP	BLK	WP	HR	S	P	ERA	WHIP
Pete Schourek, L ERA: 4.25 (1, 1)	5.0	L	23	6	5	5	2	2	0	1	0	0	3	60	98	9.00	1.600
John Wasdin, R ERA: 5.91 (6, 1)	2.0		10	4	3	3	1	1	0	0	0	0	0	23	31	13.50	2.500
Derek Lowe, R ERA: 2.68 (8, 1)	1.0		3	1	0	0	0	0	0	0	0	0	0	7	10	0.00	1.000

BOTTOM

Boston Red Sox @ Chicago White Sox
Comiskey Park, Chicago, IL

Sun Jul 02 2000, 2:05 PM EDT
Att. 32,934 - Cloudy - 84 F

AB	30
R	8
H	11
RBI	8
BB	3
SO	3
LOB	10



WP	HR	S	P	ERA	WHIP
0	0	2	3	0.00	1.000
0	0	2	3	13.50	2.500
0	0	2	3	9.00	1.600

Batter	1	2	3	4	5	6	7	8	9	AB R H RBI BB SO LOB	TOP									
Jose Offerman, S (1, 4) OBP: 0.338, SLG: 0.332	2-2 G4-6-3 1B		0-0 F7	1-1 FC6-4 WP HR	0-0 F9		3-2 G5-3		1-0 1B	6 1 2 0 0 0 2										
Jeff Frye, R (1, 9) OBP: 0.374, SLG: 0.335	1-1 G4-6-3 1B		3-1 G6-3	4-2 HR BB	2-1 WP WP 1B		0-3 K		1-3 K	5 1 2 0 1 2 2										
Morgan Burkhardt, S (1, 10) OBP: 0.531, SLG: 0.560	2-1 G4-6-3 1-2f 2-3 1B		2-1 1B	2-1 1-H 2-H HR	4-2 WP BB		3-3 K			4 1 2 3 1 1 3										
Brian Daubach, L (1, 3) OBP: 0.352, SLG: 0.500	0-3 K		1-1 G3	4-2 2B 2B BB	1-3 K			0-2 1B		4 1 1 0 1 2 4										
Carl Everett, S (1, 8) OBP: 0.396, SLG: 0.659		4-2 G6-4-3 1B BB				0-3 K		2-2 P3		4 3 2 1 1 1 1										
Troy O'Leary, L (1, 7) OBP: 0.292, SLG: 0.360		1-1 G6-4-3 1-2 1B				0-0 F7		3-2 F8		5 1 3 3 0 0 1										
Ed Sprague, R (1, 5) OBP: 0.326, SLG: 0.570		1-1 G6-4-3 1-2f 2-3 1B				0-3 K		2-0 F8		4 1 0 0 1 1 4										
Jason Varitek, S (1, 2) OBP: 0.390, SLG: 0.434		3-2 1B					4-1 3B BB		2-3 K	4 2 2 3 1 1 1										
Manny Alexander, R (1, 6) OBP: 0.240, SLG: 0.302		0-3 K					1-1 3B		3-3 K	4 0 1 1 1 3 1										
Inning Stats	R: 0 E: 0 K: 1 S: 10	H: 2 LOB: 1 BB: 0 P: 15	R: 1 E: 0 K: 1 S: 12	H: 2 LOB: 1 BB: 1 P: 21	R: 0 E: 0 K: 0 S: 7	H: 1 LOB: 1 BB: 0 P: 13	R: 9 E: 0 K: 0 S: 27	H: 6 LOB: 1 BB: 4 P: 53	R: 0 E: 0 K: 2 S: 7	H: 0 LOB: 0 BB: 0 P: 7	R: 1 E: 0 K: 2 S: 14	H: 1 LOB: 1 BB: 1 P: 25	R: 0 E: 0 K: 0 S: 10	H: 1 LOB: 1 BB: 0 P: 17	R: 0 E: 0 K: 3 S: 10	H: 1 LOB: 1 BB: 0 P: 17	1B: 8 2B: 2 3B: 1 HR: 4	SF: 0 SAC: 0 DP: 2 HBP: 0	WP: 3 PB: 0 SB: 0 CS: 0	PA: 47
PITCHER	IP WLS BF H R ER SO BB IBB HBP BLK WP HR S P ERA WHIP																			
Mike Lincoln, R (1, 1) ERA: 13.5	3.0 L 18 8 6 6 2 3 0 0 0 0 0 3 39 70 18.00 3.667																			
54 Jason Ryan, R (4, 1) ERA: 9.82	0.1 5 2 2 2 0 2 0 0 0 0 1 1 11 24 54.00 12.000																			
Hector Carrasco, R (4, 1) ERA: 4.76	2.2 12 2 3 3 4 2 0 0 0 0 2 0 27 42 10.12 1.500																			
Travis Miller, L (7, 1) ERA: 2.5	2.0 8 2 0 0 2 0 0 0 0 0 0 0 23 37 0.00 1.000																			
Johan Santana, L (9, 1) ERA: 7.15	1.0 4 1 0 0 3 0 0 0 0 0 0 0 10 17 0.00 1.000																			

Boston Red Sox @ Minnesota Twins
 Hubert H. Humphrey Metrodome, Minneapolis, MN
 Mon Jul 03 2000, 8:05 PM EDT
 Att. 13,128 - Dome - 72 F

livebaseballscorecards.com

AB	40
R	11
H	15
RBI	11
BB	7
SO	11
LOB	19



Batter	1	2	3	4	5	6	7	8	9	AB R H RBI BB SO LOB
Jay Canizaro, R (1, 4) OBP: 0.337, SLG: 0.421 Jason Maxwell, R (8, 4) OBP: 0.312, SLG: 0.333	3-2 F9 2B	1-1 1-2 1B		1-2 1B 2B	1-2 G6-3		0-0 P5		2-3 K	5 2 3 0 0 0 0 1 0 0 0 0 1 0
Cristian Guzman, S (1, 6) OBP: 0.312, SLG: 0.417	0-2 F9 2-3	1-0 F8 2-3		0-0 2B 1B	4-1 HBP BB		0-1 F8			4 1 1 0 1 0 3
Matt Lawton, L (1, 7) OBP: 0.437, SLG: 0.490	4-0 2B BB	0-2 L4		3-1 1B 2B	1-1 HBP			2-2 G4-3		3 2 1 1 1 0 2
Ron Coomer, R (1, 3) OBP: 0.343, SLG: 0.458	1-1 BB 2B	0-1 G5-3		2-0 G2-3 SF7 1B	0-2 G3-1			2-1 G4-3		5 1 2 2 0 0 4
Corey Koskie, L (1, 5) OBP: 0.412, SLG: 0.455	4-2 BB BB		4-0 2B SF8 BB	0-0 G2-3 1B		1-0 G1-3 G6-3 1B		3-2 1B 2B		3 2 3 1 2 0 0
Denny Hocking, S (1, 9) OBP: 0.363, SLG: 0.423	1-1 P6		2-0 G6-3 2B	1-1 G2-3		3-2 G6-3		1-1 1B		5 0 2 1 0 0 6
David Ortiz, L (1, 10) OBP: 0.348, SLG: 0.400 Butch Huskey, R (6, PH) OBP: 0.314, SLG: 0.359 Midre Cummings, L (8, PH) OBP: 0.347, SLG: 0.450	4-0 BB		1-2 SF8	1-2 SF7		1-0 G1-3		0-1 G4-3		0 0 0 3 1 0 0 1 0 0 0 0 0 1 1 0 0 0 0 0 1
Chad Moeller, R (1, 2) OBP: 0.297, SLG: 0.257 Marcus Jensen, S (9, PH) OBP: 0.333, SLG: 0.370	2-1 P3		0-1 G6-3	2-3 K		3-3 K			1-1 G4-3	4 0 0 0 0 2 6 1 0 0 0 0 0 0
Jacque Jones, L (1, 8) OBP: 0.325, SLG: 0.498		0-1 F8 1B 1B	1-0 L9		3-2 G4-3		0-3 K		0-1 G3	5 0 1 0 0 1 1

Inning Stats	R: 2 E: 0 K: 0 S: 15	H: 2 LOB: 3 BB: 3 P: 33	R: 0 E: 0 K: 0 S: 11	H: 2 LOB: 2 BB: 0 P: 12	R: 1 E: 0 K: 0 S: 7	H: 1 LOB: 1 BB: 1 P: 15	R: 4 E: 0 K: 1 S: 19	H: 5 LOB: 1 BB: 0 P: 29	R: 0 E: 0 K: 0 S: 11	H: 0 LOB: 2 BB: 1 P: 20	R: 0 E: 0 K: 1 S: 9	H: 1 LOB: 1 BB: 0 P: 17	R: 0 E: 0 K: 1 S: 6	H: 0 LOB: 0 BB: 0 P: 6	R: 1 E: 0 K: 0 S: 12	H: 2 LOB: 1 BB: 0 P: 20	R: 0 E: 0 K: 1 S: 7	H: 0 LOB: 0 BB: 0 P: 10	1B: 8 2B: 5 3B: 0 HR: 0	SF: 2 SAC: 0 DP: 0 HBP: 1	WP: 0 PB: 0 SB: 0 CS: 0	PA: 46
--------------	-------------------------------	----------------------------------	-------------------------------	----------------------------------	------------------------------	----------------------------------	-------------------------------	----------------------------------	-------------------------------	----------------------------------	------------------------------	----------------------------------	------------------------------	---------------------------------	-------------------------------	----------------------------------	------------------------------	----------------------------------	----------------------------------	------------------------------------	----------------------------------	--------

PITCHER	IP	WLS	BF	H	R	ER	SO	BB	IBB	HBP	BLK	WP	HR	S	P	ERA	WHIP
Ramon Martinez, R (1, 1) ERA: 6.01	3.0		21	8	6	6	0	4	0	0	0	0	0	39	70	18.00	4.000
Hipolito Pichardo, R (4, 1) ERA: 3.46	2.0	W	10	2	1	1	1	1	0	1	0	0	0	24	39	4.50	1.500
Rheal Cormier, L (6, 1) ERA: 3.82	2.2	H	11	3	1	1	2	0	0	0	0	0	0	25	41	3.38	1.125
Derek Lowe, R (8, 1) ERA: 2.61	1.1	S	4	0	0	0	1	0	0	0	0	0	0	9	12	0.00	0.000

BOTTOM

Boston Red Sox @ Minnesota Twins
 Hubert H. Humphrey Metrodome, Minneapolis, MN
 Mon Jul 03 2000, 8:05 PM EDT
 Att: 13,128 - Dome - 72 F

livebaseballscorecards.com

AB	38
R	8
H	13
RBI	8
BB	5
SO	4
LOB	24



Batter	1	2	3	4	5	6	7	8	9	AB	R	H	RBI	BB	SO	LOB	TOP										
Jose Offerman, S OBP: 0.338, SLG: 0.348 (1, 4)	1-1 2B	1-2 F9	2-2 G4-3		2-2 F7		0-2 F7		0-0 HR	6	2	2	1	0	0	1											
Ed Sprague, R OBP: 0.313, SLG: 0.545 (1, 10)	1-3 K	0-1 F2		2-2 G5-3	2-3 K			1-2 L6	3-2 P3	6	0	0	0	0	2	1											
Carl Everett, S OBP: 0.403, SLG: 0.668 Brian Daubach, L OBP: 0.352, SLG: 0.500 (1, 8) (8, 9)	1-0 F7	4-2 BB		2-2 2B 1B	1-0 1B			3-2 1B 3B		4	2	3	0	1	0	1											
Nomar Garciaparra, R OBP: 0.443, SLG: 0.598 (1, 6)	1-1 2B	1-0 G4-3		2-0 2B	1-0 F9			0-0 G4-3		5	1	2	1	0	0	3											
Morgan Burkhardt, S OBP: 0.541, SLG: 0.586 (1, 3)	1-0 F9		0-2 1B 2B	1-1 HR 2B		2-3 K		4-2 1B BB		4	2	2	2	1	1	1											
Troy O'Leary, L OBP: 0.298, SLG: 0.379 (1, 7)		0-1 2B 1B	3-3 K	1-2 HR		3-2 F7		2-1 1B		5	2	3	3	0	1	1											
Jason Varitek, S OBP: 0.390, SLG: 0.438 (1, 2)		1-2 1B 2B	1-2 2B 1B	1-2 G4-3		1-2 G5-3		1-1 F7		5	2	2	1	0	0	2											
Bernard Gilkey, R OBP: 0.212, SLG: 0.286 Jeff Frye, R OBP: 0.372, SLG: 0.333 (1, 9) (8, 8)		0-1 HR 1B	0-0 F9 2B	0-1 HR		1-1 G6-3			0-1 P4	4	2	3	4	0	0	0											
Manny Alexander, R OBP: 0.238, SLG: 0.327 (1, 5)		2-1 HR	3-2 F9 2B	1-3 K		1-1 P3			1-1 F5	1	0	0	0	0	0	0											
Manny Alexander, R OBP: 0.238, SLG: 0.327 (1, 5)		2-1 HR	3-2 F9 2B	1-3 K		1-1 P3			1-1 F5	5	1	1	2	0	1	1											
Inning Stats	R: 1 E: 0 K: 1 S: 9	H: 2 LOB: 1 BB: 0 P: 14	R: 4 E: 0 K: 0 S: 19	H: 4 LOB: 1 BB: 1 P: 28	R: 2 E: 0 K: 1 S: 20	H: 3 LOB: 1 BB: 0 P: 29	R: 5 E: 0 K: 1 S: 23	H: 5 LOB: 0 BB: 0 P: 33	R: 0 E: 0 K: 1 S: 9	H: 1 LOB: 1 BB: 0 P: 15	R: 0 E: 0 K: 0 S: 7	H: 0 LOB: 0 BB: 0 P: 9	R: 1 E: 0 K: 0 S: 14	H: 2 LOB: 2 BB: 1 P: 25	R: 1 E: 0 K: 0 S: 12	H: 1 LOB: 0 BB: 0 P: 16	1B: 7 2B: 6 3B: 1 HR: 4	SF: 0 SAC: 0 DP: 0 HBP: 0	WP: 0 PB: 0 SB: 0 CS: 0	PA: 47							
PITCHER	IP	WLS	BF	H	R	ER	SO	BB	IBB	HBP	BLK	WP	HR	S	P	ERA	WHIP										
Eric Milton, L ERA: 5.26 (1, 1)	3.0	L	19	9	7	7	2	1	0	0	0	0	1	48	71	21.00	3.333										
54 Jason Ryan, R ERA: 14.04 (4, 1)	1.0		8	5	5	5	1	0	0	0	0	0	2	23	33	45.00	5.000										
Johan Santana, L ERA: 6.85 (5, 1)	2.0		7	1	0	0	2	0	0	0	0	0	0	18	30	0.00	0.500										
LaTroy Hawkins, R ERA: 3.88 (7, 1)	1.0		3	0	0	0	0	0	0	0	0	0	0	7	9	0.00	0.000										
Bob Wells, R ERA: 3.67 (8, 1)	1.0		6	2	1	1	0	1	0	0	0	0	0	14	25	9.00	3.000										
PITCHER	IP	WLS	BF	H	R	ER	SO	BB	IBB	HBP	BLK	WP	HR	S	P	ERA	WHIP										
Eddie Guardado, L ERA: 3.55 (9, 1)	1.0		4	1	1	1	0	0	0	0	0	0	1	12	16	9.00	1.000										

Boston Red Sox @ Minnesota Twins
 Hubert H. Humphrey Metrodome, Minneapolis, MN
 Tue Jul 04 2000, 7:05 PM EDT
 Att. 9,209 - Dome - 72 F

AB	45
R	14
H	18
RBI	14
BB	2
SO	5
LOB	11



Batter	1	2	3	4	5	6	7	8	9	AB	R	H	RBI	BB	SO	LOB
Cristian Guzman, S OBP: 0.316, SLG: 0.422 (1, 6)	4-1 G4-3 S G4-3 BB		1-2 G6-3 2B	0-1 G4-3			0-0 G4-3	0-0 1-2 2-3 1B		4	1	2	0	1	0	1
Denny Hocking, S OBP: 0.359, SLG: 0.422 (1, 4) (7, 3)	3-2 G4-3 1-3		1-3 K		3-1 G5-3		2-2 1B 2B	1-0 F7		5	0	1	0	0	1	5
Matt Lawton, L OBP: 0.433, SLG: 0.485 Midre Cummings, L OBP: 0.350, SLG: 0.451 (1, 7) (7, 7)	0-2 G4-3 3-H		1-2 G6-3 2-3		1-1 E3		1-2 2-3 1B	0-0 F7		3	0	0	1	0	0	1
Ron Coomer, R OBP: 0.340, SLG: 0.454 Jason Maxwell, R OBP: 0.304, SLG: 0.324 (1, 3) (7, 4)	1-2 E5 FC4-6		0-0 P6		0-0 P6		1-3 K	1-1 G5-3		3	0	0	0	0	0	2
Corey Koskie, L OBP: 0.412, SLG: 0.456 (1, 5)	0-0 FC4-6 1-2f			4-1 PB 2B BB	1-2 G4-3			2-0 G3	0-0 2B	4	1	1	0	1	0	2
Butch Huskey, R OBP: 0.307, SLG: 0.351 (1, 9)		0-2 P4		0-2 L7		0-1 F8		0-1 G5-3	0-2 G6-3	5	0	0	0	0	0	2
David Ortiz, L OBP: 0.357, SLG: 0.418 (1, 10)		4-2 PB BB		3-2 G4-3 1-H 2B 2B		3-2 F5		3-1 1B 2B		3	2	2	1	1	0	0
Marcus Jensen, S OBP: 0.331, SLG: 0.366 (1, 2)		2-3 K		0-2 G4-3 2-3		2-3 K		3-2 1B 1B 1B		4	0	1	1	0	2	2
Jacque Jones, L OBP: 0.328, SLG: 0.502 (1, 8)		2-2 G4-3 1-2		0-0 2B 3-H		0-1 G4-3		2-0 1B 1-2 1B		4	0	2	1	0	0	1

Inning Stats	R: 1	H: 0	E: 1	K: 0	S: 13	H: 0	LOB: 1	BB: 1	P: 20	R: 0	H: 0	E: 0	K: 1	S: 11	H: 0	LOB: 1	BB: 1	P: 19	R: 0	H: 1	E: 0	K: 1	S: 12	H: 2	LOB: 1	BB: 1	P: 21	R: 0	H: 0	E: 1	K: 0	S: 9	H: 0	LOB: 0	BB: 0	P: 13	R: 0	H: 2	E: 0	K: 1	S: 13	H: 2	LOB: 2	BB: 0	P: 17	R: 1	H: 4	E: 0	K: 0	S: 11	H: 1	LOB: 1	BB: 0	P: 8	1B: 4	2B: 6	3B: 0	HR: 0	SF: 0	SAC: 0	DP: 0	HBP: 0	WP: 0	PB: 2	SB: 1	CS: 0	PA: 42
--------------	------	------	------	------	-------	------	--------	-------	-------	------	------	------	------	-------	------	--------	-------	-------	------	------	------	------	-------	------	--------	-------	-------	------	------	------	------	------	------	--------	-------	-------	------	------	------	------	-------	------	--------	-------	-------	------	------	------	------	-------	------	--------	-------	------	-------	-------	-------	-------	-------	--------	-------	--------	-------	-------	-------	-------	--------

PITCHER	IP	WLS	BF	H	R	ER	SO	BB	IBB	HBP	BLK	WP	HR	S	P	ERA	WHIP
49 Tim Wakefield, R ERA: 5.21 (1, 1)	6.0	W	26	3	3	3	3	3	3	0	0	0	0	67	102	4.50	1.000
Bryce Florie, R ERA: 5.14 (7, 1)	3.0	S	16	7	1	1	1	0	0	0	0	0	0	31	47	3.00	2.333

BOTTOM

Boston Red Sox @ Minnesota Twins
 Hubert H. Humphrey Metrodome, Minneapolis, MN

Tue Jul 04 2000, 7:05 PM EDT
 Att. 9,209 - Dome - 72 F

livebaseballscorecards.com

AB	39
R	4
H	10
RBI	4
BB	3
SO	4
LOB	18



Batter	1	2	3	4	5	6	7	8	9	AB R H RBI BB SO LOB	TOP		
Jose Offerman, S (1, 3) OBP: 0.338, SLG: 0.345	0-2 G6-3		0-2 1B			1-2 G6-3	0-3 K		0-0 F7	5 1 1 0 1 1 1			
Jeff Frye, R (1, 4) OBP: 0.373, SLG: 0.351	2-2 G6-3 1B		0-2 HR			0-0 G6-3	2-3 K			5 2 2 2 0 1 2			
Carl Everett, S (1, 8) OBP: 0.406, SLG: 0.668	4-0 G6-3 1B		4-1 2B		1-2 F7	3-1 2B		1-2 G3		3 2 1 0 2 0 0			
Nomar Garciaparra, R (1, 6) OBP: 0.446, SLG: 0.605	3-2 G6-3		2-2 1B		0-0 G6-3	4-0 IBB		1-1 2B		4 1 2 1 1 0 2			
Morgan Burkhardt, S (1, 10) OBP: 0.548, SLG: 0.563	1-0 1B		4-2 1B		1-2 HBP	0-3 K		1-3 K		3 1 1 2 1 2 3			
Troy O'Leary, L (1, 7) OBP: 0.300, SLG: 0.377	0-1 F7		2-3 K		1-1 F7		0-0 1B	2-2 HBP		4 1 1 0 0 1 4			
Bernard Gilkey, R (1, 9) OBP: 0.222, SLG: 0.284			0-3 K		1-0 F8		1-2 2B	0-0 G5-3		4 1 1 0 1 1 4			
Ed Sprague, R (1, 5) OBP: 0.316, SLG: 0.547			2-0 HR		1-1 G6-3		1-0 2B	3-1 G6-3		5 1 2 3 0 1 1			
Scott Hatteberg, L (1, 2) OBP: 0.315, SLG: 0.439			3-2 HR		3-1 G3-1		1-1 2B	0-0 G3		5 1 1 3 0 0 2			
Inning Stats	R: 2 H: 2 E: 0 LOB: 1 K: 0 BB: 1 S: 13 P: 23	R: 0 H: 0 E: 0 LOB: 0 K: 1 BB: 1 S: 6 P: 14	R: 7 H: 5 E: 0 LOB: 1 K: 2 BB: 3 S: 31 P: 53	R: 0 H: 0 E: 0 LOB: 1 K: 0 BB: 0 S: 8 P: 11	R: 0 H: 0 E: 0 LOB: 0 K: 0 BB: 0 S: 5 P: 10	R: 0 H: 1 E: 0 LOB: 2 K: 1 BB: 1 S: 10 P: 18	R: 2 H: 3 E: 0 LOB: 1 K: 2 BB: 0 S: 14 P: 19	R: 0 H: 1 E: 0 LOB: 2 K: 1 BB: 0 S: 13 P: 18	R: 0 H: 0 E: 0 LOB: 0 K: 0 BB: 0 S: 4 P: 7	1B: 6 SF: 0 2B: 4 SAC: 0 3B: 0 DP: 1 HR: 2 HBP: 2	WP: 1 PA: 46 PB: 0 SB: 0 CS: 0		
PITCHER	IP WLS BF H R ER SO BB IBB HBP BLK WP HR S P ERA WHIP											PITCHER	IP WLS BF H R ER SO BB IBB HBP BLK WP HR S P ERA WHIP
Mark Redman, L (1, 1) ERA: 5.13	2.0 L 13 5 6 6 1 3 0 0 0 0 0 1 30 54 27.00 4.000												
LaTroy Hawkins, R (3, 1) ERA: 4.18	3.0 14 2 3 3 2 2 0 1 0 1 1 33 57 9.00 1.333												
Travis Miller, L (6, 1) ERA: 2.81	2.0 11 4 2 2 3 0 1 0 0 0 0 24 37 9.00 2.000												
Mike Lincoln, R (8, 1) ERA: 11.25	2.0 8 1 0 0 1 0 0 0 1 0 0 0 17 25 0.00 0.500												

Boston Red Sox @ Minnesota Twins
 Hubert H. Humphrey Metrodome, Minneapolis, MN
 Wed Jul 05 2000, 8:05 PM EDT
 Att. 8,488 - Dome - 72 F

livebaseballscorecards.com

AB 38
R 11
H 12
RBI 11
BB 6
SO 7
LOB 19



BOTTOM

Boston Red Sox @ Minnesota Twins
Hubert H. Humphrey Metrodome, Minneapolis, MN

Wed Jul 05 2000, 8:05 PM EDT
Att. 8,488 - Dome - 72 F

livebaseballscores.com

AB	37
R	8
H	10
RBI	8
BB	3
SO	8
LOB	16



WP:	0	PA:	40
PB:	0		
SB:	0		
CS:	0		

AB R H RBI BB SO LOB

5	1	1	0	0	1	2
4	1	1	0	1	1	2
5	0	2	3	0	1	1
5	0	1	1	0	1	2
4	0	1	0	0	2	2
3	1	0	0	1	1	3
4	1	1	0	0	0	3
3	1	1	0	0	1	1
1	1	1	3	0	0	0
0	1	0	0	1	0	0
3	1	1	1	0	0	0

Batter	1	2	3	4	5	6	7	8	9
Cristian Guzman, S OBP: 0.314, SLG: 0.421 (1, 6)	2-0 1B 2B	1-3 K		3-1 F7			0-2 G3		0-1 G3
Denny Hocking, S OBP: 0.360, SLG: 0.418 (1, 8) (5, 9)	4-0 1B 1B BB	1-1 F7			3-3 K		0-1 F8		2-2 DI 1B
Matt Lawton, L OBP: 0.433, SLG: 0.487 (1, 7)	0-1 1B 1-3 2-H	0-0 1B 1-H 2-H			2-2 G1-3			2-0 G6-3	1-3 K 1-2
Ron Coomer, R OBP: 0.338, SLG: 0.450 (1, 3)	1-1 1B 1-2 3-H	3-2 G5-3			1-0 F9			0-1 F9	2-3 K
Butch Huskey, R OBP: 0.306, SLG: 0.353 (1, 10)	2-3 K		0-0 F7			1-0 2B		2-3 K	
Corey Koskie, L OBP: 0.409, SLG: 0.450 (1, 5)	0-3 K		2-1 G4-3			2-1 P6		4-0 1B HR BB	
Chad Moeller, R OBP: 0.293, SLG: 0.256 (1, 2)	1-0 F9		1-2 F9			2-1 G5-3		3-2 1B HR 1B	
Jay Canizaro, R OBP: 0.337, SLG: 0.420 David Ortiz, L OBP: 0.361, SLG: 0.442 (9, PH)		2-2 BB 2B 1B		3-3 K		0-0 G5-3		3-1 1B HR 1-H 2-H	
Jason Maxwell, R OBP: 0.313, SLG: 0.324 Jacque Jones, L OBP: 0.328, SLG: 0.511 (4, PH) (5, 8)		4-2 2B BB		3-2 P6			0-1 G1-3	0-1 HR	

Inning Stats	R: 2	H: 3	E: 0	K: 2	S: 12	LOB: 2	BB: 1	P: 22	R: 2	H: 2	E: 0	K: 1	S: 18	LOB: 1	BB: 1	P: 29	R: 0	H: 0	E: 0	K: 0	S: 6	LOB: 0	BB: 0	P: 9	R: 0	H: 0	E: 0	K: 1	S: 8	LOB: 0	BB: 0	P: 17	R: 0	H: 1	E: 0	K: 0	S: 6	LOB: 1	BB: 0	P: 11	R: 0	H: 0	E: 0	K: 0	S: 7	LOB: 0	BB: 0	P: 7	R: 0	H: 0	E: 0	K: 1	S: 6	LOB: 0	BB: 0	P: 10	R: 4	H: 4	E: 0	K: 2	S: 25	LOB: 1	BB: 1	P: 40	1B: 5	2B: 3	3B: 0	HR: 2	SF: 0	SAC: 0	DP: 0	HBP: 0	WP: 0	PA: 40
--------------	------	------	------	------	-------	--------	-------	-------	------	------	------	------	-------	--------	-------	-------	------	------	------	------	------	--------	-------	------	------	------	------	------	------	--------	-------	-------	------	------	------	------	------	--------	-------	-------	------	------	------	------	------	--------	-------	------	------	------	------	------	------	--------	-------	-------	------	------	------	------	-------	--------	-------	-------	-------	-------	-------	-------	-------	--------	-------	--------	-------	--------

PITCHER	IP	WLS	BF	H	R	ER	SO	BB	IBB	HBP	BLK	WP	HR	S	P	ERA	WHIP
Jeff Fassero, L ERA: 4.76 (1, 1)	1.2		12	5	4	4	3	2	0	0	0	0	0	26	44	21.60	4.200
John Wasdin, R ERA: 5.26 (2, 1)	4.1	W	14	1	0	0	2	0	0	0	0	0	0	32	58	0.00	0.231
Rich Garces, R ERA: 2.86 (7, 1)	2.0		9	2	3	3	1	1	0	0	0	0	1	22	36	13.50	1.500
Tim Young, L ERA: 2.7 (9, 1)	0.0		1	1	1	1	0	0	0	0	0	0	1	2	2	∞	∞
Derek Lowe, R ERA: 2.55 (9, 1)	1.0	S	4	1	0	0	2	0	0	0	0	0	0	14	19	0.00	1.000

Batter	1	2	3	4	5	6	7	8	9	AB R H RBI BB SO LOB	TOP
Jeff Frye, R (1, 4) OBP: 0.371, SLG: 0.349 (8, 9)	1-1 G3-1 		2-2 HR 1B 		2-2 L8 		1-3 K 			4 1 1 0 0 1 2	Boston Red Sox @ Minnesota Twins Hubert H. Humphrey Metrodome, Minneapolis, MN Thu Jul 06 2000, 8:05 PM EDT Att. 10,326 - Dome - 72 F livebaseballscorecards.com
Brian Daubach, L (1, 3) OBP: 0.354, SLG: 0.515	0-3 K 		0-0 HR 1-H 			0-1 F7 	0-0 2B 1-H 2-H 		4 1 2 4 0 1 0		
Carl Everett, S (1, 8) OBP: 0.407, SLG: 0.664	1-2 HR 1B 		0-2 G4-3 			4-1 HR BB 	0-3 K 		3 2 1 0 1 1 0		
Nomar Garciaparra, R (1, 6) OBP: 0.447, SLG: 0.628	3-0 HR 1-H 		2-3 K 			0-0 HR 1-H 	1-1 F8 		4 2 2 4 0 1 0		
Morgan Burkhardt, S (1, 10) OBP: 0.500, SLG: 0.500	3-3 K 			0-2 G3 		1-2 G4-3 	3-3 K 		4 0 0 0 0 2 0		
Troy O'Leary, L (1, 7) OBP: 0.296, SLG: 0.372 Jose Offerman, S (8, 4) OBP: 0.340, SLG: 0.348		2-2 F8 		1-3 K 		0-1 G6-3 		3-2 G5-4-3 1B 	3 0 0 0 0 1 0 1 0 1 0 0 0 0		
Bernard Gilkey, R (1, 9) OBP: 0.213, SLG: 0.271 (8, 7)		2-2 P4 		0-3 K 		2-0 G6-3 		1-2 G5-4-3 1-2f 	4 0 0 0 0 1 1		
Jason Varitek, S (1, 2) OBP: 0.388, SLG: 0.432		1-2 G3-1 			3-2 F9 	4-0 1B 2B BB 	1-2 P4 	3 1 0 0 1 0 0			
Ed Sprague, R (1, 5) OBP: 0.316, SLG: 0.542 Manny Alexander, R (7, PR) OBP: 0.238, SLG: 0.327 (7, 5)			0-0 G6-3 		2-0 P4 	1-1 2B 1B 		3 0 1 0 0 0 0 0 1 0 0 0 0 0			
Inning Stats	R: 2 H: 2 E: 0 LOB: 0 K: 2 BB: 0 S: 12 P: 20	R: 0 H: 0 E: 0 LOB: 0 K: 0 BB: 0 S: 14 P: 19	R: 2 H: 2 E: 0 LOB: 0 K: 1 BB: 0 S: 12 P: 16	R: 0 H: 0 E: 0 LOB: 0 K: 2 BB: 0 S: 10 P: 11	R: 0 H: 0 E: 0 LOB: 0 K: 0 BB: 0 S: 8 P: 15	R: 2 H: 1 E: 0 LOB: 0 K: 0 BB: 1 S: 9 P: 14	R: 2 H: 2 E: 0 LOB: 2 K: 1 BB: 1 S: 7 P: 15	R: 0 H: 0 E: 0 LOB: 0 K: 2 BB: 0 S: 9 P: 13	R: 0 H: 1 E: 0 LOB: 0 K: 0 BB: 0 S: 9 P: 14	1B: 4 SF: 0 2B: 1 SAC: 0 3B: 0 DP: 1 HR: 3 HBP: 0	
PITCHER Brad Radke, R (1, 1) ERA: 4.28 Bob Wells, R (8, 1) ERA: 3.59 Eddie Guardado, L (9, 1) ERA: 3.44	IP WLS BF H R ER SO BB IBB HBP BLK WP HR S P ERA WHIP 7.0 L 29 7 8 8 6 2 0 0 0 0 0 3 72 110 10.29 1.286 1.0 3 0 0 0 2 0 0 0 0 0 0 0 9 13 0.00 0.000 1.0 3 1 0 0 0 0 0 0 0 0 0 0 9 14 0.00 1.000	PITCHER IP WLS BF H R ER SO BB IBB HBP BLK WP HR S P ERA WHIP									

Boston Red Sox @ Minnesota Twins
 Hubert H. Humphrey Metrodome, Minneapolis, MN
 Thu Jul 06 2000, 8:05 PM EDT
 Att. 10,326 - Dome - 72 F

AB 33
R 8
H 8
RBI 8
BB 2
SO 8
LOB 3



BOTTOM

Boston Red Sox @ Minnesota Twins
Hubert H. Humphrey Metrodome, Minneapolis, MN

Thu Jul 06 2000, 8:05 PM EDT
Att: 10,326 - Dome - 72 F

livebaseballscores.com

AB	36
R	7
H	12
RBI	7
BB	1
SO	2
LOB	13



WP:	0	PA:	39
PB:	0		
SB:	2		
CS:	0		

AB R H RBI BB SO LOB

5	1	2	1	0	0	2
5	0	4	2	0	0	0
5	0	0	0	0	0	6
3	0	0	1	0	0	0
3	1	1	0	0	0	1
4	1	2	2	0	0	1
3	1	0	0	1	1	2
4	1	1	1	0	1	1
3	1	1	0	0	0	0
1	1	1	0	0	0	0

Batter	1	2	3	4	5	6	7	8	9
Midre Cummings, L (1, 9) OBP: 0.352, SLG: 0.449	0-2 1B SF9 1B		2-1 1B 1B			0-1 F9		2-1 G5-3	0-1 G3
Cristian Guzman, S (1, 6) OBP: 0.321, SLG: 0.427	2-1 SF9 S 1-3 1B		2-2 F8-4 1-2 1B			1-0 B3		1-0 1B 3-H	2-2 S 2-H 1B
Matt Lawton, L (1, 7) OBP: 0.427, SLG: 0.480	1-0 P6		3-2 F8-4 1-2			1-0 G4-3		2-0 F7 3-H	3-2 G4-3 1-2
Ron Coomer, R (1, 3) OBP: 0.334, SLG: 0.446	3-2 SF9 1-3 3-H			2-2 P4			1-2 F5		0-0 F3
Corey Koskie, L (1, 5) OBP: 0.411, SLG: 0.453	0-2 G3			0-1 P4			3-2 2B		3-2 HR HBP
David Ortiz, L (1, 10) OBP: 0.364, SLG: 0.462		2-2 G4-6-3 1B		3-1 G4-3			2-1 F5		2-1 1-H HR
Chad Moeller, R (1, 2) OBP: 0.289, SLG: 0.238		1-0 F4			2-0 G5-3		2-3 K		4-2 DI 1B BB
Jacque Jones, L (1, 8) OBP: 0.327, SLG: 0.507		1-0 G4-6-3 1-2f			2-3 K			1-1 L5	2-1 1B 1-H G3 1B
Jay Canizaro, R (1, 4) OBP: 0.337, SLG: 0.429 Denny Hocking, S (9, PH) OBP: 0.363, SLG: 0.422			3-2 F8			3-2 F9		2-1 1B 3B	0-0 G3 1-3 1B 1B

Inning Stats	R: 1	H: 2	E: 0	K: 0	S: 12	R: 0	H: 1	E: 0	K: 0	S: 5	R: 0	H: 2	E: 0	K: 0	S: 12	R: 0	H: 0	E: 0	K: 0	S: 7	R: 0	H: 0	E: 0	K: 1	S: 8	R: 0	H: 0	E: 0	K: 0	S: 4	R: 0	H: 1	E: 0	K: 1	S: 12	R: 1	H: 2	E: 0	K: 0	S: 8	R: 5	H: 4	E: 0	K: 0	S: 19	1B: 9	2B: 2	3B: 1	HR: 1	SF: 1	SAC: 0	DP: 2	HBP: 1	WP: 0	PA: 39
--------------	------	------	------	------	-------	------	------	------	------	------	------	------	------	------	-------	------	------	------	------	------	------	------	------	------	------	------	------	------	------	------	------	------	------	------	-------	------	------	------	------	------	------	------	------	------	-------	-------	-------	-------	-------	-------	--------	-------	--------	-------	--------

PITCHER	IP	WLS	BF	H	R	ER	SO	BB	IBB	HBP	BLK	WP	HR	S	P	ERA	WHIP
63 Paxton Crawford, R (1, 1) ERA: 2.19	7.0	W	25	6	1	1	2	0	0	0	0	0	0	60	102	1.29	0.857
Rheal Cormier, L (8, 1) ERA: 3.96	1.0		5	2	1	1	0	0	0	0	0	0	0	8	16	9.00	2.000
Tim Young, L (9, 1) ERA: 6.43	0.1		4	1	3	3	0	1	0	1	0	0	1	7	16	81.00	6.000
Derek Lowe, R (9, 1) ERA: 2.88	0.2		5	3	2	2	0	0	0	0	0	0	0	12	19	27.00	4.500

Batter	1	2	3	4	5	6	7	8	9	AB R H RBI BB SO LOB	TOP																																																																																															
Quilvio Veras, S (1, 4) <small>OBP: 0.412, SLG: 0.414</small> Keith Lockhart, L (2, 4) <small>OBP: 0.321, SLG: 0.411</small>	1-2 1B	1-1 1B HBP		1-0 G3-1		2-2 1B		0-1 SH3-4	1 1 1 0 0 0 0 2 0 1 0 0 0 0																																																																																																	
Andrew Jones, R (1, 8) <small>OBP: 0.399, SLG: 0.570</small>	0-1 L6	3-2 10 WP 10 2B 1B		2-2 F9		2-2 F8		0-2 G5-3	5 1 1 2 0 0 4																																																																																																	
10 Chipper Jones, S (1, 5) <small>OBP: 0.418, SLG: 0.618</small>	0-0 1B	3-1 2B			1-1 G4-3		1-1 F8	4-0 IBB	4 0 2 1 1 0 0																																																																																																	
Brian Jordan, R (1, 9) <small>OBP: 0.353, SLG: 0.498</small>	3-1 F9	1-2 L7		0-0 G3 WP 1B		3-3 K		2-1 F9	5 0 1 0 0 1 4																																																																																																	
Andres Galarraga, R (1, 3) <small>OBP: 0.364, SLG: 0.556</small>		2-1 HR	3-3 K		3-2 G3		2-3 K		4 1 1 1 0 2 1																																																																																																	
Javy Lopez, R (1, 2) <small>OBP: 0.328, SLG: 0.451</small>		1-2 2B G6-3 1B	1-2 BB 1B		1-0 G5-3		3-3 K		4 1 2 0 0 1 1																																																																																																	
Bobby Bonilla, S (1, 10) <small>OBP: 0.377, SLG: 0.439</small>		0-0 WP 1B 2B	4-2 G6-4-3 BB			4-1 FC5-4 BB		1-0 F7	2 1 1 0 2 0 0																																																																																																	
Reggie Sanders, R (1, 7) <small>OBP: 0.236, SLG: 0.274</small>		3-2 G6-3	2-0 G6-4-3			0-1 FC5-4 FC4-6		1-1 G5-3	4 0 0 1 0 0 4																																																																																																	
Walt Weiss, S (1, 6) <small>OBP: 0.400, SLG: 0.372</small>		3-3 K		3-2 G4-3		1-1 FC4-6 1B		3-2 SH3-4 1B	4 0 1 0 0 1 2																																																																																																	
Inning Stats	R: 0 H: 2 E: 0 LOB: 1 K: 0 BB: 0 S: 8 P: 12	R: 5 H: 5 E: 0 LOB: 1 K: 1 BB: 0 S: 22 P: 39	R: 0 H: 1 E: 0 LOB: 1 K: 1 BB: 1 S: 9 P: 19	R: 0 H: 0 E: 0 LOB: 0 K: 0 BB: 0 S: 10 P: 16	R: 0 H: 1 E: 0 LOB: 1 K: 0 BB: 0 S: 7 P: 12	R: 0 H: 1 E: 0 LOB: 2 K: 0 BB: 1 S: 12 P: 20	R: 0 H: 0 E: 0 LOB: 0 K: 2 BB: 0 S: 9 P: 15	R: 0 H: 0 E: 0 LOB: 0 K: 1 BB: 0 S: 6 P: 11	R: 0 H: 1 E: 0 LOB: 2 K: 0 BB: 1 S: 12 P: 21	1B: 8 SF: 0 2B: 2 SAC: 1 3B: 0 DP: 1 HR: 1 HBP: 1	WP: 3 PA: 40 PB: 0 SB: 0 CS: 1																																																																																															
PITCHER	<table border="1"> <thead> <tr> <th>PITCHER</th> <th>IP</th> <th>WLS</th> <th>BF</th> <th>H</th> <th>R</th> <th>ER</th> <th>SO</th> <th>BB</th> <th>IBB</th> <th>HBP</th> <th>BLK</th> <th>WP</th> <th>HR</th> <th>S</th> <th>P</th> <th>ERA</th> <th>WHIP</th> </tr> </thead> <tbody> <tr> <td>Pete Schourek, L (1, 1) <small>ERA: 4.67</small></td> <td>1.2</td> <td>L</td> <td>12</td> <td>7</td> <td>5</td> <td>5</td> <td>1</td> <td>0</td> <td>0</td> <td>1</td> <td>0</td> <td>2</td> <td>1</td> <td>27</td> <td>47</td> <td>27.00</td> <td>4.200</td> </tr> <tr> <td>Hipolito Pichardo, R (2, 1) <small>ERA: 2.97</small></td> <td>4.1</td> <td></td> <td>17</td> <td>3</td> <td>0</td> <td>0</td> <td>1</td> <td>2</td> <td>0</td> <td>0</td> <td>0</td> <td>1</td> <td>0</td> <td>41</td> <td>71</td> <td>0.00</td> <td>1.154</td> </tr> <tr> <td>Bryce Florie, R (7, 1) <small>ERA: 4.5</small></td> <td>2.0</td> <td></td> <td>6</td> <td>0</td> <td>0</td> <td>0</td> <td>3</td> <td>0</td> <td>0</td> <td>0</td> <td>0</td> <td>0</td> <td>0</td> <td>15</td> <td>26</td> <td>0.00</td> <td>0.000</td> </tr> <tr> <td>Rich Garcés, R (9, 1) <small>ERA: 2.8</small></td> <td>1.0</td> <td></td> <td>5</td> <td>1</td> <td>0</td> <td>0</td> <td>0</td> <td>0</td> <td>1</td> <td>0</td> <td>0</td> <td>0</td> <td>0</td> <td>12</td> <td>21</td> <td>0.00</td> <td>1.000</td> </tr> </tbody> </table>																PITCHER	IP	WLS	BF	H	R	ER	SO	BB	IBB	HBP	BLK	WP	HR	S	P	ERA	WHIP	Pete Schourek, L (1, 1) <small>ERA: 4.67</small>	1.2	L	12	7	5	5	1	0	0	1	0	2	1	27	47	27.00	4.200	Hipolito Pichardo, R (2, 1) <small>ERA: 2.97</small>	4.1		17	3	0	0	1	2	0	0	0	1	0	41	71	0.00	1.154	Bryce Florie, R (7, 1) <small>ERA: 4.5</small>	2.0		6	0	0	0	3	0	0	0	0	0	0	15	26	0.00	0.000	Rich Garcés, R (9, 1) <small>ERA: 2.8</small>	1.0		5	1	0	0	0	0	1	0	0	0	0	12	21	0.00	1.000
PITCHER	IP	WLS	BF	H	R	ER	SO	BB	IBB	HBP	BLK	WP	HR	S	P	ERA	WHIP																																																																																									
Pete Schourek, L (1, 1) <small>ERA: 4.67</small>	1.2	L	12	7	5	5	1	0	0	1	0	2	1	27	47	27.00	4.200																																																																																									
Hipolito Pichardo, R (2, 1) <small>ERA: 2.97</small>	4.1		17	3	0	0	1	2	0	0	0	1	0	41	71	0.00	1.154																																																																																									
Bryce Florie, R (7, 1) <small>ERA: 4.5</small>	2.0		6	0	0	0	3	0	0	0	0	0	0	15	26	0.00	0.000																																																																																									
Rich Garcés, R (9, 1) <small>ERA: 2.8</small>	1.0		5	1	0	0	0	0	1	0	0	0	0	12	21	0.00	1.000																																																																																									

Atlanta Braves @ Boston Red Sox
 Fenway Park, Boston, MA
 Fri Jul 07 2000, 7:05 PM EDT
 Att. 33,686 - Cloudy - 70 F

livebaseballscorecards.com

AB	35
R	5
H	11
RBI	5
BB	3
SO	5
LOB	16



Batter	1	2	3	4	5	6	7	8	9	AB	R	H	RBI	BB	SO	LOB
Jose Offerman, S OBP: 0.345, SLG: 0.353 (1, 4)	2-1 G4-6-3 1B	3-2 1-2 1B			1-2 G4-3			3-2 FC6-4 1B	2-1 G3	5	1	3	0	0	0	0
Jeff Frye, R OBP: 0.371, SLG: 0.350 (1, 7)	1-1 G4-6-3 1-2f	1-1 L7			2-2 L5			0-0 FC6-4 1B	1-1 PB 1B	5	0	2	0	0	0	3
Carl Everett, S OBP: 0.404, SLG: 0.655 (1, 8)	4-1 HBP BB				1-3 K			0-0 FC6-4 1-2f 2-3	2-2 P4	4	0	0	0	1	1	3
Nomar Garciaparra, R OBP: 0.442, SLG: 0.618 (1, 6)	4-1 HBP BB				2-0 G4-3			2-2 FC6-4 HBP BB 1-2f	1-2 F8	4	1	0	1	1	0	2
Morgan Burkhardt, S OBP: 0.520, SLG: 0.500 (1, 10)	2-1 HBP				1-0 G4-3			4-2 BB HBP BB		2	1	1	0	1	0	0
Bernard Gilkey, R OBP: 0.214, SLG: 0.261 (1, 9)	3-3 K				0-0 F3			3-2 BB BB 1-2 2-3 HBP		3	0	0	0	0	1	4
Ed Sprague, R OBP: 0.321, SLG: 0.535 (1, 3) (9, 5)					1-1 F7			4-2 BB BB 1-2 2-3 3-H		2	0	0	1	2	0	0
Manny Alexander, R OBP: 0.241, SLG: 0.327 Brian Daubach, L OBP: 0.356, SLG: 0.515 (8, PH) (9, 3)					0-0 F7			1-1 G4-6-3 1B 1-2 2-3 3-H		3	0	1	0	0	0	1
Scott Hatteberg, L OBP: 0.309, SLG: 0.430 Jason Varitek, S OBP: 0.385, SLG: 0.428 (7, PH) (8, 2)					1-1 G4-3			2-2 F8		0	0	0	0	0	1	1
										2	0	0	0	0	0	4

Inning Stats	R: 0	H: 1	E: 0	LOB: 3	K: 1	P: 26	R: 0	H: 1	E: 0	LOB: 2	K: 1	P: 25	R: 0	H: 0	E: 0	LOB: 0	K: 1	P: 10	R: 0	H: 0	E: 0	LOB: 0	K: 0	P: 5	R: 0	H: 0	E: 0	LOB: 0	K: 0	P: 12	R: 0	H: 1	E: 0	LOB: 1	K: 0	P: 11	R: 0	H: 1	E: 0	LOB: 0	K: 0	P: 6	R: 3	H: 2	E: 0	LOB: 3	K: 0	P: 44	R: 0	H: 1	E: 0	LOB: 1	K: 0	P: 17	1B: 7	SF: 0	2B: 0	SAC: 0	3B: 0	DP: 2	HR: 0	HBP: 2	WP: 0	PA: 40
PITCHER	IP	WLS	BF	H	R	ER	SO	BB	IBB	HBP	BLK	WP	HR	S	P	ERA	WHIP																																															
Tom Glavine, L ERA: 3.61 (1, 1)	7.2	W	33	6	3	3	3	4	0	2	0	0	0	66	120	3.52	1.304																																															
John Rocker, L ERA: 4.81 (8, 1)	0.0		1	0	0	0	0	1	0	0	0	0	0	2	6	∞	∞																																															
Kerry Ligtenberg, R ERA: 3.86 (8, 1)	1.1	S	6	1	0	0	0	1	0	0	0	0	0	18	30	0.00	1.500																																															

BOTTOM

Atlanta Braves @ Boston Red Sox
Fenway Park, Boston, MA
Fri Jul 07 2000, 7:05 PM EDT
Att: 33,686 - Cloudy - 70 F

livebaseballscorecards.com

AB	32
R	3
H	7
RBI	3
BB	6
SO	3
LOB	18



Batter	1	2	3	4	5	6	7	8	9	AB R H RBI BB SO LOB	TOP	
Quilvio Veras, S (1, 4) <small>OBP: 0.415, SLG: 0.413</small>	1-0 		4-1 		4-2 		0-1 		1-2 	3 0 1 0 2 0 0		
Andruw Jones, R (1, 8) <small>OBP: 0.396, SLG: 0.573</small>	3-3 		0-1 		0-0 		1-3 		1-1 	5 1 1 1 0 2 5		
10 Chipper Jones, S (1, 5) <small>OBP: 0.420, SLG: 0.615</small>	4-1 		1-0 			0-0 	4-2 		3-1 	3 0 1 1 2 0 1		
Brian Jordan, R (1, 9) <small>OBP: 0.354, SLG: 0.500</small>	0-1 	0-1 	1-2 			1-1 	1-3 		0-1 	5 1 2 0 0 1 4		
Andres Galarraga, R (1, 3) <small>OBP: 0.364, SLG: 0.551</small>				0-0 		4-2 		2-1 	3-3 	4 1 1 0 1 2 3		
Wally Joyner, L (1, 10) <small>OBP: 0.295, SLG: 0.278</small>				3-2 		3-2 		2-0 	3-3 	5 0 1 0 0 1 4		
Javy Lopez, R (1, 2) <small>OBP: 0.333, SLG: 0.467</small>				0-2 			0-0 	1-2 		4 2 3 3 0 0 0		
Bobby Bonilla, S (1, 7) <small>OBP: 0.376, SLG: 0.434</small> Reggie Sanders, R (7, PR) <small>OBP: 0.235, SLG: 0.273</small> (7, 7)						1-1 	4-1 	0-0 		2 0 0 0 1 1 2 1 0 0 0 0 0 0		
Walt Weiss, S (1, 6) <small>OBP: 0.388, SLG: 0.359</small>			3-1 		1-2 		0-0 	2-1 		4 0 0 0 0 0 4		
Inning Stats	R: 0 H: 0 E: 0 LOB: 0 K: 1 BB: 1 S: 7 P: 15	R: 1 H: 3 E: 0 LOB: 2 K: 2 BB: 0 S: 17 P: 26	R: 0 H: 0 E: 0 LOB: 1 K: 0 BB: 1 S: 8 P: 14	R: 0 H: 0 E: 0 LOB: 0 K: 0 BB: 0 S: 10 P: 13	R: 0 H: 0 E: 0 LOB: 1 K: 0 BB: 1 S: 10 P: 16	R: 0 H: 0 E: 0 LOB: 1 K: 0 BB: 1 S: 11 P: 19	R: 1 H: 2 E: 0 LOB: 3 K: 2 BB: 2 S: 14 P: 23	R: 2 H: 2 E: 0 LOB: 0 K: 0 BB: 0 S: 9 P: 16	R: 1 H: 3 E: 0 LOB: 2 K: 2 BB: 0 S: 15 P: 26	1B: 7 SF: 0 2B: 1 SAC: 0 3B: 0 DP: 0 HR: 2 HBP: 0	WP: 0 PA: 43 PB: 0 SB: 3 CS: 1	
PITCHER Ramon Martinez, R (1, 1) <small>ERA: 5.79</small> Rheal Cormier, L (7, 1) <small>ERA: 3.92</small> Bryce Florie, R (7, 1) <small>ERA: 4.86</small> Jeff Fassero, L (8, 1) <small>ERA: 4.92</small> John Wasdin, R (9, 1) <small>ERA: 5.18</small>	IP WLS BF H R ER SO BB IBB HBP BLK WP HR S P ERA WHIP											PITCHER IP WLS BF H R ER SO BB IBB HBP BLK WP HR S P ERA WHIP

Atlanta Braves @ Boston Red Sox
 Fenway Park, Boston, MA
 Sat Jul 08 2000, 5:05 PM EDT
 Att. 33,311 - Sunny - 77 F

livebaseballscorecards.com

AB	36
R	5
H	10
RBI	5
BB	6
SO	7
LOB	23



Batter	1	2	3	4	5	6	7	8	9	AB	R	H	RBI	BB	SO	LOB
Jose Offerman, S OBP: 0.340, SLG: 0.347 (1, 4)	3-2 F9		1-2 F9			0-1 F8		2-2 G5-3		4	0	0	0	0	0	0
Jeff Frye, R OBP: 0.373, SLG: 0.353 (1, 9)	0-2 G5-3			3-2 G5-3 1B		2-1 1B SF9 1B		1-2 G5-3		4	1	2	0	0	0	0
Carl Everett, S OBP: 0.405, SLG: 0.653 (1, 8)	0-1 G6-3			3-1 G5-3 1B		1-1 1B		2-3 K		4	0	2	0	0	1	0
Nomar Garciaparra, R OBP: 0.440, SLG: 0.618 (1, 6)		0-0 G4-3 2B		0-0 G5-3		0-1 SF9		2-2 F7		3	0	1	1	0	0	2
Morgan Burkhardt, S OBP: 0.481, SLG: 0.452 (1, 10)		1-0 G4-3		2-3 K		3-H 0-0 F8		0-0 G1-3		4	0	0	0	0	1	3
Troy O'Leary, L OBP: 0.297, SLG: 0.371 (1, 7)		0-1 G1-3			0-2 2B 1B		1-1 F8			3	0	1	0	0	0	1
Jason Varitek, S OBP: 0.384, SLG: 0.431 (1, 2)		2-1 G6-3		1 SAFE 0-0 2B		0-0 G6-3		0-0 G6-3		3	0	1	0	0	0	1
Ed Sprague, R OBP: 0.315, SLG: 0.524 (1, 5)			3-1 F8		1-1 G5-3		3-3 K			3	0	0	0	0	1	1
Brian Daubach, L OBP: 0.352, SLG: 0.510 (1, 3)			0-0 F5		0-0 F8		1-3 K2-3			3	0	0	0	0	1	1

Inning Stats	R: 0	H: 0	E: 0	K: 0	S: 9	R: 0	H: 1	E: 0	K: 0	S: 6	R: 0	H: 0	E: 0	K: 0	S: 6	R: 0	H: 2	E: 0	K: 1	S: 11	R: 0	H: 2	E: 0	K: 0	S: 7	R: 1	H: 2	E: 0	K: 0	S: 9	R: 0	H: 0	E: 0	K: 1	S: 10	R: 0	H: 0	E: 0	K: 1	S: 9	R: 0	H: 0	E: 0	K: 1	S: 13	R: 0	H: 0	E: 0	K: 1	S: 10	R: 0	H: 0	E: 0	K: 1	S: 9	1B: 5	SF: 1	2B: 2	SAC: 0	3B: 0	DP: 1	HR: 0	HBP: 0	WP: 0	PA: 32
--------------	------	------	------	------	------	------	------	------	------	------	------	------	------	------	------	------	------	------	------	-------	------	------	------	------	------	------	------	------	------	------	------	------	------	------	-------	------	------	------	------	------	------	------	------	------	-------	------	------	------	------	-------	------	------	------	------	------	-------	-------	-------	--------	-------	-------	-------	--------	-------	--------

PITCHER	IP	WLS	BF	H	R	ER	SO	BB	IBB	HBP	BLK	WP	HR	S	P	ERA	WHIP
Terry Mulholland, L ERA: 5.71 (1, 1)	8.0	W	29	7	1	1	3	0	0	0	0	0	0	67	97	1.12	0.875
John Rocker, L ERA: 4.62 (9, 1)	1.0		3	0	0	0	1	0	0	0	0	0	0	9	13	0.00	0.000

BOTTOM

Atlanta Braves @ Boston Red Sox
Fenway Park, Boston, MA
 Sat Jul 08 2000, 5:05 PM EDT
 Att: 33,311 - Sunny - 77 F

livebaseballscorecards.com

AB	31
R	1
H	7
RBI	1
BB	0
SO	4
LOB	9



Batter	1	2	3	4	5	6	7	8	9	AB R H RBI BB SO LOB	TOP
Quilvio Veras, S (1, 4) OBP: 0.413, SLG: 0.411 	3-3 		3-2 		1-2 			2-3 		4 0 1 1 0 2 1	Atlanta Braves @ Boston Red Sox Fenway Park, Boston, MA Sun Jul 09 2000, 1:05 PM EDT Att. 33,018 - Sunny - 79 F
Andruw Jones, R (1, 8) OBP: 0.392, SLG: 0.566 	0-1 		0-1 		1-3 			2-2 		4 0 0 0 0 1 2	
10 Chipper Jones, S (1, 5) OBP: 0.416, SLG: 0.607 	2-2 		0-0 				0-2 	0-2 		4 0 0 0 0 0 1	
Brian Jordan, R (1, 9) OBP: 0.349, SLG: 0.493 		1-0 		1-2 			0-0 		1-0 	4 0 0 0 0 0 0	
Andres Galarraga, R (1, 3) OBP: 0.363, SLG: 0.547 		1-0 		2-0 			3-2 		1-3 	4 0 1 0 0 1 0	
Wally Joyner, L (1, 10) OBP: 0.293, SLG: 0.277 		1-0 		1-1 			0-2 		0-0 	4 0 1 0 0 0 1	
Javy Lopez, R (1, 2) OBP: 0.337, SLG: 0.469 		0-3 			0-0 					3 1 2 0 0 1 1	
Reggie Sanders, R (1, 7) OBP: 0.236, SLG: 0.289 			2-0 		3-2 			1-2 		3 1 1 1 0 0 2	
Walt Weiss, S (1, 6) OBP: 0.387, SLG: 0.353 			4-0 		1-2 			3-1 		2 0 0 0 1 0 2	
Inning Stats	R: 0 H: 0 E: 0 LOB: 0 K: 1 BB: 0 S: 10 P: 15	R: 0 H: 1 E: 0 LOB: 1 K: 1 BB: 0 S: 7 P: 10	R: 1 H: 1 E: 0 LOB: 1 K: 0 BB: 1 S: 8 P: 17	R: 0 H: 1 E: 0 LOB: 0 K: 0 BB: 0 S: 6 P: 10	R: 1 H: 2 E: 0 LOB: 1 K: 1 BB: 0 S: 14 P: 20	R: 0 H: 0 E: 0 LOB: 0 K: 0 BB: 0 S: 7 P: 10	R: 0 H: 1 E: 0 LOB: 1 K: 0 BB: 0 S: 9 P: 13	R: 0 H: 0 E: 0 LOB: 0 K: 1 BB: 0 S: 11 P: 15	R: 0 H: 0 E: 0 LOB: 0 K: 1 BB: 0 S: 6 P: 8	1B: 5 SF: 0 2B: 0 SAC: 0 3B: 0 DP: 1 HR: 1 HBP: 0	WP: 0 PA: 33 PB: 1 SB: 1 CS: 0
PITCHER 49 Tim Wakefield, R (1, 1) ERA: 4.98 Rich Garces, R (8, 1) ERA: 2.74 Derek Lowe, R (9, 1) ERA: 2.82	IP WLS BF H R ER SO BB IBB HBP BLK WP HR S P ERA WHIP 7.0 W 27 6 2 2 3 1 0 0 0 0 1 61 95 2.57 1.000 1.0 3 0 0 0 1 0 0 0 0 0 0 11 15 0.00 0.000 1.0 3 0 0 0 1 0 0 0 0 0 0 6 8 0.00 0.000	PITCHER IP WLS BF H R ER SO BB IBB HBP BLK WP HR S P ERA WHIP									

livebaseballscorecards.com

AB	32
R	2
H	6
RBI	2
BB	1
SO	5
LOB	10



Batter	1	2	3	4	5	6	7	8	9
Jose Offerman, S OBP: 0.341, SLG: 0.356 (1, 4)	2-2 G4-6-3 1B	0-2 F9		2-1 1-H 2-H 3B		1-2 G6-3		2-2 G1-3	
Jeff Frye, R OBP: 0.370, SLG: 0.349 (1, 9)	0-2 G4-6-3 1-2f		0-1 F7	1-1 P6		0-0 G5-3		2-2 1B	
Brian Daubach, L OBP: 0.353, SLG: 0.515 (1, 3)	3-3 K		2-2 F5		0-0 HR 3B	1-2 FC6-4 1B		2-3 K	
Nomar Garciaparra, R OBP: 0.444, SLG: 0.643 (1, 6)		4-0 BB 1B BB	1-0 HR		1-2 HR 3B	0-0 FC6-4 1-2f			
Carl Everett, S OBP: 0.403, SLG: 0.647 (1, 8)		0-1 P4	0-3 K		3-H 0-2 2B 1B		2-2 L4		
Troy O'Leary, L OBP: 0.296, SLG: 0.369 (1, 7)		2-1 1B BB 1-2 1B		3-1 F7	0-0 F7		0-0 G6-3		
Morgan Burkhardt, S OBP: 0.500, SLG: 0.467 (1, 10)		4-1 1B BB 1-2 2-3 BB		1-0 1B 3B 1B	0-0 P6		3-1 1B		
Jason Varitek, S OBP: 0.390, SLG: 0.441 (1, 2)		0-0 1B		0-0 3B 1B	1-1 2B		0-1 G3		
Ed Sprague, R OBP: 0.308, SLG: 0.510 (1, 5)		3-2 F3		0-0 F9	1-3 K		1-0 G4-3		

Inning Stats	R: 0	H: 1	E: 0	LOB: 0	K: 1	S: 11	P: 16	R: 1	H: 2	E: 0	LOB: 3	K: 0	S: 12	P: 25	R: 1	H: 1	E: 0	LOB: 0	K: 1	S: 9	P: 12	R: 2	H: 3	E: 0	LOB: 1	K: 0	S: 9	P: 16	R: 3	H: 4	E: 0	LOB: 1	K: 1	S: 14	P: 17	R: 0	H: 1	E: 0	LOB: 1	K: 0	S: 11	P: 13	R: 0	H: 1	E: 0	LOB: 1	K: 0	S: 9	P: 14	R: 0	H: 1	E: 0	LOB: 1	K: 1	S: 10	P: 17
--------------	------	------	------	--------	------	-------	-------	------	------	------	--------	------	-------	-------	------	------	------	--------	------	------	-------	------	------	------	--------	------	------	-------	------	------	------	--------	------	-------	-------	------	------	------	--------	------	-------	-------	------	------	------	--------	------	------	-------	------	------	------	--------	------	-------	-------

AB	R	H	RBI	BB	SO	LOB
5	0	2	2	0	0	3
5	0	1	0	0	0	2
5	1	2	0	0	2	1
3	3	2	3	1	0	1
4	1	1	0	0	1	1
4	0	1	0	0	0	1
3	1	2	0	1	0	1
4	1	3	2	0	0	1
4	0	0	0	0	1	6

WP	HR	S	P	ERA	WHIP
0	0	0	0	15.75	3.000
0	0	18	22	0.00	1.000
0	0	19	31	0.00	1.000

1B	2B	3B	HR	SF	SAC	DP	HBP	WP	PA
9	1	2	2	0	0	1	0	0	39

Atlanta Braves @ Boston Red Sox
Fenway Park, Boston, MA
 Sun Jul 09 2000, 1:05 PM EDT
 Att: 33,018 - Sunny - 79 F

livebaseballscorecards.com

AB 37
R 7
H 14
RBI 7
BB 2
SO 4
LOB 17



Batter	1	2	3	4	5	6	7	8	9	AB R H RBI BB SO LOB	TOP																
Melvin Mora, R (1, 6) OBP: 0.327, SLG: 0.444	0-1 F5		2-1 SH1-3		0-1 F7			0-1 G5-3	3-2 P7	4 0 0 0 0 0 4																	
Derek Bell, R (1, 9) OBP: 0.394, SLG: 0.492	3-2 G5-3		1-3 K		0-0 P6			0-0 L6		4 0 0 0 0 1 3																	
Edgardo Alfonzo, R (1, 10) OBP: 0.415, SLG: 0.534	1-2 F9		0-3 K			2-3 K		2-1 31 E 1B		4 1 1 0 0 2 1																	
31 Mike Piazza, R (1, 2) OBP: 0.411, SLG: 0.687		1-0 G5-3		1-0 F9		0-1 F9		3-2 E8 1B		4 0 1 0 0 0 0																	
Robin Ventura, L (1, 5) OBP: 0.345, SLG: 0.464		3-3 K		0-3 K		2-1 G3-1		3-3 K		4 0 0 0 0 3 1																	
Todd Zeile, R (1, 3) OBP: 0.379, SLG: 0.533		1-2 2B		2-3 K			2-3 K		2-1 F2	4 1 1 0 0 2 0																	
Jay Payton, R (1, 8) OBP: 0.333, SLG: 0.471		1-2 2B		1-3 K			2-2 HR		2-2 G4-3	4 1 2 2 0 1 0																	
Benny Agbayani, R (1, 7) David Lamb, S (9, 4)		1-0 F9		4-2 1B BB			1-3 K		1-1 1B HBP	2 0 0 0 1 1 1 0 0 0 0 0 0 0																	
Joe McEwing, R (1, 4) (9, 7)			0-1 SH1-3 1B		0-2 1B		2-3 K		0-1 1B	4 0 3 0 0 1 0																	
Inning Stats	R: 0 E: 0 K: 0 S: 9	H: 0 LOB: 0 BB: 0 P: 13	R: 1 E: 0 K: 1 S: 12	H: 2 LOB: 1 BB: 0 P: 19	R: 0 E: 0 K: 2 S: 10	H: 1 LOB: 1 BB: 0 P: 13	R: 0 E: 0 K: 2 S: 7	H: 0 LOB: 0 BB: 0 P: 10	R: 0 E: 0 K: 1 S: 13	H: 1 LOB: 2 BB: 1 P: 18	R: 0 E: 0 K: 1 S: 8	H: 0 LOB: 0 BB: 0 P: 12	R: 1 E: 0 K: 3 S: 12	H: 1 LOB: 0 BB: 0 P: 19	R: 1 E: 1 K: 1 S: 13	H: 2 LOB: 1 BB: 0 P: 21	R: 0 E: 0 K: 0 S: 11	H: 1 LOB: 2 BB: 0 P: 19	1B: 5 2B: 2 3B: 0 HR: 1	SF: 0 SAC: 1 DP: 0 HBP: 1	WP: 0 PB: 0 SB: 0 CS: 0	PA: 37					
PITCHER	IP WLS BF H R ER SO BB IBB HBP BLK WP HR S P ERA WHIP											PITCHER	IP WLS BF H R ER SO BB IBB HBP BLK WP HR S P ERA WHIP														
Pedro Martinez, R (1, 1) ERA: 1.51	7.0		5	2	2	10	1	0	0	0	0	0	1	71	104	2.57	0.857										
Rheal Cormier, L (8, 1) ERA: 3.86	0.2		3	1	1	0	0	0	0	0	0	0	0	5	7	0.00	1.500										
Rich Garces, R (8, 1) ERA: 2.66	1.1	W	7	2	0	0	1	0	0	1	0	0	0	19	33	0.00	1.500										

New York Mets @ Boston Red Sox
Fenway Park, Boston, MA
 Thu Jul 13 2000, 7:05 PM EDT
 Att. 33,894 - Sunny - 83 F


livebaseballscorecards.com

AB	34
R	3
H	8
RBI	2
BB	1
SO	11
LOB	10



Batter	1	2	3	4	5	6	7	8	9	AB R H RBI BB SO LOB
Jose Offerman, S (1, 4) OBP: 0.342, SLG: 0.352	4-2 CS BB		3-2 G3-1		4-1 1B BB		0-1 F9		0-0 E6 2B	3 1 0 0 2 0 1
Jeff Frye, R (1, 9) OBP: 0.370, SLG: 0.347	1-2 L9 1-2		4-2 BB		3-2 1B		3-3 K		2-2 F7 2-3	4 0 1 0 1 1 3
Brian Daubach, L (1, 3) OBP: 0.354, SLG: 0.516	2-2 1B		2-3 K		1-0 F3		1-3 K		1-2 2B 1-H 3-H	5 0 2 2 0 2 4
Nomar Garciaparra, R (1, 6) OBP: 0.445, SLG: 0.641	0-2 F8			0-0 S 1B	0-1 F8			1-2 G3-1 G3 1B		4 0 2 0 0 0 4
Carl Everett, S (1, 8) OBP: 0.401, SLG: 0.642		1-3 K		3-3 K 1-2		2-2 HR 1B		1-1 G3 1-2		4 1 1 0 0 2 2
Troy O'Leary, L (1, 7) OBP: 0.295, SLG: 0.371		0-0 2B		2-3 K		0-1 P4		3-1 G3-1 2-3		4 0 1 0 0 1 3
Morgan Burkhardt, S (1, 10) OBP: 0.484, SLG: 0.510		1-3 K		1-3 K		1-2 HR 1-H		1-3 K		4 1 1 2 0 3 3
Jason Varitek, S (1, 2) OBP: 0.384, SLG: 0.433		1-3 K			1-3 K	1-1 P4			0-1 G3	4 0 0 0 0 2 1
Ed Sprague, R (1, 5) OBP: 0.308, SLG: 0.503			1-0 F8		4-0 1B BB BB	0-1 G1-3			4-1 F7 E 2B BB	2 0 0 0 1 0 0 0 0 0 0 1 0 0 0 1 0 0 0 0 0
Scott Hatteberg, L (9, PH) OBP: 0.315, SLG: 0.430										
Manny Alexander, R (9, PR) OBP: 0.241, SLG: 0.327										

Inning Stats	R: 0 E: 0 K: 0 S: 12	H: 1 LOB: 1 BB: 1 P: 19	R: 0 E: 0 K: 3 S: 10	H: 1 LOB: 1 BB: 0 P: 13	R: 0 E: 0 K: 1 S: 10	H: 1 LOB: 1 BB: 1 P: 20	R: 0 E: 0 K: 3 S: 11	H: 1 LOB: 1 BB: 0 P: 17	R: 0 E: 0 K: 1 S: 14	H: 1 LOB: 3 BB: 2 P: 27	R: 2 E: 0 K: 0 S: 13	H: 2 LOB: 0 BB: 0 P: 16	R: 0 E: 0 K: 2 S: 8	H: 0 LOB: 0 BB: 0 P: 12	R: 0 E: 0 K: 1 S: 10	H: 1 LOB: 1 BB: 0 P: 16	R: 2 E: 1 K: 0 S: 12	H: 1 LOB: 2 BB: 1 P: 19	1B: 5 2B: 2 3B: 0 HR: 1	SF: 0 SAC: 0 DP: 0 HBP: 0
--------------	-------------------------------	----------------------------------	-------------------------------	----------------------------------	-------------------------------	----------------------------------	-------------------------------	----------------------------------	-------------------------------	----------------------------------	-------------------------------	----------------------------------	------------------------------	----------------------------------	-------------------------------	----------------------------------	-------------------------------	----------------------------------	----------------------------------	------------------------------------

BOTTOM	
New York Mets @ Boston Red Sox Fenway Park, Boston, MA Thu Jul 13 2000, 7:05 PM EDT Att: 33,894 - Sunny - 83 F	
AB 34 R 4 H 8 RBI 4 BB 5 SO 11 LOB 21	

PITCHER	IP	WLS	BF	H	R	ER	SO	BB	IBB	HBP	BLK	WP	HR	S	P	ERA	WHIP
Bobby Jones, R (1, 1) ERA: 6.44	6.0		27	6	2	2	8	4	0	0	0	0	1	70	112	3.00	1.667
Dennis Cook, L (7, 1) ERA: 5.82	1.0		3	0	0	0	2	0	0	0	0	0	0	8	12	0.00	0.000
John Franco, L (8, 1) ERA: 3.5	1.0	H	4	1	0	0	1	0	0	0	0	0	0	10	16	0.00	1.000
Armando Benitez, R (9, 1) ERA: 3.32	0.2	L	5	1	2	0	0	1	0	0	0	0	0	12	19	0.00	3.000

Batter	1	2	3	4	5	6	7	8	9	AB R H RBI BB SO LOB	TOP		
Joe McEwing, R (1, 5) <small>OBP: 0.292, SLG: 0.447</small> Lenny Harris, L (8, PH) <small>OBP: 0.220, SLG: 0.234</small> David Lamb, S (8, 5) Matt Franco, L (9, PH) <small>OBP: 0.330, SLG: 0.260</small>	2-1 		0-1 		1-3 			1-0 	2-1 	3 0 0 0 0 1 0 1 0 0 0 0 0 0 0 0 0 0 0 0 0 1 0 0 0 0 0 1	New York Mets @ Boston Red Sox Fenway Park, Boston, MA Fri Jul 14 2000, 7:05 PM EDT Att. 33,293 - Sunny - 76 F		
Derek Bell, R (1, 9) <small>OBP: 0.390, SLG: 0.487</small>	3-2 		2-1 		0-1 			1-1 		4 0 0 0 0 0 0			
Edgardo Alfonzo, R (1, 4) <small>OBP: 0.416, SLG: 0.537</small>	2-2 		1-2 		1-1 			0-2 	31 HR 1B	4 1 2 0 0 0 0			
31 Mike Piazza, R (1, 10) <small>OBP: 0.413, SLG: 0.706</small>	1-0 			1-0 		3-3 		1-1 	1-H HR	4 2 2 3 0 1 1			
Todd Zeile, R (1, 3) <small>OBP: 0.378, SLG: 0.529</small>		3-1 		0-0 		3-2 		1-1 	1B	4 0 1 0 0 0 0			
Jay Payton, R (1, 8) <small>OBP: 0.332, SLG: 0.467</small>		0-0 		2-2 		1-3 		1-1 	1B	4 0 1 0 0 1 1			
Benny Agbayani, R (1, 7) <small>OBP: 0.381, SLG: 0.494</small>		3-2 		2-1 		3-2 		1-2 	SH3-4 1B	4 1 2 0 0 0 1			
Todd Pratt, R (1, 2) <small>OBP: 0.340, SLG: 0.483</small>		0-1 		1-1 		2-3 		0-1 	SH3-4	3 1 2 0 0 1 0			
Melvin Mora, R (1, 6) <small>OBP: 0.330, SLG: 0.462</small>		1-0 		1-2 		3-2 		1-2 	G6-3 1B	4 1 2 3 0 0 2			
Inning Stats	R: 0 H: 1 E: 0 LOB: 1 K: 0 BB: 0 S: 10 P: 18	R: 0 H: 2 E: 0 LOB: 2 K: 0 BB: 0 S: 9 P: 16	R: 0 H: 0 E: 0 LOB: 0 K: 0 BB: 0 S: 7 P: 10	R: 1 H: 2 E: 0 LOB: 0 K: 0 BB: 0 S: 7 P: 12	R: 2 H: 2 E: 0 LOB: 0 K: 1 BB: 0 S: 12 P: 16	R: 0 H: 0 E: 0 LOB: 0 K: 2 BB: 0 S: 10 P: 17	R: 0 H: 0 E: 0 LOB: 0 K: 1 BB: 0 S: 12 P: 20	R: 2 H: 3 E: 0 LOB: 1 K: 0 BB: 0 S: 12 P: 17	R: 1 H: 2 E: 0 LOB: 0 K: 0 BB: 0 S: 13 P: 16	1B: 8 SF: 0 2B: 1 SAC: 1 3B: 0 DP: 1 HR: 3 HBP: 0	WP: 0 PA: 37 PB: 0 SB: 0 CS: 1		
PITCHER	IP WLS BF H R ER SO BB IBB HBP BLK WP HR S P ERA WHIP											PITCHER	IP WLS BF H R ER SO BB IBB HBP BLK WP HR S P ERA WHIP
Pete Schourek, L (1, 1) <small>ERA: 4.7</small>	5.0 21 7 3 3 1 0 0 0 0 0 0 2 45 72 5.40 1.400												
Hipolito Pichardo, R (6, 1) <small>ERA: 2.73</small>	2.2 8 0 0 0 3 0 0 0 0 0 0 0 25 42 0.00 0.000												
Derek Lowe, R (8, 1) <small>ERA: 3.16</small>	0.1 L 4 3 2 2 0 0 0 0 0 0 0 1 9 12 54.00 9.000												
Bryce Florie, R (9, 1) <small>ERA: 5.09</small>	1.0 4 2 1 1 0 0 0 0 0 0 0 0 13 16 9.00 2.000												

livebaseballscorecards.com

AB	36
R	6
H	12
RBI	6
BB	0
SO	4
LOB	6



Batter 1 2 3 4 5 6 7 8 9 AB R H RBI BB SO LOB

Jose Offerman, S (1, 3) OBP: 0.343, SLG: 0.348	F9		F9		F9		SH1 1B BB	FC5-4 BB		3 1 0 0 2 0 1
Jeff Frye, R (1, 4) OBP: 0.368, SLG: 0.346	G4-3		1B 1B		FC6-4		SH1	FC5-4		4 0 1 0 0 0 2
Brian Daubach, L (1, 10) OBP: 0.351, SLG: 0.511	G4-3		K		K		1B			5 0 1 1 0 3 2
Nomar Garciaparra, R (1, 6) OBP: 0.454, SLG: 0.654		1B 2B	FC6-4 1B		1B 1B		G4-3 1B HBP	G4-3 2B		4 3 4 0 1 0 0
Carl Everett, S (1, 8) OBP: 0.398, SLG: 0.633		F3	FC6-4		G4-3		1B HBP	G4-3		4 0 0 0 0 0 5
Troy O'Leary, L (1, 7) OBP: 0.305, SLG: 0.378		FC4-6 1B 2-H			G1-3		1B 1B	BB		4 0 3 3 1 0 0
Ed Sprague, R (1, 5) OBP: 0.309, SLG: 0.500		FC4-6 1B			F2		P3	F9		3 0 1 0 0 0 1
Morgan Burkhart, S (7, PH) OBP: 0.476, SLG: 0.500					F7		1B			1 0 0 0 0 0 2
Manny Alexander, R (8, 5) OBP: 0.239, SLG: 0.324		FC4-6 1B			F7		1B			1 0 0 0 0 1 2
Scott Hatteberg, L (1, 2) OBP: 0.316, SLG: 0.427		FC4-6						K		3 0 1 0 0 0 2
Jason Varitek, S (8, PH) OBP: 0.383, SLG: 0.432		FC4-6						K		1 0 0 0 0 1 0
Darren Lewis, R (1, 9) OBP: 0.314, SLG: 0.333		G6-3			FC6-4 1B		K	K		4 0 1 0 0 2 4

Inning Stats	R: 0 H: 0 E: 0 K: 5 S: 6 LOB: 0 BB: 0 P: 9	R: 1 H: 3 E: 0 K: 16 S: 16 LOB: 2 BB: 0 P: 23	R: 0 H: 2 E: 0 K: 16 S: 16 LOB: 2 BB: 0 P: 24	R: 0 H: 0 E: 0 K: 6 S: 6 LOB: 0 BB: 7 P: 7	R: 0 H: 1 E: 0 K: 12 S: 12 LOB: 1 BB: 0 P: 19	R: 1 H: 3 E: 0 K: 14 S: 14 LOB: 2 BB: 0 P: 23	R: 2 H: 2 E: 0 K: 10 S: 10 LOB: 2 BB: 2 P: 21	R: 0 H: 0 E: 0 K: 9 S: 9 LOB: 1 BB: 1 P: 18	R: 0 H: 1 E: 0 K: 11 S: 11 LOB: 2 BB: 1 P: 20	1B: 10 2B: 2 3B: 0 HR: 0 SF: 0 SAC: 1 DP: 0 HBP: 1	WP: 0 PB: 0 SB: 0 CS: 0 PA: 43
---------------------	--	---	---	--	---	---	---	---	---	--	--------------------------------

BOTTOM


New York Mets @ Boston Red Sox

Fenway Park, Boston, MA

Fri Jul 14 2000, 7:05 PM EDT

Att: 33,293 - Sunny - 76 F

AB	37
R	4
H	12
RBI	4
BB	4
SO	7
LOB	21



PITCHER	IP	WLS	BF	H	R	ER	SO	BB	IBB	HBP	BLK	WP	HR	S	P	ERA	WHIP
Glendon Rusch, L (1, 1) ERA: 4.35	6.0		27	9	2	2	3	0	0	0	0	0	0	70	105	3.00	1.500
Turk Wendell, R (7, 1) ERA: 3.75	0.1	H	2	0	1	1	0	1	0	0	0	0	0	3	8	27.00	3.000
Dennis Cook, L (7, 1) ERA: 6.03	0.1	B	3	1	0	0	0	1	0	1	0	0	0	5	11	0.00	6.000
Rich Rodriguez, L (7, 1) ERA: 7.67	0.0		1	1	1	1	0	0	0	0	0	0	0	1	1	∞	∞
Pat Mahomes, R (7, 1) ERA: 4.31	0.1	W	1	0	0	0	0	0	0	0	0	0	0	1	1	0.00	0.000

PITCHER	IP	WLS	BF	H	R	ER	SO	BB	IBB	HBP	BLK	WP	HR	S	P	ERA	WHIP
John Franco, L (8, 1) ERA: 3.41	1.0	H	4	0	0	0	2	1	0	0	0	0	0	9	18	0.00	1.000
Armando Benitez, R (9, 1) ERA: 3.25	1.0	S	5	1	0	0	2	1	0	0	0	0	0	11	20	0.00	2.000

Batter	1	2	3	4	5	6	7	8	9	AB R H RBI BB SO LOB	TOP									
Melvin Mora, R (1, 6) OBP: 0.322, SLG: 0.449	1-3 K	1-1 CS	0-2 G4-3		3-2 G6-3			1-2 F7	2-1 G1-3	5 0 0 0 0 1 2										
Derek Bell, R (1, 9) OBP: 0.386, SLG: 0.481	1-2 G5-3		3-3 K		0-0 G1-3			1-2 P5		4 0 0 0 0 1 0										
Edgardo Alfonzo, R (1, 4) OBP: 0.417, SLG: 0.538	4-2 31 S 2B		1-2 2B			1-0 G5-3		3-1 F8		3 1 1 0 1 0 0										
31 Mike Piazza, R (1, 2) OBP: 0.417, SLG: 0.720	4-2 2B		2-3 K			0-1 2B			3-1 HR	3 2 2 1 1 1 1										
Todd Zeile, R (1, 3) OBP: 0.376, SLG: 0.529	2-2 2B			2-2 E5		3-1 G5-3			0-2 F7	4 0 1 2 0 0 1										
Matt Franco, L (1, 5) OBP: 0.315, SLG: 0.247	3-2 F9			1-0 G4-6-3		0-0 F7			1-1 G1-3	4 0 0 0 0 0 3										
Jay Payton, R (1, 8) OBP: 0.339, SLG: 0.472				1-2 1B			0-0 G4-6-3 1B		0-0 DI 1B	4 1 3 0 0 0 0										
Mark Johnson, L (1, 10) OBP: 0.273, SLG: 0.316				2-3 K			3-3 K		1-0 1B	2 0 0 0 0 1 1										
Todd Pratt, R (7, PH) OBP: 0.343, SLG: 0.484									1-1 1B	2 0 1 1 0 1 1										
Benny Agbayani, R (1, 7) OBP: 0.383, SLG: 0.494						1-1 G1-3			0-1 1B	4 0 2 0 0 0 1										
									1-2 1B											
Inning Stats	R: 2 E: 0 K: 1 S: 19	H: 1 LOB: 1 BB: 2 P: 34	R: 0 E: 0 K: 0 S: 9	H: 1 LOB: 0 BB: 0 P: 15	R: 0 E: 0 K: 2 S: 12	H: 1 LOB: 1 BB: 0 P: 18	R: 0 E: 1 K: 1 S: 10	H: 1 LOB: 1 BB: 0 P: 16	R: 0 E: 0 K: 0 S: 6	H: 0 LOB: 0 BB: 0 P: 10	R: 0 E: 0 K: 1 S: 8	H: 1 LOB: 0 BB: 0 P: 13	R: 0 E: 0 K: 0 S: 8	H: 0 LOB: 0 BB: 0 P: 13	R: 2 E: 0 K: 0 S: 13	H: 4 LOB: 2 BB: 0 P: 20	1B: 6 2B: 3 3B: 0 HR: 1	SF: 0 SAC: 0 DP: 2 HBP: 0	WP: 0 PB: 0 SB: 1 CS: 1	PA: 38
PITCHER	IP WLS BF H R ER SO BB IBB HBP BLK WP HR S P ERA WHIP																			
Ramon Martinez, R (1, 1) ERA: 5.6	6.0 W 25 6 2 2 4 2 0 0 0 0 0 0 63 104 3.00 1.333																			
Rheal Cormier, L (7, 1) ERA: 3.67	2.0 H 5 0 0 0 1 0 0 0 0 0 0 0 15 25 0.00 0.000																			
Rich Garcés, R (9, 1) ERA: 3.0	0.2 4 2 2 2 0 0 0 0 0 0 0 1 8 12 27.00 3.000																			
Derek Lowe, R (9, 1) ERA: 3.14	0.1 S 3 2 0 0 0 0 0 0 0 0 0 0 5 8 0.00 6.000																			

New York Mets @ Boston Red Sox
Fenway Park, Boston, MA
 Sat Jul 15 2000, 1:15 PM EDT
 Att. 33,213 - Sunny - 74 F

livebaseballscorecards.com

AB	35
R	4
H	10
RBI	4
BB	2
SO	5
LOB	10



Batter	1	2	3	4	5	6	7	8	9
Jose Offerman, S OBP: 0.342, SLG: 0.347 (1, 3) (3, 4)	2-2 G1-3		2-1 G6-3		1-1 L4		1-0 1B		
Jeff Frye, R OBP: 0.375, SLG: 0.357 (1, 4) (3, 9)	2-2 2B			1-1 F7		3-2 G3 HR 1B	0-1 1B	1-2 2-3 1B	
Jason Varitek, S OBP: 0.377, SLG: 0.426 (1, 2)	1-0 F8			1-0 G5-3		0-2 G3	0-0 SF8		
Nomar Garciaparra, R OBP: 0.452, SLG: 0.646 (1, 6)	0-2 G5-3			2-0 P6		4-0 HR IBB	2-1 F8		
Carl Everett, S OBP: 0.397, SLG: 0.631 Brian Daubach, L OBP: 0.354, SLG: 0.521 (2, PH) (3, 3)		2-3 K			2-2 1B HBP	0-0 HR		2-2 F7	
Troy O'Leary, L OBP: 0.300, SLG: 0.371 (1, 7)		2-2 G1-3			0-1 F8	0-0 G6-3		0-0 F9	
Izzy Alcantara, R OBP: 0.455, SLG: 0.600 (1, 10)		3-3 K			0-0 1B E 1B	2-0 G1		3-2 BLK 2B	
Manny Alexander, R OBP: 0.239, SLG: 0.321 (1, 5)			3-3 K		1-0 E 1B		1-0 P2	1-1 F3	
Darren Lewis, R OBP: 0.321, SLG: 0.336 (3, 8)			0-0 G3-1		2-1 E5 L4 1B		4-1 1B SF8 BB		

Inning Stats	R: 0	H: 1	E: 0	K: 0	S: 12	R: 0	H: 0	E: 0	K: 2	S: 10	R: 0	H: 0	E: 0	K: 1	S: 6	R: 0	H: 0	E: 0	K: 0	S: 4	R: 2	H: 3	E: 1	K: 0	S: 10	R: 3	H: 2	E: 0	K: 0	S: 11	R: 1	H: 2	E: 0	K: 0	S: 8	R: 0	H: 1	E: 0	K: 0	S: 9
	LOB: 1	BB: 0	P: 17	LOB: 0	BB: 0	P: 17	LOB: 0	BB: 0	P: 11	LOB: 0	BB: 0	P: 8	LOB: 1	BB: 0	P: 16	LOB: 0	BB: 1	P: 20	LOB: 2	BB: 1	P: 16	LOB: 1	BB: 0	P: 15	LOB: 1	BB: 0	P: 15	LOB: 0	BB: 1	P: 15	LOB: 1	BB: 0	P: 15	LOB: 1	BB: 0	P: 15	LOB: 1	BB: 0	P: 15	

PITCHER	IP	WLS	BF	H	R	ER	SO	BB	IBB	HBP	BLK	WP	HR	S	P	ERA	WHIP
Mike Hampton, L ERA: 3.52	(1, 1)	7.0	31	8	6	5	3	1	1	1	0	0	1	61	105	6.43	1.286
Rich Rodriguez, L ERA: 7.42	(8, 1)	1.0	4	1	0	0	0	0	0	0	1	0	0	9	15	0.00	1.000

AB R H RBI BB SO LOB

4	0	1	0	0	0	2
4	1	3	0	0	0	0
3	0	0	1	0	0	2
3	1	0	0	1	0	3
0	0	0	0	0	0	0
3	2	1	3	0	1	0
4	0	0	0	0	0	1
4	1	2	0	0	1	0
4	0	1	1	0	1	1
2	1	1	0	1	0	0

WP	HR	S	P	ERA	WHIP
0	1	9	15	0.00	1.000

New York Mets @ Boston Red Sox
Fenway Park, Boston, MA
Sat Jul 15 2000, 1:15 PM EDT
Att: 33,213 - Sunny - 74 F

livebaseballscorecards.com

AB	31
R	6
H	9
RBI	5
BB	2
SO	3
LOB	9



Batter	1	2	3	4	5	6	7	8	9	AB R H RBI BB SO LOB	TOP
Peter Bergeron, L (1, 8) OBP: 0.316, SLG: 0.344	1-2 G4-3 1B	0-0 G1-3		2-2 F7			1-1 G6-3			4 0 1 0 0 0 2	Montreal Expos @ Boston Red Sox Fenway Park, Boston, MA Sun Jul 16 2000, 1:05 PM EDT Att. 32,164 - Cloudy - 72 F
Jose Vidro, S (1, 4) OBP: 0.403, SLG: 0.594	3-1 G4-3 1-2		1-0 G4-3		0-2 G4-3		4-2 DI BB			3 0 0 0 1 0 1	
Wilton Guerrero, S (1, 10) OBP: 0.303, SLG: 0.301 (8, 9)	0-2 F7		0-2 G5-3		1-1 G6-3		2-2 L6			4 0 0 0 0 0 2	
Vladimir Guerrero, R (1, 9) OBP: 0.430, SLG: 0.697 51 Scott Forster, R (8, 1)	4-2 BB		1-1 HR		3-0 G5-3		0-1 P6			3 1 1 1 1 0 1 0 0 0 0 0 0 0	
Lee Stevens, L (1, 3) OBP: 0.347, SLG: 0.505	0-0 P6		4-2 BB		0-0 G5-4-3 1B		2-2 G3			3 0 1 0 1 0 3	
Geoff Blum, S (1, 6) OBP: 0.342, SLG: 0.390		2-2 G5-3	1-2 F8		1-1 G5-4-3 1-2f		0-1 F9			4 0 0 0 0 0 2	
Michael Barrett, R (1, 5) OBP: 0.278, SLG: 0.304		1-1 G5-3		0-1 P4		3-2 G5-3		2-1 F9		4 0 0 0 0 0 0	
Terry Jones, S (1, 7) OBP: 0.263, SLG: 0.296		0-1 E6 15 S 15 1B		3-2 L3		2-3 K		0-1 G6-3		4 1 0 0 0 1 0	
15 Lenny Webster, R (1, 2) OBP: 0.185, SLG: 0.208		3-2 1-H 1B		4-2 BB		1-3 K				2 0 1 1 1 1 0	
Inning Stats	R: 0 H: 1 E: 0 LOB: 2 K: 0 BB: 1 S: 15 P: 22	R: 1 H: 1 E: 1 LOB: 1 K: 0 BB: 0 S: 14 P: 20	R: 1 H: 1 E: 0 LOB: 1 K: 0 BB: 1 S: 11 P: 18	R: 0 H: 0 E: 0 LOB: 1 K: 0 BB: 1 S: 15 P: 24	R: 0 H: 0 E: 0 LOB: 0 K: 0 BB: 0 S: 6 P: 10	R: 0 H: 1 E: 0 LOB: 0 K: 0 BB: 0 S: 8 P: 12	R: 0 H: 0 E: 0 LOB: 0 K: 2 BB: 0 S: 10 P: 14	R: 0 H: 0 E: 0 LOB: 1 K: 0 BB: 1 S: 14 P: 22	R: 0 H: 0 E: 0 LOB: 0 K: 0 BB: 0 S: 6 P: 8	1B: 3 SF: 0 2B: 0 SAC: 0 3B: 0 DP: 1 HR: 1 HBP: 0	WP: 0 PA: 35 PB: 0 SB: 1 CS: 0
PITCHER 49 Tim Wakefield, R (1, 1) ERA: 4.69 John Wasdin, R (8, 1) ERA: 4.93	IP WLS BF H R ER SO BB IBB HBP BLK WP HR S P ERA WHIP	7.0 W 28 4 2 1 2 3 0 0 0 0 0 1 79 120 1.29 1.000	2.0 S 7 0 0 0 0 1 0 0 0 0 0 0 20 30 0.00 0.500								

livebaseballscorecards.com

AB	31
R	2
H	4
RBI	2
BB	4
SO	2
LOB	11



Batter	1	2	3	4	5	6	7	8	9	AB	R	H	RBI	BB	SO	LOB
Jose Offerman, S (1, 4) OBP: 0.337, SLG: 0.342	1-2 F9		1-2 G4-3		0-0 F9		3-2 G3			4	0	0	0	0	0	1
Morgan Burkhardt, S (1, 10) OBP: 0.478, SLG: 0.491	2-0 F9		2-3 K		1-2 1B		4-2 BB			3	0	1	1	1	1	0
Brian Daubach, L (1, 3) OBP: 0.353, SLG: 0.518	2-1 F8			1-1 2B G3 1B		1-1 G4-3	0-0 F2			4	1	1	0	0	0	1
Nomar Garciaparra, R (1, 6) OBP: 0.449, SLG: 0.640		0-0 F8		1-3 K		2-0 HR 1B		1-0 F9		4	1	1	0	0	1	1
Carl Everett, S (1, 8) OBP: 0.404, SLG: 0.647		4-0 2B BB		2-0 G3 2B		0-0 HR		4-2 BB		2	2	2	2	2	0	0
Troy O'Leary, L (1, 7) OBP: 0.300, SLG: 0.369		2-1 F8		1-0 G3		1-2 G4-3 1B		0-0 P6		4	0	1	1	0	0	3
Jason Varitek, S (1, 2) OBP: 0.375, SLG: 0.427		1-1 1-H 2B		3-1 G3		1-1 G4-3		0-1 F9		4	0	1	1	0	0	3
Manny Alexander, R (1, 5) OBP: 0.241, SLG: 0.321		3-1 F8			0-0 SH1-3 1B		1-1 L5			3	1	1	0	0	0	2
Darren Lewis, R (1, 9) OBP: 0.317, SLG: 0.331			1-1 L5		0-0 SH1-3		2-2 G1-3			2	0	0	0	0	0	0


Inning Stats	R: 0	H: 0	E: 0	K: 0	S: 7	LOB: 0	BB: 0	P: 12	R: 1	H: 1	E: 0	K: 0	S: 7	LOB: 1	BB: 1	P: 17	R: 0	H: 0	E: 0	K: 1	S: 9	LOB: 0	BB: 0	P: 13	R: 1	H: 2	E: 0	K: 1	S: 9	LOB: 1	BB: 0	P: 17	R: 1	H: 2	E: 0	K: 0	S: 6	LOB: 1	BB: 0	P: 7	R: 2	H: 3	E: 0	K: 0	S: 12	LOB: 1	BB: 0	P: 18	R: 0	H: 0	E: 0	K: 0	S: 11	LOB: 1	BB: 1	P: 20	R: 0	H: 0	E: 0	K: 0	S: 7	LOB: 1	BB: 1	P: 12
--------------	------	------	------	------	------	--------	-------	-------	------	------	------	------	------	--------	-------	-------	------	------	------	------	------	--------	-------	-------	------	------	------	------	------	--------	-------	-------	------	------	------	------	------	--------	-------	------	------	------	------	------	-------	--------	-------	-------	------	------	------	------	-------	--------	-------	-------	------	------	------	------	------	--------	-------	-------

PITCHER	IP	WLS	BF	H	R	ER	SO	BB	IBB	HBP	BLK	WP	HR	S	P	ERA	WHIP
Mike Johnson, R (1, 1) ERA: 5.27	5.0	L	20	5	3	3	2	1	0	0	0	0	0	38	66	5.40	1.200
Felipe Lira, R (6, 1) ERA: 4.88	1.2		9	3	2	2	0	1	0	0	0	0	1	22	37	10.80	2.400
51 Scott Forster, L (7, 1) ERA: 6.43	1.1		5	0	0	0	0	1	0	0	0	0	0	8	13	0.00	0.750
51 Scott Forster, L (8, 1) ERA: 6.43	1.1		5	0	0	0	0	1	0	0	0	0	0	8	13	0.00	0.750

BOTTOM

Montreal Expos @ Boston Red Sox
Fenway Park, Boston, MA
 Sun Jul 16 2000, 1:05 PM EDT
 Att: 32,164 - Cloudy - 72 F

AB	30
R	5
H	8
RBI	5
BB	3
SO	2
LOB	11



1B: 5	SF: 0	WP: 0	PA: 34
2B: 2	SAC: 1	PB: 0	
3B: 0	DP: 0	SB: 0	
HR: 1	HBP: 0	CS: 0	

PITCHER	IP	WLS	BF	H	R	ER	SO	BB	IBB	HBP	BLK	WP	HR	S	P	ERA	WHIP
---------	----	-----	----	---	---	----	----	----	-----	-----	-----	----	----	---	---	-----	------

Batter	1	2	3	4	5	6	7	8	9	AB R H RBI BB SO LOB	TOP																
Wilton Guerrero, S (1, 9) OBP: 0.299, SLG: 0.297	1-3 K		1-1 G6-3		0-0 FC5 1B 2-H 1B		1-3 K		2-3 K	5 0 1 1 0 3 1																	
Mike Mordecai, R (1, 5) OBP: 0.351, SLG: 0.515	4-0 BB			0-3 K	0-0 FC5 1B		0-1 F3		0-3 K	4 0 1 0 1 2 1																	
Jose Vidro, S (1, 4) OBP: 0.402, SLG: 0.589	1-2 L6			0-1 E6 FC6-4	1-3 K		4-2 FC5-4 BB			3 0 0 0 1 1 3																	
Vladimir Guerrero, R (1, 10) OBP: 0.426, SLG: 0.689	2-0 L9			3-2 F9	1-1 FC5		0-0 FC5-4			4 0 0 0 0 0 5																	
Lee Stevens, L (1, 3) OBP: 0.349, SLG: 0.503		1-3 K		4-0 FC6-4 BB		2-2 2B 1B		3-2 L7		3 1 1 0 1 1 0																	
Chris Widger, R (1, 2) OBP: 0.303, SLG: 0.433		0-1 F9		2-0 FC6-4		1-0 F9		1-3 K		4 0 0 0 0 1 3																	
Fernando Seguinol, S (1, 7) OBP: 0.346, SLG: 0.615		3-3 K			0-0 HR	1-3 K		3-2 G1-3		3 1 1 1 0 2 1																	
Peter Bergeron, L (7, 8) OBP: 0.315, SLG: 0.343										1 0 0 0 0 0 0																	
Terry Jones, S (1, 8) OBP: 0.288, SLG: 0.333 (7, 7)			1-0 F9		2-2 SH2-3 1B 1B	3-1 2B		1-2 DI 1B		4 1 3 1 0 0 0																	
Tomas De La Rosa, R (1, 6) OBP: 0.222, SLG: 0.265			1-2 G6-3		1-0 SH2-3	0-3 K		3-3 K		2 0 0 0 0 1 1																	
Andy Tracy, L (9, PH)					1-2			1-2		1 0 0 0 0 1 1																	
Inning Stats	R: 0 E: 0 K: 1 S: 8	H: 0 LOB: 1 BB: 1 P: 16	R: 0 E: 0 K: 2 S: 9	H: 0 LOB: 0 BB: 0 P: 13	R: 0 E: 0 K: 0 S: 7	H: 0 LOB: 0 BB: 0 P: 10	R: 0 E: 1 K: 1 S: 9	H: 0 LOB: 2 BB: 1 P: 18	R: 2 E: 0 K: 1 S: 13	H: 4 LOB: 2 BB: 0 P: 18	R: 1 E: 0 K: 2 S: 13	H: 2 LOB: 1 BB: 0 P: 20	R: 0 E: 0 K: 1 S: 8	H: 0 LOB: 1 BB: 1 P: 13	R: 0 E: 0 K: 1 S: 9	H: 0 LOB: 0 BB: 0 P: 16	R: 0 E: 0 K: 3 S: 15	H: 1 LOB: 1 BB: 0 P: 21	1B: 5 2B: 1 3B: 0 HR: 1	SF: 0 SAC: 1 DP: 0 HBP: 0	WP: 0 PB: 0 SB: 0 CS: 0	PA: 38					
PITCHER	IP WLS BF H R ER SO BB IBB HBP BLK WP HR S P ERA WHIP																										
Jeff Fassero, L (1, 1) ERA: 4.88	4.1		20	4	2	2	4	2	0	0	0	0	1	40	67	4.15	1.385										
Rich Garces, R (5, 1) ERA: 3.08	1.2		7	2	1	1	3	0	0	0	0	0	0	19	28	5.40	1.200										
Hipolito Pichardo, R (7, 1) ERA: 2.57	2.0	W	7	0	0	0	2	1	0	0	0	0	0	17	29	0.00	0.500										
Derek Lowe, R (9, 1) ERA: 3.08	1.0		4	1	0	0	3	0	0	0	0	0	0	15	21	0.00	1.000										

Montreal Expos @ Boston Red Sox
Fenway Park, Boston, MA
 Mon Jul 17 2000, 7:05 PM EDT
 Att. 32,703 - Sunny - 72 F

livebaseballscorecards.com

AB	34
R	3
H	7
RBI	3
BB	3
SO	12
LOB	16



Batter	1	2	3	4	5	6	7	8	9	AB	R	H	RBI	BB	SO	LOB
Jeff Frye, R (1, 4) OBP: 0.375, SLG: 0.358 B B C X	2-1 G6-3 ①		1-2 L9 ①		2-1 BB 1B	3-1 F8 ③		3-2 1B HBP BB 1B		5	1	2	0	0	0	2
Morgan Burkhardt, S (1, 10) OBP: 0.458, SLG: 0.456 B B F F F S	2-3 K ②		3-1 F8 ②		1-1 F7 ①		4-2 WP HR BB	1-3 K ②		4	1	0	0	1	2	3
Brian Daubach, L (1, 3) OBP: 0.354, SLG: 0.512 B S F F B S	3-3 K ③		4-0 1B BB		1-3 K ②		2-3 K ①	1-0 BB 1B HBP		3	0	0	0	1	3	2
Nomar Garciaparra, R (1, 6) OBP: 0.458, SLG: 0.656 X		0-0 HR	1-1 1-2 1B		4-0 1-2 BB		4-0 1-2 HR BB	2-2 BB 1B		3	2	3	2	2	0	0
Carl Everett, S (1, 8) OBP: 0.401, SLG: 0.638 S B B S B S		2-2 F8 ①	2-0 F5 ③		1-0 P6 ③		0-3 K ②	4-1 1-2 2-3 3-H BB		4	0	0	1	1	1	6
Troy O'Leary, L (1, 7) OBP: 0.301, SLG: 0.386 B B X		2-0 G5-3 1B 2B		0-1 P5 ①		2-2 G6-3 ①	1-2 1-H 2-H HR	2-0 F9 ③		5	2	2	3	0	0	3
Manny Alexander, R (1, 5) OBP: 0.233, SLG: 0.310 B B C B B X		3-2 G5-3 ②		3-1 F8 ②		2-0 P3 ②	1-0 L4 ③			4	0	0	0	0	0	1
Scott Hatteberg, L (1, 2) OBP: 0.331, SLG: 0.429 B T C B X		1-2 FC6-4 1B ③		4-0 BB		4-1 BB BB		1-3 K ①		2	0	1	1	2	1	0
Darren Lewis, R (1, 9) OBP: 0.322, SLG: 0.331 B B C C X		2-2 FC6-4 1-2f		2-1 F9 ③		4-0 1-2 BB		1-0 HBP 1B 1B		3	1	1	0	1	0	2

Inning Stats	R: 0	H: 0	E: 0	K: 2	S: 11	H: 0	LOB: 0	BB: 0	P: 18	R: 2	H: 3	E: 0	K: 0	S: 14	R: 0	H: 1	E: 0	K: 0	S: 9	R: 0	H: 0	E: 0	K: 0	S: 6	R: 0	H: 1	E: 0	K: 1	S: 8	R: 0	H: 0	E: 0	K: 0	S: 7	R: 3	H: 1	E: 0	K: 2	S: 14	R: 2	H: 3	E: 0	K: 2	S: 17
--------------	------	------	------	------	-------	------	--------	-------	-------	------	------	------	------	-------	------	------	------	------	------	------	------	------	------	------	------	------	------	------	------	------	------	------	------	------	------	------	------	------	-------	------	------	------	------	-------

PITCHER	IP	WLS	BF	H	R	ER	SO	BB	IBB	HBP	BLK	WP	HR	S	P	ERA	WHIP	PITCHER	IP	WLS	BF	H	R	ER	SO	BB	IBB	HBP	BLK	WP	HR	S	P	ERA	WHIP																																																									
Julio Santana, R (1, 1) ERA: 4.09	5.2		27	5	2	2	3	5	0	0	0	0	1	53	111	3.18	1.765	Anthony Telford, R (6, 1) ERA: 4.35	1.0	L	5	0	2	2	2	2	0	0	0	1	0	12	25	18.00	2.000	Steve Kline, L (7, 1) ERA: 2.15	0.1	B	2	1	1	1	0	0	0	0	0	0	1	4	6	27.00	3.000	51 Scott Forster, L (8, 1) ERA: 8.22	0.2		5	2	2	2	2	0	0	1	0	0	0	0	0	12	19	27.00	3.000	Scott Strickland, R (8, 1) ERA: 3.93	0.1		3	1	0	0	0	1	0	0	0	0	0	0	5	13	0.00	6.000

BOTTOM																									
Montreal Expos @ Boston Red Sox Fenway Park, Boston, MA Mon Jul 17 2000, 7:05 PM EDT Att. 32,703 - Sunny - 72 F																									
AB	33	R	7	H	9	RBI	7	BB	8	SO	7	LOB	19												
1B:	6	SF:	0	2B:	1	SAC:	0	3B:	0	DP:	0	HR:	2	HBP:	1	WP:	1	PA:	42	PB:	0	SB:	0	CS:	0



Batter	1	2	3	4	5	6	7	8	9	AB R H RBI BB SO LOB	TOP											
Peter Bergeron, L (1, 8) OBP: 0.315, SLG: 0.345	0-0 2B		2-0 G3-6 1-2f		0-3 K			2-3 K		4 0 1 0 0 2 2												
Wilton Guerrero, S (1, 9) OBP: 0.298, SLG: 0.295	1-3 K		2-2 E4 FC6			1-1 G4-3		1-1 BB 1B		4 0 1 0 0 1 1												
Jose Vidro, S (1, 4) OBP: 0.397, SLG: 0.582	3-3 K		0-0 FC6 1-2f			0-0 G3-1		2-1 F9		4 0 0 0 0 1 3												
Vladimir Guerrero, R (1, 10) OBP: 0.426, SLG: 0.685 Tomas De La Rosa, R (8, PR)	4-1 BB			1-3 K		2-3 K		4-1 BB 1-2 BB		2 0 0 0 2 2 0 0 0 0 0 0 0 0												
Lee Stevens, L (1, 3) OBP: 0.345, SLG: 0.497	2-3 K			1-1 G3			2-3 K	0-0 G3-1		4 0 0 0 0 2 4												
Geoff Blum, S (1, 6) OBP: 0.339, SLG: 0.404		0-3 K		3-3 K			0-0 2B 3B	1-0 G4-3		4 1 1 0 0 2 0												
Fernando Seguinol, S (1, 7) OBP: 0.333, SLG: 0.600		0-2 P6			0-3 K		1-2 G6-3 2B 3-H	0-0 G4-3		4 0 1 1 0 1 0												
Michael Barrett, R (1, 5) OBP: 0.277, SLG: 0.303		0-0 F8			1-3 K		0-0 G6-3 2-3	1-0 BB 1B		4 0 1 0 0 1 1												
15 Lenny Webster, R (1, 2) OBP: 0.211, SLG: 0.218 Andy Tracy, L (9, PH) OBP: 0.218, SLG: 0.260			4-2 G3-6 BB		2-2 BB 1B		1-1 L1	2-1 F8		2 0 1 0 1 0 1 1 0 0 0 0 0 1												
Inning Stats	R: 0 E: 0 K: 3 S: 14	H: 1 LOB: 2 BB: 1 P: 24	R: 0 E: 0 K: 1 S: 7	H: 0 LOB: 0 BB: 0 P: 7	R: 0 E: 1 K: 0 S: 12	H: 0 LOB: 1 BB: 1 P: 20	R: 0 E: 0 K: 2 S: 8	H: 0 LOB: 0 BB: 0 P: 13	R: 0 E: 0 K: 3 S: 15	H: 1 LOB: 1 BB: 0 P: 18	R: 0 E: 0 K: 1 S: 6	H: 0 LOB: 0 BB: 0 P: 9	R: 1 E: 0 K: 1 S: 12	H: 2 LOB: 1 BB: 0 P: 16	R: 0 E: 0 K: 1 S: 12	H: 1 LOB: 2 BB: 1 P: 21	R: 0 E: 0 K: 0 S: 5	H: 1 LOB: 1 BB: 0 P: 9	1B: 3 2B: 2 3B: 1 HR: 0	SF: 0 SAC: 0 DP: 1 HBP: 0	WP: 0 PB: 0 SB: 0 CS: 0	PA: 36
PITCHER	IP WLS BF H R ER SO BB IBB HBP BLK WP HR S P ERA WHIP												PITCHER	IP WLS BF H R ER SO BB IBB HBP BLK WP HR S P ERA WHIP								
Pedro Martinez, R (1, 1) ERA: 1.49	8.0 W 32 5 1 1 12 3 0 0 0 0 0 0 86 128 1.12 1.000																					
Derek Lowe, R (9, 1) ERA: 3.02	1.0 S 4 1 0 0 0 0 0 0 0 0 0 0 5 9 0.00 1.000																					

Montreal Expos @ Boston Red Sox
Fenway Park, Boston, MA
 Tue Jul 18 2000, 7:05 PM EDT
 Att. 32,629 - Cloudy - 75 F

livebaseballscorecards.com

AB	33
R	1
H	6
RBI	1
BB	3
SO	12
LOB	13



Batter	1	2	3	4	5	6	7	8	9
Jose Offerman, S OBP: 0.336, SLG: 0.340 (1, 3)	1-1 F9		1-0 FC6-4 1B		1-1 F7		0-0 G3-1		
Jeff Frye, R OBP: 0.369, SLG: 0.352 (1, 4)	1-2 F9		2-3 K		1-0 G6-3			1-0 F8	
Brian Daubach, L OBP: 0.349, SLG: 0.505 (1, 10)	2-0 P6		0-0 L3			2-3 K		3-2 G3	
Nomar Garciaparra, R OBP: 0.458, SLG: 0.656 (1, 6)		4-0 G5-4-3 BB	0-1 FC6-4			1-1 G6-3		0-1 2B	
Troy O'Leary, L OBP: 0.308, SLG: 0.395 (1, 7)		2-2 F5		2-0 G6-4-3 1B		1-1 1B		3-1 2B	
Jason Varitek, S OBP: 0.370, SLG: 0.420 (1, 2)		2-2 E3		0-0 G6-4-3		3-3 K		1-3 K	
Bernard Gilkey, R OBP: 0.228, SLG: 0.286 (1, 9)		1-1 G5-4-3		2-2 1B			0-1 F9 SH3-1 2B		
Ed Sprague, R OBP: 0.309, SLG: 0.497 Manny Alexander, R OBP: 0.233, SLG: 0.310 (1, 5) (9, 5)			1-0 1B	1-3 K			1-1 F9		
Darren Lewis, R OBP: 0.324, SLG: 0.333 (1, 8)			0-1 FC6-4 1B		2-0 G5-3		1-1 SH3-1		

Inning Stats	R: 0	H: 0	E: 0	K: 0	S: 6	P: 10	R: 0	H: 0	E: 1	K: 0	S: 9	R: 0	H: 3	E: 0	K: 1	S: 10	R: 0	H: 2	E: 0	K: 1	S: 8	R: 0	H: 1	E: 0	K: 2	S: 10	R: 0	H: 1	E: 0	K: 0	S: 7	R: 1	H: 2	E: 0	K: 1	S: 12
	0	0	0	0	10	10	0	0	1	0	9	0	3	0	1	10	0	2	0	1	8	0	1	0	1	0	10	0	1	0	7	1	2	0	1	20

PITCHER	IP	WLS	BF	H	R	ER	SO	BB	IBB	HBP	BLK	WP	HR	S	P	ERA	WHIP
Javier Vazquez, R ERA: 4.17 (1, 1)	8.0	L	33	9	3	3	5	1	0	0	0	0	0	66	109	3.38	1.250

AB R H RBI BB SO LOB

4	0	1	1	0	0	0
4	0	0	0	0	1	2
4	0	0	0	0	1	2
3	1	1	0	1	0	2
4	0	3	1	0	0	1
4	0	0	0	0	2	4
3	1	2	0	0	0	2
3	1	1	0	0	1	2
0	0	0	0	0	0	0
2	0	1	1	0	0	0


AB	31
R	3
H	9
RBI	3
BB	1
SO	5
LOB	15



WP	HR	S	P	ERA	WHIP
0	0	2	1	3.38	1.250

Montreal Expos @ Boston Red Sox
 Fenway Park, Boston, MA
 Tue Jul 18 2000, 7:05 PM EDT
 Att: 32,629 - Cloudy - 75 F

livebaseballscorecards.com

Batter	1	2	3	4	5	6	7	8	9	AB R H RBI BB SO LOB	TOP											
Jose Offerman, S OBP: 0.336, SLG: 0.340 (1, 3) (1, 4)	2-2 HR 1B	1-2 F7		1-1 1B 1-2 1B		1-1 F9		0-2 F8	0-1 L7	6 1 2 0 0 0 2												
Jeff Frye, R OBP: 0.368, SLG: 0.351 Manny Alexander, R OBP: 0.234, SLG: 0.308 (1, 4) (1, 5)	0-3 K		0-2 F7	0-1 1B 1-2 2-H 1B		0-0 F8		2-2 P3		1 0 0 0 0 1 1 4 0 1 1 0 0 0												
Carl Everett, S OBP: 0.398, SLG: 0.641 (1, 8)	0-1 HR 1-H		2-3 K	1-3 K		2-3 K		2-3 K 2B 1B		5 2 1 2 0 4 2												
Nomar Garciaparra, R OBP: 0.461, SLG: 0.665 (1, 6)	1-1 G5-3		1-2 P4		0-0 1B 3B		1-1 1B SF8 1B	3-2 1B 2B		5 3 3 0 0 0 0												
Troy O'Leary, L OBP: 0.320, SLG: 0.408 (1, 7)	0-0 2B			4-0 2B BB	1-2 HR 1B		1-2 1B 1-3 1B	0-1 1B 2-H 3-H 1B		4 2 4 3 1 0 0												
Morgan Burkhardt, S OBP: 0.429, SLG: 0.426 (1, 10)	0-3 K		0-3 K	0-3 K	2-3 K		3-2 SF8	2-3 K		4 0 0 1 0 4 4												
Ed Sprague, R OBP: 0.311, SLG: 0.500 (1, 5) (1, 3)		2-2 G3-1 2B		2-3 K	1-1 F7		0-0 P6		1-0 SH1-3 1B	5 0 2 0 0 1 3	AB 43 R 11 H 17 RBI 11 BB 1 SO 13 LOB 17											
Jason Varitek, S OBP: 0.375, SLG: 0.442 (1, 2)		1-3 K		0-0 1B 2B	0-0 HR		0-2 1B		0-0 SH1-3	4 2 3 3 0 1 1												
Darren Lewis, R OBP: 0.320, SLG: 0.329 (1, 9)		0-0 G3-1		2-2 1B 1B	3-3 K		2-3 K		0-0 F8	5 1 1 1 0 2 4												
Inning Stats	R: 2 E: 0 K: 2 S: 14	H: 3 LOB: 1 BB: 0 P: 17	R: 0 E: 0 K: 1 S: 11	H: 1 LOB: 1 BB: 0 P: 15	R: 0 E: 0 K: 1 S: 9	H: 0 LOB: 0 BB: 0 P: 12	R: 3 E: 0 K: 3 S: 18	H: 4 LOB: 2 BB: 1 P: 28	R: 3 E: 0 K: 2 S: 14	H: 3 LOB: 0 BB: 0 P: 21	R: 0 E: 0 K: 1 S: 7	H: 0 LOB: 0 BB: 0 P: 10	R: 1 E: 0 K: 1 S: 17	H: 3 LOB: 2 BB: 0 P: 24	R: 2 E: 0 K: 2 S: 17	H: 2 LOB: 1 BB: 0 P: 27	R: 0 E: 0 K: 0 S: 5	H: 1 LOB: 1 BB: 0 P: 6	1B: 10 2B: 4 3B: 1 HR: 2	SF: 1 SAC: 1 DP: 0 HBP: 0	WP: 1 PB: 0 SB: 1 CS: 0	PA: 46
PITCHER	IP WLS BF H R ER SO BB IBB HBP BLK WP HR S P ERA WHIP												PITCHER	IP WLS BF H R ER SO BB IBB HBP BLK WP HR S P ERA WHIP								
Sidney Ponson, R ERA: 5.46 (1, 1)	5.0 L 27 11 8 8 9 1 0 0 0 0 0 2 66 93 14.40 2.400																					
Gabe Molina, R ERA: 6.75 (6, 1)	2.0 9 3 1 1 2 0 0 0 0 0 0 0 24 34 4.50 1.500																					
Mike Trombley, R ERA: 4.42 (8, 1)	2.0 10 3 2 2 2 0 0 0 0 0 1 0 22 33 9.00 1.500																					

Boston Red Sox @ Baltimore Orioles
 Oriole Park at Camden Yards, Baltimore, MD
 Thu Jul 20 2000, 1:35 PM EDT
 Att. 42,048 - Cloudy - 81 F

livebaseballscorecards.com

Batter	1	2	3	4	5	6	7	8	9	AB	R	H	RBI	BB	SO	LOB
Brady Anderson, L OBP: 0.350, SLG: 0.415 (1, 8)	1-2 F7	0-1 L1		2-2 G6-3		3-1 G3		1-1 G3-1		5	0	0	0	0	0	1
Mike Bordick, R OBP: 0.356, SLG: 0.494 (1, 6)	0-1 S HR 1B	0-1 1B			3-3 K		4-2 1B 1B BB	0-3 K		4	2	2	0	1	2	0
Delino DeShields, L OBP: 0.368, SLG: 0.437 (1, 4)	4-2 S HR BB	3-2 F7			3-3 K		1-0 1B 1-2 FC4-6 1B	1-1 F8		4	2	1	0	1	1	1
Albert Belle, R OBP: 0.367, SLG: 0.519 (1, 9)	4-2 HR BB		0-0 F7		3-2 2B 2B		0-0 FC4-6 1B	0-0 G4-3		4	2	2	1	1	0	0
B.J. Surhoff, L OBP: 0.339, SLG: 0.453 (1, 7)	0-0 F5		2-2 G3		0-0 2B		1-1 FC4-6 FC3-6	2-1 DI 1B		5	0	2	2	0	0	4
Will Clark, L OBP: 0.410, SLG: 0.454 (1, 3)	0-0 HR		0-2 1B		3-3 K		1-2 FC3-6 1B	1-1 G1-3		5	1	2	4	0	1	3
Harold Baines, L OBP: 0.339, SLG: 0.428 (1, 10)	4-1 BB		1-2 L8			0-1 F7	1-2 1B			3	0	1	0	1	0	1
Greg Myers, L OBP: 0.270, SLG: 0.314 (1, 2)	3-3 K			2-3 K		0-2 13 G4-3 1B	2-1 G3			4	0	1	0	0	2	3
13 Ivanon Coffie, L OBP: 0.182, SLG: 0.100 (1, 5)		2-2 G4-3		3-2 G4-3		3-2 G4-3		0-3 K		4	0	0	0	0	1	1

Inning Stats	R: 4	H: 2	E: 0	K: 1	S: 15	LOB: 1	BB: 3	P: 31	R: 0	H: 1	E: 0	K: 0	S: 10	LOB: 1	BB: 0	P: 15	R: 0	H: 1	E: 0	K: 0	S: 10	LOB: 0	BB: 0	P: 17	R: 1	H: 2	E: 0	K: 3	S: 15	LOB: 1	BB: 0	P: 27	R: 0	H: 1	E: 0	K: 0	S: 12	LOB: 1	BB: 0	P: 18	R: 2	H: 3	E: 0	K: 0	S: 20	LOB: 2	BB: 1	P: 31	R: 0	H: 0	E: 0	K: 2	S: 8	LOB: 0	BB: 0	P: 9	R: 0	H: 1	E: 0	K: 0	S: 7	LOB: 1	BB: 0	P: 11	1B: 8	SF: 0	2B: 2	SAC: 0	3B: 0	DP: 0	HR: 1	HBP: 0	WP: 0	PA: 42
--------------	------	------	------	------	-------	--------	-------	-------	------	------	------	------	-------	--------	-------	-------	------	------	------	------	-------	--------	-------	-------	------	------	------	------	-------	--------	-------	-------	------	------	------	------	-------	--------	-------	-------	------	------	------	------	-------	--------	-------	-------	------	------	------	------	------	--------	-------	------	------	------	------	------	------	--------	-------	-------	-------	-------	-------	--------	-------	-------	-------	--------	-------	--------

PITCHER	IP	WLS	BF	H	R	ER	SO	BB	IBB	HBP	BLK	WP	HR	S	P	ERA	WHIP
Ramon Martinez, R ERA: 5.79 (1, 1)	5.0	W	24	6	5	5	5	3	0	0	0	0	1	60	103	9.00	1.800
Hipolito Pichardo, R ERA: 2.95 (6, 1)	1.2	H	9	3	2	2	0	1	0	0	0	0	0	26	40	10.80	2.400
Rich Garces, R ERA: 3.0 (7, 1)	1.1	H	5	1	0	0	2	0	0	0	0	0	0	14	18	0.00	0.750
Rheal Cormier, L ERA: 3.59 (9, 1)	1.0		4	1	0	0	0	0	0	0	0	0	0	7	11	0.00	1.000

BOTTOM

Boston Red Sox @ Baltimore Orioles
Oriole Park at Camden Yards, Baltimore, MD

Thu Jul 20 2000, 1:35 PM EDT
Att: 42,048 - Cloudy - 81 F

livebaseballscorecards.com

AB	38
R	7
H	11
RBI	7
BB	4
SO	7
LOB	14



Batter	1	2	3	4	5	6	7	8	9	AB R H RBI BB SO LOB	TOP											
Bernard Gilkey, R OBP: 0.236, SLG: 0.277 (1, 9) B X	1-0 F9	1-1 G6-3			4-2 BB	4-0 BB		2-3 K		3 0 0 0 2 1 0												
Brian Daubach, L OBP: 0.347, SLG: 0.500 (1, 3) B C S B X	3-2 G4-3		1-1 F9 BB 1B		2-0 F7	2-3 K		0-3 K		5 0 1 0 0 2 4												
Carl Everett, S OBP: 0.398, SLG: 0.635 (1, 8) B B F T F B	4-2 BB		4-1 BB 1-2 BB		1-2 F7		1-3 K		1-1 G4-3	3 0 0 0 2 1 1												
Nomar Garciaparra, R OBP: 0.453, SLG: 0.654 (1, 6) X	0-0 F8		0-0 F9		0-1 G5-3		1-2 G6-3		0-2 F7	5 0 0 0 0 0 4												
Troy O'Leary, L OBP: 0.324, SLG: 0.408 (1, 7) C L B B B T F B		4-2 HBP HR BB	2-3 K		4-1 G3 BB 1B BB		0-0 E HBP 1B		3-2 F7	3 2 1 0 2 1 2												
Morgan Burkhardt, S OBP: 0.444, SLG: 0.419 (1, 10) H		1-0 HR HBP	2-3 K		4-1 1B G3 1-2 BB		1-1 E HBP			1 1 0 0 1 1 2												
Scott Hatteberg, L OBP: 0.328, SLG: 0.450 (1, 2) B B X		2-0 HR		2-3 K		1-1 G3	1-1 E1 FC6-4			4 1 1 3 0 1 4												
Ed Sprague, R OBP: 0.310, SLG: 0.494 (1, 5) B X		1-0 G6-3		2-1 G6-3		0-0 BB 1B	1-1 FC6-4			4 0 1 1 0 0 3												
Manny Alexander, R OBP: 0.227, SLG: 0.298 (1, 4) B B X		2-0 G6-3		1-1 G5-3		0-3 K		1-3 K		4 0 0 0 0 2 2												
Inning Stats	R: 0 E: 0 K: 0 S: 8	H: 0 LOB: 1 BB: 1 P: 16	R: 3 E: 0 K: 0 S: 8	H: 1 LOB: 0 BB: 1 P: 19	R: 0 E: 0 K: 2 S: 10	H: 1 LOB: 2 BB: 1 P: 19	R: 0 E: 0 K: 1 S: 7	H: 0 LOB: 0 BB: 0 P: 12	R: 0 E: 0 K: 0 S: 8	H: 0 LOB: 1 BB: 1 P: 15	R: 1 E: 0 K: 2 S: 11	H: 1 LOB: 3 BB: 3 P: 26	R: 0 E: 1 K: 1 S: 13	H: 1 LOB: 3 BB: 0 P: 18	R: 0 E: 0 K: 3 S: 10	H: 0 LOB: 0 BB: 0 P: 13	R: 0 E: 0 K: 0 S: 9	H: 0 LOB: 0 BB: 0 P: 13	1B: 3 2B: 0 3B: 0 HR: 1	SF: 0 SAC: 0 DP: 0 HBP: 2	WP: 0 PB: 0 SB: 0 CS: 0	PA: 41
PITCHER	IP WLS BF H R ER SO BB IBB HBP BLK WP HR S P ERA WHIP																					
Scott Erickson, R ERA: 7.41 (1, 1)	5.1 W 26 3 4 4 3 6 0 1 0 0 1 46 95 6.75 1.688																					
Alan Mills, R ERA: 4.6 (6, 1)	1.2 H 9 1 0 0 3 1 0 1 0 0 0 19 30 0.00 1.200																					
Buddy Groom, L ERA: 4.25 (8, 1)	1.0 3 0 0 0 3 0 0 0 0 0 0 10 13 0.00 0.000																					
Mike Timlin, R ERA: 4.64 (9, 1)	1.0 3 0 0 0 0 0 0 0 0 0 0 9 13 0.00 0.000																					

Boston Red Sox @ Baltimore Orioles
Oriole Park at Camden Yards, Baltimore, MD

Thu Jul 20 2000, 7:35 PM EDT
 Att. 46,167 - Cloudy - 82 F

livebaseballscorecards.com

AB	32
R	4
H	4
RBI	4
BB	7
SO	9
LOB	22



Batter	1	2	3	4	5	6	7	8	9
Brady Anderson, L OBP: 0.351, SLG: 0.415 (1, 9)	1-0 G6-4-3 1B 1B	0-2 F8	2-2 S 1B		1-1 F8		3-3 K		
Mike Bordick, R OBP: 0.356, SLG: 0.501 (1, 6)	1-1 G6-4-3 1B	1-3 K	2-2 P4			1-1 G4-3	3-2 2-H HR		
Will Clark, L OBP: 0.410, SLG: 0.466 (1, 3)	1-2 G6-4-3 1-2f 2-3	3-3 K		2-2 HR		0-1 G5-3 1B	3-1 F9		
Albert Belle, R OBP: 0.372, SLG: 0.522 (1, 10)	2-2 BB BB 1B		1-0 FC3-6 2B 1B	0-2 F9		0-0 G5-3 1B	4-2 FC5-4 BB		
Jeff Conine, R OBP: 0.326, SLG: 0.447 (1, 5)	4-0 BB BB BB		1-0 FC3-6 1B	2-3 K		2-0 G5-3	1-0 FC5-4 1B		
B.J. Surhoff, L OBP: 0.345, SLG: 0.455 (1, 7)	4-1 BB BB		0-1 FC3-6 2B	1-1 1B		4-0 IBB	1-0 1B		
Charles Johnson, R OBP: 0.364, SLG: 0.579 (1, 2)	4-1 BB		4-2 2B BB	1-1 F8		3-2 G5-3	2-1 F8		
Mark Lewis, R OBP: 0.269, SLG: 0.327 (1, 4)	0-2 P4		0-0 S SF9 2B		3-2 G6-3		1-1 SH1-3 HR 1B	2-3 K	
Luis Matos, R OBP: 0.297, SLG: 0.333 (1, 8)		4-2 BB	3-1 SF9		0-0 F7		1-0 SH1-3		

Inning Stats	R: 2	H: 3	E: 0	K: 0	S: 16	LOB: 3	BB: 3	P: 33
	R: 0	H: 0	E: 0	K: 2	S: 13	LOB: 1	BB: 1	P: 21
	R: 4	H: 4	E: 0	K: 0	S: 15	LOB: 1	BB: 1	P: 28
	R: 1	H: 2	E: 0	K: 1	S: 13	LOB: 1	BB: 0	P: 19
	R: 0	H: 0	E: 0	K: 0	S: 7	LOB: 0	BB: 0	P: 11
	R: 0	H: 2	E: 0	K: 0	S: 9	LOB: 3	BB: 1	P: 19
	R: 2	H: 2	E: 0	K: 1	S: 12	LOB: 0	BB: 0	P: 23
	R: 0	H: 1	E: 0	K: 1	S: 13	LOB: 2	BB: 1	P: 23

PITCHER	IP	WLS	BF	H	R	ER	SO	BB	IBB	HBP	BLK	WP	HR	S	P	ERA	WHIP
Pete Schourek, L ERA: 5.05 (1, 1)	2.1	L	15	5	4	4	2	4	4	0	0	0	0	33	60	15.43	3.857
John Wasdin, R ERA: 5.04 (3, 1)	2.2		13	4	3	3	1	1	0	0	0	0	1	31	52	10.12	1.875
Bryce Florie, R ERA: 5.23 (6, 1)	3.0		16	5	2	2	2	1	1	0	0	0	1	34	65	6.00	2.000

BOTTOM

Boston Red Sox @ Baltimore Orioles
Oriole Park at Camden Yards, Baltimore, MD

Thu Jul 20 2000, 7:35 PM EDT
Att. 46,167 - Cloudy - 82 F

livebaseballscorecards.com

AB	35
R	9
H	14
RBI	9
BB	7
SO	5
LOB	23



1B: 11	SF: 1	WP: 0	PA: 44
2B: 1	SAC: 1	PB: 0	
3B: 0	DP: 1	SB: 2	
HR: 2	HBP: 0	CS: 0	

Batter	1	2	3	4	5	6	7	8	9	AB	R	H	RBI	BB	SO	LOB	TOP										
Jose Valentin, S (1, 6) OBP: 0.332, SLG: 0.493	2-1 HR	0-1 G3			0-2 P5		3-1 G4-3	3-2 SF7		4	1	1	3	0	0	1											
Tony Graffanino, R (1, 4) OBP: 0.395, SLG: 0.449	0-3 K	1-2 G6-3			1-2 G6-3		4-0 1B BB	1-1 L3		4	1	0	0	1	1	3											
Frank Thomas, R (1, 10) OBP: 0.451, SLG: 0.658	1-1 G6-3			0-0 G6-4-3 1B		2-1 F8	2-2 1B 1B	2-2 1B		5	0	3	1	0	0	0											
Magglio Ordonez, R (1, 9) OBP: 0.409, SLG: 0.620	1-1 2B			2-1 G6-4-3 1-2f		0-2 14 S 14 SF8 2B	1-1 1B	3-2 G5-3		5	1	3	1	0	0	3											
14 Paul Konerko, R (1, 3) OBP: 0.367, SLG: 0.486	4-0 BB			0-2 F8		3-2 SF8 2-H	1-3 K		2-1 G6-3	3	0	0	1	1	1	2											
Chris Singleton, L (1, 8) OBP: 0.311, SLG: 0.398	0-2 P1			0-1 G4-3		0-2 S 1B	0-0 G3		1-1 E4 1B	5	1	2	0	0	0	4											
Carlos Lee, R (1, 7) OBP: 0.339, SLG: 0.525		4-2 2B G3 BB		0-2 1B		4-0 1B 1B BB		2-2 1B BB SF7 1B	2-3 K	3	2	2	0	2	1	1	AB 37										
Herbert Perry, R (1, 5) OBP: 0.373, SLG: 0.480		0-2 G3 1-3 2B		0-0 P3		0-0 F9		4-0 1B BB	0-1 F9	4	1	1	0	1	0	3	R 8										
Brook Fordyce, R (1, 2) OBP: 0.286, SLG: 0.438		1-1 F5			0-0 HR	0-2 1B		0-0 1B 1-2 2-3		4	1	3	2	0	0	2	H 15										
Inning Stats	R: 1 E: 0 K: 1 S: 13	H: 2 LOB: 2 BB: 1 P: 21	R: 1 E: 0 K: 0 S: 12	H: 1 LOB: 1 BB: 1 P: 18	R: 0 E: 0 K: 0 S: 9	H: 1 LOB: 0 BB: 0 P: 11	R: 0 E: 0 K: 0 S: 7	H: 1 LOB: 0 BB: 0 P: 7	R: 1 E: 0 K: 0 S: 10	H: 1 LOB: 0 BB: 0 P: 13	R: 2 E: 0 K: 0 S: 15	H: 3 LOB: 2 BB: 1 P: 21	R: 1 E: 0 K: 1 S: 13	H: 2 LOB: 2 BB: 1 P: 24	R: 2 E: 0 K: 0 S: 18	H: 3 LOB: 2 BB: 1 P: 33	R: 0 E: 1 K: 1 S: 11	H: 1 LOB: 1 BB: 0 P: 16	1B: 10 2B: 3 3B: 0 HR: 2	SF: 2 SAC: 0 DP: 1 HBP: 0	WP: 0 PB: 0 SB: 2 CS: 0	PA: 44					
PITCHER	IP	WLS	BF	H	R	ER	SO	BB	IBB	HBP	BLK	WP	HR	S	P	ERA	WHIP										
49 Tim Wakefield, R (1, 1) ERA: 4.87	6.0		27	9	5	5	1	3	0	0	0	0	2	66	91	7.50	2.000										
Hipolito Pichardo, R (7, 1) ERA: 2.87	1.0	L	6	2	1	0	1	1	0	0	0	0	0	13	24	0.00	3.000										
Rheal Cormier, L (8, 1) ERA: 3.95	0.2		5	2	2	2	0	1	0	0	0	0	0	10	20	27.00	4.500										
Tomo Ohka, R (8, 1) ERA:	1.1		6	2	0	0	1	0	0	0	0	0	0	19	29	0.00	1.500										

Chicago White Sox @ Boston Red Sox
Fenway Park, Boston, MA
Fri Jul 21 2000, 7:05 PM EDT
Att. 33,869 - Sunny - 77 F

livebaseballscorecards.com



Batter	1	2	3	4	5	6	7	8	9	AB R H RBI BB SO LOB
Jose Offerman, S OBP: 0.334, SLG: 0.336 (1, 4)	4-2 1B HR BB	2-1 L9			1-1 G3-1	1-1 G6-4-3 1-2f			3-2 F7	4 1 0 0 1 0 4
Brian Daubach, L OBP: 0.351, SLG: 0.508 (1, 3)	2-3 K		0-0 2B		1-2 2B		1-1 G4-3		0-0 DI 1B	5 0 3 0 0 1 1
Carl Everett, S OBP: 0.396, SLG: 0.628 (1, 8)	3-3 K		1-1 F7		1-2 F7		0-2 S 1B		2-3 K	5 0 1 0 0 2 4
Nomar Garciaparra, R OBP: 0.451, SLG: 0.648 (1, 6)	1-2 1B HR		1-2 G6-3		0-2 F9		0-0 F9			4 1 1 0 0 0 3
Troy O'Leary, L OBP: 0.327, SLG: 0.420 (1, 7)	0-1 1B HR 1-H 2-H		3-2 F8		0-0 BB E E 1B		3-2 G4-3			4 2 2 3 0 0 2
Jason Varitek, S OBP: 0.370, SLG: 0.435 (1, 2)	0-0 F7		0-0 G3		0-0 E BB 1-2		0-2 P4			4 0 0 0 0 0 1
Ed Sprague, R OBP: 0.314, SLG: 0.512 (1, 5)		0-0 2B 1B HR		2-1 HR		0-0 P4		0-0 F9		4 1 2 1 0 0 2
Scott Hatteberg, L OBP: 0.341, SLG: 0.464 (1, 10)		2-0 1-H 2B		1-1 G5-4-3 1B		4-1 E BB 1-2 2-3		1-2 G4-3		3 0 2 0 1 0 0
Darren Lewis, R OBP: 0.312, SLG: 0.319 (1, 9)		0-1 F8		0-0 G5-4-3 1-2f		1-1 E6 G6-4-3		2-2 P4		4 0 0 1 0 0 4

Inning Stats	R: 3	H: 2	E: 0	K: 2	S: 19	LOB: 0	BB: 1	P: 29	R: 0	H: 2	E: 0	K: 0	S: 6	LOB: 1	BB: 0	P: 10	R: 0	H: 1	E: 0	K: 0	S: 11	LOB: 1	BB: 0	P: 16	R: 1	H: 2	E: 0	K: 0	S: 6	LOB: 0	BB: 0	P: 9	R: 0	H: 1	E: 0	K: 0	S: 12	LOB: 1	BB: 0	P: 15	R: 1	H: 1	E: 2	K: 0	S: 8	LOB: 2	BB: 1	P: 14	R: 0	H: 1	E: 0	K: 0	S: 9	LOB: 1	BB: 0	P: 13	R: 0	H: 0	E: 0	K: 0	S: 8	LOB: 0	BB: 0	P: 9	R: 0	H: 1	E: 0	K: 1	S: 14	LOB: 1	BB: 0	P: 21	1B: 6	2B: 3	3B: 0	HR: 2	SF: 0	SAC: 0	DP: 2	HBP: 0	WP: 0	HR: 0	S: 0	P: 0	ERA: 0	WHIP: 0
--------------	------	------	------	------	-------	--------	-------	-------	------	------	------	------	------	--------	-------	-------	------	------	------	------	-------	--------	-------	-------	------	------	------	------	------	--------	-------	------	------	------	------	------	-------	--------	-------	-------	------	------	------	------	------	--------	-------	-------	------	------	------	------	------	--------	-------	-------	------	------	------	------	------	--------	-------	------	------	------	------	------	-------	--------	-------	-------	-------	-------	-------	-------	-------	--------	-------	--------	-------	-------	------	------	--------	---------


PITCHER	IP	WLS	BF	H	R	ER	SO	BB	IBB	HBP	BLK	WP	HR	S	P	ERA	WHIP
James Baldwin, R ERA: 4.4 (1, 1)	5.1		26	9	5	4	2	2	0	0	0	0	2	58	87	6.75	2.062
41 Bill Simas, R ERA: 3.21 (6, 1)	0.2	W	2	0	0	0	0	0	0	0	0	0	0	4	6	0.00	0.000
Kelly Wunsch, L ERA: 2.68 (7, 1)	1.0	H	4	1	0	0	0	0	0	0	0	0	0	9	13	0.00	1.000
Bob Howry, R ERA: 3.32 (8, 1)	2.0	S	7	1	0	0	1	0	0	0	0	0	0	22	30	0.00	0.500

BOTTOM

Chicago White Sox @ Boston Red Sox
 Fenway Park, Boston, MA
 Fri Jul 21 2000, 7:05 PM EDT
 Att. 33,869 - Sunny - 77 F

livebaseballscorecards.com

AB	37
R	5
H	11
RBI	5
BB	2
SO	3
LOB	21



WP: 0	PA: 39
PB: 0	
SB: 1	
CS: 0	

Batter	1	2	3	4	5	6	7	8	9	AB R H RBI BB SO LOB	TOP											
Ray Durham, S (1, 4) OBP: 0.360, SLG: 0.481	1-3 K		2-3 K			0-2 G4-3		1-1 G6-3	0-2 2B	5 0 1 1 0 2 1												
Tony Graffanino, R (1, 6) OBP: 0.389, SLG: 0.439 Jose Valentin, S (9, PH) OBP: 0.331, SLG: 0.492	3-2 G4-3			2-2 G5-3		3-2 G5-3		1-1 FC5-4 1B	3-1 P4	4 0 1 0 0 0 0 1 0 0 0 0 0 1												
Frank Thomas, R (1, 10) OBP: 0.451, SLG: 0.654	2-3 K			4-1 G4-6-3 BB			4-2 1B 2B BB	2-2 FC5-4		2 1 0 0 2 1 1												
Magglio Ordonez, R (1, 9) OBP: 0.408, SLG: 0.616		3-2 G5-3		2-2 G4-6-3 1-2f			1-2 2B 1B	1-3 K		4 1 1 0 0 1 2												
14 Paul Konerko, R (1, 3) OBP: 0.363, SLG: 0.481		1-1 G6-3			2-1 G5-3		3-3 K		0-0 G5-3	4 0 0 0 0 1 2												
Carlos Lee, R (1, 7) OBP: 0.341, SLG: 0.528		3-1 F9			2-1 L8		0-0 1B 2B		1-2 1B 2B 1B	4 2 2 2 0 0 0												
Jeff Abbott, R (1, 8) OBP: 0.340, SLG: 0.383			1-3 K		0-2 1B		1-1 FC5-4 1B		0-2 2B G6-3 1B	4 1 3 1 0 1 0												
Herbert Perry, R (1, 5) OBP: 0.371, SLG: 0.480			2-3 K		2-2 F9		2-1 FC5-4		0-0 2B 2B	4 1 1 1 0 1 2												
Brook Fordyce, R (1, 2) OBP: 0.284, SLG: 0.431			0-0 1B			3-2 G6-3	1-3 K		0-1 G6-3	4 0 1 1 0 1 2												
Inning Stats	R: 0 E: 0 K: 2 S: 9	H: 0 LOB: 0 BB: 0 P: 15	R: 0 E: 0 K: 0 S: 8	H: 0 LOB: 0 BB: 0 P: 15	R: 0 E: 0 K: 3 S: 12	H: 1 LOB: 1 BB: 0 P: 17	R: 0 E: 0 K: 0 S: 7	H: 0 LOB: 0 BB: 1 P: 15	R: 0 E: 0 K: 0 S: 11	H: 1 LOB: 1 BB: 0 P: 17	R: 0 E: 0 K: 0 S: 10	H: 0 LOB: 0 BB: 0 P: 16	R: 3 E: 0 K: 2 S: 16	H: 3 LOB: 1 BB: 1 P: 28	R: 0 E: 0 K: 1 S: 11	H: 1 LOB: 1 BB: 0 P: 16	R: 3 E: 0 K: 0 S: 15	H: 4 LOB: 1 BB: 0 P: 19	1B: 7 2B: 3 3B: 0 HR: 0	SF: 0 SAC: 0 DP: 1 HBP: 0	WP: 0 PB: 0 SB: 0 CS: 0	PA: 38
PITCHER	IP WLS BF H R ER SO BB IBB HBP BLK WP HR S P ERA WHIP																					
Jeff Fassero, L (1, 1) ERA: 4.52	6.0 W 20 2 0 0 5 1 0 0 0 0 0 0 57 95 0.00 0.500																					
Rich Garces, R (7, 1) ERA: 3.46	1.0 7 3 3 3 2 1 0 0 0 0 0 0 16 28 27.00 4.000																					
Derek Lowe, R (8, 1) ERA: 3.4	2.0 11 5 3 3 1 0 0 0 0 0 0 0 26 35 13.50 2.500																					

Chicago White Sox @ Boston Red Sox
 Fenway Park, Boston, MA
 Sat Jul 22 2000, 1:05 PM EDT
 Att. 33,384 - Sunny - 82 F

AB	36
R	6
H	10
RBI	6
BB	2
SO	8
LOB	11




Batter	1	2	3	4	5	6	7	8	9
Jose Offerman, S (1, 4) <small>OBP: 0.335, SLG: 0.343</small> Manny Alexander, R (9, 4) <small>OBP: 0.227, SLG: 0.298</small>	1-0 F8		1-3 K		1-1 SF8 3B	1-0 FC6-4 1B		1-3 K	
Brian Daubach, L (1, 3) <small>OBP: 0.352, SLG: 0.505</small>	2-3 K		0-0 1B		4-1 1B BB	1-1 FC6-4 1-2f		2-3 K	
Carl Everett, S (1, 8) <small>OBP: 0.396, SLG: 0.631</small>	4-2 BB		3-3 K		3-2 SF8 3-H		1-2 2B 3B	0-1 G3	
Nomar Garciaparra, R (1, 6) <small>OBP: 0.452, SLG: 0.649</small>	1-0 F2			0-1 L7	1-1 1B E 1B		0-0 1B G4-3 2B		
Troy O'Leary, L (1, 7) <small>OBP: 0.332, SLG: 0.425</small>		3-3 K		0-1 BB HR 1B	2-0 E8 1-H 2-H 1B		2-2 FC6-4 G4-3 1B		
Jason Varitek, S (1, 2) <small>OBP: 0.369, SLG: 0.430</small>		0-1 G1-3		4-0 HR BB	1-1 G4-3		0-2 G4-3		
Ed Sprague, R (1, 5) <small>OBP: 0.313, SLG: 0.506</small>		3-2 1B		1-3 K	1-3 K		1-1 P6		
Scott Hatteberg, L (1, 10) <small>OBP: 0.346, SLG: 0.487</small>		1-3 K		1-2 HR		1-0 G3	4-0 FC6-4 IBB		
Darren Lewis, R (1, 9) <small>OBP: 0.304, SLG: 0.311</small>			2-1 G6-3	0-2 G3		0-0 L4	0-1 FC6-4		

AB	R	H	RBI	BB	SO	LOB
5	1	2	0	0	2	0
0	0	0	0	0	0	0
4	1	1	0	1	2	1
3	1	1	1	1	1	1
4	2	2	1	0	0	1
4	1	3	1	0	1	0
3	1	0	1	1	0	2
4	0	1	0	0	2	4
3	1	1	3	1	1	1
4	0	0	0	0	0	2

BOTTOM

Chicago White Sox @ Boston Red Sox
 Fenway Park, Boston, MA
 Sat Jul 22 2000, 1:05 PM EDT
 Att. 33,384 - Sunny - 82 F

AB	34
R	8
H	11
RBI	7
BB	4
SO	9
LOB	12



Inning Stats		R: 0	H: 0	E: 0	K: 1	S: 7	R: 0	H: 1	E: 0	K: 2	S: 13	R: 0	H: 1	E: 0	K: 2	S: 12	R: 3	H: 2	E: 0	K: 1	S: 15	R: 3	H: 3	E: 1	K: 1	S: 14	R: 0	H: 1	E: 0	K: 0	S: 5	R: 2	H: 3	E: 0	K: 0	S: 15	R: 0	H: 0	E: 0	K: 2	S: 10
		LOB: 1	BB: 1	P: 15	LOB: 1	BB: 0	P: 20	LOB: 1	BB: 0	P: 18	LOB: 0	BB: 1	P: 21	LOB: 1	BB: 1	P: 27	LOB: 1	BB: 0	P: 8	LOB: 2	BB: 1	P: 23	LOB: 0	BB: 0	P: 13	LOB: 0	BB: 0	P: 13	LOB: 0	BB: 0	P: 13	LOB: 0	BB: 0	P: 13	LOB: 0	BB: 0	P: 13	LOB: 0	BB: 0	P: 13	

PITCHER		IP	WLS	BF	H	R	ER	SO	BB	IBB	HBP	BLK	WP	HR	S	P	ERA	WHIP
Jon Garland, R (1, 1)	ERA: 8.22	4.1	L	23	7	6	5	6	3	0	0	0	0	1	56	94	10.38	2.308
Lorenzo Barcelo, R (5, 1)	ERA: 6.75	2.2		13	4	2	2	1	0	1	0	0	0	0	25	38	6.75	1.500
Kevin Beirne, R (8, 1)	ERA: 5.81	1.0		3	0	0	0	2	0	0	0	0	0	10	13	0.00	0.000	

WP	PA	ERA	WHIP
0	39		

Batter	1	2	3	4	5	6	7	8	9	AB R H RBI BB SO LOB	TOP	
Ray Durham, S (1, 4) OBP: 0.357, SLG: 0.476	2-1 F8		1-1 G4-3			0-1 G4-3		1-3 K		4 0 0 0 0 1 0	Chicago White Sox @ Boston Red Sox Fenway Park, Boston, MA Sun Jul 23 2000, 1:05 PM EDT Att. 33,224 - Sunny - 78 F	
Jose Valentin, S (1, 6) OBP: 0.330, SLG: 0.489	1-1 P3		1-3 K			0-3 K		1-1 1B		4 0 1 0 0 2 0		
Frank Thomas, R (1, 10) OBP: 0.447, SLG: 0.647	1-2 P6				0-3 K	3-2 L8		1-3 K		4 0 0 0 0 2 1		
Magglio Ordonez, R (1, 9) OBP: 0.406, SLG: 0.614		1-1 F9			1-3 K		0-0 G1-3		3-2 2B	4 0 1 0 0 1 0		
14 Paul Konerko, R (1, 3) OBP: 0.364, SLG: 0.479		3-2 1B HBP			0-0 1B		1-3 K		2-3 K	3 0 1 0 0 2 1		
Chris Singleton, L (1, 8) OBP: 0.313, SLG: 0.399		0-2 1B			0-1 F5		0-0 1B 1B		2-1 P6	4 0 2 0 0 0 2		
Carlos Lee, R (1, 7) OBP: 0.340, SLG: 0.525		0-3 K			2-1 P3		2-2 1B		3-3 K	4 0 1 0 0 2 3		
Herbert Perry, R (1, 5) OBP: 0.366, SLG: 0.473		1-3 K			0-3 K		0-3 K			3 0 0 0 0 3 4		
Mark Johnson, L (1, 2) OBP: 0.306, SLG: 0.331 Brook Fordyce, R (8, PH) OBP: 0.282, SLG: 0.427 (8, 2)			0-0 G3		2-3 K			1-3 K		2 0 0 0 0 1 0 1 0 0 0 0 1 0		
Inning Stats	R: 0 H: 0 E: 0 LOB: 0 K: 0 BB: 0 S: 7 P: 11	R: 0 H: 1 E: 0 LOB: 2 K: 2 BB: 0 S: 13 P: 18	R: 0 H: 0 E: 0 LOB: 0 K: 1 BB: 0 S: 7 P: 9	R: 0 H: 1 E: 0 LOB: 1 K: 2 BB: 0 S: 10 P: 11	R: 0 H: 0 E: 0 LOB: 0 K: 2 BB: 0 S: 10 P: 14	R: 0 H: 0 E: 0 LOB: 0 K: 1 BB: 0 S: 9 P: 12	R: 0 H: 2 E: 0 LOB: 2 K: 2 BB: 0 S: 11 P: 14	R: 0 H: 1 E: 0 LOB: 1 K: 3 BB: 0 S: 11 P: 15	R: 0 H: 1 E: 0 LOB: 1 K: 2 BB: 0 S: 17 P: 27	1B: 5 SF: 0 2B: 1 SAC: 0 3B: 0 DP: 0 HR: 0 HBP: 1	WP: 0 PA: 34 PB: 0 SB: 0 CS: 0	
PITCHER Pedro Martinez, R (1, 1) ERA: 1.38	IP WLS BF H R ER SO BB IBB HBP BLK WP HR S P ERA WHIP	9.0 W 34 6 0 0 15 0 0 1 0 0 0 0 95 131 0.00 0.667										

AB	33
R	0
H	6
RBI	0
BB	0
SO	15
LOB	11



Batter	1	2	3	4	5	6	7	8	9	AB R H RBI BB SO LOB	TOP	
Cristian Guzman, S (1, 6) OBP: 0.316, SLG: 0.422	0-0 G3		1-1 CS 1B	2-2 G4-3		1-1 G4-3			1-2 FC4-6 1B	5 0 2 0 0 0 2		
Denny Hocking, S (1, 4) OBP: 0.347, SLG: 0.390	3-1 1B		2-2 1-2 HR 1B		1-2 G4-3		1-0 G1-3		0-1 FC4-6 1-2f	5 1 2 0 0 0 1		
Matt Lawton, L (1, 9) OBP: 0.432, SLG: 0.476	3-2 F8		0-0 G1-3		3-0 G4-3		1-1 1B		1-3 K	5 0 1 0 0 1 3		
Ron Coomer, R (1, 3) OBP: 0.336, SLG: 0.464	0-2 F9		1-2 2-H HR		0-2 E 1B		1-0 1B			4 1 3 2 0 0 1		
David Ortiz, L (1, 10) OBP: 0.390, SLG: 0.468		2-0 WP 2B 1B	1-2 G4-3		3-0 E1 1-2		2-3 K			4 1 1 0 0 1 2		
Corey Koskie, L (1, 5) OBP: 0.407, SLG: 0.469		3-1 G4-3 1-H 2B		1-3 K		1-3 K		0-0 G3		4 0 1 1 0 2 2		
Chad Allen, R (1, 7) OBP: 0.362, SLG: 0.357		2-2 G4-3		0-1 F9		2-1 G6-4-3 1B 1B		2-2 G1-3		4 0 1 0 0 0 1		
Jacque Jones, L (1, 8) OBP: 0.328, SLG: 0.492		0-3 K		0-1 2B 1B		1-0 G6-4-3 1-2 1B		2-3 K		4 1 2 0 0 2 1		
Chad Moeller, R (1, 2) OBP: 0.232, SLG: 0.200		3-2 G4-3		0-0 1-H 2B		2-2 G6-4-3 1-2f 2-3		1-0 P4		4 0 1 1 0 0 3		
Inning Stats	R: 0 E: 0 K: 0 S: 10 H: 1 LOB: 1 BB: 0 P: 16	R: 1 E: 0 K: 1 S: 15 H: 2 LOB: 1 BB: 0 P: 25	R: 2 E: 0 K: 0 S: 12 H: 3 LOB: 0 BB: 0 P: 17	R: 1 E: 0 K: 1 S: 11 H: 2 LOB: 1 BB: 0 P: 14	R: 0 E: 1 K: 1 S: 11 H: 1 LOB: 2 BB: 0 P: 19	R: 0 E: 0 K: 0 S: 9 H: 2 LOB: 1 BB: 0 P: 15	R: 0 E: 0 K: 1 S: 7 H: 2 LOB: 1 BB: 0 P: 12	R: 0 E: 0 K: 1 S: 7 H: 0 LOB: 0 BB: 0 P: 11	R: 0 E: 1 K: 1 S: 11 H: 1 LOB: 1 BB: 0 P: 14	1B: 11 2B: 2 3B: 0 HR: 1 SF: 0 SAC: 0 DP: 1 HBP: 0	WP: 1 PB: 0 SB: 0 CS: 1 PA: 39	
PITCHER	IP WLS BF H R ER SO BB IBB HBP BLK WP HR S P ERA WHIP											
Tomo Ohka, R (1, 1) ERA: 5.68	5.0 L 26 11 4 4 3 0 0 0 0 0 1 1 62 97 7.20 2.200											
Bryce Florie, R (6, 1) ERA: 4.56	3.0 9 2 0 0 2 0 0 0 0 0 0 0 20 32 0.00 0.667											
Rod Beck, R (9, 1) ERA: 1.29	1.0 4 1 0 0 1 0 0 0 0 0 0 0 11 14 0.00 1.000											

Minnesota Twins @ Boston Red Sox
Fenway Park, Boston, MA
 Mon Jul 24 2000, 7:05 PM EDT
 Att. 33,469 - Cloudy - 73 F

livebaseballscorecards.com

AB	39
R	4
H	14
RBI	4
BB	0
SO	6
LOB	16



Batter	1	2	3	4	5	6	7	8	9	AB	R	H	RBI	BB	SO	LOB
Jose Offerman, S OBP: 0.334, SLG: 0.340 (1, 3)	1-0 F8		3-2 G6-3			4-2 BB		1-3 K		3	0	0	0	1	1	2
Jeff Frye, R OBP: 0.366, SLG: 0.353 (1, 4)	3-2 F5			1-2 2B		2-2 F8		0-3 K		4	0	1	0	0	1	2
Bernard Gilkey, R OBP: 0.221, SLG: 0.257 (1, 9)	0-1 L4			1-0 P5		2-3 K			0-1 G5-3	4	0	0	0	0	1	2
Nomar Garciaparra, R OBP: 0.447, SLG: 0.641 (1, 6)		0-0 F7		1-3 K		1-1 F7			2-2 G4-3 HR	4	1	1	0	0	1	2
Troy O'Leary, L OBP: 0.325, SLG: 0.414 (1, 7)		1-3 K		2-3 K			2-1 F7		2-2 G4-3	4	0	0	0	0	2	2
Izzy Alcantara, R OBP: 0.414, SLG: 0.630 (1, 10)		0-3 K			2-0 F8		2-2 F7		1-2 HR	4	1	1	2	0	1	0
Sean Berry, R OBP: 0.204, SLG: 0.240 (1, 5)			3-3 K		0-1 P4		1-0 G6-3		0-3 K	4	0	0	0	0	2	0
Scott Hatteberg, L OBP: 0.346, SLG: 0.483 (1, 2)			1-2 G6-3		0-0 1B			1-0 F8		3	0	1	0	0	0	0
Darren Lewis, R OBP: 0.311, SLG: 0.314 (1, 8)			2-1 1B		0-1 F7			0-1 1B		3	0	2	0	0	0	1

Inning Stats	R: 0	H: 0	E: 0	K: 0	S: 6	LOB: 0	BB: 0	P: 10	R: 0	H: 0	E: 0	K: 2	S: 8	LOB: 0	BB: 0	P: 9	R: 0	H: 1	E: 0	K: 1	S: 13	LOB: 1	BB: 0	P: 22	R: 0	H: 1	E: 0	K: 2	S: 11	LOB: 1	BB: 0	P: 16	R: 0	H: 0	E: 0	K: 1	S: 13	LOB: 1	BB: 1	P: 22	R: 0	H: 0	E: 0	K: 0	S: 6	LOB: 0	BB: 0	P: 11	R: 0	H: 1	E: 0	K: 2	S: 11	LOB: 1	BB: 0	P: 13	R: 2	H: 2	E: 0	K: 1	S: 16	LOB: 0	BB: 0	P: 21	1B: 3	SF: 0	2B: 2	SAC: 0	3B: 0	DP: 0	HR: 1	HBP: 0	WP: 0	PA: 34
--------------	------	------	------	------	------	--------	-------	-------	------	------	------	------	------	--------	-------	------	------	------	------	------	-------	--------	-------	-------	------	------	------	------	-------	--------	-------	-------	------	------	------	------	-------	--------	-------	-------	------	------	------	------	------	--------	-------	-------	------	------	------	------	-------	--------	-------	-------	------	------	------	------	-------	--------	-------	-------	-------	-------	-------	--------	-------	-------	-------	--------	-------	--------

PITCHER	IP	WLS	BF	H	R	ER	SO	BB	IBB	HBP	BLK	WP	HR	S	P	ERA	WHIP
Eric Milton, L ERA: 5.03 (1, 1)	8.0		29	4	0	0	8	1	0	0	0	0	0	74	111	0.00	0.625
Bob Wells, R ERA: 3.51 (9, 1)	0.1		2	1	1	1	0	0	0	0	0	0	0	5	7	27.00	3.000
Eddie Guardado, L ERA: 3.38 (9, 1)	0.2		3	1	1	1	1	0	0	0	0	0	1	11	14	13.50	1.500

BOTTOM

Minnesota Twins @ Boston Red Sox
Fenway Park, Boston, MA
 Mon Jul 24 2000, 7:05 PM EDT
 Att: 33,469 - Cloudy - 73 F

livebaseballscorecards.com

AB	33
R	2
H	6
RBI	2
BB	1
SO	9
LOB	11



Batter	1	2	3	4	5	6	7	8	9	AB R H RBI BB SO LOB	TOP											
Cristian Guzman, S (1, 6) OBP: 0.315, SLG: 0.418	2-1 G3-1	1-2 G4-3			1-3 K		4-0 G3-6-3 BB		0-0 FC6-4	4 0 0 0 1 1 1												
Jay Canizaro, R (1, 4) OBP: 0.343, SLG: 0.435	0-1 BB 2B	1-0 P4			1-1 F2		1-2 G3-6-3		0-0 P4	5 1 1 0 0 0 2												
Matt Lawton, L (1, 9) OBP: 0.435, SLG: 0.480	4-2 BB 1B BB				3-2 G3			2-0 G3-1 2B		3 2 2 0 1 0 0												
Ron Coomer, R (1, 3) OBP: 0.335, SLG: 0.460	4-0 BB 1B BB				2-1 P3		0-0 L5		1-0 G3-1	3 1 0 0 1 0 2												
David Ortiz, L (1, 10) OBP: 0.396, SLG: 0.476	4-2 BB 1B BB				2-2 G4-6-3		2-1 G6-3 2B		1-2 BB 1B	3 0 2 2 1 0 1												
Corey Koskie, L (1, 5) OBP: 0.408, SLG: 0.467	1-2 BB 1B				2-3 K		4-0 G6-3 IBB		3-H 2-3 K	3 0 1 2 1 2 1												
Chad Allen, R (1, 7) OBP: 0.353, SLG: 0.348	1-3 K				1-2 G4-1 1B		0-1 G6-3		2-2 F9	4 0 1 0 0 1 5												
Jacque Jones, L (1, 8) OBP: 0.327, SLG: 0.490	1-1 G3-1				2-1 G4-1		3-3 K		1-0 FC6-4 1B	4 0 1 0 0 1 5												
Chad Moeller, R (1, 2) OBP: 0.219, SLG: 0.188		2-2 L6			2-3 K		0-0 G6-3		1-3 K	4 0 0 0 0 2 2												
Inning Stats	R: 3 E: 0 K: 1 S: 20	H: 2 LOB: 2 BB: 3 P: 37	R: 0 E: 0 K: 0 S: 7	H: 0 LOB: 0 BB: 0 P: 11	R: 0 E: 0 K: 0 S: 8	H: 1 LOB: 0 BB: 0 P: 11	R: 0 E: 0 K: 2 S: 11	H: 1 LOB: 1 BB: 0 P: 18	R: 0 E: 0 K: 1 S: 11	H: 0 LOB: 0 BB: 0 P: 16	R: 0 E: 0 K: 1 S: 8	H: 1 LOB: 2 BB: 1 P: 17	R: 0 E: 0 K: 0 S: 4	H: 0 LOB: 0 BB: 1 P: 9	R: 1 E: 0 K: 1 S: 13	H: 2 LOB: 1 BB: 0 P: 21	R: 0 E: 0 K: 1 S: 6	H: 1 LOB: 1 BB: 0 P: 8	1B: 5 2B: 3 3B: 0 HR: 0	SF: 0 SAC: 0 DP: 2 HBP: 0	WP: 0 PB: 0 SB: 0 CS: 0	PA: 38
PITCHER	IP WLS BF H R ER SO BB IBB HBP BLK WP HR S P ERA WHIP																					
Ramon Martinez, R (1, 1) ERA: 5.75	5.1 L 24 5 3 3 4 3 1 0 0 0 0 60 102 5.06 1.500																					
Hipolito Pichardo, R (6, 1) ERA: 2.95	2.0 8 2 1 1 1 1 0 0 0 0 0 15 27 4.50 1.500																					
Rheal Cormier, L (8, 1) ERA: 3.8	1.2 6 1 0 0 2 0 0 0 0 0 0 13 19 0.00 0.600																					

Minnesota Twins @ Boston Red Sox
Fenway Park, Boston, MA
 Tue Jul 25 2000, 7:05 PM EDT
 Att. 33,668 - Cloudy - 69 F

livebaseballscorecards.com

AB	33
R	4
H	8
RBI	4
BB	5
SO	7
LOB	19



Batter	1	2	3	4	5	6	7	8	9	AB	R	H	RBI	BB	SO	LOB
Jose Offerman, S OBP: 0.336, SLG: 0.340 (1, 3)	2-1 G6-3 ①		4-2 BB ③		1-1 F7 ③			2-1 G4-6-3 1B ①		3	0	1	0	1	0	1
Jeff Frye, R OBP: 0.364, SLG: 0.356 (1, 4)	2-2 G6-3 ②		1-0 F9 ③			3-2 WP 1B 2B		2-1 F9 ①		4	1	1	0	0	0	3
Trot Nixon, L OBP: 0.371, SLG: 0.504 (1, 9)	2-3 K ③			0-0 G1-3 ①		2-2 G5-3 ①		1-2 G4-6-3 1-2f ② ③		4	0	0	0	0	1	2
Nomar Garciaparra, R OBP: 0.447, SLG: 0.639 (1, 6)		1-0 G6-3 1B		2-3 K ②		2-3 K ②		1-2 G6-4-3 1B		4	0	2	0	0	2	1
Troy O'Leary, L OBP: 0.324, SLG: 0.412 (1, 7)		1-1 G6-3 1-2f ① ②		1-3 K ③		0-0 FC6 1B		0-1 G6-4-3 1-2f ① ②		4	0	1	1	0	1	2
Brian Daubach, L OBP: 0.353, SLG: 0.506 Izzy Alcantara, R OBP: 0.400, SLG: 0.607 (1, 10) (9, PH)		2-2 P6 ③			0-2 1B G4-3 1B		0-1 FC6 1-2f ③		1-0 F8 ③	3	1	1	0	0	0	1
Ed Sprague, R OBP: 0.307, SLG: 0.492 (1, 5)			1-1 F8 ①		1-0 G4-3 1B					1	0	0	0	0	0	0
Jason Varitek, S OBP: 0.368, SLG: 0.427 (1, 2)			0-1 G6-3 1B		2-1 G4-3 ①					3	0	1	1	0	1	1
Darren Lewis, R OBP: 0.306, SLG: 0.308 (1, 8)			2-1 G6-3 ②		2-3 K ②					3	0	0	0	0	2	2

Inning Stats	R: 0	H: 0	E: 0	K: 1	S: 8	P: 14	R: 0	H: 1	E: 0	K: 0	S: 6	R: 0	H: 1	E: 0	K: 0	S: 10	R: 1	H: 2	E: 0	K: 1	S: 12	R: 1	H: 2	E: 0	K: 1	S: 13	R: 0	H: 0	E: 0	K: 2	S: 8	R: 0	H: 1	E: 0	K: 0	S: 7	R: 0	H: 1	E: 0	K: 0	S: 6	R: 0	H: 1	E: 0	K: 0	S: 6	1B: 7	SF: 0	2B: 1	SAC: 0	3B: 0	DP: 3	HR: 0	HBP: 0	WP: 1	PA: 33
--------------	------	------	------	------	------	-------	------	------	------	------	------	------	------	------	------	-------	------	------	------	------	-------	------	------	------	------	-------	------	------	------	------	------	------	------	------	------	------	------	------	------	------	------	------	------	------	------	------	-------	-------	-------	--------	-------	-------	-------	--------	-------	--------

PITCHER	IP	WLS	BF	H	R	ER	SO	BB	IBB	HBP	BLK	WP	HR	S	P	ERA	WHIP
Joe Mays, R ERA: 5.51 (1, 1)	7.0	W	28	7	2	2	7	1	0	0	0	1	0	68	106	2.57	1.143
Hector Carrasco, R ERA: 4.19 (8, 1)	1.0	H	3	1	0	0	0	0	0	0	0	0	0	8	12	0.00	1.000
Eddie Guardado, L ERA: 3.29 (9, 1)	1.0	S	2	0	0	0	0	0	0	0	0	0	0	3	4	0.00	0.000

BOTTOM

Minnesota Twins @ Boston Red Sox
Fenway Park, Boston, MA
 Tue Jul 25 2000, 7:05 PM EDT
 Att: 33,668 - Cloudy - 69 F

livebaseballscorecards.com

AB	32
R	2
H	8
RBI	2
BB	1
SO	7
LOB	13



Batter	1	2	3	4	5	6	7	8	9	AB R H RBI BB SO LOB	TOP																																		
												Minnesota Twins @ Boston Red Sox Fenway Park, Boston, MA Wed Jul 26 2000, 1:05 PM EDT livebaseballscorecards.com																																	
											AB 0 R 0 H 0 RBI 0 BB 0 SO 0 LOB 0																																		
Inning Stats																					1B: 0 SF: 0 2B: 0 SAC: 0 3B: 0 DP: 0 HR: 0 HBP: 0	WP: 0 PA: 0 PB: 0 SB: 0 CS: 0																							
PITCHER											IP	WLS	BF	H	R	ER	SO	BB	IBB	HBP	BLK	WP	HR	S	P	ERA	WHIP	PITCHER	IP	WLS	BF	H	R	ER	SO	BB	IBB	HBP	BLK	WP	HR	S	P	ERA	WHIP

Batter	1	2	3	4	5	6	7	8	9	AB R H RBI BB SO LOB	BOTTOM
--------	---	---	---	---	---	---	---	---	---	----------------------	--------

(Large greyed-out area for scorecard content)

Minnesota Twins @ Boston Red Sox
 Fenway Park, Boston, MA
 Wed Jul 26 2000, 1:05 PM EDT

livebaseballscorecards.com

AB 0
 R 0
 H 0
 RBI 0
 BB 0
 SO 0
 LOB 0



Inning Stats	1B: 0 SF: 0 WP: 0 PA: 0
	2B: 0 SAC: 0 PB: 0
	3B: 0 DP: 0 SB: 0
	HR: 0 HBP: 0 CS: 0

PITCHER	IP	WLS	BF	H	R	ER	SO	BB	IBB	HBP	BLK	WP	HR	S	P	ERA	WHIP
---------	----	-----	----	---	---	----	----	----	-----	-----	-----	----	----	---	---	-----	------

PITCHER	IP	WLS	BF	H	R	ER	SO	BB	IBB	HBP	BLK	WP	HR	S	P	ERA	WHIP
---------	----	-----	----	---	---	----	----	----	-----	-----	-----	----	----	---	---	-----	------

Batter	1	2	3	4	5	6	7	8	9	10	AB	R	H	RBI	BB	SO	LOB	TOP						
Darren Lewis, R OBP: 0.297, SLG: 0.298 (1, 8)	2-3 K		2-1 F5 1-2		2-1 F8		1-0 G5-3			2-2 G1-3	5	0	0	0	0	1	2							
Brian Daubach, L OBP: 0.352, SLG: 0.506 Manny Alexander, R OBP: 0.235, SLG: 0.305 (1, 3) (8, PR) (8, 4)	0-1 G4-3		3-2 F7		1-0 G4-3			1-0 F8 2B		3-1 E7 1B	4	0	1	0	0	0	1							
Nomar Garciaparra, R OBP: 0.452, SLG: 0.652 (1, 6)	0-0 2B			4-0 G5-3 3B S BB		2-1 HR		1-2 F7		4-0 1B IBB	3	2	2	1	2	0	1							
Izzy Alcantara, R OBP: 0.364, SLG: 0.548 Scott Hatteberg, L OBP: 0.341, SLG: 0.475 (1, 10) (8, PH)	1-2 G5-3			0-3 K 1-2		1-3 K		3-2 F8 2-3		2-2 F8	3	0	0	0	0	2	2							
Troy O'Leary, L OBP: 0.325, SLG: 0.410 (1, 7)		0-0 P4		4-1 G5-3 3B BB		0-0 G6-3		1-2 F8		3-2 1B	4	1	1	1	1	0	2							
Jose Offerman, S OBP: 0.331, SLG: 0.334 (1, 4) (8, 3)		1-2 G6-3		1-1 G5-3 1-2 2-3		1-2 G6-3			0-3 K	3-3 K	5	0	0	0	0	2	4							
Bernard Gilkey, R OBP: 0.231, SLG: 0.286 Trot Nixon, L OBP: 0.371, SLG: 0.504 (1, 9) (10, 9)		0-2 G6-3		2-1 3B 2-H 3-H		1-0 F8		2-1 2B 1B			4	1	2	2	0	0	0							
Jason Varitek, S OBP: 0.367, SLG: 0.429 (1, 2)			0-3 K	1-1 F2		1-1 G3		0-0 2B 1-H			4	0	1	1	0	1	1							
Ed Sprague, R OBP: 0.311, SLG: 0.486 (1, 5)			4-0 PB BB		1-3 K		4-0 BB BB		2-1 P4		2	0	0	0	2	1	0							
Inning Stats	R: 0 E: 0 K: 1 S: 10	H: 1 LOB: 1 BB: 0 P: 13	R: 0 E: 0 K: 0 S: 7	H: 0 LOB: 0 BB: 0 P: 8	R: 0 E: 0 K: 1 S: 11	H: 0 LOB: 1 BB: 1 P: 20	R: 2 E: 0 K: 1 S: 10	H: 1 LOB: 1 BB: 2 P: 22	R: 0 E: 0 K: 1 S: 6	H: 0 LOB: 0 BB: 0 P: 10	R: 1 E: 0 K: 1 S: 9	H: 1 LOB: 0 BB: 0 P: 13	R: 0 E: 0 K: 0 S: 4	H: 0 LOB: 1 BB: 1 P: 11	R: 0 E: 0 K: 0 S: 16	H: 1 LOB: 2 BB: 0 P: 22	R: 1 E: 1 K: 1 S: 15	H: 2 LOB: 0 BB: 1 P: 13	R: 1 E: 1 K: 1 S: 15	H: 2 LOB: 2 BB: 1 P: 32	1B: 3 2B: 3 3B: 1 HR: 1	SF: 0 SAC: 0 DP: 0 HBP: 0	WP: 0 PB: 1 SB: 1 CS: 0	PA: 42
PITCHER	IP WLS BF H R ER SO BB IBB HBP BLK WP HR S P ERA WHIP	IP WLS BF H R ER SO BB IBB HBP BLK WP HR S P ERA WHIP															IP WLS BF H R ER SO BB IBB HBP BLK WP HR S P ERA WHIP							
Barry Zito, L ERA: 3.0 (1, 1)	7.0	29	4	3	3	5	4	0	0	0	0	0	0	0	0	11	15	3.86	1.143					
T.J. Mathews, R ERA: 6.22 (8, 1)	0.2	2	0	0	0	0	0	0	0	0	0	0	0	0	0	0	0	0.00	0.000					
Doug Jones, R ERA: 5.01 (8, 1)	0.1	1	0	0	0	0	0	0	0	0	0	0	0	0	0	4	5	0.00	0.000					
Jason Isringhausen, R ERA: 3.47 (9, 1)	1.0	4	2	1	1	1	0	0	0	0	0	0	0	0	9	13	9.00	2.000						
Jeff Tam, R ERA: 3.03 (10, 1)	1.0	6	2	1	1	1	0	1	0	0	0	0	0	0	15	32	9.00	2.000						

Boston Red Sox @ Oakland Athletics
Network Associates Coliseum, Oakland, CA
Thu Jul 27 2000, 10:05 PM EDT
Att. 19,343 - Sunny - 65 F

livebaseballscorecards.com

AB 37
R 5
H 8
RBI 5
BB 5
SO 7
LOB 16



Batter	1	2	3	4	5	6	7	8	9	10	AB	R	H	RBI	BB	SO	LOB
Terrence Long, L (1, 8) OBP: 0.342, SLG: 0.443	K	F7			G6-3												5 0 2 0 0 1 0
Randy Velarde, R (1, 4) OBP: 0.386, SLG: 0.449	F8				G6-3												5 0 0 0 0 2 2
Jason Giambi, L (1, 3) OBP: 0.469, SLG: 0.625 Frank Menechino, R (10, PR) OBP: 0.336, SLG: 0.468	1B BB				K												3 0 1 0 2 1 0 0 0 0 0 0 0 0
Olmedo Saenz, R (1, 5) OBP: 0.381, SLG: 0.511 3 Eric Chavez, L (9, 5) OBP: 0.356, SLG: 0.473	1-1 1-2 1B				HR												4 1 2 1 0 0 1 1 0 1 0 0 0 0
Matt Stearns, L (1, 10) OBP: 0.333, SLG: 0.425 Adam Platt, R (8, PH) OBP: 0.377, SLG: 0.600	K				G4-3												3 0 1 0 0 1 2 1 0 0 0 1 0 3
Ben Grieve, L (1, 7) OBP: 0.357, SLG: 0.508 Ryan Christenson, R (9, 7) OBP: 0.381, SLG: 0.429					F5												4 0 0 0 0 0 2 1 0 0 0 0 1 3
Miguel Tejada, R (1, 6) OBP: 0.334, SLG: 0.473					F9												4 2 2 1 0 0 0
Jeremy Giambi, L (1, 9) OBP: 0.336, SLG: 0.415					K												4 0 0 0 0 1 1
Ramon Hernandez, R (1, 2) OBP: 0.316, SLG: 0.405																	4 1 1 2 0 1 0

Inning Stats	R: 0	H: 1	E: 0	K: 2	S: 10	H: 1	LOB: 2	BB: 1	P: 22	R: 2	H: 2	E: 0	K: 1	S: 15	H: 2	LOB: 0	BB: 0	P: 21	R: 1	H: 1	E: 0	K: 1	S: 10	H: 1	LOB: 0	BB: 0	P: 15	R: 0	H: 0	E: 0	K: 0	S: 6	H: 0	LOB: 0	BB: 0	P: 7	R: 0	H: 0	E: 0	K: 1	S: 7	H: 0	LOB: 0	BB: 0	P: 9	R: 0	H: 1	E: 0	K: 0	S: 8	H: 1	LOB: 1	BB: 0	P: 12	R: 1	H: 2	E: 0	K: 1	S: 10	H: 2	LOB: 1	BB: 0	P: 14	R: 0	H: 1	E: 0	K: 0	S: 8	H: 1	LOB: 1	BB: 1	P: 15	R: 0	H: 0	E: 0	K: 0	S: 9	H: 0	LOB: 0	BB: 0	P: 12	R: 0	H: 2	E: 0	K: 2	S: 14	H: 3	LOB: 3	BB: 1	P: 20	1B: 4	SF: 0	2B: 3	SAC: 0	3B: 0	DP: 1	HR: 3	HBP: 0	WP: 0	PA: 42
--------------	------	------	------	------	-------	------	--------	-------	-------	------	------	------	------	-------	------	--------	-------	-------	------	------	------	------	-------	------	--------	-------	-------	------	------	------	------	------	------	--------	-------	------	------	------	------	------	------	------	--------	-------	------	------	------	------	------	------	------	--------	-------	-------	------	------	------	------	-------	------	--------	-------	-------	------	------	------	------	------	------	--------	-------	-------	------	------	------	------	------	------	--------	-------	-------	------	------	------	------	-------	------	--------	-------	-------	-------	-------	-------	--------	-------	-------	-------	--------	-------	--------

PITCHER	IP	WLS	BF	H	R	ER	SO	BB	IBB	HBP	BLK	WP	HR	S	P	ERA	WHIP
49 Tim Wakefield, R (1, 1) ERA: 4.9	6.2		28	7	4	4	5	1	0	0	0	0	3	63	96	5.40	1.200
Hipolito Pichardo, R (7, 1) ERA: 2.93	0.1		1	0	0	0	1	0	0	0	0	0	0	3	4	0.00	0.000
Rheal Cormier, L (8, 1) ERA: 3.74	0.2		2	1	0	0	0	0	0	0	0	0	0	5	8	0.00	1.500
Rich Garces, R (8, 1) ERA: 3.38	1.1	W	5	0	0	0	0	1	0	0	0	0	0	12	19	0.00	0.750
Derek Lowe, R (10, 1) ERA: 3.34	1.0	S	6	2	0	0	2	0	1	0	0	0	0	14	20	0.00	2.000


BOTTOM

Boston Red Sox @ Oakland Athletics
 Network Associates Coliseum, Oakland, CA

Thu Jul 27 2000, 10:05 PM EDT
 Att. 19,343 - Sunny - 65 F

livebaseballscorecards.com

AB	39
R	4
H	10
RBI	4
BB	3
SO	8
LOB	14



Batter	1	2	3	4	5	6	7	8	9	AB R H RBI BB SO LOB	TOP		
Darren Lewis, R OBP: 0.296, SLG: 0.297 (1, 8) C B B X	2-2 L5 ①		2-0 F9 ②		0-0 G6-4-3 1B X		1-2 G5-3 ③			4 0 1 0 0 0 0			
Jose Offerman, S OBP: 0.328, SLG: 0.330 (1, 4) (9, 3) B B X	2-1 G6-3 ②		0-2 G3 ③		1-1 G6-4-3 ① ② 1-2f			2-3 K ①		4 0 0 0 0 1 1			
Brian Daubach, L OBP: 0.351, SLG: 0.502 Manny Alexander, R OBP: 0.235, SLG: 0.305 (1, 3) (9, 4) B C B X	2-1 G3-1 ③			4-0 HR BB X	2-2 F8 ③			1-0 G6-3 ②		3 1 0 0 1 0 0 0 0 0 0 0 0 0			
Nomar Garciaparra, R OBP: 0.456, SLG: 0.663 (1, 6) X		0-0 G6-4-3 1B X		1-2 HR 1-H X		3-2 BB 1B X		2-1 G6-3 ③		4 1 3 2 0 0 0			
Troy O'Leary, L OBP: 0.321, SLG: 0.404 (1, 7) F B X		1-1 F8 ①		0-0 G3 ①		3-2 F5 ①		0-3 K ①		4 0 0 0 0 1 2			
Bernard Gilkey, R OBP: 0.242, SLG: 0.290 Trot Nixon, L OBP: 0.373, SLG: 0.510 (1, 9) (9, PH) (9, 9) B S X		1-1 G6-4-3 ② ③ 1-2f		1-1 FC6-4 BB 1B X		4-1 G6-4-3 BB X		3-1 2B X		2 0 1 0 1 0 1 1 0 1 0 0 0 0			
Jason Varitek, S OBP: 0.362, SLG: 0.422 (1, 2) F B X			1-1 E5 HR X		0-3 K ②		0-1 G6-4-3 ② ③ 1-2f		3-2 F5 ②	4 1 0 0 0 1 4			
Scott Hatteberg, L OBP: 0.338, SLG: 0.463 (1, 10) S O S X			1-3 K ①		4-1 FC6-4 BB X		1-0 G3 ①		2-3 K ③	3 0 0 0 1 2 2			
Ed Sprague, R OBP: 0.311, SLG: 0.500 (1, 5) B B X			2-0 HR 1-H X		1-0 FC6-4 ③ 1-2f 2-3		0-0 G5-3 ②			3 1 1 2 0 0 2			
Inning Stats	R: 0 E: 0 K: 0 S: 7 H: 0 LOB: 0 BB: 0 P: 13	R: 0 E: 0 K: 0 S: 5 H: 1 LOB: 0 BB: 0 P: 7	R: 2 E: 1 K: 1 S: 10 H: 1 LOB: 0 BB: 0 P: 16	R: 2 E: 0 K: 1 S: 13 H: 2 LOB: 2 BB: 2 P: 24	R: 0 E: 0 K: 0 S: 6 H: 1 LOB: 0 BB: 0 P: 9	R: 0 E: 0 K: 0 S: 11 H: 1 LOB: 1 BB: 1 P: 21	R: 0 E: 0 K: 0 S: 5 H: 0 LOB: 0 BB: 0 P: 7	R: 0 E: 0 K: 1 S: 7 H: 0 LOB: 0 BB: 0 P: 12	R: 0 E: 0 K: 2 S: 14 H: 1 LOB: 1 BB: 0 P: 22	1B: 4 2B: 1 3B: 0 HR: 2 SF: 0 SAC: 0 DP: 3 HBP: 0	WP: 0 PB: 0 SB: 0 CS: 0 PA: 35		
PITCHER	IP WLS BF H R ER SO BB IBB HBP BLK WP HR S P ERA WHIP											PITCHER	IP WLS BF H R ER SO BB IBB HBP BLK WP HR S P ERA WHIP
Mark Mulder, L ERA: 5.03 (1, 1)	8.0 L 31 6 4 3 3 3 0 0 0 0 0 2 64 109 3.38 1.125												
Ariel Prieto, R ERA: 4.91 (9, 1)	1.0 4 1 0 0 2 0 0 0 0 0 0 0 14 22 0.00 1.000												

Boston Red Sox @ Oakland Athletics
Network Associates Coliseum, Oakland, CA

Fri Jul 28 2000, 10:05 PM EDT
Att. 28,072 - Sunny - 65 F

livebaseballscorecards.com

AB 32
R 4
H 7
RBI 4
BB 3
SO 5
LOB 12



Batter	1	2	3	4	5	6	7	8	9	AB R H RBI BB SO LOB
Terrence Long, L OBP: 0.341, SLG: 0.450 (1, 8)	3-1 HR		1-2 G4-3			0-0 F9		3-2 G3-1		4 1 1 1 0 0 1
Randy Velarde, R OBP: 0.384, SLG: 0.446 (1, 4)	1-2 G6-3		1-3 K			2-2 1B		0-0 G4-3		4 0 1 0 0 1 1
Jason Giambi, L OBP: 0.464, SLG: 0.618 (1, 3)	3-3 K			1-1 F8		0-3 K		0-2 G6-3		4 0 0 0 0 2 1
Olmedo Saenz, R OBP: 0.379, SLG: 0.505 (1, 10)	0-2 G6-3			1-1 G4-3			0-1 FC3-6 1B		0-1 F3	4 0 1 0 0 0 0
Ben Grieve, L OBP: 0.356, SLG: 0.505 (1, 7)		2-3 K		2-3 K			2-2 FC3-6 BB		0-1 WP 1B	4 0 1 0 0 2 1
Miguel Tejada, R OBP: 0.333, SLG: 0.469 (1, 6)		3-3 K			0-3 K		4-2 BB		1-1 F7	3 0 0 0 1 2 1
3 Eric Chavez, L OBP: 0.353, SLG: 0.468 (1, 5)		3-1 G3			2-2 F5		1-3 K			3 0 0 0 0 1 2
Jeremy Giambi, L OBP: 0.332, SLG: 0.409 (1, 9)			1-3 K		1-3 K		0-3 K			3 0 0 0 0 3 2
Ramon Hernandez, R OBP: 0.316, SLG: 0.404 (1, 2)			2-1 G4-3 1B			0-2 F9		2-2 F9		3 0 1 0 0 0 0

Inning Stats	R: 1 E: 0 K: 1 S: 12	H: 1 LOB: 0 BB: 0 P: 19	R: 0 E: 0 K: 2 S: 10	H: 0 LOB: 0 BB: 0 P: 18	R: 0 E: 0 K: 2 S: 11	H: 1 LOB: 1 BB: 0 P: 16	R: 0 E: 0 K: 1 S: 7	H: 0 LOB: 0 BB: 0 P: 11	R: 0 E: 0 K: 2 S: 10	H: 0 LOB: 0 BB: 0 P: 13	R: 0 E: 0 K: 1 S: 10	H: 1 LOB: 1 BB: 0 P: 12	R: 0 E: 0 K: 2 S: 13	H: 1 LOB: 2 BB: 1 P: 20	R: 0 E: 0 K: 0 S: 7	H: 0 LOB: 0 BB: 0 P: 12	R: 0 E: 0 K: 0 S: 9	H: 1 LOB: 1 BB: 0 P: 10	1B: 4 2B: 0 3B: 0 HR: 1	SF: 0 SAC: 0 DP: 0 HBP: 0	WP: 1 PB: 0 SB: 0 CS: 0	PA: 33
--------------	-------------------------------	----------------------------------	-------------------------------	----------------------------------	-------------------------------	----------------------------------	------------------------------	----------------------------------	-------------------------------	----------------------------------	-------------------------------	----------------------------------	-------------------------------	----------------------------------	------------------------------	----------------------------------	------------------------------	----------------------------------	----------------------------------	------------------------------------	----------------------------------	--------

PITCHER	IP	WLS	BF	H	R	ER	SO	BB	IBB	HBP	BLK	WP	HR	S	P	ERA	WHIP
Pedro Martinez, R ERA: 1.38 (1, 1)	7.0	W	26	4	1	1	11	1	0	0	0	0	1	73	109	1.29	0.714
Rich Garces, R ERA: 3.31 (8, 1)	1.0	H	3	0	0	0	0	0	0	0	0	0	0	7	12	0.00	0.000
Derek Lowe, R ERA: 3.28 (9, 1)	1.0	S	4	1	0	0	0	0	0	0	0	1	0	9	10	0.00	1.000

BOTTOM


Boston Red Sox @ Oakland Athletics
 Network Associates Coliseum, Oakland, CA

livebaseballscorecards.com

AB	32
R	1
H	5
RBI	1
BB	1
SO	11
LOB	9



Fri Jul 28 2000, 10:05 PM EDT
 Att. 28,072 - Sunny - 65 F

Batter	1	2	3	4	5	6	7	8	9	AB R H RBI BB SO LOB	TOP											
Darren Lewis, R (1, 8) OBP: 0.295, SLG: 0.296	1-1 G6-3		1-3 K		2-3 K			0-1 1B FC6-4 1B		4 1 1 0 0 2 2												
Jose Offerman, S (1, 3) Manny Alexander, R (6, 6) OBP: 0.233, SLG: 0.302	4-2 BB		1-1 F8			4-2 FC5-4 BB		3-3 K		1 0 0 0 2 0 0 1 0 0 0 0 1 1												
Brian Daubach, L (1, 10) OBP: 0.350, SLG: 0.498	3-3 K			1-3 K		1-3 K		1-2 FC6-4 1B		4 0 1 0 0 3 2												
Nomar Garciaparra, R (1, 6) Izzy Alcantara, R (6, 3) OBP: 0.382, SLG: 0.563	0-1 G6-3			0-0 G6-3		0-1 FC5-4 1B		1-2 FC6-4 1B		3 0 0 0 0 0 2 1 0 1 0 0 0 0												
Troy O'Leary, L (1, 7) Bernard Gilkey, R (7, 7) OBP: 0.240, SLG: 0.287		0-2 P6		1-1 F2		1-1 1B		2-2 FC6-4		3 0 1 0 0 0 0 1 0 0 1 0 0 2												
Mike Lansing, R (1, 4) OBP: 0.312, SLG: 0.415		0-2 G5-3			2-2 G6-3		3-2 F9		2-2 G4-3	4 0 0 0 0 0 4												
Scott Hatteberg, L (1, 2) OBP: 0.343, SLG: 0.472		3-2 PB 2B			3-1 P6			0-1 G6-4-3 1B	1-2 G3-1	4 0 2 0 0 0 0	AB 33 R 1 H 7 RBI 1 BB 3 SO 9 LOB 15											
Ed Sprague, R (1, 5) OBP: 0.310, SLG: 0.495		1-3 K			1-1 BB 1B			1-2 G6-4-3	0-0 F7	4 0 1 0 0 1 2												
Trot Nixon, L (1, 9) OBP: 0.371, SLG: 0.504			1-0 G6-3		4-2 BB			3-3 K	2-3 K	3 0 0 0 1 2 0												
Inning Stats	R: 0 E: 0 K: 1 S: 10	H: 0 LOB: 1 BB: 1 P: 18	R: 0 E: 0 K: 1 S: 13	H: 1 LOB: 1 BB: 0 P: 17	R: 0 E: 0 K: 1 S: 6	H: 0 LOB: 0 BB: 0 P: 9	R: 0 E: 0 K: 1 S: 6	H: 0 LOB: 0 BB: 0 P: 8	R: 0 E: 0 K: 1 S: 12	H: 1 LOB: 2 BB: 1 P: 24	R: 0 E: 0 K: 1 S: 13	H: 1 LOB: 2 BB: 1 P: 22	R: 0 E: 0 K: 1 S: 9	H: 1 LOB: 0 BB: 0 P: 13	R: 1 E: 0 K: 1 S: 20	H: 3 LOB: 2 BB: 0 P: 29	R: 0 E: 0 K: 1 S: 8	H: 0 LOB: 0 BB: 0 P: 11	1B: 6 2B: 1 3B: 0 HR: 0	SF: 0 SAC: 0 DP: 1 HBP: 0	WP: 0 PB: 1 SB: 0 CS: 0	PA: 36
PITCHER	IP WLS BF H R ER SO BB IBB HBP BLK WP HR S P ERA WHIP												PITCHER	IP WLS BF H R ER SO BB IBB HBP BLK WP HR S P ERA WHIP								
Kevin Appier, R (1, 1) ERA: 4.46	7.0 W 27 4 0 0 7 3 0 0 0 0 0 0 69 111 0.00 1.000																					
Doug Jones, R (8, 1) ERA: 4.99	2.0 9 3 1 1 2 0 0 0 0 0 0 0 28 40 4.50 1.500																					

Boston Red Sox @ Oakland Athletics
Network Associates Coliseum, Oakland, CA

Sat Jul 29 2000, 9:05 PM EDT
 Att. 36,325 - Sunny - 72 F

livebaseballscorecards.com

Batter	1	2	3	4	5	6	7	8	9	AB	R	H	RBI	BB	SO	LOB
Ryan Christenson, R (1, 7) OBP: 0.382, SLG: 0.442	4-1 1B BB	2-3 K		1-1 F9	2-1 1B 3B		3-2 G6-3			4	2	1	1	1	1	0
Randy Velarde, R (1, 4) OBP: 0.381, SLG: 0.442	2-0 F8		2-0 G6-3	1-3 K	1-1 FC5-4 BB 1B		2-0 G5-3			5	0	1	1	0	1	1
Jason Giambi, L (1, 3) OBP: 0.465, SLG: 0.618 Jeremy Giambi, L (8, 3) OBP: 0.330, SLG: 0.406	1-3 K		4-1 BB HR BB		1B 2B K		0-0 G6-3			3	2	1	0	1	2	2
Olmedo Saenz, R (1, 10) OBP: 0.390, SLG: 0.510 Ben Grieve, L (8, PH) OBP: 0.358, SLG: 0.505	2-0 BB 1B 1-2 1B		4-1 HR BB		BB 1B BB		4-2 G4-3 BB 1B BB			2	2	2	0	2	0	0
Adam Piatt, R (1, 9) OBP: 0.414, SLG: 0.660	1-1 BB 1-2 2-H 1B		2-1 HR		BB 2B FC5-4		4-2 1B G4-3 BB			3	2	2	4	2	0	2
Terrence Long, L (1, 8) OBP: 0.342, SLG: 0.451	4-1 1-2 2-3 BB		1-1 2B		2-2 E3 2B 1-3 2-H 3-H	2-3 K	1-1 G4-3			4	1	1	0	1	1	3
Miguel Tejada, R (1, 6) OBP: 0.334, SLG: 0.471	2-3 K		1-2 F8		3-1 G3-1 3 2B 2B 2-H 3-H	1-2 G5-3	2-1 1B			5	1	2	3	0	1	4
Ramon Hernandez, R (1, 2) OBP: 0.311, SLG: 0.396		1-0 G4-3	3-3 K		0-0 G3-1	1-0 F9	2-3 K			5	0	0	0	0	2	4
Frank Menechino, R (1, 5) OBP: 0.331, SLG: 0.459 3 Eric Chavez, L (5, PH) OBP: 0.353, SLG: 0.472 (6, 5)		2-3 K		2-3 K	1-2 3B 2B 3-H		1-0 F8			2	0	0	0	0	2	0
										2	1	1	1	0	0	0

Inning Stats	R: 1	H: 2	E: 0	K: 2	S: 12	LOB: 3	BB: 2	P: 28	R: 0	H: 0	E: 0	K: 2	S: 8	LOB: 0	BB: 0	P: 13	R: 3	H: 2	E: 0	K: 1	S: 16	LOB: 1	BB: 2	P: 33	R: 0	H: 0	E: 0	K: 2	S: 8	LOB: 0	BB: 0	P: 12	R: 7	H: 6	E: 1	K: 1	S: 26	LOB: 2	BB: 2	P: 49	R: 0	H: 0	E: 0	K: 1	S: 7	LOB: 0	BB: 0	P: 11	R: 0	H: 0	E: 0	K: 0	S: 5	LOB: 0	BB: 0	P: 11	R: 1	H: 1	E: 0	K: 1	S: 13	LOB: 2	BB: 2	P: 26
--------------	------	------	------	------	-------	--------	-------	-------	------	------	------	------	------	--------	-------	-------	------	------	------	------	-------	--------	-------	-------	------	------	------	------	------	--------	-------	-------	------	------	------	------	-------	--------	-------	-------	------	------	------	------	------	--------	-------	-------	------	------	------	------	------	--------	-------	-------	------	------	------	------	-------	--------	-------	-------

PITCHER	IP	WLS	BF	H	R	ER	SO	BB	IBB	HBP	BLK	WP	HR	S	P	ERA	WHIP
Jeff Fassero, L (1, 1) ERA: 5.04	4.0	L	24	6	8	8	7	5	0	0	0	0	1	52	103	18.00	2.750
Bryce Florie, R (5, 1) ERA: 5.06	3.0		14	4	3	2	2	1	0	0	0	0	0	30	54	6.00	1.667
Rod Beck, R (8, 1) ERA: 2.25	1.0		6	1	1	1	1	2	0	0	0	0	0	13	26	9.00	3.000

BOTTOM

Boston Red Sox @ Oakland Athletics
 Network Associates Coliseum, Oakland, CA

Sat Jul 29 2000, 9:05 PM EDT
 Att. 36,325 - Sunny - 72 F

livebaseballscores.com

AB	36
R	12
H	11
RBI	10
BB	8
SO	10
LOB	16



WP: 0	PA: 44
PB: 0	SB: 0
CS: 0	

Batter	1	2	3	4	5	6	7	8	9	AB R H RBI BB SO LOB	TOP	
Darren Lewis, R (1, 8) OBP: 0.290, SLG: 0.291 Bernard Gilkey, R (8, PH) OBP: 0.238, SLG: 0.284 (8, 9)	0-1 G5-3		0-0 G6-3			1-1 L9		0-0 G5-4-3		3 0 0 0 0 0 1 1 0 0 0 0 0 2		
Jason Varitek, S (1, 2) OBP: 0.361, SLG: 0.431	0-0 F7			0-2 HR		0-2 G4-3		0-0 G4-3		4 1 1 1 0 0 1		
Brian Daubach, L (1, 3) OBP: 0.346, SLG: 0.492	0-2 G5-3			1-0 F9		1-0 G5-3		3-3 K		4 0 0 0 0 0 1 1		
Nomar Garciaparra, R (1, 6) OBP: 0.450, SLG: 0.652		0-0 G6-3		2-3 K		2-0 F2		2-0 1B		4 0 1 0 0 0 1 0		
Troy O'Leary, L (1, 7) OBP: 0.317, SLG: 0.398		0-1 P5		0-2 F8		2-0 G4-3		2-1 F7		4 0 0 0 0 0 0 1		
Ed Sprague, R (1, 5) OBP: 0.310, SLG: 0.492		1-0 G4-3			2-1 G4-6-3 1B		0-1 G5-3			3 0 1 0 0 0 0 0		
Scott Hatteberg, L (1, 10) OBP: 0.342, SLG: 0.492			2-2 HR		1-0 F9		0-1 F7			3 1 1 1 0 0 0 1		
Mike Lansing, R (1, 4) OBP: 0.312, SLG: 0.414			2-2 G6-3		2-1 G4-6-3 1-2f		1-1 1B 1B			3 0 1 0 0 0 0 1		
Trot Nixon, L (1, 9) OBP: 0.375, SLG: 0.504 (8, 8)			0-1 G4-3			4-2 G4-3 S BB		1-1 G5-4-3 1B		2 0 1 0 1 0 0 0		
Inning Stats	R: 0 H: 0 E: 0 LOB: 0 K: 0 BB: 0 S: 6 P: 6	R: 0 H: 0 E: 0 LOB: 0 K: 0 BB: 0 S: 4 P: 5	R: 1 H: 1 E: 0 LOB: 0 K: 0 BB: 0 S: 12 P: 16	R: 1 H: 1 E: 0 LOB: 0 K: 1 BB: 0 S: 11 P: 14	R: 0 H: 1 E: 0 LOB: 0 K: 0 BB: 0 S: 5 P: 10	R: 0 H: 0 E: 0 LOB: 1 K: 0 BB: 1 S: 10 P: 15	R: 0 H: 0 E: 0 LOB: 0 K: 0 BB: 0 S: 4 P: 8	R: 0 H: 2 E: 0 LOB: 1 K: 0 BB: 0 S: 7 P: 9	R: 0 H: 1 E: 0 LOB: 1 K: 1 BB: 0 S: 11 P: 18	1B: 4 SF: 0 2B: 0 SAC: 0 3B: 0 DP: 2 HR: 2 HBP: 0	WP: 0 PA: 32 PB: 0 SB: 1 CS: 0	
PITCHER	IP WLS BF H R ER SO BB IBB HBP BLK WP HR S P ERA WHIP											
Gil Heredia, R (1, 1) ERA: 3.79	7.1 W 26 4 2 2 1 1 0 0 0 0 0 2 56 79 2.46 0.682											
Mike Magnante, L (8, 1) ERA: 5.26	0.0 1 1 0 0 0 0 0 0 0 0 0 0 2 3 ∞ ∞											
Jeff Tam, R (8, 1) ERA: 3.0	0.2 H 1 0 0 0 0 0 0 0 0 0 0 0 1 1 0.00 0.000											
Jason Isringhausen, R (9, 1) ERA: 3.4	1.0 S 4 1 0 0 1 0 0 0 0 0 0 0 0 11 18 0.00 1.000											

Boston Red Sox @ Oakland Athletics
Network Associates Coliseum, Oakland, CA

Sun Jul 30 2000, 4:05 PM EDT
 Att. 29,847 - Cloudy - 67 F

livebaseballscorecards.com

AB	31
R	2
H	6
RBI	2
BB	1
SO	2
LOB	8



Batter	1	2	3	4	5	6	7	8	9	AB	R	H	RBI	BB	SO	LOB
Terrence Long, L OBP: 0.338, SLG: 0.445 (1, 8)	3-3 K	0-1 G6-3			0-1 F9		1-1 G4-3			4	0	0	0	0	1	0
Randy Velarde, R OBP: 0.377, SLG: 0.436 (1, 4)	2-2 F3		2-3 K		1-1 G6-3		2-2 F7			4	0	0	0	0	1	0
Jason Giambi, L OBP: 0.461, SLG: 0.611 (1, 3)	0-1 G3-1		2-3 K		0-0 F9			3-2 F9		4	0	0	0	0	1	0
Ben Grieve, L OBP: 0.357, SLG: 0.501 Ryan Christenson, R OBP: 0.382, SLG: 0.442 (1, 7) (9, 7)		4-1 BB G5-3 HR BB	2-3 K		3-2 F9			2-2 G1-3		3	1	0	0	1	1	0
Matt Stairs, L OBP: 0.331, SLG: 0.422 Olmedo Saenz, R OBP: 0.388, SLG: 0.508 (1, 10) (8, PH)		2-2 G5-3		1-0 F9		0-0 L9		3-2 G5-3		3	0	0	0	0	0	1
Miguel Tejada, R OBP: 0.339, SLG: 0.472 (1, 6)		4-2 BB HR BB		4-1 BB BB		2-2 1B				1	1	1	0	2	0	0
3 Eric Chavez, L OBP: 0.350, SLG: 0.467 (1, 5)		2-2 P4		3-1 P6		0-0 P6				3	0	0	0	0	0	4
Jeremy Giambi, L OBP: 0.335, SLG: 0.404 (1, 9)		4-2 1-2 2-3 HR BB		4-2 1-2 BB		0-0 F8				1	1	0	0	2	0	0
Sal Fasano, R OBP: 0.288, SLG: 0.424 (1, 2)		0-1 1-H 2-H 3-H HR		1-0 G5-3		3-2 HR				3	2	2	5	0	0	2

Inning Stats	R: 0	H: 0	E: 0	K: 1	S: 8	H: 0	LOB: 0	BB: 0	P: 13	R: 4	H: 1	E: 0	K: 0	S: 17	R: 0	H: 0	E: 0	K: 3	S: 10	R: 0	H: 0	E: 0	K: 0	S: 8	R: 0	H: 1	E: 0	K: 0	S: 8	R: 1	H: 1	E: 0	K: 0	S: 10	R: 0	H: 0	E: 0	K: 0	S: 9	1B: 1	SF: 0	2B: 0	3B: 0	HR: 2	WP: 0	PA: 32
--------------	------	------	------	------	------	------	--------	-------	-------	------	------	------	------	-------	------	------	------	------	-------	------	------	------	------	------	------	------	------	------	------	------	------	------	------	-------	------	------	------	------	------	-------	-------	-------	-------	-------	-------	--------

PITCHER	IP	WLS	BF	H	R	ER	SO	BB	IBB	HBP	BLK	WP	HR	S	P	ERA	WHIP
Rolando Arrojo, R ERA: 6.1 (1, 1)	6.1	L	27	3	5	5	4	5	0	0	0	0	2	61	110	7.11	1.263
Rheal Cormier, L ERA: 3.64 (7, 1)	1.1		4	0	0	0	0	0	0	0	0	0	0	11	19	0.00	0.000
Hipolito Pichardo, R ERA: 2.9 (8, 1)	0.1		1	0	0	0	0	0	0	0	0	0	0	3	6	0.00	0.000


BOTTOM

Boston Red Sox @ Oakland Athletics
 Network Associates Coliseum, Oakland, CA

Sun Jul 30 2000, 4:05 PM EDT
 Att. 29,847 - Cloudy - 67 F

livebaseballscorecards.com

AB	27
R	5
H	3
RBI	5
BB	5
SO	4
LOB	7



Batter	1	2	3	4	5	6	7	8	9	AB	R	H	RBI	BB	SO	LOB	TOP										
Trot Nixon, L OBP: 0.378, SLG: 0.504 (1, 8) (8, 9)	1-2 G6-3	4-0 1B BB		3-1 1B		3-3 K		2-0 HR 1B		4	1	2	1	1	1	1											
Jason Varitek, S OBP: 0.361, SLG: 0.441 (1, 2)	0-1 F8	1-1 1B		2-2 G4-3		2-3 K		0-1 HR		5	1	2	3	0	1	2											
Brian Daubach, L OBP: 0.341, SLG: 0.485 (1, 3)	1-2 G3-1	1-0 F7			1-0 G4-3		1-1 G5-3	0-1 F9		5	0	0	0	0	0	4											
Nomar Garciaparra, R OBP: 0.452, SLG: 0.659 (1, 6)		2-0 HR	4-2 FC6 BB		1-2 F7		3-2 F8		0-1 G4-3 1B	4	1	2	1	1	0	0											
Troy O'Leary, L OBP: 0.318, SLG: 0.394 (1, 7)		4-2 1B E BB	1-3 K		4-1 BB BB		0-3 K		1-2 G4-3	3	1	0	0	2	2	2											
Bernard Gilkey, R OBP: 0.238, SLG: 0.283 Hipolito Pichardo, R (8, 1)		0-1 E SF7 1B	2-1 F3		2-1 F8			2-1 F8	2-3 K	4	1	1	0	0	0	2											
Scott Hatteberg, L OBP: 0.347, SLG: 0.500 Darren Lewis, R OBP: 0.289, SLG: 0.289 (8, 8)		3-2 1B BB	3-1 FC6		2-2 1B 2B			0-1 1B 1B 1B	2-2 F9	4	1	2	0	0	0	2											
Ed Sprague, R OBP: 0.305, SLG: 0.482 (1, 5)	2-2 P6			1-1 G6-3		0-0 F8		1-0 F8		4	0	0	0	0	0	4											
Mike Lansing, R OBP: 0.314, SLG: 0.416 (1, 4)	2-2 SF7			1-0 F8		1-0 1B		2-2 1B HR 1B		3	1	2	2	0	0	0											
Inning Stats	R: 0 E: 0 K: 0 S: 10	H: 0 LOB: 0 BB: 0 P: 12	R: 3 E: 1 K: 0 S: 23	H: 3 LOB: 3 BB: 2 P: 42	R: 0 E: 0 K: 1 S: 10	H: 0 LOB: 1 BB: 1 P: 20	R: 0 E: 0 K: 0 S: 7	H: 0 LOB: 1 BB: 1 P: 15	R: 1 E: 0 K: 2 S: 20	H: 2 LOB: 1 BB: 0 P: 28	R: 0 E: 0 K: 1 S: 8	H: 0 LOB: 0 BB: 0 P: 12	R: 4 E: 0 K: 0 S: 13	H: 4 LOB: 1 BB: 0 P: 20	R: 0 E: 0 K: 1 S: 11	H: 1 LOB: 1 BB: 0 P: 16	1B: 8 2B: 1 3B: 0 HR: 2	SF: 1 SAC: 0 DP: 0 HBP: 0	WP: 0 PB: 0 SB: 0 CS: 0	PA: 43							
PITCHER	IP	WLS	BF	H	R	ER	SO	BB	IBB	HBP	BLK	WP	HR	S	P	ERA	WHIP										
Paul Abbott, R ERA: 4.17 (1, 1)	5.1		27	6	4	2	1	4	0	0	0	0	1	64	113	3.38	1.875										
Arthur Rhodes, L ERA: 3.06 (6, 1)	1.2	H	5	0	0	0	3	0	0	0	0	0	0	22	31	0.00	0.000										
Jose Mesa, R ERA: 5.82 (8, 1)	0.2	L	4	2	2	2	0	0	0	0	0	0	0	8	13	27.00	3.000										
Kazuhiro Sasaki, R ERA: 3.73 (8, 1)	0.1	B	3	2	2	2	0	0	0	0	0	0	1	5	7	54.00	6.000										
Jose Paniagua, R ERA: 3.81 (9, 1)	1.0		4	1	0	0	1	0	0	0	0	0	0	11	16	0.00	1.000										

Boston Red Sox @ Seattle Mariners
Safeco Field, Seattle, WA
 Mon Jul 31 2000, 7:05 PM PDT
 Att. 36,993 - Cloudy - 81 F

AB	38
R	8
H	11
RBI	7
BB	4
SO	5
LOB	19



Batter	1	2	3	4	5	6	7	8	9	10	11	12	13	14	15	16	17	18	19	AB	R	H	RBI	BB	SO	LOB	TOP									
Mike Lansing, R (1, 4) OBP: 0.312, SLG: 0.410	F9		F9	CS	L9					F5			G5-3		F3		G4-3				8	0	1	0	1	0	2									
Brian Daubach, L (1, 3) OBP: 0.342, SLG: 0.487	G4-3				F7								F9		F9		P4				5	1	2	0	0	1	1									
Manny Alexander, R (10, PR) OBP: 0.226, SLG: 0.293			1B																		4	0	0	0	0	1	5									
Jason Varitek, S (1, 2) OBP: 0.354, SLG: 0.431	F8				F9								G1-4-3		F7						9	0	1	1	0	0	5									
Nomar Garciaparra, R (1, 6) OBP: 0.450, SLG: 0.654		G1-3																			7	1	2	0	1	0	0									
Troy O'Leary, L (1, 7) OBP: 0.320, SLG: 0.394																					8	0	3	1	0	1	2									
Bernard Gilkey, R (1, 9) OBP: 0.246, SLG: 0.277																					6	0	1	0	2	0	3									
Izzy Alcantara, R (1, 10) OBP: 0.342, SLG: 0.500																					4	0	0	0	0	0	2									
Scott Hatteberg, L (12, PH) OBP: 0.344, SLG: 0.489																					3	0	0	0	1	1	3									
Ed Sprague, R (1, 5) OBP: 0.302, SLG: 0.473																					4	1	0	0	1	0	0									
Trot Nixon, L (14, PH) OBP: 0.377, SLG: 0.502																					1	0	0	0	0	0	2									
Morgan Burkhardt, S (14, 3) OBP: 0.446, SLG: 0.413																					1	0	0	0	1	0	1									
Darren Lewis, R (1, 8) OBP: 0.299, SLG: 0.315																					5	1	2	2	2	1	0									
Inning Stats	R: 0 E: 0 S: 6	H: 0 LOB: 0 P: 9	R: 0 E: 0 S: 6	H: 1 LOB: 1 P: 11	R: 4 E: 0 S: 11	H: 5 LOB: 1 P: 23	R: 0 E: 0 S: 9	H: 0 LOB: 0 P: 17	R: 0 E: 0 S: 4	H: 0 LOB: 0 P: 6	R: 0 E: 0 S: 5	H: 1 LOB: 1 P: 12	R: 0 E: 0 S: 8	H: 0 LOB: 0 P: 10	R: 0 E: 0 S: 3	H: 0 LOB: 0 P: 6	R: 0 E: 0 S: 7	H: 0 LOB: 0 P: 11	R: 0 E: 0 S: 5	H: 1 LOB: 2 P: 9	R: 0 E: 0 S: 12	H: 0 LOB: 1 P: 21	R: 0 E: 0 S: 10	H: 0 LOB: 1 P: 16	R: 0 E: 0 S: 12	H: 0 LOB: 1 P: 16	R: 0 E: 0 S: 10	H: 0 LOB: 1 P: 16	R: 0 E: 0 S: 8	H: 1 LOB: 1 P: 11	R: 0 E: 0 S: 9	H: 1 LOB: 3 P: 19	1B: 8 2B: 3 3B: 0 HR: 1	SF: 0 SAC: 1 DP: 1 HBP: 0	WP: 0 PB: 0 SB: 0 CS: 1	PA: 76
PITCHER	IP	WLS	BF	H	R	ER	SO	BB	IBB	HBP	BLK	WP	HR	S	P	ERA	WHIP																			
John Halama, L (1, 1) ERA: 4.86	9.0		35	8	4	4	2	3	0	0	0	0	1	56	102	4.00	1.222																			
Brett Tomko, R (10, 1) ERA: 4.05	4.0		13	1	0	0	0	0	0	0	0	0	0	26	40	0.00	0.250																			
Jose Mesa, R (14, 1) ERA: 5.5	3.0		13	1	0	0	2	3	0	0	0	0	0	34	53	0.00	1.333																			
37 Robert Ramsay, L (17, 1) ERA: 2.89	2.1		12	2	0	0	0	2	1	0	0	0	0	23	41	0.00	1.714																			
Kazuhito Sasaki, R (19, 1) ERA: 3.87	0.2	W	2	0	0	0	1	0	0	0	0	0	0	4	5	0.00	0.000																			

Boston Red Sox @ Seattle Mariners
Safeco Field, Seattle, WA
 Tue Aug 01 2000, 7:05 PM PDT
 Att. 37,391 - Sunny - 75 F

AB 65
 R 4
 H 12
 RBI 4
 BB 9
 SO 5
 LOB 26



WP: 0 PA: 76
 PB: 0
 SB: 0
 CS: 1

livebaseballscorecards.com

Batter	1	2	3	4	5	6	7	8	9	10	11	12	13	14	15	16	17	18	19	AB	R	H	RBI	BB	SO	LOB
Rickey Henderson, R OBP: 0.375, SLG: 0.318 (1, 7)	B1-3		1-1 1B		K		F3			K		L5			SH1-4		F8			7	0	1	0	0	2	2
Al Martin, L OBP: 0.357, SLG: 0.467 Jay Buhner, R OBP: 0.384, SLG: 0.536 (1, 8) (15, PH) (16, 9)	G3-1		G4-3			G4-3	K			BB			G4-3		FC5			F7		5	0	0	0	1	1	3
Alex Rodriguez, R OBP: 0.438, SLG: 0.619 (1, 8)	F7			G6-3		E6 G3 1B		K		BB			F7		K			F8		7	1	1	0	1	2	1
Edgar Martinez, R OBP: 0.431, SLG: 0.620 (1, 10)		F8		P3		G3 1B BB		P4		K			K			F8		G5-3		7	1	0	0	1	2	2
John Olerud, L OBP: 0.404, SLG: 0.467 Mike Cameron, R OBP: 0.360, SLG: 0.446 (1, 3) (11, PR) (12, 9) (16, 8)			1B	G3		G3		L6		L8-4 S 1B			F9		G5-3			G5-3		5	0	2	1	0	0	1
Stan Javier, S OBP: 0.358, SLG: 0.409 (1, 9) (12, 3)		K			HR	1B			F7		K			BB		L4				6	1	2	2	1	2	2
David Bell, R OBP: 0.288, SLG: 0.351 (1, 5)		K			SF8 3B	K		K		L8-4			F9					F7		7	1	1	0	0	3	5
Joe Oliver, R OBP: 0.324, SLG: 0.542 Dan Wilson, R OBP: 0.291, SLG: 0.324 (1, 2) (4, 2)			G4-3 1B		SF8		F7		G5-3			K			F3			K		1	0	1	0	0	0	0
Mark McLemore, S OBP: 0.346, SLG: 0.289 (1, 4)			K		F9					K						FC5 SH1-4 1B				5	0	0	1	0	2	1

Inning Stats	R: 0	H: 0	E: 0	K: 0	S: 4	LOB: 0	BB: 0	P: 7
1	0	1	0	2	15	0	0	7
2	0	1	0	2	15	0	0	22
3	0	2	0	10	10	2	0	17
4	0	0	0	8	10	0	0	14
5	2	2	0	12	10	0	0	14
6	0	1	0	8	10	0	0	14
7	0	1	0	11	14	0	0	14
8	0	0	0	8	13	0	0	13
9	0	0	0	8	10	0	0	10
10	0	0	0	14	28	0	0	28
11	0	1	0	11	18	0	0	18
12	0	0	0	9	12	0	0	12
13	0	0	0	8	12	0	0	12
14	0	0	0	11	21	0	0	21
15	0	1	0	8	10	0	0	10
16	0	0	0	6	9	0	0	9
17	0	1	0	8	13	0	0	13
18	0	0	0	8	11	0	0	11
19	1	1	0	10	12	0	0	12

PITCHER	IP	WLS	BF	H	R	ER	SO	BB	IBB	HBP	BLK	WP	HR	S	P	ERA	WHIP
49 Tim Wakefield, R ERA: 4.87	8.0	32	8	4	4	7	1	0	0	0	0	0	1	78	115	4.50	1.125
Derek Lowe, R ERA: 3.12	3.0	11	1	0	0	5	2	0	0	0	0	0	0	33	56	0.00	1.000
Rod Beck, R ERA: 1.5	2.0	6	0	0	0	2	0	0	0	0	0	0	0	17	24	0.00	0.000
Rich Garces, R ERA: 3.2	1.0	4	0	0	0	0	1	0	0	0	0	0	0	11	21	0.00	1.000
Rheal Cormier, L ERA: 3.42	3.0	11	2	0	0	2	0	0	0	0	0	0	0	22	32	0.00	0.667


PITCHER	IP	WLS	BF	H	R	ER	SO	BB	IBB	HBP	BLK	WP	HR	S	P	ERA	WHIP
Hipolito Pichardo, R ERA: 2.7	1.0	3	0	0	0	0	0	0	0	0	0	0	0	8	11	0.00	0.000
Jeff Fassero, L ERA: 5.15	0.0	L	1	1	1	1	0	0	0	0	0	0	1	10	12	∞	∞

BOTTOM

Boston Red Sox @ Seattle Mariners
Safeco Field, Seattle, WA
Tue Aug 01 2000, 7:05 PM PDT
Att. 37,391 - Sunny - 75 F

AB	62
R	5
H	12
RBI	5
BB	4
SO	16
LOB	19

WP: 0 PA: 68
PB: 0
SB: 3
CS: 0



Batter	1	2	3	4	5	6	7	8	9	AB R H RBI BB SO LOB	TOP									
Trot Nixon, L OBP: 0.378, SLG: 0.498 (1, 9)	4-1 BB 2B BB	0-1 F7			1-1 E1 G3 S 1B		3-1 FC3-6 1B		2-3 K	4 2 1 0 1 1 0										
Mike Lansing, R OBP: 0.313, SLG: 0.408 (1, 4)	4-1 BB 2B BB	2-1 G5-3			2-3 K		2-3 K		0-0 FC4-6 1B	4 1 1 0 1 2 2										
Brian Daubach, L OBP: 0.338, SLG: 0.480 (1, 3)	2-3 K			0-0 F7	0-1 G3		0-0 FC3-6 FC6-4		0-2 FC4-6	5 0 0 0 0 1 5										
Nomar Garciaparra, R OBP: 0.451, SLG: 0.656 (1, 6)	0-1 1B 2B 1-H 2-H			1-1 F7	0-0 WP 1B		1-1 FC6-4			4 1 2 3 0 0 1										
Troy O'Leary, L OBP: 0.319, SLG: 0.392 (1, 7)	0-1 2B 1B			3-2 L8	3-2 F9			0-2 G1-3		4 1 1 0 0 0 1										
Jason Varitek, S OBP: 0.353, SLG: 0.432 (1, 2)	1-2 1B 2B 1-H 3-H			1-0 G6-3		3-2 F9		1-1 P5		4 0 1 2 0 0 0										
Ed Sprague, R OBP: 0.310, SLG: 0.481 (1, 5)	3-2 G4-6-3 1B			1-1 2B		1-1 G1-3		4-2 BB		3 0 2 0 1 0 0										
Scott Hatteberg, L OBP: 0.342, SLG: 0.479 (1, 10)	1-1 G4-6-3			2-1 G5-3		4-1 BB		0-2 F5		3 0 0 0 1 0 4										
Darren Lewis, R OBP: 0.293, SLG: 0.308 (1, 8)		0-2 L7		0-0 G5-3		1-2 F5		2-3 K		4 0 0 0 0 1 2										
Inning Stats	R: 4 E: 0 K: 1 S: 18	H: 4 LOB: 1 BB: 2 P: 33	R: 0 E: 0 K: 0 S: 9	H: 0 LOB: 0 BB: 0 P: 11	R: 0 E: 0 K: 0 S: 8	H: 1 LOB: 1 BB: 0 P: 10	R: 1 E: 1 K: 1 S: 12	H: 1 LOB: 1 BB: 0 P: 18	R: 0 E: 0 K: 0 S: 13	H: 0 LOB: 1 BB: 1 P: 22	R: 0 E: 0 K: 1 S: 8	H: 1 LOB: 1 BB: 0 P: 14	R: 0 E: 0 K: 0 S: 14	H: 0 LOB: 1 BB: 1 P: 19	R: 0 E: 0 K: 2 S: 10	H: 1 LOB: 1 BB: 0 P: 14	1B: 5 2B: 3 3B: 0 HR: 0	SF: 0 SAC: 0 DP: 1 HBP: 0	WP: 1 PB: 0 SB: 1 CS: 0	PA: 39
PITCHER	IP WLS BF H R ER SO BB IBB HBP BLK WP HR S P ERA WHIP																			
Freddy Garcia, R ERA: 4.24 (1, 1)	7.0 L 31 7 5 4 3 3 0 0 0 1 0 74 120 5.14 1.429																			
Jose Paniagua, R ERA: 3.74 (8, 1)	1.0 4 0 0 0 0 1 0 0 0 0 0 14 19 0.00 1.000																			
Arthur Rhodes, L ERA: 3.0 (9, 1)	1.0 4 1 0 0 0 2 0 0 0 0 0 0 10 14 0.00 1.000																			

Boston Red Sox @ Seattle Mariners
Safeco Field, Seattle, WA
Wed Aug 02 2000, 7:05 PM PDT
Att. 45,121 - Sunny - 79 F

livebaseballscorecards.com

AB 35
R 5
H 8
RBI 5
BB 4
SO 5
LOB 15



Batter	1	2	3	4	5	6	7	8	9	AB R H RBI BB SO LOB
Al Martin, L (1, 7) OBP: 0.356, SLG: 0.465	2-3 K		0-2 G1-3			0-1 G4-3		1-2 G6-3 1B		4 0 1 1 0 1 2
Stan Javier, S (1, 9) OBP: 0.353, SLG: 0.402	0-0 B1-3			0-3 K		1-0 G4-3		0-2 G6-3 1-2f		4 0 0 0 0 1 2
Alex Rodriguez, R (1, 6) OBP: 0.434, SLG: 0.612	3-3 K			0-2 F8		1-3 K		0-0 G6-3		4 0 0 0 0 2 1
Edgar Martinez, R (1, 10) OBP: 0.429, SLG: 0.615		4-2 G1-6-3 BB		2-1 G5-3		0-1 F9		1-3 K		3 0 0 0 1 1 0
John Olerud, L (1, 3) OBP: 0.401, SLG: 0.462		0-0 G1-6-3 1-2f		0-1 F8		1-2 P4		0-2 F8		4 0 0 0 0 0 1
Mike Cameron, R (1, 8) OBP: 0.357, SLG: 0.442		1-0 F9		2-3 K		0-3 K				3 0 0 0 0 2 0
Carlos Guillen, S (1, 5) OBP: 0.313, SLG: 0.284			1-2 F8		1-1 1B		1-2 1B G3-1 1B			3 1 2 0 0 0 0
Dan Wilson, R (1, 2) OBP: 0.292, SLG: 0.324			2-2 G6-3		0-0 F7		0-0 G3-1 1B			3 1 1 0 0 0 1
Mark McLemore, S (1, 4) OBP: 0.348, SLG: 0.291			3-1 1B		4-1 G4-3 G4-3 BB		2-2 G3-1			2 0 1 1 1 0 1

Inning Stats	R: 0	H: 0	E: 0	LOB: 0	K: 2	BB: 0	S: 9	P: 14
	R: 0	H: 0	E: 0	LOB: 0	K: 0	BB: 1	S: 7	P: 12
	R: 0	H: 1	E: 0	LOB: 1	K: 0	BB: 0	S: 12	P: 18
	R: 0	H: 0	E: 0	LOB: 0	K: 1	BB: 0	S: 9	P: 11
	R: 0	H: 1	E: 0	LOB: 1	K: 1	BB: 0	S: 8	P: 11
	R: 0	H: 0	E: 0	LOB: 1	K: 1	BB: 1	S: 9	P: 15
	R: 0	H: 0	E: 0	LOB: 0	K: 1	BB: 0	S: 8	P: 9
	R: 2	H: 3	E: 0	LOB: 0	K: 0	BB: 0	S: 15	P: 19
	R: 0	H: 0	E: 0	LOB: 0	K: 1	BB: 0	S: 9	P: 10
	1B: 5	SF: 0	2B: 0	SAC: 0	3B: 0	DP: 2	HR: 0	HBP: 0

PITCHER	IP	WLS	BF	H	R	ER	SO	BB	IBB	HBP	BLK	WP	HR	S	P	ERA	WHIP
Pedro Martinez, R (1, 1) ERA: 1.42	9.0	W	32	5	2	2	7	2	0	0	0	0	0	86	119	2.00	0.778

BOTTOM

Boston Red Sox @ Seattle Mariners
Safeco Field, Seattle, WA

Wed Aug 02 2000, 7:05 PM PDT
Att: 45,121 - Sunny - 79 F

AB	30
R	2
H	5
RBI	2
BB	2
SO	7
LOB	8



WP	PA
0	32
0	0
0	0
0	0
0	0

Batter	1	2	3	4	5	6	7	8	9	AB R H RBI BB SO LOB	TOP																
Carlos Febles, R OBP: 0.364, SLG: 0.351 (1, 4)	1-2 G6-3		4-2 1B 1B BB		2-1 29 S 1B 1B	1-1 FC6-4			0-1 G1-3	4 2 1 0 1 0 1																	
Rey Sanchez, R OBP: 0.299, SLG: 0.316 (1, 6)	4-0 BB		2-0 1B 1-2 1B		1-2 29 S 1B 1B	1-0 CS	0-1 G5-3		2-2 G6-3	4 1 2 0 1 0 0																	
29 Mike Sweeney, R OBP: 0.406, SLG: 0.513 (1, 3)	1-2 P4		0-1 F7		3-3 K 1-2 2-3		3-1 G6-3			4 0 0 0 0 1 5																	
Jermaine Dye, R OBP: 0.381, SLG: 0.582 (1, 9)	0-0 G4-3		2-2 1-3 2-H 1B		4-0 1B 1B BB		2-2 F7			3 1 1 1 1 0 1																	
Joe Randa, R OBP: 0.364, SLG: 0.464 (1, 10)		1-0 F9	1-0 F9		2-1 1B 1-2 2-H 3-H 1B			1-2 2B		4 0 2 2 0 0 2																	
Mark Quinn, R OBP: 0.342, SLG: 0.488 (1, 8) (8, 7)		0-0 1B		2-0 F9	3-2 1-3 2-H 1B			0-0 F7		4 0 2 1 0 0 1																	
Dave McCarty, R OBP: 0.332, SLG: 0.512 (1, 7)		1-1 F7		2-3 K	0-3 K			2-1 P4		4 0 0 0 0 2 4																	
Gregg Zaun, S OBP: 0.345, SLG: 0.360 (8, 2)										0 0 0 0 0 0 0																	
Héctor Ortiz, R OBP: 0.483, SLG: 0.520 (1, 2)		1-0 G4-3		2-1 G5-3		4-2 FC4-6 BB		2-3 K		2 0 0 0 1 0 1																	
Todd Dunwoody, L OBP: 0.252, SLG: 0.282 (8, PH) (8, 8)										1 0 0 0 0 1 1																	
Jeff Reboulet, R OBP: 0.346, SLG: 0.298 (1, 5)			0-3 K		0-2 L4	0-1 FC4-6			0-1 G1-3	3 0 0 0 0 1 1																	
Scott Pose, L OBP: 0.255, SLG: 0.167 (9, PH)										1 0 0 0 0 0 0																	
Inning Stats	R: 0 E: 0 K: 0 S: 11	H: 0 LOB: 1 BB: 1 P: 17	R: 0 E: 0 K: 0 S: 5	H: 1 LOB: 1 BB: 0 P: 8	R: 1 E: 0 K: 1 S: 13	H: 2 LOB: 2 BB: 1 P: 22	R: 0 E: 0 K: 1 S: 6	H: 0 LOB: 0 BB: 0 P: 12	R: 3 E: 0 K: 2 S: 21	H: 4 LOB: 2 BB: 1 P: 36	R: 0 E: 0 K: 0 S: 7	H: 0 LOB: 0 BB: 1 P: 12	R: 0 E: 0 K: 0 S: 8	H: 0 LOB: 0 BB: 0 P: 13	R: 0 E: 0 K: 1 S: 9	H: 1 LOB: 1 BB: 0 P: 14	R: 0 E: 0 K: 0 S: 8	H: 0 LOB: 0 BB: 0 P: 10	1B: 7 2B: 1 3B: 0 HR: 0	SF: 0 SAC: 0 DP: 0 HBP: 0	WP: 0 PB: 0 SB: 2 CS: 1	PA: 39					
PITCHER	IP WLS BF H R ER SO BB IBB HBP BLK WP HR S P ERA WHIP																										
Jeff Fassero, L ERA: 5.28 (1, 1)	4.2		24	7	4	4	3	3	0	0	0	0	0	53	92	7.71	2.143										
Hipolito Pichardo, R ERA: 2.56 (5, 1)	2.1		7	0	0	0	1	1	0	0	0	0	0	18	28	0.00	0.429										
Rich Garces, R ERA: 3.14 (8, 1)	1.0	W	4	1	0	0	1	0	0	0	0	0	0	9	14	0.00	1.000										
Derek Lowe, R ERA: 3.06 (9, 1)	1.0	S	3	0	0	0	0	0	0	0	0	0	0	8	10	0.00	0.000										

Kansas City Royals @ Boston Red Sox
Fenway Park, Boston, MA
 Fri Aug 04 2000, 7:05 PM EDT
 Att. 33,702 - Sunny - 80 F

livebaseballscorecards.com

AB	34
R	4
H	8
RBI	4
BB	4
SO	5
LOB	17



Batter	1	2	3	4	5	6	7	8	9	AB	R	H	RBI	BB	SO	LOB
Trot Nixon, L OBP: 0.379, SLG: 0.496 (1, 9)	2-2 F8		0-2 G4-6-3			1-0 CS 1B		4-0 BB		3	0	1	1	1	0	1
Mike Lansing, R OBP: 0.312, SLG: 0.407 (1, 4)	2-1 2B 1B			3-3 K	1-2 CS 1-2	3-2 G6-3	2-2 G5-3			4	0	1	0	0	1	2
Brian Daubach, L OBP: 0.337, SLG: 0.486 (1, 10)	1-1 F7			3-2 G4-3		1-3 K		2-2 HR		4	1	1	1	0	1	1
Nomar Garciaparra, R OBP: 0.451, SLG: 0.657 (1, 6)	0-2 1-H 2B			2-1 G5-3		2-1 3B 1B		0-1 G5-3		4	1	2	0	0	0	0
Troy O'Leary, L OBP: 0.318, SLG: 0.396 (1, 7)		2-2 F8			0-2 F7	1-1 3B		0-0 F8		4	0	1	1	0	0	0
Jason Varitek, S OBP: 0.358, SLG: 0.434 (1, 2)		3-2 G3			1-1 2B G6-3 1B	4-0 IBB		2-2 1B		3	1	2	0	1	0	0
Ed Sprague, R OBP: 0.309, SLG: 0.481 Manny Alexander, R OBP: 0.226, SLG: 0.293 (1, 5) (9, 5)		3-1 F2			1-0 1B 2B	0-1 G4-3		1-3 K		4	1	1	0	0	1	3
Rico Brogna, L OBP: 0.296, SLG: 0.379 (1, 3)			1-3 K2-3		0-1 G6-3		2-1 G5-3 SH3-4 1B			3	0	1	1	0	1	1
Darren Lewis, R OBP: 0.300, SLG: 0.311 (1, 8)			4-1 G4-6-3 BB		0-1 1B 1B		2-1 SH3-4			1	1	1	1	1	0	0

Inning Stats	R: 0	H: 2	E: 0	K: 12	S: 17	R: 0	H: 0	E: 0	K: 9	S: 17	R: 0	H: 0	E: 0	K: 1	S: 7	R: 3	H: 4	E: 0	K: 13	S: 17	R: 1	H: 2	E: 0	K: 13	S: 24	R: 0	H: 1	E: 0	K: 7	S: 17	R: 1	H: 2	E: 0	K: 16	S: 21
	LOB: 2	BB: 0	P: 17			LOB: 0	BB: 0	P: 17			LOB: 0	BB: 0	P: 21			LOB: 2	BB: 1	P: 24			LOB: 1	BB: 1	P: 17			LOB: 1	BB: 0	P: 21			LOB: 1	BB: 0	P: 21		

PITCHER	IP	WLS	BF	H	R	ER	SO	BB	IBB	HBP	BLK	WP	HR	S	P	ERA	WHIP
Jeff Suppan, R ERA: 5.54 (1, 1)	6.0		25	8	4	4	3	1	1	0	0	0	0	67	108	6.00	1.500
Andy Larkin, R ERA: 5.14 (7, 1)	1.1	L	6	2	1	1	0	1	0	0	0	0	1	16	28	6.75	2.250
Tim Byrdak, L ERA: 8.31 (8, 1)	0.1		2	1	0	0	0	0	0	0	0	0	0	4	6	0.00	3.000
51 Kris Wilson, R ERA: (8, 1)	0.1		1	0	0	0	1	0	0	0	0	0	0	3	4	0.00	0.000

BOTTOM

Kansas City Royals @ Boston Red Sox
Fenway Park, Boston, MA

Fri Aug 04 2000, 7:05 PM EDT
Att: 33,702 - Sunny - 80 F

AB	30
R	5
H	11
RBI	5
BB	3
SO	4
LOB	8



WP	HR	S	P	ERA	WHIP
0	0	0	0	0	0

Batter	1	2	3	4	5	6	7	8	9	AB R H RBI BB SO LOB	TOP																										
Johnny Damon, L (1, 10) OBP: 0.379, SLG: 0.462	1-1 G3 29 1B S	1-0 CS	0-1 G1 29 WP 2B		1-0 G3 29 G3 2B		0-1 G4-3	2-2 G4-3		5 3 3 0 0 0 1																											
Carlos Febles, R (1, 4) OBP: 0.357, SLG: 0.344	3-2 G3		0-1 G1		1-2 G3		3-3 K		1-2 G6-3	5 0 0 0 0 1 3																											
29 Mike Sweeney, R (1, 3) OBP: 0.405, SLG: 0.512	3-2 1B		3-1 P5		2-0 G3		1-1 L8		2-1 1B	5 0 2 2 0 0 0																											
Jermaine Dye, R (1, 9) OBP: 0.384, SLG: 0.582	2-0 1B		1-3 K		1-0 E 1B			0-0 1B 2B	1-1 F8	5 1 3 0 0 1 1																											
Joe Randa, R (1, 5) OBP: 0.362, SLG: 0.461	3-1 G6-4-3				3-2 G4-3		0-0 E5 1B	0-0 2B 1B	1-3 K2-3	5 1 1 0 0 1 4																											
Mark Quinn, R (1, 7) OBP: 0.346, SLG: 0.492		4-2 E G4-3 FC6-4 BB		0-0 P3	1-1 1B		1-1 1B	3-1 1B FC6-4 2B		3 2 2 1 1 0 0																											
Gregg Zaun, S (1, 2) OBP: 0.349, SLG: 0.359		1-2 G4-3		4-0 1B BB		1-3 K		1-2 FC6-4 1B		3 0 1 1 1 1 1	AB 39 R 7 H 13 RBI 6 BB 2 SO 4 LOB 17																										
Todd Dunwoody, L (1, 8) OBP: 0.252, SLG: 0.280		0-0 E3 FC6-4		2-1 1B		2-0 G4-3		2-3 P4		4 0 1 0 0 0 3																											
Luis Ordaz, R (1, 6) OBP: 0.253, SLG: 0.228		0-0 FC6-4		1-0 F8		2-2 G6-3		2-2 FC6-4 WP		3 0 0 1 0 0 3																											
Dave McCarty, R (8, PH) OBP: 0.330, SLG: 0.509		1-2f 3-H								1 0 0 1 0 0 1																											
Rey Sanchez, R (8, PR) OBP: 0.299, SLG: 0.316										0 0 0 0 0 0 0																											
Inning Stats	R: 1 E: 0 K: 0 S: 12	H: 3 LOB: 1 BB: 0 P: 24	R: 1 E: 1 K: 0 S: 8	H: 0 LOB: 0 BB: 1 P: 14	R: 1 E: 0 K: 1 S: 9	H: 1 LOB: 2 BB: 1 P: 13	R: 0 E: 0 K: 0 S: 9	H: 1 LOB: 2 BB: 1 P: 19	R: 1 E: 1 K: 0 S: 10	H: 3 LOB: 2 BB: 0 P: 16	R: 0 E: 0 K: 1 S: 7	H: 0 LOB: 0 BB: 0 P: 12	R: 0 E: 0 K: 1 S: 7	H: 0 LOB: 0 BB: 0 P: 11	R: 3 E: 0 K: 0 S: 17	H: 4 LOB: 2 BB: 0 P: 24	R: 0 E: 0 K: 1 S: 10	H: 1 LOB: 1 BB: 0 P: 15	1B: 10 2B: 3 3B: 0 HR: 0	SF: 0 SAC: 0 DP: 1 HBP: 0	WP: 2 PB: 0 SB: 1 CS: 1	PA: 42															
PITCHER	IP WLS BF H R ER SO BB IBB HBP BLK WP HR S P ERA WHIP																																				
Rolando Arrojo, R (1, 1) ERA: 6.09	4.2		23	7	4	3	1	2	0	0	0	1	0	46	83	5.79	1.929																				
Bryce Florie, R (5, 1) ERA: 4.35	1.1		4	1	0	0	1	0	0	0	0	0	0	9	15	0.00	0.750																				
Rheal Cormier, L (7, 1) ERA: 3.71	1.0	L	5	2	2	2	1	0	0	0	0	0	0	9	13	18.00	2.000																				
Rod Beck, R (8, 1) ERA: 1.93	2.0		9	3	1	1	1	0	0	0	0	1	0	25	37	4.50	1.500																				

Kansas City Royals @ Boston Red Sox
Fenway Park, Boston, MA
Sat Aug 05 2000, 1:15 PM EDT
Att. 31,441 - Cloudy - 80 F

livebaseballscorecards.com



Batter	1	2	3	4	5	6	7	8	9	AB R H RBI BB SO LOB
Trot Nixon, L OBP: 0.376, SLG: 0.490 (1, 9)	4-1 FC6-4 BB	2-1 SF7		0-1 G4-3			1-2 F9		2-3 K	3 0 0 1 1 1 0
Brian Daubach, L OBP: 0.332, SLG: 0.479 (1, 10)	0-0 F7	0-0 F5			0-1 F9		0-1 F8		2-2 F7	5 0 0 0 0 0 2
Carl Everett, S OBP: 0.398, SLG: 0.643 (1, 8)	0-0 P5		3-1 F8 1B 1B		3-2 G3-1		0-0 1B 2B		1-2 HR	5 2 3 1 0 0 1
Nomar Garciaparra, R OBP: 0.451, SLG: 0.652 (1, 6)	1-0 FC6-4 1-2f		0-0 P4		3-0 F5		1-2 1B		4-1 BB BB	4 0 1 1 1 0 2
Troy O'Leary, L OBP: 0.322, SLG: 0.396 (1, 7)		4-2 WP 1B BB	0-1 1-2 1B		3-1 F9		0-0 F8		4-2 1-2 BB	3 1 1 0 2 0 1
Jason Varitek, S OBP: 0.361, SLG: 0.441 (1, 2)		4-2 1-2 1B WP BB	2-2 F8 2-3		1-1 2B		0-0 G4-3 2B		0-3 K2-3	4 1 2 0 1 1 4
Ed Sprague, R OBP: 0.305, SLG: 0.474 (1, 5)		1-0 F3 1-2 2-3	1-2 F9		0-0 F9		1-2 F7			3 0 0 0 0 0 5
Scott Hatteberg, L OBP: 0.340, SLG: 0.475 (8, PH)										1 0 0 0 0 0 1
Manny Alexander, R OBP: 0.226, SLG: 0.293 (9, 5)										0 0 0 0 0 0 0
Rico Brogna, L OBP: 0.301, SLG: 0.373 (1, 3)		4-1 1B SF7 BB		0-1 F7		4-1 BB		1-1 G4-3 2-3		2 1 0 0 2 0 1
Mike Lansing, R OBP: 0.312, SLG: 0.405 (1, 4)		3-1 1-3 2-H 3-H 1B		1-1 F9		0-0 F8		0-1 F9		4 0 1 2 0 0 3

Inning Stats	R: 0 E: 0 K: 0 S: 4	H: 0 LOB: 1 BB: 1 P: 9	R: 3 E: 0 K: 0 S: 14	H: 1 LOB: 1 BB: 3 P: 32	R: 0 E: 0 K: 0 S: 11	H: 2 LOB: 2 BB: 0 P: 17	R: 0 E: 0 K: 0 S: 6	H: 0 LOB: 0 BB: 0 P: 7	R: 0 E: 0 K: 0 S: 6	H: 0 LOB: 0 BB: 0 P: 12	R: 0 E: 0 K: 0 S: 7	H: 1 LOB: 2 BB: 1 P: 15	R: 1 E: 0 K: 0 S: 10	H: 2 LOB: 1 BB: 0 P: 12	R: 0 E: 0 K: 0 S: 8	H: 1 LOB: 1 BB: 0 P: 10	R: 1 E: 0 K: 2 S: 19	H: 1 LOB: 2 BB: 2 P: 32	1B: 4 2B: 3 3B: 0 HR: 1	SF: 1 SAC: 0 DP: 0 HBP: 0	WP: 1 PB: 0 SB: 0 CS: 0	PA: 42
--------------	------------------------------	---------------------------------	-------------------------------	----------------------------------	-------------------------------	----------------------------------	------------------------------	---------------------------------	------------------------------	----------------------------------	------------------------------	----------------------------------	-------------------------------	----------------------------------	------------------------------	----------------------------------	-------------------------------	----------------------------------	----------------------------------	------------------------------------	----------------------------------	--------

PITCHER	IP	WLS	BF	H	R	ER	SO	BB	IBB	HBP	BLK	WP	HR	S	P	ERA	WHIP
Chad Durbin, R ERA: 8.21 (1, 1)	1.1		9	1	3	3	0	4	0	0	0	1	0	15	36	20.25	3.750
Brian Meadows, R ERA: 5.14 (2, 1)	6.2	W	27	6	1	1	0	1	0	0	0	0	0	51	78	1.35	1.050
Ricky Bottalico, R ERA: 4.53 (9, 1)	1.0	S	6	1	1	1	2	2	0	0	0	0	1	19	32	9.00	3.000

BOTTOM

Kansas City Royals @ Boston Red Sox
Fenway Park, Boston, MA
 Sat Aug 05 2000, 1:15 PM EDT
 Att: 31,441 - Cloudy - 80 F

livebaseballscorecards.com

AB	34
R	5
H	8
RBI	5
BB	7
SO	2
LOB	20



Batter	1	2	3	4	5	6	7	8	9	AB R H RBI BB SO LOB	TOP		
Johnny Damon, L (1, 10) OBP: 0.382, SLG: 0.464 	1-2 		1-0 		3-2 			2-1 		4 1 3 0 0 0 0			
Rey Sanchez, R (1, 6) OBP: 0.296, SLG: 0.312 	3-1 		2-2 		0-0 			2-1 		4 1 0 1 0 0 3			
29 Mike Sweeney, R (1, 3) OBP: 0.406, SLG: 0.511 	2-2 		0-3 		4-0 			1-0 		3 0 1 0 1 1 2			
Jermaine Dye, R (1, 9) OBP: 0.383, SLG: 0.579 	0-0 		0-0 		0-0 			1-1 		4 0 1 1 0 0 3			
Joe Randa, R (1, 5) OBP: 0.361, SLG: 0.458 	4-2 			1-0 		0-2 		1-2 		3 0 0 0 1 0 3			
Mark Quinn, R (1, 7) OBP: 0.343, SLG: 0.486 	0-0 		3-2 		3-2 		1-1 		3-3 	4 0 0 0 0 1 2			
Gregg Zaun, S (1, 2) OBP: 0.347, SLG: 0.356 		0-3 		0-0 		1-0 		1-0 		4 0 1 0 0 1 0			
Todd Dunwoody, L (1, 8) OBP: 0.252, SLG: 0.279 		0-1 		1-0 		1-1 		1-1 		4 0 1 0 0 0 0			
Carlos Febles, R (1, 4) OBP: 0.356, SLG: 0.342 		0-1 		0-1 		0-1 		1-1 		4 1 1 0 0 0 1			
Inning Stats	R: 1 H: 1 E: 1 LOB: 2 K: 0 BB: 1 S: 13 P: 22	R: 0 H: 0 E: 0 LOB: 0 K: 1 BB: 0 S: 7 P: 7	R: 0 H: 1 E: 0 LOB: 1 K: 1 BB: 0 S: 15 P: 16	R: 0 H: 1 E: 0 LOB: 1 K: 0 BB: 0 S: 6 P: 10	R: 0 H: 0 E: 0 LOB: 0 K: 0 BB: 0 S: 8 P: 12	R: 0 H: 0 E: 0 LOB: 1 K: 0 BB: 1 S: 5 P: 9	R: 0 H: 0 E: 0 LOB: 0 K: 0 BB: 0 S: 5 P: 8	R: 2 H: 4 E: 0 LOB: 1 K: 0 BB: 0 S: 12 P: 20	R: 0 H: 1 E: 0 LOB: 1 K: 1 BB: 0 S: 9 P: 15	1B: 8 SF: 0 2B: 1 SAC: 0 3B: 0 DP: 2 HR: 0 HBP: 0	WP: 0 PA: 36 PB: 1 SB: 3 CS: 0		
PITCHER	IP WLS BF H R ER SO BB IBB HBP BLK WP HR S P ERA WHIP											PITCHER	IP WLS BF H R ER SO BB IBB HBP BLK WP HR S P ERA WHIP
49 Tim Wakefield, R (1, 1) ERA: 4.73	7.0 L 28 5 3 2 2 2 0 0 0 0 0 0 63 91 2.57 1.000												
Hipolito Pichardo, R (8, 1) ERA: 2.45	2.0 8 3 0 0 0 1 0 0 0 0 0 0 17 28 0.00 1.500												

Kansas City Royals @ Boston Red Sox
 Fenway Park, Boston, MA
 Sun Aug 06 2000, 1:05 PM EDT
 Att. 33,442 - Cloudy - 81 F

livebaseballscorecards.com

AB	34
R	3
H	8
RBI	2
BB	2
SO	3
LOB	14



Batter	1	2	3	4	5	6	7	8	9	AB	R	H	RBI	BB	SO	LOB
Trot Nixon, L OBP: 0.377, SLG: 0.487 (1, 9)	4-1 FC3-6 BB		2-1 1B		2-2 F7		1-1 G6-4-3 1-2f		2-2 F9	4	0	1	0	1	0	3
Brian Daubach, L OBP: 0.328, SLG: 0.472 (1, 10)	2-0 FC3-6 1-2f		0-0 F7		2-0 L3			2-3 K2-3	2-0 G3-1	5	0	0	0	0	1	4
Carl Everett, S OBP: 0.397, SLG: 0.638 (1, 8)	0-0 F7		0-0 1B			1-2 G4-3		3-2 P6		4	0	1	0	0	0	1
Nomar Garciaparra, R OBP: 0.451, SLG: 0.862 (1, 6)	0-3 K		1-2 G4-3			2-0 HR		1-1 FC6-4 2B		4	1	2	1	0	1	3
Troy O'Leary, L OBP: 0.321, SLG: 0.392 (1, 7)		0-0 G4-3		3-3 K		2-3 K		4-0 FC6-4 BB		3	0	0	0	1	2	0
Scott Hatteberg, L OBP: 0.344, SLG: 0.483 (1, 2)		1-0 F8		1-0 2B		2-2 1B		0-1 FC6-4 1-2f 2-3		4	0	2	0	0	0	2
Mike Lansing, R OBP: 0.313, SLG: 0.405 (1, 4)		4-1 BB		0-0 G6-3		1-3 K			2-1 1B	3	0	1	0	1	1	2
Rico Brogna, L OBP: 0.300, SLG: 0.370 (1, 3)		2-1 G3		1-1 G3			1-1 G4-3		3-2 1B 1B	4	0	1	0	0	0	2
Manny Alexander, R OBP: 0.229, SLG: 0.294 (9, PH)			2-1 G4-3		0-0 F8		1-0 G6-4-3 1B		0-2 1B	3	0	1	0	0	0	0
Jason Varitek, S OBP: 0.363, SLG: 0.443 (9, PR)										1	0	1	0	0	0	0
Darren Lewis, R OBP: 0.300, SLG: 0.311 (9, PR)										0	0	0	0	0	0	0

Inning Stats	R: 0	H: 0	E: 0	K: 1	S: 6	R: 0	H: 0	E: 0	K: 0	S: 5	R: 0	H: 2	E: 0	K: 0	S: 9	R: 0	H: 1	E: 0	K: 1	S: 7	R: 0	H: 0	E: 0	K: 0	S: 6	R: 1	H: 2	E: 0	K: 2	S: 14	R: 0	H: 1	E: 0	K: 0	S: 5	R: 0	H: 1	E: 0	K: 1	S: 11	R: 0	H: 3	E: 0	K: 0	S: 14	1B: 7	2B: 2	3B: 0	HR: 1	SF: 0	SAC: 0	DP: 1	HBP: 0	WP: 0	PB: 0	SB: 0	CS: 0	PA: 38
--------------	------	------	------	------	------	------	------	------	------	------	------	------	------	------	------	------	------	------	------	------	------	------	------	------	------	------	------	------	------	-------	------	------	------	------	------	------	------	------	------	-------	------	------	------	------	-------	-------	-------	-------	-------	-------	--------	-------	--------	-------	-------	-------	-------	--------

PITCHER	IP	WLS	BF	H	R	ER	SO	BB	IBB	HBP	BLK	WP	HR	S	P	ERA	WHIP
Dan Reichert, R ERA: 3.98 (1, 1)	8.0	W	33	7	1	1	5	3	0	0	0	0	1	63	111	1.12	1.250
Jerry Spradlin, R ERA: 4.7 (9, 1)	0.1	H	3	3	0	0	0	0	0	0	0	0	0	10	15	0.00	9.000
Ricky Bottalico, R ERA: 4.47 (9, 1)	0.2	S	2	0	0	0	0	0	0	0	0	0	0	4	8	0.00	0.000


BOTTOM

Kansas City Royals @ Boston Red Sox
 Fenway Park, Boston, MA
 Sun Aug 06 2000, 1:05 PM EDT
 Att: 33,442 - Cloudy - 81 F

AB	35
R	1
H	10
RBI	1
BB	3
SO	5
LOB	17



PITCHER	IP	WLS	BF	H	R	ER	SO	BB	IBB	HBP	BLK	WP	HR	S	P	ERA	WHIP
---------	----	-----	----	---	---	----	----	----	-----	-----	-----	----	----	---	---	-----	------

Batter	1	2	3	4	5	6	7	8	9	AB R H RBI BB SO LOB	TOP		
Darren Lewis, R (1, 9) OBP: 0.300, SLG: 0.312 Trot Nixon, L (8, PH) OBP: 0.379, SLG: 0.487 (8, 9)	2-2 1B		2-0 F5		3-2 P5			4-2 BB		3 0 1 0 0 0 1 0 0 0 0 1 0 0			
Bernard Gilkey, R (1, 10) OBP: 0.241, SLG: 0.270 Scott Hatteberg, L (8, PH) OBP: 0.341, SLG: 0.479	2-0 P4		1-1 P4			3-2 G5-3		1-0 P4		3 0 0 0 0 0 1 1 0 0 0 0 0 2			
Nomar Garciaparra, R (1, 6) OBP: 0.449, SLG: 0.656	3-2 P6			4-1 F9-3 BB		0-1 G5-3		1-1 F9		3 0 0 0 1 0 3			
Carl Everett, S (1, 8) OBP: 0.395, SLG: 0.634	0-1 F7			0-0 F7		0-0 P4			1-2 1B	4 0 1 0 0 0 2			
Troy O'Leary, L (1, 7) OBP: 0.318, SLG: 0.387		0-1 F7		1-2 F9-3			2-3 K		0-0 F8	4 0 0 0 0 1 2			
Jason Varitek, S (1, 2) OBP: 0.359, SLG: 0.438		0-0 F8			3-1 P4		2-1 G5-3		2-3 K	4 0 0 0 0 1 1			
Ed Sprague, R (1, 5) OBP: 0.310, SLG: 0.474 Rico Brogna, L (9, PH) OBP: 0.298, SLG: 0.367		1-1 1B			4-1 2B G4-3 BB		3-3 K		1-2 L1	2 1 1 0 1 1 0 1 0 0 0 0 0 1	AB 31 R 1 H 5 RBI 1 BB 3 SO 3 LOB 15		
Brian Daubach, L (1, 3) OBP: 0.328, SLG: 0.474		1-2 F8			0-0 G4-3 2B			1-0 G4-3		3 0 1 0 0 0 1			
Mike Lansing, R (1, 4) OBP: 0.314, SLG: 0.404			0-0 P4		1-1 G4-3			1-2 BB 1B		3 0 1 1 0 0 1			
Inning Stats	R: 0 H: 1 E: 0 LOB: 1 K: 0 BB: 0 S: 10 P: 17	R: 0 H: 1 E: 0 LOB: 1 K: 0 BB: 0 S: 8 P: 10	R: 0 H: 0 E: 0 LOB: 0 K: 0 BB: 0 S: 4 P: 7	R: 0 H: 0 E: 0 LOB: 0 K: 0 BB: 1 S: 5 P: 10	R: 1 H: 1 E: 0 LOB: 1 K: 0 BB: 1 S: 9 P: 20	R: 0 H: 0 E: 0 LOB: 0 K: 0 BB: 0 S: 7 P: 10	R: 0 H: 0 E: 0 LOB: 0 K: 2 BB: 0 S: 12 P: 19	R: 0 H: 1 E: 0 LOB: 2 K: 0 BB: 1 S: 10 P: 18	R: 0 H: 1 E: 0 LOB: 1 K: 1 BB: 0 S: 16 P: 20	1B: 4 SF: 0 2B: 2 SAC: 0 3B: 0 DP: 1 HR: 0 HBP: 0	WP: 0 PA: 34 PB: 0 SB: 0 CS: 0		
PITCHER	IP WLS BF H R ER SO BB IBB HBP BLK WP HR S P ERA WHIP											PITCHER	IP WLS BF H R ER SO BB IBB HBP BLK WP HR S P ERA WHIP
Jarrod Washburn, L (1, 1) ERA: 3.74	5.1 W 20 3 1 1 0 2 2 0 0 0 0 0 0 40 71 1.69 0.938												
Mark Petkovsek, R (6, 1) ERA: 4.73	2.0 H 7 1 0 0 2 0 0 0 0 0 0 0 0 19 28 0.00 0.500												
Mike Holtz, L (8, 1) ERA: 3.54	0.0 1 0 0 0 0 1 0 0 0 0 0 0 0 3 7 ∞ ∞												
Shigetoshi Hasegawa, R (8, 1) ERA: 3.62	1.2 S 6 1 0 0 1 0 0 0 0 0 0 0 0 19 25 0.00 0.600												

Boston Red Sox @ Anaheim Angels
Edison International Field, Anaheim, CA

Mon Aug 07 2000, 10:05 PM EDT
Att. 23,078 - Sunny - 75 F

livebaseballscorecards.com

Batter	1	2	3	4	5	6	7	8	9
Darin Erstad, L (1, 7) OBP: 0.413, SLG: 0.559	1-2 F9	0-3 K		1-1 1B			1-1 L3	4-0 HBP IBB	
Kevin Stocker, S (1, 6) OBP: 0.364, SLG: 0.354	2-3 K		0-2 G4-3	1-2 G5-3			2-2 G5-3	3-2 HBP	
Benji Gil, R (4, 6) OBP: 0.307, SLG: 0.350								1-2 2-3 HBP	
Mo Vaughn, L (1, 3) OBP: 0.381, SLG: 0.535	2-2 HR		0-1 1B		1-2 G3-1		0-1 1B	1-2 G3-1	
Tim Salmon, R (1, 9) OBP: 0.408, SLG: 0.554	3-2 BB 16 1B		1-1 F7		1-3 K		3-2 1B		
16 Garret Anderson, L (1, 8) OBP: 0.285, SLG: 0.513	3-1 BB 1B		2-3 K		1-2 G6-3		2-0 G4-3		
Troy Glaus, R (1, 5) OBP: 0.395, SLG: 0.584	4-2 FC5-4 BB			2-1 P5			3-2 F8	4-2 2B FC5-2 BB	
Adam Kennedy, L (1, 4) OBP: 0.316, SLG: 0.427	0-2 FC5-4			1-2 G3-1			0-1 G4-3	0-1 FC5-2 G4-3 2B	
Ron Gant, R (1, 10) OBP: 0.323, SLG: 0.494		0-0 P4		0-0 HR			3-2 HR	1-0 FC5-2 G4-3 HBP	
Matt Walbeck, S (1, 2) OBP: 0.258, SLG: 0.410		1-1 G4-3		4-2 1B BB			1-3 K	3-1 G4-3	

AB	R	H	RBI	BB	SO	LOB
4	0	1	0	1	1	0
2	0	0	0	0	1	0
2	0	0	0	0	0	2
5	1	3	1	0	0	3
4	0	2	0	0	1	1
4	0	1	0	0	1	3
2	0	0	0	2	0	0
4	1	1	0	0	0	3
4	2	2	2	0	0	2
3	0	0	1	1	1	1


WP	PA
0	39

Inning Stats	R	H	E	K	S	R	H	E	K	S	R	H	E	K	S	R	H	E	K	S	R	H	E	K	S	R	H	E	K	S	R	H	E	K	S	R	H	E	K	S
	1	3	0	1	22	0	0	0	1	10	0	1	0	0	13	0	0	0	1	1	0	0	0	0	14	0	0	0	0	1	1	0	0	0	13	0	0	0	16	
	0	0	0	1	13	0	0	0	0	13	0	0	0	0	16	0	0	0	1	1	0	0	0	11	0	0	0	0	1	1	0	0	0	18	0	0	0	16		
	0	0	0	0	16	0	0	0	0	16	0	0	0	0	16	0	0	0	0	0	0	0	0	14	0	0	0	0	0	0	0	0	0	22	0	0	0	16		
	0	0	0	0	16	0	0	0	0	16	0	0	0	0	16	0	0	0	0	0	0	0	0	14	0	0	0	0	0	0	0	0	29	0	0	0	16			
	0	0	0	0	16	0	0	0	0	16	0	0	0	0	16	0	0	0	0	0	0	0	0	14	0	0	0	0	0	0	0	0	29	0	0	0	16			

Boston Red Sox @ Anaheim Angels
Edison International Field, Anaheim, CA
 Mon Aug 07 2000, 10:05 PM EDT
 Att: 23,078 - Sunny - 75 F

livebaseballscorecards.com

AB	34
R	4
H	10
RBI	4
BB	4
SO	5
LOB	15



Batter	1	2	3	4	5	6	7	8	9	AB R H RBI BB SO LOB	TOP
Trot Nixon, L (1, 9) OBP: 0.374, SLG: 0.480	1-0 F8		2-1 F7			1-1 G4-3		2-2 F8		4 0 0 0 0 0 1	
Jason Varitek, S (1, 2) OBP: 0.358, SLG: 0.433	3-2 G3			0-0 F7		4-2 BB		1-2 F2		3 0 0 0 1 0 0	
Nomar Garciaparra, R (1, 6) OBP: 0.444, SLG: 0.649	1-0 G5-3			2-1 P4		1-3 K		0-0 G3		4 0 0 0 0 1 1	
Carl Everett, S (1, 8) OBP: 0.391, SLG: 0.626		2-2 F7		1-1 P6			1-2 F8		2-1 F5	4 0 0 0 0 0 0	
Troy O'Leary, L (1, 7) OBP: 0.318, SLG: 0.390		1-3 K			2-0 G4-3 2B		2-1 E8			3 1 1 0 0 1 0	
Brian Daubach, L (1, 10) OBP: 0.326, SLG: 0.470		0-3 K			2-2 G4-3		0-0 G4-3			3 0 0 0 0 1 2	
Ed Sprague, R (1, 5) OBP: 0.310, SLG: 0.470			4-2 G4-6-3 BB		0-0 G4-3		0-3 K			2 0 0 1 1 1 1	
Rico Brogna, L (1, 3) OBP: 0.292, SLG: 0.359			1-1 G4-6-3		1-3 K		1-1 F8			3 0 0 0 0 1 1	
Mike Lansing, R (1, 4) OBP: 0.314, SLG: 0.403			0-0 1B			0-1 G4-3		2-3 K		3 0 1 0 0 1 0	
Inning Stats	R: 0 E: 0 K: 0 S: 5 H: 0 LOB: 0 BB: 0 P: 10	R: 0 E: 0 K: 2 S: 11 H: 0 LOB: 0 BB: 0 P: 14	R: 0 E: 0 K: 0 S: 9 H: 1 LOB: 1 BB: 1 P: 16	R: 0 E: 0 K: 0 S: 5 H: 0 LOB: 0 BB: 0 P: 8	R: 1 E: 0 K: 1 S: 9 H: 1 LOB: 0 BB: 0 P: 14	R: 0 E: 0 K: 1 S: 9 H: 0 LOB: 1 BB: 1 P: 15	R: 0 E: 1 K: 1 S: 9 H: 0 LOB: 1 BB: 0 P: 12	R: 0 E: 0 K: 1 S: 9 H: 0 LOB: 0 BB: 0 P: 14	R: 0 E: 0 K: 0 S: 6 H: 0 LOB: 0 BB: 0 P: 9	1B: 1 2B: 1 3B: 0 HR: 0 SF: 0 SAC: 0 DP: 1 HBP: 0	WP: 0 PB: 0 SB: 0 CS: 0 PA: 31
PITCHER Ramon Ortiz, R (1, 1) ERA: 5.17	IP: 9.0 WLS: W BF: 31 H: 2 R: 1 ER: 1 SO: 6 BB: 2 IBB: 0 HBP: 0 BLK: 0 WP: 0 HR: 0 S: 72 P: 112 ERA: 1.00 WHIP: 0.444										

Boston Red Sox @ Anaheim Angels
Edison International Field, Anaheim, CA

AB 29
R 1
H 2
RBI 1
BB 2
SO 6
LOB 6



Tue Aug 08 2000, 10:05 PM EDT
Att. 27,293 - Sunny - 76 F

livebaseballscorecards.com

Batter	1	2	3	4	5	6	7	8	9	AB	R	H	RBI	BB	SO	LOB					
Darin Erstad, L (1, 7) OBP: 0.411, SLG: 0.556	3-2 X P6		2-3 K			0-2 P4				3	0	0	0	0	1	0					
Orlando Palmeiro, L (1, 9) OBP: 0.408, SLG: 0.408	0-1 G6-3			0-2 G3 16 1B 1B		2-1 F7				3	1	1	0	0	0	0					
Mo Vaughn, L (1, 3) OBP: 0.378, SLG: 0.531	1-3 K			0-1 G3		2-3 K				3	0	0	0	0	2	1					
Tim Salmon, R (1, 10) OBP: 0.407, SLG: 0.559		2-0 HR		0-0 F7		2-3 K				3	1	1	1	0	1	1					
16 Garret Anderson, L (1, 8) OBP: 0.285, SLG: 0.512		1-3 K		1-2 1B		0-1 G5-3				3	0	1	1	0	1	0					
Troy Glaus, R (1, 5) OBP: 0.393, SLG: 0.580		1-0 P4		2-3 K		3-3 K				3	0	0	0	0	2	1					
Adam Kennedy, L (1, 4) OBP: 0.313, SLG: 0.424		3-3 K			0-2 F8			0-3 K		3	0	0	0	0	2	0					
Bengie Molina, R (1, 2) OBP: 0.314, SLG: 0.431			1-2 F9		2-2 G5-3			0-0 G6-3		3	0	0	0	0	0	0					
Benji Gil, R (1, 6) OBP: 0.304, SLG: 0.345			2-1 G1-4-3		3-2 G1-3			3-2 F7		3	0	0	0	0	0	0					
Inning Stats	R: 0 E: 0 K: 1 S: 12	H: 0 LOB: 0 BB: 0 P: 16	R: 1 E: 0 K: 2 S: 9	H: 1 LOB: 0 BB: 0 P: 16	R: 0 E: 0 K: 1 S: 8	H: 0 LOB: 0 BB: 0 P: 13	R: 1 E: 0 K: 1 S: 12	H: 2 LOB: 1 BB: 0 P: 15	R: 0 E: 0 K: 0 S: 10	H: 0 LOB: 0 BB: 0 P: 15	R: 0 E: 0 K: 1 S: 10	H: 0 LOB: 0 BB: 0 P: 14	R: 0 E: 0 K: 2 S: 8	H: 0 LOB: 0 BB: 0 P: 13	R: 0 E: 0 K: 1 S: 7	H: 0 LOB: 0 BB: 0 P: 10	1B: 2 2B: 0 3B: 0 HR: 1	SF: 0 SAC: 0 DP: 0 HBP: 0	WP: 0 PB: 0 SB: 0 CS: 0	PA: 27	
PITCHER Pedro Martinez, R (1, 1) ERA: 1.46	IP 8.0	WLS L	BF 27	H 3	R 2	ER 2	SO 9	BB 0	IBB 0	HBP 0	BLK 0	WP 0	HR 1	S 76	P 112	ERA 2.25	WHIP 0.375				
PITCHER	IP	WLS	BF	H	R	ER	SO	BB	IBB	HBP	BLK	WP	HR	S	P	ERA	WHIP				

BOTTOM

Boston Red Sox @ Anaheim Angels
Edison International Field, Anaheim, CA

Tue Aug 08 2000, 10:05 PM EDT
Att: 27,293 - Sunny - 76 F

livebaseballscorecards.com

AB 27
R 2
H 3
RBI 2
BB 0
SO 9
LOB 3



Batter	1	2	3	4	5	6	7	8	9	AB R H RBI BB SO LOB	TOP									
Trot Nixon, L (1, 9) OBP: 0.377, SLG: 0.482	0-2 1B		1-0 HR 1B		1-1 G4-3			3-2 G6-3 SH1-4 1B	1-0 G1-3	5 1 3 0 0 0 1	Boston Red Sox @ Anaheim Angels Edison International Field, Anaheim, CA Wed Aug 09 2000, 10:05 PM EDT Att. 25,334 - Sunny - 80 F									
Scott Hatteberg, L (1, 10) OBP: 0.335, SLG: 0.470	1-0 F7		3-1 G1-3		2-2 G4-3			0-1 SH1-4		3 0 0 0 0 0 3										
Carl Everett, S (1, 8) OBP: 0.387, SLG: 0.619	0-2 F8		0-0 P4					0-2 G6-3		4 0 0 0 0 0 4										
Nomar Garciaparra, R (1, 6) OBP: 0.445, SLG: 0.654	1-0 F7		0-0 HR					4-0 IBB		3 1 1 3 1 0 1										
Troy O'Leary, L (1, 7) OBP: 0.315, SLG: 0.385		0-1 F7	2-1 F8				1-1 F7	1-1 F8		4 0 0 0 0 1 2										
Brian Daubach, L (1, 3) OBP: 0.323, SLG: 0.464		2-1 F9		2-1 G4-3			2-1 F8	0-1 G5-3		4 0 0 0 0 0 0										
Rico Brogna, L (9, 3) OBP: 0.292, SLG: 0.359										0 0 0 0 0 0 0										
Ed Sprague, R (1, 5) OBP: 0.314, SLG: 0.470		4-2 BB		3-2 G4-3			0-0 G5-3 1B	3-1 HR		2 0 1 0 1 0 0										
Manny Alexander, R (8, 5) OBP: 0.234, SLG: 0.321										1 1 1 1 0 0 0										
Jason Varitek, S (1, 2) OBP: 0.354, SLG: 0.428		0-1 F7		1-1 F8			0-0 G5-3	0-1 G4-3		4 0 0 0 0 0 2										
Mike Lansing, R (1, 4) OBP: 0.315, SLG: 0.404			3-2 G1-3 HR 1B		1-1 G5-3		1-3 K	0-0 1B		4 1 2 0 0 1 1										
Inning Stats	R: 0 E: 0 K: 0 S: 10	H: 1 LOB: 1 BB: 0 P: 12	R: 0 E: 0 K: 0 S: 10	H: 0 LOB: 1 BB: 1 P: 16	R: 3 E: 0 K: 0 S: 10	H: 3 LOB: 0 BB: 0 P: 19	R: 0 E: 0 K: 0 S: 7	H: 0 LOB: 0 BB: 0 P: 13	R: 0 E: 0 K: 1 S: 9	H: 0 LOB: 0 BB: 0 P: 14	R: 0 E: 0 K: 1 S: 7	H: 1 LOB: 1 BB: 0 P: 10	R: 0 E: 0 K: 0 S: 10	H: 1 LOB: 2 BB: 1 P: 18	R: 1 E: 0 K: 0 S: 8	H: 2 LOB: 1 BB: 0 P: 12	1B: 6 2B: 0 3B: 0 HR: 2	SF: 0 SAC: 1 DP: 0 HBP: 0	WP: 0 PB: 0 SB: 0 CS: 0	PA: 37
PITCHER	IP WLS BF H R ER SO BB IBB HBP BLK WP HR S P ERA WHIP																			
Matt Wise, R (1, 1) ERA: 2.7	7.0 L 27 5 3 3 2 1 0 0 0 0 0 1 60 95 3.86 0.857																			
Mike Holtz, L (8, 1) ERA: 3.49	0.1 2 1 0 0 0 0 0 0 0 0 0 0 5 8 0.00 3.000																			
Mark Petkovsek, R (8, 1) ERA: 4.75	1.2 8 2 1 1 0 0 0 1 0 0 0 1 13 22 5.40 1.200																			

livebaseballscorecards.com

AB	34
R	4
H	8
RBI	4
BB	2
SO	2
LOB	14



Batter	1	2	3	4	5	6	7	8	9	AB R H RBI BB SO LOB
Darin Erstad, L (1, 7) OBP: 0.409, SLG: 0.552	0-1 P4		1-1 S S 1B		2-1 F8		2-1 F8		2-1 G1-3	5 0 1 0 0 0 3
Ron Gant, R (1, 10) OBP: 0.328, SLG: 0.503	2-0 HR		2-3 K		4-1 BB		4-0 BB			2 1 1 1 2 1 1
Mo Vaughn, L (1, 3) OBP: 0.375, SLG: 0.526	0-0 G3-1		3-3 K		0-1 G3		1-0 G1-3			4 0 0 0 0 1 6
Tim Salmon, R (1, 9) OBP: 0.408, SLG: 0.566	2-3 K			2-0 F8		3-2 HR		0-0 16 G4-6-3 1B		4 1 2 1 0 1 0
16 Garret Anderson, L (1, 8) OBP: 0.282, SLG: 0.508		2-2 F7		1-3 K2-3		0-1 G1-3		1-0 1-2f G4-6-3		4 0 0 0 0 1 1
Troy Glaus, R (1, 5) OBP: 0.394, SLG: 0.578		4-1 S BB		0-1 F7		0-1 F9		2-1 1B		3 0 1 0 1 0 0
Bengie Molina, R (1, 2) OBP: 0.313, SLG: 0.432		3-2 G5-3		1-1 BB 2B		2-1 G6-3		1-0 F7		4 0 1 0 0 0 2
Benji Gil, R (1, 6) OBP: 0.301, SLG: 0.343		1-0 F9		1-3 K		4-2 SH1-4 BB		1-3 K		2 0 0 0 0 1 2
Orlando Palmeiro, L (7, PH) OBP: 0.411, SLG: 0.408										0 0 0 0 1 0 0
Kevin Stocker, S (8, 6) OBP: 0.363, SLG: 0.352										1 0 0 0 0 1 0
Keith Johnson, R (1, 4) OBP: 0.667, SLG: 0.500			0-0 F7		4-0 BB BB		0-1 SH1-4		1-2 G6-3	1 0 0 0 1 0 0
Scott Spiezio, S (9, PH) OBP: 0.340, SLG: 0.446										1 0 0 0 0 0 0

Inning Stats	R: 1	H: 1	E: 0	K: 1	S: 8	LOB: 0	BB: 0	P: 12	R: 0	H: 0	E: 0	K: 0	S: 8	LOB: 1	BB: 1	P: 18	R: 0	H: 1	E: 0	K: 2	S: 9	LOB: 1	BB: 0	P: 15	R: 0	H: 0	E: 0	K: 1	S: 6	LOB: 0	BB: 0	P: 9	R: 0	H: 1	E: 0	K: 1	S: 10	LOB: 3	BB: 2	P: 22	R: 1	H: 1	E: 0	K: 0	S: 10	LOB: 0	BB: 0	P: 15	R: 0	H: 0	E: 0	K: 0	S: 12	LOB: 2	BB: 2	P: 23	R: 0	H: 2	E: 0	K: 0	S: 5	LOB: 1	BB: 0	P: 9	R: 0	H: 0	E: 0	K: 1	S: 9	LOB: 0	BB: 0	P: 13	1B: 3	SF: 0	2B: 1	SAC: 1	3B: 0	DP: 1	HR: 2	HBP: 0	WP: 0	PA: 37
PITCHER	IP	WLS	BF	H	R	ER	SO	BB	IBB	HBP	BLK	WP	HR	S	P	ERA	WHIP																																																																	
Jeff Fassero, L (1, 1) ERA: 5.19	5.0	W	22	4	2	2	5	3	0	0	0	0	0	45	83	3.60	1.400																																																																	
Hipolito Pichardo, R (6, 1) ERA: 2.37	1.2	H	7	0	0	0	0	2	0	0	0	0	0	17	29	0.00	1.200																																																																	
Rheal Cormier, L (7, 1) ERA: 3.68	0.1	H	1	0	0	0	0	0	0	0	0	0	0	1	2	0.00	0.000																																																																	
Derek Lowe, R (8, 1) ERA: 2.97	2.0	S	7	2	0	0	1	0	0	0	0	0	0	14	22	0.00	1.000																																																																	

BOTTOM

Boston Red Sox @ Anaheim Angels
Edison International Field, Anaheim, CA

Wed Aug 09 2000, 10:05 PM EDT
Att: 25,334 - Sunny - 80 F

livebaseballscorecards.com

AB	31
R	2
H	6
RBI	2
BB	5
SO	6
LOB	15



Batter	1	2	3	4	5	6	7	8	9	AB R H RBI BB SO LOB	TOP											
Trot Nixon, L OBP: 0.378, SLG: 0.480 (1, 9)	0-2 P6		3-2 G4-6-3 1-2f		2-2 HR 1B	1-3 K			0-1 1B	5 1 2 1 0 1 2												
Scott Hatteberg, L OBP: 0.331, SLG: 0.458 (1, 10)	0-1 L7			4-0 HR BB	2-1 F8	2-2 F6			2-1 F8	4 1 0 0 1 0 4												
Carl Everett, S OBP: 0.387, SLG: 0.633 (1, 8)	1-2 G6-3			0-1 HR	3-1 HR				0-3 K	5 2 2 5 0 1 1												
Nomar Garciaparra, R OBP: 0.444, SLG: 0.654 (1, 6)		1-1 G4-3 2B		0-0 HR 1B G6-4-3	0-1 F8				0-1 F8	5 1 2 0 0 1 1												
Troy O'Leary, L OBP: 0.319, SLG: 0.388 (1, 7)		0-2 G4-3		1-2 G6-4-3 1B	3-2 1B				4-2 BB	3 0 2 0 1 0 1												
Brian Daubach, L OBP: 0.322, SLG: 0.462 (1, 3)		1-2 F3		3-1 G6-4-3 1B	0-0 1B				3-3 K	4 0 1 0 0 1 3 0 0 0 0 0 0 0												
Rico Brogna, L OBP: 0.292, SLG: 0.359 (8, 3)				1-2f 3-H 1B	1-2 1B																	
Ed Sprague, R OBP: 0.309, SLG: 0.462 (1, 5)		1-1 F9		0-0 P6	1-2 F7				2-3 K	4 0 0 0 0 1 3 0 0 0 0 0 0 0												
Manny Alexander, R OBP: 0.234, SLG: 0.321 (8, 5)																						
Jason Varitek, S OBP: 0.355, SLG: 0.427 (1, 2)			3-2 G4-6-3 1B		4-0 E 1B BB	2-2 L6			2-1 G6-3	3 1 1 0 1 0 0												
Mike Lansing, R OBP: 0.315, SLG: 0.403 (1, 4)			2-3 K		2-2 E6 F8 1B HR	2-0 1B			0-0 G6-3	4 1 1 0 0 1 2												
Inning Stats	R: 0 E: 0 K: 0 S: 9	H: 0 LOB: 0 BB: 0 P: 10	R: 0 E: 0 K: 0 S: 10	H: 1 LOB: 1 BB: 0 P: 13	R: 0 E: 0 K: 1 S: 10	H: 1 LOB: 0 BB: 0 P: 18	R: 3 E: 1 K: 0 S: 11	H: 3 LOB: 0 BB: 1 P: 19	R: 4 E: 1 K: 0 S: 21	H: 4 LOB: 2 BB: 1 P: 38	R: 0 E: 0 K: 1 S: 14	H: 1 LOB: 1 BB: 0 P: 21	R: 0 E: 0 K: 2 S: 15	H: 0 LOB: 1 BB: 1 P: 26	R: 0 E: 0 K: 1 S: 6	H: 0 LOB: 0 BB: 0 P: 10	R: 0 E: 0 K: 1 S: 9	H: 1 LOB: 1 BB: 0 P: 11	1B: 8 2B: 1 3B: 0 HR: 2	SF: 0 SAC: 0 DP: 2 HBP: 0	WP: 0 PB: 0 SB: 0 CS: 0	PA: 40
PITCHER	IP WLS BF H R ER SO BB IBB HBP BLK WP HR S P ERA WHIP											PITCHER	IP WLS BF H R ER SO BB IBB HBP BLK WP HR S P ERA WHIP									
Ryan Glynn, R ERA: 4.7 (1, 1)	4.2 L 23 8 7 5 1 2 0 0 0 0 2 57 93 9.64 2.143																					
Doug Davis, L ERA: 7.06 (5, 1)	1.1 6 2 0 0 1 0 0 0 0 0 0 18 26 0.00 1.500																					
Jonathan Johnson, R ERA: 2.57 (7, 1)	1.0 4 0 0 0 2 1 0 0 0 0 0 15 26 0.00 1.000																					
Darwin Cubillan, R ERA: 7.13 (8, 1)	1.0 3 0 0 0 1 0 0 0 0 0 0 6 10 0.00 0.000																					
John Wetteland, R ERA: 4.27 (9, 1)	1.0 4 1 0 0 1 0 0 0 0 0 0 9 11 0.00 1.000																					

Boston Red Sox @ Texas Rangers
The Ballpark at Arlington, Arlington, TX

Fri Aug 11 2000, 8:35 PM EDT
Att: 39,911 - Sunny - 98 F

livebaseballscorecards.com

AB	37
R	7
H	11
RBI	6
BB	3
SO	6
LOB	17



Batter	1	2	3	4	5	6	7	8	9	AB R H RBI BB SO LOB
Luis Alicea, S OBP: 0.366, SLG: 0.401 (1, 4)	F7		F8		G6-3		BB		FC4-6 BB 1B 1-2f	4 0 0 1 1 0 1
Frank Catalanotto, L OBP: 0.450, SLG: 0.563 (1, 10)	HBP		G3		G5-3		G4-3		BB 1B	4 0 1 0 0 0 1
29 Rusty Greer, L OBP: 0.362, SLG: 0.425 (1, 7)	FC4-6 FC6-4 BB 1-2f		1B		BB			G4-3	F7	4 0 1 0 1 0 3
Rafael Palmeiro, L OBP: 0.388, SLG: 0.549 (1, 3)	BB		G3-4-1		F8			1B BB	BB	2 1 0 0 3 0 2
Gabe Kapler, R OBP: 0.337, SLG: 0.461 (1, 8)	FC6-4 1-2f 2-3			L9		G6-3		1B 1B	L4	5 0 1 0 0 0 5
Ricky Ledee, L OBP: 0.319, SLG: 0.384 (1, 9)		F7		G5-3 1B		G6-3		1B 1B		4 0 2 1 0 0 0
Bill Haselman, R OBP: 0.318, SLG: 0.461 (1, 2)		HR		G5-3		L8		L8		4 1 1 1 0 0 3
Mike Lamb, L OBP: 0.347, SLG: 0.409 (1, 5)			G6-3		F5		G4-3	F8		4 0 0 0 0 0 3
Royce Clayton, R OBP: 0.314, SLG: 0.424 (1, 6)		P3			G6-3 3B		G5-3		FC4-6 BB	3 1 1 0 1 0 0

Inning Stats	R: 0 E: 0 K: 10 S: 10	H: 0 LOB: 2 BB: 1 P: 20	R: 1 E: 0 K: 9 S: 9	H: 1 LOB: 0 BB: 0 P: 12	R: 0 E: 0 K: 8 S: 8	H: 1 LOB: 1 BB: 0 P: 13	R: 0 E: 0 K: 4 S: 4	H: 1 LOB: 1 BB: 0 P: 6	R: 1 E: 0 K: 13 S: 13	H: 0 LOB: 0 BB: 0 P: 10	R: 0 E: 0 K: 11 S: 11	H: 0 LOB: 1 BB: 1 P: 20	R: 1 E: 0 K: 14 S: 14	H: 2 LOB: 2 BB: 1 P: 28	R: 0 E: 0 K: 11 S: 11	H: 1 LOB: 3 BB: 2 P: 24	1B: 5 2B: 0 3B: 1 HR: 1	SF: 0 SAC: 0 DP: 0 HBP: 1
--------------	--------------------------------	----------------------------------	------------------------------	----------------------------------	------------------------------	----------------------------------	------------------------------	---------------------------------	--------------------------------	----------------------------------	--------------------------------	----------------------------------	--------------------------------	----------------------------------	--------------------------------	----------------------------------	----------------------------------	------------------------------------

PITCHER	IP	WLS	BF	H	R	ER	SO	BB	IBB	HBP	BLK	WP	HR	S	P	ERA	WHIP
Rolando Arrojo, R ERA: 5.88 (1, 1)	7.0		29	4	2	2	0	3	0	1	0	0	1	61	102	2.57	1.000
Rheal Cormier, L ERA: 3.83 (8, 1)	0.1		4	2	1	1	0	1	0	0	0	0	0	8	19	27.00	9.000
Rod Beck, R ERA: 1.84 (8, 1)	0.2	H	3	0	0	0	0	1	0	0	0	0	0	7	14	0.00	1.500
Derek Lowe, R ERA: 2.92 (9, 1)	1.0		5	1	0	0	0	1	0	0	0	0	0	10	19	0.00	2.000

BOTTOM

Boston Red Sox @ Texas Rangers
The Ballpark at Arlington, Arlington, TX

Fri Aug 11 2000, 8:35 PM EDT
Att: 39,911 - Sunny - 98 F

livebaseballscores.com

AB	34
R	3
H	7
RBI	3
BB	6
SO	0
LOB	18



WP: 0	PA: 41
PB: 0	
SB: 0	
CS: 0	

Batter	1	2	3	4	5	6	7	8	9	AB R H RBI BB SO LOB	TOP											
Trot Nixon, L (1, 9) OBP: 0.381, SLG: 0.491	1-0 G1-3		1-1 G3 2B		2-0 F5		4-2 BB		0-1 3B 1-H 2-H	4 0 2 2 1 0 2												
Mike Lansing, R (1, 4) OBP: 0.313, SLG: 0.399	1-1 G6-3		2-1 G3 2-3		2-2 F3		1-2 F9		4-1 BB	4 0 0 0 1 0 4												
Carl Everett, S (1, 8) OBP: 0.385, SLG: 0.626	4-0 2B BB		3-3 K		1-3 K		1-2 G4-3		0-1 F5	4 0 0 0 1 2 6												
Nomar Garciaparra, R (1, 6) OBP: 0.441, SLG: 0.650	0-1 2B			2-2 P6		0-0 G6-3		2-1 G5-3	0-0 L7	5 0 1 0 0 0 2												
Troy O'Leary, L (1, 7) OBP: 0.316, SLG: 0.383	0-2 F7			2-3 K		3-1 F9		2-0 G4-3		4 0 0 0 0 1 2												
Scott Hatteberg, L (1, 10) OBP: 0.331, SLG: 0.452		2-2 F7		3-3 K		4-1 BB		2-3 K		2 0 0 0 1 1 0												
Izzy Alcantara, R (8, PH) OBP: 0.333, SLG: 0.486										1 0 0 0 0 1 0												
Jason Varitek, S (1, 2) OBP: 0.357, SLG: 0.424		2-1 F9			1-0 2B 1B HBP	1-2 E4		4-2 3B BB		2 2 0 0 1 0 1												
Rico Brogna, L (1, 3) OBP: 0.293, SLG: 0.366		3-2 G4-3			1-2 1B 2B	3-2 G4-3		2-1 3B 1B		3 0 1 0 0 0 2												
Ed Sprague, R (9, PH) OBP: 0.312, SLG: 0.464					1-3 2B			1-2 3B 1B		1 1 1 0 0 0 0												
Manny Alexander, R (1, 5) OBP: 0.236, SLG: 0.321			3-1 F7		1-2 1B		0-3 K		3-2 F5	3 0 1 1 0 1 0												
Brian Daubach, L (9, PH) OBP: 0.321, SLG: 0.461					2-3 3-H 1B					1 0 0 0 0 0 2												
Inning Stats	R: 0 E: 0 K: 0 S: 9	H: 1 LOB: 2 BB: 1 P: 15	R: 0 E: 0 K: 0 S: 10	H: 0 LOB: 0 BB: 0 P: 17	R: 0 E: 0 K: 1 S: 9	H: 1 LOB: 1 BB: 0 P: 18	R: 0 E: 0 K: 2 S: 10	H: 0 LOB: 0 BB: 0 P: 17	R: 1 E: 0 K: 1 S: 15	H: 2 LOB: 2 BB: 0 P: 23	R: 0 E: 1 K: 0 S: 10	H: 0 LOB: 2 BB: 1 P: 21	R: 0 E: 0 K: 1 S: 12	H: 0 LOB: 1 BB: 1 P: 18	R: 0 E: 0 K: 1 S: 6	H: 0 LOB: 0 BB: 0 P: 12	R: 2 E: 0 K: 0 S: 15	H: 2 LOB: 2 BB: 2 P: 28	1B: 2 2B: 3 3B: 1 HR: 0	SF: 0 SAC: 0 DP: 0 HBP: 1	WP: 0 PB: 0 SB: 0 CS: 0	PA: 40
PITCHER	IP WLS BF H R ER SO BB IBB HBP BLK WP HR S P ERA WHIP																					
Rick Helling, R (1, 1) ERA: 3.61	7.0 W 30 4 1 1 5 3 0 1 0 0 0 0 75 129 1.29 1.000																					
Mike Venafro, L (8, 1) ERA: 4.09	1.0 4 0 1 1 1 1 0 0 0 0 0 0 9 19 9.00 1.000																					
59 Jeff Zimmerman, R (9, 1) ERA: 5.44	0.1 2 1 0 0 0 0 0 0 0 0 0 0 6 11 0.00 3.000																					
John Wetteland, R (9, 1) ERA: 4.21	0.2 4 1 1 1 0 1 0 0 0 0 0 0 6 10 13.50 3.000																					

Boston Red Sox @ Texas Rangers
The Ballpark at Arlington, Arlington, TX

Sat Aug 12 2000, 8:35 PM EDT
Att. 43,822 - Sunny - 96 F

livebaseballscorecards.com

AB	34
R	3
H	6
RBI	3
BB	5
SO	6
LOB	21



Batter	1	2	3	4	5	6	7	8	9
Luis Alicea, S OBP: 0.363, SLG: 0.397 (1, 4)	0-2 F5		2-3 K		3-1 G3		1-1 F7		
Frank Catalanotto, L OBP: 0.446, SLG: 0.554 (1, 10)	1-2 F7		1-0 F8		0-1 29 G1-3 1B		2-3 K		
29 Rusty Greer, L OBP: 0.364, SLG: 0.422 (1, 7)	4-1 BB			4-1 BB HR BB	3-2 G1-3		0-0 L5		
Rafael Palmeiro, L OBP: 0.391, SLG: 0.548 (1, 3)	2-1 G3			4-0 1-2 HR BB	4-0 1B IBB		4-2 E 1B SF9 BB		
Gabe Kapler, R OBP: 0.346, SLG: 0.470 (1, 8)		1-1 2B		4-0 1-2 HR BB	0-0 1B		0-0 E6 FC5 1B 1B		
Ricky Ledee, L OBP: 0.318, SLG: 0.393 (1, 9)		1-3 K		2-0 1-H 2-H 3-H HR	1-1 G4-3		2-2 SF9		
Bill Haselman, R OBP: 0.325, SLG: 0.457 (1, 2)		3-1 G6-3		4-1 G3-6-3 BB		0-3 K	0-1 FC5 1B		
Mike Lamb, L OBP: 0.343, SLG: 0.404 (1, 5)		0-1 L4		0-0 G3-6-3 1-2f		1-0 G1-6-3	2-2 F7		
Royce Clayton, R OBP: 0.311, SLG: 0.419 (1, 6)			2-2 F9	1-3 K		0-0 G5-3	1-1 FC5 1-2 2-3f		

Inning Stats	R: 0	H: 0	E: 0	K: 0	S: 9	R: 0	H: 1	E: 0	K: 1	S: 10	R: 0	H: 0	E: 0	K: 1	S: 10	R: 4	H: 1	E: 0	K: 1	S: 8	R: 1	H: 2	E: 0	K: 1	S: 10	R: 0	H: 0	E: 0	K: 1	S: 6	R: 0	H: 0	E: 0	K: 1	S: 7	R: 1	H: 2	E: 1	K: 0	S: 14
	LOB: 1	BB: 1	P: 16			LOB: 1	BB: 0	P: 15			LOB: 0	BB: 4	P: 27			LOB: 2	BB: 1	P: 21			LOB: 0	BB: 0	P: 7			LOB: 0	BB: 0	P: 10			LOB: 2	BB: 1	P: 23							

PITCHER	IP	WLS	BF	H	R	ER	SO	BB	IBB	HBP	BLK	WP	HR	S	P	ERA	WHIP
49 Tim Wakefield, R ERA: 4.92 (1, 1)	3.0	L	16	2	4	4	2	5	0	0	0	0	0	32	67	12.00	2.333
Bryce Florie, R ERA: 4.46 (4, 1)	4.1		18	4	2	2	3	1	1	0	0	0	0	37	59	4.15	1.154
Rod Beck, R ERA: 1.76 (8, 1)	0.2		2	0	0	0	0	0	0	0	0	0	0	5	8	0.00	0.000

BOTTOM

Boston Red Sox @ Texas Rangers
The Ballpark at Arlington, Arlington, TX

Sat Aug 12 2000, 8:35 PM EDT
Att: 43,822 - Sunny - 96 F


AB	R	H	RBI	BB	SO	LOB
4	0	0	0	0	1	0
4	1	1	0	0	1	0
2	1	0	0	2	0	1
1	2	0	0	3	0	1
3	1	3	1	1	0	0
3	1	1	5	0	1	3
3	0	1	0	1	1	1
4	0	0	0	0	0	4
4	0	0	0	0	1	2

AB	28
R	6
H	6
RBI	6
BB	7
SO	5
LOB	12

WP: 0 PA: 36
PB: 0
SB: 0
CS: 0



1B	2B	3B	HR	SF	SAC	DP	HBP	WP	HR	S	P	ERA	WHIP
4	1	0	1	1	0	1	0	0	0	0	0	0	0

Batter	1	2	3	4	5	6	7	8	9	AB R H RBI BB SO LOB	TOP	
Darren Lewis, R (1, 9) OBP: 0.300, SLG: 0.307	2-2 G5-3		4-1 1B 1B BB	1-2 G5-3			3-2 L7			3 1 0 0 1 0 0		
Ed Sprague, R (1, 5) OBP: 0.315, SLG: 0.465 Manny Alexander, R (9, 5) OBP: 0.236, SLG: 0.321	1-2 1B		1-0 HBP 1B 1B		0-0 E5 F8 1B		0-0 F8			4 1 2 0 0 0 0 0 0 0 0 0 0 0		
Carl Everett, S (1, 8) OBP: 0.381, SLG: 0.619	2-2 F9		0-1 L6		1-2 F7		2-3 K			4 0 0 0 0 1 5		
Nomar Garciaparra, R (1, 6) OBP: 0.442, SLG: 0.649	3-2 P5		1-2 HBP 1B		0-0 1B		0-2 F8			4 1 2 2 0 0 1		
Troy O'Leary, L (1, 7) OBP: 0.315, SLG: 0.380		1-3 K	2-0 FC6-4 1B HBP		3-2 F8		2-1 G1-3			3 0 0 0 0 1 2		
Jason Varitek, S (1, 2) OBP: 0.356, SLG: 0.422		2-3 K	0-0 FC6-4 1B		1-1 G4-3		0-0 G6-3			4 0 1 2 0 1 2		
Bernard Gilkey, R (1, 10) OBP: 0.243, SLG: 0.272 Trot Nixon, L (9, PH) OBP: 0.380, SLG: 0.489		1-0 G5-3	0-1 FC6-4		2-2 G4-6-3 1B		3-2 G4-3			3 0 1 0 0 0 2 1 0 0 0 0 0 0	AB 34 R 4 H 7 RBI 4 BB 1 SO 6 LOB 13	
Brian Daubach, L (1, 3) OBP: 0.318, SLG: 0.456 Rico Brogna, L (9, 3) OBP: 0.283, SLG: 0.366			2-3 K	0-0 G6-3		0-1 G4-6-3		2-1 G3-1		4 0 0 0 0 1 1 0 0 0 0 0 0 0		
Mike Lansing, R (1, 4) OBP: 0.313, SLG: 0.398			2-1 1B BB 1B	2-2 G6-3		1-3 K		1-3 K		4 1 1 0 0 2 0		
Inning Stats	R: 0 H: 1 E: 0 LOB: 1 K: 0 BB: 0 S: 14 P: 22	R: 0 H: 0 E: 0 LOB: 0 K: 2 BB: 0 S: 7 P: 11	R: 4 H: 4 E: 0 LOB: 2 K: 1 BB: 1 S: 15 P: 27	R: 0 H: 0 E: 0 LOB: 0 K: 0 BB: 0 S: 9 P: 12	R: 0 H: 1 E: 1 LOB: 2 K: 0 BB: 0 S: 10 P: 15	R: 0 H: 1 E: 0 LOB: 0 K: 1 BB: 0 S: 8 P: 11	R: 0 H: 0 E: 0 LOB: 0 K: 1 BB: 0 S: 7 P: 12	R: 0 H: 0 E: 0 LOB: 0 K: 0 BB: 0 S: 7 P: 9	R: 0 H: 0 E: 0 LOB: 0 K: 1 BB: 0 S: 11 P: 17	1B: 7 SF: 0 2B: 0 SAC: 0 3B: 0 DP: 1 HR: 0 HBP: 1	WP: 0 PA: 36 PB: 0 SB: 0 CS: 0	
PITCHER Kenny Rogers, L (1, 1) ERA: 4.32 Tim Crabtree, R (9, 1) ERA: 5.28	IP WLS BF H R ER SO BB IBB HBP BLK WP HR S P ERA WHIP	8.0 L 33 7 4 4 5 1 0 1 0 0 0 0 77 119 4.50 1.000	1.0 3 0 0 0 1 0 0 0 0 0 0 0 11 17 0.00 0.000	PITCHER IP WLS BF H R ER SO BB IBB HBP BLK WP HR S P ERA WHIP								

Boston Red Sox @ Texas Rangers
The Ballpark at Arlington, Arlington, TX

Sun Aug 13 2000, 8:05 PM EDT
Att: 28,927 - Sunny - 100 F

livebaseballscorecards.com

Batter	1	2	3	4	5	6	7	8	9	AB	R	H	RBI	BB	SO	LOB
Luis Alicea, S OBP: 0.359, SLG: 0.393 (1, 4)	F7		F8		P6		K			4	0	0	0	0	1	0
Frank Catalanotto, L OBP: 0.447, SLG: 0.559 (1, 10)	2B			SF8 2B	F7		P5			4	1	2	0	0	0	0
29 Rusty Greer, L OBP: 0.362, SLG: 0.423 (1, 7)	K			E 1B		K		F8		4	1	1	0	0	2	1
Rafael Palmeiro, L OBP: 0.390, SLG: 0.543 (1, 3)	F8			1B BB		F9		K		3	0	0	0	1	1	1
Gabe Kapler, R OBP: 0.344, SLG: 0.469 (1, 8)		F8		SF8		BB BB 1B		F9		3	0	1	1	0	0	0
Ricky Ledee, L OBP: 0.324, SLG: 0.394 (1, 9)		CS BB		2-3 3-H 1B		BB BB BB BB BB BB		G4-3		2	0	1	1	2	0	0
Bill Haselman, R OBP: 0.325, SLG: 0.449 (1, 2)		P4		K		1-2 2-3 BB		G6-3		2	0	0	0	1	1	3
Pedro Valdes, L (9, PH)										1	0	0	0	0	0	0
Mike Lamb, L OBP: 0.342, SLG: 0.402 (1, 5)		CS	K	F8		F5				4	0	1	0	0	1	5
Royce Clayton, R OBP: 0.308, SLG: 0.415 (1, 6)			K		L5		G6-3			4	0	0	0	0	2	1

Inning Stats	R: 0	H: 1	E: 0	K: 1	S: 7	H: 0	LOB: 1	BB: 0	P: 12	R: 0	H: 0	E: 0	K: 0	S: 10	R: 0	H: 0	E: 0	K: 2	S: 7	R: 2	H: 3	E: 1	K: 1	S: 13	R: 0	H: 0	E: 0	K: 0	S: 4	R: 0	H: 1	E: 0	K: 1	S: 14	R: 0	H: 0	E: 0	K: 1	S: 7	R: 0	H: 0	E: 0	K: 1	S: 5	R: 0	H: 0	E: 0	K: 1	S: 9	R: 0	H: 1	E: 0	K: 1	S: 9	1B: 4	2B: 2	3B: 0	HR: 0	SF: 1	SAC: 0	DP: 0	HBP: 0	WP: 0	PB: 0	SB: 0	CS: 1	PA: 37
--------------	------	------	------	------	------	------	--------	-------	-------	------	------	------	------	-------	------	------	------	------	------	------	------	------	------	-------	------	------	------	------	------	------	------	------	------	-------	------	------	------	------	------	------	------	------	------	------	------	------	------	------	------	------	------	------	------	------	-------	-------	-------	-------	-------	--------	-------	--------	-------	-------	-------	-------	--------

PITCHER	IP	WLS	BF	H	R	ER	SO	BB	IBB	HBP	BLK	WP	HR	S	P	ERA	WHIP
Tomo Ohka, R ERA: 4.24 (1, 1)	5.2	W	25	5	2	2	5	4	0	0	0	0	0	53	98	3.18	1.588
Rich Garces, R ERA: 3.06 (6, 1)	2.1	H	7	0	0	0	2	0	0	0	0	0	0	14	20	0.00	0.000
Derek Lowe, R ERA: 2.88 (9, 1)	1.0	S	4	1	0	0	1	0	0	0	0	0	0	9	12	0.00	1.000

BOTTOM

Boston Red Sox @ Texas Rangers
The Ballpark at Arlington, Arlington, TX

Sun Aug 13 2000, 8:05 PM EDT
Att. 28,927 - Sunny - 100 F

livebaseballscorecards.com

AB	31
R	2
H	6
RBI	2
BB	4
SO	8
LOB	11



Batter	1	2	3	4	5	6	7	8	9	AB R H RBI BB SO LOB	TOP																
Gerald Williams, R (1, 8) OBP: 0.325, SLG: 0.461	1-3 K		1-0 HR 1B	1-0 G6-3			1-3 K		1-1 E5 1B	5 1 2 0 0 2 1	Tampa Bay Devil Rays @ Boston Red Sox Fenway Park, Boston, MA Mon Aug 14 2000, 7:05 PM EDT Att. 32,174 - Overcast - 67 F livebaseballscorecards.com																
Miguel Cairo, R (1, 4) OBP: 0.328, SLG: 0.345	2-3 K		0-1 HR 1B			0-1 CS 1B	1-3 K		2-0 G6-3	5 1 2 3 0 2 2																	
Greg Vaughn, R (1, 10) OBP: 0.389, SLG: 0.553	3-3 K		0-1 F8			2-3 K 1-2		4-1 1B BB		3 0 0 0 1 2 1																	
Fred McGriff, L (1, 3) OBP: 0.364, SLG: 0.454		1-3 K	0-0 HBP 1B			3-2 1B		1-0 G5-4-3 1B		4 0 3 0 0 1 0																	
Jose Guillen, R (1, 9) OBP: 0.341, SLG: 0.472		1-1 G2-3	1-1 HBP			3-3 K		1-0 F9		3 0 0 0 0 1 3																	
Steve Cox, L (1, 7) OBP: 0.391, SLG: 0.451		3-1 1B	1-3 K			0-1 G4-3		1-2 G5-4-3		3 0 1 0 0 1 2																	
Russ Johnson, R (6, 5) OBP: 0.315, SLG: 0.291								1-2 1-2f		1 0 0 0 0 0 2																	
John Flaherty, R (1, 2) OBP: 0.316, SLG: 0.399	2-3 K			1-1 F9		1-1 F9			2-3 K	4 0 0 0 0 2 1																	
Aubrey Huff, L (1, 5) OBP: 0.353, SLG: 0.636			1-2 G4-3	0-0 G4-3 2B		1-3 K			0-2 G5-3	3 0 1 0 0 1 0																	
Jason Tyner, L (6, 7) OBP: 0.236, SLG: 0.255										1 0 0 0 0 0 0																	
Ozzie Guillen, L (1, 6) OBP: 0.304, SLG: 0.372			0-1 HR 1B	1-1 G4-3			1-2 G3		1-1 E 1B	4 1 2 0 0 0 1																	
Inning Stats	R: 0 E: 0 K: 3 S: 12	H: 0 LOB: 0 BB: 0 P: 18	R: 0 E: 0 K: 2 S: 10	H: 1 LOB: 1 BB: 0 P: 17	R: 3 E: 0 K: 1 S: 15	H: 4 LOB: 2 BB: 0 P: 19	R: 0 E: 0 K: 0 S: 6	H: 1 LOB: 1 BB: 0 P: 9	R: 0 E: 0 K: 2 S: 14	H: 2 LOB: 1 BB: 0 P: 21	R: 0 E: 0 K: 1 S: 7	H: 0 LOB: 0 BB: 0 P: 9	R: 0 E: 0 K: 2 S: 9	H: 0 LOB: 0 BB: 0 P: 12	R: 0 E: 0 K: 0 S: 6	H: 1 LOB: 1 BB: 1 P: 13	R: 0 E: 1 K: 1 S: 13	H: 2 LOB: 2 BB: 0 P: 19	1B: 9 2B: 1 3B: 0 HR: 1	SF: 0 SAC: 0 DP: 1 HBP: 1	WP: 0 PB: 0 SB: 0 CS: 1	PA: 38					
PITCHER	IP WLS BF H R ER SO BB IBB HBP BLK WP HR S P ERA WHIP																										
Pedro Martinez, R (1, 1) ERA: 1.59	4.0		19	6	3	3	6	0	0	1	0	0	1	43	63	6.75	1.500										
Hipolito Pichardo, R (5, 1) ERA: 2.28	2.0		7	2	0	0	3	0	0	0	0	0	0	21	30	0.00	1.000										
Rod Beck, R (7, 1) ERA: 1.56	2.0		7	1	0	0	2	1	0	0	0	0	0	15	25	0.00	1.000										
Derek Lowe, R (9, 1) ERA: 2.84	1.0	W	5	2	0	0	1	0	0	0	0	0	0	13	19	0.00	2.000										

AB	36
R	3
H	11
RBI	3
BB	1
SO	12
LOB	13



Batter	1	2	3	4	5	6	7	8	9	AB R H RBI BB SO LOB
Trot Nixon, L OBP: 0.377, SLG: 0.484 (1, 9)	2-2 E4		0-0 G4-3		2-0 1B	2-1 F7			3-2 F9	5 0 1 0 0 0 3
Jason Varitek, S OBP: 0.351, SLG: 0.415 (1, 2)	1-1 F9		2-2 G5-3		0-0 G4-3		0-0 F2		1-3 K	5 0 0 0 0 1 4
Carl Everett, S OBP: 0.364, SLG: 0.620 (1, 8)	1-2 F7			0-1 2B		3-1 E SF 1B		3-3 K	4-0 HR IBB	4 2 2 0 1 1 1
Nomar Garciaparra, R OBP: 0.439, SLG: 0.643 (1, 6)	0-0 F8			1-1 F7		2-1 SF 2B		1-3 K	4-0 HR IBB	3 2 0 1 1 1 2
Brian Daubach, L OBP: 0.320, SLG: 0.459 (1, 3)		2-2 F8		0-1 G5-3		2-2 SH2-4 SF8 2B		3-2 SH1-4 1B	2-2 HR	4 1 2 1 0 0 1 1 1 1 4 0 0 0
Rico Brogna, L OBP: 0.297, SLG: 0.390 (8, PR) (9, 3)										
Lou Merloni, R OBP: 0.500, SLG: 0.500 (1, 5)		0-0 S 1B		0-2 G1-3		0-0 SH2-4		0-0 SH1-4		2 0 1 0 0 0 1
Scott Hatteberg, L OBP: 0.324, SLG: 0.443 (1, 10)			3-3 K		0-1 G4-3	1-2 SF8		3-2 F8		3 0 0 1 0 1 3
Mike Lansing, R OBP: 0.310, SLG: 0.394 (1, 4)		0-1 G5-3			1-0 L9	3-H 2-2 E3 1B		1-1 G4-3		4 0 0 0 0 0 3
Darren Lewis, R OBP: 0.308, SLG: 0.313 (1, 7)			1-3 K		1-1 1B	0-1 1B			1-0 F9 HR HBP	3 1 2 0 0 1 0

Inning Stats	R: 0 E: 1 K: 0 S: 11	H: 0 LOB: 1 BB: 0 P: 15	R: 0 E: 0 K: 1 S: 11	H: 1 LOB: 1 BB: 0 P: 16	R: 0 E: 0 K: 1 S: 10	H: 0 LOB: 0 BB: 0 P: 13	R: 0 E: 0 K: 0 S: 9	H: 1 LOB: 1 BB: 0 P: 10	R: 0 E: 0 K: 0 S: 7	H: 2 LOB: 2 BB: 0 P: 11	R: 3 E: 2 K: 0 S: 21	H: 3 LOB: 2 BB: 0 P: 33	R: 0 E: 0 K: 2 S: 8	H: 0 LOB: 0 BB: 0 P: 12	R: 0 E: 0 K: 0 S: 10	H: 1 LOB: 2 BB: 0 P: 17	R: 4 E: 0 K: 1 S: 9	H: 1 LOB: 0 BB: 2 P: 24	1B: 6 2B: 2 3B: 0 HR: 1	SF: 2 SAC: 2 DP: 0 HBP: 1	WP: 0 PB: 0 SB: 3 CS: 0	PA: 41
--------------	-------------------------------	----------------------------------	-------------------------------	----------------------------------	-------------------------------	----------------------------------	------------------------------	----------------------------------	------------------------------	----------------------------------	-------------------------------	----------------------------------	------------------------------	----------------------------------	-------------------------------	----------------------------------	------------------------------	----------------------------------	----------------------------------	------------------------------------	----------------------------------	--------

PITCHER	IP	WLS	BF	H	R	ER	SO	BB	IBB	HBP	BLK	WP	HR	S	P	ERA	WHIP
Dave Eiland, R ERA: 5.95 (1, 1)	5.0		23	6	3	1	2	0	0	0	0	0	0	55	79	1.80	1.200
Esteban Yan, R ERA: 6.51 (6, 1)	3.0	B	12	2	0	0	2	0	0	0	0	0	0	32	48	0.00	0.667
Billy Taylor, R ERA: 8.64 (9, 1)	0.2	L	6	1	4	4	1	0	2	1	0	0	1	9	24	54.00	1.500

BOTTOM

Tampa Bay Devil Rays @ Boston Red Sox
Fenway Park, Boston, MA
Mon Aug 14 2000, 7:05 PM EDT
Att. 32,174 - Overcast - 67 F

livebaseballscores.com

AB	34
R	7
H	9
RBI	7
BB	2
SO	5
LOB	18



Batter	1	2	3	4	5	6	7	8	9	AB R H RBI BB SO LOB	TOP											
Gerald Williams, R (1, 8) OBP: 0.327, SLG: 0.461	1-1 L6	4-2 S 1B 2-3 BB		1-3 K			4-1 G5-3 S 1-3 BB		2-2 FC1-6 1B	3 0 1 0 2 1 1												
Miguel Cairo, R (1, 4) OBP: 0.329, SLG: 0.347	2-1 BB S 1B	1-0 S 1B		0-3 K			0-0 SF8		1-0 FC1-6 1B	4 1 2 2 0 1 2												
Greg Vaughn, R (1, 10) OBP: 0.387, SLG: 0.547	3-3 K	3-2 F7			0-3 K		3-2 G5-3		2-2 1B	5 0 1 0 0 2 4												
Fred McGriff, L (1, 3) OBP: 0.366, SLG: 0.453	4-1 BB BB			0-3 K		0-1 G4-3	4-2 BB		1-0 1B 1B	3 0 1 1 2 1 0												
John Flaherty, R (1, 2) OBP: 0.318, SLG: 0.397	4-2 BB			1-0 F8		2-0 P4	1-2 F9		2-2 1B	4 0 1 0 1 0 2												
Jose Guillen, R (1, 9) OBP: 0.338, SLG: 0.466	1-3 K			0-1 2B 1B				0-0 G5-3	3-1 G6-3	5 0 1 0 0 2 5												
Russ Johnson, R (1, 5) OBP: 0.318, SLG: 0.307				2-0 1B 2B			1-1 G1-3		2-1 2B	4 0 2 0 0 1 0												
Quinton McCracken, S (1, 7) OBP: 0.270, SLG: 0.129				1-2 1B			2-3 K		1-3 K	3 1 1 0 1 2 1												
Felix Martinez, S (1, 6) OBP: 0.329, SLG: 0.286				1-3 K			1-1 E S SF8 1B		3-3 K	4 1 1 0 0 2 3												
Inning Stats	R: 0 E: 0 K: 2 S: 15	H: 1 LOB: 3 BB: 2 P: 30	R: 1 E: 0 K: 1 S: 13	H: 1 LOB: 2 BB: 2 P: 27	R: 0 E: 0 K: 1 S: 7	H: 2 LOB: 2 BB: 0 P: 10	R: 0 E: 0 K: 3 S: 13	H: 1 LOB: 1 BB: 0 P: 16	R: 0 E: 0 K: 1 S: 6	H: 0 LOB: 0 BB: 0 P: 8	R: 0 E: 0 K: 2 S: 9	H: 0 LOB: 0 BB: 0 P: 14	R: 1 E: 0 K: 0 S: 15	H: 1 LOB: 2 BB: 2 P: 26	R: 0 E: 0 K: 2 S: 9	H: 1 LOB: 1 BB: 0 P: 15	R: 1 E: 0 K: 0 S: 14	H: 4 LOB: 2 BB: 0 P: 25	1B: 9 2B: 2 3B: 0 HR: 0	SF: 1 SAC: 0 DP: 0 HBP: 0	WP: 0 PB: 1 SB: 5 CS: 0	PA: 42
PITCHER	IP WLS BF H R ER SO BB IBB HBP BLK WP HR S P ERA WHIP																					
Jeff Fassero, L (1, 1) ERA: 4.97	6.0 L 26 5 1 1 10 4 0 0 0 0 0 63 105 1.50 1.500																					
Rich Garces, R (7, 1) ERA: 3.02	1.0 6 1 1 0 0 2 0 0 0 0 0 15 26 0.00 3.000																					
Rheal Cormier, L (8, 1) ERA: 3.76	1.0 4 1 0 0 2 0 0 0 0 0 0 9 15 0.00 1.000																					
Hipolito Pichardo, R (9, 1) ERA: 2.41	1.0 6 4 1 1 0 0 0 0 0 0 0 14 25 9.00 4.000																					

Tampa Bay Devil Rays @ Boston Red Sox
Fenway Park, Boston, MA
Tue Aug 15 2000, 7:05 PM EDT
Att. 33,015 - Cloudy - 72 F

AB	35
R	3
H	11
RBI	3
BB	6
SO	12
LOB	18



WP: 0	PA: 42
-------	--------

ERA	WHIP
-----	------

Batter	1	2	3	4	5	6	7	8	9	AB R H RBI BB SO LOB
Trot Nixon, L OBP: 0.378, SLG: 0.481 (1, 9)	1-1 G6-3		1-0 FC6-4 1B		4-2 1B BB		1-1 1B 1B	0-3 K		4 1 1 0 1 1 3
Lou Merloni, R OBP: 0.571, SLG: 0.571 (1, 5)	1-3 K2-3		2-1 1-2 1B		0-0 1-3 1B		0-0 1-3 1B		0-3 K	5 0 3 0 0 2 0
Carl Everett, S OBP: 0.362, SLG: 0.617 (1, 8)	1-2 G6-3		3-2 G1-6-3		0-0 P6		0-1 F8		2-1 2B	5 0 1 0 0 0 6
Nomar Garciaparra, R OBP: 0.439, SLG: 0.639 (1, 6)		1-3 K		1-0 G5-3	4-2 1-2 BB		0-2 1-3 WP 1B		1-1 L7	4 0 1 1 1 1 1
Brian Daubach, L OBP: 0.320, SLG: 0.458 (1, 10)		1-3 K		0-0 FC6-4 1B	3-3 K		3-H 2-1 F8		1-1 F9	3 0 1 0 0 2 3 2 0 0 0 0 0 3
Bernard Gilkey, R OBP: 0.239, SLG: 0.268 (7, PH)										
Scott Hatteberg, L OBP: 0.328, SLG: 0.441 (1, 2)		2-1 1B		3-2 F8		3-2 F7		4-2 BB BB		3 0 1 0 1 0 1 0 0 0 0 0 0 0 0 0 0 0 0 0 0
Manny Alexander, R OBP: 0.236, SLG: 0.321 (8, PR)										
Troy O'Leary, L OBP: 0.315, SLG: 0.380 (9, 7)										
Mike Lansing, R OBP: 0.310, SLG: 0.393 (1, 4)		0-0 G5-3		2-0 FC6-4 1B	3-1 G5-3		3-1 G5-3		0-3 K	4 0 1 0 0 1 2
Rico Brogna, L OBP: 0.290, SLG: 0.380 (1, 3)			2-0 F7	0-2 FC6-4	2-0 G4-3		2-0 G4-3		2-3 K	4 0 0 0 0 1 3
Darren Lewis, R OBP: 0.304, SLG: 0.308 (1, 7)			3-2 E5 FC6-4		2-2 G6-3		1-0 G5-3	4-2 BB		3 0 0 0 0 0 0 0 0 0 0 1 0 0
Jason Varitek, S OBP: 0.353, SLG: 0.415 (8, PH)										

Inning Stats	R: 0	H: 0	E: 0	K: 1	S: 9	LOB: 0	BB: 0	P: 12	R: 0	H: 1	E: 0	K: 2	S: 10	LOB: 1	BB: 0	P: 14	R: 0	H: 1	E: 1	K: 0	S: 10	LOB: 2	BB: 0	P: 21	R: 0	H: 2	E: 0	K: 0	S: 9	LOB: 2	BB: 0	P: 15	R: 0	H: 1	E: 0	K: 1	S: 18	LOB: 3	BB: 2	P: 31	R: 0	H: 0	E: 0	K: 0	S: 6	LOB: 0	BB: 0	P: 14	R: 1	H: 3	E: 0	K: 0	S: 11	LOB: 2	BB: 0	P: 15	R: 0	H: 0	E: 0	K: 3	S: 17	LOB: 2	BB: 2	P: 27	R: 0	H: 1	E: 0	K: 1	S: 9	LOB: 1	BB: 0	P: 13	1B: 8	SF: 0	2B: 1	SAC: 0	3B: 0	DP: 0	HR: 0	HBP: 0	WP: 1	PA: 41
--------------	------	------	------	------	------	--------	-------	-------	------	------	------	------	-------	--------	-------	-------	------	------	------	------	-------	--------	-------	-------	------	------	------	------	------	--------	-------	-------	------	------	------	------	-------	--------	-------	-------	------	------	------	------	------	--------	-------	-------	------	------	------	------	-------	--------	-------	-------	------	------	------	------	-------	--------	-------	-------	------	------	------	------	------	--------	-------	-------	-------	-------	-------	--------	-------	-------	-------	--------	-------	--------

PITCHER	IP	WLS	BF	H	R	ER	SO	BB	IBB	HBP	BLK	WP	HR	S	P	ERA	WHIP
Tanyon Sturtz, R ERA: 5.31 (1, 1)	6.2	W	31	8	1	1	4	2	0	0	0	0	0	2	4	1.35	1.500
Doug Creek, L ERA: 3.26 (7, 1)	0.1	H	1	0	0	0	0	0	0	0	0	1	0	2	4	0.00	0.000
Cory Lidle, R ERA: 6.05 (8, 1)	0.1	H	2	0	0	0	1	1	0	0	0	0	0	9	13	0.00	3.000
Roberto Hernandez, R ERA: 3.16 (8, 1)	1.2	S	7	1	0	0	3	1	0	0	0	0	0	17	27	0.00	1.200

BOTTOM

Tampa Bay Devil Rays @ Boston Red Sox

Fenway Park, Boston, MA

Tue Aug 15 2000, 7:05 PM EDT

Att: 33,015 - Cloudy - 72 F

livebaseballscorecards.com

AB	37
R	1
H	9
RBI	1
BB	4
SO	8
LOB	22



Batter	1	2	3	4	5	6	7	8	9	AB R H RBI BB SO LOB	TOP	
Gerald Williams, R (1, 8) OBP: 0.326, SLG: 0.457	1-2 P5		2-2 F2		2-2 HBP			0-3 K	3-1 G5-3	4 0 0 0 0 1 2		
Miguel Cairo, R (1, 4) OBP: 0.331, SLG: 0.348	1-0 F7		2-2 F3					0-0 1B		4 1 2 0 0 0 1		
Greg Vaughn, R (1, 10) OBP: 0.388, SLG: 0.544	4-1 BB		0-0 L5					1-3 K		2 0 0 0 2 1 3		
Fred McGriff, L (1, 3) OBP: 0.365, SLG: 0.451	3-2 G3-1		3-3 K					0-1 1B		4 0 1 0 0 2 4		
Steve Cox, L (1, 7) OBP: 0.397, SLG: 0.484		0-1 G6-3		0-1 F8				0-0 1B		4 2 3 2 0 0 0		
Jose Guillen, R (1, 9) OBP: 0.333, SLG: 0.459		0-0 G6-3		1-0 G5-3				0-3 K		4 0 0 1 0 2 2		
Aubrey Huff, L (1, 5) OBP: 0.324, SLG: 0.583		2-2 F7		2-2 F8						3 0 0 0 0 0 0		
Russ Johnson, R (7, 5) OBP: 0.322, SLG: 0.317										1 0 1 0 0 0 0		
John Flaherty, R (1, 2) OBP: 0.314, SLG: 0.391		3-3 K		1-0 G5-3						4 0 0 0 0 2 1		
Felix Martinez, S (1, 6) OBP: 0.325, SLG: 0.282			1-3 K		2-2 G3					3 0 0 0 0 1 0		
Ozzie Guillen, L (9, PH) OBP: 0.301, SLG: 0.368										1 0 0 0 0 0 1		
Inning Stats	R: 0 H: 0 E: 0 K: 0 S: 11	R: 1 H: 1 E: 0 K: 1 S: 10	R: 0 H: 1 E: 0 K: 2 S: 17	R: 0 H: 0 E: 0 K: 0 S: 7	R: 0 H: 0 E: 0 K: 0 S: 8	R: 1 H: 1 E: 0 K: 2 S: 11	R: 0 H: 0 E: 0 K: 1 S: 5	R: 1 H: 3 E: 0 K: 3 S: 13	R: 0 H: 1 E: 0 K: 0 S: 7	1B: 4 SF: 0 2B: 1 SAC: 0 3B: 1 DP: 0 HR: 1 HBP: 1	WP: 1 PA: 37 PB: 0 SB: 0 CS: 1	
PITCHER	IP WLS BF H R ER SO BB IBB HBP BLK WP HR S P ERA WHIP											
Rolando Arjojo, R (1, 1) ERA: 5.7	7.0 W 27 3 2 2 6 2 0 1 1 0 1 1 69 113 2.57 0.714											
Rod Beck, R (8, 1) ERA: 2.0	0.2 H 4 2 1 1 2 0 0 0 0 0 0 0 9 10 13.50 3.000											
Derek Lowe, R (8, 1) ERA: 2.78	1.1 S 6 2 0 0 1 0 0 0 0 0 0 0 11 18 0.00 1.500											

Tampa Bay Devil Rays @ Boston Red Sox
 Fenway Park, Boston, MA
 Wed Aug 16 2000, 7:05 PM EDT
 Att. 31,467 - Sunny - 78 F

livebaseballscorecards.com

AB	34
R	3
H	7
RBI	3
BB	2
SO	9
LOB	14



Batter	1	2	3	4	5	6	7	8	9
Jose Offerman, S OBP: 0.332, SLG: 0.328 (1, 3)	0-1 F7		3-0 F7			1-2 1B		4-2 1B E BB	1-3 K
Trot Nixon, L OBP: 0.377, SLG: 0.480 Bernard Gilkey, R OBP: 0.245, SLG: 0.273 Darren Lewis, R OBP: 0.304, SLG: 0.308 (7, PH) (7, PR) (8, 9)	2-1 F7			1-2 1B BB	1-3 K		2-2 E SF7 1B		
Carl Everett, S OBP: 0.363, SLG: 0.615 (1, 8)	3-2 F7			4-2 1B BB		1-2 F7	1-1 E8 1B	1-3 2-H 3-H	
Nomar Garciaparra, R OBP: 0.437, SLG: 0.634 (1, 6)		0-0 F9		2-1 F8		3-3 K	4-0 IBB		
Troy O'Leary, L OBP: 0.317, SLG: 0.388 (1, 7)		1-3 K		1-1 1B		1-1 1B 3B	0-0 SF7		
Brian Daubach, L OBP: 0.319, SLG: 0.456 (1, 10)		1-3 K		2-2 F8		1-1 1B	0-3 K		
Lou Merloni, R OBP: 0.545, SLG: 0.545 (1, 5)			0-0 G6-3 E 1B		1-0 1B 1B	3-2 G5-3		3-2 F8	
Jason Varitek, S OBP: 0.352, SLG: 0.413 (1, 2)			0-1 L6		1-2 P6		3-3 K	0-1 1B	
Mike Lansing, R OBP: 0.308, SLG: 0.391 Scott Hatteberg, L OBP: 0.332, SLG: 0.444 Manny Alexander, R OBP: 0.234, SLG: 0.319 (7, PH) (7, PR) (8, 4)			1-2 G6-3		0-1 P4		2-1 1B E BB 1B	2-3 K	

Inning Stats	R: 0	H: 0	E: 0	K: 0	S: 8	R: 0	H: 0	E: 0	K: 2	S: 7	R: 0	H: 1	E: 1	K: 0	S: 7	R: 0	H: 2	E: 0	K: 0	S: 15	R: 0	H: 2	E: 0	K: 1	S: 14	R: 1	H: 2	E: 0	K: 1	S: 13	R: 3	H: 3	E: 1	K: 2	S: 19	R: 0	H: 1	E: 0	K: 2	S: 14
	0	0	0	0	13	0	0	0	2	9	0	1	0	0	11	0	2	0	0	25	0	2	0	0	0	18	0	2	0	0	22	0	3	0	0	35	0	1	0	20

PITCHER															PITCHER																												
IP	WLS	BF	H	R	ER	SO	BB	IBB	HBP	BLK	WP	HR	S	P	ERA	WHIP	IP	WLS	BF	H	R	ER	SO	BB	IBB	HBP	BLK	WP	HR	S	P	ERA	WHIP										
Ryan Rupe, R ERA: 7.44 (1, 1)	6.0		25	7	1	1	4	1	0	0	0	0	64	98	1.50	1.333																											
Paul Wilson, R ERA: 3.86 (7, 1)	0.1	L	3	1	2	1	1	0	0	0	0	0	10	19	54.00	6.000																											
Doug Creek, L ERA: 3.43 (7, 1)	0.2	B	5	2	1	1	1	0	1	0	0	0	9	16	13.50	3.000																											
Billy Taylor, R ERA: 7.71 (8, 1)	1.0		4	1	0	0	2	0	0	0	0	0	14	20	0.00	1.000																											

AB R H RBI BB SO LOB

4	1	1	0	1	1	2
3	0	1	0	0	1	2
1	0	1	0	0	0	0
0	1	0	0	0	0	0
3	0	1	2	1	0	0
3	0	0	0	1	1	2
3	1	2	1	0	1	0
4	0	1	1	0	2	5
4	0	2	0	0	0	1
4	0	1	0	0	1	2
2	0	0	0	0	0	2
1	0	1	0	0	0	0
1	1	0	0	0	1	1

AB 33
R 4
H 11
RBI 4
BB 3
SO 8
LOB 17



WP: 0 PA: 37
PB: 0
SB: 0
CS: 0

Tampa Bay Devil Rays @ Boston Red Sox
Fenway Park, Boston, MA
Wed Aug 16 2000, 7:05 PM EDT
Att: 31,467 - Sunny - 78 F

livebaseballscorecards.com

Batter	1	2	3	4	5	6	7	8	9	AB R H RBI BB SO LOB	TOP																									
Luis Alicea, S OBP: 0.363, SLG: 0.392 (1, 10) C F X	0-2 F8 ①		1-0 P6 ②		0-2 1B		1-0 E 29 2B 1-3 1B	1-3 K ③		5 1 2 0 0 1 2																										
Frank Catalanotto, L OBP: 0.428, SLG: 0.551 (1, 4) B F X	1-2 F7 ②		2-1 2-H HR		1-2 L6 ①		1-2 E1 29 2B 1-3 3-H		1-2 29 2B 2B	5 3 2 3 0 0 2																										
29 Rusty Greer, L OBP: 0.366, SLG: 0.436 (1, 7) C F X	0-2 E3		1-1 FC6-4 2B		0-0 F8 ②		0-0 1-H 3-H 2B		2-1 G6-3 2-H 2B	5 0 3 3 0 0 1																										
Rafael Palmeiro, L OBP: 0.388, SLG: 0.538 (1, 3) B B C X	3-1 P4 ③		4-2 FC6-4 BB		1-3 K ③		4-0 IBB		0-0 P5 ①	3 0 0 0 2 1 3																										
Gabe Kapler, R OBP: 0.339, SLG: 0.456 (1, 8) X		0-0 G4-6-3 1B	0-0 FC6-4 1-2f 2-3			3-3 K ①	2-3 K ②		1-1 G6-3 2-3	5 0 1 0 0 2 5																										
Ricky Ledee, L OBP: 0.317, SLG: 0.378 (1, 9) C F X		0-2 G4-6-3 1-2f		0-1 F9 ①		1-3 K ②	1-3 K ③		0-0 G4-3 ③	5 0 0 0 0 2 4																										
Mike Lamb, L OBP: 0.339, SLG: 0.397 (1, 5) B B X		2-0 G1-3 ③		0-3 K ②		0-3 K ③		0-0 G6-3 1B		4 0 1 0 0 2 0																										
Bill Haselman, R OBP: 0.323, SLG: 0.462 (1, 2) C X			0-1 F8 ①	1-1 HR			2-1 F2 ①	2-0 G6-3 1-2		4 1 1 1 0 0 1																										
Royce Clayton, R OBP: 0.308, SLG: 0.415 (1, 6) F X			0-1 HR 2B	1-2 F7 ③			2-2 1B E 1B	2-1 G6-3 ②		4 2 2 0 0 0 1																										
Inning Stats	R: 0 E: 1 K: 0 S: 11	H: 0 LOB: 1 BB: 0 P: 15	R: 0 E: 0 K: 0 S: 5	H: 1 LOB: 0 BB: 0 P: 7	R: 2 E: 0 K: 0 S: 13	H: 3 LOB: 2 BB: 1 P: 21	R: 1 E: 0 K: 1 S: 12	H: 1 LOB: 0 BB: 0 P: 14	R: 0 E: 0 K: 1 S: 11	H: 0 LOB: 0 BB: 0 P: 15	R: 3 E: 1 K: 2 S: 18	H: 3 LOB: 2 BB: 1 P: 31	R: 0 E: 0 K: 1 S: 7	H: 1 LOB: 1 BB: 0 P: 12	R: 1 E: 0 K: 0 S: 9	H: 2 LOB: 1 BB: 0 P: 13	1B: 5 2B: 5 3B: 0 HR: 2	SF: 0 SAC: 0 DP: 1 HBP: 0	WP: 0 PB: 0 SB: 0 CS: 0	PA: 42																
PITCHER	IP WLS BF H R ER SO BB IBB HBP BLK WP HR S P ERA WHIP																			PITCHER	IP WLS BF H R ER SO BB IBB HBP BLK WP HR S P ERA WHIP															
49 Tim Wakefield, R ERA: 5.03 (1, 1)	6.1		31	9	6	5	5	1	1	0	0	0	2	73	104	7.11	1.579																			
Bryce Florie, R ERA: 4.28 (7, 1)	1.2		6	1	0	0	3	0	0	0	0	0	0	15	23	0.00	0.600																			
Rich Garcés, R ERA: 3.11 (9, 1)	1.0	W	5	2	1	1	0	0	0	0	0	0	0	9	13	9.00	2.000																			

Texas Rangers @ Boston Red Sox
Fenway Park, Boston, MA
Thu Aug 17 2000, 7:05 PM EDT
Att. 33,510 - Sunny - 73 F

livebaseballscorecards.com

AB	40
R	7
H	12
RBI	7
BB	2
SO	8
LOB	19



Batter	1	2	3	4	5	6	7	8	9	AB	R	H	RBI	BB	SO	LOB
Jose Offerman, S (1, 4) OBP: 0.334, SLG: 0.329 Rico Brogna, L (9, PR) OBP: 0.290, SLG: 0.380	0-1 P6	2-1 F7		2-1 BB 1B		2-0 P6		4-2 1B 2B BB	2-1 HBP E 1-2 2B 1B	5	1	2	0	1	0	4
Trot Nixon, L (1, 9) OBP: 0.382, SLG: 0.488 Bernard Gilkey, R (8, PH) OBP: 0.248, SLG: 0.277	3-2 2B		2-2 1B 2B	4-2 1-2 BB		3-3 K		0-0 1-2 2B 1B	1-1 E6 HBP 1-2 2B 1-2 2-3	3	1	2	0	1	1	1
Carl Everett, S (1, 8) OBP: 0.362, SLG: 0.609	1-0 F5		0-0 1B S 2-H 1B	2-3 K			1-3 K	1-3 K	1-0 2B HBP 1-2 2-3 3-H	5	0	1	2	0	3	5
Brian Daubach, L (1, 3) OBP: 0.319, SLG: 0.454 Mike Lansing, R (8, PH) OBP: 0.311, SLG: 0.398	0-1 F8		3-2 1-3 1B		1-3 K		0-0 F9	1-1 1-H 2-H E 2B	1-1 1-3 2-H 3-H 2B	4	0	1	0	0	1	1
Troy O'Leary, L (1, 7) OBP: 0.321, SLG: 0.399		0-0 BB 1B 1B	2-3 K		0-1 F8		0-2 HR	2-0 E3 G4-6-3 2-H 1B		5	1	3	1	0	1	2
Lou Merloni, R (1, 5) OBP: 0.563, SLG: 0.688		0-1 BB 1-2 1B	1-3 K		0-2 3B		0-0 BB 1B 1B	0-0 G4-6-3 1-2f		5	0	3	0	0	1	3
Jason Varitek, S (1, 2) OBP: 0.352, SLG: 0.411		4-1 1-2 2-3 BB	1-3 K		0-1 F9		0-1 BB 1-2 1B		1-2 G4-3	4	0	1	0	1	1	3
Scott Hatteberg, L (1, 10) OBP: 0.344, SLG: 0.461 Darren Lewis, R (9, PR) OBP: 0.304, SLG: 0.308		3-2 F7		1-1 FC8-5 2B		3-2 2B	4-2 1-2 2-3 BB	4-2 E 1B HBP BB		3	0	2	0	2	0	3
Manny Alexander, R (1, 6) OBP: 0.230, SLG: 0.313 Nomar Garciaparra, R (7, PH) OBP: 0.435, SLG: 0.631		1-3 K		0-0 FC8-5 2-3		0-0 F8	0-1 P6	1-0 F9		3	0	0	0	0	1	5

Inning Stats	R: 0	H: 1	E: 0	K: 0	S: 9	H: 1	LOB: 1	BB: 0	P: 13	R: 0	H: 2	E: 0	K: 1	S: 12	H: 2	LOB: 3	BB: 1	P: 22	R: 1	H: 3	E: 0	K: 3	S: 18	H: 2	LOB: 2	BB: 0	P: 27	R: 0	H: 2	E: 0	K: 1	S: 10	H: 1	LOB: 1	BB: 0	P: 12	R: 0	H: 1	E: 0	K: 1	S: 8	H: 1	LOB: 1	BB: 0	P: 16	R: 1	H: 3	E: 0	K: 1	S: 14	H: 3	LOB: 3	BB: 1	P: 19	R: 3	H: 3	E: 1	K: 1	S: 11	H: 3	LOB: 0	BB: 1	P: 19	R: 3	H: 2	E: 1	K: 0	S: 13	H: 2	LOB: 3	BB: 1	P: 24	1B: 10	2B: 7	3B: 1	HR: 1	SF: 0	SAC: 0	DP: 2	HBP: 1	WP: 0	PB: 0	SB: 1	CS: 0	PA: 49
--------------	------	------	------	------	------	------	--------	-------	-------	------	------	------	------	-------	------	--------	-------	-------	------	------	------	------	-------	------	--------	-------	-------	------	------	------	------	-------	------	--------	-------	-------	------	------	------	------	------	------	--------	-------	-------	------	------	------	------	-------	------	--------	-------	-------	------	------	------	------	-------	------	--------	-------	-------	------	------	------	------	-------	------	--------	-------	-------	--------	-------	-------	-------	-------	--------	-------	--------	-------	-------	-------	-------	--------

PITCHER	IP	WLS	BF	H	R	ER	SO	BB	IBB	HBP	BLK	WP	HR	S	P	ERA	WHIP
Rick Helling, R (1, 1) ERA: 3.57	6.2		33	12	2	2	8	2	0	0	0	0	0	9	17	2.70	2.100
59 Jeff Zimmerman, R (7, 1) ERA: 5.58	0.1		4	1	1	1	0	2	0	0	0	0	0	9	17	27.00	9.000
Mike Venafro, L (8, 1) ERA: 4.08	0.1		4	3	2	1	1	0	0	0	0	0	0	7	11	27.00	9.000
Tim Crabtree, R (8, 1) ERA: 5.22	0.2	H	1	0	0	0	0	0	0	0	0	0	0	1	1	0.00	0.000
John Wetteland, R (9, 1) ERA: 4.15	0.2	L	7	2	3	0	0	1	0	1	0	0	0	13	24	0.00	4.500

BOTTOM

Texas Rangers @ Boston Red Sox
Fenway Park, Boston, MA
Thu Aug 17 2000, 7:05 PM EDT
Att: 33,510 - Sunny - 73 F

livebaseballscores.com

AB	43
R	8
H	18
RBI	7
BB	5
SO	9
LOB	33



Batter	1	2	3	4	5	6	7	8	9	AB R H RBI BB SO LOB	TOP									
Luis Alicea, S (1, 4) OBP: 0.363, SLG: 0.395 Scott Sheldon, R (3, PR) OBP: 0.351, SLG: 0.463 Pedro Valdes, L (8, PH) Kenny Rogers, L (8, 1) OBP: 0.500, SLG: 0.500	3-1 F9		1-0 G3-1 29 2B		2-3 K			0-1 F9		2 0 1 0 0 0 0 1 1 0 0 0 1 0 1 0 0 0 0 0 0 0 0 0 0 0 0 0										
Frank Catalanotto, L (1, 10) OBP: 0.419, SLG: 0.538	2-2 G4-3		0-2 G3-1		1-1 G4-3			0-1 F7		4 0 0 0 0 0 1										
29 Rusty Greer, L (1, 7) OBP: 0.364, SLG: 0.437	3-2 F8		0-0 G6-3 2B			3-2 G6-3			3-2 F7	4 0 1 1 0 0 0										
Rafael Palmeiro, L (1, 3) OBP: 0.387, SLG: 0.536		0-0 F7	0-1 G6-3			2-3 K			1-2 1B 2B	4 1 1 0 0 1 1										
Gabe Kapler, R (1, 8) OBP: 0.341, SLG: 0.457		1-1 BB 1B 1B	2-1 F7			1-1 G6-3			1-2 2B 2B 1B	4 1 2 0 0 0 2										
Ricky Ledee, L (1, 9) OBP: 0.319, SLG: 0.383		2-2 BB 1B		1-3 K			3-2 F8		2-2 2B 2B	4 1 2 1 0 1 0										
Mike Lamb, L (1, 5) OBP: 0.338, SLG: 0.398		0-3 K		0-0 F7			2-0 F7		2-2 2B 2B	4 0 1 2 0 1 2										
Bill Haselman, R (1, 2) OBP: 0.321, SLG: 0.450		4-0 FC5-4 BB		1-2 G5-3			3-1 F7		1-3 K	3 0 0 0 1 1 1										
Royce Clayton, R (1, 6) OBP: 0.305, SLG: 0.411		0-2 FC5-4			2-2 F9			0-0 G6-3	0-3 K	4 0 0 0 0 1 4										
Inning Stats	R: 0 E: 0 K: 0 S: 9	H: 0 LOB: 0 BB: 0 P: 17	R: 0 E: 0 K: 1 S: 13	H: 2 LOB: 3 BB: 1 P: 20	R: 1 E: 0 K: 0 S: 10	H: 2 LOB: 0 BB: 0 P: 13	R: 0 E: 0 K: 1 S: 10	H: 0 LOB: 0 BB: 0 P: 12	R: 0 E: 0 K: 1 S: 10	H: 0 LOB: 0 BB: 0 P: 15	R: 0 E: 0 K: 0 S: 9	H: 0 LOB: 0 BB: 0 P: 15	R: 0 E: 0 K: 0 S: 5	H: 0 LOB: 0 BB: 0 P: 5	R: 3 E: 0 K: 2 S: 23	H: 4 LOB: 1 BB: 0 P: 33	1B: 4 2B: 4 3B: 0 HR: 0	SF: 0 SAC: 0 DP: 0 HBP: 0	WP: 0 PB: 0 SB: 0 CS: 0	PA: 36
PITCHER	IP WLS BF H R ER SO BB IBB HBP BLK WP HR S P ERA WHIP																			
Tomo Ohka, R (1, 1) ERA: 3.38	7.0 W 26 4 1 1 4 1 0 0 0 0 0 0 70 109 1.29 0.714																			
Rod Beck, R (8, 1) ERA: 1.89	1.0 3 0 0 0 0 0 0 0 0 0 0 0 5 5 0.00 0.000																			
Rheal Cormier, L (9, 1) ERA: 4.25	0.1 4 3 3 3 0 0 0 0 0 0 0 0 13 20 81.00 9.000																			
Derek Lowe, R (9, 1) ERA: 2.75	0.2 S 3 1 0 0 2 0 0 0 0 0 0 0 10 13 0.00 1.500																			

Texas Rangers @ Boston Red Sox
Fenway Park, Boston, MA

Fri Aug 18 2000, 7:05 PM EDT
Att. 33,009 - Overcast - 70 F

livebaseballscorecards.com

AB	35
R	4
H	8
RBI	4
BB	1
SO	6
LOB	11



Batter	1	2	3	4	5	6	7	8	9
Jose Offerman, S OBP: 0.332, SLG: 0.325 (1, 3)	4-2 1B BB	1-1 G1-3	0-3 K			1-1 E4		2-1 F9	
Darren Lewis, R OBP: 0.301, SLG: 0.305 (1, 9)	1-0 FC4-6 1B FC4	3-2 P4		2-2 G5-3		0-1 F9		0-3 K	
Carl Everett, S OBP: 0.387, SLG: 0.612 (1, 8)	1-0 FC4-6 1B		2-1 WP 1B	0-0 1B		0-1 L6		0-0 FC4-6 BB 1B	
Nomar Garciaparra, R OBP: 0.434, SLG: 0.627 (1, 6)	2-2 FC4-6 FC4 3B		1-1 E5 1B 1B	0-0 1B		2-1 F8		4-2 FC4-6 BB	
Jason Varitek, S OBP: 0.348, SLG: 0.405 (1, 2)	1-2 FC4 3B		1-3 K	2-0 F9			0-0 G6-3	0-0 FC4-6	
Troy O'Leary, L OBP: 0.322, SLG: 0.406 (1, 7)	2-2 3B		3-0 F8	2-1 F9			0-2 FC6-4 1B 1B		
Lou Merloni, R OBP: 0.550, SLG: 0.650 (1, 5)	0-0 G6-3		3-0 BB 1B 1-3 2-H		0-0 G5-3		0-1 FC6-4 1B		
Bernard Gilkey, R OBP: 0.248, SLG: 0.276 (1, 10)	1-0 G5-3		0-0 BB 1B 1-2 3-H		2-3 K		1-0 FC6-4		
Mike Lansing, R OBP: 0.311, SLG: 0.395 (1, 4)		1-0 F9	4-0 BB 1-2 2-3		0-0 L6		0-1 F8		

Inning Stats	R: 4	H: 3	E: 0	LOB: 1	K: 0	S: 15	P: 27	R: 0	H: 0	E: 0	LOB: 0	K: 0	S: 6	P: 11	R: 2	H: 3	E: 1	LOB: 3	K: 2	S: 14	P: 28	R: 0	H: 2	E: 0	LOB: 2	K: 0	S: 8	P: 14	R: 0	H: 0	E: 0	LOB: 0	K: 1	S: 5	P: 7	R: 0	H: 0	E: 1	LOB: 1	K: 0	S: 8	P: 11	R: 0	H: 2	E: 0	LOB: 2	K: 0	S: 10	P: 11	R: 0	H: 1	E: 0	LOB: 2	K: 1	S: 10	P: 16
1B: 10	SF: 0	2B: 0	SAC: 0	3B: 1	DP: 0	HR: 0	HBP: 0	1B: 10	SF: 0	2B: 0	SAC: 0	3B: 1	DP: 0	HR: 0	HBP: 0	WP: 1	PA: 41	PB: 0	SB: 0	CS: 0																																				


PITCHER	IP	WLS	BF	H	R	ER	SO	BB	IBB	HBP	BLK	WP	HR	S	P	ERA	WHIP
Kenny Rogers, L ERA: 4.33 (1, 1)	8.0	L	41	11	6	4	4	3	0	0	0	1	0	76	125	4.50	1.750
Kenny Rogers, L ERA: 4.33 (8, 1)	8.0	L	41	11	6	4	4	3	0	0	0	1	0	76	125	4.50	1.750


BOTTOM

Texas Rangers @ Boston Red Sox
Fenway Park, Boston, MA

Fri Aug 18 2000, 7:05 PM EDT
Att: 33,009 - Overcast - 70 F

AB	38
R	6
H	11
RBI	6
BB	3
SO	4
LOB	26



Batter	1	2	3	4	5	6	7	8	9	AB R H RBI BB SO LOB	TOP														
Scarborough Green, S OBP: 0.241, SLG: 0.204 (1, 8) X	0-0 B1-3 ①		2-3 K ③			0-0 1B			2-1 F7 ①	4 0 1 0 0 1 0	<p>Texas Rangers @ Boston Red Sox Fenway Park, Boston, MA</p> <p>Sat Aug 19 2000, 1:15 PM EDT Att. 33,222 - Sunny - 72 F</p> <p>livebaseballscorecards.com</p> <table border="1"> <tr><td>AB</td><td>31</td></tr> <tr><td>R</td><td>0</td></tr> <tr><td>H</td><td>5</td></tr> <tr><td>RBI</td><td>0</td></tr> <tr><td>BB</td><td>0</td></tr> <tr><td>SO</td><td>11</td></tr> <tr><td>LOB</td><td>6</td></tr> </table> 	AB	31	R	0	H	5	RBI	0	BB	0	SO	11	LOB	6
AB	31																								
R	0																								
H	5																								
RBI	0																								
BB	0																								
SO	11																								
LOB	6																								
Frank Catalanotto, L OBP: 0.411, SLG: 0.526 (1, 4) C C S S	0-3 K ②			0-1 F7 ①		2-2 F8 ③			3-1 F8 ②	4 0 0 0 0 1 1															
29 Rusty Greer, L OBP: 0.366, SLG: 0.438 (1, 7) B B X	2-0 1B			1-3 K ②			2-2 G3 ①		1-1 1B	4 0 2 0 0 1 0															
Rafael Palmeiro, L OBP: 0.384, SLG: 0.531 (1, 3) B C C C	1-3 1-2			2-2 F8 ③			0-0 G1-3 ②		0-0 G4-3 ③	4 0 0 0 0 1 2															
Ricky Ledee, L OBP: 0.316, SLG: 0.379 (1, 9) C C C C		2-3 K ①			2-3 K ①		0-3 K ③			3 0 0 0 0 3 0															
Mike Lamb, L OBP: 0.336, SLG: 0.395 (1, 5) B B C C		2-3 K ②			0-1 P6 ②			2-1 G6-3 ①		3 0 0 0 0 1 0															
Pedro Valdes, L OBP: 0.125, SLG: 0.125 (1, 10) B B C C		2-3 K ③			0-2 G4-3 ③			0-0 FC4 1B		3 0 1 0 0 1 0															
Royce Clayton, R OBP: 0.306, SLG: 0.410 (1, 6) B C C C			1-2 G6-4-3 1B			1-1 G4-3 ①		0-0 FC4 ②		3 0 1 0 0 0 1															
Scott Sheldon, R OBP: 0.351, SLG: 0.463 (8, 6) X								1-2f		0 0 0 0 0 0 0															
B.J. Waszgis, R OBP: 0.308, SLG: 0.333 (1, 2) C X			0-1 G6-4-3 ① ②			1-3 K ②		1-3 K ③		3 0 0 0 0 2 2															
Inning Stats	R: 0 H: 1 E: 0 LOB: 1 K: 2 BB: 0 S: 8 P: 11	R: 0 H: 0 E: 0 LOB: 0 K: 3 BB: 0 S: 11 P: 17	R: 0 H: 1 E: 0 LOB: 0 K: 1 BB: 0 S: 8 P: 11	R: 0 H: 0 E: 0 LOB: 0 K: 1 BB: 0 S: 11 P: 14	R: 0 H: 0 E: 0 LOB: 0 K: 1 BB: 0 S: 9 P: 11	R: 0 H: 1 E: 0 LOB: 1 K: 1 BB: 0 S: 11 P: 15	R: 0 H: 0 E: 0 LOB: 0 K: 1 BB: 0 S: 8 P: 10	R: 0 H: 1 E: 0 LOB: 1 K: 1 BB: 0 S: 7 P: 10	R: 0 H: 1 E: 0 LOB: 1 K: 0 BB: 0 S: 7 P: 13	1B: 5 SF: 0 2B: 0 SAC: 0 3B: 0 DP: 1 HR: 0 HBP: 0	WP: 0 PA: 31 PB: 0 SB: 1 CS: 0														
PITCHER Pedro Martinez, R ERA: 1.53 (1, 1)	IP 7.0 WLS W BF 23 H 3 R 0 ER 0 SO 10 BB 0 IBB 0 HBP 0 BLK 0 WP 0 HR 0 S 66 P 89 ERA 0.00 WHIP 0.429																								
PITCHER Bryce Florie, R ERA: 4.05 (8, 1)	IP 2.0 WLS W BF 8 H 2 R 0 ER 0 SO 1 BB 0 IBB 0 HBP 0 BLK 0 WP 0 HR 0 S 14 P 23 ERA 0.00 WHIP 1.000																								


Batter	1	2	3	4	5	6	7	8	9	AB R H RBI BB SO LOB
Darren Lewis, R OBP: 0.304, SLG: 0.304 (1, 9) BB (7, 8)	4-1 G5-3 1B BB	0-3 K		2-1 S 2B 1B	2-2 P7		0-0 F7			4 2 1 0 1 1 3
Brian Daubach, L OBP: 0.318, SLG: 0.450 Rico Brogna, L OBP: 0.288, SLG: 0.377 (1, 3) CB X (6, 3)	1-1 F9	3-3 K		0-0 F9	4-2 BB		3-3 K			3 0 0 0 1 1 5 1 0 0 0 0 1 0
Carl Everett, S OBP: 0.366, SLG: 0.611 Trot Nixon, L OBP: 0.380, SLG: 0.487 (1, 8) BS X (7, 9)	2-1 G5-3 1-2		0-1 F7	3-2 B1-3 1B 2B 1-H	2-2 F8		1-1 F8			4 1 1 1 0 0 2 1 0 0 0 0 0 0
Nomar Garciaparra, R OBP: 0.437, SLG: 0.626 Manny Alexander, R OBP: 0.228, SLG: 0.310 (1, 6) CF F F F BB BB BB (8, 6)	4-2 1B BB		2-1 1B 2B 1B	4-0 B1-3 1B IBB	1-3 K		2-0 P6			2 2 1 0 2 1 1 1 0 0 0 0 0 0
Troy O'Leary, L OBP: 0.328, SLG: 0.408 (1, 7) CX	0-1 1B		1-2 2B 1B 1B	0-1 B1-3 1-2 2-3		4-2 FC5-4 BB	4-2 BB			3 1 2 1 2 0 2
Lou Merloni, R OBP: 0.560, SLG: 0.680 (1, 5) CX		0-1 HBP BB 1B	0-0 1B 2B	2-2 2B 1B		2-1 FC5-4 1-2 2B	2-1 F9			5 2 3 3 0 0 2
Bernard Gilkey, R OBP: 0.261, SLG: 0.287 (1, 10) S S S S S S S S S S		4-2 HBP BB 1B	3-2 G5-3	4-2 2B BB		2-1 HBP 2B				2 1 1 0 2 0 2
Jason Varitek, S OBP: 0.352, SLG: 0.411 (1, 2) H H H H H H H H H H		1-2 HBP 2-3	1-0 1B	3-2 FC5 1-H 2-H		1-3 K				3 0 2 4 0 1 1
Mike Lansing, R OBP: 0.308, SLG: 0.392 (1, 4) X	0-0 P4		1-2 P6	2-0 FC5 2-3		3-1 F5				4 0 0 0 0 0 5

Inning Stats	R: 1 E: 0 K: 0 S: 11	H: 1 LOB: 2 BB: 2 P: 22	R: 0 E: 0 K: 2 S: 21	H: 1 LOB: 3 BB: 1 P: 29	R: 3 E: 0 K: 0 S: 17	H: 4 LOB: 1 BB: 0 P: 25	R: 5 E: 0 K: 0 S: 23	H: 4 LOB: 1 BB: 2 P: 43	R: 0 E: 0 K: 1 S: 14	H: 0 LOB: 1 BB: 1 P: 23	R: 0 E: 0 K: 1 S: 11	H: 1 LOB: 1 BB: 1 P: 20	R: 0 E: 0 K: 1 S: 7	H: 0 LOB: 0 BB: 0 P: 13	R: 0 E: 0 K: 0 S: 7	H: 0 LOB: 1 BB: 1 P: 16	1B: 7 2B: 4 3B: 0 HR: 0	SF: 0 SAC: 0 DP: 0 HBP: 1	WP: 0 PB: 0 SB: 1 CS: 0	PA: 42
---------------------	-------------------------------	----------------------------------	-------------------------------	----------------------------------	-------------------------------	----------------------------------	-------------------------------	----------------------------------	-------------------------------	----------------------------------	-------------------------------	----------------------------------	------------------------------	----------------------------------	------------------------------	----------------------------------	----------------------------------	------------------------------------	----------------------------------	--------

PITCHER	IP	WLS	BF	H	R	ER	SO	BB	IBB	HBP	BLK	WP	HR	S	P	ERA	WHIP
40 Matt Perisho, L ERA: 6.78 (1, 1)	3.2	L	23	8	7	7	2	3	3	1	0	0	0	57	93	17.18	3.000
Darwin Cubillan, R ERA: 6.65 (4, 1)	2.1		12	3	2	2	2	3	0	0	0	0	0	40	69	7.71	2.571
Francisco Cordero, R ERA: 5.2 (7, 1)	2.0		7	0	0	0	1	1	0	0	0	0	0	14	29	0.00	0.500

TEXAS RANGERS @ BOSTON RED SOX
Fenway Park, Boston, MA
Sat Aug 19 2000, 1:15 PM EDT
Att: 33,222 - Sunny - 72 F

AB	33
R	9
H	11
RBI	9
BB	8
SO	5
LOB	23



Batter	1	2	3	4	5	6	7	8	9	AB R H RBI BB SO LOB	TOP											
Chad Curtis, R (1, 10) OBP: 0.329, SLG: 0.424	2-1 P3			2-1 L9	0-3 K		1-3 K		0-0 G3-1	5 0 0 0 0 2 1												
29 Rusty Greer, L (1, 7) OBP: 0.366, SLG: 0.443	1-0 G3			2-2 G4-3		3-1 1B 3B	3-2 S 1B		2-2 G4-3	5 1 2 0 0 0 0												
Gabe Kapler, R (1, 8) OBP: 0.339, SLG: 0.451	1-3 K			0-0 G5-3		4-0 1B BB 1B	0-1 F9		0-0 F8	4 1 0 0 1 1 1												
Rafael Palmeiro, L (1, 3) OBP: 0.384, SLG: 0.530		1-1 P6			2-2 1B 2B 1B	2-2 BB 1B FC4-6 1B	3-2 G4-3			4 2 2 1 0 0 1												
Bill Haselman, R (1, 2) OBP: 0.326, SLG: 0.460		0-2 G4-3			0-0 F7	0-0 FC4-6 BB 1-2 2-3 1B		2-1 G6-4-3 2B		4 0 2 0 0 0 1												
Ricky Ledee, L (1, 9) OBP: 0.318, SLG: 0.379		0-1 G6-3			2-1 1B 1-2 2B 1B	1-3 K		4-1 G6-4-3 BB		3 1 1 0 1 1 3												
Royce Clayton, R (1, 6) OBP: 0.307, SLG: 0.410			2-1 G3		2-0 2B 1-2 2-3 SF7 1B	4-2 FC4-6 BB		0-0 G6-4-3 1-2f 2-3		3 1 1 1 1 0 2												
Frank Catalanotto, L (1, 4) OBP: 0.413, SLG: 0.528			0-0 B5-3		0-0 2B	0-0 FC4-6		4-1 FC4-6 BB		3 0 1 3 1 0 2												
Scott Sheldon, R (1, 5) OBP: 0.333, SLG: 0.443			1-2 G1-3		1-1 SF7	0-3 K		0-1 FC4-6		3 0 0 1 0 1 4												
Inning Stats	R: 0 E: 0 K: 1 S: 6	H: 0 LOB: 0 BB: 0 P: 10	R: 0 E: 0 K: 0 S: 7	H: 0 LOB: 0 BB: 0 P: 8	R: 0 E: 0 K: 0 S: 6	H: 0 LOB: 0 BB: 0 P: 9	R: 0 E: 0 K: 0 S: 7	H: 0 LOB: 0 BB: 0 P: 11	R: 3 E: 0 K: 1 S: 13	H: 4 LOB: 1 BB: 0 P: 20	R: 3 E: 0 K: 2 S: 15	H: 3 LOB: 2 BB: 2 P: 29	R: 0 E: 0 K: 1 S: 11	H: 1 LOB: 1 BB: 0 P: 18	R: 0 E: 0 K: 0 S: 7	H: 1 LOB: 2 BB: 2 P: 17	R: 0 E: 0 K: 0 S: 7	H: 0 LOB: 0 BB: 0 P: 9	1B: 6 2B: 2 3B: 1 HR: 0	SF: 1 SAC: 0 DP: 1 HBP: 0	WP: 0 PB: 0 SB: 1 CS: 0	PA: 39
PITCHER	IP WLS BF H R ER SO BB IBB HBP BLK WP HR S P ERA WHIP																					
Jeff Fassero, L (1, 1) ERA: 5.25	5.0 L 22 6 6 6 2 1 0 0 0 0 0 0 44 72 10.80 1.400																					
Rod Beck, R (6, 1) ERA: 1.71	2.0 9 2 0 0 3 1 0 0 0 0 0 0 21 33 0.00 1.500																					
Rheal Cormier, L (8, 1) ERA: 4.17	1.0 5 1 0 0 0 2 0 0 0 0 0 0 7 17 0.00 3.000																					
Bryce Florie, R (9, 1) ERA: 3.95	1.0 3 0 0 0 0 0 0 0 0 0 0 0 7 9 0.00 0.000																					

Texas Rangers @ Boston Red Sox
Fenway Park, Boston, MA
 Sun Aug 20 2000, 8:05 PM EDT
 Att. 32,467 - Sunny - 68 F

livebaseballscorecards.com

AB	34
R	6
H	9
RBI	6
BB	4
SO	5
LOB	15



Batter	1	2	3	4	5	6	7	8	9	AB R H RBI BB SO LOB
Jose Offerman, S OBP: 0.336, SLG: 0.325 (1, 3)	3-2 1B HBP FC6-4 1B	1-1 CS 1-2	1-2 G1-3		4-1 BB 1-2		1-2 FC5-4 1-2f		4-2 DI BB	3 1 1 0 2 0 1
Bernard Gilkey, R OBP: 0.266, SLG: 0.293 (1, 10)	1-2 FC6-4 1B 1-2 HBP		2-2 2B		0-0 F9		2-2 F8		3-2 F8	4 0 1 0 0 0 4
Carl Everett, S OBP: 0.364, SLG: 0.605 (1, 8)	1-0 FC6-4 1B 1-2 2-3		1-0 G5-3		0-0 F8		1-2 G5-3		2-2 F2	5 0 1 0 0 0 5
Nomar Garciaparra, R OBP: 0.438, SLG: 0.624 (1, 6)	1-3 K		4-0 IBB		1-3 K			1-2 G4-6-3 PB 1B		3 1 1 0 1 2 5
Troy O'Leary, L OBP: 0.328, SLG: 0.407 (1, 7)	0-0 FC6-4 FC6-4 1-2f 2-3 3-H		1-1 G1-6-3		3-2 P6			0-0 G4-6-3 1B		4 0 1 1 0 0 4
Lou Merloni, R OBP: 0.483, SLG: 0.586 (1, 5)	2-2 FC6-4 1-2f			0-2 G3-1		3-1 F8		1-2 G4-6-3 1-2f 2-3		4 0 0 0 0 0 4
Jason Varitek, S OBP: 0.353, SLG: 0.410 (1, 2)				1-0 P6		0-0 1B		1-3 K		3 0 1 0 1 1 0
Mike Lansing, R OBP: 0.306, SLG: 0.388 (1, 4)				1-1 G5-3		0-3 K		3-H 2-3 K		4 0 0 0 0 2 3
Darren Lewis, R OBP: 0.311, SLG: 0.313 (1, 9)					0-0 BB 1B				0-1 G6-3	4 0 3 0 0 0 0

Inning Stats	R: 1 E: 0 K: 1 S: 13	H: 2 LOB: 2 BB: 0 P: 21	R: 0 E: 0 K: 0 S: 8	H: 1 LOB: 0 BB: 1 P: 14	R: 0 E: 0 K: 0 S: 11	H: 1 LOB: 2 BB: 1 P: 20	R: 0 E: 0 K: 0 S: 6	H: 0 LOB: 0 BB: 0 P: 8	R: 0 E: 0 K: 1 S: 7	H: 1 LOB: 2 BB: 1 P: 12	R: 0 E: 0 K: 1 S: 11	H: 1 LOB: 1 BB: 0 P: 17	R: 0 E: 0 K: 0 S: 11	H: 1 LOB: 1 BB: 0 P: 15	R: 1 E: 0 K: 2 S: 13	H: 2 LOB: 1 BB: 0 P: 18	R: 0 E: 0 K: 0 S: 10	H: 0 LOB: 1 BB: 1 P: 19	1B: 8 2B: 1 3B: 0 HR: 0	SF: 0 SAC: 0 DP: 2 HBP: 1	WP: 0 PB: 1 SB: 0 CS: 1	PA: 40
---------------------	-------------------------------	----------------------------------	------------------------------	----------------------------------	-------------------------------	----------------------------------	------------------------------	---------------------------------	------------------------------	----------------------------------	-------------------------------	----------------------------------	-------------------------------	----------------------------------	-------------------------------	----------------------------------	-------------------------------	----------------------------------	----------------------------------	------------------------------------	----------------------------------	--------

PITCHER Doug Davis, L ERA: 6.87 (1, 1)	IP 9.0	WLS W	BF 39	H 9	R 2	ER 1	SO 5	BB 3	IBB 1	HBP 1	BLK 0	WP 0	HR 0	S 90	P 144	ERA 1.00	WHIP 1.333	PITCHER	IP 9.0	WLS W	BF 39	H 9	R 2	ER 1	SO 5	BB 3	IBB 1	HBP 1	BLK 0	WP 0	HR 0	S 90	P 144	ERA 1.00	WHIP 1.333
--	-----------	----------	----------	--------	--------	---------	---------	---------	----------	----------	----------	---------	---------	---------	----------	-------------	---------------	----------------	-----------	----------	----------	--------	--------	---------	---------	---------	----------	----------	----------	---------	---------	---------	----------	-------------	---------------

BOTTOM

Texas Rangers @ Boston Red Sox
Fenway Park, Boston, MA
Sun Aug 20 2000, 8:05 PM EDT
Att. 32,467 - Sunny - 68 F

AB	34
R	2
H	9
RBI	1
BB	4
SO	5
LOB	26



WP: 0	PA: 40
ERA	WHIP

1B: 8	SF: 0
2B: 1	SAC: 0
3B: 0	DP: 2
HR: 0	HBP: 1

livebaseballscorecards.com

Batter	1	2	3	4	5	6	7	8	9	10	11	AB R H RBI BB SO LOB	TOP														
Orlando Palmeiro, L OBP: 0.397, SLG: 0.397 (1, 7)	G6-3		G4-3		F9		K		G4-3			5 0 0 0 0 1 1	Anaheim Angels @ Boston Red Sox Fenway Park, Boston, MA Mon Aug 21 2000, 7:05 PM EDT Att: 32,795 - Sunny - 75 F														
Kevin Stocker, S OBP: 0.361, SLG: 0.348 (1, 6)	K			1B	FC3-2		P4		B4-3			5 1 1 0 0 1 1															
Mo Vaughn, L OBP: 0.376, SLG: 0.534 (1, 3)	HBP			BB	G4-3		K					4 1 1 0 0 2 1															
Tim Salmon, R OBP: 0.408, SLG: 0.564 (1, 9)	K			FC4-5		L6		16				4 0 2 1 1 1 1															
16 Garret Anderson, L OBP: 0.285, SLG: 0.514 (1, 8)		F8		F5		G1-3		F8-2				5 0 1 0 0 0 3															
Troy Glaus, R OBP: 0.400, SLG: 0.599 (1, 5)		G6-3		FC5		HBP		F8-2				2 2 1 0 3 0 0															
Bengie Molina, R OBP: 0.308, SLG: 0.420 (1, 2)		G6-3		FC4-5		HR		F8-2				3 1 0 1 0 0 5															
Adam Kennedy, L OBP: 0.309, SLG: 0.416 (1, 4)			F9		FC5		HR		F9			4 1 1 4 0 0 4															
Ron Gant, R OBP: 0.319, SLG: 0.490 (1, 10)			K		F9		K		F9			5 0 1 0 0 2 0															
Inning Stats	R: 0 E: 0 K: 2 S: 12	H: 0 LOB: 1 BB: 0 P: 18	R: 0 E: 0 K: 0 S: 5	H: 0 LOB: 0 BB: 0 P: 6	R: 0 E: 0 K: 1 S: 6	H: 0 LOB: 0 BB: 0 P: 9	R: 2 E: 0 K: 0 S: 12	H: 3 LOB: 2 BB: 1 P: 21	R: 0 E: 0 K: 0 S: 5	H: 1 LOB: 1 BB: 0 P: 9	R: 3 E: 0 K: 1 S: 11	H: 1 LOB: 0 BB: 1 P: 20		R: 0 E: 0 K: 2 S: 8	H: 0 LOB: 0 BB: 0 P: 14	R: 0 E: 0 K: 0 S: 6	H: 2 LOB: 2 BB: 1 P: 12	R: 0 E: 0 K: 0 S: 5	H: 0 LOB: 0 BB: 0 P: 8	R: 0 E: 0 K: 1 S: 10	H: 0 LOB: 0 BB: 1 P: 17	R: 1 E: 0 K: 0 S: 7	H: 1 LOB: 0 BB: 0 P: 12	1B: 4 2B: 4 3B: 0 HR: 1	SF: 0 SAC: 2 DP: 2 HBP: 2	WP: 0 PB: 0 SB: 0 CS: 0	PA: 45
PITCHER	IP WLS BF H R ER SO BB IBB HBP BLK WP HR S P ERA WHIP																										
Rolando Arrojo, R ERA: 5.78 (1, 1)	6.0		27	5	5	5	4	2	2	0	0	0	0	0	8	14	0.00	0.000									
Rheal Cormier, L ERA: 4.09 (7, 1)	1.0		3	0	0	0	2	0	0	0	0	0	0	0	6	12	0.00	2.000									
Rich Garces, R ERA: 3.06 (8, 1)	1.0		5	2	0	0	0	0	1	0	0	0	0	0	22	37	3.00	0.667									
Derek Lowe, R ERA: 2.76 (9, 1)	3.0	W	10	1	1	1	1	1	0	0	0	0	0	0	22	37	3.00	0.667									

livebaseballscorecards.com

AB	37
R	6
H	8
RBI	6
BB	4
SO	7
LOB	16



Batter	1	2	3	4	5	6	7	8	9	10	11	AB R H RBI BB SO LOB	BOTTOM																								
Jose Offerman, S OBP: 0.334, SLG: 0.323 (1, 4)	G6-3 1-2		BLK BB 2-H 1B 1-2		K 0-3		G6-4-3 1-2f 0-1			G4-3 0-1		5 0 1 1 0 1 1	Anaheim Angels @ Boston Red Sox Fenway Park, Boston, MA Mon Aug 21 2000, 7:05 PM EDT Att: 32,795 - Sunny - 75 F																								
Lou Merton, R OBP: 0.441, SLG: 0.515 (1, 5)	F8 0-0		BLK BB 1-2		F9 0-0			G5-3 2-1		G6-3 1-0		4 0 0 0 1 0 0																									
Carl Everett, S OBP: 0.381, SLG: 0.599 (1, 8)	G1-3 2-1		G5-3 1-2 2-3			BB 1B HBP 2-2		G6-3 1-0		F9 1-0		4 1 0 0 0 0 2																									
Nomar Garciaparra, R OBP: 0.440, SLG: 0.621 (1, 6)		G6-3 0-0	FC4-6 IBB 4-0			1B BB 4-2 1-2		P3 1-0			1B G4-2-3 BB 4-1	2 0 0 0 3 0 0																									
Troy O'Leary, L OBP: 0.328, SLG: 0.407 (1, 7)		K 0-3	FC4-6 1-2f			G4-3 1B 1-2 1-2 2-H			G4-3 0-1		G4-2-3 BB 1B 1-1 1-3	5 1 2 1 0 1 3																									
Bernard Gilkey, R OBP: 0.259, SLG: 0.285 Scott Hatteberg, L (11, PH) OBP: 0.347, SLG: 0.461 Manny Alexander, R (11, PR) OBP: 0.228, SLG: 0.310 (1, 10)		G5-3 2-0		G5-3 0-0		L7 2-1		G6-3 2-1			G4-2-3 BB 4-2 1-2	4 0 0 0 0 0 2 0 0 0 0 1 0 0 0 1 0 0 0 0 0																									
Jason Varitek, S OBP: 0.354, SLG: 0.408 (1, 2)			G5-3 2B 1B 1-2	G6-3 3-2		G4-3 1-2f			G4-3 4-0		G4-2-3 BB 2-2 1-2 2-3 3-H	4 2 1 0 1 0 5																									
Brian Daubach, L OBP: 0.321, SLG: 0.460 (1, 3)			G5-3 0-2 1-2	G4-3 2-2		G6-4-3 1B 1-2			G4-3 2-1 1-H		1B 2-1 2-H 3-H	5 1 3 4 0 0 1																									
Darren Lewis, R OBP: 0.312, SLG: 0.318 Trot Nixon, L (9, PH) OBP: 0.379, SLG: 0.485 (10, 9)			WP 1B 2B 2-1 2-H		F7 1-2		F8 2-0			K 2-3		3 1 1 1 0 0 1 1 0 0 0 0 1 0																									
Inning Stats	R: 0 H: 0 E: 0 K: 0 S: 5	H: 0 LOB: 0 BB: 0 P: 9	R: 0 H: 0 E: 0 K: 1 S: 5	H: 0 LOB: 0 BB: 0 P: 7	R: 2 H: 3 E: 0 K: 0 S: 17	H: 3 LOB: 3 BB: 2 P: 31	R: 0 H: 0 E: 0 K: 1 S: 7	H: 0 LOB: 0 BB: 0 P: 8	R: 1 H: 1 E: 0 K: 0 S: 10	H: 1 LOB: 0 BB: 0 P: 9	R: 0 H: 0 E: 0 K: 0 S: 4	H: 0 LOB: 0 BB: 0 P: 8		R: 2 H: 1 E: 0 K: 1 S: 9	H: 1 LOB: 0 BB: 1 P: 19	R: 0 H: 0 E: 0 K: 0 S: 4	H: 0 LOB: 0 BB: 0 P: 6	R: 2 H: 2 E: 0 K: 0 S: 11	H: 2 LOB: 1 BB: 2 P: 24	1B: 6 SF: 0 2B: 1 SAC: 0 3B: 0 DP: 3 HR: 1 HBP: 1	WP: 1 PA: 44 PB: 0 SB: 0 CS: 0																
PITCHER	IP WLS BF H R ER SO BB IBB HBP BLK WP HR S P ERA WHIP																																				
Scott Schoeneweis, L (1, 1) ERA: 5.02	8.2	35	6	5	5	2	3	1	1	1	1	1	1	1	70	121	5.19	1.038																			
Mark Peikovek, R (9, 1) ERA: 4.6	1.1	5	0	1	1	1	1	0	0	0	0	0	0	0	8	16	6.75	0.750																			
Mike Holtz, L (11, 1) ERA: 4.68	0.0	L	1	1	0	0	0	0	0	0	0	0	0	2	3	∞	∞																				
Shigetoshi Hasegawa, R (11, 1) ERA: 3.3	0.2	B	3	1	1	1	0	1	0	0	0	0	0	0	8	16	13.50	3.000																			

AB	37
R	7
H	8
RBI	7
BB	6
SO	3
LOB	15



Batter	1	2	3	4	5	6	7	8	9	AB R H RBI BB SO LOB	TOP												
Orlando Palmeiro, L OBP: 0.407, SLG: 0.418 (1, 7) (9, 9)	1-2 SH1-3 1B 2B	3-2 G3 1B		0-2 G4-3	1-0 2B			1-2 G4-6-3 1B		5 1 4 3 0 0 0													
Kevin Stocker, S OBP: 0.356, SLG: 0.342 (1, 6)	0-0 SH1-3 2-3	1-2 G3 2-3			F7 G6-3			0-1 G4-6-3 1-2f		4 0 0 0 0 0 4													
Mo Vaughn, L OBP: 0.375, SLG: 0.530 (1, 3)	1-2 F5	0-2 F7			1-0 1B 1B	1-3 K		2-3 K		5 1 1 0 0 2 3													
Tim Salmon, R OBP: 0.408, SLG: 0.562 Scott Spiezio, S OBP: 0.338, SLG: 0.447 (1, 9) (9, 7)	1-2 16 2-4 1B 3-H		0-1 F7		0-0 16 1B 2B 1-2	3-3 K		3-2 G5-3		5 1 2 1 0 1 0 0 0 0 0 0 0 0													
16 Garret Anderson, L OBP: 0.288, SLG: 0.515 (1, 8)	1-0 2-4 1-2	0-0 2B FC4-6 1B	0-1 P6		0-1 2B 1B 1-3 2-H	3-2 F9		3-2 FC5-4 1B		5 2 3 1 0 0 0													
Troy Glaus, R OBP: 0.404, SLG: 0.607 (1, 5)		2-2 FC4-6 1B 2B 1-3	4-2 BB		1-1 G6-3 WP 2B 2-H 3-H		2-2 G3 SF8 2B	0-0 F7		4 3 3 2 1 0 1													
Bengie Molina, R OBP: 0.306, SLG: 0.416 (1, 2)		2-2 FC4-6 HBP	1-0 F8		2-0 G6-3		1-0 G3	0-1 FC5-4		4 0 0 0 0 0 4													
Adam Kennedy, L OBP: 0.308, SLG: 0.414 (1, 4)		2-0 FC4-6 1B 1-2f 2-3 3-H		1-1 F7	4-2 2B BB		2-1 SF8			2 2 0 2 1 0 2													
Ron Gant, R OBP: 0.320, SLG: 0.491 (1, 10)		4-2 G3 1B 1-2 BB		0-0 G6-3	0-0 2B		2-3 K			3 1 1 1 1 1 0													
Inning Stats	R: 1 E: 0 K: 0 S: 10	H: 2 LOB: 1 BB: 0 P: 14	R: 3 E: 0 K: 0 S: 24	H: 3 LOB: 2 BB: 1 P: 36	R: 0 E: 0 K: 0 S: 7	H: 0 LOB: 1 BB: 1 P: 12	R: 0 E: 0 K: 0 S: 6	H: 0 LOB: 0 BB: 0 P: 7	R: 6 E: 0 K: 0 S: 15	H: 6 LOB: 1 BB: 1 P: 26	R: 0 E: 0 K: 2 S: 9	H: 0 LOB: 0 BB: 0 P: 16	R: 1 E: 0 K: 1 S: 9	H: 1 LOB: 0 BB: 0 P: 16	R: 0 E: 0 K: 1 S: 8	H: 1 LOB: 0 BB: 0 P: 11	R: 0 E: 0 K: 0 S: 10	H: 1 LOB: 1 BB: 0 P: 16	1B: 8 2B: 6 3B: 0 HR: 0	SF: 1 SAC: 1 DP: 1 HBP: 1	WP: 1 PB: 0 SB: 0 CS: 0	PA: 43	
PITCHER	IP WLS BF H R ER SO BB IBB HBP BLK WP HR S P ERA WHIP																						
49 Tim Wakefield, R ERA: 5.41 Hipolito Pichardo, R ERA: 2.67 Bryce Florie, R ERA: 3.89	(1, 1) 4.1 L 25 9 8 8 0 2 0 1 0 0 0 56 81 16.61 2.538	(5, 1) 1.2 8 2 2 2 2 1 0 0 0 1 0 15 30 10.80 1.800	(7, 1) 3.0 11 3 1 1 2 0 0 0 0 0 0 27 43 3.00 1.000																				

Anaheim Angels @ Boston Red Sox
 Fenway Park, Boston, MA
 Tue Aug 22 2000, 7:05 PM EDT
 Att. 33,163 - Sunny - 77 F

livebaseballscorecards.com

AB 37
R 11
H 14
RBI 10
BB 3
SO 4
LOB 14



Batter	1	2	3	4	5	6	7	8	9	AB R H RBI BB SO LOB
Jose Offerman, S OBP: 0.335, SLG: 0.325 (1, 4)	1-0 F8	1-0		3-2 2B G6-3 1B		1-1 G6-4-3			3-3 K	5 1 2 0 0 1 1
Lou Merloni, R OBP: 0.436, SLG: 0.514 (1, 5)	4-0 1B BB	2-3 K		0-0 2B		1-2 G5-3			0-1 G4-3	4 1 1 1 1 1 3
Carl Everett, S OBP: 0.360, SLG: 0.595 (1, 8)	0-1 1B		0-1 F8	2-2 G6-3			1-3 K			4 0 1 1 0 1 1
Nomar Garciaparra, R OBP: 0.438, SLG: 0.616 Manny Alexander, R OBP: 0.228, SLG: 0.310 (1, 6) (9, 6)	3-2 F5		1-0 F8	4-0 2B IBB			1-0 G6-3			3 0 0 0 1 0 2 0 0 0 0 0 0 0
Troy O'Leary, L OBP: 0.330, SLG: 0.413 (1, 7)	1-0 F8		0-0 2B	2-1 2B			2-0 G4-3			4 1 2 1 0 0 2
Bernard Gilkey, R OBP: 0.261, SLG: 0.293 Rico Brogna, L OBP: 0.287, SLG: 0.375 (1, 10) (8, PH)		0-0 G6-3	1-1 2B		2-1 F7			2-1 G4-3		3 0 1 1 0 0 0 1 0 0 0 0 0 0
Jason Varitek, S OBP: 0.354, SLG: 0.407 Scott Hatteberg, L OBP: 0.346, SLG: 0.458 (1, 2) (8, 2)		2-2 1B BB 1B	1-1 F8		2-0 F8			2-2 F7		3 0 1 0 0 0 1 1 0 0 0 0 0 0
Brian Daubach, L OBP: 0.321, SLG: 0.456 (1, 3)		4-0 1B BB		1-3 K2-3	0-0 G6-3			1-3 K		3 0 0 0 1 2 0
Darren Lewis, R OBP: 0.315, SLG: 0.318 (1, 9)		1-1 P3		0-0 1B 2B 1B		4-1 G6-4-3 BB			0-1 G4-3	3 1 1 0 1 0 2

Inning Stats	R: 0	H: 1	E: 0	K: 0	S: 8	H: 2	LOB: 2	BB: 1	P: 17	R: 0	H: 2	E: 0	K: 1	S: 10	H: 2	LOB: 3	BB: 1	P: 20	R: 1	H: 2	E: 0	K: 0	S: 8	R: 3	H: 4	E: 0	K: 1	S: 14	H: 0	LOB: 0	BB: 0	P: 8	R: 0	H: 0	E: 0	K: 0	S: 6	H: 0	LOB: 0	BB: 1	P: 12	R: 0	H: 0	E: 0	K: 1	S: 6	H: 0	LOB: 0	BB: 0	P: 10	R: 0	H: 0	E: 0	K: 1	S: 9	H: 0	LOB: 0	BB: 0	P: 14	R: 0	H: 0	E: 0	K: 1	S: 7	H: 0	LOB: 0	BB: 0	P: 10	1B: 5	SF: 0	2B: 4	SAC: 0	3B: 0	DP: 1	HR: 0	HBP: 0	WP: 0	PA: 38
--------------	------	------	------	------	------	------	--------	-------	-------	------	------	------	------	-------	------	--------	-------	-------	------	------	------	------	------	------	------	------	------	-------	------	--------	-------	------	------	------	------	------	------	------	--------	-------	-------	------	------	------	------	------	------	--------	-------	-------	------	------	------	------	------	------	--------	-------	-------	------	------	------	------	------	------	--------	-------	-------	-------	-------	-------	--------	-------	-------	-------	--------	-------	--------

PITCHER	IP	WLS	BF	H	R	ER	SO	BB	IBB	HBP	BLK	WP	HR	S	P	ERA	WHIP
Kent Mercker, L ERA: 5.3 (1, 1)	6.0		29	9	4	4	2	3	1	0	0	0	0	50	94	6.00	2.000
Al Levine, R ERA: 3.39 (7, 1)	2.0		6	0	0	0	2	0	0	0	0	0	0	15	24	0.00	0.000
Lou Pote, R ERA: 4.56 (9, 1)	1.0		3	0	0	0	1	0	0	0	0	0	0	7	10	0.00	0.000

BOTTOM

Anaheim Angels @ Boston Red Sox
Fenway Park, Boston, MA

Tue Aug 22 2000, 7:05 PM EDT
Att: 33,163 - Sunny - 77 F

livebaseballscorecards.com

AB	34
R	4
H	9
RBI	4
BB	4
SO	5
LOB	12



Batter	1	2	3	4	5	6	7	8	9	AB R H RBI BB SO LOB	TOP											
Orlando Palmeiro, L OBP: 0.397, SLG: 0.407 (1, 7)	2-2 F9		0-2 F9		2-2 F7		0-2 F9		3-2 G4-3	5 0 0 0 0 0 2												
Scott Spiezio, S OBP: 0.333, SLG: 0.440 (1, 10)	3-2 G4-3		3-2 F9		1-3 K			0-0 G3		4 0 0 0 0 1 1												
Mo Vaughn, L OBP: 0.377, SLG: 0.538 (1, 3)	3-3 K			1-1 HR		0-0 FC5 16 BB 1B		1-0 16 E 16 1B 1B		4 1 3 1 0 1 0												
Tim Salmon, R OBP: 0.405, SLG: 0.557 (1, 9)		1-0 G5-3		2-3 K		2-2 F9		0-3 K		4 0 0 0 0 2 2												
16 Garret Anderson, L OBP: 0.292, SLG: 0.516 (1, 8)		2-0 G4-3 BB 1B		1-1 P6		4-0 FC5 BB		1-0 E9 S 1B		3 0 2 0 1 0 0												
Troy Glaus, R OBP: 0.406, SLG: 0.606 (1, 5)		4-2 G4-3 BB		4-2 2B BB		3-2 FC5		4-2 1B BB		1 0 0 0 3 0 2												
Adam Kennedy, L OBP: 0.308, SLG: 0.415 (1, 4)		1-1 G4-3		3-2 2B		3-1 G3		1-1 P4		4 0 1 0 0 0 7												
Bengie Molina, R OBP: 0.308, SLG: 0.417 (1, 2)		0-2 F7			3-2 1B		1-3 K		1-2 L5-3 1B	4 0 2 0 0 1 2												
Benji Gil, R OBP: 0.311, SLG: 0.341 (9, PR)										0 0 0 0 0 0 0												
Kevin Stocker, S OBP: 0.352, SLG: 0.337 (1, 6)			2-2 G3		0-0 F8		1-1 G3		0-2 L5-3	4 0 0 0 0 0 2												
Inning Stats	R: 0 E: 0 K: 1 S: 11	H: 0 LOB: 0 BB: 0 P: 19	R: 0 E: 0 K: 0 S: 10	H: 1 LOB: 2 BB: 1 P: 18	R: 0 E: 0 K: 0 S: 10	H: 0 LOB: 0 BB: 0 P: 15	R: 1 E: 0 K: 1 S: 14	H: 2 LOB: 2 BB: 1 P: 25	R: 0 E: 0 K: 1 S: 11	H: 1 LOB: 1 BB: 0 P: 17	R: 0 E: 0 K: 0 S: 16	H: 1 LOB: 2 BB: 1 P: 28	R: 0 E: 0 K: 1 S: 9	H: 0 LOB: 0 BB: 0 P: 11	R: 0 E: 1 K: 1 S: 10	H: 2 LOB: 3 BB: 1 P: 17	R: 0 E: 0 K: 0 S: 11	H: 1 LOB: 1 BB: 0 P: 15	1B: 6 2B: 2 3B: 0 HR: 1	SF: 0 SAC: 0 DP: 1 HBP: 0	WP: 0 PB: 0 SB: 1 CS: 0	PA: 37
PITCHER	IP WLS BF H R ER SO BB IBB HBP BLK WP HR S P ERA WHIP																					
Tomo Ohka, R ERA: 3.07 (1, 1)	5.1 W 22 5 1 1 3 2 0 0 0 0 0 1 66 106 1.69 1.312																					
Rod Beck, R ERA: 1.57 (6, 1)	2.0 H 7 0 0 0 1 1 0 0 0 0 0 0 16 28 0.00 0.500																					
Rheal Cormier, L ERA: 4.09 (8, 1)	0.0 1 1 0 0 0 0 0 0 0 0 0 0 1 2 ∞ ∞																					
Rich Garces, R ERA: 3.03 (8, 1)	0.2 H 4 1 0 0 1 1 0 0 0 0 0 0 8 14 0.00 3.000																					
Derek Lowe, R ERA: 2.72 (9, 1)	1.0 S 3 1 0 0 0 0 0 0 0 0 0 0 0 11 15 0.00 1.000																					

Anaheim Angels @ Boston Red Sox
Fenway Park, Boston, MA
 Wed Aug 23 2000, 7:05 PM EDT
 Att. 32,958 - Cloudy - 65 F

AB	33
R	1
H	8
RBI	1
BB	4
SO	5
LOB	18



Batter	1	2	3	4	5	6	7	8	9
Jose Offerman, S (1, 10) <small>OBP: 0.339, SLG: 0.326</small> Darren Lewis, R (7, PR) <small>OBP: 0.315, SLG: 0.318</small>	4-1 		4-0 	0-1 			0-1 		
Trot Nixon, L (1, 9) <small>OBP: 0.375, SLG: 0.479</small>	0-3 		0-1 			1-1 	0-3 		
Brian Daubach, L (1, 3) <small>OBP: 0.320, SLG: 0.454</small> Rico Brogna, L (8, 3) <small>OBP: 0.287, SLG: 0.375</small>	0-1 		2-2 			0-0 	0-1 		
Carl Everett, S (1, 8) <small>OBP: 0.384, SLG: 0.596</small>	0-0 		2-1 			4-1 		1-1 	
Troy O'Leary, L (1, 7) <small>OBP: 0.329, SLG: 0.411</small>	2-0 		2-0 			0-1 		2-2 	
Lou Merloni, R (1, 5) <small>OBP: 0.395, SLG: 0.463</small>		2-3 	1-2 			1-3 		0-1 	
Jason Varitek, S (1, 2) <small>OBP: 0.354, SLG: 0.405</small>		1-0 		4-0 		3-3 			
Mike Lansing, R (1, 4) <small>OBP: 0.304, SLG: 0.386</small>		0-1 		1-2 		0-3 			
Manny Alexander, R (1, 6) <small>OBP: 0.230, SLG: 0.306</small>			1-2 	4-0 			0-1 		

AB	R	H	RBI	BB	SO	LOB
2	1	1	0	2	0	2
0	0	0	0	0	0	0
4	0	0	0	0	2	3
4	2	1	1	0	0	2
0	0	0	0	0	0	0
3	0	2	0	1	0	0
4	0	1	1	0	0	2
4	0	0	0	0	2	2
2	0	0	0	1	1	0
3	0	0	0	0	1	1
2	0	0	0	1	0	0

BOTTOM

Anaheim Angels @ Boston Red Sox
 Fenway Park, Boston, MA
 Wed Aug 23 2000, 7:05 PM EDT
 Att: 32,958 - Cloudy - 65 F

livebaseballscorecards.com

AB	28
R	3
H	5
RBI	2
BB	5
SO	6
LOB	12



Inning Stats	R: 1	H: 1	E: 1	K: 1	S: 8	R: 0	H: 0	E: 0	K: 1	S: 6	R: 2	H: 3	E: 1	K: 0	S: 17	R: 0	H: 0	E: 0	K: 0	S: 5	R: 0	H: 0	E: 0	K: 3	S: 9	R: 0	H: 1	E: 0	K: 1	S: 10	R: 0	H: 0	E: 0	K: 0	S: 7	

PITCHER	IP	WLS	BF	H	R	ER	SO	BB	IBB	HBP	BLK	WP	HR	S	P	ERA	WHIP
Ramon Ortiz, R (1, 1) <small>ERA: 5.24</small>	7.1	L	31	5	3	2	6	5	0	0	0	1	0	63	103	2.46	1.364
Mike Holtz, L (8, 1) <small>ERA: 4.64</small>	0.1		1	0	0	0	0	0	0	0	0	0	0	3	5	0.00	0.000
Mark Petkovsek, R (8, 1) <small>ERA: 4.57</small>	0.1		1	0	0	0	0	0	0	0	0	0	0	2	2	0.00	0.000

WP	HR	S	P	ERA	WHIP
1	0	0	33		
0	0	0	0		
0	0	0	0		
0	0	0	0		

Batter	1	2	3	4	5	6	7	8	9	10	AB	R	H	RBI	BB	SO	LOB
Jose Offerman, S OBP: 0.339, SLG: 0.329 (1, 10)	G4-3	F7		FC4-6 BB 1-2 3-H 1B		F9 2B		P5		F7	6	0	2	1	0	0	3
Trot Nixon, L OBP: 0.374, SLG: 0.472 (1, 9)	F8		HR BB	F8		F8		G3-6		1B 2B IBB	4	2	0	0	2	0	4
Brian Daubach, L OBP: 0.325, SLG: 0.463 Rico Brogna, L OBP: 0.291, SLG: 0.379 (9, PR)	BB BB		HR	FC4-6 BB		F9			FC5-4 G1-3 1B	2B 1B 1B	3	1	2	2	2	0	1
Carl Everett, S OBP: 0.385, SLG: 0.595 (1, 8)	BB		S BB G5-4-3 BB	FC4-6 BB		K			G1-3	1B 2B	4	1	1	2	2	1	4
Troy O'Leary, L OBP: 0.332, SLG: 0.408 (1, 7)	G3-1		G5-4-3 BB	K				F7		FC5-4 1B IBB	3	0	0	0	3	1	4
Lou Merloni, R OBP: 0.367, SLG: 0.426 (1, 5)		F8	G5-4-3		P5		E3 G5-3 1B		FC5-4	1B	6	0	1	1	0	0	3
Jason Varitek, S OBP: 0.353, SLG: 0.402 (1, 2)		G5-3 2B BB	K		K		1B		K	K	5	1	1	0	1	4	5
Mike Lansing, R OBP: 0.305, SLG: 0.384 (1, 4)	G5-3		1B 1B BB	FC5-4 1B		G5-3				K	4	1	1	0	1	1	3
Manny Alexander, R OBP: 0.248, SLG: 0.325 (1, 6)		2B	F8 FC4-6 1B	FC5-4				G3-6 1B		S 1B BB	4	2	3	1	1	0	1

Inning Stats	R: 0	H: 0	E: 0	K: 10	S: 10	R: 1	H: 1	E: 0	K: 0	S: 8	R: 3	H: 1	E: 0	K: 1	S: 10	R: 2	H: 2	E: 0	K: 1	S: 15	R: 0	H: 1	E: 0	K: 1	S: 10	R: 0	H: 1	E: 1	K: 0	S: 9	R: 0	H: 1	E: 0	K: 0	S: 7	R: 0	H: 1	E: 0	K: 1	S: 17	R: 3	H: 3	E: 0	K: 2	S: 17	1B: 8	2B: 3	3B: 0	HR: 1	SF: 0	SAC: 0	DP: 3	HBP: 0	WP: 0	PA: 52
--------------	------	------	------	-------	-------	------	------	------	------	------	------	------	------	------	-------	------	------	------	------	-------	------	------	------	------	-------	------	------	------	------	------	------	------	------	------	------	------	------	------	------	-------	------	------	------	------	-------	-------	-------	-------	-------	-------	--------	-------	--------	-------	--------

PITCHER	IP	WLS	BF	H	R	ER	SO	BB	IBB	HBP	BLK	WP	HR	S	P	ERA	WHIP
Mac Suzuki, R ERA: 4.0 (1, 1)	3.0		17	2	5	5	1	7	0	0	0	0	1	29	69	15.00	3.000
Jerry Spradlin, R ERA: 5.23 (4, 1)	3.0		14	4	1	1	3	1	0	0	0	0	0	34	49	3.00	1.667
51 Kris Wilson, R ERA: 2.84 (7, 1)	3.0		12	3	0	0	1	0	1	0	0	0	0	23	40	0.00	1.000
Andy Larkin, R ERA: 5.14 (10, 1)	1.0	L	9	3	3	3	2	1	2	0	0	0	0	17	33	27.00	4.000

Boston Red Sox @ Kansas City Royals
Kauffman Stadium, Kansas City, MO
Thu Aug 24 2000, 7:05 PM CDT
Att: 18,928 - Sunny - 94 F

AB	40
R	9
H	12
RBI	8
BB	12
SO	7
LOB	28



BOTTOM

Boston Red Sox @ Kansas City Royals
Kauffman Stadium, Kansas City, MO

Thu Aug 24 2000, 7:05 PM CDT
Att. 18,928 - Sunny - 94 F

livebaseballscorecards.com

AB	39
R	7
H	11
RBI	7
BB	1
SO	6
LOB	10



WP:	0	PA:	40
PB:	0		
SB:	0		
CS:	0		

AB R H RBI BB SO LOB

5 2 2 0 0 0 0

4 1 2 0 0 1 0
0 0 0 0 1 0 0
0 0 0 0 0 0 0

5 1 2 2 0 0 3

5 1 1 1 0 1 2

4 1 2 1 0 0 0

4 1 1 1 0 1 1

4 0 0 0 0 1 3

4 0 1 2 0 2 0

4 0 0 0 0 0 1

1B: 7 SF: 0
2B: 3 SAC: 0
3B: 0 DP: 2
HR: 1 HBP: 0

Batter	1	2	3	4	5	6	7	8	9	10
Johnny Damon, L OBP: 0.384, SLG: 0.481 (1, 10)	0-1 1B 1B	3-2 G5-3		1-1 G5-3			0-0 G4-3			1-1 2B
Rey Sanchez, R OBP: 0.303, SLG: 0.318 (1, 6)	0-0 1B 1B	0-1 G6-3			1-0 29 G6-4-3 1B			1-3 K		4-2 29 1B BB
Dave McCarty, R OBP: 0.318, SLG: 0.488 (10, PH)										
Luis Ordaz, R OBP: 0.239, SLG: 0.214 (10, PR)										
29 Mike Sweeney, R OBP: 0.405, SLG: 0.525 (1, 3)	0-2 P4	2-2 HR			0-0 G6-4-3 1-2f			0-1 F9		2-1 FC6-4 1-2 2-H 1B
Jermaine Dye, R OBP: 0.387, SLG: 0.576 (1, 9)	3-2 1B 2B 1B	2-3 K			2-1 G6-3			0-1 G5-3		1-1 FC6-4 1-2f
Joe Randa, R OBP: 0.344, SLG: 0.437 (1, 5)	1-0 2B 1-3 2-H 1B			0-1 G5-3			0-1 G6-3		1-2 G1-6-3 1B	
Mark Quinn, R OBP: 0.350, SLG: 0.510 (1, 7)	0-0 2B 1-3 3-H 2B			1-2 P2			2-3 K		0-0 F7	
Todd Dunwoody, L OBP: 0.254, SLG: 0.290 (1, 8)	2-3 K			2-0 G4-3			3-2 F8		2-1 G1-6-3 1-2f	
Gregg Zaun, S OBP: 0.362, SLG: 0.374 (1, 2)	1-2 2-H 3-H 2B			1-3 K			2-3 K			2-1 G6-3
Wilson Delgado, S OBP: 0.316, SLG: 0.309 (1, 4)	1-0 G1-3			1-1 G3-1			1-2 G1-3			2-2 G3-1

Inning Stats	R: 5	H: 6	E: 0	K: 1	S: 21	R: 1	H: 1	E: 0	K: 1	S: 13	R: 0	H: 0	E: 0	K: 0	S: 6	R: 0	H: 0	E: 0	K: 1	S: 7	R: 0	H: 1	E: 0	K: 0	S: 4	R: 0	H: 0	E: 0	K: 1	S: 15	R: 0	H: 0	E: 0	K: 1	S: 8	R: 0	H: 0	E: 0	K: 1	S: 10	R: 0	H: 0	E: 0	K: 1	S: 11	R: 0	H: 0	E: 0	K: 1	S: 10	R: 0	H: 1	E: 0	K: 0	S: 6	R: 1	H: 2	E: 0	K: 0	S: 14	R: 0	H: 2	E: 0	K: 0	S: 14	R: 1	H: 2	E: 0	K: 0	S: 14
--------------	------	------	------	------	-------	------	------	------	------	-------	------	------	------	------	------	------	------	------	------	------	------	------	------	------	------	------	------	------	------	-------	------	------	------	------	------	------	------	------	------	-------	------	------	------	------	-------	------	------	------	------	-------	------	------	------	------	------	------	------	------	------	-------	------	------	------	------	-------	------	------	------	------	-------

PITCHER	IP	WLS	BF	H	R	ER	SO	BB	IBB	HBP	BLK	WP	HR	S	P	ERA	WHIP
Pedro Martinez, R ERA: 1.77 (1, 1)	8.0		31	8	6	6	6	0	0	0	0	0	1	79	112	6.75	1.000
Hipolito Pichardo, R ERA: 2.62 (9, 1)	1.0	W	3	1	0	0	0	0	0	0	0	0	0	6	9	0.00	1.000
Derek Lowe, R ERA: 2.81 (10, 1)	1.0	S	6	2	1	1	0	1	0	0	0	0	0	14	26	9.00	3.000

Batter	1	2	3	4	5	6	7	8	9	AB R H RBI BB SO LOB	TOP											
Jose Offerman, S (1, 10) OBP: 0.338, SLG: 0.328	2-1 F7		0-0 L9-3 1B		1-3 K			1-3 K		4 0 1 0 0 2 1	Boston Red Sox @ Kansas City Royals Kauffman Stadium, Kansas City, MO Fri Aug 25 2000, 7:05 PM CDT Att. 20,028 - Sunny - 94 F livebaseballscorecards.com											
Trot Nixon, L (1, 9) OBP: 0.370, SLG: 0.466	1-2 G6-3		0-1 L9-3		1-1 G4-3			2-1 G3		4 0 0 0 0 0 2												
Brian Daubach, L (1, 3) OBP: 0.325, SLG: 0.464	3-2 HR 2B		2-1 G4-3			0-1 G6-3		1-2 G1-3		4 1 1 0 0 0 0												
Carl Everett, S (1, 8) OBP: 0.384, SLG: 0.599	1-2 HR			0-3 K		0-0 F7			2-1 F9	4 1 1 2 0 1 0												
Troy O'Leary, L (1, 7) OBP: 0.336, SLG: 0.408	1-2 F7			4-1 G1-3 BB		4-0 BB			2-2 G4-6-3 1B	2 0 1 0 2 0 0												
Lou Merloni, R (1, 5) OBP: 0.340, SLG: 0.392		2-1 L8		1-1 G1-3		3-1 G5-3			0-0 G4-6-3	4 0 0 0 0 0 3												
Scott Hatteberg, L (1, 2) OBP: 0.345, SLG: 0.462		2-1 2B		2-1 L8			3-2 G1			3 0 1 0 0 0 1												
Mike Lansing, R (1, 4) OBP: 0.303, SLG: 0.382		1-1 G5-3			0-1 G6-3		1-0 G5-3			3 0 0 0 0 0 1												
Manny Alexander, R (1, 6) OBP: 0.250, SLG: 0.320		2-2 G3-1			4-0 BB		0-2 F7			2 0 0 0 1 0 1												
Inning Stats	R: 2 E: 0 K: 0 S: 16	H: 2 LOB: 0 BB: 0 P: 24	R: 0 E: 0 K: 0 S: 9	H: 1 LOB: 1 BB: 0 P: 16	R: 0 E: 0 K: 0 S: 5	H: 1 LOB: 0 BB: 0 P: 7	R: 0 E: 0 K: 1 S: 8	H: 0 LOB: 1 BB: 1 P: 15	R: 0 E: 0 K: 1 S: 7	H: 0 LOB: 1 BB: 1 P: 13	R: 0 E: 0 K: 0 S: 5	H: 0 LOB: 1 BB: 1 P: 12	R: 0 E: 0 K: 0 S: 7	H: 0 LOB: 0 BB: 0 P: 11	R: 0 E: 0 K: 1 S: 10	H: 0 LOB: 0 BB: 0 P: 14	R: 0 E: 0 K: 0 S: 6	H: 1 LOB: 0 BB: 0 P: 10	1B: 2 2B: 3 3B: 0 HR: 1	SF: 0 SAC: 0 DP: 2 HBP: 0	WP: 0 PB: 0 SB: 0 CS: 0	PA: 33
PITCHER Jeff Suppan, R (1, 1) ERA: 5.07	IP: 9.0 WLS: W BF: 33 H: 5 R: 2 ER: 2 SO: 3 BB: 3 IBB: 0 HBP: 0 BLK: 0 WP: 0 HR: 1 S: 73 P: 122 ERA: 2.00 WHIP: 0.889											PITCHER	IP: 9.0 WLS: W BF: 33 H: 5 R: 2 ER: 2 SO: 3 BB: 3 IBB: 0 HBP: 0 BLK: 0 WP: 0 HR: 1 S: 73 P: 122 ERA: 2.00 WHIP: 0.889									



Batter	1	2	3	4	5	6	7	8	9	AB	R	H	RBI	BB	SO	LOB
Johnny Damon, L (1, 8) <small>OBP: 0.386, SLG: 0.487</small>	4-1 		3-2 		1-1 	3-1 		2-0 		4	1	2	2	1	0	4
Rey Sanchez, R (1, 6) <small>OBP: 0.307, SLG: 0.321</small>	3-2 		0-0 		0-0 		1-1 	3-2 		5	1	3	1	0	0	1
29 Mike Sweeney, R (1, 10) <small>OBP: 0.404, SLG: 0.529</small>	2-3 		1-1 		1-0 		2-1 			4	1	1	2	0	1	4
Jermaine Dye, R (1, 9) <small>OBP: 0.388, SLG: 0.578</small>	0-0 			1-2 		1-1 	1-3 			4	1	2	0	0	1	1
Joe Randa, R (1, 5) <small>OBP: 0.343, SLG: 0.436</small>		1-3 		0-1 		1-0 	0-0 			4	0	1	1	0	1	1
Mark Quinn, R (1, 7) <small>OBP: 0.350, SLG: 0.508</small>		3-0 		2-1 		1-0 	0-0 			4	0	1	0	0	0	1
Dave McCarty, R (1, 3) <small>OBP: 0.317, SLG: 0.488</small>		0-0 		3-0 		1-1 		2-3 		4	0	1	0	0	1	1
Héctor Ortiz, R (1, 2) <small>OBP: 0.481, SLG: 0.477</small>			1-1 		2-1 	4-0 		1-1 		3	1	1	0	1	0	0
Jeff Reboulet, R (1, 4) <small>OBP: 0.328, SLG: 0.286</small>			3-1 		0-0 	3-3 		1-3 		4	1	1	0	0	2	4

Inning Stats	R: 0	H: 0	E: 0	K: 1	S: 9	LOB: 1	BB: 1	P: 18	R: 0	H: 0	E: 0	K: 1	S: 5	LOB: 0	BB: 0	P: 9	R: 1	H: 2	E: 0	K: 0	S: 10	LOB: 1	BB: 0	P: 18	R: 0	H: 2	E: 0	K: 0	S: 10	LOB: 2	BB: 0	P: 11	R: 1	H: 3	E: 0	K: 1	S: 12	LOB: 3	BB: 1	P: 26	R: 2	H: 2	E: 0	K: 1	S: 9	LOB: 0	BB: 0	P: 13	R: 2	H: 2	E: 0	K: 2	S: 12	LOB: 0	BB: 0	P: 21	1B: 9	SF: 0	2B: 2	SAC: 0	3B: 0	DP: 1	HR: 2	HBP: 0	WP: 1	PA: 38
--------------	------	------	------	------	------	--------	-------	-------	------	------	------	------	------	--------	-------	------	------	------	------	------	-------	--------	-------	-------	------	------	------	------	-------	--------	-------	-------	------	------	------	------	-------	--------	-------	-------	------	------	------	------	------	--------	-------	-------	------	------	------	------	-------	--------	-------	-------	-------	-------	-------	--------	-------	-------	-------	--------	-------	--------

PITCHER	IP	WLS	BF	H	R	ER	SO	BB	IBB	HBP	BLK	WP	HR	S	P	ERA	WHIP
Jeff Fassero, L (1, 1) <small>ERA: 5.16</small>	5.1		26	9	2	2	2	1	1	0	0	1	0	47	86	3.38	1.875
Bryce Florie, R (6, 1) <small>ERA: 4.44</small>	2.2	L	12	4	4	4	4	0	0	0	0	0	2	27	46	13.50	1.500

BOTTOM

Boston Red Sox @ Kansas City Royals
Kauffman Stadium, Kansas City, MO

Fri Aug 25 2000, 7:05 PM CDT
Att: 20,028 - Sunny - 94 F

AB	36
R	6
H	13
RBI	6
BB	2
SO	6
LOB	17

livebaseballscorecards.com

Batter	1	2	3	4	5	6	7	8	9	AB R H RBI BB SO LOB	TOP									
Jose Offerman, S (1, 4) <small>OBP: 0.337, SLG: 0.326</small> Mike Lansing, R (9, 4) <small>OBP: 0.303, SLG: 0.382</small>	0-1 HR 1B	1-1 F9 2		0-0 L4-6 2-3 2			0-1 G3-1 2		2-3 K 1-2 1	5 1 1 0 0 1 2 0 0 0 0 0 0 0										
Brian Daubach, L (1, 3) <small>OBP: 0.325, SLG: 0.470</small> Rico Brogna, L (9, 3) <small>OBP: 0.291, SLG: 0.379</small>	1-2 HR 1B	1-1 FC4-6 1B			3-2 G4-3 1		0-1 G4-3 3		0-3 K 2	5 1 2 2 0 1 1 0 0 0 0 0 0 0										
Carl Everett, S (1, 8) <small>OBP: 0.380, SLG: 0.592</small>	2-2 F7	0-1 FC4-6 1-2f 3			2-2 G4-3 2			0-1 F8 1	0-1 F8 3	5 0 0 0 0 0 2										
Nomar Garciaparra, R (1, 6) <small>OBP: 0.441, SLG: 0.617</small>	1-1 2B 1B			0-1 G4-6-3 1B		0-0 P5 3		0-0 BB 1B		4 2 3 0 0 0 0										
Troy O'Leary, L (1, 7) <small>OBP: 0.337, SLG: 0.415</small>	1-2 1B 2B			1-1 G4-6-3 1-2f 2		3-2 G4-3 2B		1-0 F8 2		4 1 2 0 0 0 2										
Scott Hatteberg, L (1, 10) <small>OBP: 0.354, SLG: 0.465</small>	3-1 1B 2-H 3-H 1B			3-2 1B		1-2 G4-3 2-3		4-1 1B 1-2 BB		3 0 2 2 1 0 1										
Jason Varitek, S (1, 2) <small>OBP: 0.355, SLG: 0.403</small>	1-1 G6-4-3 1B			2-2 G4-3 3		1-3 K 2		1-1 1B 1-2 2-H		4 0 2 1 0 1 2										
Trot Nixon, L (1, 9) <small>OBP: 0.389, SLG: 0.464</small>	1-1 G6-4-3 1-2f 3			1-2 L4-6 S 1B		3-2 G3 3		0-2 F9 3		4 0 1 0 0 0 5										
Manny Alexander, R (1, 5) <small>OBP: 0.250, SLG: 0.318</small>		0-0 P4 1		3-2 G6-3 1-2 1			0-1 G3 1		0-1 S 1B	4 0 1 0 0 0 1										
Inning Stats	R: 4 E: 0 K: 0 S: 20	H: 6 LOB: 1 BB: 0 P: 30	R: 0 E: 0 K: 0 S: 7	H: 1 LOB: 1 BB: 0 P: 9	R: 0 E: 0 K: 0 S: 10	H: 2 LOB: 1 BB: 0 P: 16	R: 0 E: 0 K: 0 S: 11	H: 1 LOB: 0 BB: 0 P: 15	R: 0 E: 0 K: 1 S: 12	H: 1 LOB: 1 BB: 0 P: 20	R: 0 E: 0 K: 0 S: 6	H: 0 LOB: 0 BB: 0 P: 6	R: 1 E: 0 K: 0 S: 10	H: 2 LOB: 2 BB: 1 P: 16	R: 0 E: 0 K: 2 S: 11	H: 1 LOB: 1 BB: 0 P: 13	1B: 11 2B: 3 3B: 0 HR: 1	SF: 0 SAC: 0 DP: 3 HBP: 0	WP: 0 PB: 0 SB: 2 CS: 0	PA: 39
PITCHER	IP WLS BF H R ER SO BB IBB HBP BLK WP HR S P ERA WHIP																			
Brian Meadows, R (1, 1) <small>ERA: 5.16</small> Andy Larkin, R (8, 1) <small>ERA: 5.06</small> Jerry Spradlin, R (9, 1) <small>ERA: 5.16</small>	7.2 L 33 12 5 5 1 1 0 0 0 0 0 1 80 120 5.87 1.696																			

Boston Red Sox @ Kansas City Royals
Kauffman Stadium, Kansas City, MO

AB	38
R	5
H	14
RBI	5
BB	1
SO	3
LOB	16



Sat Aug 26 2000, 8:05 PM CDT
Att. 30,199 - Cloudy - 93 F

livebaseballscorecards.com

Batter	1	2	3	4	5	6	7	8	9	AB R H RBI BB SO LOB
Johnny Damon, L OBP: 0.386, SLG: 0.492 (1, 8) C B B X	2-1 L6 ①		1-0 1B B X		0-0 HR 1-H X		0-0 G3-1 X		2-1 G6-3 1-3 B B C X	5 1 2 2 0 0 1
Rey Sanchez, R OBP: 0.304, SLG: 0.318 (1, 6) B X	1-0 F8 ②		1-0 G6-3 ③		0-3 K ③		1-0 G1-3 ③			4 0 0 0 0 1 1
29 Mike Sweeney, R OBP: 0.405, SLG: 0.529 (1, 3) C B F X	1-2 1B ③			0-1 G4-3 G4-3 1B F X		1-0 L9 ①		1-0 G6-3 ①		4 0 2 0 0 0 0
Jermaine Dye, R OBP: 0.387, SLG: 0.575 (1, 10) C B F X	2-2 P4 ③			3-2 G4-3 ① 1-2		0-3 K ②		0-1 1B ③		4 0 1 0 0 1 2
Joe Randa, R OBP: 0.343, SLG: 0.434 (1, 5) Dave McCarty, R OBP: 0.316, SLG: 0.485 (8, PH) Jeff Reboulet, R OBP: 0.328, SLG: 0.286 (9, 5)		1-1 L9 ①		0-1 G4-3 ② 2-3		1-1 1B HBP F H		3-2 F8 ②		2 1 0 0 0 0 1 1 0 0 0 0 0 1 0 0 0 0 0 0 0
Mark Quinn, R OBP: 0.349, SLG: 0.505 (1, 7) B B F S X		1-3 K ②		0-0 F8 ③		0-0 1B 1B X		0-0 F9 ③		4 0 1 0 0 1 2
Gregg Zaun, S OBP: 0.364, SLG: 0.377 (1, 2) B B F X		1-1 L8 ③			1-1 G4-3 ① 1-2 2-H		0-1 1B ③		1-2 BLK DI 1B B B S X	4 0 2 1 0 0 0
Todd Dunwoody, L OBP: 0.249, SLG: 0.283 (1, 9) B B F S X			1-3 K ①		1-1 G4-3 ② S B X		1-1 L9 ③		1-0 L8 ①	4 0 0 0 0 1 3
Wilson Delgado, S OBP: 0.313, SLG: 0.306 (1, 4) S X			0-1 G4-3 ②		0-1 HR 1B C X		0-1 G1-3 ①		1-3 K ② B B F C	4 1 1 0 0 1 1

Inning Stats	R: 0	H: 1	E: 0	K: 0	S: 9	LOB: 1	BB: 0	P: 15	R: 0	H: 0	E: 0	K: 1	S: 7	LOB: 0	BB: 0	P: 10	R: 0	H: 1	E: 0	K: 1	S: 7	LOB: 1	BB: 0	P: 10	R: 0	H: 1	E: 0	K: 1	S: 10	LOB: 1	BB: 0	P: 13	R: 2	H: 2	E: 0	K: 1	S: 10	LOB: 0	BB: 0	P: 12	R: 1	H: 2	E: 0	K: 1	S: 12	LOB: 2	BB: 0	P: 15	R: 0	H: 0	E: 0	K: 0	S: 4	LOB: 0	BB: 0	P: 5	R: 0	H: 1	E: 0	K: 0	S: 7	LOB: 1	BB: 0	P: 11	R: 0	H: 1	E: 0	K: 1	S: 9	LOB: 1	BB: 0	P: 14	1B: 8	SF: 0	2B: 0	SAC: 0	3B: 0	DP: 0	HR: 1	HBP: 1	WP: 0	PA: 37
--------------	------	------	------	------	------	--------	-------	-------	------	------	------	------	------	--------	-------	-------	------	------	------	------	------	--------	-------	-------	------	------	------	------	-------	--------	-------	-------	------	------	------	------	-------	--------	-------	-------	------	------	------	------	-------	--------	-------	-------	------	------	------	------	------	--------	-------	------	------	------	------	------	------	--------	-------	-------	------	------	------	------	------	--------	-------	-------	-------	-------	-------	--------	-------	-------	-------	--------	-------	--------

PITCHER	IP	WLS	BF	H	R	ER	SO	BB	IBB	HBP	BLK	WP	HR	S	P	ERA	WHIP
Rolando Arrojo, R ERA: 5.69 (1, 1)	5.1	W	21	5	2	2	3	0	0	0	0	0	1	44	62	3.38	0.938
Hipolito Pichardo, R ERA: 2.7 (6, 1)	1.2	H	8	2	1	1	1	0	0	1	0	0	0	15	18	5.40	1.200
Rich Garces, R ERA: 2.98 (8, 1)	1.0	H	4	1	0	0	0	0	0	0	0	0	0	7	11	0.00	1.000
Derek Lowe, R ERA: 2.77 (9, 1)	1.0	S	4	1	0	0	1	0	0	0	1	0	0	9	14	0.00	1.000

BOTTOM

Boston Red Sox @ Kansas City Royals
Kauffman Stadium, Kansas City, MO

Sat Aug 26 2000, 8:05 PM CDT
Att: 30,199 - Cloudy - 93 F

livebaseballscorecards.com

AB	36
R	3
H	9
RBI	3
BB	0
SO	5
LOB	12



Batter	1	2	3	4	5	6	7	8	9	AB R H RBI BB SO LOB	TOP											
Jose Offerman, S (1, 10) OBP: 0.335, SLG: 0.324	1-3 K	2-2 G4-3			0-1 G4-3		3-1 G4-3	3-2 E8 FC4-6 1-H 1B		5 0 1 0 0 1 2												
Darren Lewis, R (1, 8) OBP: 0.310, SLG: 0.312 Carl Everett, S (8, PH) OBP: 0.381, SLG: 0.592 (8, 8)	1-3 K		3-3 K		1-0 F8		1-2 G6-3	4-1 FC4-6 BB		4 0 0 0 0 2 0 0 0 0 0 1 0 0												
Brian Daubach, L (1, 3) OBP: 0.327, SLG: 0.475 Rico Brogna, L (7, 3) OBP: 0.289, SLG: 0.377	1-0 2B		1-3 K			3-2 1B SF9 2B	1-1 G4-3	2-1 FC4-6 1-2f 2-3		4 1 2 0 0 1 0 1 0 0 0 0 0 2												
Nomar Garciaparra, R (1, 6) OBP: 0.440, SLG: 0.615 Manny Alexander, R (7, 6) OBP: 0.253, SLG: 0.316	0-1 E5		1-1 F9			0-1 SF9 BB 1B 2-3		0-1 F8 G3-6-1 BB	4-1	3 1 1 0 0 0 1 1 0 0 0 1 0 0												
Troy O'Leary, L (1, 7) OBP: 0.337, SLG: 0.416 Bernard Gilkey, R (7, 7) OBP: 0.263, SLG: 0.295	0-0 F7			2-0 F8 SF8 2B		1-3 K		0-1 1B 2B 1B	2-3	3 1 1 0 0 1 4 2 1 1 0 0 1 1												
Scott Hatteberg, L (1, 2) OBP: 0.360, SLG: 0.472		2-1 SH2-3 2B		1-0 F8 2-3		4-2 1B BB		2-0 2B SF9 1B 1-2f	1-1	4 1 2 0 1 0 2												
Lou Merloni, R (1, 5) OBP: 0.339, SLG: 0.423		0-0 SH2-3		1-2 SF8 3-H		1-2 SF9 2-3 3-H		1-0 1B 2B 1-3 2-H		1 1 1 3 0 0 0												
Trot Nixon, L (1, 9) OBP: 0.368, SLG: 0.463		1-1 L6		0-2 F8		1-2 1B 3-H		0-0 SF9 3-H		3 0 1 2 0 0 1												
Mike Lansing, R (1, 4) OBP: 0.304, SLG: 0.382		4-0 BB			0-0 F8		0-0 G3-1	0-0 1B E 1B 2-H		3 1 1 1 1 0 2												
Inning Stats	R: 0 E: 1 K: 2 S: 12	H: 1 LOB: 2 BB: 0 P: 15	R: 0 E: 0 K: 0 S: 9	H: 1 LOB: 2 BB: 1 P: 18	R: 0 E: 0 K: 2 S: 8	H: 0 LOB: 0 BB: 0 P: 13	R: 1 E: 0 K: 0 S: 9	H: 1 LOB: 0 BB: 0 P: 13	R: 0 E: 0 K: 0 S: 4	H: 0 LOB: 0 BB: 0 P: 5	R: 2 E: 0 K: 1 S: 19	H: 3 LOB: 2 BB: 1 P: 32	R: 0 E: 0 K: 0 S: 7	H: 0 LOB: 0 BB: 0 P: 12	R: 4 E: 1 K: 0 S: 15	H: 5 LOB: 2 BB: 1 P: 27	R: 0 E: 0 K: 1 S: 6	H: 0 LOB: 0 BB: 1 P: 13	1B: 6 2B: 5 3B: 0 HR: 0	SF: 3 SAC: 1 DP: 1 HBP: 0	WP: 0 PB: 0 SB: 0 CS: 0	PA: 42
PITCHER	IP WLS BF H R ER SO BB IBB HBP BLK WP HR S P ERA WHIP																					
Dan Reichert, R (1, 1) ERA: 3.99	5.2 W 26 6 3 3 5 2 0 0 0 0 0 0 58 91 4.76 1.412																					
Jose Santiago, R (6, 1) ERA: 4.3	1.1 4 0 0 0 0 0 0 0 0 0 0 0 10 17 0.00 0.000																					
49 Chris Fussell, R (8, 1) ERA: 6.95	0.2 7 5 4 3 0 0 0 0 0 0 0 0 12 18 40.50 7.500																					
Ricky Bottalico, R (8, 1) ERA: 4.7	1.1 5 0 0 0 0 1 2 0 0 0 0 0 9 22 0.00 1.500																					

Boston Red Sox @ Kansas City Royals
Kauffman Stadium, Kansas City, MO
 Sun Aug 27 2000, 1:05 PM CDT
 Att. 17,037 - Sunny - 90 F

livebaseballscorecards.com

AB	34
R	7
H	11
RBI	6
BB	4
SO	6
LOB	15



Batter	1	2	3	4	5	6	7	8	9	AB	R	H	RBI	BB	SO	LOB
Johnny Damon, L (1, 8) OBP: 0.386, SLG: 0.492	0-1 G4-3	0-0 SF8		2-3 K		1-0 29 BB SF9 1B	0-1 FC5 1B			4	1	2	1	0	1	0
Rey Sanchez, R (1, 6) OBP: 0.306, SLG: 0.318	0-0 G3-1	0-3 K			0-0 29 S 1B	4-0 SF9 29 BB FC3-6 BB	0-0 FC5			3	2	1	0	1	1	2
Luis Ordaz, R (7, PH) OBP: 0.237, SLG: 0.212							1-2 2-3f			1	0	0	0	0	0	2
29 Mike Sweeney, R (1, 10) OBP: 0.408, SLG: 0.529	0-1 G5-3		4-1 HR BB		1-0 1B S E 1B	4-2 FC3-6 BB	3-2 HBP			2	2	1	1	2	0	0
Jermaine Dye, R (1, 9) OBP: 0.387, SLG: 0.581		3-2 G5-3	1-2 HR		1-1 HR 1B	0-0 SF9	2-3 K			4	2	2	3	0	1	1
Mark Quinn, R (1, 7) OBP: 0.347, SLG: 0.500		4-0 1B S 1B BB	0-1 F7		1-2 F5	1-2 FC3-6	1-0 F9			4	1	0	1	1	0	3
Dave McCarty, R (1, 3) OBP: 0.317, SLG: 0.495		4-2 1B 1B E BB	0-3 K		1-2 HR	1-2 F2	0-3 K			4	2	1	2	1	2	2
Héctor Ortiz, R (1, 2) OBP: 0.464, SLG: 0.458		2-0 E 1B SF8 1B	2-2 L5		2-0 P4		1-1 G5-3			4	1	1	0	0	0	0
Wilson Delgado, S (1, 4) OBP: 0.321, SLG: 0.316		1-2 E 1B		2-2 G3	1-1 1B		3-2 E5 FC5 1B			4	0	2	1	0	0	0
Jeff Reboulet, R (1, 5) OBP: 0.322, SLG: 0.279		3-2 E2		2-3 K	3-3 K		1-3 K			4	0	0	0	0	3	4

Inning Stats	R: 0	H: 0	E: 0	K: 0	S: 5	H: 0	LOB: 0	BB: 0	P: 5	R: 3	H: 2	E: 1	K: 1	S: 18	R: 2	H: 1	E: 0	K: 1	S: 15	R: 0	H: 0	E: 0	K: 2	S: 9	R: 4	H: 5	E: 1	K: 1	S: 16	R: 2	H: 1	E: 0	K: 0	S: 12	R: 0	H: 1	E: 1	K: 1	S: 11	R: 0	H: 0	E: 0	K: 2	S: 9	R: 0	H: 0	E: 0	K: 2	S: 9
--------------	------	------	------	------	------	------	--------	-------	------	------	------	------	------	-------	------	------	------	------	-------	------	------	------	------	------	------	------	------	------	-------	------	------	------	------	-------	------	------	------	------	-------	------	------	------	------	------	------	------	------	------	------

PITCHER	IP	WLS	BF	H	R	ER	SO	BB	IBB	HBP	BLK	WP	HR	S	P	ERA	WHIP
49 Tim Wakefield, R (1, 1) ERA: 5.68	5.0	L	27	8	9	7	5	3	0	0	0	0	2	63	101	12.60	2.200
Bryce Florie, R (6, 1) ERA: 4.72	1.0		6	1	2	2	0	2	0	0	0	0	0	12	24	18.00	3.000
Rheal Cormier, L (7, 1) ERA: 4.02	1.0		5	1	0	0	1	0	0	0	0	0	0	11	16	0.00	1.000
Rod Beck, R (8, 1) ERA: 1.5	1.0		4	0	0	0	2	0	0	1	0	0	0	9	15	0.00	0.000

BOTTOM

Boston Red Sox @ Kansas City Royals
Kauffman Stadium, Kansas City, MO

Sun Aug 27 2000, 1:05 PM CDT
Att: 17,037 - Sunny - 90 F

AB	34
R	11
H	10
RBI	9
BB	5
SO	8
LOB	14

WP: 0 PA: 42
PB: 0
SB: 3
CS: 0



PITCHER	IP	WLS	BF	H	R	ER	SO	BB	IBB	HBP	BLK	WP	HR	S	P	ERA	WHIP
---------	----	-----	----	---	---	----	----	----	-----	-----	-----	----	----	---	---	-----	------

Batter	1	2	3	4	5	6	7	8	9	AB R H RBI BB SO LOB	TOP		
Jose Offerman, S (1, 4) OBP: 0.332, SLG: 0.321	1-0 G6-3		2-1 P6		2-2 G4-3		1-0 F7			4 0 0 0 0 0 2	Boston Red Sox @ Tampa Bay Devil Rays Tropicana Field, St. Petersburg, FL Mon Aug 28 2000, 7:15 PM EDT Att: 17,721 - Dome - 72 F		
Brian Daubach, L (1, 3) OBP: 0.328, SLG: 0.482	1-1 FC6-4 1B		3-2 HR			2-1 G3		3-2 L6		4 1 2 1 0 0 0			
Carl Everett, S (1, 8) OBP: 0.380, SLG: 0.588	0-0 F2		3-3 K			0-0 G5-3		1-0 CS 1B		4 0 1 0 0 1 1			
Nomar Garciaparra, R (1, 6) OBP: 0.438, SLG: 0.611	1-0 FC6-4 1-2f			0-2 F8		0-0 1B		0-1 F7		4 0 1 0 0 0 2			
Troy O'Leary, L (1, 7) OBP: 0.334, SLG: 0.412		2-2 F9		0-0 F8		2-0 F7		3-1 CS 1-2	2-3 K	4 0 0 0 0 1 1			
Scott Hatteberg, L (1, 10) OBP: 0.362, SLG: 0.466		3-1 F7		4-0 1B BB			3-2 G4-3		4-2 G6-3 BB	2 0 0 0 2 0 0			
Lou Merloni, R (1, 5) OBP: 0.333, SLG: 0.411		0-1 F9		1-1 1-2 1B			1-0 F8		0-2 G6-3 1-2f	4 0 1 0 0 0 1			
Jason Varitek, S (1, 2) OBP: 0.357, SLG: 0.414			0-0 HR		2-1 P1		0-0 2B 1B			3 1 2 1 0 0 0			
Trot Nixon, L (1, 9) OBP: 0.367, SLG: 0.464			2-1 G4-3		0-1 F8		2-1 2B			3 0 1 0 0 0 0			
Inning Stats	R: 0 H: 1 E: 0 LOB: 1 K: 0 BB: 0 S: 5 P: 8	R: 0 H: 0 E: 0 LOB: 0 K: 0 BB: 0 S: 7 P: 12	R: 2 H: 2 E: 0 LOB: 0 K: 1 BB: 0 S: 12 P: 22	R: 0 H: 1 E: 0 LOB: 1 K: 0 BB: 1 S: 6 P: 11	R: 0 H: 0 E: 0 LOB: 0 K: 0 BB: 0 S: 7 P: 11	R: 0 H: 1 E: 0 LOB: 1 K: 0 BB: 0 S: 5 P: 9	R: 0 H: 2 E: 0 LOB: 2 K: 0 BB: 0 S: 10 P: 17	R: 0 H: 1 E: 0 LOB: 0 K: 1 BB: 0 S: 9 P: 15	R: 0 H: 0 E: 0 LOB: 0 K: 1 BB: 1 S: 9 P: 15	1B: 5 SF: 0 2B: 1 SAC: 0 3B: 0 DP: 1 HR: 2 HBP: 0		WP: 0 PA: 35 PB: 0 SB: 0 CS: 1	
PITCHER	IP WLS BF H R ER SO BB IBB HBP BLK WP HR S P ERA WHIP											PITCHER	IP WLS BF H R ER SO BB IBB HBP BLK WP HR S P ERA WHIP
Bryan Rekar, R (1, 1) ERA: 4.54	8.0 W 31 8 2 2 1 1 0 0 0 0 2 60 105 2.25 1.125												
Roberto Hernandez, R (9, 1) ERA: 3.1	1.0 S 3 0 0 0 1 1 0 0 0 0 0 9 15 0.00 1.000												

AB	32
R	2
H	8
RBI	2
BB	2
SO	2
LOB	7



Batter	1	2	3	4	5	6	7	8	9
Gerald Williams, R (1, 8) OBP: 0.323, SLG: 0.452	1-2 G1-3		1-0 F8			1-3 K	0-0 1B		
Steve Cox, L (1, 9) OBP: 0.391, SLG: 0.458 Jose Guillen, R (9, 9) OBP: 0.336, SLG: 0.459	1-2 G3-1		3-2 G3			1-2 G3 HBP	0-1 F8		
Greg Vaughn, R (1, 10) OBP: 0.381, SLG: 0.517	1-2 1B 2B				0-0 G6-3	3-1 G3		3-3 K	
Fred McGriff, L (1, 3) OBP: 0.368, SLG: 0.457	0-0 1B				1-1 FC4-6 1B	4-1 BB		4-2 1B 2B BB	
Bobby Smith, R (1, 4) OBP: 0.314, SLG: 0.450	1-0 L8				1-1 F8	2-3 K		2-3 K	
Aubrey Huff, L (1, 5) OBP: 0.344, SLG: 0.552 Russ Johnson, R (9, 5) OBP: 0.323, SLG: 0.308		1-2 G2-3			1-0 FC4-6		2-0 SH1-3 2B	3-2 2B 1B	
Mike DiFelice, R (1, 2) OBP: 0.281, SLG: 0.386		0-3 K			4-2 FC4-6 BB		0-0 SH1-3	1-1 1B 2B	
Jason Tyner, L (1, 7) OBP: 0.280, SLG: 0.297		2-1 G3			0-0 FC4-6 L6-3		0-0 1B 2B	2-1 FC4-6 1B	
Felix Martinez, S (1, 6) OBP: 0.310, SLG: 0.286			2-1 G3-1		1-1 L6-3		2-1 G2-3	1-0 FC4-6	

AB	R	H	RBI	BB	SO	LOB
4	0	1	0	0	1	0
3	0	0	0	0	0	2
0	0	0	0	0	0	0
4	1	1	0	0	1	1
2	1	2	1	2	0	0
4	0	0	0	0	2	5
4	2	2	0	0	0	1
0	0	0	0	0	0	0
2	1	1	2	1	1	0
4	0	2	2	0	0	1
4	0	0	0	0	0	3

BOTTOM

Boston Red Sox @ Tampa Bay Devil Rays
Tropicana Field, St. Petersburg, FL
Mon Aug 28 2000, 7:15 PM EDT
Att. 17,721 - Dome - 72 F

AB	31
R	5
H	9
RBI	5
BB	3
SO	5
LOB	13



1B: 5	SF: 0
2B: 5	SAC: 1
3B: 0	DP: 1
HR: 0	HBP: 1

WP: 0	PA: 36
PB: 0	
SB: 0	
CS: 0	

Inning Stats	R	H	E	K	S	R	H	E	K	S	R	H	E	K	S	R	H	E	K	S
	1	2	0	0	12	0	0	0	1	8	0	0	0	0	6	0	0	0	0	0
	0	0	0	1	16	0	0	0	0	11	0	0	0	0	12	0	1	0	0	9
	0	0	0	0	0	0	0	0	0	0	0	0	0	0	0	0	0	0	0	0
	0	0	0	0	0	0	0	0	0	0	0	0	0	0	0	0	0	0	0	0
	0	0	0	0	0	0	0	0	0	0	0	0	0	0	0	0	0	0	0	0

PITCHER	IP	WLS	BF	H	R	ER	SO	BB	IBB	HBP	BLK	WP	HR	S	P	ERA	WHIP
Tomo Ohka, R (1, 1) ERA: 3.0	6.2		27	5	2	2	3	2	0	1	0	0	0	53	89	2.70	1.050
Hipolito Pichardo, R (7, 1) ERA: 3.1	1.1	L	9	4	3	3	2	1	0	0	0	0	0	22	38	20.25	3.750

Batter	1	2	3	4	5	6	7	8	9	AB R H RBI BB SO LOB	TOP											
Trot Nixon, L (1, 9) OBP: 0.370, SLG: 0.473	3-2 G3-1		1-0 HBP 2B 1B	2-0 1B			2-1 HR 3B	3-2 G1-3		5 2 3 0 0 0 0												
Brian Daubach, L (1, 3) OBP: 0.330, SLG: 0.480 Rico Brogna, L (7, PR) OBP: 0.293, SLG: 0.377	1-3 K		2-0 FC5-2 HBP 2B 1-2	3-2 G4-3			3-0 HR HBP 3B		4-2 1B BB	2 0 0 0 0 1 1 0 2 0 0 1 0 0												
Carl Everett, S (1, 8) OBP: 0.384, SLG: 0.612	0-0 3B		1-2 FC5-2 1-3 2-H 3-H 2B		3-2 HR		1-1 HR 1-H 3-H		0-0 F9	5 2 4 6 0 0 1												
Nomar Garciaparra, R (1, 6) OBP: 0.438, SLG: 0.608	0-0 P6		1-0 FC5-2 HBP		1-1 G4-3		0-3 K		0-2 BB 1B FC6-5 1B	4 1 1 0 0 1 2												
Troy O'Leary, L (1, 7) OBP: 0.337, SLG: 0.413		0-0 G4-3	2-1 FC5-2 1-2 2-3 3-H		1-2 G6-4-3 1B		4-0 BB		0-0 FC6-5 BB 1B	4 0 2 1 1 0 3												
Scott Hatteberg, L (1, 10) OBP: 0.358, SLG: 0.456		2-2 F9	2-3 K		0-0 G6-4-3 1-2f		3-1 F8		4-2 FC6-5 BB	4 0 0 0 1 1 5												
Lou Merloni, R (1, 5) OBP: 0.344, SLG: 0.421 Manny Alexander, R (3, PH) OBP: 0.247, SLG: 0.309		1-0 1B	1-0 L4			2-2 G4-3	2-2 F7		0-0 FC6-5	1 0 1 0 0 0 0 4 0 0 1 0 0 6	AB 37 R 8 H 12 RBI 8 BB 4 SO 5 LOB 22											
Jason Varitek, S (1, 2) OBP: 0.355, SLG: 0.409		0-2 G6-3		4-1 G6-4-3 BB		2-3 K		2-3 K	0-0 F5	4 0 0 0 1 2 3												
Mike Lansing, R (1, 4) OBP: 0.304, SLG: 0.380			1-2 1B 2B 1B	0-2 G6-4-3 1-2f		2-0 F8		2-0 F9		4 1 1 0 0 0 1												
Inning Stats	R: 0 E: 0 K: 1 S: 9	H: 1 LOB: 1 BB: 0 P: 13	R: 0 E: 0 K: 0 S: 9	H: 1 LOB: 1 BB: 0 P: 12	R: 2 E: 0 K: 1 S: 13	H: 3 LOB: 3 BB: 0 P: 24	R: 0 E: 0 K: 0 S: 9	H: 1 LOB: 1 BB: 1 P: 18	R: 1 E: 0 K: 0 S: 10	H: 2 LOB: 0 BB: 0 P: 15	R: 0 E: 0 K: 1 S: 7	H: 0 LOB: 0 BB: 0 P: 13	R: 3 E: 0 K: 1 S: 12	H: 2 LOB: 1 BB: 1 P: 27	R: 0 E: 0 K: 1 S: 11	H: 0 LOB: 0 BB: 0 P: 18	R: 2 E: 0 K: 0 S: 12	H: 2 LOB: 2 BB: 2 P: 20	1B: 7 2B: 1 3B: 2 HR: 2	SF: 0 SAC: 0 DP: 2 HBP: 3	WP: 0 PB: 0 SB: 0 CS: 0	PA: 44
PITCHER	IP WLS BF H R ER SO BB IBB HBP BLK WP HR S P ERA WHIP																					
Dave Elland, R (1, 1) ERA: 6.56	2.0 L 13 5 2 2 1 0 0 2 0 0 0 0 25 38 9.00 2.500																					
Cory Lidle, R (3, 1) ERA: 6.08	4.0 15 4 2 2 2 1 0 0 0 0 1 34 61 4.50 1.250																					
Tony Fiore, R (7, 1) ERA: 3.0	0.0 1 0 0 0 0 0 0 0 1 0 0 0 0 3 ∞ ∞																					
Doug Creek, L (7, 1) ERA: 4.09	2.0 8 1 2 2 2 1 0 0 0 0 1 21 38 9.00 1.000																					
Billy Taylor, R (9, 1) ERA: 8.56	1.0 7 2 2 2 0 2 0 0 0 0 0 0 12 20 18.00 4.000																					

Boston Red Sox @ Tampa Bay Devil Rays
Tropicana Field, St. Petersburg, FL

Tue Aug 29 2000, 7:15 PM EDT
Att. 17,450 - Dome - 72 F

livebaseballscorecards.com



Batter	1	2	3	4	5	6	7	8	9	AB R H RBI BB SO LOB
Gerald Williams, R (1, 8) OBP: 0.324, SLG: 0.452 Jason Tyner, L (1, PR) OBP: 0.271, SLG: 0.286 (2, 8)	2-2 G6-3 HBP		1-0 G4-3			2-2 F7			1-1 F5	0 0 0 0 0 0 3 0 0 0 0 0 1
Miguel Cairo, R (1, 4) OBP: 0.323, SLG: 0.339	1-1 G6-3 1-2			3-2 F8			3-1 F2		0-0 L6	4 0 0 0 0 0 2
Greg Vaughn, R (1, 10) OBP: 0.378, SLG: 0.513	2-3 K			2-3 K			3-3 K			3 0 0 0 0 3 2
Fred McGriff, L (1, 3) OBP: 0.386, SLG: 0.454	2-3 K			2-3 K			0-3 K			3 0 0 0 0 3 2
Steve Cox, L (1, 7) OBP: 0.386, SLG: 0.452		0-1 F7			1-3 K			1-0 G3		3 0 0 0 0 1 0
Aubrey Huff, L (1, 5) OBP: 0.328, SLG: 0.525		3-3 K			2-3 K			0-0 F8		3 0 0 0 0 2 0
Jose Guillen, R (1, 9) OBP: 0.332, SLG: 0.454		2-3 K			2-3 K			0-3 K		3 0 0 0 0 3 0
John Flaherty, R (1, 2) OBP: 0.303, SLG: 0.373			1-2 G6-3			0-3 K			2-2 1B	3 0 1 0 0 1 0
Ozzie Guillen, L (1, 6) OBP: 0.298, SLG: 0.357			0-0 G6-3			1-0 P5			0-0 F7	3 0 0 0 0 0 1

Inning Stats	R: 0	H: 0	E: 0	K: 2	S: 10	LOB: 2	BB: 0	P: 17	R: 0	H: 0	E: 0	K: 2	S: 9	LOB: 0	BB: 0	P: 14	R: 0	H: 0	E: 0	K: 0	S: 5	LOB: 0	BB: 0	P: 7	R: 0	H: 0	E: 0	K: 2	S: 9	LOB: 0	BB: 0	P: 16	R: 0	H: 0	E: 0	K: 3	S: 9	LOB: 0	BB: 0	P: 14	R: 0	H: 0	E: 0	K: 1	S: 9	LOB: 0	BB: 0	P: 12	R: 0	H: 0	E: 0	K: 2	S: 8	LOB: 0	BB: 0	P: 14	R: 0	H: 0	E: 0	K: 1	S: 5	LOB: 0	BB: 0	P: 6	R: 0	H: 1	E: 0	K: 0	S: 7	LOB: 1	BB: 0	P: 10	1B: 1	2B: 0	3B: 0	HR: 0	SF: 0	SAC: 0	DP: 0	HBP: 1
PITCHER Pedro Martinez, R (1, 1) ERA: 1.68	IP	WLS	BF	H	R	ER	SO	BB	IBB	HBP	BLK	WP	HR	S	P	ERA	WHIP	IP	WLS	BF	H	R	ER	SO	BB	IBB	HBP	BLK	WP	HR	S	P	ERA	WHIP	IP	WLS	BF	H	R	ER	SO	BB	IBB	HBP	BLK	WP	HR	S	P	ERA	WHIP																													

BOTTOM

Boston Red Sox @ Tampa Bay Devil Rays
Tropicana Field, St. Petersburg, FL

Tue Aug 29 2000, 7:15 PM EDT
Att. 17,450 - Dome - 72 F

livebaseballscorecards.com

AB	28
R	0
H	1
RBI	0
BB	0
SO	13
LOB	8



Batter	1	2	3	4	5	6	7	8	9	AB R H RBI BB SO LOB	TOP
Trot Nixon, L (1, 9) OBP: 0.369, SLG: 0.470	1-1 F7		2-2 1B		1-1 G3-6-1			3-2 P4		4 0 1 1 0 0 1	Boston Red Sox @ Tampa Bay Devil Rays Tropicana Field, St. Petersburg, FL Wed Aug 30 2000, 7:15 PM EDT Att. 15,043 - Dome - 72 F
Jose Offerman, S (1, 3) OBP: 0.331, SLG: 0.318 (8, 4)	0-1 F8		0-0 F7			2-3 K		4-2 BB		3 0 0 0 1 1 1	
Carl Everett, S (1, 8) OBP: 0.381, SLG: 0.607	2-2 G4-3		3-1 F8			1-1 P6		2-2 F7		4 0 0 0 0 0 2	
Nomar Garciaparra, R (1, 6) OBP: 0.439, SLG: 0.609		1-1 2B		0-0 1B		2-1 P4		0-3 K		4 0 2 0 0 1 0	
Troy O'Leary, L (1, 7) OBP: 0.334, SLG: 0.409		0-1 G5-3		1-3 K			1-2 G4-3		0-0 G4-3	4 0 0 0 0 1 2	
Scott Hatteberg, L (1, 10) OBP: 0.356, SLG: 0.449		1-1 G6-3		1-3 K			4-2 BB		1-3 K	3 0 0 0 1 2 2	
Manny Alexander, R (1, 5) OBP: 0.243, SLG: 0.303		0-1 G5-3		1-1 F8			1-3 K			3 0 0 0 0 1 3	
Jason Varitek, S (1, 2) OBP: 0.357, SLG: 0.412			1-1 1B 2B		4-1 BB		2-3 K			2 1 1 0 1 1 1	
Mike Lansing, R (1, 4) OBP: 0.303, SLG: 0.379 Rico Brogna, L (8, PH) OBP: 0.292, SLG: 0.374 (8, 3)			0-1 G6-3		0-3 K			1-2 G6-3		2 0 0 0 0 1 2 1 0 0 0 0 0 0	
Inning Stats	R: 0 H: 0 E: 0 LOB: 0 K: 0 BB: 0 S: 8 P: 11	R: 0 H: 1 E: 0 LOB: 1 K: 0 BB: 0 S: 8 P: 10	R: 1 H: 2 E: 0 LOB: 1 K: 0 BB: 0 S: 11 P: 17	R: 0 H: 1 E: 0 LOB: 1 K: 2 BB: 0 S: 9 P: 12	R: 0 H: 0 E: 0 LOB: 0 K: 1 BB: 1 S: 7 P: 12	R: 0 H: 0 E: 0 LOB: 0 K: 1 BB: 0 S: 7 P: 12	R: 0 H: 0 E: 0 LOB: 1 K: 2 BB: 1 S: 18 P: 26	R: 0 H: 0 E: 0 LOB: 1 K: 0 BB: 1 S: 12 P: 22	R: 0 H: 0 E: 0 LOB: 0 K: 2 BB: 0 S: 8 P: 9	1B: 2 SF: 0 2B: 2 SAC: 0 3B: 0 DP: 1 HR: 0 HBP: 0	WP: 0 PA: 33 PB: 0 SB: 0 CS: 0
PITCHER	IP WLS BF H R ER SO BB IBB HBP BLK WP HR S P ERA WHIP										
Albie Lopez, R (1, 1) ERA: 3.57	8.0 W 30 4 1 1 6 3 0 0 0 0 0 0 80 122 1.12 0.875										
Roberto Hernandez, R (9, 1) ERA: 3.05	1.0 S 3 0 0 0 2 0 0 0 0 0 0 0 8 9 0.00 0.000										

AB	30
R	1
H	4
RBI	1
BB	3
SO	8
LOB	14



Batter	1	2	3	4	5	6	7	8	9	AB R H RBI BB SO LOB	TOP	
Rickey Henderson, R OBP: 0.375, SLG: 0.310 (1, 7) CFCB X	1-2 P6 1B		X 0-0 1B			C B X 1-1 G4-3		CFCB 0-3 K		4 0 1 0 0 1 0		
Mark McLemore, S OBP: 0.347, SLG: 0.299 (1, 4) B X	1-0 1B		BFBFB X 3-2 G1-3			SFCB X 1-2 G4-3		BFBBS 2-3 K		4 0 1 0 0 1 1		
Alex Rodriguez, R OBP: 0.434, SLG: 0.617 (1, 6) B C B B X	3-1 P2			F B B S X 2-2 P4		CFCB X 1-2 2B		F C C B H 2-2 F8 DI 1B HBP		3 1 1 0 0 0 1		
Edgar Martinez, R OBP: 0.418, SLG: 0.599 (1, 10) C B B X	2-1 G6-3			C C C B X 1-2 F9		B S X 1-1 G4-3		C S B B X 1-2 F8		4 0 0 0 0 0 3		
Stan Javier, S OBP: 0.350, SLG: 0.391 (1, 3) F C B B B X		3-2 G4-3		S C B B X 2-2 1B		X 0-0 G3-1		B X 1-0 G5-3 1B		4 0 2 1 0 0 0		
Carlos Guillen, S OBP: 0.339, SLG: 0.396 (1, 5) B B X		2-0 G4-3		C X 0-1 F8		C X 0-1 HR		L C C X 0-2 G5-3		4 1 1 1 0 0 2		
Mike Cameron, R OBP: 0.353, SLG: 0.435 (1, 8) C B B B X		2-2 L6			B C B B B 4-2 FC1-6 BB		X 0-0 F9		C S B X 0-2 G4-3		3 0 0 0 1 0 1	
Dan Wilson, R OBP: 0.300, SLG: 0.338 (1, 2) F C B B B S			2-3 K		X 0-0 FC1-6 G6-3 1-2f		C B F B B 2-3 K			3 0 0 0 0 2 1		
Al Martin, L OBP: 0.343, SLG: 0.461 (1, 9) C F F			0-3 K		X 0-0 G6-3 1-2f		B S B X 2-1 G4-3			3 0 0 0 0 1 1		
Inning Stats	R: 0 H: 1 E: 0 LOB: 1 K: 0 BB: 0 S: 9 P: 16	R: 0 H: 0 E: 0 LOB: 0 K: 0 BB: 0 S: 7 P: 14	R: 0 H: 1 E: 0 LOB: 1 K: 2 BB: 0 S: 11 P: 16	R: 0 H: 1 E: 0 LOB: 1 K: 0 BB: 0 S: 11 P: 16	R: 0 H: 0 E: 0 LOB: 0 K: 0 BB: 1 S: 4 P: 8	R: 0 H: 1 E: 0 LOB: 1 K: 0 BB: 0 S: 12 P: 16	R: 1 H: 1 E: 0 LOB: 0 K: 1 BB: 0 S: 7 P: 9	R: 0 H: 0 E: 0 LOB: 0 K: 2 BB: 0 S: 10 P: 14	R: 1 H: 1 E: 0 LOB: 1 K: 0 BB: 0 S: 12 P: 16	1B: 4 SF: 0 2B: 1 SAC: 0 3B: 0 DP: 1 HR: 1 HBP: 1	WP: 0 PA: 34 PB: 0 SB: 0 CS: 0	
PITCHER Rolando Arrojo, R ERA: 5.47 (1, 1)	IP WLS BF H R ER SO BB IBB HBP BLK WP HR S P ERA WHIP	7.0 W 26 5 1 1 3 1 0 0 0 0 0 1 61 95 1.29 0.857										
Rod Beck, R ERA: 1.73 (8, 1)	IP WLS BF H R ER SO BB IBB HBP BLK WP HR S P ERA WHIP	2.0 8 1 1 1 2 0 0 1 0 0 0 0 22 30 4.50 0.500										

Seattle Mariners @ Boston Red Sox
Fenway Park, Boston, MA
Fri Sep 01 2000, 7:05 PM EDT
Att. 33,021 - Sunny - 86 F

livebaseballscorecards.com

AB	32
R	2
H	6
RBI	2
BB	1
SO	5
LOB	10



Batter	1	2	3	4	5	6	7	8	9
Darren Lewis, R OBP: 0.320, SLG: 0.320 (1, 9) B X	1-0 F9 1B		4-2 BB		0-1 G6-3		0-0 G4-6-3 1B	0-1 FC6 1B	
Nomar Garciaparra, R OBP: 0.436, SLG: 0.604 (1, 6) B SAFE X	2-0 F9 1-2		1-0 F9			2-2 1B 2B 1B	1-0 G4-6-3 1-2f	0-2 FC6 1-2f	
Carl Everett, S OBP: 0.364, SLG: 0.617 (1, 8) C SAFE X	0-2 2B			X 0-0 F9		1-2 2B 1B	3-2 HR		
Dante Bichette, R OBP: 0.354, SLG: 0.467 (1, 10) B X	1-0 G3			F BB X 2-1 1B		F X 0-1 F8	2-2 1B 1B		
Troy O'Leary, L OBP: 0.333, SLG: 0.407 (1, 7) C SAFE X		1-2 P4		C SAFE X 0-3 K		F X 0-1 F2	1-0 1B		
Lou Merloni, R OBP: 0.344, SLG: 0.433 (1, 5) Midre Cummings, L OBP: 0.327, SLG: 0.396 (7, PH) Manny Alexander, R OBP: 0.243, SLG: 0.303 (8, 5) B SAFE X		2-1 G1-3		X 0-0 G4-3		C SAFE X 2-2 1B 2B	1-0 G3-1		
Jose Offerman, S OBP: 0.333, SLG: 0.318 (1, 3) Rico Brogna, L OBP: 0.292, SLG: 0.374 (9, 3) C SAFE X		0-1 G4-3		B SAFE X 2-1 F8		C SAFE X 0-1 1B 1B	4-2 G4-6-3 1B WP BB		
Jason Varitek, S OBP: 0.361, SLG: 0.417 (1, 2) C SAFE X			0-1 G5-3		B SAFE X 3-1 2B	C SAFE X 1-2 2H 1B	4-2 G4-6-3 1-2 BB		
Mike Lansing, R OBP: 0.300, SLG: 0.376 (1, 4) B SAFE X			1-1 G6-3		C SAFE X 1-3 K	F SAFE X 1-3 K	L SAFE X 0-1 G4-6-3 1-2f 2-3		

AB	R	H	RBI	BB	SO	LOB
4	0	3	1	1	0	1
5	1	1	0	0	0	4
4	2	3	1	0	0	0
4	0	2	0	0	0	3
4	0	1	0	0	1	3
3	1	1	1	0	0	1
1	0	0	0	0	0	2
0	0	0	0	0	0	0
3	2	1	2	1	0	0
0	0	0	0	0	0	0
3	0	2	1	1	0	0
4	0	0	0	0	2	4

Inning Stats		R: 0	H: 2	E: 0	LOB: 1	K: 0	BB: 0	S: 7	R: 0	H: 0	E: 0	LOB: 0	K: 0	BB: 0	S: 7	R: 0	H: 0	E: 0	LOB: 1	K: 0	BB: 1	S: 7	R: 0	H: 1	E: 0	LOB: 1	K: 1	BB: 0	S: 7	R: 0	H: 1	E: 0	LOB: 1	K: 1	BB: 0	S: 9	R: 4	H: 5	E: 0	LOB: 1	K: 1	BB: 0	S: 22	R: 1	H: 4	E: 0	LOB: 2	K: 0	BB: 0	S: 12	R: 1	H: 1	E: 0	LOB: 1	K: 0	BB: 2	S: 13	1B: 10	SF: 0	2B: 3	SAC: 0	3B: 0	DP: 2	HR: 1	HBP: 0
John Halama, L ERA: 5.12 (1, 1)	IP	WLS	BF	H	R	ER	SO	BB	IBB	HBP	BLK	WP	HR	S	P	ERA	WHIP																																																
58 Kevin Hodges, R ERA: 4.63 (7, 1)	2.0		11	5	2	2	0	2	0	0	0	1	1	25	41	9.00	3.500																																																
PITCHER		IP	WLS	BF	H	R	ER	SO	BB	IBB	HBP	BLK	WP	HR	S	P	ERA	WHIP	WP: 1	PA: 38	ERA	WHIP																																											

BOTTOM

Seattle Mariners @ Boston Red Sox
Fenway Park, Boston, MA

Fri Sep 01 2000, 7:05 PM EDT
Att: 33,021 - Sunny - 86 F

livebaseballscores.com

AB	35
R	6
H	14
RBI	6
BB	3
SO	3
LOB	18



Batter	1	2	3	4	5	6	7	8	9	AB R H RBI BB SO LOB	TOP																									
Mark McLemore, S (1, 4) OBP: 0.350, SLG: 0.300	2-3 K		3-2 F8		4-2 CS BB		3-2 3B 1B		4-2 2B BB	3 2 1 0 2 1 0																										
Al Martin, L (1, 7) OBP: 0.341, SLG: 0.458 Brian Lesher, R (7, PH) OBP: 1.000, SLG: 2.500 (7, 3)	1-2 G4-3		1-3 K		1-1 CS 1-2	3-1 L9	3-2 3B	0-2 S 2B	0-2 1-H 2-H 2B	3 0 0 0 0 1 0 2 0 2 3 0 0 0																										
Alex Rodriguez, R (1, 6) OBP: 0.434, SLG: 0.613	4-2 BB		1-0 F7		4-2 BB HBP BB	4-2 BB HBP BB	1-1 P4	0-3 K	0-3 K	3 0 0 0 2 1 2 4 1 2 1 0 1 3																										
Edgar Martinez, R (1, 10) OBP: 0.419, SLG: 0.605	0-1 F9			0-0 1B	1-0 BB HBP	1-0 BB HBP		0-1 HR	0-3 K																											
Jay Buhner, R (1, 9) OBP: 0.378, SLG: 0.535 Charles Gipson, R (8, 9) OBP: 0.370, SLG: 0.333		2-1 HBP 1B		0-1 P6	4-1 1-2 2-3 BB			1-3 K		3 0 1 0 1 1 1 0 0 0 0 0 0 0																										
Carlos Guillen, S (1, 5) OBP: 0.333, SLG: 0.390		0-0 F7		1-1 F8	0-0 F5			2-2 G4-3		4 0 0 0 0 0 5																										
Mike Cameron, R (1, 8) OBP: 0.352, SLG: 0.432		1-1 1-2 HBP		2-1 L3	1-3 K			3-3 K		3 0 0 0 0 2 4																										
Joe Oliver, R (1, 2) OBP: 0.315, SLG: 0.506 Rickey Henderson, R (9, PR) OBP: 0.375, SLG: 0.310 Dan Wilson, R (9, 2) OBP: 0.300, SLG: 0.338		2-1 P4		2-3 K			0-0 G1-3		2-2 BB 1B	4 0 1 0 0 1 2 0 1 0 0 0 0 0 0 0 0 0 0 0 0																										
David Bell, R (1, 3) OBP: 0.303, SLG: 0.344 Raul Ibanez, L (7, 7) OBP: 0.288, SLG: 0.312		0-0 F8		3-2 G5-3			0-0 G6-3		1-3 K	3 0 0 0 0 0 2 1 0 0 0 0 1 1																										
Inning Stats	R: 0 E: 0 K: 1 S: 10	H: 0 LOB: 1 BB: 1 P: 17	R: 0 E: 0 K: 0 S: 7	H: 1 LOB: 2 BB: 0 P: 12	R: 0 E: 0 K: 1 S: 7	H: 0 LOB: 0 BB: 0 P: 12	R: 0 E: 0 K: 0 S: 7	H: 1 LOB: 1 BB: 0 P: 10	R: 0 E: 0 K: 1 S: 11	H: 0 LOB: 0 BB: 1 P: 21	R: 0 E: 0 K: 1 S: 11	H: 0 LOB: 3 BB: 2 P: 24	R: 1 E: 0 K: 0 S: 11	H: 2 LOB: 1 BB: 0 P: 18	R: 1 E: 0 K: 2 S: 11	H: 1 LOB: 0 BB: 0 P: 17	R: 2 E: 0 K: 3 S: 20	H: 2 LOB: 2 BB: 1 P: 27	1B: 4 2B: 1 3B: 1 HR: 1	SF: 0 SAC: 0 DP: 0 HBP: 2	WP: 0 PB: 0 SB: 1 CS: 1	PA: 41														
PITCHER	IP WLS BF H R ER SO BB IBB HBP BLK WP HR S P ERA WHIP																																			
Ramon Martinez, R (1, 1) ERA: 5.83	5.1		23	2	0	0	3	4	0	2	0	0	0	48	90	0.00	1.125																			
Hipolito Pichardo, R (6, 1) ERA: 3.15	1.1		5	1	1	1	1	0	0	0	0	0	0	11	15	6.75	0.750																			
Rheal Cormier, L (7, 1) ERA: 4.02	0.0		1	1	0	0	0	0	0	0	0	0	0	3	6	∞	∞																			
Rich Garces, R (7, 1) ERA: 3.26	1.2	L	9	3	3	3	3	1	0	0	0	0	1	27	41	16.20	2.400																			
49 Tim Wakefield, R (9, 1) ERA: 5.57	0.2		2	0	0	0	2	0	0	0	0	0	0	6	6	0.00	0.000																			

Seattle Mariners @ Boston Red Sox
Fenway Park, Boston, MA

Sat Sep 02 2000, 1:15 PM EDT
Att. 31,830 - Overcast - 56 F

livebaseballscorecards.com

AB	33
R	4
H	7
RBI	4
BB	5
SO	9
LOB	20



Batter	1	2	3	4	5	6	7	8	9	AB R H RBI BB SO LOB
Trot Nixon, L OBP: 0.368, SLG: 0.466 (1, 9)	0-1 F7		1-3 K			1-2 G4-3			4-2 FC5 BB	3 0 0 0 1 1 1
Nomar Garciaparra, R OBP: 0.432, SLG: 0.599 (1, 6)	0-0 F7		1-1 F7			1-3 K			1-1 F8	4 0 0 0 0 1 2
Carl Everett, S OBP: 0.365, SLG: 0.618 (1, 8)	2-2 2B			3-3 K			0-2 G3-1		4-1 FC5 BB	3 0 1 0 1 1 0
Dante Bichette, R OBP: 0.351, SLG: 0.463 (1, 10)	0-3 K			0-3 K			2-0 F3		0-2 FC5	4 0 0 0 0 2 3
Troy O'Leary, L OBP: 0.333, SLG: 0.413 (1, 7)		2-0 F8		3-2 G6-3			1-1 HR		2-2 F9	4 1 1 1 0 0 2
Jason Varitek, S OBP: 0.358, SLG: 0.414 (1, 2)		0-2 G4-3			1-0 F8		0-1 F7			3 0 0 0 0 0 0
Manny Alexander, R OBP: 0.240, SLG: 0.299 (1, 5)		2-2 G6-3			2-3 K			2-3 K		2 0 0 0 0 1 0
Midre Cummings, L OBP: 0.327, SLG: 0.396 (8, PH)										0 0 0 0 0 0 0
Bernard Gilkey, R OBP: 0.262, SLG: 0.293 (8, PH)										1 0 0 0 0 1 0
Jose Offerman, S OBP: 0.333, SLG: 0.318 (9, 4)										0 0 0 0 0 0 0
Rico Brogna, L OBP: 0.288, SLG: 0.369 (1, 3)			1-3 K		0-0 F8			2-2 F7		2 0 0 0 0 1 0
Izzy Alcantara, R OBP: 0.325, SLG: 0.474 (8, PH) (9, 3)										1 0 0 0 0 0 0
Mike Lansing, R OBP: 0.301, SLG: 0.375 (1, 4) (9, 5)			2-2 1B			0-1 F7		1-3 K		3 0 1 0 0 1 0

Inning Stats	R: 0	H: 1	E: 0	K: 1	S: 10	LOB: 1	BB: 0	P: 12	R: 0	H: 0	E: 0	K: 0	S: 7	LOB: 0	BB: 0	P: 11	R: 0	H: 1	E: 0	K: 2	S: 12	LOB: 1	BB: 0	P: 17	R: 0	H: 0	E: 0	K: 2	S: 9	LOB: 0	BB: 0	P: 15	R: 0	H: 0	E: 0	K: 1	S: 5	LOB: 0	BB: 0	P: 8	R: 1	H: 1	E: 0	K: 0	S: 8	LOB: 0	BB: 0	P: 10	R: 0	H: 0	E: 0	K: 2	S: 9	LOB: 0	BB: 0	P: 14	R: 0	H: 0	E: 0	K: 2	S: 15	LOB: 2	BB: 2	P: 26	1B: 1	SF: 0	2B: 1	SAC: 0	3B: 0	DP: 0	HR: 1	HBP: 0	WP: 0	PA: 32
--------------	------	------	------	------	-------	--------	-------	-------	------	------	------	------	------	--------	-------	-------	------	------	------	------	-------	--------	-------	-------	------	------	------	------	------	--------	-------	-------	------	------	------	------	------	--------	-------	------	------	------	------	------	------	--------	-------	-------	------	------	------	------	------	--------	-------	-------	------	------	------	------	-------	--------	-------	-------	-------	-------	-------	--------	-------	-------	-------	--------	-------	--------

PITCHER	IP	WLS	BF	H	R	ER	SO	BB	IBB	HBP	BLK	WP	HR	S	P	ERA	WHIP
Freddy Garcia, R ERA: 4.11 (1, 1)	7.0	W	24	3	1	1	7	0	0	0	0	0	1	59	84	1.29	0.429
Arthur Rhodes, L ERA: 4.4 (8, 1)	1.0	H	4	0	0	0	2	1	0	0	0	0	0	14	23	0.00	1.000
Kazuhiro Sasaki, R ERA: 3.68 (9, 1)	1.0	S	4	0	0	0	0	1	0	0	0	0	0	10	17	0.00	1.000

BOTTOM

Seattle Mariners @ Boston Red Sox
Fenway Park, Boston, MA
Sat Sep 02 2000, 1:15 PM EDT
Att. 31,830 - Overcast - 56 F

livebaseballscorecards.com

AB	30
R	1
H	3
RBI	1
BB	2
SO	9
LOB	8



Batter	1	2	3	4	5	6	7	8	9	AB R H RBI BB SO LOB	TOP											
Rickey Henderson, R Mike Cameron, R OBP: 0.373, SLG: 0.308 OBP: 0.351, SLG: 0.431	2-1 L8	0-1 SAFE G6-3			1-3 K		1-0 SH1-3		1-3 K	3 0 0 0 0 1 2 1 0 0 0 0 1 0												
Stan Javier, S OBP: 0.356, SLG: 0.401	0-1 2B		2-2 G4-3		4-2 FC6-4 BB		0-0 2B		4-1 HR BB	3 2 2 1 2 0 0												
Alex Rodriguez, R OBP: 0.437, SLG: 0.620	4-1 2B BB		2-2 BB 1B		1-2 F8		4-2 BB		2-0 HR 1-H	3 2 2 2 2 0 2												
Edgar Martinez, R OBP: 0.417, SLG: 0.600	1-0 F7		4-2 G3-6-1 BB		1-1 FC6-4 1-2f 2-3		1-3 K		2-2 G6-3	4 0 0 0 1 1 6												
John Olerud, L OBP: 0.395, SLG: 0.438	0-1 1-H 2-H 2B		1-2 G3-6-1			0-1 G6-3		1-2 G4-3		4 0 1 2 0 0 4												
Jay Buhner, R Charles Gipson, R OBP: 0.379, SLG: 0.533 OBP: 0.370, SLG: 0.333	4-1 BB			1-0 P4		2-0 FC4-6 1B		1-0 F8		3 0 1 0 1 0 0 0 0 0 0 0 0 0												
Carlos Guillen, S OBP: 0.328, SLG: 0.383	2-2 G4-3		0-1 G3-1		0-2 FC4-6 1-2f		3-3 K			4 0 0 0 0 1 3												
Joe Oliver, R OBP: 0.307, SLG: 0.494		3-2 G4-3		0-0 G6-3		0-1 L4		0-1 F3		4 0 0 0 0 0 1												
Mark McLemore, S OBP: 0.353, SLG: 0.309		0-0 CS S 1B			0-1 FC6-4 2B		1-1 SH1-3 2B		0-1 F8	4 1 3 0 0 0 0												
Inning Stats	R: 2 E: 0 K: 0 S: 12	H: 2 LOB: 2 BB: 2 P: 25	R: 0 E: 0 K: 0 S: 6	H: 1 LOB: 0 BB: 0 P: 9	R: 0 E: 0 K: 0 S: 13	H: 1 LOB: 1 BB: 1 P: 22	R: 0 E: 0 K: 0 S: 4	H: 0 LOB: 0 BB: 0 P: 5	R: 0 E: 0 K: 1 S: 13	H: 1 LOB: 2 BB: 1 P: 20	R: 0 E: 0 K: 0 S: 8	H: 1 LOB: 1 BB: 0 P: 10	R: 1 E: 0 K: 1 S: 13	H: 2 LOB: 2 BB: 1 P: 21	R: 0 E: 0 K: 1 S: 8	H: 0 LOB: 0 BB: 0 P: 12	R: 2 E: 0 K: 1 S: 11	H: 1 LOB: 0 BB: 1 P: 20	1B: 3 2B: 5 3B: 0 HR: 1	SF: 0 SAC: 1 DP: 1 HBP: 0	WP: 0 PB: 0 SB: 1 CS: 1	PA: 40
PITCHER	IP WLS BF H R ER SO BB IBB HBP BLK WP HR S P ERA WHIP																				PITCHER	IP WLS BF H R ER SO BB IBB HBP BLK WP HR S P ERA WHIP
Tomo Ohka, R ERA: 3.0	(1, 1) 6.0 L 26 6 2 2 1 4 0 0 0 0 0 56 91 3.00 1.667																					
Rod Beck, R ERA: 2.0	(7, 1) 1.0 6 2 1 1 1 1 1 0 0 0 0 0 13 21 9.00 3.000																					
40 Sang-Hoon Lee, L ERA: 10.13	(8, 1) 2.0 8 1 2 2 2 2 1 0 0 0 0 1 19 32 9.00 1.000																					

Seattle Mariners @ Boston Red Sox
Fenway Park, Boston, MA
 Sun Sep 03 2000, 5:05 PM EDT
 Att. 32,668 - Cloudy - 69 F

livebaseballscorecards.com

AB	33
R	5
H	9
RBI	5
BB	6
SO	4
LOB	18



Batter	1	2	3	4	5	6	7	8	9	AB R H RBI BB SO LOB
Trot Nixon, L (1, 9) OBP: 0.367, SLG: 0.462	3-2 G3-1		3-3 K			0-0 G6-3		4-2 BB		3 0 0 0 1 1 0
Nomar Garciaparra, R (1, 6) OBP: 0.429, SLG: 0.593	1-2 F8			2-1 G5-3		2-1 F7		0-1 F9		4 0 0 0 0 0 3
Carl Everett, S (1, 8) OBP: 0.362, SLG: 0.612	0-3 K			1-2 G3			0-2 L8		2-3 K	4 0 0 0 0 2 0
Dante Bichette, R (1, 10) OBP: 0.350, SLG: 0.460		1-2 E5		4-1 BB			1-2 F8		0-3 K	3 0 0 0 1 1 0
Troy O'Leary, L (1, 7) OBP: 0.330, SLG: 0.409		0-1 F8		1-2 G4-3			0-2 G4-3		1-0 L9	4 0 0 0 0 0 2
Jason Varitek, S (1, 2) OBP: 0.358, SLG: 0.412		0-0 F8			4-0 L3 BB			0-2 F9		2 0 0 0 1 0 1
Rico Brogna, L (1, 3) OBP: 0.289, SLG: 0.369		1-1 G4-3			0-2 L3			2-0 BB BB 1B		3 0 1 0 0 0 2
Mike Lansing, R (1, 4) OBP: 0.299, SLG: 0.374			0-1 F9		2-3 K			2-1 F8		2 0 0 0 0 1 0
Midre Cummings, L (8, PH) OBP: 0.325, SLG: 0.393										1 0 0 0 0 0 1
Jose Offerman, S (9, 4) OBP: 0.333, SLG: 0.318										0 0 0 0 0 0 0
Manny Alexander, R (1, 5) OBP: 0.237, SLG: 0.296			0-1 F9			1-3 K		4-2 BB		2 0 0 0 0 1 0
Scott Hatteberg, L (8, PH) OBP: 0.359, SLG: 0.449								1-2 BB		0 0 0 0 1 0 0


Inning Stats	R: 0	H: 0	E: 0	K: 1	S: 9	R: 0	H: 0	E: 1	K: 0	S: 8	R: 0	H: 0	E: 0	K: 1	S: 7	R: 0	H: 0	E: 0	K: 1	S: 9	R: 0	H: 0	E: 0	K: 1	S: 8	R: 0	H: 0	E: 0	K: 1	S: 6	R: 0	H: 0	E: 0	K: 0	S: 10	R: 0	H: 1	E: 0	K: 0	S: 12	R: 0	H: 0	E: 0	K: 2	S: 8	1B: 1	2B: 1	3B: 0	HR: 0	SF: 0	SAC: 0	DP: 1	HBP: 0	WP: 0	PB: 0	SB: 0	CS: 0	PA: 32
--------------	------	------	------	------	------	------	------	------	------	------	------	------	------	------	------	------	------	------	------	------	------	------	------	------	------	------	------	------	------	------	------	------	------	------	-------	------	------	------	------	-------	------	------	------	------	------	-------	-------	-------	-------	-------	--------	-------	--------	-------	-------	-------	-------	--------

PITCHER	IP	WLS	BF	H	R	ER	SO	BB	IBB	HBP	BLK	WP	HR	S	P	ERA	WHIP
Paul Abbott, R (1, 1) ERA: 4.0	7.2	W	28	1	0	0	4	4	0	0	0	0	0	67	106	0.00	0.652
Jose Paniagua, R (8, 1) ERA: 3.5	1.1	S	4	0	0	0	2	0	0	0	0	0	0	10	13	0.00	0.000

BOTTOM

Seattle Mariners @ Boston Red Sox
 Fenway Park, Boston, MA
 Sun Sep 03 2000, 5:05 PM EDT
 Att. 32,668 - Cloudy - 69 F

AB	28
R	0
H	1
RBI	0
BB	4
SO	6
LOB	9



Batter	1	2	3	4	5	6	7	8	9	AB R H RBI BB SO LOB	TOP
Mark McLemore, S (1, 4) OBP: 0.354, SLG: 0.311	0-0 F7		4-2 BB		3-2 F9			1-1 2B		3 0 1 0 1 0 0	Seattle Mariners @ Boston Red Sox Fenway Park, Boston, MA Mon Sep 04 2000, 1:05 PM EDT Att. 32,619 - Overcast - 69 F
Al Martin, L (1, 7) OBP: 0.338, SLG: 0.454	0-2 F9		0-0 F7		0-3 K			0-0 G6-3		4 0 0 0 0 1 2	
Alex Rodriguez, R (1, 6) OBP: 0.434, SLG: 0.614	2-3 K		1-3 K			2-1 G5-3		0-3 K		4 0 0 0 0 3 2	
Edgar Martinez, R (1, 10) OBP: 0.418, SLG: 0.599		3-2 1B		0-1 1B S		3-1 G6-3		0-3 K		4 0 2 0 0 1 1	
John Olerud, L (1, 3) OBP: 0.396, SLG: 0.441		3-2 1B		2-1 F7		0-3 K		1-1 2B		4 0 2 0 0 1 1	
Stan Javier, S (1, 9) OBP: 0.352, SLG: 0.395		1-2 F7		0-0 F7			2-3 K	1-0 F7		4 0 0 0 0 1 4	
Mike Cameron, R (1, 8) OBP: 0.352, SLG: 0.439		1-0 F8		2-2 1B			1-0 HR	0-1 G5-3		4 1 2 1 0 0 3	
Dan Wilson, R (1, 2) OBP: 0.295, SLG: 0.332		0-3 K		0-3 K			2-3 K	1-3 K		4 0 0 0 0 4 5	
Carlos Guillen, S (1, 5) OBP: 0.325, SLG: 0.378			1-2 F7		1-3 K		1-1 F9			3 0 0 0 0 1 0	
Inning Stats	R: 0 E: 0 K: 1 S: 7 H: 0 LOB: 0 BB: 0 P: 9	R: 0 E: 0 K: 1 S: 14 H: 2 LOB: 2 BB: 0 P: 22	R: 0 E: 0 K: 1 S: 12 H: 0 LOB: 1 BB: 1 P: 18	R: 0 E: 0 K: 1 S: 11 H: 2 LOB: 2 BB: 0 P: 15	R: 0 E: 0 K: 2 S: 10 H: 0 LOB: 0 BB: 0 P: 14	R: 0 E: 0 K: 1 S: 8 H: 0 LOB: 0 BB: 0 P: 13	R: 1 E: 0 K: 2 S: 13 H: 1 LOB: 0 BB: 0 P: 19	R: 0 E: 0 K: 2 S: 10 H: 1 LOB: 1 BB: 0 P: 11	R: 0 E: 0 K: 1 S: 8 H: 1 LOB: 1 BB: 0 P: 11	1B: 4 2B: 2 3B: 0 HR: 1 SF: 0 SAC: 0 DP: 0 HBP: 0	WP: 0 PB: 0 SB: 1 CS: 0 PA: 35
PITCHER	IP WLS BF H R ER SO BB IBB HBP BLK WP HR S P ERA WHIP										
Pedro Martinez, R (1, 1) ERA: 1.66	8.0 W 31 6 1 1 11 1 0 0 0 0 1 85 121 1.12 0.875										
Derek Lowe, R (9, 1) ERA: 2.7	1.0 4 1 0 0 1 0 0 0 0 0 0 8 11 0.00 1.000										

livebaseballscores.com

AB	34
R	1
H	7
RBI	1
BB	1
SO	12
LOB	18



Batter	1	2	3	4	5	6	7	8	9
Darren Lewis, R OBP: 0.319, SLG: 0.316 (1, 9) X	0-0 B1-3 ①		4-1 BBB 1-2 2-3 3B BB		1-2 P5 ②		1-1 P4 ③		
Jose Offerman, S OBP: 0.332, SLG: 0.323 Rico Brogna, L OBP: 0.289, SLG: 0.369 (1, 3) C (9, 3) B F B C	3-3 K ②		2-0 BB 1-H 2-H 3-H 2B 3B		3-1 G6-3 ③			3-1 F7 ①	
Carl Everett, S OBP: 0.361, SLG: 0.611 (1, 8) B S C C C	1-3 K ③		0-0 X 3-H 1B 2B			1-1 F9 ①		2-1 P6 ②	
Nomar Garciaparra, R OBP: 0.429, SLG: 0.592 (1, 6) S X		0-1 G5-3 ①	0-0 G6-4-3 2-H 1B			3-3 K ②		1-0 1B 1B	
Dante Bichette, R OBP: 0.350, SLG: 0.458 (1, 10) B S B X		1-1 G3 ②	2-2 G6-4-3 1-2f ③			2-3 K ③		0-1 1B	
Troy O'Leary, L OBP: 0.327, SLG: 0.405 (1, 7) B S B X		2-2 F7 ③		1-2 P5 ①			2-1 P5 ①	3-2 P5 ③	
Jason Varitek, S OBP: 0.358, SLG: 0.414 (1, 2) B X			2-0 G5-3 ①	1-1 G6-3 ②			0-0 2B		
Donnie Sadler, R OBP: 0.233, SLG: 0.304 (1, 4) B X			1-0 E3 BB 1B 3B	1-3 K ③			1-0 P4 ②		
Manny Alexander, R OBP: 0.244, SLG: 0.298 (1, 5) C B F X			1-2 BB 1-2 3B 1B		0-0 F9 ①		4-1 BB BB		

AB	R	H	RBI	BB	SO	LOB
3	1	0	0	1	0	2
4	1	1	3	0	1	0
0	0	0	0	0	0	0
4	1	1	1	0	1	0
4	0	2	1	0	1	0
4	0	1	0	0	1	1
4	0	0	0	0	0	2
3	0	1	0	0	0	0
3	1	0	0	0	1	1
2	1	1	0	1	0	0
1B: 4	SF: 0	2B: 2	SAC: 0	3B: 1	DP: 1	HR: 0

BOTTOM

Seattle Mariners @ Boston Red Sox
Fenway Park, Boston, MA
 Mon Sep 04 2000, 1:05 PM EDT
 Att. 32,619 - Overcast - 69 F

AB	31
R	5
H	7
RBI	5
BB	2
SO	5
LOB	6



WP: 0	PA: 33
PB: 0	
SB: 0	
CS: 0	

Inning Stats	R	H	E	K	S	R	H	E	K	S	R	H	E	K	S	R	H	E	K	S	R	H	E	K	S	R	H	E	K	S
R: 0 E: 0 K: 2 S: 7	H: 0 LOB: 0 BB: 0 P: 11	R: 0 E: 0 K: 0 S: 7	H: 0 LOB: 0 BB: 0 P: 10	R: 5 E: 1 K: 0 S: 14	H: 4 LOB: 0 BB: 1 P: 26	R: 0 E: 0 K: 1 S: 8	H: 0 LOB: 0 BB: 0 P: 11	R: 0 E: 0 K: 0 S: 6	H: 0 LOB: 0 BB: 0 P: 10	R: 0 E: 0 K: 2 S: 10	H: 0 LOB: 0 BB: 0 P: 16	R: 0 E: 0 K: 0 S: 7	H: 1 LOB: 2 BB: 1 P: 15	R: 0 E: 0 K: 0 S: 11	H: 2 LOB: 2 BB: 0 P: 20	1B: 4 2B: 2 3B: 1 HR: 0	SF: 0 SAC: 0 DP: 1 HBP: 0	WP: 0 PB: 0 SB: 0 CS: 0	PA: 33											
PITCHER	IP	WLS	BF	H	R	ER	SO	BB	IBB	HBP	BLK	WP	HR	S	P	ERA	WHIP													
Jamie Moyer, L ERA: 5.63 (1, 1)	7.0	L	28	5	5	4	5	2	0	0	0	0	0	59	99	5.14	1.000													
Jose Mesa, R ERA: 5.25 (8, 1)	1.0		5	2	0	0	0	0	0	0	0	0	0	11	20	0.00	2.000													

Batter	1	2	3	4	5	6	7	8	9	AB R H RBI BB SO LOB	TOP											
Terrence Long, L (1, 8) OBP: 0.342, SLG: 0.469	1-0 G4-3		2-3 K			0-0 G3	1-3 K		2-2 G4-6-3 1-2f	5 0 0 0 0 2 1												
Randy Velarde, R (1, 4) OBP: 0.359, SLG: 0.404	1-3 K			1-0 F9		4-1 1B 2B BB	0-1 S 1B			3 1 1 0 1 1 0												
Jason Giambi, L (1, 10) OBP: 0.460, SLG: 0.606	1-2 E3			0-0 HR		2-2 2B FC5-2 1B	1-2 G3-1			4 1 2 1 0 0 1												
Mike Stanley, R (1, 3) OBP: 0.346, SLG: 0.432	1-1 F7			2-3 K		1-0 BB BB 2B	0-0 F9			4 1 1 1 0 1 1												
Adam Platt, R (1, 9) OBP: 0.362, SLG: 0.521		1-1 F9		1-3 K		0-1 FC5-2 BB BB	2-2 P3			4 0 0 0 0 1 2												
Ben Grieve, L (1, 7) OBP: 0.357, SLG: 0.497		0-0 G4-3			3-1 F8	4-0 BB BB	0-0 1B			3 0 1 0 1 0 0												
Miguel Tejada, R (1, 6) OBP: 0.340, SLG: 0.469		0-3 K			2-1 E5 FC6-4	4-0 BB BB	1-2 P3			3 0 0 1 1 1 1												
3 Eric Chavez, L (1, 5) OBP: 0.350, SLG: 0.489			1-0 G4-3		2-3 K	1-1 F2		0-1 G4-6-3 1B		4 0 1 0 0 1 4												
Ramon Hernandez, R (1, 2) OBP: 0.299, SLG: 0.385			2-0 L5		1-0 FC6-4 1-2f		1-3 K		1-1 F3	2 0 0 0 0 0 1												
50 Mario Valdez, L (7, PH)										1 0 0 0 0 1 0												
Sal Fasano, R (7, 2) OBP: 0.289, SLG: 0.434										1 0 0 0 0 0 1												
Inning Stats	R: 0 E: 1 K: 1 S: 10	H: 0 LOB: 1 BB: 0 P: 14	R: 0 E: 0 K: 1 S: 8	H: 0 LOB: 0 BB: 0 P: 9	R: 0 E: 0 K: 1 S: 7	H: 0 LOB: 0 BB: 0 P: 12	R: 1 E: 0 K: 2 S: 8	H: 1 LOB: 0 BB: 0 P: 12	R: 0 E: 1 K: 1 S: 8	H: 0 LOB: 1 BB: 0 P: 16	R: 2 E: 0 K: 0 S: 10	H: 2 LOB: 3 BB: 3 P: 26	R: 0 E: 0 K: 2 S: 13	H: 1 LOB: 1 BB: 0 P: 16	R: 0 E: 0 K: 0 S: 8	H: 1 LOB: 1 BB: 0 P: 11	R: 0 E: 0 K: 0 S: 7	H: 1 LOB: 0 BB: 0 P: 10	1B: 4 2B: 1 3B: 0 HR: 1	SF: 0 SAC: 0 DP: 1 HBP: 0	WP: 0 PB: 0 SB: 1 CS: 0	PA: 37
PITCHER	IP WLS BF H R ER SO BB IBB HBP BLK WP HR S P ERA WHIP																					
Pete Schourek, L (1, 1) ERA: 5.05	5.1 W 21 2 3 3 6 1 0 0 0 0 1 46 74 5.06 0.562																					
Hipolito Pichardo, R (6, 1) ERA: 3.13	0.1 4 1 0 0 0 2 0 0 0 0 0 0 3 12 0.00 9.000																					
Rich Garces, R (6, 1) ERA: 3.2	1.1 H 5 1 0 0 2 0 0 0 0 0 0 0 15 19 0.00 0.750																					
49 Tim Wakefield, R (8, 1) ERA: 5.53	1.0 4 1 0 0 0 0 0 0 0 0 0 0 8 11 0.00 1.000																					
Jeff Fassero, L (9, 1) ERA: 5.2	1.0 3 1 0 0 0 0 0 0 0 0 0 0 0 7 10 0.00 1.000																					

Oakland Athletics @ Boston Red Sox
Fenway Park, Boston, MA
Tue Sep 05 2000, 7:05 PM EDT
Att. 31,825 - Sunny - 62 F

livebaseballscorecards.com

AB	34
R	3
H	6
RBI	3
BB	3
SO	8
LOB	12



BOTTOM

Oakland Athletics @ Boston Red Sox
 Fenway Park, Boston, MA
 Tue Sep 05 2000, 7:05 PM EDT
 Att. 31,825 - Sunny - 62 F

livebaseballscorecards.com

AB	34
R	10
H	12
RBI	10
BB	9
SO	4
LOB	16



WP: 0	PA: 43
PB: 0	
SB: 0	
CS: 0	

Batter	1	2	3	4	5	6	7	8	9	AB	R	H	RBI	BB	SO	LOB
Trot Nixon, L OBP: 0.372, SLG: 0.468 (1, 9)										4	2	3	1	1	0	0
Jose Offerman, S OBP: 0.335, SLG: 0.321 Rico Brogna, L OBP: 0.289, SLG: 0.369 (8, 3)										2	0	0	0	3	0	3
Carl Everett, S OBP: 0.361, SLG: 0.608 (1, 8)										4	0	1	0	1	0	5
Nomar Garciaparra, R OBP: 0.429, SLG: 0.592 (1, 6)										5	1	2	3	0	0	1
Troy O'Leary, L OBP: 0.328, SLG: 0.404 (1, 7)										4	1	1	0	1	1	1
Dante Bichette, R OBP: 0.350, SLG: 0.457 (1, 10)										5	1	2	0	0	2	2
Scott Hatteberg, L OBP: 0.360, SLG: 0.444 (1, 2)										4	1	1	2	1	0	1
Donnie Sadler, R OBP: 0.247, SLG: 0.319 (1, 4)										3	2	1	0	1	0	2
Manny Alexander, R OBP: 0.250, SLG: 0.316 (1, 5)										3	2	1	4	1	1	1

Batter	1	2	3	4	5	6	7	8	9
Trot Nixon, L OBP: 0.372, SLG: 0.468 (1, 9)									
Jose Offerman, S OBP: 0.335, SLG: 0.321 Rico Brogna, L OBP: 0.289, SLG: 0.369 (8, 3)									
Carl Everett, S OBP: 0.361, SLG: 0.608 (1, 8)									
Nomar Garciaparra, R OBP: 0.429, SLG: 0.592 (1, 6)									
Troy O'Leary, L OBP: 0.328, SLG: 0.404 (1, 7)									
Dante Bichette, R OBP: 0.350, SLG: 0.457 (1, 10)									
Scott Hatteberg, L OBP: 0.360, SLG: 0.444 (1, 2)									
Donnie Sadler, R OBP: 0.247, SLG: 0.319 (1, 4)									
Manny Alexander, R OBP: 0.250, SLG: 0.316 (1, 5)									

Inning Stats	R	H	E	K	S	IP	WLS	BF	H	R	ER	SO	BB	IBB	HBP	BLK	WP	HR	S	P	ERA	WHIP
Kevin Appier, R ERA: 4.8 (1, 1)	7	6	0	0	19	2.2	L	19	9	8	8	1	3	0	0	0	0	1	42	68	27.00	4.500
Omar Olivares, R ERA: 6.98 (3, 1)	0	1	0	0	2	3.2		18	2	2	2	2	5	0	0	0	0	35	74	4.91	1.909	
Doug Jones, R ERA: 4.01 (7, 1)	0	3	0	0	1	0.2		3	1	0	0	0	1	0	0	0	0	7	11	0.00	3.000	
Todd Belitz, L ERA: (8, 1)	0	3	0	0	0	1.0		3	0	0	0	1	0	0	0	0	0	8	12	0.00	0.000	

PITCHER	IP	WLS	BF	H	R	ER	SO	BB	IBB	HBP	BLK	WP	HR	S	P	ERA	WHIP
Kevin Appier, R ERA: 4.8 (1, 1)	2.2	L	19	9	8	8	1	3	0	0	0	0	1	42	68	27.00	4.500
Omar Olivares, R ERA: 6.98 (3, 1)	3.2		18	2	2	2	2	5	0	0	0	0	35	74	4.91	1.909	
Doug Jones, R ERA: 4.01 (7, 1)	0.2		3	1	0	0	0	1	0	0	0	0	7	11	0.00	3.000	
Todd Belitz, L ERA: (8, 1)	1.0		3	0	0	0	1	0	0	0	0	0	8	12	0.00	0.000	

Batter	1	2	3	4	5	6	7	8	9	AB R H RBI BB SO LOB	TOP											
Terrence Long, L (1, 8) OBP: 0.344, SLG: 0.471	0-1 1B	0-0 2B		2-2 G4-3			1-3 K		1-0 SF7	5 2 3 1 0 1 0												
Randy Velarde, R (1, 4) OBP: 0.357, SLG: 0.404	2-1 P6	2-2 2B		1-3 K			2-2 F9		1-3 K	5 0 1 2 0 2 2												
Jason Giambi, L (1, 3) OBP: 0.459, SLG: 0.603	0-1 1B	1-3 K			1-2 G4-3		0-2 G6-3		0-0 E	5 0 2 0 0 1 1												
Matt Stairs, L (1, 9) OBP: 0.321, SLG: 0.415	3-3 K		0-0 HR		1-2 G4-3			1-2 L5	0-0 SF7	4 1 1 2 0 1 2												
Miguel Tejada, R (1, 6) OBP: 0.341, SLG: 0.468	1-2 F9		2-2 FC6		0-0 F8			1-2 2B	1-2 G6-3	5 1 2 0 0 0 3												
Ben Grieve, L (1, 10) OBP: 0.356, SLG: 0.497		0-0 G6-3		1-2f FC6		0-1 L9		2-2 1B		4 0 1 0 0 0 1												
Frank Menechino, R (8, PR) OBP: 0.333, SLG: 0.443								1-3 2B		0 0 0 0 0 0 0												
Adam Piatt, R (1, 7) OBP: 0.373, SLG: 0.525		2-1 1B	1-2 F8		4-2 G4-3			2-2 1B		3 1 2 1 1 0 1												
3 Eric Chavez, L (1, 5) OBP: 0.347, SLG: 0.485		2-1 G1-3	2-1 F8		1-0 G4-3			2-2 P6		4 0 0 0 0 0 5												
Sal Fasano, R (1, 2) OBP: 0.290, SLG: 0.431		1-1 2B		3-3 K		0-3 K		2-2 F7		3 1 1 0 0 2 1												
Mike Stanley, R (8, PH) OBP: 0.345, SLG: 0.430										1 0 0 0 0 0 2												
Ramon Hernandez, R (8, 2) OBP: 0.299, SLG: 0.385		2-3 1B								0 0 0 0 0 0 0												
Inning Stats	R: 0 E: 0 K: 1 S: 12	H: 2 LOB: 2 BB: 0 P: 18	R: 3 E: 0 K: 1 S: 15	H: 4 LOB: 1 BB: 0 P: 23	R: 1 E: 1 K: 0 S: 10	H: 2 LOB: 1 BB: 0 P: 15	R: 0 E: 0 K: 2 S: 11	H: 0 LOB: 0 BB: 0 P: 17	R: 0 E: 0 K: 0 S: 7	H: 0 LOB: 0 BB: 0 P: 9	R: 0 E: 0 K: 1 S: 8	H: 0 LOB: 1 BB: 1 P: 13	R: 0 E: 0 K: 1 S: 10	H: 0 LOB: 0 BB: 0 P: 13	R: 1 E: 0 K: 0 S: 21	H: 3 LOB: 2 BB: 0 P: 31	R: 1 E: 1 K: 1 S: 9	H: 2 LOB: 1 BB: 0 P: 12	1B: 10 2B: 2 3B: 0 HR: 1	SF: 1 SAC: 0 DP: 0 HBP: 0	WP: 0 PB: 1 SB: 0 CS: 0	PA: 41
PITCHER	IP WLS BF H R ER SO BB IBB HBP BLK WP HR S P ERA WHIP																					
Rolando Arjojo, R (1, 1) ERA: 5.61	3.0 L 17 8 4 4 2 0 0 0 0 0 0 1 37 56 12.00 2.667																					
Rheal Cormier, L (4, 1) ERA: 3.88	2.0 6 0 0 0 2 0 0 0 0 0 0 0 18 26 0.00 0.000																					
49 Tim Wakefield, R (6, 1) ERA: 5.45	2.0 7 0 0 0 2 1 0 0 0 0 0 0 18 26 0.00 0.500																					
Rod Beck, R (8, 1) ERA: 2.25	1.0 6 3 1 1 0 0 0 0 0 0 0 0 21 31 9.00 3.000																					
Derek Lowe, R (9, 1) ERA: 2.78	1.0 5 2 1 1 1 0 0 0 0 0 0 0 9 12 9.00 2.000																					

Oakland Athletics @ Boston Red Sox
Fenway Park, Boston, MA
Wed Sep 06 2000, 7:05 PM EDT
Att. 31,262 - Sunny - 62 F

livebaseballscorecards.com

AB	39
R	6
H	13
RBI	6
BB	1
SO	7
LOB	18



Batter	1	2	3	4	5	6	7	8	9	AB	R	H	RBI	BB	SO	LOB
Darren Lewis, R OBP: 0.315, SLG: 0.311 (1, 9) Trot Nixon, L OBP: 0.372, SLG: 0.468 (7, PH) Bernard Gilkey, R OBP: 0.265, SLG: 0.296 (8, 9)	0-1 G4-3		0-1 F8		0-1 F7		0-0 G1-3		3-2 1B	3	0	0	0	0	0	2
Jose Offerman, S OBP: 0.336, SLG: 0.330 (1, 3)	1-3 K		2-0 FC6-4			1-1 HR		2-1 1B 1B	2-3 K	5	2	2	1	0	2	2
Carl Everett, S OBP: 0.380, SLG: 0.604 (1, 8)	0-0 G6-3			4-1 1B-3 BB		2-1 F8		1-3 K		3	0	0	0	1	1	1
Nomar Garciaparra, R OBP: 0.428, SLG: 0.589 (1, 6)		1-0 F9		3-2 L8-3		0-1 G5-3		2-2 1B FC4-6 1B		4	1	1	0	0	0	1
Dante Bichette, R OBP: 0.353, SLG: 0.465 (1, 10) Rico Brogna, L OBP: 0.289, SLG: 0.369 (8, PR)		4-2 1B BB		2-1 HR		3-1 F9		3-2 FC4-6 1B		3	1	2	2	1	0	0
Troy O'Leary, L OBP: 0.329, SLG: 0.405 (1, 7)		1-2 G6-4-3 1B		1-3 K			2-1 WP 1B	0-2 FC4-6		4	0	2	1	0	1	1
Jason Varitek, S OBP: 0.355, SLG: 0.409 (1, 2)		0-0 G6-4-3		2-0 G5-3			1-1 F8	2-3 K		4	0	0	0	0	1	4
Donnie Sadler, R OBP: 0.266, SLG: 0.329 (1, 4) Brian Daubach, L OBP: 0.329, SLG: 0.479 (7, PH) Lou Merloni, R OBP: 0.338, SLG: 0.426 (8, 5)			0-1 FC6-4 1B		4-1 S BB		1-3 K		1-2 G4-3	1	0	1	0	1	0	0
Manny Alexander, R OBP: 0.247, SLG: 0.313 (1, 5) Midre Cummings, L OBP: 0.328, SLG: 0.393 (7, PH) Mike Lansing, R OBP: 0.299, SLG: 0.374 (8, 4) Scott Hatteberg, L OBP: 0.359, SLG: 0.442 (9, PH)			0-0 F8		2-2 F3		4-1 BB		3-2 G4-3	2	0	0	0	0	0	2

Inning Stats	R: 0	H: 0	R: 0	H: 1	R: 0	H: 1	R: 1	H: 1	R: 0	H: 0	R: 1	H: 1	R: 0	H: 1	R: 2	H: 3	R: 0	H: 1	1B: 7	SF: 0	WP: 1	PA: 38
E: 0	LOB: 0	E: 0	LOB: 1	E: 0	LOB: 1	E: 0	LOB: 0	E: 0	LOB: 1	E: 0	LOB: 0	E: 0	LOB: 0	E: 0	LOB: 2	E: 0	LOB: 1	E: 0	LOB: 1	2B: 1	SAC: 0	PB: 0
K: 1	BB: 0	K: 0	BB: 1	K: 0	BB: 0	K: 1	BB: 1	K: 0	BB: 1	K: 0	BB: 0	K: 1	BB: 0	K: 1	BB: 1	K: 2	BB: 0	K: 1	BB: 0	3B: 0	DP: 2	SB: 1
S: 6	P: 7	S: 7	P: 13	S: 6	P: 8	S: 10	P: 20	S: 8	P: 16	S: 8	P: 14	S: 9	P: 17	S: 19	P: 29	S: 17	P: 26	S: 17	P: 26	HR: 2	HBP: 0	CS: 0

PITCHER	IP	WLS	BF	H	R	ER	SO	BB	IBB	HBP	BLK	WP	HR	S	P	ERA	WHIP
Mark Mulder, L ERA: 5.57 (1, 1)	6.0	W	24	5	2	2	2	3	0	0	0	0	2	47	82	3.00	1.333
Jeff Tam, R ERA: 2.63 (7, 1)	0.2	H	3	0	0	0	1	1	0	0	0	1	0	6	12	0.00	1.500
Mike Magnante, L ERA: 3.96 (7, 1)	0.1	H	1	0	0	0	0	0	0	0	0	0	0	1	1	0.00	0.000
Doug Jones, R ERA: 4.14 (8, 1)	0.0		1	1	1	1	0	0	0	0	0	0	0	2	4	∞	∞
Jim Mecir, R ERA: 3.27 (8, 1)	2.0	S	9	3	1	1	3	0	0	0	0	0	0	34	51	4.50	1.500

BOTTOM

Oakland Athletics @ Boston Red Sox
Fenway Park, Boston, MA
Wed Sep 06 2000, 7:05 PM EDT
Att: 31,262 - Sunny - 62 F

livebaseballscores.com

AB	34
R	4
H	9
RBI	4
BB	4
SO	6
LOB	16



Batter	1	2	3	4	5	6	7	8	9	AB R H RBI BB SO LOB	TOP											
Jay Canizaro, R (1, 4) OBP: 0.327, SLG: 0.407	1-2 1B HR 1B	1-2 F5			0-0 F7		4-1 FC3-6 BB		2-3 K	4 1 1 0 1 1 1												
Cristian Guzman, S (1, 6) OBP: 0.311, SLG: 0.410	1-1 1B HR 1B	3-3 K			2-0 F5		1-0 FC3-6 DI 1-2f			4 1 1 0 0 1 1												
Matt Lawton, L (1, 7) OBP: 0.416, SLG: 0.478	2-2 1B HR 1B				0-1 G3-1		1-1 G5-3 1-2			4 1 1 0 0 0 1												
Ron Coomer, R (1, 3) OBP: 0.327, SLG: 0.432	0-3 K				1-1 G5-3			1-1 G5-3		4 0 0 0 0 2 3												
David Ortiz, L (1, 10) OBP: 0.378, SLG: 0.478	2-2 HR 1-H 2-H 3-H				1-0 F7		3-3 K	3-2 G6-3		4 1 1 4 0 1 0												
Corey Koskie, L (1, 5) OBP: 0.395, SLG: 0.446	2-0 HR				1-1 P4		1-2 3B 1B	2-1 P6		4 2 2 1 0 0 0												
Torii Hunter, R (1, 8) OBP: 0.296, SLG: 0.369	2-3 K				2-3 K		1-0 3B		3-3 K	4 0 1 1 0 3 0												
Jacque Jones, L (1, 9) OBP: 0.309, SLG: 0.451	2-2 G4-3				1-2 1B		1-0 P4		2-1 G6-3	2 0 1 0 0 0 0 2 0 0 0 0 0 1												
Brian Buchanan, R (6, PH) OBP: 0.250, SLG: 0.297																						
Chad Moeller, R (1, 2) OBP: 0.269, SLG: 0.277																						
A.J. Pierzynski, L (9, PH) OBP: 0.302, SLG: 0.390					2-3 K		1-3 K		2-2 2B	3 0 0 0 0 2 1 1 0 1 0 0 0 0												
Inning Stats	R: 5 E: 0 K: 2 S: 24	H: 5 LOB: 0 BB: 0 P: 36	R: 0 E: 0 K: 1 S: 7	H: 0 LOB: 0 BB: 0 P: 12	R: 0 E: 0 K: 0 S: 5	H: 0 LOB: 0 BB: 0 P: 8	R: 0 E: 0 K: 2 S: 12	H: 1 LOB: 1 BB: 0 P: 17	R: 0 E: 0 K: 0 S: 4	H: 0 LOB: 0 BB: 0 P: 6	R: 1 E: 0 K: 2 S: 11	H: 2 LOB: 1 BB: 0 P: 18	R: 0 E: 0 K: 1 S: 7	H: 0 LOB: 1 BB: 1 P: 14	R: 0 E: 0 K: 0 S: 7	H: 0 LOB: 0 BB: 0 P: 13	R: 0 E: 0 K: 2 S: 11	H: 1 LOB: 1 BB: 0 P: 20	1B: 5 2B: 1 3B: 1 HR: 2	SF: 0 SAC: 0 DP: 0 HBP: 0	WP: 0 PB: 0 SB: 0 CS: 0	PA: 37
PITCHER	IP WLS BF H R ER SO BB IBB HBP BLK WP HR S P ERA WHIP	IP WLS BF H R ER SO BB IBB HBP BLK WP HR S P ERA WHIP																				
Ramon Martinez, R (1, 1) ERA: 6.02	5.2 W 25 8 6 6 7 0 0 0 0 0 2 62 95 9.53 1.412																					
Jeff Fassero, L (6, 1) ERA: 5.18	0.1 H 1 0 0 0 0 0 0 0 0 0 0 1 2 0.00 0.000																					
Rich Garces, R (7, 1) ERA: 3.17	0.2 3 0 0 0 0 1 1 0 0 0 0 0 5 11 0.00 1.500																					
40 Sang-Hoon Lee, L (7, 1) ERA: 9.0	0.1 1 0 0 0 0 0 0 0 0 0 0 0 2 3 0.00 0.000																					
Rod Beck, R (8, 1) ERA: 2.17	1.0 3 0 0 0 0 0 0 0 0 0 0 0 7 13 0.00 0.000																					
PITCHER	IP WLS BF H R ER SO BB IBB HBP BLK WP HR S P ERA WHIP	IP WLS BF H R ER SO BB IBB HBP BLK WP HR S P ERA WHIP																				
Bryce Florie, R (9, 1) ERA: 4.62	1.0 4 1 0 0 0 2 0 0 0 0 0 0 4 20 0.00 1.000																					

Minnesota Twins @ Boston Red Sox
Fenway Park, Boston, MA
Thu Sep 07 2000, 1:05 PM EDT
Att. 32,283 - Sunny - 72 F

AB	36
R	6
H	9
RBI	6
BB	1
SO	10
LOB	8



Batter	1	2	3	4	5	6	7	8	9	AB	R	H	RBI	BB	SO	LOB
Darren Lewis, R OBP: 0.313, SLG: 0.313 (1, 9)	F3		G6-3	E 2B	L4		G5-3			5	1	1	2	0	0	2
Jose Offerman, S OBP: 0.341, SLG: 0.352 (1, 3) Rico Brogna, L OBP: 0.289, SLG: 0.369 (9, 3)	HR		K	E 1B BB		E 2B		HR		4	4	3	2	1	1	0
Carl Everett, S OBP: 0.378, SLG: 0.599 (1, 8)	P3		1B	FC3-2 1B		G4-3		G5-3		5	0	1	0	0	0	3
Nomar Garciaparra, R OBP: 0.427, SLG: 0.587 (1, 6)	K		G5-3	1B		E7 1B		P3		5	0	2	1	0	1	1
Dante Bichette, R OBP: 0.354, SLG: 0.472 (1, 10)		1B 2B		HR	G5-3	K		G6-3		5	2	2	1	0	1	1
Troy O'Leary, L OBP: 0.328, SLG: 0.403 (1, 7)		K		1B 2B 1B	G3-1	K				4	1	1	0	0	2	2
Jason Varitek, S OBP: 0.358, SLG: 0.414 (1, 2)		K		1B 2B BB 1B		2B 1B				3	2	2	0	1	1	1
Lou Merloni, R OBP: 0.362, SLG: 0.462 (1, 5)		1B		FC3-2 1B		1B 2B		K		4	1	3	2	0	1	1
Donnie Sadler, R OBP: 0.263, SLG: 0.324 (1, 4) Izzy Alcantara, R OBP: 0.317, SLG: 0.462 (4, PH) Mike Lansing, R OBP: 0.300, SLG: 0.374 (5, 4)	F8			F7		1B		G4-3		1	0	0	0	0	0	1
										1	0	0	0	0	0	3
										2	0	1	1	0	0	1

Inning Stats	R: 1	H: 1	E: 0	K: 1	S: 12	H: 1	LOB: 0	BB: 0	P: 17	R: 1	H: 2	E: 0	K: 2	S: 14	H: 1	LOB: 1	BB: 0	P: 20	R: 0	H: 1	E: 0	K: 1	S: 11	H: 1	LOB: 1	BB: 0	P: 16	R: 5	H: 5	E: 1	K: 0	S: 16	H: 2	LOB: 1	BB: 0	P: 18	R: 1	H: 2	E: 1	K: 2	S: 14	H: 2	LOB: 1	BB: 0	P: 17	R: 0	H: 1	E: 0	K: 1	S: 9	H: 1	LOB: 1	BB: 0	P: 12	R: 1	H: 1	E: 0	K: 0	S: 10	H: 1	LOB: 0	BB: 0	P: 14
--------------	------	------	------	------	-------	------	--------	-------	-------	------	------	------	------	-------	------	--------	-------	-------	------	------	------	------	-------	------	--------	-------	-------	------	------	------	------	-------	------	--------	-------	-------	------	------	------	------	-------	------	--------	-------	-------	------	------	------	------	------	------	--------	-------	-------	------	------	------	------	-------	------	--------	-------	-------

PITCHER	IP	WLS	BF	H	R	ER	SO	BB	IBB	HBP	BLK	WP	HR	S	P	ERA	WHIP
Eric Milton, L ERA: 4.93 (1, 1)	3.1	L	19	8	7	6	4	1	0	0	0	0	0	48	72	16.20	2.700
Jack Cressend, R ERA: 5.63 (4, 1)	1.2		9	4	2	2	0	1	0	0	0	0	0	17	27	10.80	3.000
Travis Miller, L ERA: 4.24 (6, 1)	2.0		9	3	1	0	3	0	0	0	0	0	0	23	29	0.00	1.500
Eddie Guardado, L ERA: 3.66 (8, 1)	1.0		4	1	1	1	0	0	0	0	0	0	1	10	14	9.00	1.000

BOTTOM

Minnesota Twins @ Boston Red Sox
Fenway Park, Boston, MA
 Thu Sep 07 2000, 1:05 PM EDT
 Att: 32,283 - Sunny - 72 F

livebaseballscorecards.com

AB	39
R	11
H	16
RBI	9
BB	2
SO	7
LOB	16



WP: 0	PA: 41
PB: 0	SB: 0
CS: 0	

Batter	1	2	3	4	5	6	7	8	9	AB R H RBI BB SO LOB	TOP
Chuck Knoblauch, R (1, 4) OBP: 0.356, SLG: 0.394 Jose Vizcaino, S (8, 4) OBP: 0.309, SLG: 0.295	1-0 			0-1 		1-1 		1-1 	4-1 	4 0 0 0 0 0 0 0 0 0 0 1 0 0	
2 Derek Jeter, R (1, 6) OBP: 0.407, SLG: 0.473	2-2 			2-2 		4-1 		4-1 	1-1 	2 1 1 2 2 0 0	
Paul O'Neill, L (1, 9) OBP: 0.351, SLG: 0.453 Ryan Thompson, R (8, PR) OBP: 0.333, SLG: 0.424	2-3 			0-0 		1-0 		0-1 	0-0 	4 0 1 0 0 1 2 1 0 0 0 0 0 2	
Tino Martinez, L (1, 3) OBP: 0.339, SLG: 0.431				3-1 		2-3 		2-3 		4 0 0 0 0 2 5	
David Justice, L (1, 7) OBP: 0.381, SLG: 0.600				1-2 				0-1 		4 1 3 2 0 0 2	
20 Jorge Posada, S (1, 2) OBP: 0.430, SLG: 0.542				1-3 						4 0 1 0 0 1 3	
Jose Canseco, R (1, 10) OBP: 0.390, SLG: 0.464 Alfonso Soriano, R (7, PR) OBP: 0.186, SLG: 0.357				4-2 		2-2 		2-0 	0-0 	2 0 2 0 1 0 0 0 0 0 0 0 0 0	
Scott Brosius, R (1, 5) OBP: 0.310, SLG: 0.384				0-0 		2-0 		0-1 	4-1 	3 1 0 0 1 0 3	
Clayton Kershaw, R (1, 8) OBP: 0.322, SLG: 0.430				1-1 		1-3 		2-2 	0-1 	4 1 0 0 0 1 3	
Inning Stats	R: 0 H: 0 E: 0 LOB: 0 K: 1 BB: 0 S: 7 P: 12	R: 0 H: 1 E: 0 LOB: 0 K: 0 BB: 0 S: 8 P: 12	R: 0 H: 0 E: 0 LOB: 0 K: 0 BB: 1 S: 5 P: 10	R: 1 H: 1 E: 1 LOB: 2 K: 1 BB: 0 S: 13 P: 20	R: 0 H: 1 E: 0 LOB: 0 K: 1 BB: 0 S: 9 P: 14	R: 0 H: 0 E: 0 LOB: 1 K: 1 BB: 1 S: 7 P: 15	R: 1 H: 2 E: 0 LOB: 2 K: 0 BB: 0 S: 11 P: 18	R: 0 H: 1 E: 0 LOB: 2 K: 1 BB: 1 S: 11 P: 18	R: 2 H: 2 E: 1 LOB: 2 K: 0 BB: 2 S: 9 P: 19	1B: 6 SF: 0 2B: 1 SAC: 1 3B: 0 DP: 3 HR: 1 HBP: 1	WP: 0 PA: 39 PB: 1 SB: 2 CS: 0
PITCHER Tomo Ohka, R (1, 1) ERA: 2.79 49 Tim Wakefield, R (7, 1) ERA: 5.41 Rheal Cormier, L (8, 1) ERA: 4.12 Bryce Florie, R (9, 1) ERA: 4.56	IP WLS BF H R ER SO BB IBB HBP BLK WP HR S P ERA WHIP 6.1 L 25 5 2 1 4 2 0 1 0 0 0 1 55 94 1.42 1.105 1.0 4 0 0 0 0 1 0 0 0 0 0 0 8 15 0.00 1.000 1.0 6 2 2 2 1 1 0 0 0 0 0 0 11 18 18.00 3.000 0.2 4 1 0 0 0 1 0 0 0 0 0 0 6 11 0.00 3.000	PITCHER IP WLS BF H R ER SO BB IBB HBP BLK WP HR S P ERA WHIP 1.0 4 0 0 0 0 1 0 0 0 0 0 0 8 15 0.00 1.000 1.0 6 2 2 2 1 1 0 0 0 0 0 0 11 18 18.00 3.000 0.2 4 1 0 0 0 1 0 0 0 0 0 0 6 11 0.00 3.000									

New York Yankees @ Boston Red Sox
 Fenway Park, Boston, MA
 Fri Sep 08 2000, 7:05 PM EDT
 Att. 33,861 - Sunny - 77 F

livebaseballscorecards.com

AB	32
R	4
H	8
RBI	4
BB	5
SO	5
LOB	20



Batter	1	2	3	4	5	6	7	8	9	AB	R	H	RBI	BB	SO	LOB	BOTTOM
--------	---	---	---	---	---	---	---	---	---	----	---	---	-----	----	----	-----	--------

<p>Trot Nixon, L (1, 9) OBP: 0.373, SLG: 0.470</p>			<p>G1-6-3 BB</p>			<p>G3 2B</p>		<p>G6-3</p>		3	0	1	0	1	1	0	<p>New York Yankees @ Boston Red Sox Fenway Park, Boston, MA Fri Sep 08 2000, 7:05 PM EDT Att: 33,861 - Sunny - 77 F</p>
<p>Jose Offerman, S (1, 4) OBP: 0.338, SLG: 0.349</p>			<p>G1-6-3 1-2f</p>			<p>G3 2-3</p>		<p>G3-1</p>		4	0	0	0	0	3		
<p>Carl Everett, S (1, 8) OBP: 0.375, SLG: 0.594</p>				<p>K 1-3</p>		<p>P5</p>		<p>K 3-3</p>		4	0	0	0	2	1		
<p>Nomar Garciaparra, R (1, 6) OBP: 0.424, SLG: 0.562</p>				<p>G5-3</p>		<p>F9</p>		<p>F8</p>		4	0	0	0	0	1	1	
<p>Troy O'Leary, L (1, 7) OBP: 0.326, SLG: 0.400</p>				<p>G3-1</p>		<p>G1-3</p>		<p>F9</p>		4	0	0	0	0	0	0	
<p>Dante Bichette, R (1, 10) OBP: 0.355, SLG: 0.473</p>				<p>P4</p>		<p>BB 1B</p>		<p>F9</p>		4	0	2	0	0	0	0	
<p>Brian Daubach, L (1, 3) OBP: 0.329, SLG: 0.478</p>				<p>1B</p>		<p>F8</p>				3	0	1	0	0	0	2	
<p>Jason Varitek, S (1, 2) OBP: 0.358, SLG: 0.412</p>				<p>K 1-3</p>		<p>BB 1-2</p>		<p>BB</p>		2	0	0	0	1	1	1	
<p>Lou Merloni, R (1, 5) OBP: 0.361, SLG: 0.485</p>				<p>3B</p>		<p>K</p>				3	0	1	0	0	2	3	

Inning Stats	R: 0 E: 0 K: 1 S: 8	H: 0 LOB: 0 BB: 0 P: 13	R: 0 E: 0 K: 1 S: 8	H: 1 LOB: 1 BB: 0 P: 14	R: 0 E: 0 K: 0 S: 6	H: 1 LOB: 1 BB: 1 P: 12	R: 0 E: 0 K: 1 S: 7	H: 0 LOB: 0 BB: 0 P: 10	R: 0 E: 0 K: 2 S: 13	H: 1 LOB: 1 BB: 0 P: 17	R: 0 E: 0 K: 0 S: 12	H: 1 LOB: 1 BB: 0 P: 19	R: 0 E: 0 K: 1 S: 12	H: 1 LOB: 2 BB: 1 P: 19	R: 0 E: 0 K: 1 S: 11	H: 0 LOB: 0 BB: 0 P: 17	R: 0 E: 0 K: 0 S: 5	H: 0 LOB: 0 BB: 0 P: 8	1B: 3 2B: 1 3B: 1 HR: 0	SF: 0 SAC: 0 DP: 1 HBP: 0	WP: 0 PB: 0 SB: 0 CS: 0	PA: 33
---------------------	------------------------------	----------------------------------	------------------------------	----------------------------------	------------------------------	----------------------------------	------------------------------	----------------------------------	-------------------------------	----------------------------------	-------------------------------	----------------------------------	-------------------------------	----------------------------------	-------------------------------	----------------------------------	------------------------------	---------------------------------	----------------------------------	------------------------------------	----------------------------------	--------

PITCHER	IP	WLS	BF	H	R	ER	SO	BB	IBB	HBP	BLK	WP	HR	S	P	ERA	WHIP
Roger Clemens, R (1, 1) ERA: 3.38	8.0	W	30	5	0	0	7	2	0	0	0	0	0	77	121	0.00	0.875
42 Mariano Rivera, R (9, 1) ERA: 2.82	1.0		3	0	0	0	0	0	0	0	0	0	0	5	8	0.00	0.000

AB	31
R	0
H	5
RBI	0
BB	2
SO	7
LOB	11



WP: 0	PA: 33
PB: 0	ERA
SB: 0	WHIP
CS: 0	

Batter	1	2	3	4	5	6	7	8	9	AB R H RBI BB SO LOB	TOP											
Chuck Knoblauch, R (1, 4) <small>OBP: 0.356, SLG: 0.391</small> Jose Vizcaino, S (7, 4) <small>OBP: 0.307, SLG: 0.292</small>	4-2 BB CS		2-1 G6-3			2-2 F9		0-0 B5-3	1-0 F7	2 0 0 0 1 0 0 2 0 0 0 0 0 2												
2 Derek Jeter, R (1, 6) <small>OBP: 0.406, SLG: 0.471</small>	2-3 K			1-2 F8		3-1 G4-6-3 1B		1-2 G5-3		4 0 1 0 0 1 1												
Paul O'Neill, L (1, 9) <small>OBP: 0.349, SLG: 0.450</small> Ryan Thompson, R (9, 7) <small>OBP: 0.333, SLG: 0.424</small>	3-3 K 1-2			0-0 G4-3		0-0 G4-6-3 1-2f		1-1 G6-3		4 0 0 0 0 1 2 0 0 0 0 0 0 0												
Tino Martinez, L (1, 3) <small>OBP: 0.338, SLG: 0.430</small>		1-2 E5		2-2 E3 1B			0-1 HR 20 BB 1B		2-1 F9	4 1 1 0 0 0 0												
David Justice, L (1, 7) <small>OBP: 0.382, SLG: 0.601</small> (9, 9)		1-3 K		1-0 1B			1-2 F5		3-1 HR 2B	4 1 2 0 0 1 2												
Jose Canseco, R (1, 10) <small>OBP: 0.388, SLG: 0.472</small>		2-3 K		3-3 K			1-2 F7		2-2 HR 2-H	4 1 1 2 0 2 4												
20 Jorge Posada, S (1, 2) <small>OBP: 0.429, SLG: 0.539</small>		2-3 K			3-3 K		4-2 HR BB		2-3 K	3 1 0 0 1 3 1												
Scott Brosius, R (1, 5) <small>OBP: 0.311, SLG: 0.393</small>			0-0 F8		0-1 F2		3-2 HR 1-H 2-H		3-2 BB 1B	4 1 2 3 0 0 0												
Clayton Kershaw, R (1, 8) <small>OBP: 0.320, SLG: 0.421</small>			0-3 K		0-0 F8		1-3 K		4-2 BB	3 0 0 0 1 2 0												
Inning Stats	R: 0 E: 0 K: 2 S: 12	H: 0 LOB: 0 BB: 1 P: 21	R: 0 E: 1 K: 3 S: 15	H: 0 LOB: 1 BB: 0 P: 21	R: 0 E: 0 K: 1 S: 6	H: 0 LOB: 0 BB: 0 P: 8	R: 0 E: 1 K: 1 S: 12	H: 1 LOB: 2 BB: 0 P: 19	R: 0 E: 0 K: 1 S: 9	H: 0 LOB: 0 BB: 0 P: 12	R: 0 E: 0 K: 0 S: 7	H: 1 LOB: 0 BB: 0 P: 12	R: 3 E: 0 K: 1 S: 16	H: 2 LOB: 0 BB: 1 P: 26	R: 0 E: 0 K: 0 S: 6	H: 0 LOB: 0 BB: 0 P: 8	R: 2 E: 0 K: 1 S: 18	H: 3 LOB: 2 BB: 1 P: 35	1B: 4 2B: 1 3B: 0 HR: 2	SF: 0 SAC: 0 DP: 1 HBP: 0	WP: 0 PB: 0 SB: 0 CS: 1	PA: 37
PITCHER	IP WLS BF H R ER SO BB IBB HBP BLK WP HR S P ERA WHIP																					
Pedro Martinez, R (1, 1) <small>ERA: 1.74</small> Rod Beck, R (8, 1) <small>ERA: 2.37</small> 49 Tim Wakefield, R (9, 1) <small>ERA: 5.45</small>	7.0 L 27 4 3 3 9 2 0 0 0 0 0 1 77 119 3.86 0.857																					
	1.1 5 1 1 1 0 0 0 0 0 0 0 0 10 17 6.75 0.750																					
	0.2 5 2 1 1 1 1 0 0 0 0 0 1 14 26 13.50 4.500																					

New York Yankees @ Boston Red Sox
Fenway Park, Boston, MA
 Sat Sep 09 2000, 1:15 PM EDT
 Att. 33,355 - Sunny - 83 F

AB	34
R	5
H	7
RBI	5
BB	3
SO	10
LOB	12



Batter	1	2	3	4	5	6	7	8	9
Darren Lewis, R OBP: 0.309, SLG: 0.309 (1, 9) Izzy Alcantara, R OBP: 0.310, SLG: 0.450 (8, PH) Mike Lansing, R OBP: 0.300, SLG: 0.374 (9, 4)	2-2 F9		0-3 K		2-3 K			2-2 P3	
Jose Offerman, S OBP: 0.339, SLG: 0.348 (1, 3)	4-2 1B BB		2-2 2B 1B			1-3 K		3-2 G6-3	
Carl Everett, S OBP: 0.376, SLG: 0.595 (1, 8)	1-2 G5-4-3 1B		1-2 2B			3-2 G4-3			2-3 K
Nomar Garciaparra, R OBP: 0.421, SLG: 0.576 (1, 6)	1-2 G5-4-3 1-2f			1-1 F8		2-1 L5			0-3 K
Dante Bichette, R OBP: 0.354, SLG: 0.473 (1, 10)		1-1 F8		0-2 L4			1-3 K		0-1 3B 2B
Troy O'Leary, L OBP: 0.327, SLG: 0.407 (1, 7)		2-2 G4-3		0-1 2B			0-1 G3		1-0 2B 3B
Jason Varitek, S OBP: 0.362, SLG: 0.418 (1, 2)		3-2 E8 1B		2-1 F8			0-0 FC6-4 1B		1-1 2B
Lou Merloni, R OBP: 0.347, SLG: 0.465 Midre Cummings, L OBP: 0.327, SLG: 0.391 (9, PH)		2-2 G5-3			2-1 F9		1-0 FC6-4 1-2f		2-3 K
Donnie Sadler, R OBP: 0.256, SLG: 0.316 Bernard Gilkey, R OBP: 0.263, SLG: 0.294 (8, PH) (9, 9)			0-1 G4-3		2-3 K			1-3 K	

AB	R	H	RBI	BB	SO	LOB
3	0	0	0	0	2	0
1	0	0	0	0	0	0
0	0	0	0	0	0	0

3	1	1	0	1	1	0
---	---	---	---	---	---	---

4	0	2	1	0	1	0
---	---	---	---	---	---	---

4	0	0	0	0	1	2
---	---	---	---	---	---	---

4	1	1	0	0	1	0
---	---	---	---	---	---	---

4	1	2	1	0	0	0
---	---	---	---	---	---	---

4	0	3	1	0	0	1
---	---	---	---	---	---	---

3	0	0	0	0	0	2
1	0	0	0	0	1	1

2	0	0	0	0	1	0
1	0	0	0	0	1	0

1B:	4	SF:	0
2B:	4	SAC:	0
3B:	1	DP:	1
HR:	0	HBP:	0

BOTTOM

New York Yankees @ Boston Red Sox
Fenway Park, Boston, MA
Sat Sep 09 2000, 1:15 PM EDT
Att: 33,355 - Sunny - 83 F

livebaseballscorecards.com

AB	34
R	3
H	9
RBI	3
BB	1
SO	9
LOB	6



Inning	1	2	3	4	5	6	7	8	9
R: 0	R: 0	R: 1	R: 0	R: 0	R: 0	R: 0	R: 0	R: 0	R: 2
E: 0	E: 1	E: 0	E: 0	E: 0	E: 0	E: 0	E: 0	E: 0	E: 0
K: 0	K: 0	K: 1	K: 0	K: 1	K: 2	K: 1	K: 1	K: 1	K: 3
S: 11	S: 12	S: 12	S: 9	S: 10	S: 8	S: 7	S: 14	S: 18	S: 18
H: 1	H: 1	H: 2	H: 1	H: 0	H: 0	H: 1	H: 0	H: 3	H: 3
LOB: 1	LOB: 1	LOB: 1	LOB: 1	LOB: 0	LOB: 0	LOB: 1	LOB: 0	LOB: 1	LOB: 1
BB: 1	BB: 0	BB: 0	BB: 0	BB: 0	BB: 0	BB: 0	BB: 0	BB: 0	BB: 0
P: 19	P: 20	P: 15	P: 12	P: 16	P: 14	P: 9	P: 20	P: 24	P: 24

PITCHER	IP	WLS	BF	H	R	ER	SO	BB	IBB	HBP	BLK	WP	HR	S	P	ERA	WHIP
Andy Pettitte, L ERA: 4.02 (1, 1)	8.0		29	6	1	1	6	1	0	0	0	0	0	83	125	1.12	0.875
42 Mariano Rivera, R ERA: 3.04 (9, 1)	1.0		6	3	2	2	3	0	0	0	0	0	0	18	24	18.00	3.000

WP:	0	PA:	35
PB:	0	SB:	0
CS:	0	ERA:	
		WHIP:	

Batter	1	2	3	4	5	6	7	8	9	AB R H RBI BB SO LOB	TOP
Chuck Knoblauch, R (1, 4) OBP: 0.358, SLG: 0.391 Jose Vizcaino, S (7, 4) OBP: 0.310, SLG: 0.295	2-2 	0-3 		4-2 			0-0 	1-1 		3 1 1 0 1 1 0 1 0 1 0 0 0 0	New York Yankees @ Boston Red Sox Fenway Park, Boston, MA Sun Sep 10 2000, 1:05 PM EDT Att. 33,062 - Sunny - 72 F
2 Derek Jeter, R (1, 6) OBP: 0.406, SLG: 0.474	3-2 		1-2 	1-0 			2-3 	0-1 		5 1 2 0 0 1 2	
Bernie Williams, S (1, 8) OBP: 0.396, SLG: 0.573	0-0 		0-1 	2-2 			4-0 	1-1 		4 1 1 1 1 0 3	
Jose Canseco, R (1, 10) OBP: 0.388, SLG: 0.470	2-0 		2-3 				3-0 		3-1 	5 1 2 1 0 2 1	
David Justice, L (1, 9) OBP: 0.380, SLG: 0.596	2-2 		1-2 				2-3 		4-0 	4 0 0 0 1 1 5	
Glenallen Hill, R (1, 7) Clay Bellinger, R (7, PR) OBP: 0.318, SLG: 0.418		0-0 	2-0 				1-1 		1-3 	4 0 1 0 0 0 1 1 0 0 0 0 1 1	
Tino Martinez, L (1, 3) OBP: 0.339, SLG: 0.432		3-1 		0-0 			0-0 		3-2 	5 0 2 2 0 0 1	
20 Jorge Posada, S (1, 2) OBP: 0.430, SLG: 0.536		1-1 		3-1 			0-3 			2 1 0 0 1 1 1	
Scott Brosius, R (1, 5) OBP: 0.311, SLG: 0.399		3-1 		0-2 			1-3 			4 1 1 2 0 1 4	
Inning Stats	R: 0 H: 2 E: 0 LOB: 2 K: 0 BB: 0 S: 13 P: 22	R: 2 H: 1 E: 0 LOB: 0 K: 1 BB: 0 S: 9 P: 16	R: 1 H: 1 E: 0 LOB: 1 K: 1 BB: 0 S: 14 P: 20	R: 0 H: 2 E: 0 LOB: 3 K: 0 BB: 1 S: 19 P: 29	R: 0 H: 0 E: 0 LOB: 0 K: 1 BB: 0 S: 10 P: 13	R: 0 H: 0 E: 0 LOB: 0 K: 2 BB: 0 S: 7 P: 8	R: 3 H: 4 E: 0 LOB: 3 K: 2 BB: 2 S: 12 P: 28	R: 0 H: 1 E: 0 LOB: 0 K: 0 BB: 0 S: 6 P: 8	R: 0 H: 0 E: 0 LOB: 1 K: 1 BB: 1 S: 8 P: 19	1B: 8 SF: 0 2B: 1 SAC: 0 3B: 1 DP: 1 HR: 1 HBP: 1	
PITCHER	Pete Schourek, L (1, 1) ERA: 5.11	Jeff Fassero, L (5, 1) ERA: 5.1	Rheal Cormier, L (7, 1) ERA: 4.53	40 Sang-Hoon Lee, L (7, 1) ERA: 6.23	63 Paxton Crawford, R (9, 1) ERA: 2.03	PITCHER	IP WLS BF H R ER SO BB IBB HBP BLK WP HR S P ERA WHIP	IP WLS BF H R ER SO BB IBB HBP BLK WP HR S P ERA WHIP	IP WLS BF H R ER SO BB IBB HBP BLK WP HR S P ERA WHIP	IP WLS BF H R ER SO BB IBB HBP BLK WP HR S P ERA WHIP	IP WLS BF H R ER SO BB IBB HBP BLK WP HR S P ERA WHIP

livebaseballscorecards.com

AB	38
R	6
H	11
RBI	6
BB	4
SO	8
LOB	19



Batter	1	2	3	4	5	6	7	8	9	AB	R	H	RBI	BB	SO	LOB
Darren Lewis, R OBP: 0.309, SLG: 0.307 Morgan Burkhardt, S OBP: 0.440, SLG: 0.406 (1, 9) (8, PH) (9, 3)	4-0 CS BB BB		0-2 F5		0-0 G5-3			1-3 K		2	0	0	0	1	0	0
Jose Offerman, S OBP: 0.345, SLG: 0.353 (1, 3) (9, 4)	4-2 CS 1B BB		3-1			2-1 BB 1B		3-1 1B		3	1	3	0	1	0	0
Carl Everett, S OBP: 0.374, SLG: 0.590 (1, 8)	2-2 P6 1-2 2-3		1-2 F7			0-1 F7		3-1 F8		4	0	0	0	0	0	5
Nomar Garciaparra, R OBP: 0.425, SLG: 0.588 (1, 6)	2-0 1B			0-1 2B		4-0 G1-4-3 1-2 BB			0-0 G1 3B	3	1	3	1	1	0	0
Dante Bichette, R OBP: 0.351, SLG: 0.469 (1, 10)	3-1 F8			3-2 P4		0-2 G1-4-3			0-3 K	4	0	0	0	0	1	5
Troy O'Leary, L OBP: 0.327, SLG: 0.406 (1, 7)		1-2 G3-6 1B		0-1 F5			0-0 F9		0-0 G1	4	0	1	1	0	0	1
Lou Merloni, R OBP: 0.338, SLG: 0.452 Midre Cummings, L OBP: 0.325, SLG: 0.389 Manny Alexander, R OBP: 0.247, SLG: 0.313 Brian Daubach, L OBP: 0.331, SLG: 0.478 (1, 5) (7, PH) (8, 5) (9, PH)		0-3 K		1-2 G5-3			2-0 G3-1		4-2 BB	2	0	0	0	0	1	2
Scott Hatteberg, L OBP: 0.357, SLG: 0.435 (1, 2)		2-0 G3-6			4-1 CS BB		1-2 F9		1-3 K	3	0	0	0	1	1	2
Donnie Sadler, R OBP: 0.250, SLG: 0.308 Trot Nixon, L OBP: 0.373, SLG: 0.468 (1, 4) (8, PH) (9, 9)			1-0 G5-3		0-3 K			3-3 K		2	0	0	0	0	1	1
					1-2 K					1	0	0	0	0	1	0

Inning Stats	R: 1	H: 1	R: 0	H: 1	R: 0	H: 1	R: 0	H: 0	R: 0	H: 1	R: 0	H: 0	R: 0	H: 1	R: 1	H: 1	1B: 5	SF: 0	WP: 0	PA: 35
	E: 0	LOB: 1	E: 0	LOB: 0	E: 0	LOB: 1	E: 0	LOB: 0	E: 0	LOB: 1	E: 0	LOB: 0	E: 0	LOB: 1	E: 0	LOB: 1	2B: 1	SAC: 0	PB: 0	
	K: 0	BB: 2	K: 1	BB: 0	K: 0	BB: 0	K: 1	BB: 1	K: 0	BB: 1	K: 2	BB: 0	K: 0	BB: 0	K: 2	BB: 1	3B: 1	DP: 2	SB: 0	
	S: 9	P: 24	S: 7	P: 10	S: 10	P: 14	S: 5	P: 9	S: 8	P: 14	S: 5	P: 8	S: 11	P: 21	S: 10	P: 15	HR: 0	HBP: 0	CS: 3	

PITCHER	IP	WLS	BF	H	R	ER	SO	BB	IBB	HBP	BLK	WP	HR	S	P	ERA	WHIP
Randy Keisler, L ERA: 1.8 (1, 1)	5.0	W	19	4	1	1	2	3	0	0	0	0	0	41	72	1.80	1.400
Dwight Gooden, R ERA: 4.69 (6, 1)	4.0	S	16	3	1	1	4	2	0	0	0	0	0	34	58	2.25	1.250

BOTTOM

New York Yankees @ Boston Red Sox
Fenway Park, Boston, MA
 Sun Sep 10 2000, 1:05 PM EDT
 Att: 33,062 - Sunny - 72 F

livebaseballscorecards.com

AB	30
R	2
H	7
RBI	2
BB	5
SO	6
LOB	16



Batter	1	2	3	4	5	6	7	8	9	AB R H RBI BB SO LOB	TOP	
Trot Nixon, L (1, 9) OBP: 0.370, SLG: 0.463	4-2 HR BB	1-0 L9			0-1 F8		1-3 K		0-3 K	4 1 0 0 1 2 0		
Jose Offerman, S (1, 4) OBP: 0.346, SLG: 0.361 Mike Lansing, R (9, 4) OBP: 0.300, SLG: 0.374	1-0 HR	0-1 L3			4-1 BB		2-3 K			3 1 1 2 1 1 0 0 0 0 0 0 0 0		
Carl Everett, S (1, 8) OBP: 0.373, SLG: 0.589	0-0 G6-3 2B				2-2 G1-3		2-3 K			4 0 1 0 0 2 1		
Nomar Garciaparra, R (1, 6) OBP: 0.426, SLG: 0.587	0-0 G6-3				1-1 F7		0-0 1B 2B		0-0 G5-3 1B	4 0 2 0 0 0 1		
Troy O'Leary, L (1, 7) OBP: 0.324, SLG: 0.402	0-1 P5				3-3 K		0-1 F8		2-1 F8	4 0 0 0 0 1 3		
Dante Bichette, R (1, 10) OBP: 0.351, SLG: 0.467	0-3 K				3-1 F2		3-2 BB 1B		2-2 G5-3	4 0 1 0 0 1 2		
Brian Daubach, L (1, 3) OBP: 0.332, SLG: 0.477 Rico Brogna, L (8, 3) OBP: 0.289, SLG: 0.369					2-0 F8		4-2 1-2 BB		1-3 K	3 1 1 0 1 1 1 0 0 0 0 0 0 0		
Jason Varitek, S (1, 2) OBP: 0.359, SLG: 0.414					1-1 P5		1-3 K		1-0 G5-3	4 0 0 0 0 1 4		
Manny Alexander, R (1, 5) OBP: 0.247, SLG: 0.328							2-3 K		3-2 P3	4 1 1 2 0 2 3		
Inning Stats	R: 2 H: 2 E: 0 LOB: 1 K: 1 BB: 1 S: 14 P: 19	R: 2 H: 2 E: 0 LOB: 0 K: 0 BB: 0 S: 10 P: 15	R: 0 H: 0 E: 0 LOB: 0 K: 1 BB: 0 S: 13 P: 19	R: 0 H: 0 E: 0 LOB: 0 K: 0 BB: 0 S: 5 P: 11	R: 0 H: 0 E: 0 LOB: 1 K: 2 BB: 1 S: 11 P: 19	R: 0 H: 2 E: 0 LOB: 3 K: 2 BB: 1 S: 20 P: 30	R: 0 H: 0 E: 0 LOB: 0 K: 3 BB: 0 S: 10 P: 14	R: 0 H: 1 E: 0 LOB: 1 K: 1 BB: 0 S: 9 P: 14	R: 0 H: 0 E: 0 LOB: 0 K: 1 BB: 0 S: 9 P: 13	1B: 3 SF: 0 2B: 2 SAC: 0 3B: 0 DP: 0 HR: 2 HBP: 0	WP: 0 PA: 37 PB: 0 SB: 0 CS: 0	
PITCHER	IP WLS BF H R ER SO BB IBB HBP BLK WP HR S P ERA WHIP											
Orlando Hernandez, R (1, 1) ERA: 4.67	6.0 L 27 6 4 4 6 3 0 0 0 0 0 2 73 113 6.00 1.500											
Mike Stanton, L (7, 1) ERA: 4.38	1.0 3 0 0 0 3 0 0 0 0 0 0 0 10 14 0.00 0.000											
Jeff Nelson, R (8, 1) ERA: 2.35	1.0 4 1 0 0 1 0 0 0 0 0 0 0 9 14 0.00 1.000											
Ted Lilly, L (9, 1) ERA:	1.0 3 0 0 0 1 0 0 0 0 0 0 0 9 13 0.00 0.000											

Boston Red Sox @ New York Yankees
 Yankee Stadium, Bronx, NY
 Mon Sep 11 2000, 6:05 PM EDT
 Att. 40,326 - Sunny - 74 F

livebaseballscorecards.com

AB 34
R 4
H 7
RBI 4
BB 3
SO 11
LOB 15



Batter	1	2	3	4	5	6	7	8	9	AB R H RBI BB SO LOB
Chuck Knoblauch, R (1, 4) <small>OBP: 0.354, SLG: 0.386</small>	2-2 		1-3 		0-1 			3-2 		4 0 0 0 0 1 1
2 Derek Jeter, R (1, 6) <small>OBP: 0.407, SLG: 0.473</small>	0-3 		4-2 			0-0 		1-2 		3 0 1 0 1 1 0
Paul O'Neill, L (1, 9) <small>OBP: 0.348, SLG: 0.448</small>	0-0 		1-1 			2-2 		2-1 		4 0 1 0 0 0 3
Tino Martinez, L (1, 3) <small>OBP: 0.338, SLG: 0.430</small>	2-2 			1-1 		0-0 		0-0 		4 0 1 0 0 0 1
Jose Canseco, R (1, 10) <small>OBP: 0.384, SLG: 0.464</small>		2-3 		1-2 		2-1 		1-2 		4 0 0 0 0 1 1
20 Jorge Posada, S (1, 2) <small>OBP: 0.430, SLG: 0.538</small>		3-2 		2-2 			1-3 	0-3 		4 0 2 0 0 2 0
Scott Brosius, R (1, 5) <small>OBP: 0.309, SLG: 0.396</small>		1-2 		0-3 			2-0 			3 0 0 0 0 1 2
Luis Polonia, L (1, 7) <small>OBP: 0.335, SLG: 0.413</small>		2-3 			0-1 		1-0 			3 0 0 0 0 1 1
Clay Bellinger, R (1, 8) <small>OBP: 0.315, SLG: 0.413</small> David Justice, L (8, PH) <small>OBP: 0.381, SLG: 0.596</small> (9, 8)			1-3 		0-0 			4-2 		2 0 0 0 0 1 0 0 0 0 0 1 0 0

Inning Stats	R: 0	H: 1	E: 0	LOB: 1	K: 1	S: 11	R: 0	H: 1	E: 0	LOB: 1	K: 2	S: 14	R: 0	H: 0	E: 0	LOB: 1	K: 2	S: 11	R: 0	H: 1	E: 0	LOB: 1	K: 1	S: 14	R: 0	H: 0	E: 0	LOB: 0	K: 0	S: 5	R: 0	H: 1	E: 0	LOB: 1	K: 0	S: 7	R: 0	H: 0	E: 0	LOB: 0	K: 1	S: 5	R: 0	H: 1	E: 0	LOB: 1	K: 0	S: 11	R: 0	H: 0	E: 0	LOB: 0	K: 1	S: 7	R: 0	H: 0	E: 0	LOB: 0	K: 1	S: 11	R: 0	H: 0	E: 0	LOB: 0	K: 1	S: 7
	0	1	0	1	1	15	0	1	0	1	2	14	0	0	0	1	2	18	0	1	0	1	1	18	0	0	0	0	0	5	0	1	0	1	0	11	0	0	0	0	0	9	0	0	0	1	21	0	0	0	0	0	8	0	0	0	0	0	8							

PITCHER	IP	WLS	BF	H	R	ER	SO	BB	IBB	HBP	BLK	WP	HR	S	P	ERA	WHIP
Rolando Arrojo, R (1, 1) <small>ERA: 5.34</small>	7.1	W	29	5	0	0	7	2	0	0	0	0	0	76	115	0.00	0.955
Derek Lowe, R (8, 1) <small>ERA: 2.72</small>	1.2	S	4	0	0	0	1	0	0	0	0	0	0	9	12	0.00	0.000

BOTTOM

Boston Red Sox @ New York Yankees
 Yankee Stadium, Bronx, NY

Mon Sep 11 2000, 6:05 PM EDT
 Att. 40,326 - Sunny - 74 F

livebaseballscorecards.com

AB	31
R	0
H	5
RBI	0
BB	2
SO	8
LOB	9

WP: 0	PA: 33
PB: 0	
SB: 0	
CS: 0	

Batter	1	2	3	4	5	6	7	8	9	AB	R	H	RBI	BB	SO	LOB	TOP										
Darren Lewis, R OBP: 0.312, SLG: 0.310 (1, 9)	2-2 WP 1B		2-1 1B 2B 1B	2-2 G5-3		1-1 F8		4-1 G1-3 1B BB		4	1	2	0	0	0	1											
Midre Cummings, L OBP: 0.328, SLG: 0.389 (8, PH)										0	0	0	0	0	1	0											
Troy O'Leary, L OBP: 0.324, SLG: 0.402 (8, 7)										0	0	0	0	0	0	0											
Jose Offerman, S OBP: 0.349, SLG: 0.362 (1, 4)	0-0 F8		0-2 2B 1B 1B		2-2 G4-3	4-2 BB		0-1 G1-3 1B		4	1	2	2	1	0	1											
Carl Everett, S OBP: 0.371, SLG: 0.588 (1, 8)	2-3 K		0-2 1B 2B		0-1 G5-3	1-3 K		3-2 SF7		4	1	1	2	0	2	3											
Nomar Garciaparra, R OBP: 0.426, SLG: 0.585 (1, 6)	1-2 G5-3		0-0 HR 1B		1-0 HBP 1B 1B		1-0 G5-3	0-1 G1-3		5	1	2	2	0	0	3											
Dante Bichette, R OBP: 0.351, SLG: 0.473 (1, 10)		1-3 K	2-1 HR		2-0 HBP 1B		0-0 P4	1-3 K		5	1	2	2	0	2	2											
Bernard Gilkey, R OBP: 0.269, SLG: 0.290 (1, 7)		1-3 K	0-0 HR		3-2 HBP 1B		4-2 BB		3-3 K	2	0	0	0	1	1	0											
Trot Nixon, L OBP: 0.369, SLG: 0.462 (7, PR)										1	0	0	0	0	1	0											
Jason Varitek, S OBP: 0.355, SLG: 0.408 (1, 2)		1-2 G4-3	0-0 G6-3		0-0 F8		2-2 F8		0-0 L7	5	0	0	0	0	0	4											
Brian Daubach, L OBP: 0.331, SLG: 0.477 (1, 3)			2-3 K	0-0 G3		3-3 K		1-1 1B 1B 2B	0-1 P5	4	0	1	0	0	2	0											
Rico Brogna, L OBP: 0.287, SLG: 0.366 (8, 3)										1	1	0	0	0	0	0											
Manny Alexander, R OBP: 0.258, SLG: 0.333 (1, 5)			4-0 1B 1B BB	1-3 K		3-1 BB 1B		1-2 1B BB SF7 1B		3	2	2	0	1	1	0											
Inning Stats	R: 0 E: 0 K: 1 S: 10	H: 1 LOB: 1 BB: 0 P: 15	R: 0 E: 0 K: 2 S: 9	H: 0 LOB: 0 BB: 0 P: 12	R: 6 E: 0 K: 1 S: 16	H: 5 LOB: 0 BB: 1 P: 26	R: 0 E: 0 K: 1 S: 9	H: 0 LOB: 0 BB: 0 P: 12	R: 0 E: 0 K: 0 S: 10	H: 2 LOB: 3 BB: 0 P: 18	R: 0 E: 0 K: 2 S: 13	H: 1 LOB: 2 BB: 1 P: 25	R: 0 E: 0 K: 0 S: 7	H: 0 LOB: 1 BB: 1 P: 14	R: 2 E: 0 K: 1 S: 16	H: 3 LOB: 2 BB: 1 P: 26	R: 0 E: 0 K: 1 S: 6	H: 0 LOB: 0 BB: 0 P: 9	1B: 9 2B: 2 3B: 0 HR: 1	SF: 1 SAC: 0 DP: 0 HBP: 1	WP: 1 PB: 0 SB: 0 CS: 0	PA: 44					
PITCHER	IP	WLS	BF	H	R	ER	SO	BB	IBB	HBP	BLK	WP	HR	S	P	ERA	WHIP										
Chuck Finley, L ERA: 4.41 (1, 1)	5.1	L	27	9	6	6	6	1	0	1	0	1	1	60	95	10.12	1.875										
Justin Speier, R ERA: 3.17 (6, 1)	1.2		7	0	0	0	1	2	0	0	0	0	0	14	27	0.00	1.200										
Steve Karsay, R ERA: 4.22 (8, 1)	0.0		2	2	2	2	0	0	0	0	0	0	0	5	7	∞	∞										
Paul Shuey, R ERA: 3.27 (8, 1)	1.0		5	1	0	0	1	1	0	0	0	0	0	11	19	0.00	2.000										
Ricardo Rincon, L ERA: 2.4 (9, 1)	1.0		3	0	0	0	1	0	0	0	0	0	0	6	9	0.00	0.000										

Boston Red Sox @ Cleveland Indians
Jacobs Field, Cleveland, OH
 Tue Sep 12 2000, 7:05 PM EDT
 Att. 42,714 - Cloudy - 70 F

livebaseballscorecards.com

AB 38
R 8
H 12
RBI 8
BB 4
SO 9
LOB 14



BOTTOM

Boston Red Sox @ Cleveland Indians
Jacobs Field, Cleveland, OH
Tue Sep 12 2000, 7:05 PM EDT
Att: 42,714 - Cloudy - 70 F

livebaseballscorecards.com

AB 33
R 6
H 7
RBI 5
BB 2
SO 5
LOB 6



WP: 0 PA: 36
PB: 0
SB: 0
CS: 0

AB R H RBI BB SO LOB

3 0 0 0 1 0 0

3 2 1 0 0 0 0

3 1 1 1 1 0 2

4 1 2 4 0 1 1

4 0 0 0 0 1 2

4 0 0 0 0 0 0

4 1 1 0 0 1 0

4 0 1 0 0 2 0

4 1 1 0 0 0 1

1B: 3 SF: 1
2B: 3 SAC: 0
3B: 0 DP: 0
HR: 1 HBP: 1

Batter	1	2	3	4	5	6	7	8	9
Kenny Lofton, L OBP: 0.370, SLG: 0.433 (1, 8)	3-2 G4-3 ①		4-2 HBP FC BB 1-2		1-1 P4 ②		2-2 G4-3 ③		
Omar Vizquel, S OBP: 0.368, SLG: 0.378 (1, 6)	0-1 1B 2B		2-2 FC G6-3 HBP 1-2 2-3		1-1 G1-3 ③			0-0 B1-3 ①	
Roberto Alomar, S OBP: 0.367, SLG: 0.468 (1, 4)	4-1 1B BB		1-1 FC ① 1-3 2-H 3-H		2-1 HR 2B			2-2 G6-3 ②	
Manny Ramirez, R OBP: 0.454, SLG: 0.670 (1, 9)	0-1 1B ② 1-3 2-H		0-0 G6-3 ② 3-H		0-1 HR ② 2-H			3-3 K ③	
Jim Thome, L OBP: 0.407, SLG: 0.556 (1, 10)	3-1 G4-3 ③		1-1 F9 ③		2-1 G3 ①			2-3 K ①	
David Segui, S OBP: 0.392, SLG: 0.502 (1, 3)		3-1 L9 ①		1-0 F9 ①		1-2 G6-3 ②		1-1 G3-1 ②	
Travis Fryman, R OBP: 0.398, SLG: 0.524 (1, 5)		1-3 K ②		3-2 F9 ②		2-1 G6-3 ③		2-2 E 2B	
Russell Branyan, L OBP: 0.333, SLG: 0.600 (1, 7)		3-3 K ③		1-0 G4-3 ③			3-3 K ①	2-1 E9 1B ② 2-H	
Sandy Alomar Jr., R OBP: 0.328, SLG: 0.409 (1, 2)			0-0 HBP FC BB 1B		1-1 G5-3 ①		3-2 F7 ②	3-2 G6-3 ③	

Inning Stats	R: 1	H: 2	E: 0	K: 10	LOB: 1	BB: 1	P: 20	R: 0	H: 0	E: 0	K: 8	LOB: 0	BB: 0	P: 15	R: 2	H: 1	E: 1	K: 10	LOB: 1	BB: 1	P: 18	R: 0	H: 0	E: 0	K: 5	LOB: 0	BB: 0	P: 10	R: 0	H: 0	E: 0	K: 6	LOB: 0	BB: 0	P: 9	R: 2	H: 2	E: 0	K: 12	LOB: 0	BB: 0	P: 19	R: 0	H: 0	E: 0	K: 10	LOB: 0	BB: 0	P: 18	R: 0	H: 0	E: 0	K: 12	LOB: 0	BB: 0	P: 17	R: 1	H: 2	E: 1	K: 14	LOB: 1	BB: 0	P: 24
--------------	------	------	------	-------	--------	-------	-------	------	------	------	------	--------	-------	-------	------	------	------	-------	--------	-------	-------	------	------	------	------	--------	-------	-------	------	------	------	------	--------	-------	------	------	------	------	-------	--------	-------	-------	------	------	------	-------	--------	-------	-------	------	------	------	-------	--------	-------	-------	------	------	------	-------	--------	-------	-------

PITCHER	IP	WLS	BF	H	R	ER	SO	BB	IBB	HBP	BLK	WP	HR	S	P	ERA	WHIP
Ramon Martinez, R ERA: 6.15 (1, 1)	5.0	W	22	5	5	5	2	2	0	1	0	0	1	43	78	9.00	1.400
Rheal Cormier, L ERA: 4.48 (6, 1)	0.2	H	2	0	0	0	0	0	0	0	0	0	0	6	9	0.00	0.000
Hector Carrasco, R ERA: 4.23 (6, 1)	0.1	H	1	0	0	0	0	0	0	0	0	0	0	2	4	0.00	0.000
Rod Beck, R ERA: 2.23 (7, 1)	2.0	H	6	0	0	0	2	0	0	0	0	0	0	22	35	0.00	0.000
Derek Lowe, R ERA: 2.69 (9, 1)	1.0	S	5	2	1	0	1	0	0	0	0	0	0	14	24	0.00	2.000

PITCHER	IP	WLS	BF	H	R	ER	SO	BB	IBB	HBP	BLK	WP	HR	S	P	ERA	WHIP
---------	----	-----	----	---	---	----	----	----	-----	-----	-----	----	----	---	---	-----	------

Batter	1	2	3	4	5	6	7	8	9	AB R H RBI BB SO LOB	TOP											
Trot Nixon, L (1, 9) OBP: 0.367, SLG: 0.456	2-3 K	2-2 F7		2-1 P4		2-2 P6			4-1 BB	4 0 0 0 1 1 3												
Jose Offerman, S (1, 4) OBP: 0.347, SLG: 0.360	0-1 1B 1B		0-0 F8		3-2 F8		0-0 G4-3		0-1 F8	5 0 1 0 0 0 1												
Carl Everett, S (1, 8) OBP: 0.372, SLG: 0.589	2-3 K		2-2 2B		4-1 E FC4 G5-3 BB		3-2 G3-1			3 2 1 0 1 1 1												
Nomar Garciaparra, R (1, 6) OBP: 0.424, SLG: 0.582 Donnie Sadler, R (8, 6) OBP: 0.250, SLG: 0.308	2-1 1-2 1B		2-3 K		0-0 FC4		0-0 F7			4 0 1 0 0 1 2 0 0 0 0 0 0 0												
Troy O'Leary, L (1, 7) OBP: 0.323, SLG: 0.403	0-3 K		1-2 2B		2-1 G5-3		0-2 G4-3			4 0 1 2 0 1 3												
Dante Bichette, R (1, 10) OBP: 0.349, SLG: 0.469			1-1 P4		0-1 F3		2-2 L3		0-1 F8	4 0 0 0 0 0 2												
Brian Daubach, L (1, 3) OBP: 0.331, SLG: 0.475 Izzy Alcantara, R (8, PH) OBP: 0.302, SLG: 0.439			4-1 BB BB		1-2 F5		1-3 K		0-0 P4	2 0 0 0 1 1 0 1 0 0 0 0 0 0												
Jason Varitek, S (1, 2) OBP: 0.355, SLG: 0.415 Scott Hatteberg, L (8, 2) OBP: 0.355, SLG: 0.433			2-3 K		1-3 K		2-1 HR		1-3 K	3 1 1 1 0 2 1 1 0 0 0 0 1 0												
Lou Merloni, R (1, 5) OBP: 0.350, SLG: 0.453 Rico Brogna, L (9, PH) OBP: 0.286, SLG: 0.364			4-1 1-2 BB		0-0 1B		0-1 G5-3		0-3 K	2 0 1 0 1 0 0 1 0 0 0 0 1 0												
Inning Stats	R: 0 E: 0 K: 3 S: 16	H: 2 LOB: 2 BB: 0 P: 22	R: 0 E: 0 K: 1 S: 12	H: 0 LOB: 2 BB: 2 P: 25	R: 1 E: 0 K: 1 S: 13	H: 2 LOB: 1 BB: 0 P: 18	R: 0 E: 0 K: 1 S: 9	H: 1 LOB: 1 BB: 0 P: 13	R: 1 E: 1 K: 0 S: 11	H: 0 LOB: 1 BB: 1 P: 22	R: 1 E: 0 K: 1 S: 11	H: 1 LOB: 0 BB: 0 P: 16	R: 0 E: 0 K: 0 S: 6	H: 0 LOB: 0 BB: 0 P: 9	R: 0 E: 0 K: 0 S: 6	H: 0 LOB: 0 BB: 0 P: 6	R: 0 E: 0 K: 2 S: 9	H: 0 LOB: 1 BB: 1 P: 14	1B: 3 2B: 2 3B: 0 HR: 1	SF: 0 SAC: 0 DP: 0 HBP: 0	WP: 0 PB: 0 SB: 0 CS: 0	PA: 38
PITCHER	IP WLS BF H R ER SO BB IBB HBP BLK WP HR S P ERA WHIP																					
Bartolo Colon, R (1, 1) ERA: 4.25	7.0 W 31 6 3 2 7 3 0 0 0 0 0 1 78 125 2.57 1.286																					
Ricardo Rincon, L (8, 1) ERA: 2.25	1.0 3 0 0 0 0 0 0 0 0 0 0 0 6 6 0.00 0.000																					
Bob Wickman, R (9, 1) ERA: 2.91	1.0 4 0 0 0 0 2 1 0 0 0 0 0 9 14 0.00 1.000																					

Boston Red Sox @ Cleveland Indians
Jacobs Field, Cleveland, OH
 Wed Sep 13 2000, 7:05 PM EDT
 Att. 42,667 - Sunny - 69 F

livebaseballscorecards.com

AB	34
R	3
H	6
RBI	3
BB	4
SO	9
LOB	13



BOTTOM

Boston Red Sox @ Cleveland Indians
Jacobs Field, Cleveland, OH
Wed Sep 13 2000, 7:05 PM EDT
Att: 42,667 - Sunny - 69 F

livebaseballscorecards.com

AB 34
R 10
H 12
RBI 10
BB 7
SO 7
LOB 15



WP: 0 PA: 43
PB: 0
SB: 2
CS: 1

AB R H RBI BB SO LOB

3 1 1 0 1 0 1
0 0 0 0 0 0 0

3 1 2 2 1 1 1

3 1 1 0 2 1 1
0 0 0 0 0 0 0

5 1 2 4 0 1 5

3 1 0 0 2 1 3

5 1 1 2 0 0 1

4 2 1 0 1 1 1

4 1 2 0 0 1 1


1B: 8 SF: 1
2B: 1 SAC: 0
3B: 0 DP: 0
HR: 3 HBP: 1

Batter	1	2	3	4	5	6	7	8	9
Kenny Lofton, L (1, 8) OBP: 0.372, SLG: 0.433 Dave Roberts, L (7, PR) OBP: 0.400, SLG: 0.250 (8, 7)	2-0 P3	1-1 1B		0-1 P6		4-0 CS BB	1-2 BB HBP		
Omar Vizquel, S (1, 6) OBP: 0.370, SLG: 0.380	3-2 1B	2-1 1B		4-1 BB 2B BB		2-3 1-2	2-0 SF7		
Roberto Alomar, S (1, 4) OBP: 0.369, SLG: 0.467 John McDonald, R (8, 4)	2-2 1B	2-2 G3		4-2 2B BB		1-3 K2-3	4-1 1-2 BB		
Manny Ramirez, R (1, 9) OBP: 0.454, SLG: 0.678	1-3 K		0-1 F8	3-0 2B					
Jim Thome, L (1, 10) OBP: 0.407, SLG: 0.553	2-3 K		4-2 BB	1-0 F8			4-1 HR BB	1-0 P1	
David Segui, S (1, 3) OBP: 0.390, SLG: 0.505		0-2 P6	0-1 L9		2-2 G5-3		2-1 1-H HR	3-2 F7	
Travis Fryman, R (1, 5) OBP: 0.398, SLG: 0.522		4-2 HR BB	0-0 P6		2-3 K		3-2 HBP SF7 1B	0-0 G6-3	
Russell Bryan, L (1, 7) OBP: 0.340, SLG: 0.623 Jolbert Cabrera, R (7, PH) OBP: 0.302, SLG: 0.316 (8, 8)		1-1 1-H HR		3-3 K 1B	0-0		0-2 F7		
Einar Diaz, R (1, 2) OBP: 0.325, SLG: 0.394		0-0 F9		0-2 BB S 2B 1B	3-3 K		2-2 SF7 HBP 1B		

Inning Stats	R: 0	H: 2	E: 0	LOB: 2	K: 2	S: 15	R: 3	H: 3	E: 0	LOB: 1	K: 0	S: 16	R: 0	H: 0	E: 0	LOB: 1	K: 0	S: 7	R: 3	H: 2	E: 0	LOB: 1	K: 1	S: 17	R: 0	H: 1	E: 0	LOB: 1	K: 2	S: 10	R: 0	H: 0	E: 0	LOB: 0	K: 2	S: 7	R: 4	H: 4	E: 0	LOB: 3	K: 0	S: 23	R: 0	H: 0	E: 0	LOB: 0	K: 0	S: 7		

PITCHER	IP	WLS	BF	H	R	ER	SO	BB	IBB	HBP	BLK	WP	HR	S	P	ERA	WHIP
Tomo Ohka, R (1, 1) ERA: 3.63	3.2	L	22	7	6	6	3	4	0	0	0	0	0	11	19	0.00	0.750
Jeff Fassero, L (4, 1) ERA: 5.04	1.1		5	1	0	0	2	0	0	0	0	0	0	11	19	0.00	0.750
Hector Carrasco, R (6, 1) ERA: 4.54	1.0		6	2	3	3	2	2	0	0	0	0	2	14	29	27.00	4.000
40 Sang-Hoon Lee, L (7, 1) ERA: 7.2	0.2		5	2	1	1	0	0	0	1	0	0	0	14	22	13.50	3.000
Rick Croushore, R (7, 1) ERA: 8.49	0.1		2	0	0	0	0	1	0	0	0	0	0	2	6	0.00	3.000

PITCHER	IP	WLS	BF	H	R	ER	SO	BB	IBB	HBP	BLK	WP	HR	S	P	ERA	WHIP
63 Paxton Crawford, R (8, 1) ERA: 1.88	1.0		3	0	0	0	0	0	0	0	0	0	0	7	11	0.00	0.000

Batter	1	2	3	4	5	6	7	8	9	AB R H RBI BB SO LOB	TOP											
Trot Nixon, L (1, 9) OBP: 0.369, SLG: 0.455	2-0 P6		0-0 SH2-3	4-1 BB		2-2 1B WP		2-3 K		3 1 1 0 1 1 0												
Jose Offerman, S (1, 4) OBP: 0.346, SLG: 0.358 Donnie Sadler, R (8, 4) OBP: 0.250, SLG: 0.308	3-1 F8		1-1 G4-3	2-2 F7		3-1 1B WP HR		2-3 K		5 1 1 0 0 1 3 0 0 0 0 0 0 0												
Carl Everett, S (1, 8) OBP: 0.376, SLG: 0.600	1-2 2B 1B		1-1 2B		3-2 1B S	3-2 1B 1-H		0-1 G3-1		5 2 4 3 0 0 0												
Nomar Garciaparra, R (1, 6) OBP: 0.426, SLG: 0.586	0-0 1-H 2B		4-0 IBB		3-1 F7	0-0 1B WP		1-0 G5-3		4 1 2 1 1 0 1												
Troy O'Leary, L (1, 7) OBP: 0.322, SLG: 0.401	0-1 F8		2-0 G3		0-1 P5	3-2 1B 2-H		3-2 G6-3		5 0 1 1 0 0 4												
Dante Bichette, R (1, 10) OBP: 0.349, SLG: 0.473		2-3 K		0-0 HR	4-2 BB	0-0 F9		0-2 G1-3		4 1 1 1 1 1 1												
Brian Daubach, L (1, 3) OBP: 0.329, SLG: 0.471 Rico Brogna, L (8, 3) OBP: 0.286, SLG: 0.364		1-2 G1-3		3-2 P3	2-1 F8		3-2 L6			4 0 0 0 0 0 2 0 0 0 0 0 0 0	AB 37 R 7 H 10 RBI 6 BB 3 SO 5 LOB 12											
Jason Varitek, S (1, 2) OBP: 0.352, SLG: 0.411		2-0 F8		0-1 E6		0-1 G4-3	3-3 K			4 0 0 0 0 1 0												
Lou Merloni, R (1, 5) OBP: 0.345, SLG: 0.436 Manny Alexander, R (8, 5) OBP: 0.258, SLG: 0.333			1-0 G4-3 SH2-3 2B HBP	1-1 L8		1-3 K	1-2 G3-1			3 1 0 0 0 1 1 0 0 0 0 0 0 0												
Inning Stats	R: 1 E: 0 K: 0 S: 9	H: 2 LOB: 1 BB: 0 P: 15	R: 0 E: 0 K: 0 S: 12	H: 0 LOB: 0 BB: 0 P: 17	R: 1 E: 0 K: 0 S: 6	H: 1 LOB: 2 BB: 1 P: 15	R: 1 E: 1 K: 0 S: 12	H: 1 LOB: 2 BB: 1 P: 22	R: 0 E: 0 K: 0 S: 13	H: 1 LOB: 2 BB: 1 P: 25	R: 4 E: 0 K: 1 S: 19	H: 5 LOB: 1 BB: 0 P: 31	R: 0 E: 0 K: 1 S: 10	H: 0 LOB: 0 BB: 0 P: 17	R: 0 E: 0 K: 2 S: 10	H: 0 LOB: 0 BB: 0 P: 14	R: 0 E: 0 K: 0 S: 9	H: 0 LOB: 0 BB: 0 P: 13	1B: 5 2B: 3 3B: 0 HR: 2	SF: 0 SAC: 1 DP: 0 HBP: 1	WP: 2 PB: 0 SB: 1 CS: 0	PA: 42
PITCHER	IP WLS BF H R ER SO BB IBB HBP BLK WP HR S P ERA WHIP																					
Charles Nagy, R (1, 1) ERA: 7.06	4.2 L 24 5 3 3 1 2 1 1 0 0 1 50 90 5.79 1.500																					
Cameron Cairncross, L (5, 1) ERA: 2.7	1.0 4 1 1 1 1 0 0 0 0 0 0 10 15 9.00 1.000																					
Justin Speier, R (6, 1) ERA: 3.62	0.0 3 3 2 2 0 0 0 0 0 1 1 7 13 ∞ ∞																					
Chris Nichting, R (6, 1) ERA: 1.69	1.1 5 1 1 1 1 0 0 0 0 1 0 14 24 6.75 0.750																					
Steve Karsay, R (8, 1) ERA: 4.09	2.0 6 0 0 0 0 2 0 0 0 0 0 0 19 27 0.00 0.000																					

Boston Red Sox @ Cleveland Indians
Jacobs Field, Cleveland, OH
 Thu Sep 14 2000, 7:05 PM EDT
 Att. 42,709 - Cloudy - 65 F

livebaseballscorecards.com

BOTTOM

Boston Red Sox @ Cleveland Indians
Jacobs Field, Cleveland, OH
Thu Sep 14 2000, 7:05 PM EDT
Att. 42,709 - Cloudy - 65 F

livebaseballscorecards.com

AB	33
R	4
H	7
RBI	4
BB	1
SO	10
LOB	8



WP:	0	PA:	34
PB:	0	SB:	1
CS:	0		

AB R H RBI BB SO LOB

4 0 0 0 0 0 0

4 1 1 0 0 1 0

4 1 2 1 0 0 0

4 0 1 0 0 1 1

3 1 1 0 1 2 2

4 1 2 3 0 0 1

4 0 0 0 0 3 2

3 0 0 0 0 2 2

3 0 0 0 0 1 0

1B: 5 SF: 0
2B: 1 SAC: 0
3B: 0 DP: 1
HR: 1 HBP: 0

Batter	1	2	3	4	5	6	7	8	9
Kenny Lofton, L (1, 8) OBP: 0.369, SLG: 0.429	2-2 G4-3			0-0 G3		0-1 G3		3-2 L9	
Omar Vizquel, S (1, 6) OBP: 0.369, SLG: 0.379	2-2 L7			2-2 F5		0-3 K		2-2 2B 1B	
Roberto Alomar, S (1, 4) OBP: 0.370, SLG: 0.470	1-1 G1-3			0-2 F7			3-2 S 1B 1B	2-2 1-H 2B	
Manny Ramirez, R (1, 9) OBP: 0.452, SLG: 0.673		1-2 G6-3			0-3 K		0-1 1B 1B	0-1 G5-3	
Jim Thome, L (1, 3) OBP: 0.408, SLG: 0.552		1-3 K			4-2 HR BB		2-3 K	0-1 G6-3 1B	
David Segui, S (1, 10) OBP: 0.391, SLG: 0.511		1-2 G6-3		1-1 1-H HR			2-2 1-2 3-H 1B	0-0 G6-3 1-2f	
Travis Fryman, R (1, 5) OBP: 0.395, SLG: 0.518			3-3 K		3-3 K		2-3 K	3-2 G6-3	
Russell Bryan, L (1, 7) OBP: 0.333, SLG: 0.610			1-3 K		3-1 F7		0-3 K		
Sandy Alomar Jr., R (1, 2) OBP: 0.325, SLG: 0.405			2-3 K			1-2 G5-3		2-1 F8	

Inning Stats	R: 0 H: 0 E: 0 K: 8	H: 0 LOB: 0 BB: 0 P: 13	R: 0 H: 0 E: 0 K: 10	H: 0 LOB: 0 BB: 0 P: 13	R: 0 H: 0 E: 0 K: 3 S: 10	H: 0 LOB: 0 BB: 0 P: 16	R: 2 H: 1 E: 0 K: 2 S: 13	H: 1 LOB: 0 BB: 1 P: 24	R: 0 H: 0 E: 0 K: 1 S: 9	H: 0 LOB: 0 BB: 0 P: 10	R: 1 H: 3 E: 0 K: 3 S: 18	H: 2 LOB: 1 BB: 0 P: 25	R: 0 H: 1 E: 0 K: 7 S: 10	1B: 5 2B: 1 3B: 0 HR: 1	SF: 0 SAC: 0 DP: 1 HBP: 0	WP: 0 PB: 0 SB: 1 CS: 0	PA: 34
--------------	---------------------	-------------------------	----------------------	-------------------------	---------------------------	-------------------------	---------------------------	-------------------------	--------------------------	-------------------------	---------------------------	-------------------------	---------------------------	-------------------------	---------------------------	-------------------------	--------

PITCHER	IP	WLS	BF	H	R	ER	SO	BB	IBB	HBP	BLK	WP	HR	S	P	ERA	WHIP
Pedro Martinez, R (1, 1) ERA: 1.81	7.0	W	26	4	3	3	10	1	0	0	0	0	1	75	112	3.86	0.714
Rod Beck, R (8, 1) ERA: 2.45	0.2		4	2	1	1	0	0	0	0	0	0	0	14	23	13.50	3.000
Derek Lowe, R (8, 1) ERA: 2.64	1.1	S	4	1	0	0	0	0	0	0	0	0	0	9	12	0.00	0.750

Batter	1	2	3	4	5	6	7	8	9	AB	R	H	RBI	BB	SO	LOB	TOP										
Trot Nixon, L (1, 9) OBP: 0.368, SLG: 0.453 Bernard Gilkey, R (8, PH) OBP: 0.267, SLG: 0.288 Mike Lansing, R (8, 4) OBP: 0.300, SLG: 0.374	0-1 F7	3-2 1B 1-3 2-H 3-H		2-2 G4-3		2-2 L9		3-1 F7		4	0	1	2	0	0	0											
Jose Offerman, S (1, 4) OBP: 0.348, SLG: 0.356	1-0 F9	4-0 1B 1-2 BB			4-0 1B 1B BB		0-0 G6-3	4-2 1B 1-2 2-3 BB		2	1	0	0	3	0	0											
Carl Everett, S (1, 8) OBP: 0.372, SLG: 0.593	0-1 G4-3	3-2 F7			2-3 K		0-0 G5-3	0-3 K		5	0	0	0	0	2	7											
Nomar Garciaparra, R (1, 6) OBP: 0.428, SLG: 0.588		3-2 1B 2B	0-2 G1-3		3-1 1B 1-2 1B		2-1 G6-3		0-0 1B 1B	5	2	3	0	0	0	0											
Troy O'Leary, L (1, 7) OBP: 0.327, SLG: 0.404		0-2 G6-3	2-1 1B		2-2 1B 1-2 2-H 1B			4-2 F9 1B BB	0-2 L4-6 1B 1-3 1B	4	1	3	1	1	0	1											
Brian Daubach, L (1, 10) OBP: 0.329, SLG: 0.471 Dante Bichette, R (5, PH) OBP: 0.351, SLG: 0.474 Donnie Sadler, R (8, PR) OBP: 0.250, SLG: 0.308 Morgan Burkhardt, S (9, PH) OBP: 0.435, SLG: 0.400		0-2 BB 1B 2-H 1B	1-0 F9		0-0 1B 1-2 2-H 1B			4-0 1B 1-2 1B BB	1-3 K	2	1	1	1	0	0	1											
Scott Hatteberg, L (1, 2) OBP: 0.356, SLG: 0.429		4-2 1B BB 1-2 BB	0-3 K		2-3 K2-3			0-1 F9	3-1 1B	4	1	1	1	1	2	5											
Rico Brogna, L (1, 3) OBP: 0.281, SLG: 0.358 Jason Varitek, S (8, PH) OBP: 0.353, SLG: 0.413 Darren Lewis, R (8, PR) OBP: 0.311, SLG: 0.309		0-0 F8		1-2 G1-3		0-1 G6-3		0-0 BB 1B 1-3 3-H 1B	1-1 L4-6	3	0	0	0	0	0	2											
Manny Alexander, R (1, 5) OBP: 0.259, SLG: 0.330 Midre Cummings, L (8, PH) OBP: 0.332, SLG: 0.392 Lou Merloni, R (8, 5) OBP: 0.345, SLG: 0.436		4-1 1B 1-2 2-3 BB		3-2 L6		0-2 F9		1-1 BB 1B 1-2 3-H 1B		2	0	0	0	1	0	0											
Inning Stats	R: 0 E: 0 K: 0 S: 5	H: 0 LOB: 0 BB: 0 P: 6	R: 3 E: 0 K: 0 S: 21	H: 3 LOB: 3 BB: 3 P: 42	R: 0 E: 0 K: 1 S: 9	H: 1 LOB: 1 BB: 0 P: 12	R: 0 E: 0 K: 0 S: 9	H: 0 LOB: 0 BB: 0 P: 15	R: 1 E: 0 K: 2 S: 12	H: 3 LOB: 2 BB: 1 P: 25	R: 0 E: 0 K: 0 S: 8	H: 0 LOB: 0 BB: 0 P: 10	R: 0 E: 0 K: 0 S: 4	H: 0 LOB: 0 BB: 0 P: 6	R: 2 E: 0 K: 1 S: 15	H: 2 LOB: 3 BB: 3 P: 31	R: 1 E: 0 K: 1 S: 12	H: 3 LOB: 1 BB: 0 P: 17	1B: 11 2B: 2 3B: 0 HR: 0	SF: 0 SAC: 0 DP: 1 HBP: 0	WP: 0 PB: 0 SB: 1 CS: 0	PA: 44					
PITCHER	IP	WLS	BF	H	R	ER	SO	BB	IBB	HBP	BLK	WP	HR	S	P	ERA	WHIP										
Steve Sparks, R (1, 1) ERA: 3.53	4.1		23	6	4	4	2	4	0	0	0	0	0	52	94	8.31	2.308										
C.J. Nitkowski, L (5, 1) ERA: 4.83	2.2		9	1	1	1	1	1	0	0	0	0	0	19	29	3.38	0.750										
Matt Anderson, R (8, 1) ERA: 4.19	0.1	H	2	0	0	0	0	1	0	0	0	0	0	2	6	0.00	3.000										
Willie Blair, R (8, 1) ERA: 4.88	0.0	B	2	2	1	1	0	0	0	0	0	0	0	3	4	∞	∞										
Kevin Tolar, L (8, 1) ERA: 27.0	0.1		1	0	0	0	0	0	0	0	0	0	0	2	5	0.00	0.000										
PITCHER	IP	WLS	BF	H	R	ER	SO	BB	IBB	HBP	BLK	WP	HR	S	P	ERA	WHIP										
Nelson Cruz, R (8, 1) ERA: 3.18	0.1	L	4	2	1	1	1	1	0	0	0	0	0	10	14	27.00	9.000										
Todd Jones, R (9, 1) ERA: 3.16	1.0		3	1	0	0	1	0	0	0	0	0	0	7	12	0.00	1.000										

Boston Red Sox @ Detroit Tigers
Comerica Park, Detroit, MI
Fri Sep 15 2000, 7:05 PM EDT
Att. 33,785 - Cloudy - 60 F

AB	37
R	7
H	12
RBI	7
BB	7
SO	5
LOB	22



Batter	1	2	3	4	5	6	7	8	9	AB	R	H	RBI	BB	SO	LOB
Billy McMillon, L OBP: 0.400, SLG: 0.453 Wendell Magee, R OBP: 0.316, SLG: 0.440 Rich Becker, L OBP: 0.396, SLG: 0.384	2-1 S 1B	0-1 P6		1-0 FC4-6 1-2f 2-3		2-3 K		2-1 G4-3		4	0	1	0	0	1	4
Juan Encarnacion, R OBP: 0.326, SLG: 0.427	3-3 K 1-2		2-2 S 2B HBP	0-1 F7		4-0 IBB		3-2 F3		3	1	0	0	0	1	3
Bobby Higginson, L OBP: 0.368, SLG: 0.526	0-0 P3		2-2 PB 1-H 2B		1-0 G3	2-3 K		2-3 K		5	0	1	1	0	2	3
Juan Gonzalez, R OBP: 0.337, SLG: 0.505	1-2 G6-3		4-2 CS 2-3 BB		1-3 K		2-2 HR		2-0 G5-3	4	1	1	1	1	1	1
Dean Palmer, R OBP: 0.342, SLG: 0.472		1-3 K	2-3 K		4-1 BB		4-2 G6-3 SH1-3 1B BB		1-1 G6-3	3	1	0	0	2	2	2
Hal Morris, L OBP: 0.383, SLG: 0.386		1-1 F7	1-2 G4-3		0-3 K		0-0 SH1-3		0-0 L5	4	0	0	0	0	1	2
Deivi Cruz, R OBP: 0.313, SLG: 0.450		1-3 K 1B 1B		3-2 FC4-6 BB 1B		0-0 1B G6-3 2B		2-2 G6-3		4	2	2	0	0	1	1
Damion Easley, R OBP: 0.351, SLG: 0.410		3-2 1B E 1B		4-1 FC4-6 1-2 BB		1-0 G6-3 1B		1-2 1B		3	1	3	1	1	0	0
Brad Ausmus, R OBP: 0.355, SLG: 0.371		0-0 E8 1-H 2-H 1B		0-0 F7		2-2 G6-3		1-2 P4		4	0	1	2	0	0	4

Inning Stats	R: 0	H: 1	E: 0	LOB: 1	K: 1	S: 9	R: 2	H: 2	E: 1	LOB: 1	K: 2	S: 15	R: 1	H: 1	E: 0	LOB: 1	K: 1	S: 17	R: 0	H: 1	E: 0	LOB: 2	K: 0	S: 8	R: 0	H: 0	E: 0	LOB: 1	K: 2	S: 10	R: 1	H: 2	E: 0	LOB: 2	K: 2	S: 13	R: 2	H: 2	E: 0	LOB: 1	K: 0	S: 16	R: 0	H: 0	E: 0	LOB: 0	K: 1	S: 10	R: 0	H: 0	E: 0	LOB: 0	K: 0	S: 4	R: 1	H: 0	E: 0	LOB: 0	K: 0	S: 7	1B: 6	SF: 0	3B: 0	HR: 1	WP: 1	PA: 42
--------------	------	------	------	--------	------	------	------	------	------	--------	------	-------	------	------	------	--------	------	-------	------	------	------	--------	------	------	------	------	------	--------	------	-------	------	------	------	--------	------	-------	------	------	------	--------	------	-------	------	------	------	--------	------	-------	------	------	------	--------	------	------	------	------	------	--------	------	------	-------	-------	-------	-------	-------	--------

PITCHER	IP	WLS	BF	H	R	ER	SO	BB	IBB	HBP	BLK	WP	HR	S	P	ERA	WHIP
49 Tim Wakefield, R ERA: 5.39	(1, 1)	5.0	24	5	3	2	6	3	0	0	0	1	0	59	96	3.60	1.600
Hector Carrasco, R ERA: 4.64	(6, 1)	0.1	3	2	1	1	0	0	0	0	0	0	0	7	10	27.00	6.000
Jeff Fassero, L ERA: 5.13	(6, 1)	1.1	8	2	2	2	2	1	1	0	0	0	1	19	36	13.50	2.250
Rheal Cormier, L ERA: 4.45	(7, 1)	0.1	1	0	0	0	0	0	0	0	0	0	0	3	4	0.00	0.000
Rod Beck, R ERA: 2.38	(8, 1)	1.0	3	0	0	0	1	0	0	0	0	0	0	10	17	0.00	0.000

PITCHER	IP	WLS	BF	H	R	ER	SO	BB	IBB	HBP	BLK	WP	HR	S	P	ERA	WHIP
Derek Lowe, R ERA: 2.61	(9, 1)	1.0	3	0	0	0	0	0	0	0	0	0	0	4	7	0.00	0.000

BOTTOM

Boston Red Sox @ Detroit Tigers
Comerica Park, Detroit, MI
Fri Sep 15 2000, 7:05 PM EDT
Att: 33,785 - Cloudy - 60 F

AB	35
R	6
H	9
RBI	5
BB	5
SO	9
LOB	20



WP: 1	PA: 42
PB: 1	
SB: 2	
CS: 1	

livebaseballscorecards.com

Batter	1	2	3	4	5	6	7	8	9	AB R H RBI BB SO LOB	TOP																													
Trot Nixon, L (1, 9) OBP: 0.370, SLG: 0.467	1-0 HR		4-2 1B 2B BB		0-2 G6-3			1-1 1B 3B	1-1 F8	4 3 2 1 1 0 2																														
Jose Offerman, S (1, 4) OBP: 0.351, SLG: 0.356	3-2 F8		0-1 2B 1B		4-1 BB			0-0 F9	4-1 1B BB	3 1 1 0 2 0 1 0 0 0 0 0 0 0																														
Mike Lansing, R (9, 4) OBP: 0.300, SLG: 0.374																																								
Brian Daubach, L (1, 3) OBP: 0.329, SLG: 0.472	1-3 K		1-2 2B		1-0 G4-3			0-0 WP 1B	1-0 E 1B	3 0 1 1 0 1 1 2 1 2 2 0 0 0																														
Carl Everett, S (8, PH) OBP: 0.375, SLG: 0.595																																								
Nomar Garciaparra, R (1, 6) OBP: 0.429, SLG: 0.588	1-2 1B		0-0 G6-3					3-2 1B 2B	0-0 E9 1B	5 1 3 3 0 0 1																														
Troy O'Leary, L (1, 7) OBP: 0.325, SLG: 0.401	3-2 F9		2-2 G3-1					3-1 F9	2-3 K	3 0 0 0 0 0 2 1 0 0 0 0 0 1 1 0 0 0 0 0 13																														
Bernard Gilkey, R (8, PH) OBP: 0.266, SLG: 0.287																																								
Rico Brogna, L (8, 3) OBP: 0.279, SLG: 0.355																																								
Dante Bichette, R (1, 10) OBP: 0.351, SLG: 0.474		1-0 F7		1-1 F8		3-3 K		0-2 2B		4 0 1 1 0 1 0																														
Jason Varitek, S (1, 2) OBP: 0.350, SLG: 0.409		1-0 F8		2-2 G1-3			0-0 G4-3		0-0 F2	4 0 0 0 0 0 0																														
Lou Merloni, R (1, 5) OBP: 0.345, SLG: 0.444		1-0 2B		1-0 G6-3			1-1 F7		2-2 BB 1B 1B	3 0 1 0 0 0 0 1 0 1 0 0 0 0 0 1 0 0 0 0 0																														
Midre Cummings, L (9, PH) OBP: 0.335, SLG: 0.396																																								
Donnie Sadler, R (9, PR) OBP: 0.250, SLG: 0.308																																								
Darren Lewis, R (1, 8) OBP: 0.307, SLG: 0.305		1-0 L3			0-0 G5-3		1-1 L4		2-1 1B BB 1B	3 0 0 0 0 0 1 1 0 1 0 0 0 0 0 1 0 0 0 0 0																														
Scott Hatteberg, L (9, PH) OBP: 0.359, SLG: 0.432																																								
Manny Alexander, R (9, PR) OBP: 0.259, SLG: 0.330																																								
Inning Stats	R: 1 E: 0 K: 1 S: 13	H: 2 LOB: 1 BB: 0 P: 22	R: 0 E: 0 K: 0 S: 4	H: 1 LOB: 1 BB: 0 P: 8	R: 1 E: 0 K: 0 S: 11	H: 2 LOB: 1 BB: 1 P: 18	R: 0 E: 0 K: 0 S: 8	H: 0 LOB: 0 BB: 0 P: 12	R: 0 E: 0 K: 0 S: 6	H: 0 LOB: 1 BB: 1 P: 11	R: 0 E: 0 K: 1 S: 8	H: 0 LOB: 0 BB: 0 P: 14	R: 0 E: 0 K: 0 S: 5	H: 0 LOB: 0 BB: 0 P: 7	R: 3 E: 0 K: 0 S: 14	H: 4 LOB: 1 BB: 0 P: 21	R: 3 E: 1 K: 1 S: 14	H: 4 LOB: 3 BB: 1 P: 26	1B: 8 2B: 3 3B: 1 HR: 1	SF: 0 SAC: 0 DP: 0 HBP: 0	WP: 2 PB: 0 SB: 0 CS: 0	PA: 41																		
PITCHER	IP	WLS	BF	H	R	ER	SO	BB	IBB	HBP	BLK	WP	HR	S	P	ERA	WHIP						PITCHER	IP	WLS	BF	H	R	ER	SO	BB	IBB	HBP	BLK	WP	HR	S	P	ERA	WHIP
Brian Moehler, R (1, 1) ERA: 4.15	7.1		29	6	3	3	2	2	0	0	0	0	1	58	96	3.68	1.091																							
C.J. Nitkowski, L (8, 1) ERA: 4.99	0.1	B	3	2	1	1	0	0	0	0	0	1	0	6	12	27.00	6.000																							
Matt Anderson, R (8, 1) ERA: 4.28	0.2	L	3	2	2	2	0	0	0	0	0	0	0	9	11	27.00	3.000																							
Todd Jones, R (9, 1) ERA: 3.43	0.2		6	3	2	2	1	1	0	0	0	0	0	10	20	27.00	6.000																							

Boston Red Sox @ Detroit Tigers

Comerica Park, Detroit, MI

Sat Sep 16 2000, 1:15 PM EDT

Att. 34,822 - Sunny - 60 F

livebaseballscorecards.com

AB	38
R	8
H	13
RBI	8
BB	3
SO	3
LOB	12



BOTTOM

Boston Red Sox @ Detroit Tigers
Comerica Park, Detroit, MI

livebaseballscorecards.com

AB	35
R	5
H	11
RBI	5
BB	2
SO	5
LOB	14



WP: 0	PA: 38
PB: 0	
SB: 2	
CS: 0	

Sat Sep 16 2000, 1:15 PM EDT
Att. 34,822 - Sunny - 60 F


AB R H RBI BB SO LOB

5	1	1	2	0	3	2
4	1	2	1	0	0	0
0	0	0	0	0	0	0
1	0	0	0	0	0	2
4	0	1	0	0	0	1
3	0	0	0	1	1	1
3	1	2	0	1	0	2
4	0	0	0	0	0	4
3	1	2	1	0	0	0
1	0	0	0	0	0	0
3	0	1	1	0	0	1
4	1	2	0	0	1	1

Batter	1	2	3	4	5	6	7	8	9
Rich Becker, L OBP: 0.393, SLG: 0.392 (1, 8) FFBFF (9, 9) X	2-2 G4-3 ①		0-3 K ③			3-3 K ①		2-2 1-H HR	2-3 K ②
Billy McMillon, L OBP: 0.404, SLG: 0.494 54 Rod Lindsey, R (8, PR) (9, 8)	0-0 HR			2-1 G4-3 ①		3-1 F8 ②		0-2 FC4-6 1B	1-0 F8 ③
Dean Palmer, R OBP: 0.341, SLG: 0.471 (9, PH)				2-2 BB 1B		1-0 G4-3 ③		2-0 FC4-6 FC6-4 1-2f S	
Bobby Higginson, L OBP: 0.367, SLG: 0.524 (1, 7) CX	0-1 F8 ②			4-0 G6-4-3 1-2 BB		1-3 K ①		3-2 F7 ②	
Juan Gonzalez, R OBP: 0.336, SLG: 0.501 (1, 10) CX	0-1 P4 ③			2-1 G6-4-3 1-2f ② ③		0-0 1B 2B		4-2 FC6-4 1-2 BB	
Hal Morris, L OBP: 0.392, SLG: 0.400 (1, 3)						1-1 F9 ①		1-0 FC6-4 ③	
Deivi Cruz, R OBP: 0.310, SLG: 0.446 (1, 6) BBB X						0-0 G5-3 ②		1-2f 2-3	
Robert Fick, L OBP: 0.346, SLG: 0.364 Brad Ausmus, R OBP: 0.355, SLG: 0.370 (1, 2) (9, 2) BB X						0-0 1B 3B		0-1 G5-3 ①	
Damion Easley, R OBP: 0.353, SLG: 0.410 (1, 4) CX						0-0 F2 1B		1-1 1B HBP	
Jose Macias, S OBP: 0.331, SLG: 0.368 (1, 5) SFS S						3-H 3-2 F2 ② ③		3-2 HR 1B	

Inning Stats	R: 1 E: 0 K: 10	H: 1 LOB: 0 BB: 0 P: 12	R: 0 E: 0 K: 5	H: 1 LOB: 0 BB: 0 P: 12	R: 0 E: 0 K: 8	H: 0 LOB: 0 BB: 0 P: 8	R: 0 E: 0 K: 8	H: 1 LOB: 1 BB: 1 P: 18	R: 1 E: 0 K: 7	H: 2 LOB: 0 BB: 0 P: 11	R: 0 E: 0 K: 1	H: 0 LOB: 0 BB: 0 P: 13	R: 1 E: 0 K: 10	H: 2 LOB: 1 BB: 0 P: 14	R: 2 E: 0 K: 17	H: 3 LOB: 2 BB: 1 P: 32	R: 0 E: 0 K: 10	H: 1 LOB: 2 BB: 0 P: 16	1B: 7 2B: 1 3B: 1 HR: 2	SF: 0 SAC: 0 DP: 2 HBP: 1
--------------	-----------------------	----------------------------------	----------------------	----------------------------------	----------------------	---------------------------------	----------------------	----------------------------------	----------------------	----------------------------------	----------------------	----------------------------------	-----------------------	----------------------------------	-----------------------	----------------------------------	-----------------------	----------------------------------	----------------------------------	------------------------------------

PITCHER	IP	WLS	BF	H	R	ER	SO	BB	IBB	HBP	BLK	WP	HR	S	P	ERA	WHIP
Rolando Arrojo, R ERA: 5.28 (1, 1)	7.0		26	7	3	3	4	1	0	0	0	0	1	55	88	3.86	1.143
Rod Beck, R ERA: 2.91 (8, 1)	0.0	B	3	3	2	2	0	0	0	0	0	0	1	9	14	∞	∞
Rheal Cormier, L ERA: 4.43 (8, 1)	0.1		1	0	0	0	0	0	0	0	0	0	0	1	3	0.00	0.000
Hipolito Pichardo, R ERA: 3.1 (8, 1)	0.2	W	3	0	0	0	0	1	0	0	0	0	0	7	15	0.00	1.500
Derek Lowe, R ERA: 2.58 (9, 1)	1.0	S	5	1	0	0	1	0	0	1	0	0	0	10	16	0.00	1.000

Batter	1	2	3	4	5	6	7	8	9	AB R H RBI BB SO LOB	TOP	
Trot Nixon, L (1, 9) OBP: 0.370, SLG: 0.466 Izzy Alcantara, R (6, 9) OBP: 0.318, SLG: 0.524	0-2 1B 1B		1-1 G3-1		2-1 F5			2-1 HR		3 0 1 0 0 0 0 1 1 1 1 0 0 0		
Brian Daubach, L (1, 3) OBP: 0.331, SLG: 0.480 Morgan Burkhardt, S (6, 3) OBP: 0.430, SLG: 0.394	1-3 K		1-1 HR		0-1 1B			1-3 K		3 1 2 1 0 1 1 1 0 0 0 0 1 0		
Carl Everett, S (1, 8) OBP: 0.373, SLG: 0.591 Midre Cummings, L (7, 8) OBP: 0.338, SLG: 0.396	2-3 K		0-2 F7		2-2 F9			4-0 BB		3 0 0 0 0 1 2 0 0 0 0 1 0 0		
Dante Bichette, R (1, 10) OBP: 0.350, SLG: 0.472	0-0 1B		0-2 F7			0-3 K		0-2 P4		4 0 1 0 0 1 1		
Troy O'Leary, L (1, 7) OBP: 0.325, SLG: 0.401 Bernard Gilkey, R (6, 7) OBP: 0.264, SLG: 0.285	3-3 K			1-2 1B 1B		2-2 G6-3		0-1 L8		3 0 1 0 0 1 2 1 0 0 0 0 0 1		
Lou Merloni, R (1, 5) OBP: 0.333, SLG: 0.429 Donnie Sadler, R (6, 6) OBP: 0.247, SLG: 0.304		1-0 F7		0-3 K		0-0 G6-3			0-0 G5-3	3 0 0 0 0 1 1 1 0 0 0 0 0 0		
Scott Hatteberg, L (1, 2) OBP: 0.357, SLG: 0.429		0-1 G3		2-1 G4-6-3 1B			0-1 F6		3-3 K	4 0 1 0 0 1 0	AB 34 R 2 H 8 RBI 2 BB 1 SO 8 LOB 11	
Mike Lansing, R (1, 4) OBP: 0.300, SLG: 0.373		1-1 1B		1-2 G4-6-3 1-2f			0-1 G4-3		1-1 G6-3	4 0 1 0 0 0 2		
Manny Alexander, R (1, 6) OBP: 0.255, SLG: 0.324		0-0 F7			1-3 K		3-1 G6-3			3 0 0 0 0 1 1		
Inning Stats	R: 0 H: 2 E: 0 LOB: 2 K: 3 BB: 0 S: 17 P: 23	R: 0 H: 1 E: 0 LOB: 1 K: 0 BB: 0 S: 6 P: 8	R: 1 H: 1 E: 0 LOB: 0 K: 0 BB: 0 S: 10 P: 12	R: 0 H: 2 E: 0 LOB: 1 K: 1 BB: 0 S: 11 P: 15	R: 0 H: 1 E: 0 LOB: 1 K: 1 BB: 0 S: 11 P: 16	R: 0 H: 0 E: 0 LOB: 0 K: 1 BB: 0 S: 8 P: 10	R: 0 H: 0 E: 0 LOB: 0 K: 0 BB: 0 S: 6 P: 9	R: 1 H: 1 E: 0 LOB: 1 K: 1 BB: 1 S: 11 P: 18	R: 0 H: 0 E: 0 LOB: 0 K: 1 BB: 0 S: 7 P: 11	1B: 6 SF: 0 2B: 0 SAC: 0 3B: 0 DP: 1 HR: 2 HBP: 0	WP: 0 PA: 35 PB: 0 SB: 0 CS: 0	
PITCHER Hideo Nomo, R (1, 1) ERA: 4.76 Adam Bernero, R (9, 1) ERA: 3.77	IP WLS BF H R ER SO BB IBB HBP BLK WP HR S P ERA WHIP	8.0 W 32 8 2 2 7 1 0 0 0 0 0 2 80 111 2.25 1.125	1.0 3 0 0 0 1 0 0 0 0 0 0 0 7 11 0.00 0.000	PITCHER IP WLS BF H R ER SO BB IBB HBP BLK WP HR S P ERA WHIP								

Boston Red Sox @ Detroit Tigers
Comerica Park, Detroit, MI
Sat Sep 16 2000, 7:05 PM EDT
Att. 24,216 - Cloudy - 60 F

livebaseballscorecards.com

BOTTOM

Boston Red Sox @ Detroit Tigers
Comerica Park, Detroit, MI

livebaseballscorecards.com

AB	34
R	12
H	13
RBI	12
BB	5
SO	6
LOB	17



WP	3	PA	43
PB	0		
SB	2		
CS	0		

Sat Sep 16 2000, 7:05 PM EDT
Att. 24,216 - Cloudy - 60 F

AB	R	H	RBI	BB	SO	LOB
4	1	1	2	0	1	4
0	1	0	0	1	0	0
2	2	1	1	0	0	0
0	1	0	0	0	0	0
4	1	2	1	0	0	1
0	0	0	1	0	0	0
4	2	2	3	0	0	1
1	0	0	0	0	1	1
5	0	2	1	0	1	2
4	0	1	1	0	1	1
1	0	0	0	0	1	1
2	1	1	1	2	0	0
1	0	0	0	0	0	2
4	1	2	1	0	1	3
2	2	1	0	2	0	1
1B:	7	SF:	2			
2B:	5	SAC:	0			
3B:	1	DP:	2			
HR:	1	HBP:	2			

Batter	1	2	3	4	5	6	7	8	9							
Billy McMillon, L OBP: 0.398, SLG: 0.506 (1, 7)	2-3 K	3-2 1B			0-0 G4-3			4-0 SF7 WP 54 HBP BB								
Wendell Magee, R OBP: 0.320, SLG: 0.440 (7, 9)		2-2 1B			2-1 SF7			3-2 2B WP HBP								
Damion Easley, R OBP: 0.354, SLG: 0.410 54 Rod Lindsey, R (1, 4)	0-1 HR G4-3 1B	2-2 1B HBP	0-0 F6		2-1 SF7			1-2 2B HBP								
Bobby Higginson, L OBP: 0.368, SLG: 0.524 Robert Fick, L OBP: 0.344, SLG: 0.364 (8, PH)	2-2 G4-3	3-2 1B	1-1 L6-3 1B		1-1 F7			3-2 SF7								
Juan Gonzalez, R OBP: 0.337, SLG: 0.508 Dusty Allen, R OBP: 0.200, SLG: 0.333 (1, 9)	2-1 HR	1-0 1B	1-1 L6-3		1-2 F8			1-3 K								
Dean Palmer, R OBP: 0.342, SLG: 0.474 (1, 5)	1-1 2B WP	2-3 K		0-0 F9	1-2 F7			3-1 2B K 2-H								
Deivi Cruz, R OBP: 0.310, SLG: 0.445 Jose Macias, S OBP: 0.329, SLG: 0.366 (7, 4)	2-2 F7	1-0 1B BB	3-3 K		2-2 F9			2-3 K								
Brad Ausmus, R OBP: 0.358, SLG: 0.370 Javier Cardona, R OBP: 0.190, SLG: 0.275 (8, PH)		0-1 BB	4-1 FC6-4 BB		4-1 FC6-4 BB			0-0 P4								
Juan Encarnacion, R OBP: 0.327, SLG: 0.430 (1, 8)		0-1 2B	0-0 FC6-4		0-0 FC6-4			1-0 G6-4-3 1B								
Shane Halter, R OBP: 0.285, SLG: 0.341 (7, 6)		4-0 BB	2-0 G4-3 SF7 2B		2-0 G4-3 SF7 2B			1-2 G6-4-3								
Inning Stats	R: 2 E: 0 K: 1 S: 16	H: 3 LOB: 1 BB: 0 P: 25	R: 7 E: 0 K: 2 S: 27	H: 6 LOB: 3 BB: 3 P: 55	R: 0 E: 0 K: 0 S: 5	H: 1 LOB: 0 BB: 0 P: 7	R: 0 E: 0 K: 1 S: 7	H: 0 LOB: 1 BB: 1 P: 14	R: 1 E: 0 K: 0 S: 6	H: 1 LOB: 0 BB: 0 P: 11	R: 0 E: 0 K: 0 S: 10	H: 0 LOB: 0 BB: 0 P: 14	R: 0 E: 0 K: 0 S: 9	H: 1 LOB: 0 BB: 0 P: 12	R: 2 E: 1 K: 2 S: 18	H: 1 LOB: 2 BB: 1 P: 34

PITCHER	IP	WLS	BF	H	R	ER	SO	BB	IBB	HBP	BLK	WP	HR	S	P	ERA	WHIP
Steve Ontiveros, R ERA: 54.0 (1, 1)	1.0	L	10	5	6	6	1	2	0	0	0	2	1	24	44	54.00	7.000
63 Paxton Crawford, R ERA: 3.44 (2, 1)	4.0		20	6	4	4	3	2	0	1	0	0	0	37	68	9.00	2.000
40 Sang-Hoon Lee, L ERA: 5.14 (6, 1)	2.0		6	1	0	0	0	0	0	0	0	0	0	19	26	0.00	0.500
Rick Croushore, R ERA: 9.24 (8, 1)	1.0		7	1	2	2	2	1	0	1	0	1	0	18	34	18.00	2.000

Batter	1	2	3	4	5	6	7	8	9	AB R H RBI BB SO LOB	TOP											
Trot Nixon, L (1, 9) OBP: 0.370, SLG: 0.465	0-0 F9		2-0 F8			0-0 SH5-3		2-2 FC3-8 1B		3 0 1 0 0 0 0												
Jose Offerman, S (1, 4) OBP: 0.350, SLG: 0.355	3-2 FC5-4 1B			1-0 F7		2-0 F8		1-1 FC3-6 HR		4 1 1 0 0 0 2												
Carl Everett, S (1, 8) OBP: 0.373, SLG: 0.593 Darren Lewis, R (4, PR) OBP: 0.306, SLG: 0.304	0-2 F9			2-1 2B		1-1 P6		2-0 HR		2 0 1 0 0 0 1 1 0 0 0 0 0 1												
Scott Hatteberg, L (8, PH) OBP: 0.360, SLG: 0.446 Donnie Sadler, R (8, 8) OBP: 0.247, SLG: 0.304	0-0 FC5-4 1-2f			0-0 F7			1-1 2B	0-0 G6-3		1 1 1 2 0 0 0 0 0 0 0 0 0 0												
Nomar Garciaparra, R (1, 6) OBP: 0.428, SLG: 0.588				0-0 F7						4 1 1 0 0 0 2												
Troy O'Leary, L (1, 7) OBP: 0.324, SLG: 0.402			0-3 K		3-2 F7		1-3 K		0-0 E 2B	4 1 1 0 0 2 2												
Dante Bichette, R (1, 10) OBP: 0.348, SLG: 0.469			1-2 F7			0-0 G6-3	0-1 G5-3		0-1 F8	4 0 0 0 0 0 2												
Brian Daubach, L (1, 3) OBP: 0.331, SLG: 0.480			2-2 G1-3			3-2 L4	1-0 FC5 2-H 2B		0-3 K	4 0 1 1 0 1 1												
Jason Varitek, S (1, 2) OBP: 0.349, SLG: 0.407			2-1 G4-3			2-2 G1-3	2-0 FC5		0-0 E7 2-H 1B	4 0 1 1 0 0 1												
Manny Alexander, R (1, 5) OBP: 0.257, SLG: 0.323 Midre Cummings, L (8, PH) OBP: 0.337, SLG: 0.394 Lou Merloni, R (8, 5) OBP: 0.333, SLG: 0.429 Bernard Gilkey, R (9, PH) OBP: 0.263, SLG: 0.263			0-1 G6-3			4-1 F8 SH5-3 BB		1-1 G4-3	1-3 K	1 0 0 0 1 0 0 1 0 0 0 0 0 0 0 0 0 0 0 0 0 1 0 0 0 0 1 1												
Inning Stats	R: 0 E: 0 K: 0 S: 10	H: 1 LOB: 1 BB: 0 P: 13	R: 0 E: 0 K: 1 S: 9	H: 0 LOB: 0 BB: 0 P: 12	R: 0 E: 0 K: 0 S: 5	H: 0 LOB: 0 BB: 0 P: 9	R: 0 E: 0 K: 0 S: 7	H: 1 LOB: 1 BB: 0 P: 13	R: 0 E: 0 K: 0 S: 12	H: 0 LOB: 0 BB: 0 P: 17	R: 0 E: 0 K: 0 S: 5	H: 0 LOB: 1 BB: 1 P: 12	R: 1 E: 0 K: 1 S: 11	H: 2 LOB: 1 BB: 0 P: 16	R: 2 E: 0 K: 0 S: 11	H: 2 LOB: 0 BB: 0 P: 17	R: 1 E: 1 K: 2 S: 11	H: 2 LOB: 1 BB: 0 P: 12	1B: 3 2B: 4 3B: 0 HR: 1	SF: 0 SAC: 1 DP: 0 HBP: 0	WP: 0 PB: 0 SB: 0 CS: 0	PA: 36
PITCHER	IP WLS BF H R ER SO BB IBB HBP BLK WP HR S P ERA WHIP																					
Dave Micki, R (1, 1) ERA: 5.58	7.0 W 26 4 1 1 2 1 0 0 0 0 0 0 59 92 1.29 0.714																					
Danny Patterson, R (8, 1) ERA: 3.27	1.0 5 2 2 2 0 0 0 0 0 0 0 1 11 17 18.00 2.000																					
Todd Jones, R (9, 1) ERA: 3.53	1.0 S 5 2 1 1 2 0 0 0 0 0 0 0 11 12 9.00 2.000																					

Boston Red Sox @ Detroit Tigers

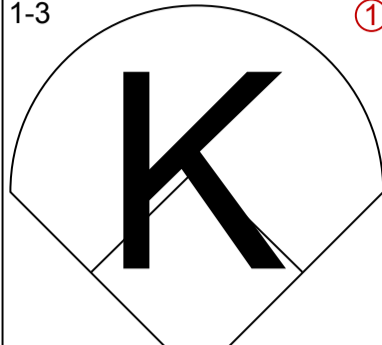
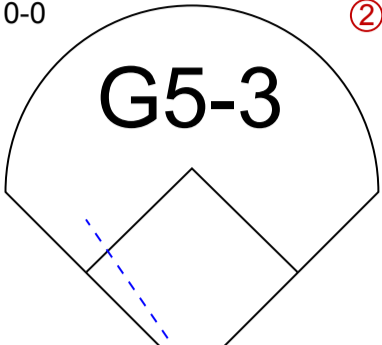
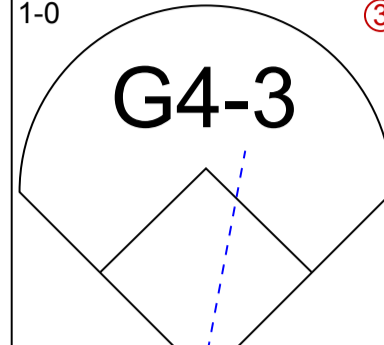
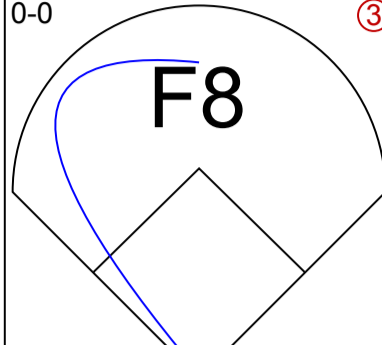
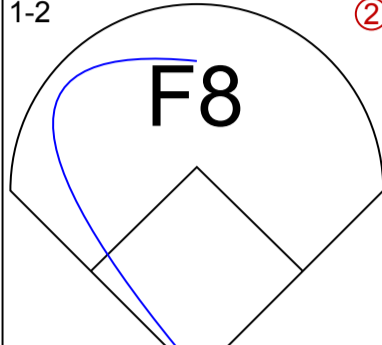
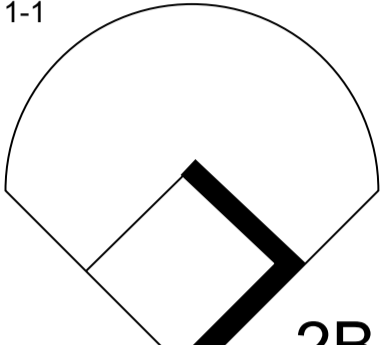
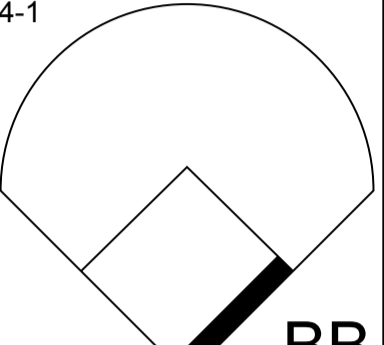
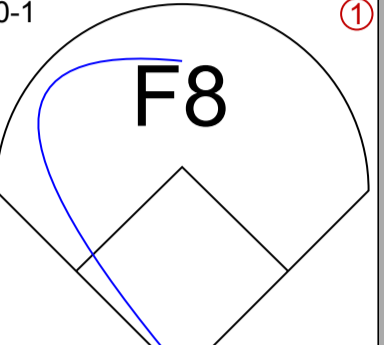
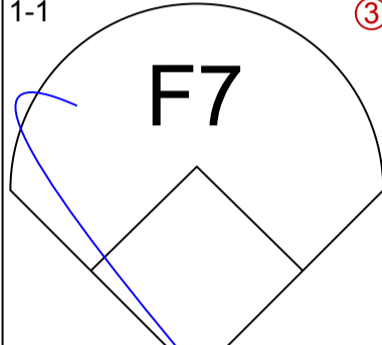
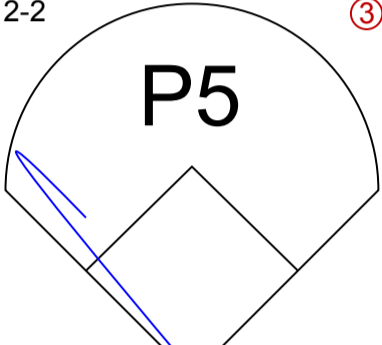
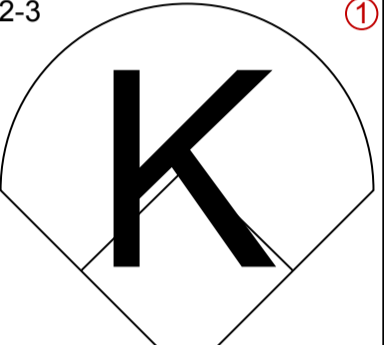
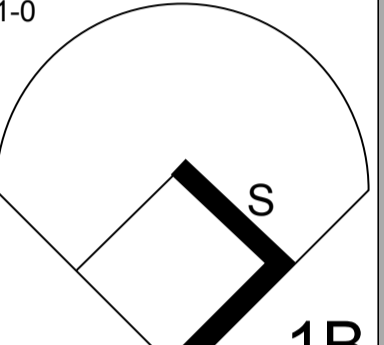
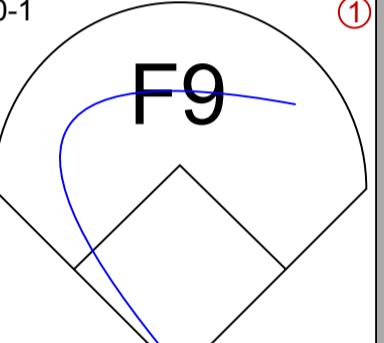
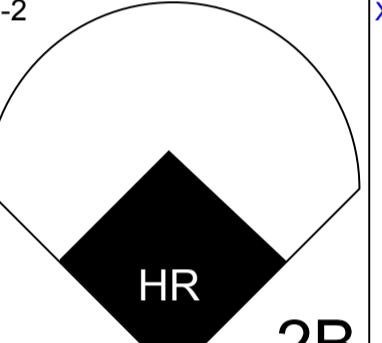
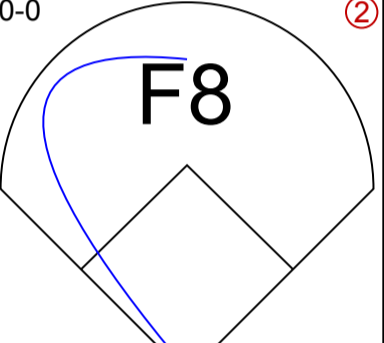
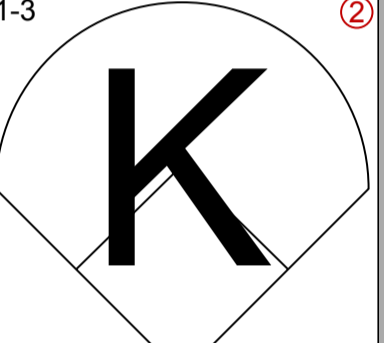
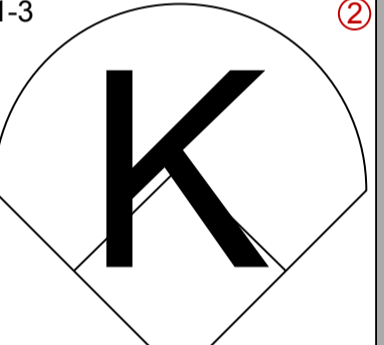
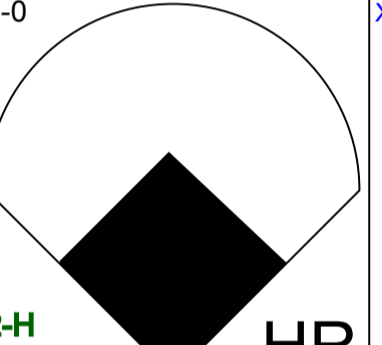
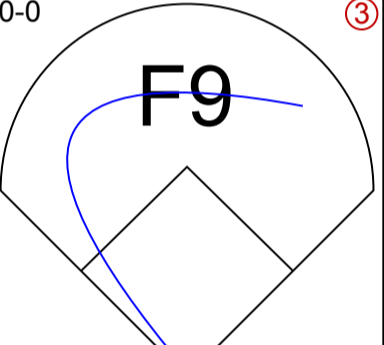
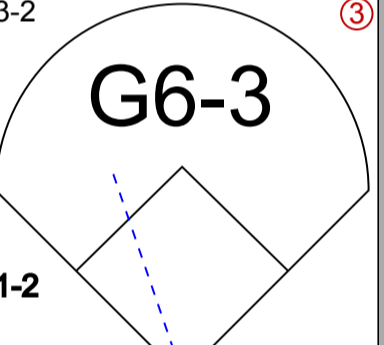
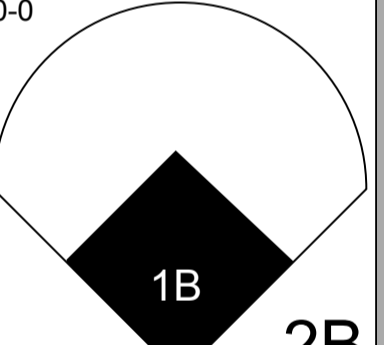
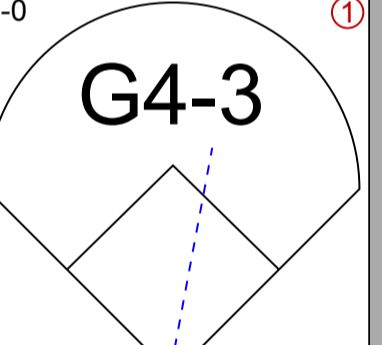
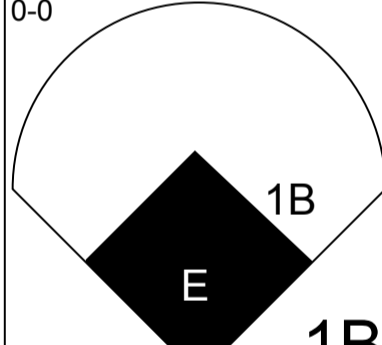
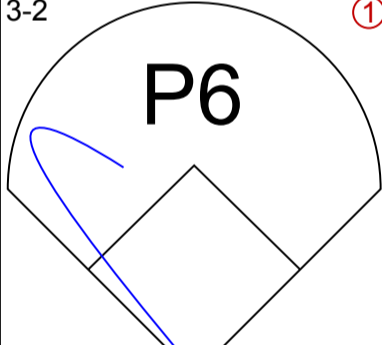
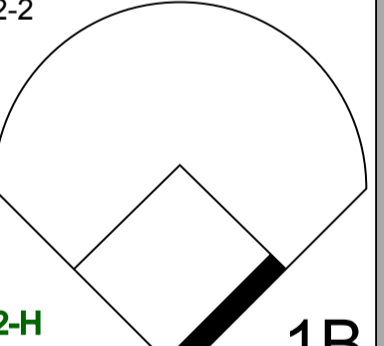
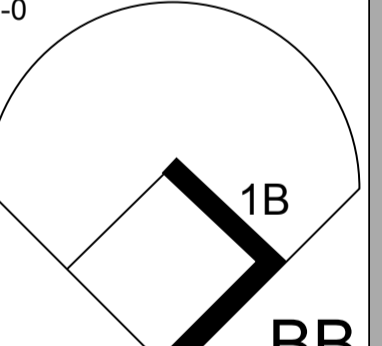
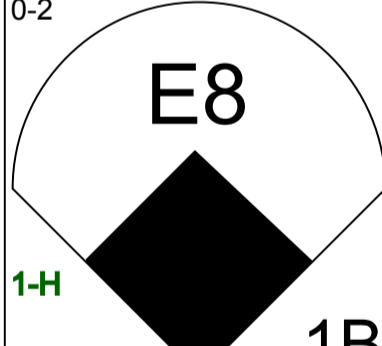
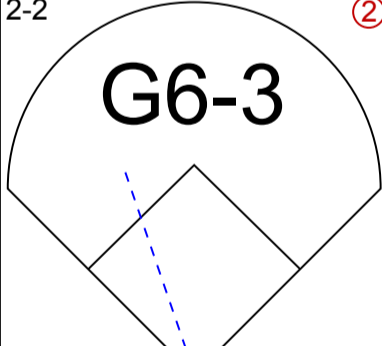
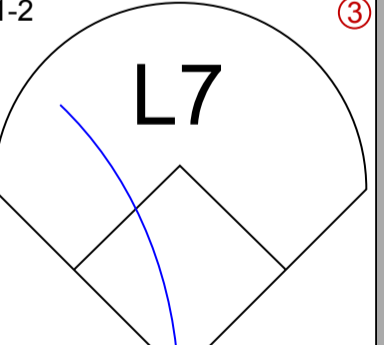
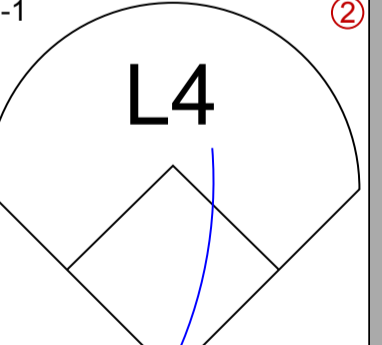
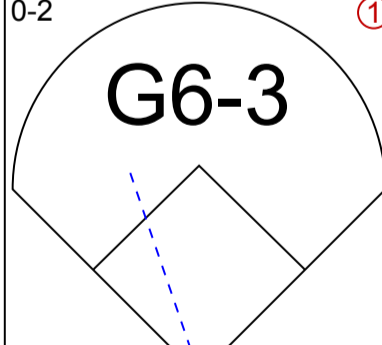
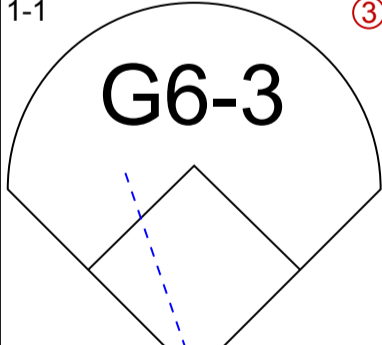
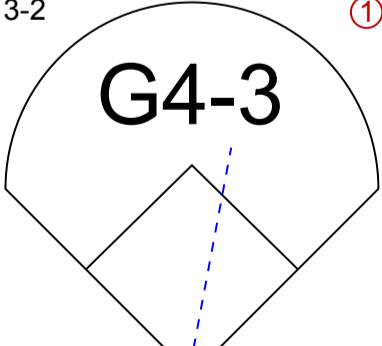
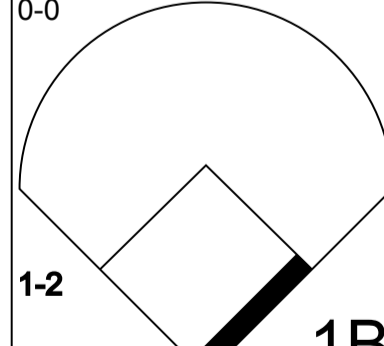
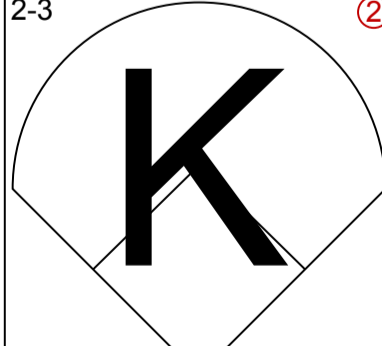
Comerica Park, Detroit, MI

Sun Sep 17 2000, 1:05 PM EDT
Att. 33,174 - Sunny - 66 F

livebaseballscorecards.com

AB	34
R	4
H	8
RBI	4
BB	1
SO	4
LOB	13



Batter	1	2	3	4	5	6	7	8	9	AB	R	H	RBI	BB	SO	LOB
Billy McMillon, L (1, 10) OBP: 0.382, SLG: 0.483	1-3 		0-0 	1-0 		0-0 				4	0	0	0	0	1	3
Damion Easley, R (1, 4) OBP: 0.355, SLG: 0.412	1-2 		1-1 		4-1 		0-1 			3	0	1	0	1	0	0
Bobby Higginson, L (1, 7) OBP: 0.367, SLG: 0.522	1-1 		2-2 		2-3 		1-0 			4	0	1	0	0	1	2
Juan Gonzalez, R (1, 9) OBP: 0.337, SLG: 0.508		0-1 		3-2 		0-0 		1-3 		4	1	1	0	0	1	2
Dean Palmer, R (1, 5) OBP: 0.341, SLG: 0.479		1-3 		1-0 		0-0 		3-2 		4	1	1	2	0	1	2
Tony Clark, S (1, 3) OBP: 0.349, SLG: 0.529		0-0 		1-0 		0-0 		3-2 		3	1	2	0	0	0	0
Hal Morris, L (6, PR) OBP: 0.392, SLG: 0.400										0	1	0	0	0	0	0
Wendell Magee, R (8, PH) OBP: 0.318, SLG: 0.437										1	0	0	0	0	0	0
Dusty Allen, R (9, 3) OBP: 0.200, SLG: 0.333										0	0	0	0	0	0	0
Brad Ausmus, R (1, 2) OBP: 0.361, SLG: 0.372		2-2 		4-0 		0-2 		2-2 		3	1	2	1	1	0	0
Juan Encarnacion, R (1, 8) OBP: 0.325, SLG: 0.427		1-2 		1-1 		0-2 		1-1 		4	0	0	0	0	0	3
Shane Halter, R (1, 6) OBP: 0.286, SLG: 0.341			3-2 		0-0 		2-3 			3	0	1	0	0	1	1

Inning Stats	R: 0	H: 0	E: 0	K: 1	S: 8	H: 0	LOB: 0	BB: 0	P: 11	R: 1	H: 2	E: 0	K: 1	S: 12	R: 0	H: 1	E: 0	K: 0	S: 10	R: 2	H: 3	E: 0	K: 0	S: 10	R: 0	H: 0	E: 0	K: 1	S: 9	R: 2	H: 2	E: 1	K: 1	S: 12	R: 0	H: 1	E: 0	K: 1	S: 9	R: 0	H: 0	E: 0	K: 0	S: 11	R: 0	H: 0	E: 0	K: 0	S: 17
--------------	------	------	------	------	------	------	--------	-------	-------	------	------	------	------	-------	------	------	------	------	-------	------	------	------	------	-------	------	------	------	------	------	------	------	------	------	-------	------	------	------	------	------	------	------	------	------	-------	------	------	------	------	-------

PITCHER	IP	WLS	BF	H	R	ER	SO	BB	IBB	HBP	BLK	WP	HR	S	P	ERA	WHIP
Ramon Martinez, R (1, 1) ERA: 6.12	5.0	L	25	8	5	3	3	2	0	0	0	0	1	53	83	5.40	2.000
Jeff Fassero, L (6, 1) ERA: 5.08	1.1		5	1	0	0	1	0	0	0	0	0	0	11	14	0.00	0.750
49 Tim Wakefield, R (7, 1) ERA: 5.36	0.2		2	0	0	0	1	0	0	0	0	0	0	6	10	0.00	0.000
Rheal Cormier, L (8, 1) ERA: 4.35	1.0		3	0	0	0	0	0	0	0	0	0	0	11	17	0.00	0.000

BOTTOM

Boston Red Sox @ Detroit Tigers
Comerica Park, Detroit, MI

Sun Sep 17 2000, 1:05 PM EDT
Att: 33,174 - Sunny - 66 F

AB	33
R	5
H	9
RBI	3
BB	2
SO	5
LOB	13

WP: 0 PA: 35
PB: 0 SB: 1
CS: 0



PITCHER	IP	WLS	BF	H	R	ER	SO	BB	IBB	HBP	BLK	WP	HR	S	P	ERA	WHIP
---------	----	-----	----	---	---	----	----	----	-----	-----	-----	----	----	---	---	-----	------

Batter	1	2	3	4	5	6	7	8	9	AB R H RBI BB SO LOB	TOP																																	
Kenny Lofton, L (1, 8) OBP: 0.370, SLG: 0.421	2-0 F7		0-2 WP S 1B	0-2 F8		2-2 G4-3		0-1 F8		5 0 1 0 0 0 4																																		
Omar Vizquel, S (1, 6) OBP: 0.367, SLG: 0.375	0-0 F9		2-0 G1-3		1-1 G4-3 1B SF7 1B		1-1 L4		3-2 FC6-4 1B	5 1 2 0 0 0 1																																		
Roberto Alomar, S (1, 4) OBP: 0.368, SLG: 0.468	0-3 K		1-0 G4-3		0-1 G4-3 1B 1B		0-2 DI G1-3 WP 1B		1-2 FC6-4 G6-3 1-2f	5 2 2 0 0 1 2																																		
Manny Ramirez, R (1, 9) OBP: 0.454, SLG: 0.688		1-1 WP SF9 2B	3-3 K		3-2 G4-3		1-0 G1-3		0-0 G6-3	5 1 1 0 0 1 5																																		
Jim Thome, L (1, 3) OBP: 0.401, SLG: 0.537		4-1 F9 1B BB		1-3 K	3-0 SF7		3-3 K		4-2 BB	2 0 0 1 2 2 0																																		
Travis Fryman, R (1, 5) OBP: 0.396, SLG: 0.521		2-1 SF9		3-2 FC3-6 1B	2-1 1B		3-1 F3		0-3 K	4 0 2 2 0 1 3																																		
Bill Selby, L (1, 7) OBP: 0.257, SLG: 0.265		3-H 2-1 FC6-4 1B		0-0 FC3-6 BB 1B	1-3 K			2-2 G4-3		4 0 1 0 0 1 2																																		
Russell Branyan, L (1, 10) OBP: 0.328, SLG: 0.591		1-0 F9		1-1 BB 1-2 1B		3-3 K		0-3 K		4 0 1 0 0 2 2																																		
Sandy Alomar Jr., R (1, 2) OBP: 0.332, SLG: 0.410		2-1 FC6-4		4-1 BB 1-2 2-3 BB		2-0 G5-3		2-2 E8 1B		3 0 1 0 1 0 2																																		
Inning Stats	R: 0 E: 0 K: 1 S: 5 H: 0 LOB: 0 BB: 0 P: 7	R: 1 E: 0 K: 0 S: 10 H: 2 LOB: 2 BB: 1 P: 22	R: 0 E: 0 K: 1 S: 11 H: 1 LOB: 1 BB: 0 P: 17	R: 0 E: 0 K: 1 S: 14 H: 2 LOB: 3 BB: 1 P: 23	R: 2 E: 0 K: 1 S: 16 H: 3 LOB: 1 BB: 0 P: 26	R: 0 E: 0 K: 1 S: 10 H: 0 LOB: 0 BB: 0 P: 17	R: 1 E: 0 K: 1 S: 11 H: 1 LOB: 1 BB: 0 P: 19	R: 0 E: 1 K: 1 S: 11 H: 1 LOB: 1 BB: 0 P: 15	R: 0 E: 0 K: 1 S: 15 H: 1 LOB: 2 BB: 1 P: 23	1B: 10 2B: 1 3B: 0 HR: 0 SF: 2 SAC: 0 DP: 0 HBP: 0	WP: 3 PB: 0 SB: 1 CS: 0 PA: 42																																	
PITCHER	IP WLS BF H R ER SO BB IBB HBP BLK WP HR S P ERA WHIP											PITCHER	IP WLS BF H R ER SO BB IBB HBP BLK WP HR S P ERA WHIP																															
Tomo Ohka, R (1, 1) ERA: 3.54	4.0	19	5	1	1	3	2	0	0	0	2	0	40	69	2.25	1.750											Derek Lowe, R (9, 1) ERA: 2.55	1.0	5	1	0	0	1	1	0	0	0	0	0	15	23	0.00	2.000	
Hipolito Pichardo, R (5, 1) ERA: 3.29	2.0	9	3	2	2	2	0	0	0	0	0	0	26	43	9.00	1.500																												
Rheal Cormier, L (7, 1) ERA: 4.48	0.1	2	1	1	1	0	0	0	0	0	0	0	5	6	27.00	3.000																												
Rich Garces, R (7, 1) ERA: 3.14	0.2	3	0	0	0	1	0	0	0	0	1	0	6	13	0.00	0.000																												
Rod Beck, R (8, 1) ERA: 2.83	1.0	W	4	1	0	0	1	0	0	0	0	0	11	15	0.00	1.000																												

Cleveland Indians @ Boston Red Sox
Fenway Park, Boston, MA
 Tue Sep 19 2000, 7:05 PM EDT
 Att. 32,512 - Cloudy - 74 F

livebaseballscorecards.com

AB	37
R	4
H	11
RBI	3
BB	3
SO	8
LOB	21



Batter	1	2	3	4	5	6	7	8	9	AB	R	H	RBI	BB	SO	LOB
Trot Nixon, L OBP: 0.372, SLG: 0.465 (1, 9)	F8		BB 3B 1B	2B SF8 1B		K	FC4 BB			4	2	2	1	1	1	0
Jose Offerman, S OBP: 0.353, SLG: 0.360 Donnie Sadler, R OBP: 0.247, SLG: 0.304 (1, 4) (8, 4)	BB FC1-2 1B		F7	SF8 1-3 2B		BB 2B 1B	FC4			5	1	3	0	0	0	3
Jason Varitek, S OBP: 0.350, SLG: 0.407 (1, 2)	FC1-2 BB 1-2 1B		4-0 3B BB	SF8		P3		F5		3	1	1	1	1	0	1
Nomar Garciaparra, R OBP: 0.431, SLG: 0.591 (1, 6)	FC1-2 BB 1-2 2-3		1-0 HR 3B	IBB		2B BB		K		2	1	1	2	3	1	0
Troy O'Leary, L OBP: 0.323, SLG: 0.402 (1, 7)	FC1-2		0-1 G4-3	F8		BB 2B		F8		5	0	1	1	0	0	6
Dante Bichette, R OBP: 0.347, SLG: 0.473 (1, 10)	F8		0-0 HR			F7		F8		4	1	1	2	0	0	5
Brian Daubach, L OBP: 0.328, SLG: 0.476 Rico Brogna, L OBP: 0.279, SLG: 0.355 (1, 3) (9, 3)		F8	1-0 G3-1			F7		F7		4	0	0	0	0	0	0
Lou Merloni, R OBP: 0.340, SLG: 0.432 Manny Alexander, R OBP: 0.257, SLG: 0.323 (1, 5) (9, 5)		G5-3		L6		1B		FC4 BB 1B		4	0	2	0	0	0	0
Darren Lewis, R OBP: 0.305, SLG: 0.307 (1, 8)		L8		1B 2B		K		F9		0	0	0	0	1	2	


Inning Stats	R: 0	H: 2	E: 0	K: 11	S: 11	LOB: 3	BB: 1	P: 22	R: 0	H: 0	E: 0	K: 0	S: 6	LOB: 0	BB: 0	P: 12	R: 4	H: 3	E: 0	K: 0	S: 7	LOB: 2	BB: 1	P: 17	R: 2	H: 3	E: 0	K: 0	S: 13	LOB: 1	BB: 0	P: 22	R: 1	H: 2	E: 0	K: 1	S: 13	LOB: 2	BB: 1	P: 22	R: 0	H: 1	E: 0	K: 0	S: 9	LOB: 2	BB: 1	P: 16	R: 0	H: 0	E: 0	K: 1	S: 6	LOB: 0	BB: 0	P: 10
--------------	------	------	------	-------	-------	--------	-------	-------	------	------	------	------	------	--------	-------	-------	------	------	------	------	------	--------	-------	-------	------	------	------	------	-------	--------	-------	-------	------	------	------	------	-------	--------	-------	-------	------	------	------	------	------	--------	-------	-------	------	------	------	------	------	--------	-------	-------

PITCHER	IP	WLS	BF	H	R	ER	SO	BB	IBB	HBP	BLK	WP	HR	S	P	ERA	WHIP	
Charles Nagy, R ERA: 7.62 (1, 1)	3.1	L	19	7	6	6	0	2	0	0	0	0	0	1	31	60	16.20	2.700
Justin Speier, R ERA: 3.45 (4, 1)	1.2		8	2	0	0	1	0	1	0	0	0	0	19	34	0.00	1.200	
Cameron Caimcross, L ERA: 3.52 (6, 1)	0.2		3	1	1	1	1	0	0	0	0	0	0	5	7	13.50	1.500	
Steve Reed, R ERA: 4.73 (6, 1)	1.0		6	2	0	0	0	1	0	0	0	0	0	15	24	0.00	3.000	
Ricardo Rincon, L ERA: 2.16 (7, 1)	0.1		2	0	0	0	0	1	0	0	0	0	0	2	7	0.00	3.000	

BOTTOM

Cleveland Indians @ Boston Red Sox
 Fenway Park, Boston, MA
 Tue Sep 19 2000, 7:05 PM EDT
 Att: 32,512 - Cloudy - 74 F

AB	35
R	7
H	12
RBI	7
BB	5
SO	3
LOB	17



1B: 7	SF: 1	WP: 0	PA: 41
2B: 3	SAC: 0	PB: 0	
3B: 1	DP: 0	SB: 0	
HR: 1	HBP: 0	CS: 0	

livebaseballscorecards.com

Batter	1	2	3	4	5	6	7	8	9	AB R H RBI BB SO LOB	TOP									
Kenny Lofton, L OBP: 0.371, SLG: 0.428 (1, 8)	3-2 1B 1B		0-0 G3			2-2 G4-3			1-0 HR	4 2 2 1 0 0 0	Cleveland Indians @ Boston Red Sox Fenway Park, Boston, MA Wed Sep 20 2000, 1:05 PM EDT Att. 33,002 - Sunny - 78 F									
Omar Vizquel, S OBP: 0.370, SLG: 0.377 (1, 6)	0-0 1B 1-3 1B		3-2 F7			0-0 1B		4-2 G6-3 BB	3 0 2 0 1 0 0											
Roberto Alomar, S OBP: 0.367, SLG: 0.466 (1, 4)	1-1 1-3 3-H 1B			0-3 K		2-3 K		2-2 G6-3 1-2f	4 0 1 1 0 2 2											
Manny Ramirez, R OBP: 0.452, SLG: 0.684 (1, 9)	0-2 G6-3			1-1 F8			3-3 K	1-0 1B	4 0 1 0 0 1 1											
Jim Thome, L OBP: 0.400, SLG: 0.534 (1, 3)	1-2 F3			3-3 K			4-2 FC6-4 BB	3-2 G6-3	3 0 0 0 1 1 2											
Bill Selby, L OBP: 0.237, SLG: 0.243 (1, 7)		1-3 K			0-2 G1-3		1-2 FC6-4 1-2f CS		3 0 0 0 0 1 1											
Jolbert Cabrera, R OBP: 0.302, SLG: 0.314 (7, PR) (7, 7)									0 0 0 0 0 0 0											
Travis Fryman, R OBP: 0.396, SLG: 0.520 (1, 5)		1-2 L6			2-3 K		1-1 CS 1-2	3-2 E5 FC5-3 1B	3 0 1 0 0 1 0											
Russell Bryan, L OBP: 0.322, SLG: 0.580 (1, 10)		1-1 F9			3-3 K			3-3 K	3 0 0 0 0 2 1											
Einar Diaz, R OBP: 0.316, SLG: 0.390 (1, 2)			2-3 K			1-2 G4-3		0-0 FC5-3 2-3	3 0 0 0 0 1 1											
Inning Stats	R: 1 E: 0 K: 0 S: 14	H: 3 LOB: 1 BB: 0 P: 19	R: 0 E: 0 K: 1 S: 9	H: 0 LOB: 0 BB: 0 P: 12	R: 0 E: 0 K: 1 S: 7	H: 0 LOB: 0 BB: 0 P: 12	R: 0 E: 0 K: 2 S: 8	H: 0 LOB: 0 BB: 0 P: 12	R: 0 E: 0 K: 1 S: 10	H: 1 LOB: 1 BB: 0 P: 15	R: 0 E: 0 K: 1 S: 11	H: 0 LOB: 1 BB: 1 P: 20	R: 0 E: 1 K: 1 S: 13	H: 1 LOB: 0 BB: 0 P: 19	R: 1 E: 0 K: 0 S: 11	H: 2 LOB: 1 BB: 1 P: 22	1B: 6 2B: 1 3B: 0 HR: 1	SF: 0 SAC: 0 DP: 2 HBP: 0	WP: 0 PB: 0 SB: 0 CS: 1	PA: 33
PITCHER	IP WLS BF H R ER SO BB IBB HBP BLK WP HR S P ERA WHIP																			
Pedro Martinez, R ERA: 1.78 (1, 1)	8.0 L 27 5 1 1 9 1 0 0 0 0 0 0 82 124 1.12 0.750																			
Derek Lowe, R ERA: 2.64 (9, 1)	0.2 4 2 1 1 0 1 0 0 0 0 0 1 7 15 13.50 4.500																			
Jeff Fassero, L ERA: 5.06 (9, 1)	0.1 1 0 0 0 0 0 0 0 0 0 0 0 4 7 0.00 0.000																			

livebaseballscorecards.com

AB	30
R	2
H	7
RBI	2
BB	2
SO	9
LOB	8



Batter	1	2	3	4	5	6	7	8	9	AB	R	H	RBI	BB	SO	LOB
Trot Nixon, L OBP: 0.369, SLG: 0.461 (1, 9)	3-1 P6		3-2 F8			2-1 G6-3		0-1 G3-6-3		4	0	0	0	0	0	2
Jose Offerman, S OBP: 0.352, SLG: 0.358 (1, 4)	0-3 K2-3		1-0 F7			3-1 F7			4-1 FC4-6 BB	3	0	0	0	1	1	1
Jason Varitek, S OBP: 0.347, SLG: 0.403 (1, 2)	0-0 G3-1				1-3 K	1-1 G1-3			0-1 FC4-6 2B 1B	4	1	0	0	0	1	1
Nomar Garciaparra, R OBP: 0.432, SLG: 0.595 (1, 6)		0-0 F8			0-0 2B		0-1 F7		1-0 1B FC1-2 2B	4	0	2	0	0	0	0
Troy O'Leary, L OBP: 0.323, SLG: 0.400 (1, 7)		1-3 K			0-1 F7		3-1 G3-1		1-1 FC1-2 1B	4	0	1	1	0	1	1
Dante Bichette, R OBP: 0.348, SLG: 0.474 (1, 10)		1-2 WP 2B			1-2 P6		4-2 BB		0-0 FC1-2	3	0	1	0	1	0	3
Brian Daubach, L OBP: 0.326, SLG: 0.472 (1, 3)		1-3 K 2-3			1-0 G3-1		1-2 G4-3		3-3 K2-3	4	0	0	0	0	2	4
Manny Alexander, R OBP: 0.255, SLG: 0.319 Midre Cummings, L OBP: 0.335, SLG: 0.392 Lou Merloni, R OBP: 0.340, SLG: 0.432 (1, 5) (8, PH) (9, 5)			2-1 F7		1-1 L6		0-1 G4-3			2	0	0	0	0	0	0
Darren Lewis, R OBP: 0.307, SLG: 0.308 Carl Everett, S OBP: 0.374, SLG: 0.594 Donnie Sadler, R OBP: 0.247, SLG: 0.304 (1, 8) (8, PH) (8, PR) (9, 8)			1-1 S 1B		0-1 G5-3		2-2 G3-6-3 1B			2	0	1	0	0	0	0

Inning Stats	R: 0	H: 0	E: 0	K: 1	S: 7	R: 0	H: 1	E: 0	K: 2	S: 10	R: 0	H: 1	E: 0	K: 0	S: 8	R: 0	H: 1	E: 0	K: 1	S: 9	R: 0	H: 0	E: 0	K: 0	S: 5	R: 0	H: 0	E: 0	K: 0	S: 6	R: 0	H: 0	E: 0	K: 0	S: 9	R: 0	H: 1	E: 0	K: 0	S: 7	R: 1	H: 2	E: 0	K: 1	S: 10	1B: 3	2B: 3	3B: 0	HR: 0	SF: 0	SAC: 0	DP: 1	HBP: 0	WP: 1	PB: 0	SB: 1	CS: 0	PA: 34
--------------	------	------	------	------	------	------	------	------	------	-------	------	------	------	------	------	------	------	------	------	------	------	------	------	------	------	------	------	------	------	------	------	------	------	------	------	------	------	------	------	------	------	------	------	------	-------	-------	-------	-------	-------	-------	--------	-------	--------	-------	-------	-------	-------	--------


PITCHER	IP	WLS	BF	H	R	ER	SO	BB	IBB	HBP	BLK	WP	HR	S	P	ERA	WHIP
Steve Woodard, R ERA: 6.06 (1, 1)	6.0	W	21	3	0	0	4	0	0	0	0	1	0	45	68	0.00	0.500
Paul Shuey, R ERA: 3.16 (7, 1)	2.0	H	7	1	0	0	0	1	0	0	0	0	0	16	26	0.00	1.000
Bob Wickman, R ERA: 3.0 (9, 1)	1.0	S	6	2	1	1	1	1	0	0	0	0	0	10	19	9.00	3.000

BOTTOM

Cleveland Indians @ Boston Red Sox
Fenway Park, Boston, MA

Wed Sep 20 2000, 1:05 PM EDT
Att: 33,002 - Sunny - 78 F

AB	32
R	1
H	6
RBI	1
BB	2
SO	5
LOB	12



livebaseballscorecards.com

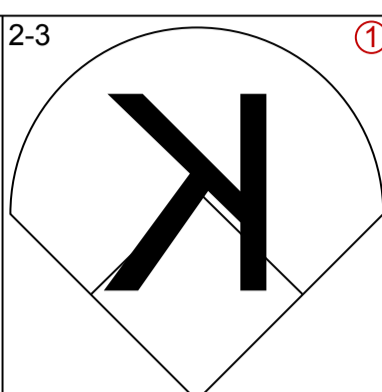
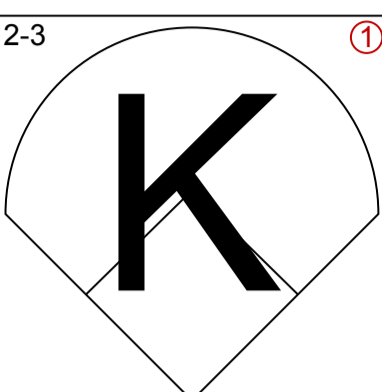
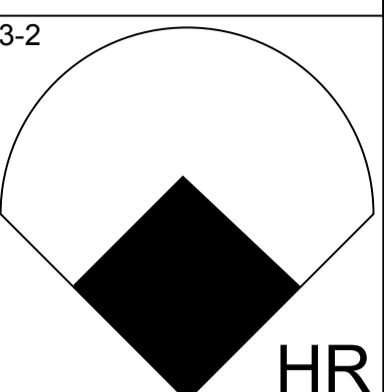
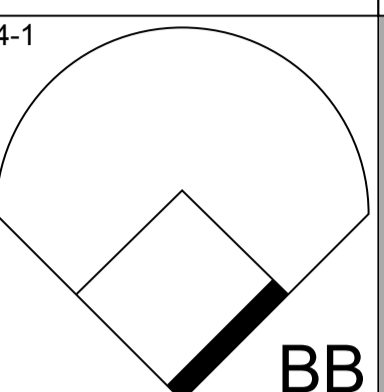
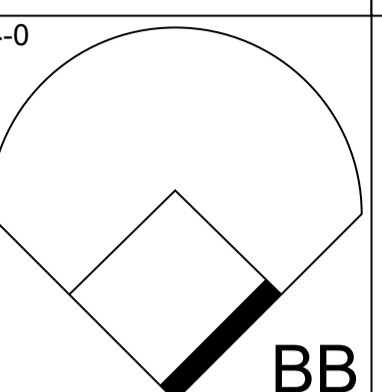
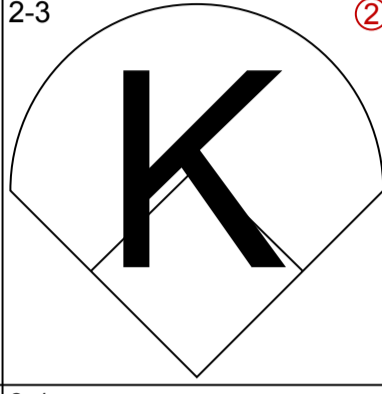
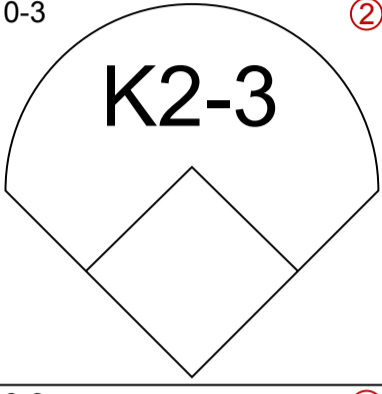
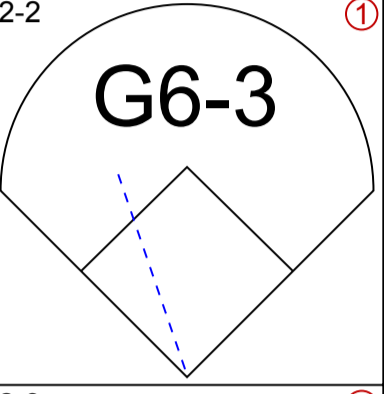
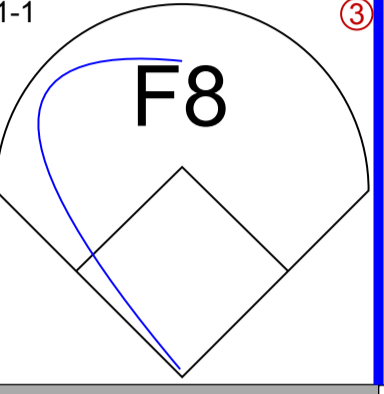
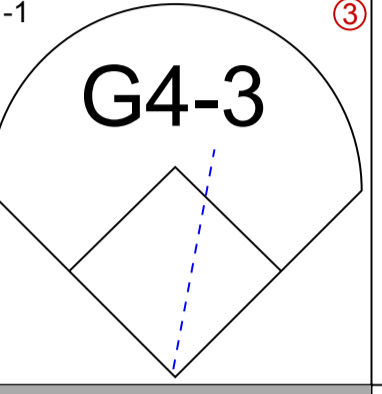
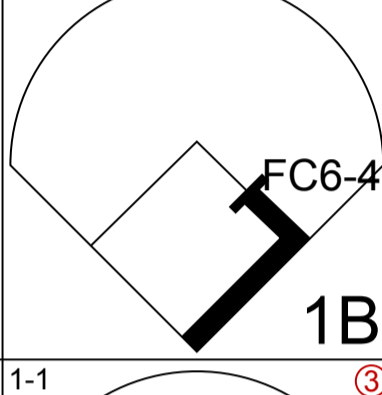

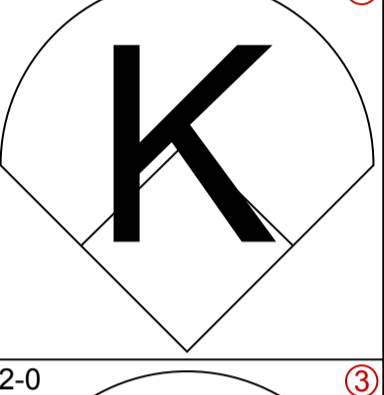
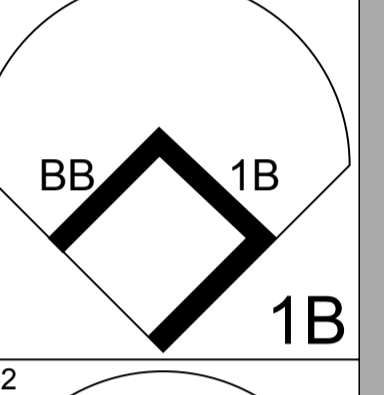
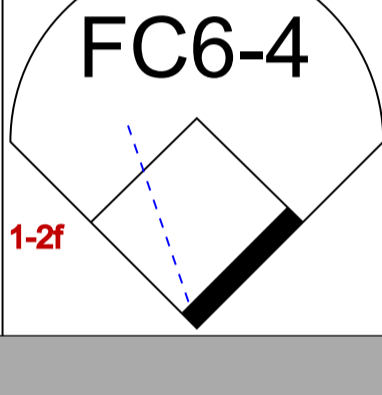
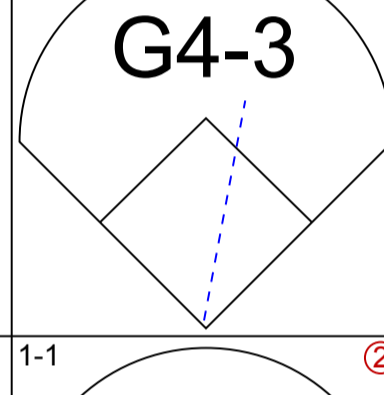
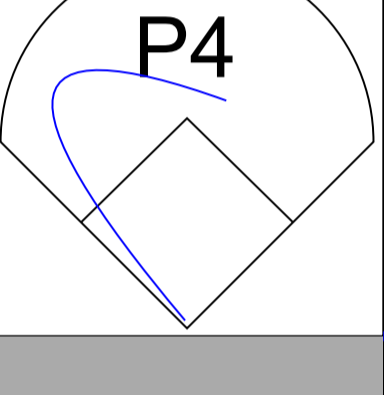
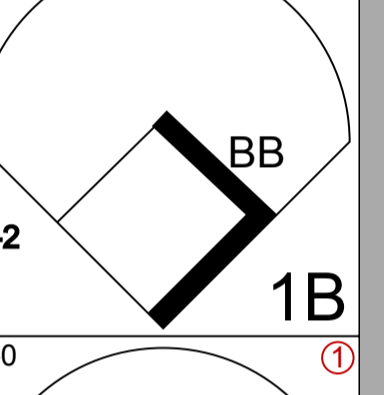
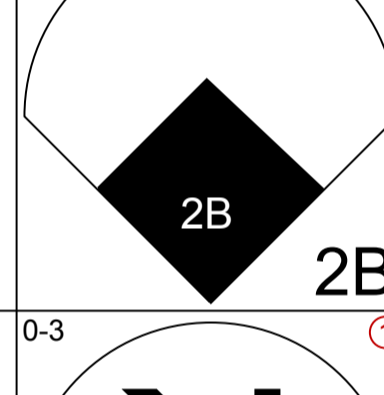
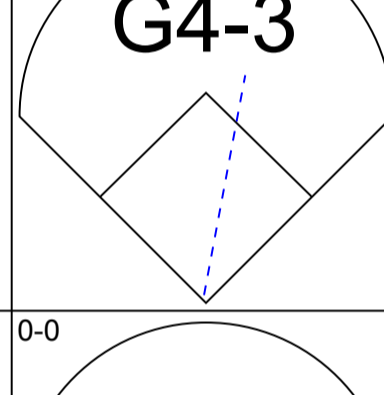
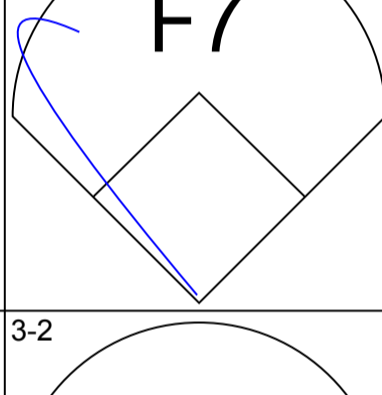
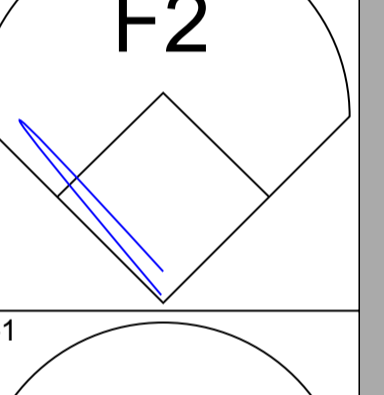
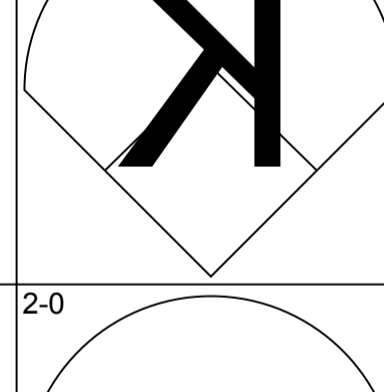
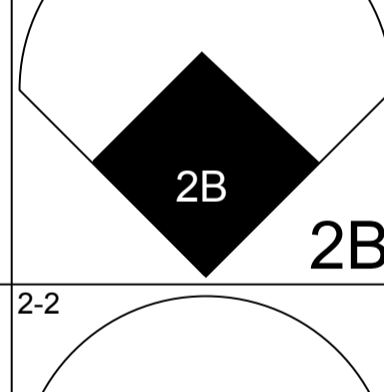
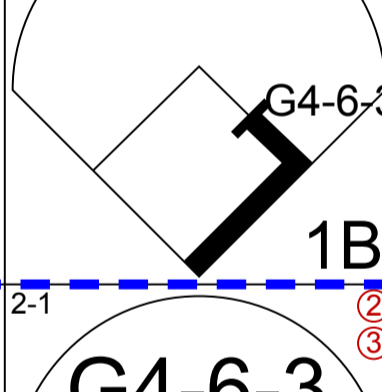
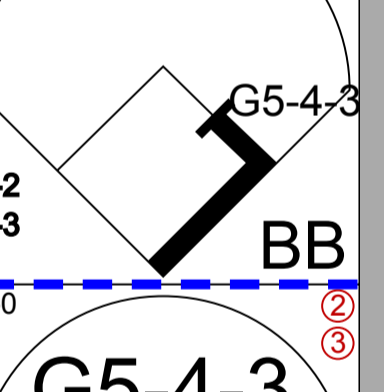
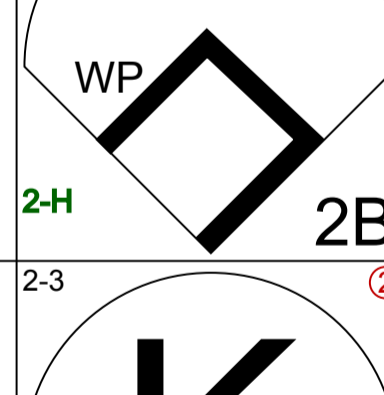
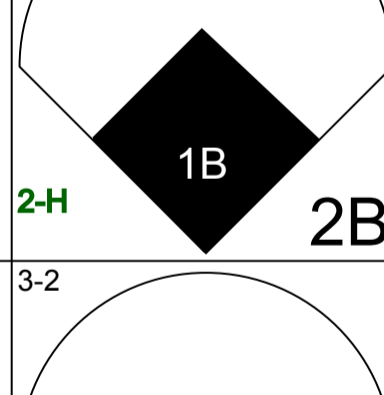
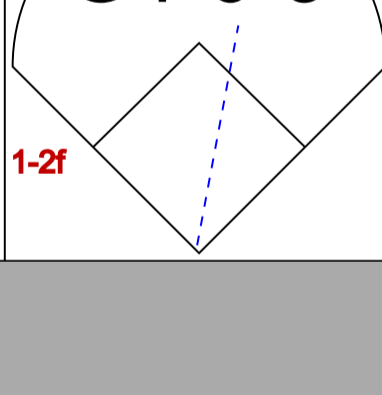
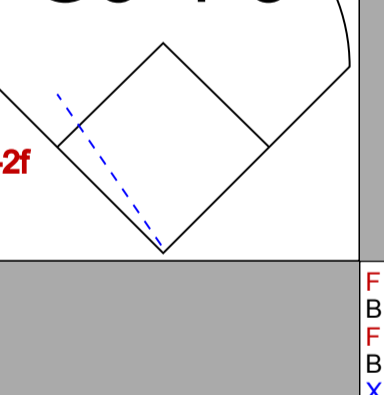
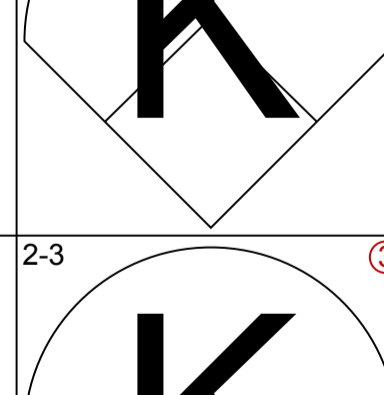
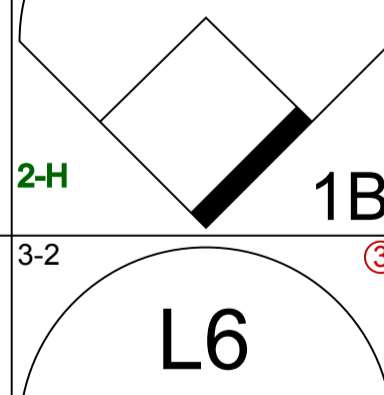
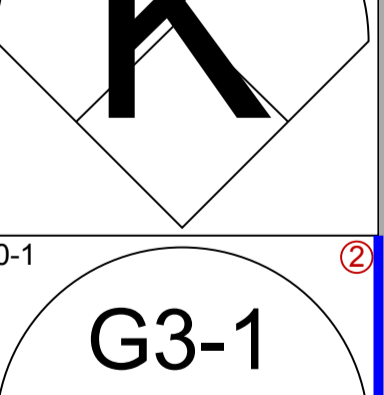
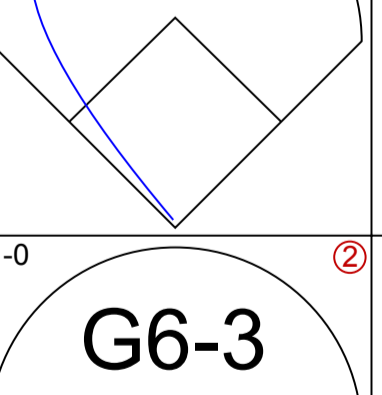

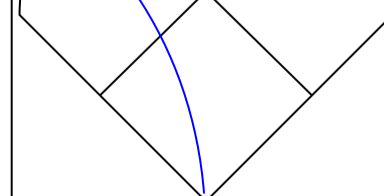
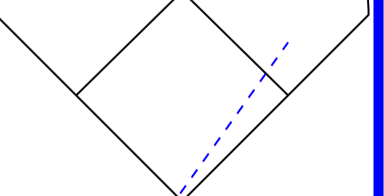
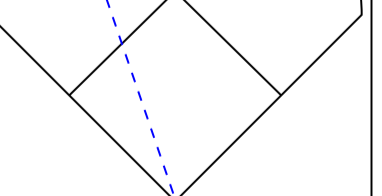
Batter	1	2	3	4	5	6	7	8	9	AB R H RBI BB SO LOB	TOP														
Kenny Lofton, L (1, 8) OBP: 0.373, SLG: 0.430	0-2 F9-3 1B		1-3 K		0-0 BB 1B		1-0 BB 1B	1-2 P6		5 2 3 0 0 1 1															
Omar Vizquel, S (1, 6) OBP: 0.372, SLG: 0.376	1-3 K			2-2 G4-3	4-1 S 1B		4-1 BB 1B	1-1 HBP		2 2 0 0 2 1 1															
Roberto Alomar, S (1, 4) OBP: 0.367, SLG: 0.466	0-1 F9-3 1-2			0-1 PB 1B	2-1 S 1B		3-2 F8	0-0 G4-3		5 0 2 2 0 0 5															
Manny Ramirez, R (1, 9) OBP: 0.458, SLG: 0.686		2-2 1B		4-1 BB 1-2	4-2 BB 1-2		2-2 BB 1B		3-2 1B	3 0 3 1 2 0 0															
Jim Thome, L (1, 3) OBP: 0.398, SLG: 0.530		1-3 K		2-3 K	3-3 K		1-2 BB 1B		1-3 K	5 0 1 1 0 4 6															
Travis Fryman, R (1, 5) OBP: 0.394, SLG: 0.516		1-3 K		0-1 P5		1-3 K	4-2 BB 1-2		1-3 K	4 0 0 0 1 3 4															
Russell Branyan, L (1, 10) OBP: 0.314, SLG: 0.562		2-3 K		1-1 P6	0-0 G3-1		0-0 F8		3-2 G3	5 0 0 0 0 1 5															
Sandy Alomar Jr., R (1, 2) OBP: 0.331, SLG: 0.408			0-0 G4-3		1-1 F9	0-2 P4		1-0 SH3 1B		4 0 1 0 0 0 0															
Bill Selby, L (1, 7) OBP: 0.250, SLG: 0.237			2-0 F7		2-2 BB 1B		1-1 G6-3	1-0 SH3		1 1 0 0 0 0 0															
Chan Perry, R (7, PH) OBP: 0.111, SLG: 0.111					1B HBP					1 0 0 0 0 0 0															
Dave Roberts, L (7, 7) OBP: 0.250, SLG: 0.143										0 0 0 0 0 0 0															
Inning Stats	R: 0 E: 0 K: 1 S: 9	H: 1 LOB: 0 BB: 0 P: 9	R: 0 E: 0 K: 3 S: 15	H: 1 LOB: 1 BB: 0 P: 21	R: 0 E: 0 K: 1 S: 5	H: 0 LOB: 0 BB: 0 P: 8	R: 0 E: 0 K: 1 S: 11	H: 1 LOB: 2 BB: 1 P: 19	R: 3 E: 0 K: 1 S: 18	H: 2 LOB: 2 BB: 2 P: 35	R: 0 E: 0 K: 1 S: 7	H: 0 LOB: 0 BB: 0 P: 8	R: 2 E: 0 K: 0 S: 20	H: 3 LOB: 3 BB: 2 P: 36	R: 0 E: 0 K: 0 S: 7	H: 1 LOB: 2 BB: 0 P: 11	R: 0 E: 0 K: 2 S: 16	H: 1 LOB: 1 BB: 0 P: 24	1B: 10 2B: 1 3B: 0 HR: 0	SF: 0 SAC: 1 DP: 1 HBP: 2	WP: 0 PB: 1 SB: 3 CS: 0	PA: 43			
PITCHER	IP	WLS	BF	H	R	ER	SO	BB	IBB	HBP	BLK	WP	HR	S	P	ERA	WHIP								
63 Paxton Crawford, R (1, 1) ERA: 3.91	4.2		22	5	3	3	6	3	0	1	0	0	0	55	86	5.79	1.714								
Rheal Cormier, L (5, 1) ERA: 4.64	1.2	L	7	1	2	2	2	1	0	0	0	0	0	14	24	10.80	1.200								
Rich Garces, R (7, 1) ERA: 3.11	0.2	B	5	2	0	0	0	1	0	0	0	0	0	16	26	0.00	4.500								
Hector Carrasco, R (8, 1) ERA: 4.52	2.0		9	2	0	0	2	0	0	1	0	0	0	23	35	0.00	1.000								

Cleveland Indians @ Boston Red Sox
Fenway Park, Boston, MA
 Wed Sep 20 2000, 7:05 PM EDT
 Att. 32,751 - Sunny - 72 F

livebaseballscorecards.com

AB	35
R	5
H	10
RBI	4
BB	5
SO	10
LOB	22



Batter	1	2	3	4	5	6	7	8	9	AB	R	H	RBI	BB	SO	LOB
Trot Nixon, L OBP: 0.372, SLG: 0.467 (1, 9)										3	1	1	1	2	2	0
Darren Lewis, R OBP: 0.304, SLG: 0.305 (1, 8)										3	0	0	0	0	2	0
Carl Everett, S OBP: 0.374, SLG: 0.593 (7, PH)										1	0	0	0	0	0	1
Donnie Sadler, R OBP: 0.247, SLG: 0.304 (8, 8)										0	0	0	0	0	0	0
Rico Brogna, L OBP: 0.278, SLG: 0.353 (9, PH)										1	0	0	0	0	0	1
Dante Bichette, R OBP: 0.349, SLG: 0.474 (1, 10)										4	0	2	0	0	2	0
Nomar Garciaparra, R OBP: 0.430, SLG: 0.592 (1, 6)										4	0	1	0	0	0	1
Troy O'Leary, L OBP: 0.322, SLG: 0.401 (1, 7)										4	1	1	0	0	0	2
Scott Hatteberg, L OBP: 0.366, SLG: 0.454 (1, 2)										3	1	2	0	1	1	1
Lou Merloni, R OBP: 0.347, SLG: 0.457 (1, 5)										4	1	2	2	0	0	4
Brian Daubach, L OBP: 0.325, SLG: 0.470 (1, 3)										4	0	1	1	0	2	1
Mike Lansing, R OBP: 0.299, SLG: 0.372 (1, 4)										2	0	0	0	0	1	2
Midre Cummings, L OBP: 0.333, SLG: 0.389 (7, PH)										1	0	0	0	0	0	0
Manny Alexander, R OBP: 0.255, SLG: 0.319 (8, 4)										0	0	0	0	0	0	0
Jason Varitek, S OBP: 0.346, SLG: 0.402 (9, PH)										1	0	0	0	0	0	0

Inning Stats	R: 0	H: 1	E: 0	LOB: 1	K: 2	BB: 0	S: 11	R: 1	H: 2	E: 0	LOB: 1	K: 3	BB: 0	S: 13	R: 0	H: 0	E: 0	LOB: 0	K: 3	BB: 0	S: 10	R: 2	H: 3	E: 0	LOB: 1	K: 0	BB: 0	S: 15	R: 1	H: 1	E: 0	LOB: 0	K: 1	BB: 0	S: 10	R: 0	H: 1	E: 0	LOB: 0	K: 0	BB: 0	S: 9	R: 0	H: 0	E: 0	LOB: 1	K: 1	BB: 1	S: 8	R: 0	H: 2	E: 0	LOB: 2	K: 0	BB: 1	S: 8	R: 0	H: 0	E: 0	LOB: 1	K: 0	BB: 1	S: 6	R: 0	H: 0	E: 0	LOB: 1	K: 0	BB: 1	S: 6	1B: 5	SF: 0	2B: 4	SAC: 0	3B: 0	DP: 2	HR: 1	HBP: 0
--------------	------	------	------	--------	------	-------	-------	------	------	------	--------	------	-------	-------	------	------	------	--------	------	-------	-------	------	------	------	--------	------	-------	-------	------	------	------	--------	------	-------	-------	------	------	------	--------	------	-------	------	------	------	------	--------	------	-------	------	------	------	------	--------	------	-------	------	------	------	------	--------	------	-------	------	------	------	------	--------	------	-------	------	-------	-------	-------	--------	-------	-------	-------	--------

PITCHER	IP	WLS	BF	H	R	ER	SO	BB	IBB	HBP	BLK	WP	HR	S	P	ERA	WHIP
Dave Burba, R ERA: 4.39 (1, 1)	5.0		22	7	4	4	9	0	0	0	0	1	1	59	91	7.20	1.400
Ricardo Rincon, L ERA: 2.12 (6, 1)	0.1		2	1	0	0	0	0	0	0	0	0	0	7	11	0.00	3.000
Steve Karsay, R ERA: 3.95 (6, 1)	1.1	W	4	0	0	0	1	1	0	0	0	0	0	8	15	0.00	0.750
Paul Shuey, R ERA: 3.12 (7, 1)	0.2	H	5	2	0	0	0	1	0	0	0	0	0	9	17	0.00	4.500
Bob Wickman, R ERA: 2.93 (8, 1)	1.2	S	5	0	0	0	0	1	0	0	0	0	0	7	16	0.00	0.600

BOTTOM

Cleveland Indians @ Boston Red Sox

Fenway Park, Boston, MA

Wed Sep 20 2000, 7:05 PM EDT

Att: 32,751 - Sunny - 72 F

AB	35
R	4
H	10
RBI	4
BB	3
SO	10
LOB	13



PITCHER	IP	WLS	BF	H	R	ER	SO	BB	IBB	HBP	BLK	WP	HR	S	P	ERA	WHIP
Dave Burba, R ERA: 4.39 (1, 1)	5.0		22	7	4	4	9	0	0	0	0	1	1	59	91	7.20	1.400
Ricardo Rincon, L ERA: 2.12 (6, 1)	0.1		2	1	0	0	0	0	0	0	0	0	0	7	11	0.00	3.000
Steve Karsay, R ERA: 3.95 (6, 1)	1.1	W	4	0	0	0	1	1	0	0	0	0	0	8	15	0.00	0.750
Paul Shuey, R ERA: 3.12 (7, 1)	0.2	H	5	2	0	0	0	1	0	0	0	0	0	9	17	0.00	4.500
Bob Wickman, R ERA: 2.93 (8, 1)	1.2	S	5	0	0	0	0	1	0	0	0	0	0	7	16	0.00	0.600

Batter	1	2	3	4	5	6	7	8	9	AB R H RBI BB SO LOB	TOP												
Kenny Lofton, L OBP: 0.373, SLG: 0.429 (1, 8)										6 0 2 1 0 1 2	Cleveland Indians @ Boston Red Sox Fenway Park, Boston, MA Thu Sep 21 2000, 1:05 PM EDT Att. 31,404 - Sunny - 73 F												
Omar Vizquel, S OBP: 0.371, SLG: 0.374 (1, 6)										5 0 1 0 1 0 1													
Roberto Alomar, S OBP: 0.367, SLG: 0.465 (1, 4)										5 2 1 0 1 2 4													
Manny Ramirez, R OBP: 0.459, SLG: 0.683 (1, 9)										2 1 0 0 3 1 1													
Jim Thome, L OBP: 0.403, SLG: 0.531 (1, 10)										1 1 1 0 4 0 0													
David Segui, S OBP: 0.392, SLG: 0.514 (1, 3)										5 1 2 3 0 1 7													
Travis Fryman, R OBP: 0.394, SLG: 0.517 (1, 5)										5 1 2 2 0 1 5													
Dave Roberts, L OBP: 0.364, SLG: 0.222 (1, 7)										2 1 1 0 1 0 1													
Jolbert Cabrera, R OBP: 0.300, SLG: 0.313 (7, PH)										1 0 0 0 0 0 0													
Bill Selby, L OBP: 0.244, SLG: 0.231 (9, PH)										1 0 0 0 0 0 0													
Einar Diaz, R OBP: 0.319, SLG: 0.392 (1, 2)										4 1 2 2 0 0 1													
Russell Branyan, L OBP: 0.312, SLG: 0.558 (9, PH)										1 0 0 0 0 1 0													
Inning Stats	R: 7 E: 0 K: 1 S: 23	H: 4 LOB: 1 BB: 4 P: 52	R: 0 E: 0 K: 0 S: 9	H: 0 LOB: 1 BB: 1 P: 17	R: 0 E: 0 K: 0 S: 10	H: 1 LOB: 1 BB: 0 P: 14	R: 0 E: 0 K: 0 S: 7	H: 1 LOB: 2 BB: 2 P: 21	R: 0 E: 1 K: 0 S: 15	H: 2 LOB: 1 BB: 0 P: 22	R: 0 E: 1 K: 2 S: 16	H: 1 LOB: 3 BB: 1 P: 25	R: 0 E: 0 K: 0 S: 9	H: 0 LOB: 0 BB: 0 P: 13	R: 1 E: 0 K: 2 S: 14	H: 2 LOB: 2 BB: 1 P: 28	R: 0 E: 0 K: 2 S: 11	H: 1 LOB: 2 BB: 1 P: 22	1B: 9 2B: 3 3B: 0 HR: 0	SF: 0 SAC: 0 DP: 1 HBP: 0	WP: 0 PB: 0 SB: 6 CS: 0	PA: 48	
PITCHER	IP WLS BF H R ER SO BB IBB HBP BLK WP HR S P ERA WHIP																						
Rolando Arjojo, R ERA: 5.64 (1, 1)	0.2		9	3	7	7	1	4	0	0	0	0	0	0	21	48	94.50	10.500					
Steve Ontiveros, R ERA: 16.2 (1, 1)	2.1	W	10	2	0	0	0	1	0	0	0	0	0	0	21	35	0.00	1.286					
Jesus Pena, L ERA: 5.18 (4, 1)	1.0		5	1	0	0	0	2	0	0	0	0	0	7	21	0.00	3.000						
Hipolito Pichardo, R ERA: 3.23 (5, 1)	1.0		4	2	0	0	0	0	0	0	0	0	0	15	22	0.00	2.000						
Jeff Fassero, L ERA: 4.98 (6, 1)	2.0	H	9	1	0	0	2	1	0	0	0	0	0	25	38	0.00	1.000						
PITCHER	IP WLS BF H R ER SO BB IBB HBP BLK WP HR S P ERA WHIP																						
Rod Beck, R ERA: 3.0 (8, 1)	1.0	H	6	2	1	1	2	1	0	0	0	0	0	11	28	9.00	3.000						
Derek Lowe, R ERA: 2.61 (9, 1)	1.0	S	5	1	0	0	2	1	0	0	0	0	0	11	22	0.00	2.000						


livebaseballscorecards.com

Batter	1	2	3	4	5	6	7	8	9
Trot Nixon, L OBP: 0.374, SLG: 0.478 (1, 9)	1-1 F8		0-1 HR		3-1 2B		1-2 G4-3		
Jose Offerman, S OBP: 0.356, SLG: 0.359 Donnie Sadler, R OBP: 0.247, SLG: 0.304 (8, PR) (9, 4)	4-2 1B SF8 BB		0-1 BB BB		3-2 F7		1-0 CS 1B		
Dante Bichette, R OBP: 0.349, SLG: 0.473 (1, 10)	0-2 2B 1B		1-0 HR BB K2-3		3-1 F9		2-1 F7		
Nomar Garciaparra, R OBP: 0.432, SLG: 0.593 (1, 6)	0-1 SF8		3-1 HR 1B	1-0 FC6-4 1B		0-0 1B		1-1 G5-3	
Troy O'Leary, L OBP: 0.323, SLG: 0.410 (1, 7)	3-1 2B		2-1 HR	2-1 FC6-4 L3		1-2 F8			
Brian Daubach, L OBP: 0.323, SLG: 0.466 Rico Brogna, L OBP: 0.278, SLG: 0.353 (9, 3)	1-2 F9		2-2 P6	1-1 L3		2-3 K			
Lou Merloni, R OBP: 0.343, SLG: 0.448 Manny Alexander, R OBP: 0.255, SLG: 0.319 (8, 5)		1-0 P4	3-1 BB BB 1B 1B		2-3 K		1-0 L4		
Jason Varitek, S OBP: 0.345, SLG: 0.400 (1, 2)		1-2 P5	1-3 K		1-1 G4-3		1-2 1B		
Darren Lewis, R OBP: 0.306, SLG: 0.305 (1, 8)		1-0 F8	2-2 BB BB 1B		1-1 2B HBP		1-2 P6		

AB	R	H	RBI	BB	SO	LOB
4	1	2	2	1	0	1
2	2	1	1	3	0	1
0	0	0	0	0	0	0
4	2	1	0	1	1	4
4	1	3	2	0	0	1
4	1	2	4	0	0	2
4	0	0	0	0	1	3
0	0	0	0	0	0	0
4	1	1	0	0	1	0
0	0	0	0	0	0	0
4	0	1	0	0	1	1
3	1	1	0	0	0	1

Cleveland Indians @ Boston Red Sox
Fenway Park, Boston, MA
 Thu Sep 21 2000, 1:05 PM EDT
 Att: 31,404 - Sunny - 73 F

AB	33
R	9
H	12
RBI	9
BB	5
SO	4
LOB	14



Inning Stats		R	H	E	K	S	R	H	E	K	S	R	H	E	K	S	R	H	E	K	S	R	H	E	K	S
R: 2 H: 2 E: 0 K: 0 S: 16		2	2	0	0	25	0	0	0	0	5	0	0	0	0	8	6	5	0	2	2	0	0	1	0	26
R: 0 H: 0 E: 0 K: 0 S: 5		0	0	0	0	8	6	0	0	0	8	0	0	0	0	8	0	0	0	0	0	0	0	0	0	5
R: 6 H: 5 E: 0 K: 2 S: 26		6	5	0	2	26	0	5	0	0	56	0	0	0	0	56	0	0	0	0	0	0	0	0	0	5
R: 0 H: 1 E: 0 K: 1 S: 9		0	1	0	1	9	0	0	0	0	22	0	0	0	0	22	0	0	0	0	0	0	0	0	0	9
R: 1 H: 1 E: 0 K: 1 S: 12		1	1	0	1	12	0	0	0	0	22	0	0	0	0	22	0	0	0	0	0	0	0	0	0	9
R: 0 H: 1 E: 0 K: 1 S: 9		0	1	0	1	9	0	0	0	0	15	0	0	0	0	15	0	0	0	0	0	0	0	0	0	9
R: 0 H: 1 E: 0 K: 0 S: 12		0	1	0	0	16	0	0	0	0	16	0	0	0	0	16	0	0	0	0	0	0	0	0	0	9
R: 0 H: 1 E: 0 K: 0 S: 5		0	1	0	0	9	0	0	0	0	9	0	0	0	0	9	0	0	0	0	0	0	0	0	0	9

PITCHER		IP	WLS	BF	H	R	ER	SO	BB	IBB	HBP	BLK	WP	HR	S	P	ERA	WHIP
Jason Bere, R ERA: 5.55		(1, 1)	2.0	13	4	6	6	0	3	0	0	0	0	1	29	52	27.00	3.500
Cameron Cairncross, L ERA: 4.5		(3, 1)	0.1	2	1	1	1	0	0	0	0	0	0	1	5	9	27.00	3.000
Justin Speier, R ERA: 3.57		(3, 1)	0.1	L 5	2	1	1	1	2	0	0	0	0	0	10	24	27.00	12.000
Jamie Brewington, R ERA: 5.65		(3, 1)	2.2	11	3	1	1	2	0	0	1	0	0	0	23	41	3.38	1.125
Tom Martin, L ERA: 4.02		(6, 1)	1.2	6	1	0	0	1	0	0	0	0	0	0	18	25	0.00	0.600

PITCHER		IP	WLS	BF	H	R	ER	SO	BB	IBB	HBP	BLK	WP	HR	S	P	ERA	WHIP
Steve Reed, R ERA: 4.64		(8, 1)	1.0	3	1	0	0	0	0	0	0	0	0	0	5	9	0.00	1.000

Batter	1	2	3	4	5	6	7	8	9	AB R H RBI BB SO LOB	TOP														
Kenny Lofton, L (1, 8) OBP: 0.373, SLG: 0.429	1-2 F7		3-2 PB 1-H 2-H 2B		1-2 F8	4-2 1B 1B BB		3-2 F7		4 1 1 2 1 0 1															
Omar Vizquel, S (1, 6) OBP: 0.371, SLG: 0.373	2-2 G6-3		1-3 K G2-3		1-1 F2	2-1 1B 1B		4-0 G1-3 BB		4 0 1 1 1 1 1															
Roberto Alomar, S (1, 4) OBP: 0.369, SLG: 0.466	2-2 1B		1-2 G2-3			WP E 1B		3-1 G1-3		5 1 3 1 0 0 4															
John McDonald, R (8, 4) OBP: 0.429, SLG: 0.429			1-2			1B		1-2 2-3		0 0 0 0 0 0 0															
Manny Ramirez, R (1, 9) OBP: 0.461, SLG: 0.680		3-1 G6-5-3 1B	2-2 G6-3			1B		4-1 BB		3 1 1 0 2 1 4															
Dave Roberts, L (8, PR) OBP: 0.364, SLG: 0.222						BB 1B				0 0 0 0 0 0 0															
Jim Thome, L (1, 3) OBP: 0.400, SLG: 0.526		2-2 G6-5-3		2-0 G3-1		0-2 F7	3-1 F5	3-1 G4-3		5 0 0 0 0 0 6															
David Segui, S (1, 10) OBP: 0.390, SLG: 0.511					0-2 G4-3				3-2 F8	5 0 1 0 0 1 2															
Travis Fryman, R (1, 5) OBP: 0.397, SLG: 0.520			0-0 E 2B 1B	1-1 1B		0-1 E2 1B 1B	1-2 FC5-4 FC6-4 1B		1-1 E 1B 1B	5 2 4 1 0 0 1															
Russell Branyan, L (1, 7) OBP: 0.312, SLG: 0.554					0-2 F8		0-1 2B 1B		1-1 E5 G6-3 1B	3 0 1 2 0 0 2															
Jolbert Cabrera, R (6, PR) OBP: 0.302, SLG: 0.315					0-0 F9		1-0 FC6-4		1-3 1B	2 1 1 0 0 0 1															
Sandy Alomar Jr., R (1, 2) OBP: 0.332, SLG: 0.411			1-1 E5 2B		0-3 K2-3	0-1 1B 2B		3-1 G1-3 BB 1B	0-0 G6-3	5 2 2 1 0 1 3															
Inning Stats	R: 0 E: 0 K: 0 S: 9	H: 1 LOB: 1 BB: 0 P: 14	R: 0 E: 0 K: 0 S: 7	H: 1 LOB: 0 BB: 0 P: 13	R: 2 E: 1 K: 1 S: 21	H: 2 LOB: 2 BB: 0 P: 29	R: 0 E: 0 K: 0 S: 7	H: 1 LOB: 1 BB: 0 P: 10	R: 0 E: 0 K: 1 S: 10	H: 0 LOB: 0 BB: 0 P: 12	R: 6 E: 1 K: 2 S: 24	H: 6 LOB: 2 BB: 2 P: 39	R: 0 E: 0 K: 0 S: 8	H: 1 LOB: 1 BB: 0 P: 14	R: 0 E: 0 K: 0 S: 10	H: 1 LOB: 3 BB: 2 P: 30	R: 0 E: 1 K: 0 S: 8	H: 2 LOB: 1 BB: 0 P: 13	1B: 13 2B: 2 3B: 0 HR: 0	SF: 0 SAC: 0 DP: 2 HBP: 0	WP: 1 PB: 1 SB: 0 CS: 0	PA: 45			
PITCHER	IP	WLS	BF	H	R	ER	SO	BB	IBB	HBP	BLK	WP	HR	S	P	ERA	WHIP								
49 Tim Wakefield, R (1, 1) ERA: 5.46	5.2	L	26	8	6	5	3	1	0	0	0	1	0	65	93	7.94	1.588								
Hector Carrasco, R (6, 1) ERA: 4.76	0.0		4	3	2	2	0	1	0	0	0	0	0	9	18	∞	∞								
40 Sang-Hoon Lee, L (6, 1) ERA: 4.15	1.2		8	2	0	0	1	1	0	0	0	0	0	17	35	0.00	1.800								
Rick Croushore, R (8, 1) ERA: 8.16	1.2		7	2	0	0	0	1	0	0	0	0	0	13	28	0.00	1.800								

Cleveland Indians @ Boston Red Sox
Fenway Park, Boston, MA
 Thu Sep 21 2000, 7:05 PM EDT
 Att. 32,743 - Sunny - 72 F

livebaseballscorecards.com

AB	41
R	8
H	15
RBI	8
BB	4
SO	4
LOB	25



Batter	1	2	3	4	5	6	7	8	9	AB	R	H	RBI	BB	SO	LOB
Trot Nixon, L OBP: 0.381, SLG: 0.482 (1, 9)	1-1 1B 1B	1-1 1B			4-2 FC6-4 BB		0-2 1B		4-2 1B BB G4-3	3	1	3	0	2	0	0
Jose Offerman, S OBP: 0.354, SLG: 0.355 Darren Lewis, R OBP: 0.309, SLG: 0.308 (1, 4) (8, 8)	1-1 F9	3-3 K			1-0 FC6-4 G4-6-3		3-2 F8		0-0 G4-3 1B	4	0	0	0	0	1	5
Dante Bichette, R OBP: 0.348, SLG: 0.475 (1, 10)	1-3 K				1-0 G4-6-3			2-2 HR	0-1 G4-3	5	1	1	2	0	1	3
Nomar Garciaparra, R OBP: 0.431, SLG: 0.592 Manny Alexander, R OBP: 0.259, SLG: 0.323 Midre Cummings, L OBP: 0.337, SLG: 0.393 (1, 6) (8, 6) (9, PH)	0-0 1B				2-0 F8		1-1 L5	0-0 DI 1B	0-1 FC6-4 1B	3	0	1	0	0	0	0
Troy O'Leary, L OBP: 0.322, SLG: 0.408 Bernard Gilkey, R OBP: 0.260, SLG: 0.280 (1, 7) (8, PH) (9, 7)	1-3 K				1-1 F9		3-1 F8	3-2 F8	0-0 F8	3	0	0	0	0	1	2
Lou Merloni, R OBP: 0.355, SLG: 0.465 (1, 5)					3-3 K		3-2 1B	2-1 G3-1 BB 1B	2-1 FC6-4	5	1	3	1	0	1	1
Brian Daubach, L OBP: 0.321, SLG: 0.463 Izzy Alcantara, R OBP: 0.333, SLG: 0.524 (1, 3) (8, PH) (9, 3)					2-0 F8		2-3 K	4-2 G3-1 BB		3	0	0	0	0	1	2
Scott Hatteberg, L OBP: 0.370, SLG: 0.455 Jason Varitek, S OBP: 0.345, SLG: 0.400 (1, 2) (8, PH) (9, 2)					0-0 1B		0-0 1B	1-2 F7	0-2 G3-1	2	0	1	0	1	0	0
Donnie Sadler, R OBP: 0.239, SLG: 0.296 (8, 4)					0-0 F8			3-1 P6	2-3 K	2	0	0	1	0	0	1
Carl Everett, S OBP: 0.373, SLG: 0.591 Mike Lansing, R OBP: 0.299, SLG: 0.372 (8, PH) (9, 4)										1	0	0	0	0	1	2


Inning Stats	R: 0	H: 2	E: 0	K: 2	S: 11	R: 1	H: 2	E: 0	K: 1	S: 14	R: 0	H: 0	E: 0	K: 0	S: 5	R: 0	H: 1	E: 0	K: 1	S: 8	R: 0	H: 0	E: 0	K: 0	S: 4	R: 0	H: 1	E: 0	K: 1	S: 11	R: 0	H: 1	E: 0	K: 0	S: 11	R: 2	H: 3	E: 0	K: 1	S: 17	R: 2	H: 2	E: 0	K: 0	S: 13
		LOB: 2		BB: 0	P: 15		LOB: 2		BB: 1	P: 27		LOB: 0		BB: 0	P: 10		LOB: 1		BB: 0	P: 13		LOB: 0		BB: 1	P: 10		LOB: 1		BB: 0	P: 20		LOB: 1		BB: 0	P: 18		LOB: 2		BB: 1	P: 30		LOB: 1		BB: 1	P: 19

PITCHER	IP	WLS	BF	H	R	ER	SO	BB	IBB	HBP	BLK	WP	HR	S	P	ERA	WHIP
Chuck Finley, L ERA: 4.26 (1, 1)	7.0		31	9	3	3	5	2	0	0	0	0	1	68	119	3.86	1.571
Steve Karsay, R ERA: 3.93 (8, 1)	0.1		2	1	0	0	0	0	0	0	0	0	0	5	10	0.00	3.000
Ricardo Rincon, L ERA: 2.08 (8, 1)	0.1		2	0	0	0	0	1	0	0	0	0	0	5	9	0.00	3.000
Paul Shuey, R ERA: 3.1 (8, 1)	0.1		1	0	0	0	1	0	0	0	0	0	0	3	5	0.00	0.000
Bob Wickman, R ERA: 3.15 (9, 1)	1.0		6	2	2	2	0	1	0	0	0	0	0	13	19	18.00	3.000

BOTTOM

Cleveland Indians @ Boston Red Sox
 Fenway Park, Boston, MA
 Thu Sep 21 2000, 7:05 PM EDT
 Att. 32,743 - Sunny - 72 F

AB	37
R	5
H	12
RBI	5
BB	4
SO	6
LOB	20



WP	HR	S	P	ERA	WHIP
0	0	0	42		

Batter	1	2	3	4	5	6	7	8	9	AB R H RBI BB SO LOB	TOP											
Gene Kingsale, S (1, 8) OBP: 0.258, SLG: 0.295	0-2 FC5-4 1B		2-2 G6-3 1-2f		1-1 G5-3			2-2 F9		4 0 1 0 0 0 1												
Jerry Hairston, R (1, 4) OBP: 0.353, SLG: 0.377	0-1 FC5-4 1-2f			2-2 HR		0-0 F9		1-2 1B		4 1 2 1 0 0 1												
Delino DeShields, L (1, 7) OBP: 0.368, SLG: 0.445	0-0 F9			0-0 G3-1		2-3 K		2-2 G4-3 1-2		4 0 0 0 0 1 2												
Cal Ripken Jr., R (1, 5) OBP: 0.290, SLG: 0.424	1-3 K			3-2 G6-3		1-2 G5-3			0-2 F5	4 0 0 0 0 1 1												
6 Melvin Mora, R (1, 6) OBP: 0.333, SLG: 0.419				1-0 P4			1-0 P6		0-0 F9	4 0 1 0 0 0 0												
Chris Richard, L (1, 3) OBP: 0.312, SLG: 0.484					4-1 HR BB		1-3 K		1-2 G4-3	3 1 0 0 1 2 1												
Brook Fordyce, R (1, 2) OBP: 0.340, SLG: 0.509				3-2 G6-3 1-2		0-1 F9		1-0 1B		3 0 1 0 0 0 2												
Greg Myers, L (1, 10) OBP: 0.281, SLG: 0.358				4-2 FC5-4 BB		2-2 HR 1-H		3-1 F8		2 1 1 2 1 0 1												
Luis Matos, R (1, 9) OBP: 0.283, SLG: 0.317				1-0 FC5-4 G6-3 1-2f		1-1 G1-3		1-2 F7		3 0 0 0 0 0 1												
Inning Stats	R: 0 E: 0 K: 1 S: 11	H: 1 LOB: 1 BB: 0 P: 12	R: 0 E: 0 K: 1 S: 9	H: 1 LOB: 0 BB: 0 P: 13	R: 0 E: 0 K: 0 S: 7	H: 0 LOB: 0 BB: 1 P: 14	R: 1 E: 0 K: 0 S: 9	H: 1 LOB: 0 BB: 0 P: 15	R: 2 E: 0 K: 0 S: 11	H: 1 LOB: 0 BB: 1 P: 19	R: 0 E: 0 K: 1 S: 8	H: 0 LOB: 0 BB: 0 P: 11	R: 0 E: 0 K: 1 S: 7	H: 1 LOB: 1 BB: 0 P: 13	R: 0 E: 0 K: 0 S: 12	H: 1 LOB: 1 BB: 0 P: 18	R: 0 E: 0 K: 0 S: 7	H: 0 LOB: 0 BB: 0 P: 8	1B: 4 2B: 0 3B: 0 HR: 2	SF: 0 SAC: 0 DP: 1 HBP: 0	WP: 0 PB: 0 SB: 1 CS: 1	PA: 33
PITCHER	IP WLS BF H R ER SO BB IBB HBP BLK WP HR S P ERA WHIP																					
Ramon Martinez, R (1, 1) ERA: 5.99	7.0 L 26 5 3 3 4 2 0 0 0 0 0 2 62 97 3.86 1.000																					
Rich Garces, R (8, 1) ERA: 3.07	1.0 4 1 0 0 0 0 0 0 0 0 0 0 12 18 0.00 1.000																					
Rheal Cormier, L (9, 1) ERA: 4.57	1.0 3 0 0 0 0 0 0 0 0 0 0 0 7 8 0.00 0.000																					

Baltimore Orioles @ Boston Red Sox
Fenway Park, Boston, MA
Fri Sep 22 2000, 7:05 PM EDT
Att. 32,708 - Sunny - 68 F

livebaseballscorecards.com

AB	31
R	3
H	6
RBI	3
BB	2
SO	4
LOB	10



Batter	1	2	3	4	5	6	7	8	9	AB	R	H	RBI	BB	SO	LOB				
Trot Nixon, L OBP: 0.382, SLG: 0.481 (1, 9) C B X	1-1 G6-4-3 1B		4-1 E 1-2 BB		1-2 F9			1-1 G4-3		3	0	1	0	1	0	0				
Darren Lewis, R OBP: 0.309, SLG: 0.308 (1, 8) Scott Hatteberg, L OBP: 0.368, SLG: 0.452 (9, PH) F B X	2-1 F9		1-1 E8 1-3 2-H 1B			0-1 G5-3		0-1 G3-1		3	0	1	1	0	0	1				
Jason Varitek, S OBP: 0.342, SLG: 0.396 (1, 2) B X	1-0 G6-4-3 1-2f		2-2 F7			0-0 G6-3		1-2 G1-3		4	0	0	0	0	0	3				
Nomar Garciaparra, R OBP: 0.430, SLG: 0.589 (1, 6) B X		1-0 F9		0-0 FC4-6 1B		0-1 G6-3		0-0 G6-3		4	0	1	0	0	0	0				
Troy O'Leary, L OBP: 0.320, SLG: 0.405 (1, 7) B B X		2-0 G3		3-2 FC4-6 FC6-4 1-2f			3-2 F8			3	0	0	0	0	0	1				
Dante Bichette, R OBP: 0.346, SLG: 0.473 (1, 10) C C C		1-3 K		2-2 FC6-4 1-2f			2-2 F9			3	0	0	0	0	1	1				
Brian Daubach, L OBP: 0.319, SLG: 0.460 (1, 3) B X			1-0 G4-3	0-1 F7			1-3 K			3	0	0	0	0	1	1				
Manny Alexander, R OBP: 0.261, SLG: 0.325 (1, 5) Midre Cummings, L OBP: 0.335, SLG: 0.391 (8, PH) Lou Merloni, R OBP: 0.355, SLG: 0.465 (9, 5) X		0-0 BB E 1B		0-0 F7		0-0 F7		0-0 G3-1		2	1	1	0	0	0	0				
Mike Lansing, R OBP: 0.298, SLG: 0.370 (1, 4) Carl Everett, S OBP: 0.372, SLG: 0.590 (8, PH) Donnie Sadler, R OBP: 0.239, SLG: 0.296 (9, 4) F B B X		3-2 F8		1-0 L5			0-3 K			2	0	0	0	0	0	1				
Inning Stats	R: 0 E: 0 K: 0 S: 5	H: 1 LOB: 0 BB: 0 P: 9	R: 0 E: 0 K: 1 S: 5	H: 0 LOB: 0 BB: 0 P: 9	R: 1 E: 1 K: 0 S: 12	H: 2 LOB: 2 BB: 1 P: 23	R: 0 E: 0 K: 0 S: 13	H: 1 LOB: 1 BB: 0 P: 18	R: 0 E: 0 K: 0 S: 5	H: 0 LOB: 0 BB: 0 P: 7	R: 0 E: 0 K: 1 S: 9	H: 0 LOB: 0 BB: 0 P: 15	R: 0 E: 0 K: 1 S: 6	H: 0 LOB: 0 BB: 0 P: 7	R: 0 E: 0 K: 0 S: 7	H: 0 LOB: 0 BB: 0 P: 8	1B: 4 2B: 0 3B: 0 HR: 0	SF: 0 SAC: 0 DP: 1 HBP: 0	WP: 0 PB: 0 SB: 0 CS: 0	PA: 31

BOTTOM

Baltimore Orioles @ Boston Red Sox
Fenway Park, Boston, MA
 Fri Sep 22 2000, 7:05 PM EDT
 Att: 32,708 - Sunny - 68 F

livebaseballscorecards.com

AB	30
R	1
H	4
RBI	1
BB	1
SO	3
LOB	8



PITCHER	IP	WLS	BF	H	R	ER	SO	BB	IBB	HBP	BLK	WP	HR	S	P	ERA	WHIP
Sidney Ponson, R ERA: 4.83 (1, 1)	9.0	W	31	4	1	1	3	1	0	0	0	0	0	67	101	1.00	0.556

Batter	1	2	3	4	5	6	7	8	9	10	AB R H RBI BB SO LOB	TOP																
Gene Kingsale, S OBP: 0.265, SLG: 0.303 (1, 8)	0-2 SH5-3 1B 2B		0-0 G5-3		1-0 G4-3		4-1 1B E BB		0-1 G4-3	2-0 FC4-6 1-2f 2-3	5 2 1 0 1 0 2																	
Jerry Hairston, R OBP: 0.362, SLG: 0.387 (1, 4)	0-0 SH5-3 2-3		3-2 G1-6-3 1B			1-3 K	1-2 E 1B		1-0 G6-3 S 1B		4 1 3 0 0 1 0																	
Delino DeShields, L OBP: 0.368, SLG: 0.444 (1, 7)	3-0 1B 1B 3-H		1-1 G1-6-3 1-2f			4-2 S 2B BB	3-2 E6 1B 1-2 3-H		3-2 G6-3		4 1 1 1 1 0 3																	
Cal Ripken Jr., R OBP: 0.292, SLG: 0.424 (1, 5)	0-1 1-3 1B			0-3 K		0-3 K	0-1 1-3 2-H 1B		1-3 K		5 0 2 1 0 3 2																	
Chris Richard, L OBP: 0.319, SLG: 0.508 (1, 3)	1-2 F9			3-2 HR		3-2 6 1B 2B 1-H	1-1 P6			0-0 G4-3 6 SH1-4 1B 1B	5 3 3 2 0 0 4																	
6 Melvin Mora, R OBP: 0.333, SLG: 0.417 (1, 6)	0-3 K			1-2 P3		2-1 1B 2-H		1-2 G6-3		0-1 SH1-4	4 0 1 1 0 1 2																	
Brook Fordyce, R OBP: 0.338, SLG: 0.504 (1, 2)		2-3 K		3-3 K		1-2 P6		1-2 1B		0-0 G4-3	5 0 1 0 0 2 2																	
Greg Myers, L OBP: 0.277, SLG: 0.352 Trenidad Hubbard, R OBP: 0.265, SLG: 0.287 Brady Anderson, L OBP: 0.374, SLG: 0.410 (1, 10)		1-1 G3-1			0-0 F8		3-1 G5-3	2-3 K		4-0 FC4-6 1B 1B	2 0 0 0 0 0 0 2 0 0 0 0 1 1 0 0 0 0 1 0 0																	
Luis Matos, R OBP: 0.281, SLG: 0.314 (1, 9)		1-1 G6-3			0-3 K		0-0 G5-3	1-3 K		1-0 FC4-6 1B 3-H	5 0 1 1 0 2 1																	
Inning Stats	R: 1 E: 0 K: 1 S: 13	H: 3 LOB: 2 BB: 0 P: 17	R: 0 E: 0 K: 1 S: 7	H: 0 LOB: 0 BB: 0 P: 11	R: 0 E: 0 K: 0 S: 6	H: 1 LOB: 0 BB: 0 P: 10	R: 1 E: 0 K: 2 S: 15	H: 1 LOB: 0 BB: 0 P: 22	R: 0 E: 0 K: 1 S: 6	H: 0 LOB: 0 BB: 0 P: 7	R: 2 E: 0 K: 2 S: 17	H: 2 LOB: 1 BB: 1 P: 28	R: 0 E: 1 K: 0 S: 15	H: 2 LOB: 2 BB: 1 P: 27	R: 0 E: 0 K: 2 S: 13	H: 1 LOB: 1 BB: 0 P: 18	R: 0 E: 0 K: 1 S: 11	H: 1 LOB: 1 BB: 0 P: 16	R: 1 E: 0 K: 0 S: 6	H: 2 LOB: 2 BB: 1 P: 13	1B: 10 2B: 2 3B: 0 HR: 1	SF: 0 SAC: 2 DP: 1 HBP: 0	WP: 0 PB: 0 SB: 2 CS: 0	PA: 46				
PITCHER	IP WLS BF H R ER SO BB IBB HBP BLK WP HR S P ERA WHIP																											
Rolando Arrojo, R ERA: 5.58 (1, 1)	5.0	19	5	2	2	2	5	0	0	0	0	0	0	0	0	0	0	0	0	0	0	0	0	0	0	0	3.60	1.000
Hipolito Pichardo, R ERA: 3.46 (6, 1)	1.0	6	2	2	2	2	1	0	0	0	0	0	0	0	0	0	0	0	0	0	0	0	0	0	0	0	18.00	3.000
Jeff Fassero, L ERA: 4.95 (7, 1)	0.2	H 5	1	2	0	0	1	0	0	0	0	0	0	0	0	0	0	0	0	0	0	0	0	0	0	0	0.00	3.000
Rod Beck, R ERA: 2.89 (7, 1)	1.1	B 6	2	0	0	2	0	0	0	0	0	0	0	0	0	0	0	0	0	0	0	0	0	0	0	0	0.00	1.500
Derek Lowe, R ERA: 2.58 (9, 1)	1.0	4	1	0	0	1	0	0	0	0	0	0	0	0	0	0	0	0	0	0	0	0	0	0	0	0	0.00	1.000
PITCHER	IP WLS BF H R ER SO BB IBB HBP BLK WP HR S P ERA WHIP																											
Rheal Cormier, L ERA: 4.68 (10, 1)	0.1		1	1	1	0	0	0	0	0	0	0	0	0	0	0	0	0	0	0	0	0	0	0	0	0	27.00	3.000
Hector Carrasco, R ERA: 4.72 (10, 1)	0.2	W 4	1	0	0	0	0	1	0	0	0	0	0	0	0	0	0	0	0	0	0	0	0	0	0	0	0.00	1.500

Baltimore Orioles @ Boston Red Sox
Fenway Park, Boston, MA
Sat Sep 23 2000, 4:35 PM EDT
Att: 32,273 - Cloudy - 69 F

livebaseballscorecards.com

AB	41
R	7
H	13
RBI	6
BB	3
SO	10
LOB	17



Batter	1	2	3	4	5	6	7	8	9	10	AB R H RBI BB SO LOB
Trot Nixon, L OBP: 0.379, SLG: 0.475 (1, 9)											5 0 0 1 1 1 1
Darren Lewis, R OBP: 0.308, SLG: 0.311 (1, 8)											4 1 1 0 0 1 1
Midre Cummings, L OBP: 0.338, SLG: 0.394 (9, PH)											1 0 1 0 0 0 0
Donnie Sadler, R OBP: 0.239, SLG: 0.296 (9, PR)											0 0 0 0 0 0 0
Dante Bichette, R OBP: 0.345, SLG: 0.470 (1, 10)											5 1 1 0 0 0 2
Nomar Garciaparra, R OBP: 0.433, SLG: 0.595 (1, 6)											3 4 2 2 2 0 0
Troy O'Leary, L OBP: 0.322, SLG: 0.409 (1, 7)											5 2 3 2 0 1 0
Lou Merloni, R OBP: 0.366, SLG: 0.486 (1, 5)											4 0 2 3 1 1 0
Scott Hatteberg, L OBP: 0.365, SLG: 0.444 (1, 2)											4 0 0 0 1 0 3
Mike Lansing, R OBP: 0.297, SLG: 0.371 (1, 4)											4 0 1 0 0 0 1
Jason Varitek, S OBP: 0.341, SLG: 0.395 (10, PH)											1 0 0 0 0 0 3
Rico Brogna, L OBP: 0.277, SLG: 0.351 (1, 3)											4 0 1 0 0 1 2
Brian Daubach, L OBP: 0.318, SLG: 0.459 (10, PH)											1 0 0 0 0 0 3

Inning Stats	R: 0	H: 0	E: 0	K: 1	S: 6	WLS	BF	H	R	ER	SO	BB	IBB	HBP	BLK	WP	HR	S	P	ERA	WHIP
1	0	0	0	1	6		25	9	6	6	1	0	1	0	0	0	1	52	91	10.80	1.800
2	2	3	0	0	12		12	3	1	0	0	0	0	0	0	0	0	3	5	0.00	0.000
3	2	2	0	0	10		10	2	1	0	0	0	0	0	0	0	0	3	5	0.00	0.000
4	0	1	0	0	11		11	1	1	0	0	0	0	0	0	0	0	20	30	0.00	0.500
5	2	3	0	0	13		13	3	2	0	0	0	0	0	0	0	0	11	29	27.00	4.500
6	0	1	0	1	6		6	1	1	0	0	0	0	0	0	0	0	11	11		
7	0	0	0	0	13		13	0	0	0	0	0	0	0	0	0	0	19	19		
8	0	0	0	0	9		9	0	0	0	0	0	0	0	0	0	0	14	14		
9	0	1	0	0	11		11	1	1	0	0	0	0	0	0	0	0	16	16		
10	2	1	0	0	11		11	1	3	0	0	0	0	0	0	0	0	29	29		
AB	6	5	0	0	11		11	1	5	0	0	0	0	0	0	0	0	1	1		
R	0	2	0	0	11		11	0	3	0	0	0	0	0	0	0	0	0	0		
H	0	3	0	0	11		11	1	4	0	0	0	0	0	0	0	0	0	0		
RBI	1	0	0	0	11		11	0	4	0	0	0	0	0	0	0	0	0	0		
BB	0	0	0	0	11		11	0	4	0	0	0	0	0	0	0	0	0	0		
SO	0	0	0	0	11		11	0	0	0	0	0	0	0	0	0	0	0	0		
LOB	0	3	0	0	11		11	1	3	0	0	0	0	0	0	0	0	0	0		


PITCHER	IP	WLS	BF	H	R	ER	SO	BB	IBB	HBP	BLK	WP	HR	S	P	ERA	WHIP
Pat Rapp, R ERA: 6.09 (1, 1)	5.0		25	9	6	6	1	0	1	0	0	0	1	52	91	10.80	1.800
Jason Johnson, R ERA: 7.02 (6, 1)	1.2		6	1	0	0	1	0	0	0	0	0	0	16	25	0.00	0.600
B.J. Ryan, L ERA: 6.18 (7, 1)	0.1		1	0	0	0	1	0	0	0	0	0	0	3	5	0.00	0.000
Mike Trombley, R ERA: 4.37 (8, 1)	2.0		7	1	0	0	2	0	0	0	0	0	0	20	30	0.00	0.500
Ryan Kohlmeier, R ERA: 2.82 (10, 1)	0.2	L	7	1	2	2	0	2	2	0	0	0	0	11	29	27.00	4.500

BOTTOM

Baltimore Orioles @ Boston Red Sox
 Fenway Park, Boston, MA
 Sat Sep 23 2000, 4:35 PM EDT
 Att. 32,273 - Cloudy - 69 F

livebaseballscorecards.com

AB	41
R	8
H	12
RBI	8
BB	5
SO	5
LOB	16



WP	PA
0	46
0	
0	
0	
0	

Batter 1 2 3 4 5 6 7 8 9 AB R H RBI BB SO LOB TOP

Gene Kingsale, S (1, 8)
OBP: 0.250, SLG: 0.290

Jerry Hairston, R (1, 4)
OBP: 0.354, SLG: 0.377

Delino DeShields, L (1, 7)
OBP: 0.366, SLG: 0.441

Chris Richard, L (1, 3)
OBP: 0.318, SLG: 0.503

6 Melvin Mora, R (1, 6)
OBP: 0.330, SLG: 0.413

Greg Myers, L (1, 10)
OBP: 0.271, SLG: 0.344


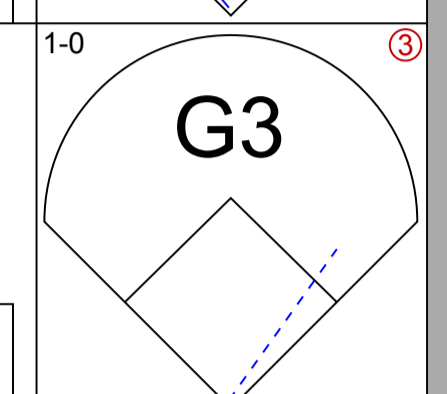
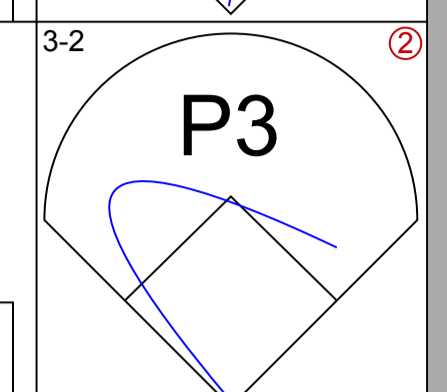
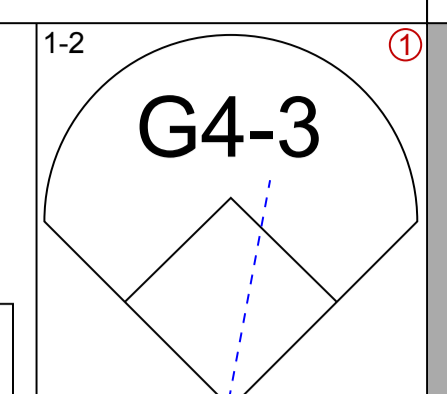
Mark Lewis, R (1, 5)
OBP: 0.303, SLG: 0.383

Fernando Lunar, R (1, 2)
OBP: 0.250, SLG: 0.185
Brady Anderson, L (8, PH)
OBP: 0.375, SLG: 0.410
Jesse Garcia, R (8, PR)
OBP: 0.125, SLG: 0.067
Brook Fordyce, R (8, 2)
OBP: 0.338, SLG: 0.504

Luis Matos, R (1, 9)
OBP: 0.287, SLG: 0.320


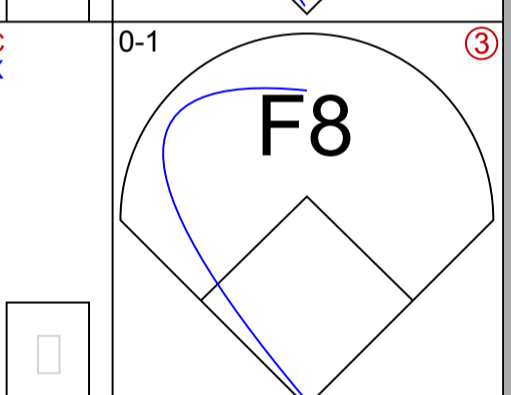
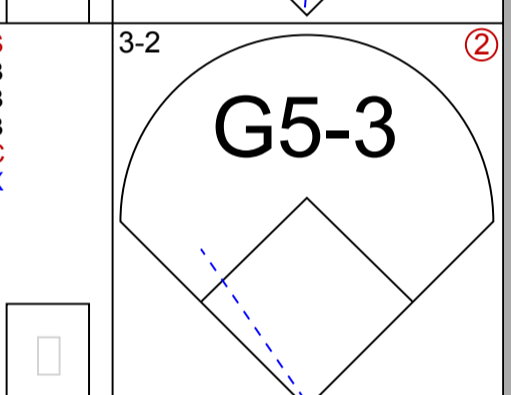
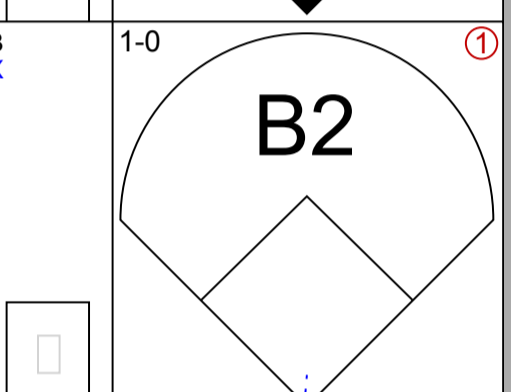
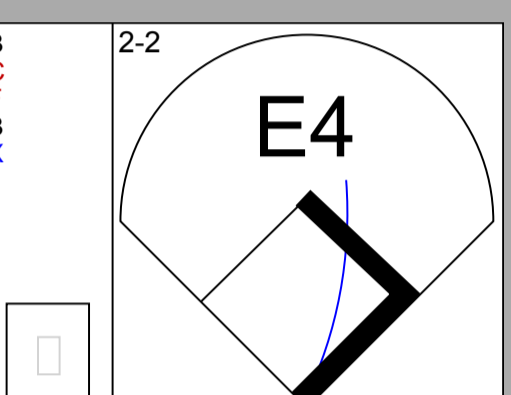
Inning Stats

PITCHER
Tomo Ohka, R (1, 1)
ERA: 3.27
Rich Garces, R (8, 1)
ERA: 3.04
Jeff Fassero, L (9, 1)
ERA: 4.92



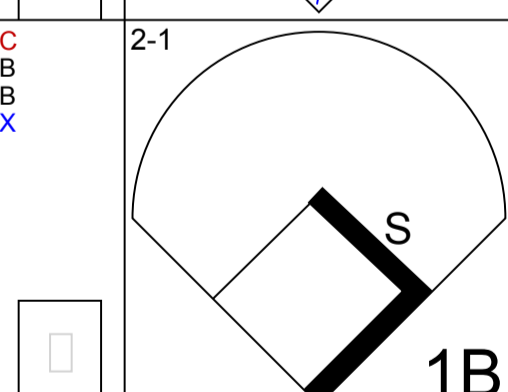
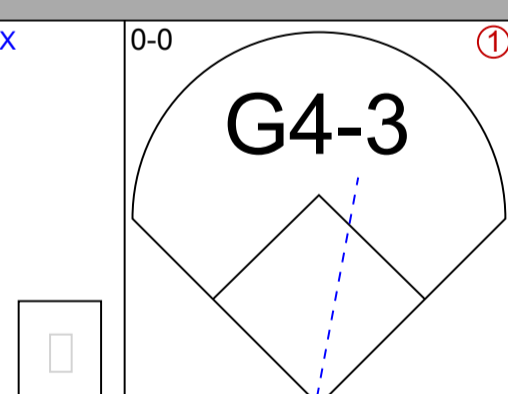

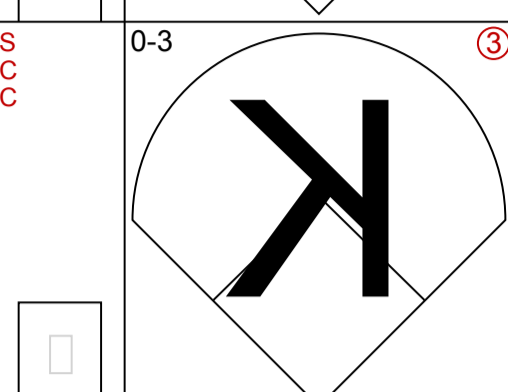
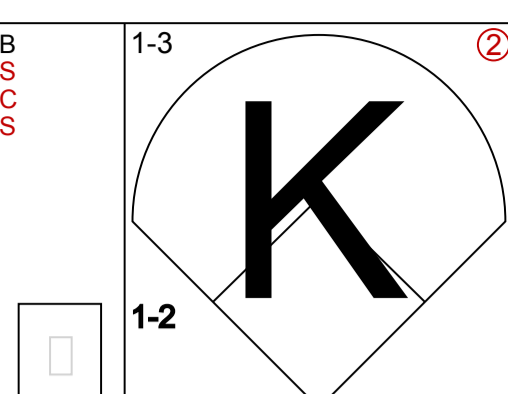
R: 0 H: 0
E: 0 LOB: 0
K: 0 BB: 0
S: 8 P: 13

IP WLS BF H R ER SO BB IBB HBP BLK WP HR S P ERA WHIP




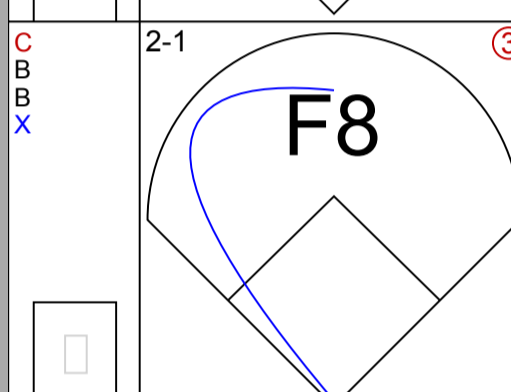
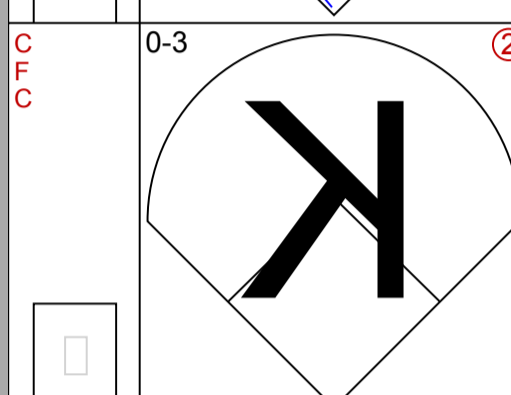
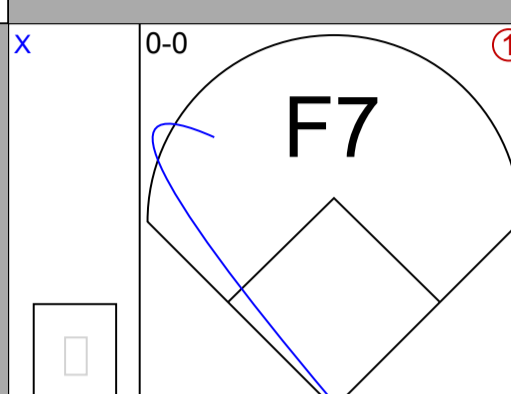
R: 0 H: 0
E: 1 LOB: 1
K: 0 BB: 0
S: 9 P: 15

IP WLS BF H R ER SO BB IBB HBP BLK WP HR S P ERA WHIP



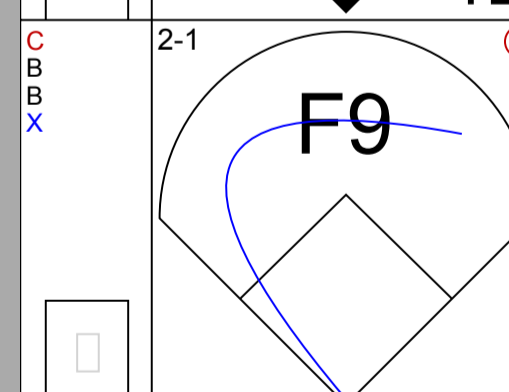
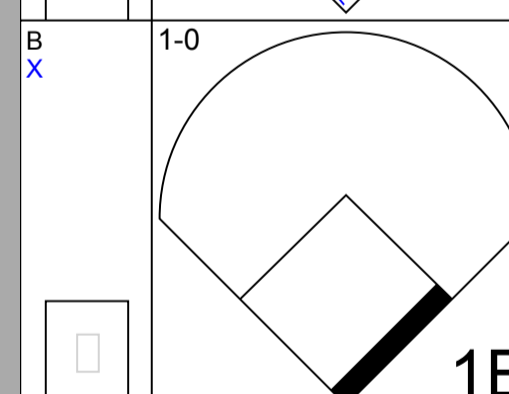
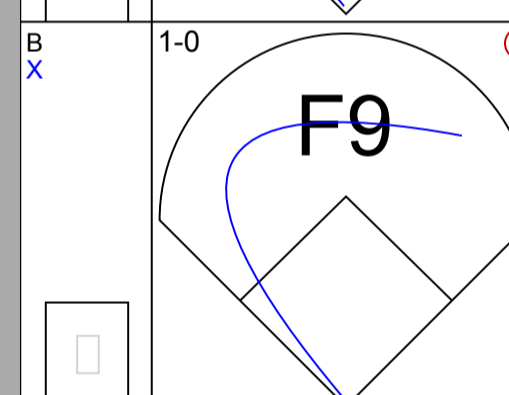
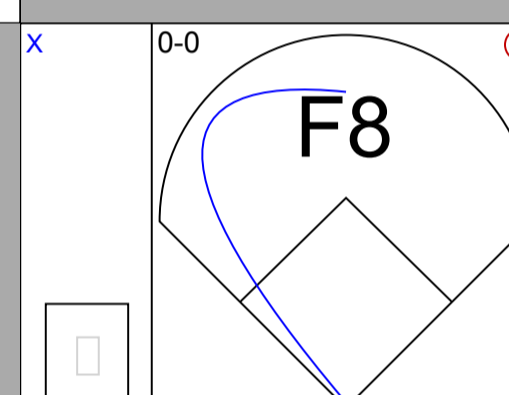
R: 0 H: 1
E: 0 LOB: 1
K: 2 BB: 0
S: 9 P: 12

IP WLS BF H R ER SO BB IBB HBP BLK WP HR S P ERA WHIP




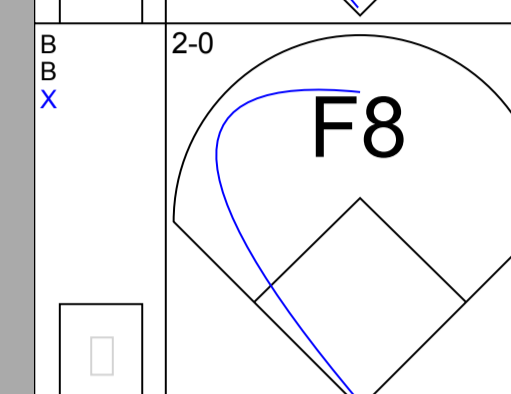
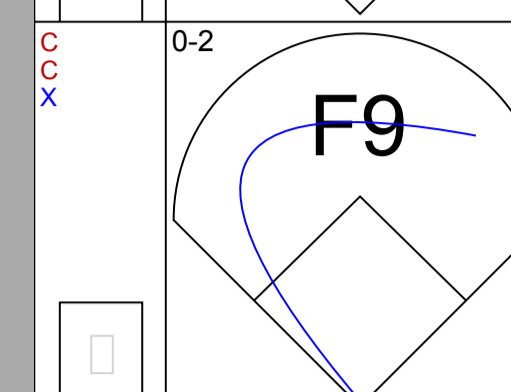
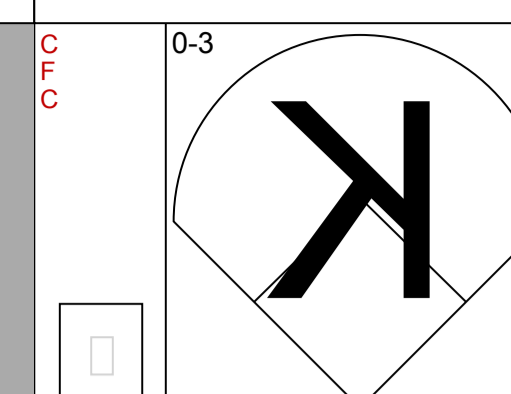
R: 0 H: 0
E: 0 LOB: 0
K: 1 BB: 0
S: 6 P: 8

IP WLS BF H R ER SO BB IBB HBP BLK WP HR S P ERA WHIP




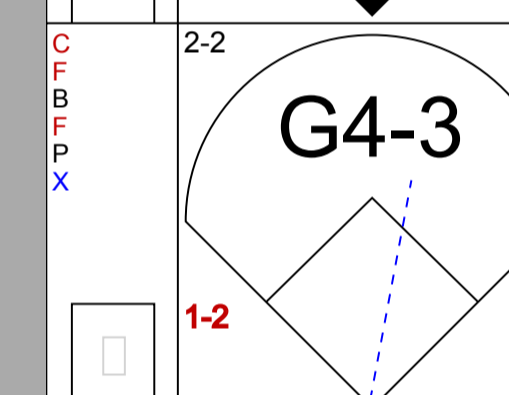
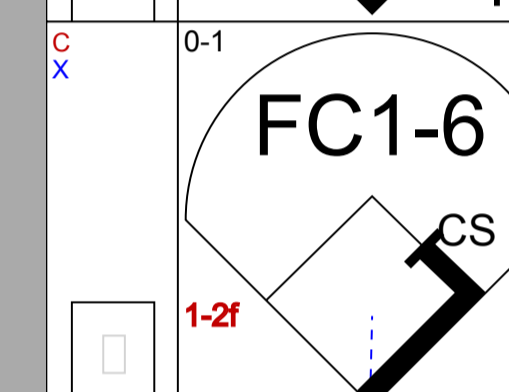
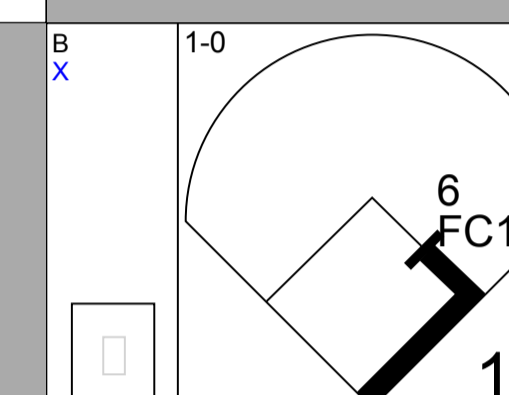
R: 0 H: 1
E: 0 LOB: 1
K: 0 BB: 0
S: 5 P: 9

IP WLS BF H R ER SO BB IBB HBP BLK WP HR S P ERA WHIP



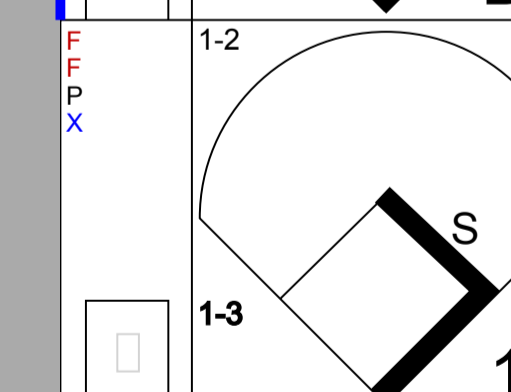
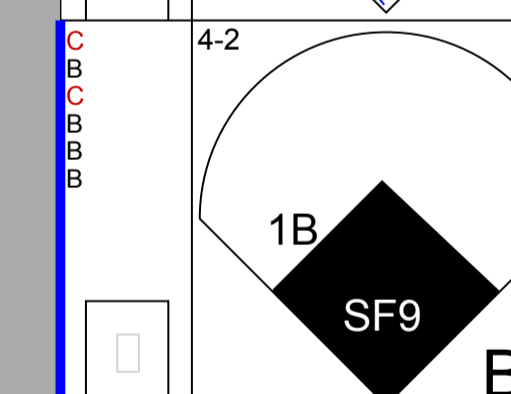
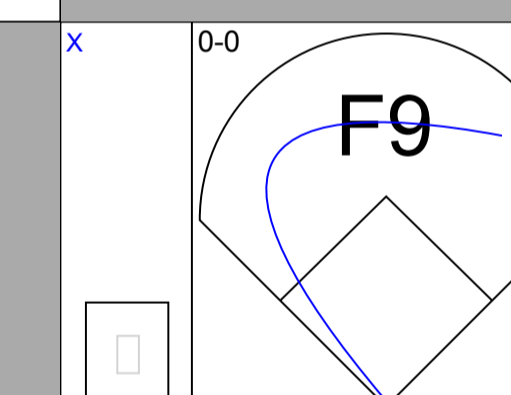



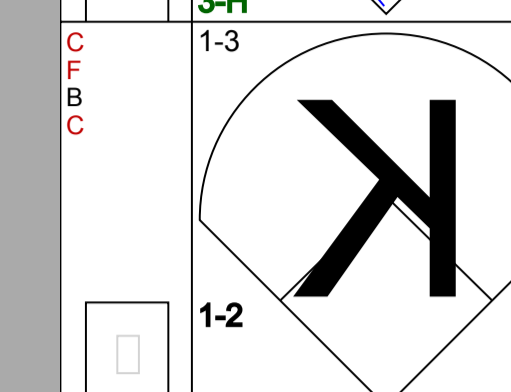
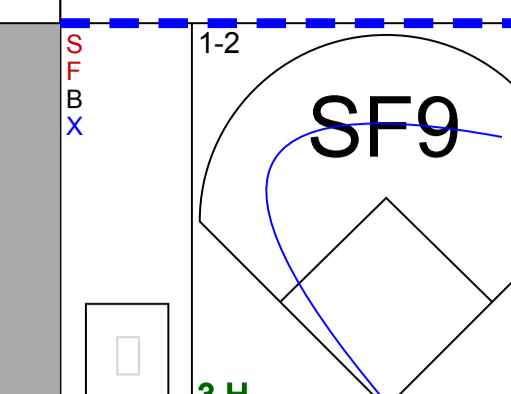
R: 0 H: 0
E: 0 LOB: 0
K: 1 BB: 0
S: 7 P: 9

IP WLS BF H R ER SO BB IBB HBP BLK WP HR S P ERA WHIP







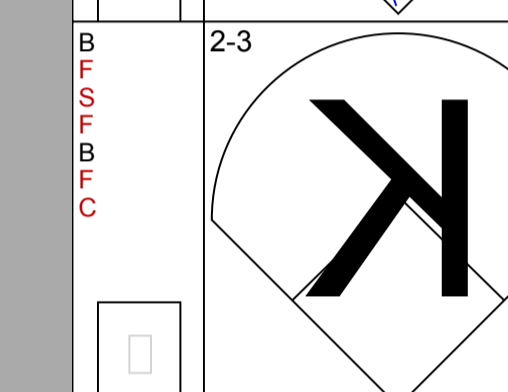
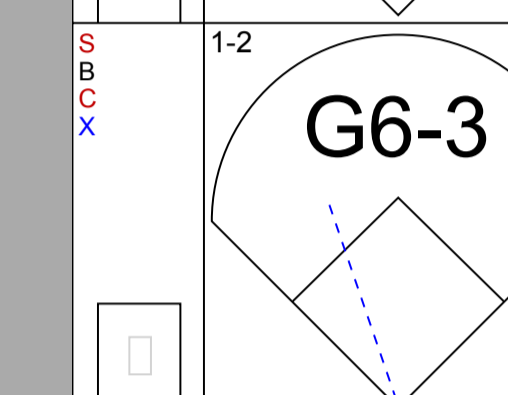
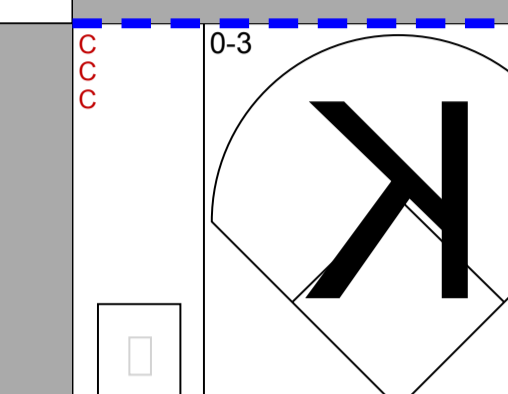

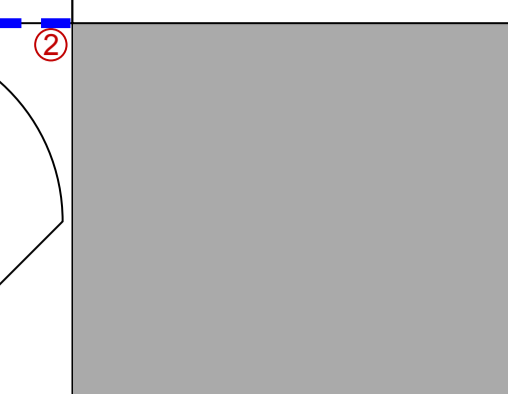
R: 0 H: 1
E: 0 LOB: 0
K: 0 BB: 0
S: 8 P: 10

IP WLS BF H R ER SO BB IBB HBP BLK WP HR S P ERA WHIP



R: 1 H: 1
E: 0 LOB: 2
K: 1 BB: 1
S: 13 P: 19

IP WLS BF H R ER SO BB IBB HBP BLK WP HR S P ERA WHIP



R: 0 H: 0
E: 0 LOB: 0
K: 2 BB: 0
S: 11 P: 14

IP WLS BF H R ER SO BB IBB HBP BLK WP HR S P ERA WHIP

3 0 0 1 0 2 1

4 0 0 0 0 2 2

4 0 0 0 0 1 0

4 0 1 0 0 1 0

4 0 0 0 0 1 2

3 0 0 0 0 0 2

3 0 0 0 0 0 1

2 0 1 0 0 0 0
0 0 0 0 1 0 0
0 1 0 0 0 0 0
0 0 0 0 0 0 0

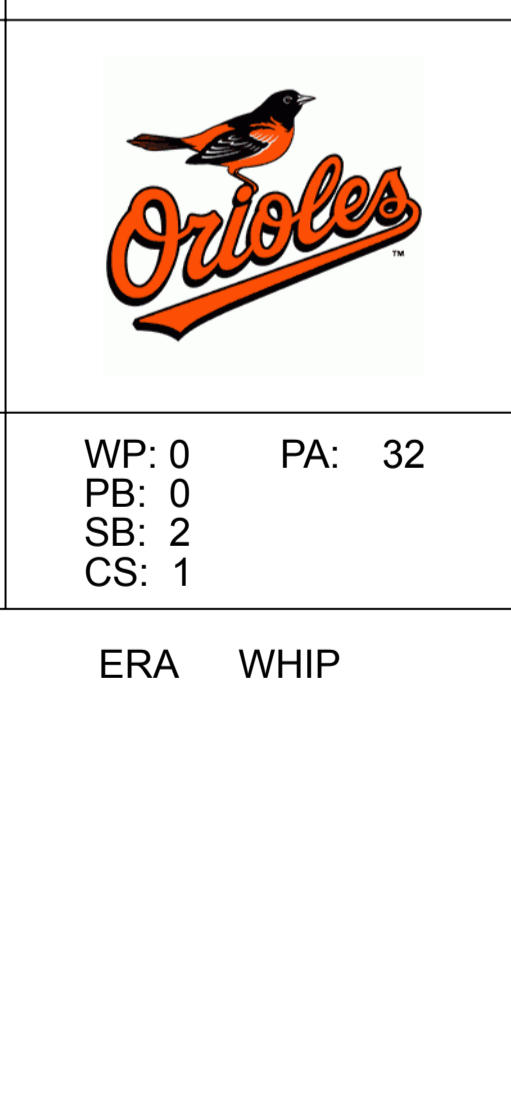
3 0 2 0 0 0 1

1B: 4 SF: 1
2B: 0 SAC: 0
3B: 0 DP: 0
HR: 0 HBP: 0

WP: 0 PA: 32
PB: 0
SB: 2
CS: 1

Baltimore Orioles @ Boston Red Sox
Fenway Park, Boston, MA
Sun Sep 24 2000, 1:05 PM EDT
Att. 32,183 - Cloudy - 78 F

AB 30
R 1
H 4
RBI 1
BB 1
SO 7
LOB 9



Batter	1	2	3	4	5	6	7	8	9	AB	R	H	RBI	BB	SO	LOB
Trot Nixon, L OBP: 0.375, SLG: 0.469 (1, 9)	2-3 K		1-3 K			0-0 F8		1-3 K	0-1 F8	5	0	0	0	0	3	2
Jose Offerman, S OBP: 0.355, SLG: 0.359 (1, 4)	0-0 1B		2-3 K			2-2 F8		1-0 2B		4	0	2	0	0	1	0
Mike Lansing, R OBP: 0.297, SLG: 0.371 (8, PR) (9, 4)										0	0	0	0	0	0	0
Dante Bichette, R OBP: 0.345, SLG: 0.469 (1, 10)	2-3 K				0-2 1B	0-3 K		2-2 G5-3		4	0	1	0	0	2	2
Nomar Garciaparra, R OBP: 0.434, SLG: 0.594 (1, 6)	0-2 F9				3-3 K			4-0 IBB		3	0	1	0	1	1	2
Troy O'Leary, L OBP: 0.320, SLG: 0.406 (1, 7)			2-3 K		0-3 K			0-2 G1-3		4	0	0	0	0	3	4
Lou Merloni, R OBP: 0.374, SLG: 0.491 (1, 5)			1-2 1B		0-3 K			4-1 1B 1B BB		3	0	2	0	0	1	1
Manny Alexander, R OBP: 0.261, SLG: 0.325 (7, PR) (8, 5)										0	0	0	0	0	0	0
Carl Everett, S OBP: 0.373, SLG: 0.590 (9, PH)										0	0	0	0	1	0	0
Bernard Gilkey, R OBP: 0.260, SLG: 0.280 (9, PR)										0	0	0	0	0	0	0
Scott Hatteberg, L OBP: 0.363, SLG: 0.440 (1, 2)			2-3 K		2-3 K			1-2 1B		4	0	1	0	0	2	3
Darren Lewis, R OBP: 0.306, SLG: 0.309 (1, 8)			0-0 G4-3		0-0 B3			2-3 K		2	0	0	0	0	0	1
Midre Cummings, L OBP: 0.336, SLG: 0.392 (7, PH)										1	0	0	0	0	1	3
Donnie Sadler, R OBP: 0.247, SLG: 0.305 (8, 8)								1-2 2-3 1B		1	0	1	0	0	0	0
Rico Brogna, L OBP: 0.273, SLG: 0.345 (1, 3)			0-3 K		0-2 G4-3			2-0 F7-2		3	0	0	0	0	2	3
Brian Daubach, L OBP: 0.318, SLG: 0.458 (9, PH)										1	0	0	0	0	0	3

Inning Stats	R: 0	H: 1	E: 0	LOB: 1	K: 2	BB: 0	S: 13	R: 0	H: 1	E: 0	LOB: 1	K: 2	BB: 0	S: 10	R: 0	H: 0	E: 0	LOB: 0	K: 3	BB: 0	S: 9	R: 0	H: 1	E: 0	LOB: 1	K: 3	BB: 0	S: 14	R: 0	H: 0	E: 0	LOB: 0	K: 1	BB: 0	S: 8	R: 0	H: 2	E: 1	LOB: 3	K: 3	BB: 0	S: 17	R: 0	H: 1	E: 0	LOB: 2	K: 1	BB: 1	S: 10	R: 0	H: 2	E: 0	LOB: 2	K: 0	BB: 1	S: 9	1B: 7	SF: 0	2B: 2	SAC: 0	3B: 0	DP: 1	HR: 0	HBP: 0	WP: 0	PA: 37
--------------	------	------	------	--------	------	-------	-------	------	------	------	--------	------	-------	-------	------	------	------	--------	------	-------	------	------	------	------	--------	------	-------	-------	------	------	------	--------	------	-------	------	------	------	------	--------	------	-------	-------	------	------	------	--------	------	-------	-------	------	------	------	--------	------	-------	------	-------	-------	-------	--------	-------	-------	-------	--------	-------	--------

PITCHER	IP	WLS	BF	H	R	ER	SO	BB	IBB	HBP	BLK	WP	HR	S	P	ERA	WHIP
35 Mike Mussina, R ERA: 3.85	(1, 1)	7.0	W	27	5	0	15	0	0	0	0	0	0	79	106	0.00	0.714
Mike Trombley, R ERA: 4.33	(8, 1)	0.2	H	4	1	0	1	0	1	0	0	0	0	7	15	0.00	1.500
Buddy Groom, L ERA: 4.92	(8, 1)	0.1	H	1	0	0	0	0	0	0	0	0	0	3	3	0.00	0.000
Ryan Kohlmeier, R ERA: 2.7	(9, 1)	1.0	S	5	2	0	0	1	0	0	0	0	0	9	17	0.00	3.000

BOTTOM

Baltimore Orioles @ Boston Red Sox
Fenway Park, Boston, MA
Sun Sep 24 2000, 1:05 PM EDT
Att: 32,183 - Cloudy - 78 F

AB 35
R 0
H 8
RBI 0
BB 2
SO 16
LOB 24



WP: 0 PA: 37
PB: 0
SB: 0
CS: 0
ERA
WHIP

livebaseballscorecards.com

Batter	1	2	3	4	5	6	7	8	9	AB R H RBI BB SO LOB	TOP											
Trot Nixon, L (1, 9) OBP: 0.372, SLG: 0.464	1-3 K			1-2 F8	2-2 F8		0-3 K			4 0 0 0 0 2 3	<p>Boston Red Sox @ Chicago White Sox</p> <p>Comiskey Park, Chicago, IL</p> <p>Tue Sep 26 2000, 8:05 PM EDT Att. 23,319 - Sunny - 68 F</p>											
Jose Offerman, S (1, 4) OBP: 0.352, SLG: 0.356 Mike Lansing, R (8, 4) OBP: 0.297, SLG: 0.371	1-3 K			0-0 F7	3-3 K			2-2 G1-3		4 0 0 0 0 2 2 0 0 0 0 0 0 0												
Carl Everett, S (1, 8) OBP: 0.373, SLG: 0.587 Darren Lewis, R (8, 8) OBP: 0.306, SLG: 0.309	0-2 G4-3			4-1 HR BB		0-1 F8		1-1 G6-3		3 1 0 0 1 0 0 0 0 0 0 0 0 0												
Nomar Garciaparra, R (1, 6) OBP: 0.432, SLG: 0.597		2-1 F7		0-1 HR		1-2 G6-3		0-0 G1-3		4 1 1 2 0 0 0												
Troy O'Leary, L (1, 7) OBP: 0.319, SLG: 0.405		3-2 F7		1-0 F7		1-1 G4-3		0-1 CS G3 1B		4 0 1 0 0 0 0												
Dante Bichette, R (1, 10) OBP: 0.344, SLG: 0.473		2-0 F8					1-1 F8	1-1 G3		4 1 1 1 0 0 1												
Jason Varitek, S (1, 2) OBP: 0.344, SLG: 0.395			1-2 F9		3-2 SH1-3 1B HBP		1-2 S 1B 1B	4-0 IBB		2 1 1 0 1 0 0												
Lou Merloni, R (1, 5) OBP: 0.370, SLG: 0.482			2-0 P3		1-2 SH1-3 1B		3-3 K	3-3 K		4 0 1 0 0 2 3												
Rico Brogna, L (1, 3) OBP: 0.275, SLG: 0.347			0-3 K		0-0 SH1-3		0-0 2-H 1B			2 0 1 1 0 1 0												
Inning Stats	R: 0 E: 0 K: 2 S: 13	H: 0 LOB: 0 BB: 0 P: 15	R: 0 E: 0 K: 0 S: 6	H: 0 LOB: 0 BB: 0 P: 13	R: 0 E: 0 K: 1 S: 7	H: 0 LOB: 0 BB: 0 P: 10	R: 2 E: 0 K: 0 S: 9	H: 1 LOB: 0 BB: 1 P: 15	R: 1 E: 0 K: 1 S: 17	H: 2 LOB: 2 BB: 0 P: 27	R: 0 E: 0 K: 0 S: 7	H: 0 LOB: 0 BB: 0 P: 9	R: 1 E: 0 K: 2 S: 13	H: 2 LOB: 1 BB: 0 P: 18	R: 0 E: 0 K: 0 S: 6	H: 0 LOB: 0 BB: 0 P: 9	R: 0 E: 0 K: 1 S: 8	H: 1 LOB: 2 BB: 1 P: 16	1B: 4 2B: 1 3B: 0 HR: 2	SF: 0 SAC: 1 DP: 1 HBP: 1	WP: 0 PB: 0 SB: 1 CS: 1	PA: 35
PITCHER	IP WLS BF H R ER SO BB IBB HBP BLK WP HR S P ERA WHIP																					
Kevin Beirne, R (1, 1) ERA: 6.84	5.0 L 20 3 3 3 4 1 0 1 0 0 2 52 80 5.40 0.800																					
41 Bill Simas, R (6, 1) ERA: 3.56	1.0 3 0 0 0 0 0 0 0 0 0 0 7 9 0.00 0.000																					
Chad Bradford, R (7, 1) ERA: 2.38	3.0 12 3 1 1 3 0 1 0 0 0 0 27 43 3.00 1.000																					

livebaseballscorecards.com

AB	31
R	4
H	6
RBI	4
BB	2
SO	7
LOB	9



Batter	1	2	3	4	5	6	7	8	9	AB	R	H	RBI	BB	SO	LOB
Jose Valentin, S (1, 6) OBP: 0.345, SLG: 0.489	1-3 K			0-0 G3		1-0 F9		1-1 P4		4	0	0	0	0	1	2
Chris Singleton, L (1, 8) OBP: 0.299, SLG: 0.376	0-0 F7			2-3 K		2-1 G3-1		0-2 P6		3	0	0	0	0	1	1
Frank Thomas, R (8, PH) OBP: 0.434, SLG: 0.630										1	0	0	0	0	0	1
McKay Christensen, L (9, 8) OBP: 0.263, SLG: 0.125										0	0	0	0	0	0	0
Harold Baines, L (1, 10) OBP: 0.336, SLG: 0.418	1-0 L9			0-0 F9						4	0	1	0	0	0	0
24 Joe Crede, R (9, PR) OBP: 0.250, SLG: 0.250										0	1	0	0	0	0	0
Magglio Ordonez, R (1, 9) OBP: 0.373, SLG: 0.546			1-2 G3-1		0-0 G6-3		1-2 G6-3		0-2 WP	4	0	1	1	0	0	0
Carlos Lee, R (1, 7) OBP: 0.345, SLG: 0.490			3-2 G5-3		1-1 14 G1-3		0-1 HR		2-3 K	4	1	2	1	0	1	1
14 Paul Konerko, R (1, 3) OBP: 0.360, SLG: 0.479			1-3 K		2-2 G1-3		1-3 K		1-2 P3	4	0	0	0	0	2	3
Greg Norton, S (1, 5) OBP: 0.339, SLG: 0.381			1-3 K		0-1 G4-3				0-1 E3	4	1	0	0	0	2	3
Tony Graffanino, R (1, 4) OBP: 0.370, SLG: 0.369			2-3 K						2-0 F9	2	0	0	0	0	1	1
Charles Johnson, R (1, 2) OBP: 0.382, SLG: 0.582			2-3 K						0-3 HBP	3	0	1	1	0	2	1
Josh Paul, R (8, PR) OBP: 0.324, SLG: 0.400									1-0 K	0	0	0	0	0	0	0

Inning Stats	R: 0	H: 0	E: 0	K: 1	S: 5	LOB: 0	BB: 0	P: 7	R: 0	H: 0	E: 0	K: 1	S: 13	LOB: 0	BB: 0	P: 18	R: 0	H: 0	E: 0	K: 3	S: 9	LOB: 0	BB: 0	P: 14	R: 0	H: 0	E: 0	K: 1	S: 8	LOB: 1	BB: 0	P: 11	R: 0	H: 0	E: 0	K: 1	S: 8	LOB: 1	BB: 0	P: 15	R: 1	H: 1	E: 0	K: 1	S: 10	LOB: 0	BB: 0	P: 13	R: 1	H: 1	E: 1	K: 0	S: 9	LOB: 1	BB: 0	P: 13	R: 1	H: 2	E: 0	K: 2	S: 16	LOB: 2	BB: 0	P: 23	1B: 2	2B: 2	3B: 0	HR: 1	SF: 0	SAC: 0	DP: 0	HBP: 1	WP: 1	PB: 0	SB: 1	CS: 0	PA: 34
--------------	------	------	------	------	------	--------	-------	------	------	------	------	------	-------	--------	-------	-------	------	------	------	------	------	--------	-------	-------	------	------	------	------	------	--------	-------	-------	------	------	------	------	------	--------	-------	-------	------	------	------	------	-------	--------	-------	-------	------	------	------	------	------	--------	-------	-------	------	------	------	------	-------	--------	-------	-------	-------	-------	-------	-------	-------	--------	-------	--------	-------	-------	-------	-------	--------

PITCHER	IP	WLS	BF	H	R	ER	SO	BB	IBB	HBP	BLK	WP	HR	S	P	ERA	WHIP
Pedro Martinez, R (1, 1) ERA: 1.74	5.0	W	16	1	0	0	6	0	0	0	0	0	0	43	60	0.00	0.200
49 Tim Wakefield, R (6, 1) ERA: 5.45	2.0	H	8	1	1	1	2	0	0	1	0	0	1	18	28	4.50	0.500
Rod Beck, R (8, 1) ERA: 2.82	1.0	H	5	1	1	0	0	0	0	0	0	0	0	9	13	0.00	1.000
Derek Lowe, R (9, 1) ERA: 2.65	1.0	S	5	2	1	1	2	0	0	0	0	1	0	16	23	9.00	2.000

BOTTOM

Boston Red Sox @ Chicago White Sox
Comiskey Park, Chicago, IL

Tue Sep 26 2000, 8:05 PM EDT
Att. 23,319 - Sunny - 68 F

livebaseballscorecards.com

AB	33
R	3
H	5
RBI	3
BB	0
SO	10
LOB	13



Batter	1	2	3	4	5	6	7	8	9	AB	R	H	RBI	BB	SO	LOB
Jose Valentin, S OBP: 0.342, SLG: 0.486 (1, 6)	0-3 K		2-3 K		1-1 G3			1-3 K		4	0	0	0	0	3	1
Chris Singleton, L OBP: 0.301, SLG: 0.376 (1, 8)	0-0 S 1B		0-0 P6			4-2 F9 G6-3 BB		2-0 G6-3		3	1	1	0	1	0	0
Frank Thomas, R OBP: 0.432, SLG: 0.625 (1, 10)	0-1 F8		3-3 K			2-1 G6-3			1-2 P4	4	0	0	0	0	1	2
Magglio Ordonez, R OBP: 0.374, SLG: 0.545 (1, 9)	4-1 1B 1-2 BB			1-2 CS 1B		2-0 F9			0-0 G4-3	3	0	1	0	1	0	1
Carlos Lee, R OBP: 0.346, SLG: 0.490 (1, 7)	0-1 1B			1-1 F7		0-0 G5-3			3-2 14 FC4 1B	4	0	2	1	0	0	2
McKay Christensen, L OBP: 0.263, SLG: 0.125 (9, PR)	1-3 2-H 1B			1-2 1-2						0	0	0	0	0	0	0
14 Paul Konerko, R OBP: 0.358, SLG: 0.476 (1, 3)	2-0 F8			1-2 G5-3					1-2 FC4	4	0	0	0	0	0	3
Greg Norton, S OBP: 0.335, SLG: 0.375 (1, 5)		0-1 P5			1-1 F9			0-1 G6-3		3	0	0	0	0	0	0
Tony Graffanino, R OBP: 0.369, SLG: 0.368 (1, 4)		0-2 G5-3			0-1 1B			0-1 G6-3		3	0	1	0	0	0	0
Charles Johnson, R OBP: 0.379, SLG: 0.578 (1, 2)		0-0 F9			0-0 F8			1-1 G1-3		3	0	0	0	0	0	1

Inning Stats	R: 1	H: 2	E: 0	K: 1	S: 12	LOB: 2	BB: 1	P: 16	R: 0	H: 0	E: 0	K: 0	S: 6	LOB: 0	BB: 0	P: 6	R: 0	H: 0	E: 0	K: 2	S: 10	LOB: 0	BB: 0	P: 15	R: 0	H: 1	E: 0	K: 0	S: 8	LOB: 0	BB: 0	P: 11	R: 0	H: 1	E: 0	K: 0	S: 7	LOB: 1	BB: 0	P: 9	R: 0	H: 0	E: 0	K: 0	S: 6	LOB: 1	BB: 1	P: 14	R: 0	H: 0	E: 0	K: 0	S: 6	LOB: 0	BB: 0	P: 7	R: 0	H: 0	E: 0	K: 1	S: 6	LOB: 0	BB: 0	P: 10	R: 0	H: 1	E: 0	K: 0	S: 11	LOB: 1	BB: 0	P: 16	1B: 5	SF: 0	2B: 0	SAC: 0	3B: 0	DP: 0	HR: 0	HBP: 0	WP: 0	PB: 0	SB: 1	CS: 1	PA: 33
--------------	------	------	------	------	-------	--------	-------	-------	------	------	------	------	------	--------	-------	------	------	------	------	------	-------	--------	-------	-------	------	------	------	------	------	--------	-------	-------	------	------	------	------	------	--------	-------	------	------	------	------	------	------	--------	-------	-------	------	------	------	------	------	--------	-------	------	------	------	------	------	------	--------	-------	-------	------	------	------	------	-------	--------	-------	-------	-------	-------	-------	--------	-------	-------	-------	--------	-------	-------	-------	-------	--------

PITCHER	IP	WLS	BF	H	R	ER	SO	BB	IBB	HBP	BLK	WP	HR	S	P	ERA	WHIP
63 Paxton Crawford, R ERA: 3.41 (1, 1)	6.0	W	23	4	1	1	3	2	0	0	0	0	0	49	71	1.50	1.000
Jeff Fassero, L ERA: 4.84 (7, 1)	2.0	H	6	0	0	0	1	0	0	0	0	0	0	12	17	0.00	0.000
Derek Lowe, R ERA: 2.62 (9, 1)	1.0	S	4	1	0	0	0	0	0	0	0	0	0	11	16	0.00	1.000

BOTTOM

Boston Red Sox @ Chicago White Sox
Comiskey Park, Chicago, IL

Wed Sep 27 2000, 8:05 PM EDT
Att. 16,368 - Cloudy - 60 F

livebaseballscorecards.com

AB	31
R	1
H	5
RBI	1
BB	2
SO	4
LOB	10



Batter	1	2	3	4	5	6	7	8	9	AB R H RBI BB SO LOB	TOP
Donnie Sadler, R (1, 8) OBP: 0.263, SLG: 0.310 Jason Varitek, S (8, PH) OBP: 0.345, SLG: 0.393 (8, 2)	0-1 		3-2 	1-2 			4-2 	4-1 		3 1 1 1 1 0 0 0 0 0 0 1 0 0	
Trot Nixon, L (1, 9) OBP: 0.367, SLG: 0.458	3-1 		0-0 	1-1 			1-0 	0-3 		5 0 0 0 0 1 6	
Bernard Gilkey, R (1, 7) OBP: 0.265, SLG: 0.280 Darren Lewis, R (7, PR) OBP: 0.305, SLG: 0.307 (7, 7) (8, 8)	4-0 		3-3 		0-0 		0-1 	1-2 	1-1 	3 1 1 0 1 1 0 1 0 0 0 0 0 0	
Nomar Garciaparra, R (1, 6) OBP: 0.434, SLG: 0.601	2-0 			0-1 	4-0 		0-0 	1-2 	0-1 	4 1 3 1 1 0 1	
Izzy Alcantara, R (1, 10) OBP: 0.333, SLG: 0.578 Midre Cummings, L (7, PH) OBP: 0.335, SLG: 0.390 Dante Bichette, R (9, PH) OBP: 0.348, SLG: 0.475	3-0 			1-0 	0-1 		0-1 		4-0 	3 2 1 3 0 0 2 1 0 0 0 0 0 2 0 0 0 0 1 0 0	
Scott Hatteberg, L (1, 2) OBP: 0.365, SLG: 0.439 Rico Brogna, L (8, PR) OBP: 0.274, SLG: 0.345 (8, 3)	3-2 			4-0 	1-2 			3-2 	1-3 	3 1 1 0 1 0 1 1 1 0 0 0 1 1	
Lou Merloni, R (1, 5) OBP: 0.357, SLG: 0.462		2-1 		1-1 		1-0 		0-0 		4 0 1 0 0 0 2	
Brian Daubach, L (1, 3) OBP: 0.315, SLG: 0.452 Troy O'Leary, L (8, 7) OBP: 0.317, SLG: 0.402		2-3 		4-2 		0-3 		2-3 		3 0 0 0 1 3 2 0 0 0 0 0 0 0	
Mike Lansing, R (1, 4) OBP: 0.297, SLG: 0.371		0-0 		0-1 		3-3 		3-2 		3 0 1 2 0 1 0	
Inning Stats	R: 3 H: 2 E: 0 LOB: 0 K: 0 BB: 1 S: 9 P: 24	R: 0 H: 0 E: 0 LOB: 0 K: 1 BB: 0 S: 7 P: 11	R: 0 H: 0 E: 0 LOB: 0 K: 1 BB: 0 S: 7 P: 13	R: 2 H: 3 E: 0 LOB: 3 K: 0 BB: 2 S: 15 P: 27	R: 0 H: 0 E: 0 LOB: 1 K: 0 BB: 1 S: 8 P: 13	R: 0 H: 0 E: 0 LOB: 0 K: 2 BB: 0 S: 9 P: 13	R: 1 H: 2 E: 0 LOB: 2 K: 0 BB: 1 S: 8 P: 13	R: 1 H: 2 E: 1 LOB: 2 K: 2 BB: 1 S: 16 P: 28	R: 0 H: 0 E: 1 LOB: 1 K: 1 BB: 1 S: 8 P: 14	1B: 8 SF: 1 2B: 0 SAC: 0 3B: 0 DP: 2 HR: 1 HBP: 0	WP: 1 PA: 42 PB: 0 SB: 0 CS: 0
PITCHER Mike Sirotko, L (1, 1) ERA: 3.79 Lorenzo Barcelo, R (4, 1) ERA: 3.79 56 Mark Buehrle, L (6, 1) ERA: 4.32 41 Bill Simas, R (7, 1) ERA: 3.51 Bob Howry, R (8, 1) ERA: 3.21	IP WLS BF H R ER SO BB IBB HBP BLK WP HR S P ERA WHIP 3.0 0 12 2 3 3 2 1 0 0 0 0 1 23 48 9.00 1.000 2.0 0 12 3 2 2 0 3 0 0 0 1 0 23 40 9.00 3.000 1.1 0 7 2 1 1 2 1 0 0 0 0 0 15 24 6.75 2.250 1.0 L 4 2 1 0 1 0 0 0 0 0 0 0 10 15 0.00 2.000 0.1 0 2 0 0 0 0 1 0 0 0 0 0 5 12 0.00 3.000					PITCHER Kelly Wunsch, L (8, 1) ERA: 2.98	IP WLS BF H R ER SO BB IBB HBP BLK WP HR S P ERA WHIP 1.1 0 5 0 0 0 2 1 0 0 0 0 0 11 17 0.00 0.750				

Boston Red Sox @ Chicago White Sox
 Comiskey Park, Chicago, IL
 Thu Sep 28 2000, 8:05 PM EDT
 Att. 18,326 - Sunny - 60 F

livebaseballscorecards.com



BOTTOM

Boston Red Sox @ Chicago White Sox
Comiskey Park, Chicago, IL
Thu Sep 28 2000, 8:05 PM EDT
Att. 18,326 - Sunny - 60 F

livebaseballscorecards.com

AB 33
R 6
H 8
RBI 6
BB 7
SO 12
LOB 21



WP: 0 PA: 44
PB: 2
SB: 0
CS: 0

AB R H RBI BB SO LOB

3 1 0 0 1 0 1

3 1 0 0 2 0 2

2 1 1 1 2 0 2

3 2 1 1 1 2 3

4 0 0 1 0 3 2

2 1 1 0 0 0 2

3 0 2 0 0 1 0

0 0 0 0 0 0 0

5 0 2 3 0 0 3

5 0 0 0 0 4 5

1B: 5 SF: 1
2B: 1 SAC: 1
3B: 1 DP: 0
HR: 1 HBP: 2

Batter	1	2	3	4	5	6	7	8	9
Chris Singleton, L (1, 8) OBP: 0.300, SLG: 0.374	4-2 HBP 14 HBP BB BB	2-2 G6-3 1-3		2-1 G6-3		2-0 F7		1-1 SH1-3 1-2	
Jose Valentin, S (1, 6) OBP: 0.343, SLG: 0.483	4-2 HBP 14 HBP SF8 BB	4-2 PB BB		1-0 F7			1-2 P6	0-0 F8	
Frank Thomas, R (1, 10) OBP: 0.435, SLG: 0.630	4-2 F7 14 HBP HBP	2-0 F8		4-2 BB			2-0 HR	4-0 IBB	
14 Paul Konerko, R (1, 3) OBP: 0.360, SLG: 0.475	3-0 FC5-4 HBP		4-1 2B 3B BB	0-3 K			2-2 24 1B 1B	3-3 K	
Carlos Lee, R (1, 7) OBP: 0.343, SLG: 0.487	SF8		0-3 K		0-3 K		1-1 F7	0-3 K	
Herbert Perry, R (1, 5) OBP: 0.351, SLG: 0.469	F7		0-0 K		1-3 K		0-0 1B	1-1 G4-3 1B	
24 Joe Crede, R (5, 5) OBP: 0.429, SLG: 0.429	F7		1-3 3B 2B				1-3 1B		
McKay Christensen, L (9, PR) OBP: 0.263, SLG: 0.125	F7								
Jeff Abbott, R (1, 9) OBP: 0.339, SLG: 0.399	FC5-4		0-1 K		0-0 P3		2-1 1B	1-0 G4-3	
Tony Graffanino, R (1, 4) OBP: 0.359, SLG: 0.357			0-3 K		0-3 K		0-1 L1	1-3 K	
Mark Johnson, L (1, 2) OBP: 0.315, SLG: 0.319									
Harold Baines, L (8, PH) OBP: 0.339, SLG: 0.418									
Josh Paul, R (8, PR) OBP: 0.324, SLG: 0.400									

Inning Stats	R: 2	H: 0	E: 0	K: 17	S: 17	LOB: 2	BB: 2	P: 34
	R: 0	H: 1	E: 0	K: 11	S: 11	LOB: 2	BB: 1	P: 21
	R: 2	H: 2	E: 0	K: 13	S: 13	LOB: 1	BB: 1	P: 19
	R: 0	H: 0	E: 0	K: 8	S: 8	LOB: 1	BB: 1	P: 15
	R: 0	H: 0	E: 0	K: 8	S: 8	LOB: 0	BB: 0	P: 9
	R: 0	H: 0	E: 0	K: 6	S: 6	LOB: 0	BB: 0	P: 9
	R: 2	H: 4	E: 0	K: 16	S: 16	LOB: 2	BB: 0	P: 27
	R: 0	H: 0	E: 0	K: 7	S: 7	LOB: 2	BB: 2	P: 19
	R: 0	H: 1	E: 0	K: 9	S: 9	LOB: 2	BB: 0	P: 12

PITCHER	IP	WLS	BF	H	R	ER	SO	BB	IBB	HBP	BLK	WP	HR	S	P	ERA	WHIP
Ramon Martinez, R (1, 1) ERA: 6.13	0.0		4	0	2	2	0	2	0	0	0	0	0	8	23	∞	∞
49 Tim Wakefield, R (1, 1) ERA: 5.46	3.0		14	3	2	2	4	2	0	0	0	0	0	33	51	6.00	1.667
Rheal Cormier, L (4, 1) ERA: 4.54	2.0		7	0	0	0	3	1	0	0	0	0	0	16	24	0.00	0.500
Jeff Fassero, L (6, 1) ERA: 4.8	1.0	H	3	0	0	0	1	0	0	0	0	0	0	6	9	0.00	0.000
Rich Garces, R (7, 1) ERA: 3.25	0.2	H	5	3	2	2	0	0	0	0	0	0	1	11	17	27.00	4.500
Rod Beck, R (7, 1) ERA: 2.72	1.1	W	7	1	0	0	2	1	1	0	0	0	0	9	29	0.00	1.500
Derek Lowe, R (9, 1) ERA: 2.59	1.0	S	4	1	0	0	2	0	0	0	0	0	0	9	12	0.00	1.000

Batter	1	2	3	4	5	6	7	8	9	AB R H RBI BB SO LOB	TOP																
Midre Cummings, L (1, 9) <small>OBP: 0.336, SLG: 0.384</small>	4-1 BB	2-3 K		1-0 G4-3		1-2 G4-3			4-2 BB	3 1 0 0 2 1 3	Boston Red Sox @ Tampa Bay Devil Rays Tropicana Field, St. Petersburg, FL Fri Sep 29 2000, 7:15 PM EDT Att. 18,290 - Dome - 72 F																
Jose Offerman, S (1, 3) <small>OBP: 0.354, SLG: 0.359</small>	0-1 L7		1-1 1B		4-0 BB		2-0 G3	2-2 PB	1-3 2B	4 2 2 0 1 0 1																	
Jason Varitek, S (1, 2) <small>OBP: 0.342, SLG: 0.388</small>	1-2 1-2f		1-3 K		3-2 P6		1-2 F7	0-0 G3	2-3 3-H	5 0 0 1 0 1 4																	
Nomar Garciaparra, R (1, 6) <small>OBP: 0.434, SLG: 0.599</small>		2-1 2B	0-0 1-2		1-3 K		0-0 1B	1-0 F8	1-0 3-H	5 1 2 0 0 1 3																	
Troy O'Leary, L (1, 7) <small>OBP: 0.320, SLG: 0.411</small>		3-2 2B	1-1 P4		2-1 HR		2-3 K	3-2 1B	3-2 3-H	5 2 3 2 0 1 3																	
Dante Bichette, R (1, 10) Darren Lewis, R (9, PR) <small>OBP: 0.350, SLG: 0.477</small> <small>OBP: 0.305, SLG: 0.307</small>		2-0 2B	0-2 P5		0-1 1B		2-2 G5-3	4-2 BB	4-2 BB	4 0 2 2 1 0 2 0 0 0 0 0 0 0																	
Trot Nixon, L (1, 8) <small>OBP: 0.368, SLG: 0.456</small>		4-2 BB		0-1 F5	2-2 FC6-4		1-1 1B	0-3 K	0-3 K	4 0 1 0 1 1 3																	
Mike Lansing, R (1, 4) <small>OBP: 0.295, SLG: 0.368</small>		1-1 L5		2-2 F2		1-3 K	1-3 K			4 0 0 0 0 2 3																	
Donnie Sadler, R (1, 5) Scott Hatteberg, L (8, PH) Brian Daubach, L (8, 5) <small>OBP: 0.265, SLG: 0.311</small> <small>OBP: 0.364, SLG: 0.437</small> <small>OBP: 0.315, SLG: 0.452</small>		1-0 F6		1-1 1B		2-1 F7	2-0 F6			3 0 1 0 0 0 2 1 0 0 0 0 0 1 0 0 0 0 0 0 0																	
Inning Stats	R: 0 H: 0 E: 0 LOB: 0 K: 0 BB: 1 S: 6 P: 11	R: 2 H: 3 E: 0 LOB: 2 K: 1 BB: 1 S: 17 P: 32	R: 0 H: 1 E: 1 LOB: 2 K: 1 BB: 0 S: 11 P: 14	R: 0 H: 1 E: 0 LOB: 1 K: 0 BB: 0 S: 9 P: 13	R: 2 H: 2 E: 0 LOB: 1 K: 1 BB: 1 S: 15 P: 27	R: 0 H: 0 E: 0 LOB: 0 K: 1 BB: 0 S: 8 P: 12	R: 0 H: 1 E: 0 LOB: 1 K: 1 BB: 0 S: 10 P: 15	R: 0 H: 1 E: 0 LOB: 1 K: 1 BB: 0 S: 9 P: 15	R: 2 H: 2 E: 0 LOB: 2 K: 1 BB: 2 S: 16 P: 30	1B: 7 SF: 0 2B: 3 SAC: 0 3B: 0 DP: 1 HR: 1 HBP: 0	WP: 0 PA: 43 PB: 1 SB: 0 CS: 0																
PITCHER	IP WLS BF H R ER SO BB IBB HBP BLK WP HR S P ERA WHIP											PITCHER	IP WLS BF H R ER SO BB IBB HBP BLK WP HR S P ERA WHIP														
Travis Harper, R (1, 1) <small>ERA: 4.78</small>	6.0		28	7	4	4	4	3	0	0	0	0	1	66	109	6.00	1.667										
Esteban Yan, R (7, 1) <small>ERA: 6.26</small>	2.0	W	8	2	0	0	2	0	0	0	0	0	0	19	30	0.00	1.000										
Trevor Enders, L (9, 1) <small>ERA: 10.61</small>	0.0		2	1	2	2	0	1	0	0	0	0	0	5	11	∞	∞										
Roberto Hernandez, R (9, 1) <small>ERA: 2.86</small>	1.0	S	5	1	0	0	1	1	0	0	0	0	0	11	19	0.00	2.000										

AB	38
R	6
H	11
RBI	5
BB	5
SO	7
LOB	25



Batter	1	2	3	4	5	6	7	8	9	AB	R	H	RBI	BB	SO	LOB
Gerald Williams, R (1, 8) OBP: 0.313, SLG: 0.430	0-2 F9			2-3 K	2-3 K		2-3 K			4	0	0	0	0	3	3
Randy Winn, S (1, 7) OBP: 0.367, SLG: 0.309	0-1 G3-1			1-1 F9	2-2 F7		3-2 S 1-H 2-H 2B			4	0	1	2	0	0	1
Steve Cox, L (1, 10) OBP: 0.372, SLG: 0.439	0-1 F7			0-0 F8		1-0 BB 1B 1B	1-3 K			4	0	1	0	0	1	2
Fred McGriff, L (1, 3) OBP: 0.373, SLG: 0.448		2-2 G5-4-3 1B			2-2 1B 2B	4-1 1B BB	0-3 K			3	1	2	0	1	1	2
Ozzie Timmons, R (1, 9) OBP: 0.364, SLG: 0.788		0-0 G5-4-3 1-2f			0-0 2B 1B 1B	3-1 F2	1-1 G5-3			4	1	1	1	0	0	3
Aubrey Huff, L (1, 5) OBP: 0.317, SLG: 0.448		1-3 K			0-0 1B 2B	0-3 K	4-2 E BB			3	1	1	0	0	2	2
Russ Johnson, R (8, 5) OBP: 0.318, SLG: 0.297					1-3 1B 2B					0	1	0	0	1	0	0
Bobby Smith, R (1, 4) OBP: 0.297, SLG: 0.395			3-1 G6-3		0-1 1B WP 1B	0-0 1-2 2-H 2-H 1B	1-0 E2 1-H 2B			4	2	3	3	0	0	0
John Flaherty, R (1, 2) OBP: 0.294, SLG: 0.377			2-3 K		0-0 F8		2-0 SH 2B 1B			3	0	1	0	0	1	1
Miguel Cairo, R (7, PR) OBP: 0.314, SLG: 0.328										0	1	0	0	0	0	0
Mike DiFelice, R (8, 2) OBP: 0.280, SLG: 0.402										1	0	0	0	0	0	0
Felix Martinez, S (1, 6) OBP: 0.304, SLG: 0.302			2-2 F9		1-0 WP 1B		0-0 SH 2B			3	1	1	0	0	1	0

Inning Stats	R: 0	H: 0	E: 0	K: 0	S: 7	H: 0	LOB: 0	BB: 0	P: 7	R: 0	H: 1	E: 0	K: 1	S: 8	H: 0	LOB: 0	BB: 0	P: 11	R: 0	H: 0	E: 0	K: 1	S: 9	R: 4	H: 5	E: 0	K: 1	S: 17	H: 2	LOB: 2	BB: 1	P: 16	R: 2	H: 2	E: 1	K: 3	S: 15	H: 1	LOB: 0	BB: 1	P: 18	R: 2	H: 1	E: 1	K: 1	S: 11	1B: 7	2B: 4	3B: 0	HR: 0	SF: 0	SAC: 1	DP: 1	HBP: 0	WP: 1	PB: 0	SB: 1	CS: 0	PA: 36
PITCHER	IP	WLS	BF	H	R	ER	SO	BB	IBB	HBP	BLK	WP	HR	S	P	ERA	WHIP																																										
Rolando Arrojo, R (1, 1) ERA: 5.63	5.0		21	7	4	4	4	0	0	0	0	1	0	49	70	7.20	1.400																																										
40 Sang-Hoon Lee, L (6, 1) ERA: 3.72	1.0		4	1	0	0	1	1	0	0	0	0	0	7	14	0.00	2.000																																										
Hector Carrasco, R (7, 1) ERA: 4.81	0.1	L	3	1	2	1	1	0	0	0	0	0	0	5	9	27.00	3.000																																										
Jeff Fassero, L (7, 1) ERA: 4.78	0.2		3	1	0	0	2	0	0	0	0	0	0	10	14	0.00	1.500																																										
Rod Beck, R (8, 1) ERA: 3.1	1.0		5	1	2	2	1	1	0	0	0	0	0	11	18	18.00	2.000																																										


BOTTOM

Boston Red Sox @ Tampa Bay Devil Rays
Tropicana Field, St. Petersburg, FL

Fri Sep 29 2000, 7:15 PM EDT
Att: 18,290 - Dome - 72 F

AB	33
R	8
H	11
RBI	6
BB	2
SO	9
LOB	14

livebaseballscorecards.com



Batter	1	2	3	4	5	6	7	8	9	AB R H RBI BB SO LOB	TOP																									
Trot Nixon, L (1, 8) OBP: 0.368, SLG: 0.456	4-0 F7-4 1B BB		1-3 K2-3			0-0 F7		3-0 1-3 3-H 2B	3-1 F8	4 0 1 1 1 1 1																										
Mike Lansing, R (1, 4) OBP: 0.294, SLG: 0.369	0-3 K		2-2 2B			2-2 P4				4 0 1 0 0 2 3																										
Jose Offerman, S (8, 4) OBP: 0.354, SLG: 0.359										0 0 0 0 0 0 0																										
Midre Cummings, L (1, 9) OBP: 0.335, SLG: 0.381	0-1 1-2 1B		0-2 G1-3			0-0 F7		2-2 G5-3		4 0 1 0 0 0 3																										
Scott Hatteberg, L (1, 2) OBP: 0.362, SLG: 0.434	2-1 F7-4 2-3				1-1 G4-3		2-2 F7		1-1 HR 1B	4 1 1 0 0 0 2																										
Brian Daubach, L (1, 7) OBP: 0.314, SLG: 0.450		3-2 F7 1B 1B		1-3 K2-3			2-3 K		1-2 F8	4 0 1 0 0 2 1																										
Lou Merloni, R (1, 5) OBP: 0.354, SLG: 0.455		1-2 L1-3 1B		2-1 G6-3			1-3 K		1-3 K	4 0 1 0 0 2 1																										
Morgan Burkhardt, S (1, 10) OBP: 0.433, SLG: 0.457		2-2 F7 2-3			2-0 F8			1-0 1B 2B 2B	1-0 1-H HR	4 2 2 2 0 0 2																										
Donnie Sadler, R (1, 6) OBP: 0.265, SLG: 0.309		0-0 L1-3 1-2			1-2 G5-3			0-0 G1-3	2-0 S 2B 1B	4 1 1 0 0 0 3																										
Rico Brogna, L (1, 3) OBP: 0.278, SLG: 0.354			1-0 F8		2-3 K			2-2 2B 1B	2-2 1-H 2B	4 0 2 1 0 1 0																										
Inning Stats	R: 0 E: 0 K: 1 S: 7	H: 1 LOB: 1 BB: 1 P: 13	R: 0 E: 0 K: 0 S: 10	H: 2 LOB: 1 BB: 0 P: 16	R: 0 E: 0 K: 1 S: 11	H: 1 LOB: 1 BB: 0 P: 15	R: 0 E: 0 K: 1 S: 9	H: 0 LOB: 0 BB: 0 P: 14	R: 0 E: 0 K: 0 S: 5	H: 0 LOB: 0 BB: 0 P: 7	R: 0 E: 0 K: 2 S: 10	H: 0 LOB: 0 BB: 0 P: 15	R: 1 E: 0 K: 1 S: 13	H: 3 LOB: 2 BB: 0 P: 23	R: 3 E: 0 K: 1 S: 15	H: 4 LOB: 1 BB: 0 P: 26	1B: 6 2B: 6 3B: 0 HR: 1	SF: 0 SAC: 0 DP: 2 HBP: 0	WP: 0 PB: 0 SB: 1 CS: 0	PA: 37																
PITCHER	IP WLS BF H R ER SO BB IBB HBP BLK WP HR S P ERA WHIP																																			
Paul Wilson, R (1, 1) ERA: 3.35	7.0		24	4	0	0	6	1	0	0	0	0	0	59	91	0.00	0.714																			
Dan Wheeler, R (8, 1) ERA: 5.64	1.0	B	6	3	1	1	1	0	0	0	0	0	0	13	23	9.00	3.000																			
Roberto Hernandez, R (9, 1) ERA: 3.19	1.0	L	7	4	3	3	1	0	0	0	0	0	1	15	26	27.00	4.000																			

Boston Red Sox @ Tampa Bay Devil Rays

Tropicana Field, St. Petersburg, FL

Sat Sep 30 2000, 4:15 PM EDT

Att: 23,477 - Dome - 72 F

AB	36
R	4
H	11
RBI	4
BB	1
SO	8
LOB	16



Batter	1	2	3	4	5	6	7	8	9	AB	R	H	RBI	BB	SO	LOB
Gerald Williams, R (1, 8) OBP: 0.313, SLG: 0.430	0-0 G1-3		2-2 G6-4-3 1B			0-0 L8		0-0 SH2-3		3	0	1	0	0	0	0
Randy Winn, S (1, 7) OBP: 0.364, SLG: 0.303	4-1 S BB		1-1 G6-4-3 1-2f			1-1 G4-3		2-1 F8		3	0	0	0	1	0	1
Greg Vaughn, R (1, 10) OBP: 0.365, SLG: 0.500	4-0 1-2 BB				0-0 F8 2B	0-0 L4		0-0 F8		3	0	1	0	1	0	0
Fred McGriff, L (1, 3) OBP: 0.374, SLG: 0.453	1-2 F7			2-3 K			1-2 HR		4-2 G6-4-3 E BB	3	1	1	1	1	1	3
Ozzie Timmons, R (1, 9) OBP: 0.351, SLG: 0.757	2-3 K			3-2 F8			1-0 G4-3 2B		0-0 E4 G6-4-3	4	0	1	0	0	1	4
Aubrey Huff, L (1, 5) OBP: 0.310, SLG: 0.437		0-0 G6-3		2-1 G3			1-3 K		0-1 G6-4-3	3	0	0	0	0	1	2
Russ Johnson, R (8, 5) OBP: 0.318, SLG: 0.297									1-2 G6-4-3	0	0	0	0	0	0	0
Steve Cox, L (9, PH) OBP: 0.371, SLG: 0.438									1-2f 2-3	1	0	0	0	0	0	2
Bobby Smith, R (1, 4) OBP: 0.296, SLG: 0.392		0-1 G6-3				0-0 CS 1B		1-2 G4-3	0-3 K	4	0	1	0	0	1	2
Toby Hall, R (1, 2) OBP: 0.231, SLG: 0.417						1-2 F7		0-2 F7		3	0	0	0	0	0	2
John Flaherty, R (8, 2) OBP: 0.294, SLG: 0.377		1-2 G5-3				1-2 F7				0	0	0	0	0	0	0
Felix Martinez, S (1, 6) OBP: 0.305, SLG: 0.300			0-0 F9			0-1 G5-3		4-1 E BB		2	1	0	0	1	0	0

Inning Stats	R: 0	H: 0	E: 0	K: 1	S: 9	R: 0	H: 0	E: 0	K: 0	S: 6	R: 0	H: 1	E: 0	K: 1	S: 9	R: 0	H: 1	E: 0	K: 0	S: 7	R: 0	H: 0	E: 0	K: 1	S: 4	R: 1	H: 2	E: 0	K: 1	S: 14	R: 1	H: 0	E: 1	K: 0	S: 5	R: 0	H: 0	E: 1	K: 1	S: 9	1B: 2	2B: 2	3B: 0	HR: 1	SF: 0	SAC: 1	DP: 2	HBP: 0	WP: 0	PB: 0	SB: 1	CS: 1	PA: 34
--------------	------	------	------	------	------	------	------	------	------	------	------	------	------	------	------	------	------	------	------	------	------	------	------	------	------	------	------	------	------	-------	------	------	------	------	------	------	------	------	------	------	-------	-------	-------	-------	-------	--------	-------	--------	-------	-------	-------	-------	--------

PITCHER	IP	WLS	BF	H	R	ER	SO	BB	IBB	HBP	BLK	WP	HR	S	P	ERA	WHIP
Tomo Ohka, R (1, 1) ERA: 3.12	6.0		23	5	1	1	2	2	0	0	0	0	1	45	71	1.50	1.167
Rick Croushore, R (7, 1) ERA: 7.63	1.0		3	0	0	0	1	0	0	0	0	0	0	10	12	0.00	0.000
Rheal Cormier, L (8, 1) ERA: 4.61	1.0	W	4	0	1	1	0	1	0	0	0	0	0	5	11	9.00	1.000
Derek Lowe, R (9, 1) ERA: 2.56	1.0	S	4	0	0	0	1	1	0	0	0	0	0	9	13	0.00	1.000

BOTTOM

Boston Red Sox @ Tampa Bay Devil Rays
Tropicana Field, St. Petersburg, FL

Sat Sep 30 2000, 4:15 PM EDT
Att: 23,477 - Dome - 72 F

AB	29
R	2
H	5
RBI	1
BB	4
SO	4
LOB	16



PITCHER	IP	WLS	BF	H	R	ER	SO	BB	IBB	HBP	BLK	WP	HR	S	P	ERA	WHIP
---------	----	-----	----	---	---	----	----	----	-----	-----	-----	----	----	---	---	-----	------

Batter	1	2	3	4	5	6	7	8	9	10	AB R H RBI BB SO LOB	TOP														
Trot Nixon, L OBP: 0.368, SLG: 0.461 (1, 8)	L6 ①		HR ①	BB ③		G4-3 ③			G4-3 ① 2-3		4 1 1 1 1 0 1	Boston Red Sox @ Tampa Bay Devil Rays Tropicana Field, St. Petersburg, FL Sun Oct 01 2000, 1:15 PM EDT Att. 28,043 - Dome - 72 F														
Mike Lansing, R OBP: 0.292, SLG: 0.365 (1, 4)	F5 ②		G5-3 ①	F8 ③			G5-3 ①		K ②		5 0 0 0 0 1 2															
Midre Cummings, L OBP: 0.341, SLG: 0.383 (1, 9)	1B ③		BB 1B BB ①		G1-3 G6-3 1B ①		G1-3 ②		G4-3 ③		4 0 2 0 1 0 1															
Scott Hatteberg, L OBP: 0.367, SLG: 0.435 (1, 2)	G4-3 ③		BB 1B ①		G6-3 ① 1-2		1B ③			FC5-4 PB BB ①	4 0 2 0 1 0 2															
Brian Daubach, L OBP: 0.315, SLG: 0.448 (1, 7)			G6-3 1B ①	BB ②	G1-3 ② 2-3		F9 ③			K ① 1-2	4 0 1 0 1 1 3															
Lou Merloni, R OBP: 0.341, SLG: 0.438 (1, 5)	G6-3 ③ 1-2r		F9 ②		F7 ③		L7 ①			K ②	5 0 0 0 0 1 6															
Morgan Burkhardt, S OBP: 0.442, SLG: 0.493 (1, 10)		1B BB ③	F5 ③			HR ①	G4-3 ②			FC5-4 IBB ③	3 1 1 1 2 0 3															
Donnie Sadler, R OBP: 0.262, SLG: 0.303 (1, 6)		1B ③	F9 ① 1-2		G6-3 ①		K ③			FC5-4 ③ 1-2r 2-3	5 0 1 0 0 1 2															
Rico Brogna, L OBP: 0.278, SLG: 0.357 (1, 3)	G4-3 ③		F7 ②			G4-3 ②			G4-3 ② 2B		4 0 1 0 0 0 2															
Inning Stats	R: 0 E: 0 K: 0 S: 8	H: 1 LOB: 1 BB: 0 P: 13	R: 0 E: 0 K: 0 S: 12	H: 2 LOB: 2 BB: 1 P: 20	R: 1 E: 0 K: 0 S: 12	H: 2 LOB: 3 BB: 2 P: 27	R: 0 E: 0 K: 0 S: 13	H: 0 LOB: 1 BB: 1 P: 21	R: 0 E: 0 K: 0 S: 8	H: 1 LOB: 1 BB: 0 P: 14	R: 1 E: 0 K: 0 S: 8		H: 1 LOB: 0 BB: 0 P: 11	R: 0 E: 0 K: 0 S: 13	H: 1 LOB: 1 BB: 0 P: 17	R: 0 E: 0 K: 1 S: 6	H: 0 LOB: 0 BB: 0 P: 11	R: 0 E: 0 K: 1 S: 10	H: 1 LOB: 1 BB: 0 P: 15	R: 0 E: 0 K: 2 S: 10	H: 0 LOB: 2 BB: 2 P: 22	1B: 6 2B: 1 3B: 0 HR: 2	SF: 0 SAC: 0 DP: 1 HBP: 0	WP: 0 PB: 1 SB: 0 CS: 0	PA: 44	
PITCHER	IP WLS BF H R ER SO BB IBB HBP BLK WP HR S P ERA WHIP																									
Albie Lopez, R ERA: 4.13 (1, 1)	8.0	35	8	2	2	1	4	0	0	0	0	0	0	2.25	1.500											
Esteban Yan, R ERA: 6.21 (9, 1)	1.0	4	1	0	0	1	0	0	0	0	0	0	10	0.00	1.000											
Doug Creek, L ERA: 4.6 (10, 1)	0.1	2	0	0	0	1	1	0	0	0	0	0	5	0.00	3.000											
Dan Wheeler, R ERA: 5.48 (10, 1)	0.2	W 3	0	0	0	1	0	1	0	0	0	0	5	0.00	0.000											

livebaseballscorecards.com

AB	38
R	2
H	9
RBI	2
BB	6
SO	4
LOB	22



BOTTOM

Boston Red Sox @ Tampa Bay Devil Rays
Tropicana Field, St. Petersburg, FL

Sun Oct 01 2000, 1:15 PM EDT
Att: 28,043 - Dome - 72 F

livebaseballscorecards.com

AB	34
R	3
H	10
RBI	3
BB	7
SO	6
LOB	23



WP:	1	PA:	46
PB:	1		
SB:	1		
CS:	1		

AB R H RBI BB SO LOB

4	1	0	0	1	1	3	
4	0	1	0	0	1	0	
3	1	3	1	1	0	0	
3	0	1	1	1	2	1	
4	0	1	0	1	1	4	
0	1	0	0	0	0	0	
3	0	2	0	0	0	3	
1	0	1	0	0	0	0	
4	0	0	0	1	1	4	
4	0	1	0	1	0	3	
2	0	0	0	1	0	2	
1	0	0	0	0	0	1	
0	0	0	0	0	0	0	
1	0	0	1	0	0	2	
1B:	9	SF:	1	ER:	0	WHIP:	3.000
2B:	0	SAC:	2	LOB:	1	ERA:	13.50
3B:	0	DP:	1	BB:	0	WHIP:	3.000
HR:	1	HBP:	1	K:	1	ERA:	13.50

Batter	1	2	3	4	5	6	7	8	9	10										
Gerald Williams, R (1, 8) OBP: 0.312, SLG: 0.427	F8	FC6-4			F7		WP SH1-3 SF8 BB		K											
Randy Winn, S (1, 7) OBP: 0.362, SLG: 0.302	K			1B	G5-3		SH1-3		F8											
Steve Cox, L (1, 3) OBP: 0.379, SLG: 0.453	1B BLK CS 1B			1B	HR		PB BB		HBP											
Greg Vaughn, R (1, 10) OBP: 0.365, SLG: 0.499	1B			BB	K		SF8		K											
Ozzie Timmons, R (1, 9) OBP: 0.357, SLG: 0.707	CS	F9	L5		1B BB		K		SH5-4 S FC4-6 1B											
Jason Tyner, L (10, PR) OBP: 0.261, SLG: 0.258																				
Aubrey Huff, L (1, 5) OBP: 0.318, SLG: 0.443																				
Russ Johnson, R (8, PH) OBP: 0.320, SLG: 0.300		BB 1B 1B			G6-3		1B		FC1-6 1B											
Bobby Smith, R (1, 4) OBP: 0.293, SLG: 0.383					G6-3		P5		FC1-6											
John Flaherty, R (1, 2) OBP: 0.296, SLG: 0.376					F7		F8		F8											
Felix Martinez, S (1, 6) OBP: 0.305, SLG: 0.298																				
Jose Guillen, R (8, PH) OBP: 0.320, SLG: 0.430																				
Ozzie Guillen, L (9, 6) OBP: 0.283, SLG: 0.336																				
Fred McGriff, L (10, PH) OBP: 0.373, SLG: 0.452					P4		F3		G1-3											
Inning Stats	R: 0 E: 0 K: 1 S: 12	H: 2 LOB: 1 BB: 0 P: 19	R: 0 E: 0 K: 1 S: 12	H: 2 LOB: 3 BB: 1 P: 25	R: 0 E: 0 K: 0 S: 14	H: 2 LOB: 2 BB: 1 P: 24	R: 0 E: 0 K: 0 S: 8	H: 0 LOB: 0 BB: 0 P: 15	R: 1 E: 0 K: 1 S: 13	H: 1 LOB: 0 BB: 0 P: 19	R: 0 E: 0 K: 1 S: 11	H: 0 LOB: 1 BB: 2 P: 20	R: 0 E: 0 K: 0 S: 10	H: 1 LOB: 1 BB: 0 P: 12	R: 0 E: 0 K: 2 S: 9	H: 0 LOB: 1 BB: 0 P: 16	R: 1 E: 0 K: 0 S: 9	H: 1 LOB: 3 BB: 2 P: 18	1B: 9 2B: 0 3B: 0 HR: 1	SF: 1 SAC: 2 DP: 1 HBP: 1
PITCHER	IP	WLS	BF	H	R	ER	SO	BB	IBB	HBP	BLK	WP	HR	S	P	ERA	WHIP			
Hector Carrasco, R (1, 1) ERA: 4.69	2.0		10	4	0	0	2	1	0	0	1	0	0	24	44	0.00	2.500			
Steve Ontiveros, R (3, 1) ERA: 10.13	2.0		8	2	0	0	0	1	0	0	0	0	0	22	39	0.00	1.500			
Jesus Pena, L (5, 1) ERA: 5.13	2.0		9	2	1	1	1	1	0	0	0	0	1	23	38	4.50	1.500			
49 Tim Wakefield, R (7, 1) ERA: 5.48	1.0	B	5	0	1	1	1	2	0	0	0	1	0	11	20	9.00	2.000			
40 Sang-Hoon Lee, L (8, 1) ERA: 3.09	2.0		8	1	0	0	2	0	0	1	0	0	0	19	28	0.00	0.500			
PITCHER	IP	WLS	BF	H	R	ER	SO	BB	IBB	HBP	BLK	WP	HR	S	P	ERA	WHIP			
Rick Croushore, R (10, 1) ERA: 7.88	0.2		5	1	1	1	0	1	1	0	0	0	0	9	18	13.50	3.000			

Batter	1	2	3	4	5	6	7	8	9	10
Gerald Williams, R (1, 8) OBP: 0.312, SLG: 0.427	F8	FC6-4			F7		WP SH1-3 SF8 BB		K	
Randy Winn, S (1, 7) OBP: 0.362, SLG: 0.302	K			1B	G5-3		SH1-3		F8	
Steve Cox, L (1, 3) OBP: 0.379, SLG: 0.453	1B BLK CS 1B			1B	HR		PB BB		HBP	
Greg Vaughn, R (1, 10) OBP: 0.365, SLG: 0.499	1B			BB	K		SF8		K	
Ozzie Timmons, R (1, 9) OBP: 0.357, SLG: 0.707	CS	F9	L5		1B BB		K		SH5-4 S FC4-6 1B	
Jason Tyner, L (10, PR) OBP: 0.261, SLG: 0.258										
Aubrey Huff, L (1, 5) OBP: 0.318, SLG: 0.443										
Russ Johnson, R (8, PH) OBP: 0.320, SLG: 0.300		BB 1B 1B			G6-3		1B		FC1-6 1B	
Bobby Smith, R (1, 4) OBP: 0.293, SLG: 0.383					G6-3		P5		FC1-6	
John Flaherty, R (1, 2) OBP: 0.296, SLG: 0.376					F7		F8		F8	
Felix Martinez, S (1, 6) OBP: 0.305, SLG: 0.298										
Jose Guillen, R (8, PH) OBP: 0.320, SLG: 0.430										
Ozzie Guillen, L (9, 6) OBP: 0.283, SLG: 0.336										
Fred McGriff, L (10, PH) OBP: 0.373, SLG: 0.452					P4		F3		G1-3	