

# Boston Red Sox - 2000

Batter	1	2	3	4	5	6	7	8	9	AB	R	H	RBI	BB	SO	LOB	TOP										
Jose Offerman, S OBP: 0.200, SLG: 0.400 (1, 4)	G1-3		K			F8			L9	5	0	1	1	0	1	1											
John Valentin, R OBP: 0.500, SLG: 0.750 (1, 5)	FC6-4 2B		G6-3			BB 1B	2H 2B			4	1	2	0	0	0	1											
Carl Everett, S OBP: 0.500, SLG: 0.333 (1, 8)	FC6-4 BB			K		1B BB			G4-3	3	0	1	0	1	1	1											
Nomar Garciaparra, R (1, 6)	F7		G6-3			F9			K	4	0	0	0	0	1	4											
Mike Stanley, R OBP: 0.500, SLG: 0.667 (1, 3)	FC6-4 1-2 2-3		1-1			1B BB			F8	3	0	1	0	1	0	2											
Troy O'Leary, L OBP: 0.250, SLG: 0.250 (1, 7)		G3				1-1			F5	4	0	1	1	0	1	1											
Gary Gaetti, R (1, 10)		G5-3				1-2 F9			F9	4	0	0	0	0	0	3											
Jason Varitek, S (1, 2)			K			1-0 G1-3			G4-3	3	1	0	0	1	1	0											
Darren Lewis, R OBP: 0.333, SLG: 0.333 (1, 9)			2-2 F2			2-2 G5-3			SH3-4 2B BB	3	0	1	0	0	0	0											
<b>Inning Stats</b>	R: 0 H: 1 E: 0 K: 0 S: 14	H: 1 LOB: 2 BB: 1 P: 26	R: 0 H: 0 E: 0 K: 1 S: 7	H: 0 LOB: 0 BB: 0 P: 9	R: 0 H: 0 E: 0 K: 1 S: 10	H: 0 LOB: 0 BB: 0 P: 14	R: 0 H: 1 E: 0 K: 2 S: 11	H: 1 LOB: 1 BB: 0 P: 16	R: 0 H: 0 E: 0 K: 0 S: 9	H: 0 LOB: 0 BB: 0 P: 13	R: 1 H: 3 E: 0 K: 0 S: 13	H: 3 LOB: 3 BB: 1 P: 22	R: 1 H: 1 E: 0 K: 0 S: 8	H: 1 LOB: 1 BB: 1 P: 17	R: 0 H: 0 E: 0 K: 1 S: 7	H: 0 LOB: 0 BB: 0 P: 8	R: 0 H: 1 E: 0 K: 0 S: 7	H: 1 LOB: 1 BB: 0 P: 8	1B: 4 2B: 3 HR: 0	SF: 0 SAC: 1 DP: 0 HBP: 0	WP: 0 PB: 0 SB: 0 CS: 0	PA: 37					
<b>PITCHER</b>	IP	WLS	BF	H	R	ER	SO	BB	IBB	HBP	BLK	WP	HR	S	P	ERA	WHIP										
Jamie Moyer, L ERA: 2.84 (1, 1)	6.1	L	28	6	2	2	4	3	0	0	0	0	0	68	112	2.84	1.421										
Paul Abbott, R ERA: (7, 1)	2.2		9	1	0	0	1	0	0	0	0	0	0	18	21	0.00	0.375										

**Boston Red Sox @ Seattle Mariners**  
Safeco Field, Seattle, WA  
Tue Apr 04 2000, 5:05 PM PDT  
Att: 45,552 - Dome - 72 F


AB 33  
R 2  
H 7  
RBI 2  
BB 3  
SO 5  
LOB 13



Batter	1	2	3	4	5	6	7	8	9	AB	R	H	RBI	BB	SO	LOB	BOTTOM										
Mike Cameron, R (1, 8)	K		K			F8			K	4	0	0	0	0	3	1											
Mark McLemore, S (1, 7)	K		F7			G1-3			G3	4	0	0	0	0	1	1											
Alex Rodriguez, R (1, 6)						3-3 K			F7	2	0	0	0	2	1	0											
John Olerud, L OBP: 0.250, SLG: 0.250 (1, 3)	F7					1-2 PB 1B			L3	4	0	1	0	0	0	2											
Edgar Martinez, R (1, 10)		F9				3-3 K			F8	3	0	0	0	0	1	1											
John Mabry, L (1, 9)		K				1-2 K			G3	3	0	0	0	0	2	1											
David Bell, R (1, 4)			K			0-0 G6-3			F8	3	0	0	0	0	1	0											
Dan Wilson, R (1, 2)			K			3-3 K			G6-3	3	0	0	0	0	2	0											
Carlos Guillen, S OBP: 0.333, SLG: 0.333 (1, 5)						2-2 K			G4-3	3	0	1	0	0	1	0											
<b>Inning Stats</b>	R: 0 H: 0 E: 0 K: 2 S: 9	H: 0 LOB: 0 BB: 0 P: 19	R: 0 H: 0 E: 0 K: 2 S: 9	H: 0 LOB: 0 BB: 0 P: 15	R: 0 H: 1 E: 0 K: 2 S: 11	H: 1 LOB: 1 BB: 0 P: 17	R: 0 H: 1 E: 0 K: 3 S: 13	H: 1 LOB: 1 BB: 0 P: 21	R: 0 H: 0 E: 0 K: 2 S: 7	H: 0 LOB: 0 BB: 0 P: 12	R: 0 H: 0 E: 0 K: 0 S: 5	H: 0 LOB: 1 BB: 1 P: 15	R: 0 H: 0 E: 0 K: 0 S: 6	H: 0 LOB: 0 BB: 0 P: 9	R: 0 H: 0 E: 0 K: 1 S: 8	H: 0 LOB: 0 BB: 0 P: 12	R: 0 H: 0 E: 0 K: 0 S: 7	H: 0 LOB: 0 BB: 0 P: 11	1B: 2 2B: 0 HR: 0	SF: 0 SAC: 0 DP: 0 HBP: 0	WP: 0 PB: 2 SB: 0 CS: 0	PA: 31					
<b>PITCHER</b>	IP	WLS	BF	H	R	ER	SO	BB	IBB	HBP	BLK	WP	HR	S	P	ERA	WHIP										
Pedro Martinez, R ERA: (1, 1)	7.0		25	2	0	0	11	2	0	0	0	0	0	60	108	0.00	0.571										
Derek Lowe, R ERA: (8, 1)	2.0	S	6	0	0	0	1	0	0	0	0	0	0	15	23	0.00	0.000										

**Boston Red Sox @ Seattle Mariners**  
Safeco Field, Seattle, WA  
Tue Apr 04 2000, 5:05 PM PDT  
Att: 45,552 - Dome - 72 F

AB 29  
R 0  
H 2  
RBI 0  
BB 2  
SO 12  
LOB 6





Batter	1	2	3	4	5	6	7	8	9	AB	R	H	RBI	BB	SO	LOB	TOP								
Jose Offerman, S (1.4) OBP: 0.400, SLG: 0.500	2-2 SH1-3 2B		4-2 L6-4 1B BB		4-2 G1-3 BB		1-1 F7		0-0 G1-3 1-2	3	0	1	0	2	0	1									
John Valentin, R (1.5) OBP: 0.429, SLG: 1.000 Manny Alexander, R (8.5)	0-1 SH1-3 2-3		3-1 F8		1-2 G1-3 1-2		2-0 HR		0-3 K	3	1	1	1	0	0	2									
Carl Everett, S (1.8) OBP: 0.375, SLG: 0.286	3-2 P6		3-1 1B		3-3 K2-3		1-1 G3			4	0	1	0	0	1	2									
Nomar Garciaparra, R (1.6)	0-0 L5		0-0 L6-4 2-3		3-1 F8		2-3 K			4	0	0	0	0	1	4									
Troy O'Leary, L (1.7) OBP: 0.125, SLG: 0.125		3-2 F9		1-1 P5		3-1 P6		1-3 K		4	0	0	0	0	1	0									
Mike Stanley, R (1.3) OBP: 0.375, SLG: 0.429		2-1 G5-3		1-1 F7		0-1 WP 1B		2-3 K		4	0	1	0	0	1	0									
Brian Daubach, L (1.10) Gary Gaetti, R (8. PH)		1-2 HR		2-1 HR		4-1 BB		2-3 K		2	2	2	2	1	0	0									
Jason Varitek, S (1.2) OBP: 0.375, SLG: 0.286		3-2 1B		2-1 1B		3-2 F5		1-2 P6		4	0	2	0	0	0	2									
Trot Nixon, L (1.9) OBP: 0.250, SLG: 0.250		1-3 K		0-1 F9		0-2 F9		2-2 G1-3 1B		4	0	1	0	0	1	4									
<b>Inning Stats</b>	R: 0 E: 0 K: 0 S: 9	H: 1 LOB: 1 BB: 0 P: 14	R: 1 E: 0 K: 1 S: 15	H: 2 LOB: 1 BB: 0 P: 25	R: 0 E: 0 K: 0 S: 7	H: 1 LOB: 1 BB: 1 P: 17	R: 1 E: 0 K: 0 S: 10	H: 2 LOB: 1 BB: 0 P: 16	R: 0 E: 0 K: 1 S: 10	H: 0 LOB: 1 BB: 1 P: 21	R: 0 E: 0 K: 0 S: 11	H: 1 LOB: 2 BB: 1 P: 21	R: 1 E: 0 K: 1 S: 10	H: 1 LOB: 0 BB: 0 P: 16	R: 0 E: 0 K: 3 S: 12	H: 0 LOB: 0 BB: 0 P: 17	R: 0 E: 0 K: 1 S: 13	H: 1 LOB: 1 BB: 0 P: 16	1B: 5 2B: 2 3B: 0 HR: 3	SF: 0 SAC: 1 DP: 1 HBP: 0	WP: 1 PB: 0 SB: 0 CS: 0	PA: 38			
<b>PITCHER</b>	IP	WLS	BF	H	R	ER	SO	BB	IBB	HBP	BLK	WP	HR	S	P	ERA	WHIP								
Freddy Garcia, R (1.1) ERA: 3.8	5.0	W	22	6	2	2	2	2	0	0	0	0	2	51	93	3.60	1.600								
Frankie Rodriguez, R (6.1) ERA: 4.5	2.0		9	2	1	1	1	1	0	0	0	1	1	21	37	4.50	1.500								
Arthur Rhodes, L (8.1) ERA:	1.0		3	0	0	0	3	0	0	0	0	0	0	12	17	0.00	0.000								
Kazuhiko Sasaki, R (9.1) ERA:	1.0		4	1	0	0	1	0	0	0	0	0	0	13	16	0.00	1.000								

**Boston Red Sox @ Seattle Mariners**  
 Safeco Field, Seattle, WA  
 Wed Apr 05 2000, 7:05 PM PDT  
 Att: 29,242 - Dome - 72 F

AB	34
R	3
H	9
RBI	3
BB	3
SO	7
LOB	16



Batter	1	2	3	4	5	6	7	8	9	AB	R	H	RBI	BB	SO	LOB	BOTTOM								
Mike Cameron, R (1.8) OBP: 0.222, SLG: 0.444	0-0 HBP BB SF8 1B	2-1 P4	2-2		2-3 K		2-3 K			5	1	2	0	0	2	2									
Mark McLemore, S (1.7) OBP: 0.444, SLG: 0.286	4-0 1B HBP BB	4-0 BB BB	1-2 F7		3-2 DI 1B		1-0 1B			3	2	2	0	2	0	1									
Alex Rodriguez, R (1.6) OBP: 0.556, SLG: 0.800	1-2 1B HR	4-2 BB BB		2-0 HR	2-1 G4-3 1-2		1-2 P3			3	2	1	1	1	0	3									
John Olerud, L (1.3) OBP: 0.333, SLG: 0.714	1-2 SF8	4-2 FC5 BB		3-3 K		0-1 HR		0-0 G3		3	1	1	3	1	1	0									
John Mabry, L (1.10) OBP: 0.250, SLG: 0.143	0-0 HR 1B	3-1 K		0-3 K		2-3 K		4-2 G5-4-3 BB		4	1	1	1	1	3	3									
Jay Buhner, R (1.9) OBP: 0.600, SLG: 1.250 Charles Gipson, R (9.9)	2-2 HR	4-2 FC5 BB		3-2 1B		2-2 G6-3		2-2 G5-4-3 1-2		4	1	2	4	1	0	1									
David Bell, R (1.4)	3-3 K	1-2 FC5		0-1 F8		2-2 E6				4	0	0	0	0	1	4									
Dan Wilson, R (1.2)	2-2 G5-3		1-0 F8		4-0 1B BB		0-0 F8			3	0	0	0	1	0	1									
Carlos Guillen, S (1.5) OBP: 0.286, SLG: 0.167		4-2 BB BB	1-3 K		3-3 K		2-0 G3-1			3	1	0	0	1	2	1									
<b>Inning Stats</b>	R: 5 E: 0 K: 1 S: 19	H: 3 LOB: 0 BB: 1 P: 32	R: 2 E: 0 K: 1 S: 20	H: 0 LOB: 3 BB: 5 P: 45	R: 0 E: 0 K: 1 S: 10	H: 1 LOB: 1 BB: 0 P: 15	R: 1 E: 0 K: 2 S: 15	H: 2 LOB: 1 BB: 0 P: 23	R: 0 E: 0 K: 2 S: 11	H: 1 LOB: 2 BB: 1 P: 25	R: 1 E: 1 K: 1 S: 16	H: 1 LOB: 1 BB: 0 P: 22	R: 0 E: 0 K: 1 S: 9	H: 1 LOB: 1 BB: 0 P: 15	R: 0 E: 0 K: 0 S: 6	H: 0 LOB: 0 BB: 1 P: 12	R: 0 E: 0 K: 3 HR: 3	SF: 1 SAC: 0 DP: 1 HBP: 1	WP: 0 PB: 0 SB: 0 CS: 0	PA: 42					
<b>PITCHER</b>	IP	WLS	BF	H	R	ER	SO	BB	IBB	HBP	BLK	WP	HR	S	P	ERA	WHIP								
Ramon Martinez, R (1.1) ERA: 47.25	1.1	L	12	3	7	7	1	4	0	0	0	0	1	28	55	47.25	5.250								
John Waddell, R (2.1) ERA: 3.38	2.2		13	3	1	1	4	2	0	0	0	0	1	36	60	3.38	1.875								
49 Tim Wakefield, R (5.1) ERA: 2.25	4.0		17	3	1	1	4	2	0	0	0	0	1	42	74	2.25	1.250								

**Boston Red Sox @ Seattle Mariners**  
 Safeco Field, Seattle, WA  
 Wed Apr 05 2000, 7:05 PM PDT  
 Att: 29,242 - Dome - 72 F

AB	32
R	9
H	9
RBI	9
BB	8
SO	9
LOB	16









Batter	1	2	3	4	5	6	7	8	9	AB	R	H	RBI	BB	SO	LOB	TOP					
Jose Offerman, S OBP: 0.263, SLG: 0.250 (1, 4)	G3-1		F8			F7		K		4	0	0	0	0	1	0						
Trot Nixon, L OBP: 0.417, SLG: 0.727 (1, 9)	G3-6-3 BB			G4-3 2B		G3				3	0	2	0	1	0	0						
Carl Everett, S OBP: 0.500, SLG: 0.643 (1, 8)	G3-6-3 1-2			G4-3				K		4	1	1	1	0	1	3						
Nomar Garciaparra, R OBP: 0.125, SLG: 0.125 (1, 6)		P4		P6		F8				4	0	0	0	0	0	1						
Troy O'Leary, L OBP: 0.125, SLG: 0.188 (1, 7)				L9 2B		F5		G2-3		4	0	1	0	0	0	1						
Mike Stanley, R OBP: 0.375, SLG: 0.385 (1, 10)				K		K		K		4	1	1	0	0	3	1						
Brian Daubach, L OBP: 0.667, SLG: 1.750 (1, 3)				G3-1		F7				3	1	1	2	0	0	1						
Scott Hatteberg, L (1, 2)					F7		G4-3			3	0	0	0	0	0	0						
Jeff Frye, R (1, 5)					F9		G6-3			3	0	0	0	0	0	0						
<b>Inning Stats</b>	R: 0 E: 0 K: 0 S: 6	H: 0 LOB: 0 BB: 1 P: 12	R: 0 E: 0 K: 1 S: 6	H: 1 LOB: 1 BB: 0 P: 12	R: 0 E: 0 K: 0 S: 5	H: 0 LOB: 0 BB: 0 P: 10	R: 0 E: 0 K: 0 S: 9	H: 1 LOB: 1 BB: 0 P: 12	R: 0 E: 0 K: 1 S: 7	H: 0 LOB: 3 BB: 0 P: 13	R: 0 E: 0 K: 0 S: 7	H: 0 LOB: 0 BB: 0 P: 11	R: 3 E: 0 K: 0 S: 13	H: 3 LOB: 0 BB: 0 P: 16	R: 0 E: 0 K: 1 S: 12	H: 1 LOB: 0 BB: 0 P: 18	R: 0 E: 0 K: 1 S: 7	H: 0 LOB: 0 BB: 0 P: 9	1B: 1 2B: 3 3B: 0 HR: 2	SF: 0 SAC: 0 DP: 1 HBP: 0	WP: 0 PB: 0 SB: 0 CS: 0	PA: 33
<b>PITCHER</b>	IP	WLS	BF	H	R	ER	SO	BB	IBB	HBP	BLK	WP	HR	S	P	ERA	WHIP					
Jason Dickson, R ERA: 2.7 (1, 1)	6.2	W	24	4	2	2	2	1	0	0	0	0	1	49	82	2.70	0.750					
Kent Mercker, L ERA: 3.6 (7, 1)	2.1		9	2	1	1	3	0	0	0	0	0	1	23	31	3.86	0.857					

**Boston Red Sox @ Anaheim Angels**  
Edison International Field, Anaheim, CA  
Fri Apr 07 2000, 10:05 PM EDT  
Att: 30,412 - Overcast - 63 F

AB 32  
R 3  
H 6  
RBI 3  
BB 1  
SO 5  
LOB 7



Batter	1	2	3	4	5	6	7	8	9	AB	R	H	RBI	BB	SO	LOB	BOTTOM				
Darin Erstad, L OBP: 0.600, SLG: 0.842 (1, 7)	G1-3	G4-3			SH5-3 1B	G4-3 S 1B		G6-3		5	0	2	0	0	0	0					
Adam Kennedy, L OBP: 0.474, SLG: 0.611 (1, 4)	S 16 HR 2B		K		SH5-3 1B	G4-3 IBB		G3		3	1	1	0	1	1	0					
Mo Vaughn, L OBP: 0.421, SLG: 0.333 (1, 3)	K		S 16 BB		K	G4-3				3	0	0	1	1	2	5					
Tim Salmon, R OBP: 0.368, SLG: 0.357 (1, 9)	16 HR BB		P5			K				2	1	0	0	2	1	3					
16 Garret Anderson, L OBP: 0.167, SLG: 0.353 (1, 8)	1-H 3-H HR		K		F7		F8			4	1	1	3	0	1	4					
Troy Glaus, R OBP: 0.611, SLG: 0.636 (1, 5)	FC5-4 BB				F7	1B 2B 1B		HR		3	2	2	1	1	0	0					
Edgard Clemente, R (1, 10)	FC5-4				F9	F8		G4-3		2	0	0	0	0	0	1					
Scott Spiezio, S OBP: 0.467, SLG: 0.125 (6, PH)	1-2				F9	F8		G4-3		2	0	0	0	0	0	1					
Bengie Molina, R OBP: 0.182, SLG: 0.182 (1, 2)		G6-3			F8	2B 1B		F9		4	1	1	0	0	0	0					
Gary Disarcina, R OBP: 0.438, SLG: 0.467 (1, 6)		F7			SH5-3 1B	1B G4-3 2B		G6-3		4	1	2	2	0	0	0					
<b>Inning Stats</b>	R: 3 E: 0 K: 1 S: 14	H: 2 LOB: 1 BB: 2 P: 25	R: 0 E: 0 K: 0 S: 6	H: 0 LOB: 0 BB: 0 P: 7	R: 0 E: 0 K: 2 S: 9	H: 0 LOB: 1 BB: 1 P: 18	R: 0 E: 0 K: 0 S: 6	H: 0 LOB: 0 BB: 0 P: 11	R: 0 E: 0 K: 1 S: 9	H: 2 LOB: 3 BB: 1 P: 17	R: 3 E: 0 K: 1 S: 17	H: 4 LOB: 2 BB: 1 P: 31	R: 1 E: 0 K: 0 S: 11	H: 1 LOB: 0 BB: 0 P: 15	R: 0 E: 0 K: 0 S: 7	H: 0 LOB: 0 BB: 0 P: 9	1B: 5 2B: 2 3B: 0 HR: 2	SF: 0 SAC: 1 DP: 0 HBP: 0	WP: 0 PB: 0 SB: 3 CS: 0	PA: 38	
<b>PITCHER</b>	IP	WLS	BF	H	R	ER	SO	BB	IBB	HBP	BLK	WP	HR	S	P	ERA	WHIP				
Pete Schourek, L ERA: 5.4 (1, 1)	5.0	L	23	4	3	3	4	3	1	0	0	0	0	17	31	27.00	4.000				
Rich Garcias, R ERA: 27.0 (6, 1)	1.0		8	4	3	3	1	0	1	0	0	0	0	18	24	4.50	0.500				
49 Tim Wakefield, R ERA: 3.0 (7, 1)	2.0		7	1	1	1	0	0	0	0	0	0	1	18	24	4.50	0.500				

**Boston Red Sox @ Anaheim Angels**  
Edison International Field, Anaheim, CA  
Fri Apr 07 2000, 10:05 PM EDT  
Att: 30,412 - Overcast - 63 F

AB 32  
R 7  
H 9  
RBI 7  
BB 5  
SO 5  
LOB 14










Batter	1	2	3	4	5	6	7	8	9	AB	R	H	RBI	BB	SO	LOB	TOP					
Jose Offerman, S OBP: 0.379, SLG: 0.200 (1, 4)										3	0	0	0	2	0	0	<b>Boston Red Sox @ Anaheim Angels</b> Edison International Field, Anaheim, CA Sun Apr 09 2000, 4:05 PM EDT Att: 35,847 - Cloudy - 70 F					
Trot Nixon, L OBP: 0.318, SLG: 0.619 (1, 9)										5	1	1	1	0	2	3						
Brian Daubach, L OBP: 0.421, SLG: 0.882 (1, 10)										5	0	0	0	0	2	3						
Nomar Garciaparra, R OBP: 0.250, SLG: 0.182 (1, 6)										3	1	1	0	1	0	0						
Troy O'Leary, L OBP: 0.250, SLG: 0.522 (1, 7)										4	2	3	2	0	0	2						
Carl Everett, S OBP: 0.458, SLG: 0.750 (1, 8)										3	1	1	2	0	0	0						
Mike Stanley, R OBP: 0.400, SLG: 0.375 (1, 3)										3	0	1	0	1	0	0						
Jason Varitek, S OBP: 0.300, SLG: 0.222 (1, 2)										4	0	1	0	0	1	1						
Manny Alexander, R OBP: 0.111, SLG: 0.222 (1, 5)										4	0	1	0	0	1	2						
<b>Inning Stats</b>	R: 0 E: 0 K: 0 S: 12	H: 1 LOB: 2 BB: 1 P: 20	R: 0 E: 0 K: 0 S: 8	H: 0 LOB: 0 BB: 0 P: 12	R: 0 E: 0 K: 2 S: 9	H: 0 LOB: 0 BB: 0 P: 14	R: 2 E: 0 K: 1 S: 11	H: 2 LOB: 0 BB: 0 P: 15	R: 0 E: 0 K: 1 S: 12	H: 1 LOB: 2 BB: 1 P: 22	R: 1 E: 0 K: 0 S: 10	H: 1 LOB: 0 BB: 2 P: 22	R: 1 E: 0 K: 0 S: 11	H: 1 LOB: 0 BB: 0 P: 18	R: 1 E: 0 K: 0 S: 14	H: 3 LOB: 2 BB: 0 P: 24	R: 0 E: 0 K: 2 S: 10	H: 0 LOB: 0 BB: 0 P: 13	1B: 4 2B: 1 3B: 0 HR: 4	SF: 1 SAC: 0 DP: 0 HBP: 0	WP: 0 PB: 0 SB: 0 CS: 1	PA: 39
<b>PITCHER</b>	IP WLS BF H R ER SO BB IBB HBP BLK WP HR S P ERA WHIP	IP WLS BF H R ER SO BB IBB HBP BLK WP HR S P ERA WHIP	IP WLS BF H R ER SO BB IBB HBP BLK WP HR S P ERA WHIP	IP WLS BF H R ER SO BB IBB HBP BLK WP HR S P ERA WHIP	IP WLS BF H R ER SO BB IBB HBP BLK WP HR S P ERA WHIP	IP WLS BF H R ER SO BB IBB HBP BLK WP HR S P ERA WHIP	IP WLS BF H R ER SO BB IBB HBP BLK WP HR S P ERA WHIP	IP WLS BF H R ER SO BB IBB HBP BLK WP HR S P ERA WHIP	IP WLS BF H R ER SO BB IBB HBP BLK WP HR S P ERA WHIP	IP WLS BF H R ER SO BB IBB HBP BLK WP HR S P ERA WHIP	IP WLS BF H R ER SO BB IBB HBP BLK WP HR S P ERA WHIP	IP WLS BF H R ER SO BB IBB HBP BLK WP HR S P ERA WHIP	IP WLS BF H R ER SO BB IBB HBP BLK WP HR S P ERA WHIP	IP WLS BF H R ER SO BB IBB HBP BLK WP HR S P ERA WHIP	IP WLS BF H R ER SO BB IBB HBP BLK WP HR S P ERA WHIP	IP WLS BF H R ER SO BB IBB HBP BLK WP HR S P ERA WHIP						
Kent Bothenfield, R ERA: 3.88 (1, 1)	6.0 L	26 5 3 3 4	5 3 3 4	4 0 0 0	0 0 0 0	0 0 2 62	105 4.50 1.500															
Al Levine, R ERA: 7.36 (7, 1)	1.2 9	4 2 2 0	0 0 0 0	0 0 0 0	0 0 2 22	37 10.80 2.400																
Mike Fyhrle, R ERA: (8, 1)	1.1 4	0 0 0 2	0 0 0 0	0 0 0 0	0 0 13 18	0.00 0.000																

Batter	1	2	3	4	5	6	7	8	9	AB	R	H	RBI	BB	SO	LOB	BOTTOM			
Darin Erstad, L OBP: 0.586, SLG: 0.778 (1, 7)										3	0	1	0	1	1	2	<b>Boston Red Sox @ Anaheim Angels</b> Edison International Field, Anaheim, CA Sun Apr 09 2000, 4:05 PM EDT Att: 35,847 - Cloudy - 70 F			
Adam Kennedy, L OBP: 0.407, SLG: 0.480 (1, 4)										4	0	1	1	0	0	2				
Mo Vaughn, L OBP: 0.333, SLG: 0.261 (1, 10)										4	0	0	0	0	2	3				
Tim Salmon, R OBP: 0.296, SLG: 0.273 (1, 9)										4	0	1	0	0	2	3				
16 Garret Anderson, L OBP: 0.192, SLG: 0.320 (1, 8)										4	0	0	0	0	2	1				
Troy Glaus, R OBP: 0.482, SLG: 0.474 (1, 5)										4	0	0	0	0	4	1				
Scott Spiezio, S OBP: 0.435, SLG: 0.688 (1, 3)										4	1	1	1	0	2	0				
Matt Walbeck, S OBP: 0.111, SLG: 0.111 (1, 2)										4	0	1	0	0	1	0				
Benji Gil, R OBP: 0.667, SLG: 0.667 (1, 6)										2	1	2	0	0	0	0				
<b>Inning Stats</b>	R: 0 E: 0 K: 1 S: 11	H: 1 LOB: 1 BB: 0 P: 17	R: 0 E: 0 K: 3 S: 10	H: 0 LOB: 0 BB: 0 P: 13	R: 0 E: 0 K: 2 S: 9	H: 1 LOB: 1 BB: 0 P: 13	R: 0 E: 0 K: 3 S: 12	H: 1 LOB: 1 BB: 0 P: 19	R: 0 E: 0 K: 2 S: 8	H: 0 LOB: 0 BB: 0 P: 12	R: 0 E: 0 K: 1 S: 8	H: 0 LOB: 0 BB: 0 P: 13	R: 1 E: 1 K: 1 S: 11	H: 2 LOB: 2 BB: 1 P: 19	R: 1 E: 0 K: 1 S: 10	H: 1 LOB: 0 BB: 0 P: 14	1B: 6 2B: 0 3B: 0 HR: 1	SF: 0 SAC: 1 DP: 0 HBP: 0	WP: 0 PB: 0 SB: 2 CS: 0	PA: 35
<b>PITCHER</b>	IP WLS BF H R ER SO BB IBB HBP BLK WP HR S P ERA WHIP	IP WLS BF H R ER SO BB IBB HBP BLK WP HR S P ERA WHIP	IP WLS BF H R ER SO BB IBB HBP BLK WP HR S P ERA WHIP	IP WLS BF H R ER SO BB IBB HBP BLK WP HR S P ERA WHIP	IP WLS BF H R ER SO BB IBB HBP BLK WP HR S P ERA WHIP	IP WLS BF H R ER SO BB IBB HBP BLK WP HR S P ERA WHIP	IP WLS BF H R ER SO BB IBB HBP BLK WP HR S P ERA WHIP	IP WLS BF H R ER SO BB IBB HBP BLK WP HR S P ERA WHIP	IP WLS BF H R ER SO BB IBB HBP BLK WP HR S P ERA WHIP	IP WLS BF H R ER SO BB IBB HBP BLK WP HR S P ERA WHIP	IP WLS BF H R ER SO BB IBB HBP BLK WP HR S P ERA WHIP	IP WLS BF H R ER SO BB IBB HBP BLK WP HR S P ERA WHIP	IP WLS BF H R ER SO BB IBB HBP BLK WP HR S P ERA WHIP	IP WLS BF H R ER SO BB IBB HBP BLK WP HR S P ERA WHIP	IP WLS BF H R ER SO BB IBB HBP BLK WP HR S P ERA WHIP	IP WLS BF H R ER SO BB IBB HBP BLK WP HR S P ERA WHIP				
Pedro Martinez, R ERA: 0.63 (8, 1)	7.1 W	28 5 1 1 12	5 1 1 1 2	0 0 0 0	0 0 17 25	5.40 1.200														
Derek Lowe, R ERA: 2.45 (8, 1)	1.2 7	2 1 1 2	0 0 0 0	0 0 0 0	0 1 17 25	5.40 1.200														

AB	34
R	5
H	9
RBI	5
BB	4
SO	6
LOB	11



AB	33
R	2
H	7
RBI	2
BB	1
SO	14
LOB	12





Batter	1	2	3	4	5	6	7	8	9	AB	R	H	RBI	BB	SO	LOB	TOP			
Todd Walker, L OBP: 0.278, SLG: 0.353	F8	G3							F8	5	1	2	0	0	0	2	<b>Minnesota Twins @ Boston Red Sox</b> Fenway Park, Boston, MA Tue Apr 11 2000, 1:05 PM EDT Att: 33,114 - Overcast - 46 F			
Cristian Guzman, S OBP: 0.495, SLG: 0.455	1B BB	F7							FC6-4	2	2	0	0	3	0	2				
Matt Lawton, L OBP: 0.357, SLG: 0.538	BB 1B				F5				G4-3	5	0	2	1	0	0	3				
David Ortiz, L OBP: 0.389, SLG: 0.400	BB 1B				F9				G4-3	4	0	1	1	0	0	3				
Ron Coomer, R OBP: 0.344, SLG: 0.607	BB				G6-3				F3	3	1	1	2	1	0	1				
Corey Koskie, L OBP: 0.303, SLG: 0.387	F5				L8				L8	4	0	0	0	0	1	3				
Marcus Jensen, S OBP: 0.188, SLG: 0.188	F7				F7				P6	4	0	0	0	0	0	3				
Jacque Jones, L OBP: 0.400, SLG: 0.714									G1-3	4	0	2	0	0	1	0				
Tori Hunter, R OBP: 0.333, SLG: 0.393									FC6-4	4	0	1	0	0	2	2				
<b>Inning Stats</b>	R: 1 E: 0 K: 0 S: 11	H: 2 LOB: 3 BB: 2 P: 26	R: 0 E: 0 K: 0 S: 10	H: 1 LOB: 1 BB: 0 P: 13	R: 0 E: 0 K: 0 S: 6	H: 0 LOB: 0 BB: 0 P: 11	R: 0 E: 0 K: 1 S: 11	H: 1 LOB: 1 BB: 0 P: 18	R: 0 E: 0 K: 0 S: 8	H: 1 LOB: 0 BB: 1 P: 17	R: 2 E: 0 K: 1 S: 15	H: 2 LOB: 1 BB: 1 P: 25	R: 0 E: 0 K: 0 S: 5	H: 0 LOB: 0 BB: 0 P: 6	R: 0 E: 0 K: 0 S: 7	H: 1 LOB: 1 BB: 0 P: 12	1B: 5 2B: 3 3B: 0 HR: 1	SF: 0 SAC: 0 DP: 1 HBP: 0	WP: 0 PB: 0 SB: 0 CS: 0	PA: 39
<b>PITCHER</b>	IP WLS BF H R ER SO BB IBB HBP BLK WP HR S P ERA WHIP																			
Ramon Martinez, R ERA: 11.37	5.0 W 22 5 1 1 1 3 0 0 0 0 0 46 86 1.80 1.600																			
John Wasdin, R ERA: 7.71	2.0 10 3 3 3 3 1 0 0 0 0 1 27 42 13.50 2.000																			
Rob Stanifer, R ERA:	2.0 7 1 0 0 0 0 0 0 0 0 0 12 18 0.00 0.500																			

Batter	1	2	3	4	5	6	7	8	9	AB	R	H	RBI	BB	SO	LOB	BOTTOM			
Jose Offerman, S OBP: 0.441, SLG: 0.227	2B SF9	E BB	K							2	2	1	0	3	1	0	<b>Minnesota Twins @ Boston Red Sox</b> Fenway Park, Boston, MA Tue Apr 11 2000, 1:05 PM EDT Att: 33,114 - Overcast - 46 F			
Jeff Frye, R OBP: 0.250, SLG: 0.250	BB	BB								1	0	1	0	0	0	0				
Trot Nixon, L OBP: 0.321, SLG: 0.577	SF9	E BB	F7						F7	5	2	1	1	1	1	5				
Brian Daubach, L OBP: 0.333, SLG: 0.714	SF9	E BB	G6-3						FC5-4	4	1	0	1	0	2	6				
Gary Gaetti, R (6, PH)	BB	BB								1	0	0	0	0	0	1				
Nomar Garciaparra, R OBP: 0.345, SLG: 0.296	G1-6-3	1B BB							P4	5	2	4	3	0	0	0				
Manny Alexander, R OBP: 0.100, SLG: 0.200	BB	1B BB								1	0	0	0	0	0	1				
Troy O'Leary, L OBP: 0.241, SLG: 0.464	G1-6-3	1B BB								5	1	1	1	0	0	3				
Carl Everett, S OBP: 0.517, SLG: 1.042		HR								4	2	3	3	1	1	2				
Mike Stanley, R OBP: 0.440, SLG: 0.368		BB								3	2	1	0	2	0	2				
Jason Varitek, S OBP: 0.360, SLG: 0.318		F9								4	0	2	2	0	0	3				
Scott Hatteberg, L OBP: 0.200, SLG: 0.200										0	0	0	0	0	0	0				
3B Wilton Veras, R OBP: 0.400, SLG: 0.600										5	1	2	1	0	0	5				
<b>Inning Stats</b>	R: 2 E: 0 K: 0 S: 9	H: 2 LOB: 1 BB: 1 P: 16	R: 8 E: 1 K: 1 S: 23	H: 5 LOB: 4 BB: 4 P: 48	R: 0 E: 0 K: 1 S: 8	H: 0 LOB: 0 BB: 0 P: 14	R: 0 E: 0 K: 0 S: 9	H: 1 LOB: 2 BB: 1 P: 19	R: 0 E: 0 K: 1 S: 7	H: 1 LOB: 1 BB: 0 P: 11	R: 3 E: 1 K: 2 S: 19	H: 4 LOB: 3 BB: 1 P: 34	R: 0 E: 0 K: 0 S: 13	H: 2 LOB: 3 BB: 0 P: 15	R: 0 E: 0 K: 0 S: 6	H: 1 LOB: 1 BB: 0 P: 10	1B: 10 2B: 4 3B: 0 HR: 2	SF: 1 SAC: 0 DP: 1 HBP: 1	WP: 0 PB: 0 SB: 0 CS: 0	PA: 49
<b>PITCHER</b>	IP WLS BF H R ER SO BB IBB HBP BLK WP HR S P ERA WHIP																			
Joe Mays, R ERA: 13.5	4.0 L 22 7 5 4 3 2 0 0 0 0 0 1 45 80 9.00 2.250																			
Mark Redman, L ERA: 7.2	0.2 5 2 0 0 0 2 1 0 0 0 0 0 10 17 0.00 4.500																			
Bob Wells, R ERA: 11.57	1.0 6 2 0 0 0 0 0 0 1 0 0 0 13 15 0.00 2.000																			
Eddie Guardado, L ERA: 10.8	1.0 4 1 0 0 0 0 0 0 0 0 0 0 6 10 0.00 1.000																			
Travis Miller, L ERA: 9.82																				



Batter	1	2	3	4	5	6	7	8	9	AB	R	H	RBI	BB	SO	LOB	TOP				
<b>Cristian Guzman, S</b> OBP: 0.381, SLG: 0.474	G5-3	FC5-2		1B		G5-3			G4-3	5	1	1	1	0	0	2	<b>Minnesota Twins @ Boston Red Sox</b> Fenway Park, Boston, MA Wed Apr 12 2000, 6:05 PM EDT Att: 20,313 - Sunny - 46 F				
<b>Denny Hocking, S</b> OBP: 0.350, SLG: 0.632	PB						F9		G4-3	4	0	2	1	1	0	0					
<b>Matt Lawton, L</b> OBP: 0.326, SLG: 0.488	P4	P6		P3			G1-3			4	0	0	0	0	0	5					
<b>Ron Coomer, R</b> OBP: 0.333, SLG: 0.548	PB					G4-3				3	0	0	0	1	0	0					
<b>Butch Huskey, R</b> OBP: 0.212, SLG: 0.344	F9			P4					E5	4	0	1	0	0	0	2					
<b>Matthew LeCroy, R</b> OBP: 0.409, SLG: 0.600				F9		F8			G5-4-3	4	1	1	0	0	0	2					
<b>Corey Koskie, L</b> OBP: 0.324, SLG: 0.400				SF8		G3-1				4	0	2	0	0	1	1					
<b>Tori Hunter, R</b> OBP: 0.364, SLG: 0.419										3	1	2	0	0	1	0					
<b>Midre Cummings, L</b> OBP: 0.697, SLG: 1.000									L1	1	0	0	0	0	0	1					
<b>Jason Maxwell, R</b> OBP: 0.111, SLG: 0.125										2	0	0	1	0	2	1					
<b>Jacque Jones, L</b> OBP: 0.389, SLG: 0.694									L9	1	0	0	0	0	0	0					
<b>Inning Stats</b>	R: 0 E: 0 K: 0 S: 10	H: 1 LOB: 2 BB: 1 P: 19	R: 1 E: 0 K: 0 S: 20	H: 3 LOB: 3 BB: 1 P: 32	R: 0 E: 0 K: 0 S: 8	H: 0 LOB: 0 BB: 0 P: 12	R: 2 E: 0 K: 1 S: 10	H: 3 LOB: 1 BB: 0 P: 13	R: 0 E: 0 K: 2 S: 8	H: 0 LOB: 0 BB: 0 P: 10	R: 0 E: 0 K: 0 S: 9	H: 0 LOB: 0 BB: 0 P: 13	R: 0 E: 1 K: 0 S: 10	H: 1 LOB: 1 BB: 0 P: 14	R: 0 E: 0 K: 0 S: 7	H: 0 LOB: 0 BB: 0 P: 8	1B: 7 2B: 1 3B: 1 HR: 0	SF: 1 SAC: 0 DP: 1 HBP: 0	WP: 0 PB: 1 SB: 0 CS: 0	PA: 38	
<b>PITCHER</b>	IP	WLS	BF	H	R	ER	SO	BB	IBB	HBP	BLK	WP	HR	S	P	ERA	WHIP				
<b>Jeff Fassero, L</b> ERA: 3.6	(1, 1)	5.0	W	25	8	3	3	2	2	0	0	0	0	59	93	5.40	2.000				
<b>Rheal Cormier, L</b> ERA: 5.4	(6, 1)	2.0		6	0	0	0	2	0	0	0	0	0	17	23	0.00	0.000				
<b>Derek Lowe, R</b> ERA: 1.59	(8, 1)	2.0		7	1	0	0	0	0	0	0	0	0	17	22	0.00	0.500				

AB	35
R	3
H	9
RBI	3
BB	2
SO	4
LOB	14



Batter	1	2	3	4	5	6	7	8	9	AB	R	H	RBI	BB	SO	LOB	BOTTOM				
<b>Jose Offerman, S</b> OBP: 0.436, SLG: 0.231	K			1B		G6-3			G1-3	4	1	1	0	1	1	0	<b>Minnesota Twins @ Boston Red Sox</b> Fenway Park, Boston, MA Wed Apr 12 2000, 6:05 PM EDT Att: 20,313 - Sunny - 46 F				
<b>Darren Lewis, R</b> OBP: 0.444, SLG: 0.286	F8			1B						3	1	1	0	1	0	2					
<b>Nomar Garciaparra, R</b> OBP: 0.364, SLG: 0.395	F9			1B						4	1	2	3	0	0	1					
<b>Mike Stanley, R</b> OBP: 0.414, SLG: 0.348				1B						4	1	1	0	0	0	3					
<b>Troy O'Leary, L</b> OBP: 0.273, SLG: 0.531				1B		G2-3			G4-3	4	2	2	1	0	0	0					
<b>Carl Everett, S</b> OBP: 0.515, SLG: 0.964				1B						4	0	2	2	0	1	0					
<b>Gary Gaetti, R</b> OBP: 0.379, SLG: 0.320				1B						3	0	0	1	0	1	2					
<b>Jason Varitek, S</b> OBP: 0.379, SLG: 0.320										3	1	1	0	1	0	1					
<b>3B Wilton Veras, R</b> OBP: 0.222, SLG: 0.333										4	0	0	0	0	1	3					
<b>Inning Stats</b>	R: 0 E: 0 K: 1 S: 7	H: 0 LOB: 0 BB: 0 P: 12	R: 1 E: 0 K: 0 S: 7	H: 2 LOB: 1 BB: 0 P: 15	R: 5 E: 0 K: 0 S: 18	H: 6 LOB: 0 BB: 0 P: 31	R: 1 E: 0 K: 1 S: 17	H: 2 LOB: 2 BB: 1 P: 31	R: 0 E: 0 K: 0 S: 10	H: 0 LOB: 1 BB: 1 P: 10	R: 0 E: 0 K: 2 S: 7	H: 0 LOB: 0 BB: 0 P: 9	R: 0 E: 0 K: 0 S: 6	H: 0 LOB: 0 BB: 0 P: 11	1B: 7 2B: 3 3B: 0 HR: 0	SF: 1 SAC: 0 DP: 0 HBP: 0		WP: 0 PB: 0 SB: 0 CS: 0	PA: 37		
<b>PITCHER</b>	IP	WLS	BF	H	R	ER	SO	BB	IBB	HBP	BLK	WP	HR	S	P	ERA	WHIP				
<b>Johan Santana, L</b> ERA: 7.45	(1, 1)	3.2	L	21	10	7	7	2	1	0	0	0	0	30	49	0.00	0.462				
<b>Hector Carrasco, R</b> ERA: 0.93	(4, 1)	4.1		16	0	0	0	2	2	0	0	0	0	30	49	0.00	0.462				

AB	33
R	7
H	10
RBI	7
BB	3
SO	4
LOB	12





Batter	1	2	3	4	5	6	7	8	9	AB	R	H	RBI	BB	SO	LOB	TOP										
<b>Cristian Guzman, S</b> OBP: 0.404, SLG: 0.548 (1, 6)	1-0 1B		2-2 SH5-3 1B 2B		0-0 G6-3		1-0 SF8		0-0 2B	4	2	3	1	0	0	0	<b>Minnesota Twins @ Boston Red Sox</b> Fenway Park, Boston, MA Thu Apr 13 2000, 6:05 PM EDT Att: 22,194 - Sunny - 54 F										
<b>Denny Hocking, S</b> OBP: 0.348, SLG: 0.571 <b>David Ortiz, L</b> OBP: 0.368, SLG: 0.375 (9, PH)	0-3 K		0-0 SH5-3		0-0 G6-3		1-1 1-2 BB		1-0 G6-3	2	0	0	0	1	1	1											
<b>Matt Lawton, L</b> OBP: 0.360, SLG: 0.511 (1, 9)	0-1 1B		0-0 G6-4-3 1B		0-0 G6-4-3 1B		0-0 F9			4	0	3	1	0	0	3											
<b>Ron Coomer, R</b> OBP: 0.325, SLG: 0.514 (1, 3)	2-0 1B		0-0 G6-4-3		0-0 G6-4-3		2-1 P3			4	0	1	1	0	0	2											
<b>Butch Huskey, R</b> OBP: 0.216, SLG: 0.314 <b>Todd Walker, L</b> OBP: 0.276, SLG: 0.353 (8, PR)	0-1 F7		1-1 G4-3		0-3 K		4-2 S BB			3	0	0	0	1	1	2											
<b>Matthew LeCroy, R</b> OBP: 0.385, SLG: 0.522 (1, 2)	0-0 G1-3		2-2 F9		4-2 E SF8 BB		1-3 K			3	1	0	0	1	1	3											
<b>Corey Koskie, L</b> OBP: 0.341, SLG: 0.378 (1, 5)		4-0 CS BB	4-2 BB		1-3 K		0-3 K			2	0	0	0	2	2	3											
<b>Tori Hunter, R</b> OBP: 0.361, SLG: 0.394 <b>Midre Cummings, L</b> OBP: 0.571, SLG: 0.657 (9, PH)	0-3 K		0-0 F8		4-2 SF8 E BB		2-3 K			2	0	0	0	1	1	2											
<b>Jason Maxwell, R</b> OBP: 0.083, SLG: 0.091 <b>Jacque Jones, L</b> OBP: 0.378, SLG: 0.676 (9, PH)	3-3 K		3-2 F8		0-2 E1 BB		1-0 G4-3			3	0	0	0	0	1	3											
<b>Inning Stats</b>	R: 1 E: 0 K: 1 S: 10	H: 3 LOB: 2 BB: 0 P: 13	R: 0 E: 0 K: 2 S: 6	H: 0 LOB: 0 BB: 1 P: 13	R: 1 E: 0 K: 0 S: 6	H: 2 LOB: 0 BB: 0 P: 8	R: 0 E: 0 K: 0 S: 9	H: 0 LOB: 1 BB: 1 P: 16	R: 0 E: 0 K: 0 S: 5	H: 1 LOB: 0 BB: 0 P: 5	R: 1 E: 1 K: 1 S: 15	H: 0 LOB: 3 BB: 3 P: 29	R: 0 E: 0 K: 2 S: 11	H: 0 LOB: 2 BB: 1 P: 18	R: 0 E: 0 K: 1 S: 6	H: 1 LOB: 1 BB: 0 P: 10		1B: 5 2B: 2 3B: 0 HR: 0	SF: 1 SAC: 1 DP: 2 HBP: 0	WP: 0 PB: 0 SB: 1 CS: 1	PA: 38						
<b>PITCHER</b>	IP	WLS	BF	H	R	ER	SO	BB	IBB	HBP	BLK	WP	HR	S	P	ERA	WHIP										
<b>Pete Schourek, L</b> ERA: 3.86 (1, 1)	6.2		28	6	3	2	5	4	0	0	0	0	0	54	86	2.70	1.500										
<b>Rich Garcés, R</b> ERA: 20.25 (7, 1)	0.1		2	0	0	0	0	1	0	0	0	0	0	2	6	0.00	3.000										
<b>49 Tim Wakefield, R</b> ERA: 2.57 (8, 1)	1.0	W	4	0	0	0	2	1	0	0	0	0	0	11	18	0.00	1.000										
<b>Derek Lowe, R</b> ERA: 1.35 (9, 1)	1.0	S	4	1	0	0	1	0	0	0	0	0	0	6	10	0.00	1.000										
Batter	1	2	3	4	5	6	7	8	9	AB	R	H	RBI	BB	SO	LOB	BOTTOM										
<b>Jose Offerman, S</b> OBP: 0.386, SLG: 0.200 (1, 4) (8, 3)	1-2 G4-3		0-1 G3		1-2 G4-3		3-2 SF8		2-3 K	4	0	0	1	0	1	3	<b>Minnesota Twins @ Boston Red Sox</b> Fenway Park, Boston, MA Thu Apr 13 2000, 6:05 PM EDT Att: 22,194 - Sunny - 54 F										
<b>Trot Nixon, L</b> OBP: 0.375, SLG: 0.621 (1, 9)	3-2 2B		2-1 2B 1B		0-1 F8		3-H 4-1 BB			3	1	2	0	1	0	0											
<b>Brian Daubach, L</b> OBP: 0.393, SLG: 0.875 (1, 10)	4-2 BB		0-0 1-H 2B		3-2 HR		0-3 K			3	1	2	2	1	1	2											
<b>Nomar Garciaparra, R</b> OBP: 0.351, SLG: 0.343 (1, 6)	1-3 K		0-0 G5-3		0-2 F7		1-2 E F7-2 1B			4	0	1	0	0	1	3											
<b>Troy O'Leary, L</b> OBP: 0.270, SLG: 0.486 (1, 7)	0-1 G1-3		2-2 G3		0-1 G4-3		4-1 BB E 3B BB BB			3	1	0	0	1	0	3											
<b>Carl Everett, S</b> OBP: 0.459, SLG: 0.844 (1, 8)		1-2 F8		2-3 K		3-2 F8		0-0 E4 3B BB BB		4	0	0	0	0	1	2											
<b>Mike Stanley, R</b> OBP: 0.436, SLG: 0.360 <b>Jeff Frye, R</b> OBP: 0.222, SLG: 0.222 (7, PR) (8, 4)		4-2 BB		2-2 F9		1-1 38 SH3-4 1B SF8 1B		2-1 F7-2		2	0	1	0	1	0	0											
<b>Scott Hatteberg, L</b> OBP: 0.250, SLG: 0.250 <b>Jason Varitek, S</b> OBP: 0.400, SLG: 0.320 (9, 2)		0-3 K		0-3 K		2-2 38 SH3-4 1B		4-0 38 BB BB		3	0	1	0	0	2	1											
<b>3B Wilton Veras, R</b> OBP: 0.250, SLG: 0.273 (1, 5)		0-1 P3		3-1 F9		0-0 SH3-4		4-2 BB		2	0	0	1	1	0	1											
<b>Inning Stats</b>	R: 0 E: 0 K: 1 S: 16	H: 1 LOB: 2 BB: 1 P: 25	R: 0 E: 0 K: 1 S: 10	H: 0 LOB: 1 BB: 1 P: 15	R: 1 E: 0 K: 0 S: 9	H: 2 LOB: 1 BB: 0 P: 13	R: 0 E: 0 K: 2 S: 11	H: 0 LOB: 0 BB: 0 P: 15	R: 0 E: 0 K: 0 S: 8	H: 1 LOB: 0 BB: 0 P: 18	R: 1 E: 0 K: 1 S: 13	H: 2 LOB: 2 BB: 1 P: 23	R: 1 E: 1 K: 1 S: 14	H: 1 LOB: 3 BB: 3 P: 31	R: 1 E: 1 K: 1 S: 6	H: 1 LOB: 1 BB: 0 P: 10		1B: 4 2B: 3 3B: 0 HR: 1	SF: 1 SAC: 1 DP: 1 HBP: 0	WP: 0 PB: 0 SB: 0 CS: 0	PA: 37						
<b>PITCHER</b>	IP	WLS	BF	H	R	ER	SO	BB	IBB	HBP	BLK	WP	HR	S	P	ERA	WHIP										
<b>Brad Radke, R</b> ERA: 7.0 (1, 1)	6.2		28	6	3	3	4	2	0	0	0	0	0	75	113	4.05	1.200										
<b>Travis Miller, L</b> ERA: 9.0 (7, 1)	0.1		2	0	0	0	1	1	0	0	0	0	0	4	8	0.00	3.000										
<b>Bob Wells, R</b> ERA: 10.13 (8, 1)	0.2	L	4	1	1	0	0	1	0	0	0	0	0	8	15	0.00	3.000										
<b>Eddie Guardado, L</b> ERA: 9.82 (8, 1)	0.1		3	0	0	0	1	2	0	0	0	0	0	6	16	0.00	6.000										



Batter	1	2	3	4	5	6	7	8	9	AB	R	H	RBI	BB	SO	LOB	TOP					
<b>Rich Becker, L</b> OBP: 0.361, SLG: 0.286 (1, 8) (7, 7)	4-2 HR BB	0-0 F9	2-3 K			4-1 HR BB	4-1 G4-3 BB		3-3 K	3	2	0	0	3	2	1						
<b>Frank Menechino, R</b> OBP: 0.388, SLG: 0.633 <b>Jorge Velandia, R</b> (9, PH) (9, 4)	0-1 HR	0-0 HBP SF8 2B		2-3 K		1-3 K	4-2 G4-3 BB		3-1 F7	4	2	2	2	1	2	2						
<b>Jason Giambi, L</b> OBP: 0.442, SLG: 0.833 <b>Jeremy Giambi, L</b> OBP: 0.091, SLG: 0.300 (1, 3) (7, 3)	1-0 P5	4-1 HBP BB		1-1 G4-3		3-2 HR	3-2 G4-3		2-3 K	4	1	1	4	1	0	2						
<b>Olimedo Saenz, R</b> OBP: 0.300, SLG: 0.250 (1, 10)	4-2 BB 3 HR BB	2-1 HBP		1-2 G6-3		1-1 G5-3	1-1 G5-3			3	1	0	0	1	0	3						
<b>Matt Stairs, L</b> OBP: 0.256, SLG: 0.278 (1, 9)	4-0 HR BB	2-2 SF8			0-1 P4	2-2 F9		1-0 G6-3		3	1	0	1	1	0	0						
<b>Ben Grievs, L</b> OBP: 0.592, SLG: 0.344 <b>Ryan Christenson, R</b> OBP: 0.167, SLG: 0.051 (1, 7) (7, PR) (7, 8)	4-1 HR BB	1-1 F9			2-0 1B		2-0 3B	1-2 3B	1-2 1B	3	1	2	0	1	0	2						
<b>Miguel Tejada, R</b> OBP: 0.289, SLG: 0.242 (1, 6)	0-3 K		0-0 G4-3		1-3 K		1-2 3B	2-3 K		5	1	1	1	0	3	5						
<b>3 Eric Chavez, L</b> OBP: 0.412, SLG: 0.719 (1, 5)	1-2 HR		3-3 K		1-1 F7		0-0 BB G4-3 1B	1-0 1B		5	2	3	5	0	1	1						
<b>Sal Fasano, R</b> OBP: 0.286, SLG: 0.308 (1, 2)	1-3 K		1-2 E6 WP		1-1 E6 HR 1B		1-3 K	3-3 K		5	1	1	0	0	3	3						
<b>Inning Stats</b>	R: 6 E: 0 K: 2 S: 22	H: 2 LOB: 2 BB: 4 P: 41	R: 1 E: 0 K: 0 S: 9	H: 1 LOB: 2 BB: 1 P: 18	R: 0 E: 1 K: 2 S: 13	H: 0 LOB: 1 BB: 0 P: 19	R: 0 E: 0 K: 1 S: 8	H: 0 LOB: 0 BB: 0 P: 12	R: 0 E: 0 K: 1 S: 8	H: 1 LOB: 1 BB: 0 P: 12	R: 3 E: 1 K: 1 S: 14	H: 2 LOB: 0 BB: 1 P: 26	R: 3 E: 0 K: 1 S: 17	H: 3 LOB: 2 BB: 2 P: 33	R: 0 E: 0 K: 2 S: 13	H: 2 LOB: 2 BB: 0 P: 21	R: 0 E: 0 K: 2 S: 8	H: 0 LOB: 0 BB: 0 P: 16	1B: 6 2B: 1 3B: 1 HR: 3	SF: 1 SAC: 0 DP: 0 HBP: 1	WP: 1 PB: 0 SB: 0 CS: 0	PA: 48
<b>PITCHER</b>	IP WLS BF H R ER SO BB IBB HBP BLK WP HR S P ERA WHIP	IP WLS BF H R ER SO BB IBB HBP BLK WP HR S P ERA WHIP																				
<b>Brian Rose, R</b> ERA: 16.5 (1, 1)	0.2 L 8 2 6 1 6 1 4 0 0 0 0 2 19 37 81.00 9.000																					
<b>John Wasdin, R</b> ERA: 5.63 (1, 1)	3.1 14 1 1 1 4 1 0 1 0 1 0 33 53 2.70 0.600																					
<b>Rob Stanifer, R</b> ERA: 12.46 (5, 1)	2.1 15 6 6 6 3 2 0 0 0 0 1 32 56 23.14 3.429																					
<b>Rich Garcés, R</b> ERA: 6.75 (7, 1)	2.2 11 2 0 0 4 1 0 0 0 0 0 28 52 0.00 1.125																					

Oakland Athletics @ Boston Red Sox  
Fenway Park, Boston, MA  
Fri Apr 14, 2000, 6:05 PM EDT  
Att: 29,472 - Sunny - 54 F

AB 38  
R 13  
H 11  
RBI 13  
BB 8  
SO 12  
LOB 19



Batter	1	2	3	4	5	6	7	8	9	AB	R	H	RBI	BB	SO	LOB	BOTTOM					
<b>Jose Offerman, S</b> OBP: 0.417, SLG: 0.265 <b>Jeff Frye, R</b> OBP: 0.200, SLG: 0.200 (1, 4) (8, 4)	1-1 F9 BB 1B		0-0 F7		2-2 1B E 1B		0-0 1B 1B		0-1 G3-1	4	2	3	0	0	0	1						
<b>Trot Nixon, L</b> OBP: 0.376, SLG: 0.667 (1, 9)	1-3 K		2-0 G4-3 1B		2-2 SF7		0-1 F8		3-2 SF7 3B	4	2	2	1	0	1	2						
<b>Brian Daubach, L</b> OBP: 0.424, SLG: 0.852 (1, 10)	4-2 BB		0-0 G4-3		3-1 FC6-4 1B		0-0 1B		2-1 SF7	3	0	2	1	1	0	2						
<b>Nomar Garciaparra, R</b> OBP: 0.366, SLG: 0.359 <b>Manny Alexander, R</b> OBP: 0.091, SLG: 0.182 (1, 6) (8, 6)	2-1 F9		0-1 1B		0-2 FC6-4		2-1 1B		3-1 F9	4	0	2	3	0	0	3						
<b>Troy O'Leary, L</b> OBP: 0.244, SLG: 0.436 <b>Darren Lewis, R</b> OBP: 0.444, SLG: 0.286 (1, 7) (8, 7)	2-2 F8		1-0 F3		1-2 G5-3		1-3 K			4	0	0	0	0	1	6						
<b>Carl Everett, S</b> OBP: 0.415, SLG: 0.750 (1, 8)		2-3 K		0-1 G3		1-3 K	0-2 G3			4	0	0	0	0	2	2						
<b>Mike Stanley, R</b> OBP: 0.389, SLG: 0.310 (1, 3)		2-2 F9		0-0 F8		2-3 K		2-1 L4		4	0	0	0	0	1	0						
<b>Jason Varitek, S</b> OBP: 0.394, SLG: 0.321 <b>Scott Hatteberg, L</b> OBP: 0.222, SLG: 0.222 (1, 2) (8, 2)		1-3 K		1-3 K2-3		0-0 1B		2-3 K		3	0	1	0	0	2	0						
<b>3B Wilton Veras, R</b> OBP: 0.313, SLG: 0.333 (1, 5)			0-0 G4-3 1B 1B		0-0 1B SF7 1B		2-2 G5-3		2-0 G4-3	4	2	2	0	0	0	1						
<b>Inning Stats</b>	R: 0 E: 0 K: 1 S: 13	H: 1 LOB: 2 BB: 1 P: 23	R: 0 E: 0 K: 2 S: 10	H: 0 LOB: 0 BB: 0 P: 15	R: 2 E: 0 K: 0 S: 7	H: 3 LOB: 1 BB: 0 P: 10	R: 0 E: 0 K: 1 S: 6	H: 0 LOB: 0 BB: 0 P: 7	R: 2 E: 1 K: 0 S: 16	H: 3 LOB: 1 BB: 0 P: 22	R: 0 E: 0 K: 2 S: 13	H: 1 LOB: 1 BB: 0 P: 17	R: 1 E: 0 K: 1 S: 12	H: 3 LOB: 2 BB: 0 P: 15	R: 0 E: 0 K: 1 S: 7	H: 0 LOB: 0 BB: 0 P: 13	R: 1 E: 0 K: 0 S: 10	H: 1 LOB: 0 BB: 0 P: 17	1B: 11 2B: 0 3B: 1 HR: 0	SF: 2 SAC: 0 DP: 0 HBP: 0	WP: 0 PB: 0 SB: 0 CS: 0	PA: 40
<b>PITCHER</b>	IP WLS BF H R ER SO BB IBB HBP BLK WP HR S P ERA WHIP	IP WLS BF H R ER SO BB IBB HBP BLK WP HR S P ERA WHIP																				
<b>Kevin Appier, R</b> ERA: 3.86 (7, 1)	6.0 W 27 4 3 3 6 1 0 0 0 0 0 4 4 4.50 1.500																					
<b>Mike Magnante, L</b> ERA: 4.51 (7, 1)	0.1 3 2 1 1 0 0 0 0 0 0 0 0 4 4 27.00 6.000																					
<b>Jeff Tam, R</b> ERA: 4.32 (7, 1)	2.2 10 2 1 1 2 0 0 0 0 0 0 0 25 41 3.38 0.750																					

Oakland Athletics @ Boston Red Sox  
Fenway Park, Boston, MA  
Fri Apr 14, 2000, 6:05 PM EDT  
Att: 29,472 - Sunny - 54 F

AB 37  
R 6  
H 12  
RBI 5  
BB 1  
SO 8  
LOB 17





Batter	1	2	3	4	5	6	7	8	9	AB	R	H	RBI	BB	SO	LOB	TOP										
Rich Becker, L (1, 8) OBP: 0.359, SLG: 0.290 Ryan Christenson, R (8, PH) OBP: 0.154, SLG: 0.063	1-3 K		2-2 1B		0-3 K			1-1 G1-3		3	0	1	0	0	2	0											
Frank Menechino, R (1, 4) OBP: 0.357, SLG: 0.576	4-1 CS BB		1-3 K		1-3 K			0-0 L4		3	0	0	0	1	2	2											
Ben Grieve, L (1, 7) OBP: 0.333, SLG: 0.333	3-3 1-2 K		0-2 1-2 1B		0-0 G3			1-0 G1-3		4	0	1	1	0	1	1											
Olmedo Saenz, R (1, 3)		0-0 HR	1-1 G4-3		2-3 K			0-1 G3-1 2B		4	1	2	1	0	1	2											
Matt Stairs, L (1, 10) OBP: 0.255, SLG: 0.275	2-1 P6			1-2 1B				0-1 F9		4	0	1	0	0	0	1											
Jeremy Giambi, L (1, 9) OBP: 0.133, SLG: 0.286	0-1 G4-3			2-3 K				1-3 K		4	0	1	0	0	2	2											
Ramon Hernandez, R (1, 2) OBP: 0.107, SLG: 0.231	1-3 K			0-3 K				1-0 FC5-4 1B		4	0	0	0	0	2	3											
3 Eric Chavez, L (1, 5) OBP: 0.376, SLG: 0.657			1-1 L7	2-1 F9				0-1 G4-3		3	0	0	0	0	0	2											
Miguel Tejada, R (1, 6) OBP: 0.293, SLG: 0.229 Jorge Velandia, R (7, 6)			1-1 1B HBP		0-0 G1-3			0-0 G6-3		2	1	0	0	0	0	1											
<b>Inning Stats</b>	R: 0 E: 0 K: 2 S: 8	H: 0 LOB: 0 BB: 1 P: 16	R: 1 E: 0 K: 1 S: 8	H: 1 LOB: 0 BB: 0 P: 11	R: 1 E: 0 K: 1 S: 16	H: 2 LOB: 2 BB: 0 P: 22	R: 0 E: 0 K: 2 S: 15	H: 1 LOB: 1 BB: 0 P: 20	R: 0 E: 0 K: 1 S: 7	H: 0 LOB: 0 BB: 0 P: 8	R: 0 E: 0 K: 0 S: 6	H: 1 LOB: 1 BB: 0 P: 8	R: 0 E: 0 K: 0 S: 5	H: 0 LOB: 0 BB: 0 P: 6	R: 0 E: 0 K: 1 S: 11	H: 1 LOB: 1 BB: 0 P: 13	1B: 4 2B: 1 3B: 0 HR: 1	SF: 0 SAC: 0 DP: 0 HBP: 1	WP: 0 PB: 0 SB: 0 CS: 1	PA: 34							
<b>PITCHER</b>	IP	WLS	BF	H	R	ER	SO	BB	IBB	HBP	BLK	WP	HR	S	P	ERA	WHIP										
Pedro Martinez, R (1, 1) ERA: 1.27	7.0	W	27	5	2	2	9	1	0	1	0	0	1	65	93	2.57	0.857										
Rheal Cormier, L (8, 1) ERA: 4.5	1.0		3	0	0	0	0	0	0	0	0	0	0	4	6	0.00	0.000										
49 Tim Wakefield, R (9, 1) ERA: 2.25	1.0		4	1	0	0	1	0	0	0	0	0	0	11	13	0.00	1.000										

Oakland Athletics @ Boston Red Sox  
Fenway Park, Boston, MA  
Sat Apr 15 2000, 1:05 PM EDT  
Att: 33,122 - Cloudy - 71 F

AB 32  
R 2  
H 6  
RBI 2  
BB 1  
SO 10  
LOB 14



Batter	1	2	3	4	5	6	7	8	9	AB	R	H	RBI	BB	SO	LOB	BOTTOM										
Jose Offerman, S (1, 4) OBP: 0.396, SLG: 0.256 Jeff Frye, R (8, 4) OBP: 0.182, SLG: 0.182	1-0 SH2-3 2B	1-2 F7	3-2 F8		2-1 G6-3	0-0 E5		2-2 F9		5	1	1	0	0	0	3											
Trot Nixon, L (1, 9) OBP: 0.381, SLG: 0.611	2-0 SH2-3	4-0 2B	3-2 F9		4-1 BB	0-3 K		2-3 K		3	1	0	0	2	2	2											
Brian Daubach, L (1, 3) OBP: 0.436, SLG: 0.844	2-2 1B SF8	0-0 FC4-6 2B		4-1 BB	0-0 F8		3-3 K	3-2 G4-3		5	2	2	3	1	1	2											
Nomar Garciaparra, R (1, 6) OBP: 0.391, SLG: 0.372	0-2 SF8	4-1 FC4-6 BB		1-2 F7	0-0 G5-3		1-0 G1-3 1B			4	1	2	0	1	0	3											
Troy O'Leary, L (1, 7) OBP: 0.239, SLG: 0.395	4-1 BB	0-0 FC4-6 2B		1-1 F7		2-0 G3	0-0 G1-3			4	1	0	0	1	0	4											
Carl Everett, S (1, 10) OBP: 0.435, SLG: 0.800	1-2 SF8	3-2 2B		2-3 K		0-1 E	1-2 2B 1B			4	2	3	4	0	1	1											
Jason Varitek, S (1, 2) OBP: 0.421, SLG: 0.469	0-3 K				1-1 HR	2-1 F9	0-0 1B 2B			4	2	2	1	1	1	3											
Manny Alexander, R (1, 5) OBP: 0.250, SLG: 0.400					0-1 E6 1B WP	4-2 E	1-1 BB 1B			4	3	2	2	1	0	2											
Darren Lewis, R (1, 8) OBP: 0.429, SLG: 0.273		4-2 E 2B			3-2 G6-3 1B WP	2-2 E8	1-2 F8			4	1	1	0	1	0	2											
<b>Inning Stats</b>	R: 2 E: 0 K: 1 S: 18	H: 3 LOB: 2 BB: 1 P: 28	R: 5 E: 1 K: 0 S: 22	H: 3 LOB: 2 BB: 4 P: 47	R: 0 E: 0 K: 0 S: 8	H: 0 LOB: 0 BB: 0 P: 14	R: 0 E: 0 K: 1 S: 10	H: 0 LOB: 1 BB: 1 P: 18	R: 2 E: 1 K: 0 S: 12	H: 2 LOB: 2 BB: 1 P: 22	R: 2 E: 2 K: 1 S: 15	H: 1 LOB: 2 BB: 1 P: 25	R: 3 E: 0 K: 1 S: 15	H: 4 LOB: 1 BB: 0 P: 22	R: 0 E: 0 K: 1 S: 9	H: 0 LOB: 0 BB: 0 P: 16	1B: 6 2B: 5 3B: 1 HR: 1	SF: 1 SAC: 1 DP: 0 HBP: 0	WP: 1 PB: 0 SB: 0 CS: 0	PA: 48							
<b>PITCHER</b>	IP	WLS	BF	H	R	ER	SO	BB	IBB	HBP	BLK	WP	HR	S	P	ERA	WHIP										
Tim Hudson, R (1, 1) ERA: 7.24	1.2	L	15	6	7	7	1	4	0	0	0	0	0	36	64	37.80	6.000										
Ron Mahay, L (2, 1) ERA: 7.86	4.0		19	3	3	1	1	3	0	0	0	1	1	39	74	2.25	1.500										
Luis Vizcaino, R (6, 1) ERA: 5.4	1.1		11	4	4	3	2	1	0	0	0	0	0	25	38	20.25	3.750										
Jason Isringhausen, R (8, 1) ERA: 2.25	1.0		3	0	0	0	1	0	0	0	0	0	0	9	16	0.00	0.000										

Oakland Athletics @ Boston Red Sox  
Fenway Park, Boston, MA  
Sat Apr 15 2000, 1:05 PM EDT  
Att: 33,122 - Cloudy - 71 F

AB 38  
R 14  
H 13  
RBI 10  
BB 8  
SO 5  
LOB 22





Batter	1	2	3	4	5	6	7	8	9	AB	R	H	RBI	BB	SO	LOB	TOP										
<b>Rich Becker, L</b> (1, 8) OBP: 0.386, SLG: 0.324	F5																3 1 1 0 2 1 0										
<b>Frank Menchino, R</b> (1, 4) OBP: 0.340, SLG: 0.526	G6-3																5 0 1 0 0 2 2										
<b>Ben Grieve, L</b> (1, 7) OBP: 0.394, SLG: 0.300	F8																4 0 0 0 0 0 1 3										
<b>Ryan Christenson, R</b> (7, 8)																	1 0 1 0 0 0 0 0										
<b>Omedo Saenz, R</b> (1, 3) OBP: 0.368, SLG: 0.625																	4 1 1 1 0 1 3										
<b>Matt Stairs, L</b> (1, 10) OBP: 0.255, SLG: 0.273																	4 0 1 0 0 3 4										
<b>Jeremy Giambi, L</b> (1, 9) OBP: 0.211, SLG: 0.333																	4 1 2 0 0 0 2										
<b>Miguel Tejada, R</b> (1, 6) OBP: 0.295, SLG: 0.216																	2 1 0 0 1 0 1										
<b>Eric Chavez, L</b> (1, 5) OBP: 0.415, SLG: 0.692																	4 0 3 3 0 0 1										
<b>Sal Fasano, R</b> (1, 2) OBP: 0.235, SLG: 0.250																	3 0 0 0 0 1 3										
<b>Jason Giambi, L</b> (8, PH) OBP: 0.432, SLG: 0.811																	1 0 0 0 0 0 1										
<b>Ramon Hernandez, R</b> (8, 2) OBP: 0.107, SLG: 0.231																	0 0 0 0 0 0 0										
<b>Inning Stats</b>	R: 0 E: 0 K: 0 S: 6	H: 0 LOB: 0 BB: 0 P: 13	R: 0 E: 1 K: 0 S: 8	H: 1 LOB: 1 BB: 0 P: 13	R: 0 E: 0 K: 1 S: 9	H: 1 LOB: 1 BB: 1 P: 15	R: 3 E: 0 K: 2 S: 11	H: 2 LOB: 1 BB: 1 P: 22	R: 1 E: 0 K: 3 S: 13	H: 2 LOB: 1 BB: 0 P: 21	R: 0 E: 0 K: 1 S: 12	H: 1 LOB: 2 BB: 1 P: 22	R: 0 E: 0 K: 0 S: 12	H: 1 LOB: 1 BB: 0 P: 14	R: 0 E: 0 K: 2 S: 9	H: 1 LOB: 1 BB: 0 P: 15	1B: 7 2B: 3 3B: 0 HR: 0	SF: 0 SAC: 1 DP: 2 HBP: 1	WP: 0 PB: 0 SB: 0 CS: 0	PA: 40							
<b>PITCHER</b>	IP	WLS	BF	H	R	ER	SO	BB	IBB	HBP	BLK	WP	HR	S	P	ERA	WHIP										
<b>Ramon Martinez, R</b> (1, 1) ERA: 8.76	6.0		27	7	4	4	6	2	0	1	0	0	0	55	98	6.00	1.500										
<b>49 Tim Wakefield, R</b> (7, 1) ERA: 1.85	1.2		8	2	0	0	1	1	0	0	0	0	0	23	35	0.00	1.800										
<b>Rheal Cormier, L</b> (8, 1) ERA: 3.86	1.0		3	0	0	0	1	0	0	0	0	0	0	5	8	0.00	0.000										
<b>Derek Lowe, R</b> (9, 1) ERA: 1.29	0.1	W	2	1	0	0	1	0	0	0	0	0	0	5	8	0.00	3.000										

Oakland Athletics @ Boston Red Sox  
Fenway Park, Boston, MA

AB 35  
R 4  
H 10  
RBI 4  
BB 3  
SO 9  
LOB 20



WP: 0  
PB: 0  
SB: 0  
CS: 0  
PA: 40

Sun Apr 16 2000, 1:05 PM EDT  
Att: 32,385 - Overcast - 69 F

Batter	1	2	3	4	5	6	7	8	9	AB	R	H	RBI	BB	SO	LOB	BOTTOM										
<b>Jose Offerman, S</b> (1, 4) OBP: 0.404, SLG: 0.302	G4-3 G5-3 2B																4 1 2 2 0 0 0										
<b>Trot Nixon, L</b> (1, 9) OBP: 0.356, SLG: 0.564	G4-3																3 0 0 0 0 0 1										
<b>Darren Lewis, R</b> (8, PH) OBP: 0.400, SLG: 0.250																	1 0 0 0 0 1 0										
<b>Brian Daubach, L</b> (1, 10) OBP: 0.465, SLG: 0.829																	3 0 2 0 1 0 0										
<b>Jeff Frye, R</b> (8, PR) OBP: 0.182, SLG: 0.182																	0 0 0 0 0 0 0										
<b>Mike Stanley, R</b> (1, 3) OBP: 0.350, SLG: 0.273																	4 0 0 1 0 0 3										
<b>Troy O'Leary, L</b> (1, 7) OBP: 0.240, SLG: 0.383																	4 1 1 0 0 0 3										
<b>Carl Everett, S</b> (1, 8) OBP: 0.440, SLG: 0.864																	4 1 2 2 0 0 0										
<b>Jason Varitek, S</b> (1, 2) OBP: 0.415, SLG: 0.457																	3 1 1 0 0 0 1										
<b>38 Wilton Veras, R</b> (1, 5) OBP: 0.316, SLG: 0.333																	3 1 1 0 0 1 0										
<b>Andy Sheets, R</b> (1, 6)																	3 0 0 0 0 1 2										
<b>Inning Stats</b>	R: 1 E: 0 K: 0 S: 9	H: 1 LOB: 1 BB: 1 P: 22	R: 0 E: 0 K: 0 S: 4	H: 0 LOB: 0 BB: 0 P: 8	R: 0 E: 0 K: 0 S: 5	H: 0 LOB: 0 BB: 0 P: 8	R: 1 E: 0 K: 0 S: 12	H: 2 LOB: 1 BB: 0 P: 20	R: 0 E: 0 K: 2 S: 9	H: 0 LOB: 0 BB: 0 P: 13	R: 0 E: 0 K: 0 S: 6	H: 1 LOB: 1 BB: 0 P: 11	R: 2 E: 0 K: 0 S: 9	H: 3 LOB: 1 BB: 0 P: 15	R: 0 E: 0 K: 1 S: 15	H: 1 LOB: 1 BB: 0 P: 19	R: 1 E: 0 K: 0 S: 2	H: 1 LOB: 0 BB: 0 P: 5	1B: 6 2B: 2 3B: 0 HR: 1	SF: 0 SAC: 0 DP: 0 HBP: 0	WP: 1 PB: 0 SB: 0 CS: 0	PA: 33					
<b>PITCHER</b>	IP	WLS	BF	H	R	ER	SO	BB	IBB	HBP	BLK	WP	HR	S	P	ERA	WHIP										
<b>Omar Olivares, R</b> (1, 1) ERA: 4.5	7.0		28	7	4	4	2	1	0	0	0	0	0	54	97	5.14	1.143										
<b>Mike Magnante, L</b> (8, 1) ERA: 4.5	0.1		2	1	0	0	1	0	0	0	0	0	0	8	11	0.00	3.000										
<b>T.J. Mathews, R</b> (8, 1) ERA: 10.8	0.2	L	3	1	1	1	0	0	0	0	0	0	1	9	13	13.50	1.500										

Oakland Athletics @ Boston Red Sox  
Fenway Park, Boston, MA

AB 32  
R 5  
H 9  
RBI 5  
BB 1  
SO 3  
LOB 10



WP: 1  
PB: 0  
SB: 0  
CS: 0  
PA: 33

Sun Apr 16 2000, 1:05 PM EDT  
Att: 32,385 - Overcast - 69 F



Batter	1	2	3	4	5	6	7	8	9	AB	R	H	RBI	BB	SO	LOB	TOP								
Ryan Christenson, R (1, 8) OBP: 0.316, SLG: 0.278										5	0	3	0	0	0	0									
Miguel Tejada, R (1, 6) OBP: 0.313, SLG: 0.244										4	0	2	0	0	1	0									
Olmedo Saenz, R (1, 3) OBP: 0.478, SLG: 0.737										3	1	3	0	1	0	0									
John Jaha, R (1, 10) OBP: 0.424, SLG: 0.174										2	0	1	1	2	1	1									
Jeremy Giambi, L (1, 9) OBP: 0.174, SLG: 0.273										4	0	0	0	0	2	8									
Ramon Hernandez, R (1, 2) OBP: 0.094, SLG: 0.200										4	0	0	0	0	0	1									
Ben Grieve, L (1, 7) OBP: 0.300, SLG: 0.318										4	0	1	0	0	2	1									
Jorge Velandia, R (1, 4) Jason Giambi, L (9, PH) Frank Menechino, R (9, FR) OBP: 0.340, SLG: 0.526										3	0	0	0	0	0	0									
3 Eric Chavez, L (1, 5) OBP: 0.378, SLG: 0.628										4	0	0	0	0	1	2									
<b>Inning Stats</b>	R: 0 E: 0 K: 0 S: 11	H: 3 LOB: 2 BB: 1 P: 23	R: 0 E: 0 K: 0 S: 4	H: 0 LOB: 0 BB: 0 P: 4	R: 0 E: 0 K: 2 S: 15	H: 3 LOB: 3 BB: 1 P: 25	R: 0 E: 0 K: 1 S: 10	H: 0 LOB: 0 BB: 0 P: 15	R: 0 E: 0 K: 0 S: 9	H: 0 LOB: 0 BB: 0 P: 14	R: 1 E: 0 K: 2 S: 12	H: 2 LOB: 1 BB: 0 P: 18	R: 0 E: 0 K: 0 S: 7	H: 0 LOB: 0 BB: 0 P: 12	R: 0 E: 0 K: 2 S: 9	H: 0 LOB: 1 BB: 1 P: 18	R: 0 E: 0 K: 0 S: 9	H: 2 LOB: 2 BB: 1 P: 17	1B: 8 2B: 2 3B: 0 HR: 0	SF: 0 SAC: 0 DP: 1 HBP: 0	WP: 0 PB: 0 SB: 1 CS: 1	PA: 37			
<b>PITCHER</b>	IP	WLS	BF	H	R	ER	SO	BB	IBB	HBP	BLK	WP	HR	S	P	ERA	WHIP								
Jeff Fassero, L (1, 1) ERA: 2.93	5.1	L	23	8	1	1	4	2	0	0	0	0	0	56	90	1.69	1.875								
Rich Garces, R (6, 1) ERA: 4.23	2.1		8	0	0	0	3	1	0	0	0	0	0	20	38	0.00	0.429								
49 Tim Wakefield, R (8, 1) ERA: 1.64	1.1		6	2	0	0	0	0	1	0	0	0	0	10	18	0.00	1.500								

Oakland Athletics @ Boston Red Sox  
Fenway Park, Boston, MA  
Mon Apr 17 2000, 11:05 AM EDT  
Att: 33,240 - Sunny - 45 F

AB	33
R	1
H	10
RBI	1
BB	4
SO	7
LOB	13



Batter	1	2	3	4	5	6	7	8	9	AB	R	H	RBI	BB	SO	LOB	BOTTOM								
Darren Lewis, R (1, 7) OBP: 0.368, SLG: 0.200										3	0	0	0	1	1	1									
Trot Nixon, L (1, 9) OBP: 0.367, SLG: 0.548										3	0	1	0	1	1	1									
Brian Daubach, L (1, 10) OBP: 0.447, SLG: 0.769										4	0	1	0	0	1	3									
Nomar Garciaparra, R (1, 6) OBP: 0.380, SLG: 0.383										4	0	1	0	0	1	1									
Carl Everett, S (1, 8) OBP: 0.426, SLG: 0.809										3	0	0	0	1	0	1									
Mike Stanley, R (1, 3) Scott Hatteberg, L (9, PH) OBP: 0.200, SLG: 0.200										3	0	0	0	0	0	3									
Jeff Frye, R (1, 4) OBP: 0.143, SLG: 0.143										3	0	0	0	0	2	3									
Jason Varitek, S (1, 2) OBP: 0.409, SLG: 0.447										3	0	1	0	0	1	0									
3B Wilton Veras, R (1, 5) Jose Offerman, S (8, PH) OBP: 0.397, SLG: 0.295										2	0	0	0	0	0	1									
<b>Inning Stats</b>	R: 0 E: 0 K: 0 S: 4	H: 0 LOB: 0 BB: 1 P: 11	R: 0 E: 0 K: 0 S: 8	H: 0 LOB: 0 BB: 0 P: 10	R: 0 E: 0 K: 1 S: 9	H: 1 LOB: 0 BB: 0 P: 13	R: 0 E: 0 K: 1 S: 17	H: 2 LOB: 3 BB: 1 P: 31	R: 0 E: 0 K: 1 S: 6	H: 0 LOB: 0 BB: 0 P: 9	R: 0 E: 0 K: 0 S: 9	H: 0 LOB: 1 BB: 1 P: 17	R: 0 E: 0 K: 1 S: 8	H: 0 LOB: 0 BB: 0 P: 12	R: 0 E: 0 K: 3 S: 11	H: 1 LOB: 1 BB: 0 P: 17	R: 0 E: 0 K: 1 S: 7	H: 0 LOB: 0 BB: 0 P: 11	1B: 3 2B: 2 3B: 0 HR: 0	SF: 0 SAC: 0 DP: 1 HBP: 0	WP: 0 PB: 0 SB: 0 CS: 0	PA: 33			
<b>PITCHER</b>	IP	WLS	BF	H	R	ER	SO	BB	IBB	HBP	BLK	WP	HR	S	P	ERA	WHIP								
Gil Heredia, R (1, 1) ERA: 2.84	7.0	W	26	3	0	0	4	2	1	0	0	0	0	61	103	0.00	0.714								
Doug Jones, R (8, 1) ERA: 1.8	1.0	H	4	1	0	0	3	0	0	0	0	0	0	11	17	0.00	1.000								
Jason Istringhausen, R (9, 1) ERA: 1.8	1.0	S	3	0	0	0	1	0	0	0	0	0	0	7	11	0.00	0.000								

Oakland Athletics @ Boston Red Sox  
Fenway Park, Boston, MA  
Mon Apr 17 2000, 11:05 AM EDT  
Att: 33,240 - Sunny - 45 F

AB	30
R	0
H	4
RBI	0
BB	3
SO	8
LOB	14









Batter	1	2	3	4	5	6	7	8	9	AB	R	H	RBI	BB	SO	LOB	TOP											
Jose Offerman, S OBP: 0.382, SLG: 0.340 Jeff Frye, R OBP: 0.133, SLG: 0.133	3-1 G3-1		2-2 HR	1-2 F7		4-1 HR BB	1-0 G4-3		0-1 G1-3	4	2	1	1	1	0	2												
Trot Nixon, L OBP: 0.417, SLG: 0.692	0-3 K		0-0 F8 S 1B		4-2 FC6-4 BB	2-1 HR 1B	0-0 FC5-4 BB 1B		1-1 G1-3 1B	5	1	4	5	1	1	0												
Brian Daubach, L OBP: 0.431, SLG: 0.674	4-2 BB		4-1 WP BB		1-0 F9	0-0 F8	4-0 FC5-4 BB		0-0 G1-3 1B	3	0	1	0	3	0	1												
Nomar Garciaparra, R OBP: 0.383, SLG: 0.429 Andy Sheets, R	2-2 G1-3		0-0 F8		1-0 FC6-4 HR	0-1 HR	0-1 FC5-4 FC6-4		2-2 G1-3	5	2	1	1	0	0	6												
Troy O'Leary, L OBP: 0.232, SLG: 0.414		0-3 K	2-3 K		1-1 HR	1-0 G3	0-0 FC6-4		1-2 F7	6	1	1	2	0	2	6												
Carl Everett, S OBP: 0.413, SLG: 0.727	3-1 F5		2-3 K		0-0 L6	0-2 1B				5	0	1	0	0	2	2												
Mike Stanley, R OBP: 0.395, SLG: 0.419		1-1 BB 1B		2-1 F8						5	1	4	1	0	0	0												
Jason Varitek, S OBP: 0.429, SLG: 0.425		4-1 BB		4-0 BB						2	1	0	0	3	0	3												
Manny Alexander, R OBP: 0.286, SLG: 0.450	3-1 F9		3-1 F9		2-1 F9	0-1 HR 1B	2-2 G4-3 1B 2B			5	2	2	0	0	0	4												
<b>Inning Stats</b>	R: 0 E: 0 K: 1 S: 11	H: 0 LOB: 1 BB: 1 P: 20	R: 0 E: 0 K: 1 S: 10	H: 1 LOB: 2 BB: 1 P: 21	R: 1 E: 0 K: 2 S: 16	H: 2 LOB: 2 BB: 1 P: 26	R: 0 E: 0 K: 0 S: 7	H: 0 LOB: 1 BB: 1 P: 16	R: 2 E: 0 K: 0 S: 7	H: 1 LOB: 0 BB: 1 P: 14	R: 6 E: 0 K: 0 S: 19	H: 6 LOB: 2 BB: 2 P: 31	R: 1 E: 0 K: 0 S: 8	H: 2 LOB: 2 BB: 1 P: 15	R: 0 E: 0 K: 1 S: 9	H: 1 LOB: 1 BB: 0 P: 13	R: 0 E: 0 K: 0 S: 11	H: 2 LOB: 2 BB: 0 P: 15	1B: 8 2B: 2 3B: 0 HR: 5	SF: 0 SAC: 0 DP: 0 HBP: 0	WP: 1 PB: 0 SB: 1 CS: 0	PA: 50						
<b>PITCHER</b>	IP	WLS	BF	H	R	ER	SO	BB	IBB	HBP	BLK	WP	HR	S	P	ERA	WHIP											
Hideo Nomo, R ERA: 2.52	(1, 1)	5.0	L	25	5	4	4	4	5	0	0	0	1	3	53	99	7.20	2.000										
Matt Anderson, R ERA: 10.13	(6, 1)	0.0		3	1	0	0	0	2	0	0	0	0	0	4	12	∞	∞										
Jim Poole, L ERA: 6.75	(6, 1)	0.2		5	3	5	0	0	0	0	0	0	0	2	9	12	67.50	4.500										
Willie Blair, R ERA: 5.79	(6, 1)	0.1		2	1	0	0	0	0	0	0	0	0	4	5	0.00	3.000											
Mark Johnson, R ERA: 5.87	(7, 1)	3.0		15	5	1	1	1	1	0	0	0	0	0	28	43	3.00	2.000										

**Boston Red Sox @ Detroit Tigers**  
Comerica Park, Detroit, MI  
Wed Apr 19 2000, 7:05 PM EDT  
Att: 20,526 - Cloudy - 58 F

livebaseballscorecards.com

AB 42  
R 10  
H 15  
RBI 10  
BB 8  
SO 5  
LOB 26



Batter	1	2	3	4	5	6	7	8	9	AB	R	H	RBI	BB	SO	LOB	BOTTOM										
Gregg Jefferies, S OBP: 0.368, SLG: 0.353	2-2 G6-3		1-1 G6-3 1B		2-3 K		1-0 F8			4	0	1	0	0	1	2											
Brad Ausmus, R OBP: 0.400, SLG: 0.447 Robert Fick, L OBP: 0.267, SLG: 0.276	0-0 F3		2-1 F8		1-2 G6-3			2-2 G4-3		3	0	0	0	0	0	2											
Juan Encarnacion, R OBP: 0.389, SLG: 0.520 Karim Garcia, L OBP: 0.176, SLG: 0.176	0-0 BB 1B		1-1 G6-3		0-0 G5-3		0-2 G4-3		0-2 G4-3	3	0	1	0	0	0	1											
Juan Gonzalez, R OBP: 0.400, SLG: 0.615	4-0 BB		3-2 L7		0-0 P2		2-1 2B 1B			3	0	1	0	1	0	1											
Bobby Higginson, L OBP: 0.322, SLG: 0.306	2-0 F2			0-3 K		4-2 FC6-4 BB		0-0 2B		3	0	1	0	1	1	2											
Dean Palmer, R OBP: 0.373, SLG: 0.551 Shane Halter, R OBP: 0.250, SLG: 0.143		0-3 K		1-2 G6-3		1-2 FC6-4		0-2 G5-3		3	0	0	0	0	1	1											
Wendell Magee, R OBP: 0.231, SLG: 0.462	1-0 G6-3			1-0 P6						4	0	0	0	0	0	0											
Tony Clark, S OBP: 0.250, SLG: 0.326		4-0 BB			0-3 K		0-1 1B		0-1 F8	3	0	1	0	1	1	0											
Deivi Cruz, R OBP: 0.255, SLG: 0.311		0-2 F8			2-1 1B		3-1 F8		0-2 G6-3	4	0	1	0	0	0	2											
<b>Inning Stats</b>	R: 0 E: 0 K: 0 S: 6	H: 1 LOB: 2 BB: 1 P: 14	R: 0 E: 0 K: 1 S: 7	H: 0 LOB: 1 BB: 1 P: 12	R: 0 E: 0 K: 1 S: 9	H: 0 LOB: 0 BB: 0 P: 9	R: 0 E: 0 K: 2 S: 14	H: 1 LOB: 1 BB: 0 P: 19	R: 0 E: 0 K: 0 S: 8	H: 0 LOB: 1 BB: 1 P: 13	R: 0 E: 0 K: 0 S: 7	H: 1 LOB: 1 BB: 0 P: 11	R: 0 E: 0 K: 0 S: 14	H: 2 LOB: 2 BB: 0 P: 18	R: 0 E: 0 K: 0 S: 7	H: 0 LOB: 0 BB: 0 P: 8	1B: 5 2B: 1 3B: 0 HR: 0	SF: 0 SAC: 0 DP: 0 HBP: 0	WP: 0 PB: 0 SB: 0 CS: 0	PA: 36							
<b>PITCHER</b>	IP	WLS	BF	H	R	ER	SO	BB	IBB	HBP	BLK	WP	HR	S	P	ERA	WHIP										
Brian Rose, R ERA: 8.25	(1, 1)	6.0	W	24	3	0	0	4	3	0	0	0	0	51	83	0.00	1.000										
Rich Garces, R ERA: 3.69	(7, 1)	1.0		4	1	0	0	0	0	0	0	0	0	7	11	0.00	1.000										
Rob Stanifer, R ERA: 10.13	(8, 1)	1.0		5	2	0	0	0	0	0	0	0	0	14	18	0.00	2.000										
John Wasdin, R ERA: 5.0	(9, 1)	1.0		3	0	0	0	0	0	0	0	0	0	7	8	0.00	0.000										


**Boston Red Sox @ Detroit Tigers**  
Comerica Park, Detroit, MI  
Wed Apr 19 2000, 7:05 PM EDT  
Att: 20,526 - Cloudy - 58 F


livebaseballscorecards.com

AB 33  
R 0  
H 6  
RBI 0  
BB 3  
SO 4  
LOB 13







Batter	1	2	3	4	5	6	7	8	9	AB R H RBI BB SO LOB	TOP																								
											<p><b>Boston Red Sox @ Detroit Tigers</b> Comerica Park, Detroit, MI Thu Apr 20 2000, 7:05 PM EDT</p> <p><a href="http://livebaseballscorecards.com">livebaseballscorecards.com</a></p> <p>AB 0 R 0 H 0 RBI 0 BB 0 SO 0 LOB 0</p> 																								
Inning Stats										1B: 0 SF: 0 2B: 0 SAC: 0 3B: 0 DP: 0 HR: 0 HBP: 0	WP: 0 PA: 0 PB: 0 SB: 0 CS: 0																								
PITCHER	IP	WLS	BF	H	R	ER	SO	BB	IBB	HBP	BLK	WP	HR	S	P	ERA	WHIP	PITCHER	IP	WLS	BF	H	R	ER	SO	BB	IBB	HBP	BLK	WP	HR	S	P	ERA	WHIP


Batter	1	2	3	4	5	6	7	8	9	AB R H RBI BB SO LOB	BOTTOM																								
											<p><b>Boston Red Sox @ Detroit Tigers</b> Comerica Park, Detroit, MI Thu Apr 20 2000, 7:05 PM EDT</p> <p><a href="http://livebaseballscorecards.com">livebaseballscorecards.com</a></p> <p>AB 0 R 0 H 0 RBI 0 BB 0 SO 0 LOB 0</p> 																								
Inning Stats										1B: 0 SF: 0 2B: 0 SAC: 0 3B: 0 DP: 0 HR: 0 HBP: 0	WP: 0 PA: 0 PB: 0 SB: 0 CS: 0																								
PITCHER	IP	WLS	BF	H	R	ER	SO	BB	IBB	HBP	BLK	WP	HR	S	P	ERA	WHIP	PITCHER	IP	WLS	BF	H	R	ER	SO	BB	IBB	HBP	BLK	WP	HR	S	P	ERA	WHIP




Batter	1	2	3	4	5	6	7	8	9	AB R H RBI BB SO LOB	TOP																								
											<p>Cleveland Indians @ Boston Red Sox Fenway Park, Boston, MA Fri Apr 21 2000, 7:05 PM EDT</p> <p><a href="http://livebaseballscorecards.com">livebaseballscorecards.com</a></p> <p>AB 0 R 0 H 0 RBI 0 BB 0 SO 0 LOB 0</p> 																								
Inning Stats										1B: 0 SF: 0 2B: 0 SAC: 0 3B: 0 DP: 0 HR: 0 HBP: 0	WP: 0 PA: 0 PB: 0 SB: 0 CS: 0																								
PITCHER	IP	WLS	BF	H	R	ER	SO	BB	IBB	HBP	BLK	WP	HR	S	P	ERA	WHIP	PITCHER	IP	WLS	BF	H	R	ER	SO	BB	IBB	HBP	BLK	WP	HR	S	P	ERA	WHIP


Batter	1	2	3	4	5	6	7	8	9	AB R H RBI BB SO LOB	BOTTOM																								
											<p>Cleveland Indians @ Boston Red Sox Fenway Park, Boston, MA Fri Apr 21 2000, 7:05 PM EDT</p> <p><a href="http://livebaseballscorecards.com">livebaseballscorecards.com</a></p> <p>AB 0 R 0 H 0 RBI 0 BB 0 SO 0 LOB 0</p> 																								
Inning Stats										1B: 0 SF: 0 2B: 0 SAC: 0 3B: 0 DP: 0 HR: 0 HBP: 0	WP: 0 PA: 0 PB: 0 SB: 0 CS: 0																								
PITCHER	IP	WLS	BF	H	R	ER	SO	BB	IBB	HBP	BLK	WP	HR	S	P	ERA	WHIP	PITCHER	IP	WLS	BF	H	R	ER	SO	BB	IBB	HBP	BLK	WP	HR	S	P	ERA	WHIP




Batter	1	2	3	4	5	6	7	8	9	AB R H RBI BB SO LOB	TOP																								
											<p>Cleveland Indians @ Boston Red Sox Fenway Park, Boston, MA Sat Apr 22 2000, 3:05 PM EDT</p> <p><a href="http://livebaseballscorecards.com">livebaseballscorecards.com</a></p> <p>AB 0 R 0 H 0 RBI 0 BB 0 SO 0 LOB 0</p> 																								
Inning Stats										1B: 0 SF: 0 2B: 0 SAC: 0 3B: 0 DP: 0 HR: 0 HBP: 0	WP: 0 PA: 0 FB: 0 SB: 0 CS: 0																								
PITCHER	IP	WLS	BF	H	R	ER	SO	BB	IBB	HBP	BLK	WP	HR	S	P	ERA	WHIP	PITCHER	IP	WLS	BF	H	R	ER	SO	BB	IBB	HBP	BLK	WP	HR	S	P	ERA	WHIP


Batter	1	2	3	4	5	6	7	8	9	AB R H RBI BB SO LOB	BOTTOM																								
											<p>Cleveland Indians @ Boston Red Sox Fenway Park, Boston, MA Sat Apr 22 2000, 3:05 PM EDT</p> <p><a href="http://livebaseballscorecards.com">livebaseballscorecards.com</a></p> <p>AB 0 R 0 H 0 RBI 0 BB 0 SO 0 LOB 0</p> 																								
Inning Stats										1B: 0 SF: 0 2B: 0 SAC: 0 3B: 0 DP: 0 HR: 0 HBP: 0	WP: 0 PA: 0 FB: 0 SB: 0 CS: 0																								
PITCHER	IP	WLS	BF	H	R	ER	SO	BB	IBB	HBP	BLK	WP	HR	S	P	ERA	WHIP	PITCHER	IP	WLS	BF	H	R	ER	SO	BB	IBB	HBP	BLK	WP	HR	S	P	ERA	WHIP




Batter	1	2	3	4	5	6	7	8	9	AB R H RBI BB SO LOB	TOP																								
											<p>Cleveland Indians @ Boston Red Sox Fenway Park, Boston, MA Sun Apr 23 2000, 1:05 PM EDT</p> <p><a href="http://livebaseballscorecards.com">livebaseballscorecards.com</a></p> <p>AB 0 R 0 H 0 RBI 0 BB 0 SO 0 LOB 0</p>  <p>1B: 0 SF: 0 WP: 0 PA: 0 2B: 0 SAC: 0 FB: 0 3B: 0 DP: 0 SB: 0 HR: 0 HBP: 0 CS: 0</p>																								
Inning Stats																																			
PITCHER	IP	WLS	BF	H	R	ER	SO	BB	IBB	HBP	BLK	WP	HR	S	P	ERA	WHIP	PITCHER	IP	WLS	BF	H	R	ER	SO	BB	IBB	HBP	BLK	WP	HR	S	P	ERA	WHIP

Batter	1	2	3	4	5	6	7	8	9	AB R H RBI BB SO LOB	BOTTOM																								
											<p>Cleveland Indians @ Boston Red Sox Fenway Park, Boston, MA Sun Apr 23 2000, 1:05 PM EDT</p> <p><a href="http://livebaseballscorecards.com">livebaseballscorecards.com</a></p> <p>AB 0 R 0 H 0 RBI 0 BB 0 SO 0 LOB 0</p>  <p>1B: 0 SF: 0 WP: 0 PA: 0 2B: 0 SAC: 0 FB: 0 3B: 0 DP: 0 SB: 0 HR: 0 HBP: 0 CS: 0</p>																								
Inning Stats																																			
PITCHER	IP	WLS	BF	H	R	ER	SO	BB	IBB	HBP	BLK	WP	HR	S	P	ERA	WHIP	PITCHER	IP	WLS	BF	H	R	ER	SO	BB	IBB	HBP	BLK	WP	HR	S	P	ERA	WHIP



Batter	1	2	3	4	5	6	7	8	9	AB R H RBI BB SO LOB	TOP																								
											<p>Cleveland Indians @ Boston Red Sox Fenway Park, Boston, MA Sun Apr 23 2000, 4:05 PM EDT</p> <p><a href="http://livebaseballscorecards.com">livebaseballscorecards.com</a></p> <p>AB 0 R 0 H 0 RBI 0 BB 0 SO 0 LOB 0</p> 																								
Inning Stats										1B: 0 SF: 0 WP: 0 PA: 0 2B: 0 SAC: 0 FB: 0 3B: 0 DP: 0 SB: 0 HR: 0 HBP: 0 CS: 0																									
PITCHER	IP	WLS	BF	H	R	ER	SO	BB	IBB	HBP	BLK	WP	HR	S	P	ERA	WHIP	PITCHER	IP	WLS	BF	H	R	ER	SO	BB	IBB	HBP	BLK	WP	HR	S	P	ERA	WHIP

Batter	1	2	3	4	5	6	7	8	9	AB R H RBI BB SO LOB	BOTTOM																								
											<p>Cleveland Indians @ Boston Red Sox Fenway Park, Boston, MA Sun Apr 23 2000, 4:05 PM EDT</p> <p><a href="http://livebaseballscorecards.com">livebaseballscorecards.com</a></p> <p>AB 0 R 0 H 0 RBI 0 BB 0 SO 0 LOB 0</p> 																								
Inning Stats										1B: 0 SF: 0 WP: 0 PA: 0 2B: 0 SAC: 0 FB: 0 3B: 0 DP: 0 SB: 0 HR: 0 HBP: 0 CS: 0																									
PITCHER	IP	WLS	BF	H	R	ER	SO	BB	IBB	HBP	BLK	WP	HR	S	P	ERA	WHIP	PITCHER	IP	WLS	BF	H	R	ER	SO	BB	IBB	HBP	BLK	WP	HR	S	P	ERA	WHIP







Batter	1	2	3	4	5	6	7	8	9	AB	R	H	RBI	BB	SO	LOB	TOP				
Jose Offerman, S OBP: 0.346, SLG: 0.349 (1, 4)										5	1	1	1	0	3	4					
Trot Nixon, L OBP: 0.409, SLG: 0.667 (1, 9)										4	1	1	0	1	0	0					
Brian Daubach, L OBP: 0.418, SLG: 0.630 (1, 10)										4	0	1	0	1	1	1					
Nomar Garciaparra, R OBP: 0.414, SLG: 0.477 (1, 6)										4	2	2	0	1	0	1					
Troy O'Leary, L OBP: 0.257, SLG: 0.424 (1, 7)										4	1	1	0	1	0	5					
Carl Everett, S OBP: 0.403, SLG: 0.734 (1, 8)										5	0	1	1	0	2	6					
Mike Stanley, R OBP: 0.393, SLG: 0.375 (1, 3)										3	1	0	0	2	1	3					
Jason Varitek, S OBP: 0.421, SLG: 0.404 (1, 2)										3	0	1	2	1	0	1					
Manny Alexander, R OBP: 0.280, SLG: 0.417 (1, 5)										4	0	1	1	0	0	2					
<b>Inning Stats</b>	R: 1 E: 0 K: 0 S: 9	H: 1 LOB: 1 BB: 1 P: 18	R: 0 E: 0 K: 1 S: 8	H: 0 LOB: 0 BB: 0 P: 14	R: 0 E: 0 K: 1 S: 11	H: 1 LOB: 1 BB: 0 P: 14	R: 0 E: 0 K: 1 S: 10	H: 0 LOB: 1 BB: 1 P: 18	R: 4 E: 1 K: 0 S: 17	H: 3 LOB: 2 BB: 2 P: 30	R: 1 E: 0 K: 0 S: 8	H: 2 LOB: 2 BB: 1 P: 16	R: 0 E: 0 K: 0 S: 13	H: 0 LOB: 1 BB: 1 P: 23	R: 0 E: 1 K: 0 S: 12	H: 2 LOB: 3 BB: 1 P: 20	1B: 4 2B: 4 3B: 0 HR: 1	SF: 0 SAC: 0 DP: 0 HBP: 0	WP: 0 PB: 0 SB: 0 CS: 0	PA: 43	
<b>PITCHER</b>	IP WLS BF H R ER SO BB IBB HBP BLK WP HR S P ERA WHIP	IP WLS BF H R ER SO BB IBB HBP BLK WP HR S P ERA WHIP	IP WLS BF H R ER SO BB IBB HBP BLK WP HR S P ERA WHIP	IP WLS BF H R ER SO BB IBB HBP BLK WP HR S P ERA WHIP	IP WLS BF H R ER SO BB IBB HBP BLK WP HR S P ERA WHIP	IP WLS BF H R ER SO BB IBB HBP BLK WP HR S P ERA WHIP	IP WLS BF H R ER SO BB IBB HBP BLK WP HR S P ERA WHIP	IP WLS BF H R ER SO BB IBB HBP BLK WP HR S P ERA WHIP	IP WLS BF H R ER SO BB IBB HBP BLK WP HR S P ERA WHIP	IP WLS BF H R ER SO BB IBB HBP BLK WP HR S P ERA WHIP	IP WLS BF H R ER SO BB IBB HBP BLK WP HR S P ERA WHIP	IP WLS BF H R ER SO BB IBB HBP BLK WP HR S P ERA WHIP	IP WLS BF H R ER SO BB IBB HBP BLK WP HR S P ERA WHIP	IP WLS BF H R ER SO BB IBB HBP BLK WP HR S P ERA WHIP	IP WLS BF H R ER SO BB IBB HBP BLK WP HR S P ERA WHIP	IP WLS BF H R ER SO BB IBB HBP BLK WP HR S P ERA WHIP	IP WLS BF H R ER SO BB IBB HBP BLK WP HR S P ERA WHIP	IP WLS BF H R ER SO BB IBB HBP BLK WP HR S P ERA WHIP	IP WLS BF H R ER SO BB IBB HBP BLK WP HR S P ERA WHIP	IP WLS BF H R ER SO BB IBB HBP BLK WP HR S P ERA WHIP	IP WLS BF H R ER SO BB IBB HBP BLK WP HR S P ERA WHIP

**Boston Red Sox @ Texas Rangers**  
The Ballpark at Arlington, Arlington, TX  
Tue Apr 25 2000, 8:05 PM EDT  
Att: 31,692 - Sunny - 81 F

AB 36  
R 6  
H 9  
RBI 5  
BB 7  
SO 7  
LOB 23



Batter	1	2	3	4	5	6	7	8	9	AB	R	H	RBI	BB	SO	LOB	BOTTOM				
Luis Altea, S OBP: 0.408, SLG: 0.492 (1, 4)										4	0	1	0	0	1	2					
Chad Curtis, R OBP: 0.296, SLG: 0.440 (1, 7)										4	0	0	0	0	1	1					
Ivan Rodriguez, R OBP: 0.361, SLG: 0.595 (1, 2)										4	0	0	0	0	3	0					
Rafael Palmeiro, L OBP: 0.396, SLG: 0.662 (1, 3)										3	1	1	0	1	1	0					
David Segui, S OBP: 0.337, SLG: 0.474 (1, 10)										4	1	2	0	0	1	1					
Ruben Mateo, R OBP: 0.330, SLG: 0.380 (1, 8)										4	1	1	1	0	0	3					
Gabe Kapler, R OBP: 0.278, SLG: 0.352 (1, 9)										4	0	1	1	0	0	0					
Mike Lamb, L OBP: 0.182, SLG: 0.182 (1, 5)										4	0	0	0	0	2	2					
Royce Clayton, R OBP: 0.306, SLG: 0.390 (1, 6)										3	0	0	0	0	0	1					
<b>Inning Stats</b>	R: 0 E: 0 K: 1 S: 11	H: 0 LOB: 0 BB: 0 P: 15	R: 2 E: 1 K: 2 S: 12	H: 2 LOB: 2 BB: 0 P: 20	R: 0 E: 0 K: 2 S: 10	H: 1 LOB: 1 BB: 1 P: 18	R: 0 E: 0 K: 0 S: 8	H: 1 LOB: 0 BB: 0 P: 10	R: 0 E: 0 K: 1 S: 6	H: 1 LOB: 1 BB: 0 P: 9	R: 0 E: 0 K: 1 S: 11	H: 1 LOB: 1 BB: 0 P: 16	R: 0 E: 0 K: 1 S: 7	H: 1 LOB: 1 BB: 0 P: 13	R: 0 E: 0 K: 0 S: 4	H: 0 LOB: 0 BB: 0 P: 6	1B: 5 2B: 0 3B: 0 HR: 1	SF: 0 SAC: 0 DP: 0 HBP: 1	WP: 0 PB: 0 SB: 0 CS: 0	PA: 36	
<b>PITCHER</b>	IP WLS BF H R ER SO BB IBB HBP BLK WP HR S P ERA WHIP	IP WLS BF H R ER SO BB IBB HBP BLK WP HR S P ERA WHIP	IP WLS BF H R ER SO BB IBB HBP BLK WP HR S P ERA WHIP	IP WLS BF H R ER SO BB IBB HBP BLK WP HR S P ERA WHIP	IP WLS BF H R ER SO BB IBB HBP BLK WP HR S P ERA WHIP	IP WLS BF H R ER SO BB IBB HBP BLK WP HR S P ERA WHIP	IP WLS BF H R ER SO BB IBB HBP BLK WP HR S P ERA WHIP	IP WLS BF H R ER SO BB IBB HBP BLK WP HR S P ERA WHIP	IP WLS BF H R ER SO BB IBB HBP BLK WP HR S P ERA WHIP	IP WLS BF H R ER SO BB IBB HBP BLK WP HR S P ERA WHIP	IP WLS BF H R ER SO BB IBB HBP BLK WP HR S P ERA WHIP	IP WLS BF H R ER SO BB IBB HBP BLK WP HR S P ERA WHIP	IP WLS BF H R ER SO BB IBB HBP BLK WP HR S P ERA WHIP	IP WLS BF H R ER SO BB IBB HBP BLK WP HR S P ERA WHIP	IP WLS BF H R ER SO BB IBB HBP BLK WP HR S P ERA WHIP	IP WLS BF H R ER SO BB IBB HBP BLK WP HR S P ERA WHIP	IP WLS BF H R ER SO BB IBB HBP BLK WP HR S P ERA WHIP	IP WLS BF H R ER SO BB IBB HBP BLK WP HR S P ERA WHIP	IP WLS BF H R ER SO BB IBB HBP BLK WP HR S P ERA WHIP	IP WLS BF H R ER SO BB IBB HBP BLK WP HR S P ERA WHIP	IP WLS BF H R ER SO BB IBB HBP BLK WP HR S P ERA WHIP

**Boston Red Sox @ Texas Rangers**  
The Ballpark at Arlington, Arlington, TX  
Tue Apr 25 2000, 8:05 PM EDT  
Att: 31,692 - Sunny - 81 F

AB 34  
R 3  
H 6  
RBI 2  
BB 1  
SO 9  
LOB 10









Batter	1	2	3	4	5	6	7	8	9	AB	R	H	RBI	BB	SO	LOB	TOP										
Jose Offerman, S (1, 4) OBP: 0.315, SLG: 0.311	F9		G6-3	G6-3		L5			FC4	5	0	0	0	0	0	3											
Trot Nixon, L (1, 9) OBP: 0.390, SLG: 0.612	BB 1B		G1-3 1B 2B		1B BB SF9		K		G1-3	4	2	2	0	1	1	1											
Brian Daubach, L (1, 10) OBP: 0.455, SLG: 0.672			G1-3		SF9 1B BB		K			2	1	0	0	2	1	1											
Nomar Garciaparra, R (1, 6) OBP: 0.438, SLG: 0.541	K				L5-4 1B BB		F9			4	0	2	1	0	1	2											
Troy O'Leary, L (1, 7) OBP: 0.275, SLG: 0.419	K		F9		SF9			F7		3	0	0	1	0	1	3											
Carl Everett, S (1, 8) OBP: 0.415, SLG: 0.753		K			F7			P6		4	0	1	1	0	1	0											
Mike Stanley, R (1, 3) OBP: 0.400, SLG: 0.373			3B FC6-4 BB		L5-4			F8		3	0	1	0	1	0	2											
Scott Hatteberg, L (1, 2) OBP: 0.316, SLG: 0.200		F8			3B FC5-4 BB			F8		3	0	0	0	1	0	1											
3B Wilton Veras, R (1, 5) OBP: 0.270, SLG: 0.278 Jason Varitek, S (9, PH) OBP: 0.438, SLG: 0.481 Manny Alexander, R (9, PR) OBP: 0.280, SLG: 0.417	FC6-4				FC5-4			G6-3		3	0	0	0	0	0	3											
										1	0	1	0	0	0	0											
										0	0	0	0	0	0	0											
<b>Inning Stats</b>	R: 0 E: 0 K: 2 S: 12	H: 1 LOB: 2 BB: 1 P: 23	R: 0 E: 0 K: 1 S: 8	H: 0 LOB: 1 BB: 1 P: 17	R: 1 E: 0 K: 0 S: 13	H: 2 LOB: 1 BB: 0 P: 21	R: 0 E: 0 K: 0 S: 8	H: 1 LOB: 2 BB: 1 P: 17	R: 2 E: 0 K: 0 S: 11	H: 2 LOB: 1 BB: 2 P: 21	R: 0 E: 0 K: 0 S: 8	H: 0 LOB: 0 BB: 0 P: 12	R: 0 E: 0 K: 0 S: 6	H: 0 LOB: 0 BB: 0 P: 8	R: 0 E: 0 K: 0 S: 13	H: 1 LOB: 1 BB: 0 P: 20	1B: 6 2B: 2 3B: 0 HR: 0	SF: 1 SAC: 0 DP: 1 HBP: 0	WP: 0 PA: 38 PB: 0 SB: 0 CS: 0								
<b>PITCHER</b>	IP	WLS	BF	H	R	ER	SO	BB	IBB	HBP	BLK	WP	HR	S	P	ERA	WHIP										
Dave Burba, R (1, 1) ERA: 6.43	6.0	W	28	6	3	3	3	5	0	0	0	0	0	60	110	4.50	1.833										
Ricardo Rincon, L (7, 1) ERA: 4.15	0.2	H	2	0	0	0	2	0	0	0	0	0	0	6	10	0.00	0.000										
Scott Kameniecki, R (7, 1) ERA: 4.15	0.1	H	1	0	0	0	0	0	0	0	0	0	0	2	2	0.00	0.000										
Paul Shuey, R (8, 1) ERA: 0.87	1.0	H	3	0	0	0	0	0	0	0	0	0	0	6	8	0.00	0.000										
Steve Karsay, R (9, 1) ERA: 0.8	1.0	S	4	1	0	0	0	0	0	0	0	0	0	13	20	0.00	1.000										

**Boston Red Sox @ Cleveland Indians**  
Jacobs Field, Cleveland, OH  
Fri Apr 28 2000, 7:05 PM EDT  
Att: 42,885 - Sunny - 54 F

AB 32  
R 3  
H 7  
RBI 3  
BB 5  
SO 5  
LOB 16



Batter	1	2	3	4	5	6	7	8	9	AB	R	H	RBI	BB	SO	LOB	BOTTOM										
Omar Vizquel, S (1, 6) OBP: 0.369, SLG: 0.423	G5-3		G6-4-3			G6-3			K	4	0	0	0	0	1	3											
Travis Fryman, R (1, 5) OBP: 0.400, SLG: 0.569	F9				HR	1B 2B			P4	4	2	2	1	0	0	1											
Roberto Alomar, S (1, 4) OBP: 0.360, SLG: 0.500	L8				G5-3	1B 2B			G6-3	4	1	1	0	0	0	1											
Manny Ramirez, R (1, 9) OBP: 0.337, SLG: 0.564		K			F8	1B 1B			P4	4	1	1	1	0	1	0											
David Justice, L (1, 7) OBP: 0.385, SLG: 0.470	F9				G6-3	E2 1B			F9	4	0	1	1	0	0	0											
Richie Sexson, R (1, 10) OBP: 0.309, SLG: 0.237	G6-3				G4-3 1B	F8			K	4	0	1	0	0	1	2											
Jim Thome, L (1, 3) OBP: 0.313, SLG: 0.568			G4-3 1B		K	1B				3	0	2	1	0	1	1											
Einar Diaz, R (1, 2) OBP: 0.390, SLG: 0.395			G4-3		G4-3	G1-3				3	0	0	0	0	0	4											
Jacob Cruz, L (1, 8) OBP: 0.375, SLG: 0.370			G6-4-3 BB		G5-3				S BB	1	0	0	0	2	0	1											
<b>Inning Stats</b>	R: 0 E: 0 K: 0 S: 5	H: 0 LOB: 0 BB: 0 P: 7	R: 0 E: 0 K: 1 S: 9	H: 0 LOB: 0 BB: 0 P: 13	R: 0 E: 0 K: 0 S: 8	H: 1 LOB: 1 BB: 1 P: 15	R: 1 E: 0 K: 0 S: 9	H: 1 LOB: 0 BB: 0 P: 13	R: 0 E: 0 K: 1 S: 8	H: 1 LOB: 1 BB: 0 P: 14	R: 3 E: 1 K: 0 S: 19	H: 5 LOB: 2 BB: 0 P: 29	R: 0 E: 0 K: 1 S: 9	H: 0 LOB: 1 BB: 1 P: 17	R: 0 E: 0 K: 1 S: 11	H: 0 LOB: 0 BB: 0 P: 18	1B: 6 2B: 1 3B: 0 HR: 1	SF: 0 SAC: 0 DP: 1 HBP: 0	WP: 0 PA: 33 PB: 1 SB: 1 CS: 0								
<b>PITCHER</b>	IP	WLS	BF	H	R	ER	SO	BB	IBB	HBP	BLK	WP	HR	S	P	ERA	WHIP										
Pete Schourek, L (1, 1) ERA: 3.38	5.1	L	22	6	4	4	2	1	0	0	0	0	0	8	13	0.00	6.000										
Rheal Cormier, L (6, 1) ERA: 2.99	0.1	B	3	2	0	0	0	0	0	0	0	0	0	8	13	0.00	6.000										
49 Tim Wakefield, R (6, 1) ERA: 2.35	2.1		8	0	0	0	2	1	0	0	0	0	0	23	38	0.00	0.429										

**Boston Red Sox @ Cleveland Indians**  
Jacobs Field, Cleveland, OH  
Fri Apr 28 2000, 7:05 PM EDT  
Att: 42,885 - Sunny - 54 F


AB 31  
R 4  
H 8  
RBI 4  
BB 2  
SO 4  
LOB 13





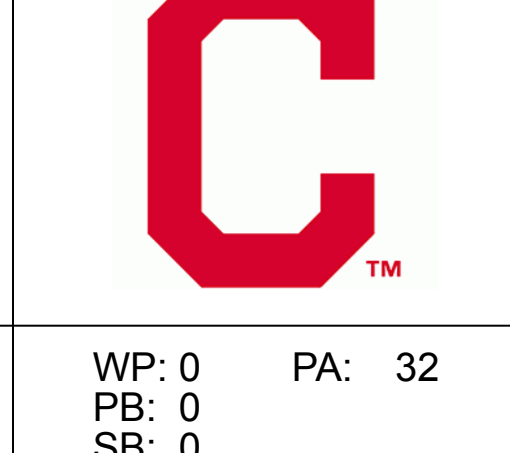
Batter	1	2	3	4	5	6	7	8	9	AB	R	H	RBI	BB	SO	LOB	TOP								
<b>Jose Offerman, S</b> (1, 4) OBP: 0.312, SLG: 0.299	4-2 FC5-4 BB		0-0 G3			2-2 G4-3		2-1 FC6-4		3	0	0	1	1	0	1	<b>Boston Red Sox @ Cleveland Indians</b> Jacobs Field, Cleveland, OH Sat Apr 29 2000, 1:05 PM EDT Att: 42,453 - Sunny - 55 F								
<b>Manny Alexander, R</b> (1, 10) OBP: 0.241, SLG: 0.357	0-1 FC5-4		0-3 K			2-3 K		2-2 FC5-4		4	0	0	0	0	2	2									
<b>Nomar Garciaparra, R</b> (1, 6) OBP: 0.429, SLG: 0.519	0-2 FC5-4				2-2 G6-3		1-1 L8		4-1 BB	3	0	0	0	1	0	1									
<b>Mike Stanley, R</b> (1, 3) OBP: 0.391, SLG: 0.418	1-1 CS	2-0 HR			2-1 G5-3		2-2 G5-3	2-1 F8		4	1	1	1	0	0	2									
<b>Troy O'Leary, L</b> (1, 7) OBP: 0.274, SLG: 0.403		2-1 G1-6-3			4-0 FC6-4 BB		2-3 K		2-2 G3-1	3	0	0	0	1	1	0									
<b>Carl Everett, S</b> (1, 8) OBP: 0.407, SLG: 0.727		0-3 K			0-0 FC6-4		1-1 FC5-4 1B		2-3 K	4	0	1	0	0	2	1									
<b>Jason Varitek, S</b> (1, 2) OBP: 0.426, SLG: 0.482		0-0 2B				1-3 K		0-1 FC5-4	2-0 G4-3	4	0	1	0	0	1	1									
<b>3B Wilton Veras, R</b> (1, 5) OBP: 0.275, SLG: 0.308		0-3 K				2-3 K2-3		1-1 1B FC6-4 2B		3	1	1	0	0	2	1									
<b>Darren Lewis, R</b> (1, 9) OBP: 0.346, SLG: 0.190					1-0 G4-3		3-1 G4-3	0-1 FC6-4 1B		3	0	1	0	0	0	0									
<b>Inning Stats</b>	R: 0 E: 0 K: 0 S: 10	H: 0 LOB: 0 BB: 1 P: 15	R: 1 E: 0 K: 2 S: 10	H: 2 LOB: 1 BB: 0 P: 14	R: 0 E: 0 K: 1 S: 5	H: 0 LOB: 0 BB: 0 P: 6	R: 0 E: 0 K: 0 S: 6	H: 0 LOB: 1 BB: 1 P: 14	R: 0 E: 0 K: 2 S: 13	H: 0 LOB: 0 BB: 0 P: 19	R: 0 E: 0 K: 1 S: 9	H: 0 LOB: 0 BB: 0 P: 14	R: 0 E: 0 K: 1 S: 10	H: 1 LOB: 1 BB: 0 P: 15	R: 1 E: 0 K: 0 S: 13	H: 2 LOB: 2 BB: 1 P: 24	R: 0 E: 0 K: 1 S: 8	H: 0 LOB: 0 BB: 0 P: 14	1B: 2 2B: 2 3B: 0 HR: 1	SF: 0 SAC: 0 DP: 0 HBP: 0	WP: 0 PB: 0 SB: 0 CS: 1	PA: 35			
<b>PITCHER</b>	IP	WLS	BF	H	R	ER	SO	BB	IBB	HBP	BLK	WP	HR	S	P	ERA	WHIP								
<b>Chuck Finley, L</b> (1, 1) ERA: 2.55	7.2	W	29	5	2	2	7	2	0	0	0	0	1	73	112	2.35	0.913								
<b>Paul Shuey, R</b> (8, 1) ERA: 9.94	0.1	H	2	0	0	0	0	1	0	0	0	0	0	3	9	0.00	3.000								
<b>Steve Karsay, R</b> (9, 1) ERA: 0.82	1.0	S	3	0	0	0	1	0	0	0	0	0	0	8	14	0.00	0.000								

AB	31
R	2
H	5
RBI	2
BB	3
SO	8
LOB	9



Batter	1	2	3	4	5	6	7	8	9	AB	R	H	RBI	BB	SO	LOB	BOTTOM								
<b>Jacob Cruz, L</b> (1, 8) OBP: 0.361, SLG: 0.345	1-1 G3		4-2 BB		3-0 SF		0-1 F9			2	0	0	1	1	0	0	<b>Boston Red Sox @ Cleveland Indians</b> Jacobs Field, Cleveland, OH Sat Apr 29 2000, 1:05 PM EDT Att: 42,453 - Sunny - 55 F								
<b>Alex Ramirez, R</b> (9, 7) OBP: 0.250, SLG: 0.375					2-3 3-H SF7			2-1 L5		3	0	0	1	0	0	1									
<b>Omar Vizquel, S</b> (1, 6) OBP: 0.352, SLG: 0.405	1-2 G6-3		2-0 G4-3		3-2 3-H K			2-1 G3-1		4	0	1	0	0	1	1									
<b>Roberto Alomar, S</b> (1, 4) OBP: 0.356, SLG: 0.488	2-1 1B			3-1 L7	3-3 K			2-1 G3-1		3	1	1	0	1	0	2									
<b>Manny Ramirez, R</b> (1, 9) OBP: 0.344, SLG: 0.556	3-2 G6-3			3-2 1B SF7	1-0 G5-3			4-2 BB		3	1	1	0	1	0	2									
<b>David Justice, L</b> (1, 7) (9, 8) OBP: 0.378, SLG: 0.457		1-0 F8		2-1 SF7	1-3 1B		2-0 F9	1-0 F8		4	0	1	0	0	0	1									
<b>Jim Thome, L</b> (1, 10) OBP: 0.301, SLG: 0.553		3-3 K		2-2 SF7	1-2 3-H G6-3		0-3 K			2	0	0	1	0	2	0									
<b>Travis Fryman, R</b> (1, 5) OBP: 0.385, SLG: 0.544		2-1 G6-3			3-3 G6-3		1-3 K			3	0	0	0	0	1	1									
<b>Richie Sexson, R</b> (1, 3) OBP: 0.310, SLG: 0.242				2-3 K		1-2 2B SF		2-1 G5-3		3	1	1	0	0	1	0									
<b>Einar Diaz, R</b> (1, 2) OBP: 0.386, SLG: 0.415				1-0 G6-3	1-1 SF		1-3 K			3	1	1	0	0	1	0									
<b>Inning Stats</b>	R: 0 E: 0 K: 0 S: 11	H: 1 LOB: 1 BB: 0 P: 18	R: 0 E: 0 K: 1 S: 6	H: 0 LOB: 0 BB: 0 P: 12	R: 0 E: 0 K: 1 S: 7	H: 0 LOB: 1 BB: 1 P: 16	R: 1 E: 0 K: 0 S: 12	H: 2 LOB: 1 BB: 0 P: 22	R: 2 E: 0 K: 1 S: 14	H: 2 LOB: 1 BB: 0 P: 26	R: 0 E: 0 K: 2 S: 7	H: 0 LOB: 0 BB: 0 P: 10	R: 0 E: 0 K: 1 S: 10	H: 0 LOB: 0 BB: 0 P: 13	R: 0 E: 0 K: 0 S: 7	H: 0 LOB: 1 BB: 1 P: 16	R: 0 E: 0 K: 0 S: 8	H: 0 LOB: 0 BB: 0 P: 14	1B: 4 2B: 1 3B: 0 HR: 0	SF: 3 SAC: 0 DP: 0 HBP: 0	WP: 0 PB: 0 SB: 0 CS: 0	PA: 32			
<b>PITCHER</b>	IP	WLS	BF	H	R	ER	SO	BB	IBB	HBP	BLK	WP	HR	S	P	ERA	WHIP								
<b>Ramon Martinez, R</b> (1, 1) ERA: 6.75	5.0	L	22	5	3	2	3	1	0	0	0	0	0	50	94	3.60	1.200								
<b>Rich Garcés, R</b> (6, 1) ERA: 3.18	2.0		6	0	0	0	3	0	0	0	0	0	0	17	23	0.00	0.000								
<b>Derek Lowe, R</b> (8, 1) ERA: 0.75	1.0		4	0	0	0	0	1	0	0	0	0	0	7	16	0.00	1.000								

AB	27
R	3
H	5
RBI	3
BB	2
SO	6
LOB	6





Batter	1	2	3	4	5	6	7	8	9	AB	R	H	RBI	BB	SO	LOB	TOP								
Jose Offerman, S (1, 4) OBP: 0.309, SLG: 0.288	G4-3			G6-3		G4-3		G1-3 HBP		3	0	0	0	0	0	1	<b>Boston Red Sox @ Cleveland Indians</b> Jacobs Field, Cleveland, OH Sun Apr 30 2000, 1:05 PM EDT Att: 42,065 - Sunny - 52 F								
Trot Nixon, L (1, 9) OBP: 0.383, SLG: 0.592	K			G3-1		G1-3 1B		G1-3		4	0	1	1	0	1	1									
Brian Daubach, L (1, 3) OBP: 0.444, SLG: 0.646	G3-1			F8		G1-3 1B		K		4	0	1	0	0	1	1									
Nomar Garciaparra, R (1, 6) OBP: 0.409, SLG: 0.494		G5-3			K	K		P6		4	0	0	0	0	2	3									
Troy O'Leary, L (1, 7) OBP: 0.273, SLG: 0.407		F8			G6-3			G3-1		4	0	1	0	0	0	0									
Carl Everett, S (1, 8) OBP: 0.400, SLG: 0.704		F8			L8			G4-3		4	0	1	0	0	0	1									
Mike Stanley, R (1, 10) OBP: 0.384, SLG: 0.458				G6-3		F7		HR		4	1	1	1	0	1	2									
Jason Varitek, S (1, 2) OBP: 0.444, SLG: 0.492				G4-3		G4-3 SH3-4 1B		1B		3	1	2	0	1	0	0									
Manny Alexander, R (1, 5) OBP: 0.219, SLG: 0.323				L8		SH3-4		K		3	0	0	0	0	2	3									
<b>Inning Stats</b>	R: 0 E: 0 K: 1 S: 8	H: 0 LOB: 0 BB: 0 P: 14	R: 0 E: 0 K: 0 S: 4	H: 0 LOB: 0 BB: 0 P: 5	R: 0 E: 0 K: 0 S: 10	H: 0 LOB: 0 BB: 0 P: 15	R: 0 E: 0 K: 0 S: 4	H: 0 LOB: 0 BB: 0 P: 9	R: 0 E: 0 K: 1 S: 11	H: 1 LOB: 1 BB: 0 P: 15	R: 1 E: 0 K: 1 S: 13	H: 3 LOB: 2 BB: 0 P: 21	R: 1 E: 0 K: 1 S: 9	H: 2 LOB: 1 BB: 0 P: 13	R: 0 E: 0 K: 1 S: 5	H: 0 LOB: 1 BB: 0 P: 9	R: 0 E: 0 K: 2 S: 11	H: 1 LOB: 2 BB: 1 P: 20	1B: 5 2B: 1 3B: 0 HR: 1	SF: 0 SAC: 1 DP: 0 HBP: 1	WP: 0 PB: 0 SB: 1 CS: 0	PA: 36			
<b>PITCHER</b>	IP	WLS	BF	H	R	ER	SO	BB	IBB	HBP	BLK	WP	HR	S	P	ERA	WHIP								
Charles Nagy, R (1, 1) ERA: 6.03	8.0	L	31	6	2	2	5	0	0	1	0	0	1	64	101	2.25	0.750								
Sean DePaula, R (9, 1) ERA: 15.0	1.0	S	5	1	0	0	2	0	1	0	0	0	0	11	20	0.00	1.000								


Batter	1	2	3	4	5	6	7	8	9	AB	R	H	RBI	BB	SO	LOB	BOTTOM								
Jolbert Cabrera, R (1, 8) OBP: 0.250, SLG: 0.250	P3				G5-3					4	0	1	0	0	0	3	<b>Boston Red Sox @ Cleveland Indians</b> Jacobs Field, Cleveland, OH Sun Apr 30 2000, 1:05 PM EDT Att: 42,065 - Sunny - 52 F								
Mark Whiten, S (9, FH)				L4						0	0	0	0	1	0	0									
Omar Vizquel, S (1, 6) OBP: 0.333, SLG: 0.380	F9			K						5	0	0	0	0	2	5									
Roberto Alomar, S (1, 4) OBP: 0.347, SLG: 0.464	K			F7						4	0	0	0	0	1	3									
Manny Ramirez, R (1, 9) OBP: 0.340, SLG: 0.541		K								4	0	1	0	0	1	1									
David Justice, L (1, 7) OBP: 0.384, SLG: 0.444		K			F7					2	0	0	0	2	1	1									
Jim Thome, L (1, 10) OBP: 0.310, SLG: 0.544					P4					3	0	1	0	1	1	3									
Travis Fryman, R (1, 5) OBP: 0.386, SLG: 0.514					K					4	0	0	0	0	3	6									
Richie Sexson, R (1, 3) OBP: 0.320, SLG: 0.292					L8					3	1	1	1	1	1	0									
Einar Diaz, R (1, 2) OBP: 0.396, SLG: 0.467					G5-3					4	0	2	0	0	1	0									
<b>Inning Stats</b>	R: 0 E: 0 K: 1 S: 6	H: 0 LOB: 0 BB: 0 P: 9	R: 0 E: 0 K: 3 S: 10	H: 1 LOB: 1 BB: 0 P: 13	R: 0 E: 0 K: 1 S: 17	H: 1 LOB: 2 BB: 1 P: 24	R: 0 E: 0 K: 1 S: 9	H: 1 LOB: 1 BB: 0 P: 11	R: 0 E: 0 K: 1 S: 7	H: 1 LOB: 1 BB: 0 P: 11	R: 0 E: 0 K: 1 S: 11	H: 0 LOB: 2 BB: 2 P: 22	R: 0 E: 0 K: 2 S: 11	H: 1 LOB: 1 BB: 0 P: 16	R: 0 E: 0 K: 1 S: 9	H: 0 LOB: 2 BB: 1 P: 18	R: 1 E: 1 K: 0 S: 9	H: 1 LOB: 1 BB: 1 P: 17	1B: 3 2B: 2 3B: 0 HR: 1	SF: 0 SAC: 0 DP: 0 HBP: 1	WP: 0 PB: 0 SB: 3 CS: 0	PA: 39			
<b>PITCHER</b>	IP	WLS	BF	H	R	ER	SO	BB	IBB	HBP	BLK	WP	HR	S	P	ERA	WHIP								
Pedro Martinez, R (1, 1) ERA: 1.27	7.0	W	30	5	0	0	10	3	0	1	0	0	1	71	107	0.00	1.143								
Derek Lowe, R (8, 1) ERA: 1.29	2.0	S	9	1	1	1	1	2	0	0	0	0	1	18	34	4.50	1.500								



Batter	1	2	3	4	5	6	7	8	9	AB	R	H	RBI	BB	SO	LOB	TOP					
<b>Gregg Jefferies, S</b> (1, 3) OBP: 0.320, SLG: 0.338	G6-3		SH3-4 1-H 1B 2B		G5-3		F8		SF8	4	1	1	2	0	0	1						
<b>Brad Ausmus, R</b> (1, 2) OBP: 0.379, SLG: 0.363	F7		SH3-4					K2-5 1B	K	4	0	2	0	0	0	1						
<b>Juan Encarnacion, R</b> (1, 8) OBP: 0.499, SLG: 0.533	G6-3				F9					4	0	2	1	0	0	1						
<b>Juan Gonzalez, R</b> (1, 10) OBP: 0.288, SLG: 0.433										4	0	1	0	0	3	3						
<b>Bobby Higginson, L</b> (1, 7) OBP: 0.327, SLG: 0.402										4	0	0	0	0	1	2						
<b>Damon Easley, R</b> (1, 4) OBP: 0.296, SLG: 0.237										4	1	1	0	0	1	1						
<b>Wendell Magee, R</b> (1, 9) <b>Luis Polonia, L</b> (7, PH) OBP: 0.316, SLG: 0.379	G5-3									2	0	0	0	0	0	1						
<b>Shane Halter, R</b> (1, 5) OBP: 0.375, SLG: 0.500										4	2	2	1	0	1	2						
<b>Deivi Cruz, R</b> (1, 6) OBP: 0.275, SLG: 0.378										4	1	2	2	0	0	2						
<b>Inning Stats</b>	R: 0 E: 0 K: 0 S: 7	H: 0 LOB: 0 BB: 0 P: 9	R: 0 E: 0 K: 0 S: 10	H: 1 LOB: 1 BB: 0 P: 16	R: 3 E: 0 K: 1 S: 11	H: 4 LOB: 0 BB: 0 P: 14	R: 0 E: 0 K: 1 S: 7	H: 0 LOB: 0 BB: 0 P: 11	R: 1 E: 0 K: 0 S: 9	H: 2 LOB: 1 BB: 0 P: 18	R: 0 E: 0 K: 2 S: 10	H: 0 LOB: 0 BB: 0 P: 16	R: 0 E: 0 K: 1 S: 9	H: 1 LOB: 1 BB: 0 P: 14	R: 0 E: 0 K: 1 S: 7	H: 2 LOB: 1 BB: 1 P: 7	R: 2 E: 1 K: 1 S: 16	H: 1 LOB: 1 BB: 1 P: 24	1B: 8 2B: 3 3B: 0 HR: 1	SF: 1 SAC: 1 DP: 1 HBP: 0	WP: 0 PB: 0 SB: 0 CS: 1	PA: 39
<b>PITCHER</b>	IP	WLS	BF	H	R	ER	SO	BB	IBB	HBP	BLK	WP	HR	S	P	ERA	WHIP					
<b>Jeff Fassero, L</b> (1, 1) ERA: 4.26	5.0	W	21	7	4	4	2	0	0	0	0	0	1	44	68	7.20	1.400					
<b>Rich Garces, R</b> (6, 1) ERA: 2.7	2.0	H	7	1	0	0	3	0	0	0	0	0	0	19	30	0.00	0.500					
<b>49 Tim Wakefield, R</b> (8, 1) ERA: 2.6	2.0		10	3	2	1	2	1	0	0	0	0	0	23	31	4.50	2.000					

**Detroit Tigers @ Boston Red Sox**  
Fenway Park, Boston, MA  
Mon May 01 2000, 7:05 PM EDT  
Att: 24,087 - Overcast - 61 F


**AB 35**  
**R 6**  
**H 11**  
**RBI 6**  
**BB 1**  
**SO 7**  
**LOB 14**



Batter	1	2	3	4	5	6	7	8	9	AB	R	H	RBI	BB	SO	LOB	BOTTOM				
<b>Darren Lewis, R</b> (1, 9) OBP: 0.323, SLG: 0.231	G5-3		1B G6-4-3 2B		G6-3			G1-3		5	1	1	0	0	0	1					
<b>Jeff Frye, R</b> (1, 4) OBP: 0.269, SLG: 0.280	FC5-4 1B		G6-4-3 1B		G6-3		F8	G6-3		5	0	2	0	0	0	0					
<b>Nomar Garciaparra, R</b> (1, 6) OBP: 0.492, SLG: 0.494	FC5-4 1-2 HR		G6-4-3 1-2 3-H		G5-3			2B		4	2	1	0	0	0	2					
<b>Mike Stanley, R</b> (1, 3) OBP: 0.403, SLG: 0.532	1-H HR				G5-3			2B		3	2	2	3	1	0	0					
<b>Troy O'Leary, L</b> (1, 7) OBP: 0.283, SLG: 0.417	G6-3									3	1	1	1	1	0	1					
<b>Carl Everett, S</b> (1, 8) OBP: 0.404, SLG: 0.729					E5 E 2B					4	3	2	1	0	0	1					
<b>Jason Varitek, S</b> (1, 2) OBP: 0.447, SLG: 0.500										3	0	1	1	1	0	2					
<b>Andy Sheets, R</b> (1, 10)										2	0	0	0	0	0	1					
<b>Brian Daubach, L</b> (6, PH) ERA: 21.94										2	1	1	3	0	0	2					
<b>3B Wilton Veras, R</b> (1, 5) OBP: 0.250, SLG: 0.279										4	0	0	0	0	0	1					
<b>Inning Stats</b>	R: 2 E: 0 K: 0 S: 16	H: 2 LOB: 0 BB: 0 P: 27	R: 1 E: 0 K: 0 S: 9	H: 1 LOB: 0 BB: 0 P: 18	R: 1 E: 0 K: 0 S: 7	H: 2 LOB: 1 BB: 1 P: 13	R: 1 E: 2 K: 0 S: 11	H: 1 LOB: 1 BB: 0 P: 21	R: 0 E: 0 K: 0 S: 7	H: 0 LOB: 0 BB: 0 P: 12	R: 3 E: 0 K: 0 S: 10	H: 2 LOB: 1 BB: 1 P: 22	R: 2 E: 0 K: 0 S: 13	H: 3 LOB: 2 BB: 1 P: 23	R: 0 E: 0 K: 0 S: 8	H: 0 LOB: 0 BB: 0 P: 11	1B: 3 2B: 5 3B: 0 HR: 3	SF: 0 SAC: 0 DP: 1 HBP: 0	WP: 0 PB: 0 SB: 0 CS: 0	PA: 38	
<b>PITCHER</b>	IP	WLS	BF	H	R	ER	SO	BB	IBB	HBP	BLK	WP	HR	S	P	ERA	WHIP				
<b>C.J. Nitkowski, L</b> (1, 1) ERA: 7.67	3.0	L	16	6	5	4	0	0	0	0	0	0	1	35	64	12.00	2.333				
<b>Dave Borkowski, R</b> (4, 1) ERA: 21.94	3.2		18	5	5	5	0	2	0	0	0	0	1	37	71	12.27	1.909				
<b>Jim Poole, L</b> (7, 1) ERA: 5.14	0.1		1	0	0	0	0	0	0	0	0	0	0	1	1	0.00	0.000				
<b>Willie Blair, R</b> (8, 1) ERA: 6.0	1.0		3	0	0	0	0	0	0	0	0	0	0	8	11	0.00	0.000				

**Detroit Tigers @ Boston Red Sox**  
Fenway Park, Boston, MA  
Mon May 01 2000, 7:05 PM EDT  
Att: 24,087 - Overcast - 61 F

**AB 35**  
**R 10**  
**H 11**  
**RBI 9**  
**BB 3**  
**SO 0**  
**LOB 11**











Batter	1	2	3	4	5	6	7	8	9	AB	R	H	RBI	BB	SO	LOB	TOP																					
Shane Halter, R (1, 5) OBP: 0.387, SLG: 0.552										4	1	1	0	0	2	0	<b>Detroit Tigers @ Boston Red Sox</b> Fenway Park, Boston, MA Wed May 03 2000, 7:05 PM EDT Att: 27,397 - Sunny - 62 F																					
Brad Ausmus, R (1, 2) OBP: 0.376, SLG: 0.353										3	0	1	0	1	1	1																						
Juan Encarnacion, R (1, 8) OBP: 0.393, SLG: 0.595										4	0	1	1	0	0	2																						
Juan Gonzalez, R (1, 10) OBP: 0.274, SLG: 0.436										4	0	0	0	0	0	2																						
Bobby Higginson, L (1, 7)										3	0	1	0	0	2	0																						
Damon Easley, R (1, 4)										3	0	0	0	0	1	1																						
Wendell Magee, R (1, 9) OBP: 0.290, SLG: 0.516										3	0	1	0	0	0	1																						
Tony Clark, S (1, 3)										3	1	1	1	0	0	1																						
Deivi Cruz, R (1, 6) OBP: 0.281, SLG: 0.378										3	0	0	0	0	0	0																						
<b>Inning Stats</b>	R: 1 E: 0 K: 0 S: 8	H: 2 LOB: 0 BB: 0 P: 12	R: 0 E: 0 K: 1 S: 12	H: 1 LOB: 1 BB: 0 P: 17	R: 0 E: 0 K: 1 S: 13	H: 0 LOB: 1 BB: 1 P: 22	R: 0 E: 0 K: 1 S: 12	H: 0 LOB: 0 BB: 0 P: 18	R: 1 E: 0 K: 0 S: 10	H: 1 LOB: 0 BB: 0 P: 13	R: 0 E: 0 K: 0 S: 7	H: 1 LOB: 0 BB: 0 P: 11	R: 0 E: 0 K: 1 S: 6	H: 1 LOB: 0 BB: 0 P: 6	R: 0 E: 0 K: 0 S: 7	H: 0 LOB: 0 BB: 0 P: 12	R: 0 E: 0 K: 1 S: 9	H: 0 LOB: 0 BB: 0 P: 12	1B: 4 2B: 1 3B: 0 HR: 1	SF: 0 SAC: 0 DP: 3 HBP: 0	WP: 0 PB: 0 SB: 0 CS: 0	PA: 31																
<b>PITCHER</b>	IP	WLS	BF	H	R	ER	SO	BB	IBB	HBP	BLK	WP	HR	S	P	ERA	WHIP	<b>PITCHER</b>				IP	WLS	BF	H	R	ER	SO	BB	IBB	HBP	BLK	WP	HR	S	P	ERA	WHIP
Pete Schourek, L (1, 1) ERA: 3.19	7.0		25	6	2	2	5	1	0	0	0	0	1	68	99	2.57	1.000																					
Derek Lowe, R (8, 1) ERA: 1.13	2.0	W	6	0	0	0	1	0	0	0	0	0	0	16	24	0.00	0.000																					

AB	30
R	2
H	6
RBI	2
BB	1
SO	6
LOB	8



Batter	1	2	3	4	5	6	7	8	9	AB	R	H	RBI	BB	SO	LOB	BOTTOM																					
Jose Offerman, S (1, 4) OBP: 0.317, SLG: 0.301										3	1	1	0	1	0	0	<b>Detroit Tigers @ Boston Red Sox</b> Fenway Park, Boston, MA Wed May 03 2000, 7:05 PM EDT Att: 27,397 - Sunny - 62 F																					
Trot Nixon, L (1, 9) OBP: 0.385, SLG: 0.605										4	1	1	1	0	0	1																						
Brian Daubach, L (1, 10) OBP: 0.409, SLG: 0.610										4	0	1	0	0	1	1																						
Nomar Garciaparra, R (1, 6) OBP: 0.426, SLG: 0.522										3	0	2	1	1	0	0																						
Troy O'Leary, L (1, 7) OBP: 0.287, SLG: 0.435										3	0	0	0	1	0	3																						
Carl Everett, S (1, 8) OBP: 0.402, SLG: 0.692										2	1	1	0	1	0	0																						
Mike Stanley, R (1, 3) OBP: 0.386, SLG: 0.543										3	1	1	2	0	0	2																						
Scott Hatteberg, L (1, 2) OBP: 0.261, SLG: 0.158										3	0	0	0	0	2	0																						
3B Wilton Veras, R (1, 5) OBP: 0.220, SLG: 0.250										3	0	0	0	0	0	0																						
<b>Inning Stats</b>	R: 0 E: 0 K: 0 S: 7	H: 1 LOB: 1 BB: 0 P: 10	R: 2 E: 0 K: 1 S: 13	H: 1 LOB: 0 BB: 2 P: 26	R: 0 E: 0 K: 0 S: 6	H: 0 LOB: 1 BB: 1 P: 11	R: 0 E: 0 K: 0 S: 10	H: 1 LOB: 2 BB: 1 P: 20	R: 0 E: 0 K: 0 S: 10	H: 0 LOB: 0 BB: 0 P: 13	R: 0 E: 0 K: 1 S: 7	H: 1 LOB: 1 BB: 0 P: 11	R: 0 E: 0 K: 1 S: 7	H: 0 LOB: 0 BB: 0 P: 11	R: 2 E: 0 K: 0 S: 11	H: 3 LOB: 1 BB: 0 P: 19	R: 0 E: 0 K: 0 S: 9	H: 0 LOB: 0 BB: 0 P: 12	1B: 3 2B: 3 3B: 0 HR: 1	SF: 0 SAC: 0 DP: 1 HBP: 0	WP: 0 PB: 0 SB: 0 CS: 1	PA: 32																
<b>PITCHER</b>	IP	WLS	BF	H	R	ER	SO	BB	IBB	HBP	BLK	WP	HR	S	P	ERA	WHIP	<b>PITCHER</b>				IP	WLS	BF	H	R	ER	SO	BB	IBB	HBP	BLK	WP	HR	S	P	ERA	WHIP
Jeff Weaver, R (1, 1) ERA: 5.72	7.1	L	29	6	4	4	3	4	0	0	0	0	1	66	113	4.91	1.364																					
Danny Patterson, R (8, 1) ERA: 2.89	0.2		3	1	0	0	0	0	0	0	0	0	0	5	8	0.00	1.500																					

AB	28
R	4
H	7
RBI	4
BB	4
SO	3
LOB	7





Batter	1	2	3	4	5	6	7	8	9	AB	R	H	RBI	BB	SO	LOB	TOP					
Gerald Williams, R (1, 8) OBP: 0.316, SLG: 0.430			G4-3				G5-3		G4-3	5	1	2	1	0	0	1	<b>Tampa Bay Devil Rays @ Boston Red Sox</b> Fenway Park, Boston, MA Fri May 05 2000, 7:05 PM EDT Att: 32,479 - Cloudy - 81 F					
Dave Martinez, L (1, 9) OBP: 0.343, SLG: 0.400			K				G4-3			4	0	0	0	0	2	2						
Greg Vaughn, R (1, 7) OBP: 0.380, SLG: 0.607							F8		F7	4	0	2	1	0	0	0						
Jose Canseco, R (1, 10) OBP: 0.379, SLG: 0.480									K	3	1	1	1	1	1	1						
Fred McGriff, L (1, 3) OBP: 0.342, SLG: 0.410									G6-3	4	0	2	0	0	1	2						
Vinny Castilla, R (1, 5) OBP: 0.305, SLG: 0.407									G6-3	3	0	0	0	1	1	2						
Mike DiFelice, R (1, 2) OBP: 0.387, SLG: 0.357		G3-1							F7	4	0	0	0	0	0	2						
Kevin Stocker, S (1, 6) OBP: 0.396, SLG: 0.455		G4-3								3	0	0	0	0	1	2						
Tony Graffanino, R (1, 4) OBP: 0.364, SLG: 0.350										3	1	1	0	0	1	2						
Steve Cox, L (9, PH) OBP: 0.409, SLG: 0.278									L5	1	0	0	0	0	0	1						
<b>Inning Stats</b>	R: 1 E: 0 K: 0 S: 15	H: 3 LOB: 2 BB: 0 P: 25	R: 0 E: 0 K: 0 S: 9	H: 0 LOB: 0 BB: 0 P: 12	R: 0 E: 0 K: 2 S: 14	H: 1 LOB: 2 BB: 1 P: 24	R: 0 E: 0 K: 1 S: 9	H: 0 LOB: 0 BB: 0 P: 14	R: 1 E: 0 K: 2 S: 11	H: 2 LOB: 0 BB: 0 P: 15	R: 1 E: 0 K: 2 S: 19	H: 2 LOB: 2 BB: 1 P: 29	R: 0 E: 0 K: 0 S: 5	H: 0 LOB: 0 BB: 0 P: 7	R: 0 E: 0 K: 1 S: 6	H: 0 LOB: 0 BB: 0 P: 7	R: 0 E: 0 K: 0 S: 7	H: 0 LOB: 1 BB: 0 P: 10	1B: 5 2B: 1 3B: 1 HR: 1	SF: 0 SAC: 0 DP: 0 HBP: 1	WP: 1 PB: 0 SB: 1 CS: 1	PA: 37
<b>PITCHER</b>	IP WLS BF H R ER SO BB IBB HBP BLK WP HR S P ERA WHIP																					
Ramon Martinez, R (1, 1) ERA: 6.49	5.0 W 23 8 3 3 4 1 0 0 0 0 1 64 99 5.40 1.800																					
Rich Garces, R (6, 1) ERA: 2.35	2.0 H 7 0 0 0 2 1 0 0 0 1 0 18 27 0.00 0.500																					
Derek Lowe, R (8, 1) ERA: 1.0	2.0 S 7 0 0 0 1 0 0 0 1 0 0 13 17 0.00 0.000																					

Batter	1	2	3	4	5	6	7	8	9	AB	R	H	RBI	BB	SO	LOB	BOTTOM			
Jose Offerman, S (1, 4) OBP: 0.333, SLG: 0.322										4	0	3	1	0	1	0	<b>Tampa Bay Devil Rays @ Boston Red Sox</b> Fenway Park, Boston, MA Fri May 05 2000, 7:05 PM EDT Att: 32,479 - Cloudy - 81 F			
Trot Nixon, L (1, 9) OBP: 0.400, SLG: 0.619										3	2	2	0	1	0	1				
Brian Daubach, L (1, 10) OBP: 0.412, SLG: 0.630										4	0	2	1	0	1	3				
Nomar Garciaparra, R (1, 6) OBP: 0.410, SLG: 0.565										3	0	0	1	0	0	2				
Troy O'Leary, L (1, 7) OBP: 0.276, SLG: 0.417										4	0	0	0	0	2	2				
Carl Everett, S (1, 8) OBP: 0.396, SLG: 0.705		F5								4	1	1	1	0	0	0				
Mike Stanley, R (1, 3) OBP: 0.371, SLG: 0.514		P4								4	0	0	0	0	1	0				
Jason Varitek, S (1, 2) OBP: 0.464, SLG: 0.529										2	1	1	0	1	1	0				
3B Wilton Veras, R (1, 5) OBP: 0.226, SLG: 0.275										3	1	1	1	0	1	1				
<b>Inning Stats</b>	R: 1 E: 0 K: 2 S: 13	H: 2 LOB: 1 BB: 0 P: 17	R: 0 E: 0 K: 0 S: 12	H: 0 LOB: 1 BB: 1 P: 17	R: 1 E: 0 K: 0 S: 12	H: 3 LOB: 1 BB: 0 P: 18	R: 3 E: 0 K: 2 S: 16	H: 4 LOB: 1 BB: 0 P: 24	R: 0 E: 0 K: 0 S: 10	H: 0 LOB: 0 BB: 0 P: 17	R: 0 E: 0 K: 2 S: 10	H: 0 LOB: 0 BB: 0 P: 17	R: 0 E: 0 K: 0 S: 7	H: 1 LOB: 1 BB: 1 P: 13	R: 0 E: 0 K: 1 S: 7	H: 0 LOB: 0 BB: 0 P: 13	1B: 4 2B: 5 3B: 0 HR: 1	SF: 1 SAC: 0 DP: 1 HBP: 0	WP: 0 PB: 0 SB: 0 CS: 1	PA: 34
<b>PITCHER</b>	IP WLS BF H R ER SO BB IBB HBP BLK WP HR S P ERA WHIP																			
Dave Eiland, R (1, 1) ERA: 8.18	3.1 L 18 8 5 5 3 0 0 0 0 0 0 26 45 13.50 2.700																			
Cory Lidle, R (4, 1) ERA: 6.0	2.2 9 1 0 0 3 0 0 0 0 0 0 5 11 0.00 3.000																			
Jim Morris, L (7, 1) ERA: 5.19	0.2 3 1 0 0 0 1 0 0 0 0 0 5 11 0.00 3.000																			
Jeff Sparks, R (7, 1) ERA: 1.53	1.1 4 0 0 0 1 0 0 0 0 0 0 9 15 0.00 0.000																			



Batter	1	2	3	4	5	6	7	8	9	AB	R	H	RBI	BB	SO	LOB	TOP					
Gerald Williams, R (1, 8) OBP: 0.314, SLG: 0.424	0-0 1B		0-1 P4		1-3 K			1-1 G6-3		4	0	1	0	0	1	1	<p><b>Tampa Bay Devil Rays @ Boston Red Sox</b> Fenway Park, Boston, MA Sat May 06 2000, 1:05 PM EDT Att: 32,497 - Sunny - 62 F</p> <p>livebaseballscores.com</p>					
Dave Martinez, L (1, 9) OBP: 0.340, SLG: 0.394	3-3 K		0-1 F7			3-1 P6		1-1 S 1B		4	1	1	0	0	1	1						
Greg Vaughn, R (1, 7) OBP: 0.376, SLG: 0.595	0-3 K			0-3 K		0-3 K		3-2 1-H 1B		4	0	1	1	0	3	1						
Jose Canseco, R (1, 10) OBP: 0.367, SLG: 0.462	1-3 K			0-2 F7		1-2 F8		3-2 F7		4	0	0	0	0	1	2						
Fred McGriff, L (1, 3) OBP: 0.339, SLG: 0.404		2-3 K		0-0 1B			1-2 G3-1		0-1 F8	4	0	1	0	0	1	0						
Vinny Castilla, R (1, 5) OBP: 0.293, SLG: 0.389		3-3 K		1-3 K			1-3 K		2-3 K	4	0	0	0	0	4	1						
John Flaherty, R (1, 2) OBP: 0.385, SLG: 0.452		2-2 1B			1-3 K		4-2 BB		0-1 G1-3	3	0	1	0	1	1	0						
Kevin Stocker, S (1, 6) OBP: 0.383, SLG: 0.438		3-3 K			0-3 K		1-3 K			3	0	0	0	0	3	2						
Miguel Cairo, R (1, 4) OBP: 0.308, SLG: 0.316			1-3 K		0-0 S 1B			0-3 K		3	0	1	0	0	2	0						
<b>Inning Stats</b>	R: 0 H: 1 E: 0 K: 3 S: 11	H: 1 LOB: 1 BB: 0 P: 15	R: 0 H: 1 E: 0 K: 3 S: 12	H: 1 LOB: 1 BB: 0 P: 22	R: 0 H: 0 E: 0 K: 1 S: 7	H: 0 LOB: 0 BB: 0 P: 8	R: 0 H: 1 E: 0 K: 2 S: 10	H: 1 LOB: 1 BB: 0 P: 11	R: 0 H: 1 E: 0 K: 3 S: 10	H: 1 LOB: 1 BB: 0 P: 12	R: 0 H: 0 E: 0 K: 1 S: 8	H: 0 LOB: 0 BB: 0 P: 12	R: 0 H: 0 E: 0 K: 2 S: 12	H: 0 LOB: 1 BB: 1 P: 19	R: 1 H: 2 E: 0 K: 1 S: 14	H: 2 LOB: 1 BB: 0 P: 22	R: 0 H: 0 E: 0 K: 1 S: 7	H: 0 LOB: 0 BB: 0 P: 9	1B: 6 2B: 0 3B: 0 HR: 0	SF: 0 SAC: 0 DP: 0 HBP: 0	WP: 0 PB: 0 CS: 2	PA: 34
<b>PITCHER</b> Pedro Martinez, R (1, 1) ERA: 1.22	IP: 9.0 WLS: L BF: 34	H: 6 R: 1 ER: 1 SO: 17	BB: 1 IBB: 0 HBP: 0 BLK: 0	WP: 0 HR: 0 S: 91 P: 130	ERA: 1.00 WHIP: 0.778	<b>PITCHER</b>										IP: 9.0 WLS: W BF: 34	H: 3 R: 0 ER: 0 SO: 11	BB: 3 IBB: 0 HBP: 0 BLK: 0	WP: 0 HR: 0 S: 75 P: 132	ERA: 0.00 WHIP: 0.667		

Batter	1	2	3	4	5	6	7	8	9	AB	R	H	RBI	BB	SO	LOB	BOTTOM					
Jose Offerman, S (1, 4) OBP: 0.321, SLG: 0.308	2-3 K		1-0 G4-3		1-1 G1-3		2-2 G4-3			4	0	0	0	0	1	0	<p><b>Tampa Bay Devil Rays @ Boston Red Sox</b> Fenway Park, Boston, MA Sat May 06 2000, 1:05 PM EDT Att: 32,497 - Sunny - 62 F</p> <p>livebaseballscores.com</p>					
Trot Nixon, L (1, 9) OBP: 0.394, SLG: 0.598	2-3 K		4-2 1B BB		3-2 F8			2-0 F8		3	0	0	0	1	1	0						
Brian Daubach, L (1, 3) OBP: 0.416, SLG: 0.624	3-3 K		0-0 1B		2-1 E 1B		1-3 K		1-3 K	4	0	2	0	0	2	0						
Carl Everett, S (1, 8) OBP: 0.382, SLG: 0.677		0-0 G3-1	2-2 G4-3		2-3 K		2-3 K		2-3 K	4	0	0	0	0	2	3						
Troy O'Leary, L (1, 7) OBP: 0.275, SLG: 0.410		2-0 BB 1B		1-0 G3-1		0-0 E3		2-0 F8		4	0	1	0	0	0	1						
Mike Stanley, R (1, 10) OBP: 0.386, SLG: 0.494		0-3 K		4-1 BB		1-3 K		0-3 K		3	0	0	0	1	3	3						
Jason Varitek, S (1, 2) OBP: 0.456, SLG: 0.507		4-2 BB		2-3 K		2-1 G6-3		0-0 F8		3	0	0	0	1	1	3						
Manny Alexander, R (1, 5) OBP: 0.194, SLG: 0.286		1-1 G6-3		1-0 F4			3-2 F2			3	0	0	0	0	0	3						
Andy Sheets, R (1, 6) OBP: 0.308, SLG: 0.316			2-3 K		2-1 G6-3		1-0 G6-3			3	0	0	0	0	1	0						
<b>Inning Stats</b>	R: 0 H: 0 E: 0 K: 3 S: 9	H: 0 LOB: 0 BB: 0 P: 16	R: 0 H: 1 E: 0 K: 1 S: 10	H: 1 LOB: 2 BB: 1 P: 17	R: 0 H: 1 E: 0 K: 1 S: 10	H: 1 LOB: 1 BB: 1 P: 19	R: 0 H: 0 E: 0 K: 1 S: 6	H: 0 LOB: 1 BB: 1 P: 14	R: 0 H: 0 E: 0 K: 0 S: 7	H: 0 LOB: 0 BB: 0 P: 13	R: 0 H: 1 E: 1 K: 2 S: 11	H: 1 LOB: 2 BB: 0 P: 18	R: 0 H: 0 E: 0 K: 0 S: 9	H: 0 LOB: 0 BB: 0 P: 15	R: 0 H: 0 E: 0 K: 2 S: 7	H: 0 LOB: 0 BB: 0 P: 12	R: 0 H: 0 E: 0 K: 1 S: 6	H: 0 LOB: 0 BB: 0 P: 8	1B: 3 2B: 0 3B: 0 HR: 0	SF: 0 SAC: 0 DP: 0 HBP: 0	WP: 0 PB: 0 CS: 0	PA: 34
<b>PITCHER</b> Steve Trachsel, R (1, 1) ERA: 4.85	IP: 9.0 WLS: W BF: 34	H: 3 R: 0 ER: 0 SO: 11	BB: 3 IBB: 0 HBP: 0 BLK: 0	WP: 0 HR: 0 S: 75 P: 132	ERA: 0.00 WHIP: 0.667	<b>PITCHER</b>										IP: 9.0 WLS: W BF: 34	H: 3 R: 0 ER: 0 SO: 11	BB: 3 IBB: 0 HBP: 0 BLK: 0	WP: 0 HR: 0 S: 75 P: 132	ERA: 0.00 WHIP: 0.667		



Batter	1	2	3	4	5	6	7	8	9	AB	R	H	RBI	BB	SO	LOB	TOP				
Gerald Williams, R OBP: 0.310, SLG: 0.416 (1, 8)	1-2 E 2B 1B	0-2 F7					2-2 F9	1-2 G5-3 P5			5	1	1	0	0	0	2				
Miguel Cairo, R OBP: 0.321, SLG: 0.330 (1, 4)	0-0 E1 2B 1B		2-2 FC6-4 1B				1-2 S S 1B	2-1 F9	0-2 G6-3		5	1	3	0	0	0	0				
Greg Vaughn, R OBP: 0.370, SLG: 0.587 (1, 7)	2-3 K		1-0 FC6-4 1B				0-3 K	0-0 G4-3 HR 2B	1-0 E5 DI		5	2	1	0	0	2	4				
Jose Canseco, R OBP: 0.360, SLG: 0.459 (1, 10)	2-2 G3-1 2H 3H 2B		3-3 K				3-3 K	3-3 K	1-3 K		5	0	1	2	0	4	4				
Fred McGriff, L OBP: 0.333, SLG: 0.395 (1, 3)	2-0 G3-1		1-1 2H 1B				3-2 F7	2-2 G4-3	1-1 F8		5	0	1	1	0	0	3				
Vinny Castilla, R OBP: 0.291, SLG: 0.415 (1, 5)	1-1 G6-3		0-0 P6				0-0 F7	1-0 HR			4	1	1	2	0	0	2				
John Flaherty, R OBP: 0.400, SLG: 0.466 (1, 2)		2-1 G6-3		0-0 G5-4-3 1B			1-1 1B	0-2 HR			4	1	3	0	0	0	0				
Bubba Trammell, R OBP: 0.370, SLG: 0.550 (1, 9)		2-3 K		0-1 G5-4-3 1-2			0-3 K	1-1 1H HR			4	1	1	2	0	2	2				
Kevin Stocker, S OBP: 0.381, SLG: 0.446 (1, 6)		1-2 2B		0-0 F7			2-1 F9	0-0 E4			3	0	1	0	0	0	0				
Steve Cox, L OBP: 0.391, SLG: 0.263 (8, PH)											1	0	0	0	0	0	0				
Ozzie Guillen, L OBP: 0.313, SLG: 0.267 (8, 6)											0	0	0	0	0	0	0				
<b>Inning Stats</b>	R: 2 E: 1 K: 1 S: 14	H: 3 LOB: 1 BB: 0 P: 22	R: 0 E: 0 K: 1 S: 12	H: 1 LOB: 1 BB: 0 P: 17	R: 1 E: 0 K: 1 S: 12	H: 2 LOB: 1 BB: 0 P: 19	R: 0 E: 0 K: 0 S: 4	H: 1 LOB: 1 BB: 0 P: 4	R: 0 E: 0 K: 1 S: 13	H: 1 LOB: 1 BB: 0 P: 19	R: 0 E: 0 K: 0 S: 7	H: 0 LOB: 0 BB: 0 P: 12	R: 4 E: 1 K: 1 S: 16	H: 4 LOB: 1 BB: 0 P: 23	R: 0 E: 1 K: 1 S: 9	H: 0 LOB: 1 BB: 0 P: 12	1B: 8 2B: 3 3B: 0 HR: 2	SF: 0 SAC: 0 DP: 1 HBP: 0	WP: 0 PB: 0 SB: 3 CS: 0	PA: 41	
<b>PITCHER</b>	IP WLS BF H R ER SO BB IBB HBP BLK WP HR S P ERA WHIP	IP WLS BF H R ER SO BB IBB HBP BLK WP HR S P ERA WHIP	IP WLS BF H R ER SO BB IBB HBP BLK WP HR S P ERA WHIP	IP WLS BF H R ER SO BB IBB HBP BLK WP HR S P ERA WHIP	IP WLS BF H R ER SO BB IBB HBP BLK WP HR S P ERA WHIP	IP WLS BF H R ER SO BB IBB HBP BLK WP HR S P ERA WHIP	IP WLS BF H R ER SO BB IBB HBP BLK WP HR S P ERA WHIP	IP WLS BF H R ER SO BB IBB HBP BLK WP HR S P ERA WHIP	IP WLS BF H R ER SO BB IBB HBP BLK WP HR S P ERA WHIP	IP WLS BF H R ER SO BB IBB HBP BLK WP HR S P ERA WHIP	IP WLS BF H R ER SO BB IBB HBP BLK WP HR S P ERA WHIP	IP WLS BF H R ER SO BB IBB HBP BLK WP HR S P ERA WHIP	IP WLS BF H R ER SO BB IBB HBP BLK WP HR S P ERA WHIP	IP WLS BF H R ER SO BB IBB HBP BLK WP HR S P ERA WHIP	IP WLS BF H R ER SO BB IBB HBP BLK WP HR S P ERA WHIP	IP WLS BF H R ER SO BB IBB HBP BLK WP HR S P ERA WHIP	IP WLS BF H R ER SO BB IBB HBP BLK WP HR S P ERA WHIP	IP WLS BF H R ER SO BB IBB HBP BLK WP HR S P ERA WHIP	IP WLS BF H R ER SO BB IBB HBP BLK WP HR S P ERA WHIP	IP WLS BF H R ER SO BB IBB HBP BLK WP HR S P ERA WHIP	IP WLS BF H R ER SO BB IBB HBP BLK WP HR S P ERA WHIP

Tampa Bay Devil Rays @ Boston Red Sox  
Fenway Park, Boston, MA  
Sun May 07 2000, 1:05 PM EDT  
Att: 32,336 - Sunny - 72 F

AB 41  
R 7  
H 13  
RBI 7  
BB 0  
SO 8  
LOB 17



Batter	1	2	3	4	5	6	7	8	9	AB	R	H	RBI	BB	SO	LOB	BOTTOM				
Jose Offerman, S OBP: 0.325, SLG: 0.323 (1, 4)	3-2 G6-3		0-1 E6 HR	2-2 2H 1B	2-1 F7			1-2 1B 2B			5	2	2	1	0	0	2				
Darren Lewis, R OBP: 0.289, SLG: 0.200 (1, 8)	2-1 G5-3		0-2 F8	2-3 K			0-0 G6-3	2-1 FC4-6 1B			4	0	0	0	0	1	2				
Nomar Garciaparra, R OBP: 0.415, SLG: 0.510 (8, PH)											1	0	1	1	0	0	0				
Manny Alexander, R OBP: 0.194, SLG: 0.286 (8, PR)											0	0	0	0	0	0	0				
Derek Lowe, R OBP: 0.394, SLG: 0.615 (1, 9)	0-2 G4-3		0-0 1H HR		4-1 1B HR BB	2-3 K		0-1 FC4-6			4	2	1	2	1	1	1				
Brian Daubach, L OBP: 0.410, SLG: 0.607 (1, 3)		3-2 3B 1B 1B	3-1 G4-3		1-3 K	1-1 G4-3					4	1	1	0	0	1	1				
Troy O'Leary, L OBP: 0.292, SLG: 0.452 (1, 7)		3-3 K	1-0 HR		2-1 HR 1B		0-1 G4-6-3				4	2	3	1	0	1	1				
Carl Everett, S OBP: 0.386, SLG: 0.696 (1, 10)		4-2 3B 1B BB	0-3 K		2-1 HR 1B		2-1 G4-6-3				3	1	1	3	1	1	1				
Jason Varitek, S OBP: 0.457, SLG: 0.514 (1, 2)		3-3 K		1-2 1B 2B	3-3 F9 3B 1B BB		1-2 P4				3	1	1	0	1	1	2				
3B Wilton Veras, R OBP: 0.246, SLG: 0.291 (1, 5)	1-2 2H 1B		0-2 F9		0-0 1B			0-0 G1-3			4	0	2	1	0	0	1				
Andy Sheets, R (1, 6)	0-2 G4-3		0-0 F8		1-1 F9		1-2 G5-3				4	0	0	0	0	0	5				
<b>Inning Stats</b>	R: 0 E: 0 K: 0 S: 10	H: 0 LOB: 0 BB: 0 P: 15	R: 1 E: 0 K: 2 S: 25	H: 2 LOB: 1 BB: 1 P: 39	R: 3 E: 1 K: 1 S: 12	H: 2 LOB: 0 BB: 0 P: 16	R: 1 E: 0 K: 1 S: 14	H: 2 LOB: 1 BB: 0 P: 19	R: 3 E: 0 K: 1 S: 13	H: 3 LOB: 2 BB: 2 P: 29	R: 0 E: 0 K: 1 S: 6	H: 0 LOB: 0 BB: 0 P: 9	R: 0 E: 0 K: 0 S: 7	H: 1 LOB: 0 BB: 0 P: 10	R: 1 E: 0 K: 0 S: 11	H: 2 LOB: 1 BB: 0 P: 15	1B: 7 2B: 2 3B: 0 HR: 3	SF: 0 SAC: 0 DP: 1 HBP: 0	WP: 0 PB: 0 SB: 1 CS: 0	PA: 39	
<b>PITCHER</b>	IP WLS BF H R ER SO BB IBB HBP BLK WP HR S P ERA WHIP	IP WLS BF H R ER SO BB IBB HBP BLK WP HR S P ERA WHIP	IP WLS BF H R ER SO BB IBB HBP BLK WP HR S P ERA WHIP	IP WLS BF H R ER SO BB IBB HBP BLK WP HR S P ERA WHIP	IP WLS BF H R ER SO BB IBB HBP BLK WP HR S P ERA WHIP	IP WLS BF H R ER SO BB IBB HBP BLK WP HR S P ERA WHIP	IP WLS BF H R ER SO BB IBB HBP BLK WP HR S P ERA WHIP	IP WLS BF H R ER SO BB IBB HBP BLK WP HR S P ERA WHIP	IP WLS BF H R ER SO BB IBB HBP BLK WP HR S P ERA WHIP	IP WLS BF H R ER SO BB IBB HBP BLK WP HR S P ERA WHIP	IP WLS BF H R ER SO BB IBB HBP BLK WP HR S P ERA WHIP	IP WLS BF H R ER SO BB IBB HBP BLK WP HR S P ERA WHIP	IP WLS BF H R ER SO BB IBB HBP BLK WP HR S P ERA WHIP	IP WLS BF H R ER SO BB IBB HBP BLK WP HR S P ERA WHIP	IP WLS BF H R ER SO BB IBB HBP BLK WP HR S P ERA WHIP	IP WLS BF H R ER SO BB IBB HBP BLK WP HR S P ERA WHIP	IP WLS BF H R ER SO BB IBB HBP BLK WP HR S P ERA WHIP	IP WLS BF H R ER SO BB IBB HBP BLK WP HR S P ERA WHIP	IP WLS BF H R ER SO BB IBB HBP BLK WP HR S P ERA WHIP	IP WLS BF H R ER SO BB IBB HBP BLK WP HR S P ERA WHIP	IP WLS BF H R ER SO BB IBB HBP BLK WP HR S P ERA WHIP

Tampa Bay Devil Rays @ Boston Red Sox  
Fenway Park, Boston, MA  
Sun May 07 2000, 1:05 PM EDT  
Att: 32,336 - Sunny - 72 F

AB 36  
R 9  
H 12  
RBI 9  
BB 3  
SO 6  
LOB 16






Batter	1	2	3	4	5	6	7	8	9	AB	R	H	RBI	BB	SO	LOB	TOP										
Ray Durham, S (1, 4) OBP: 0.347, SLG: 0.504	G4-3			SH1-3 SF9 2B		SF4 3B		G1-3		4	2	2	0	0	0	0	Chicago White Sox @ Boston Red Sox Fenway Park, Boston, MA Mon May 08 2000, 7:05 PM EDT Att: 23,468 - Cloudy - 66 F										
Jose Valentin, S (1, 6) OBP: 0.341, SLG: 0.520	F7			SH1-3		CS 1B		FC6 1B BB		2	0	1	0	1	0	0											
Frank Thomas, R (1, 10) OBP: 0.441, SLG: 0.583	G6-3			SF9		SF4		FC6 1B		2	0	1	2	0	0	0											
Magglio Ordonez, R (1, 9) OBP: 0.369, SLG: 0.524		G4-3		3H 3-2		CS 1-2	F9	FC6 1-2 2-3		4	0	1	0	0	0	2											
14 Paul Konerko, R (1, 3) OBP: 0.383, SLG: 0.584 Josh Paul, R (9, PR) OBP: 0.380, SLG: 0.511		K		F7			F5		FC5 SH1-3 1B	4	0	1	0	0	1	1											
Chris Singleton, L (1, 8) OBP: 0.336, SLG: 0.483		G6-3					2B 1B		SH1-3 1-2	3	0	1	0	0	1	0											
Carlos Lee, R (1, 7) OBP: 0.365, SLG: 0.525				F9		F8		G5-3		4	0	1	0	0	0	2											
Greg Norton, S (1, 5) OBP: 0.402, SLG: 0.513				F2		G4-3		FC5 BB		3	0	0	0	1	1	2											
Mark Johnson, L (1, 2) OBP: 0.304, SLG: 0.371 Herbert Perry, R (9, PH) OBP: 0.310, SLG: 0.342				F7		F7		P6 1-2 2-3	FC5	3	0	0	0	0	0	0											
										1	0	0	0	0	0	2											
<b>Inning Stats</b>	R: 0 E: 0 K: 0 S: 6	H: 0 LOB: 0 BB: 0 P: 8	R: 0 E: 0 K: 1 S: 7	H: 0 LOB: 0 BB: 0 P: 12	R: 0 E: 0 K: 0 S: 10	H: 0 LOB: 0 BB: 0 P: 14	R: 1 E: 0 K: 0 S: 9	H: 2 LOB: 1 BB: 0 P: 15	R: 0 E: 0 K: 1 S: 14	H: 2 LOB: 0 BB: 0 P: 21	R: 0 E: 0 K: 1 S: 13	H: 2 LOB: 2 BB: 0 P: 18	R: 0 E: 0 K: 0 S: 10	H: 1 LOB: 2 BB: 1 P: 19	R: 0 E: 0 K: 0 S: 9	H: 1 LOB: 2 BB: 1 P: 17	1B: 4 2B: 3 3B: 1 HR: 0	SF: 2 SAC: 2 DP: 0 HBP: 0	WP: 0 PB: 0 SB: 0 CS: 1	PA: 37							
<b>PITCHER</b>	IP	WLS	BF	H	R	ER	SO	BB	IBB	HBP	BLK	WP	HR	S	P	ERA	WHIP										
Brian Rose, R (1, 1) ERA: 7.4	6.0	W	21	4	2	2	2	0	0	0	0	0	0	55	84	3.00	0.667										
49 Tim Wakefield, R (7, 1) ERA: 2.22	1.2	H	8	2	0	0	1	1	0	0	0	0	0	19	31	0.00	1.800										
Derek Lowe, R (8, 1) ERA: 0.87	1.1	S	7	2	0	0	0	1	0	0	0	0	0	13	23	0.00	2.250										


Batter	1	2	3	4	5	6	7	8	9	AB	R	H	RBI	BB	SO	LOB	BOTTOM										
Jose Offerman, S (1, 10) OBP: 0.325, SLG: 0.323	1B SF8 1B		G4-3		G4-6-3			SH3		3	1	1	0	0	0	2	Chicago White Sox @ Boston Red Sox Fenway Park, Boston, MA Mon May 08 2000, 7:05 PM EDT Att: 23,468 - Cloudy - 66 F										
Trot Nixon, L (1, 9) OBP: 0.389, SLG: 0.600	SF8 1B 1B		F5		F7		K		4	0	1	0	0	1	2												
Brian Daubach, L (1, 3) OBP: 0.413, SLG: 0.613	G3-6 1B		2B				K		4	0	2	1	0	2	1												
Nomar Garciaparra, R (1, 6) OBP: 0.404, SLG: 0.500	SF8		F8		F8		F8		2	0	0	1	0	0	1												
Troy O'Leary, L (1, 7) OBP: 0.284, SLG: 0.439	G3-6		F9		K		K		3	0	0	0	0	1	2												
Carl Everett, S (1, 8) OBP: 0.385, SLG: 0.714		K		HR			P4		3	1	1	1	0	1	0												
Jason Varitek, S (1, 2) OBP: 0.463, SLG: 0.513		F8		G6-4-3 1B			CS BB		2	0	1	0	1	0	0												
Jeff Frye, R (1, 4) OBP: 0.200, SLG: 0.206		G4-3		G6-4-3			K		3	0	0	0	0	1	2												
3B Wilton Veras, R (1, 5) OBP: 0.283, SLG: 0.316				G4-3 2B BB			G4-6-3 1B		2	1	2	0	1	0	0												
<b>Inning Stats</b>	R: 1 E: 0 K: 0 S: 11	H: 3 LOB: 1 BB: 0 P: 19	R: 0 E: 0 K: 1 S: 8	H: 0 LOB: 0 BB: 0 P: 10	R: 1 E: 0 K: 0 S: 13	H: 1 LOB: 1 BB: 1 P: 24	R: 1 E: 0 K: 0 S: 8	H: 2 LOB: 0 BB: 0 P: 14	R: 0 E: 0 K: 2 S: 8	H: 0 LOB: 0 BB: 0 P: 12	R: 0 E: 0 K: 1 S: 8	H: 0 LOB: 0 BB: 1 P: 15	R: 0 E: 0 K: 2 S: 10	H: 1 LOB: 1 BB: 0 P: 13	R: 0 E: 0 K: 0 S: 9	H: 1 LOB: 0 BB: 0 P: 9	1B: 6 2B: 1 3B: 0 HR: 1	SF: 1 SAC: 1 DP: 3 HBP: 0	WP: 0 PB: 0 SB: 0 CS: 1	PA: 30							
<b>PITCHER</b>	IP	WLS	BF	H	R	ER	SO	BB	IBB	HBP	BLK	WP	HR	S	P	ERA	WHIP										
Tanyon Sturtze, R (1, 1) ERA: 10.43	5.0	L	20	7	3	3	1	1	0	0	0	0	0	46	76	5.40	1.600										
Kelly Wunsch, L (6, 1) ERA: 3.52	1.0		3	0	0	0	2	0	0	0	0	0	0	8	12	0.00	0.000										
Keith Foulke, R (7, 1) ERA: 0.87	2.0		7	1	0	0	3	1	0	0	0	0	0	18	28	0.00	1.000										



Batter	1	2	3	4	5	6	7	8	9	AB	R	H	RBI	BB	SO	LOB	TOP					
Ray Durham, S (1,4) OBP: 0.344, SLG: 0.496	1-3 K		2-1 G6-3			2-1 SH1-4 14 1B	1-1 SH3-4	1-1 G4-3		4	1	1	0	0	1	0						
Craig Wilson, R (1,6) OBP: 0.373, SLG: 0.362	2-1 1B		1-3 K			0-1 SH1-4	0-1 E5 1B		0-0 G3-1	4	1	1	0	0	1	1						
Frank Thomas, R (1,10) OBP: 0.453, SLG: 0.585	0-0 1B			0-2 G6-3		4-0 14 1B 1B	4-1 14 1B 1B		1-1 FC4-6 1B	3	1	2	0	2	0	0						
Magglio Ordonez, R (1,9) OBP: 0.362, SLG: 0.509	0-0 G5-4-3			1-1 F8		3-2 F7	1-0 14 1B		3-2 FC4-6 1B	5	0	1	2	0	0	5						
14 Paul Konerko, R (1,3) OBP: 0.384, SLG: 0.577		1-0 G6-3		2-1 L3		0-1 WP 1B	1-2 1B		1-1 F8	5	1	2	1	0	0	1						
Carlos Lee, R (1,7) OBP: 0.370, SLG: 0.519		4-1 S BB			0-1 G5-3	1-2 1B	2-3 K			3	0	1	2	1	1	3						
Jeff Abbott, R (1,8) OBP: 0.255, SLG: 0.255	1-2 P4				1-2 E4 1B	0-1 G3	0-0 P3			4	0	1	0	0	0	5	AB 36					
Chris Singleton, L (7,8) OBP: 0.336, SLG: 0.483										0	0	0	0	0	0	0	R 6					
Herbert Perry, R (1,5) OBP: 0.304, SLG: 0.333	1-0 L9				2-3 K		2-0 SH3-4 E 1B	0-1 F9		4	1	1	0	0	1	2	H 10					
Josh Paul, R (1,2) OBP: 0.352, SLG: 0.469			2-3 K			1-1 F9	0-0 E1 S SH3-4 1B	1-3 K		4	1	0	0	0	2	2	RBI 5					
																	BB 3					
																	SO 6					
																	LOB 19					
																						
<b>Inning Stats</b>	R: 0 E: 0 K: 1 S: 7	H: 2 LOB: 1 BB: 0 P: 10	R: 0 E: 0 K: 0 S: 7	H: 0 LOB: 1 BB: 1 P: 14	R: 0 E: 0 K: 2 S: 8	H: 0 LOB: 0 BB: 0 P: 13	R: 0 E: 0 K: 0 S: 7	H: 0 LOB: 0 BB: 0 P: 10	R: 0 E: 1 K: 1 S: 10	H: 1 LOB: 1 BB: 0 P: 14	R: 3 E: 0 K: 0 S: 15	H: 3 LOB: 1 BB: 1 P: 25	R: 3 E: 2 K: 1 S: 16	H: 3 LOB: 3 BB: 1 P: 28	R: 0 E: 0 K: 1 S: 8	H: 0 LOB: 0 BB: 0 P: 10	R: 0 E: 0 K: 0 S: 8	H: 1 LOB: 1 BB: 0 P: 13	1B: 10 2B: 0 3B: 0 HR: 0	SF: 0 SAC: 2 DP: 1 HBP: 0	WP: 1 PB: 0 SB: 3 CS: 0	PA: 41
<b>PITCHER</b>	IP WLS BF H R ER SO BB IBB HBP BLK WP HR S P ERA WHIP																					
Pete Schourek, L (1,1) ERA: 3.38	6.1 L 29 7 6 3 4 1 1 0 0 1 0 60 95 4.26 1.263																					
John Wasdin, R (7,1) ERA: 4.15	1.2 8 2 0 0 2 0 1 0 0 0 0 18 29 0.00 1.200																					
Tim Young, L (9,1) ERA:	1.0 4 1 0 0 0 0 0 0 0 0 0 8 13 0.00 1.000																					

Chicago White Sox @ Boston Red Sox  
Fenway Park, Boston, MA  
Tue May 09 2000, 7:05 PM EDT  
Att: 25,371 - Overcast - 57 F

AB	36
R	6
H	10
RBI	5
BB	3
SO	6
LOB	19

Batter	1	2	3	4	5	6	7	8	9	AB	R	H	RBI	BB	SO	LOB	BOTTOM					
Jose Offerman, S (1,4) OBP: 0.314, SLG: 0.311	1-0 F9		1-3 K			0-0 G6-3		2-3 K		4	0	0	0	0	2	0						
Trot Nixon, L (1,9) OBP: 0.393, SLG: 0.596	2-0 1B			1-1 F7		1-1 G4-3			1-2 G5-4-3 1B	4	0	2	0	0	0	0						
Brian Daubach, L (1,10) OBP: 0.398, SLG: 0.588	1-2 P6			2-2 G1-3		0-3 K			1-3 K	4	0	0	0	0	2	2						
Nomar Garciaparra, R (1,6) OBP: 0.393, SLG: 0.485	2-3 K			0-0 G6-3			1-0 P4		0-0 G5-4-3	3	0	0	0	0	1	1						
Andy Sheets, R (9,3) ERA:									1-2 1B	1	0	0	0	0	0	1						
Troy O'Leary, L (1,7) OBP: 0.286, SLG: 0.436		0-1 G6-3			0-0 G3 E 1B		0-3 K			3	0	1	0	0	1	0						
Carl Everett, S (1,8) OBP: 0.383, SLG: 0.701		1-1 G1-3			1-3 K		4-2 BB			2	0	0	0	1	1	1						
Mike Stanley, R (1,3) OBP: 0.354, SLG: 0.475		2-2 G5-3			0-0 E1 G3		0-3 K			3	0	0	0	0	1	2	AB 30					
Manny Alexander, R (9,6) OBP: 0.194, SLG: 0.286					1-2 1B					0	0	0	0	0	0	0	R 0					
Scott Hatteberg, L (1,2) OBP: 0.231, SLG: 0.136			2-1 F8		2-0 G3			2-2 G3-1		3	0	0	0	0	2		H 3					
3B Wilton Veras, R (1,5) OBP: 0.270, SLG: 0.300			0-0 F3		1-2 G5-3			0-1 G6-3		3	0	0	0	0	2		RBI 0					
																	BB 1					
																	SO 8					
																	LOB 11					
																						
<b>Inning Stats</b>	R: 0 E: 1 K: 1 S: 10	H: 1 LOB: 1 BB: 0 P: 16	R: 0 E: 0 K: 0 S: 7	H: 0 LOB: 0 BB: 0 P: 10	R: 0 E: 0 K: 1 S: 6	H: 0 LOB: 0 BB: 0 P: 9	R: 0 E: 0 K: 0 S: 7	H: 0 LOB: 0 BB: 0 P: 10	R: 0 E: 1 K: 1 S: 9	H: 1 LOB: 2 BB: 0 P: 13	R: 0 E: 0 K: 1 S: 6	H: 0 LOB: 0 BB: 0 P: 7	R: 0 E: 2 K: 2 S: 9	H: 0 LOB: 1 BB: 1 P: 14	R: 0 E: 0 K: 1 S: 9	H: 0 LOB: 0 BB: 0 P: 13	R: 0 E: 0 K: 1 S: 8	H: 1 LOB: 0 BB: 0 P: 10	1B: 3 2B: 0 3B: 0 HR: 0	SF: 0 SAC: 0 DP: 1 HBP: 0	WP: 0 PB: 0 SB: 0 CS: 0	PA: 31
<b>PITCHER</b>	IP WLS BF H R ER SO BB IBB HBP BLK WP HR S P ERA WHIP																					
James Baldwin, R (1,1) ERA: 2.34	9.0 W 31 3 0 0 8 1 0 0 0 0 0 71 102 0.00 0.444																					

Chicago White Sox @ Boston Red Sox  
Fenway Park, Boston, MA  
Tue May 09 2000, 7:05 PM EDT  
Att: 25,371 - Overcast - 57 F

AB	30
R	0
H	3
RBI	0
BB	1
SO	8
LOB	11



Batter	1	2	3	4	5	6	7	8	9	AB	R	H	RBI	BB	SO	LOB	TOP																				
Ray Durham, S OBP: 0.344, SLG: 0.500	F7		2B		L4					3	0	1	0	0	0	0																					
Jose Valentin, S OBP: 0.341, SLG: 0.516	K		FC9-2			1B				3	0	1	0	0	1	2																					
Frank Thomas, R OBP: 0.457, SLG: 0.583	FC6-4 BB			G4-3 BB		FC5-4 HR				2	1	1	0	1	0	1																					
Magglio Ordonez, R OBP: 0.369, SLG: 0.536	FC6-4			G4-3 BB		HR				2	1	1	2	1	0	1																					
14 Paul Konerko, R OBP: 0.383, SLG: 0.571		K		P5		FC3-6 1B				3	0	1	0	0	1	2																					
Chris Singleton, L OBP: 0.328, SLG: 0.472		K		G4-3		FC3-6 1B				3	1	0	0	0	1	3																					
Carlos Lee, R OBP: 0.369, SLG: 0.514		G6-3		G6-3		1B				3	0	1	1	0	0	2																					
Herbert Perry, R OBP: 0.286, SLG: 0.311			F9		F8	F2				3	0	0	0	0	0	1																					
Josh Paul, R OBP: 0.357, SLG: 0.471			2B FC9-2 1B		K					3	0	1	0	0	1	0																					
<b>Inning Stats</b>	R: 0 E: 0 K: 1 S: 8	H: 0 LOB: 1 BB: 1 P: 15	R: 0 E: 0 K: 2 S: 9	H: 0 LOB: 0 BB: 0 P: 13	R: 0 E: 0 K: 0 S: 7	H: 2 LOB: 1 BB: 0 P: 12	R: 0 E: 0 K: 0 S: 11	H: 1 LOB: 2 BB: 1 P: 16	R: 0 E: 0 K: 1 S: 9	H: 0 LOB: 0 BB: 0 P: 12	R: 3 E: 0 K: 0 S: 13	H: 4 LOB: 1 BB: 0 P: 20	R: 0 E: 0 K: 0 S: 0	H: 0 LOB: 0 BB: 0 P: 0																							
<b>PITCHER</b>	IP	WLS	BF	H	R	ER	SO	BB	IBB	HBP	BLK	WP	HR	S	P	ERA	WHIP	<b>PITCHER</b>			IP	WLS	BF	H	R	ER	SO	BB	IBB	HBP	BLK	WP	HR	S	P	ERA	WHIP
Ramon Martinez, R ERA: 5.46	5.0	W	19	3	0	0	4	2	0	0	0	0	0	44	68	0.00	1.000																				
49 Tim Wakefield, R ERA: 3.24	0.2		6	4	3	3	0	0	0	0	0	0	1	10	15	40.50	6.000																				
Rich Garcias, R ERA: 2.65	0.1	S	2	0	0	0	0	0	0	0	0	0	0	3	5	0.00	0.000																				

**Chicago White Sox @ Boston Red Sox**  
Fenway Park, Boston, MA  
Wed May 10 2000, 7:05 PM EDT  
Att: 28,911 - Overcast - 50 F

livebaseballscorecards.com

AB 25  
R 3  
H 7  
RBI 3  
BB 2  
SO 4  
LOB 12



Batter	1	2	3	4	5	6	7	8	9	AB	R	H	RBI	BB	SO	LOB	BOTTOM																				
Jose Offerman, S OBP: 0.312, SLG: 0.302	F8		F7		E3 BB	BB				3	0	0	0	1	0	1																					
Trot Nixon, L OBP: 0.391, SLG: 0.604	P6		HR		SF9	G4-3				2	1	1	1	0	0	0																					
Jeff Frye, R OBP: 0.194, SLG: 0.200										1	0	0	0	0	0	3																					
Darren Lewis, R OBP: 0.296, SLG: 0.200			2B							0	0	0	0	0	0	0																					
Brian Daubach, L OBP: 0.405, SLG: 0.630	2B		HR		K					3	2	2	2	0	1	1																					
Nomar Garciaparra, R OBP: 0.400, SLG: 0.495	2B		P6							2	0	1	1	1	0	0																					
Troy O'Leary, L OBP: 0.275, SLG: 0.425	L5			F5	P4					3	0	0	0	0	0	3																					
Carl Everett, S OBP: 0.382, SLG: 0.688		G4-3		K		E 38 1B BB				2	0	0	0	1	1	0																					
Mike Stanley, R OBP: 0.354, SLG: 0.463		G4-3		G6-3		BB E BB				2	0	0	0	1	0	0																					
Jason Varitek, S OBP: 0.459, SLG: 0.519		K			38 1B E 2B	G4-3				3	1	1	0	0	1	2																					
3B Wilton Veras, R OBP: 0.288, SLG: 0.317				F8	E SF9 1B	BB 1B				3	1	2	0	0	0	0																					
<b>Inning Stats</b>	R: 1 E: 0 K: 0 S: 12	H: 2 LOB: 1 BB: 0 P: 20	R: 0 E: 0 K: 1 S: 11	H: 0 LOB: 0 BB: 0 P: 16	R: 2 E: 0 K: 0 S: 11	H: 2 LOB: 0 BB: 0 P: 14	R: 0 E: 0 K: 1 S: 8	H: 0 LOB: 0 BB: 0 P: 11	R: 2 E: 1 K: 1 S: 15	H: 2 LOB: 2 BB: 1 P: 26	R: 0 E: 1 K: 0 S: 12	H: 1 LOB: 3 BB: 3 P: 29																									
<b>PITCHER</b>	IP	WLS	BF	H	R	ER	SO	BB	IBB	HBP	BLK	WP	HR	S	P	ERA	WHIP	<b>PITCHER</b>			IP	WLS	BF	H	R	ER	SO	BB	IBB	HBP	BLK	WP	HR	S	P	ERA	WHIP
21 Cal Eldred, R ERA: 5.36	4.2	L	22	6	5	4	3	1	0	0	0	0	0	11	30	0.00	4.000																				
Sean Lowe, R ERA: 3.55	1.0		6	1	0	0	0	3	0	0	0	0	0	11	30	0.00	4.000																				
Kelly Wunsch, L ERA: 3.45	0.1		1	0	0	0	0	0	0	0	0	0	0	3	3	0.00	0.000																				

**Chicago White Sox @ Boston Red Sox**  
Fenway Park, Boston, MA  
Wed May 10 2000, 7:05 PM EDT  
Att: 28,911 - Overcast - 50 F

livebaseballscorecards.com

AB 24  
R 5  
H 7  
RBI 4  
BB 4  
SO 3  
LOB 10









Batter	1	2	3	4	5	6	7	8	9	AB	R	H	RBI	BB	SO	LOB	TOP					
<b>Jose Offerman, S</b> (1, 4) OBP: 0.331, SLG: 0.350										5	3	4	2	0	0	0	<b>Boston Red Sox @ Baltimore Orioles</b> Oriole Park at Camden Yards, Baltimore, MD Fri May 12 2000, 7:05 PM EDT Att: 48,354 - Cloudy - 92 F					
<b>Darren Lewis, R</b> (1, 8) OBP: 0.341, SLG: 0.278										5	2	3	0	0	1	2						
<b>Trot Nixon, L</b> (1, 9) OBP: 0.413, SLG: 0.609										4	1	2	2	1	0	0						
<b>Brian Daubach, L</b> (1, 3) OBP: 0.417, SLG: 0.651										5	1	2	4	0	0	3						
<b>Jason Varitek, S</b> (1, 2) OBP: 0.435, SLG: 0.477										5	1	0	0	0	1	2						
<b>Troy O'Leary, L</b> (1, 7) OBP: 0.285, SLG: 0.431										5	0	2	0	0	2	0						
<b>Mike Stanley, R</b> (1, 10) OBP: 0.367, SLG: 0.449										4	1	2	1	1	0	1						
<b>3B Wilton Veras, R</b> (1, 5) OBP: 0.293, SLG: 0.333										4	0	1	0	0	0	3						
<b>Donnie Sadler, R</b> (1, 6) OBP: 0.318, SLG: 0.411										4	0	0	0	0	0	2						
<b>Inning Stats</b>	R: 2 H: 3 E: 0 K: 0 S: 11	H: 3 LOB: 0 BB: 0 P: 18	R: 1 H: 2 E: 0 K: 2 S: 12	H: 2 LOB: 2 BB: 1 P: 22	R: 0 H: 0 E: 0 K: 0 S: 6	H: 0 LOB: 0 BB: 0 P: 6	R: 0 H: 0 E: 0 K: 0 S: 10	H: 0 LOB: 0 BB: 0 P: 15	R: 1 H: 2 E: 0 K: 1 S: 10	H: 2 LOB: 1 BB: 1 P: 17	R: 0 H: 1 E: 0 K: 1 S: 9	H: 1 LOB: 1 BB: 0 P: 13	R: 0 H: 0 E: 0 K: 0 S: 6	H: 0 LOB: 0 BB: 0 P: 8	R: 1 H: 3 E: 0 K: 0 S: 11	H: 3 LOB: 2 BB: 0 P: 13	R: 4 H: 5 E: 0 K: 1 S: 18	H: 5 LOB: 1 BB: 0 P: 26	1B: 12 2B: 2 3B: 0 HR: 2	SF: 0 SAC: 0 DP: 2 HBP: 0	WP: 0 PB: 0 SB: 1 CS: 0	PA: 43
<b>PITCHER</b>	IP	WLS	BF	H	R	ER	SO	BB	IBB	HBP	BLK	WP	HR	S	P	ERA	WHIP					
<b>Sidney Ponson, R</b> (1, 1) ERA: 5.16	8.0	L	35	11	5	5	3	2	0	0	0	0	1	75	112	5.62	1.625					
<b>Calvin Maduro, R</b> (9, 1) ERA: 9.41	1.0		8	5	4	4	1	0	0	0	0	0	1	18	26	36.00	5.000					

Batter	1	2	3	4	5	6	7	8	9	AB	R	H	RBI	BB	SO	LOB	BOTTOM				
<b>Brady Anderson, L</b> (1, 8) OBP: 0.326, SLG: 0.450										4	0	0	0	0	1	0	<b>Boston Red Sox @ Baltimore Orioles</b> Oriole Park at Camden Yards, Baltimore, MD Fri May 12 2000, 7:05 PM EDT Att: 48,354 - Cloudy - 92 F				
<b>Delino DeShields, L</b> (1, 4) OBP: 0.478, SLG: 0.504										4	0	0	0	0	2	0					
<b>B.J. Surhoff, L</b> (1, 7) OBP: 0.318, SLG: 0.411										3	0	0	0	0	1	0					
<b>Albert Belle, R</b> (1, 9) OBP: 0.364, SLG: 0.454										3	0	1	0	0	1	0					
<b>Harold Baines, L</b> (1, 10) OBP: 0.292, SLG: 0.384										3	0	0	0	0	1	1					
<b>Jeff Conine, R</b> (1, 3) OBP: 0.340, SLG: 0.459										3	0	1	0	0	2	0					
<b>Greg Myers, L</b> (1, 2) OBP: 0.105, SLG: 0.056										3	0	0	0	0	3	2					
<b>Mark Lewis, R</b> (1, 5) OBP: 0.211, SLG: 0.257										3	0	0	0	0	1	2					
<b>Mike Bordick, R</b> (1, 6) OBP: 0.365, SLG: 0.589										3	0	0	0	0	3	0					
<b>Inning Stats</b>	R: 0 H: 0 E: 0 K: 2 S: 8	H: 0 LOB: 0 BB: 0 P: 11	R: 0 H: 0 E: 0 K: 2 S: 10	H: 0 LOB: 0 BB: 0 P: 17	R: 0 H: 0 E: 0 K: 2 S: 10	H: 0 LOB: 0 BB: 0 P: 15	R: 0 H: 0 E: 0 K: 0 S: 5	H: 0 LOB: 0 BB: 0 P: 7	R: 0 H: 0 E: 0 K: 2 S: 8	H: 0 LOB: 0 BB: 0 P: 10	R: 0 H: 0 E: 0 K: 1 S: 7	H: 0 LOB: 0 BB: 0 P: 11	R: 0 H: 0 E: 0 K: 3 S: 12	H: 0 LOB: 0 BB: 0 P: 17	R: 0 H: 0 E: 0 K: 2 S: 8	H: 0 LOB: 0 BB: 0 P: 11	1B: 2 2B: 0 3B: 0 HR: 0	SF: 0 SAC: 0 DP: 0 HBP: 0	WP: 0 PB: 0 SB: 0 CS: 0	PA: 29	
<b>PITCHER</b>	IP	WLS	BF	H	R	ER	SO	BB	IBB	HBP	BLK	WP	HR	S	P	ERA	WHIP				
<b>Pedro Martinez, R</b> (1, 1) ERA: 1.01	9.0	W	29	2	0	0	15	0	0	0	0	0	0	77	113	0.00	0.222				



Batter	1	2	3	4	5	6	7	8	9	AB	R	H	RBI	BB	SO	LOB	TOP										
Jose Offerman, S OBP: 0.333, SLG: 0.347 (1, 4)	1-3 K		2-3 K		4-1 BB		0-0 1B	2-2 G3-1		4	0	1	0	1	2	3	<b>Boston Red Sox @ Baltimore Orioles</b> Oriole Park at Camden Yards, Baltimore, MD Sat May 13 2000, 1:35 PM EDT Att: 48,579 - Cloudy - 84 F										
Darren Lewis, R OBP: 0.341, SLG: 0.263 Carl Everett, S OBP: 0.395, SLG: 0.719 Andy Sheets, R OBP: 0.050, SLG: 0.050 (1, 8)	1-0 F9		4-2 BB		0-1 F7		0-0 G3		0-0 G4-3	2	0	0	0	1	0	1											
Trot Nixon, L OBP: 0.403, SLG: 0.593 Jeff Frye, R OBP: 0.184, SLG: 0.189 (8, PH) (8, 9)	3-3 K		2-1 F9		2-1 L9			2-2 G6-3	0-0 L7	3	0	0	0	0	1	3											
Brian Daubach, L OBP: 0.412, SLG: 0.637 Manny Alexander, R OBP: 0.194, SLG: 0.296 Derek Lowe, R (8, 1)		3-1 P6		2-3 K		3-2 G3-1		1-0 HR	1-3 K	4	0	1	0	0	1	0											
Troy O'Leary, L OBP: 0.292, SLG: 0.424 (1, 7)		2-3 K		4-0 BB		4-1 1B		1-1 F7		2	0	0	0	2	1	1											
Mike Stanley, R OBP: 0.372, SLG: 0.484 (8, 3)		2-0 G5-3		1-1 F9		1-0 BB		1-0 HR		4	1	2	2	0	0	1											
Scott Hatteberg, L OBP: 0.267, SLG: 0.280 (1, 2)			4-1 SH3-4	2-1 L3		0-2 G3		2-0 HR		3	1	1	1	1	0	3											
3B Wilton Veras, R OBP: 0.304, SLG: 0.324 (1, 5)			4-0 SH3-4		1-0 F3		0-0 P4	1-0 HR		2	1	0	0	1	0	0											
Donnie Sadler, R OBP: 0.143, SLG: 0.571 (7, 8)			0-1 SH3-4		1-0 G6-3		3-2 P4	0-0 HR		3	1	1	2	0	0	0											
<b>Inning Stats</b>	R: 0 E: 0 K: 2 S: 7	H: 0 LOB: 0 BB: 0 P: 12	R: 0 E: 0 K: 1 S: 6	H: 0 LOB: 0 BB: 0 P: 13	R: 0 E: 0 K: 1 S: 11	H: 0 LOB: 3 BB: 3 P: 27	R: 0 E: 0 K: 1 S: 7	H: 0 LOB: 1 BB: 1 P: 16	R: 0 E: 0 K: 0 S: 5	H: 1 LOB: 1 BB: 1 P: 11	R: 0 E: 0 K: 0 S: 16	H: 1 LOB: 1 BB: 0 P: 26	R: 0 E: 0 K: 0 S: 6	H: 1 LOB: 1 BB: 0 P: 9	R: 5 E: 0 K: 0 S: 13	H: 4 LOB: 1 BB: 0 P: 23		R: 0 E: 0 K: 1 S: 5	H: 0 LOB: 0 BB: 0 P: 6	1B: 3 2B: 0 3B: 0 HR: 3	SF: 0 SAC: 1 DP: 0 HBP: 1	WP: 0 PB: 0 SB: 0 CS: 0	PA: 40				
<b>PITCHER</b>	IP	WLS	BF	H	R	ER	SO	BB	IBB	HBP	BLK	WP	HR	S	P	ERA	WHIP										
Jason Johnson, R ERA: 4.66 (1, 1)	7.0		29	2	0	0	5	6	0	0	0	0	0	58	114	0.00	1.143										
Buddy Groom, L ERA: 3.5 (8, 1)	0.2	H	3	1	1	1	0	0	0	0	0	0	0	6	10	13.50	1.500										
Mike Trombley, R ERA: 6.6 (8, 1)	0.0	L	4	3	4	4	0	0	0	1	0	0	0	3	7	∞	∞										
Jose Mercedes, R ERA: 6.38 (8, 1)	0.1		1	0	0	0	0	0	0	0	0	0	0	4	6	0.00	0.000										
Mike Timlin, R ERA: 5.59 (9, 1)	1.0		3	0	0	0	1	0	0	0	0	0	0	5	6	0.00	0.000										

Batter	1	2	3	4	5	6	7	8	9	AB	R	H	RBI	BB	SO	LOB	BOTTOM										
Brady Anderson, L OBP: 0.331, SLG: 0.476 (1, 8)	0-3 K		3-2 HR		2-2 F9			1-0 G4-6-3		4	1	2	1	0	1	1	<b>Boston Red Sox @ Baltimore Orioles</b> Oriole Park at Camden Yards, Baltimore, MD Sat May 13 2000, 1:35 PM EDT Att: 48,579 - Cloudy - 84 F										
Mike Bordick, R OBP: 0.369, SLG: 0.594 (1, 6)	1-0 G4-3		1-1 G4-3			2-0 L9		0-0 1B		4	0	2	0	0	0	0											
Delino DeShields, L OBP: 0.413, SLG: 0.496 (1, 4)	3-2 G4-3			2-2 G3-1		2-1 1B		1-0 G4-6-3		4	0	1	0	0	0	3											
Albert Belle, R OBP: 0.361, SLG: 0.448 (1, 10)	3-0 G6-3			1-3 K		2-0 1B		3-3 K		4	0	1	0	0	2	2											
Jeff Conine, R OBP: 0.345, SLG: 0.461 (1, 3)		2-2 F8		0-0 1B		1-1 G1-6-3			1-1 1B	4	0	2	0	0	0	2											
B.J. Surhoff, L OBP: 0.316, SLG: 0.403 (1, 7)		2-2 G4-3		0-0 F8			4-2 1B		0-0 F8	3	0	0	0	1	0	2											
Charles Johnson, R OBP: 0.325, SLG: 0.532 (1, 2)		0-0 F8			2-0 1B		2-0 F9		2-3 K	4	0	1	0	0	1	2											
Mark Lewis, R OBP: 0.220, SLG: 0.263 Harold Baines, L OBP: 0.299, SLG: 0.390 Ryan Minor, R OBP: 0.333, SLG: 0.333 (9, PH) (9, FR)			0-1 G4-3		0-1 F9		1-0 G4-6-3		2-2 1B	3	0	1	0	0	0	1											
Rich Amaral, R OBP: 0.268, SLG: 0.289 (1, 9)			0-0 G5-3		0-0 B1		1-1 G4-6-3		1-3 1B	4	0	0	0	0	1	5											
<b>Inning Stats</b>	R: 0 E: 0 K: 1 S: 9	H: 1 LOB: 1 BB: 0 P: 16	R: 0 E: 0 K: 0 S: 10	H: 0 LOB: 0 BB: 0 P: 14	R: 1 E: 0 K: 0 S: 10	H: 1 LOB: 0 BB: 0 P: 14	R: 0 E: 0 K: 1 S: 11	H: 1 LOB: 1 BB: 0 P: 14	R: 0 E: 0 K: 0 S: 7	H: 1 LOB: 1 BB: 0 P: 11	R: 0 E: 0 K: 0 S: 6	H: 2 LOB: 1 BB: 0 P: 13	R: 0 E: 0 K: 0 S: 6	H: 1 LOB: 1 BB: 1 P: 14	R: 0 E: 0 K: 1 S: 6	H: 2 LOB: 1 BB: 0 P: 11		R: 0 E: 0 K: 2 S: 13	H: 2 LOB: 2 BB: 0 P: 19	1B: 9 2B: 1 3B: 0 HR: 1	SF: 0 SAC: 0 DP: 3 HBP: 0	WP: 0 PB: 0 SB: 0 CS: 0	PA: 36				
<b>PITCHER</b>	IP	WLS	BF	H	R	ER	SO	BB	IBB	HBP	BLK	WP	HR	S	P	ERA	WHIP										
Jeff Fassero, L ERA: 3.86 (1, 1)	6.0		24	6	1	1	2	1	0	0	0	0	0	4	8	0.00	1.000										
Rich Garces, R ERA: 2.5 (7, 1)	1.0	W	3	1	0	0	0	0	0	0	0	0	0	4	8	0.00	1.000										
Derek Lowe, R ERA: 0.79 (8, 1)	2.0		9	4	0	0	3	0	0	0	0	0	0	19	30	0.00	2.000										

AB	32
R	5
H	6
RBI	5
BB	6
SO	6
LOB	13



AB	35
R	1
H	11
RBI	1
BB	1
SO	5
LOB	18





Batter	1	2	3	4	5	6	7	8	9	AB	R	H	RBI	BB	SO	LOB	TOP								
Jose Offerman, S OBP: 0.336, SLG: 0.349 (1, 4)										5	1	2	2	0	1	1									
Darren Lewis, R OBP: 0.367, SLG: 0.372 (1, 8)										5	2	3	1	0	0	1									
Trot Nixon, L OBP: 0.410, SLG: 0.603 (1, 9)										3	1	1	2	2	1	2									
Brian Daubach, L OBP: 0.412, SLG: 0.650 (1, 10)										4	1	1	1	1	3	2									
Troy O'Leary, L OBP: 0.296, SLG: 0.414 (1, 7)										3	1	0	0	2	0	1									
Mike Stanley, R OBP: 0.373, SLG: 0.469 (1, 3)										3	1	0	1	2	0	2									
Jason Varitek, S OBP: 0.425, SLG: 0.462 (1, 2)										5	1	1	0	0	0	5									
3B Wilton Veras, R OBP: 0.310, SLG: 0.342 (1, 5)										5	0	2	0	0	0	4									
Donnie Sadler, R OBP: 0.250, SLG: 0.667 (1, 6)										5	2	2	3	0	0	3									
<b>Inning Stats</b>	R: 1 E: 0 K: 2 S: 12	H: 1 LOB: 0 BB: 0 P: 19	R: 0 E: 0 K: 0 S: 6	H: 0 LOB: 0 BB: 1 P: 12	R: 0 E: 0 K: 0 S: 10	H: 1 LOB: 1 BB: 0 P: 15	R: 0 E: 0 K: 1 S: 6	H: 0 LOB: 1 BB: 1 P: 13	R: 1 E: 0 K: 1 S: 12	H: 3 LOB: 2 BB: 0 P: 23	R: 1 E: 0 K: 0 S: 8	H: 1 LOB: 1 BB: 1 P: 17	R: 0 E: 0 K: 0 S: 8	H: 0 LOB: 0 BB: 0 P: 12	R: 7 E: 0 K: 1 S: 16	H: 4 LOB: 1 BB: 4 P: 40	R: 0 E: 0 K: 0 S: 14	H: 2 LOB: 2 BB: 0 P: 21	1B: 6 2B: 3 3B: 1 HR: 2	SF: 0 SAC: 0 DP: 1 HBP: 0	WP: 0 PB: 0 SB: 1 CS: 0	PA: 45			
<b>PITCHER</b>	IP	WLS	BF	H	R	ER	SO	BB	IBB	HBP	BLK	WP	HR	S	P	ERA	WHIP								
35 Mike Mussina, R ERA: 4.68 (1, 1)	7.0	L	29	6	3	3	4	3	0	0	0	0	2	62	111	3.86	1.286								
B.J. Ryan, L ERA: 8.09 (8, 1)	0.0		4	0	4	4	0	4	0	0	0	0	0	3	19	∞	∞								
Jose Mercedes, R ERA: 7.3 (8, 1)	0.2		6	4	3	3	0	0	0	0	0	0	0	10	17	40.50	6.000								
Chuck McElroy, L ERA: 8.53 (8, 1)	1.1		6	2	0	0	1	0	0	0	0	0	0	17	25	0.00	1.500								

**Boston Red Sox @ Baltimore Orioles**  
 Oriole Park at Camden Yards, Baltimore, MD

Sun May 14 2000, 1:35 PM EDT  
 Att: 46,107 - Sunny - 73 F

AB 38  
 R 10  
 H 12  
 RBI 10  
 BB 7  
 SO 5  
 LOB 21



Batter	1	2	3	4	5	6	7	8	9	AB	R	H	RBI	BB	SO	LOB	BOTTOM								
Brady Anderson, L OBP: 0.343, SLG: 0.480 (1, 8)										3	0	2	0	1	0	0									
Mike Bordick, R OBP: 0.366, SLG: 0.580 (1, 6)										3	0	0	1	1	0	2									
B.J. Surhoff, L OBP: 0.309, SLG: 0.392 (1, 7)										4	0	0	0	0	0	4									
Rich Amaral, R OBP: 0.288, SLG: 0.289 (9, 7)										0	0	0	0	0	0	0									
Albert Belle, R OBP: 0.352, SLG: 0.435 (1, 9)										4	0	0	0	0	0	3									
Harold Baines, L OBP: 0.306, SLG: 0.388 (1, 10)										3	0	1	0	1	0	0									
Jeff Conine, R OBP: 0.342, SLG: 0.462 (1, 3)										4	0	1	0	0	0	1									
Charles Johnson, R OBP: 0.331, SLG: 0.527 (1, 2)										3	1	1	0	1	1	1									
Ryan Minor, R OBP: 0.286, SLG: 0.286 (1, 5)										4	0	1	0	0	0	1									
Mark Lewis, R OBP: 0.200, SLG: 0.238 (1, 4)										4	0	0	0	0	0	2									
<b>Inning Stats</b>	R: 0 E: 0 K: 0 S: 6	H: 0 LOB: 0 BB: 0 P: 11	R: 0 E: 0 K: 1 S: 10	H: 0 LOB: 1 BB: 1 P: 19	R: 0 E: 0 K: 0 S: 12	H: 1 LOB: 0 BB: 0 P: 15	R: 0 E: 0 K: 0 S: 7	H: 2 LOB: 2 BB: 0 P: 13	R: 1 E: 0 K: 0 S: 19	H: 2 LOB: 3 BB: 2 P: 33	R: 0 E: 0 K: 0 S: 7	H: 1 LOB: 1 BB: 0 P: 11	R: 0 E: 0 K: 0 S: 8	H: 0 LOB: 1 BB: 1 P: 17	R: 0 E: 0 K: 0 S: 6	H: 0 LOB: 0 BB: 0 P: 12	R: 0 E: 0 K: 0 S: 8	H: 0 LOB: 0 BB: 0 P: 11	1B: 5 2B: 1 3B: 0 HR: 0	SF: 0 SAC: 0 DP: 0 HBP: 0	WP: 1 PB: 0 SB: 2 CS: 0	PA: 36			
<b>PITCHER</b>	IP	WLS	BF	H	R	ER	SO	BB	IBB	HBP	BLK	WP	HR	S	P	ERA	WHIP								
Brian Rose, R ERA: 6.31 (1, 1)	5.0	W	22	5	1	1	1	3	0	0	0	0	1	54	91	1.80	1.600								
Rheal Cormier, L ERA: 4.02 (6, 1)	2.0	H	8	1	0	0	0	1	0	0	0	0	0	15	28	0.00	1.000								
John Wasdin, R ERA: 3.38 (8, 1)	2.0		6	0	0	0	0	0	0	0	0	0	0	14	23	0.00	0.000								

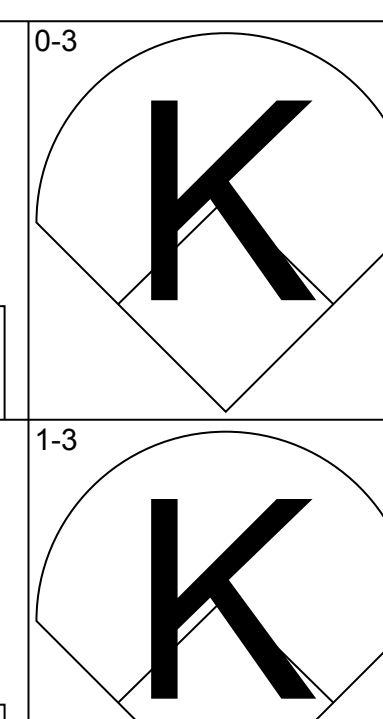
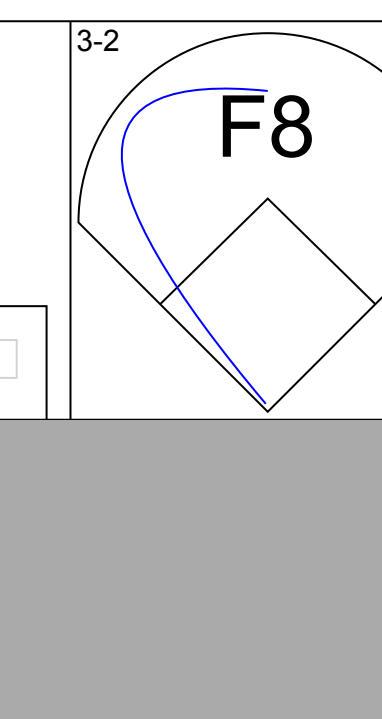
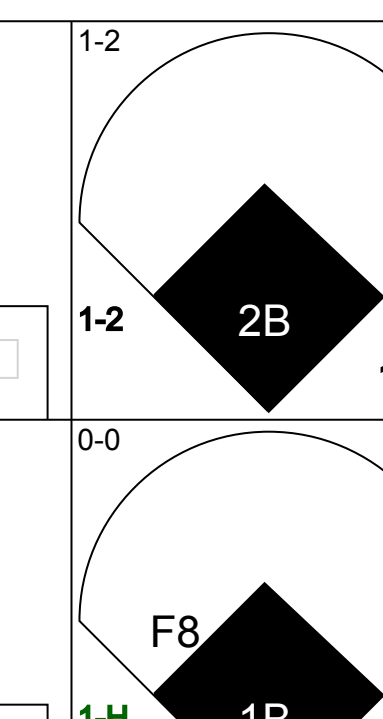
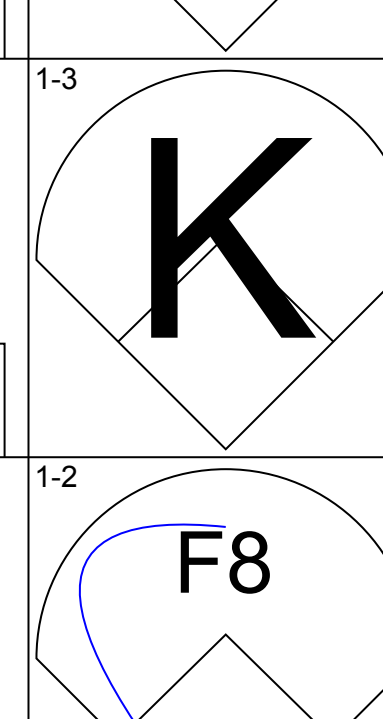
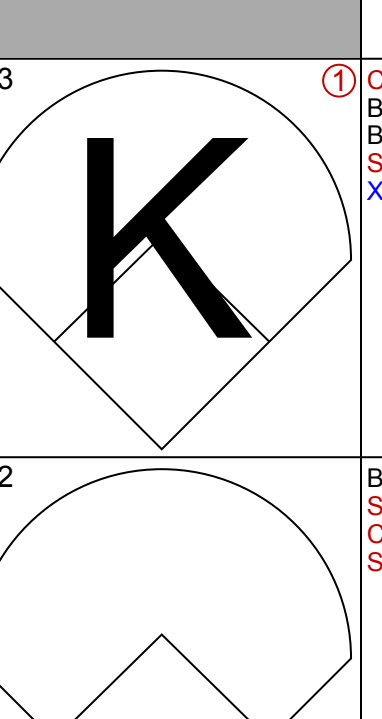
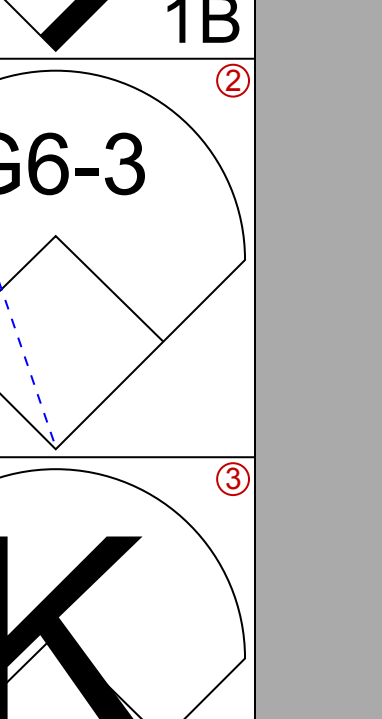
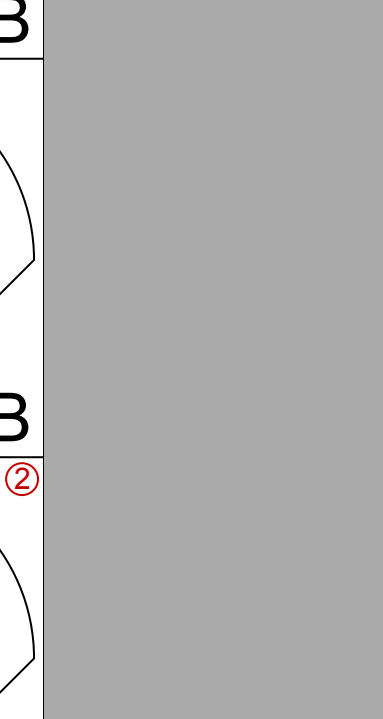
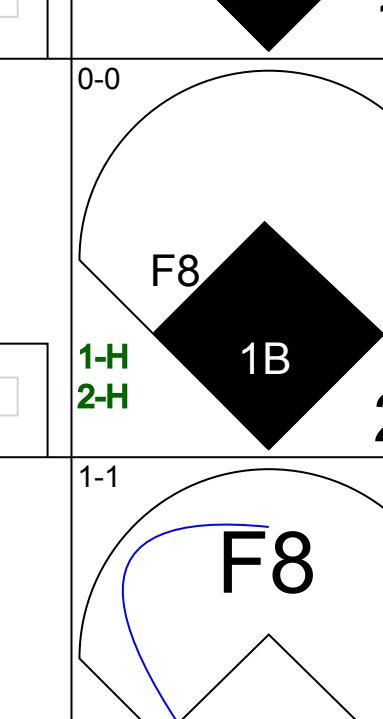
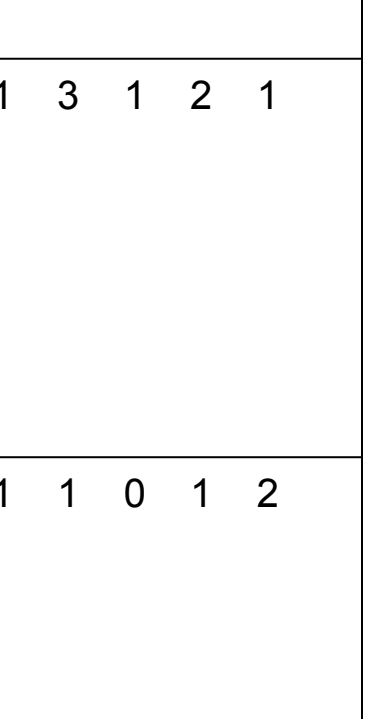
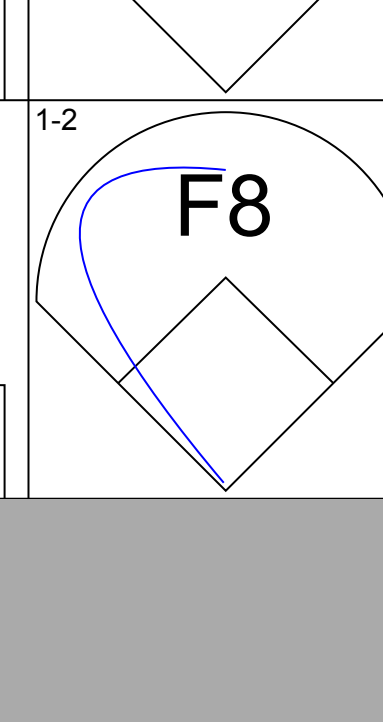
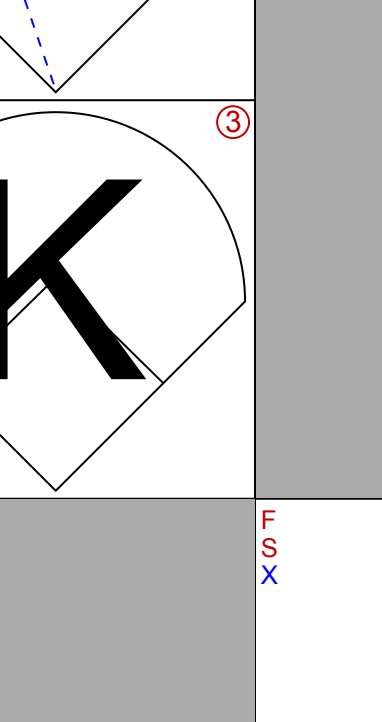
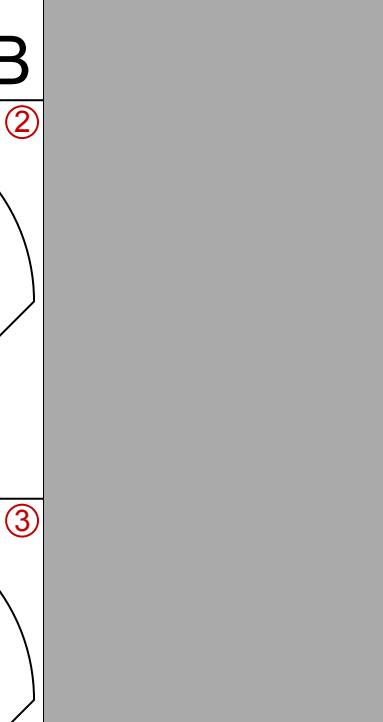
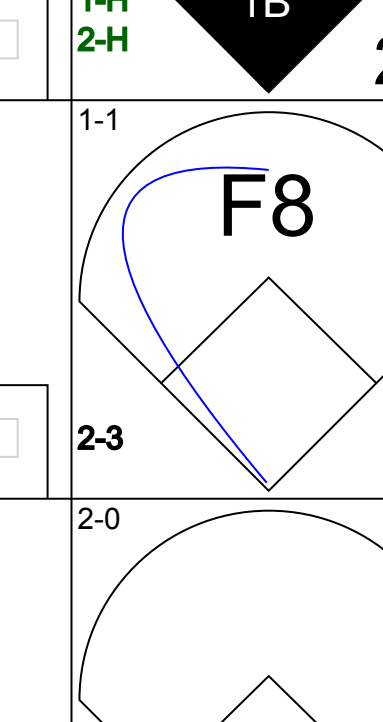

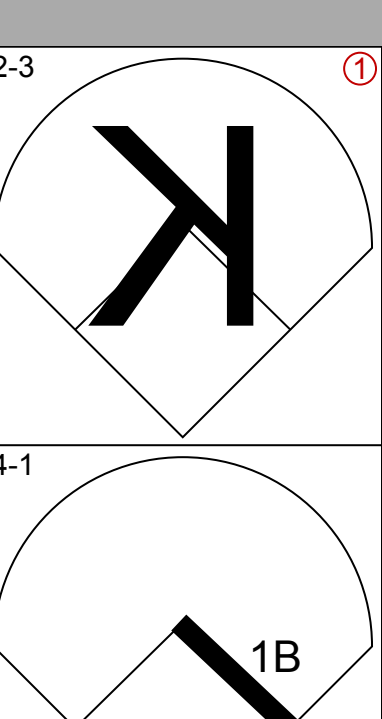
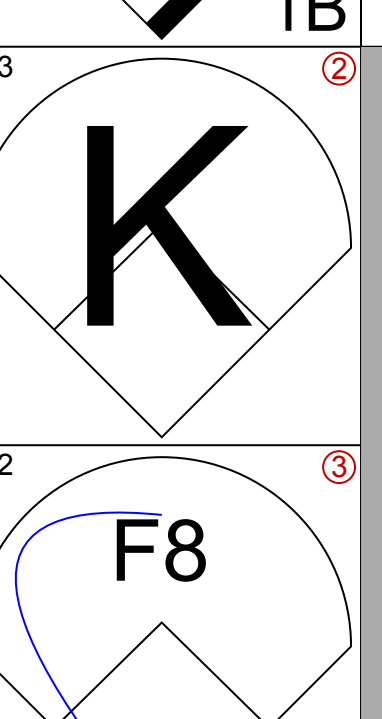
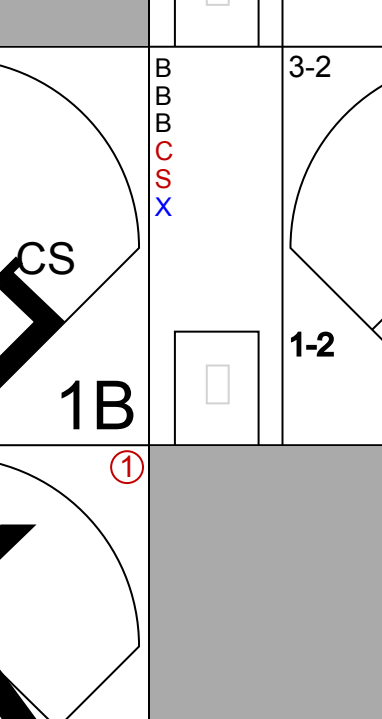
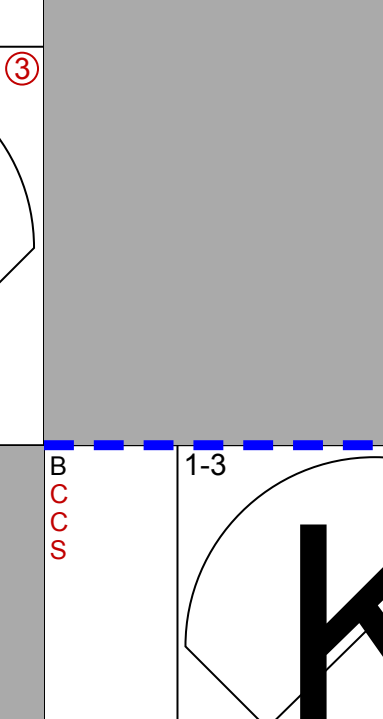
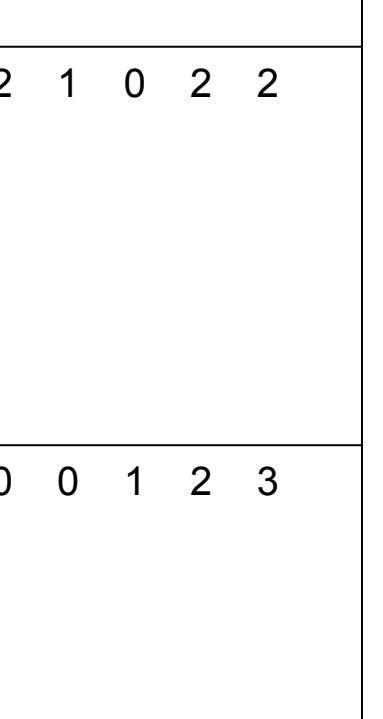
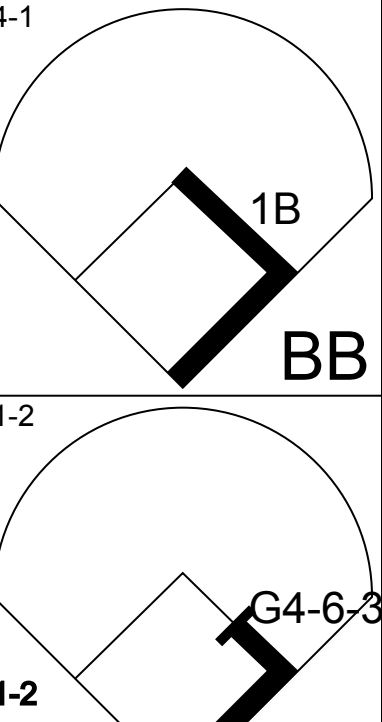
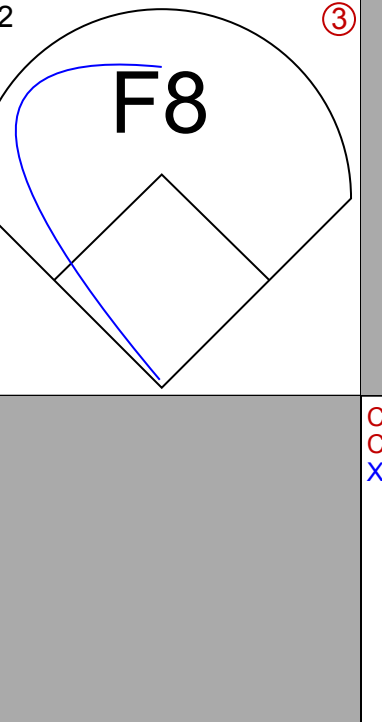
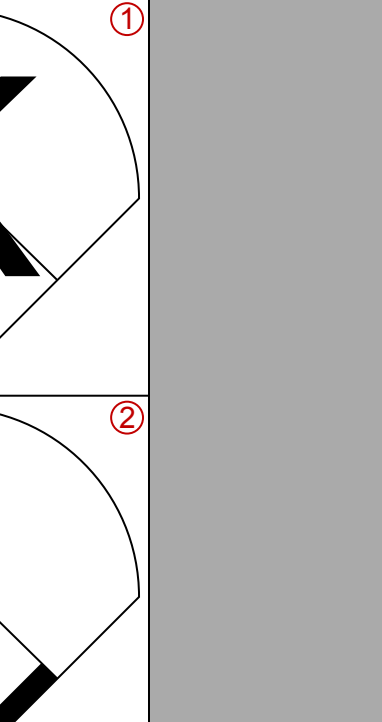
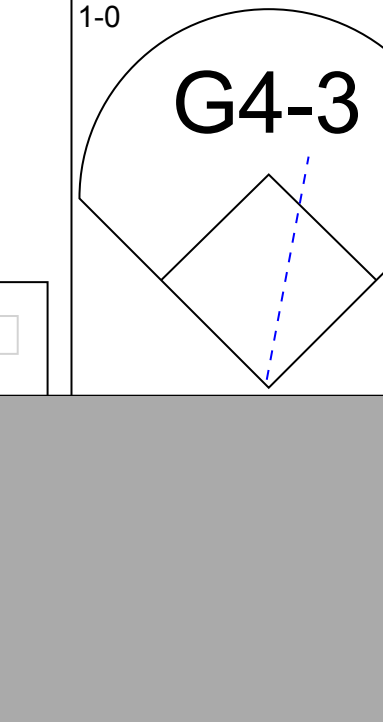

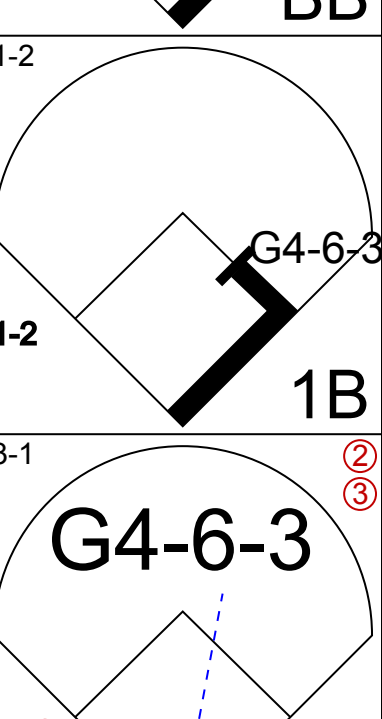
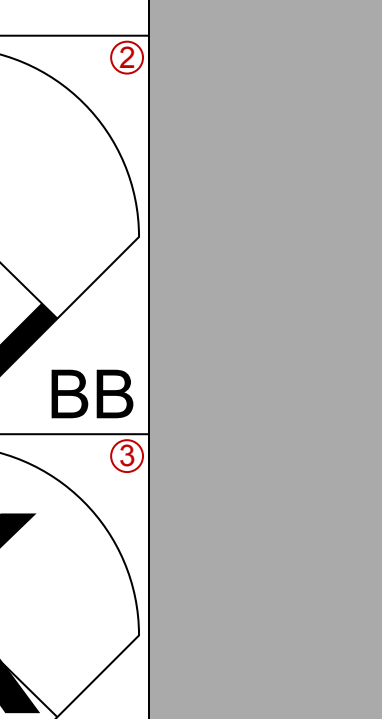
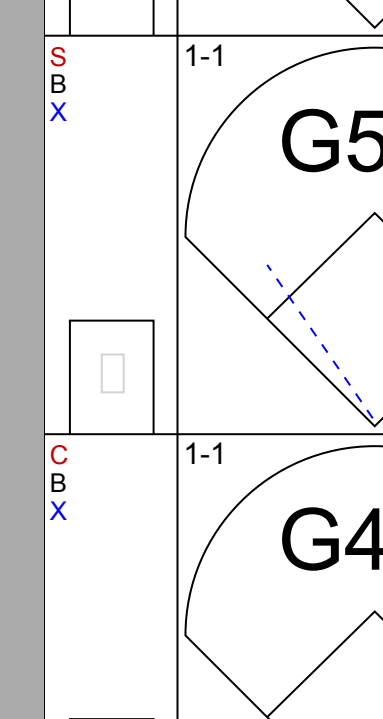

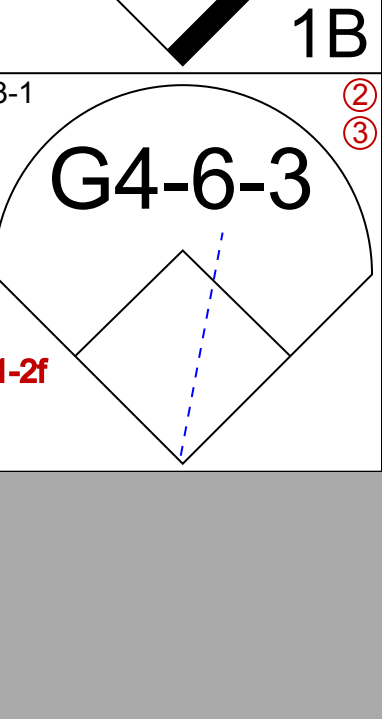
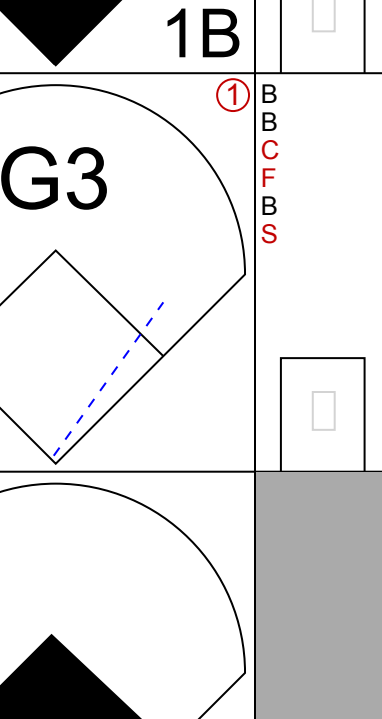
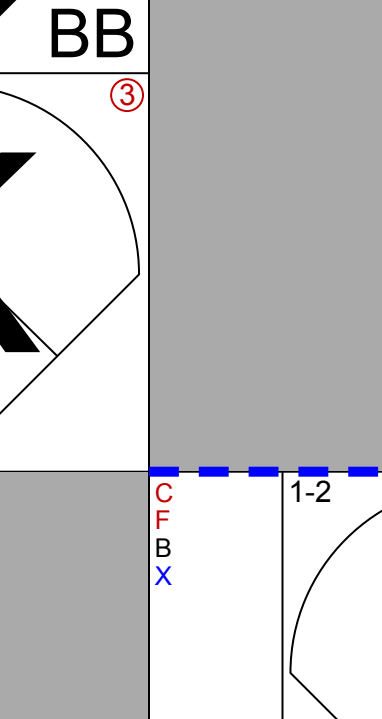
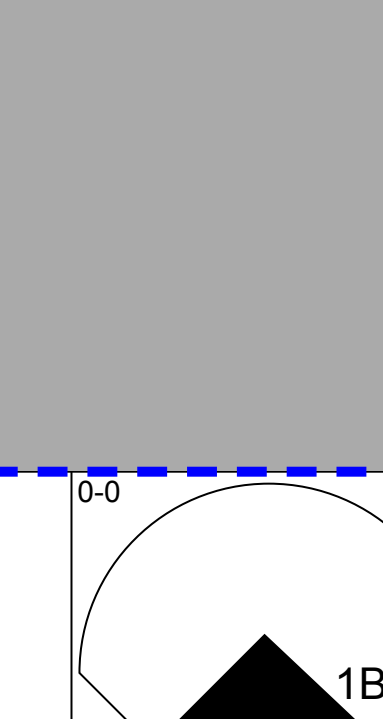
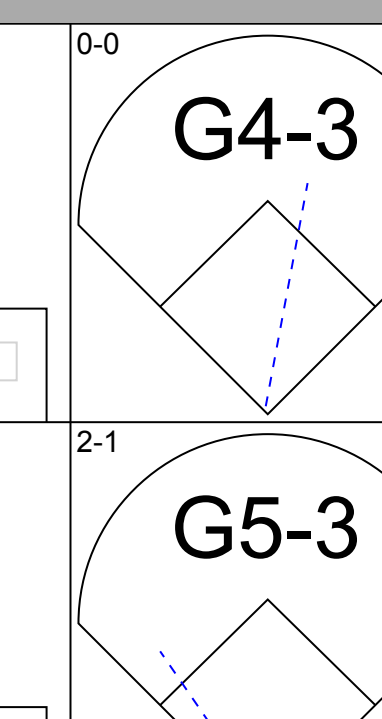
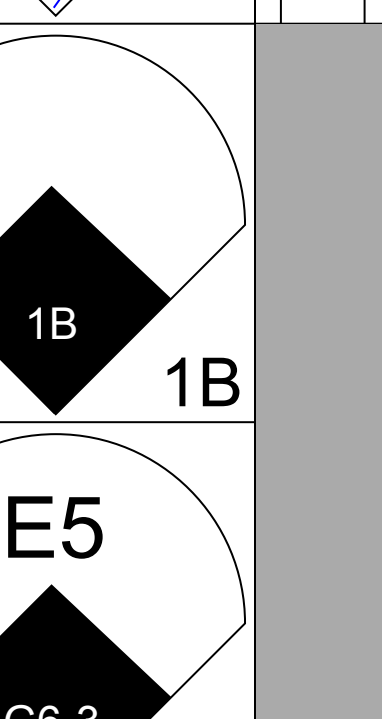
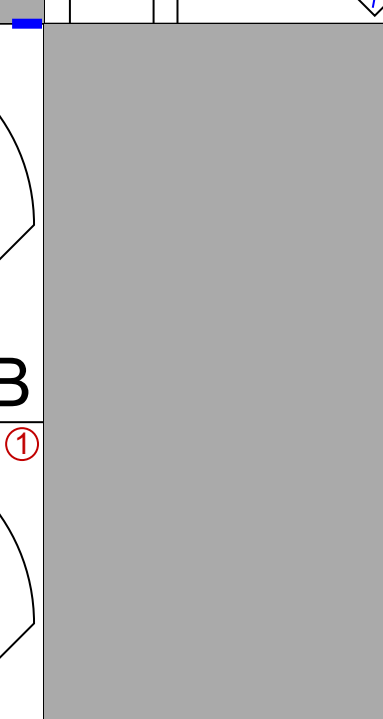
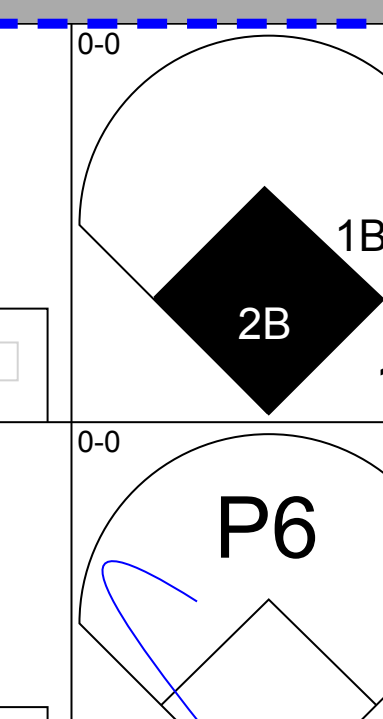
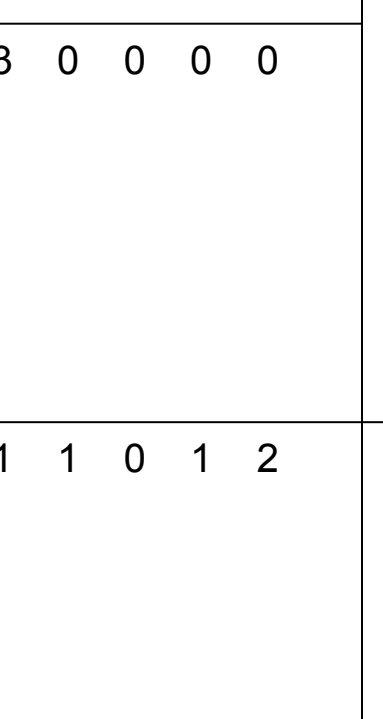
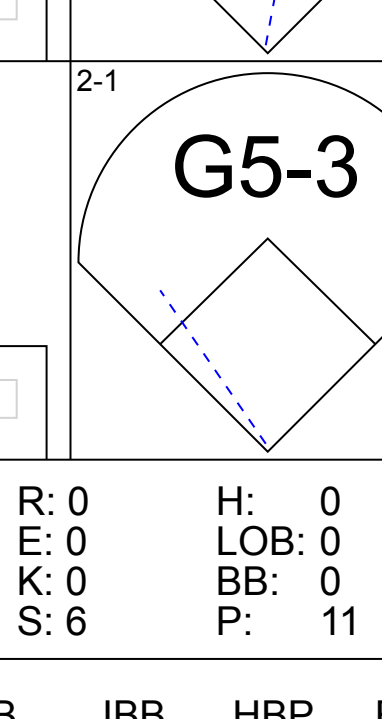
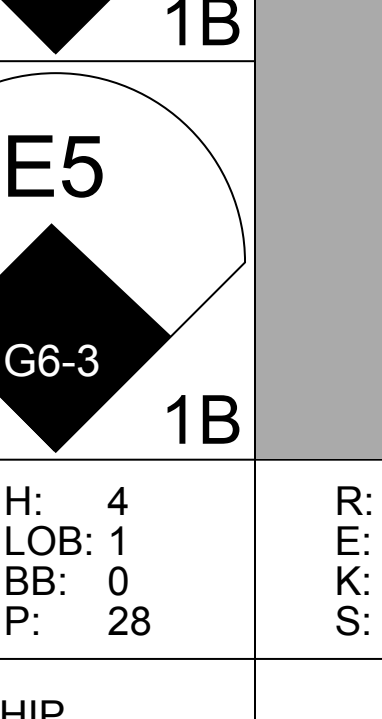
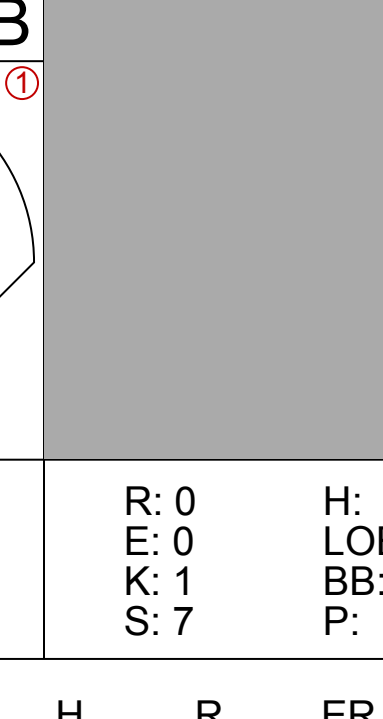
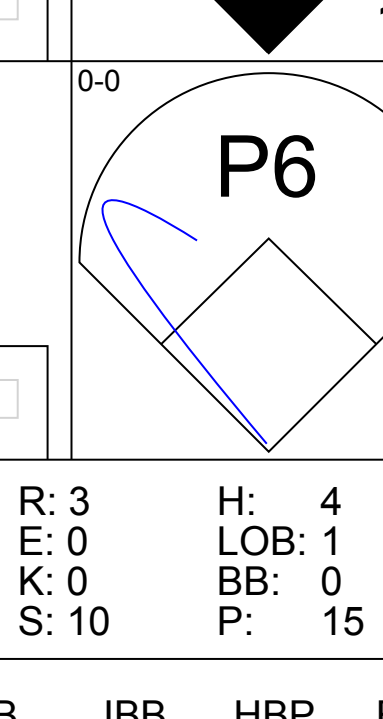
**Boston Red Sox @ Baltimore Orioles**  
 Oriole Park at Camden Yards, Baltimore, MD

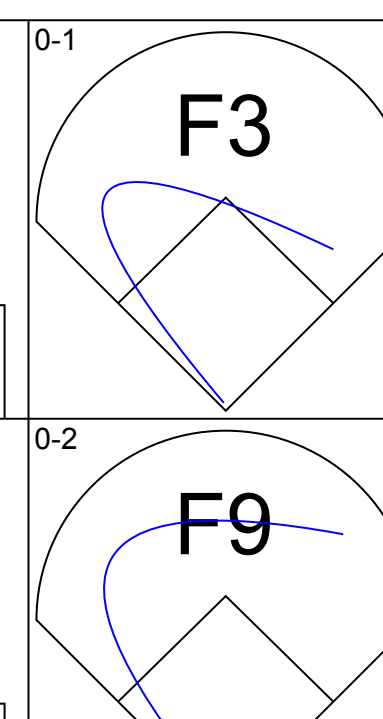
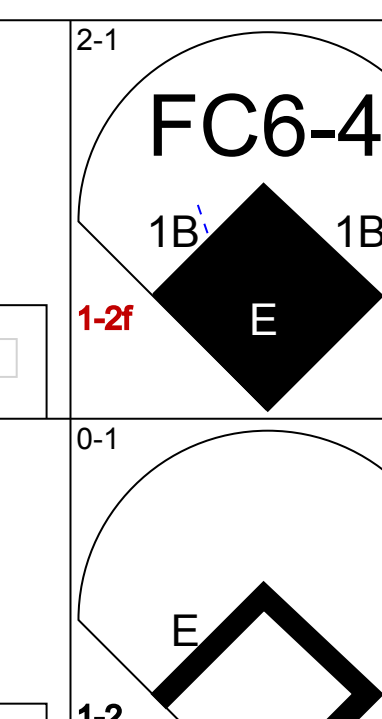
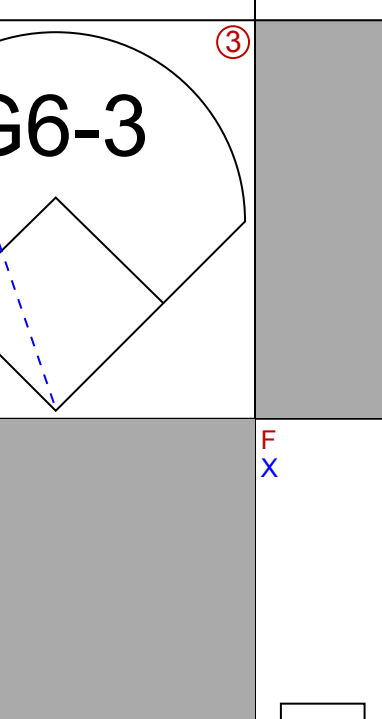
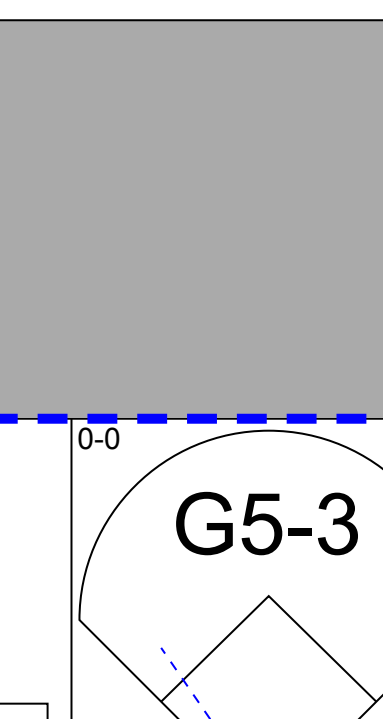
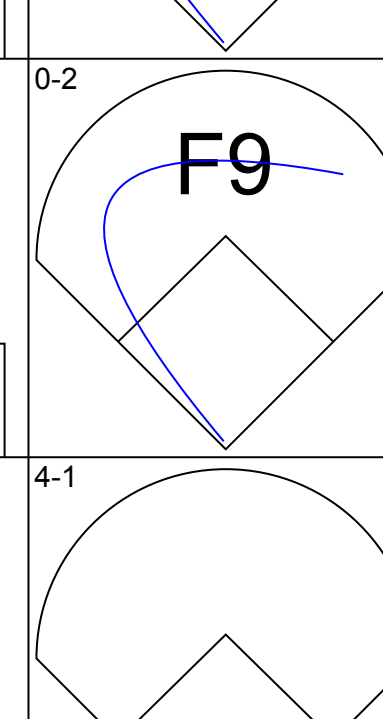
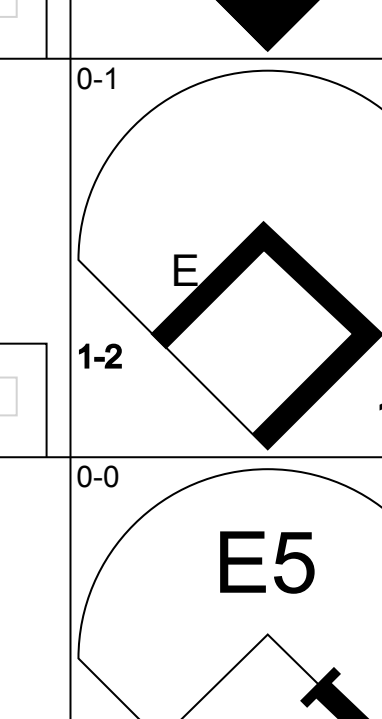
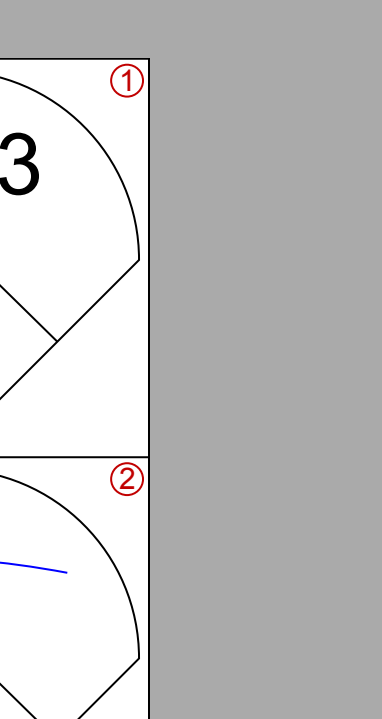

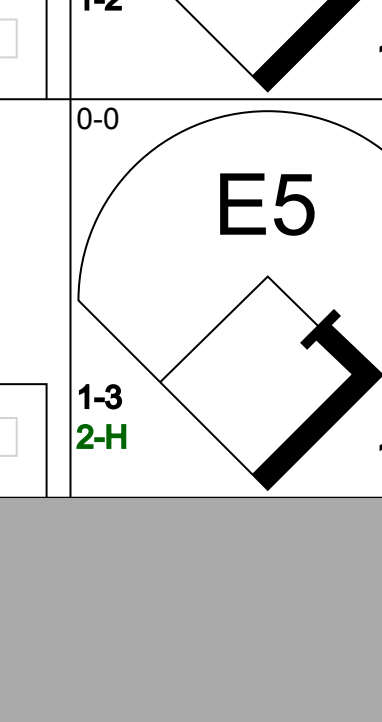
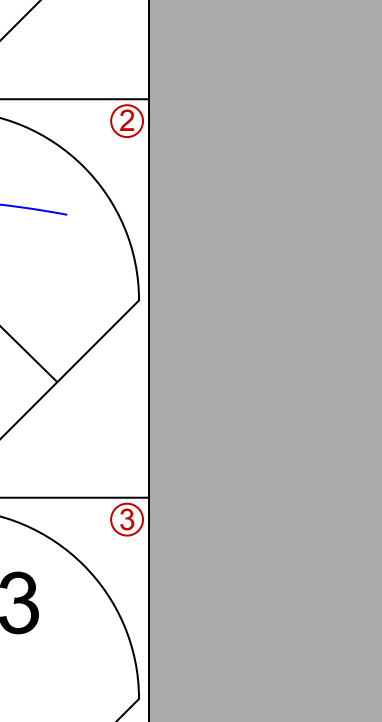
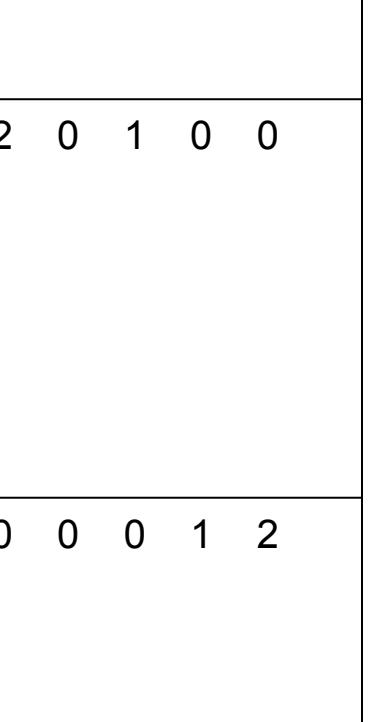
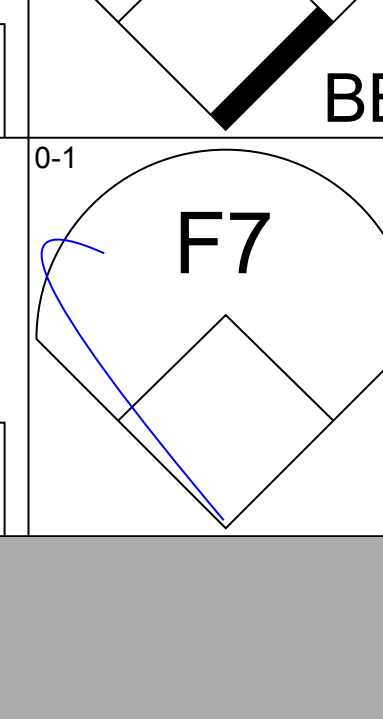
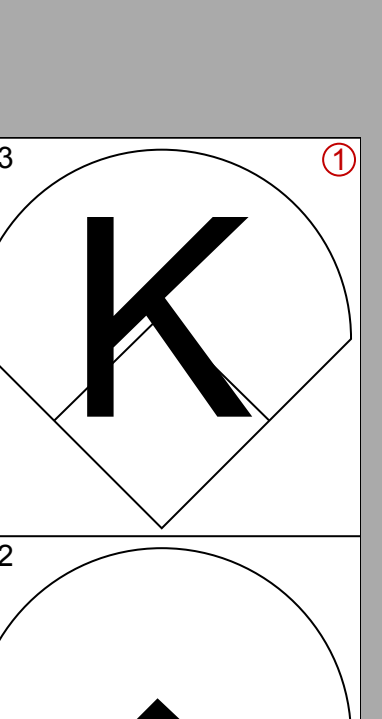
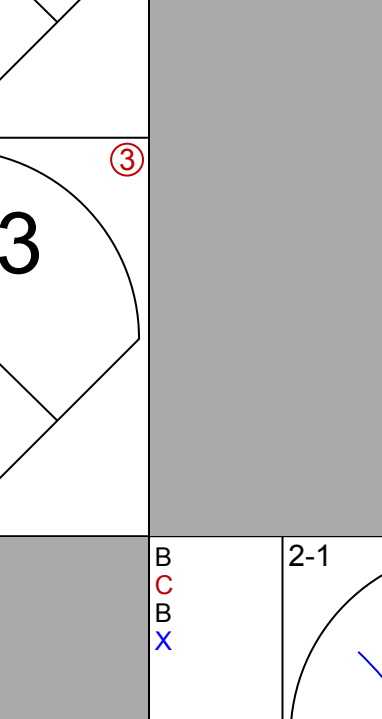
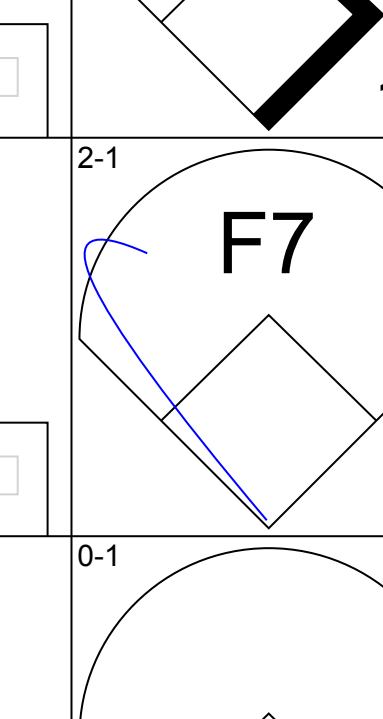
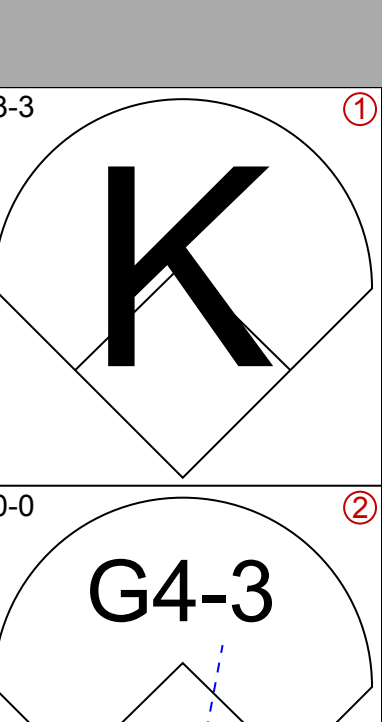
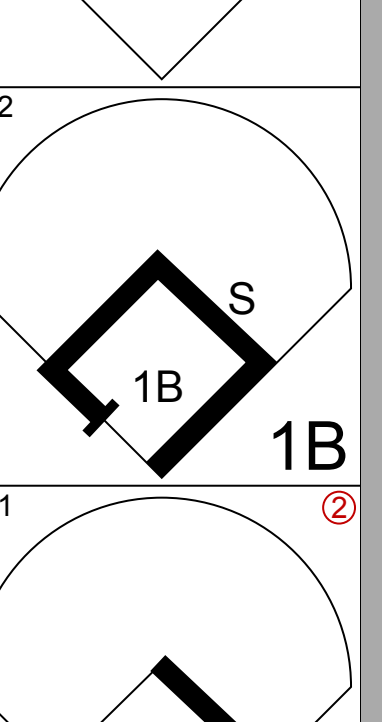
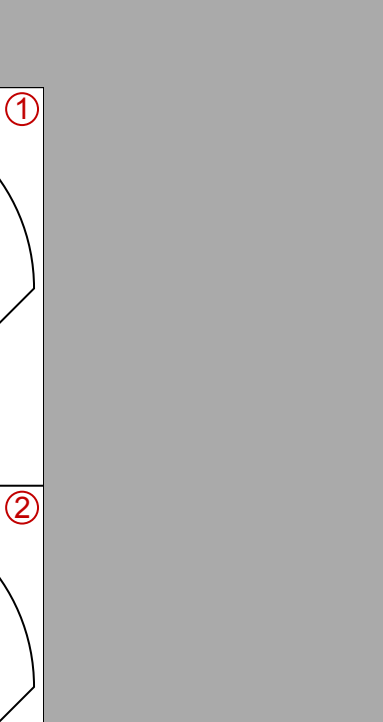
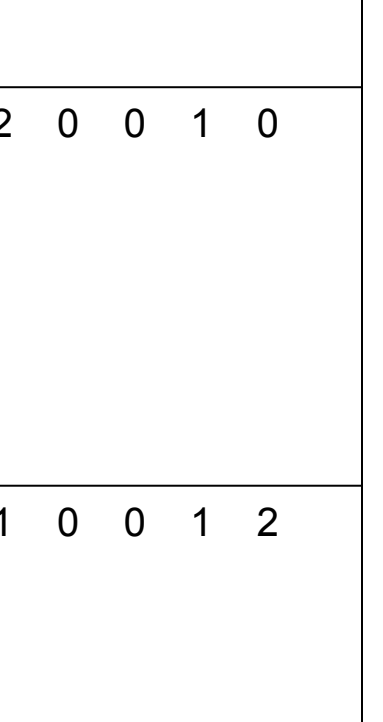
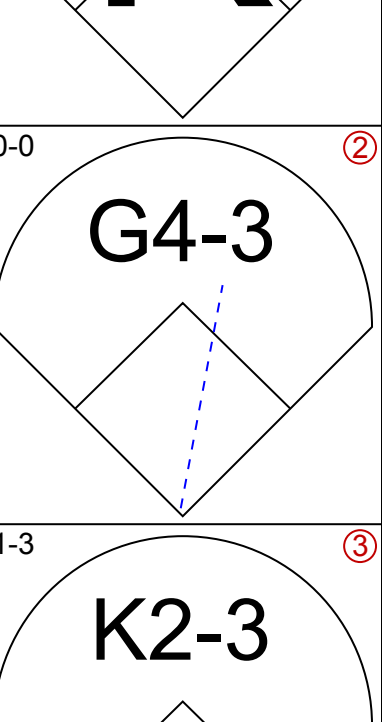
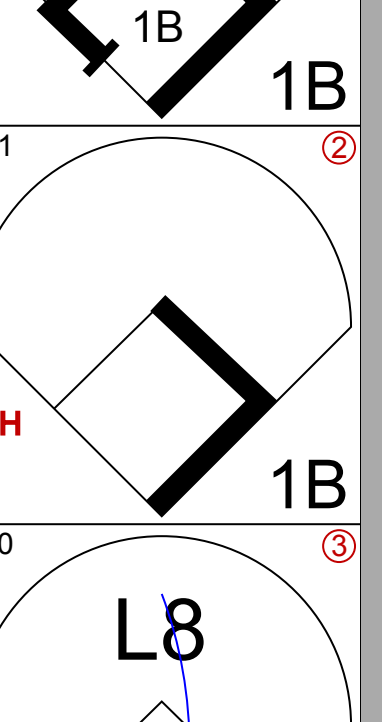


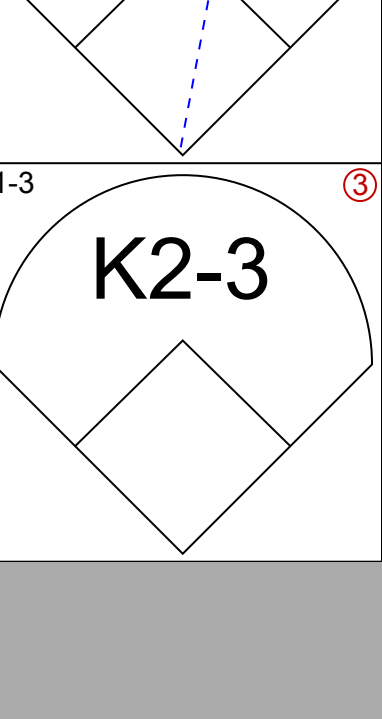
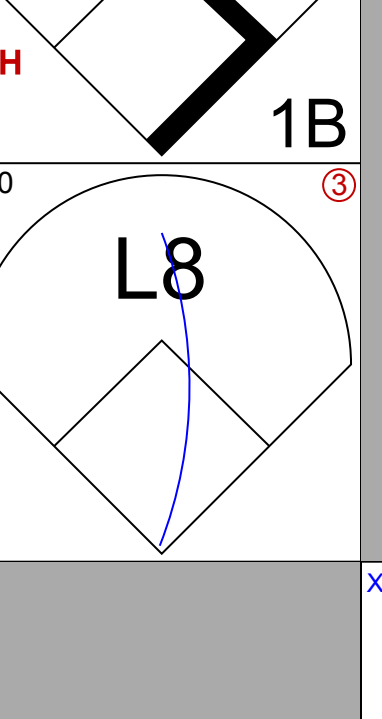
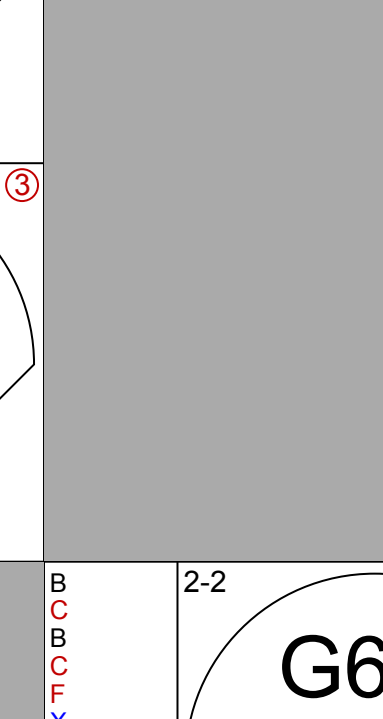
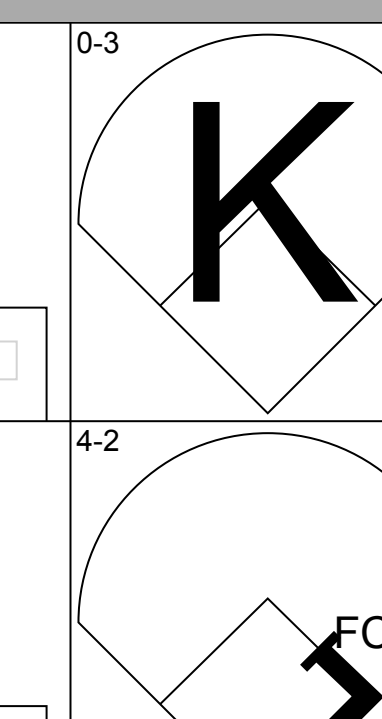
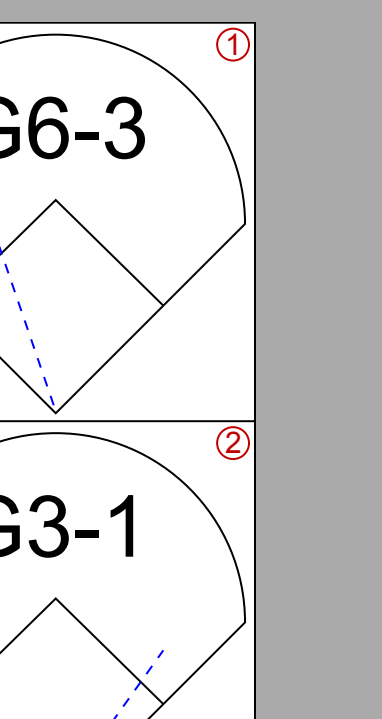

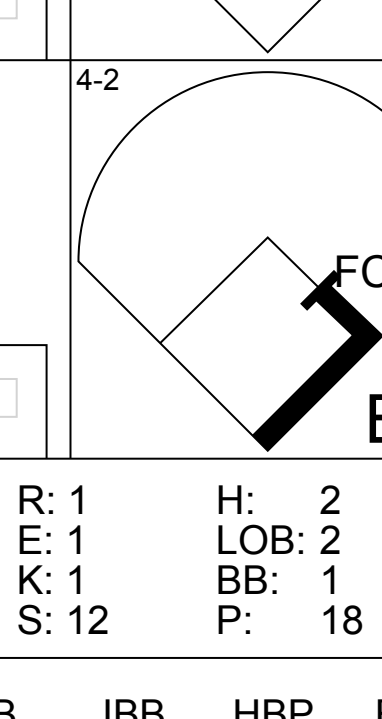
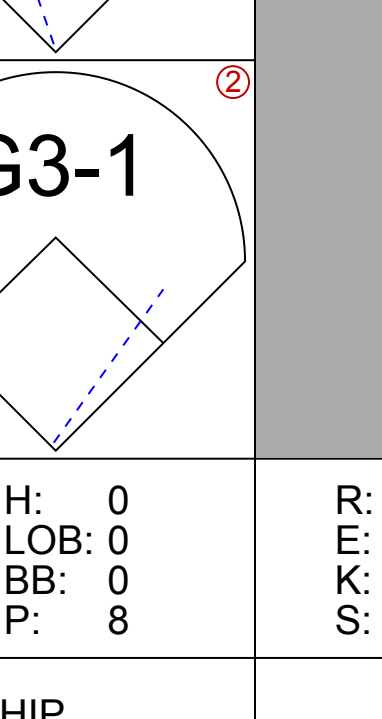
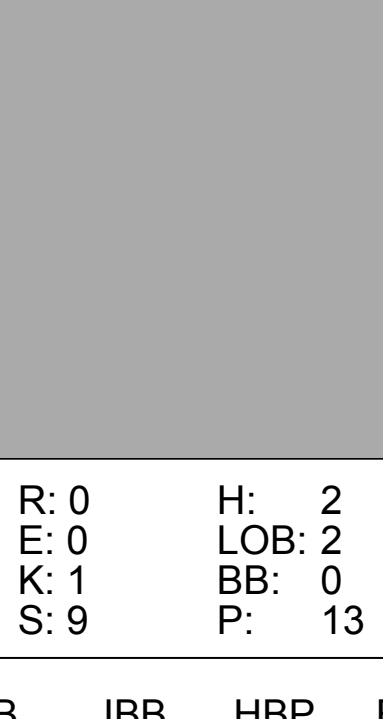
Sun May 14 2000, 1:35 PM EDT  
 Att: 46,107 - Sunny - 73 F

AB 32  
 R 1  
 H 6  
 RBI 1  
 BB 4  
 SO 1  
 LOB 14





Batter	1	2	3	4	5	6	7	8	9	AB	R	H	RBI	BB	SO	LOB	TOP					
<b>Darren Lewis, R</b> OBP: 0.389, SLG: 0.396 (1, 8)										5	2	3	2	0	1	0	<b>Boston Red Sox @ Toronto Blue Jays</b> SkyDome, Toronto, ON Mon May 15 2000, 7:05 PM EDT Att: 16,124 - Dome - 72 F					
<b>Trot Nixon, L</b> OBP: 0.410, SLG: 0.600 (1, 9)										4	1	1	3	1	2	1						
<b>Mike Stanley, R</b> OBP: 0.366, SLG: 0.460 (1, 10)										4	0	1	1	0	1	2						
<b>Brian Daubach, L</b> OBP: 0.411, SLG: 0.639 (1, 3)										5	0	2	1	0	2	2						
<b>Troy O'Leary, L</b> OBP: 0.293, SLG: 0.402 (1, 7)										4	0	0	0	1	2	3						
<b>Jeff Frye, R</b> OBP: 0.238, SLG: 0.225 (1, 4)										3	1	2	0	1	0	0						
<b>Scott Hatteberg, L</b> OBP: 0.235, SLG: 0.241 (1, 2)										4	0	0	0	0	1	4						
<b>3B Wilton Veras, R</b> OBP: 0.330, SLG: 0.386 (1, 5)										4	3	3	0	0	0	0						
<b>Donnie Sadler, R</b> OBP: 0.250, SLG: 0.563 (1, 6)										4	1	1	1	0	1	2						
<b>Inning Stats</b>	R: 0 E: 0 K: 2 S: 10	H: 0 LOB: 0 BB: 0 P: 12	R: 0 E: 0 K: 1 S: 9	H: 1 LOB: 1 BB: 1 P: 19	R: 0 E: 0 K: 0 S: 6	H: 0 LOB: 0 BB: 0 P: 11	R: 0 E: 0 K: 2 S: 14	H: 1 LOB: 1 BB: 0 P: 22	R: 3 E: 1 K: 1 S: 19	H: 4 LOB: 1 BB: 0 P: 28	R: 0 E: 0 K: 2 S: 10	H: 1 LOB: 1 BB: 1 P: 20	R: 2 E: 0 K: 1 S: 15	H: 2 LOB: 1 BB: 1 P: 25	R: 0 E: 0 K: 1 S: 7	H: 0 LOB: 0 BB: 0 P: 10	R: 3 E: 0 K: 0 S: 10	H: 4 LOB: 1 BB: 0 P: 15	1B: 11 2B: 1 3B: 1 HR: 0	SF: 1 SAC: 0 DP: 1 HBP: 0	WP: 0 PB: 0 SB: 3 CS: 1	PA: 41
<b>PITCHER</b>	IP	WLS	BF	H	R	ER	SO	BB	IBB	HBP	BLK	WP	HR	S	P	ERA	WHIP					
<b>Frank Castillo, R</b> ERA: 6.15 (1, 1)	6.0	L	25	7	3	2	8	2	0	0	0	0	0	0	68	112	3.00	1.500				
<b>John Frascatore, R</b> ERA: 9.77 (7, 1)	1.0		6	2	2	2	1	1	0	0	0	0	0	15	25	18.00	3.000					
<b>Eric Gunderson, L</b> ERA: 6.0 (8, 1)	1.0		3	0	0	0	1	0	0	0	0	0	0	7	10	0.00	0.000					
<b>32 Roy Halladay, R</b> ERA: 11.97 (9, 1)	1.0		7	4	3	3	0	0	0	0	0	0	0	10	15	27.00	4.000					

Batter	1	2	3	4	5	6	7	8	9	AB	R	H	RBI	BB	SO	LOB	BOTTOM					
<b>Shannon Stewart, R</b> OBP: 0.391, SLG: 0.569 (1, 7)										4	1	0	0	0	0	1	<b>Boston Red Sox @ Toronto Blue Jays</b> SkyDome, Toronto, ON Mon May 15 2000, 7:05 PM EDT Att: 16,124 - Dome - 72 F					
<b>Homer Bush, R</b> OBP: 0.282, SLG: 0.244 (1, 4)										4	0	1	0	0	0	0						
<b>Raul Mondesi, R</b> OBP: 0.349, SLG: 0.569 (1, 9)										3	0	2	0	1	0	0						
<b>Carlos Delgado, L</b> OBP: 0.429, SLG: 0.637 (1, 3)										4	0	0	0	0	1	2						
<b>Tony Batista, R</b> OBP: 0.341, SLG: 0.582 (1, 5)										4	0	2	0	0	1	0						
<b>Marty Cordova, R</b> OBP: 0.325, SLG: 0.364 (1, 10)										4	0	1	0	0	1	2						
<b>José Cruz Jr., S</b> OBP: 0.324, SLG: 0.531 (1, 8)										3	0	0	0	0	2	1						
<b>Alex Gonzalez, R</b> OBP: 0.331, SLG: 0.390 (1, 6)										3	0	0	0	0	1	0						
<b>Alberto Castillo, R</b> OBP: 0.283, SLG: 0.317 (1, 2)										2	0	0	0	1	0	0						
<b>Inning Stats</b>	R: 0 E: 0 K: 0 S: 8	H: 0 LOB: 1 BB: 1 P: 12	R: 0 E: 0 K: 2 S: 9	H: 0 LOB: 0 BB: 0 P: 13	R: 1 E: 1 K: 1 S: 12	H: 2 LOB: 2 BB: 1 P: 18	R: 0 E: 0 K: 1 S: 12	H: 2 LOB: 1 BB: 0 P: 19	R: 0 E: 0 K: 0 S: 5	H: 0 LOB: 0 BB: 0 P: 8	R: 0 E: 0 K: 0 S: 5	H: 0 LOB: 0 BB: 0 P: 7	R: 0 E: 0 K: 1 S: 8	H: 0 LOB: 0 BB: 0 P: 12	R: 0 E: 0 K: 0 S: 10	H: 0 LOB: 0 BB: 0 P: 16	R: 0 E: 0 K: 1 S: 9	H: 2 LOB: 2 BB: 0 P: 13	1B: 6 2B: 0 3B: 0 HR: 0	SF: 0 SAC: 0 DP: 0 HBP: 0	WP: 0 PB: 0 SB: 1 CS: 0	PA: 33
<b>PITCHER</b>	IP	WLS	BF	H	R	ER	SO	BB	IBB	HBP	BLK	WP	HR	S	P	ERA	WHIP					
<b>Pete Schourek, L</b> ERA: 2.78 (1, 1)	8.0	W	28	4	1	0	5	2	0	0	0	0	0	69	105	0.00	0.750					
<b>Rich Garces, R</b> ERA: 2.37 (9, 1)	1.0		5	2	0	0	1	0	0	0	0	0	0	9	13	0.00	2.000					



Batter	1	2	3	4	5	6	7	8	9	AB	R	H	RBI	BB	SO	LOB	TOP										
Jose Offerman, S (1.4) OBP: 0.338, SLG: 0.346	G6-3		2B	1B	BB	G3		G6-3		4	1	1	0	1	0	0											
Darren Lewis, R (1.8) OBP: 0.424, SLG: 0.462	G5-3		SH1-3 1-H	2B	1-2 2-3	1B	1B	2B		4	1	3	1	1	0	0											
Trot Nixon, L (1.9) OBP: 0.406, SLG: 0.589	K		SH1-3	L3			3B HBP SF7	F8		4	1	1	1	0	1	4											
Mike Stanley, R (1.3) OBP: 0.352, SLG: 0.438		K	K		G6-3		F7	F8		5	0	0	0	0	2	3											
Jeff Frye, R (1.10) OBP: 0.277, SLG: 0.233		G1-4-3 1B	F8		FC6-4 HBP		BB 3B HBP	P6		3	1	1	0	1	0	1											
3B Wilton Veras, R (1.5) OBP: 0.344, SLG: 0.391		G1-4-3 1B		1B G6-3	P4		BB	K		4	2	2	0	0	1	1											
Manny Alexander, R (1.6) OBP: 0.205, SLG: 0.289	G1-4-3			1B	G6-3		1-2 2-3 HBP	1B		3	0	1	0	0	0	3	AB 36										
Brian Daubach, L (7. PH) OBP: 0.408, SLG: 0.639				1B	G6-3		1-2	1B		0	0	0	1	0	0	0	R 6										
Andy Sheets, R (7.6) OBP: 0.095, SLG: 0.095				1B	G6-3		3-H	1B		1	0	1	0	0	0	0	H 11										
Scott Hatteberg, L (1.2) OBP: 0.256, SLG: 0.242				1B	G6-3		1-2 2-3	G6-3		4	0	1	3	1	0	2	RBI 6										
Donnie Sadler, R (1.7) OBP: 0.200, SLG: 0.450	G5-3			G6-3	G6-3		2-2	P4		4	0	0	0	0	0	5	BB 4										
<b>Inning Stats</b>	R: 0 E: 0 K: 1 S: 12	H: 0 LOB: 0 BB: 0 P: 19	R: 2 E: 0 K: 1 S: 15	H: 3 LOB: 1 BB: 0 P: 24	R: 1 E: 0 K: 1 S: 17	H: 2 LOB: 1 BB: 0 P: 26	R: 1 E: 0 K: 0 S: 10	H: 3 LOB: 3 BB: 1 P: 19	R: 0 E: 0 K: 0 S: 9	H: 0 LOB: 1 BB: 0 P: 10	R: 0 E: 0 K: 0 S: 9	H: 0 LOB: 0 BB: 0 P: 13	R: 2 E: 0 K: 0 S: 14	H: 2 LOB: 3 BB: 2 P: 26	R: 0 E: 0 K: 0 S: 8	H: 0 LOB: 1 BB: 1 P: 14	R: 0 E: 0 K: 1 S: 13	H: 1 LOB: 0 BB: 0 P: 18	1B: 9 2B: 2 3B: 0 HR: 0	SF: 1 SAC: 1 DP: 0 HBP: 2	WP: 0 PA: 44 PB: 0 SB: 1 CS: 0						
<b>PITCHER</b>	IP	WLS	BF	H	R	ER	SO	BB	IBB	HBP	BLK	WP	HR	S	P	ERA	WHIP										
Lance Painter, L (1.1) ERA: 4.23	4.0		21	8	4	4	3	1	0	0	0	0	0	54	88	9.00	2.250										
John Frascatore, R (5.1) ERA: 8.69	2.0		7	0	0	0	0	0	0	1	0	0	0	16	23	0.00	0.000										
Paul Quantrill, R (7.1) ERA: 4.64	0.1		5	2	2	2	0	1	0	1	0	0	0	6	13	54.00	9.000										
Pedro Borbon, L (7.1) ERA: 6.28	1.2		7	0	0	0	0	2	0	0	0	0	0	16	27	0.00	1.200										
Pete Munro, R (9.1) ERA: 8.1	1.0	W	4	1	0	0	1	0	0	0	0	0	0	13	18	0.00	1.000										

**Boston Red Sox @ Toronto Blue Jays**  
SkyDome, Toronto, ON  
Tue May 16 2000, 7:05 PM EDT  
Att: 17,663 - Dome - 72 F

AB 36  
R 6  
H 11  
RBI 6  
BB 4  
SO 4  
LOB 19



Batter	1	2	3	4	5	6	7	8	9	AB	R	H	RBI	BB	SO	LOB	BOTTOM										
Shannon Stewart, R (1.7) OBP: 0.391, SLG: 0.571	P6		F7		2B	K			2B 1B	5	1	2	0	0	1	2											
José Cruz Jr., S (1.8) OBP: 0.332, SLG: 0.537	L5		K		1B	FC6-4 BB			2B 2B	4	1	2	0	1	1	0											
Raul Mondesi, R (1.9) OBP: 0.350, SLG: 0.570	PB S 1B			F7	P3	FC6-4 1-2			S 1B 2B	5	1	2	2	0	0	6											
Carlos Delgado, L (1.3) OBP: 0.429, SLG: 0.633	F7			F7		G4-3 1B 2B		K	1B IBB	4	1	1	0	1	1	1											
Brad Fullmer, L (1.10) OBP: 0.399, SLG: 0.585		G4-3		F9		G4-3		F9	K	5	0	0	0	0	1	3											
Tony Batista, R (1.5) OBP: 0.343, SLG: 0.577		P3			P4	BB 1B 1B		G6-3	1B	5	1	2	2	0	0	0											
Darrin Fletcher, L (1.2) OBP: 0.387, SLG: 0.637						HR		F8	1B BB 1B	4	2	3	1	0	0	0	AB 39										
Alex Gonzalez, R (1.6) OBP: 0.329, SLG: 0.381					F8	PB 1B BB		G3-1		3	0	0	0	1	1	1	R 7										
Homer Bush, R (1.4) OBP: 0.268, SLG: 0.252				P4		2B 1B		K		4	0	2	1	0	1	0	H 14										
<b>Inning Stats</b>	R: 0 E: 0 K: 0 S: 12	H: 1 LOB: 1 BB: 0 P: 16	R: 0 E: 0 K: 1 S: 12	H: 1 LOB: 0 BB: 0 P: 21	R: 0 E: 0 K: 1 S: 8	H: 0 LOB: 0 BB: 0 P: 12	R: 0 E: 0 K: 0 S: 7	H: 0 LOB: 0 BB: 0 P: 13	R: 1 E: 0 K: 0 S: 15	H: 4 LOB: 3 BB: 0 P: 20	R: 3 E: 0 K: 1 S: 19	H: 4 LOB: 3 BB: 2 P: 31	R: 0 E: 0 K: 1 S: 5	H: 0 LOB: 0 BB: 0 P: 7	R: 0 E: 0 K: 1 S: 12	H: 0 LOB: 0 BB: 0 P: 17	R: 3 E: 0 K: 1 S: 14	H: 4 LOB: 2 BB: 1 P: 23	1B: 9 2B: 4 3B: 0 HR: 1	SF: 0 SAC: 0 DP: 0 HBP: 0	WP: 0 PA: 42 PB: 2 SB: 2 CS: 0						
<b>PITCHER</b>	IP	WLS	BF	H	R	ER	SO	BB	IBB	HBP	BLK	WP	HR	S	P	ERA	WHIP										
49 Tim Wakefield, R (1.1) ERA: 3.74	5.0		21	6	1	1	2	0	0	0	0	0	0	9	15	81.00	12.000										
Rheal Cormier, L (6.1) ERA: 5.63	0.1	H	5	3	3	3	0	1	0	0	0	0	0	9	15	0.00	1.200										
John Wasdin, R (6.1) ERA: 3.06	1.2	B	7	1	0	0	2	1	0	0	0	0	0	15	23	0.00	1.200										
Derek Lowe, R (8.1) ERA: 1.88	1.1	L	9	4	3	3	2	0	1	0	0	0	0	26	40	20.25	3.000										

**Boston Red Sox @ Toronto Blue Jays**  
SkyDome, Toronto, ON  
Tue May 16 2000, 7:05 PM EDT  
Att: 17,663 - Dome - 72 F

AB 39  
R 7  
H 14  
RBI 6  
BB 3  
SO 6  
LOB 13





Batter	1	2	3	4	5	6	7	8	9	AB	R	H	RBI	BB	SO	LOB	TOP								
Jose Offerman, S OBP: 0.333, SLG: 0.341 (1, 4)	E4 G5-3 2B		F8	K		K				5	1	1	1	0	2	2	<b>Boston Red Sox @ Toronto Blue Jays</b> SkyDome, Toronto, ON Wed May 17 2000, 7:05 PM EDT Att: 20,078 - Dome - 72 F								
Darren Lewis, R OBP: 0.426, SLG: 0.463 Manny Alexander, R OBP: 0.190, SLG: 0.268 (1, 8) (3, 6)	G5-3		F8	F2			F8	K		2	1	1	0	0	0	1									
Trot Nixon, L OBP: 0.405, SLG: 0.597 (1, 9)	G3 PB 2B		FC4-5 1-3 2-H		G4-3		K	F5		5	1	2	2	0	1	3									
Brian Daubach, L OBP: 0.401, SLG: 0.622 (1, 3)	G3		FC4-5 1B				F5		K	5	1	1	0	0	1	3									
Carl Everett, S OBP: 0.403, SLG: 0.714 Andy Sheets, R OBP: 0.095, SLG: 0.095 (1, 10) (9, PR)	K		1B 38 1B		K			FC6-5 E 1B		5	1	3	1	0	2	1									
Troy O'Leary, L OBP: 0.285, SLG: 0.394 (1, 7)		L9	38 1B 1-3 2-H		P6			E1 38 FC6-5 1B	K	5	1	1	1	0	1	3									
38 Wilton Veras, R OBP: 0.347, SLG: 0.391 (1, 5)	F9		1-3 3-H		G4-6-3 1B			FC6-5 1B 1B	G6-3	5	1	2	1	0	0	3									
Scott Hatteberg, L OBP: 0.256, SLG: 0.243 (1, 2)	K		K		G4-6-3			1B 1B 1B		4	0	1	1	0	2	3									
Donnie Sadler, R OBP: 0.292, SLG: 0.542 (3, 8)			1B 2B 1B		G5-3			1B 1-2 2-3 1B		4	1	3	0	0	0	0									
<b>Inning Stats</b>	R: 2 E: 1 K: 1 S: 14	H: 1 LOB: 0 BB: 0 P: 19	R: 0 E: 0 K: 1 S: 8	H: 0 LOB: 0 BB: 0 P: 12	R: 4 E: 0 K: 1 S: 14	H: 6 LOB: 2 BB: 0 P: 21	R: 0 E: 0 K: 1 S: 10	H: 0 LOB: 0 BB: 0 P: 15	R: 0 E: 0 K: 1 S: 7	H: 1 LOB: 1 BB: 0 P: 10	R: 0 E: 0 K: 1 S: 8	H: 2 LOB: 1 BB: 0 P: 16	R: 0 E: 0 K: 1 S: 6	H: 0 LOB: 0 BB: 0 P: 11	R: 2 E: 1 K: 2 S: 18	H: 4 LOB: 3 BB: 0 P: 25	R: 0 E: 0 K: 2 S: 13	H: 1 LOB: 1 BB: 0 P: 17	1B: 12 2B: 3 3B: 0 HR: 0	SF: 0 SAC: 0 DP: 1 HBP: 0	WP: 0 PB: 1 SB: 0 CS: 0	PA: 43			
<b>PITCHER</b>	IP	WLS	BF	H	R	ER	SO	BB	IBB	HBP	BLK	WP	HR	S	P	ERA	WHIP								
Chris Carpenter, R ERA: 4.91 (1, 1)	7.0	L	31	10	6	4	7	0	0	0	0	0	0	67	104	5.14	1.429								
Eric Gunderson, L ERA: 7.11 (8, 1)	0.1		6	4	2	1	0	0	0	0	0	0	0	11	13	27.00	12.000								
Pete Munro, R ERA: 7.59 (8, 1)	0.2		2	0	0	0	1	0	0	0	0	0	0	7	12	0.00	0.000								
Billy Koch, R ERA: 3.6 (9, 1)	1.0		4	1	0	0	2	0	0	0	0	0	0	13	17	0.00	1.000								

Batter	1	2	3	4	5	6	7	8	9	AB	R	H	RBI	BB	SO	LOB	BOTTOM								
Shannon Stewart, R OBP: 0.397, SLG: 0.567 (1, 7)	F2		F7			L3 1B				4	0	2	0	0	0	1	<b>Boston Red Sox @ Toronto Blue Jays</b> SkyDome, Toronto, ON Wed May 17 2000, 7:05 PM EDT Att: 20,078 - Dome - 72 F								
José Cruz Jr., S OBP: 0.325, SLG: 0.524 (1, 8)	G4-3		K			L3 1-2		F5		4	0	0	0	0	1	3									
Raul Mondesi, R OBP: 0.348, SLG: 0.560 (1, 9)	K			L6		F7			BB	3	0	0	0	1	1	0									
Carlos Delgado, L OBP: 0.435, SLG: 0.638 (1, 3)										2	0	1	0	2	1	1									
Brad Fullmer, L OBP: 0.401, SLG: 0.579 (1, 10)										3	0	1	0	0	1	2									
Tony Batista, R OBP: 0.335, SLG: 0.563 (1, 5)										4	0	0	0	0	1	6									
Darrin Fletcher, L OBP: 0.377, SLG: 0.621 (1, 2)										3	0	0	0	0	1	3									
Alex Gonzalez, R OBP: 0.323, SLG: 0.373 (1, 6)										3	0	0	0	0	1	0									
Homer Bush, R OBP: 0.270, SLG: 0.248 (1, 4)										2	0	0	0	0	1	0									
<b>Inning Stats</b>	R: 0 E: 0 K: 1 S: 9	H: 0 LOB: 0 BB: 0 P: 13	R: 0 E: 0 K: 1 S: 9	H: 1 LOB: 1 BB: 0 P: 12	R: 0 E: 0 K: 2 S: 9	H: 0 LOB: 1 BB: 0 P: 16	R: 0 E: 0 K: 0 S: 8	H: 1 LOB: 1 BB: 1 P: 14	R: 0 E: 0 K: 2 S: 9	H: 0 LOB: 0 BB: 0 P: 14	R: 0 E: 0 K: 0 S: 5	H: 1 LOB: 0 BB: 0 P: 6	R: 0 E: 0 K: 0 S: 11	H: 0 LOB: 1 BB: 1 P: 16	R: 0 E: 0 K: 0 S: 10	H: 1 LOB: 0 BB: 0 P: 15	R: 0 E: 0 K: 2 S: 9	H: 0 LOB: 1 BB: 1 P: 17	1B: 3 2B: 2 3B: 0 HR: 0	SF: 0 SAC: 0 DP: 3 HBP: 2	WP: 0 PB: 0 SB: 0 CS: 0	PA: 33			
<b>PITCHER</b>	IP	WLS	BF	H	R	ER	SO	BB	IBB	HBP	BLK	WP	HR	S	P	ERA	WHIP								
Pedro Martinez, R ERA: 0.9 (1, 1)	7.0	W	25	3	0	0	6	2	0	2	0	0	0	60	91	0.00	0.714								
Brian Rose, R ERA: 6.08 (8, 1)	1.0		4	1	0	0	0	0	0	0	0	0	0	10	15	0.00	1.000								
Tim Young, L ERA: (9, 1)	1.0		4	0	0	0	2	1	0	0	0	0	0	9	17	0.00	1.000								





Batter	1	2	3	4	5	6	7	8	9	AB	R	H	RBI	BB	SO	LOB	TOP							
Shane Halter, R (1, 7) OBP: 0.326, SLG: 0.455 Robert Fick, L (8, FH) OBP: 0.339, SLG: 0.309 (8, 3)										3	0	1	0	0	1	0								
Rich Becker, L (1, 8) OBP: 0.354, SLG: 0.343										4	0	0	0	0	2	1								
Gregg Jefferies, S (1, 3) OBP: 0.333, SLG: 0.355 (8, 7)										4	0	1	0	0	0	1								
Juan Gonzalez, R (1, 9) OBP: 0.304, SLG: 0.476										3	0	0	0	1	0	2								
Dean Palmer, R (1, 5) OBP: 0.342, SLG: 0.476										4	0	1	0	0	3	1								
Brad Ausmus, R (1, 2) OBP: 0.382, SLG: 0.357										3	0	1	0	1	1	1								
Bobby Higginson, L (1, 10) OBP: 0.316, SLG: 0.392										3	0	0	0	0	2	2								
Jose Macias, S (1, 4) OBP: 0.357, SLG: 0.423										3	0	1	0	0	1	2								
Deivi Cruz, R (1, 6) OBP: 0.303, SLG: 0.416										3	0	0	0	0	0	2								
<b>Inning Stats</b>	R: 0 H: 1 E: 0 K: 1 S: 11	H: 1 LOB: 1 BB: 0 P: 16	R: 0 H: 0 E: 0 K: 2 S: 8	H: 0 LOB: 0 BB: 0 P: 10	R: 0 H: 1 E: 0 K: 0 S: 6	H: 1 LOB: 0 BB: 0 P: 7	R: 0 H: 0 E: 0 K: 2 S: 13	H: 0 LOB: 1 BB: 1 P: 23	R: 0 H: 0 E: 0 K: 2 S: 10	H: 0 LOB: 1 BB: 1 P: 20	R: 0 H: 1 E: 0 K: 0 S: 7	H: 1 LOB: 1 BB: 0 P: 7	R: 0 H: 1 E: 0 K: 1 S: 10	H: 1 LOB: 0 BB: 0 P: 15	R: 0 H: 0 E: 0 K: 1 S: 8	H: 0 LOB: 0 BB: 0 P: 14	R: 0 H: 1 E: 0 K: 1 S: 16	H: 1 LOB: 1 BB: 0 P: 22	1B: 5 2B: 0 3B: 0 HR: 0	SF: 0 SAC: 0 DP: 1 HBP: 0	WP: 0 PB: 0 SB: 1 CS: 0	PA: 33		
<b>PITCHER</b>	IP	WLS	BF	H	R	ER	SO	BB	IBB	HBP	BLK	WP	HR	S	P	ERA	WHIP							
Jeff Fassero, L (1, 1) ERA: 3.25	7.0	W	26	4	0	0	8	2	0	0	0	0	0	65	98	0.00	0.857							
Rich Garces, R (8, 1) ERA: 2.25	1.0	H	3	0	0	0	1	0	0	0	0	0	0	8	14	0.00	0.000							
Derek Lowe, R (9, 1) ERA: 1.8	1.0	S	4	1	0	0	1	0	0	0	0	0	0	16	22	0.00	1.000							

**Detroit Tigers @ Boston Red Sox**  
Fenway Park, Boston, MA  
Fri May 19 2000, 7:05 PM EDT  
Att: 31,973 - Cloudy - 46 F

AB 31  
R 0  
H 5  
RBI 0  
BB 2  
SO 10  
LOB 12



Batter	1	2	3	4	5	6	7	8	9	AB	R	H	RBI	BB	SO	LOB	BOTTOM							
Jose Offerman, S (1, 4) OBP: 0.331, SLG: 0.338										4	0	1	0	0	1	1								
Donnie Sadler, R (1, 6) OBP: 0.250, SLG: 0.464										4	0	0	0	0	0	2								
Trot Nixon, L (1, 9) OBP: 0.395, SLG: 0.579										4	1	0	0	0	1	2								
Brian Daubach, L (1, 10) OBP: 0.397, SLG: 0.611										4	0	1	0	0	1	2								
Carl Everett, S (1, 8) OBP: 0.399, SLG: 0.724										4	1	1	2	0	1	1								
Troy O'Leary, L (1, 7) OBP: 0.284, SLG: 0.386										3	0	0	0	0	0	1								
Mike Stanley, R (1, 3) OBP: 0.366, SLG: 0.477										2	1	2	1	1	0	0								
Jason Varitek, S (1, 2) OBP: 0.431, SLG: 0.469										3	0	2	0	0	0	0								
John Valentin, R (1, 5) OBP: 0.300, SLG: 0.700										3	0	0	0	0	2	3								
<b>Inning Stats</b>	R: 0 H: 1 E: 0 K: 0 S: 10	H: 1 LOB: 1 BB: 0 P: 13	R: 0 H: 1 E: 0 K: 1 S: 16	H: 1 LOB: 2 BB: 1 P: 23	R: 0 H: 0 E: 0 K: 1 S: 5	H: 0 LOB: 0 BB: 0 P: 8	R: 0 H: 2 E: 0 K: 0 S: 8	H: 2 LOB: 2 BB: 0 P: 13	R: 0 H: 0 E: 0 K: 0 S: 9	H: 0 LOB: 0 BB: 0 P: 13	R: 2 H: 1 E: 1 K: 1 S: 11	H: 1 LOB: 0 BB: 0 P: 17	R: 1 H: 2 E: 0 K: 0 S: 13	H: 2 LOB: 1 BB: 0 P: 18	R: 0 H: 0 E: 0 K: 2 S: 9	H: 0 LOB: 0 BB: 0 P: 14	R: 0 H: 0 E: 0 K: 2 S: 9	H: 0 LOB: 0 BB: 0 P: 14	1B: 5 2B: 0 3B: 0 HR: 2	SF: 0 SAC: 0 DP: 0 HBP: 0	WP: 0 PB: 0 SB: 0 CS: 0	PA: 32		
<b>PITCHER</b>	IP	WLS	BF	H	R	ER	SO	BB	IBB	HBP	BLK	WP	HR	S	P	ERA	WHIP							
Brian Moehler, R (1, 1) ERA: 3.33	6.0	L	26	7	3	1	3	1	0	0	0	0	2	62	91	1.50	1.333							
Matt Anderson, R (7, 1) ERA: 3.71	1.0		3	0	0	0	1	0	0	0	0	0	0	10	14	0.00	0.000							
Allen McDill, L (8, 1) ERA:	0.2		2	0	0	0	1	0	0	0	0	0	0	5	9	0.00	0.000							
Doug Brocail, R (8, 1) ERA: 4.88	0.1		1	0	0	0	1	0	0	0	0	0	0	4	5	0.00	0.000							

**Detroit Tigers @ Boston Red Sox**  
Fenway Park, Boston, MA  
Fri May 19 2000, 7:05 PM EDT  
Att: 31,973 - Cloudy - 46 F

AB 31  
R 3  
H 7  
RBI 3  
BB 1  
SO 6  
LOB 12





Batter	1	2	3	4	5	6	7	8	9	AB	R	H	RBI	BB	SO	LOB	TOP					
Shane Halter, R OBP: 0.314, SLG: 0.429	G6-3		K		G6-3		1B S		F8	5	0	1	0	0	1	1						
Jose Macias, S OBP: 0.394, SLG: 0.419	F3			G6-3			1B		F8	5	0	2	0	0	0	0						
Gregg Jefferies, S OBP: 0.323, SLG: 0.342	G1-3			G6-3	G1-3		FC6-4			4	0	0	0	0	0	3						
Juan Gonzalez, R OBP: 0.310, SLG: 0.508		P4				2B			P6	4	2	2	1	0	0	0						
Dean Palmer, R OBP: 0.347, SLG: 0.472		K2-3			2B					3	0	1	0	1	2	0						
Bobby Higginson, L OBP: 0.314, SLG: 0.395		F8			BB					4	0	1	1	0	0	1						
Gabe Alvarez, R OBP: 0.318, SLG: 0.288										1	0	0	0	2	1	0						
Rich Becker, L OBP: 0.361, SLG: 0.353										1	0	1	0	0	0	0						
Robert Fick, L OBP: 0.318, SLG: 0.288										4	0	0	0	0	2	6						
Brad Ausmus, R OBP: 0.362, SLG: 0.357										0	0	0	0	0	0	0						
Deivi Cruz, R OBP: 0.301, SLG: 0.411										4	0	1	0	0	0	0						
<b>Inning Stats</b>	R: 0 E: 0 K: 0 S: 9	H: 0 LOB: 0 BB: 0 P: 15	R: 0 E: 0 K: 1 S: 11	H: 0 LOB: 0 BB: 0 P: 15	R: 0 E: 0 K: 2 S: 11	H: 1 LOB: 1 BB: 1 P: 21	R: 1 E: 0 K: 1 S: 16	H: 2 LOB: 3 BB: 2 P: 30	R: 0 E: 0 K: 0 S: 13	H: 1 LOB: 1 BB: 0 P: 17	R: 1 E: 0 K: 2 S: 11	H: 1 LOB: 2 BB: 0 P: 14	R: 0 E: 0 K: 0 S: 11	H: 2 LOB: 2 BB: 0 P: 14	R: 0 E: 0 K: 0 S: 11	H: 2 LOB: 2 BB: 0 P: 15	R: 0 E: 0 K: 0 S: 5	H: 0 LOB: 0 BB: 0 P: 6	1B: 6 2B: 3 3B: 0 HR: 1	SF: 0 SAC: 0 DP: 1 HBP: 0	WP: 0 PB: 0 SB: 2 CS: 1	PA: 38
<b>PITCHER</b>	IP	WLS	BF	H	R	ER	SO	BB	IBB	HBP	BLK	WP	HR	S	P	ERA	WHIP					
Pete Schourek, L ERA: 2.88	5.0		21	4	1	1	4	3	0	0	0	0	0	60	98	1.80	1.400					
49 Tim Wakefield, R ERA: 3.82	1.2	L	8	3	1	1	2	0	0	0	0	0	1	20	26	5.40	1.800					
Rheal Cormier, L ERA: 5.51	0.1		1	0	0	0	0	0	0	0	0	0	0	2	2	0.00	0.000					
John Wasdin, R ERA: 3.0	0.1		2	1	0	0	0	0	0	0	0	0	0	4	5	0.00	3.000					
Tim Young, L ERA:	0.1		1	0	0	0	0	0	0	0	0	0	0	2	4	0.00	0.000					
<b>PITCHER</b>	IP	WLS	BF	H	R	ER	SO	BB	IBB	HBP	BLK	WP	HR	S	P	ERA	WHIP					
Brian Rose, R ERA: 5.79	1.1		5	1	0	0	0	0	0	0	0	0	0	10	12	0.00	0.750					

**Detroit Tigers @ Boston Red Sox**  
Fenway Park, Boston, MA  
Sat May 20 2000, 1:05 PM EDT  
Att: 31,909 - Sunny - 55 F

AB 35  
R 2  
H 9  
RBI 2  
BB 3  
SO 6  
LOB 11



Batter	1	2	3	4	5	6	7	8	9	AB	R	H	RBI	BB	SO	LOB	BOTTOM					
Jose Offerman, S OBP: 0.329, SLG: 0.336	G6-3			1B WP G4-3	G3-1			G4-3		4	1	1	0	0	0	2						
Donnie Sadler, R OBP: 0.226, SLG: 0.419	B1-3			G4-3						3	0	0	0	0	0	1						
Jason Varitek, S OBP: 0.427, SLG: 0.464										1	0	0	0	0	1	0						
Manny Alexander, R OBP: 0.190, SLG: 0.288										0	0	0	0	0	0	0						
Trot Nixon, L OBP: 0.404, SLG: 0.581	F9			WP BB				1B		3	0	2	0	1	0	0						
Brian Daubach, L OBP: 0.400, SLG: 0.604		F8		FC7-4 WP						3	0	1	0	1	0	1						
Carl Everett, S OBP: 0.397, SLG: 0.701		P4		BB						4	0	0	0	0	0	5						
Troy O'Leary, L OBP: 0.283, SLG: 0.389				1B						4	0	1	0	0	1	0						
Mike Stanley, R OBP: 0.356, SLG: 0.459										4	0	0	0	0	1	1						
Scott Hatteberg, L OBP: 0.298, SLG: 0.256										2	0	1	0	2	0	0						
3B Wilton Veras, R OBP: 0.333, SLG: 0.375										4	0	0	0	0	1	4						
<b>Inning Stats</b>	R: 0 E: 0 K: 0 S: 7	H: 0 LOB: 0 BB: 0 P: 14	R: 0 E: 0 K: 1 S: 10	H: 0 LOB: 0 BB: 0 P: 17	R: 0 E: 0 K: 0 S: 9	H: 0 LOB: 0 BB: 0 P: 16	R: 1 E: 0 K: 0 S: 9	H: 2 LOB: 1 BB: 1 P: 19	R: 0 E: 0 K: 0 S: 12	H: 1 LOB: 2 BB: 1 P: 20	R: 0 E: 0 K: 0 S: 6	H: 0 LOB: 1 BB: 1 P: 13	R: 0 E: 0 K: 0 S: 6	H: 0 LOB: 1 BB: 1 P: 11	R: 0 E: 0 K: 1 S: 13	H: 2 LOB: 2 BB: 0 P: 17	R: 0 E: 0 K: 2 S: 11	H: 1 LOB: 1 BB: 0 P: 13	1B: 5 2B: 2 3B: 0 HR: 0	SF: 0 SAC: 0 DP: 1 HBP: 0	WP: 1 PB: 1 SB: 1 CS: 0	PA: 36
<b>PITCHER</b>	IP	WLS	BF	H	R	ER	SO	BB	IBB	HBP	BLK	WP	HR	S	P	ERA	WHIP					
Dave Milcki, R ERA: 5.88	5.1	W	21	3	1	1	1	3	0	0	0	0	0	49	92	1.69	1.125					
Allen McDill, L ERA:	0.1	H	1	0	0	0	0	0	0	0	0	0	0	3	5	0.00	0.000					
Danny Patterson, R ERA: 2.7	1.1	H	5	0	0	0	0	1	0	0	0	0	0	7	13	0.00	0.750					
Doug Brocail, R ERA: 4.35	1.0	H	5	2	0	0	1	0	0	0	0	0	0	13	17	0.00	2.000					
Todd Jones, R ERA: 4.5	1.0	S	4	1	0	0	2	0	0	0	0	0	0	11	13	0.00	1.000					

**Detroit Tigers @ Boston Red Sox**  
Fenway Park, Boston, MA  
Sat May 20 2000, 1:05 PM EDT  
Att: 31,909 - Sunny - 55 F

AB 32  
R 1  
H 6  
RBI 0  
BB 4  
SO 4  
LOB 14





Batter	1	2	3	4	5	6	7	8	9	AB	R	H	RBI	BB	SO	LOB	TOP										
<b>Gregg Jefferies, S</b> OBP: 0.326, SLG: 0.371	2-1 HR	1-1 G4-3	3-2 1B			0-1 F9		3-2 F9		5	1	2	2	0	0	1											
<b>Brad Ausmus, R</b> OBP: 0.363, SLG: 0.358	2-2 G6-3		E6 1B			3-2 FC6-4 1B			0-0 P4	5	1	2	0	0	0	2											
<b>Rich Becker, L</b> OBP: 0.375, SLG: 0.375	4-2 BB		0-1 2B FC5-4 1B	0-0 2B		2-2 F7			2-1 P6	4	1	2	0	1	0	1											
<b>Juan Gonzalez, R</b> OBP: 0.313, SLG: 0.519	2-3 K		0-2 FC5-4 1B 2B	3-3 K		1-1 FC6-4			2-2 2B	5	1	2	1	0	2	3											
<b>Bobby Higginson, L</b> OBP: 0.370, SLG: 0.383	2-1 F9		4-0 FC5-4 IBB	3-3 K			1-2 F9		0-3 K	4	0	0	0	1	2	3											
<b>Dean Palmer, R</b> OBP: 0.344, SLG: 0.473		3-0 G4-3 1B 2B	0-0 FC5-4 1B SF7	2-3 K			3-3 K			4	2	1	1	0	2	3											
<b>Robert Fick, L</b> OBP: 0.314, SLG: 0.274		0-2 G4-3	1-2 1B BB			1-0 P4		2-0 F9		3	1	0	0	1	0	1											
<b>Jose Macias, S</b> OBP: 0.378, SLG: 0.429		0-1 1B	1-0 1B 1B			0-0 P1		1-3 K		4	0	2	2	0	1	0											
<b>Deivi Cruz, R</b> OBP: 0.293, SLG: 0.402	2-2 F9		0-1 SF7			2-0 L4		1-3 K		3	0	0	1	0	1	1											
<b>Inning Stats</b>	R: 1 E: 0 K: 1 S: 13	H: 1 LOB: 1 BB: 1 P: 25	R: 1 E: 0 K: 0 S: 11	H: 2 LOB: 1 BB: 0 P: 17	R: 5 E: 1 K: 0 S: 17	H: 5 LOB: 2 BB: 2 P: 32	R: 0 E: 0 K: 3 S: 11	H: 1 LOB: 1 BB: 0 P: 19	R: 0 E: 0 K: 0 S: 3	H: 0 LOB: 0 BB: 0 P: 6	R: 0 E: 0 K: 0 S: 10	H: 1 LOB: 1 BB: 0 P: 16	R: 0 E: 0 K: 1 S: 8	H: 0 LOB: 0 BB: 0 P: 14	R: 0 E: 0 K: 2 S: 10	H: 0 LOB: 0 BB: 0 P: 15	R: 0 E: 0 K: 1 S: 11	H: 1 LOB: 1 BB: 0 P: 15	1B: 6 2B: 4 3B: 0 HR: 1	SF: 1 SAC: 0 DP: 0 HBP: 0	WP: 0 PB: 0 SB: 0 CS: 0	PA: 41					
<b>PITCHER</b>	IP	WLS	BF	H	R	ER	SO	BB	IBB	HBP	BLK	WP	HR	S	P	ERA	WHIP										
<b>Ramon Martinez, R</b> ERA: 6.95	2.1	L	16	6	7	7	1	2	1	0	0	0	1	32	58	27.00	3.429										
<b>John Wasdin, R</b> ERA: 2.61	2.2		11	3	0	0	3	0	0	0	0	0	0	23	41	0.00	1.125										
<b>Rheal Cormier, L</b> ERA: 4.91	2.0		7	1	0	0	1	0	0	0	0	0	0	18	30	0.00	0.500										
<b>Rich Garces, R</b> ERA: 2.14	1.0		3	0	0	0	2	0	0	0	0	0	0	10	15	0.00	0.000										
<b>Derek Lowe, R</b> ERA: 1.73	1.0		4	1	0	0	1	0	0	0	0	0	0	11	15	0.00	1.000										

**Detroit Tigers @ Boston Red Sox**  
Fenway Park, Boston, MA  
Sun May 21 2000, 1:05 PM EDT  
Att: 31,893 - Cloudy - 53 F

AB	37
R	7
H	11
RBI	7
BB	3
SO	8
LOB	15



Batter	1	2	3	4	5	6	7	8	9	AB	R	H	RBI	BB	SO	LOB	BOTTOM										
<b>Jose Offerman, S</b> OBP: 0.325, SLG: 0.331	0-1 G4-3		3-2 F7		2-3 K		0-0 BB 1B	1-3 K		5	1	1	0	0	2	5											
<b>Trot Nixon, L</b> OBP: 0.403, SLG: 0.576	2-1 G3-1		0-2 1B		2-0 F7		3-2 BB BB SF8 1B	2-2 2B		3	0	1	0	0	0	2											
<b>Jeff Frye, R</b> OBP: 0.306, SLG: 0.289			1-2 1B				1-2 2-3 SF8 1B	1-3 2H 2B		2	1	2	1	0	0	0											
<b>Brian Daubach, L</b> OBP: 0.388, SLG: 0.583	0-1 F9		3-3 K			1-0 F8	0-0 F5	3-3 K		5	0	0	0	0	2	7											
<b>Mike Stanley, R</b> OBP: 0.364, SLG: 0.482		4-2 BB		3-1 F7		1-0 HR	4-1 SF8 BB BB	3-3 K		3	1	1	2	2	1	2											
<b>Carl Everett, S</b> OBP: 0.388, SLG: 0.687		3-3 K		1-1 F9		3-1 FC6-4 1B	4-2 BB		2-3 K	4	0	1	1	1	2	1											
<b>Troy O'Leary, L</b> OBP: 0.280, SLG: 0.385		1-1 F9		3-2 F7		2-1 FC6-4 1B	0-0 SF8		0-0 G6-3	4	0	1	1	0	0	1											
<b>Jason Varitek, S</b> OBP: 0.418, SLG: 0.446		1-3 K			4-1 1B BB	1-1 P3	3-3 K		2-3 K	4	0	0	0	1	3	5											
<b>John Valentin, R</b> OBP: 0.357, SLG: 0.643			0-1 1B 1B		3-3 K	2-1 FC6-4		2-2 1B 2B 1B		4	1	2	0	0	1	3											
<b>Donnie Sadler, R</b> OBP: 0.286, SLG: 0.457			2-3 K		2-2 1B		0-1 1B BB 1B	1-1 2B 1B		4	1	3	0	0	1	1											
<b>Inning Stats</b>	R: 0 E: 0 K: 0 S: 6	H: 0 LOB: 0 BB: 0 P: 8	R: 0 E: 0 K: 2 S: 14	H: 0 LOB: 1 BB: 1 P: 23	R: 0 E: 0 K: 2 S: 17	H: 2 LOB: 0 BB: 0 P: 25	R: 0 E: 0 K: 0 S: 7	H: 0 LOB: 0 BB: 0 P: 14	R: 0 E: 0 K: 2 S: 13	H: 1 LOB: 2 BB: 1 P: 26	R: 1 E: 0 K: 0 S: 10	H: 3 LOB: 2 BB: 0 P: 20	R: 3 E: 0 K: 1 S: 18	H: 3 LOB: 2 BB: 2 P: 32	R: 1 E: 0 K: 3 S: 22	H: 3 LOB: 2 BB: 0 P: 34	R: 0 E: 0 K: 2 S: 8	H: 0 LOB: 0 BB: 0 P: 12	1B: 10 2B: 1 3B: 0 HR: 1	SF: 1 SAC: 0 DP: 0 HBP: 0	WP: 0 PB: 0 SB: 0 CS: 0	PA: 43					
<b>PITCHER</b>	IP	WLS	BF	H	R	ER	SO	BB	IBB	HBP	BLK	WP	HR	S	P	ERA	WHIP										
<b>Hideo Nomo, R</b> ERA: 4.94	5.1	W	23	5	1	1	6	2	0	0	0	0	0	9	14	27.00	4.500										
<b>Willie Blair, R</b> ERA: 4.81	0.2		5	3	2	2	0	0	0	0	0	0	0	4	7	0.00	3.000										
<b>Allen McDill, L</b> ERA: 6.75	0.1		2	1	0	0	0	0	0	0	0	0	0	4	7	0.00	3.000										
<b>Matt Anderson, R</b> ERA: 3.57	0.2		4	0	1	1	1	2	0	0	0	0	0	11	22	13.50	3.000										
<b>Danny Patterson, R</b> ERA: 3.38	0.0		2	2	1	1	0	0	0	0	0	0	0	5	8	∞	∞										
<b>PITCHER</b>	IP	WLS	BF	H	R	ER	SO	BB	IBB	HBP	BLK	WP	HR	S	P	ERA	WHIP										
<b>Doug Brocail, R</b> ERA: 4.15	1.0		4	1	0	0	3	0	0	0	0	0	0	8	12	0.00	1.000										
<b>Todd Jones, R</b> ERA: 4.2	1.0	S	3	0	0	0	2	0	0	0	0	0	0	8	12	0.00	0.000										

**Detroit Tigers @ Boston Red Sox**  
Fenway Park, Boston, MA  
Sun May 21 2000, 1:05 PM EDT  
Att: 31,893 - Cloudy - 53 F

AB	38
R	5
H	12
RBI	5
BB	4
SO	12
LOB	27





Batter	1	2	3	4	5	6	7	8	9	AB	R	H	RBI	BB	SO	LOB	TOP										
<b>Shannon Stewart, R</b> (1, 7) OBP: 0.385, SLG: 0.567										5	1	2	0	0	0	1											
<b>Craig Grebeck, R</b> (1, 4) OBP: 0.434, SLG: 0.640										3	0	2	0	1	1	0											
<b>Raul Mondesi, R</b> (1, 9) OBP: 0.332, SLG: 0.529										4	0	0	0	0	0	6											
<b>Carlos Delgado, L</b> (1, 3) OBP: 0.427, SLG: 0.639										2	0	0	1	1	0	1											
<b>Brad Fullmer, L</b> (1, 10) OBP: 0.386, SLG: 0.555										4	0	0	0	0	2	4											
<b>Tony Batista, R</b> (1, 5) OBP: 0.322, SLG: 0.538										4	1	2	1	0	1	1											
<b>Darrin Fletcher, L</b> (1, 2) OBP: 0.378, SLG: 0.594										4	0	0	0	0	1	3											
<b>José Cruz Jr., S</b> (1, 8) OBP: 0.313, SLG: 0.489										3	0	0	0	1	2	1											
<b>Alex Gonzalez, R</b> (1, 6) OBP: 0.324, SLG: 0.377										4	1	1	0	0	2	1											
<b>Inning Stats</b>	R: 1 E: 0 K: 1 S: 13	H: 2 LOB: 1 BB: 0 P: 15	R: 0 E: 0 K: 0 S: 7	H: 0 LOB: 0 BB: 0 P: 9	R: 1 E: 0 K: 1 S: 9	H: 2 LOB: 2 BB: 1 P: 17	R: 1 E: 0 K: 2 S: 10	H: 1 LOB: 1 BB: 1 P: 19	R: 0 E: 0 K: 1 S: 6	H: 1 LOB: 1 BB: 0 P: 8	R: 0 E: 0 K: 1 S: 10	H: 1 LOB: 1 BB: 0 P: 15	R: 0 E: 0 K: 1 S: 11	H: 0 LOB: 1 BB: 1 P: 19	R: 0 E: 0 K: 2 S: 11	H: 0 LOB: 0 BB: 0 P: 14	1B: 6 2B: 0 3B: 0 HR: 1	SF: 1 SAC: 0 DP: 1 HBP: 0	WP: 1 PB: 0 SB: 1 CS: 0	PA: 37							
<b>PITCHER</b>	IP	WLS	BF	H	R	ER	SO	BB	IBB	HBP	BLK	WP	HR	S	P	ERA	WHIP										
<b>Pedro Martínez, R</b> (1, 1) ERA: 1.19	8.0	L	34	7	3	3	7	3	0	0	0	1	1	76	115	3.38	1.250										
<b>Rich Garces, R</b> (9, 1) ERA: 2.05	1.0		3	0	0	0	2	0	0	0	0	0	0	11	14	0.00	0.000										

**Toronto Blue Jays @ Boston Red Sox**  
Fenway Park, Boston, MA  
Tue May 23 2000, 7:05 PM EDT  
Att: 33,402 - Sunny - 54 F

AB	33
R	3
H	7
RBI	2
BB	3
SO	9
LOB	18



Batter	1	2	3	4	5	6	7	8	9	AB	R	H	RBI	BB	SO	LOB	BOTTOM										
<b>Jose Offerman, S</b> (1, 4) OBP: 0.328, SLG: 0.329										4	1	1	0	1	0	5											
<b>John Valentin, R</b> (1, 5) OBP: 0.316, SLG: 0.526										5	0	1	0	0	0	4											
<b>Trot Nixon, L</b> (1, 9) OBP: 0.390, SLG: 0.556										5	0	0	0	0	0	4											
<b>Brian Daubach, L</b> (1, 10) OBP: 0.390, SLG: 0.580										4	1	2	0	0	0	0											
<b>Carl Everett, S</b> (1, 8) OBP: 0.404, SLG: 0.692										2	0	2	0	1	0	0											
<b>Mike Stanley, R</b> (1, 3) OBP: 0.354, SLG: 0.466										4	0	0	0	0	3	6											
<b>Troy O'Leary, L</b> (1, 7) OBP: 0.280, SLG: 0.377										3	0	0	0	1	0	3											
<b>Jason Varitek, S</b> (1, 2) OBP: 0.421, SLG: 0.442										3	0	1	0	1	1	3											
<b>Donnie Sadler, R</b> (1, 6) OBP: 0.333, SLG: 0.500										3	0	2	1	1	0	1											
<b>Inning Stats</b>	R: 1 E: 0 K: 0 S: 7	H: 1 LOB: 0 BB: 1 P: 18	R: 0 E: 0 K: 0 S: 7	H: 0 LOB: 0 BB: 0 P: 13	R: 0 E: 0 K: 1 S: 12	H: 1 LOB: 3 BB: 2 P: 28	R: 0 E: 0 K: 0 S: 14	H: 1 LOB: 1 BB: 0 P: 21	R: 0 E: 0 K: 1 S: 13	H: 2 LOB: 3 BB: 2 P: 26	R: 0 E: 0 K: 0 S: 6	H: 0 LOB: 0 BB: 0 P: 11	R: 0 E: 0 K: 1 S: 7	H: 1 LOB: 0 BB: 0 P: 10	R: 0 E: 0 K: 1 S: 10	H: 2 LOB: 2 BB: 0 P: 19	1B: 8 2B: 1 3B: 0 HR: 0	SF: 0 SAC: 0 DP: 2 HBP: 1	WP: 0 PB: 0 SB: 0 CS: 1	PA: 39							
<b>PITCHER</b>	IP	WLS	BF	H	R	ER	SO	BB	IBB	HBP	BLK	WP	HR	S	P	ERA	WHIP										
<b>Chris Carpenter, R</b> (1, 1) ERA: 4.76	5.2	W	27	6	2	2	2	5	0	0	0	0	0	6	8	0.00	0.000										
<b>Paul Quantrill, R</b> (6, 1) ERA: 4.13	0.2	H	2	0	0	0	0	0	0	0	0	0	0	6	8	0.00	0.000										
<b>Pedro Borbon, L</b> (7, 1) ERA: 5.63	0.2	H	2	0	0	0	0	0	0	0	0	0	0	3	7	0.00	0.000										
<b>John Frascatore, R</b> (8, 1) ERA: 7.06	1.0	H	3	1	0	0	1	0	0	0	0	0	0	7	10	0.00	1.000										
<b>Billy Koch, R</b> (9, 1) ERA: 3.8	1.0	S	5	2	0	0	1	0	0	0	0	0	0	10	19	0.00	2.000										

**Toronto Blue Jays @ Boston Red Sox**  
Fenway Park, Boston, MA  
Tue May 23 2000, 7:05 PM EDT  
Att: 33,402 - Sunny - 54 F

AB	33
R	2
H	9
RBI	1
BB	5
SO	4
LOB	26









Batter	1	2	3	4	5	6	7	8	9	AB	R	H	RBI	BB	SO	LOB	TOP			
Shannon Stewart, R (1, 7) OBP: 0.396, SLG: 0.626	F7		HR		G5-4-3 BB		1B 2B	1B 3B		4	4	3	2	1	0	0	<b>Toronto Blue Jays @ Boston Red Sox</b> Fenway Park, Boston, MA Thu May 25 2000, 7:05 PM EDT Att: 32,716 - Sunny - 72 F			
Craig Grebeck, R (1, 4) OBP: 0.429, SLG: 0.600	P6		F7		G5-4-3 1B		1B 1B	K		5	1	2	0	0	1					
Raul Mondesi, R (1, 9) Dewayne Wise, L (7, 9) OBP: 0.150, SLG: 0.105	G5-3		K		G5-4-3 1-2 3-H 2-2		1B 2B 1B	F2		4	1	1	1	0	1	1				
Carlos Delgado, L (1, 3)		G1-3		K	HR		2B 1B	FC5-4 1B		5	2	3	3	0	1	0				
Tony Batista, R (1, 5) OBP: 0.321, SLG: 0.533	F8		K		1B		G3-1 1-H 2-H 2B	FC5-4		5	0	2	2	0	1	1				
Todd Greene, R (1, 10) OBP: 0.250, SLG: 0.625	G6-3		HR		F2		K		F8	5	1	1	1	0	1	2				
Darrin Fletcher, L (1, 2) OBP: 0.390, SLG: 0.600			1B	FC6-4 1B		G1	G3-1	FC9-2 3B		5	1	3	0	0	0	1				
José Cruz Jr., S (1, 8) OBP: 0.326, SLG: 0.492			E5 HR 1B	FC6-4 1B		K		FC9-2		4	1	2	0	1	1	1				
Alex Gonzalez, R (1, 6) OBP: 0.310, SLG: 0.359			G4-3	FC6-4		F7	F7			4	0	0	0	0	0	5				
<b>Inning Stats</b>	R: 0 E: 0 K: 0 S: 12	H: 0 LOB: 0 BB: 0 P: 18	R: 0 E: 0 K: 0 S: 10	H: 0 LOB: 0 BB: 0 P: 17	R: 3 E: 1 K: 1 S: 11	H: 3 LOB: 0 BB: 0 P: 20	R: 1 E: 0 K: 2 S: 15	H: 3 LOB: 2 BB: 1 P: 21	R: 2 E: 0 K: 1 S: 13	H: 3 LOB: 1 BB: 1 P: 23	R: 4 E: 0 K: 1 S: 16	H: 5 LOB: 2 BB: 1 P: 23	R: 1 E: 0 K: 1 S: 13	H: 2 LOB: 1 BB: 0 P: 15	R: 0 E: 0 K: 0 S: 8	H: 1 LOB: 0 BB: 0 P: 10	1B: 10 2B: 3 3B: 2 HR: 3	SF: 0 SAC: 0 DP: 2 HBP: 0	WP: 0 PB: 0 SB: 1 CS: 0	PA: 44
<b>PITCHER</b>	IP WLS BF H R ER SO BB IBB HBP BLK WP HR S P ERA WHIP																			
Pete Schourek, L (1, 1) ERA: 3.15	4.0 L 18 6 4 4 3 0 0 0 0 0 0 2 48 76 9.00 1.500																			
49 Tim Wakefield, R (5, 1) ERA: 4.92	2.0 12 6 5 5 1 1 0 0 0 0 0 1 24 37 22.50 3.500																			
John Wasdin, R (7, 1) ERA: 3.18	2.0 11 4 2 2 2 1 0 0 0 0 0 0 25 34 9.00 2.500																			
Tim Young, L (9, 1) ERA:	1.0 3 1 0 0 0 0 0 0 0 0 0 0 8 10 0.00 1.000																			

Batter	1	2	3	4	5	6	7	8	9	AB	R	H	RBI	BB	SO	LOB	BOTTOM					
Darren Lewis, R (1, 7) OBP: 0.424, SLG: 0.475	G4-3		F8		1B 2B		1B 1B	L4		5	2	2	0	0	0	1	<b>Toronto Blue Jays @ Boston Red Sox</b> Fenway Park, Boston, MA Thu May 25 2000, 7:05 PM EDT Att: 32,716 - Sunny - 72 F					
Donnie Sadler, R (1, 9) OBP: 0.292, SLG: 0.426	G5-3		G6-3		K		K	G5-3		5	0	0	0	0	2	3						
Jeff Frye, R (1, 4) OBP: 0.339, SLG: 0.315	F9		BB		BB 1B		1B 1B	HR 1B		4	1	3	0	1	0	0						
Mike Stanley, R (1, 3) OBP: 0.356, SLG: 0.463		E9 1B	F8		BB 1B		1B 1B	F7		5	1	2	2	0	0	2						
Carl Everett, S (1, 8) OBP: 0.410, SLG: 0.693		F8		S 1B	BB		F7	HR		4	1	2	2	1	0	3						
Jason Varitek, S (1, 10) OBP: 0.418, SLG: 0.439		FC5 3B 1B	K		K		F9	K		5	0	1	1	0	3	6						
38 Wilton Veras, R (1, 5) OBP: 0.336, SLG: 0.386		WP FC5 1B	F2		F8		F8	2B 2B	G5-3	5	1	2	0	0	0	1						
Scott Hatteberg, L (1, 2) OBP: 0.294, SLG: 0.279		FC5 WP	G4-3		G3		G3	2B		4	0	1	1	0	0	3						
Manny Alexander, R (1, 6) OBP: 0.178, SLG: 0.250		K			G6-3		K	F5		3	0	0	0	0	2	2						
Trot Nixon, L (8, PH) OBP: 0.392, SLG: 0.547										1	0	0	0	0	0	1						
<b>Inning Stats</b>	R: 0 E: 0 K: 0 S: 6	H: 2 LOB: 2 BB: 0 P: 9	R: 1 E: 1 K: 1 S: 15	H: 2 LOB: 0 BB: 0 P: 20	R: 0 E: 0 K: 1 S: 8	H: 1 LOB: 1 BB: 0 P: 14	R: 0 E: 0 K: 1 S: 8	H: 1 LOB: 1 BB: 0 P: 10	R: 1 E: 0 K: 2 S: 19	H: 3 LOB: 3 BB: 1 P: 27	R: 0 E: 0 K: 1 S: 8	H: 0 LOB: 0 BB: 0 P: 10	R: 1 E: 0 K: 1 S: 11	H: 3 LOB: 2 BB: 0 P: 15	R: 1 E: 0 K: 0 S: 10	H: 2 LOB: 1 BB: 0 P: 17	R: 2 E: 0 K: 1 S: 12	H: 2 LOB: 0 BB: 0 P: 18	1B: 9 2B: 3 3B: 0 HR: 1	SF: 0 SAC: 0 DP: 0 HBP: 0	WP: 1 PB: 0 SB: 1 CS: 0	PA: 43
<b>PITCHER</b>	IP WLS BF H R ER SO BB IBB HBP BLK WP HR S P ERA WHIP																					
David Wells, L (1, 1) ERA: 3.63	7.0 W 34 10 4 3 6 2 0 0 0 0 0 1 76 107 3.86 1.714																					
Paul Quantrill, R (8, 1) ERA: 4.19	2.0 9 3 2 2 1 0 0 0 0 0 0 1 21 33 9.00 1.500																					





Batter	1	2	3	4	5	6	7	8	9	AB	R	H	RBI	BB	SO	LOB	TOP											
Jeff Frye, R OBP: 0.359, SLG: 0.345	1-2 FC1-2 1B	4-2 BB		2-2 G3-1			1-2 1B		0-2 F9	4	0	2	0	1	0	0	<b>Boston Red Sox @ New York Yankees</b> Yankee Stadium, Bronx, NY Fri May 26 2000, 7:05 PM EDT Att: 54,470 - Sunny - 74 F											
John Valentin, R OBP: 0.300, SLG: 0.393	0-1 FC1-2 2-3 1B	1-3 K		0-0 F9			1-3 K		1-0 G5-3	5	1	1	0	0	2	3												
Trot Nixon, L OBP: 0.389, SLG: 0.539	0-3 K	3-3 K		2-2 G1-3			1-2 1B			4	0	1	0	0	2	4												
Brian Daubach, L OBP: 0.379, SLG: 0.572	0-0 FC1-2 1B			0-1 L6			0-1 F9		1-1 F8	4	1	0	0	0	0	4												
Carl Everett, S OBP: 0.406, SLG: 0.681	1-1 S 2-H 3-H 1B			2-2 G6-3			3-1 F7		1-0 G4-3	4	0	1	2	0	0	2												
Troy O'Leary, L OBP: 0.294, SLG: 0.380	4-0 1-2 BB			1-1 HR			1-1 F7			3	1	2	0	1	0	0												
Mike Stanley, R OBP: 0.353, SLG: 0.480	1-3 K			0-0 HR			1-3 K		1-1 F9	4	1	1	2	0	2	3												
Jason Varitek, S OBP: 0.421, SLG: 0.431		4-2 SH1-4 BB	4-1 BB				0-0 G4-3		0-1 G4-6-3	2	0	0	0	2	0	1												
Donnie Sadler, R OBP: 0.275, SLG: 0.400		0-0 SH1-4	0-0 F2				2-2 G6-3		1-3 K	3	0	0	0	0	1	1												
<b>Inning Stats</b>	R: 2 E: 0 K: 2 S: 14	H: 3 LOB: 2 BB: 1 P: 21	R: 0 E: 0 K: 2 S: 13	H: 0 LOB: 2 BB: 2 P: 25	R: 2 E: 0 K: 0 S: 10	H: 2 LOB: 1 BB: 1 P: 17	R: 0 E: 0 K: 0 S: 7	H: 0 LOB: 0 BB: 0 P: 11	R: 0 E: 0 K: 1 S: 6	H: 0 LOB: 0 BB: 0 P: 10	R: 0 E: 0 K: 12 S: 12	H: 2 LOB: 2 BB: 0 P: 17	R: 0 E: 0 K: 0 S: 6	H: 1 LOB: 0 BB: 0 P: 8	R: 0 E: 0 K: 1 S: 7	H: 0 LOB: 0 BB: 0 P: 9	1B: 6 2B: 1 3B: 0 HR: 1	SF: 0 SAC: 1 DP: 1 HBP: 0	WP: 0 PB: 0 SB: 1 CS: 0	PA: 38								
<b>PITCHER</b>	IP	WLS	BF	H	R	ER	SO	BB	IBB	HBP	BLK	WP	HR	S	P	ERA	WHIP											
David Cone, R ERA: 5.68	(1, 1)	7.0	L	32	7	4	4	6	4	0	0	0	0	1	69	111	5.14	1.571										
Allen Watson, L ERA: 4.5	(8, 1)	0.0		1	1	0	0	0	0	0	0	0	0	2	3	∞	∞											
Jeff Nelson, R ERA: 1.3	(8, 1)	2.0	S	5	0	0	0	1	0	0	0	0	0	0	11	14	0.00	0.000										

AB	33
R	4
H	8
RBI	4
BB	4
SO	7
LOB	18



Batter	1	2	3	4	5	6	7	8	9	AB	R	H	RBI	BB	SO	LOB	BOTTOM											
Ricky Ledee, L OBP: 0.323, SLG: 0.357	1-3 K		1-2 G3-1		0-0 1B			0-0 P6		4	0	1	0	0	1	0	<b>Boston Red Sox @ New York Yankees</b> Yankee Stadium, Bronx, NY Fri May 26 2000, 7:05 PM EDT Att: 54,470 - Sunny - 74 F											
Wilson Delgado, S OBP: 0.341, SLG: 0.389	0-1 G3-1		3-2 F7		0-0 P5		2-3 K		3	0	0	0	0	0	2													
Lance Johnson, L OBP: 0.300, SLG: 0.333										1	0	0	0	0	1	0												
Alfonso Soriano, R OBP: 0.196, SLG: 0.357										0	0	0	0	0	0	0												
Paul O'Neill, L OBP: 0.366, SLG: 0.451	1-2 F8		1-2 G6-3		0-2 G3-1		2-2 2B		2-2 K	4	0	1	0	0	0	2												
Bernie Williams, S OBP: 0.362, SLG: 0.551		0-0 20 1B		2-2 F5			1-1 F8		1-3 K	4	0	1	0	0	1	1												
Tino Martinez, L OBP: 0.339, SLG: 0.439		2-1 F8		0-1 F8			1-1 P4		2-2 F8	4	0	0	0	0	0	1												
20 Jorge Posada, S OBP: 0.445, SLG: 0.614		1-1 1B		1-2 HBP			1-3 K		1-3 K	3	0	1	0	0	2	0												
Scott Brosius, R OBP: 0.340, SLG: 0.359		3-2 F9		1-0 F8			2-1 G6-3		3-2 2B	4	0	1	0	0	0	3												
Chris Turner, R OBP: 0.400, SLG: 0.444		1-3 K			1-2 1B		2-3 K		2-1 G5-3	3	0	1	0	0	2	2												
Jim Leyritz, R OBP: 0.296, SLG: 0.268					1-2 1B					1	0	0	0	0	0	1												
Clay Bellinger, R OBP: 0.267, SLG: 0.382			1-1 HR		0-1 1B		0-0 F9			3	1	2	1	0	0	0												
<b>Inning Stats</b>	R: 0 E: 0 K: 1 S: 8	H: 0 LOB: 0 BB: 0 P: 10	R: 0 E: 0 K: 1 S: 15	H: 2 LOB: 2 BB: 0 P: 22	R: 1 E: 0 K: 0 S: 15	H: 1 LOB: 0 BB: 0 P: 21	R: 0 E: 0 K: 0 S: 9	H: 0 LOB: 1 BB: 0 P: 13	R: 0 E: 0 K: 0 S: 10	H: 3 LOB: 2 BB: 0 P: 11	R: 0 E: 0 K: 1 S: 7	H: 0 LOB: 0 BB: 0 P: 10	R: 0 E: 0 K: 1 S: 7	H: 0 LOB: 0 BB: 0 P: 11	R: 0 E: 0 K: 2 S: 10	H: 1 LOB: 1 BB: 0 P: 15	R: 0 E: 0 K: 1 S: 12	H: 1 LOB: 1 BB: 0 P: 20	1B: 5 2B: 2 3B: 0 HR: 1	SF: 0 SAC: 0 DP: 0 HBP: 1	WP: 0 PB: 0 SB: 0 CS: 0	PA: 35						
<b>PITCHER</b>	IP	WLS	BF	H	R	ER	SO	BB	IBB	HBP	BLK	WP	HR	S	P	ERA	WHIP											
Ramon Martinez, R ERA: 5.88	(1, 1)	7.2	W	30	7	1	1	5	0	0	0	0	0	1	78	109	1.17	0.913										
Rich Garces, R ERA: 1.93	(8, 1)	0.1	H	1	0	0	0	1	0	0	0	0	0	3	4	0.00	0.000											
Derek Lowe, R ERA: 1.61	(9, 1)	1.0	S	4	1	0	0	1	0	0	0	0	0	12	20	0.00	1.000											

AB	34
R	1
H	8
RBI	1
BB	0
SO	7
LOB	12





Batter	1	2	3	4	5	6	7	8	9	AB	R	H	RBI	BB	SO	LOB	TOP			
Jeff Frye, R OBP: 0.362, SLG: 0.365 (1,4)										5	1	2	0	0	1	0	<b>Boston Red Sox @ New York Yankees</b> Yankee Stadium, Bronx, NY Sat May 27 2000, 1:05 PM EDT Att: 55,671 - Cloudy - 66 F			
Trot Nixon, L OBP: 0.391, SLG: 0.535 (1,9)										3	0	1	1	1	1	0				
Brian Daubach, L OBP: 0.380, SLG: 0.564 (1,3)										4	0	1	0	0	1	3				
Nomar Garciaparra, R OBP: 0.400, SLG: 0.486 (1,6)										3	0	1	0	1	1	1				
Carl Everett, S OBP: 0.402, SLG: 0.669 (1,10)										4	0	1	0	0	0	3				
Troy O'Leary, L OBP: 0.293, SLG: 0.377 (1,7)										4	0	1	0	0	0	2				
John Valentin, R OBP: 0.294, SLG: 0.469 (1,5)										4	1	1	1	0	0	4				
Jason Varitek, S OBP: 0.417, SLG: 0.425 (1,2)										4	0	1	0	0	2	2				
Darren Lewis, R OBP: 0.412, SLG: 0.459 (1,8)										2	1	0	0	0	0	1				
Donnie Sadler, R OBP: 0.264, SLG: 0.385 (6,8)										2	0	0	0	0	1	0				
<b>Inning Stats</b>	R: 0 E: 0 K: 2 S: 8	H: 0 LOB: 0 BB: 0 P: 12	R: 0 E: 0 K: 0 S: 5	H: 0 LOB: 0 BB: 0 P: 6	R: 3 E: 0 K: 0 S: 12	H: 3 LOB: 2 BB: 1 P: 24	R: 0 E: 0 K: 1 S: 6	H: 0 LOB: 0 BB: 0 P: 9	R: 0 E: 0 K: 1 S: 10	H: 2 LOB: 2 BB: 0 P: 17	R: 0 E: 0 K: 3 S: 18	H: 2 LOB: 2 BB: 0 P: 25	R: 0 E: 0 K: 0 S: 10	H: 2 LOB: 1 BB: 1 P: 13	R: 0 E: 0 K: 0 S: 8	H: 0 LOB: 1 BB: 1 P: 14	1B: 7 2B: 1 3B: 0 HR: 1	SF: 0 SAC: 1 DP: 0 HBP: 1	WP: 1 PB: 0 SB: 0 CS: 0	PA: 39
<b>PITCHER</b>	IP	WLS	BF	H	R	ER	SO	BB	IBB	HBP	BLK	WP	HR	S	P	ERA	WHIP			
Jason Grimsley, R ERA: 2.45 (1,1)	5.0		20	3	3	3	3	1	0	1	0	1	1	37	60	5.40	0.800			
Mike Stanton, L ERA: 2.51 (6,1)	3.0	W	15	6	0	0	4	0	0	0	0	0	0	38	55	0.00	2.000			
42 Mariano Rivera, R ERA: 3.74 (9,1)	1.0		4	0	0	0	0	1	0	0	0	0	0	8	14	0.00	1.000			

Batter	1	2	3	4	5	6	7	8	9	AB	R	H	RBI	BB	SO	LOB	BOTTOM		
Ricky Ledee, L OBP: 0.333, SLG: 0.381 (1,7)										3	3	1	1	1	0	1	<b>Boston Red Sox @ New York Yankees</b> Yankee Stadium, Bronx, NY Sat May 27 2000, 1:05 PM EDT Att: 55,671 - Cloudy - 66 F		
2 Derek Jeter, R OBP: 0.354, SLG: 0.422 (1,6)										4	1	3	1	0	0				
Paul O'Neill, L OBP: 0.369, SLG: 0.469 (1,9)										4	1	2	4	0	0	1			
Lance Johnson, L OBP: 0.300, SLG: 0.333 (9,9)										0	0	0	0	0	0	0			
Bernie Williams, S OBP: 0.365, SLG: 0.547 (1,8)										3	0	1	0	0	2	1			
Tino Martinez, L OBP: 0.332, SLG: 0.429 (1,3)										4	0	0	0	0	0	5			
20 Jorge Posada, S OBP: 0.446, SLG: 0.631 (1,2)										4	1	2	1	0	1	1			
Shane Spencer, R OBP: 0.299, SLG: 0.471 (1,10)										4	1	1	1	0	1	2			
Scott Brosius, R OBP: 0.327, SLG: 0.344 (1,5)										4	0	0	0	0	0	0			
Clay Bellinger, R OBP: 0.281, SLG: 0.379 (1,4)										3	1	1	0	1	0	0			
<b>Inning Stats</b>	R: 0 E: 0 K: 0 S: 6	H: 0 LOB: 0 BB: 0 P: 8	R: 0 E: 0 K: 1 S: 12	H: 1 LOB: 1 BB: 0 P: 18	R: 1 E: 0 K: 0 S: 15	H: 2 LOB: 3 BB: 0 P: 24	R: 1 E: 0 K: 1 S: 9	H: 1 LOB: 0 BB: 0 P: 13	R: 1 E: 0 K: 1 S: 23	H: 2 LOB: 1 BB: 1 P: 38	R: 0 E: 0 K: 0 S: 7	H: 1 LOB: 0 BB: 0 P: 10	R: 0 E: 0 K: 0 S: 5	H: 0 LOB: 0 BB: 1 P: 10	1B: 7 2B: 1 3B: 0 HR: 4	SF: 0 SAC: 0 DP: 2 HBP: 2	WP: 0 PB: 0 SB: 3 CS: 0	PA: 37	
<b>PITCHER</b>	IP	WLS	BF	H	R	ER	SO	BB	IBB	HBP	BLK	WP	HR	S	P	ERA	WHIP		
Brian Rose, R ERA: 5.91 (1,1)	1.0		3	0	0	0	1	0	0	0	0	0	0	7	13	0.00	0.000		
Rheal Cormier, L ERA: 4.03 (6,1)	0.2	L	6	3	4	4	0	1	0	0	0	0	1	15	26	54.00	6.000		
Tim Young, L ERA: 1.35 (6,1)	1.1		5	2	1	1	1	0	0	0	0	0	1	15	22	6.75	1.500		
49 Tim Wakefield, R ERA: 4.7 (8,1)	1.0		3	0	0	0	0	1	0	0	0	0	0	5	10	0.00	1.000		



Batter	1	2	3	4	5	6	7	8	9	AB R H RBI BB SO LOB	TOP									
Jeff Frye, R OBP: 0.356, SLG: 0.358 (1, 4)	G1-3			K			G1-3		HR	4 1 1 0 0 1 0	<b>Boston Red Sox @ New York Yankees</b> Yankee Stadium, Bronx, NY Sun May 28 2000, 8:05 PM EDT Att: 55,339 - Sunny - 62 F									
Trot Nixon, L OBP: 0.393, SLG: 0.565 (1, 9)	K			K					HR	4 1 2 2 0 2 0										
Brian Daubach, L OBP: 0.372, SLG: 0.550 (1, 10)	P6			G2-3						4 0 0 0 0 1 1										
Nomar Garciaparra, R OBP: 0.390, SLG: 0.473 (1, 6)		K			K					3 0 0 0 0 3 1										
Carl Everett, S OBP: 0.401, SLG: 0.662 (1, 8)					K					3 0 1 0 0 2 0										
Mike Stanley, R OBP: 0.346, SLG: 0.469 (1, 3)										3 0 0 0 0 1 1										
Troy O'Leary, L OBP: 0.286, SLG: 0.370 (1, 7)			F9							3 0 0 0 0 1 0										
John Valentin, R OBP: 0.297, SLG: 0.457 (1, 5)			G6-3							3 0 1 0 0 0 0										
Jason Varitek, S OBP: 0.408, SLG: 0.415 (1, 2)			K							3 0 0 0 0 2 1										
<b>Inning Stats</b>	R: 0 H: 0 E: 0 K: 1 S: 7	H: 0 LOB: 0 BB: 0 P: 12	R: 0 H: 1 E: 0 K: 2 S: 7	H: 0 LOB: 0 BB: 0 P: 9	R: 0 H: 0 E: 0 K: 1 S: 10	H: 0 LOB: 0 BB: 0 P: 19	R: 0 H: 0 E: 0 K: 2 S: 7	H: 0 LOB: 0 BB: 0 P: 11	R: 0 H: 1 E: 0 K: 2 S: 11	H: 0 LOB: 0 BB: 0 P: 17	R: 0 H: 1 E: 0 K: 2 S: 10	H: 0 LOB: 1 BB: 0 P: 17	R: 0 H: 0 E: 0 K: 1 S: 8	H: 0 LOB: 0 BB: 0 P: 17	R: 2 H: 2 E: 0 K: 0 S: 9	H: 2 LOB: 0 BB: 0 P: 14	1B: 3 2B: 0 3B: 1 HR: 1	SF: 0 SAC: 0 DP: 0 HBP: 0	WP: 0 PB: 0 SB: 0 CS: 1	PA: 30
<b>PITCHER</b> Roger Clemens, R ERA: 3.97 (1, 1)	IP: 9.0 WLS: L BF: 30 H: 5 R: 2 ER: 2 SO: 13 BB: 0 IBB: 0 HBP: 0 BLK: 0 WP: 0 HR: 1 S: 77 P: 127 ERA: 2.00 WHIP: 0.556											<b>PITCHER</b>	IP: 9.0 WLS: W BF: 33 H: 4 R: 0 ER: 0 SO: 9 BB: 1 IBB: 0 HBP: 2 BLK: 0 WP: 0 HR: 0 S: 89 P: 128 ERA: 0.00 WHIP: 0.556							

AB 30  
R 2  
H 5  
RBI 2  
BB 0  
SO 13  
LOB 4



Batter	1	2	3	4	5	6	7	8	9	AB R H RBI BB SO LOB	BOTTOM									
Chuck Knoblauch, R OBP: 0.318, SLG: 0.345 (1, 4)	F3		L8			L3			F9 2B	3 0 0 0 0 0 1	<b>Boston Red Sox @ New York Yankees</b> Yankee Stadium, Bronx, NY Sun May 28 2000, 8:05 PM EDT Att: 55,339 - Sunny - 62 F									
Derek Jeter, R OBP: 0.395, SLG: 0.439 (1, 6)	G6-4-3					K			HBP	4 0 3 0 0 1 0										
Paul O'Neill, L OBP: 0.362, SLG: 0.459 (1, 9)	G6-4-3					K				4 0 0 0 0 3 4										
Bernie Williams, S OBP: 0.358, SLG: 0.536 (1, 8)		P6			P5				F9	4 0 0 0 0 0 3										
Jorge Posada, S OBP: 0.442, SLG: 0.618 (1, 2)						K				3 0 0 0 0 2 1										
Tino Martinez, L OBP: 0.324, SLG: 0.419 (1, 3)										4 0 0 0 0 0 3										
Shane Spencer, R OBP: 0.299, SLG: 0.465 (1, 10)						F8				2 0 0 0 1 1 0										
Ricky Ledee, L OBP: 0.333, SLG: 0.380 (1, 7)										3 0 1 0 0 1 1										
Scott Brosius, R OBP: 0.319, SLG: 0.333 (1, 5)										3 0 0 0 0 1 2										
<b>Inning Stats</b>	R: 0 H: 1 E: 0 K: 0 S: 8	H: 0 LOB: 0 BB: 0 P: 10	R: 0 H: 0 E: 0 K: 1 S: 5	H: 0 LOB: 0 BB: 0 P: 7	R: 0 H: 0 E: 0 K: 1 S: 15	H: 0 LOB: 1 BB: 1 P: 24	R: 0 H: 1 E: 0 K: 2 S: 11	H: 0 LOB: 0 BB: 0 P: 16	R: 0 H: 1 E: 0 K: 2 S: 10	H: 0 LOB: 1 BB: 0 P: 16	R: 0 H: 0 E: 0 K: 2 S: 10	H: 0 LOB: 0 BB: 0 P: 14	R: 0 H: 0 E: 0 K: 2 S: 4	H: 0 LOB: 0 BB: 0 P: 6	R: 0 H: 0 E: 0 K: 2 S: 11	H: 0 LOB: 3 BB: 0 P: 18	1B: 3 2B: 1 3B: 0 HR: 0	SF: 0 SAC: 0 DP: 1 HBP: 2	WP: 0 PB: 0 SB: 2 CS: 0	PA: 33
<b>PITCHER</b> Pedro Martinez, R ERA: 1.05 (1, 1)	IP: 9.0 WLS: W BF: 33 H: 4 R: 0 ER: 0 SO: 9 BB: 1 IBB: 0 HBP: 2 BLK: 0 WP: 0 HR: 0 S: 89 P: 128 ERA: 0.00 WHIP: 0.556											<b>PITCHER</b>	IP: 9.0 WLS: W BF: 33 H: 4 R: 0 ER: 0 SO: 9 BB: 1 IBB: 0 HBP: 2 BLK: 0 WP: 0 HR: 0 S: 89 P: 128 ERA: 0.00 WHIP: 0.556							

AB 30  
R 0  
H 4  
RBI 0  
BB 1  
SO 9  
LOB 15





Batter	1	2	3	4	5	6	7	8	9	AB	R	H	RBI	BB	SO	LOB	TOP										
<b>Johnny Damon, L</b> OBP: 0.319, SLG: 0.378 (1, 7)	G6-3		G5-4-3 1B			F9	F9			4	0	1	0	0	0	2	<b>Kansas City Royals @ Boston Red Sox</b> Fenway Park, Boston, MA Tue May 30 2000, 7:05 PM EDT Att: 31,861 - Sunny - 59 F										
<b>Carlos Febles, R</b> OBP: 0.361, SLG: 0.369 (1, 4)	29 CS 1B		G5-4-3 1-2			29 2B G6-3 1B		F9		4	1	2	0	0	0	1											
<b>29 Mike Sweeney, R</b> OBP: 0.401, SLG: 0.572 (1, 10)	SAFE 1-2 HBP		G6-3					G4-3		3	0	1	0	0	0	0											
<b>Jemaine Dye, R</b> OBP: 0.413, SLG: 0.674 (1, 9)	F8			G1-3		G6-3		K		4	0	0	1	0	1	2											
<b>Carlos Beltrán, S</b> OBP: 0.318, SLG: 0.388 (1, 8)		2B FC6-4 1B		G6-3		K			L4	4	1	1	0	0	1	1											
<b>Joe Randa, R</b> OBP: 0.373, SLG: 0.486 (1, 5)		FC6-4 1-3 2B		K				G4-3		4	0	1	0	0	2	0											
<b>Dave McCarty, R</b> OBP: 0.377, SLG: 0.652 (1, 3)		FC6-4 BB				K		1B 1B		3	0	1	0	1	2	0											
<b>Brian Johnson, R</b> OBP: 0.238, SLG: 0.354 (1, 2)		FC6-4 1-2 3-H 3-H	G4-6-3		G5-3			K		3	0	0	1	0	1	3											
<b>Rey Sanchez, R</b> OBP: 0.270, SLG: 0.318 (1, 6)		G4-6-3			G6-3			1B		3	0	1	0	0	0	2											
<b>Inning Stats</b>	R: 0 E: 0 K: 0 S: 11	H: 1 LOB: 1 BB: 0 P: 15	R: 1 E: 0 K: 0 S: 9	H: 2 LOB: 1 BB: 1 P: 19	R: 0 E: 0 K: 1 S: 4	H: 0 LOB: 0 BB: 0 P: 5	R: 0 E: 0 K: 1 S: 9	H: 0 LOB: 0 BB: 0 P: 12	R: 0 E: 0 K: 1 S: 6	H: 0 LOB: 0 BB: 0 P: 10	R: 1 E: 0 K: 1 S: 11	H: 2 LOB: 1 BB: 0 P: 17	R: 0 E: 0 K: 1 S: 14	H: 2 LOB: 2 BB: 0 P: 19	R: 0 E: 0 K: 1 S: 8	H: 0 LOB: 0 BB: 0 P: 11	R: 0 E: 0 K: 2 S: 7	H: 0 LOB: 0 BB: 0 P: 9	1B: 6 2B: 2 3B: 0 HR: 0	SF: 0 SAC: 0 DP: 2 HBP: 1	WP: 0 PB: 0 SB: 0 CS: 1	PA: 34					
<b>PITCHER</b>	IP	WLS	BF	H	R	ER	SO	BB	IBB	HBP	BLK	WP	HR	S	P	ERA	WHIP										
<b>Jeff Fassero, L</b> ERA: 3.32 (1, 1)	6.2	W	27	8	2	2	4	1	0	1	0	0	0	62	95	2.70	1.350										
<b>Rich Garces, R</b> ERA: 1.75 (7, 1)	2.1		7	0	0	0	3	0	0	0	0	0	0	17	22	0.00	0.000										

Batter	1	2	3	4	5	6	7	8	9	AB	R	H	RBI	BB	SO	LOB	BOTTOM										
<b>Jeff Frye, R</b> OBP: 0.372, SLG: 0.357 (1, 4)	HR BB				K				F8	3	1	1	0	2	1	0	<b>Kansas City Royals @ Boston Red Sox</b> Fenway Park, Boston, MA Tue May 30 2000, 7:05 PM EDT Att: 31,861 - Sunny - 59 F										
<b>Trot Nixon, L</b> OBP: 0.394, SLG: 0.576 (1, 9)	1-H HR	G3	F2			1B BB			F8	4	2	1	2	1	0	4											
<b>Brian Daubach, L</b> OBP: 0.372, SLG: 0.552 (1, 3)	F8		F8	1B FC5-4 2B		BB 1B			K	5	1	2	0	0	1	0											
<b>Nomar Garciaparra, R</b> OBP: 0.406, SLG: 0.482 <b>Donnie Sadler, R</b> OBP: 0.284, SLG: 0.385 (1, 6) (9, 6)	FC3-6 1B		S HR BB	FC5-4 1B		BB 1B			P6	4	1	3	1	1	0	0											
<b>Carl Everett, S</b> OBP: 0.398, SLG: 0.671 (1, 8)	FC3-6 1-2		HR	K		K				4	1	1	2	0	2	5											
<b>Mike Stanley, R</b> OBP: 0.350, SLG: 0.489 (1, 10)	K		HR	FC5-4 FC3-6		G4-6-3 BB				3	1	1	2	1	1	2											
<b>Troy O'Leary, L</b> OBP: 0.293, SLG: 0.369 (1, 7)			38 G6-3 1B	2B WP BB		FC3-6		G4-6-3		3	1	1	0	1	0	4											
<b>John Valentin, R</b> OBP: 0.297, SLG: 0.457 <b>38 Wilton Veras, R</b> OBP: 0.324, SLG: 0.371 (1, 5) (2, 5)		G6-3	P6		G5-3			G6-3		0	0	0	0	0	0	0											
<b>Jason Varitek, S</b> OBP: 0.411, SLG: 0.425 (1, 2)		1B 1B	WP 1-3 2B		F9			G4-3		4	0	2	0	0	0	0											
<b>Inning Stats</b>	R: 2 E: 0 K: 1 S: 14	H: 2 LOB: 1 BB: 1 P: 29	R: 0 E: 0 K: 0 S: 11	H: 3 LOB: 2 BB: 0 P: 14	R: 4 E: 0 K: 0 S: 19	H: 3 LOB: 2 BB: 3 P: 40	R: 1 E: 0 K: 1 S: 14	H: 2 LOB: 1 BB: 0 P: 18	R: 0 E: 0 K: 1 S: 8	H: 0 LOB: 0 BB: 0 P: 12	R: 1 E: 0 K: 0 S: 10	H: 2 LOB: 2 BB: 2 P: 18	R: 0 E: 0 K: 0 S: 5	H: 0 LOB: 0 BB: 0 P: 10	R: 0 E: 0 K: 1 S: 13	H: 0 LOB: 0 BB: 0 P: 20	R: 0 E: 0 K: 1 S: 7	H: 0 LOB: 0 BB: 0 P: 9	1B: 7 2B: 2 3B: 0 HR: 3	SF: 0 SAC: 0 DP: 2 HBP: 0	WP: 1 PB: 0 SB: 1 CS: 0	PA: 40					
<b>PITCHER</b>	IP	WLS	BF	H	R	ER	SO	BB	IBB	HBP	BLK	WP	HR	S	P	ERA	WHIP										
<b>Jeff Suppan, R</b> ERA: 5.25 (1, 1)	2.2	L	19	8	6	6	1	4	0	0	0	0	0	24	32	3.86	0.857										
<b>Jason Rakers, R</b> ERA: 7.59 (3, 1)	2.1		9	2	1	1	2	0	0	0	0	0	0	15	28	4.50	2.000										
<b>Dan Reichert, R</b> ERA: 4.86 (6, 1)	2.0		9	2	1	1	1	2	0	0	0	0	0	13	20	0.00	0.000										
<b>Jerry Spradlin, R</b> ERA: 3.16 (8, 1)	1.0		3	0	0	0	1	0	0	0	0	0	0	13	20	0.00	0.000										

AB 32  
R 2  
H 8  
RBI 2  
BB 1  
SO 7  
LOB 11



AB 34  
R 8  
H 12  
RBI 7  
BB 6  
SO 5  
LOB 17





Batter	1	2	3	4	5	6	7	8	9	AB	R	H	RBI	BB	SO	LOB	TOP										
<b>Johnny Damon, L</b> OBP: 0.325, SLG: 0.398 (1, 7)	G6-3	WP 2B			29 2B	29 1B	K			5	3	3	2	0	1	2	<b>Kansas City Royals @ Boston Red Sox</b> Fenway Park, Boston, MA Wed May 31 2000, 7:05 PM EDT Att: 32,503 - Sunny - 72 F										
<b>Carlos Febles, R</b> OBP: 0.355, SLG: 0.359 (1, 4)	G5-3	G4-3			F9	L6		F9		5	0	0	0	0	0	2											
<b>29 Mike Sweeney, R</b> OBP: 0.410, SLG: 0.583 (1, 3)					1B	2B	1B	2B	1B	5	1	4	2	0	1	0											
<b>Jemaine Dye, R</b> OBP: 0.418, SLG: 0.678 (1, 9)	P3				1B	PB	1B	1B	2B	5	1	3	1	0	0	1											
<b>Carlos Beltrán, S</b> OBP: 0.320, SLG: 0.388 (1, 8)		G5-3			PB	BB	K	K		5	1	2	0	0	2	4											
<b>Joe Randa, R</b> OBP: 0.373, SLG: 0.481 (1, 5)		F9	F7		PB	BB		G4-3		4	0	1	0	1	0	3											
<b>Dave McCarty, R</b> OBP: 0.366, SLG: 0.662 (1, 10)		HR			F9	G5-3		L6	P4	5	1	1	2	0	0	2											
<b>Gregg Zaun, S</b> OBP: 0.417, SLG: 0.450 (1, 2)		S	BB	2B	BB			F8	F7	3	1	0	0	2	1	1											
<b>Rey Sanchez, R</b> OBP: 0.268, SLG: 0.310 (1, 6)		2B	BB		G6-3			G6-3	FC6-4	4	1	0	0	1	0	2											
<b>Inning Stats</b>	R: 0 E: 0 K: 0 S: 11	H: 1 LOB: 1 BB: 0 P: 17	R: 4 E: 0 K: 0 S: 26	H: 2 LOB: 0 BB: 2 P: 45	R: 0 E: 0 K: 1 S: 9	H: 1 LOB: 1 BB: 0 P: 11	R: 0 E: 0 K: 0 S: 6	H: 0 LOB: 0 BB: 0 P: 9	R: 4 E: 0 K: 0 S: 19	H: 4 LOB: 1 BB: 1 P: 32	R: 1 E: 0 K: 1 S: 15	H: 3 LOB: 2 BB: 1 P: 19	R: 0 E: 0 K: 1 S: 10	H: 1 LOB: 2 BB: 1 P: 16	R: 0 E: 0 K: 1 S: 8	H: 2 LOB: 0 BB: 0 P: 12	R: 0 E: 0 K: 1 S: 9	H: 0 LOB: 0 BB: 0 P: 13	1B: 9 2B: 3 3B: 1 HR: 1	SF: 0 SAC: 0 DP: 0 HBP: 0	WP: 1 PB: 1 SB: 2 CS: 0	PA: 45					
<b>PITCHER</b>	IP	WLS	BF	H	R	ER	SO	BB	IBB	HBP	BLK	WP	HR	S	P	ERA	WHIP										
<b>Pete Schourek, L</b> ERA: 3.84	4.1	L	21	6	6	6	1	2	0	0	0	1	1	60	95	12.46	1.846										
<b>Hipolito Pichardo, R</b> ERA: 4.61	0.0		3	2	0	0	0	1	0	0	0	0	0	4	11												
<b>49 Tim Wakefield, R</b> ERA: 4.61	2.2		13	4	3	2	2	1	0	0	0	0	0	32	43	6.75	1.875										
<b>John Wasdin, R</b> ERA: 4.44	1.0		5	2	0	0	1	0	0	0	0	0	0	8	12	0.00	2.000										
<b>Derek Lowe, R</b> ERA: 1.58	1.0		3	0	0	0	1	0	0	0	0	0	0	9	13	0.00	0.000										

Batter	1	2	3	4	5	6	7	8	9	AB	R	H	RBI	BB	SO	LOB	BOTTOM										
<b>Jeff Frye, R</b> OBP: 0.393, SLG: 0.378 (1, 4)	L8		G3	BB	1-3 2H	BB	1B		G4-3	4	1	2	1	2	0	1	<b>Kansas City Royals @ Boston Red Sox</b> Fenway Park, Boston, MA Wed May 31 2000, 7:05 PM EDT Att: 32,503 - Sunny - 72 F										
<b>Trot Nixon, L</b> OBP: 0.399, SLG: 0.571 (1, 9)	1B		G3	1-2	BB		BB		G4-3	3	1	1	1	1	0	2											
<b>Brian Daubach, L</b> OBP: 0.368, SLG: 0.547 (1, 10)	F7		K		K				G4-3	5	0	1	2	0	2	5											
<b>Nomar Garciaparra, R</b> OBP: 0.402, SLG: 0.475 (1, 6)			K						G4-3	4	0	1	0	0	1	1											
<b>Andy Sheets, R</b> OBP: 0.095, SLG: 0.095 (8, 6)									G1-3	0	0	0	0	0	0	0											
<b>Jason Vantek, S</b> OBP: 0.409, SLG: 0.422 (8, PH)									G4-3	1	0	0	1	0	0	1											
<b>Darren Lewis, R</b> OBP: 0.412, SLG: 0.459 (8, 8)	1B								G4-3	0	0	0	0	0	0	0											
<b>Carl Everett, S</b> OBP: 0.394, SLG: 0.679 (8, 8)	F7								G4-3	4	1	1	1	0	2	2											
<b>Donnie Sadler, R</b> OBP: 0.278, SLG: 0.385 (8, 6)									G4-3	0	0	0	0	0	0	0											
<b>Troy O'Leary, L</b> OBP: 0.295, SLG: 0.366 (1, 7)		G4-3			BB	1B			G3	4	1	1	0	1	1	2											
<b>Mike Stanley, R</b> OBP: 0.352, SLG: 0.489 (1, 3)		F7			1B	BB			G5-3	4	1	1	0	1	1	1											
<b>Scott Hatteberg, L</b> OBP: 0.321, SLG: 0.354 (1, 2)					K				G3-1	5	1	3	0	0	1	2											
<b>3B Wilton Veras, R</b> OBP: 0.319, SLG: 0.364 (1, 5)		F8			K				L1	5	1	1	0	0	1	4											
<b>Inning Stats</b>	R: 0 E: 0 K: 0 S: 8	H: 2 LOB: 2 BB: 0 P: 17	R: 0 E: 0 K: 0 S: 10	H: 1 LOB: 1 BB: 0 P: 14	R: 0 E: 0 K: 2 S: 9	H: 0 LOB: 1 BB: 1 P: 18	R: 2 E: 0 K: 3 S: 17	H: 3 LOB: 3 BB: 2 P: 33	R: 0 E: 0 K: 1 S: 5	H: 1 LOB: 1 BB: 0 P: 14	R: 0 E: 0 K: 1 S: 7	H: 0 LOB: 0 BB: 0 P: 9	R: 0 E: 0 K: 1 S: 22	H: 0 LOB: 0 BB: 0 P: 40	R: 5 E: 1 K: 1 S: 22	H: 4 LOB: 2 BB: 1 P: 40	R: 0 E: 0 K: 1 S: 11	H: 1 LOB: 1 BB: 0 P: 14	1B: 6 2B: 5 3B: 0 HR: 1	SF: 0 SAC: 0 DP: 0 HBP: 2	WP: 0 PB: 0 SB: 1 CS: 0	PA: 46					
<b>PITCHER</b>	IP	WLS	BF	H	R	ER	SO	BB	IBB	HBP	BLK	WP	HR	S	P	ERA	WHIP										
<b>Mac Suzuki, R</b> ERA: 4.14	7.0	W	32	7	2	2	7	4	0	0	0	0	0	63	116	2.57	1.571										
<b>Ricky Bottalico, R</b> ERA: 6.66	0.1		6	3	5	5	1	1	0	1	0	0	0	14	27	135.00	12.000										
<b>Jose Santiago, R</b> ERA: 3.18	0.1	H	3	1	0	0	0	0	0	1	0	0	0	6	10	0.00	3.000										
<b>Jerry Spradlin, R</b> ERA: 3.03	1.1	S	5	1	0	0	1	0	0	0	0	0	0	13	17	0.00	0.750										





Batter	1	2	3	4	5	6	7	8	9	AB	R	H	RBI	BB	SO	LOB	TOP	
Johnny Damon, L (1, 7) OBP: 0.329, SLG: 0.401	F8		29 G5-3 SH5-3 1B			2B 29 G6-3 1B	F7		K	6	1	3	1	0	1	0	<b>Kansas City Royals @ Boston Red Sox</b> Fenway Park, Boston, MA Thu Jun 01 2000, 7:05 PM EDT Att: 32,661 - Sunny - 89 F	
Jeff Reboulet, R (1, 4) OBP: 0.510, SLG: 0.436	K		SH5-3			29 1B BB	K		G4-3	4	1	1	2	1	2	0		
29 Mike Sweeney, R (1, 10) OBP: 0.414, SLG: 0.588			G5-3			1B				5	0	3	2	0	0	2		
Jemaine Dye, R (1, 9) OBP: 0.408, SLG: 0.659	K		F3			L8			F9	5	1	0	0	0	1	5		
Carlos Beltrán, S (1, 8) OBP: 0.327, SLG: 0.394			G4-3			1B G6-4-3 1B			FC6-4 1B	5	4	3	0	0	0	1		
Joe Randa, R (1, 5) OBP: 0.383, SLG: 0.487			E6 1B CS			G6-4-3 1B				4	3	3	0	1	0	0		
Dave McCarty, R (1, 3) OBP: 0.391, SLG: 0.696						G6-4-3				5	1	4	3	0	0	1		
Gregg Zaun, S (1, 2) OBP: 0.414, SLG: 0.440			K			G6-3			F8	5	1	2	2	0	1	3		
Rey Sanchez, R (1, 6) OBP: 0.265, SLG: 0.306			CS			E5 SH5-3 29 G6-3 1B			F9	2	1	0	0	0	1	0		
Mark Quinn, R (6, PH) OBP: 0.337, SLG: 0.462							K			1	0	0	0	0	1	3		
Luis Orta, R (6, 6) OBP: 0.136, SLG: 0.143							K			2	0	0	0	0	1	0		
<b>Inning Stats</b>	R: 0 H: 1 E: 0 K: 2 S: 12	H: 1 R: 0 ER: 1 LOB: 1 BB: 0 P: 19	R: 1 H: 1 E: 1 K: 0 S: 10	H: 1 R: 0 ER: 0 LOB: 0 BB: 0 P: 14	R: 1 H: 2 E: 0 K: 0 S: 10	H: 2 R: 0 ER: 0 LOB: 2 BB: 1 P: 13	R: 9 H: 9 E: 2 K: 1 S: 22	H: 9 R: 0 ER: 0 LOB: 0 BB: 0 P: 20	R: 2 H: 3 E: 0 K: 0 S: 15	H: 3 R: 0 ER: 0 LOB: 1 BB: 0 P: 23	R: 0 H: 0 ER: 0 LOB: 0 BB: 0 P: 9	1B: 16 2B: 2 3B: 1 HR: 0	SF: 0 SAC: 1 DP: 1 HBP: 0	WP: 0 PB: 0 SB: 0 CS: 2	PA: 48			
<b>PITCHER</b>	IP WLS BF H R ER SO BB IBB HBP BLK WP HR S P ERA WHIP	IP WLS BF H R ER SO BB IBB HBP BLK WP HR S P ERA WHIP																
Ramon Martinez, R (1, 1) ERA: 5.83	5.0	24	9	4	3	4	1	0	0	0	0	0	0	0	61	93	5.40	2.000
Rich Garcés, R (6, 1) ERA: 2.77	0.1	4	3	0	0	1	0	0	0	0	0	0	0	7	10	0.00	9.000	
Rheal Cormier, L (6, 1) ERA: 3.97	0.1	B	6	3	6	3	0	1	0	0	0	0	0	7	14	81.00	12.000	
49 Tim Wakefield, R (6, 1) ERA: 4.46	1.1	4	1	1	0	2	0	0	0	0	0	0	0	15	22	0.00	0.750	
Derek Lowe, R (8, 1) ERA: 2.1	1.0	L	6	3	2	2	0	0	0	0	0	0	0	15	23	18.00	3.000	
<b>PITCHER</b>	IP WLS BF H R ER SO BB IBB HBP BLK WP HR S P ERA WHIP	IP WLS BF H R ER SO BB IBB HBP BLK WP HR S P ERA WHIP																
John Wasdin, R (9, 1) ERA: 4.26	1.0	3	0	0	0	1	0	0	0	0	0	0	0	6	9	0.00	0.000	

Batter	1	2	3	4	5	6	7	8	9	AB	R	H	RBI	BB	SO	LOB	BOTTOM			
Jeff Frye, R (1, 4) OBP: 0.404, SLG: 0.385	G6-3		FC3-6 1B			BB 2B BB				4	1	2	0	1	1	2	<b>Kansas City Royals @ Boston Red Sox</b> Fenway Park, Boston, MA Thu Jun 01 2000, 7:05 PM EDT Att: 32,661 - Sunny - 89 F			
Trot Nixon, L (1, 9) OBP: 0.394, SLG: 0.566	F7		FC3-6 BB HR			F8				5	1	1	1	0	0	4				
Brian Daubach, L (1, 3) OBP: 0.374, SLG: 0.541	G4-3		HR BB			HR BB			F7	2	3	0	0	3	0	0				
Nomar Garciaparra, R (1, 6) OBP: 0.416, SLG: 0.516			G6-3			HR BB				4	2	3	4	1	0	0				
Carl Everett, S (1, 8) OBP: 0.395, SLG: 0.689			K			HR BB			G3-6-3 1B	5	1	2	4	0	1	1				
Mike Stanley, R (1, 10) OBP: 0.347, SLG: 0.475			G5-3			HR BB				4	0	0	0	1	1	0				
Troy O'Leary, L (1, 7) OBP: 0.296, SLG: 0.364						P5			G3-1	4	1	1	0	1	0	3				
Jason Varitek, S (1, 2) OBP: 0.414, SLG: 0.439			1B 38 SF8			HR BB			G4-3	4	2	2	0	1	1	1				
3B Wilton Veras, R (1, 5) OBP: 0.314, SLG: 0.363			FC3-6 1B			BB				3	0	1	2	0	0	1				
			SF8			1B			G5-3											
<b>Inning Stats</b>	R: 0 H: 0 E: 0 K: 0 S: 5	H: 0 R: 0 ER: 0 LOB: 0 BB: 0 P: 9	R: 6 H: 4 E: 0 K: 0 S: 14	H: 4 R: 0 ER: 0 LOB: 0 BB: 2 P: 31	R: 0 H: 1 E: 0 K: 1 S: 8	H: 1 R: 0 ER: 0 LOB: 2 BB: 1 P: 15	R: 2 H: 1 E: 0 K: 1 S: 7	H: 1 R: 0 ER: 0 LOB: 0 BB: 1 P: 17	R: 3 H: 3 E: 0 K: 0 S: 21	H: 3 R: 0 ER: 0 LOB: 3 BB: 3 P: 40	R: 0 H: 2 E: 0 K: 0 S: 10	H: 2 R: 0 ER: 0 LOB: 2 BB: 0 P: 16	R: 0 H: 1 E: 0 K: 0 S: 7	H: 1 R: 0 ER: 0 LOB: 0 BB: 0 P: 9	R: 0 H: 0 E: 0 K: 1 S: 5	H: 0 R: 0 ER: 0 LOB: 1 BB: 1 P: 12	1B: 7 2B: 2 3B: 1 HR: 2	SF: 2 SAC: 0 DP: 1 HBP: 0	WP: 0 PB: 1 SB: 0 CS: 0	PA: 45
<b>PITCHER</b>	IP WLS BF H R ER SO BB IBB HBP BLK WP HR S P ERA WHIP	IP WLS BF H R ER SO BB IBB HBP BLK WP HR S P ERA WHIP																		
49 Chris Fussell, R (1, 1) ERA: 6.19	5.0	25	6	8	8	3	4	0	0	0	0	0	0	18	33	40.50	6.000			
Ricky Bottalico, R (6, 1) ERA: 7.5	0.2	B	6	2	3	3	2	0	0	0	0	0	0	13	23	0.00	3.000			
Jose Santiago, R (6, 1) ERA: 3.06	1.1	W	7	3	0	0	1	0	0	0	0	0	0	12	21	0.00	1.000			
Dan Reichert, R (8, 1) ERA: 4.88	2.0	S	7	1	0	0	1	0	0	0	0	0	0	12	21	0.00	1.000			







Batter	1	2	3	4	5	6	7	8	9	AB	R	H	RBI	BB	SO	LOB	TOP							
<b>Darren Lewis, R</b> OBP: 0.384, SLG: 0.424 (1, 7)	0-3 K		2-2 F5		0-0 P6		1-2 P6		2-2 G4-3	5	0	0	0	0	1	1								
<b>Jeff Eves, R</b> OBP: 0.389, SLG: 0.369 (1, 4)	3-3 K			2-1 P4	0-2 G6-3			1-1 E6 SF9		4	1	0	0	0	1	1								
<b>Nomar Garciaparra, R</b> OBP: 0.432, SLG: 0.562 (1, 6)	4-2 BB			3-2 1B 2B		0-0 HR		0-0 E6 SF9		3	2	2	1	1	0	1								
<b>Mike Stanley, R</b> OBP: 0.349, SLG: 0.465 (1, 3)	1-2 F8			4-0 1B BB		1-1 F9		4-2 BB		2	0	0	0	2	0	1								
<b>Carl Everett, S</b> OBP: 0.392, SLG: 0.690 (1, 8)		1-2 G1-4-3		0-1 BB		3-1 P1		2-1 SF9		3	0	1	2	0	0	0								
<b>Jason Varitek, S</b> OBP: 0.410, SLG: 0.424 (1, 2)		2-3 K		1-2 2H 1B		4-2 BB		0-0 P4		3	0	0	0	1	2	4								
<b>3B Wilton Veras, R</b> OBP: 0.308, SLG: 0.352 (1, 5)		1-3 K		0-3 K		0-1 G4-3		0-3 K		4	0	0	0	0	3	5								
<b>Trot Nixon, L</b> OBP: 0.386, SLG: 0.544 (1, 9)			3-3 K		4-0 BB		0-0 G4-3		2-3 K	3	0	0	0	1	2	0								
<b>49 Tim Wakefield, R</b> (1, 1)			0-3 K		1-3 K		2-0 F7		2-1 L3	2	0	0	0	0	2	1								
<b>Dan Smith, R</b> (5, 1)										0	0	0	0	0	0	0								
<b>Manny Alexander, R</b> OBP: 0.174, SLG: 0.244 (7, PH)										1	0	0	0	0	0	0								
<b>Rob Stanifer, R</b> (7, 1)										0	0	0	0	0	0	0								
<b>Scott Hatteberg, L</b> OBP: 0.316, SLG: 0.347 (9, PH)										1	0	0	0	0	0	0								
<b>Inning Stats</b>	R: 0 E: 0 K: 2 S: 12	H: 0 LOB: 1 BB: 1 P: 20	R: 0 E: 0 K: 2 S: 9	H: 0 LOB: 0 BB: 0 P: 13	R: 0 E: 0 K: 2 S: 11	H: 0 LOB: 0 BB: 0 P: 16	R: 1 E: 0 K: 2 S: 18	H: 2 LOB: 2 BB: 1 P: 29	R: 0 E: 0 K: 1 S: 8	H: 0 LOB: 1 BB: 1 P: 13	R: 1 E: 0 K: 0 S: 9	H: 1 LOB: 1 BB: 1 P: 17	R: 0 E: 0 K: 0 S: 5	H: 0 LOB: 0 BB: 0 P: 8	R: 1 E: 2 K: 1 S: 13	H: 0 LOB: 2 BB: 1 P: 20	R: 0 E: 0 K: 1 S: 8	H: 0 LOB: 0 BB: 0 P: 14	1B: 1 2B: 1 3B: 0 HR: 1	SF: 1 SAC: 0 DP: 0 HBP: 0	WP: 0 PB: 0 SB: 0 CS: 0	PA: 37		
<b>PITCHER</b>	IP	WLS	BF	H	R	ER	SO	BB	IBB	HBP	BLK	WP	HR	S	P	ERA	WHIP							
<b>Randy Wolf, L</b> ERA: 3.82 (1, 1)	7.0	W	28	3	2	2	9	4	0	0	0	0	1	72	116	2.57	1.000							
<b>Chris Brock, R</b> ERA: 4.09 (8, 1)	2.0		9	0	1	0	2	1	0	0	0	0	0	21	34	0.00	0.500							

**Boston Red Sox @ Philadelphia Phillies**  
Veterans Stadium, Philadelphia, PA

AB 31  
R 3  
H 3  
RBI 3  
BB 5  
SO 11  
LOB 14



WP: 0 PA: 37  
PB: 0  
SB: 0  
CS: 0

Sat Jun 03 2000, 7:05 PM EDT  
Att: 31,131 - Sunny - 74 F

Batter	1	2	3	4	5	6	7	8	9	AB	R	H	RBI	BB	SO	LOB	BOTTOM							
<b>Doug Glanville, R</b> OBP: 0.329, SLG: 0.392 (1, 8)	1-1 G5-3		2-0 PB 1B	0-0 SH1-4	4-2 BB			2-2 G5-3 HR 1B		3	2	2	1	1	0	0								
<b>Kevin Sevcik, R</b> OBP: 0.315, SLG: 0.326 (1, 7)	4-2 1B E BB		3-1 L9	1-2 SF7	3-2 G3			3-1 G5-3		3	1	0	1	1	0	5								
<b>Bobby Abreu, L</b> OBP: 0.398, SLG: 0.521 (1, 9)	0-1 FC3-6 1B		2-3 K S 1B	3-1 F8		2-3 K		4-0 HR IBB		4	2	1	0	1	2	1								
<b>Mike Lieberthal, R</b> OBP: 0.342, SLG: 0.462 (1, 2)	0-0 E5 FC3-6		0-0 23 PB 1B		0-0 HR	2-0 G6-3		3-1 HR		5	2	3	5	0	0	1								
<b>Pat Burrell, R</b> OBP: 0.324, SLG: 0.469 (1, 3)	2-0 FC3-6		1-0 23 PB 1B	4-1 2B BB	4-1 BB			1-1 L6		3	1	1	1	2	0	2								
<b>23 Kevin Jordan, R</b> OBP: 0.281, SLG: 0.333 (1, 5)	0-2 F9		1-1 F3	1-0 P5	0-1 F8			0-1 F7		5	0	0	0	0	0	6								
<b>Alex Arias, R</b> OBP: 0.224, SLG: 0.208 (1, 4)		3-2 L4	1-2 HBP		0-1 BB 2B		2-0 G6-3			3	0	1	0	0	0	0								
<b>Desi Relaford, S</b> OBP: 0.412, SLG: 0.409 (1, 6)		2-2 G3	0-0 F5		4-0 BB IBB		1-1 L4-3 1B			3	0	1	0	1	0	3								
<b>Randy Wolf, L</b> OBP: 0.174, SLG: 0.261 (7, PH)		0-3 K		0-0 SH1-4 SF7 2B	0-0 P6			0-0 L4-3		3	1	1	0	0	1	3								
<b>Rob Ducey, L</b> OBP: 0.383, SLG: 0.520 (7, PH)										1	0	0	0	0	0	1								
<b>Chris Brock, R</b> OBP: 0.222, SLG: 0.667 (8, 1)										0	0	0	0	0	0	0								
<b>Inning Stats</b>	R: 1 E: 1 K: 0 S: 11	H: 1 LOB: 2 BB: 1 P: 18	R: 0 E: 0 K: 1 S: 14	H: 0 LOB: 0 BB: 0 P: 19	R: 2 E: 0 K: 1 S: 18	H: 3 LOB: 3 BB: 0 P: 27	R: 1 E: 0 K: 0 S: 7	H: 1 LOB: 0 BB: 0 P: 11	R: 2 E: 0 K: 0 S: 11	H: 2 LOB: 3 BB: 3 P: 27	R: 0 E: 0 K: 1 S: 7	H: 0 LOB: 1 BB: 1 P: 15	R: 0 E: 0 K: 0 S: 4	H: 1 LOB: 0 BB: 0 P: 7	R: 3 E: 0 K: 0 S: 14	H: 2 LOB: 0 BB: 1 P: 25	1B: 6 2B: 3 3B: 0 HR: 2	SF: 1 SAC: 1 DP: 1 HBP: 1	WP: 0 PB: 2 SB: 2 CS: 0	PA: 42				
<b>PITCHER</b>	IP	WLS	BF	H	R	ER	SO	BB	IBB	HBP	BLK	WP	HR	S	P	ERA	WHIP							
<b>49 Tim Wakefield, R</b> ERA: 4.79 (1, 1)	4.2	L	28	7	6	4	2	3	1	0	0	0	0	10	21	0.00	0.750							
<b>Dan Smith, R</b> ERA (5, 1)	1.1		5	0	0	0	1	1	0	0	0	0	0	1	18	13.50	1.500							
<b>Rob Stanifer, R</b> ERA: 9.64 (7, 1)	2.0		9	3	3	3	0	0	1	0	0	0	1	18	32	13.50	1.500							

**Boston Red Sox @ Philadelphia Phillies**  
Veterans Stadium, Philadelphia, PA

AB 33  
R 9  
H 10  
RBI 8  
BB 6  
SO 3  
LOB 22



WP: 0 PA: 42  
PB: 2  
SB: 2  
CS: 0

Sat Jun 03 2000, 7:05 PM EDT  
Att: 31,131 - Sunny - 74 F



Batter	1	2	3	4	5	6	7	8	9	10	11	12	AB	R	H	RBI	BB	SO	LOB	TOP				
Darren Lewis, R OBP: 0.372, SLG: 0.408	G6-3		SH3		F9		G1-3		F8				5	0	1	0	0	0	1					
Trot Nixon, L OBP: 0.385, SLG: 0.535	K		1B HR		G4-3				F8		1B		5	1	1	1	1	2	2					
Jeff Frye, R OBP: 0.396, SLG: 0.364	G4-3		1B HR				FC5-4						4	1	1	1	2	0	1					
Brian Daubach, L OBP: 0.364, SLG: 0.514		F7	F7										5	0	0	0	1	1	4					
Carl Everett, S OBP: 0.390, SLG: 0.693		P4		HR									5	1	1	3	1	2	2					
Scott Hairston, L OBP: 0.330, SLG: 0.333													4	0	1	0	0	1	1					
Nomar Garciaparra, R OBP: 0.433, SLG: 0.589			F8										1	0	1	0	0	0	0					
Hipolito Pichardo, R OBP: 0.332, SLG: 0.333													0	0	0	1	0	0	0					
Mike Stanley, R OBP: 0.332, SLG: 0.333													0	0	1	0	0	0	0					
Rheal Cormier, L OBP: 0.332, SLG: 0.333													0	0	0	0	0	0	0					
38 Wilton Veras, R OBP: 0.294, SLG: 0.336	F7				L5								6	0	0	0	0	0	6					
Donnie Sadler, R OBP: 0.254, SLG: 0.344			SH3 1B		F8								5	1	1	0	0	3	1					
Jeff Fassero, L OBP: 0.294, SLG: 0.357			SH										1	1	0	0	0	1	0					
Troy O'Leary, L OBP: 0.294, SLG: 0.357			1B SH3										1	0	0	0	0	1	0					
Rich Garces, R OBP: 0.411, SLG: 0.421			1B										0	0	0	0	0	0	0					
Jason Vartek, S OBP: 0.411, SLG: 0.421													1	0	0	0	1	1	0					
<b>Inning Stats</b>	R: 0 E: 0 K: 1 S: 10	H: 0 LOB: 0 BB: 13	R: 0 E: 0 K: 0 S: 14	H: 1 LOB: 1 BB: 0 P: 19	R: 5 E: 0 K: 0 S: 16	H: 4 LOB: 0 BB: 0 P: 26	R: 0 E: 0 K: 1 S: 7	H: 0 LOB: 0 BB: 0 P: 9	R: 0 E: 0 K: 1 S: 7	H: 0 LOB: 1 BB: 1 P: 14	R: 0 E: 1 K: 2 S: 13	H: 0 LOB: 1 BB: 1 P: 17	R: 0 E: 0 K: 1 S: 6	H: 0 LOB: 1 BB: 1 P: 13	R: 0 E: 0 K: 1 S: 8	H: 1 LOB: 2 BB: 1 P: 21	R: 0 E: 0 K: 3 S: 12	H: 1 LOB: 1 BB: 0 P: 17	R: 0 E: 0 K: 0 S: 11	H: 1 LOB: 2 BB: 1 P: 22	1B: 6 2B: 1 3B: 0 HR: 1	SF: 0 SAC: 2 DP: 0 HBP: 0	WP: 1 PB: 0 SB: 0 CS: 0	PA: 52
<b>PITCHER</b>	IP WLS BF H R ER SO BB IBB HBP BLK WP HR S P ERA WHIP	7.1 0.1 0.1 2.0 1.0	32 1 0 9 4	5 0 0 1 0	5 0 0 2 0	6 0 0 0 0	3 0 0 0 0	4 0 0 21 17	0.00 0.00 0.00 0.00 0.00	1.091 0.000 0.000 1.500 1.000	<b>PITCHER</b>	IP WLS BF H R ER SO BB IBB HBP BLK WP HR S P ERA WHIP	12.1 0.1 12.1	119 2 1 0 0 0 0	6.14 1 0 0 0 0 0	0.00 0.00 0.00 0.00 0.00	3.000 3.000	Bryan Ward, L ERA: 3.38 Steve Schrenk, R ERA: 4.58						

Boston Red Sox @ Philadelphia Phillies  
Veterans Stadium, Philadelphia, PA

Sun Jun 04 2000, 1:35 PM EDT  
Att. 27,382 - Sunny - 78 F

AB 44  
R 5  
H 8  
RBI 5  
BB 6  
SO 12  
LOB 18



Batter	1	2	3	4	5	6	7	8	9	10	11	12	AB	R	H	RBI	BB	SO	LOB	BOTTOM						
Doug Glanville, R OBP: 0.320, SLG: 0.381	G3	G5-3		F8		F5							6	0	0	0	0	1	2							
Ron Gant, R OBP: 0.295, SLG: 0.410	1B		HR		P6		F8						6	2	3	1	0	1	0							
Bobby Abreu, L OBP: 0.396, SLG: 0.515	1B		P6		FC5-4		G3						6	0	2	0	0	2	1							
Mike Lieberthal, R OBP: 0.341, SLG: 0.471	L5		HR		FC5-4		G5-3						5	2	1	1	1	0	3							
Pat Burrell, R OBP: 0.349, SLG: 0.568	2B		G4-3		HR								5	2	2	2	1	1	2							
23 Kevin Jordan, R OBP: 0.290, SLG: 0.350	FC6-4		G6-3										5	0	2	1	1	0	4							
Mickey Morandini, L OBP: 0.320, SLG: 0.291		G4-3			G4-3								5	0	0	0	0	1	3							
Desi Relaford, S OBP: 0.418, SLG: 0.412			SH3 1B										4	0	2	1	1	0	0							
Curt Schilling, R ERA: 3.54													2	0	0	0	0	0	1							
Wayne Gomes, R ERA: 2.63													0	0	0	0	0	0	0							
Jeff Brantley, R ERA: 2.25													0	0	0	0	0	0	0							
Derek Lowe, R ERA: 2.25													0	0	0	0	0	0	0							
Hipolito Pichardo, R ERA: 2.45													0	0	0	0	0	0	0							
Rheal Cormier, L ERA: 3.91													0	0	0	0	0	0	0							
<b>Inning Stats</b>	R: 0 E: 0 K: 0 S: 14	H: 2 LOB: 3 BB: 1 P: 22	R: 0 E: 0 K: 0 S: 6	H: 1 LOB: 1 BB: 0 P: 9	R: 2 E: 0 K: 0 S: 13	H: 2 LOB: 0 BB: 0 P: 21	R: 0 E: 0 K: 1 S: 8	H: 0 LOB: 1 BB: 1 P: 14	R: 2 E: 0 K: 0 S: 13	H: 3 LOB: 1 BB: 0 P: 19	R: 0 E: 0 K: 0 S: 6	H: 0 LOB: 0 BB: 0 P: 10	R: 1 E: 0 K: 0 S: 12	H: 2 LOB: 1 BB: 0 P: 14	R: 0 E: 0 K: 3 S: 10	H: 0 LOB: 1 BB: 1 P: 17	R: 0 E: 0 K: 0 S: 5	H: 0 LOB: 1 BB: 0 P: 13	R: 0 E: 0 K: 0 S: 10	H: 0 LOB: 0 BB: 1 P: 12	R: 1 E: 0 K: 2 S: 10	H: 2 LOB: 2 BB: 1 P: 19	1B: 6 2B: 3 3B: 0 HR: 3	SF: 0 SAC: 1 DP: 0 HBP: 0	WP: 1 PB: 0 SB: 0 CS: 0	PA: 51
<b>PITCHER</b>	IP WLS BF H R ER SO BB IBB HBP BLK WP HR S P ERA WHIP	6.0 1.0 2.0 2.0 0.2	28 3 8 7 5	8 0 2 0 1	4 0 1 0 1	4 0 0 0 2	3 0 0 0 1	60 6 22 15 10	95 0.00 4.50 0.00 13.50	1.667 0.000 1.000 0.500 3.000	<b>PITCHER</b>	IP WLS BF H R ER SO BB IBB HBP BLK WP HR S P ERA WHIP	12.1 0.1 12.1	119 2 1 0 0 0 0	6.14 1 0 0 0 0 0	0.00 0.00 0.00 0.00 0.00	3.000 3.000	Bryan Ward, L ERA: 3.38 Steve Schrenk, R ERA: 4.58								

Boston Red Sox @ Philadelphia Phillies  
Veterans Stadium, Philadelphia, PA

Sun Jun 04 2000, 1:35 PM EDT  
Att. 27,382 - Sunny - 78 F

AB 46  
R 6  
H 12  
RBI 6  
BB 4  
SO 6  
LOB 17





Batter	1	2	3	4	5	6	7	8	9	AB	R	H	RBI	BB	SO	LOB	TOP								
<b>Darren Lewis, R</b> (1, 7) OBP: 0.373, SLG: 0.421	1-0 SH1-3 2B		1-1 P4		2-0 F8		0-1 CS	1-2 E4 2B BB	1-2 S 1B	5	1	2	0	0	0	0									
<b>Jeff Eves, R</b> (1, 4) OBP: 0.400, SLG: 0.380	0-0 SH1-3 2-3		0-0 S HBP 1B		2-2 G6-3			2-2 BB 2B	1-0 L9	4	0	2	0	0	0	1									
<b>Trot Nixon, L</b> (1, 9) OBP: 0.384, SLG: 0.529	3-3 K		2-1 1B		0-0 G6-3			1-0 F2	3-3 K	2	0	0	0	0	1	1									
<b>Mike Stanley, R</b> (8, PH) OBP: 0.348, SLG: 0.463			1-2 HBP						1-2 K	2	0	0	0	0	1	3									
<b>Nomar Garciaparra, R</b> (1, 6) OBP: 0.430, SLG: 0.552	1-0 F7		0-0 F9					4-0 BB IBB		3	0	0	0	1	0	3									
<b>Brian Daubach, L</b> (1, 3) OBP: 0.362, SLG: 0.508		3-3 K	3-3 K					1-3 IBB		4	0	1	0	0	3	5									
<b>Troy O'Leary, L</b> (8, 7) OBP: 0.294, SLG: 0.357			2-3 K					1-1 G1-6-3 1B		0	0	0	0	0	0	0									
<b>Jason Varitek, S</b> (1, 2) OBP: 0.413, SLG: 0.415		4-0 2B SF8 BB		2-1 F8		2-2 G1-6-3 1B		4-1 BB		2	1	0	1	2	0	1									
<b>Manny Alexander, R</b> (1, 5) OBP: 0.200, SLG: 0.286		2-1 1B 2B		1-1 G5-3 1B				1-3 K	1-0 F3	4	0	2	0	0	1	3									
<b>Donnie Sadler, R</b> (1, 8) OBP: 0.258, SLG: 0.339		1-0 SF8		1-0 G5-3				4-0 FC4-6 BB	1-0 P6	1	0	0	1	1	0	1									
<b>49 Tim Wakefield, R</b> (7, 1)										0	0	0	0	0	0	0									
<b>Scott Hatteberg, L</b> (9, PH) OBP: 0.306, SLG: 0.352		3-H		1-2				2-1 FC4-6 CS	0-0 HR	1	0	0	0	0	0	0									
<b>Derek Lowe, R</b> (9, 1)										0	0	0	0	0	0	0									
<b>Pete Schourek, L</b> (1, 1) OBP: 0.500, SLG: 0.500		1-2		0-2 G6-3						2	0	1	0	0	0	1									
<b>Carl Everett, S</b> (7, PH) OBP: 0.391, SLG: 0.708		2-H								2	1	1	1	0	0	1									
<b>Inning Stats</b>	R: 0 E: 0 K: 1 S: 6	H: 1 LOB: 1 BB: 0 P: 11	R: 1 E: 0 K: 1 S: 9	H: 2 LOB: 2 BB: 1 P: 20	R: 0 E: 0 K: 1 S: 8	H: 1 LOB: 2 BB: 0 P: 14	R: 0 E: 0 K: 0 S: 8	H: 1 LOB: 1 BB: 0 P: 12	R: 0 E: 0 K: 0 S: 6	H: 0 LOB: 0 BB: 0 P: 10	R: 0 E: 0 K: 0 S: 8	H: 1 LOB: 0 BB: 0 P: 12	R: 0 E: 0 K: 1 S: 6	H: 0 LOB: 0 BB: 1 P: 13	R: 1 E: 1 K: 1 S: 13	H: 1 LOB: 3 BB: 2 P: 27	R: 1 E: 0 K: 1 S: 11	H: 2 LOB: 1 BB: 0 P: 17	1B: 5 2B: 3 3B: 0 HR: 1	SF: 1 SAC: 1 DP: 1 HBP: 1	WP: 0 PB: 0 SB: 2 CS: 1	PA: 40			
<b>PITCHER</b>	IP	WLS	BF	H	R	ER	SO	BB	IBB	HBP	BLK	WP	HR	S	P	ERA	WHIP								
<b>38 Reid Cornelius, R</b> (1, 1) ERA: 4.86	6.1		26	6	1	1	4	2	0	1	0	0	0	48	87	1.42	1.263								
<b>Braden Loper, R</b> (7, 1) ERA: 2.93	0.2	H	3	1	1	0	0	0	0	0	0	0	0	10	15	0.00	1.500								
<b>Armando Almanza, L</b> (8, 1) ERA: 1.69	0.2	B	4	0	0	0	1	1	1	0	0	0	0	5	15	0.00	1.500								
<b>Ricky Bones, R</b> (8, 1) ERA: 1.45	1.1	L	6	2	1	1	1	0	0	0	0	0	1	12	19	6.75	1.500								

**Boston Red Sox @ Florida Marlins**  
Pro Player Stadium, Miami, FL  
Mon Jun 05 2000, 7:05 PM EDT  
Att: 12,523 - Sunny - 87 F

AB 32  
R 3  
H 9  
RBI 3  
BB 4  
SO 6  
LOB 20



Batter	1	2	3	4	5	6	7	8	9	AB	R	H	RBI	BB	SO	LOB	BOTTOM								
<b>Luis Castillo, S</b> (1, 4) OBP: 0.480, SLG: 0.449	1-2 E S HR 1B		2-1 CS 1B			1-3 K		1-2 S 1B		4	1	3	0	0	1	0									
<b>Danny Bautista, R</b> (1, 9) OBP: 0.238, SLG: 0.379	1-0 F9		1-0 G6-3			1-1 G4-3		2-3 K		4	0	0	0	0	1	3									
<b>Cliff Floyd, L</b> (1, 7) OBP: 0.389, SLG: 0.520	1 SAFE 3-2 1-H HR			2-1 F8		1-2 2B			3-2 G4-3	4	1	2	2	0	0	0									
<b>Preston Wilson, R</b> (1, 8) OBP: 0.344, SLG: 0.489	2-3 K			0-0 G6-3		0-3 K			2-3 K	4	0	0	0	0	3	1									
<b>Mike Lowell, R</b> (1, 5) OBP: 0.290, SLG: 0.464	1-1 F9			1-1 F8				1-2 F8		4	0	0	0	0	1	0									
<b>Derrek Lee, R</b> (1, 3) OBP: 0.355, SLG: 0.459					0-0 38 PB 1B			4-1 G1-6-3 BB		2	0	1	0	1	0	0									
<b>Ricky Bones, R</b> (8, 1)										0	0	0	0	0	0	0									
<b>Alex Gonzalez, R</b> (1, 6) OBP: 0.202, SLG: 0.223		2-0 P4			1-1 F9			0-1 G1-6-3		3	0	0	0	0	0	2									
<b>Mike Redmond, R</b> (1, 2) OBP: 0.343, SLG: 0.326		0-1 P4				0-2 F9		1-1 P6		2	0	0	0	0	0	1									
<b>Mark Smith, R</b> (8, PH) OBP: 0.459, SLG: 0.429										1	0	0	0	0	0	0									
<b>Paul Bako, L</b> (9, 2) OBP: 0.386, SLG: 0.330										0	0	0	0	0	0	0									
<b>38 Reid Cornelius, R</b> (1, 1) OBP: 0.167, SLG: 0.167			2-1 F8			2-1 F9		0-0 F7		2	0	0	0	0	0	1									
<b>Braden Loper, R</b> (7, 1)										0	0	0	0	0	0	0									
<b>Armando Almanza, L</b> (8, 1)										0	0	0	0	0	0	0									
<b>Mark Kotsay, L</b> (8, 3) OBP: 0.306, SLG: 0.431					1-2					1	0	0	0	0	0	0									
<b>Inning Stats</b>	R: 2 E: 0 K: 1 S: 13	H: 2 LOB: 0 BB: 0 P: 21	R: 0 E: 0 K: 0 S: 6	H: 0 LOB: 0 BB: 0 P: 8	R: 0 E: 0 K: 0 S: 5	H: 1 LOB: 0 BB: 0 P: 10	R: 0 E: 0 K: 0 S: 5	H: 0 LOB: 0 BB: 0 P: 8	R: 0 E: 0 K: 2 S: 11	H: 1 LOB: 1 BB: 0 P: 14	R: 0 E: 0 K: 0 S: 6	H: 0 LOB: 0 BB: 1 P: 11	R: 0 E: 0 K: 1 S: 10	H: 1 LOB: 1 BB: 0 P: 13	R: 0 E: 0 K: 2 S: 11	H: 0 LOB: 0 BB: 0 P: 17	1B: 4 2B: 1 3B: 0 HR: 1	SF: 0 SAC: 0 DP: 1 HBP: 0	WP: 0 PB: 1 SB: 2 CS: 1	PA: 32					
<b>PITCHER</b>	IP	WLS	BF	H	R	ER	SO	BB	IBB	HBP	BLK	WP	HR	S	P	ERA	WHIP								
<b>Pete Schourek, L</b> (1, 1) ERA: 3.76	6.0		22	5	2	2	3	0	0	0	0	0	0	16	24	0.00	1.000								
<b>49 Tim Wakefield, R</b> (7, 1) ERA: 4.59	2.0	W	7	1	0	0	1	1	0	0	0	0	0	11	17	0.00	0.000								
<b>Derek Lowe, R</b> (9, 1) ERA: 2.18	1.0	S	3	0	0	0	2	0	0	0	0	0	0	11	17	0.00	0.000								

**Boston Red Sox @ Florida Marlins**  
Pro Player Stadium, Miami, FL  
Mon Jun 05 2000, 7:05 PM EDT  
Att: 12,523 - Sunny - 87 F

AB 31  
R 2  
H 6  
RBI 2  
BB 1  
SO 6  
LOB 8





Batter	1	2	3	4	5	6	7	8	9	AB	R	H	RBI	BB	SO	LOB	TOP										
<b>Darren Lewis, R</b> OBP: 0.375, SLG: 0.413 (1, 9)	4-2 CS BB			1-2 F8	0-1 P4	2-1 G6-3			1-0 S 1B	4	0	1	0	1	0	3	<b>Boston Red Sox @ Florida Marlins</b> Pro Player Stadium, Miami, FL Tue Jun 06 2000, 7:05 PM EDT Att: 14,225 - Cloudy - 79 F										
<b>Jeff Frye, R</b> OBP: 0.400, SLG: 0.375 (1, 4)	1 SAFE 0-3 K			4-1 HR BB	0-1 1B 1B	2-1 G6-3			2-1 F7	4	2	1	0	1	1	4											
<b>Nomar Garciaparra, R</b> OBP: 0.429, SLG: 0.566 (1, 6)	2-3 K			1-1 HR	2-0 1B 1B				3-1 F9	5	1	2	3	0	2	1											
<b>Mike Stanley, R</b> OBP: 0.350, SLG: 0.461 (1, 3)				1-1 2B 1B	1-1 1B 1B				2-2 G6-3	5	0	2	1	0	0	1											
<b>Carl Everett, S</b> OBP: 0.393, SLG: 0.692 (1, 8)				2-3 K	3-3 K					4	0	0	0	0	3	3											
<b>Jason Varitek, S</b> OBP: 0.409, SLG: 0.418 (1, 2)				2-1 2B	3-2 F9				1-0 G6-3	4	0	1	0	0	0	2											
<b>Manny Alexander, R</b> OBP: 0.241, SLG: 0.308 (1, 5)				4-0 1B BB		2-2 G6-3 SH1-4 1B			3-2 G5-3	3	0	2	0	1	0	0											
<b>Donnie Sadler, R</b> OBP: 0.246, SLG: 0.323 (1, 7)				0-2 G1-6-3 1-2	3-2 F8				3-1 E6	3	0	0	0	0	0	4											
<b>Ramon Martinez, R</b> OBP: 0.260, SLG: 0.500 (5, PH) <b>Trot Nixon, L</b> OBP: 0.307, SLG: 0.639 (6, PH) <b>Hipolito Pichardo, R</b> OBP: 0.361, SLG: 0.472 (7, PH) <b>Rheal Cormier, L</b> OBP: 0.381, SLG: 0.326 (8, PH) <b>Brian Daubach, L</b> OBP: 0.399, SLG: 0.566 49 <b>Tim Wakefield, R</b> OBP: 0.447, SLG: 0.414 (8, PH) <b>Rich Garcés, R</b> OBP: 0.234, SLG: 0.371 (8, PH) <b>Derek Lowe, R</b> ERA: 2.57 (9, PR)				0-2 G4-3		2-2 1B 1B			2-2 G4-3	2	1	1	0	0	0	0											
<b>Inning Stats</b>	R: 0 E: 0 K: 2 S: 10	H: 0 LOB: 0 BB: 1 P: 16	R: 0 E: 0 K: 0 S: 9	H: 0 LOB: 0 BB: 0 P: 12	R: 0 E: 0 K: 0 S: 10	H: 1 LOB: 0 BB: 0 P: 12	R: 2 E: 0 K: 1 S: 16	H: 3 LOB: 3 BB: 2 P: 34	R: 2 E: 0 K: 1 S: 23	H: 4 LOB: 2 BB: 1 P: 35	R: 0 E: 0 K: 2 S: 8	H: 0 LOB: 0 BB: 0 P: 12	R: 0 E: 1 K: 0 S: 10	H: 0 LOB: 1 BB: 0 P: 19	R: 0 E: 0 K: 0 S: 8	H: 1 LOB: 1 BB: 0 P: 16		1B: 8 2B: 1 3B: 0 HR: 1	SF: 0 SAC: 1 DP: 1 HBP: 0	WP: 0 PB: 0 SB: 1 CS: 1	PA: 40						
<b>PITCHER</b>	IP	WLS	BF	H	R	ER	SO	BB	IBB	HBP	BLK	WP	HR	S	P	ERA	WHIP										
<b>Jesus Sanchez, L</b> ERA: 6.03 (1, 1)	5.0	L	24	8	4	4	4	3	0	0	0	0	1	68	109	7.20	2.200										
<b>Joe Strong, R</b> ERA: 4.5 (6, 1)	2.0		8	1	0	0	2	0	1	0	0	0	0	17	31	0.00	0.500										
<b>Ricky Bones, R</b> ERA: 1.36 (8, 1)	2.0		8	1	0	0	0	0	0	0	0	0	0	18	35	0.00	0.500										

AB	35
R	4
H	10
RBI	4
BB	4
SO	6
LOB	19



Batter	1	2	3	4	5	6	7	8	9	AB	R	H	RBI	BB	SO	LOB	BOTTOM										
<b>Luis Castillo, S</b> OBP: 0.481, SLG: 0.447 (1, 4)	1-1 G4-3		1-2 L7			4-2 2B BB			1-2 G6-4-3 1B	3	0	1	0	1	0	0	<b>Boston Red Sox @ Florida Marlins</b> Pro Player Stadium, Miami, FL Tue Jun 06 2000, 7:05 PM EDT Att: 14,225 - Cloudy - 79 F										
<b>Mark Kotsay, L</b> OBP: 0.305, SLG: 0.435 (1, 9)	1-0 G4-3		3-1 G3-1			2-0 L8-4 2B			1-0 G6-4-3 1-2	3	0	1	0	0	0	0											
<b>Kevin Millar, R</b> OBP: 0.361, SLG: 0.472 (7, PH) <b>Ricky Bones, R</b> (8, 1)						1-3 L8-4 2B				0	0	0	0	0	0	0											
<b>Cliff Floyd, L</b> OBP: 0.391, SLG: 0.534 (1, 7)	3-1 HR		4-2 S 3B BB			3-2 L8-4			2-2 P6	3	2	1	1	1	0	2											
<b>Preston Wilson, R</b> OBP: 0.346, SLG: 0.498 (1, 8)	1-3 K		3-2 3B			2-3 K			1-2 CS 1B	4	0	2	1	0	2	0											
<b>Mike Lowell, R</b> OBP: 0.283, SLG: 0.453 (1, 5)			1-2 G6-3			2-2 L4			1-1 P5	4	0	0	0	0	0	2											
<b>Derrek Lee, R</b> OBP: 0.365, SLG: 0.463 (1, 3)			4-2 1B BB			2-2 L6			1-2 FC1-6 1B	3	1	2	0	1	0	0											
<b>Dave Berg, R</b> OBP: 0.345, SLG: 0.329 (1, 6)			1-1 F7			1-1 F8			0-0 FC1-6 FC3-6	4	0	1	1	0	0	2											
<b>Paul Bako, L</b> OBP: 0.381, SLG: 0.326 (1, 2) <b>Alex Gonzalez, R</b> OBP: 0.202, SLG: 0.223 (9, PR)			3-2 1B			2-3 K			0-0 FC3-6	4	0	1	0	0	1	2											
<b>Jesus Sanchez, L</b> OBP: 0.182, SLG: 0.182 (1, 1) <b>Mark Smith, R</b> OBP: 0.447, SLG: 0.414 (5, PH) <b>Joe Strong, S</b> (6, 1) <b>Danny Bautista, R</b> OBP: 0.234, SLG: 0.371 (7, PH) (8, 9)			0-3 K			1-2 G4-3			0-0 F9	1	0	0	0	0	1	2											
<b>Inning Stats</b>	R: 1 E: 0 K: 1 S: 9	H: 1 LOB: 0 BB: 0 P: 15	R: 0 E: 0 K: 1 S: 14	H: 1 LOB: 1 BB: 1 P: 23	R: 1 E: 0 K: 0 S: 16	H: 1 LOB: 1 BB: 1 P: 26	R: 0 E: 0 K: 1 S: 6	H: 0 LOB: 0 BB: 0 P: 9	R: 0 E: 0 K: 0 S: 11	H: 1 LOB: 1 BB: 1 P: 21	R: 1 E: 0 K: 1 S: 20	H: 2 LOB: 1 BB: 0 P: 26	R: 0 E: 0 K: 0 S: 5	H: 1 LOB: 0 BB: 0 P: 7	R: 0 E: 0 K: 0 S: 10	H: 1 LOB: 0 BB: 0 P: 14	R: 0 E: 0 K: 1 S: 9	H: 1 LOB: 1 BB: 0 P: 12	1B: 5 2B: 3 3B: 1 HR: 1	SF: 0 SAC: 0 DP: 2 HBP: 0	WP: 0 PB: 0 SB: 1 CS: 1	PA: 36					
<b>PITCHER</b>	IP	WLS	BF	H	R	ER	SO	BB	IBB	HBP	BLK	WP	HR	S	P	ERA	WHIP										
<b>Ramon Martinez, R</b> ERA: 5.61 (1, 1) <b>Hipolito Pichardo, R</b> ERA: 3.6 (6, 1) <b>Rheal Cormier, L</b> ERA: 3.61 (7, 1) <b>49 Tim Wakefield, R</b> ERA: 4.56 (8, 1) <b>Rich Garcés, R</b> ERA: 2.57 (8, 1)	5.0	W	21	4	2	2	3	3	0	0	0	0	0	21	27	6.75	1.500										
<b>Derek Lowe, R</b> ERA: 2.12 (9, 1)	1.0	S	4	1	0	0	1	0	0	0	0	0	0	5	7	0.00	1.000										

AB	33
R	3
H	9
RBI	3
BB	3
SO	5
LOB	12





Batter	1	2	3	4	5	6	7	8	9	AB	R	H	RBI	BB	SO	LOB	TOP			
Jeff Frye, R OBP: 0.391, SLG: 0.376 (1,4)	F8		F9				F9		G5-3	5	0	1	0	0	0	1				
Trot Nixon, L OBP: 0.396, SLG: 0.545 (1,9)	FC3-2 1B BB		SF9 3B				F9		1B 1B	4	2	3	0	1	0	1				
Nomar Garciaparra, R OBP: 0.435, SLG: 0.573 (1,6)	E7 FC3-2 1B		SF9			F8		E 1B	1B	4	0	3	1	0	0	0				
Carl Everett, S OBP: 0.389, SLG: 0.688 (1,8)	FC3-2 1B BB		G5-3			1B		E9 1B	G3	4	0	2	1	1	0	2				
Troy O'Leary, L OBP: 0.293, SLG: 0.351 (1,7)	FC3-2					F8		BB		3	0	0	0	1	0	4				
Brian Daubach, L Dan Smith, R Darren Lewis, R Rob Stanifer, R	G3					G3		K	K	3	0	0	0	0	0	1	4			
Scott Hatteberg, L Jason Varitek, S			K			G4-3		2B	K	2	0	0	0	0	1	0	10			
Manny Alexander, R			G6-3			F9		P4	P3	4	0	0	0	0	0	4	23			
Brian Rose, R Mike Stanley, R			G1-3			P3		G5-3	F9	2	0	0	0	0	0	1				
<b>Inning Stats</b>	R: 0 E: 1 K: 0 S: 12	H: 1 LOB: 3 BB: 2 P: 26	R: 0 E: 0 K: 1 S: 8	H: 0 LOB: 0 BB: 0 P: 13	R: 1 E: 0 K: 0 S: 10	H: 1 LOB: 0 BB: 0 P: 15	R: 0 E: 0 K: 1 S: 5	H: 0 LOB: 0 BB: 0 P: 9	R: 0 E: 0 K: 0 S: 10	H: 1 LOB: 1 BB: 0 P: 12	R: 0 E: 0 K: 0 S: 11	H: 1 LOB: 1 BB: 0 P: 17	R: 1 E: 1 K: 2 S: 13	H: 3 LOB: 3 BB: 1 P: 26	R: 0 E: 0 K: 0 S: 10	H: 2 LOB: 2 BB: 0 P: 10	1B: 7 2B: 2 3B: 1 HR: 0	SF: 1 SAC: 0 DP: 0 HBP: 0	WP: 0 PB: 0 SB: 0 CS: 0	PA: 40
<b>PITCHER</b>	IP	WLS	BF	H	R	ER	SO	BB	IBB	HBP	BLK	WP	HR	S	P	ERA	WHIP			
Brad Penny, R ERA: 5.48	2.0		9	1	0	0	1	2	0	0	0	0	0	20	39	0.00	1.500			
Vic Darenbourg, L ERA: 3.21	4.0	W	15	3	1	1	1	0	0	0	0	0	0	33	49	2.25	0.750			
Braden Looper, R ERA: 3.14	1.0		7	4	1	1	0	0	0	0	0	0	0	16	28	9.00	4.000			
Armando Almanza, L ERA: 1.61	1.0	H	4	0	0	0	2	1	0	0	0	0	0	8	15	0.00	1.000			
Antonio Alfonseca, R ERA: 5.52	1.0		5	2	0	0	0	0	0	0	0	0	0	10	10	0.00	2.000			

**Boston Red Sox @ Florida Marlins**  
Pro Player Stadium, Miami, FL  
Wed Jun 07 2000, 7:05 PM EDT  
Att: 17,088 - Cloudy - 80 F

AB 36  
R 2  
H 10  
RBI 2  
BB 3  
SO 4  
LOB 23



Batter	1	2	3	4	5	6	7	8	9	AB	R	H	RBI	BB	SO	LOB	BOTTOM			
Luis Castillo, S OBP: 0.478, SLG: 0.444 (1,4)	K		HR 1B				SH1-3			3	1	1	0	0	1	0				
Mark Kotsay, L OBP: 0.305, SLG: 0.430 (1,9)	F8		HR BB			G4-3		SF9		2	1	0	1	1	0	1				
Cliff Floyd, L OBP: 0.397, SLG: 0.553 (1,7)	S 1B		HR			2B SF7 BB		G6-3		3	2	2	3	1	0	0				
Preston Wilson, R OBP: 0.345, SLG: 0.498 (1,8)	P4		K			SF7 SF8 2B		G6-3		4	1	1	0	0	1	1				
Mike Lowell, R OBP: 0.283, SLG: 0.446 (1,5)						SF7 BB		L4		3	0	0	0	1	1	0				
Derrek Lee, R OBP: 0.356, SLG: 0.453 (1,3)						SF7		E5		3	0	0	1	0	0	0				
Dave Berg, R Antonio Alfonseca, R						F8		F9		3	0	0	1	0	0	1				
Paul Bako, L Braden Looper, R Armando Almanza, L Alex Gonzalez, R						K		F8		3	0	0	0	0	0	1				
Brad Penny, R Vic Darenbourg, L Mike Redmond, R						K		SH1-3 SF9 2B		0	0	0	0	0	0	0				
<b>Inning Stats</b>	R: 0 E: 0 K: 1 S: 10	H: 1 LOB: 1 BB: 0 P: 11	R: 0 E: 0 K: 0 S: 7	H: 0 LOB: 0 BB: 0 P: 11	R: 3 E: 0 K: 1 S: 13	H: 2 LOB: 0 BB: 1 P: 23	R: 0 E: 0 K: 1 S: 7	H: 0 LOB: 0 BB: 0 P: 9	R: 0 E: 1 K: 2 S: 11	H: 0 LOB: 1 BB: 0 P: 14	R: 2 E: 0 K: 0 S: 8	H: 1 LOB: 1 BB: 2 P: 21	R: 1 E: 0 K: 0 S: 5	H: 1 LOB: 0 BB: 0 P: 10	R: 0 E: 1 K: 0 S: 6	H: 0 LOB: 1 BB: 0 P: 13	1B: 2 2B: 2 3B: 0 HR: 1	SF: 3 SAC: 1 DP: 0 HBP: 0	WP: 0 PB: 0 SB: 2 CS: 0	PA: 34
<b>PITCHER</b>	IP	WLS	BF	H	R	ER	SO	BB	IBB	HBP	BLK	WP	HR	S	P	ERA	WHIP			
Brian Rose, R ERA: 5.23	5.0	L	20	3	3	3	5	1	0	0	0	0	0	13	31	13.50	2.000			
Dan Smith, R ERA: 8.1	2.0		10	2	3	3	0	2	0	0	0	0	0	13	31	13.50	2.000			
Rob Stanifer, R ERA: 8.71	1.0		4	0	0	0	0	0	0	0	0	0	0	6	13	0.00	0.000			

**Boston Red Sox @ Florida Marlins**  
Pro Player Stadium, Miami, FL  
Wed Jun 07 2000, 7:05 PM EDT  
Att: 17,088 - Cloudy - 80 F

AB 27  
R 6  
H 5  
RBI 6  
BB 3  
SO 5  
LOB 4





Batter	1	2	3	4	5	6	7	8	9	AB	R	H	RBI	BB	SO	LOB	TOP		
<b>Kenny Lofton, L</b> OBP: 0.339, SLG: 0.364 (1, 8)	F8		K			G4-3			G4-3	4	0	0	0	0	1	0	<b>Cleveland Indians @ Boston Red Sox</b> Fenway Park, Boston, MA Thu Jun 08 2000, 6:05 PM EDT Att: 31,438 - Cloudy - 71 F		
<b>Omar Vizquel, S</b> OBP: 0.341, SLG: 0.360 (1, 6)	K				F9	G4-3			B5-3	4	0	0	0	0	1	0			
<b>Roberto Alomar, S</b> OBP: 0.359, SLG: 0.459 <b>Enrique Wilson, S</b> OBP: 0.419, SLG: 0.517 (3, 4)	E2				G3					1	0	0	0	0	0	0			
<b>Jim Thome, L</b> OBP: 0.358, SLG: 0.533 (1, 3)	P5				F9					3	0	1	0	0	1	0			
<b>David Justice, L</b> OBP: 0.379, SLG: 0.604 (1, 9)						G4-3				3	0	0	0	0	1	0			
<b>Travis Fryman, R</b> OBP: 0.388, SLG: 0.505 (1, 5)						F9				3	0	0	0	0	2	0			
<b>Russell Branyan, L</b> OBP: 0.538, SLG: 1.417 (1, 10)										3	0	1	0	0	2	0			
<b>Richie Sexson, R</b> OBP: 0.300, SLG: 0.438 (1, 7)										2	0	0	0	1	1	0			
<b>Einar Diaz, R</b> OBP: 0.359, SLG: 0.463 (1, 2)										3	0	0	0	0	0	2			
<b>Inning Stats</b>	R: 0 H: 0 E: 1 K: 1 S: 9	H: 0 LOB: 1 BB: 0 P: 15	R: 0 H: 0 E: 0 K: 3 S: 9	H: 0 LOB: 0 BB: 0 P: 12	R: 0 H: 0 E: 0 K: 1 S: 8	H: 0 LOB: 0 BB: 0 P: 10	R: 0 H: 0 E: 0 K: 0 S: 5	H: 0 LOB: 0 BB: 0 P: 9	R: 0 H: 1 E: 0 K: 0 S: 10	H: 2 LOB: 2 BB: 1 P: 18	R: 0 H: 0 E: 0 K: 2 S: 10	H: 0 LOB: 0 BB: 0 P: 15	R: 0 H: 0 E: 0 K: 2 S: 9	H: 0 LOB: 0 BB: 0 P: 10	R: 0 H: 1 E: 0 K: 1 S: 8	H: 1 LOB: 1 BB: 0 P: 8		1B: 1 2B: 1 3B: 0 HR: 0	SF: 0 SAC: 0 DP: 0 HBP: 0
<b>PITCHER</b>	IP	WLS	BF	H	R	ER	SO	BB	IBB	HBP	BLK	WP	HR	S	P	ERA	WHIP		
<b>Pedro Martinez, R</b> ERA: 0.95 (1, 1)	8.0	W	27	1	0	0	10	1	0	0	0	0	0	69	101	0.00	0.250		
<b>Derek Lowe, R</b> ERA: 2.06 (9, 1)	1.0	S	4	1	0	0	1	0	0	0	0	0	0	8	8	0.00	1.000		

AB	30
R	0
H	2
RBI	0
BB	1
SO	11
LOB	4



Batter	1	2	3	4	5	6	7	8	9	AB	R	H	RBI	BB	SO	LOB	BOTTOM		
<b>Jeff Frye, R</b> OBP: 0.395, SLG: 0.381 (1, 4)	G6-4-3 1B		K			G4-3				4	1	2	0	0	1	0	<b>Cleveland Indians @ Boston Red Sox</b> Fenway Park, Boston, MA Thu Jun 08 2000, 6:05 PM EDT Att: 31,438 - Cloudy - 71 F		
<b>Trot Nixon, L</b> OBP: 0.389, SLG: 0.533 (1, 9)	K					P6				4	0	0	0	0	2	2			
<b>Nomar Garciaparra, R</b> OBP: 0.424, SLG: 0.556 (1, 6)	G6-4-3 1-2					K				4	0	0	0	0	2	2			
<b>Carl Everett, S</b> OBP: 0.391, SLG: 0.698 (1, 8)						K				3	2	1	1	1	2	0			
<b>Brian Daubach, L</b> OBP: 0.357, SLG: 0.495 (1, 3)										3	0	1	1	1	0	0			
<b>Mike Stanley, R</b> OBP: 0.344, SLG: 0.449 (1, 10)										4	0	1	1	0	2	1			
<b>Troy O'Leary, L</b> OBP: 0.297, SLG: 0.354 (1, 7)										4	0	2	0	0	0	3			
<b>Jason Varitek, S</b> OBP: 0.414, SLG: 0.437 (1, 2)										3	0	2	0	0	0	0			
<b>3B Wilton Veras, R</b> OBP: 0.288, SLG: 0.328 (1, 5)										3	0	0	0	0	0	4			
<b>Inning Stats</b>	R: 0 H: 1 E: 0 K: 1 S: 6	H: 0 LOB: 0 BB: 0 P: 11	R: 0 H: 0 E: 0 K: 2 S: 15	H: 0 LOB: 1 BB: 1 P: 25	R: 0 H: 0 E: 0 K: 1 S: 8	H: 0 LOB: 0 BB: 0 P: 11	R: 0 H: 0 E: 0 K: 2 S: 9	H: 0 LOB: 0 BB: 0 P: 11	R: 0 H: 2 E: 0 K: 1 S: 9	H: 2 LOB: 2 BB: 0 P: 10	R: 1 H: 3 E: 0 K: 0 S: 10	H: 3 LOB: 2 BB: 0 P: 17	R: 2 H: 3 E: 1 K: 1 S: 13	H: 3 LOB: 2 BB: 1 P: 24	1B: 7 2B: 1 3B: 0 HR: 1	SF: 0 SAC: 0 DP: 1 HBP: 0		WP: 0 PA: 34 PB: 0 SB: 0 CS: 0	
<b>PITCHER</b>	IP	WLS	BF	H	R	ER	SO	BB	IBB	HBP	BLK	WP	HR	S	P	ERA	WHIP		
<b>Bartolo Colon, R</b> ERA: 4.13 (1, 1)	7.2	L	33	9	3	3	9	1	1	0	0	0	0	75	117	3.52	1.304		
<b>Scott Kamieniecki, R</b> ERA: 5.4 (8, 1)	0.1		1	0	0	0	0	0	0	0	0	0	0	1	2	0.00	0.000		





Batter	1	2	3	4	5	6	7	8	9	AB	R	H	RBI	BB	SO	LOB	TOP		
Jeff Frye, R OBP: 0.403, SLG: 0.380 (1, 4)										3	0	1	0	2	0	0	<b>Boston Red Sox @ Atlanta Braves</b> Turner Field, Atlanta, GA Fri Jun 09 2000, 7:40 PM EDT Att: 48,053 - Sunny - 80 F		
Trot Nixon, L OBP: 0.391, SLG: 0.533 Rich Garces, R (7, 1)										4	0	2	2	0	1	1			
Nomar Garciaparra, R OBP: 0.420, SLG: 0.556 (1, 6)										4	1	1	0	0	0	4			
Carl Everett, S OBP: 0.384, SLG: 0.684 (1, 8)										4	0	0	0	0	3	2			
Brian Daubach, L OBP: 0.360, SLG: 0.510 (1, 3)										4	1	2	2	0	1	0			
Troy O'Leary, L OBP: 0.295, SLG: 0.352 (1, 7)										4	0	1	0	0	0	1			
38 Wilton Veras, R Hippolito Pichardo, R Darren Lewis, R (1, 5) (4, 1) (7, PH)										2	0	0	0	0	1	1			
Scott Hatteberg, L Donnie Sadler, R (1, 2) (7, 5)										3	0	0	0	0	2	1			
Jeff Fassero, L Manny Alexander, R Jason Varitek, S (1, 1) (4, 5) (7, PH)										1	0	0	0	0	1	0			
<b>Inning Stats</b>	R: 0 E: 0 K: 1 S: 9	H: 1 LOB: 1 BB: 1 P: 14	R: 0 E: 0 K: 1 S: 9	H: 0 LOB: 0 BB: 0 P: 13	R: 0 E: 0 K: 2 S: 9	H: 1 LOB: 1 BB: 0 P: 13	R: 1 E: 0 K: 1 S: 13	H: 2 LOB: 1 BB: 0 P: 18	R: 0 E: 0 K: 1 S: 7	H: 0 LOB: 0 BB: 0 P: 10	R: 3 E: 0 K: 0 S: 10	H: 3 LOB: 2 BB: 2 P: 18	R: 0 E: 0 K: 1 S: 10	H: 1 LOB: 1 BB: 0 P: 12	R: 0 E: 0 K: 2 S: 9	H: 0 LOB: 0 BB: 0 P: 14		1B: 5 2B: 2 HR: 1	SF: 0 SAC: 0 DP: 1 HBP: 0
<b>PITCHER</b>	IP: 6.2 WLS: W BF: 29 H: 7 R: 4 ER: 4 SO: 8 BB: 3 IBB: 0 HBP: 0 BLK: 0 WP: 0 HR: 1 S: 65 P: 97 ERA: 5.40 WHIP: 1.500	IP: 1.1 WLS: H BF: 5 H: 1 R: 0 ER: 0 SO: 1 BB: 0 IBB: 0 HBP: 0 BLK: 0 WP: 0 HR: 0 S: 11 P: 13 ERA: 0.00 WHIP: 0.750	IP: 1.0 WLS: S BF: 3 H: 0 R: 0 ER: 0 SO: 2 BB: 0 IBB: 0 HBP: 0 BLK: 0 WP: 0 HR: 0 S: 9 P: 14 ERA: 0.00 WHIP: 0.000	<b>PITCHER</b>															

AB 34  
R 4  
H 8  
RBI 4  
BB 3  
SO 11  
LOB 11



Batter	1	2	3	4	5	6	7	8	9	AB	R	H	RBI	BB	SO	LOB	BOTTOM		
Quilvio Veras, S OBP: 0.411, SLG: 0.385 (1, 4)										3	0	0	0	1	0	1	<b>Boston Red Sox @ Atlanta Braves</b> Turner Field, Atlanta, GA Fri Jun 09 2000, 7:40 PM EDT Att: 48,053 - Sunny - 80 F		
Andruw Jones, R OBP: 0.426, SLG: 0.563 (1, 8)										4	0	1	0	0	1	2			
10 Chipper Jones, S OBP: 0.388, SLG: 0.553 (1, 5)										4	0	1	1	0	0	2			
Andres Galarraga, R OBP: 0.390, SLG: 0.626 (1, 3)										4	1	1	1	0	1	2			
Brian Jordan, R OBP: 0.360, SLG: 0.544 (1, 9)										3	1	1	0	1	0	0			
Reggie Sanders, R OBP: 0.250, SLG: 0.260 (1, 7)										3	1	0	0	1	1	1			
Rafael Furcal, S OBP: 0.399, SLG: 0.390 (1, 6)										4	2	3	1	0	1	1			
Fernando Lunar, R OBP: 0.231, SLG: 0.167 (1, 2)										4	1	2	2	0	2	2			
Greg Maddux, R Mike Remlinger, L Rudy Seanez, R (1, 1) (7, 1) (9, 1)										1	0	0	1	0	0	1			
<b>Inning Stats</b>	R: 0 E: 0 K: 1 S: 8	H: 0 LOB: 0 BB: 0 P: 12	R: 0 E: 0 K: 1 S: 8	H: 1 LOB: 1 BB: 0 P: 13	R: 1 E: 0 K: 0 S: 10	H: 3 LOB: 2 BB: 0 P: 14	R: 3 E: 0 K: 0 S: 17	H: 2 LOB: 2 BB: 3 P: 37	R: 0 E: 0 K: 2 S: 7	H: 0 LOB: 0 BB: 0 P: 10	R: 1 E: 0 K: 0 S: 10	H: 1 LOB: 0 BB: 0 P: 16	R: 1 E: 0 K: 0 S: 7	H: 1 LOB: 0 BB: 0 P: 12	R: 0 E: 0 K: 1 S: 5	H: 1 LOB: 0 BB: 0 P: 8		1B: 6 2B: 2 3B: 0 HR: 1	SF: 0 SAC: 2 DP: 0 HBP: 0
<b>PITCHER</b>	IP: 3.1 WLS: L BF: 19 H: 6 R: 4 ER: 4 SO: 2 BB: 3 IBB: 0 HBP: 0 BLK: 0 WP: 0 HR: 0 S: 20 P: 34 ERA: 3.38 WHIP: 0.375	IP: 2.2 WLS: 9 BF: 1 H: 1 R: 1 ER: 1 SO: 3 BB: 0 IBB: 0 HBP: 0 BLK: 0 WP: 0 HR: 0 S: 12 P: 20 ERA: 4.50 WHIP: 1.000	<b>PITCHER</b>																


AB 30  
R 6  
H 9  
RBI 6  
BB 3  
SO 6  
LOB 12












Batter	1	2	3	4	5	6	7	8	9	AB	R	H	RBI	BB	SO	LOB	TOP			
Jose Offerman, S OBP: 0.349, SLG: 0.340 (1, 3)	4-2 2B BB		1-0 G6-3			4-2 1-2 BB		0-2 E8 2B	4-1 G5-4-3 BB	2	2	1	0	3	0	0	<b>Boston Red Sox @ Atlanta Braves</b> Turner Field, Atlanta, GA Sun Jun 11 2000, 1:10 PM EDT Att: 47,437 - Cloudy - 86 F			
Jeff Fyfe, R OBP: 0.395, SLG: 0.372 (1, 4)	2-3 K		1-3 K			1-3 K		1-2 F9 BB SF8 1B	0-2 G5-4-3 BB	5	1	1	0	0	3	4				
Nomar Garciaparra, R OBP: 0.429, SLG: 0.561 (1, 6)	2-1 1-H 2B		0-0 F9			0-0 G4-3 BB 1B		4-0 BB 1-2 BB		3	1	2	1	1	0	0				
Carl Everett, S OBP: 0.388, SLG: 0.680 (1, 8)	1-2 G4-3 2H 2B			2-2 L1-3 1B		4-0 G4-3 BB		0-0 F9		3	0	2	1	1	0	2				
Troy O'Leary, L OBP: 0.291, SLG: 0.343 (1, 7)	1-1 G4-3		0-0 L1-3			1-0 G4-3		2-2 SF8		3	0	0	1	0	0	4				
Jason Varitek, S OBP: 0.403, SLG: 0.415 (1, 2)	2-2 P6		1-1 F9			1-1 G4-3		3-H 4-0 BB		3	0	0	0	1	0	2				
Manny Alexander, R OBP: 0.219, SLG: 0.274 (1, 5)		0-3 K		1-0 BB 1B				2-2 G5-3	1-0 P6	4	0	1	0	0	1	2				
Darren Lewis, R OBP: 0.361, SLG: 0.404 (1, 9)		1-2 L7		3-3 K				0-0 F9	0-2 38 SH3-4 BLK 1B	4	1	1	0	0	1	1				
Ramon Martinez, R OBP: 0.200, SLG: 0.200 Rich Garces, R 3B Wilton Veras, R Derek Lowe, R	1-1 G3		0-3 K			1-0 G6-3			0-0 SH3-4	3	0	0	0	0	1	1				
<b>Inning Stats</b>	R: 2 E: 0 K: 1 S: 17	H: 2 LOB: 1 BB: 1 P: 29	R: 0 E: 0 K: 1 S: 8	H: 0 LOB: 0 BB: 0 P: 10	R: 0 E: 0 K: 1 S: 5	H: 0 LOB: 0 BB: 0 P: 7	R: 0 E: 0 K: 0 S: 6	H: 1 LOB: 0 BB: 0 P: 9	R: 0 E: 0 K: 3 S: 15	H: 1 LOB: 2 BB: 1 P: 23	R: 0 E: 0 K: 0 S: 6	H: 0 LOB: 0 BB: 0 P: 8	R: 2 E: 1 K: 0 S: 11	H: 2 LOB: 2 BB: 2 P: 23	R: 1 E: 0 K: 0 S: 8	H: 1 LOB: 0 BB: 1 P: 12	1B: 5 2B: 4 3B: 0 HR: 0	SF: 1 SAC: 1 DP: 3 HBP: 0	WP: 0 PB: 0 SB: 1 CS: 0	PA: 38
<b>PITCHER</b>	IP WLS BF H R ER SO BB IBB HBP BLK WP HR S P ERA WHIP	7.0 L 3 2 2 2 6 3 0 0 0 0 0 6 11 2.57 1.143	0.0 L 3 2 2 2 0 1 0 0 0 0 0 6 11 ∞ ∞	1.1 L 7 1 1 1 0 2 0 0 1 0 0 10 21 6.75 2.250	0.2 L 1 0 0 0 0 0 0 0 0 0 0 3 3 0.00 0.000	<b>PITCHER</b>														

Batter	1	2	3	4	5	6	7	8	9	AB	R	H	RBI	BB	SO	LOB	BOTTOM			
Quilvio Veras, S OBP: 0.406, SLG: 0.381 (1, 4)	1-1 G4-3		1-1 G4-3			3-1 G4-3 1B 2B	1-1 FC6-4			4	1	1	1	0	0	2	<b>Boston Red Sox @ Atlanta Braves</b> Turner Field, Atlanta, GA Sun Jun 11 2000, 1:10 PM EDT Att: 47,437 - Cloudy - 86 F			
Andruw Jones, R OBP: 0.418, SLG: 0.552 (1, 8)	1-1 G6-3		1-2 G4-3			1-2 G4-3	0-3 K			4	0	0	0	0	1	3				
10 Chipper Jones, S OBP: 0.400, SLG: 0.564 (1, 5)	0-0 BB 1B			0-1 G4-3		4-1 1B BB		2-2 G1-3 G6-3 2B		3	1	2	0	1	0	0				
Wally Joyner, L OBP: 0.292, SLG: 0.286 (1, 3)	4-0 BB			2-2 F7		0-0 FC6-4 1B		0-0 G1-3		3	0	1	1	1	0	1				
Brian Jordan, R OBP: 0.351, SLG: 0.528 (1, 9)	3-2 G5-3			0-1 L5		2-0 FC6-4		3-2 G6-3		4	0	0	1	0	0	4				
Javy Lopez, R OBP: 0.332, SLG: 0.479 (1, 2)		0-3 K		1-3 K			1-2 SH5-4 FC6-4 1B	2-3 K		4	1	1	0	0	3	0				
Reggie Sanders, R OBP: 0.250, SLG: 0.267 (1, 7)		0-3 K		0-0 G1-3			2-1 FC6-4 SH5-4 1B		2-3 K	4	0	1	0	0	2	0		<b>AB 32</b> <b>R 3</b> <b>H 7</b> <b>RBI 3</b> <b>BB 3</b> <b>SO 7</b> <b>LOB 11</b>		
Rafael Furcal, S OBP: 0.396, SLG: 0.387 (1, 6)		0-1 G4-3		0-0 G4-3			0-0 SH5-4		2-1 G4-6-3 1B	3	0	1	0	0	0	0				
Tom Glavine, L Andruw Jones, R Rudy Seanez, R Bruce Chen, L Don Wengert, R Keith Lockhart, L	1-1 G4-3		0-1 G4-3			1-3 K	4-0 FC6-4 IBB		2-2 G4-6-3	2	0	0	0	0	1	0				
<b>Inning Stats</b>	R: 0 E: 0 K: 0 S: 8	H: 1 LOB: 2 BB: 1 P: 17	R: 0 E: 0 K: 2 S: 9	H: 0 LOB: 0 BB: 0 P: 9	R: 0 E: 0 K: 0 S: 7	H: 0 LOB: 0 BB: 0 P: 9	R: 0 E: 0 K: 1 S: 5	H: 0 LOB: 0 BB: 0 P: 6	R: 1 E: 0 K: 1 S: 11	H: 2 LOB: 2 BB: 1 P: 22	R: 1 E: 0 K: 1 S: 13	H: 2 LOB: 2 BB: 1 P: 21	R: 1 E: 0 K: 1 S: 11	H: 1 LOB: 0 BB: 0 P: 18	R: 0 E: 0 K: 1 S: 9	H: 1 LOB: 0 BB: 0 P: 15	1B: 5 2B: 2 3B: 0 HR: 0	SF: 0 SAC: 1 DP: 1 HBP: 0	WP: 0 PB: 0 SB: 0 CS: 0	PA: 36
<b>PITCHER</b>	IP WLS BF H R ER SO BB IBB HBP BLK WP HR S P ERA WHIP	6.1 W 3 1 1 1 1 0 0 0 0 0 9 12 2.84 1.105	0.2 W 3 1 1 1 1 0 0 0 0 0 9 12 13.50 1.500	2.0 S 6 1 0 0 2 0 0 0 0 0 17 28 0.00 0.500	<b>PITCHER</b>															



Batter	1	2	3	4	5	6	7	8	9	AB R H RBI BB SO LOB	TOP																								
											<p><b>Boston Red Sox @ New York Yankees</b>  Yankee Stadium, Bronx, NY  Mon Jun 12 2000, 7:05 PM EDT</p> <p><a href="http://livebaseballscorecards.com">livebaseballscorecards.com</a></p> <p>AB 0 R 0 H 0 RBI 0 BB 0 SO 0 LOB 0</p> 																								
Inning Stats											1B: 0 SF: 0 WP: 0 PA: 0 2B: 0 SAC: 0 FB: 0 3B: 0 DP: 0 SB: 0 HR: 0 HBP: 0 CS: 0																								
PITCHER	IP	WLS	BF	H	R	ER	SO	BB	IBB	HBP	BLK	WP	HR	S	P	ERA	WHIP	PITCHER	IP	WLS	BF	H	R	ER	SO	BB	IBB	HBP	BLK	WP	HR	S	P	ERA	WHIP

Batter	1	2	3	4	5	6	7	8	9	AB R H RBI BB SO LOB	BOTTOM																								
											<p><b>Boston Red Sox @ New York Yankees</b>  Yankee Stadium, Bronx, NY  Mon Jun 12 2000, 7:05 PM EDT</p> <p><a href="http://livebaseballscorecards.com">livebaseballscorecards.com</a></p> <p>AB 0 R 0 H 0 RBI 0 BB 0 SO 0 LOB 0</p> 																								
Inning Stats											1B: 0 SF: 0 WP: 0 PA: 0 2B: 0 SAC: 0 FB: 0 3B: 0 DP: 0 SB: 0 HR: 0 HBP: 0 CS: 0																								
PITCHER	IP	WLS	BF	H	R	ER	SO	BB	IBB	HBP	BLK	WP	HR	S	P	ERA	WHIP	PITCHER	IP	WLS	BF	H	R	ER	SO	BB	IBB	HBP	BLK	WP	HR	S	P	ERA	WHIP



Batter	1	2	3	4	5	6	7	8	9	AB R H RBI BB SO LOB	TOP											
<b>Jose Offerman, S</b> OBP: 0.345, SLG: 0.335 (1, 3)	F7	K		F7			1B		L9	5 0 1 0 0 1 2	<b>Boston Red Sox @ New York Yankees</b> Yankee Stadium, Bronx, NY Tue Jun 13 2000, 7:05 PM EDT Att: 52,142 - Overcast - 58 F											
<b>Jeff Fyfe, R</b> OBP: 0.396, SLG: 0.376 (1, 4)	CS		G3		G4-3		K		F9	4 1 1 0 1 1 1												
<b>Trot Nixon, L</b> OBP: 0.386, SLG: 0.520 (1, 9)			G3		L7		F8		K	4 0 0 0 1 1 2												
<b>Nomar Garciaparra, R</b> OBP: 0.431, SLG: 0.559 (1, 6)	K		E7		G6-3		FC6-4			4 1 2 0 0 1 2												
<b>Carl Everett, S</b> OBP: 0.394, SLG: 0.696 (1, 8)							FC6-4			4 1 3 1 0 0 2												
<b>Brian Daubach, L</b> OBP: 0.397, SLG: 0.507 <b>Donnie Sadler, R</b> OBP: 0.243, SLG: 0.318 (8, FR)							G4-3			4 0 1 0 0 0 3												
<b>Troy O'Leary, L</b> OBP: 0.286, SLG: 0.337 (1, 7)							F7		2B	0 0 0 0 0 0 0												
<b>Jason Varitek, S</b> OBP: 0.405, SLG: 0.432 (1, 2)										4 1 0 0 0 1 4												
<b>3B Wilton Veras, R</b> OBP: 0.279, SLG: 0.317 (1, 5)										3 1 1 2 1 1 1												
<b>Inning Stats</b>	R: 0 E: 0 K: 1 S: 8	H: 1 LOB: 2 BB: 1 P: 17	R: 1 E: 0 K: 1 S: 11	H: 2 LOB: 2 BB: 1 P: 19	R: 2 E: 1 K: 0 S: 19	H: 2 LOB: 1 BB: 1 P: 31	R: 0 E: 0 K: 0 S: 7	H: 0 LOB: 0 BB: 0 P: 10	R: 0 E: 0 K: 0 S: 6	H: 0 LOB: 0 BB: 0 P: 10	R: 2 E: 0 K: 0 S: 13	H: 2 LOB: 0 BB: 0 P: 21	R: 0 E: 0 K: 1 S: 14	H: 2 LOB: 2 BB: 0 P: 22	R: 0 E: 0 K: 3 S: 11	H: 1 LOB: 1 BB: 0 P: 16	R: 0 E: 0 K: 1 S: 7	H: 0 LOB: 0 BB: 0 P: 13	1B: 5 2B: 4 3B: 1 HR: 1	SF: 0 SAC: 0 DP: 1 HBP: 0	WP: 0 PB: 0 SB: 0 CS: 1	PA: 39
<b>PITCHER</b>	IP WLS BF H R ER SO BB IBB HBP BLK WP HR S P ERA WHIP											<b>PITCHER</b>	IP WLS BF H R ER SO BB IBB HBP BLK WP HR S P ERA WHIP									
<b>Orlando Hernandez, R</b> ERA: 3.8 <b>Mike Stanton, L</b> ERA: 3.07	(1, 1) 6.2 L 31 9 5 5 4 3 0 0 0 0 0 1 75 126 6.75 1.800											(7, 1) 2.1 8 1 0 0 4 0 0 0 0 0 0 0 21 33 0.00 0.429										

AB	36
R	5
H	10
RBI	4
BB	3
SO	8
LOB	18



Batter	1	2	3	4	5	6	7	8	9	AB R H RBI BB SO LOB	BOTTOM									
<b>Chuck Knoblauch, R</b> OBP: 0.342, SLG: 0.411 (1, 4)	K	K		F8			2S		2G4-3	4 0 1 0 1 2 3	<b>Boston Red Sox @ New York Yankees</b> Yankee Stadium, Bronx, NY Tue Jun 13 2000, 7:05 PM EDT Att: 52,142 - Overcast - 58 F									
<b>2 Derek Jeter, R</b> OBP: 0.397, SLG: 0.487 (1, 6)	F8		FC3-6		G5-3		F9		G4-3	4 2 1 0 1 0 3										
<b>Paul O'Neill, L</b> OBP: 0.352, SLG: 0.439 (1, 9)	F8		FC3-6		G3		L3		F8	4 0 0 0 1 0 2										
<b>Bernie Williams, S</b> OBP: 0.368, SLG: 0.545 (1, 8)			FC3-6		G1-3		G1-3			3 1 1 1 1 0 2										
<b>Tino Martinez, L</b> OBP: 0.350, SLG: 0.466 (1, 3)	K		20 1B		F7		K			4 0 1 1 0 2 2										
<b>20 Jorge Posada, S</b> OBP: 0.453, SLG: 0.597 (1, 2)									L9	3 0 1 1 1 0 0										
<b>Ricky Ledee, L</b> ERA: 5.38 <b>Felix Jose, S</b> OBP: 0.154, SLG: 0.167 (8, PH) (9, 7)									G6-3	1 0 0 0 2 0 2										
<b>Shane Spencer, R</b> OBP: 0.302, SLG: 0.456 (1, 10)									K	1 0 0 0 0 0 0										
<b>Scott Brosius, R</b> OBP: 0.325, SLG: 0.347 (1, 5)									G6-3	4 0 1 0 0 1 3										
<b>Inning Stats</b>	R: 1 E: 0 K: 2 S: 14	H: 2 LOB: 1 BB: 0 P: 23	R: 0 E: 0 K: 1 S: 10	H: 1 LOB: 2 BB: 1 P: 16	R: 2 E: 1 K: 0 S: 16	H: 2 LOB: 3 BB: 3 P: 32	R: 0 E: 0 K: 0 S: 7	H: 0 LOB: 1 BB: 1 P: 12	R: 0 E: 0 K: 1 S: 12	H: 1 LOB: 1 BB: 0 P: 16	R: 0 E: 0 K: 1 S: 8	H: 0 LOB: 0 BB: 0 P: 12	R: 0 E: 0 K: 1 S: 7	H: 0 LOB: 0 BB: 0 P: 13	R: 0 E: 0 K: 0 S: 7	H: 0 LOB: 1 BB: 1 P: 12	1B: 2 2B: 4 3B: 0 HR: 0	SF: 0 SAC: 0 DP: 1 HBP: 0	WP: 1 PB: 0 SB: 0 CS: 1	PA: 39
<b>PITCHER</b>	IP WLS BF H R ER SO BB IBB HBP BLK WP HR S P ERA WHIP											<b>PITCHER</b>	IP WLS BF H R ER SO BB IBB HBP BLK WP HR S P ERA WHIP							
<b>Brian Rose, R</b> ERA: 5.38 <b>Hipolito Pichardo, R</b> ERA: 2.61 <b>Rich Garcia, R</b> ERA: 2.76 <b>Rheal Cormier, L</b> ERA: 3.86 <b>Derek Lowe, R</b> ERA: 1.89	(1, 1) 2.1 W 16 5 3 2 3 3 0 0 0 0 0 0 21 39 0.00 1.125											(6, 1) 2.0 H 7 1 0 0 2 0 0 0 0 0 0 0 18 28 0.00 0.500								
<b>Scott Brosius, R</b> OBP: 0.325, SLG: 0.347 (1, 5)	(8, 1) 1.0 H 3 0 0 0 1 0 0 0 0 0 0 0 7 13 0.00 0.000											(9, 1) 1.0 S 4 0 0 0 0 1 0 0 0 0 0 0 7 12 0.00 1.000								

AB	31
R	3
H	6
RBI	3
BB	8
SO	6
LOB	19





Batter	1	2	3	4	5	6	7	8	9	AB	R	H	RBI	BB	SO	LOB	TOP				
Jose Offerman, S (1, 3) OBP: 0.342, SLG: 0.327 Mike Stanley, R (8, 3) OBP: 0.342, SLG: 0.441	L7		FC6-4 BB		F9	FC4-6 1-2f		G4-6-3 1-2f		4	0	0	0	1	0	3					
Jeff Eys, R (1, 4) OBP: 0.396, SLG: 0.377	BB BB 1B		FC6-4 1-2f		F9		G5-3		CS BB 1B	5	0	2	0	0	0	1					
Trot Nixon, L (1, 9) OBP: 0.386, SLG: 0.514	BB BB 1-2 BB		L9		1B 1B		K		K 1-2	4	0	1	0	1	2	2					
Nomar Garciaparra, R (1, 6) OBP: 0.435, SLG: 0.576	BB BB 1-2 2-3 BB		G6-3		1B				G1-3	4	1	2	1	1	0	1					
Carl Everett, S (1, 8) OBP: 0.396, SLG: 0.692	P4			FC6-4 38 1B 1B	K				E7 S 1B	4	0	2	0	0	1	5					
Brian Daubach, L (1, 10) OBP: 0.355, SLG: 0.500	P5				K				K FC6-4 IBB	3	0	0	0	1	2	4					
Darren Lewis, R (1, 7) OBP: 0.356, SLG: 0.398		F8			F8				FC6-4 38 1B 1-2f 2-3	4	0	1	0	0	0	3					
Jason Varitek, S (1, 2) OBP: 0.402, SLG: 0.428		G4-3			FC6-4 38 1B				L8	4	0	1	0	0	0	1					
3B Wilton Veras, R (1, 5) OBP: 0.285, SLG: 0.317		G4-3			FC6-4 1-2f 2-3				L8 FC4-6 1B	3	0	1	0	1	0	2					
<b>Inning Stats</b>	R: 0 E: 0 K: 0 S: 14	H: 1 LOB: 3 BB: 2 P: 28	R: 0 E: 0 K: 0 S: 7	H: 0 LOB: 0 BB: 0 P: 11	R: 0 E: 0 K: 0 S: 7	H: 0 LOB: 1 BB: 1 P: 16	R: 0 E: 0 K: 1 S: 13	H: 2 LOB: 2 BB: 0 P: 20	R: 0 E: 0 K: 1 S: 11	H: 2 LOB: 2 BB: 0 P: 13	R: 1 E: 1 K: 1 S: 11	H: 2 LOB: 2 BB: 1 P: 23	R: 0 E: 0 K: 0 S: 3	H: 0 LOB: 0 BB: 1 P: 9	R: 0 E: 0 K: 1 S: 8	H: 1 LOB: 0 BB: 0 P: 14	1B: 9 2B: 1 3B: 0 HR: 1	SF: 0 SAC: 0 DP: 2 HBP: 0	WP: 0 PB: 0 SB: 1 CS: 1	PA: 40	
<b>PITCHER</b>	IP	WLS	BF	H	R	ER	SO	BB	IBB	HBP	BLK	WP	HR	S	P	ERA	WHIP				
Roger Clemens, R (1, 1) ERA: 4.76	1.0		6	1	0	0	0	2	0	0	0	0	0	14	28	0.00	3.000				
Ramiro Mendoza, R (2, 1) ERA: 3.89	5.2		27	8	1	1	4	1	1	0	0	0	1	59	98	1.59	1.588				
Jason Grimsley, R (7, 1) ERA: 2.23	1.1	W	4	0	0	0	0	1	0	0	0	0	0	5	13	0.00	0.750				
42 Mariano Rivera, R (9, 1) ERA: 2.89	1.0	S	3	1	0	0	1	0	0	0	0	0	0	8	14	0.00	1.000				

**Boston Red Sox @ New York Yankees**  
Yankee Stadium, Bronx, NY  
Wed Jun 14 2000, 1:05 PM EDT  
Att: 54,834 - Overcast - 59 F

AB 35  
R 1  
H 10  
RBI 1  
BB 5  
SO 5  
LOB 22



Batter	1	2	3	4	5	6	7	8	9	AB	R	H	RBI	BB	SO	LOB	BOTTOM				
Chuck Knoblauch, R (1, 4) OBP: 0.340, SLG: 0.413	BB 20 BB 2B		K				K		K2-3 2-3	4	1	1	0	0	3	2					
2 Derek Jeter, R (1, 6) OBP: 0.390, SLG: 0.477	K		K		G6-3				L4	4	0	0	0	0	2	3					
Paul O'Neill, L (1, 9) OBP: 0.358, SLG: 0.448	BB 20 BB HBP 1B		G4-3 1B			G4-3 2B			G3	4	0	3	0	0	0	0					
Bernie Williams, S (1, 8) OBP: 0.366, SLG: 0.538	BB 20 BB HBP		G4-3 SAFE 1-2			K			F9	3	0	0	0	0	1	2					
Tino Martinez, L (1, 3) OBP: 0.352, SLG: 0.480	K				G4-6-3 20 1B		G4-3 2-3		HR	4	1	2	1	0	1	4					
20 Jorge Posada, S (1, 2) OBP: 0.454, SLG: 0.590	G4-6-3 1-2 2-3 3-H BB				G4-6-3 1-2f		BB		K	2	0	0	1	2	1	1					
Ricky Ledee, L (1, 7) OBP: 0.340, SLG: 0.429	P5				G3		K			3	0	0	0	0	1	5					
Shane Spencer, R (1, 10) OBP: 0.302, SLG: 0.460		G6-3				G5-3			PB 2B	3	0	1	0	0	0	0					
Scott Brosius, R (1, 5) OBP: 0.325, SLG: 0.354		G6-3					K			3	0	1	0	0	1	1					
<b>Inning Stats</b>	R: 1 E: 0 K: 2 S: 17	H: 2 LOB: 3 BB: 1 P: 26	R: 0 E: 0 K: 1 S: 13	H: 0 LOB: 0 BB: 0 P: 17	R: 0 E: 0 K: 1 S: 9	H: 1 LOB: 0 BB: 0 P: 13	R: 0 E: 0 K: 0 S: 6	H: 1 LOB: 0 BB: 0 P: 8	R: 0 E: 0 K: 1 S: 10	H: 1 LOB: 1 BB: 0 P: 15	R: 0 E: 0 K: 2 S: 12	H: 1 LOB: 1 BB: 1 P: 21	R: 0 E: 0 K: 2 S: 11	H: 1 LOB: 1 BB: 0 P: 17	R: 1 E: 0 K: 1 S: 9	H: 1 LOB: 0 BB: 0 P: 16	1B: 3 2B: 4 3B: 0 HR: 1	SF: 0 SAC: 0 DP: 1 HBP: 1	WP: 0 PB: 1 SB: 0 CS: 0	PA: 33	
<b>PITCHER</b>	IP	WLS	BF	H	R	ER	SO	BB	IBB	HBP	BLK	WP	HR	S	P	ERA	WHIP				
Pedro Martinez, R (1, 1) ERA: 0.99	6.0		25	6	1	1	7	2	0	0	0	0	0	67	100	1.50	1.333				
49 Tim Wakefield, R (7, 1) ERA: 4.44	2.0	L	8	2	1	1	3	0	0	0	0	0	1	20	33	4.50	1.000				

**Boston Red Sox @ New York Yankees**  
Yankee Stadium, Bronx, NY  
Wed Jun 14 2000, 1:05 PM EDT  
Att: 54,834 - Overcast - 59 F

AB 30  
R 2  
H 8  
RBI 2  
BB 2  
SO 10  
LOB 18





Batter	1	2	3	4	5	6	7	8	9	AB	R	H	RBI	BB	SO	LOB	TOP					
<b>Shannon Stewart, R</b> OBP: 0.385, SLG: 0.575	F9	FC5-4 BB		FC8-6 1B S 1-2		G4-3	F9			4	0	0	0	1	0	3						
<b>Homer Bush, R</b> OBP: 0.254, SLG: 0.219	HR BB	FC5-4		P6		P6		K		4	1	0	0	1	1	2						
<b>Raul Mondesi, R</b> OBP: 0.322, SLG: 0.487	HR			1B 2B	1B	S 1B		G6-3		4	2	3	2	1	0	0						
<b>Carlos Delgado, L</b> OBP: 0.470, SLG: 0.735	1B			2B G6-3	1B			F7		4	1	3	0	1	0	0						
<b>Tony Batista, R</b> OBP: 0.322, SLG: 0.533	F7			G3 1-3 2B				K		5	0	1	1	0	2	6						
<b>José Cruz Jr., S</b> OBP: 0.319, SLG: 0.457	1B			G6-3		G4-3		G4-3		5	0	1	1	0	1	1						
<b>Brad Fullmer, L</b> OBP: 0.377, SLG: 0.534	G4-3			G3		1B		L4		5	0	1	0	0	0	3						
<b>Alex Gonzalez, R</b> OBP: 0.297, SLG: 0.354				F8		K		K		4	0	1	0	0	2	2						
<b>Alberto Castillo, R</b> OBP: 0.296, SLG: 0.295				G5-3		FC8-6 1B		L6		3	0	1	0	1	0	1						
<b>Inning Stats</b>	R: 2 E: 0 K: 0 S: 16	H: 3 LOB: 2 BB: 1 P: 25	R: 0 E: 0 K: 0 S: 10	H: 0 LOB: 1 BB: 1 P: 18	R: 2 E: 0 K: 1 S: 11	H: 3 LOB: 1 BB: 0 P: 20	R: 0 E: 0 K: 1 S: 15	H: 2 LOB: 3 BB: 1 P: 26	R: 0 E: 0 K: 1 S: 10	H: 1 LOB: 1 BB: 0 P: 16	R: 0 E: 0 K: 1 S: 9	H: 1 LOB: 2 BB: 1 P: 15	R: 0 E: 0 K: 0 S: 10	H: 0 LOB: 0 BB: 0 P: 17	R: 0 E: 0 K: 1 S: 7	H: 0 LOB: 0 BB: 0 P: 11	R: 0 E: 0 K: 1 S: 9	H: 0 LOB: 0 BB: 0 P: 14	1B: 8 2B: 2 3B: 0 HR: 1	SF: 0 SAC: 0 DP: 0 HBP: 0	WP: 1 PB: 0 SB: 3 CS: 0	PA: 43
<b>PITCHER</b>	IP	WLS	BF	H	R	ER	SO	BB	IBB	HBP	BLK	WP	HR	S	P	ERA	WHIP					
<b>Pete Schourek, L</b> ERA: 4.38	3.2		22	8	4	4	1	3	0	0	0	0	1	47	83	9.82	3.000					
<b>Hipolito Pichardo, R</b> ERA: 2.13	2.1	W	10	2	0	0	3	0	1	0	0	0	0	24	37	0.00	0.857					
<b>Rich Garcés, R</b> ERA: 2.6	2.0	H	8	1	0	0	1	1	0	0	0	1	0	17	28	0.00	1.000					
<b>Derek Lowe, R</b> ERA: 1.85	1.0	S	3	0	0	0	1	0	0	0	0	0	0	9	14	0.00	0.000					

Toronto Blue Jays @ Boston Red Sox  
Fenway Park, Boston, MA  
Fri Jun 16 2000, 7:05 PM EDT  
Att: 33,638 - Sunny - 87 F

AB	38
R	4
H	11
RBI	4
BB	5
SO	6
LOB	18



Batter	1	2	3	4	5	6	7	8	9	AB	R	H	RBI	BB	SO	LOB	BOTTOM					
<b>Jose Offerman, S</b> OBP: 0.340, SLG: 0.326	F7	G4-3		1-1 1B			P6			4	0	1	0	0	0	0						
<b>Jeff Eves, R</b> OBP: 0.399, SLG: 0.376	2B 1B	F8		F9			1B BB			3	2	1	0	1	0	2						
<b>Trot Nixon, L</b> OBP: 0.388, SLG: 0.519	1B 2B	K				F2	1B 1B			4	2	2	0	0	1	0						
<b>Nomar Garciaparra, R</b> OBP: 0.437, SLG: 0.574	HR 1B			F8		G6-3	1B 1B			4	1	2	3	0	0	0						
<b>Carl Everett, S</b> OBP: 0.397, SLG: 0.708	1B HR			K			F8			4	1	2	2	0	1	2						
<b>Brian Daubach, L</b> OBP: 0.354, SLG: 0.512	HR			K						3	1	1	1	0	2	1						
<b>Mike Stanley, R</b> (7, PH) OBP: 0.345, SLG: 0.444				K						1	0	1	1	0	0	0						
<b>Troy O'Leary, L</b> OBP: 0.286, SLG: 0.332	1-6 3B 1B			L7						3	0	0	0	1	1	0						
<b>3B Wilton Veras, R</b> OBP: 0.284, SLG: 0.315				K						4	0	1	0	0	1	0						
<b>Scott Hatteberg, L</b> OBP: 0.278, SLG: 0.313	F9			1B		L8		F7		4	0	1	0	0	0	2						
<b>Inning Stats</b>	R: 5 E: 0 K: 0 S: 21	H: 6 LOB: 2 BB: 1 P: 39	R: 0 E: 0 K: 1 S: 5	H: 0 LOB: 0 BB: 0 P: 10	R: 0 E: 0 K: 2 S: 8	H: 0 LOB: 0 BB: 0 P: 12	R: 0 E: 0 K: 1 S: 12	H: 2 LOB: 2 BB: 0 P: 18	R: 0 E: 0 K: 1 S: 7	H: 1 LOB: 1 BB: 0 P: 8	R: 0 E: 0 K: 1 S: 8	H: 0 LOB: 0 BB: 0 P: 12	R: 2 E: 0 K: 0 S: 13	H: 3 LOB: 2 BB: 1 P: 23	R: 0 E: 0 K: 0 S: 8	H: 0 LOB: 0 BB: 0 P: 12	R: 0 E: 0 K: 0 S: 8	H: 0 LOB: 0 BB: 0 P: 12	1B: 8 2B: 2 3B: 0 HR: 2	SF: 0 SAC: 0 DP: 0 HBP: 0	WP: 0 PB: 0 SB: 0 CS: 0	PA: 36
<b>PITCHER</b>	IP	WLS	BF	H	R	ER	SO	BB	IBB	HBP	BLK	WP	HR	S	P	ERA	WHIP					
<b>Kelvin Escobar, R</b> ERA: 5.32	6.1	L	30	9	6	6	6	2	0	0	0	0	2	65	109	8.53	1.737					
<b>Lance Painter, L</b> ERA: 5.4	0.0		1	1	0	0	0	0	0	0	0	0	0	2	3	∞	∞					
<b>John Frascatore, R</b> ERA: 7.02	0.1		2	1	0	0	0	0	0	0	0	0	0	5	7	0.00	3.000					
<b>Pedro Borbon, L</b> ERA: 4.64	1.1		4	1	1	1	0	0	0	0	0	0	0	10	15	6.75	0.750					

Toronto Blue Jays @ Boston Red Sox  
Fenway Park, Boston, MA  
Fri Jun 16 2000, 7:05 PM EDT  
Att: 33,638 - Sunny - 87 F

AB	34
R	7
H	12
RBI	7
BB	2
SO	6
LOB	7









Batter	1	2	3	4	5	6	7	8	9	AB	R	H	RBI	BB	SO	LOB	TOP					
Shannon Stewart, R OBP: 0.385, SLG: 0.563	1-2 HR 1B	1-1 P4			2-2 S 1B		4-2 S BB		0-0 1B	4	1	3	0	1	0	1						
Craig Grebeck, R OBP: 0.344, SLG: 0.430	0-0 HR 1B	2-3 K			3-0 1B		1-3 K		2-1 F8	4	1	1	0	0	2	3						
Raul Mondesi, R OBP: 0.326, SLG: 0.511	2-0 1H 2H HR		2-2 G6-3		0-0 F7				1-1 HR	4	2	2	4	0	0	2						
Carlos Delgado, L OBP: 0.466, SLG: 0.719	0-1 G6-4-3 1B		3-2 F7		2-2 G4-3				2-3 K	4	0	1	0	0	1	2						
Tony Batista, R OBP: 0.327, SLG: 0.543	2-1 G6-4-3 1-2		2-2 P6				2-0 G5-3		0-2 S 1B	4	0	1	0	0	0	1						
José Cruz Jr., S OBP: 0.317, SLG: 0.455	0-0 F7			1-2 P4			0-0 P5		3-2 P3	4	0	0	0	0	0	1						
Brad Fullmer, L OBP: 0.379, SLG: 0.561		1-1 HR		1-2 F8			2-3 K		2-3 K	4	1	1	1	0	2	1						
Alex Gonzalez, R OBP: 0.300, SLG: 0.365		4-2 S S BB		1-1 G6-3			3-2 F9		3-3 K	3	0	0	0	1	1	0						
Alberto Castillo, R OBP: 0.292, SLG: 0.292		0-2 F9			0-0 G5-3		1-3 K		1-0 G3	4	0	0	0	0	1	1						
<b>Inning Stats</b>	R: 3 E: 0 K: 0 S: 10	H: 4 LOB: 0 BB: 0 P: 15	R: 1 E: 0 K: 0 S: 15	H: 1 LOB: 1 BB: 1 P: 23	R: 0 E: 0 K: 0 S: 10	H: 0 LOB: 0 BB: 0 P: 17	R: 0 E: 0 K: 0 S: 9	H: 0 LOB: 0 BB: 0 P: 12	R: 0 E: 0 K: 1 S: 9	H: 1 LOB: 2 BB: 0 P: 16	R: 0 E: 0 K: 2 S: 12	H: 0 LOB: 1 BB: 1 P: 21	R: 1 E: 0 K: 2 S: 15	H: 2 LOB: 1 BB: 0 P: 23	R: 0 E: 0 K: 1 S: 7	H: 1 LOB: 1 BB: 0 P: 13	1B: 6 2B: 0 3B: 0 HR: 3	SF: 0 SAC: 0 DP: 1 HBP: 1	WP: 0 PB: 0 SB: 5 CS: 0	PA: 38		
<b>PITCHER</b>	IP WLS BF H R ER SO BB IBB HBP BLK WP HR S P ERA WHIP	IP WLS BF H R ER SO BB IBB HBP BLK WP HR S P ERA WHIP	IP WLS BF H R ER SO BB IBB HBP BLK WP HR S P ERA WHIP	IP WLS BF H R ER SO BB IBB HBP BLK WP HR S P ERA WHIP	IP WLS BF H R ER SO BB IBB HBP BLK WP HR S P ERA WHIP	IP WLS BF H R ER SO BB IBB HBP BLK WP HR S P ERA WHIP	IP WLS BF H R ER SO BB IBB HBP BLK WP HR S P ERA WHIP	IP WLS BF H R ER SO BB IBB HBP BLK WP HR S P ERA WHIP	IP WLS BF H R ER SO BB IBB HBP BLK WP HR S P ERA WHIP	IP WLS BF H R ER SO BB IBB HBP BLK WP HR S P ERA WHIP	IP WLS BF H R ER SO BB IBB HBP BLK WP HR S P ERA WHIP	IP WLS BF H R ER SO BB IBB HBP BLK WP HR S P ERA WHIP	IP WLS BF H R ER SO BB IBB HBP BLK WP HR S P ERA WHIP	IP WLS BF H R ER SO BB IBB HBP BLK WP HR S P ERA WHIP	IP WLS BF H R ER SO BB IBB HBP BLK WP HR S P ERA WHIP	IP WLS BF H R ER SO BB IBB HBP BLK WP HR S P ERA WHIP	IP WLS BF H R ER SO BB IBB HBP BLK WP HR S P ERA WHIP	IP WLS BF H R ER SO BB IBB HBP BLK WP HR S P ERA WHIP	IP WLS BF H R ER SO BB IBB HBP BLK WP HR S P ERA WHIP	IP WLS BF H R ER SO BB IBB HBP BLK WP HR S P ERA WHIP	IP WLS BF H R ER SO BB IBB HBP BLK WP HR S P ERA WHIP	IP WLS BF H R ER SO BB IBB HBP BLK WP HR S P ERA WHIP

Toronto Blue Jays @ Boston Red Sox  
Fenway Park, Boston, MA  
Sun Jun 18 2000, 1:05 PM EDT  
Att: 32,925 - Cloudy - 73 F

AB 35  
R 5  
H 9  
RBI 5  
BB 2  
SO 7  
LOB 12



Batter	1	2	3	4	5	6	7	8	9	AB	R	H	RBI	BB	SO	LOB	BOTTOM					
Jose Offerman, S OBP: 0.333, SLG: 0.319	3-2 F7		2-3 K		1-2 F8			2-3 K	0-1 FC4-6	5	0	0	0	0	2	4						
Jeff Eves, R OBP: 0.395, SLG: 0.373	3-1 F7		1-3 K			3-2 FC6-4 1B		2-2 G6-3		4	0	1	0	0	1	1						
Trot Nixon, L OBP: 0.380, SLG: 0.507	3-2 G6-3		0-0 F8			2-3 K		2-2 G1-3		4	0	0	0	0	1	2						
Nomar Garciaparra, R OBP: 0.437, SLG: 0.571		1-1 G5-3		1-2 P6		1-1 FC6-4		0-0 2B 1B		4	1	1	0	0	0	1						
Carl Everett, S OBP: 0.391, SLG: 0.691		1-1 F9		1-1 2B		2-3 K		1-2 F9		4	0	1	0	0	1	2						
Brian Daubach, L OBP: 0.351, SLG: 0.502		4-1 BB BB		3-0 F9			2-1 P4		0-3 K	3	0	0	0	1	1	2						
Jason Varitek, S OBP: 0.411, SLG: 0.459		4-1 BB 1-2 BB		1-3 K			2-2 HBP		1-0 1B 2B	2	0	1	0	1	1	1						
Darren Lewis, R OBP: 0.361, SLG: 0.394		1-1 G3-1			0-1 F9		0-1 F8		4-2 1B BB	3	0	0	0	1	0	3						
Manny Alexander, R OBP: 0.239, SLG: 0.319			0-0 1B			3-3 K			0-0 FC4-6	3	0	1	0	0	1	1						
Scott Hatteberg, L OBP: 0.288, SLG: 0.323							3-2 F7		1-2 2-3 3H 1B	1	0	1	1	0	0	0						
Donnie Sadler, R OBP: 0.243, SLG: 0.318										0	0	0	0	0	0	0						
<b>Inning Stats</b>	R: 0 E: 0 K: 0 S: 8	H: 0 LOB: 0 BB: 0 P: 17	R: 0 E: 0 K: 0 S: 8	H: 0 LOB: 2 BB: 2 P: 19	R: 0 E: 0 K: 2 S: 8	H: 1 LOB: 1 BB: 0 P: 11	R: 0 E: 0 K: 1 S: 10	H: 1 LOB: 1 BB: 0 P: 16	R: 0 E: 0 K: 2 S: 13	H: 1 LOB: 1 BB: 0 P: 21	R: 0 E: 0 K: 0 S: 12	H: 0 LOB: 1 BB: 0 P: 19	R: 0 E: 0 K: 1 S: 10	H: 0 LOB: 0 BB: 0 P: 16	R: 1 E: 0 K: 1 S: 13	H: 3 LOB: 3 BB: 1 P: 19	1B: 4 2B: 2 3B: 0 HR: 0	SF: 0 SAC: 0 DP: 0 HBP: 1	WP: 0 PB: 0 SB: 0 CS: 0	PA: 37		
<b>PITCHER</b>	IP WLS BF H R ER SO BB IBB HBP BLK WP HR S P ERA WHIP	IP WLS BF H R ER SO BB IBB HBP BLK WP HR S P ERA WHIP	IP WLS BF H R ER SO BB IBB HBP BLK WP HR S P ERA WHIP	IP WLS BF H R ER SO BB IBB HBP BLK WP HR S P ERA WHIP	IP WLS BF H R ER SO BB IBB HBP BLK WP HR S P ERA WHIP	IP WLS BF H R ER SO BB IBB HBP BLK WP HR S P ERA WHIP	IP WLS BF H R ER SO BB IBB HBP BLK WP HR S P ERA WHIP	IP WLS BF H R ER SO BB IBB HBP BLK WP HR S P ERA WHIP	IP WLS BF H R ER SO BB IBB HBP BLK WP HR S P ERA WHIP	IP WLS BF H R ER SO BB IBB HBP BLK WP HR S P ERA WHIP	IP WLS BF H R ER SO BB IBB HBP BLK WP HR S P ERA WHIP	IP WLS BF H R ER SO BB IBB HBP BLK WP HR S P ERA WHIP	IP WLS BF H R ER SO BB IBB HBP BLK WP HR S P ERA WHIP	IP WLS BF H R ER SO BB IBB HBP BLK WP HR S P ERA WHIP	IP WLS BF H R ER SO BB IBB HBP BLK WP HR S P ERA WHIP	IP WLS BF H R ER SO BB IBB HBP BLK WP HR S P ERA WHIP	IP WLS BF H R ER SO BB IBB HBP BLK WP HR S P ERA WHIP	IP WLS BF H R ER SO BB IBB HBP BLK WP HR S P ERA WHIP	IP WLS BF H R ER SO BB IBB HBP BLK WP HR S P ERA WHIP	IP WLS BF H R ER SO BB IBB HBP BLK WP HR S P ERA WHIP	IP WLS BF H R ER SO BB IBB HBP BLK WP HR S P ERA WHIP	IP WLS BF H R ER SO BB IBB HBP BLK WP HR S P ERA WHIP

Toronto Blue Jays @ Boston Red Sox  
Fenway Park, Boston, MA  
Sun Jun 18 2000, 1:05 PM EDT  
Att: 32,925 - Cloudy - 73 F

AB 33  
R 1  
H 6  
RBI 1  
BB 3  
SO 8  
LOB 17





Batter	1	2	3	4	5	6	7	8	9	AB	R	H	RBI	BB	SO	LOB	TOP								
<b>Chuck Knoblauch, R</b> (1,4) <small>OBP: 0.335, SLG: 0.395</small> <b>Clay Bellinger, R</b> (6,4) <small>OBP: 0.307, SLG: 0.410</small>										4	0	0	0	0	1	5									
<b>2 Derek Jeter, R</b> (1,6) <small>OBP: 0.398, SLG: 0.486</small>										6	3	2	2	0	0	5									
<b>Paul O'Neill, L</b> (1,9) <small>OBP: 0.364, SLG: 0.438</small> <b>Felix Jose, S</b> (6, PR) <small>OBP: 0.235, SLG: 0.438</small>										4	0	1	1	1	0	1									
<b>Bernie Williams, S</b> (1,8) <small>OBP: 0.373, SLG: 0.545</small> <b>Chris Turner, R</b> (9,2) <small>OBP: 0.440, SLG: 0.545</small>										6	2	2	1	0	1	2									
<b>Tino Martinez, L</b> (1,3) <small>OBP: 0.341, SLG: 0.461</small> <b>Wilson Delgado, S</b> (8,4) <small>OBP: 0.320, SLG: 0.341</small>										5	2	2	2	0	0	0									
<b>20 Jorge Posada, S</b> (1,2) <small>OBP: 0.448, SLG: 0.581</small>										4	4	2	2	2	1	2									
<b>Shane Spencer, R</b> (1,10) <small>OBP: 0.318, SLG: 0.495</small>										5	1	3	4	0	0	1									
<b>Ricky Ledee, L</b> (1,7) <small>OBP: 0.338, SLG: 0.420</small>										5	2	2	1	1	0	3									
<b>Scott Brosius, R</b> (1,5) <small>OBP: 0.335, SLG: 0.411</small>										5	3	3	4	1	0	3									
<b>Inning Stats</b>	R: 0 E: 0 K: 1 S: 9	H: 0 LOB: 0 BB: 0 P: 14	R: 0 E: 0 K: 1 S: 6	H: 0 LOB: 0 BB: 0 P: 7	R: 0 E: 0 K: 0 S: 5	H: 1 LOB: 1 BB: 0 P: 6	R: 3 E: 0 K: 1 S: 13	H: 3 LOB: 0 BB: 0 P: 22	R: 2 E: 0 K: 0 S: 14	H: 2 LOB: 1 BB: 1 P: 25	R: 1 E: 0 K: 0 S: 15	H: 2 LOB: 2 BB: 2 P: 26	R: 0 E: 0 K: 0 S: 9	H: 0 LOB: 0 BB: 0 P: 16	R: 9 E: 2 K: 0 S: 21	H: 7 LOB: 2 BB: 3 P: 34	R: 7 E: 0 K: 1 S: 26	H: 4 LOB: 0 BB: 3 P: 44	1B: 9 2B: 4 3B: 1 HR: 5	SF: 1 SAC: 0 DP: 0 HBP: 0	WP: 1 PB: 0 SB: 1 CS: 0	PA: 55			
<b>PITCHER</b>	IP	WLS	BF	H	R	ER	SO	BB	IBB	HBP	BLK	WP	HR	S	P	ERA	WHIP								
<b>Brian Rose, R</b> (1,1) <small>ERA: 5.72</small>	5.0	L	22	6	5	5	3	1	0	0	0	0	2	47	74	9.00	1.400								
<b>Bryce Florie, R</b> (6,1) <small>ERA: 5.79</small>	2.0		10	2	1	1	0	1	1	0	0	0	0	24	42	4.50	1.500								
<b>Rob Stanifer, R</b> (8,1) <small>ERA: 7.62</small>	0.2		12	7	9	1	0	1	0	0	0	0	1	20	33	13.50	12.000								
<b>49 Tim Wakefield, R</b> (8,1) <small>ERA: 5.74</small>	1.1		11	4	7	7	1	3	0	0	0	1	2	27	45	47.25	5.250								

**New York Yankees @ Boston Red Sox**  
Fenway Park, Boston, MA  
Mon Jun 19 2000, 7:05 PM EDT  
Att: 33,370 - Sunny - 72 F

AB 47  
R 22  
H 19  
RBI 21  
BB 7  
SO 4  
LOB 22



Batter	1	2	3	4	5	6	7	8	9	AB	R	H	RBI	BB	SO	LOB	BOTTOM								
<b>Jose Offerman, S</b> (1,3) <small>OBP: 0.332, SLG: 0.317</small>										4	0	1	0	0	0	2									
<b>Jeff Eves, R</b> (1,4) <small>OBP: 0.391, SLG: 0.370</small>										4	0	1	0	0	0	2									
<b>Trot Nixon, L</b> (1,9) <small>OBP: 0.378, SLG: 0.502</small>										4	0	1	0	0	2	1									
<b>Nomar Garciaparra, R</b> (1,6) <small>OBP: 0.436, SLG: 0.572</small> <b>Manny Alexander, R</b> (9,6) <small>OBP: 0.236, SLG: 0.314</small>										3	0	1	0	0	0	3									
<b>Carl Everett, S</b> (1,8) <small>OBP: 0.390, SLG: 0.691</small> <b>Curtis Pride, L</b> (9,8)										3	1	1	0	0	1	1									
<b>Brian Daubach, L</b> (1,10) <small>OBP: 0.350, SLG: 0.507</small>										4	0	1	0	0	1	2									
<b>Jason Varitek, S</b> (1,2) <small>OBP: 0.405, SLG: 0.451</small> <b>Scott Hattberg, L</b> (9,2) <small>OBP: 0.288, SLG: 0.323</small>										3	0	0	1	0	1	2									
<b>Darren Lewis, R</b> (1,7) <small>OBP: 0.351, SLG: 0.382</small>										3	0	0	0	0	0	1									
<b>3B Wilton Veras, R</b> (1,5) <small>OBP: 0.285, SLG: 0.311</small>										2	0	0	0	1	0	0									
<b>Inning Stats</b>	R: 0 E: 0 K: 0 S: 5	H: 1 LOB: 0 BB: 0 P: 5	R: 0 E: 0 K: 0 S: 6	H: 1 LOB: 0 BB: 0 P: 10	R: 0 E: 0 K: 1 S: 10	H: 0 LOB: 0 BB: 0 P: 11	R: 0 E: 0 K: 2 S: 8	H: 0 LOB: 0 BB: 0 P: 9	R: 0 E: 1 K: 0 S: 14	H: 2 LOB: 2 BB: 0 P: 18	R: 1 E: 0 K: 0 S: 6	H: 1 LOB: 0 BB: 0 P: 10	R: 0 E: 0 K: 1 S: 9	H: 0 LOB: 1 BB: 1 P: 18	R: 0 E: 0 K: 2 S: 11	H: 0 LOB: 0 BB: 0 P: 16	1B: 3 2B: 3 3B: 1 HR: 0	SF: 0 SAC: 0 DP: 1 HBP: 0	WP: 1 PB: 0 SB: 0 CS: 1	PA: 33					
<b>PITCHER</b>	IP	WLS	BF	H	R	ER	SO	BB	IBB	HBP	BLK	WP	HR	S	P	ERA	WHIP								
<b>Ramiro Mendoza, R</b> (1,1) <small>ERA: 3.58</small>	7.0	W	26	6	1	1	3	0	0	0	0	0	0	59	79	1.29	0.857								
<b>Jeff Nelson, R</b> (8,1) <small>ERA: 1.57</small>	1.0		4	0	0	0	1	1	0	0	0	1	0	9	18	0.00	1.000								
<b>Mike Stanton, L</b> (9,1) <small>ERA: 3.03</small>	1.0		3	0	0	0	2	0	0	0	0	0	0	11	16	0.00	0.000								

**New York Yankees @ Boston Red Sox**  
Fenway Park, Boston, MA  
Mon Jun 19 2000, 7:05 PM EDT  
Att: 33,370 - Sunny - 72 F

AB 32  
R 1  
H 6  
RBI 1  
BB 1  
SO 6  
LOB 14





Batter	1	2	3	4	5	6	7	8	9	AB	R	H	RBI	BB	SO	LOB	TOP					
<b>Chuck Knoblauch, R</b> (1, 4) <small>OBP: 0.335, SLG: 0.394</small> <b>Clay Bellinger, R</b> (6, 4) <small>OBP: 0.303, SLG: 0.405</small>	F7			1B		B2	L3			3	0	1	0	0	0	1						
<b>2 Derek Jeter, R</b> (1, 6) <small>OBP: 0.396, SLG: 0.495</small>	F8			HR		G1-3		G6-3		4	1	1	1	0	0	1						
<b>Paul O'Neill, L</b> (1, 9) <small>OBP: 0.362, SLG: 0.447</small>	K			G4-3		G3-1		HR		4	1	1	1	0	1	1						
<b>Bernie Williams, S</b> (1, 8) <small>OBP: 0.371, SLG: 0.552</small>		K		E5			HR	G3-1		4	1	1	1	0	1	0						
<b>Tino Martinez, L</b> (1, 3) <small>OBP: 0.336, SLG: 0.453</small>	K			F8			G4-3	F9		4	0	0	0	0	1	1						
<b>20 Jorge Posada, S</b> (1, 2) <small>OBP: 0.449, SLG: 0.576</small>	K					P5	E HBP BB		BB	2	0	0	0	2	1	0						
<b>Shane Spencer, R</b> (1, 7) <small>OBP: 0.316, SLG: 0.487</small>			K			K			K	3	0	0	0	0	3	1						
<b>Jim Leyritz, R</b> (1, 10) <small>OBP: 0.317, SLG: 0.273</small> <b>Ricky Ledee, L</b> (7, PR) <small>OBP: 0.337, SLG: 0.418</small>			K			K		E6	F7	3	0	0	0	0	2	2						
<b>Scott Brosius, R</b> (1, 5) <small>OBP: 0.333, SLG: 0.407</small>			F7						K	4	0	1	0	0	2	4						
<b>Inning Stats</b>	R: 0 H: 0 E: 0 K: 1 S: 8	H: 0 LOB: 0 BB: 0 P: 13	R: 0 H: 0 E: 0 K: 3 S: 9	H: 0 LOB: 0 BB: 0 P: 15	R: 0 H: 0 E: 0 K: 2 S: 7	H: 0 LOB: 0 BB: 0 P: 12	R: 1 H: 2 E: 1 K: 0 S: 11	H: 1 LOB: 1 BB: 0 P: 15	R: 0 H: 0 E: 0 K: 2 S: 9	H: 0 LOB: 0 BB: 0 P: 12	R: 0 H: 1 E: 0 K: 0 S: 9	H: 1 LOB: 1 BB: 0 P: 11	R: 1 H: 1 E: 1 K: 1 S: 14	H: 1 LOB: 3 BB: 1 P: 24	R: 1 H: 1 E: 0 K: 0 S: 12	H: 1 LOB: 0 BB: 0 P: 15	R: 0 H: 0 E: 0 K: 2 S: 11	H: 0 LOB: 1 BB: 1 P: 17	1B: 2 2B: 0 3B: 0 HR: 3	SF: 0 SAC: 0 DP: 0 HBP: 1	WP: 0 PB: 0 SB: 0 CS: 0	PA: 36
<b>PITCHER</b>	IP	WLS	BF	H	R	ER	SO	BB	IBB	HBP	BLK	WP	HR	S	P	ERA	WHIP					
<b>Pedro Martinez, R</b> (1, 1) <small>ERA: 1.18</small>	8.0	L	32	5	3	3	9	1	0	1	0	0	3	77	117	3.38	0.750					
<b>Derek Lowe, R</b> (9, 1) <small>ERA: 1.6</small>	1.0		4	0	0	0	2	1	0	0	0	0	0	11	17	0.00	1.000					

**New York Yankees @ Boston Red Sox**  
Fenway Park, Boston, MA  
Tue Jun 20 2000, 7:05 PM EDT  
Att: 33,909 - Sunny - 79 F

AB 33  
R 3  
H 5  
RBI 3  
BB 2  
SO 11  
LOB 15



Batter	1	2	3	4	5	6	7	8	9	AB	R	H	RBI	BB	SO	LOB	BOTTOM					
<b>Jose Offerman, S</b> (1, 10) <small>OBP: 0.330, SLG: 0.316</small>	G4-3		BB 1B			G4-3		G6-3		4	0	1	0	0	0	0						
<b>Jeff Frye, R</b> (1, 4) <small>OBP: 0.388, SLG: 0.362</small>	G4-3		1B BB			G4-3		K		3	0	0	0	1	1	0						
<b>Nomar Garciaparra, R</b> (1, 6) <small>OBP: 0.442, SLG: 0.582</small>			1B			K FC5-4 1B			2B	4	0	3	0	0	1	0						
<b>Mike Stanley, R</b> (1, 3) <small>OBP: 0.333, SLG: 0.426</small> <b>Brian Daubach, L</b> (9, PH) <small>OBP: 0.348, SLG: 0.505</small>	G5-3		F9			K		G6-3		3	0	0	0	0	1	4						
<b>Carl Everett, S</b> (1, 8) <small>OBP: 0.388, SLG: 0.683</small>		L5				P4			K	4	0	1	0	0	1	0						
<b>Jason Varitek, S</b> (1, 2) <small>OBP: 0.411, SLG: 0.452</small>			FC5-4 1B			G1-6-3 BB			BB	2	0	1	0	2	0	2						
<b>Darren Lewis, R</b> (1, 7) <small>OBP: 0.342, SLG: 0.371</small> <b>Scott Hatteberg, L</b> (9, PH) <small>OBP: 0.284, SLG: 0.318</small>			FC5-4 FC4-6			G1-6-3		G4-3	P6	3	0	0	0	0	2							
<b>Trot Nixon, L</b> (1, 9) <small>OBP: 0.372, SLG: 0.493</small>			FC4-6			F7		G3	F8	4	0	0	0	0	2							
<b>3B Wilton Veras, R</b> (1, 5) <small>OBP: 0.280, SLG: 0.305</small>			L3			K2-3		G5-3		3	0	0	0	0	1	0						
<b>Inning Stats</b>	R: 0 H: 1 E: 0 K: 0 S: 10	H: 1 LOB: 1 BB: 0 P: 16	R: 0 H: 1 E: 0 K: 0 S: 7	H: 1 LOB: 1 BB: 0 P: 13	R: 0 H: 2 E: 0 K: 0 S: 8	H: 2 LOB: 2 BB: 1 P: 14	R: 0 H: 0 E: 0 K: 0 S: 4	H: 0 LOB: 0 BB: 1 P: 10	R: 0 H: 0 E: 0 K: 1 S: 9	H: 0 LOB: 0 BB: 0 P: 12	R: 0 H: 1 E: 0 K: 2 S: 15	H: 1 LOB: 2 BB: 0 P: 24	R: 0 H: 0 E: 0 K: 0 S: 8	H: 0 LOB: 0 BB: 0 P: 10	R: 0 H: 1 E: 0 K: 1 S: 11	H: 1 LOB: 1 BB: 0 P: 18	R: 0 H: 0 E: 0 K: 1 S: 9	H: 0 LOB: 1 BB: 1 P: 14	1B: 5 2B: 1 3B: 0 HR: 0	SF: 0 SAC: 0 DP: 1 HBP: 0	WP: 0 PB: 1 SB: 0 CS: 0	PA: 35
<b>PITCHER</b>	IP	WLS	BF	H	R	ER	SO	BB	IBB	HBP	BLK	WP	HR	S	P	ERA	WHIP					
<b>Andy Pettitte, L</b> (1, 1) <small>ERA: 4.52</small>	7.2		30	6	0	0	4	2	0	0	0	0	0	67	109	0.00	1.043					
<b>42 Mariano Rivera, R</b> (8, 1) <small>ERA: 2.97</small>	1.1	S	5	0	0	0	1	1	0	0	0	0	0	14	22	0.00	0.750					

**New York Yankees @ Boston Red Sox**  
Fenway Park, Boston, MA  
Tue Jun 20 2000, 7:05 PM EDT  
Att: 33,909 - Sunny - 79 F

AB 32  
R 0  
H 6  
RBI 0  
BB 3  
SO 5  
LOB 12





Batter	1	2	3	4	5	6	7	8	9	AB	R	H	RBI	BB	SO	LOB	TOP								
Chuck Knoblauch R (1, 10) OBP: 0.332, SLG: 0.389	P4		G6-3		F9		FC6 2 1B SF8		DI HR 1B	5	2	1	1	0	0	4	<b>New York Yankees @ Boston Red Sox</b> Fenway Park, Boston, MA Wed Jun 21 2000, 7:05 PM EDT Att: 32,958 - Sunny - 78 F								
2 Derek Jeter R (1, 6) OBP: 0.382, SLG: 0.489	F4			F9	F8		SF8 1B		K	5	0	1	0	0	1	4									
Paul O'Neill, L (1, 9) OBP: 0.359, SLG: 0.447	K			G3		20 1B 2B	SF8		L4	4	1	1	1	0	1	1									
Bernie Williams, S (1, 8) OBP: 0.372, SLG: 0.559		P5		G6-3		K			HR	4	1	1	2	1	1	1									
20 Jorge Posada, S (1, 3) OBP: 0.452, SLG: 0.574 (7, 2)		FC1-6 1B				FC4-6 1B BB			K	4	1	2	1	1	2	2									
Shane Spencer R (1, 7) OBP: 0.315, SLG: 0.480	FC1-6 1-2f					FC4-6 BB	F9		K	3	0	0	0	1	1	1									
Scott Brosius R (1, 5) OBP: 0.337, SLG: 0.409	G6-3				FC4-6 1B 1B 1-2f 2-3				DI 1B	4	1	2	0	0	0	3									
Chris Turner R (1, 2) OBP: 0.444, SLG: 0.542 (7, PH)			K						P3	2	0	1	1	0	1	0									
Tino Martinez, L (7, 3) OBP: 0.337, SLG: 0.452 (7, 3)					1B 1B		E FC6 BB			1	1	0	0	1	0	1									
Clay Bellinger R (1, 4) OBP: 0.308, SLG: 0.407 Jose Vizcaino, S (7, PH) OBP: 0.283, SLG: 0.242 (7, 4)			F5				E4 FC6		G4-3	2	0	1	0	0	0	0									
										2	0	0	0	0	0	2									
<b>Inning Stats</b>	R: 0 E: 0 K: 1 S: 7	H: 0 LOB: 0 BB: 0 P: 11	R: 0 E: 0 K: 0 S: 7	H: 1 LOB: 1 BB: 0 P: 11	R: 0 E: 0 K: 1 S: 8	H: 0 LOB: 0 BB: 0 P: 13	R: 0 E: 0 K: 0 S: 5	H: 0 LOB: 0 BB: 0 P: 10	R: 1 E: 0 K: 0 S: 14	H: 2 LOB: 3 BB: 2 P: 26	R: 1 E: 0 K: 1 S: 10	H: 2 LOB: 0 BB: 0 P: 17	R: 3 E: 1 K: 1 S: 19	H: 2 LOB: 2 BB: 2 P: 35	R: 0 E: 0 K: 1 S: 10	H: 1 LOB: 1 BB: 0 P: 15	R: 2 E: 0 K: 2 S: 16	H: 2 LOB: 0 BB: 0 P: 19	1B: 8 2B: 1 3B: 0 HR: 1	SF: 1 SAC: 0 DP: 0 HBP: 0	WP: 1 PB: 0 SB: 0 CS: 0	PA: 41			
<b>PITCHER</b>	IP	WLS	BF	H	R	ER	SO	BB	IBB	HBP	BLK	WP	HR	S	P	ERA	WHIP								
Pete Schourek, L (1, 1) ERA: 4.32	5.0		21	4	2	2	2	2	0	0	0	1	0	43	74	3.60	1.200								
Hipolito Pichardo, R (6, 1) ERA: 2.16	1.0	B	6	2	3	1	1	1	0	0	0	0	0	17	29	9.00	3.000								
Rich Garcias, R (7, 1) ERA: 2.29	1.0	W	5	1	0	0	1	0	1	0	0	0	0	10	20	0.00	1.000								
Rod Beck, R (8, 1) ERA:	1.0		4	1	0	0	1	0	0	0	0	0	0	10	15	0.00	1.000								
Derek Lowe, R (9, 1) ERA: 2.2	1.0		5	2	2	2	2	0	0	0	0	0	1	16	19	18.00	2.000								

Batter	1	2	3	4	5	6	7	8	9	AB	R	H	RBI	BB	SO	LOB	BOTTOM								
Jose Offerman, S (1, 3) OBP: 0.341, SLG: 0.323	SH3-1 WP 2B				F8				BB 2B BB	2	2	1	1	3	0	0	<b>New York Yankees @ Boston Red Sox</b> Fenway Park, Boston, MA Wed Jun 21 2000, 7:05 PM EDT Att: 32,958 - Sunny - 78 F								
Jeff Eves, R (1, 4) OBP: 0.390, SLG: 0.364	SH3-1						SF9		2B BB	2	0	1	2	1	0	2									
Trot Nixon, L (1, 9) OBP: 0.373, SLG: 0.504	G4-3 3B		G3-1				G3		2B	5	1	2	2	0	1	3									
Nomar Garciaparra, R (1, 6) OBP: 0.445, SLG: 0.585	G4-3 BB					F9			G6-3	4	1	2	0	1	0	4									
Carl Everett, S (1, 8) OBP: 0.388, SLG: 0.674	G4-3						K		G4-3 G5-3 BB BB	3	1	0	1	2	2	2									
Mike Stanley, R (1, 10) OBP: 0.335, SLG: 0.425	K				F8				G5-3 1B 1B	5	1	2	0	0	1	5									
Scott Hatteberg, L (1, 2) OBP: 0.278, SLG: 0.324			F8		G3				G4-3 G4-6-3	5	1	1	1	0	0	4									
Darren Lewis, R (1, 7) OBP: 0.333, SLG: 0.361 Brian Daubach, L (7, PH) OBP: 0.351, SLG: 0.505 Curtis Pride, L (7, PR) ERA: 3.72			F9						F8	3	0	0	0	0	1	2									
Manny Alexander, R (1, 5) OBP: 0.263, SLG: 0.329					F7				BB BB 1B	0	0	0	0	1	0	0									
									SF9 BB 1B	0	0	0	0	0	0	0									
<b>Inning Stats</b>	R: 2 E: 0 K: 1 S: 10	H: 2 LOB: 1 BB: 1 P: 20	R: 0 E: 0 K: 0 S: 10	H: 1 LOB: 2 BB: 1 P: 19	R: 0 E: 0 K: 0 S: 10	H: 1 LOB: 2 BB: 1 P: 17	R: 0 E: 0 K: 0 S: 7	H: 0 LOB: 0 BB: 0 P: 11	R: 0 E: 0 K: 2 S: 11	H: 1 LOB: 1 BB: 0 P: 16	R: 2 E: 0 K: 1 S: 14	H: 3 LOB: 2 BB: 1 P: 24	R: 5 E: 0 K: 0 S: 11	H: 2 LOB: 3 BB: 5 P: 36	R: 0 E: 0 K: 1 S: 8	H: 1 LOB: 0 BB: 0 P: 12	1B: 6 2B: 4 3B: 1 HR: 0	SF: 1 SAC: 1 DP: 1 HBP: 0	WP: 1 PB: 0 SB: 0 CS: 0	PA: 43					
<b>PITCHER</b>	IP	WLS	BF	H	R	ER	SO	BB	IBB	HBP	BLK	WP	HR	S	P	ERA	WHIP								
David Cone, R (1, 1) ERA: 6.08	6.0		30	8	4	4	4	4	0	0	0	0	0	62	107	6.00	2.000								
Jason Grimsley, R (7, 1) ERA: 3.72	0.2	L	6	1	4	4	0	2	1	0	0	0	0	5	19	54.00	4.500								
Mike Stanton, L (7, 1) ERA: 3.31	0.0		3	1	1	1	0	2	0	0	0	0	0	5	15	∞	∞								
Jeff Nelson, R (7, 1) ERA: 1.42	1.1		4	1	0	0	1	0	0	0	0	0	0	9	14	0.00	0.750								

AB	36
R	7
H	10
RBI	6
BB	4
SO	7
LOB	19





Batter	1	2	3	4	5	6	7	8	9	AB	R	H	RBI	BB	SO	LOB	TOP				
Chuck Knoblauch R (1,4) OBP: 0.330, SLG: 0.386	G4-3		K				FC5			4	0	1	0	0	1	2	<b>New York Yankees @ Boston Red Sox</b> Fenway Park, Boston, MA Thu Jun 22 2000, 7:05 PM EDT Att: 33,744 - Sunny - 82 F				
2 Derek Jeter R (1,6) OBP: 0.376, SLG: 0.480	K		F9				F8		F9	4	0	0	0	0	1						
Paul O'Neill, L (1,9) OBP: 0.361, SLG: 0.450	HR					G6-3		G3-1		3	1	1	0	1	0						
Bernie Williams, S (1,8) OBP: 0.370, SLG: 0.566	HR				2B		K		G4-3	4	1	1	2	0	2	1					
Tino Martinez, L (1,3) OBP: 0.332, SLG: 0.444	G4-3					F8			G4-3	4	0	0	0	0	0						
20 Jorge Posada, S (1,2) OBP: 0.445, SLG: 0.563		F8			G3-1				L6	4	0	0	0	0	1	0					
Shane Spencer, R (1,10) OBP: 0.318, SLG: 0.478									G5-3	3	0	1	0	1	1	0					
Ricky Ledee, L (1,7) OBP: 0.332, SLG: 0.411										3	0	0	0	0	1	2					
Scott Brosius, R (1,5) OBP: 0.337, SLG: 0.408										3	0	1	0	0	0	1					
<b>Inning Stats</b>	R: 2 E: 0 K: 1 S: 11	H: 1 LOB: 0 BB: 1 P: 22	R: 0 E: 0 K: 0 S: 12	H: 0 LOB: 1 BB: 1 P: 21	R: 0 E: 0 K: 2 S: 13	H: 1 LOB: 1 BB: 0 P: 18	R: 0 E: 0 K: 1 S: 7	H: 0 LOB: 0 BB: 0 P: 11	R: 0 E: 0 K: 1 S: 13	H: 1 LOB: 1 BB: 0 P: 20	R: 0 E: 0 K: 1 S: 18	H: 2 LOB: 2 BB: 0 P: 25	R: 0 E: 0 K: 0 S: 6	H: 0 LOB: 0 BB: 0 P: 8	R: 0 E: 0 K: 0 S: 8	H: 0 LOB: 0 BB: 0 P: 14		1B: 3 2B: 1 3B: 0 HR: 1	SF: 0 SAC: 0 DP: 0 HBP: 0	WP: 0 PB: 0 SB: 1 CS: 0	PA: 34
<b>PITCHER</b>	IP	WLS	BF	H	R	ER	SO	BB	IBB	HBP	BLK	WP	HR	S	P	ERA	WHIP				
Ramon Martinez, R (1,1) ERA: 5.75	6.2	W	26	4	2	2	7	2	0	0	0	0	1	77	122	2.70	0.900				
Bryce Florie, R (7,1) ERA: 5.4	0.1	H	2	1	0	0	0	0	0	0	0	0	0	5	8	0.00	3.000				
Rich Garcés, R (8,1) ERA: 2.33	1.0	H	3	0	0	0	0	0	0	0	0	0	0	6	8	0.00	0.000				
Derek Lowe, R (9,1) ERA: 2.14	1.0	S	3	0	0	0	0	0	0	0	0	0	0	8	14	0.00	0.000				

Batter	1	2	3	4	5	6	7	8	9	AB	R	H	RBI	BB	SO	LOB	BOTTOM				
Jose Offerman, S (1,10) OBP: 0.333, SLG: 0.315	K		F7		E4				G6-3	5	0	0	0	0	1	0	<b>New York Yankees @ Boston Red Sox</b> Fenway Park, Boston, MA Thu Jun 22 2000, 7:05 PM EDT Att: 33,744 - Sunny - 82 F				
Jeff Eves, R (1,4) OBP: 0.393, SLG: 0.374	G6-3									4	1	2	0	0	0	1					
Trot Nixon, L (1,9) OBP: 0.375, SLG: 0.500	L4									2	1	0	0	2	0	1					
Nomar Garciaparra, R (1,6) OBP: 0.447, SLG: 0.594										4	1	2	1	0	0	1					
Carl Everett, S (1,8) OBP: 0.394, SLG: 0.674										3	1	2	1	1	1	1					
Brian Daubach, L (1,3) OBP: 0.357, SLG: 0.507										3	0	2	1	1	1	1					
Jason Varitek, S (1,2) OBP: 0.408, SLG: 0.447										2	0	0	1	0	0	3					
Curtis Pride, L (1,7)										3	0	0	0	0	1	4					
Darren Lewis, R (7,7) OBP: 0.331, SLG: 0.358										1	0	0	0	0	0	0					
Manny Alexander, R (1,5) OBP: 0.250, SLG: 0.312										4	0	0	0	0	0	1					
<b>Inning Stats</b>	R: 0 E: 0 K: 1 S: 8	H: 0 LOB: 0 BB: 0 P: 12	R: 2 E: 0 K: 0 S: 14	H: 3 LOB: 1 BB: 0 P: 21	R: 2 E: 0 K: 0 S: 10	H: 3 LOB: 2 BB: 2 P: 22	R: 0 E: 1 K: 0 S: 9	H: 0 LOB: 1 BB: 0 P: 15	R: 0 E: 0 K: 2 S: 12	H: 0 LOB: 3 BB: 2 P: 24	R: 0 E: 0 K: 0 S: 8	H: 1 LOB: 1 BB: 0 P: 11	R: 0 E: 0 K: 1 S: 10	H: 1 LOB: 1 BB: 0 P: 15	R: 0 E: 0 K: 0 S: 6	H: 0 LOB: 0 BB: 0 P: 8	1B: 5 2B: 3 3B: 0 HR: 0	SF: 1 SAC: 0 DP: 0 HBP: 1	WP: 2 PB: 0 SB: 0 CS: 0	PA: 37	
<b>PITCHER</b>	IP	WLS	BF	H	R	ER	SO	BB	IBB	HBP	BLK	WP	HR	S	P	ERA	WHIP				
Jake Westbrook, R (1,1) ERA: 13.5	2.2	L	15	6	4	4	1	1	0	0	0	0	0	29	50	13.50	2.625				
Jason Grimsley, R (3,1) ERA: 3.45	3.1		15	1	0	0	2	2	0	1	0	2	0	32	55	0.00	0.900				
Mike Stanton, L (7,1) ERA: 3.12	2.0		7	1	0	0	1	0	0	0	0	0	0	16	23	0.00	0.500				



Batter	1	2	3	4	5	6	7	8	9	AB	R	H	RBI	BB	SO	LOB	TOP										
<b>Darren Lewis, R</b> OBP: 0.333, SLG: 0.363 (1, 7)	4-2 CS BB	0-0 G4-3			0-0 G4-3			3-2 2B	1-2 G4-3	4	1	1	0	1	0	2											
<b>Jeff Eves, R</b> OBP: 0.390, SLG: 0.377 (1, 4)	2-3 1-2		1-1 G6-3		2-2 L4			0-1 FC6-5 2H		4	0	1	1	0	1	1											
<b>Trot Nixon, L</b> OBP: 0.376, SLG: 0.513 <b>Curtis Pride, L</b> (8, PR) (8, 7)	2-1 HR		0-1 FC6-4		0-2 F8			1-1 FC6-5 2B		4	1	2	1	0	0	1											
<b>Nomar Garciaparra, R</b> OBP: 0.443, SLG: 0.585 (1, 10)	0-1 F8		0-0 FC6-4		0-0 F9			4-1 2B	1-2 BB	3	0	0	0	1	0	1											
<b>Carl Everett, S</b> OBP: 0.396, SLG: 0.688 (1, 8)		1-1 HR	2-2 F5		0-2 F5			0-0 2B	1-3 2H	4	1	2	2	0	0	1											
<b>Brian Daubach, L</b> OBP: 0.355, SLG: 0.500 (1, 3)		1-2 G1-3		1-3 K			1-0 F2	4-2 BB		3	0	0	0	1	1	0											
<b>Jason Varitek, S</b> OBP: 0.405, SLG: 0.440 (1, 2)		4-2 1B BB		2-2 G4-3			0-0 F7	2-1 F7		3	0	0	0	1	0	3											
<b>Manny Alexander, R</b> OBP: 0.250, SLG: 0.309 (1, 6)		1-2 1B		0-1 G5-3			0-3 K		2-2 G5-3	4	0	1	0	0	1	0											
<b>3B Wilton Veras, R</b> OBP: 0.274, SLG: 0.299 <b>Scott Hatteberg, L</b> (9, PH) OBP: 0.275, SLG: 0.319		1-2 K			0-1 G1-3			1-0 F8	1-3 K	3	0	0	0	0	1	2											
<b>Inning Stats</b>	R: 1 E: 0 K: 1 S: 11	H: 1 LOB: 0 BB: 1 P: 19	R: 1 E: 0 K: 1 S: 14	H: 2 LOB: 2 BB: 1 P: 23	R: 0 E: 0 K: 0 S: 8	H: 1 LOB: 1 BB: 0 P: 11	R: 0 E: 0 K: 1 S: 10	H: 0 LOB: 0 BB: 0 P: 13	R: 0 E: 0 K: 0 S: 6	H: 0 LOB: 0 BB: 0 P: 8	R: 0 E: 0 K: 0 S: 7	H: 0 LOB: 0 BB: 0 P: 7	R: 0 E: 0 K: 1 S: 5	H: 0 LOB: 0 BB: 0 P: 6	R: 2 E: 0 K: 0 S: 14	H: 3 LOB: 3 BB: 2 P: 29	R: 0 E: 0 K: 1 S: 9	H: 0 LOB: 0 BB: 0 P: 13	1B: 2 2B: 3 3B: 0 HR: 2	SF: 0 SAC: 0 DP: 0 HBP: 0	WP: 0 PB: 0 SB: 0 CS: 1	PA: 37					
<b>PITCHER</b>	IP	WLS	BF	H	R	ER	SO	BB	IBB	HBP	BLK	WP	HR	S	P	ERA	WHIP										
<b>Frank Castillo, R</b> ERA: 4.31 (1, 1)	7.1	W	29	6	4	4	4	2	0	0	0	0	2	67	97	4.91	1.091										
<b>Pedro Borbon, L</b> ERA: 4.43 (8, 1)	0.1	H	1	0	0	0	0	0	0	0	0	0	0	2	3	0.00	0.000										
<b>Billy Koch, R</b> ERA: 3.11 (8, 1)	1.1	S	7	1	0	0	1	2	0	0	0	0	0	15	29	0.00	2.250										
Batter	1	2	3	4	5	6	7	8	9	AB	R	H	RBI	BB	SO	LOB	BOTTOM										
<b>Shannon Stewart, R</b> OBP: 0.392, SLG: 0.597 (1, 7)	4-0 E S BB	2-1 F8		2-1 1B				0-2 G5-3		3	0	1	0	1	0	1											
<b>Alex Gonzalez, R</b> OBP: 0.301, SLG: 0.370 (1, 6)	2-3 K		1-2 HR		2-2 G6-3			1-1 F8		4	1	1	0	0	1	1											
<b>Raul Mondesi, R</b> OBP: 0.324, SLG: 0.522 (1, 9)	2-0 F3		0-0 1B		2-2 G1-3			1-1 P4		4	1	1	2	0	0	1											
<b>Carlos Delgado, L</b> OBP: 0.469, SLG: 0.714 (1, 3)	2-2 F7		3-1 F8		2-2 1B			4-0 G1-4-3 BB		3	0	1	0	1	0	1											
<b>Brad Fullmer, L</b> OBP: 0.373, SLG: 0.558 (1, 10)		1-2 HR	2-1 G3		0-2 1B			1-0 F9		4	1	2	1	0	0	1											
<b>Tony Batieta, R</b> OBP: 0.323, SLG: 0.548 (1, 5)		2-3 K	0-3 K		1-1 F3			0-0 G1-4-3	1-2	4	0	0	0	0	2	3											
<b>José Cruz Jr., S</b> OBP: 0.312, SLG: 0.450 (1, 8)		0-0 G4-3		1-1 HR				1-0 F5		3	1	1	1	0	0	0											
<b>Alberto Castillo, R</b> OBP: 0.289, SLG: 0.309 (1, 2)		3-1 1B 2B		2-2 G1-3				2-3 K2-3		3	1	1	0	0	1	0											
<b>Homer Bush, R</b> OBP: 0.250, SLG: 0.218 (1, 4)		1-2 S 1B		2-2 G6-3				0-0 G6-3		3	0	1	1	0	0	0											
<b>Inning Stats</b>	R: 0 E: 0 K: 1 S: 8	H: 0 LOB: 1 BB: 1 P: 17	R: 2 E: 0 K: 1 S: 14	H: 3 LOB: 1 BB: 0 P: 23	R: 2 E: 0 K: 1 S: 14	H: 2 LOB: 0 BB: 0 P: 20	R: 1 E: 0 K: 0 S: 10	H: 2 LOB: 1 BB: 0 P: 17	R: 0 E: 0 K: 1 S: 7	H: 0 LOB: 0 BB: 0 P: 10	R: 0 E: 0 K: 0 S: 7	H: 0 LOB: 0 BB: 0 P: 9	R: 0 E: 0 K: 0 S: 2	H: 0 LOB: 0 BB: 1 P: 7	R: 0 E: 0 K: 0 S: 2	H: 0 LOB: 0 BB: 1 P: 7	1B: 5 2B: 1 3B: 0 HR: 3	SF: 0 SAC: 0 DP: 1 HBP: 0	WP: 0 PB: 0 SB: 2 CS: 0	PA: 33							
<b>PITCHER</b>	IP	WLS	BF	H	R	ER	SO	BB	IBB	HBP	BLK	WP	HR	S	P	ERA	WHIP										
<b>John Wasdin, R</b> ERA: 5.46 (1, 1)	4.0	L	19	7	5	5	3	1	0	0	0	0	3	46	77	11.25	2.000										
<b>Bryce Florie, R</b> ERA: 4.5 (5, 1)	1.0		5	2	0	0	0	0	0	0	0	0	0	14	21	0.00	2.000										
<b>49 Tim Wakefield, R</b> ERA: 5.46 (6, 1)	3.0		9	0	0	0	1	1	0	0	0	0	0	16	26	0.00	0.333										

**Boston Red Sox @ Toronto Blue Jays**  
SkyDome, Toronto, ON  
Fri Jun 23 2000, 7:05 PM EDT  
Att: 28,198 - Sunny - 70 F

AB 33  
R 4  
H 7  
RBI 4  
BB 4  
SO 5  
LOB 11



**Boston Red Sox @ Toronto Blue Jays**  
SkyDome, Toronto, ON  
Fri Jun 23 2000, 7:05 PM EDT  
Att: 28,198 - Sunny - 70 F

AB 31  
R 5  
H 9  
RBI 5  
BB 2  
SO 4  
LOB 8





Batter	1	2	3	4	5	6	7	8	9	AB	R	H	RBI	BB	SO	LOB	TOP				
Jose Offerman, S (1, 3) OBP: 0.326, SLG: 0.307	F7		L9		F8		G3		F7	5	0	0	0	0	0	1					
Jeff Erye, R (1, 4) OBP: 0.386, SLG: 0.374	G6-3		G5-3		F9			1B G6-3 1B		4	1	1	0	0	0	1					
Carl Everett, S (1, 8) OBP: 0.401, SLG: 0.688	F9		1B 2H 1B		4-1 BB			1-2 1B G6-3 1B		3	1	2	1	1	0	0					
Nomar Garciaparra, R (1, 6) OBP: 0.444, SLG: 0.598		1-1 HR	0-0 1B		0-0 F8			2-1 G6-3		4	1	2	2	0	0	2					
Brian Daubach, L (1, 10) OBP: 0.350, SLG: 0.491		2-3 K	0-0 F8		1-3 K			1-2 3-H K		4	0	0	0	0	3	3					
Jason Varitek, S (1, 2) OBP: 0.403, SLG: 0.435	F7			0-0 G1-3		0-0 F8		1-1 1B		4	0	1	1	0	0	0					
Darren Lewis, R (1, 9) OBP: 0.323, SLG: 0.350	E5			2-1 G6-3		0-3 K		2-H G5-3		4	0	0	0	0	1	1					
Curtis Pride, L (1, 7) Scott Hatteberg, L (9, PH) OBP: 0.272, SLG: 0.315		1-3 K		4-2 BB			3-2 G4-3		0-3 K	2	0	0	0	1	1	1					
Manny Alexander, R (1, 5) OBP: 0.250, SLG: 0.306			2-2 G5-3 1B		2-3 K		2-1 G5-3		2-3 K	4	1	1	0	0	2	1					
<b>Inning Stats</b>	R: 0 E: 0 K: 0 S: 6	H: 0 LOB: 0 BB: 0 P: 9	R: 1 E: 1 K: 2 S: 15	H: 1 LOB: 1 BB: 0 P: 22	R: 1 E: 0 K: 0 S: 12	H: 3 LOB: 2 BB: 0 P: 16	R: 0 E: 0 K: 1 S: 8	H: 0 LOB: 1 BB: 1 P: 16	R: 0 E: 0 K: 2 S: 10	H: 0 LOB: 0 BB: 0 P: 11	R: 0 E: 0 K: 0 S: 6	H: 0 LOB: 0 BB: 0 P: 11	R: 2 E: 0 K: 1 S: 16	H: 3 LOB: 1 BB: 0 P: 24	R: 0 E: 0 K: 2 S: 7	H: 0 LOB: 0 BB: 0 P: 9	1B: 6 2B: 0 3B: 0 HR: 1	SF: 0 SAC: 0 DP: 0 HBP: 0	WP: 0 PB: 0 SB: 0 CS: 0	PA: 37	
<b>PITCHER</b>	IP	WLS	BF	H	R	ER	SO	BB	IBB	HBP	BLK	WP	HR	S	P	ERA	WHIP				
32 Roy Halladay, R (1, 1) ERA: 10.84	7.0	W	30	6	4	4	5	2	0	0	0	0	1	68	105	5.14	1.143				
Paul Quantrill, R (8, 1) ERA: 3.57	1.0	H	4	1	0	0	1	0	0	0	0	0	0	10	16	0.00	1.000				
Billy Koch, R (9, 1) ERA: 3.03	1.0	S	3	0	0	0	2	0	0	0	0	0	0	7	9	0.00	0.000				

**Boston Red Sox @ Toronto Blue Jays**  
 SkyDome, Toronto, ON  
 Sat Jun 24 2000, 4:05 PM EDT  
 Att: 30,130 - Dome - 72 F

AB 35  
 R 4  
 H 7  
 RBI 4  
 BB 2  
 SO 8  
 LOB 10



Batter	1	2	3	4	5	6	7	8	9	AB	R	H	RBI	BB	SO	LOB	BOTTOM				
Shannon Stewart, R (1, 7) OBP: 0.389, SLG: 0.589	G5-3		4-1 HR BB		G4-3		L9			3	1	0	0	1	0	1					
Alex Gonzalez, R (1, 6) OBP: 0.309, SLG: 0.386 Chris Woodward, R (6, 6) OBP: 0.375, SLG: 0.618	G6-3 HR HBP		2-0 1-H HR		2-2 1B 1B		1-3 K			2	3	2	2	0	0	0					
Raul Mondesi, R (1, 9) OBP: 0.323, SLG: 0.518	G6-3		2-2 F5		0-1 1B 1B		0-0 G6-3			4	0	1	0	0	0	1					
Carlos Delgado, L (1, 3) OBP: 0.470, SLG: 0.722	G6-3 2H HR		0-0 F7		0-0 L3 1B		1-2 G4-3			4	1	2	3	0	0	0					
Brad Fullmer, L (1, 10) OBP: 0.371, SLG: 0.566	F7		2-0 E6		0-0 L3		1-2 HR			4	1	1	1	0	0	2					
Tony Batista, R (1, 5) OBP: 0.318, SLG: 0.539		1-1 F9	2-2 G4-3		3-1 L7		1-1 F7			4	0	0	0	0	0	2					
José Cruz Jr., S (1, 8) OBP: 0.314, SLG: 0.451		1-0 G4-3		2-1 G6-3 G6-3 1B		0-0 G3		0-1 1B		4	0	2	0	0	0	0					
Alberto Castillo, R (1, 2) OBP: 0.288, SLG: 0.307		0-0 1B		1-0 G6-3		1-1 G6-3		0-2 G6-3		4	0	1	0	0	0	2					
Homer Bush, R (1, 4) OBP: 0.246, SLG: 0.214		3-2 F9		1-1 G6-3		0-0 G4-3				3	0	0	0	0	0	2					
<b>Inning Stats</b>	R: 2 E: 0 K: 0 S: 8	H: 1 LOB: 0 BB: 0 P: 15	R: 0 E: 0 K: 0 S: 10	H: 1 LOB: 0 BB: 0 P: 15	R: 2 E: 1 K: 0 S: 12	H: 1 LOB: 1 BB: 1 P: 24	R: 0 E: 0 K: 0 S: 7	H: 1 LOB: 1 BB: 0 P: 12	R: 1 E: 0 K: 0 S: 9	H: 3 LOB: 1 BB: 0 P: 14	R: 0 E: 0 K: 0 S: 4	H: 0 LOB: 0 BB: 0 P: 5	R: 0 E: 0 K: 1 S: 5	H: 0 LOB: 0 BB: 0 P: 6	R: 1 E: 0 K: 0 S: 13	H: 2 LOB: 1 BB: 0 P: 16	1B: 6 2B: 1 3B: 0 HR: 3	SF: 0 SAC: 0 DP: 1 HBP: 1	WP: 0 PB: 0 SB: 0 CS: 0	PA: 35	
<b>PITCHER</b>	IP	WLS	BF	H	R	ER	SO	BB	IBB	HBP	BLK	WP	HR	S	P	ERA	WHIP				
Brian Rose, R (1, 1) ERA: 6.11	2.2	L	14	3	4	4	0	1	0	1	0	0	0	27	49	13.50	1.500				
Hipolito Pichardo, R (3, 1) ERA: 2.25	3.1		13	4	1	1	0	0	0	0	0	0	0	23	36	2.70	1.200				
Rod Beck, R (7, 1) ERA:	1.0		3	0	0	0	1	0	0	0	0	0	0	5	6	0.00	0.000				
Rheal Cormier, L (8, 1) ERA: 4.11	1.0		5	2	1	1	0	0	0	0	0	0	1	13	16	9.00	2.000				

**Boston Red Sox @ Toronto Blue Jays**  
 SkyDome, Toronto, ON  
 Sat Jun 24 2000, 4:05 PM EDT  
 Att: 30,130 - Dome - 72 F

AB 33  
 R 6  
 H 9  
 RBI 6  
 BB 1  
 SO 1  
 LOB 10





Batter	1	2	3	4	5	6	7	8	9	10	11	12	13	AB	R	H	RBI	BB	SO	LOB	TOP	
Jose Offerman, S OBP: 0.333, SLG: 0.310														5	1	2	0	2	0	2		
Jeff Frye, R OBP: 0.379, SLG: 0.366														6	0	1	1	0	1	5		
Carl Everett, S OBP: 0.405, SLG: 0.682														5	1	2	0	2	0	2		
Nomar Garciaparra, R OBP: 0.435, SLG: 0.387														7	0	1	2	0	0	6		
Brian Daubach, L OBP: 0.350, SLG: 0.489														5	1	1	0	1	2	1		
Izzy Alcantara, R OBP: 0.167, SLG: 0.167														6	1	1	0	0	1	4		
Scott Hatteberg, L OBP: 0.287, SLG: 0.342														6	0	3	2	0	0	1		
3B Wilton Veras, R OBP: 0.272, SLG: 0.302														5	0	1	0	0	2	2		
Jason Vantek, S OBP: 0.401, SLG: 0.433														1	0	0	0	0	0	2		
Manny Alexander, R OBP: 0.250, SLG: 0.306														6	1	3	0	0	2	2		
Curtis Pride, L OBP: 0.308, SLG: 0.333														6	1	3	0	0	2	2		
<b>Inning Stats</b>	R: 2 E: 0 K: 1 S: 12	H: 2 LOB: 1 BB: 1 P: 22	R: 0 E: 0 K: 0 S: 11	H: 2 LOB: 2 BB: 0 P: 17	R: 2 E: 0 K: 0 S: 11	H: 1 LOB: 1 BB: 1 P: 26	R: 1 E: 0 K: 0 S: 8	H: 2 LOB: 1 BB: 0 P: 11	R: 0 E: 0 K: 2 S: 15	H: 0 LOB: 0 BB: 0 P: 25	R: 0 E: 0 K: 1 S: 9	H: 1 LOB: 1 BB: 1 P: 10	R: 0 E: 0 K: 1 S: 10	H: 2 LOB: 2 BB: 0 P: 6	R: 0 E: 0 K: 1 S: 14	H: 2 LOB: 2 BB: 0 P: 21	R: 0 E: 0 K: 1 S: 10	H: 1 LOB: 2 BB: 1 P: 20	1B: 10 2B: 5 3B: 0 HR: 0	SF: 0 SAC: 1 DP: 1 HBP: 0	WP: 1 PB: 0 SB: 0 CS: 0	PA: 58
<b>PITCHER</b>	IP 3.1	WLS 20	BF 7	H 5	ER 5	SO 1	BB 3	IBB 0	HBP 0	BLK 0	WP 0	HR 0	S 43	P 73	ERA 13.50	WHIP 3.000						
Chris Carpenter, R ERA: 5.49	IP 3.1	WLS 20	BF 7	H 5	ER 5	SO 1	BB 3	IBB 0	HBP 0	BLK 0	WP 0	HR 0	S 43	P 73	ERA 13.50	WHIP 3.000						
Lanos Painter, L ERA: 5.12	IP 4.1	WLS 6	BF 1	H 0	ER 0	SO 0	BB 0	IBB 0	HBP 0	BLK 0	WP 1	HR 0	S 14	P 21	ERA 0.00	WHIP 0.600						
John Frascatore, R ERA: 7.43	IP 2.0	WLS 7	BF 1	H 0	ER 0	SO 1	BB 0	IBB 0	HBP 0	BLK 0	WP 0	HR 0	S 24	P 37	ERA 0.00	WHIP 0.500						
Pedro Borbon, L ERA: 4.24	IP 3.0	WLS 0	BF 0	H 0	ER 0	SO 2	BB 0	IBB 0	HBP 0	BLK 0	WP 0	HR 0	S 8	P 10	ERA 0.00	WHIP 0.000						
Billy Koch, R ERA: 2.95	IP 4.1	WLS 4	BF 1	H 0	ER 0	SO 0	BB 0	IBB 1	HBP 0	BLK 0	WP 0	HR 0	S 3	P 10	ERA 0.00	WHIP 1.000						

Boston Red Sox @ Toronto Blue Jays  
SkyDome, Toronto, ON  
Sun Jun 25 2000, 1:05 PM EDT  
Att: 31,022 - Cloudy - 72 F

AB 52  
R 5  
H 15  
RBI 5  
BB 5  
SO 8  
LOB 27



Batter	1	2	3	4	5	6	7	8	9	10	11	12	13	AB	R	H	RBI	BB	SO	LOB	BOTTOM			
Shannon Stewart, R OBP: 0.386, SLG: 0.591														6	2	1	1	0	2	2				
Chris Woodward, R OBP: 0.340, SLG: 0.537														7	2	1	0	0	3	1				
Tony Batista, R OBP: 0.321, SLG: 0.551														7	1	3	2	0	2	2				
Carlos Delgado, L OBP: 0.467, SLG: 0.724														5	1	1	2	1	1	1				
Brad Fullmer, L OBP: 0.375, SLG: 0.569														6	0	3	1	0	0	2				
José Cruz Jr., S OBP: 0.315, SLG: 0.445														4	0	0	0	2	1	4				
Marty Cordova, R OBP: 0.329, SLG: 0.363														5	0	1	0	0	1	3				
Alberto Castillo, R OBP: 0.285, SLG: 0.297														4	0	0	0	1	1	3				
Homer Bush, R OBP: 0.240, SLG: 0.208														6	0	0	0	0	2	6				
<b>Inning Stats</b>	R: 1 E: 0 K: 1 S: 11	H: 1 LOB: 0 BB: 0 P: 17	R: 0 E: 1 K: 0 S: 10	H: 0 LOB: 2 BB: 1 P: 18	R: 1 E: 1 K: 1 S: 13	H: 1 LOB: 2 BB: 0 P: 22	R: 0 E: 0 K: 2 S: 9	H: 0 LOB: 0 BB: 0 P: 12	R: 1 E: 1 K: 3 S: 13	H: 3 LOB: 2 BB: 1 P: 33	R: 0 E: 0 K: 1 S: 20	H: 0 LOB: 0 BB: 0 P: 13	R: 0 E: 0 K: 1 S: 15	H: 1 LOB: 1 BB: 1 P: 15	R: 0 E: 0 K: 1 S: 10	H: 0 LOB: 0 BB: 0 P: 15	R: 0 E: 0 K: 1 S: 4	H: 1 LOB: 1 BB: 0 P: 7	R: 1 E: 1 K: 0 S: 11	H: 1 LOB: 1 BB: 0 P: 14	1B: 5 2B: 3 3B: 0 HR: 3	SF: 0 SAC: 1 DP: 1 HBP: 2	WP: 0 PB: 0 SB: 0 CS: 0	PA: 57
<b>PITCHER</b>	IP 6.2	WLS 32	BF 6	H 5	ER 4	SO 10	BB 1	IBB 0	HBP 2	BLK 0	WP 0	HR 3	S 87	P 134	ERA 5.40	WHIP 1.050								
Pedro Martinez, R ERA: 1.44	IP 6.2	WLS 32	BF 6	H 5	ER 4	SO 10	BB 1	IBB 0	HBP 2	BLK 0	WP 0	HR 3	S 87	P 134	ERA 5.40	WHIP 1.050								
Rich Garces, R ERA: 2.25	IP 7.1	WLS 1.1	BF 5	H 0	ER 0	SO 0	BB 1	IBB 0	HBP 0	BLK 0	WP 0	HR 0	S 12	P 21	ERA 0.00	WHIP 0.750								
Derek Lowe, R ERA: 2.05	IP 2.0	WLS 9	BF 2	H 0	ER 0	SO 2	BB 1	IBB 1	HBP 0	BLK 0	WP 0	HR 0	S 40	P 40	ERA 0.00	WHIP 1.500								
Rod Beck, R ERA:	IP 0.2	WLS 2	BF 0	H 0	ER 0	SO 0	BB 0	IBB 0	HBP 0	BLK 0	WP 0	HR 0	S 6	P 10	ERA 0.00	WHIP 0.000								
Rheal Cormier, L ERA: 3.94	IP 1.1	WLS 5	BF 1	H 0	ER 0	SO 1	BB 0	IBB 0	HBP 0	BLK 0	WP 0	HR 0	S 8	P 12	ERA 0.00	WHIP 0.750								

Boston Red Sox @ Toronto Blue Jays  
SkyDome, Toronto, ON  
Sun Jun 25 2000, 1:05 PM EDT  
Att: 31,022 - Cloudy - 72 F

AB 50  
R 6  
H 10  
RBI 6  
BB 4  
SO 13  
LOB 24





Batter	1	2	3	4	5	6	7	8	9	10	AB	R	H	RBI	BB	SO	LOB	TOP				
<b>Brady Anderson, L</b> OBP: 0.355, SLG: 0.428	F3		G1-6-3			G4-3		L5-3		F9	5	0	0	0	0	0	3	<b>Baltimore Orioles @ Boston Red Sox</b> Fenway Park, Boston, MA Tue Jun 27 2000, 7:05 PM EDT Att: 32,813 - Cloudy - 72 F				
<b>Mike Bordick, R</b> OBP: 0.347, SLG: 0.498	G4-3		K			F7			K	E6	5	1	1	0	0	2	1					
<b>Delino DeShields, L</b> OBP: 0.366, SLG: 0.427	G4-3					G6-3			1B	G4-3	5	1	2	0	0	2	2					
<b>Albert Belle, R</b> OBP: 0.362, SLG: 0.562	K					K			CS	F8	4	1	1	1	1	2	1					
<b>Jeff Conine, R</b> OBP: 0.345, SLG: 0.508						G4-3			G4-3	F8	4	1	2	0	1	0	1					
<b>B.J. Surhoff, L</b> OBP: 0.334, SLG: 0.446						CS			G3-1		4	0	2	2	1	0	1					
<b>Cal Ripken Jr., R</b> OBP: 0.289, SLG: 0.444											4	0	2	2	1	0	1					
<b>Scott Erickson, R</b> OBP: 0.333, SLG: 0.333											5	0	0	1	0	1	5					
<b>Alan Mills, R</b> OBP: 0.333, SLG: 0.333											0	0	0	0	0	0	0					
<b>Buddy Groom, L</b> OBP: 0.333, SLG: 0.333											0	0	0	0	0	0	0					
<b>Will Clark, L</b> OBP: 0.420, SLG: 0.380											2	0	1	0	1	1	1					
<b>Luis Matos, R</b> OBP: 0.304, SLG: 0.374											0	0	0	0	0	0	0					
<b>Harold Baines, L</b> OBP: 0.304, SLG: 0.374											1	0	1	0	0	0	0					
<b>Mark Lewis, R</b> OBP: 0.242, SLG: 0.287											1	1	0	0	0	0	2					
<b>Charles Johnson, R</b> OBP: 0.345, SLG: 0.573											4	1	1	2	0	1	2					
<b>Inning Stats</b>	R: 0 E: 0 K: 1 S: 12	H: 1 LOB: 1 BB: 0 P: 19	R: 0 E: 0 K: 1 S: 10	H: 1 LOB: 1 BB: 0 P: 17	R: 0 E: 1 K: 1 S: 6	H: 0 LOB: 0 BB: 1 P: 6	R: 0 E: 0 K: 1 S: 9	H: 0 LOB: 0 BB: 1 P: 16	R: 0 E: 0 K: 0 S: 8	H: 1 LOB: 1 BB: 0 P: 15	R: 0 E: 0 K: 0 S: 9	H: 1 LOB: 1 BB: 0 P: 16	R: 0 E: 0 K: 1 S: 10	H: 1 LOB: 1 BB: 0 P: 15	R: 1 E: 0 K: 2 S: 11	H: 2 LOB: 2 BB: 1 P: 19	R: 5 E: 1 K: 0 S: 18	H: 4 LOB: 2 BB: 1 P: 32	1B: 8 2B: 3 3B: 0 HR: 1	SF: 0 SAC: 0 DP: 2 HBP: 0	WP: 0 PB: 0 SB: 0 CS: 2	PA: 46
<b>PITCHER</b>	IP	WLS	BF	H	R	ER	SO	BB	IBB	HBP	BLK	WP	HR	S	P	ERA	WHIP					
<b>Pete Schourek, L</b> ERA: 3.98	7.0		25	4	0	0	4	2	0	0	0	0	0	63	101	0.00	0.857					
<b>Rich Garces, R</b> ERA: 2.23	0.1	H	2	1	0	0	1	0	0	0	0	0	0	9	13	0.00	3.000					
<b>Rheal Cormier, L</b> ERA: 3.86	0.2	H	1	0	0	0	0	0	0	0	0	0	0	1	2	0.00	0.000					
<b>Derek Lowe, R</b> ERA: 2.6	1.0	L	8	4	4	3	2	0	1	0	0	0	1	18	30	27.00	4.000					
<b>Derek Lowe, R</b> ERA: 2.6	1.0	L	8	4	4	3	2	0	1	0	0	0	1	18	30	27.00	4.000					

Batter	1	2	3	4	5	6	7	8	9	10	AB	R	H	RBI	BB	SO	LOB	BOTTOM						
<b>Jose Offerman, S</b> OBP: 0.331, SLG: 0.307	K		G5-3			G4-3			G3		5	0	1	1	0	1	4	<b>Baltimore Orioles @ Boston Red Sox</b> Fenway Park, Boston, MA Tue Jun 27 2000, 7:05 PM EDT Att: 32,813 - Cloudy - 72 F						
<b>Jeff Frye, R</b> OBP: 0.369, SLG: 0.355	G5-3		K						G6-3		5	0	0	0	0	3	0							
<b>Brian Daubach, L</b> OBP: 0.348, SLG: 0.483											3	0	0	0	0	1	1							
<b>Izzy Alcantara, R</b> OBP: 0.250, SLG: 0.250											2	1	1	0	0	1	0							
<b>Nomar Garciaparra, R</b> OBP: 0.438, SLG: 0.602											5	1	3	2	0	0	0							
<b>Morgan Burkhardt, S</b> OBP: 0.600, SLG: 0.500											4	0	2	0	1	0	0							
<b>Mike Stanley, R</b> OBP: 0.333, SLG: 0.421											4	0	1	0	0	3	4							
<b>Scott Hatteberg, L</b> OBP: 0.293, SLG: 0.337											4	1	1	0	1	2	3							
<b>Manny Alexander, R</b> OBP: 0.244, SLG: 0.299											2	0	0	0	0	1	2							
<b>Jason Varitek, S</b> OBP: 0.359, SLG: 0.431											1	0	0	0	0	2	2							
<b>Derek Lowe, R</b> OBP: 0.333, SLG: 0.421											0	0	0	0	0	0	0							
<b>Bryce Florie, R</b> ERA: 4.94											0	0	0	0	0	0	0							
<b>Curtis Pride, L</b> OBP: 0.313, SLG: 0.333											3	0	1	0	0	1	1							
<b>Darren Lewis, R</b> OBP: 0.329, SLG: 0.350											0	0	0	0	1	0	0							
<b>38 Wilton Veras, R</b> OBP: 0.272, SLG: 0.302											0	0	0	0	0	0	0							
<b>Inning Stats</b>	R: 0 E: 0 K: 2 S: 13	H: 0 LOB: 0 BB: 0 P: 17	R: 0 E: 0 K: 2 S: 14	H: 2 LOB: 2 BB: 0 P: 23	R: 0 E: 0 K: 1 S: 12	H: 0 LOB: 1 BB: 1 P: 18	R: 0 E: 0 K: 1 S: 9	H: 0 LOB: 0 BB: 0 P: 14	R: 0 E: 0 K: 1 S: 11	H: 1 LOB: 1 BB: 0 P: 17	R: 0 E: 0 K: 2 S: 12	H: 1 LOB: 2 BB: 1 P: 19	R: 1 E: 0 K: 1 S: 10	H: 2 LOB: 1 BB: 0 P: 18	R: 0 E: 0 K: 1 S: 10	H: 0 LOB: 0 BB: 0 P: 16	R: 0 E: 0 K: 0 S: 9	H: 1 LOB: 3 BB: 2 P: 22	R: 2 E: 0 K: 2 S: 21	H: 3 LOB: 1 BB: 0 P: 28	1B: 9 2B: 0 3B: 0 HR: 1	SF: 0 SAC: 2 DP: 0 HBP: 0	WP: 1 PB: 0 SB: 0 CS: 0	PA: 43
<b>PITCHER</b>	IP	WLS	BF	H	R	ER	SO	BB	IBB	HBP	BLK	WP	HR	S	P	ERA	WHIP							
<b>35 Mike Mussina, R</b> ERA: 3.99	7.0		28	6	1	1	10	1	0	0	0	1	0	81	126	1.29	1.000							
<b>Mike Timlin, R</b> ERA: 4.81	1.2		7	1	0	0	1	0	1	0	0	0	0	16	29	0.00	0.600							
<b>Chuck McElroy, L</b> ERA: 4.91	0.0		1	0	0	0	0	1	0	0	0	0	0	4	∞	∞								
<b>Mike Trombley, R</b> ERA: 4.82	0.1	W	1	0	0	0	0	0	0	0	0	0	0	3	5	0.00	0.000							
<b>Alan Mills, R</b> ERA: 5.00	0.2		5	3	2	2	1	0	0	0	0	0	1	15	21	27.00	4.500							



Batter	1	2	3	4	5	6	7	8	9	10	11	AB	R	H	RBI	BB	SO	LOB	TOP							
Brady Anderson, L OBP: 0.357, SLG: 0.424	F2	FC5-4 1B		L7		HBP		F8		F8	FC5 IBB	5	0	1	1	1	0	1								
Mike Bordick, R OBP: 0.340, SLG: 0.486	G5-3	FC5-4			E5 1B	L9		L3		K	FC5	7	1	0	0	0	1	6								
Delino DeShields, L OBP: 0.368, SLG: 0.429								G4-3				6	1	3	0	0	1	1								
Albert Belle, R OBP: 0.378, SLG: 0.554	P6			L7						K		6	1	1	1	0	1	2								
B.J. Surhoff, L OBP: 0.344, SLG: 0.461		P6										6	2	5	1	0	0	0								
Will Clark, L OBP: 0.415, SLG: 0.389		P4										4	0	1	2	0	0	2								
Mark Lewis, R OBP: 0.242, SLG: 0.267				F9								0	0	0	0	0	0	0								
Ryan Minor, R OBP: 0.200, SLG: 0.143												3	1	0	0	1	1	1								
Jeff Conine, R OBP: 0.344, SLG: 0.505		K 1B		G6-3		P6				G6-3	CI 2B	1	0	0	0	0	0	1								
Harold Baines, L OBP: 0.310, SLG: 0.381				G3-1		F9						5	1	2	1	1	0	3								
Charles Johnson, R OBP: 0.349, SLG: 0.584												6	1	3	2	0	2	4								
<b>Inning Stats</b>	R: 0 E: 0 K: 0 S: 10	H: 1 LOB: 1 BB: 0 P: 19	R: 2 E: 0 K: 1 S: 17	H: 3 LOB: 2 BB: 0 P: 29	R: 0 E: 0 K: 1 S: 7	H: 1 LOB: 1 BB: 0 P: 10	R: 0 E: 0 K: 0 S: 10	H: 1 LOB: 1 BB: 0 P: 15	R: 3 E: 1 K: 0 S: 14	H: 3 LOB: 1 BB: 0 P: 20	R: 0 E: 0 K: 1 S: 10	H: 0 LOB: 1 BB: 0 P: 19	R: 0 E: 0 K: 0 S: 9	H: 1 LOB: 2 BB: 1 P: 18	R: 1 E: 0 K: 0 S: 8	H: 1 LOB: 0 BB: 0 P: 10	R: 1 E: 0 K: 0 S: 11	H: 2 LOB: 2 BB: 1 P: 21	R: 0 E: 0 K: 2 S: 13	H: 1 LOB: 1 BB: 0 P: 19	R: 1 E: 1 K: 1 S: 10	H: 2 LOB: 3 BB: 1 P: 21	1B: 11 2B: 3 3B: 1 HR: 1	SF: 1 SAC: 1 DP: 0 HBP: 1	WP: 0 PB: 1 SB: 2 CS: 0	PA: 56
<b>PITCHER</b>	IP WLS BF H R ER SO BB IBB HBP BLK WP HR S P ERA WHIP											IP WLS BF H R ER SO BB IBB HBP BLK WP HR S P ERA WHIP														
Ramon Martinez, R ERA: 5.52	(1, 1)											Bryce Florie, R ERA: 4.15	(11, 1)													
Rheal Cormier, L ERA: 3.74	(7, 1)																									
Rod Beck, R ERA: 1.5	(8, 1)																									
Derek Lowe, R ERA: 2.74	(9, 1)																									
Rich Garces, R ERA: 2.19	(10, 1)																									

**Baltimore Orioles @ Boston Red Sox**  
Fenway Park, Boston, MA  
Wed Jun 28 2000, 7:05 PM EDT  
Att: 33,834 - Sunny - 85 F

livebaseballscores.com

AB 49  
R 8  
H 16  
RBI 8  
BB 3  
SO 6  
LOB 21



Batter	1	2	3	4	5	6	7	8	9	10	11	AB	R	H	RBI	BB	SO	LOB	BOTTOM							
Jose Offerman, S OBP: 0.340, SLG: 0.315			E9 1B	K				SH3-4				4	1	3	1	1	1	0								
Jeff Frye, R OBP: 0.373, SLG: 0.353												4	1	1	1	2	1	2								
Jason Varitek, S OBP: 0.393, SLG: 0.428												6	0	1	1	0	2	7								
Nomar Garciaparra, R OBP: 0.444, SLG: 0.598												3	1	1	0	3	0	1								
Morgan Burkhart, S OBP: 0.550, SLG: 0.625	(1, 10)											4	0	2	2	0	0	2								
Curtis Pride, L OBP: 0.278, SLG: 0.294	(8, PR)											2	1	0	0	0	0	1								
Mike Stanton, R OBP: 0.329, SLG: 0.414	(1, 3)											3	0	0	0	0	2	3								
Cam Esposito, S OBP: 0.204, SLG: 0.079	(8, PH)											1	0	0	0	0	0	0								
Pete Schourek, L OBP: 0.162, SLG: 0.200	(8, PH)											1	0	1	0	0	0	0								
Rich Garces, R OBP: 0.344, SLG: 0.505	(10, 1)											0	0	0	0	0	0	0								
Bryce Florie, R 49 Tim Wakefield, R	(11, PH)											0	0	0	0	0	0	0								
Brian Daubach, L OBP: 0.342, SLG: 0.477	(1, 7)											3	0	0	0	0	0	3								
Izzy Alcantara, R OBP: 0.273, SLG: 0.273	(8, PH)											3	0	1	0	0	0	2								
Darren Lewis, R OBP: 0.316, SLG: 0.336	(1, 8)											5	1	0	0	0	1	3								
38 Wilton Veras, R OBP: 0.279, SLG: 0.300	(1, 5)											1	2	0	0	2	0	0								
Scott Hatteberg, L OBP: 0.301, SLG: 0.345	(8, PH)											1	0	1	1	0	0	0								
Manny Alexander, R OBP: 0.242, SLG: 0.295	(8, PR)											1	0	0	0	0	1	0								
<b>Inning Stats</b>	R: 0 E: 0 K: 1 S: 10	H: 0 LOB: 0 BB: 1 P: 17	R: 1 E: 0 K: 0 S: 17	H: 1 LOB: 1 BB: 1 P: 28	R: 3 E: 2 K: 1 S: 16	H: 2 LOB: 2 BB: 2 P: 28	R: 0 E: 0 K: 2 S: 7	H: 0 LOB: 0 BB: 0 P: 12	R: 0 E: 0 K: 1 S: 7	H: 0 LOB: 1 BB: 1 P: 14	R: 0 E: 0 K: 1 S: 10	H: 0 LOB: 0 BB: 0 P: 10	R: 1 E: 0 K: 0 S: 10	H: 1 LOB: 1 BB: 1 P: 18	R: 2 E: 0 K: 1 S: 15	H: 4 LOB: 3 BB: 1 P: 24	R: 0 E: 0 K: 0 S: 10	H: 1 LOB: 1 BB: 0 P: 16	R: 0 E: 0 K: 1 S: 13	H: 1 LOB: 1 BB: 0 P: 23	R: 0 E: 0 K: 0 S: 8	H: 1 LOB: 1 BB: 0 P: 13	1B: 9 2B: 2 3B: 0 HR: 0	SF: 0 SAC: 2 DP: 0 HBP: 0	WP: 0 PB: 0 SB: 0 CS: 1	PA: 52
<b>PITCHER</b>	IP WLS BF H R ER SO BB IBB HBP BLK WP HR S P ERA WHIP											IP WLS BF H R ER SO BB IBB HBP BLK WP HR S P ERA WHIP														
Jason Johnson, R ERA: 6.08	(1, 1)											Jose Mercedes, R ERA: 6.14	(10, 1)													
Mike Timlin, R ERA: 5.04	(7, 1)											Buddy Groom, L ERA: 4.78	(11, 1)													
Chuck McElroy, L ERA: 5.25	(8, 1)																									
Mike Trombley, R ERA: 4.71	(8, 1)																									
Alan Mills, R ERA: 4.31	(9, 1)																									

**Baltimore Orioles @ Boston Red Sox**  
Fenway Park, Boston, MA  
Wed Jun 28 2000, 7:05 PM EDT  
Att: 33,834 - Sunny - 85 F

livebaseballscores.com

AB 42  
R 7  
H 11  
RBI 6  
BB 8  
SO 8  
LOB 25





Batter	1	2	3	4	5	6	7	8	9	AB	R	H	RBI	BB	SO	LOB	TOP										
<b>Brady Anderson, L</b> (1, 8) OBP: 0.354, SLG: 0.419	F8		K		G3			G3-1	S	5	0	1	0	0	1	2											
<b>Mike Bordick, R</b> (1, 6) OBP: 0.341, SLG: 0.485	1B		G6-3				F7	2B	F7	5	1	2	0	0	0	1											
<b>Will Clark, L</b> (1, 3) OBP: 0.414, SLG: 0.395	F2				G1		1B	HR	G6-3	5	1	2	0	0	0	2											
<b>Albert Belle, R</b> (1, 9) OBP: 0.379, SLG: 0.563	1B				F9		F8	HR		4	1	2	3	0	0	1											
<b>B.J. Surhoff, L</b> (1, 7) OBP: 0.339, SLG: 0.455	F8				F7		G4-3	L9		4	0	0	0	0	0	3											
<b>Harold Baines, L</b> (1, 10) OBP: 0.305, SLG: 0.374		F7				P4		G4-3	HR	3	0	0	0	0	0	0											
<b>Jeff Conine, R</b> (8, FH) OBP: 0.347, SLG: 0.522										1	1	1	1	0	0	0											
<b>Ryan Minor, R</b> (1, 5) OBP: 0.263, SLG: 0.222		F8				1B		G6-3	1B	4	0	2	0	0	0	0											
<b>Mark Lewis, R</b> (1, 4) OBP: 0.257, SLG: 0.281		G6-3				1B		L9	1B	4	0	2	0	0	0	1											
<b>Greg Myers, L</b> (1, 2) OBP: 0.296, SLG: 0.360			K			F8		L4	F7	4	0	0	0	0	1	3											
<b>Inning Stats</b>	R: 0 E: 0 K: 0 S: 9	H: 2 LOB: 2 BB: 0 P: 12	R: 0 E: 0 K: 0 S: 5	H: 0 LOB: 0 BB: 0 P: 7	R: 0 E: 0 K: 2 S: 9	H: 0 LOB: 0 BB: 0 P: 11	R: 0 E: 0 K: 0 S: 6	H: 0 LOB: 0 BB: 0 P: 10	R: 0 E: 0 K: 0 S: 10	H: 2 LOB: 2 BB: 0 P: 12	R: 0 E: 0 K: 0 S: 8	H: 1 LOB: 1 BB: 0 P: 13	R: 0 E: 0 K: 0 S: 10	H: 1 LOB: 1 BB: 0 P: 13	R: 4 E: 0 K: 0 S: 14	H: 5 LOB: 1 BB: 0 P: 24	R: 0 E: 0 K: 0 S: 9	H: 1 LOB: 1 BB: 0 P: 14	1B: 9 2B: 1 3B: 0 HR: 2	SF: 0 SAC: 0 DP: 0 HBP: 0	WP: 0 PA: 39 PB: 0 SB: 1 CS: 0						
<b>PITCHER</b>	IP	WLS	BF	H	R	ER	SO	BB	IBB	HBP	BLK	WP	HR	S	P	ERA	WHIP										
<b>49 Tim Wakefield, R</b> (1, 1) ERA: 5.27	7.1	W	31	9	3	3	2	0	0	0	0	0	1	64	90	3.68	1.227										
<b>40 Sang-Hoon Lee, L</b> (8, 1) ERA: 13.5	0.2		4	2	1	1	0	0	0	0	0	0	1	7	12	13.50	3.000										
<b>John Wasdin, R</b> (9, 1) ERA: 5.28	1.0		4	1	0	0	0	0	0	0	0	0	0	9	14	0.00	1.000										

**Baltimore Orioles @ Boston Red Sox**  
Fenway Park, Boston, MA  
Thu Jun 29 2000, 7:05 PM EDT  
Att: 33,612 - Sunny - 75 F

AB 39  
R 4  
H 12  
RBI 4  
BB 0  
SO 2  
LOB 13



Batter	1	2	3	4	5	6	7	8	9	AB	R	H	RBI	BB	SO	LOB	BOTTOM										
<b>Jose Offerman, S</b> (1, 4) OBP: 0.340, SLG: 0.323	G5-4-3		WP	SF8	K		P5	SF7		4	0	2	2	0	1	2											
<b>Jeff Erye, R</b> (1, 9) OBP: 0.367, SLG: 0.343	G5-4-3		P3	K		G6-3		F9		5	0	0	0	1	1	4											
<b>Carl Everett, S</b> (1, 8) OBP: 0.400, SLG: 0.669	K		G4-3		FC5-4	F7	K			5	0	1	0	0	2	2											
<b>Nomar Garciaparra, R</b> (1, 6) OBP: 0.447, SLG: 0.661		P4	S	FC5-4	HR	1B	1B	BB	1B	4	2	2	0	1	0	1											
<b>Morgan Burkhardt, S</b> (1, 3) OBP: 0.714, SLG: 0.700		FC6-4	HR	1B	1-2	HR	1B	1B	BB	2	3	2	0	3	0	0											
<b>Izzy Alcantara, R</b> (9, 9) OBP: 0.273, SLG: 0.273		FC6-4	HR	1B	1-2	HR	1B	1B	BB	0	0	0	0	0	0	0											
<b>Scott Hatteberg, L</b> (1, 10) OBP: 0.327, SLG: 0.398		FC6-4	HR	1B	G3-1		HR	2B	1B	4	2	3	3	1	0	3											
<b>Jason Varitek, S</b> (1, 2) OBP: 0.393, SLG: 0.424		FC6-4	HR		SH3-4	HBP	F8	F3	SF7	4	3	1	1	1	0	5											
<b>Brian Daubach, L</b> (1, 7) OBP: 0.354, SLG: 0.515		HR		SH3-4	HBP	1B	HR	HR	2B	4	2	4	6	0	0	0											
<b>3B Wilton Veras, R</b> (1, 5) OBP: 0.278, SLG: 0.299		G4-3		SH3-4	1B		G6-3	G6-3		4	0	1	0	0	0	2											
<b>Inning Stats</b>	R: 0 E: 0 K: 1 S: 10	H: 1 LOB: 0 BB: 0 P: 16	R: 3 E: 0 K: 0 S: 11	H: 2 LOB: 1 BB: 1 P: 21	R: 0 E: 0 K: 0 S: 14	H: 1 LOB: 3 BB: 2 P: 27	R: 1 E: 0 K: 1 S: 10	H: 1 LOB: 1 BB: 0 P: 16	R: 3 E: 0 K: 1 S: 13	H: 5 LOB: 2 BB: 0 P: 21	R: 0 E: 0 K: 0 S: 16	H: 2 LOB: 3 BB: 1 P: 24	R: 1 E: 0 K: 1 S: 15	H: 1 LOB: 1 BB: 1 P: 22	R: 4 E: 0 K: 0 S: 20	H: 3 LOB: 1 BB: 2 P: 35	R: 0 E: 0 K: 0 S: 9	H: 1 LOB: 1 BB: 0 P: 14	1B: 10 2B: 3 3B: 0 HR: 3	SF: 2 SAC: 1 DP: 1 HBP: 1	WP: 1 PA: 47 PB: 0 SB: 1 CS: 0						
<b>PITCHER</b>	IP	WLS	BF	H	R	ER	SO	BB	IBB	HBP	BLK	WP	HR	S	P	ERA	WHIP										
<b>Scott Erickson, R</b> (1, 1) ERA: 7.77	5.0	L	28	10	7	7	3	3	0	1	0	0	0	16	24	12.60	2.600										
<b>Chuck McElroy, L</b> (6, 1) ERA: 5.09	1.0		6	2	0	0	0	1	0	0	0	0	0	16	24	0.00	3.000										
<b>Darren Holmes, R</b> (7, 1) ERA: 13.11	1.0		10	4	5	5	1	3	0	0	0	0	1	28	47	45.00	7.000										
<b>Jose Mercedes, R</b> (8, 1) ERA: 5.97	1.0		3	0	0	0	0	0	0	0	0	0	0	7	10	0.00	0.000										

**Baltimore Orioles @ Boston Red Sox**  
Fenway Park, Boston, MA  
Thu Jun 29 2000, 7:05 PM EDT  
Att: 33,612 - Sunny - 75 F

AB 36  
R 12  
H 16  
RBI 12  
BB 7  
SO 4  
LOB 19





Batter	1	2	3	4	5	6	7	8	9	AB	R	H	RBI	BB	SO	LOB	TOP											
Jose Offerman, S OBP: 0.337, SLG: 0.320 (1, 4)	F8		F8		F8	F8		F7		5	0	1	0	0	0	0	<b>Boston Red Sox @ Chicago White Sox</b> Comiskey Park, Chicago, IL Fri Jun 30 2000, 8:05 PM EDT Att: 32,157 - Cloudy - 73 F											
Jason Varitek, S OBP: 0.389, SLG: 0.419 (1, 2)	1B		G5-3		E6 HBP 1B	G4-3			K	5	1	1	0	0	1	2												
Nomar Garciaparra, R OBP: 0.454, SLG: 0.696 (1, 6)	F8				HBP 1B					4	1	3	0	1	0	1												
Carl Everett, S OBP: 0.400, SLG: 0.663 (1, 8)	1B		K		1B HBP			K		4	0	1	0	0	3	3												
Morgan Burkhardt, S OBP: 0.632, SLG: 0.600 (1, 10)	G1-3				1B HBP			F7		5	0	2	2	0	1	4												
Brian Daubach, L OBP: 0.348, SLG: 0.506 (1, 7)					1B			F7		4	0	0	0	0	0	4												
Mike Stanley, R OBP: 0.324, SLG: 0.408 (8, PH) Jeff Frye, R OBP: 0.365, SLG: 0.341 (8, 4)	K							F8		3	0	0	0	0	2	0												
Izzy Alcantara, R OBP: 0.400, SLG: 0.571 (1, 9)								F7		3	1	2	1	1	0	0												
Manny Alexander, R OBP: 0.234, SLG: 0.286 (8, PH) Scott Hatteberg, L OBP: 0.333, SLG: 0.438 3B Wilton Veras, R OBP: 0.278, SLG: 0.299 (8, 5)	K							HR		3	0	0	0	0	1	2												
<b>Inning Stats</b>	R: 0 E: 0 K: 0 S: 10	H: 2 LOB: 2 BB: 0 P: 15	R: 0 E: 0 K: 2 S: 12	H: 0 LOB: 1 BB: 2 P: 22	R: 0 E: 0 K: 1 S: 11	H: 0 LOB: 1 BB: 1 P: 21	R: 0 E: 0 K: 1 S: 14	H: 1 LOB: 0 BB: 0 P: 20	R: 3 E: 1 K: 0 S: 18	H: 3 LOB: 2 BB: 0 P: 27	R: 0 E: 0 K: 0 S: 14	H: 2 LOB: 2 BB: 0 P: 23	R: 0 E: 0 K: 1 S: 8	H: 1 LOB: 1 BB: 0 P: 12	R: 1 E: 0 K: 1 S: 10	H: 1 LOB: 1 BB: 0 P: 15		R: 0 E: 0 K: 3 S: 10	H: 1 LOB: 1 BB: 0 P: 17	1B: 8 2B: 1 3B: 0 HR: 2	SF: 0 SAC: 0 DP: 1 HBP: 1	WP: 0 PB: 0 SB: 0 CS: 0	PA: 41					
<b>PITCHER</b>	IP	WLS	BF	H	R	ER	SO	BB	IBB	HBP	BLK	WP	HR	S	P	ERA	WHIP											
Jim Parque, L ERA: 3.86 41 Bill Simas, R ERA: 2.9 Bob Howry, R ERA: 3.67	(1, 1)	5.2	W	28	8	3	1	4	2	0	1	0	0	1	75	121	1.59	1.765										

Batter	1	2	3	4	5	6	7	8	9	AB	R	H	RBI	BB	SO	LOB	BOTTOM											
Ray Durham, S OBP: 0.345, SLG: 0.484 (1, 4)	F7		F7			F9		K		5	0	1	0	0	1	1	<b>Boston Red Sox @ Chicago White Sox</b> Comiskey Park, Chicago, IL Fri Jun 30 2000, 8:05 PM EDT Att: 32,157 - Cloudy - 73 F											
Jose Valentin, S OBP: 0.328, SLG: 0.485 (1, 6)	F7		FC6-4 2B		G3	G5-3		G4-3		5	1	1	0	0	0	1												
Frank Thomas, R OBP: 0.436, SLG: 0.630 (1, 10)	FC4-6 1B		FC6-4 IBB		HR	HR		F8		4	2	3	2	1	0	0												
Magglio Ordonez, R OBP: 0.405, SLG: 0.601 Jeff Abbott, R OBP: 0.344, SLG: 0.400 (8, 9)	FC4-6 BB		FC6-4 2B		G3-1 HR	G6-3				2	2	1	1	1	0	2												
Chris Singleton, L OBP: 0.302, SLG: 0.404 (1, 8)	FC4-6				G3-1			F2		4	0	1	2	0	0	3												
Carlos Lee, R OBP: 0.336, SLG: 0.518 (1, 7)			G6-3		HR			F5		4	1	1	2	0	1	1												
Greg Norton, S OBP: 0.335, SLG: 0.396 (1, 3)	K				F7	K		K		4	0	0	0	0	3	0												
Herbert Perry, R OBP: 0.363, SLG: 0.448 (1, 5)	G4-3				G3-1			HR		4	1	2	0	0	0	0												
Brook Fordyce, R OBP: 0.280, SLG: 0.443 (1, 2)			2B FC6-4 1B		HR			HR		4	3	3	3	0	1	1												
<b>Inning Stats</b>	R: 0 E: 0 K: 0 S: 13	H: 1 LOB: 2 BB: 1 P: 24	R: 0 E: 0 K: 2 S: 8	H: 0 LOB: 0 BB: 0 P: 12	R: 3 E: 0 K: 0 S: 8	H: 3 LOB: 1 BB: 1 P: 19	R: 1 E: 0 K: 0 S: 14	H: 2 LOB: 1 BB: 0 P: 25	R: 3 E: 0 K: 2 S: 22	H: 4 LOB: 1 BB: 0 P: 31	R: 1 E: 0 K: 0 S: 9	H: 1 LOB: 0 BB: 0 P: 13	R: 0 E: 0 K: 1 S: 7	H: 0 LOB: 0 BB: 0 P: 7	R: 2 E: 0 K: 1 S: 9	H: 2 LOB: 0 BB: 0 P: 17		R: 2 E: 0 K: 1 S: 9	H: 2 LOB: 0 BB: 0 P: 17	1B: 4 2B: 3 3B: 1 HR: 5	SF: 0 SAC: 0 DP: 0 HBP: 0	WP: 0 PB: 0 SB: 1 CS: 0	PA: 39					
<b>PITCHER</b>	IP	WLS	BF	H	R	ER	SO	BB	IBB	HBP	BLK	WP	HR	S	P	ERA	WHIP											
Hipolito Pichardo, R ERA: 3.38 Bryce Florio, R ERA: 7.0 Rheal Cormier, L ERA: 3.88 John Wasdin, R ERA: 5.45	(1, 1)	4.0	L	20	6	4	4	2	1	1	0	0	0	2	9	13	81.00	9.000										



Batter	1	2	3	4	5	6	7	8	9	AB	R	H	RBI	BB	SO	LOB	TOP					
Jose Offerman, S (1, 3) OBP: 0.336, SLG: 0.319	G6-3		FC6-4					K		4	0	1	0	0	1	2	<b>Boston Red Sox @ Chicago White Sox</b> Comiskey Park, Chicago, IL Sat Jul 01 2000, 7:05 PM EDT Att: 28,006 - Cloudy - 91°F <a href="http://livebaseballscorecards.com">livebaseballscorecards.com</a>					
Jeff Fyfe, R (1, 4) OBP: 0.368, SLG: 0.337	G5-3			G3 1B 1B BB			K		2	1	0	0	2	1	1							
Nomar Garciaparra, R (1, 6) OBP: 0.491, SLG: 0.662	G6-3			G3 1B 1B			K		4	0	1	0	0	1	2							
Ed Sprague, R (1, 5) OBP: 0.326, SLG: 0.595		K		F7		F7		2-5	F3	4	0	0	0	1	2							
Carl Everett, S (1, 8) OBP: 0.395, SLG: 0.653		F7		G3		G5-3			P4	4	0	0	0	0	2							
Morgan Burkhart, S (1, 10) OBP: 0.609, SLG: 0.529		K		1B BB			P3		1B BB 2B	2	1	0	0	2	1							
Brian Daubach, L (1, 7) OBP: 0.351, SLG: 0.506			F7	1B		G4-3			2B 1B	4	0	2	1	0	0							
Jason Varitek, S (1, 2) OBP: 0.387, SLG: 0.420			L1		G6-3		G6-3		1B BB 2B	4	0	1	1	0	0							
Izzy Alcantara, R (1, 9) OBP: 0.444, SLG: 0.563 Scott Hatteberg, L (9, PH) OBP: 0.330, SLG: 0.433			FC6-4 BB		G4-3			2-5 1B	F7	2	0	1	0	1	0	0						
<b>Inning Stats</b>	R: 0 E: 0 K: 0 S: 7	H: 0 LOB: 0 BB: 0 P: 9	R: 0 E: 0 K: 2 S: 9	H: 0 LOB: 0 BB: 0 P: 14	R: 0 E: 0 K: 0 S: 7	H: 0 LOB: 1 BB: 1 P: 12	R: 1 E: 0 K: 0 S: 11	H: 2 LOB: 2 BB: 2 P: 27	R: 0 E: 0 K: 1 S: 9	H: 1 LOB: 1 BB: 0 P: 14	R: 0 E: 0 K: 0 S: 5	H: 0 LOB: 0 BB: 0 P: 9	R: 0 E: 0 K: 0 S: 5	H: 0 LOB: 0 BB: 0 P: 6	R: 0 E: 0 K: 2 S: 10	H: 1 LOB: 2 BB: 1 P: 18	R: 1 E: 0 K: 0 S: 15	H: 2 LOB: 2 BB: 1 P: 22	1B: 5 2B: 1 3B: 0 HR: 0	SF: 0 SAC: 0 DP: 0 HBP: 0	WP: 0 PB: 0 SB: 0 CS: 0	PA: 36
<b>PITCHER</b>	IP	WLS	BF	H	R	ER	SO	BB	IBB	HBP	BLK	WP	HR	S	P	ERA	WHIP					
Mike Sirota, L (1, 1) ERA: 3.78	8.0	W	31	4	1	1	5	4	0	0	0	0	0	63	109	1.12	1.000					
Keith Foulke, R (9, 1) ERA: 3.56	1.0		6	2	1	1	0	1	0	0	0	0	0	15	22	9.00	3.000					

Batter	1	2	3	4	5	6	7	8	9	AB	R	H	RBI	BB	SO	LOB	BOTTOM				
Ray Durham, S (1, 4) OBP: 0.346, SLG: 0.483	L6		2B 1B 1-H		G5-3	3B BB 1-2				3	2	1	1	1	0	0	<b>Boston Red Sox @ Chicago White Sox</b> Comiskey Park, Chicago, IL Sat Jul 01 2000, 7:05 PM EDT Att: 28,006 - Cloudy - 91°F <a href="http://livebaseballscorecards.com">livebaseballscorecards.com</a>				
Jose Valentin, S (1, 9) OBP: 0.330, SLG: 0.495	K		14 FC6-4 2B 2-H		P4	3B 1-H 2-H 3-H				4	0	2	4	0	1	0					
Frank Thomas, R (1, 10) OBP: 0.437, SLG: 0.625	G4-3		14 FC6-4 IBB		BB	K				2	0	0	0	2	1	1					
14 Paul Konerko, R (1, 3) OBP: 0.359, SLG: 0.491		P3	FC6-4 1-2 2-3		P4		G5-3			4	0	0	0	0	3						
Chris Singleton, L (1, 8) OBP: 0.308, SLG: 0.405	K			E SF8 BB		E9 SF9 1B		G1-6-3 BB		2	2	1	0	2	1	0					
Carlos Lee, R (1, 7) OBP: 0.331, SLG: 0.511	F9			G6-3		E5 SF9 3B		G1-6-3 1-2		4	1	0	0	0	3						
Herbert Perry, R (1, 5) OBP: 0.360, SLG: 0.441			F7	SF8		3B IBB BB		G3-1		2	1	0	1	1	0	0					
Tony Graffano, R (1, 6) OBP: 0.397, SLG: 0.426		G6-3			1B	SF9		F8		3	0	1	1	0	0	0					
Mark Johnson, L (1, 2) OBP: 0.312, SLG: 0.321			1B BB		F9	K		F7		3	1	0	0	1	1	3					
<b>Inning Stats</b>	R: 0 E: 0 K: 1 S: 6	H: 0 LOB: 0 BB: 0 P: 9	R: 0 E: 0 K: 1 S: 9	H: 0 LOB: 0 BB: 0 P: 13	R: 2 E: 0 K: 0 S: 11	H: 2 LOB: 2 BB: 2 P: 25	R: 1 E: 1 K: 0 S: 12	H: 1 LOB: 1 BB: 1 P: 20	R: 0 E: 0 K: 0 S: 7	H: 0 LOB: 1 BB: 1 P: 14	R: 4 E: 2 K: 2 S: 14	H: 2 LOB: 1 BB: 2 P: 33	R: 0 E: 0 K: 0 S: 6	H: 0 LOB: 0 BB: 1 P: 14	R: 0 E: 0 K: 0 S: 7	H: 0 LOB: 0 BB: 0 P: 10	1B: 3 2B: 1 3B: 1 HR: 0	SF: 2 SAC: 0 DP: 1 HBP: 0	WP: 0 PB: 0 SB: 0 CS: 0	PA: 36	
<b>PITCHER</b>	IP	WLS	BF	H	R	ER	SO	BB	IBB	HBP	BLK	WP	HR	S	P	ERA	WHIP				
63 Paxton Crawford, R (1, 1) ERA: 3.38	5.1	L	26	4	6	3	2	3	2	0	0	0	0	9	20	0.00	3.000				
Rich Garces, R (6, 1) ERA: 2.36	0.2		4	1	1	0	2	1	0	0	0	0	0	9	20	0.00	3.000				
Bryce Florie, R (7, 1) ERA: 5.73	2.0		6	0	0	0	0	1	0	0	0	0	0	13	24	0.00	0.500				



Batter	1	2	3	4	5	6	7	8	9	AB	R	H	RBI	BB	SO	LOB	TOP										
Jose Offerman, S (1, 4) OBP: 0.338, SLG: 0.332	4-1 CS BB		3-2 G6-3		3-1 F7			1-0 HR		3	1	1	1	1	0	2	<b>Boston Red Sox @ Chicago White Sox</b> Comiskey Park, Chicago, IL Sun Jul 02 2000, 2:05 PM EDT Att: 32,934 - Cloudy - 84 F										
Jeff Eves, R (1, 9) OBP: 0.370, SLG: 0.333	3-3 K		4-1 BB		0-0 G6-3			4-1 1B BB		2	0	0	0	2	1												
Nomar Garciaparra, R (1, 6) OBP: 0.444, SLG: 0.594	1-1 F7		0-0 SF8		0-0 L7			3-2 F8		3	0	0	1	0	0	1											
Brian Daubach, L (1, 3) OBP: 0.351, SLG: 0.504 Mike Stanley, R (8, PH) OBP: 0.327, SLG: 0.411		1-0 1B	2-3 3-H L4		2-1 F8			0-0 1B		3	0	1	0	0	0	2											
Carl Everett, S (1, 8) OBP: 0.393, SLG: 0.646		1-2 L7		3-2 BB 1B		2-2 G4-3		3-3 K		4	0	1	0	0	1	3											
Morgan Burkhardt, S (1, 10) OBP: 0.519, SLG: 0.429		2-3 K		2-2 F7		0-3 K		1-1 G1-3		4	0	0	0	0	2	4											
Scott Hatteberg, L (1, 2) Manny Alexander, R (9, PH) OBP: 0.232, SLG: 0.283		1-2 F8		1-1 F7			1-1 G4-3		0-1 G3-1	3	0	0	0	0	0	2											
Ed Sprague, R (1, 5) OBP: 0.331, SLG: 0.589			0-1 G6-3 1B SF8 1B	4-1 BB			2-3 K		1-0 F7	3	1	1	0	1	1	0											
Curtis Pride, L (1, 7) Jason Varitek, S (9, PH) OBP: 0.386, SLG: 0.418			1-0 SF8 G6-3 1B	1-3 K			0-0 G4-3		2-3 K	3	0	1	0	0	1	2											
<b>Inning Stats</b>	R: 0 E: 0 K: 1 S: 9	H: 0 LOB: 0 BB: 1 P: 17	R: 0 E: 0 K: 1 S: 11	H: 1 LOB: 1 BB: 0 P: 16	R: 1 E: 0 K: 0 S: 10	H: 2 LOB: 2 BB: 1 P: 21	R: 0 E: 0 K: 1 S: 15	H: 1 LOB: 2 BB: 1 P: 26	R: 0 E: 0 K: 0 S: 4	H: 0 LOB: 0 BB: 0 P: 7	R: 0 E: 0 K: 1 S: 8	H: 0 LOB: 0 BB: 0 P: 12	R: 0 E: 0 K: 1 S: 7	H: 0 LOB: 0 BB: 0 P: 10	R: 1 E: 0 K: 1 S: 12	H: 2 LOB: 2 BB: 1 P: 24		R: 0 E: 0 K: 1 S: 6	H: 0 LOB: 0 BB: 0 P: 9	1B: 5 2B: 0 3B: 0 HR: 1	SF: 1 SAC: 0 DP: 0 HBP: 0	WP: 0 PB: 0 SB: 0 CS: 1	PA: 36				
<b>PITCHER</b>	IP	WLS	BF	H	R	ER	SO	BB	IBB	HBP	BLK	WP	HR	S	P	ERA	WHIP										
James Baldwin, R (1, 1) ERA: 3.79	7.1	W	30	5	2	2	5	4	0	0	0	0	1	69	122	2.46	1.227										
Kelly Wunsch, L (8, 1) ERA: 2.51	1.2		6	1	0	0	2	0	0	0	0	0	0	13	20	0.00	0.600										

Batter	1	2	3	4	5	6	7	8	9	AB	R	H	RBI	BB	SO	LOB	BOTTOM										
Ray Durham, S (1, 4) OBP: 0.345, SLG: 0.483	3-3 K		1-0 F7	0-0 FC6-4				1-0 1B SF9 2B		4	1	1	0	0	1	1	<b>Boston Red Sox @ Chicago White Sox</b> Comiskey Park, Chicago, IL Sun Jul 02 2000, 2:05 PM EDT Att: 32,934 - Cloudy - 84 F										
Tony Graffanino, R (1, 6) OBP: 0.403, SLG: 0.446	1-0 S HR 2B		2-0 F7		0-2 G6-3		2-2 SF9 14 SF7 1B			4	2	2	0	0	0	0											
Frank Thomas, R (1, 10) OBP: 0.444, SLG: 0.639	4-2 HR BB		1-1 HR		1-0 1B		4-2 BB			2	2	2	1	2	0	0											
Magglio Ordonez, R (1, 9) OBP: 0.406, SLG: 0.623	1-2 HR		2-2 HR		1-2 F9		1-2 SF9			3	2	2	5	0	0	1											
14 Paul Konerko, R (1, 3) OBP: 0.358, SLG: 0.489	3-2 F8		2-0 1B		0-2 P4		0-0 SF7			3	0	1	1	0	0	1											
Carlos Lee, R (1, 7) OBP: 0.327, SLG: 0.504	2-2 G6-3		0-1 F5			0-1 G4-3	0-3 K			4	0	0	0	0	1	2											
Chris Singleton, L (1, 8) OBP: 0.314, SLG: 0.408		0-2 F7		4-1 FC6-4 BB		0-2 E S 1B		2-2 G5-4-3 1B		3	1	2	0	1	0	0											
Herbert Perry, R (1, 5) OBP: 0.363, SLG: 0.439		3-2 CS HBP		3-1 FC6-4 FC6-4		0-1 F8-3 1B		1-1 G5-4-3 1B		3	0	1	1	0	0	2											
Brook Fordyce, R (1, 2) OBP: 0.266, SLG: 0.419		3-2 SAFE F3		1-3 K		0-1 F8-3		0-0 F7		4	0	0	0	0	1	3											
<b>Inning Stats</b>	R: 3 E: 0 K: 1 S: 21	H: 2 LOB: 0 BB: 1 P: 35	R: 0 E: 0 K: 0 S: 10	H: 0 LOB: 0 BB: 0 P: 16	R: 2 E: 0 K: 0 S: 10	H: 3 LOB: 1 BB: 0 P: 18	R: 0 E: 0 K: 1 S: 8	H: 0 LOB: 1 BB: 1 P: 16	R: 0 E: 0 K: 0 S: 11	H: 1 LOB: 1 BB: 0 P: 13	R: 1 E: 0 K: 0 S: 9	H: 2 LOB: 0 BB: 0 P: 9	R: 2 E: 0 K: 1 S: 14	H: 2 LOB: 1 BB: 1 P: 22	R: 0 E: 0 K: 0 S: 7	H: 1 LOB: 0 BB: 0 P: 10		1B: 6 2B: 3 3B: 0 HR: 3	SF: 2 SAC: 0 DP: 2 HBP: 1	WP: 0 PB: 0 SB: 2 CS: 1	PA: 36						
<b>PITCHER</b>	IP	WLS	BF	H	R	ER	SO	BB	IBB	HBP	BLK	WP	HR	S	P	ERA	WHIP										
Pete Schourek, L (1, 1) ERA: 4.25	5.0	L	23	6	5	5	2	2	0	1	0	0	0	23	31	9.00	1.600										
John Waddell, R (6, 1) ERA: 5.91	2.0		10	4	3	3	1	1	0	0	0	0	0	7	10	0.00	1.000										
Derek Lowe, R (8, 1) ERA: 2.68	1.0		3	1	0	0	0	0	0	0	0	0	0	7	10	0.00	1.000										







Batter	1	2	3	4	5	6	7	8	9	AB	R	H	RBI	BB	SO	LOB	TOP											
Jose Offerman, S OBP: 0.338, SLG: 0.348 (1, 4)	1-1 2B	1-2 F9	2-2 G4-3		2-2 F7		0-2 F7		0-0 HR	6	2	2	1	0	0	1												
Ed Sprague, R OBP: 0.313, SLG: 0.545 (1, 10)	1-3 K	0-1 F2		2-2 G5-3	2-3 K			1-2 L6	3-2 P3	6	0	0	0	0	2	1												
Carl Everett, S OBP: 0.403, SLG: 0.668 Brian Daubach, L OBP: 0.352, SLG: 0.500 (1, 8) (8, 9)	1-0 F7	4-2		2-2 2B	1-0			3-2 1B		4	2	3	0	1	0	1												
Nomar Garciaparra, R OBP: 0.443, SLG: 0.598 (1, 6)	1-1 2H	1-0 G4-3		2-0 2B	1-0 F9			0-0 G4-3		5	1	2	1	0	0	3												
Morgan Burkhardt, S OBP: 0.541, SLG: 0.586 (1, 3)	1-0 F9		0-2	1-1 2B	HR			4-2 1B		4	2	2	2	1	1	1												
Troy O'Leary, L OBP: 0.285, SLG: 0.379 (1, 7)		0-1 2B	3-3 K	1-2 HR			3-2 F7	2-1 1B	1-2 3-H	5	2	3	3	0	1	1												
Jason Varitek, S OBP: 0.390, SLG: 0.438 (1, 2)		1-2 1B	1-2 2B	1-2 G4-3			1-2 G5-3	1-1 F7		5	2	2	1	0	0	2												
Bernard Gilkey, R OBP: 0.212, SLG: 0.286 Jeff Frye, R OBP: 0.372, SLG: 0.333 (1, 9) (8, 8)		0-1 HR	0-0 F9	0-1 HR			1-1 G6-3		0-1 P4	4	2	3	4	0	0	0												
Manny Alexander, R OBP: 0.238, SLG: 0.327 (1, 5)	2-1 HR	3-2 F9	1-3 K				1-1 P3	1-1 F5		5	1	1	2	0	1	1												
<b>Inning Stats</b>	R: 1 E: 0 K: 1 S: 9	H: 2 LOB: 1 BB: 0 P: 14	R: 4 E: 0 K: 0 S: 19	H: 4 LOB: 1 BB: 1 P: 28	R: 2 E: 0 K: 1 S: 20	H: 3 LOB: 1 BB: 0 P: 29	R: 5 E: 0 K: 1 S: 23	H: 5 LOB: 0 BB: 0 P: 33	R: 0 E: 0 K: 1 S: 9	H: 1 LOB: 1 BB: 0 P: 15	R: 0 E: 0 K: 0 S: 7	H: 0 LOB: 0 BB: 0 P: 9	R: 1 E: 0 K: 0 S: 14	H: 2 LOB: 2 BB: 1 P: 25	R: 1 E: 0 K: 0 S: 12	H: 1 LOB: 0 BB: 0 P: 16	1B: 7 2B: 6 3B: 1 HR: 4	SF: 0 SAC: 0 DP: 0 HBP: 0	WP: 0 PB: 0 SB: 0 CS: 0	PA: 47								
<b>PITCHER</b>	IP	WLS	BF	H	R	ER	SO	BB	IBB	HBP	BLK	WP	HR	S	P	ERA	WHIP											
Eric Milton, L ERA: 5.26 54 Jason Ryan, R ERA: 14.04 Johan Santana, L ERA: 6.85 LaTroy Hawkins, R ERA: 3.88 Bob Wells, R ERA: 3.67 (1, 1) (4, 1) (5, 1) (7, 1) (8, 1)	3.0	L	19	9	7	7	2	1	0	0	0	0	0	1	48	71	21.00	3.333										
<b>PITCHER</b>	IP	WLS	BF	H	R	ER	SO	BB	IBB	HBP	BLK	WP	HR	S	P	ERA	WHIP											
Eddie Guardado, L ERA: 3.55 (9, 1)	1.0		4	1	1	1	0	0	0	0	0	0	0	1	12	16	9.00	1.000										

Batter	1	2	3	4	5	6	7	8	9	AB	R	H	RBI	BB	SO	LOB	BOTTOM											
Cristian Guzman, S OBP: 0.316, SLG: 0.422 (1, 6)	4-1 G4-3		1-2 G6-3	0-1 G4-3			0-0 G4-3	0-0		4	1	2	0	1	0	1												
Denny Hocking, S OBP: 0.359, SLG: 0.422 (1, 4) (7, 3)	3-2 G4-3		1-3 K		3-1 G5-3		2-2 1B	1-0 F7		5	0	1	0	0	1	5												
Matt Lawton, L OBP: 0.433, SLG: 0.485 Midre Cummings, L OBP: 0.350, SLG: 0.451 (1, 7) (7, 7)	0-2 G4-3		1-2 G6-3		1-1 E3		1-2 1B	0-0 F7		3	0	0	1	0	0	1												
Ron Coomer, R OBP: 0.340, SLG: 0.454 Jason Maxwell, R OBP: 0.304, SLG: 0.324 (1, 3) (7, 4)	1-2 E5		0-0 P6		0-0 P6		1-3 K	1-1 G5-3		3	0	0	0	0	0	2												
Corey Koskie, L OBP: 0.412, SLG: 0.456 (1, 5)	0-0 FC4-6			4-1 PB	1-2 G4-3			2-0 G3	0-0	4	1	1	0	1	0	2												
Butch Huskey, R OBP: 0.307, SLG: 0.351 (1, 9)		0-2 P4		0-2 L7		0-1 F8		0-1 G5-3	0-2 G6-3	5	0	0	0	0	0	2												
David Ortiz, L OBP: 0.357, SLG: 0.418 (1, 10)		4-2		3-2 G4-3		3-2 F5		3-1		3	2	2	1	1	0	0												
Marcus Jensen, S OBP: 0.331, SLG: 0.366 (1, 2)		2-3 K		0-2 G4-3		2-3 K		3-2 1B	1-0 1B	4	0	1	1	0	2	2												
Jacque Jones, L OBP: 0.328, SLG: 0.502 (1, 8)		2-2 G4-3		0-0		0-1 G4-3		2-0	1-2	4	0	2	1	0	0	1												
<b>Inning Stats</b>	R: 1 E: 1 K: 0 S: 13	H: 0 LOB: 1 BB: 1 P: 20	R: 0 E: 0 K: 1 S: 11	H: 0 LOB: 1 BB: 1 P: 19	R: 0 E: 0 K: 1 S: 12	H: 1 LOB: 1 BB: 0 P: 15	R: 2 E: 0 K: 0 S: 14	H: 2 LOB: 1 BB: 1 P: 21	R: 0 E: 1 K: 1 S: 9	H: 0 LOB: 1 BB: 0 P: 14	R: 0 E: 0 K: 1 S: 8	H: 0 LOB: 0 BB: 0 P: 13	R: 0 E: 0 K: 1 S: 13	H: 2 LOB: 2 BB: 0 P: 17	R: 1 E: 0 K: 0 S: 11	H: 4 LOB: 3 BB: 0 P: 22	R: 0 E: 0 K: 0 S: 7	H: 1 LOB: 1 BB: 0 P: 8	1B: 4 2B: 6 3B: 0 HR: 0	SF: 0 SAC: 0 DP: 0 HBP: 0	WP: 0 PB: 2 SB: 1 CS: 0	PA: 42						
<b>PITCHER</b>	IP	WLS	BF	H	R	ER	SO	BB	IBB	HBP	BLK	WP	HR	S	P	ERA	WHIP											
49 Tim Wakefield, R ERA: 5.21 Bryce Florie, R ERA: 5.14 (1, 1) (7, 1)	6.0	W	26	7	3	3	3	3	0	0	0	0	0	0	31	47	3.00	2.333										

**Boston Red Sox @ Minnesota Twins**  
 Hubert H. Humphrey Metrodome, Minneapolis, MN  
 Tue Jul 04 2000, 7:05 PM EDT  
 Att: 9,209 - Dome - 72 F

AB 45  
 R 14  
 H 18  
 RBI 14  
 BB 2  
 SO 5  
 LOB 11





**Boston Red Sox @ Minnesota Twins**  
 Hubert H. Humphrey Metrodome, Minneapolis, MN  
 Tue Jul 04 2000, 7:05 PM EDT  
 Att: 9,209 - Dome - 72 F

AB 39  
 R 4  
 H 10  
 RBI 4  
 BB 3  
 SO 4  
 LOB 18





Batter	1	2	3	4	5	6	7	8	9	AB	R	H	RBI	BB	SO	LOB	TOP										
<b>Jose Offerman, S</b> OBP: 0.338, SLG: 0.345 (1, 3)	G6-3		HR			G6-3	K		F7	5	1	1	0	1	1	1	<b>Boston Red Sox @ Minnesota Twins</b> Hubert H. Humphrey Metrodome, Minneapolis, MN Wed Jul 05 2000, 8:05 PM EDT Alt: 8,488 - Dome - 72 F  <b>AB 38</b> <b>R 11</b> <b>H 12</b> <b>RBI 11</b> <b>BB 6</b> <b>SO 7</b> <b>LOB 19</b> 										
<b>Jeff Eves, R</b> OBP: 0.373, SLG: 0.351 (1, 4)	G6-3 BB 1B		HR			G6-3	K			5	2	2	2	0	1	2											
<b>Carl Everett, S</b> OBP: 0.406, SLG: 0.668 (1, 8)	G6-3 1B BB		2B			F7			G3	3	2	1	0	2	0	0											
<b>Nomar Garciaparra, R</b> OBP: 0.446, SLG: 0.605 (1, 6)	G6-3		1B 2B			G6-3				4	1	2	1	1	0	2											
<b>Morgan Burkhardt, S</b> OBP: 0.548, SLG: 0.563 (1, 10)			1B HR						K	3	1	1	2	1	2	3											
<b>Troy O'Leary, L</b> OBP: 0.300, SLG: 0.377 (1, 7)	F7		HR						1B 2B	4	1	1	0	0	1	4											
<b>Bernard Gilkey, R</b> OBP: 0.222, SLG: 0.284 (1, 9)						F8			1B 2B	4	1	1	0	1	1	4											
<b>Ed Sprague, R</b> OBP: 0.316, SLG: 0.547 (1, 5)						G6-3			G6-3	5	1	2	3	0	1	1											
<b>Scott Hatteberg, L</b> OBP: 0.315, SLG: 0.439 (1, 2)	G4-6-3		HR			G3-1			G3	5	1	1	3	0	0	2											
<b>Inning Stats</b>	R: 2 E: 0 K: 0 S: 13	H: 2 LOB: 1 BB: 1 P: 23	R: 0 E: 0 K: 1 S: 6	H: 0 LOB: 0 BB: 1 P: 14	R: 7 E: 0 K: 2 S: 31	H: 5 LOB: 1 BB: 3 P: 53	R: 0 E: 0 K: 0 S: 8	H: 0 LOB: 1 BB: 0 P: 11	R: 0 E: 0 K: 0 S: 5	H: 0 LOB: 0 BB: 0 P: 10	R: 0 E: 0 K: 1 S: 10	H: 1 LOB: 2 BB: 1 P: 18	R: 2 E: 0 K: 2 S: 14	H: 3 LOB: 1 BB: 0 P: 19	R: 0 E: 0 K: 1 S: 13	H: 1 LOB: 2 BB: 0 P: 18	R: 0 E: 0 K: 0 S: 4	H: 0 LOB: 0 BB: 0 P: 7	1B: 6 2B: 4 3B: 0 HR: 2	SF: 0 SAC: 0 DP: 1 HBP: 2	WP: 1 PB: 0 SB: 0 CS: 0	PA: 46					
<b>PITCHER</b>	IP	WLS	BF	H	R	ER	SO	BB	IBB	HBP	BLK	WP	HR	S	P	ERA	WHIP										
<b>Mark Redman, L</b> ERA: 5.13 (1, 1)	2.0	L	13	5	6	6	1	3	0	0	0	0	1	30	54	27.00	4.000										
<b>LaTroy Hawkins, R</b> ERA: 4.18 (3, 1)	3.0		14	2	3	3	2	2	0	1	0	1	1	33	57	9.00	1.333										
<b>Travis Miller, L</b> ERA: 2.81 (6, 1)	2.0		11	4	2	2	3	0	1	0	0	0	0	24	37	9.00	2.000										
<b>Mike Lincoln, R</b> ERA: 11.25 (8, 1)	2.0		8	1	0	0	1	0	0	1	0	0	0	17	25	0.00	0.500										

Batter	1	2	3	4	5	6	7	8	9	AB	R	H	RBI	BB	SO	LOB	BOTTOM										
<b>Cristian Guzman, S</b> OBP: 0.314, SLG: 0.421 (1, 6)	1B 2B					F7			G3	5	1	1	0	0	1	2	<b>Boston Red Sox @ Minnesota Twins</b> Hubert H. Humphrey Metrodome, Minneapolis, MN Wed Jul 05 2000, 8:05 PM EDT Alt: 8,488 - Dome - 72 F  <b>AB 37</b> <b>R 8</b> <b>H 10</b> <b>RBI 8</b> <b>BB 3</b> <b>SO 8</b> <b>LOB 16</b> 										
<b>Denny Hocking, S</b> OBP: 0.360, SLG: 0.418 (1, 8) (5, 9)	1B BB								F8	4	1	1	0	1	1	2											
<b>Matt Lawton, L</b> OBP: 0.433, SLG: 0.487 (1, 7)	1B 1-3 2-H					G1-3			G6-3	5	0	2	3	0	1	1											
<b>Ron Coomer, R</b> OBP: 0.338, SLG: 0.450 (1, 3)	1B					F9			F9	5	0	1	1	0	1	2											
<b>Butch Huskey, R</b> OBP: 0.306, SLG: 0.353 (1, 10)	K					F7			K	4	0	1	0	0	2	2											
<b>Corey Koskie, L</b> OBP: 0.409, SLG: 0.450 (1, 5)	K					G4-3			P6	3	1	0	0	1	1	3											
<b>Chad Moeller, R</b> OBP: 0.293, SLG: 0.256 (1, 2)	F9					F9			G5-3	4	1	1	0	0	0	3											
<b>Jay Canizaro, R</b> OBP: 0.337, SLG: 0.420 <b>David Ortiz, L</b> OBP: 0.391, SLG: 0.442 (9, PH)									G5-3	3	1	1	0	0	1	1											
<b>Jason Maxwell, R</b> OBP: 0.313, SLG: 0.324 <b>Jacque Jones, L</b> OBP: 0.328, SLG: 0.511 (5, 8)									G1-3	3	1	1	1	0	0	0											
<b>Inning Stats</b>	R: 2 E: 0 K: 2 S: 12	H: 3 LOB: 2 BB: 1 P: 22	R: 2 E: 0 K: 1 S: 18	H: 2 LOB: 1 BB: 1 P: 29	R: 0 E: 0 K: 1 S: 8	H: 0 LOB: 0 BB: 0 P: 17	R: 0 E: 0 K: 0 S: 6	H: 1 LOB: 1 BB: 0 P: 11	R: 0 E: 0 K: 0 S: 7	H: 0 LOB: 0 BB: 0 P: 7	R: 0 E: 0 K: 1 S: 6	H: 0 LOB: 0 BB: 0 P: 10	R: 4 E: 0 K: 2 S: 25	H: 4 LOB: 1 BB: 1 P: 40	1B: 5 2B: 3 3B: 0 HR: 2	SF: 0 SAC: 0 DP: 0 HBP: 0	WP: 0 PB: 0 SB: 0 CS: 0	PA: 40									
<b>PITCHER</b>	IP	WLS	BF	H	R	ER	SO	BB	IBB	HBP	BLK	WP	HR	S	P	ERA	WHIP										
<b>Jeff Fassero, L</b> ERA: 4.76 (1, 1)	1.2		12	5	4	4	3	2	0	0	0	0	0	26	44	21.60	4.200										
<b>John Waddell, R</b> ERA: 5.29 (2, 1)	4.1	W	14	1	0	0	2	0	0	0	0	0	0	32	58	0.00	0.231										
<b>Rich Garces, R</b> ERA: 2.86 (7, 1)	2.0		9	2	3	3	1	1	0	0	0	0	1	22	36	13.50	1.500										
<b>Tim Young, L</b> ERA: 2.7 (9, 1)	0.0		1	1	1	1	0	0	0	0	0	0	1	2	2	∞	∞										
<b>Derek Lowe, R</b> ERA: 2.55 (9, 1)	1.0	S	4	1	0	0	2	0	0	0	0	0	0	14	19	0.00	1.000										



Batter	1	2	3	4	5	6	7	8	9	AB	R	H	RBI	BB	SO	LOB	TOP				
Jeff Frye, R OBP: 0.371, SLG: 0.349 (1, 4)	G3-1		HR		L8		K			4	1	1	0	0	1	2	<b>Boston Red Sox @ Minnesota Twins</b> Hubert H. Humphrey Metrodome, Minneapolis, MN Thu Jul 06 2000, 8:05 PM EDT Att: 10,326 - Dome - 72 F <a href="http://livebaseballscorecards.com">livebaseballscorecards.com</a>				
Brian Daubach, L OBP: 0.354, SLG: 0.515 (1, 3)	K		HR			F7				4	1	2	4	0	1	0					
Carl Everett, S OBP: 0.407, SLG: 0.664 (1, 8)	HR		G4-3			HR			K	3	2	1	0	1	1	0					
Nomar Garciaparra, R OBP: 0.447, SLG: 0.628 (1, 6)	HR		K			HR			F8	4	2	2	4	0	1	0					
Morgan Burkhardt, S OBP: 0.500, SLG: 0.500 (1, 10)	K				G3	G4-3			K	4	0	0	0	0	2	0					
Troy O'Leary, L OBP: 0.295, SLG: 0.372 Jose Offerman, S OBP: 0.340, SLG: 0.348 (1, 7) (8, 4)		F8			K					3	0	0	0	0	1	0					
Bernard Gilkey, R OBP: 0.213, SLG: 0.271 (1, 9)		P4			K				G5-4-3	4	0	0	0	0	1	1					
Jason Varitek, S OBP: 0.388, SLG: 0.432 (1, 2)		G3-1				F9			P4	3	1	0	0	1	0	0					
Ed Sprague, R OBP: 0.316, SLG: 0.542 Manny Alexander, R OBP: 0.238, SLG: 0.327 (7, PR) (7, 5)					G6-3	P4				3	0	1	0	0	0	0					
										0	1	0	0	0	0	0					
<b>Inning Stats</b>	R: 2 E: 0 K: 2 S: 12	H: 2 LOB: 0 BB: 0 P: 20	R: 0 E: 0 K: 0 S: 14	H: 0 LOB: 0 BB: 0 P: 19	R: 2 E: 0 K: 1 S: 12	H: 2 LOB: 0 BB: 0 P: 16	R: 0 E: 0 K: 2 S: 10	H: 0 LOB: 0 BB: 0 P: 11	R: 0 E: 0 K: 0 S: 8	H: 1 LOB: 0 BB: 1 P: 15	R: 2 E: 0 K: 1 S: 9	H: 2 LOB: 2 BB: 1 P: 15	R: 0 E: 0 K: 0 S: 9	H: 0 LOB: 0 BB: 0 P: 13	R: 0 E: 0 K: 0 S: 9	H: 1 LOB: 0 BB: 0 P: 14	1B: 4 2B: 1 3B: 0 HR: 3	SF: 0 SAC: 0 DP: 1 HBP: 0	WP: 0 PB: 0 SB: 0 CS: 0	PA: 35	
<b>PITCHER</b>	IP	WLS	BF	H	R	ER	SO	BB	IBB	HBP	BLK	WP	HR	S	P	ERA	WHIP				
Brad Radke, R ERA: 4.28 (1, 1)	7.0	L	29	7	8	8	6	2	0	0	0	0	3	72	110	10.29	1.286				
Bob Wells, R ERA: 3.59 (8, 1)	1.0		3	0	0	0	2	0	0	0	0	0	0	9	13	0.00	0.000				
Eddie Guardado, L ERA: 3.44 (9, 1)	1.0		3	1	0	0	0	0	0	0	0	0	0	9	14	0.00	1.000				

Batter	1	2	3	4	5	6	7	8	9	AB	R	H	RBI	BB	SO	LOB	BOTTOM					
Midre Cummings, L OBP: 0.352, SLG: 0.449 (1, 9)	HR		1B			F9			G3	5	1	2	1	0	0	2	<b>Boston Red Sox @ Minnesota Twins</b> Hubert H. Humphrey Metrodome, Minneapolis, MN Thu Jul 06 2000, 8:05 PM EDT Att: 10,326 - Dome - 72 F <a href="http://livebaseballscorecards.com">livebaseballscorecards.com</a>					
Cristian Guzman, S OBP: 0.321, SLG: 0.427 (1, 6)	SF9		1B			B3			S	5	0	4	2	0	0	0						
Matt Lawton, L OBP: 0.427, SLG: 0.480 (1, 7)	P6		F8-4			G4-3			1B	5	0	0	0	0	0	6						
Ron Coomer, R OBP: 0.334, SLG: 0.446 (1, 3)	SF9					P4			F3	3	0	0	1	0	0	0						
Corey Koskie, L OBP: 0.411, SLG: 0.453 (1, 5)	G3					P4			HR	3	1	1	0	0	0	1						
David Ortiz, L OBP: 0.364, SLG: 0.462 (1, 10)			G4-6-3			G4-3			HR	4	1	2	2	0	0	1						
Chad Moeller, R OBP: 0.289, SLG: 0.238 (1, 2)	F4					G5-3			DI	3	1	0	0	1	1	2						
Jacque Jones, L OBP: 0.327, SLG: 0.507 (1, 8)	G4-6-3					K			1B	4	1	1	1	0	1	1						
Jay Canizaro, R OBP: 0.337, SLG: 0.429 Denny Hocking, S OBP: 0.363, SLG: 0.422 (1, 4) (9, PH)			F8			F9			G3	3	1	1	0	0	0	0						
									G3	1	1	1	0	0	0	0						
<b>Inning Stats</b>	R: 1 E: 0 K: 0 S: 12	H: 2 LOB: 1 BB: 0 P: 18	R: 0 E: 0 K: 0 S: 5	H: 1 LOB: 0 BB: 0 P: 9	R: 0 E: 0 K: 0 S: 12	H: 2 LOB: 1 BB: 0 P: 22	R: 0 E: 0 K: 0 S: 7	H: 0 LOB: 0 BB: 0 P: 12	R: 0 E: 0 K: 1 S: 8	H: 0 LOB: 0 BB: 0 P: 15	R: 0 E: 0 K: 0 S: 4	H: 0 LOB: 0 BB: 0 P: 6	R: 0 E: 0 K: 1 S: 12	H: 1 LOB: 1 BB: 0 P: 20	R: 1 E: 0 K: 0 S: 8	H: 2 LOB: 1 BB: 0 P: 16	R: 5 E: 0 K: 0 S: 19	H: 4 LOB: 1 BB: 1 P: 35	1B: 9 2B: 2 3B: 1 HR: 1	SF: 1 SAC: 0 DP: 2 HBP: 1	WP: 0 PB: 0 SB: 2 CS: 0	PA: 39
<b>PITCHER</b>	IP	WLS	BF	H	R	ER	SO	BB	IBB	HBP	BLK	WP	HR	S	P	ERA	WHIP					
63 Paxton Crawford, R ERA: 2.19 (1, 1)	7.0	W	25	6	1	1	2	0	0	0	0	0	0	8	16	9.00	2.000					
Rheal Cormier, L ERA: 3.96 (8, 1)	1.0		5	2	1	1	0	0	0	0	0	0	0	8	16	9.00	2.000					
Tim Young, L ERA: 6.43 (9, 1)	0.1		4	1	3	3	0	1	0	1	0	0	1	7	16	81.00	6.000					
Derek Lowe, R ERA: 2.88 (9, 1)	0.2		5	3	2	2	0	0	0	0	0	0	0	12	19	27.00	4.500					





Batter	1	2	3	4	5	6	7	8	9	AB	R	H	RBI	BB	SO	LOB	TOP										
<b>Quiulvio Veras, S</b> (1, 4) <small>OBP: 0.412, SLG: 0.414</small> <b>Keith Lockhart, L</b> (2, 4) <small>OBP: 0.321, SLG: 0.411</small>	1-2 CS 1B	1-1 WP 1B HBP		1-0 G3-1		2-2 1B			0-1 SH3-4	1	1	1	0	0	0	0											
<b>Andruw Jones, R</b> (1, 8) <small>OBP: 0.399, SLG: 0.570</small>	0-1 SAFE L6	3-2 10 WP 10 2B 1H 2H 1B		2-2 F9		2-2 F8			0-2 G5-3	2	5	1	1	2	0	0	4										
<b>10 Chipper Jones, S</b> (1, 5) <small>OBP: 0.418, SLG: 0.618</small>	0-0 1B	3-1 2H 2B			1-1 G4-3				4-0 IBB	3	4	0	2	1	1	0	0										
<b>Brian Jordan, R</b> (1, 9) <small>OBP: 0.353, SLG: 0.498</small>	3-1 F9	1-2 L7			0-0 G3 WP 1B				2-1 F9	3	5	0	1	0	0	1	4										
<b>Andres Galarraga, R</b> (1, 3) <small>OBP: 0.364, SLG: 0.556</small>		2-1 HR		3-3 K																							
<b>Javy Lopez, R</b> (1, 2) <small>OBP: 0.328, SLG: 0.451</small>		1-2 2B G6-3 1B		1-2 BB 1B																							
<b>Bobby Bonilla, S</b> (1, 10) <small>OBP: 0.377, SLG: 0.439</small>		0-0 WP 1B 2B		4-2 G6-4-3 BB					1-0 F7	2	2	1	1	0	2	0	0										
<b>Reggie Sanders, R</b> (1, 7) <small>OBP: 0.236, SLG: 0.274</small>		3-2 G6-3		2-0 G6-4-3					1-1 G5-3	3	4	0	0	1	0	0	4										
<b>Walt Weiss, S</b> (1, 6) <small>OBP: 0.400, SLG: 0.372</small>		3-3 K		3-2 G4-3					3-2 SH3-4 1B		4	0	1	0	0	1	2										
<b>Inning Stats</b>	R: 0 E: 0 K: 0 S: 8	H: 2 LOB: 1 BB: 0 P: 12	R: 5 E: 0 K: 1 S: 22	H: 5 LOB: 2 BB: 0 P: 39	R: 0 E: 0 K: 1 S: 9	H: 1 LOB: 1 BB: 1 P: 19	R: 0 E: 0 K: 0 S: 10	H: 0 LOB: 0 BB: 0 P: 16	R: 0 E: 0 K: 0 S: 7	H: 1 LOB: 1 BB: 1 P: 12	R: 0 E: 0 K: 2 S: 12	H: 0 LOB: 0 BB: 0 P: 15	R: 0 E: 0 K: 1 S: 6	H: 0 LOB: 0 BB: 0 P: 11	R: 0 E: 0 K: 0 S: 12	H: 1 LOB: 2 BB: 1 P: 21	1B: 8 2B: 2 3B: 0 HR: 1	SF: 0 SAC: 1 DP: 1 HBP: 1	WP: 3 PB: 0 SB: 0 CS: 1	PA: 40							
<b>PITCHER</b>	IP	WLS	BF	H	R	ER	SO	BB	IBB	HBP	BLK	WP	HR	S	P	ERA	WHIP										
<b>Pete Schourek, L</b> (1, 1) <small>ERA: 4.67</small>	1.2	L	12	7	5	5	1	0	0	1	0	2	1	27	47	27.00	4.200										
<b>Hippolito Pichardo, R</b> (2, 1) <small>ERA: 2.97</small>	4.1		17	3	0	0	1	2	0	0	0	1	0	41	71	0.00	1.154										
<b>Bryce Florie, R</b> (7, 1) <small>ERA: 4.5</small>	2.0		6	0	0	0	3	0	0	0	0	0	0	15	26	0.00	0.000										
<b>Rich Garcés, R</b> (9, 1) <small>ERA: 2.8</small>	1.0		5	1	0	0	0	0	1	0	0	0	0	12	21	0.00	1.000										

Atlanta Braves @ Boston Red Sox  
Fenway Park, Boston, MA  
Fri Jul 07 2000, 7:05 PM EDT  
Att: 33,686 - Cloudy - 70 F

AB	35
R	5
H	11
RBI	5
BB	3
SO	5
LOB	16



Batter	1	2	3	4	5	6	7	8	9	AB	R	H	RBI	BB	SO	LOB	BOTTOM										
<b>Jose Offerman, S</b> (1, 4) <small>OBP: 0.345, SLG: 0.353</small>	2-1 G4-6-3 1B	3-2 1B			1-2 G4-3			3-2 FC6-4 1B	2-1 G3	5	1	3	0	0	0	0											
<b>Jeff Eves, R</b> (1, 7) <small>OBP: 0.371, SLG: 0.350</small>	1-1 G4-6-3 1-2	1-1 L7			2-2 L5			0-0 FC6-4 1B	1-1 PB 1B	5	0	2	0	0	0	3											
<b>Carl Everett, S</b> (1, 8) <small>OBP: 0.404, SLG: 0.655</small>	4-1 HBP BB BB			1-3 K				2-1 G3	2-2 FC6-4 FC6-4	4	0	0	0	1	1	3											
<b>Nomar Garciaparra, R</b> (1, 6) <small>OBP: 0.442, SLG: 0.618</small>	4-1 HBP BB			2-0 G4-3				0-0 G5-3	2-2 FC6-4 HBP BB BB	4	1	0	1	1	0	2											
<b>Morgan Burkhardt, S</b> (1, 10) <small>OBP: 0.520, SLG: 0.500</small>	2-1 1-2 2-3 HBP			1-0 G4-3				1-0 1B	4-2 BB HBP BB BB	2	1	1	0	1	0	0											
<b>Bernard Gilkey, R</b> (1, 9) <small>OBP: 0.214, SLG: 0.261</small>	3-3 K			0-0 F3				2-1 F8	3-2 BB BB HBP	3	0	0	0	0	1	4											
<b>Ed Sprague, R</b> (1, 3) <small>OBP: 0.321, SLG: 0.535</small>		4-2 1B BB		1-1 F7				1-0 G5-3	4-2 1-2 2-3 3-H BB	2	0	0	1	2	0	0											
<b>Manny Alexander, R</b> (1, 5) <small>OBP: 0.241, SLG: 0.327</small> <b>Brian Daubach, L</b> (8, PH) <small>OBP: 0.356, SLG: 0.515</small>		1-1 F9		0-0 F7				1-1 G4-6-3 1B	4-2 1-2 2-3 3-H BB	3	0	1	0	0	0	1											
<b>Scott Hatteberg, L</b> (1, 2) <small>OBP: 0.309, SLG: 0.430</small> <b>Jason Varitek, S</b> (7, PH) <small>OBP: 0.385, SLG: 0.428</small>		1-3 K		1-1 G4-3				0-0 G4-6-3 1B	2-2 F8	2	0	0	0	0	1	1											
<b>Inning Stats</b>	R: 0 E: 0 K: 1 S: 10	H: 1 LOB: 3 BB: 2 P: 26	R: 0 E: 0 K: 1 S: 15	H: 1 LOB: 1 BB: 1 P: 25	R: 0 E: 0 K: 1 S: 6	H: 0 LOB: 0 BB: 0 P: 10	R: 0 E: 0 K: 0 S: 4	H: 0 LOB: 0 BB: 0 P: 5	R: 0 E: 0 K: 0 S: 8	H: 1 LOB: 1 BB: 0 P: 12	R: 0 E: 0 K: 0 S: 6	H: 1 LOB: 0 BB: 0 P: 11	R: 0 E: 0 K: 0 S: 4	H: 2 LOB: 3 BB: 3 P: 44	R: 0 E: 0 K: 0 S: 11	H: 1 LOB: 1 BB: 0 P: 17	1B: 7 2B: 0 3B: 0 HR: 0	SF: 0 SAC: 0 DP: 2 HBP: 2	WP: 0 PB: 1 SB: 0 CS: 0	PA: 40							
<b>PITCHER</b>	IP	WLS	BF	H	R	ER	SO	BB	IBB	HBP	BLK	WP	HR	S	P	ERA	WHIP										
<b>Tom Glavine, L</b> (1, 1) <small>ERA: 3.61</small>	7.2	W	33	6	3	3	3	4	0	2	0	0	0	66	120	3.52	1.304										
<b>John Rocker, L</b> (8, 1) <small>ERA: 4.81</small>	0.0		1	0	0	0	0	1	0	0	0	0	0	2	6	-	-										
<b>Kerry Ligtenberg, R</b> (8, 1) <small>ERA: 3.86</small>	1.1	S	6	1	0	0	0	1	0	0	0	0	0	18	30	0.00	1.500										

Atlanta Braves @ Boston Red Sox  
Fenway Park, Boston, MA  
Fri Jul 07 2000, 7:05 PM EDT  
Att: 33,686 - Cloudy - 70 F

AB	32
R	3
H	7
RBI	3
BB	6
SO	3
LOB	18





Batter	1	2	3	4	5	6	7	8	9	AB	R	H	RBI	BB	SO	LOB	TOP										
Quilvio Veras, S OBP: 0.415, SLG: 0.413	F7		F8 10 F8 G6-3 BB						P6	3	0	1	0	2	0	0	<b>Atlanta Braves @ Boston Red Sox</b> Fenway Park, Boston, MA Sat Jul 08 2000, 5:05 PM EDT Att: 33,311 - Sunny - 77 F										
Andruw Jones, R OBP: 0.395, SLG: 0.573	K		G6-3				K		HR	5	1	1	1	0	2	5											
10 Chipper Jones, S OBP: 0.420, SLG: 0.615			F8			G6-3			S 1B	3	0	1	1	2	0	1											
Brian Jordan, R OBP: 0.354, SLG: 0.500	CS		G6-3			G4-3			S 1B	5	1	2	0	0	1	4											
Andres Galarraga, R OBP: 0.364, SLG: 0.551						F2			K	4	1	1	0	1	2	3											
Wally Joyner, L OBP: 0.295, SLG: 0.278						F7			K	5	0	1	0	0	1	4											
Javy Lopez, R OBP: 0.333, SLG: 0.467						F7				4	2	3	3	0	0	0											
Bobby Bonilla, S OBP: 0.376, SLG: 0.434										2	0	0	0	1	1	2											
Reggie Sanders, R OBP: 0.235, SLG: 0.273						G4-3			K	1	0	0	0	0	0	0											
Walt Weiss, S OBP: 0.388, SLG: 0.359						G3				4	0	0	0	0	0	4											
<b>Inning Stats</b>	R: 0 E: 0 K: 1 S: 7	H: 0 LOB: 0 BB: 1 P: 15	R: 1 E: 0 K: 2 S: 17	H: 3 LOB: 2 BB: 0 P: 26	R: 0 E: 0 K: 0 S: 8	H: 0 LOB: 1 BB: 1 P: 14	R: 0 E: 0 K: 0 S: 10	H: 0 LOB: 0 BB: 0 P: 13	R: 0 E: 0 K: 0 S: 10	H: 0 LOB: 1 BB: 1 P: 16	R: 1 E: 0 K: 2 S: 14	H: 2 LOB: 3 BB: 2 P: 23	R: 2 E: 0 K: 0 S: 9	H: 2 LOB: 0 BB: 0 P: 16	R: 1 E: 0 K: 2 S: 15	H: 3 LOB: 2 BB: 0 P: 26	1B: 7 2B: 1 3B: 0 HR: 2	SF: 0 SAC: 0 DP: 0 HBP: 0	WP: 0 PB: 0 SB: 3 CS: 1	PA: 43							
<b>PITCHER</b>	IP	WLS	BF	H	R	ER	SO	BB	IBB	HBP	BLK	WP	HR	S	P	ERA	WHIP										
Ramon Martinez, R ERA: 5.79	6.0	L	26	4	2	2	3	5	0	0	0	0	0	65	109	3.00	1.500										
Rheal Cormier, L ERA: 3.92	0.1		2	1	0	0	0	0	0	0	0	0	0	3	3	0.00	3.000										
Bryce Florie, R ERA: 4.86	0.2		4	1	1	1	2	1	0	0	0	0	0	11	18	13.50	3.000										
Jeff Fassero, L ERA: 4.92	1.1		7	3	2	2	0	0	0	0	0	0	2	14	24	13.50	2.250										
John Waddell, R ERA: 5.18	0.2		3	1	0	0	2	0	0	0	0	0	0	8	14	0.00	1.500										

AB	36
R	5
H	10
RBI	5
BB	6
SO	7
LOB	23



Batter	1	2	3	4	5	6	7	8	9	AB	R	H	RBI	BB	SO	LOB	BOTTOM										
Jose Offerman, S OBP: 0.340, SLG: 0.347	F9		F9			F8			G5-3	4	0	0	0	0	0	0	<b>Atlanta Braves @ Boston Red Sox</b> Fenway Park, Boston, MA Sat Jul 08 2000, 5:05 PM EDT Att: 33,311 - Sunny - 77 F										
Jeff Eves, R OBP: 0.373, SLG: 0.353	G5-3					G5-3 1B			G5-3	4	1	2	0	0	0	0											
Carl Everett, S OBP: 0.405, SLG: 0.653	G6-3					G5-3 1B			K	4	0	2	0	0	1	0											
Nomar Garciaparra, R OBP: 0.440, SLG: 0.618						G5-3			F7	3	0	1	1	0	0	2											
Morgan Burkhardt, S OBP: 0.481, SLG: 0.452						K			G1-3	4	0	0	0	0	1	3											
Troy O'Leary, L OBP: 0.297, SLG: 0.371						F8				3	0	1	0	0	0	1											
Jason Varitek, S OBP: 0.384, SLG: 0.431						F8				3	0	1	0	0	0	1											
Ed Sprague, R OBP: 0.315, SLG: 0.524						G5-3				3	0	0	0	0	1	1											
Brian Daubach, L OBP: 0.352, SLG: 0.510						F8			K2-3	3	0	0	0	0	1	1											
<b>Inning Stats</b>	R: 0 E: 0 K: 0 S: 9	H: 1 LOB: 1 BB: 0 P: 9	R: 0 E: 0 K: 0 S: 6	H: 0 LOB: 0 BB: 0 P: 10	R: 0 E: 0 K: 1 S: 11	H: 2 LOB: 1 BB: 0 P: 19	R: 0 E: 0 K: 0 S: 7	H: 2 LOB: 1 BB: 0 P: 8	R: 1 E: 0 K: 0 S: 9	H: 2 LOB: 1 BB: 0 P: 12	R: 0 E: 0 K: 1 S: 9	H: 0 LOB: 0 BB: 0 P: 13	R: 0 E: 0 K: 1 S: 10	H: 0 LOB: 0 BB: 0 P: 14	R: 0 E: 0 K: 1 S: 9	H: 0 LOB: 0 BB: 0 P: 13		1B: 5 2B: 2 3B: 0 HR: 0	SF: 1 SAC: 0 DP: 1 HBP: 0	WP: 0 PB: 0 SB: 0 CS: 0	PA: 32						
<b>PITCHER</b>	IP	WLS	BF	H	R	ER	SO	BB	IBB	HBP	BLK	WP	HR	S	P	ERA	WHIP										
Terry Mulholland, L ERA: 5.71	8.0	W	29	7	1	1	3	0	0	0	0	0	0	9	13	0.00	0.875										
John Rocker, L ERA: 4.62	1.0		3	0	0	0	1	0	0	0	0	0	0	9	13	0.00	0.875										

AB	31
R	1
H	7
RBI	1
BB	0
SO	4
LOB	9





Batter	1	2	3	4	5	6	7	8	9	AB	R	H	RBI	BB	SO	LOB	TOP					
Quilvio Veras, S OBP: 0.413, SLG: 0.411	(1, 4) K		(1, 4) F9					(1, 4) K		4	0	1	1	0	2	1	<b>Atlanta Braves @ Boston Red Sox</b> Fenway Park, Boston, MA Sun Jul 09 2000, 1:05 PM EDT Att: 33,018 - Sunny - 79 F					
Andruw Jones, R OBP: 0.392, SLG: 0.566	(1, 8) F3		(1, 8) F7					(1, 8) P4		4	0	0	0	0	1	2						
10 Chipper Jones, S OBP: 0.416, SLG: 0.607	(1, 5) G6-3		(1, 5) F8					(1, 5) F7		4	0	0	0	0	0	1						
Brian Jordan, R OBP: 0.349, SLG: 0.493		(1, 9) G5-3		(1, 9) G6-3				(1, 9) F8		4	0	0	0	0	0	0						
Andres Galarraga, R OBP: 0.363, SLG: 0.547		(1, 3) F8		(1, 3) G4-6-3 1B				(1, 3) F7		4	0	1	0	0	1	0						
Wally Joyner, L OBP: 0.293, SLG: 0.277	(1, 10) 1B		(1, 10) G4-6-3 1-2					(1, 10) F9		4	0	1	0	0	0	1						
Javy Lopez, R OBP: 0.337, SLG: 0.469	(1, 2) K				(1, 2) G3 PB 1B			(1, 2) 1B		3	1	2	0	0	1	1						
Reggie Sanders, R OBP: 0.236, SLG: 0.289			(1, 7) HR		(1, 7) F8			(1, 7) P5		3	1	1	1	0	0	2						
Walt Weiss, S OBP: 0.387, SLG: 0.353	(1, 6) BB		(1, 6) 4-0		(1, 6) G3			(1, 6) G4-3		2	0	0	0	1	0	2						
<b>Inning Stats</b>	R: 0 E: 0 K: 1 S: 10	H: 0 LOB: 0 BB: 0 P: 15	R: 0 E: 0 K: 1 S: 7	H: 1 LOB: 1 BB: 0 P: 10	R: 1 E: 0 K: 0 S: 8	H: 1 LOB: 1 BB: 1 P: 17	R: 0 E: 0 K: 0 S: 6	H: 1 LOB: 0 BB: 0 P: 10	R: 1 E: 0 K: 1 S: 14	H: 2 LOB: 1 BB: 0 P: 20	R: 0 E: 0 K: 0 S: 7	H: 0 LOB: 1 BB: 0 P: 10	R: 0 E: 0 K: 1 S: 11	H: 1 LOB: 1 BB: 0 P: 13	R: 0 E: 0 K: 1 S: 11	H: 0 LOB: 0 BB: 0 P: 15		R: 0 E: 0 K: 1 S: 6	H: 0 LOB: 0 BB: 0 P: 8	1B: 5 2B: 0 3B: 0 HR: 1	SF: 0 SAC: 0 DP: 1 HBP: 0	WP: 0 PB: 1 CS: 0
<b>PITCHER</b>	IP	WLS	BF	H	R	ER	SO	BB	IBB	HBP	BLK	WP	HR	S	P	ERA	WHIP					
49 Tim Wakefield, R ERA: 4.98	(1, 1)	7.0	W	27	6	2	2	3	1	0	0	0	0	1	61	95	2.57	1.000				
Rich Garces, R ERA: 2.74	(8, 1)	1.0		3	0	0	0	1	0	0	0	0	0	0	11	15	0.00	0.000				
Derek Lowe, R ERA: 2.82	(9, 1)	1.0		3	0	0	0	1	0	0	0	0	0	6	8	0.00	0.000					

Batter	1	2	3	4	5	6	7	8	9	AB	R	H	RBI	BB	SO	LOB	BOTTOM					
Jose Offerman, S OBP: 0.341, SLG: 0.356	(1, 4) G4-6-3 1B	(1, 4) F9		(1, 4) 2-1 1H 2H 3B		(1, 4) G6-3		(1, 4) G1-3		5	0	2	2	0	0	3	<b>Atlanta Braves @ Boston Red Sox</b> Fenway Park, Boston, MA Sun Jul 09 2000, 1:05 PM EDT Att: 33,018 - Sunny - 79 F					
Jeff Erye, R OBP: 0.370, SLG: 0.349	(1, 9) G4-6-3 1-2		(1, 9) F7		(1, 9) P6		(1, 9) G5-3		(1, 9) 2-2 1B	5	0	1	0	0	0	2						
Brian Daubach, L OBP: 0.353, SLG: 0.515	(1, 3) K		(1, 3) F5		(1, 3) 0-0 HR 3B		(1, 3) 1-2 FC6-4 1B		(1, 3) 2-3 K	5	1	2	0	0	2	1						
Nomar Garciaparra, R OBP: 0.444, SLG: 0.643		(1, 6) BB 1B BB	(1, 6) 1-0 HR		(1, 6) 1-2 HR 3B		(1, 6) 0-0 FC6-4 1-2			3	3	2	3	1	0	1						
Carl Everett, S OBP: 0.403, SLG: 0.647	(1, 8) P4		(1, 8) K		(1, 8) 0-2 2B 1B			(1, 8) 2-2 L4		4	1	1	0	0	1	1						
Troy O'Leary, L OBP: 0.295, SLG: 0.369	(1, 7) 1B BB 1B		(1, 7) 2-1 F7		(1, 7) 3-1 F7		(1, 7) 0-0 G6-3			4	0	1	0	0	0	1						
Morgan Burkhardt, S OBP: 0.500, SLG: 0.467	(1, 10) 1B BB		(1, 10) 4-1 1B BB		(1, 10) 1-0 1B 3B 1B		(1, 10) 0-0 P6		(1, 10) 3-1 1B	3	1	2	0	1	0	1						
Jason Varitek, S OBP: 0.390, SLG: 0.441	(1, 2) 1B		(1, 2) 0-0		(1, 2) 0-0 3B 1B		(1, 2) 1-1 G3		(1, 2) 0-1 G3	4	1	3	2	0	0	1						
Ed Sprague, R OBP: 0.308, SLG: 0.510	(1, 5) F3		(1, 5) 1-2 2-3 3-H		(1, 5) 0-0 F9		(1, 5) 1-3 K		(1, 5) 1-0 G4-3	4	0	0	0	0	1	6						
<b>Inning Stats</b>	R: 0 E: 0 K: 1 S: 11	H: 1 LOB: 0 BB: 0 P: 16	R: 1 E: 0 K: 0 S: 12	H: 2 LOB: 3 BB: 2 P: 25	R: 1 E: 0 K: 1 S: 9	H: 1 LOB: 0 BB: 0 P: 12	R: 2 E: 0 K: 0 S: 9	H: 3 LOB: 1 BB: 0 P: 16	R: 3 E: 0 K: 1 S: 14	H: 4 LOB: 1 BB: 0 P: 17	R: 0 E: 0 K: 0 S: 11	H: 1 LOB: 1 BB: 0 P: 13	R: 0 E: 0 K: 0 S: 9	H: 1 LOB: 1 BB: 0 P: 14	R: 0 E: 0 K: 1 S: 10	H: 1 LOB: 1 BB: 0 P: 17		1B: 9 2B: 1 3B: 2 HR: 2	SF: 0 SAC: 0 DP: 1 HBP: 0	WP: 0 PB: 0 CS: 0	PA: 39	
<b>PITCHER</b>	IP	WLS	BF	H	R	ER	SO	BB	IBB	HBP	BLK	WP	HR	S	P	ERA	WHIP					
Kevin Millwood, R ERA: 5.34	(1, 1)	4.0	L	23	10	7	7	2	0	0	0	0	0	0	48	77	15.75	3.000				
Bruce Chen, L ERA: 2.5	(5, 1)	2.0		8	2	0	0	1	0	0	0	0	0	18	22	0.00	1.000					
Jason Marquis, R ERA: 1.59	(7, 1)	2.0		8	2	0	0	1	0	0	0	0	0	19	31	0.00	1.000					





Batter	1	2	3	4	5	6	7	8	9	AB	R	H	RBI	BB	SO	LOB	TOP					
<b>Melvin Mora, R</b> OBP: 0.327, SLG: 0.444 (1, 6)	F5		SH1-3		F7			G5-3	P7	4	0	0	0	0	0	4	<b>New York Mets @ Boston Red Sox</b> Fenway Park, Boston, MA Thu Jul 13 2000, 7:05 PM EDT Att: 33,894 - Sunny - 83 F					
<b>Derek Bell, R</b> OBP: 0.394, SLG: 0.492 (1, 9)	G5-3		K		P6			L6		4	0	0	0	0	1	3						
<b>Edgardo Alfonzo, R</b> OBP: 0.415, SLG: 0.534 (1, 10)	F9		K			K		31 1B E		4	1	1	0	0	2	1						
<b>31 Mike Piazza, R</b> OBP: 0.411, SLG: 0.687 (1, 2)		G5-3		F9		F9		E8		4	0	1	0	0	0	0						
<b>Robin Ventura, L</b> OBP: 0.345, SLG: 0.464 (1, 5)		K		K		G3-1		K		4	0	0	0	0	3	1						
<b>Todd Zeile, R</b> OBP: 0.379, SLG: 0.533 (1, 3)		2B		K			K		F2	4	1	1	0	0	2	0						
<b>Jay Payton, R</b> OBP: 0.333, SLG: 0.471 (1, 8)		2B			K		HR	G4-3		4	1	2	2	0	1	0						
<b>Benny Agbayani, R</b> OBP: 0.378, SLG: 0.493 <b>David Lamb, S</b> (9, 4)		F9			1B		K		1B	2	0	0	0	1	1	1						
<b>Joe McEwing, R</b> OBP: 0.302, SLG: 0.463 (9, 7)			SH1-3		1B		K		1B	4	0	3	0	0	1	0						
<b>Inning Stats</b>	R: 0 H: 0 E: 0 K: 0 S: 9	H: 0 LOB: 0 BB: 0 P: 13	R: 1 H: 2 E: 0 K: 1 S: 12	LOB: 1 BB: 0 P: 19	R: 0 H: 1 E: 0 K: 2 S: 10	LOB: 0 BB: 0 P: 13	R: 0 H: 0 E: 0 K: 2 S: 7	LOB: 0 BB: 0 P: 10	R: 0 H: 1 E: 0 K: 1 S: 13	LOB: 2 BB: 1 P: 18	R: 0 H: 0 E: 0 K: 1 S: 8	LOB: 0 BB: 0 P: 12	R: 1 H: 1 E: 0 K: 3 S: 12	LOB: 0 BB: 0 P: 19	R: 1 H: 2 E: 1 K: 1 S: 13	LOB: 1 BB: 0 P: 21		R: 0 H: 1 E: 0 K: 0 S: 11	LOB: 2 BB: 0 P: 19	1B: 5 2B: 2 HR: 1	SF: 0 SAC: 1 DP: 0 HBP: 1	WP: 0 PB: 0 SB: 0 CS: 0
<b>PITCHER</b>	IP	WLS	BF	H	R	ER	SO	BB	IBB	HBP	BLK	WP	HR	S	P	ERA	WHIP					
<b>Pedro Martinez, R</b> ERA: 1.51 (1, 1)	7.0		27	5	2	2	10	1	0	0	0	0	1	71	104	2.57	0.857					
<b>Rheal Cormier, L</b> ERA: 3.99 (8, 1)	0.2		3	1	1	0	0	0	0	0	0	0	0	5	7	0.00	1.500					
<b>Rich Garces, R</b> ERA: 2.66 (8, 1)	1.1	W	7	2	0	0	1	0	0	1	0	0	0	19	33	0.00	1.500					

Batter	1	2	3	4	5	6	7	8	9	AB	R	H	RBI	BB	SO	LOB	BOTTOM					
<b>Jose Offerman, S</b> OBP: 0.342, SLG: 0.352 (1, 4)	CS		G3-1		1B		F9		E6	3	1	0	0	2	0	1	<b>New York Mets @ Boston Red Sox</b> Fenway Park, Boston, MA Thu Jul 13 2000, 7:05 PM EDT Att: 33,894 - Sunny - 83 F					
<b>Jeff Frye, R</b> OBP: 0.370, SLG: 0.347 (1, 9)	L9		BB		BB		K		F7	4	0	1	0	1	1	3						
<b>Brian Daubach, L</b> OBP: 0.354, SLG: 0.516 (1, 3)	1B		BB		1B		F3		2B	5	0	2	2	0	2	4						
<b>Nomar Garciaparra, R</b> OBP: 0.445, SLG: 0.641 (1, 6)	F8			S	F8			G3-1		4	0	2	0	0	0	4						
<b>Carl Everett, S</b> OBP: 0.401, SLG: 0.642 (1, 8)		K		K		HR		G3		4	1	1	0	0	2	2						
<b>Troy O'Leary, L</b> OBP: 0.295, SLG: 0.371 (1, 7)		2B		K		P4		G3-1		4	0	1	0	0	1	3						
<b>Morgan Burkhardt, S</b> OBP: 0.484, SLG: 0.510 (1, 10)		K		K		HR		K		4	1	1	2	0	3	3						
<b>Jason Varitek, S</b> OBP: 0.384, SLG: 0.433 (1, 2)		K			K		P4		G3	4	0	0	0	0	2	1						
<b>Ed Sprague, R</b> OBP: 0.308, SLG: 0.503 <b>Scott Hatteberg, L</b> OBP: 0.315, SLG: 0.430 <b>Manny Alexander, R</b> OBP: 0.241, SLG: 0.327 (9, PH) (9, PR)			F8		1B		G1-3		F7	2	0	0	0	1	0	0						
<b>Inning Stats</b>	R: 0 H: 1 E: 0 K: 0 S: 12	H: 1 LOB: 1 BB: 1 P: 19	R: 0 H: 1 E: 0 K: 3 S: 10	LOB: 1 BB: 0 P: 13	R: 0 H: 0 E: 0 K: 1 S: 10	LOB: 1 BB: 1 P: 20	R: 0 H: 1 E: 0 K: 3 S: 11	LOB: 0 BB: 0 P: 17	R: 0 H: 1 E: 0 K: 1 S: 14	LOB: 1 BB: 2 P: 27	R: 2 H: 2 E: 0 K: 0 S: 13	LOB: 0 BB: 0 P: 16	R: 0 H: 0 E: 0 K: 2 S: 8	LOB: 0 BB: 0 P: 12	R: 0 H: 1 E: 0 K: 1 S: 10	LOB: 1 BB: 0 P: 16		R: 2 H: 1 E: 1 K: 0 S: 12	LOB: 2 BB: 1 P: 19	1B: 5 2B: 2 HR: 1	SF: 0 SAC: 0 DP: 0 HBP: 0	WP: 0 PB: 0 SB: 1 CS: 1
<b>PITCHER</b>	IP	WLS	BF	H	R	ER	SO	BB	IBB	HBP	BLK	WP	HR	S	P	ERA	WHIP					
<b>Bobby Jones, R</b> ERA: 6.44 (1, 1)	6.0		27	6	2	2	8	4	0	0	0	0	0	8	12	0.00	0.000					
<b>Dennis Cook, L</b> ERA: 5.82 (7, 1)	1.0		3	0	0	0	2	0	0	0	0	0	0	8	12	0.00	0.000					
<b>John Franco, L</b> ERA: 3.5 (8, 1)	1.0	H	4	1	0	0	1	0	0	0	0	0	0	10	16	0.00	1.000					
<b>Armando Benitez, R</b> ERA: 3.32 (9, 1)	0.2	L	5	1	2	0	0	1	0	0	0	0	0	12	19	0.00	3.000					

AB	34
R	3
H	8
RBI	2
BB	1
SO	11
LOB	10



AB	34
R	4
H	8
RBI	4
BB	5
SO	11
LOB	21





Batter	1	2	3	4	5	6	7	8	9	AB	R	H	RBI	BB	SO	LOB	TOP								
Joe McEwing, R OBP: 0.292, SLG: 0.447 Lenny Harris, L OBP: 0.220, SLG: 0.234 David Lamb, S (8, PH) Matt Franco, L OBP: 0.330, SLG: 0.260 (9, PH)	F9		P4		K			G3-1	G6-3	3	0	0	0	0	1	0									
Derek Bell, R OBP: 0.390, SLG: 0.487	G4-3		L3		G4-3			G5-3		4	0	0	0	0	0	0									
Edgardo Alfonzo, R OBP: 0.416, SLG: 0.537			F9		F9			31 HR		4	1	2	0	0	0	0									
31 Mike Piazza, R OBP: 0.413, SLG: 0.706	L9				HR			K		4	2	2	3	0	1	1									
Todd Zeile, R OBP: 0.378, SLG: 0.529		F8			G6-3			G5-3		4	0	1	0	0	0	0									
Jay Payton, R OBP: 0.332, SLG: 0.467		G5-3			CS			K		4	0	1	0	0	1	1									
Benny Agbavani, R OBP: 0.381, SLG: 0.494		FC5-4			G1-3			G6-3		4	1	2	0	0	0	1									
Todd Pratt, R OBP: 0.340, SLG: 0.483					HR			K		3	1	2	0	0	1	0									
Melvin Mora, R OBP: 0.330, SLG: 0.462		FC5-4			HR			F9		4	1	2	3	0	0	2									
<b>Inning Stats</b>	R: 0 E: 0 K: 0 S: 10	H: 1 LOB: 1 BB: 0 P: 18	R: 0 E: 0 K: 0 S: 9	H: 2 LOB: 2 BB: 0 P: 16	R: 0 E: 0 K: 0 S: 7	H: 0 LOB: 0 BB: 0 P: 10	R: 1 E: 0 K: 0 S: 7	H: 2 LOB: 0 BB: 0 P: 12	R: 2 E: 0 K: 1 S: 12	H: 2 LOB: 0 BB: 0 P: 16	R: 0 E: 0 K: 2 S: 10	H: 0 LOB: 0 BB: 0 P: 17	R: 0 E: 0 K: 1 S: 12	H: 0 LOB: 0 BB: 0 P: 20	R: 2 E: 0 K: 0 S: 12	H: 3 LOB: 1 BB: 0 P: 17	R: 1 E: 0 K: 0 S: 13	H: 2 LOB: 0 BB: 0 P: 16	1B: 8 2B: 1 3B: 0 HR: 3	SF: 0 SAC: 1 DP: 1 HBP: 0	WP: 0 PB: 0 SB: 0 CS: 1	PA: 37			
<b>PITCHER</b>	IP	WLS	BF	H	R	ER	SO	BB	IBB	HBP	BLK	WP	HR	S	P	ERA	WHIP								
Pete Schourek, L ERA: 4.7	5.0		21	7	3	3	1	0	0	0	0	0	2	45	72	5.40	1.400								
Hipolito Pichardo, R ERA: 2.73	2.2		8	0	0	0	3	0	0	0	0	0	0	25	42	0.00	0.000								
Derek Lowe, R ERA: 3.16	0.1	L	4	3	2	2	0	0	0	0	0	0	1	9	12	54.00	9.000								
Bryce Florie, R ERA: 5.09	1.0		4	2	1	1	0	0	0	0	0	0	0	13	16	9.00	2.000								

New York Mets @ Boston Red Sox  
Fenway Park, Boston, MA  
Fri Jul 14, 2000, 7:05 PM EDT  
Att: 33,293 - Sunny - 76 F

AB 36  
R 6  
H 12  
RBI 6  
BB 0  
SO 4  
LOB 6



Batter	1	2	3	4	5	6	7	8	9	AB	R	H	RBI	BB	SO	LOB	BOTTOM								
Jose Offerman, S OBP: 0.343, SLG: 0.348	F9		F9		F9			SH1	FC5-4	3	1	0	0	2	0	1									
Jeff Erye, R OBP: 0.368, SLG: 0.346	G4-3		1B		FC6-4			SH1	FC5-4	4	0	1	0	0	0	2									
Brian Daubach, L OBP: 0.351, SLG: 0.511	G4-3		K		K					5	0	1	1	0	3	2									
Nomar Garciaparra, R OBP: 0.454, SLG: 0.654		1B	FC6-4		FC6-4			G4-3	HBP	4	3	4	0	1	0	0									
Carl Everett, S OBP: 0.398, SLG: 0.633	F3		FC6-4					G4-3	1B	4	0	0	0	0	0	5									
Troy O'Leary, L OBP: 0.305, SLG: 0.378	FC4-6				G1-3					4	0	3	3	1	0	0									
Ed Sprague, R OBP: 0.309, SLG: 0.500		1B								4	0	3	3	1	0	0									
Morgan Burkhardt, S OBP: 0.476, SLG: 0.500					F2					3	0	1	0	0	0	1									
Manny Alexander, R OBP: 0.239, SLG: 0.324		FC4-6						P3	F9	1	0	0	0	0	0	2									
Scott Hatteberg, L OBP: 0.316, SLG: 0.427					F7					3	0	1	0	0	0	2									
Jason Varitek, S OBP: 0.383, SLG: 0.432		FC4-6								1	0	0	0	0	1	0									
Darren Lewis, R OBP: 0.314, SLG: 0.333		G6-3								4	0	1	0	0	2	4									
<b>Inning Stats</b>	R: 0 E: 0 K: 0 S: 6	H: 3 LOB: 2 BB: 0 P: 23	R: 1 E: 0 K: 1 S: 16	H: 3 LOB: 2 BB: 0 P: 23	R: 0 E: 0 K: 1 S: 16	H: 2 LOB: 2 BB: 0 P: 24	R: 0 E: 0 K: 0 S: 6	H: 0 LOB: 0 BB: 0 P: 7	R: 0 E: 0 K: 1 S: 12	H: 1 LOB: 1 BB: 0 P: 19	R: 1 E: 0 K: 1 S: 14	H: 3 LOB: 2 BB: 0 P: 23	R: 2 E: 0 K: 0 S: 10	H: 2 LOB: 2 BB: 2 P: 21	R: 0 E: 0 K: 2 S: 9	H: 0 LOB: 1 BB: 1 P: 18	R: 0 E: 0 K: 2 S: 11	H: 1 LOB: 2 BB: 1 P: 20	1B: 10 2B: 2 3B: 0 HR: 0	SF: 0 SAC: 1 DP: 0 HBP: 1	WP: 0 PB: 0 SB: 0 CS: 0	PA: 43			
<b>PITCHER</b>	IP	WLS	BF	H	R	ER	SO	BB	IBB	HBP	BLK	WP	HR	S	P	ERA	WHIP								
Glendon Rusch, L ERA: 4.35	6.0		27	9	2	2	3	0	0	0	0	0	0	3	8	27.00	3.000								
Turk Wendell, R ERA: 3.75	0.1	H	2	0	1	1	0	0	0	0	0	0	0	3	8	27.00	3.000								
Dennis Cook, L ERA: 6.03	0.1	B	3	1	0	0	0	1	0	1	0	0	0	5	11	0.00	6.000								
Rich Rodriguez, L ERA: 7.67	0.0		1	1	1	1	0	0	0	0	0	0	0	1	1	∞	∞								
Pat Mahomes, R ERA: 4.31	0.1	W	1	0	0	0	0	0	0	0	0	0	0	1	1	0.00	0.000								
<b>PITCHER</b>	IP	WLS	BF	H	R	ER	SO	BB	IBB	HBP	BLK	WP	HR	S	P	ERA	WHIP								
John Franco, L ERA: 3.41	8.1		4	0	0	0	2	1	0	0	0	0	0	9	18	0.00	1.000								
Armando Benitez, R ERA: 3.25	9.1	S	5	1	0	0	2	1	0	0	0	0	0	11	20	0.00	2.000								

New York Mets @ Boston Red Sox  
Fenway Park, Boston, MA  
Fri Jul 14, 2000, 7:05 PM EDT  
Att: 33,293 - Sunny - 76 F

AB 37  
R 4  
H 12  
RBI 4  
BB 4  
SO 7  
LOB 21





Batter	1	2	3	4	5	6	7	8	9	AB	R	H	RBI	BB	SO	LOB	TOP										
<b>Melvin Mora, R</b> OBP: 0.322, SLG: 0.449 (1, 6)	1-3 K	1-1 CS	0-2 G4-3		3-2 G6-3			1-2 F7	2-1 G1-3	5	0	0	0	0	1	2											
<b>Derek Bell, R</b> OBP: 0.386, SLG: 0.481 (1, 9)	1-2 G5-3		3-3 K		0-0 G1-3			1-2 P5		4	0	0	0	0	1	0											
<b>Edgardo Alfonzo, R</b> OBP: 0.417, SLG: 0.538 (1, 4)	4-2 2B		1-2 2B			1-0 G5-3		3-1 F8		3	1	1	0	1	0	0											
<b>31 Mike Piazza, R</b> OBP: 0.417, SLG: 0.720 (1, 2)	4-2 2B		2-3 K			0-1 2B			3-1 HR	3	2	2	1	1	1	1											
<b>Todd Zeile, R</b> OBP: 0.376, SLG: 0.529 (1, 3)	2-2 2B			2-2 E5		3-1 G5-3			0-2 F7	4	0	1	2	0	0	1											
<b>Matt Franco, L</b> OBP: 0.315, SLG: 0.247 (1, 5)	3-2 F9			1-0 G4-6-3		0-0 F7			1-1 G1-3	4	0	0	0	0	0	3											
<b>Jay Payton, R</b> OBP: 0.339, SLG: 0.472 (1, 8)				1-2 1B			0-0 G4-6-3		0-0 DI	4	1	3	0	0	0	0											
<b>Mark Johnson, L</b> OBP: 0.273, SLG: 0.316 (1, 10)		2-0 F7		2-3 K			3-3 K		1-0 1B	2	0	0	0	0	1	1											
<b>Todd Pratt, R</b> OBP: 0.343, SLG: 0.484 (7, PH)									1-0 1B	2	0	1	1	0	1	1											
<b>Benny Agbayani, R</b> OBP: 0.383, SLG: 0.494 (1, 7)		2-2 CS			1-1 G1-3		2-2 G4-6-3		0-1 1B	4	0	2	0	0	0	1											
<b>Inning Stats</b>	R: 2 H: 1 E: 0 K: 1 S: 19	H: 1 LOB: 1 BB: 2 P: 34	R: 0 H: 1 E: 0 K: 0 S: 9	H: 1 LOB: 0 BB: 0 P: 15	R: 0 H: 1 E: 0 K: 2 S: 12	H: 1 LOB: 1 BB: 0 P: 18	R: 0 H: 1 E: 1 K: 1 S: 10	H: 1 LOB: 1 BB: 0 P: 16	R: 0 H: 0 E: 0 K: 0 S: 6	H: 0 LOB: 0 BB: 0 P: 10	R: 0 H: 1 E: 0 K: 0 S: 8	H: 1 LOB: 1 BB: 0 P: 13	R: 0 H: 0 E: 0 K: 0 S: 8	H: 0 LOB: 0 BB: 0 P: 13	R: 2 H: 4 E: 0 K: 0 S: 13	H: 4 LOB: 2 BB: 0 P: 20	1B: 6 2B: 3 3B: 0 HR: 1	SF: 0 SAC: 0 DP: 2 HBP: 0	WP: 0 PB: 0 SB: 1 CS: 1	PA: 38							
<b>PITCHER</b>	IP	WLS	BF	H	R	ER	SO	BB	IBB	HBP	BLK	WP	HR	S	P	ERA	WHIP										
<b>Ramon Martinez, R</b> ERA: 5.6 (1, 1)	6.0	W	25	6	2	2	4	2	0	0	0	0	0	63	104	3.00	1.333										
<b>Rheal Cormier, L</b> ERA: 3.57 (7, 1)	2.0	H	5	0	0	0	1	0	0	0	0	0	0	15	25	0.00	0.000										
<b>Rich Garcés, R</b> ERA: 3.0 (9, 1)	0.2	S	4	2	2	2	0	0	0	0	0	0	1	8	12	27.00	3.000										
<b>Derek Lowe, R</b> ERA: 3.14 (9, 1)	0.1	S	3	2	0	0	0	0	0	0	0	0	0	5	8	0.00	6.000										

**New York Mets @ Boston Red Sox**  
Fenway Park, Boston, MA  
Sat Jul 15 2000, 1:15 PM EDT  
Att: 33,213 - Sunny - 74 F

AB 35  
R 4  
H 10  
RBI 4  
BB 2  
SO 5  
LOB 10



Batter	1	2	3	4	5	6	7	8	9	AB	R	H	RBI	BB	SO	LOB	BOTTOM										
<b>Jose Offerman, S</b> OBP: 0.342, SLG: 0.347 (1, 3)	2-2 G1-3		2-1 G6-3		1-1 L4		1-0 1B			4	0	1	0	0	0	2											
<b>Jeff Eves, R</b> OBP: 0.375, SLG: 0.357 (1, 4)	2-2 2B			1-1 F7		3-2 G3	0-1 1B		0-1 1B	4	1	3	0	0	0	0											
<b>Jason Varitek, S</b> OBP: 0.377, SLG: 0.426 (1, 2)	1-0 F8			1-0 G5-3		0-2 G3	0-0 SF8			3	0	0	1	0	0	2											
<b>Nomar Garciaparra, R</b> OBP: 0.452, SLG: 0.646 (1, 6)	0-2 G5-3			2-0 P6		4-0 HR	3-H F8			3	1	0	0	1	0	3											
<b>Carl Everett, S</b> OBP: 0.397, SLG: 0.631 (1, 8)			2-3 K		2-2 1B	0-0 1B		2-2 F7		0	0	0	0	0	0	0											
<b>Brian Daubach, L</b> OBP: 0.354, SLG: 0.521 (2, PH)					1-1 1B	1-H HR				3	2	1	3	0	1	0											
<b>Troy O'Leary, L</b> OBP: 0.300, SLG: 0.371 (1, 7)		2-2 G1-3			0-1 F8	0-0 G6-3		0-0 F9		4	0	0	0	0	0	1											
<b>Izzy Alcantara, R</b> OBP: 0.455, SLG: 0.600 (1, 10)			3-3 K		0-0 1B	2-0 G1		3-2 BLK		4	1	2	0	0	1	0											
<b>Manny Alexander, R</b> OBP: 0.239, SLG: 0.321 (1, 5)				3-3 K	1-0 E		1-0 P2	1-1 F3		4	0	1	1	0	1	1											
<b>Darren Lewis, R</b> OBP: 0.321, SLG: 0.336 (1, 9)				0-0 G3-1	2-1 E5	2-1 L4	4-1 1B	2-3 SF8		2	1	1	0	1	0	0											
<b>Inning Stats</b>	R: 0 H: 1 E: 0 K: 0 S: 12	H: 0 LOB: 0 BB: 0 P: 17	R: 0 H: 0 E: 0 K: 2 S: 10	H: 0 LOB: 0 BB: 0 P: 17	R: 0 H: 0 E: 0 K: 1 S: 6	H: 0 LOB: 0 BB: 0 P: 11	R: 0 H: 0 E: 0 K: 0 S: 4	H: 0 LOB: 0 BB: 0 P: 8	R: 2 H: 3 E: 1 K: 0 S: 10	H: 3 LOB: 1 BB: 0 P: 16	R: 3 H: 2 E: 0 K: 0 S: 11	H: 2 LOB: 1 BB: 1 P: 20	R: 1 H: 2 E: 0 K: 0 S: 8	H: 2 LOB: 2 BB: 1 P: 16	R: 0 H: 1 E: 0 K: 0 S: 9	H: 1 LOB: 1 BB: 0 P: 15	1B: 6 2B: 3 3B: 0 HR: 1	SF: 1 SAC: 0 DP: 1 HBP: 1	WP: 0 PB: 0 SB: 0 CS: 0	PA: 35							
<b>PITCHER</b>	IP	WLS	BF	H	R	ER	SO	BB	IBB	HBP	BLK	WP	HR	S	P	ERA	WHIP										
<b>Mike Hampton, L</b> ERA: 3.52 (1, 1)	7.0	L	31	8	6	5	3	1	1	0	0	0	0	61	105	6.43	1.286										
<b>Rich Rodriguez, L</b> ERA: 7.42 (8, 1)	1.0		4	1	0	0	0	0	0	0	1	0	0	9	15	0.00	1.000										

**New York Mets @ Boston Red Sox**  
Fenway Park, Boston, MA  
Sat Jul 15 2000, 1:15 PM EDT  
Att: 33,213 - Sunny - 74 F

AB 31  
R 6  
H 9  
RBI 5  
BB 2  
SO 3  
LOB 9





Batter	1	2	3	4	5	6	7	8	9	AB	R	H	RBI	BB	SO	LOB	TOP
Peter Bergeron, L (1, 8) OBP: 0.316, SLG: 0.344	1-2 G4-3 1B	0-0 G1-3		2-2 F7			1-1 G6-3			4	0	1	0	0	0	2	
Jose Vidro, S (1, 4) OBP: 0.403, SLG: 0.594	3-1 G4-3		1-0 G4-3		0-2 G4-3			4-2 DI BB		3	0	0	0	1	0	1	
Wilton Guerrero, S (1, 10) OBP: 0.303, SLG: 0.301	0-2 F7		0-2 G5-3		1-1 G6-3			2-2 L6		4	0	0	0	0	0	2	
Vladimir Guerrero, R (1, 9) OBP: 0.430, SLG: 0.697 51 Scott Forster, R (8, 1)	4-2 BB		1-1 HR		3-0 G5-3			0-1 P6		3	1	1	1	1	0	1	
Lee Stevens, L (1, 3) OBP: 0.347, SLG: 0.505	0-0 P6		4-2 BB		0-0 G5-4-3 1B			2-2 G3		3	0	1	0	1	0	3	
Geoff Blum, S (1, 6) OBP: 0.342, SLG: 0.390		2-2 G5-3	1-2 F8		1-1 G5-4-3 1-2			0-1 F9		4	0	0	0	0	0	2	
Michael Barrett, R (1, 5) OBP: 0.278, SLG: 0.304		1-1 G5-3		0-1 P4		3-2 G5-3		2-1 F9		4	0	0	0	0	0	0	
Terry Jones, S (1, 7) OBP: 0.263, SLG: 0.296		0-1 E6 15 1B		3-2 L3			2-3 K		0-1 G6-3	4	1	0	0	0	1	0	
15 Lenny Webster, R (1, 2) OBP: 0.185, SLG: 0.208		3-2 1-H 1B		4-2 BB			1-3 K			2	0	1	1	1	1	0	
<b>Inning Stats</b>	R: 0 H: 1 E: 0 LOB: 2 K: 0 BB: 1 S: 15	H: 1 R: 2 ER: 1 LOB: 1 BB: 0 P: 22	R: 1 H: 1 E: 1 LOB: 1 BB: 0 P: 20	R: 1 H: 1 E: 0 LOB: 1 BB: 1 P: 18	R: 0 H: 0 E: 0 LOB: 1 BB: 1 P: 24	R: 0 H: 0 E: 0 LOB: 0 BB: 0 S: 6	H: 1 R: 0 ER: 0 LOB: 0 BB: 0 P: 12	R: 0 H: 0 E: 0 LOB: 1 BB: 0 P: 14	R: 0 H: 0 E: 0 LOB: 1 BB: 0 P: 22	R: 0 H: 0 E: 0 LOB: 0 BB: 0 P: 8	1B: 3 2B: 0 3B: 0 HR: 1	SF: 0 SAC: 0 DP: 1 HBP: 0	WP: 0 PA: 35 PB: 0 SB: 1 CS: 0				
<b>PITCHER</b>	IP WLS BF H R ER SO BB IBB HBP BLK WP HR S P ERA WHIP																
49 Tim Wakefield, R (1, 1) ERA: 4.69	7.0 W 28 4 2 1 2 3 0 0 0 0 0 1 79 120 1.29 1.000																
John Wasdin, R (8, 1) ERA: 4.93	2.0 S 7 0 0 0 0 1 0 0 0 0 0 0 20 30 0.00 0.500																

**Montreal Expos @ Boston Red Sox**  
Fenway Park, Boston, MA  
Sun Jul 16 2000, 1:05 PM EDT  
Att: 32,164 - Cloudy - 72 F

AB 31  
R 2  
H 4  
RBI 2  
BB 4  
SO 2  
LOB 11



Batter	1	2	3	4	5	6	7	8	9	AB	R	H	RBI	BB	SO	LOB	BOTTOM
Jose Offerman, S (1, 4) OBP: 0.337, SLG: 0.342	1-2 F9		1-2 G4-3		0-0 F9		3-2 G3			4	0	0	0	0	0	1	
Morgan Burkhardt, S (1, 10) OBP: 0.478, SLG: 0.491	2-0 F9		2-3 K		1-2 1B		4-2 BB			3	0	1	1	1	1	0	
Brian Daubach, L (1, 3) OBP: 0.353, SLG: 0.518	2-1 F8		1-1 2B G3 1B		1-1 G4-3		0-0 F2			4	1	1	0	0	0	1	
Nomar Garciaparra, R (1, 6) OBP: 0.449, SLG: 0.640		0-0 F8	1-3 K		2-0 HR 1B		1-0 F9			4	1	1	0	0	1	1	
Carl Everett, S (1, 8) OBP: 0.404, SLG: 0.647		4-0 2B BB	2-0 G3 2B		0-0 1-H HR		4-2 BB			2	2	2	2	2	0	0	
Troy O'Leary, L (1, 7) OBP: 0.300, SLG: 0.369		2-1 F8	1-0 G3		1-2 G4-3 1B		0-0 P6			4	0	1	1	0	0	3	
Jason Varitek, S (1, 2) OBP: 0.375, SLG: 0.427		1-1 1-H 2B	1-1 G3		1-1 G4-3		0-1 F9			4	0	1	1	0	0	3	
Manny Alexander, R (1, 5) OBP: 0.241, SLG: 0.321		3-1 F8		0-0 SH1-3 1B		1-1 L5				3	1	1	0	0	0	2	
Darren Lewis, R (1, 9) OBP: 0.317, SLG: 0.331			1-1 L5		0-0 SH1-3 1-2		2-2 G1-3			2	0	0	0	0	0	0	
<b>Inning Stats</b>	R: 0 H: 0 E: 0 LOB: 0 K: 0 BB: 0 S: 7	H: 1 R: 3 ER: 0 LOB: 1 BB: 1 P: 17	R: 0 H: 0 E: 0 LOB: 0 K: 1 BB: 0 S: 9	H: 2 R: 0 ER: 0 LOB: 1 BB: 0 P: 13	R: 1 H: 2 E: 0 LOB: 1 K: 1 BB: 0 S: 9	R: 1 H: 2 E: 0 LOB: 1 K: 0 BB: 0 S: 6	H: 3 R: 0 ER: 0 LOB: 1 K: 0 BB: 0 S: 12	R: 0 H: 0 E: 0 LOB: 1 K: 0 BB: 1 S: 11	R: 0 H: 0 E: 0 LOB: 1 K: 0 BB: 1 P: 20	R: 0 H: 0 E: 0 LOB: 1 K: 0 BB: 1 P: 12	1B: 5 2B: 2 3B: 0 HR: 1	SF: 0 SAC: 1 DP: 0 HBP: 0	WP: 0 PA: 34 PB: 0 SB: 0 CS: 0				
<b>PITCHER</b>	IP WLS BF H R ER SO BB IBB HBP BLK WP HR S P ERA WHIP																
Mike Johnson, R (1, 1) ERA: 5.27	5.0 L 20 5 3 3 2 1 0 0 0 0 0 1 22 66 5.40 1.200																
Felipe Lira, R (6, 1) ERA: 4.89	1.2 9 3 2 2 0 1 0 0 0 0 0 1 22 37 10.80 2.400																
51 Scott Forster, L (7, 1) ERA: 6.43	1.1 5 0 0 0 0 1 0 0 0 0 0 0 8 13 0.00 0.750																
51 Scott Forster, L (8, 1) ERA: 6.43	1.1 5 0 0 0 0 1 0 0 0 0 0 0 8 13 0.00 0.750																

**Montreal Expos @ Boston Red Sox**  
Fenway Park, Boston, MA  
Sun Jul 16 2000, 1:05 PM EDT  
Att: 32,164 - Cloudy - 72 F

AB 30  
R 5  
H 8  
RBI 5  
BB 3  
SO 2  
LOB 11





Batter	1	2	3	4	5	6	7	8	9	AB	R	H	RBI	BB	SO	LOB	TOP										
<b>Wilton Guerrero, S</b> OBP: 0.299, SLG: 0.297 (1, 9)										5	0	1	1	0	3	1	<b>Montreal Expos @ Boston Red Sox</b> Fenway Park, Boston, MA Mon Jul 17 2000, 7:05 PM EDT Att: 32,703 - Sunny - 72 F										
<b>Mike Mordecai, R</b> OBP: 0.351, SLG: 0.515 (1, 5)										4	0	1	0	1	2	1											
<b>Jose Vidro, S</b> OBP: 0.402, SLG: 0.589 (1, 4)										3	0	0	0	1	1	3											
<b>Vladimir Guerrero, R</b> OBP: 0.426, SLG: 0.689 (1, 10)										4	0	0	0	0	5												
<b>Lee Stevens, L</b> OBP: 0.349, SLG: 0.503 (1, 3)										3	1	1	0	1	1	0											
<b>Chris Widger, R</b> OBP: 0.393, SLG: 0.433 (1, 2)										4	0	0	0	0	1	3											
<b>Fernando Seguinol, S</b> OBP: 0.346, SLG: 0.615 <b>Peter Bergeron, L</b> OBP: 0.315, SLG: 0.343 (7, 8)										3	1	1	1	0	2	1											
<b>Terry Jones, S</b> OBP: 0.288, SLG: 0.333 (7, 7)										4	1	3	1	0	0	0											
<b>Tomas De La Rosa, R</b> <b>Andy Tracy, L</b> OBP: 0.252, SLG: 0.255 (9, PH)										2	0	0	0	0	1	1											
<b>Inning Stats</b>	R: 0 E: 0 K: 1 S: 8	H: 0 LOB: 1 BB: 1 P: 16	R: 0 E: 0 K: 2 S: 9	H: 0 LOB: 0 BB: 0 P: 13	R: 0 E: 0 K: 0 S: 7	H: 0 LOB: 0 BB: 0 P: 10	R: 0 E: 1 K: 1 S: 9	H: 0 LOB: 2 BB: 1 P: 18	R: 2 E: 0 K: 1 S: 13	H: 4 LOB: 2 BB: 0 P: 18	R: 1 E: 0 K: 2 S: 13	H: 2 LOB: 1 BB: 0 P: 20	R: 0 E: 0 K: 1 S: 8	H: 0 LOB: 1 BB: 1 P: 13	R: 0 E: 0 K: 1 S: 9	H: 1 LOB: 1 BB: 0 P: 21		1B: 5 2B: 1 3B: 0 HR: 1	SF: 0 SAC: 1 DP: 0 HBP: 0	WP: 0 PB: 0 SB: 0 CS: 0	PA: 38						
<b>PITCHER</b>	IP	WLS	BF	H	R	ER	SO	BB	IBB	HBP	BLK	WP	HR	S	P	ERA	WHIP										
<b>Jeff Fassero, L</b> ERA: 4.88 (1, 1)	4.1	20	4	2	2	4	2	0	0	0	0	0	1	40	67	4.15	1.385										
<b>Rich Garcia, R</b> ERA: 3.08 (5, 1)	1.2	7	2	1	1	3	0	0	0	0	0	0	0	19	28	5.40	1.200										
<b>Hipolito Pichardo, R</b> ERA: 2.57 (7, 1)	2.0	W	7	0	0	2	1	0	0	0	0	0	0	17	29	0.00	0.500										
<b>Derek Lowe, R</b> ERA: 3.08 (9, 1)	1.0	4	1	0	0	3	0	0	0	0	0	0	0	15	21	0.00	1.000										

AB	34
R	3
H	7
RBI	3
BB	3
SO	12
LOB	16



Batter	1	2	3	4	5	6	7	8	9	AB	R	H	RBI	BB	SO	LOB	BOTTOM										
<b>Jeff Frye, R</b> OBP: 0.375, SLG: 0.358 (1, 4)										5	1	2	0	0	0	2	<b>Montreal Expos @ Boston Red Sox</b> Fenway Park, Boston, MA Mon Jul 17 2000, 7:05 PM EDT Att: 32,703 - Sunny - 72 F										
<b>Morgan Burkhardt, S</b> OBP: 0.458, SLG: 0.456 (1, 10)										4	1	0	0	1	2	3											
<b>Brian Daubach, L</b> OBP: 0.354, SLG: 0.512 (1, 3)										3	0	0	0	1	3	2											
<b>Nomar Garciaparra, R</b> OBP: 0.458, SLG: 0.656 (1, 6)										3	2	3	2	2	0	0											
<b>Carl Everett, S</b> OBP: 0.401, SLG: 0.638 (1, 8)										4	0	0	1	1	1	6											
<b>Troy O'Leary, L</b> OBP: 0.301, SLG: 0.386 (1, 7)										5	2	2	3	0	0	3											
<b>Manny Alexander, R</b> OBP: 0.233, SLG: 0.310 (1, 5)										4	0	0	0	0	0	1											
<b>Scott Hatteberg, L</b> OBP: 0.331, SLG: 0.429 (1, 2)										2	0	1	1	2	1	0											
<b>Darren Lewis, R</b> OBP: 0.322, SLG: 0.331 (1, 9)										3	1	1	0	1	0	2											
<b>Inning Stats</b>	R: 0 E: 0 K: 2 S: 11	H: 0 LOB: 0 BB: 0 P: 18	R: 2 E: 0 K: 0 S: 14	H: 3 LOB: 1 BB: 0 P: 24	R: 0 E: 0 K: 0 S: 9	H: 1 LOB: 2 BB: 1 P: 20	R: 0 E: 0 K: 0 S: 6	H: 0 LOB: 1 BB: 1 P: 15	R: 0 E: 0 K: 1 S: 8	H: 1 LOB: 2 BB: 1 P: 17	R: 0 E: 0 K: 0 S: 7	H: 0 LOB: 2 BB: 2 P: 22	R: 3 E: 0 K: 2 S: 14	H: 1 LOB: 0 BB: 2 P: 26	R: 2 E: 0 K: 2 S: 17	H: 3 LOB: 3 BB: 1 P: 32		1B: 6 2B: 1 3B: 0 HR: 2	SF: 0 SAC: 0 DP: 0 HBP: 1	WP: 1 PB: 0 SB: 0 CS: 0	PA: 42						
<b>PITCHER</b>	IP	WLS	BF	H	R	ER	SO	BB	IBB	HBP	BLK	WP	HR	S	P	ERA	WHIP										
<b>Julio Santana, R</b> ERA: 4.08 (1, 1)	5.2	27	5	2	2	3	5	0	0	0	0	1	0	53	111	3.18	1.765										
<b>Anthony Telford, R</b> ERA: 4.35 (6, 1)	1.0	L	5	0	2	2	2	0	0	0	0	1	0	12	25	18.00	2.000										
<b>Steve Kline, L</b> ERA: 2.15 (7, 1)	0.1	B	2	1	1	1	0	0	0	0	0	0	1	4	6	27.00	3.000										
<b>51 Scott Forster, L</b> ERA: 8.22 (8, 1)	0.2	5	2	2	2	2	0	0	0	1	0	0	0	12	19	27.00	3.000										
<b>Scott Stackland, R</b> ERA: 3.93 (8, 1)	0.1	3	1	0	0	0	1	0	0	0	0	0	0	5	13	0.00	6.000										


AB	33
R	7
H	9
RBI	7
BB	8
SO	7
LOB	19






Batter	1	2	3	4	5	6	7	8	9	AB	R	H	RBI	BB	SO	LOB	TOP										
<b>Peter Bergeron, L</b> (1, 8) OBP: 0.315, SLG: 0.345	0-0 2B		2-0 G3-6		0-3 K			2-3 K		4	0	1	0	0	2	2	<b>Montreal Expos @ Boston Red Sox</b> Fenway Park, Boston, MA Tue Jul 18 2000, 7:05 PM EDT Att: 32,629 - Cloudy - 75 F										
<b>Wilton Guerrero, S</b> (1, 9) OBP: 0.299, SLG: 0.295	1-3 K		2-2 E4 FC6			1-1 G4-3		1-1 BB 1B		4	0	1	0	0	1	1											
<b>Jose Vidro, S</b> (1, 4) OBP: 0.397, SLG: 0.582	3-3 K		0-0 FC6			0-0 G3-1		2-1 F9		4	0	0	0	0	1	3											
<b>Vladimir Guerrero, R</b> (1, 10) <b>Tomas De La Rosa, R</b> (8, PR)	4-1 BB			1-3 K		2-3 K		4-1 BB		2	0	0	0	2	2	0											
<b>Lee Stevens, L</b> (1, 3) OBP: 0.345, SLG: 0.497	2-3 K			1-1 G3			2-3 K	0-0 G3-1		4	0	0	0	0	2	4											
<b>Geoff Blum, S</b> (1, 6) OBP: 0.339, SLG: 0.404		0-3 K		3-3 K			0-0 2B		1-0 G4-3	4	1	1	0	0	2	0											
<b>Fernando Seguinol, S</b> (1, 7) OBP: 0.333, SLG: 0.660		0-2 P6			0-3 K		1-2 G6-3 2B		0-0 G4-3	4	0	1	1	0	1	0											
<b>Michael Barrett, R</b> (1, 5) OBP: 0.277, SLG: 0.303		0-0 F8			1-3 K		0-0 G6-3		1-0 BB 1B	4	0	1	0	0	1	1											
<b>15 Lenny Webster, R</b> (1, 2) <b>Andy Tracy, L</b> (9, PH) OBP: 0.218, SLG: 0.260			4-2 BB G3-6		2-2 BB 1B		1-1 L1		2-1 F8	2	0	1	0	1	0	1											
<b>Inning Stats</b>	R: 0 E: 0 K: 3 S: 14	H: 1 LOB: 2 BB: 1 P: 24	R: 0 E: 0 K: 1 S: 7	H: 0 LOB: 0 BB: 0 P: 7	R: 0 E: 1 K: 0 S: 12	H: 0 LOB: 1 BB: 1 P: 20	R: 0 E: 0 K: 2 S: 8	H: 0 LOB: 0 BB: 0 P: 13	R: 0 E: 0 K: 1 S: 15	H: 1 LOB: 1 BB: 0 P: 18	R: 0 E: 0 K: 1 S: 6	H: 0 LOB: 0 BB: 0 P: 9	R: 1 E: 0 K: 1 S: 12	H: 2 LOB: 1 BB: 0 P: 16	R: 0 E: 0 K: 1 S: 12	H: 1 LOB: 2 BB: 1 P: 21	R: 0 E: 0 K: 0 S: 5	H: 1 LOB: 1 BB: 0 P: 9	1B: 3 2B: 2 3B: 1 HR: 0	SF: 0 SAC: 0 DP: 1 HBP: 0	WP: 0 PB: 0 SB: 0 CS: 0	PA: 36					
<b>PITCHER</b>	IP	WLS	BF	H	R	ER	SO	BB	IBB	HBP	BLK	WP	HR	S	P	ERA	WHIP										
<b>Pedro Martinez, R</b> (1, 1) ERA: 1.49	8.0	W	32	5	1	1	12	3	0	0	0	0	0	86	128	1.12	1.000										
<b>Derek Lowe, R</b> (9, 1) ERA: 3.02	1.0	S	4	1	0	0	0	0	0	0	0	0	0	5	9	0.00	1.000										

AB	33
R	1
H	6
RBI	1
BB	3
SO	12
LOB	13



Batter	1	2	3	4	5	6	7	8	9	AB	R	H	RBI	BB	SO	LOB	BOTTOM										
<b>Jose Offerman, S</b> (1, 3) OBP: 0.336, SLG: 0.340	1-1 F9		1-0 FC6-4 1B		1-1 F7		0-0 G3-1			4	0	1	1	0	0	0	<b>Montreal Expos @ Boston Red Sox</b> Fenway Park, Boston, MA Tue Jul 18 2000, 7:05 PM EDT Att: 32,629 - Cloudy - 75 F										
<b>Jeff Frye, R</b> (1, 4) OBP: 0.369, SLG: 0.352	1-2 F9		2-3 K		1-0 G6-3			1-0 F8		4	0	0	0	0	1	2											
<b>Brian Daubach, L</b> (1, 10) OBP: 0.349, SLG: 0.505	2-0 P6		0-0 L3			2-3 K		3-2 G3		4	0	0	0	0	1	2											
<b>Nomar Garciaparra, R</b> (1, 6) OBP: 0.458, SLG: 0.656		4-0 G5-4-3 E BB	0-1 FC6-4		1-1 G6-3		1-1 G6-3		0-1 2B	3	1	1	0	1	0	2											
<b>Troy O'Leary, L</b> (1, 7) OBP: 0.308, SLG: 0.395		2-2 F5		2-0 G6-4-3 1B		1-1 BB 1B		3-1 BB 2B		4	0	3	1	0	0	1											
<b>Jason Varitek, S</b> (1, 2) OBP: 0.370, SLG: 0.420		2-2 E3 G5-4-3		0-0 G6-4-3		3-3 K		1-3 K		4	0	0	0	0	2	4											
<b>Bernard Gilkey, R</b> (1, 9) OBP: 0.228, SLG: 0.286		1-1 G5-4-3		2-2 BB 1B			0-1 F9 SH3-1 2B			3	1	2	0	0	0	2											
<b>Ed Sprague, R</b> (1, 5) <b>Manny Alexander, R</b> (9, 5) OBP: 0.309, SLG: 0.497 OBP: 0.233, SLG: 0.310			1-0 BB 1B		1-3 K		1-1 F9			3	1	1	0	0	1	2											
<b>Darren Lewis, R</b> (1, 8) OBP: 0.324, SLG: 0.333			0-1 FC6-4 BB 1B		2-0 G5-3		1-1 SH3-1			2	0	1	1	0	0	0											
<b>Inning Stats</b>	R: 0 E: 0 K: 0 S: 6	H: 0 LOB: 0 BB: 0 P: 10	R: 0 E: 1 K: 0 S: 9	H: 0 LOB: 1 BB: 1 P: 18	R: 1 E: 0 K: 1 S: 10	H: 3 LOB: 2 BB: 0 P: 14	R: 0 E: 0 K: 1 S: 8	H: 2 LOB: 1 BB: 0 P: 13	R: 0 E: 0 K: 1 S: 4	H: 0 LOB: 0 BB: 0 P: 8	R: 0 E: 0 K: 2 S: 10	H: 1 LOB: 1 BB: 0 P: 17	R: 1 E: 0 K: 0 S: 7	H: 1 LOB: 0 BB: 0 P: 9	R: 1 E: 0 K: 1 S: 12	H: 2 LOB: 1 BB: 0 P: 20	R: 0 E: 0 K: 0 S: 0	H: 0 LOB: 0 BB: 0 P: 0	1B: 6 2B: 3 3B: 0 HR: 0	SF: 0 SAC: 1 DP: 2 HBP: 0	WP: 0 PB: 0 SB: 0 CS: 0	PA: 33					
<b>PITCHER</b>	IP	WLS	BF	H	R	ER	SO	BB	IBB	HBP	BLK	WP	HR	S	P	ERA	WHIP										
<b>Javier Vazquez, R</b> (1, 1) ERA: 4.17	8.0	L	33	9	3	3	5	1	0	0	0	0	0	66	109	3.38	1.250										





Batter	1	2	3	4	5	6	7	8	9	AB	R	H	RBI	BB	SO	LOB	TOP								
Jose Offerman, S OBP: 0.336, SLG: 0.340 (1, 3)	2-2 HR 1B	1-2 F7		1-1 1B 1B		1-1 F9		0-2 F8	0-1 L7	6	1	2	0	0	0	2									
Jeff Frye, R OBP: 0.368, SLG: 0.351 Manny Alexander, R OBP: 0.234, SLG: 0.308 (1, 4)	0-3 K		0-2 F7	0-1 1B 1B		0-0 F8		2-2 P3		1	0	0	0	0	1	1									
Carl Everett, S OBP: 0.398, SLG: 0.641 (1, 8)	0-1 HR		2-3 K	1-3 K		2-3 K		2-3 K 2B 1B		5	2	1	2	0	4	2									
Nomar Garciaparra, R OBP: 0.461, SLG: 0.665 (1, 6)	1-1 G5-3		1-2 P4		0-0 1B 3B		1-1 1B SF8 1B	3-2 1B 2B		5	3	3	0	0	0	0									
Troy O'Leary, L OBP: 0.320, SLG: 0.408 (1, 7)	0-0 2B			4-0 2B BB	1-2 HR 1B		1-2 1B 1B	0-1 1B		4	2	4	3	1	0	0									
Morgan Burkhart, S OBP: 0.429, SLG: 0.426 (1, 10)	0-3 K			0-3 K BB	3-3 K 1B		3-2 SF8 1B	3-3 K		4	0	0	1	0	4	4									
Ed Sprague, R OBP: 0.311, SLG: 0.500 (1, 5)		2-2 G3-1 2B		2-3 K	1-1 F7		3-3 P6		1-0 SH1-3 1B	5	0	2	0	0	1	3									
Jason Varitek, S OBP: 0.375, SLG: 0.442 (1, 2)		1-3 K		0-0 1B 2B	0-0 1B HR		0-2 1B		0-0 SH1-3	4	2	3	3	0	1	1									
Darren Lewis, R OBP: 0.320, SLG: 0.329 (1, 9)		0-0 G3-1		2-2 1B 1B	3-3 K		2-3 K		0-0 F8	5	1	1	1	0	2	4									
<b>Inning Stats</b>	R: 2 E: 0 K: 2 S: 14	H: 3 LOB: 1 BB: 0 P: 17	R: 0 E: 0 K: 1 S: 11	H: 1 LOB: 1 BB: 0 P: 15	R: 0 E: 0 K: 1 S: 9	H: 0 LOB: 0 BB: 0 P: 12	R: 3 E: 0 K: 3 S: 18	H: 4 LOB: 2 BB: 1 P: 28	R: 3 E: 0 K: 2 S: 14	H: 3 LOB: 0 BB: 0 P: 21	R: 0 E: 0 K: 1 S: 7	H: 0 LOB: 0 BB: 0 P: 10	R: 1 E: 0 K: 1 S: 17	H: 3 LOB: 2 BB: 0 P: 24	R: 2 E: 0 K: 2 S: 17	H: 2 LOB: 1 BB: 0 P: 27	R: 0 E: 0 K: 0 S: 5	H: 1 LOB: 1 BB: 0 P: 6	1B: 10 2B: 4 3B: 1 HR: 2	SF: 1 SAC: 1 DP: 0 HBP: 0	WP: 1 PB: 0 SB: 1 CS: 0	PA: 46			
<b>PITCHER</b>	IP WLS BF H R ER SO BB IBB HBP BLK WP HR S P ERA WHIP	5.0 L 27 11 8 8 9 1 0 0 0 0 2 66 93 14.40 2.400	2.0 9 3 1 1 2 0 0 0 0 0 0 0 24 34 4.50 1.500	2.0 10 3 2 2 2 0 0 0 0 1 0 22 33 9.00 1.500																					

**Boston Red Sox @ Baltimore Orioles**  
 Oriole Park at Camden Yards, Baltimore, MD  
 Thu Jul 20 2000, 1:35 PM EDT  
 Att: 42,048 - Cloudy - 81 F

AB 43  
 R 11  
 H 17  
 RBI 11  
 BB 1  
 SO 13  
 LOB 17



Batter	1	2	3	4	5	6	7	8	9	AB	R	H	RBI	BB	SO	LOB	BOTTOM								
Brady Anderson, L OBP: 0.350, SLG: 0.415 (1, 8)	1-2 F7	0-1 L1		2-2 G6-3		3-1 G3		1-1 G3-1		5	0	0	0	0	0	1									
Mike Bordick, R OBP: 0.356, SLG: 0.494 (1, 6)	0-1 S HR BB 1B	0-1 1B			3-3 K		4-2 1B BB	0-3 K		4	2	2	0	1	2	0									
Delino DeShields, L OBP: 0.369, SLG: 0.437 (1, 4)	4-2 HR BB	3-2 F7			3-3 K		1-0 1B FC4-6 1B	1-1 F8		4	2	1	0	1	1	1									
Albert Belle, R OBP: 0.367, SLG: 0.519 (1, 9)	4-2 HR BB		0-0 F7		3-2 2B 2B		0-0 FC4-6 1B	0-0 G4-3		4	2	2	1	1	0	0									
B.J. Surhoff, L OBP: 0.339, SLG: 0.453 (1, 7)	0-0 F5		2-2 G3		0-0 2B		1-1 FC4-6 FC3-6	2-1 DI 1B		5	0	2	2	0	0	4									
Will Clark, L OBP: 0.410, SLG: 0.454 (1, 3)	0-0 HR		0-2 1B		3-3 K		1-2 FC3-6 1B	1-1 G1-3		5	1	2	4	0	1	3									
Harold Baines, L OBP: 0.339, SLG: 0.428 (1, 10)	4-1 BB		1-2 L8			0-1 F7	1-2 1B			3	0	1	0	1	0	1									
Greg Myers, L OBP: 0.270, SLG: 0.314 (1, 2)	3-3 K			2-3 K		0-2 K	2-1 G3			4	0	1	0	0	2	3									
13 Ivanon Coffie, L OBP: 0.182, SLG: 0.100 (1, 5)		2-2 G4-3		3-2 G4-3		3-2 G4-3		0-3 K		4	0	0	0	0	1	1									
<b>Inning Stats</b>	R: 4 E: 0 K: 1 S: 15	H: 2 LOB: 1 BB: 3 P: 31	R: 0 E: 0 K: 0 S: 10	H: 1 LOB: 1 BB: 0 P: 15	R: 0 E: 0 K: 1 S: 10	H: 1 LOB: 0 BB: 0 P: 13	R: 0 E: 0 K: 1 S: 10	H: 0 LOB: 0 BB: 0 P: 17	R: 1 E: 0 K: 3 S: 15	H: 2 LOB: 1 BB: 0 P: 27	R: 0 E: 0 K: 0 S: 12	H: 1 LOB: 0 BB: 0 P: 18	R: 2 E: 0 K: 0 S: 20	H: 3 LOB: 2 BB: 1 P: 31	R: 0 E: 0 K: 2 S: 8	H: 0 LOB: 0 BB: 0 P: 9	R: 0 E: 0 K: 0 S: 7	H: 1 LOB: 1 BB: 0 P: 11	1B: 8 2B: 2 3B: 0 HR: 1	SF: 0 SAC: 0 DP: 0 HBP: 0	WP: 0 PB: 0 SB: 2 CS: 0	PA: 42			
<b>PITCHER</b>	IP WLS BF H R ER SO BB IBB HBP BLK WP HR S P ERA WHIP	5.0 W 24 6 5 5 5 3 0 0 0 0 0 1 60 103 9.00 1.800	1.2 H 9 3 2 2 0 1 0 0 0 0 0 0 26 40 10.80 2.400	1.1 H 5 1 0 0 2 0 0 0 0 0 0 0 14 18 0.00 0.750	1.0 4 1 0 0 0 0 0 0 0 0 0 0 7 11 0.00 1.000																				

**Boston Red Sox @ Baltimore Orioles**  
 Oriole Park at Camden Yards, Baltimore, MD  
 Thu Jul 20 2000, 1:35 PM EDT  
 Att: 42,048 - Cloudy - 81 F

AB 38  
 R 7  
 H 11  
 RBI 7  
 BB 4  
 SO 7  
 LOB 14





Batter	1	2	3	4	5	6	7	8	9	AB	R	H	RBI	BB	SO	LOB	TOP				
<b>Bernard Gilkey, R</b> OBP: 0.236, SLG: 0.277	F9	G6-3				BB		K		3	0	0	0	2	1	0	<b>Boston Red Sox @ Baltimore Orioles</b> Oriole Park at Camden Yards, Baltimore, MD Thu Jul 20 2000, 7:35 PM EDT Att: 46,167 - Cloudy - 82 F				
<b>Brian Daubach, L</b> OBP: 0.347, SLG: 0.500	G4-3		F9 BB		F7			K		5	0	1	0	0	2	4					
<b>Carl Everett, S</b> OBP: 0.398, SLG: 0.635					F7				G4-3	3	0	0	0	2	1	1					
<b>Nomar Garciaparra, R</b> OBP: 0.453, SLG: 0.654	F8		F9		G5-3			G6-3	F7	5	0	0	0	0	4						
<b>Troy O'Leary, L</b> OBP: 0.324, SLG: 0.408		HBP HR	K			G3 BB		E HBP	F7	3	2	1	0	2	1	2					
<b>Morgan Burkhardt, S</b> OBP: 0.444, SLG: 0.419		HR HBP	K			1B G3		E		1	1	0	0	1	1	2					
<b>Scott Hatteberg, L</b> OBP: 0.328, SLG: 0.450		HR			K			E1		4	1	1	3	0	1	4					
<b>Ed Sprague, R</b> OBP: 0.310, SLG: 0.494	G6-3			G6-3		BB		FC6-4		4	0	1	1	0	0	3					
<b>Manny Alexander, R</b> OBP: 0.227, SLG: 0.298	G6-3			G5-3		1B			K	4	0	0	0	0	2	2					
<b>Inning Stats</b>	R: 0 E: 0 K: 0 S: 8	H: 0 LOB: 1 BB: 1 P: 16	R: 3 E: 0 K: 0 S: 8	H: 1 LOB: 0 BB: 1 P: 19	R: 0 E: 0 K: 2 S: 10	H: 1 LOB: 2 BB: 1 P: 19	R: 0 E: 0 K: 1 S: 7	H: 0 LOB: 0 BB: 0 P: 12	R: 0 E: 0 K: 0 S: 8	H: 1 LOB: 1 BB: 1 P: 15	R: 0 E: 0 K: 1 S: 13	H: 1 LOB: 0 BB: 0 P: 18	R: 0 E: 0 K: 3 S: 10	H: 0 LOB: 0 BB: 0 P: 13	R: 0 E: 0 K: 0 S: 9	H: 0 LOB: 0 BB: 0 P: 13	1B: 3 2B: 0 3B: 0 HR: 1	SF: 0 SAC: 0 DP: 0 HBP: 2	WP: 0 PB: 0 SB: 0 CS: 0	PA: 41	
<b>PITCHER</b>	IP	WLS	BF	H	R	ER	SO	BB	IBB	HBP	BLK	WP	HR	S	P	ERA	WHIP				
<b>Scott Erickson, R</b> ERA: 7.41	5.1	W	26	3	4	4	3	6	0	1	0	0	1	46	95	6.75	1.688				
<b>Alan Mills, R</b> ERA: 4.5	1.2	H	9	1	0	0	3	1	0	1	0	0	0	19	30	0.00	1.200				
<b>Buddy Groom, L</b> ERA: 4.25	1.0		3	0	0	0	3	0	0	0	0	0	0	10	13	0.00	0.000				
<b>Mike Timlin, R</b> ERA: 4.64	1.0		3	0	0	0	0	0	0	0	0	0	0	9	13	0.00	0.000				

Batter	1	2	3	4	5	6	7	8	9	AB	R	H	RBI	BB	SO	LOB	BOTTOM				
<b>Brady Anderson, L</b> OBP: 0.351, SLG: 0.415	G6-4-3 1B	F8	S		F8		K			5	1	2	0	0	1	2	<b>Boston Red Sox @ Baltimore Orioles</b> Oriole Park at Camden Yards, Baltimore, MD Thu Jul 20 2000, 7:35 PM EDT Att: 46,167 - Cloudy - 82 F				
<b>Mike Bordick, R</b> OBP: 0.345, SLG: 0.501	G6-4-3 1B	K	P4			G4-3	HR			5	1	2	2	0	1	2					
<b>Will Clark, L</b> OBP: 0.410, SLG: 0.466	G6-4-3	K		HR		G5-3 1B	F9			5	1	2	1	0	1	3					
<b>Albert Belle, R</b> OBP: 0.372, SLG: 0.522	BB BB		FC3-6 1B	F9		G5-3		FC5-4		4	2	3	1	1	0	0					
<b>Jeff Conine, R</b> OBP: 0.326, SLG: 0.447	BB BB		FC3-6 1B	K		G5-3		FC5-4 1B		4	0	1	0	1	1	3					
<b>B.J. Surhoff, L</b> OBP: 0.345, SLG: 0.455	BB		FC3-6 2B	1B		IBB		1B		3	1	2	0	2	0	2					
<b>Charles Johnson, R</b> OBP: 0.364, SLG: 0.579	BB		2B	1B		G5-3		F8		3	1	0	1	2	0	6					
<b>Mark Lewis, R</b> OBP: 0.269, SLG: 0.327	P4		S SF9		G6-3		SH1-3	K		5	2	2	3	0	1	5					
<b>Luis Matos, R</b> OBP: 0.297, SLG: 0.333		BB	SF9		F7		SH1-3			1	0	0	1	1	0	0					
<b>Inning Stats</b>	R: 2 E: 0 K: 0 S: 16	H: 3 LOB: 3 BB: 3 P: 33	R: 0 E: 0 K: 2 S: 13	H: 0 LOB: 1 BB: 1 P: 21	R: 4 E: 0 K: 0 S: 15	H: 4 LOB: 1 BB: 1 P: 28	R: 1 E: 0 K: 1 S: 13	H: 2 LOB: 1 BB: 0 P: 19	R: 0 E: 0 K: 0 S: 7	H: 0 LOB: 0 BB: 0 P: 11	R: 0 E: 0 K: 0 S: 9	H: 2 LOB: 3 BB: 1 P: 19	R: 2 E: 0 K: 1 S: 12	H: 2 LOB: 0 BB: 0 P: 23	R: 0 E: 0 K: 1 S: 13	H: 1 LOB: 2 BB: 1 P: 23	1B: 11 2B: 1 3B: 0 HR: 2	SF: 1 SAC: 1 DP: 1 HBP: 0	WP: 0 PB: 0 SB: 2 CS: 0	PA: 44	
<b>PITCHER</b>	IP	WLS	BF	H	R	ER	SO	BB	IBB	HBP	BLK	WP	HR	S	P	ERA	WHIP				
<b>Pete Schourek, L</b> ERA: 5.05	2.1	L	15	5	4	4	2	4	0	0	0	0	0	33	60	15.43	3.857				
<b>John Waddell, R</b> ERA: 5.04	2.2		13	4	3	3	1	1	0	0	0	0	1	31	52	10.12	1.875				
<b>Bryce Florie, R</b> ERA: 5.23	3.0		16	5	2	2	2	1	1	0	0	0	1	34	65	6.00	2.000				

AB 32  
R 4  
H 4  
RBI 4  
BB 7  
SO 9  
LOB 22



AB 35  
R 9  
H 14  
RBI 9  
BB 7  
SO 5  
LOB 23





Batter	1	2	3	4	5	6	7	8	9	AB	R	H	RBI	BB	SO	LOB	TOP								
Jose Valentin, S OBP: 0.332, SLG: 0.493	2-1 HR	0-1 G3			0-2 P5		3-1 G4-3	3-2 SF7		4	1	1	3	0	0	1									
Tony Graffanino, R OBP: 0.395, SLG: 0.449	0-3 K	2-3 G6-3			1-2 G6-3		4-0 1B	1-1 L3		4	1	0	0	1	1	3									
Frank Thomas, R OBP: 0.451, SLG: 0.658	1-1 G6-3			0-0 1B	2-1 G6-4-3		2-2 1B	2-2 1B		5	0	3	1	0	0	0									
Magglio Ordonez, R OBP: 0.409, SLG: 0.620	1-1 2B			2-1 G6-4-3		0-2 14 SF8	1-1 1B	3-2 G5-3		5	1	3	1	0	0	3									
14 Paul Konerko, R OBP: 0.367, SLG: 0.486	4-0 BB			0-2 F8		3-2 SF8	1-3 K		2-1 G6-3	3	0	0	1	1	1	2									
Chris Singleton, L OBP: 0.311, SLG: 0.398	0-2 P1			0-1 G4-3		0-2 1B	0-0 G3		1-1 E4	5	1	2	0	0	0	4									
Carlos Lee, R OBP: 0.339, SLG: 0.525		4-2 2B		0-2 1B		4-0 1B		2-2 1B	2-3 K	3	2	2	0	2	1	1	AB 37								
Herbert Perry, R OBP: 0.373, SLG: 0.480	0-2 G3			0-0 P3		0-0 F9		4-0 1B	0-1 F9	4	1	1	0	1	0	3	R 8								
Brook Fordyce, R OBP: 0.286, SLG: 0.438	1-1 F5					0-2 1B		0-0 1B		4	1	1	0	1	0	3	H 15								
										4	1	3	2	0	0	2	RBI 8								
																	BB 5								
																	SO 3								
																	LOB 19								
Inning Stats	R: 1 E: 0 K: 1 S: 13	H: 2 LOB: 2 BB: 1 P: 21	R: 1 E: 0 K: 0 S: 12	H: 1 LOB: 1 BB: 1 P: 18	R: 0 E: 0 K: 0 S: 9	H: 1 LOB: 0 BB: 0 P: 11	R: 0 E: 0 K: 0 S: 7	H: 1 LOB: 0 BB: 0 P: 7	R: 1 E: 0 K: 0 S: 10	H: 1 LOB: 0 BB: 0 P: 13	R: 2 E: 0 K: 0 S: 15	H: 3 LOB: 2 BB: 1 P: 21	R: 1 E: 0 K: 1 S: 13	H: 2 LOB: 1 BB: 1 P: 24	R: 2 E: 0 K: 0 S: 18	H: 3 LOB: 2 BB: 1 P: 33	R: 0 E: 1 K: 1 S: 11	H: 1 LOB: 1 BB: 0 P: 16	1B: 10 2B: 3 3B: 0 HR: 2	SF: 2 SAC: 0 DP: 1 HBP: 0	WP: 0 PB: 0 SB: 2 CS: 0	PA: 44			
PITCHER	IP	WLS	BF	H	R	ER	SO	BB	IBB	HBP	BLK	WP	HR	S	P	ERA	WHIP								
49 Tim Wakefield, R ERA: 4.87	(1, 1)	6.0	27	9	5	5	1	3	0	0	0	0	2	66	91	7.50	2.000								
Hipolito Pichardo, R ERA: 2.87	(7, 1)	1.0	L	2	1	0	1	1	0	0	0	0	0	13	24	0.00	3.000								
Rheal Cormier, L ERA: 3.95	(8, 1)	0.2		5	2	2	0	1	0	0	0	0	0	10	20	27.00	4.500								
Tomo Ohka, R ERA:	(8, 1)	1.1		6	2	0	1	0	0	0	0	0	0	19	29	0.00	1.500								

Chicago White Sox @ Boston Red Sox  
Fenway Park, Boston, MA  
Fri Jul 21 2000, 7:05 PM EDT  
Att: 33,869 - Sunny - 77 F

AB 37  
R 8  
H 15  
RBI 8  
BB 5  
SO 3  
LOB 19



Batter	1	2	3	4	5	6	7	8	9	AB	R	H	RBI	BB	SO	LOB	BOTTOM								
Jose Offerman, S OBP: 0.334, SLG: 0.336	4-2 1B	2-1 L9			1-1 G3-1	1-1 G6-4-3			3-2 F7	4	1	0	0	1	0	4									
Brian Daubach, L OBP: 0.351, SLG: 0.508	2-3 K			0-0	1-2		1-1 G4-3		0-0 DI	5	0	3	0	0	1	1									
Carl Everett, S OBP: 0.396, SLG: 0.628	3-3 K			1-1 F7	1-2 F7		0-2 S	2-3 K		5	0	1	0	0	2	4									
Nomar Garciaparra, R OBP: 0.451, SLG: 0.648	1-2 HR			1-2 G6-3	0-2 F9		0-0 F9			4	1	1	0	0	0	3									
Troy O'Leary, L OBP: 0.327, SLG: 0.420	0-1 HR			3-2 F8		0-0 BB	3-2 G4-3			4	2	2	3	0	0	2									
Jason Varitek, S OBP: 0.370, SLG: 0.435	0-0 F7			0-0 G3		0-0 E6		0-2 P4		4	0	0	0	0	0	1									
Ed Sprague, R OBP: 0.314, SLG: 0.512		0-0 2B		2-1 HR		0-0 P4		0-0 F9		4	1	2	1	0	0	2	AB 37								
Scott Hatteberg, L OBP: 0.341, SLG: 0.464		2-0 2B		1-1 G5-4-3		4-1 E		1-2 G4-3		3	0	2	0	1	0	0	R 5								
Darren Lewis, R OBP: 0.312, SLG: 0.319		0-1 F8		0-0 G5-4-3		1-1 E6			2-2 P4	4	0	0	1	0	0	4	H 11								
																	RBI 5								
																	BB 2								
																	SO 3								
																	LOB 21								
Inning Stats	R: 3 E: 0 K: 2 S: 19	H: 2 LOB: 0 BB: 1 P: 29	R: 0 E: 0 K: 0 S: 6	H: 2 LOB: 1 BB: 0 P: 10	R: 0 E: 0 K: 0 S: 11	H: 1 LOB: 1 BB: 0 P: 16	R: 1 E: 0 K: 0 S: 6	H: 2 LOB: 0 BB: 0 P: 9	R: 0 E: 0 K: 0 S: 12	H: 1 LOB: 1 BB: 0 P: 15	R: 2 E: 2 K: 0 S: 8	H: 1 LOB: 2 BB: 1 P: 14	R: 0 E: 0 K: 0 S: 9	H: 1 LOB: 1 BB: 0 P: 13	R: 0 E: 0 K: 0 S: 8	H: 0 LOB: 0 BB: 0 P: 9	R: 0 E: 0 K: 1 S: 14	H: 1 LOB: 1 BB: 0 P: 21	1B: 6 2B: 3 3B: 0 HR: 2	SF: 0 SAC: 0 DP: 2 HBP: 0	WP: 0 PB: 0 SB: 1 CS: 0	PA: 39			
PITCHER	IP	WLS	BF	H	R	ER	SO	BB	IBB	HBP	BLK	WP	HR	S	P	ERA	WHIP								
James Baldwin, R ERA: 4.4	(1, 1)	5.1		26	9	5	4	2	0	0	0	0	2	58	87	6.75	2.062								
41 Bill Simas, R ERA: 3.21	(6, 1)	0.2	W	2	0	0	0	0	0	0	0	0	0	4	6	0.00	0.000								
Kelly Wunsch, L ERA: 2.68	(7, 1)	1.0	H	4	1	0	0	0	0	0	0	0	0	9	13	0.00	1.000								
Bob Howry, R ERA: 3.32	(8, 1)	2.0	S	7	1	0	0	1	0	0	0	0	0	22	30	0.00	0.500								

Chicago White Sox @ Boston Red Sox  
Fenway Park, Boston, MA  
Fri Jul 21 2000, 7:05 PM EDT  
Att: 33,869 - Sunny - 77 F

AB 37  
R 5  
H 11  
RBI 5  
BB 2  
SO 3  
LOB 21





Batter	1	2	3	4	5	6	7	8	9	AB	R	H	RBI	BB	SO	LOB	TOP										
Ray Durham, S OBP: 0.360, SLG: 0.481 (1, 4)	1-3 K		2-3 K			0-2 G4-3		1-1 G6-3	0-2 2B	5	0	1	1	0	2	1	<b>Chicago White Sox @ Boston Red Sox</b> Fenway Park, Boston, MA Sat Jul 22 2000, 1:05 PM EDT Att: 33,384 - Sunny - 82 F										
Tony Graffanino, R OBP: 0.389, SLG: 0.439 Jose Valentin, S OBP: 0.331, SLG: 0.492 (1, 6)	3-2 G4-3			2-2 G5-3		3-2 G5-3		1-1 FC5-4	3-1 P4	4	0	1	0	0	0	0											
Frank Thomas, R OBP: 0.451, SLG: 0.654 (1, 10)	2-3 K			4-1 G4-6-3 BB			4-2 1B 2B BB	2-2 FC5-4		2	1	0	0	2	1	1											
Magglio Ordonez, R OBP: 0.408, SLG: 0.616 (1, 9)		3-2 G5-3		2-2 G4-6-3			1-2 2B	1-3 K		4	1	1	0	0	1	2											
14 Paul Konerko, R OBP: 0.363, SLG: 0.481 (1, 3)		1-1 G6-3			2-1 G5-3		3-3 K	0-0 G5-3		4	0	0	0	0	1	2											
Carlos Lee, R OBP: 0.341, SLG: 0.528 (1, 7)		3-1 F9			2-1 L8		0-0 1B 2B	1-2 1B 2B		4	2	2	2	0	0	0											
Jeff Abbott, R OBP: 0.340, SLG: 0.383 (1, 8)			1-3 K		0-2 1B		1-1 FC5-4	0-2 2B 1B		4	1	3	1	0	1	0											
Herbert Perry, R OBP: 0.371, SLG: 0.480 (1, 5)			2-3 K		2-2 F9		2-1 FC5-4	0-0 2B		4	1	1	1	0	1	2											
Brook Fordyce, R OBP: 0.284, SLG: 0.431 (1, 2)			0-0 1B			3-2 G6-3	1-3 K	0-1 G6-3		4	0	1	1	0	1	2											
<b>Inning Stats</b>	R: 0 E: 0 K: 2 S: 9	H: 0 LOB: 0 BB: 0 P: 15	R: 0 E: 0 K: 0 S: 8	H: 0 LOB: 0 BB: 0 P: 15	R: 0 E: 0 K: 3 S: 12	H: 1 LOB: 1 BB: 0 P: 17	R: 0 E: 0 K: 0 S: 7	H: 0 LOB: 0 BB: 1 P: 15	R: 0 E: 0 K: 0 S: 11	H: 1 LOB: 1 BB: 0 P: 17	R: 0 E: 0 K: 0 S: 10	H: 0 LOB: 0 BB: 0 P: 16	R: 3 E: 0 K: 2 S: 16	H: 3 LOB: 1 BB: 1 P: 28	R: 0 E: 0 K: 1 S: 11	H: 1 LOB: 1 BB: 0 P: 16	R: 3 E: 0 K: 0 S: 15	H: 4 LOB: 1 BB: 0 P: 19	1B: 7 2B: 3 3B: 0 HR: 0	SF: 0 SAC: 0 DP: 1 HBP: 0	WP: 0 PB: 0 SB: 0 CS: 0	PA: 38					
<b>PITCHER</b>	IP	WLS	BF	H	R	ER	SO	BB	IBB	HBP	BLK	WP	HR	S	P	ERA	WHIP										
Jeff Fassero, L ERA: 4.52 (1, 1)	6.0	W	20	2	0	0	5	1	0	0	0	0	0	57	95	0.00	0.500										
Rich Garces, R ERA: 3.49 (7, 1)	1.0		7	3	3	3	2	1	0	0	0	0	0	16	28	27.00	4.000										
Derek Lowe, R ERA: 3.4 (8, 1)	2.0		11	5	3	3	1	0	0	0	0	0	0	26	35	13.50	2.500										

Batter	1	2	3	4	5	6	7	8	9	AB	R	H	RBI	BB	SO	LOB	BOTTOM										
Jose Offerman, S OBP: 0.335, SLG: 0.343 Manny Alexander, R OBP: 0.227, SLG: 0.298 (1, 4)	1-0 F8		1-3 K			1-1 SF8		1-3 K		5	1	2	0	0	2	0	<b>Chicago White Sox @ Boston Red Sox</b> Fenway Park, Boston, MA Sat Jul 22 2000, 1:05 PM EDT Att: 33,384 - Sunny - 82 F										
Brian Daubach, L OBP: 0.352, SLG: 0.505 (1, 3)	2-3 K		0-0 1B		4-1 1B BB	1-1 FC6-4		2-3 K		4	1	1	0	1	2	1											
Carl Everett, S OBP: 0.396, SLG: 0.631 (1, 8)	4-2 BB		3-3 K		3-2 SF8		1-2 2B	0-1 G3		3	1	1	1	1	1	1											
Nomar Garciaparra, R OBP: 0.452, SLG: 0.649 (1, 6)	1-0 F2			0-1 L7	1-1 1B	0-0 1B G4-3		0-1 G3		4	2	2	1	0	0	1											
Troy O'Leary, L OBP: 0.332, SLG: 0.425 (1, 7)		3-3 K		0-1 HR	2-0 E8	2-2 FC6-4	2-2 G4-3			4	1	3	1	0	1	0											
Jason Varitek, S OBP: 0.369, SLG: 0.430 (1, 2)		0-1 G1-3		4-0 HR	1-1 G4-3	0-2 G4-3		1-2 P6		3	1	0	1	1	0	2											
Ed Sprague, R OBP: 0.313, SLG: 0.506 (1, 5)		3-2 1B		1-3 K	1-3 K		3-1 P6			4	0	1	0	0	2	4											
Scott Hatteberg, L OBP: 0.346, SLG: 0.487 (1, 10)		1-3 K		1-2 HR	1-0 G3	4-0 FC6-4				3	1	1	3	1	1	1											
Darren Lewis, R OBP: 0.304, SLG: 0.311 (1, 9)			2-1 G6-3		0-2 G3	0-0 L4	0-1 FC6-4			4	0	0	0	0	0	2											
<b>Inning Stats</b>	R: 0 E: 0 K: 1 S: 7	H: 0 LOB: 1 BB: 1 P: 15	R: 0 E: 0 K: 2 S: 13	H: 1 LOB: 1 BB: 0 P: 20	R: 0 E: 0 K: 2 S: 12	H: 1 LOB: 1 BB: 0 P: 18	R: 3 E: 0 K: 1 S: 15	H: 2 LOB: 1 BB: 1 P: 21	R: 3 E: 0 K: 1 S: 14	H: 3 LOB: 1 BB: 1 P: 27	R: 0 E: 0 K: 0 S: 5	H: 1 LOB: 0 BB: 0 P: 8	R: 2 E: 0 K: 0 S: 15	H: 3 LOB: 2 BB: 1 P: 23	R: 0 E: 0 K: 2 S: 10	H: 0 LOB: 0 BB: 0 P: 13	1B: 7 2B: 1 3B: 2 HR: 1	SF: 1 SAC: 0 DP: 0 HBP: 0	WP: 0 PB: 0 SB: 0 CS: 0	PA: 39							
<b>PITCHER</b>	IP	WLS	BF	H	R	ER	SO	BB	IBB	HBP	BLK	WP	HR	S	P	ERA	WHIP										
Jon Garland, R ERA: 8.22 (5, 1)	4.1	L	23	7	6	5	6	3	0	0	0	0	0	56	94	10.38	2.308										
Lorenzo Barcelo, R ERA: 6.75 (8, 1)	2.2		13	4	2	2	1	0	1	0	0	0	0	25	38	6.75	1.500										
Kevin Beirne, R ERA: 5.81 (8, 1)	1.0		3	0	0	0	2	0	0	0	0	0	0	10	13	0.00	0.000										



Batter	1	2	3	4	5	6	7	8	9	AB	R	H	RBI	BB	SO	LOB	TOP		
Ray Durham, S (1,4) OBP: 0.397, SLG: 0.476	F8		G4-3			G4-3		K		4	0	0	0	0	1	0			
Jose Valentin, S (1,6) OBP: 0.330, SLG: 0.489	P3		K			K				4	0	1	0	0	2	0			
Frank Thomas, R (1,10) OBP: 0.447, SLG: 0.647	P6					L8		K		4	0	0	0	0	2	1			
Magglio Ordonez, R (1,9) OBP: 0.406, SLG: 0.614		F9						G1-3		4	0	1	0	0	1	0			
14 Paul Konerko, R (1,3) OBP: 0.364, SLG: 0.479		1B HBP						K		3	0	1	0	0	2	1			
Chris Singleton, L (1,8) OBP: 0.313, SLG: 0.399						F5		1B		4	0	2	0	0	0	2			
Carlos Lee, R (1,7) OBP: 0.340, SLG: 0.525								1B		4	0	1	0	0	2	3			
Herbert Perry, R (1,5) OBP: 0.366, SLG: 0.473						P3		1B		3	0	0	0	0	3	4			
Mark Johnson, L (1,2) OBP: 0.306, SLG: 0.331										2	0	0	0	0	1	0			
Brook Fordyce, R (8,PH) OBP: 0.282, SLG: 0.427			G3					K		1	0	0	0	0	1	0			
<b>Inning Stats</b>	R: 0 H: 0 E: 0 K: 0 S: 7	H: 0 LOB: 0 BB: 0 P: 11	R: 0 H: 1 E: 0 K: 2 S: 13	LOB: 2 BB: 0 P: 18	R: 0 H: 0 E: 0 K: 1 S: 7	LOB: 0 BB: 0 P: 9	R: 0 H: 1 E: 0 K: 2 S: 10	LOB: 1 BB: 0 P: 11	R: 0 H: 0 E: 0 K: 2 S: 10	LOB: 0 BB: 0 P: 14	R: 0 H: 2 E: 0 K: 2 S: 11	LOB: 2 BB: 0 P: 14	R: 0 H: 1 E: 0 K: 3 S: 11	LOB: 1 BB: 0 P: 15	R: 0 H: 1 E: 0 K: 2 S: 17	LOB: 1 BB: 0 P: 27	1B: 5 2B: 1 3B: 0 HR: 0	SF: 0 SAC: 0 DP: 0 HBP: 1	WP: 0 PA: 34 PB: 0 SB: 0 CS: 0
<b>PITCHER</b> Pedro Martinez, R (1,1) ERA: 1.38	IP: 9.0 WLS: W BF: 34 H: 6 R: 0 ER: 0 SO: 15 BB: 0 IBB: 0 HBP: 1 BLK: 0 WP: 0 HR: 0 S: 95 P: 131 ERA: 0.00 WHIP: 0.667																		

Chicago White Sox @ Boston Red Sox  
Fenway Park, Boston, MA  
Sun Jul 23 2000, 1:05 PM EDT  
Att: 33,224 - Sunny - 78 F

AB	33
R	0
H	6
RBI	0
BB	0
SO	15
LOB	11



Batter	1	2	3	4	5	6	7	8	9	AB	R	H	RBI	BB	SO	LOB	BOTTOM		
Darren Lewis, R (1,8) OBP: 0.305, SLG: 0.307	G5-3		G1-3 1B BB			SH3		G5-3		2	0	0	0	1	0	0			
Brian Daubach, L (1,3) OBP: 0.353, SLG: 0.508	G4-3 2B		G1-3 1B			K		G4-3		4	0	2	0	0	1	1			
Nomar Garciaparra, R (1,6) OBP: 0.449, SLG: 0.643	G4-3		G1-3			FC6-4 IBB		K		3	0	0	0	1	1	3			
Ed Sprague, R (1,5) OBP: 0.307, SLG: 0.494	G6-3		G6-3			FC6-4		G4-3		4	0	0	0	0	0	5			
Troy O'Leary, L (1,7) OBP: 0.329, SLG: 0.420			K			F8		F2		3	0	0	0	0	1	0			
Izzy Alcantara, R (1,10) OBP: 0.440, SLG: 0.565			G4-3 1B			E6 1B		P4		3	1	1	0	0	0	0			
Jason Varitek, S (1,2) OBP: 0.368, SLG: 0.429			G4-3			G5-4-3 1B		K		3	0	1	1	0	1	1			
Bernard Gilkey, R (1,9) OBP: 0.229, SLG: 0.268			G5-3			G5-4-3		F8		3	0	0	0	0	0	2			
Manny Alexander, R (1,4) OBP: 0.229, SLG: 0.299			F3			FC6-4 SH3 1B		F8		3	0	1	0	0	0	0			
<b>Inning Stats</b>	R: 0 H: 1 E: 0 K: 0 S: 6	H: 1 LOB: 1 BB: 0 P: 11	R: 0 H: 1 E: 0 K: 1 S: 9	LOB: 1 BB: 0 P: 15	R: 0 H: 1 E: 0 K: 0 S: 15	LOB: 2 BB: 1 P: 26	R: 1 H: 1 E: 1 K: 0 S: 12	LOB: 0 BB: 0 P: 17	R: 0 H: 0 E: 0 K: 1 S: 10	LOB: 2 BB: 1 P: 19	R: 0 H: 0 E: 0 K: 1 S: 7	LOB: 0 BB: 0 P: 9	R: 0 H: 0 E: 0 K: 0 S: 9	LOB: 0 BB: 0 P: 15	R: 0 H: 0 E: 0 K: 1 S: 10	LOB: 0 BB: 0 P: 13	1B: 4 2B: 1 3B: 0 HR: 0	SF: 0 SAC: 1 DP: 1 HBP: 0	WP: 0 PA: 31 PB: 0 SB: 0 CS: 0
<b>PITCHER</b> Mike Siroka, L (1,1) ERA: 3.72	IP: 8.0 WLS: L BF: 31 H: 5 R: 1 ER: 0 SO: 4 BB: 1 IBB: 1 HBP: 0 BLK: 0 WP: 0 HR: 0 S: 78 P: 125 ERA: 0.00 WHIP: 0.750																		

Chicago White Sox @ Boston Red Sox  
Fenway Park, Boston, MA  
Sun Jul 23 2000, 1:05 PM EDT  
Att: 33,224 - Sunny - 78 F

AB	28
R	1
H	5
RBI	1
BB	2
SO	4
LOB	12





Batter	1	2	3	4	5	6	7	8	9	AB	R	H	RBI	BB	SO	LOB	TOP				
<b>Cristian Guzman, S</b> OBP: 0.316, SLG: 0.422 (1, 6)	G3		1-1 CS 1B	G4-3		G4-3			1-2 FC4-6 1B	5	0	2	0	0	0	2					
<b>Denny Hocking, S</b> OBP: 0.347, SLG: 0.390 (1, 4)	1B		2-2 G1-3 1-2 HR 1B		G4-3		G1-3		0-1 FC4-6 1-2	5	1	2	0	0	0	1					
<b>Matt Lawton, L</b> OBP: 0.432, SLG: 0.476 (1, 9)	F8		0-0 G1-3 1-2		G4-3				1-3 K	5	0	1	0	0	1	3					
<b>Ron Coomer, R</b> OBP: 0.336, SLG: 0.464 (1, 3)	F9		1-2 HR							4	1	3	2	0	0	1					
<b>David Ortiz, L</b> OBP: 0.390, SLG: 0.468 (1, 10)		2-0 WP 2B 1B	1-2 G4-3							4	1	1	0	0	1	2					
<b>Corey Koskie, L</b> OBP: 0.407, SLG: 0.469 (1, 5)		3-1 G4-3 1-H 2B		1-3 K		K				4	0	1	1	0	2	2					
<b>Chad Allen, R</b> OBP: 0.362, SLG: 0.357 (1, 7)		2-2 G4-3		0-1 F9		G6-4-3 1B 1B				4	0	1	0	0	0	1					
<b>Jacque Jones, L</b> OBP: 0.328, SLG: 0.492 (1, 8)		0-3 K		0-1 2B 1B		G6-4-3 1B 1B				4	1	2	0	0	2	1					
<b>Chad Moeller, R</b> OBP: 0.232, SLG: 0.200 (1, 2)		3-2 G4-3		0-0 1-H 2B		G6-4-3 1-2 2-3				4	0	1	1	0	0	3					
<b>Inning Stats</b>	R: 0 E: 0 K: 0 S: 10	H: 1 LOB: 1 BB: 0 P: 16	R: 1 E: 0 K: 1 S: 15	H: 2 LOB: 1 BB: 0 P: 25	R: 2 E: 0 K: 0 S: 12	H: 3 LOB: 0 BB: 0 P: 17	R: 1 E: 0 K: 1 S: 11	H: 2 LOB: 1 BB: 0 P: 14	R: 0 E: 1 K: 1 S: 11	H: 1 LOB: 2 BB: 0 P: 19	R: 0 E: 0 K: 1 S: 7	H: 2 LOB: 1 BB: 0 P: 12	R: 0 E: 0 K: 1 S: 7	H: 0 LOB: 0 BB: 0 P: 11	R: 0 E: 1 K: 1 S: 11	H: 1 LOB: 1 BB: 0 P: 14	1B: 11 2B: 2 3B: 0 HR: 1	SF: 0 SAC: 0 DP: 1 HBP: 0	WP: 1 PB: 0 SB: 0 CS: 1	PA: 39	
<b>PITCHER</b>	IP	WLS	BF	H	R	ER	SO	BB	IBB	HBP	BLK	WP	HR	S	P	ERA	WHIP				
<b>Tomo Ohka, R</b> ERA: 5.68 (1, 1)	5.0	L	26	11	4	4	3	0	0	0	0	1	1	62	97	7.20	2.200				
<b>Bryce Florie, R</b> ERA: 4.56 (6, 1)	3.0		9	2	0	0	2	0	0	0	0	0	0	20	32	0.00	0.667				
<b>Rod Beck, R</b> ERA: 1.29 (9, 1)	1.0		4	1	0	0	1	0	0	0	0	0	0	11	14	0.00	1.000				

**Minnesota Twins @ Boston Red Sox**  
Fenway Park, Boston, MA  
Mon Jul 24 2000, 7:05 PM EDT  
Att: 33,469 - Cloudy - 73 F

AB	39
R	4
H	14
RBI	4
BB	0
SO	6
LOB	16



Batter	1	2	3	4	5	6	7	8	9	AB	R	H	RBI	BB	SO	LOB	BOTTOM				
<b>Jose Offerman, S</b> OBP: 0.334, SLG: 0.340 (1, 3)	F8		3-2 G6-3			4-2 BB			1-3 K	3	0	0	0	1	1	2					
<b>Jeff Eves, R</b> OBP: 0.366, SLG: 0.353 (1, 4)	F5			1-2 2B		F8			0-3 K	4	0	1	0	0	1	2					
<b>Bernard Gilkey, R</b> OBP: 0.221, SLG: 0.257 (1, 9)	L4			1-0 P5		K			0-1 G5-3	4	0	0	0	0	1	2					
<b>Nomar Garciaparra, R</b> OBP: 0.447, SLG: 0.641 (1, 6)		0-0 F7		1-3 K		F7			2-2 G4-3 HR 2B	4	1	1	0	0	1	2					
<b>Troy O'Leary, L</b> OBP: 0.325, SLG: 0.414 (1, 7)		1-3 K		2-3 K		F7			2-2 G4-3	4	0	0	0	0	2	2					
<b>Izzy Alcantara, R</b> OBP: 0.414, SLG: 0.630 (1, 10)		0-3 K			2-0 F8				1-2 HR	4	1	1	2	0	1	0					
<b>Sean Berry, R</b> OBP: 0.204, SLG: 0.240 (1, 5)			3-3 K		0-1 P4				0-3 K	4	0	0	0	0	2	0					
<b>Scott Hatteberg, L</b> OBP: 0.346, SLG: 0.483 (1, 2)			1-2 G6-3		0-0 1B				1-0 F8	3	0	1	0	0	0	0					
<b>Darren Lewis, R</b> OBP: 0.311, SLG: 0.314 (1, 8)			2-1 1B		0-1 F7				0-1 1B	3	0	2	0	0	0	1					
<b>Inning Stats</b>	R: 0 E: 0 K: 0 S: 6	H: 0 LOB: 0 BB: 0 P: 10	R: 0 E: 0 K: 2 S: 8	H: 0 LOB: 0 BB: 0 P: 9	R: 0 E: 0 K: 1 S: 13	H: 1 LOB: 1 BB: 0 P: 22	R: 0 E: 0 K: 2 S: 11	H: 1 LOB: 1 BB: 0 P: 16	R: 0 E: 0 K: 1 S: 6	H: 0 LOB: 1 BB: 1 P: 22	R: 0 E: 0 K: 0 S: 6	H: 0 LOB: 0 BB: 0 P: 11	R: 0 E: 0 K: 2 S: 11	H: 1 LOB: 1 BB: 0 P: 13	R: 2 E: 0 K: 1 S: 16	H: 2 LOB: 0 BB: 0 P: 21	1B: 3 2B: 2 3B: 0 HR: 1	SF: 0 SAC: 0 DP: 0 HBP: 0	WP: 0 PB: 0 SB: 0 CS: 0	PA: 34	
<b>PITCHER</b>	IP	WLS	BF	H	R	ER	SO	BB	IBB	HBP	BLK	WP	HR	S	P	ERA	WHIP				
<b>Eric Milton, L</b> ERA: 5.03 (1, 1)	8.0	W	29	4	0	0	8	1	0	0	0	0	0	74	111	0.00	0.625				
<b>Bob Wells, R</b> ERA: 3.51 (9, 1)	0.1		2	1	1	1	0	0	0	0	0	0	0	5	7	27.00	3.000				
<b>Eddie Guardado, L</b> ERA: 3.38 (9, 1)	0.2		3	1	1	1	1	0	0	0	0	0	1	11	14	13.50	1.500				

**Minnesota Twins @ Boston Red Sox**  
Fenway Park, Boston, MA  
Mon Jul 24 2000, 7:05 PM EDT  
Att: 33,469 - Cloudy - 73 F

AB	33
R	2
H	6
RBI	2
BB	1
SO	9
LOB	11





Batter	1	2	3	4	5	6	7	8	9	AB	R	H	RBI	BB	SO	LOB	TOP				
<b>Cristian Guzman, S</b> OBP: 0.315, SLG: 0.418	G3-1	G4-3			K		G3-6-3		FC6-4	4	0	0	0	1	1	1					
<b>Jay Canizaro, R</b> OBP: 0.343, SLG: 0.435	BB	P4			F2		G3-6-3		P4	5	1	1	0	0	0	2					
<b>Matt Lawton, L</b> OBP: 0.435, SLG: 0.480	BB	BB			G3			G3-1	BB	3	2	2	0	1	0	0					
<b>Ron Coomer, R</b> OBP: 0.335, SLG: 0.460	BB	BB			P3		L5	G3-1		3	1	0	0	1	0	2					
<b>David Ortiz, L</b> OBP: 0.396, SLG: 0.476	BB	BB			G4-6-3		G6-3			3	0	2	2	1	0	1					
<b>Corey Koskie, L</b> OBP: 0.408, SLG: 0.467	BB	BB			K		G6-3			3	0	1	2	1	2	1					
<b>Chad Allen, R</b> OBP: 0.353, SLG: 0.348	K	K			G4-1		G6-3		F9	4	0	1	0	0	1	5					
<b>Jacque Jones, L</b> OBP: 0.327, SLG: 0.490	G3-1	G3-1			G4-1		K		FC6-4	4	0	1	0	0	1	5					
<b>Chad Moeller, R</b> OBP: 0.219, SLG: 0.188		L6			K		G6-3		K	4	0	0	0	0	2	2					
<b>Inning Stats</b>	R: 3 H: 2 E: 0 K: 1 S: 20	H: 2 R: 3 ER: 3 LOB: 3 P: 37	R: 0 H: 0 E: 0 K: 0 S: 7	H: 0 R: 3 ER: 0 LOB: 0 P: 11	R: 0 H: 1 E: 0 K: 2 S: 11	H: 1 R: 0 ER: 0 LOB: 1 P: 18	R: 0 H: 0 E: 0 K: 1 S: 11	H: 0 R: 0 ER: 0 LOB: 0 P: 16	R: 0 H: 1 E: 0 K: 2 S: 8	H: 1 R: 0 ER: 0 LOB: 1 P: 17	R: 0 H: 0 E: 0 K: 0 S: 4	H: 0 R: 1 ER: 0 LOB: 0 P: 9	R: 1 H: 2 E: 0 K: 1 S: 13	H: 1 R: 0 ER: 0 LOB: 1 P: 21	R: 0 H: 1 E: 0 K: 1 S: 6	H: 1 R: 0 ER: 0 LOB: 1 P: 8	1B: 5 2B: 3 3B: 0 HR: 0	SF: 0 SAC: 0 DP: 2 HBP: 0	WP: 0 PB: 0 SB: 0 CS: 0	PA: 38	
<b>PITCHER</b>	IP	WLS	BF	H	R	ER	SO	BB	IBB	HBP	BLK	WP	HR	S	P	ERA	WHIP				
<b>Ramon Martinez, R</b> ERA: 5.75	5.1	L	24	5	3	3	4	3	1	0	0	0	0	60	102	5.06	1.500				
<b>Hipolito Pichardo, R</b> ERA: 2.95	2.0		8	2	1	1	1	1	0	0	0	0	0	15	27	4.50	1.500				
<b>Rheal Cormier, L</b> ERA: 3.8	1.2		6	1	0	0	2	0	0	0	0	0	0	13	19	0.00	0.600				

**Minnesota Twins @ Boston Red Sox**  
Fenway Park, Boston, MA  
Tue Jul 25 2000, 7:05 PM EDT  
Att: 33,668 - Cloudy - 69 F


AB 33  
R 4  
H 8  
RBI 4  
BB 5  
SO 7  
LOB 19




Batter	1	2	3	4	5	6	7	8	9	AB	R	H	RBI	BB	SO	LOB	BOTTOM				
<b>Jose Offerman, S</b> OBP: 0.336, SLG: 0.340	G6-3		BB		F7			G4-6-3		3	0	1	0	1	0	1					
<b>Jeff Fyfe, R</b> OBP: 0.364, SLG: 0.356	G6-3		F9			WP		F9		4	1	1	0	0	0	3					
<b>Trot Nixon, L</b> OBP: 0.371, SLG: 0.504	K				G1-3		G5-3	G4-6-3		4	0	0	0	0	1	2					
<b>Nomar Garciaparra, R</b> OBP: 0.447, SLG: 0.639					K		K			4	0	2	0	0	2	1					
<b>Troy O'Leary, L</b> OBP: 0.324, SLG: 0.412	G6-3				K			FC6		4	0	1	1	0	1	2					
<b>Brian Daubach, L</b> OBP: 0.383, SLG: 0.506										3	1	1	0	0	0	1					
<b>Izzy Alcantara, R</b> OBP: 0.400, SLG: 0.607	P6				BB		FC6		F8	1	0	0	0	0	0	0					
<b>Ed Sprague, R</b> OBP: 0.307, SLG: 0.492			F8							3	0	1	0	0	0	0					
<b>Jason Varitek, S</b> OBP: 0.368, SLG: 0.427					G4-3		G4-3			3	0	1	1	0	1	1					
<b>Darren Lewis, R</b> OBP: 0.306, SLG: 0.308					G6-3		K			3	0	0	0	0	2	2					
<b>Inning Stats</b>	R: 0 H: 0 E: 0 K: 1 S: 8	H: 1 R: 2 ER: 2 LOB: 0 P: 14	R: 0 H: 1 E: 0 K: 0 S: 6	H: 1 R: 2 ER: 0 LOB: 2 P: 10	R: 0 H: 1 E: 0 K: 0 S: 10	H: 1 R: 0 ER: 0 LOB: 1 P: 18	R: 0 H: 0 E: 0 K: 2 S: 9	H: 0 R: 0 ER: 0 LOB: 0 P: 12	R: 1 H: 2 E: 0 K: 1 S: 12	H: 2 R: 0 ER: 0 LOB: 1 P: 18	R: 1 H: 2 E: 0 K: 1 S: 13	H: 0 R: 0 ER: 0 LOB: 0 P: 10	R: 0 H: 1 E: 0 K: 0 S: 7	H: 1 R: 0 ER: 0 LOB: 0 P: 12	R: 0 H: 1 E: 0 K: 0 S: 6	H: 1 R: 0 ER: 0 LOB: 0 P: 8	1B: 7 2B: 1 3B: 0 HR: 0	SF: 0 SAC: 0 DP: 3 HBP: 0	WP: 1 PB: 0 SB: 0 CS: 0	PA: 33	
<b>PITCHER</b>	IP	WLS	BF	H	R	ER	SO	BB	IBB	HBP	BLK	WP	HR	S	P	ERA	WHIP				
<b>Joe Mays, R</b> ERA: 5.51	7.0		28	7	2	2	7	1	0	0	0	0	0	68	106	2.57	1.143				
<b>Hector Carrasco, R</b> ERA: 4.19	1.0	H	3	1	0	0	0	0	0	0	0	0	0	8	12	0.00	1.000				
<b>Eddie Guardado, L</b> ERA: 3.29	1.0	S	2	0	0	0	0	0	0	0	0	0	0	3	4	0.00	0.000				


**Minnesota Twins @ Boston Red Sox**  
Fenway Park, Boston, MA  
Tue Jul 25 2000, 7:05 PM EDT  
Att: 33,668 - Cloudy - 69 F

AB 32  
R 2  
H 8  
RBI 2  
BB 1  
SO 7  
LOB 13

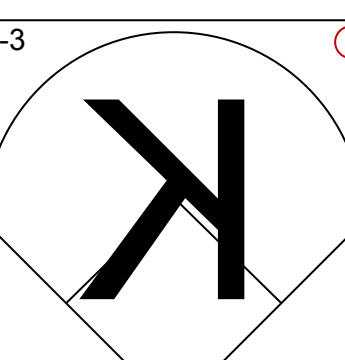
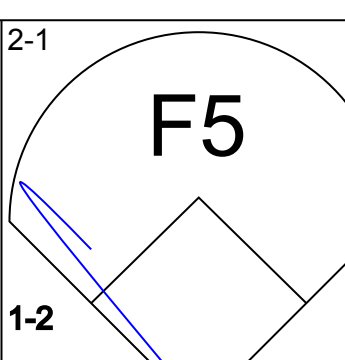
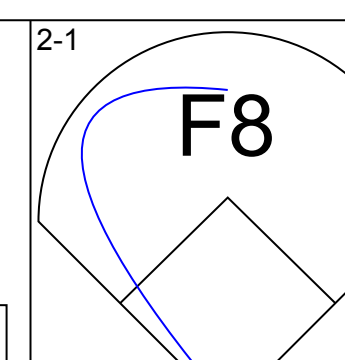
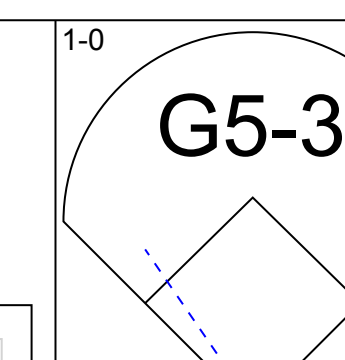
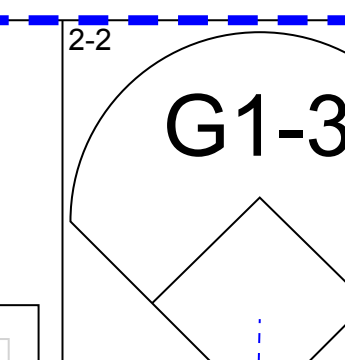
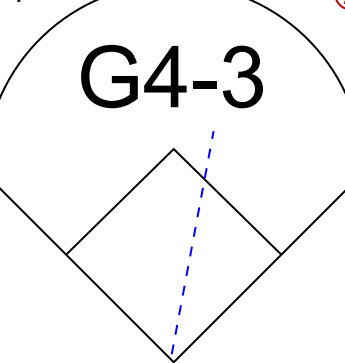
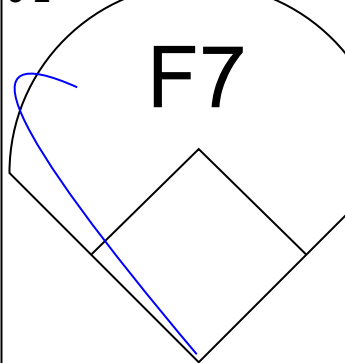
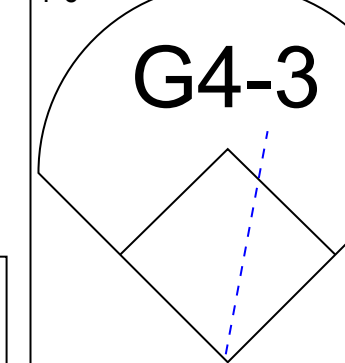
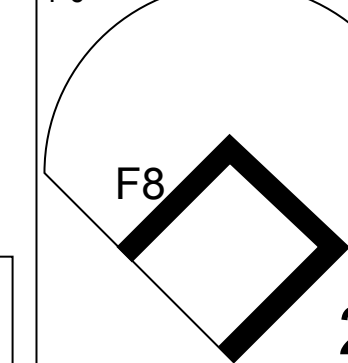
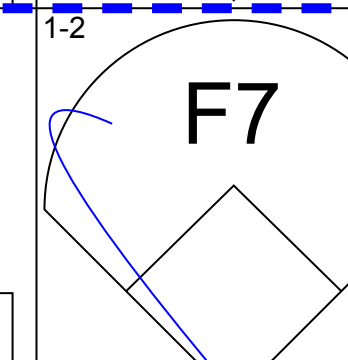
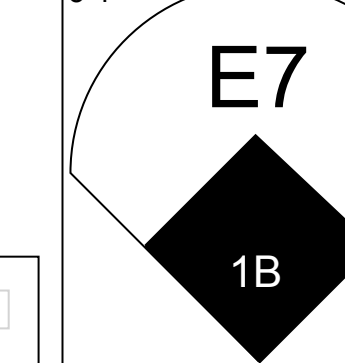
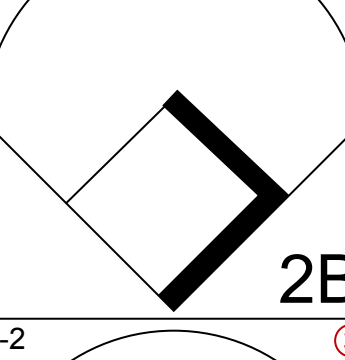
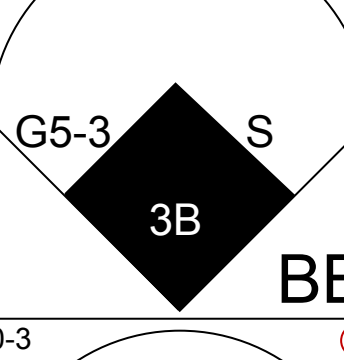
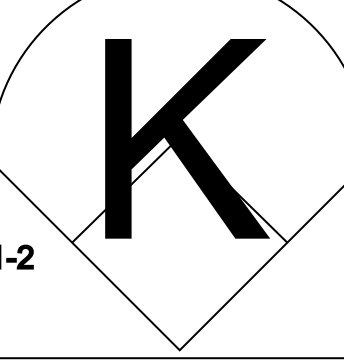
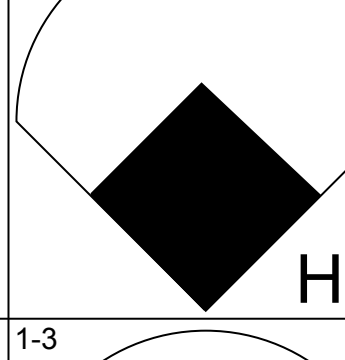
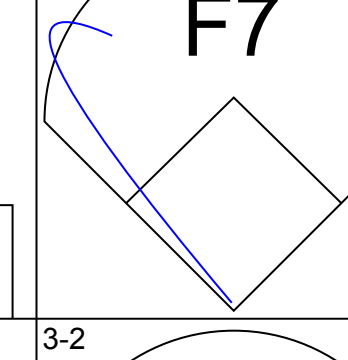
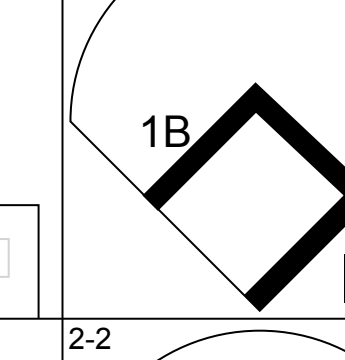
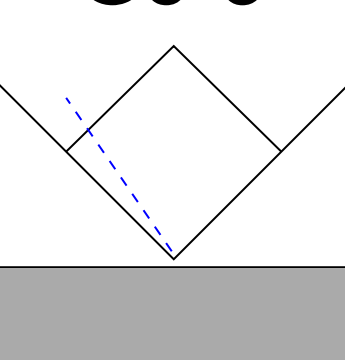
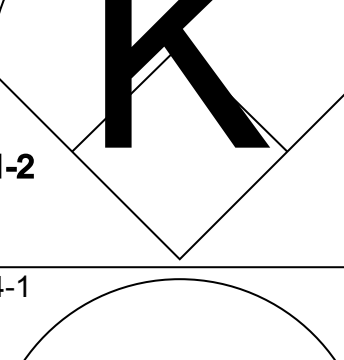
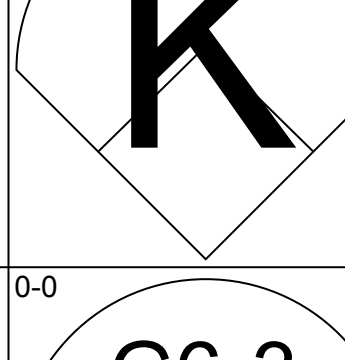
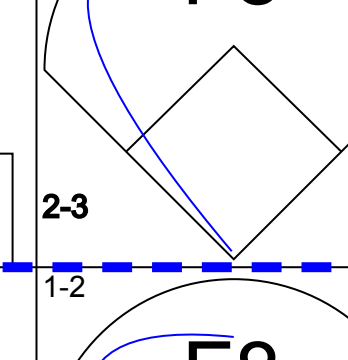
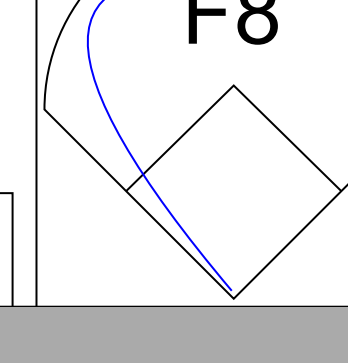
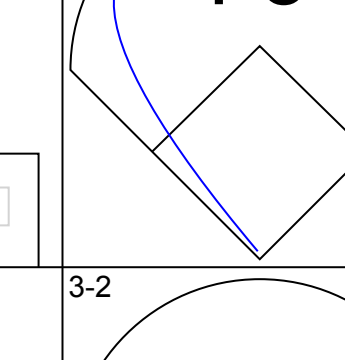
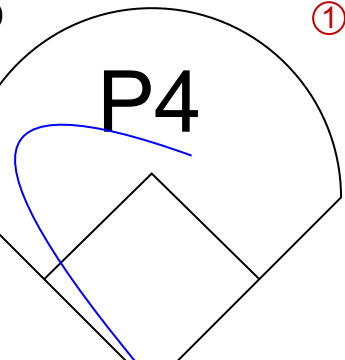
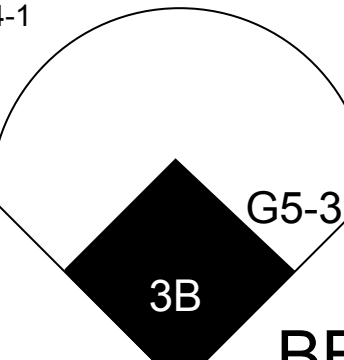
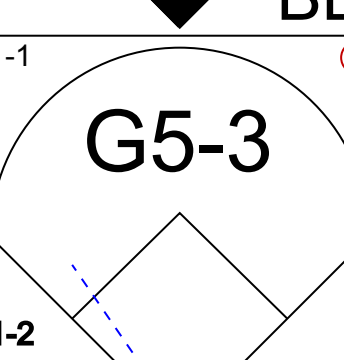
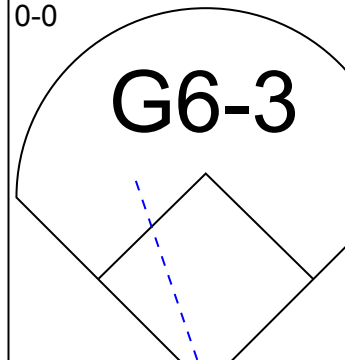
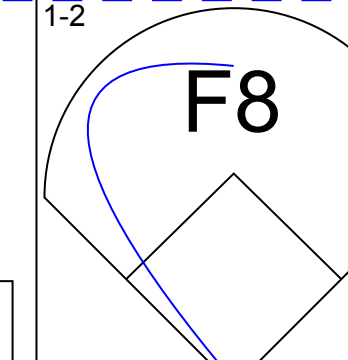
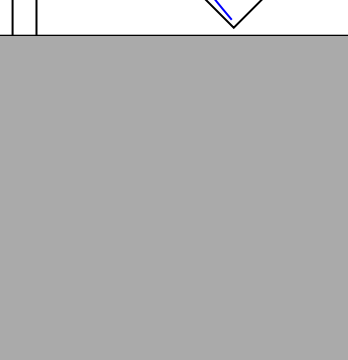
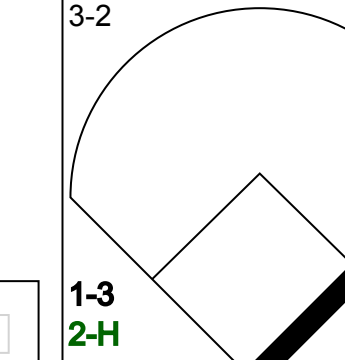

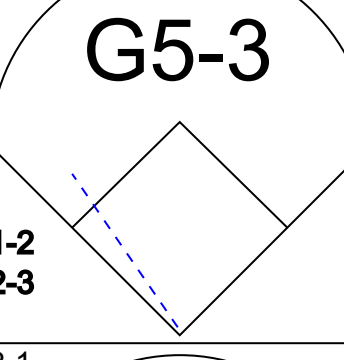
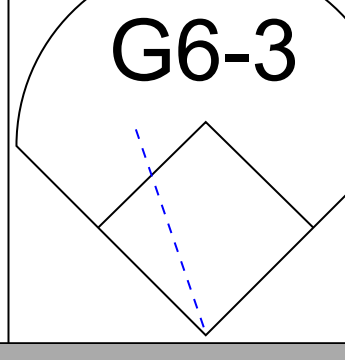
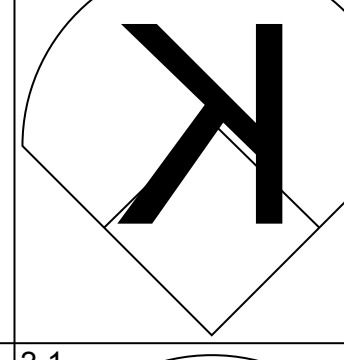

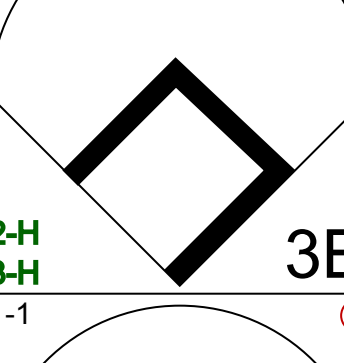
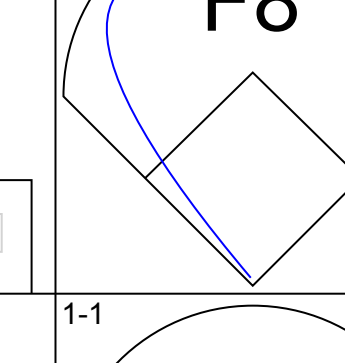
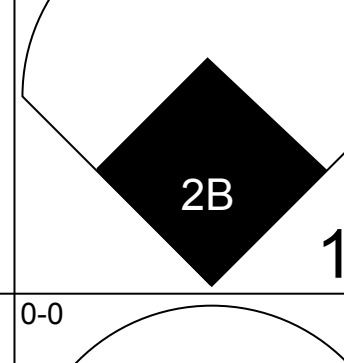
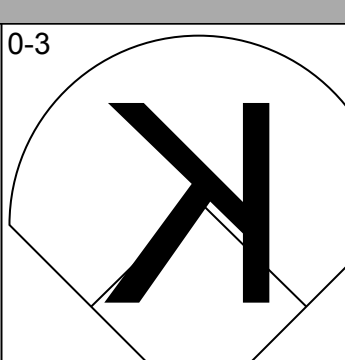
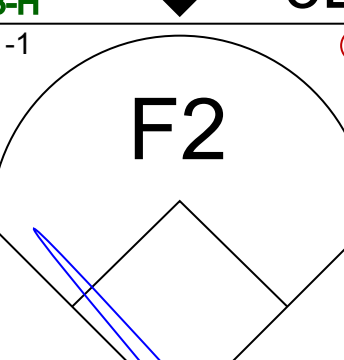
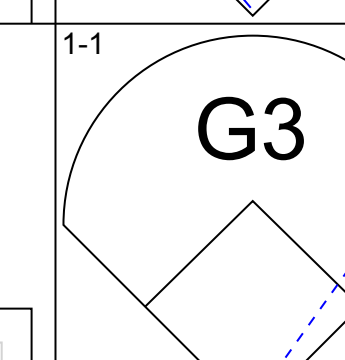
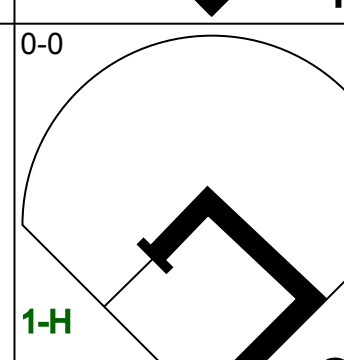
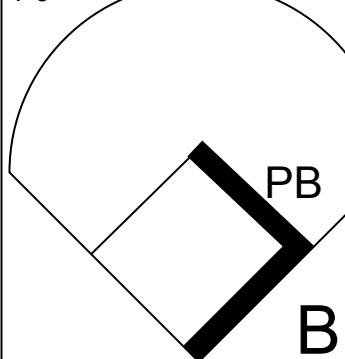
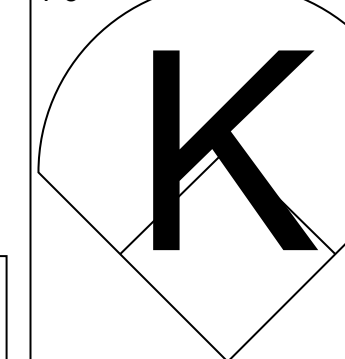
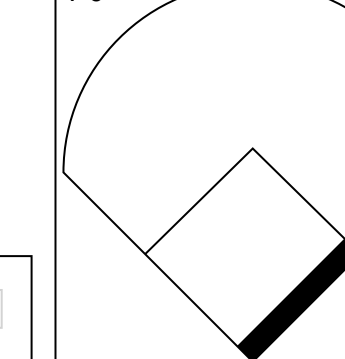
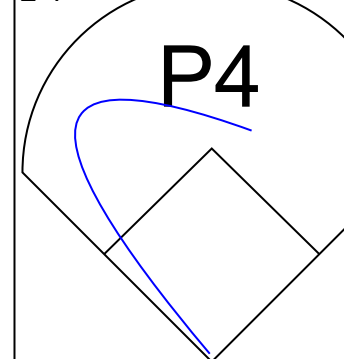




Batter	1	2	3	4	5	6	7	8	9	AB R H RBI BB SO LOB	TOP																								
											<p style="text-align: center;"><b>Minnesota Twins @ Boston Red Sox</b> Fenway Park, Boston, MA Wed Jul 26 2000, 1:05 PM EDT</p> <p style="text-align: right;"><a href="http://livebaseballscorecards.com">livebaseballscorecards.com</a></p> <p><b>AB 0</b> <b>R 0</b> <b>H 0</b> <b>RBI 0</b> <b>BB 0</b> <b>SO 0</b> <b>LOB 0</b></p> 																								
Inning Stats										1B: 0 SF: 0 2B: 0 SAC: 0 3B: 0 DP: 0 HR: 0 HBP: 0	WP: 0 PA: 0 PB: 0 SB: 0 CS: 0																								
PITCHER	IP	WLS	BF	H	R	ER	SO	BB	IBB	HBP	BLK	WP	HR	S	P	ERA	WHIP	PITCHER	IP	WLS	BF	H	R	ER	SO	BB	IBB	HBP	BLK	WP	HR	S	P	ERA	WHIP

Batter	1	2	3	4	5	6	7	8	9	AB R H RBI BB SO LOB	BOTTOM																								
											<p style="text-align: center;"><b>Minnesota Twins @ Boston Red Sox</b> Fenway Park, Boston, MA Wed Jul 26 2000, 1:05 PM EDT</p> <p style="text-align: right;"><a href="http://livebaseballscorecards.com">livebaseballscorecards.com</a></p> <p><b>AB 0</b> <b>R 0</b> <b>H 0</b> <b>RBI 0</b> <b>BB 0</b> <b>SO 0</b> <b>LOB 0</b></p> 																								
Inning Stats										1B: 0 SF: 0 2B: 0 SAC: 0 3B: 0 DP: 0 HR: 0 HBP: 0	WP: 0 PA: 0 PB: 0 SB: 0 CS: 0																								
PITCHER	IP	WLS	BF	H	R	ER	SO	BB	IBB	HBP	BLK	WP	HR	S	P	ERA	WHIP	PITCHER	IP	WLS	BF	H	R	ER	SO	BB	IBB	HBP	BLK	WP	HR	S	P	ERA	WHIP

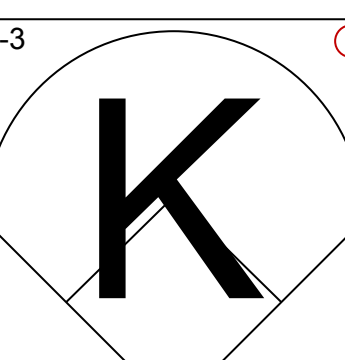
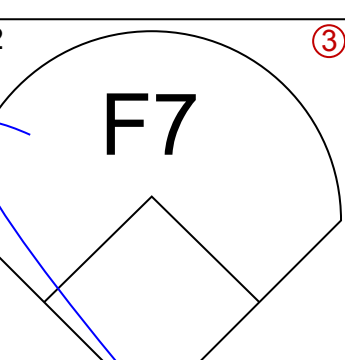
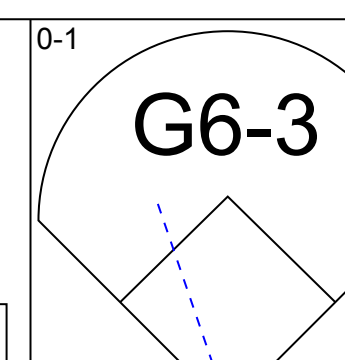
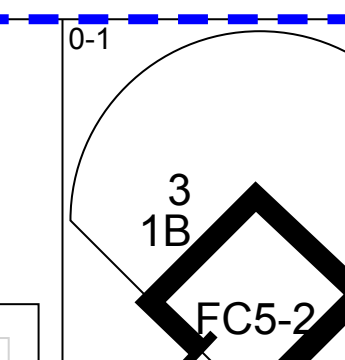
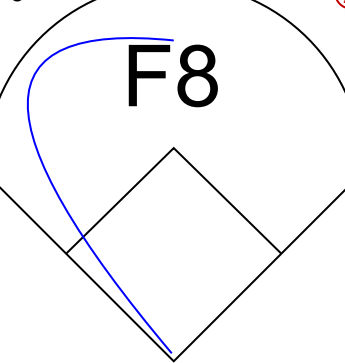
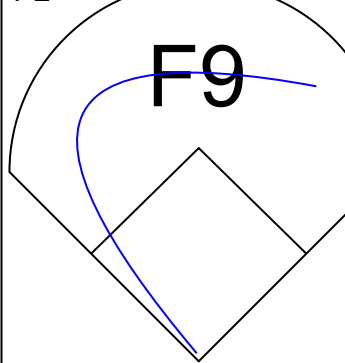
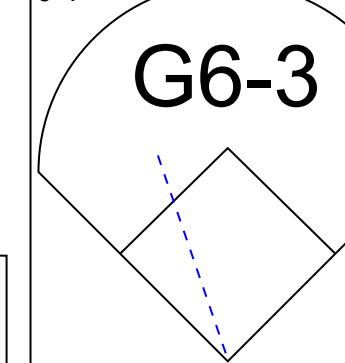
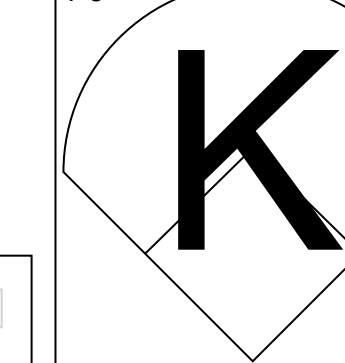
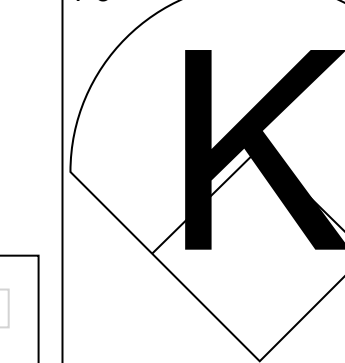
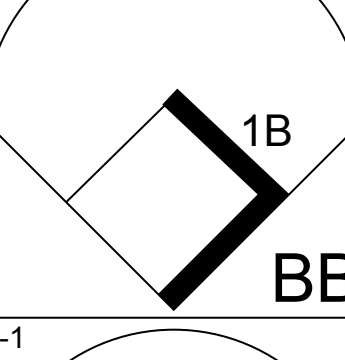
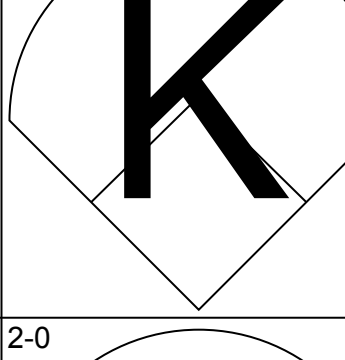
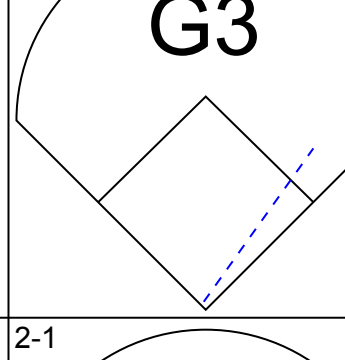
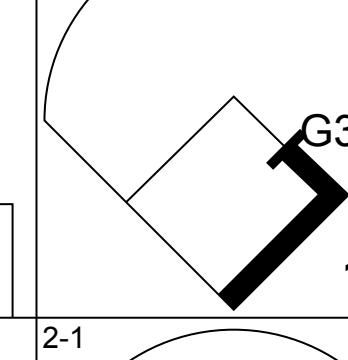
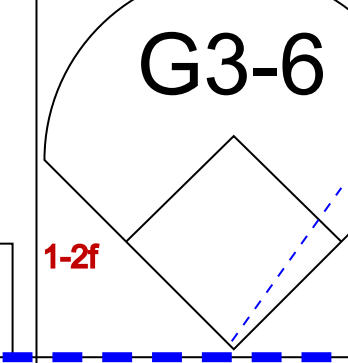
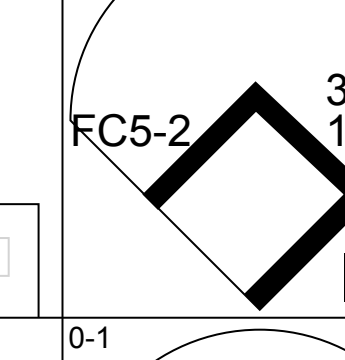
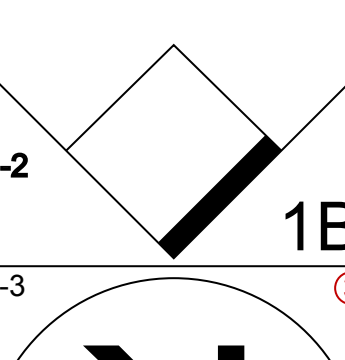
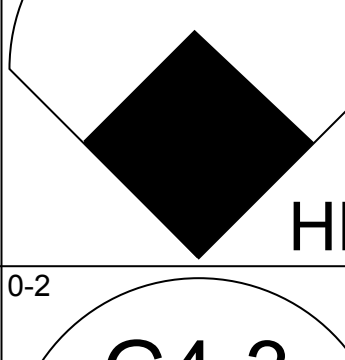
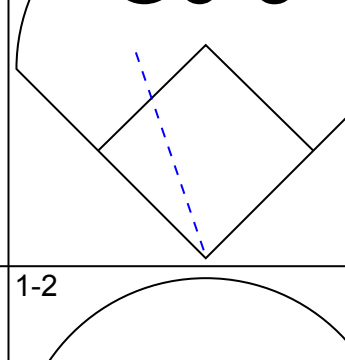
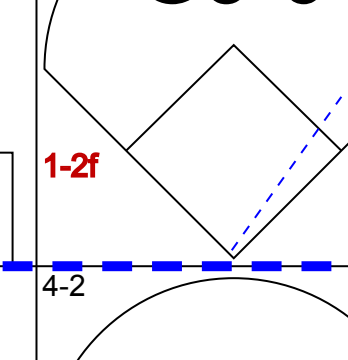
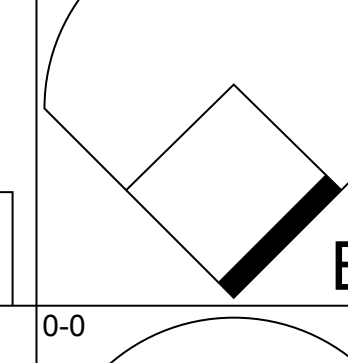
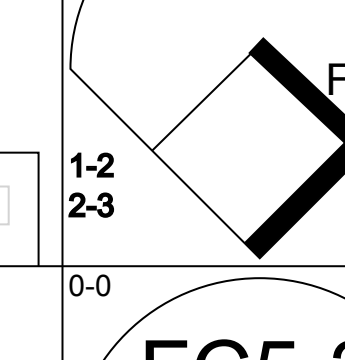
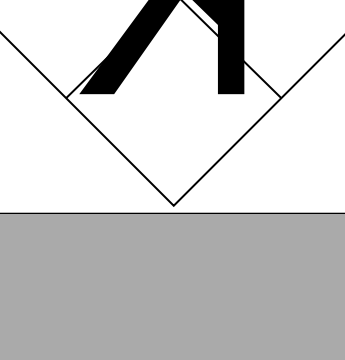
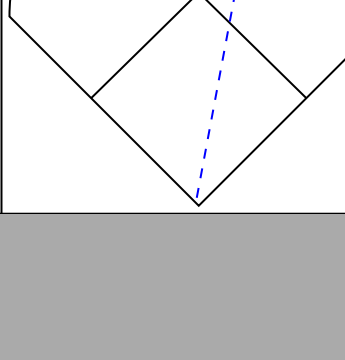
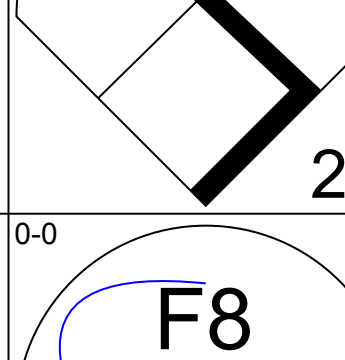
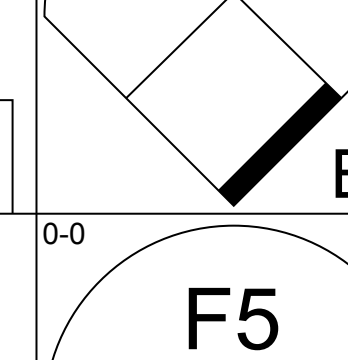
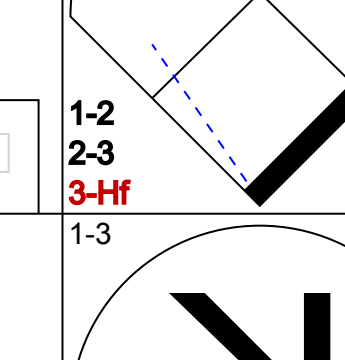
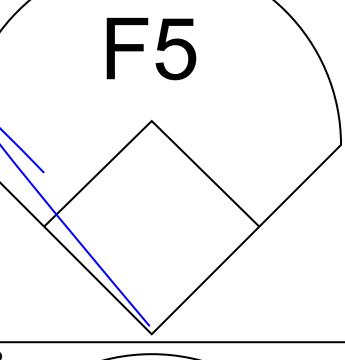
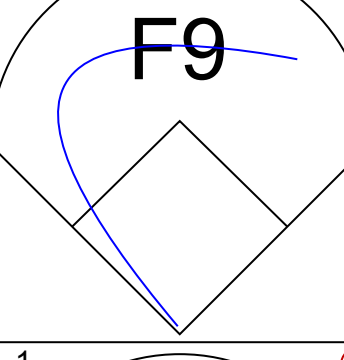
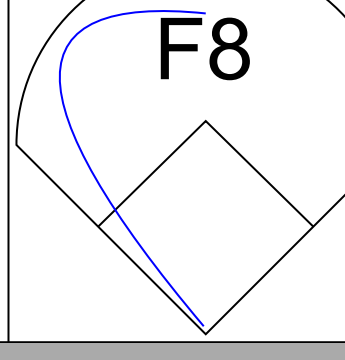
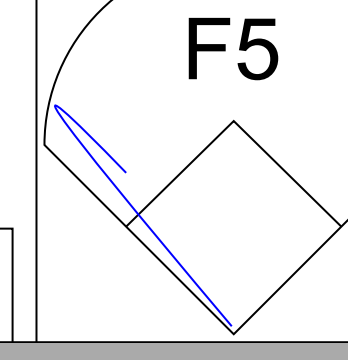
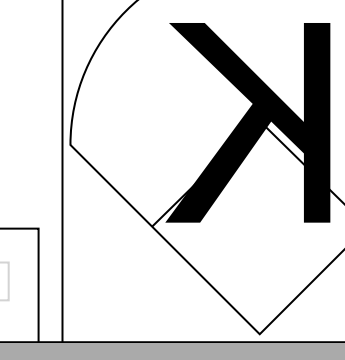
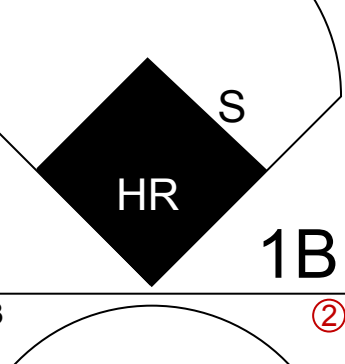
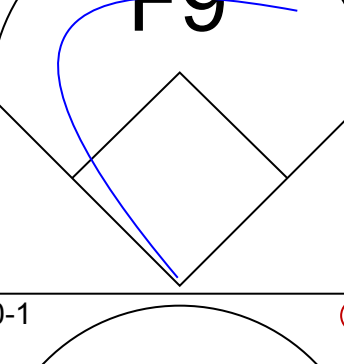
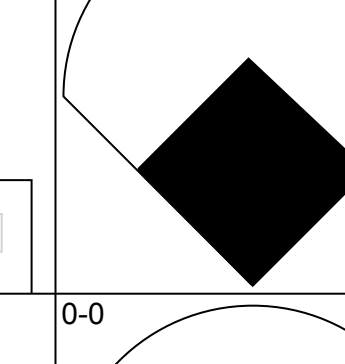
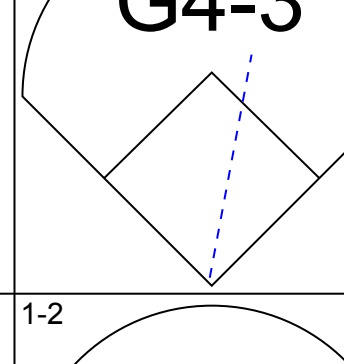
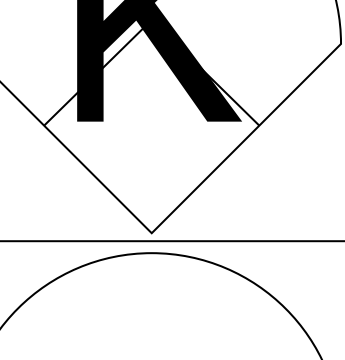
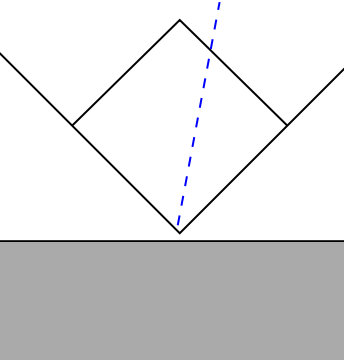
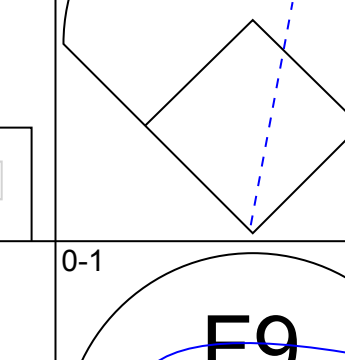
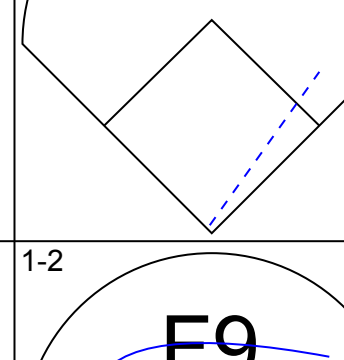
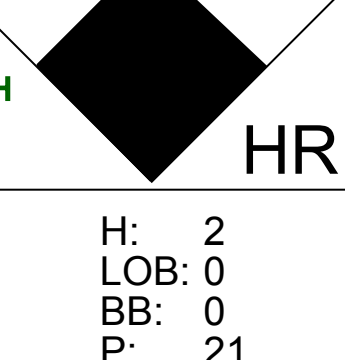
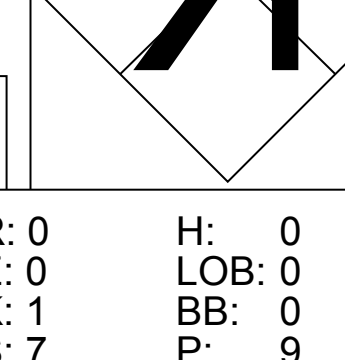
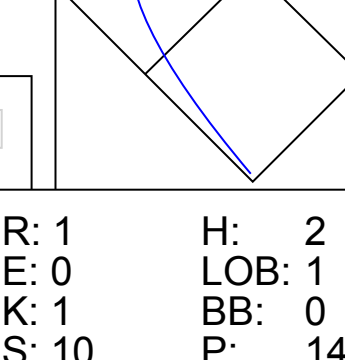
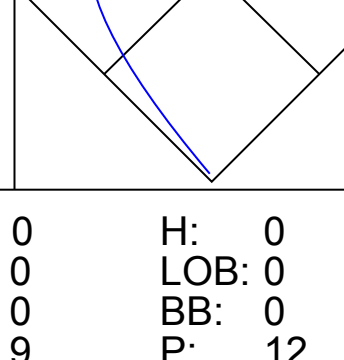


Batter	1	2	3	4	5	6	7	8	9	10	AB	R	H	RBI	BB	SO	LOB	TOP								
<b>Darren Lewis, R</b> OBP: 0.297, SLG: 0.298 (1, 8)											5	0	0	0	0	1	2									
<b>Brian Daubach, L</b> OBP: 0.352, SLG: 0.506 <b>Manny Alexander, R</b> OBP: 0.235, SLG: 0.305 (8, PR) (8, 4)											4	0	1	0	0	0	1	1								
<b>Nomar Garciaparra, R</b> OBP: 0.452, SLG: 0.652 (1, 6)											3	2	2	1	2	0	1									
<b>Izzy Alcantara, R</b> OBP: 0.304, SLG: 0.548 <b>Scott Hatteberg, L</b> OBP: 0.341, SLG: 0.475 (8, PH) (1, 10)											3	0	0	0	0	2	2	2								
<b>Troy O'Leary, L</b> OBP: 0.325, SLG: 0.410 (1, 7)											4	1	1	1	1	0	2									
<b>Jose Offerman, S</b> OBP: 0.331, SLG: 0.334 (8, 3) (1, 4)											5	0	0	0	0	2	4									
<b>Bernard Gilkey, R</b> OBP: 0.231, SLG: 0.286 <b>Trot Nixon, L</b> OBP: 0.371, SLG: 0.504 (10, 9)											4	1	2	2	0	0	0	0								
<b>Jason Varitek, S</b> OBP: 0.367, SLG: 0.429 (1, 2)											4	0	1	1	0	1	1									
<b>Ed Sprague, R</b> OBP: 0.311, SLG: 0.486 (1, 5)											2	0	0	0	2	1	0									
<b>Inning Stats</b>	R: 0 E: 0 K: 1 S: 10	H: 1 LOB: 1 BB: 0 P: 13	R: 0 E: 0 K: 0 S: 7	H: 0 LOB: 0 BB: 0 P: 8	R: 0 E: 0 K: 1 S: 11	H: 0 LOB: 1 BB: 1 P: 20	R: 2 E: 0 K: 1 S: 10	H: 1 LOB: 1 BB: 2 P: 22	R: 0 E: 0 K: 1 S: 6	H: 0 LOB: 0 BB: 0 P: 10	R: 1 E: 0 K: 1 S: 9	H: 1 LOB: 0 BB: 0 P: 13	R: 0 E: 0 K: 0 S: 4	H: 0 LOB: 1 BB: 1 P: 11	R: 0 E: 0 K: 0 S: 16	H: 1 LOB: 2 BB: 0 P: 22	R: 1 E: 0 K: 1 S: 9	H: 2 LOB: 0 BB: 0 P: 13	R: 1 E: 1 K: 1 S: 15	H: 2 LOB: 1 BB: 1 P: 32	1B: 3 2B: 3 3B: 1 HR: 1	SF: 0 SAC: 0 DP: 0 HBP: 0	WP: 0 PB: 1 SB: 1 CS: 0	PA: 42		
<b>PITCHER</b>	IP	WLS	BF	H	R	ER	SO	BB	IBB	HBP	BLK	WP	HR	S	P	ERA	WHIP									
<b>Barry Zito, L</b> ERA: 3.0 (1, 1)	7.0		29	4	3	3	5	4	0	0	0	0	0	1	58	99	3.86	1.143								
<b>T.J. Mathews, R</b> ERA: 5.22 (8, 1)	0.2	H	2	0	0	0	0	0	0	0	0	0	0	11	15	0.00	0.000									
<b>Doug Jones, R</b> ERA: 5.01 (8, 1)	0.1	H	1	0	0	0	0	0	0	0	0	0	0	4	5	0.00	0.000									
<b>Jason Isringhausen, R</b> ERA: 3.47 (9, 1)	1.0	B	4	2	1	1	1	0	0	0	0	0	0	9	13	9.00	2.000									
<b>Jeff Tam, R</b> ERA: 3.03 (10, 1)	1.0	L	6	2	1	1	1	0	1	0	0	0	0	15	32	9.00	2.000									

**Boston Red Sox @ Oakland Athletics**  
Network Associates Coliseum, Oakland, CA  
Thu Jul 27 2000, 10:05 PM EDT  
Att. 19,343 - Sunny - 65 F

AB 37  
R 5  
H 8  
RBI 5  
BB 5  
SO 7  
LOB 16



Batter	1	2	3	4	5	6	7	8	9	10	AB	R	H	RBI	BB	SO	LOB	BOTTOM							
<b>Terrence Long, L</b> OBP: 0.342, SLG: 0.443 (1, 8)											5	0	2	0	0	1	0								
<b>Randy Velarde, R</b> OBP: 0.386, SLG: 0.449 (1, 4)											5	0	0	0	0	2	2								
<b>Jason Giambi, L</b> OBP: 0.469, SLG: 0.625 <b>Frank Menechino, R</b> OBP: 0.336, SLG: 0.468 (10, PR) (1, 3)											3	0	1	0	2	1	0	0							
<b>Olmedo Saenz, R</b> OBP: 0.351, SLG: 0.511 <b>Eric Chavez, L</b> OBP: 0.356, SLG: 0.473 (9, 5)											4	1	2	1	0	0	1	0							
<b>Matt Stairs, L</b> OBP: 0.425, SLG: 0.425 <b>Adam Platt, R</b> OBP: 0.377, SLG: 0.600 (8, PH) (1, 10)											3	0	1	0	0	1	2								
<b>Ben Griève, L</b> OBP: 0.357, SLG: 0.508 <b>Ryan Christenson, R</b> OBP: 0.381, SLG: 0.429 (9, 7)												4	0	0	0	0	2	1							
<b>Miguel Tejada, R</b> OBP: 0.334, SLG: 0.473 (1, 6)												4	2	2	1	0	0	0							
<b>Jeremy Giambi, L</b> OBP: 0.336, SLG: 0.415 (1, 9)												4	0	0	0	0	1	1							
<b>Ramon Hernandez, R</b> OBP: 0.316, SLG: 0.405 (1, 2)												4	1	1	2	0	1	0							
<b>Inning Stats</b>	R: 0 E: 0 K: 2 S: 10	H: 1 LOB: 2 BB: 1 P: 22	R: 2 E: 0 K: 1 S: 15	H: 2 LOB: 0 BB: 0 P: 21	R: 1 E: 0 K: 1 S: 10	H: 1 LOB: 0 BB: 0 P: 15	R: 0 E: 0 K: 0 S: 6	H: 0 LOB: 0 BB: 0 P: 7	R: 0 E: 0 K: 1 S: 7	H: 0 LOB: 0 BB: 0 P: 9	R: 0 E: 0 K: 1 S: 8	H: 1 LOB: 1 BB: 0 P: 12	R: 1 E: 0 K: 1 S: 10	H: 2 LOB: 1 BB: 0 P: 14	R: 0 E: 0 K: 0 S: 8	H: 1 LOB: 1 BB: 1 P: 15	R: 0 E: 0 K: 0 S: 9	H: 0 LOB: 0 BB: 0 P: 12	R: 0 E: 0 K: 2 S: 14	H: 2 LOB: 3 BB: 1 P: 20	1B: 4 2B: 3 3B: 0 HR: 3	SF: 0 SAC: 0 DP: 1 HBP: 0	WP: 0 PB: 0 SB: 1 CS: 0	PA: 42	
<b>PITCHER</b>	IP	WLS	BF	H	R	ER	SO	BB	IBB	HBP	BLK	WP	HR	S	P	ERA	WHIP								
<b>49 Tim Wakefield, R</b> ERA: 4.9 (1, 1)	6.2		28	7	4	4	5	1	0	0	0	0	0	3	63	5.40	1.200								
<b>Hipolito Pichardo, R</b> ERA: 3.93 (7, 1)	0.1		0	0	0	0	1	0	0	0	0	0	0	3	4	0.00	0.000								
<b>Rheal Cormier, L</b> ERA: 3.74 (8, 1)	0.2		2	1	0	0	0	0	0	0	0	0	0	5	8	0.00	1.500								
<b>Ryan Garces, R</b> ERA: 3.38 (8, 1)	1.1	W	5	0	0	0	0	1	0	0	0	0	0	12	19	0.00	0.750								
<b>Derek Lowe, R</b> ERA: 3.34 (10, 1)	1.0	S	6	2	0	0	2	0	1	0	0	0	0	14	20	0.00	2.000								

**Boston Red Sox @ Oakland Athletics**  
Network Associates Coliseum, Oakland, CA  
Thu Jul 27 2000, 10:05 PM EDT  
Att. 19,343 - Sunny - 65 F

AB 39  
R 4  
H 10  
RBI 4  
BB 3  
SO 8  
LOB 14





Batter	1	2	3	4	5	6	7	8	9	AB	R	H	RBI	BB	SO	LOB	TOP			
<b>Darren Lewis, R</b> OBP: 0.296, SLG: 0.297 (1, 8)	L5		F9				G5-3			4	0	1	0	0	0	0	<b>Boston Red Sox @ Oakland Athletics</b> Network Associates Coliseum, Oakland, CA Fri Jul 28 2000, 10:05 PM EDT Att: 28,072 - Sunny - 65 F			
<b>Jose Offerman, S</b> OBP: 0.351, SLG: 0.330 (1, 4)	G6-3		G3							4	0	0	0	0	1	1				
<b>Brian Daubach, L</b> OBP: 0.352, SLG: 0.592 <b>Manny Alexander, R</b> OBP: 0.235, SLG: 0.305 (9, 4)	G3-1									3	1	0	0	1	0	0				
<b>Nomar Garciaparra, R</b> OBP: 0.456, SLG: 0.663 (1, 6)										0	0	0	0	0	0	0				
<b>Troy O'Leary, L</b> OBP: 0.321, SLG: 0.404 (1, 7)										4	1	3	2	0	0	0				
<b>Bernard Gilkey, R</b> OBP: 0.242, SLG: 0.290 <b>Trot Nixon, L</b> OBP: 0.373, SLG: 0.510 (9, PH)										2	0	1	0	1	0	1				
<b>Jason Varitek, S</b> OBP: 0.362, SLG: 0.422 (1, 2)										1	0	1	0	0	0	0				
<b>Scott Hatteberg, L</b> OBP: 0.338, SLG: 0.463 (1, 10)										3	0	0	0	1	2	2				
<b>Ed Sprague, R</b> OBP: 0.311, SLG: 0.500 (1, 5)										3	1	1	2	0	0	2				
<b>Inning Stats</b>	R: 0 H: 0 E: 0 K: 0 S: 7	H: 0 LOB: 0 BB: 0 P: 13	R: 0 H: 1 E: 0 K: 0 S: 5	LOB: 0 BB: 0 P: 7	R: 2 H: 1 E: 1 K: 1 S: 10	LOB: 0 BB: 0 P: 16	R: 2 H: 2 E: 0 K: 1 S: 13	LOB: 2 BB: 2 P: 24	R: 0 H: 1 E: 0 K: 0 S: 6	LOB: 0 BB: 0 P: 9	R: 0 H: 0 E: 0 K: 0 S: 5	LOB: 0 BB: 0 P: 7	R: 0 H: 0 E: 0 K: 1 S: 7	LOB: 0 BB: 0 P: 12	R: 0 H: 1 E: 0 K: 2 S: 14	LOB: 1 BB: 0 P: 22		1B: 4 2B: 1 3B: 0 HR: 2	SF: 0 SAC: 0 DP: 3 HBP: 0	WP: 0 PB: 0 SB: 0 CS: 0
<b>PITCHER</b>	IP	WLS	BF	H	R	ER	SO	BB	IBB	HBP	BLK	WP	HR	S	P	ERA	WHIP			
<b>Mark Mulder, L</b> ERA: 5.03 <b>Aniel Prieto, R</b> ERA: 4.91	(1, 1)	8.0	L	31	6	4	3	3	3	0	0	0	2	64	109	3.38	1.125			
<b>PITCHER</b>	IP	WLS	BF	H	R	ER	SO	BB	IBB	HBP	BLK	WP	HR	S	P	ERA	WHIP			

AB 32  
R 4  
H 7  
RBI 4  
BB 3  
SO 5  
LOB 12



Batter	1	2	3	4	5	6	7	8	9	AB	R	H	RBI	BB	SO	LOB	BOTTOM					
<b>Terrence Long, L</b> OBP: 0.341, SLG: 0.450 (1, 8)										4	1	1	1	0	0	1	<b>Boston Red Sox @ Oakland Athletics</b> Network Associates Coliseum, Oakland, CA Fri Jul 28 2000, 10:05 PM EDT Att: 28,072 - Sunny - 65 F					
<b>Randy Velarde, R</b> OBP: 0.384, SLG: 0.446 (1, 4)										4	0	1	0	0	1	1						
<b>Jason Giambi, L</b> OBP: 0.464, SLG: 0.618 (1, 3)										4	0	0	0	0	2	1						
<b>Olmedo Saenz, R</b> OBP: 0.379, SLG: 0.505 (1, 10)										4	0	1	0	0	0	0						
<b>Ben Grieve, L</b> OBP: 0.356, SLG: 0.505 (1, 7)										4	0	1	0	0	2	1						
<b>Miguel Tejada, R</b> OBP: 0.333, SLG: 0.469 (1, 6)										3	0	0	0	1	2	1						
<b>3 Eric Chavez, L</b> OBP: 0.353, SLG: 0.468 (1, 5)										3	0	0	0	0	1	2						
<b>Jeremy Giambi, L</b> OBP: 0.332, SLG: 0.409 (1, 9)										3	0	0	0	0	3	2						
<b>Ramon Hernandez, R</b> OBP: 0.316, SLG: 0.404 (1, 2)										3	0	1	0	0	0	0						
<b>Inning Stats</b>	R: 1 H: 1 E: 0 K: 1 S: 12	H: 1 LOB: 0 BB: 0 P: 19	R: 0 H: 0 E: 0 K: 2 S: 10	LOB: 0 BB: 0 P: 18	R: 0 H: 1 E: 0 K: 2 S: 11	LOB: 1 BB: 0 P: 16	R: 0 H: 0 E: 0 K: 1 S: 7	LOB: 0 BB: 0 P: 11	R: 0 H: 0 E: 0 K: 2 S: 10	LOB: 0 BB: 0 P: 13	R: 0 H: 1 E: 0 K: 1 S: 10	LOB: 1 BB: 0 P: 12	R: 0 H: 1 E: 0 K: 2 S: 13	LOB: 1 BB: 1 P: 20	R: 0 H: 0 E: 0 K: 0 S: 7	LOB: 0 BB: 0 P: 12		R: 0 H: 1 E: 0 K: 0 S: 9	LOB: 1 BB: 0 P: 10	1B: 4 2B: 0 3B: 0 HR: 1	SF: 0 SAC: 0 DP: 0 HBP: 0	WP: 1 PB: 0 SB: 0 CS: 0
<b>PITCHER</b>	IP	WLS	BF	H	R	ER	SO	BB	IBB	HBP	BLK	WP	HR	S	P	ERA	WHIP					
<b>Pedro Martinez, R</b> ERA: 1.38 <b>Rich Garcia, R</b> ERA: 3.51 <b>Derek Lowe, R</b> ERA: 3.28	(1, 1)	7.0	W	26	4	1	1	11	1	0	0	0	0	7	12	0.00	0.714					
<b>PITCHER</b>	IP	WLS	BF	H	R	ER	SO	BB	IBB	HBP	BLK	WP	HR	S	P	ERA	WHIP					





Batter	1	2	3	4	5	6	7	8	9	AB	R	H	RBI	BB	SO	LOB	TOP										
<b>Darren Lewis, R</b> OBP: 0.295, SLG: 0.296 (1, 8)	G6-3		K		K			1B FC6-4 1B		4	1	1	0	0	2	2	<b>Boston Red Sox @ Oakland Athletics</b> Network Associates Coliseum, Oakland, CA Sat Jul 29 2000, 9:05 PM EDT Att: 36,325 - Sunny - 72 F <a href="http://livebaseballscorecards.com">livebaseballscorecards.com</a>										
<b>Jose Offerman, S</b> OBP: 0.331, SLG: 0.329 <b>Manny Alexander, R</b> OBP: 0.233, SLG: 0.302 (1, 3) (6, 6)	BB		F8				FC5-4 BB	K		1	0	0	0	2	0	0											
<b>Brian Daubach, L</b> OBP: 0.350, SLG: 0.498 (1, 10)	K				K		K	FC6-4 1B 1B		4	0	1	0	0	3	2											
<b>Nomar Garciaparra, R</b> OBP: 0.452, SLG: 0.657 <b>Izzy Alcantara, R</b> OBP: 0.382, SLG: 0.563 (1, 6) (6, 3)	G6-3				G6-3		FC5-4 1B 1-2	FC6-4 1B		3	0	0	0	0	0	2											
<b>Troy O'Leary, L</b> OBP: 0.321, SLG: 0.403 <b>Bernard Gilkey, R</b> OBP: 0.240, SLG: 0.287 (1, 7) (7, 7)		P6			F2			FC6-4		3	0	1	0	0	0	0											
<b>Mike Lansing, R</b> OBP: 0.312, SLG: 0.415 (1, 4)	G5-3				G6-3		F9	G4-3		4	0	0	0	0	0	4											
<b>Scott Hatteberg, L</b> OBP: 0.343, SLG: 0.472 (1, 2)		PB 2B			P6			G6-4-3 1B		4	0	2	0	0	0	0											
<b>Ed Sprague, R</b> OBP: 0.310, SLG: 0.495 (1, 5)		K						G6-4-3 1B		4	0	1	0	0	1	2											
<b>Trot Nixon, L</b> OBP: 0.371, SLG: 0.504 (1, 9)					G6-3			K		3	0	0	0	1	2	0											
<b>Inning Stats</b>	R: 0 E: 0 K: 1 S: 10	H: 0 LOB: 1 BB: 1 P: 18	R: 0 E: 0 K: 1 S: 13	H: 1 LOB: 1 BB: 0 P: 17	R: 0 E: 0 K: 1 S: 6	H: 0 LOB: 0 BB: 0 P: 9	R: 0 E: 0 K: 1 S: 6	H: 0 LOB: 0 BB: 0 P: 8	R: 0 E: 0 K: 1 S: 12	H: 1 LOB: 2 BB: 1 P: 24	R: 0 E: 0 K: 1 S: 9	H: 1 LOB: 0 BB: 0 P: 13	R: 1 E: 0 K: 1 S: 20	H: 3 LOB: 2 BB: 0 P: 29	R: 0 E: 0 K: 1 S: 8	H: 0 LOB: 0 BB: 0 P: 11		1B: 6 2B: 1 3B: 0 HR: 0	SF: 0 SAC: 0 DP: 1 HBP: 0	WP: 0 PB: 1 SB: 0 CS: 0	PA: 36						
<b>PITCHER</b>	IP	WLS	BF	H	R	ER	SO	BB	IBB	HBP	BLK	WP	HR	S	P	ERA	WHIP										
<b>Kevin Appier, R</b> ERA: 4.46 (1, 1)	7.0	W	27	4	0	0	7	3	0	0	0	0	0	69	111	0.00	1.000										
<b>Doug Jones, R</b> ERA: 4.99 (8, 1)	2.0		9	3	1	1	2	0	0	0	0	0	0	28	40	4.50	1.500										

Batter	1	2	3	4	5	6	7	8	9	AB	R	H	RBI	BB	SO	LOB	BOTTOM										
<b>Ryan Christenson, R</b> OBP: 0.382, SLG: 0.442 (1, 7)	1B BB		K		F9			G6-3		4	2	1	1	1	1	0	<b>Boston Red Sox @ Oakland Athletics</b> Network Associates Coliseum, Oakland, CA Sat Jul 29 2000, 9:05 PM EDT Att: 36,325 - Sunny - 72 F <a href="http://livebaseballscorecards.com">livebaseballscorecards.com</a>										
<b>Randy Velarde, R</b> OBP: 0.381, SLG: 0.442 (1, 4)	F8		G6-3		K		FC5-4 BB 3H	G5-3		5	0	1	1	0	1	1											
<b>Jason Giambi, L</b> OBP: 0.465, SLG: 0.618 <b>Jeremy Giambi, L</b> OBP: 0.330, SLG: 0.406 (1, 3) (6, 3)	K				HR BB			G6-3		3	2	1	0	1	2	2											
<b>Olmedo Saenz, R</b> OBP: 0.390, SLG: 0.510 <b>Ben Grievie, L</b> OBP: 0.358, SLG: 0.505 (1, 10) (8, PH)	BB 1B				HR BB			G4-3 BB 1B BB		2	2	2	0	2	0	0											
<b>Adam Platt, R</b> OBP: 0.414, SLG: 0.660 (1, 9)	BB 1B				HR			1B G4-3 BB		3	2	2	4	2	0	2											
<b>Terrence Long, L</b> OBP: 0.342, SLG: 0.451 (1, 8)	BB						E3 2B	G4-3		4	1	1	0	1	1	3											
<b>Miguel Tejada, R</b> OBP: 0.334, SLG: 0.471 (1, 6)	K				F8		G3-1 2B 2B	G5-3		5	1	2	3	0	1	4											
<b>Ramon Hernandez, R</b> OBP: 0.311, SLG: 0.396 (1, 2)		G4-3			K		G3-1	F9		5	0	0	0	0	2	4											
<b>Frank Menechino, R</b> OBP: 0.331, SLG: 0.459 <b>3 Eric Chavez, L</b> OBP: 0.353, SLG: 0.472 (1, 5) (5, PH) (6, 5)		K			K			F8		2	0	0	0	0	2	0											
<b>Inning Stats</b>	R: 1 E: 0 K: 2 S: 12	H: 2 LOB: 3 BB: 2 P: 28	R: 0 E: 0 K: 2 S: 8	H: 0 LOB: 0 BB: 0 P: 13	R: 3 E: 0 K: 1 S: 16	H: 2 LOB: 1 BB: 2 P: 33	R: 0 E: 0 K: 2 S: 8	H: 0 LOB: 0 BB: 0 P: 12	R: 7 E: 1 K: 1 S: 26	H: 6 LOB: 2 BB: 2 P: 49	R: 0 E: 0 K: 1 S: 7	H: 0 LOB: 0 BB: 0 P: 11	R: 0 E: 0 K: 0 S: 5	H: 0 LOB: 0 BB: 0 P: 11	R: 1 E: 0 K: 1 S: 13	H: 1 LOB: 2 BB: 2 P: 26		1B: 5 2B: 4 3B: 1 HR: 1	SF: 0 SAC: 0 DP: 0 HBP: 0	WP: 0 PB: 0 SB: 0 CS: 0	PA: 44						
<b>PITCHER</b>	IP	WLS	BF	H	R	ER	SO	BB	IBB	HBP	BLK	WP	HR	S	P	ERA	WHIP										
<b>Jeff Fassero, L</b> ERA: 5.04 (1, 1)	4.0	L	24	6	8	8	7	5	0	0	0	0	0	52	103	18.00	2.750										
<b>Bryce Florie, R</b> ERA: 5.09 (5, 1)	3.0		14	4	3	2	2	1	0	0	0	0	0	30	54	6.00	1.667										
<b>Rod Beck, R</b> ERA: 2.25 (8, 1)	1.0		6	1	1	1	1	2	0	0	0	0	0	13	26	9.00	3.000										





Batter	1	2	3	4	5	6	7	8	9	AB	R	H	RBI	BB	SO	LOB	TOP				
<b>Darren Lewis, R</b> (1, 8) OBP: 0.290, SLG: 0.291 <b>Bernard Gilkey, R</b> (8, PH) OBP: 0.238, SLG: 0.284 (8, 9)	0-1 G5-3		0-0 G6-3			1-1 L9		0-0 G5-4-3		3	0	0	0	0	0	1					
<b>Jason Varitek, S</b> (1, 2) OBP: 0.361, SLG: 0.431	0-0 F7			0-2 HR		0-2 G4-3		0-0 G4-3		4	1	1	1	0	0	1					
<b>Brian Daubach, L</b> (1, 3) OBP: 0.346, SLG: 0.492	0-2 G5-3			1-0 F9		1-0 G5-3		3-3 K		4	0	0	0	0	1	1					
<b>Nomar Garciaparra, R</b> (1, 6) OBP: 0.450, SLG: 0.652		0-0 G6-3		2-3 K		2-0 F2		2-0 1B		4	0	1	0	0	1	0					
<b>Troy O'Leary, L</b> (1, 7) OBP: 0.317, SLG: 0.398	0-1 P5			0-2 F8		2-0 G4-3		2-1 F7		4	0	0	0	0	0	1					
<b>Ed Sprague, R</b> (1, 5) OBP: 0.310, SLG: 0.492	1-0 G4-3				2-1 G4-6-3 1B		0-1 G5-3			3	0	1	0	0	0	0					
<b>Scott Hatteberg, L</b> (1, 10) OBP: 0.342, SLG: 0.492			2-2 HR		1-0 F9		0-1 F7			3	1	1	1	0	0	1					
<b>Mike Lansing, R</b> (1, 4) OBP: 0.312, SLG: 0.414			2-2 G6-3		2-1 G4-6-3		1-1 1B			3	0	1	0	0	0	1					
<b>Trot Nixon, L</b> (1, 9) OBP: 0.375, SLG: 0.504 (8, 8)			0-1 G4-3			4-2 G4-3 S BB		1-1 G5-4-3 1B		2	0	1	0	1	0	0					
<b>Inning Stats</b>	R: 0 E: 0 K: 0 S: 6	H: 0 LOB: 0 BB: 0 P: 6	R: 0 E: 0 K: 0 S: 4	H: 0 LOB: 0 BB: 0 P: 5	R: 1 E: 0 K: 0 S: 12	H: 1 LOB: 0 BB: 0 P: 16	R: 1 E: 0 K: 1 S: 11	H: 1 LOB: 0 BB: 0 P: 14	R: 0 E: 0 K: 0 S: 5	H: 1 LOB: 1 BB: 1 P: 10	R: 0 E: 0 K: 0 S: 4	H: 0 LOB: 0 BB: 0 P: 8	R: 0 E: 0 K: 0 S: 7	H: 2 LOB: 1 BB: 0 P: 9	R: 0 E: 0 K: 1 S: 11	H: 1 LOB: 1 BB: 0 P: 18	1B: 4 2B: 0 3B: 0 HR: 2	SF: 0 SAC: 0 DP: 2 HBP: 0	WP: 0 PB: 0 SB: 1 CS: 0	PA: 32	
<b>PITCHER</b>	IP	WLS	BF	H	R	ER	SO	BB	IBB	HBP	BLK	WP	HR	S	P	ERA	WHIP				
<b>Gil Heredia, R</b> (1, 1) ERA: 3.79	7.1	W	26	4	2	2	1	1	0	0	0	0	2	56	79	2.46	0.682				
<b>Mike Magnante, L</b> (8, 1) ERA: 5.26	0.0		1	1	0	0	0	0	0	0	0	0	0	2	3						
<b>Jeff Tam, R</b> (8, 1) ERA: 3.0	0.2	H	1	0	0	0	0	0	0	0	0	0	0	1	1	0.00	0.000				
<b>Jason Isringhausen, R</b> (9, 1) ERA: 3.4	1.0	S	4	1	0	0	1	0	0	0	0	0	0	11	18	0.00	1.000				

**Boston Red Sox @ Oakland Athletics**  
**Network Associates Coliseum, Oakland, CA**  
 Sun Jul 30 2000, 4:05 PM EDT  
 Att: 29,847 - Cloudy - 67 F

AB	31
R	2
H	6
RBI	2
BB	1
SO	2
LOB	8



Batter	1	2	3	4	5	6	7	8	9	AB	R	H	RBI	BB	SO	LOB	BOTTOM				
<b>Terrence Long, L</b> (1, 8) OBP: 0.338, SLG: 0.445	3-3 K	0-1 G6-3			0-1 F9		1-1 G4-3			4	0	0	0	0	1	0					
<b>Randy Velarde, R</b> (1, 4) OBP: 0.377, SLG: 0.436	2-2 F3		2-3 K		1-1 G6-3		2-2 F7			4	0	0	0	0	1	0					
<b>Jason Giambi, L</b> (1, 3) OBP: 0.461, SLG: 0.611	0-1 G3-1		2-3 K		0-0 F9			3-2 F9		4	0	0	0	0	1	0					
<b>Ben Grieve, L</b> (1, 7) OBP: 0.357, SLG: 0.501 <b>Ryan Christenson, R</b> (9, 7) OBP: 0.382, SLG: 0.442		4-1 BB HR G5-3 BB	2-3 K		3-2 F9		2-2 G1-3			3	1	0	0	1	1	0					
<b>Matt Stairs, L</b> (1, 10) OBP: 0.331, SLG: 0.422 <b>Olmedo Saenz, R</b> (8, PH) OBP: 0.388, SLG: 0.508		2-2 G5-3		1-0 F9		0-0 L9		3-2 G5-3		3	0	0	0	0	0	1					
<b>Miguel Tejada, R</b> (1, 6) OBP: 0.339, SLG: 0.472		4-2 BB HR BB		4-1 BB BB		2-2 1B				1	1	1	0	2	0	0					
<b>3 Eric Chavez, L</b> (1, 5) OBP: 0.350, SLG: 0.467		2-2 P4		3-1 P6		0-0 P6				3	0	0	0	0	0	4					
<b>Jeremy Giambi, L</b> (1, 9) OBP: 0.335, SLG: 0.404		4-2 HR BB		4-2 BB		0-0 F8				1	1	0	0	2	0	0					
<b>Sal Fasano, R</b> (1, 2) OBP: 0.288, SLG: 0.424		0-1 HR		1-0 G5-3		3-2 HR				3	2	2	5	0	0	2					
<b>Inning Stats</b>	R: 0 E: 0 K: 1 S: 8	H: 0 LOB: 0 BB: 0 P: 13	R: 4 E: 0 K: 0 S: 17	H: 1 LOB: 0 BB: 3 P: 33	R: 0 E: 0 K: 3 S: 10	H: 0 LOB: 0 BB: 0 P: 16	R: 0 E: 0 K: 0 S: 8	H: 0 LOB: 2 BB: 2 P: 21	R: 0 E: 0 K: 0 S: 5	H: 1 LOB: 1 BB: 0 P: 6	R: 1 E: 0 K: 0 S: 10	H: 1 LOB: 0 BB: 0 P: 16	R: 0 E: 0 K: 0 S: 9	H: 0 LOB: 0 BB: 0 P: 17	1B: 1 2B: 0 3B: 0 HR: 2	SF: 0 SAC: 0 DP: 0 HBP: 0	WP: 0 PB: 0 SB: 0 CS: 0	PA: 32			
<b>PITCHER</b>	IP	WLS	BF	H	R	ER	SO	BB	IBB	HBP	BLK	WP	HR	S	P	ERA	WHIP				
<b>Rolando Arrojo, R</b> (1, 1) ERA: 6.1	6.1	L	27	3	5	5	4	5	0	0	0	0	0	61	110	7.11	1.263				
<b>Rheal Cormier, L</b> (7, 1) ERA: 3.64	1.1		4	0	0	0	0	0	0	0	0	0	0	11	19	0.00	0.000				
<b>Hipolito Pichardo, R</b> (8, 1) ERA: 2.9	0.1		1	0	0	0	0	0	0	0	0	0	0	3	6	0.00	0.000				

**Boston Red Sox @ Oakland Athletics**  
**Network Associates Coliseum, Oakland, CA**  
 Sun Jul 30 2000, 4:05 PM EDT  
 Att: 29,847 - Cloudy - 67 F

AB	27
R	5
H	3
RBI	5
BB	5
SO	4
LOB	7





Batter	1	2	3	4	5	6	7	8	9	AB	R	H	RBI	BB	SO	LOB	TOP					
Trot Nixon, L OBP: 0.378, SLG: 0.504 (1, 8)	G6-3					K				4	1	2	1	1	1	1						
Jason Varitek, S OBP: 0.361, SLG: 0.441 (1, 2)	F8					K				5	1	2	3	0	1	2						
Brian Daubach, L OBP: 0.341, SLG: 0.485 (1, 3)	G3-1	F7								5	0	0	0	0	0	4						
Nomar Garciaparra, R OBP: 0.452, SLG: 0.659 (1, 6)										4	1	2	1	1	0	0						
Troy O'Leary, L OBP: 0.318, SLG: 0.394 (1, 7)										3	1	0	0	2	2	2						
Bernard Gilkey, R OBP: 0.238, SLG: 0.283 Hippolito Pichardo, R (8, 1)										4	1	1	0	0	0	2						
Scott Hatteberg, L OBP: 0.347, SLG: 0.500 Darren Lewis, R OBP: 0.289, SLG: 0.289 (8, 8)										4	1	2	0	0	0	2						
Ed Sprague, R OBP: 0.305, SLG: 0.482 (1, 5)										4	0	0	0	0	0	4						
Mike Lansing, R OBP: 0.314, SLG: 0.416 (1, 4)										3	1	2	2	0	0	0						
<b>Inning Stats</b>	R: 0 E: 0 K: 0 S: 10	H: 0 LOB: 0 BB: 0 P: 12	R: 3 E: 1 K: 0 S: 23	H: 3 LOB: 3 BB: 2 P: 42	R: 0 E: 0 K: 1 S: 10	H: 0 LOB: 1 BB: 1 P: 20	R: 0 E: 0 K: 0 S: 8	H: 1 LOB: 1 BB: 0 P: 15	R: 0 E: 0 K: 0 S: 7	H: 0 LOB: 1 BB: 1 P: 15	R: 1 E: 0 K: 2 S: 20	H: 2 LOB: 1 BB: 0 P: 28	R: 0 E: 0 K: 1 S: 8	H: 0 LOB: 0 BB: 0 P: 12	R: 4 E: 0 K: 0 S: 13	H: 4 LOB: 1 BB: 0 P: 20	R: 0 E: 0 K: 1 S: 11	H: 1 LOB: 1 BB: 0 P: 16	1B: 8 2B: 1 3B: 0 HR: 2	SF: 1 SAC: 0 DP: 0 HBP: 0	WP: 0 PB: 0 SB: 0 CS: 0	PA: 43
<b>PITCHER</b>	IP	WLS	BF	H	R	ER	SO	BB	IBB	HBP	BLK	WP	HR	S	P	ERA	WHIP					
Paul Abbott, R ERA: 4.17 (1, 1)	5.1	2	27	6	4	2	1	4	0	0	0	0	0	64	113	3.38	1.875					
Arthur Rhodes, L ERA: 3.09 (8, 1)	1.2	H	5	0	0	0	3	0	0	0	0	0	0	22	31	0.00	0.000					
Jose Mesa, R ERA: 5.82 (8, 1)	0.2	L	4	2	2	2	0	0	0	0	0	0	0	8	13	27.00	3.000					
Kazuhiro Sasaki, R ERA: 3.73 (8, 1)	0.1	B	3	2	2	2	0	0	0	0	0	0	1	5	7	54.00	6.000					
Jose Paniagua, R ERA: 3.81 (9, 1)	1.0		4	1	0	0	1	0	0	0	0	0	0	11	16	0.00	1.000					

**Boston Red Sox @ Seattle Mariners**  
Safeco Field, Seattle, WA  
Mon Jul 31 2000, 7:05 PM PDT  
Att: 36,993 - Cloudy - 81 F

AB 38  
R 8  
H 11  
RBI 7  
BB 4  
SO 5  
LOB 19



Batter	1	2	3	4	5	6	7	8	9	AB	R	H	RBI	BB	SO	LOB	BOTTOM					
Rickey Henderson, R OBP: 0.380, SLG: 0.322 (1, 7)										3	1	2	0	1	0	1						
Mark McLemore, S OBP: 0.344, SLG: 0.287 (1, 4)										3	0	0	0	0	1	3						
Alex Rodriguez, R OBP: 0.442, SLG: 0.629 (1, 6)										3	1	0	1	1	0	2						
Edgar Martinez, R OBP: 0.437, SLG: 0.633 (1, 10)										3	1	0	0	1	1	1						
John Olerud, L OBP: 0.404, SLG: 0.468 (1, 3)										4	0	0	0	0	1	3						
Jay Buhner, R OBP: 0.386, SLG: 0.541 (1, 9)										4	1	1	4	0	1	0						
Mike Cameron, R OBP: 0.360, SLG: 0.438 (1, 8)										2	0	0	0	2	0	0						
Dan Wilson, R OBP: 0.301, SLG: 0.333 Stan Javier, S OBP: 0.357, SLG: 0.397 (9, PH)										2	0	0	0	1	1	2						
David Bell, R OBP: 0.301, SLG: 0.349 Raul Ibanez, L OBP: 0.315, SLG: 0.318 (9, PH)										1	1	0	0	1	0	0						
<b>Inning Stats</b>	R: 4 E: 0 K: 1 S: 21	H: 1 LOB: 4 BB: 4 P: 44	R: 1 E: 0 K: 0 S: 8	H: 1 LOB: 1 BB: 1 P: 18	R: 0 E: 0 K: 0 S: 5	H: 0 LOB: 0 BB: 0 P: 10	R: 0 E: 0 K: 1 S: 9	H: 0 LOB: 1 BB: 1 P: 16	R: 0 E: 0 K: 1 S: 7	H: 0 LOB: 0 BB: 0 P: 9	R: 0 E: 0 K: 1 S: 8	H: 0 LOB: 1 BB: 1 P: 13	R: 0 E: 0 K: 0 S: 12	H: 1 LOB: 0 BB: 0 P: 18	R: 0 E: 0 K: 1 S: 9	H: 0 LOB: 0 BB: 0 P: 13	R: 0 E: 0 K: 0 S: 6	H: 0 LOB: 0 BB: 0 P: 9	1B: 2 2B: 0 3B: 0 HR: 1	SF: 0 SAC: 2 DP: 0 HBP: 0	WP: 0 PB: 0 SB: 5 CS: 1	PA: 36
<b>PITCHER</b>	IP	WLS	BF	H	R	ER	SO	BB	IBB	HBP	BLK	WP	HR	S	P	ERA	WHIP					
Ramon Martinez, R ERA: 6.14 (2, 1)	1.0		9	1	0	0	1	5	0	0	0	0	0	21	48	45.00	6.000					
Bryce Florie, R ERA: 4.55 (5, 1)	3.0		11	1	0	0	1	1	0	0	0	0	0	22	40	0.00	0.667					
Rod Beck, R ERA: 1.5 (7, 1)	2.0		6	0	0	0	2	1	0	0	0	0	0	15	22	0.00	0.500					
Rich Garces, R ERA: 3.25 Hippolito Pichardo, R ERA: 2.78 (8, 1)	1.0	W	4	1	0	0	0	0	0	0	0	0	0	12	18	0.00	1.000					
	2.0	S	6	0	0	0	1	0	0	0	0	0	0	15	22	0.00	0.000					

**Boston Red Sox @ Seattle Mariners**  
Safeco Field, Seattle, WA  
Mon Jul 31 2000, 7:05 PM PDT  
Att: 36,993 - Cloudy - 81 F

AB 27  
R 5  
H 3  
RBI 5  
BB 7  
SO 5  
LOB 12





Batter	1	2	3	4	5	6	7	8	9	10	11	12	13	14	15	16	17	18	19	AB	R	H	RBI	BB	SO	LOB	TOP	
Mike Lansing, R OBP: 0.312, SLG: 0.410	F9		F9	CS	L9		1B			F5			G5-3		F3		G4-3		IBB	8	0	1	0	1	0	2		
Brian Daubach, L OBP: 0.342, SLG: 0.487 Manny Alexander, R OBP: 0.228, SLG: 0.291	G4-3		1B	2B	F7		K			1B			F9		F9		P4		K	5	1	2	0	0	1	1		
Jason Varitek, S OBP: 0.354, SLG: 0.451	F8		2B	1B	F9			L5		P4			G1-4-3		F7				F8	9	0	1	1	0	0	5		
Nomar Garciaparra, R OBP: 0.450, SLG: 0.654		G1-3	1B	2B				G6-3		F9				BB	1B		L7		F8	7	1	2	0	1	0	0		
Troy O'Leary, L OBP: 0.320, SLG: 0.394		1B	1B	1B			G4-6-3	L3		F7				K		G6-3			1B	8	0	3	1	0	1	2		
Bernard Gilkey, R OBP: 0.246, SLG: 0.277	P4		FC6-4	1B			FC6-4	1B		F8				BB					F9	6	0	1	0	2	0	3		
Izzy Alcantara, R OBP: 0.342, SLG: 0.500 Scott Hatteberg, L OBP: 0.344, SLG: 0.481	G5-3		G5-3	G5-3	FC6-4		FC6-4	1B		F7			F8		K		G5-3		2B	4	0	0	0	0	2		AB 65	
Ed Sprague, R OBP: 0.302, SLG: 0.473			HR	F7			F8			L4			G5-3		F7				SH1-4	4	1	0	0	1	0	0		R 4
Trot Nixon, L OBP: 0.377, SLG: 0.502 Morgan Burkhardt, S OBP: 0.446, SLG: 0.415			HR	BB			K			G6-3									BB	1	0	0	0	0	2		H 12	
Darren Lewis, R OBP: 0.299, SLG: 0.315			HR	BB			K			G6-3									BB	5	1	2	2	2	1	0		RBI 4
			HR	BB			K			G6-3									BB	3	0	0	0	1	1	3		BB 9
			HR	BB			K			G6-3									BB	1	0	0	0	0	2		SO 5	
			HR	BB			K			G6-3									BB	1	0	0	0	1	0	1		LOB 26
			HR	BB			K			G6-3									BB	5	1	2	2	2	1	0		
			HR	BB			K			G6-3									BB	5	1	2	2	2	1	0		
			HR	BB			K			G6-3									BB	5	1	2	2	2	1	0		
			HR	BB			K			G6-3									BB	5	1	2	2	2	1	0		
			HR	BB			K			G6-3									BB	5	1	2	2	2	1	0		
			HR	BB			K			G6-3									BB	5	1	2	2	2	1	0		
			HR	BB			K			G6-3									BB	5	1	2	2	2	1	0		
			HR	BB			K			G6-3									BB	5	1	2	2	2	1	0		
			HR	BB			K			G6-3									BB	5	1	2	2	2	1	0		
			HR	BB			K			G6-3									BB	5	1	2	2	2	1	0		
			HR	BB			K			G6-3									BB	5	1	2	2	2	1	0		
			HR	BB			K			G6-3									BB	5	1	2	2	2	1	0		
			HR	BB			K			G6-3									BB	5	1	2	2	2	1	0		
			HR	BB			K			G6-3									BB	5	1	2	2	2	1	0		
			HR	BB			K			G6-3									BB	5	1	2	2	2	1	0		
			HR	BB			K			G6-3									BB	5	1	2	2	2	1	0		
			HR	BB			K			G6-3									BB	5	1	2	2	2	1	0		
			HR	BB			K			G6-3									BB	5	1	2	2	2	1	0		
			HR	BB			K			G6-3									BB	5	1	2	2	2	1	0		
			HR	BB			K			G6-3									BB	5	1	2	2	2	1	0		
			HR	BB			K			G6-3									BB	5	1	2	2	2	1	0		
			HR	BB			K			G6-3									BB	5	1	2	2	2	1	0		
			HR	BB			K			G6-3									BB	5	1	2	2	2	1	0		
			HR	BB			K			G6-3									BB	5	1	2	2	2	1	0		
			HR	BB			K			G6-3									BB	5	1	2	2	2	1	0		
			HR	BB			K			G6-3									BB	5	1	2	2	2	1	0		
			HR	BB			K			G6-3									BB	5	1	2	2	2	1	0		
			HR	BB			K			G6-3									BB	5	1	2	2	2	1	0		
			HR	BB			K			G6-3									BB	5	1	2	2	2	1	0		
			HR	BB			K			G6-3									BB	5	1	2	2	2	1	0		
			HR	BB			K			G6-3									BB	5	1	2	2	2	1	0		
			HR	BB			K			G6-3									BB	5	1	2	2	2	1	0		
			HR	BB			K			G6-3									BB	5	1	2	2	2	1	0		
			HR	BB			K			G6-3									BB	5	1	2	2	2	1	0		
			HR	BB			K			G6-3									BB	5	1	2	2	2	1	0		
			HR	BB			K			G6-3									BB	5	1	2	2	2	1	0		
			HR	BB			K			G6-3									BB	5	1	2	2	2	1	0		
			HR	BB			K			G6-3									BB	5	1	2	2	2	1	0		
			HR	BB			K			G6-3									BB	5	1	2	2	2	1	0		
			HR	BB			K			G6-3									BB	5	1	2	2	2	1	0		
			HR	BB			K			G6-3									BB	5	1	2	2	2	1	0		
			HR	BB			K			G6-3									BB	5	1	2	2	2	1	0		
			HR	BB			K			G6-3									BB	5	1	2	2	2	1	0		
			HR	BB			K			G6-3									BB	5	1	2	2	2	1	0		
			HR	BB			K			G6-3									BB	5	1	2	2	2	1	0		
			HR	BB			K			G6-3									BB	5	1	2	2	2	1	0		
			HR	BB			K			G6-3									BB	5	1	2	2	2	1	0		
			HR	BB			K			G6-3									BB	5	1	2	2	2	1	0		
			HR	BB			K			G6-3									BB	5	1	2	2	2	1	0		
			HR	BB			K			G6-3									BB	5	1	2	2	2	1	0		
			HR	BB			K			G6-3									BB	5	1	2	2	2	1	0		
			HR	BB			K			G6-3									BB	5	1	2	2	2	1	0		
			HR	BB			K			G6-3									BB	5	1	2	2	2	1	0		



Batter	1	2	3	4	5	6	7	8	9	AB	R	H	RBI	BB	SO	LOB	TOP								
Trot Nixon, L OBP: 0.378, SLG: 0.498 (1, 9)	4-1 BB 2B BB	0-1 F7					1-1 E1 G3 S 1B	3-1 FC3-6 1B	2-3 K	4	2	1	0	1	1	0									
Mike Lansing, R OBP: 0.313, SLG: 0.408 (1, 4)	4-1 2B BB	2-1 G5-3					2-3 K	2-3 K	0-0 FC4-6 1B	4	1	1	0	1	2	2									
Brian Daubach, L OBP: 0.338, SLG: 0.480 (1, 3)	2-3 K		0-0 F7				0-1 G3	0-0 FC3-6 FC6-4	0-2 FC4-6	5	0	0	0	0	1	5									
Nomar Garciaparra, R OBP: 0.451, SLG: 0.656 (1, 6)	0-1 1B 2B 2B		1-1 F7				0-0 WP 1B	1-1 FC6-4		4	1	2	3	0	0	1									
Troy O'Leary, L OBP: 0.319, SLG: 0.392 (1, 7)	0-1 2B 1B		3-2 L8				3-H F9		0-2 G1-3	4	1	1	0	0	0	1									
Jason Varitek, S OBP: 0.353, SLG: 0.432 (1, 2)	1-2 1B 2B		1-0 G6-3				3-2 F9		1-1 P5	4	0	1	2	0	0	0									
Ed Sprague, R OBP: 0.310, SLG: 0.481 (1, 5)	3-2 G4-6-3 1B		1-1 2B				1-1 G1-3		4-2 BB	3	0	2	0	1	0	0									
Scott Hatteberg, L OBP: 0.342, SLG: 0.479 (1, 10)	1-1 G4-6-3		2-1 G5-3				4-1 BB		0-2 F5	3	0	0	0	1	0	4									
Darren Lewis, R OBP: 0.293, SLG: 0.308 (1, 8)		0-2 L7		0-0 G5-3			1-2 F5		2-3 K	4	0	0	0	0	1	2									
<b>Inning Stats</b>	R: 4 H: 4 E: 0 K: 1 S: 18	H: 4 R: 5 ER: 4 SO: 3 BB: 2 LOB: 1 P: 33	R: 0 H: 0 E: 0 K: 0 S: 9	H: 0 R: 5 ER: 4 SO: 3 BB: 0 LOB: 0 P: 11	R: 0 H: 0 E: 0 K: 0 S: 8	H: 0 R: 5 ER: 4 SO: 3 BB: 0 LOB: 0 P: 12	R: 0 H: 1 E: 0 K: 0 S: 6	H: 1 R: 0 ER: 1 SO: 10 BB: 0 LOB: 1 P: 10	R: 1 H: 1 E: 0 K: 1 S: 12	H: 1 R: 0 ER: 1 SO: 14 BB: 0 LOB: 1 P: 18	R: 0 H: 0 E: 0 K: 0 S: 13	H: 0 R: 0 ER: 0 SO: 22 BB: 1 LOB: 1 P: 22	R: 0 H: 1 E: 0 K: 1 S: 8	H: 1 R: 0 ER: 0 SO: 14 BB: 0 LOB: 1 P: 14	R: 0 H: 0 E: 0 K: 0 S: 14	H: 0 R: 0 ER: 0 SO: 19 BB: 1 LOB: 1 P: 19	R: 0 H: 1 E: 0 K: 1 S: 10	H: 1 R: 0 ER: 0 SO: 14 BB: 0 LOB: 1 P: 14	1B: 5 2B: 3 3B: 0 HR: 0	SF: 0 SAC: 0 DP: 1 HBP: 0	WP: 1 PB: 0 SB: 1 CS: 0	PA: 39			
<b>PITCHER</b>	IP	WLS	BF	H	R	ER	SO	BB	IBB	HBP	BLK	WP	HR	S	P	ERA	WHIP								
Freddy Garcia, R ERA: 4.24 (1, 1)	7.0	L	31	7	5	4	3	3	0	0	0	1	0	74	120	5.14	1.429								
Jose Paniagua, R ERA: 3.74 (8, 1)	1.0		4	0	0	0	0	1	0	0	0	0	0	14	19	0.00	1.000								
Arthur Rhodes, L ERA: 3.0 (9, 1)	1.0		4	1	0	0	2	0	0	0	0	0	0	10	14	0.00	1.000								

**Boston Red Sox @ Seattle Mariners**  
**Safeco Field, Seattle, WA**  
 Wed Aug 02 2000, 7:05 PM PDT  
 Att: 45,121 - Sunny - 79 F

AB 35  
 R 5  
 H 8  
 RBI 5  
 BB 4  
 SO 5  
 LOB 15



Batter	1	2	3	4	5	6	7	8	9	AB	R	H	RBI	BB	SO	LOB	BOTTOM								
Al Martin, L OBP: 0.356, SLG: 0.465 (1, 7)	2-3 K		0-2 G1-3					1-2 G4-3	1-2 G6-3 1B	4	0	1	1	0	1	2									
Stan Javier, S OBP: 0.353, SLG: 0.402 (1, 9)	0-0 B1-3			0-3 K			1-0 G4-3	0-2 G6-3		4	0	0	0	0	1	2									
Alex Rodriguez, R OBP: 0.434, SLG: 0.612 (1, 6)	3-3 K		0-2 F8				1-3 K		0-0 G6-3	4	0	0	0	0	2	1									
Edgar Martinez, R OBP: 0.429, SLG: 0.615 (1, 10)		4-2 G1-6-3 BB		2-1 G5-3			0-1 F9		1-3 K	3	0	0	0	1	1	0									
John Olerud, L OBP: 0.401, SLG: 0.462 (1, 3)		0-0 G1-6-3		0-1 F8			1-2 P4		0-2 F8	4	0	0	0	0	0	1									
Mike Cameron, R OBP: 0.357, SLG: 0.442 (1, 8)		1-0 F9		2-3 K			0-3 K			3	0	0	0	0	2	0									
Carlos Guillen, S OBP: 0.313, SLG: 0.284 (1, 5)			1-2 F8				1-1 1B		1-2 1B G3-1 1B	3	1	2	0	0	0	0									
Dan Wilson, R OBP: 0.292, SLG: 0.324 (1, 2)			2-2 G6-3				0-0 F7		0-0 G3-1 1B	3	1	1	0	0	0	1									
Mark McLemore, S OBP: 0.348, SLG: 0.291 (1, 4)			3-1 1B				4-1 G4-3 BB		2-2 G3-1	2	0	1	1	1	0	1									
<b>Inning Stats</b>	R: 0 H: 0 E: 0 K: 2 S: 9	H: 0 R: 2 ER: 2 SO: 7 BB: 1 LOB: 0 P: 14	R: 0 H: 0 E: 0 K: 0 S: 7	H: 0 R: 2 ER: 2 SO: 7 BB: 0 LOB: 0 P: 12	R: 0 H: 1 E: 0 K: 0 S: 12	H: 1 R: 0 ER: 0 SO: 18 BB: 0 LOB: 1 P: 18	R: 0 H: 0 E: 0 K: 1 S: 9	H: 0 R: 0 ER: 0 SO: 11 BB: 0 LOB: 0 P: 11	R: 0 H: 1 E: 0 K: 1 S: 8	H: 1 R: 0 ER: 1 SO: 15 BB: 1 LOB: 1 P: 15	R: 0 H: 0 E: 0 K: 1 S: 8	H: 0 R: 0 ER: 0 SO: 9 BB: 0 LOB: 0 P: 9	R: 2 H: 3 E: 0 K: 0 S: 15	H: 3 R: 0 ER: 0 SO: 19 BB: 0 LOB: 0 P: 19	R: 0 H: 0 E: 0 K: 1 S: 9	H: 0 R: 0 ER: 0 SO: 10 BB: 0 LOB: 0 P: 10	1B: 5 2B: 0 3B: 0 HR: 0	SF: 0 SAC: 0 DP: 2 HBP: 0	WP: 0 PB: 0 SB: 0 CS: 0	PA: 32					
<b>PITCHER</b>	IP	WLS	BF	H	R	ER	SO	BB	IBB	HBP	BLK	WP	HR	S	P	ERA	WHIP								
Pedro Martinez, R ERA: 1.42 (1, 1)	9.0	W	32	5	2	2	7	2	0	0	0	0	0	86	119	2.00	0.778								

**Boston Red Sox @ Seattle Mariners**  
**Safeco Field, Seattle, WA**  
 Wed Aug 02 2000, 7:05 PM PDT  
 Att: 45,121 - Sunny - 79 F

AB 30  
 R 2  
 H 5  
 RBI 2  
 BB 2  
 SO 7  
 LOB 8





Batter	1	2	3	4	5	6	7	8	9	AB	R	H	RBI	BB	SO	LOB	TOP										
Carlos Febles, R OBP: 0.364, SLG: 0.351	G6-3		1B BB			29 S 1B	FC6-4		G1-3	4	2	1	0	1	0	1	<b>Kansas City Royals @ Boston Red Sox</b> Fenway Park, Boston, MA Fri Aug 04 2000, 7:05 PM EDT Att: 33,702 - Sunny - 80 F										
Rey Sanchez, R OBP: 0.299, SLG: 0.316	BB		1B			29 S 1B	CS	G5-3	G6-3	4	1	2	0	1	0	0											
29 Mike Sweeney, R OBP: 0.406, SLG: 0.513	P4		F7			K		G6-3		4	0	0	0	0	1	5											
Jemaine Dye, R OBP: 0.381, SLG: 0.582	G4-3		1B			1B BB		F7		3	1	1	1	1	0	1											
Joe Randa, R OBP: 0.364, SLG: 0.464		F9	F9			1B		2B		4	0	2	2	0	0	2											
Mark Quinn, R OBP: 0.342, SLG: 0.488	1B				F9	1B		F7		4	0	2	1	0	0	1											
Dave McCarty, R OBP: 0.483, SLG: 0.512	F7				K	K		P4		4	0	0	0	0	2	4											
Gregg Zaun, S OBP: 0.345, SLG: 0.360					K	K				0	0	0	0	0	0	0											
Héctor Ortiz, R OBP: 0.483, SLG: 0.520	G4-3				G5-3		FC4-6 BB	K		2	0	0	0	1	0	1											
Todd Dumwoody, L OBP: 0.292, SLG: 0.282										1	0	0	0	0	1	1											
Jeff Reboulet, R OBP: 0.346, SLG: 0.298			K			L4		G1-3		3	0	0	0	0	1	1											
Scott Pose, L OBP: 0.255, SLG: 0.167							FC4-6 FC6-4			1	0	0	0	0	0	0											
<b>Inning Stats</b>	R: 0 E: 0 K: 0 S: 11	H: 0 LOB: 1 BB: 1 P: 17	R: 0 E: 0 K: 0 S: 5	H: 1 LOB: 1 BB: 0 P: 8	R: 1 E: 0 K: 1 S: 13	H: 2 LOB: 2 BB: 1 P: 22	R: 0 E: 0 K: 1 S: 6	H: 0 LOB: 0 BB: 0 P: 12	R: 3 E: 0 K: 2 S: 21	H: 4 LOB: 2 BB: 1 P: 36	R: 0 E: 0 K: 0 S: 7	H: 0 LOB: 0 BB: 1 P: 12	R: 0 E: 0 K: 0 S: 8	H: 0 LOB: 0 BB: 0 P: 13	R: 0 E: 0 K: 1 S: 9	H: 1 LOB: 1 BB: 0 P: 14	R: 0 E: 0 K: 0 S: 8	H: 0 LOB: 0 BB: 0 P: 10	1B: 7 2B: 1 3B: 0 HR: 0	SF: 0 SAC: 0 DP: 0 HBP: 0	WP: 0 PB: 0 SB: 2 CS: 1	PA: 39					
<b>PITCHER</b>	IP	WLS	BF	H	R	ER	SO	BB	IBB	HBP	BLK	WP	HR	S	P	ERA	WHIP										
Jeff Fassero, L ERA: 5.28	(1, 1)	4.2	24	7	4	4	3	3	0	0	0	0	0	53	92	7.71	2.143										
Hipolito Pichardo, R ERA: 2.56	(5, 1)	2.1	7	0	0	0	1	1	0	0	0	0	0	18	28	0.00	0.429										
Rich Garcés, R ERA: 3.14	(8, 1)	1.0	W	4	1	0	1	0	0	0	0	0	0	9	14	0.00	1.000										
Derek Lowe, R ERA: 3.06	(9, 1)	1.0	S	3	0	0	0	0	0	0	0	0	0	8	10	0.00	0.000										

Batter	1	2	3	4	5	6	7	8	9	AB	R	H	RBI	BB	SO	LOB	BOTTOM										
Trot Nixon, L OBP: 0.379, SLG: 0.496	F8		G4-6-3							3	0	1	1	1	0	1	<b>Kansas City Royals @ Boston Red Sox</b> Fenway Park, Boston, MA Fri Aug 04 2000, 7:05 PM EDT Att: 33,702 - Sunny - 80 F										
Mike Lansing, R OBP: 0.312, SLG: 0.407	2B 1B				K	CS	G6-3	G5-3		4	0	1	0	0	1	2											
Brian Daubach, L OBP: 0.337, SLG: 0.486	F7				G4-3		K			4	1	1	1	0	1	1											
Nomar Garciaparra, R OBP: 0.451, SLG: 0.657	2B				G5-3		3B 1B	G5-3		4	1	2	0	0	0	0											
Troy O'Leary, L OBP: 0.316, SLG: 0.396		F8				F7	3B	F8		4	0	1	1	0	0	0											
Jason Varitek, S OBP: 0.358, SLG: 0.434	G3					2B G6-3 1B	IBB	1B		3	1	2	0	1	0	0											
Ed Sprague, R OBP: 0.309, SLG: 0.481	F2					1B 2B	G4-3			4	1	1	0	0	1	3											
Manny Alexander, R OBP: 0.226, SLG: 0.293								K		0	0	0	0	0	0	0											
Rico Brogna, L OBP: 0.296, SLG: 0.379			K2-3			G6-3		G5-3 SH3-4 1B		3	0	1	1	0	1	1											
Darren Lewis, R OBP: 0.300, SLG: 0.311					G4-6-3 BB	1B 1B		SH3-4		1	1	1	1	1	0	0											
<b>Inning Stats</b>	R: 0 E: 0 K: 0 S: 12	H: 2 LOB: 2 BB: 0 P: 17	R: 0 E: 0 K: 0 S: 9	H: 0 LOB: 0 BB: 0 P: 17	R: 0 E: 0 K: 1 S: 7	H: 0 LOB: 0 BB: 1 P: 12	R: 0 E: 0 K: 1 S: 13	H: 0 LOB: 0 BB: 0 P: 21	R: 3 E: 0 K: 0 S: 13	H: 4 LOB: 0 BB: 0 P: 17	R: 1 E: 0 K: 0 S: 13	H: 2 LOB: 1 BB: 1 P: 24	R: 0 E: 0 K: 0 S: 7	H: 1 LOB: 1 BB: 1 P: 17	R: 1 E: 0 K: 1 S: 16	H: 2 LOB: 1 BB: 0 P: 21	1B: 7 2B: 2 3B: 1 HR: 1	SF: 0 SAC: 1 DP: 2 HBP: 0	WP: 0 PB: 0 SB: 0 CS: 1	PA: 35							
<b>PITCHER</b>	IP	WLS	BF	H	R	ER	SO	BB	IBB	HBP	BLK	WP	HR	S	P	ERA	WHIP										
Jeff Suppan, R ERA: 5.54	(1, 1)	6.0	25	8	4	4	3	1	0	0	0	0	0	16	28	6.75	2.250										
Andy Larkin, R ERA: 5.14	(7, 1)	1.1	L	6	2	1	1	0	0	0	0	0	0	4	6	0.00	3.000										
Tim Byrdak, L ERA: 8.31	(8, 1)	0.1		2	1	0	0	0	0	0	0	0	0	3	4	0.00	0.000										
51 Kris Wilson, R ERA:	(8, 1)	0.1		1	0	0	0	0	0	0	0	0	0	3	4	0.00	0.000										



Batter	1	2	3	4	5	6	7	8	9	AB	R	H	RBI	BB	SO	LOB	TOP					
<b>Johnny Damon, L</b> (1, 10) OBP: 0.379, SLG: 0.462										5	3	3	0	0	0	1	<b>Kansas City Royals @ Boston Red Sox</b> Fenway Park, Boston, MA Sat Aug 05 2000, 1:15 PM EDT Att: 31,441 - Cloudy - 80 F					
<b>Carlos Fables, R</b> (1, 4) OBP: 0.357, SLG: 0.344										5	0	0	0	0	1	3						
<b>29 Mike Sweeney, R</b> (1, 3) OBP: 0.405, SLG: 0.512										5	0	2	2	0	0	0						
<b>Jemaine Dye, R</b> (1, 9) OBP: 0.384, SLG: 0.582										5	1	3	0	0	1	1						
<b>Joe Randa, R</b> (1, 5) OBP: 0.362, SLG: 0.461										5	1	1	0	0	1	4						
<b>Mark Quinn, R</b> (1, 7) OBP: 0.346, SLG: 0.492										3	2	2	1	1	0	0						
<b>Gregg Zaun, S</b> (1, 2) OBP: 0.349, SLG: 0.359										3	0	1	1	1	1	1						
<b>Todd Dunwoody, L</b> (1, 8) OBP: 0.252, SLG: 0.280										4	0	1	0	0	0	3						
<b>Luis Ordez, R</b> (1, 6) OBP: 0.253, SLG: 0.228										3	0	0	1	0	0	3						
<b>Dave McCarty, R</b> (8, PH) OBP: 0.330, SLG: 0.509										1	0	0	1	0	0	1						
<b>Rey Sanchez, R</b> (8, PR) OBP: 0.299, SLG: 0.316										0	0	0	0	0	0	0						
<b>Inning Stats</b>	R: 1 E: 0 K: 0 S: 12	H: 3 LOB: 1 BB: 0 P: 24	R: 1 E: 1 K: 0 S: 8	H: 0 LOB: 0 BB: 1 P: 14	R: 1 E: 0 K: 1 S: 9	H: 1 LOB: 0 BB: 0 P: 13	R: 0 E: 0 K: 0 S: 9	H: 1 LOB: 2 BB: 1 P: 19	R: 1 E: 1 K: 0 S: 10	H: 3 LOB: 2 BB: 0 P: 16	R: 0 E: 0 K: 1 S: 7	H: 0 LOB: 0 BB: 0 P: 12	R: 0 E: 0 K: 1 S: 7	H: 0 LOB: 0 BB: 0 P: 11	R: 3 E: 0 K: 0 S: 17	H: 4 LOB: 2 BB: 0 P: 24	R: 0 E: 0 K: 1 S: 10	H: 1 LOB: 1 BB: 0 P: 15	1B: 10 2B: 3 3B: 0 HR: 0	SF: 0 SAC: 0 DP: 1 HBP: 0	WP: 2 PB: 0 SB: 1 CS: 1	PA: 42
<b>PITCHER</b>	IP	WLS	BF	H	R	ER	SO	BB	IBB	HBP	BLK	WP	HR	S	P	ERA	WHIP					
<b>Rolando Arrojo, R</b> (1, 1) ERA: 6.09	4.2		23	7	4	3	1	2	0	0	0	1	0	46	83	5.79	1.929					
<b>Bryce Florie, R</b> (5, 1) ERA: 4.35	1.1		4	1	0	0	1	0	0	0	0	0	0	9	15	0.00	0.750					
<b>Rheal Cormier, L</b> (7, 1) ERA: 3.71	1.0	L	5	2	2	2	1	0	0	0	0	0	0	9	13	18.00	2.000					
<b>Rod Beck, R</b> (8, 1) ERA: 1.93	2.0		9	3	1	1	1	0	0	0	0	1	0	25	37	4.50	1.500					

Batter	1	2	3	4	5	6	7	8	9	AB	R	H	RBI	BB	SO	LOB	BOTTOM					
<b>Trot Nixon, L</b> (1, 9) OBP: 0.376, SLG: 0.490										3	0	0	1	1	1	0	<b>Kansas City Royals @ Boston Red Sox</b> Fenway Park, Boston, MA Sat Aug 05 2000, 1:15 PM EDT Att: 31,441 - Cloudy - 80 F					
<b>Brian Daubach, L</b> (1, 10) OBP: 0.332, SLG: 0.479										5	0	0	0	0	0	2						
<b>Carl Everett, S</b> (1, 8) OBP: 0.398, SLG: 0.643										5	2	3	1	0	0	1						
<b>Nomar Garciaparra, R</b> (1, 6) OBP: 0.451, SLG: 0.652										4	0	1	1	1	0	2						
<b>Troy O'Leary, L</b> (1, 7) OBP: 0.322, SLG: 0.396										3	1	1	0	2	0	1						
<b>Jason Varitek, S</b> (1, 2) OBP: 0.361, SLG: 0.441										4	1	2	0	1	1	4						
<b>Ed Sprague, R</b> (1, 5) OBP: 0.305, SLG: 0.474										3	0	0	0	0	0	5						
<b>Scott Hattenberg, L</b> (8, PH) OBP: 0.340, SLG: 0.475										1	0	0	0	0	0	1						
<b>Manny Alexander, R</b> (9, 5) OBP: 0.226, SLG: 0.293										0	0	0	0	0	0	0						
<b>Rico Brogna, L</b> (1, 3) OBP: 0.301, SLG: 0.373										2	1	0	0	2	0	1						
<b>Mike Lansing, R</b> (1, 4) OBP: 0.312, SLG: 0.405										4	0	1	2	0	0	3						
<b>Inning Stats</b>	R: 0 E: 0 K: 0 S: 4	H: 0 LOB: 1 BB: 1 P: 9	R: 3 E: 0 K: 0 S: 14	H: 1 LOB: 1 BB: 3 P: 32	R: 0 E: 0 K: 0 S: 11	H: 2 LOB: 2 BB: 0 P: 17	R: 0 E: 0 K: 0 S: 6	H: 0 LOB: 0 BB: 0 P: 7	R: 0 E: 0 K: 0 S: 6	H: 0 LOB: 0 BB: 0 P: 12	R: 0 E: 0 K: 0 S: 7	H: 1 LOB: 1 BB: 1 P: 15	R: 1 E: 0 K: 0 S: 10	H: 2 LOB: 1 BB: 0 P: 12	R: 0 E: 0 K: 0 S: 8	H: 1 LOB: 1 BB: 0 P: 10	R: 1 E: 0 K: 2 S: 19	H: 1 LOB: 2 BB: 2 P: 32	1B: 4 2B: 3 3B: 0 HR: 1	SF: 1 SAC: 0 DP: 0 HBP: 0	WP: 1 PB: 0 SB: 0 CS: 0	PA: 42
<b>PITCHER</b>	IP	WLS	BF	H	R	ER	SO	BB	IBB	HBP	BLK	WP	HR	S	P	ERA	WHIP					
<b>Chad Durbin, R</b> (1, 1) ERA: 8.21	1.1		9	1	3	3	0	4	0	0	0	0	0	15	36	20.25	3.750					
<b>Brian Meadows, R</b> (2, 1) ERA: 5.14	6.2	W	27	6	1	1	0	1	0	0	0	0	0	51	78	1.35	1.050					
<b>Ricky Bottalico, R</b> (9, 1) ERA: 4.53	1.0	S	6	1	1	1	2	2	0	0	0	0	1	19	32	9.00	3.000					

AB	39
R	7
H	13
RBI	6
BB	2
SO	4
LOB	17





Batter	1	2	3	4	5	6	7	8	9	AB	R	H	RBI	BB	SO	LOB	TOP			
Johnny Damon, L (1, 10) OBP: 0.382, SLG: 0.464										4	1	3	0	0	0	0				
Rey Sanchez, R (1, 6) OBP: 0.236, SLG: 0.312										4	1	0	1	0	0	3				
29 Mike Sweeney, R (1, 3) OBP: 0.406, SLG: 0.511										3	0	1	0	1	1	2				
Jermaine Dye, R (1, 9) OBP: 0.383, SLG: 0.579										4	0	1	1	0	0	3				
Joe Randa, R (1, 5) OBP: 0.361, SLG: 0.458										3	0	0	0	1	0	3				
Mark Quinn, R (1, 7) OBP: 0.343, SLG: 0.486										4	0	0	0	0	1	2				
Gregg Zaun, S (1, 2) OBP: 0.347, SLG: 0.356											4	0	1	0	0	1				
Todd Dunwoody, L (1, 8) OBP: 0.252, SLG: 0.279											4	0	1	0	0	0				
Carlos Febles, R (1, 4) OBP: 0.356, SLG: 0.342											4	1	1	0	0	0	1			
<b>Inning Stats</b>	R: 1 E: 1 K: 0 S: 13	H: 1 LOB: 2 BB: 1 P: 22	R: 0 E: 0 K: 1 S: 7	H: 0 LOB: 0 BB: 0 P: 7	R: 0 E: 0 K: 1 S: 15	H: 1 LOB: 1 BB: 0 P: 16	R: 0 E: 0 K: 0 S: 6	H: 1 LOB: 1 BB: 0 P: 10	R: 0 E: 0 K: 0 S: 8	H: 0 LOB: 0 BB: 1 P: 12	R: 0 E: 0 K: 0 S: 5	H: 0 LOB: 0 BB: 0 P: 8	R: 2 E: 0 K: 0 S: 12	H: 4 LOB: 1 BB: 0 P: 20	R: 0 E: 0 K: 1 S: 9	H: 1 LOB: 1 BB: 0 P: 15	1B: 8 2B: 1 3B: 0 HR: 0	SF: 0 SAC: 0 DP: 2 HBP: 0	WP: 0 PB: 1 CS: 3	PA: 36
<b>PITCHER</b>	IP WLS BF H R ER SO BB IBB HBP BLK WP HR S P ERA WHIP																			
49 Tim Wakefield, R (1, 1) ERA: 4.73	7.0 L 28 5 3 2 2 2 0 0 0 0 0 0 63 91 2.57 1.000																			
Hipolito Pichardo, R (8, 1) ERA: 2.45	2.0 8 3 0 0 1 0 0 0 0 0 0 0 17 28 0.00 1.500																			

Kansas City Royals @ Boston Red Sox  
Fenway Park, Boston, MA  
Sun Aug.06 2000, 1:05 PM EDT  
Att: 33,442 - Cloudy - 81 F

AB 34  
R 3  
H 8  
RBI 2  
BB 2  
SO 3  
LOB 14



Batter	1	2	3	4	5	6	7	8	9	AB	R	H	RBI	BB	SO	LOB	BOTTOM					
Trot Nixon, L (1, 9) OBP: 0.377, SLG: 0.487											4	0	1	0	1	0	3					
Brian Daubach, L (1, 10) OBP: 0.328, SLG: 0.472											5	0	0	0	0	1	4					
Carl Everett, S (1, 8) OBP: 0.397, SLG: 0.638										4	0	1	0	0	0	1						
Nomar Garciaparra, R (1, 6) OBP: 0.451, SLG: 0.662										4	1	2	1	0	1	3						
Troy O'Leary, L (1, 7) OBP: 0.321, SLG: 0.392										3	0	0	0	1	2	0						
Scott Hatteberg, L (1, 2) OBP: 0.344, SLG: 0.483										4	0	2	0	0	0	2						
Mike Lansing, R (1, 4) OBP: 0.313, SLG: 0.405											3	0	1	0	1	1	2					
Rico Brogna, L (1, 3) OBP: 0.300, SLG: 0.370											4	0	1	0	0	0	2					
Manny Alexander, R (1, 5) OBP: 0.229, SLG: 0.294										3	0	1	0	0	0	0						
Jason Varitek, S (9, PH) ERA: 4.7											1	0	1	0	0	0	0					
Darren Lewis, R (9, PR) OBP: 0.300, SLG: 0.311											0	0	0	0	0	0	0					
<b>Inning Stats</b>	R: 0 E: 0 K: 1 S: 6	H: 0 LOB: 1 BB: 1 P: 12	R: 0 E: 0 K: 0 S: 5	H: 0 LOB: 1 BB: 1 P: 12	R: 0 E: 0 K: 0 S: 9	H: 2 LOB: 2 BB: 0 P: 14	R: 0 E: 0 K: 1 S: 7	H: 1 LOB: 0 BB: 0 P: 12	R: 0 E: 0 K: 0 S: 6	H: 0 LOB: 0 BB: 0 P: 10	R: 1 E: 0 K: 2 S: 14	H: 2 LOB: 1 BB: 0 P: 22	R: 0 E: 0 K: 0 S: 5	H: 1 LOB: 0 BB: 0 P: 8	R: 0 E: 0 K: 1 S: 11	H: 3 LOB: 2 BB: 1 P: 21	R: 0 E: 0 K: 0 S: 14	H: 3 LOB: 2 BB: 0 P: 23	1B: 7 2B: 2 3B: 0 HR: 1	SF: 0 SAC: 0 DP: 1 HBP: 0	WP: 0 PB: 0 CS: 0	PA: 38
<b>PITCHER</b>	IP WLS BF H R ER SO BB IBB HBP BLK WP HR S P ERA WHIP																					
Dan Reichert, R (1, 1) ERA: 3.98	8.0 W 33 7 1 1 5 3 0 0 0 0 0 0 10 15 0.00 9.000																					
Jerry Spradlin, R (9, 1) ERA: 4.7	0.1 H 3 3 0 0 0 0 0 0 0 0 0 0 4 8 0.00 0.000																					
Ricky Bottalico, R (9, 1) ERA: 4.47	0.2 S 2 0 0 0 0 0 0 0 0 0 0 0 4 8 0.00 0.000																					

Kansas City Royals @ Boston Red Sox  
Fenway Park, Boston, MA  
Sun Aug.06 2000, 1:05 PM EDT  
Att: 33,442 - Cloudy - 81 F

AB 35  
R 1  
H 10  
RBI 1  
BB 3  
SO 5  
LOB 17





Batter	1	2	3	4	5	6	7	8	9	AB	R	H	RBI	BB	SO	LOB	TOP					
Darren Lewis, R (1, 9) OBP: 0.300, SLG: 0.312 Trot Nixon, L (8, FH) OBP: 0.379, SLG: 0.487	2-2 1B		2-0 F5		3-2 P5			4-2 BB		3	0	1	0	0	0	1						
Bernard Gilkey, R (1, 10) OBP: 0.241, SLG: 0.270 Scott Hatteberg, L (8, FH) OBP: 0.341, SLG: 0.479	2-0 P4		1-1 P4			3-2 G5-3		1-0 P4		3	0	0	0	0	0	1						
Nomar Garciaparra, R (1, 6) OBP: 0.449, SLG: 0.656	3-2 P6			4-1 F9-3 BB		0-1 G5-3		1-1 F9		3	0	0	0	1	0	3						
Carl Everett, S (1, 8) OBP: 0.395, SLG: 0.634	0-1 F7			0-0 F7		0-0 P4			1-2 1B	4	0	1	0	0	0	2						
Troy O'Leary, L (1, 7) OBP: 0.316, SLG: 0.387		0-1 F7		1-2 F9-3			2-3 K		0-0 F8	4	0	0	0	0	1	2						
Jason Varitek, S (1, 2) OBP: 0.359, SLG: 0.438		0-0 F8			3-1 P4		2-1 G5-3		2-3 K	4	0	0	0	0	1	1						
Ed Sprague, R (1, 5) OBP: 0.310, SLG: 0.474 Rico Brogna, L (8, FH) OBP: 0.298, SLG: 0.367		1-1 1B			4-1 2B G4-3 BB		3-3 K		1-2 L1	2	1	1	0	1	1	0						
Brian Daubach, L (1, 3) OBP: 0.328, SLG: 0.474		1-2 F8			0-0 G4-3 2B			1-0 G4-3		3	0	1	0	0	0	1						
Mike Lansing, R (1, 4) OBP: 0.314, SLG: 0.404			0-0 P4		1-1 G4-3			1-2 BB 1B		3	0	1	1	0	0	1						
<b>Inning Stats</b>	R: 0 E: 0 K: 0 S: 10	H: 1 LOB: 1 BB: 0 P: 17	R: 0 E: 0 K: 0 S: 8	H: 1 LOB: 1 BB: 0 P: 10	R: 0 E: 0 K: 0 S: 4	H: 0 LOB: 0 BB: 0 P: 7	R: 0 E: 0 K: 0 S: 5	H: 0 LOB: 0 BB: 1 P: 10	R: 1 E: 0 K: 0 S: 9	H: 1 LOB: 1 BB: 1 P: 20	R: 0 E: 0 K: 0 S: 7	H: 0 LOB: 0 BB: 0 P: 10	R: 0 E: 0 K: 2 S: 12	H: 0 LOB: 0 BB: 0 P: 19	R: 0 E: 0 K: 0 S: 10	H: 1 LOB: 2 BB: 1 P: 18	R: 0 E: 0 K: 1 S: 16	H: 1 LOB: 1 BB: 0 P: 20	1B: 4 2B: 2 3B: 0 HR: 0	SF: 0 SAC: 0 DP: 1 HBP: 0	WP: 0 PB: 0 SB: 0 CS: 0	PA: 34
<b>PITCHER</b>	IP	WLS	BF	H	R	ER	SO	BB	IBB	HBP	BLK	WP	HR	S	P	ERA	WHIP					
Jarrod Washburn, L (1, 1) ERA: 3.74	5.1	W	20	3	1	1	0	2	0	0	0	0	0	40	71	1.69	0.938					
Mark Peltovsek, R (8, 1) ERA: 4.73	2.0	H	7	1	0	0	2	0	0	0	0	0	0	19	28	0.00	0.500					
Mike Holtz, L (8, 1) ERA: 3.54	0.0		1	0	0	0	0	1	0	0	0	0	0	3	7	∞	∞					
Shigetoshi Hasegawa, R (8, 1) ERA: 3.62	1.2	S	6	1	0	0	1	0	0	0	0	0	0	19	25	0.00	0.600					

**Boston Red Sox @ Anaheim Angels**  
Edison International Field, Anaheim, CA  
Mon Aug 07 2000, 10:05 PM EDT  
Att: 23,078 - Sunny - 75 F

AB 31  
R 1  
H 5  
RBI 1  
BB 3  
SO 3  
LOB 15



Batter	1	2	3	4	5	6	7	8	9	AB	R	H	RBI	BB	SO	LOB	BOTTOM					
Darin Erstad, L (1, 7) OBP: 0.413, SLG: 0.559	1-2 F9		0-3 K		1-1 1B			1-1 L3		4	0	1	0	1	1	0						
Kevin Stocker, S (1, 6) OBP: 0.394, SLG: 0.354 Benji Gil, R (4, 6) OBP: 0.307, SLG: 0.350	2-3 K		0-2 G4-3		1-2 G5-3		2-2 G5-3	3-2 HBP IBB		2	0	0	0	0	1	0						
Mo Vaughn, L (1, 3) OBP: 0.381, SLG: 0.535	2-2 HR		0-1 1B		1-2 G3-1		0-1 1B	1-2 G3-1		5	1	3	1	0	0	3						
Tim Salmon, R (1, 9) OBP: 0.408, SLG: 0.554	3-2 BB 16 1B		1-1 F7		1-3 K		3-2 1B			4	0	2	0	0	1	1						
16 Garret Anderson, L (1, 8) OBP: 0.285, SLG: 0.513	3-1 BB 1B		2-3 K		1-2 G6-3		2-0 G4-3			4	0	1	0	0	1	3						
Troy Glaus, R (1, 5) OBP: 0.395, SLG: 0.584	4-2 FC5-4 BB			2-1 P5		3-2 F8		4-2 2B FC5-2 BB		2	0	0	0	2	0	0						
Adam Kennedy, L (1, 4) OBP: 0.316, SLG: 0.427	0-2 FC5-4			1-2 G3-1		0-1 G4-3		0-1 FC5-2 G4-3 2B		4	1	1	0	0	0	3						
Ron Gant, R (1, 10) OBP: 0.323, SLG: 0.494		0-0 P4		0-0 HR		3-2 HR		1-0 FC5-2 HBP G4-3		4	2	2	2	0	0	2						
Matt Walbeck, S (1, 2) OBP: 0.258, SLG: 0.410		1-1 G4-3		4-2 1B BB		1-3 K		1-2 G4-3		3	0	0	1	1	1	1						
<b>Inning Stats</b>	R: 1 E: 0 K: 1 S: 22	H: 3 LOB: 3 BB: 1 P: 37	R: 0 E: 0 K: 1 S: 6	H: 0 LOB: 0 BB: 0 P: 7	R: 0 E: 0 K: 1 S: 10	H: 1 LOB: 1 BB: 0 P: 13	R: 1 E: 0 K: 0 S: 14	H: 2 LOB: 2 BB: 1 P: 23	R: 0 E: 0 K: 1 S: 13	H: 0 LOB: 0 BB: 0 P: 16	R: 1 E: 0 K: 1 S: 11	H: 1 LOB: 0 BB: 0 P: 18	R: 0 E: 0 K: 0 S: 14	H: 2 LOB: 2 BB: 0 P: 22	R: 1 E: 0 K: 0 S: 13	H: 1 LOB: 3 BB: 2 P: 29	1B: 6 2B: 1 3B: 0 HR: 3	SF: 0 SAC: 0 DP: 0 HBP: 1	WP: 0 PB: 0 SB: 0 CS: 0	PA: 39		
<b>PITCHER</b>	IP	WLS	BF	H	R	ER	SO	BB	IBB	HBP	BLK	WP	HR	S	P	ERA	WHIP					
Tomo Ohka, R (1, 1) ERA: 4.76	5.0	L	23	6	2	2	4	2	0	0	0	0	0	2	65	96	3.60	1.600				
Rich Garces, R (6, 1) ERA: 3.19	2.0		9	3	1	1	1	0	0	0	0	0	1	25	40	4.50	1.500					
Bryce Florie, R (8, 1) ERA: 4.5	1.0		7	1	1	1	0	1	1	1	0	0	0	13	29	9.00	2.000					

**Boston Red Sox @ Anaheim Angels**  
Edison International Field, Anaheim, CA  
Mon Aug 07 2000, 10:05 PM EDT  
Att: 23,078 - Sunny - 75 F

AB 34  
R 4  
H 10  
RBI 4  
BB 4  
SO 5  
LOB 15






Batter	1	2	3	4	5	6	7	8	9	AB	R	H	RBI	BB	SO	LOB	TOP		
Trot Nixon, L OBP: 0.374, SLG: 0.480 (1, 9)	F8		F7			G4-3		F8		4	0	0	0	0	0	1			
Jason Varitek, S OBP: 0.358, SLG: 0.433 (1, 2)	G3			F7					F2	3	0	0	0	1	0	0			
Nomar Garciaparra, R OBP: 0.444, SLG: 0.649 (1, 6)	G5-3			P4		K			G3	4	0	0	0	0	1	1			
Carl Everett, S OBP: 0.391, SLG: 0.626 (1, 8)		F7		P6				F8		4	0	0	0	0	0	0			
Troy O'Leary, L OBP: 0.318, SLG: 0.390 (1, 7)		K			G4-3	G4-3		E8		3	1	1	0	0	1	0			
Brian Daubach, L OBP: 0.326, SLG: 0.470 (1, 10)					G4-3	G4-3		G4-3		3	0	0	0	0	1	2			
Ed Sprague, R OBP: 0.310, SLG: 0.470 (1, 5)					G4-3	G4-3		K		2	0	0	1	1	1	1			
Rico Brogna, L OBP: 0.292, SLG: 0.359 (1, 3)			G4-6-3					F8		3	0	0	0	0	1	1			
Mike Lansing, R OBP: 0.314, SLG: 0.403 (1, 4)						G4-3		K		3	0	1	0	0	1	0			
<b>Inning Stats</b>	R: 0 H: 0 E: 0 K: 0 S: 5	H: 0 LOB: 0 BB: 0 P: 10	R: 0 H: 0 E: 0 K: 2 S: 11	H: 0 LOB: 0 BB: 0 P: 14	R: 0 H: 1 E: 0 K: 0 S: 9	H: 1 LOB: 1 BB: 1 P: 16	R: 0 H: 0 E: 0 K: 0 S: 5	H: 0 LOB: 0 BB: 0 P: 8	R: 1 H: 1 E: 0 K: 1 S: 9	H: 1 LOB: 0 BB: 0 P: 14	R: 0 H: 0 E: 1 K: 1 S: 9	H: 0 LOB: 1 BB: 1 P: 12	R: 0 H: 0 E: 0 K: 1 S: 9	H: 0 LOB: 0 BB: 0 P: 14	R: 0 H: 0 E: 0 K: 0 S: 6	H: 0 LOB: 0 BB: 0 P: 9	1B: 1 2B: 1 3B: 0 HR: 0	SF: 0 SAC: 0 DP: 1 HBP: 0	WP: 0 PA: 31 PB: 0 SB: 0 CS: 0
<b>PITCHER</b> Ramon Ortiz, R ERA: 5.17 (1, 1)	IP: 9.0 WLS: W BF: 31 H: 2 R: 1 ER: 1 SO: 6 BB: 2 IBB: 0 HBP: 0 BLK: 0 WP: 0 HR: 0 S: 72 P: 112 ERA: 1.00 WHIP: 0.444															<b>PITCHER</b>			

**Boston Red Sox @ Anaheim Angels**  
Edison International Field, Anaheim, CA  
Tue Aug 08 2000, 10:05 PM EDT  
Att: 27,293 - Sunny - 76 F


**AB 29**  
**R 1**  
**H 2**  
**RBI 1**  
**BB 2**  
**SO 6**  
**LOB 6**



Batter	1	2	3	4	5	6	7	8	9	AB	R	H	RBI	BB	SO	LOB	BOTTOM		
Darin Erstad, L OBP: 0.411, SLG: 0.556 (1, 7)	P6		K			P4				3	0	0	0	0	1	0			
Orlando Palmeiro, L OBP: 0.408, SLG: 0.408 (1, 9)	G6-3			G3		F7				3	1	1	0	0	0	0			
Mo Vaughn, L OBP: 0.378, SLG: 0.531 (1, 3)	K			G3		K				3	0	0	0	0	2	1			
Tim Salmon, R OBP: 0.407, SLG: 0.559 (1, 10)		HR		F7		K				3	1	1	1	0	1	1			
16 Garret Anderson, L OBP: 0.285, SLG: 0.512 (1, 8)		K				G5-3				3	0	1	1	0	1	0			
Troy Glaus, R OBP: 0.393, SLG: 0.580 (1, 5)						K				3	0	0	0	0	2	1			
Adam Kennedy, L OBP: 0.313, SLG: 0.424 (1, 4)						F8				3	0	0	0	0	2	0			
Bengie Molina, R OBP: 0.314, SLG: 0.431 (1, 2)						G5-3				3	0	0	0	0	0	0			
Benji Gil, R OBP: 0.304, SLG: 0.345 (1, 6)						G1-4-3				3	0	0	0	0	0	0			
<b>Inning Stats</b>	R: 0 H: 0 E: 0 K: 1 S: 12	H: 1 LOB: 0 BB: 0 P: 16	R: 1 H: 1 E: 0 K: 2 S: 9	H: 1 LOB: 0 BB: 0 P: 16	R: 0 H: 0 E: 0 K: 1 S: 8	H: 0 LOB: 0 BB: 0 P: 13	R: 1 H: 2 E: 0 K: 1 S: 12	H: 2 LOB: 1 BB: 0 P: 15	R: 0 H: 0 E: 0 K: 0 S: 10	H: 0 LOB: 0 BB: 0 P: 15	R: 0 H: 0 E: 0 K: 1 S: 10	H: 0 LOB: 0 BB: 0 P: 14	R: 0 H: 0 E: 0 K: 2 S: 8	H: 0 LOB: 0 BB: 0 P: 13	R: 0 H: 0 E: 0 K: 1 S: 7	H: 0 LOB: 0 BB: 0 P: 10	1B: 2 2B: 0 3B: 0 HR: 1	SF: 0 SAC: 0 DP: 0 HBP: 0	WP: 0 PA: 27 PB: 0 SB: 0 CS: 0
<b>PITCHER</b> Pedro Martinez, R ERA: 1.46 (1, 1)	IP: 8.0 WLS: L BF: 27 H: 3 R: 2 ER: 2 SO: 9 BB: 0 IBB: 0 HBP: 0 BLK: 0 WP: 0 HR: 1 S: 76 P: 112 ERA: 2.25 WHIP: 0.375															<b>PITCHER</b>			

**Boston Red Sox @ Anaheim Angels**  
Edison International Field, Anaheim, CA  
Tue Aug 08 2000, 10:05 PM EDT  
Att: 27,293 - Sunny - 76 F

**AB 27**  
**R 2**  
**H 3**  
**RBI 2**  
**BB 0**  
**SO 9**  
**LOB 3**





Batter	1	2	3	4	5	6	7	8	9	AB	R	H	RBI	BB	SO	LOB	TOP			
Trot Nixon, L OBP: 0.377, SLG: 0.482 (1, 9)										5	1	3	0	0	0	1				
Scott Hatteberg, L OBP: 0.335, SLG: 0.470 (1, 10)										3	0	0	0	0	0	3				
Carl Everett, S OBP: 0.387, SLG: 0.619 (1, 8)										4	0	0	0	0	0	4				
Nomar Garciaparra, R OBP: 0.445, SLG: 0.654 (1, 6)										3	1	1	3	1	0	1				
Troy O'Leary, L OBP: 0.315, SLG: 0.385 (1, 7)										4	0	0	0	0	1	2				
Brian Daubach, L OBP: 0.323, SLG: 0.464 (9, 3)										4	0	0	0	0	0	0				
Rico Brogna, L OBP: 0.292, SLG: 0.359 (8, 5)										2	0	1	0	1	0	0				
Ed Sprague, R Manny Alexander, R OBP: 0.234, SLG: 0.321 (1, 2)										4	0	0	0	0	0	2				
Mike Lansing, R OBP: 0.315, SLG: 0.404 (1, 4)										4	1	2	0	0	1	1				
<b>Inning Stats</b>	R: 0 E: 0 K: 0 S: 10	H: 1 LOB: 1 BB: 0 P: 12	R: 0 E: 0 K: 0 S: 10	H: 0 LOB: 1 BB: 1 P: 16	R: 3 E: 0 K: 0 S: 10	H: 3 LOB: 0 BB: 0 P: 19	R: 0 E: 0 K: 0 S: 7	H: 0 LOB: 0 BB: 0 P: 13	R: 0 E: 0 K: 1 S: 9	H: 0 LOB: 0 BB: 0 P: 14	R: 0 E: 0 K: 1 S: 7	H: 1 LOB: 1 BB: 0 P: 10	R: 0 E: 0 K: 0 S: 10	H: 1 LOB: 2 BB: 0 P: 18	R: 1 E: 0 K: 0 S: 8	H: 2 LOB: 1 BB: 0 P: 12	1B: 6 2B: 0 3B: 0 HR: 2	SF: 0 SAC: 1 DP: 0 HBP: 0	WP: 0 PB: 0 SB: 0 CS: 0	PA: 37
<b>PITCHER</b>	IP WLS BF H R ER SO BB IBB HBP BLK WP HR S P ERA WHIP																			
Matt Wise, R ERA: 2.7 (1, 1)	7.0 L 27 5 3 3 2 1 0 0 0 0 0 1 60 95 3.86 0.857																			
Mike Holtz, L ERA: 3.49 (8, 1)	0.1 2 1 0 0 0 0 0 0 0 0 0 0 5 8 0.00 3.000																			
Mark Petkovsek, R ERA: 4.75 (8, 1)	1.2 8 2 1 1 0 0 0 1 0 0 0 0 1 13 22 5.40 1.200																			

**Boston Red Sox @ Anaheim Angels**  
Edison International Field, Anaheim, CA  
Wed Aug 09 2000, 10:05 PM EDT  
Att: 25,334 - Sunny - 80 F

AB 34  
R 4  
H 8  
RBI 4  
BB 2  
SO 2  
LOB 14



Batter	1	2	3	4	5	6	7	8	9	AB	R	H	RBI	BB	SO	LOB	BOTTOM					
Darin Erstad, L OBP: 0.409, SLG: 0.552 (1, 7)										5	0	1	0	0	0	3						
Ron Gant, R OBP: 0.328, SLG: 0.503 (1, 10)										2	1	1	1	2	1	1						
Mo Vaughn, L OBP: 0.375, SLG: 0.526 (1, 3)										4	0	0	0	0	1	6						
Tim Salmon, R OBP: 0.408, SLG: 0.566 (1, 9)										4	1	2	1	0	1	0						
16 Garret Anderson, L OBP: 0.282, SLG: 0.508 (1, 8)										4	0	0	0	0	1	1						
Troy Glaus, R OBP: 0.394, SLG: 0.578 (1, 5)										3	0	1	0	1	0	0						
Bengie Molina, R OBP: 0.313, SLG: 0.432 (1, 2)										4	0	1	0	0	0	2						
Benji Gil, R OBP: 0.301, SLG: 0.343 (1, 6)										2	0	0	0	0	1	2						
Orlando Palmeiro, L OBP: 0.411, SLG: 0.408 (7, PH)										0	0	0	0	1	0	0						
Kevin Stocker, S ERA: 0.68 (8, 6)										1	0	0	0	0	1	0						
Keith Johnson, R OBP: 0.667, SLG: 0.500 (1, 4)										1	0	0	0	1	0	0						
Scott Spiezio, S OBP: 0.340, SLG: 0.446 (9, PH)										1	0	0	0	0	0	0						
<b>Inning Stats</b>	R: 1 E: 0 K: 1 S: 8	H: 1 LOB: 0 BB: 0 P: 12	R: 0 E: 0 K: 0 S: 8	H: 0 LOB: 1 BB: 1 P: 18	R: 0 E: 0 K: 2 S: 9	H: 1 LOB: 0 BB: 0 P: 15	R: 0 E: 0 K: 1 S: 6	H: 0 LOB: 0 BB: 0 P: 9	R: 0 E: 0 K: 1 S: 10	H: 1 LOB: 2 BB: 2 P: 22	R: 1 E: 0 K: 0 S: 10	H: 1 LOB: 0 BB: 0 P: 15	R: 0 E: 0 K: 0 S: 12	H: 0 LOB: 2 BB: 2 P: 23	R: 0 E: 0 K: 0 S: 5	H: 2 LOB: 1 BB: 0 P: 9	R: 0 E: 0 K: 1 S: 9	H: 0 LOB: 0 BB: 0 P: 13	1B: 3 2B: 1 3B: 0 HR: 2	SF: 0 SAC: 1 DP: 1 HBP: 0	WP: 0 PB: 0 SB: 3 CS: 0	PA: 37
<b>PITCHER</b>	IP WLS BF H R ER SO BB IBB HBP BLK WP HR S P ERA WHIP																					
Jeff Fassero, L ERA: 5.15 (1, 1)	5.0 W 22 4 2 2 5 3 0 0 0 0 0 2 45 83 3.60 1.400																					
Hipolito Pichardo, R ERA: 2.37 (6, 1)	1.2 H 7 0 0 0 0 2 0 0 0 0 0 0 17 29 0.00 1.200																					
Rheal Cormier, L ERA: 0.68 (7, 1)	0.1 H 1 0 0 0 0 0 0 0 0 0 0 0 1 2 0.00 0.000																					
Derek Lowe, R ERA: 2.97 (8, 1)	2.0 S 7 2 0 0 1 0 0 0 0 0 0 0 14 22 0.00 1.000																					

**Boston Red Sox @ Anaheim Angels**  
Edison International Field, Anaheim, CA  
Wed Aug 09 2000, 10:05 PM EDT  
Att: 25,334 - Sunny - 80 F

AB 31  
R 2  
H 6  
RBI 2  
BB 5  
SO 6  
LOB 15






Batter	1	2	3	4	5	6	7	8	9	AB	R	H	RBI	BB	SO	LOB	TOP				
Trot Nixon, L OBP: 0.378, SLG: 0.480 (1, 9)	P6		G4-6-3			K				5	1	2	1	0	1	2					
Scott Hatteberg, L OBP: 0.331, SLG: 0.458 (1, 10)	L7			HR	F8	F6			F8	4	1	0	0	1	0	4					
Carl Everett, S OBP: 0.387, SLG: 0.633 (1, 8)	G6-3			HR	HR		P5		K	5	2	2	5	0	1	1					
Nomar Garciaparra, R OBP: 0.444, SLG: 0.654 (1, 6)		G4-3		E5	F8		K		F8	5	1	2	0	0	1	1					
Troy O'Leary, L OBP: 0.319, SLG: 0.388 (1, 7)	G4-3			HR	1B					3	0	2	0	1	0	1					
Brian Daubach, L OBP: 0.322, SLG: 0.462 (1, 3)	F3			1B	1B					4	0	1	0	0	1	3					
Rico Brogna, L OBP: 0.292, SLG: 0.359 (8, 3)			G6-4-3				K			0	0	0	0	0	0	0					
Ed Sprague, R OBP: 0.234, SLG: 0.321 (8, 5)	F9			P6	F7				K	4	0	0	0	0	1	3					
Jason Varitek, S OBP: 0.355, SLG: 0.427 (1, 2)						L6			G6-3	3	1	1	0	1	0	0					
Mike Lansing, R OBP: 0.315, SLG: 0.403 (1, 4)					E6				G6-3	4	1	1	0	0	1	2					
<b>Inning Stats</b>	R: 0 E: 0 K: 0 S: 9	H: 0 LOB: 0 BB: 0 P: 10	R: 0 E: 0 K: 0 S: 10	H: 1 LOB: 1 BB: 0 P: 13	R: 0 E: 0 K: 1 S: 10	H: 1 LOB: 0 BB: 0 P: 18	R: 3 E: 1 K: 0 S: 11	H: 3 LOB: 0 BB: 1 P: 19	R: 4 E: 1 K: 0 S: 21	H: 4 LOB: 2 BB: 1 P: 38	R: 0 E: 0 K: 2 S: 14	H: 0 LOB: 1 BB: 1 P: 26	R: 0 E: 0 K: 1 S: 6	H: 0 LOB: 0 BB: 0 P: 10	R: 0 E: 0 K: 1 S: 9	H: 1 LOB: 1 BB: 0 P: 11	1B: 8 2B: 1 3B: 0 HR: 2	SF: 0 SAC: 0 DP: 2 HBP: 0	WP: 0 PB: 0 SB: 0 CS: 0	PA: 40	
<b>PITCHER</b>	IP	WLS	BF	H	R	ER	SO	BB	IBB	HBP	BLK	WP	HR	S	P	ERA	WHIP				
Ryan Glynn, R ERA: 4.7 (1, 1)	4.2	L	23	8	7	5	1	2	0	0	0	0	2	57	93	9.64	2.143				
Doug Davis, L ERA: 7.06 (5, 1)	1.1		6	2	0	0	1	0	0	0	0	0	0	18	26	0.00	1.500				
Jonathan Johnson, R ERA: 2.57 (7, 1)	1.0		4	0	0	0	2	1	0	0	0	0	0	15	26	0.00	1.000				
Darwin Cubillan, R ERA: 7.13 (8, 1)	1.0		3	0	0	0	1	0	0	0	0	0	0	6	10	0.00	0.000				
John Weteland, R ERA: 4.27 (9, 1)	1.0		4	1	0	0	1	0	0	0	0	0	0	9	11	0.00	1.000				

**Boston Red Sox @ Texas Rangers**  
The Ballpark at Arlington, Arlington, TX  
Fri Aug 11 2000, 8:35 PM EDT  
Att: 39,911 - Sunny - 98 F


AB 37  
R 7  
H 11  
RBI 6  
BB 3  
SO 6  
LOB 17



Batter	1	2	3	4	5	6	7	8	9	AB	R	H	RBI	BB	SO	LOB	BOTTOM					
Luis Altea, S OBP: 0.366, SLG: 0.401 (1, 4)	F7		F8		G6-3				FC4-6	4	0	0	1	1	0	1						
Frank Catalanotto, L OBP: 0.450, SLG: 0.563 (1, 10)	FC4-6		G3		G5-3		G4-3		BB	4	0	1	0	0	0	1						
29 Rusty Greer, L OBP: 0.362, SLG: 0.425 (1, 7)	FC4-6								BB	4	0	1	0	1	0	3						
Rafael Palmeiro, L OBP: 0.388, SLG: 0.549 (1, 3)	FC6-4		G3-4-1		F8				BB	2	1	0	0	3	0	2						
Gabe Kapler, R OBP: 0.337, SLG: 0.461 (1, 8)	FC6-4			L9		G6-3			BB	5	0	1	0	0	0	5						
Ricky Ledee, L OBP: 0.319, SLG: 0.384 (1, 9)					G5-3		G6-3		L4	4	0	2	1	0	0	0						
Bill Haselman, R OBP: 0.318, SLG: 0.461 (1, 2)					1B		G6-3		BB	4	1	1	1	0	0	3						
Mike Lamb, L OBP: 0.347, SLG: 0.409 (1, 5)							L8		L8	4	0	0	0	0	0	3						
Royce Clayton, R OBP: 0.314, SLG: 0.424 (1, 6)					F5				BB	3	1	1	0	1	0	0						
<b>Inning Stats</b>	R: 0 E: 0 K: 0 S: 10	H: 0 LOB: 2 BB: 1 P: 20	R: 1 E: 0 K: 0 S: 9	H: 1 LOB: 0 BB: 0 P: 12	R: 0 E: 0 K: 0 S: 8	H: 1 LOB: 1 BB: 0 P: 13	R: 0 E: 0 K: 0 S: 4	H: 1 LOB: 1 BB: 0 P: 6	R: 1 E: 0 K: 0 S: 13	H: 1 LOB: 1 BB: 1 P: 21	R: 0 E: 0 K: 0 S: 6	H: 0 LOB: 0 BB: 0 P: 10	R: 0 E: 0 K: 0 S: 11	H: 0 LOB: 1 BB: 1 P: 20	R: 1 E: 0 K: 0 S: 14	H: 2 LOB: 2 BB: 1 P: 28	R: 0 E: 0 K: 0 S: 11	H: 1 LOB: 3 BB: 2 P: 24	1B: 5 2B: 0 3B: 1 HR: 1	SF: 0 SAC: 0 DP: 0 HBP: 1	WP: 0 PB: 0 SB: 0 CS: 0	PA: 41
<b>PITCHER</b>	IP	WLS	BF	H	R	ER	SO	BB	IBB	HBP	BLK	WP	HR	S	P	ERA	WHIP					
Rolando Arrojo, R ERA: 5.88 (1, 1)	7.0	W	29	4	2	2	0	3	0	1	0	0	0	8	19	27.00	9.000					
Rheal Cormier, L ERA: 3.63 (8, 1)	0.1		4	2	1	1	0	1	0	0	0	0	0	7	14	0.00	1.500					
Rod Beck, R ERA: 1.84 (8, 1)	0.2	H	3	0	0	0	0	1	0	0	0	0	0	7	14	0.00	1.500					
Derek Lowe, R ERA: 2.92 (9, 1)	1.0		5	1	0	0	0	1	0	0	0	0	0	10	19	0.00	2.000					

**Boston Red Sox @ Texas Rangers**  
The Ballpark at Arlington, Arlington, TX  
Fri Aug 11 2000, 8:35 PM EDT  
Att: 39,911 - Sunny - 98 F

AB 34  
R 3  
H 7  
RBI 3  
BB 6  
SO 0  
LOB 18





Batter	1	2	3	4	5	6	7	8	9	AB	R	H	RBI	BB	SO	LOB	TOP								
Trot Nixon, L OBP: 0.381, SLG: 0.491 (1, 9)	G1-3		G3 2B		F5		BB		G3 1-H 2-H 3B	4	0	2	2	1	0	2									
Mike Lansing, R OBP: 0.313, SLG: 0.399 (1, 4)	G6-3		G3		F3		F9		BB	4	0	0	0	1	0	4									
Carl Everett, S OBP: 0.385, SLG: 0.626 (1, 8)	2B BB		K		K		G4-3		F5	4	0	0	0	1	2	6									
Nomar Garciaparra, R OBP: 0.441, SLG: 0.650 (1, 6)	1-3 2B			P6		G6-3		G5-3	L7	5	0	1	0	0	0	2									
Troy O'Leary, L OBP: 0.316, SLG: 0.383 (1, 7)	F7			K		F9		G4-3		4	0	0	0	0	1	2									
Scott Hatteberg, L OBP: 0.331, SLG: 0.452 (1, 10)		F7		K				K		2	0	0	0	1	1	0									
Izzy Alcantara, R OBP: 0.333, SLG: 0.486 (8, PH)										1	0	0	0	0	1	0									
Jason Varitek, S OBP: 0.357, SLG: 0.424 (1, 2)		F9			2B 1B HBP	E4			1B 3B BB	2	2	0	0	1	0	1									
Rico Brogna, L OBP: 0.293, SLG: 0.366 (1, 3)										3	0	1	0	0	0	2									
Ed Sprague, R OBP: 0.312, SLG: 0.464 (9, PH)		G4-3			1B 2B	G4-3			3B 1B	1	1	1	0	0	0	0									
Manny Alexander, R OBP: 0.236, SLG: 0.321 (1, 5)										3	0	1	1	0	1	0									
Brian Daubach, L OBP: 0.321, SLG: 0.461 (9, PH)			F7				K		F5	1	0	0	0	0	0	2									
<b>Inning Stats</b>	R: 0 E: 0 K: 0 S: 9	H: 1 LOB: 2 BB: 1 P: 15	R: 0 E: 0 K: 0 S: 10	H: 0 LOB: 0 BB: 0 P: 17	R: 0 E: 0 K: 1 S: 9	H: 1 LOB: 1 BB: 0 P: 18	R: 0 E: 0 K: 2 S: 10	H: 0 LOB: 0 BB: 0 P: 17	R: 1 E: 1 K: 1 S: 15	H: 2 LOB: 2 BB: 0 P: 23	R: 0 E: 0 K: 0 S: 10	H: 0 LOB: 1 BB: 1 P: 21	R: 0 E: 0 K: 1 S: 12	H: 0 LOB: 0 BB: 1 P: 18	R: 0 E: 0 K: 1 S: 6	H: 0 LOB: 0 BB: 0 P: 12	R: 2 E: 0 K: 0 S: 15	H: 2 LOB: 2 BB: 2 P: 28	1B: 2 2B: 3 3B: 1 HR: 0	SF: 0 SAC: 0 DP: 0 HBP: 1	WP: 0 PB: 0 SB: 0 CS: 0	PA: 40			
<b>PITCHER</b>	IP	WLS	BF	H	R	ER	SO	BB	IBB	HBP	BLK	WP	HR	S	P	ERA	WHIP								
Rick Helling, R ERA: 3.61 (1, 1)	7.0	W	30	4	1	1	5	3	0	1	0	0	0	75	129	1.29	1.000								
Mike Venafro, L ERA: 4.09 (8, 1)	1.0		4	0	1	1	1	1	0	0	0	0	0	9	19	9.00	1.000								
59 Jeff Zimmerman, R ERA: 5.44 (9, 1)	0.1		2	1	0	0	0	0	0	0	0	0	0	6	11	0.00	3.000								
John Wetteland, R ERA: 4.21 (9, 1)	0.2		4	1	1	1	0	1	0	0	0	0	0	6	10	13.50	3.000								

**Boston Red Sox @ Texas Rangers**  
The Ballpark at Arlington, Arlington, TX  
Sat Aug 12 2000, 8:35 PM EDT  
Att: 43,822 - Sunny - 96 F

AB 34  
R 3  
H 6  
RBI 3  
BB 5  
SO 6  
LOB 21



Batter	1	2	3	4	5	6	7	8	9	AB	R	H	RBI	BB	SO	LOB	BOTTOM								
Luis Altea, S OBP: 0.363, SLG: 0.397 (1, 4)	F5		K		G3		F7			4	0	0	0	0	1	0									
Frank Catalanotto, L OBP: 0.446, SLG: 0.554 (1, 10)	F7		F8		29 G1-3 1B		K			4	1	1	0	0	1	0									
29 Rusty Greer, L OBP: 0.364, SLG: 0.422 (1, 7)							L5			2	1	0	0	2	0	1									
Rafael Palmeiro, L OBP: 0.391, SLG: 0.548 (1, 3)	G3									1	2	0	0	3	0	1									
Gabe Kapler, R OBP: 0.346, SLG: 0.470 (1, 8)										3	1	3	1	1	0	0									
Ricky Ledee, L OBP: 0.318, SLG: 0.393 (1, 9)										3	1	1	5	0	1	3									
Bill Haselman, R OBP: 0.326, SLG: 0.457 (1, 2)										3	0	1	0	1	1	1									
Mike Lamb, L OBP: 0.343, SLG: 0.404 (1, 5)										4	0	0	0	0	0	4									
Royce Clayton, R OBP: 0.311, SLG: 0.419 (1, 6)										4	0	0	0	0	1	2									
<b>Inning Stats</b>	R: 0 E: 0 K: 0 S: 9	H: 0 LOB: 1 BB: 1 P: 16	R: 0 E: 0 K: 1 S: 10	H: 1 LOB: 0 BB: 0 P: 15	R: 0 E: 0 K: 1 S: 8	H: 0 LOB: 0 BB: 0 P: 15	R: 4 E: 0 K: 1 S: 8	H: 1 LOB: 0 BB: 4 P: 27	R: 1 E: 0 K: 0 S: 10	H: 2 LOB: 2 BB: 1 P: 21	R: 0 E: 0 K: 1 S: 6	H: 0 LOB: 0 BB: 0 P: 7	R: 0 E: 0 K: 1 S: 7	H: 0 LOB: 0 BB: 0 P: 10	R: 1 E: 1 K: 0 S: 14	H: 2 LOB: 2 BB: 1 P: 23	1B: 4 2B: 1 3B: 0 HR: 1	SF: 1 SAC: 0 DP: 1 HBP: 0	WP: 0 PB: 0 SB: 0 CS: 0	PA: 36					
<b>PITCHER</b>	IP	WLS	BF	H	R	ER	SO	BB	IBB	HBP	BLK	WP	HR	S	P	ERA	WHIP								
49 Tim Wakefield, R ERA: 4.92 (1, 1)	3.0	L	16	4	2	4	2	5	0	0	0	0	0	32	67	12.00	2.333								
Byoye Florie, R ERA: 4.46 (4, 1)	4.1		18	4	2	2	3	1	1	0	0	0	0	37	59	4.15	1.154								
Rod Beck, R ERA: 1.76 (8, 1)	0.2		2	0	0	0	0	0	0	0	0	0	0	5	8	0.00	0.000								

**Boston Red Sox @ Texas Rangers**  
The Ballpark at Arlington, Arlington, TX  
Sat Aug 12 2000, 8:35 PM EDT  
Att: 43,822 - Sunny - 96 F

AB 28  
R 6  
H 6  
RBI 6  
BB 7  
SO 5  
LOB 12





Batter	1	2	3	4	5	6	7	8	9	AB	R	H	RBI	BB	SO	LOB	TOP		
Darren Lewis, R OBP: 0.300, SLG: 0.307 (1, 9)	G5-3		1B BB	G5-3			L7			3	1	0	0	1	0	0			
Ed Sprague, R OBP: 0.315, SLG: 0.465 Manny Alexander, R OBP: 0.236, SLG: 0.321 (1, 5) (9, 5)	1B		HBP 1B 1B		E5 F8 1B		F8			4	1	2	0	0	0	0			
Carl Everett, S OBP: 0.381, SLG: 0.619 (1, 8)	F9		L6		F7		K			4	0	0	0	0	1	5			
Nomar Garciaparra, R OBP: 0.442, SLG: 0.649 (1, 6)	P5		HBP 1B		1B		F8			4	1	2	2	0	0	1			
Troy O'Leary, L OBP: 0.315, SLG: 0.380 (1, 7)		K	FC6-4 1B HBP		F8		G1-3			3	0	0	0	0	1	2			
Jason Varitek, S OBP: 0.256, SLG: 0.422 (1, 2)	K		FC6-4 1B		G4-3		G6-3			4	0	1	2	0	1	2			
Bernard Gilkey, R OBP: 0.243, SLG: 0.272 Trot Nixon, L OBP: 0.380, SLG: 0.489 (1, 10) (9, PH)	G5-3		FC6-4 1B		G4-6-3 1B		G4-3			3	0	1	0	0	0	2			
Brian Daubach, L OBP: 0.318, SLG: 0.456 Rico Brogna, L OBP: 0.293, SLG: 0.366 (1, 3) (9, 3)			K		G6-3		G4-6-3		G3-1	4	0	0	0	0	1	1			
Mike Lansing, R OBP: 0.313, SLG: 0.398 (1, 4)			1B BB 1B		G6-3		K		K	4	1	1	0	0	2	0			
<b>Inning Stats</b>	R: 0 H: 1 E: 0 K: 0 S: 14	H: 1 LOB: 1 BB: 0 P: 22	R: 0 H: 0 E: 0 K: 2 S: 7	H: 0 LOB: 0 BB: 0 P: 11	R: 4 H: 4 E: 0 K: 1 S: 15	H: 4 LOB: 2 BB: 1 P: 27	R: 0 H: 0 E: 0 K: 0 S: 9	H: 0 LOB: 0 BB: 0 P: 12	R: 0 H: 1 E: 1 K: 0 S: 10	H: 1 LOB: 2 BB: 0 P: 15	R: 0 H: 0 E: 0 K: 1 S: 7	H: 0 LOB: 0 BB: 0 P: 12	R: 0 H: 0 E: 0 K: 0 S: 7	H: 0 LOB: 0 BB: 0 P: 9	R: 0 H: 0 E: 0 K: 1 S: 11	H: 0 LOB: 0 BB: 0 P: 17	1B: 7 2B: 0 3B: 0 HR: 0	SF: 0 SAC: 0 DP: 1 HBP: 1	WP: 0 PA: 36 PB: 0 SB: 0 CS: 0
<b>PITCHER</b>	IP WLS BF H R ER SO BB IBB HBP BLK WP HR S P ERA WHIP	IP WLS BF H R ER SO BB IBB HBP BLK WP HR S P ERA WHIP	IP WLS BF H R ER SO BB IBB HBP BLK WP HR S P ERA WHIP	IP WLS BF H R ER SO BB IBB HBP BLK WP HR S P ERA WHIP	IP WLS BF H R ER SO BB IBB HBP BLK WP HR S P ERA WHIP	IP WLS BF H R ER SO BB IBB HBP BLK WP HR S P ERA WHIP	IP WLS BF H R ER SO BB IBB HBP BLK WP HR S P ERA WHIP	IP WLS BF H R ER SO BB IBB HBP BLK WP HR S P ERA WHIP	IP WLS BF H R ER SO BB IBB HBP BLK WP HR S P ERA WHIP	IP WLS BF H R ER SO BB IBB HBP BLK WP HR S P ERA WHIP	IP WLS BF H R ER SO BB IBB HBP BLK WP HR S P ERA WHIP	IP WLS BF H R ER SO BB IBB HBP BLK WP HR S P ERA WHIP	IP WLS BF H R ER SO BB IBB HBP BLK WP HR S P ERA WHIP	IP WLS BF H R ER SO BB IBB HBP BLK WP HR S P ERA WHIP	IP WLS BF H R ER SO BB IBB HBP BLK WP HR S P ERA WHIP	IP WLS BF H R ER SO BB IBB HBP BLK WP HR S P ERA WHIP	IP WLS BF H R ER SO BB IBB HBP BLK WP HR S P ERA WHIP	IP WLS BF H R ER SO BB IBB HBP BLK WP HR S P ERA WHIP	
Kenny Rogers, L ERA: 4.32 Tim Crabtree, R ERA: 5.28 (1, 1) (9, 1)	8.0 L 33 7 4 4 5 1 0 0 0 0 0 0 0 11 119 4.50 1.000	1.0 3 0 0 0 1 0 0 0 0 0 0 0 0 11 17 0.00 0.000																	

**Boston Red Sox @ Texas Rangers**  
The Ballpark at Arlington, Arlington, TX  
Sun Aug 13 2000, 8:05 PM EDT  
Att: 28,927 - Sunny - 100 F


AB 34  
R 4  
H 7  
RBI 4  
BB 1  
SO 6  
LOB 13



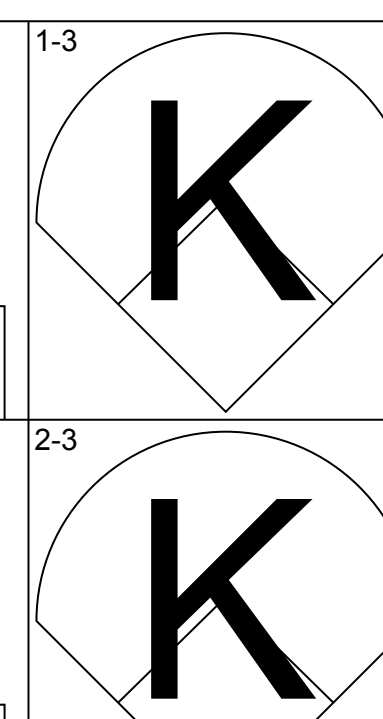
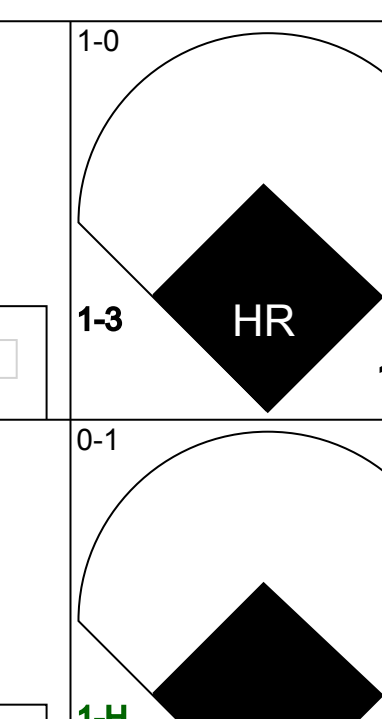
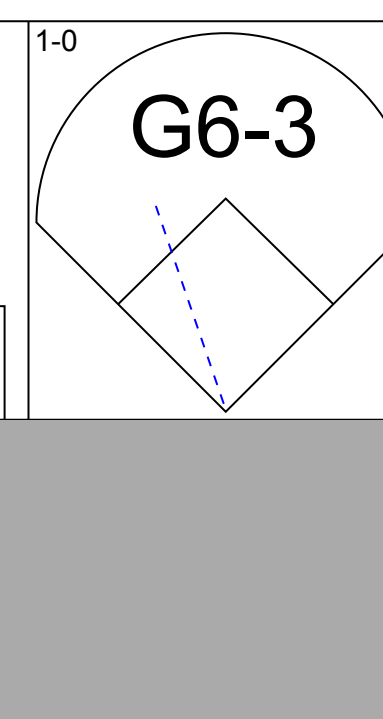
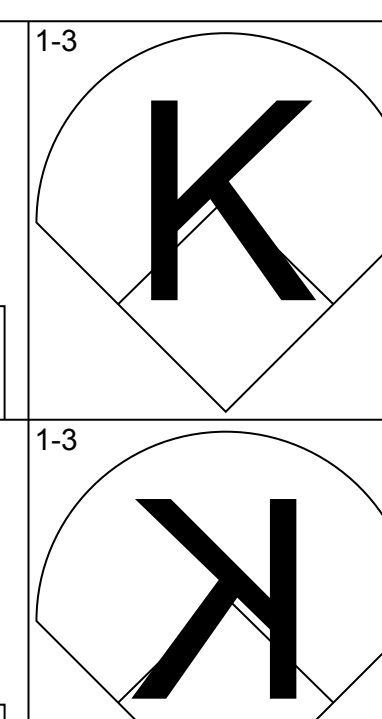
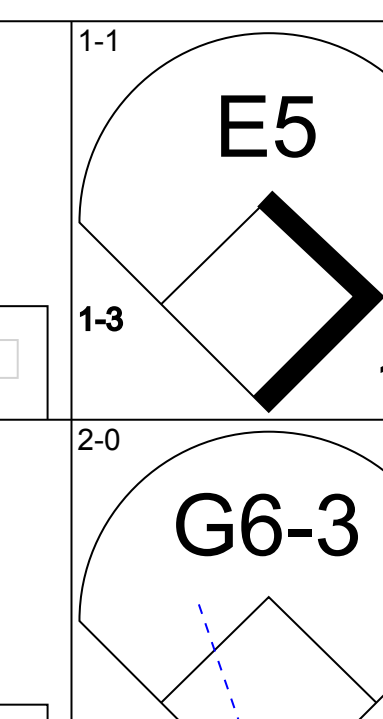
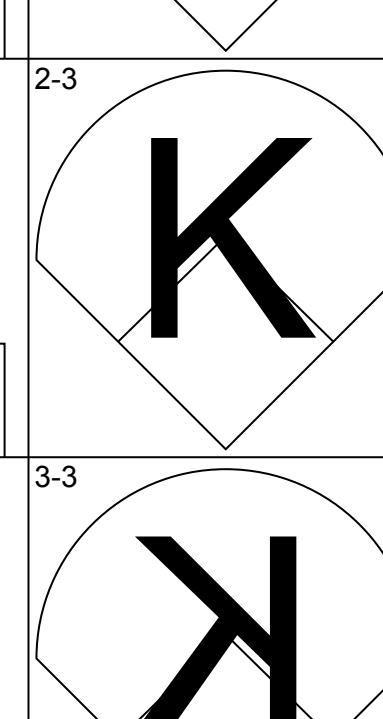
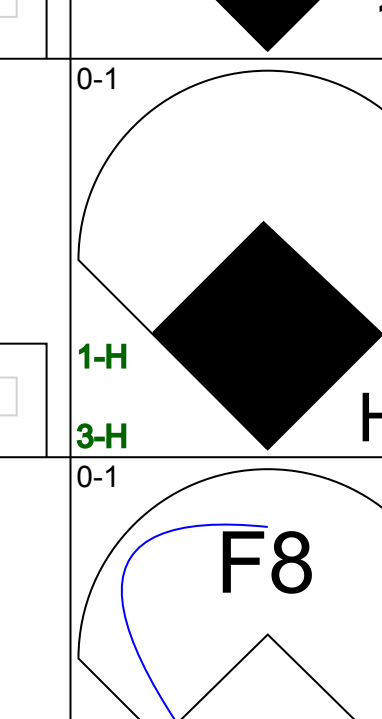

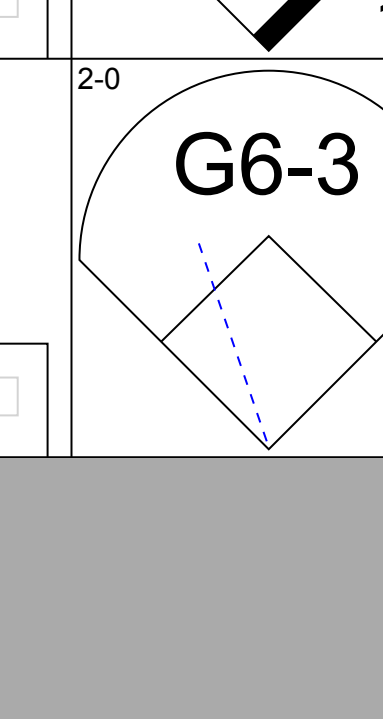
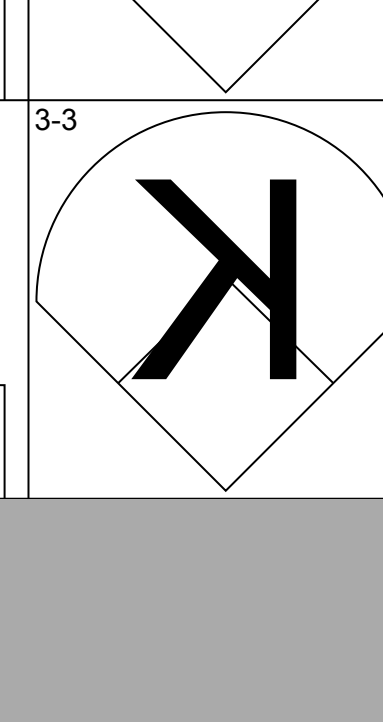
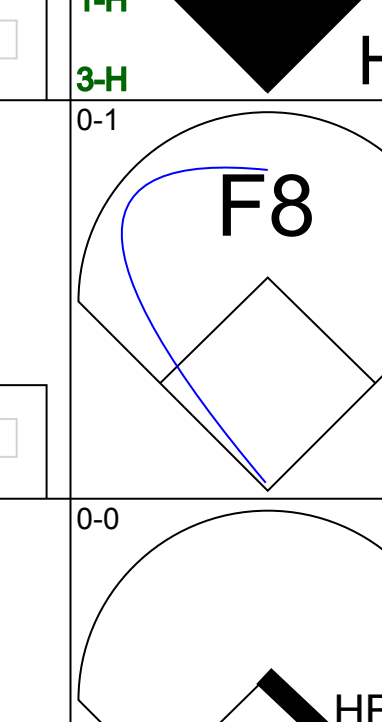


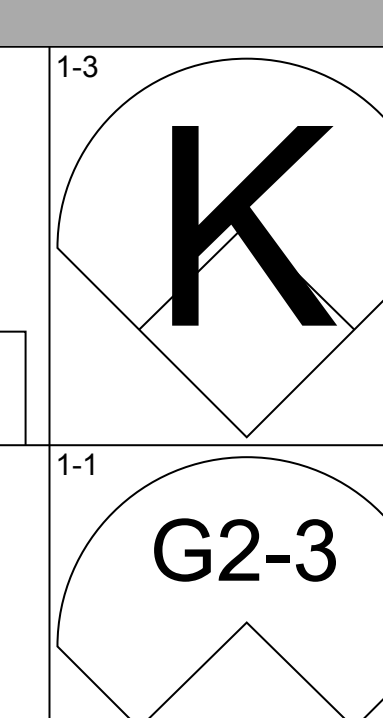
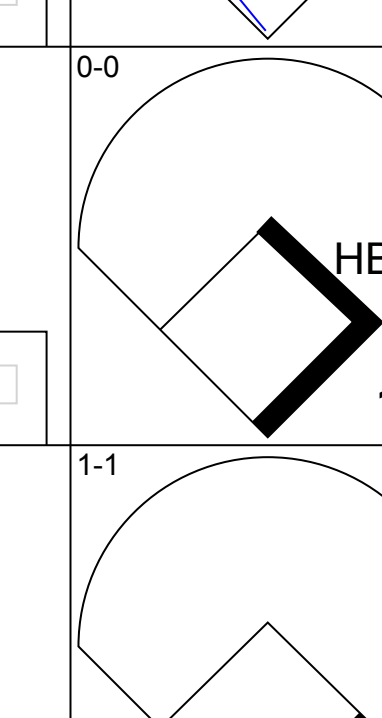


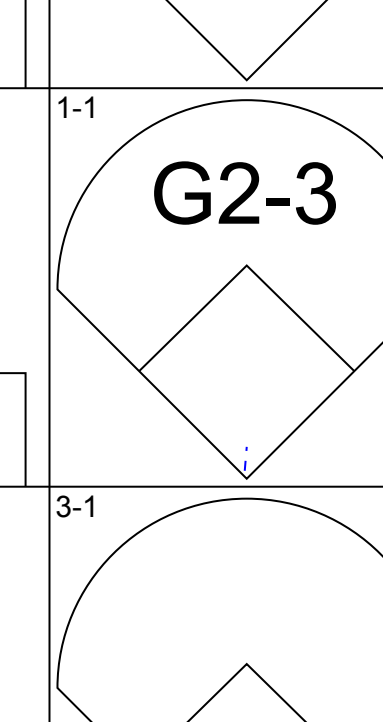
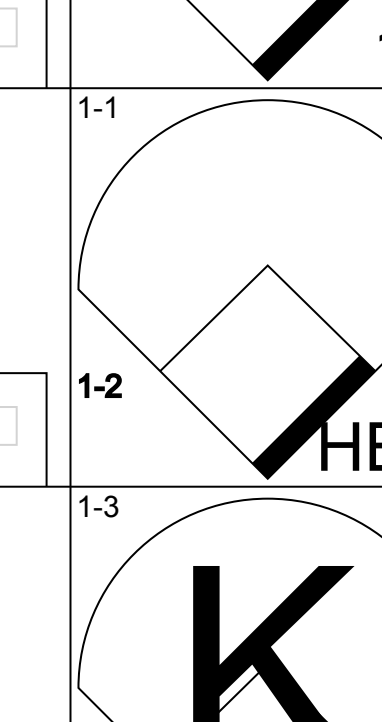


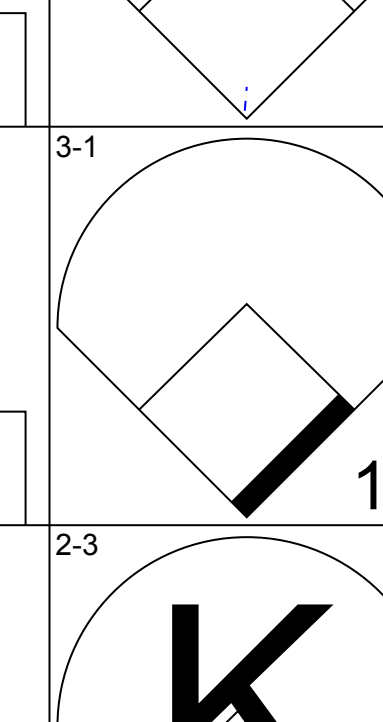
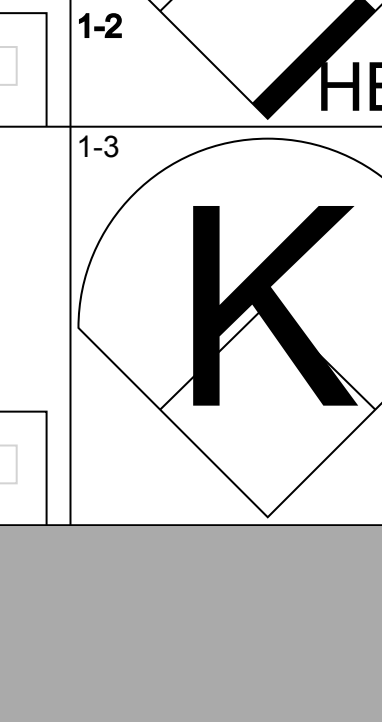


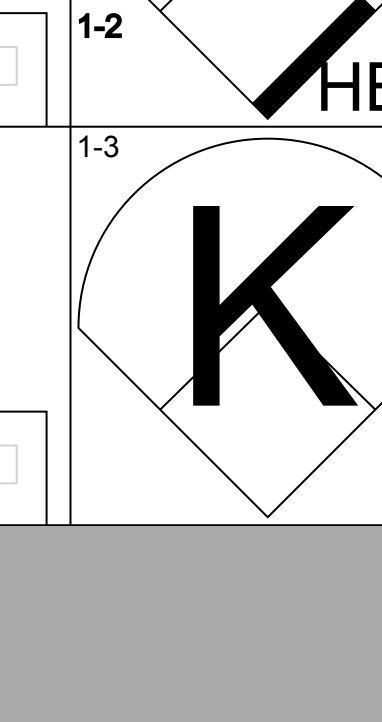
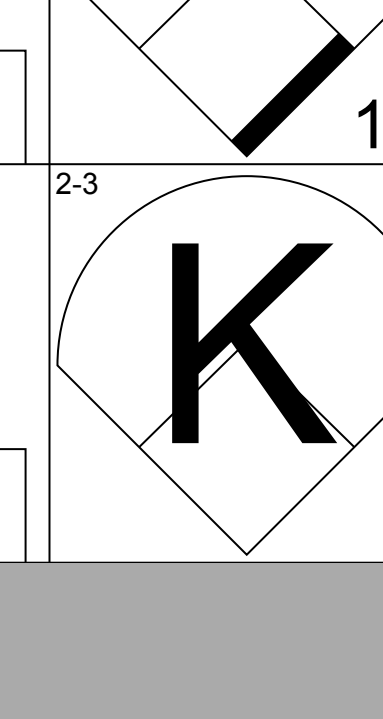
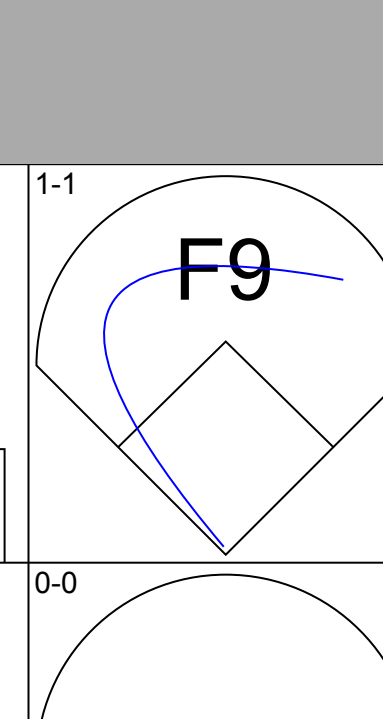

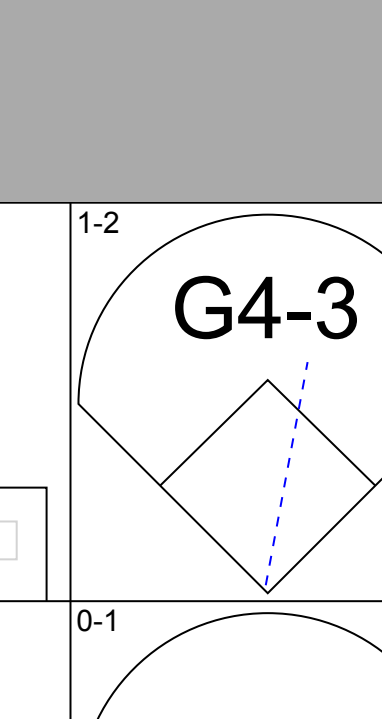

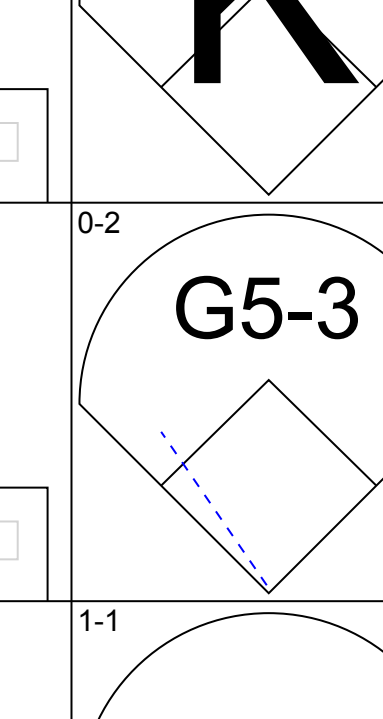
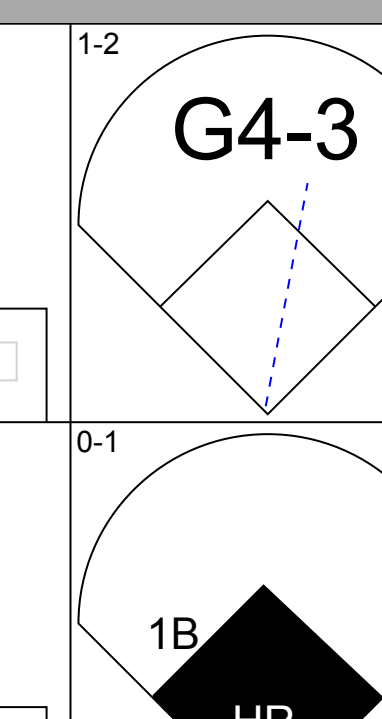
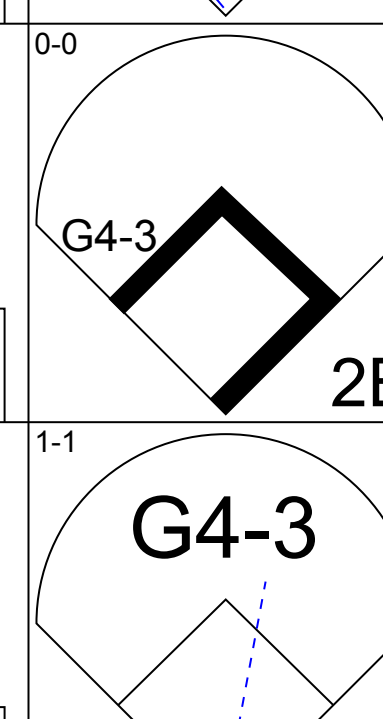
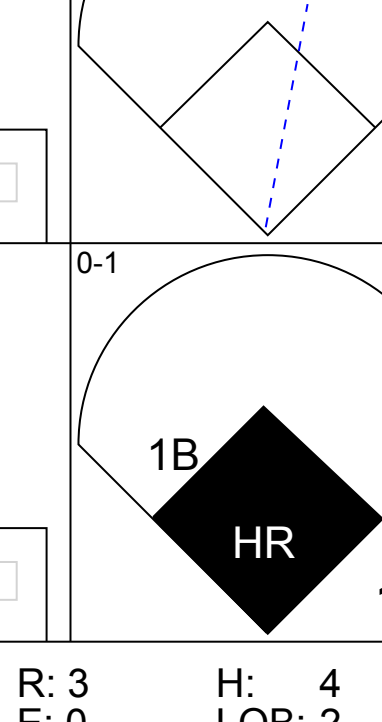
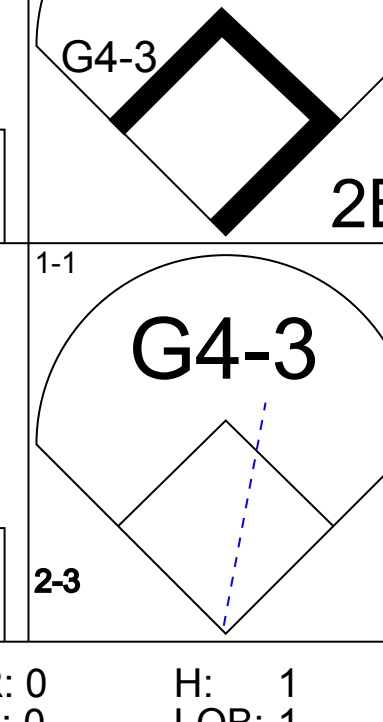
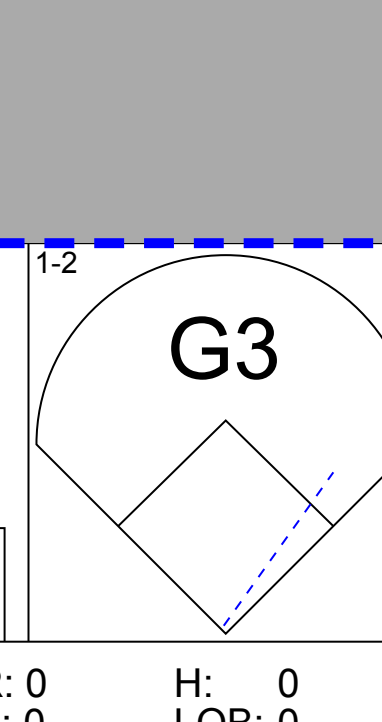
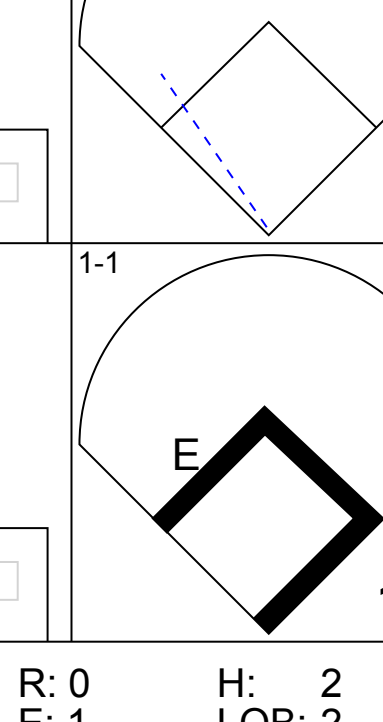
Batter	1	2	3	4	5	6	7	8	9	AB	R	H	RBI	BB	SO	LOB	BOTTOM				
Luis Altea, S OBP: 0.359, SLG: 0.393 (1, 4)	F7		F8		P6		K			4	0	0	0	0	1	0					
Frank Catalanotto, L OBP: 0.447, SLG: 0.559 (1, 10)	2B			29 2B SF8 1B	F7		P5			4	1	2	0	0	0	0					
29 Rusty Greer, L OBP: 0.362, SLG: 0.423 (1, 7)	K		E 1B 2B			K		F8		4	1	1	0	0	2	1					
Rafael Palmeiro, L OBP: 0.390, SLG: 0.543 (1, 3)	F8		BB		F9		F9		K	3	0	0	0	1	1	1					
Gabe Kapler, R OBP: 0.344, SLG: 0.469 (1, 8)		F8	SF8		BB BB 1B		F9		F9	3	0	1	1	0	0	0					
Ricky Ledee, L OBP: 0.324, SLG: 0.394 (1, 9)	CS BB		1B		BB BB		G4-3			2	0	1	1	2	0	0					
Bill Haselman, R OBP: 0.325, SLG: 0.449 Pedro Valdes, L (9, PH)	P4		K		K		G6-3		G6-3	2	0	0	0	1	1	3					
Mike Lamb, L OBP: 0.342, SLG: 0.402 (1, 5)	CS		K		F8		F5		K	4	0	1	0	0	1	5					
Royce Clayton, R OBP: 0.308, SLG: 0.415 (1, 6)			K		L5		G6-3		K	4	0	0	0	0	2	1					
<b>Inning Stats</b>	R: 0 H: 1 E: 0 K: 1 S: 7	H: 0 LOB: 1 BB: 0 P: 12	R: 0 H: 0 E: 0 K: 0 S: 10	H: 0 LOB: 0 BB: 1 P: 16	R: 0 H: 0 E: 0 K: 2 S: 7	H: 0 LOB: 0 BB: 0 P: 14	R: 2 H: 3 E: 1 K: 1 S: 13	H: 3 LOB: 2 BB: 1 P: 25	R: 0 H: 0 E: 0 K: 0 S: 4	H: 0 LOB: 0 BB: 0 P: 6	R: 0 H: 1 E: 0 K: 1 S: 14	H: 1 LOB: 3 BB: 2 P: 28	R: 0 H: 0 E: 0 K: 1 S: 7	H: 0 LOB: 0 BB: 0 P: 10	R: 0 H: 0 E: 0 K: 1 S: 5	H: 0 LOB: 0 BB: 0 P: 7	R: 0 H: 1 E: 0 K: 1 S: 9	H: 1 LOB: 1 BB: 0 P: 12	1B: 4 2B: 2 3B: 0 HR: 0	SF: 1 SAC: 0 DP: 0 HBP: 0	WP: 0 PA: 37 PB: 0 SB: 0 CS: 1
<b>PITCHER</b>	IP WLS BF H R ER SO BB IBB HBP BLK WP HR S P ERA WHIP	IP WLS BF H R ER SO BB IBB HBP BLK WP HR S P ERA WHIP	IP WLS BF H R ER SO BB IBB HBP BLK WP HR S P ERA WHIP	IP WLS BF H R ER SO BB IBB HBP BLK WP HR S P ERA WHIP	IP WLS BF H R ER SO BB IBB HBP BLK WP HR S P ERA WHIP	IP WLS BF H R ER SO BB IBB HBP BLK WP HR S P ERA WHIP	IP WLS BF H R ER SO BB IBB HBP BLK WP HR S P ERA WHIP	IP WLS BF H R ER SO BB IBB HBP BLK WP HR S P ERA WHIP	IP WLS BF H R ER SO BB IBB HBP BLK WP HR S P ERA WHIP	IP WLS BF H R ER SO BB IBB HBP BLK WP HR S P ERA WHIP	IP WLS BF H R ER SO BB IBB HBP BLK WP HR S P ERA WHIP	IP WLS BF H R ER SO BB IBB HBP BLK WP HR S P ERA WHIP	IP WLS BF H R ER SO BB IBB HBP BLK WP HR S P ERA WHIP	IP WLS BF H R ER SO BB IBB HBP BLK WP HR S P ERA WHIP	IP WLS BF H R ER SO BB IBB HBP BLK WP HR S P ERA WHIP	IP WLS BF H R ER SO BB IBB HBP BLK WP HR S P ERA WHIP	IP WLS BF H R ER SO BB IBB HBP BLK WP HR S P ERA WHIP	IP WLS BF H R ER SO BB IBB HBP BLK WP HR S P ERA WHIP			
Tomo Ohka, R ERA: 4.24 Rich Garces, R ERA: 3.09 Derek Lowe, R ERA: 2.88 (1, 1) (6, 1) (9, 1)	5.2 W 25 5 2 2 5 4 0 0 0 0 0 0 14 20 0.00 0.000	2.1 H 7 0 0 0 2 0 0 0 0 0 0 0 9 12 0.00 1.000																			

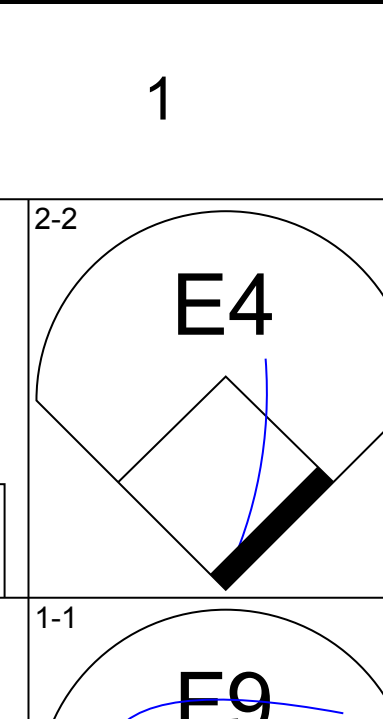
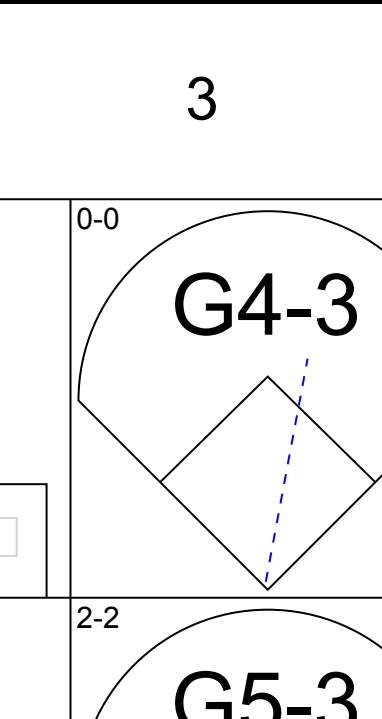
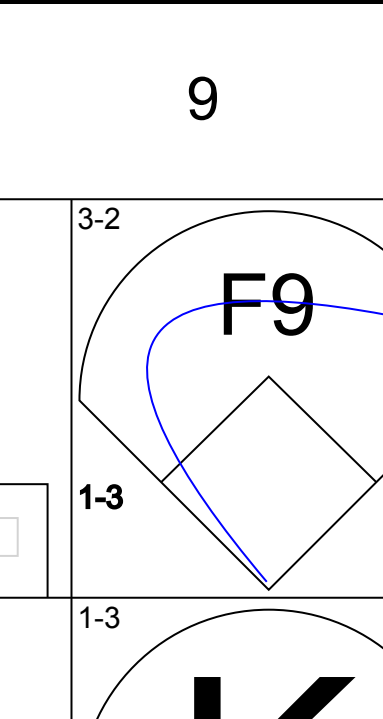
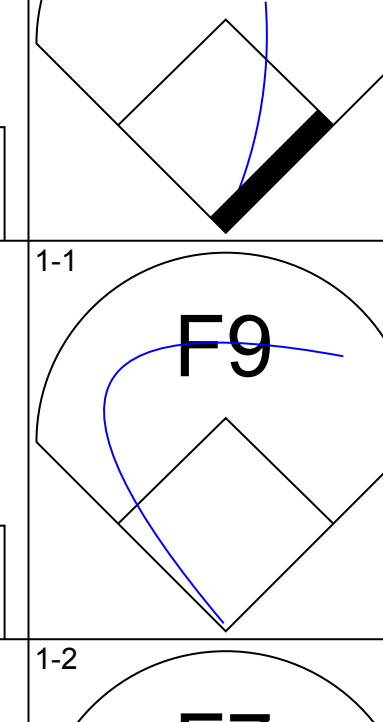
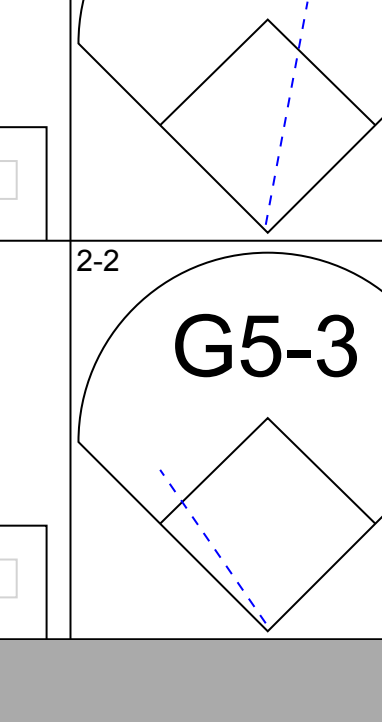
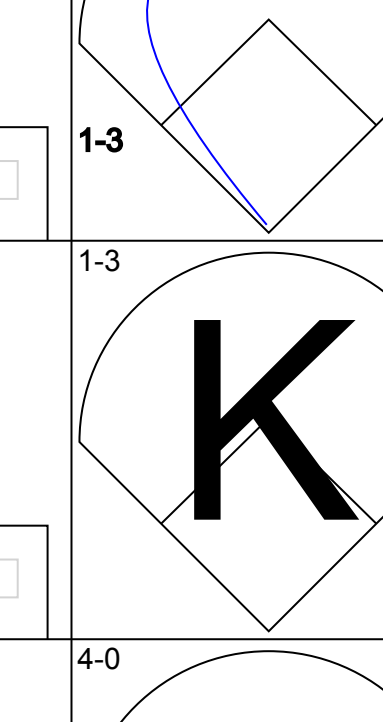
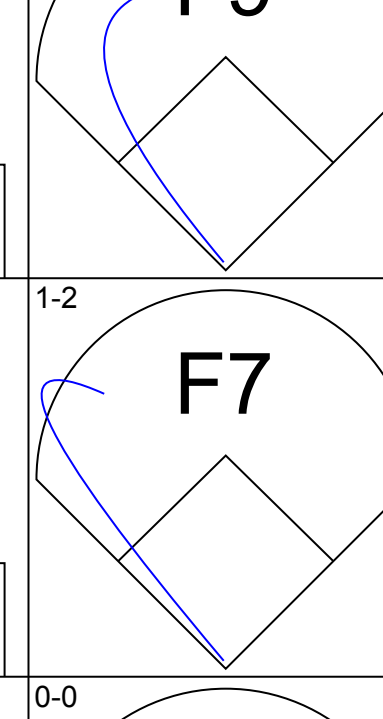
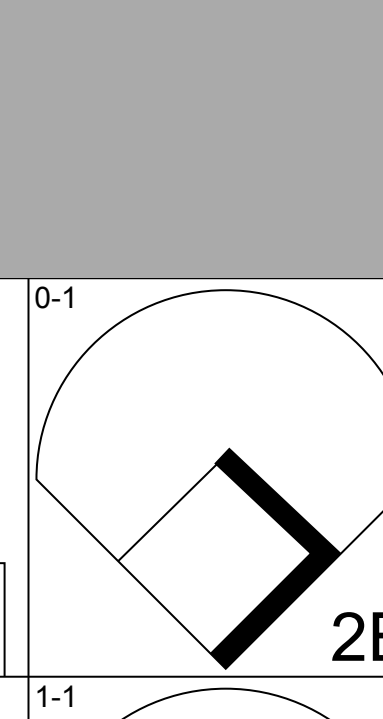
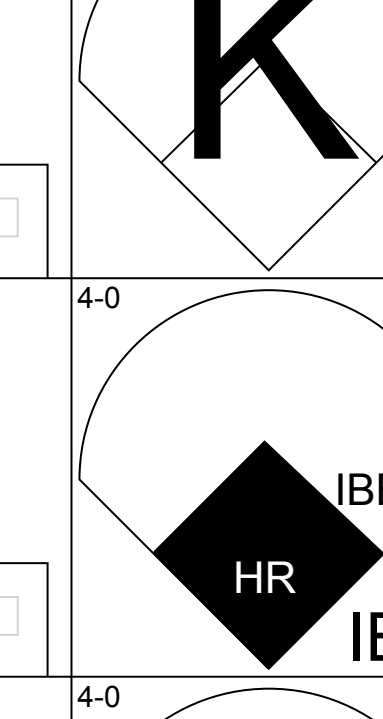
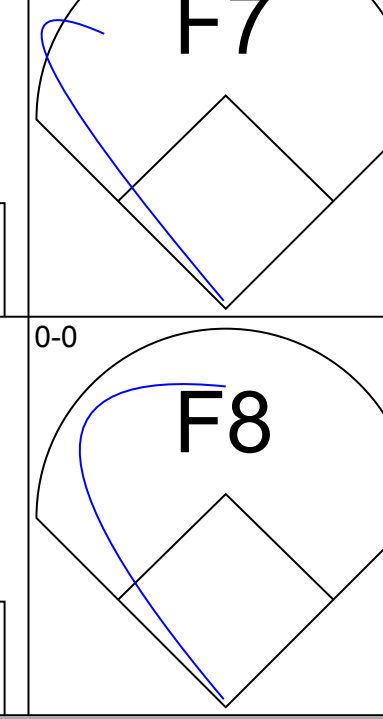
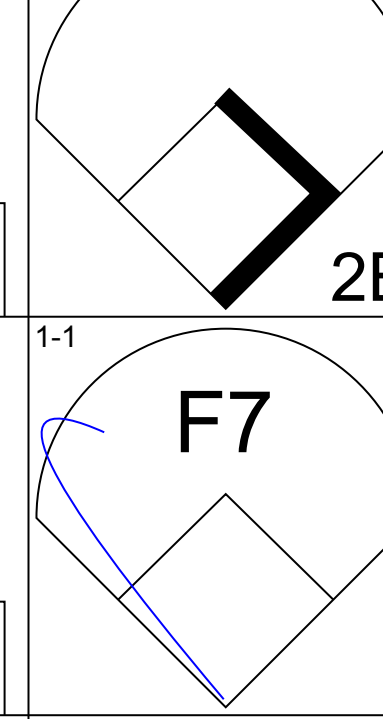
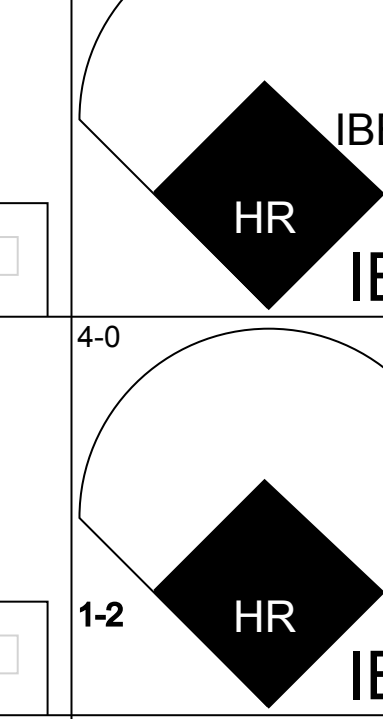
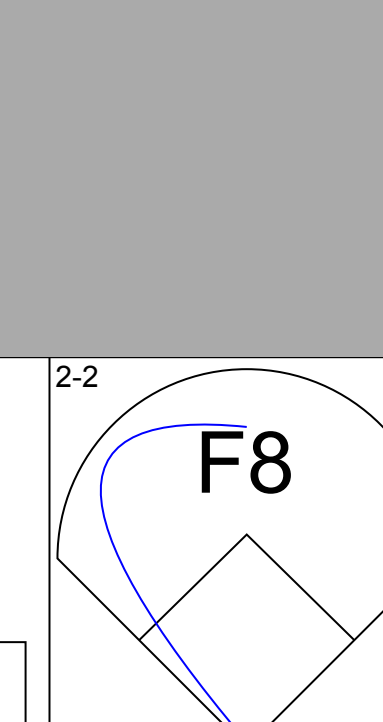
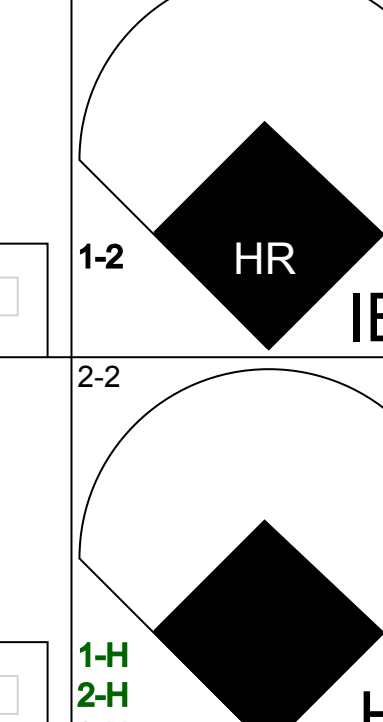

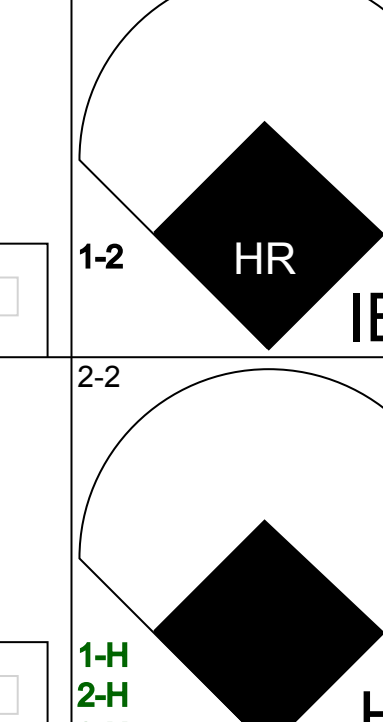
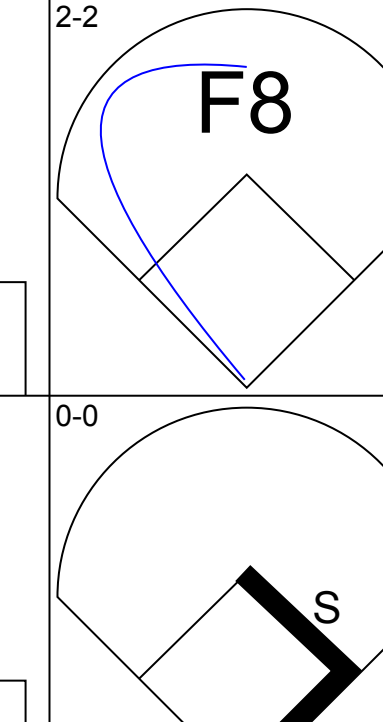
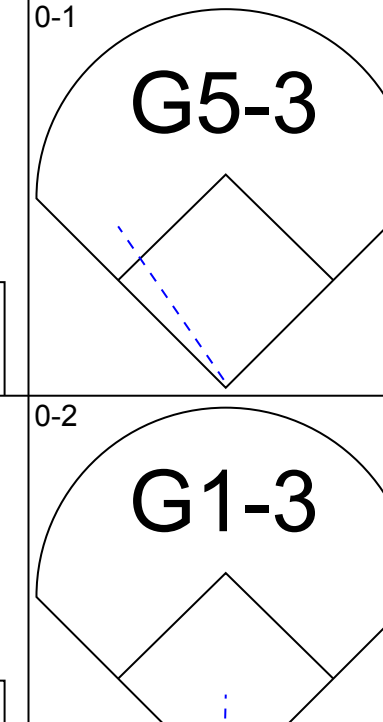
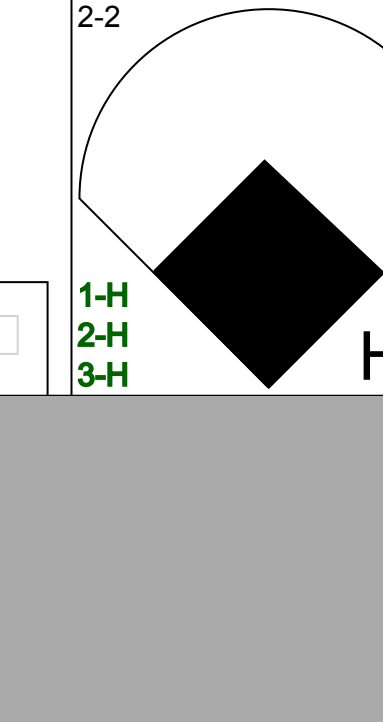
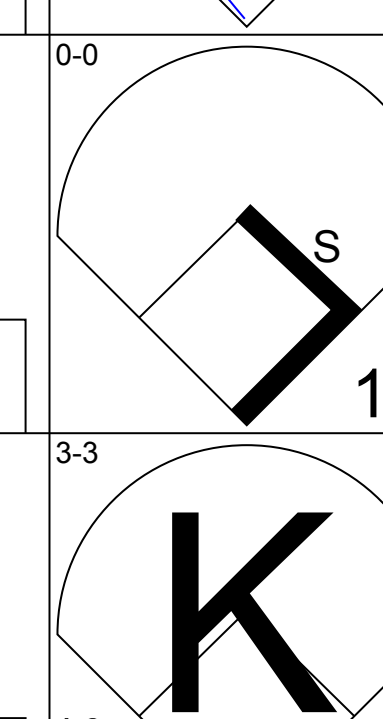

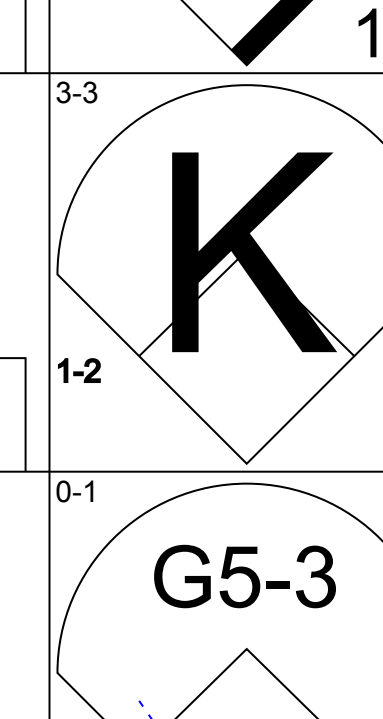



**Boston Red Sox @ Texas Rangers**  
The Ballpark at Arlington, Arlington, TX  
Sun Aug 13 2000, 8:05 PM EDT  
Att: 28,927 - Sunny - 100 F

AB 31  
R 2  
H 6  
RBI 2  
BB 4  
SO 8  
LOB 11





Batter	1	2	3	4	5	6	7	8	9	AB	R	H	RBI	BB	SO	LOB	TOP					
<b>Gerald Williams, R</b> OBP: 0.325, SLG: 0.461 (1, 8)										5	1	2	0	0	2	1	<b>Tampa Bay Devil Rays @ Boston Red Sox</b> Fenway Park, Boston, MA Mon Aug 14 2000, 7:05 PM EDT Att: 32,174 - Overcast - 67 F					
<b>Miguel Cairo, R</b> OBP: 0.326, SLG: 0.345 (1, 4)										5	1	2	3	0	2	2						
<b>Greg Vaughn, R</b> OBP: 0.389, SLG: 0.553 (1, 10)										3	0	0	0	1	2	1						
<b>Fred McGriff, L</b> OBP: 0.364, SLG: 0.454 (1, 3)										4	0	3	0	0	1	0						
<b>Jose Guillen, R</b> OBP: 0.341, SLG: 0.472 (1, 9)										3	0	0	0	0	1	3						
<b>Steve Cox, L</b> OBP: 0.391, SLG: 0.451 (1, 7)										3	0	1	0	0	1	2						
<b>Russ Johnson, R</b> OBP: 0.315, SLG: 0.291 (6, 5)										1	0	0	0	0	2							
<b>John Flaherty, R</b> OBP: 0.316, SLG: 0.399 (1, 2)										4	0	0	0	0	2	1						
<b>Aubrey Huff, L</b> OBP: 0.353, SLG: 0.636 (1, 5)										3	0	1	0	0	1	0						
<b>Jason Tyner, L</b> OBP: 0.236, SLG: 0.255 (6, 7)									1	0	0	0	0	0	0							
<b>Ozzie Guillen, L</b> OBP: 0.304, SLG: 0.372 (1, 6)										4	1	2	0	0	0	1						
<b>Inning Stats</b>	R: 0 E: 0 K: 3 S: 12	H: 0 LOB: 0 BB: 0 P: 18	R: 0 E: 0 K: 2 S: 10	H: 1 LOB: 1 BB: 0 P: 17	R: 3 E: 0 K: 1 S: 15	H: 4 LOB: 2 BB: 0 P: 19	R: 0 E: 0 K: 0 S: 6	H: 1 LOB: 1 BB: 0 P: 9	R: 0 E: 0 K: 2 S: 14	H: 0 LOB: 0 BB: 0 P: 21	R: 0 E: 0 K: 1 S: 7	H: 0 LOB: 0 BB: 0 P: 9	R: 0 E: 0 K: 2 S: 9	H: 0 LOB: 0 BB: 0 P: 12	R: 0 E: 0 K: 0 S: 6	H: 1 LOB: 1 BB: 1 P: 13	R: 0 E: 1 K: 13 S: 13	H: 2 LOB: 2 BB: 0 P: 19	1B: 9 2B: 1 3B: 0 HR: 1	SF: 0 SAC: 0 DP: 1 HBP: 1	WP: 0 PB: 0 CS: 0	PA: 38
<b>PITCHER</b>	IP	WLS	BF	H	R	ER	SO	BB	IBB	HBP	BLK	WP	HR	S	P	ERA	WHIP					
<b>Pedro Martinez, R</b> ERA: 1.99 (1, 1)	4.0	19	6	3	3	6	0	0	0	1	0	0	1	43	63	6.75	1.500					
<b>Hipolito Pichardo, R</b> ERA: 2.28 (5, 1)	2.0	7	2	0	0	3	0	0	0	0	0	0	0	21	30	0.00	1.000					
<b>Rod Beck, R</b> ERA: 1.58 (7, 1)	2.0	7	1	0	0	2	1	0	0	0	0	0	0	15	25	0.00	1.000					
<b>Derek Lowe, R</b> ERA: 2.84 (9, 1)	1.0	W	5	2	0	0	1	0	0	0	0	0	0	13	19	0.00	2.000					

Batter	1	2	3	4	5	6	7	8	9	AB	R	H	RBI	BB	SO	LOB	BOTTOM					
<b>Trot Nixon, L</b> OBP: 0.377, SLG: 0.484 (1, 9)										5	0	1	0	0	0	3	<b>Tampa Bay Devil Rays @ Boston Red Sox</b> Fenway Park, Boston, MA Mon Aug 14 2000, 7:05 PM EDT Att: 32,174 - Overcast - 67 F					
<b>Jason Varitek, S</b> OBP: 0.351, SLG: 0.415 (1, 2)										5	0	0	0	0	1	4						
<b>Carl Everett, S</b> OBP: 0.384, SLG: 0.620 (1, 8)										4	2	2	0	1	1	1						
<b>Nomar Garciaparra, R</b> OBP: 0.439, SLG: 0.643 (1, 6)										3	2	0	1	1	1	2						
<b>Brian Daubach, L</b> OBP: 0.320, SLG: 0.459 (1, 3)										4	1	2	1	0	0	1						
<b>Rico Brogna, L</b> OBP: 0.297, SLG: 0.390 (8, PR) (9, 3)										1	1	1	4	0	0	0						
<b>Lou Merloni, R</b> OBP: 0.500, SLG: 0.500 (1, 5)										2	0	1	0	0	0	1						
<b>Scott Hatteberg, L</b> OBP: 0.324, SLG: 0.443 (1, 10)										3	0	0	1	0	1	3						
<b>Mike Lansing, R</b> OBP: 0.310, SLG: 0.394 (1, 4)										4	0	0	0	0	0	3						
<b>Darren Lewis, R</b> OBP: 0.308, SLG: 0.313 (1, 7)										3	1	2	0	0	1	0						
<b>Inning Stats</b>	R: 0 E: 1 K: 0 S: 11	H: 0 LOB: 1 BB: 0 P: 15	R: 0 E: 0 K: 1 S: 11	H: 1 LOB: 0 BB: 0 P: 16	R: 0 E: 0 K: 1 S: 10	H: 0 LOB: 0 BB: 0 P: 13	R: 0 E: 0 K: 0 S: 9	H: 1 LOB: 1 BB: 0 P: 10	R: 0 E: 0 K: 0 S: 7	H: 2 LOB: 2 BB: 0 P: 11	R: 3 E: 2 K: 0 S: 21	H: 3 LOB: 2 BB: 0 P: 33	R: 0 E: 0 K: 2 S: 8	H: 0 LOB: 0 BB: 0 P: 12	R: 0 E: 0 K: 0 S: 10	H: 1 LOB: 2 BB: 0 P: 17	R: 4 E: 0 K: 1 S: 9	H: 1 LOB: 0 BB: 2 P: 24	1B: 6 2B: 2 3B: 0 HR: 1	SF: 2 SAC: 2 DP: 0 HBP: 1	WP: 0 PB: 0 CS: 0	PA: 41
<b>PITCHER</b>	IP	WLS	BF	H	R	ER	SO	BB	IBB	HBP	BLK	WP	HR	S	P	ERA	WHIP					
<b>Dave Eiland, R</b> ERA: 5.95 (1, 1)	5.0	23	6	3	1	2	0	0	0	0	0	0	0	55	79	1.80	1.200					
<b>Esteban Yan, R</b> ERA: 6.51 (6, 1)	3.0	B	12	2	0	0	2	0	0	0	0	0	0	32	48	0.00	0.667					
<b>Billy Taylor, R</b> ERA: 8.64 (9, 1)	0.2	L	6	1	4	4	1	0	2	1	0	0	1	9	24	54.00	1.500					



Batter	1	2	3	4	5	6	7	8	9	AB	R	H	RBI	BB	SO	LOB	TOP								
<b>Gerald Williams, R</b> OBP: 0.327, SLG: 0.461 (1, 8)	1-1 L6	4-2 S 1B BB		1-3 K			4-1 G5-3 S BB		2-2 FC1-6 1B	3	0	1	0	2	1	1	<b>Tampa Bay Devil Rays @ Boston Red Sox</b> Fenway Park, Boston, MA Tue Aug 15 2000, 7:05 PM EDT Att: 33,015 - Cloudy - 72 F								
<b>Miguel Cairo, R</b> OBP: 0.329, SLG: 0.347 (1, 4)	2-1 BB S 1B	1-0 S 1B		0-3 K			0-0 SF8		1-0 FC1-6 1B 1B	4	1	2	2	0	1	2									
<b>Greg Vaughn, R</b> OBP: 0.367, SLG: 0.547 (1, 10)	3-3 K	3-2 F7			0-3 K		3-2 G5-3		2-2 1B 1B	5	0	1	0	0	2	4									
<b>Fred McGriff, L</b> OBP: 0.366, SLG: 0.453 (1, 3)	4-1 BB BB			0-3 K	0-1 G4-3		4-2 BB		1-0 1B 1B	3	0	1	1	2	1	0									
<b>John Flaherty, R</b> OBP: 0.318, SLG: 0.397 (1, 2)	4-2 BB			1-0 F8	2-0 P4		1-2 F9		1-2 1B 1B	4	0	1	0	1	0	2									
<b>Jose Guillen, R</b> OBP: 0.338, SLG: 0.466 (1, 9)	1-3 K			0-1 2B 1B		2-3 K		0-0 G5-3	3-1 G6-3	5	0	1	0	0	2	5									
<b>Russ Johnson, R</b> OBP: 0.318, SLG: 0.307 (1, 5)			0-3 K	2-0 2B		1-1 G1-3		2-1 2B		4	0	2	0	0	1	0									
<b>Quinton McCracken, S</b> OBP: 0.270, SLG: 0.129 (1, 7)		4-2 PB 1B BB G4-3		1-2 1B		2-3 K		1-3 K		3	1	1	0	1	2	1									
<b>Felix Martinez, S</b> OBP: 0.329, SLG: 0.286 (1, 6)		2-1 G4-3		1-3 K			1-1 E S SF8 1B	3-3 K		4	1	1	0	0	2	3									
<b>Inning Stats</b>	R: 0 E: 0 K: 2 S: 15	H: 1 LOB: 3 BB: 2 P: 30	R: 1 E: 0 K: 1 S: 13	H: 1 LOB: 2 BB: 2 P: 27	R: 0 E: 0 K: 1 S: 7	H: 2 LOB: 2 BB: 0 P: 10	R: 0 E: 0 K: 3 S: 13	H: 1 LOB: 1 BB: 0 P: 16	R: 0 E: 0 K: 1 S: 6	H: 0 LOB: 0 BB: 0 P: 8	R: 0 E: 0 K: 2 S: 9	H: 0 LOB: 0 BB: 0 P: 14	R: 1 E: 0 K: 0 S: 15	H: 1 LOB: 2 BB: 2 P: 26	R: 0 E: 0 K: 2 S: 9	H: 1 LOB: 1 BB: 0 P: 15	R: 1 E: 0 K: 0 S: 14	H: 4 LOB: 2 BB: 0 P: 25	1B: 9 2B: 2 3B: 0 HR: 0	SF: 1 SAC: 0 DP: 0 HBP: 0	WP: 0 PB: 1 SB: 5 CS: 0	PA: 42			
<b>PITCHER</b>	IP	WLS	BF	H	R	ER	SO	BB	IBB	HBP	BLK	WP	HR	S	P	ERA	WHIP								
<b>Jeff Fassero, L</b> ERA: 4.97 (1, 1)	6.0	L	26	5	1	1	10	4	0	0	0	0	0	63	105	1.50	1.500								
<b>Rich Garcia, R</b> ERA: 3.02 (7, 1)	1.0		6	1	1	0	0	2	0	0	0	0	0	15	26	0.00	3.000								
<b>Rheal Cormier, L</b> ERA: 3.76 (8, 1)	1.0		4	1	0	0	2	0	0	0	0	0	0	9	15	0.00	1.000								
<b>Hipolito Pichardo, R</b> ERA: 2.41 (9, 1)	1.0		6	4	1	1	0	0	0	0	0	0	0	14	25	9.00	4.000								

Batter	1	2	3	4	5	6	7	8	9	AB	R	H	RBI	BB	SO	LOB	BOTTOM								
<b>Trot Nixon, L</b> OBP: 0.378, SLG: 0.481 (1, 9)	1-1 G6-3		1-0 FC6-4 1B		4-2 1B BB		1-1 1B 1B		0-3 K	4	1	1	0	1	1	3	<b>Tampa Bay Devil Rays @ Boston Red Sox</b> Fenway Park, Boston, MA Tue Aug 15 2000, 7:05 PM EDT Att: 33,015 - Cloudy - 72 F								
<b>Lou Merten, R</b> OBP: 0.571, SLG: 0.571 (1, 5)	1-3 K2-3		2-1 1B		0-0 BB 1B		0-0 1B 1B		0-3 K	5	0	3	0	0	2	0									
<b>Carl Everett, S</b> OBP: 0.382, SLG: 0.617 (1, 8)	1-2 G6-3		3-2 G1-6-3		0-0 P6		0-1 F8		2-1 2B	5	0	1	0	0	0	6									
<b>Nomar Garciaparra, R</b> OBP: 0.439, SLG: 0.639 (1, 6)		1-3 K		1-0 G5-3	4-2 BB		0-2 WP 1B		1-1 L7	4	0	1	1	1	1	1									
<b>Brian Daubach, L</b> OBP: 0.320, SLG: 0.458 <b>Bernard Gilkey, R</b> OBP: 0.239, SLG: 0.268 (7, PH)	1-3 K		0-0 FC6-4 1B		3-3 K		3-2 F8		1-1 F9	3	0	1	0	0	2	3									
<b>Scott Hatteberg, L</b> OBP: 0.328, SLG: 0.441 <b>Manny Alexander, R</b> OBP: 0.236, SLG: 0.321 <b>Troy O'Leary, L</b> OBP: 0.315, SLG: 0.380 (9, 7)	2-1 1B		3-2 F8			3-2 F7		4-2 BB BB		3	0	1	0	1	0	1									
<b>Mike Lansing, R</b> OBP: 0.310, SLG: 0.393 (1, 4)	0-0 G5-3		2-0 FC6-4 1B			3-1 G5-3		0-3 K		4	0	1	0	0	1	2									
<b>Rico Brogna, L</b> OBP: 0.290, SLG: 0.380 (1, 3)			2-0 F7		0-2 FC6-4		2-0 G4-3		2-3 K	4	0	0	0	0	1	3									
<b>Darren Lewis, R</b> OBP: 0.304, SLG: 0.308 <b>Jason Varitek, S</b> OBP: 0.353, SLG: 0.415 (8, PH)	3-2 E5 FC6-4				2-2 G6-3		1-0 G5-3		4-2 BB	3	0	0	0	0	0	0									
<b>Inning Stats</b>	R: 0 E: 0 K: 1 S: 9	H: 0 LOB: 0 BB: 0 P: 12	R: 0 E: 0 K: 2 S: 10	H: 1 LOB: 1 BB: 0 P: 14	R: 0 E: 1 K: 0 S: 10	H: 1 LOB: 2 BB: 0 P: 21	R: 0 E: 0 K: 0 S: 9	H: 2 LOB: 2 BB: 0 P: 15	R: 0 E: 0 K: 1 S: 18	H: 1 LOB: 3 BB: 2 P: 31	R: 0 E: 0 K: 0 S: 6	H: 0 LOB: 0 BB: 0 P: 14	R: 1 E: 0 K: 0 S: 11	H: 3 LOB: 2 BB: 0 P: 15	R: 0 E: 0 K: 3 S: 17	H: 0 LOB: 2 BB: 2 P: 27	R: 0 E: 0 K: 1 S: 9	H: 1 LOB: 1 BB: 0 P: 13	1B: 8 2B: 1 3B: 0 HR: 0	SF: 0 SAC: 0 DP: 0 HBP: 0	WP: 1 PB: 0 SB: 0 CS: 0	PA: 41			
<b>PITCHER</b>	IP	WLS	BF	H	R	ER	SO	BB	IBB	HBP	BLK	WP	HR	S	P	ERA	WHIP								
<b>Tanyon Sturtze, R</b> ERA: 5.31 (1, 1)	6.2	W	31	8	1	1	4	2	0	0	0	0	0	71	118	1.35	1.500								
<b>Doug Creek, L</b> ERA: 3.26 (7, 1)	0.1	H	1	0	0	0	0	0	0	0	0	1	0	2	4	0.00	0.000								
<b>Cory Lidle, R</b> ERA: 6.66 (8, 1)	0.1	H	2	0	0	0	1	1	0	0	0	0	0	9	13	0.00	3.000								
<b>Roberto Hernandez, R</b> ERA: 3.16 (8, 1)	1.2	S	7	1	0	0	3	1	0	0	0	0	0	17	27	0.00	1.200								





Batter	1	2	3	4	5	6	7	8	9	AB	R	H	RBI	BB	SO	LOB	TOP				
Gerald Williams, R OBP: 0.326, SLG: 0.457 (1, 8)	P5		F2		HBP			K	G5-3	4	0	0	0	0	1	2					
Miguel Cairo, R OBP: 0.331, SLG: 0.348 (1, 4)	F7		1B		F3			1B		4	1	2	0	0	0	1					
Greg Vaughn, R OBP: 0.388, SLG: 0.544 (1, 10)	BB		L5		CS	BB		K		2	0	0	0	2	1	3					
Fred McGriff, L OBP: 0.365, SLG: 0.451 (1, 3)	G3-1		K		SAFE	K		1B		4	0	1	0	0	2	4					
Steve Cox, L OBP: 0.397, SLG: 0.484 (1, 7)		G6-3		F8		HR				4	2	3	2	0	0	0					
Jose Guillen, R OBP: 0.333, SLG: 0.459 (1, 9)	G6-3		G5-3			K		K		4	0	0	1	0	2	2					
Aubrey Huff, L OBP: 0.324, SLG: 0.583 Russ Johnson, R OBP: 0.322, SLG: 0.317 (1, 5) (7, 5)	F7		F8					G4-3	G4-3	3	0	0	0	0	0	0					
John Flaherty, R OBP: 0.314, SLG: 0.391 (1, 2)				G5-3					G6-3	4	0	0	0	0	2	1					
Felix Martinez, S OBP: 0.325, SLG: 0.282 Ozzie Guillen, L OBP: 0.301, SLG: 0.368 (1, 6) (9, PH)			K		G3			G4-3	G4-3	3	0	0	0	0	1	0					
<b>Inning Stats</b>	R: 0 H: 0 E: 0 K: 0 S: 11	H: 0 LOB: 1 BB: 1 P: 20	R: 1 H: 1 E: 0 K: 1 S: 10	H: 1 LOB: 0 BB: 0 P: 15	R: 0 H: 1 E: 0 K: 2 S: 17	H: 1 LOB: 2 BB: 0 P: 24	R: 0 H: 0 E: 0 K: 0 S: 7	H: 0 LOB: 0 BB: 0 P: 10	R: 0 H: 0 E: 0 K: 2 S: 8	H: 0 LOB: 1 BB: 1 P: 21	R: 0 H: 0 E: 0 K: 1 S: 5	H: 0 LOB: 0 BB: 0 P: 8	R: 1 H: 3 E: 0 K: 3 S: 13	H: 3 LOB: 2 BB: 0 P: 14	R: 0 H: 1 E: 0 K: 0 S: 7	H: 1 LOB: 1 BB: 0 P: 14	1B: 4 2B: 1 3B: 1 HR: 1	SF: 0 SAC: 0 DP: 0 HBP: 1	WP: 1 PB: 0 SB: 0 CS: 1	PA: 37	
<b>PITCHER</b>	IP	WLS	BF	H	R	ER	SO	BB	IBB	HBP	BLK	WP	HR	S	P	ERA	WHIP				
Rolando Arroyo, R ERA: 5.7 (1, 1)	7.0	W	27	3	2	2	6	2	0	1	0	1	1	69	113	2.57	0.714				
Rod Beck, R ERA: 2.0 (8, 1)	0.2	H	4	2	1	1	2	0	0	0	0	0	0	9	10	13.50	3.000				
Derek Lowe, R ERA: 2.78 (8, 1)	1.1	S	6	2	0	0	1	0	0	0	0	0	0	11	18	0.00	1.500				

Tampa Bay Devil Rays @ Boston Red Sox  
Fenway Park, Boston, MA  
Wed Aug 16 2000, 7:05 PM EDT  
Att: 31,467 - Sunny - 78 F

AB 34  
R 3  
H 7  
RBI 3  
BB 2  
SO 9  
LOB 14



Batter	1	2	3	4	5	6	7	8	9	AB	R	H	RBI	BB	SO	LOB	BOTTOM				
Jose Offerman, S OBP: 0.332, SLG: 0.328 (1, 3)	F7		F7		1B			K		4	1	1	0	1	1	2					
Trot Nixon, L OBP: 0.377, SLG: 0.480 Bernard Gilkey, R OBP: 0.245, SLG: 0.273 Darren Lewis, R OBP: 0.304, SLG: 0.308 (1, 9) (7, PH) (7, PR) (8, 9)	F7			BB	K			E		3	0	1	0	0	1	2					
Carl Everett, S OBP: 0.383, SLG: 0.615 (1, 8)	F7			1B	BB			E		3	0	1	2	1	0	0					
Nomar Garciaparra, R OBP: 0.437, SLG: 0.634 (1, 6)		F9		F8		K		IBB		3	0	0	0	1	1	2					
Troy O'Leary, L OBP: 0.317, SLG: 0.388 (1, 7)		K		1B		1B		SF7		3	1	2	1	0	1	0					
Brian Daubach, L OBP: 0.318, SLG: 0.456 (1, 10)		K		F8				K		4	0	1	1	0	2	5					
Lou Merloni, R OBP: 0.545, SLG: 0.545 (1, 5)			G6-3		1B			F8		4	0	2	0	0	0	1					
Jason Varitek, S OBP: 0.352, SLG: 0.413 (1, 2)			L6		P6			K		4	0	1	0	0	1	2					
Mike Lansing, R OBP: 0.308, SLG: 0.391 Scott Hatteberg, L OBP: 0.332, SLG: 0.444 Manny Alexander, R OBP: 0.234, SLG: 0.319 (1, 4) (7, PH) (7, PR) (8, 4)		G6-3		P4				K		2	0	0	0	0	0	2					
<b>Inning Stats</b>	R: 0 H: 0 E: 0 K: 0 S: 8	H: 0 LOB: 0 BB: 0 P: 13	R: 0 H: 0 E: 0 K: 2 S: 7	H: 0 LOB: 0 BB: 0 P: 9	R: 0 H: 1 E: 1 K: 0 S: 7	H: 1 LOB: 1 BB: 0 P: 11	R: 0 H: 2 E: 0 K: 0 S: 15	H: 2 LOB: 2 BB: 1 P: 25	R: 0 H: 2 E: 0 K: 1 S: 14	H: 2 LOB: 1 BB: 0 P: 18	R: 1 H: 2 E: 0 K: 0 S: 13	H: 2 LOB: 3 BB: 2 P: 35	R: 3 H: 3 E: 1 K: 2 S: 19	H: 3 LOB: 3 BB: 2 P: 35	R: 0 H: 1 E: 0 K: 2 S: 14	H: 1 LOB: 1 BB: 0 P: 20	1B: 10 2B: 0 3B: 1 HR: 0	SF: 1 SAC: 0 DP: 0 HBP: 0	WP: 0 PB: 0 SB: 0 CS: 0	PA: 37	
<b>PITCHER</b>	IP	WLS	BF	H	R	ER	SO	BB	IBB	HBP	BLK	WP	HR	S	P	ERA	WHIP				
Ryan Rupe, R ERA: 7.44 (7, 1)	6.0	L	3	1	2	2	1	1	0	0	0	0	0	10	19	54.00	6.000				
Paul Wilson, R ERA: 3.86 (7, 1)	0.1	B	5	2	1	1	1	0	1	0	0	0	0	9	16	13.50	3.000				
Doug Creek, L ERA: 3.43 Billy Taylor, R ERA: 7.71 (8, 1)	0.2	B	5	2	1	1	1	0	1	0	0	0	0	9	16	13.50	3.000				
Billy Taylor, R ERA: 7.71 (8, 1)	1.0		4	1	0	0	2	0	0	0	0	0	0	14	20	0.00	1.000				

Tampa Bay Devil Rays @ Boston Red Sox  
Fenway Park, Boston, MA  
Wed Aug 16 2000, 7:05 PM EDT  
Att: 31,467 - Sunny - 78 F

AB 33  
R 4  
H 11  
RBI 4  
BB 3  
SO 8  
LOB 17





Batter	1	2	3	4	5	6	7	8	9	AB	R	H	RBI	BB	SO	LOB	TOP				
Luis Alicaia, S OBP: 0.393, SLG: 0.392 (1, 10)	F8		P6					K									5 1 2 0 0 1 2				
Frank Catalanotto, L OBP: 0.429, SLG: 0.551 (1, 4)	F7		HR				E1										5 3 2 3 0 0 2				
29 Rusty Greer, L OBP: 0.366, SLG: 0.436 (1, 7)	E3		FC6-4														5 0 3 3 0 0 1				
Rafael Palmeiro, L OBP: 0.388, SLG: 0.538 (1, 3)	P4		FC6-4														3 0 0 0 2 1 3				
Gabe Kapler, R OBP: 0.339, SLG: 0.456 (1, 8)			FC6-4														5 0 1 0 0 2 5				
Ricky Ledes, L OBP: 0.317, SLG: 0.378 (1, 9)	G4-6-3																5 0 0 0 0 2 4				
Mike Lamb, L OBP: 0.339, SLG: 0.397 (1, 5)	G1-3																4 0 1 0 0 2 0				
Bill Haselman, R OBP: 0.323, SLG: 0.462 (1, 2)			F8				F2										4 1 1 1 0 0 1				
Royce Clayton, R OBP: 0.308, SLG: 0.415 (1, 6)			HR														4 2 2 0 0 0 1				
<b>Inning Stats</b>	R: 0 E: 1 K: 0 S: 11	H: 0 LOB: 1 BB: 0 P: 15	R: 0 E: 0 K: 0 S: 5	H: 1 LOB: 0 BB: 7 P: 7	R: 2 E: 0 K: 0 S: 13	H: 3 LOB: 2 BB: 1 P: 21	R: 1 E: 0 K: 1 S: 12	H: 1 LOB: 0 BB: 0 P: 14	R: 0 E: 0 K: 3 S: 11	H: 0 LOB: 1 BB: 0 P: 15	R: 3 E: 1 K: 2 S: 18	H: 3 LOB: 2 BB: 1 P: 31	R: 0 E: 0 K: 1 S: 7	H: 1 LOB: 1 BB: 0 P: 12	R: 1 E: 0 K: 0 S: 9	H: 2 LOB: 1 BB: 0 P: 13	1B: 5 2B: 5 3B: 0 HR: 2	SF: 0 SAC: 0 DP: 1 HBP: 0	WP: 0 PB: 0 SB: 0 CS: 0	PA: 42	
<b>PITCHER</b>	IP	WLS	BF	H	R	ER	SO	BB	IBB	HBP	BLK	WP	HR	S	P	ERA	WHIP				
49 Tim Wakefield, R ERA: 5.03 (1, 1)	6.1		31	9	6	5	5	1	1	0	0	0	2	73	104	7.11	1.579				
Bryce Florie, R ERA: 4.25 (7, 1)	1.2		6	1	0	0	3	0	0	0	0	0	0	15	23	0.00	0.600				
Rich Garcés, R ERA: 3.11 (9, 1)	1.0	W	5	2	1	1	0	0	0	0	0	0	0	9	13	9.00	2.000				

Texas Rangers @ Boston Red Sox  
Fenway Park, Boston, MA  
Thu Aug 17 2000, 7:05 PM EDT  
Att: 33,510 - Sunny - 73 F

AB	40
R	7
H	12
RBI	7
BB	2
SO	8
LOB	19



Batter	1	2	3	4	5	6	7	8	9	AB	R	H	RBI	BB	SO	LOB	BOTTOM					
Jose Offerman, S OBP: 0.334, SLG: 0.329 (1, 4)	P6																5 1 2 0 1 0 4					
Rico Brogna, L OBP: 0.290, SLG: 0.380 (9, PR)																	0 1 0 0 0 0 0					
Trot Nixon, L OBP: 0.382, SLG: 0.488 (1, 9)																	3 1 2 0 1 1 1					
Bernard Gilkey, R OBP: 0.248, SLG: 0.277 (8, PH)																	2 2 1 0 0 0 2					
Carl Everett, S OBP: 0.382, SLG: 0.609 (1, 8)	F5																5 0 1 2 0 3 5					
Brian Daubach, L OBP: 0.319, SLG: 0.454 (1, 3)																	4 0 1 0 0 1 1					
Mike Lansing, R OBP: 0.311, SLG: 0.398 (9, 4)	F8																2 1 2 4 0 0 0					
Troy O'Leary, L OBP: 0.321, SLG: 0.399 (1, 7)																	5 1 3 1 0 1 2					
Lou Merton, R OBP: 0.593, SLG: 0.688 (1, 5)																	5 0 3 0 0 1 3					
Jason Varitek, S OBP: 0.352, SLG: 0.411 (1, 2)																	4 0 1 0 1 1 3					
Scott Hatteberg, L OBP: 0.344, SLG: 0.461 (1, 10)																	3 0 2 0 2 0 3					
Darren Lewis, R OBP: 0.304, SLG: 0.308 (9, PR)																	0 1 0 0 0 0 0					
Manny Alexander, R OBP: 0.230, SLG: 0.313 (1, 6)																	3 0 0 0 0 1 5					
Nomar Garciaparra, R OBP: 0.435, SLG: 0.631 (7, PH)																	2 0 0 0 0 0 4					
<b>Inning Stats</b>	R: 0 E: 0 K: 0 S: 9	H: 1 LOB: 1 BB: 0 P: 13	R: 0 E: 0 K: 1 S: 12	H: 2 LOB: 3 BB: 1 P: 22	R: 1 E: 0 K: 3 S: 18	H: 3 LOB: 0 BB: 0 P: 27	R: 0 E: 0 K: 1 S: 10	H: 2 LOB: 2 BB: 1 P: 19	R: 0 E: 0 K: 1 S: 11	H: 1 LOB: 1 BB: 0 P: 12	R: 0 E: 0 K: 1 S: 8	H: 1 LOB: 1 BB: 0 P: 16	R: 1 E: 0 K: 0 S: 14	H: 3 LOB: 3 BB: 1 P: 19	R: 3 E: 1 K: 1 S: 11	H: 3 LOB: 0 BB: 1 P: 19	R: 3 E: 1 K: 0 S: 13	H: 2 LOB: 3 BB: 1 P: 24	1B: 10 2B: 7 3B: 1 HR: 1	SF: 0 SAC: 0 DP: 2 HBP: 1	WP: 0 PB: 0 SB: 1 CS: 0	PA: 49
<b>PITCHER</b>	IP	WLS	BF	H	R	ER	SO	BB	IBB	HBP	BLK	WP	HR	S	P	ERA	WHIP					
Rick Helling, R ERA: 3.57 (1, 1)	6.2		33	12	2	2	8	2	0	0	0	0	0	9	17	27.00	9.000					
59 Jeff Zimmerman, R ERA: 5.59 (7, 1)	0.1		4	1	1	1	0	2	0	0	0	0	0	7	11	27.00	9.000					
Mike Venafro, L ERA: 4.08 (8, 1)	0.1		4	3	2	1	1	0	0	0	0	0	0	1	1	0.00	0.000					
Tim Crabtree, R ERA: 5.22 (8, 1)	0.2	H	1	0	0	0	0	0	0	0	0	0	0	1	1	0.00	0.000					
John Wetteland, R ERA: 4.15 (9, 1)	0.2	L	7	2	3	0	0	1	0	1	0	0	0	13	24	0.00	4.500					

Texas Rangers @ Boston Red Sox  
Fenway Park, Boston, MA  
Thu Aug 17 2000, 7:05 PM EDT  
Att: 33,510 - Sunny - 73 F

AB	43
R	8
H	18
RBI	7
BB	5
SO	9
LOB	33










Batter	1	2	3	4	5	6	7	8	9	AB	R	H	RBI	BB	SO	LOB	TOP										
Scarborough Green, S OBP: 0.241, SLG: 0.204	B1-3		K						F7	4	0	1	0	0	1	0	<b>Texas Rangers @ Boston Red Sox</b> Fenway Park, Boston, MA Sat Aug 19 2000, 1:15 PM EDT Att: 33,222 - Sunny - 72 F										
Frank Catalanotto, L OBP: 0.411, SLG: 0.526	K				F7				F8	4	0	0	0	0	1	1											
29 Rusty Greer, L OBP: 0.366, SLG: 0.438					K				G3	4	0	2	0	0	1	0											
Rafael Palmeiro, L OBP: 0.384, SLG: 0.531					F8				G1-3	4	0	0	0	0	1	2											
Ricky Ledee, L OBP: 0.316, SLG: 0.379			K						K	3	0	0	0	0	3	0											
Mike Lamb, L OBP: 0.336, SLG: 0.395			K						P6	3	0	0	0	0	1	0											
Pedro Valdes, L OBP: 0.125, SLG: 0.125			K						G4-3	3	0	1	0	0	1	0											
Royce Clayton, R OBP: 0.306, SLG: 0.410									G4-3	3	0	1	0	0	0	1											
Scott Sheldon, R OBP: 0.351, SLG: 0.463									FC4	0	0	0	0	0	0	0											
B.J. Waszgis, R OBP: 0.308, SLG: 0.333									K	3	0	0	0	0	2	2											
<b>Inning Stats</b>	R: 0 E: 0 K: 2 S: 8	H: 1 LOB: 1 BB: 0 P: 11	R: 0 E: 0 K: 3 S: 11	H: 0 LOB: 0 BB: 0 P: 17	R: 0 E: 0 K: 1 S: 8	H: 1 LOB: 0 BB: 0 P: 11	R: 0 E: 0 K: 1 S: 11	H: 0 LOB: 0 BB: 0 P: 14	R: 0 E: 0 K: 1 S: 9	H: 0 LOB: 0 BB: 0 P: 11	R: 0 E: 0 K: 1 S: 11	H: 1 LOB: 1 BB: 0 P: 15	R: 0 E: 0 K: 1 S: 8	H: 0 LOB: 0 BB: 0 P: 10	R: 0 E: 0 K: 1 S: 7	H: 1 LOB: 1 BB: 0 P: 10	R: 0 E: 0 K: 0 S: 7	H: 1 LOB: 1 BB: 0 P: 13	1B: 5 2B: 0 3B: 0 HR: 0	SF: 0 SAC: 0 DP: 1 HBP: 0	WP: 0 PB: 0 SB: 1 CS: 0	PA: 31					
<b>PITCHER</b>	IP	WLS	BF	H	R	ER	SO	BB	IBB	HBP	BLK	WP	HR	S	P	ERA	WHIP										
Pedro Martinez, R ERA: 1.53	7.0	W	23	3	0	0	10	0	0	0	0	0	0	66	89	0.00	0.429										
Bryce Florie, R ERA: 4.05	2.0		8	2	0	0	1	0	0	0	0	0	0	14	23	0.00	1.000										

Batter	1	2	3	4	5	6	7	8	9	AB	R	H	RBI	BB	SO	LOB	BOTTOM										
Darren Lewis, R OBP: 0.304, SLG: 0.304	G5-3 1B BB									4	2	1	0	1	1	3	<b>Texas Rangers @ Boston Red Sox</b> Fenway Park, Boston, MA Sat Aug 19 2000, 1:15 PM EDT Att: 33,222 - Sunny - 72 F										
Brian Daubach, L OBP: 0.318, SLG: 0.450	F9									3	0	0	0	1	1	5											
Rico Brogna, L OBP: 0.288, SLG: 0.377										1	0	0	0	0	1	0											
Carl Everett, S OBP: 0.366, SLG: 0.611	G5-3									4	1	1	1	0	0	2											
Trot Nixon, L OBP: 0.380, SLG: 0.487										1	0	0	0	0	0	0											
Nomar Garciaparra, R OBP: 0.437, SLG: 0.626										2	2	1	0	2	1	1											
Manny Alexander, R OBP: 0.228, SLG: 0.310										1	0	0	0	0	0	0											
Troy O'Leary, L OBP: 0.328, SLG: 0.408										3	1	2	1	2	0	2											
Lou Merlani, R OBP: 0.560, SLG: 0.680										5	2	3	3	0	0	2											
Bernard Gilkey, R OBP: 0.261, SLG: 0.287										2	1	1	0	2	0	2											
Jason Varitek, S OBP: 0.352, SLG: 0.411										3	0	2	4	0	1	1											
Mike Lansing, R OBP: 0.308, SLG: 0.392										4	0	0	0	0	0	5											
<b>Inning Stats</b>	R: 1 E: 0 K: 0 S: 11	H: 1 LOB: 2 BB: 2 P: 22	R: 0 E: 0 K: 2 S: 21	H: 1 LOB: 3 BB: 1 P: 29	R: 3 E: 0 K: 0 S: 17	H: 4 LOB: 1 BB: 0 P: 25	R: 5 E: 0 K: 0 S: 23	H: 4 LOB: 1 BB: 2 P: 43	R: 0 E: 0 K: 1 S: 14	H: 0 LOB: 1 BB: 1 P: 23	R: 0 E: 0 K: 1 S: 11	H: 1 LOB: 1 BB: 1 P: 20	R: 0 E: 0 K: 1 S: 7	H: 0 LOB: 0 BB: 0 P: 13	R: 0 E: 0 K: 0 S: 7	H: 0 LOB: 1 BB: 1 P: 16	R: 0 E: 0 K: 0 S: 7	H: 0 LOB: 1 BB: 1 P: 16	1B: 7 2B: 4 3B: 0 HR: 0	SF: 0 SAC: 0 DP: 0 HBP: 1	WP: 0 PB: 0 SB: 1 CS: 0	PA: 42					
<b>PITCHER</b>	IP	WLS	BF	H	R	ER	SO	BB	IBB	HBP	BLK	WP	HR	S	P	ERA	WHIP										
40 Matt Perisho, L ERA: 6.78	3.2	L	23	8	7	7	2	3	1	0	0	0	0	57	93	7.71	2.571										
Darwin Culbhan, R ERA: 6.65	2.1		12	3	2	2	2	3	0	0	0	0	0	40	69	7.71	2.571										
Francisco Cordero, R ERA: 5.2	2.0		7	0	0	0	1	1	0	0	0	0	0	14	29	0.00	0.500										


livebaseballscores.com

AB 31  
R 0  
H 5  
RBI 0  
BB 0  
SO 11  
LOB 6



livebaseballscores.com

AB 33  
R 9  
H 11  
RBI 9  
BB 8  
SO 5  
LOB 23






Batter	1	2	3	4	5	6	7	8	9	AB	R	H	RBI	BB	SO	LOB	TOP										
Chad Curtis, R (1, 10) OBP: 0.329, SLG: 0.424	2-1 P3			2-1 L9	0-3 K		1-3 K		0-0 G3-1	5	0	0	0	0	2	1											
29 Rusty Greer, L (1, 7) OBP: 0.396, SLG: 0.443	1-0 G3			2-2 G4-3		3-1 1B 3B	3-2 1B		2-2 G4-3	5	1	2	0	0	0	0											
Gabe Kapler, R (1, 8) OBP: 0.339, SLG: 0.451	1-3 K			0-0 G5-3		4-0 1B 1B BB	0-1 F9		0-0 F8	4	1	0	0	1	1	1											
Rafael Palmeiro, L (1, 3)		1-1 P6			2-2 1B 1B 2B	2-2 BB 1B FC4-6	3-2 G4-3			4	2	2	1	0	0	1											
Bill Haselman, R (1, 2)		0-2 G4-3			0-0 F7	1-2 FC4-6 BB 1B		2-1 G6-4-3		4	0	2	0	0	0	1											
Ricky Ledes, L (1, 9)		0-1 G6-3			2-1 1B 2B	1-3 K		4-1 G6-4-3 BB		3	1	1	0	1	1	3											
Royce Clayton, R (1, 6)			2-1 G3		2-0 2B SF7	4-2 FC4-6 BB		0-0 G6-4-3		3	1	1	1	1	0	2											
Frank Catalanotto, L (1, 4)			0-0 B5-3		0-0 2B	0-0 FC4-6		4-1 FC4-6 BB		3	0	1	3	1	0	2											
Scott Sheldon, R (1, 5)			1-2 G1-3		1-1 SF7	0-3 K		0-1 FC4-6		3	0	0	1	0	1	4											
<b>Inning Stats</b>	R: 0 E: 0 K: 1 S: 6	H: 0 LOB: 0 BB: 0 P: 10	R: 0 E: 0 K: 0 S: 7	H: 0 LOB: 0 BB: 0 P: 8	R: 0 E: 0 K: 0 S: 6	H: 0 LOB: 0 BB: 0 P: 9	R: 0 E: 0 K: 0 S: 7	H: 0 LOB: 0 BB: 0 P: 11	R: 3 E: 0 K: 1 S: 13	H: 4 LOB: 1 BB: 0 P: 20	R: 3 E: 0 K: 2 S: 15	H: 3 LOB: 2 BB: 2 P: 29	R: 0 E: 0 K: 1 S: 11	H: 1 LOB: 1 BB: 0 P: 18	R: 0 E: 0 K: 0 S: 7	H: 1 LOB: 2 BB: 2 P: 17	R: 0 E: 0 K: 0 S: 7	H: 0 LOB: 0 BB: 0 P: 9	1B: 6 2B: 2 3B: 1 HR: 0	SF: 1 SAC: 0 DP: 1 HBP: 0	WP: 0 PB: 0 SB: 1 CS: 0	PA: 39					
<b>PITCHER</b>	IP	WLS	BF	H	R	ER	SO	BB	IBB	HBP	BLK	WP	HR	S	P	ERA	WHIP										
Jeff Fassero, L (1, 1) ERA: 5.25	5.0	L	22	6	6	6	2	1	0	0	0	0	0	44	72	10.80	1.400										
Rod Beck, R (6, 1) ERA: 1.71	2.0	9	2	0	0	0	3	1	0	0	0	0	0	21	33	0.00	1.500										
Rheal Cormier, L (8, 1) ERA: 4.17	1.0	5	1	0	0	0	0	2	0	0	0	0	0	7	17	0.00	3.000										
Bryce Florie, R (9, 1) ERA: 3.95	1.0	3	0	0	0	0	0	0	0	0	0	0	0	7	9	0.00	0.000										

Texas Rangers @ Boston Red Sox  
Fenway Park, Boston, MA  
Sun Aug 20 2000, 8:05 PM EDT  
Att: 32,467 - Sunny - 68 F


AB 34  
R 6  
H 9  
RBI 6  
BB 4  
SO 5  
LOB 15



Batter	1	2	3	4	5	6	7	8	9	AB	R	H	RBI	BB	SO	LOB	BOTTOM										
Jose Offerman, S (1, 3) OBP: 0.336, SLG: 0.325	3-2 1B FC6-4 HBP	1-1 CS	1-2 G1-3		4-1 1-2 BB		1-2 FC5-4		4-2 DI BB	3	1	1	0	2	0	1											
Bernard Gilkey, R (1, 10) OBP: 0.266, SLG: 0.293	1-2 FC6-4 1B HBP		2-2		0-0 F9		2-2 F8		3-2 F8	4	0	1	0	0	0	4											
Carl Everett, S (1, 8) OBP: 0.384, SLG: 0.605	1-0 FC6-4 1B		1-0 G5-3		0-0 F8		1-2 G5-3		2-2 F2	5	0	1	0	0	0	5											
Nomar Garciaparra, R (1, 6) OBP: 0.438, SLG: 0.624	1-3 K		4-0 IBB		1-3 K			1-2 G4-6-3 1B PB		3	1	1	0	1	2	5											
Troy O'Leary, L (1, 7) OBP: 0.326, SLG: 0.407	0-0 FC6-4 FC6-4		1-1 G1-6-3			3-2 P6		0-0 G4-6-3 1B		4	0	1	1	0	0	4											
Lou Merloni, R (1, 5) OBP: 0.483, SLG: 0.586	2-2 FC6-4			0-2 G3-1		3-1 F8		1-2 G4-6-3		4	0	0	0	0	0	4											
Jason Varitek, S (1, 2) OBP: 0.353, SLG: 0.410		4-2 G5-4-3 BB		1-0 P6		0-0 1B		1-3 K		3	0	1	0	1	1	0											
Mike Lansing, R (1, 4) OBP: 0.306, SLG: 0.388		0-1 G5-4-3		1-1 G5-3		0-3 K		3-H 2-3 K		4	0	0	0	0	2	3											
Darren Lewis, R (1, 9) OBP: 0.311, SLG: 0.313		1-1 CS 1B			0-0 BB 1B		0-0 FC5-4 1B		0-1 G6-3	4	0	3	0	0	0	0											
<b>Inning Stats</b>	R: 1 E: 0 K: 1 S: 13	H: 2 LOB: 2 BB: 0 P: 21	R: 0 E: 0 K: 0 S: 8	H: 1 LOB: 1 BB: 1 P: 14	R: 0 E: 0 K: 0 S: 11	H: 1 LOB: 2 BB: 1 P: 20	R: 0 E: 0 K: 0 S: 6	H: 0 LOB: 0 BB: 0 P: 8	R: 0 E: 0 K: 1 S: 7	H: 1 LOB: 1 BB: 1 P: 12	R: 0 E: 0 K: 1 S: 11	H: 1 LOB: 1 BB: 0 P: 17	R: 0 E: 0 K: 0 S: 11	H: 1 LOB: 1 BB: 0 P: 15	R: 1 E: 0 K: 2 S: 13	H: 2 LOB: 1 BB: 0 P: 18	R: 0 E: 0 K: 0 S: 10	H: 0 LOB: 1 BB: 1 P: 19	1B: 8 2B: 1 3B: 0 HR: 0	SF: 0 SAC: 0 DP: 2 HBP: 1	WP: 0 PB: 1 SB: 0 CS: 1	PA: 40					
<b>PITCHER</b>	IP	WLS	BF	H	R	ER	SO	BB	IBB	HBP	BLK	WP	HR	S	P	ERA	WHIP										
Doug Davis, L (1, 1) ERA: 6.87	9.0	W	39	9	2	1	5	3	1	1	0	0	0	90	144	1.00	1.333										

Texas Rangers @ Boston Red Sox  
Fenway Park, Boston, MA  
Sun Aug 20 2000, 8:05 PM EDT  
Att: 32,467 - Sunny - 68 F

AB 34  
R 2  
H 9  
RBI 1  
BB 4  
SO 5  
LOB 26





Batter	1	2	3	4	5	6	7	8	9	10	11	AB	R	H	RBI	BB	SO	LOB	TOP							
Orlando Palmeiro, L OBP: 0.397, SLG: 0.397	G6-3		G4-3		F9		K		G4-3			5	0	0	0	0	1	1								
Kevin Stocker, S OBP: 0.361, SLG: 0.348	K			1B	FC3-2		P4		B4-3			5	1	1	0	0	1	1								
Mo Vaughn, L OBP: 0.376, SLG: 0.534	HBP			BB	G4-3		K					4	1	1	0	0	2	1								
Tim Salmon, R OBP: 0.408, SLG: 0.564	K			FC4-5	1B		L6		1B			4	0	2	1	1	1	1								
16 Garret Anderson, L OBP: 0.285, SLG: 0.514		F8		F5			G1-3		F8-2			5	0	1	0	0	0	3								
Troy Claus, R OBP: 0.400, SLG: 0.599	G6-3			FC5	FC4-5		HBP		F8-2			2	2	1	0	3	0	0								
Bengie Molina, R OBP: 0.308, SLG: 0.420	G6-3			FC4-5	FC5		HR		F8-2			3	1	0	1	0	0	5								
Adam Kennedy, L OBP: 0.309, SLG: 0.416			F9	FC5			HR		F9			4	1	1	4	0	0	4								
Ron Gant, R OBP: 0.319, SLG: 0.490	K				F9		HR		F9			5	0	1	0	0	2	0								
<b>Inning Stats</b>	R: 0 E: 0 K: 2 S: 12	H: 0 LOB: 1 BB: 0 P: 18	R: 0 E: 0 K: 0 S: 5	H: 0 LOB: 0 BB: 0 P: 6	R: 0 E: 0 K: 1 S: 6	H: 0 LOB: 0 BB: 0 P: 9	R: 2 E: 0 K: 0 S: 12	H: 3 LOB: 2 BB: 1 P: 21	R: 0 E: 0 K: 0 S: 5	H: 1 LOB: 1 BB: 0 P: 9	R: 3 E: 0 K: 1 S: 11	H: 1 LOB: 0 BB: 1 P: 20	R: 0 E: 0 K: 2 S: 8	H: 0 LOB: 0 BB: 0 P: 14	R: 0 E: 0 K: 0 S: 6	H: 2 LOB: 2 BB: 1 P: 12	R: 0 E: 0 K: 0 S: 5	H: 0 LOB: 0 BB: 0 P: 8	R: 0 E: 0 K: 1 S: 10	H: 0 LOB: 1 BB: 1 P: 17	R: 1 E: 0 K: 0 S: 7	H: 1 LOB: 0 BB: 0 P: 12	1B: 4 2B: 4 3B: 0 HR: 1	SF: 0 SAC: 2 DP: 2 HBP: 2	WP: 0 PB: 0 SB: 0 CS: 0	PA: 45
<b>PITCHER</b>	IP WLS BF H R ER SO BB IBB HBP BLK WP HR S P ERA WHIP																									
Rolando Arrojo, R ERA: 5.78	(1, 1)	6.0	27	5	5	4	2	0	0	0	0	0	0	0	8	14	0.00	0.000								
Rheal Cormier, L ERA: 4.09	(7, 1)	1.0	3	0	0	0	2	0	0	0	0	0	0	0	8	14	0.00	0.000								
Rich Garces, R ERA: 3.06	(8, 1)	1.0	5	2	0	0	0	0	1	0	0	0	0	6	12	0.00	2.000									
Derek Lowe, R ERA: 2.76	(9, 1)	3.0	W	10	1	1	1	1	1	0	0	0	0	0	22	37	3.00	0.667								

Anaheim Angels @ Boston Red Sox  
Fenway Park, Boston, MA  
Mon Aug 21 2000, 7:05 PM EDT  
Att: 32,795 - Sunny - 75 F

AB 37  
R 6  
H 8  
RBI 6  
BB 4  
SO 7  
LOB 16



Batter	1	2	3	4	5	6	7	8	9	10	11	AB	R	H	RBI	BB	SO	LOB	BOTTOM							
Jose Offerman, S OBP: 0.334, SLG: 0.323	G6-3		BLK		K		G6-4-3			G4-3		5	0	1	1	0	1	1								
Lou Merloni, R OBP: 0.441, SLG: 0.515	F8		BLK		F9				G5-3			4	0	0	0	1	0	0								
Carl Everett, S OBP: 0.381, SLG: 0.599	G1-3		G5-3			BB			G6-3			4	1	0	0	0	0	2								
Nomar Garciaparra, R OBP: 0.440, SLG: 0.621		G6-3	FC4-5		1B	HBP			P3			2	0	0	0	3	0	0								
Troy O'Leary, L OBP: 0.328, SLG: 0.407	K		FC4-6		G4-3				G4-3			5	1	2	1	0	1	3								
Bernard Gilkey, R OBP: 0.289, SLG: 0.285		G5-3			G5-3				G6-3			4	0	0	0	0	0	2								
Scott Hatteberg, L OBP: 0.347, SLG: 0.461												0	0	0	0	1	0	0								
Manny Alexander, R OBP: 0.228, SLG: 0.310												0	1	0	0	0	0	0								
Jason Varitek, S OBP: 0.354, SLG: 0.408			G5-3		G6-3				G4-3			4	2	1	0	1	0	5								
Brian Daubach, L OBP: 0.321, SLG: 0.460			G5-3		G4-3				G4-3			5	1	3	4	0	0	1								
Darren Lewis, R OBP: 0.312, SLG: 0.318												3	1	1	1	0	0	1								
Trot Nixon, L OBP: 0.379, SLG: 0.485			WP		F7				F8			1	0	0	0	0	1	0								
<b>Inning Stats</b>	R: 0 E: 0 K: 0 S: 5	H: 0 LOB: 0 BB: 0 P: 9	R: 0 E: 0 K: 1 S: 5	H: 0 LOB: 0 BB: 0 P: 7	R: 2 E: 0 K: 0 S: 17	H: 3 LOB: 3 BB: 2 P: 31	R: 0 E: 0 K: 0 S: 10	H: 0 LOB: 0 BB: 0 P: 15	R: 0 E: 0 K: 1 S: 7	H: 0 LOB: 0 BB: 0 P: 8	R: 1 E: 0 K: 0 S: 10	H: 1 LOB: 1 BB: 1 P: 20	R: 0 E: 0 K: 0 S: 6	H: 1 LOB: 0 BB: 0 P: 9	R: 0 E: 0 K: 0 S: 4	H: 0 LOB: 0 BB: 0 P: 8	R: 2 E: 0 K: 1 S: 9	H: 1 LOB: 0 BB: 1 P: 19	R: 0 E: 0 K: 0 S: 4	H: 0 LOB: 0 BB: 0 P: 6	R: 2 E: 0 K: 0 S: 11	H: 2 LOB: 1 BB: 2 P: 24	1B: 6 2B: 1 3B: 0 HR: 1	SF: 0 SAC: 0 DP: 3 HBP: 1	WP: 1 PB: 0 SB: 0 CS: 0	PA: 44
<b>PITCHER</b>	IP WLS BF H R ER SO BB IBB HBP BLK WP HR S P ERA WHIP																									
Scott Schoeneweis, L ERA: 5.02	(1, 1)	8.2	35	6	5	2	2	3	1	70	121	5.19	1.038													
Mark Petkovsek, R ERA: 4.0	(9, 1)	1.1	5	0	1	1	1	0	0	0	0	8	16	6.75	0.750											
Mike Holtz, L ERA: 4.08	(11, 1)	0.0	L	1	1	0	0	0	0	0	2	3														
Shigetoshi Hasegawa, R ERA: 3.3	(11, 1)	0.2	B	3	1	1	1	0	1	0	0	8	16	13.50	3.000											

Anaheim Angels @ Boston Red Sox  
Fenway Park, Boston, MA  
Mon Aug 21 2000, 7:05 PM EDT  
Att: 32,795 - Sunny - 75 F

AB 37  
R 7  
H 8  
RBI 7  
BB 6  
SO 3  
LOB 15









Batter	1	2	3	4	5	6	7	8	9	AB	R	H	RBI	BB	SO	LOB	TOP								
<b>Orlando Palmeiro, L</b> OBP: 0.397, SLG: 0.407	F9		F9		F7		F9		G4-3	5	0	0	0	0	0	2									
<b>Scott Spiezio, S</b> OBP: 0.333, SLG: 0.440	G4-3		F9		K			G3		4	0	0	0	0	1	1									
<b>Mo Vaughn, L</b> OBP: 0.377, SLG: 0.538	K			HR		FC5 16 BB 1B		16 16 1B		4	1	3	1	0	1	0									
<b>Tim Salmon, R</b> OBP: 0.405, SLG: 0.557		G5-3		K		F9		K		4	0	0	0	0	2	2									
<b>16 Garret Anderson, L</b> OBP: 0.292, SLG: 0.516		G4-3 BB 1B		P6		FC5 BB		E9 S 1B		3	0	2	0	1	0	0									
<b>Troy Glaus, R</b> OBP: 0.406, SLG: 0.606		G4-3 BB		2B BB		FC5		FC5 BB		1	0	0	0	3	0	2									
<b>Adam Kennedy, L</b> OBP: 0.308, SLG: 0.415		G4-3		2B		G3		P4		4	0	1	0	0	0	7									
<b>Bengie Molina, R</b> OBP: 0.308, SLG: 0.417		F7							L5-3 1B	4	0	2	0	0	1	2									
<b>Benji Gil, R</b> OBP: 0.311, SLG: 0.341										0	0	0	0	0	0	0									
<b>Kevin Stocker, S</b> OBP: 0.352, SLG: 0.337			G3		F8		G3		L5-3	4	0	0	0	0	0	2									
<b>Inning Stats</b>	R: 0 E: 0 K: 1 S: 11	H: 0 LOB: 0 BB: 0 P: 19	R: 0 E: 0 K: 0 S: 10	H: 1 LOB: 2 BB: 1 P: 18	R: 0 E: 0 K: 0 S: 10	H: 0 LOB: 0 BB: 0 P: 15	R: 1 E: 0 K: 1 S: 14	H: 2 LOB: 2 BB: 1 P: 25	R: 0 E: 0 K: 0 S: 11	H: 1 LOB: 1 BB: 0 P: 17	R: 0 E: 0 K: 0 S: 16	H: 1 LOB: 2 BB: 1 P: 28	R: 0 E: 0 K: 1 S: 9	H: 0 LOB: 0 BB: 0 P: 11	R: 0 E: 1 K: 1 S: 10	H: 2 LOB: 3 BB: 1 P: 17	R: 0 E: 0 K: 0 S: 11	H: 1 LOB: 1 BB: 0 P: 15	1B: 6 2B: 2 3B: 0 HR: 1	SF: 0 SAC: 0 DP: 1 HBP: 0	WP: 0 PB: 0 SB: 1 CS: 0	PA: 37			
<b>PITCHER</b>	IP	WLS	BF	H	R	ER	SO	BB	IBB	HBP	BLK	WP	HR	S	P	ERA	WHIP								
<b>Tomo Ohka, R</b> ERA: 3.07	5.1	W	22	5	1	1	3	2	0	0	0	0	1	66	106	1.69	1.312								
<b>Rod Beck, R</b> ERA: 1.57	2.0	H	7	0	0	0	1	1	0	0	0	0	0	16	28	0.00	0.500								
<b>Rheal Cormier, L</b> ERA: 4.09	0.0		1	1	0	0	0	0	0	0	0	0	0	1	2	∞	∞								
<b>Rich Garces, R</b> ERA: 3.03	0.2	H	4	1	0	0	1	1	0	0	0	0	0	8	14	0.00	3.000								
<b>Derek Lowe, R</b> ERA: 2.72	1.0	S	3	1	0	0	0	0	0	0	0	0	0	11	15	0.00	1.000								

Anaheim Angels @ Boston Red Sox  
Fenway Park, Boston, MA  
Wed Aug 23 2000, 7:05 PM EDT  
Att: 32,958 - Cloudy - 65 F

AB 33  
R 1  
H 8  
RBI 1  
BB 4  
SO 5  
LOB 18



Batter	1	2	3	4	5	6	7	8	9	AB	R	H	RBI	BB	SO	LOB	BOTTOM								
<b>Jose Offerman, S</b> OBP: 0.339, SLG: 0.326	FC6-4 BB		WP 1B BB	G6-3						2	1	1	0	2	0	2									
<b>Darren Lewis, R</b> OBP: 0.315, SLG: 0.318										0	0	0	0	0	0	0									
<b>Trot Nixon, L</b> OBP: 0.375, SLG: 0.479	K		F8		F8		K			4	0	0	0	0	2	3									
<b>Brian Daubach, L</b> OBP: 0.320, SLG: 0.454	FC6-4		1B E		G5-3					4	2	1	1	0	0	2									
<b>Rico Brogna, L</b> OBP: 0.287, SLG: 0.375			1B E				G4-3			0	0	0	0	0	0	0									
<b>Carl Everett, S</b> OBP: 0.384, SLG: 0.596	E8		E					G3		3	0	2	0	1	0	0									
<b>Troy O'Leary, L</b> OBP: 0.329, SLG: 0.411	G3		E9		G5-3			F8		4	0	1	1	0	0	2									
<b>Lou Merlani, R</b> OBP: 0.395, SLG: 0.463		K	G5-3				K		G5-3	4	0	0	0	0	2	2									
<b>Jason Varitek, S</b> OBP: 0.354, SLG: 0.405		G4-3					K			2	0	0	0	1	1	0									
<b>Mike Lansing, R</b> OBP: 0.304, SLG: 0.386		G6-3			FC5-4 BB		K			3	0	0	0	0	1	1									
<b>Manny Alexander, R</b> OBP: 0.230, SLG: 0.306			F8		G6-3 BB		F2			2	0	0	0	1	0	0									
<b>Inning Stats</b>	R: 1 E: 1 K: 1 S: 8	H: 1 LOB: 1 BB: 1 P: 14	R: 0 E: 0 K: 1 S: 6	H: 0 LOB: 0 BB: 0 P: 9	R: 2 E: 1 K: 0 S: 17	H: 3 LOB: 2 BB: 1 P: 29	R: 0 E: 0 K: 0 S: 5	H: 0 LOB: 1 BB: 2 P: 14	R: 0 E: 0 K: 3 S: 9	H: 0 LOB: 0 BB: 0 P: 13	R: 0 E: 0 K: 1 S: 10	H: 1 LOB: 1 BB: 0 P: 10	R: 0 E: 0 K: 0 S: 7	H: 0 LOB: 0 BB: 0 P: 10	R: 0 E: 0 K: 0 S: 11	H: 0 LOB: 0 BB: 0 P: 10	1B: 5 2B: 0 3B: 0 HR: 0	SF: 0 SAC: 0 DP: 1 HBP: 0	WP: 1 PB: 0 SB: 0 CS: 0	PA: 33					
<b>PITCHER</b>	IP	WLS	BF	H	R	ER	SO	BB	IBB	HBP	BLK	WP	HR	S	P	ERA	WHIP								
<b>Ramon Ortiz, R</b> ERA: 5.24	7.1	L	31	5	0	0	0	5	0	0	0	0	1	63	103	2.46	1.364								
<b>Mike Holtz, L</b> ERA: 4.64	0.1		1	0	0	0	0	0	0	0	0	0	0	3	5	0.00	0.000								
<b>Mark Petkovsek, R</b> ERA: 4.57	0.1		1	0	0	0	0	0	0	0	0	0	0	2	2	0.00	0.000								

Anaheim Angels @ Boston Red Sox  
Fenway Park, Boston, MA  
Wed Aug 23 2000, 7:05 PM EDT  
Att: 32,958 - Cloudy - 65 F

AB 28  
R 3  
H 5  
RBI 2  
BB 5  
SO 6  
LOB 12









Batter	1	2	3	4	5	6	7	8	9	AB	R	H	RBI	BB	SO	LOB	TOP					
Jose Offerman, S (1, 10) OBP: 0.338, SLG: 0.328	F7		L9-3 1B		K			K		4	0	1	0	0	2	1	<b>Boston Red Sox @ Kansas City Royals</b> Kauffman Stadium, Kansas City, MO Fri Aug 25 2000, 7:05 PM CDT Att: 20,028 - Sunny - 94 F					
Trot Nixon, L (1, 9) OBP: 0.370, SLG: 0.466	G6-3		L9-3		G4-3			G3		4	0	0	0	0	0	2						
Brian Daubach, L (1, 3) OBP: 0.325, SLG: 0.464	HR		G4-3					G1-3		4	1	1	0	0	0	0						
Carl Everett, S (1, 8) OBP: 0.384, SLG: 0.599	HR				K			F7		4	1	1	2	0	1	0						
Troy O'Leary, L (1, 7) OBP: 0.336, SLG: 0.408	F7				G1-3 BB			G4-6-3 1B		2	0	1	0	2	0	0						
Lou Merten, R (1, 5) OBP: 0.340, SLG: 0.392			L8		G1-3			G4-6-3 1B		4	0	0	0	0	0	3						
Scott Hatteberg, L (1, 2) OBP: 0.345, SLG: 0.462					L8					3	0	1	0	0	0	1						
Mike Lansing, R (1, 4) OBP: 0.303, SLG: 0.382			G5-3					G5-3		3	0	0	0	0	0	1						
Manny Alexander, R (1, 6) OBP: 0.250, SLG: 0.320			G3-1					F7		2	0	0	0	1	0	1						
<b>Inning Stats</b>	R: 2 E: 0 K: 0 S: 16	H: 2 LOB: 0 BB: 0 P: 24	R: 0 E: 0 K: 0 S: 9	H: 1 LOB: 1 BB: 0 P: 16	R: 0 E: 0 K: 0 S: 5	H: 1 LOB: 0 BB: 0 P: 7	R: 0 E: 0 K: 1 S: 8	H: 0 LOB: 1 BB: 1 P: 15	R: 0 E: 0 K: 1 S: 7	H: 0 LOB: 1 BB: 1 P: 13	R: 0 E: 0 K: 0 S: 5	H: 0 LOB: 0 BB: 0 P: 12	R: 0 E: 0 K: 0 S: 7	H: 0 LOB: 0 BB: 0 P: 11	R: 0 E: 0 K: 1 S: 10	H: 0 LOB: 0 BB: 0 P: 14	R: 0 E: 0 K: 0 S: 6	H: 1 LOB: 0 BB: 0 P: 10	1B: 2 2B: 3 3B: 0 HR: 1	SF: 0 SAC: 0 DP: 2 HBP: 0	WP: 0 PB: 0 SB: 0 CS: 0	PA: 33
<b>PITCHER</b> Jeff Suppan, R ERA: 5.07	IP: 9.0 WLS: W BF: 33	H: 5 R: 2 ER: 2 SO: 3	BB: 3 IBB: 0 HBP: 0 BLK: 0	WP: 0 HR: 1 S: 73 P: 122	ERA: 2.00 WHIP: 0.889	<b>PITCHER</b>										IP: 9.0 WLS: W BF: 33	H: 5 R: 2 ER: 2 SO: 3	BB: 3 IBB: 0 HBP: 0 BLK: 0	WP: 0 HR: 1 S: 73 P: 122	ERA: 2.00 WHIP: 0.889		

Batter	1	2	3	4	5	6	7	8	9	AB	R	H	RBI	BB	SO	LOB	BOTTOM			
Johnny Damon, L (1, 8) OBP: 0.386, SLG: 0.487	G6-3 BB		G3-1		E 1B	F9		HR		4	1	2	2	1	0	4	<b>Boston Red Sox @ Kansas City Royals</b> Kauffman Stadium, Kansas City, MO Fri Aug 25 2000, 7:05 PM CDT Att: 20,028 - Sunny - 94 F			
Rey Sanchez, R (1, 6) OBP: 0.307, SLG: 0.321	G6-3				E5		29 HR	G6-3		5	1	3	1	0	0	1				
29 Mike Sweeney, R (1, 10) OBP: 0.404, SLG: 0.529	K		F7		G1-3		1H HR			4	1	1	2	0	1	4				
Jermaine Dye, R (1, 9) OBP: 0.388, SLG: 0.578	F9				G6-4-3 1B		K			4	1	2	0	0	1	1				
Joe Randa, R (1, 5) OBP: 0.343, SLG: 0.436			K		G6-4-3		2B	L6		4	0	1	1	0	1	1				
Mark Quinn, R (1, 7) OBP: 0.350, SLG: 0.508	G4-3				WP 1B		P4	F8		4	0	1	0	0	0	1				
Dave McCarty, R (1, 3) OBP: 0.317, SLG: 0.488	L7				G5-3			K		4	0	1	0	0	1	1				
Héctor Ortiz, R (1, 2) OBP: 0.481, SLG: 0.477			G5-3		F8			HR 1B		3	1	1	0	1	0	0				
Jeff Reboulet, R (1, 4) OBP: 0.328, SLG: 0.286			G3-1 1B		G4-3		K	K		4	1	1	0	0	2	4				
<b>Inning Stats</b>	R: 0 E: 0 K: 1 S: 9	H: 0 LOB: 1 BB: 1 P: 18	R: 0 E: 0 K: 1 S: 5	H: 0 LOB: 0 BB: 0 P: 9	R: 1 E: 0 K: 0 S: 10	H: 2 LOB: 1 BB: 0 P: 18	R: 0 E: 0 K: 0 S: 10	H: 2 LOB: 1 BB: 0 P: 16	R: 0 E: 1 K: 0 S: 7	H: 2 LOB: 2 BB: 0 P: 11	R: 1 E: 0 K: 0 S: 12	H: 3 LOB: 3 BB: 1 P: 26	R: 2 E: 0 K: 1 S: 9	H: 2 LOB: 0 BB: 0 P: 13	R: 2 E: 0 K: 2 S: 12	H: 2 LOB: 0 BB: 0 P: 21	1B: 9 2B: 2 3B: 0 HR: 2	SF: 0 SAC: 0 DP: 1 HBP: 0	WP: 1 PB: 0 SB: 1 CS: 0	PA: 38
<b>PITCHER</b> Jeff Fassero, L ERA: 5.16 Bryce Florie, R ERA: 4.44	IP: 5.1 WLS: L BF: 12	H: 4 R: 4 ER: 4 SO: 4	BB: 0 IBB: 0 HBP: 0 BLK: 0	WP: 0 HR: 2 S: 27 P: 46	ERA: 13.50 WHIP: 1.500	<b>PITCHER</b>										IP: 5.1 WLS: L BF: 12	H: 4 R: 4 ER: 4 SO: 4	BB: 0 IBB: 0 HBP: 0 BLK: 0	WP: 0 HR: 2 S: 27 P: 46	ERA: 13.50 WHIP: 1.500



Batter	1	2	3	4	5	6	7	8	9	AB	R	H	RBI	BB	SO	LOB	TOP					
<b>Jose Offerman, S</b> (1, 4) <small>OBP: 0.337, SLG: 0.326</small> <b>Mike Lansing, R</b> (9, 4) <small>OBP: 0.303, SLG: 0.382</small>	 1B	 2		 2-3			 2		 2-3 1-2	5	1	1	0	0	1	2						
<b>Brian Daubach, L</b> (1, 3) <small>OBP: 0.325, SLG: 0.470</small> <b>Rico Brogna, L</b> (9, 3) <small>OBP: 0.291, SLG: 0.379</small>	 1B	 1B			 1		 3		 2	5	1	2	2	0	1	1						
<b>Carl Everett, S</b> (1, 8) <small>OBP: 0.380, SLG: 0.592</small>	 1	 1-2			 2			 1	 3	5	0	0	0	0	0	2						
<b>Nomar Garciaparra, R</b> (1, 6) <small>OBP: 0.441, SLG: 0.617</small>	 1B			 1B		 3			 1B	4	2	3	0	0	0	0						
<b>Troy O'Leary, L</b> (1, 7) <small>OBP: 0.337, SLG: 0.415</small>	 2B			 1-2		 2B		 2		4	1	2	0	0	0	2						
<b>Scott Hatteberg, L</b> (1, 10) <small>OBP: 0.354, SLG: 0.465</small>	 2-H 3-H			 1B		 2-3		 BB		3	0	2	2	1	0	1						
<b>Jason Varitek, S</b> (1, 2) <small>OBP: 0.355, SLG: 0.403</small>	 1B			 3		 2		 2-H		4	0	2	1	0	1	2						
<b>Trot Nixon, L</b> (1, 9) <small>OBP: 0.369, SLG: 0.464</small>	 1-2			 S 1B		 3		 3		4	0	1	0	0	0	5						
<b>Manny Alexander, R</b> (1, 5) <small>OBP: 0.250, SLG: 0.318</small>		 1		 1-2			 1		 1B	4	0	1	0	0	0	1						
<b>Inning Stats</b>	R: 4 H: 6 E: 0 K: 0 S: 20	H: 6 LOB: 1 BB: 0 P: 30	R: 0 H: 1 E: 0 K: 0 S: 7	H: 1 LOB: 1 BB: 0 P: 9	R: 0 H: 2 E: 0 K: 0 S: 10	H: 2 LOB: 1 BB: 0 P: 16	R: 0 H: 1 E: 0 K: 0 S: 11	H: 1 LOB: 0 BB: 0 P: 15	R: 0 H: 0 E: 0 K: 0 S: 9	H: 0 LOB: 0 BB: 0 P: 14	R: 0 H: 1 E: 0 K: 1 S: 12	H: 1 LOB: 1 BB: 0 P: 20	R: 0 H: 0 E: 0 K: 0 S: 6	H: 0 LOB: 0 BB: 0 P: 6	R: 1 H: 2 E: 0 K: 0 S: 10	H: 2 LOB: 2 BB: 1 P: 16	R: 0 H: 1 E: 0 K: 0 S: 11	H: 1 LOB: 1 BB: 0 P: 13	1B: 11 2B: 3 3B: 0 HR: 1	SF: 0 SAC: 0 DP: 3 HBP: 0	WP: 0 PB: 0 SB: 2 CS: 0	PA: 39
<b>PITCHER</b>	IP	WLS	BF	H	R	ER	SO	BB	IBB	HBP	BLK	WP	HR	S	P	ERA	WHIP					
<b>Brian Meadows, R</b> (1, 1) ERA: 5.16	7.2	L	33	12	5	5	1	1	0	0	0	0	1	80	120	5.87	1.696					
<b>Andy Larkin, R</b> (8, 1) ERA: 5.09	0.1		2	1	0	0	0	0	0	0	0	0	0	5	6	0.00	3.000					
<b>Jerry Spradlin, R</b> (9, 1) ERA: 5.16	1.0		4	1	0	0	2	0	0	0	0	0	0	11	13	0.00	1.000					

**Boston Red Sox @ Kansas City Royals**  
 Kauffman Stadium, Kansas City, MO

Sat Aug 26 2000, 8:05 PM CDT  
 Att: 30,199 - Cloudy - 93 F



AB 38  
 R 5  
 H 14  
 RBI 5  
 BB 1  
 SO 3  
 LOB 16



Batter	1	2	3	4	5	6	7	8	9	AB	R	H	RBI	BB	SO	LOB	BOTTOM					
<b>Johnny Damon, L</b> (1, 8) <small>OBP: 0.386, SLG: 0.492</small>	 1		 1B		 1-H HR		 2		 2-1 1-3	5	1	2	2	0	0	1						
<b>Rey Sanchez, R</b> (1, 6) <small>OBP: 0.304, SLG: 0.318</small>	 2		 3		 3		 3			4	0	0	0	0	1	1						
<b>29 Mike Sweeney, R</b> (1, 3) <small>OBP: 0.405, SLG: 0.529</small>	 1B			 G4-3 1B		 1		 1		4	0	2	0	0	0	0						
<b>Jermaine Dye, R</b> (1, 10) <small>OBP: 0.387, SLG: 0.575</small>	 3			 1-2		 2		 1B		4	0	1	0	0	1	2						
<b>Joe Randa, R</b> (1, 5) <small>OBP: 0.343, SLG: 0.434</small> <b>Dave McCarty, R</b> (8, PH) <small>OBP: 0.316, SLG: 0.485</small> <b>Jeff Reboulet, R</b> (9, 5) <small>OBP: 0.328, SLG: 0.286</small>		 1		 2-3		 1B HBP		 2		2	1	0	0	0	0	1						
<b>Mark Quinn, R</b> (1, 7) <small>OBP: 0.348, SLG: 0.505</small>		 2		 3		 1-2		 3		4	0	1	0	0	1	2						
<b>Gregg Zaun, S</b> (1, 2) <small>OBP: 0.384, SLG: 0.377</small>		 3			 1	 1B			 1B	4	0	2	1	0	0	0						
<b>Todd Dunwoody, L</b> (1, 9) <small>OBP: 0.249, SLG: 0.283</small>			 1		 2	 3			 1	4	0	0	0	0	1	3						
<b>Wilson Delgado, S</b> (1, 4) <small>OBP: 0.313, SLG: 0.306</small>			 2		 1B		 1		 2	4	1	1	0	0	1	1						
<b>Inning Stats</b>	R: 0 H: 1 E: 0 K: 0 S: 9	H: 0 LOB: 0 BB: 0 P: 15	R: 0 H: 0 E: 0 K: 1 S: 7	H: 0 LOB: 0 BB: 0 P: 10	R: 0 H: 1 E: 0 K: 1 S: 7	H: 1 LOB: 1 BB: 0 P: 10	R: 0 H: 1 E: 0 K: 0 S: 10	H: 1 LOB: 1 BB: 0 P: 13	R: 2 H: 2 E: 0 K: 1 S: 10	H: 2 LOB: 2 BB: 0 P: 12	R: 1 H: 2 E: 0 K: 1 S: 12	H: 2 LOB: 0 BB: 0 P: 15	R: 0 H: 0 E: 0 K: 0 S: 4	H: 0 LOB: 0 BB: 0 P: 5	R: 0 H: 1 E: 0 K: 0 S: 7	H: 1 LOB: 1 BB: 0 P: 11	R: 0 H: 1 E: 0 K: 1 S: 9	H: 1 LOB: 1 BB: 0 P: 14	1B: 8 2B: 0 3B: 0 HR: 1	SF: 0 SAC: 0 DP: 0 HBP: 1	WP: 0 PB: 0 SB: 0 CS: 0	PA: 37
<b>PITCHER</b>	IP	WLS	BF	H	R	ER	SO	BB	IBB	HBP	BLK	WP	HR	S	P	ERA	WHIP					
<b>Rolando Arjojo, R</b> (1, 1) ERA: 5.89	5.1	W	21	5	2	2	3	0	0	0	0	0	0	15	18	5.40	1.200					
<b>Hipolito Pichardo, R</b> (8, 1) ERA: 2.7	1.2	H	8	2	1	1	1	0	0	0	0	0	0	7	11	0.00	1.000					
<b>Rich Garcias, R</b> (9, 1) ERA: 2.98	1.0	S	4	1	0	0	0	0	0	0	0	0	0	9	14	0.00	1.000					

**Boston Red Sox @ Kansas City Royals**  
 Kauffman Stadium, Kansas City, MO

Sat Aug 26 2000, 8:05 PM CDT  
 Att: 30,199 - Cloudy - 93 F



AB 36  
 R 3  
 H 9  
 RBI 3  
 BB 0  
 SO 5  
 LOB 12





Batter	1	2	3	4	5	6	7	8	9	AB	R	H	RBI	BB	SO	LOB	TOP								
<b>Jose Offerman, S</b> (1, 10) OBP: 0.335, SLG: 0.324	1-3 K	2-2 G4-3			0-1 G4-3		3-1 G4-3	3-2 E8 FC4-6 1-H		5	0	1	0	0	1	2									
<b>Darren Lewis, R</b> (1, 8) OBP: 0.310, SLG: 0.312	1-3 K		3-3 K		1-0 F8		1-2 G6-3	4-1 FC4-6 BB		4	0	0	0	0	2	0									
<b>Carl Everett, S</b> (8, PH) OBP: 0.381, SLG: 0.592										0	0	0	0	1	0	0									
<b>Brian Daubach, L</b> (1, 3) OBP: 0.327, SLG: 0.475	1-0 2B		1-3 K			3-2 1B SF9 2B	1-1 G4-3	2-1 FC4-6		4	1	2	0	0	1	0									
<b>Rico Brogna, L</b> (7, 3) OBP: 0.289, SLG: 0.377								1-2 2-3		1	0	0	0	0	0	2									
<b>Nomar Garciaparra, R</b> (1, 6) OBP: 0.440, SLG: 0.615	0-1 E5		1-1 F9			0-1 SF9 BB 1B		0-1 F8	4-1	3	1	1	0	0	0	1									
<b>Manny Alexander, R</b> (7, 6) OBP: 0.253, SLG: 0.316						2-3 1B			G3-6-1 BB	1	0	0	0	1	0	0									
<b>Troy O'Leary, L</b> (1, 7) OBP: 0.337, SLG: 0.416	0-0 F7			2-0 F8 SF8 2B		1-3 K		0-1 F8	2-3 BB	3	1	1	0	0	1	4									
<b>Bernard Gilkey, R</b> (7, 7) OBP: 0.263, SLG: 0.295										2	1	1	0	0	1	1									
<b>Scott Hatteberg, L</b> (1, 2) OBP: 0.360, SLG: 0.472		2-1 SH2-3 2B		1-0 F8		4-2 1B BB		2-0 2B SF9 1B	1-1 G3-6-1	4	1	2	0	1	0	2									
<b>Lou Merloni, R</b> (1, 5) OBP: 0.339, SLG: 0.423		0-0 SH2-3		1-2 SF8		1-2 SF9		1-0 1B 2B		1	1	1	3	0	0	0									
<b>Trot Nixon, L</b> (1, 9) OBP: 0.368, SLG: 0.463		2-3 L6		1-1 F8		2-3 3-H 2-0		0-0 SF9		3	0	1	2	0	0	1									
<b>Mike Lansing, R</b> (1, 4) OBP: 0.304, SLG: 0.382		4-0 BB			0-0 F8		3-H 2-2 G3-1	0-0 1B E		3	1	1	1	1	0	2									
<b>Inning Stats</b>	R: 0 E: 1 K: 2 S: 12	H: 1 LOB: 2 BB: 0 P: 15	R: 0 E: 0 K: 0 S: 9	H: 1 LOB: 2 BB: 1 P: 18	R: 0 E: 0 K: 2 S: 8	H: 0 LOB: 0 BB: 0 P: 13	R: 1 E: 0 K: 0 S: 9	H: 1 LOB: 0 BB: 0 P: 13	R: 0 E: 0 K: 0 S: 4	H: 0 LOB: 0 BB: 0 P: 5	R: 2 E: 0 K: 1 S: 19	H: 3 LOB: 2 BB: 1 P: 32	R: 0 E: 0 K: 0 S: 7	H: 0 LOB: 0 BB: 0 P: 12	R: 4 E: 1 K: 0 S: 15	H: 5 LOB: 2 BB: 1 P: 27	R: 0 E: 0 K: 1 S: 6	H: 0 LOB: 0 BB: 1 P: 13	1B: 6 2B: 5 3B: 0 HR: 0	SF: 3 SAC: 1 DP: 1 HBP: 0	WP: 0 PB: 0 SB: 0 CS: 0	PA: 42			
<b>PITCHER</b>	IP	WLS	BF	H	R	ER	SO	BB	IBB	HBP	BLK	WP	HR	S	P	ERA	WHIP								
<b>Dan Reichert, R</b> (1, 1) ERA: 3.99	5.2	W	26	6	3	3	5	2	0	0	0	0	0	58	91	4.76	1.412								
<b>Jose Santiago, R</b> (6, 1) ERA: 4.3	1.1		4	0	0	0	0	0	0	0	0	0	0	10	17	0.00	0.000								
<b>49 Chris Fussell, R</b> (8, 1) ERA: 6.95	0.2		7	5	4	3	0	0	0	0	0	0	0	12	18	40.50	7.500								
<b>Ricky Bottalico, R</b> (8, 1) ERA: 4.7	1.1		5	0	0	0	1	2	0	0	0	0	0	9	22	0.00	1.500								

**Boston Red Sox @ Kansas City Royals**  
Kauffman Stadium, Kansas City, MO  
Sun Aug 27 2000, 1:05 PM CDT  
Att: 17,037 - Sunny - 90 F

AB 34  
R 7  
H 11  
RBI 6  
BB 4  
SO 6  
LOB 15



Batter	1	2	3	4	5	6	7	8	9	AB	R	H	RBI	BB	SO	LOB	BOTTOM								
<b>Johnny Damon, L</b> (1, 8) OBP: 0.386, SLG: 0.492	0-1 G4-3	0-0 SF8		2-3 K		1-0 29 BB SF9 1B	0-1 FC5			4	1	2	1	0	1	0									
<b>Rey Sanchez, R</b> (1, 6) OBP: 0.306, SLG: 0.318	0-0 G3-1	3-H K			0-0 29 S 1B	4-0 SF9 29 BB FC3-6 BB	0-0 FC5			3	2	1	0	1	1	2									
<b>Luis Ordez, R</b> (7, PH) OBP: 0.237, SLG: 0.212										1	0	0	0	0	0	2									
<b>29 Mike Sweeney, R</b> (1, 10) OBP: 0.408, SLG: 0.529	0-1 G5-3		4-1 HR BB		1-0 1B S E 1B	4-2 FC3-6 BB		3-2 HBP		2	2	1	1	2	0	0									
<b>Jermaine Dye, R</b> (1, 9) OBP: 0.387, SLG: 0.581		3-2 G5-3	1-2 HR		1-1 HR E 1B	0-0 SF9		2-3 K		4	2	2	3	0	1	1									
<b>Mark Quinn, R</b> (1, 7) OBP: 0.347, SLG: 0.500		4-0 1B S BB	0-1 F7		1-2 F5	1-2 FC3-6		1-0 F9		4	1	0	1	1	0	3									
<b>Dave McCarty, R</b> (1, 3) OBP: 0.317, SLG: 0.495		4-2 1B E BB	0-3 K		1-2 HR	1-2 F2		0-3 K		4	2	1	2	1	2	2									
<b>Héctor Ortiz, R</b> (1, 2) OBP: 0.464, SLG: 0.458		2-0 E SF8 1B	2-2 L5		2-0 P4		1-1 G5-3			4	1	1	0	0	0	0									
<b>Wilson Delgado, S</b> (1, 4) OBP: 0.321, SLG: 0.316		1-2 E 1B		2-2 G3		1-1 1B	3-2 E5 FC5 1B			4	0	2	1	0	0	0									
<b>Jeff Reboulet, R</b> (1, 5) OBP: 0.322, SLG: 0.279		1-2 2-3 3-H E2		2-3 K		3-3 K	1-3 K			4	0	0	0	0	3	4									
<b>Inning Stats</b>	R: 0 E: 0 K: 0 S: 5	H: 2 LOB: 2 BB: 2 P: 34	R: 2 E: 0 K: 1 S: 15	H: 1 LOB: 0 BB: 1 P: 22	R: 0 E: 0 K: 2 S: 9	H: 0 LOB: 0 BB: 0 P: 15	R: 4 E: 1 K: 1 S: 16	H: 5 LOB: 1 BB: 0 P: 25	R: 2 E: 0 K: 0 S: 12	H: 1 LOB: 1 BB: 2 P: 24	R: 0 E: 0 K: 1 S: 11	H: 1 LOB: 2 BB: 0 P: 16	R: 0 E: 0 K: 2 S: 9	H: 0 LOB: 1 BB: 0 P: 15	1B: 8 2B: 0 3B: 0 HR: 2	SF: 2 SAC: 0 DP: 0 HBP: 1	WP: 0 PB: 0 SB: 3 CS: 0	PA: 42							
<b>PITCHER</b>	IP	WLS	BF	H	R	ER	SO	BB	IBB	HBP	BLK	WP	HR	S	P	ERA	WHIP								
<b>49 Tim Wakefield, R</b> (1, 1) ERA: 5.68	5.0	L	27	8	9	7	5	3	0	0	0	0	0	63	101	12.60	2.200								
<b>Bryce Florie, R</b> (6, 1) ERA: 4.72	1.0		6	1	2	2	0	2	0	0	0	0	0	12	24	18.00	3.000								
<b>Rheal Cormier, L</b> (7, 1) ERA: 4.02	1.0		5	1	0	0	1	0	0	0	0	0	0	11	16	0.00	1.000								
<b>Rod Beck, R</b> (8, 1) ERA: 1.5	1.0		4	0	0	0	2	0	0	1	0	0	0	9	15	0.00	0.000								

**Boston Red Sox @ Kansas City Royals**  
Kauffman Stadium, Kansas City, MO  
Sun Aug 27 2000, 1:05 PM CDT  
Att: 17,037 - Sunny - 90 F

AB 34  
R 11  
H 10  
RBI 9  
BB 5  
SO 8  
LOB 14









Batter	1	2	3	4	5	6	7	8	9	AB	R	H	RBI	BB	SO	LOB	TOP										
Trot Nixon, L OBP: 0.370, SLG: 0.473 (1, 9)	G3-1 ①		1-0 HBP 2B 1B	2-0 1B			2-1 HR 3B	G1-3 ③		5	2	3	0	0	0	0											
Brian Daubach, L OBP: 0.330, SLG: 0.480 Rico Brogna, L OBP: 0.293, SLG: 0.377 (7, FR) (7, 3)	K ②		2-0 2B FC5-2 HBP	G4-3 ③			3-0 HR HBP		4-2 1B 1B BB	2	0	0	0	0	1	1											
Carl Everett, S OBP: 0.384, SLG: 0.612 (1, 8)	3B ③		1-2 FC5-2 1-3 2-H 3-H 1-0	2B			1-1 HR		F9 ①	5	2	4	6	0	0	1											
Nomar Garciaparra, R OBP: 0.438, SLG: 0.608 (1, 6)	P6 ③		1-2 FC5-2 HBP				1-1 G4-3 ①		BB 1B FC6-5 1B	4	1	1	0	0	1	2											
Troy O'Leary, L OBP: 0.337, SLG: 0.413 (1, 7)		0-0 G4-3 ①	2-1 FC5-2 ①				4-0 BB		FC6-5 BB 1B	4	0	2	1	1	0	3											
Scott Hatteberg, L OBP: 0.358, SLG: 0.456 (1, 10)	F9 ②		1-2 2-3 3-H	1B			3-1 BB		FC6-5 1B	4	0	0	0	1	1	5											
Lou Merloni, R OBP: 0.344, SLG: 0.421 Manny Alexander, R OBP: 0.247, SLG: 0.309 (3, PH) (3, 5)	1B		1-0 L4 ③				2-2 G4-3 ①		FC6-5 BB	1	0	1	0	0	0	0											
Jason Varitek, S OBP: 0.355, SLG: 0.409 (1, 2)	G6-3 ③		4-1 G6-4-3 BB				2-3 K		1-2 2-3 3-H	4	0	0	0	1	2	3											
Mike Lansing, R OBP: 0.304, SLG: 0.380 (1, 4)			1-2 1B 2B 1B	G6-4-3 ①			2-0 F8 ③		F9 ②	4	1	1	0	0	0	1											
<b>Inning Stats</b>	R: 0 E: 0 K: 1 S: 9	H: 1 LOB: 1 BB: 0 P: 13	R: 0 E: 0 K: 0 S: 9	H: 1 LOB: 1 BB: 0 P: 12	R: 2 E: 0 K: 1 S: 13	H: 3 LOB: 3 BB: 0 P: 24	R: 0 E: 0 K: 0 S: 9	H: 1 LOB: 1 BB: 1 P: 18	R: 1 E: 0 K: 0 S: 10	H: 2 LOB: 0 BB: 0 P: 15	R: 0 E: 0 K: 1 S: 7	H: 0 LOB: 0 BB: 0 P: 13	R: 3 E: 0 K: 1 S: 12	H: 2 LOB: 1 BB: 1 P: 27	R: 0 E: 0 K: 1 S: 11	H: 0 LOB: 0 BB: 0 P: 18	R: 2 E: 0 K: 0 S: 12	H: 2 LOB: 2 BB: 2 P: 20	1B: 7 2B: 1 3B: 2 HR: 2	SF: 0 SAC: 0 DP: 2 HBP: 3	WP: 0 PB: 0 CS: 0	PA: 44					
<b>PITCHER</b>	IP	WLS	BF	H	R	ER	SO	BB	IBB	HBP	BLK	WP	HR	S	P	ERA	WHIP										
Dave Eiland, R ERA: 6.56 (1, 1)	2.0	L	13	5	2	2	1	0	0	2	0	0	0	25	38	9.00	2.500										
Cory Lidle, R ERA: 6.09 (3, 1)	4.0		15	4	2	2	2	1	0	0	0	0	1	34	61	4.50	1.250										
Tony Fiore, R ERA: 3.0 (7, 1)	0.0		1	0	0	0	0	0	0	1	0	0	0	0	3	∞	∞										
Doug Creek, L ERA: 4.09 (7, 1)	2.0		8	1	2	2	2	1	0	0	0	0	1	21	38	9.00	1.000										
Billy Taylor, R ERA: 6.56 (9, 1)	1.0		7	2	2	2	0	2	0	0	0	0	0	12	20	18.00	4.000										

**Boston Red Sox @ Tampa Bay Devil Rays**  
 Tropicana Field, St. Petersburg, FL  
 Tue Aug 29 2000, 7:15 PM EDT  
 Att: 17,450 - Dome - 72 F

AB 37  
 R 8  
 H 12  
 RBI 8  
 BB 4  
 SO 5  
 LOB 22



Batter	1	2	3	4	5	6	7	8	9	AB	R	H	RBI	BB	SO	LOB	BOTTOM										
Gerald Williams, R OBP: 0.324, SLG: 0.452 Jason Tyner, L OBP: 0.271, SLG: 0.286 (1, FR) (2, 8)	G6-3 HBP		1-0 G4-3 ③				2-2 F7 ③		1-1 F5 ②	0	0	0	0	0	0	0											
Miguel Cairo, R OBP: 0.323, SLG: 0.339 (1, 4)	G6-3 ①		3-2 F8 ①				3-1 F2 ①		0-0 L6 ③	4	0	0	0	0	0	2											
Greg Vaughn, R OBP: 0.378, SLG: 0.513 (1, 10)	K ②		2-3 K ②				3-3 K ②			3	0	0	0	0	3	2											
Fred McGriff, L OBP: 0.366, SLG: 0.454 (1, 3)	K ③		2-3 K ③				0-3 K ③			3	0	0	0	0	3	2											
Steve Cox, L OBP: 0.386, SLG: 0.452 (1, 7)		0-1 F7 ①					1-3 K ①		1-0 G3 ①	3	0	0	0	0	1	0											
Aubrey Huff, L OBP: 0.328, SLG: 0.525 (1, 5)		3-3 K ②					2-3 K ②		0-0 F8 ②	3	0	0	0	0	2	0											
Jose Guillen, R OBP: 0.332, SLG: 0.454 (1, 9)		2-3 K ③					2-3 K ③		0-3 K ③	3	0	0	0	0	3	0											
John Flaherty, R OBP: 0.303, SLG: 0.373 (1, 2)			1-2 G6-3 ①				0-3 K ①		2-2 1B	3	0	1	0	0	1	0											
Ozzie Guillen, L OBP: 0.298, SLG: 0.357 (1, 6)			0-0 G6-3 ②				1-0 P5 ②		0-0 F7 ①	3	0	0	0	0	0	1											
<b>Inning Stats</b>	R: 0 E: 0 K: 2 S: 10	H: 0 LOB: 2 BB: 0 P: 17	R: 0 E: 0 K: 2 S: 9	H: 0 LOB: 0 BB: 0 P: 14	R: 0 E: 0 K: 0 S: 5	H: 0 LOB: 0 BB: 0 P: 7	R: 0 E: 0 K: 2 S: 9	H: 0 LOB: 0 BB: 0 P: 16	R: 0 E: 0 K: 3 S: 9	H: 0 LOB: 0 BB: 0 P: 14	R: 0 E: 0 K: 1 S: 9	H: 0 LOB: 0 BB: 0 P: 12	R: 0 E: 0 K: 2 S: 8	H: 0 LOB: 0 BB: 0 P: 14	R: 0 E: 0 K: 1 S: 5	H: 0 LOB: 0 BB: 0 P: 6	R: 0 E: 0 K: 0 S: 7	H: 1 LOB: 1 BB: 0 P: 10	1B: 1 2B: 0 3B: 0 HR: 0	SF: 0 SAC: 0 DP: 0 HBP: 1	WP: 0 PB: 0 CS: 0	PA: 29					
<b>PITCHER</b>	IP	WLS	BF	H	R	ER	SO	BB	IBB	HBP	BLK	WP	HR	S	P	ERA	WHIP										
Pedro Martinez, R ERA: 1.68 (1, 1)	9.0	W	29	1	0	0	13	0	0	1	0	0	0	71	110	0.00	0.111										

**Boston Red Sox @ Tampa Bay Devil Rays**  
 Tropicana Field, St. Petersburg, FL  
 Tue Aug 29 2000, 7:15 PM EDT  
 Att: 17,450 - Dome - 72 F

AB 28  
 R 0  
 H 1  
 RBI 0  
 BB 0  
 SO 13  
 LOB 8





Batter	1	2	3	4	5	6	7	8	9	AB	R	H	RBI	BB	SO	LOB	TOP																					
Trot Nixon, L OBP: 0.369, SLG: 0.470 (1, 9)	F7		G3-6-1					P4		4	0	1	1	0	0	1	<b>Boston Red Sox @ Tampa Bay Devil Rays</b> Tropicana Field, St. Petersburg, FL Wed Aug 30 2000, 7:15 PM EDT Att: 15,043 - Dome - 72 F																					
Jose Offerman, S OBP: 0.331, SLG: 0.318 (1, 3) (8, 4)	F8		F7			K		BB		3	0	0	0	1	1																							
Carl Everett, S OBP: 0.361, SLG: 0.607 (1, 8)	G4-3		F8			P6		F7		4	0	0	0	0	2																							
Nomar Garciaparra, R OBP: 0.439, SLG: 0.609 (1, 6)						P4			K	4	0	2	0	0	1	0																						
Troy O'Leary, L OBP: 0.334, SLG: 0.409 (1, 7)	G5-3							G4-3		4	0	0	0	0	1	2																						
Scott Hatteberg, L OBP: 0.356, SLG: 0.449 (1, 10)	G6-3								G4-3	3	0	0	0	1	2																							
Manny Alexander, R OBP: 0.243, SLG: 0.303 (1, 5)	G5-3									3	0	0	0	0	1	3																						
Jason Varitek, S OBP: 0.357, SLG: 0.412 (1, 2)			G6-3							2	1	1	0	1	1																							
Mike Lansing, R OBP: 0.303, SLG: 0.379 Rico Brogna, L OBP: 0.292, SLG: 0.374 (8, PH) (8, 3)	G6-3		G6-3					G6-3		2	0	0	0	0	1	2																						
										1	0	0	0	0	0	0																						
<b>Inning Stats</b>	R: 0 E: 0 K: 0 S: 8	H: 0 LOB: 0 BB: 0 P: 11	R: 0 E: 0 K: 0 S: 8	H: 1 LOB: 1 BB: 0 P: 10	R: 1 E: 0 K: 0 S: 11	H: 2 LOB: 1 BB: 0 P: 17	R: 0 E: 0 K: 2 S: 9	H: 1 LOB: 0 BB: 0 P: 12	R: 0 E: 0 K: 1 S: 7	H: 0 LOB: 0 BB: 0 P: 12	R: 0 E: 0 K: 2 S: 18	H: 0 LOB: 1 BB: 1 P: 26	R: 0 E: 0 K: 0 S: 12	H: 0 LOB: 1 BB: 1 P: 22	R: 0 E: 0 K: 2 S: 8	H: 0 LOB: 0 BB: 0 P: 9	1B: 2 2B: 2 3B: 0 HR: 0	SF: 0 SAC: 0 DP: 1 HBP: 0	WP: 0 PB: 0 SB: 0 CS: 0	PA: 33																		
<b>PITCHER</b>	IP	WLS	BF	H	R	ER	SO	BB	IBB	HBP	BLK	WP	HR	S	P	ERA	WHIP	<b>PITCHER</b>				IP	WLS	BF	H	R	ER	SO	BB	IBB	HBP	BLK	WP	HR	S	P	ERA	WHIP
Abie Lopez, R ERA: 3.57	(1, 1)	8.0	W	30	4	1	1	6	3	0	0	0	0	0	80	122	1.12	0.875																				
Roberto Hernandez, R ERA: 3.05	(9, 1)	1.0	S	3	0	0	0	2	0	0	0	0	0	0	8	9	0.00	0.000																				

AB	30
R	1
H	4
RBI	1
BB	3
SO	8
LOB	14



Batter	1	2	3	4	5	6	7	8	9	AB	R	H	RBI	BB	SO	LOB	BOTTOM																					
Gerald Williams, R OBP: 0.325, SLG: 0.454 (1, 8)	G5-3		SH1					G6-3		4	0	2	1	0	0	0	<b>Boston Red Sox @ Tampa Bay Devil Rays</b> Tropicana Field, St. Petersburg, FL Wed Aug 30 2000, 7:15 PM EDT Att: 15,043 - Dome - 72 F																					
Russ Johnson, R OBP: 0.328, SLG: 0.319 (1, 5)	2B		SH1							3	1	2	0	0	0	2																						
Greg Vaughn, R OBP: 0.377, SLG: 0.513 (1, 10)	2B		FC5-2							4	1	1	1	0	1	4																						
Fred McGriff, L OBP: 0.367, SLG: 0.453 (1, 3)	K		1B							3	0	1	0	1	1	1																						
Bobby Smith, R OBP: 0.311, SLG: 0.442 (1, 4)	K		1B							4	0	1	1	0	3	3																						
John Flaherty, R OBP: 0.302, SLG: 0.372 (1, 2)			F8							4	0	1	0	0	1	2																						
Jose Guillen, R OBP: 0.334, SLG: 0.455 (1, 9)	FC5-4									4	1	2	0	0	0	1																						
Steve Cox, L OBP: 0.389, SLG: 0.452 Jason Tyner, L OBP: 0.287, SLG: 0.282 (8, 7)	G6-3									2	0	1	0	1	1	1																						
Felix Martinez, S OBP: 0.307, SLG: 0.284 (1, 6)	G6-3									2	0	0	0	0	0	3																						
<b>Inning Stats</b>	R: 1 E: 0 K: 2 S: 13	H: 2 LOB: 1 BB: 0 P: 21	R: 0 E: 0 K: 0 S: 7	H: 2 LOB: 1 BB: 0 P: 8	R: 1 E: 0 K: 0 S: 9	H: 3 LOB: 2 BB: 0 P: 15	R: 1 E: 0 K: 0 S: 15	H: 2 LOB: 2 BB: 1 P: 26	R: 0 E: 0 K: 1 S: 7	H: 0 LOB: 0 BB: 0 P: 9	R: 0 E: 0 K: 1 S: 7	H: 1 LOB: 0 BB: 0 P: 13	R: 0 E: 0 K: 2 S: 12	H: 1 LOB: 2 BB: 1 P: 20	R: 0 E: 0 K: 2 S: 9	H: 0 LOB: 0 BB: 0 P: 11	1B: 8 2B: 4 3B: 0 HR: 0	SF: 0 SAC: 2 DP: 2 HBP: 0	WP: 0 PB: 0 SB: 1 CS: 0	PA: 35																		
<b>PITCHER</b>	IP	WLS	BF	H	R	ER	SO	BB	IBB	HBP	BLK	WP	HR	S	P	ERA	WHIP	<b>PITCHER</b>				IP	WLS	BF	H	R	ER	SO	BB	IBB	HBP	BLK	WP	HR	S	P	ERA	WHIP
Jeff Fassero, L ERA: 3.07	(1, 1)	3.1	L	18	3	3	2	1	0	0	0	0	0	0	10	15	0.00	1.500																				
Hipolito Pichardo, R ERA: 3.07	(4, 1)	0.2		3	1	0	0	0	0	0	0	0	0	0	14	22	0.00	0.500																				
49 Tim Wakefield, R ERA: 5.6	(5, 1)	2.0		6	1	0	0	2	0	0	0	0	0	0	12	20	0.00	1.000																				
Rich Garces, R ERA: 2.94	(7, 1)	1.0		5	1	0	0	2	0	1	0	0	0	0	9	11	0.00	0.000																				
Derek Lowe, R ERA: 2.74	(8, 1)	1.0		3	0	0	0	2	0	0	0	0	0	0	9	11	0.00	0.000																				

AB	31
R	3
H	11
RBI	3
BB	2
SO	8
LOB	17





Batter	1	2	3	4	5	6	7	8	9	AB	R	H	RBI	BB	SO	LOB	TOP					
Rickey Henderson, R OBP: 0.375, SLG: 0.310	1-2 P6		0-0 1B			1-1 G4-3		0-3 K		4	0	1	0	0	1	0	<b>Seattle Mariners @ Boston Red Sox</b> Fenway Park, Boston, MA Fri Sep 01 2000, 7:05 PM EDT Att: 33,021 - Sunny - 86 F					
Mark McLemore, S OBP: 0.347, SLG: 0.299	1-0 1B		3-2 G1-3			1-2 G4-3		2-3 K		4	0	1	0	0	1	1						
Alex Rodriguez, R OBP: 0.434, SLG: 0.617	3-1 P2				2-2 P4		1-2 2B		2-2 F8 DI 1B HBP	3	1	1	0	0	0	1						
Edgar Martinez, R OBP: 0.418, SLG: 0.599	2-1 G6-3				1-2 F9		1-1 G4-3		1-2 F8	4	0	0	0	0	0	3						
Stan Javier, S OBP: 0.350, SLG: 0.391		3-2 G4-3			2-2 1B		0-0 G3-1		1-0 G5-3 1B	4	0	2	1	0	0	0						
Carlos Guillen, S OBP: 0.335, SLG: 0.396		2-0 G4-3			0-1 F8		0-1 HR		0-2 G5-3	4	1	1	1	0	0	2						
Mike Cameron, R OBP: 0.353, SLG: 0.435		2-2 L6			4-2 FC1-6 BB		0-0 F9		0-2 G4-3	3	0	0	0	0	1	0						
Dan Wilson, R OBP: 0.300, SLG: 0.338			2-3 K		0-0 FC1-6 G6-3		2-3 K			3	0	0	0	0	2	1						
Al Martin, L OBP: 0.343, SLG: 0.461			0-3 K		0-0 G6-3			2-1 G4-3	3	0	0	0	0	0	1	1						
<b>Inning Stats</b>	R: 0 E: 0 K: 0 S: 9	H: 1 LOB: 1 BB: 0 P: 16	R: 0 E: 0 K: 0 S: 7	H: 0 LOB: 0 BB: 0 P: 14	R: 0 E: 0 K: 2 S: 11	H: 1 LOB: 1 BB: 0 P: 16	R: 0 E: 0 K: 0 S: 11	H: 1 LOB: 1 BB: 0 P: 16	R: 0 E: 0 K: 0 S: 4	H: 0 LOB: 0 BB: 1 P: 8	R: 0 E: 0 K: 0 S: 12	H: 1 LOB: 1 BB: 0 P: 16	R: 1 E: 0 K: 1 S: 7	H: 1 LOB: 0 BB: 0 P: 9	R: 0 E: 0 K: 2 S: 10	H: 0 LOB: 0 BB: 0 P: 14	R: 1 E: 0 K: 0 S: 12	H: 1 LOB: 1 BB: 0 P: 16	1B: 4 2B: 1 3B: 0 HR: 1	SF: 0 SAC: 0 DP: 1 HBP: 1	WP: 0 PB: 0 CS: 0	PA: 34
<b>PITCHER</b>	IP WLS BF H R ER SO BB IBB HBP BLK WP HR S P ERA WHIP	7.0 W 26 5 1 1 3 1 0 0 0 0 1 61 95 1.29 0.857	2.0 8 1 1 1 2 0 0 1 0 0 0 0 22 30 4.50 0.500											IP WLS BF H R ER SO BB IBB HBP BLK WP HR S P ERA WHIP								
Rolando Arrojo, R ERA: 5.47	(1, 1)																					
Rod Beck, R ERA: 1.73	(8, 1)																					

AB	32
R	2
H	6
RBI	2
BB	1
SO	5
LOB	10



Batter	1	2	3	4	5	6	7	8	9	AB	R	H	RBI	BB	SO	LOB	BOTTOM					
Darren Lewis, R OBP: 0.320, SLG: 0.320	1-0 F9 1B		4-2 BB		0-1 G6-3		0-0 G4-6-3 1B	0-1 FC6 1B		4	0	3	1	1	0	1	<b>Seattle Mariners @ Boston Red Sox</b> Fenway Park, Boston, MA Fri Sep 01 2000, 7:05 PM EDT Att: 33,021 - Sunny - 86 F					
Nomar Garciaparra, R OBP: 0.430, SLG: 0.604	2-0 F9 1-2		1-0 F9			2-2 1B 2B 1B	1-0 G4-6-3 1-2	0-2 FC6 1-2		5	1	1	0	0	0	4						
Carl Everett, S OBP: 0.384, SLG: 0.617	0-2 2B				0-0 F9		1-2 2B 1B 1B	3-2 HR		4	2	3	1	0	0	0						
Dante Bichette, R OBP: 0.354, SLG: 0.467	1-0 G3				2-1 1B		0-1 F8	2-2 1B		4	0	2	0	0	0	3						
Troy O'Leary, L OBP: 0.333, SLG: 0.407		1-2 P4			0-3 K		0-1 F2	1-0 1B		4	0	1	0	0	1	3						
Lou Merloni, R OBP: 0.344, SLG: 0.433		2-1 G1-3			0-0 G4-3		2-2 1B 2B	1-0 G3-1		3	1	1	1	0	0	1						
Midre Cummings, L OBP: 0.327, SLG: 0.396										1	0	0	0	0	0	2						
Manny Alexander, R OBP: 0.243, SLG: 0.303										0	0	0	0	0	0	0						
Jose Offerman, S OBP: 0.333, SLG: 0.318	(1, 3)				2-1 F8		0-1 1B 2B	4-2 G4-6-3 1B WP BB		3	2	1	2	1	0	0						
Rico Brogna, L OBP: 0.292, SLG: 0.374	(9, 3)									0	0	0	0	0	0	0						
Jason Varitek, S OBP: 0.361, SLG: 0.417					0-1 G5-3		3-1 2B	4-2 G4-6-3 BB		3	0	2	1	1	0	0						
Mike Lansing, R OBP: 0.300, SLG: 0.376					1-1 G6-3		1-3 K	1-3 K		4	0	0	0	0	2	4						
<b>Inning Stats</b>	R: 0 E: 0 K: 0 S: 7	H: 2 LOB: 1 BB: 0 P: 11	R: 0 E: 0 K: 0 S: 7	H: 0 LOB: 0 BB: 0 P: 10	R: 0 E: 0 K: 0 S: 7	H: 0 LOB: 1 BB: 1 P: 13	R: 0 E: 0 K: 1 S: 7	H: 1 LOB: 1 BB: 0 P: 9	R: 0 E: 0 K: 1 S: 9	H: 1 LOB: 1 BB: 0 P: 15	R: 4 E: 0 K: 1 S: 22	H: 5 LOB: 1 BB: 0 P: 29	R: 1 E: 0 K: 0 S: 12	H: 4 LOB: 2 BB: 0 P: 20	R: 1 E: 0 K: 0 S: 13	H: 1 LOB: 1 BB: 2 P: 21	R: 1 E: 0 K: 0 S: 12	H: 1 LOB: 1 BB: 2 P: 21	1B: 10 2B: 3 3B: 0 HR: 1	SF: 0 SAC: 0 DP: 2 HBP: 0	WP: 1 PB: 0 CS: 0	PA: 38
<b>PITCHER</b>	IP WLS BF H R ER SO BB IBB HBP BLK WP HR S P ERA WHIP	6.0 L 27 9 4 4 3 1 0 0 0 1 1 25 41 6.00 1.667	2.0 11 5 2 2 0 2 0 0 0 0 1 1 25 41 9.00 3.500											IP WLS BF H R ER SO BB IBB HBP BLK WP HR S P ERA WHIP								
John Halama, L ERA: 5.12	(1, 1)																					
58 Kevin Hodges, R ERA: 4.63	(7, 1)																					





Batter	1	2	3	4	5	6	7	8	9	AB	R	H	RBI	BB	SO	LOB	TOP										
Mark McLemore, S OBP: 0.350, SLG: 0.300 (1, 4)										3	2	1	0	2	1	0											
Al Martin, L OBP: 0.341, SLG: 0.458 Brian Leshar, R (7, PH) OBP: 1.000, SLG: 2.500 (7, 3)										3	0	0	0	0	1	0											
Alex Rodriguez, R OBP: 0.434, SLG: 0.613 (1, 6)										3	0	0	0	2	1	2											
Edgar Martinez, R OBP: 0.419, SLG: 0.605 (1, 10)										4	1	2	1	0	1	3											
Jay Buhner, R OBP: 0.378, SLG: 0.535 Charles Gipson, R OBP: 0.370, SLG: 0.333 (8, 9)										3	0	1	0	1	1	1											
Carlos Guillen, S OBP: 0.333, SLG: 0.390 (1, 5)										4	0	0	0	0	0	5											
Mike Cameron, R OBP: 0.352, SLG: 0.432 (1, 8)										3	0	0	0	0	2	4											
Joe Oliver, R OBP: 0.315, SLG: 0.506 Rickey Henderson, R OBP: 0.375, SLG: 0.310 Dan Wilson, R OBP: 0.300, SLG: 0.338 (9, 2)										4	0	1	0	0	1	2											
David Bell, R OBP: 0.303, SLG: 0.344 Raul Ibanez, L OBP: 0.288, SLG: 0.312 (7, 7)										3	0	0	0	0	0	2											
<b>Inning Stats</b>	R: 0 E: 0 K: 1 S: 10	H: 0 LOB: 1 BB: 1 P: 17	R: 0 E: 0 K: 0 S: 7	H: 1 LOB: 2 BB: 0 P: 12	R: 0 E: 0 K: 1 S: 7	H: 0 LOB: 0 BB: 0 P: 12	R: 0 E: 0 K: 0 S: 11	H: 1 LOB: 1 BB: 1 P: 10	R: 0 E: 0 K: 1 S: 11	H: 0 LOB: 0 BB: 2 P: 21	R: 1 E: 0 K: 0 S: 11	H: 2 LOB: 1 BB: 0 P: 18	R: 1 E: 0 K: 2 S: 11	H: 1 LOB: 0 BB: 0 P: 17	R: 2 E: 0 K: 3 S: 20	H: 2 LOB: 2 BB: 1 P: 27	1B: 4 2B: 1 3B: 1 HR: 1	SF: 0 SAC: 0 DP: 0 HBP: 2	WP: 0 PB: 0 SB: 1 CS: 1	PA: 41							
<b>PITCHER</b>	IP	WLS	BF	H	R	ER	SO	BB	IBB	HBP	BLK	WP	HR	S	P	ERA	WHIP										
Ramon Martinez, R ERA: 5.83 Hippolito Pichardo, R ERA: 3.15 Rheal Cormier, L ERA: 4.02 Rich Garces, R ERA: 3.26 49 Tim Wakefield, R ERA: 5.57	5.1		23	2	0	0	3	4	0	2	0	0	0	48	90	0.00	1.125										
	1.1		5	1	1	1	1	0	0	0	0	0	0	11	15	6.75	0.750										
	0.0		1	1	0	0	0	0	0	0	0	0	0	3	6	∞	∞										
	1.2	L	9	3	3	3	3	1	0	0	0	0	1	27	41	16.20	2.400										
	0.2		2	0	0	0	2	0	0	0	0	0	0	6	6	0.00	0.000										

Seattle Mariners @ Boston Red Sox  
Fenway Park, Boston, MA  
Sat Sep 02 2000, 1:15 PM EDT  
Att: 31,830 - Overcast - 56 F

livebaseballscorecards.com

AB 33  
R 4  
H 7  
RBI 4  
BB 5  
SO 9  
LOB 20

Batter	1	2	3	4	5	6	7	8	9	AB	R	H	RBI	BB	SO	LOB	BOTTOM										
Trot Nixon, L OBP: 0.368, SLG: 0.466 (1, 9)										3	0	0	0	1	1	1											
Nomar Garciaparra, R OBP: 0.432, SLG: 0.599 (1, 6)										4	0	0	0	0	1	2											
Carl Everett, S OBP: 0.385, SLG: 0.618 (1, 8)										3	0	1	0	1	1	0											
Dante Bichette, R OBP: 0.351, SLG: 0.463 (1, 10)										4	0	0	0	0	2	3											
Troy O'Leary, L OBP: 0.333, SLG: 0.413 (1, 7)										4	1	1	1	0	0	2											
Jason Varitek, S OBP: 0.358, SLG: 0.414 (1, 2)										3	0	0	0	0	0	0											
Manny Alexander, R OBP: 0.240, SLG: 0.299 Midge Cummings, L OBP: 0.327, SLG: 0.396 Bernard Gilkey, R OBP: 0.262, SLG: 0.293 Jose Offerman, S OBP: 0.333, SLG: 0.318 (9, 4)										2	0	0	0	0	1	0											
Rico Brogna, L OBP: 0.288, SLG: 0.369 Izzy Alcantara, R OBP: 0.325, SLG: 0.474 (9, 3)										2	0	0	0	0	1	0											
Mike Lansing, R OBP: 0.301, SLG: 0.375 (9, 5)										3	0	1	0	0	1	0											
<b>Inning Stats</b>	R: 0 E: 0 K: 1 S: 10	H: 1 LOB: 1 BB: 0 P: 12	R: 0 E: 0 K: 0 S: 7	H: 0 LOB: 0 BB: 0 P: 11	R: 0 E: 0 K: 2 S: 12	H: 1 LOB: 1 BB: 0 P: 17	R: 0 E: 0 K: 2 S: 9	H: 0 LOB: 0 BB: 0 P: 15	R: 0 E: 0 K: 1 S: 5	H: 0 LOB: 0 BB: 0 P: 8	R: 0 E: 0 K: 1 S: 8	H: 0 LOB: 0 BB: 0 P: 10	R: 1 E: 0 K: 0 S: 8	H: 1 LOB: 0 BB: 0 P: 11	R: 0 E: 0 K: 2 S: 9	H: 0 LOB: 0 BB: 0 P: 14	R: 0 E: 0 K: 0 S: 15	H: 0 LOB: 2 BB: 2 P: 26	1B: 1 2B: 1 3B: 0 HR: 1	SF: 0 SAC: 0 DP: 0 HBP: 0	WP: 0 PB: 0 SB: 0 CS: 0	PA: 32					
<b>PITCHER</b>	IP	WLS	BF	H	R	ER	SO	BB	IBB	HBP	BLK	WP	HR	S	P	ERA	WHIP										
Freddy Garcia, R ERA: 4.11 Arthur Rhodes, L ERA: 4.4 Kazuhiro Sasaki, R ERA: 3.68	7.0		24	3	1	1	7	0	0	0	0	0	0	14	23	0.00	1.000										
	1.0	H	4	0	0	0	2	1	0	0	0	0	0	10	17	0.00	1.000										
	1.0	S	4	0	0	0	0	1	0	0	0	0	0	10	17	0.00	1.000										

Seattle Mariners @ Boston Red Sox  
Fenway Park, Boston, MA  
Sat Sep 02 2000, 1:15 PM EDT  
Att: 31,830 - Overcast - 56 F

livebaseballscorecards.com

AB 30  
R 1  
H 3  
RBI 1  
BB 2  
SO 9  
LOB 8











Batter	1	2	3	4	5	6	7	8	9	AB	R	H	RBI	BB	SO	LOB	TOP								
Terrence Long, L (1, 8) OBP: 0.342, SLG: 0.469	G4-3		K			G3	K		G4-6-3	5	0	0	0	0	2	1									
Randy Velarde, R (1, 4) OBP: 0.389, SLG: 0.404	K			F9		1B 2B BB	S 1B			3	1	1	0	1	1	0									
Jason Giambi, L (1, 10) OBP: 0.460, SLG: 0.606	E3			HR		2B FC5-2 1B	G3-1			4	1	2	1	0	0	1									
Mike Stanley, R (1, 3) OBP: 0.346, SLG: 0.432	F7			K		BB BB 2B		F9		4	1	1	1	0	1	1									
Adam Platt, R (1, 9) OBP: 0.362, SLG: 0.521	F9			K		FC5-2 BB BB	P3			4	0	0	0	0	1	2									
Ben Griewe, L (1, 7) OBP: 0.357, SLG: 0.497	G4-3				F8	BB BB				3	0	1	0	1	0	0									
Miguel Tejada, R (1, 6) OBP: 0.340, SLG: 0.469	K			E5 FC6-4		BB BB		P3		3	0	0	1	1	1	1									
3 Eric Chavez, L (1, 5) OBP: 0.350, SLG: 0.489			G4-3		K	F2				4	0	1	0	0	1	4									
Ramon Hernandez, R (1, 2) OBP: 0.299, SLG: 0.385			L5		FC6-4					2	0	0	0	0	0	1									
50 Mario Valdez, L (7, PH) OBP: 0.289, SLG: 0.434					FC6-4		K		F3	1	0	0	0	0	1	0									
										1	0	0	0	0	0	1									
<b>Inning Stats</b>	R: 0 E: 1 K: 1 S: 10	H: 0 LOB: 1 BB: 0 P: 14	R: 0 E: 0 K: 1 S: 8	H: 0 LOB: 0 BB: 0 P: 9	R: 0 E: 0 K: 1 S: 7	H: 0 LOB: 0 BB: 0 P: 12	R: 1 E: 0 K: 2 S: 8	H: 1 LOB: 0 BB: 0 P: 12	R: 0 E: 1 K: 1 S: 8	H: 0 LOB: 1 BB: 0 P: 16	R: 2 E: 0 K: 0 S: 10	H: 2 LOB: 3 BB: 3 P: 26	R: 0 E: 0 K: 2 S: 13	H: 1 LOB: 1 BB: 0 P: 16	R: 0 E: 0 K: 0 S: 8	H: 1 LOB: 1 BB: 0 P: 11	R: 0 E: 0 K: 0 S: 7	H: 1 LOB: 0 BB: 0 P: 10	1B: 4 2B: 1 3B: 0 HR: 1	SF: 0 SAC: 0 DP: 1 HBP: 0	WP: 0 PB: 0 SB: 1 CS: 0	PA: 37			
<b>PITCHER</b>	IP	WLS	BF	H	R	ER	SO	BB	IBB	HBP	BLK	WP	HR	S	P	ERA	WHIP								
Pete Schourek, L (1, 1) ERA: 5.05	5.1	W	21	2	3	3	6	1	0	0	0	0	1	46	74	5.06	0.562								
Hipolito Pichardo, R (6, 1) ERA: 3.13	0.1		4	1	0	0	0	2	0	0	0	0	0	3	12	0.00	9.000								
Rich Garcias, R (6, 1) ERA: 3.2	1.1	H	5	1	0	0	2	0	0	0	0	0	0	15	19	0.00	0.750								
49 Tim Wakefield, R (8, 1) ERA: 5.53	1.0		4	1	0	0	0	0	0	0	0	0	0	8	11	0.00	1.000								
Jeff Fassero, L (9, 1) ERA: 5.2	1.0		3	1	0	0	0	0	0	0	0	0	0	7	10	0.00	1.000								

Oakland Athletics @ Boston Red Sox  
Fenway Park, Boston, MA  
Tue Sep 05 2000, 7:05 PM EDT  
Att: 31,825 - Sunny - 62 F

AB	34
R	3
H	6
RBI	3
BB	3
SO	8
LOB	12



Batter	1	2	3	4	5	6	7	8	9	AB	R	H	RBI	BB	SO	LOB	BOTTOM								
Trot Nixon, L (1, 9) OBP: 0.372, SLG: 0.468			FC3-6 2H 2B		F7		BB 2B BB			4	2	3	1	1	0	0									
Jose Offerman, S (1, 3) OBP: 0.335, SLG: 0.321										2	0	0	0	3	0	3									
Rico Brogna, L (8, 3) OBP: 0.289, SLG: 0.369			FC3-6 BB		FC4-6 BB		F8			0	0	0	0	0	0	0									
Carl Everett, S (1, 8) OBP: 0.381, SLG: 0.608	G6-3		FC3-6		FC4-6		2B BB			4	0	1	0	1	0	5									
Nomar Garciaparra, R (1, 6) OBP: 0.429, SLG: 0.592	1B BB 1B	F7		P4		F2	2B			5	1	2	3	0	0	1									
Troy O'Leary, L (1, 7) OBP: 0.328, SLG: 0.404	1B BB	P6		K		1B		F7		4	1	1	0	1	1	1									
Dante Bichette, R (1, 10) OBP: 0.350, SLG: 0.457	BB 1B HR	F8		BB 1B		K		K		5	1	2	0	0	2	2									
Scott Hatteberg, L (1, 2) OBP: 0.360, SLG: 0.444	HR 1B		G6-3		BB	G3		G4-3		4	1	1	2	1	0	1									
Donnie Sadler, R (1, 4) OBP: 0.247, SLG: 0.319	HR BB		2B 2B		L1			G4-3		3	2	1	0	1	0	2									
Manny Alexander, R (1, 5) OBP: 0.250, SLG: 0.316	HR		K		G5-3		BB BB 2B			3	2	1	4	1	1	1									
<b>Inning Stats</b>	R: 7 E: 0 K: 0 S: 19	H: 6 LOB: 1 BB: 3 P: 36	R: 0 E: 0 K: 0 S: 14	H: 1 LOB: 1 BB: 0 P: 18	R: 1 E: 0 K: 1 S: 13	H: 2 LOB: 2 BB: 1 P: 23	R: 0 E: 0 K: 1 S: 10	H: 1 LOB: 2 BB: 1 P: 21	R: 0 E: 0 K: 1 S: 9	H: 0 LOB: 1 BB: 1 P: 19	R: 0 E: 0 K: 1 S: 8	H: 1 LOB: 1 BB: 0 P: 13	R: 2 E: 0 K: 0 S: 11	H: 1 LOB: 2 BB: 3 P: 23	R: 0 E: 0 K: 1 S: 8	H: 0 LOB: 0 BB: 0 P: 12	R: 0 E: 0 K: 1 S: 7	H: 0 LOB: 0 BB: 0 P: 10	1B: 8 2B: 3 3B: 0 HR: 1	SF: 0 SAC: 0 DP: 1 HBP: 0	WP: 0 PB: 0 SB: 0 CS: 0	PA: 43			
<b>PITCHER</b>	IP	WLS	BF	H	R	ER	SO	BB	IBB	HBP	BLK	WP	HR	S	P	ERA	WHIP								
Kevin Appier, R (1, 1) ERA: 4.8	2.2	L	19	9	8	8	1	3	0	0	0	0	1	42	68	27.00	4.500								
Omar Olivares, R (3, 1) ERA: 6.99	3.2		18	2	2	2	2	5	0	0	0	0	0	35	74	4.91	1.909								
Doug Jones, R (7, 1) ERA: 4.01	0.2		3	1	0	0	0	1	0	0	0	0	0	7	11	0.00	3.000								
Todd Beltz, L (8, 1) ERA:	1.0		3	0	0	0	1	0	0	0	0	0	0	8	12	0.00	0.000								

Oakland Athletics @ Boston Red Sox  
Fenway Park, Boston, MA  
Tue Sep 05 2000, 7:05 PM EDT  
Att: 31,825 - Sunny - 62 F

AB	34
R	10
H	12
RBI	10
BB	9
SO	4
LOB	16





Batter	1	2	3	4	5	6	7	8	9	AB	R	H	RBI	BB	SO	LOB	TOP											
Terrence Long, L (1, 8) OBP: 0.344, SLG: 0.471										5	2	3	1	0	1	0	<b>Oakland Athletics @ Boston Red Sox</b> Fenway Park, Boston, MA Wed Sep 06 2000, 7:05 PM EDT Att: 31,262 - Sunny - 62 F											
Randy Velarde, R (1, 4) OBP: 0.357, SLG: 0.404										5	0	1	2	0	2	2												
Jason Giambi, L (1, 3) OBP: 0.459, SLG: 0.603										5	0	2	0	0	1	1												
Matt Stairs, L (1, 9) OBP: 0.321, SLG: 0.415										4	1	1	2	0	1	2												
Miguel Tejada, R (1, 6) OBP: 0.341, SLG: 0.468										5	1	2	0	0	0	3												
Ben Grievie, L (1, 10) OBP: 0.356, SLG: 0.497 Frank Menechino, R (8, FR) OBP: 0.333, SLG: 0.443										4	0	1	0	0	0	1												
Adam Platt, R (1, 7) OBP: 0.373, SLG: 0.525										3	1	2	1	1	0	1												
3 Eric Chavez, L (1, 5) OBP: 0.347, SLG: 0.485										4	0	0	0	0	0	5												
Sal Fasano, R (1, 2) OBP: 0.290, SLG: 0.431 Mike Stanley, R (8, PH) OBP: 0.345, SLG: 0.430 Ramon Hernandez, R (8, 2) OBP: 0.299, SLG: 0.385										3	1	1	0	0	2	1												
										1	0	0	0	0	0	2												
										0	0	0	0	0	0	0												
<b>Inning Stats</b>	R: 0 E: 0 K: 1 S: 12	H: 2 LOB: 2 BB: 0 P: 18	R: 3 E: 0 K: 1 S: 15	H: 4 LOB: 1 BB: 0 P: 23	R: 1 E: 1 K: 0 S: 10	H: 2 LOB: 1 BB: 0 P: 15	R: 0 E: 0 K: 2 S: 11	H: 0 LOB: 0 BB: 0 P: 17	R: 0 E: 0 K: 0 S: 7	H: 0 LOB: 0 BB: 0 P: 9	R: 0 E: 0 K: 1 S: 8	H: 0 LOB: 1 BB: 1 P: 13	R: 0 E: 0 K: 1 S: 10	H: 0 LOB: 0 BB: 0 P: 13	R: 1 E: 0 K: 0 S: 21	H: 3 LOB: 2 BB: 0 P: 31	R: 1 E: 1 K: 1 S: 9	H: 2 LOB: 1 BB: 0 P: 12	1B: 10 2B: 2 3B: 0 HR: 1	SF: 1 SAC: 0 DP: 0 HBP: 0	WP: 0 PB: 1 SB: 0 CS: 0	PA: 41						
<b>PITCHER</b>	IP	WLS	BF	H	R	ER	SO	BB	IBB	HBP	BLK	WP	HR	S	P	ERA	WHIP	<b>PITCHER</b>										
Rolando Arrojo, R (1, 1) ERA: 5.61	3.0	L	17	8	4	4	2	0	0	0	0	0	0	1	37	56	12.00	2.667										
Rheal Cormier, L (4, 1) ERA: 3.99	2.0	6	0	0	0	0	2	0	0	0	0	0	0	0	18	26	0.00	0.000										
49 Tim Wakefield, R (6, 1) ERA: 5.45	2.0	7	0	0	0	2	1	0	0	0	0	0	0	0	18	26	0.00	0.500										
Rod Beck, R (8, 1) ERA: 2.25	1.0	6	3	1	1	0	0	0	0	0	0	0	0	21	31	9.00	3.000											
Derek Lowe, R (9, 1) ERA: 2.79	1.0	5	2	1	1	1	1	0	0	0	0	0	0	9	12	9.00	2.000											
<b>Batter</b>	<b>1</b>	<b>2</b>	<b>3</b>	<b>4</b>	<b>5</b>	<b>6</b>	<b>7</b>	<b>8</b>	<b>9</b>	<b>AB</b>	<b>R</b>	<b>H</b>	<b>RBI</b>	<b>BB</b>	<b>SO</b>	<b>LOB</b>	<b>BOTTOM</b>											
Darren Lewis, R (1, 9) OBP: 0.315, SLG: 0.311										3	0	0	0	0	0	2	<b>Oakland Athletics @ Boston Red Sox</b> Fenway Park, Boston, MA Wed Sep 06 2000, 7:05 PM EDT Att: 31,262 - Sunny - 62 F											
Trot Nixon, L (7, PH) OBP: 0.372, SLG: 0.468										0	0	0	0	0	0	0												
Bernard Gilkey, R (7, PH) OBP: 0.265, SLG: 0.296										2	0	1	0	0	0	2												
Jose Offerman, S (1, 3) OBP: 0.336, SLG: 0.330										5	2	2	1	0	2	2												
Carl Everett, S (1, 8) OBP: 0.380, SLG: 0.604										3	0	0	0	1	1	1												
Nomar Garciaparra, R (1, 6) OBP: 0.428, SLG: 0.589										4	1	1	0	0	0	1												
Dante Bichette, R (1, 10) OBP: 0.353, SLG: 0.465										3	1	2	2	1	0	0												
Rico Brogna, L (8, FR) OBP: 0.289, SLG: 0.369										0	0	0	0	0	0	0												
Troy O'Leary, L (1, 7) OBP: 0.325, SLG: 0.405										4	0	2	1	0	1	1												
Jason Varitek, S (1, 2) OBP: 0.355, SLG: 0.409										4	0	0	0	0	1	4												
Donnie Sadler, R (1, 4) OBP: 0.266, SLG: 0.329										1	0	1	0	1	0	0												
Brian Daubach, L (7, PH) OBP: 0.329, SLG: 0.479										1	0	0	0	0	1	1												
Lou Merloni, R (8, 5) OBP: 0.338, SLG: 0.426										1	0	0	0	0	0	0												
Manny Alexander, R (1, 5) OBP: 0.247, SLG: 0.313										2	0	0	0	0	0	2												
Midre Cummings, L (7, PH) OBP: 0.298, SLG: 0.393										0	0	0	0	1	0	0												
Mike Lansing, P (8, 4) OBP: 0.299, SLG: 0.374										0	0	0	0	0	0	0												
Scott Hatteberg, L (8, PH) OBP: 0.359, SLG: 0.442										1	0	0	0	0	0	0												
<b>Inning Stats</b>	R: 0 E: 0 K: 1 S: 6	H: 0 LOB: 0 BB: 0 P: 7	R: 0 E: 0 K: 0 S: 7	H: 1 LOB: 1 BB: 1 P: 13	R: 0 E: 0 K: 0 S: 6	H: 1 LOB: 1 BB: 0 P: 8	R: 1 E: 0 K: 1 S: 10	H: 1 LOB: 0 BB: 1 P: 20	R: 0 E: 0 K: 0 S: 8	H: 0 LOB: 1 BB: 1 P: 16	R: 1 E: 0 K: 0 S: 8	H: 1 LOB: 1 BB: 0 P: 14	R: 0 E: 0 K: 1 S: 9	H: 1 LOB: 2 BB: 1 P: 17	R: 2 E: 0 K: 2 S: 19	H: 3 LOB: 1 BB: 0 P: 29	R: 0 E: 0 K: 1 S: 17	H: 1 LOB: 1 BB: 0 P: 26	1B: 7 2B: 1 3B: 0 HR: 2	SF: 0 SAC: 0 DP: 2 HBP: 0	WP: 1 PB: 0 SB: 1 CS: 0	PA: 38						
<b>PITCHER</b>	IP	WLS	BF	H	R	ER	SO	BB	IBB	HBP	BLK	WP	HR	S	P	ERA	WHIP	<b>PITCHER</b>										
Mark Mulder, L (1, 1) ERA: 5.57	6.0	W	24	5	2	2	2	3	0	0	0	0	2	47	82	3.00	1.333											
Jeff Tam, R (7, 1) ERA: 2.43	0.2	H	3	0	0	0	1	1	0	0	0	1	0	6	12	0.00	1.500											
Mike Magnante, L (7, 1) ERA: 3.96	0.1	H	1	0	0	0	0	0	0	0	0	0	0	1	1	0.00	0.000											
Doug Jones, R (8, 1) ERA: 4.1	0.0	1	1	1	1	1	0	0	0	0	0	0	0	2	4	∞	∞											
Jim Meier, R (8, 1) ERA: 3.27	2.0	S	9	3	1	1	3	0	0	0	0	0	0	34	51	4.50	1.500											









Batter	1	2	3	4	5	6	7	8	9	AB	R	H	RBI	BB	SO	LOB	TOP			
<b>Chuck Knoblauch</b> R (1, 4) <small>OBP: 0.356, SLG: 0.394</small> <b>Jose Vizcaino</b> S (8, 4) <small>OBP: 0.309, SLG: 0.295</small>	G6-3			G4-3		F8		G6-3		4	0	0	0	0	0	0	<b>New York Yankees @ Boston Red Sox</b> Fenway Park, Boston, MA Fri Sep 08 2000, 7:05 PM EDT Att: 33,861 - Sunny - 77 F			
<b>2 Derek Jeter</b> R (1, 6) <small>OBP: 0.407, SLG: 0.473</small>	L4			F8 E 1B HBP				S 1B BB	2-3 BB	2	1	1	2	2	0	0				
<b>Paul O'Neill</b> L (1, 9) <small>OBP: 0.351, SLG: 0.453</small> <b>Ryan Thompson</b> R (8, PR) <small>OBP: 0.333, SLG: 0.424</small>	K			E4 1B		F8			G1-5-3	4	0	1	0	0	1	2				
<b>Tino Martinez</b> L (1, 3) <small>OBP: 0.339, SLG: 0.431</small>				F8		K		K		4	0	0	0	0	2	5				
<b>David Justice</b> L (1, 7) <small>OBP: 0.381, SLG: 0.600</small>										4	1	3	2	0	0	2				
<b>20 Jorge Posada</b> S (1, 2) <small>OBP: 0.430, SLG: 0.542</small>										4	0	1	0	0	1	3				
<b>Jose Canseco</b> R (1, 10) <small>OBP: 0.390, SLG: 0.464</small> <b>Alfonso Soriano</b> R (7, PR) <small>OBP: 0.186, SLG: 0.357</small>				G6-4-3 BB		G6-4-3 1B		PB 2B	SH2-4 FC1-2 1B	2	0	2	0	1	0	0				
<b>Scott Brosius</b> R (1, 5) <small>OBP: 0.310, SLG: 0.384</small>				G6-4-3 1-2		G6-4-3 1-2		G5-3	BB 2 1B BB	3	1	0	0	1	0	3				
<b>Clay Bellinger</b> R (1, 8) <small>OBP: 0.322, SLG: 0.430</small>				P4		K		G5-3	FC1-2 2 1B BB	4	1	0	0	0	1	3				
<b>Inning Stats</b>	R: 0 E: 0 K: 1 S: 7	H: 0 LOB: 0 BB: 0 P: 12	R: 0 E: 0 K: 0 S: 8	H: 1 LOB: 0 BB: 0 P: 12	R: 0 E: 0 K: 0 S: 5	H: 0 LOB: 0 BB: 1 P: 10	R: 1 E: 1 K: 1 S: 13	H: 1 LOB: 2 BB: 0 P: 20	R: 0 E: 0 K: 1 S: 7	H: 0 LOB: 1 BB: 1 P: 15	R: 1 E: 0 K: 0 S: 11	H: 2 LOB: 2 BB: 0 P: 18	R: 0 E: 0 K: 1 S: 11	H: 1 LOB: 2 BB: 1 P: 18	R: 2 E: 1 K: 0 S: 9	H: 2 LOB: 2 BB: 2 P: 19	1B: 6 2B: 1 3B: 0 HR: 1	SF: 0 SAC: 1 DP: 3 HBP: 1	WP: 0 PB: 1 SB: 2 CS: 0	PA: 39
<b>PITCHER</b>	IP WLS BF H R ER SO	IP WLS BF H R ER SO	IP WLS BF H R ER SO	IP WLS BF H R ER SO	IP WLS BF H R ER SO	IP WLS BF H R ER SO	IP WLS BF H R ER SO	IP WLS BF H R ER SO	IP WLS BF H R ER SO	IP WLS BF H R ER SO	IP WLS BF H R ER SO	IP WLS BF H R ER SO	IP WLS BF H R ER SO	IP WLS BF H R ER SO	IP WLS BF H R ER SO	IP WLS BF H R ER SO	ERA WHIP	ERA WHIP		
<b>Tomo Ohka</b> R (1, 1) <small>ERA: 2.79</small> <b>49 Tim Wakefield</b> R (7, 1) <small>ERA: 5.41</small> <b>Rheal Cormier</b> L (8, 1) <small>ERA: 4.12</small> <b>Bryce Florie</b> R (9, 1) <small>ERA: 4.66</small>	6.1 L 25 5 2 1 4	1.0 0 4 0 0 0 0	1.0 0 6 2 2 1 1	0.2 0 4 1 0 0 0	2 0 1 0 0 0	0 0 0 0 0 0	0 0 0 0 0 0	0 0 0 0 0 0	0 0 0 0 0 0	0 0 0 0 0 0	0 0 0 0 0 0	0 0 0 0 0 0	0 0 0 0 0 0	0 0 0 0 0 0	0 0 0 0 0 0	0 0 0 0 0 0	1.42 1.105	0.00 1.000	18.00 3.000	0.00 3.000

Batter	1	2	3	4	5	6	7	8	9	AB	R	H	RBI	BB	SO	LOB	BOTTOM					
<b>Trot Nixon</b> L (1, 9) <small>OBP: 0.373, SLG: 0.470</small>	K			G1-6-3 BB		G3 2B		G6-3		3	0	1	0	1	1	0	<b>New York Yankees @ Boston Red Sox</b> Fenway Park, Boston, MA Fri Sep 08 2000, 7:05 PM EDT Att: 33,861 - Sunny - 77 F					
<b>Jose Offerman</b> S (1, 4) <small>OBP: 0.338, SLG: 0.349</small>	G4-3			G1-6-3 1-2		G3		G3-1		4	0	0	0	0	0	3						
<b>Carl Everett</b> S (1, 8) <small>OBP: 0.375, SLG: 0.594</small>	P6			K		P5		K		4	0	0	0	0	2	1						
<b>Nomar Garciaparra</b> R (1, 6) <small>OBP: 0.424, SLG: 0.582</small>				G5-3		F9		F8		4	0	0	0	0	1	1						
<b>Troy O'Leary</b> L (1, 7) <small>OBP: 0.326, SLG: 0.400</small>				G3-1		G1-3		F9		4	0	0	0	0	0	0						
<b>Dante Bichette</b> R (1, 10) <small>OBP: 0.355, SLG: 0.473</small>				P4 1B		BB 1B		F9		4	0	2	0	0	0	0						
<b>Brian Daubach</b> L (1, 3) <small>OBP: 0.329, SLG: 0.478</small>				F7 1B		F8				3	0	1	0	0	0	2						
<b>Jason Varitek</b> S (1, 2) <small>OBP: 0.358, SLG: 0.412</small>				G4-3		K		BB		2	0	0	0	1	1	1						
<b>Lou Merloni</b> R (1, 5) <small>OBP: 0.361, SLG: 0.485</small>						K		K		3	0	1	0	0	2	3						
<b>Inning Stats</b>	R: 0 E: 0 K: 1 S: 8	H: 0 LOB: 0 BB: 0 P: 13	R: 0 E: 0 K: 1 S: 8	H: 1 LOB: 1 BB: 0 P: 14	R: 0 E: 0 K: 0 S: 6	H: 1 LOB: 1 BB: 1 P: 12	R: 0 E: 0 K: 1 S: 7	H: 0 LOB: 0 BB: 0 P: 10	R: 0 E: 0 K: 2 S: 13	H: 1 LOB: 1 BB: 0 P: 17	R: 0 E: 0 K: 0 S: 12	H: 1 LOB: 1 BB: 0 P: 19	R: 0 E: 0 K: 1 S: 12	H: 0 LOB: 0 BB: 1 P: 19	R: 0 E: 0 K: 1 S: 11	H: 0 LOB: 0 BB: 0 P: 17	R: 0 E: 0 K: 0 S: 5	H: 0 LOB: 0 BB: 0 P: 8	1B: 3 2B: 1 3B: 0 HR: 0	SF: 0 SAC: 0 DP: 1 HBP: 0	WP: 0 PB: 0 SB: 0 CS: 0	PA: 33
<b>PITCHER</b>	IP WLS BF H R ER SO	IP WLS BF H R ER SO	IP WLS BF H R ER SO	IP WLS BF H R ER SO	IP WLS BF H R ER SO	IP WLS BF H R ER SO	IP WLS BF H R ER SO	IP WLS BF H R ER SO	IP WLS BF H R ER SO	IP WLS BF H R ER SO	IP WLS BF H R ER SO	IP WLS BF H R ER SO	IP WLS BF H R ER SO	IP WLS BF H R ER SO	IP WLS BF H R ER SO	IP WLS BF H R ER SO	ERA WHIP	ERA WHIP				
<b>Roger Clemens</b> R (1, 1) <small>ERA: 3.38</small> <b>42 Mariano Rivera</b> R (9, 1) <small>ERA: 2.82</small>	8.0 W 30 5 0 0 0	1.0 0 3 0 0 0 0	0.0 0 0 0 0 0	0.0 0 0 0 0	0.0 0 0 0 0	0.0 0 0 0 0	0.0 0 0 0 0	0.0 0 0 0 0	0.0 0 0 0 0	0.0 0 0 0 0	0.0 0 0 0 0	0.0 0 0 0 0	0.0 0 0 0 0	0.0 0 0 0 0	0.0 0 0 0 0	0.0 0 0 0 0	0.00 0.875	0.00 0.000				

**AB 32**  
**R 4**  
**H 8**  
**RBI 4**  
**BB 5**  
**SO 5**  
**LOB 20**



**AB 31**  
**R 0**  
**H 5**  
**RBI 0**  
**BB 2**  
**SO 7**  
**LOB 11**





Batter	1	2	3	4	5	6	7	8	9	AB	R	H	RBI	BB	SO	LOB	TOP			
<b>Chuck Knoblauch</b> R (1, 4) <small>OBP: 0.356, SLG: 0.391</small> <b>Jose Vizcaino</b> S (7, 4) <small>OBP: 0.307, SLG: 0.292</small>										2	0	0	0	1	0	0				
<b>2 Derek Jeter</b> R (1, 6) <small>OBP: 0.406, SLG: 0.471</small>										4	0	1	0	0	1	1				
<b>Paul O'Neill</b> L (1, 9) <small>OBP: 0.349, SLG: 0.450</small> <b>Ryan Thompson</b> R (9, 7) <small>OBP: 0.333, SLG: 0.424</small>										4	0	0	0	0	1	2				
<b>Tino Martinez</b> L (1, 3) <small>OBP: 0.338, SLG: 0.430</small>										4	1	1	0	0	0	0				
<b>David Justice</b> L (1, 7) <small>OBP: 0.382, SLG: 0.601</small> (9, 9)										4	1	2	0	0	1	2				
<b>Jose Canseco</b> R (1, 10) <small>OBP: 0.388, SLG: 0.472</small>										4	1	1	2	0	2	4				
<b>20 Jorge Posada</b> S (1, 2) <small>OBP: 0.429, SLG: 0.539</small>										3	1	0	0	1	3	1				
<b>Scott Brosius</b> R (1, 5) <small>OBP: 0.311, SLG: 0.393</small>										4	1	2	3	0	0	0				
<b>Clayton Kershaw</b> R (1, 8) <small>OBP: 0.320, SLG: 0.421</small>										3	0	0	0	1	2	0				
<b>Inning Stats</b>	R: 0 H: 0 E: 0 K: 2 S: 12	H: 0 LOB: 0 BB: 1 P: 21	R: 0 H: 0 E: 1 K: 3 S: 15	H: 0 LOB: 1 BB: 0 P: 21	R: 0 H: 0 E: 0 K: 1 S: 6	H: 1 LOB: 2 BB: 0 P: 19	R: 0 H: 0 E: 0 K: 1 S: 9	H: 0 LOB: 0 BB: 0 P: 12	R: 0 H: 1 E: 0 K: 0 S: 7	H: 1 LOB: 0 BB: 0 P: 12	R: 3 H: 2 E: 0 K: 1 S: 16	H: 2 LOB: 1 BB: 1 P: 26	R: 0 H: 0 E: 0 K: 0 S: 6	H: 0 LOB: 0 BB: 0 P: 8	R: 2 H: 3 E: 0 K: 1 S: 18	H: 3 LOB: 2 BB: 1 P: 35	1B: 4 2B: 1 3B: 0 HR: 2	SF: 0 SAC: 0 DP: 1 HBP: 0	WP: 0 PB: 0 SB: 0 CS: 1	PA: 37
<b>PITCHER</b>	IP	WLS	BF	H	R	ER	SO	BB	IBB	HBP	BLK	WP	HR	S	P	ERA	WHIP			
<b>Pedro Martinez</b> R (1, 1) ERA: 1.74	7.0	L	27	4	3	3	9	2	0	0	0	0	1	77	119	3.86	0.857			
<b>Rod Beck</b> R (8, 1) ERA: 2.37	1.1		5	1	1	1	0	0	0	0	0	0	0	10	17	6.75	0.750			
<b>49 Tim Wakefield</b> R (9, 1) ERA: 5.45	0.2		5	2	1	1	1	1	0	0	0	0	1	14	26	13.50	4.500			

**New York Yankees @ Boston Red Sox**  
 Fenway Park, Boston, MA  
 Sat Sep 09 2000, 1:15 PM EDT  
 Att: 33,355 - Sunny - 83 F

AB 34  
 R 5  
 H 7  
 RBI 5  
 BB 3  
 SO 10  
 LOB 12



Batter	1	2	3	4	5	6	7	8	9	AB	R	H	RBI	BB	SO	LOB	BOTTOM					
<b>Darren Lewis</b> R (1, 9) <small>OBP: 0.309, SLG: 0.309</small> <b>Izzy Alcantara</b> R (8, PH) <small>OBP: 0.310, SLG: 0.450</small> <b>Mike Lansing</b> R (9, 4) <small>OBP: 0.300, SLG: 0.374</small>										3	0	0	0	0	2	0						
<b>Jose Offerman</b> S (1, 3) <small>OBP: 0.339, SLG: 0.348</small>										3	1	1	0	1	1	0						
<b>Carl Everett</b> S (1, 8) <small>OBP: 0.376, SLG: 0.595</small>										4	0	2	1	0	1	0						
<b>Nomar Garciaparra</b> R (1, 6) <small>OBP: 0.421, SLG: 0.576</small>										4	0	0	0	0	1	2						
<b>Dante Bichette</b> R (1, 10) <small>OBP: 0.354, SLG: 0.473</small>										4	1	1	0	0	1	0						
<b>Troy O'Leary</b> L (1, 7) <small>OBP: 0.327, SLG: 0.407</small>										4	1	2	1	0	0	0						
<b>Jason Varitek</b> S (1, 2) <small>OBP: 0.362, SLG: 0.418</small>										4	0	3	1	0	0	1						
<b>Lou Merloni</b> R (1, 5) <small>OBP: 0.347, SLG: 0.465</small> <b>Midre Cummings</b> L (9, PH) <small>OBP: 0.327, SLG: 0.391</small>										3	0	0	0	0	2							
<b>Donnie Sadler</b> R (1, 4) <small>OBP: 0.256, SLG: 0.316</small> <b>Bernard Gilkey</b> R (8, PH) <small>OBP: 0.263, SLG: 0.294</small> (9, 9)										2	0	0	0	0	1	0						
<b>Inning Stats</b>	R: 0 H: 1 E: 0 K: 0 S: 11	H: 1 LOB: 1 BB: 1 P: 19	R: 0 H: 1 E: 1 K: 0 S: 12	H: 1 LOB: 1 BB: 0 P: 20	R: 1 H: 2 E: 0 K: 1 S: 12	H: 2 LOB: 1 BB: 0 P: 15	R: 0 H: 1 E: 0 K: 0 S: 9	H: 1 LOB: 1 BB: 0 P: 12	R: 0 H: 0 E: 0 K: 2 S: 10	H: 0 LOB: 0 BB: 0 P: 16	R: 0 H: 0 E: 0 K: 1 S: 8	H: 0 LOB: 0 BB: 0 P: 14	R: 0 H: 1 E: 0 K: 1 S: 7	H: 1 LOB: 1 BB: 0 P: 9	R: 0 H: 0 E: 0 K: 1 S: 14	H: 0 LOB: 0 BB: 0 P: 20	R: 2 H: 3 E: 0 K: 3 S: 18	H: 3 LOB: 1 BB: 0 P: 24	1B: 4 2B: 4 3B: 1 HR: 0	SF: 0 SAC: 0 DP: 1 HBP: 0	WP: 0 PB: 0 SB: 0 CS: 0	PA: 35
<b>PITCHER</b>	IP	WLS	BF	H	R	ER	SO	BB	IBB	HBP	BLK	WP	HR	S	P	ERA	WHIP					
<b>Andy Pettitte</b> L (1, 1) ERA: 4.02	8.0	W	29	6	1	1	6	1	0	0	0	0	0	18	24	18.00	3.000					
<b>42 Mariano Rivera</b> R (9, 1) ERA: 3.04	1.0		6	3	2	2	3	0	0	0	0	0	0	18	24	18.00	3.000					

**New York Yankees @ Boston Red Sox**  
 Fenway Park, Boston, MA  
 Sat Sep 09 2000, 1:15 PM EDT  
 Att: 33,355 - Sunny - 83 F

AB 34  
 R 3  
 H 9  
 RBI 3  
 BB 1  
 SO 9  
 LOB 6







Batter	1	2	3	4	5	6	7	8	9	AB	R	H	RBI	BB	SO	LOB	TOP					
<b>Chuck Knoblauch R</b> (1,4) <small>OBP: 0.358, SLG: 0.391</small> <b>Jose Vizcaino S</b> (7,4) <small>OBP: 0.310, SLG: 0.295</small>	P6	K		BB			1B	1B		3	1	1	0	1	1	0	<b>New York Yankees @ Boston Red Sox</b> Fenway Park, Boston, MA Sun Sep 10 2000, 1:05 PM EDT Att: 33,062 - Sunny - 72 F					
<b>2 Derek Jeter R</b> (1,6) <small>OBP: 0.406, SLG: 0.474</small>	G5-3		FC3	1B			K	G6-4-3		5	1	2	0	0	1	2						
<b>Bernie Williams S</b> (1,8) <small>OBP: 0.396, SLG: 0.573</small>	1B		FC3	FC6-4	G6-3		1B	1B	G5-3	4	1	1	1	1	0	3						
<b>Jose Canseco R</b> (1,10) <small>OBP: 0.388, SLG: 0.470</small>	1B		K				1B	2B	G5-3	5	1	2	1	0	2	1						
<b>David Justice L</b> (1,9) <small>OBP: 0.380, SLG: 0.596</small>	G3-1		F8		G4-3		K	BB		4	0	0	0	1	1	5						
<b>Glenallen Hill R</b> (1,7) <small>OBP: 0.341, SLG: 0.587</small> <b>Clay Bellinger R</b> (7, PR) <small>OBP: 0.318, SLG: 0.418</small>		G1-3	FC6-4		F9		2B	1B	K	4	0	1	0	0	0	1						
<b>Tino Martinez L</b> (1,3) <small>OBP: 0.339, SLG: 0.432</small>	G5-3			1B			F7	2B	F3	5	0	2	2	0	0	1						
<b>20 Jorge Posada S</b> (1,2) <small>OBP: 0.430, SLG: 0.536</small>		HR		F9			K	BB		2	1	0	0	1	1	1						
<b>Scott Brosius R</b> (1,5) <small>OBP: 0.311, SLG: 0.399</small>		HR		P4			K	F8		4	1	1	2	0	1	4						
<b>Inning Stats</b>	R: 0 E: 0 K: 0 S: 13	H: 2 LOB: 2 BB: 0 P: 22	R: 2 E: 0 K: 1 S: 9	H: 1 LOB: 0 BB: 0 P: 16	R: 1 E: 0 K: 1 S: 14	H: 1 LOB: 3 BB: 0 P: 20	R: 0 E: 0 K: 0 S: 19	H: 2 LOB: 3 BB: 1 P: 29	R: 0 E: 0 K: 1 S: 10	H: 0 LOB: 0 BB: 0 P: 13	R: 0 E: 0 K: 2 S: 7	H: 0 LOB: 0 BB: 0 P: 8	R: 3 E: 0 K: 2 S: 12	H: 4 LOB: 3 BB: 2 P: 28	R: 0 E: 0 K: 1 S: 6	H: 1 LOB: 1 BB: 1 P: 8		R: 0 E: 0 K: 1 S: 8	H: 0 LOB: 1 BB: 1 P: 19	1B: 8 2B: 1 3B: 1 HR: 1	SF: 0 SAC: 0 DP: 1 HBP: 1	WP: 0 PB: 0 SB: 2 CS: 0
<b>PITCHER</b>	IP	WLS	BF	H	R	ER	SO	BB	IBB	HBP	BLK	WP	HR	S	P	ERA	WHIP					
<b>Pete Schourek L</b> (1,1) ERA: 5.11	4.0	L	21	6	3	3	2	1	0	1	0	0	1	55	87	6.75	1.750					
<b>Jeff Fassero L</b> (5,1) ERA: 5.1	2.0		6	0	0	0	3	0	0	0	0	0	0	17	21	0.00	0.000					
<b>Rheal Cormier L</b> (7,1) ERA: 4.53	0.2		7	4	3	3	2	1	0	0	0	0	0	10	22	40.50	7.500					
<b>40 Sang-Hoon Lee L</b> (7,1) ERA: 6.23	1.1		5	1	0	0	0	1	0	0	0	0	0	8	14	0.00	1.500					
<b>63 Paxton Crawford R</b> (9,1) ERA: 2.03	1.0		4	0	0	0	1	1	0	0	0	0	0	8	19	0.00	1.000					

Batter	1	2	3	4	5	6	7	8	9	AB	R	H	RBI	BB	SO	LOB	BOTTOM				
<b>Darren Lewis R</b> (1,9) <small>OBP: 0.309, SLG: 0.307</small> <b>Morgan Burkhardt S</b> (8, PH) <small>OBP: 0.440, SLG: 0.406</small>	CS		F5		G5-3			K		2	0	0	0	1	0	0	<b>New York Yankees @ Boston Red Sox</b> Fenway Park, Boston, MA Sun Sep 10 2000, 1:05 PM EDT Att: 33,062 - Sunny - 72 F				
<b>Jose Offerman S</b> (1,3) <small>OBP: 0.345, SLG: 0.353</small>	BB			1B		BB	1B			3	1	3	0	1	0	0					
<b>Carl Everett S</b> (1,8) <small>OBP: 0.374, SLG: 0.590</small>	P6		F7				F7	F8		4	0	0	0	0	5						
<b>Nomar Garciaparra R</b> (1,6) <small>OBP: 0.425, SLG: 0.586</small>	1B			2B			G1-4-3	BB	G1	3	1	3	1	1	0	0					
<b>Dante Bichette R</b> (1,10) <small>OBP: 0.351, SLG: 0.469</small>	F8		P4		G1-4-3			K		4	0	0	0	0	1	5					
<b>Troy O'Leary L</b> (1,7) <small>OBP: 0.327, SLG: 0.406</small>			G3-6		F5		F9	G1		4	0	1	1	0	0	1					
<b>Lou Merloni R</b> (1,5) <small>OBP: 0.336, SLG: 0.452</small> <b>Midre Cummings L</b> (7, PH) <small>OBP: 0.325, SLG: 0.389</small> <b>Manny Alexander R</b> (8,5) <small>OBP: 0.247, SLG: 0.313</small> <b>Brian Daubach L</b> (9, PH) <small>OBP: 0.331, SLG: 0.478</small>		K		G5-3			G3-1			2	0	0	0	0	1	2					
<b>Scott Hatteberg L</b> (1,2) <small>OBP: 0.357, SLG: 0.435</small>	G3-6						F9	BB	K	3	0	0	0	1	1	2					
<b>Donnie Sadler R</b> (1,4) <small>OBP: 0.250, SLG: 0.308</small> <b>Trot Nixon L</b> (8, PH) <small>OBP: 0.373, SLG: 0.468</small>			G5-3					K		2	0	0	0	0	1	1					
<b>Inning Stats</b>	R: 1 E: 0 K: 0 S: 9	H: 1 LOB: 1 BB: 2 P: 24	R: 0 E: 0 K: 1 S: 7	H: 1 LOB: 0 BB: 0 P: 10	R: 0 E: 0 K: 0 S: 10	H: 1 LOB: 1 BB: 0 P: 15	R: 0 E: 0 K: 0 S: 10	H: 1 LOB: 1 BB: 0 P: 14	R: 0 E: 0 K: 0 S: 8	H: 1 LOB: 1 BB: 1 P: 14	R: 0 E: 0 K: 2 S: 11	H: 0 LOB: 0 BB: 0 P: 8	R: 0 E: 0 K: 2 S: 11	H: 1 LOB: 1 BB: 0 P: 21	R: 1 E: 0 K: 2 S: 10	H: 1 LOB: 1 BB: 1 P: 15		1B: 5 2B: 1 3B: 1 HR: 0	SF: 0 SAC: 0 DP: 2 HBP: 0	WP: 0 PB: 0 SB: 0 CS: 3	PA: 35
<b>PITCHER</b>	IP	WLS	BF	H	R	ER	SO	BB	IBB	HBP	BLK	WP	HR	S	P	ERA	WHIP				
<b>Randy Keisler L</b> (1,1) ERA: 1.8	5.0	W	19	4	1	1	2	3	0	0	0	0	0	41	72	1.80	1.400				
<b>Dwight Gooden R</b> (6,1) ERA: 4.69	4.0	S	16	3	1	1	4	2	0	0	0	0	0	34	58	2.25	1.250				





Batter	1	2	3	4	5	6	7	8	9	AB R H RBI BB SO LOB	TOP									
Trot Nixon, L OBP: 0.370, SLG: 0.463 (1, 9)	4-2 HR BB	1-0 L9			0-1 F8		1-3 K		0-3 K	4 1 0 0 1 2 0	<b>Boston Red Sox @ New York Yankees</b> Yankee Stadium, Bronx, NY Mon Sep 11 2000, 6:05 PM EDT Att: 40,326 - Sunny - 74 F  <b>AB 34</b> <b>R 4</b> <b>H 7</b> <b>RBI 4</b> <b>BB 3</b> <b>SO 11</b> <b>LOB 15</b> 									
Jose Offerman, S OBP: 0.346, SLG: 0.361 Mike Lansing, R OBP: 0.300, SLG: 0.374 (1, 4) (9, 4)	1-0 HR	0-1 L3			4-1 BB		2-3 K			3 1 1 2 1 1 0 0 0 0 0 0 0 0										
Carl Everett, S OBP: 0.373, SLG: 0.589 (1, 8)	0-0 G6-3 2B		2-2 G1-3		2-3 K		1-3 K			4 0 1 0 0 2 1										
Nomar Garciaparra, R OBP: 0.426, SLG: 0.587 (1, 6)	0-0 G6-3 2-3		1-1 F7			0-0 1B 2B		0-0 G5-3 1B		4 0 2 0 0 0 1										
Troy O'Leary, L OBP: 0.324, SLG: 0.402 (1, 7)	0-1 P5		3-3 K			0-1 F8 2B		2-1 F8 1B		4 0 0 0 0 1 3										
Dante Bichette, R OBP: 0.351, SLG: 0.467 (1, 10)	0-3 K			3-1 F2		3-2 BB 1B		2-2 G5-3 1-2		4 0 1 0 0 1 2										
Brian Daubach, L Rico Brogna, L OBP: 0.289, SLG: 0.369 (1, 3) (8, 3)		2-2 HR 1B		2-0 F8		4-2 BB		1-3 K		3 1 1 0 1 1 1 0 0 0 0 0 0 0										
Jason Varitek, S OBP: 0.359, SLG: 0.414 (1, 2)		2-2 F9		1-1 P5		1-3 K		1-0 G5-3		4 0 0 0 0 1 4										
Manny Alexander, R OBP: 0.247, SLG: 0.328 (1, 5)		0-0 HR			2-3 K		2-3 K		3-2 P3	4 1 1 2 0 2 3										
<b>Inning Stats</b>	R: 2 H: 2 E: 0 K: 1 S: 14	H: 2 R: 1 LOB: 1 BB: 1 P: 19	R: 2 H: 2 E: 0 K: 0 S: 10	H: 2 R: 0 LOB: 0 BB: 0 P: 15	R: 0 H: 0 E: 0 K: 1 S: 13	H: 0 R: 0 LOB: 0 BB: 0 P: 19	R: 0 H: 0 E: 0 K: 0 S: 5	H: 2 R: 0 LOB: 1 BB: 1 P: 11	R: 0 H: 0 E: 0 K: 2 S: 11	H: 2 R: 0 LOB: 3 BB: 1 P: 30		R: 0 H: 0 E: 0 K: 3 S: 10	H: 0 R: 0 LOB: 0 BB: 0 P: 14	R: 0 H: 1 E: 0 K: 1 S: 9	H: 1 R: 0 LOB: 1 BB: 0 P: 14	R: 0 H: 0 E: 0 K: 1 S: 9	H: 0 R: 0 LOB: 0 BB: 0 P: 13	1B: 3 2B: 2 3B: 0 HR: 2	SF: 0 SAC: 0 DP: 0 HBP: 0	WP: 0 PB: 0 SB: 0 CS: 0
<b>PITCHER</b>	IP WLS BF H R ER SO BB IBB HBP BLK WP HR S P ERA WHIP																			
Orlando Hernandez, R ERA: 4.67 Mike Stanton, L ERA: 4.38 Jeff Nelson, R ERA: 2.25 Ted Lilly, L ERA: (1, 1) (7, 1) (8, 1) (9, 1)	6.0 L 27 6 4 4 6 3 0 0 0 0 0 2 73 113 6.00 1.500																			

Batter	1	2	3	4	5	6	7	8	9	AB R H RBI BB SO LOB	BOTTOM									
Chuck Knoblauch, R OBP: 0.354, SLG: 0.386 (1, 4)	2-2 G1-3		1-3 K		0-1 F8			3-2 L6		4 0 0 0 0 1 1	<b>Boston Red Sox @ New York Yankees</b> Yankee Stadium, Bronx, NY Mon Sep 11 2000, 6:05 PM EDT Att: 40,326 - Sunny - 74 F  <b>AB 31</b> <b>R 0</b> <b>H 5</b> <b>RBI 0</b> <b>BB 2</b> <b>SO 8</b> <b>LOB 9</b> 									
Derek Jeter, R OBP: 0.407, SLG: 0.473 (1, 6)	0-3 K		4-2 BB			0-0 G4-3		1-2 G4-3 1B		3 0 1 0 1 1 0										
Paul O'Neill, L OBP: 0.348, SLG: 0.448 (1, 9)	0-0 BB 1B		1-1 F9			2-2 G3		2-1 G4-3 1-2		4 0 1 0 0 0 3										
Tino Martinez, L OBP: 0.338, SLG: 0.430 (1, 3)	2-2 F9			1-1 G1-3		0-0 FC5-4 1B		0-0 G3-1		4 0 1 0 0 0 1										
Jose Canseco, R OBP: 0.394, SLG: 0.464 (1, 10)			2-3 K		1-2 F8		2-1 FC5-4 1-2		1-2 L6	4 0 0 0 0 1 1										
Jorge Posada, S OBP: 0.430, SLG: 0.538 20 (1, 2)		3-2 BB 1B		2-2 BB 2B			1-3 K		0-3 K	4 0 2 0 0 2 0										
Scott Brosius, R OBP: 0.309, SLG: 0.396 (1, 5)		1-2 P5		0-3 K			2-0 F9			3 0 0 0 0 1 2										
Luis Polonia, L OBP: 0.335, SLG: 0.413 (1, 7)		2-3 K			0-1 G4-3		1-0 G3			3 0 0 0 0 1 1										
Clayton Kershaw, R OBP: 0.315, SLG: 0.413 David Justice, L OBP: 0.381, SLG: 0.596 (1, 8) (8, PH) (9, 8)			1-3 K		0-0 G1-3			4-2 BB 2B		2 0 0 0 0 1 0 0 0 0 0 1 0 0										
<b>Inning Stats</b>	R: 0 H: 1 E: 0 K: 1 S: 11	H: 1 R: 0 LOB: 1 BB: 0 P: 15	R: 0 H: 1 E: 0 K: 2 S: 14	H: 1 R: 0 LOB: 1 BB: 0 P: 22	R: 0 H: 0 E: 0 K: 2 S: 11	H: 0 R: 0 LOB: 1 BB: 1 P: 18	R: 0 H: 1 E: 0 K: 1 S: 14	H: 1 R: 0 LOB: 1 BB: 0 P: 18	R: 0 H: 0 E: 0 K: 0 S: 5	H: 1 R: 0 LOB: 1 BB: 0 P: 11		R: 0 H: 0 E: 0 K: 1 S: 5	H: 0 R: 0 LOB: 0 BB: 0 P: 9	R: 0 H: 1 E: 0 K: 0 S: 11	H: 1 R: 0 LOB: 1 BB: 1 P: 21	R: 0 H: 0 E: 0 K: 1 S: 7	H: 0 R: 0 LOB: 0 BB: 0 P: 8	1B: 4 2B: 1 3B: 0 HR: 0	SF: 0 SAC: 0 DP: 1 HBP: 0	WP: 0 PB: 0 SB: 0 CS: 0
<b>PITCHER</b>	IP WLS BF H R ER SO BB IBB HBP BLK WP HR S P ERA WHIP																			
Rolando Arrojo, R ERA: 5.34 Derek Lowe, R ERA: 2.72 (1, 1) (8, 1)	7.1 W 29 5 0 0 1 0 0 0 0 0 0 0 9 76 115 0.00 0.955																			



Batter	1	2	3	4	5	6	7	8	9	AB	R	H	RBI	BB	SO	LOB	TOP											
<b>Darren Lewis, R</b> OBP: 0.312, SLG: 0.310 (1, 9)	2-2 WP 1B		2-1 1B 2B 1B	2-2 G5-3		1-1 F8		4-1 G1-3 1B BB		4	1	2	0	0	0	1	<b>Boston Red Sox @ Cleveland Indians</b> Jacobs Field, Cleveland, OH Tue Sep 12 2000, 7:05 PM EDT Att: 42,714 - Cloudy - 70 F											
<b>Midre Cummings, L</b> OBP: 0.328, SLG: 0.389 <b>Troy O'Leary, L</b> OBP: 0.324, SLG: 0.402 (8, PH) (8, 7)										0	0	0	0	1	0	0												
<b>Jose Offerman, S</b> OBP: 0.349, SLG: 0.362 (1, 4)	0-0 F8		0-2 2B 1B 1B		2-2 G4-3	4-2 1B BB		0-1 G1-3 1B		4	1	2	2	1	0	1												
<b>Carl Everett, S</b> OBP: 0.371, SLG: 0.588 (1, 8)	2-3 K		0-2 1B 2B		0-1 G5-3	1-3 K		3-2 SF7		4	1	1	2	0	2	3												
<b>Nomar Garciaparra, R</b> OBP: 0.426, SLG: 0.585 (1, 6)	1-2 G5-3		0-0 HR 1B		1-0 HBP 1B 1B			1-0 G5-3	0-1 G1-3	5	1	2	2	0	0	3												
<b>Dante Bichette, R</b> OBP: 0.351, SLG: 0.473 (1, 10)		1-3 K	2-1 HR		2-0 HBP 1B			0-0 P4	1-3 K	5	1	2	2	0	2	2												
<b>Bernard Gilkey, R</b> OBP: 0.289, SLG: 0.290 <b>Trot Nixon, L</b> OBP: 0.369, SLG: 0.462 (7, PR) (7, 9)			0-0 F8		3-2 HBP 1B			4-2 BB	3-3 K	2	0	0	0	1	1	0												
<b>Jason Varitek, S</b> OBP: 0.355, SLG: 0.408 (1, 2)	1-2 G4-3		0-0 G6-3		0-0 F8			2-2 F8	0-0 L7	5	0	0	0	0	0	4												
<b>Brian Daubach, L</b> OBP: 0.331, SLG: 0.477 <b>Rico Brogna, L</b> OBP: 0.297, SLG: 0.366 (8, PR) (8, 3)			2-3 K	0-0 G3		3-3 K		1-1 1B 1B 2B	0-1 P5	4	0	1	0	0	2	0												
<b>Manny Alexander, R</b> OBP: 0.258, SLG: 0.333 (1, 5)			4-0 1B 1B BB	1-3 K		3-1 BB 1B		1-2 1B BB SF7 1B		3	2	2	0	1	1	0												
<b>Inning Stats</b>	R: 0 E: 0 K: 1 S: 10	H: 1 LOB: 1 BB: 0 P: 15	R: 0 E: 0 K: 2 S: 9	H: 0 LOB: 0 BB: 0 P: 12	R: 6 E: 0 K: 1 S: 16	H: 5 LOB: 0 BB: 1 P: 26	R: 0 E: 0 K: 1 S: 9	H: 0 LOB: 0 BB: 0 P: 12	R: 0 E: 0 K: 0 S: 10	H: 2 LOB: 3 BB: 0 P: 18	R: 0 E: 0 K: 2 S: 13	H: 1 LOB: 2 BB: 1 P: 25	R: 0 E: 0 K: 0 S: 7	H: 0 LOB: 1 BB: 1 P: 14	R: 2 E: 0 K: 1 S: 16	H: 3 LOB: 2 BB: 1 P: 26	R: 0 E: 0 K: 1 S: 6	H: 0 LOB: 0 BB: 0 P: 9	1B: 9 2B: 2 3B: 0 HR: 1	SF: 1 SAC: 0 DP: 0 HBP: 1	WP: 1 PB: 0 SB: 0 CS: 0	PA: 44						
<b>PITCHER</b>	IP	WLS	BF	H	R	ER	SO	BB	IBB	HBP	BLK	WP	HR	S	P	ERA	WHIP											
<b>Chuck Finley, L</b> ERA: 4.41	(1, 1)	5.1	L	27	9	6	6	6	1	0	1	0	1	1	60	95	10.12	1.875										
<b>Justin Speier, R</b> ERA: 3.17	(6, 1)	1.2		7	0	0	0	1	2	0	0	0	0	0	14	27	0.00	1.200										
<b>Steve Karsay, R</b> ERA: 4.22	(8, 1)	0.0		2	2	2	2	0	0	0	0	0	0	0	5	7	∞	∞										
<b>Paul Shuey, R</b> ERA: 3.27	(8, 1)	1.0		5	1	0	0	1	1	0	0	0	0	0	11	19	0.00	2.000										
<b>Ricardo Rincon, L</b> ERA: 2.4	(9, 1)	1.0		3	0	0	0	1	0	0	0	0	0	0	6	9	0.00	0.000										

Batter	1	2	3	4	5	6	7	8	9	AB	R	H	RBI	BB	SO	LOB	BOTTOM										
<b>Kenny Lofton, L</b> OBP: 0.370, SLG: 0.433 (1, 8)	3-2 G4-3		4-2 HBP FC BB		1-1 P4			2-2 G4-3		3	0	0	0	1	0	0	<b>Boston Red Sox @ Cleveland Indians</b> Jacobs Field, Cleveland, OH Tue Sep 12 2000, 7:05 PM EDT Att: 42,714 - Cloudy - 70 F										
<b>Omar Vizquel, S</b> OBP: 0.398, SLG: 0.378 (1, 6)	0-1 1B 2B		2-2 FC G6-3 HBP		1-1 G1-3			0-0 B1-3		3	2	1	0	0	0	0											
<b>Roberto Alomar, S</b> OBP: 0.367, SLG: 0.468 (1, 4)	4-1 1B BB		1-1 FC		2-1 HR 2B			2-2 G6-3		3	1	1	1	1	0	2											
<b>Manny Ramirez, R</b> OBP: 0.454, SLG: 0.670 (1, 9)	0-1 1B		0-0 G6-3		0-1 HR			3-3 K		4	1	2	4	0	1	1											
<b>Jim Thome, L</b> OBP: 0.407, SLG: 0.556 (1, 10)	3-1 G4-3		1-1 F9		2-1 G3			2-3 K		4	0	0	0	0	1	2											
<b>David Segui, S</b> OBP: 0.392, SLG: 0.502 (1, 3)		3-1 L9		1-0 F9		1-2 G6-3		1-1 G3-1		4	0	0	0	0	0	0											
<b>Travis Fryman, R</b> OBP: 0.398, SLG: 0.524 (1, 5)		1-3 K		3-2 F9		2-1 G6-3		2-2 E 2B		4	1	1	0	0	1	0											
<b>Russell Branyan, L</b> OBP: 0.333, SLG: 0.600 (1, 7)		3-3 K		1-0 G4-3		3-3 K		2-1 E9 1B		4	0	1	0	0	2	0											
<b>Sandy Alomar Jr., R</b> OBP: 0.328, SLG: 0.409 (1, 2)			0-0 HBP BB FC 1B		1-1 G5-3			3-2 G6-3		4	1	1	0	0	0	1											
<b>Inning Stats</b>	R: 1 E: 0 K: 0 S: 10	H: 2 LOB: 1 BB: 1 P: 20	R: 0 E: 0 K: 2 S: 8	H: 0 LOB: 0 BB: 0 P: 15	R: 2 E: 1 K: 0 S: 10	H: 1 LOB: 1 BB: 1 P: 18	R: 0 E: 0 K: 0 S: 5	H: 0 LOB: 0 BB: 0 P: 10	R: 0 E: 0 K: 0 S: 6	H: 0 LOB: 0 BB: 0 P: 9	R: 2 E: 0 K: 0 S: 12	H: 2 LOB: 0 BB: 0 P: 19	R: 0 E: 0 K: 1 S: 10	H: 0 LOB: 0 BB: 0 P: 18	R: 0 E: 0 K: 1 S: 12	H: 0 LOB: 0 BB: 0 P: 17		R: 1 E: 1 K: 1 S: 14	H: 2 LOB: 1 BB: 0 P: 24	1B: 3 2B: 3 3B: 0 HR: 1	SF: 1 SAC: 0 DP: 0 HBP: 1	WP: 0 PB: 0 SB: 0 CS: 0	PA: 36				
<b>PITCHER</b>	IP	WLS	BF	H	R	ER	SO	BB	IBB	HBP	BLK	WP	HR	S	P	ERA	WHIP										
<b>Ramon Martinez, R</b> ERA: 6.15	(1, 1)	5.0	W	22	5	5	2	2	0	0	0	0	0	6	9	9.00	1.400										
<b>Rheal Cormier, L</b> ERA: 4.49	(6, 1)	0.2	H	2	0	0	0	0	0	0	0	0	0	6	9	0.00	0.000										
<b>Hector Carrasco, R</b> ERA: 4.23	(6, 1)	0.1	H	1	0	0	0	0	0	0	0	0	0	2	4	0.00	0.000										
<b>Rod Beck, R</b> ERA: 2.23	(7, 1)	2.0	H	6	0	0	0	2	0	0	0	0	0	22	35	0.00	0.000										
<b>Derek Lowe, R</b> ERA: 2.69	(9, 1)	1.0	S	5	2	1	0	1	0	0	0	0	0	14	24	0.00	2.000										

AB 38  
R 8  
H 12  
RBI 8  
BB 4  
SO 9  
LOB 14



AB 33  
R 6  
H 7  
RBI 5  
BB 2  
SO 5  
LOB 6





Batter	1	2	3	4	5	6	7	8	9	AB	R	H	RBI	BB	SO	LOB	TOP																				
Trot Nixon, L OBP: 0.367, SLG: 0.456 (1, 9)										4	0	0	0	1	1	3	<b>Boston Red Sox @ Cleveland Indians</b> Jacobs Field, Cleveland, OH Wed Sep 13 2000, 7:05 PM EDT Att: 42,667 - Sunny - 69 F																				
Jose Offerman, S OBP: 0.347, SLG: 0.360 (1, 4)										5	0	1	0	0	0	1																					
Carl Everett, S OBP: 0.372, SLG: 0.589 (1, 8)										3	2	1	0	1	1	1																					
Nomar Garciaparra, R OBP: 0.424, SLG: 0.582 Donnie Sadler, R OBP: 0.250, SLG: 0.308 (8, 6)										4	0	1	0	0	1	2																					
Troy O'Leary, L OBP: 0.323, SLG: 0.403 (1, 7)										4	0	1	2	0	1	3																					
Dante Bichette, R OBP: 0.348, SLG: 0.469 (1, 10)										4	0	0	0	0	0	2																					
Brian Daubach, L OBP: 0.331, SLG: 0.475 Izzy Alcantara, R OBP: 0.302, SLG: 0.439 (8, PH)										2	0	0	0	1	1	0																					
Jason Varitek, S OBP: 0.355, SLG: 0.415 Scott Hatteberg, L OBP: 0.355, SLG: 0.433 (8, 2)										3	1	1	1	0	2	1																					
Lou Merloni, R OBP: 0.350, SLG: 0.453 Rico Brogna, L OBP: 0.286, SLG: 0.364 (9, PH)										2	0	1	0	1	0	0																					
<b>Inning Stats</b>	R: 0 H: 2 E: 0 K: 3 S: 16	H: 2 R: 3 ER: 2 LOB: 2 BB: 0 P: 22	R: 0 H: 0 E: 0 K: 1 S: 12	H: 0 R: 2 ER: 2 LOB: 2 BB: 2 P: 25	R: 1 H: 2 E: 0 K: 1 S: 13	H: 2 R: 1 ER: 1 LOB: 1 BB: 0 P: 18	R: 0 H: 1 E: 0 K: 1 S: 9	H: 1 R: 0 ER: 0 LOB: 1 BB: 0 P: 13	R: 1 H: 0 E: 1 K: 0 S: 11	H: 0 R: 0 ER: 0 LOB: 1 BB: 1 P: 22	R: 0 H: 0 E: 0 K: 0 S: 6	H: 0 R: 0 ER: 0 LOB: 0 BB: 0 P: 9	R: 0 H: 0 E: 0 K: 0 S: 6	H: 0 R: 0 ER: 0 LOB: 0 BB: 0 P: 6	R: 0 H: 0 E: 0 K: 2 S: 9	H: 0 R: 0 ER: 0 LOB: 1 BB: 1 P: 14		1B: 3 2B: 2 3B: 0 HR: 1	SF: 0 SAC: 0 DP: 0 HBP: 0	WP: 0 PA: 38 PB: 0 SB: 0 CS: 0																	
<b>PITCHER</b>	IP	WLS	BF	H	R	ER	SO	BB	IBB	HBP	BLK	WP	HR	S	P	ERA	WHIP	<b>PITCHER</b>		IP	WLS	BF	H	R	ER	SO	BB	IBB	HBP	BLK	WP	HR	S	P	ERA	WHIP	
Bartolo Colon, R ERA: 4.25 (1, 1)	7.0	W	31	6	3	2	7	3	0	0	0	0	1	78	125	2.57	1.286																				
Ricardo Rincon, L ERA: 2.25 (8, 1)	1.0		3	0	0	0	0	0	0	0	0	0	0	6	6	0.00	0.000																				
Bob Wickman, R ERA: 2.91 (9, 1)	1.0		4	0	0	0	2	1	0	0	0	0	0	9	14	0.00	1.000																				

AB 34  
R 3  
H 6  
RBI 3  
BB 4  
SO 9  
LOB 13



Batter	1	2	3	4	5	6	7	8	9	AB	R	H	RBI	BB	SO	LOB	BOTTOM																				
Kenny Lofton, L OBP: 0.372, SLG: 0.433 Dave Roberts, L OBP: 0.400, SLG: 0.250 (7, FR)										3	1	1	0	1	0	1	<b>Boston Red Sox @ Cleveland Indians</b> Jacobs Field, Cleveland, OH Wed Sep 13 2000, 7:05 PM EDT Att: 42,667 - Sunny - 69 F																				
Omar Vizquel, S OBP: 0.370, SLG: 0.380 (1, 6)										3	1	2	2	1	1	1																					
Roberto Alomar, S OBP: 0.369, SLG: 0.467 John McDonald, R (8, 4)										3	1	1	0	2	1	1																					
Manny Ramirez, R OBP: 0.454, SLG: 0.678 (1, 9)										5	1	2	4	0	1	5																					
Jim Thome, L OBP: 0.407, SLG: 0.553 (1, 10)										3	1	0	0	2	1	3																					
David Segui, S OBP: 0.390, SLG: 0.505 (1, 3)										5	1	1	2	0	0	1																					
Travis Fryman, R OBP: 0.398, SLG: 0.522 (1, 5)										4	2	1	0	1	1	1																					
Russell Branyan, L OBP: 0.340, SLG: 0.623 Jobert Cabrera, R OBP: 0.302, SLG: 0.316 (7, PH)										3	1	2	2	0	1	0																					
Einar Diaz, R OBP: 0.325, SLG: 0.394 (1, 2)										4	1	2	0	0	1	1																					
<b>Inning Stats</b>	R: 0 H: 2 E: 0 K: 2 S: 15	H: 3 R: 6 ER: 3 LOB: 1 BB: 1 P: 26	R: 0 H: 0 E: 0 K: 0 S: 7	H: 0 R: 1 ER: 1 LOB: 1 BB: 1 P: 11	R: 3 H: 2 E: 0 K: 1 S: 17	H: 2 R: 0 ER: 0 LOB: 1 BB: 2 P: 32	R: 0 H: 0 E: 0 K: 2 S: 7	H: 0 R: 0 ER: 0 LOB: 1 BB: 1 P: 13	R: 4 H: 4 E: 0 K: 0 S: 23	H: 4 R: 0 ER: 0 LOB: 3 BB: 2 P: 44	R: 0 H: 0 E: 0 K: 0 S: 7	H: 0 R: 0 ER: 0 LOB: 0 BB: 0 P: 11	1B: 8 2B: 1 3B: 0 HR: 3	SF: 1 SAC: 0 DP: 0 HBP: 1	WP: 0 PA: 43 PB: 0 SB: 2 CS: 1																						
<b>PITCHER</b>	IP	WLS	BF	H	R	ER	SO	BB	IBB	HBP	BLK	WP	HR	S	P	ERA	WHIP	<b>PITCHER</b>		IP	WLS	BF	H	R	ER	SO	BB	IBB	HBP	BLK	WP	HR	S	P	ERA	WHIP	
Tomo Ohka, R ERA: 3.63 (1, 1)	3.2	L	22	7	6	6	3	4	0	0	0	0	0	11	19	0.00	0.750																				
Jeff Fassero, L ERA: 5.04 (4, 1)	1.1		5	1	0	0	2	0	0	0	0	0	0	11	19	0.00	0.750																				
Hector Carrasco, R ERA: 4.54 (6, 1)	1.0		6	2	3	3	2	2	0	0	0	0	2	14	29	27.00	4.000																				
40 Sang-Hoon Lee, L ERA: 7.2 (7, 1)	0.2		5	2	1	1	0	0	0	1	0	0	0	14	22	13.50	3.000																				
Rick Crouchmore, R ERA: 8.49 (7, 1)	0.1		2	0	0	0	0	1	0	0	0	0	0	2	6	0.00	3.000																				

AB 34  
R 10  
H 12  
RBI 10  
BB 7  
SO 7  
LOB 15





Batter	1	2	3	4	5	6	7	8	9	AB	R	H	RBI	BB	SO	LOB	TOP								
Trot Nixon, L OBP: 0.369, SLG: 0.455 (1, 9)	P6		SH2-3					K		3	1	1	0	1	1	0	<b>Boston Red Sox @ Cleveland Indians</b> Jacobs Field, Cleveland, OH Thu Sep 14 2000, 7:05 PM EDT Att: 42,709 - Cloudy - 65 F								
Jose Offerman, S OBP: 0.346, SLG: 0.358 Donnie Sadler, R OBP: 0.250, SLG: 0.308 (8, 4)	F8		G4-3					K		5	1	1	0	0	1	3									
Carl Everett, S OBP: 0.376, SLG: 0.600 (1, 8)	2B							G3-1		5	2	4	3	0	0	0									
Nomar Garciaparra, R OBP: 0.426, SLG: 0.586 (1, 6)	2B							G5-3		4	1	2	1	1	0	1									
Troy O'Leary, L OBP: 0.322, SLG: 0.401 (1, 7)	F8		G3					G6-3		5	0	1	1	0	0	4									
Dante Bichette, R OBP: 0.349, SLG: 0.473 (1, 10)								G1-3		4	1	1	1	1	1	1									
Brian Daubach, L OBP: 0.329, SLG: 0.471 Rico Brogna, L OBP: 0.286, SLG: 0.364 (8, 3)	G1-3									4	0	0	0	0	0	2									
Jason Varitek, S OBP: 0.352, SLG: 0.411 (1, 2)	F8									4	0	0	0	0	1	0									
Lou Merloni, R OBP: 0.345, SLG: 0.436 Manny Alexander, R OBP: 0.258, SLG: 0.333 (8, 5)										3	1	0	0	0	1	1									
<b>Inning Stats</b>	R: 1 E: 0 K: 0 S: 9	H: 2 LOB: 1 BB: 0 P: 15	R: 0 E: 0 K: 1 S: 12	H: 0 LOB: 0 BB: 0 P: 17	R: 1 E: 0 K: 0 S: 6	H: 1 LOB: 2 BB: 1 P: 15	R: 1 E: 1 K: 0 S: 12	H: 1 LOB: 2 BB: 1 P: 22	R: 0 E: 0 K: 0 S: 13	H: 1 LOB: 2 BB: 1 P: 25	R: 4 E: 0 K: 1 S: 19	H: 5 LOB: 1 BB: 0 P: 31	R: 0 E: 0 K: 1 S: 10	H: 0 LOB: 0 BB: 0 P: 17	R: 0 E: 0 K: 2 S: 10	H: 0 LOB: 0 BB: 0 P: 14	R: 0 E: 0 K: 0 S: 9	H: 0 LOB: 0 BB: 0 P: 13	1B: 5 2B: 3 3B: 0 HR: 2	SF: 0 SAC: 1 DP: 0 HBP: 1	WP: 2 PB: 0 SB: 1 CS: 0	PA: 42			
<b>PITCHER</b>	IP	WLS	BF	H	R	ER	SO	BB	IBB	HBP	BLK	WP	HR	S	P	ERA	WHIP								
Charles Nagy, R ERA: 7.08 (1, 1)	4.2	L	24	5	3	3	1	2	1	1	0	0	1	50	90	5.79	1.500								
Cameron Cairncross, L ERA: 2.7 (5, 1)	1.0		4	1	1	1	1	0	0	0	0	0	0	10	15	9.00	1.000								
Justin Speier, R ERA: 0.62 (6, 1)	0.0		3	3	2	2	0	0	0	0	0	1	1	7	13	∞	∞								
Chris Nichting, R ERA: 1.69 (6, 1)	1.1		5	1	1	1	1	0	0	0	0	1	0	14	24	6.75	0.750								
Steve Karsay, R ERA: 4.99 (8, 1)	2.0		6	0	0	0	2	0	0	0	0	0	0	19	27	0.00	0.000								

Batter	1	2	3	4	5	6	7	8	9	AB	R	H	RBI	BB	SO	LOB	BOTTOM								
Kenny Lofton, L OBP: 0.369, SLG: 0.429 (1, 8)	G4-3			G3				L9		4	0	0	0	0	0	0	<b>Boston Red Sox @ Cleveland Indians</b> Jacobs Field, Cleveland, OH Thu Sep 14 2000, 7:05 PM EDT Att: 42,709 - Cloudy - 65 F								
Omar Vizquel, S OBP: 0.389, SLG: 0.379 (1, 6)	L7			F5				2B		4	1	1	0	0	1	0									
Roberto Alomar, S OBP: 0.370, SLG: 0.470 (1, 4)	G1-3			F7				1B		4	1	2	1	0	0	0									
Manny Ramirez, R OBP: 0.452, SLG: 0.673 (1, 9)								G5-3		4	0	1	0	0	1	1									
Jim Thome, L OBP: 0.408, SLG: 0.552 (1, 3)										3	1	1	0	1	2	2									
David Segui, S OBP: 0.391, SLG: 0.511 (1, 10)										4	1	2	3	0	0	1									
Travis Fryman, R OBP: 0.396, SLG: 0.518 (1, 5)										4	0	0	0	0	3	2									
Russell Branyan, L OBP: 0.333, SLG: 0.610 (1, 7)										3	0	0	0	0	2	2									
Sandy Alomar Jr., R OBP: 0.325, SLG: 0.405 (1, 2)										3	0	0	0	0	1	0									
<b>Inning Stats</b>	R: 0 E: 0 K: 0 S: 8	H: 0 LOB: 0 BB: 0 P: 13	R: 0 E: 0 K: 1 S: 10	H: 0 LOB: 0 BB: 0 P: 13	R: 0 E: 0 K: 3 S: 10	H: 0 LOB: 0 BB: 0 P: 16	R: 0 E: 0 K: 0 S: 7	H: 0 LOB: 0 BB: 0 P: 9	R: 2 E: 0 K: 2 S: 13	H: 1 LOB: 0 BB: 1 P: 24	R: 0 E: 0 K: 1 S: 9	H: 0 LOB: 0 BB: 0 P: 10	R: 1 E: 0 K: 3 S: 18	H: 3 LOB: 2 BB: 0 P: 27	R: 1 E: 0 K: 0 S: 16	H: 2 LOB: 1 BB: 0 P: 25	R: 0 E: 0 K: 0 S: 7	H: 1 LOB: 0 BB: 0 P: 10	1B: 5 2B: 1 3B: 0 HR: 1	SF: 0 SAC: 0 DP: 1 HBP: 0	WP: 0 PB: 0 SB: 1 CS: 0	PA: 34			
<b>PITCHER</b>	IP	WLS	BF	H	R	ER	SO	BB	IBB	HBP	BLK	WP	HR	S	P	ERA	WHIP								
Pedro Martinez, R ERA: 1.81 (1, 1)	7.0	W	26	4	3	3	10	1	0	0	0	0	0	14	23	3.86	0.714								
Rod Beck, R ERA: 2.45 (8, 1)	0.2		4	2	1	1	0	0	0	0	0	0	0	9	12	0.00	0.750								
Derek Lowe, R ERA: 2.64 (8, 1)	1.1	S	4	1	0	0	0	0	0	0	0	0	0	9	12	0.00	0.750								



Batter	1	2	3	4	5	6	7	8	9	AB	R	H	RBI	BB	SO	LOB	TOP										
Trot Nixon, L OBP: 0.368, SLG: 0.453 Bernard Gilkey, R OBP: 0.267, SLG: 0.288 Mike Lansing, R OBP: 0.300, SLG: 0.374	0-1 F7	3-2 1B		2-2 G4-3		2-2 L9		3-1 F7		4	0	1	2	0	0	0											
Jose Offerman, S OBP: 0.348, SLG: 0.356	1-0 F9	1-3 2-H 3-H 1B			4-0 1B 1B		0-0 G6-3	4-2 1-2 2-3 BB		2	1	0	0	3	0	0											
Carl Everett, S OBP: 0.372, SLG: 0.593	0-1 G4-3	3-2 F7			2-3 K		0-0 G5-3	0-3 K		5	0	0	0	0	2	7											
Nomar Garciaparra, R OBP: 0.428, SLG: 0.588		3-2 1B 2B	0-2 G1-3		3-1 1B 1B		2-1 G6-3		0-0 1B 1B	5	2	3	0	0	0	0											
Troy O'Leary, L OBP: 0.327, SLG: 0.404		0-2 G6-3	2-1 1B		2-2 1B 1B			4-2 F9 1B BB	0-2 L4-6 1B	4	1	3	1	1	0	1											
Brian Daubach, L OBP: 0.328, SLG: 0.471 Dante Bichette, R OBP: 0.351, SLG: 0.474 Donnie Sadler, R OBP: 0.250, SLG: 0.308 Morgan Burkhardt, S OBP: 0.435, SLG: 0.400	0-2 BB BB	1-0 F9			0-0 1B		0-0 1B BB	1-3 K		2	1	1	1	0	0	1											
Scott Hatteberg, L OBP: 0.356, SLG: 0.429	4-2 1-2 1B BB	0-3 K			2-3 K2-3		0-1 F9	3-1 1-2 1B		4	1	1	1	1	2	5											
Rico Brogna, L OBP: 0.281, SLG: 0.358 Jason Varitek, S OBP: 0.353, SLG: 0.413 Darren Lewis, R OBP: 0.311, SLG: 0.309	0-0 F8			1-2 G1-3		0-1 G6-3		0-0 BB 1B	1-1 L4-6	3	0	0	0	0	0	2											
Manny Alexander, R OBP: 0.259, SLG: 0.330 Midre Cummings, L OBP: 0.332, SLG: 0.392 Lou Merloni, R OBP: 0.345, SLG: 0.436	4-1 1B BB			3-2 L6		0-2 F9		1-1 1-2 BB 1B		2	0	0	0	1	0	0											
<b>Inning Stats</b>	R: 0 E: 0 K: 0 S: 5	H: 0 LOB: 0 BB: 0 P: 6	R: 3 E: 0 K: 0 S: 21	H: 3 LOB: 3 BB: 3 P: 42	R: 0 E: 0 K: 1 S: 9	H: 1 LOB: 1 BB: 0 P: 12	R: 0 E: 0 K: 0 S: 9	H: 0 LOB: 0 BB: 1 P: 15	R: 1 E: 0 K: 2 S: 12	H: 3 LOB: 2 BB: 1 P: 25	R: 0 E: 0 K: 0 S: 8	H: 0 LOB: 0 BB: 0 P: 10	R: 0 E: 0 K: 0 S: 4	H: 0 LOB: 0 BB: 0 P: 6	R: 2 E: 0 K: 1 S: 15	H: 2 LOB: 3 BB: 3 P: 31	R: 1 E: 0 K: 1 S: 12	H: 3 LOB: 1 BB: 0 P: 17	1B: 11 2B: 2 3B: 0 HR: 0	SF: 0 SAC: 0 DP: 1 HBP: 0	WP: 0 PB: 0 SB: 1 CS: 0	PA: 44					
<b>PITCHER</b>	IP	WLS	BF	H	R	ER	SO	BB	IBB	HBP	BLK	WP	HR	S	P	ERA	WHIP										
Steve Sparks, R ERA: 3.53	4.1		23	6	4	4	2	4	0	0	0	0	0	52	94	8.31	2.308										
C.J. Nitkowski, L ERA: 4.53	2.2		9	1	1	1	1	1	0	0	0	0	0	19	29	3.38	0.750										
Matt Anderson, R ERA: 4.19	0.1	H	2	0	0	0	0	1	0	0	0	0	0	2	6	0.00	3.000										
Willie Blair, R ERA: 4.88	0.0	B	2	2	1	1	0	0	0	0	0	0	0	3	4	∞	∞										
Kevin Tolar, L ERA: 27.0	0.1		1	0	0	0	0	0	0	0	0	0	0	2	5	0.00	0.000										
Nelson Cruz, R ERA: 3.18 Todd Jones, R ERA: 3.16	0.1	L	4	2	1	1	1	1	0	0	0	0	0	7	12	0.00	1.000										

**Boston Red Sox @ Detroit Tigers**  
Comerica Park, Detroit, MI  
Fri Sep 15, 2000, 7:05 PM EDT  
Att: 33,785 - Cloudy - 60 F

AB 37  
R 7  
H 12  
RBI 7  
BB 7  
SO 5  
LOB 22



Batter	1	2	3	4	5	6	7	8	9	AB	R	H	RBI	BB	SO	LOB	BOTTOM										
Billy McMillon, L OBP: 0.400, SLG: 0.453 Wendell Magee, R OBP: 0.316, SLG: 0.440 Rich Becker, L OBP: 0.396, SLG: 0.384	2-1 S 1B	0-1 P6		1-0 FC4-6		2-3 K		2-1 G4-3		4	0	1	0	0	1	4											
Juan Encarnacion, R OBP: 0.326, SLG: 0.427	3-3 K		2-2 S 2B HBP	0-1 F7		4-0 IBB		3-2 F3		3	1	0	0	1	1	3											
Bobby Higginson, L OBP: 0.368, SLG: 0.526	0-0 P3		2-2 PB 1-H 2B		1-0 G3	2-3 K		2-3 K		5	0	1	1	0	2	3											
Juan Gonzalez, R OBP: 0.337, SLG: 0.505	1-2 G6-3		4-2 CS BB		1-3 K		2-2 HR		2-0 G5-3	4	1	1	1	1	1	1											
Dean Palmer, R OBP: 0.342, SLG: 0.472			2-3 K	2-3 K		4-1 BB		4-2 G6-3 SH1-3 1B BB		3	1	0	0	2	2	2											
Hal Morris, L OBP: 0.383, SLG: 0.386	1-1 F7		1-2 G4-3		0-3 K		0-0 SH1-3		0-0 L5	4	0	0	0	0	1	2											
Deivi Cruz, R OBP: 0.313, SLG: 0.450		1-3 K 1B 1B		3-2 FC4-6 BB 1B		0-0 1B G6-3 2B		2-2 G6-3		4	2	2	0	0	1	1											
Damion Easley, R OBP: 0.351, SLG: 0.410		3-2 1B E 1B		4-1 FC4-6 BB		1-0 G6-3 1B		1-2 G6-3		3	1	3	1	1	0	0											
Brad Ausmus, R OBP: 0.355, SLG: 0.371		0-0 E8 1B		0-0 F7		2-2 G6-3		3-H 1-2 P4		4	0	1	2	0	0	4											
<b>Inning Stats</b>	R: 0 E: 0 K: 1 S: 9	H: 1 LOB: 1 BB: 0 P: 15	R: 2 E: 1 K: 2 S: 15	H: 2 LOB: 1 BB: 0 P: 21	R: 1 E: 0 K: 1 S: 17	H: 1 LOB: 1 BB: 1 P: 28	R: 0 E: 0 K: 0 S: 8	H: 1 LOB: 2 BB: 1 P: 16	R: 0 E: 0 K: 2 S: 10	H: 0 LOB: 1 BB: 1 P: 16	R: 1 E: 0 K: 2 S: 13	H: 2 LOB: 2 BB: 1 P: 24	R: 2 E: 0 K: 0 S: 16	H: 2 LOB: 1 BB: 1 P: 26	R: 0 E: 0 K: 1 S: 10	H: 0 LOB: 0 BB: 0 P: 17	R: 0 E: 0 K: 0 S: 4	H: 0 LOB: 0 BB: 0 P: 7	1B: 6 2B: 2 3B: 0 HR: 1	SF: 0 SAC: 1 DP: 0 HBP: 1	WP: 1 PB: 1 SB: 2 CS: 1	PA: 42					
<b>PITCHER</b>	IP	WLS	BF	H	R	ER	SO	BB	IBB	HBP	BLK	WP	HR	S	P	ERA	WHIP										
49 Tim Wakefield, R ERA: 5.39	5.0		24	5	3	2	6	3	0	1	0	0	0	7	10	27.00	6.000										
Hector Carrasco, R ERA: 4.54	0.1	B	3	2	1	1	0	0	0	0	0	0	0	1	19	13.50	2.250										
Jeff Fassero, L ERA: 5.13	1.1		8	2	2	2	2	1	1	0	0	0	0	3	4	0.00	0.000										
Rheal Cormier, L ERA: 4.45	0.1		1	0	0	0	0	0	0	0	0	0	0	3	4	0.00	0.000										
Rod Beck, R ERA: 2.38	1.0	W	3	0	0	0	1	0	0	0	0	0	0	10	17	0.00	0.000										
Derek Lowe, R ERA: 2.61	1.0	S	3	0	0	0	0	0	0	0	0	0	0	4	7	0.00	0.000										

**Boston Red Sox @ Detroit Tigers**  
Comerica Park, Detroit, MI  
Fri Sep 15, 2000, 7:05 PM EDT  
Att: 33,785 - Cloudy - 60 F

AB 35  
R 6  
H 9  
RBI 5  
BB 5  
SO 9  
LOB 20





Batter	1	2	3	4	5	6	7	8	9	AB	R	H	RBI	BB	SO	LOB	TOP										
Trot Nixon, L OBP: 0.370, SLG: 0.467 (1, 9)	1-0 HR		4-2 1B 2B BB		0-2 G6-3			1-1 1B 3B	1-1 F8	4	3	2	1	1	0	2											
Jose Offerman, S OBP: 0.351, SLG: 0.356 Mike Lansing, R OBP: 0.300, SLG: 0.374 (9, 4)	3-2 F8		0-1 2B 1B		4-1 BB			0-0 F9	4-1 1B E BB	3	1	1	0	2	0	1											
Brian Daubach, L OBP: 0.329, SLG: 0.472 Carl Everett, S OBP: 0.375, SLG: 0.595 (8, PH) (8, 8)	1-3 K		1-2 2B		1-0 G4-3			0-0 WP 1B 1B	1-0 E 1B	3	0	1	1	0	1	1											
Nomar Garciaparra, R OBP: 0.429, SLG: 0.588 (1, 6)	1-2 1B		0-0 G6-3			0-1 G6-3		3-2 1B 2B 1B	0-0 E9 1B	5	1	3	3	0	0	1											
Troy O'Leary, L OBP: 0.325, SLG: 0.401 Bernard Gilkey, R OBP: 0.296, SLG: 0.287 Rico Brogna, L OBP: 0.279, SLG: 0.355 (1, 7) (8, PH) (8, 3)	3-2 F9		2-2 G3-1			3-2 G3-1		3-1 F9	2-3 K	3	0	0	0	0	0	2											
Dante Bichette, R OBP: 0.351, SLG: 0.474 (1, 10)		1-0 F7		1-1 F8				0-2 2B		4	0	1	1	0	1	0											
Jason Varitek, S OBP: 0.350, SLG: 0.409 (1, 2)		1-0 F8		2-2 G1-3				0-0 G4-3	0-0 F2	4	0	0	0	0	0	0											
Lou Merloni, R OBP: 0.345, SLG: 0.444 Midge Cummings, L OBP: 0.335, SLG: 0.396 Donnie Sadler, R OBP: 0.250, SLG: 0.308 (9, PH) (9, FR) (9, 7)	1-0 2B		1-0 G6-3					1-1 F7	2-2 BB 1B 1B	3	0	1	0	0	0	0											
Darren Lewis, R OBP: 0.307, SLG: 0.305 (8, 7)	1-0 L3				0-0 G5-3			1-1 L4	2-1 1B BB E 1B	3	0	0	0	0	0	1											
Scott Hatteberg, L OBP: 0.359, SLG: 0.432 Manny Alexander, R OBP: 0.259, SLG: 0.330 (9, PH) (9, FR) (9, 5)										1	0	1	0	0	0	0											
<b>Inning Stats</b>	R: 1 E: 0 K: 1 S: 13	H: 2 LOB: 1 BB: 0 P: 22	R: 0 E: 0 K: 0 S: 4	H: 1 LOB: 1 BB: 0 P: 8	R: 1 E: 0 K: 0 S: 11	H: 2 LOB: 1 BB: 1 P: 18	R: 0 E: 0 K: 0 S: 8	H: 0 LOB: 0 BB: 0 P: 12	R: 0 E: 0 K: 1 S: 6	H: 0 LOB: 1 BB: 1 P: 11	R: 0 E: 0 K: 0 S: 5	H: 0 LOB: 0 BB: 0 P: 7	R: 0 E: 0 K: 0 S: 14	H: 4 LOB: 1 BB: 0 P: 21	R: 3 E: 1 K: 1 S: 14	H: 4 LOB: 3 BB: 1 P: 26	1B: 8 2B: 3 3B: 1 HR: 1	SF: 0 SAC: 0 DP: 0 HBP: 0	WP: 2 PA: 41 PB: 0 SB: 0 CS: 0								
<b>PITCHER</b>	IP	WLS	BF	H	R	ER	SO	BB	IBB	HBP	BLK	WP	HR	S	P	ERA	WHIP										
Brian Moehler, R ERA: 4.15 (1, 1)	7.1		29	6	3	3	2	2	0	0	0	0	1	58	96	3.68	1.091										
C.J. Nitkowski, L ERA: 4.99 (8, 1)	0.1	B	3	2	1	1	0	0	0	0	0	0	0	6	12	27.00	6.000										
Matt Anderson, R ERA: 4.28 (9, 1)	0.2	L	3	2	2	2	0	0	0	0	0	0	0	9	11	27.00	3.000										
Todd Jones, R ERA: 3.43 (9, 1)	0.2		6	3	2	2	1	1	0	0	0	0	0	10	20	27.00	6.000										

**Boston Red Sox @ Detroit Tigers**  
Comerica Park, Detroit, MI  
Sat Sep 16 2000, 1:15 PM EDT  
Att: 34,822 - Sunny - 60 F

AB 38  
R 8  
H 13  
RBI 8  
BB 3  
SO 3  
LOB 12



Batter	1	2	3	4	5	6	7	8	9	AB	R	H	RBI	BB	SO	LOB	BOTTOM										
Rich Becker, L OBP: 0.393, SLG: 0.392 (1, 8) (9, 9)	2-2 G4-3		0-3 K					2-2 HR	2-3 K	5	1	1	2	0	3	2											
Billy McMillon, L OBP: 0.404, SLG: 0.494 54 Rod Lindsey, R (8, FR) (9, 8)	0-0 HR			2-1 G4-3				0-2 FC4-6 1B	1-0 F8	4	1	2	1	0	0	0											
Dean Palmer, R OBP: 0.341, SLG: 0.471 (9, PH)								2-0 FC4-6 FC6-4 1-2		4	0	1	0	0	0	1											
Bobby Higginson, L OBP: 0.367, SLG: 0.524 (1, 7)	0-1 F8			2-2 BB 1B				1-0 G4-3		3	0	0	0	1	1	1											
Juan Gonzalez, R OBP: 0.336, SLG: 0.501 (1, 10)	0-1 P4			4-0 BB 1B				1-3 K	3-2 F7	3	0	0	0	1	1	1											
Hal Morris, L OBP: 0.392, SLG: 0.400 (1, 3)		2-1 G6-4-3 1B		2-1 G6-4-3				0-0 1B 2B	4-2 FC6-4 BB	3	1	2	0	1	0	2											
Deivi Cruz, R OBP: 0.310, SLG: 0.446 (1, 6)		2-1 G6-4-3			1-1 F9			0-0 G5-3	1-0 FC6-4	4	0	0	0	0	0	4											
Robert Fick, L OBP: 0.346, SLG: 0.364 Brad Ausmus, R OBP: 0.355, SLG: 0.370 (1, 2) (9, 2)	2-1 F7				0-0 1B 3B			1-1 S 1B	0-1 G5-3	3	1	2	1	0	0	0											
Damon Easley, R OBP: 0.353, SLG: 0.410 (1, 4)					0-0 F8			2-2 L9	1-1 1B HBP	3	0	1	1	0	0	1											
Jose Macias, S OBP: 0.331, SLG: 0.368 (1, 5)					0-3 K			3-2 F2 1B	2-1 K	4	1	2	0	0	1	1											
<b>Inning Stats</b>	R: 1 E: 0 K: 0 S: 10	H: 1 LOB: 0 BB: 0 P: 12	R: 0 E: 0 K: 0 S: 6	H: 1 LOB: 0 BB: 0 P: 12	R: 0 E: 0 K: 2 S: 8	H: 0 LOB: 0 BB: 0 P: 8	R: 0 E: 0 K: 0 S: 8	H: 1 LOB: 1 BB: 1 P: 18	R: 1 E: 0 K: 0 S: 7	H: 2 LOB: 0 BB: 0 P: 11	R: 0 E: 0 K: 1 S: 6	H: 0 LOB: 0 BB: 0 P: 13	R: 1 E: 0 K: 0 S: 10	H: 2 LOB: 1 BB: 0 P: 14	R: 2 E: 0 K: 0 S: 17	H: 3 LOB: 2 BB: 1 P: 32	R: 0 E: 0 K: 1 S: 10	H: 1 LOB: 2 BB: 0 P: 16	1B: 7 2B: 1 3B: 1 HR: 2	SF: 0 SAC: 0 DP: 2 HBP: 1	WP: 0 PA: 38 PB: 0 SB: 2 CS: 0						
<b>PITCHER</b>	IP	WLS	BF	H	R	ER	SO	BB	IBB	HBP	BLK	WP	HR	S	P	ERA	WHIP										
Rolando Arroyo, R ERA: 5.28 Rod Beck, R ERA: 2.91 Rheal Cormier, L ERA: 4.43 Hippolito Pichardo, R ERA: 3.1 Derek Lowe, R ERA: 2.56 (1, 1) (8, 1) (8, 1) (8, 1) (9, 1)	7.0		26	7	3	3	4	1	0	0	0	0	1	9	14	3.86	1.143										
	0.0	B	3	3	2	2	0	0	0	0	0	0	0	1	3	0.00	0.000										
	0.1		1	0	0	0	0	0	0	0	0	0	0	7	15	0.00	1.500										
	0.2	W	3	0	0	0	0	1	0	0	0	0	0	10	16	0.00	1.000										

**Boston Red Sox @ Detroit Tigers**  
Comerica Park, Detroit, MI  
Sat Sep 16 2000, 1:15 PM EDT  
Att: 34,822 - Sunny - 60 F

AB 35  
R 5  
H 11  
RBI 5  
BB 2  
SO 5  
LOB 14





Batter	1	2	3	4	5	6	7	8	9	AB	R	H	RBI	BB	SO	LOB	TOP					
Trot Nixon, L OBP: 0.370, SLG: 0.466 Izzy Alcantara, R OBP: 0.318, SLG: 0.524	0-2 1B		1-1 G3-1		2-1 F5			2-1 HR		3	0	1	0	0	0	0	<b>Boston Red Sox @ Detroit Tigers</b> Comerica Park, Detroit, MI Sat Sep 16 2000, 7:05 PM EDT Att: 24,216 - Cloudy - 60 F					
Brian Daubach, L OBP: 0.331, SLG: 0.480 Morgan Burkhardt, S OBP: 0.430, SLG: 0.394	1-3 K		1-1 HR		0-1 1B			1-3 K		3	1	2	1	0	1	1						
Carl Everett, S OBP: 0.373, SLG: 0.591 Midre Cummings, L OBP: 0.338, SLG: 0.396	2-3 K		0-2 F7		2-2 F9			4-0 BB		3	0	0	0	0	1	2						
Dante Bichette, R OBP: 0.350, SLG: 0.472	0-0 1B		0-2 F7			0-3 K		0-2 P4		4	0	1	0	0	1	1						
Troy O'Leary, L OBP: 0.325, SLG: 0.401 Bernard Gilkey, R OBP: 0.264, SLG: 0.285	3-3 K			1-2 1B 1B		2-2 G6-3		0-1 L8		3	0	1	0	0	1	2						
Lou Merten, R OBP: 0.333, SLG: 0.429 Donnie Sadler, R OBP: 0.247, SLG: 0.304		1-0 F7		0-3 K		0-0 G6-3		0-6 G5-3		3	0	0	0	0	1	1						
Scott Hatteberg, L OBP: 0.357, SLG: 0.429		0-1 G3		2-1 G4-6-3 1B			0-1 F6		3-3 K	4	0	1	0	0	1	0						
Mike Lansing, R OBP: 0.300, SLG: 0.373		1-1 1B		1-2 G4-6-3			0-1 G4-3		1-1 G6-3	4	0	1	0	0	0	2						
Manny Alexander, R OBP: 0.255, SLG: 0.324		0-0 F7			1-3 K			3-1 G6-3		3	0	0	0	0	1	1						
<b>Inning Stats</b>	R: 0 E: 0 K: 3 S: 17	H: 2 LOB: 2 BB: 0 P: 23	R: 0 E: 0 K: 0 S: 6	H: 1 LOB: 1 BB: 0 P: 8	R: 1 E: 0 K: 0 S: 10	H: 1 LOB: 0 BB: 0 P: 12	R: 0 E: 0 K: 1 S: 11	H: 2 LOB: 1 BB: 0 P: 15	R: 0 E: 0 K: 1 S: 11	H: 1 LOB: 1 BB: 0 P: 16	R: 0 E: 0 K: 0 S: 8	H: 0 LOB: 0 BB: 0 P: 10	R: 0 E: 0 K: 0 S: 6	H: 0 LOB: 0 BB: 0 P: 9	R: 1 E: 0 K: 1 S: 11	H: 1 LOB: 1 BB: 1 P: 18		R: 0 E: 0 K: 1 S: 7	H: 0 LOB: 0 BB: 0 P: 11	1B: 6 2B: 0 3B: 0 HR: 2	SF: 0 SAC: 0 DP: 1 HBP: 0	WP: 0 PB: 0 SB: 0 CS: 0
<b>PITCHER</b>	IP WLS BF H R ER SO BB IBB HBP BLK WP HR S P ERA WHIP	IP WLS BF H R ER SO BB IBB HBP BLK WP HR S P ERA WHIP																	IP WLS BF H R ER SO BB IBB HBP BLK WP HR S P ERA WHIP			
Hideo Nomo, R ERA: 4.76 Adam Bernero, R ERA: 3.77	(1, 1) 8.0 W 32 8 2 2 7 1 0 0 0 0 2 80 111 2.25 1.125	(9, 1) 1.0 3 0 0 0 1 0 0 0 0 0 0 7 11 0.00 0.000																				

Batter	1	2	3	4	5	6	7	8	9	AB	R	H	RBI	BB	SO	LOB	BOTTOM				
Billy McMillon, L OBP: 0.398, SLG: 0.506 Wendell Magee, R OBP: 0.320, SLG: 0.440	2-3 K				0-0 G4-3			4-0 WP 54 HBP SF7 BB		4	1	1	2	0	1	4	<b>Boston Red Sox @ Detroit Tigers</b> Comerica Park, Detroit, MI Sat Sep 16 2000, 7:05 PM EDT Att: 24,216 - Cloudy - 60 F				
Damion Easley, R OBP: 0.354, SLG: 0.410 54 Rod Lindsey, R	0-1 WP HR G4-3 1B	2-2 1B HBP	0-0 F6		2-1 SF7			3-2 WP 2B HBP		2	2	1	1	0	0	0					
Bobby Higginson, L OBP: 0.368, SLG: 0.524 Robert Fick, L OBP: 0.344, SLG: 0.364	2-2 G4-3	3-2 1B HBP	1-1 1B		1-1 F7			3-2 SF7		4	1	2	1	0	0	1					
Juan Gonzalez, R OBP: 0.337, SLG: 0.508 Dusty Allen, R OBP: 0.200, SLG: 0.333	2-1 2H HR	1-0 1B HBP	1-1 L6-3		1-2 F8			1-3 K		4	2	2	3	0	0	1					
Dean Palmer, R OBP: 0.342, SLG: 0.474	1-1 WP 2B			0-0 F9		1-2 F7		3-1 K 2B		5	0	2	1	0	1	2					
Deivi Cruz, R OBP: 0.310, SLG: 0.445 Jose Macias, S OBP: 0.329, SLG: 0.366	2-2 F7	1-0 BB 1B		3-3 K		2-2 F9		2-3 K		4	0	1	1	0	1	1					
Brad Ausmus, R OBP: 0.370 Javier Cardona, R OBP: 0.190, SLG: 0.275				4-1 FC6-4 BB			1-2 F8		0-0 P4	2	1	1	1	2	0	0					
Juan Encarnacion, R OBP: 0.327, SLG: 0.430				0-0 FC6-4			1-0 G6-4-3 1B			4	1	2	1	0	1	3					
Shane Halter, R OBP: 0.285, SLG: 0.341					2-0 G4-3 SF7 2B		1-2 G6-4-3			2	2	1	0	2	0	1					
<b>Inning Stats</b>	R: 2 E: 0 K: 1 S: 16	H: 3 LOB: 1 BB: 0 P: 25	R: 7 E: 0 K: 2 S: 27	H: 6 LOB: 3 BB: 3 P: 55	R: 0 E: 0 K: 0 S: 5	H: 1 LOB: 0 BB: 0 P: 7	R: 0 E: 0 K: 1 S: 7	H: 0 LOB: 1 BB: 1 P: 14	R: 1 E: 0 K: 0 S: 6	H: 1 LOB: 0 BB: 0 P: 11	R: 0 E: 0 K: 0 S: 10	H: 0 LOB: 0 BB: 0 P: 14	R: 0 E: 0 K: 0 S: 9	H: 1 LOB: 0 BB: 0 P: 12	R: 2 E: 1 K: 2 S: 18	H: 1 LOB: 2 BB: 1 P: 34		1B: 7 2B: 5 3B: 1 HR: 1	SF: 2 SAC: 0 DP: 2 HBP: 2	WP: 3 PB: 0 SB: 0 CS: 0	PA: 43
<b>PITCHER</b>	IP WLS BF H R ER SO BB IBB HBP BLK WP HR S P ERA WHIP	IP WLS BF H R ER SO BB IBB HBP BLK WP HR S P ERA WHIP																	IP WLS BF H R ER SO BB IBB HBP BLK WP HR S P ERA WHIP		
Steve Ontiveros, R ERA: 54.0 63 Paxton Crawford, R ERA: 3.44 40 Sang-Hoon Lee, L ERA: 5.14 Rick Croushore, R ERA: 9.24	(1, 1) 1.0 L 10 6 4 4 3 2 0 0 0 0 0 37 68 9.00 2.000	(2, 1) 4.0 20 6 4 4 3 2 0 0 0 0 0 19 26 0.00 0.500	(6, 1) 2.0 6 1 0 0 0 0 0 0 0 0 1 0 18 34 18.00 2.000	(8, 1) 1.0 7 1 2 2 2 1 0 1 0 1 0 18 34 18.00 2.000																	



Batter	1	2	3	4	5	6	7	8	9	AB	R	H	RBI	BB	SO	LOB	TOP								
Trot Nixon, L OBP: 0.370, SLG: 0.465 (1, 9)	F9		F8			SH5-3		FC3-6 1B		3	0	1	0	0	0	0									
Jose Offerman, S OBP: 0.350, SLG: 0.355 (1, 4)	FC5-4 1B			F7		F8		FC3-6 HR		4	1	1	0	0	0	2									
Carl Everett, S OBP: 0.393, SLG: 0.593 Darren Lewis, R OBP: 0.306, SLG: 0.304 (4, PR) (4, 8)	F9					P6				2	0	1	0	0	0	1									
Scott Hatteberg, L OBP: 0.380, SLG: 0.446 Donnie Sadler, R OBP: 0.247, SLG: 0.304 (8, PH) (8, 8)								HR		1	1	1	2	0	0	0									
Nomar Garciaparra, R OBP: 0.428, SLG: 0.588 (1, 6)	FC5-4 1-2			F7				G6-3		4	1	1	0	0	0	2									
Troy O'Leary, L OBP: 0.324, SLG: 0.402 (1, 7)		K		F7						4	1	1	0	0	2	2									
Dante Bichette, R OBP: 0.348, SLG: 0.469 (1, 10)		F7				G6-3		F8		4	0	0	0	0	0	2									
Brian Daubach, L OBP: 0.331, SLG: 0.480 (1, 3)		G1-3				L4		K		4	0	1	1	0	1	1									
Jason Varitek, S OBP: 0.349, SLG: 0.407 (1, 2)				G4-3		G1-3		E7 1B		4	0	1	1	0	0	1									
Manny Alexander, R OBP: 0.257, SLG: 0.323 Midre Cummings, L OBP: 0.337, SLG: 0.394 Lou Merloni, R OBP: 0.333, SLG: 0.429 Bernard Gilkey, R OBP: 0.263, SLG: 0.283 (8, PH) (8, 5) (8, PH)				G6-3				K		1	0	0	0	1	0	0									
						F8 SH5-3 BB				1	0	0	0	0	0	0									
								G4-3		1	0	0	0	0	1	1									
<b>Inning Stats</b>	R: 0 E: 0 K: 0 S: 10	H: 1 LOB: 1 BB: 0 P: 13	R: 0 E: 0 K: 1 S: 9	H: 0 LOB: 0 BB: 0 P: 12	R: 0 E: 0 K: 0 S: 5	H: 0 LOB: 0 BB: 0 P: 9	R: 0 E: 0 K: 0 S: 7	H: 1 LOB: 1 BB: 0 P: 13	R: 0 E: 0 K: 0 S: 12	H: 0 LOB: 0 BB: 0 P: 17	R: 0 E: 0 K: 0 S: 5	H: 0 LOB: 1 BB: 1 P: 12	R: 1 E: 0 K: 1 S: 11	H: 2 LOB: 1 BB: 0 P: 16	R: 2 E: 0 K: 0 S: 11	H: 2 LOB: 0 BB: 0 P: 17	R: 1 E: 1 K: 2 S: 11	H: 2 LOB: 1 BB: 0 P: 12	1B: 3 2B: 4 3B: 0 HR: 1	SF: 0 SAC: 1 DP: 0 HBP: 0	WP: 0 PB: 0 SB: 0 CS: 0	PA: 36			
<b>PITCHER</b>	IP	WLS	BF	H	R	ER	SO	BB	IBB	HBP	BLK	WP	HR	S	P	ERA	WHIP								
Dave Milick, R ERA: 5.58 (1, 1)	7.0	W	26	4	1	1	2	1	0	0	0	0	0	59	92	1.29	0.714								
Danny Patterson, R ERA: 3.27 (8, 1)	1.0		5	2	2	2	0	0	0	0	0	0	1	11	17	18.00	2.000								
Todd Jones, R ERA: 3.53 (9, 1)	1.0	S	5	2	1	1	2	0	0	0	0	0	0	11	12	9.00	2.000								

**Boston Red Sox @ Detroit Tigers**  
Comerica Park, Detroit, MI  
Sun Sep 17 2000, 1:05 PM EDT  
Att: 33,174 - Sunny - 66 F

AB 34  
R 4  
H 8  
RBI 4  
BB 1  
SO 4  
LOB 13



Batter	1	2	3	4	5	6	7	8	9	AB	R	H	RBI	BB	SO	LOB	BOTTOM								
Billy McMillon, L OBP: 0.382, SLG: 0.483 (1, 10)	K		G5-3	G4-3		F8				4	0	0	0	0	1	3									
Damion Easley, R OBP: 0.355, SLG: 0.412 (1, 4)	F8							F8		3	0	1	0	1	0	0									
Bobby Higginson, L OBP: 0.367, SLG: 0.522 (1, 7)	F7		P5							4	0	1	0	0	1	2									
Juan Gonzalez, R OBP: 0.337, SLG: 0.508 (1, 9)		F9				F8		K		4	1	1	0	0	1	2									
Dean Palmer, R OBP: 0.341, SLG: 0.479 (1, 5)		K				F9		G6-3		4	1	1	2	0	1	2									
Tony Clark, S OBP: 0.349, SLG: 0.529 Hal Morris, L OBP: 0.392, SLG: 0.400 (6, PR) (7, 3)				G4-3						3	1	2	0	0	0	0									
Wendell Magee, R OBP: 0.318, SLG: 0.437 Dusty Allen, R OBP: 0.200, SLG: 0.333 (8, PH) (9, 3)		1B 2B								1	0	0	0	0	0	0									
Brad Ausmus, R OBP: 0.361, SLG: 0.372 (1, 2)										3	1	2	1	1	0	0									
Juan Encarnacion, R OBP: 0.325, SLG: 0.427 (1, 8)										4	0	0	0	0	0	3									
Shane Halter, R OBP: 0.286, SLG: 0.341 (1, 6)				G4-3						3	0	1	0	0	1	1									
<b>Inning Stats</b>	R: 0 E: 0 K: 1 S: 8	H: 0 LOB: 0 BB: 0 P: 11	R: 1 E: 0 K: 1 S: 12	H: 2 LOB: 1 BB: 0 P: 16	R: 0 E: 0 K: 0 S: 10	H: 1 LOB: 1 BB: 0 P: 16	R: 2 E: 0 K: 0 S: 10	H: 3 LOB: 2 BB: 1 P: 21	R: 0 E: 0 K: 1 S: 9	H: 0 LOB: 1 BB: 1 P: 15	R: 2 E: 1 K: 1 S: 12	H: 2 LOB: 1 BB: 0 P: 14	R: 0 E: 0 K: 1 S: 9	H: 1 LOB: 1 BB: 0 P: 14	R: 0 E: 0 K: 0 S: 11	H: 0 LOB: 0 BB: 0 P: 17	1B: 5 2B: 3 3B: 0 HR: 1	SF: 0 SAC: 0 DP: 0 HBP: 0	WP: 0 PB: 0 SB: 1 CS: 0	PA: 35					
<b>PITCHER</b>	IP	WLS	BF	H	R	ER	SO	BB	IBB	HBP	BLK	WP	HR	S	P	ERA	WHIP								
Ramon Martinez, R ERA: 6.12 (1, 1)	5.0	L	25	8	5	3	3	2	0	0	0	0	0	11	14	0.00	0.750								
Jeff Fassero, L ERA: 5.08 (6, 1)	1.1		5	1	0	0	1	0	0	0	0	0	0	6	10	0.00	0.000								
49 Tim Wakefield, R ERA: 5.36 (7, 1)	0.2		2	0	0	0	1	0	0	0	0	0	0	11	17	0.00	0.000								
Rheal Cormier, L ERA: 4.35 (8, 1)	1.0		3	0	0	0	0	0	0	0	0	0	0	11	17	0.00	0.000								

**Boston Red Sox @ Detroit Tigers**  
Comerica Park, Detroit, MI  
Sun Sep 17 2000, 1:05 PM EDT  
Att: 33,174 - Sunny - 66 F

AB 33  
R 5  
H 9  
RBI 3  
BB 2  
SO 5  
LOB 13





Batter	1	2	3	4	5	6	7	8	9	AB	R	H	RBI	BB	SO	LOB	TOP																			
<b>Kenny Lofton, L</b> OBP: 0.370, SLG: 0.421	F7		WP S 1B	F8		G4-3		F8		5	0	1	0	0	0	4	<b>Cleveland Indians @ Boston Red Sox</b> Fenway Park, Boston, MA Tue Sep 19 2000, 7:05 PM EDT Att: 32,512 - Cloudy - 74 F																			
<b>Omar Vizquel, S</b> OBP: 0.397, SLG: 0.375	F9		G1-3		G4-3 1B SF7 1B		L4		FC6-4 1B	5	1	2	0	0	0	1																				
<b>Roberto Alomar, S</b> OBP: 0.368, SLG: 0.468	K		G4-3		G4-3 1B		DI G1-3 WP 1B		FC6-4 G6-3 1-2	5	2	2	0	0	1	2																				
<b>Manny Ramirez, R</b> OBP: 0.454, SLG: 0.688		WP SF9 2B	K		G4-3		G1-3		G6-3	5	1	1	0	0	1	5																				
<b>Jim Thome, L</b> OBP: 0.401, SLG: 0.537		F9 1B BB		K		SF7		K		2	0	0	1	2	2	0																				
<b>Travis Fryman, R</b> OBP: 0.396, SLG: 0.521		SF9		FC3-6 1B		3-H 2-1		F3		4	0	2	2	0	1	3																				
<b>Bill Selby, L</b> OBP: 0.257, SLG: 0.265		3-H 2-1		FC3-6 BB 1B		1-3				4	0	1	0	0	1	2																				
<b>Russell Branyan, L</b> OBP: 0.328, SLG: 0.591		F9		BB 1B		K		K		4	0	1	0	0	2	2																				
<b>Sandy Alomar Jr., R</b> OBP: 0.332, SLG: 0.410		FC6-4		1-2 2-3 BB		G5-3		E8 1B		3	0	1	0	1	0	2																				
<b>Inning Stats</b>	R: 0 E: 0 K: 1 S: 5	H: 0 LOB: 0 BB: 0 P: 7	R: 1 E: 0 K: 0 S: 10	H: 2 LOB: 2 BB: 1 P: 22	R: 0 E: 0 K: 1 S: 11	H: 1 LOB: 1 BB: 0 P: 17	R: 0 E: 0 K: 1 S: 14	H: 2 LOB: 3 BB: 1 P: 23	R: 2 E: 0 K: 1 S: 16	H: 3 LOB: 1 BB: 0 P: 26	R: 0 E: 0 K: 1 S: 10	H: 0 LOB: 0 BB: 0 P: 17	R: 1 E: 0 K: 1 S: 11	H: 1 LOB: 1 BB: 0 P: 19	R: 0 E: 1 K: 1 S: 11	H: 1 LOB: 1 BB: 1 P: 15	R: 0 E: 0 K: 1 S: 15	H: 1 LOB: 2 BB: 1 P: 23	1B: 10 2B: 1 3B: 0 HR: 0	SF: 2 SAC: 0 DP: 0 HBP: 0	WP: 3 PB: 0 SB: 1 CS: 0	PA: 42														
<b>PITCHER</b>	IP	WLS	BF	H	R	ER	SO	BB	IBB	HBP	BLK	WP	HR	S	P	ERA	WHIP	<b>PITCHER</b>		IP	WLS	BF	H	R	ER	SO	BB	IBB	HBP	BLK	WP	HR	S	P	ERA	WHIP
<b>Tomo Ohka, R</b> ERA: 3.54	(1, 1)	4.0	19	5	1	1	3	2	0	0	0	2	0	40	69	2.25	1.750	<b>Derek Lowe, R</b> ERA: 2.55		(9, 1)	1.0	5	1	0	0	1	1	0	0	0	0	0	15	23	0.00	2.000
<b>Hipolito Pichardo, R</b> ERA: 3.29	(5, 1)	2.0	9	3	2	2	2	0	0	0	0	0	0	26	43	9.00	1.500																			
<b>Rheal Cormier, L</b> ERA: 4.48	(7, 1)	0.1	2	1	1	1	0	0	0	0	0	0	0	5	6	27.00	3.000																			
<b>Rich Garces, R</b> ERA: 3.14	(7, 1)	0.2	3	0	0	0	1	0	0	0	0	1	0	6	13	0.00	0.000																			
<b>Rod Beck, R</b> ERA: 2.83	(8, 1)	1.0	W	4	1	0	1	0	0	0	0	0	0	11	15	0.00	1.000																			

AB	37
R	4
H	11
RBI	3
BB	3
SO	8
LOB	21



Batter	1	2	3	4	5	6	7	8	9	AB	R	H	RBI	BB	SO	LOB	BOTTOM																			
<b>Trot Nixon, L</b> OBP: 0.372, SLG: 0.465	F8		BB 3B 1B	2B SF8 1B		K				4	2	2	1	1	1	0	<b>Cleveland Indians @ Boston Red Sox</b> Fenway Park, Boston, MA Tue Sep 19 2000, 7:05 PM EDT Att: 32,512 - Cloudy - 74 F																			
<b>Jose Offerman, S</b> OBP: 0.353, SLG: 0.360			F7	SF8 2B						5	1	3	0	0	0	3																				
<b>Donnie Sadler, R</b> OBP: 0.247, SLG: 0.304	BB FC1-2 1B			1-3 2B		2B 1B		FC4 BB		0	0	0	0	0	0	0																				
<b>Jason Varitek, S</b> OBP: 0.350, SLG: 0.407	FC1-2 BB 1B		4-0 3B BB	SF8		P3		F5		3	1	1	1	1	0	1																				
<b>Nomar Garciaparra, R</b> OBP: 0.431, SLG: 0.591	FC1-2 BB		1-0 HR 3B	IBB		2B BB		K		2	1	1	2	3	1	0																				
<b>Troy O'Leary, L</b> OBP: 0.323, SLG: 0.402	FC1-2		G4-3	F8				F8		5	0	1	1	0	0	6																				
<b>Dante Bichette, R</b> OBP: 0.347, SLG: 0.473	F8		HR			F7		F8		4	1	1	2	0	0	5																				
<b>Brian Daubach, L</b> ERA: 7.82			G3-1			F7		F7		4	0	0	0	0	0	0																				
<b>Rico Brogna, L</b> OBP: 0.279, SLG: 0.355										0	0	0	0	0	0	0																				
<b>Lou Merloni, R</b> OBP: 0.340, SLG: 0.432										4	0	2	0	0	0	0																				
<b>Manny Alexander, R</b> OBP: 0.257, SLG: 0.323										0	0	0	0	0	0	0																				
<b>Darren Lewis, R</b> OBP: 0.305, SLG: 0.307			L8					F9		4	1	1	0	0	1	2																				
<b>Inning Stats</b>	R: 0 E: 0 K: 0 S: 11	H: 2 LOB: 3 BB: 1 P: 22	R: 0 E: 0 K: 0 S: 6	H: 0 LOB: 0 BB: 0 P: 12	R: 4 E: 0 K: 0 S: 7	H: 3 LOB: 0 BB: 1 P: 17	R: 2 E: 0 K: 0 S: 13	H: 3 LOB: 2 BB: 1 P: 21	R: 0 E: 0 K: 1 S: 13	H: 1 LOB: 1 BB: 0 P: 22	R: 1 E: 0 K: 0 S: 13	H: 2 LOB: 2 BB: 1 P: 22	R: 0 E: 0 K: 0 S: 9	H: 1 LOB: 2 BB: 1 P: 16	R: 0 E: 0 K: 1 S: 6	H: 0 LOB: 0 BB: 0 P: 10	1B: 7 2B: 3 3B: 1 HR: 1	SF: 1 SAC: 0 DP: 0 HBP: 0	WP: 0 PB: 0 SB: 0 CS: 0	PA: 41																
<b>PITCHER</b>	IP	WLS	BF	H	R	ER	SO	BB	IBB	HBP	BLK	WP	HR	S	P	ERA	WHIP	<b>PITCHER</b>		IP	WLS	BF	H	R	ER	SO	BB	IBB	HBP	BLK	WP	HR	S	P	ERA	WHIP
<b>Charles Nagy, R</b> ERA: 7.82	(1, 1)	3.1	L	19	7	6	6	0	2	0	0	0	0	31	60	16.20	2.700	<b>Steve Karsay, R</b> ERA: 4.03		(8, 1)	1.0	3	0	0	0	1	0	0	0	0	6	10	0.00	0.000		
<b>Justin Speier, R</b> ERA: 3.45	(4, 1)	1.2	8	2	0	0	1	0	1	0	0	0	0	19	34	0.00	1.200																			
<b>Cameron Calmross, L</b> ERA: 3.55	(6, 1)	0.2	3	1	1	1	1	0	0	0	0	0	0	5	7	13.50	1.500																			
<b>Steve Reed, R</b> ERA: 4.73	(6, 1)	1.0	6	2	0	0	0	1	0	0	0	0	0	15	24	0.00	3.000																			
<b>Ricardo Rincon, L</b> ERA: 2.16	(7, 1)	0.1	2	0	0	0	0	1	0	0	0	0	0	2	7	0.00	3.000																			

AB	35
R	7
H	12
RBI	7
BB	5
SO	3
LOB	17





Batter	1	2	3	4	5	6	7	8	9	AB	R	H	RBI	BB	SO	LOB	TOP										
<b>Kenny Lofton, L</b> (1, 8) OBP: 0.371, SLG: 0.428	3-2 1B 1B		0-0 G3			2-2 G4-3			1-0 HR	4	2	2	1	0	0	0	<b>Cleveland Indians @ Boston Red Sox</b> Fenway Park, Boston, MA Wed Sep 20 2000, 1:05 PM EDT Att: 33,002 - Sunny - 78 F										
<b>Omar Vizquel, S</b> (1, 6) OBP: 0.370, SLG: 0.377	0-0 1B 1-3 1B		3-2 F7			0-0 1B			4-2 G6-3 BB	3	0	2	0	1	0	0											
<b>Roberto Alomar, S</b> (1, 4) OBP: 0.367, SLG: 0.466	1-1 1-3 3-H 0-2 1B			0-3 K		2-3 K			2-2 G6-3 1-2	4	0	1	1	0	2	2											
<b>Manny Ramirez, R</b> (1, 9) OBP: 0.452, SLG: 0.684	G6-3			1-1 F8			3-3 K		1-0 1B	4	0	1	0	0	1	1											
<b>Jim Thome, L</b> (1, 3) OBP: 0.400, SLG: 0.534	1-2 F3			3-3 K			4-2 FC6-4 BB		3-2 G6-3	3	0	0	0	1	1	2											
<b>Bill Selby, L</b> (1, 7) OBP: 0.237, SLG: 0.243		1-3 K			0-2 G1-3			1-2 FC6-4 CS		3	0	0	0	0	1	1											
<b>Jolbert Cabrera, R</b> (7, PR) OBP: 0.302, SLG: 0.314										0	0	0	0	0	0	0											
<b>Travis Fryman, R</b> (1, 5) OBP: 0.396, SLG: 0.520		1-2 L6			2-3 K		1-1 CS	3-2 E5 FC5-3 1B		3	0	1	0	0	1	0											
<b>Russell Branyan, L</b> (1, 10) OBP: 0.322, SLG: 0.580		1-1 F9			3-3 K			3-3 K		3	0	0	0	0	2	1											
<b>Einar Diaz, R</b> (1, 2) OBP: 0.316, SLG: 0.390			2-3 K			1-2 G4-3		0-0 FC5-3 2-3		3	0	0	0	0	1	1											
<b>Inning Stats</b>	R: 1 E: 0 K: 0 S: 14	H: 3 LOB: 1 BB: 0 P: 19	R: 0 E: 0 K: 1 S: 9	H: 0 LOB: 0 BB: 0 P: 12	R: 0 E: 0 K: 1 S: 7	H: 0 LOB: 0 BB: 0 P: 12	R: 0 E: 0 K: 2 S: 8	H: 0 LOB: 0 BB: 0 P: 12	R: 0 E: 0 K: 1 S: 10	H: 1 LOB: 1 BB: 0 P: 15	R: 0 E: 0 K: 1 S: 11	H: 0 LOB: 1 BB: 1 P: 20	R: 0 E: 1 K: 1 S: 13	H: 1 LOB: 0 BB: 0 P: 19	R: 1 E: 0 K: 0 S: 11	H: 2 LOB: 1 BB: 1 P: 22	1B: 6 2B: 1 3B: 0 HR: 1	SF: 0 SAC: 0 DP: 2 HBP: 0	WP: 0 PB: 0 SB: 0 CS: 1	PA: 33							
<b>PITCHER</b>	IP	WLS	BF	H	R	ER	SO	BB	IBB	HBP	BLK	WP	HR	S	P	ERA	WHIP										
<b>Pedro Martinez, R</b> (1, 1) ERA: 1.78	8.0	L	27	5	1	1	9	1	0	0	0	0	0	82	124	1.12	0.750										
<b>Derek Lowe, R</b> (9, 1) ERA: 2.54	0.2		4	2	1	1	0	1	0	0	0	0	1	7	15	13.50	4.500										
<b>Jeff Fassero, L</b> (9, 1) ERA: 5.06	0.1		1	0	0	0	0	0	0	0	0	0	0	4	7	0.00	0.000										

Batter	1	2	3	4	5	6	7	8	9	AB	R	H	RBI	BB	SO	LOB	BOTTOM										
<b>Trot Nixon, L</b> (1, 9) OBP: 0.369, SLG: 0.461	3-1 P6		3-2 F8 1-2			2-1 G6-3			0-1 G3-6-3 1-2	4	0	0	0	0	0	2	<b>Cleveland Indians @ Boston Red Sox</b> Fenway Park, Boston, MA Wed Sep 20 2000, 1:05 PM EDT Att: 33,002 - Sunny - 78 F										
<b>Jose Offerman, S</b> (1, 4) OBP: 0.352, SLG: 0.358	0-3 K2-3		1-0 F7			3-1 F7			4-1 FC4-6 BB	3	0	0	0	1	1	1											
<b>Jason Varitek, S</b> (1, 2) OBP: 0.347, SLG: 0.403	0-0 G3-1			1-3 K		1-1 G1-3			0-1 FC4-6 2B 1B	4	1	0	0	0	1	1											
<b>Nomar Garciaparra, R</b> (1, 6) OBP: 0.432, SLG: 0.595		0-0 F8		0-0 2B		0-1 F7			1-0 1B FC1-2 2B	4	0	2	0	0	0	0											
<b>Troy O'Leary, L</b> (1, 7) OBP: 0.323, SLG: 0.400		1-3 K		0-1 F7		3-1 G3-1			1-1 FC1-2 1B	4	0	1	1	0	1	1											
<b>Dante Bichette, R</b> (1, 10) OBP: 0.348, SLG: 0.474		1-2 WP 2B		1-2 P6		4-2 BB			0-0 FC1-2 1-2	3	0	1	0	1	0	3											
<b>Brian Daubach, L</b> (1, 3) OBP: 0.326, SLG: 0.472		1-3 K 2-3			1-0 G3-1		1-2 G4-3		3-3 K2-3	4	0	0	0	0	2	4											
<b>Manny Alexander, R</b> (1, 5) OBP: 0.255, SLG: 0.319			2-1 F7		1-1 L6			0-1 G4-3		2	0	0	0	0	0	0											
<b>Midge Cummings, L</b> (8, PH) OBP: 0.335, SLG: 0.392										1	0	0	0	0	0	0											
<b>Lou Merloni, R</b> (9, 5) OBP: 0.340, SLG: 0.432										0	0	0	0	0	0	0											
<b>Darren Lewis, R</b> (1, 8) OBP: 0.307, SLG: 0.308			1-1 S 1B		0-1 G5-3			2-2 G3-6-3 1B		2	0	1	0	0	0	0											
<b>Carl Everett, S</b> (8, PH) OBP: 0.374, SLG: 0.594										1	0	1	0	0	0	0											
<b>Donnie Sadler, R</b> (8, PR) OBP: 0.247, SLG: 0.304										0	0	0	0	0	0	0											
<b>Inning Stats</b>	R: 0 E: 0 K: 1 S: 7	H: 0 LOB: 0 BB: 0 P: 10	R: 0 E: 0 K: 2 S: 10	H: 1 LOB: 1 BB: 0 P: 13	R: 0 E: 0 K: 0 S: 8	H: 1 LOB: 1 BB: 0 P: 15	R: 0 E: 0 K: 1 S: 9	H: 1 LOB: 1 BB: 0 P: 11	R: 0 E: 0 K: 0 S: 5	H: 0 LOB: 0 BB: 0 P: 7	R: 0 E: 0 K: 0 S: 6	H: 0 LOB: 0 BB: 0 P: 12	R: 0 E: 0 K: 0 S: 9	H: 0 LOB: 1 BB: 1 P: 17	R: 0 E: 0 K: 0 S: 7	H: 1 LOB: 1 BB: 0 P: 9	R: 1 E: 0 K: 1 S: 10	H: 2 LOB: 2 BB: 1 P: 19	1B: 3 2B: 3 3B: 0 HR: 0	SF: 0 SAC: 0 DP: 1 HBP: 0	WP: 1 PB: 0 SB: 1 CS: 0	PA: 34					
<b>PITCHER</b>	IP	WLS	BF	H	R	ER	SO	BB	IBB	HBP	BLK	WP	HR	S	P	ERA	WHIP										
<b>Steve Woodard, R</b> (1, 1) ERA: 6.06	6.0	W	21	3	0	0	4	1	0	0	0	0	0	45	68	0.00	0.500										
<b>Paul Shuey, R</b> (7, 1) ERA: 3.16	2.0	H	7	1	0	0	0	1	0	0	0	0	0	16	26	0.00	1.000										
<b>Bob Wickman, R</b> (9, 1) ERA: 3.0	1.0	S	6	2	1	1	1	1	0	0	0	0	0	10	19	9.00	3.000										

AB	30
R	2
H	7
RBI	2
BB	2
SO	9
LOB	8



**BOTTOM**

AB	32
R	1
H	6
RBI	1
BB	2
SO	5
LOB	12



AB	32
R	1
H	6
RBI	1
BB	2
SO	5
LOB	12



Batter	1	2	3	4	5	6	7	8	9	AB	R	H	RBI	BB	SO	LOB	TOP					
<b>Kenny Lofton, L</b> OBP: 0.373, SLG: 0.430 (1, 8)										5	2	3	0	0	1	1	<b>Cleveland Indians @ Boston Red Sox</b> Fenway Park, Boston, MA Wed Sep 20 2000, 7:05 PM EDT Att: 32,751 - Sunny - 72 F					
<b>Omar Vizquel, S</b> OBP: 0.372, SLG: 0.376 (1, 6)										2	2	0	0	2	1	1						
<b>Roberto Alomar, S</b> OBP: 0.367, SLG: 0.466 (1, 4)										5	0	2	2	0	0	5						
<b>Manny Ramirez, R</b> OBP: 0.458, SLG: 0.686 (1, 9)										3	0	3	1	2	0	0						
<b>Jim Thome, L</b> OBP: 0.398, SLG: 0.530 (1, 3)										5	0	1	1	0	4	6						
<b>Travis Fryman, R</b> OBP: 0.394, SLG: 0.516 (1, 5)										4	0	0	0	1	3	4						
<b>Russell Branyan, L</b> OBP: 0.314, SLG: 0.562 (1, 10)										5	0	0	0	0	1	5						
<b>Sandy Alomar Jr., R</b> OBP: 0.331, SLG: 0.408 (1, 2)										4	0	1	0	0	0	0						
<b>Bill Selby, L</b> OBP: 0.250, SLG: 0.237 (1, 7)										1	1	0	0	0	0	0						
<b>Chan Perry, R</b> OBP: 0.111, SLG: 0.111 (7, PH)										1	0	0	0	0	0	0						
<b>Dave Roberts, L</b> OBP: 0.250, SLG: 0.143 (7, 7)										0	0	0	0	0	0	0						
<b>Inning Stats</b>	R: 0 E: 0 K: 1 S: 9	H: 1 LOB: 0 BB: 0 P: 9	R: 0 E: 0 K: 3 S: 15	H: 1 LOB: 1 BB: 0 P: 21	R: 0 E: 0 K: 1 S: 5	H: 0 LOB: 0 BB: 0 P: 8	R: 0 E: 0 K: 1 S: 11	H: 1 LOB: 2 BB: 1 P: 19	R: 3 E: 0 K: 1 S: 18	H: 2 LOB: 2 BB: 2 P: 35	R: 0 E: 0 K: 1 S: 7	H: 0 LOB: 0 BB: 0 P: 8	R: 2 E: 0 K: 0 S: 20	H: 3 LOB: 3 BB: 2 P: 36	R: 0 E: 0 K: 0 S: 7	H: 1 LOB: 2 BB: 0 P: 11	R: 0 E: 0 K: 2 S: 16	H: 1 LOB: 0 BB: 0 P: 24	1B: 10 2B: 1 3B: 0 HR: 0	SF: 0 SAC: 1 DP: 1 HBP: 2	WP: 0 PB: 1 SB: 3 CS: 0	PA: 43
<b>PITCHER</b>	IP	WLS	BF	H	R	ER	SO	BB	IBB	HBP	BLK	WP	HR	S	P	ERA	WHIP					
<b>63 Paxton Crawford, R</b> ERA: 3.91 (1, 1)	4.2		22	5	3	3	6	3	0	1	0	0	0	55	86	5.79	1.714					
<b>Rheal Cormier, L</b> ERA: 4.54 (5, 1)	1.2	L	7	1	2	2	2	1	0	0	0	0	0	14	24	10.80	1.200					
<b>Rich Garcés, R</b> ERA: 3.11 (7, 1)	0.2	B	5	2	0	0	0	1	0	0	0	0	0	16	26	0.00	4.500					
<b>Hector Carrasco, R</b> ERA: 4.52 (8, 1)	2.0		9	2	0	0	2	0	0	1	0	0	0	23	35	0.00	1.000					

AB	35
R	5
H	10
RBI	4
BB	5
SO	10
LOB	22



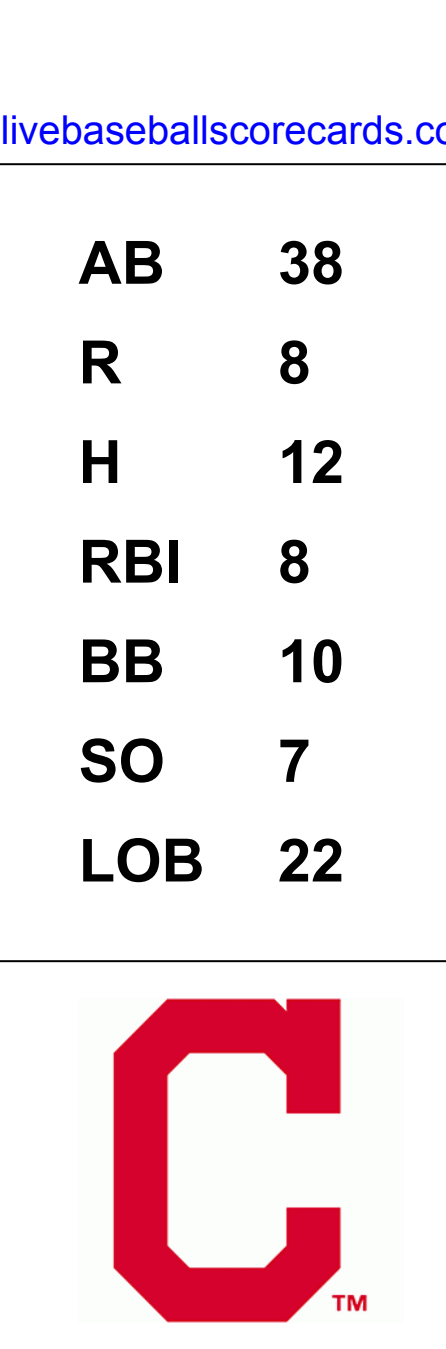
Batter	1	2	3	4	5	6	7	8	9	AB	R	H	RBI	BB	SO	LOB	BOTTOM					
<b>Trot Nixon, L</b> OBP: 0.372, SLG: 0.467 (1, 9)										3	1	1	1	2	2	0	<b>Cleveland Indians @ Boston Red Sox</b> Fenway Park, Boston, MA Wed Sep 20 2000, 7:05 PM EDT Att: 32,751 - Sunny - 72 F					
<b>Darren Lewis, R</b> OBP: 0.304, SLG: 0.305 (1, 8)										3	0	0	0	0	2	0						
<b>Carl Everett, S</b> OBP: 0.374, SLG: 0.593 (7, PH)										1	0	0	0	0	0	1						
<b>Donnie Sadler, R</b> OBP: 0.247, SLG: 0.304 (8, 8)										0	0	0	0	0	0	0						
<b>Rico Brogna, L</b> OBP: 0.278, SLG: 0.353 (9, PH)										1	0	0	0	0	0	1						
<b>Dante Bichette, R</b> OBP: 0.349, SLG: 0.474 (1, 10)										4	0	2	0	0	2	0						
<b>Nomar Garciaparra, R</b> OBP: 0.430, SLG: 0.592 (1, 6)										4	0	1	0	0	0	1						
<b>Troy O'Leary, L</b> OBP: 0.322, SLG: 0.401 (1, 7)										4	1	1	0	0	0	2						
<b>Scott Hatteberg, L</b> OBP: 0.396, SLG: 0.454 (1, 2)										3	1	2	0	1	1	1						
<b>Lou Merloni, R</b> OBP: 0.347, SLG: 0.457 (1, 5)										4	1	2	2	0	0	4						
<b>Brian Daubach, L</b> OBP: 0.325, SLG: 0.470 (1, 3)										4	0	1	1	0	2	1						
<b>Mike Lansing, R</b> OBP: 0.299, SLG: 0.372 (1, 4)										2	0	0	0	0	1	2						
<b>Midre Cummings, L</b> OBP: 0.333, SLG: 0.389 (7, PH)										1	0	0	0	0	0	0						
<b>Manny Alexander, R</b> OBP: 0.255, SLG: 0.319 (8, 4)										0	0	0	0	0	0	0						
<b>Jason Varitek, S</b> OBP: 0.346, SLG: 0.402 (9, PH)										1	0	0	0	0	0	0						
<b>Inning Stats</b>	R: 0 E: 0 K: 2 S: 11	H: 1 LOB: 1 BB: 0 P: 16	R: 1 E: 0 K: 3 S: 13	H: 2 LOB: 1 BB: 0 P: 19	R: 0 E: 0 K: 3 S: 10	H: 0 LOB: 0 BB: 0 P: 12	R: 2 E: 0 K: 0 S: 15	H: 3 LOB: 1 BB: 0 P: 25	R: 1 E: 0 K: 1 S: 10	H: 1 LOB: 0 BB: 0 P: 19	R: 0 E: 0 K: 0 S: 9	H: 1 LOB: 0 BB: 0 P: 15	R: 0 E: 0 K: 1 S: 8	H: 0 LOB: 1 BB: 1 P: 14	R: 0 E: 0 K: 0 S: 8	H: 2 LOB: 2 BB: 1 P: 16	R: 0 E: 0 K: 0 S: 6	H: 0 LOB: 1 BB: 1 P: 14	1B: 5 2B: 4 3B: 0 HR: 1	SF: 0 SAC: 0 DP: 2 HBP: 0	WP: 1 PB: 0 SB: 0 CS: 0	PA: 38
<b>PITCHER</b>	IP	WLS	BF	H	R	ER	SO	BB	IBB	HBP	BLK	WP	HR	S	P	ERA	WHIP					
<b>Dave Burba, R</b> ERA: 4.39 (1, 1)	5.0		22	7	4	4	9	0	0	0	0	0	0	7	11	0.00	3.000					
<b>Ricardo Rincon, L</b> ERA: 2.12 (6, 1)	0.1		2	1	0	0	0	0	0	0	0	0	0	7	11	0.00	3.000					
<b>Steve Karsay, R</b> ERA: 3.95 (6, 1)	1.1	W	4	0	0	0	1	1	0	0	0	0	0	8	15	0.00	0.750					
<b>Paul Shuey, R</b> ERA: 3.12 (7, 1)	0.2	H	5	2	0	0	0	1	0	0	0	0	0	9	17	0.00	4.500					
<b>Bob Wickman, R</b> ERA: 2.93 (8, 1)	1.2	S	5	0	0	0	0	1	0	0	0	0	0	7	16	0.00	0.600					

AB	35
R	4
H	10
RBI	4
BB	3
SO	10
LOB	13





Batter	1	2	3	4	5	6	7	8	9	AB	R	H	RBI	BB	SO	LOB	TOP											
<b>Kenny Lofton, L</b> OBP: 0.373, SLG: 0.429										6	0	2	1	0	1	2	<b>Cleveland Indians @ Boston Red Sox</b> Fenway Park, Boston, MA Thu Sep 21 2000, 1:05 PM EDT Att: 31,404 - Sunny - 73 F											
<b>Omar Vizquel, S</b> OBP: 0.371, SLG: 0.374										5	0	1	0	1	0	1												
<b>Roberto Alomar, S</b> OBP: 0.367, SLG: 0.465										5	2	1	0	1	2	4												
<b>Manny Ramirez, R</b> OBP: 0.459, SLG: 0.683										2	1	0	0	3	1	1												
<b>Jim Thome, L</b> OBP: 0.403, SLG: 0.531										1	1	1	0	4	0	0												
<b>David Segui, S</b> OBP: 0.392, SLG: 0.514										5	1	2	3	0	1	7												
<b>Travis Fryman, R</b> OBP: 0.394, SLG: 0.517										5	1	2	2	0	1	5												
<b>Dave Roberts, L</b> OBP: 0.364, SLG: 0.222										2	1	1	0	1	0	1												
<b>Jolbert Cabrera, R</b> OBP: 0.300, SLG: 0.313										1	0	0	0	0	0	0												
<b>Bill Selby, L</b> OBP: 0.244, SLG: 0.231										1	0	0	0	0	0	0												
<b>Einar Diaz, R</b> OBP: 0.319, SLG: 0.392										4	1	2	2	0	0	1												
<b>Russell Branyan, L</b> OBP: 0.312, SLG: 0.558										1	0	0	0	0	1	0												
<b>Inning Stats</b>	R: 7 E: 0 K: 1 S: 23	H: 4 LOB: 1 BB: 4 P: 52	R: 0 E: 0 K: 0 S: 9	H: 0 LOB: 1 BB: 1 P: 17	R: 0 E: 0 K: 0 S: 10	H: 1 LOB: 1 BB: 0 P: 14	R: 0 E: 0 K: 0 S: 7	H: 1 LOB: 2 BB: 2 P: 21	R: 0 E: 1 K: 2 S: 16	H: 1 LOB: 3 BB: 1 P: 25	R: 0 E: 0 K: 0 S: 9	H: 0 LOB: 0 BB: 0 P: 13	R: 1 E: 0 K: 2 S: 14	H: 2 LOB: 2 BB: 1 P: 28	R: 0 E: 0 K: 2 S: 11	H: 1 LOB: 2 BB: 1 P: 22	1B: 9 2B: 3 3B: 0 HR: 0	SF: 0 SAC: 0 DP: 1 HBP: 0	WP: 0 PB: 0 SB: 6 CS: 0	PA: 48								
<b>PITCHER</b>	IP	WLS	BF	H	R	ER	SO	BB	IBB	HBP	BLK	WP	HR	S	P	ERA	WHIP											
<b>Rolando Arjojo, R</b> ERA: 5.64	(1, 1)	0.2	9	3	7	1	1	4	0	0	0	0	0	21	48	94.50	10.500											
<b>Steve Ontiveros, R</b> ERA: 16.2	(1, 1)	2.1	W	10	2	0	0	1	0	0	0	0	0	21	35	0.00	1.286											
<b>Jesus Pena, L</b> ERA: 5.18	(4, 1)	1.0		5	1	0	0	2	0	0	0	0	0	7	21	0.00	3.000											
<b>Hipolito Pichardo, R</b> ERA: 3.23	(5, 1)	1.0		4	2	0	0	0	0	0	0	0	0	15	22	0.00	2.000											
<b>Jeff Fassero, L</b> ERA: 4.98	(6, 1)	2.0	H	9	1	0	0	2	1	0	0	0	0	25	38	0.00	1.000											
<b>Rod Beck, R</b> ERA: 3.0	(8, 1)	1.0	H	6	2	1	1	2	1	0	0	0	0	11	22	0.00	2.000											
<b>Derek Lowe, R</b> ERA: 2.61	(9, 1)	1.0	S	5	1	0	0	2	1	0	0	0	0	0	11	22	0.00	2.000										
<b>Trot Nixon, L</b> OBP: 0.374, SLG: 0.478																	4	1	2	2	1	0	1					
<b>Jose Offerman, S</b> OBP: 0.356, SLG: 0.359																	2	2	1	1	3	0	1					
<b>Donnie Sadler, R</b> OBP: 0.247, SLG: 0.304																	0	0	0	0	0	0	0					
<b>Dante Bichette, R</b> OBP: 0.349, SLG: 0.473																	4	2	1	0	1	1	4					
<b>Nomar Garciaparra, R</b> OBP: 0.432, SLG: 0.593																	4	1	3	2	0	0	1					
<b>Troy O'Leary, L</b> OBP: 0.323, SLG: 0.410																	4	1	2	4	0	0	2					
<b>Brian Daubach, L</b> OBP: 0.323, SLG: 0.466																	4	0	0	0	0	1	3					
<b>Rico Brogna, L</b> OBP: 0.278, SLG: 0.353																	0	0	0	0	0	0	0					
<b>Lou Merloni, R</b> OBP: 0.343, SLG: 0.448																	4	1	1	0	0	1	0					
<b>Manny Alexander, R</b> OBP: 0.255, SLG: 0.319																	0	0	0	0	0	0	0					
<b>Jason Varitek, S</b> OBP: 0.345, SLG: 0.400																	4	0	1	0	0	1	1					
<b>Darren Lewis, R</b> OBP: 0.306, SLG: 0.305																	3	1	1	0	0	0	1					
<b>Inning Stats</b>	R: 2 E: 0 K: 0 S: 16	H: 2 LOB: 1 BB: 1 P: 25	R: 0 E: 0 K: 0 S: 5	H: 0 LOB: 0 BB: 0 P: 8	R: 6 E: 0 K: 2 S: 26	H: 5 LOB: 3 BB: 4 P: 56	R: 0 E: 0 K: 0 S: 5	H: 1 LOB: 0 BB: 0 P: 9	R: 1 E: 0 K: 1 S: 12	H: 1 LOB: 1 BB: 0 P: 22	R: 0 E: 0 K: 1 S: 9	H: 1 LOB: 1 BB: 0 P: 15	R: 0 E: 0 K: 0 S: 12	H: 1 LOB: 1 BB: 0 P: 16	R: 0 E: 0 K: 0 S: 5	H: 1 LOB: 1 BB: 0 P: 9	1B: 8 2B: 3 3B: 0 HR: 2	SF: 1 SAC: 0 DP: 1 HBP: 1	WP: 0 PB: 0 SB: 0 CS: 1	PA: 40								
<b>PITCHER</b>	IP	WLS	BF	H	R	ER	SO	BB	IBB	HBP	BLK	WP	HR	S	P	ERA	WHIP											
<b>Jason Bere, R</b> ERA: 5.55	(1, 1)	2.0		13	4	6	0	3	0	0	0	0	0	29	52	27.00	3.500											
<b>Cameron Cairncross, L</b> ERA: 4.5	(3, 1)	0.1		2	1	1	1	0	0	0	0	0	0	1	9	27.00	3.000											
<b>Justin Speier, R</b> ERA: 5.97	(3, 1)	0.1	L	5	2	1	1	1	2	0	0	0	0	10	24	27.00	12.000											
<b>Jamie Brewington, R</b> ERA: 5.65	(3, 1)	2.2		11	3	1	1	2	0	0	1	0	0	23	41	3.38	1.125											
<b>Tom Martin, L</b> ERA: 4.02	(6, 1)	1.2		6	1	0	0	1	0	0	0	0	0	18	25	0.00	0.600											
<b>Steve Reed, R</b> ERA: 4.64	(8, 1)	1.0		3	1	0	0	0	0	0	0	0	0	5	9	0.00	1.000											





Batter	1	2	3	4	5	6	7	8	9	AB	R	H	RBI	BB	SO	LOB	TOP					
<b>Kenny Lofton, L</b> OBP: 0.373, SLG: 0.429 (1, 8)	F7		PB 1-H 2-H 2B		F8	1B BB		F7		4	1	2	1	0	1		<b>Cleveland Indians @ Boston Red Sox</b> Fenway Park, Boston, MA Thu Sep 21 2000, 7:05 PM EDT Att: 32,743 - Sunny - 72 F					
<b>Omar Vizquel, S</b> OBP: 0.371, SLG: 0.373 (1, 6)	G6-3		K G2-3		F2	1B		G1-3		4	0	1	1	1	1							
<b>Roberto Alomar, S</b> OBP: 0.369, SLG: 0.486 <b>John McDonald, R</b> OBP: 0.429, SLG: 0.429 (1, 4) (8, 4)			G2-3					G1-3		5	1	3	1	0	0	4						
<b>Manny Ramirez, R</b> OBP: 0.461, SLG: 0.680 <b>Dave Roberts, L</b> OBP: 0.394, SLG: 0.222 (8, PR) (8, 7)			G6-3					G1-3		0	0	0	0	0	0	0						
<b>Jim Thome, L</b> OBP: 0.400, SLG: 0.526 (1, 3)	G6-5-3		G6-3					G1-3		3	1	1	0	2	1	4						
<b>David Segui, S</b> OBP: 0.390, SLG: 0.511 (1, 10)	F8				G3-1		F7	F5	G4-3	5	0	0	0	0	0	6						
<b>Travis Fryman, R</b> OBP: 0.397, SLG: 0.520 (1, 5)					G4-3		K	FC5-4		5	0	1	0	0	1	2						
<b>Russell Branyan, L</b> OBP: 0.312, SLG: 0.554 <b>Jolbert Cabrera, R</b> OBP: 0.302, SLG: 0.315 (6, PR) (6, 7) (8, 9)			E 2B 1B		F8	F9	E2 1B 1B	FC5-4 FC6-4		5	2	4	1	0	0	1						
<b>Sandy Alomar Jr., R</b> OBP: 0.332, SLG: 0.411 (1, 2)			F8		F9		E2 1B 1B	FC6-4		3	0	1	2	0	0	2						
<b>Inning Stats</b>	R: 0 E: 0 K: 0 S: 9	H: 1 LOB: 1 BB: 0 P: 14	R: 0 E: 0 K: 0 S: 7	H: 1 LOB: 0 BB: 0 P: 13	R: 2 E: 1 K: 1 S: 21	H: 2 LOB: 2 BB: 0 P: 29	R: 0 E: 0 K: 0 S: 7	H: 1 LOB: 1 BB: 0 P: 10	R: 0 E: 0 K: 1 S: 10	H: 0 LOB: 0 BB: 0 P: 12	R: 0 E: 0 K: 0 S: 8	H: 1 LOB: 1 BB: 0 P: 14	R: 0 E: 0 K: 0 S: 10	H: 1 LOB: 3 BB: 2 P: 30	R: 0 E: 1 K: 0 S: 8	H: 2 LOB: 1 BB: 0 P: 13		1B: 13 2B: 2 3B: 0 HR: 0	SF: 0 SAC: 0 DP: 2 HBP: 0	WP: 1 PB: 1 SB: 0 CS: 0	PA: 45	
<b>PITCHER</b>	IP WLS BF H R ER SO BB IBB HBP BLK WP HR S P ERA WHIP	IP WLS BF H R ER SO BB IBB HBP BLK WP HR S P ERA WHIP	IP WLS BF H R ER SO BB IBB HBP BLK WP HR S P ERA WHIP	IP WLS BF H R ER SO BB IBB HBP BLK WP HR S P ERA WHIP	IP WLS BF H R ER SO BB IBB HBP BLK WP HR S P ERA WHIP	IP WLS BF H R ER SO BB IBB HBP BLK WP HR S P ERA WHIP	IP WLS BF H R ER SO BB IBB HBP BLK WP HR S P ERA WHIP	IP WLS BF H R ER SO BB IBB HBP BLK WP HR S P ERA WHIP	IP WLS BF H R ER SO BB IBB HBP BLK WP HR S P ERA WHIP	IP WLS BF H R ER SO BB IBB HBP BLK WP HR S P ERA WHIP	IP WLS BF H R ER SO BB IBB HBP BLK WP HR S P ERA WHIP	IP WLS BF H R ER SO BB IBB HBP BLK WP HR S P ERA WHIP	IP WLS BF H R ER SO BB IBB HBP BLK WP HR S P ERA WHIP	IP WLS BF H R ER SO BB IBB HBP BLK WP HR S P ERA WHIP	IP WLS BF H R ER SO BB IBB HBP BLK WP HR S P ERA WHIP	IP WLS BF H R ER SO BB IBB HBP BLK WP HR S P ERA WHIP	IP WLS BF H R ER SO BB IBB HBP BLK WP HR S P ERA WHIP					
<b>49 Tim Wakefield, R</b> ERA: 5.46	5.2	L	26	8	6	5	3	1	0	0	0	0	0	0	0	0	1	0	65	93	7.94	1.588
<b>Hector Carrasco, R</b> ERA: 4.75	0.0		4	3	2	2	0	1	0	0	0	0	0	0	0	0	0	0	9	18	∞	∞
<b>40 Sang-Hoon Lee, L</b> ERA: 4.15	1.2		8	2	0	0	1	1	0	0	0	0	0	0	0	0	0	0	17	35	0.00	1.800
<b>Rick Croushore, R</b> ERA: 8.16	1.2		7	2	0	0	0	1	0	0	0	0	0	0	0	0	0	0	13	28	0.00	1.800

AB	41
R	8
H	15
RBI	8
BB	4
SO	4
LOB	25



Batter	1	2	3	4	5	6	7	8	9	AB	R	H	RBI	BB	SO	LOB	BOTTOM					
<b>Trot Nixon, L</b> OBP: 0.381, SLG: 0.482 (1, 9)										3	1	3	0	2	0	0	<b>Cleveland Indians @ Boston Red Sox</b> Fenway Park, Boston, MA Thu Sep 21 2000, 7:05 PM EDT Att: 32,743 - Sunny - 72 F					
<b>Jose Offerman, S</b> OBP: 0.354, SLG: 0.355 <b>Darren Lewis, R</b> OBP: 0.309, SLG: 0.308 (1, 4) (8, 8)										4	0	0	0	0	1	5						
<b>Dante Bichette, R</b> OBP: 0.348, SLG: 0.475 (1, 10)										5	1	1	2	0	1	3						
<b>Nomar Garciaparra, R</b> OBP: 0.431, SLG: 0.592 <b>Manny Alexander, R</b> OBP: 0.289, SLG: 0.323 <b>Midre Cummings, L</b> OBP: 0.337, SLG: 0.393 (1, 6) (8, 6) (8, PH)										3	0	1	0	0	0	0						
<b>Troy O'Leary, L</b> OBP: 0.322, SLG: 0.408 <b>Bernard Gilkey, R</b> OBP: 0.260, SLG: 0.280 (1, 7) (8, PH) (9, 7)										2	0	0	0	0	0	2						
<b>Lou Merlani, R</b> OBP: 0.355, SLG: 0.465 (1, 5)										5	1	3	1	0	1	1						
<b>Brian Daubach, L</b> OBP: 0.321, SLG: 0.463 <b>Izzy Alcantara, R</b> OBP: 0.333, SLG: 0.524 (1, 3) (8, PH) (9, 3)										3	0	0	0	0	1	2						
<b>Scott Hatteberg, L</b> OBP: 0.370, SLG: 0.455 <b>Jason Varitek, S</b> OBP: 0.345, SLG: 0.400 (1, 2) (8, PH) (9, 2)										2	0	1	0	1	0	0						
<b>Donnie Sadler, R</b> OBP: 0.239, SLG: 0.296 (1, 8) (8, 4)										2	0	0	1	0	0	1						
<b>Carl Everett, S</b> OBP: 0.373, SLG: 0.591 <b>Mike Lansing, R</b> OBP: 0.299, SLG: 0.372 (8, PH) (9, 4)										1	0	0	0	0	1	2						
<b>Inning Stats</b>	R: 0 E: 0 K: 2 S: 11	H: 2 LOB: 2 BB: 0 P: 15	R: 1 E: 0 K: 1 S: 14	H: 2 LOB: 1 BB: 1 P: 27	R: 0 E: 0 K: 0 S: 5	H: 0 LOB: 0 BB: 0 P: 10	R: 0 E: 0 K: 1 S: 8	H: 1 LOB: 1 BB: 0 P: 13	R: 0 E: 0 K: 0 S: 4	H: 0 LOB: 0 BB: 1 P: 10	R: 0 E: 0 K: 1 S: 11	H: 1 LOB: 1 BB: 0 P: 20	R: 0 E: 0 K: 0 S: 11	H: 1 LOB: 1 BB: 0 P: 18	R: 2 E: 0 K: 1 S: 17	H: 3 LOB: 2 BB: 1 P: 30	R: 2 E: 0 K: 0 S: 13	H: 2 LOB: 1 BB: 1 P: 19	1B: 10 2B: 1 3B: 0 HR: 1	SF: 1 SAC: 0 DP: 1 HBP: 0	WP: 0 PB: 0 SB: 0 CS: 0	PA: 42
<b>PITCHER</b>	IP WLS BF H R ER SO BB IBB HBP BLK WP HR S P ERA WHIP	IP WLS BF H R ER SO BB IBB HBP BLK WP HR S P ERA WHIP	IP WLS BF H R ER SO BB IBB HBP BLK WP HR S P ERA WHIP	IP WLS BF H R ER SO BB IBB HBP BLK WP HR S P ERA WHIP	IP WLS BF H R ER SO BB IBB HBP BLK WP HR S P ERA WHIP	IP WLS BF H R ER SO BB IBB HBP BLK WP HR S P ERA WHIP	IP WLS BF H R ER SO BB IBB HBP BLK WP HR S P ERA WHIP	IP WLS BF H R ER SO BB IBB HBP BLK WP HR S P ERA WHIP	IP WLS BF H R ER SO BB IBB HBP BLK WP HR S P ERA WHIP	IP WLS BF H R ER SO BB IBB HBP BLK WP HR S P ERA WHIP	IP WLS BF H R ER SO BB IBB HBP BLK WP HR S P ERA WHIP	IP WLS BF H R ER SO BB IBB HBP BLK WP HR S P ERA WHIP	IP WLS BF H R ER SO BB IBB HBP BLK WP HR S P ERA WHIP	IP WLS BF H R ER SO BB IBB HBP BLK WP HR S P ERA WHIP	IP WLS BF H R ER SO BB IBB HBP BLK WP HR S P ERA WHIP	IP WLS BF H R ER SO BB IBB HBP BLK WP HR S P ERA WHIP						
<b>Chuck Finley, L</b> ERA: 4.26	7.0	W	31	9	3	3	5	2	0	0	0	0	0	0	0	0	1	0	68	119	3.86	1.571
<b>Steve Karsay, R</b> ERA: 3.93	0.1		2	1	0	0	0	0	0	0	0	0	0	0	0	0	0	0	5	10	0.00	3.000
<b>Ricardo Rincon, L</b> ERA: 2.08	0.1		2	0	0	0	0	1	0	0	0	0	0	0	0	0	0	0	5	9	0.00	3.000
<b>Paul Shuey, R</b> ERA: 3.1	0.1		1	0	0	0	1	0	0	0	0	0	0	0	0	0	0	0	3	5	0.00	0.000
<b>Bob Wickman, R</b> ERA: 3.15	1.0		6	2	2	2	0	1	0	0	0	0	0	0	0	0	0	0	13	19	18.00	3.000

AB	37
R	5
H	12
RBI	5
BB	4
SO	6
LOB	20





Batter	1	2	3	4	5	6	7	8	9	AB	R	H	RBI	BB	SO	LOB	TOP										
<b>Gene Kingsale, S</b> (1, 8) OBP: 0.258, SLG: 0.295	0-2 FC5-4 1B		2-2 G6-3		1-1 G5-3			2-2 F9		4	0	1	0	0	0	1	<b>Baltimore Orioles @ Boston Red Sox</b> Fenway Park, Boston, MA Fri Sep 22 2000, 7:05 PM EDT Att: 32,708 - Sunny - 68 F										
<b>Jerry Hairston, R</b> (1, 4) OBP: 0.353, SLG: 0.377	0-1 FC5-4			2-2 HR			0-0 F9	1-2 1B		4	1	2	1	0	0	1											
<b>Delino DeShields, L</b> (1, 7) OBP: 0.369, SLG: 0.445	0-0 F9			0-0 G3-1		2-3 K		2-2 G4-3		4	0	0	0	0	1	2											
<b>Cal Ripken Jr., R</b> (1, 5) OBP: 0.290, SLG: 0.424	1-3 K			3-2 G6-3		1-2 G5-3			0-2 F5	4	0	0	0	0	1	1											
<b>6 Melvin Mora, R</b> (1, 6) OBP: 0.333, SLG: 0.419		0-1 CS 1B		1-0 P4			1-0 P6		0-0 F9	4	0	1	0	0	0	0											
<b>Chris Richard, L</b> (1, 3) OBP: 0.312, SLG: 0.484		1-3 K			4-1 HR BB		1-3 K		1-2 G4-3	3	1	0	0	1	2	1											
<b>Brook Fordyce, R</b> (1, 2) OBP: 0.340, SLG: 0.509		3-2 G6-3			0-1 F9		1-0 1B			3	0	1	0	0	0	2											
<b>Greg Myers, L</b> (1, 10) OBP: 0.281, SLG: 0.358			4-2 FC5-4 BB		2-2 HR		3-1 F8			2	1	1	2	1	0	1											
<b>Luis Matos, R</b> (1, 9) OBP: 0.283, SLG: 0.317			1-0 FC5-4 G6-3		1-1 G1-3			1-2 F7		3	0	0	0	0	0	1											
<b>Inning Stats</b>	R: 0 E: 0 K: 1 S: 11	H: 1 LOB: 1 BB: 0 P: 12	R: 0 E: 0 K: 1 S: 9	H: 1 LOB: 0 BB: 0 P: 13	R: 0 E: 0 K: 0 S: 7	H: 0 LOB: 0 BB: 1 P: 14	R: 1 E: 0 K: 0 S: 9	H: 1 LOB: 0 BB: 0 P: 15	R: 2 E: 0 K: 0 S: 11	H: 1 LOB: 0 BB: 1 P: 19	R: 0 E: 0 K: 1 S: 8	H: 0 LOB: 0 BB: 0 P: 11	R: 0 E: 0 K: 1 S: 7	H: 1 LOB: 1 BB: 0 P: 13	R: 0 E: 0 K: 0 S: 12	H: 1 LOB: 1 BB: 0 P: 18	R: 0 E: 0 K: 0 S: 7	H: 0 LOB: 0 BB: 0 P: 8	1B: 4 2B: 0 3B: 0 HR: 2	SF: 0 SAC: 0 DP: 1 HBP: 0	WP: 0 PB: 0 SB: 1 CS: 1	PA: 33					
<b>PITCHER</b>	IP	WLS	BF	H	R	ER	SO	BB	IBB	HBP	BLK	WP	HR	S	P	ERA	WHIP										
<b>Ramon Martinez, R</b> (1, 1) ERA: 5.99	7.0	L	26	5	3	3	4	2	0	0	0	0	2	62	97	3.86	1.000										
<b>Rich Garcés, R</b> (8, 1) ERA: 3.07	1.0		4	1	0	0	0	0	0	0	0	0	0	12	18	0.00	1.000										
<b>Rheal Cormier, L</b> (9, 1) ERA: 4.57	1.0		3	0	0	0	0	0	0	0	0	0	0	7	8	0.00	0.000										

AB	31
R	3
H	6
RBI	3
BB	2
SO	4
LOB	10



Batter	1	2	3	4	5	6	7	8	9	AB	R	H	RBI	BB	SO	LOB	BOTTOM										
<b>Trot Nixon, L</b> (1, 9) OBP: 0.382, SLG: 0.481	1-1 G6-4-3 1B		4-1 E BB		1-2 F9			1-1 G4-3		3	0	1	0	1	0	0	<b>Baltimore Orioles @ Boston Red Sox</b> Fenway Park, Boston, MA Fri Sep 22 2000, 7:05 PM EDT Att: 32,708 - Sunny - 68 F										
<b>Darren Lewis, R</b> (1, 8) OBP: 0.309, SLG: 0.308	2-1 F9		1-1 E8			0-1 G5-3			0-1 G3-1	3	0	1	1	0	0	1											
<b>Scott Hatteberg, L</b> (9, PH) OBP: 0.368, SLG: 0.452			1-3 2-H 1B							1	0	0	0	0	0	0											
<b>Jason Varitek, S</b> (1, 2) OBP: 0.342, SLG: 0.396	1-0 G6-4-3		2-2 F7			0-0 G6-3			1-2 G1-3	4	0	0	0	0	0	3											
<b>Nomar Garciaparra, R</b> (1, 6) OBP: 0.430, SLG: 0.589		1-0 F9		0-0 FC4-6 1B		0-1 G6-3			0-0 G6-3	4	0	1	0	0	0	0											
<b>Troy O'Leary, L</b> (1, 7) OBP: 0.320, SLG: 0.405		2-0 G3		3-2 FC4-6 FC6-4			3-2 F8			3	0	0	0	0	0	1											
<b>Dante Bichette, R</b> (1, 10) OBP: 0.346, SLG: 0.473		1-3 K		2-2 FC6-4			2-2 F9			3	0	0	0	0	1	1											
<b>Brian Daubach, L</b> (1, 3) OBP: 0.319, SLG: 0.460			1-0 G4-3		0-1 F7			1-3 K		3	0	0	0	0	1	1											
<b>Manny Alexander, R</b> (1, 5) OBP: 0.261, SLG: 0.325			0-0 BB E 1B					0-0 G3-1		2	1	1	0	0	0	0											
<b>Midge Cummings, L</b> (8, PH) OBP: 0.335, SLG: 0.391										1	0	0	0	0	0	0											
<b>Lou Merloni, R</b> (9, 5) OBP: 0.355, SLG: 0.465										0	0	0	0	0	0	0											
<b>Mike Lansing, R</b> (1, 4) OBP: 0.298, SLG: 0.370			3-2 F8					0-3 K		2	0	0	0	0	0	1											
<b>Carl Everett, S</b> (8, PH) OBP: 0.372, SLG: 0.590										1	0	0	0	0	1	0											
<b>Donnie Sadler, R</b> (9, 4) OBP: 0.239, SLG: 0.296										0	0	0	0	0	0	0											
<b>Inning Stats</b>	R: 0 E: 0 K: 0 S: 5	H: 1 LOB: 0 BB: 0 P: 9	R: 0 E: 0 K: 1 S: 5	H: 0 LOB: 0 BB: 0 P: 9	R: 1 E: 1 K: 0 S: 12	H: 2 LOB: 2 BB: 1 P: 23	R: 0 E: 0 K: 0 S: 13	H: 1 LOB: 1 BB: 0 P: 18	R: 0 E: 0 K: 0 S: 5	H: 0 LOB: 0 BB: 0 P: 5	R: 0 E: 0 K: 1 S: 9	H: 0 LOB: 0 BB: 0 P: 15	R: 0 E: 0 K: 1 S: 6	H: 0 LOB: 0 BB: 0 P: 7	R: 0 E: 0 K: 0 S: 7	H: 0 LOB: 0 BB: 0 P: 8	1B: 4 2B: 0 3B: 0 HR: 0	SF: 0 SAC: 0 DP: 1 HBP: 0	WP: 0 PB: 0 SB: 0 CS: 0	PA: 31							
<b>PITCHER</b>	IP	WLS	BF	H	R	ER	SO	BB	IBB	HBP	BLK	WP	HR	S	P	ERA	WHIP										
<b>Sidney Ponson, R</b> (1, 1) ERA: 4.83	9.0	W	31	4	1	1	3	1	0	0	0	0	0	67	101	1.00	0.556										









Batter	1	2	3	4	5	6	7	8	9	AB	R	H	RBI	BB	SO	LOB	TOP								
Gene Kingsale, S (1, 8) OBP: 0.250, SLG: 0.290	G4-3		K			K		SF9		3	0	0	1	0	2	1	<b>Baltimore Orioles @ Boston Red Sox</b> Fenway Park, Boston, MA Sun Sep 24 2000, 1:05 PM EDT Att: 32,183 - Cloudy - 78 F								
Jerry Hairston, R (1, 4) OBP: 0.354, SLG: 0.377	P3		K			F9		K		4	0	0	0	0	2	2									
Delino DeShields, L (1, 7) OBP: 0.363, SLG: 0.441	G3					F8			K	4	0	0	0	0	1	0									
Chris Richard, L (1, 3) OBP: 0.318, SLG: 0.503		E4				K			G6-3	4	0	1	0	0	1	0									
6 Melvin Mora, R (1, 6) OBP: 0.330, SLG: 0.413		B2				F8			K	4	0	0	0	0	1	2									
Greg Myers, L (1, 10) OBP: 0.271, SLG: 0.344		G5-3				F8			G4-3	3	0	0	0	0	0	2									
Mark Lewis, R (1, 5) OBP: 0.303, SLG: 0.383		F8				F9			F9	3	0	0	0	0	0	1									
Fernando Lunar, R (1, 2) OBP: 0.250, SLG: 0.185			G4-3							2	0	1	0	0	0	0									
Brady Anderson, L (8, PH) OBP: 0.375, SLG: 0.410										0	0	0	0	1	0	0									
Jesse Garcia, R (8, FR) OBP: 0.125, SLG: 0.067										0	1	0	0	0	0	0									
Brook Fordyce, R (8, 2) OBP: 0.336, SLG: 0.504										0	0	0	0	0	0	0									
Luis Matos, R (1, 9) OBP: 0.287, SLG: 0.320										3	0	2	0	0	0	1									
<b>Inning Stats</b>	R: 0 E: 0 K: 0 S: 8	H: 0 LOB: 0 BB: 0 P: 13	R: 0 E: 1 K: 0 S: 9	H: 0 LOB: 1 BB: 0 P: 15	R: 0 E: 0 K: 2 S: 9	H: 1 LOB: 0 BB: 0 P: 12	R: 0 E: 0 K: 1 S: 6	H: 0 LOB: 0 BB: 0 P: 8	R: 0 E: 0 K: 0 S: 5	H: 1 LOB: 1 BB: 0 P: 9	R: 0 E: 0 K: 1 S: 7	H: 0 LOB: 0 BB: 0 P: 9	R: 0 E: 0 K: 0 S: 8	H: 1 LOB: 0 BB: 0 P: 10	R: 1 E: 0 K: 1 S: 13	H: 1 LOB: 2 BB: 1 P: 19	R: 0 E: 0 K: 2 S: 11	H: 0 LOB: 0 BB: 0 P: 14	1B: 4 2B: 0 3B: 0 HR: 0	SF: 1 SAC: 0 DP: 0 HBP: 0	WP: 0 PB: 0 SB: 2 CS: 1	PA: 32			
<b>PITCHER</b>	IP	WLS	BF	H	R	ER	SO	BB	IBB	HBP	BLK	WP	HR	S	P	ERA	WHIP								
Tomo Ohka, R (1, 1) ERA: 3.27	7.1	L	27	4	1	1	4	1	0	0	0	0	0	59	87	1.23	0.682								
Rich Garces, R (8, 1) ERA: 3.04	0.2		2	0	0	0	1	0	0	0	0	0	0	6	8	0.00	0.000								
Jeff Fassero, L (9, 1) ERA: 4.92	1.0		3	0	0	0	2	0	0	0	0	0	0	11	14	0.00	0.000								

Batter	1	2	3	4	5	6	7	8	9	AB	R	H	RBI	BB	SO	LOB	BOTTOM								
Trot Nixon, L (1, 9) OBP: 0.375, SLG: 0.469	K		K			F8		K	F8	5	0	0	0	0	3	2	<b>Baltimore Orioles @ Boston Red Sox</b> Fenway Park, Boston, MA Sun Sep 24 2000, 1:05 PM EDT Att: 32,183 - Cloudy - 78 F								
Jose Offerman, S (1, 4) OBP: 0.355, SLG: 0.359			K			F8				4	0	2	0	0	1	0									
Mike Lansing, R (8, FR) OBP: 0.297, SLG: 0.371										0	0	0	0	0	0	0									
Dante Bichette, R (1, 10) OBP: 0.345, SLG: 0.469										4	0	1	0	0	2	2									
Nomar Garciaparra, R (1, 6) OBP: 0.434, SLG: 0.594										3	0	1	0	1	1	2									
Troy O'Leary, L (1, 7) OBP: 0.320, SLG: 0.406										4	0	0	0	0	3	4									
Lou Merloni, R (1, 5) OBP: 0.374, SLG: 0.491										3	0	2	0	0	1	1									
Manny Alexander, R (7, FR) OBP: 0.261, SLG: 0.325										0	0	0	0	0	0	0									
Carl Everett, S (9, PH) OBP: 0.373, SLG: 0.590										0	0	0	0	1	0	0									
Bernard Gilkey, R (9, FR) OBP: 0.260, SLG: 0.280										0	0	0	0	0	0	0									
Scott Hatteberg, L (1, 2) OBP: 0.363, SLG: 0.440										4	0	1	0	0	2	3									
Darren Lewis, R (1, 8) OBP: 0.306, SLG: 0.309										2	0	0	0	0	0	1									
Midre Cummings, L (7, PH) OBP: 0.336, SLG: 0.392										1	0	0	0	0	1	3									
Donnie Sadler, R (8, 8) OBP: 0.247, SLG: 0.305										1	0	1	0	0	0	0									
Rico Brogna, L (1, 3) OBP: 0.273, SLG: 0.345										3	0	0	0	0	2	3									
Brian Daubach, L (9, PH) OBP: 0.318, SLG: 0.458										1	0	0	0	0	0	3									
<b>Inning Stats</b>	R: 0 E: 0 K: 2 S: 13	H: 1 LOB: 1 BB: 0 P: 17	R: 0 E: 0 K: 2 S: 10	H: 1 LOB: 1 BB: 0 P: 15	R: 0 E: 0 K: 3 S: 9	H: 0 LOB: 0 BB: 0 P: 12	R: 0 E: 0 K: 3 S: 14	H: 1 LOB: 1 BB: 0 P: 17	R: 0 E: 0 K: 1 S: 8	H: 0 LOB: 0 BB: 0 P: 10	R: 0 E: 0 K: 1 S: 8	H: 0 LOB: 0 BB: 0 P: 10	R: 0 E: 1 K: 3 S: 17	H: 2 LOB: 3 BB: 0 P: 25	R: 0 E: 0 K: 1 S: 10	H: 1 LOB: 2 BB: 1 P: 18	R: 0 E: 0 K: 0 S: 9	H: 2 LOB: 2 BB: 1 P: 17	1B: 7 2B: 2 3B: 0 HR: 0	SF: 0 SAC: 0 DP: 1 HBP: 0	WP: 0 PB: 0 SB: 0 CS: 0	PA: 37			
<b>PITCHER</b>	IP	WLS	BF	H	R	ER	SO	BB	IBB	HBP	BLK	WP	HR	S	P	ERA	WHIP								
35 Mike Mussina, R (1, 1) ERA: 3.85	7.0	W	27	5	0	0	15	0	0	0	0	0	0	79	106	0.00	0.714								
Mike Trombley, R (8, 1) ERA: 4.33	0.2	H	4	1	0	0	1	0	1	0	0	0	0	7	15	0.00	1.500								
Buddy Groom, L (8, 1) ERA: 4.92	0.1	H	1	0	0	0	0	0	0	0	0	0	0	3	3	0.00	0.000								
Ryan Kohlmeier, R (9, 1) ERA: 2.7	1.0	S	5	2	0	0	0	1	0	0	0	0	0	9	17	0.00	3.000								

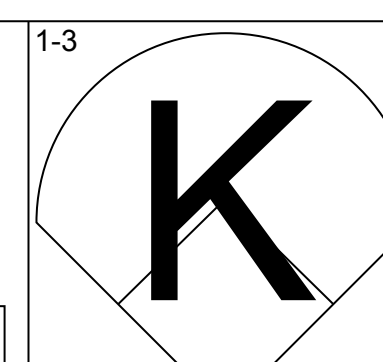
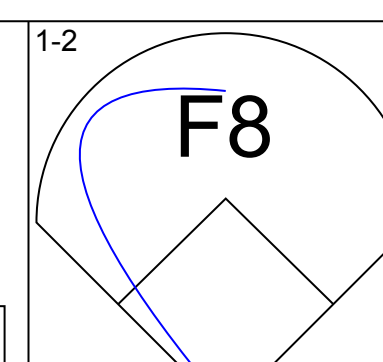
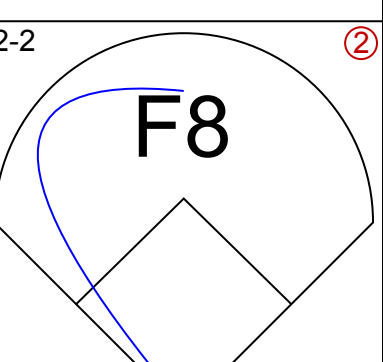
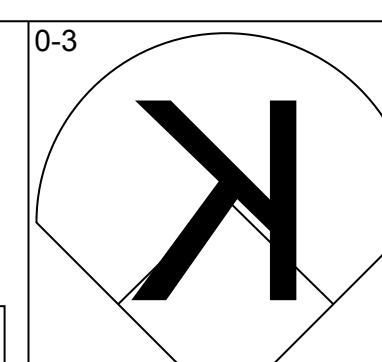
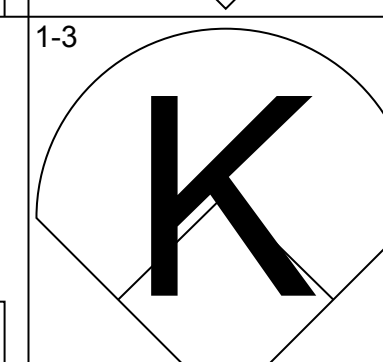
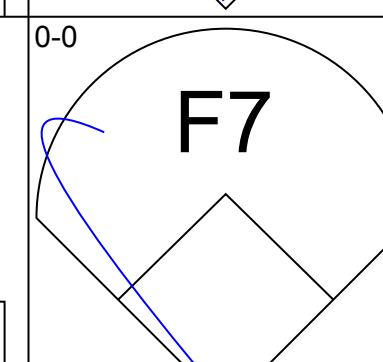
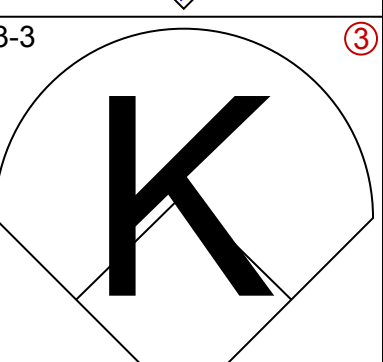
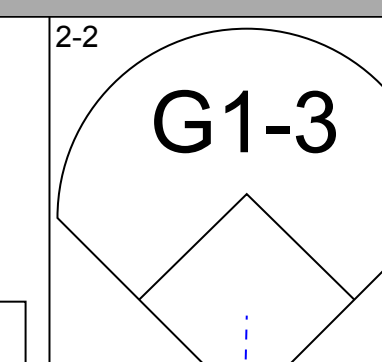
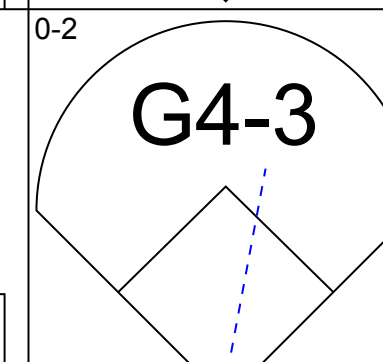
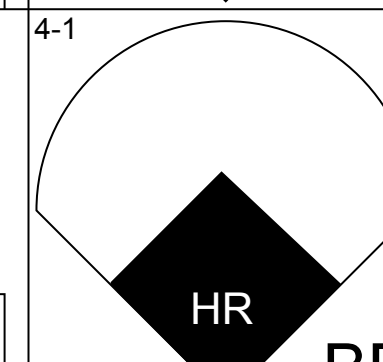
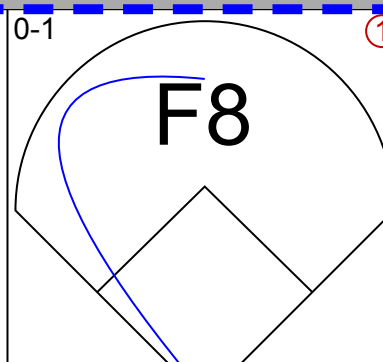
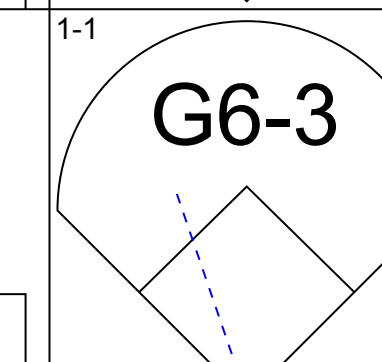
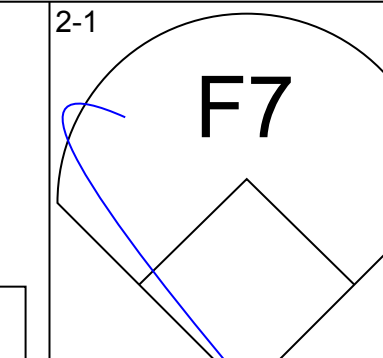
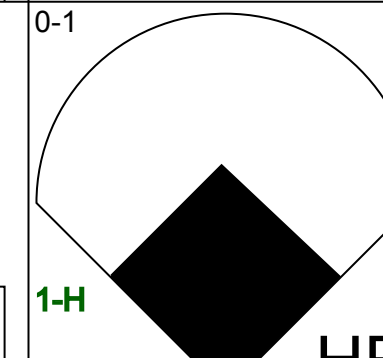
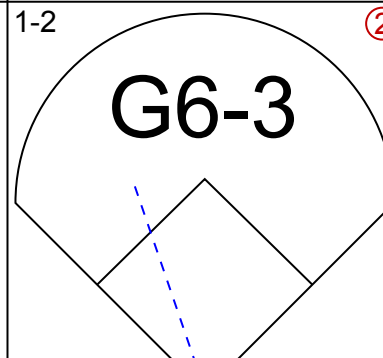
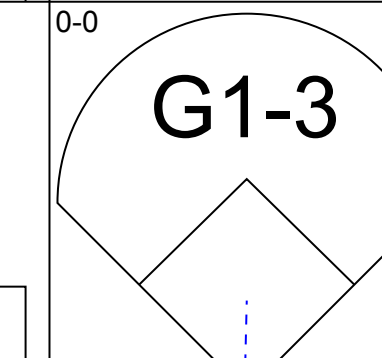
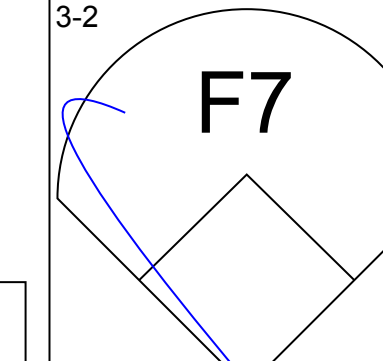
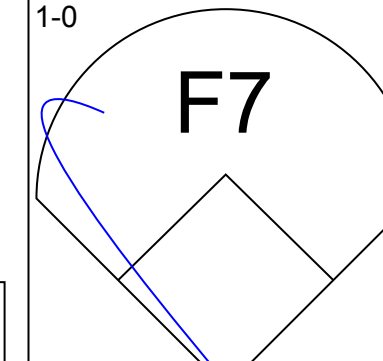
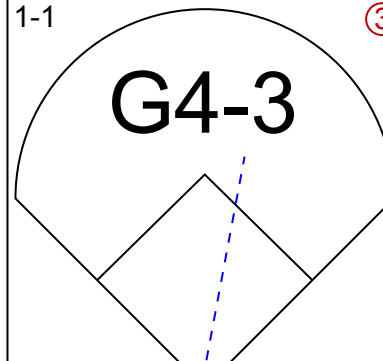
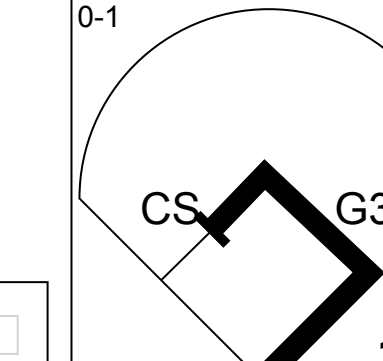
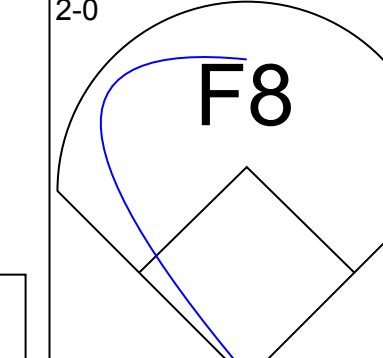
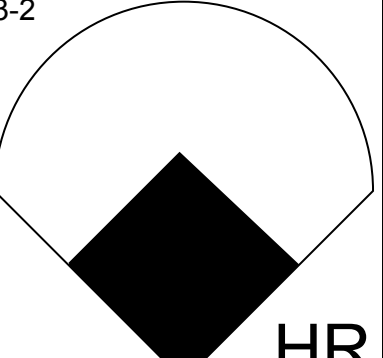
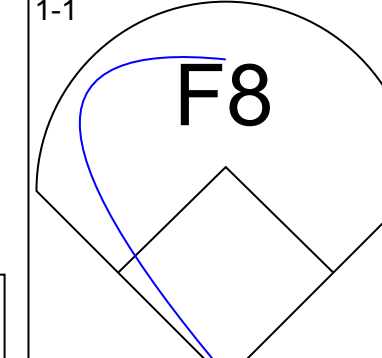
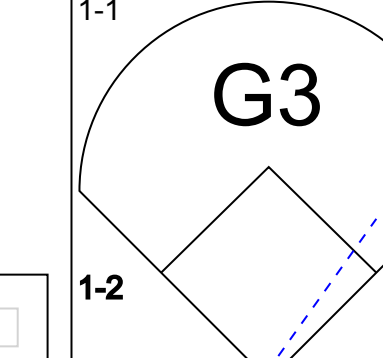
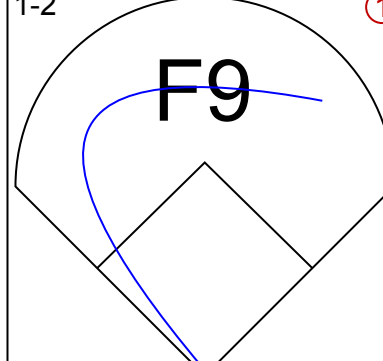

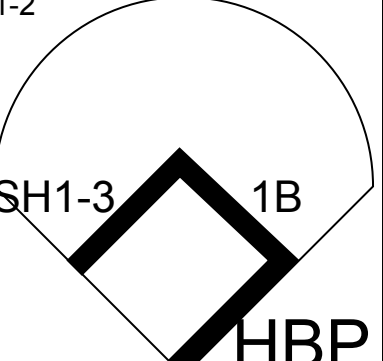
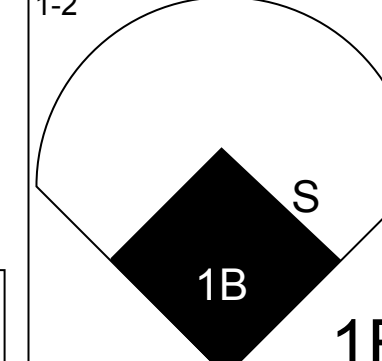
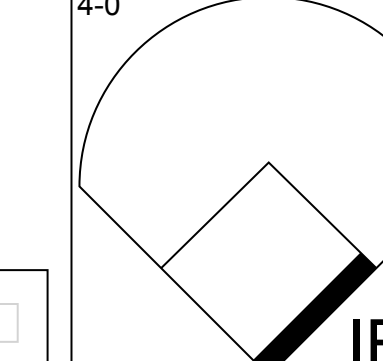
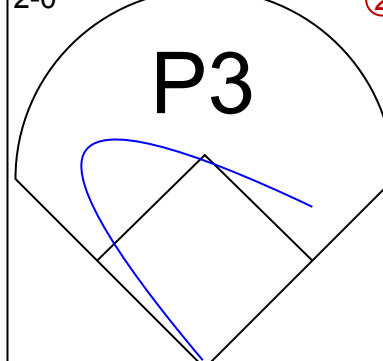

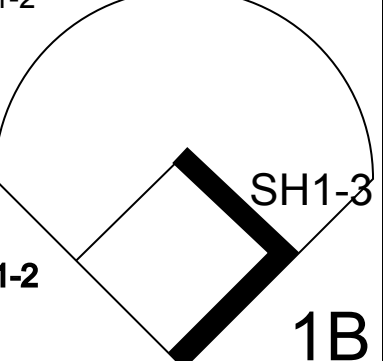
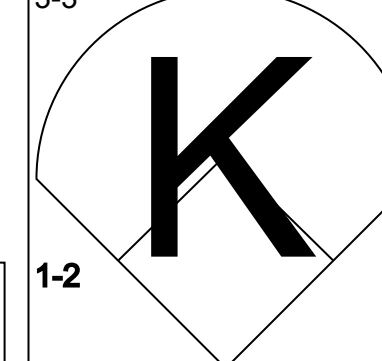
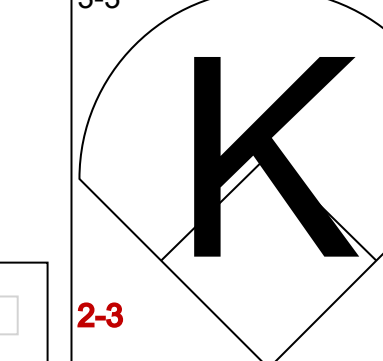


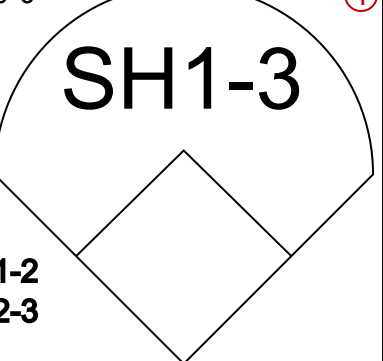
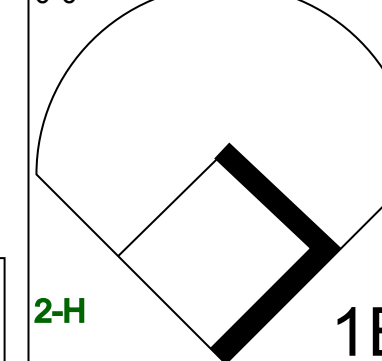

AB	30
R	1
H	4
RBI	1
BB	1
SO	7
LOB	9



AB	35
R	0
H	8
RBI	0
BB	2
SO	16
LOB	24

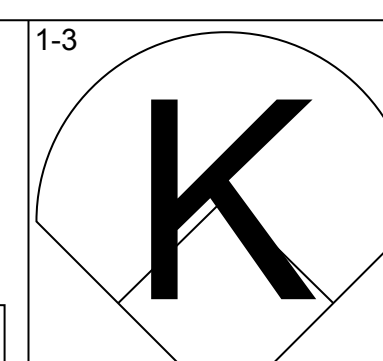
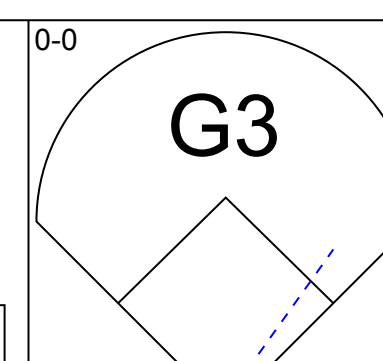
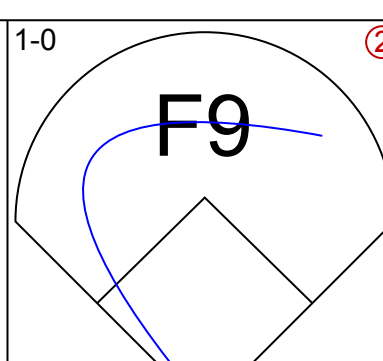
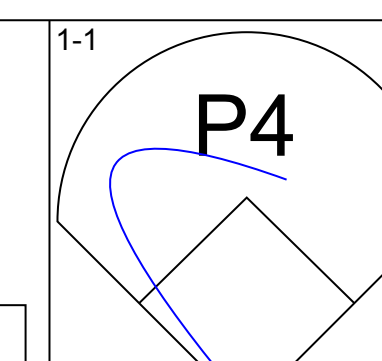
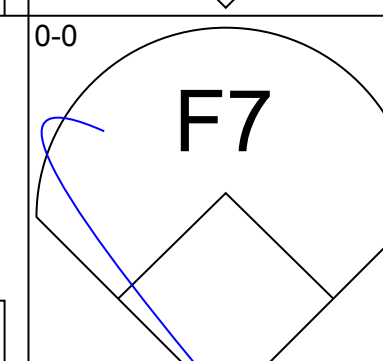
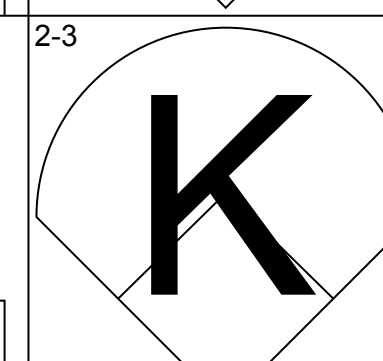
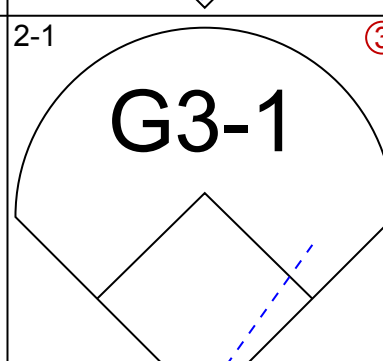
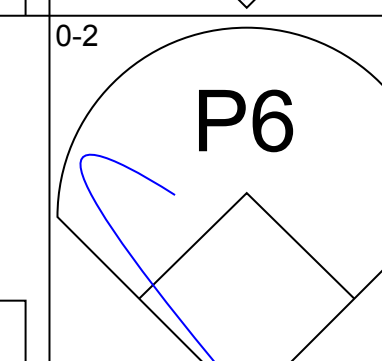
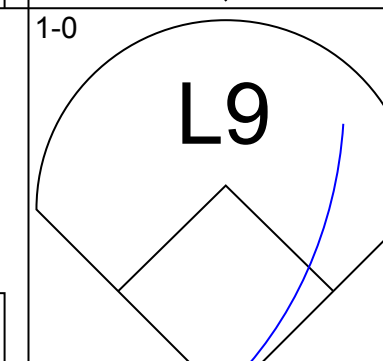
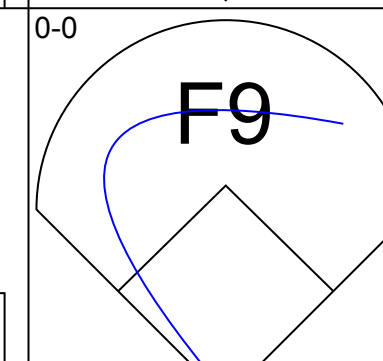
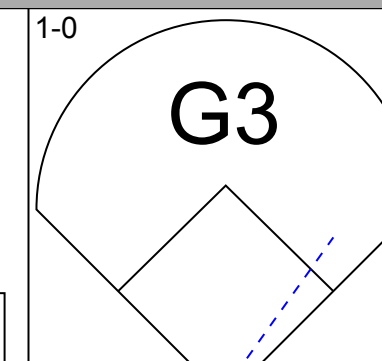
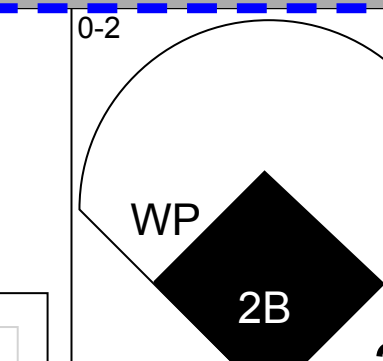
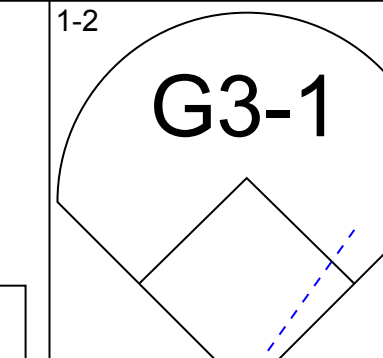
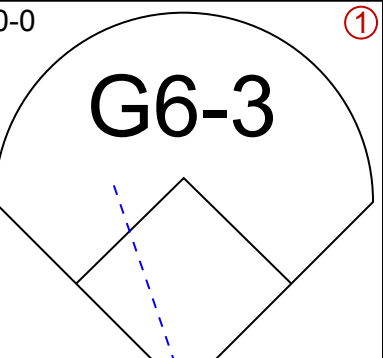
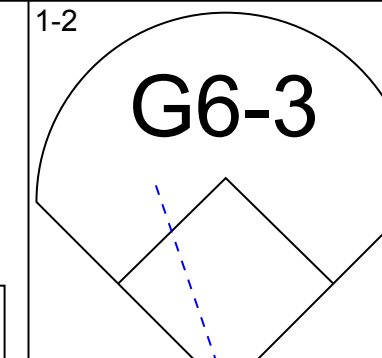
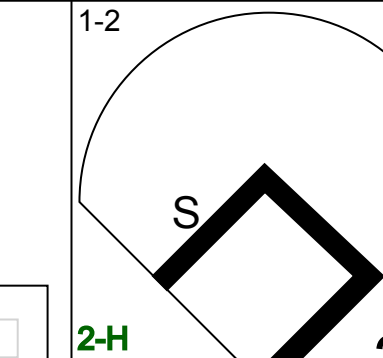
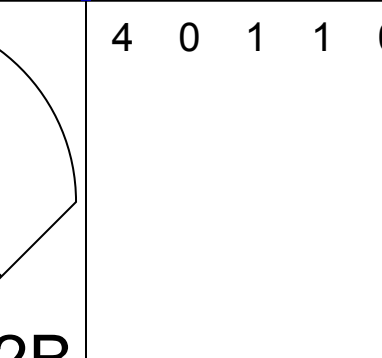
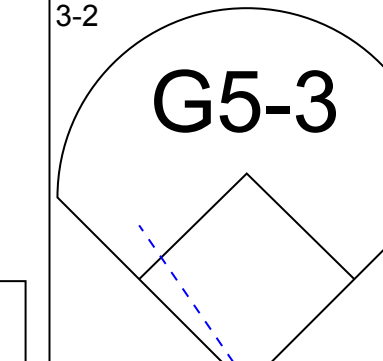
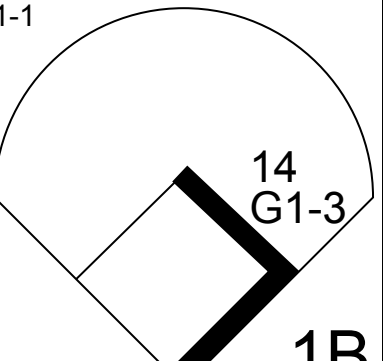
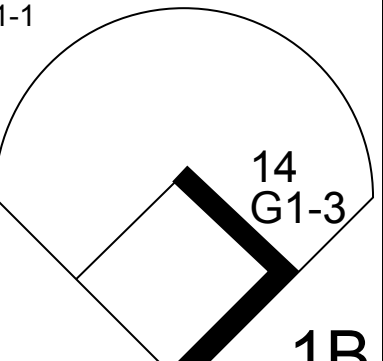

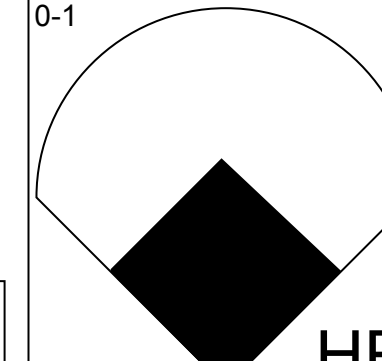
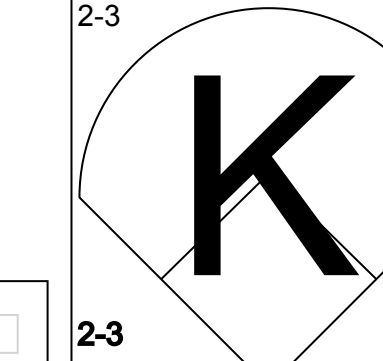
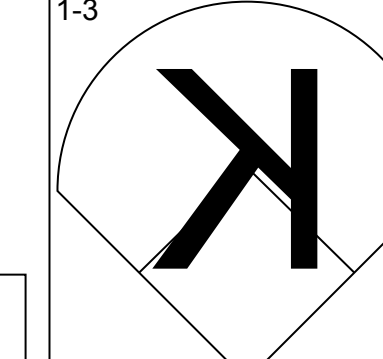
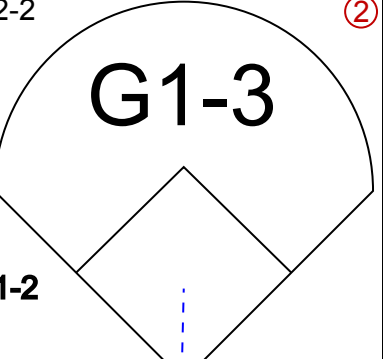
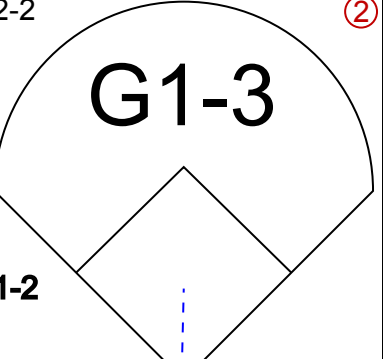
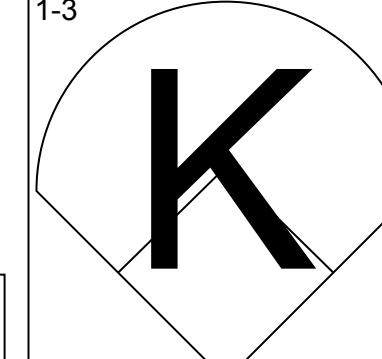
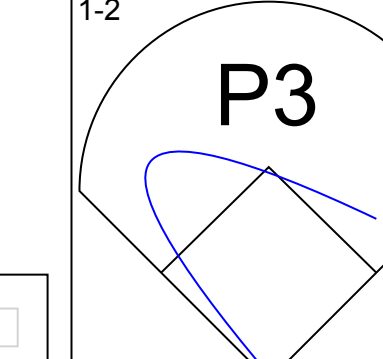
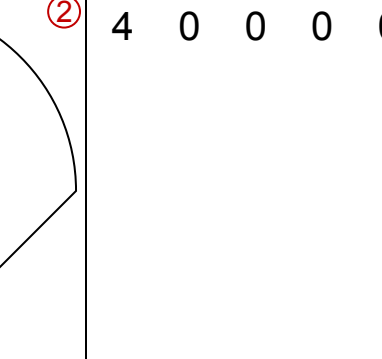
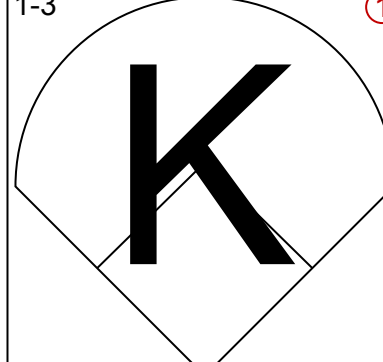
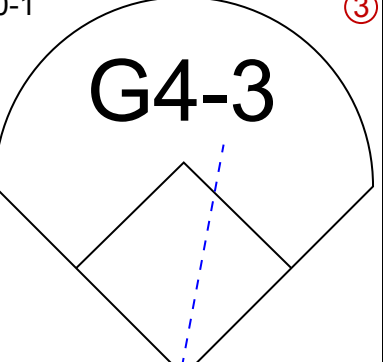
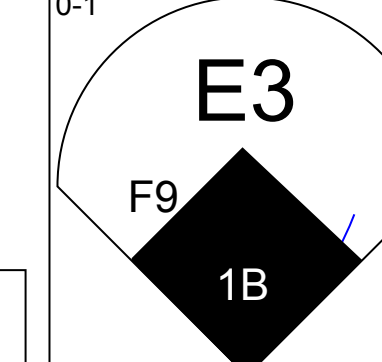
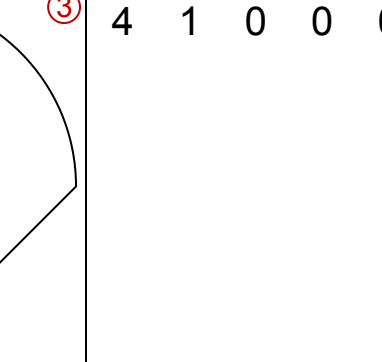
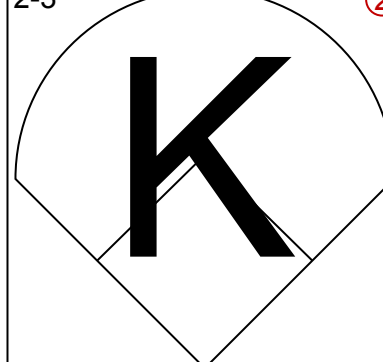
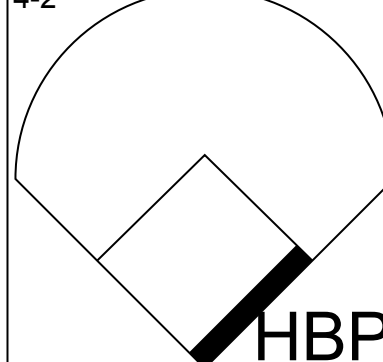
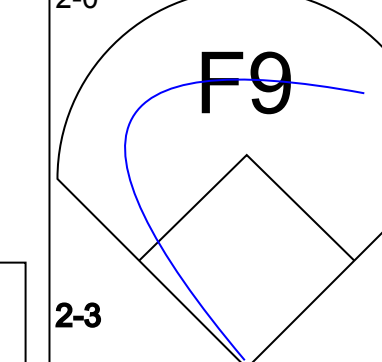

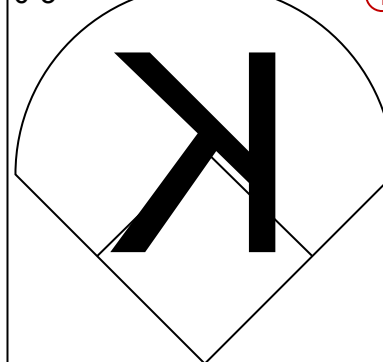
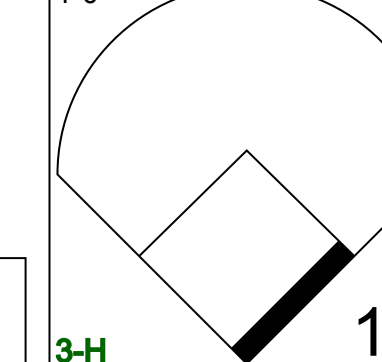





Batter	1	2	3	4	5	6	7	8	9	AB	R	H	RBI	BB	SO	LOB	TOP			
Trot Nixon, L OBP: 0.372, SLG: 0.464 (1, 9)										4	0	0	0	0	2	3	<b>Boston Red Sox @ Chicago White Sox</b> Comiskey Park, Chicago, IL Tue Sep 26 2000, 8:05 PM EDT Att: 23,319 - Sunny - 68 F			
Jose Offerman, S OBP: 0.352, SLG: 0.356 Mike Lansing, R OBP: 0.297, SLG: 0.371 (1, 4)										4	0	0	0	0	2	2				
Carl Everett, S OBP: 0.373, SLG: 0.587 Darren Lewis, R OBP: 0.306, SLG: 0.309 (1, 8)										3	1	0	0	1	0	0				
Nomar Garciaparra, R OBP: 0.432, SLG: 0.597 (1, 6)										4	1	1	2	0	0	0				
Troy O'Leary, L OBP: 0.319, SLG: 0.405 (1, 7)										4	0	1	0	0	0	0				
Dante Bichette, R OBP: 0.344, SLG: 0.473 (1, 10)										4	1	1	1	0	0	1				
Jason Varitek, S OBP: 0.344, SLG: 0.395 (1, 2)										2	1	1	0	1	0	0				
Lou Merloni, R OBP: 0.370, SLG: 0.482 (1, 5)										4	0	1	0	0	2	3				
Rico Brogna, L OBP: 0.275, SLG: 0.347 (1, 3)										2	0	1	1	0	1	0				
<b>Inning Stats</b>	R: 0 E: 0 K: 2 S: 13	H: 0 LOB: 0 BB: 0 P: 15	R: 0 E: 0 K: 0 S: 6	H: 0 LOB: 0 BB: 0 P: 13	R: 0 E: 0 K: 1 S: 7	H: 0 LOB: 0 BB: 0 P: 10	R: 2 E: 0 K: 0 S: 9	H: 1 LOB: 0 BB: 1 P: 15	R: 1 E: 0 K: 1 S: 17	H: 2 LOB: 2 BB: 0 P: 27	R: 0 E: 0 K: 0 S: 7	H: 0 LOB: 0 BB: 0 P: 9	R: 1 E: 0 K: 2 S: 13	H: 2 LOB: 1 BB: 0 P: 18	R: 0 E: 0 K: 0 S: 6	H: 1 LOB: 2 BB: 1 P: 16		1B: 4 2B: 1 3B: 0 HR: 2	SF: 0 SAC: 1 DP: 1 HBP: 1	WP: 0 PB: 0 SB: 1 CS: 1
<b>PITCHER</b>	IP	WLS	BF	H	R	ER	SO	BB	IBB	HBP	BLK	WP	HR	S	P	ERA	WHIP			
Kevin Beirne, R ERA: 6.84 (1, 1)	5.0	L	20	3	3	3	4	1	0	1	0	0	2	52	80	5.40	0.800			
41 Bill Simas, R ERA: 3.55 (6, 1)	1.0		3	0	0	0	0	0	0	0	0	0	0	7	9	0.00	0.000			
Chad Bradford, R ERA: 2.38 (7, 1)	3.0		12	3	1	1	3	0	1	0	0	0	0	27	43	3.00	1.000			

AB	31
R	4
H	6
RBI	4
BB	2
SO	7
LOB	9

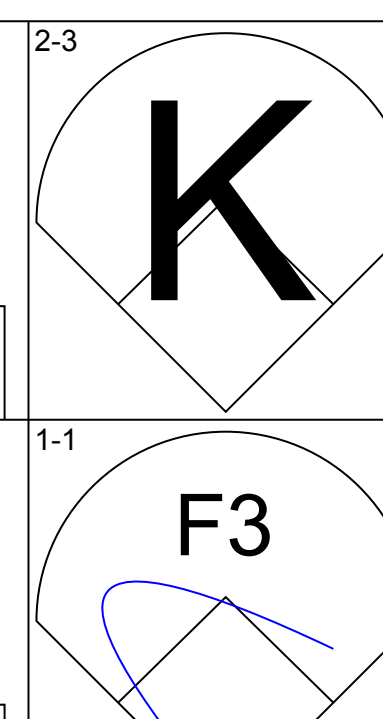
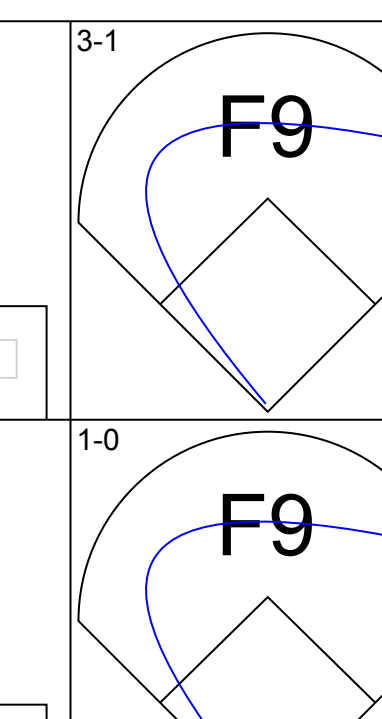
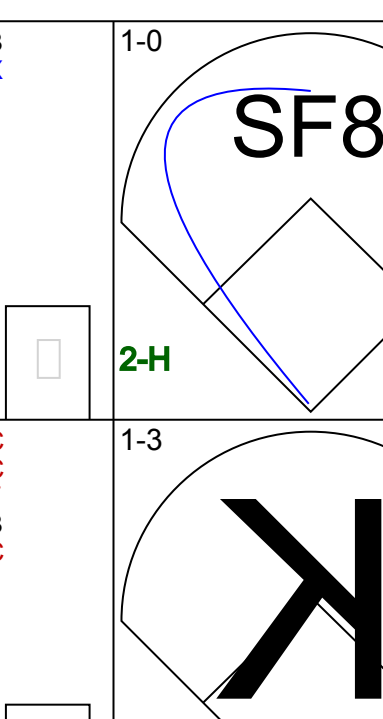
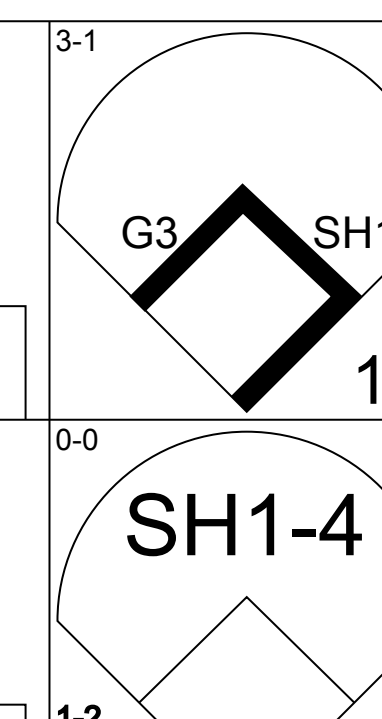
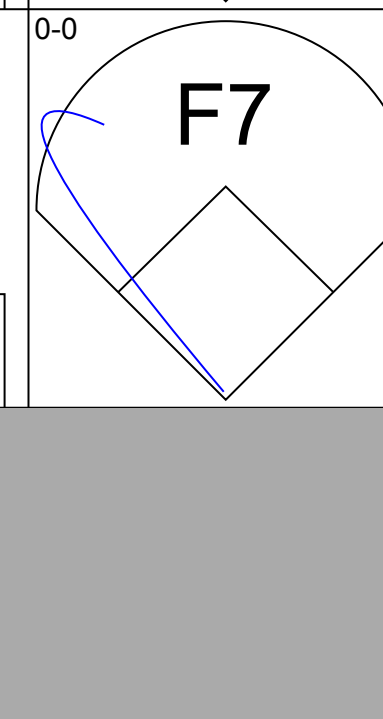


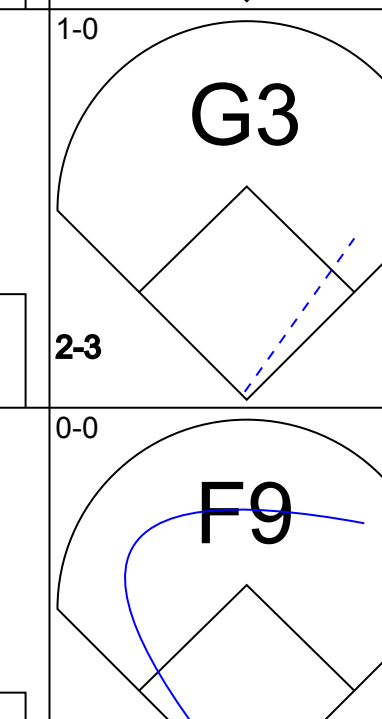

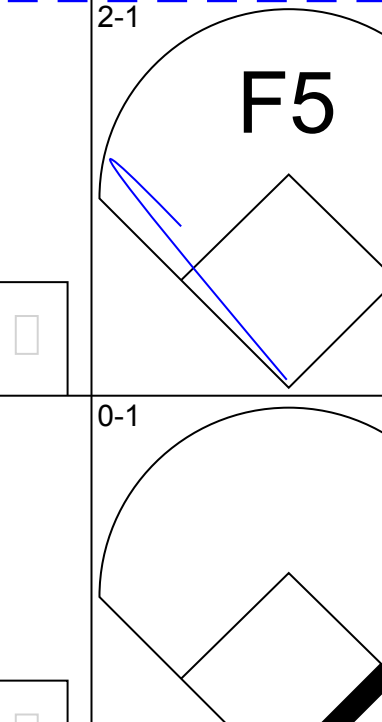
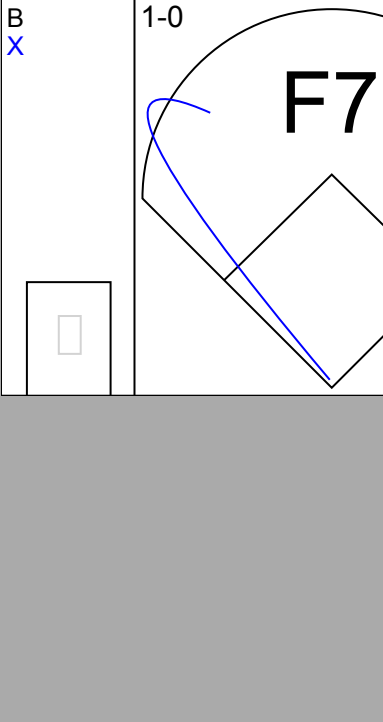

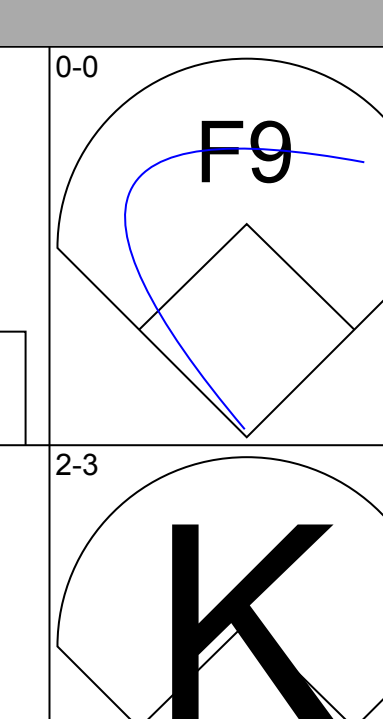
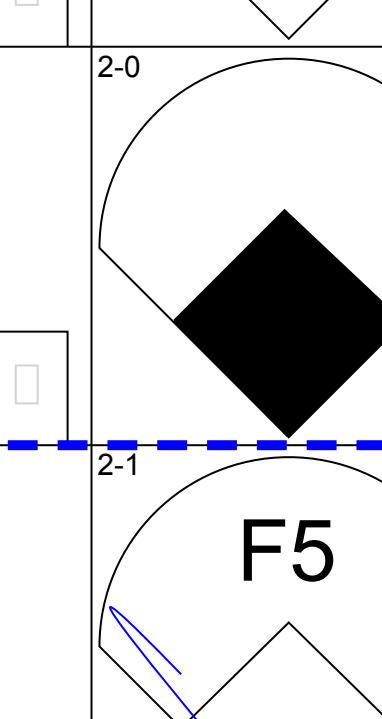
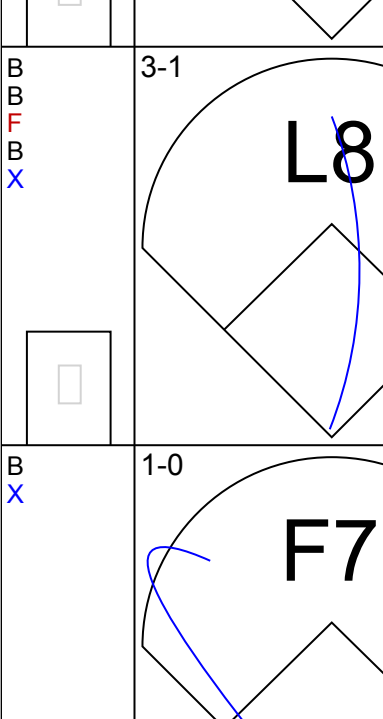
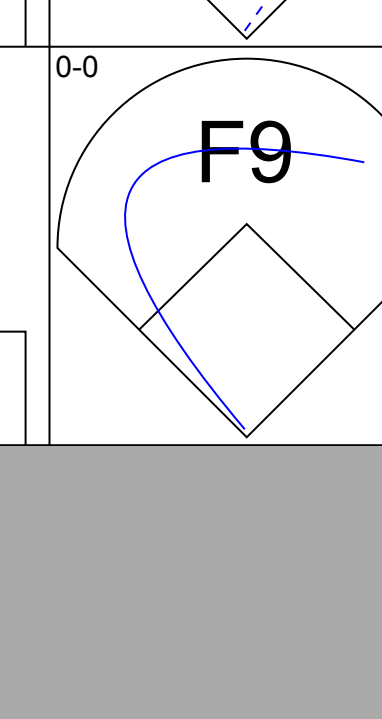



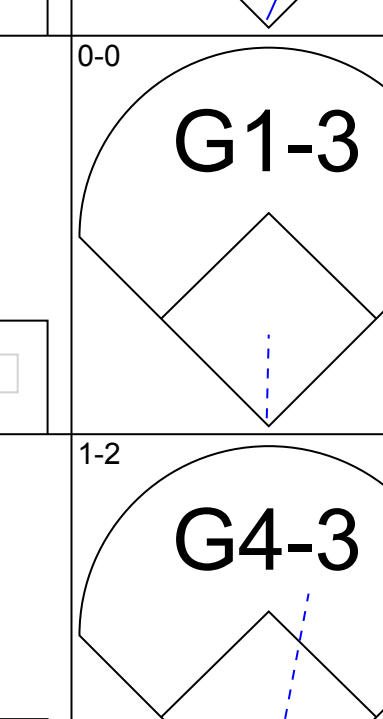

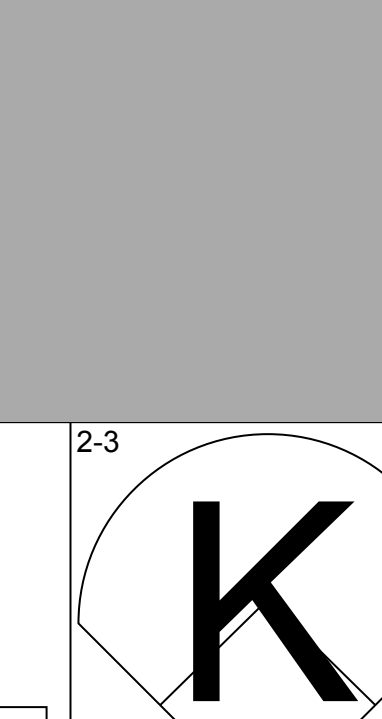
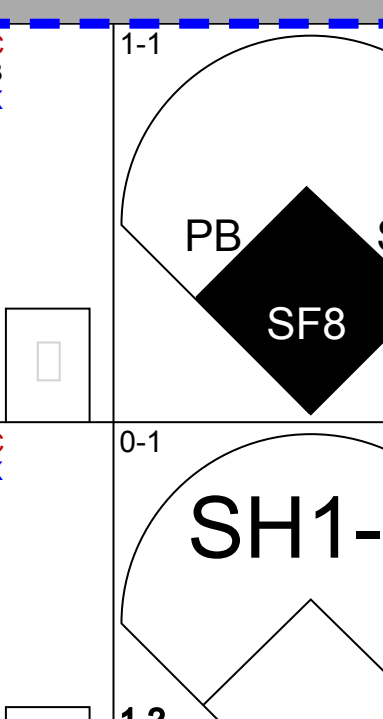

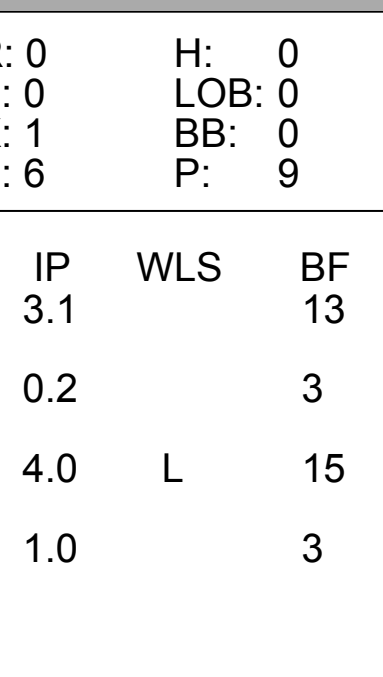
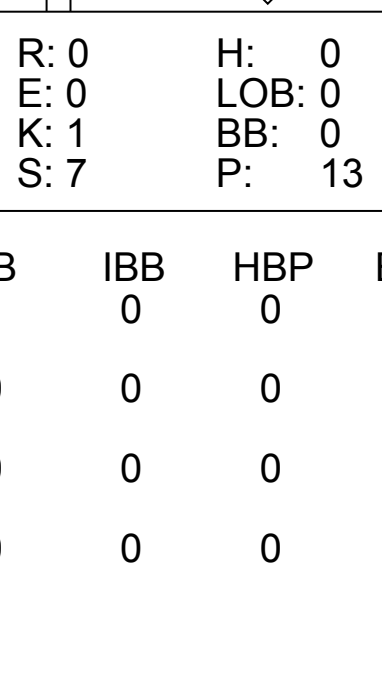
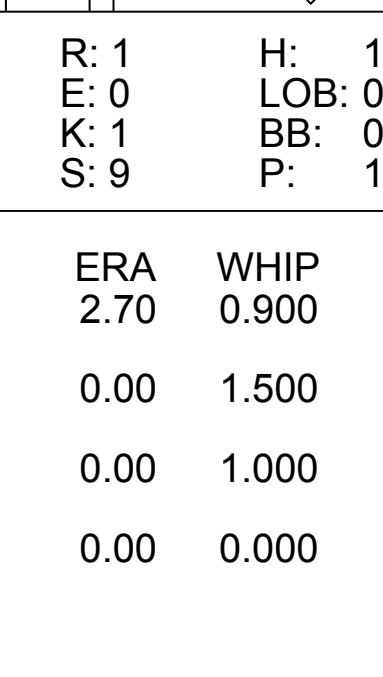
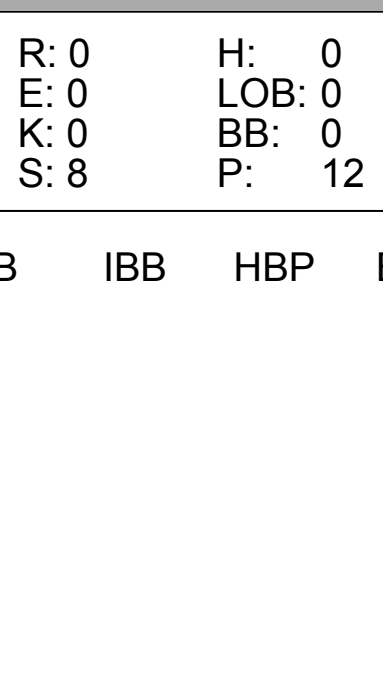
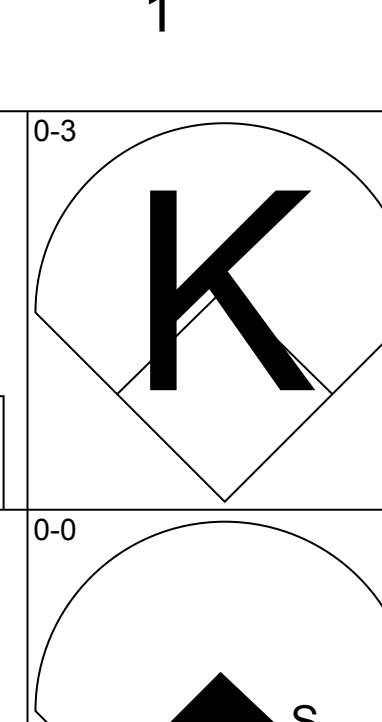
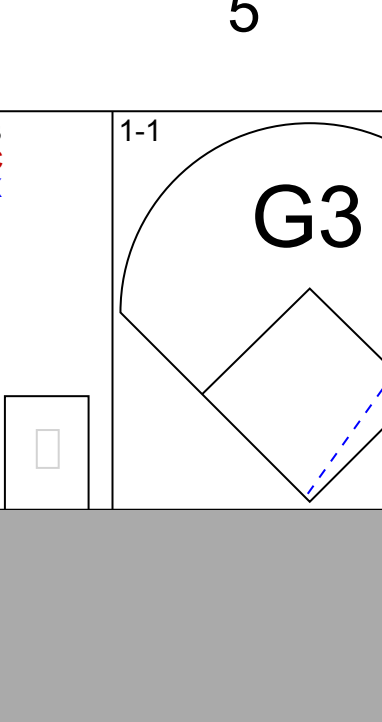

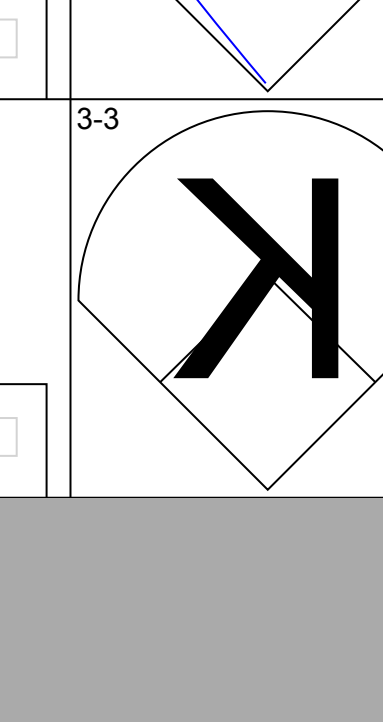




Batter	1	2	3	4	5	6	7	8	9	AB	R	H	RBI	BB	SO	LOB	BOTTOM			
Jose Valentin, S OBP: 0.345, SLG: 0.489 (1, 6)										4	0	0	0	0	1	2	<b>Boston Red Sox @ Chicago White Sox</b> Comiskey Park, Chicago, IL Tue Sep 26 2000, 8:05 PM EDT Att: 23,319 - Sunny - 68 F			
Chris Singleton, L OBP: 0.299, SLG: 0.376 Frank Thomas, R OBP: 0.434, SLG: 0.630 McKay Christensen, L OBP: 0.263, SLG: 0.125 (1, 8)										3	0	0	0	0	1	1				
Harold Baines, L OBP: 0.336, SLG: 0.418 24 Joe Crede, R OBP: 0.250, SLG: 0.250 (1, 10)										4	0	1	0	0	0	0				
Magglio Ordonez, R OBP: 0.373, SLG: 0.546 (1, 9)										4	0	1	1	0	0	0				
Carlos Lee, R OBP: 0.345, SLG: 0.490 (1, 7)										4	1	2	1	0	1	1				
14 Paul Konerko, R OBP: 0.360, SLG: 0.479 (1, 3)										4	0	0	0	0	2	3				
Greg Norton, S OBP: 0.339, SLG: 0.381 (1, 5)										4	1	0	0	0	2	3				
Tony Graffanino, R OBP: 0.370, SLG: 0.369 (1, 4)										2	0	0	0	0	1	1				
Charles Johnson, R OBP: 0.382, SLG: 0.582 Josh Paul, R OBP: 0.324, SLG: 0.400 (1, 2)										3	0	1	1	0	2	1				
<b>Inning Stats</b>	R: 0 E: 0 K: 1 S: 5	H: 0 LOB: 0 BB: 0 P: 7	R: 0 E: 0 K: 1 S: 13	H: 0 LOB: 0 BB: 0 P: 18	R: 0 E: 0 K: 3 S: 9	H: 0 LOB: 0 BB: 0 P: 14	R: 0 E: 0 K: 1 S: 8	H: 0 LOB: 0 BB: 0 P: 10	R: 0 E: 0 K: 1 S: 8	H: 1 LOB: 1 BB: 0 P: 11	R: 0 E: 0 K: 1 S: 8	H: 0 LOB: 1 BB: 0 P: 15	R: 1 E: 0 K: 1 S: 10	H: 1 LOB: 0 BB: 0 P: 13	R: 1 E: 1 K: 0 S: 9	H: 2 LOB: 2 BB: 0 P: 23		1B: 2 2B: 2 3B: 0 HR: 1	SF: 0 SAC: 0 DP: 0 HBP: 1	WP: 1 PB: 0 SB: 1 CS: 0
<b>PITCHER</b>	IP	WLS	BF	H	R	ER	SO	BB	IBB	HBP	BLK	WP	HR	S	P	ERA	WHIP			
Pedro Martinez, R ERA: 1.74 (1, 1)	5.0	W	16	1	0	0	6	0	0	0	0	0	1	18	28	4.50	0.500			
49 Tim Wakefield, R ERA: 5.45 (6, 1)	2.0	H	8	1	1	1	2	0	0	1	0	0	0	9	13	0.00	1.000			
Rod Beck, R ERA: 2.82 (8, 1)	1.0	H	5	1	1	0	0	0	0	0	0	0	0	9	13	0.00	1.000			
Derek Lowe, R ERA: 2.65 (9, 1)	1.0	S	5	2	1	1	2	0	0	0	0	1	0	16	23	9.00	2.000			

AB	33
R	3
H	5
RBI	3
BB	0
SO	10
LOB	13



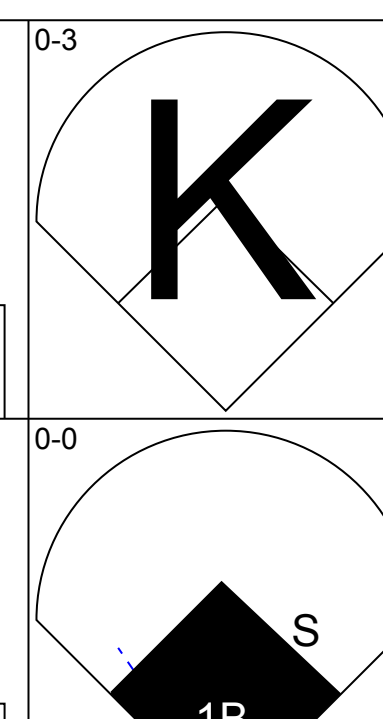
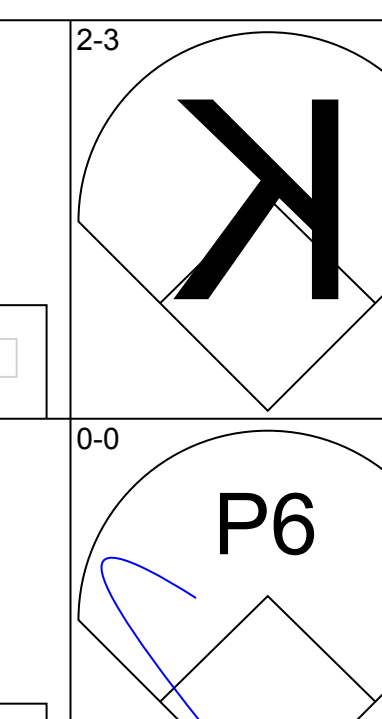
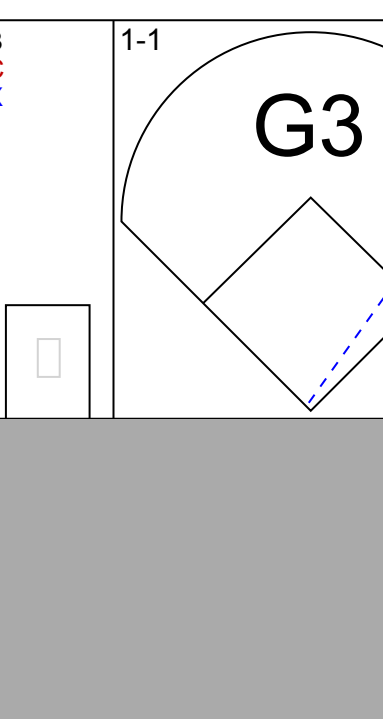
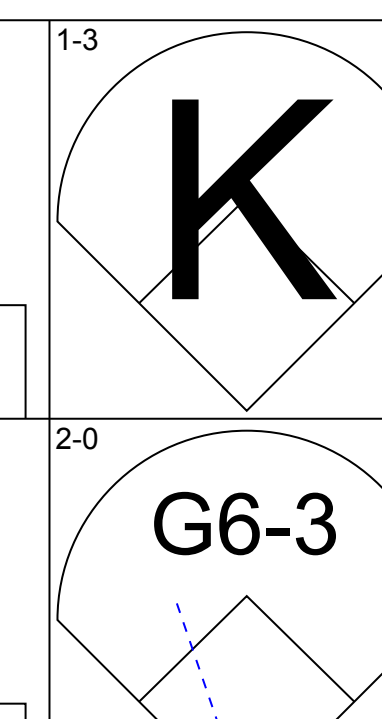
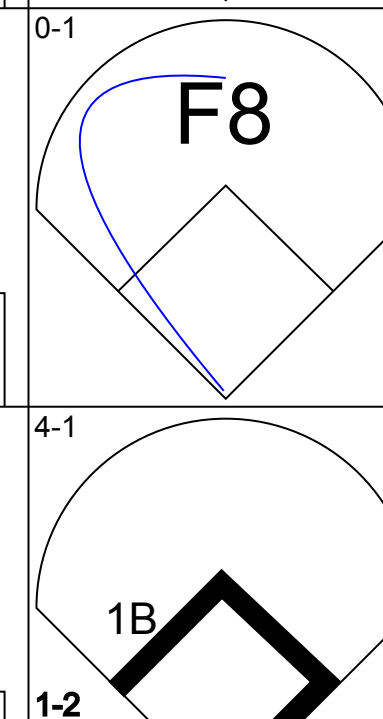
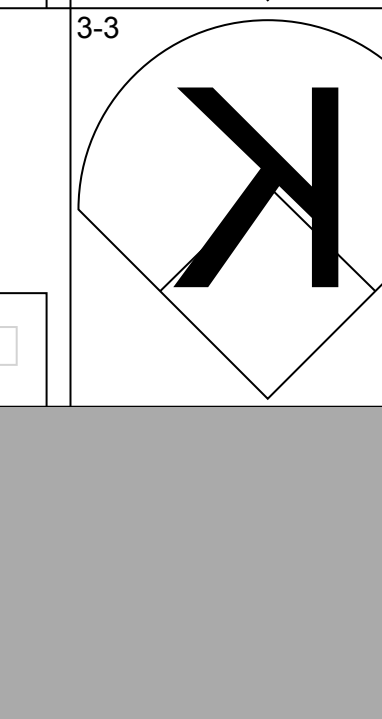


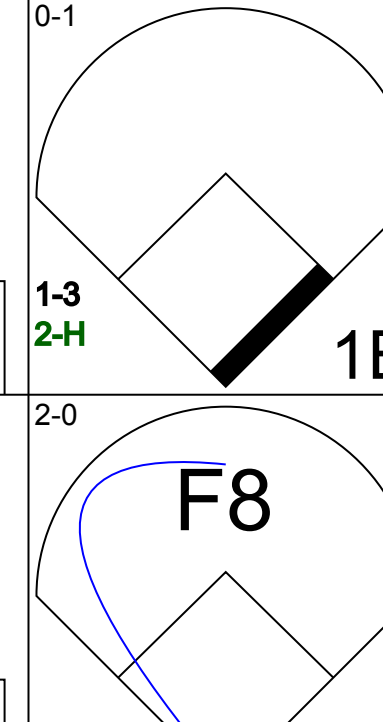


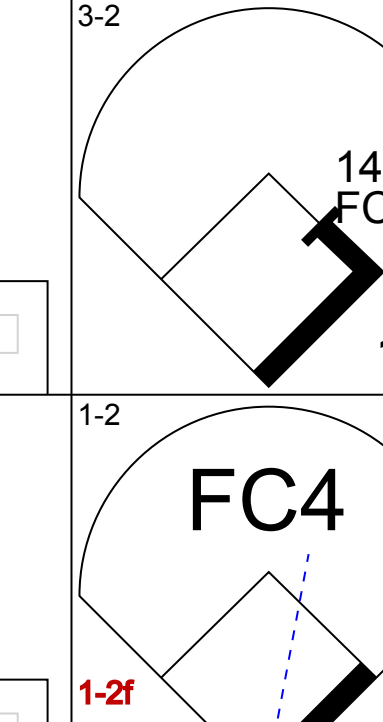


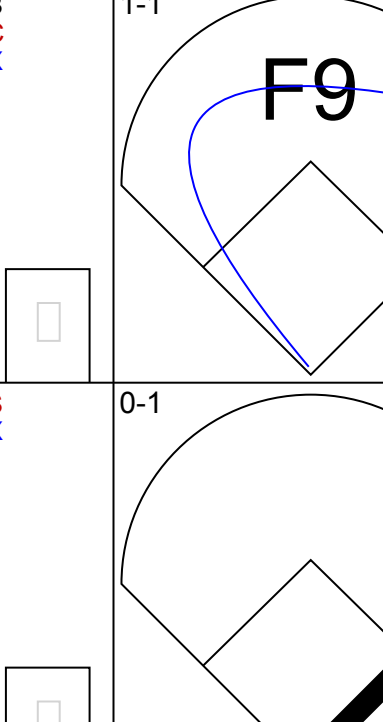


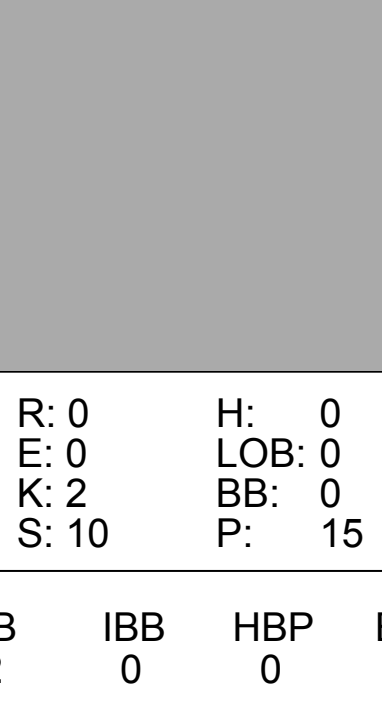
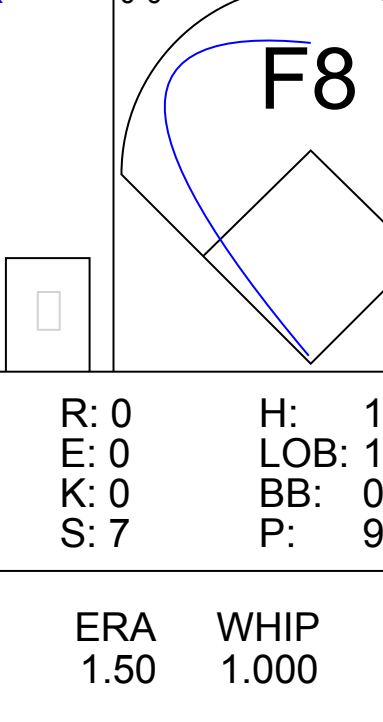
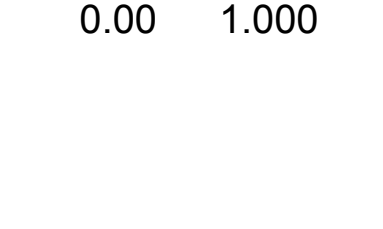



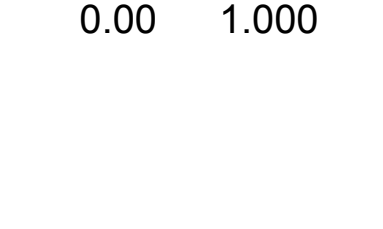
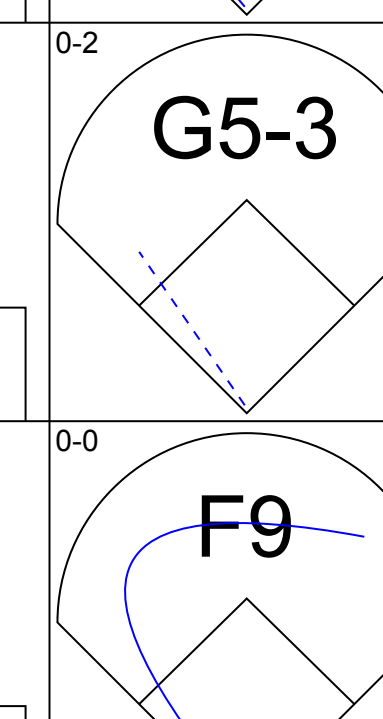
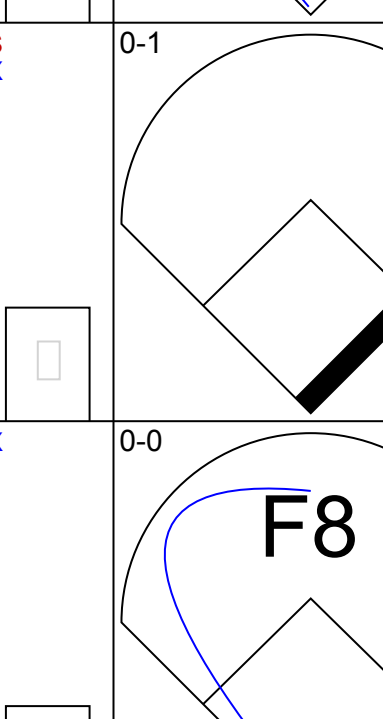
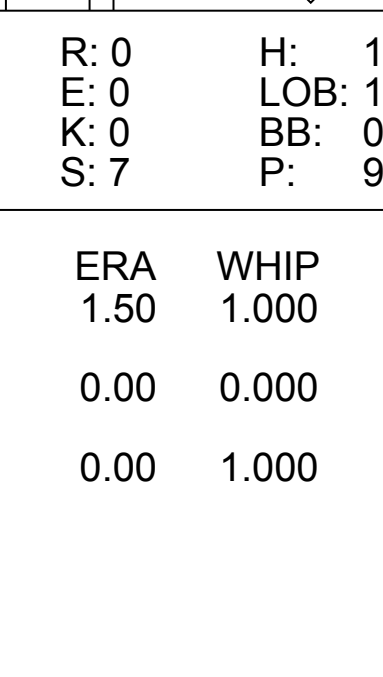
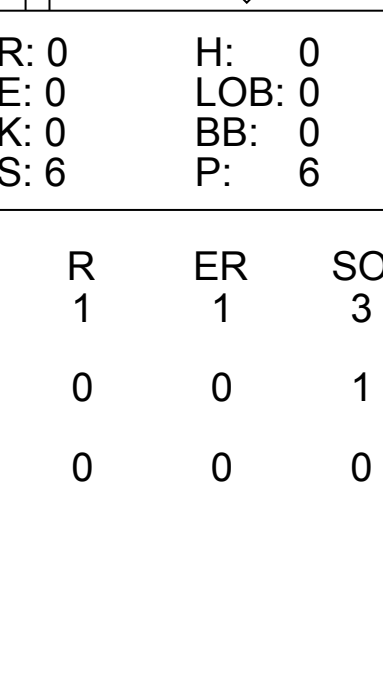
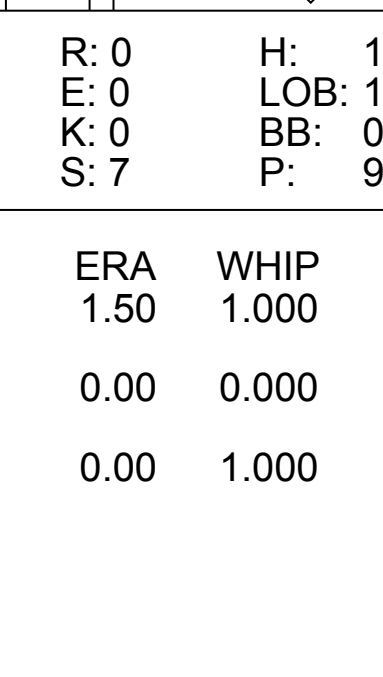


Batter	1	2	3	4	5	6	7	8	9	AB	R	H	RBI	BB	SO	LOB	TOP					
Trot Nixon, L OBP: 0.371, SLG: 0.463 (1, 9)										3	0	1	1	0	1	0						
Lou Merloni, R OBP: 0.361, SLG: 0.470 (1, 5)										3	0	0	0	0	1	0						
Brian Daubach, L OBP: 0.315, SLG: 0.455 Rico Brogna, L OBP: 0.275, SLG: 0.347 (1, 3) (8, 3)										4	0	0	0	0	2	1						
Nomar Garciaparra, R OBP: 0.431, SLG: 0.660 (1, 6)										4	1	1	1	0	0	1						
Troy O'Leary, L OBP: 0.317, SLG: 0.402 (1, 7)										4	0	0	0	0	1	0						
Dante Bichette, R OBP: 0.347, SLG: 0.475 (1, 10)										4	0	3	0	0	0	0						
Jason Varitek, S OBP: 0.344, SLG: 0.393 (1, 2)										3	0	0	0	1	0	2						
Mike Lansing, R OBP: 0.297, SLG: 0.371 (1, 4)										3	1	1	0	0	0	3						
Donnie Sadler, R OBP: 0.253, SLG: 0.310 (1, 8)										2	0	1	0	0	1	0						
<b>Inning Stats</b>	R: 0 E: 0 K: 1 S: 6	H: 0 LOB: 0 BB: 0 P: 9	R: 0 E: 0 K: 1 S: 10	H: 1 LOB: 2 BB: 1 P: 18	R: 0 E: 0 K: 1 S: 7	H: 0 LOB: 0 BB: 0 P: 13	R: 1 E: 0 K: 1 S: 11	H: 2 LOB: 1 BB: 0 P: 20	R: 1 E: 0 K: 1 S: 9	H: 1 LOB: 0 BB: 0 P: 12	R: 0 E: 0 K: 0 S: 6	H: 0 LOB: 0 BB: 0 P: 11	R: 0 E: 0 K: 0 S: 8	H: 2 LOB: 2 BB: 0 P: 10	R: 0 E: 0 K: 0 S: 5	H: 1 LOB: 1 BB: 0 P: 9	R: 0 E: 0 K: 0 S: 8	H: 0 LOB: 0 BB: 0 P: 12	1B: 6 2B: 0 3B: 0 HR: 1	SF: 1 SAC: 2 DP: 0 HBP: 0	WP: 0 PB: 1 SB: 0 CS: 0	PA: 34
<b>PITCHER</b>	IP	WLS	BF	H	R	ER	SO	BB	IBB	HBP	BLK	WP	HR	S	P	ERA	WHIP					
21 Cal Eldred, R ERA: 4.58 Kelly Wunsch, L ERA: 3.05 James Baldwin, R ERA: 4.47 Keith Foulke, R ERA: 3.01	3.1		13	2	1	1	4	1	0	0	0	0	1	27	49	2.70	0.900					
	0.2		3	1	0	0	0	0	0	0	0	0	0	7	11	0.00	1.500					
	4.0	L	15	4	1	0	2	0	0	0	0	0	0	28	42	0.00	1.000					
	1.0		3	0	0	0	0	0	0	0	0	0	0	8	12	0.00	0.000					

**Boston Red Sox @ Chicago White Sox**  
Comiskey Park, Chicago, IL  
Wed Sep 27 2000, 8:05 PM EDT  
Att: 16,368 - Cloudy - 60 F

AB 30  
R 2  
H 7  
RBI 2  
BB 1  
SO 6  
LOB 7



Batter	1	2	3	4	5	6	7	8	9	AB	R	H	RBI	BB	SO	LOB	BOTTOM					
Jose Valentin, S OBP: 0.342, SLG: 0.486 (1, 6)										4	0	0	0	0	3	1						
Chris Singleton, L OBP: 0.301, SLG: 0.376 (1, 8)										3	1	1	0	1	0	0						
Frank Thomas, R OBP: 0.432, SLG: 0.625 (1, 10)										4	0	0	0	0	1	2						
Magglio Ordonez, R OBP: 0.374, SLG: 0.545 (1, 9)										3	0	1	0	1	0	1						
Carlos Lee, R OBP: 0.346, SLG: 0.490 McKay Christensen, L OBP: 0.263, SLG: 0.155 (1, 7) (8, PR)										4	0	2	1	0	0	2						
14 Paul Konerko, R OBP: 0.358, SLG: 0.476 (1, 3)										4	0	0	0	0	0	3						
Greg Norton, S OBP: 0.335, SLG: 0.375 (1, 5)										3	0	0	0	0	0	0						
Tony Graffanino, R OBP: 0.369, SLG: 0.368 (1, 4)										3	0	1	0	0	0	0						
Charles Johnson, R OBP: 0.379, SLG: 0.578 (1, 2)										3	0	0	0	0	0	1						
<b>Inning Stats</b>	R: 1 E: 0 K: 1 S: 12	H: 2 LOB: 2 BB: 1 P: 16	R: 0 E: 0 K: 0 S: 6	H: 0 LOB: 0 BB: 0 P: 6	R: 0 E: 0 K: 2 S: 10	H: 0 LOB: 0 BB: 0 P: 15	R: 0 E: 0 K: 0 S: 8	H: 1 LOB: 0 BB: 0 P: 11	R: 0 E: 0 K: 0 S: 7	H: 1 LOB: 1 BB: 0 P: 9	R: 0 E: 0 K: 0 S: 6	H: 0 LOB: 1 BB: 1 P: 14	R: 0 E: 0 K: 0 S: 6	H: 0 LOB: 0 BB: 0 P: 7	R: 0 E: 0 K: 1 S: 6	H: 0 LOB: 0 BB: 0 P: 10	R: 0 E: 0 K: 0 S: 11	H: 1 LOB: 1 BB: 0 P: 16	1B: 5 2B: 0 3B: 0 HR: 0	SF: 0 SAC: 0 DP: 0 HBP: 0	WP: 0 PB: 0 SB: 1 CS: 1	PA: 33
<b>PITCHER</b>	IP	WLS	BF	H	R	ER	SO	BB	IBB	HBP	BLK	WP	HR	S	P	ERA	WHIP					
63 Paxton Crawford, R ERA: 3.41 Jeff Fassero, L ERA: 4.84 Derek Lowe, R ERA: 2.62	6.0	W	23	4	1	1	3	2	0	0	0	0	0	49	71	1.50	1.000					
	2.0	H	6	0	0	0	1	0	0	0	0	0	0	12	17	0.00	0.000					
	1.0	S	4	1	0	0	0	0	0	0	0	0	0	11	16	0.00	1.000					

**Boston Red Sox @ Chicago White Sox**  
Comiskey Park, Chicago, IL  
Wed Sep 27 2000, 8:05 PM EDT  
Att: 16,368 - Cloudy - 60 F

AB 31  
R 1  
H 5  
RBI 1  
BB 2  
SO 4  
LOB 10





Batter	1	2	3	4	5	6	7	8	9	AB	R	H	RBI	BB	SO	LOB	TOP			
Donnie Sadler, R OBP: 0.263, SLG: 0.310 Jason Varitek, S OBP: 0.345, SLG: 0.393 (8, PH) (8, 2)	G5-3		G6-3	1-2 2-3 3-H 1B			1B BB			3	1	1	1	1	0	0	<b>Boston Red Sox @ Chicago White Sox</b> Comiskey Park, Chicago, IL Thu Sep 28 2000, 8:05 PM EDT Att: 18,326 - Sunny - 60 F			
Trot Nixon, L OBP: 0.367, SLG: 0.458 (1, 9)	G4-3		G3-1	F8			F2	K		5	0	0	0	0	1	6				
Bernard Gilkey, R OBP: 0.265, SLG: 0.280 Darren Lewis, R OBP: 0.305, SLG: 0.307 (7, PR) (7, 7) (8, 8)	1B HR BB		K		G5-3		1B	E4 G6-4-3		3	1	1	0	1	1	0				
Nomar Garciaparra, R OBP: 0.434, SLG: 0.601 (1, 6)	1B HR			FC5-4 1B			G4-6-3 1B	G6-4-3		4	1	3	1	1	0	1				
Izzy Alcantara, R OBP: 0.333, SLG: 0.578 Midre Cummings, L OBP: 0.335, SLG: 0.390 Dante Bichette, R OBP: 0.348, SLG: 0.475 (9, PH)	1B HR		FC5-4 1B	P6			G4-6-3 1B			3	2	1	3	0	0	2				
Scott Hatteberg, L OBP: 0.385, SLG: 0.439 Rico Brogna, L OBP: 0.274, SLG: 0.345 (8, 3)	G3		1B BB 1B	P6				1B SF9		3	1	1	0	1	0	1				
Lou Merloni, R OBP: 0.357, SLG: 0.462 (1, 5)		L3		P6		G4-3		E2 SF9 1B		4	0	1	0	0	0	2				
Brian Daubach, L OBP: 0.315, SLG: 0.452 Troy O'Leary, L OBP: 0.317, SLG: 0.402 (8, 7)		K		1B 1B BB			K	K		3	0	0	0	1	3	2				
Mike Lansing, R OBP: 0.297, SLG: 0.371 (1, 4)		F8		1-2 2-3 3-H 1B			K	SF9		3	0	1	2	0	1	0				
<b>Inning Stats</b>	R: 3 E: 0 K: 0 S: 9	H: 2 LOB: 0 BB: 1 P: 24	R: 0 E: 0 K: 1 S: 7	H: 0 LOB: 0 BB: 0 P: 11	R: 0 E: 0 K: 1 S: 7	H: 0 LOB: 0 BB: 0 P: 13	R: 2 E: 0 K: 0 S: 15	H: 3 LOB: 3 BB: 2 P: 27	R: 0 E: 0 K: 2 S: 8	H: 0 LOB: 1 BB: 1 P: 13	R: 1 E: 0 K: 0 S: 8	H: 2 LOB: 2 BB: 1 P: 13	R: 1 E: 1 K: 2 S: 16	H: 2 LOB: 2 BB: 1 P: 28	R: 0 E: 1 K: 1 S: 8	H: 0 LOB: 1 BB: 1 P: 14		1B: 8 2B: 0 3B: 0 HR: 1	SF: 1 SAC: 0 DP: 2 HBP: 0	WP: 1 PB: 0 SB: 0 CS: 0
<b>PITCHER</b>	IP	WLS	BF	H	R	ER	SO	BB	IBB	HBP	BLK	WP	HR	S	P	ERA	WHIP			
Mike Siroka, L ERA: 3.79	3.0	12	2	3	3	2	2	1	0	0	0	0	1	23	48	9.00	1.000			
Lorenzo Barcelo, R ERA: 3.79	2.0	12	3	2	2	0	3	0	0	0	0	1	0	23	40	9.00	3.000			
56 Mark Buehrle, L ERA: 4.32	1.1	7	2	1	1	2	1	0	0	0	0	0	0	15	24	6.75	2.250			
41 Bill Simas, R ERA: 3.51	1.0	L	4	2	1	0	1	0	0	0	0	0	0	10	15	0.00	2.000			
Bob Howry, R ERA: 3.21	0.1		2	0	0	0	0	1	0	0	0	0	0	5	12	0.00	3.000			

AB	34
R	7
H	9
RBI	7
BB	7
SO	7
LOB	17



Batter	1	2	3	4	5	6	7	8	9	AB	R	H	RBI	BB	SO	LOB	BOTTOM			
Chris Singleton, L OBP: 0.300, SLG: 0.374 (1, 8)	HBP 14 HBP BB	G6-3		G6-3		F7		SH1-3		3	1	0	0	1	0	1	<b>Boston Red Sox @ Chicago White Sox</b> Comiskey Park, Chicago, IL Thu Sep 28 2000, 8:05 PM EDT Att: 18,326 - Sunny - 60 F			
Jose Valentin, S OBP: 0.343, SLG: 0.483 (1, 6)	14 HBP SF8 BB			F7			P6	F8		3	1	0	0	2	0	2				
Frank Thomas, R OBP: 0.435, SLG: 0.630 (1, 10)	F7 14 HBP 1-2 2-3 HBP	F8					HR	IBB		2	1	1	1	2	0	2				
14 Paul Konerko, R OBP: 0.360, SLG: 0.475 (1, 3)	FC5-4 HBP		2B 3B BB	K			24 1B 1B	K		3	2	1	1	1	2	3				
Carlos Lee, R OBP: 0.343, SLG: 0.487 (1, 7)	SF8		K			K		K		4	0	0	1	0	3	2				
Herbert Parry, R OBP: 0.351, SLG: 0.469 24 Joe Crede, R OBP: 0.429, SLG: 0.429 McKay Christensen, L OBP: 0.263, SLG: 0.125 (9, PR)	F7					K		1B		2	1	1	0	0	0	2				
Jeff Abbott, R OBP: 0.339, SLG: 0.399 (1, 9)	FC5-4		3B 2B				1B	G4-3 1B		3	0	2	0	0	1	0				
Tony Graffanino, R OBP: 0.359, SLG: 0.357 (1, 4)		K	K			L1	K			5	0	0	0	0	4	5				
Mark Johnson, L OBP: 0.315, SLG: 0.319 Harold Baines, L OBP: 0.339, SLG: 0.418 Josh Paul, R OBP: 0.324, SLG: 0.400 (9, 2)	G6-3 PB 1B		K			K		SH1-3 BB		3	0	1	0	0	2	1				
<b>Inning Stats</b>	R: 2 E: 0 K: 0 S: 17	H: 1 LOB: 2 BB: 1 P: 21	R: 0 E: 0 K: 3 S: 13	H: 2 LOB: 1 BB: 1 P: 19	R: 0 E: 0 K: 1 S: 8	H: 0 LOB: 1 BB: 1 P: 15	R: 0 E: 0 K: 1 S: 6	H: 0 LOB: 0 BB: 0 P: 9	R: 2 E: 0 K: 1 S: 16	H: 4 LOB: 2 BB: 0 P: 27	R: 0 E: 0 K: 1 S: 7	H: 0 LOB: 2 BB: 2 P: 19	R: 0 E: 0 K: 2 S: 9	H: 1 LOB: 2 BB: 0 P: 12	1B: 5 2B: 1 3B: 1 HR: 1	SF: 1 SAC: 1 DP: 0 HBP: 2		WP: 0 PB: 2 SB: 0 CS: 0	PA: 44	
<b>PITCHER</b>	IP	WLS	BF	H	R	ER	SO	BB	IBB	HBP	BLK	WP	HR	S	P	ERA	WHIP			
Ramon Martinez, R ERA: 6.13	0.0	4	0	2	2	0	2	2	0	0	0	0	0	8	23	0.00	1.500			
49 Tim Lincecum, R ERA: 5.46	3.0	14	3	2	2	4	2	0	0	0	0	0	0	33	51	6.00	1.667			
Rheal Cormier, L ERA: 4.54	2.0	7	0	0	0	3	1	0	0	0	0	0	0	16	24	0.00	0.500			
Jeff Fassero, L ERA: 4.8	1.0	H	3	0	0	0	1	0	0	0	0	0	0	6	9	0.00	0.000			
Rich Garcias, R ERA: 3.25	0.2	H	5	3	2	2	0	0	0	0	0	0	1	11	17	27.00	4.500			

AB	33
R	6
H	8
RBI	6
BB	7
SO	12
LOB	21





Batter	1	2	3	4	5	6	7	8	9	AB	R	H	RBI	BB	SO	LOB	TOP					
<b>Midre Cummings, L</b> (1, 9) OBP: 0.336, SLG: 0.384						3	1	0	0	2	1	3										
<b>Jose Offerman, S</b> (1, 3) OBP: 0.354, SLG: 0.359						4	2	2	0	1	0	1										
<b>Jason Varitek, S</b> (1, 2) OBP: 0.342, SLG: 0.388						5	0	0	1	0	1	4										
<b>Nomar Garciaparra, R</b> (1, 6) OBP: 0.434, SLG: 0.599						5	1	2	0	0	1	3										
<b>Troy O'Leary, L</b> (1, 7) OBP: 0.320, SLG: 0.411						5	2	3	2	0	1	3										
<b>Dante Bichette, R</b> (1, 10) OBP: 0.350, SLG: 0.477						4	0	2	2	1	0	2										
<b>Darren Lewis, R</b> (9, PR) OBP: 0.305, SLG: 0.307						4	0	1	0	1	1	3										
<b>Trot Nixon, L</b> (1, 8) OBP: 0.368, SLG: 0.456						4	0	0	0	0	2	3										
<b>Mike Lansing, R</b> (1, 4) OBP: 0.295, SLG: 0.368						3	0	1	0	0	0	2										
<b>Donnie Sadler, R</b> (1, 5) OBP: 0.265, SLG: 0.311						1	0	0	0	0	0	1										
<b>Scott Hatteberg, L</b> (8, PH) OBP: 0.364, SLG: 0.437						0	0	0	0	0	0	0										
<b>Brian Daubach, L</b> (8, 5) OBP: 0.315, SLG: 0.452						0	0	0	0	0	0	0										
<b>Inning Stats</b>	R: 0 E: 0 K: 0 S: 6	H: 0 LOB: 0 BB: 1 P: 11	R: 2 E: 0 K: 1 S: 17	H: 3 LOB: 2 BB: 1 P: 32	R: 0 E: 1 K: 1 S: 11	H: 1 LOB: 2 BB: 0 P: 14	R: 0 E: 0 K: 0 S: 9	H: 1 LOB: 1 BB: 0 P: 13	R: 2 E: 0 K: 1 S: 15	H: 2 LOB: 1 BB: 1 P: 27	R: 0 E: 0 K: 1 S: 8	H: 0 LOB: 0 BB: 0 P: 12	R: 0 E: 0 K: 1 S: 10	H: 1 LOB: 1 BB: 0 P: 15	R: 0 E: 0 K: 1 S: 9	H: 1 LOB: 1 BB: 0 P: 15	R: 2 E: 0 K: 1 S: 16	H: 2 LOB: 2 BB: 2 P: 30	1B: 7 2B: 3 3B: 0 HR: 1	SF: 0 SAC: 0 DP: 1 HBP: 0	WP: 0 PB: 1 SB: 0 CS: 0	PA: 43
<b>PITCHER</b>	IP	WLS	BF	H	R	ER	SO	BB	IBB	HBP	BLK	WP	HR	S	P	ERA	WHIP					
<b>Travis Harper, R</b> (1, 1) ERA: 4.78	6.0		28	7	4	4	4	3	0	0	0	0	1	66	109	6.00	1.667					
<b>Esteban Yan, R</b> (7, 1) ERA: 6.26	2.0	W	8	2	0	0	2	0	0	0	0	0	0	19	30	0.00	1.000					
<b>Trevor Enders, L</b> (9, 1) ERA: 10.61	0.0		2	1	2	2	0	1	0	0	0	0	0	5	11	∞	∞					
<b>Roberto Hernandez, R</b> (9, 1) ERA: 2.86	1.0	S	5	1	0	0	1	1	0	0	0	0	0	11	19	0.00	2.000					

**Boston Red Sox @ Tampa Bay Devil Rays**  
Tropicana Field, St. Petersburg, FL  
Fri Sep 29 2000, 7:15 PM EDT  
Att: 18,290 - Dome - 72 F

AB	38
R	6
H	11
RBI	5
BB	5
SO	7
LOB	25



Batter	1	2	3	4	5	6	7	8	9	AB	R	H	RBI	BB	SO	LOB	BOTTOM				
<b>Gerald Williams, R</b> (1, 8) OBP: 0.313, SLG: 0.430										4	0	0	0	0	3	3					
<b>Randy Winn, S</b> (1, 7) OBP: 0.387, SLG: 0.309										4	0	1	2	0	0	1					
<b>Steve Cox, L</b> (1, 10) OBP: 0.372, SLG: 0.439										4	1	1	1	0	0	3					
<b>Fred McGriff, L</b> (1, 3) OBP: 0.373, SLG: 0.448										3	1	2	0	1	1	2					
<b>Ozzie Timmons, R</b> (1, 9) OBP: 0.364, SLG: 0.788										4	1	1	1	0	0	3					
<b>Aubrey Huff, L</b> (1, 5) OBP: 0.317, SLG: 0.448										3	1	1	0	0	2	2					
<b>Russ Johnson, R</b> (8, 5) OBP: 0.318, SLG: 0.297										0	1	0	0	1	0	0					
<b>Bobby Smith, R</b> (1, 4) OBP: 0.297, SLG: 0.395										4	2	3	3	0	0	0					
<b>John Flaherty, R</b> (1, 2) OBP: 0.294, SLG: 0.377										3	0	1	0	0	1	1					
<b>Miguel Cairo, R</b> (7, PR) OBP: 0.314, SLG: 0.328										0	1	0	0	0	0	0					
<b>Mike DiFelice, R</b> (8, 2) OBP: 0.280, SLG: 0.402										1	0	0	0	0	0	0					
<b>Felix Martinez, S</b> (1, 6) OBP: 0.304, SLG: 0.302										3	1	1	0	0	1	0					
<b>Inning Stats</b>	R: 0 E: 0 K: 0 S: 7	H: 0 LOB: 0 BB: 0 P: 7	R: 0 E: 0 K: 1 S: 8	H: 1 LOB: 0 BB: 0 P: 11	R: 0 E: 0 K: 1 S: 9	H: 0 LOB: 0 BB: 0 P: 16	R: 0 E: 0 K: 1 S: 7	H: 0 LOB: 0 BB: 0 P: 10	R: 4 E: 0 K: 1 S: 17	H: 5 LOB: 1 BB: 0 P: 24	R: 0 E: 0 K: 1 S: 8	H: 2 LOB: 2 BB: 1 P: 16	R: 2 E: 1 K: 3 S: 15	H: 2 LOB: 2 BB: 0 P: 23	R: 2 E: 1 K: 1 S: 11	H: 1 LOB: 0 BB: 1 P: 18	1B: 7 2B: 4 3B: 0 HR: 0	SF: 0 SAC: 1 DP: 1 HBP: 0	WP: 1 PB: 0 SB: 1 CS: 0	PA: 36	
<b>PITCHER</b>	IP	WLS	BF	H	R	ER	SO	BB	IBB	HBP	BLK	WP	HR	S	P	ERA	WHIP				
<b>Rolando Arrojo, R</b> (1, 1) ERA: 5.63	5.0		21	7	4	4	4	1	0	0	0	0	0	7	14	0.00	2.000				
<b>40 Sang-Hoon Lee, L</b> (6, 1) ERA: 3.72	1.0	L	4	1	0	0	1	1	0	0	0	0	0	5	9	27.00	3.000				
<b>Hector Carrasco, R</b> (7, 1) ERA: 4.81	0.1		3	1	2	1	1	0	0	0	0	0	0	10	14	0.00	1.500				
<b>Jeff Fassero, L</b> (7, 1) ERA: 4.78	0.2		3	1	0	0	2	0	0	0	0	0	0	10	14	0.00	1.500				
<b>Rod Beck, R</b> (8, 1) ERA: 3.1	1.0		5	1	2	2	1	1	0	0	0	0	0	11	18	18.00	2.000				

**Boston Red Sox @ Tampa Bay Devil Rays**  
Tropicana Field, St. Petersburg, FL  
Fri Sep 29 2000, 7:15 PM EDT  
Att: 18,290 - Dome - 72 F

AB	33
R	8
H	11
RBI	6
BB	2
SO	9
LOB	14









