

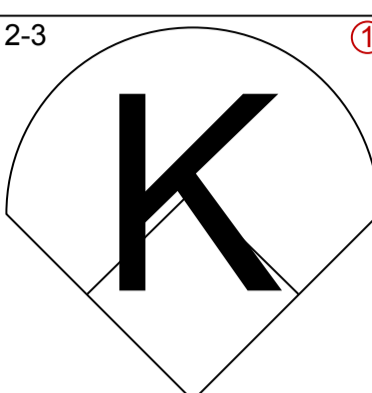
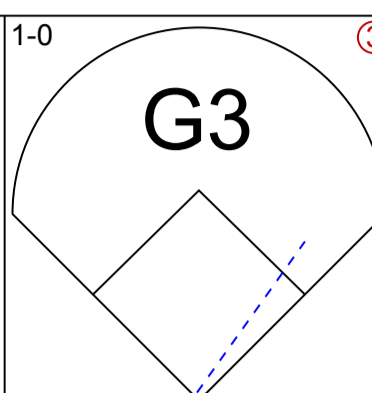
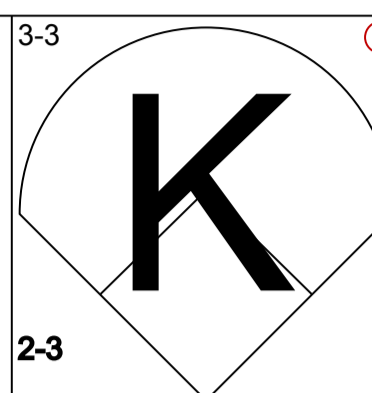
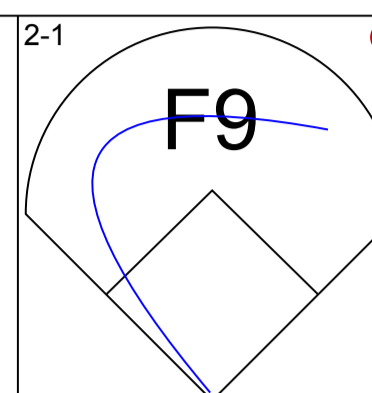
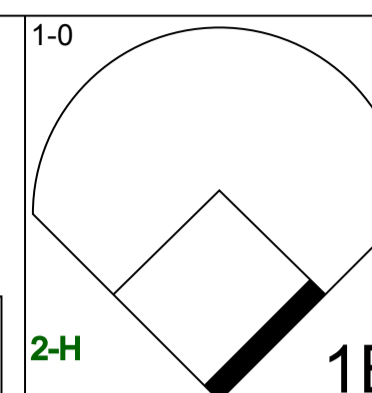
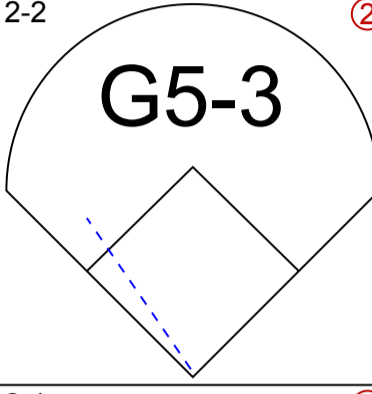
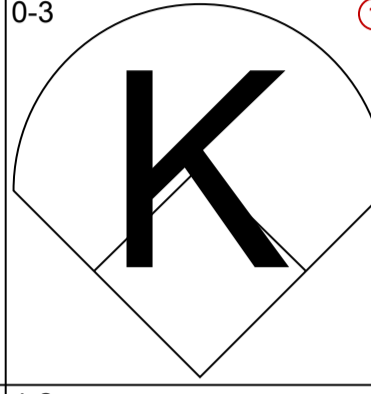
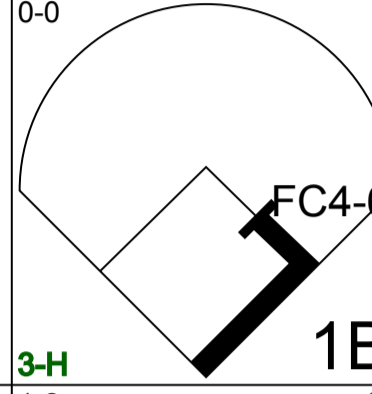
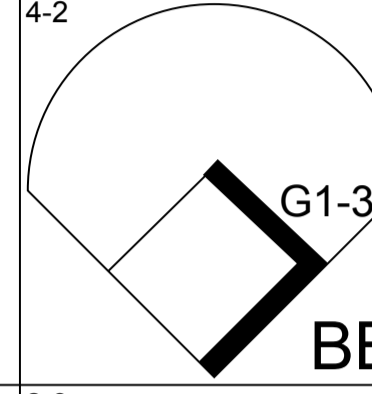
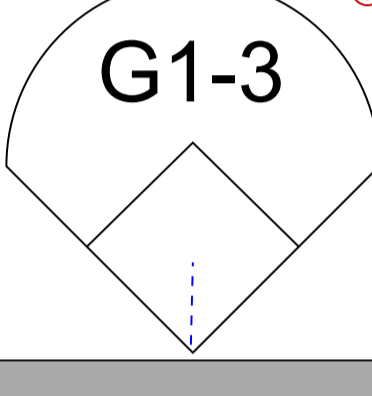
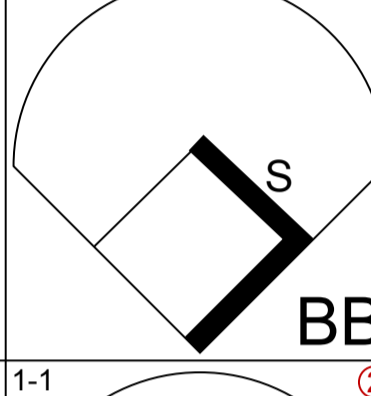
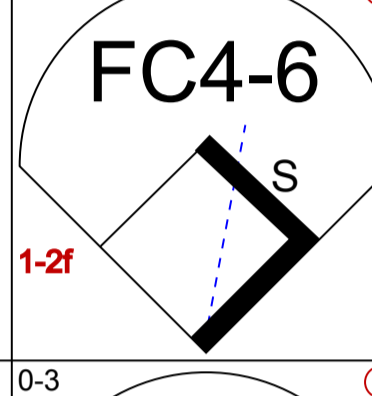
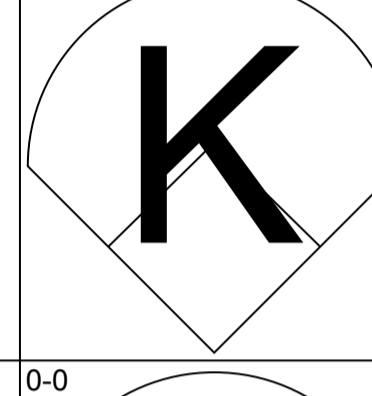
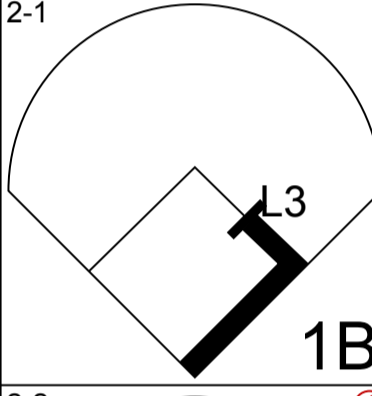
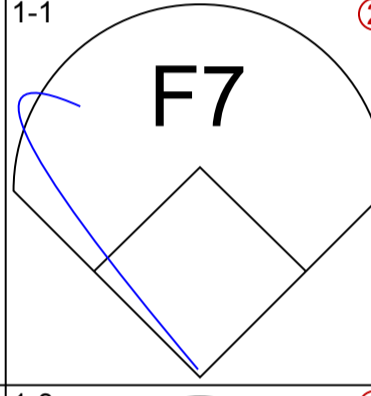
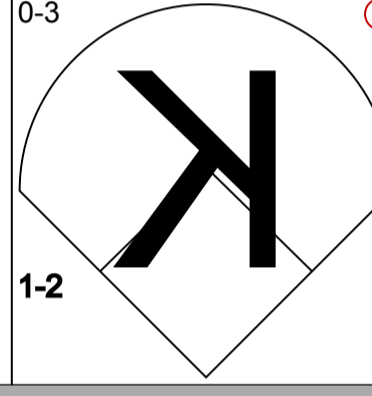
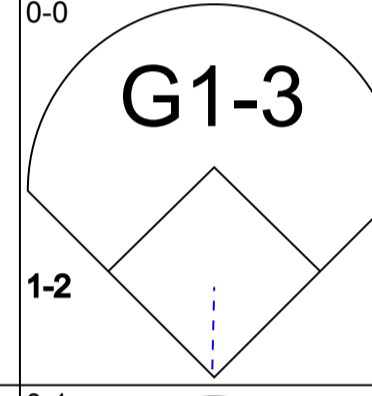
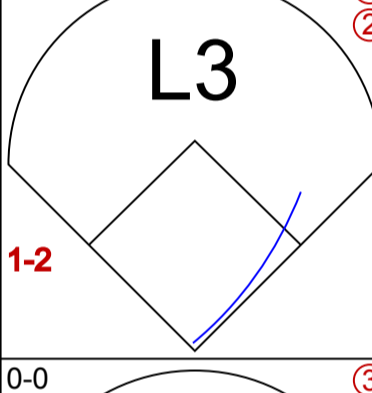
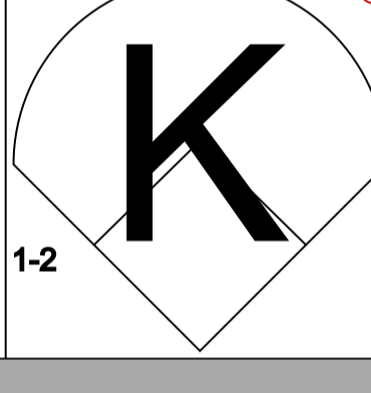
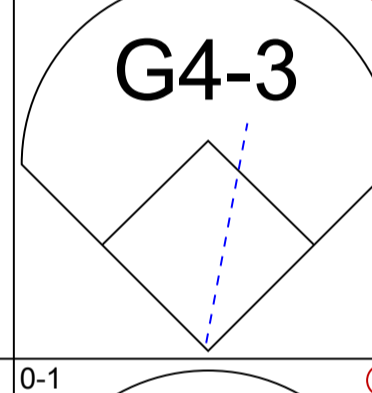
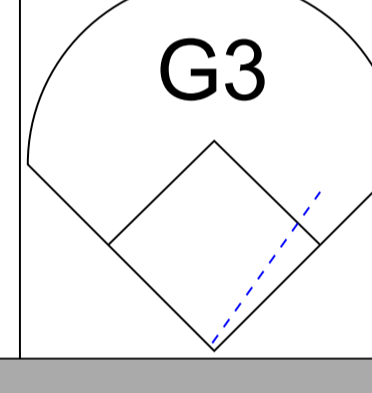
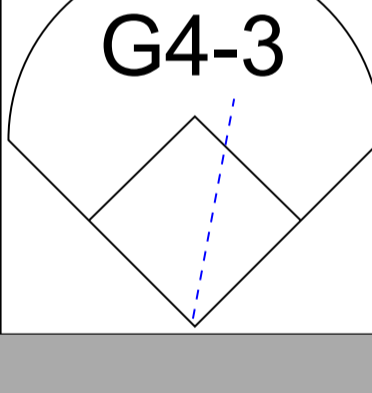
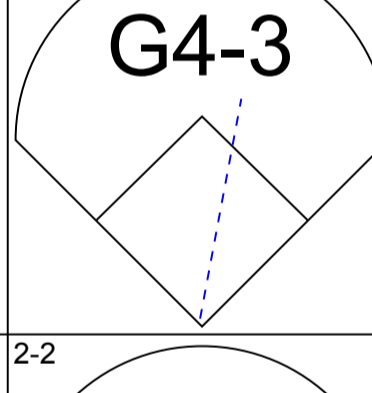
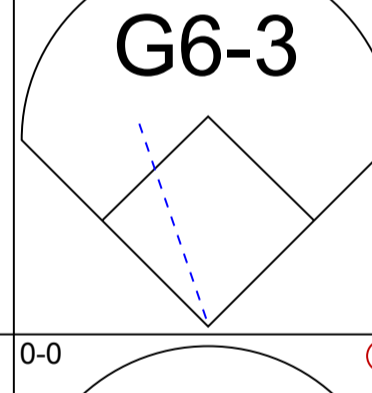
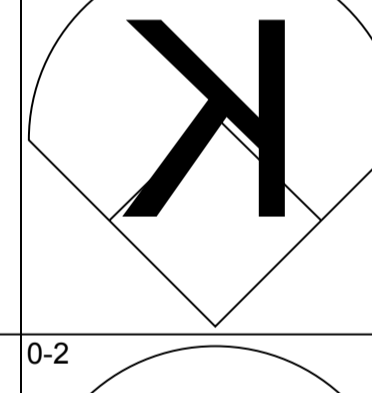
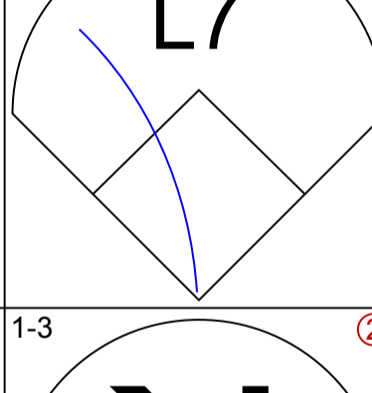
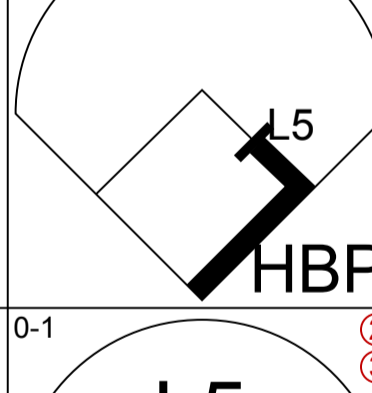
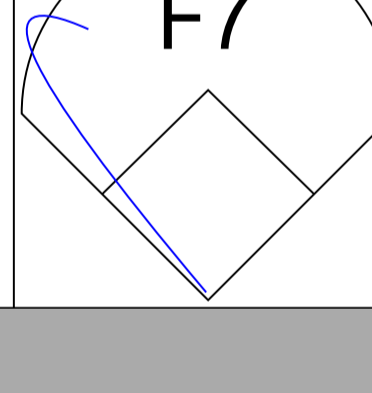
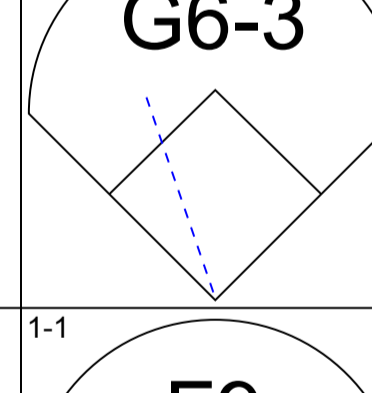
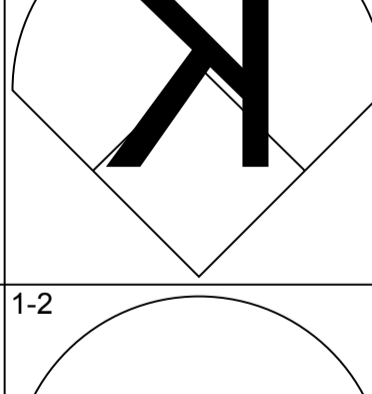
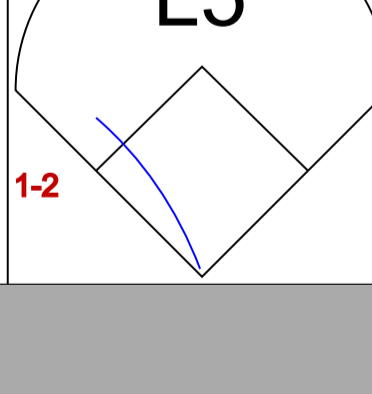
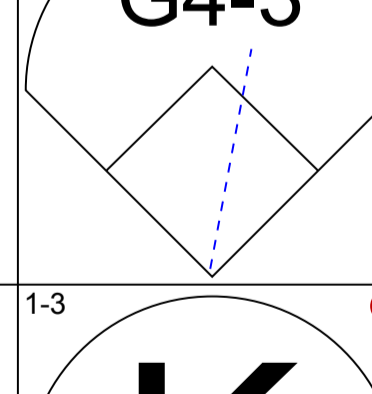
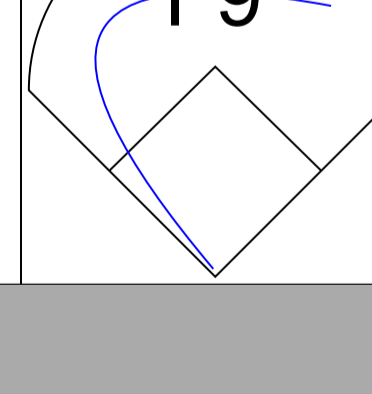
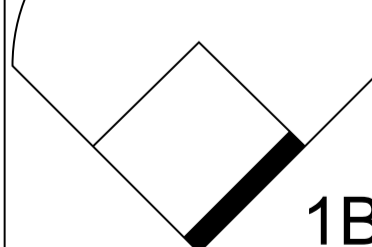
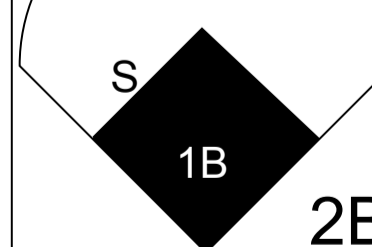
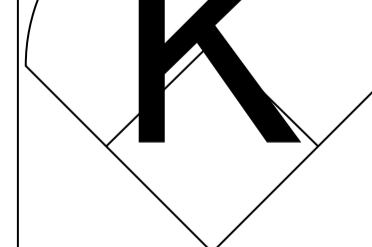
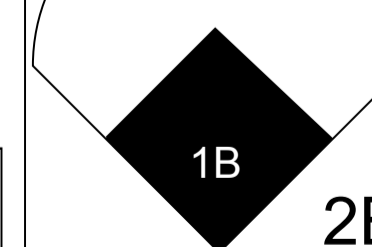
Boston Red Sox - 2001



Batter	1	2	3	4	5	6	7	8	9	10	11	AB R H RBI BB SO LOB	TOP
Chris Stynes, R (1, 4) OBP: 0.200, SLG: 0.200	G5-3			G6-3		F5			WP SH1-3 FC6-2 1B		F7	5 0 1 0 0 0 0	<b>Boston Red Sox @ Baltimore Orioles</b> <b>Oriole Park at Camden Yards, Baltimore, MD</b> Mon Apr 02 2001, 3:05 PM EDT Att: 46,547 - Cloudy - 54 F
Trot Nixon, L (1, 9) OBP: 0.500, SLG: 1.333	G3-1			HR		K			SH1-3		1B BB	3 1 1 1 1 1 0	
Jason Varitek, S (1, 2) OBP: 0.400, SLG: 0.250	G4-3			F8					FC6-2 WP IBB		1B	4 0 1 0 1 0 0	
Manny Ramirez, R (1, 10) OBP: 0.333, SLG: 0.333 Darren Lewis, R (7, PR)			K	K					FC6-2 FC5-4		K	3 0 1 0 0 2 0 2 0 0 0 0 1 4	
Carl Everett, S (1, 8)			F9						FC4-6 1B			4 0 0 0 0 0 3	
Troy O'Leary, L (1, 7)			G1-3						FC5-4			4 0 0 0 0 1 1	
Shea Hillenbrand, R (1, 5) OBP: 0.250, SLG: 0.250											K	4 0 1 0 0 1 0	
Brian Daubach, L (1, 3)											L4	4 0 0 0 0 1 1	
Craig Grebeck, R (1, 6) Scott Hatteberg, L (11, PH) Mike Lansing, R (11, 6)											F9	3 0 0 0 0 1 0 1 0 0 0 0 0 0 0 0 0 0 0 0 0	
											F5		
<b>Inning Stats</b>	R: 0 H: 0 E: 0 K: 0 S: 6 LOB: 0 BB: 0 P: 12	R: 0 H: 0 E: 0 K: 1 S: 8 LOB: 0 BB: 0 P: 12	R: 0 H: 0 E: 0 K: 1 S: 9 LOB: 0 BB: 0 P: 13	R: 1 H: 1 E: 0 K: 1 S: 9 LOB: 0 BB: 0 P: 15	R: 0 H: 1 E: 0 K: 0 S: 4 LOB: 1 BB: 0 P: 6	R: 0 H: 0 E: 2 K: 2 S: 7 LOB: 0 BB: 0 P: 10	R: 0 H: 1 E: 0 K: 0 S: 12 LOB: 1 BB: 0 P: 18	R: 0 H: 0 E: 0 K: 1 S: 5 LOB: 0 BB: 0 P: 7	R: 0 H: 1 E: 0 K: 0 S: 7 LOB: 2 BB: 1 P: 16	R: 0 H: 0 E: 0 K: 1 S: 8 LOB: 0 BB: 0 P: 9	R: 0 H: 1 E: 0 K: 1 S: 11 LOB: 2 BB: 1 P: 18	1B: 4 SF: 0 2B: 0 SAC: 1 3B: 0 DP: 0 HR: 1 HBP: 0	
<b>PITCHER</b>	IP WLS BF H R ER SO BB IBB HBP BLK WP HR S P ERA WHIP												
Pat Hentgen, R (1, 1) ERA: 1.04	8.2 31 4 1 1 6 0 1 0 0 1 1 65 107 1.04 0.462												
Buddy Groom, L (9, 1) ERA:	1.1 4 0 0 0 1 0 0 0 0 0 0 10 11 0.00 0.000												
Ryan Kohlmeier, R (11, 1) ERA:	1.0 W 5 1 0 0 1 1 0 0 0 0 0 0 11 18 0.00 2.000												

AB	37
R	1
H	5
RBI	1
BB	2
SO	8
LOB	9



Batter	1	2	3	4	5	6	7	8	9	10	11	AB R H RBI BB SO LOB
Brady Anderson, L (1, 9) OBP: 0.200, SLG: 0.200												5 0 1 1 0 2 2
Mike Bordick, R (1, 6) OBP: 0.500, SLG: 0.333												3 0 1 1 1 1 0
Delino DeShields, L (1, 7)												3 0 0 0 1 1 2
David Segui, S (1, 3) OBP: 0.250, SLG: 0.250												4 0 1 0 0 1 3
Chris Richard, L (1, 10)												4 0 0 0 0 1 3
Cal Ripken Jr., R (1, 5)												4 0 0 0 0 1 0
6 Melvin Mora, R (1, 8)												3 0 0 0 0 0 0
Brook Fordyce, R (1, 2)												4 0 0 0 0 1 1
Jerry Hairston, R (1, 4) OBP: 0.750, SLG: 1.250												4 2 3 0 0 1 0

BOTTOM

Boston Red Sox @ Baltimore Orioles  
 Oriole Park at Camden Yards, Baltimore, MD  
 Mon Apr 02 2001, 3:05 PM EDT  
 Att: 46,547 - Cloudy - 54 F

livebaseballscorecards.com


AB	34
R	2
H	6
RBI	2
BB	2
SO	9
LOB	11



Inning Stats	R: 0	H: 0	E: 0	K: 1	S: 11	P: 17	R: 0	H: 1	E: 0	K: 0	S: 6	P: 10	R: 0	H: 1	E: 0	K: 1	S: 9	P: 13	R: 0	H: 0	E: 0	K: 2	S: 11	P: 17	R: 0	H: 0	E: 0	K: 0	S: 9	P: 11	R: 1	H: 2	E: 0	K: 2	S: 15	P: 19	R: 0	H: 0	E: 0	K: 0	S: 5	P: 6	R: 0	H: 0	E: 0	K: 1	S: 7	P: 10	R: 0	H: 0	E: 0	K: 1	S: 8	P: 14	R: 0	H: 0	E: 0	K: 1	S: 9	P: 11	R: 1	H: 2	E: 0	K: 0	S: 3	P: 4	1B: 4	SF: 0	2B: 3	SAC: 0	3B: 0	DP: 1	HR: 0	HBP: 1	WP: 0	PA: 37
--------------	------	------	------	------	-------	-------	------	------	------	------	------	-------	------	------	------	------	------	-------	------	------	------	------	-------	-------	------	------	------	------	------	-------	------	------	------	------	-------	-------	------	------	------	------	------	------	------	------	------	------	------	-------	------	------	------	------	------	-------	------	------	------	------	------	-------	------	------	------	------	------	------	-------	-------	-------	--------	-------	-------	-------	--------	-------	--------

PITCHER	IP	WLS	BF	H	R	ER	SO	BB	IBB	HBP	BLK	WP	HR	S	P	ERA	WHIP
Pedro Martinez, R (1, 1) ERA: 1.29	7.0		25	4	1	1	6	1	0	1	0	0	0	66	93	1.29	0.714
Rod Beck, R (8, 1) ERA:	2.0		7	0	0	0	2	1	0	0	0	0	0	15	24	0.00	0.500
Derek Lowe, R (10, 1) ERA: 9.0	1.0	L	5	2	1	1	1	0	0	0	0	0	0	12	15	9.00	2.000



Batter	1	2	3	4	5	6	7	8	9	AB R H RBI BB SO LOB	TOP														
Chris Stynes, R (1, 4) OBP: 0.222, SLG: 0.333 Mike Lansing, R (8, PR) (8, 4)	0-3 K		0-0 F9			1-2 G5-3		1-0 BB 2B		4 0 1 0 0 1 0 0 0 0 0 0 0 0	<p><b>Boston Red Sox @ Baltimore Orioles</b>  Oriole Park at Camden Yards, Baltimore, MD</p> <p>Wed Apr 04 2001, 7:05 PM EDT  Att. 35,602 - Cloudy - 59 F</p> <p>livebaseballscorecards.com</p> <table border="0"> <tr><td>AB</td><td>33</td></tr> <tr><td>R</td><td>3</td></tr> <tr><td>H</td><td>5</td></tr> <tr><td>RBI</td><td>3</td></tr> <tr><td>BB</td><td>3</td></tr> <tr><td>SO</td><td>13</td></tr> <tr><td>LOB</td><td>9</td></tr> </table> 	AB	33	R	3	H	5	RBI	3	BB	3	SO	13	LOB	9
AB	33																								
R	3																								
H	5																								
RBI	3																								
BB	3																								
SO	13																								
LOB	9																								
Trot Nixon, L (1, 9) OBP: 0.375, SLG: 0.714	2-1 CS 1B		0-0 L3			1-2 P6		1-3 K		4 0 1 0 0 1 1															
Carl Everett, S (1, 8)	2-3 K 1-2				3-3 K	0-0 G3-1		4-0 BB IBB		3 0 0 0 1 2 1															
Manny Ramirez, R (1, 10) OBP: 0.286, SLG: 0.167		3-3 K			1-3 K		0-1 F8	4-1 BB		3 0 0 0 1 2 0															
Troy O'Leary, L (1, 7)		2-3 K			1-3 K		0-0 F7	0-3 K		4 0 0 0 0 3 3															
Jason Varitek, S (1, 2) OBP: 0.333, SLG: 0.143		2-3 K				3-2 F9	4-0 FC5-4 BB	2-1 F7		3 0 0 0 1 1 0															
Shea Hillenbrand, R (1, 5) OBP: 0.250, SLG: 0.375					1-0 E5 HR	2-2 F9	0-0 FC5-4 1-2f	1-2 2B		4 1 1 0 0 0 1															
Brian Daubach, L (1, 3) OBP: 0.250, SLG: 1.000					0-0 E6 1-H HR	0-0 E6		2-0 HR	1-0 F7	4 2 2 3 0 0 1															
Craig Grebeck, R (1, 6)					2-3 K	0-1 F9		0-3 K	0-3 K	4 0 0 0 0 3 2															
<b>Inning Stats</b>	R: 0 E: 0 K: 2 S: 9	H: 1 LOB: 1 BB: 0 P: 13	R: 0 E: 0 K: 3 S: 11	H: 0 LOB: 0 BB: 0 P: 18	R: 2 E: 1 K: 1 S: 8	H: 1 LOB: 0 BB: 0 P: 11	R: 0 E: 0 K: 3 S: 13	H: 0 LOB: 0 BB: 0 P: 18	R: 0 E: 1 K: 0 S: 10	H: 0 LOB: 1 BB: 0 P: 15	R: 0 E: 0 K: 0 S: 9	H: 0 LOB: 0 BB: 0 P: 11	R: 0 E: 0 K: 0 S: 4	H: 0 LOB: 1 BB: 1 P: 8	R: 1 E: 0 K: 3 S: 13	H: 2 LOB: 3 BB: 2 P: 25	R: 0 E: 0 K: 1 S: 9	H: 1 LOB: 1 BB: 0 P: 13	1B: 1 2B: 3 3B: 0 HR: 2	SF: 0 SAC: 0 DP: 1 HBP: 0	WP: 0 PB: 0 SB: 0 CS: 1	PA: 36			
<b>PITCHER</b>	IP WLS BF H R ER SO BB IBB HBP BLK WP HR S P ERA WHIP																								
Sidney Ponson, R (1, 1) ERA: 2.45	7.1 L 28 4 3 2 10 1 0 0 0 0 2 70 103 2.46 0.682																								
B.J. Ryan, L (8, 1) ERA:	0.1 2 0 0 0 1 0 1 0 0 0 0 3 8 0.00 0.000																								
Mike Trombley, R (8, 1) ERA:	0.1 2 0 0 0 1 1 0 0 0 0 0 4 8 0.00 3.000																								
Willis Roberts, R (9, 1) ERA:	1.0 4 1 0 0 1 0 0 0 0 0 0 9 13 0.00 1.000																								

Batter	1	2	3	4	5	6	7	8	9	AB R H RBI BB SO LOB
Brady Anderson, L (1, 7) OBP: 0.111, SLG: 0.111	1-2 F7		0-0 L9			3-3 K			2-2 G1-3	4 0 0 0 0 1 0
Mike Bordick, R (1, 6) OBP: 0.250, SLG: 0.143	0-1 F6		1-3 K			1-3 K			2-1 P4	4 0 0 0 0 2 0
Delino DeShields, L (1, 10)	4-0 BB					4-0 FC4-6 BB			0-1 F7	2 0 0 0 2 1 0
David Segui, S (1, 3) OBP: 0.143, SLG: 0.143	0-0 G4-3					0-0 FC4-6				3 0 0 0 0 1 2
Chris Richard, L (1, 9)		2-2 G3-1				1-0 P4				2 0 0 0 1 0 1
6 Melvin Mora, R (1, 8)		1-0 F8				2-2 2-4				3 0 0 0 0 1 1
Cal Ripken Jr., R (1, 5)		1-1 E5 WP				2-2 L9				3 0 0 0 0 0 0
Brook Fordyce, R (1, 2)		2-3 K				0-0 G5-3				3 0 0 0 0 2 1
Jerry Hairston, R (1, 4) OBP: 0.429, SLG: 0.714			0-3 K			2-3 K				3 0 0 0 0 3 0

Inning Stats	R: 0 E: 0 K: 0 S: 7	H: 0 LOB: 1 BB: 1 P: 12	R: 0 E: 1 K: 1 S: 10	H: 0 LOB: 1 BB: 0 P: 16	R: 0 E: 0 K: 2 S: 8	H: 0 LOB: 0 BB: 0 P: 9	R: 0 E: 0 K: 0 S: 5	H: 0 LOB: 1 BB: 1 P: 12	R: 0 E: 0 K: 0 S: 5	H: 0 LOB: 0 BB: 0 P: 7	R: 0 E: 0 K: 3 S: 9	H: 0 LOB: 0 BB: 0 P: 15	R: 0 E: 0 K: 3 S: 10	H: 0 LOB: 1 BB: 1 P: 18	R: 0 E: 0 K: 2 S: 8	H: 0 LOB: 0 BB: 0 P: 10	R: 0 E: 0 K: 0 S: 7	H: 0 LOB: 0 BB: 0 P: 11	1B: 0 2B: 0 3B: 0 HR: 0	SF: 0 SAC: 0 DP: 0 HBP: 0
PITCHER Hideo Nomo, R (1, 1) ERA:	IP 9.0	WLS W	BF 31	H 0	R 0	ER 0	SO 11	BB 3	IBB 0	HBP 0	BLK 0	WP 1	HR 0	S 69	P 110	ERA 0.00	WHIP 0.333	WP: 1	PA: 30	ERA WHIP

**BOTTOM**

**Boston Red Sox @ Baltimore Orioles**  
 Oriole Park at Camden Yards, Baltimore, MD

Wed Apr 04 2001, 7:05 PM EDT  
 Att: 35,602 - Cloudy - 59 F

AB	27
R	0
H	0
RBI	0
BB	3
SO	11
LOB	5





Batter	1	2	3	4	5	6	7	8	9	AB R H RBI BB SO LOB	TOP	
Trot Nixon, L OBP: 0.250, SLG: 0.455 (1, 9) X	0-0 F7		1-2 G4-3		0-1 G5-3		3-2 F6			4 0 0 0 0 0 2		
Jose Offerman, S OBP: 0.500, SLG: 0.500 (1, 4) C X (9, 3) X	0-1 1B 1B		3-3 K			1-1 F9 1B FC3 1B	1-2 L4			4 1 2 0 0 1 2		
Carl Everett, S OBP: 0.167, SLG: 0.091 (1, 8) C B F S	1-3 K		0-1 P6			2-0 FC3-6 FC3 1-2 1B		2-2 G4-3		4 0 1 0 0 1 2		
Manny Ramirez, R OBP: 0.273, SLG: 0.200 (1, 10) F B F X	1-2 1B			0-0 F8		0-0 F9		0-1 L9		4 0 1 0 0 0 2		
Troy O'Leary, L (1, 7) B X	1-0 G4-3			0-3 K		1-0 FC3 1-2 FC3-6		1-3 K		4 0 0 1 0 2 3		
Jason Varitek, S OBP: 0.308, SLG: 0.182 (1, 2) C T C B		1-3 K		1-2 1B		1-1 FC3-6 1-2 1B		2-2 F9		4 0 1 0 0 1 2		
Shea Hillenbrand, R OBP: 0.250, SLG: 0.333 (1, 5) C T C		0-3 K		1-1 P6		0-0 P6		2-2 PB 1B		4 0 1 0 0 1 3		
Brian Daubach, L OBP: 0.273, SLG: 0.800 Dante Bichette, R (9, PH) Craig Grebeck, R (9, 6) X C B B B		2-1 G6-3			0-0 L7		4-2 WP G4-3 BB	2-3 K	2 0 0 0 1 0 0 1 0 0 0 0 1 1 0 0 0 0 0 0 0		AB 35 R 1 H 7 RBI 1 BB 1 SO 7 LOB 19	
Mike Lansing, R OBP: 0.250, SLG: 0.500 (1, 6) B C B X (9, 4) X			2-1 G4-3 2B		0-2 F9		0-0 G4-3	0-0 P4	4 0 1 0 0 0 2			
<b>Inning Stats</b>	R: 0 H: 2 E: 0 LOB: 2 K: 1 BB: 0 S: 10 P: 13	R: 0 H: 0 E: 0 LOB: 0 K: 2 BB: 0 S: 8 P: 11	R: 0 H: 1 E: 0 LOB: 1 K: 1 BB: 0 S: 11 P: 17	R: 0 H: 1 E: 0 LOB: 1 K: 1 BB: 0 S: 9 P: 11	R: 0 H: 0 E: 0 LOB: 0 K: 0 BB: 0 S: 6 P: 6	R: 1 H: 2 E: 0 LOB: 2 K: 0 BB: 0 S: 8 P: 13	R: 0 H: 0 E: 0 LOB: 1 K: 0 BB: 1 S: 10 P: 18	R: 0 H: 0 E: 0 LOB: 0 K: 1 BB: 0 S: 9 P: 12	R: 0 H: 1 E: 0 LOB: 1 K: 1 BB: 0 S: 10 P: 16	1B: 6 SF: 0 2B: 1 SAC: 0 3B: 0 DP: 0 HR: 0 HBP: 0	WP: 1 PA: 36 PB: 1 SB: 0 CS: 0	
<b>PITCHER</b> Jason Johnson, R ERA: 1.08 Buddy Groom, L ERA:	IP WLS BF H R ER SO BB IBB HBP BLK WP HR S P ERA WHIP											<b>PITCHER</b> IP WLS BF H R ER SO BB IBB HBP BLK WP HR S P ERA WHIP
	(1, 1) 8.1 34 7 1 1 6 1 0 0 0 1 0 77 111 1.08 0.960											
	(9, 1) 0.2 W 2 0 0 0 1 0 0 0 0 0 0 4 6 0.00 0.000											

**Boston Red Sox @ Baltimore Orioles**  
**Oriole Park at Camden Yards, Baltimore, MD**

Thu Apr 05 2001, 7:05 PM EDT  
 Att. 33,469 - Sunny - 64 F



livebaseballscorecards.com

Batter	1	2	3	4	5	6	7	8	9	AB R H RBI BB SO LOB
Brady Anderson, L OBP: 0.154, SLG: 0.231 (1, 9)	3-3 K2-3 ①		2-1 F8 ② 1-2			2-1 G4-3 ① 1-3			0-0 G6-3 FC5-2 2B	4 0 1 0 0 1 2
Mike Bordick, R OBP: 0.333, SLG: 0.300 (1, 6)	0-0 2B			1-2 G6-3 ①		4-2 HBP			1-2 G6-3 ① 2-3	3 0 1 0 0 0 1
Delino DeShields, L (1, 7)	1-3 K ②			2-2 P3 ②		3-2 9-1-5 ② ③ 3-3f			4-0 FC5-2 6 IBB IBB	3 1 0 0 1 1 3
David Segui, S OBP: 0.182, SLG: 0.100 (1, 3)	3-3 K ③			1-1 L9 ③			1-1 G1-3 ①		4-0 6 FC5-2 IBB 1-2	3 0 0 0 1 1 1
Jeff Conine, R (1, 10)		4-2 6 G4-3 BB			0-1 G5-3 ①		2-0 F9 ②		0-2 FC5-2 6 BB 1-2 2-3 3-Hf	3 0 0 0 1 0 3
6 Melvin Mora, R OBP: 0.273, SLG: 0.222 (1, 8)		2-1 G4-3 ① 1-2f		2-2 1B 2B		2-1 F8 ③		4-2 BB 1-2 2-3 3-H	3 1 1 1 1 0 1	
Cal Ripken Jr., R OBP: 0.100, SLG: 0.100 (1, 5)		1-0 F2 ③			1-0 F9-3 1B 2-H		2-2 F5 ①			3 0 1 1 0 0 0
Brook Fordyce, R OBP: 0.100, SLG: 0.100 (1, 2)			1-2 L9 ①		1-2 F9-3 ② ③ 1-2		0-1 G4-6-3 1B			3 0 1 0 0 0 1
Jerry Hairston, R OBP: 0.500, SLG: 0.667 (1, 4)			4-1 CS BB			0-0 G4-3 9-1-5 1B		0-0 G4-6-3 ② ③ 1-2f		2 0 1 0 1 0 1

Inning Stats	R: 0	H: 1	E: 0	K: 3	S: 12	LOB: 1	BB: 0	P: 19	R: 0	H: 0	E: 0	K: 0	S: 7	LOB: 0	BB: 1	P: 14	R: 0	H: 0	E: 0	K: 0	S: 10	LOB: 0	BB: 0	P: 14	R: 1	H: 2	E: 0	K: 0	S: 12	LOB: 0	BB: 0	P: 16	R: 0	H: 1	E: 0	K: 0	S: 9	LOB: 1	BB: 0	P: 18	R: 0	H: 0	E: 0	K: 0	S: 5	LOB: 0	BB: 0	P: 10	R: 0	H: 1	E: 0	K: 0	S: 6	LOB: 0	BB: 0	P: 8	R: 1	H: 1	E: 0	K: 0	S: 13	LOB: 3	BB: 3	P: 26	1B: 3	2B: 5	3B: 0	HR: 0	SF: 0	SAC: 0	DP: 4	HBP: 1	WP: 1	PB: 0	SB: 0	CS: 1	PA: 33
--------------	------	------	------	------	-------	--------	-------	-------	------	------	------	------	------	--------	-------	-------	------	------	------	------	-------	--------	-------	-------	------	------	------	------	-------	--------	-------	-------	------	------	------	------	------	--------	-------	-------	------	------	------	------	------	--------	-------	-------	------	------	------	------	------	--------	-------	------	------	------	------	------	-------	--------	-------	-------	-------	-------	-------	-------	-------	--------	-------	--------	-------	-------	-------	-------	--------

PITCHER	IP	WLS	BF	H	R	ER	SO	BB	IBB	HBP	BLK	WP	HR	S	P	ERA	WHIP
Frank Castillo, R ERA: 1.69 (1, 1)	5.1		19	4	1	1	3	2	0	0	0	1	0	51	82	1.69	1.125
Rich Garcés, R ERA: (6, 1)	1.2		5	0	0	0	0	0	0	1	0	0	0	11	23	0.00	0.000
Rod Beck, R ERA: (8, 1)	1.0		3	1	0	0	0	0	0	0	0	0	0	6	8	0.00	1.000
Derek Lowe, R ERA: 10.8 (9, 1)	0.2	L	6	1	1	1	0	1	2	0	0	0	0	13	26	13.50	3.000

BOTTOM

Boston Red Sox @ Baltimore Orioles  
Oriole Park at Camden Yards, Baltimore, MD

Thu Apr 05 2001, 7:05 PM EDT  
Att: 33,469 - Sunny - 64 F

livebaseballscores.com

AB	27
R	2
H	6
RBI	2
BB	5
SO	3
LOB	13





Batter	1	2	3	4	5	6	7	8	9	AB R H RBI BB SO LOB
Randy Winn, S OBP: 0.500, SLG: 1.000 (1, 8)	2-2 FC4-6 1B	2-2 G1-6-3			4-0 BB		3-3 K			3 1 1 0 1 1 2
Steve Cox, L OBP: 0.500, SLG: 0.625 (1, 7)	0-0 FC4-6 2B 1B		1-0 G3-1		0-1 F9		1-2 2B			4 1 2 1 0 0 1
Greg Vaughn, R OBP: 0.438, SLG: 0.429 (1, 10)	3-2 FC4-6 1B		1-3 K		1-3 K		2-3 K			4 0 1 0 0 3 2
Fred McGriff, L OBP: 0.278, SLG: 0.235 (1, 3)	1-2 FC4-6 2B G6-3		1-2 F9		0-1 G3-1		2-2 F7			4 1 0 1 0 0 2
Ben Grieve, L OBP: 0.294, SLG: 0.438 (1, 9)	3-2 2B		2-1 G4-3		0-1 G3-1		2-2 G1-3			4 0 1 1 0 0 0
Vinny Castilla, R OBP: 0.471, SLG: 0.800 (1, 5)	2-2 G6-3		4-1 BB		1-2 1B		2-3 K2-3			3 0 1 1 1 1 1
Bobby Smith, R OBP: 0.313, SLG: 0.154 (1, 4)	2-2 F8		2-3 K		1-3 K					4 0 0 0 0 2 3
John Flaherty, R OBP: 0.231, SLG: 0.231 (1, 2)		1-2 G1-6-3 1B		2-3 K		1-1 P4		2-3 K		4 0 1 0 0 2 1
Felix Martinez, S OBP: 0.267, SLG: 0.400 (1, 6)		2-2 F8		3-3 K		0-2 2B 1B		0-1 G6-3		4 1 1 0 0 1 1

<b>Inning Stats</b>	R: 3 E: 0 K: 0 S: 25	H: 4 LOB: 1 BB: 0 P: 38	R: 0 E: 0 K: 0 S: 10	H: 1 LOB: 0 BB: 0 P: 15	R: 0 E: 0 K: 1 S: 7	H: 0 LOB: 0 BB: 0 P: 10	R: 0 E: 0 K: 2 S: 15	H: 0 LOB: 1 BB: 1 P: 25	R: 0 E: 0 K: 2 S: 8	H: 0 LOB: 1 BB: 1 P: 16	R: 0 E: 0 K: 1 S: 11	H: 1 LOB: 1 BB: 0 P: 13	R: 1 E: 0 K: 2 S: 17	H: 2 LOB: 1 BB: 0 P: 24	R: 0 E: 0 K: 1 S: 9	H: 0 LOB: 0 BB: 0 P: 15	R: 0 E: 0 K: 1 S: 8	H: 0 LOB: 0 BB: 0 P: 11	1B: 6 2B: 2 3B: 0 HR: 0	SF: 0 SAC: 0 DP: 1 HBP: 0	WP: 0 PB: 0 SB: 1 CS: 0	PA: 36
---------------------	-------------------------------	----------------------------------	-------------------------------	----------------------------------	------------------------------	----------------------------------	-------------------------------	----------------------------------	------------------------------	----------------------------------	-------------------------------	----------------------------------	-------------------------------	----------------------------------	------------------------------	----------------------------------	------------------------------	----------------------------------	----------------------------------	------------------------------------	----------------------------------	--------

PITCHER																		PITCHER								PITCHER									
Batter	IP	WLS	BF	H	R	ER	SO	BB	IBB	HBP	BLK	WP	HR	S	P	ERA	WHIP	IP	WLS	BF	H	R	ER	SO	BB	IBB	HBP	BLK	WP	HR	S	P	ERA	WHIP	
Tomo Ohka, R ERA: 6.75 (1, 1)	4.0		17	5	3	3	3	1	0	0	0	0	0	57	88	6.75	1.500																		
49 Tim Wakefield, R ERA: 3.0 (5, 1)	3.0	W	13	3	1	1	5	1	0	0	0	0	0	36	53	3.00	1.333																		
Pete Schourek, L ERA: (8, 1)	1.0		3	0	0	0	1	0	0	0	0	0	0	9	15	0.00	0.000																		
Rolando Arrojo, R ERA: (9, 1)	1.0		3	0	0	0	1	0	0	0	0	0	0	8	11	0.00	0.000																		

**Tampa Bay Devil Rays @ Boston Red Sox**  
Fenway Park, Boston, MA

Fri Apr 06 2001, 1:05 PM EDT  
Att. 33,525 - Cloudy - 51 F

livebaseballscorecards.com

<b>AB</b>	<b>34</b>
<b>R</b>	<b>4</b>
<b>H</b>	<b>8</b>
<b>RBI</b>	<b>4</b>
<b>BB</b>	<b>2</b>
<b>SO</b>	<b>10</b>
<b>LOB</b>	<b>13</b>



Batter	1	2	3	4	5	6	7	8	9
Trot Nixon, L OBP: 0.353, SLG: 0.500 (1, 9)	4-1 1B HR BB		1-0 1B FC6-4 2B	0-1 F9		2-0 P6		4-2 1B BB	
Jose Offerman, S OBP: 0.556, SLG: 0.625 (1, 4)	0-0 1-2 HR 1B		1-0 FC6-4 1B	2-2 G1-3		0-1 1B		1-0 SF8	
Carl Everett, S OBP: 0.176, SLG: 0.313 (1, 8)	3-3 K		0-2 FC6-4 BB 2B	1-1 HR		0-0 G3		2-3 K	
Manny Ramirez, R OBP: 0.375, SLG: 0.500 (1, 10)	0-0 HR		1-3 K	4-2 BB		2-3 K		0-1 1B	
Troy O'Leary, L (1, 7)	1-0 G3		4-2 2B BB	1-3 K		0-3 K		0-1 F8	
Jason Varitek, S (1, 2)	1-3 K		3-2 1B 2B		1-0 G4-3		1-1 F8		
Shea Hillenbrand, R (1, 5)		3-3 K	1-2 1B		1-2 P3		2-2 BB 1B		
Brian Daubach, L (1, 3)		3-2 F9	2-3 K		3-2 G6-3		1-0 BB BB SF8		
Mike Lansing, R (1, 6)		1-2 G5-3		2-0 HR		3-1 G5-3		4-1 SF8 BB 1B BB	

Inning Stats	R: 3 E: 0 K: 12 S: 12	H: 2 LOB: 0 BB: 1 P: 21	R: 0 E: 0 K: 11 S: 11	H: 0 LOB: 0 BB: 0 P: 18	R: 3 E: 0 K: 2 S: 21	H: 4 LOB: 2 BB: 1 P: 34	R: 2 E: 0 K: 1 S: 16	H: 2 LOB: 1 BB: 1 P: 26	R: 0 E: 0 K: 0 S: 8	H: 0 LOB: 0 BB: 0 P: 13	R: 0 E: 0 K: 0 S: 6	H: 1 LOB: 1 BB: 0 P: 11	R: 0 E: 0 K: 2 S: 8	H: 0 LOB: 0 BB: 0 P: 11	R: 3 E: 1 K: 1 S: 17	H: 2 LOB: 2 BB: 2 P: 31
--------------	--------------------------------	----------------------------------	--------------------------------	----------------------------------	-------------------------------	----------------------------------	-------------------------------	----------------------------------	------------------------------	----------------------------------	------------------------------	----------------------------------	------------------------------	----------------------------------	-------------------------------	----------------------------------

PITCHER	IP	WLS	BF	H	R	ER	SO	BB	IBB	HBP	BLK	WP	HR	S	P	ERA	WHIP
Ryan Rupe, R (1, 1) ERA: 19.64	3.2	L	21	8	8	8	5	2	0	0	0	0	3	52	86	19.64	2.727
Mike Judd, R (4, 1) ERA: 2.7	3.1		15	2	3	1	3	2	0	0	0	0	0	36	61	2.70	1.200
Doug Creek, L (8, 1) ERA: 3.86	1.0		5	1	0	0	1	1	0	0	0	0	0	11	18	0.00	2.000

AB R H RBI BB SO LOB

3	2	1	1	2	0	0
4	1	3	1	0	0	0
5	2	1	2	0	2	6
4	1	2	4	1	2	1
4	1	0	0	1	2	3
4	0	1	2	0	1	0
4	1	2	0	0	1	0
4	1	0	0	0	1	3
3	2	1	1	1	0	0

AB	35
R	11
H	11
RBI	11
BB	5
SO	9
LOB	13



WP	PA
0	41

Tampa Bay Devil Rays @ Boston Red Sox  
Fenway Park, Boston, MA  
Fri Apr 06 2001, 1:05 PM EDT  
Att: 33,525 - Cloudy - 51 F

livebaseballscorecards.com



Batter	1	2	3	4	5	6	7	8	9	AB R H RBI BB SO LOB	TOP												
Randy Winn, S OBP: 0.300, SLG: 0.556 (1, 8)	3-2 G3		3-1 F9		2-2 G6-3			3-3 K		4 0 0 0 0 1 0	<b>Tampa Bay Devil Rays @ Boston Red Sox</b> Fenway Park, Boston, MA Sat Apr 07 2001, 6:05 PM EDT Att. 31,660 - Sunny - 42 F												
Steve Cox, L OBP: 0.450, SLG: 0.700 (1, 7)	1-0 G1-3		1-0 HR		1-3 K			1-2 G4-3		4 1 1 1 0 1 0													
Greg Vaughn, R OBP: 0.400, SLG: 0.353 (1, 10)	0-3 K		3-3 K		1-3 K			4-2 G4-3 BB		3 0 0 0 1 3 0													
Fred McGriff, L OBP: 0.273, SLG: 0.200 (1, 3)		1-2 G4-3	4-1 BB		2-2 P5			1-0 G4-3		3 0 0 0 1 0 1													
Ben Grieve, L OBP: 0.286, SLG: 0.400 (1, 9)		2-0 1B 1B 1B	3-2 G6-3		1-1 G5-3			0-1 G6-3		4 1 1 0 0 0 2													
Vinny Castilla, R OBP: 0.429, SLG: 0.684 (1, 5)		0-1 1B 1-2 1B		0-3 K			0-0 G6-3	2-3 K		4 0 1 0 0 2 1													
Bobby Smith, R OBP: 0.263, SLG: 0.125 (1, 4)		2-3 K		0-2 G6-3			1-3 K			3 0 0 0 0 2 2													
John Flaherty, R OBP: 0.250, SLG: 0.250 (1, 2)		1-2 1-2 2-H 1B		0-1 F8			1-3 K			3 0 1 1 0 1 0													
Felix Martinez, S OBP: 0.235, SLG: 0.353 Russ Johnson, R (8, PH) (8, 6)	1-0 G3				1-3 K			1-3 K		2 0 0 0 0 1 2 1 0 0 0 0 1 0													
<b>Inning Stats</b>	R: 0 E: 0 K: 1 S: 8	H: 0 LOB: 0 BB: 0 P: 12	R: 1 E: 0 K: 1 S: 13	H: 3 LOB: 2 BB: 0 P: 20	R: 1 E: 0 K: 1 S: 12	H: 1 LOB: 1 BB: 1 P: 26	R: 0 E: 0 K: 1 S: 8	H: 0 LOB: 0 BB: 0 P: 8	R: 0 E: 0 K: 2 S: 9	H: 0 LOB: 0 BB: 0 P: 13	R: 0 E: 0 K: 1 S: 8	H: 0 LOB: 0 BB: 0 P: 12	R: 0 E: 0 K: 2 S: 8	H: 0 LOB: 0 BB: 0 P: 10	R: 0 E: 0 K: 2 S: 10	H: 0 LOB: 0 BB: 0 P: 15	R: 0 E: 0 K: 1 S: 8	H: 0 LOB: 1 BB: 1 P: 15	1B: 3 2B: 0 3B: 0 HR: 1	SF: 0 SAC: 0 DP: 0 HBP: 0	WP: 0 PB: 0 SB: 0 CS: 0	PA: 33	
<b>PITCHER</b> 63 Paxton Crawford, R ERA: 2.57 Rod Beck, R ERA:	IP 7.0 2.0	WLS W 7	BF 26 7	H 4 0	R 2 0	ER 2 0	SO 9 3	BB 1 1	IBB 0 0	HBP 0 0	BLK 0 0	WP 0 0	HR 1 0	S 66 18	P 101 30	ERA 2.57 0.00	WHIP 0.714 0.500						ERA WHIP

livebaseballscorecards.com

AB	31
R	2
H	4
RBI	2
BB	2
SO	12
LOB	8



Batter	1	2	3	4	5	6	7	8	9
Darren Lewis, R (1, 7) OBP: 0.333, SLG: 0.200	0-0 G5-3		2-1 G5-3		0-0 G4-6-3 1B		1-1 SH2-4	4-2 FC3-2 BB	
Jose Offerman, S (1, 4) OBP: 0.429, SLG: 0.462	2-2 G3		0-0 P6		1-0 G4-6-3 1B		1-2 G4-3	0-0 FC4	
Carl Everett, S (1, 8) OBP: 0.273, SLG: 0.476	0-1 E 2B		2-2 1B		1-2 G4-6-3 1-2f 2-3		1-2 2B	2-2 FC3-2	
Manny Ramirez, R (1, 10) OBP: 0.429, SLG: 0.500	3-3 SAFE K		0-0 1B		3-2 1B		4-0 2B	2-3 K	
Scott Hatteberg, L (1, 2)		2-2 HR 2B	3-1 G1-3		1-0 F7		1-2 2B		
Trot Nixon, L (1, 9) OBP: 0.381, SLG: 0.647		1-2 2-H HR		1-0 F8		3-1 G4-3	4-0 IBB		
Shea Hillenbrand, R (1, 5) OBP: 0.300, SLG: 0.500		3-1 P4		0-0 HR		2-1 P4	0-0 P1		
Brian Daubach, L (1, 3) OBP: 0.263, SLG: 0.611		2-2 G6-4-3 1B		0-1 G5-3 2B		0-1 G2-3		2-3 K	
Mike Lansing, R (1, 6) Craig Grebeck, R (8, 6)		0-0 G6-4-3 1-2f		3-0 G5-3 2-3		1-0 G4-3 2B		2-2 SH2-4 1B	

Inning Stats	R: 0	H: 1	E: 1	K: 1	S: 12	LOB: 1	BB: 0	P: 17
R: 2	H: 3	E: 0	K: 0	S: 14	LOB: 0	BB: 0	P: 22	
R: 0	H: 2	E: 0	K: 0	S: 10	LOB: 2	BB: 0	P: 17	
R: 1	H: 2	E: 0	K: 0	S: 5	LOB: 1	BB: 0	P: 9	
R: 1	H: 3	E: 0	K: 0	S: 10	LOB: 1	BB: 0	P: 16	
R: 0	H: 0	E: 0	K: 0	S: 6	LOB: 0	BB: 0	P: 11	
R: 2	H: 3	E: 0	K: 0	S: 13	LOB: 3	BB: 2	P: 26	
R: 0	H: 0	E: 1	K: 2	S: 16	LOB: 3	BB: 1	P: 28	


AB	R	H	RBI	BB	SO	LOB
3	1	1	0	1	0	0
5	0	1	0	0	0	3
5	1	3	1	0	0	5
4	0	2	1	1	2	4
4	1	2	1	0	0	3
3	1	1	2	1	0	0
4	1	1	1	0	0	3
4	0	2	0	0	1	0
3	1	1	0	0	0	2
1	0	0	0	0	0	1

**BOTTOM**

**Tampa Bay Devil Rays @ Boston Red Sox**  
Fenway Park, Boston, MA

Sat Apr 07 2001, 6:05 PM EDT  
Att: 31,660 - Sunny - 42 F

AB	36
R	6
H	14
RBI	6
BB	3
SO	3
LOB	21



WP: 1	PA: 40
PB: 0	
SB: 0	
CS: 0	



Batter	1	2	3	4	5	6	7	8	9	AB R H RBI BB SO LOB	TOP											
Gerald Williams, R (1, 8) OBP: 0.125, SLG: 0.313	0-3 K2-3		2-3 K			1-2 F9		0-0 G5-3		4 0 0 0 0 2 2	<b>Tampa Bay Devil Rays @ Boston Red Sox</b> Fenway Park, Boston, MA Sun Apr 08 2001, 1:05 PM EDT Att. 31,383 - Cloudy - 41 F											
Steve Cox, L (1, 7) OBP: 0.375, SLG: 0.583	3-3 K		1-1 P5			0-0 F7		2-3 K		4 0 0 0 0 2 2												
Greg Vaughn, R (1, 10) OBP: 0.417, SLG: 0.316	4-1 BB			4-1 BB		0-3 K		1-0 G5-3		2 0 0 0 2 1 1												
Fred McGriff, L (1, 3) OBP: 0.308, SLG: 0.250	1-3 K			1-3 K		0-0 1B		1-1 FC6-4 1B		4 0 2 0 0 2 2												
Ben Grieve, L (1, 9) OBP: 0.240, SLG: 0.333		2-3 K		1-1 G4-6-3		0-3 K		2-3 K		4 0 0 0 0 3 3												
Vinny Castilla, R (1, 5) OBP: 0.400, SLG: 0.591		4-2 BB		2-0 G6-3		3-3 K		1-1 FC6-4		3 0 0 0 1 1 2												
Bobby Smith, R (1, 4) OBP: 0.227, SLG: 0.105		0-3 K		1-3 K		1-3 K				3 0 0 0 0 3 2												
Mike DiFelice, R (1, 2)		0-3 K		0-3 K				1-3 K		3 0 0 0 0 3 1												
Felix Martinez, S (1, 6) OBP: 0.300, SLG: 0.400			2-2 G4-3			0-1 1B		1-1 G5-3 1B		3 0 2 0 0 0 0												
<b>Inning Stats</b>	R: 0 E: 0 K: 3 S: 10	H: 0 LOB: 1 BB: 1 P: 18	R: 0 E: 0 K: 3 S: 11	H: 0 LOB: 1 BB: 1 P: 17	R: 0 E: 0 K: 1 S: 12	H: 0 LOB: 0 BB: 0 P: 17	R: 0 E: 0 K: 1 S: 6	H: 0 LOB: 0 BB: 1 P: 12	R: 0 E: 0 K: 2 S: 7	H: 0 LOB: 0 BB: 0 P: 10	R: 0 E: 0 K: 1 S: 9	H: 1 LOB: 1 BB: 0 P: 10	R: 0 E: 0 K: 3 S: 11	H: 1 LOB: 1 BB: 0 P: 15	R: 0 E: 0 K: 2 S: 9	H: 1 LOB: 1 BB: 0 P: 13	R: 0 E: 0 K: 1 S: 9	H: 1 LOB: 1 BB: 0 P: 14	1B: 4 2B: 0 3B: 0 HR: 0	SF: 0 SAC: 0 DP: 1 HBP: 0	WP: 0 PB: 0 SB: 0 CS: 0	PA: 33
<b>PITCHER</b>	IP WLS BF H R ER SO BB IBB HBP BLK WP HR S P ERA WHIP																					
Pedro Martinez, R (1, 1) ERA: 0.6	8.0 W 29 3 0 0 16 3 0 0 0 0 0 0 75 112 0.00 0.750																					
Derek Lowe, R (9, 1) ERA: 6.75	1.0 S 4 1 0 0 1 0 0 0 0 0 0 0 9 14 0.00 1.000																					

AB	30
R	0
H	4
RBI	0
BB	3
SO	17
LOB	15



Batter	1	2	3	4	5	6	7	8	9	AB R H RBI BB SO LOB
<b>Darren Lewis, R</b> OBP: 0.200, SLG: 0.111 (1, 7)	3-2 F9		0-0 F8		0-1 F2		1-1 F8			4 0 0 0 0 0 0
<b>Jose Offerman, S</b> OBP: 0.500, SLG: 0.533 (1, 4)	1-2 1B 2B		4-1 BLK BB BB		4-1 2B BB		1-0 P6			2 2 1 0 2 0 0
<b>Carl Everett, S</b> OBP: 0.346, SLG: 0.583 (1, 8)	3-3 K		4-1 BLK BB		1-0 1-H 2B		0-2 1B 2B			3 1 2 1 1 1 1
<b>Manny Ramirez, R</b> OBP: 0.480, SLG: 0.524 (1, 10)	2-2 BB 1B		0-3 K		4-1 BB BB		0-2 2-H 1B			3 0 2 2 1 1 2
<b>Trot Nixon, L</b> OBP: 0.360, SLG: 0.550 (1, 9)	4-1 BB 1-2 BB		0-0 P6		3-2 F9		2-2 G3			3 0 0 0 1 0 5
<b>Jason Varitek, S</b> OBP: 0.238, SLG: 0.211 (1, 2)	0-0 G5-3		2-1 G6-3		1-2 G5-3		0-2 G1-3			4 0 0 0 0 0 2
<b>Shea Hillenbrand, R</b> OBP: 0.333, SLG: 0.542 (1, 5)		0-1 G4-3	1-3 K		0-0 2B		1-1 G3 1B			4 0 2 0 0 1 0
<b>Brian Daubach, L</b> OBP: 0.217, SLG: 0.500 (1, 3)		2-3 K	1-2 F8		2-3 K		2-1 G3			4 0 0 0 0 2 2
<b>Craig Grebeck, R</b> (1, 6)		0-0 F5			2-3 K		3-3 K			4 0 0 0 0 2 2

Inning Stats	R: 1	H: 2	E: 0	K: 1	S: 14	LOB: 2	BB: 1	P: 27	R: 0	H: 0	E: 0	K: 1	S: 7	LOB: 0	BB: 0	P: 9	R: 0	H: 0	E: 0	K: 1	S: 9	LOB: 0	BB: 2	P: 15	R: 1	H: 1	E: 0	K: 1	S: 11	LOB: 2	BB: 2	P: 25	R: 0	H: 1	E: 0	K: 1	S: 9	LOB: 1	BB: 0	P: 12	R: 1	H: 2	E: 0	K: 0	S: 12	LOB: 1	BB: 0	P: 16	R: 0	H: 1	E: 0	K: 1	S: 10	LOB: 1	BB: 0	P: 16
--------------	------	------	------	------	-------	--------	-------	-------	------	------	------	------	------	--------	-------	------	------	------	------	------	------	--------	-------	-------	------	------	------	------	-------	--------	-------	-------	------	------	------	------	------	--------	-------	-------	------	------	------	------	-------	--------	-------	-------	------	------	------	------	-------	--------	-------	-------

PITCHER	IP	WLS	BF	H	R	ER	SO	BB	IBB	HBP	BLK	WP	HR	S	P	ERA	WHIP
<b>Albie Lopez, R</b> ERA: 2.4 (1, 1)	7.0	L	32	6	3	3	6	5	0	0	1	0	0	69	117	3.86	1.571
<b>Esteban Yan, R</b> ERA: 13.5 (8, 1)	1.0		4	1	0	0	1	0	0	0	0	0	10	16	0.00	1.000	

**BOTTOM**

**Tampa Bay Devil Rays @ Boston Red Sox**  
Fenway Park, Boston, MA

Sun Apr 08 2001, 1:05 PM EDT  
Att: 31,383 - Cloudy - 41 F

AB	31
R	3
H	7
RBI	3
BB	5
SO	7
LOB	14



1B: 3	SF: 0	WP: 0	PA: 36
2B: 4	SAC: 0	PB: 0	
3B: 0	DP: 0	SB: 0	
HR: 0	HBP: 0	CS: 0	

PITCHER	IP	WLS	BF	H	R	ER	SO	BB	IBB	HBP	BLK	WP	HR	S	P	ERA	WHIP
---------	----	-----	----	---	---	----	----	----	-----	-----	-----	----	----	---	---	-----	------



Batter	1	2	3	4	5	6	7	8	9	AB R H RBI BB SO LOB	TOP		
Brady Anderson, L (1, 10) OBP: 0.226, SLG: 0.148	0-1 G4-3		2-0 G3-1			4-1 2B BB		1-0 P6		3 1 0 0 1 0 0			
Mike Bordick, R (1, 6) OBP: 0.400, SLG: 0.423	4-1 S BB		0-1 G6-3			1-2 1B 1H 2B		1-2 P4		3 0 1 1 1 0 0			
Delino DeShields, L (1, 7) OBP: 0.310, SLG: 0.136	2-3 K		1-3 K			0-3 K		2-1 G3-1		4 0 0 0 0 3 2			
David Segui, S (1, 3) OBP: 0.208, SLG: 0.190 31 Jay Gibbons, L (7, 3) OBP: 0.500, SLG: 0.333	2-2 G1-3			0-1 G3-1		1-1 FC5-4 1B		3-2 F8		3 0 1 0 0 0 1 1 0 0 0 0 0 0			
Chris Richard, L (1, 9) OBP: 0.364, SLG: 0.333		4-1 CS BB		1-2 G6-4-3 1B		0-3 K		2-1 1B 2B		3 0 2 0 1 1 2			
Cal Ripken Jr, R (1, 5) OBP: 0.100, SLG: 0.053 Mike Kinkade, R (7, 5) OBP: 0.250, SLG: 0.250		0-1 P4		0-1 G6-4-3		1-0 FC5-4		1-0 HBP 1B		3 0 0 0 0 0 4 1 0 1 0 0 0 0			
Brook Fordyce, R (1, 2) OBP: 0.211, SLG: 0.278 Fernando Lumar, R (7, 2) OBP: 1.000, SLG: 2.000		4-1 6 1B BB			2-1 F8		0-3 K		2-2 6 G5-4-3 HBP	2 0 0 0 1 1 0 0 0 0 0 0 0 0	AB 30 R 1 H 6 RBI 1 BB 4 SO 6 LOB 14		
6 Melvin Mora, R (1, 8) OBP: 0.185, SLG: 0.160		0-0 1B			2-2 G6-3		1-3 K2-3		1-0 G5-4-3	4 0 1 0 0 1 3			
Jerry Hairston, R (1, 4) OBP: 0.304, SLG: 0.333		1-2 F7			1-0 F5		1-2 G5-3			3 0 0 0 0 0 2			
<b>Inning Stats</b>	R: 0 H: 0 E: 0 LOB: 1 K: 1 BB: 1 S: 10 P: 18	R: 0 H: 1 E: 0 LOB: 2 K: 0 BB: 2 S: 8 P: 17	R: 0 H: 0 E: 0 LOB: 0 K: 1 BB: 0 S: 7 P: 10	R: 0 H: 1 E: 0 LOB: 0 K: 0 BB: 0 S: 7 P: 8	R: 0 H: 0 E: 0 LOB: 0 K: 0 BB: 0 S: 6 P: 11	R: 1 H: 2 E: 0 LOB: 2 K: 2 BB: 1 S: 13 P: 20	R: 0 H: 0 E: 0 LOB: 0 K: 2 BB: 0 S: 10 P: 12	R: 0 H: 0 E: 0 LOB: 0 K: 0 BB: 0 S: 6 P: 10	R: 0 H: 2 E: 0 LOB: 2 K: 0 BB: 0 S: 12 P: 21	1B: 4 SF: 0 2B: 2 SAC: 0 3B: 0 DP: 2 HR: 0 HBP: 1	WP: 0 PA: 35 PB: 0 SB: 1 CS: 1		
<b>PITCHER</b>	IP WLS BF H R ER SO BB IBB HBP BLK WP HR S P ERA WHIP											<b>PITCHER</b>	IP WLS BF H R ER SO BB IBB HBP BLK WP HR S P ERA WHIP
Hideo Nomo, R (1, 1) ERA: 0.6	6.0 W 24 4 1 1 4 4 0 0 0 0 0 0 51 84 1.50 1.333												
49 Tim Wakefield, R (7, 1) ERA: 1.5	3.0 S 11 2 0 0 2 0 0 1 0 0 0 0 28 43 0.00 0.667												

Baltimore Orioles @ Boston Red Sox  
Fenway Park, Boston, MA  
Tue Apr 10 2001, 6:05 PM EDT  
Att. 27,664 - Sunny - 52 F

livebaseballscorecards.com



Batter	1	2	3	4	5	6	7	8	9
<b>Trot Nixon, L</b> OBP: 0.367, SLG: 0.500 (1, 9)	3-2 1B HBP	2-0 SF8		4-2 1B BB 1B BB	1-0 F7		0-1 F9		
<b>Jose Offerman, S</b> OBP: 0.500, SLG: 0.500 <b>Lou Merloni, R</b> OBP: 1.000, SLG: 1.000 (1, 4) (8, 4)	2-3 K	3-2 F7		4-1 1B BB 1-2 1B BB	0-1 1B			1-2 G1-3 1B	
<b>Carl Everett, S</b> OBP: 0.367, SLG: 0.571 <b>Darren Lewis, R</b> OBP: 0.182, SLG: 0.100 (1, 8) (8, 8)	1-2 S 1B		3-3 K	0-1 1B 1B 1-2 2-3 FC3-6 1B	3-2 P4			0-0 P3	
<b>Manny Ramirez, R</b> OBP: 0.483, SLG: 0.500 <b>Dante Bichette, R</b> (8, PH) (1, 10)	1-3 K		2-3 K	0-1 FC3-6 1B 1-2 2-3 1-2 2-3 1B		4-2 FC4-6 BB		0-1 G1-3	
<b>Troy O'Leary, L</b> OBP: 0.091, SLG: 0.048 (1, 7)	2-3 K		0-0 G4-3	0-0 FC3-6 1B 1-2 2-3 1B		1-2 FC4-6		1-2 F8	
<b>Jason Varitek, S</b> OBP: 0.280, SLG: 0.348 (1, 2)		1-2 2B 2B		1-2 1B 2B FC3-6		1-0 P4			
<b>Shea Hillenbrand, R</b> OBP: 0.321, SLG: 0.500 (1, 5)		1-2 E6 2B G4-3		1-2 1B HR F7		3-2 G6-3			
<b>Brian Daubach, L</b> OBP: 0.296, SLG: 0.808 (1, 3)		1-2 G4-3 SF8 2B		0-0 HR 1-1 2-3 HR	3-2 HR		3-3 K		
<b>Mike Lansing, R</b> OBP: 0.267, SLG: 0.500 (1, 6)		1-1 G4-3		1-3 K	2-1 F7		1-1 P4		

AB	R	H	RBI	BB	SO	LOB
2	1	0	1	1	0	0
3	1	1	0	1	1	1
1	0	1	0	0	0	0
4	1	2	0	0	1	1
1	0	0	0	0	0	1
3	0	1	2	1	2	2
1	0	0	0	0	0	1
5	0	1	0	0	1	4
4	2	2	1	0	0	3
4	2	1	0	0	0	4
4	3	3	5	0	1	0
4	0	0	1	0	1	1


**BOTTOM**

**Baltimore Orioles @ Boston Red Sox**  
Fenway Park, Boston, MA

Tue Apr 10 2001, 6:05 PM EDT  
Att: 27,664 - Sunny - 52 F

livebaseballscorecards.com

<b>AB</b>	<b>36</b>
<b>R</b>	<b>10</b>
<b>H</b>	<b>12</b>
<b>RBI</b>	<b>10</b>
<b>BB</b>	<b>3</b>
<b>SO</b>	<b>7</b>
<b>LOB</b>	<b>18</b>



1B: 7	SF: 1	WP: 0	PA: 41
2B: 3	SAC: 0	PB: 0	
3B: 0	DP: 0	SB: 1	
HR: 2	HBP: 1	CS: 0	

Inning Stats		R: 0	H: 1	E: 0	K: 3	S: 15	R: 3	H: 2	E: 1	K: 0	S: 17	R: 0	H: 0	E: 0	K: 2	S: 11	R: 6	H: 6	E: 0	K: 1	S: 24	R: 1	H: 2	E: 0	K: 0	S: 13	R: 0	H: 0	E: 0	K: 1	S: 17	R: 0	H: 0	E: 0	K: 1	S: 10	R: 0	H: 1	E: 0	K: 0	S: 10
PITCHER		IP	WLS	BF	H	R	ER	SO	BB	IBB	HBP	BLK	WP	HR	S	P	ERA	WHIP	PITCHER		IP	WLS	BF	H	R	ER	SO	BB	IBB	HBP	BLK	WP	HR	S	P	ERA	WHIP				
<b>Sidney Ponson, R</b> ERA: 6.75 (1, 1)	3.1	L	20	6	8	6	6	6	2	0	1	0	0	0	56	91	16.20	2.400	<b>Calvin Maduro, R</b> ERA: 7.71 (4, 1)		1.2		10	5	2	2	0	0	0	0	0	0	1	24	36	10.80	3.000				
<b>B.J. Ryan, L</b> ERA: (6, 1)	1.0		4	0	0	0	0	0	1	0	0	0	0	0	17	26	0.00	1.000	<b>Mike Trombley, R</b> ERA: (7, 1)		1.0		3	0	0	0	1	0	0	0	0	0	10	14	0.00	0.000					
<b>Ryan Kohlmeier, R</b> ERA: (8, 1)	1.0		4	1	0	0	0	0	0	0	0	0	0	0	10	12	0.00	1.000	<b>Ryan Kohlmeier, R</b> ERA: (8, 1)		1.0		4	1	0	0	0	0	0	0	0	10	12	0.00	1.000						



Batter	1	2	3	4	5	6	7	8	9	AB R H RBI BB SO LOB	TOP											
<b>Delino DeShields, L</b> OBP: 0.294, SLG: 0.115 (1, 7)	4-0 G4-3 2B BB	2-3 K		3-3 K			1-0 G3-1		1-0 G1-3	4 1 0 0 1 2 3												
<b>Mike Bordick, R</b> OBP: 0.353, SLG: 0.367 (1, 6)	2-2 G4-3 1-2	0-1 F9			2-2 G5-3			1-2 L4		4 0 0 0 0 0 2												
<b>Chris Richard, L</b> OBP: 0.400, SLG: 0.462 (1, 8) (8, 3)	0-0 1B 2B	2-3 K2-3 1-3			0-0 L9			1-2 1B		4 1 2 1 0 1 1												
<b>Jeff Conine, R</b> OBP: 0.286, SLG: 0.368 (1, 9) <b>6 Melvin Mora, R</b> OBP: 0.185, SLG: 0.160 (8, 8)	1-1 2B 1B		0-0 L3 1B		3-2 F9			1-1 F8		4 1 2 1 0 0 1 0 0 0 0 0 0 0												
<b>David Segui, S</b> OBP: 0.214, SLG: 0.240 (1, 10)	2-2 2B 2B		1-1 L3 1-2		3-3 K			2-3 K		4 1 1 1 0 2 2												
<b>31 Jay Gibbons, L</b> OBP: 0.364, SLG: 0.222 (1, 3) <b>Brady Anderson, L</b> OBP: 0.250, SLG: 0.179 (8, 9)	2-2 F8		1-2 G3-1		1-2 G6-3			2-1 E9 SF9 1B		3 0 0 0 0 0 1 1 1 1 0 0 0 0												
<b>Cal Ripken Jr., R</b> OBP: 0.125, SLG: 0.136 (1, 5)	2-1 2B			2-0 L6		3-2 G1-3		0-1 SF9		3 0 1 2 0 0 0												
<b>Brook Fordyce, R</b> OBP: 0.261, SLG: 0.364 (1, 2)	1-1 L7			0-1 2B			0-2 G6-3		3-H 0-0 G1-3 1B	4 0 2 0 0 0 1												
<b>Jerry Hairston, R</b> OBP: 0.296, SLG: 0.320 (1, 4)		1-0 E S 1B		3-2 G5-3			1-0 F8		1-1 G1-3	4 0 1 0 0 0 2												
<b>Inning Stats</b>	R: 4 E: 0 K: 0 S: 22	H: 4 LOB: 1 BB: 1 P: 35	R: 0 E: 0 K: 2 S: 12	H: 1 LOB: 1 BB: 0 P: 17	R: 0 E: 0 K: 0 S: 8	H: 1 LOB: 0 BB: 0 P: 10	R: 0 E: 0 K: 1 S: 11	H: 1 LOB: 1 BB: 0 P: 19	R: 0 E: 0 K: 0 S: 9	H: 0 LOB: 0 BB: 0 P: 14	R: 0 E: 0 K: 1 S: 10	H: 0 LOB: 0 BB: 0 P: 17	R: 0 E: 0 K: 0 S: 5	H: 0 LOB: 0 BB: 0 P: 7	R: 0 E: 0 K: 1 S: 11	H: 1 LOB: 1 BB: 0 P: 16	R: 1 E: 1 K: 0 S: 8	H: 2 LOB: 1 BB: 0 P: 12	1B: 6 2B: 5 3B: 0 HR: 0	SF: 1 SAC: 0 DP: 1 HBP: 0	WP: 0 PB: 0 SB: 1 CS: 0	PA: 37
<b>PITCHER</b>	IP WLS BF H R ER SO BB IBB HBP BLK WP HR S P ERA WHIP																					
<b>Frank Castillo, R</b> ERA: 5.0 (1, 1)	3.2 L 18 7 4 4 2 1 0 0 0 0 0 0 50 75 9.82 2.182																					
<b>Pete Schourek, L</b> ERA: (4, 1)	2.1 7 0 0 0 2 0 0 0 0 0 0 0 22 37 0.00 0.000																					
<b>Rich Garces, R</b> ERA: (7, 1)	2.0 7 1 0 0 1 0 0 0 0 0 0 0 16 23 0.00 0.500																					
<b>Rod Beck, R</b> ERA: (9, 1)	1.0 5 2 1 0 0 0 0 0 0 0 0 0 8 12 0.00 2.000																					

**Baltimore Orioles @ Boston Red Sox**  
**Fenway Park, Boston, MA**  
 Wed Apr 11 2001, 6:05 PM EDT  
 Att. 26,302 - Cloudy - 52 F

AB	35
R	5
H	10
RBI	5
BB	1
SO	5
LOB	13



BOTTOM

Baltimore Orioles @ Boston Red Sox  
Fenway Park, Boston, MA  
Wed Apr 11 2001, 6:05 PM EDT  
Att. 26,302 - Cloudy - 52 F

livebaseballscorecards.com

AB	33
R	4
H	10
RBI	4
BB	7
SO	10
LOB	24



WP:	0	PA:	41
PB:	0	SB:	0
CS:	0		

AB R H RBI BB SO LOB

4	0	1	1	1	2	0
4	0	1	0	1	2	2
5	0	0	0	0	1	4
3	2	2	0	2	1	0
0	0	0	0	0	0	0
5	1	3	0	0	1	3
3	0	1	1	1	1	3
4	0	1	1	0	0	6
2	1	1	1	1	0	1
1	0	0	0	1	0	1
1	0	0	0	0	1	3
0	0	0	0	0	0	0
1	0	0	0	0	1	1

Batter	1	2	3	4	5	6	7	8	9
Trot Nixon, L OBP: 0.371, SLG: 0.500 (1, 9)	1-3 K		0-0 F9		4-1 BB G4-6-3		1-3 K		0-0 2B G3
Jose Offerman, S OBP: 0.481, SLG: 0.455 (1, 4)	0-0 1B G4-6-3		1-3 K		1-0 G4-6-3		3-3 K		4-2 BB G3
Carl Everett, S OBP: 0.314, SLG: 0.485 (1, 8)	3-2 1-2f G4-6-3		2-2 G4-3		3-3 K		0-0 F8		2-2 G3
Manny Ramirez, R OBP: 0.529, SLG: 0.519 Darren Lewis, R OBP: 0.162, SLG: 0.100 (1, 10) (9, PR)		4-1 2B G4-3 BB		2-1 1B 1B SF8-6-4		2-2 FC6-4 1B 1B		2-3 K	4-0 IBB
Troy O'Leary, L OBP: 0.185, SLG: 0.192 (1, 7)		1-2 G4-3 1B 2B		0-0 1B 1B SF8-6-4		0-1 FC6-4 1B		1-3 K	0-0 G4-3
Jason Varitek, S OBP: 0.310, SLG: 0.346 (1, 2)		0-0 G4-3		2-1 1B 1B SF8-6-4		2-3 K		4-2 BB	
Shea Hillenbrand, R OBP: 0.313, SLG: 0.469 (1, 5)		2-2 FC6-4 1B		2-2 P6		0-0 FC6-4 BB 1-2f 2-3		2-0 F8	
Brian Daubach, L OBP: 0.323, SLG: 0.821 (1, 3)		0-2 FC6-4		1-1 SF8-6-4		4-2 BB		1-2 2B 2B	
Craig Grebeck, R Scott Hatteberg, L OBP: 0.333, SLG: 0.667 Lou Merloni, R OBP: 1.000, SLG: 1.000 Dante Bichette, R (1, 6) (6, PH) (7, 6) (9, PH)		0-0 F9		4-2 BB BB G4-6-3		1-3 K		1-3 K	

Inning Stats	R: 0	H: 1	E: 0	K: 1	S: 11	LOB: 0	BB: 0	P: 15	R: 2	H: 2	E: 0	K: 0	S: 12	LOB: 1	BB: 1	P: 19	R: 0	H: 0	E: 0	K: 1	S: 7	LOB: 0	BB: 0	P: 10	R: 1	H: 3	E: 0	K: 0	S: 10	LOB: 1	BB: 0	P: 17	R: 0	H: 0	E: 0	K: 1	S: 8	LOB: 1	BB: 2	P: 20	R: 0	H: 2	E: 0	K: 2	S: 16	LOB: 3	BB: 1	P: 25	R: 0	H: 0	E: 0	K: 2	S: 7	LOB: 0	BB: 0	P: 11	R: 0	H: 0	E: 0	K: 2	S: 10	LOB: 1	BB: 1	P: 19	R: 1	H: 2	E: 0	K: 1	S: 16	LOB: 3	BB: 2	P: 28	1B: 7	SF: 1	2B: 4	SAC: 0	3B: 0	DP: 3	HR: 0	HBP: 0	WP: 0	PA: 41
--------------	------	------	------	------	-------	--------	-------	-------	------	------	------	------	-------	--------	-------	-------	------	------	------	------	------	--------	-------	-------	------	------	------	------	-------	--------	-------	-------	------	------	------	------	------	--------	-------	-------	------	------	------	------	-------	--------	-------	-------	------	------	------	------	------	--------	-------	-------	------	------	------	------	-------	--------	-------	-------	------	------	------	------	-------	--------	-------	-------	-------	-------	-------	--------	-------	-------	-------	--------	-------	--------

PITCHER	IP	WLS	BF	H	R	ER	SO	BB	IBB	HBP	BLK	WP	HR	S	P	ERA	WHIP
Jason Johnson, R ERA: 2.92 (1, 1)	4.0		19	6	3	3	2	3	0	0	0	0	0	44	73	6.75	2.250
Willis Roberts, R ERA: (5, 1)	4.0	W	15	2	0	0	7	2	0	0	0	0	0	37	63	0.00	1.000
Ryan Kohlmeier, R ERA: 2.45 (9, 1)	0.2	H	6	2	1	1	1	1	1	0	0	0	0	15	27	13.50	4.500
Buddy Groom, L ERA: (9, 1)	0.1	S	1	0	0	0	0	0	0	0	0	0	0	1	1	0.00	0.000



Batter	1	2	3	4	5	6	7	8	9	AB R H RBI BB SO LOB	TOP									
<b>Brady Anderson, L</b> (1, 9) OBP: 0.243, SLG: 0.182	0-1 F7	2-2 G4-3			0-0 P4		0-0 G6-3		0-1 1B	5 0 1 0 0 0 2										
<b>Mike Bordick, R</b> (1, 6) OBP: 0.410, SLG: 0.412	1-0 G3-1 31 2B	4-2 BB			2-2 1B		0-1 FC5		3-2 1B	4 1 3 0 1 0 1										
<b>Chris Richard, L</b> (1, 3) OBP: 0.300, SLG: 0.333	0-2 G3-1	1-2 CS	3-3 K		0-1 F8			3-2 G4-3	0-3 K	5 0 0 0 0 2 4										
<b>David Segui, S</b> (1, 10) OBP: 0.281, SLG: 0.259	4-0 31 2B BB		3-3 K			4-1 FC5-4 BB		3-2 1B		2 0 1 0 2 1 0										
<b>31 Jay Gibbons, L</b> (1, 7) OBP: 0.333, SLG: 0.308	1-1 2B		1-3 K			1-3 K		1-3 K		4 0 1 1 0 3 2										
<b>Mike Kinkade, R</b> (1, 5) OBP: 0.250, SLG: 0.250	3-2 F8			0-1 P6		1-1 FC5-4 FC5-4		1-1 1B		4 0 1 0 0 0 3										
<b>Brook Fordyce, R</b> (1, 2) OBP: 0.259, SLG: 0.385		0-0 2B		2-0 G6-3		1-0 FC5-4		1-3 K		4 1 1 0 0 1 3										
<b>6 Melvin Mora, R</b> (1, 8) OBP: 0.161, SLG: 0.138		1-3 K		2-2 F8			3-3 K		3-2 P4	4 0 0 0 0 2 1										
<b>Jerry Hairston, R</b> (1, 4) OBP: 0.323, SLG: 0.357		1-1 G4-3 CS 2B			1-1 L7		4-1 FC5 G6-3 BB		0-1 F9	3 0 1 1 1 0 0										
<b>Inning Stats</b>	R: 1 E: 0 K: 0 S: 13	H: 2 LOB: 2 BB: 1 P: 22	R: 1 E: 0 K: 1 S: 17	H: 2 LOB: 1 BB: 1 P: 26	R: 0 E: 0 K: 3 S: 10	H: 0 LOB: 0 BB: 0 P: 17	R: 0 E: 0 K: 0 S: 7	H: 0 LOB: 0 BB: 0 P: 11	R: 0 E: 0 K: 1 S: 7	H: 0 LOB: 1 BB: 1 P: 14	R: 0 E: 0 K: 1 S: 7	H: 0 LOB: 1 BB: 1 P: 14	R: 0 E: 0 K: 2 S: 17	H: 2 LOB: 2 BB: 0 P: 26	R: 0 E: 0 K: 1 S: 16	H: 2 LOB: 2 BB: 0 P: 22	1B: 6 2B: 3 3B: 0 HR: 0	SF: 0 SAC: 0 DP: 0 HBP: 0	WP: 0 PB: 0 SB: 0 CS: 1	PA: 40
<b>PITCHER</b>	IP WLS BF H R ER SO BB IBB HBP BLK WP HR S P ERA WHIP																			
<b>Tomo Ohka, R</b> (1, 1) ERA: 4.5	6.0 W 25 5 2 2 5 3 0 0 0 0 0 62 101 3.00 1.333																			
<b>Rolando Arrojo, R</b> (7, 1) ERA:	3.0 S 14 4 0 0 4 1 0 0 0 0 0 40 62 0.00 1.667																			

**Baltimore Orioles @ Boston Red Sox**  
**Fenway Park, Boston, MA**  
 Thu Apr 12 2001, 6:05 PM EDT  
 Att. 30,083 - Cloudy - 47 F

[livebaseballscorecards.com](http://livebaseballscorecards.com)

**AB 35**  
**R 2**  
**H 9**  
**RBI 2**  
**BB 4**  
**SO 9**  
**LOB 16**



Batter	1	2	3	4	5	6	7	8	9	AB	R	H	RBI	BB	SO	LOB
--------	---	---	---	---	---	---	---	---	---	----	---	---	-----	----	----	-----

Trot Nixon, L OBP: 0.359, SLG: 0.467 (1, 9)	2-2 F7 			2-2 1B 		3-2 L8 				4	1	1	0	0	0	1	
Jose Offerman, S OBP: 0.484, SLG: 0.440 (1, 4)	0-0 B1-3 			2-2 1B 1-2 1B 	2-1 P6 	4-2 BB 				3	1	1	0	1	0	0	
Carl Everett, S OBP: 0.333, SLG: 0.486 (1, 8)	3-3 K 			0-0 F9 1-2 1B 2-3 1B 	2-0 2B 3B 1B 	0-3 K 				4	2	2	0	0	2	1	
Manny Ramirez, R OBP: 0.500, SLG: 0.516 (1, 10)		2-3 K 		1-3 K 	0-1 3B 2B 					4	1	1	0	0	3	3	
Troy O'Leary, L OBP: 0.256, SLG: 0.333 (1, 7)		0-2 F7 		1-1 1B 1-2 2B 2-H 3-H 1B 	0-0 3B 2-H 3-H 3B 			0-0 G4-6-3 1B 		4	1	3	4	0	0	0	
Jason Varitek, S OBP: 0.303, SLG: 0.310 (1, 2)		0-0 G6-3 		1-0 F9 2-3 	4-0 BB 			3-2 G4-6-3 1-2f 		3	0	0	0	1	0	3	
Shea Hillenbrand, R OBP: 0.306, SLG: 0.444 (1, 5)			1-3 K 	1-0 2B 1-2 1B 3-H 1B 	2-3 K 			2-3 K 		4	1	1	1	0	3	2	
Brian Daubach, L OBP: 0.314, SLG: 0.781 (1, 3)			1-3 K 	1-2 1B 1-3 2B 2-H 1B 	0-1 F5 			2-3 K 		4	1	1	1	0	2	2	
Craig Grebeck, R OBP: 0.111, SLG: 0.059 (1, 6)			1-3 K 	0-1 1B 2-H 3-H 1B 		2-2 F7 			0-1 G4-3 		4	0	1	2	0	1	0

Inning Stats	R: 0 E: 0 K: 1 S: 7	H: 0 LOB: 0 BB: 0 P: 12	R: 0 E: 0 K: 1 S: 7	H: 0 LOB: 0 BB: 0 P: 9	R: 0 E: 0 K: 3 S: 11	H: 0 LOB: 0 BB: 0 P: 14	R: 6 E: 0 K: 1 S: 20	H: 7 LOB: 1 BB: 0 P: 29	R: 2 E: 0 K: 1 S: 11	H: 3 LOB: 2 BB: 1 P: 21	R: 0 E: 0 K: 1 S: 13	H: 0 LOB: 1 BB: 1 P: 22	R: 0 E: 0 K: 1 S: 7	H: 1 LOB: 0 BB: 0 P: 13	R: 0 E: 0 K: 2 S: 10	H: 0 LOB: 0 BB: 0 P: 14	1B: 8 2B: 2 3B: 1 HR: 0	SF: 0 SAC: 0 DP: 1 HBP: 0	WP: 0 PB: 0 SB: 0 CS: 0	PA: 36
--------------	------------------------------	----------------------------------	------------------------------	---------------------------------	-------------------------------	----------------------------------	-------------------------------	----------------------------------	-------------------------------	----------------------------------	-------------------------------	----------------------------------	------------------------------	----------------------------------	-------------------------------	----------------------------------	----------------------------------	------------------------------------	----------------------------------	--------

PITCHER	IP	WLS	BF	H	R	ER	SO	BB	IBB	HBP	BLK	WP	HR	S	P	ERA	WHIP
Jose Mercedes, R ERA: 10.13 (1, 1)	4.1	L	24	10	8	8	6	1	0	0	0	0	0	51	78	16.61	2.538
Calvin Maduro, R ERA: 4.91 (5, 1)	2.2		9	1	0	0	3	1	0	0	0	0	0	25	42	0.00	0.750
Mike Trombley, R ERA: (8, 1)	1.0		3	0	0	0	2	0	0	0	0	0	0	10	14	0.00	0.000

BOTTOM

Baltimore Orioles @ Boston Red Sox  
 Fenway Park, Boston, MA  
 Thu Apr 12 2001, 6:05 PM EDT  
 Att: 30,083 - Cloudy - 47 F

livebaseballscorecards.com

AB	34
R	8
H	11
RBI	8
BB	2
SO	11
LOB	12





Batter	1	2	3	4	5	6	7	8	9	10	AB R H RBI BB SO LOB	TOP										
<b>Chuck Knoblauch, R</b> (1, 7) <small>OBP: 0.320, SLG: 0.250</small>	1-2 G5-3		0-1 F9		2-2 FC5-4 1-2 1B		2-0 F9			0-0 SH3 1-2	4 0 1 0 0 0 2	<b>New York Yankees @ Boston Red Sox</b> Fenway Park, Boston, MA Fri Apr 13 2001, 6:05 PM EDT Att. 33,124 - Sunny - 67 F										
<b>2 Derek Jeter, R</b> (1, 6) <small>OBP: 0.387, SLG: 0.448</small>	2-1 G5-3		3-1 1B		1-0 FC5-4 1-2f 2-3			1-2 F9	4-1 BB	4 0 1 1 1 0 2												
<b>Paul O'Neill, L</b> (1, 9) <small>OBP: 0.362, SLG: 0.610</small>	4-2 BB		0-0 F2		1-0 G4-3			0-0 G4-3	1-3 K	4 0 0 0 1 1 6												
<b>David Justice, L</b> (1, 10) <small>OBP: 0.442, SLG: 0.500</small>	2-2 G3		0-0 G3-1		4-0 G4-6-3 20 1B BB			0-1 G3	0-0 P4	4 0 0 0 1 0 5												
<b>20 Jorge Posada, S</b> (1, 2) <small>OBP: 0.406, SLG: 0.828</small>		2-0 F9		3-2 G3-1		0-0 G4-6-3 1-2 1B		0-3 K		4 0 1 0 0 1 0												
<b>Tino Martinez, L</b> (1, 3) <small>OBP: 0.419, SLG: 0.486</small>		2-2 F8		3-2 F7		1-0 G4-6-3 1-2f 2-3		1-3 K		4 0 0 0 0 1 2												
<b>Michael Coleman, R</b> (1, 8) <b>Clay Bellinger, R</b> (4, 8) <small>OBP: 0.438, SLG: 0.625</small> <small>OBP: 0.250, SLG: 0.250</small>		2-3 K		2-2 G6-3		0-1 G5-3		2-1 CS 1B		2 0 0 0 0 1 0 2 0 1 0 0 0 1												
<b>Alfonso Soriano, R</b> (1, 4) <small>OBP: 0.341, SLG: 0.558</small>			1-2 BB 2 1B 1B		0-1 F9		0-0 F8	1 SAFE 0-0 CS 1-2	0-1 1B 2B	4 2 2 0 0 0 0												
<b>Scott Brosius, R</b> (1, 5) <small>OBP: 0.463, SLG: 0.500</small>			4-2 2 1B 1-2 BB		0-0 FC5-4 2 1B 1B		1-1 L4	2-2 SH3 2-H 1B		3 0 2 1 1 0 0												
<b>Inning Stats</b>	R: 0 E: 0 K: 0 S: 14	H: 0 LOB: 1 BB: 1 P: 23	R: 0 E: 0 K: 1 S: 7	H: 0 LOB: 0 BB: 0 P: 13	R: 1 E: 0 K: 0 S: 13	H: 2 LOB: 2 BB: 1 P: 20	R: 0 E: 0 K: 0 S: 12	H: 0 LOB: 0 BB: 0 P: 20	R: 0 E: 0 K: 0 S: 8	H: 2 LOB: 2 BB: 0 P: 12	R: 0 E: 0 K: 0 S: 4		H: 1 LOB: 1 BB: 1 P: 9	R: 0 E: 0 K: 0 S: 4	H: 0 LOB: 0 BB: 0 P: 7	R: 0 E: 0 K: 2 S: 11	H: 0 LOB: 0 BB: 0 P: 14	R: 1 E: 0 K: 1 S: 13	H: 2 LOB: 2 BB: 1 P: 20	1B: 7 2B: 1 3B: 0 HR: 0	SF: 0 SAC: 1 DP: 1 HBP: 0	WP: 0 PB: 0 SB: 0 CS: 1
<b>PITCHER</b> <b>63 Paxton Crawford, R</b> (1, 1) <small>ERA: 2.08</small>	IP 6.0	WLS 25	BF 5	H 1	R 1	ER 1	SO 1	BB 3	IBB 0	HBP 0	BLK 0	WP 0	HR 0	S 58	P 97	ERA 1.50	WHIP 1.333					
<b>Rich Garces, R</b> (7, 1) <small>ERA:</small>	1.0	3	0	0	0	0	0	0	0	0	0	0	0	4	7	0.00	0.000					
<b>Rod Beck, R</b> (8, 1) <small>ERA:</small>	2.0	6	1	0	0	2	0	0	0	0	0	0	0	17	21	0.00	0.500					
<b>Derek Lowe, R</b> (10, 1) <small>ERA: 7.36</small>	1.0	W 6	2	1	1	1	1	0	0	0	0	0	0	13	20	9.00	3.000					

livebaseballscorecards.com

AB	35
R	2
H	8
RBI	2
BB	4
SO	4
LOB	18



BOTTOM

New York Yankees @ Boston Red Sox  
Fenway Park, Boston, MA  
Fri Apr 13 2001, 6:05 PM EDT  
Att. 33,124 - Sunny - 67 F

livebaseballscorecards.com

AB 37  
R 3  
H 8  
RBI 3  
BB 2  
SO 8  
LOB 13



WP: 0 PA: 40  
PB: 1  
SB: 0  
CS: 0

AB R H RBI BB SO LOB

4 1 1 0 1 0 0

5 0 1 0 0 3 1

3 2 1 0 1 1 2

5 0 2 3 0 2 3

4 0 1 0 0 0 1

3 0 1 0 0 0 1

1 0 0 0 0 0 0

4 0 0 0 0 1 2

4 0 1 0 0 1 1

4 0 0 0 0 0 2

1B: 7 SF: 0  
E: 0 LOB: 1 2B: 1 SAC: 0  
K: 1 BB: 0 3B: 0 DP: 0  
S: 11 P: 19 HR: 0 HBP: 1

Batter	1	2	3	4	5	6	7	8	9	10
Trot Nixon, L OBP: 0.364, SLG: 0.441 (1, 9)	F7		1B BB		G4-3		F8			PB 1B 1B
Jose Offerman, S OBP: 0.444, SLG: 0.400 (1, 4)	K		1-2 1B		K		G4-3			K
Carl Everett, S OBP: 0.364, SLG: 0.475 (1, 8)	BB		L4		2B HBP			K2-3		PB 1B 1B
Manny Ramirez, R OBP: 0.488, SLG: 0.528 (1, 10)	K		K		1-H 2B			G6-3		1-H 2-H 1B
Troy O'Leary, L OBP: 0.257, SLG: 0.324 (1, 7)		L6		1B 1B	F9			L4		
Scott Hatteberg, L OBP: 0.333, SLG: 0.556 (1, 2)		FC3-6 1B		F8		G4-3			F3	
Jason Varitek, S OBP: 0.294, SLG: 0.300 (9, PH)				F9		K			G3-1	
Shea Hillenbrand, R OBP: 0.275, SLG: 0.400 (1, 5)		FC3-6 1-2f		K		G5-3			F8	
Brian Daubach, L OBP: 0.308, SLG: 0.722 (1, 3)		K		1-2 1B						
Mike Lansing, R OBP: 0.211, SLG: 0.389 (1, 6)			F9	P3			G4-3			G1-3

Inning Stats	R: 0	H: 0	E: 0	K: 2	S: 15	P: 24	R: 0	H: 1	E: 0	K: 1	S: 10	P: 15	R: 0	H: 1	E: 0	K: 1	S: 13	P: 20	R: 0	H: 2	E: 0	K: 0	S: 12	P: 19	R: 1	H: 1	E: 0	K: 1	S: 12	P: 19	R: 0	H: 0	E: 0	K: 1	S: 9	P: 13	R: 0	H: 0	E: 0	K: 0	S: 3	P: 6	R: 0	H: 0	E: 0	K: 1	S: 10	P: 12	R: 0	H: 0	E: 0	K: 0	S: 5	P: 9	R: 2	H: 3	E: 0	K: 1	S: 11	P: 19	1B: 7	SF: 0	2B: 1	SAC: 0	3B: 0	DP: 0	HR: 0	HBP: 1	WP: 0	PA: 40
--------------	------	------	------	------	-------	-------	------	------	------	------	-------	-------	------	------	------	------	-------	-------	------	------	------	------	-------	-------	------	------	------	------	-------	-------	------	------	------	------	------	-------	------	------	------	------	------	------	------	------	------	------	-------	-------	------	------	------	------	------	------	------	------	------	------	-------	-------	-------	-------	-------	--------	-------	-------	-------	--------	-------	--------

PITCHER	IP	WLS	BF	H	R	ER	SO	BB	IBB	HBP	BLK	WP	HR	S	P	ERA	WHIP
Orlando Hernandez, R ERA: 3.86 (1, 1)	5.0		23	5	1	1	5	2	0	1	0	0	0	62	97	1.80	1.400
Ramiro Mendoza, R ERA: (6, 1)	3.0		9	0	0	0	2	0	0	0	0	0	0	22	31	0.00	0.000
Mike Stanton, L ERA: (9, 1)	1.0		3	0	0	0	0	0	0	0	0	0	0	5	9	0.00	0.000
42 Mariano Rivera, R ERA: 1.93 (10, 1)	0.2	L	5	3	2	1	1	0	0	0	0	0	0	11	19	13.50	4.500



Batter	1	2	3	4	5	6	7	8	9	AB R H RBI BB SO LOB	TOP
<b>Chuck Knoblauch, R</b> (1, 7) <small>OBP: 0.327, SLG: 0.286</small>	1-3 			2-2 		0-0 	3-1 		1-2 	5 0 2 0 0 1 1	
<b>2 Derek Jeter, R</b> (1, 6) <small>OBP: 0.371, SLG: 0.424</small>	0-1 			0-0 		1-2 		0-0 		4 0 1 0 0 0 2	
<b>Paul O'Neill, L</b> (1, 9) <small>OBP: 0.353, SLG: 0.568</small>	1-1 			0-0 		4-2 		3-3 		3 0 0 0 1 1 2	
<b>David Justice, L</b> (1, 10) <small>OBP: 0.404, SLG: 0.452</small>		2-3 		2-2 		2-1 		1-2 		4 0 0 0 0 1 3	
<b>20 Jorge Posada, S</b> (1, 2) <small>OBP: 0.417, SLG: 0.813</small>		1-3 			1-3 		0-0 	4-0 		3 1 1 0 1 2 0	
<b>Tino Martinez, L</b> (1, 3) <small>OBP: 0.426, SLG: 0.488</small>		2-1 			3-2 		1-1 	2-1 		4 0 2 0 0 0 2	
<b>Alfonso Soriano, R</b> (1, 4) <small>OBP: 0.333, SLG: 0.596</small>			0-3 		1-2 		1-1 		2-2 	4 2 1 2 0 1 2	
<b>Scott Brosius, R</b> (1, 5) <small>OBP: 0.444, SLG: 0.476</small> (7, 8)			2-3 		1-0 		0-3 		2-2 	4 0 1 0 0 2 1	
<b>Clay Bellinger, R</b> (1, 8) <small>OBP: 0.167, SLG: 0.167</small> <b>Luis Sojo, R</b> (7, PH) <small>OBP: 0.118, SLG: 0.063</small> (7, 5)			1-3 		0-3 		4-2 		0-1 	2 0 0 0 0 2 2 1 0 0 0 1 0 0	
<b>Inning Stats</b>	R: 0 H: 0 E: 0 LOB: 0 K: 1 BB: 0 S: 8 P: 10	R: 0 H: 0 E: 0 LOB: 0 K: 2 BB: 0 S: 9 P: 14	R: 0 H: 0 E: 0 LOB: 0 K: 3 BB: 0 S: 10 P: 13	R: 0 H: 1 E: 0 LOB: 1 K: 0 BB: 0 S: 10 P: 14	R: 0 H: 2 E: 0 LOB: 2 K: 2 BB: 0 S: 14 P: 20	R: 0 H: 1 E: 0 LOB: 1 K: 0 BB: 1 S: 8 P: 15	R: 2 H: 2 E: 0 LOB: 1 K: 1 BB: 1 S: 17 P: 26	R: 0 H: 1 E: 0 LOB: 2 K: 1 BB: 1 S: 9 P: 19	R: 1 H: 1 E: 0 LOB: 0 K: 0 BB: 0 S: 11 P: 16	1B: 5 SF: 0 2B: 2 SAC: 0 3B: 0 DP: 0 HR: 1 HBP: 0	WP: 1 PA: 37 PB: 0 SB: 3 CS: 1
<b>PITCHER</b> <b>Pedro Martinez, R</b> (1, 1) <small>ERA: 1.23</small> <b>Rod Beck, R</b> (8, 1) <small>ERA:</small> <b>Pete Schourek, L</b> (8, 1) <small>ERA: 1.69</small>	IP WLS BF H R ER SO BB IBB HBP BLK WP HR S P ERA WHIP 7.0 0 28 6 2 2 9 2 0 0 0 1 0 76 112 2.57 1.143 0.0 1 1 0 0 0 0 0 0 0 0 0 0 1 1 ∞ ∞ 2.0 L 8 1 1 1 1 1 0 1 0 0 0 1 19 34 4.50 0.500	<b>PITCHER</b> IP WLS BF H R ER SO BB IBB HBP BLK WP HR S P ERA WHIP									

**New York Yankees @ Boston Red Sox**  
 Fenway Park, Boston, MA  
 Sat Apr 14 2001, 1:05 PM EDT  
 Att. 33,396 - Sunny - 55 F

[livebaseballscorecards.com](http://livebaseballscorecards.com)

<b>AB</b>	<b>34</b>
<b>R</b>	<b>3</b>
<b>H</b>	<b>8</b>
<b>RBI</b>	<b>2</b>
<b>BB</b>	<b>3</b>
<b>SO</b>	<b>10</b>
<b>LOB</b>	<b>15</b>



Batter	1	2	3	4	5	6	7	8	9	AB	R	H	RBI	BB	SO	LOB
Trot Nixon, L OBP: 0.375, SLG: 0.474 (1, 9)	0-1 F8		0-1 2B	1-2 1B			0-1 F5			4	0	2	2	0	0	0
Jose Offerman, S OBP: 0.400, SLG: 0.353 (1, 4)	1-2 G4-3		0-3 K	3-3 K			0-2 F3			4	0	0	0	0	2	3
Carl Everett, S OBP: 0.396, SLG: 0.476 (1, 8)	1-1 PB 1B		4-2 BB				1-2 F8			2	0	1	0	2	0	0
Manny Ramirez, R OBP: 0.468, SLG: 0.500 (1, 10)	2-1 G5-3		3-3 K				0-1 G5-4-3			4	0	1	0	0	1	4
Darren Lewis, R OBP: 0.162, SLG: 0.100 (8, PR)	1-2						1-2f			0	0	0	0	0	0	0
Troy O'Leary, L OBP: 0.231, SLG: 0.289 (1, 7)		1-2 G4-3		2-1 F7			1-1 G1			4	0	0	0	0	1	1
Jason Varitek, S OBP: 0.316, SLG: 0.303 (1, 2)		4-1 FC5-4 BB		1-3 K			1-0 WP 1B			3	0	1	0	1	1	1
Shea Hillenbrand, R OBP: 0.279, SLG: 0.395 (1, 5)		1-2 FC5-4 FC6		0-1 FC6 BB 1B			0-0 B3			3	1	1	0	0	0	2
Scott Hatteberg, L OBP: 0.300, SLG: 0.500 (9, PH)		1-2f								1	0	0	0	0	0	0
Brian Daubach, L OBP: 0.302, SLG: 0.667 (1, 3)		2-2 FC6		4-2 FC6 1B BB			3-3 K			3	1	0	0	1	2	2
Craig Grebeck, R OBP: 0.095, SLG: 0.050 (1, 6)			0-1 G1-3				2-2 G5-3			3	0	0	0	0	0	3
Dante Bichette, R (9, PH)				1-1 FC6 1B						1	0	0	0	0	1	0

Inning Stats	R: 0	H: 1	E: 0	K: 0	S: 9	H: 0	LOB: 1	BB: 0	P: 13	R: 0	H: 0	E: 0	K: 0	S: 11	R: 0	H: 1	E: 0	K: 2	S: 14	R: 2	H: 2	E: 0	K: 2	S: 18	R: 0	H: 0	E: 0	K: 0	S: 6	R: 0	H: 1	E: 0	K: 1	S: 10	R: 0	H: 0	E: 0	K: 0	S: 8	R: 0	H: 1	E: 0	K: 1	S: 7	R: 0	H: 0	E: 0	K: 2	S: 8	R: 0	H: 0	E: 0	K: 0	S: 11	1B: 5	2B: 2	3B: 0	HR: 0	SF: 0	SAC: 0	DP: 2	HBP: 0	WP: 1	PB: 1	SB: 0	CS: 0	PA: 36
--------------	------	------	------	------	------	------	--------	-------	-------	------	------	------	------	-------	------	------	------	------	-------	------	------	------	------	-------	------	------	------	------	------	------	------	------	------	-------	------	------	------	------	------	------	------	------	------	------	------	------	------	------	------	------	------	------	------	-------	-------	-------	-------	-------	-------	--------	-------	--------	-------	-------	-------	-------	--------


PITCHER	IP	WLS	BF	H	R	ER	SO	BB	IBB	HBP	BLK	WP	HR	S	P	ERA	WHIP
Roger Clemens, R ERA: 4.29 (1, 1)	6.0		27	5	2	2	5	4	0	0	0	1	0	68	110	3.00	1.500
Mike Stanton, L ERA: (7, 1)	2.0	W	6	1	0	0	1	0	0	0	0	0	0	15	18	0.00	0.500
42 Mariano Rivera, R ERA: 1.59 (9, 1)	1.0	S	3	0	0	0	2	0	0	0	0	0	0	8	11	0.00	0.000

**BOTTOM**

**New York Yankees @ Boston Red Sox**  
**Fenway Park, Boston, MA**  
 Sat Apr 14 2001, 1:05 PM EDT  
 Att. 33,396 - Sunny - 55 F

livebaseballscorecards.com

<b>AB</b>	<b>32</b>
<b>R</b>	<b>2</b>
<b>H</b>	<b>6</b>
<b>RBI</b>	<b>2</b>
<b>BB</b>	<b>4</b>
<b>SO</b>	<b>8</b>
<b>LOB</b>	<b>16</b>





Batter	1	2	3	4	5	6	7	8	9	AB R H RBI BB SO LOB	TOP															
<b>Chuck Knoblauch, R</b> (1, 7) OBP: 0.317, SLG: 0.264	2-2 F9		1-1 F7		2-2 L9		4-1 FC6-4 BB		0-0 F3	4 0 0 0 1 0 3																
<b>2 Derek Jeter, R</b> (1, 6) OBP: 0.375, SLG: 0.389	4-1 BB		4-1 BB			2-0 E5 CS HR	0-0 FC6-4		1-2 FC6-4	3 1 0 1 2 0 2																
<b>Paul O'Neill, L</b> (1, 9) OBP: 0.357, SLG: 0.612	1-0 F5		0-1 F8			1 SAFE 2-0 HR		1-0 1B	2-1 P6	5 1 2 2 0 0 3																
<b>David Justice, L</b> (1, 10) OBP: 0.373, SLG: 0.413	0-0 F9			1-1 F9		2-2 G5-3		2-0 G1-4-6-3 1B		4 0 0 0 0 0 2																
<b>20 Jorge Posada, S</b> (1, 2) OBP: 0.450, SLG: 0.886		1-0 HR		1-3 K		0-0 1B		4-1 2B BB		3 1 2 1 1 1 0																
<b>Tino Martinez, L</b> (1, 3) OBP: 0.412, SLG: 0.489		3-2 G4-3		1-3 K		2-3 K		1-0 2B		4 0 1 0 0 2 1																
<b>Alfonso Soriano, R</b> (1, 4) OBP: 0.308, SLG: 0.549		2-2 L8			1-0 G6-3	0-3 K		0-3 K		4 0 0 0 0 2 3																
<b>Scott Brosius, R</b> (1, 5) OBP: 0.429, SLG: 0.457		1-2 F7			0-1 E5		1-3 K		0-1 F3 2 FC6-4 1B	4 1 1 0 0 1 0																
<b>Clayton Kershaw, R</b> (1, 8) OBP: 0.111, SLG: 0.111 <b>Luis Sojo, R</b> (9, PH) OBP: 0.167, SLG: 0.118			0-0 P4		1-3 K		1-3 K		2-1 2 FC6-4 1B	3 0 0 0 0 2 1 1 0 1 0 0 0 0																
<b>Inning Stats</b>	R: 0 E: 0 K: 0 S: 9	H: 0 LOB: 1 BB: 1 P: 16	R: 1 E: 0 K: 0 S: 11	H: 1 LOB: 0 BB: 0 P: 18	R: 0 E: 0 K: 0 S: 6	H: 0 LOB: 1 BB: 1 P: 11	R: 0 E: 0 K: 2 S: 8	H: 0 LOB: 0 BB: 0 P: 11	R: 0 E: 1 K: 1 S: 9	H: 0 LOB: 1 BB: 0 P: 13	R: 2 E: 1 K: 2 S: 14	H: 2 LOB: 1 BB: 0 P: 22	R: 0 E: 0 K: 2 S: 8	H: 0 LOB: 1 BB: 1 P: 14	R: 0 E: 0 K: 1 S: 7	H: 2 LOB: 2 BB: 1 P: 15	R: 1 E: 0 K: 0 S: 10	H: 2 LOB: 1 BB: 0 P: 15	1B: 4 2B: 1 3B: 0 HR: 2	SF: 0 SAC: 0 DP: 1 HBP: 0	WP: 0 PB: 0 SB: 0 CS: 1	PA: 39				
<b>PITCHER</b>	IP WLS BF H R ER SO BB IBB HBP BLK WP HR S P ERA WHIP																									
<b>Hideo Nomo, R</b> (1, 1) ERA: 1.29	6.0	25	3	3	2	5	2	0	0	0	0	2	57	91	3.00	0.833										
<b>Rich Garces, R</b> (7, 1) ERA:	1.0	W	4	0	0	0	2	1	0	0	0	0	8	14	0.00	1.000										
<b>Derek Lowe, R</b> (8, 1) ERA: 7.71	1.0	H	7	4	1	1	1	1	0	0	0	0	11	21	9.00	5.000										
<b>Rolando Arrojo, R</b> (9, 1) ERA:	1.0	S	3	0	0	0	0	0	0	0	0	0	6	9	0.00	0.000										

**New York Yankees @ Boston Red Sox**  
**Fenway Park, Boston, MA**  
Sun Apr 15 2001, 1:05 PM EDT  
Att. 32,127 - Sunny - 58 F

[livebaseballscorecards.com](http://livebaseballscorecards.com)

<b>AB</b>	35
<b>R</b>	4
<b>H</b>	7
<b>RBI</b>	4
<b>BB</b>	4
<b>SO</b>	8
<b>LOB</b>	15



Batter	1	2	3	4	5	6	7	8	9	AB	R	H	RBI	BB	SO	LOB	
<b>Darren Lewis, R</b> OBP: 0.200, SLG: 0.214 (1, 9) (8, 7)	1-0 E6 FC1-4 1B FC5-2	0-1 FC6-4 1-2f			0-0 SH1-3 1-2	1-0 2B	2-1 P6 1-2 2-3				4	0	1	0	0	0	3
<b>Jose Offerman, S</b> OBP: 0.422, SLG: 0.395 (1, 3) (8, 4)	2-1 FC1-4 1-2 1B		0-0 G1-3 FC5-2 2B		3-3 K 2B	2-2 L5		4-2 F9 1B BB		4	0	2	0	1	1	3	
<b>Carl Everett, S</b> OBP: 0.415, SLG: 0.532 (1, 8)	0-0 FC1-4 FC5-2 1-2f 2-3 HBP		0-0 G1-3 2-3		0-2 1B 1B 2H		1-2 2B 3B	0-1 BB 1B		5	2	3	1	0	0	3	
<b>Manny Ramirez, R</b> OBP: 0.481, SLG: 0.523 (1, 10)	1-2 FC5-2 1-2 HBP		1-2 FC5-2 FC4-6		0-0 FC6-4 1B 1-3 1B		1-0 1B 1B 2B	1-3 K		4	1	2	1	0	1	3	
<b>Dante Bichette, R</b> OBP: 0.250, SLG: 0.250 <b>Craig Grebeck, R</b> OBP: 0.091, SLG: 0.048 (1, 7) (8, 6)	0-1 FC5-2 FC6-4 1-2 2-3 3-Hf		1-2 FC4-6 1-2f		0-0 FC6-4 1B 1-2 3-H		0-0 PB 1B SF7 1B	2-2 F9		4	1	2	1	0	0	4	
<b>Jason Varitek, S</b> OBP: 0.326, SLG: 0.297 (1, 2)	1-1 FC6-4 1-2f		1-2 FC4-6 1-2f		3-2 G4-3 1-2f 2-3	3-1 FC6-4		2-0 WP HBP 1B	4-2 BB	4	0	1	1	1	0	5	
<b>Shea Hillenbrand, R</b> OBP: 0.283, SLG: 0.391 <b>Brian Daubach, L</b> OBP: 0.289, SLG: 0.634 (1, 5) (7, PH) (8, 3)		1-1 G4-3		0-1 G6-4-3 1B		0-0 G6-3	2-3 K	3-2 G4-3		3	0	1	0	0	0	0	
<b>Lou Merloni, R</b> OBP: 0.400, SLG: 0.500 (1, 4) (8, 5)		2-1 G3		1-0 G6-4-3 1-2f		3-1 1B 1B	2-2 SF7			3	0	1	1	0	0	1	
<b>Mike Lansing, R</b> OBP: 0.318, SLG: 0.450 <b>Trot Nixon, L</b> OBP: 0.388, SLG: 0.474 (1, 6) (7, PH) (8, 9)		4-0 FC6-4 BB			1-0 SH1-3 1B 1B	1 SAFE 0-1 2B 1B 1-2	3-0 WP HBP			2	1	2	0	1	0	0	
										0	0	0	0	0	0	0	

Inning Stats	R: 0	H: 1	E: 1	LOB: 3	K: 0	P: 15	R: 0	H: 0	E: 0	LOB: 1	K: 0	P: 13	R: 0	H: 1	E: 0	LOB: 1	K: 0	P: 11	R: 0	H: 1	E: 0	LOB: 0	K: 0	P: 10	R: 2	H: 4	E: 0	LOB: 2	K: 1	P: 20	R: 0	H: 3	E: 0	LOB: 2	K: 0	P: 15	R: 3	H: 4	E: 0	LOB: 2	K: 1	P: 28	R: 0	H: 1	E: 0	LOB: 3	K: 1	P: 30	
1B: 11	SF: 1	2B: 3	SAC: 1	3B: 1	DP: 1	HR: 0	HBP: 2	WP: 1	PA: 43																																								


PITCHER	IP	WLS	BF	H	R	ER	SO	BB	IBB	HBP	BLK	WP	HR	S	P	ERA	WHIP
<b>Andy Pettitte, L</b> ERA: 3.8 (1, 1)	6.0	L	33	14	5	5	1	1	0	0	0	0	0	59	94	7.50	2.500
<b>Todd Williams, R</b> ERA: 1.59 (7, 1)	0.2		2	0	0	0	1	0	0	0	0	0	0	7	11	0.00	0.000
<b>Randy Choate, L</b> ERA: 6.75 (7, 1)	0.0		1	0	0	0	0	0	0	1	0	0	0	0	3	∞	∞
<b>Brian Boehringer, R</b> ERA: 1.59 (7, 1)	1.1		7	1	0	0	1	2	0	0	0	1	0	18	34	0.00	2.250

**BOTTOM**

**New York Yankees @ Boston Red Sox**  
Fenway Park, Boston, MA

Sun Apr 15 2001, 1:05 PM EDT  
Att: 32,127 - Sunny - 58 F

AB	36
R	5
H	15
RBI	5
BB	3
SO	3
LOB	29





Batter	1	2	3	4	5	6	7	8	9	AB R H RBI BB SO LOB	TOP	
<b>Chuck Knoblauch, R</b> (1, 7) <small>OBP: 0.297, SLG: 0.246</small>	2-1 		1-1 			2-3 		0-0 		4 0 0 0 0 1 3		
<b>2 Derek Jeter, R</b> (1, 6) <small>OBP: 0.364, SLG: 0.375</small>	0-0 			0-1 		1-1 			2-1 	4 0 1 0 0 0 1		
<b>Paul O'Neill, L</b> (1, 9) <small>OBP: 0.350, SLG: 0.577</small>	2-1 			0-1 			4-2 		2-3 	3 0 0 0 1 1 1		
<b>David Justice, L</b> (1, 10) <small>OBP: 0.345, SLG: 0.380</small>		3-2 		1-0 			1-2 		1-2 	4 0 0 0 0 0 2		
<b>20 Jorge Posada, S</b> (1, 2) <small>OBP: 0.409, SLG: 0.795</small>		0-0 			1-0 		2-1 		1-3 	4 0 0 0 0 1 2		
<b>Tino Martinez, L</b> (1, 3) <small>OBP: 0.407, SLG: 0.542</small>		0-2 			1-1 			3-2 		3 1 1 1 0 0 0		
<b>Alfonso Soriano, R</b> (1, 4) <small>OBP: 0.291, SLG: 0.519</small>			3-2 		0-1 			1-1 		3 0 0 0 0 0 0		
<b>Scott Brosius, R</b> (1, 5) <small>OBP: 0.462, SLG: 0.510</small> (8, 8)			1-1 			0-2 		0-0 		3 0 3 0 0 0 0		
<b>Clay Bellinger, R</b> (1, 8) <small>OBP: 0.091, SLG: 0.091</small> <b>Luis Sojo, R</b> (8, PH) <small>OBP: 0.158, SLG: 0.111</small> (8, 5)			1-3 		1-0 		0-2 			2 0 0 0 0 1 2		
<b>Inning Stats</b>	R: 0 H: 0 E: 0 LOB: 0 K: 0 BB: 0 S: 5 P: 9	R: 0 H: 0 E: 0 LOB: 0 K: 0 BB: 0 S: 8 P: 11	R: 0 H: 1 E: 0 LOB: 1 K: 1 BB: 0 S: 10 P: 16	R: 0 H: 0 E: 0 LOB: 0 K: 0 BB: 0 S: 5 P: 6	R: 0 H: 0 E: 0 LOB: 0 K: 0 BB: 0 S: 5 P: 7	R: 0 H: 1 E: 0 LOB: 1 K: 1 BB: 0 S: 12 P: 16	R: 0 H: 0 E: 0 LOB: 0 K: 0 BB: 1 S: 7 P: 14	R: 1 H: 2 E: 0 LOB: 1 K: 0 BB: 0 S: 12 P: 16	R: 0 H: 1 E: 0 LOB: 1 K: 2 BB: 0 S: 14 P: 20	1B: 3 SF: 0 2B: 1 SAC: 0 3B: 0 DP: 1 HR: 1 HBP: 0	WP: 0 PA: 32 PB: 0 SB: 1 CS: 0	
<b>PITCHER</b> <b>Frank Castillo, R</b> (1, 1) <small>ERA: 3.0</small> <b>Pete Schourek, L</b> (7, 1) <small>ERA: 2.84</small> <b>49 Tim Wakefield, R</b> (8, 1) <small>ERA: 1.29</small> <b>Rod Beck, R</b> (9, 1) <small>ERA:</small>	IP WLS BF H R ER SO BB IBB HBP BLK WP HR S P ERA WHIP											<b>PITCHER</b> IP WLS BF H R ER SO BB IBB HBP BLK WP HR S P ERA WHIP

**New York Yankees @ Boston Red Sox**  
 Fenway Park, Boston, MA  
 Mon Apr 16 2001, 11:05 AM EDT  
 Att. 33,373 - Sunny - 51 F

[livebaseballscorecards.com](http://livebaseballscorecards.com)

<b>AB</b>	<b>31</b>
<b>R</b>	<b>1</b>
<b>H</b>	<b>5</b>
<b>RBI</b>	<b>1</b>
<b>BB</b>	<b>1</b>
<b>SO</b>	<b>4</b>
<b>LOB</b>	<b>12</b>



Batter	1	2	3	4	5	6	7	8	9
Darren Lewis, R OBP: 0.263, SLG: 0.389 (1, 8)	0-1 G3 3B		1-1 G5-3		1-1 G1-6-3 1B		1-1 F9		
Trot Nixon, L OBP: 0.358, SLG: 0.429 (1, 9)	1-1 G3 3-H		0-3 K		0-1 G1-6-3 1-2f 2-3		2-3 K		
Jason Varitek, S OBP: 0.319, SLG: 0.293 (1, 2)	3-3 K			0-0 F8	2-1 P4		1-2 1B FC6-5 1B		
Manny Ramirez, R OBP: 0.482, SLG: 0.521 (1, 10)	1-2 1B			1-3 K		1-1 G6-3	0-2 FC6-5 1B 1-2 1B		
Troy O'Leary, L OBP: 0.256, SLG: 0.310 (1, 7)	2-2 F8			1-0 WP 1B		2-2 G3	1-1 G5-3 FC6-5 1B 1-2 2-3		
Shea Hillenbrand, R OBP: 0.280, SLG: 0.380 (1, 5)			1-2 F7		0-0 WP 1B	1-2 G3	1-0 FC6-5 1-2 2-3f 3-H		
Brian Daubach, L OBP: 0.286, SLG: 0.622 (1, 3)			3-3 K		2-3 K 1-2 2-3		2-1 SH 2B 2-3f		
Lou Merloni, R OBP: 0.429, SLG: 0.667 (1, 6)			1-2 F8			0-0 1B 1B 2B	0-0 SH 2-H		
Craig Grebeck, R OBP: 0.091, SLG: 0.048 (8, 6)									
Mike Lansing, R OBP: 0.320, SLG: 0.435 (1, 4)			1-2 G6-3			0-0 G1-6-3 1B 2-3 1B	1-1 L9		

Inning Stats	R: 1	H: 2	E: 0	K: 1	S: 19	LOB: 1	BB: 0	P: 26	R: 0	H: 0	E: 0	K: 1	S: 13	LOB: 0	BB: 0	P: 18	R: 0	H: 0	E: 0	K: 1	S: 8	LOB: 0	BB: 0	P: 10	R: 0	H: 2	E: 0	K: 2	S: 9	LOB: 2	BB: 0	P: 13	R: 1	H: 3	E: 0	K: 0	S: 8	LOB: 1	BB: 0	P: 11	R: 0	H: 0	E: 0	K: 0	S: 9	LOB: 0	BB: 0	P: 13	R: 1	H: 1	E: 1	K: 1	S: 10	LOB: 1	BB: 0	P: 16	R: 1	H: 3	E: 0	K: 0	S: 11	LOB: 1	BB: 0	P: 14
1B: 8	SF: 0	2B: 2	SAC: 1	3B: 1	DP: 2	HR: 0	HBP: 0	WP: 1	PA: 34																																																							


PITCHER	IP	WLS	BF	H	R	ER	SO	BB	IBB	HBP	BLK	WP	HR	S	P	ERA	WHIP
35 Mike Mussina, R ERA: 3.32 (1, 1)	7.0	L	29	8	3	3	6	0	0	0	0	1	0	76	107	3.86	1.143
Ramiro Mendoza, R ERA: 1.8 (8, 1)	1.0		5	3	1	1	0	0	0	0	0	0	0	11	14	9.00	3.000

**BOTTOM**

**New York Yankees @ Boston Red Sox**  
 Fenway Park, Boston, MA  
 Mon Apr 16 2001, 11:05 AM EDT  
 Att: 33,373 - Sunny - 51 F

livebaseballscorecards.com

<b>AB</b>	<b>33</b>
<b>R</b>	<b>4</b>
<b>H</b>	<b>11</b>
<b>RBI</b>	<b>3</b>
<b>BB</b>	<b>0</b>
<b>SO</b>	<b>6</b>
<b>LOB</b>	<b>13</b>





Batter	1	2	3	4	5	6	7	8	9	AB	R	H	RBI	BB	SO	LOB	TOP			
Trot Nixon, L (1, 9) OBP: 0.362, SLG: 0.435	3-2 F8 BB	4-1 2B HR BB		2-0 G3-6-3 1-2f		3-3 K		2-0 1-H 2B		4	1	1	1	1	1	2	<b>Boston Red Sox @ Tampa Bay Devil Rays</b> Tropicana Field, St. Petersburg, FL Tue Apr 17 2001, 7:15 PM EDT Att: 17,416 - Dome - 72 F <a href="http://livebaseballscorecards.com">livebaseballscorecards.com</a>			
Jose Offerman, S (1, 4) OBP: 0.420, SLG: 0.405	4-0 FC3-6 BB	0-0 1-3 HR 2B		2-1 P4			1-0 F9	1-1 G4-3		4	1	1	0	1	0	1				
Carl Everett, S (1, 8) OBP: 0.414, SLG: 0.577	3-2 FC3-6 WP 1-2f HR	2-1 HR			1-3 K		0-1 E SF7 1B		3-3 K	5	3	2	3	0	2	1				
Manny Ramirez, R (1, 10) OBP: 0.492, SLG: 0.642	2-2 1-H HR	3-3 K			2-2 FC3-6 1B		3-1 E5 1-3		0-1 HR	5	2	3	3	0	1	1				
Troy O'Leary, L (1, 7) OBP: 0.229, SLG: 0.283	2-0 F2		0-1 F7		2-2 FC3-6 1-2f		0-0 SF7		0-2 F9	4	0	0	1	0	0	1				
Jason Varitek, S (1, 2) OBP: 0.268, SLG: 0.261		2-2 G4-3	3-1 G3-1		1-1 G4-3		0-3 K		2-2 F6	5	0	0	0	0	1	2				
Shea Hillenbrand, R (1, 5) OBP: 0.296, SLG: 0.377		4-2 HR BB	0-2 1B			0-0 G6-3		0-0 F9		3	1	1	0	1	0	0				
Brian Daubach, L (1, 3) OBP: 0.302, SLG: 0.667		0-2 1-H HR	0-0 G4-3			3-3 K		2-2 2B HBP		3	2	1	2	0	1	1				
Lou Merloni, R (1, 6) OBP: 0.500, SLG: 0.667 Craig Grebeck, R (6, 6) OBP: 0.087, SLG: 0.045		0-1 P4		3-2 G3-6-3 1B		2-1 1B		0-1 P4		3	0	2	0	0	0	0				
										1	0	0	0	0	0	1				
<b>Inning Stats</b>	R: 2 E: 0 K: 0 S: 12	H: 1 LOB: 0 BB: 1 P: 26	R: 5 E: 0 K: 1 S: 18	H: 3 LOB: 0 BB: 2 P: 33	R: 0 E: 0 K: 0 S: 8	H: 1 LOB: 1 BB: 0 P: 11	R: 0 E: 0 K: 0 S: 7	H: 1 LOB: 0 BB: 0 P: 14	R: 0 E: 0 K: 2 S: 13	H: 1 LOB: 1 BB: 0 P: 21	R: 1 E: 1 K: 1 S: 9	H: 1 LOB: 1 BB: 0 P: 13	R: 1 E: 0 K: 0 S: 9	H: 1 LOB: 1 BB: 0 P: 14	R: 1 E: 0 K: 1 S: 17	H: 1 LOB: 0 BB: 0 P: 22	1B: 5 2B: 2 3B: 0 HR: 4	SF: 1 SAC: 0 DP: 1 HBP: 1	WP: 1 PB: 0 SB: 1 CS: 0	PA: 42
<b>PITCHER</b>	IP	WLS	BF	H	R	ER	SO	BB	IBB	HBP	BLK	WP	HR	S	P	ERA	WHIP			
Travis Harper, R (1, 1) ERA: 7.71	2.0	L	13	4	7	2	1	3	0	0	0	1	3	30	59	9.00	3.500			
Mike Judd, R (3, 1) ERA: 1.08	4.0		15	4	0	0	3	0	0	0	0	0	0	39	63	0.00	1.000			
Rusty Meacham, R (7, 1) ERA: 3.68	3.0		14	3	3	2	2	0	0	1	0	0	1	35	49	6.00	1.000			

<b>AB</b>	37
<b>R</b>	10
<b>H</b>	11
<b>RBI</b>	10
<b>BB</b>	3
<b>SO</b>	6
<b>LOB</b>	10



Batter	1	2	3	4	5	6	7	8	9	AB	R	H	RBI	BB	SO	LOB
Gerald Williams, R OBP: 0.231, SLG: 0.360 (1, 8)	3-2 P6		1-2 P4		0-0 G6-4-3			0-1 G6-3		4	0	0	0	0	0	3
Steve Cox, L OBP: 0.326, SLG: 0.432 (1, 10)	2-0 F8 2B		0-1 G4-3			2-1 G4-3		2-2 F8		4	0	1	0	0	0	1
Greg Vaughn, R OBP: 0.379, SLG: 0.490 (1, 7)	0-0 F8			2-3 K		0-0 1B 1B		1-3 K		4	0	1	0	0	2	1
Fred McGriff, L OBP: 0.316, SLG: 0.426 (1, 3)	2-1 G3			1-0 G4-3		0-0 1B		0-1 F9		4	0	1	0	0	0	1
Jose Guillen, R OBP: 0.118, SLG: 0.118 (1, 9)		1-1 F9		1-2 E4		0-0 F9		1-3 K		4	0	0	0	0	1	2
Aubrey Huff, L OBP: 0.111, SLG: 0.278 (1, 5)		2-2 G4-3		2-2 G6-3		0-3 K		1-3 K		4	0	0	0	0	2	3
Russ Johnson, R OBP: 0.406, SLG: 0.556 (1, 4)		2-3 K			2-0 1B 1B					3	0	2	0	0	1	0
John Flaherty, R OBP: 0.244, SLG: 0.350 (1, 2)			0-2 F9		0-1 F2			2-1 P6		3	0	0	0	0	0	2
Felix Martinez, S OBP: 0.271, SLG: 0.333 (1, 6)			2-2 1B		3-2 G6-4-3 1B			1-1 L1-3		3	0	2	0	0	0	1

Inning Stats	R: 0	H: 1	E: 0	LOB: 1	K: 0	S: 8	R: 0	H: 0	E: 0	LOB: 0	K: 1	S: 8	R: 0	H: 1	E: 0	LOB: 1	K: 0	S: 12	R: 0	H: 0	E: 1	LOB: 1	K: 1	S: 12	R: 0	H: 2	E: 0	LOB: 1	K: 0	S: 7	R: 0	H: 1	E: 0	LOB: 0	K: 0	S: 7	R: 0	H: 0	E: 0	LOB: 0	K: 1	S: 8	R: 0	H: 0	E: 0	LOB: 0	K: 2	S: 9	1B: 6	SF: 0	2B: 2	SAC: 0	3B: 0	DP: 2	HR: 0	HBP: 0	WP: 0	PA: 33
PITCHER	IP	WLS	BF	H	R	ER	SO	BB	IBB	HBP	BLK	WP	HR	S	P	ERA	WHIP																																									
Tomo Ohka, R ERA: 2.65 (1, 1)	7.0	W	27	7	0	0	3	0	0	0	0	0	0	62	96	0.00	1.000																																									
Rich Garces, R ERA: (8, 1)	2.0		6	0	0	0	3	0	0	0	0	0	0	17	22	0.00	0.000																																									

BOTTOM

Boston Red Sox @ Tampa Bay Devil Rays  
Tropicana Field, St. Petersburg, FL

livebaseballscorecards.com

AB 33  
R 0  
H 7  
RBI 0  
BB 0  
SO 6  
LOB 14



Tue Apr 17 2001, 7:15 PM EDT  
Att. 17,416 - Dome - 72 F



Batter	1	2	3	4	5	6	7	8	9	AB	R	H	RBI	BB	SO	LOB	TOP										
Trot Nixon, L (1, 9) OBP: 0.365, SLG: 0.431	1-1 G5-3		2-1 G6-3		3-2 E3		3-2 1B	2-2 WP 2B 1B		5	1	2	0	0	0	0											
Jose Offerman, S (1, 4) OBP: 0.436, SLG: 0.447 Craig Grebeck, R (8, 6) OBP: 0.087, SLG: 0.045	0-0 1B		2-2 1B		1-3 K		0-0 F8	3-1 1-H 2-H 3B 2B		5	1	3	2	0	1	2											
Carl Everett, S (1, 8) OBP: 0.429, SLG: 0.607	1-3 K		0-3 K		1-1 1B		1-2 1B	4-6-3 1B BB		4	2	2	1	1	2	2											
Manny Ramirez, R (1, 10) OBP: 0.492, SLG: 0.618 Darren Lewis, R (8, PR) OBP: 0.300, SLG: 0.579	3-2 F8				4-1 1B BB		2-1 F7	4-1 1B BB		2	0	0	0	2	0	3											
Dante Bichette, R (1, 7) OBP: 0.308, SLG: 0.333 Troy O'Leary, L (8, 7) OBP: 0.229, SLG: 0.283					0-0 F9		0-0 G4-3 FC9-2 2B	G4-6-3 L8		4	0	1	0	1	0	4											
Scott Hatteberg, L (1, 2) OBP: 0.267, SLG: 0.400					2-3 K		0-1 G4-3	2-1 1B HR 1B	2-3 K	5	1	1	1	0	3	3											
Shea Hillenbrand, R (1, 5) OBP: 0.322, SLG: 0.397					1-0 1B		2-2 FC9-2	2-2 1B HR 1B	0-2 1B	5	1	3	0	0	0	2											
Brian Daubach, L (1, 3) OBP: 0.293, SLG: 0.679					0-2 F8		1-3 K	2-2 1-H 2-H HR	0-0 P6	5	1	1	3	0	2	4											
Mike Lansing, R (1, 6) OBP: 0.300, SLG: 0.393					0-0 F9		1-3 K	0-1 WP 1B 2B 1B	2-1 F3	5	1	1	0	0	1	1											
<b>Inning Stats</b>	R: 0 E: 0 K: 1 S: 9	H: 1 LOB: 1 BB: 0 P: 14	R: 0 E: 0 K: 2 S: 12	H: 0 LOB: 1 BB: 1 P: 19	R: 0 E: 0 K: 1 S: 9	H: 1 LOB: 1 BB: 0 P: 13	R: 0 E: 0 K: 1 S: 9	H: 1 LOB: 2 BB: 1 P: 16	R: 0 E: 1 K: 2 S: 13	H: 1 LOB: 2 BB: 0 P: 21	R: 0 E: 0 K: 0 S: 7	H: 1 LOB: 0 BB: 0 P: 9	R: 0 E: 0 K: 1 S: 8	H: 1 LOB: 1 BB: 0 P: 12	R: 9 E: 0 K: 0 S: 30	H: 8 LOB: 1 BB: 2 P: 54	R: 0 E: 0 K: 1 S: 10	H: 1 LOB: 1 BB: 0 P: 14	1B: 10 2B: 3 3B: 1 HR: 2	SF: 0 SAC: 0 DP: 2 HBP: 0	WP: 1 PB: 0 SB: 0 CS: 0	PA: 45					
<b>PITCHER</b>	IP	WLS	BF	H	R	ER	SO	BB	IBB	HBP	BLK	WP	HR	S	P	ERA	WHIP										
Albie Lopez, R (1, 1) ERA: 1.45	7.0		31	6	2	2	8	4	0	0	0	0	0	71	116	2.57	1.429										
Tanyon Sturtze, R (8, 1) ERA: 10.57	0.2	L	7	6	4	4	0	0	0	0	0	1	1	19	30	54.00	9.000										
Ken Hill, R (8, 1) ERA: 12.27	0.1		3	2	3	3	0	0	0	0	0	0	1	7	12	81.00	6.000										
Dan Wheeler, R (9, 1) ERA:	1.0		4	1	0	0	1	0	0	0	0	0	0	10	14	0.00	1.000										

**Boston Red Sox @ Tampa Bay Devil Rays**  
Tropicana Field, St. Petersburg, FL  
Wed Apr 18 2001, 7:15 PM EDT  
Att. 14,954 - Dome - 72 F

AB	41
R	9
H	15
RBI	9
BB	4
SO	9
LOB	21



Batter	1	2	3	4	5	6	7	8	9	AB R H RBI BB SO LOB
Gerald Williams, R OBP: 0.250, SLG: 0.370 (1, 8)	1-0 G6-3 S 1B		1-2 S 1B		0-0 G3		1-1 CS 1-2	2-1 F7		4 0 2 0 0 0 0
Russ Johnson, R OBP: 0.389, SLG: 0.516 (1, 4)	2-2 G6-3 1-3		2-3 K			2-1 G1-3 S 1B		1-2 P3		4 0 1 0 0 1 2
Greg Vaughn, R OBP: 0.355, SLG: 0.453 (1, 10)	0-0 F5		0-3 K 1-2			1-3 K 1-2		2-3 K		4 0 0 0 0 3 3
Fred McGriff, L OBP: 0.295, SLG: 0.397 (1, 3)	2-1 G1-3		0-1 P6			1-1 G1-3 2-3			0-1 G3	4 0 0 0 0 0 3
Ben Grieve, L OBP: 0.250, SLG: 0.240 (1, 7)		0-2 WP SF7 1B		2-3 K		2-1 FC5-4 HBP			3-2 2B	3 1 2 0 0 1 0
Jose Guillen, R OBP: 0.143, SLG: 0.143 (1, 9)		1-1 SF7 WP 1-2 1B		1-2 G5-3		0-1 FC5-4 1-2f			2-3 K	4 0 1 0 0 1 3
Vinny Castilla, R OBP: 0.244, SLG: 0.342 (1, 5)		2-3 K 1-2 2-3		0-1 F8			0-3 K		3-2 G6-3	4 0 0 0 0 2 3
John Flaherty, R OBP: 0.227, SLG: 0.333 (1, 2)		1-1 SF7 2-3 3-H			2-2 F3		0-0 G1-3			2 0 0 1 0 0 0
Felix Martinez, S OBP: 0.275, SLG: 0.320 (1, 6)		3-2 P4			0-1 G4-3		4-2 CS BB			2 0 0 0 1 0 1

Inning Stats	R: 0 E: 0 K: 0 S: 9	H: 1 LOB: 1 BB: 0 P: 14	R: 1 E: 0 K: 1 S: 13	H: 2 LOB: 1 BB: 0 P: 20	R: 0 E: 0 K: 2 S: 12	H: 1 LOB: 1 BB: 0 P: 15	R: 0 E: 0 K: 1 S: 8	H: 0 LOB: 0 BB: 0 P: 11	R: 0 E: 0 K: 0 S: 6	H: 0 LOB: 0 BB: 0 P: 8	R: 0 E: 0 K: 1 S: 10	H: 1 LOB: 2 BB: 0 P: 16	R: 0 E: 0 K: 1 S: 7	H: 0 LOB: 0 BB: 1 P: 12	R: 0 E: 0 K: 1 S: 9	H: 0 LOB: 0 BB: 0 P: 14	R: 0 E: 0 K: 1 S: 12	H: 1 LOB: 1 BB: 0 P: 20	1B: 5 2B: 1 3B: 0 HR: 0	SF: 1 SAC: 0 DP: 0 HBP: 1
PITCHER 63 Paxton Crawford, R ERA: 1.83 Rolando Arrojo, R ERA:	IP 6.2 2.1	WLS W	BF 27 7	H 5 1	R 1 0	ER 1 0	SO 6 2	BB 1 0	IBB 0 0	HBP 1 0	BLK 0 0	WP 1 0	HR 0 0	S 64 22	P 94 36	ERA 1.35 0.00	WHIP 0.900 0.429	WP: 1 PB: 0 SB: 3 CS: 1	PA: 35	

**BOTTOM**

**Boston Red Sox @ Tampa Bay Devil Rays**  
Tropicana Field, St. Petersburg, FL

Wed Apr 18 2001, 7:15 PM EDT  
Att. 14,954 - Dome - 72 F

AB	31
R	1
H	6
RBI	1
BB	1
SO	8
LOB	15





Batter	1	2	3	4	5	6	7	8	9	AB R H RBI BB SO LOB	TOP											
Darren Lewis, R OBP: 0.280, SLG: 0.500 (1, 9) C X	0-1 HBP BB 1B	3-2 F8		1-3 K		2-0 F7		0-0 F9		5 1 1 0 0 1 0												
Jose Offerman, S OBP: 0.417, SLG: 0.412 (1, 4) B B B	4-0 HBP 1B BB	0-0 F7		0-1 F8			0-0 G4-3		2-2 G6-3	4 1 0 0 1 0 0												
Carl Everett, S OBP: 0.441, SLG: 0.593 (1, 8) C C H	1-2 FC6-4 1B 1-2 2-3 HBP		3-2 F7	0-0 1B			1-0 PB HBP		1-1 G4-3	3 1 1 0 0 0 0												
Manny Ramirez, R OBP: 0.486, SLG: 0.593 (1, 10) C F B B X	2-2 FC6-4 1B 1-2 2-H 3-H		4-2 BB 2B BB	3-3 K			2-0 F8		1-1 L9	4 1 1 2 1 1 2												
Troy O'Leary, L OBP: 0.231, SLG: 0.265 (1, 7) B B F F C	2-3 K		4-1 2B 1-2 2B BB		0-1 L3		2-2 F8			3 1 0 0 1 1 3												
Jason Varitek, S OBP: 0.304, SLG: 0.300 (1, 2) B B C C X	2-2 FC6-4 E 1-2 2-3		0-2 2B 1-3 2-H	1B	3-2 L1-3				3-3 K	4 1 2 1 0 1 2												
Shea Hillenbrand, R OBP: 0.333, SLG: 0.419 (1, 5) B B F X	2-1 E6 1-2 3-H		0-0 2B 2-H 3-H		1-2 L1-3			1-0 HR 1B		4 1 2 2 0 0 2												
Brian Daubach, L OBP: 0.290, SLG: 0.702 (1, 3) B X	1-0 F9		0-2 P6			0-0 G3		2-1 HR		4 1 1 2 0 0 3												
Craig Grebeck, R OBP: 0.074, SLG: 0.038 (1, 6) C F B X		1-2 F9	0-1 F7			2-1 G5-3		0-2 G3-1		4 0 0 0 0 0 1												
<b>Inning Stats</b>	R: 3 E: 1 K: 1 S: 17	H: 2 LOB: 2 BB: 1 P: 31	R: 0 E: 0 K: 0 S: 8	H: 0 LOB: 0 BB: 0 P: 12	R: 3 E: 0 K: 0 S: 17	H: 2 LOB: 1 BB: 2 P: 28	R: 0 E: 0 K: 2 S: 10	H: 1 LOB: 1 BB: 0 P: 14	R: 0 E: 0 K: 0 S: 8	H: 1 LOB: 0 BB: 0 P: 12	R: 0 E: 0 K: 0 S: 4	H: 0 LOB: 0 BB: 0 P: 8	R: 0 E: 0 K: 0 S: 5	H: 0 LOB: 1 BB: 0 P: 10	R: 2 E: 0 K: 1 S: 12	H: 2 LOB: 0 BB: 0 P: 18	R: 0 E: 0 K: 0 S: 9	H: 0 LOB: 0 BB: 0 P: 13	1B: 5 2B: 3 3B: 0 HR: 1	SF: 0 SAC: 0 DP: 1 HBP: 2	WP: 0 PB: 1 SB: 0 CS: 0	PA: 40
<b>PITCHER</b>	IP WLS BF H R ER SO BB IBB HBP BLK WP HR S P ERA WHIP																					
Paul Wilson, R ERA: 7.41 (1, 1)	3.0 L 18 4 6 5 1 3 0 1 0 0 0 0 42 71 15.00 2.333																					
Dan Wheeler, R ERA: (4, 1)	2.0 7 2 0 0 2 0 0 0 0 0 0 18 26 0.00 1.000																					
Travis Phelps, R ERA: (6, 1)	2.0 7 0 0 0 0 0 0 0 1 0 0 9 18 0.00 0.000																					
Doug Creek, L ERA: 5.4 (8, 1)	1.0 5 2 2 2 1 0 0 0 0 0 1 12 18 18.00 2.000																					
Esteban Yan, R ERA: 4.76 (9, 1)	1.0 3 0 0 0 0 0 0 0 0 0 0 9 13 0.00 0.000																					

**Boston Red Sox @ Tampa Bay Devil Rays**  
Tropicana Field, St. Petersburg, FL

Thu Apr 19 2001, 7:15 PM EDT  
Att. 20,289 - Dome - 72 F

AB	35
R	8
H	8
RBI	7
BB	3
SO	4
LOB	13



WP: 0	PA: 40
-------	--------

Batter	1	2	3	4	5	6	7	8	9	AB R H RBI BB SO LOB
--------	---	---	---	---	---	---	---	---	---	----------------------

Gerald Williams, R OBP: 0.246, SLG: 0.345 (1, 8)	0-2 E5 1B FC5-4	2-2 G5-3			1-2 G6-3		2-2 FC5 HBP		1-3 K	4 1 0 0 0 1 1
Russ Johnson, R OBP: 0.390, SLG: 0.500 (1, 4)	1-0 FC5-4 1-3 1B		0-3 K		2-2 2B 1B		2-2 F7		1-2 F9	5 0 2 0 0 1 3
Greg Vaughn, R OBP: 0.348, SLG: 0.456 (1, 10)	0-0 FC5-4 1-2f 2B		2-3 K		1-1 2B		0-2 FC5			4 1 1 1 0 1 3
Fred McGriff, L OBP: 0.292, SLG: 0.403 (1, 3)	2-2 1B 1-H 2B		1-3 K			3-3 K	3-1 G1-3			4 0 1 1 0 2 2
Ben Grieve, L OBP: 0.250, SLG: 0.241 (1, 7)	3-2 FC6-4 2-3 1B			3-3 K		0-3 K		2-1 F7		4 0 1 0 0 2 0
Jose Guillen, R OBP: 0.200, SLG: 0.200 (1, 9)	0-3 K			2-2 1B		0-0 1B		1-1 G1-3		4 0 2 0 0 1 2
Vinny Castilla, R OBP: 0.222, SLG: 0.310 (1, 5)	1-1 FC6-4 1-2f			1-3 K		0-3 K		0-3 K		4 0 0 0 0 3 4
John Flaherty, R OBP: 0.229, SLG: 0.348 (1, 2)		0-3 K		3-3 K			0-2 1B 2B		1-0 G5-3	4 1 1 0 0 2 1
Felix Martinez, S OBP: 0.291, SLG: 0.333 (1, 6)		0-3 K			0-3 K2-3		0-2 FC5 HBP 2-H 1B		1-2 1B	4 0 2 1 0 2 0

Inning Stats	R: 2 E: 1 K: 1 S: 17	H: 3 LOB: 2 BB: 0 P: 24	R: 0 E: 0 K: 2 S: 11	H: 0 LOB: 0 BB: 0 P: 13	R: 0 E: 0 K: 3 S: 9	H: 0 LOB: 0 BB: 0 P: 12	R: 0 E: 0 K: 3 S: 13	H: 1 LOB: 1 BB: 0 P: 22	R: 0 E: 0 K: 1 S: 13	H: 2 LOB: 2 BB: 0 P: 17	R: 0 E: 0 K: 3 S: 10	H: 1 LOB: 1 BB: 0 P: 13	R: 1 E: 0 K: 0 S: 18	H: 2 LOB: 2 BB: 0 P: 25	R: 0 E: 0 K: 1 S: 7	H: 0 LOB: 0 BB: 0 P: 10	R: 0 E: 0 K: 1 S: 11	H: 1 LOB: 1 BB: 0 P: 15	1B: 7 2B: 3 3B: 0 HR: 0	SF: 0 SAC: 0 DP: 0 HBP: 1	WP: 0 PB: 0 SB: 0 CS: 0	PA: 38
--------------	-------------------------------	----------------------------------	-------------------------------	----------------------------------	------------------------------	----------------------------------	-------------------------------	----------------------------------	-------------------------------	----------------------------------	-------------------------------	----------------------------------	-------------------------------	----------------------------------	------------------------------	----------------------------------	-------------------------------	----------------------------------	----------------------------------	------------------------------------	----------------------------------	--------

PITCHER	IP	WLS	BF	H	R	ER	SO	BB	IBB	HBP	BLK	WP	HR	S	P	ERA	WHIP
Pedro Martinez, R ERA: 1.61 (1, 1)	6.0	W	27	9	3	2	13	0	0	0	0	0	0	79	107	3.00	1.500
Derek Lowe, R ERA: 4.7 (7, 1)	3.0	S	11	1	0	0	2	0	0	1	0	0	0	30	44	0.00	0.333

**BOTTOM**

**Boston Red Sox @ Tampa Bay Devil Rays**  
Tropicana Field, St. Petersburg, FL

<b>AB</b>	<b>37</b>
<b>R</b>	<b>3</b>
<b>H</b>	<b>10</b>
<b>RBI</b>	<b>3</b>
<b>BB</b>	<b>0</b>
<b>SO</b>	<b>15</b>
<b>LOB</b>	<b>16</b>



WP	HR	S	P	ERA	WHIP
0	0	0	0	0.00	0.333

Thu Apr 19 2001, 7:15 PM EDT  
Att: 20,289 - Dome - 72 F

livebaseballscorecards.com



Batter	1	2	3	4	5	6	7	8	9	AB R H RBI BB SO LOB	TOP											
<b>Darren Lewis, R</b> OBP: 0.241, SLG: 0.429 (1, 9) B S S S	1-3 K	0-0 G4-3			3-2 G5-3			1-0 F9 3-H		4 0 0 0 0 1 3												
<b>Jose Offerman, S</b> OBP: 0.406, SLG: 0.400 (1, 3) C B B X	3-1 BB 1B		0-0 E6 G1-4-3			1-0 F9			2-3 K	4 0 1 0 0 1 0												
<b>Carl Everett, S</b> OBP: 0.417, SLG: 0.556 (1, 8) F S F S	0-3 K		1-0 F8			2-3 K			1-2 F9	4 0 0 0 0 2 2												
<b>Manny Ramirez, R</b> OBP: 0.486, SLG: 0.597 (1, 10) B C C B B B	4-2 BB 1-2		0-0 G1-4-3 1-2f			0-0 F7			0-1 2B	3 1 1 0 1 0 1												
<b>Troy O'Leary, L</b> OBP: 0.232, SLG: 0.283 (1, 7) B F B X	2-1 G4-3			0-0 F8			0-1 G4-3		0-0 2B 2-H	4 0 1 1 0 0 2												
<b>Jason Varitek, S</b> OBP: 0.317, SLG: 0.321 (1, 2) B B C X		2-1 1B 2B		4-2 BB G6-4-3			1-3 K		2-3 K2-3	3 0 1 0 1 2 1												
<b>Shea Hillenbrand, R</b> OBP: 0.333, SLG: 0.415 (1, 5) B C C X		2-1 1B		1-1 G6-4-3 1-2f			1-2 G6-3			3 0 1 0 0 0 1												
<b>Lou Merloni, R</b> OBP: 0.462, SLG: 0.667 (1, 6) F B X		1-1 F3			2-2 F8			1-2 G5-3 F9 2B		3 0 1 0 0 0 2												
<b>Mike Lansing, R</b> OBP: 0.273, SLG: 0.355 (1, 4) C C X		1-3 K			1-1 G5-3			1-1 G5-3 2-3		3 0 0 0 0 1 3												
<b>Inning Stats</b>	R: 0 E: 0 K: 2 S: 13	H: 1 LOB: 2 BB: 1 P: 23	R: 0 E: 0 K: 1 S: 10	H: 2 LOB: 2 BB: 0 P: 16	R: 0 E: 1 K: 0 S: 3	H: 0 LOB: 0 BB: 1 P: 4	R: 0 E: 0 K: 0 S: 6	H: 0 LOB: 0 BB: 1 P: 11	R: 0 E: 0 K: 0 S: 8	H: 0 LOB: 0 BB: 0 P: 14	R: 0 E: 0 K: 1 S: 5	H: 0 LOB: 0 BB: 0 P: 8	R: 0 E: 0 K: 1 S: 8	H: 0 LOB: 0 BB: 0 P: 10	R: 0 E: 0 K: 0 S: 6	H: 1 LOB: 1 BB: 0 P: 9	R: 1 E: 0 K: 2 S: 12	H: 2 LOB: 1 BB: 0 P: 17	1B: 2 2B: 4 3B: 0 HR: 0	SF: 0 SAC: 0 DP: 2 HBP: 0	WP: 0 PB: 0 SB: 0 CS: 0	PA: 33
<b>PITCHER</b> <b>Andy Pettitte, L</b> ERA: 2.97 (1, 1)	IP: 9.0 WLS: W BF: 33 H: 6 R: 1 ER: 1 SO: 7 BB: 2 IBB: 0 HBP: 0 BLK: 0 WP: 0 HR: 0 S: 71 P: 112 ERA: 1.00 WHIP: 0.889																					

**Boston Red Sox @ New York Yankees**  
**Yankee Stadium, Bronx, NY**  
 Fri Apr 20 2001, 7:05 PM EDT  
 Att. 54,366 - Cloudy - 58 F

AB	31
R	1
H	6
RBI	1
BB	2
SO	7
LOB	15



Batter	1	2	3	4	5	6	7	8	9
<b>Chuck Knoblauch, R</b> (1, 7) <small>OBP: 0.360, SLG: 0.316</small> <b>Donzell McDonald, S</b> (8, PH) <small>OBP: 0.333, SLG: 0.333</small> (9, 7)	2-3 	1-1  2 1B		0-1  2 1B		1-2 		1-3 	
<b>2 Derek Jeter, R</b> (1, 6) <small>OBP: 0.403, SLG: 0.417</small>	4-1  BB	0-1  1-3 2-H 1B		3-0  1-H 1B		2-0 		1-3 	
<b>Paul O'Neill, L</b> (1, 10) <small>OBP: 0.329, SLG: 0.527</small>	0-2  BB BB 1-2f HR	2-2 		3-3 		0-0 			
<b>Bernie Williams, S</b> (1, 8) <small>OBP: 0.448, SLG: 0.429</small>	4-0  1-2 BB	3-1 		0-2 		1-0 			
<b>David Justice, L</b> (1, 9) <small>OBP: 0.368, SLG: 0.485</small>	4-2  1-2 2-3 BB		0-2  1B		1-1 	2-0 			
<b>Tino Martinez, L</b> (1, 3) <small>OBP: 0.324, SLG: 0.455</small>	2-2  1-H 2-H 3-H		0-2 		0-0 	4-2  BB			
<b>Alfonso Soriano, R</b> (1, 4) <small>OBP: 0.280, SLG: 0.459</small>	1-2 		2-3 		3-2  2B	2-2  1-2f			
<b>Joe Oliver, R</b> (1, 2) <small>OBP: 0.429, SLG: 0.462</small>		2-3 	2-2  1-2f		1-0 		1-0 		
<b>Scott Brosius, R</b> (1, 5) <small>OBP: 0.403, SLG: 0.448</small>		0-1  2 1B 1B		0-1 	1-1 		0-1 		

Inning Stats	R: 4	H: 1	E: 0	K: 1	S: 17	R: 1	H: 2	E: 0	K: 1	S: 13	R: 0	H: 1	E: 0	K: 1	S: 12	R: 1	H: 2	E: 0	K: 1	S: 12	R: 0	H: 2	E: 0	K: 0	S: 11	R: 0	H: 0	E: 0	K: 0	S: 5	R: 0	H: 0	E: 0	K: 0	S: 13	R: 0	H: 1	E: 0	K: 2	S: 10	
	LOB: 0	BB: 3	P: 34	ER: 5	SO: 2	BB: 3	LOB: 2	BB: 0	P: 21	LOB: 1	BB: 0	P: 16	LOB: 1	BB: 0	P: 18	LOB: 2	BB: 0	P: 17	LOB: 0	BB: 0	LOB: 1	BB: 1	LOB: 1	BB: 0	P: 13	LOB: 1	BB: 1	P: 22	LOB: 1	BB: 0	P: 13	LOB: 0	BB: 0	LOB: 1	BB: 0	P: 13	LOB: 0	BB: 0	LOB: 1	BB: 1	P: 13

PITCHER	IP	WLS	BF	H	R	ER	SO	BB	IBB	HBP	BLK	WP	HR	S	P	ERA	WHIP
<b>Hideo Nomo, R</b> (1, 1) <small>ERA: 3.13</small>	2.0	L	13	3	5	5	2	3	0	0	0	0	1	30	55	22.50	3.000
<b>49 Tim Wakefield, R</b> (3, 1) <small>ERA: 1.64</small>	4.0		17	5	1	1	2	0	0	0	0	1	0	40	59	2.25	1.250
<b>Pete Schourek, L</b> (7, 1) <small>ERA: 2.45</small>	1.0		4	0	0	0	0	1	0	0	0	0	0	13	22	0.00	1.000
<b>Rich Garces, R</b> (8, 1) <small>ERA:</small>	1.0		4	1	0	0	2	0	0	0	0	0	0	10	13	0.00	1.000

**BOTTOM**

AB	R	H	RBI	BB	SO	LOB
3	1	1	0	0	1	0
1	0	0	0	0	1	1
4	0	2	2	1	1	1
4	1	0	0	0	1	4
3	1	0	0	1	0	3
3	1	1	0	1	0	0
3	1	1	4	1	0	1
4	0	1	0	0	1	2
4	0	2	0	0	1	1
4	1	1	0	0	0	3

<b>AB</b>	<b>33</b>
<b>R</b>	<b>6</b>
<b>H</b>	<b>9</b>
<b>RBI</b>	<b>6</b>
<b>BB</b>	<b>4</b>
<b>SO</b>	<b>6</b>
<b>LOB</b>	<b>16</b>



WP	PA	ERA	WHIP
1	38		
0			
2			
0			

**Boston Red Sox @ New York Yankees**  
 Yankee Stadium, Bronx, NY  
 Fri Apr 20 2001, 7:05 PM EDT  
 Att. 54,366 - Cloudy - 58 F

livebaseballscorecards.com



Batter	1	2	3	4	5	6	7	8	9	AB R H RBI BB SO LOB	TOP											
Trot Nixon, L (1, 9) OBP: 0.338, SLG: 0.393	3-3 K		0-2 P6	3-1 P6			1-0 F8		2-2 G4-3	5 0 0 0 0 1 1												
Jose Offerman, S (1, 4) OBP: 0.406, SLG: 0.407	1-3 K		1-0 2B			2-1 F8	1-0 F7		4-2 G5-3 BB BB	4 1 1 1 1 1 0												
Carl Everett, S (1, 8) OBP: 0.403, SLG: 0.522	0-3 K		0-0 G4-3			2-1 F7	1-0 F8		4-1 BB G5-3 1-2 BB	4 0 0 0 1 1 1												
Manny Ramirez, R (1, 10) OBP: 0.494, SLG: 0.642		1-2 G1-4-3		3-2 E 1B 2B 1B		2-2 E1		2-0 HR	1-2 G5-3	5 2 3 1 0 0 2												
Troy O'Leary, L (1, 7) OBP: 0.246, SLG: 0.281		0-2 F7		3-1 E 2B 1-2 1B		0-1 G4-3		3-2 F9	4-2 BB BB	4 1 1 0 1 0 1												
Scott Hatteberg, L (1, 2) OBP: 0.300, SLG: 0.333		2-3 K		0-0 E6 2B SF8 1-2 2-3			4-1 FC6-4 BB		4-2 BB BB	3 1 0 1 2 2 2												
Shea Hillenbrand, R (1, 5) OBP: 0.352, SLG: 0.478			0-0 HR	2-0 SF8 1-3 2-H 3-H 2B		2-2 FC6-4 FC3-6 1-2f		1-1 1B HBP	0-2 P4	4 2 2 3 0 0 4												
Brian Daubach, L (1, 3) OBP: 0.288, SLG: 0.683			3-3 K	2-1 SF8		0-2 FC3-6 1-2f		0-0 1B		3 0 1 1 0 1 1												
Craig Grebeck, R (1, 6) OBP: 0.074, SLG: 0.038			2-2 S 2B 1B	2-2 SF8		3-2 P6		1-3 K		0 0 0 0 0 0 0												
Lou Merloni, R (2, 6) OBP: 0.412, SLG: 0.600										3 1 1 1 0 1 3												
<b>Inning Stats</b>	R: 0 E: 0 K: 3 S: 12	H: 0 LOB: 0 BB: 0 P: 16	R: 0 E: 0 K: 1 S: 10	H: 0 LOB: 0 BB: 0 P: 13	R: 2 E: 0 K: 1 S: 15	H: 3 LOB: 1 BB: 0 P: 21	R: 4 E: 1 K: 0 S: 20	H: 3 LOB: 0 BB: 0 P: 35	R: 0 E: 1 K: 0 S: 9	H: 1 LOB: 1 BB: 0 P: 15	R: 0 E: 0 K: 0 S: 11	H: 0 LOB: 1 BB: 1 P: 20	R: 0 E: 0 K: 0 S: 3	H: 0 LOB: 0 BB: 0 P: 6	R: 1 E: 0 K: 2 S: 12	H: 2 LOB: 2 BB: 0 P: 22	R: 1 E: 0 K: 0 S: 18	H: 0 LOB: 3 BB: 4 P: 37	1B: 5 2B: 2 3B: 0 HR: 2	SF: 2 SAC: 0 DP: 0 HBP: 1	WP: 0 PB: 0 SB: 1 CS: 0	PA: 43
<b>PITCHER</b>	IP WLS BF H R ER SO BB IBB HBP BLK WP HR S P ERA WHIP																					
35 Mike Mussina, R (1, 1) ERA: 4.21	4.0 L 19 6 6 4 5 0 0 0 0 0 0 1 57 85 9.00 1.500																					
65 Adrian Hernandez, R (5, 1) ERA: 3.0	3.0 12 2 1 1 0 1 0 0 0 0 0 1 24 44 3.00 1.000																					
Randy Choate, L (8, 1) ERA: 3.52	0.2 4 1 0 0 1 0 0 1 0 0 0 0 8 15 0.00 1.500																					
Todd Williams, R (8, 1) ERA: 3.68	1.1 8 0 1 1 1 4 0 0 0 0 0 0 21 41 6.75 3.000																					

**Boston Red Sox @ New York Yankees**  
 Yankee Stadium, Bronx, NY  
 Sat Apr 21 2001, 1:05 PM EDT  
 Att. 55,483 - Cloudy - 65 F

AB	35
R	8
H	9
RBI	8
BB	5
SO	7
LOB	15



Batter	1	2	3	4	5	6	7	8	9	AB R H RBI BB SO LOB
Chuck Knoblauch, R OBP: 0.374, SLG: 0.333 (1, 7)	2-1 SF8 1B	0-1 G1-3		0-0 F9			1-1 2 WP 1B		1-1 1B	5 1 3 0 0 0 2
2 Derek Jeter, R OBP: 0.403, SLG: 0.413 (1, 6)	2-2 SF8 1-H		0-0 S BB SF8 1B		2-2 F9		4-2 1-2 BB		0-0 G4-3	3 1 1 1 1 0 1
Paul O'Neill, L OBP: 0.337, SLG: 0.558 (1, 9)	2-1 HR		4-1 G3 S 1-2 BB		2-0 F7		0-0 L6			3 1 1 1 1 0 2
Bernie Williams, S OBP: 0.424, SLG: 0.458 (1, 8)	0-1 G4-3		3-2 SF8 1-2 2-H		0-1 F8			0-2 G3-1 2B		3 0 1 1 0 0 0
David Justice, L OBP: 0.363, SLG: 0.472 (1, 10)	2-2 1B		2-2 G3 2-3		0-3 K			2-1 F9		4 0 1 0 0 1 2
Tino Martinez, L OBP: 0.308, SLG: 0.429 (1, 3)	2-2 P3		1-1 F8		0-0 F9			1-2 G3-1 2-3		4 0 0 0 0 0 3
20 Jorge Posada, S OBP: 0.375, SLG: 0.607 (1, 2)		2-2 F9		3-2 G3-1		1-0 G1-3		3-2 F9		4 0 0 0 0 0 1
Alfonso Soriano, R OBP: 0.278, SLG: 0.449 (1, 4)		1-2 FC6-4 1B		1-0 G6-3			1-0 F7		1-0 F7	4 0 1 0 0 0 0
Scott Brosius, R OBP: 0.395, SLG: 0.437 (1, 5)		1-0 FC6-4 1-2f 1B		1-2 1B			3-2 F9		2-0 G5-3	4 0 1 0 0 0 1

Inning Stats	R: 2	H: 3	E: 0	K: 0	S: 20	LOB: 1	BB: 0	P: 30	R: 0	H: 1	E: 0	K: 0	S: 11	LOB: 1	BB: 0	P: 14	R: 1	H: 1	E: 0	K: 0	S: 12	LOB: 1	BB: 1	P: 22	R: 0	H: 1	E: 0	K: 0	S: 10	LOB: 0	BB: 0	P: 10	R: 0	H: 0	E: 0	K: 1	S: 5	LOB: 0	BB: 0	P: 6	R: 0	H: 1	E: 0	K: 0	S: 11	LOB: 2	BB: 1	P: 20	R: 0	H: 1	E: 0	K: 0	S: 5	LOB: 1	BB: 0	P: 9	1B: 7	SF: 2	2B: 1	SAC: 0	3B: 0	DP: 0	HR: 1	HBP: 0	WP: 1	PA: 38
--------------	------	------	------	------	-------	--------	-------	-------	------	------	------	------	-------	--------	-------	-------	------	------	------	------	-------	--------	-------	-------	------	------	------	------	-------	--------	-------	-------	------	------	------	------	------	--------	-------	------	------	------	------	------	-------	--------	-------	-------	------	------	------	------	------	--------	-------	------	-------	-------	-------	--------	-------	-------	-------	--------	-------	--------

PITCHER	IP	WLS	BF	H	R	ER	SO	BB	IBB	HBP	BLK	WP	HR	S	P	ERA	WHIP
Frank Castillo, R ERA: 3.6 (1, 1)	5.0	W	22	6	3	3	0	1	0	0	0	0	1	59	91	5.40	1.400
Pete Schourek, L ERA: 2.16 (6, 1)	1.0	H	3	0	0	0	1	0	0	0	0	0	0	5	6	0.00	0.000
Rolando Arrojo, R ERA: (7, 1)	2.0	H	9	2	0	0	0	1	0	0	0	1	0	22	37	0.00	1.500
Rod Beck, R ERA: (9, 1)	1.0		4	1	0	0	0	0	0	0	0	0	0	5	9	0.00	1.000

**BOTTOM**

**Boston Red Sox @ New York Yankees**  
 Yankee Stadium, Bronx, NY

Sat Apr 21 2001, 1:05 PM EDT  
 Att: 55,483 - Cloudy - 65 F

livebaseballscorecards.com

AB	34
R	3
H	9
RBI	3
BB	2
SO	1
LOB	12







**BOTTOM**

**Boston Red Sox @ New York Yankees**  
 Yankee Stadium, Bronx, NY

Sun Apr 22 2001, 1:05 PM EDT  
 Att: 55,278 - Sunny - 81 F

[livebaseballscorecards.com](http://livebaseballscorecards.com)

<b>AB</b>	<b>39</b>
<b>R</b>	<b>4</b>
<b>H</b>	<b>12</b>
<b>RBI</b>	<b>4</b>
<b>BB</b>	<b>1</b>
<b>SO</b>	<b>10</b>
<b>LOB</b>	<b>17</b>



<b>WP:</b> 0	<b>PA:</b> 41
<b>PB:</b> 0	
<b>SB:</b> 2	
<b>CS:</b> 1	

Batter	1	2	3	4	5	6	7	8	9	10	AB	R	H	RBI	BB	SO	LOB					
Chuck Knoblauch, R (1, 7) OBP: 0.375, SLG: 0.349	K		G6-3						K		5	0	2	0	0	2	2					
2 Derek Jeter, R (1, 6) OBP: 0.390, SLG: 0.397	G4-3									G5-3	5	0	1	0	0	1	2					
Paul O'Neill, L (1, 9) OBP: 0.341, SLG: 0.585											5	1	2	1	0	0	1					
Bernie Williams, S (1, 8) OBP: 0.421, SLG: 0.429											4	0	1	0	0	0	1					
David Justice, L (1, 10) OBP: 0.353, SLG: 0.494											5	1	1	1	0	4	3					
Tino Martinez, L (1, 3) OBP: 0.305, SLG: 0.432 Donzell McDonald, S (9, PR) OBP: 0.333, SLG: 0.333 Luis Sojo, R (10, 3) OBP: 0.158, SLG: 0.111											4	0	1	0	0	2	3					
20 Jorge Posada, S (1, 2) OBP: 0.382, SLG: 0.644											3	1	1	1	1	1	0					
Alfonso Soriano, R (1, 4) OBP: 0.289, SLG: 0.451											4	0	2	0	0	0	2					
Scott Brosius, R (1, 5) OBP: 0.388, SLG: 0.467											4	1	1	1	0	0	3					
<b>Inning Stats</b>	R: 0 E: 0 K: 1 S: 13	H: 1 LOB: 1 BB: 0 P: 17	R: 0 E: 0 K: 2 S: 9	H: 0 LOB: 0 BB: 0 P: 13	R: 0 E: 0 K: 0 S: 10	H: 1 LOB: 1 BB: 0 P: 14	R: 0 E: 0 K: 2 S: 11	H: 1 LOB: 2 BB: 0 P: 19	R: 1 E: 0 K: 0 S: 10	H: 3 LOB: 1 BB: 0 P: 15	R: 0 E: 0 K: 2 S: 15	H: 1 LOB: 1 BB: 0 P: 23	R: 1 E: 0 K: 1 S: 16	H: 2 LOB: 1 BB: 0 P: 22	R: 0 E: 0 K: 1 S: 6	H: 0 LOB: 0 BB: 0 P: 8	R: 0 E: 0 K: 1 S: 9	H: 1 LOB: 2 BB: 1 P: 18	R: 2 E: 0 K: 0 S: 8	H: 2 LOB: 0 BB: 0 P: 12	1B: 6 2B: 2 3B: 0 HR: 4	SF: 0 SAC: 0 DP: 0 HBP: 1

PITCHER	IP	WLS	BF	H	R	ER	SO	BB	IBB	HBP	BLK	WP	HR	S	P	ERA	WHIP
Tomo Ohka, R (1, 1) ERA: 2.38	5.2		23	7	1	1	6	0	0	1	0	0	1	64	94	1.59	1.235
Pete Schourek, L (6, 1) ERA: 2.08	0.1	H	1	0	0	0	1	0	0	0	0	0	0	4	7	0.00	0.000
Rich Garces, R (7, 1) ERA: 0.93	1.0	B	5	2	1	1	1	0	0	0	0	0	1	16	22	9.00	2.000
Rod Beck, R (8, 1) ERA:	2.0		8	1	0	0	2	0	1	0	1	0	0	15	26	0.00	0.500
Derek Lowe, R (10, 1) ERA: 6.48	0.2	L	4	2	2	2	0	0	0	0	0	0	2	8	12	27.00	3.000

PITCHER	IP	WLS	BF	H	R	ER	SO	BB	IBB	HBP	BLK	WP	HR	S	P	ERA	WHIP
Tomo Ohka, R (1, 1) ERA: 2.38	5.2		23	7	1	1	6	0	0	1	0	0	1	64	94	1.59	1.235
Pete Schourek, L (6, 1) ERA: 2.08	0.1	H	1	0	0	0	1	0	0	0	0	0	0	4	7	0.00	0.000
Rich Garces, R (7, 1) ERA: 0.93	1.0	B	5	2	1	1	1	0	0	0	0	0	1	16	22	9.00	2.000
Rod Beck, R (8, 1) ERA:	2.0		8	1	0	0	2	0	1	0	1	0	0	15	26	0.00	0.500
Derek Lowe, R (10, 1) ERA: 6.48	0.2	L	4	2	2	2	0	0	0	0	0	0	2	8	12	27.00	3.000

PITCHER	IP	WLS	BF	H	R	ER	SO	BB	IBB	HBP	BLK	WP	HR	S	P	ERA	WHIP
Tomo Ohka, R (1, 1) ERA: 2.38	5.2		23	7	1	1	6	0	0	1	0	0	1	64	94	1.59	1.235
Pete Schourek, L (6, 1) ERA: 2.08	0.1	H	1	0	0	0	1	0	0	0	0	0	0	4	7	0.00	0.000
Rich Garces, R (7, 1) ERA: 0.93	1.0	B	5	2	1	1	1	0	0	0	0	0	1	16	22	9.00	2.000
Rod Beck, R (8, 1) ERA:	2.0		8	1	0	0	2	0	1	0	1	0	0	15	26	0.00	0.500
Derek Lowe, R (10, 1) ERA: 6.48	0.2	L	4	2	2	2	0	0	0	0	0	0	2	8	12	27.00	3.000



Batter	1	2	3	4	5	6	7	8	9	AB R H RBI BB SO LOB	TOP											
<b>Denny Hocking, S</b> (1, 6) OBP: 0.206, SLG: 0.258	2-1 F8	2-2 F7		0-1 FC6-4			2-2 F8		1-3 K	5 0 0 0 0 1 2												
<b>Luis Rivas, R</b> (1, 4) OBP: 0.217, SLG: 0.358	3-2 HR	2-3 K			0-0 P4		0-2 P4			4 1 1 1 0 1 0												
<b>Matt Lawton, L</b> (1, 9) OBP: 0.449, SLG: 0.393	4-2 1B BB			0-1 G3		2-2 1B	3-1 HR			3 2 2 1 1 0 0												
<b>Corey Koskie, L</b> (1, 5) OBP: 0.397, SLG: 0.545	3-2 1B 1B			2-2 G4-3		0-1 F9	0-3 K			4 1 1 0 0 1 1												
<b>David Ortiz, L</b> (1, 10) OBP: 0.463, SLG: 0.776	2-2 FC4-6 G5-3 1B			1-3 K		0-0 G3		2-2 F9		4 0 1 1 0 1 1												
<b>Torii Hunter, R</b> (1, 8) OBP: 0.278, SLG: 0.471	1-2 G5-3			2-2 F8		1-1 G3 S 1B		0-3 K		4 0 1 1 0 1 1												
<b>Doug Mientkiewicz, L</b> (1, 3) OBP: 0.406, SLG: 0.638	4-2 FC4-6 BB			2-2 1B 2B		3-3 K		0-0 G3-1		3 0 1 0 1 1 1												
<b>Jacque Jones, L</b> (1, 7) OBP: 0.286, SLG: 0.364	0-1 FC4-6			0-0 FC6-4 1B		0-1 G3			1-2 P4	4 0 1 0 0 0 3												
<b>A.J. Pierzynski, L</b> (1, 2) OBP: 0.310, SLG: 0.439		1-1 G6-3		1-3 K		2-0 G5-3			1-3 K	4 0 0 0 0 2 3												
<b>Inning Stats</b>	R: 3 E: 0 K: 0 S: 21	H: 3 LOB: 2 BB: 2 P: 40	R: 0 E: 0 K: 1 S: 10	H: 0 LOB: 0 BB: 0 P: 15	R: 0 E: 0 K: 1 S: 9	H: 0 LOB: 0 BB: 0 P: 12	R: 0 E: 0 K: 1 S: 13	H: 2 LOB: 2 BB: 0 P: 18	R: 0 E: 0 K: 0 S: 7	H: 1 LOB: 1 BB: 0 P: 9	R: 0 E: 0 K: 1 S: 8	H: 1 LOB: 1 BB: 0 P: 14	R: 1 E: 0 K: 1 S: 11	H: 1 LOB: 0 BB: 0 P: 16	R: 0 E: 0 K: 1 S: 7	H: 0 LOB: 0 BB: 0 P: 9	R: 0 E: 0 K: 2 S: 9	H: 0 LOB: 0 BB: 0 P: 12	1B: 5 2B: 1 3B: 0 HR: 2	SF: 0 SAC: 0 DP: 0 HBP: 0	WP: 0 PB: 0 SB: 1 CS: 0	PA: 37
<b>PITCHER</b>	IP WLS BF H R ER SO BB IBB HBP BLK WP HR S P ERA WHIP												<b>PITCHER</b>	IP WLS BF H R ER SO BB IBB HBP BLK WP HR S P ERA WHIP								
<b>63 Paxton Crawford, R</b> (1, 1) ERA: 2.55	5.0 W 23 6 3 3 3 2 0 0 0 0 0 1 60 94 5.40 1.600																					
<b>49 Tim Wakefield, R</b> (6, 1) ERA: 1.8	4.0 S 14 2 1 1 5 0 0 0 0 0 0 1 35 51 2.25 0.500																					

**Minnesota Twins @ Boston Red Sox**  
**Fenway Park, Boston, MA**  
 Tue Apr 24 2001, 7:05 PM EDT  
 Att. 32,557 - Cloudy - 75 F

[livebaseballscorecards.com](http://livebaseballscorecards.com)

<b>AB</b>	<b>35</b>
<b>R</b>	<b>4</b>
<b>H</b>	<b>8</b>
<b>RBI</b>	<b>4</b>
<b>BB</b>	<b>2</b>
<b>SO</b>	<b>8</b>
<b>LOB</b>	<b>12</b>



Batter	1	2	3	4	5	6	7	8	9
Chris Stynes, R OBP: 0.357, SLG: 0.429 (1, 4)	3-2 1B WP 1B 1B	2-0 1-2 HR BB 1B		0-0 L5			1-0 2B 1B	1-0 G3	
Jose Offerman, S OBP: 0.410, SLG: 0.409 (1, 3)	0-1 WP 1B 1-2 1B	4-1 1-2 HR BB 2-3		0-1 G3-1			2-1 1B 2B	0-1 G5-3	
Carl Everett, S OBP: 0.402, SLG: 0.539 (1, 8)	0-3 K	0-1 1-H HR 2-H 3-H					1-0 G5-3 1B	4-1 1B BB	
Manny Ramirez, R OBP: 0.506, SLG: 0.714 (1, 10)	2-1 WP 1B 1-2 2-3	3-2 1B					0-0 G5-3	0-1 1-2 1B 3-H	
Dante Bichette, R OBP: 0.333, SLG: 0.474 (1, 7)	0-3 K	0-1 G5-3					3-2 HR	1-3 K	
Trot Nixon, L OBP: 0.333, SLG: 0.386 (7, PR)	1-2 2-3 3-H						4-0 IBB		
Scott Hatteberg, L OBP: 0.250, SLG: 0.273 (1, 2)	2-1 G3						1-0 G4-3		
Shea Hillenbrand, R OBP: 0.338, SLG: 0.462 (1, 5)		0-2 G4-3		0-3 K			0-0 G3	0-0 L3	
Mike Lansing, R OBP: 0.278, SLG: 0.353 (1, 6)		2-0 WP 1B HR 1B		0-2 G4-3			1-0 G3-1	1-1 2B 2B	
Craig Grebeck, R OBP: 0.129, SLG: 0.103 (8, 6)									
Darren Lewis, R OBP: 0.235, SLG: 0.424 (1, 9)		0-1 F8		0-1 L5			0-3 K	0-0 G3 1B 2-H 2B	

Inning Stats	R: 1	H: 3	E: 0	K: 2	S: 15	LOB: 2	BB: 0	P: 22	R: 4	H: 4	E: 0	K: 0	S: 18	LOB: 1	BB: 1	P: 29	R: 0	H: 0	E: 0	K: 1	S: 7	LOB: 0	BB: 0	P: 8	R: 0	H: 0	E: 0	K: 0	S: 5	LOB: 0	BB: 0	P: 5	R: 1	H: 1	E: 0	K: 0	S: 14	LOB: 0	BB: 0	P: 23	R: 0	H: 0	E: 0	K: 1	S: 5	LOB: 0	BB: 0	P: 6	R: 1	H: 3	E: 0	K: 0	S: 8	LOB: 3	BB: 1	P: 18	R: 2	H: 3	E: 0	K: 1	S: 12	LOB: 2	BB: 1	P: 19
--------------	------	------	------	------	-------	--------	-------	-------	------	------	------	------	-------	--------	-------	-------	------	------	------	------	------	--------	-------	------	------	------	------	------	------	--------	-------	------	------	------	------	------	-------	--------	-------	-------	------	------	------	------	------	--------	-------	------	------	------	------	------	------	--------	-------	-------	------	------	------	------	-------	--------	-------	-------

PITCHER	IP	WLS	BF	H	R	ER	SO	BB	IBB	HBP	BLK	WP	HR	S	P	ERA	WHIP
Mark Redman, L ERA: 5.75 (1, 1)	1.2	L	13	7	5	5	2	1	0	0	0	2	1	31	49	27.00	4.800
J.C. Romero, L ERA: 8.56 (2, 1)	4.2		19	4	2	2	2	0	1	0	0	0	1	38	57	3.86	0.857
Eddie Guardado, L ERA: 9.53 (7, 1)	0.2		2	0	0	0	0	0	0	0	0	0	0	3	5	0.00	0.000
Travis Miller, L ERA: 9.82 (8, 1)	1.0		7	3	2	2	1	1	0	0	0	0	0	12	19	18.00	4.000

AB R H RBI BB SO LOB

5	3	3	0	0	0	1
4	1	2	0	1	0	1
4	1	2	5	1	1	2
5	0	3	1	0	0	2
3	1	1	1	1	1	3
1	0	0	0	0	1	2
4	0	0	0	0	0	5
4	0	0	0	0	1	3
3	1	1	0	0	0	0
1	1	1	0	0	0	0
4	1	1	1	0	1	1

AB	38
R	9
H	14
RBI	8
BB	3
SO	5
LOB	20



WP	HR	S	P	ERA	WHIP
2	0	0	41		
0	0	0	0		
0	0	0	0		

Minnesota Twins @ Boston Red Sox  
Fenway Park, Boston, MA  
Tue Apr 24 2001, 7:05 PM EDT  
Att: 32,557 - Cloudy - 75 F

livebaseballscorecards.com





Batter	1	2	3	4	5	6	7	8	9	10	AB	R	H	RBI	BB	SO	LOB
Trot Nixon, L OBP: 0.338, SLG: 0.393 (1, 9)	2-1 HR 2B		1-0 FC6-4 HBP		2-1 F9		1-3 K			3-2 G3	4	1	1	0	0	1	2
Jose Offerman, S OBP: 0.422, SLG: 0.449 (1, 4) (10, 3)	1-1 2-H HR		0-0 F7			0-2 G5-3		4-1 BB		4-2 2B G6-3 BB	3	2	1	2	2	0	1
Carl Everett, S OBP: 0.391, SLG: 0.531 (1, 8)	1-0 F7		2-2 FC6-4 E S 1-2f			1-1 F5		1-3 K		0-0 G6-3 1-3 2B	5	0	1	0	0	1	2
Manny Ramirez, R OBP: 0.489, SLG: 0.695 (1, 10)	3-3 K		1-2 F8 1-3			0-0 1B 2B		3-2 F7		1-0 G6-3 2-3 3-H F7	5	1	1	1	0	1	3
Troy O'Leary, L OBP: 0.239, SLG: 0.269 (1, 7)	1-1 L4			1-2 G3		1-0 1B		0-1 G6-3			5	0	1	1	0	0	2
Jason Varitek, S OBP: 0.348, SLG: 0.355 (1, 2)		0-0 2B F3-6-2 1B		1-2 F8		1-2 1B		1-2 1B		2-2 G5-3	4	0	2	0	0	0	0
Shea Hillenbrand, R OBP: 0.333, SLG: 0.463 (1, 5)		1-1 F8		1-1 G3-1		0-1 F8		3-1 G6-3 2B			4	0	1	0	0	0	2
Brian Daubach, L OBP: 0.288, SLG: 0.657 (1, 3) Chris Stynes, R OBP: 0.333, SLG: 0.400 (9, PH) (10, 4)		0-0 1-3 2B			1-2 F8		0-0 1-2 1B		0-0 2-3 G6-3		3	0	2	0	0	0	0
Craig Grebeck, R OBP: 0.118, SLG: 0.094 (1, 6) Scott Hatteberg, L OBP: 0.240, SLG: 0.261 (9, PH) Mike Lansing, R OBP: 0.278, SLG: 0.353 (10, 6)		1-0 F3-6-2 3-H			0-1 L8		1-0 P6		3-2 F9		1	0	0	0	0	0	1
											0	0	0	0	0	0	0


Inning Stats	R: 2	H: 2	E: 0	LOB: 0	K: 1	S: 10	P: 18	R: 0	H: 2	E: 0	LOB: 1	K: 0	BB: 0	S: 5	P: 7	R: 0	H: 0	E: 0	LOB: 1	K: 0	BB: 0	S: 11	P: 15	R: 0	H: 0	E: 0	LOB: 0	K: 0	BB: 0	S: 9	P: 12	R: 0	H: 0	E: 0	LOB: 0	K: 0	BB: 0	S: 11	P: 14	R: 1	H: 2	E: 0	LOB: 1	K: 0	BB: 0	S: 7	P: 9	R: 0	H: 2	E: 0	LOB: 2	K: 1	BB: 0	S: 10	P: 13	R: 0	H: 0	E: 0	LOB: 1	K: 1	BB: 1	S: 9	P: 17	R: 0	H: 1	E: 0	LOB: 1	K: 0	BB: 0	S: 10	P: 18	R: 1	H: 1	E: 0	LOB: 1	K: 0	BB: 1	S: 9	P: 17	1B: 4	SF: 0	2B: 6	SAC: 0	3B: 0	DP: 1	HR: 1	HBP: 1	WP: 0	PA: 41
--------------	------	------	------	--------	------	-------	-------	------	------	------	--------	------	-------	------	------	------	------	------	--------	------	-------	-------	-------	------	------	------	--------	------	-------	------	-------	------	------	------	--------	------	-------	-------	-------	------	------	------	--------	------	-------	------	------	------	------	------	--------	------	-------	-------	-------	------	------	------	--------	------	-------	------	-------	------	------	------	--------	------	-------	-------	-------	------	------	------	--------	------	-------	------	-------	-------	-------	-------	--------	-------	-------	-------	--------	-------	--------

PITCHER	IP	WLS	BF	H	R	ER	SO	BB	IBB	HBP	BLK	WP	HR	S	P	ERA	WHIP
Brad Radke, R ERA: 2.52 (1, 1)	7.0		28	8	3	3	2	0	0	1	0	0	1	63	88	3.86	1.143
Eddie Guardado, L ERA: 7.71 (8, 1)	1.1		6	1	0	0	1	1	0	0	0	0	0	15	28	0.00	1.500
Bob Wells, R ERA: 4.0 (9, 1)	0.2	W	2	0	0	0	0	0	0	0	0	0	0	4	7	0.00	0.000
LaTroy Hawkins, R ERA: 1.93 (10, 1)	1.0	S	5	1	1	1	0	1	0	0	0	0	0	9	17	9.00	2.000

**MINNESOTA TWINS @ BOSTON RED SOX**  
**Fenway Park, Boston, MA**  
 Wed Apr 25 2001, 7:05 PM EDT  
 Att. 33,177 - Cloudy - 54 F

livebaseballscorecards.com

AB	38
R	4
H	10
RBI	4
BB	2
SO	3
LOB	18







Batter	1	2	3	4	5	6	7	8	9	AB	R	H	RBI	BB	SO	LOB
Chris Stynes, R OBP: 0.316, SLG: 0.421 (1, 4)	3-1 2B	0-0 F2		2-2 G5-3			2-2 F8			4	0	1	0	0	0	4
Jose Offerman, S OBP: 0.402, SLG: 0.425 (1, 3)	1-0 P4		1-3 K		3-2 F9		2-2 F8			4	0	0	0	0	1	1
Carl Everett, S OBP: 0.375, SLG: 0.506 (1, 8)	0-0 F8		1-2 F9		0-3 K		0-1 G6-3			4	0	0	0	0	1	1
Manny Ramirez, R OBP: 0.500, SLG: 0.690 Troy O'Leary, L OBP: 0.239, SLG: 0.269 (1, 10) (8, PR)	2-1 F9		2-1 1B		4-0 BB		4-1 G5-3 WP 2B BB			2	0	1	0	2	0	1
Dante Bichette, R OBP: 0.320, SLG: 0.435 Trot Nixon, L OBP: 0.338, SLG: 0.393 (1, 7) (9, 9)		0-1 1B BB 1B	1-0 G5-3		0-3 K		1-2 G6-3 1-2			4	1	1	0	0	1	3
Jason Varitek, S OBP: 0.370, SLG: 0.385 (1, 2)		4-2 1B BB 1-2		1-2 1B 1B		1-1 2B		1-1 G5-3 2-3		3	0	2	0	1	0	2
Shea Hillenbrand, R OBP: 0.330, SLG: 0.465 (1, 5)		1-0 F7		0-1 F9		2-0 P6		0-1 2B 3-H		4	0	1	1	0	0	4
Mike Lansing, R OBP: 0.282, SLG: 0.351 Craig Grebeck, R OBP: 0.114, SLG: 0.091 (1, 6) (8, 6)		1-2 1B 1-2 2-H		1-0 F7		0-0 G5-3		0-1 F8		3	0	1	1	0	0	2
Darren Lewis, R OBP: 0.243, SLG: 0.417 (1, 9) (9, 7)		1-0 F8		1-1 1B 1-2		0-1 G5-3				1	0	0	0	0	3	

Inning Stats	R: 0	H: 1	E: 0	LOB: 1	K: 0	BB: 0	S: 6	R: 1	H: 2	E: 0	LOB: 2	K: 0	BB: 1	S: 12	R: 0	H: 1	E: 0	LOB: 1	K: 1	BB: 0	S: 9	R: 0	H: 2	E: 0	LOB: 2	K: 0	BB: 0	S: 12	R: 0	H: 0	E: 0	LOB: 1	K: 2	BB: 1	S: 9	R: 0	H: 1	E: 0	LOB: 1	K: 0	BB: 0	S: 6	R: 0	H: 0	E: 0	LOB: 0	K: 0	BB: 0	S: 8	R: 1	H: 1	E: 0	LOB: 2	K: 0	BB: 1	S: 10	P: 16
--------------	------	------	------	--------	------	-------	------	------	------	------	--------	------	-------	-------	------	------	------	--------	------	-------	------	------	------	------	--------	------	-------	-------	------	------	------	--------	------	-------	------	------	------	------	--------	------	-------	------	------	------	------	--------	------	-------	------	------	------	------	--------	------	-------	-------	-------


PITCHER	IP	WLS	BF	H	R	ER	SO	BB	IBB	HBP	BLK	WP	HR	S	P	ERA	WHIP
Eric Milton, L ERA: 2.73 (1, 1)	7.0	L	30	7	1	1	3	2	0	0	0	0	0	62	99	1.29	1.286
Hector Carrasco, R ERA: 4.66 (8, 1)	1.0		5	1	1	1	0	1	0	0	0	1	0	10	16	9.00	2.000

**BOTTOM**

**Minnesota Twins @ Boston Red Sox**  
Fenway Park, Boston, MA

Thu Apr 26 2001, 7:05 PM EDT  
Att: 32,222 - Sunny - 53 F

AB	32
R	2
H	8
RBI	2
BB	3
SO	3
LOB	23



1B: 5	SF: 0	WP: 1	PA: 35
2B: 3	SAC: 0	PB: 0	
3B: 0	DP: 0	SB: 0	
HR: 0	HBP: 0	CS: 0	

PITCHER	IP	WLS	BF	H	R	ER	SO	BB	IBB	HBP	BLK	WP	HR	S	P	ERA	WHIP
---------	----	-----	----	---	---	----	----	----	-----	-----	-----	----	----	---	---	-----	------



Batter	1	2	3	4	5	6	7	8	9	AB R H RBI BB SO LOB	TOP											
<b>Carlos Beltrán, S</b> (1, 8) OBP: 0.347, SLG: 0.375	1-1 G4-3		4-1 BB		1-3 K		0-1 1B			3 0 1 0 1 1 0	<b>Kansas City Royals @ Boston Red Sox</b> Fenway Park, Boston, MA Fri Apr 27 2001, 7:05 PM EDT Att. 31,850 - Sunny - 52 F											
<b>Rey Sanchez, R</b> (1, 6) OBP: 0.230, SLG: 0.292	2-3 K		2-3 K			1-0 2B 1B	0-1 G5-3			4 1 1 0 0 2 3												
<b>Mark Quinn, R</b> (1, 7) OBP: 0.340, SLG: 0.633	1-2 G6-3			2-1 G4-3		1-0 1B 2B		1-3 K		4 0 1 0 0 1 0												
<b>Jermaine Dye, R</b> (1, 9)		0-0 2B		0-3 K		3-1 29 BB 1B		0-3 K		4 0 2 1 0 2 0												
<b>29 Mike Sweeney, R</b> (1, 3) OBP: 0.340, SLG: 0.524		1-2 F7		0-0 1B 2B		2-H 3-H 4-2		2-2 F9		3 1 1 0 1 0 1												
<b>Dee Brown, L</b> (1, 10) OBP: 0.321, SLG: 0.400		0-1 L4		0-0 1B		2-2 F2		0-0 G4-3		4 0 1 1 0 0 3												
<b>Joe Randa, R</b> (1, 5) OBP: 0.261, SLG: 0.274		1-2 G6-3		0-0 G1-3		1-3 K		4-2 FC5-4 BB		3 0 0 0 1 1 4												
<b>A.J. Hinch, R</b> (1, 2) OBP: 0.115, SLG: 0.200			1-3 K		0-2 G6-3		2-0 G6-3		1-3 K	4 0 0 0 0 2 1												
<b>Luis Ordaz, R</b> (1, 4) OBP: 0.154, SLG: 0.083			2-0 G6-3		1-0 G5-3		4-0 G5-3 1B BB		0-2 FC5-4	3 0 0 0 1 0 1												
<b>Inning Stats</b>	R: 0 E: 0 K: 1 S: 8	H: 0 LOB: 0 BB: 0 P: 12	R: 0 E: 0 K: 0 S: 10	H: 1 LOB: 1 BB: 0 P: 12	R: 0 E: 0 K: 2 S: 8	H: 0 LOB: 1 BB: 1 P: 17	R: 1 E: 0 K: 1 S: 8	H: 2 LOB: 1 BB: 0 P: 10	R: 0 E: 0 K: 1 S: 7	H: 0 LOB: 0 BB: 0 P: 9	R: 1 E: 0 K: 1 S: 13	H: 3 LOB: 2 BB: 1 P: 25	R: 0 E: 0 K: 0 S: 5	H: 1 LOB: 1 BB: 1 P: 11	R: 0 E: 0 K: 2 S: 9	H: 0 LOB: 0 BB: 0 P: 12	R: 0 E: 0 K: 1 S: 9	H: 0 LOB: 1 BB: 1 P: 14	1B: 4 2B: 3 3B: 0 HR: 0	SF: 0 SAC: 0 DP: 1 HBP: 0	WP: 0 PB: 0 SB: 0 CS: 0	PA: 36
<b>PITCHER</b>	IP WLS BF H R ER SO BB IBB HBP BLK WP HR S P ERA WHIP												IP WLS BF H R ER SO BB IBB HBP BLK WP HR S P ERA WHIP									
<b>Frank Castillo, R</b> (1, 1) ERA: 3.55	5.1 W 22 6 2 2 5 1 0 0 0 0 0 45 69 3.38 1.312																					
<b>Rolando Arrojo, R</b> (6, 1) ERA:	3.2 S 14 1 0 0 4 3 0 0 0 0 0 32 53 0.00 1.091																					

livebaseballscorecards.com

<b>AB</b>	32
<b>R</b>	2
<b>H</b>	7
<b>RBI</b>	2
<b>BB</b>	4
<b>SO</b>	9
<b>LOB</b>	13



Batter	1	2	3	4	5	6	7	8	9
Chris Stynes, R OBP: 0.333, SLG: 0.417 (1, 4)	0-1 G5-3		0-1 G5-3		0-0 HR 1B	3-1 HR 1B		0-3 K	
Trot Nixon, L OBP: 0.354, SLG: 0.409 (1, 9)	3-1 1B		1-1 1B S 1B		1-0 P6	1-1 HR 1B		1-1 G1-3	
Carl Everett, S OBP: 0.386, SLG: 0.534 (1, 8)	2-3 K		4-2 1B BB		4-1 HR BB	2-2 HR		2-2 G3	
Manny Ramirez, R OBP: 0.500, SLG: 0.716 (1, 10)	0-3 K		3-1 1B		1-0 HR	0-2 F8			
Troy O'Leary, L OBP: 0.240, SLG: 0.310 (1, 7)		0-0 F8	0-3 K		1-0 HR	0-1 G6-3			
Jason Varitek, S OBP: 0.377, SLG: 0.382 (1, 2)		2-3 K		3-2 G5-4-3 1B	4-2 BB	0-2 G5-3			
Shea Hillenbrand, R OBP: 0.326, SLG: 0.456 (1, 5)		2-2 1B		0-0 F9	1-3 K		0-0 L4		
Brian Daubach, L OBP: 0.286, SLG: 0.634 (1, 3)		1-1 G4-3		2-2 G5-4-3 1-2f		2-0 1B E 1B	0-3 K		
Mike Lansing, R OBP: 0.256, SLG: 0.317 (1, 6)			1-0 G4-3		1-2 G5-3	1-0 E1 1B HR 1B	1-1 G4-3		


AB	R	H	RBI	BB	SO	LOB
5	2	2	0	0	1	0
5	1	3	1	0	0	1
3	2	1	4	2	1	1
4	1	2	3	0	1	1
4	1	1	1	0	1	3
3	0	1	0	1	1	0
4	0	1	0	0	1	2
4	1	1	0	0	1	2
4	1	0	0	0	0	1
1B: 9	SF: 0	2B: 0	SAC: 0	3B: 0	DP: 1	HR: 3
WP: 0	PA: 39	PB: 0	CS: 0	SB: 2		

**BOTTOM**

**Kansas City Royals @ Boston Red Sox**  
 Fenway Park, Boston, MA  
 Fri Apr 27 2001, 7:05 PM EDT  
 Att: 31,850 - Sunny - 52 F

livebaseballscorecards.com


AB	36
R	9
H	12
RBI	9
BB	3
SO	7
LOB	11



Inning Stats	R: 0	H: 1	E: 0	LOB: 1	K: 2	S: 10	R: 0	H: 1	E: 0	LOB: 1	K: 1	S: 9	R: 0	H: 2	E: 0	LOB: 3	K: 1	S: 12	R: 0	H: 1	E: 0	LOB: 0	K: 0	S: 11	R: 4	H: 3	E: 0	LOB: 1	K: 1	S: 13	R: 5	H: 4	E: 1	LOB: 0	K: 0	S: 18	R: 0	H: 0	E: 0	LOB: 0	K: 1	S: 6	R: 0	H: 0	E: 0	LOB: 0	K: 1	S: 12		

PITCHER	IP	WLS	BF	H	R	ER	SO	BB	IBB	HBP	BLK	WP	HR	S	P	ERA	WHIP
Blake Stein, R ERA: 8.1 (1, 1)	4.2	L	24	8	4	4	4	3	0	0	0	0	2	52	88	7.71	2.357
51 Kris Wilson, R ERA: 7.71 (5, 1)	0.1		4	2	3	3	1	0	0	0	0	0	0	7	14	81.00	6.000
Jose Santiago, R ERA: 6.94 (6, 1)	1.0		5	2	2	1	0	0	0	0	0	0	1	14	17	9.00	2.000
Cory Bailey, R ERA: (7, 1)	2.0		6	0	0	0	2	0	0	0	0	0	0	18	22	0.00	0.000



Batter	1	2	3	4	5	6	7	8	9	AB R H RBI BB SO LOB	TOP											
<b>Carlos Beltrán, S</b> (1, 8) OBP: 0.340, SLG: 0.366	1-1 E4 G5-3 2B	2-2 P5		3-2 E3 1-3 2-H		2-0 G3-6 1-2f		1-1 1B		5 1 1 0 0 0 3												
<b>Rey Sanchez, R</b> (1, 6) OBP: 0.228, SLG: 0.286	2-1 G5-3 1-2		1-0 E2 SF9 1B	1-1 F8			1-1 G6-3	0-0 G6-3		5 1 1 0 0 0 5												
<b>Mark Quinn, R</b> (1, 10) OBP: 0.354, SLG: 0.681	3-1 2B 2-H		1-0 SF9		2-2 F9		2-2 G5-3 1B		3-2 HR	4 2 3 3 0 0 0												
<b>Jermaine Dye, R</b> (1, 9) OBP: 0.291, SLG: 0.413	1-3 K		1-2 F9		0-1 G6-3		0-0 G5-3	1-2 G5-3	0-1 FC5-4 1B	5 0 1 0 0 1 2												
<b>29 Mike Sweeney, R</b> (1, 3) OBP: 0.343, SLG: 0.512 <b>Dave McCarty, R</b> (9, 3) OBP: 0.351, SLG: 0.333	4-1 BB		0-0 G4-3		2-1 F7		0-1 1B	2-H 1B	1-1 FC5-4 2B	4 1 1 1 1 0 1 0 0 0 0 0 0 0												
<b>Dee Brown, L</b> (1, 7) OBP: 0.328, SLG: 0.407	2-3 K			0-0 G4-3		4-1 S BB	0-1 G3		0-2 1-H 2B	4 1 1 1 1 1 3												
<b>Joe Randa, R</b> (1, 5) OBP: 0.247, SLG: 0.258		0-0 F7		2-1 P4		3-2 E1 1B SF8 1-H		2-3 K	0-0 F9	5 1 0 0 0 1 1	AB 39 R 8 H 12 RBI 6 BB 3 SO 4 LOB 17											
<b>Héctor Ortiz, R</b> (1, 2) OBP: 0.351, SLG: 0.333		1-2 G4-3		0-2 E 2B		2-1 G3-6 1B		1-2 1B G1-3 1B	1-3 K	5 1 3 0 0 1 1												
<b>Luis Ordaz, R</b> (1, 4) OBP: 0.235, SLG: 0.143		2-1 1B		4-2 E BB		0-1 SF8 3-H		1-2 G1-3		2 0 1 1 1 0 1												
<b>Inning Stats</b>	R: 1 E: 1 K: 2 S: 13	H: 1 LOB: 2 BB: 1 P: 26	R: 0 E: 0 K: 0 S: 10	H: 1 LOB: 1 BB: 0 P: 14	R: 1 E: 1 K: 0 S: 7	H: 1 LOB: 0 BB: 0 P: 10	R: 1 E: 1 K: 0 S: 13	H: 1 LOB: 2 BB: 1 P: 23	R: 0 E: 0 K: 0 S: 8	H: 0 LOB: 0 BB: 0 P: 12	R: 2 E: 1 K: 0 S: 9	H: 1 LOB: 0 BB: 1 P: 20	R: 1 E: 0 K: 0 S: 10	H: 2 LOB: 1 BB: 0 P: 13	R: 0 E: 0 K: 1 S: 13	H: 2 LOB: 2 BB: 0 P: 18	R: 2 E: 0 K: 1 S: 17	H: 3 LOB: 1 BB: 0 P: 22	1B: 8 2B: 3 3B: 0 HR: 1	SF: 2 SAC: 0 DP: 1 HBP: 0	WP: 0 PB: 0 SB: 1 CS: 0	PA: 44
<b>PITCHER</b>	IP WLS BF H R ER SO BB IBB HBP BLK WP HR S P ERA WHIP																					
<b>Tomo Ohka, R</b> (1, 1) ERA: 2.28	5.0 L 25 4 5 1 2 3 0 0 0 0 0 0 55 96 1.80 1.400																					
<b>49 Tim Wakefield, R</b> (6, 1) ERA: 2.95	3.1 17 8 3 3 1 0 0 0 0 0 0 1 41 57 8.10 2.400																					
<b>Rod Beck, R</b> (9, 1) ERA: 1.93	0.2 2 0 0 0 0 1 0 0 0 0 0 0 4 5 0.00 0.000																					

**Kansas City Royals @ Boston Red Sox**  
**Fenway Park, Boston, MA**  
 Sat Apr 28 2001, 1:05 PM EDT  
 Att. 32,442 - Sunny - 55 F

[livebaseballscorecards.com](http://livebaseballscorecards.com)

Batter	1	2	3	4	5	6	7	8	9	AB	R	H	RBI	BB	SO	LOB	BOTTOM					
<b>Trot Nixon, L</b> OBP: 0.345, SLG: 0.394 (1, 9)	2-1 E6 1B	2-0 1B		1-3 K		0-0 F9			0-0 F7	5	0	1	0	0	1	3	<b>Kansas City Royals @ Boston Red Sox</b> Fenway Park, Boston, MA Sat Apr 28 2001, 1:05 PM EDT Att: 32,442 - Sunny - 55 F					
<b>Jose Offerman, S</b> OBP: 0.385, SLG: 0.403 (1, 4)	2-3 K	1-3 K		1-2 G4-3			1-2 G5-3			4	0	0	0	0	2	3						
<b>Carl Everett, S</b> OBP: 0.390, SLG: 0.527 (1, 8)	1-1 WP 1B			4-0 FC6-4 BB		0-1 F7		1-1 F5		3	0	1	0	1	0	0						
<b>Manny Ramirez, R</b> OBP: 0.481, SLG: 0.685 (1, 10)	1-3 K		1-1 FC6-4 1B		2-2 P5		3-3 K			4	0	0	0	0	2	3						
<b>Troy O'Leary, L</b> OBP: 0.228, SLG: 0.293 (1, 7)	2-0 F7		1-2 P5		0-0 G4-3			1-0 G3-1		4	0	0	0	0	0	3						
<b>Jason Varitek, S</b> OBP: 0.383, SLG: 0.380 (1, 2)		4-2 3B BB		1-0 1B		0-0 G3-1		2-2 G5-3		3	1	1	0	1	0	0						
<b>Shea Hillenbrand, R</b> OBP: 0.333, SLG: 0.479 (1, 5)		1-1 1-H G4-3 3B		1-0 F3		1-0 1B 1B		0-1 G4-3		4	1	2	1	0	0	2						
<b>Brian Daubach, L</b> OBP: 0.296, SLG: 0.616 (1, 3)		1-0 3-H G4-3		4-2 BB		1-0 F8		4-1 G4-6-3 BB		2	0	0	1	2	0	1						
<b>Mike Lansing, R</b> OBP: 0.261, SLG: 0.318 <b>Scott Hatteberg, L</b> OBP: 0.231, SLG: 0.250 (9, PH)		3-1 F9		2-1 F9		1-0 1B		1-2 1-2f G4-6-3		3	0	1	0	0	0	1						
										1	0	0	0	0	0	1						
<b>Inning Stats</b>	R: 0 E: 1 K: 2 S: 12	H: 1 LOB: 2 BB: 0 P: 20	R: 2 E: 0 K: 1 S: 13	H: 2 LOB: 1 BB: 1 P: 25	R: 0 E: 0 K: 0 S: 7	H: 1 LOB: 2 BB: 1 P: 15	R: 0 E: 0 K: 1 S: 10	H: 0 LOB: 1 BB: 1 P: 18	R: 0 E: 0 K: 0 S: 7	H: 0 LOB: 0 BB: 0 P: 9	R: 0 E: 0 K: 1 S: 5	H: 2 LOB: 2 BB: 0 P: 8	R: 0 E: 0 K: 1 S: 9	H: 0 LOB: 0 BB: 0 P: 14	R: 0 E: 0 K: 0 S: 6	H: 0 LOB: 0 BB: 0 P: 9	R: 0 E: 0 K: 0 S: 5	H: 0 LOB: 0 BB: 1 P: 10	1B: 5 2B: 0 3B: 1 HR: 0	SF: 0 SAC: 0 DP: 1 HBP: 0	WP: 1 PB: 0 SB: 0 CS: 0	PA: 37
<b>PITCHER</b>	IP WLS BF H R ER SO BB IBB HBP BLK WP HR S P ERA WHIP	IP WLS BF H R ER SO BB IBB HBP BLK WP HR S P ERA WHIP	IP WLS BF H R ER SO BB IBB HBP BLK WP HR S P ERA WHIP	IP WLS BF H R ER SO BB IBB HBP BLK WP HR S P ERA WHIP	IP WLS BF H R ER SO BB IBB HBP BLK WP HR S P ERA WHIP	IP WLS BF H R ER SO BB IBB HBP BLK WP HR S P ERA WHIP	IP WLS BF H R ER SO BB IBB HBP BLK WP HR S P ERA WHIP	IP WLS BF H R ER SO BB IBB HBP BLK WP HR S P ERA WHIP	IP WLS BF H R ER SO BB IBB HBP BLK WP HR S P ERA WHIP	IP WLS BF H R ER SO BB IBB HBP BLK WP HR S P ERA WHIP	IP WLS BF H R ER SO BB IBB HBP BLK WP HR S P ERA WHIP	IP WLS BF H R ER SO BB IBB HBP BLK WP HR S P ERA WHIP	IP WLS BF H R ER SO BB IBB HBP BLK WP HR S P ERA WHIP	IP WLS BF H R ER SO BB IBB HBP BLK WP HR S P ERA WHIP	IP WLS BF H R ER SO BB IBB HBP BLK WP HR S P ERA WHIP	IP WLS BF H R ER SO BB IBB HBP BLK WP HR S P ERA WHIP	IP WLS BF H R ER SO BB IBB HBP BLK WP HR S P ERA WHIP					
<b>Dan Reichert, R</b> ERA: 2.78 (1, 1)	6.0 W	28 W	6 0	2 0	2 0	4 1	3 0	0 0	0 0	0 0	0 0	0 0	0 0	0 0	0 0	0 0	3.00 1.500					
<b>Jason Grimsley, R</b> ERA: 2.2 (7, 1)	2.0	6	0	0	0	1	0	0	0	0	0	0	0	0	0	0	0.00 0.000					
<b>Roberto Hernandez, R</b> ERA: 9.9 (9, 1)	1.0	3	0	0	0	0	1	0	0	0	0	0	0	0	0	0	0.00 1.000					

AB	33
R	2
H	6
RBI	2
BB	4
SO	5
LOB	17



livebaseballscorecards.com





Batter	1	2	3	4	5	6	7	8	9	10	11	AB R H RBI BB SO LOB
<b>Chris Stynes, R</b> OBP: 0.300, SLG: 0.367 (1, 4)	1-2 G6-3	1-1 G6-3			0-0 F7		2-1 FC4-6 1B	1-0 G3-1		2-1 F9		6 1 1 0 0 0 2
<b>Trot Nixon, L</b> OBP: 0.356, SLG: 0.387 (1, 9)	4-1 HR BB		2-2 P6		4-1 BB		1-1 E 1B	3-2 F7		3-1 G4-3		4 2 1 0 2 0 0
<b>Carl Everett, S</b> OBP: 0.405, SLG: 0.531 (1, 8)	1-2 HR 1B		0-1 CS 1B		1-3 K		1-2 FC4-6 1B	4-1 BB		3-2 G3		5 1 3 0 1 1 2
<b>Manny Ramirez, R</b> OBP: 0.482, SLG: 0.735 (1, 10)	1-0 HR		3-2 F8		1-0 HR		0-1 FC4-6 G6-3 HR	0-3 K			2-2 G6-4-3 1B	6 3 3 5 0 1 3
<b>Troy O'Leary, L</b> OBP: 0.222, SLG: 0.286 (1, 7)	0-0 G4-3		3-1 CS	2-1 P6		2-1 F9	1-1 G6-3		0-3 K		3-2 F8	2 0 0 0 0 0 0
<b>Darren Lewis, R</b> OBP: 0.225, SLG: 0.385 (6, PH)			1-2				2-3					3 0 0 0 0 1 1
<b>Jason Varitek, S</b> OBP: 0.378, SLG: 0.375 (11, PH)												1 0 0 0 0 0 1
<b>Scott Hatteberg, L</b> OBP: 0.250, SLG: 0.345 (1, 2)	2-3 K		0-2 F9		2-2 HBP 1B		2-0 HR 3-H		3-2 F7		0-0 G6-4-3 1-2f	5 1 1 2 0 1 1
<b>Shea Hillenbrand, R</b> OBP: 0.356, SLG: 0.515 (1, 5)		1-0 2B		0-0 G5-3		1-0 1B	1-1 FC6-4 2B		3-2 FC6-4 BB 1B			5 0 4 0 0 0 0
<b>Brian Daubach, L</b> OBP: 0.302, SLG: 0.592 (1, 3)		2-3 K		0-3 K		3-1 L9	4-0 FC6-4 IBB		4-2 FC6-4 BB			3 0 0 0 2 2 3
<b>Mike Lansing, R</b> OBP: 0.260, SLG: 0.313 (1, 6)		1-1 F9		0-0 BB 1B		3-2 L4	0-0 FC6-4 1-2f 2-3		0-0 FC6-4 1-2f 2-3			4 0 1 0 0 0 5
<b>Craig Grebeck, R</b> OBP: 0.111, SLG: 0.088 (8, 6)												1 0 0 0 0 0 2

Inning Stats	R: 3	H: 2	E: 0	LOB: 0	K: 1	BB: 1	S: 13	P: 22	R: 0	H: 1	E: 0	LOB: 1	K: 1	BB: 0	S: 8	P: 13	R: 0	H: 1	E: 0	LOB: 0	K: 0	BB: 0	S: 9	P: 17	R: 0	H: 0	E: 0	LOB: 0	K: 0	BB: 0	S: 8	P: 10	R: 0	H: 1	E: 0	LOB: 2	K: 2	BB: 1	S: 9	P: 14	R: 1	H: 2	E: 0	LOB: 2	K: 0	BB: 0	S: 11	P: 23	R: 4	H: 5	E: 1	LOB: 2	K: 0	BB: 1	S: 16	P: 28	R: 0	H: 0	E: 0	LOB: 1	K: 1	BB: 1	S: 8	P: 16	R: 0	H: 1	E: 0	LOB: 2	K: 1	BB: 1	S: 17	P: 27	R: 0	H: 0	E: 0	LOB: 0	K: 0	BB: 0	S: 8	P: 16	R: 0	H: 0	E: 0	LOB: 0	K: 0	BB: 0	S: 8	P: 13	1B: 9	SF: 0	2B: 2	SAC: 0	3B: 0	DP: 1	HR: 3	HBP: 1	WP: 0	PA: 52
<b>PITCHER</b>	IP	WLS	BF	H	R	ER	SO	BB	IBB	HBP	BLK	WP	HR	S	P	ERA	WHIP																			IP	WLS	BF	H	R	ER	SO	BB	IBB	HBP	BLK	WP	HR	S	P	ERA	WHIP																																														
<b>Brian Meadows, R</b> ERA: 7.71 (1, 1)	5.0		22	6	4	4	4	2	0	0	0	0	2	48	78	7.20	1.600																			<b>Jose Santiago, R</b> ERA: 6.39 (10, 1)	1.0	W	3	0	0	0	0	0	0	0	0	0	0	8	16	0.00	0.000																																													
<b>55 Tony Cogan, L</b> ERA: 7.04 (6, 1)	0.1	H	2	0	0	0	0	0	0	1	0	0	0	4	8	0.00	0.000																			<b>Roberto Hernandez, R</b> ERA: 9.0 (11, 1)	1.0	S	3	1	0	0	0	0	0	0	0	0	0	8	13	0.00	1.000																																													
<b>Doug Henry, R</b> ERA: 4.38 (6, 1)	0.2	H	5	3	2	2	0	0	0	0	0	0	0	10	20	27.00	4.500																																																																																	
<b>Jason Grimsley, R</b> ERA: 3.12 (7, 1)	1.0	B	7	3	2	2	0	0	1	0	0	0	1	12	21	18.00	3.000																																																																																	
<b>Cory Bailey, R</b> ERA: (8, 1)	2.0		9	1	0	0	2	2	0	0	0	0	0	25	43	0.00	1.500																																																																																	

BOTTOM

**Kansas City Royals @ Boston Red Sox**  
Fenway Park, Boston, MA  
Sun Apr 29 2001, 1:05 PM EDT  
Att: 32,791 - Sunny - 66 F

AB	45
R	8
H	14
RBI	7
BB	5
SO	6
LOB	20







Batter	1	2	3	4	5	6	7	8	9	AB	R	H	RBI	BB	SO	LOB
51 Ichiro Suzuki, L OBP: 0.355, SLG: 0.425 (1, 9)	0-0 F8 ①		3-1 1B ②		3-2 G4-3 ③			2-2 G5-3 ①		4	0	1	0	0	0	1
Mike Cameron, R OBP: 0.376, SLG: 0.429 (1, 8)	3-3 K ②		1-3 K ③		3-3 K ③			0-0 L8 ②		4	0	0	0	0	3	2
Edgar Martinez, R OBP: 0.462, SLG: 0.500 Charles Gipson, R (8, PR)	2-2 HBP			4-2 E 1B FC3-2 BB		0-3 K ①		4-2 BB		1	0	0	0	2	1	0
John Olerud, L OBP: 0.404, SLG: 0.500 (1, 3)	1-0 L4 ③			1-0 E8 FC3-2 BB 1-3 1B		2-3 K ②		2-0 F7 ③		4	0	1	0	0	1	3
Bret Boone, R OBP: 0.360, SLG: 0.460 (1, 4)		0-3 K ①		1-1 F8 ①		1-3 K ③			1-2 F3 ①	4	0	0	0	0	2	2
Al Martin, L OBP: 0.286, SLG: 0.245 (1, 7)		4-1 L9-3 BB		4-0 FC3-2 1-2 BB		2-3 K ①			1-1 G3 ②	2	0	0	0	2	1	0
Tom Lampkin, L OBP: 0.354, SLG: 0.442 (1, 2)		0-1 L9-3 1-2 ② ③		0-1 FC3-2 1-2 2-3 3-Hf		3-3 K ②			3-2 G3 ③	4	0	0	0	0	1	4
David Bell, R OBP: 0.247, SLG: 0.296 (1, 5)			2-2 G5-3 ①	3-3 K ③		1-2 F9 ③				3	0	0	0	0	1	3
Carlos Guillen, S OBP: 0.284, SLG: 0.277 Mark McLemore, S OBP: 0.358, SLG: 0.542 (8, PH) (9, 6)			2-3 K ②		3-3 K ①			2-2 51 G5-3 1B		2	0	0	0	0	2	0
										1	0	1	0	0	0	0

Inning Stats	R: 0	H: 0	E: 0	K: 1	S: 7	R: 0	H: 0	E: 0	K: 1	S: 6	R: 0	H: 1	E: 0	K: 2	S: 11	R: 0	H: 1	E: 1	K: 1	S: 11	R: 0	H: 0	E: 0	K: 2	S: 10	R: 0	H: 0	E: 0	K: 3	S: 10	R: 0	H: 0	E: 0	K: 2	S: 12	R: 0	H: 1	E: 0	K: 0	S: 10	R: 0	H: 0	E: 0	K: 0	S: 10	1B: 3	2B: 1	3B: 0	HR: 0	SF: 0	SAC: 0	DP: 1	HBP: 1	WP: 0	PB: 0	SB: 0	CS: 0	PA: 34
PITCHER	IP	WLS	BF	H	R	ER	SO	BB	IBB	HBP	BLK	WP	HR	S	P	ERA	WHIP																																									
Pedro Martinez, R ERA: 1.47 (1, 1)	8.0	W	31	3	0	0	12	4	0	1	0	0	0	77	136	0.00	0.875																																									
Rolando Arrojo, R ERA: (9, 1)	1.0	S	3	0	0	0	0	4	0	0	0	0	0	10	15	0.00	0.000																																									

**BOTTOM**

**Boston Red Sox @ Seattle Mariners**  
**Safeco Field, Seattle, WA**  
 Tue May 01 2001, 7:05 PM PDT  
 Att: 36,642 - Cloudy - 53 F

livebaseballscorecards.com

AB	29
R	0
H	3
RBI	0
BB	4
SO	12
LOB	15





Batter	1	2	3	4	5	6	7	8	9	AB R H RBI BB SO LOB	TOP											
Chris Stynes, R (1, 4) OBP: 0.256, SLG: 0.308	2-3 K		2-2 L7		0-0 G4-3			2-0 FC4-6 1-2f		4 0 0 0 0 1 2												
Trot Nixon, L (1, 9) OBP: 0.351, SLG: 0.380	0-1 F8		2-1 F7			2-2 L5-3 1B		1-0 G4-3		4 0 1 0 0 0 1												
Carl Everett, S (1, 8) OBP: 0.387, SLG: 0.500	1-3 K			0-0 G4-3		2-3 K		2-2 G4-3		4 0 0 0 0 2 1												
Manny Ramirez, R (1, 10) OBP: 0.467, SLG: 0.708	1-0 F8			1-2 G6-3		2-2 L5-3 1-2		1-3 K		4 0 0 0 0 1 2												
Troy O'Leary, L (1, 7) OBP: 0.235, SLG: 0.296		1-1 CS 1B		1-1 1B			3-2 F8	1-1 L6		4 0 2 0 0 0 0												
Jason Varitek, S (1, 2) OBP: 0.360, SLG: 0.354		3-3 K 1-2		1-0 F2			3-2 G6-4-3 1B			3 0 1 0 0 1 2												
Shea Hillenbrand, R (1, 5) OBP: 0.343, SLG: 0.491		2-0 L9			2-0 G6-3		0-0 G6-4-3 1-2f			3 0 0 0 0 0 1												
Brian Daubach, L (1, 3) OBP: 0.315, SLG: 0.620			0-0 SF8 3B		2-3 K			1-2 FC4-6 1B		3 1 2 0 0 1 0												
Mike Lansing, R (1, 6) OBP: 0.264, SLG: 0.340			1-1 SF8 3-H		1-0 2B			3-2 F7		2 0 1 1 0 0 1												
<b>Inning Stats</b>	R: 0 E: 0 K: 2 S: 9	H: 0 LOB: 1 BB: 0 P: 13	R: 0 E: 0 K: 1 S: 7	H: 1 LOB: 0 BB: 0 P: 13	R: 1 E: 0 K: 0 S: 11	H: 1 LOB: 0 BB: 0 P: 16	R: 0 E: 0 K: 0 S: 7	H: 1 LOB: 1 BB: 0 P: 10	R: 0 E: 0 K: 1 S: 7	H: 1 LOB: 1 BB: 0 P: 12	R: 0 E: 0 K: 1 S: 10	H: 1 LOB: 0 BB: 0 P: 16	R: 0 E: 0 K: 0 S: 8	H: 1 LOB: 0 BB: 0 P: 14	R: 0 E: 0 K: 0 S: 10	H: 1 LOB: 1 BB: 0 P: 17	R: 0 E: 0 K: 1 S: 8	H: 0 LOB: 0 BB: 0 P: 12	1B: 5 2B: 3 3B: 1 HR: 0	SF: 1 SAC: 0 DP: 3 HBP: 0	WP: 1 PB: 0 SB: 0 CS: 1	PA: 32
<b>PITCHER</b>	IP WLS BF H R ER SO BB IBB HBP BLK WP HR S P ERA WHIP																					
Aaron Sele, R (1, 1) ERA: 2.37	7.0 W 26 7 1 1 5 0 0 0 0 1 0 63 99 1.29 1.000																					
Jeff Nelson, R (8, 1) ERA: 2.25	0.2 2 0 0 0 0 0 0 0 0 0 0 5 10 0.00 0.000																					
Arthur Rhodes, L (8, 1) ERA: 0.77	1.1 4 0 0 0 1 0 0 0 0 0 0 9 14 0.00 0.000																					

**Boston Red Sox @ Seattle Mariners**  
**Safeco Field, Seattle, WA**  
 Wed May 02 2001, 7:05 PM PDT  
 Att. 40,170 - Sunny - 58 F

[livebaseballscorecards.com](http://livebaseballscorecards.com)

<b>AB</b>	<b>31</b>
<b>R</b>	<b>1</b>
<b>H</b>	<b>7</b>
<b>RBI</b>	<b>1</b>
<b>BB</b>	<b>0</b>
<b>SO</b>	<b>6</b>
<b>LOB</b>	<b>10</b>



Batter	1	2	3	4	5	6	7	8	9	AB R H RBI BB SO LOB
--------	---	---	---	---	---	---	---	---	---	----------------------

<b>51 Ichiro Suzuki, L</b> <small>(1, 9)            OBP: 0.359, SLG: 0.439</small>										3 2 1 1 0 0 0
<b>Mark McLemore, S</b> <small>(1, 7)            OBP: 0.368, SLG: 0.569</small>										3 1 1 1 1 0 0
<b>Edgar Martinez, R</b> <small>(1, 10)            OBP: 0.471, SLG: 0.516</small>										3 0 2 3 1 0 1
<b>John Olerud, L</b> <small>(1, 3)            OBP: 0.398, SLG: 0.485</small>										3 0 0 0 1 1 4
<b>Bret Boone, R</b> <small>(1, 4)            OBP: 0.348, SLG: 0.442</small>										4 0 0 0 0 0 3
<b>Stan Javier, S</b> <small>(1, 8)            OBP: 0.364, SLG: 0.407</small> <b>Mike Cameron, R</b> <small>(9, 8)            OBP: 0.376, SLG: 0.429</small>										4 0 0 0 0 3 1 0 0 0 0 0 0 0
<b>Tom Lampkin, L</b> <small>(1, 2)            OBP: 0.327, SLG: 0.404</small>										4 0 0 0 0 1 0
<b>David Bell, R</b> <small>(1, 5)            OBP: 0.247, SLG: 0.286</small>										3 1 0 0 1 1 0
<b>Carlos Guillen, S</b> <small>(1, 6)            OBP: 0.289, SLG: 0.294</small>										2 1 1 0 0 1 0

Inning Stats	R: 0 H: 0 E: 0 K: 10 S: 10	R: 0 H: 0 E: 0 K: 1 S: 10	R: 0 H: 0 E: 0 K: 1 S: 9	R: 1 H: 2 E: 0 K: 0 S: 9	R: 2 H: 2 E: 0 K: 2 S: 14	R: 0 H: 0 E: 0 K: 2 S: 8	R: 2 H: 1 E: 1 K: 0 S: 11	R: 0 H: 0 E: 0 K: 1 S: 7	1B: 1 SF: 0 2B: 2 SAC: 1 3B: 2 DP: 0 HR: 0 HBP: 1
--------------	----------------------------	---------------------------	--------------------------	--------------------------	---------------------------	--------------------------	---------------------------	--------------------------	------------------------------------------------------------

PITCHER	IP	WLS	BF	H	R	ER	SO	BB	IBB	HBP	BLK	WP	HR	S	P	ERA	WHIP
<b>Hideo Nomo, R</b> <small>(1, 1) ERA: 3.0</small>	6.0	L	26	4	4	4	6	3	0	1	0	0	0	61	100	6.00	1.167
<b>Derek Lowe, R</b> <small>(7, 1) ERA: 6.46</small>	2.0		9	1	1	1	1	0	1	0	0	0	0	17	30	4.50	0.500

**BOTTOM**

**Boston Red Sox @ Seattle Mariners**  
 Safeco Field, Seattle, WA  
 Wed May 02 2001, 7:05 PM PDT  
 Att. 40,170 - Sunny - 58 F

<b>AB</b>	<b>29</b>
<b>R</b>	<b>5</b>
<b>H</b>	<b>5</b>
<b>RBI</b>	<b>5</b>
<b>BB</b>	<b>4</b>
<b>SO</b>	<b>7</b>
<b>LOB</b>	<b>9</b>

[livebaseballscorecards.com](http://livebaseballscorecards.com)

WP: 0	PA: 35
PB: 0	
SB: 1	
CS: 0	



Batter	1	2	3	4	5	6	7	8	9	AB R H RBI BB SO LOB	TOP	
Jose Offerman, S (1, 4) OBP: 0.380, SLG: 0.395	2-1 F9	0-0 P6			1-1 1B 1B	0-1 G6-3			3-2 E 1B 1B	5 0 2 0 0 0 2		
Brian Daubach, L (1, 3) OBP: 0.309, SLG: 0.595	3-2 G4-3		1-2 G5-3		1-3 K		2-1 L4		0-0 E5 1B 1B	5 0 1 0 0 1 2		
Carl Everett, S (1, 8) OBP: 0.379, SLG: 0.481	1-1 HBP		2-1 P6		0-0 P4		0-1 G3-1		1-1 G3-1 1-2	4 0 0 0 0 0 4		
Manny Ramirez, R (1, 10) OBP: 0.460, SLG: 0.691	1-3 K		0-1 F8		0-0 1B 1B 2-3		3-3 K			4 0 1 0 0 2 1		
Dante Bichette, R (1, 9) OBP: 0.303, SLG: 0.387		0-0 1B G6-4-3 1B		0-0 F8	2-2 G4-3			3-2 G4-3		4 1 1 0 0 0 3		
Troy O'Leary, L (1, 7) OBP: 0.236, SLG: 0.294		0-1 G6-4-3 1B 1-3		2-3 K		0-0 G4-3		0-1 F5		4 0 1 0 0 1 0		
Jason Varitek, S (1, 2) OBP: 0.366, SLG: 0.354		0-0 G6-4-3 1-2 3-H		4-1 BB		1-1 HR 1B		1-3 K		3 1 1 0 1 1 1		
Shea Hillenbrand, R (1, 5) OBP: 0.348, SLG: 0.518		0-1 1B 1B		2-3 K		1-1 HR 1-H		0-0 F5		4 1 2 2 0 1 1		
Mike Lansing, R (1, 6) OBP: 0.281, SLG: 0.352		1-0 1B		0-2 1B 1B 1B		0-0 G5-3		2-3 K		4 0 2 0 0 1 0		
<b>Inning Stats</b>	R: 0 E: 0 K: 1 S: 9 H: 0 LOB: 1 BB: 0 P: 16	R: 1 E: 0 K: 0 S: 8 H: 4 LOB: 2 BB: 0 P: 9	R: 0 E: 0 K: 0 S: 7 H: 0 LOB: 0 BB: 0 P: 10	R: 0 E: 0 K: 2 S: 9 H: 0 LOB: 1 BB: 1 P: 17	R: 0 E: 0 K: 1 S: 14 H: 3 LOB: 3 BB: 0 P: 18	R: 2 E: 0 K: 0 S: 8 H: 2 LOB: 0 BB: 0 P: 10	R: 0 E: 0 K: 1 S: 8 H: 0 LOB: 0 BB: 0 P: 13	R: 0 E: 0 K: 1 S: 8 H: 0 LOB: 0 BB: 0 P: 12	R: 0 E: 1 K: 1 S: 10 H: 2 LOB: 2 BB: 0 P: 16	1B: 10 2B: 0 3B: 0 HR: 1 SF: 0 SAC: 0 DP: 1 HBP: 1	WP: 0 PB: 0 SB: 0 CS: 0 PA: 39	
<b>PITCHER</b>	IP WLS BF H R ER SO BB IBB HBP BLK WP HR S P ERA WHIP											
Jamie Moyer, L (1, 1) ERA: 3.86	7.0 W 31 9 3 3 5 1 0 1 0 0 1 63 93 3.86 1.429											
Norm Charlton, L (8, 1) ERA: 3.09	1.0 H 3 0 0 0 1 0 0 0 0 0 0 8 12 0.00 0.000											
Kazuhiro Sasaki, R (9, 1) ERA: 3.77	1.0 5 2 0 0 1 0 0 0 0 0 0 10 16 0.00 2.000											

**Boston Red Sox @ Seattle Mariners**  
**Safeco Field, Seattle, WA**  
 Thu May 03 2001, 7:05 PM PDT  
 Att. 32,513 - Overcast - 56 F

[livebaseballscorecards.com](http://livebaseballscorecards.com)

**AB 37**  
**R 3**  
**H 11**  
**RBI 2**  
**BB 1**  
**SO 7**  
**LOB 14**



Batter	1	2	3	4	5	6	7	8	9
51 Ichiro Suzuki, L OBP: 0.368, SLG: 0.453 (1, 9)	2-2 S SF7 2B		0-1 HR 1B		1-0 G4-3	1-2 G1-3		0-0 BB BB BB 1B	
Mike Cameron, R OBP: 0.386, SLG: 0.463 (1, 8)	2-2 G1-3		2-1 1-H HR		0-0 S 1B 1B	2-1 G6-3		4-2 BB BB 2B BB	
Edgar Martinez, R OBP: 0.468, SLG: 0.505 (1, 10)	0-0 SF7		4-2 S BB		1-1 G6-3		4-1 1B BB	1-3 K	
John Olerud, L OBP: 0.415, SLG: 0.520 (1, 3)	2-2 HR		2-3 K		4-0 1B IBB		1-0 S 1B	4-0 BB 2B BB	
Bret Boone, R OBP: 0.350, SLG: 0.435 (1, 4)	2-3 K		2-1 G6-3		3-1 1-3 2-H 1B		1-3 K	4-1 2B BB	
Al Martin, L OBP: 0.284, SLG: 0.232 Charles Gipson, R (8, 7) Mark McLemore, S OBP: 0.379, SLG: 0.596 (8, PH) (9, 7)		2-3 K		0-0 F8	2-1 F9		4-0 IBB	3-2 2B	
David Bell, R OBP: 0.245, SLG: 0.292 (1, 5)		2-3 K		0-1 G1-3		0-0 PB G5-3 2B	1-0 L5	1-2 G6-3	
Carlos Guillen, S OBP: 0.287, SLG: 0.292 (1, 6)		0-0 P7		1-2 FC6-4 1B		1-3 K G1-3 G5-3	1-2 G4-3		
Dan Wilson, R OBP: 0.255, SLG: 0.216 (1, 2)			2-3 K	0-0 FC6-4		0-2 G5-3		3-3 K	

Inning Stats	R: 2	H: 2	E: 0	K: 1	S: 17	L: 0	LOB: 0	BB: 0	P: 25	R: 0	H: 0	E: 0	K: 2	S: 11	L: 0	LOB: 0	BB: 0	P: 15	R: 2	H: 2	E: 0	K: 2	S: 17	L: 0	LOB: 1	BB: 1	P: 29	R: 0	H: 1	E: 0	K: 0	S: 8	L: 0	LOB: 1	BB: 0	P: 9	R: 1	H: 2	E: 0	K: 0	S: 8	L: 0	LOB: 2	BB: 1	P: 19	R: 1	H: 1	E: 0	K: 1	S: 12	L: 0	LOB: 1	BB: 0	P: 16	R: 0	H: 1	E: 0	K: 1	S: 9	L: 0	LOB: 3	BB: 2	P: 21	R: 4	H: 2	E: 0	K: 2	S: 19	L: 0	LOB: 1	BB: 3	P: 38
--------------	------	------	------	------	-------	------	--------	-------	-------	------	------	------	------	-------	------	--------	-------	-------	------	------	------	------	-------	------	--------	-------	-------	------	------	------	------	------	------	--------	-------	------	------	------	------	------	------	------	--------	-------	-------	------	------	------	------	-------	------	--------	-------	-------	------	------	------	------	------	------	--------	-------	-------	------	------	------	------	-------	------	--------	-------	-------

PITCHER	IP	WLS	BF	H	R	ER	SO	BB	IBB	HBP	BLK	WP	HR	S	P	ERA	WHIP
Frank Castillo, R ERA: 4.5 (1, 1)	4.2	L	23	7	5	5	5	1	1	0	0	0	0	59	93	9.64	1.714
49 Tim Wakefield, R ERA: 2.61 (5, 1)	2.1		12	2	1	0	2	1	1	0	0	0	0	23	41	0.00	1.286
Rich Garces, R ERA: 3.14 (8, 1)	1.0		8	2	4	4	2	3	0	0	0	0	0	19	38	36.00	5.000

**BOTTOM**

**Boston Red Sox @ Seattle Mariners**  
Safeco Field, Seattle, WA

Thu May 03 2001, 7:05 PM PDT  
Att. 32,513 - Overcast - 56 F

AB	R	H	RBI	BB	SO	LOB
5	3	3	0	0	0	1
4	3	2	2	1	0	2
2	0	0	1	2	1	3
3	2	2	1	2	1	1
4	1	1	2	1	2	3
3	0	0	0	1	1	2
0	0	0	0	0	0	0
1	0	1	3	0	0	0
5	1	1	0	0	1	4
4	0	1	0	0	1	4
4	0	0	1	0	2	2

AB	35
R	10
H	11
RBI	10
BB	7
SO	9
LOB	22

WP: 0 PA: 43  
PB: 1  
SB: 4  
CS: 0





Batter	1	2	3	4	5	6	7	8	9	AB R H RBI BB SO LOB	TOP	
Chris Stynes, R (1, 4) OBP: 0.233, SLG: 0.279 Troy O'Leary, L (9, PH) OBP: 0.233, SLG: 0.291	0-1 P3	1-3 K		0-0 G5-3		3-2 G6-3			0-0 G3	4 0 0 0 0 1 3 1 0 0 0 0 0 0		
Trot Nixon, L (1, 9) OBP: 0.364, SLG: 0.429	2-0 F8 1B 2B		1-1 1B WP 2B		2-2 2B		1-3 K		1-1 F9	5 2 3 0 0 1 0		
Carl Everett, S (1, 8) OBP: 0.375, SLG: 0.473	2-0 F8 2-3		0-1 E 1B 1B		1-0 L7		0-2 P3			4 1 1 0 0 0 2		
Manny Ramirez, R (1, 10) OBP: 0.461, SLG: 0.681	2-2 1B 1B 3-H		2-3 K 1B		4-0 IBB		0-0 G6-3			3 0 1 1 1 1 2		
Dante Bichette, R (1, 7) OBP: 0.351, SLG: 0.429	0-0 1-2 1B		3-2 1-H 3-H 1B		0-0 L7			1-1 G4-3 1B		4 0 3 1 0 0 2		
Scott Hatteberg, L (1, 2) OBP: 0.222, SLG: 0.303	1-2 L1		2-2 F7		3-2 G1-3			1-1 G4-3 1-2		4 0 0 0 0 0 6		
Shea Hillenbrand, R (1, 5) OBP: 0.336, SLG: 0.500		0-0 F7	0-0 P4		1-2 G1-3			3-2 G6-3		4 0 0 0 0 0 2		
Brian Daubach, L (1, 3) OBP: 0.306, SLG: 0.575		1-1 G3		1-2 G6-3		4-2 BB BB		3-2 P6		3 0 0 0 1 0 1		
Mike Lansing, R (1, 6) OBP: 0.283, SLG: 0.339 Jose Offerman, S (9, PH) OBP: 0.376, SLG: 0.391		1-0 E6		2-1 F8		4-2 G6-3 BB		0-0 G4-3		2 0 0 0 1 0 0 1 0 0 0 0 0 0		
<b>Inning Stats</b>	R: 1 H: 3 E: 0 LOB: 2 K: 0 BB: 0 S: 12 P: 19	R: 0 H: 0 E: 1 LOB: 1 K: 1 BB: 0 S: 7 P: 10	R: 2 H: 3 E: 0 LOB: 1 K: 1 BB: 0 S: 16 P: 24	R: 0 H: 0 E: 0 LOB: 0 K: 0 BB: 0 S: 6 P: 9	R: 0 H: 1 E: 0 LOB: 2 K: 0 BB: 1 S: 8 P: 18	R: 0 H: 0 E: 0 LOB: 1 K: 0 BB: 2 S: 13 P: 25	R: 0 H: 0 E: 0 LOB: 0 K: 1 BB: 0 S: 11 P: 12	R: 0 H: 1 E: 0 LOB: 1 K: 0 BB: 0 S: 10 P: 18	R: 0 H: 0 E: 0 LOB: 0 K: 0 BB: 0 S: 4 P: 5	1B: 5 SF: 0 2B: 3 SAC: 0 3B: 0 DP: 1 HR: 0 HBP: 0	WP: 1 PA: 38 PB: 0 SB: 0 CS: 0	
<b>PITCHER</b>	IP WLS BF H R ER SO BB IBB HBP BLK WP HR S P ERA WHIP											
Gil Heredia, R (1, 1) ERA: 8.22	5.1 W 26 7 3 2 2 1 1 0 0 1 0 57 93 3.38 1.500											
T.J. Mathews, R (6, 1) ERA: 6.08	0.2 H 2 0 0 0 0 1 0 0 0 0 0 5 12 0.00 1.500											
Mike Magnante, L (7, 1) ERA: 2.19	0.2 H 2 0 0 0 1 0 0 0 0 0 0 10 11 0.00 0.000											
Jeff Tam, R (7, 1) ERA: 4.96	2.1 S 8 1 0 0 0 0 0 0 0 0 0 15 24 0.00 0.429											

**Boston Red Sox @ Oakland Athletics**  
**Network Associates Coliseum, Oakland, CA**

Fri May 04 2001, 10:05 PM EDT  
 Att. 20,631 - Sunny - 64 F

[livebaseballscorecards.com](http://livebaseballscorecards.com)

<b>AB</b>	<b>35</b>
<b>R</b>	<b>3</b>
<b>H</b>	<b>8</b>
<b>RBI</b>	<b>2</b>
<b>BB</b>	<b>3</b>
<b>SO</b>	<b>3</b>
<b>LOB</b>	<b>18</b>



Batter	1	2	3	4	5	6	7	8	9	AB	R	H	RBI	BB	SO	LOB
Johnny Damon, L (1, 7) OBP: 0.259, SLG: 0.264	2-1 L5		1-0 PB S 1B	0-0 G6-3		2-1 F9		1-2 G4-3		5	1	1	1	0	0	1
Frank Menechino, R (1, 4) OBP: 0.413, SLG: 0.616	1-3 K		2-1 G3-1 S 1B		2-3 K	0-0		0-3 K		5	0	2	1	0	3	0
Jason Giambi, L (1, 3) OBP: 0.511, SLG: 0.621	0-0		4-1 G3-1 BB		2-2 1B G4-3 2B	4-1 G1-6-3 BB		4-2 1B HBP		2	1	2	0	2	0	0
Terrence Long, L (1, 8) OBP: 0.381, SLG: 0.491	1-0 G4-3		2-1 G3-1		2-2 G4-3 3 1B HBP	2-0 G1-6-3		1-0 1-3 1B		5	1	2	0	0	0	5
Olmedo Saenz, R (1, 10) OBP: 0.326, SLG: 0.390		4-0 G4-6-3 BB	4-2 BB		1-2 3 1B HBP		1-0 G5-3	2-0 G5-3		2	1	0	0	2	0	2
Jeremy Giambi, L (1, 9) OBP: 0.299, SLG: 0.328		0-0 G4-6-3 1-2f	2-3 K		1-1 G4-3		0-0 E2 3 HR			4	1	0	1	0	1	6
Miguel Tejada, R (1, 6) OBP: 0.310, SLG: 0.465		3-1 F8		1-2 S 3 F7 1B		4-1 3 1B IBB		2-1 F6		3	0	1	0	1	0	1
3 Eric Chavez, L (1, 5) OBP: 0.333, SLG: 0.477			0-0 G4-3 S 1B 1B	2-0 F7	1-1	1-1	3-2 1-H HR			4	2	3	4	0	0	1
Ramon Hernandez, R (1, 2) OBP: 0.270, SLG: 0.301			2-2 G4-3	2-3 K	1-1 F7		2-2 G5-3			4	0	0	0	0	1	4

Inning Stats	R: 0	H: 1	E: 0	K: 1	S: 7	R: 0	H: 0	E: 0	K: 0	S: 3	R: 2	H: 3	E: 0	K: 1	S: 16	R: 0	H: 1	E: 0	K: 1	S: 8	R: 3	H: 3	E: 0	K: 1	S: 20	R: 0	H: 1	E: 0	K: 0	S: 5	R: 2	H: 1	E: 1	K: 0	S: 10	R: 0	H: 1	E: 0	K: 1	S: 11
	LOB: 1	BB: 0	P: 11			LOB: 0	BB: 1	P: 10			LOB: 3	BB: 2	P: 32			LOB: 1	BB: 0	P: 13			LOB: 2	BB: 1	P: 34			LOB: 1	BB: 1	P: 13			LOB: 0	BB: 0	P: 18			LOB: 2	BB: 0	P: 19		

PITCHER	IP	WLS	BF	H	R	ER	SO	BB	IBB	HBP	BLK	WP	HR	S	P	ERA	WHIP
Tomo Ohka, R (1, 1) ERA: 2.67	2.2		14	4	2	2	1	3	0	0	0	0	0	23	48	6.75	2.625
Derek Lowe, R (3, 1) ERA: 7.41	1.2	L	9	3	3	3	0	0	0	1	0	0	0	24	38	16.20	1.800
Pete Schourek, L (5, 1) ERA: 2.13	1.2		8	2	0	0	0	1	1	0	0	0	0	12	27	0.00	1.800
Rod Beck, R (7, 1) ERA: 2.12	2.0		10	2	2	0	1	0	0	1	0	0	1	21	37	0.00	1.000

**BOTTOM**

**Boston Red Sox @ Oakland Athletics**  
 Network Associates Coliseum, Oakland, CA

livebaseballscorecards.com

AB	34
R	7
H	11
RBI	7
BB	5
SO	5
LOB	20



WP: 0	PA: 41
PB: 1	
SB: 4	
CS: 0	

Fri May 04 2001, 10:05 PM EDT  
 Att. 20,631 - Sunny - 64 F



Batter	1	2	3	4	5	6	7	8	9	AB R H RBI BB SO LOB	TOP		
Chris Stynes, R (1, 4) OBP: 0.250, SLG: 0.375	1-3 		3-2 	0-1 		1-3 		3-1 		5 2 2 2 0 2 0			
Jose Offerman, S (1, 3) OBP: 0.387, SLG: 0.429	4-1 		0-0 	2-1 			0-0 	1-3 		4 2 2 2 1 1 1			
Carl Everett, S (1, 8) OBP: 0.368, SLG: 0.462	1-1 		1-3 	0-1 			3-1 	0-3 		5 0 1 0 0 2 2			
Manny Ramirez, R (1, 10) OBP: 0.474, SLG: 0.686	1-0 		0-0 		0-0 		1-1 		0-1 	5 0 4 0 0 0 2			
Dante Bichette, R (1, 7) Trot Nixon, L (7, 9) OBP: 0.341, SLG: 0.410 OBP: 0.360, SLG: 0.424	0-2 		0-1 		0-3 		1-3 		2-1 	4 0 1 1 0 2 3 1 0 0 0 0 0 1			
Jason Varitek, S (1, 2) OBP: 0.367, SLG: 0.349	2-3 			1-1 	3-3 		4-0 		2-2 	4 0 1 0 1 2 3			
Shea Hillenbrand, R (1, 5) OBP: 0.331, SLG: 0.504				0-2 	0-3 		2-0 		0-0 	5 1 1 0 0 1 5			
Mike Lansing, R (1, 6) OBP: 0.281, SLG: 0.350				2-2 		0-3 		0-0 		4 1 1 0 0 1 1			
Darren Lewis, R (1, 9) (7, 7) OBP: 0.250, SLG: 0.426				0-0 		3-2 		0-0 		4 1 1 1 0 0 1			
<b>Inning Stats</b>	R: 1 H: 2 E: 0 LOB: 2 K: 2 BB: 1 S: 16 P: 25	R: 0 H: 0 E: 0 LOB: 0 K: 0 BB: 0 S: 7 P: 10	R: 1 H: 2 E: 0 LOB: 1 K: 1 BB: 0 S: 11 P: 15	R: 3 H: 4 E: 0 LOB: 1 K: 0 BB: 0 S: 15 P: 20	R: 0 H: 1 E: 0 LOB: 1 K: 3 BB: 0 S: 14 P: 17	R: 0 H: 0 E: 0 LOB: 0 K: 2 BB: 0 S: 9 P: 13	R: 1 H: 2 E: 0 LOB: 2 K: 1 BB: 1 S: 11 P: 22	R: 1 H: 1 E: 1 LOB: 1 K: 2 BB: 0 S: 10 P: 14	R: 0 H: 2 E: 0 LOB: 1 K: 0 BB: 0 S: 8 P: 12	1B: 8 SF: 0 2B: 3 SAC: 0 3B: 1 DP: 1 HR: 2 HBP: 0	WP: 0 PA: 43 PB: 0 SB: 0 CS: 0		
<b>PITCHER</b>	IP WLS BF H R ER SO BB IBB HBP BLK WP HR S P ERA WHIP											<b>PITCHER</b>	IP WLS BF H R ER SO BB IBB HBP BLK WP HR S P ERA WHIP
Barry Zito, L (1, 1) ERA: 5.23	4.0 L 21 8 5 5 3 1 0 0 0 0 0 1 49 70 11.25 2.250												
Chad Bradford, R (5, 1) ERA: 4.76	2.2 12 3 1 1 6 1 0 0 0 0 0 1 33 49 3.38 1.500												
T.J. Mathews, R (7, 1) ERA: 5.79	0.2 4 1 1 0 0 0 0 0 0 0 0 0 5 10 0.00 1.500												
Mark Guthrie, L (8, 1) ERA: 3.27	1.2 6 2 0 0 2 0 0 0 0 0 0 0 14 19 0.00 1.200												

**Boston Red Sox @ Oakland Athletics**  
**Network Associates Coliseum, Oakland, CA**

Sat May 05 2001, 4:05 PM EDT  
 Att. 29,248 - Sunny - 68 F

AB	41
R	7
H	14
RBI	6
BB	2
SO	11
LOB	19



[livebaseballscorecards.com](http://livebaseballscorecards.com)

Batter	1	2	3	4	5	6	7	8	9	AB R H RBI BB SO LOB
Johnny Damon, L (1, 7) OBP: 0.259, SLG: 0.263	3-2 F8		1-0 F7		3-2 1B		2-3 K			4 0 1 0 0 1 0
Frank Menechino, R (1, 4) OBP: 0.406, SLG: 0.597	0-1 2B 1B		2-1 L7		2-2 G6-3		0-3 K			4 0 1 0 0 1 1
Jason Giambi, L (1, 3) OBP: 0.504, SLG: 0.616	0-0 1-3 2B		2-1 F8		0-2 G6-3		2-2 F8			4 0 1 0 0 0 0
Terrence Long, L (1, 8) OBP: 0.369, SLG: 0.475	0-3 K			3-2 G5-3		0-0 G4-3		1-3 K		4 0 0 0 0 2 2
Olmedo Saenz, R (1, 10) OBP: 0.333, SLG: 0.381	2-0 HBP			0-0 F3		4-2 1B BB		2-3 K		2 1 0 0 1 1 0
Jeremy Giambi, L (1, 9) OBP: 0.310, SLG: 0.338	2-3 K			2-1 1B		1-2 1B 1B		0-2 G3-1		4 0 2 0 0 1 3
Miguel Tejada, R (1, 6)		3-2 G5-3		2-1 F8		0-0 1-3 2-H 1B		1-2 F9		4 0 1 1 0 0 1
3 Eric Chavez, L (1, 5) OBP: 0.323, SLG: 0.460		3-2 G4-3			1-3 K	1-2 F5		1-3 K		4 0 0 0 0 2 2
Ramon Hernandez, R (1, 2) OBP: 0.263, SLG: 0.292		2-2 P5			0-0 F8		1-2 G6-3			3 0 0 0 0 0 0

**BOTTOM**

**Boston Red Sox @ Oakland Athletics**  
 Network Associates Coliseum, Oakland, CA  
 Sat May 05 2001, 4:05 PM EDT  
 Att. 29,248 - Sunny - 68 F

[livebaseballscorecards.com](http://livebaseballscorecards.com)

<b>AB</b>	<b>33</b>
<b>R</b>	<b>1</b>
<b>H</b>	<b>6</b>
<b>RBI</b>	<b>1</b>
<b>BB</b>	<b>1</b>
<b>SO</b>	<b>8</b>
<b>LOB</b>	<b>9</b>



Inning Stats	R: 0	H: 2	E: 0	K: 2	S: 14	LOB: 3	BB: 0	P: 21
	R: 0	H: 0	E: 0	K: 0	S: 11	LOB: 0	BB: 0	P: 19
	R: 0	H: 0	E: 0	K: 0	S: 5	LOB: 0	BB: 0	P: 10
	R: 0	H: 1	E: 0	K: 0	S: 8	LOB: 1	BB: 0	P: 15
	R: 0	H: 1	E: 0	K: 1	S: 14	LOB: 1	BB: 0	P: 20
	R: 1	H: 2	E: 0	K: 0	S: 14	LOB: 2	BB: 1	P: 20
	R: 0	H: 0	E: 0	K: 2	S: 9	LOB: 0	BB: 0	P: 12
	R: 0	H: 0	E: 0	K: 2	S: 10	LOB: 0	BB: 0	P: 15
	R: 0	H: 0	E: 0	K: 1	S: 9	LOB: 0	BB: 0	P: 11
	1B: 5	SF: 0	2B: 1	SAC: 0	3B: 0	DP: 0	HR: 0	HBP: 1
	WP: 0	PA: 35	PB: 0	SB: 0	CS: 0			

PITCHER	IP	WLS	BF	H	R	ER	SO	BB	IBB	HBP	BLK	WP	HR	S	P	ERA	WHIP
63 Paxton Crawford, R (1, 1) ERA: 3.94	6.0	W	26	6	1	1	3	1	0	1	0	0	0	66	105	1.50	1.167
49 Tim Wakefield, R (7, 1) ERA: 2.38	2.0		6	0	0	0	4	0	0	0	0	0	0	19	27	0.00	0.000
Rolando Arrojo, R (9, 1) ERA:	1.0		3	0	0	0	1	0	0	0	0	0	0	9	11	0.00	0.000



Batter	1	2	3	4	5	6	7	8	9	AB R H RBI BB SO LOB	TOP		
Trot Nixon, L OBP: 0.343, SLG: 0.400 (1, 9) C B X	1-1 G3 ①		1-3 K ①		0-0 F9 ①		1-3 K ①		1-0 F9 ①	5 0 0 0 0 2 2			
Jose Offerman, S OBP: 0.396, SLG: 0.469 (1, 3) C B S	1-3 K ②		1-2 G3 ②		1-0 HR ②		0-0 1B ②		1-0 1B ②	5 1 3 3 0 1 0			
Carl Everett, S OBP: 0.377, SLG: 0.458 (1, 8) F B H	2-1 HBP ②		4-2 BB ②		0-2 G6-3 ②		0-0 1B ②		2-2 FC3-6 ②	3 0 1 0 1 0 1			
Manny Ramirez, R OBP: 0.478, SLG: 0.686 (1, 10) X	0-0 2B ③		0-1 G1-4-3 ③		4-2 HR ③		1-3 K ③		4-1 IBB ③	3 1 1 0 2 1 3			
Troy O'Leary, L OBP: 0.242, SLG: 0.322 (1, 7) B B B	4-0 BB ③			2-2 G3 ①	2-2 HR ①		0-3 K2-3 ③		0-1 G4-3 ③	4 1 1 2 1 1 4			
Jason Varitek, S OBP: 0.363, SLG: 0.356 (1, 2) X	0-0 G4-3 ③			1-2 G1-3 ②	1-1 G3 ③				1-1 2B ①	4 0 1 0 0 0 3			
Shea Hillenbrand, R OBP: 0.328, SLG: 0.496 (1, 5) C X				1-0 F7 ③		0-0 L5-4 G6-3 1B ①			1-2 G5-3 ①	4 0 1 0 0 0 1			
Chris Stynes, R OBP: 0.250, SLG: 0.365 (1, 4) C X						0-0 F9 S HR 1B ①			3-2 P6 ②	4 1 1 0 0 0 2			
Mike Lansing, R OBP: 0.279, SLG: 0.333 (1, 6) B B X						4-2 HR ②			1-3 K ③	3 1 0 0 1 1 2			
<b>Inning Stats</b>	R: 0 E: 0 K: 1 S: 8 H: 1 LOB: 3 BB: 1 P: 16	R: 0 E: 0 K: 0 S: 5 H: 0 LOB: 0 BB: 0 P: 7	R: 0 E: 0 K: 1 S: 11 H: 0 LOB: 1 BB: 1 P: 17	R: 0 E: 0 K: 0 S: 7 H: 0 LOB: 0 BB: 0 P: 11	R: 5 E: 0 K: 0 S: 16 H: 3 LOB: 0 BB: 2 P: 28	R: 0 E: 0 K: 0 S: 9 H: 1 LOB: 0 BB: 0 P: 13	R: 0 E: 0 K: 3 S: 11 H: 2 LOB: 2 BB: 0 P: 13	R: 0 E: 0 K: 1 S: 11 H: 1 LOB: 1 BB: 0 P: 17	R: 0 E: 0 K: 0 S: 14 H: 1 LOB: 2 BB: 1 P: 22	1B: 5 2B: 3 3B: 0 HR: 2 SF: 0 SAC: 0 DP: 1 HBP: 1	WP: 0 PB: 0 SB: 2 CS: 0 PA: 41		
<b>PITCHER</b>	IP WLS BF H R ER SO BB IBB HBP BLK WP HR S P ERA WHIP											<b>PITCHER</b>	IP WLS BF H R ER SO BB IBB HBP BLK WP HR S P ERA WHIP
Cory Lidle, R ERA: 5.4 (1, 1)	6.0 L 27 5 5 5 2 4 0 1 0 0 2 56 92 7.50 1.500												
Mike Magnante, L ERA: 2.13 (7, 1)	0.1 3 2 0 0 1 0 0 0 0 0 0 5 6 0.00 6.000												
Jim Mecir, R ERA: 3.5 (7, 1)	1.2 6 1 0 0 3 0 0 0 0 0 0 17 24 0.00 0.600												
Jason Isringhausen, R ERA: 1.35 (9, 1)	1.0 5 1 0 0 0 0 0 1 0 0 0 0 14 22 0.00 1.000												

**Boston Red Sox @ Oakland Athletics**  
 Network Associates Coliseum, Oakland, CA  
 Sun May 06 2001, 8:05 PM EDT  
 Att. 40,186 - Sunny - 78 F

[livebaseballscorecards.com](http://livebaseballscorecards.com)

<b>AB</b>	<b>35</b>
<b>R</b>	<b>5</b>
<b>H</b>	<b>9</b>
<b>RBI</b>	<b>5</b>
<b>BB</b>	<b>5</b>
<b>SO</b>	<b>6</b>
<b>LOB</b>	<b>18</b>



Batter	1	2	3	4	5	6	7	8	9	AB	R	H	RBI	BB	SO	LOB
<b>Johnny Damon, L</b> (1, 7) OBP: 0.259, SLG: 0.263 <b>Sal Fasano, R</b> (9, 2) OBP: 0.100, SLG: 0.100	1-2 		1-2 <b>F7</b>			0-0 <b>G4-6-3</b> 1-2f 3-H		1-1 <b>G3</b>		4	0	1	0	0	0	1
<b>Frank Menechino, R</b> (1, 4) OBP: 0.400, SLG: 0.580	2-1 <b>P4</b>			3-2 <b>F7</b>		3-3 <b>K</b>			2-2 DI BLK <b>G3</b> 1B	4	1	1	0	0	1	1
<b>Jason Giambi, L</b> (1, 3) OBP: 0.489, SLG: 0.592	1-2 <b>G6-5-3</b> 1-2f			0-1 <b>G4-3</b>			0-0 <b>F8</b>		3-2 <b>G3</b> 1-H	4	0	0	1	0	0	1
<b>Olmedo Saenz, R</b> (1, 10) OBP: 0.330, SLG: 0.368 <b>Eric Byrnes, R</b> (9, PR)			0-3 <b>K</b>	2-3 <b>K</b>			2-3 <b>K</b>		2-2 FC6-4 <b>HBP</b>	3	0	0	0	0	3	0
<b>Terrence Long, L</b> (1, 8)		2-2 <b>G6-3</b>			1-0 <b>F9</b>		0-3 <b>K</b>		0-1 <b>FC6-4</b> 1-2f	4	0	0	0	0	1	1
<b>Jeremy Giambi, L</b> (1, 9) OBP: 0.307, SLG: 0.333		2-2 <b>WP</b> <b>1B</b>			2-2 <b>G3</b>			3-3 <b>K</b>	2-3 <b>K</b>	4	0	1	0	0	2	1
<b>Miguel Tejada, R</b> (1, 6) OBP: 0.308, SLG: 0.450		1-2 <b>L4</b>			1-3 <b>K</b>			1-0 <b>3</b> <b>2B</b> <b>HBP</b>		2	1	0	0	0	1	1
<b>3 Eric Chavez, L</b> (1, 5) OBP: 0.331, SLG: 0.483			0-1 <b>G5-3</b>			1-0 <b>E8</b> <b>G4-6-3</b> <b>2B</b>		0-0 <b>23</b> <b>S</b> <b>1-H</b> <b>23</b> <b>G4-3</b> <b>2B</b>		3	2	2	1	0	0	0
<b>Ramon Hernandez, R</b> (1, 2) OBP: 0.267, SLG: 0.296 <b>23 Mario Valdez, L</b> (8, PH) OBP: 0.382, SLG: 0.310 (9, 7)			1-0 <b>P5</b>			1-2 <b>G4-6-3</b> <b>1B</b>		3-2 <b>G4-3</b> 2-H		2	0	1	0	0	0	0
										1	0	0	1	0	0	0

Inning Stats	R: 0	H: 1	E: 0	LOB: 0	K: 0	S: 9	R: 0	H: 1	E: 0	LOB: 1	K: 1	S: 14	R: 0	H: 0	E: 0	LOB: 0	K: 0	S: 6	R: 0	H: 0	E: 0	LOB: 0	K: 1	S: 11	R: 0	H: 0	E: 0	LOB: 0	K: 1	S: 8	R: 1	H: 2	E: 1	LOB: 0	K: 1	S: 8	R: 0	H: 0	E: 0	LOB: 0	K: 2	S: 9	R: 2	H: 1	E: 0	LOB: 0	K: 1	S: 14	R: 1	H: 1	E: 0	LOB: 1	K: 1	S: 13	1B: 4	2B: 2	3B: 0	HR: 0	SF: 0	SAC: 0	DP: 2	HBP: 2
--------------	------	------	------	--------	------	------	------	------	------	--------	------	-------	------	------	------	--------	------	------	------	------	------	--------	------	-------	------	------	------	--------	------	------	------	------	------	--------	------	------	------	------	------	--------	------	------	------	------	------	--------	------	-------	------	------	------	--------	------	-------	-------	-------	-------	-------	-------	--------	-------	--------

PITCHER	IP	WLS	BF	H	R	ER	SO	BB	IBB	HBP	BLK	WP	HR	S	P	ERA	WHIP
<b>Pedro Martinez, R</b> (1, 1) ERA: 1.44	7.0	W	23	4	1	1	6	0	0	0	0	1	0	65	92	1.29	0.571
<b>Rolando Arjojo, R</b> (8, 1) ERA: 1.06	0.2		4	1	2	2	1	0	0	1	0	0	0	12	19	27.00	1.500
<b>Rich Garces, R</b> (8, 1) ERA: 3.6	0.2	H	3	1	1	1	0	0	0	0	1	0	0	8	14	13.50	1.500
<b>Rod Beck, R</b> (9, 1) ERA: 2.04	0.2	S	3	0	0	0	1	0	0	1	0	0	0	7	11	0.00	0.000

**BOTTOM**

**Boston Red Sox @ Oakland Athletics**  
 Network Associates Coliseum, Oakland, CA

Sun May 06 2001, 8:05 PM EDT  
 Att. 40,186 - Sunny - 78 F

livebaseballscorecards.com

<b>AB</b>	<b>31</b>
<b>R</b>	<b>4</b>
<b>H</b>	<b>6</b>
<b>RBI</b>	<b>3</b>
<b>BB</b>	<b>0</b>
<b>SO</b>	<b>8</b>
<b>LOB</b>	<b>6</b>

<b>WP: 1</b>	<b>PA: 33</b>
<b>PB: 0</b>	
<b>SB: 1</b>	
<b>CS: 0</b>	



Batter	1	2	3	4	5	6	7	8	9	AB R H RBI BB SO LOB	TOP	
51 Ichiro Suzuki, L (1, 9) OBP: 0.371, SLG: 0.473	0-0 L4	1-1 1B		1-0 G3 2B		1-1 G3			0-0 E6 G4-3 DI	5 0 2 1 0 0 1		
Mark McLemore, S (1, 7) OBP: 0.333, SLG: 0.484	1-3 K	0-3 K		2-0 G3		1-1 G3-1			3-3 K	5 0 0 1 0 3 5		
Edgar Martinez, R (1, 10) OBP: 0.455, SLG: 0.505	4-2 BB		2-2 1B 2B	3-3 K		4-2 BB			2-1 G4-3	3 0 1 1 2 1 2		
John Olerud, L (1, 3) OBP: 0.421, SLG: 0.496	2-1 G1-3		0-0 1B	4-2 BB		1-0 F9			1-1 G1-3	4 0 1 0 1 0 3		
Mike Cameron, R (1, 8) Charles Gipson, R (8, 8)		3-2 HR	1-1 F9	1-0 G6-3		0-3 K				4 1 1 1 0 1 4 0 0 0 0 0 0 0		
Bret Boone, R (1, 4) OBP: 0.341, SLG: 0.463		0-3 K	2-3 K	1-2 1B		1-2 G1-3				4 0 1 0 0 2 2		
Carlos Guillen, S (1, 6) OBP: 0.274, SLG: 0.276		0-1 G3-1	0-2 P5	0-3 K		1-2 L5				4 0 0 0 0 1 3		
David Bell, R (1, 5) OBP: 0.236, SLG: 0.271		4-1 1B 51 1B BB		0-0 G5-3		1-2 L4			2-2 L7	3 1 0 0 1 0 0		
Dan Wilson, R (1, 2) OBP: 0.277, SLG: 0.283		2-2 1B 51 1B		4-2 51 2B G3 BB		1-1 F8			0-0 51 E G4-3 1B	3 2 2 0 1 0 0		
<b>Inning Stats</b>	R: 0 E: 0 K: 1 S: 9 H: 0 LOB: 1 BB: 1 P: 16	R: 2 E: 0 K: 2 S: 19 H: 3 LOB: 2 BB: 1 P: 29	R: 0 E: 0 K: 1 S: 14 H: 2 LOB: 2 BB: 0 P: 19	R: 1 E: 0 K: 1 S: 10 H: 1 LOB: 1 BB: 1 P: 20	R: 0 E: 0 K: 1 S: 10 H: 1 LOB: 1 BB: 1 P: 16	R: 0 E: 0 K: 0 S: 7 H: 0 LOB: 0 BB: 0 P: 10	R: 0 E: 0 K: 1 S: 8 H: 0 LOB: 1 BB: 1 P: 14	R: 0 E: 0 K: 0 S: 10 H: 0 LOB: 0 BB: 0 P: 14	R: 1 E: 1 K: 1 S: 10 H: 1 LOB: 1 BB: 0 P: 16	1B: 5 2B: 2 3B: 0 HR: 1 SF: 0 SAC: 0 DP: 1 HBP: 0	WP: 0 PB: 0 SB: 0 CS: 0 PA: 40	
<b>PITCHER</b>	IP WLS BF H R ER SO BB IBB HBP BLK WP HR S P ERA WHIP											
Hideo Nomo, R (1, 1) ERA: 3.29	5.0 W 25 7 3 3 6 4 0 0 0 0 0 1 62 100 5.40 2.200											
49 Tim Wakefield, R (6, 1) ERA: 2.19	2.0 7 0 0 0 1 1 0 0 0 0 0 0 15 24 0.00 0.500											
Derek Lowe, R (8, 1) ERA: 6.63	2.0 8 1 1 0 1 0 0 0 0 0 0 0 20 30 0.00 0.500											

Seattle Mariners @ Boston Red Sox  
Fenway Park, Boston, MA  
Tue May 08 2001, 7:05 PM EDT  
Att. 32,941 - Sunny - 64 F

livebaseballscorecards.com

AB	35
R	4
H	8
RBI	4
BB	5
SO	8
LOB	20



Batter	1	2	3	4	5	6	7	8	9	AB	R	H	RBI	BB	SO	LOB
Chris Stynes, R OBP: 0.298, SLG: 0.464 (1, 4)	L8		E 1B	HR BB	HR					4	3	3	2	1	0	0
Jose Offerman, S OBP: 0.397, SLG: 0.490 (1, 3)	HR BB		E5 1B	HR	F9		G4-3			4	2	1	2	1	0	2
Carl Everett, S OBP: 0.371, SLG: 0.448 (1, 8)	F2		K	FC6-4 1B		G4-3		F3		5	0	1	0	0	1	3
Manny Ramirez, R OBP: 0.483, SLG: 0.702 (1, 10)	HR		1B IBB	FC6-4 BB		K		K 2B		3	2	1	2	2	2	0
Troy O'Leary, L OBP: 0.260, SLG: 0.368 (1, 7)	F2		1B	F8		2B 3B		1B 2B		5	2	3	2	0	0	2
Dante Bichette, R OBP: 0.333, SLG: 0.419 (1, 9)		F7	F2	FC6-4		2B		G6-3		4	0	1	1	0	0	5
Darren Lewis, R OBP: 0.245, SLG: 0.417 (7, 9)										1	0	0	0	0	0	1
Jason Varitek, S OBP: 0.374, SLG: 0.368 (1, 2)		G4-3		HR 1B		G3-1		FC6-4 1B		5	1	3	1	0	0	1
Shea Hillenbrand, R OBP: 0.323, SLG: 0.508 (1, 5)		K		HR		FC5-4 HR		FC6-4		5	2	1	2	0	1	2
Mike Lansing, R OBP: 0.264, SLG: 0.313 (1, 6)			F9	G6-3	P4		G5-3			4	0	0	0	0	0	1

Inning Stats	R: 2	H: 1	E: 0	K: 0	S: 13	LOB: 0	BB: 1	P: 23	R: 0	H: 0	E: 0	K: 1	S: 7	LOB: 0	BB: 0	P: 9	R: 1	H: 2	E: 1	K: 1	S: 14	LOB: 3	BB: 1	P: 26	R: 4	H: 4	E: 0	K: 0	S: 14	LOB: 2	BB: 2	P: 28	R: 2	H: 2	E: 0	K: 1	S: 10	LOB: 0	BB: 0	P: 18	R: 1	H: 2	E: 0	K: 1	S: 7	LOB: 1	BB: 0	P: 14	R: 0	H: 1	E: 0	K: 0	S: 7	LOB: 1	BB: 0	P: 9	R: 2	H: 2	E: 0	K: 1	S: 15	LOB: 1	BB: 0	P: 22
--------------	------	------	------	------	-------	--------	-------	-------	------	------	------	------	------	--------	-------	------	------	------	------	------	-------	--------	-------	-------	------	------	------	------	-------	--------	-------	-------	------	------	------	------	-------	--------	-------	-------	------	------	------	------	------	--------	-------	-------	------	------	------	------	------	--------	-------	------	------	------	------	------	-------	--------	-------	-------


PITCHER	IP	WLS	BF	H	R	ER	SO	BB	IBB	HBP	BLK	WP	HR	S	P	ERA	WHIP	
Jamie Moyer, L ERA: 4.93 (1, 1)	3.1	L	21	7	7	6	2	2	1	0	0	0	0	3	43	75	16.20	2.700
Brett Tomko, R ERA: 5.92 (4, 1)	3.2		17	5	3	3	1	1	0	0	0	0	1	29	52	7.36	1.636	
Norm Charlton, L ERA: 3.38 (8, 1)	1.0		6	2	2	0	1	0	0	0	0	0	0	15	22	0.00	2.000	

**BOTTOM**

**Seattle Mariners @ Boston Red Sox**  
 Fenway Park, Boston, MA  
 Tue May 08 2001, 7:05 PM EDT  
 Att. 32,941 - Sunny - 64 F

AB	40
R	12
H	14
RBI	12
BB	4
SO	4
LOB	17

WP: 0 PA: 44  
 PB: 1  
 SB: 0  
 CS: 0



livebaseballscorecards.com



Batter	1	2	3	4	5	6	7	8	9	AB	R	H	RBI	BB	SO	LOB																	
51 Ichiro Suzuki, L OBP: 0.363, SLG: 0.461 (1, 9)	1-1 BB 1B S	1-2 F5		1-2 FC5-4 S		1-2 G4-3		G4-3 F8		6	1	1	0	0	0	3																	
Stan Javier, S OBP: 0.383, SLG: 0.400 (1, 8) (8, 7)	4-1 BB 1B BB		1-0 F7	1-2 F8		1-0 S 1B		1-2 2B 1B	0-1 G6-4-3 1B	5	2	3	0	1	0	1																	
Edgar Martinez, R OBP: 0.443, SLG: 0.482 (1, 10)	1-1 F7		1-1 F8	4-2 BB		3-1 F7		2-0 F3	2-1 L7	5	0	0	0	1	0	5																	
John Olerud, L OBP: 0.425, SLG: 0.496 (1, 3)	4-0 G4-3 1B 1-2 2-3 BB		2-0 1B 1B HBP	0-2 P8		1-2 P4		1-1 1B 2B	1-1 G6-4-3	4	2	1	1	1	0	4																	
Bret Boone, R OBP: 0.350, SLG: 0.465 (1, 4)	0-1 G4-3 1B 1-2 2-H 3-H		0-1 1B 1B		1-2 E5 1B		2-0 E6 2B	1-2 1B 2B HBP		4	3	2	2	0	0	0																	
Al Martin, L OBP: 0.289, SLG: 0.234 (1, 7)	0-0 G4-3		1-0 1B 1B		0-0 F8		2-0 P4	0-0 2B 1B		5	1	2	2	0	0	4																	
Charles Gipson, R (8, 8)	1-2 2-3		1-3 3-H 1B					1-3 2-H 1B		0	0	0	0	0	0	0																	
David Bell, R OBP: 0.252, SLG: 0.307 (1, 5)	0-0 F9		1-1 1B		1-1 F8		0-2 2B	0-0 2B		5	1	3	4	0	0	3																	
Dan Wilson, R OBP: 0.286, SLG: 0.308 (1, 2)			3-2 P9		3-3 K		0-0 1B	1-0 F7	2-1 2B	5	0	2	1	0	1	3																	
Carlos Guillen, S OBP: 0.270, SLG: 0.266 (1, 6)			2-2 F9		3-2 E3 FC5-4		0-1 F5	1-3 K	4-1 BB	4	0	0	0	1	1	3																	
<b>Inning Stats</b>	R: 2 E: 0 K: 0 S: 9	H: 2 LOB: 2 BB: 2 P: 19	R: 0 E: 0 K: 0 S: 12	H: 0 LOB: 0 BB: 0 P: 18	R: 2 E: 0 K: 1 S: 11	H: 3 LOB: 2 BB: 0 P: 20	R: 0 E: 1 K: 0 S: 15	H: 0 LOB: 2 BB: 1 P: 24	R: 0 E: 1 K: 0 S: 9	H: 1 LOB: 2 BB: 0 P: 11	R: 0 E: 0 K: 0 S: 9	H: 1 LOB: 1 BB: 0 P: 15	R: 1 E: 1 K: 1 S: 9	H: 1 LOB: 1 BB: 0 P: 15	R: 5 E: 0 K: 0 S: 17	H: 5 LOB: 2 BB: 1 P: 32	R: 0 E: 0 K: 0 S: 6	H: 1 LOB: 0 BB: 0 P: 9	1B: 10 2B: 4 3B: 0 HR: 0	SF: 0 SAC: 0 DP: 1 HBP: 2	WP: 0 PB: 0 SB: 4 CS: 0	PA: 49											
<b>PITCHER</b>	IP WLS BF H R ER SO BB IBB HBP BLK WP HR S P ERA WHIP																	<b>PITCHER</b>	IP WLS BF H R ER SO BB IBB HBP BLK WP HR S P ERA WHIP														
Frank Castillo, R ERA: 4.89 (1, 1)	5.0		27	6	4	4	1	3	0	1	0	0	0	56	92	7.20	1.800																
Rich Garces, R ERA: 3.18 (6, 1)	2.0		9	2	1	0	1	0	0	0	0	0	0	18	30	0.00	1.000																
Rolando Arrojo, R ERA: 3.57 (8, 1)	0.2	L	8	5	5	5	0	0	0	1	0	0	0	15	24	67.50	7.500																
Pete Schourek, L ERA: 1.93 (8, 1)	1.1		5	1	0	0	0	1	0	0	0	0	0	8	17	0.00	1.500																

**Seattle Mariners @ Boston Red Sox**  
**Fenway Park, Boston, MA**  
 Wed May 09 2001, 7:05 PM EDT  
 Att. 31,616 - Sunny - 60 F

AB	43
R	10
H	14
RBI	10
BB	4
SO	2
LOB	26



BOTTOM

Seattle Mariners @ Boston Red Sox  
Fenway Park, Boston, MA  
Wed May 09 2001, 7:05 PM EDT  
Att. 31,616 - Sunny - 60 F

livebaseballscorecards.com

AB	37
R	5
H	11
RBI	5
BB	3
SO	9
LOB	13



WP:	0	PA:	41
PB:	0		
SB:	0		
CS:	0		

AB R H RBI BB SO LOB

5	1	1	2	0	3	0
4	0	1	0	1	1	0
5	1	2	0	0	0	1
3	1	2	2	2	0	0
5	1	1	1	0	2	6
4	0	0	0	0	2	1
4	0	2	0	0	0	0
0	0	0	0	0	0	0
3	0	1	0	0	0	2
3	1	1	0	0	0	1
1	0	0	0	0	1	2
0	0	0	0	0	0	0

1B:	6	SF:	0
2B:	2	SAC:	0
3B:	0	DP:	1
HR:	3	HBP:	1

Batter	1	2	3	4	5	6	7	8	9
Trot Nixon, L OBP: 0.336, SLG: 0.421 (1, 9)	1-1 F7		2-3 K		3-3 K		2-1 HR		1-3 K
Jose Offerman, S OBP: 0.397, SLG: 0.481 (1, 3) (3, 4)	1-0 FC4 BB 1B		1-0 G3		1-0 F5		3-3 K		4-2 BB 1B BB
Carl Everett, S OBP: 0.372, SLG: 0.454 (1, 8)	2-1 F8		0-1 F7			0-0 1B 2B	0-0 F8		3-2 BB 1B
Manny Ramirez, R OBP: 0.493, SLG: 0.724 (1, 10)	4-2 FC4 BB 1-2			1-0 HR		0-0 1B 1B 2-H	3-1 F2		4-0 G3-6-1 BB 1-2 2-3
Troy O'Leary, L OBP: 0.257, SLG: 0.390 (1, 7)	0-0 FC4 1-2f 2-3			1-1 HR		0-3 K		1-3 K	0-0 G3-6-1 1-2f
Jason Varitek, S OBP: 0.360, SLG: 0.354 (1, 2)		1-2 F9		0-3 K		1-3 K		0-2 G4-3	
Shea Hillenbrand, R OBP: 0.328, SLG: 0.508 (1, 5)		2-2 F7		2-1 G6-3		0-0 1B		1-2 1B 1B	
Chris Stynes, R OBP: 0.310, SLG: 0.464 Brian Daubach, L OBP: 0.307, SLG: 0.567 (2, PR) (3, 3)		2-2 FC6-4 HBP		0-0 G4-3		2-2 L4		2-1 1B	
Mike Lansing, R OBP: 0.267, SLG: 0.329 Scott Hatteberg, L OBP: 0.216, SLG: 0.294 John Valentin, R (9, 6)		1-2 FC6-4 1-2f			0-0 G1-3		0-1 HR 2B	2-3 K	

Inning Stats	R: 0	H: 1	E: 0	K: 0	S: 8	LOB: 2	BB: 1	P: 16	R: 0	H: 0	E: 0	K: 0	S: 14	LOB: 1	BB: 0	P: 20	R: 0	H: 0	E: 0	K: 1	S: 6	LOB: 0	BB: 0	P: 9	R: 2	H: 2	E: 0	K: 1	S: 9	LOB: 0	BB: 0	P: 13	R: 0	H: 0	E: 0	K: 1	S: 5	LOB: 0	BB: 0	P: 9	R: 1	H: 3	E: 0	K: 2	S: 12	LOB: 2	BB: 0	P: 15	R: 2	H: 2	E: 0	K: 1	S: 10	LOB: 0	BB: 0	P: 18	R: 0	H: 2	E: 0	K: 2	S: 16	LOB: 2	BB: 0	P: 22	R: 0	H: 1	E: 0	K: 1	S: 15	LOB: 2	BB: 2	P: 27	1B: 6	SF: 0	2B: 2	SAC: 0	3B: 0	DP: 1	HR: 3	HBP: 1	WP: 0	PA: 41
--------------	------	------	------	------	------	--------	-------	-------	------	------	------	------	-------	--------	-------	-------	------	------	------	------	------	--------	-------	------	------	------	------	------	------	--------	-------	-------	------	------	------	------	------	--------	-------	------	------	------	------	------	-------	--------	-------	-------	------	------	------	------	-------	--------	-------	-------	------	------	------	------	-------	--------	-------	-------	------	------	------	------	-------	--------	-------	-------	-------	-------	-------	--------	-------	-------	-------	--------	-------	--------

PITCHER	IP	WLS	BF	H	R	ER	SO	BB	IBB	HBP	BLK	WP	HR	S	P	ERA	WHIP
Aaron Sele, R ERA: 2.72 (1, 1)	5.0		22	5	3	3	3	1	0	1	0	0	2	44	69	5.40	1.200
Arthur Rhodes, L ERA: 1.84 (6, 1)	1.2	B	8	3	2	2	3	0	0	0	0	0	1	18	26	10.80	1.800
Jeff Nelson, R ERA: 1.84 (7, 1)	1.1	W	6	2	0	0	2	0	0	0	0	0	0	18	27	0.00	1.500
Jose Paniagua, R ERA: 4.08 (9, 1)	0.1		4	1	0	0	1	2	0	0	0	0	0	14	26	0.00	9.000
Kazuhiro Sasaki, R ERA: 3.31 (9, 1)	0.2	S	1	0	0	0	0	0	0	0	0	0	0	1	1	0.00	0.000



Batter	1	2	3	4	5	6	7	8	9	AB R H RBI BB SO LOB	TOP	
51 Ichiro Suzuki, L OBP: 0.358, SLG: 0.452 (1, 9) C X	0-1 F7		0-0 FC4-6 1-2f		0-2 S 1B 2-H		2-1 G6-3		1-2 F7	5 0 1 1 0 0 1		
Stan Javier, S OBP: 0.365, SLG: 0.364 (1, 8) (8, 7) B X	2-0 G6-3		2-1 G6-3		2-2 G4-3 1-2		4-2 G6-3 BB		0-1 F7	4 0 0 0 1 0 2		
Edgar Martinez, R OBP: 0.444, SLG: 0.504 (1, 10) B B B	4-0 FC6-4 BB			2-3 K		1-1 HR		0-1 G6-3 1-2		3 1 1 1 1 1 1		
John Olerud, L OBP: 0.427, SLG: 0.492 (1, 3) B X	1-0 FC6-4 1-2f			3-2 G3-1		1-0 HR 1B		4-0 IBB		3 1 1 0 1 0 1		
Bret Boone, R OBP: 0.347, SLG: 0.481 (1, 4) C X		0-1 F9		0-1 G5-3		2-0 HR 1-H		2-2 F9		4 1 1 2 0 0 2		
Al Martin, L OBP: 0.288, SLG: 0.235 (1, 7) Charles Gipson, R (8, 8) B X		1-0 G4-3			1-2 1B 1B		0-0 L8		1-3 K2-3	4 1 1 0 0 1 0 0 0 0 0 0 0 0		
David Bell, R OBP: 0.243, SLG: 0.295 (1, 5) B X		1-1 F7			1-3 K		1-1 G5-3		1-3 K	4 0 0 0 0 2 1		
Dan Wilson, R OBP: 0.284, SLG: 0.304 (1, 2) C C C			0-3 K		1-1 F9		1-1 FC6-4 1B		0-0 G4-3	4 0 1 0 0 1 1		
Carlos Guillen, S OBP: 0.278, SLG: 0.274 (1, 6) F F F F F X			2-2 51 FC4-6 1B		1-2 51 1B 1-H		0-0 FC6-4 1-2f		2-2 F8	4 1 2 1 0 0 1		
Inning Stats	R: 0 E: 0 K: 0 S: 4 H: 0 LOB: 1 BB: 1 P: 11	R: 0 E: 0 K: 0 S: 5 H: 0 LOB: 0 BB: 0 P: 7	R: 0 E: 0 K: 1 S: 12 H: 1 LOB: 1 BB: 0 P: 16	R: 0 E: 0 K: 1 S: 8 H: 0 LOB: 0 BB: 0 P: 13	R: 2 E: 0 K: 1 S: 21 H: 3 LOB: 1 BB: 0 P: 26	R: 3 E: 0 K: 0 S: 10 H: 4 LOB: 1 BB: 0 P: 16	R: 0 E: 0 K: 0 S: 9 H: 0 LOB: 2 BB: 2 P: 21	R: 0 E: 0 K: 2 S: 7 H: 0 LOB: 0 BB: 0 P: 9	R: 0 E: 0 K: 0 S: 10 H: 0 LOB: 0 BB: 0 P: 13	1B: 6 2B: 0 3B: 0 HR: 2 SF: 0 SAC: 0 DP: 0 HBP: 0	WP: 0 PB: 0 SB: 1 CS: 0 PA: 38	
PITCHER	IP WLS BF H R ER SO BB IBB HBP BLK WP HR S P ERA WHIP											
Tomo Ohka, R ERA: 3.57 (1, 1)	5.0 L 23 7 5 5 3 1 0 0 0 0 0 2 54 81 9.00 1.600											
Derek Lowe, R ERA: 6.0 (6, 1)	2.0 9 1 0 0 0 1 1 0 0 0 0 0 15 29 0.00 1.000											
49 Tim Wakefield, R ERA: 2.1 (8, 1)	1.0 3 0 0 0 2 0 0 0 0 0 0 0 7 9 0.00 0.000											
Rod Beck, R ERA: 1.93 (9, 1)	1.0 3 0 0 0 0 0 0 0 0 0 0 0 10 13 0.00 0.000											

Seattle Mariners @ Boston Red Sox  
Fenway Park, Boston, MA  
Thu May 10 2001, 7:05 PM EDT  
Att. 31,428 - Sunny - 70 F

livebaseballscorecards.com

AB	35
R	5
H	8
RBI	5
BB	3
SO	5
LOB	10



Batter	1	2	3	4	5	6	7	8	9	AB	R	H	RBI	BB	SO	LOB
Darren Lewis, R OBP: 0.226, SLG: 0.385 (1, 9)	2-2 G5-3		2-2 P6		1-3 K		0-1 FC4-6			4	0	0	0	0	1	5
Jose Offerman, S OBP: 0.392, SLG: 0.481 (1, 3) (8, 4)	0-1 F9		1-2 G6-3			2-1 F8 G4-3 2B		1-3 K		4	1	1	0	0	1	2
Carl Everett, S OBP: 0.362, SLG: 0.440 (1, 8)	1-3 K			2-3 K		3-2 F8		1-1 L4		4	0	0	0	0	2	1
Manny Ramirez, R OBP: 0.487, SLG: 0.708 (1, 10)		4-1 G4-6-3 BB		0-1 F9		1-1 G4-3		0-0 F7		3	0	0	1	1	0	0
Dante Bichette, R OBP: 0.327, SLG: 0.426 (1, 7)		2-0 G4-6-3		0-2 P2		3-H 0-2 G5-3			0-0 G6-3 2B	4	0	1	0	0	0	1
Jason Varitek, S OBP: 0.357, SLG: 0.350 Scott Hatteberg, L OBP: 0.225, SLG: 0.297 (1, 2) (5, 2)		1-2 G1-3			1-2 G6-3		0-0 FC4-6 BB 1B		1-2 G6-3	1	0	0	0	0	0	0
John Valentin, R OBP: 0.750, SLG: 1.000 (1, 6)			0-0 SH1-4 2B		4-2 E SF8 BB		4-2 FC4-6 BB		0-0 P6	2	1	1	0	2	0	1
Shea Hillenbrand, R OBP: 0.326, SLG: 0.500 (1, 5)			1-2 SH1-4 1B		0-1 E4		1-3 K		3-1 F9	4	0	1	0	0	1	4
Mike Lansing, R OBP: 0.263, SLG: 0.329 Brian Daubach, L OBP: 0.304, SLG: 0.560 (1, 4) (7, PH) (8, 3)			0-0 SH1-4		1-1 SF8		1-3 K			0	0	0	1	0	0	0
			1-2 2-3		3-H					1	0	0	0	0	1	2

Inning Stats	R: 0	H: 0	E: 0	K: 1	S: 8	LOB: 0	BB: 0	P: 11	R: 0	H: 0	E: 0	K: 0	S: 5	LOB: 0	BB: 1	P: 12	R: 0	H: 2	E: 0	K: 0	S: 11	LOB: 2	BB: 0	P: 15	R: 0	H: 0	E: 0	K: 1	S: 9	LOB: 0	BB: 0	P: 11	R: 1	H: 1	E: 0	K: 0	S: 11	LOB: 0	BB: 0	P: 17	R: 0	H: 1	E: 0	K: 2	S: 13	LOB: 2	BB: 1	P: 19	R: 0	H: 0	E: 0	K: 1	S: 8	LOB: 0	BB: 0	P: 10	R: 0	H: 1	E: 0	K: 0	S: 7	LOB: 1	BB: 0	P: 11	1B: 2	SF: 1	2B: 3	SAC: 1	3B: 0	DP: 1	HR: 0	HBP: 0	WP: 0	PA: 35
PITCHER	IP	WLS	BF	H	R	ER	SO	BB	IBB	HBP	BLK	WP	HR	S	P	ERA	WHIP																																																									
John Halama, L ERA: 3.18 (1, 1)	5.1	W	21	3	2	1	3	2	0	0	0	0	0	52	80	1.69	0.938																																																									
Jeff Nelson, R ERA: 1.72 (6, 1)	1.0		5	1	0	0	1	1	0	0	0	0	0	14	20	0.00	2.000																																																									
Norm Charlton, L ERA: 3.0 (7, 1)	1.2	H	5	0	0	0	2	0	0	0	0	0	0	13	16	0.00	0.000																																																									
Kazuhiro Sasaki, R ERA: 3.12 (9, 1)	1.0	S	4	1	0	0	0	0	0	0	0	0	0	7	11	0.00	1.000																																																									

BOTTOM

Seattle Mariners @ Boston Red Sox  
Fenway Park, Boston, MA  
Thu May 10 2001, 7:05 PM EDT  
Att. 31,428 - Sunny - 70 F

AB 30  
R 2  
H 5  
RBI 2  
BB 3  
SO 6  
LOB 17



WP: 0 PA: 35  
PB: 0  
SB: 0  
CS: 0  
ERA  
WHIP

livebaseballscorecards.com



Batter	1	2	3	4	5	6	7	8	9	AB R H RBI BB SO LOB	TOP				
<b>Johnny Damon, L</b> (1, 9) <small>OBP: 0.260, SLG: 0.308</small>	2-2 	0-0 <b>E3</b> 		0-2 <b>G4-6-3</b> <small>1-2f</small>		1-3 		4-2 	3-2 <b>G6-3</b>	5 3 2 0 1 1 2					
<b>Jeremy Giambi, L</b> (1, 7) <small>OBP: 0.353, SLG: 0.364</small> <b>23 Mario Valdez, L</b> (9, 7) <small>OBP: 0.409, SLG: 0.286</small>	4-2 	0-1 		4-2 		0-0 <b>G6-3</b>		1-0 		3 1 2 1 2 0 0 0 0 0 0 0 0 0					
<b>Jason Giambi, L</b> (1, 3) <small>OBP: 0.506, SLG: 0.624</small>	4-2 	1-0 		1-2 			4-0 	1-1 <b>FC6</b>		3 1 2 1 2 0 1					
<b>John Jaha, R</b> (1, 10) <small>OBP: 0.333, SLG: 0.333</small>	4-2 	0-0 <b>F8</b>		1-3 			4-2 	0-1 <b>F9</b>		3 0 0 1 2 1 5					
<b>Terrence Long, L</b> (1, 8) <small>OBP: 0.357, SLG: 0.468</small>	0-0 		0-2 <b>L5</b>		3-2 <b>G4-3</b>		1-1 	0-1 <b>F8</b>		5 0 1 2 0 0 3					
<b>Miguel Tejada, R</b> (1, 6) <small>OBP: 0.336, SLG: 0.526</small>	0-0 <b>G6-3</b>		1-1 		0-0 <b>F7</b>		2-2 <b>P4</b>		0-1 	5 1 2 0 0 0 4					
<b>3 Eric Chavez, L</b> (1, 5) <small>OBP: 0.331, SLG: 0.481</small>		0-3 	0-1 <b>G4-3</b>		1-2 		4-0 		1-3 	4 0 1 0 1 2 2					
<b>Mark Bellhorn, S</b> (1, 4) <small>OBP: 0.389, SLG: 0.467</small>		1-0 <b>F7</b>	2-1 <b>G1-3</b>		2-2 <b>F9</b>		3-3 		1-1 	5 0 1 1 0 1 5					
<b>Ramon Hernandez, R</b> (1, 2) <small>OBP: 0.285, SLG: 0.339</small> <b>Sal Fasano, R</b> (8, 2) <small>OBP: 0.063, SLG: 0.063</small>		2-0 		0-2 		3-1 <b>F7</b>		0-1 <b>G6-3</b>		4 1 2 1 0 0 3 1 0 0 0 0 1 1					
<b>Inning Stats</b>	R: 2 H: 1 E: 0 LOB: 1 K: 0 BB: 3 S: 16 P: 30	R: 2 H: 4 E: 1 LOB: 2 K: 1 BB: 0 S: 10 P: 14	R: 0 H: 1 E: 0 LOB: 1 K: 0 BB: 0 S: 10 P: 13	R: 0 H: 2 E: 0 LOB: 2 K: 1 BB: 1 S: 14 P: 20	R: 0 H: 1 E: 0 LOB: 1 K: 0 BB: 0 S: 11 P: 17	R: 0 H: 0 E: 0 LOB: 0 K: 1 BB: 0 S: 6 P: 10	R: 1 H: 1 E: 0 LOB: 3 K: 1 BB: 3 S: 14 P: 32	R: 1 H: 1 E: 0 LOB: 1 K: 2 BB: 1 S: 10 P: 15	R: 1 H: 2 E: 0 LOB: 1 K: 2 BB: 0 S: 15 P: 22	1B: 8 SF: 0 2B: 4 SAC: 0 3B: 0 DP: 2 HR: 1 HBP: 0	WP: 0 PA: 46 PB: 0 SB: 0 CS: 0				
<b>PITCHER</b>	IP WLS BF H R ER SO BB IBB HBP BLK WP HR S P ERA WHIP											<b>PITCHER</b>	IP WLS BF H R ER SO BB IBB HBP BLK WP HR S P ERA WHIP		
<b>63 Paxton Crawford, R</b> (1, 1) <small>ERA: 4.76</small>	2.0		13 5 4 4 1 3 0 0 0 0 0 1 26 44 18.00 4.000												
<b>49 Tim Wakefield, R</b> (3, 1) <small>ERA: 1.88</small>	3.0		13 4 0 0 1 1 0 0 0 0 0 0 35 50 0.00 1.667												
<b>Pete Schourek, L</b> (6, 1) <small>ERA: 2.4</small>	1.0		4 0 1 1 1 1 0 0 0 0 0 0 6 14 9.00 1.000												
<b>Rolando Arrojo, R</b> (7, 1) <small>ERA: 3.66</small>	2.0		11 2 1 1 1 2 1 0 0 0 0 0 24 43 4.50 2.000												
<b>Rod Beck, R</b> (9, 1) <small>ERA: 2.29</small>	1.0	L	5 2 1 1 2 0 0 0 0 0 0 0 15 22 9.00 2.000												

**Oakland Athletics @ Boston Red Sox**  
 Fenway Park, Boston, MA  
 Fri May 11 2001, 7:05 PM EDT  
 Att. 32,718 - Sunny - 83 F

[livebaseballscorecards.com](http://livebaseballscorecards.com)

<b>AB</b>	<b>38</b>
<b>R</b>	<b>7</b>
<b>H</b>	<b>13</b>
<b>RBI</b>	<b>7</b>
<b>BB</b>	<b>8</b>
<b>SO</b>	<b>6</b>
<b>LOB</b>	<b>26</b>



Batter	1	2	3	4	5	6	7	8	9	AB	R	H	RBI	BB	SO	LOB
Trot Nixon, L OBP: 0.339, SLG: 0.408 (1, 9)	0-0 F9		1-1 G4-3			4-1 FC6-4 1B 3B BB	0-2 G5-3		4-2 HBP 1B BB	3	1	0	0	2	0	2
Jose Offerman, S OBP: 0.392, SLG: 0.487 (1, 4)	2-2 F7		1-2 G4-3			0-1 FC6-4 1B		1-2 2B	3-2 F9	5	1	2	0	0	0	2
Carl Everett, S OBP: 0.363, SLG: 0.446 (1, 8)	1-1 F7				0-1 F8	1-2 FC6-4 3B		0-1 2B	1-2 F7-6 HBP 1B	5	2	2	1	0	0	2
Manny Ramirez, R OBP: 0.490, SLG: 0.724 (1, 10)		1-3 K			0-3 K	2-0 3B		2-2 2B	1-1 HBP	4	1	2	3	0	2	0
Troy O'Leary, L OBP: 0.264, SLG: 0.394 (1, 7)		2-3 K			1-2 G5-3	2-1 HBP		2-2 2B	0-1 F7-6	4	0	1	1	0	1	3
John Valentin, R OBP: 0.375, SLG: 0.333 (1, 6) (9, 5)		1-3 K			1-2 G4-3	0-2 L6		1-1 G5-3		4	0	0	0	0	1	3
Brian Daubach, L OBP: 0.311, SLG: 0.553 (1, 3)			1-1 FC5-4 1B		0-1 F7		1-3 K	4-0 IBB		3	0	1	0	1	1	0
Shea Hillenbrand, R OBP: 0.319, SLG: 0.489 Jason Varitek, S OBP: 0.354, SLG: 0.347 (8, PH) (9, 2)			0-0 FC5-4 2B		0-3 K		1-0 G5-3	1-3 K		3	1	0	0	0	1	1
Scott Hatteberg, L OBP: 0.250, SLG: 0.341 Lou Merloni, R OBP: 0.389, SLG: 0.563 (1, 2) (9, 6)			3-2 G4-3 1-H 2B			1-3 K	0-2 1B	1-3 K		1	0	2	1	0	2	2
										0	0	0	0	0	0	0

Inning Stats	R: 0	H: 0	E: 0	LOB: 0	K: 0	BB: 0	S: 7	R: 0	H: 0	E: 0	LOB: 0	K: 3	BB: 0	S: 10	R: 1	H: 2	E: 0	LOB: 1	K: 0	BB: 0	S: 13	R: 0	H: 0	E: 0	LOB: 0	K: 1	BB: 0	S: 10	R: 0	H: 2	E: 0	LOB: 2	K: 1	BB: 1	S: 15	R: 0	H: 1	E: 0	LOB: 1	K: 1	BB: 0	S: 13	R: 3	H: 4	E: 0	LOB: 2	K: 2	BB: 1	S: 23	R: 0	H: 1	E: 0	LOB: 2	K: 0	BB: 1	S: 11	1B: 4	SF: 0	2B: 6	SAC: 0	3B: 1	DP: 1	HR: 0	HBP: 2
--------------	------	------	------	--------	------	-------	------	------	------	------	--------	------	-------	-------	------	------	------	--------	------	-------	-------	------	------	------	--------	------	-------	-------	------	------	------	--------	------	-------	-------	------	------	------	--------	------	-------	-------	------	------	------	--------	------	-------	-------	------	------	------	--------	------	-------	-------	-------	-------	-------	--------	-------	-------	-------	--------

PITCHER	IP	WLS	BF	H	R	ER	SO	BB	IBB	HBP	BLK	WP	HR	S	P	ERA	WHIP
Cory Lidle, R ERA: 5.29 (1, 1)	5.2		23	4	3	3	6	1	0	0	0	0	0	60	85	4.76	0.882
Jim Mecir, R ERA: 3.2 (6, 1)	1.1	H	5	1	0	0	1	0	0	0	0	0	0	17	19	0.00	0.750
Jason Isringhausen, R ERA: 3.07 (8, 1)	1.0	W	8	4	3	3	2	0	1	0	0	0	0	23	35	27.00	4.000
Mike Magnante, L ERA: 2.7 (9, 1)	0.1	H	3	1	0	0	0	1	0	0	0	0	0	8	16	0.00	6.000
Jeff Tam, R ERA: 4.05 (9, 1)	0.2	S	2	0	0	0	0	0	0	1	0	0	0	3	4	0.00	0.000

**BOTTOM**

**Oakland Athletics @ Boston Red Sox**  
Fenway Park, Boston, MA  
Fri May 11 2001, 7:05 PM EDT  
Att. 32,718 - Sunny - 83 F

AB	36
R	6
H	10
RBI	6
BB	3
SO	9
LOB	17



WP	HR	S	P	ERA	WHIP
0	0	0	0	0	0



Batter	1	2	3	4	5	6	7	8	9	AB R H RBI BB SO LOB	TOP
<b>Johnny Damon, L</b> (1, 9) OBP: 0.254, SLG: 0.300 C B X	1-1 P6 ①		0-0 G3-1 ②			1-3 K ①		2-1 G3 ②		4 0 0 0 0 1 1	<b>Oakland Athletics @ Boston Red Sox</b> Fenway Park, Boston, MA Sat May 12 2001, 1:05 PM EDT Att. 32,686 - Cloudy - 83 F
<b>23 Mario Valdez, L</b> (1, 7) OBP: 0.396, SLG: 0.282 B C S	1-3 K ②		3-3 K ③			1-2 HR 1B ①		1-2 G4-3 ③		4 1 1 0 0 2 0	
<b>Jason Giambi, L</b> (1, 3) OBP: 0.500, SLG: 0.636 C B F S	1-3 K ③			2-1 G6-3 ①		0-0 HR 1-H 2-H ②		0-0 F7 ①		4 1 1 3 0 1 0	
<b>John Jaha, R</b> (1, 10) <b>Frank Menechino, R</b> (9, PH) OBP: 0.278, SLG: 0.267 OBP: 0.396, SLG: 0.558 B C F S		3-3 K ①		2-2 F8 ②		2-3 K ②		3-3 K ②		3 0 0 0 0 2 0 1 0 0 0 0 1 0	
<b>Terrence Long, L</b> (1, 8) OBP: 0.354, SLG: 0.469 C B F S		1-2 G5-3 2B ②		1-1 G6-3 ③		0-0 F8 ③		1-2 G3-1 ③		4 0 1 0 0 0 0	
<b>Miguel Tejada, R</b> (1, 6) OBP: 0.329, SLG: 0.514 B X		1-0 G5-3 2-3 ②			2-2 G5-3 ①		1-3 K ①			3 0 0 0 0 1 1	
<b>3 Eric Chavez, L</b> (1, 5) OBP: 0.331, SLG: 0.474 B C F S		4-1 BB ③			0-3 K ②		1-0 P6 ②			2 0 0 0 1 1 0	
<b>Mark Bellhorn, S</b> (1, 4) OBP: 0.333, SLG: 0.389 C C F S		0-3 K ③			1-3 K ③		3-3 K ③			3 0 0 0 0 3 2	
<b>Sal Fasano, R</b> (1, 2) OBP: 0.105, SLG: 0.056 B C F S			1-3 K ①			1-0 HR 23 1B HBP ①		1-3 K ①		2 1 0 0 0 2 0	
<b>Inning Stats</b>	R: 0 H: 0 E: 0 LOB: 0 K: 2 BB: 0 S: 8 P: 11	R: 0 H: 1 E: 0 LOB: 2 K: 2 BB: 1 S: 12 P: 21	R: 0 H: 0 E: 0 LOB: 0 K: 2 BB: 0 S: 8 P: 12	R: 0 H: 0 E: 0 LOB: 0 K: 0 BB: 0 S: 7 P: 12	R: 0 H: 0 E: 0 LOB: 0 K: 2 BB: 0 S: 9 P: 12	R: 3 H: 2 E: 0 LOB: 0 K: 2 BB: 0 S: 11 P: 16	R: 0 H: 0 E: 0 LOB: 0 K: 2 BB: 0 S: 7 P: 12	R: 0 H: 0 E: 0 LOB: 0 K: 1 BB: 0 S: 9 P: 13	R: 0 H: 0 E: 0 LOB: 0 K: 1 BB: 0 S: 7 P: 11	1B: 1 SF: 0 2B: 1 SAC: 0 3B: 0 DP: 0 HR: 1 HBP: 1	WP: 0 PA: 32 PB: 0 SB: 0 CS: 0
<b>PITCHER</b> <b>Pedro Martinez, R</b> (1, 1) ERA: 1.74 <b>Rich Garces, R</b> (8, 1) ERA: 3.0 <b>Derek Lowe, R</b> (9, 1) ERA: 5.73	IP WLS BF H R ER SO BB IBB HBP BLK WP HR S P ERA WHIP 7.0 W 26 3 3 3 12 1 0 1 0 0 1 62 96 3.86 0.571 1.0 3 0 0 0 1 0 0 0 0 0 0 9 13 0.00 0.000 1.0 3 0 0 0 1 0 0 0 0 0 0 7 11 0.00 0.000	<b>PITCHER</b> IP WLS BF H R ER SO BB IBB HBP BLK WP HR S P ERA WHIP									

livebaseballscorecards.com

<b>AB</b>	<b>30</b>
<b>R</b>	<b>3</b>
<b>H</b>	<b>3</b>
<b>RBI</b>	<b>3</b>
<b>BB</b>	<b>1</b>
<b>SO</b>	<b>14</b>
<b>LOB</b>	<b>4</b>



Batter	1	2	3	4	5	6	7	8	9
<b>Trot Nixon, L</b> OBP: 0.358, SLG: 0.466 (1, 9) X	0-0 1B 1B 2B	1-0 1B 1B		2-0 HR		1-3 K	2-2 2B 1B		
<b>Jose Offerman, S</b> OBP: 0.400, SLG: 0.500 (1, 3) L B B S X	2-2 1B E 1B 2-3	0-0 1B 1B 1-3		2-3 K		2-1 F8	0-1 1-3 2B		
<b>Carl Everett, S</b> OBP: 0.370, SLG: 0.458 (1, 8) X	0-0 E 1B 1-3 3-H	3-2 G5-4-3 1B 2-3			2-1 G6-3	0-2 1B 2B 1-H	2-3 K		
<b>Manny Ramirez, R</b> OBP: 0.494, SLG: 0.739 (1, 10) B X	1-0 E5 1B 2B 1-3 3-H	0-1 G5-4-3 1B 1-2f			0-0 HR	4-0 BB 1B IBB		0-3 K	
<b>Dante Bichette, R</b> OBP: 0.352, SLG: 0.442 (1, 7) X	0-0 2B 1B 2-3 3-H		1-3 K		0-0 G6-3	0-2 BB 1B 1-2 2-H		0-0 1B	
<b>Jason Varitek, S</b> OBP: 0.356, SLG: 0.352 (1, 2) X	0-0 P6		2-1 G4-3		2-2 1B 2B	4-2 1-2 2-3 BB		0-0 F7	
<b>Shea Hillenbrand, R</b> OBP: 0.322, SLG: 0.493 (1, 5) C F B X	1-2 1B 2B 1-3 3-H		2-1 P6		1-2 2-H 1B	1-1 G1-3		2-3 K	
<b>Lou Merloni, R</b> OBP: 0.318, SLG: 0.450 (1, 6) X	0-0 P4			0-0 G4-3	1-3 K		1-0 G6-3		
<b>Mike Lansing, R</b> OBP: 0.263, SLG: 0.324 (1, 4) C B X	1-1 F8			1-0 G6-3		2-2 2B 1B	0-0 G5-3		

AB	R	H	RBI	BB	SO	LOB
5	2	4	1	0	1	1
5	1	3	0	0	1	1
5	2	3	2	0	1	2
4	2	2	2	1	1	2
5	0	3	2	0	1	0
4	1	1	0	1	0	3
5	0	2	2	0	1	4
4	0	0	0	0	1	3
4	1	1	0	0	0	2

**BOTTOM**

**Oakland Athletics @ Boston Red Sox**  
**Fenway Park, Boston, MA**  
 Sat May 12 2001, 1:05 PM EDT  
 Att. 32,686 - Cloudy - 83 F

<b>AB</b>	<b>41</b>
<b>R</b>	<b>9</b>
<b>H</b>	<b>19</b>
<b>RBI</b>	<b>9</b>
<b>BB</b>	<b>2</b>
<b>SO</b>	<b>7</b>
<b>LOB</b>	<b>18</b>



1B: 12	SF: 0	WP: 0	PA: 43
2B: 5	SAC: 0	PB: 0	
3B: 0	DP: 1	SB: 0	
HR: 2	HBP: 0	CS: 0	

Inning Stats	R	H	E	K	S	IP	WLS	BF	H	R	ER	SO	BB	IBB	HBP	BLK	WP	HR	S	P	ERA	WHIP
<b>Gil Heredia, R</b> ERA: 8.92 (1, 1)	4	6	1	0	14	4.2	L	25	13	7	7	2	0	0	0	0	0	2	46	70	13.50	2.786
<b>T.J. Mathews, R</b> ERA: 6.89 (5, 1)	1	0	0	0	19	1.0		6	2	2	2	2	0	1	0	0	0	0	18	28	18.00	2.000
<b>Chad Bradford, R</b> ERA: 3.38 (6, 1)	2	3	0	0	13	2.1		12	4	0	0	3	1	0	0	0	0	0	30	42	0.00	2.143

PITCHER	IP	WLS	BF	H	R	ER	SO	BB	IBB	HBP	BLK	WP	HR	S	P	ERA	WHIP
<b>Gil Heredia, R</b>	4.2	L	25	13	7	7	2	0	0	0	0	0	2	46	70	13.50	2.786
<b>T.J. Mathews, R</b>	1.0		6	2	2	2	2	0	1	0	0	0	0	18	28	18.00	2.000
<b>Chad Bradford, R</b>	2.1		12	4	0	0	3	1	0	0	0	0	0	30	42	0.00	2.143



Batter	1	2	3	4	5	6	7	8	9	10	11	AB R H RBI BB SO LOB	TOP					
<b>Johnny Damon, L</b> (1, 9) <small>OBP: 0.263, SLG: 0.294</small>												3 1 0 0 3 1 3						
<b>Frank Menechino, R</b> (1, 4) <small>OBP: 0.393, SLG: 0.554</small>												6 0 2 0 0 1 4						
<b>Jason Giambi, L</b> (1, 3) <small>OBP: 0.500, SLG: 0.629</small>												3 0 1 1 2 1 0						
<b>Olmedo Saenz, R</b> (1, 10) <small>OBP: 0.333, SLG: 0.354</small>												5 0 0 0 0 1 4						
<b>Terrence Long, L</b> (1, 8) <small>OBP: 0.348, SLG: 0.453</small>												5 0 0 1 1 0 3						
<b>Miguel Tejada, R</b> (1, 6) <small>OBP: 0.323, SLG: 0.500</small>												6 0 1 0 0 0 5						
<b>3 Eric Chavez, L</b> (1, 5) <small>OBP: 0.340, SLG: 0.475</small>												4 1 2 0 1 2 1						
<b>23 Mario Valdez, L</b> (1, 7) <small>OBP: 0.434, SLG: 0.366</small>												2 1 1 2 3 0 1						
<b>Sal Fasano, R</b> (1, 2) <small>OBP: 0.130, SLG: 0.048</small>												3 1 0 0 1 1 3						
<b>Jeremy Giambi, L</b> (10, PH) <small>OBP: 0.349, SLG: 0.359</small>												1 0 0 0 0 0 2						
<b>Ramon Hernandez, R</b> (10, PR) <small>OBP: 0.285, SLG: 0.339</small>												0 0 0 0 0 0 0						
<b>Inning Stats</b>	R: 0 H: 0 E: 0 LOB: 0 K: 1 BB: 0 S: 10 P: 15	R: 0 H: 0 E: 0 LOB: 0 K: 0 BB: 0 S: 7 P: 11	R: 0 H: 0 E: 0 LOB: 2 K: 2 BB: 3 S: 10 P: 26	R: 0 H: 0 E: 0 LOB: 1 K: 1 BB: 1 S: 8 P: 16	R: 4 H: 3 E: 0 LOB: 2 K: 0 BB: 2 S: 21 P: 38	R: 0 H: 1 E: 0 LOB: 2 K: 0 BB: 1 S: 11 P: 16	R: 0 H: 0 E: 0 LOB: 0 K: 0 BB: 0 S: 5 P: 6	R: 0 H: 0 E: 0 LOB: 1 K: 1 BB: 1 S: 11 P: 18	R: 0 H: 1 E: 0 LOB: 1 K: 0 BB: 0 S: 8 P: 14	R: 0 H: 1 E: 1 LOB: 3 K: 2 BB: 1 S: 17 P: 30	R: 0 H: 1 E: 0 LOB: 2 K: 0 BB: 2 S: 6 P: 14	1B: 5 SF: 1 2B: 1 SAC: 0 3B: 0 DP: 1 HR: 1 HBP: 1	WP: 0 PA: 51 PB: 0 SB: 1 CS: 1					
<b>PITCHER</b>	IP WLS BF H R ER SO BB IBB HBP BLK WP HR S P ERA WHIP												<b>PITCHER</b>	IP WLS BF H R ER SO BB IBB HBP BLK WP HR S P ERA WHIP				
<b>Hideo Nomo, R</b> (1, 1) <small>ERA: 3.8</small>	4.0	19	2	4	4	4	4	6	0	0	0	0	0	1	42	85	9.00	2.000
<b>49 Tim Wakefield, R</b> (5, 1) <small>ERA: 1.76</small>	2.0	10	2	0	0	0	0	1	0	1	0	0	0	0	25	37	0.00	1.500
<b>Rich Garces, R</b> (7, 1) <small>ERA: 2.84</small>	1.0	3	0	0	0	0	0	0	0	0	0	0	0	5	6	0.00	0.000	
<b>Pete Schourek, L</b> (8, 1) <small>ERA: 2.25</small>	1.0	4	0	0	0	0	1	1	0	0	0	0	0	11	18	0.00	1.000	
<b>Rod Beck, R</b> (9, 1) <small>ERA: 2.11</small>	1.2	8	2	0	0	1	0	0	1	0	0	0	0	18	32	0.00	1.200	
<b>Derek Lowe, R</b> (10, 1) <small>ERA: 5.4</small>	1.1	7	1	0	0	0	1	0	0	0	0	0	0	1	1	7	0.00	0.750

**Oakland Athletics @ Boston Red Sox**  
 Fenway Park, Boston, MA  
 Sun May 13 2001, 1:05 PM EDT  
 Att: 31,926 - Sunny - 60 F

[livebaseballscorecards.com](http://livebaseballscorecards.com)

AB	38
R	4
H	7
RBI	4
BB	11
SO	7
LOB	26



Batter	1	2	3	4	5	6	7	8	9	10	11	AB R H RBI BB SO LOB	BOTTOM														
Trot Nixon, L OBP: 0.352, SLG: 0.449 (1, 9)	0-0 G3-1		4-2 BB		1-1 G4-6-3		0-1 F8		3-1 G6-3			4 0 0 0 1 0 3	<b>Oakland Athletics @ Boston Red Sox</b> Fenway Park, Boston, MA Sun May 13 2001, 1:05 PM EDT Att. 31,926 - Sunny - 60 F														
Jose Offerman, S OBP: 0.393, SLG: 0.504 (1, 3)	1-0 G6-3		1-3 K		0-1 G1-3			0-0 1B 3B	2-3 K			5 1 1 0 0 2 1															
John Valentin, R OBP: 0.385, SLG: 0.300 (1, 6)	4-0 1B BB		0-0 F9			0-0 G6-3		1-1 HR 1B		1-2 L6		4 2 1 1 1 0 1															
Manny Ramirez, R OBP: 0.497, SLG: 0.754 (1, 10)	1-0 FC6-4 1B		1-3 K			1-3 K		2-2 HR		4-0 IBB		4 1 2 2 1 2 1															
Dante Bichette, R OBP: 0.356, SLG: 0.429 (1, 7)	0-1 FC6-4 1B			2-2 FC1-6 HBP		1-2 L4		2-2 G5-3		0-3 K		4 0 1 1 0 1 1															
Shea Hillenbrand, R OBP: 0.311, SLG: 0.477 (1, 5)	1-0 FC6-4		0-2 FC1-6 E S				0-3 K	0-0 G4-3		3-2 P5		5 0 0 0 0 1 4															
Jason Varitek, S OBP: 0.366, SLG: 0.385 (1, 2)		1-2 G1-3		3-2 F9			4-2 G1 1B BB	3-2 1B			1-2 HR	4 1 2 1 1 0 1															
Mike Lansing, R OBP: 0.262, SLG: 0.321 (1, 4)		1-0 G6-3		1-3 K			0-0 G1 1B	1-2 G4-3				4 0 1 0 0 1 2															
Darren Lewis, R OBP: 0.232, SLG: 0.382 Carl Everett, S OBP: 0.368, SLG: 0.455 (1, 8) (9, PH) (10, 8)		2-1 F7			2-2 G4-6-3 1B		1-0 G1		1-3 K			3 0 1 0 0 0 2 1 0 0 0 0 1 0															
<b>Inning Stats</b>	R: 1 E: 0 K: 0 S: 6	H: 2 LOB: 2 BB: 1 P: 13	R: 0 E: 0 K: 0 S: 6	H: 0 LOB: 0 BB: 0 P: 10	R: 0 E: 0 K: 2 S: 9	H: 0 LOB: 1 BB: 1 P: 15	R: 0 E: 0 K: 1 S: 12	H: 0 LOB: 1 BB: 0 P: 18	R: 0 E: 0 K: 0 S: 7	H: 1 LOB: 0 BB: 0 P: 10	R: 0 E: 0 K: 1 S: 7	H: 0 LOB: 0 BB: 0 P: 9		R: 0 E: 0 K: 1 S: 9	H: 1 LOB: 2 BB: 1 P: 14	R: 3 E: 0 K: 0 S: 20	H: 4 LOB: 1 BB: 0 P: 29	R: 0 E: 0 K: 2 S: 8	H: 0 LOB: 0 BB: 0 P: 14	R: 0 E: 0 K: 1 S: 12	H: 0 LOB: 1 BB: 1 P: 20	R: 1 E: 0 K: 0 S: 3	H: 1 LOB: 0 BB: 0 P: 4	1B: 6 2B: 0 3B: 1 HR: 2	SF: 0 SAC: 0 DP: 1 HBP: 1	WP: 0 PB: 0 SB: 1 CS: 0	PA: 43
<b>PITCHER</b>	IP WLS BF H R ER SO BB IBB HBP BLK WP HR S P ERA WHIP																										
Mark Mulder, L ERA: 3.5 (1, 1)	7.0 B 29 5 2 2 5 3 0 1 0 0 0 57 90 2.57 1.143																										
Jim Mecir, R ERA: 3.74 (8, 1)	2.0 L 9 3 2 2 2 0 0 0 0 0 1 27 42 9.00 1.500																										
Jeff Tam, R ERA: 4.29 (10, 1)	1.0 L 5 1 1 1 1 0 1 0 0 0 1 15 24 9.00 1.000																										

livebaseballscores.com

AB	38
R	5
H	9
RBI	5
BB	4
SO	8
LOB	16





Batter	1	2	3	4	5	6	7	8	9	AB R H RBI BB SO LOB	TOP											
Trot Nixon, L OBP: 0.346, SLG: 0.446 (1, 9)	0-0 G5-3	0-3 K			0-1 G4-3 1B 2B	2-3 K			0-0 G4-3	5 1 1 0 0 2 1												
Jose Offerman, S OBP: 0.393, SLG: 0.496 (1, 3)	0-2 1B 1B		2-1 G6-3		3-1 G4-3		3-1 L9		4-2 2B 1B BB	4 2 1 0 1 0 1												
Carl Everett, S OBP: 0.375, SLG: 0.467 (1, 8)	0-3 K		0-1 P4		0-0 S 1B		3-2 S 1B		0-1 1B 2B	5 1 3 1 0 1 1												
Manny Ramirez, R OBP: 0.500, SLG: 0.745 (1, 10)	4-2 1B 1B BB		1-1		0-1 P4		3-3 K		4-0 1B IBB	3 1 1 0 2 1 2												
Dante Bichette, R OBP: 0.365, SLG: 0.424 (1, 7)	3-1 1B 1B		1-1 L4		4-2 B 1-2 BB		1-1 P4		0-3 K	3 0 1 1 1 0 2 1 0 0 0 0 1 3												
Darren Lewis, R OBP: 0.228, SLG: 0.375 (8, 7)	1-2 2-H																					
Shea Hillenbrand, R OBP: 0.314, SLG: 0.474 (1, 5)	0-0 1B			1-1 F8	0-1 G1-3			0-0 E6 SH5-3	0-0 1B	5 0 2 3 0 0 2												
Jason Varitek, S OBP: 0.370, SLG: 0.398 (1, 2)	3-2 G1-3		1-0 1B 1B			0-2 2B		0-0 SH5-3	1-2 G6-3	4 0 2 0 0 0 4												
Lou Merloni, R OBP: 0.346, SLG: 0.435 (1, 6)		4-2 CS BB		1-1 G1-6-3 1B		1-2 L8		0-3 K		3 0 1 0 1 1 2												
Mike Lansing, R OBP: 0.250, SLG: 0.305 (1, 4)		2-3 K		0-0 G1-6-3		0-0 G5-3		1-3 K		4 0 0 0 0 2 5												
<b>Inning Stats</b>	R: 2 E: 0 K: 1 S: 15	H: 3 LOB: 2 BB: 1 P: 25	R: 0 E: 0 K: 2 S: 12	H: 0 LOB: 0 BB: 1 P: 18	R: 0 E: 0 K: 0 S: 8	H: 1 LOB: 1 BB: 0 P: 12	R: 0 E: 0 K: 0 S: 6	H: 2 LOB: 1 BB: 0 P: 9	R: 1 E: 0 K: 0 S: 15	H: 2 LOB: 2 BB: 1 P: 22	R: 0 E: 0 K: 1 S: 10	H: 1 LOB: 1 BB: 0 P: 13	R: 0 E: 0 K: 1 S: 12	H: 1 LOB: 1 BB: 0 P: 22	R: 0 E: 1 K: 2 S: 8	H: 0 LOB: 1 BB: 0 P: 9	R: 2 E: 0 K: 1 S: 16	H: 2 LOB: 2 BB: 2 P: 26	1B: 9 2B: 3 3B: 0 HR: 0	SF: 0 SAC: 1 DP: 1 HBP: 0	WP: 0 PB: 0 SB: 2 CS: 1	PA: 43
<b>PITCHER</b>	IP WLS BF H R ER SO BB IBB HBP BLK WP HR S P ERA WHIP																					
Mark Redman, L ERA: 4.3 (1, 1)	5.0 L 24 8 3 3 3 3 3 0 0 0 0 0 0 56 86 5.40 2.200																					
Hector Carrasco, R ERA: 4.5 (6, 1)	3.0 12 2 0 0 4 0 0 0 0 0 0 0 30 44 0.00 0.667																					
Travis Miller, L ERA: 8.1 (9, 1)	1.0 7 2 2 2 1 1 1 0 0 0 0 0 16 26 18.00 3.000																					

**Boston Red Sox @ Minnesota Twins**  
 Hubert H. Humphrey Metrodome, Minneapolis, MN  
 Tue May 15 2001, 8:05 PM EDT  
 Att. 15,332 - Dome - 72 F

AB	37
R	5
H	12
RBI	5
BB	5
SO	8
LOB	23



WP: 0	PA: 43
-------	--------

Batter	1	2	3	4	5	6	7	8	9	AB R H RBI BB SO LOB
<b>Cristian Guzman, S</b> OBP: 0.340, SLG: 0.544 (1, 6)	1-2 FC3-6 S HBP		0-1 G4-3		2-2 G3-1		2-0 E S 1B		0-1 S 1-3 3-H K 1B	4 1 2 1 0 0 0
<b>Luis Rivas, R</b> OBP: 0.277, SLG: 0.384 (1, 4)	1-2 F8		1-0 G4-3		2-2 G3-1		0-2 E5 1-H		2-3 K 1-2	5 0 0 0 0 1 3
<b>Matt Lawton, L</b> OBP: 0.364, SLG: 0.346 (1, 9)	4-2 FC3-6 1-2 BB		0-2 S 1B		0-1 F2		1-0 G3		2-0 G1-3	4 0 1 0 1 0 3
<b>Corey Koskie, L</b> OBP: 0.333, SLG: 0.424 (1, 5)	2-1 FC3-6 1-2f 2-3 BB		4-2 1-2 BB		4-2 BB		0-1 F8			2 0 0 0 2 0 2
<b>Doug Mientkiewicz, L</b> OBP: 0.479, SLG: 0.692 (1, 3)	4-2 FC6-4 1-2 BB		2-1 F3		0-1 L8		3-2 G4-3			3 0 0 0 1 0 3
<b>Chad Allen, R</b> OBP: 0.364, SLG: 0.417 (1, 10)	3-1 FC6-4 1-2f		1-2 F8		0-0 F3		1-0 CS 1B			4 0 1 0 0 0 4
<b>Jacque Jones, L</b> OBP: 0.296, SLG: 0.328 (1, 7)		0-0 E3 G4-3		0-0 G3-1		0-0 G3-1		1 SAFE 0-0 CS 1-2	1-3 K	4 0 0 0 0 1 1
<b>Torii Hunter, R</b> OBP: 0.296, SLG: 0.420 (1, 8)		2-2 F9		1-2 2B		1-3 K		1-1 1B 1B	1-1 1B 1B	4 1 2 0 0 1 1
<b>Tom Prince, R</b> OBP: 0.293, SLG: 0.385 <b>Denny Hocking, S</b> (9, PH) OBP: 0.246, SLG: 0.264		2-1 G4-3 1-2f		1-3 K		3-2 F8		1-1 1B 1-3 1B	1-1 1B 1-3 1B	3 0 0 0 0 1 2 1 0 1 0 0 0 0

Inning Stats	R: 0	H: 0	E: 0	K: 0	S: 17	LOB: 3	BB: 2	P: 30	R: 0	H: 0	E: 1	K: 0	S: 7	LOB: 0	BB: 0	P: 11	R: 0	H: 1	E: 0	K: 0	S: 11	LOB: 2	BB: 1	P: 18	R: 0	H: 1	E: 0	K: 1	S: 11	LOB: 1	BB: 0	P: 14	R: 0	H: 0	E: 0	K: 0	S: 8	LOB: 0	BB: 0	P: 12	R: 0	H: 0	E: 0	K: 0	S: 8	LOB: 1	BB: 1	P: 12	R: 1	H: 1	E: 1	K: 1	S: 14	LOB: 1	BB: 0	P: 21	R: 0	H: 1	E: 0	K: 0	S: 6	LOB: 0	BB: 0	P: 10	R: 1	H: 3	E: 0	K: 2	S: 13	LOB: 2	BB: 0	P: 20	1B: 6	SF: 0	2B: 1	SAC: 0	3B: 0	DP: 1	HR: 0	HBP: 1	WP: 0	PA: 40
--------------	------	------	------	------	-------	--------	-------	-------	------	------	------	------	------	--------	-------	-------	------	------	------	------	-------	--------	-------	-------	------	------	------	------	-------	--------	-------	-------	------	------	------	------	------	--------	-------	-------	------	------	------	------	------	--------	-------	-------	------	------	------	------	-------	--------	-------	-------	------	------	------	------	------	--------	-------	-------	------	------	------	------	-------	--------	-------	-------	-------	-------	-------	--------	-------	-------	-------	--------	-------	--------

PITCHER	IP	WLS	BF	H	R	ER	SO	BB	IBB	HBP	BLK	WP	HR	S	P	ERA	WHIP
<b>Frank Castillo, R</b> ERA: 4.17 (1, 1)	6.0	W	25	2	0	0	1	4	0	0	0	0	0	62	97	0.00	1.000
<b>Rich Garces, R</b> ERA: 2.75 (7, 1)	0.2	H	4	1	1	0	1	0	0	0	0	0	0	13	19	0.00	1.500
<b>Rod Beck, R</b> ERA: 1.99 (7, 1)	1.1	H	4	1	0	0	0	0	0	0	0	0	0	7	12	0.00	0.750
<b>Derek Lowe, R</b> ERA: 5.55 (9, 1)	1.0		6	3	1	1	2	0	0	0	0	0	0	13	20	9.00	3.000

**BOTTOM**

**Boston Red Sox @ Minnesota Twins**  
 Hubert H. Humphrey Metrodome, Minneapolis, MN

Tue May 15 2001, 8:05 PM EDT  
 Att. 15,332 - Dome - 72 F

<b>AB</b>	<b>34</b>
<b>R</b>	<b>2</b>
<b>H</b>	<b>7</b>
<b>RBI</b>	<b>1</b>
<b>BB</b>	<b>4</b>
<b>SO</b>	<b>4</b>
<b>LOB</b>	<b>19</b>



PITCHER	IP	WLS	BF	H	R	ER	SO	BB	IBB	HBP	BLK	WP	HR	S	P	ERA	WHIP
---------	----	-----	----	---	---	----	----	----	-----	-----	-----	----	----	---	---	-----	------



Batter	1	2	3	4	5	6	7	8	9	AB R H RBI BB SO LOB
John Valentin, R (1, 6) OBP: 0.353, SLG: 0.357	0-0 G5-3		3-1 G4-3 1B 2B		2-0 G6-3			3-2 P6		4 1 1 0 0 0 1
Jose Offerman, S (1, 3) OBP: 0.396, SLG: 0.496	3-2 2B E 1B		2-2 F9		0-1 F8			3-2 FC6-4 1B		4 1 2 0 0 0 1
Carl Everett, S (1, 8) OBP: 0.372, SLG: 0.468	3-2 E7 1B 2B		0-1 G4-3		2-2 F8			0-3 K		4 1 1 0 0 1 2
Manny Ramirez, R (1, 10) OBP: 0.500, SLG: 0.738	1-2 2-H 1B		3-2 1B		3-3 K			2-1 FC6-4		4 0 2 2 0 1 1
Dante Bichette, R (1, 9) OBP: 0.358, SLG: 0.403	1-3 K		1-1 L9		4-2 BB			0-2 G5-3		3 0 0 0 1 1 2
Shea Hillenbrand, R (1, 5) OBP: 0.308, SLG: 0.465	0-0 F9		2-0 G4-3		1-1 F8			2-2 F8		3 0 0 0 0 0 2
Scott Hatteberg, L (9, PH) OBP: 0.244, SLG: 0.333										1 0 0 0 0 0 0
Jason Varitek, S (1, 2) OBP: 0.366, SLG: 0.393		1-3 K		1-1 G3			0-3 K	0-0 1B		4 0 1 0 0 2 0
Trot Nixon, L (9, PR) OBP: 0.346, SLG: 0.446										0 0 0 0 0 0 0
Lou Merloni, R (1, 4) OBP: 0.310, SLG: 0.385		3-2 F7		0-0 L4			0-3 K	1-3 K		3 0 0 0 0 1 0
Troy O'Leary, L (9, PH) OBP: 0.261, SLG: 0.390										1 0 0 0 0 1 1
Darren Lewis, R (1, 7) OBP: 0.233, SLG: 0.373		0-0 B1-3			1-2 G6-3 1B			2-0 G4-3		3 0 1 0 0 0 0

Inning Stats	R: 2	H: 3	E: 1	K: 1	S: 14	P: 22	R: 0	H: 0	E: 0	K: 1	S: 7	P: 11	R: 1	H: 2	E: 0	K: 0	S: 14	P: 23	R: 0	H: 0	E: 0	K: 0	S: 4	P: 7	R: 0	H: 1	E: 0	K: 0	S: 7	P: 10	R: 0	H: 0	E: 0	K: 1	S: 10	P: 20	R: 0	H: 0	E: 0	K: 2	S: 7	P: 9	R: 0	H: 1	E: 0	K: 1	S: 13	P: 21	R: 0	H: 1	E: 0	K: 1	S: 12	P: 15	1B: 6	SF: 0	2B: 2	SAC: 0	3B: 0	DP: 1	HR: 0	HBP: 0	WP: 0	PA: 35
--------------	------	------	------	------	-------	-------	------	------	------	------	------	-------	------	------	------	------	-------	-------	------	------	------	------	------	------	------	------	------	------	------	-------	------	------	------	------	-------	-------	------	------	------	------	------	------	------	------	------	------	-------	-------	------	------	------	------	-------	-------	-------	-------	-------	--------	-------	-------	-------	--------	-------	--------

PITCHER	IP	WLS	BF	H	R	ER	SO	BB	IBB	HBP	BLK	WP	HR	S	P	ERA	WHIP
J.C. Romero, L (1, 1) ERA: 5.03	7.0		27	6	3	2	5	1	0	0	0	0	0	63	102	2.57	1.000
Eddie Guardado, L (8, 1) ERA: 5.63	0.2		3	1	0	0	1	0	0	0	0	0	0	11	17	0.00	1.500
Bob Wells, R (8, 1) ERA: 3.92	0.1	W	1	0	0	0	0	0	0	0	0	0	0	2	4	0.00	0.000
LaTroy Hawkins, R (9, 1) ERA: 2.7	1.0	S	4	1	0	0	1	0	0	0	0	0	0	12	15	0.00	1.000

PITCHER	IP	WLS	BF	H	R	ER	SO	BB	IBB	HBP	BLK	WP	HR	S	P	ERA	WHIP
---------	----	-----	----	---	---	----	----	----	-----	-----	-----	----	----	---	---	-----	------

**TOP**

**Boston Red Sox @ Minnesota Twins**  
Hubert H. Humphrey Metrodome, Minneapolis, MN

Wed May 16 2001, 8:05 PM EDT  
Att. 22,006 - Dome - 72 F

AB	34
R	3
H	8
RBI	2
BB	1
SO	7
LOB	10



WP: 0	PA: 35
PB: 0	
SB: 0	
CS: 0	

Batter	1	2	3	4	5	6	7	8	9	AB	R	H	RBI	BB	SO	LOB
<b>Cristian Guzman, S</b> OBP: 0.345, SLG: 0.554 (1, 6) BFB X	2-1 G3-1 ①		4-0 CS BB		0-1 1-H 3-H 3B			1-3 K ①		3	0	1	2	1	1	0
<b>Luis Rivas, R</b> OBP: 0.270, SLG: 0.373 (1, 4) BSB X	2-1 G1-3 ②		1-1 CS 1-2	1-2 G4-3 ①	1-1 G1-3 ③			0-1 G6-3 ②		4	0	0	0	0	0	1
<b>Matt Lawton, L</b> OBP: 0.387, SLG: 0.354 (1, 9) BCB B	4-2 BB			3-3 K ②			1-2 L4 ①	1-2 2B		3	0	1	0	1	1	0
<b>Corey Koskie, L</b> OBP: 0.325, SLG: 0.412 (1, 5) X	0-0 F8 ③			2-2 G6-3 ③			1-3 K ②	1-1 F8 ③		4	0	0	0	0	1	2
<b>Doug Mientkiewicz, L</b> OBP: 0.469, SLG: 0.675 (1, 3) FX		0-1 F9 ①			2-3 K ① X		0-0 F7 ③			3	0	0	0	0	1	0
<b>Chad Allen, R</b> OBP: 0.345, SLG: 0.392 (1, 10) C B B B		2-3 K ②			0-3 K ②		0-0 G4-3 ①			3	0	0	0	0	2	0
<b>Jacque Jones, L</b> OBP: 0.287, SLG: 0.323 (1, 7) C B B B		2-3 K ③			4-2 1B 1B BB		2-0 L7 ②			2	1	0	0	1	1	0
<b>Torii Hunter, R</b> OBP: 0.299, SLG: 0.418 (1, 8) X			0-0 F9 ①		0-1 1B 3B 1B		3-3 K ③			3	1	1	0	0	1	0
<b>A.J. Pierzynski, L</b> OBP: 0.268, SLG: 0.375 <b>Brian Buchanan, R</b> OBP: 0.182, SLG: 0.591 <b>Tom Prince, R</b> OBP: 0.293, SLG: 0.385 (1, 2) (8, PH) (9, 2) C B X			1-1 G4-3 ②		0-1 3B 1B			0-0 HR		2	1	1	1	0	0	0

Inning Stats	R: 0 E: 0 K: 0 S: 7	H: 0 LOB: 1 BB: 1 P: 15	R: 0 E: 0 K: 2 S: 8	H: 0 LOB: 0 BB: 0 P: 12	R: 0 E: 0 K: 0 S: 5	H: 0 LOB: 0 BB: 1 P: 10	R: 0 E: 0 K: 1 S: 9	H: 0 LOB: 0 BB: 0 P: 15	R: 3 E: 0 K: 2 S: 16	H: 3 LOB: 1 BB: 1 P: 23	R: 0 E: 0 K: 1 S: 8	H: 0 LOB: 0 BB: 0 P: 10	R: 0 E: 0 K: 1 S: 5	H: 0 LOB: 0 BB: 0 P: 10	R: 1 E: 0 K: 1 S: 11	H: 2 LOB: 1 BB: 0 P: 14
1B: 2 2B: 1 3B: 1 HR: 1	SF: 0 SAC: 0 DP: 0 HBP: 0	WP: 0 PB: 0 SB: 0 CS: 1	PA: 32													

PITCHER	IP	WLS	BF	H	R	ER	SO	BB	IBB	HBP	BLK	WP	HR	S	P	ERA	WHIP
<b>49 Tim Wakefield, R</b> ERA: 2.21 (1, 1)	6.0		23	3	3	3	6	3	0	0	0	0	0	53	85	4.50	1.000
<b>Hipolito Pichardo, R</b> ERA: (7, 1)	1.0		3	0	0	0	1	0	0	0	0	0	0	5	10	0.00	0.000
<b>Pete Schourek, L</b> ERA: 2.65 (8, 1)	1.0	L	5	2	1	1	1	0	0	0	0	0	1	11	14	9.00	2.000

**BOTTOM**

**Boston Red Sox @ Minnesota Twins**

**Hubert H. Humphrey Metrodome, Minneapolis, MN**

Wed May 16 2001, 8:05 PM EDT  
Att. 22,006 - Dome - 72 F

[livebaseballscorecards.com](http://livebaseballscorecards.com)

<b>AB</b>	<b>28</b>
<b>R</b>	<b>4</b>
<b>H</b>	<b>5</b>
<b>RBI</b>	<b>4</b>
<b>BB</b>	<b>3</b>
<b>SO</b>	<b>8</b>
<b>LOB</b>	<b>3</b>





Batter	1	2	3	4	5	6	7	8	9	AB R H RBI BB SO LOB	TOP	
Trot Nixon, L (1, 9) OBP: 0.336, SLG: 0.431	2-1 P4		1-2 G3		1-1 G3			2-0 F8		4 0 0 0 0 0 0	<b>Boston Red Sox @ Minnesota Twins</b> Hubert H. Humphrey Metrodome, Minneapolis, MN Thu May 17 2001, 1:05 PM EDT Att. 18,466 - Dome - 72 F <a href="http://livebaseballscorecards.com">livebaseballscorecards.com</a>	
Scott Hatteberg, L (1, 2) OBP: 0.224, SLG: 0.304	2-2 G6-3		0-0 L7		2-2 G6-3			0-1 L4		4 0 0 0 0 0 0		
Carl Everett, S (1, 8) OBP: 0.369, SLG: 0.462	0-2 F9		1-2 HR		0-0 G6-3			1-3 K		4 1 1 0 0 1 0		
Manny Ramirez, R (1, 10) OBP: 0.500, SLG: 0.758		3-1 1B	0-0 1B		2-2 L1			1-3 K		4 2 2 2 0 1 0		
Troy O'Leary, L (1, 7) OBP: 0.261, SLG: 0.385		1-1 1B	2-3 K		1-1 G6-3			0-3 K		4 0 1 1 0 2 0		
Shea Hillenbrand, R (1, 5) OBP: 0.307, SLG: 0.460		0-1 1B			0-0 G4-3			1-2 G5-3		4 0 1 0 0 0 0		
Brian Daubach, L (1, 3) OBP: 0.303, SLG: 0.536		0-1 F7			1-0 F8			0-0 F7		3 0 0 0 0 0 2		
Lou Merloni, R (1, 6) OBP: 0.313, SLG: 0.379		1-1 P6			2-3 K			3-2 1B		3 0 1 0 0 1 2		
Mike Lansing, R (1, 4) OBP: 0.242, SLG: 0.294		0-3 K			0-0 G5-3			1-0 F8		3 0 0 0 0 1 3		
<b>Inning Stats</b>	R: 0 H: 0 E: 0 LOB: 0 K: 0 BB: 0 S: 9 P: 13	R: 1 H: 3 E: 0 LOB: 2 K: 1 BB: 0 S: 14 P: 19	R: 2 H: 2 E: 0 LOB: 0 K: 1 BB: 0 S: 13 P: 17	R: 0 H: 0 E: 0 LOB: 0 K: 1 BB: 0 S: 5 P: 8	R: 0 H: 0 E: 0 LOB: 0 K: 0 BB: 0 S: 6 P: 9	R: 0 H: 0 E: 0 LOB: 0 K: 0 BB: 0 S: 6 P: 9	R: 0 H: 1 E: 0 LOB: 1 K: 0 BB: 0 S: 7 P: 11	R: 0 H: 0 E: 0 LOB: 0 K: 2 BB: 0 S: 9 P: 10	R: 0 H: 0 E: 0 LOB: 0 K: 2 BB: 0 S: 9 P: 11	1B: 4 SF: 0 2B: 1 SAC: 0 3B: 0 DP: 0 HR: 1 HBP: 0	WP: 0 PA: 33 PB: 0 SB: 0 CS: 0	
<b>PITCHER</b> Brad Radke, R (1, 1) ERA: 2.83	IP WLS BF H R ER SO BB IBB HBP BLK WP HR S P ERA WHIP	9.0 W 33 6 3 3 6 0 0 0 0 0 0 1 76 107 3.00 0.667										

**Boston Red Sox @ Minnesota Twins**  
 Hubert H. Humphrey Metrodome, Minneapolis, MN  
 Thu May 17 2001, 1:05 PM EDT  
 Att. 18,466 - Dome - 72 F

**AB 33**  
**R 3**  
**H 6**  
**RBI 3**  
**BB 0**  
**SO 6**  
**LOB 7**



Batter	1	2	3	4	5	6	7	8	9	AB	R	H	RBI	BB	SO	LOB
<b>Cristian Guzman, S</b> OBP: 0.346, SLG: 0.545 (1, 6)	3-1 F8		4-1 HBP 1B BB	1-1 G3		1-2 L4		1-2 F9-3-1 1B		4	1	1	0	1	0	2
<b>Denny Hocking, S</b> OBP: 0.267, SLG: 0.273 <b>Jason Maxwell, R</b> OBP: 0.241, SLG: 0.296 (1, 4) (6, 4)	2-1 F7		2-1 1B 1-2 HBP		2-2 1B HR 1B	1-1 2B		0-0 F9-3-1 1-2		2	1	1	0	0	0	0
<b>Matt Lawton, L</b> OBP: 0.395, SLG: 0.361 (1, 9)	4-1 BB		3-1 S 1B	1-3 2-H	1-3 HR 1B	1-0 G3				3	1	2	1	1	0	1
<b>Corey Koskie, L</b> OBP: 0.323, SLG: 0.429 (1, 5)	1-1 F9		3-3 K	1-2	1-1 HR		3-2 G4-3			4	1	1	3	0	1	3
<b>Doug Mientkiewicz, L</b> OBP: 0.470, SLG: 0.693 (1, 3)		1-2 G3		3-2 HR	0-0 1B		0-2 G3			4	1	2	1	0	0	0
<b>Chad Allen, R</b> OBP: 0.355, SLG: 0.377 (1, 10)		2-2 G6-3		4-1 S BB	0-0 F9		4-1 1B BB			2	0	0	0	2	0	1
<b>Jacque Jones, L</b> OBP: 0.293, SLG: 0.323 (1, 7)		3-3 K		4-2 BB	3-1 F8		2-1 1B			3	0	1	0	1	1	1
<b>Torii Hunter, R</b> OBP: 0.287, SLG: 0.400 (1, 8)			0-1 G5-3	2-1 F9	0-3 K		1-3 K			4	0	0	0	0	2	5
<b>A.J. Pierzynski, L</b> OBP: 0.256, SLG: 0.357 (1, 2)			1-0 G3	1-3 K		2-2 G3-1		0-0 F7		4	0	0	0	0	1	2

Inning Stats	R: 0	H: 0	E: 0	K: 0	S: 7	LOB: 1	BB: 1	P: 17	R: 0	H: 0	E: 0	K: 1	S: 9	LOB: 0	BB: 0	P: 15	R: 1	H: 1	E: 0	K: 1	S: 11	LOB: 2	BB: 1	P: 23	R: 1	H: 1	E: 0	K: 1	S: 18	LOB: 2	BB: 2	P: 33	R: 3	H: 4	E: 0	K: 1	S: 15	LOB: 1	BB: 0	P: 22	R: 0	H: 1	E: 0	K: 0	S: 11	LOB: 1	BB: 0	P: 16	R: 0	H: 1	E: 0	K: 1	S: 12	LOB: 2	BB: 1	P: 22	R: 0	H: 1	E: 0	K: 0	S: 5	LOB: 0	BB: 0	P: 6
--------------	------	------	------	------	------	--------	-------	-------	------	------	------	------	------	--------	-------	-------	------	------	------	------	-------	--------	-------	-------	------	------	------	------	-------	--------	-------	-------	------	------	------	------	-------	--------	-------	-------	------	------	------	------	-------	--------	-------	-------	------	------	------	------	-------	--------	-------	-------	------	------	------	------	------	--------	-------	------

AB	R	H	RBI	BB	SO	LOB
4	1	1	0	1	0	2
2	1	1	0	0	0	0
2	0	1	0	0	0	1
3	1	2	1	1	0	1
4	1	1	3	0	1	3
4	1	2	1	0	0	0
2	0	0	0	2	0	1
3	0	1	0	1	1	1
4	0	0	0	0	2	5
4	0	0	0	0	1	2

AB	32
R	5
H	9
RBI	5
BB	5
SO	5
LOB	16

WP	PA
0	38

PITCHER	IP	WLS	BF	H	R	ER	SO	BB	IBB	HBP	BLK	WP	HR	S	P	ERA	WHIP
<b>David Cone, R</b> ERA: 6.0 (1, 1)	3.0		16	2	2	2	2	4	0	0	0	0	1	37	76	6.00	2.000
<b>Rolando Arrojo, R</b> ERA: 4.37 (4, 1)	3.0	L	14	5	3	3	2	0	0	0	0	0	1	34	50	9.00	1.667
<b>Rich Garces, R</b> ERA: 2.61 (7, 1)	1.0		5	1	0	0	1	1	0	0	0	0	0	12	22	0.00	2.000
<b>Rod Beck, R</b> ERA: 1.9 (8, 1)	1.0		3	1	0	0	0	0	0	0	0	0	0	5	6	0.00	1.000

**Boston Red Sox @ Minnesota Twins**  
**Hubert H. Humphrey Metrodome, Minneapolis, MN**  
 Thu May 17 2001, 1:05 PM EDT  
 Att. 18,466 - Dome - 72 F

livebaseballscorecards.com





Batter	1	2	3	4	5	6	7	8	9	AB R H RBI BB SO LOB	TOP		
Trot Nixon, L (1, 9) OBP: 0.345, SLG: 0.454	4-1 G5-3 1B BB		1-3 K	1-2 HR		1-0 G5-3			4-0 G5-3 BB	3 1 1 1 2 1 0	<b>Boston Red Sox @ Kansas City Royals</b> Kauffman Stadium, Kansas City, MO Fri May 18 2001, 7:05 PM CDT Att. 34,154 - Sunny - 65 F		
Jose Offerman, S (1, 4) OBP: 0.390, SLG: 0.485	3-2 F9		0-1 E 1B	1-2 F8		1-2 G4-3			1-3 K	5 1 1 0 0 1 2			
Carl Everett, S (1, 8) OBP: 0.370, SLG: 0.466	1-1 G5-3 1B		1-2 E4 1B	0-2 3B 2B			0-0 G3		0-1 G5-3	5 1 2 0 0 0 2			
Manny Ramirez, R (1, 10) OBP: 0.497, SLG: 0.759	2-1 G5-3		1-2 1B	1-0 3B			1-0 G6-3		0-3 K	5 0 2 2 0 1 3			
Troy O'Leary, L (1, 7) OBP: 0.261, SLG: 0.381	0-1 F9		1-3 K2-3	0-1 G3			2-1 1B			4 0 1 0 0 1 5			
John Valentin, R (1, 6) OBP: 0.286, SLG: 0.278		0-3 K		2-0 G6-3	3-1 G5-3			1-3 K		4 0 0 0 0 2 1			
Brian Daubach, L (1, 3) OBP: 0.310, SLG: 0.525		4-2 G4-6-3 BB		4-2 1B HR BB	2-3 K			0-3 K		2 1 0 0 2 2 0			
Shea Hillenbrand, R (1, 5) OBP: 0.311, SLG: 0.461		1-0 G4-6-3		0-1 HR 1B	0-2 G3			1-1 1B		4 1 2 0 0 0 1			
Jason Varitek, S (1, 2) OBP: 0.363, SLG: 0.413			2-3 K	0-2 HR		0-1 L1		0-1 F8		4 1 1 3 0 1 0			
<b>Inning Stats</b>	R: 0 H: 1 E: 0 LOB: 2 K: 0 BB: 1 S: 10 P: 20	R: 0 H: 0 E: 0 LOB: 0 K: 1 BB: 1 S: 8 P: 13	R: 1 H: 2 E: 1 LOB: 2 K: 3 BB: 0 S: 20 P: 26	R: 5 H: 5 E: 0 LOB: 1 K: 0 BB: 1 S: 21 P: 30	R: 0 H: 0 E: 0 LOB: 0 K: 1 BB: 0 S: 8 P: 13	R: 0 H: 0 E: 0 LOB: 0 K: 0 BB: 0 S: 6 P: 8	R: 0 H: 1 E: 0 LOB: 1 K: 1 BB: 0 S: 7 P: 11	R: 0 H: 1 E: 0 LOB: 0 K: 1 BB: 0 S: 7 P: 8	R: 0 H: 0 E: 0 LOB: 1 K: 2 BB: 1 S: 8 P: 13	1B: 6 SF: 0 2B: 1 SAC: 0 3B: 1 DP: 1 HR: 2 HBP: 0	WP: 0 PA: 40 PB: 0 SB: 0 CS: 0		
<b>PITCHER</b>	IP WLS BF H R ER SO BB IBB HBP BLK WP HR S P ERA WHIP											<b>PITCHER</b>	IP WLS BF H R ER SO BB IBB HBP BLK WP HR S P ERA WHIP
Blake Stein, R (1, 1) ERA: 6.99	3.1 L 19 6 5 4 4 3 0 0 0 0 0 2 49 77 10.80 2.700												
Cory Bailey, R (4, 1) ERA: 2.4	3.2 14 3 1 1 2 0 0 0 0 0 0 0 31 44 2.46 0.818												
Doug Henry, R (8, 1) ERA: 5.25	2.0 7 1 0 0 3 1 0 0 0 0 0 0 15 21 0.00 1.000												

livebaseballscorecards.com

**AB 36**  
**R 6**  
**H 10**  
**RBI 6**  
**BB 4**  
**SO 9**  
**LOB 14**




Batter	1	2	3	4	5	6	7	8	9	AB	R	H	RBI	BB	SO	LOB	BOTTOM				
<b>Carlos Beltrán, S</b> OBP: 0.339, SLG: 0.429 (1, 8)	0-1 FC6-4 1B		2-3 K			0-3 K		0-0 1B	2-2 G6-3	5	0	2	0	0	2	2	<b>Boston Red Sox @ Kansas City Royals</b> Kauffman Stadium, Kansas City, MO Fri May 18 2001, 7:05 PM CDT Att. 34,154 - Sunny - 65 F				
<b>Rey Sanchez, R</b> OBP: 0.292, SLG: 0.325 (1, 6)	1-2 FC6-4 1-2f			1-2 29 G6-4-3 1B		0-0 G4-3		0-3 K		4	0	1	0	0	1	3					
<b>29 Mike Sweeney, R</b> OBP: 0.355, SLG: 0.554 (1, 3)	0-0 L8			1-0 G6-4-3 1-2f		1-2 G6-3			1-1 1B E 1B 1B	4	1	1	0	0	0	2					
<b>Jermaine Dye, R</b> OBP: 0.326, SLG: 0.410 (1, 9)	1-3 K			0-0 1B			1-3 K		0-0 1B E 1B 1B	4	1	2	0	0	2	1					
<b>Joe Randa, R</b> OBP: 0.305, SLG: 0.400 (1, 5)		3-2 P3		1-3 K		1-3 K			1-2 2B E 1B 1B	4	1	1	0	0	2	1					
<b>Dee Brown, L</b> OBP: 0.344, SLG: 0.408 (1, 7)		1-3 K			1-1 F7		1-3 K		1-1 E5 2B	4	0	0	1	0	2	1					
<b>Luis Alicea, S</b> OBP: 0.333, SLG: 0.357 (1, 4)		0-3 K			0-1 FC4-6 1B			4-2 1B BB 2B	0-1 1-3 2-H 3-H 2B	3	0	2	1	1	1	0					
<b>Raul Ibanez, L</b> OBP: 0.207, SLG: 0.179 (1, 10)			0-1 G4-3		2-1 FC4-6 1-2f			2-2 F7	0-0 L6	4	0	0	0	0	0	4					
<b>A.J. Hinch, R</b> OBP: 0.184, SLG: 0.222 (1, 2)			0-3 K		1-0 G6-3			2-3 K	3-3 K	1	0	0	0	0	1	0					
<b>Héctor Ortiz, R</b> OBP: 0.252, SLG: 0.258 (5, 2)										2	0	0	0	0	1	2					
<b>Wilson Delgado, S</b> (9, PH)										1	0	0	0	0	1	2					
<b>Inning Stats</b>	R: 0 E: 0 K: 1 S: 9	H: 1 LOB: 1 BB: 0 P: 11	R: 0 E: 0 K: 2 S: 12	H: 0 LOB: 0 BB: 0 P: 16	R: 0 E: 0 K: 2 S: 10	H: 2 LOB: 1 BB: 0 P: 13	R: 0 E: 0 K: 0 S: 7	H: 1 LOB: 1 BB: 0 P: 11	R: 0 E: 0 K: 1 S: 7	H: 0 LOB: 0 BB: 0 P: 8	R: 0 E: 0 K: 3 S: 10	H: 0 LOB: 0 BB: 0 P: 14	R: 0 E: 0 K: 2 S: 15	H: 1 LOB: 2 BB: 1 P: 23	R: 3 E: 1 K: 1 S: 18	H: 4 LOB: 2 BB: 0 P: 26	1B: 8 2B: 1 3B: 0 HR: 0	SF: 0 SAC: 0 DP: 1 HBP: 0	WP: 0 PB: 0 SB: 0 CS: 0	PA: 37	
<b>PITCHER</b>	IP WLS BF H R ER SO BB IBB HBP BLK WP HR S P ERA WHIP	IP WLS BF H R ER SO BB IBB HBP BLK WP HR S P ERA WHIP	IP WLS BF H R ER SO BB IBB HBP BLK WP HR S P ERA WHIP	IP WLS BF H R ER SO BB IBB HBP BLK WP HR S P ERA WHIP	IP WLS BF H R ER SO BB IBB HBP BLK WP HR S P ERA WHIP	IP WLS BF H R ER SO BB IBB HBP BLK WP HR S P ERA WHIP	IP WLS BF H R ER SO BB IBB HBP BLK WP HR S P ERA WHIP	IP WLS BF H R ER SO BB IBB HBP BLK WP HR S P ERA WHIP	IP WLS BF H R ER SO BB IBB HBP BLK WP HR S P ERA WHIP	IP WLS BF H R ER SO BB IBB HBP BLK WP HR S P ERA WHIP	IP WLS BF H R ER SO BB IBB HBP BLK WP HR S P ERA WHIP	IP WLS BF H R ER SO BB IBB HBP BLK WP HR S P ERA WHIP	IP WLS BF H R ER SO BB IBB HBP BLK WP HR S P ERA WHIP	IP WLS BF H R ER SO BB IBB HBP BLK WP HR S P ERA WHIP	IP WLS BF H R ER SO BB IBB HBP BLK WP HR S P ERA WHIP	IP WLS BF H R ER SO BB IBB HBP BLK WP HR S P ERA WHIP	IP WLS BF H R ER SO BB IBB HBP BLK WP HR S P ERA WHIP	IP WLS BF H R ER SO BB IBB HBP BLK WP HR S P ERA WHIP	IP WLS BF H R ER SO BB IBB HBP BLK WP HR S P ERA WHIP		
<b>Pedro Martínez, R</b> ERA: 1.52 (1, 1)	8.0 W 29	0.0 3 3	0.0 3 3	0.0 2 0	0.0 2 0	0.0 6 8	0.0 6 8	0.0 6 8	0.0 6 8	0.0 6 8	0.0 6 8	0.0 6 8	0.0 6 8	0.0 6 8	0.0 6 8	0.0 6 8	0.0 6 8	0.0 6 8	0.0 6 8	0.0 6 8	0.0 6 8
<b>Hipólito Pichardo, R</b> ERA: 18.0 (9, 1)	0.0 3 3	0.0 3 3	0.0 3 3	0.0 2 0	0.0 2 0	0.0 6 8	0.0 6 8	0.0 6 8	0.0 6 8	0.0 6 8	0.0 6 8	0.0 6 8	0.0 6 8	0.0 6 8	0.0 6 8	0.0 6 8	0.0 6 8	0.0 6 8	0.0 6 8	0.0 6 8	0.0 6 8
<b>Derek Lowe, R</b> ERA: 5.33 (9, 1)	1.0 5 1	1.0 5 1	1.0 5 1	0.0 0 0	0.0 0 0	0.0 0 0	0.0 0 0	0.0 0 0	0.0 0 0	0.0 0 0	0.0 0 0	0.0 0 0	0.0 0 0	0.0 0 0	0.0 0 0	0.0 0 0	0.0 0 0	0.0 0 0	0.0 0 0	0.0 0 0	0.0 0 0

livebaseballscorecards.com

<b>AB</b>	<b>36</b>
<b>R</b>	<b>3</b>
<b>H</b>	<b>9</b>
<b>RBI</b>	<b>2</b>
<b>BB</b>	<b>1</b>
<b>SO</b>	<b>13</b>
<b>LOB</b>	<b>18</b>





Batter	1	2	3	4	5	6	7	8	9	AB R H RBI BB SO LOB	TOP	
Trot Nixon, L OBP: 0.343, SLG: 0.447 (1, 9) C B B B X	3-1 F7 1		3-2 1B		3-1 G3 1-2		1-1 F9 3			4 0 1 0 0 0 1		
Jose Offerman, S OBP: 0.386, SLG: 0.486 (1, 4) B X	1-0 G4-3 2B		0-0 F7 3		1-2 G5-3 2			1-2 G1-3 1		4 0 1 0 0 0 2		
Carl Everett, S OBP: 0.368, SLG: 0.473 (1, 8) B F S X	1-2 G4-3 2-3			0-1 G6-3 3B	0-1 G4-3 3			1-1 G3 2		4 1 1 0 0 0 2		
Manny Ramirez, R OBP: 0.487, SLG: 0.741 (1, 10) X	0-0 F9 3			3-1 G6-3 3-H		2-0 G5-3 1		3-2 L6 3		4 0 0 1 0 0 1		
Dante Bichette, R OBP: 0.338, SLG: 0.379 (1, 7) X		0-0 G6-3 1		1-2 L8 2		2-3 K 2			1-2 G4-3 1	4 0 0 0 0 1 0		
Brian Daubach, L OBP: 0.308, SLG: 0.515 (1, 3) B C C C C		2-3 K 2		0-0 BB 1B		0-3 K 3			1-0 G4-3 2	4 0 1 0 0 2 0		
John Valentin, R OBP: 0.320, SLG: 0.429 (1, 6) B F B B X		2-1 G6-3 3		4-2 BB 1-2			3-1 HR		1-3 K 3	3 1 1 1 1 1 0	AB 32 R 2 H 5 RBI 2 BB 1 SO 5 LOB 8	
Shea Hillenbrand, R OBP: 0.306, SLG: 0.452 (1, 5) B F F F C			2-3 K 1	1-0 F9 3			3-1 F9 1			3 0 0 0 0 1 2		
Jason Varitek, S OBP: 0.362, SLG: 0.407 (1, 2) B X	1-0 F7 2				1-2 G3 HBP		3-2 G6-3 2			2 0 0 0 0 0 0		
<b>Inning Stats</b>	R: 0 E: 0 K: 0 S: 7 H: 1 LOB: 1 BB: 0 P: 12	R: 0 E: 0 K: 1 S: 6 H: 0 LOB: 0 BB: 0 P: 10	R: 0 E: 0 K: 1 S: 8 H: 1 LOB: 1 BB: 0 P: 14	R: 1 E: 0 K: 0 S: 13 H: 2 LOB: 2 BB: 1 P: 22	R: 0 E: 0 K: 0 S: 10 H: 0 LOB: 1 BB: 0 P: 15	R: 0 E: 0 K: 2 S: 9 H: 0 LOB: 0 BB: 0 P: 13	R: 1 E: 0 K: 0 S: 9 H: 1 LOB: 0 BB: 0 P: 19	R: 0 E: 0 K: 0 S: 9 H: 0 LOB: 0 BB: 0 P: 14	R: 0 E: 0 K: 1 S: 7 H: 0 LOB: 0 BB: 0 P: 10	1B: 2 2B: 1 3B: 1 HR: 1 SF: 0 SAC: 0 DP: 0 HBP: 1	WP: 0 PB: 0 SB: 0 CS: 0 PA: 34	
<b>PITCHER</b>	IP WLS BF H R ER SO BB IBB HBP BLK WP HR S P ERA WHIP											
Dan Reichert, R ERA: 3.2 (1, 1)	7.0 W 28 5 2 2 4 1 0 1 0 0 1 62 105 2.57 0.857											
Jason Grimsley, R ERA: 2.39 (8, 1)	1.0 H 3 0 0 0 0 0 0 0 0 0 0 9 14 0.00 0.000											
Roberto Hernandez, R ERA: 6.41 (9, 1)	1.0 3 0 0 0 1 0 0 0 0 0 0 7 10 0.00 0.000											

**Boston Red Sox @ Kansas City Royals**  
**Kauffman Stadium, Kansas City, MO**  
 Sat May 19 2001, 7:05 PM CDT  
 Att. 26,583 - Cloudy - 77 F

livebaseballscorecards.com

Batter	1	2	3	4	5	6	7	8	9	AB	R	H	RBI	BB	SO	LOB
Carlos Beltrán, S OBP: 0.330, SLG: 0.419 (1, 8)	G4-3		SF7	CS	K		G4-3	L8		4	0	0	1	0	1	2
Rey Sanchez, R OBP: 0.297, SLG: 0.325 (1, 6)	G6-3		FC5-4 29 1B		SF8 29 1B		G4-3			3	1	1	0	1	0	0
29 Mike Sweeney, R OBP: 0.363, SLG: 0.565 (1, 3)	F9		FC5-4 1B		SF8 1B			2B		4	0	3	0	0	0	0
Jermaine Dye, R OBP: 0.318, SLG: 0.403 (1, 9)		K	FC5-4		SF8		G1-3			3	0	0	1	0	1	3
Joe Randa, R OBP: 0.309, SLG: 0.402 (1, 5)					G5-3			F9		4	1	2	0	0	0	1
Dee Brown, L OBP: 0.344, SLG: 0.415 Dave McCarty, R (8, PH) OBP: 0.342, SLG: 0.367 (1, 10)		F9			G4-3 1B		G1-3	FC4-6 1B		3	1	1	0	0	0	1
Mark Quinn, R OBP: 0.313, SLG: 0.551 (1, 7)		G5-3			G5-3		HR	FC4-6 1B		4	2	1	1	0	0	4
Luis Alicea, S OBP: 0.330, SLG: 0.353 (1, 4)			F9		G4-3		K	1B 1B		4	0	1	1	0	1	1
Héctor Ortiz, R OBP: 0.271, SLG: 0.297 (1, 2)			SF7 3B		CS 1B		F8	1B		4	1	3	2	0	0	0

Inning Stats	R: 0	H: 0	E: 0	K: 0	S: 4	H: 0	LOB: 0	BB: 0	P: 6	R: 0	H: 1	E: 0	K: 1	S: 11	H: 1	LOB: 1	BB: 0	P: 14	R: 1	H: 3	E: 0	K: 0	S: 12	H: 3	LOB: 2	BB: 0	P: 20	R: 2	H: 3	E: 0	K: 0	S: 9	H: 1	LOB: 0	BB: 0	P: 13	R: 1	H: 1	E: 0	K: 1	S: 12	H: 1	LOB: 1	BB: 1	P: 21	R: 1	H: 1	E: 0	K: 1	S: 13	H: 1	LOB: 0	BB: 0	P: 19	R: 0	H: 1	E: 0	K: 0	S: 10	H: 1	LOB: 1	BB: 0	P: 16	R: 1	H: 3	E: 0	K: 0	S: 11	H: 3	LOB: 2	BB: 0	P: 20	1B: 9	SF: 2	2B: 2	SAC: 0	3B: 1	DP: 0	HR: 1	HBP: 0	WP: 0	PA: 38
--------------	------	------	------	------	------	------	--------	-------	------	------	------	------	------	-------	------	--------	-------	-------	------	------	------	------	-------	------	--------	-------	-------	------	------	------	------	------	------	--------	-------	-------	------	------	------	------	-------	------	--------	-------	-------	------	------	------	------	-------	------	--------	-------	-------	------	------	------	------	-------	------	--------	-------	-------	------	------	------	------	-------	------	--------	-------	-------	-------	-------	-------	--------	-------	-------	-------	--------	-------	--------

PITCHER	IP	WLS	BF	H	R	ER	SO	BB	IBB	HBP	BLK	WP	HR	S	P	ERA	WHIP
Hideo Nomo, R ERA: 4.24 (1, 1)	6.0	L	27	9	5	5	3	1	0	0	0	0	1	61	93	7.50	1.667
Rolando Arrojo, R ERA: 4.18 (7, 1)	1.0		4	1	0	0	0	0	0	0	0	0	0	10	16	0.00	1.000
Pete Schourek, L ERA: 3.0 (8, 1)	1.0		6	3	1	1	0	0	0	0	0	0	0	11	20	9.00	3.000

BOTTOM

Boston Red Sox @ Kansas City Royals  
Kauffman Stadium, Kansas City, MO

Sat May 19 2001, 7:05 PM CDT  
Att: 26,583 - Cloudy - 77 F

livebaseballscorecards.com

AB	34
R	6
H	13
RBI	6
BB	1
SO	3
LOB	12





Batter	1	2	3	4	5	6	7	8	9	AB R H RBI BB SO LOB
--------	---	---	---	---	---	---	---	---	---	----------------------

<b>Trot Nixon, L</b> (1, 9) <small>OBP: 0.345, SLG: 0.444</small>	2-1 		1-1 <b>G3-1</b>	1-2 <b>G4-3</b>		1-0 <b>SF7</b>		4-1 		3 0 1 1 1 0 0
<b>Jose Offerman, S</b> (1, 4) <small>OBP: 0.380, SLG: 0.476</small>	2-2 		1-2 <b>F7</b>		1-1 <b>L7</b>	0-0 <b>G6-3</b>		1-0 <b>F7</b>		5 0 1 0 0 0 2
<b>Carl Everett, S</b> (1, 8) <small>OBP: 0.363, SLG: 0.483</small>	2-2 <b>F8</b>		0-3 <b>K2-3</b>		1-2 <b>G4-3</b>		3-1 <b>F9</b>		0-0 	5 1 1 1 0 1 2
<b>Manny Ramirez, R</b> (1, 10) <small>OBP: 0.492, SLG: 0.764</small> <b>Scott Hatteberg, L</b> (9, PH) <small>OBP: 0.220, SLG: 0.298</small>	4-0 			0-1 	1-1 		2-3 <b>K</b>		3-3 	3 1 2 1 1 1 0 1 0 0 0 0 1 0
<b>Dante Bichette, R</b> (1, 7) <small>OBP: 0.333, SLG: 0.386</small> <b>Darren Lewis, R</b> (7, 7) <small>OBP: 0.230, SLG: 0.367</small>	0-2 <b>G5-3</b>			0-0 	1-3 <b>K</b>		1-0 <b>G1-3</b>		1-1 <b>G6-3</b>	4 1 1 0 0 1 4 1 0 0 0 0 0 0
<b>Brian Daubach, L</b> (1, 3) <small>OBP: 0.311, SLG: 0.514</small>		0-0 <b>F7</b>		4-0 		2-1 		2-2 <b>G3-1</b>	1-2 <b>G4-3</b>	4 1 1 0 1 0 0
<b>Shea Hillenbrand, R</b> (1, 5) <small>OBP: 0.310, SLG: 0.453</small>		2-1 <b>G6-3</b>		1-2 <b>FC5-4</b>		0-1 		2-2 		4 3 2 0 0 0 2
<b>Jason Varitek, S</b> (1, 2) <small>OBP: 0.380, SLG: 0.496</small>		2-0 		2-0 		0-0 		3-2 		4 3 4 7 0 0 0
<b>Mike Lansing, R</b> (1, 6) <small>OBP: 0.232, SLG: 0.281</small>		0-2 <b>G4-3</b>		0-3 <b>K</b>		1-2 <b>FC6-4</b>		0-0 <b>F3</b>		4 0 0 0 0 1 2

Inning Stats	R: 0	H: 2	E: 0	K: 0	S: 12	P: 22	R: 1	H: 1	E: 0	K: 0	S: 7	P: 11	R: 0	H: 0	E: 0	K: 1	S: 9	P: 11	R: 4	H: 3	E: 0	K: 1	S: 14	P: 22	R: 0	H: 1	E: 0	K: 1	S: 13	P: 17	R: 2	H: 3	E: 0	K: 0	S: 10	P: 14	R: 0	H: 0	E: 0	K: 1	S: 8	P: 14	R: 2	H: 2	E: 0	K: 0	S: 15	P: 27	R: 1	H: 1	E: 0	K: 1	S: 9	P: 14	1B: 5	SF: 1	2B: 3	SAC: 0	3B: 0	DP: 1	HR: 5	HBP: 0	WP: 1	PA: 42
--------------	------	------	------	------	-------	-------	------	------	------	------	------	-------	------	------	------	------	------	-------	------	------	------	------	-------	-------	------	------	------	------	-------	-------	------	------	------	------	-------	-------	------	------	------	------	------	-------	------	------	------	------	-------	-------	------	------	------	------	------	-------	-------	-------	-------	--------	-------	-------	-------	--------	-------	--------

PITCHER	IP	WLS	BF	H	R	ER	SO	BB	IBB	HBP	BLK	WP	HR	S	P	ERA	WHIP
<b>Brian Meadows, R</b> (1, 1) <small>ERA: 6.8</small>	3.1	L	17	6	5	5	1	1	1	0	0	0	3	36	59	13.50	2.100
<b>Jose Santiago, R</b> (4, 1) <small>ERA: 5.48</small>	2.2		12	4	2	2	2	0	0	0	0	0	0	29	38	6.75	1.500
<b>Mac Suzuki, R</b> (7, 1) <small>ERA: 3.86</small>	3.0		13	3	3	3	2	1	0	0	0	1	2	32	55	9.00	1.333

**TOP**

**Boston Red Sox @ Kansas City Royals**  
 Kauffman Stadium, Kansas City, MO

Sun May 20 2001, 1:05 PM CDT  
 Att. 18,596 - Cloudy - 66 F

<b>AB</b>	<b>38</b>
<b>R</b>	<b>10</b>
<b>H</b>	<b>13</b>
<b>RBI</b>	<b>10</b>
<b>BB</b>	<b>3</b>
<b>SO</b>	<b>5</b>
<b>LOB</b>	<b>12</b>

Batter	1	2	3	4	5	6	7	8	9	AB R H RBI BB SO LOB
Carlos Beltrán, S (1, 8) OBP: 0.320, SLG: 0.409	0-0 F7		1-2 FC4-6		1-1 P6			2-2 G1-3	3-2 SF9	4 0 0 1 0 0 1
Rey Sanchez, R (1, 6) OBP: 0.294, SLG: 0.333	3-2 G6-3		0-0 B1-3		0-0 G4-3			0-1 G4-3	1-2 G6-3	5 1 1 0 0 0 2
29 Mike Sweeney, R (1, 3) OBP: 0.366, SLG: 0.569	0-0 E7		2-3 K				0-0 G4-3	2-0 G4-3		4 1 2 1 0 1 1
Joe Randa, R (1, 5) OBP: 0.313, SLG: 0.411	3-2 2B			1-0 F9		0-0 F9		0-2 E		4 0 2 1 0 0 1
Dee Brown, L (1, 7) OBP: 0.341, SLG: 0.409	2-3 K			0-2 2B		2-2 G4-3		2-2 E4		4 0 1 0 0 1 3
Mark Quinn, R (1, 10) OBP: 0.311, SLG: 0.550		2-1 G5-3		0-2 2B		3-2 F8		0-1 F3		4 0 1 0 0 0 3
Raul Ibanez, L (1, 9) OBP: 0.182, SLG: 0.156		1-2 F8		1-2 F7			1-0 P4		1-1 E4	4 1 0 0 0 0 2
Luis Alicea, S (1, 4) OBP: 0.319, SLG: 0.340		0-2 L6		0-3 K			0-0 G3-1		0-1 F5	4 0 0 0 0 1 3
Héctor Ortiz, R (1, 2) OBP: 0.273, SLG: 0.298 Dave McCarty, R (9, PH) OBP: 0.351, SLG: 0.367			1-1 FC4-6		2-2 P4		2-3 K		4-2 SF9	3 0 1 0 0 1 0 0 0 0 0 1 0 0

Inning Stats	R: 1	H: 2	E: 1	K: 1	S: 17	LOB: 1	BB: 0	P: 25	R: 0	H: 0	E: 0	K: 0	S: 8	LOB: 0	BB: 0	P: 11	R: 0	H: 1	E: 0	K: 1	S: 11	LOB: 1	BB: 0	P: 15	R: 0	H: 2	E: 0	K: 1	S: 15	LOB: 2	BB: 0	P: 17	R: 0	H: 1	E: 0	K: 0	S: 7	LOB: 0	BB: 0	P: 10	R: 0	H: 1	E: 0	K: 0	S: 10	LOB: 1	BB: 0	P: 15	R: 0	H: 0	E: 0	K: 1	S: 6	LOB: 0	BB: 0	P: 9	R: 1	H: 2	E: 1	K: 0	S: 14	LOB: 2	BB: 0	P: 20	R: 1	H: 0	E: 1	K: 0	S: 15	LOB: 1	BB: 1	P: 24	1B: 4	SF: 1	2B: 3	SAC: 0	3B: 1	DP: 0	HR: 0	HBP: 0	WP: 1	PA: 38
--------------	------	------	------	------	-------	--------	-------	-------	------	------	------	------	------	--------	-------	-------	------	------	------	------	-------	--------	-------	-------	------	------	------	------	-------	--------	-------	-------	------	------	------	------	------	--------	-------	-------	------	------	------	------	-------	--------	-------	-------	------	------	------	------	------	--------	-------	------	------	------	------	------	-------	--------	-------	-------	------	------	------	------	-------	--------	-------	-------	-------	-------	-------	--------	-------	-------	-------	--------	-------	--------

PITCHER	IP	WLS	BF	H	R	ER	SO	BB	IBB	HBP	BLK	WP	HR	S	P	ERA	WHIP
Frank Castillo, R (1, 1) ERA: 3.64	6.0	W	24	6	1	0	3	0	0	0	0	0	0	68	93	0.00	1.000
Rich Garces, R (7, 1) ERA: 2.78	2.0		9	2	1	1	1	0	0	0	0	0	0	20	29	4.50	1.000
Hipolito Pichardo, R (9, 1) ERA: 9.0	1.0		5	0	1	0	0	1	0	0	0	1	0	15	24	0.00	1.000

**BOTTOM**


**Boston Red Sox @ Kansas City Royals**  
**Kauffman Stadium, Kansas City, MO**  
 Sun May 20 2001, 1:05 PM CDT  
 Att. 18,596 - Cloudy - 66 F

livebaseballscorecards.com

<b>AB</b>	<b>36</b>
<b>R</b>	<b>3</b>
<b>H</b>	<b>8</b>
<b>RBI</b>	<b>3</b>
<b>BB</b>	<b>1</b>
<b>SO</b>	<b>4</b>
<b>LOB</b>	<b>16</b>





Batter	1	2	3	4	5	6	7	8	9	AB R H RBI BB SO LOB	TOP																								
												<p><b>Boston Red Sox @ New York Yankees</b>  Yankee Stadium, Bronx, NY  Tue May 22 2001, 7:05 PM EDT</p> <p><a href="http://livebaseballscorecards.com">livebaseballscorecards.com</a></p> <p><b>AB 0</b>  <b>R 0</b>  <b>H 0</b>  <b>RBI 0</b>  <b>BB 0</b>  <b>SO 0</b>  <b>LOB 0</b></p> 																							
Inning Stats										1B: 0 SF: 0 2B: 0 SAC: 0 3B: 0 DP: 0 HR: 0 HBP: 0	WP: 0 PA: 0 PB: 0 SB: 0 CS: 0																								
PITCHER	IP	WLS	BF	H	R	ER	SO	BB	IBB	HBP	BLK	WP	HR	S	P	ERA	WHIP	PITCHER	IP	WLS	BF	H	R	ER	SO	BB	IBB	HBP	BLK	WP	HR	S	P	ERA	WHIP

Batter	1	2	3	4	5	6	7	8	9	AB R H RBI BB SO LOB	BOTTOM
--------	---	---	---	---	---	---	---	---	---	----------------------	--------


**Boston Red Sox @ New York Yankees**  
 Yankee Stadium, Bronx, NY  
 Tue May 22 2001, 7:05 PM EDT

[livebaseballscorecards.com](http://livebaseballscorecards.com)

**AB 0**  
**R 0**  
**H 0**  
**RBI 0**  
**BB 0**  
**SO 0**  
**LOB 0**



1B: 0	SF: 0	WP: 0	PA: 0
2B: 0	SAC: 0	PB: 0	
3B: 0	DP: 0	SB: 0	
HR: 0	HBP: 0	CS: 0	

PITCHER	IP	WLS	BF	H	R	ER	SO	BB	IBB	HBP	BLK	WP	HR	S	P	ERA	WHIP	PITCHER	IP	WLS	BF	H	R	ER	SO	BB	IBB	HBP	BLK	WP	HR	S	P	ERA	WHIP
---------	----	-----	----	---	---	----	----	----	-----	-----	-----	----	----	---	---	-----	------	---------	----	-----	----	---	---	----	----	----	-----	-----	-----	----	----	---	---	-----	------



Batter	1	2	3	4	5	6	7	8	9	AB R H RBI BB SO LOB	TOP	
<b>Jose Offerman, S</b> (1, 3) OBP: 0.377, SLG: 0.466	1-1 F9		1-3 K			1-2 F9			4-2 1B 2B BB	3 1 0 0 1 1 1	<b>Boston Red Sox @ New York Yankees</b> Yankee Stadium, Bronx, NY Wed May 23 2001, 7:05 PM EDT Att. 44,108 - Cloudy - 51 F	
<b>John Valentin, R</b> (1, 6) OBP: 0.310, SLG: 0.375	2-1 F9		4-2 FC6-4 BB			2-2 F8			0-2 F8	3 0 0 0 1 0 1		
<b>Carl Everett, S</b> (1, 8) OBP: 0.361, SLG: 0.477	2-0 F7		0-0 FC6-4			1-3 K2-3			1-2 1-3 2B 1B	4 1 1 0 0 1 2		
<b>Manny Ramirez, R</b> (1, 10) OBP: 0.497, SLG: 0.769		1-0 FC1-6 WP SF7-5-4 1B		0-0 F8		1-2 G4-6-3 1B			1-2 G4-3 1-H 3-H 2B	4 1 3 2 0 0 0		
<b>Dante Bichette, R</b> (1, 9) OBP: 0.329, SLG: 0.370		4-0 FC1-6 BB		1-1 F7		0-0 G4-6-3			1-2 G4-3	3 0 0 0 1 0 2		
<b>Shea Hillenbrand, R</b> (1, 5) OBP: 0.303, SLG: 0.443		0-0 FC1-6 SF7-5-4		1-3 K		0-1 G5-3			1-2 G5-3	4 0 0 0 0 1 3		
<b>Jason Varitek, S</b> (1, 2) OBP: 0.379, SLG: 0.496		2-0 SF7-5-4		2-3 K2-3					0-2 G4-6-3 1B	2 0 1 1 0 1 0		
<b>Mike Lansing, R</b> (1, 4) OBP: 0.235, SLG: 0.283			3-2 FC6-4 SH3 1B		1-3 K				1-1 G4-6-3	3 0 1 0 0 1 1		
<b>Darren Lewis, R</b> (1, 7) OBP: 0.222, SLG: 0.355			0-0 SH3		0-1 G4-3				0-0 F8	2 0 0 0 0 0 0		
<b>Inning Stats</b>	R: 0 E: 0 K: 0 S: 5 H: 0 LOB: 0 BB: 0 P: 10	R: 1 E: 0 K: 0 S: 3 H: 1 LOB: 0 BB: 1 P: 10	R: 0 E: 0 K: 1 S: 12 H: 1 LOB: 2 BB: 1 P: 20	R: 0 E: 0 K: 1 S: 6 H: 0 LOB: 0 BB: 0 P: 8	R: 0 E: 0 K: 2 S: 9 H: 0 LOB: 0 BB: 0 P: 12	R: 0 E: 0 K: 1 S: 10 H: 0 LOB: 0 BB: 0 P: 14	R: 0 E: 0 K: 0 S: 6 H: 1 LOB: 0 BB: 0 P: 7	R: 0 E: 0 K: 0 S: 6 H: 1 LOB: 0 BB: 0 P: 7	R: 2 E: 0 K: 0 S: 20 H: 2 LOB: 1 BB: 1 P: 28	1B: 5 2B: 2 3B: 0 HR: 0 SF: 1 SAC: 1 DP: 3 HBP: 0	WP: 1 PB: 0 SB: 0 CS: 0 PA: 33	
<b>PITCHER</b>	IP WLS BF H R ER SO BB IBB HBP BLK WP HR S P ERA WHIP											
<b>Andy Pettitte, L</b> (1, 1) ERA: 2.96	8.1 W 31 6 3 3 5 3 0 0 0 1 0 71 108 3.24 1.080											
<b>Mike Stanton, L</b> (9, 1) ERA: 1.71	0.2 2 0 0 0 0 0 0 0 0 0 0 6 8 0.00 0.000											

AB	28
R	3
H	6
RBI	3
BB	3
SO	5
LOB	10



livebaseballscorecards.com

Batter	1	2	3	4	5	6	7	8	9
<b>Chuck Knoblauch, R</b> (1, 7) <small>OBP: 0.340, SLG: 0.360</small>	1-3 		0-1 		0-2 	1-0 		1-1 	
<b>2 Derek Jeter, R</b> (1, 6) <small>OBP: 0.404, SLG: 0.462</small>	0-0 		1-1 		2-1 		0-0 	2-2 	
<b>Paul O'Neill, L</b> (1, 9) <small>OBP: 0.323, SLG: 0.464</small> <b>Henry Rodriguez, L</b> (8, PH) <b>Robert Perez, R</b> (9, 9) <small>OBP: 0.313, SLG: 0.333</small>	0-3 		2-2 		2-2 		0-0 	1-2 	
<b>Bernie Williams, S</b> (1, 8) <small>OBP: 0.297, SLG: 0.345</small>	2-0 		2-2 		2-1 		2-3 		
<b>Tino Martinez, L</b> (1, 3) <small>OBP: 0.352, SLG: 0.475</small>	1-0 		1-1 		3-2 		0-0 		
<b>David Justice, L</b> (1, 10) <small>OBP: 0.322, SLG: 0.437</small>		1-2 	2-3 			3-3 		1-0 	
<b>20 Jorge Posada, S</b> (1, 2) <small>OBP: 0.349, SLG: 0.466</small>		1-0 		0-0 		4-2 		2-2 	
<b>Scott Brosius, R</b> (1, 5) <small>OBP: 0.343, SLG: 0.471</small>		0-3 		1-2 		2-1 		3-3 	
<b>Alfonso Soriano, R</b> (1, 4) <small>OBP: 0.289, SLG: 0.398</small>		2-1 		0-3 		2-1 		0-1 	

Inning Stats	R: 0	H: 1	E: 0	K: 2	S: 9	L: 23	BB: 0	IBB: 0	HBP: 2	BLK: 0	WP: 0	HR: 1	S: 59	P: 84	ERA: 5.40	WHIP: 1.200
	R: 0	H: 0	E: 0	K: 1	S: 10	L: 13	BB: 0	IBB: 0	HBP: 0	BLK: 0	WP: 0	HR: 0	S: 25	P: 25	ERA: 0.00	WHIP: 0.00
	R: 2	H: 3	E: 0	K: 1	S: 17	L: 23	BB: 0	IBB: 0	HBP: 0	BLK: 0	WP: 0	HR: 1	S: 21	P: 35	ERA: 4.50	WHIP: 1.000
	R: 0	H: 0	E: 0	K: 1	S: 8	L: 23	BB: 0	IBB: 0	HBP: 0	BLK: 0	WP: 0	HR: 0	S: 9	P: 23	ERA: 18.00	WHIP: 4.000
	R: 1	H: 2	E: 0	K: 0	S: 15	L: 23	BB: 0	IBB: 0	HBP: 0	BLK: 0	WP: 0	HR: 0	S: 26	P: 26	ERA: 5.40	WHIP: 1.200
	R: 1	H: 1	E: 0	K: 1	S: 7	L: 9	BB: 0	IBB: 0	HBP: 0	BLK: 0	WP: 0	HR: 0	S: 9	P: 9	ERA: 0.00	WHIP: 0.00
	R: 2	H: 4	E: 0	K: 1	S: 19	L: 29	BB: 0	IBB: 0	HBP: 0	BLK: 0	WP: 0	HR: 0	S: 29	P: 29	ERA: 18.00	WHIP: 4.000

PITCHER	IP	WLS	BF	H	R	ER	SO	BB	IBB	HBP	BLK	WP	HR	S	P	ERA	WHIP
<b>David Cone, R</b> (1, 1) <small>ERA: 5.63</small>	5.0	L	23	6	3	3	5	0	0	0	0	0	1	59	84	5.40	1.200
<b>49 Tim Wakefield, R</b> (6, 1) <small>ERA: 2.33</small>	2.0		9	1	2	1	2	1	0	0	0	0	1	21	35	4.50	1.000
<b>Rod Beck, R</b> (8, 1) <small>ERA: 2.55</small>	1.0		7	4	2	2	1	0	0	0	0	0	1	19	29	18.00	4.000

**BOTTOM**

**Boston Red Sox @ New York Yankees**  
 Yankee Stadium, Bronx, NY

Wed May 23 2001, 7:05 PM EDT  
 Att. 44,108 - Cloudy - 51 F

AB	R	H	RBI	BB	SO	LOB
5	0	0	0	0	1	2
5	3	5	1	0	0	0
4	0	1	0	0	1	2
1	0	0	0	0	0	2
0	0	0	0	0	0	0
3	1	1	3	0	1	1
4	0	1	0	0	0	3
4	1	1	0	0	2	1
2	2	1	2	1	0	0
4	0	0	0	0	2	2
3	0	1	1	0	1	1

AB	35
R	7
H	11
RBI	7
BB	1
SO	8
LOB	14

WP: 0 PA: 39  
 PB: 0 SB: 1  
 CS: 0

1B	7	SF	1	2B	1	SAC	0	3B	0	DP	0	HR	3	HBP	2
----	---	----	---	----	---	-----	---	----	---	----	---	----	---	-----	---



Batter	1	2	3	4	5	6	7	8	9	AB R H RBI BB SO LOB	TOP
Jose Offerman, S (1, 4) OBP: 0.374, SLG: 0.461	1-1 L6		0-1 K		0-3 K			1-3 K		4 0 1 1 0 2 1	<b>Boston Red Sox @ New York Yankees</b> Yankee Stadium, Bronx, NY Thu May 24 2001, 1:05 PM EDT Att. 55,592 - Cloudy - 62 F
John Valentin, R (1, 6) OBP: 0.273, SLG: 0.321	0-1 F7		2-2 F7			1-3 K		0-0 G3-1		4 0 0 0 0 1 1	
Carl Everett, S (1, 8) OBP: 0.354, SLG: 0.467	0-3 K			0-3 K		3-3 K		1-3 K		4 0 0 0 0 4 0	
Manny Ramirez, R (1, 10) OBP: 0.488, SLG: 0.751		0-3 K		0-0 F5		0-1 F9			0-1 G6-3	4 0 0 0 0 1 0	
Troy O'Leary, L (1, 7) OBP: 0.260, SLG: 0.376		3-2 F8		1-0 1B			0-0 G3-1		1-3 K	4 0 1 0 0 1 0	
Jason Varitek, S (1, 2) OBP: 0.369, SLG: 0.481		3-3 K		2-1 F7			2-3 K		0-2 G3	4 0 0 0 0 2 1	
Shea Hillenbrand, R (1, 5) OBP: 0.304, SLG: 0.441			1-2 G1-3		2-0 G6-3		3-1 2B 1B			3 0 1 0 0 0 0	
Brian Daubach, L (1, 3) OBP: 0.320, SLG: 0.527			3-3 K		1-0 G1-3 1B		1-2 1B 2B			3 0 2 0 0 1 0	
Trot Nixon, L (1, 9) OBP: 0.344, SLG: 0.450			1-2 1B 2B		1-0 G1-3		0-3 K			3 1 1 0 0 1 3	
<b>Inning Stats</b>	R: 0 H: 0 E: 0 LOB: 0 K: 1 BB: 0 S: 7 P: 8	R: 0 H: 0 E: 0 LOB: 0 K: 2 BB: 0 S: 9 P: 15	R: 1 H: 2 E: 0 LOB: 1 K: 1 BB: 0 S: 17 P: 24	R: 0 H: 1 E: 0 LOB: 1 K: 1 BB: 0 S: 7 P: 10	R: 0 H: 1 E: 0 LOB: 1 K: 1 BB: 0 S: 6 P: 10	R: 0 H: 0 E: 0 LOB: 0 K: 2 BB: 0 S: 8 P: 12	R: 0 H: 2 E: 0 LOB: 2 K: 2 BB: 0 S: 12 P: 18	R: 0 H: 0 E: 0 LOB: 0 K: 2 BB: 0 S: 7 P: 9	R: 0 H: 0 E: 0 LOB: 0 K: 1 BB: 0 S: 8 P: 9	1B: 4 SF: 0 2B: 2 SAC: 0 3B: 0 DP: 0 HR: 0 HBP: 0	WP: 0 PA: 33 PB: 0 SB: 0 CS: 0
<b>PITCHER</b>	IP WLS BF H R ER SO BB IBB HBP BLK WP HR S P ERA WHIP										
35 Mike Mussina, R (1, 1) ERA: 3.44	8.0 W 30 6 1 1 12 0 0 0 0 0 0 0 73 106 1.12 0.750										
42 Mariano Rivera, R (9, 1) ERA: 3.0	1.0 S 3 0 0 0 1 0 0 0 0 0 0 0 8 9 0.00 0.000										

AB	33
R	1
H	6
RBI	1
BB	0
SO	13
LOB	6



Batter	1	2	3	4	5	6	7	8	9	AB	R	H	RBI	BB	SO	LOB
1 Chuck Knoblauch, R (1, 7) OBP: 0.343, SLG: 0.360	2-2 G6-3		0-0 1B		4-2 FC6-4 BB		2-3 K			3	0	1	0	1	1	0
2 Derek Jeter, R (1, 6) OBP: 0.401, SLG: 0.455	1-0 G5-3		1-1 F8		1-1 FC6-4 1B			4-2 S BB		3	0	0	0	1	0	3
3 Paul O'Neill, L (1, 9) OBP: 0.322, SLG: 0.459	1-3 K		0-0 G4-3		1-2 1B			3-3 K		4	0	1	1	0	2	2
4 Bernie Williams, S (1, 8) OBP: 0.296, SLG: 0.366		1-2 F7		1-2 HR		1-3 K		1-3 K		4	1	1	1	0	2	3
5 Tino Martinez, L (1, 3) OBP: 0.355, SLG: 0.472		1-0 1B 1B		1-1 P4		4-2 P2-6 BB		0-1 P4		3	0	1	0	1	0	1
6 David Justice, L (1, 10) OBP: 0.322, SLG: 0.435		1-2 1B		0-3 K		0-0 P2-6				3	0	1	0	0	1	1
7 20 Jorge Posada, S (1, 2) OBP: 0.343, SLG: 0.456		0-3 K		0-3 K		3-3 K				3	0	0	0	0	3	2
8 Scott Brosius, R (1, 5) OBP: 0.342, SLG: 0.468		1-3 K			1-0 FC6-4 BB 1B		2-1 G5-3			3	1	1	0	0	1	2
9 Alfonso Soriano, R (1, 4) OBP: 0.284, SLG: 0.391			0-1 F7		1-3 K		1-3 K			3	0	0	0	0	2	1

Inning Stats	R: 0	H: 0	E: 0	K: 1	S: 7	P: 11	R: 0	H: 2	E: 0	K: 2	S: 13	R: 0	H: 1	E: 0	K: 0	S: 6	R: 1	H: 1	E: 0	K: 2	S: 13	R: 1	H: 2	E: 0	K: 2	S: 15	R: 0	H: 0	E: 0	K: 1	S: 7	R: 0	H: 0	E: 0	K: 2	S: 9	R: 0	H: 0	E: 0	K: 2	S: 10	R: 0	H: 0	E: 0	K: 2	S: 10
	LOB: 0	BB: 0	LOB: 2	BB: 0	LOB: 0	BB: 0	LOB: 2	BB: 0	LOB: 0	BB: 0	LOB: 0	LOB: 0	LOB: 1	BB: 0	LOB: 0	BB: 0	LOB: 0	LOB: 0	LOB: 0	BB: 1	LOB: 2	BB: 1	LOB: 2	LOB: 0	LOB: 0	LOB: 0	LOB: 0	LOB: 0	LOB: 0	LOB: 0	LOB: 1	BB: 1	LOB: 1	LOB: 0	LOB: 0	LOB: 0	LOB: 0	LOB: 0	LOB: 0	LOB: 1	LOB: 1	LOB: 1	LOB: 0	LOB: 0	LOB: 0	

PITCHER	IP	WLS	BF	H	R	ER	SO	BB	IBB	HBP	BLK	WP	HR	S	P	ERA	WHIP
Pedro Martinez, R (1, 1) ERA: 1.6	8.0	L	32	6	2	2	12	3	0	0	0	0	1	80	120	2.25	1.125

**BOTTOM**

**Boston Red Sox @ New York Yankees**  
 Yankee Stadium, Bronx, NY  
 Thu May 24 2001, 1:05 PM EDT  
 Att. 55,592 - Cloudy - 62 F

livebaseballscorecards.com

AB	29
R	2
H	6
RBI	2
BB	3
SO	12
LOB	15

WP: 0 PA: 32  
 PB: 0  
 SB: 1  
 CS: 0





Batter	1	2	3	4	5	6	7	8	9	AB R H RBI BB SO LOB	TOP									
Shannon Stewart, R (1, 7) OBP: 0.396, SLG: 0.487 Brian Simmons, S (6, 7) OBP: 0.186, SLG: 0.200	1-2 G6-3			0-0 SH3 2B		2-3 K			0-2 G3	3 0 1 0 0 1 0 1 0 0 0 0 0 0	<p>Toronto Blue Jays @ Boston Red Sox</p> <p>Fenway Park, Boston, MA</p> <p>Fri May 25 2001, 7:05 PM EDT</p> <p>Att. 32,912 - Sunny - 59 F</p>									
Alex Gonzalez, R (1, 6) OBP: 0.316, SLG: 0.399	0-0 B5-3			1-0 SH3			3-3 K			2 0 0 0 0 1 0										
Carlos Delgado, L (1, 3) OBP: 0.413, SLG: 0.578	2-3 K			1-3 K			2-3 K			3 0 0 0 0 3 1										
Raul Mondesi, R (1, 9) OBP: 0.397, SLG: 0.533		2-1 G5-3		3-2 G6-3			1-3 K			3 0 0 0 0 1 1										
Brad Fullmer, L (1, 10) OBP: 0.338, SLG: 0.467		1-3 K			2-3 K		1-3 K			3 0 0 0 0 3 0										
Tony Batista, R (1, 5) OBP: 0.260, SLG: 0.447		2-2 F7			1-1 G5-3		1-3 K			3 0 0 0 0 1 0										
José Cruz Jr., S (1, 8) OBP: 0.338, SLG: 0.470			1-3 K		1-3 K		2-1 G3-1			3 0 0 0 0 2 0										
Darrin Fletcher, L (1, 2) OBP: 0.277, SLG: 0.347			1-2 G4-3			2-1 G5-3		3-1 G4-3		3 0 0 0 0 0 0										
Homer Bush, R (1, 4) OBP: 0.447, SLG: 0.611			2-3 K			0-3 K2-3		2-2 P1		3 0 0 0 0 2 0										
<b>Inning Stats</b>	R: 0 E: 0 K: 1 S: 8	H: 0 LOB: 0 BB: 0 P: 11	R: 0 E: 0 K: 1 S: 8	H: 0 LOB: 0 BB: 0 P: 13	R: 0 E: 0 K: 2 S: 10	H: 0 LOB: 0 BB: 0 P: 14	R: 0 E: 0 K: 1 S: 8	H: 1 LOB: 1 BB: 0 P: 13	R: 0 E: 0 K: 2 S: 8	H: 0 LOB: 0 BB: 0 P: 12		R: 0 E: 0 K: 3 S: 10	H: 0 LOB: 0 BB: 0 P: 16	R: 0 E: 0 K: 2 S: 8	H: 0 LOB: 0 BB: 0 P: 12	R: 0 E: 0 K: 0 S: 9	H: 0 LOB: 0 BB: 0 P: 14	1B: 0 2B: 1 3B: 0 HR: 0	SF: 0 SAC: 1 DP: 0 HBP: 0	WP: 0 PB: 0 SB: 0 CS: 0
<b>PITCHER</b> Hideo Nomo, R (1, 1) ERA: 3.6	IP: 9.0 WLS: W BF: 28 H: 1 R: 0 ER: 0 SO: 14 BB: 0 IBB: 0 HBP: 0 BLK: 0 WP: 0 HR: 0 S: 77 P: 117 ERA: 0.00 WHIP: 0.111																			

livebaseballscorecards.com

AB	27
R	0
H	1
RBI	0
BB	0
SO	14
LOB	2



Batter	1	2	3	4	5	6	7	8	9
Jose Offerman, S (1, 4) OBP: 0.381, SLG: 0.458	4-2 2B BB	4-0 1-2 BB			2-2 G5-3		1-2 1B	2-3 K	
Trot Nixon, L (1, 9) OBP: 0.342, SLG: 0.451	0-2 2B 2B	2-1 G3			0-0 L4		3-1 F7		
Carl Everett, S (1, 8) OBP: 0.351, SLG: 0.467	2-1 2B		0-0 G5-3		1-3 K		3-2 P4		
Manny Ramirez, R (1, 10) OBP: 0.483, SLG: 0.740	3-3 K		0-2 F8		0-2 G6-3		1-2 BB FC3-2 1B		
Troy O'Leary, L (1, 7) OBP: 0.266, SLG: 0.380	0-0 F7		1-2 1B		0-1 G3		0-1 FC3-2 BB 2B 1B		
Jason Varitek, S (1, 2) OBP: 0.373, SLG: 0.478	3-3 K		0-0 F5		1-0 BB 1B		4-1 FC3-2 2B BB		
Shea Hillenbrand, R (1, 5) OBP: 0.308, SLG: 0.440		2-0 BB 1B		0-1 F8		4-0 1-2 BB	0-0 P4		
Brian Daubach, L (1, 3) OBP: 0.310, SLG: 0.509		3-3 K		0-0 G3		2-2 F8	1-2 FC3-2 2B		
Mike Lansing, R (1, 6) OBP: 0.235, SLG: 0.292		0-0 F8		0-1 G1-6-3			0-0 F9	2-0 1-H 2-H 3-H 2B	


Inning Stats	R: 1	H: 2	E: 0	K: 2	S: 18	H: 2	LOB: 2	BB: 1	P: 30	R: 0	H: 1	E: 0	K: 1	S: 7	H: 1	LOB: 2	BB: 1	P: 18	R: 0	H: 1	E: 0	K: 0	S: 8	R: 0	H: 0	E: 0	K: 1	S: 7	R: 0	H: 1	E: 0	K: 0	S: 10	R: 0	H: 1	E: 0	K: 0	S: 11	R: 3	H: 3	E: 0	K: 1	S: 18	H: 3	LOB: 1	BB: 1	P: 28	
	1B: 6	SF: 0	2B: 3	SAC: 0	3B: 0	DP: 0	HR: 0	HBP: 0	WP: 0	PA: 37																																						

PITCHER	IP	WLS	BF	H	R	ER	SO	BB	IBB	HBP	BLK	WP	HR	S	P	ERA	WHIP
Esteban Loaiza, R (1, 1) ERA: 5.24	7.0	L	32	8	3	3	4	3	0	0	0	0	0	75	117	3.86	1.571
Kelvin Escobar, R (8, 1) ERA: 2.82	1.0		5	1	1	1	1	1	0	0	0	0	0	9	18	9.00	2.000

**BOTTOM**

**Toronto Blue Jays @ Boston Red Sox**  
 Fenway Park, Boston, MA  
 Fri May 25 2001, 7:05 PM EDT  
 Att: 32,912 - Sunny - 59 F

AB	33
R	4
H	9
RBI	4
BB	4
SO	5
LOB	22



livebaseballscorecards.com



Batter	1	2	3	4	5	6	7	8	9	AB R H RBI BB SO LOB	TOP	
Shannon Stewart, R (1, 7) OBP: 0.396, SLG: 0.485	3-2 G4-3		1-0 S 1B			0-1 P3	0-0 FC5-4 1B		1-2 E7	5 0 2 1 0 0 0		
Alex Gonzalez, R (1, 6) OBP: 0.309, SLG: 0.389	3-2 G6-3		2-3 K			2-3 K	0-0 FC5-4		0-1 G4-3	5 0 0 0 0 2 4		
Carlos Delgado, L (1, 3) OBP: 0.410, SLG: 0.576	1-3 K				1-1 F7	2-3 K		1-2 1B 2B		4 1 1 0 0 2 0		
Raul Mondesi, R (1, 9) OBP: 0.399, SLG: 0.532		2-2 P6			1-2 G5-3		3-2 1B 2B	2-2 FC5-4 1B		4 1 2 1 0 0 0		
Brian Simmons, S (1, 10) OBP: 0.206, SLG: 0.220		0-0 1B			3-2 F8		0-1 2B FC6-4 1B	2-2 FC5-4		4 1 2 0 0 0 1		
Tony Batista, R (1, 5) OBP: 0.260, SLG: 0.448		2-3 K			1-3 K		0-0 FC6-4 1B 2B	1-1 P3		4 1 1 1 0 2 2		
José Cruz Jr., S (1, 8) OBP: 0.336, SLG: 0.459		2-3 K			2-3 K		4-0 FC6-4 IBB	2-0 F8		3 0 0 0 1 2 2		
Alberto Castillo, R (1, 2) OBP: 0.278, SLG: 0.258			1-3 K		1-1 HR		3-3 K		0-0 G5-3	4 1 1 1 0 2 3		
Homer Bush, R (1, 4) OBP: 0.405, SLG: 0.550			1-1 G5-3		0-0 G6-3		0-0 FC6-4 1B		0-3 K	4 0 0 1 0 1 2		
<b>Inning Stats</b>	R: 0 E: 0 K: 1 S: 11 H: 0 LOB: 0 BB: 0 P: 18	R: 0 E: 0 K: 2 S: 13 H: 1 LOB: 1 BB: 0 P: 19	R: 0 E: 0 K: 2 S: 10 H: 1 LOB: 1 BB: 0 P: 14	R: 0 E: 0 K: 0 S: 8 H: 0 LOB: 0 BB: 0 P: 13	R: 1 E: 0 K: 2 S: 9 H: 1 LOB: 0 BB: 0 P: 13	R: 0 E: 0 K: 2 S: 12 H: 0 LOB: 0 BB: 0 P: 16	R: 3 E: 0 K: 1 S: 13 H: 4 LOB: 2 BB: 1 P: 23	R: 1 E: 0 K: 0 S: 12 H: 2 LOB: 1 BB: 0 P: 20	R: 0 E: 1 K: 1 S: 9 H: 0 LOB: 1 BB: 0 P: 10	1B: 6 2B: 2 3B: 0 HR: 1 SF: 0 SAC: 0 DP: 0 HBP: 0	WP: 0 PB: 0 SB: 1 CS: 0 PA: 38	
<b>PITCHER</b>	IP WLS BF H R ER SO BB IBB HBP BLK WP HR S P ERA WHIP											
Frank Castillo, R (1, 1) ERA: 3.74	6.0 L 23 5 3 3 9 0 0 0 0 0 1 69 102 4.50 0.833											
Rich Garces, R (7, 1) ERA: 3.04	1.0 6 2 1 1 1 0 1 0 0 0 0 7 14 9.00 2.000											
Pete Schourek, L (8, 1) ERA: 3.32	1.0 5 2 1 1 0 0 0 0 0 0 0 12 20 9.00 2.000											
Derek Lowe, R (9, 1) ERA: 5.13	1.0 4 0 0 0 0 1 0 0 0 0 0 9 10 0.00 0.000											

Toronto Blue Jays @ Boston Red Sox  
 Fenway Park, Boston, MA  
 Sat May 26 2001, 1:05 PM EDT  
 Att. 31,035 - Cloudy - 62 F

livebaseballscorecards.com

AB	37
R	5
H	9
RBI	5
BB	1
SO	11
LOB	14



BOTTOM

Toronto Blue Jays @ Boston Red Sox  
Fenway Park, Boston, MA  
Sat May 26 2001, 1:05 PM EDT  
Att. 31,035 - Cloudy - 62 F

livebaseballscorecards.com

AB	32
R	0
H	9
RBI	0
BB	1
SO	3
LOB	18



WP:	0	PA:	34
PB:	0		
SB:	0		
CS:	0		

ERA	WHIP
-----	------

AB R H RBI BB SO LOB

4	0	0	0	0	1	3
3	0	1	0	0	0	1
4	0	2	0	0	0	1
3	0	1	0	1	0	2
4	0	1	0	0	0	1
4	0	2	0	0	0	3
4	0	0	0	0	1	5
3	0	0	0	0	1	2
3	0	2	0	0	0	0

1B:	8	SF:	0
2B:	1	SAC:	0
3B:	0	DP:	2
HR:	0	HBP:	1

WP	HR	S	P	ERA	WHIP
----	----	---	---	-----	------

9

0-0	F8	1
3-2	L6	2
1-1	P4	3
2-2	FC4-6 1B	1
2-2	FC4-6 1B	1
2-2	FC4-6 1B	1
1-1	G6-4-3	2
3-2	G5-3	3
1-2	F8	1

R:	0	H:	2
E:	0	LOB:	1
K:	0	BB:	0
S:	10	P:	15

BB	IBB	HBP	BLK	WP	HR	S	P	ERA	WHIP
----	-----	-----	-----	----	----	---	---	-----	------

8

0-0	F8	1
3-2	L6	2
1-1	P4	3
2-2	FC4-6 1B	1
2-2	FC4-6 1B	1
2-2	FC4-6 1B	1
1-1	G6-4-3	2
3-2	G5-3	3
1-2	F8	1

R:	0	H:	1
E:	0	LOB:	1
K:	0	BB:	0
S:	10	P:	15

BB	IBB	HBP	BLK	WP	HR	S	P	ERA	WHIP
----	-----	-----	-----	----	----	---	---	-----	------

7

0-0	F8	1
3-2	L6	2
1-1	P4	3
2-2	FC4-6 1B	1
2-2	FC4-6 1B	1
2-2	FC4-6 1B	1
1-1	G6-4-3	2
3-2	G5-3	3
1-2	F8	1

R:	0	H:	1
E:	0	LOB:	0
K:	0	BB:	0
S:	7	P:	13

BB	IBB	HBP	BLK	WP	HR	S	P	ERA	WHIP
----	-----	-----	-----	----	----	---	---	-----	------

6

1-1	HBP	1
1-0	BB	1
4-2	BB	2
4-2	BB	2
0-0	F8	3
2-1	G6-4-3 1B	1
1-0	F9	1
0-0	FC6-4 1B	2
1-1	1B	1

R:	0	H:	1
E:	0	LOB:	1
K:	0	BB:	1
S:	6	P:	12

BB	IBB	HBP	BLK	WP	HR	S	P	ERA	WHIP
----	-----	-----	-----	----	----	---	---	-----	------

5

2-0	F2	3
1-1	HBP	1
1-0	BB	1
4-2	BB	2
0-0	F8	3
2-1	G6-4-3 1B	1
1-0	F9	1
0-0	FC6-4 1B	2
1-1	1B	1

R:	0	H:	2
E:	0	LOB:	2
K:	0	BB:	0
S:	6	P:	11

BB	IBB	HBP	BLK	WP	HR	S	P	ERA	WHIP
----	-----	-----	-----	----	----	---	---	-----	------

4

0-2	F7	1
1-0	BB	1
4-2	BB	2
0-0	P5	3
1-0	FC6-4 1B	1
1-0	F9	1
0-0	FC6-4 1B	2
1-1	1B	1

R:	0	H:	0
E:	0	LOB:	0
K:	0	BB:	0
S:	6	P:	7

BB	IBB	HBP	BLK	WP	HR	S	P	ERA	WHIP
----	-----	-----	-----	----	----	---	---	-----	------

3

1-0	F7	2
0-0	F7	3
0-2	F7	1
1-1	P6	2
0-0	P5	3
1-0	FC6-4 1B	1
1-0	F9	1
0-0	FC6-4 1B	2
1-1	1B	1

R:	0	H:	0
E:	0	LOB:	0
K:	0	BB:	0
S:	4	P:	6

BB	IBB	HBP	BLK	WP	HR	S	P	ERA	WHIP
----	-----	-----	-----	----	----	---	---	-----	------

2

0-2	G4-3 1B	1
3-2	G4-3	2
0-0	E6	1
2-2	G6-3	1
2-3	G6-3	2
2-3	K	2
3-3	K2-3	3
1-1	B1	1

R:	0	H:	0
E:	1	LOB:	1
K:	2	BB:	0
S:	13	P:	20

BB	IBB	HBP	BLK	WP	HR	S	P	ERA	WHIP
----	-----	-----	-----	----	----	---	---	-----	------

1

3-3	K	1
0-1	1B	1
0-2	G4-3 1B	1
3-2	G4-3	2
0-0	E6	1
2-2	G6-3	1
2-3	G6-3	2
2-3	K	2
3-3	K2-3	3
1-1	B1	1

R:	0	H:	2
E:	0	LOB:	1
K:	1	BB:	0
S:	12	P:	18

BB	IBB	HBP	BLK	WP	HR	S	P	ERA	WHIP
----	-----	-----	-----	----	----	---	---	-----	------

Batter

Jose Offerman, S	(1, 3)	OBP: 0.372, SLG: 0.447
John Valentin, R	(1, 6)	OBP: 0.297, SLG: 0.323
Carl Everett, S	(1, 8)	OBP: 0.354, SLG: 0.468
Manny Ramirez, R	(1, 10)	OBP: 0.483, SLG: 0.733
Dante Bichette, R	(1, 7)	OBP: 0.325, SLG: 0.364
Shea Hillenbrand, R	(1, 5)	OBP: 0.312, SLG: 0.441
Jason Varitek, S	(1, 2)	OBP: 0.363, SLG: 0.464
Mike Lansing, R	(1, 4)	OBP: 0.229, SLG: 0.283
Darren Lewis, R	(1, 9)	OBP: 0.242, SLG: 0.385

Inning Stats

PITCHER

Chris Michalak, L	(1, 1)	ERA: 2.73
Paul Quantrill, R	(9, 1)	ERA: 1.21



Batter	1	2	3	4	5	6	7	8	9	AB R H RBI BB SO LOB	TOP	
Shannon Stewart, R (1, 7) OBP: 0.394, SLG: 0.478	3-0 G4-3 S HBP		1-1 F2		2-3 K			1-3 K		3 1 0 0 0 2 0	<b>Toronto Blue Jays @ Boston Red Sox</b> Fenway Park, Boston, MA Sun May 27 2001, 2:05 PM EDT Att. 31,420 - Overcast - 62 F	
Alex Gonzalez, R (1, 6) OBP: 0.308, SLG: 0.386	2-2 G4-3		2-3 K		1-2 CS 1B			0-0 G3		4 0 1 0 0 1 1		
Carlos Delgado, L (1, 3) OBP: 0.412, SLG: 0.572	2-2 G4-3		4-0 WP BB		2-0 CS 1-2	2-1 F8		1-1 G4-3 1B		3 0 1 1 1 0 0		
Raul Mondesi, R (1, 9) OBP: 0.392, SLG: 0.521	0-0 P4		2-3 K 1-2		0-0 F5			1-0 F9		4 0 0 0 0 1 2		
Brad Fullmer, L (1, 10) OBP: 0.341, SLG: 0.484		1-1 HR		0-0 PB 1B		1-1 F7		0-0 G4-3 1-2		4 1 2 1 0 0 1		
Tony Batista, R (1, 5) OBP: 0.255, SLG: 0.439		1-3 K		3-3 K 1-2		1-2 F4		2-2 G5-3		4 0 0 0 0 2 2		
José Cruz Jr., S (1, 8) OBP: 0.336, SLG: 0.457		0-2 G3		1-3 K		1-0 G6-4-3 1B				3 0 1 0 0 1 1		
Darrin Fletcher, L (1, 2) OBP: 0.278, SLG: 0.347		1-1 1B		3-2 F7		1-1 G6-4-3 1-2				3 0 1 0 0 0 2		
Homer Bush, R (1, 4) OBP: 0.378, SLG: 0.512		1-0 G4-3		0-3 K			2-1 G6-3			3 0 0 0 0 1 1		
<b>Inning Stats</b>	R: 1 E: 0 K: 0 S: 8 H: 0 LOB: 0 BB: 0 P: 14	R: 1 E: 0 K: 1 S: 12 H: 2 LOB: 1 BB: 0 P: 16	R: 0 E: 0 K: 2 S: 8 H: 0 LOB: 1 BB: 1 P: 17	R: 0 E: 0 K: 2 S: 15 H: 1 LOB: 1 BB: 0 P: 22	R: 0 E: 0 K: 2 S: 9 H: 1 LOB: 0 BB: 0 P: 14	R: 0 E: 0 K: 0 S: 5 H: 0 LOB: 0 BB: 0 P: 8	R: 0 E: 0 K: 0 S: 6 H: 1 LOB: 0 BB: 0 P: 9	R: 0 E: 0 K: 1 S: 10 H: 0 LOB: 0 BB: 0 P: 13	R: 0 E: 0 K: 0 S: 7 H: 1 LOB: 1 BB: 0 P: 11	1B: 5 2B: 0 3B: 0 HR: 1 SF: 0 SAC: 0 DP: 1 HBP: 1		WP: 1 PB: 1 SB: 1 CS: 1 PA: 34
<b>PITCHER</b>	IP WLS BF H R ER SO BB IBB HBP BLK WP HR S P ERA WHIP											
49 Tim Wakefield, R (1, 1) ERA: 2.36	7.0 W 26 5 2 2 7 1 0 1 0 1 1 63 100 2.57 0.857											
Rod Beck, R (8, 1) ERA: 2.45	1.0 H 3 0 0 0 1 0 0 0 0 0 0 10 13 0.00 0.000											
Derek Lowe, R (9, 1) ERA: 4.94	1.0 S 4 1 0 0 0 0 0 0 0 0 0 7 11 0.00 1.000											

livebaseballscorecards.com

AB	31
R	2
H	6
RBI	2
BB	1
SO	8
LOB	10



Batter	1	2	3	4	5	6	7	8	9	AB	R	H	RBI	BB	SO	LOB
Jose Offerman, S (1, 4) OBP: 0.370, SLG: 0.442	2-1 F7	2-1 L7		0-1 L4		0-0 S 1B				4	0	1	1	0	0	2
Trot Nixon, L (1, 9) OBP: 0.346, SLG: 0.460	1-0 F2		2-2 1B 1B		1-2 2B 2B	1-2 G3-1				4	1	2	0	0	0	1
Carl Everett, S (1, 8) OBP: 0.362, SLG: 0.479	1-2 S 1B		0-0 1B		0-0 2B		1-2 G6-3			4	0	3	1	0	0	0
Manny Ramirez, R (1, 10) OBP: 0.474, SLG: 0.717	3-2 G5-3		2-3 K		0-0 F9		2-3 K			4	0	0	0	0	2	4
Troy O'Leary, L (1, 7) OBP: 0.275, SLG: 0.395		2-2 E 3B	2-3 K		4-0 G4-3 IBB		0-3 K			3	1	1	0	1	2	2
Shea Hillenbrand, R (1, 5) OBP: 0.306, SLG: 0.432		1-1 E5 BB	0-0 F9		0-0 G4-3		3-2 G4-3			4	0	0	1	0	0	4
Brian Daubach, L (1, 3) OBP: 0.316, SLG: 0.534		2-3 K		0-1 HR		2-3 K		1-0 G4-6-3 1B		4	1	2	1	0	2	1
John Valentin, R (1, 6) OBP: 0.268, SLG: 0.286		3-1 F9	2-2 P4		2-3 K		1-1 G4-6-3			4	0	0	0	0	1	2
Jason Varitek, S (1, 2) OBP: 0.369, SLG: 0.472		4-1 BB	2-1 F7		2-2 1B 2B					2	1	1	0	1	0	0

Inning Stats	R: 0	H: 1	E: 0	LOB: 1	K: 0	BB: 0	S: 11	R: 1	H: 1	E: 1	LOB: 2	K: 1	BB: 1	S: 13	R: 0	H: 2	E: 0	LOB: 2	K: 2	BB: 0	S: 12	R: 1	H: 1	E: 0	LOB: 0	K: 0	BB: 0	S: 9	R: 1	H: 2	E: 0	LOB: 1	K: 0	BB: 1	S: 6	R: 1	H: 2	E: 0	LOB: 1	K: 2	BB: 0	S: 16	R: 0	H: 0	E: 0	LOB: 0	K: 2	BB: 0	S: 10	R: 0	H: 1	E: 0	LOB: 0	K: 0	BB: 0	S: 8	1B: 5	2B: 3	3B: 1	SF: 0	SAC: 0	DP: 2	HBP: 0	WP: 0	PB: 0	SB: 2	CS: 0	PA: 35
--------------	------	------	------	--------	------	-------	-------	------	------	------	--------	------	-------	-------	------	------	------	--------	------	-------	-------	------	------	------	--------	------	-------	------	------	------	------	--------	------	-------	------	------	------	------	--------	------	-------	-------	------	------	------	--------	------	-------	-------	------	------	------	--------	------	-------	------	-------	-------	-------	-------	--------	-------	--------	-------	-------	-------	-------	--------

PITCHER	IP	WLS	BF	H	R	ER	SO	BB	IBB	HBP	BLK	WP	HR	S	P	ERA	WHIP
Steve Parris, R (1, 1) ERA: 5.68	5.2	L	28	9	4	4	5	1	1	0	0	0	1	64	106	6.35	1.765
Pedro Borbon, L (6, 1) ERA: 3.93	0.2		2	0	0	0	0	0	0	0	0	0	0	6	8	0.00	0.000
Paul Quantrill, R (7, 1) ERA: 1.15	1.2		5	1	0	0	2	0	0	0	0	0	0	15	22	0.00	0.600

BOTTOM

Toronto Blue Jays @ Boston Red Sox  
 Fenway Park, Boston, MA  
 Sun May 27 2001, 2:05 PM EDT  
 Att. 31,420 - Overcast - 62 F

livebaseballscorecards.com

AB	33
R	4
H	10
RBI	4
BB	2
SO	7
LOB	16





Batter	1	2	3	4	5	6	7	8	9	AB R H RBI BB SO LOB	TOP						
<b>Chuck Knoblauch, R</b> (1, 7) <small>OBP: 0.359, SLG: 0.365</small>	1-3 	4-2 B 		3-3 		H 1-0 		B H 2-0 		2 0 0 0 1 2 0							
<b>2 Derek Jeter, R</b> (1, 6) <small>OBP: 0.404, SLG: 0.448</small>	4-0 	0-0 		1-1 		C F X 0-2 		C F B B X 2-2 		4 1 1 0 1 0 4							
<b>David Justice, L</b> (1, 10) <small>OBP: 0.330, SLG: 0.429</small>	4-1 	4-2 		3-2 			C F B B X 1-3 		C F B B X 1-1 	3 1 0 0 2 1 0							
<b>Bernie Williams, S</b> (1, 8) <small>OBP: 0.321, SLG: 0.388</small>	2-1 	3-1 			B S X 1-1 		B C X 1-1 		B F C B B X 2-2 	5 0 3 0 0 0 3							
<b>Tino Martinez, L</b> (1, 3) <small>OBP: 0.350, SLG: 0.447</small>	3-2 		0-1 		C B S X 1-2 		C X 0-1 		B X 1-0 	5 0 1 2 0 0 2							
<b>Paul O'Neill, L</b> (1, 9) <small>OBP: 0.320, SLG: 0.466</small>	2-2 		1-1 		C B X 1-1 		C B X 1-1 		C B B B X 2-1 	5 2 2 1 0 0 3							
<b>20 Jorge Posada, S</b> (1, 2) <small>OBP: 0.353, SLG: 0.479</small>	3-2 		2-3 			B F F B S 2-3 		F X 0-1 		4 0 1 1 0 2 2							
<b>Scott Brosius, R</b> (1, 5) <small>OBP: 0.360, SLG: 0.486</small>		1-3 	0-0 			B C B X 2-1 		X 0-0 		3 0 2 0 0 1 0							
<b>Alfonso Soriano, R</b> (1, 4) <small>OBP: 0.286, SLG: 0.383</small> <b>Henry Rodriguez, L</b> (8, PH) <b>Luis Sojo, R</b> (8, 4) <small>OBP: 0.188, SLG: 0.133</small>		0-0 	2-3 			B 1 SAFE 2-3 		C F B B B 3-3 		3 0 1 0 0 2 2							
<b>Inning Stats</b>	R: 2 H: 2 E: 0 LOB: 2 K: 1 BB: 2 S: 19 P: 38	R: 0 H: 2 E: 0 LOB: 3 K: 1 BB: 2 S: 15 P: 27	R: 1 H: 2 E: 0 LOB: 1 K: 2 BB: 0 S: 12 P: 17	R: 0 H: 0 E: 0 LOB: 0 K: 1 BB: 0 S: 11 P: 18	R: 0 H: 0 E: 0 LOB: 0 K: 0 BB: 0 S: 7 P: 10	R: 0 H: 1 E: 1 LOB: 2 K: 2 BB: 0 S: 12 P: 19	R: 0 H: 1 E: 0 LOB: 0 K: 1 BB: 0 S: 8 P: 10	R: 1 H: 2 E: 0 LOB: 2 K: 1 BB: 0 S: 11 P: 19	R: 0 H: 1 E: 0 LOB: 1 K: 0 BB: 0 S: 9 P: 15	1B: 8 SF: 0 2B: 2 SAC: 1 3B: 0 DP: 1 HR: 1 HBP: 2	WP: 0 PA: 42 PB: 0 SB: 3 CS: 1						
<b>PITCHER</b>	IP WLS BF H R ER SO BB IBB HBP BLK WP HR S P ERA WHIP											<b>PITCHER</b>	IP WLS BF H R ER SO BB IBB HBP BLK WP HR S P ERA WHIP				
<b>David Cone, R</b> (1, 1) <small>ERA: 6.75</small>	2.2		17	6	3	3	3	4	0	0	0	0	1	42	76	10.12	3.750
<b>Rolando Arrojo, R</b> (3, 1) <small>ERA: 3.67</small>	3.1		12	1	0	0	4	0	0	1	0	0	0	34	53	0.00	0.300
<b>Pete Schourek, L</b> (7, 1) <small>ERA: 3.6</small>	1.0	L	4	2	1	1	1	0	0	0	0	0	0	10	13	9.00	2.000
<b>Rich Garces, R</b> (8, 1) <small>ERA: 2.92</small>	1.0		5	1	0	0	1	0	0	1	0	0	0	9	16	0.00	1.000
<b>Derek Lowe, R</b> (9, 1) <small>ERA: 4.76</small>	1.0		4	1	0	0	0	0	0	0	0	0	0	9	15	0.00	1.000

**New York Yankees @ Boston Red Sox**  
 Fenway Park, Boston, MA  
 Mon May 28 2001, 7:05 PM EDT  
 Att. 33,125 - Cloudy - 65 F

AB	35
R	4
H	11
RBI	4
BB	4
SO	9
LOB	17



Batter	1	2	3	4	5	6	7	8	9	AB R H RBI BB SO LOB
Jose Offerman, S OBP: 0.365, SLG: 0.435 (1, 3)	3-2 G6-3	2-3 K			2-2 1B	1-0 L4			0-3 K	5 0 1 1 0 2 4
John Valentin, R OBP: 0.267, SLG: 0.263 (1, 6)	4-0 WP BB				0-0 P4			1-2 F3		3 0 0 0 1 0 1
Carl Everett, S OBP: 0.360, SLG: 0.474 (1, 8)	1-3 K				1-0 1B			0-1 L7		4 0 1 0 0 1 2
Manny Ramirez, R OBP: 0.465, SLG: 0.702 (1, 10)	0-0 G4-3				1-0 L4			2-2 F9		4 0 0 0 0 0 4
Dante Bichette, R OBP: 0.337, SLG: 0.375 Trot Nixon, L OBP: 0.344, SLG: 0.457 (1, 7) (8, 9)		1-1 BB 1B			2-3 K			1-3 K		3 1 2 0 0 1 0 1 0 0 0 0 1 0
Shea Hillenbrand, R OBP: 0.305, SLG: 0.428 (1, 5)		2-3 K			1-1 G4-3 1B			0-3 K		4 0 1 0 0 2 2
Jason Varitek, S OBP: 0.372, SLG: 0.483 (1, 2)		4-1 1B BB			0-0 G4-3			1-0 G6-3		3 1 1 0 1 0 1
Mike Lansing, R OBP: 0.248, SLG: 0.304 (1, 4)		1-2 1B			0-1 G4-3 1B			4-1 1B BB		3 1 2 1 1 0 0
Darren Lewis, R OBP: 0.246, SLG: 0.382 (1, 9) (8, 7)		2-3 K			0-0 G4-3			1-1 G3		3 0 1 1 0 1 3 1 0 0 0 0 0 0
Scott Hatteberg, L OBP: 0.216, SLG: 0.292 (9, PH)					2-3 1B					

Inning Stats	R: 0 E: 0 K: 1 S: 7	H: 0 LOB: 1 BB: 1 P: 15	R: 1 E: 0 K: 3 S: 19	H: 2 LOB: 2 BB: 1 P: 31	R: 0 E: 1 K: 0 S: 11	H: 0 LOB: 0 BB: 0 P: 13	R: 0 E: 0 K: 1 S: 7	H: 1 LOB: 0 BB: 0 P: 10	R: 1 E: 0 K: 0 S: 10	H: 3 LOB: 2 BB: 0 P: 14	R: 1 E: 0 K: 0 S: 11	H: 3 LOB: 2 BB: 1 P: 20	R: 0 E: 0 K: 0 S: 8	H: 0 LOB: 0 BB: 0 P: 11	R: 0 E: 0 K: 2 S: 8	H: 0 LOB: 0 BB: 0 P: 10	R: 0 E: 0 K: 1 S: 7	H: 0 LOB: 0 BB: 0 P: 9	1B: 7 2B: 1 3B: 1 HR: 0	SF: 0 SAC: 0 DP: 3 HBP: 0	WP: 1 PB: 0 SB: 0 CS: 0	PA: 37
--------------	------------------------------	----------------------------------	-------------------------------	----------------------------------	-------------------------------	----------------------------------	------------------------------	----------------------------------	-------------------------------	----------------------------------	-------------------------------	----------------------------------	------------------------------	----------------------------------	------------------------------	----------------------------------	------------------------------	---------------------------------	----------------------------------	------------------------------------	----------------------------------	--------

PITCHER	IP	WLS	BF	H	R	ER	SO	BB	IBB	HBP	BLK	WP	HR	S	P	ERA	WHIP
Andy Pettitte, L ERA: 3.04 (1, 1)	7.0	W	31	9	3	3	5	3	0	0	0	1	0	73	114	3.86	1.714
Mike Stanton, L ERA: 1.53 (8, 1)	1.0	H	3	0	0	0	2	0	0	0	0	0	0	8	10	0.00	0.000
42 Mariano Rivera, R ERA: 2.7 (9, 1)	1.0	S	3	0	0	0	1	0	0	0	0	0	0	7	9	0.00	0.000

**BOTTOM**

**New York Yankees @ Boston Red Sox**  
**Fenway Park, Boston, MA**  
 Mon May 28 2001, 7:05 PM EDT  
 Att: 33,125 - Cloudy - 65 F

[livebaseballscorecards.com](http://livebaseballscorecards.com)

<b>AB</b>	<b>34</b>
<b>R</b>	<b>3</b>
<b>H</b>	<b>9</b>
<b>RBI</b>	<b>3</b>
<b>BB</b>	<b>3</b>
<b>SO</b>	<b>8</b>
<b>LOB</b>	<b>17</b>





Batter	1	2	3	4	5	6	7	8	9	AB R H RBI BB SO LOB	TOP	
<b>Chuck Knoblauch, R</b> (1, 7) <small>OBP: 0.357, SLG: 0.362</small>	1-0 		3-2 			3-2 		0-2 		4 0 1 0 0 0 1		
<b>2 Derek Jeter, R</b> (1, 6) <small>OBP: 0.396, SLG: 0.439</small>	1-0 			1-1 		0-3 		3-3 		4 0 0 0 0 2 3		
<b>David Justice, L</b> (1, 10) <small>OBP: 0.324, SLG: 0.420</small>	1-3 			2-3 		0-2 		3-3 		4 0 0 0 0 3 2		
<b>Bernie Williams, S</b> (1, 8) <small>OBP: 0.325, SLG: 0.387</small>		4-2 		3-3 		0-1 		1-2 		3 0 1 0 1 1 0		
<b>Tino Martinez, L</b> (1, 3) <small>OBP: 0.344, SLG: 0.438</small>		1-1 		0-3 		2-3 		2-1 		4 0 0 0 0 2 2		
<b>Paul O'Neill, L</b> (1, 9) <small>OBP: 0.323, SLG: 0.466</small>		0-0 		1-0 		2-1 		1-3 		4 0 2 0 0 1 1		
<b>20 Jorge Posada, S</b> (1, 2) <small>OBP: 0.347, SLG: 0.470</small>		1-3 		3-3 		0-0 				3 0 0 0 0 2 2		
<b>Scott Brosius, R</b> (1, 5) <small>OBP: 0.360, SLG: 0.484</small>			1-3 		0-0 		1-0 			3 0 1 0 0 1 0		
<b>Alfonso Soriano, R</b> (1, 4) <small>OBP: 0.284, SLG: 0.379</small> <b>Henry Rodriguez, L</b> (8, PH) <b>Luis Sojo, R</b> (8, 4) <small>OBP: 0.188, SLG: 0.133</small>			2-3 		3-3 		1-3 			2 0 0 0 0 2 1		
<b>Inning Stats</b>	R: 0 H: 0 E: 0 LOB: 0 K: 1 BB: 0 S: 5 P: 8	R: 0 H: 1 E: 0 LOB: 1 K: 1 BB: 1 S: 15 P: 21	R: 0 H: 0 E: 0 LOB: 0 K: 2 BB: 0 S: 10 P: 16	R: 0 H: 0 E: 0 LOB: 0 K: 2 BB: 0 S: 8 P: 14	R: 0 H: 0 E: 0 LOB: 0 K: 2 BB: 0 S: 8 P: 12	R: 0 H: 1 E: 1 LOB: 2 K: 2 BB: 0 S: 14 P: 20	R: 0 H: 1 E: 0 LOB: 1 K: 1 BB: 0 S: 10 P: 14	R: 0 H: 1 E: 0 LOB: 1 K: 2 BB: 0 S: 11 P: 16	R: 0 H: 1 E: 0 LOB: 1 K: 2 BB: 0 S: 14 P: 21	1B: 5 SF: 0 2B: 0 SAC: 0 3B: 0 DP: 1 HR: 0 HBP: 0	WP: 0 PA: 33 PB: 0 SB: 0 CS: 0	
<b>PITCHER</b> <b>Pedro Martinez, R</b> (1, 1) <small>ERA: 1.44</small> <b>Derek Lowe, R</b> (9, 1) <small>ERA: 4.6</small>	IP WLS BF H R ER SO BB IBB HBP BLK WP HR S P ERA WHIP 8.0 W 29 4 0 0 13 1 0 0 0 0 0 0 81 121 0.00 0.625											IP WLS BF H R ER SO BB IBB HBP BLK WP HR S P ERA WHIP 1.0 S 4 1 0 0 2 0 0 0 0 0 0 0 14 21 0.00 1.000

**New York Yankees @ Boston Red Sox**  
 Fenway Park, Boston, MA  
 Wed May 30 2001, 7:05 PM EDT  
 Att. 33,711 - Cloudy - 56 F

[livebaseballscorecards.com](http://livebaseballscorecards.com)

<b>AB</b>	<b>32</b>
<b>R</b>	<b>0</b>
<b>H</b>	<b>5</b>
<b>RBI</b>	<b>0</b>
<b>BB</b>	<b>1</b>
<b>SO</b>	<b>15</b>
<b>LOB</b>	<b>12</b>







Batter	1	2	3	4	5	6	7	8	9	AB R H RBI BB SO LOB
Jose Offerman, S (1, 4) OBP: 0.364, SLG: 0.429	2-1 G6-3		2-2 G6-4-3 1B		0-0 FC6-4			2-1 G3 SF9 1B	1-2 G4-3	5 1 2 1 0 0 1
Brian Daubach, L (1, 3) OBP: 0.319, SLG: 0.532	0-0 F8		0-2 G6-4-3			2-1 FC4-6 1B		0-2 BB G3 HBP 1B	0-3 K	5 1 2 0 0 1 1
Carl Everett, S (1, 8) OBP: 0.359, SLG: 0.466	1-2 G1-3			1-1 G4-3		0-0 FC4-6 HR		0-2 G3	1-1 1B 1B	5 2 1 0 0 0 3
Manny Ramirez, R (1, 10) OBP: 0.460, SLG: 0.699		2-2 F6		1-1 F9		1-0 HR		4-0 HBP BB 1B IBB	1-2 1B 1B	4 3 2 2 1 0 0
Dante Bichette, R (1, 9) OBP: 0.344, SLG: 0.390		1-0 2B		4-1 PO BB		0-1 F7		1-0 SF9	0-2 2B 1B	2 0 1 1 1 0 0 1 1 1 2 0 0 0
John Valentin, R (8, 5) OBP: 0.265, SLG: 0.262								3-H K	1-H 3-H 2B 1B	4 1 1 1 1 2 1
Troy O'Leary, L (1, 7) OBP: 0.261, SLG: 0.405		3-3 K		0-0 PO	0-0 P6	2-3 K		4-2 HBP BB 1B	3-1 2B	4 1 1 1 1 2 1
Shea Hillenbrand, R (1, 5) OBP: 0.296, SLG: 0.415								1-2 2-3 BB	1-H 2B	3 0 0 0 0 0 1 1 0 0 1 0 1 1
Trot Nixon, L (8, PH) OBP: 0.345, SLG: 0.447		1-0 F8			0-1 P5			1-0 1B HBP	1-3 K	3 0 0 0 0 0 1 1 0 0 1 0 1 1
Jason Varitek, S (1, 2) OBP: 0.374, SLG: 0.497			3-1 L7		3-2 HR			0-0 1B		4 1 2 3 0 0 0
Mike Lansing, R (1, 6) OBP: 0.257, SLG: 0.321					3-2 FC6-4 1B			1-2 2-H 3-H 1B		4 1 2 0 0 2 2 0 0 0 0 0 0 0
Craig Grebeck, R (8, 6) OBP: 0.100, SLG: 0.079								3-3 K	1-3 K	

TOP	
<b>Boston Red Sox @ Toronto Blue Jays</b>	
<b>SkyDome, Toronto, ON</b>	
Thu May 31 2001, 7:05 PM EDT	
Att: 21,747 - Dome - 72 F	
AB 38	
R 11	
H 14	
RBI 11	
BB 3	
SO 6	
LOB 10	
WP: 0 PA: 44	
PB: 0	
SB: 0	
CS: 0	
ERA 0.00 WHIP 0.000	

livebaseballscorecards.com



Inning Stats		Pitcher																			
R: 0	H: 0	R: 0	H: 1	R: 1	H: 2	R: 0	H: 0	R: 1	H: 2	R: 2	H: 2	R: 0	H: 0	R: 4	H: 3	R: 3	H: 4	1B: 9	SF: 1	WP: 0	PA: 44
E: 0	LOB: 0	E: 0	LOB: 1	E: 0	LOB: 0	E: 0	LOB: 0	E: 0	LOB: 1	E: 0	LOB: 0	E: 0	LOB: 0	E: 0	LOB: 2	E: 0	LOB: 1	2B: 3	SAC: 0	PB: 0	
K: 0	BB: 0	K: 1	BB: 0	K: 0	BB: 0	K: 0	BB: 1	K: 0	BB: 0	K: 1	BB: 0	K: 1	BB: 0	K: 0	BB: 2	K: 2	BB: 0	3B: 0	DP: 1	SB: 0	
S: 6	P: 9	S: 8	P: 15	S: 9	P: 14	S: 5	P: 11	S: 11	P: 17	S: 9	P: 14	S: 9	P: 12	S: 18	P: 31	S: 22	P: 29	HR: 2	HBP: 1	CS: 0	
PITCHER		PITCHER																			
Chris Michalak, L (1, 1) ERA: 3.07	IP 6.0 WLS 24 BF 7 H 4 R 4 ER 2 SO 2 BB 1 IBB 0 HBP 0 BLK 0 WP 0 HR 2 S 48 P 80 ERA 6.00 WHIP 1.333	Pedro Borbon, L (9, 1) ERA: 3.86																			
Kelvim Escobar, R (7, 1) ERA: 4.88	1.2 L 8 2 3 3 1 0 1 0 0 0 0 0 20 30 16.20 1.200																				
Dan Plesac, L (8, 1) ERA: 3.38	0.0 1 0 0 0 0 0 1 0 0 0 0 0 0 3 7 ∞ ∞																				
Paul Quantrill, R (8, 1) ERA: 1.1	0.1 3 1 1 1 1 0 0 1 0 0 0 0 0 4 6 27.00 3.000																				
Billy Koch, R (9, 1) ERA: 4.94	0.2 6 4 3 3 1 0 0 0 0 0 0 0 0 19 25 40.50 6.000																				

Batter	1	2	3	4	5	6	7	8	9	AB R H RBI BB SO LOB
Shannon Stewart, R OBP: 0.388, SLG: 0.475 (1, 10) CFX	0-2 G4-3 ①			1-1 L4 ①	2-0 P4 ③		0-2 1-H 2-H HR		1-3 K ②	5 1 1 3 0 1 3
Alex Gonzalez, R OBP: 0.292, SLG: 0.374 (1, 6) X	0-0 P4 ②			1-3 K ②		2-0 HR	2-0 G6-3 ①		3-2 G6-3 ③	5 1 1 1 0 1 0
Carlos Delgado, L OBP: 0.403, SLG: 0.559 (1, 3) CSB	1-3 K ③			2-3 K ③		4-0 G4-3 BB	1-0 F8 ②			3 0 0 0 1 2 0
Raul Mondesi, R OBP: 0.389, SLG: 0.520 (1, 9) BBX			2-0 G1-3 ①		1-2 L5 ①	0-2 G4-3 ①	1-1 3B ③			4 0 1 0 0 0 1
José Cruz Jr., S OBP: 0.333, SLG: 0.474 (1, 8) CBBB			3-3 K ②		1-1 PB 1B 1B ①	1-3 K ②	1-1 F7 ③			4 1 1 0 0 2 2
Brian Simmons, S OBP: 0.221, SLG: 0.222 (1, 7) BBB			1-2 G3 ③		2-0 F9 PB 1B ①	4-2 BB ③		0-0 G4-3 ①		3 0 1 0 1 0 0
Tony Batista, R OBP: 0.259, SLG: 0.444 (1, 5) S			0-3 K ①		1-2 BB 1B ①	3-3 K ③		1-1 F8 ②		4 0 1 1 0 2 2
Darrin Fletcher, L OBP: 0.274, SLG: 0.333 (1, 2) BX			1-0 F7 ②		1-0 F9 ②		1-1 1B HR 1B ①	2-1 F7 ③		4 1 1 0 0 0 2
Homer Bush, R OBP: 0.400, SLG: 0.473 (1, 4) BBS			2-2 G5-3 ③		4-0 BB ①		0-1 1-2 HR 1B ①		1-3 K ①	3 1 1 0 1 1 0

Inning Stats	R: 0	H: 0	E: 0	K: 1	S: 7	H: 0	LOB: 0	BB: 0	P: 8	R: 0	H: 0	E: 0	K: 1	S: 7	H: 0	LOB: 0	BB: 0	P: 13	R: 0	H: 0	E: 0	K: 2	S: 8	R: 1	H: 3	E: 0	K: 0	S: 12	H: 1	LOB: 2	K: 2	P: 26	R: 3	H: 4	E: 0	K: 0	S: 13	R: 0	H: 0	E: 0	K: 0	S: 5	R: 0	H: 0	E: 0	K: 2	S: 10	H: 0	LOB: 0	BB: 0	P: 15	1B: 5	SF: 0	2B: 0	SAC: 0	3B: 1	DP: 0	HR: 2	HBP: 0	WP: 0	PA: 38
--------------	------	------	------	------	------	------	--------	-------	------	------	------	------	------	------	------	--------	-------	-------	------	------	------	------	------	------	------	------	------	-------	------	--------	------	-------	------	------	------	------	-------	------	------	------	------	------	------	------	------	------	-------	------	--------	-------	-------	-------	-------	-------	--------	-------	-------	-------	--------	-------	--------


PITCHER	IP	WLS	BF	H	R	ER	SO	BB	IBB	HBP	BLK	WP	HR	S	P	ERA	WHIP
Hideo Nomo, R ERA: 3.6 (1, 1)	5.0		21	4	2	2	5	2	0	0	0	0	1	42	74	3.60	1.200
Rich Garces, R ERA: 3.51 (6, 1)	1.0	H	6	2	2	2	2	1	0	0	0	0	0	15	24	18.00	3.000
Rod Beck, R ERA: 2.6 (7, 1)	2.0	W	8	2	1	1	0	0	0	0	0	0	1	14	22	4.50	1.000
Rolando Arrojo, R ERA: 3.54 (9, 1)	1.0		3	0	0	0	2	0	0	0	0	0	0	10	15	0.00	0.000

**BOTTOM**

**Boston Red Sox @ Toronto Blue Jays**  
 SkyDome, Toronto, ON  
 Thu May 31 2001, 7:05 PM EDT  
 Att: 21,747 - Dome - 72 F

livebaseballscorecards.com

AB	35
R	5
H	8
RBI	5
BB	3
SO	9
LOB	10





Batter	1	2	3	4	5	6	7	8	9	10	11	AB R H RBI BB SO LOB	TOP														
<b>Jose Offerman, S</b> (1, 4) <small>OBP: 0.368, SLG: 0.429</small>	F5		HR 1B	FC4-6		F7			1B		BB	5 1 2 0 1 0 3	<b>Boston Red Sox @ Toronto Blue Jays</b> SkyDome, Toronto, ON Fri Jun 01 2001, 7:05 PM EDT Att. 21,564 - Dome - 72 F														
<b>Trot Nixon, L</b> (1, 9) <small>OBP: 0.343, SLG: 0.462</small> <b>Dante Bichette, R</b> (9, PH) <small>OBP: 0.348, SLG: 0.393</small> <b>Darren Lewis, R</b> (11, PR) <small>OBP: 0.246, SLG: 0.382</small>	F8		HR	F8		K			K		HBP 1B	4 1 1 3 0 1 1 2 0 1 1 0 1 1 0 0 0 0 0 0 0															
<b>Carl Everett, S</b> (1, 8) <small>OBP: 0.358, SLG: 0.464</small>	2B		G4-3		L9		G6-3		K		HBP	5 0 1 0 0 1 0															
<b>Manny Ramirez, R</b> (1, 10) <small>OBP: 0.453, SLG: 0.683</small>	K		K		F9		G6-3		1B		F9	6 0 1 0 0 2 4															
<b>Troy O'Leary, L</b> (1, 7) <small>OBP: 0.276, SLG: 0.394</small>		F7	3B 1B		G4-3			F5		P5	F8	6 1 1 0 0 0 4															
<b>Brian Daubach, L</b> (1, 3) <small>OBP: 0.329, SLG: 0.550</small>		1B 1B	3B			1B		K		K		5 0 3 1 0 2 1															
<b>Mike Lansing, R</b> (1, 6) <small>OBP: 0.263, SLG: 0.333</small> <b>Craig Grebeck, R</b> (11, 6) <small>OBP: 0.100, SLG: 0.079</small>		G4-6-3 1B	L4			F8		G6-3			1B 2B	5 1 2 0 0 0 2 0 0 0 0 0 0 0															
<b>Jason Varitek, S</b> (1, 2) <small>OBP: 0.375, SLG: 0.494</small>		G4-6-3		G6-3		P6			B1-6-4 1B		WP 1B 1B	5 1 2 1 0 0 3															
<b>John Valentin, R</b> (1, 5) <small>OBP: 0.296, SLG: 0.283</small>			HR 1B	FC4-6 BB		1B			B1-6-4		P4	4 1 2 0 1 0 2															
<b>Inning Stats</b>	R: 0 E: 0 K: 1 S: 10	H: 1 LOB: 1 BB: 0 P: 14	R: 0 E: 0 K: 0 S: 6	H: 2 LOB: 1 BB: 0 P: 11	R: 4 E: 0 K: 1 S: 17	H: 5 LOB: 1 BB: 0 P: 27	R: 0 E: 0 K: 0 S: 7	H: 0 LOB: 1 BB: 1 P: 15	R: 0 E: 0 K: 0 S: 6	H: 0 LOB: 0 BB: 0 P: 10	R: 0 E: 0 K: 1 S: 19	H: 2 LOB: 2 BB: 0 P: 28		R: 0 E: 0 K: 1 S: 6	H: 0 LOB: 0 BB: 0 P: 10	R: 0 E: 0 K: 1 S: 6	H: 2 LOB: 1 BB: 0 P: 10	R: 0 E: 0 K: 2 S: 11	H: 1 LOB: 1 BB: 0 P: 13	R: 2 E: 0 K: 0 S: 16	H: 3 LOB: 3 BB: 1 P: 25	1B: 12 2B: 2 3B: 1 HR: 1	SF: 0 SAC: 0 DP: 2 HBP: 1	WP: 1 PB: 0 SB: 0 CS: 0	PA: 50		
<b>PITCHER</b>	IP WLS BF H R ER SO BB IBB HBP BLK WP HR S P ERA WHIP																										
<b>Steve Parris, R</b> (1, 1) <small>ERA: 5.76</small>	5.2	27	10	4	4	2	1	0	0	0	0	0	0	1	60	98	6.35	1.941									
<b>Pedro Borbon, L</b> (6, 1) <small>ERA: 3.48</small>	2.0	6	0	0	0	2	0	0	0	0	0	0	0	0	16	24	0.00	0.000									
<b>Paul Quantrill, R</b> (8, 1) <small>ERA: 1.07</small>	1.0	4	2	0	0	0	0	0	0	0	0	0	0	5	6	0.00	2.000										
<b>Dan Plesac, L</b> (9, 1) <small>ERA: 3.07</small>	1.1	5	1	0	0	3	0	0	0	0	0	0	0	14	18	0.00	0.750										
<b>Billy Koch, R</b> (11, 1) <small>ERA: 5.63</small>	0.1	L	5	3	2	2	0	1	0	0	0	1	0	13	20	54.00	12.000										
<b>PITCHER</b> (11, 1) <small>ERA: 1.74</small>	0.2	3	0	0	0	0	0	0	0	0	0	0	0	0	3	5	0.00	0.000									

livebaseballscorecards.com

AB	47
R	6
H	16
RBI	6
BB	2
SO	7
LOB	21



Batter	1	2	3	4	5	6	7	8	9	10	11	AB R H RBI BB SO LOB	BOTTOM			
Shannon Stewart, R (1, 10) OBP: 0.386, SLG: 0.469	1-0 F8		3-1 G5-3		3-2 1B		1-3 K		4-1 1B BB		0-0 G6-3	5 0 1 0 1 1 0	<p><b>Boston Red Sox @ Toronto Blue Jays</b>  SkyDome, Toronto, ON  Fri Jun 01 2001, 7:05 PM EDT  Att. 21,564 - Dome - 72 F</p>			
Alex Gonzalez, R (1, 6) OBP: 0.297, SLG: 0.378	2-2 1B		3-2 P6		1-1 1B		1-1 F9		0-0 1B		3-2 G6-3	6 0 3 0 0 0 0				
Carlos Delgado, L (1, 3) OBP: 0.407, SLG: 0.555	4-2 1B			2-1 HR 1B	3-3 K		1-0 HBP		0-0 P5			3 1 1 0 1 1 4				
Raul Mondesi, R (1, 9) OBP: 0.385, SLG: 0.510	0-0 F8		0-0 F8		4-2 1B 2B BB		2-3 K			2-1 P3		4 1 0 0 1 1 4				
José Cruz Jr., S (1, 8) OBP: 0.329, SLG: 0.465	2-3 K		2-3 K		2-2 F7		1-3 K			0-1 E G6-2-3 1B		5 0 1 0 0 3 4				
Brian Simmons, S (1, 7) OBP: 0.247, SLG: 0.294		2-3 K		1-1 HR	2-2 2B 1B		2-2 G3-1			1-0 E9 1B		5 2 3 2 0 1 0				
Tony Batista, R (1, 5) OBP: 0.262, SLG: 0.445		1-2 G4-3		3-2 F9		2-1 2B		0-2 P4			4-0 IBB	4 0 1 2 1 0 0				
Darrin Fletcher, L (1, 2) OBP: 0.266, SLG: 0.323		3-3 K			0-1 P6		2-1 F8			0-0 G4-3	1-0 G6-2-3	5 0 0 0 0 1 4				
Homer Bush, R (1, 4) OBP: 0.369, SLG: 0.433			1-0 G6-3		2-2 G3-1		3-1 F9			1-3 K		5 0 0 0 0 2 1				
<b>Inning Stats</b>	R: 0 H: 1 E: 0 K: 1 S: 10	R: 0 H: 0 E: 0 K: 2 S: 13	R: 0 H: 0 E: 0 K: 0 S: 6	R: 2 H: 2 E: 0 K: 1 S: 11	R: 0 H: 2 E: 0 K: 1 S: 13	R: 2 H: 2 E: 0 K: 0 S: 14	R: 0 H: 0 E: 0 K: 2 S: 8	R: 0 H: 0 E: 0 K: 1 S: 11	R: 0 H: 1 E: 0 K: 1 S: 7	R: 0 H: 2 E: 1 K: 1 S: 6	R: 0 H: 0 E: 0 K: 1 S: 8	1B: 8 SF: 0 2B: 1 SAC: 0 3B: 0 DP: 1 HR: 1 HBP: 1	WP: 0 PA: 47 PB: 0 SB: 1 CS: 0			
<b>PITCHER</b>	IP WLS BF H R ER SO BB IBB HBP BLK WP HR S P ERA WHIP															
Frank Castillo, R (1, 1) ERA: 3.88	5.0															
Pete Schourek, L (6, 1) ERA: 3.86	1.0	B	5	2	1	1	0	0	0	0	0	0	12	23	9.00	2.000
Rolando Arrojo, R (7, 1) ERA: 3.19	3.0		12	1	0	0	4	1	0	1	0	0	26	39	0.00	0.667
Derek Lowe, R (10, 1) ERA: 4.31	2.0	W	8	2	0	0	1	0	1	0	0	0	14	26	0.00	1.000

livebaseballscores.com

AB	42
R	4
H	10
RBI	4
BB	4
SO	10
LOB	17







Batter	1	2	3	4	5	6	7	8	9	AB R H RBI BB SO LOB
Shannon Stewart, R (1, 7) OBP: 0.388, SLG: 0.474	0-1 CS 1B		0-3 K2-3			1-0 FC2-5 2B		2-2 F7		4 0 2 0 0 1 0
Alex Gonzalez, R (1, 6) OBP: 0.292, SLG: 0.371	1-1 G6-3 1-2		1-3 K			0-0 FC2-5 2-3		2-1 F9		4 0 0 0 0 1 2
Raul Mondesi, R (1, 9) OBP: 0.367, SLG: 0.505	1-3 K			4-1 L4-6 S BB		2-3 K 1-2		4-2 BB		2 0 0 0 2 2 1
Carlos Delgado, L (1, 3) OBP: 0.405, SLG: 0.549		2-3 K		3-2 L4-6 1-3		1-0 G1-3 2B 1B		1-3 K		4 1 1 0 0 2 2
Brad Fullmer, L (1, 10) OBP: 0.332, SLG: 0.465		0-1 G3		1-3 K		1-0 G1-3 1-2		1-3 K		4 0 0 0 0 2 1
Tony Batista, R (1, 5) OBP: 0.262, SLG: 0.439		4-1 BB BB			2-2 F8		0-1 G5-3	2-2 L5		3 0 0 0 1 0 1
Brian Simmons, S (1, 8) OBP: 0.260, SLG: 0.310		4-2 BB 1-2			1-2 G3-1		3-1 2B	1-3 K		3 0 1 1 1 1 0
Jeff Frye, R (1, 4) OBP: 0.244, SLG: 0.238		3-3 K			2-2 1B		2-1 HBP			2 0 1 0 0 1 2
Alberto Castillo, R (1, 2) OBP: 0.273, SLG: 0.263			1-2 P4		0-3 K		2-3 K			2 0 0 0 0 1 1
José Cruz Jr., S (7, PH) OBP: 0.327, SLG: 0.463										1 0 0 0 0 1 2
Darrin Fletcher, L (8, 2) OBP: 0.266, SLG: 0.323										0 0 0 0 0 0 0

Inning Stats	R: 0	H: 1	E: 0	K: 1	S: 8	LOB: 0	BB: 0	P: 9	R: 0	H: 0	E: 0	K: 2	S: 15	LOB: 2	BB: 2	P: 28	R: 0	H: 0	E: 0	K: 2	S: 9	LOB: 0	BB: 0	P: 11	R: 0	H: 0	E: 0	K: 1	S: 7	LOB: 0	BB: 1	P: 15	R: 0	H: 1	E: 0	K: 1	S: 13	LOB: 1	BB: 0	P: 18	R: 0	H: 1	E: 0	K: 1	S: 5	LOB: 0	BB: 0	P: 8	R: 1	H: 2	E: 0	K: 1	S: 11	LOB: 2	BB: 0	P: 20	R: 0	H: 0	E: 0	K: 1	S: 12	LOB: 1	BB: 1	P: 21	R: 0	H: 0	E: 0	K: 2	S: 10	LOB: 0	BB: 0	P: 14	1B: 3	SF: 0	2B: 3	SAC: 0	3B: 0	DP: 1	HR: 0	HBP: 1	WP: 0	PA: 34
PITCHER	IP	WLS	BF	H	R	ER	SO	BB	IBB	HBP	BLK	WP	HR	S	P	ERA	WHIP																																																																	
49 Tim Wakefield, R (1, 1) ERA: 2.24	6.2		26	5	1	1	8	3	0	1	0	0	0	64	103	1.35	1.200																																																																	
Rich Garces, R (7, 1) ERA: 3.38	1.0		4	0	0	0	1	1	0	0	0	0	0	12	22	0.00	1.000																																																																	
Pete Schourek, L (8, 1) ERA: 3.8	0.1	W	1	0	0	0	1	0	0	0	0	0	0	4	5	0.00	0.000																																																																	
Rod Beck, R (9, 1) ERA: 2.51	1.0	S	3	0	0	0	2	0	0	0	0	0	0	10	14	0.00	0.000																																																																	

BOTTOM

Boston Red Sox @ Toronto Blue Jays  
 SkyDome, Toronto, ON  
 Sat Jun 02 2001, 4:05 PM EDT  
 Att. 24,603 - Dome - 72 F

livebaseballscorecards.com

AB	29
R	1
H	5
RBI	1
BB	4
SO	12
LOB	12





Batter	1	2	3	4	5	6	7	8	9	AB R H RBI BB SO LOB	TOP															
Jose Offerman, S (1, 4) OBP: 0.373, SLG: 0.439	0-2 G6-3 2B		2-2 FC4-6 1-2f		3-2 2B		4-1 CS BB			3 0 2 0 1 0 1																
Trot Nixon, L (1, 9) OBP: 0.339, SLG: 0.447	1-0 G6-3 2-3		3-2 L6		2-2 L6		3-0 FC6-4 HBP			3 0 0 0 0 0 3																
Carl Everett, S (1, 8) OBP: 0.350, SLG: 0.465	0-0 L6			2-0 L8		1-3 K	2-1 FC6-4 1-2f			4 0 0 0 0 1 2																
Manny Ramirez, R (1, 10) OBP: 0.458, SLG: 0.710	2-0 G5-3			0-2 HR		3-3 K		1-0 G6-4-3 1B		4 1 2 1 0 1 1																
Dante Bichette, R (1, 7) OBP: 0.360, SLG: 0.457		3-1 F2		1-0 HR		1-3 K		1-2 G6-4-3 1-2f		4 1 1 1 0 1 1																
Darren Lewis, R (8, 7) OBP: 0.246, SLG: 0.382										0 0 0 0 0 0 0																
Brian Daubach, L (1, 3) OBP: 0.327, SLG: 0.529		1-3 K		2-1 F7			4-2 1B 1B E BB	3-0 G5-3		3 1 0 0 1 1 0																
John Valentin, R (1, 6) OBP: 0.288, SLG: 0.275		2-3 K		1-1 G5-3			1-0 E E 1B		1-1 G6-3	4 1 1 0 0 1 0																
Scott Hatteberg, L (1, 2) OBP: 0.218, SLG: 0.288			0-0 F8		2-1 F8		0-1 E7 SF8 1B		1-2 G6-3	4 1 1 0 0 0 0																
Jason Varitek, S (9, 2) OBP: 0.372, SLG: 0.484							1-H 2-H 3-H			0 0 0 0 0 0 0																
Shea Hillenbrand, R (1, 5) OBP: 0.289, SLG: 0.406			1-1 FC4-6 1B		1-2 F8		0-0 SF8		1-3 K	3 0 1 1 0 1 0																
<b>Inning Stats</b>	R: 0 E: 0 K: 0 S: 6	H: 1 LOB: 1 BB: 0 P: 9	R: 0 E: 0 K: 2 S: 9	H: 0 LOB: 0 BB: 0 P: 15	R: 0 E: 0 K: 0 S: 9	H: 1 LOB: 1 BB: 0 P: 15	R: 2 E: 0 K: 0 S: 9	H: 2 LOB: 0 BB: 0 P: 15	R: 0 E: 0 K: 3 S: 9	H: 0 LOB: 0 BB: 0 P: 14	R: 3 E: 1 K: 0 S: 15	H: 2 LOB: 1 BB: 2 P: 29	R: 0 E: 0 K: 0 S: 10	H: 1 LOB: 0 BB: 0 P: 15	R: 0 E: 0 K: 1 S: 8	H: 0 LOB: 0 BB: 0 P: 11	1B: 4 2B: 2 3B: 0 HR: 2	SF: 1 SAC: 0 DP: 1 HBP: 1	WP: 0 PB: 0 SB: 0 CS: 1	PA: 36						
<b>PITCHER</b>	IP WLS BF H R ER SO BB IBB HBP BLK WP HR S P ERA WHIP	IP WLS BF H R ER SO BB IBB HBP BLK WP HR S P ERA WHIP	IP WLS BF H R ER SO BB IBB HBP BLK WP HR S P ERA WHIP	IP WLS BF H R ER SO BB IBB HBP BLK WP HR S P ERA WHIP	IP WLS BF H R ER SO BB IBB HBP BLK WP HR S P ERA WHIP	IP WLS BF H R ER SO BB IBB HBP BLK WP HR S P ERA WHIP	IP WLS BF H R ER SO BB IBB HBP BLK WP HR S P ERA WHIP	IP WLS BF H R ER SO BB IBB HBP BLK WP HR S P ERA WHIP	IP WLS BF H R ER SO BB IBB HBP BLK WP HR S P ERA WHIP	IP WLS BF H R ER SO BB IBB HBP BLK WP HR S P ERA WHIP	IP WLS BF H R ER SO BB IBB HBP BLK WP HR S P ERA WHIP	IP WLS BF H R ER SO BB IBB HBP BLK WP HR S P ERA WHIP	IP WLS BF H R ER SO BB IBB HBP BLK WP HR S P ERA WHIP	IP WLS BF H R ER SO BB IBB HBP BLK WP HR S P ERA WHIP	IP WLS BF H R ER SO BB IBB HBP BLK WP HR S P ERA WHIP	IP WLS BF H R ER SO BB IBB HBP BLK WP HR S P ERA WHIP	IP WLS BF H R ER SO BB IBB HBP BLK WP HR S P ERA WHIP	IP WLS BF H R ER SO BB IBB HBP BLK WP HR S P ERA WHIP	IP WLS BF H R ER SO BB IBB HBP BLK WP HR S P ERA WHIP	IP WLS BF H R ER SO BB IBB HBP BLK WP HR S P ERA WHIP	IP WLS BF H R ER SO BB IBB HBP BLK WP HR S P ERA WHIP					
Chris Carpenter, R (1, 1) ERA: 3.87	6.1 L 28 7 5 4 5 2 0 0 0 0 2 68 111 5.68 1.421	0.2 2 0 0 0 0 0 0 0 1 0 0 0 2 7 0.00 0.000	1.0 3 1 0 0 0 0 0 0 0 0 0 0 10 15 0.00 1.000	1.0 3 0 0 0 0 1 0 0 0 0 0 0 8 11 0.00 0.000																						
Pedro Borbon, L (7, 1) ERA: 3.38																										
Kelvim Escobar, R (8, 1) ERA: 4.68																										
Bob File, R (9, 1) ERA: 1.66																										

**Boston Red Sox @ Toronto Blue Jays**  
 SkyDome, Toronto, ON  
 Sun Jun 03 2001, 1:05 PM EDT  
 Att. 24,653 - Dome - 72 F

livebaseballscorecards.com

AB	32
R	5
H	8
RBI	3
BB	2
SO	6
LOB	8



Batter	1	2	3	4	5	6	7	8	9	AB	R	H	RBI	BB	SO	LOB
Shannon Stewart, R (1, 7) OBP: 0.388, SLG: 0.485	1-1 G6-3		1-2 G5-3	0-0 1B		2-1 HR		3-2 F9		5	1	2	2	0	0	0
Alex Gonzalez, R (1, 6) OBP: 0.290, SLG: 0.368	3-1 1B		1-3 K	2-3 K		2-3 K		0-0 B1-3		5	0	1	0	0	3	2
Raul Mondesi, R (1, 9) OBP: 0.367, SLG: 0.500	1-2 S 1B		4-1 HR BB			1-1 G1-3		2-0 F8		4	1	1	0	1	1	0
Carlos Delgado, L (1, 3) OBP: 0.405, SLG: 0.560	2-3 K 1-2		0-2 HR			0-0 E5 1B		0-3 K		5	1	2	2	0	3	2
Brad Fullmer, L (1, 10) OBP: 0.329, SLG: 0.459	1-0 G4-3		2-2 G3			1-1 1B		0-0 F9		5	0	1	0	0	0	2
José Cruz Jr., S (1, 8) OBP: 0.341, SLG: 0.470		0-0 WP G1-3 1B		0-0 G4-3		4-0 IBB		0-0 1B S 1B		4	0	3	0	1	0	0
Tony Batista, R (1, 5) OBP: 0.260, SLG: 0.434		1-0 G1-3		2-3 K		2-1 F2		3-2 HBP 1B		5	0	1	0	0	2	5
Homer Bush, R (1, 4) OBP: 0.368, SLG: 0.429		2-1 G5-3		2-2 1B 1B		1-2 F3		2-1 FC6-4 HBP		3	1	1	0	0	0	4
Brian Simmons, S (7, PH) OBP: 0.269, SLG: 0.310										0	0	0	0	0	0	0
Jeff Frye, R (8, 4) OBP: 0.244, SLG: 0.238										0	0	0	0	0	0	0
Alberto Castillo, R (1, 2) OBP: 0.277, SLG: 0.268		2-3 K		0-0 1B				3-1 FC6-4		3	0	1	0	0	1	1
Darrin Fletcher, L (7, PH) OBP: 0.264, SLG: 0.321				1-3 1B				1-2 F8		1	0	0	0	0	0	3


Inning Stats	R: 0	H: 2	E: 0	K: 1	S: 11	H: 2	LOB: 2	BB: 0	P: 19	R: 0	H: 1	E: 0	K: 1	S: 7	H: 1	LOB: 1	BB: 0	P: 12	R: 2	H: 1	E: 0	K: 1	S: 13	H: 3	LOB: 2	BB: 0	P: 19	R: 0	H: 2	E: 1	K: 1	S: 12	H: 1	LOB: 0	BB: 0	P: 17	R: 0	H: 2	E: 0	K: 1	S: 12	H: 0	LOB: 0	BB: 0	P: 11	R: 0	H: 1	E: 0	K: 2	S: 11	H: 1	LOB: 1	BB: 0	P: 17	1B: 11	SF: 0	2B: 0	SAC: 0	3B: 0	DP: 0	HR: 2	HBP: 1	WP: 1	PA: 43
--------------	------	------	------	------	-------	------	--------	-------	-------	------	------	------	------	------	------	--------	-------	-------	------	------	------	------	-------	------	--------	-------	-------	------	------	------	------	-------	------	--------	-------	-------	------	------	------	------	-------	------	--------	-------	-------	------	------	------	------	-------	------	--------	-------	-------	--------	-------	-------	--------	-------	-------	-------	--------	-------	--------

PITCHER	IP	WLS	BF	H	R	ER	SO	BB	IBB	HBP	BLK	WP	HR	S	P	ERA	WHIP
David Cone, R (1, 1) ERA: 6.32	5.0		26	9	3	3	6	1	1	0	0	1	1	56	93	5.40	2.000
Hipolito Pichardo, R (6, 1) ERA: 9.0	1.0	W	4	1	1	1	1	0	0	0	0	0	1	11	17	9.00	1.000
Pete Schourek, L (7, 1) ERA: 3.68	0.2	H	3	1	0	0	1	0	0	0	0	0	0	6	6	0.00	1.500
Rich Garces, R (7, 1) ERA: 3.33	0.1	H	3	1	0	0	0	0	0	1	0	0	0	6	14	0.00	3.000
Rod Beck, R (8, 1) ERA: 2.43	1.0	H	3	0	0	0	0	0	0	0	0	0	0	6	11	0.00	0.000

**BOTTOM**

**Boston Red Sox @ Toronto Blue Jays**  
 SkyDome, Toronto, ON  
 Sun Jun 03 2001, 1:05 PM EDT  
 Att. 24,653 - Dome - 72 F

AB	40
R	4
H	13
RBI	4
BB	2
SO	10
LOB	19



PITCHER	IP	WLS	BF	H	R	ER	SO	BB	IBB	HBP	BLK	WP	HR	S	P	ERA	WHIP
Derek Lowe, R (9, 1) ERA: 4.18	1.0		4	1	0	0	2	0	0	0	0	0	0	11	17	0.00	1.000



Batter	1	2	3	4	5	6	7	8	9	AB R H RBI BB SO LOB	TOP																
Jose Offerman, S OBP: 0.364, SLG: 0.428 (1, 4) (8, 3)	0-1 P4		0-2 F7		0-3 K		1-2 G6-3	1-3 K		5 0 0 0 0 2 3																	
Trot Nixon, L OBP: 0.346, SLG: 0.445 (1, 9)	2-2 G6-3		1-1 F8		4-0 HR BB		4-2 1B BB		0-2 FC4 1B	3 1 1 0 2 0 1																	
Carl Everett, S OBP: 0.351, SLG: 0.482 (1, 8)	3-2 2B			1-3 K 1B	0-0 HR		2-3 K		0-1 FC4 HR	5 2 2 2 0 2 2																	
Manny Ramirez, R OBP: 0.461, SLG: 0.721 (1, 7)	1-3 K			0-1 HR 1B	0-3 K		1-2 1B		2-2 HR	5 2 3 2 0 2 1																	
Troy O'Leary, L OBP: 0.280, SLG: 0.415 Darren Lewis, R OBP: 0.246, SLG: 0.382 (1, 10) (9, PR)		2-3 K		0-1 HR	3-3 K		1-1 G3		0-2 1B	5 1 2 2 0 2 2 0 0 0 0 0 0 0																	
Jason Varitek, S OBP: 0.373, SLG: 0.488 (1, 2)		0-3 K		0-1 1B 2B		1-2 F9		0-1 BB 1B	1-2 F9	5 0 2 0 0 1 1																	
John Valentin, R OBP: 0.297, SLG: 0.273 (1, 6)		2-1 G5-3		0-1 1B		1-0 F7		4-0 BB	0-1 F9	4 0 1 0 1 0 1																	
Brian Daubach, L OBP: 0.327, SLG: 0.522 Dante Bichette, R OBP: 0.356, SLG: 0.452 Lou Merloni, R OBP: 0.313, SLG: 0.379 (1, 3) (8, PH) (8, 4)			1-3 K	1-3 K		2-2 HBP		0-3 K		2 0 0 0 0 2 2 1 0 0 0 0 1 2 0 0 0 0 0 0 0																	
Shea Hillenbrand, R OBP: 0.288, SLG: 0.408 (1, 5)			1-1 2B	0-0 G5-3		0-2 G1-3		0-1 F9		4 0 1 0 0 0 5																	
<b>Inning Stats</b>	R: 0 E: 0 K: 1 S: 12	H: 1 LOB: 1 BB: 0 P: 18	R: 0 E: 0 K: 2 S: 8	H: 0 LOB: 0 BB: 0 P: 12	R: 0 E: 0 K: 1 S: 10	H: 1 LOB: 1 BB: 0 P: 13	R: 2 E: 0 K: 2 S: 15	H: 4 LOB: 2 BB: 0 P: 17	R: 2 E: 0 K: 3 S: 11	H: 1 LOB: 0 BB: 1 P: 18	R: 0 E: 0 K: 0 S: 10	H: 0 LOB: 1 BB: 0 P: 14	R: 0 E: 0 K: 1 S: 14	H: 1 LOB: 2 BB: 1 P: 23	R: 0 E: 0 K: 2 S: 10	H: 1 LOB: 2 BB: 1 P: 15	R: 2 E: 0 K: 0 S: 17	H: 3 LOB: 1 BB: 0 P: 20	1B: 6 2B: 3 3B: 0 HR: 3	SF: 0 SAC: 0 DP: 0 HBP: 1	WP: 0 PB: 0 SB: 0 CS: 0	PA: 43					
<b>PITCHER</b>	IP WLS BF H R ER SO BB IBB HBP BLK WP HR S P ERA WHIP																										
Ramiro Mendoza, R ERA: 4.34 (1, 1)	4.2		22	7	4	4	8	1	0	0	0	0	2	53	72	7.71	1.714										
Randy Choate, L ERA: 1.84 (5, 1)	1.1		5	0	0	0	1	0	0	1	0	0	0	13	20	0.00	0.000										
Mike Stanton, L ERA: 1.42 (7, 1)	1.0		7	2	0	0	1	2	0	0	0	0	0	16	29	0.00	4.000										
42 Mariano Rivera, R ERA: 2.97 (8, 1)	2.0	W	9	3	2	2	2	0	0	0	0	0	1	25	29	9.00	1.500										

**Boston Red Sox @ New York Yankees**  
 Yankee Stadium, Bronx, NY  
 Mon Jun 04 2001, 7:05 PM EDT  
 Att. 41,771 - Sunny - 73 F

AB	39
R	6
H	12
RBI	6
BB	3
SO	12
LOB	20



WP: 0	PA: 43
PB: 0	
SB: 0	
CS: 0	

ERA	7.71
WHIP	1.714

1B	6
2B	3
3B	0
HR	3

BOTTOM

Boston Red Sox @ New York Yankees  
Yankee Stadium, Bronx, NY

livebaseballscorecards.com

AB	32
R	7
H	10
RBI	7
BB	5
SO	10
LOB	9



WP:	1	PA:	39
PB:	0	SB:	0
CS:	1		

Mon Jun 04 2001, 7:05 PM EDT  
Att. 41,771 - Sunny - 73 F

AB R H RBI BB SO LOB

4	0	2	0	0	1	2
4	2	1	2	1	1	2
3	0	0	0	1	3	1
1	0	1	1	0	0	0
3	2	2	2	1	0	0
4	0	2	2	0	0	2
4	0	0	0	0	3	2
4	1	1	0	0	2	0
3	0	0	0	0	0	0
2	0	1	0	0	0	0
0	2	0	0	2	0	0
1B:	7	SF:	0			
2B:	0	SAC:	2			
3B:	2	DP:	0			
HR:	1	HBP:	0			

0-1	SH1-4	1-2
4-0	1B	IBB
3-2	1B	1B
1-2	2-H	2-H
0-1	F8	3
4-2	SH1-4	1B
	BB	

3-2	G5-3	1-2	2-3
1-1	BB	1B	1B
4-0	1B	BB	
1-2			
2-2	1B		
1-1	F8	3	
1-1	G3-1	1	
3-1	L4	2	
0-1	F8	3	
4-2	SH1-4	1B	BB

0-0	FC4-6	1B	
1-1	BB	1B	
1-3	K	1B	
1-2	BB		
4-1	3B	BB	
0-0	3B		
2-3	K	3	
1-0	G5-3	SH1-3	1B
0-0	SH1-3	1	
4-0	G5-3	2	1B
	BB		

0-0	FC4-6	1B
0-2	WP	3B
1-3	K	1
4-1	3B	BB
0-0	3B	
2-3	K	3
0-3	K	1
1-0	F2	2
0-0	F9	3

2-1	1-2	3B
2-3	K	3
2-3	K	1
3-2	F2	2
1-1	1B	
1-3	K	3
0-3	K	1
1-0	F2	2
0-0	F9	3

1-3	K	1
2-1	1-2	3B
2-3	K	3
2-3	K	1
3-2	F2	2
1-1	1B	
1-3	K	3
0-3	K	1
1-0	F2	2
0-0	F9	3

1-3	K	1
1-0	G6-3	2
1-3	K	3
0-0	HR	
0-1	F7	1
2-3	K	2
2-3	K	3
1-2	G6-3	1
2-2	CS	1B

1-3	K	1
1-0	G6-3	2
1-3	K	3
0-0	HR	
0-1	F7	1
2-3	K	2
2-3	K	3
1-2	G6-3	1
2-2	CS	1B

1-3	K	1
1-0	G6-3	2
1-3	K	3
0-0	HR	
0-1	F7	1
2-3	K	2
2-3	K	3
1-2	G6-3	1
2-2	CS	1B

1-3	K	1
1-0	G6-3	2
1-3	K	3
0-0	HR	
0-1	F7	1
2-3	K	2
2-3	K	3
1-2	G6-3	1
2-2	CS	1B

1-3	K	1
1-0	G6-3	2
1-3	K	3
0-0	HR	
0-1	F7	1
2-3	K	2
2-3	K	3
1-2	G6-3	1
2-2	CS	1B

Inning Stats															Pitcher																																																																																												
R: 0	H: 0	E: 0	K: 2	S: 7	H: 0	LOB: 0	BB: 0	P: 10	R: 1	H: 1	E: 0	K: 2	S: 11	H: 1	LOB: 0	BB: 0	P: 15	R: 0	H: 2	E: 0	K: 1	S: 13	H: 2	LOB: 1	BB: 0	P: 20	R: 0	H: 1	E: 0	K: 2	S: 12	H: 1	LOB: 1	BB: 0	P: 19	R: 0	H: 0	E: 0	K: 1	S: 6	H: 0	LOB: 0	BB: 0	P: 7	R: 2	H: 2	E: 0	K: 2	S: 12	H: 2	LOB: 1	BB: 1	P: 19	R: 3	H: 3	E: 0	K: 0	S: 12	H: 3	LOB: 2	BB: 2	P: 28	R: 0	H: 0	E: 0	K: 0	S: 6	H: 0	LOB: 0	BB: 0	P: 10	R: 1	H: 1	E: 0	K: 0	S: 9	H: 1	LOB: 2	BB: 2	P: 20	1B: 7	2B: 0	3B: 2	HR: 1	SF: 0	SAC: 2	DP: 0	HBP: 0	WP: 1	PA: 39	ERA: 27.00	WHIP: 6.000															
Pitcher															Pitcher																																																																																												
Pedro Martinez, R (1, 1)	IP: 6.0	WLS: 0	BF: 24	H: 6	R: 3	ER: 3	SO: 10	BB: 1	IBB: 0	HBP: 0	BLK: 0	WP: 1	HR: 1	S: 61	P: 90	ERA: 4.50	WHIP: 1.167	Rod Beck, R (9, 1)	IP: 0.1	WLS: 0	BF: 4	H: 1	R: 1	ER: 1	SO: 0	BB: 1	IBB: 1	HBP: 0	BLK: 0	WP: 0	HR: 0	S: 9	P: 20	ERA: 27.00	WHIP: 6.000	Rolando Arrojo, R (7, 1)	IP: 0.2	WLS: B	BF: 5	H: 2	R: 3	ER: 3	SO: 0	BB: 1	IBB: 0	HBP: 0	BLK: 0	WP: 0	HR: 0	S: 7	P: 16	ERA: 40.50	WHIP: 4.500	Pete Schourek, L (7, 1)	IP: 0.0	WLS: 0	BF: 2	H: 1	R: 0	ER: 0	SO: 0	BB: 1	IBB: 0	HBP: 0	BLK: 0	WP: 0	HR: 0	S: 3	P: 9	ERA: ∞	WHIP: ∞	Rich Garces, R (7, 1)	IP: 0.1	WLS: 0	BF: 1	H: 0	R: 0	ER: 0	SO: 0	BB: 0	IBB: 0	HBP: 0	BLK: 0	WP: 0	HR: 0	S: 2	P: 3	ERA: 0.00	WHIP: 0.000	Hipolito Pichardo, R (8, 1)	IP: 1.0	WLS: 0	BF: 3	H: 0	R: 0	ER: 0	SO: 0	BB: 0	IBB: 0	HBP: 0	BLK: 0	WP: 0	HR: 0	S: 6	P: 10	ERA: 0.00	WHIP: 0.000











Batter	1	2	3	4	5	6	7	8	9	AB R H RBI BB SO LOB	TOP													
Roger Cedeno, S (1, 9) OBP: 0.330, SLG: 0.348	0-0 S 1B		0-1 G6-3	0-1 FC1-5 1B		1-1 F9			2-2 F8	5 2 1 0 0 0 3														
Jose Macias, S (1, 5) OBP: 0.337, SLG: 0.439	0-2 P4		3-1 2B	0-0 G1-3		2-3 K			4-1 G4-3 1B	4 1 1 0 1 1 4														
Bobby Higginson, L (1, 7) OBP: 0.413, SLG: 0.484	3-2 1-H 1B		4-2 BB	1-0 S 1B			1-2 G3		1-1 G4-3	4 0 2 3 1 0 1														
Tony Clark, S (1, 3) OBP: 0.386, SLG: 0.483 Ryan Jackson, L (9, PR) OBP: 0.310, SLG: 0.352	2-3 K		3-2 F9	1-1 G3			0-0 G4-3		0-1 1B	5 0 1 1 0 1 4 0 0 0 0 0 0 0														
Robert Fick, L (1, 2) OBP: 0.376, SLG: 0.603	0-0 F9			1-1 E 2B	0-2 L7			2-2 2B	2-1 1B	5 1 3 0 0 0 1														
Dean Palmer, R (1, 10) OBP: 0.337, SLG: 0.448		1-0 P4		4-1 E 1B	2-2 F8			2-1 G5-3	1-2 F8	4 1 0 0 1 0 3														
Damion Easley, R (1, 4) OBP: 0.351, SLG: 0.429		1-1 F8		0-0 E 1B	2-3 K			0-0 F2		4 1 0 0 0 1 2														
Deivi Cruz, R (1, 6) OBP: 0.265, SLG: 0.362		2-1 G6-3		0-0 E 1B		0-0 P3		1-3 K		4 0 0 1 0 1 2														
Juan Encarnacion, R (1, 8) OBP: 0.318, SLG: 0.444			1-2 G5-3	1-0 G1-3 1B		0-1 F9 1B		1-1 G4-3		4 1 2 2 0 0 0														
<b>Inning Stats</b>	R: 1 E: 0 K: 1 S: 16	H: 2 LOB: 1 BB: 0 P: 21	R: 0 E: 0 K: 0 S: 5	H: 0 LOB: 0 BB: 0 P: 9	R: 0 E: 0 K: 0 S: 17	H: 1 LOB: 2 BB: 1 P: 28	R: 5 E: 2 K: 0 S: 12	H: 3 LOB: 1 BB: 1 P: 20	R: 0 E: 0 K: 1 S: 12	H: 0 LOB: 0 BB: 0 P: 16	R: 0 E: 0 K: 1 S: 9	H: 1 LOB: 1 BB: 0 P: 12	R: 0 E: 0 K: 0 S: 13	H: 1 LOB: 1 BB: 0 P: 18	R: 0 E: 0 K: 1 S: 7	H: 0 LOB: 0 BB: 0 P: 9	R: 1 E: 0 K: 0 S: 13	H: 2 LOB: 2 BB: 1 P: 23	1B: 7 2B: 3 3B: 0 HR: 0	SF: 0 SAC: 0 DP: 0 HBP: 0	WP: 1 PB: 0 SB: 3 CS: 0	PA: 42		
<b>PITCHER</b> Frank Castillo, R (1, 1) ERA: 3.74 63 Paxton Crawford, R (8, 1) ERA: 4.75	IP 7.0	WLS L	BF 33	H 8	R 6	ER 2	SO 3	BB 2	IBB 0	HBP 0	BLK 0	WP 0	HR 0	S 84	P 124	ERA 2.57	WHIP 1.429							
<b>PITCHER</b>	IP	WLS	BF	H	R	ER	SO	BB	IBB	HBP	BLK	WP	HR	S	P	ERA	WHIP							

**Detroit Tigers @ Boston Red Sox**  
 Fenway Park, Boston, MA  
 Wed Jun 06 2001, 7:05 PM EDT  
 Att. 32,794 - Sunny - 76 F

livebaseballscorecards.com

**AB 39**  
**R 7**  
**H 10**  
**RBI 7**  
**BB 3**  
**SO 4**  
**LOB 20**







Batter	1	2	3	4	5	6	7	8	9	AB R H RBI BB SO LOB	TOP												
Roger Cedeño, S OBP: 0.329, SLG: 0.346 (1, 9)	2-2 F9		0-0 FC5-4 1B		1-0 G4-3		3-2 G4-3			4 0 1 0 0 0 2													
Damion Easley, R OBP: 0.350, SLG: 0.422 (1, 4)	2-3 K		1-0 FC5-4 1-2f			1-0 1B HBP		0-3 K		3 0 0 0 0 2 1													
Bobby Higginson, L OBP: 0.415, SLG: 0.481 Ryan Jackson, L OBP: 0.310, SLG: 0.352 (1, 7) (8, 3)	4-1 CS BB		3-2 G1			1-0 1-2 1B		0-0 G4-3		3 0 1 0 1 0 1 0 0 0 0 0 0 0													
Tony Clark, S OBP: 0.383, SLG: 0.478 Wendell Magee, R OBP: 0.390, SLG: 0.567 (1, 3) (8, 7)	2-2 CS 1-2	0-0 BB 1B		0-0 G5-3		0-3 K		3-2 G1-3		4 1 1 0 0 1 2 0 0 0 0 0 0 0													
Dean Palmer, R OBP: 0.335, SLG: 0.439 (1, 10)			0-0 F7		1-3 K		1-1 P6		4-2 G1-6-3 BB	3 0 0 0 1 1 3													
Robert Fick, L OBP: 0.372, SLG: 0.588 (1, 2)			4-1 L5-4 1-2 BB		0-1 G1-3		0-1 G4-3		0-1 G1-6-3 1-2f	3 0 0 0 1 0 3													
Deivi Cruz, R OBP: 0.271, SLG: 0.367 Jose Macias, S OBP: 0.335, SLG: 0.437 (1, 6) (7, 5)			0-2 1-2 2-H 1B		2-0 G6-3		0-0 G1-3 1B		1-0 G6-3	3 0 2 1 0 0 0 1 0 0 0 0 0 0													
Shane Halter, R OBP: 0.298, SLG: 0.321 (1, 5) (7, 6)			2-2 L5-4 2-3		2-3 K		0-0 F2			3 0 0 0 0 1 3													
Juan Encarnacion, R OBP: 0.318, SLG: 0.439 (1, 8)			3-1 G5-3		4-0 BB		1-0 G1-3 1-2			2 0 0 0 1 0 1													
<b>Inning Stats</b>	R: 0 E: 0 K: 1 S: 10	H: 0 LOB: 0 BB: 1 P: 20	R: 1 E: 0 K: 0 S: 9	H: 2 LOB: 1 BB: 1 P: 15	R: 0 E: 0 K: 0 S: 8	H: 1 LOB: 1 BB: 0 P: 15	R: 0 E: 0 K: 1 S: 6	H: 0 LOB: 0 BB: 0 P: 7	R: 0 E: 0 K: 1 S: 7	H: 0 LOB: 1 BB: 1 P: 16	R: 0 E: 0 K: 1 S: 8	H: 1 LOB: 2 BB: 0 P: 11	R: 0 E: 0 K: 0 S: 7	H: 1 LOB: 1 BB: 0 P: 11	R: 0 E: 0 K: 1 S: 8	H: 0 LOB: 0 BB: 0 P: 11	R: 0 E: 0 K: 0 S: 6	H: 0 LOB: 0 BB: 1 P: 11	1B: 5 2B: 1 3B: 0 HR: 0	SF: 0 SAC: 0 DP: 2 HBP: 1	WP: 0 PB: 0 SB: 0 CS: 1	PA: 35	
<b>PITCHER</b> 49 Tim Wakefield, R ERA: 2.12 Rolando Arrojo, R ERA: 3.41	IP 6.0 3.0	WLS W S	BF 24 10	H 4 1	R 1 0	ER 1 0	SO 4 1	BB 3 1	IBB 0 0	HBP 1 0	BLK 0 0	WP 0 0	HR 0 0	S 48 21	P 84 33	ERA 1.50 0.00	WHIP 1.167 0.667						<b>PITCHER</b> IP WLS BF H R ER SO BB IBB HBP BLK WP HR S P ERA WHIP

**Detroit Tigers @ Boston Red Sox**  
**Fenway Park, Boston, MA**  
 Thu Jun 07 2001, 7:05 PM EDT  
 Att. 32,132 - Cloudy - 72 F

livebaseballscorecards.com

**AB 29**  
**R 1**  
**H 5**  
**RBI 1**  
**BB 4**  
**SO 5**  
**LOB 16**



Batter	1	2	3	4	5	6	7	8	9	AB R H RBI BB SO LOB
Chris Stynes, R OBP: 0.333, SLG: 0.467 (1, 4)	2-1 F9	4-1 BB 2B BB		0-0 P6	1-1 1B		0-0 1B 1B			4 2 2 0 1 0 0
Trot Nixon, L OBP: 0.354, SLG: 0.435 (1, 9)	4-2 BB BB	4-1 BB 2B BB		4-1 BB 3B BB	2-2 F9		1-1 1B 1B			2 2 1 1 3 0 1
Carl Everett, S OBP: 0.357, SLG: 0.489 (1, 8)	2-1 F9	0-2 2B		0-0 3B	2-2 F3		2-2 1B 1B			5 0 3 5 0 0 1
Manny Ramirez, R OBP: 0.466, SLG: 0.712 (1, 7)	4-2 BB 1-2 BB	4-0 IBB		3-1 G5-3	0-0 BB 1B		3-3 K			3 0 1 0 2 1 3
Troy O'Leary, L OBP: 0.286, SLG: 0.431 (1, 10)	1-2 F7	0-0 F8		4-0 DI BB	0-3 K		0-3 K			4 0 0 0 1 2 7
Jason Varitek, S OBP: 0.371, SLG: 0.489 (1, 2)		0-0 HR		2-2 P1	4-0 FC6-4 1-2 IBB		4-2 FC4-6 BB		0-0 G6-3	2 1 1 1 2 0 0
Scott Hatteberg, L OBP: 0.213, SLG: 0.276 (7, 2)										1 0 0 0 0 0 0
Mike Lansing, R OBP: 0.264, SLG: 0.344 (1, 6)		0-3 K		1-0 G6-3	3-1 FC6-4 1-2f		2-0 FC4-6 1-2f		3-2 F7	5 0 0 0 0 1 5
Brian Daubach, L OBP: 0.329, SLG: 0.539 (1, 3)		2-0 FC6-4 1B		0-0 HR			3-3 K		4-1 1B G4-3 1B BB	4 2 2 1 1 1 0
Shea Hillenbrand, R OBP: 0.290, SLG: 0.419 (1, 5)		0-0 FC6-4 BB 2B		0-0 P4			1-2 G1-3		2-2 G4-3 1-2	4 1 0 0 0 0 2

Inning Stats	R: 0	H: 0	E: 0	K: 13	S: 13	R: 4	H: 3	E: 0	K: 1	S: 15	R: 1	H: 1	E: 0	K: 0	S: 6	R: 1	H: 1	E: 0	K: 0	S: 7	R: 0	H: 1	E: 0	K: 1	S: 13	R: 2	H: 3	E: 0	K: 2	S: 26	R: 0	H: 0	E: 0	K: 0	S: 11	1B: 6	2B: 1	3B: 1	HR: 2	SF: 0	SAC: 0	DP: 0	HBP: 0	WP: 0	PA: 44
--------------	------	------	------	-------	-------	------	------	------	------	-------	------	------	------	------	------	------	------	------	------	------	------	------	------	------	-------	------	------	------	------	-------	------	------	------	------	-------	-------	-------	-------	-------	-------	--------	-------	--------	-------	--------

PITCHER	IP	WLS	BF	H	R	ER	SO	BB	IBB	HBP	BLK	WP	HR	S	P	ERA	WHIP
Victor Santos, R ERA: 4.17 (1, 1)	4.0	L	25	5	6	6	1	6	2	0	0	0	2	41	88	13.50	2.750
Kevin Tolar, L ERA: 9.0 (5, 1)	2.0		10	2	1	1	2	2	0	0	0	0	0	26	45	4.50	2.000
Todd Jones, R ERA: 6.08 (7, 1)	0.2		5	3	1	1	1	0	0	0	0	0	0	22	30	13.50	4.500
C.J. Nitkowski, L ERA: 3.97 (7, 1)	1.1		4	0	0	0	1	0	0	0	0	0	0	14	18	0.00	0.000

BOTTOM

Detroit Tigers @ Boston Red Sox  
Fenway Park, Boston, MA  
Thu Jun 07 2001, 7:05 PM EDT  
Att: 32,132 - Cloudy - 72 F

livebaseballscorecards.com

AB	34
R	8
H	10
RBI	8
BB	10
SO	5
LOB	19





Batter	1	2	3	4	5	6	7	8	9	AB R H RBI BB SO LOB	TOP									
Doug Glanville, R (1, 8) OBP: 0.294, SLG: 0.427	3-2 E5 11 2B		2-2 S 1B		0-1 F8		0-1 P6		1-0 G6-3	5 0 1 0 0 0 2	<b>Philadelphia Phillies @ Boston Red Sox</b> Fenway Park, Boston, MA Fri Jun 08 2001, 7:05 PM EDT Att. 33,435 - Sunny - 77 F									
11 Jimmy Rollins, S (1, 6) OBP: 0.315, SLG: 0.401	2-1 2B		2-0 F8		1-1 P6		2-1 G4-3			4 0 1 0 0 0 2										
Bobby Abreu, L (1, 9) OBP: 0.370, SLG: 0.500	1-3 K		2-3 K		2-1 G4-3		3-3 K			4 0 0 0 0 3 4										
Scott Rolen, R (1, 5) OBP: 0.365, SLG: 0.445	1-3 K		1-2 G6-3		1-2 S 1B		2-2 DI 1B			4 0 2 0 0 1 3										
Travis Lee, L (1, 3) OBP: 0.368, SLG: 0.432	0-1 G4-3			1-2 G4-3		0-0 F8		3-3 K		4 0 0 0 0 1 4										
Pat Burrell, R (1, 7) OBP: 0.386, SLG: 0.500		0-0 HR		1-1 G4-3 WP 1B		2-0 F7		2-2 SH1-3 1B SF7 1B		4 2 3 1 0 0 1										
Eric Valent, L (1, 10) OBP: 0.250, SLG: 0.250		1-3 K		2-2 G4-3		2-3 K		1-0 SH1-3 1B		4 0 1 0 0 2 2										
Gary Bennett, R (1, 2) OBP: 0.292, SLG: 0.262		2-3 K		3-3 K			4-2 G1-6-3 BB		0-0 SH1-3	2 0 0 0 0 2 1										
Brian Hunter, R (7, PH) OBP: 0.422, SLG: 0.361								1-2 2-3		0 0 0 0 1 0 0										
Johnny Estrada, S (7, 2) OBP: 0.290, SLG: 0.379								1-2 2-3		0 0 0 0 0 0 0										
Marlon Anderson, L (1, 4) OBP: 0.302, SLG: 0.378		0-0 F8			1-2 1B		0-1 G1-6-3		0-0 SF7	3 0 1 1 0 0 1										
<b>Inning Stats</b>	R: 0 E: 1 K: 2 S: 14	H: 1 LOB: 2 BB: 0 P: 20	R: 1 E: 0 K: 2 S: 8	H: 1 LOB: 0 BB: 0 P: 11	R: 0 E: 0 K: 1 S: 12	H: 1 LOB: 1 BB: 0 P: 19	R: 0 E: 0 K: 1 S: 12	H: 1 LOB: 1 BB: 0 P: 19	R: 0 E: 0 K: 0 S: 9	H: 1 LOB: 1 BB: 0 P: 13	R: 0 E: 0 K: 0 S: 7	H: 0 LOB: 0 BB: 1 P: 11	R: 0 E: 0 K: 2 S: 13	H: 1 LOB: 1 BB: 0 P: 23	R: 1 E: 0 K: 0 S: 7	H: 2 LOB: 1 BB: 0 P: 11	1B: 7 2B: 1 3B: 0 HR: 1	SF: 1 SAC: 1 DP: 1 HBP: 0	WP: 1 PB: 0 SB: 2 CS: 0	PA: 37
<b>PITCHER</b>	IP WLS BF H R ER SO BB IBB HBP BLK WP HR S P ERA WHIP																			
David Cone, R (1, 1) ERA: 4.98	6.0 W 25 6 1 1 7 0 0 0 0 1 1 63 95 1.50 1.000																			
Rich Garces, R (7, 1) ERA: 3.0	1.2 H 5 0 0 0 1 1 0 0 0 0 0 0 13 22 0.00 0.600																			
Rod Beck, R (8, 1) ERA: 2.51	0.1 H 2 1 0 0 1 0 0 0 0 0 0 0 7 12 0.00 3.000																			
Derek Lowe, R (9, 1) ERA: 4.0	1.0 S 5 2 1 1 0 0 0 0 0 0 0 0 7 11 9.00 2.000																			

livebaseballscorecards.com

AB	34
R	2
H	9
RBI	2
BB	1
SO	9
LOB	20




Batter	1	2	3	4	5	6	7	8	9
Jose Offerman, S OBP: 0.358, SLG: 0.415 (1, 3)	1-1 G6-4-3 1B		1-3 K			2-2 G3-1		2-1 1B	
Chris Stynes, R OBP: 0.343, SLG: 0.531 (1, 4)	1-1 G6-4-3 1-2f		1-1 2B			1-0 HR		0-0 F8	
Carl Everett, S OBP: 0.351, SLG: 0.481 (1, 8)	3-2 G3-1				1-3 K	3-3 K		0-0 G1-3	
Manny Ramirez, R OBP: 0.464, SLG: 0.721 (1, 10)		1-2 G5-3		3-2 HR		1-3 K			
Dante Bichette, R OBP: 0.349, SLG: 0.465 Trot Nixon, L OBP: 0.354, SLG: 0.435 (1, 7) (8, 9)		0-2 HR		0-0 G6-4-3 1B		2-3 K			
Shea Hillenbrand, R OBP: 0.286, SLG: 0.413 (1, 5)		1-0 P4		0-0 G6-4-3 1-2f		1-1 P5			
Mike Lansing, R OBP: 0.265, SLG: 0.339 (1, 6)		2-1 F3			1-0 F8	1-2 HBP			
Scott Hatteberg, L OBP: 0.203, SLG: 0.262 (1, 2)			1-3 K		2-3 K	1-0 F9			
Darren Lewis, R OBP: 0.240, SLG: 0.365 (1, 9) (8, 7)			3-2 2B 1B		2-1 F8	0-1 F7			

Inning Stats	R: 0	H: 1	E: 0	K: 0	S: 7	R: 1	H: 1	E: 0	K: 0	S: 10	R: 0	H: 2	E: 0	K: 2	S: 11	R: 1	H: 2	E: 0	K: 1	S: 9	R: 0	H: 0	E: 0	K: 1	S: 6	R: 1	H: 1	E: 0	K: 2	S: 14	R: 0	H: 0	E: 0	K: 1	S: 8	R: 0	H: 1	E: 0	K: 0	S: 6
	LOB: 0	BB: 0	P: 12	LOB: 0	BB: 0	P: 14	LOB: 2	BB: 0	P: 17	LOB: 0	BB: 0	P: 13	LOB: 0	BB: 0	P: 11	LOB: 0	BB: 0	P: 10	LOB: 1	BB: 0	P: 13	LOB: 1	BB: 0	P: 8	LOB: 1	BB: 0	P: 8	LOB: 0	BB: 0	P: 8	LOB: 0	BB: 0	P: 8	LOB: 0	BB: 0	P: 8	LOB: 0	BB: 0	P: 8	

PITCHER	IP	WLS	BF	H	R	ER	SO	BB	IBB	HBP	BLK	WP	HR	S	P	ERA	WHIP
Randy Wolf, L ERA: 3.93 (1, 1)	8.0	L	30	8	3	3	7	0	0	1	0	0	3	71	109	3.38	1.000

AB	R	H	RBI	BB	SO	LOB
4	0	2	0	0	1	1
4	1	2	1	0	0	2
4	0	0	0	0	2	1
3	1	1	1	0	1	0
3	1	2	1	0	1	0
0	0	0	0	0	0	0
3	0	0	0	0	0	1
2	0	0	0	0	0	0
3	0	0	0	0	2	1
3	0	1	0	0	0	0

**AB 29**  
**R 3**  
**H 8**  
**RBI 3**  
**BB 0**  
**SO 7**  
**LOB 6**



WP	PA
0	30

**Philadelphia Phillies @ Boston Red Sox**  
Fenway Park, Boston, MA  
Fri Jun 08 2001, 7:05 PM EDT  
Att. 33,435 - Sunny - 77 F

[livebaseballscorecards.com](http://livebaseballscorecards.com)



Batter	1	2	3	4	5	6	7	8	9	AB R H RBI BB SO LOB	TOP											
Doug Glanville, R (1, 8) OBP: 0.293, SLG: 0.424	2-1 G6-3		0-1 P3			0-1 F9		0-0 FC6-2 11 2B		4 0 1 1 0 0 1												
11 Jimmy Rollins, S (1, 6) OBP: 0.314, SLG: 0.402	1-3 K			1-3 K		3-2 F9		FC6-2 SF9-1-6 2B		4 1 1 2 0 2 0												
Bobby Abreu, L (1, 9) OBP: 0.368, SLG: 0.493	2-1 G3			0-3 K		0-0 F7		SF8-1-6 FC6-2 IBB		3 0 0 0 1 1 0												
Scott Rolen, R (1, 5) OBP: 0.359, SLG: 0.437		1-2 F8		1-3 K			1-1 L5	FC6-2 1-2 2-3 3-H		4 0 0 0 0 1 3												
Travis Lee, L (1, 3) OBP: 0.362, SLG: 0.426		1-1 F7			3-3 K		1-1 G4-3	SF8-1-6 2-3 3-H		3 0 0 1 0 1 0												
Pat Burrell, R (1, 7) OBP: 0.379, SLG: 0.490		2-3 K			2-3 K		2-3 K		2-2 F8	4 0 0 0 0 3 0												
Eric Valent, L (1, 10) OBP: 0.429, SLG: 0.333 Brian Hunter, R (8, PR) OBP: 0.413, SLG: 0.351			0-3 K		4-1 BB			1B HBP 1B 1B	0-2 G5-3	2 0 1 0 1 1 0 1 1 0 0 0 0 0	AB 31 R 5 H 6 RBI 5 BB 2 SO 9 LOB 6											
Johnny Estrada, S (1, 2) OBP: 0.303, SLG: 0.377			1-0 1B		0-0 G4-3			1B 1B 11 2B HBP	0-0 G6-3	3 1 1 0 0 0 1												
Marlon Anderson, L (1, 4) OBP: 0.308, SLG: 0.400			2-2 F8			3-1 HR		1-2 2-3 11 2B 1B		3 2 2 1 0 0 1												
<b>Inning Stats</b>	R: 0 E: 0 K: 1 S: 8	H: 0 LOB: 0 BB: 0 P: 13	R: 0 E: 0 K: 1 S: 9	H: 0 LOB: 0 BB: 0 P: 13	R: 0 E: 0 K: 1 S: 10	H: 1 LOB: 1 BB: 0 P: 13	R: 0 E: 0 K: 3 S: 9	H: 0 LOB: 0 BB: 0 P: 11	R: 0 E: 0 K: 2 S: 8	H: 0 LOB: 1 BB: 1 P: 17	R: 1 E: 0 K: 0 S: 9	H: 1 LOB: 0 BB: 0 P: 15	R: 0 E: 0 K: 1 S: 8	H: 0 LOB: 0 BB: 0 P: 12	R: 4 E: 0 K: 0 S: 16	H: 4 LOB: 2 BB: 1 P: 24	R: 0 E: 0 K: 0 S: 10	H: 0 LOB: 0 BB: 0 P: 12	1B: 4 2B: 2 3B: 0 HR: 1	SF: 1 SAC: 0 DP: 1 HBP: 1	WP: 0 PB: 0 SB: 0 CS: 0	PA: 35
<b>PITCHER</b>	IP WLS BF H R ER SO BB IBB HBP BLK WP HR S P ERA WHIP																					
Pedro Martinez, R (1, 1) ERA: 2.01	7.0 L 28 5 5 5 9 1 0 1 0 0 1 72 108 6.43 0.857																					
Rolando Arrojo, R (8, 1) ERA: 3.32	1.0 4 1 0 0 0 0 0 1 0 0 0 5 10 0.00 1.000																					
Hipolito Pichardo, R (9, 1) ERA: 3.86	1.0 3 0 0 0 0 0 0 0 0 0 0 10 12 0.00 0.000																					

Philadelphia Phillies @ Boston Red Sox  
Fenway Park, Boston, MA  
Sat Jun 09 2001, 1:15 PM EDT  
Att. 32,944 - Sunny - 80 F

livebaseballscorecards.com



BOTTOM

Philadelphia Phillies @ Boston Red Sox  
Fenway Park, Boston, MA  
Sat Jun 09 2001, 1:15 PM EDT  
Att. 32,944 - Sunny - 80 F

livebaseballscorecards.com

AB	33
R	2
H	6
RBI	2
BB	3
SO	3
LOB	12



WP	0	PA	37
PB	0		
SB	0		
CS	1		

AB R H RBI BB SO LOB

4 0 1 0 0 1 2

3 1 0 0 1 0 2

4 0 0 0 0 0 4

3 1 0 0 1 0 0

4 0 2 2 0 0 0

4 0 0 0 0 0 3

4 0 0 0 0 1 1

4 0 1 0 0 1 0

2 0 2 0 1 0 0

1 0 0 0 0 0 0

1B	2	SF	0
2B	3	SAC	0
3B	1	DP	1
HR	0	HBP	0

Batter	1	2	3	4	5	6	7	8	9
Jose Offerman, S OBP: 0.356, SLG: 0.416 (1, 3)	0-0 G5-3		1-0 2B		2-3 K		0-2 CS	0-0 F9	
Chris Stynes, R OBP: 0.338, SLG: 0.507 (1, 4)	0-2 F7		4-1 G6-4-3 BB		0-0 G4-3			1-0 E6 BB 3B	
Carl Everett, S OBP: 0.346, SLG: 0.473 (1, 8)	1-2 G1-3		3-2 G6-4-3			0-0 P4		2-0 P5	
Manny Ramirez, R OBP: 0.461, SLG: 0.711 (1, 7)		2-2 G4-3		2-0 G6-3		0-0 F9		4-2 3B BB	
Dante Bichette, R OBP: 0.354, SLG: 0.495 (1, 10)		1-2 FC6-4 2B		0-0 P5		1-0 E5		0-1 3B	
Shea Hillenbrand, R OBP: 0.282, SLG: 0.406 (1, 5)		0-0 FC6-5-4 FC6-4 2-3		1-1 G5-3		0-0 F7		1-1 F3	
Mike Lansing, R OBP: 0.257, SLG: 0.328 (1, 6)		2-0 FC6-4 1-2f			1-2 L6		0-0 G4-3		0-3 K
Scott Hatteberg, L OBP: 0.206, SLG: 0.277 (1, 2)			1-2 G4-3		0-1 2B		1-3 K		1-0 G3
Darren Lewis, R OBP: 0.269, SLG: 0.382 Troy O'Leary, L OBP: 0.287, SLG: 0.429 (9, PH)			1-2 2B 1B		4-2 BB		1-2 CS 1B		0-0 F8

Inning Stats	R: 0	H: 0	E: 0	K: 0	S: 8	R: 0	H: 1	E: 0	K: 0	S: 10	R: 0	H: 2	E: 0	K: 0	S: 12	R: 0	H: 0	E: 0	K: 0	S: 4	R: 0	H: 1	E: 0	K: 1	S: 11	R: 0	H: 0	E: 1	K: 0	S: 4	R: 0	H: 1	E: 0	K: 1	S: 9	R: 2	H: 1	E: 1	K: 0	S: 9	R: 0	H: 0	E: 0	K: 1	S: 5	R: 0	H: 0	E: 0	K: 1	S: 5	R: 0	H: 0	E: 0	K: 1	S: 5	R: 0	H: 0	E: 0	K: 1	S: 5	1B: 2	2B: 3	3B: 1	HR: 0	SF: 0	SAC: 0	DP: 1	HBP: 0	WP: 0	PA: 37	PB: 0	SB: 0	CS: 1	ERA	WHIP
--------------	------	------	------	------	------	------	------	------	------	-------	------	------	------	------	-------	------	------	------	------	------	------	------	------	------	-------	------	------	------	------	------	------	------	------	------	------	------	------	------	------	------	------	------	------	------	------	------	------	------	------	------	------	------	------	------	------	------	------	------	------	------	-------	-------	-------	-------	-------	--------	-------	--------	-------	--------	-------	-------	-------	-----	------

PITCHER	IP	WLS	BF	H	R	ER	SO	BB	IBB	HBP	BLK	WP	HR	S	P	ERA	WHIP
Omar Daal, L ERA: 3.65 (1, 1)	7.0		27	5	0	0	2	2	0	0	0	0	0	58	87	0.00	1.000
Rheal Cormier, L ERA: 2.84 (8, 1)	0.2		4	0	2	0	0	1	0	0	0	0	0	5	12	0.00	1.500
Ricky Bottalico, R ERA: 3.24 (8, 1)	0.1		2	1	0	0	0	0	0	0	0	0	0	4	5	0.00	3.000
Jose Mesa, R ERA: 3.46 (9, 1)	1.0	S	3	0	0	0	1	0	0	0	0	0	0	5	6	0.00	0.000



Batter	1	2	3	4	5	6	7	8	9	AB R H RBI BB SO LOB	TOP											
Doug Glanville, R (1, 8) OBP: 0.291, SLG: 0.420	0-1 F9		1-3 K		0-0 S 11 1B		2-1 F7		0-1 E1 11 FC4-6	5 0 1 1 0 1 2												
11 Jimmy Rollins, S (1, 6) OBP: 0.316, SLG: 0.415	0-1 HR		3-3 K		1-0 S 1B		2-0 F3		1-0 FC4-6 S 1-2f	5 1 2 1 0 1 3												
Bobby Abreu, L (1, 9) OBP: 0.365, SLG: 0.491	2-3 K			0-1 G4-3	3-2 G4-3			0-2 2B FC4-6 2B	1-1 G6-3 1-2	5 1 1 0 0 1 3												
Scott Rolen, R (1, 5) OBP: 0.354, SLG: 0.429	1-3 K			2-3 K		0-1 L5		0-3 K		4 0 0 0 0 3 1												
Travis Lee, L (1, 3) OBP: 0.360, SLG: 0.427		0-2 F5		1-0 F8		1-3 K		0-1 FC4-6 2B		4 0 1 0 0 1 0												
Pat Burrell, R (1, 10) OBP: 0.365, SLG: 0.491		2-1 F7			3-2 2B G3 1B	4-2 BB		4-2 FC4-6 BB		2 1 1 0 2 0 0												
Eric Valent, L (1, 7) OBP: 0.364, SLG: 0.400		0-0 G3-1			2-2 G3 1B 2B	1-3 K		2-2 FC4-6 1-2f 2-3 3-H		4 1 1 1 0 1 3												
Johnny Estrada, S (1, 2) OBP: 0.286, SLG: 0.354			0-2 G4-3		1-1 G3		1-0 G3	1-3 K		4 0 0 1 0 1 3												
Marlon Anderson, L (1, 4) OBP: 0.312, SLG: 0.399			0-0 S 1B		0-2 G6-3		4-1 11 S BB		2-2 G4-3	3 0 1 0 1 0 1												
<b>Inning Stats</b>	R: 1 E: 0 K: 2 S: 11	H: 1 LOB: 0 BB: 0 P: 14	R: 0 E: 0 K: 0 S: 6	H: 0 LOB: 0 BB: 0 P: 8	R: 0 E: 0 K: 2 S: 10	H: 1 LOB: 1 BB: 0 P: 14	R: 0 E: 0 K: 1 S: 7	H: 0 LOB: 0 BB: 0 P: 10	R: 2 E: 0 K: 0 S: 18	H: 4 LOB: 2 BB: 0 P: 27	R: 0 E: 0 K: 2 S: 11	H: 0 LOB: 1 BB: 1 P: 17	R: 0 E: 0 K: 0 S: 6	H: 0 LOB: 1 BB: 1 P: 14	R: 1 E: 0 K: 2 S: 16	H: 2 LOB: 2 BB: 1 P: 23	R: 0 E: 1 K: 0 S: 9	H: 0 LOB: 1 BB: 0 P: 13	1B: 4 2B: 3 3B: 0 HR: 1	SF: 0 SAC: 0 DP: 0 HBP: 0	WP: 0 PB: 0 SB: 5 CS: 0	PA: 39
<b>PITCHER</b>	IP WLS BF H R ER SO BB IBB HBP BLK WP HR S P ERA WHIP																					
Hideo Nomo, R (1, 1) ERA: 3.69	6.0 W 25 6 3 3 7 1 0 0 0 0 0 1 63 90 4.50 1.167																					
Rich Garces, R (7, 1) ERA: 2.9	1.0 H 4 0 0 0 0 1 0 0 0 0 0 0 6 14 0.00 1.000																					
Pete Schourek, L (8, 1) ERA: 4.09	0.0 1 1 1 1 0 0 0 0 0 0 0 0 3 3 ∞ ∞																					
Rod Beck, R (8, 1) ERA: 2.43	1.0 H 5 1 0 0 2 1 0 0 0 0 0 0 13 20 0.00 2.000																					
Derek Lowe, R (9, 1) ERA: 3.89	1.0 S 4 0 0 0 0 0 0 0 0 0 0 0 9 13 0.00 0.000																					

Philadelphia Phillies @ Boston Red Sox  
Fenway Park, Boston, MA  
Sun Jun 10 2001, 1:05 PM EDT  
Att. 32,767 - Sunny - 84 F

AB	36
R	4
H	8
RBI	4
BB	3
SO	9
LOB	16



Batter	1	2	3	4	5	6	7	8	9
Jose Offerman, S OBP: 0.350, SLG: 0.408 (1, 4)	P5		K			F9	G6-3		
Trot Nixon, L OBP: 0.351, SLG: 0.430 (1, 9)	F8		F7			F7	1B		
Carl Everett, S OBP: 0.352, SLG: 0.488 (1, 8)	1B				K	HR	G1-4-3		
Dante Bichette, R OBP: 0.368, SLG: 0.532 (1, 10)	1B				HR	2B	G1-4-3		
Troy O'Leary, L OBP: 0.286, SLG: 0.430 (1, 7)			G3-1		K	2B			
Brian Daubach, L OBP: 0.339, SLG: 0.545 (1, 3)					K				
Shea Hillenbrand, R OBP: 0.289, SLG: 0.404 (1, 5)			K		L4-6	FC6-4			
Scott Hatteberg, L OBP: 0.194, SLG: 0.261 (1, 2)			G3		F7	FC6-4			
Mike Lansing, R OBP: 0.257, SLG: 0.333 (1, 6)			F8		L4-6				

Inning Stats	R: 0	H: 1	E: 0	K: 0	S: 14	H: 0	LOB: 1	BB: 1	P: 24	R: 0	H: 0	E: 0	K: 1	S: 9	R: 1	H: 1	E: 0	K: 3	S: 12	R: 0	H: 0	E: 0	K: 0	S: 12	R: 3	H: 4	E: 0	K: 0	S: 16	R: 1	H: 3	E: 0	K: 0	S: 10	R: 0	H: 0	E: 0	K: 1	S: 16	1B: 4	SF: 0	2B: 4	SAC: 0	3B: 0	DP: 2	HR: 2	HBP: 0	WP: 0	PA: 36
--------------	------	------	------	------	-------	------	--------	-------	-------	------	------	------	------	------	------	------	------	------	-------	------	------	------	------	-------	------	------	------	------	-------	------	------	------	------	-------	------	------	------	------	-------	-------	-------	-------	--------	-------	-------	-------	--------	-------	--------

PITCHER	IP	WLS	BF	H	R	ER	SO	BB	IBB	HBP	BLK	WP	HR	S	P	ERA	WHIP
Robert Person, R ERA: 4.37 (1, 1)	5.2		22	4	3	3	5	3	0	0	0	0	2	72	109	4.76	1.235
Rheal Cormier, L ERA: 3.66 (6, 1)	0.2	L	8	5	2	2	0	0	1	0	0	0	0	13	20	27.00	7.500
Jose Santiago, R ERA: 6.12 (7, 1)	1.0		2	0	0	0	0	0	0	0	0	0	0	7	9	0.00	0.000
Eddie Oropesa, L ERA: 5.14 (8, 1)	0.1		3	0	0	0	0	2	0	0	0	0	0	7	16	0.00	6.000
Vicente Padilla, R ERA: 4.5 (8, 1)	0.1		1	0	0	0	1	0	0	0	0	0	0	4	6	0.00	0.000

**BOTTOM**

AB R H RBI BB SO LOB

4 0 0 0 0 1 1

4 0 1 1 0 0 0

3 1 2 1 1 1 0

4 2 3 1 0 0 2

4 1 1 1 0 1 0

2 0 1 1 2 1 0

1 0 0 0 3 1 1


4 0 0 0 0 0 6

4 1 1 0 0 1 3

**Philadelphia Phillies @ Boston Red Sox**  
**Fenway Park, Boston, MA**  
 Sun Jun 10 2001, 1:05 PM EDT  
 Att. 32,767 - Sunny - 84 F

livebaseballscorecards.com

AB 30  
 R 5  
 H 9  
 RBI 5  
 BB 6  
 SO 6  
 LOB 13





Batter	1	2	3	4	5	6	7	8	9	AB R H RBI BB SO LOB	TOP														
Luis Castillo, S (1, 4) OBP: 0.337, SLG: 0.325	0-3 K		4-2 BB		1-0 FC5 1B		4-2 G1-3 1B BB		1-3 K	3 1 1 0 2 2 0															
John Mabry, L (1, 9) OBP: 0.262, SLG: 0.250	2-3 K		1-3 K		0-0 F9		2-1 G1-3		1-0 G4-3	5 0 0 0 0 2 5															
Cliff Floyd, L (1, 7) OBP: 0.420, SLG: 0.629	1-2 P6		0-0 G3		2-3 K		2-2 2-H 1B			4 0 1 1 0 1 4															
Preston Wilson, R (1, 8) OBP: 0.351, SLG: 0.475		1-1 G4-3		1-1 G3-1		1-1 FC5		0-3 K		4 0 0 0 0 1 3															
Mike Lowell, R (1, 5) OBP: 0.362, SLG: 0.551		3-2 BLK 1B		1-1 WP 1B		1-0 HR		0-1 G1-3		4 1 3 1 0 0 1															
Charles Johnson, R (1, 2) OBP: 0.366, SLG: 0.568		2-2 F7		2-2 WP 1B		0-1 F7		2-1 G1-3		4 0 1 0 0 0 1															
Kevin Millar, R (1, 10) OBP: 0.336, SLG: 0.523		1-2 F8		2-1 P4		1-2 G5-3		0-2 F9		4 0 0 0 0 0 3															
Derrek Lee, R (1, 3) OBP: 0.276, SLG: 0.359			1-1 BB 1B		0-2 G5-3		1-0 HBP		2-2 G1-3	3 0 1 0 0 0 2															
Alex Gonzalez, R (1, 6) OBP: 0.335, SLG: 0.384			1-2 F8		0-0 FC5 1B		0-0 G6-3		1-2 G6-3	4 0 1 0 0 0 2															
<b>Inning Stats</b>	R: 0 E: 0 K: 2 S: 11	H: 0 LOB: 0 BB: 0 P: 14	R: 0 E: 0 K: 0 S: 12	H: 1 LOB: 1 BB: 0 P: 19	R: 0 E: 0 K: 1 S: 13	H: 1 LOB: 2 BB: 1 P: 20	R: 0 E: 0 K: 0 S: 12	H: 2 LOB: 2 BB: 0 P: 18	R: 0 E: 0 K: 1 S: 8	H: 2 LOB: 2 BB: 0 P: 12	R: 1 E: 0 K: 0 S: 7	H: 1 LOB: 1 BB: 0 P: 10	R: 1 E: 0 K: 1 S: 12	H: 1 LOB: 1 BB: 1 P: 20	R: 0 E: 0 K: 0 S: 9	H: 0 LOB: 0 BB: 0 P: 13	R: 0 E: 0 K: 1 S: 7	H: 0 LOB: 0 BB: 0 P: 10	1B: 7 2B: 0 3B: 0 HR: 1	SF: 0 SAC: 0 DP: 0 HBP: 1	WP: 1 PB: 0 SB: 0 CS: 0	PA: 38			
<b>PITCHER</b>	IP WLS BF H R ER SO BB IBB HBP BLK WP HR S P ERA WHIP												<b>PITCHER</b>	IP WLS BF H R ER SO BB IBB HBP BLK WP HR S P ERA WHIP											
Frank Castillo, R (1, 1) ERA: 3.47	5.0 W 22 6 0 0 4 1 0 0 1 1 0 56 83 0.00 1.400												Derek Lowe, R (9, 1) ERA: 3.79	1.0 S 3 0 0 0 1 0 0 0 0 0 0 11 20 0.00 0.000											
Rolando Arrojo, R (6, 1) ERA: 3.66	1.1 7 1 2 2 0 1 0 1 0 0 1 11 20 13.50 1.500																								
Pete Schourek, L (7, 1) ERA: 4.09	0.0 1 1 0 0 0 0 0 0 0 0 0 3 5 ∞ ∞																								
Rich Garces, R (7, 1) ERA: 2.84	0.2 H 2 0 0 0 1 0 0 0 0 0 0 5 5 0.00 0.000																								
Rod Beck, R (8, 1) ERA: 2.36	1.0 H 3 0 0 0 0 0 0 0 0 0 0 9 13 0.00 0.000																								

**Florida Marlins @ Boston Red Sox**  
**Fenway Park, Boston, MA**  
 Tue Jun 12 2001, 7:05 PM EDT  
 Att. 32,816 - Cloudy - 68 F

[livebaseballscorecards.com](http://livebaseballscorecards.com)

<b>AB</b>	<b>35</b>
<b>R</b>	<b>2</b>
<b>H</b>	<b>8</b>
<b>RBI</b>	<b>2</b>
<b>BB</b>	<b>2</b>
<b>SO</b>	<b>6</b>
<b>LOB</b>	<b>21</b>



Batter	1	2	3	4	5	6	7	8	9
Jose Offerman, S OBP: 0.344, SLG: 0.401 (1, 4)	1-0 G1-3	0-2 G5-4-3		0-1 G4-3			1-1 G6-3		
Trot Nixon, L OBP: 0.359, SLG: 0.457 (1, 9)	4-1 E S 2B BB	2-2 2B			1-0 HR		1-3 K		
Carl Everett, S OBP: 0.351, SLG: 0.488 (1, 8)	3-2 F9 1-H HR 2B	2-1 P6			2-0 G4-3		2-2 G4-3		
Dante Bichette, R OBP: 0.355, SLG: 0.513 (1, 10)	2-1 F9 2-3		2-3 K		1-1 G6-3			3-3 K	
Troy O'Leary, L OBP: 0.285, SLG: 0.444 (1, 7)	2-2 HR 3-H		3-1 G3-1		3-3 K		1-0 F8		
Brian Daubach, L OBP: 0.343, SLG: 0.541 (1, 3)	4-1 1B BB		0-0 1B		2-3 K		2-3 K		
Shea Hillenbrand, R OBP: 0.290, SLG: 0.403 (1, 5)	0-1 1-2 1B		0-2 G4-3		0-3 K				
Scott Hatteberg, L OBP: 0.200, SLG: 0.254 (1, 2)	3-2 L7			2-1 F8		4-0 BB			
Mike Lansing, R OBP: 0.259, SLG: 0.333 (1, 6)		1-1 G5-4-3 1B		2-2 F8		2-2 L9			

Inning Stats	R: 3	H: 3	LOB: 2	K: 0	S: 17	P: 36	R: 0	H: 2	LOB: 1	K: 0	S: 11	P: 16	R: 0	H: 1	LOB: 1	K: 1	S: 9	P: 14	R: 0	H: 0	LOB: 0	K: 0	S: 9	P: 13	R: 1	H: 1	LOB: 0	K: 1	S: 8	P: 15	R: 0	H: 0	LOB: 1	K: 2	S: 11	P: 19	R: 0	H: 0	LOB: 0	K: 1	S: 8	P: 12	R: 0	H: 0	LOB: 0	K: 2	S: 9	P: 15
--------------	------	------	--------	------	-------	-------	------	------	--------	------	-------	-------	------	------	--------	------	------	-------	------	------	--------	------	------	-------	------	------	--------	------	------	-------	------	------	--------	------	-------	-------	------	------	--------	------	------	-------	------	------	--------	------	------	-------

PITCHER	IP	WLS	BF	H	R	ER	SO	BB	IBB	HBP	BLK	WP	HR	S	P	ERA	WHIP
Ryan Dempster, R ERA: 5.07 (1, 1)	6.0	L	27	7	4	4	4	3	0	0	0	0	2	65	113	6.00	1.667
Armando Almanza, L ERA: 2.04 (7, 1)	2.0		6	0	0	0	3	0	0	0	0	0	0	17	27	0.00	0.000

AB R H RBI BB SO LOB

4	0	0	0	0	0	1
3	2	2	1	1	1	0
4	1	1	1	0	0	1
4	0	0	0	0	2	1
4	1	1	2	0	1	0
3	0	1	0	1	2	0
3	0	1	0	0	1	1
2	0	0	0	1	0	2
3	0	1	0	0	0	1

AB	30	R	4	H	7	RBI	4	BB	3	SO	7	LOB	7
WP: 0	PA: 33	PB: 0	SB: 1	CS: 0	SF: 0	SAC: 0	DP: 1	HBP: 0	HR: 2				

PITCHER	IP	WLS	BF	H	R	ER	SO	BB	IBB	HBP	BLK	WP	HR	S	P	ERA	WHIP
---------	----	-----	----	---	---	----	----	----	-----	-----	-----	----	----	---	---	-----	------

**Florida Marlins @ Boston Red Sox**  
**Fenway Park, Boston, MA**  
 Tue Jun 12 2001, 7:05 PM EDT  
 Att: 32,816 - Cloudy - 68 F

livebaseballscorecards.com





Batter	1	2	3	4	5	6	7	8	9	AB R H RBI BB SO LOB	TOP	
Luis Castillo, S (1, 4) OBP: 0.338, SLG: 0.326	3-2 CS 1B	0-0 L6		2-3 K		1-1 1B			0-0 G6-3	5 0 2 1 0 1 6		
John Mabry, L (1, 9) OBP: 0.277, SLG: 0.366	1-1 F7 1-2		1-3 K		0-0 F9 2B	1-3 K			3-2 HR	5 1 2 1 0 2 2		
Cliff Floyd, L (1, 7) OBP: 0.416, SLG: 0.619	1-0 F5		0-0 G5-4-3 1B		0-0 F9 2-3		0-0 P2		1-3 K	5 0 1 0 0 1 1		
Preston Wilson, R (1, 8) OBP: 0.345, SLG: 0.465		1-3 K	0-0 G5-4-3 1-2f		1-3 K		0-2 F2		1-3 K	5 0 0 0 0 3 2		
Mike Lowell, R (1, 5) OBP: 0.360, SLG: 0.543		4-1 G5-3 1B BB		0-0 P3	2-1 F8		1-2 F7			3 1 0 0 1 0 1		
Charles Johnson, R (1, 2) OBP: 0.369, SLG: 0.564		1-1 G5-3 1-2		4-0 2B BB		3-2 2B SF8 1B		0-3 K		3 1 1 0 1 1 1		
Kevin Millar, R (1, 10) OBP: 0.350, SLG: 0.549		3-2 1B 2-H 1B		1-1 2B	1-3 2B	0-2 SF8 1B 2B		2-3 K		4 1 3 1 0 1 0		
Derrek Lee, R (1, 3) OBP: 0.284, SLG: 0.362		1-2 HBP 1B		4-1 HBP BB		1-0 SF8 2-3 3-H		4-0 FC5-4 BB		1 0 1 1 2 0 0		
Alex Gonzalez, R (1, 6) OBP: 0.333, SLG: 0.379		1-0 HBP		1-3 K		0-2 G5-3		2-2 FC5-4 1-2f		3 0 0 0 0 1 5		
<b>Inning Stats</b>	R: 0 E: 0 K: 0 S: 6 H: 1 LOB: 0 BB: 0 P: 11	R: 1 E: 0 K: 1 S: 13 H: 2 LOB: 3 BB: 1 P: 24	R: 0 E: 0 K: 1 S: 5 H: 1 LOB: 0 BB: 0 P: 6	R: 0 E: 0 K: 2 S: 14 H: 1 LOB: 3 BB: 2 P: 26	R: 0 E: 0 K: 1 S: 7 H: 1 LOB: 1 BB: 0 P: 10	R: 2 E: 0 K: 1 S: 17 H: 3 LOB: 1 BB: 0 P: 22	R: 0 E: 0 K: 0 S: 7 H: 0 LOB: 0 BB: 0 P: 8	R: 0 E: 0 K: 2 S: 9 H: 0 LOB: 1 BB: 1 P: 17	R: 1 E: 0 K: 2 S: 10 H: 1 LOB: 0 BB: 0 P: 15	1B: 6 2B: 3 3B: 0 HR: 1 SF: 1 SAC: 0 DP: 1 HBP: 1	WP: 0 PB: 0 SB: 0 CS: 1 PA: 40	
<b>PITCHER</b>	IP WLS BF H R ER SO BB IBB HBP BLK WP HR S P ERA WHIP											
49 Tim Wakefield, R (1, 1) ERA: 2.34	6.0 L 29 9 3 3 6 3 0 1 0 0 0 0 62 99 4.50 2.000											
Hipolito Pichardo, R (7, 1) ERA: 3.86	2.1 9 1 1 1 2 1 0 0 0 0 0 1 20 32 3.86 0.857											
Pete Schourek, L (9, 1) ERA: 3.97	0.2 2 0 0 0 2 0 0 0 0 0 0 0 6 8 0.00 0.000											

Florida Marlins @ Boston Red Sox  
Fenway Park, Boston, MA  
Wed Jun 13 2001, 7:05 PM EDT  
Att. 32,637 - Cloudy - 82 F

livebaseballscorecards.com

AB	34
R	4
H	10
RBI	4
BB	4
SO	10
LOB	18



BOTTOM

Florida Marlins @ Boston Red Sox  
Fenway Park, Boston, MA  
Wed Jun 13 2001, 7:05 PM EDT  
Att: 32,637 - Cloudy - 82 F

livebaseballscorecards.com

AB 36  
R 2  
H 11  
RBI 2  
BB 0  
SO 6  
LOB 18



WP: 1 PA: 37  
PB: 0  
SB: 1  
CS: 0

AB R H RBI BB SO LOB

5 1 2 0 0 0 2

4 0 0 0 0 1 3

4 0 2 2 0 0 0

4 0 0 0 0 2 3

4 0 2 0 0 1 2

4 0 1 0 0 1 1

2 0 0 0 0 0 3

1 0 1 0 0 0 0

4 0 1 0 0 1 2

4 1 2 0 0 0 2


1B: 10 SF: 0  
2B: 1 SAC: 0  
3B: 0 DP: 2  
HR: 0 HBP: 1

Batter	1	2	3	4	5	6	7	8	9
Jose Offerman, S OBP: 0.346, SLG: 0.401 (1, 4)	0-1 1B 1B		0-1 G6-3		2-0 WP 1B 1B		2-2 P6		2-1 F7
Trot Nixon, L OBP: 0.352, SLG: 0.447 (1, 9)	1-1 F7		1-1 G3		3-3 K 1-2 2-3		0-1 G4-3		
Carl Everett, S OBP: 0.353, SLG: 0.488 (1, 8)	2-1 1-2 1B		1-1 G4-3		0-1 1-2 2-3 1B			0-0 F7	
Manny Ramirez, R OBP: 0.454, SLG: 0.699 (1, 10)	1-0 L4			2-3 K	2-3 K			2-2 F7	
Dante Bichette, R OBP: 0.360, SLG: 0.521 (1, 7)	1-0 F8			1-1 1B 1B		0-1 F8 2B		3-3 K	
Brian Daubach, L OBP: 0.341, SLG: 0.534 (1, 3)		1-0 P6		0-2 G6-4-3 1-2 1B		0-0 G1-3		0-3 K	
Shea Hillenbrand, R OBP: 0.290, SLG: 0.400 Troy O'Leary, L OBP: 0.289, SLG: 0.448 (9, PH)		4-2 1B HBP		0-1 G6-4-3 1-2f		0-0 F8 2-3		0-0 1B 1B	
Marcus Jensen, S OBP: 0.250, SLG: 0.250 (1, 2)		0-1 G5-4-3 1-2 1B			1-0 G4-3	0-1 G1-3		2-3 K	
Mike Lansing, R OBP: 0.265, SLG: 0.338 (1, 6)		1-0 G5-4-3 1-2f			0-0 WP 1B 1B		3-2 P4		0-2 1-3 1B

Inning Stats	R: 0	H: 2	E: 0	K: 0	S: 8	LOB: 2	BB: 0	P: 13
	R: 0	H: 1	E: 0	K: 0	S: 6	LOB: 1	BB: 0	P: 12
	R: 0	H: 0	E: 0	K: 0	S: 6	LOB: 0	BB: 0	P: 8
	R: 0	H: 2	E: 0	K: 1	S: 12	LOB: 1	BB: 0	P: 15
	R: 2	H: 3	E: 0	K: 2	S: 11	LOB: 1	BB: 0	P: 19
	R: 0	H: 1	E: 0	K: 0	S: 6	LOB: 1	BB: 0	P: 6
	R: 0	H: 0	E: 0	K: 0	S: 8	LOB: 0	BB: 0	P: 13
	R: 0	H: 0	E: 0	K: 1	S: 7	LOB: 0	BB: 0	P: 12

PITCHER	IP	WLS	BF	H	R	ER	SO	BB	IBB	HBP	BLK	WP	HR	S	P	ERA	WHIP
Matt Clement, R ERA: 5.04 (1, 1)	6.2	W	28	9	2	2	3	0	0	0	0	1	0	55	84	2.70	1.350
Vic Darensbourg, L ERA: 3.72 (7, 1)	0.2	H	2	0	0	0	0	0	0	0	0	0	0	3	3	0.00	0.000
Braden Looper, R ERA: 3.6 (8, 1)	0.2	H	2	0	0	0	1	0	0	0	0	0	0	6	11	0.00	0.000
Antonio Alfonseca, R ERA: 2.25 (9, 1)	1.0	S	5	2	0	0	2	0	0	0	0	0	0	12	16	0.00	2.000



Batter	1	2	3	4	5	6	7	8	9	AB R H RBI BB SO LOB	TOP			
Luis Castillo, S OBP: 0.333, SLG: 0.321 (1, 4) X	0-0 B5-3 ①	2-3 K ③			2-1 G4-3 ②			2-2 G5-3 ①		4 0 0 0 0 1 1				
Eric Owens, R OBP: 0.297, SLG: 0.329 (1, 8) B X	1-0 P4 ②		2-2 G6-3 ①		2-2 G5-3 ③			1-2 G3 ②		4 0 0 0 0 0 0				
Cliff Floyd, L OBP: 0.414, SLG: 0.613 (1, 7) F C B X	1-2 P6 ③		0-0 G3-1 ②			1-0 P5 ①		1-1 S E 1B		4 1 1 0 0 0 0				
Mike Lowell, R OBP: 0.363, SLG: 0.555 (1, 5)		1-1 HR ①	4-0 BB			2-2 P4 ②		3-2 E9 1-H		3 1 1 1 1 0 0				
Kevin Millar, R OBP: 0.347, SLG: 0.538 (1, 10) X		0-0 F9 ①	1-1 F9 ③			1-2 1B		2-2 F8 ③		4 0 1 0 0 0 2				
Charles Johnson, R OBP: 0.367, SLG: 0.556 (1, 2) H		1-0 HR HBP		3-2 G1-3 ①		0-0 G4-3 ③		0-2 G6-3 ①		3 1 0 0 0 0 1				
Derrek Lee, R OBP: 0.283, SLG: 0.374 (1, 3) B C B X		2-2 HR 1-H		0-0 F7 ②			2-3 K ①		1-2 F9 ②	4 1 1 2 0 1 0	AB 33 R 4 H 5 RBI 3 BB 1 SO 2 LOB 4			
Ryan McGuire, L OBP: 0.255, SLG: 0.326 (1, 9) X		0-0 G4-3 ②		2-0 G3-1 ③			2-1 G3-1 ②		2-0 G4-3 ③	4 0 0 0 0 0 0				
Alex Gonzalez, R OBP: 0.333, SLG: 0.378 (1, 6) B B B X		3-1 1B			2-2 G5-3 ①		1-1 G5-3 ③			3 0 1 0 0 0 0				
Inning Stats	R: 0 E: 0 K: 0 S: 5 H: 0 LOB: 0 BB: 0 P: 7	R: 3 E: 0 K: 1 S: 12 H: 3 LOB: 1 BB: 0 P: 21	R: 0 E: 0 K: 0 S: 8 H: 0 LOB: 1 BB: 1 P: 15	R: 0 E: 0 K: 0 S: 5 H: 0 LOB: 0 BB: 0 P: 10	R: 0 E: 0 K: 0 S: 8 H: 0 LOB: 0 BB: 0 P: 14	R: 0 E: 0 K: 0 S: 8 H: 1 LOB: 1 BB: 0 P: 12	R: 0 E: 0 K: 1 S: 8 H: 0 LOB: 0 BB: 0 P: 13	R: 1 E: 1 K: 0 S: 14 H: 1 LOB: 1 BB: 0 P: 23	R: 0 E: 0 K: 0 S: 7 H: 0 LOB: 0 BB: 0 P: 10	1B: 3 2B: 0 3B: 0 HR: 2 SF: 0 SAC: 0 DP: 0 HBP: 1	WP: 0 PB: 0 SB: 1 CS: 0 PA: 35			
PITCHER	IP WLS BF H R ER SO BB IBB HBP BLK WP HR S P ERA WHIP												PITCHER	IP WLS BF H R ER SO BB IBB HBP BLK WP HR S P ERA WHIP
David Cone, R ERA: 4.71 (1, 1)	7.0 W 27 4 3 3 2 1 0 1 0 0 2 54 92 3.86 0.714													
Rich Garces, R ERA: 2.76 (8, 1)	1.0 H 5 1 1 0 0 0 0 0 0 0 0 14 23 0.00 1.000													
Rod Beck, R ERA: 2.29 (9, 1)	1.0 S 3 0 0 0 0 0 0 0 0 0 0 7 10 0.00 0.000													

Florida Marlins @ Boston Red Sox  
Fenway Park, Boston, MA  
Thu Jun 14 2001, 6:05 PM EDT  
Att. 33,225 - Cloudy - 87 F

livebaseballscorecards.com

Batter	1	2	3	4	5	6	7	8	9
Jose Offerman, S OBP: 0.340, SLG: 0.394 (1, 4)	1-0 G4-1		2-2 G6-3		3-3 K		3-3 K		
Trot Nixon, L OBP: 0.355, SLG: 0.448 (1, 9)	3-1 G4-3			2-2 1B HR 1B	1-0 F7			1-1 2B 1B	
Carl Everett, S OBP: 0.355, SLG: 0.492 (1, 8)	3-3 K			1-2 1B HR 1B	2-2 F8			3-2 1B FC6-2 2B	
Manny Ramirez, R OBP: 0.455, SLG: 0.695 (1, 10)		4-0 1B 1B BB		0-0 F3	3-3 K			0-0 FC6-2 1B	
Dante Bichette, R OBP: 0.364, SLG: 0.521 Darren Lewis, R OBP: 0.269, SLG: 0.382 (8, PR) (9, 7)		1-3 K		1-1 HR 1B	1-2 1B			3-2 FC6-2	
Brian Daubach, L OBP: 0.344, SLG: 0.551 (1, 3)		1-0 1B		0-1 HR	3-2 F8			1-1 F9	
Chris Stynes, R OBP: 0.338, SLG: 0.514 Shea Hillenbrand, R OBP: 0.289, SLG: 0.398 (1, 5) (8, 5)		0-0 G5-3		0-1 L8	0-1 L6		2-2 G1-3 SF8 2B	0-1 L6	
Mike Lansing, R OBP: 0.260, SLG: 0.331 (1, 6)			0-1 F9	1-1 P3			2-1 G1-3		
Doug Mirabelli, R OBP: 0.242, SLG: 0.255 (1, 2)			1-0 F9		2-1 F8		2-0 SF8		

Inning Stats	R: 0	H: 0	E: 0	K: 1	S: 7	LOB: 0	BB: 0	P: 14
	R: 0	H: 1	E: 0	K: 1	S: 5	LOB: 1	BB: 1	P: 11
	R: 0	H: 0	E: 0	K: 0	S: 7	LOB: 0	BB: 0	P: 10
	R: 4	H: 4	E: 0	K: 0	S: 15	LOB: 0	BB: 0	P: 20
	R: 0	H: 0	E: 0	K: 1	S: 6	LOB: 0	BB: 0	P: 12
	R: 0	H: 1	E: 0	K: 1	S: 12	LOB: 1	BB: 0	P: 21
	R: 1	H: 1	E: 0	K: 1	S: 9	LOB: 0	BB: 0	P: 18
	R: 1	H: 3	E: 0	K: 0	S: 15	LOB: 2	BB: 0	P: 23


PITCHER	IP	WLS	BF	H	R	ER	SO	BB	IBB	HBP	BLK	WP	HR	S	P	ERA	WHIP
45 Chuck Smith, R ERA: 4.33 (1, 1)	7.0	L	28	7	5	5	5	1	0	0	0	0	1	61	106	6.43	1.143
Armando Almanza, L ERA: 2.55 (8, 1)	0.0		2	2	1	1	0	0	0	0	0	0	0	6	10	∞	∞
Vladimir Nunez, R ERA: 3.07 (8, 1)	1.0		4	1	0	0	0	0	0	0	0	0	0	9	13	0.00	1.000

**AB R H RBI BB SO LOB**

**BOTTOM**

**Florida Marlins @ Boston Red Sox**  
**Fenway Park, Boston, MA**  
 Thu Jun 14 2001, 6:05 PM EDT  
 Att: 33,225 - Cloudy - 87 F

**AB 32**  
**R 6**  
**H 10**  
**RBI 6**  
**BB 1**  
**SO 5**  
**LOB 12**



**WP: 0 PA: 34**  
**PB: 0**  
**SB: 0**  
**CS: 0**

**1B: 7 SF: 1**  
**2B: 2 SAC: 0**  
**3B: 0 DP: 0**  
**HR: 1 HBP: 0**

**WP: 0 PA: 34**  
**ERA WHIP**

livebaseballscorecards.com



Batter	1	2	3	4	5	6	7	8	9	10	AB R H RBI BB SO LOB	TOP													
Jose Offerman, S OBP: 0.348, SLG: 0.414 (1, 4) C X	0-1 1B G4-3 1B	0-1 F9 1B		0-0 1B		2-2 F8			0-0 SF8 3B	0-1 1B 2B	6 3 4 1 0 0 0														
Trot Nixon, L OBP: 0.355, SLG: 0.447 (1, 9) X	0-0 1B G4-3 1B	0-3 K		1-3 K			0-1 P8		2-0 SF8	1-1 1B	5 1 2 2 0 2 1														
Carl Everett, S OBP: 0.351, SLG: 0.483 (1, 8) F X	0-1 G4-3 1-2 3-H	4-1 BB		2-3 K			1-0 P7		1-3 K	3-2 G4-3	5 0 0 1 1 2 3														
Manny Ramirez, R OBP: 0.450, SLG: 0.683 (1, 7) F X	4-0 1B IBB	0-1 G6-3		2-2 F8			1-2 G4-3		2-2 F9		4 1 0 0 1 0 2														
Brian Daubach, L OBP: 0.345, SLG: 0.547 (1, 3) B F X	3-2 1B 1-3 2-H		0-1 P6		1-1 F7			0-3 K		2-2 1B E	5 1 2 1 0 1 0														
Chris Stynes, R OBP: 0.367, SLG: 0.573 (1, 5) F X	1-1 S 1-3 3-H		1-2 3B		3-2 F8			1-2 1B 2B		2-2 E SF9	5 2 4 1 0 0 0														
Mike Lansing, R OBP: 0.258, SLG: 0.322 (1, 6) B F X	3-3 K		4-2 CS BB		0-2 G5-3			2-3 K		1-0 E5 SF9	4 1 0 0 1 2 4														
Doug Mirabelli, R OBP: 0.262, SLG: 0.250 Dante Bichette, R OBP: 0.369, SLG: 0.525 Darren Lewis, R OBP: 0.269, SLG: 0.382 Scott Hatteberg, L OBP: 0.197, SLG: 0.254 (1, 2) I	4-0 IBB		2-1 HBP		1-1 F9			3-1 1B		1-2 SF9	1 0 0 0 1 0 0 1 0 1 1 0 0 0 0 0 0 0 0 0 0 0 0 0 1 0 0 0														
Rolando Arrojo, R Troy O'Leary, L Sun-Woo Kim, R Hipolito Pichardo, R Shea Hillenbrand, R Pete Schourek, L Rod Beck, R (1, 1) B F X (6, PH) S (6, 1) F (7, 1) C (8, PH) X (8, 1) S (9, 1) F	1-3 K		2-0 G6-3		0-0 F8			1-3 K		0-3 K	2 0 0 0 0 1 5 1 0 0 0 0 0 0 0 0 0 0 0 0 0 0 0 0 0 0 0 0 1 0 0 0 0 1 1 0 0 0 0 0 0 0 1 0 0 0 0 1 1														
<b>Inning Stats</b>	R: 3 E: 0 K: 2 S: 16	H: 4 LOB: 3 BB: 2 P: 32	R: 0 E: 0 K: 1 S: 8	H: 0 LOB: 1 BB: 1 P: 12	R: 0 E: 0 K: 0 S: 11	H: 1 LOB: 2 BB: 1 P: 18	R: 0 E: 0 K: 2 S: 11	H: 1 LOB: 1 BB: 0 P: 16	R: 0 E: 0 K: 0 S: 8	H: 0 LOB: 0 BB: 0 P: 8	R: 1 E: 0 K: 3 S: 14	H: 2 LOB: 1 BB: 0 P: 21	R: 1 E: 0 K: 1 S: 8	H: 1 LOB: 0 BB: 0 P: 13	R: 4 E: 1 K: 1 S: 25	H: 4 LOB: 1 BB: 0 P: 35	1B: 9 2B: 2 3B: 2 HR: 0	SF: 2 SAC: 0 DP: 0 HBP: 1	WP: 0 PB: 0 SB: 1 CS: 1	PA: 48					
<b>PITCHER</b>	IP WLS BF H R ER SO BB IBB HBP BLK WP HR S P ERA WHIP																								
Greg Maddux, R ERA: 2.45 (1, 1)	7.0																								
Mike Remlinger, L ERA: 3.44 (8, 1)	1.0	H	5	2	1	1	3	0	0	0	0	0	0	0	0	0	0	0	0	0	0	0	0	0	
John Rocker, L ERA: 2.79 (9, 1)	1.0	B	4	1	1	1	1	0	0	0	0	0	0	0	0	0	0	0	0	0	0	0	0	0	0
Jose Cabrera, R ERA: 1.71 (10, 1)	1.0	L	8	4	4	1	1	0	0	0	0	0	0	0	0	0	0	0	0	0	0	0	0	0	0

**Boston Red Sox @ Atlanta Braves**  
 Turner Field, Atlanta, GA  
 Fri Jun 15 2001, 7:40 PM EDT  
 Att: 48,469 - Cloudy - 85 F

livebaseballscorecards.com

AB	41
R	9
H	13
RBI	8
BB	4
SO	10
LOB	17



BOTTOM

# Boston Red Sox @ Atlanta Braves

Turner Field, Atlanta, GA

Fri Jun 15 2001, 7:40 PM EDT

Att. 48,469 - Cloudy - 85 F

[livebaseballscorecards.com](http://livebaseballscorecards.com)

AB	36
R	5
H	8
RBI	4
BB	6
SO	4
LOB	22



WP:	0	PA:	46
PB:	1		
SB:	2		
CS:	0		

AB R H RBI BB SO LOB

3 1 0 0 1 0 1

3 0 2 0 0 0 2  
1 1 0 0 0 0 0

4 0 2 4 1 0 3

4 0 1 0 1 0 4

5 0 0 0 0 2 6

4 0 0 0 0 0 2  
0 0 0 0 0 0 0  
0 0 0 0 0 0 0  
0 0 0 0 1 0 0  
0 0 0 0 0 0 0

5 0 0 0 0 1 3

1 1 0 0 1 0 0  
3 1 2 0 0 0 0

1 0 1 0 0 0 0  
2 1 0 0 1 1 1

1B: 7 SF: 0  
2B: 1 SAC: 3  
3B: 0 DP: 0  
HR: 0 HBP: 1

Batter	1	2	3	4	5	6	7	8	9	10												
Quilvio Veras, S OBP: 0.327, SLG: 0.369 (1, 4)	G5-3		G4-3 1B BB		SH5-3 1-2		SH1-4 1-2 2-3	FC5-4 1-2f		G4-3												
Rafael Furcal, S OBP: 0.310, SLG: 0.374 (1, 6)			G4-3		FC5-2 1B		PB 1B HBP		L9													
Mark DeRosa, R OBP: 0.500, SLG: 0.500 (7, 6)	10 S 1B				FC5-2 1B																	
Andruw Jones, R OBP: 0.337, SLG: 0.516 (1, 8)	F9		10 1B 2-H 3-H		FC5-2 1-2 3-H		10 E 1B 1-H 2-H 3-H		10 S BB													
10 Chipper Jones, S OBP: 0.400, SLG: 0.574 (1, 5)	F7		1B		F9		E6 FC4-6		BB BB													
Brian Jordan, R OBP: 0.316, SLG: 0.431 (1, 9)		F7	K			P4	FC4-6 1-2f 2-3		K													
B.J. Surhoff, L OBP: 0.306, SLG: 0.383 (1, 7)		G3-1		G4-3		P4	F8															
Mike Remlinger, L (8, 1)									1-2 2-3 BB													
John Rocker, R (9, 1)																						
Keith Lockhart, L (9, PH) OBP: 0.314, SLG: 0.258																						
Jose Cabrera, R (10, 1)																						
Rico Brogna, L OBP: 0.317, SLG: 0.351 (1, 3)		F7		G1-3		P6		F8	K													
Paul Bako, L OBP: 0.271, SLG: 0.419 (1, 2)			G4-3 SH4-3 1B BB		G5-3		SH1-4 PB 2B	FC5-4 1B		G1-3												
Dave Martinez, L OBP: 0.407, SLG: 0.455 (7, PH) (8, 7)																						
Greg Maddux, R OBP: 0.231, SLG: 0.200 (1, 1)			SH4-3			1B SH5-3 FC5-2 1B	PB SH1-4 1B BB	K		G6-3												
Javy Lopez, R OBP: 0.305, SLG: 0.390 (7, PH) (8, 2)																						
<b>Inning Stats</b>	R: 0 H: 1 E: 0 K: 0 S: 10	H: 1 LOB: 1 BB: 0 P: 15	R: 0 H: 0 E: 0 K: 0 S: 7	H: 0 LOB: 0 BB: 0 P: 10	R: 2 H: 2 E: 0 K: 1 S: 16	H: 2 LOB: 2 BB: 2 P: 29	R: 0 H: 0 E: 0 K: 0 S: 7	H: 0 LOB: 0 BB: 0 P: 9	R: 0 H: 0 E: 0 K: 0 S: 8	H: 0 LOB: 0 BB: 0 P: 10	R: 3 H: 2 E: 1 K: 0 S: 16	H: 2 LOB: 2 BB: 1 P: 30	R: 0 H: 1 E: 0 K: 1 S: 11	H: 1 LOB: 1 BB: 0 P: 14	R: 0 H: 0 E: 0 K: 2 S: 15	H: 0 LOB: 3 BB: 3 P: 29	R: 0 H: 0 E: 0 K: 0 S: 9	H: 0 LOB: 0 BB: 0 P: 13	1B: 7 2B: 1 3B: 0 HR: 0	SF: 0 SAC: 3 DP: 0 HBP: 1	WP: 0 PB: 1 SB: 2 CS: 0	
<b>PITCHER</b>	IP WLS BF H R ER SO BB IBB HBP BLK WP HR S P ERA WHIP																					
Rolando Arrojo, R ERA: 3.65 (1, 1)	5.0		5	2	2	1	2	0	0	0	0	0	0	0	0	52	77	3.60	1.400			
Sun-Woo Kim, R ERA: 18.0 (6, 1)	1.0	H	5	1	2	2	0	1	0	0	0	0	0	0	11	19	18.00	2.000				
Hipolito Pichardo, R ERA: 3.48 (7, 1)	1.0	B	6	1	1	0	0	0	0	1	0	0	0	0	13	21	0.00	1.000				
Pete Schourek, L ERA: 3.8 (8, 1)	1.0		4	1	0	0	1	0	0	0	0	0	0	0	11	14	0.00	1.000				
Rod Beck, R ERA: 2.17 (9, 1)	2.0	W	9	0	0	0	2	3	0	0	0	0	0	0	24	42	0.00	1.500				



Batter	1	2	3	4	5	6	7	8	9	AB R H RBI BB SO LOB	TOP											
Jose Offerman, S OBP: 0.346, SLG: 0.411 (1, 4)	3-2 1B		3-1 F7			2-1 G1-3			2-3 K	4 0 1 0 0 1 1												
Trot Nixon, L OBP: 0.353, SLG: 0.440 (1, 9)	2-2 F8			2-3 K		2-3 K			4-1 BB	3 0 0 0 1 2 2												
Carl Everett, S OBP: 0.346, SLG: 0.475 (1, 8)	1-3 K			2-3 K			0-0 F8		1-3 K	4 0 0 0 0 3 2												
Manny Ramirez, R OBP: 0.444, SLG: 0.672 (1, 7)	0-1 L4			0-0 F6			2-3 K		3-3 K	4 0 0 0 0 2 2												
Brian Daubach, L OBP: 0.345, SLG: 0.540 (1, 3)					1-0 G3			4-1 BB		2 0 0 0 1 1 0												
Chris Stynes, R OBP: 0.354, SLG: 0.551 (1, 5)					2-1 G6-3			0-2 L8		3 0 0 0 0 0 1												
Hipolito Pichardo, R (7, 1)										0 0 0 0 0 0 0												
Scott Hatteberg, L OBP: 0.190, SLG: 0.243 (1, 2)					1-2 G6-3			3-2 F8		3 0 0 0 0 0 0												
Mike Lansing, R OBP: 0.259, SLG: 0.322 (1, 6)					2-2 G6-3			3-3 K		3 0 1 0 0 1 0												
Hideo Nomo, R (1, 1)					0-1 G1-3			0-1 P3		2 0 0 0 0 1 1												
Shea Hillenbrand, R OBP: 0.287, SLG: 0.395 (7, 5)						1-1 G1-3 1B				1 0 0 0 0 0 0												
Inning Stats	R: 0 E: 0 K: 1 S: 14	H: 1 LOB: 1 BB: 0 P: 20	R: 0 E: 0 K: 1 S: 9	H: 0 LOB: 0 BB: 0 P: 15	R: 0 E: 0 K: 0 S: 7	H: 0 LOB: 0 BB: 0 P: 12	R: 0 E: 0 K: 2 S: 7	H: 0 LOB: 0 BB: 0 P: 11	R: 0 E: 0 K: 0 S: 7	H: 0 LOB: 0 BB: 0 P: 11	R: 0 E: 0 K: 2 S: 10	H: 1 LOB: 1 BB: 0 P: 16	R: 0 E: 0 K: 1 S: 8	H: 0 LOB: 1 BB: 1 P: 14	R: 0 E: 0 K: 1 S: 8	H: 0 LOB: 0 BB: 0 P: 14	R: 0 E: 0 K: 3 S: 12	H: 0 LOB: 1 BB: 1 P: 22	1B: 2 2B: 0 3B: 0 HR: 0	SF: 0 SAC: 0 DP: 0 HBP: 0	WP: 0 PB: 0 SB: 0 CS: 0	PA: 31
PITCHER	IP WLS BF H R ER SO BB IBB HBP BLK WP HR S P ERA WHIP																					
John Burkett, R ERA: 2.51 (1, 1)	8.0 W 27 2 0 0 8 1 0 0 0 0 0 0 70 113 0.00 0.375																					
Jason Marquis, R ERA: 3.09 (9, 1)	1.0 4 0 0 0 3 1 0 0 0 0 0 0 12 22 0.00 1.000																					

**Boston Red Sox @ Atlanta Braves**  
 Turner Field, Atlanta, GA  
 Sat Jun 16 2001, 7:10 PM EDT  
 Att. 50,524 - Sunny - 83 F

[livebaseballscorecards.com](http://livebaseballscorecards.com)

**AB 29**  
**R 0**  
**H 2**  
**RBI 0**  
**BB 2**  
**SO 11**  
**LOB 9**



Batter	1	2	3	4	5	6	7	8	9
<b>Quilvio Veras, S</b> (1, 4) OBP: 0.324, SLG: 0.362 <b>Jason Marquis, L</b> (9, 1) OBP: 0.333, SLG: 0.333	1-0 		1-1 	0-0 		4-0 		3-3 	
<b>B.J. Surhoff, L</b> (1, 7) OBP: 0.313, SLG: 0.394	1-0 		0-3 		0-1 	3-2 		0-0 	
<b>Andruw Jones, R</b> (1, 8) OBP: 0.341, SLG: 0.515	4-1 			1-0 	4-1 		0-0 	1-2 	
<b>10 Chipper Jones, S</b> (1, 5) OBP: 0.400, SLG: 0.575	2-3 			1-2 	2-0 		1-0 	0-0 	
<b>Dave Martinez, L</b> (1, 9) OBP: 0.398, SLG: 0.442	1-1 			3-2 	1-2 		0-2 	0-2 	
<b>Javy Lopez, R</b> (1, 2) OBP: 0.304, SLG: 0.387		0-1 		0-0 	1-2 		1-2 		
<b>Wes Helms, R</b> (1, 3) OBP: 0.305, SLG: 0.486		1-1 		1-0 	2-0 		3-1 		
<b>Mark DeRosa, R</b> (1, 6) OBP: 0.429, SLG: 0.333		0-2 		4-0 		0-1 	2-1 		
<b>John Burkett, R</b> (1, 1) OBP: 0.188, SLG: 0.133 <b>Keith Lockhart, L</b> (8, PH) OBP: 0.324, SLG: 0.270 (9, 4)			2-2 	4-1 		1-3 		1-1 	

AB	R	H	RBI	BB	SO	LOB
4	0	0	0	1	1	4
0	0	0	0	0	0	0
5	2	3	0	0	1	1
2	1	1	1	2	0	0
5	2	2	1	0	1	5
5	1	1	0	0	0	6
4	1	1	2	0	0	2
4	0	2	2	0	0	2
3	0	0	0	1	0	1
2	0	0	0	1	1	0
1	1	1	0	0	0	0
1B: 8	SF: 1	2B: 2	SAC: 0	3B: 1	DP: 1	HR: 0
WP: 1	PA: 41	PB: 0	SB: 5	CS: 0		

**BOTTOM**

**Boston Red Sox @ Atlanta Braves**  
 Turner Field, Atlanta, GA

Sat Jun 16 2001, 7:10 PM EDT  
 Att: 50,524 - Sunny - 83 F

[livebaseballscorecards.com](http://livebaseballscorecards.com)

<b>AB</b>	<b>35</b>
<b>R</b>	<b>8</b>
<b>H</b>	<b>11</b>
<b>RBI</b>	<b>6</b>
<b>BB</b>	<b>5</b>
<b>SO</b>	<b>4</b>
<b>LOB</b>	<b>21</b>

Inning Stats		R: 0	H: 1	E: 0	K: 1	S: 10	R: 0	H: 0	E: 1	K: 0	S: 7	R: 0	H: 0	E: 0	K: 1	S: 9	R: 2	H: 2	E: 1	K: 0	S: 11	R: 2	H: 2	E: 0	K: 0	S: 14	R: 0	H: 0	E: 0	K: 1	S: 9	R: 2	H: 3	E: 0	K: 0	S: 12	R: 2	H: 3	E: 0	K: 1	S: 13
PITCHER		IP	WLS	BF	H	R	ER	SO	BB	IBB	HBP	BLK	WP	HR	S	P	ERA	WHIP	PITCHER		IP	WLS	BF	H	R	ER	SO	BB	IBB	HBP	BLK	WP	HR	S	P	ERA	WHIP				
<b>Hideo Nomo, R</b> (1, 1) ERA: 3.84	6.1	L	32	7	6	4	3	3	4	1	0	0	0	0	65	110	5.68	1.737	<b>Hipolito Pichardo, R</b> (7, 1) ERA: 4.5	1.2		9	4	2	2	1	0	0	0	0	1	0	20	31	10.80	2.400					



Batter	1	2	3	4	5	6	7	8	9	AB R H RBI BB SO LOB	TOP											
Jose Offerman, S OBP: 0.347, SLG: 0.413 (1, 3)	2-3 K	2-3 K			1-2 1B FC6-4 2B	2-3 K			4-0 E SH3 F8-2 BB	4 1 1 0 1 3 1												
Chris Stynes, R OBP: 0.349, SLG: 0.537 (1, 4)	1-0 F9		2-1 F9		1-2 FC6-4 1B		3-2 L4		1-1 SH3	4 0 1 0 0 0 0												
Carl Everett, S OBP: 0.350, SLG: 0.476 (1, 8)	2-2 2B 1B		0-0 E5 G1-3		0-0 FC6-4 BB SF9 1-2f		1-2 WP 1B		4-2 IBB BB	4 2 2 1 1 0 1												
Manny Ramirez, R OBP: 0.450, SLG: 0.675 (1, 7)	0-2 2B 1-H		1-0 G1-3		4-2 SF9 BB		4-1 IBB		4-0 IBB	2 1 1 1 3 0 1												
Dante Bichette, R OBP: 0.370, SLG: 0.524 Darren Lewis, R OBP: 0.269, SLG: 0.382 (1, 9) (9, 9)	1-1 2B 2-H		2-3 K		4-2 BB		0-0 F8		1-1 F8-2 3-H	4 0 1 1 1 1 6 0 0 0 0 0 0 0												
Shea Hillenbrand, R OBP: 0.282, SLG: 0.390 (1, 5)	2-3 K			1-2 F8	2-1 SF9		0-0 P6			3 0 0 1 0 1 3												
Mike Lansing, R OBP: 0.259, SLG: 0.316 (1, 6)		4-2 SH5-4 BB		3-3 K	2-1 F8		1-0 G5-3			3 0 0 0 1 1 2												
Doug Mirabelli, R OBP: 0.261, SLG: 0.250 (1, 2)		1-3 K		0-1 1B	2-3 K		2-2 F8			4 0 1 0 0 2 1												
Frank Castillo, R Rich Garces, R Rolando Arrojo, R Derek Lowe, R (1, 1) (6, 1) (7, 1) (7, 1)		0-0 SH5-4		1-2 G5-3	0-3 K		1-3 K			2 0 0 0 0 1 1 0 0 0 0 0 0 0 0 0 0 0 0 0 0 1 0 0 0 0 1 0												
<b>Inning Stats</b>	R: 2 E: 0 K: 2 S: 16	H: 3 LOB: 1 BB: 0 P: 24	R: 0 E: 0 K: 2 S: 13	H: 0 LOB: 1 BB: 1 P: 20	R: 0 E: 1 K: 1 S: 7	H: 0 LOB: 1 BB: 0 P: 12	R: 0 E: 0 K: 1 S: 14	H: 1 LOB: 1 BB: 0 P: 19	R: 2 E: 0 K: 0 S: 17	H: 2 LOB: 2 BB: 2 P: 32	R: 0 E: 0 K: 3 S: 11	H: 0 LOB: 0 BB: 0 P: 15	R: 0 E: 0 K: 0 S: 9	H: 1 LOB: 2 BB: 1 P: 17	R: 0 E: 0 K: 1 S: 7	H: 0 LOB: 0 BB: 0 P: 11	R: 0 E: 1 K: 0 S: 7	H: 0 LOB: 2 BB: 3 P: 20	1B: 4 2B: 4 3B: 0 HR: 0	SF: 1 SAC: 2 DP: 1 HBP: 0	WP: 1 PB: 0 SB: 0 CS: 0	PA: 41
<b>PITCHER</b>	IP WLS BF H R ER SO BB IBB HBP BLK WP HR S P ERA WHIP																					
Odalis Perez, L ERA: 4.69 Kerry Ligtenberg, R ERA: 5.66 Jose Cabrera, R ERA: 1.57	(1, 1) 5.0 L 25 6 4 4 6 3 0 0 0 0 0 67 107 7.20 1.800	(6, 1) 2.0 8 1 0 0 3 0 1 0 0 1 0 20 32 0.00 0.500	(8, 1) 2.0 8 0 0 0 1 2 1 0 0 0 0 14 31 0.00 1.000																			

**Boston Red Sox @ Atlanta Braves**  
Turner Field, Atlanta, GA  
Sun Jun 17 2001, 1:05 PM EDT  
Att. 45,362 - Sunny - 84 F

livebaseballscorecards.com

AB	31
R	4
H	7
RBI	4
BB	7
SO	10
LOB	16



Batter	1	2	3	4	5	6	7	8	9	AB	R	H	RBI	BB	SO	LOB
Quilvio Veras, S OBP: 0.319, SLG: 0.355 (1, 4)	2-2 G6-3		3-3 K		1-2 G3		0-1 G4-3			4	0	0	0	0	1	4
B.J. Surhoff, L OBP: 0.312, SLG: 0.391 (1, 7)	0-1 G3			1-1 G4-3		1-1 G4-3	0-0 1B			4	0	1	1	0	0	0
Andruw Jones, R OBP: 0.344, SLG: 0.519 (1, 8)	1-0 P4			0-0 10 1B		2-2 10 S WP 2B	0-3 K			4	1	2	0	0	1	1
10 Chipper Jones, S OBP: 0.398, SLG: 0.569 (1, 5)		3-1 F7		2-1 FC6-4 1B		2-2 P6		3-3 K		4	0	1	0	0	1	1
Dave Martinez, L OBP: 0.402, SLG: 0.439 (1, 9)		1-2 F8		2-1 F9		4-0 WP 1B BB		2-1 G1-6-3 1B		3	1	1	0	1	0	2
Javy Lopez, R OBP: 0.303, SLG: 0.384 (1, 2)		0-0 G6-3		1-0 FC6-4		2-2 1B		2-0 G1-6-3		4	0	1	1	0	0	3
Wes Helms, R OBP: 0.295, SLG: 0.469 (1, 3)			3-2 P4		0-0 F7		3-1 F9		1-3 K	4	0	0	0	0	1	1
Mark DeRosa, R OBP: 0.556, SLG: 0.500 (1, 6)			0-0 E8 CS 1B		1-2 S HBP		0-1 FC4-6 1B		1-1 F9-3 1B	3	0	3	0	0	0	0
Odalis Perez, L (1, 1) Rico Brogna, L (5, PH) Kerry Ligtenberg, R (6, 1) Keith Lockhart, L (7, PH) Jose Cabrera, R (8, 1) Bernard Gilkey, R (9, PH)			1-0 HBP		3-3 K		1-0 FC4-6 G4-3 1B		2-2 F9-3	0	0	0	0	0	0	0

Inning Stats	R: 0	H: 0	E: 0	LOB: 0	K: 0	BB: 0	S: 6	P: 9	R: 0	H: 0	E: 0	LOB: 0	K: 0	BB: 0	S: 8	P: 12	R: 0	H: 1	E: 1	LOB: 2	K: 1	BB: 0	S: 10	P: 17	R: 0	H: 2	E: 0	LOB: 2	K: 0	BB: 0	S: 8	P: 14	R: 0	H: 0	E: 0	LOB: 1	K: 1	BB: 0	S: 9	P: 14	R: 2	H: 2	E: 0	LOB: 1	K: 0	BB: 1	S: 16	P: 30	R: 1	H: 2	E: 0	LOB: 1	K: 1	BB: 0	S: 9	P: 10	R: 0	H: 1	E: 0	LOB: 0	K: 1	BB: 0	S: 6	P: 13	R: 0	H: 1	E: 0	LOB: 0	K: 1	BB: 0	S: 8	P: 12	1B: 8	SF: 0	2B: 3	SAC: 0	3B: 0	DP: 3	HR: 0	HBP: 2	WP: 1	PA: 36
--------------	------	------	------	--------	------	-------	------	------	------	------	------	--------	------	-------	------	-------	------	------	------	--------	------	-------	-------	-------	------	------	------	--------	------	-------	------	-------	------	------	------	--------	------	-------	------	-------	------	------	------	--------	------	-------	-------	-------	------	------	------	--------	------	-------	------	-------	------	------	------	--------	------	-------	------	-------	------	------	------	--------	------	-------	------	-------	-------	-------	-------	--------	-------	-------	-------	--------	-------	--------

PITCHER	IP	WLS	BF	H	R	ER	SO	BB	IBB	HBP	BLK	WP	HR	S	P	ERA	WHIP
Frank Castillo, R ERA: 3.45 (1, 1)	5.2	W	23	4	2	2	2	1	0	0	0	0	0	51	85	3.18	0.882
Rich Garces, R ERA: 2.73 (6, 1)	0.1	H	2	1	0	0	0	0	0	0	0	1	0	6	11	0.00	3.000
Rolando Arrojo, R ERA: 3.8 (7, 1)	0.2	H	4	2	1	1	0	0	0	0	0	0	0	6	7	13.50	3.000
Derek Lowe, R ERA: 3.57 (7, 1)	2.1	S	7	2	0	0	3	0	0	0	0	0	0	17	28	0.00	0.857

BOTTOM

**Boston Red Sox @ Atlanta Braves**  
Turner Field, Atlanta, GA  
Sun Jun 17 2001, 1:05 PM EDT  
Att. 45,362 - Sunny - 84 F

AB	33
R	3
H	9
RBI	2
BB	1
SO	5
LOB	15



WP: 1	PA: 36
PB: 0	
SB: 2	
CS: 1	

PITCHER	IP	WLS	BF	H	R	ER	SO	BB	IBB	HBP	BLK	WP	HR	S	P	ERA	WHIP
---------	----	-----	----	---	---	----	----	----	-----	-----	-----	----	----	---	---	-----	------



Batter	1	2	3	4	5	6	7	8	9	AB R H RBI BB SO LOB	TOP	
Jose Offerman, S (1, 4) OBP: 0.344, SLG: 0.407	4-1 FC5-4 BB		3-1 P6		2-2 G3-1		1-1 SF7		1-1 F7	3 0 0 1 1 0 0		
Trot Nixon, L (1, 9) OBP: 0.358, SLG: 0.472	1-3 K		4-2 S BB		0-1 HR		1-1 F7		2-2 HR	4 2 2 2 1 1 2		
Carl Everett, S (1, 8) OBP: 0.344, SLG: 0.467	0-0 FC5-4 HBP 1-2f		1-3 K 1-2		0-0 P6		2-3 K		3-2 G4-3	5 0 0 0 0 2 3		
Manny Ramirez, R (1, 10) OBP: 0.453, SLG: 0.671	3-2 HBP 1-2			4-1 G3-1 WP 2B BB		1-3 K		3-2 1B WP 1B	3 2 1 0 1 2 0			
Troy O'Leary, L (1, 7) OBP: 0.287, SLG: 0.440	0-0 G5-3			2-2 G3-1 1-3		0-3 K		2-0 WP 1B 1-3	4 0 1 0 0 1 3			
Brian Daubach, L (1, 3) OBP: 0.348, SLG: 0.545		1-2 F9		1-1 WP 2B 3-H		2-2 1B		1-2 L3	4 0 2 1 0 0 2			
Chris Stynes, R (1, 5) OBP: 0.333, SLG: 0.512		1-3 K		2-3 K 2-3		0-1 F3		0-0 G5-3	4 0 0 0 0 2 4			
Scott Hatteberg, L (1, 2) OBP: 0.205, SLG: 0.260		1-1 G3		1-0 G4-3			2-1 SH SF7 2B	3-2 HBP 2-3 3-H	3 1 1 0 0 0 1			
Mike Lansing, R (1, 6) OBP: 0.255, SLG: 0.310		1-2 G5-3		0-1 F8			1-0 SH 2-3	2-1 F8	3 0 0 0 0 0 2			
<b>Inning Stats</b>	R: 0 E: 0 K: 1 S: 8 H: 0 LOB: 2 BB: 1 P: 16	R: 0 E: 0 K: 1 S: 8 H: 0 LOB: 0 BB: 0 P: 11	R: 0 E: 0 K: 1 S: 11 H: 0 LOB: 1 BB: 1 P: 20	R: 1 E: 0 K: 1 S: 11 H: 1 LOB: 1 BB: 1 P: 21	R: 1 E: 0 K: 0 S: 9 H: 1 LOB: 0 BB: 0 P: 11	R: 0 E: 0 K: 2 S: 11 H: 1 LOB: 1 BB: 0 P: 14	R: 1 E: 0 K: 1 S: 12 H: 1 LOB: 1 BB: 0 P: 19	R: 1 E: 0 K: 0 S: 15 H: 2 LOB: 2 BB: 0 P: 26	R: 1 E: 0 K: 1 S: 15 H: 1 LOB: 0 BB: 0 P: 22	1B: 3 2B: 2 3B: 0 HR: 2 SF: 1 SAC: 1 DP: 0 HBP: 2	WP: 3 PB: 0 SB: 1 CS: 0 PA: 40	
<b>PITCHER</b>	IP WLS BF H R ER SO BB IBB HBP BLK WP HR S P ERA WHIP											
Bryan Rekar, R (1, 1) ERA: 5.15	7.0 L 32 6 4 4 7 3 0 1 0 2 1 75 122 5.14 1.286											
Doug Creek, L (8, 1) ERA: 3.38	0.1 1 0 0 0 0 0 0 0 0 0 0 5 6 0.00 0.000											
Paul Wilson, R (8, 1) ERA: 8.06	1.2 7 1 1 1 1 0 0 1 0 1 1 20 32 5.40 0.600											

**Boston Red Sox @ Tampa Bay Devil Rays**  
Tropicana Field, St. Petersburg, FL  
Tue Jun 19 2001, 7:15 PM EDT  
Att. 12,550 - Dome - 72 F

AB	33
R	5
H	7
RBI	4
BB	3
SO	8
LOB	17







Batter	1	2	3	4	5	6	7	8	9	AB R H RBI BB SO LOB	TOP		
Jose Offerman, S (1, 4) OBP: 0.349, SLG: 0.413	2-2 F8		0-1 F7		1-0 2B			3-2 1B	4-2 BB	4 1 2 1 1 0 0	<b>Boston Red Sox @ Tampa Bay Devil Rays</b> Tropicana Field, St. Petersburg, FL Wed Jun 20 2001, 7:15 PM EDT Att. 12,520 - Dome - 72 F		
Trot Nixon, L (1, 9) OBP: 0.355, SLG: 0.465	1-1 P6			4-2 1B WP BB	0-1 F8			0-1 SF8	2-2 F9	3 1 0 1 1 0 2			
Carl Everett, S (1, 8) OBP: 0.342, SLG: 0.460	2-3 K			2-3 K				4-1 1B	0-2 F7	4 1 0 0 1 3 2			
Manny Ramirez, R (1, 7) OBP: 0.449, SLG: 0.661		2-3 K		1-3 K				0-0 HR	2-1 F3	5 1 1 1 0 3 2			
Dante Bichette, R (1, 10) OBP: 0.381, SLG: 0.554		2-2 1B		1-0 1B				1-1 HR		4 1 3 4 0 0 0			
Brian Daubach, L (1, 3) OBP: 0.346, SLG: 0.538		0-0 F7		1-1 F8				1-1 F7		4 1 1 0 0 0 2			
Chris Stynes, R (1, 5) OBP: 0.330, SLG: 0.500		1-3 K2-3		1-3 K				0-0 G6-3	1-2 2B	4 0 1 0 0 2 1			
Mike Lansing, R (1, 6) OBP: 0.254, SLG: 0.304			0-0 F7		4-0 2B HBP BB			1-1 G6-3	2-0 F9	3 1 0 0 1 0 2			
Doug Mirabelli, R (1, 2) OBP: 0.268, SLG: 0.246			3-2 G4-3		1-1 2B HBP			1-2 BB		1 0 0 0 0 0 0			
Scott Hatteberg, L (8, PH) OBP: 0.224, SLG: 0.282 (8, 2)										1 1 1 1 1 0 0			
<b>Inning Stats</b>	R: 0 H: 0 E: 0 LOB: 0 K: 1 BB: 0 S: 8 P: 13	R: 0 H: 1 E: 0 LOB: 1 K: 2 BB: 0 S: 10 P: 15	R: 0 H: 0 E: 0 LOB: 0 K: 0 BB: 0 S: 9 P: 12	R: 1 H: 1 E: 0 LOB: 1 K: 2 BB: 1 S: 11 P: 20	R: 1 H: 1 E: 0 LOB: 1 K: 1 BB: 1 S: 7 P: 14	R: 0 H: 0 E: 0 LOB: 0 K: 2 BB: 0 S: 12 P: 15	R: 0 H: 0 E: 0 LOB: 0 K: 0 BB: 0 S: 5 P: 7	R: 6 H: 6 E: 0 LOB: 2 K: 0 BB: 2 S: 23 P: 42	R: 0 H: 0 E: 0 LOB: 1 K: 0 BB: 1 S: 10 P: 18	1B: 6 SF: 1 2B: 2 SAC: 0 3B: 0 DP: 0 HR: 1 HBP: 1	WP: 1 PA: 40 PB: 0 SB: 0 CS: 0		
<b>PITCHER</b>	IP WLS BF H R ER SO BB IBB HBP BLK WP HR S P ERA WHIP											<b>PITCHER</b>	IP WLS BF H R ER SO BB IBB HBP BLK WP HR S P ERA WHIP
Ryan Rupe, R (1, 1) ERA: 6.54	7.0 L 28 4 4 4 8 3 0 1 0 1 0 68 109 5.14 1.000												
Travis Phelps, R (8, 1) ERA: 4.09	0.1 5 3 3 3 0 1 0 0 0 0 0 1 10 18 81.00 12.000												
Rusty Meacham, R (8, 1) ERA: 5.6	0.2 3 2 1 1 0 0 0 0 0 0 0 0 7 11 13.50 3.000												
Jeff Wallace, L (9, 1) ERA: 0.93	1.0 4 0 0 0 0 1 0 0 0 0 0 0 10 18 0.00 1.000												

AB	33
R	8
H	9
RBI	8
BB	5
SO	8
LOB	11



livebaseballscorecards.com

Batter	1	2	3	4	5	6	7	8	9	AB	R	H	RBI	BB	SO	LOB
Jason Tyner, L (1, 8) OBP: 0.321, SLG: 0.315	0-1 CS 1B		0-1 F8		0-2 G3		0-2 S 1B			4	0	2	0	0	0	0
Randy Winn, S (1, 9) OBP: 0.388, SLG: 0.438	2-1 G3 1-2			0-2 G6-3		1-3 K	3-1 F8 1-2			4	0	0	0	0	1	2
Greg Vaughn, R (1, 10) OBP: 0.334, SLG: 0.512	1-3 K			2-3 K		0-0 HR 1B		1-2 F7		4	1	1	0	0	2	0
Fred McGriff, L (1, 3) OBP: 0.401, SLG: 0.571		2-2 F8		4-1 BB 1B BB		3-2 HR		1-1 F9		3	1	1	2	1	0	0
Ben Grieve, L (1, 7) OBP: 0.355, SLG: 0.367		2-1 FC4-6 1B		2-1 BB 1B		3-1 1B		2-1 G4-3		4	0	3	0	0	0	0
Aubrey Huff, L (1, 5) OBP: 0.267, SLG: 0.335		0-0 FC4-6 1-2f		4-0 BB 1-2 2-3 BB		2-3 K		3-2 P6		3	0	0	0	1	1	2
Mike DiFelice, R (1, 2) OBP: 0.274, SLG: 0.296		1-0 G1-6-3		2-2 F3		1-0 F8		2-1 F5		3	0	0	0	0	0	5
Steve Cox, L (9, PH) OBP: 0.252, SLG: 0.350										1	0	0	0	0	0	0
Andy Sheets, R (1, 6) OBP: 0.298, SLG: 0.289			3-1 F9		1-3 K		1-2 F9		1-3 K	3	0	0	0	0	1	0
Russ Johnson, R (9, PH) OBP: 0.354, SLG: 0.383										1	0	0	0	0	1	0
Damian Rolls, R (1, 4) OBP: 0.315, SLG: 0.375			0-2 F8		1-2 F8		2-0 G4-3			3	0	0	0	0	0	0

Inning Stats	R: 0	H: 1	E: 0	LOB: 0	K: 1	S: 7	R: 0	H: 1	E: 0	LOB: 1	K: 0	S: 7	R: 0	H: 0	E: 0	LOB: 0	K: 0	S: 7	R: 0	H: 1	E: 0	LOB: 3	K: 1	S: 15	R: 0	H: 0	E: 0	LOB: 0	K: 1	S: 10	R: 2	H: 3	E: 0	LOB: 1	K: 2	S: 15	R: 0	H: 1	E: 0	LOB: 1	K: 0	S: 11	R: 0	H: 0	E: 0	LOB: 0	K: 0	S: 7	R: 0	H: 0	E: 0	LOB: 0	K: 1	S: 10	R: 0	H: 0	E: 0	LOB: 0	K: 1	S: 10	1B: 6	SF: 0	2B: 0	SAC: 0	3B: 0	DP: 0	HR: 1	HBP: 0	WP: 0	PA: 35
--------------	------	------	------	--------	------	------	------	------	------	--------	------	------	------	------	------	--------	------	------	------	------	------	--------	------	-------	------	------	------	--------	------	-------	------	------	------	--------	------	-------	------	------	------	--------	------	-------	------	------	------	--------	------	------	------	------	------	--------	------	-------	------	------	------	--------	------	-------	-------	-------	-------	--------	-------	-------	-------	--------	-------	--------

PITCHER	IP	WLS	BF	H	R	ER	SO	BB	IBB	HBP	BLK	WP	HR	S	P	ERA	WHIP
David Cone, R (1, 1) ERA: 4.5	5.1		23	6	2	2	4	2	0	0	0	0	1	57	91	3.38	1.500
Rich Garces, R (6, 1) ERA: 2.6	1.2	W	6	1	0	0	1	0	0	0	0	0	0	15	24	0.00	0.600
Rod Beck, R (8, 1) ERA: 2.11	1.0		3	0	0	0	0	0	0	0	0	0	0	7	11	0.00	0.000
Sun-Woo Kim, R (9, 1) ERA: 9.0	1.0		3	0	0	0	1	0	0	0	0	0	0	10	16	0.00	0.000

**BOTTOM**

**Boston Red Sox @ Tampa Bay Devil Rays**  
Tropicana Field, St. Petersburg, FL


Wed Jun 20 2001, 7:15 PM EDT  
Att: 12,520 - Dome - 72 F

livebaseballscorecards.com

<b>AB</b>	<b>33</b>
<b>R</b>	<b>2</b>
<b>H</b>	<b>7</b>
<b>RBI</b>	<b>2</b>
<b>BB</b>	<b>2</b>
<b>SO</b>	<b>6</b>
<b>LOB</b>	<b>9</b>





Batter	1	2	3	4	5	6	7	8	9	AB R H RBI BB SO LOB	TOP																	
Jose Offerman, S OBP: 0.350, SLG: 0.413 (1, 4)	3-2 F7		1-2 F7		3-1 1B		0-1 F7		2-0 WP 2B BB 1-2 1B	5 1 2 0 0 0 0																		
Trot Nixon, L OBP: 0.360, SLG: 0.463 (1, 9) (9, 8)	3-3 K		4-1 1B BB		2-0 F8			1-0 HR 1B	4-1 WP 2B BB 1-2 2-3	3 2 1 0 2 1 1																		
Carl Everett, S OBP: 0.344, SLG: 0.472 Darren Lewis, R OBP: 0.269, SLG: 0.382 Mike Lansing, R OBP: 0.259, SLG: 0.304 (1, 8) (8, 8) (9, PH) (9, 6)	3-2 P6		1-1 1B		0-0 F7			2-1 HR 1B 1-H	4-2 2B BB 1-2 2-3 3-H	4 1 2 2 0 0 1 0 0 0 0 0 0 0 0 1 0 0 1 0 0																		
Manny Ramirez, R OBP: 0.444, SLG: 0.656 (1, 7)		3-3 K	1-3 K			0-3 K		3-0 G5-3	1-1 2B 1-H 2-H 3-H	5 0 1 3 0 3 2																		
Dante Bichette, R OBP: 0.362, SLG: 0.552 (1, 10)		1-1 G4-3 2B		0-0 G4-3		4-2 G4-3 BB		1-0 F8	1-1 G5-3	4 0 1 0 1 0 1																		
Brian Daubach, L OBP: 0.340, SLG: 0.527 (1, 3)		0-0 G4-3		1-2 G6-3		2-0 G4-3		1-3 K		4 0 0 0 0 1 2																		
Lou Merloni, R OBP: 0.316, SLG: 0.353 Chris Stynes, R OBP: 0.326, SLG: 0.495 (1, 6) (9, PH) (9, 5)		1-1 F9		0-0 1B		2-2 G5-3			1-3 K	3 0 1 0 0 0 2 1 0 0 0 0 1 0	AB 37 R 7 H 10 RBI 6 BB 4 SO 6 LOB 10																	
Scott Hatteberg, L OBP: 0.213, SLG: 0.268 (1, 2)			2-2 F7		3-1 F9		1-1 G4-3		0-0 G4-3	4 0 0 0 0 0 1																		
Shea Hillenbrand, R OBP: 0.283, SLG: 0.402 Troy O'Leary, L OBP: 0.291, SLG: 0.444 (1, 5) (9, PH) (9, 9)			2-1 HR		0-1 G6-3		1-0 P6		1-1 BB 1B WP 1B	3 1 1 1 0 0 0 1 1 1 0 0 0 0																		
Inning Stats	R: 0 E: 0 K: 1 S: 13	H: 0 LOB: 0 BB: 0 P: 22	R: 0 E: 0 K: 1 S: 8	H: 1 LOB: 1 BB: 0 P: 13	R: 1 E: 0 K: 1 S: 16	H: 2 LOB: 2 BB: 1 P: 27	R: 0 E: 0 K: 0 S: 7	H: 1 LOB: 1 BB: 0 P: 11	R: 0 E: 0 K: 1 S: 14	H: 0 LOB: 1 BB: 1 P: 22	R: 0 E: 0 K: 0 S: 5	H: 0 LOB: 0 BB: 0 P: 7	R: 2 E: 0 K: 1 S: 9	H: 2 LOB: 0 BB: 0 P: 17	R: 4 E: 0 K: 1 S: 18	H: 3 LOB: 1 BB: 2 P: 33	1B: 6 2B: 2 3B: 0 HR: 2	SF: 0 SAC: 0 DP: 0 HBP: 0	WP: 1 PB: 0 SB: 0 CS: 0	PA: 41								
PITCHER	IP WLS BF H R ER SO BB IBB HBP BLK WP HR S P ERA WHIP																											
Tanyon Sturtze, R ERA: 5.05 (1, 1)	7.0		28	5	1	1	4	2	0	0	0	0	1	69	113	1.29	1.000											
Victor Zambrano, R ERA: 18.0 (8, 1)	1.0		5	2	2	2	1	0	0	0	0	0	1	9	17	18.00	2.000											
Esteban Yan, R ERA: 5.14 (9, 1)	0.2	L	7	3	4	4	1	2	0	0	0	1	0	15	28	54.00	7.500											
Jesus Colome, R ERA: (9, 1)	0.1		1	0	0	0	0	0	0	0	0	0	0	3	5	0.00	0.000											

**Boston Red Sox @ Tampa Bay Devil Rays**  
Tropicana Field, St. Petersburg, FL  
Thu Jun 21 2001, 7:15 PM EDT  
Att. 15,603 - Dome - 72 F

[livebaseballscorecards.com](http://livebaseballscorecards.com)

Batter	1	2	3	4	5	6	7	8	9	AB R H RBI BB SO LOB
Jason Tyner, L OBP: 0.328, SLG: 0.322 (1, 8)	3-1 S 1B	0-2 G6-3			0-3 K		3-2 1B		2-1 G6-3	5 1 2 0 0 1 1
Randy Winn, S OBP: 0.376, SLG: 0.422 (1, 9)	2-3 K 1-2		0-2 F7		2-2 G6-3		0-0 G4-3		0-3 K	5 0 0 0 0 2 3
Greg Vaughn, R OBP: 0.336, SLG: 0.506 (1, 7)	4-2 1B BB		0-1 F7			1-0 F7		4-2 FC6-4 BB	0-3 K	3 0 0 0 2 1 0
Fred McGriff, L OBP: 0.402, SLG: 0.570 (1, 3)	0-3 K		1-1			1-1 1B		0-1 FC6-4 HR		4 0 2 0 0 1 3
Russ Johnson, R OBP: 0.354, SLG: 0.383 (8, PR)								1-2 HR		0 1 0 0 0 0 0
Steve Cox, L OBP: 0.252, SLG: 0.350 (9, 3)										0 0 0 0 0 0 0
Ben Grieve, L OBP: 0.360, SLG: 0.386 (1, 10)	2-0 1B		1-2 F8			2-2 G1-6-3 1B		2-1 HR		4 1 3 3 0 0 1
Aubrey Huff, L OBP: 0.267, SLG: 0.329 (1, 5)	2-2 P6				2-3 K		1-1 G1-6-3	4-1 2B BB		3 1 0 0 1 1 4
John Flaherty, R OBP: 0.267, SLG: 0.331 (1, 2)		2-2 G5-3			0-1 F8		3-2 1B SH1-4 1B	0-1 G5-3 1-H 2B		4 0 2 1 0 0 0
Andy Sheets, R OBP: 0.289, SLG: 0.279 (1, 6)			3-2 F8		3-3 K		0-0 SH1-4	1-2 G5-3		3 0 0 0 0 1 2
Damian Rolls, R OBP: 0.313, SLG: 0.371 (1, 4)			1-0			2-3 K	1-1 F7	2-2 G4-3		4 0 1 0 0 1 3

Inning Stats	R: 1	H: 2	E: 0	K: 2	S: 16	H: 2	LOB: 2	BB: 1	P: 29	R: 0	H: 1	E: 0	K: 0	S: 12	R: 0	H: 1	E: 0	K: 0	S: 12	R: 0	H: 0	E: 0	K: 2	S: 8	R: 0	H: 0	E: 0	K: 2	S: 11	R: 0	H: 2	E: 0	K: 0	S: 8	R: 0	H: 2	E: 0	K: 0	S: 12	R: 3	H: 2	E: 0	K: 0	S: 17	R: 0	H: 0	E: 0	K: 2	S: 8	1B: 8	2B: 1	3B: 0	HR: 1	SF: 0	SAC: 1	DP: 1	HBP: 0	WP: 0	PB: 0	SB: 1	CS: 0	PA: 39
--------------	------	------	------	------	-------	------	--------	-------	-------	------	------	------	------	-------	------	------	------	------	-------	------	------	------	------	------	------	------	------	------	-------	------	------	------	------	------	------	------	------	------	-------	------	------	------	------	-------	------	------	------	------	------	-------	-------	-------	-------	-------	--------	-------	--------	-------	-------	-------	-------	--------

PITCHER	IP	WLS	BF	H	R	ER	SO	BB	IBB	HBP	BLK	WP	HR	S	P	ERA	WHIP
Pedro Martinez, R ERA: 2.0 (1, 1)	5.0		20	4	1	1	6	1	0	0	0	0	0	59	89	1.80	1.000
Pete Schourek, L ERA: 3.65 (6, 1)	1.0		4	2	0	0	0	0	0	0	0	0	0	8	13	0.00	2.000
Rolando Arrojo, R ERA: 4.08 (7, 1)	1.1		8	3	3	3	0	1	0	0	0	0	1	20	33	20.25	3.000
Rod Beck, R ERA: 2.31 (8, 1)	0.2	W	4	1	0	0	0	1	0	0	0	0	0	9	16	0.00	3.000
Derek Lowe, R ERA: 3.64 (9, 1)	1.0	S	3	0	0	0	2	0	0	0	0	0	0	8	10	0.00	0.000

**BOTTOM**

**Boston Red Sox @ Tampa Bay Devil Rays**  
Tropicana Field, St. Petersburg, FL

Thu Jun 21 2001, 7:15 PM EDT  
Att: 15,603 - Dome - 72 F

AB	35
R	4
H	10
RBI	4
BB	3
SO	8
LOB	17

WP: 0 PA: 39  
PB: 0  
SB: 1  
CS: 0



PITCHER	IP	WLS	BF	H	R	ER	SO	BB	IBB	HBP	BLK	WP	HR	S	P	ERA	WHIP
---------	----	-----	----	---	---	----	----	----	-----	-----	-----	----	----	---	---	-----	------



Batter	1	2	3	4	5	6	7	8	9	AB R H RBI BB SO LOB	TOP											
Shannon Stewart, R (1, 7) OBP: 0.379, SLG: 0.480	2-1 F9		1-1 G4-3		1-3 K			1-0 G5-3		4 0 0 0 0 1 3												
Homer Bush, R (1, 4) OBP: 0.405, SLG: 0.491	2-3 K			1-3 K2-3		2-3 K		1-0 G6-3		4 0 0 0 0 3 0												
Raul Mondesi, R (1, 9) OBP: 0.391, SLG: 0.523	1-3 K			0-0 HR		1-1 L3		2-3 K		4 1 1 1 0 2 0												
Carlos Delgado, L (1, 3) OBP: 0.406, SLG: 0.554		2-0 SH2-3 2B		1-0 G4-3		0-3 K			0-0 HR	4 1 2 1 0 1 0												
José Cruz Jr., S (1, 8) OBP: 0.343, SLG: 0.463		0-0 SH2-3		1-2 F8			4-2 1B BB		2-2 F8	2 1 0 0 1 0 0												
Brad Fullmer, L (1, 10) OBP: 0.321, SLG: 0.440		0-3 K			1-1 1B 1B		1-1 1B SH1-3 1B		0-1 F7	4 1 2 1 0 1 1												
Alex Gonzalez, R (1, 6) OBP: 0.300, SLG: 0.373		0-3 K			0-3 K		0-0 SH1-3		2-3 K	2 0 0 0 0 2 2												
Tony Fernandez, S (9, PH) OBP: 0.355, SLG: 0.333							1-2			1 0 0 0 0 1 0												
Tony Batista, R (9, 5) OBP: 0.251, SLG: 0.399										0 0 0 0 0 0 0												
Darrin Fletcher, L (1, 2) OBP: 0.270, SLG: 0.345			0-3 K		1-1 1B		0-1 G5-4-3 1B			3 0 2 1 0 1 0												
Jeff Frye, R (1, 5) OBP: 0.284, SLG: 0.264			4-2 G4-3 BB		2-3 K		1-1 G5-4-3			2 0 0 0 1 1 3												
<b>Inning Stats</b>	R: 0 E: 0 K: 2 S: 9	H: 0 LOB: 0 BB: 0 P: 14	R: 0 E: 0 K: 2 S: 8	H: 1 LOB: 1 BB: 0 P: 10	R: 0 E: 0 K: 1 S: 8	H: 0 LOB: 0 BB: 1 P: 12	R: 1 E: 0 K: 1 S: 8	H: 1 LOB: 0 BB: 0 P: 11	R: 0 E: 0 K: 3 S: 15	H: 2 LOB: 2 BB: 0 P: 20	R: 0 E: 0 K: 2 S: 8	H: 0 LOB: 0 BB: 0 P: 11	R: 2 E: 0 K: 0 S: 11	H: 2 LOB: 0 BB: 1 P: 17	R: 0 E: 0 K: 1 S: 6	H: 0 LOB: 0 BB: 0 P: 10	R: 1 E: 0 K: 1 S: 10	H: 1 LOB: 0 BB: 0 P: 14	1B: 4 2B: 1 3B: 0 HR: 2	SF: 0 SAC: 2 DP: 2 HBP: 0	WP: 0 PB: 0 SB: 1 CS: 0	PA: 34
<b>PITCHER</b>	IP WLS BF H R ER SO BB IBB HBP BLK WP HR S P ERA WHIP																				IP WLS BF H R ER SO BB IBB HBP BLK WP HR S P ERA WHIP	
Hideo Nomo, R (1, 1) ERA: 3.8	8.0 30 6 3 3 12 2 0 0 0 0 0 1 73 105 3.38 1.000																					
Pete Schourek, L (9, 1) ERA: 3.86	1.0 L 4 1 1 1 0 0 0 0 0 0 1 10 14 9.00 1.000																					

Toronto Blue Jays @ Boston Red Sox  
Fenway Park, Boston, MA  
Fri Jun 22 2001, 7:05 PM EDT  
Att. 33,844 - Sunny - 77 F

livebaseballscorecards.com

AB	30
R	4
H	7
RBI	4
BB	2
SO	13
LOB	9



Batter	1	2	3	4	5	6	7	8	9
Jose Offerman, S (1, 4) OBP: 0.352, SLG: 0.412	4-2 BB G4-6-3			1-2 G4-3		1-1 G3-1		1-1 1B	
Chris Stynes, R (1, 5) Doug Mirabelli, R (9, 2) OBP: 0.268, SLG: 0.246	0-2 G4-6-3 1-2f			0-0 HR 1B		0-0 F8		1-1 L7	
Trot Nixon, L (1, 9) OBP: 0.358, SLG: 0.473	1-1 G3-1			2-1 HR 1-H		2-2 F8		2-2 P4	
Manny Ramirez, R (1, 7) OBP: 0.442, SLG: 0.654		0-1 L3-6 2B		0-1 F8		1-2 G6-3		2-2 G6-3	
Dante Bichette, R (1, 10) OBP: 0.385, SLG: 0.551		1-0 F9		2-2 1B		2-1 FC6-4 1B		0-0 G5-3	
Brian Daubach, L (1, 3) OBP: 0.333, SLG: 0.516		0-2 L3-6 2-3		1-2 G4-3		0-1 FC6-4 1-2f		0-0 G4-3	
Mike Lansing, R (1, 6) OBP: 0.254, SLG: 0.298			1-0 G5-3		1-0 G6-3		1-3 K		
Scott Hatteberg, L (1, 2) Shea Hillenbrand, R (8, PR) (9, 5) OBP: 0.263, SLG: 0.402			1-0 G6-3		3-3 K		2-1 SH1-4 1B 2B		
Darren Lewis, R (1, 8) OBP: 0.263, SLG: 0.372			2-3 K		1-3 K		1-1 SH1-4		

AB	R	H	RBI	BB	SO	LOB
3	0	1	1	1	0	0
4	1	1	0	0	0	3
0	0	0	0	0	0	0
4	1	1	2	0	0	2
4	0	1	0	0	0	0
4	0	2	0	0	0	1
4	0	0	0	0	0	3
3	0	0	0	0	1	1
3	0	1	0	0	1	0
0	1	0	0	0	0	0
2	0	0	0	0	2	0

WP	PA
0	33

**Toronto Blue Jays @ Boston Red Sox**  
 Fenway Park, Boston, MA  
 Fri Jun 22 2001, 7:05 PM EDT  
 Att. 33,844 - Sunny - 77 F

AB	31
R	3
H	7
RBI	3
BB	1
SO	4
LOB	10



Inning Stats	R: 0	H: 0	E: 0	K: 0	S: 7	H: 0	LOB: 0	BB: 1	P: 12	R: 0	H: 1	E: 0	K: 0	S: 6	R: 0	H: 0	E: 0	K: 1	S: 5	R: 2	H: 3	E: 0	K: 0	S: 14	R: 0	H: 0	E: 0	K: 2	S: 7	R: 0	H: 1	E: 0	K: 1	S: 13	R: 1	H: 2	E: 0	K: 0	S: 12	R: 0	H: 0	E: 0	K: 0	S: 5	1B: 4	2B: 3	3B: 0	HR: 1	SF: 0	SAC: 1	DP: 2	HBP: 0	WP: 0	PA: 33
PITCHER	IP	WLS	BF	H	R	ER	SO	BB	IBB	HBP	BLK	WP	HR	S	P	ERA	WHIP																																					
Esteban Loaiza, R (1, 1) ERA: 4.99	7.2		29	7	3	3	4	1	0	0	0	0	0	68	100	3.52	1.043																																					
Pedro Borbon, L (8, 1) ERA: 3.38	0.1	W	1	0	0	0	0	0	0	0	0	0	0	3	5	0.00	0.000																																					
Billy Koch, R (9, 1) ERA: 4.45	1.0	S	3	0	0	0	0	0	0	0	0	0	0	5	7	0.00	0.000																																					



Batter	1	2	3	4	5	6	7	8	9	AB R H RBI BB SO LOB	TOP											
Shannon Stewart, R (1, 7) OBP: 0.382, SLG: 0.484	0-1 L8	1-0 G1-3 1B 1-2 1B HBP	0-1 1B		0-0 1B			1-0 G6-3		4 2 2 1 0 0 0												
Homer Bush, R (1, 4) OBP: 0.405, SLG: 0.487	0-2 G6-3	2-2 G1-3 1B 1-2 1B 2-H 3-H	1-2 1B		2-2 F8			0-3 K		5 1 2 3 0 1 1												
Raul Mondesi, R (1, 9) OBP: 0.391, SLG: 0.519	4-2 CS BB	1-1 G1-3	2-0 1B		0-0 G4-3			1-1 F9		4 0 1 0 1 0 2												
Carlos Delgado, L (1, 3) OBP: 0.406, SLG: 0.548	1-2 CS	1-2 1B BB	3-3 K		2-1 L7			0-1 G4-3		3 1 0 0 2 1 2												
José Cruz Jr., S (1, 8) OBP: 0.348, SLG: 0.475					2-1 F8			1-3 K		5 1 3 2 0 1 0												
Brad Fullmer, L (1, 10) OBP: 0.323, SLG: 0.443					0-2 G6-3 1B			0-0 G4-3		5 1 2 1 0 0 3												
Darrin Fletcher, L (1, 2) OBP: 0.274, SLG: 0.353		2-1 1B SH1-3 1B 2-H 3-H	1-1 2B 2B		0-1 G6-3			3-2 G5-3		4 2 2 2 0 0 1												
Jeff Frye, R (1, 5) OBP: 0.276, SLG: 0.255		0-0 SH1-3	1-0 F5		1-1 G6-3			2-2 L4		3 0 0 0 0 0 1												
Cesar Izturis, S (1, 6) OBP: 0.250, SLG: 0.250		1-1 HBP 1B	0-0 G6-3		1-1 G4-3			0-0 G1-5-3		4 1 1 0 0 0 1												
<b>Inning Stats</b>	R: 0 E: 0 K: 0 S: 9	H: 0 LOB: 0 BB: 1 P: 14	R: 7 E: 0 K: 0 S: 21	H: 6 LOB: 2 BB: 2 P: 41	R: 2 E: 0 K: 1 S: 13	H: 4 LOB: 2 BB: 0 P: 21	R: 0 E: 0 K: 0 S: 7	H: 1 LOB: 0 BB: 0 P: 9	R: 0 E: 0 K: 0 S: 9	H: 1 LOB: 1 BB: 0 P: 12	R: 0 E: 0 K: 0 S: 9	H: 1 LOB: 1 BB: 0 P: 14	R: 0 E: 0 K: 0 S: 9	H: 0 LOB: 0 BB: 0 P: 14	R: 0 E: 0 K: 1 S: 6	H: 0 LOB: 0 BB: 0 P: 8	R: 0 E: 0 K: 1 S: 6	H: 0 LOB: 0 BB: 0 P: 7	1B: 9 2B: 3 3B: 1 HR: 0	SF: 0 SAC: 1 DP: 1 HBP: 1	WP: 0 PB: 0 SB: 0 CS: 1	PA: 43
<b>PITCHER</b>	IP WLS BF H R ER SO BB IBB HBP BLK WP HR S P ERA WHIP																					
Frank Castillo, R (1, 1) ERA: 4.21	1.1 L 11 5 7 7 0 2 0 1 0 0 0 0 25 43 47.25 5.250																					
Rolando Arrojo, R (2, 1) ERA: 4.14	3.2 18 7 2 2 1 0 1 0 0 0 0 34 54 4.91 1.909																					
Hipolito Pichardo, R (6, 1) ERA: 3.6	3.0 10 1 0 0 1 0 0 0 0 0 0 24 36 0.00 0.333																					
Pete Schourek, L (9, 1) ERA: 3.71	1.0 3 0 0 0 1 0 0 0 0 0 0 6 7 0.00 0.000																					

Toronto Blue Jays @ Boston Red Sox  
 Fenway Park, Boston, MA  
 Sat Jun 23 2001, 5:05 PM EDT  
 Att. 33,266 - Sunny - 84 F

livebaseballscorecards.com

AB 37  
 R 9  
 H 13  
 RBI 9  
 BB 3  
 SO 3  
 LOB 11



Batter	1	2	3	4	5	6	7	8	9	AB	R	H	RBI	BB	SO	LOB
Jose Offerman, S OBP: 0.360, SLG: 0.412 (1, 3)	2-2 G6-3 1B	4-2 1B 1-2 BB		4-2 1B 1-2 BB		3-2 L3 1B		4-1 FC5 E 1-2 BB		2	0	1	0	3	0	0
Chris Stynes, R OBP: 0.327, SLG: 0.510 (1, 4)	1-2 HR	0-0 G4-3 1B 1-3 2-H		1-1 L7		0-3 K		3-2 E1 FC5 1-2 2-3		5	1	2	2	0	1	5
Trot Nixon, L OBP: 0.355, SLG: 0.467 (1, 9)	0-1 G1-3	3-2 G4-3 1-2f		1-1 FC5-4 1B 1-2 2-3		2-2 L3 1-2		0-3 K		5	0	1	0	0	1	6
Manny Ramirez, R OBP: 0.441, SLG: 0.672 (1, 7)	1-1 HR		1-0 HR	0-1 FC5-4 1-2f			3-3 K	0-1 P6		5	2	2	2	0	1	6
Dante Bichette, R OBP: 0.392, SLG: 0.580 (1, 10)	1-0 2B		0-1 G4-6-3 1B		1-3 K2-3		2-2 HR	1-2 FC5 1-2 2-3f		5	2	3	1	0	1	3
Shea Hillenbrand, R OBP: 0.285, SLG: 0.406 (1, 5)	1-0 2B 2-H		0-0 F3		1-2 G3-1		1-0 1B	1-1 G4-3		5	0	2	1	0	0	1
Mike Lansing, R OBP: 0.256, SLG: 0.299 Brian Daubach, L OBP: 0.332, SLG: 0.513 Lou Merloni, R OBP: 0.308, SLG: 0.343 (1, 6) (7, PH) (8, 6)	1-1 G5-3		3-2 G4-6-3 1-2f		2-1 1B 1B		3-3 K	0-3 K		3	0	1	0	0	0	2
Doug Mirabelli, R OBP: 0.284, SLG: 0.267 Scott Hatteberg, L OBP: 0.213, SLG: 0.276 (1, 2) (7, PH) (8, 2)		3-2 FC1-6 1B		1-2 G4-3		0-0 FC5-4 1B 1-3		2-3 K	0-0 G1	3	0	2	0	0	0	0
Darren Lewis, R OBP: 0.274, SLG: 0.378 (1, 8)		1-2 FC1-6 BLK 1B 1-2f		1-0 1B BB 1B		1-0 FC5-4 1-2f		0-0 E BB 1B		4	1	2	0	0	0	3

Inning Stats	R: 3	H: 4	E: 0	LOB: 1	K: 0	P: 14	R: 1	H: 2	E: 0	LOB: 1	K: 0	P: 14	R: 1	H: 2	E: 0	LOB: 0	K: 0	P: 7	R: 0	H: 2	E: 0	LOB: 3	K: 0	P: 13	R: 0	H: 1	E: 0	LOB: 0	K: 1	P: 11	R: 1	H: 2	E: 0	LOB: 1	K: 3	P: 15	R: 0	H: 1	E: 1	LOB: 3	K: 1	P: 14	R: 0	H: 0	E: 0	LOB: 0	K: 1	P: 7	1B: 10	2B: 3	3B: 0	HR: 4	SF: 0	SAC: 0	DP: 3	HBP: 0	WP: 0	PA: 44
<b>PITCHER</b>	IP	WLS	BF	H	R	ER	SO	BB	IBB	HBP	BLK	WP	HR	S	P	ERA	WHIP																																									
Chris Michalak, L ERA: 3.71 (1, 1)	3.1		19	9	5	5	0	2	0	0	1	0	0	42	70	13.50	3.300																																									
Bob File, R ERA: 1.44 (4, 1)	1.2	W	8	3	0	0	1	0	0	0	0	0	0	16	23	0.00	1.800																																									
Kelvin Escobar, R ERA: 5.6 (6, 1)	1.2		7	3	1	1	3	0	0	0	0	0	0	23	37	5.40	1.800																																									
Pedro Borbon, L ERA: 3.33 (7, 1)	0.1	H	3	1	0	0	1	1	0	0	0	0	0	5	11	0.00	6.000																																									
Paul Quantrill, R ERA: 1.93 (8, 1)	1.0	H	4	0	0	0	1	0	0	0	0	0	0	12	16	0.00	0.000																																									
<b>PITCHER</b>	IP	WLS	BF	H	R	ER	SO	BB	IBB	HBP	BLK	WP	HR	S	P	ERA	WHIP																																									
Billy Koch, R ERA: 4.31 (9, 1)	1.0		3	0	0	0	1	0	0	0	0	0	0	0	8	0.00	0.000																																									

**BOTTOM**

**Toronto Blue Jays @ Boston Red Sox**  
 Fenway Park, Boston, MA  
 Sat Jun 23 2001, 5:05 PM EDT  
 Att. 33,266 - Sunny - 84 F

livebaseballscores.com

<b>AB</b>	<b>41</b>
<b>R</b>	<b>6</b>
<b>H</b>	<b>16</b>
<b>RBI</b>	<b>6</b>
<b>BB</b>	<b>3</b>
<b>SO</b>	<b>7</b>
<b>LOB</b>	<b>28</b>







Batter	1	2	3	4	5	6	7	8	9	AB R H RBI BB SO LOB
Jose Offerman, S OBP: 0.354, SLG: 0.405 (1, 4) C B F X	1-2 F9 ①		0-0 F7 ②		2-1 F7 ①		0-1 F8 ②		3-3 K ③	5 0 0 0 0 1 4
Brian Daubach, L OBP: 0.330, SLG: 0.505 (1, 3) X	0-0 G4-3 ②		1-3 K ③		0-0 P6 ②		4-0 BB ③			3 0 0 0 1 1 2
Trot Nixon, L OBP: 0.349, SLG: 0.458 (1, 8) C X	0-1 L4 ③			0-2 P6 ①	2-1 F9 ③		2-3 K ③			4 0 0 0 0 1 2
Manny Ramirez, R OBP: 0.439, SLG: 0.664 (1, 7) C X		0-2 G4-3 ①		4-2 HR BB ②		1-2 F9 ①		2-3 K ①		3 1 0 0 1 1 0
Dante Bichette, R OBP: 0.382, SLG: 0.565 (1, 10) C C C C		0-3 K ②		0-0 L5 ②		0-3 K ②		0-3 K ②		4 0 0 0 0 3 1
Troy O'Leary, L OBP: 0.295, SLG: 0.462 (1, 9) C C C C X		0-2 F8 ③		0-0 1-H HR ③		0-1 FC4-6 1B ③		3-3 K ③		4 1 2 2 0 1 0
Chris Stynes, R OBP: 0.324, SLG: 0.500 (1, 5) C F B F S S			1-3 K ①	1-0 1B 1B ①		2-1 FC4-6 1-2f ③			2-2 F7 ①	4 0 1 0 0 1 1
Scott Hatteberg, L OBP: 0.245, SLG: 0.319 (1, 2) C B C C X			1-2 1B 1B ①	3-1 1-3 1B ①			1-2 SH3-4 2B ①		2-2 FC6-4 1B ①	4 0 4 0 0 0 0
Lou Merloni, R OBP: 0.310, SLG: 0.342 (1, 6) X			0-0 1-2 1B ③	1-0 F9 ③			0-0 SH3-4 2-3 ①		1-2 FC6-4 1-2f ②	3 0 1 0 0 0 3


Inning Stats	R: 0 E: 0 K: 0 S: 6	H: 0 LOB: 0 BB: 0 P: 7	R: 0 E: 0 K: 1 S: 10	H: 0 LOB: 0 BB: 0 P: 10	R: 0 E: 0 K: 2 S: 12	H: 2 LOB: 2 BB: 0 P: 15	R: 2 E: 0 K: 0 S: 12	H: 3 LOB: 2 BB: 1 P: 21	R: 0 E: 0 K: 1 S: 5	H: 1 LOB: 1 BB: 0 P: 14	R: 0 E: 0 K: 1 S: 10	H: 1 LOB: 2 BB: 1 P: 17	R: 0 E: 0 K: 3 S: 10	H: 0 LOB: 0 BB: 0 P: 15	R: 0 E: 0 K: 1 S: 13	H: 1 LOB: 1 BB: 0 P: 21	1B: 6 2B: 1 3B: 0 HR: 1	SF: 0 SAC: 1 DP: 0 HBP: 0
--------------	------------------------------	---------------------------------	-------------------------------	----------------------------------	-------------------------------	----------------------------------	-------------------------------	----------------------------------	------------------------------	----------------------------------	-------------------------------	----------------------------------	-------------------------------	----------------------------------	-------------------------------	----------------------------------	----------------------------------	------------------------------------

**BOTTOM**

**Toronto Blue Jays @ Boston Red Sox**  
Fenway Park, Boston, MA

Sun Jun 24 2001, 1:05 PM EDT  
Att: 32,804 - Cloudy - 81 F

AB	34
R	2
H	8
RBI	2
BB	2
SO	9
LOB	13



PITCHER	IP	WLS	BF	H	R	ER	SO	BB	IBB	HBP	BLK	WP	HR	S	P	ERA	WHIP
Steve Parris, R ERA: 4.98 (1, 1)	6.2		29	7	2	2	4	2	0	0	0	0	1	63	88	2.70	1.350
Dan Plesac, L ERA: 3.6 (7, 1)	0.1	W	1	0	0	0	1	0	0	0	0	0	0	3	5	0.00	0.000
Paul Quantrill, R ERA: 1.88 (8, 1)	1.0	H	3	0	0	0	3	0	0	0	0	0	0	10	15	0.00	0.000
Billy Koch, R ERA: 4.18 (9, 1)	1.0	S	4	1	0	0	1	0	0	0	0	0	0	13	21	0.00	1.000



Batter	1	2	3	4	5	6	7	8	9	AB R H RBI BB SO LOB	TOP											
<b>Randy Winn, S</b> (1, 8) OBP: 0.371, SLG: 0.437	0-3 K	0-0 SF9		3-1 HR		3-3 K		4-1 BB		3 1 1 2 1 2 0	<b>Tampa Bay Devil Rays @ Boston Red Sox</b> Fenway Park, Boston, MA Mon Jun 25 2001, 7:05 PM EDT Att. 32,854 - Sunny - 74 F											
<b>Steve Cox, L</b> (1, 3) OBP: 0.276, SLG: 0.391	2-0 HR	1-1 BB 1B		0-1 G3-1		1-0 F9		0-0 F5		5 1 2 1 0 0 1												
<b>Greg Vaughn, R</b> (1, 7) OBP: 0.343, SLG: 0.513	2-2 HR	4-2 BB 1B		2-3 K			2-0 G3-1 G3 2B	2-0 G4-3		4 2 2 2 1 1 1												
<b>Fred McGriff, L</b> (1, 10) OBP: 0.407, SLG: 0.566	0-2 G4-3 1B	1-1 BB 1B			2-2 P5		4-2 G3 G3-1 BB	2-2 G1-3		4 0 2 0 1 0 0												
<b>Ben Grieve, L</b> (1, 9) OBP: 0.357, SLG: 0.373	1-2 G4-3		0-0 G6-3		4-2 G3-6-3 BB		0-1 G3-1	3-1 L8		4 0 0 0 1 0 3												
<b>Aubrey Huff, L</b> (1, 5) OBP: 0.270, SLG: 0.341	1-2 G6-3		4-1 BB		0-1 G3-6-3		0-0 G3	0-0 G6-3		4 0 0 1 1 0 3												
<b>Mike DiFelice, R</b> (1, 2) OBP: 0.273, SLG: 0.327		4-0 SH2-4 SF9 BB BB	2-3 K			2-0 HR	1-1 FC6 HBP			2 2 1 1 1 1 1												
<b>Brent Abernathy, R</b> (1, 4) OBP: 0.500, SLG: 1.333		4-1 SF9 SH2-4 1B BB	0-0 F8			2-2 HR	1-2 FC6			3 2 1 1 1 0 3												
<b>Andy Sheets, R</b> (1, 6) OBP: 0.280, SLG: 0.284		1-0 SH2-4		1-2 G6-3		3-2 F8		2-2 G6-3		2 0 0 0 0 0 0												
<b>Jason Tynner, L</b> (8, PH) OBP: 0.289, SLG: 0.274										1 0 0 0 0 0 0												
<b>Felix Martinez, S</b> (8, 6) OBP: 0.287, SLG: 0.280										0 0 0 0 0 0 0												
<b>Inning Stats</b>	R: 2 E: 0 K: 1 S: 19	H: 3 LOB: 1 BB: 0 P: 25	R: 2 E: 0 K: 0 S: 9	H: 2 LOB: 2 BB: 3 P: 24	R: 0 E: 0 K: 1 S: 6	H: 0 LOB: 1 BB: 1 P: 12	R: 1 E: 0 K: 1 S: 11	H: 1 LOB: 0 BB: 0 P: 17	R: 0 E: 0 K: 0 S: 7	H: 0 LOB: 0 BB: 1 P: 13	R: 2 E: 0 K: 1 S: 13	H: 2 LOB: 0 BB: 0 P: 24	R: 1 E: 0 K: 0 S: 11	H: 1 LOB: 2 BB: 1 P: 19	R: 0 E: 0 K: 0 S: 7	H: 0 LOB: 1 BB: 1 P: 15	R: 0 E: 0 K: 0 S: 6	H: 0 LOB: 0 BB: 0 P: 11	1B: 4 2B: 1 3B: 0 HR: 4	SF: 1 SAC: 1 DP: 1 HBP: 1	WP: 0 PB: 0 SB: 0 CS: 0	PA: 42
<b>PITCHER</b>	IP WLS BF H R ER SO BB IBB HBP BLK WP HR S P ERA WHIP																					
<b>David Cone, R</b> (1, 1) ERA: 5.08	5.0 W 24 6 5 5 3 5 0 0 0 0 2 52 91 9.00 2.200																					
<b>Rich Garces, R</b> (6, 1) ERA: 3.03	1.0 5 2 2 2 1 0 0 0 0 0 2 13 24 18.00 2.000																					
<b>Pete Schourek, L</b> (7, 1) ERA: 3.95	0.2 H 4 1 1 1 0 1 0 0 0 0 0 6 12 13.50 3.000																					
<b>Hipolito Pichardo, R</b> (7, 1) ERA: 3.52	0.1 H 2 0 0 0 0 0 0 0 1 0 0 5 7 0.00 0.000																					
<b>Derek Lowe, R</b> (8, 1) ERA: 3.48	2.0 S 7 0 0 0 0 1 0 0 0 0 0 0 13 26 0.00 0.500																					

<b>AB</b>	32
<b>R</b>	8
<b>H</b>	9
<b>RBI</b>	8
<b>BB</b>	7
<b>SO</b>	4
<b>LOB</b>	12



livebaseballscorecards.com

Batter	1	2	3	4	5	6	7	8	9
Jose Offerman, S OBP: 0.355, SLG: 0.404 (1, 4)	F8		2B HR 1B	K		G6-3		1B E 1B	
Scott Hatteberg, L OBP: 0.262, SLG: 0.337 (1, 2)	G3		HR 2B		1B 2B BB	G1-3		BB E 1B	
Trot Nixon, L OBP: 0.354, SLG: 0.456 (1, 8)	F8		K		2B 1B	BB		E BB	
Manny Ramirez, R OBP: 0.438, SLG: 0.662 (1, 7)		1B 2B	HR BB		K	F9		E2 G5-4-3	
Dante Bichette, R OBP: 0.383, SLG: 0.586 (1, 10)	F8		HR		1B 2B		G5-3	G5-4-3	
Troy O'Leary, L OBP: 0.299, SLG: 0.460 (1, 9)	F7		P6		1B SF7 1B		BB		
Shea Hillenbrand, R OBP: 0.288, SLG: 0.407 (1, 5)		1B	K		1B FC6-4 1B		P6		
Brian Daubach, L OBP: 0.324, SLG: 0.497 (1, 3)	K				F7	SF7		P5	
Lou Merloni, R OBP: 0.304, SLG: 0.357 (1, 6)			1B 2B 2B		G6-3	FC6-4		G6-3	

Inning Stats	R: 0 E: 0 K: 5 S: 5	H: 0 LOB: 0 BB: 0 P: 7	R: 1 E: 0 K: 18 S: 18	H: 2 LOB: 1 BB: 0 P: 26	R: 5 E: 0 K: 2 S: 20	H: 4 LOB: 0 BB: 1 P: 31	R: 0 E: 0 K: 1 S: 11	H: 0 LOB: 0 BB: 0 P: 16	R: 4 E: 0 K: 1 S: 26	H: 4 LOB: 1 BB: 1 P: 38	R: 0 E: 0 K: 0 S: 7	H: 0 LOB: 1 BB: 1 P: 13	R: 0 E: 0 K: 0 S: 7	H: 0 LOB: 1 BB: 1 P: 13	R: 2 E: 1 K: 0 S: 16	H: 2 LOB: 1 BB: 1 P: 26
1B: 7 2B: 4 3B: 0 HR: 1	SF: 1 SAC: 0 DP: 1 HBP: 0	WP: 0 PA: 41 PB: 0 SB: 0 CS: 0														

PITCHER	IP	WLS	BF	H	R	ER	SO	BB	IBB	HBP	BLK	WP	HR	S	P	ERA	WHIP
Ryan Rupe, R ERA: 7.32 (1, 1)	4.1	L	23	8	9	9	5	2	0	0	0	0	1	66	99	18.69	2.308
Paul Wilson, R ERA: 7.91 (5, 1)	0.2		4	2	1	1	0	0	0	0	0	0	0	14	19	13.50	3.000
Jeff Wallace, L ERA: 1.33 (6, 1)	0.2		3	0	0	0	0	1	0	0	0	0	0	6	12	0.00	1.500
Jesus Colome, R ERA: (6, 1)	2.1		11	2	2	0	0	2	0	0	0	0	0	24	40	0.00	1.714

AB R H RBI BB SO LOB

5 2 2 0 0 1 0

4 3 2 1 1 0 0

3 1 1 0 2 1 2

4 2 1 0 1 1 4

5 2 2 5 0 0 3

3 1 1 1 1 0 1

4 0 2 2 0 1 1

3 0 0 1 0 1 2

4 1 1 0 0 0 1

1B: 7 SF: 1  
2B: 4 SAC: 0  
3B: 0 DP: 1  
HR: 1 HBP: 0

WP: 0 PA: 41  
PB: 0  
SB: 0  
CS: 0

ERA WHIP

AB 35  
R 12  
H 12  
RBI 10  
BB 5  
SO 5  
LOB 14

livebaseballscorecards.com

Tampa Bay Devil Rays @ Boston Red Sox

Fenway Park, Boston, MA

Mon Jun 25 2001, 7:05 PM EDT

Att. 32,854 - Sunny - 74 F





Batter	1	2	3	4	5	6	7	8	9	AB R H RBI BB SO LOB	TOP																	
<b>Randy Winn, S</b> (1, 8) OBP: 0.372, SLG: 0.442	0-2 2B		3-2 F9		1-1 HR HBP 1B		3-3 K		2-1 G5-3	5 1 2 1 0 1 0	<b>Tampa Bay Devil Rays @ Boston Red Sox</b> Fenway Park, Boston, MA Tue Jun 26 2001, 7:05 PM EDT Att. 32,185 - Sunny - 85 F																	
<b>Steve Cox, L</b> (1, 3) OBP: 0.276, SLG: 0.381	2-3 K		2-3 K		1-2 HR HBP		2-3 K			3 1 0 0 0 3 1																		
<b>Greg Vaughn, R</b> (1, 7) OBP: 0.342, SLG: 0.520	1-1 F7			0-0 G6-3	2-1 HR		0-3 K			4 1 1 4 0 1 1																		
<b>Fred McGriff, L</b> (1, 10) OBP: 0.401, SLG: 0.557	0-0 G3			1-1 G4-3	1-3 K			1-3 K		4 0 0 0 0 2 1																		
<b>Ben Grieve, L</b> (1, 9) OBP: 0.352, SLG: 0.367		1-0 F9		2-3 K		0-0 F8		3-3 K		4 0 0 0 0 2 0																		
<b>Aubrey Huff, L</b> (1, 5) OBP: 0.280, SLG: 0.363		4-2 G5-3 BB			0-1 P2	3-2 2B 1B		2-0 HR		3 1 2 1 1 0 0																		
<b>John Flaherty, R</b> (1, 2) OBP: 0.266, SLG: 0.336		3-2 G5-3			0-1 F9	0-0 2B		1-3 K		4 0 1 0 0 1 1																		
<b>Brent Abernathy, R</b> (1, 4) OBP: 0.375, SLG: 0.714		2-2 G6-3			2-1 1B 1B 1B	0-0 G5-3			1-1 G3	4 1 1 0 0 0 3																		
<b>Felix Martinez, S</b> (1, 6) OBP: 0.288, SLG: 0.281 <b>Russ Johnson, R</b> (9, PH) OBP: 0.362, SLG: 0.400			2-3 K		0-0 1B HR 1B	0-0 G3			1-3 K	3 1 1 0 0 1 2 1 0 0 0 0 1 0																		
<b>Inning Stats</b>	R: 0 E: 0 K: 1 S: 10	H: 1 LOB: 1 BB: 0 P: 13	R: 0 E: 0 K: 0 S: 11	H: 0 LOB: 1 BB: 1 P: 21	R: 0 E: 0 K: 2 S: 11	H: 0 LOB: 0 BB: 0 P: 18	R: 0 E: 0 K: 1 S: 9	H: 0 LOB: 0 BB: 0 P: 12	R: 5 E: 0 K: 1 S: 17	H: 4 LOB: 0 BB: 0 P: 25	R: 0 E: 0 K: 0 S: 7	H: 2 LOB: 2 BB: 0 P: 10	R: 0 E: 0 K: 3 S: 10	H: 0 LOB: 0 BB: 0 P: 15	R: 1 E: 0 K: 3 S: 10	H: 1 LOB: 0 BB: 0 P: 17	R: 0 E: 0 K: 1 S: 7	H: 0 LOB: 0 BB: 0 P: 11	1B: 4 2B: 2 3B: 0 HR: 2	SF: 0 SAC: 0 DP: 0 HBP: 1	WP: 0 PB: 0 SB: 0 CS: 0	PA: 37						
<b>PITCHER</b>	IP WLS BF H R ER SO BB IBB HBP BLK WP HR S P ERA WHIP												<b>PITCHER</b>	IP WLS BF H R ER SO BB IBB HBP BLK WP HR S P ERA WHIP														
<b>Pedro Martinez, R</b> (1, 1) ERA: 2.26	4.2		20	4	4	4	4	1	0	1	0	0	0	53	81	7.71	1.071											
<b>Rolando Arrojo, R</b> (5, 1) ERA: 4.13	2.1		10	3	1	1	4	0	0	0	0	0	1	22	33	3.86	1.286											
<b>Rod Beck, R</b> (8, 1) ERA: 2.81	1.0	W	4	1	1	1	3	0	0	0	0	0	1	10	17	9.00	1.000											
<b>Derek Lowe, R</b> (9, 1) ERA: 3.4	1.0	S	3	0	0	0	1	0	0	0	0	0	0	7	11	0.00	0.000											

<b>AB</b>	35
<b>R</b>	6
<b>H</b>	8
<b>RBI</b>	6
<b>BB</b>	1
<b>SO</b>	12
<b>LOB</b>	9



Batter	1	2	3	4	5	6	7	8	9
Chris Stynes, R OBP: 0.336, SLG: 0.500 (1, 4)	1-0 1B 2B 1B		0-2 G6-3		0-0 BB 1B		0-0 F9	4-1 BB BB	
Scott Hatteberg, L OBP: 0.278, SLG: 0.330 (1, 2)	0-2 F7		2-0 G4-3		4-1 BB 1B		4-0 HR BB	4-0 BB BB	
Trot Nixon, L OBP: 0.359, SLG: 0.471 (1, 8)	0-2 2B 1B		4-1 BB		0-1 G1-3		0-1 HR	1-3 K	
Manny Ramirez, R OBP: 0.438, SLG: 0.660 (1, 7)	1-0 WP 2B		2-1 F9		4-0 FC5-4 BB		3-2 F5	1-3 K	
Dante Bichette, R OBP: 0.380, SLG: 0.574 (1, 10)	4-2 BB			1-0 P6		0-2 FC5-4 FC6-4	1-1 F9		
Troy O'Leary, L OBP: 0.293, SLG: 0.450 (1, 9)	1-1 G4-3			1-3 K		1-1 L8		1-3 K	
Shea Hillenbrand, R OBP: 0.288, SLG: 0.405 (1, 5)		2-1 F2		0-0 F9		2-0 FC6-4		1-2 WP 3B 1B	
Brian Daubach, L OBP: 0.327, SLG: 0.507 (1, 3)		2-3 K			1-3 K		1-1 F9 BB HR 1B	3-2 BB 3B	
Lou Merloni, R OBP: 0.320, SLG: 0.341 (1, 6)		2-1 F8			3-1 G5-3		4-1 BB HR BB	4-1 BB BB	

Inning Stats	R: 1	H: 3	E: 0	K: 0	S: 14	H: 0	LOB: 2	BB: 1	P: 21	R: 0	H: 0	E: 0	K: 1	S: 7	H: 0	LOB: 0	BB: 0	P: 13	R: 0	H: 0	E: 0	K: 0	S: 7	R: 0	H: 0	E: 0	K: 1	S: 6	R: 0	H: 1	E: 0	K: 1	S: 10	R: 0	H: 0	E: 0	K: 0	S: 6	R: 4	H: 2	E: 0	K: 0	S: 11	R: 2	H: 2	E: 0	K: 3	S: 20	H: 2	LOB: 3	BB: 3	P: 37
--------------	------	------	------	------	-------	------	--------	-------	-------	------	------	------	------	------	------	--------	-------	-------	------	------	------	------	------	------	------	------	------	------	------	------	------	------	-------	------	------	------	------	------	------	------	------	------	-------	------	------	------	------	-------	------	--------	-------	-------

PITCHER	IP	WLS	BF	H	R	ER	SO	BB	IBB	HBP	BLK	WP	HR	S	P	ERA	WHIP
Tanyon Sturtze, R ERA: 5.11 (1, 1)	6.1		29	5	4	4	3	6	0	0	0	1	0	54	101	5.68	1.737
Travis Phelps, R ERA: 4.07 (7, 1)	0.2	B	3	1	1	1	0	0	0	0	0	0	1	7	11	13.50	1.500
Victor Zambrano, R ERA: 9.82 (8, 1)	1.0	L	8	2	2	2	3	3	0	0	0	1	0	20	37	18.00	5.000

**AB R H RBI BB SO LOB**

4 1 2 0 1 0 2

2 1 0 1 3 0 1

4 1 2 4 1 1 5

4 0 1 1 1 1 4

3 0 0 0 1 0 1

4 0 0 0 0 2 3

4 1 1 0 0 0 1

4 2 2 1 0 2 0

2 1 0 0 2 0 0

**AB 31**  
**R 7**  
**H 8**  
**RBI 7**  
**BB 9**  
**SO 6**  
**LOB 17**



**BOTTOM**

**Tampa Bay Devil Rays @ Boston Red Sox**  
Fenway Park, Boston, MA  
Tue Jun 26 2001, 7:05 PM EDT  
Att. 32,185 - Sunny - 85 F

livebaseballscorecards.com



Batter	1	2	3	4	5	6	7	8	9	AB R H RBI BB SO LOB	TOP																
Jason Tynor, L (1, 8) OBP: 0.296, SLG: 0.282	0-3 K		0-1 G3 HR 2-3 1B	1-3 K			1-0 G1-3 WP 1B	1-1 G4-3		5 1 2 0 0 2 4																	
Steve Cox, L (1, 3) OBP: 0.288, SLG: 0.410	4-0 1B BB		2-1 G3 1-2 3-H	2-1 HR 1-H 2-H			3-1 G1-3 1-3		1-0 E8 G5-3 1B 1B	4 2 2 4 1 0 2																	
Greg Vaughn, R (1, 7) OBP: 0.340, SLG: 0.525	2-0 F2		2-2 HR 2-H	0-0 G6-3			3-3 K		2-3 K	5 1 1 2 0 2 3																	
Fred McGriff, L (1, 10) OBP: 0.404, SLG: 0.560 Damian Rolls, R (9, PR) OBP: 0.302, SLG: 0.355	0-1 1-3 1B		2-0 2B		1-0 G3-1		3-2 F9		4-0 G5-3 1B IBB	4 0 2 0 1 0 1 0 1 0 0 0 0 0																	
Ben Grieve, L (1, 9) OBP: 0.350, SLG: 0.367	2-3 K		0-3 K		1-3 K			3-1 1B 1B 2B	2-2 G5-3 1-2 2-3	5 1 1 0 0 3 5																	
Aubrey Huff, L (1, 5) OBP: 0.283, SLG: 0.364		0-3 K	2-3 K		1-2 G4-3			1-1 1B 2-3 1B	2-2 1B	5 0 2 2 0 2 1																	
John Flaherty, R (1, 2) OBP: 0.270, SLG: 0.338		1-1 G6-3		1-0 1B HR 1B		0-0 G1-6-3 1B		1-0 F7	2-0 F9	5 1 2 0 0 0 4																	
Brent Abernathy, R (1, 4) OBP: 0.333, SLG: 0.545		1-0 F8		1-3 K		2-2 G1-6-3 1-2f		1-2 1B		4 0 1 1 0 1 2																	
Andy Sheets, R (1, 6) OBP: 0.288, SLG: 0.303			0-0 1B G3 2B	0-1 HR 1B		0-1 G5-3		3-3 K		4 2 2 0 0 1 2																	
<b>Inning Stats</b>	R: 0 E: 0 K: 2 S: 9	H: 1 LOB: 2 BB: 1 P: 17	R: 0 E: 0 K: 1 S: 6	H: 0 LOB: 0 BB: 0 P: 8	R: 3 E: 0 K: 2 S: 15	H: 4 LOB: 1 BB: 0 P: 23	R: 3 E: 0 K: 2 S: 12	H: 3 LOB: 0 BB: 0 P: 17	R: 0 E: 0 K: 1 S: 7	H: 0 LOB: 0 BB: 0 P: 10	R: 0 E: 0 K: 0 S: 7	H: 1 LOB: 0 BB: 0 P: 9	R: 0 E: 0 K: 1 S: 10	H: 1 LOB: 1 BB: 0 P: 19	R: 1 E: 0 K: 1 S: 13	H: 3 LOB: 2 BB: 0 P: 23	R: 2 E: 1 K: 1 S: 13	H: 2 LOB: 2 BB: 1 P: 26	1B: 10 2B: 3 3B: 0 HR: 2	SF: 0 SAC: 0 DP: 1 HBP: 0	WP: 1 PB: 0 SB: 0 CS: 0	PA: 43					
<b>PITCHER</b>	IP WLS BF H R ER SO BB IBB HBP BLK WP HR S P ERA WHIP																										
Hideo Nomo, R (1, 1) ERA: 4.12	6.0		27	9	6	6	8	1	0	0	0	0	2	56	84	9.00	1.667										
Hipolito Pichardo, R (7, 1) ERA: 3.38	0.2		3	1	0	0	1	0	0	0	0	1	0	7	13	0.00	1.500										
Pete Schourek, L (7, 1) ERA: 4.23	0.1	L	3	2	1	1	0	0	0	0	0	0	0	7	14	27.00	6.000										
Rod Beck, R (8, 1) ERA: 2.74	1.0		4	1	0	0	1	0	0	0	0	0	0	9	15	0.00	1.000										
Sun-Woo Kim, R (9, 1) ERA: 12.0	1.0		6	2	2	2	1	0	1	0	0	0	0	13	26	18.00	2.000										

Tampa Bay Devil Rays @ Boston Red Sox

Fenway Park, Boston, MA

Wed Jun 27 2001, 7:05 PM EDT  
Att. 33,216 - Sunny - 88 F

AB	41
R	9
H	15
RBI	9
BB	2
SO	11
LOB	24



Batter	1	2	3	4	5	6	7	8	9	AB	R	H	RBI	BB	SO	LOB
Jose Offerman, S OBP: 0.351, SLG: 0.399 (1, 4)	2-2 G5-4-3 1B	0-1 G6-3		1-0 G4-3		2-2 G4-6-3 1-2f		1-3 K	1-0 F7	6	0	1	0	0	1	6
Scott Hatteberg, L OBP: 0.277, SLG: 0.320 Shea Hillenbrand, R OBP: 0.287, SLG: 0.403 Doug Mirabelli, R OBP: 0.284, SLG: 0.267 (1, 2)	1-2 G5-4-3 1-2f		0-2 G4-3		4-1 1B G1-3 BB	3-1 G4-3		2-0 G4-3		3	1	0	0	1	0	1
Trot Nixon, L OBP: 0.367, SLG: 0.489 (1, 8)	3-2 BB 1B		2-1 G6-3		0-1 G1-3 2B 1B		3-2 HR	4-2 BB BB		4	2	3	1	1	0	0
Manny Ramirez, R OBP: 0.437, SLG: 0.653 (1, 7)	4-2 FC6-4 1-2 BB		0-2 F9		1-2 G1-3		2-0 1B 2B	4-2 BB	1-2 BB	3	1	0	1	2	0	1
Dante Bichette, R OBP: 0.380, SLG: 0.581 (1, 10)	2-1 FC6-4 1-2f			1-2 1B 2B	0-1 2B		3-3 K	0-1 P3		5	1	2	1	0	1	5
Troy O'Leary, L OBP: 0.306, SLG: 0.454 (1, 9)		4-2 2B BB		0-1 1B 1B	4-1 BB BB		1-1 2B 1B		1-3 K	3	1	2	1	2	1	0
Chris Stynes, R OBP: 0.339, SLG: 0.500 (1, 5)		0-1 F8		0-3 K	2-3 K		0-1 1-H 3-H 2B		4-1 2B BB	4	1	1	2	1	2	4
Brian Daubach, L OBP: 0.333, SLG: 0.512 (1, 3)		2-0 BB X		2-0 BB X	0-1 G3		4-2 BB BB		2-3 K	4	0	2	0	1	1	3
Lou Merloni, R OBP: 0.327, SLG: 0.354 (1, 6)		0-0 P4		1-0 L9		4-2 G4-6-3 BB	0-1 G1-6-4-3 1-2f		0-0 1-H 2B	4	0	1	1	1	0	6

Inning Stats	R: 0	H: 2	E: 0	K: 0	S: 18	R: 0	H: 1	E: 0	K: 0	S: 8	R: 0	H: 0	E: 0	K: 0	S: 8	R: 1	H: 3	E: 0	K: 1	S: 13	R: 2	H: 2	E: 0	K: 1	S: 15	R: 0	H: 0	E: 0	K: 0	S: 9	R: 3	H: 3	E: 1	K: 1	S: 18	R: 0	H: 0	E: 0	K: 1	S: 13	R: 1	H: 1	E: 0	K: 2	S: 10	1B: 6	2B: 5	3B: 0	HR: 1	SF: 0	SAC: 0	DP: 3	HBP: 0	WP: 0	PB: 0	SB: 0	CS: 0	PA: 46
--------------	------	------	------	------	-------	------	------	------	------	------	------	------	------	------	------	------	------	------	------	-------	------	------	------	------	-------	------	------	------	------	------	------	------	------	------	-------	------	------	------	------	-------	------	------	------	------	-------	-------	-------	-------	-------	-------	--------	-------	--------	-------	-------	-------	-------	--------

PITCHER	IP	WLS	BF	H	R	ER	SO	BB	IBB	HBP	BLK	WP	HR	S	P	ERA	WHIP
Albie Lopez, R ERA: 5.64 (1, 1)	5.0		26	8	3	3	2	4	0	0	0	0	0	62	98	5.40	2.400
Paul Wilson, R ERA: 8.02 (6, 1)	1.1	B	8	3	3	2	1	1	0	0	0	0	1	21	39	13.50	3.000
Doug Creek, L ERA: 3.47 (7, 1)	2.2	W	12	1	1	1	3	4	0	0	0	0	0	29	52	3.38	1.875

BOTTOM

Tampa Bay Devil Rays @ Boston Red Sox  
Fenway Park, Boston, MA  
Wed Jun 27 2001, 7:05 PM EDT  
Att. 33,216 - Sunny - 88 F

livebaseballscorecards.com

AB 37  
R 7  
H 12  
RBI 7  
BB 9  
SO 6  
LOB 26





Batter	1	2	3	4	5	6	7	8	9	AB R H RBI BB SO LOB	TOP													
Jason Tyner, L (1, 8) OBP: 0.291, SLG: 0.268	0-2 F9		0-0 G4-3		1-0 L5-3		4-1 G4-6-3 BB		1-0 F7	4 0 0 0 1 0 3	<b>Tampa Bay Devil Rays @ Boston Red Sox</b> Fenway Park, Boston, MA Thu Jun 28 2001, 7:05 PM EDT Att. 33,433 - Sunny - 86 F													
Steve Cox, L (1, 3) OBP: 0.277, SLG: 0.394	2-3 K		0-1 G6-3		1-3 K		1-0 G4-6-3		0-0 F5	5 0 0 0 0 2 4														
Greg Vaughn, R (1, 7) OBP: 0.339, SLG: 0.525	1-2 P6		2-2 1B 2B			2-3 K		2-3 K		4 1 1 0 0 2 0														
Fred McGriff, L (1, 10) OBP: 0.406, SLG: 0.563		1-1 HR 2B	0-0 2-H 1B		1-3 K	1-3 K		1-1 G3		4 1 2 1 0 1 0														
Ben Grievie, L (1, 9) OBP: 0.351, SLG: 0.381		1-1 HR	1-3 K		3-1 BB 1B		1-3 K			4 1 2 2 0 2 1														
Aubrey Huff, L (1, 5) OBP: 0.287, SLG: 0.363		3-2 G3-1		2-0 G3		4-2 BB 1B		3-2 1B G5-3 1B	3 0 1 0 1 0 0															
Damian Rolls, R (9, PR) OBP: 0.302, SLG: 0.355					1-2 BB				0 1 0 0 0 0 0															
Felix Martinez, S (9, 6) OBP: 0.288, SLG: 0.281									0 0 0 0 0 0 0															
Mike DiFelice, R (1, 2) OBP: 0.264, SLG: 0.316		1-2 F8		1-1 G6-3		1-2 F7		0-2 G5-3	4 0 0 0 0 0 3															
Brent Abernathy, R (1, 4) OBP: 0.438, SLG: 0.643		4-2 FC6-4 BB		3-2 G6-3		3-2 SH2-4 2B		0-1 1B	3 0 2 0 1 0 0															
Andy Sheets, R (1, 6) OBP: 0.292, SLG: 0.300		1-2 FC6-4			4-2 L5-3 BB		0-0 SH2-4		1-1 1B	1 0 0 0 1 0 1														
Russ Johnson, R (9, PH) OBP: 0.366, SLG: 0.404								2-3 3-H 1B	1 0 1 1 0 0 0															
<b>Inning Stats</b>	R: 0 E: 0 K: 1 S: 11	H: 0 LOB: 0 BB: 0 P: 14	R: 2 E: 0 K: 0 S: 15	H: 2 LOB: 1 BB: 1 P: 26	R: 1 E: 0 K: 1 S: 10	H: 2 LOB: 1 BB: 0 P: 13	R: 0 E: 0 K: 0 S: 6	H: 0 LOB: 0 BB: 0 P: 12	R: 0 E: 0 K: 1 S: 8	H: 0 LOB: 0 BB: 1 P: 14	R: 0 E: 0 K: 2 S: 13	H: 1 LOB: 2 BB: 1 P: 24	R: 0 E: 0 K: 0 S: 9	H: 1 LOB: 1 BB: 1 P: 17	R: 0 E: 0 K: 2 S: 8	H: 0 LOB: 0 BB: 0 P: 12	R: 1 E: 0 K: 0 S: 13	H: 3 LOB: 2 BB: 0 P: 18	1B: 5 2B: 4 3B: 0 HR: 1	SF: 0 SAC: 1 DP: 2 HBP: 0	WP: 0 PB: 0 SB: 0 CS: 0	PA: 38		
<b>PITCHER</b>	IP WLS BF H R ER SO BB IBB HBP BLK WP HR S P ERA WHIP	IP WLS BF H R ER SO BB IBB HBP BLK WP HR S P ERA WHIP																						
Frank Castillo, R (1, 1) ERA: 4.35	1.2	8	2	2	2	1	1	0	0	0	0	0	1	23	36	10.80	1.800							
Bryce Florie, R (2, 1) ERA: 3.86	2.1	9	2	1	1	1	0	0	0	0	0	0	0	19	29	3.86	0.857							
Bill Pulsipher, L (5, 1) ERA:	2.0	8	1	0	0	3	2	0	0	0	0	0	0	21	38	0.00	1.500							
Hipolito Pichardo, R (7, 1) ERA: 3.18	1.0	4	1	0	0	0	1	0	0	0	0	0	0	9	17	0.00	2.000							
Rod Beck, R (8, 1) ERA: 2.88	1.0	3	0	0	0	2	0	0	0	0	0	0	0	8	12	0.00	0.000							
<b>PITCHER</b>	IP WLS BF H R ER SO BB IBB HBP BLK WP HR S P ERA WHIP	IP WLS BF H R ER SO BB IBB HBP BLK WP HR S P ERA WHIP																						
Derek Lowe, R (9, 1) ERA: 3.52	1.0	L	6	3	1	1	0	0	0	0	0	0	0	13	18	9.00	3.000							

livebaseballscorecards.com

AB	33
R	4
H	9
RBI	4
BB	4
SO	7
LOB	12



Batter	1	2	3	4	5	6	7	8	9	AB	R	H	RBI	BB	SO	LOB
Jose Offerman, S OBP: 0.350, SLG: 0.395 (1, 3)	1-1 G6-3	2-3 K			4-1 G5-3 WP SF7 BB		1-1 L8			3	1	0	0	1	1	2
Chris Stynes, R OBP: 0.336, SLG: 0.491 (1, 4)	1-0 1B	0-3 K			3-2 G5-3			1-0 G6-3		4	0	1	0	0	1	3
Trot Nixon, L OBP: 0.362, SLG: 0.482 (1, 9) (8, 8)	0-3 K		1-0 L8		2-1 SF7			0-3 K		3	0	0	1	0	2	1
Manny Ramirez, R OBP: 0.432, SLG: 0.644 (1, 10)	3-2 L8		1-0 G5-3		3-H 1-2 G6-3			2-0 F8		4	0	0	0	0	0	1
Dante Bichette, R OBP: 0.383, SLG: 0.585 (1, 7)		0-0 FC1-6-5 2B	3-3 K			2-2 G3-6-3 1B			0-3 K	4	0	2	0	0	2	0
Shea Hillenbrand, R OBP: 0.284, SLG: 0.398 Scott Hatteberg, L OBP: 0.274, SLG: 0.317 (9, PH)		3-1 FC1-6-5 1B		3-2 G6-3		0-0 G3-6-3 1-2f		0-1 F8		3	1	0	0	0	0	2
Mike Lansing, R OBP: 0.263, SLG: 0.305 Brian Daubach, L OBP: 0.336, SLG: 0.519 (9, PH)		2-0 1B	1-1 1B	1-1 1B		1-3 K		0-2 2B		3	1	2	0	0	1	0
Doug Mirabelli, R OBP: 0.286, SLG: 0.270 Lou Merloni, R OBP: 0.321, SLG: 0.347 (9, PH)		0-2 1B	0-0 F8		0-0 F8		1-3 K		2-3 K	3	0	1	1	0	1	1
Darren Lewis, R OBP: 0.279, SLG: 0.381 Troy O'Leary, L OBP: 0.305, SLG: 0.451 (8, 9)		1-0 1B	1-1 P4		1-1 P4		2-2 F8			2	0	1	1	0	0	1

Inning Stats	R: 0	H: 1	E: 0	K: 1	S: 10	R: 2	H: 4	E: 0	K: 2	S: 14	R: 0	H: 0	E: 0	K: 1	S: 6	R: 0	H: 1	E: 0	K: 0	S: 8	R: 1	H: 0	E: 0	K: 1	S: 10	R: 0	H: 1	E: 0	K: 1	S: 8	R: 0	H: 0	E: 0	K: 1	S: 9	R: 0	H: 0	E: 0	K: 1	S: 5	R: 0	H: 1	E: 0	K: 2	S: 12	R: 0	H: 1	E: 0	K: 2	S: 12	1B: 6	SF: 1	2B: 2	SAC: 0	3B: 0	DP: 1	HR: 0	HBP: 0	WP: 1	PA: 35
--------------	------	------	------	------	-------	------	------	------	------	-------	------	------	------	------	------	------	------	------	------	------	------	------	------	------	-------	------	------	------	------	------	------	------	------	------	------	------	------	------	------	------	------	------	------	------	-------	------	------	------	------	-------	-------	-------	-------	--------	-------	-------	-------	--------	-------	--------

PITCHER	IP	WLS	BF	H	R	ER	SO	BB	IBB	HBP	BLK	WP	HR	S	P	ERA	WHIP
Joe Kennedy, L ERA: 4.23 (1, 1)	6.0		25	7	3	3	5	1	0	0	0	1	0	56	92	4.50	1.333
Jesus Colome, R ERA: (7, 1)	3.0	W	10	1	0	0	4	0	0	0	0	0	0	26	35	0.00	0.333

**BOTTOM**

**Tampa Bay Devil Rays @ Boston Red Sox**  
 Fenway Park, Boston, MA  
 Thu Jun 28 2001, 7:05 PM EDT  
 Att. 33,433 - Sunny - 86 F

<b>AB</b>	<b>33</b>
<b>R</b>	<b>3</b>
<b>H</b>	<b>8</b>
<b>RBI</b>	<b>3</b>
<b>BB</b>	<b>1</b>
<b>SO</b>	<b>9</b>
<b>LOB</b>	<b>12</b>







Batter	1	2	3	4	5	6	7	8	9
Shannon Stewart, R (1, 7) OBP: 0.378, SLG: 0.477	1-1 1B 3B	1-0 1B		2-2 G6-3 2-3		2-2 G4-3 2-3		4-0 HR IBB	
Alex Gonzalez, R (1, 6) OBP: 0.301, SLG: 0.368	3-1 WP HR 1B	1-1 L8		1-3 K		2-0 S HBP		4-1 HR BB	
Raul Mondesi, R (1, 9) OBP: 0.386, SLG: 0.526	1-2 1-H HR	0-3 K		1-2 G5-3		3-3 K 1-3 3-H		2-2 HR 1-H 2-H 3-H	
Carlos Delgado, L (1, 3) OBP: 0.399, SLG: 0.534	4-2 FC3-6 PB FC BB	2-3 K			2-3 K		3-3 K	2-0 E4	
Brad Fullmer, L (1, 10) OBP: 0.316, SLG: 0.438	4-0 FC3-6 1-2 BB		1-1 S 1B		0-0 F7		0-2 F7	1-3 K	
José Cruz Jr., S (1, 8) OBP: 0.342, SLG: 0.467	3-1 FC3-6 FC S 1-2f 2-3		2-3 K 1-2		2-0 S 1B		2-1 G5-3		
Darrin Fletcher, L (1, 2) OBP: 0.265, SLG: 0.341 Jeff Frye, R (8, PH) OBP: 0.266, SLG: 0.234 (9, 4)	4-0 FC 1-2 IBB		0-2 F8		3-2 G4-3 1-2			2-2 G4-3	
Chris Woodward, R (1, 5) OBP: 0.186, SLG: 0.407	0-3 K		1-1 G5-3			1-1 G4-3 SH1-3 PB 1B		2-0 HR 3B	
Cesar Izturis, S (1, 4) OBP: 0.267, SLG: 0.333 Tony Fernandez, S (8, PH) OBP: 0.363, SLG: 0.356 Alberto Castillo, R (9, 2) OBP: 0.319, SLG: 0.354	1-3 FC 1-2 2-3 3-H			0-0 G6-3 2B		0-0 SH1-3 1-2		1-0 G3	

Inning Stats	R: 3 E: 0 K: 1 S: 21	H: 3 LOB: 3 BB: 3 P: 41	R: 0 E: 0 K: 2 S: 9	H: 1 LOB: 1 BB: 0 P: 13	R: 0 E: 0 K: 1 S: 10	H: 1 LOB: 1 BB: 0 P: 14	R: 0 E: 0 K: 1 S: 14	H: 1 LOB: 1 BB: 0 P: 15	R: 1 E: 0 K: 1 S: 9	H: 1 LOB: 1 BB: 0 P: 17	R: 0 E: 0 K: 1 S: 10	H: 0 LOB: 0 BB: 0 P: 15	R: 4 E: 1 K: 1 S: 15	H: 2 LOB: 1 BB: 2 P: 33
--------------	-------------------------------	----------------------------------	------------------------------	----------------------------------	-------------------------------	----------------------------------	-------------------------------	----------------------------------	------------------------------	----------------------------------	-------------------------------	----------------------------------	-------------------------------	----------------------------------

PITCHER	IP	WLS	BF	H	R	ER	SO	BB	IBB	HBP	BLK	WP	HR	S	P	ERA	WHIP
49 Tim Wakefield, R (1, 1) ERA: 2.38	6.0		30	8	4	3	8	2	1	1	0	1	1	72	118	4.50	1.667
Bill Pulsipher, L (7, 1) ERA:	1.0		3	0	0	0	1	0	0	0	0	0	0	10	15	0.00	0.000
Bryce Florie, R (8, 1) ERA: 15.0	0.2	L	7	2	4	4	0	1	1	0	0	0	1	11	28	54.00	4.500
Sun-Woo Kim, R (8, 1) ERA: 10.8	0.1		1	0	0	0	1	0	0	0	0	0	0	4	5	0.00	0.000

**BOTTOM**

AB R H RBI BB SO LOB

4 2 2 0 1 0 2

3 2 1 1 1 1 2

5 2 2 6 0 2 3

4 0 0 0 1 3 1

4 0 1 0 1 1 1

4 0 1 0 0 1 3

2 0 0 0 1 0 2

1 0 0 0 0 0 0

4 2 2 0 0 1 4

2 0 1 0 0 0 3

1 0 0 0 0 0 1

0 0 0 0 0 0 0


1B: 5 SF: 0  
2B: 1 SAC: 1  
3B: 2 DP: 0  
HR: 2 HBP: 1

WP: 1 PA: 41  
PB: 2  
SB: 5  
CS: 0

**Boston Red Sox @ Toronto Blue Jays**  
SkyDome, Toronto, ON

livebaseballscorecards.com

**AB 34**  
**R 8**  
**H 10**  
**RBI 7**  
**BB 5**  
**SO 9**  
**LOB 22**



Fri Jun 29 2001, 7:05 PM EDT  
Att. 23,055 - Sunny - 88 F



Batter	1	2	3	4	5	6	7	8	9	AB	R	H	RBI	BB	SO	LOB	TOP										
Jose Offerman, S OBP: 0.347, SLG: 0.386 (1, 4)	4-2 1B BB	0-1 FC9-6 BB 1B 1-2f 2-3	0-2 P5		0-3 K		0-1 P6		0-1 G4-3 1B	5	2	1	0	1	1	5											
Scott Hatteberg, L OBP: 0.295, SLG: 0.330 (1, 10)	1-1 FC5-4 1B 1-3 SF9 1B	0-0 BB 2B 1-2 1B 3-H	0-2 G6-3		2-2 1B 1-2 2-3		3-2 1B 1-3		1-1 G4-3 1-2	6	2	4	1	0	0	1											
Trot Nixon, L OBP: 0.372, SLG: 0.479 (1, 8) (8, 9)	0-2 FC5-4 1B 1-2 3-H	4-0 2B SF8 1-2 2-3 BB		2-1 G1-3	3-2 L4		1-3 K		1-0 G4-3 2-3	5	1	1	1	1	1	6											
Manny Ramirez, R OBP: 0.430, SLG: 0.644 (1, 7)	2-2 FC5-4 BB 1-2f 2-3	1-0 SF8 2B 1-3 2-H 3-H		4-2 1B BB	2-3 K		3-3 K		4-0 IBB	4	0	1	2	2	2	5											
Dante Bichette, R OBP: 0.386, SLG: 0.581 Darren Lewis, R OBP: 0.276, SLG: 0.376 (1, 9) (8, PR) (8, 8)	4-2 BB 1-2	1-2 E5 BB		0-2 L6	2-3 K		0-2 S 1B 1B		1-1 F7	4	0	1	0	1	1	3											
Brian Daubach, L OBP: 0.340, SLG: 0.538 (1, 3)	3-2 SF9 3-H	2-0 SF8 2-3 3-H		2-2 1B	0-2 G4-3		4-1 1B S IBB			2	0	1	2	1	0	0											
Chris Stynes, R OBP: 0.328, SLG: 0.463 Shea Hillenbrand, R OBP: 0.282, SLG: 0.396 (1, 5) (9, 5)	1-0 G4-3	4-2 BB		3-2 G6-3	1-0 F7		2-1 F8			4	0	0	0	1	0	6											
Lou Merloni, R OBP: 0.361, SLG: 0.389 (1, 6)		FC9-6 1B 1B K		2-2 1B WP 1B			2-1 1B 1B		1-1 1-3 2-H 1B	5	1	4	1	0	1	3											
Doug Mirabelli, R OBP: 0.306, SLG: 0.300 (1, 2)		0-1 FC9-6 1B	3-2 G6-3		4-2 1B BB		1-2 F8		2-2 F3	4	0	1	0	1	0	3											
Inning Stats	R: 2 E: 0 K: 0 S: 19	H: 2 LOB: 2 BB: 2 P: 34	R: 4 E: 1 K: 1 S: 16	H: 4 LOB: 3 BB: 2 P: 29	R: 0 E: 0 K: 0 S: 9	H: 0 LOB: 0 BB: 0 P: 12	R: 0 E: 0 K: 0 S: 13	H: 1 LOB: 2 BB: 1 P: 24	R: 0 E: 0 K: 2 S: 19	H: 2 LOB: 3 BB: 1 P: 32	R: 0 E: 0 K: 1 S: 10	H: 0 LOB: 0 BB: 0 P: 13	R: 0 E: 0 K: 1 S: 18	H: 2 LOB: 2 BB: 0 P: 25	R: 1 E: 0 K: 1 S: 15	H: 2 LOB: 2 BB: 1 P: 27	R: 0 E: 0 K: 0 S: 7	H: 1 LOB: 2 BB: 1 P: 14	1B: 13 2B: 1 3B: 0 HR: 0	SF: 2 SAC: 0 DP: 0 HBP: 0	WP: 1 PA: 50						
PITCHER	IP	WLS	BF	H	R	ER	SO	BB	IBB	HBP	BLK	WP	HR	S	P	ERA	WHIP										
Joey Hamilton, R ERA: 5.61 (1, 1)	1.1	L	12	5	6	5	0	3	0	0	0	0	0	25	45	33.75	6.000										
Kelvim Escobar, R ERA: 5.45 (2, 1)	2.2		13	2	0	0	1	2	0	0	0	0	0	32	54	0.00	1.500										
Brian Bowles, R ERA: (5, 1)	2.2		12	3	0	0	3	1	0	0	0	1	0	38	57	0.00	1.500										
Dan Plesac, L ERA: 3.48 (7, 1)	0.1		2	1	0	0	1	0	0	0	0	0	0	9	13	0.00	3.000										
Bob File, R ERA: 1.5 (8, 1)	1.0		6	2	1	1	1	0	1	0	0	0	0	15	27	9.00	2.000										
PITCHER	IP	WLS	BF	H	R	ER	SO	BB	IBB	HBP	BLK	WP	HR	S	P	ERA	WHIP										
Pedro Borbon, L ERA: 3.38 (9, 1)	1.0		5	1	0	0	0	0	1	0	0	0	0	7	14	0.00	1.000										

Boston Red Sox @ Toronto Blue Jays  
SkyDome, Toronto, ON  
Sat Jun 30 2001, 6:05 PM EDT  
Att. 28,543 - Cloudy - 78 F

livebaseballscorecards.com

AB	40
R	7
H	14
RBI	7
BB	8
SO	6
LOB	34



Batter	1	2	3	4	5	6	7	8	9	AB R H RBI BB SO LOB
Shannon Stewart, R (1, 7) OBP: 0.384, SLG: 0.482	1-2 S 1B		1-0 E9 1B 1-3		0-0 1B 1-2 2-3		2-2 F3		2-2 2B 1B 2-3	5 0 4 0 0 0 1
Alex Gonzalez, R (1, 6) OBP: 0.302, SLG: 0.373	2-2 F8 1-2		0-0 G6-3 1B 1-2 3-H		1-0 SF8 2-3 3-H		2-2 FC1-6 1-2f		0-1 1B 1-3 3-H	4 0 2 3 0 0 2
Raul Mondesi, R (1, 9) OBP: 0.363, SLG: 0.531	0-0 G5-3		0-0 G6-3 1-2f		1-3 K			0-0 HR	1-1 F8	5 1 1 1 0 1 7
Carlos Delgado, L (1, 3) OBP: 0.397, SLG: 0.527	0-0 G4-3			0-1 P4	1-0 F7			3-2 G6-3	4-0 FC4-6 IBB	4 0 0 0 1 0 3
Brad Fullmer, L (1, 10) OBP: 0.314, SLG: 0.438		2-2 P6		1-0 G3-1 2B		0-1 P4		2-1 G3	0-1 FC4-6	5 0 1 0 0 0 3
José Cruz Jr., S (1, 8) OBP: 0.337, SLG: 0.459		1-3 K		0-1 G3-1		3-2 F7		0-2 G4-3		4 0 0 0 0 1 1
Darrin Fletcher, L (1, 2) Alberto Castillo, R (9, 2) OBP: 0.262, SLG: 0.336 OBP: 0.329, SLG: 0.364		1-0 G3		3-3 K		0-1 F9			2-2 G4-3 2B 1B	3 0 0 0 0 1 1 1 1 1 0 0 0 0
Chris Woodward, R (1, 5) Jeff Frye, R (4, 5) OBP: 0.200, SLG: 0.417 OBP: 0.268, SLG: 0.237			3-2 E 1B 1B		2-2 1B WP SF8 1B		1-2 G3-1		0-1 G4-3	1 1 1 0 0 0 0 3 1 1 0 0 0 1
Cesar Izturis, S (1, 4) OBP: 0.368, SLG: 0.474			2-1 F8		1-0 SF8 1B 1-2		0-0 FC1-6 1B		0-0 1B 2B 2B	4 1 3 1 0 0 1

Inning Stats	R: 0	H: 1	E: 0	LOB: 1	K: 0	S: 10	R: 0	H: 0	E: 0	LOB: 0	K: 1	S: 7	R: 1	H: 3	E: 1	LOB: 1	K: 0	S: 8	R: 0	H: 1	E: 0	LOB: 1	K: 1	S: 10	R: 1	H: 3	E: 0	LOB: 2	K: 1	S: 11	R: 0	H: 0	E: 0	LOB: 0	K: 0	S: 10	R: 0	H: 1	E: 0	LOB: 1	K: 0	S: 10	R: 1	H: 1	E: 0	LOB: 0	K: 0	S: 9	R: 2	H: 4	E: 0	LOB: 3	K: 0	S: 15	1B: 10	2B: 3	3B: 0	HR: 1	SF: 1	SAC: 0	DP: 1	HBP: 0
--------------	------	------	------	--------	------	-------	------	------	------	--------	------	------	------	------	------	--------	------	------	------	------	------	--------	------	-------	------	------	------	--------	------	-------	------	------	------	--------	------	-------	------	------	------	--------	------	-------	------	------	------	--------	------	------	------	------	------	--------	------	-------	--------	-------	-------	-------	-------	--------	-------	--------


PITCHER	IP	WLS	BF	H	R	ER	SO	BB	IBB	HBP	BLK	WP	HR	S	P	ERA	WHIP
David Cone, R (1, 1) ERA: 4.6	6.0	W	25	8	2	1	3	0	0	0	0	1	0	56	82	1.50	1.333
Hipolito Pichardo, R (7, 1) ERA: 3.0	1.0		4	1	0	0	0	0	0	0	0	0	0	10	15	0.00	1.000
Rod Beck, R (8, 1) ERA: 2.82	1.0		4	1	1	1	0	0	0	0	0	0	1	9	14	9.00	1.000
Derek Lowe, R (9, 1) ERA: 3.83	1.0		8	4	2	2	0	0	1	0	0	0	0	15	24	18.00	4.000

**BOTTOM**

**Boston Red Sox @ Toronto Blue Jays**  
 SkyDome, Toronto, ON  
 Sat Jun 30 2001, 6:05 PM EDT  
 Att. 28,543 - Cloudy - 78 F

AB	R	H	RBI	BB	SO	LOB
39	5	14	5	1	3	20

WP: 1 PA: 41  
 PB: 0 SB: 1 CS: 0



PITCHER	IP	WLS	BF	H	R	ER	SO	BB	IBB	HBP	BLK	WP	HR	S	P	ERA	WHIP
---------	----	-----	----	---	---	----	----	----	-----	-----	-----	----	----	---	---	-----	------



Batter	1	2	3	4	5	6	7	8	9	AB R H RBI BB SO LOB	TOP	
Jose Offerman, S (1, 4) OBP: 0.343, SLG: 0.381	0-0 F8		0-3 K		2-1 G6-3			2-1 G3-1		4 0 0 0 0 1 1		
Scott Hatteberg, L (1, 2) OBP: 0.294, SLG: 0.336	3-2 F7		1-2 G4-6-3			0-0 G6-3		3-2 2B		4 0 1 0 0 0 1		
Trot Nixon, L (1, 8) OBP: 0.371, SLG: 0.473	4-2 BB			3-2 F8		3-2 F8		2-2 G3		3 0 0 0 1 0 1		
Manny Ramirez, R (1, 7) OBP: 0.425, SLG: 0.636	1-0 G1-3			1-3 K		2-3 K			0-0 G6-3	4 0 0 0 0 2 1		
Dante Bichette, R (1, 10) OBP: 0.383, SLG: 0.574 Darren Lewis, R (9, PR) OBP: 0.276, SLG: 0.376		0-1 G4-3		1-2 HR 1B		0-3 K			0-0 E1 1B	4 1 1 0 0 1 0 0 1 0 0 0 0 0		
Brian Daubach, L (1, 3) OBP: 0.343, SLG: 0.551		1-2 G5-3		1-0 HR		2-3 K			3-2 G6-4-3 1B	4 1 2 3 0 1 0		
Lou Merloni, R (1, 6) OBP: 0.354, SLG: 0.368		1-1 2B HBP		0-2 F8		1-2 F7			0-1 G6-4-3	3 0 0 0 0 0 1		
Troy O'Leary, L (1, 9) OBP: 0.310, SLG: 0.457		1-2 1-H 2B			4-2 CS BB				1-3 K	2 0 1 0 1 1 0		
Shea Hillenbrand, R (1, 5) OBP: 0.286, SLG: 0.410			1-0 G4-6-3 1B		1-0 G6-3				1-1 HR	3 1 2 1 0 0 1		
<b>Inning Stats</b>	R: 0 H: 0 E: 0 LOB: 1 K: 0 BB: 1 S: 8 P: 16	R: 0 H: 1 E: 0 LOB: 2 K: 0 BB: 0 S: 9 P: 12	R: 0 H: 1 E: 0 LOB: 0 K: 1 BB: 0 S: 10 P: 12	R: 2 H: 2 E: 0 LOB: 0 K: 1 BB: 0 S: 17 P: 23	R: 0 H: 0 E: 0 LOB: 0 K: 0 BB: 1 S: 7 P: 13	R: 0 H: 0 E: 0 LOB: 0 K: 1 BB: 0 S: 8 P: 13	R: 0 H: 0 E: 0 LOB: 0 K: 2 BB: 0 S: 10 P: 13	R: 1 H: 2 E: 0 LOB: 1 K: 1 BB: 0 S: 14 P: 23	R: 1 H: 1 E: 1 LOB: 1 K: 0 BB: 0 S: 8 P: 11	1B: 3 SF: 0 2B: 2 SAC: 0 3B: 0 DP: 2 HR: 2 HBP: 1	WP: 0 PA: 34 PB: 0 SB: 1 CS: 1	
<b>PITCHER</b>	IP WLS BF H R ER SO BB IBB HBP BLK WP HR S P ERA WHIP											
Chris Carpenter, R (1, 1) ERA: 3.66	7.2 L 29 6 3 3 6 2 0 1 0 0 2 80 120 3.52 1.043											
Dan Plesac, L (8, 1) ERA: 3.43	0.1 1 0 0 0 0 0 0 0 0 0 0 3 5 0.00 0.000											
Paul Quantrill, R (9, 1) ERA: 1.91	1.0 4 1 1 0 0 0 0 0 0 0 0 8 11 0.00 1.000											

**Boston Red Sox @ Toronto Blue Jays**  
 SkyDome, Toronto, ON  
 Sun Jul 01 2001, 2:05 PM EDT  
 Att: 34,348 - Dome - 72 F

AB	31
R	4
H	7
RBI	4
BB	2
SO	6
LOB	6



Batter	1	2	3	4	5	6	7	8	9	AB R H RBI BB SO LOB
Shannon Stewart, R (1, 7) OBP: 0.383, SLG: 0.479	0-1 G5-3		0-0 G6-3			2-2 L9			0-2 E5	4 0 1 0 0 0 0
Alex Gonzalez, R (1, 6) OBP: 0.302, SLG: 0.371	0-1 G5-3			1-3 K			1-2 FC6-4		0-3 K	4 0 1 0 0 2 1
Raul Mondesi, R (1, 9) OBP: 0.379, SLG: 0.524	2-2 P6			2-3 K			1-2 FC6-4		1-0 P3	4 0 0 0 0 1 2
Carlos Delgado, L (1, 3) OBP: 0.396, SLG: 0.523		4-2 PB BB		3-0 P4			2-1 L7			2 0 0 0 1 0 1
Brad Fullmer, L (1, 10) OBP: 0.311, SLG: 0.433		3-1 F5			0-1 G5-3		3-2 G1-3			3 0 0 0 0 0 2
José Cruz Jr., S (1, 8) OBP: 0.337, SLG: 0.456		0-0 P6			4-0 G5-4-3 BB			1-0 G3		2 0 0 0 1 0 1
Luis Lopez, R (1, 5) OBP: 0.188, SLG: 0.333		0-3 K			2-2 G5-4-3			1-2 G1-4-3		3 0 0 0 0 1 2
Alberto Castillo, R (1, 2) OBP: 0.320, SLG: 0.353			2-2 G6-3			2-2 P3		3-2 G4-3		2 0 0 0 0 0 0
Brian Simmons, S (8, PH) OBP: 0.262, SLG: 0.312										1 0 0 0 0 0 0
Darin Fletcher, L (9, 2) OBP: 0.262, SLG: 0.336										0 0 0 0 0 0 0
Cesar Izturis, S (1, 4) OBP: 0.318, SLG: 0.409			3-2 P4			2-0 G4-3			2-2 G6-3	3 0 0 0 0 0 0

**BOTTOM**

**Boston Red Sox @ Toronto Blue Jays**  
**SkyDome, Toronto, ON**  
 Sun Jul 01 2001, 2:05 PM EDT  
 Att: 34,348 - Dome - 72 F

[livebaseballscorecards.com](http://livebaseballscorecards.com)

<b>AB</b>	<b>28</b>
<b>R</b>	<b>0</b>
<b>H</b>	<b>2</b>
<b>RBI</b>	<b>0</b>
<b>BB</b>	<b>2</b>
<b>SO</b>	<b>4</b>
<b>LOB</b>	<b>9</b>



Inning Stats	R: 0	H: 0	E: 0	LOB: 0	K: 0	S: 7	R: 0	H: 0	E: 0	LOB: 1	K: 1	S: 10	R: 0	H: 0	E: 0	LOB: 0	K: 2	S: 7	R: 0	H: 0	E: 0	LOB: 0	K: 0	S: 7	R: 0	H: 1	E: 0	LOB: 1	K: 0	S: 13	R: 0	H: 0	E: 1	LOB: 1	K: 1	S: 10
<b>PITCHER</b>	<b>IP</b>	<b>WLS</b>	<b>BF</b>	<b>H</b>	<b>R</b>	<b>ER</b>	<b>SO</b>	<b>BB</b>	<b>IBB</b>	<b>HBP</b>	<b>BLK</b>	<b>WP</b>	<b>HR</b>	<b>S</b>	<b>P</b>	<b>ERA</b>	<b>WHIP</b>													<b>WP: 0</b>	<b>PA: 30</b>					
Rolando Arrojo, R (1, 1) ERA: 3.64	7.0	W	23	1	0	0	3	2	0	0	0	0	0	60	99	0.00	0.429													<b>PB: 1</b>						
Rod Beck, R (8, 1) ERA: 2.76	1.0	H	3	0	0	0	0	0	0	0	0	0	0	8	13	0.00	0.000													<b>SB: 2</b>						
Derek Lowe, R (9, 1) ERA: 3.75	1.0		4	1	0	0	1	0	0	0	0	0	0	10	13	0.00	1.000													<b>CS: 0</b>						



Batter	1	2	3	4	5	6	7	8	9	AB R H RBI BB SO LOB	TOP											
Chris Stynes, R (1, 4) OBP: 0.343, SLG: 0.469	0-2 CS 1B	2-2 G6-3	0-0 2B 1B		1-2 G3-1		4-0 BB		0-0 BB 1B 1B	5 2 3 1 1 0 0												
Scott Hatteberg, L (1, 2) OBP: 0.311, SLG: 0.356	4-2 BB HR BB	2-2 G3	3-1 WP 2B 2B		0-2 2B 1B		1-2 G4-3		3-2 BB 1B 1B	5 4 3 1 1 0 1												
Trot Nixon, L (1, 8) (7, 9) OBP: 0.377, SLG: 0.475	4-2 HR BB	2-3 K	4-2 2B BB		3-2 2B			0-3 K	4-1 1B BB	3 1 1 1 3 2 0												
Manny Ramirez, R (1, 7) OBP: 0.429, SLG: 0.649 Darren Lewis, R (7, 8) OBP: 0.281, SLG: 0.379	0-0 HR				1-3 K			2-2 L6	0-1 1B	3 1 2 4 1 1 1 2 0 1 2 0 0 0												
Dante Bichette, R (1, 10) OBP: 0.389, SLG: 0.572 Doug Mirabelli, R (9, PH) OBP: 0.302, SLG: 0.296	4-1 1B E BB					0-0 F7		0-1 HR 1B	3-1 F3	4 3 2 0 1 1 2 1 0 0 0 0 0 2												
Brian Daubach, L (1, 3) OBP: 0.348, SLG: 0.566	0-1 E 1B		3-2 BB 2B 1B		1-2 F9		0-0 G3			5 3 3 3 0 0 0												
Lou Merloni, R (1, 6) OBP: 0.357, SLG: 0.377	2-2 E4 2B		4-0 2B BB		2-2 F9		0-1 G4-3		1-2 P4	4 1 1 2 1 0 0												
Troy O'Leary, L (1, 9) (7, 7) OBP: 0.307, SLG: 0.455	3-2 G5-3		3-1 G1-3 1B 2B		1-2 F8			0-0 F8	1-1 G4-3	5 1 1 2 0 0 1												
Shea Hillenbrand, R (1, 5) OBP: 0.281, SLG: 0.402	1-0 G4-3		1-1 G1-3		0-0 G5-3			2-2 G3-1	0-1 F9	5 0 0 0 0 0 2												
<b>Inning Stats</b>	R: 5 E: 1 K: 0 S: 18	H: 4 LOB: 1 BB: 3 P: 36	R: 0 E: 0 K: 1 S: 10	H: 0 LOB: 0 BB: 0 P: 16	R: 6 E: 0 K: 1 S: 25	H: 6 LOB: 2 BB: 3 P: 51	R: 0 E: 0 K: 0 S: 10	H: 0 LOB: 0 BB: 0 P: 14	R: 1 E: 0 K: 1 S: 15	H: 2 LOB: 1 BB: 0 P: 20	R: 0 E: 0 K: 0 S: 4	H: 0 LOB: 0 BB: 0 P: 4	R: 0 E: 0 K: 0 S: 12	H: 0 LOB: 1 BB: 1 P: 19	R: 2 E: 0 K: 1 S: 14	H: 2 LOB: 0 BB: 0 P: 17	R: 2 E: 0 K: 0 S: 14	H: 3 LOB: 2 BB: 1 P: 25	1B: 10 2B: 5 3B: 0 HR: 2	SF: 0 SAC: 0 DP: 0 HBP: 0	WP: 1 PB: 0 SB: 0 CS: 1	PA: 50
<b>PITCHER</b>	IP WLS BF H R ER SO BB IBB HBP BLK WP HR S P ERA WHIP																					
Esteban Loaiza, R (1, 1) ERA: 5.57	0.1 L 7 4 5 5 0 3 0 0 0 0 0 1 14 28 135.00 21.000																					
32 Roy Halladay, R (1, 1) ERA: 23.14	2.1 15 6 6 6 1 3 0 0 0 0 1 0 36 70 23.14 3.857																					
Pedro Borbon, L (3, 1) ERA: 3.45	2.0 8 2 1 1 1 0 0 0 0 0 0 0 25 35 4.50 1.000																					
Bob Fife, R (5, 1) ERA: 1.41	2.1 8 0 0 0 1 1 0 0 0 0 0 0 19 27 0.00 0.429																					
Dan Plesac, L (8, 1) ERA: 4.09	1.0 5 2 2 2 1 0 0 0 0 0 0 1 14 17 18.00 2.000																					
<b>PITCHER</b>	IP WLS BF H R ER SO BB IBB HBP BLK WP HR S P ERA WHIP																					
Billy Koch, R (9, 1) ERA: 4.33	1.0 7 3 2 2 0 1 0 0 0 0 0 0 14 25 18.00 4.000																					

**Boston Red Sox @ Toronto Blue Jays**  
 SkyDome, Toronto, ON  
 Mon Jul 02 2001, 1:05 PM EDT  
 Att. 38,237 - Cloudy - 67 F

AB	42
R	16
H	17
RBI	16
BB	8
SO	4
LOB	9



Batter	1	2	3	4	5	6	7	8	9	AB	R	H	RBI	BB	SO	LOB
Shannon Stewart, R (1, 7) OBP: 0.385, SLG: 0.481	4-2 F7 S BB		4-2 BB		1-2 E5 DI		3-2 1B 2B	0-1 F9		3	1	1	0	2	0	2
Alex Gonzalez, R (1, 6) OBP: 0.300, SLG: 0.375	1-2 F7 1-3		3-3 K		2-2 F8		1-3 K	0-1 3B		5	0	1	2	0	2	4
Raul Mondesi, R (1, 9) OBP: 0.375, SLG: 0.517 Brian Simmons, S (8, 9) OBP: 0.260, SLG: 0.309	2-3 K		3-2 F3		1-2 G5-3		3-2 G6-3	1-0 F7		4	0	0	0	0	1	4
Carlos Delgado, L (1, 3) OBP: 0.383, SLG: 0.517 Jeff Frye, R (7, 5) OBP: 0.279, SLG: 0.250	2-3 K		0-3 K		0-2 F9		1-0 2B 1B		1-0 FC4-6 1B	3	0	0	0	0	2	3
Brad Fullmer, L (1, 10) OBP: 0.311, SLG: 0.432 Tony Fernandez, S (7, PH) OBP: 0.366, SLG: 0.373		2-2 L9		2-0 WP 1B SF8 1B		2-1 F7	1-2 2B		0-0 FC4-6	3	1	1	0	0	0	0
José Cruz Jr., S (1, 8) OBP: 0.338, SLG: 0.452		1-3 K		3-2 F7 WP 1B		4-1 BB	2-1 F7		3-1 F7	4	0	1	0	1	1	3
Darrin Fletcher, L (1, 2) OBP: 0.265, SLG: 0.336		2-2 FC5-4 1B 1B		1-1 SF8		4-2 BB		1-3 K 1B 3B	2-0 G4-3	3	1	1	1	1	1	1
Luis Lopez, R (1, 5) OBP: 0.200, SLG: 0.316 (7, 3)		1-1 FC5-4 1B		0-1 F7		1-1 P3	2-2 F7			4	0	1	0	0	0	4
Cesar Izturis, S (1, 4) OBP: 0.308, SLG: 0.385		1-2 FC5-4 1B		0-0 F5		0-1 P3	3-1 3B 1B			4	1	1	0	0	0	5

Inning Stats	R: 0	H: 0	E: 0	K: 2	S: 12	R: 0	H: 2	E: 0	K: 1	S: 14	R: 0	H: 0	E: 0	K: 2	S: 11	R: 1	H: 2	E: 0	K: 0	S: 9	R: 0	H: 0	E: 1	K: 0	S: 13	R: 0	H: 0	E: 0	K: 1	S: 9	R: 1	H: 3	E: 0	K: 1	S: 18	R: 2	H: 2	E: 0	K: 1	S: 13	R: 0	H: 1	E: 0	K: 0	S: 5	1B: 7	2B: 2	3B: 1	HR: 0	SF: 1	SAC: 0	DP: 0	HBP: 0	WP: 2	PB: 0	SB: 1	CS: 0	PA: 43
--------------	------	------	------	------	-------	------	------	------	------	-------	------	------	------	------	-------	------	------	------	------	------	------	------	------	------	-------	------	------	------	------	------	------	------	------	------	-------	------	------	------	------	-------	------	------	------	------	------	-------	-------	-------	-------	-------	--------	-------	--------	-------	-------	-------	-------	--------

PITCHER	IP	WLS	BF	H	R	ER	SO	BB	IBB	HBP	BLK	WP	HR	S	P	ERA	WHIP
Hideo Nomo, R (1, 1) ERA: 3.97	6.0		27	4	1	1	5	4	0	0	0	1	0	68	115	1.50	1.333
Bryce Florie, R (7, 1) ERA: 14.73	0.2		4	2	1	1	1	0	0	0	0	0	0	13	21	13.50	3.000
Sun-Woo Kim, R (7, 1) ERA: 9.53	2.1		12	4	2	2	1	0	0	0	0	1	0	23	39	7.71	1.714

BOTTOM

Boston Red Sox @ Toronto Blue Jays  
 SkyDome, Toronto, ON  
 Mon Jul 02 2001, 1:05 PM EDT  
 Att: 38,237 - Cloudy - 67 F

livebaseballscorecards.com

AB	38
R	4
H	10
RBI	4
BB	4
SO	7
LOB	28





Batter	1	2	3	4	5	6	7	8	9	AB R H RBI BB SO LOB	TOP											
Jose Offerman, S (1, 4) OBP: 0.341, SLG: 0.377	4-2 G4-6-3 BB		3-3 K			2-3 K		2-2 G4-3		3 0 0 0 1 2 0												
Scott Hatteberg, L (1, 2) OBP: 0.304, SLG: 0.347	1-2 G4-6-3			0-2 G5-3		2-0 L7		1-0 F9		3 0 0 0 0 0 1												
Doug Mirabelli, R (8, PH) OBP: 0.299, SLG: 0.292	1-2f									1 0 0 0 0 0 0												
Trot Nixon, L (1, 8) OBP: 0.375, SLG: 0.484	0-1 G3-1			2-2 F7		3-2 HR			2-3 K	4 1 1 1 0 1 0												
Manny Ramirez, R (1, 7) OBP: 0.429, SLG: 0.647		2-0 1B		0-0 1B		0-0 G5-3			1-3 K	4 0 2 0 0 1 0												
Dante Bichette, R (1, 10) OBP: 0.381, SLG: 0.560		0-2 F9		0-3 K			1-1 G6-3		3-2 F9	4 0 0 0 0 1 2												
Brian Daubach, L (1, 3) OBP: 0.348, SLG: 0.563		2-3 K			3-1 FC6-4 1B		1-3 K2-3			3 0 1 0 0 2 1												
Chris Stynes, R (1, 5) OBP: 0.343, SLG: 0.462		2-0 F9			2-1 FC6-4 G5-3 1B 1-2f		1-1 PB HBP			2 0 0 0 0 0 2												
Troy O'Leary, L (1, 9) OBP: 0.313, SLG: 0.456			4-1 G4-6-3 BB		0-1 1B	1-2 1B	3-3 K			2 0 1 0 1 1 1												
Lou Merloni, R (1, 6) OBP: 0.342, SLG: 0.359		2-1 G4-6-3			2-2 G5-3			3-3 K		3 0 0 0 0 1 3												
<b>Inning Stats</b>	R: 0 E: 0 K: 0 S: 9	H: 0 LOB: 0 BB: 1 P: 14	R: 0 E: 0 K: 1 S: 8	H: 1 LOB: 1 BB: 0 P: 14	R: 0 E: 0 K: 1 S: 6	H: 0 LOB: 0 BB: 1 P: 15	R: 0 E: 0 K: 1 S: 12	H: 1 LOB: 1 BB: 0 P: 14	R: 0 E: 0 K: 0 S: 9	H: 2 LOB: 1 BB: 0 P: 16	R: 1 E: 0 K: 1 S: 10	H: 1 LOB: 0 BB: 0 P: 17	R: 0 E: 0 K: 2 S: 11	H: 0 LOB: 1 BB: 0 P: 17	R: 0 E: 0 K: 1 S: 7	H: 0 LOB: 0 BB: 0 P: 13	R: 0 E: 0 K: 2 S: 9	H: 0 LOB: 0 BB: 0 P: 15	1B: 4 2B: 0 3B: 0 HR: 1	SF: 0 SAC: 0 DP: 3 HBP: 1	WP: 0 PB: 1 SB: 0 CS: 0	PA: 32
<b>PITCHER</b>	IP WLS BF H R ER SO BB IBB HBP BLK WP HR S P ERA WHIP																					
37 Jake Westbrook, R (1, 1) ERA: 2.45	6.0 W 22 5 1 1 4 2 0 0 0 0 0 1 54 90 1.50 1.167																					
Paul Shuey, R (7, 1) ERA: 2.43	1.1 5 0 0 0 3 0 0 1 0 0 0 0 14 23 0.00 0.000																					
Ricardo Rincon, L (8, 1) ERA: 3.12	0.2 2 0 0 0 0 0 0 0 0 0 0 0 4 7 0.00 0.000																					
Danys Baez, R (9, 1) ERA:	1.0 3 0 0 0 2 0 0 0 0 0 0 0 9 15 0.00 0.000																					

**Boston Red Sox @ Cleveland Indians**  
**Jacobs Field, Cleveland, OH**  
 Tue Jul 03 2001, 7:05 PM EDT  
 Att. 42,520 - Sunny - 76 F

[livebaseballscorecards.com](http://livebaseballscorecards.com)

<b>AB</b>	29
<b>R</b>	1
<b>H</b>	5
<b>RBI</b>	1
<b>BB</b>	2
<b>SO</b>	9
<b>LOB</b>	10



Batter	1	2	3	4	5	6	7	8	9	AB	R	H	RBI	BB	SO	LOB
<b>Kenny Lofton, L</b> OBP: 0.320, SLG: 0.346 (1, 8)	0-1 1B 1B	2-1 F9		0-1 1B 2B		2-2 G3-1		3-2 L8		5	2	2	2	0	0	2
<b>Ellis Burks, R</b> OBP: 0.371, SLG: 0.608 (1, 10)	1-3 H		3-2 HR	0-0 P6		1-2 G4-3		4-1 HBP 1B BB		4	2	1	1	1	1	2
<b>Roberto Alomar, S</b> OBP: 0.435, SLG: 0.547 (1, 4)	0-0 1B 1-2 1B		0-2 1B WP G5-3-2 1B	2-1 S 1B			0-1 S 2B	0-0 HBP 1B		5	1	5	1	0	0	0
<b>Juan Gonzalez, R</b> OBP: 0.384, SLG: 0.614 (1, 9)	2-0 F9		3-2 S 1B	4-0 BB			4-0 G1-4-3 IBB	1-1 1B HBP		2	0	1	1	2	0	2
<b>Jim Thome, L</b> OBP: 0.397, SLG: 0.600 (1, 3)	2-1 FC4-6 1B		3-3 K	0-0 G6-3			0-3 K	2-2 1B		5	0	2	3	0	2	6
<b>Wil Cordero, R</b> OBP: 0.385, SLG: 0.431 (1, 7)	2-2 FC4-6 1-2f		0-0 G5-3-2		1-1 F9		3-2 G1-4-3 1-2f	2-2 F8		5	0	0	0	0	0	8
<b>Einar Diaz, R</b> OBP: 0.374, SLG: 0.448 (1, 2)		1-0 L7		2-3 K2-3	0-1 G1-3			3-2 E1 SH1 1B		4	1	0	0	0	1	0
<b>Russell Brayan, L</b> OBP: 0.318, SLG: 0.500 (1, 5)		3-1 P6		4-2 2B BB	3-3 K			1-1 SH1		2	1	0	0	1	1	0
<b>Omar Vizquel, S</b> OBP: 0.341, SLG: 0.318 (8, 6)								1-2 1B		0	0	0	0	0	0	0
<b>Jolbert Cabrera, R</b> OBP: 0.348, SLG: 0.377 (1, 6) (8, 5)		0-0 1B		0-0 2B 2B		2-1 F7		2-1 1B HBP 1B		4	2	3	1	0	0	0

Inning Stats	R: 1	H: 3	E: 0	K: 13	S: 13	LOB: 2	BB: 0	P: 20	R: 0	H: 1	E: 0	K: 0	S: 7	LOB: 1	BB: 0	P: 12	R: 1	H: 3	E: 0	K: 13	S: 13	LOB: 1	BB: 0	P: 22	R: 3	H: 3	E: 0	K: 15	S: 15	LOB: 2	BB: 2	P: 27	R: 0	H: 0	E: 0	K: 10	S: 10	LOB: 0	BB: 0	P: 14	R: 0	H: 0	E: 0	K: 8	S: 8	LOB: 0	BB: 0	P: 13	R: 0	H: 1	E: 0	K: 1	S: 9	LOB: 1	BB: 1	P: 16	R: 4	H: 3	E: 1	K: 0	S: 22	LOB: 2	BB: 1	P: 40
<b>PITCHER</b>	IP	WLS	BF	H	R	ER	SO	BB	IBB	HBP	BLK	WP	HR	S	P	ERA	WHIP																																															
<b>Tomo Ohka, R</b> ERA: 4.42 (1, 1)	3.1	L	19	9	5	5	3	1	0	0	0	1	1	44	71	13.50	3.000																																															
<b>Hipolito Pichardo, R</b> ERA: 2.61 (4, 1)	2.2		10	1	0	0	1	1	0	0	0	0	0	22	37	0.00	0.750																																															
<b>Pete Schourek, L</b> ERA: 3.94 (7, 1)	2.0		13	4	4	0	1	1	1	1	0	0	0	31	56	0.00	2.500																																															

**BOTTOM**

**Boston Red Sox @ Cleveland Indians**  
Jacobs Field, Cleveland, OH

Tue Jul 03 2001, 7:05 PM EDT  
Att. 42,520 - Sunny - 76 F


livebaseballscorecards.com

<b>AB</b>	<b>36</b>
<b>R</b>	<b>9</b>
<b>H</b>	<b>14</b>
<b>RBI</b>	<b>9</b>
<b>BB</b>	<b>4</b>
<b>SO</b>	<b>5</b>
<b>LOB</b>	<b>20</b>



WP	PA	ERA	WHIP
1	42		
0			
3			
0			



Batter	1	2	3	4	5	6	7	8	9	AB R H RBI BB SO LOB	TOP		
Jose Offerman, S (1, 4) OBP: 0.347, SLG: 0.383	0-2 G3-1 1B 2B 1B	0-0 1B 1B	0-0 L7		0-0 1-2 1B			0-0 G5-3 2-3	2-2 1B 1B BB	6 2 4 2 0 0 2			
Scott Hatteberg, L (1, 2) OBP: 0.312, SLG: 0.349	1-1 G3-1 1B 2B	1-1 1B 1B		0-1 G6-3	0-0 F3			2-2 G1-3	4-2 1B 1B BB	5 1 2 0 1 0 3			
Trot Nixon, L (1, 8) OBP: 0.374, SLG: 0.480	1-2 G3-1 1-2 2-3	1-3 K		2-2 HR 1B			0-0 G4-3	1-1 G5-3	0-0 1B 1-3 2-H 3-H	6 1 2 2 0 1 5			
Manny Ramirez, R (1, 7) OBP: 0.431, SLG: 0.646	4-0 2B G4-3 IBB		1-0 F8 1B 1B	0-1 F7	1-1 F7			1-1 F7	0-0 2B K	5 2 2 0 1 1 3			
Dante Bichette, R (1, 10) OBP: 0.391, SLG: 0.593	1-1 G4-3 2B 1-3 2-H 3-H		1-2 WP 1B 2B 1B	0-0 HR			0-0 G6-3		1-2 1B 2B E	5 3 4 4 0 0 0			
Brian Daubach, L (1, 3) OBP: 0.345, SLG: 0.555	0-2 G4-3 2-3 3-H		1-0 F8	1-0 G3			1-0 FC6-4 1B		2-2 P4	5 0 1 1 0 0 4			
Chris Stynes, R (1, 5) OBP: 0.345, SLG: 0.459	0-1 F9		2-1 WP 2B 1B		2-1 L5		1-2 FC6-4 G4-6-3		0-1 E 1B BB	5 2 2 1 0 0 2	AB 45 R 13 H 19 RBI 12 BB 4 SO 3 LOB 23		
Troy O'Leary, L (1, 9) OBP: 0.315, SLG: 0.457		1-3 K	2-1 K		0-1 G3-1		1-2 G4-6-3		4-1 E 1B BB	4 1 1 2 1 1 1			
Mike Lansing, R (1, 6) OBP: 0.271, SLG: 0.306		0-0 F9	0-2 P6		4-1 1B BB			0-0 G5-3 2B	0-1 E5 1B 1B	4 1 1 0 1 0 3			
<b>Inning Stats</b>	R: 3 H: 3 E: 0 LOB: 1 K: 0 BB: 1 S: 16 P: 23	R: 0 H: 2 E: 0 LOB: 2 K: 2 BB: 0 P: 13	R: 3 H: 4 E: 0 LOB: 1 K: 0 BB: 0 P: 20	R: 2 H: 2 E: 0 LOB: 0 K: 0 BB: 0 P: 13	R: 0 H: 1 E: 0 LOB: 2 K: 0 BB: 1 P: 13	R: 0 H: 0 E: 0 LOB: 0 K: 0 BB: 0 P: 5	R: 0 H: 1 E: 0 LOB: 0 K: 0 BB: 0 P: 10	R: 0 H: 1 E: 0 LOB: 1 K: 0 BB: 0 P: 11	R: 5 H: 5 E: 1 LOB: 2 K: 1 BB: 2 P: 45	1B: 13 SF: 0 2B: 5 SAC: 0 3B: 0 DP: 1 HR: 1 HBP: 0	WP: 1 PA: 49 PB: 0 SB: 0 CS: 1		
<b>PITCHER</b>	IP WLS BF H R ER SO BB IBB HBP BLK WP HR S P ERA WHIP											<b>PITCHER</b>	IP WLS BF H R ER SO BB IBB HBP BLK WP HR S P ERA WHIP
Dave Burba, R (1, 1) ERA: 6.45	3.2 L 23 11 8 8 2 0 1 0 0 0 1 1 48 67 19.64 3.000												
Steve Woodard, R (4, 1) ERA: 3.77	3.2 14 3 0 0 0 1 0 0 0 0 0 0 21 32 0.00 1.091												
Rich Rodriguez, L (8, 1) ERA: 4.35	0.2 2 0 0 0 0 0 0 0 0 0 0 0 6 9 0.00 0.000												
Danys Baez, R (9, 1) ERA:	1.0 10 5 5 0 1 2 0 0 0 0 0 0 30 45 0.00 7.000												

**Boston Red Sox @ Cleveland Indians**  
**Jacobs Field, Cleveland, OH**  
 Wed Jul 04 2001, 1:05 PM EDT  
 Att. 42,382 - Overcast - 72 F

[livebaseballscorecards.com](http://livebaseballscorecards.com)

Batter	1	2	3	4	5	6	7	8	9	AB R H RBI BB SO LOB
<b>Kenny Lofton, L</b> OBP: 0.313, SLG: 0.338 (1, 8) C C C S	1-3 K	2-3 K		0-0 F7			1-1 G4-3		2-3 K	5 0 0 0 0 3 3
<b>Omar Vizquel, S</b> OBP: 0.340, SLG: 0.317 (1, 6) C B X	1-1 1B		1-2 G6-3		1-2 G2-3		0-1 G5-3			4 0 1 0 0 0 0
<b>Roberto Alomar, S</b> OBP: 0.430, SLG: 0.540 (1, 4) C F C X	0-2 F8		0-1 G6-3		0-2 G1-3		3-3 K			4 0 0 0 0 1 1
<b>Ellis Burks, R</b> OBP: 0.367, SLG: 0.599 (1, 10) S B F	1-3 K		2-2 G5-3		0-0 F8		1-1 L5			4 0 0 0 0 1 1
<b>Jim Thome, L</b> OBP: 0.395, SLG: 0.593 (1, 3) C X		0-1 F7		4-2 1B 1B SF7 BB		2-3 K		1-3 K		3 1 0 0 1 2 0
<b>Marty Cordova, R</b> OBP: 0.381, SLG: 0.541 (1, 9) X C		0-1 FC5-4 1B		1-0 SF7 1B 1-2 G5-3 1B		4-2 WP BB SF9 BB		2-0 FC4-6 1B		3 2 3 0 1 0 0
<b>Wil Cordero, R</b> OBP: 0.388, SLG: 0.429 (1, 7) X O C		0-2 FC5-4 1B 1-2f 1B		0-1 SF7 1-2 2-3 1B		4-2 SF9 WP 1-2 BB		2-2 FC4-6 1-2f		3 1 1 0 1 0 2
<b>Russell Bryan, L</b> OBP: 0.317, SLG: 0.500 (1, 5) B X		1-0 1B 1-3 1B		0-0 SF7 1-2 2-3 3-H		3-2 SF9 1-3 2-H		1-3 K		2 0 1 2 0 1 0
<b>Einar Diaz, R</b> OBP: 0.372, SLG: 0.444 (1, 2) X C		0-1 1B 1-3 3-H 1B		2-2 G5-3 3-H		2-1 F7		3-2 F8		4 0 1 2 0 0 2

Inning Stats	R: 0	H: 1	E: 0	K: 2	S: 12	LOB: 1	BB: 0	P: 15	R: 1	H: 3	E: 0	K: 1	S: 13	LOB: 2	BB: 0	P: 16	R: 0	H: 0	E: 0	K: 0	S: 10	LOB: 0	BB: 0	P: 13	R: 2	H: 2	E: 0	K: 0	S: 10	LOB: 1	BB: 1	P: 17	R: 0	H: 0	E: 0	K: 0	S: 8	LOB: 0	BB: 0	P: 9	R: 1	H: 0	E: 0	K: 1	S: 14	LOB: 1	BB: 2	P: 29	R: 0	H: 0	E: 0	K: 1	S: 8	LOB: 0	BB: 0	P: 12	R: 0	H: 1	E: 0	K: 1	S: 9	LOB: 1	BB: 0	P: 15	R: 0	H: 0	E: 0	K: 2	S: 11	LOB: 0	BB: 0	P: 17	1B: 7	SF: 2	2B: 0	SAC: 0	3B: 0	DP: 0	HR: 0	HBP: 0	WP: 1	PA: 37
--------------	------	------	------	------	-------	--------	-------	-------	------	------	------	------	-------	--------	-------	-------	------	------	------	------	-------	--------	-------	-------	------	------	------	------	-------	--------	-------	-------	------	------	------	------	------	--------	-------	------	------	------	------	------	-------	--------	-------	-------	------	------	------	------	------	--------	-------	-------	------	------	------	------	------	--------	-------	-------	------	------	------	------	-------	--------	-------	-------	-------	-------	-------	--------	-------	-------	-------	--------	-------	--------

PITCHER	IP	WLS	BF	H	R	ER	SO	BB	IBB	HBP	BLK	WP	HR	S	P	ERA	WHIP
<b>49 Tim Wakefield, R</b> ERA: 2.61 (1, 1)	6.0	W	27	6	4	4	4	3	0	0	0	1	0	67	99	6.00	1.500
<b>Bill Pulsipher, L</b> ERA: (7, 1)	1.2		6	1	0	0	2	0	0	0	0	0	0	14	22	0.00	0.600
<b>Rod Beck, R</b> ERA: 2.68 (8, 1)	1.1		4	0	0	0	2	0	0	0	0	0	0	14	22	0.00	0.000

**BOTTOM**

**Boston Red Sox @ Cleveland Indians**  
Jacobs Field, Cleveland, OH

Wed Jul 04 2001, 1:05 PM EDT  
Att. 42,382 - Overcast - 72 F

livebaseballscorecards.com

AB	32
R	4
H	7
RBI	4
BB	3
SO	8
LOB	9





Batter	1	2	3	4	5	6	7	8	9	AB R H RBI BB SO LOB	TOP																										
Jose Offerman, S OBP: 0.351, SLG: 0.382 (1, 4) (9, 3)	1-0 G4-3 BB		4-2 BB			4-1 BB		1-0 F7	1-1 1B 1-2 2-H 3-H	3 0 1 2 2 0 1																											
Scott Hatteberg, L OBP: 0.308, SLG: 0.338 (1, 2) (9, 3)	4-1 BB		1-2 L7			1-1 F7		2-2 P6	0-0 F8	4 0 0 0 1 0 5																											
Trot Nixon, L OBP: 0.373, SLG: 0.488 (1, 8) (9, 9)	2-3 K					0-3 K		1-2 HR		4 1 1 2 0 2 2																											
Manny Ramirez, R OBP: 0.429, SLG: 0.645 (1, 10) (9, 3)	3-1 F5					1-2 G1-3		1-3 K		4 1 1 0 0 1 1																											
Dante Bichette, R OBP: 0.383, SLG: 0.580 (1, 7) (9, 3)						2-1 L4		1-0 G6-3	1-0 G6-3	4 0 0 0 0 1 1																											
Brian Daubach, L OBP: 0.349, SLG: 0.552 Mike Lansing, R OBP: 0.275, SLG: 0.310 (1, 3) (9, PH) (9, 4)						4-2 G6-4-3 BB		0-1 F8	0-1 2B 1B 1B	1 0 0 0 2 0 1 1 1 1 0 0 0 0																											
Chris Stynes, R OBP: 0.349, SLG: 0.468 Darren Lewis, R OBP: 0.281, SLG: 0.379 (1, 5) (9, 8)						1-2 G4-3		0-1 FC6 1B	1-1 1B 2B	4 1 2 1 0 0 2 0 0 0 0 0 0 0																											
Troy O'Leary, L OBP: 0.315, SLG: 0.452 Shea Hillenbrand, R OBP: 0.283, SLG: 0.402 (1, 9) (9, PH) (9, 5)						1-3 K		0-2 FC6	4-0 1B IBB	2 0 0 0 1 1 1 0 0 0 0 1 0 0																											
Lou Merloni, R OBP: 0.338, SLG: 0.353 (1, 6) (9, 3)						3-2 G6-4-3		0-1 G5-3	1-0 HR 1B	4 1 1 0 0 1 4																											
<b>Inning Stats</b>	R: 0 E: 0 K: 1 S: 7	H: 0 LOB: 1 BB: 1 P: 17	R: 0 E: 0 K: 1 S: 7	H: 0 LOB: 0 BB: 1 P: 11	R: 0 E: 0 K: 0 S: 8	H: 0 LOB: 1 BB: 2 P: 20	R: 0 E: 0 K: 0 S: 8	H: 0 LOB: 0 BB: 0 P: 11	R: 0 E: 0 K: 1 S: 9	H: 0 LOB: 0 BB: 1 P: 15	R: 1 E: 0 K: 0 S: 11	H: 2 LOB: 1 BB: 0 P: 12	R: 2 E: 0 K: 1 S: 11	H: 2 LOB: 0 BB: 0 P: 17	R: 2 E: 0 K: 1 S: 11	H: 3 LOB: 2 BB: 1 P: 20	1B: 4 2B: 2 3B: 0 HR: 1	SF: 0 SAC: 0 DP: 3 HBP: 0	WP: 0 PB: 0 SB: 0 CS: 0	PA: 38																	
<b>PITCHER</b>	IP WLS BF H R ER SO BB IBB HBP BLK WP HR S P ERA WHIP																																				
Bartolo Colon, R ERA: 4.81 (1, 1)	7.2		30	4	3	3	4	6	0	0	0	0	0	1	66	112	3.52	1.304																			
Bob Wickman, R ERA: 3.0 (8, 1)	0.1	H	1	0	0	0	1	0	0	0	0	0	0	0	3	4	0.00	0.000																			
John Rocker, L ERA: 3.16 (9, 1)	1.0	L	7	3	2	2	1	0	1	0	0	0	0	11	20	18.00	3.000																				

**Boston Red Sox @ Cleveland Indians**  
**Jacobs Field, Cleveland, OH**  
 Thu Jul 05 2001, 7:05 PM EDT  
 Att. 42,647 - Sunny - 70 F

[livebaseballscorecards.com](http://livebaseballscorecards.com)

<b>AB</b>	<b>31</b>
<b>R</b>	<b>5</b>
<b>H</b>	<b>7</b>
<b>RBI</b>	<b>5</b>
<b>BB</b>	<b>7</b>
<b>SO</b>	<b>6</b>
<b>LOB</b>	<b>18</b>



BOTTOM

Boston Red Sox @ Cleveland Indians  
Jacobs Field, Cleveland, OH  
Thu Jul 05 2001, 7:05 PM EDT  
Att. 42,647 - Sunny - 70 F

livebaseballscorecards.com

AB 34  
R 4  
H 7  
RBI 3  
BB 7  
SO 9  
LOB 20



WP: 1 PA: 41  
PB: 0  
SB: 0  
CS: 0

AB R H RBI BB SO LOB

5 0 0 0 0 0 3

4 1 3 0 1 0 0

3 1 0 0 1 1 4

1 0 0 0 0 0 1

3 1 2 3 2 1 0

4 0 1 0 1 2 3

4 0 1 0 0 1 5

4 0 0 0 0 2 3

3 1 0 0 1 2 0

3 0 0 0 1 0 1

1B: 4 SF: 0  
2B: 2 SAC: 0  
3B: 0 DP: 2  
HR: 1 HBP: 0

Batter	1	2	3	4	5	6	7	8	9
<b>Kenny Lofton, L</b> OBP: 0.307, SLG: 0.330 (1, 8)	1-1 G4-3	0-2 F9		0-2 G3-1		0-0 G4-6-3			0-1 G6-3
<b>Omar Vizquel, S</b> OBP: 0.347, SLG: 0.326 (1, 6)	1-1 BB HR 1B	0-0 1-2 1B		3-2 E3 3-H		4-1 FC4-6 BB			2-1 2B
<b>Roberto Alomar, S</b> OBP: 0.428, SLG: 0.535 <b>Jolbert Cabrera, R</b> OBP: 0.345, SLG: 0.374 (1, 4) (8, 4)	4-1 HR BB	1-3 K		1-0 F8		0-2 FC4-6 2B 1-2f			1-1 G6-3
<b>Juan Gonzalez, R</b> OBP: 0.391, SLG: 0.628 (1, 9)	2-1 HR 1-H 2-H		2-3 K		4-1 BB				4-2 BB
<b>Jim Thome, L</b> OBP: 0.396, SLG: 0.588 (1, 3)	3-2 WP 1B		1-1 L6		1-3 K				3-3 K
<b>Marty Cordova, R</b> OBP: 0.379, SLG: 0.535 (1, 7)	1-0 G6-3		1-2 1B		1-3 K				
<b>Travis Fryman, R</b> OBP: 0.369, SLG: 0.309 (1, 5)	1-3 K		0-1 F7		3-3 K				
<b>Russell Bryanan, L</b> OBP: 0.316, SLG: 0.493 (1, 10)		3-1 G4-3		4-2 G3-1 E G4-3 BB		0-3 K			3-3 K
<b>Einar Diaz, R</b> OBP: 0.370, SLG: 0.438 (1, 2)		4-1 1B BB		2-1 G4-3		0-0 E6 G4-6-3			1-1 G4-3

Inning Stats	R: 3	H: 3	E: 0	K: 1	S: 14	LOB: 1	BB: 1	P: 27
	R: 0	H: 1	E: 0	K: 1	S: 10	LOB: 2	BB: 1	P: 18
	R: 0	H: 1	E: 0	K: 1	S: 13	LOB: 1	BB: 0	P: 17
	R: 1	H: 0	E: 1	K: 0	S: 15	LOB: 1	BB: 1	P: 25
	R: 0	H: 0	E: 0	K: 3	S: 13	LOB: 1	BB: 1	P: 22
	R: 0	H: 0	E: 1	K: 1	S: 5	LOB: 0	BB: 0	P: 5
	R: 0	H: 1	E: 0	K: 0	S: 7	LOB: 2	BB: 2	P: 15
	R: 0	H: 0	E: 0	K: 1	S: 8	LOB: 0	BB: 0	P: 14
	R: 0	H: 1	E: 0	K: 1	S: 11	LOB: 2	BB: 1	P: 21

PITCHER	IP	WLS	BF	H	R	ER	SO	BB	IBB	HBP	BLK	WP	HR	S	P	ERA	WHIP
<b>David Cone, R</b> ERA: 4.68 (1, 1)	5.0		25	5	4	3	6	4	0	0	0	1	1	65	109	5.40	1.800
<b>Hipolito Pichardo, R</b> ERA: 2.38 (6, 1)	2.0		8	1	0	0	1	1	1	0	0	0	0	12	20	0.00	1.000
<b>Derek Lowe, R</b> ERA: 3.6 (8, 1)	2.0	W	8	1	0	0	2	1	0	0	0	0	0	19	35	0.00	1.000

WP: 1 PA: 41  
PB: 0  
SB: 0  
CS: 0



Batter	1	2	3	4	5	6	7	8	9	10	AB	R	H	RBI	BB	SO	LOB	TOP									
Rafael Furcal, S OBP: 0.321, SLG: 0.370 Keith Lockhart, L OBP: 0.340, SLG: 0.314 Steve Karsay, R (9, 1) Dave Martinez, L OBP: 0.387, SLG: 0.431 Jose Cabrera, R (10, 1)	0-3 K		1-3 K	3-2 F7			0-1 G4-3		4-2 1B BB	3-3 K	4	0	0	0	1	2	4	<p>Atlanta Braves @ Boston Red Sox</p> <p>Fenway Park, Boston, MA</p> <p>Fri Jul 06 2001, 7:05 PM EDT</p> <p>Att. 33,723 - Sunny - 74 F</p>									
B.J. Surhoff, L OBP: 0.328, SLG: 0.408	1-2 10 1B 2B		0-0 FC6-4 1B		1-1 F7		4-1 BB		1-1 10 G4-3 WP E 1B	4-0 1B IBB	4	2	3	1	2	0	0										
Andruw Jones, R OBP: 0.332, SLG: 0.490	1-0 G5-3		0-0 FC6-4 1-2f		0-3 K		2-3 K		4-2 E 10 G4-3 BB	1-2 P3	5	0	0	0	1	2	5										
10 Chipper Jones, S OBP: 0.420, SLG: 0.625	1-2 2-H 1B			0-0 G3		1-0 F7		0-0 HR	1-1 G4-3	4-2 1B BB	5	1	2	2	1	0	2										
Brian Jordan, R OBP: 0.325, SLG: 0.457	2-2 P6			0-0 1B 1B		1-3 K		0-1 F9	3-2 E3	0-0 1B	6	1	2	1	0	1	2										
Ken Caminiti, S OBP: 0.326, SLG: 0.439 Mark DeRosa, R OBP: 0.481, SLG: 0.455 (9, 6)		1-2 G5-3		2-2 BB 1B 1B		2-2 1B		2-0 WP 1B 1B	4-0 IBB		4	0	3	0	0	0	0										
Javy Lopez, R OBP: 0.305, SLG: 0.395		2-2 G5-3		2-1 BB 1B		0-3 K		0-0 WP 1B	0-3 K		5	0	2	1	0	2	4										
Rico Brogna, L OBP: 0.296, SLG: 0.335		0-1 L7		0-0 F7		2-2 G4-3		4-0 G4-6-3 IBB	2-3 K		4	0	0	0	1	1	6										
Quilvio Veras, S OBP: 0.330, SLG: 0.355			1-1 L6		4-1 BB BB BB		1-2 CS G4-3 HBP		0-0 G4-6-3	4-2 10 BB S 1B BB	2	1	0	0	2	0	3										
<b>Inning Stats</b>	R: 1 E: 0 K: 1 S: 13	H: 2 LOB: 1 BB: 0 P: 18	R: 0 E: 0 K: 0 S: 10	H: 0 LOB: 0 BB: 0 P: 13	R: 0 E: 0 K: 1 S: 7	H: 1 LOB: 1 BB: 0 P: 9	R: 1 E: 0 K: 0 S: 12	H: 3 LOB: 3 BB: 1 P: 23	R: 0 E: 0 K: 1 S: 6	H: 0 LOB: 0 BB: 0 P: 8	R: 0 E: 0 K: 2 S: 14	H: 1 LOB: 1 BB: 0 P: 19	R: 0 E: 0 K: 1 S: 8	H: 0 LOB: 1 BB: 1 P: 15	R: 1 E: 0 K: 0 S: 6	H: 3 LOB: 3 BB: 1 P: 12	R: 2 E: 1 K: 2 S: 22		H: 1 LOB: 3 BB: 3 P: 38	R: 1 E: 0 K: 1 S: 12	H: 1 LOB: 2 BB: 3 P: 28	1B: 10 2B: 1 3B: 0 HR: 1	SF: 0 SAC: 0 DP: 1 HBP: 1	WP: 2 PB: 0 SB: 2 CS: 1	PA: 50		
<b>PITCHER</b> Rolando Arrojo, R ERA: 3.56 Bill Pulsipher, L ERA: Rod Beck, R ERA: 2.79 Derek Lowe, R ERA: 3.78 Sun-Woo Kim, R ERA: 9.0	IP 6.1	WLS H	BF 1	H 0	R 0	ER 0	SO 0	BB 1	IBB 0	HBP 0	BLK 0	WP 0	HR 0	S 66	P 95	ERA 2.84	WHIP 1.263										
<b>PITCHER</b> Hipolito Pichardo, R ERA: 2.31	IP 0.2	WLS H	BF 3	H 1	R 0	ER 0	SO 0	BB 1	IBB 0	HBP 0	BLK 0	WP 0	HR 0	S 6	P 11	ERA 0.00	WHIP 3.000										

AB	40
R	6
H	12
RBI	5
BB	9
SO	9
LOB	27



Batter	1	2	3	4	5	6	7	8	9	10	AB	R	H	RBI	BB	SO	LOB
Jose Offerman, S OBP: 0.352, SLG: 0.382 (1, 4)											5	1	2	0	0	2	1
Scott Hatteberg, L OBP: 0.305, SLG: 0.333 (1, 2)											5	0	1	0	0	0	3
Trot Nixon, L OBP: 0.376, SLG: 0.500 (1, 8)											4	2	2	2	1	0	2
Manny Ramirez, R OBP: 0.431, SLG: 0.655 (1, 7)											4	2	2	2	1	2	4
Dante Bichette, R OBP: 0.384, SLG: 0.579 (1, 10)											4	0	1	0	1	0	2
Brian Daubach, L OBP: 0.342, SLG: 0.540 (1, 3)											5	0	0	0	0	1	6
Chris Stynes, R OBP: 0.357, SLG: 0.479 (1, 5)											3	0	2	1	1	0	0
Troy O'Leary, L OBP: 0.308, SLG: 0.441 (1, 9)											5	0	0	0	0	0	4
Mike Lansing, R OBP: 0.275, SLG: 0.305 (1, 6)											3	0	0	0	1	1	2


Inning Stats	R: 0	H: 0	E: 0	K: 1	S: 7	R: 1	H: 1	E: 0	K: 1	S: 7	R: 0	H: 1	E: 0	K: 1	S: 12	R: 2	H: 3	E: 0	K: 0	S: 13	R: 0	H: 1	E: 0	K: 0	S: 8	R: 0	H: 1	E: 0	K: 1	S: 13	R: 0	H: 1	E: 0	K: 1	S: 12	R: 2	H: 2	E: 0	K: 1	S: 11	R: 0	H: 0	E: 0	K: 0	S: 5	1B: 5	SF: 1	2B: 3	3B: 0	HR: 2	WP: 0	PA: 45
--------------	------	------	------	------	------	------	------	------	------	------	------	------	------	------	-------	------	------	------	------	-------	------	------	------	------	------	------	------	------	------	-------	------	------	------	------	-------	------	------	------	------	-------	------	------	------	------	------	-------	-------	-------	-------	-------	-------	--------

PITCHER	IP	WLS	BF	H	R	ER	SO	BB	IBB	HBP	BLK	WP	HR	S	P	ERA	WHIP
John Burkett, R ERA: 2.49 (1, 1)	6.0		30	7	3	3	3	5	0	0	0	0	0	57	95	4.50	2.000
Steve Reed, R ERA: 2.88 (7, 1)	1.0		3	0	0	0	1	0	0	0	0	0	0	9	9	0.00	0.000
Mike Remlinger, L ERA: 2.94 (8, 1)	1.0		3	1	0	0	1	0	0	0	0	0	0	12	17	0.00	1.000
Steve Karsay, R ERA: 1.39 (9, 1)	1.0	W	5	2	2	2	1	0	0	0	0	0	2	11	13	18.00	2.000
Jose Cabrera, R ERA: 1.1 (10, 1)	1.0	S	3	0	0	0	0	0	0	0	0	0	0	5	6	0.00	0.000

**BOTTOM**

**Atlanta Braves @ Boston Red Sox**  
 Fenway Park, Boston, MA  
 Fri Jul 06 2001, 7:05 PM EDT  
 Att: 33,723 - Sunny - 74 F

**AB 38**  
**R 5**  
**H 10**  
**RBI 5**  
**BB 5**  
**SO 6**  
**LOB 24**





Batter	1	2	3	4	5	6	7	8	9	AB R H RBI BB SO LOB	TOP	
<b>Quilvio Veras, S</b> (1, 4) <small>OBP: 0.329, SLG: 0.361</small>	0-3 		0-0 G6-4-3 			0-1 		0-1 G5-3 		4 1 1 0 0 1 1	<b>Atlanta Braves @ Boston Red Sox</b> Fenway Park, Boston, MA Sat Jul 07 2001, 5:05 PM EDT Att. 33,355 - Sunny - 77 F	
<b>B.J. Surhoff, L</b> (1, 7) <small>OBP: 0.335, SLG: 0.415</small>	0-0 G6-3 		4-0 			3-2 F9 		0-2 G4-3 		3 0 2 1 1 0 0		
<b>Andruw Jones, R</b> (1, 8) <small>OBP: 0.333, SLG: 0.488</small>	4-1 		3-3 			1-3 		1-1 		3 0 1 0 1 2 2		
<b>Ken Caminiti, S</b> (1, 5) <small>OBP: 0.324, SLG: 0.432</small>	4-2 			0-2 G3 		0-0 F9 		3-0 G4-3 		3 0 0 0 1 0 3		
<b>Brian Jordan, R</b> (1, 10) <small>OBP: 0.321, SLG: 0.451</small>	1-2 F9 			0-0 G5-3 		2-3 		2-3 		4 0 0 0 0 2 5		
<b>Dave Martinez, L</b> (1, 9) <small>OBP: 0.384, SLG: 0.425</small>		1-1 F9 		1-0 F9 			0-0 		1-1 G4-3 			4 0 1 0 0 0 0
<b>Javy Lopez, R</b> (1, 2) <b>Jesse Garcia, R</b> (9, PR)		1-1 F5 			3-2 G4-3 		1-0 G6-4-3 		2-2 			4 0 1 0 0 0 1
<b>Rico Brogna, L</b> (1, 3) <small>OBP: 0.300, SLG: 0.338</small>		3-1 			1-3 		2-1 		1-3 			4 0 2 0 0 2 1
<b>Mark DeRosa, R</b> (1, 6) <b>10 Chipper Jones, S</b> (9, PH) <small>OBP: 0.473, SLG: 0.447</small> <small>OBP: 0.419, SLG: 0.623</small>		1-0 CS 	0-0 		0-2 F8 		1-1 FC4-6 		1-0 G6-3 			3 0 1 0 0 0 1
<b>Inning Stats</b>	R: 0 H: 0 E: 0 LOB: 2 K: 1 BB: 2 S: 10 P: 19	R: 0 H: 1 E: 0 LOB: 0 K: 0 BB: 0 S: 6 P: 12	R: 0 H: 1 E: 0 LOB: 1 K: 1 BB: 1 S: 5 P: 12	R: 0 H: 0 E: 0 LOB: 0 K: 0 BB: 0 S: 5 P: 6	R: 0 H: 0 E: 0 LOB: 0 K: 1 BB: 0 S: 9 P: 13	R: 1 H: 2 E: 0 LOB: 1 K: 2 BB: 0 S: 14 P: 20	R: 0 H: 2 E: 0 LOB: 1 K: 0 BB: 0 S: 6 P: 10	R: 0 H: 2 E: 0 LOB: 2 K: 1 BB: 0 S: 12 P: 18	R: 0 H: 1 E: 0 LOB: 2 K: 1 BB: 0 S: 9 P: 14	1B: 7 SF: 0 2B: 1 SAC: 0 3B: 1 DP: 2 HR: 0 HBP: 0		WP: 0 PA: 37 PB: 0 SB: 2 CS: 1
<b>PITCHER</b> <b>Hideo Nomo, R</b> (1, 1) <small>ERA: 3.83</small> <b>49 Tim Wakefield, R</b> (7, 1) <small>ERA: 2.58</small> <b>Rod Beck, R</b> (8, 1) <small>ERA: 2.76</small> <b>Derek Lowe, R</b> (9, 1) <small>ERA: 3.71</small>	IP WLS BF H R ER SO BB IBB HBP BLK WP HR S P ERA WHIP											<b>PITCHER</b> IP WLS BF H R ER SO BB IBB HBP BLK WP HR S P ERA WHIP

livebaseballscorecards.com

AB	33
R	1
H	9
RBI	1
BB	3
SO	7
LOB	16







Batter	1	2	3	4	5	6	7	8	9	AB R H RBI BB SO LOB	TOP									
<b>Quilvio Veras, S</b> (1, 4) <small>OBP: 0.326, SLG: 0.358</small>	0-0 		2-2 		1-0 		1-0 	3-3 		5 1 1 0 0 1 4										
<b>B.J. Surhoff, L</b> (1, 7) <small>OBP: 0.336, SLG: 0.423</small>	2-1 		1-0 		1-0 		2-2 		0-1 	5 1 2 2 0 0 1										
<b>Andruw Jones, R</b> (1, 8) <small>OBP: 0.332, SLG: 0.493</small>	1-1 			1-1 	2-2 		3-3 		0-1 	5 1 1 2 0 1 1										
<b>10 Chipper Jones, S</b> (1, 10) <small>OBP: 0.416, SLG: 0.626</small>	1-2 			1-2 	1-3 			0-1 	0-1 	5 2 1 1 0 1 1										
<b>Ken Caminiti, S</b> (1, 5) <small>OBP: 0.321, SLG: 0.431</small>		1-3 		1-2 		1-1 		0-0 	0-0 	5 1 1 0 0 1 1										
<b>Brian Jordan, R</b> (1, 9) <small>OBP: 0.329, SLG: 0.472</small>		1-1 			1-1 	3-1 		0-0 		4 1 4 2 0 0 0										
<b>Javy Lopez, R</b> (1, 2) <small>OBP: 0.307, SLG: 0.392</small>		1-0 			1-2 	2-1 		4-0 		3 0 1 1 1 0 1										
<b>Rico Brogna, L</b> (1, 3) <small>OBP: 0.295, SLG: 0.333</small> <b>Wes Helms, R</b> (8, PH) <small>OBP: 0.276, SLG: 0.406</small> (8, 3)			0-2 		0-1 	2-0 		1-3 		3 0 0 0 0 0 2 1 0 0 0 0 1 2										
<b>Mark DeRosa, R</b> (1, 6) <small>OBP: 0.492, SLG: 0.460</small>			1-1 		1-2 	1-1 		4-2 		3 1 2 0 1 0 1										
<b>Inning Stats</b>	R: 0 E: 0 K: 0 S: 8	H: 1 LOB: 1 BB: 0 P: 12	R: 0 E: 0 K: 1 S: 6	H: 1 LOB: 0 BB: 0 P: 9	R: 0 E: 0 K: 0 S: 9	H: 0 LOB: 0 BB: 0 P: 12	R: 5 E: 0 K: 1 S: 20	H: 5 LOB: 0 BB: 0 P: 28	R: 1 E: 0 K: 0 S: 9	H: 3 LOB: 1 BB: 0 P: 18	R: 0 E: 0 K: 1 S: 8	H: 0 LOB: 0 BB: 0 P: 14	R: 1 E: 1 K: 2 S: 14	H: 1 LOB: 3 BB: 2 P: 26	R: 1 E: 0 K: 0 S: 7	H: 1 LOB: 0 BB: 0 P: 7	1B: 6 2B: 4 3B: 0 HR: 3	SF: 0 SAC: 0 DP: 2 HBP: 0	WP: 0 PB: 0 SB: 0 CS: 0	PA: 41
<b>PITCHER</b>	IP WLS BF H R ER SO BB IBB HBP BLK WP HR S P ERA WHIP																			
<b>Tomo Ohka, R</b> (1, 1) <small>ERA: 4.95</small>	5.0 L 22 8 5 5 2 0 0 0 0 1 0 2 52 74 9.00 1.600																			
<b>Hipolito Pichardo, R</b> (6, 1) <small>ERA: 2.7</small>	0.0 3 3 1 1 0 0 0 0 0 0 0 0 6 12 ∞ ∞																			
<b>Bryce Florie, R</b> (6, 1) <small>ERA: 9.53</small>	2.0 5 0 0 0 1 0 0 0 0 0 0 0 11 20 0.00 0.000																			
<b>Bill Pulsipher, L</b> (8, 1) <small>ERA: 9.0</small>	1.0 7 1 1 0 2 2 0 0 0 0 0 0 14 26 0.00 3.000																			
<b>Carlos Castillo, R</b> (9, 1) <small>ERA: 9.0</small>	1.0 4 1 1 1 0 0 0 0 0 0 0 1 7 7 9.00 1.000																			

Atlanta Braves @ Boston Red Sox  
 Fenway Park, Boston, MA  
 Sun Jul 08 2001, 1:05 PM EDT  
 Att. 32,677 - Cloudy - 71 F

AB	39
R	8
H	13
RBI	8
BB	2
SO	5
LOB	14



Batter	1	2	3	4	5	6	7	8	9	AB	R	H	RBI	BB	SO	LOB
<b>Jose Offerman, S</b> OBP: 0.347, SLG: 0.374 (1, 3)	4-0 F9 1B BB		2-1 G3-1			0-0 F8		0-2 G4-6-3 1-2f		3	0	0	0	1	0	1
<b>Chris Stynes, R</b> OBP: 0.354, SLG: 0.477 (1, 4)	2-1 F9		0-0 G6-3			2-3 K			0-1 G6-3	4	0	0	0	0	1	1
<b>Trot Nixon, L</b> OBP: 0.376, SLG: 0.496 (1, 9)	3-2 FC6-4 1-2 1B					3-2 G1-6-3			3-1 F9	4	0	2	0	0	0	0
<b>Manny Ramirez, R</b> OBP: 0.432, SLG: 0.649 (1, 7)	2-0 F9					4-0 G6-4-3 BB			2-3 K	3	0	1	0	1	1	2
<b>Dante Bichette, R</b> OBP: 0.372, SLG: 0.559 (1, 10)	2-1 FC6-4 1-2f					2-2 G6-4-3 1-2f			2-0 P3	3	0	0	0	0	0	5
<b>Shea Hillenbrand, R</b> OBP: 0.280, SLG: 0.398 (1, 5)						1-2 F9			1-3 K	3	0	0	0	0	1	2
<b>Mike Lansing, R</b> OBP: 0.271, SLG: 0.301 (1, 6)						0-1 F8			0-0 G6-3	3	0	0	0	0	0	2
<b>Doug Mirabelli, R</b> OBP: 0.289, SLG: 0.280 (1, 2)						1-2 G5-3			3-3 K	3	0	0	0	0	2	0
<b>Darren Lewis, R</b> OBP: 0.283, SLG: 0.378 (1, 8)						2-2 F9			1-1 L4 G4-6-3 1B	3	0	1	0	0	0	0

Inning Stats	R: 0	H: 1	E: 0	K: 0	S: 8	R: 0	H: 0	E: 0	K: 1	S: 7	R: 0	H: 0	E: 0	K: 0	S: 6	R: 0	H: 0	E: 0	K: 0	S: 10	R: 0	H: 0	E: 0	K: 1	S: 8	R: 0	H: 2	E: 0	K: 1	S: 9	R: 0	H: 1	E: 0	K: 1	S: 8	R: 0	H: 0	E: 0	K: 1	S: 7	1B: 4	2B: 0	3B: 0	HR: 0	SF: 0	SAC: 0	DP: 2	HBP: 0	WP: 0	PB: 0	SB: 0	CS: 0	PA: 31
<b>Tom Glavine, L</b> ERA: 4.55 (1, 1)	7.0	WLS W	25	H 3	R 0	ER 0	SO 3	BB 2	IBB 0	HBP 0	BLK 0	WP 0	HR 0	S 54	P 91	ERA 0.00	WHIP 0.714																																				
<b>Mike Remlinger, L</b> ERA: 2.88 (8, 1)	1.0		3	1	0	0	1	0	0	0	0	0	0	8	12	0.00	1.000																																				
<b>Steve Reed, R</b> ERA: 2.8 (9, 1)	1.0		3	0	0	0	1	0	0	0	0	0	0	7	12	0.00	0.000																																				
PITCHER	IP	WLS	BF	H	R	ER	SO	BB	IBB	HBP	BLK	WP	HR	S	P	ERA	WHIP																																				

**BOTTOM**

**Atlanta Braves @ Boston Red Sox**  
Fenway Park, Boston, MA  
Sun Jul 08 2001, 1:05 PM EDT  
Att. 32,677 - Cloudy - 71 F

[livebaseballscorecards.com](http://livebaseballscorecards.com)

<b>AB</b>	<b>29</b>
<b>R</b>	<b>0</b>
<b>H</b>	<b>4</b>
<b>RBI</b>	<b>0</b>
<b>BB</b>	<b>2</b>
<b>SO</b>	<b>5</b>
<b>LOB</b>	<b>13</b>





Batter	1	2	3	4	5	6	7	8	9	AB R H RBI BB SO LOB	TOP											
Jose Offerman, S (1, 3) OBP: 0.343, SLG: 0.369	2-3 K		2-2 L4			0-1 P4		1-1 F9		4 0 0 0 0 1 2												
Darren Lewis, R (1, 8) OBP: 0.281, SLG: 0.372	3-2 CS 1B		0-1 P4			3-3 K		0-3 K		4 0 1 0 0 2 2												
Chris Stynes, R (1, 4) OBP: 0.352, SLG: 0.471	1-2 SAFE 1B			3-2 F7		1-3 K			0-1 F9	4 0 1 0 0 1 0												
Manny Ramirez, R (1, 7) OBP: 0.428, SLG: 0.642	1-0 F7			1-1 G1			2-1 G5-3		0-0 F8	4 0 0 0 0 0 1												
Dante Bichette, R (1, 9) OBP: 0.369, SLG: 0.553		0-1 G5-3		1-3 K			1-3 K		0-0 1B	4 0 1 0 0 2 0												
Mike Lansing, R (1, 6) OBP: 0.272, SLG: 0.317		0-0 P4			3-1 HR		1-3 K		3-3 K	3 1 1 1 0 1 0												
Hipolito Ricardo, R (7, 1)										0 0 0 0 0 0 0												
Bryce Florie, R (8, 1)										0 0 0 0 0 0 0												
Trot Nixon, L (9, PH) OBP: 0.375, SLG: 0.494										1 0 0 0 0 1 1												
Shea Hillenbrand, R (1, 5) OBP: 0.277, SLG: 0.394		1-1 G4-3			1-2 G4-3			1-1 G5-3		3 0 0 0 0 0 0												
Scott Hatteberg, L (1, 2) OBP: 0.310, SLG: 0.345			3-2 49 SH3-4 1B		1-3 K			2-1 2B		3 1 2 0 0 1 0												
49 Tim Wakefield, R (1, 1)										1 0 0 0 0 1 0												
Bill Pulsipher, L (7, 1)			2-1 SH3-4		1-3 K			2-1 2B		0 0 0 0 0 0 0												
Lou Merloni, R (7, 6) OBP: 0.346, SLG: 0.377			1-2					2-H F9 2B		1 0 1 1 0 0 0												
<b>Inning Stats</b>	R: 0 E: 0 K: 1 S: 13	H: 2 LOB: 1 BB: 0 P: 20	R: 0 E: 0 K: 0 S: 5	H: 0 LOB: 0 BB: 0 P: 6	R: 0 E: 0 K: 0 S: 11	H: 1 LOB: 1 BB: 0 P: 18	R: 0 E: 0 K: 1 S: 9	H: 0 LOB: 0 BB: 0 P: 14	R: 1 E: 0 K: 2 S: 12	H: 1 LOB: 0 BB: 0 P: 18	R: 0 E: 0 K: 2 S: 9	H: 0 LOB: 0 BB: 0 P: 13	R: 0 E: 0 K: 2 S: 9	H: 0 LOB: 0 BB: 0 P: 13	R: 1 E: 0 K: 1 S: 11	H: 2 LOB: 1 BB: 0 P: 17	R: 0 E: 0 K: 1 S: 7	H: 1 LOB: 1 BB: 0 P: 10	1B: 4 2B: 2 3B: 0 HR: 1	SF: 0 SAC: 1 DP: 0 HBP: 0	WP: 0 PB: 0 SB: 0 CS: 1	PA: 33
<b>PITCHER</b>	IP WLS BF H R ER SO BB IBB HBP BLK WP HR S P ERA WHIP																					
Al Leiter, L (1, 1) ERA: 3.5	7.1 W 27 6 2 2 8 0 0 0 0 0 1 74 113 2.46 0.818																					
John Franco, L (8, 1) ERA: 3.15	0.2 H 2 0 0 0 1 0 0 0 0 0 0 5 6 0.00 0.000																					
Armando Benitez, R (9, 1) ERA: 3.32	1.0 S 4 1 0 0 1 0 0 0 0 0 0 7 10 0.00 1.000																					

**Boston Red Sox @ New York Mets**  
**Shea Stadium, Flushing, NY**  
 Thu Jul 12 2001, 7:10 PM EDT  
 Att. 37,698 - Sunny - 76 F

AB	32
R	2
H	7
RBI	2
BB	0
SO	10
LOB	6



WP: 0	PA: 33
PB: 0	
SB: 0	
CS: 1	

ERA	WHIP

BOTTOM

Boston Red Sox @ New York Mets

Shea Stadium, Flushing, NY

Thu Jul 12 2001, 7:10 PM EDT

Att: 37,698 - Sunny - 76 F

livebaseballscorecards.com

AB	30
R	4
H	7
RBI	3
BB	6
SO	7
LOB	17



WP:	0	PA:	38
PB:	2		
SB:	2		
CS:	0		

AB R H RBI BB SO LOB

3 1 1 0 1 0 0

3 1 1 1 1 0 3

3 1 1 0 1 0 2

2 0 1 1 2 0 2

4 0 0 0 0 2 6

3 0 0 0 0 3 0

1 1 1 0 0 0 0

4 0 0 0 0 1 1

3	0	0	0	0	1	2
0	0	0	0	0	0	0
1	0	0	1	0	0	1
0	0	0	0	0	0	0

1B:	5	SF:	0
2B:	1	SAC:	0
3B:	0	DP:	1
HR:	1	HBP:	2

WP:	0	PA:	38
PB:	2		
SB:	2		
CS:	0		

1B:	5	SF:	0
2B:	1	SAC:	0
3B:	0	DP:	1
HR:	1	HBP:	2

WP:	0	PA:	38
PB:	2		
SB:	2		
CS:	0		

WP:	0	PA:	38
PB:	2		
SB:	2		
CS:	0		

WP:	0	PA:	38
PB:	2		
SB:	2		
CS:	0		

WP:	0	PA:	38
PB:	2		
SB:	2		
CS:	0		

WP:	0	PA:	38
PB:	2		
SB:	2		
CS:	0		

WP:	0	PA:	38
PB:	2		
SB:	2		
CS:	0		

WP:	0	PA:	38
PB:	2		
SB:	2		
CS:	0		

WP:	0	PA:	38
PB:	2		
SB:	2		
CS:	0		

WP:	0	PA:	38
PB:	2		
SB:	2		
CS:	0		

WP:	0	PA:	38
PB:	2		
SB:	2		
CS:	0		

WP:	0	PA:	38
PB:	2		
SB:	2		
CS:	0		

WP:	0	PA:	38
PB:	2		
SB:	2		
CS:	0		

WP:	0	PA:	38
PB:	2		
SB:	2		
CS:	0		

WP:	0	PA:	38
PB:	2		
SB:	2		
CS:	0		

WP:	0	PA:	38
PB:	2		
SB:	2		
CS:	0		

WP:	0	PA:	38
PB:	2		
SB:	2		
CS:	0		

WP:	0	PA:	38
PB:	2		
SB:	2		
CS:	0		

WP:	0	PA:	38
PB:	2		
SB:	2		
CS:	0		

WP:	0	PA:	38
PB:	2		
SB:	2		
CS:	0		

WP:	0	PA:	38
PB:	2		
SB:	2		
CS:	0		

WP:	0	PA:	38
PB:	2		
SB:	2		
CS:	0		

WP:	0	PA:	38
PB:	2		
SB:	2		
CS:	0		

WP:	0	PA:	38
PB:	2		
SB:	2		
CS:	0		

WP:	0	PA:	38
PB:	2		
SB:	2		
CS:	0		

WP:	0	PA:	38
PB:	2		
SB:	2		
CS:	0		

WP:	0	PA:	38
PB:	2		
SB:	2		
CS:	0		

WP:	0	PA:	38
PB:	2		
SB:	2		
CS:	0		

WP:	0	PA:	38
PB:	2		
SB:	2		
CS:	0		

WP:	0	PA:	38
PB:	2		
SB:	2		
CS:	0		

WP:	0	PA:	38
PB:	2		
SB:	2		
CS:	0		

WP:	0	PA:	38
PB:	2		
SB:	2		
CS:	0		

WP:	0	PA:	38
PB:	2		
SB:	2		
CS:	0		

WP:	0	PA:	38
PB:	2		
SB:	2		
CS:	0		

WP:	0	PA:	38
PB:	2		
SB:	2		
CS:	0		

WP:	0	PA:	38
PB:	2		
SB:	2		
CS:	0		

WP:	0	PA:	38
PB:	2		
SB:	2		
CS:	0		

WP:	0	PA:	38
PB:	2		
SB:	2		
CS:	0		

WP:	0	PA:	38
PB:	2		
SB:	2		
CS:	0		

WP:	0	PA:	38
PB:	2		
SB:	2		
CS:	0		

WP:	0	PA:	38
PB:	2		
SB:	2		
CS:	0		

WP:	0	PA:	38
PB:	2		
SB:	2		
CS:	0		

WP:	0	PA:	38
PB:	2		
SB:	2		
CS:	0		

WP:	0	PA:	38
PB:	2		
SB:	2		
CS:	0		

WP:	0	PA:	38
PB:	2		
SB:	2		
CS:	0		

WP:	0	PA:	38
PB:	2		
SB:	2		
CS:	0		

WP:	0	PA:	38
PB:	2		
SB:	2		
CS:	0		

WP:	0	PA:	38
PB:	2		
SB:	2		
CS:	0		

WP:	0	PA:	38
PB:	2		
SB:	2		
CS:	0		

WP:	0	PA:	38
PB:	2		
SB:	2		
CS:	0		

WP:	0	PA:	38
PB:	2		
SB:	2		
CS:	0		

WP:	0	PA:	38
PB:	2		
SB:	2		
CS:	0		

WP:	0	PA:	38
PB:	2		
SB:	2		
CS:	0		

WP:	0	PA:	38
PB:	2		
SB:	2		
CS:	0		

WP:	0	PA:	38
PB:	2		
SB:	2		
CS:	0		

WP:	0	PA:	38
PB:	2		
SB:	2		
CS:	0		

WP:	0	PA:	38
PB:	2		
SB:	2		
CS:	0		

WP:	0	PA:	38
PB:	2		
SB:	2		
CS:	0		

WP:	0	PA:	38
PB:	2		
SB:	2		
CS:	0		

WP:	0	PA:	38
PB:	2		
SB:	2		
CS:	0		

WP:	0	PA:	38
PB:	2		
SB:	2		
CS:	0		

WP:	0	PA:	38
PB:	2		
SB:	2		
CS:	0		

WP:	0	PA:	38
PB:	2		
SB:	2		
CS:	0		

WP:	0	PA:	38
PB:	2		
SB:	2		
CS:	0		

WP:	0	PA:	38
PB:	2		
SB:	2		
CS:	0		

WP:	0	PA:	38
PB:	2		
SB:	2		
CS:	0		

WP:	0	PA:	38
PB:	2		
SB:	2		
CS:	0		

WP:	0	PA:	38
PB:	2		
SB:	2		
CS:	0		

WP:	0	PA:	38
PB:	2		
SB:	2		
CS:	0		

WP:	0	PA:	38
PB:	2		
SB:	2		
CS:	0		

WP:	0	PA:	38
PB:	2		
SB:	2		
CS:	0		

WP:	0	PA:	38
PB:	2		
SB:	2		
CS:	0		

WP:	0	PA:	38
PB:	2		
SB:	2		
CS:	0		

WP:	0	PA:	38
PB:	2	</	



Batter	1	2	3	4	5	6	7	8	9	AB R H RBI BB SO LOB	TOP											
Jose Offerman, S (1, 4) OBP: 0.342, SLG: 0.368	0-0 G6-3			2-3 K		2-1 1B		0-0 G6-3		4 1 1 1 0 1 0												
Scott Hatteberg, L (1, 2) OBP: 0.315, SLG: 0.345	3-2 F8			3-1 G6-3 HBP		2-0 1B		1-1 F8		3 0 1 1 0 0 0												
Trot Nixon, L (1, 8) OBP: 0.377, SLG: 0.493	2-3 K			3-0 G6-3 1-2f		1-1 1B		4-0 BB		3 0 1 0 1 1 1												
Manny Ramirez, R (1, 7) OBP: 0.426, SLG: 0.646		2-1 G5-3			2-2 HR	3-2 P4		3-3 K		4 1 1 1 0 1 3												
Brian Daubach, L (1, 3) OBP: 0.339, SLG: 0.527		0-1 F6			2-2 G3-6-3 HBP	0-0 G3-1		1-1 G3-1		3 0 0 0 0 0 2												
Chris Stynes, R (1, 5) Derek Lowe, R (9, 1) OBP: 0.343, SLG: 0.459		1-3 K			1-3 K		0-2 E5 FC4-6		0-0 G4-3	4 0 0 0 0 2 1 0 0 0 0 0 0 0												
Troy O'Leary, L (1, 9) OBP: 0.303, SLG: 0.431			2-3 K		0-1 G3-6-3 1-2f		2-2 FC4-6 1-2f		3-1 G4-3	4 0 0 0 0 1 2												
Lou Merloni, R (1, 6) OBP: 0.333, SLG: 0.361			1-1 G4-3			1-0 E5 SH1-4 1B				3 1 0 0 0 1 1												
David Cone, L (1, 1) Rich Garces, R (6, 1) Rod Beck, R (8, 1) Shea Hillenbrand, R (9, 5) OBP: 0.277, SLG: 0.394			1-3 K			0-0 SH1-4 1-2				1 0 0 0 0 1 0 1 0 0 0 0 1 1 0 0 0 0 0 0 0 0 0 0 0 0 0 0												
<b>Inning Stats</b>	R: 0 E: 0 K: 1 S: 10	H: 0 LOB: 0 BB: 0 P: 15	R: 0 E: 0 K: 1 S: 7	H: 0 LOB: 0 BB: 0 P: 10	R: 0 E: 0 K: 2 S: 9	H: 0 LOB: 0 BB: 0 P: 13	R: 0 E: 0 K: 1 S: 6	H: 0 LOB: 0 BB: 0 P: 14	R: 1 E: 0 K: 1 S: 11	H: 1 LOB: 0 BB: 0 P: 16	R: 2 E: 1 K: 0 S: 11	H: 3 LOB: 2 BB: 0 P: 20	R: 0 E: 1 K: 2 S: 14	H: 0 LOB: 1 BB: 0 P: 18	R: 0 E: 0 K: 1 S: 6	H: 0 LOB: 1 BB: 1 P: 14	R: 0 E: 0 K: 0 S: 5	H: 0 LOB: 0 BB: 0 P: 9	1B: 3 2B: 0 3B: 0 HR: 1	SF: 0 SAC: 1 DP: 2 HBP: 2	WP: 0 PB: 0 SB: 0 CS: 0	PA: 34
<b>PITCHER</b>	IP WLS BF H R ER SO BB IBB HBP BLK WP HR S P ERA WHIP																					
Kevin Appier, R (1, 1) ERA: 3.81	6.0 L 23 4 3 2 6 0 0 2 0 0 0 1 54 88 3.00 0.667																					
Rick White, R (7, 1) ERA: 4.19	1.0 4 0 0 0 2 0 0 0 0 0 0 0 14 18 0.00 0.000																					
Dennis Cook, L (8, 1) ERA: 4.73	1.0 4 0 0 0 1 1 0 0 0 0 0 0 6 14 0.00 1.000																					
Turk Wendell, R (9, 1) ERA: 4.09	1.0 3 0 0 0 0 0 0 0 0 0 0 0 5 9 0.00 0.000																					

**Boston Red Sox @ New York Mets**  
 Shea Stadium, Flushing, NY  
 Fri Jul 13 2001, 7:10 PM EDT  
 Att. 42,219 - Sunny - 75 F

[livebaseballscorecards.com](http://livebaseballscorecards.com)

AB	30
R	3
H	4
RBI	3
BB	1
SO	9
LOB	11



Batter	1	2	3	4	5	6	7	8	9	AB	R	H	RBI	BB	SO	LOB
Joe McEwing, R OBP: 0.389, SLG: 0.511 (1, 7)	1-2 F8-5 E 1B		2-2 2B			1-2 S 2B		0-2 G6-3 2		4	0	3	0	0	0	0
Edgardo Alfonzo, R OBP: 0.311, SLG: 0.427 (1, 4)	4-2 SAFE 1-2 BB		2-2 L4 3			3-3 K 2-3		2-0 F8 3		3	0	0	0	1	1	2
31 Mike Piazza, R OBP: 0.354, SLG: 0.551 (1, 2)	2-3 K 1				2-3 K 1	4-0 BB BB		0-1 HR		3	1	1	1	1	2	2
Robin Ventura, L OBP: 0.382, SLG: 0.480 (1, 5)	2-2 F8-5 2-3 2				2-3 K 2	4-2 BB 1-2 BB		0-1 DI 1B		3	0	1	0	1	1	2
Todd Zeile, R OBP: 0.358, SLG: 0.383 (1, 3)					3-1 G1-3 3	1-3 K 3		1-3 K 1		3	0	0	0	1	2	4
Timo Perez, L OBP: 0.300, SLG: 0.333 (1, 9)						0-1 F2 1		2-2 F7 1		1-3 K 2						
Jay Payton, R OBP: 0.281, SLG: 0.361 (1, 8)						1-3 K 2		1-2 G5-3 2		1-1 G3-1 3						
Rey Ordonez, R OBP: 0.274, SLG: 0.285 (1, 6)						2-2 G5-3 3		0-1 G6-3 3								
Kevin Appier, R Desi Relaford, S Rick White, R Dennis Cook, L Lenny Harris, L Turk Wendell, L (1, 1) (6, PH) (7, 1) (8, 1) (8, PH) (9, 1)								0-0 P6 1		0-2 F5 1						

Inning Stats	R: 0	H: 1	LOB: 1	K: 1	S: 12	P: 21	R: 0	H: 0	LOB: 0	K: 1	S: 5	P: 11	R: 0	H: 1	LOB: 1	K: 0	S: 11	R: 0	H: 0	LOB: 0	K: 2	S: 8	P: 15	R: 0	H: 0	LOB: 0	K: 1	S: 8	P: 11	R: 0	H: 1	LOB: 3	K: 2	S: 15	R: 0	H: 0	LOB: 0	K: 0	S: 8	P: 11	R: 0	H: 0	LOB: 0	K: 0	S: 7	P: 9	R: 1	H: 2	LOB: 1	K: 2	S: 13	P: 16	1B: 2	2B: 3	3B: 0	HR: 1	SF: 0	SAC: 0	DP: 1	HBP: 0	WP: 0	PB: 0	SB: 1	CS: 1	PA: 34
--------------	------	------	--------	------	-------	-------	------	------	--------	------	------	-------	------	------	--------	------	-------	------	------	--------	------	------	-------	------	------	--------	------	------	-------	------	------	--------	------	-------	------	------	--------	------	------	-------	------	------	--------	------	------	------	------	------	--------	------	-------	-------	-------	-------	-------	-------	-------	--------	-------	--------	-------	-------	-------	-------	--------

PITCHER	IP	WLS	BF	H	R	ER	SO	BB	IBB	HBP	BLK	WP	HR	S	P	ERA	WHIP
David Cone, R ERA: 4.2 (1, 1)	5.2	W	21	3	0	0	6	3	0	0	0	0	0	54	91	0.00	1.059
Rich Garces, R ERA: 2.92 (6, 1)	1.1	H	5	0	0	0	1	1	0	0	0	0	0	13	21	0.00	0.750
Rod Beck, R ERA: 2.7 (8, 1)	1.0	H	3	0	0	0	0	0	0	0	0	0	0	7	9	0.00	0.000
Derek Lowe, R ERA: 3.81 (9, 1)	1.0	S	5	2	1	1	2	0	0	0	0	0	1	13	16	9.00	2.000


**BOTTOM**

**Boston Red Sox @ New York Mets**  
Shea Stadium, Flushing, NY


Fri Jul 13 2001, 7:10 PM EDT  
Att: 42,219 - Sunny - 75 F

livebaseballscores.com

<b>AB</b>	<b>30</b>
<b>R</b>	<b>1</b>
<b>H</b>	<b>5</b>
<b>RBI</b>	<b>1</b>
<b>BB</b>	<b>4</b>
<b>SO</b>	<b>9</b>
<b>LOB</b>	<b>14</b>





Batter	1	2	3	4	5	6	7	8	9	AB R H RBI BB SO LOB	TOP														
Jose Offerman, S OBP: 0.338, SLG: 0.363 (1, 4) (8, 3)	2-3 K		2-1 F3			3-3 K			2-2 G3	4 0 0 0 0 2 0	<p><b>Boston Red Sox @ New York Mets</b> Shea Stadium, Flushing, NY</p> <p>Sat Jul 14 2001, 1:15 PM EDT Att. 52,006 - Sunny - 71 F</p> <p>livebaseballscorecards.com</p> <table border="1"> <tr><td>AB</td><td>29</td></tr> <tr><td>R</td><td>0</td></tr> <tr><td>H</td><td>1</td></tr> <tr><td>RBI</td><td>0</td></tr> <tr><td>BB</td><td>1</td></tr> <tr><td>SO</td><td>12</td></tr> <tr><td>LOB</td><td>7</td></tr> </table> 	AB	29	R	0	H	1	RBI	0	BB	1	SO	12	LOB	7
AB	29																								
R	0																								
H	1																								
RBI	0																								
BB	1																								
SO	12																								
LOB	7																								
Chris Stynes, R OBP: 0.335, SLG: 0.447 (1, 5)	3-2 E3 E 1B		2-2 G5-3			1-1 F9			0-3 K	4 0 0 0 0 1 0															
Trot Nixon, L OBP: 0.375, SLG: 0.489 (1, 8)	1-1 E3 1-3 1B					1-3 K			3-3 K	4 0 1 0 0 2 0															
Manny Ramirez, R OBP: 0.423, SLG: 0.640 (1, 7)	1-1 L4					2-2 P4			1-3 K	3 0 0 0 0 1 2															
Dante Bichette, R OBP: 0.364, SLG: 0.545 (1, 9)	0-3 K					2-0 F8			0-1 F2	3 0 0 0 0 1 2															
Scott Hatteberg, L OBP: 0.315, SLG: 0.340 (1, 2)						4-2 FC3-6 BB			1-0 F2	2 0 0 0 1 0 0															
Lou Merloni, R OBP: 0.321, SLG: 0.347 (1, 6)						1-2 P5			1-3 K	3 0 0 0 0 1 1															
Brian Daubach, L OBP: 0.337, SLG: 0.523 Mike Lansing, R OBP: 0.271, SLG: 0.316 (8, PH) (8, 4)						0-1 FC3-6 1-2f			2-3 K	2 0 0 0 0 1 1 1 0 0 0 0 1 0															
Rolando Arrojo, R Hipolito Pichardo, R Doug Mirabelli, R OBP: 0.286, SLG: 0.276 Sun-Woo Kim, R Bill Pulsipher, L (8, 1) (8, 1)						0-3 K			1-1 F3	2 0 0 0 0 2 1 0 0 0 0 0 0 0 1 0 0 0 0 0 0 0 0 0 0 0 0 0 0 0 0 0 0 0 0															
<b>Inning Stats</b>	R: 0 H: 1 E: 2 LOB: 2 K: 2 BB: 0 S: 14 P: 21	R: 0 H: 0 E: 0 LOB: 0 K: 1 BB: 0 S: 10 P: 15	R: 0 H: 0 E: 0 LOB: 0 K: 1 BB: 0 S: 11 P: 16	R: 0 H: 0 E: 0 LOB: 0 K: 0 BB: 0 S: 7 P: 13	R: 0 H: 0 E: 0 LOB: 1 K: 1 BB: 1 S: 11 P: 16	R: 0 H: 0 E: 0 LOB: 0 K: 2 BB: 0 S: 10 P: 15	R: 0 H: 0 E: 0 LOB: 0 K: 1 BB: 0 S: 7 P: 9	R: 0 H: 0 E: 0 LOB: 0 K: 2 BB: 0 S: 8 P: 12	R: 0 H: 0 E: 0 LOB: 0 K: 2 BB: 0 S: 12 P: 17	1B: 1 SF: 0 2B: 0 SAC: 0 3B: 0 DP: 0 HR: 0 HBP: 0	WP: 0 PA: 30 PB: 0 SB: 0 CS: 0														
<b>PITCHER</b> Glendon Rusch, L ERA: 4.6 Armando Benitez, R ERA: 3.24	IP WLS BF H R ER SO BB IBB HBP BLK WP HR S P ERA WHIP	8.0 W 27 1 0 0 10 1 0 0 0 0 0 0 78 117 0.00 0.250	1.0 S 3 0 0 0 2 0 0 0 0 0 0 0 0 12 17 0.00 0.000																						





Batter	1	2	3	4	5	6	7	8	9	AB	R	H	RBI	BB	SO	LOB	TOP
Jose Offerman, S (1, 4) OBP: 0.336, SLG: 0.361	2-2 G1-4-3		0-0 SF7 1B	0-1 F9		0-0 G6-3		1-1 F7		5	1	1	0	0	0	0	
Mike Lansing, R (1, 6) OBP: 0.274, SLG: 0.318	1-2 G1-3		1-2 HBP 1B 1B		0-0 FC5-4 BB 1B	0-1 G5-3		0-1 G4-3		5	2	2	0	0	0	0	
Trot Nixon, L (1, 8) OBP: 0.372, SLG: 0.484	3-2 F8		2-2 SF7		4-1 FC5-4 BB 1-2	1-0 F8		2-3 K		3	0	0	1	1	1	0	
Manny Ramirez, R (1, 7) OBP: 0.423, SLG: 0.638		2-3 K	2-2 FC6-4 1B HBP		0-1 FC5-4 1B 2B		1-1 HR 2B		3-2 F8	4	2	1	0	0	1	2	
Troy O'Leary, L (1, 9) OBP: 0.300, SLG: 0.426		1-3 K	0-0 FC6-4 1B		2-2 P6		0-2 P6		1-2 G3	5	0	1	1	0	1	3	
Chris Stynes, R (1, 5) OBP: 0.348, SLG: 0.494 Derek Lowe, R (9, 1)		0-0 HR	1-2 FC6-4 1B		1-1 2B 1B		1-0 HR		1-0 WP 1B	5	3	4	4	0	0	2	
Brian Daubach, L (1, 3) OBP: 0.345, SLG: 0.528		4-2 1B BB	1-1 G4-3		2-2 1B 2B		0-1 1B 1B		4-0 1-2 IBB	3	0	2	2	2	0	2	
Doug Mirabelli, R (1, 2) OBP: 0.302, SLG: 0.288		3-2 1B		0-3 K	4-0 1B IBB		1-0 1-2 1B		1-1 P4	4	0	2	0	1	1	2	
Hideo Nomo, R (1, 1) OBP: 0.200, SLG: 0.200 Rich Garces, R (6, 1) Rod Beck, R (8, 1) Shea Hillenbrand, R (9, 5) OBP: 0.277, SLG: 0.394		2-3 K		2-3 K	0-0 1B		0-1 B1-6-4			3	0	1	0	0	2	2	
<b>Inning Stats</b>	R: 0 E: 0 K: 0 S: 10 H: 0 LOB: 0 BB: 0 P: 16	R: 1 E: 0 K: 3 S: 15 H: 2 LOB: 2 BB: 1 P: 27	R: 2 E: 0 K: 0 S: 16 H: 3 LOB: 2 BB: 0 P: 23	R: 0 E: 0 K: 2 S: 8 H: 0 LOB: 0 BB: 0 P: 10	R: 3 E: 0 K: 0 S: 14 H: 4 LOB: 2 BB: 2 P: 27	R: 0 E: 0 K: 0 S: 4 H: 0 LOB: 0 BB: 0 P: 5	R: 2 E: 0 K: 0 S: 11 H: 4 LOB: 1 BB: 0 P: 14	R: 0 E: 0 K: 1 S: 7 H: 0 LOB: 0 BB: 0 P: 10	R: 0 E: 0 K: 0 S: 9 H: 1 LOB: 2 BB: 1 P: 19	1B: 10 2B: 2 3B: 0 HR: 2 SF: 1 SAC: 0 DP: 1 HBP: 1	WP: 1 PA: 44 PB: 0 SB: 0 CS: 0						
<b>PITCHER</b>	IP WLS BF H R ER SO BB IBB HBP BLK WP HR S P ERA WHIP	IP WLS BF H R ER SO BB IBB HBP BLK WP HR S P ERA WHIP	IP WLS BF H R ER SO BB IBB HBP BLK WP HR S P ERA WHIP	IP WLS BF H R ER SO BB IBB HBP BLK WP HR S P ERA WHIP	IP WLS BF H R ER SO BB IBB HBP BLK WP HR S P ERA WHIP	IP WLS BF H R ER SO BB IBB HBP BLK WP HR S P ERA WHIP	IP WLS BF H R ER SO BB IBB HBP BLK WP HR S P ERA WHIP	IP WLS BF H R ER SO BB IBB HBP BLK WP HR S P ERA WHIP	IP WLS BF H R ER SO BB IBB HBP BLK WP HR S P ERA WHIP	IP WLS BF H R ER SO BB IBB HBP BLK WP HR S P ERA WHIP	IP WLS BF H R ER SO BB IBB HBP BLK WP HR S P ERA WHIP						
Mike Thurman, R (1, 1) ERA: 6.01	5.0 L 27 9 6 6 5 2 1 1 0 0 1 63 103 10.80 2.200	2.0 9 4 2 2 0 0 0 0 0 0 0 1 15 19 9.00 2.000	1.0 3 0 0 0 1 0 0 0 0 0 0 0 7 10 0.00 0.000	1.0 5 1 0 0 0 0 0 1 0 0 1 0 9 19 0.00 1.000													

**Boston Red Sox @ Montreal Expos**  
**Olympic Stadium, Montreal, QB**  
 Sun Jul 15 2001, 1:35 PM EDT  
 Att. 32,965 - Dome - 72 F

livebaseballscorecards.com

<b>AB</b>	<b>38</b>
<b>R</b>	<b>8</b>
<b>H</b>	<b>14</b>
<b>RBI</b>	<b>8</b>
<b>BB</b>	<b>4</b>
<b>SO</b>	<b>6</b>
<b>LOB</b>	<b>15</b>



**BOTTOM**

**Boston Red Sox @ Montreal Expos**  
 Olympic Stadium, Montreal, QB

Sun Jul 15 2001, 1:35 PM EDT  
 Att. 32,965 - Dome - 72 F

livebaseballscorecards.com

<b>AB</b>	<b>33</b>
<b>R</b>	<b>5</b>
<b>H</b>	<b>8</b>
<b>RBI</b>	<b>5</b>
<b>BB</b>	<b>4</b>
<b>SO</b>	<b>12</b>
<b>LOB</b>	<b>13</b>



WP: 0	PA: 39
PB: 0	
SB: 2	
CS: 0	

AB R H RBI BB SO LOB

4	1	1	0	1	3	1
4	1	2	2	1	0	0
5	1	1	0	0	2	3
3	1	1	1	0	2	1
3	1	1	1	1	2	1
4	0	1	0	0	0	2
2	0	0	1	1	2	2
4	0	0	0	0	0	2
1	0	0	0	0	0	1
1	0	0	0	0	0	1
0	0	0	0	0	0	0
1	0	0	0	0	0	0
0	0	0	0	0	0	0
0	0	0	0	0	0	0
1	0	1	0	0	0	0

1B: 5	SF: 1
2B: 1	SAC: 0
3B: 0	DP: 0
HR: 2	HBP: 1

Batter	1	2	3	4	5	6	7	8	9
<b>Peter Bergeron, L</b> (1, 8) OBP: 0.327, SLG: 0.294	1-2 HR 1B		4-1 BB BB		2-3 K		2-3 K		1-3 K
<b>Jose Vidro, S</b> (1, 4) OBP: 0.397, SLG: 0.555	0-1 HR 1-H		4-0 SAFE BB 1-2		1-2 P6		1-2 G3		2-0 BB 1-3 1B
<b>Vladimir Guerrero, R</b> (1, 9) OBP: 0.394, SLG: 0.630	1-2 G6-3		2-3 K			1-2 E S 2B 1B		0-0 F7	0-3 K
<b>Lee Stevens, L</b> (1, 3) OBP: 0.321, SLG: 0.437	2-3 K		3-3 K			2-2 FC4 SF8 1-H 2B		1-2 1B HBP	
<b>Mark Smith, R</b> (1, 7) OBP: 0.366, SLG: 0.506	3-3 K			0-0 HR		4-1 FC4 BB		2-3 K	
<b>Orlando Cabrera, R</b> (1, 6) OBP: 0.299, SLG: 0.364		2-2 F8		0-1 F8		1-2 FC4 S 1-2f 2-3		0-0 1B	
<b>Geoff Blum, S</b> (1, 5) OBP: 0.337, SLG: 0.367		4-2 BB		1-3 K		2-1 SF8		2-3 K	
<b>Michael Barrett, R</b> (1, 2) OBP: 0.280, SLG: 0.351		1-2 F7		0-0 G6-3		3-H 2-2 G4-3			0-0 G4-3
<b>Mike Thurman, R</b> (1, 1) OBP: 0.086, SLG: 0.050 <b>Brad Wilkerson, L</b> (5, PH) <b>Masato Yoshii, R</b> (6, 1) OBP: 0.167, SLG: 0.091 <b>Ryan Minor, R</b> (7, PH) OBP: 0.308, SLG: 0.304 <b>Scott Stewart, R</b> (8, 1) <b>Darwin Cubillan, R</b> (9, 1) <b>Rob Ducey, L</b> (9, PH) OBP: 0.345, SLG: 0.380		3-2 G1-4-3			1-3 K		1-0 F8		3-2 1B DI 1B

Inning Stats	R: 2	H: 2	E: 0	LOB: 0	K: 2	BB: 0	S: 15	R: 0	H: 0	E: 0	LOB: 1	K: 0	BB: 1	S: 14	R: 0	H: 0	E: 0	LOB: 1	K: 2	BB: 2	S: 8	R: 1	H: 1	E: 0	LOB: 0	K: 1	BB: 0	S: 7	R: 0	H: 0	E: 0	LOB: 0	K: 2	BB: 0	S: 9	R: 2	H: 2	E: 0	LOB: 1	K: 0	BB: 1	S: 18	R: 0	H: 0	E: 0	LOB: 0	K: 1	BB: 0	S: 10	R: 0	H: 1	E: 0	LOB: 2	K: 2	BB: 0	S: 10	R: 0	H: 2	E: 0	LOB: 2	K: 2	BB: 0	S: 14	1B: 5	SF: 1	2B: 1	SAC: 0	3B: 0	DP: 0	HR: 2	HBP: 1	WP: 0	PA: 39
--------------	------	------	------	--------	------	-------	-------	------	------	------	--------	------	-------	-------	------	------	------	--------	------	-------	------	------	------	------	--------	------	-------	------	------	------	------	--------	------	-------	------	------	------	------	--------	------	-------	-------	------	------	------	--------	------	-------	-------	------	------	------	--------	------	-------	-------	------	------	------	--------	------	-------	-------	-------	-------	-------	--------	-------	-------	-------	--------	-------	--------

PITCHER	IP	WLS	BF	H	R	ER	SO	BB	IBB	HBP	BLK	WP	HR	S	P	ERA	WHIP
<b>Hideo Nomo, R</b> (1, 1) ERA: 4.06	5.0	W	23	5	5	5	7	4	0	0	0	0	2	60	102	9.00	1.800
<b>Rich Garces, R</b> (6, 1) ERA: 2.77	2.0	H	6	0	0	0	1	0	0	0	0	0	0	21	29	0.00	0.000
<b>Rod Beck, R</b> (8, 1) ERA: 2.65	1.0	H	5	1	0	0	2	0	0	1	0	0	0	10	15	0.00	1.000
<b>Derek Lowe, R</b> (9, 1) ERA: 3.74	1.0	S	5	2	0	0	2	0	0	0	0	0	0	14	20	0.00	2.000





**BOTTOM**

**Boston Red Sox @ Montreal Expos**  
 Olympic Stadium, Montreal, QB  
 Mon Jul 16 2001, 7:05 PM EDT  
 Att. 16,005 - Dome - 72 F

livebaseballscorecards.com

<b>AB</b>	<b>35</b>
<b>R</b>	<b>5</b>
<b>H</b>	<b>9</b>
<b>RBI</b>	<b>5</b>
<b>BB</b>	<b>7</b>
<b>SO</b>	<b>5</b>
<b>LOB</b>	<b>23</b>



WP: 0	PA: 43
PB: 0	
SB: 1	
CS: 0	

AB R H RBI BB SO LOB

5	1	1	0	0	1	2
5	1	2	0	0	0	3
3	2	1	1	1	0	1
3	0	0	0	2	1	6
5	1	3	4	0	1	1
3	0	0	0	0	0	2
0	0	0	0	0	0	0
0	0	0	0	1	0	0
0	0	0	0	0	0	0
0	0	0	0	1	0	0
5	0	1	0	0	0	5
2	0	0	0	2	1	2
2	0	0	0	0	1	0
0	0	0	0	0	0	0
0	0	0	0	0	0	0
2	0	1	0	0	0	1

1B: 7	SF: 0
2B: 2	SAC: 0
3B: 0	DP: 1
HR: 1	HBP: 1

WP	HR	S	P	ERA	WHIP
0	0	0	0	0.00	1.000
0	0	0	0	0.00	2.250
0	1	9	27	9.00	4.000
0	0	13	27	6.75	3.000

Batter	1	2	3	4	5	6	7	8	9
<b>Peter Bergeron, L</b> (1, 8) OBP: 0.323, SLG: 0.291	0-1 G4-3		3-2 2B 1B		3-3 K		0-0 FC1-5 BB		0-0 G1-3
<b>Jose Vidro, S</b> (1, 4) OBP: 0.397, SLG: 0.552	3-2 G4-3		1-0 F9			0-1 G3 HBP 1B	2-2 F9		1-0 FC5-4 1B
<b>Vladimir Guerrero, R</b> (1, 9) OBP: 0.396, SLG: 0.630	1-2 P4		0-0 1-H 2B			1-0 G3 1B HBP	4-0 1-2 BB		0-1 FC5-4 1B
<b>Lee Stevens, L</b> (1, 3) OBP: 0.322, SLG: 0.433		4-2 1B G3-1 BB	1-0 G4-3			1-2 G3	3-3 K		4-0 BB 1B BB
<b>Orlando Cabrera, R</b> (1, 6) OBP: 0.303, SLG: 0.376		1-0 F8		0-3 K		1-0 F3 1B		2-0 HR	2-0 BB 1B
<b>Geoff Blum, S</b> (1, 5) OBP: 0.333, SLG: 0.362		3-2 G3-1		2-1 F8		1-0 F3		4-0 B3-4 BB	4-2 BB 1B
<b>Scott Strickland, R</b> (7, 1)									
<b>Rob Ducey, L</b> (8, PH) OBP: 0.352, SLG: 0.380		1-2				2-3			1-2 2-3 BB
<b>Ugueth Urbina, R</b> (9, 1)									
<b>Mark Smith, R</b> (9, PH) OBP: 0.373, SLG: 0.506									
<b>Michael Barrett, R</b> (1, 2) OBP: 0.279, SLG: 0.348		1-0 2-3 1B		2-2 G4-3		2-2 G4-3		1-0 B3-4	1-2 G1-3
<b>Brad Wilkerson, L</b> (1, 7)		1-0 G4-3			2-3 K		4-2 FC1-5 1B BB	4-2 S BB	
<b>Bobby Munoz, R</b> (1, 1)			3-3 K			0-2 F7		2-2 G3-1	
<b>Scott Stewart, R</b> (6, 1)									
<b>Graeme Lloyd, L</b> (7, 1)									
<b>Mike Mordecai, R</b> (7, 5) OBP: 0.307, SLG: 0.380							1-2 F9 FC1-5 1B	1-2	

Inning Stats	R: 0	H: 0	E: 0	K: 0	S: 12	R: 0	H: 1	E: 0	K: 0	S: 8	R: 1	H: 2	E: 0	K: 1	S: 13	R: 0	H: 0	E: 0	K: 1	S: 8	R: 0	H: 0	E: 0	K: 2	S: 10	R: 2	H: 2	E: 0	K: 0	S: 13	R: 0	H: 1	E: 0	K: 1	S: 14	R: 1	H: 1	E: 0	K: 0	S: 8	R: 1	H: 2	E: 0	K: 0	S: 10
--------------	------	------	------	------	-------	------	------	------	------	------	------	------	------	------	-------	------	------	------	------	------	------	------	------	------	-------	------	------	------	------	-------	------	------	------	------	-------	------	------	------	------	------	------	------	------	------	-------

PITCHER	IP	WLS	BF	H	R	ER	SO	BB	IBB	HBP	BLK	WP	HR	S	P	ERA	WHIP
<b>Tomo Ohka, R</b> (1, 1) ERA: 4.99	5.0		21	4	3	3	4	1	0	0	0	0	0	53	85	5.40	1.000
<b>Bill Pulsipher, L</b> (6, 1) ERA: 2.77	0.1	H	1	0	0	0	0	0	0	0	0	0	0	6	7	0.00	0.000
<b>Hipolito Pichardo, R</b> (6, 1) ERA: 2.77	1.1	W	7	2	0	0	0	1	0	0	0	0	0	15	26	0.00	2.250
<b>Rod Beck, R</b> (7, 1) ERA: 2.77	1.0	H	6	1	1	1	1	3	0	0	0	0	1	9	27	9.00	4.000
<b>Derek Lowe, R</b> (8, 1) ERA: 3.81	1.1	S	8	2	1	1	0	2	0	0	0	0	0	13	27	6.75	3.000



Batter	1	2	3	4	5	6	7	8	9	AB R H RBI BB SO LOB	TOP											
Chris Stynes, R (1, 4) OBP: 0.356, SLG: 0.486	1-3 K		0-0 G5-3		3-2 G6-3	4-0 BB		2-2 G5-3		4 0 0 2 1 1 2	<p><b>Boston Red Sox @ Montreal Expos</b> Olympic Stadium, Montreal, QB</p> <p>Tue Jul 17 2001, 7:05 PM EDT Att. 13,348 - Dome - 72 F</p>											
Scott Hatteberg, L (1, 2) OBP: 0.320, SLG: 0.365	1-1 G4-3		2-0 P6			1-2 2-3 3-H HR		2-2 G3-1		5 1 1 1 0 0 4												
Trot Nixon, L (1, 8) OBP: 0.379, SLG: 0.502	2-2 2B			1-0 HR		0-2 F7	3-1 BB 1B	1-0 L1		5 1 3 1 0 0 1												
Manny Ramirez, R (1, 7) OBP: 0.420, SLG: 0.635	3-3 K			0-0 F9		0-0 HR	4-2 BB		1-3 K	4 1 1 1 1 2 1												
Dante Bichette, R (1, 9) OBP: 0.362, SLG: 0.534		1-0 G4-3		0-0 G5-3		0-3 K	0-3 K		0-1 1B WP 1B	5 1 1 0 0 2 2												
Brian Daubach, L (1, 3) OBP: 0.351, SLG: 0.539		0-3 K		0-0 G4-3		0-1 1B 1B	1-2 F7		1-3 K	5 1 1 0 0 2 3												
Mike Lansing, R (1, 6) OBP: 0.290, SLG: 0.340		1-0 2B			1-1 G5-4-3 1B	1-0 1B BB 1B	1-0 F8		0-1 1B	5 1 4 0 0 0 2												
Shea Hillenbrand, R (1, 5) OBP: 0.282, SLG: 0.396		1-0 G6-3			0-0 G5-4-3	0-0 BB BB 1B		1-2 2B G5-3 1B	0-1 1B	5 1 3 2 0 0 2												
49 Tim Wakefield, R (1, 1) OBP: 0.333, SLG: 0.333 Troy O'Leary, L (6, PH) OBP: 0.303, SLG: 0.426 Bryce Florie, R (6, 1) Bill Pulsipher, L (6, 1) Hipolito Pichardo, R (7, 1) Darren Lewis, R (8, PH) OBP: 0.289, SLG: 0.389 Sun-Woo Kim, R (8, 1) Jose Offerman, S (9, PH) OBP: 0.353, SLG: 0.357			1-3 K		3-2 1B	4-2 BB		1-1 G3-1 2B	1-1 F9	2 0 1 0 0 1 0 0 0 0 0 1 0 0 0 0 0 0 0 0 0 0 0 0 0 0 0 0 0 0 0 0 0 0 0 1 0 1 0 0 0 0 0 0 0 0 0 0 0 1 0 0 0 0 0 2												
<b>Inning Stats</b>	R: 0 E: 0 K: 2 S: 14	H: 1 LOB: 1 BB: 0 P: 21	R: 0 E: 0 K: 1 S: 6	H: 1 LOB: 1 BB: 0 P: 9	R: 0 E: 0 K: 1 S: 5	H: 0 LOB: 0 BB: 0 P: 8	R: 1 E: 0 K: 0 S: 4	H: 1 LOB: 0 BB: 0 P: 5	R: 0 E: 0 K: 0 S: 11	H: 2 LOB: 1 BB: 0 P: 18	R: 4 E: 0 K: 1 S: 16	H: 5 LOB: 3 BB: 2 P: 27	R: 0 E: 0 K: 1 S: 12	H: 1 LOB: 2 BB: 1 P: 21	R: 1 E: 0 K: 0 S: 11	H: 2 LOB: 1 BB: 0 P: 17	R: 1 E: 0 K: 2 S: 14	H: 3 LOB: 2 BB: 0 P: 17	1B: 10 2B: 3 3B: 0 HR: 3	SF: 0 SAC: 0 DP: 1 HBP: 0	WP: 1 PB: 0 SB: 0 CS: 0	PA: 45
<b>PITCHER</b>	IP WLS BF H R ER SO BB IBB HBP BLK WP HR S P ERA WHIP	IP WLS BF H R ER SO BB IBB HBP BLK WP HR S P ERA WHIP																				
56 Troy Mattes, R (1, 1) ERA: 4.81	5.2 W 27 10 5 5 5 1 0 0 0 0 3 54 82 7.94 1.941	0.0 1 0 0 0 0 1 0 0 0 0 0 0 4 ∞ ∞																				
Masato Yoshii, R (6, 1) ERA: 4.54	0.1 H 1 0 0 0 0 0 0 0 0 0 0 2 2 0.00 0.000	1.0 5 1 0 0 1 1 0 0 0 0 0 0 12 21 0.00 2.000																				
Scott Stewart, L (6, 1) ERA: 4.82	1.0 5 2 1 1 0 0 0 0 0 0 0 0 11 17 9.00 2.000																					
Scott Strickland, R (7, 1) ERA: 3.38																						
Graeme Lloyd, L (8, 1) ERA: 3.0																						

AB	42
R	7
H	16
RBI	7
BB	3
SO	8
LOB	19



BOTTOM

Boston Red Sox @ Montreal Expos  
Olympic Stadium, Montreal, QB  
Tue Jul 17 2001, 7:05 PM EDT  
Att. 13,348 - Dome - 72 F

livebaseballscorecards.com

AB	35
R	11
H	13
RBI	8
BB	6
SO	5
LOB	17



WP:	1	PA:	43
PB:	1	SB:	3
CS:	0		

AB R H RBI BB SO LOB

4	2	3	1	1	0	2
5	2	3	3	0	1	2
4	3	1	2	1	1	4
3	1	1	2	2	1	0
5	0	0	0	0	0	3
3	1	1	0	1	0	0
5	1	2	0	0	0	3
3	1	1	0	1	1	1
1	0	0	0	0	0	1
0	0	0	0	0	0	0
0	0	0	0	0	0	0
1	0	0	0	0	0	0
0	0	0	0	0	0	0
1	0	1	0	0	0	0
0	0	0	0	0	0	0
0	0	0	0	0	0	0

1B:	7	SF:	0
2B:	5	SAC:	1
3B:	0	DP:	1
HR:	2	HBP:	1

Batter	1	2	3	4	5	6	7	8	9
<b>Peter Bergeron, L</b> OBP: 0.337, SLG: 0.310 (1, 8)	4-1 BB S BB	1-1 2B 2B 2B		2-1 G3-1 1B FC5-2-5-1		1-1 E 1B	0-1 FC6 1B 1-2f 2-3		
<b>Jose Vidro, S</b> OBP: 0.401, SLG: 0.560 (1, 4)	2-3 BB BB	1-0 HR 2B		1-1 G3-1 1-3		3-1 E 2B 1-H	1-0 FC6-4 1B 1-3 3-H		
<b>Vladimir Guerrero, R</b> OBP: 0.390, SLG: 0.634 (1, 9)	0-3 BB BB	1-0 HR		1-0 FC5-2-5-1 S PB 3-H		4-0 E HR IBB	2-0 FC6-4 1-2f		
<b>Lee Stevens, L</b> OBP: 0.326, SLG: 0.441 (1, 3)	4-1 BB BB	1-2 G4-3		4-2 BB 2-H		0-0 HR 1-H 3-H	2-3 BB		
<b>Orlando Cabrera, R</b> OBP: 0.299, SLG: 0.371 (1, 6)	0-0 FC6-4 1-2f		3-1 P6	1-1 F9		1-1 F3	0-0 F9		
<b>Geoff Blum, S</b> OBP: 0.338, SLG: 0.366 (1, 5)		0-2 G3-1 WP 2B	0-1 G4-3		4-2 P4-3 BB	0-1 L5	2-2 HBP		
<b>Michael Barrett, R</b> OBP: 0.281, SLG: 0.349 (1, 2)		0-1 G3-1	1-0 1B 1B		0-1 P4-3 1-2f		2-0 FC6 1B 1B	0-0 F9	
<b>Brad Wilkerson, L</b> OBP: 0.294, SLG: 0.077 (1, 7)		4-2 56 SH1-4 2B BB 3-H	1-2 1B		2-2 P6		0-3 K		
<b>56 Troy Mattes, R</b> OBP: 0.417, SLG: 0.500 <b>Masato Yoshi, R</b> OBP: 0.167, SLG: 0.091 <b>Scott Stewart, R</b> <b>Ryan Minor, R</b> OBP: 0.303, SLG: 0.298 <b>Scott Strickland, R</b> <b>Rob Ducey, L</b> OBP: 0.360, SLG: 0.389 <b>Graeme Lloyd, L</b> <b>Ugueth Urbina, R</b>	0-1 SH1-4	0-1 SH1-4	3-3 BB			2-2 F8	0-1 FC6 1B 1-2		

Inning Stats	R: 0	H: 0	E: 0	K: 2	S: 10	R: 5	H: 4	E: 0	K: 0	S: 16	R: 0	H: 2	E: 0	K: 1	S: 12	R: 1	H: 1	E: 0	K: 0	S: 9	R: 0	H: 0	E: 0	K: 0	S: 8	R: 4	H: 3	E: 2	K: 0	S: 12	R: 1	H: 3	E: 0	K: 1	S: 10	R: 0	H: 0	E: 0	K: 1	S: 8
--------------	------	------	------	------	-------	------	------	------	------	-------	------	------	------	------	-------	------	------	------	------	------	------	------	------	------	------	------	------	------	------	-------	------	------	------	------	-------	------	------	------	------	------

PITCHER	IP	WLS	BF	H	R	ER	SO	BB	IBB	HBP	BLK	WP	HR	S	P	ERA	WHIP
<b>49 Tim Wakefield, R</b> ERA: 2.99	(1, 1)	5.0	L	26	7	6	5	3	5	0	0	1	1	55	95	9.00	2.400
<b>Bryce Florie, R</b> ERA: 12.79	(6, 1)	0.1		4	2	3	3	0	0	1	0	0	0	7	17	81.00	6.000
<b>Bill Pulsipher, L</b> ERA: 1.08	(6, 1)	0.2		3	1	1	1	0	0	0	0	0	1	5	6	13.50	1.500
<b>Hipolito Pichardo, R</b> ERA: 3.0	(7, 1)	1.0		6	3	1	1	1	0	0	0	0	0	10	15	9.00	3.000
<b>Sun-Woo Kim, R</b> ERA: 7.56	(8, 1)	1.0		4	0	0	0	1	0	0	1	0	0	8	12	0.00	0.000





Batter	1	2	3	4	5	6	7	8	9	AB R H RBI BB SO LOB
Shannon Stewart, R (1, 7) OBP: 0.369, SLG: 0.460 Chris Latham, S (9, PH)	2-2 FC3-6 1B	1-3 K		1-1 G5-3		0-1 G1-3			1-3 K	4 0 1 0 0 1 2 1 0 0 0 0 1 0
José Cruz Jr., S (1, 8) OBP: 0.349, SLG: 0.485	0-0 FC3-6 1-2f	0-0 G3		0-0 G3-1			0-0 P6		1-3 K	5 0 0 0 0 1 3
Raul Mondesi, R (1, 9) OBP: 0.359, SLG: 0.486	1-2 P6		2-3 K	0-1 L5			0-2 F9			4 0 0 0 0 1 1
Carlos Delgado, L (1, 3) OBP: 0.402, SLG: 0.508	0-0 F8		1-2 E3 1B		2-3 K		3-1 F7			4 1 0 0 0 1 1
Brad Fullmer, L (1, 10) OBP: 0.317, SLG: 0.445		1-0 2B SF9 1B	2-2 G3	1-2	0-2 F8		0-0 F8			4 1 1 0 0 0 1
Luis Lopez, R (1, 5) OBP: 0.370, SLG: 0.448		2-0 SF9 1B 2B	0-2 1B 2H 1B		1-3 K		4-0 B5-3 BB			3 1 2 1 1 1 0
Alex Gonzalez, R (1, 6) OBP: 0.297, SLG: 0.373		3-2 SF9 2-3 3-H	0-2 1B			1-2 P4		0-0 B5-3		3 0 1 1 0 0 1
Darrin Fletcher, L (1, 2) OBP: 0.264, SLG: 0.328		1-1 1B 3-H	4-0 1B IBB			0-0 HR		0-1 F7		3 1 2 2 1 0 1
Cesar Izturis, S (1, 4) OBP: 0.309, SLG: 0.448 Tony Fernandez, S (9, PH) OBP: 0.344, SLG: 0.349		0-1 1B	0-1 F5			2-3 K		1-0 F7		3 0 1 0 0 1 3 1 0 0 0 0 0 0

Inning Stats	R: 0 E: 0 K: 10 S: 10	H: 1 LOB: 1 BB: 0 P: 12	R: 2 E: 0 K: 14 S: 14	H: 4 LOB: 2 BB: 0 P: 21	R: 1 E: 1 K: 1 S: 19	H: 2 LOB: 3 BB: 1 P: 28	R: 0 E: 0 K: 5 S: 5	H: 0 LOB: 0 BB: 0 P: 6	R: 0 E: 0 K: 2 S: 11	H: 0 LOB: 0 BB: 0 P: 14	R: 1 E: 0 K: 1 S: 12	H: 1 LOB: 0 BB: 0 P: 15	R: 0 E: 0 K: 0 S: 6	H: 0 LOB: 0 BB: 0 P: 9	R: 0 E: 0 K: 0 S: 4	H: 0 LOB: 1 BB: 1 P: 8	R: 0 E: 0 K: 2 S: 8	H: 0 LOB: 0 BB: 0 P: 11	1B: 6 2B: 1 3B: 0 HR: 1	SF: 1 SAC: 0 DP: 0 HBP: 0	WP: 0 PB: 0 SB: 0 CS: 0	PA: 38
--------------	--------------------------------	----------------------------------	--------------------------------	----------------------------------	-------------------------------	----------------------------------	------------------------------	---------------------------------	-------------------------------	----------------------------------	-------------------------------	----------------------------------	------------------------------	---------------------------------	------------------------------	---------------------------------	------------------------------	----------------------------------	----------------------------------	------------------------------------	----------------------------------	--------

PITCHER	IP	WLS	BF	H	R	ER	SO	BB	IBB	HBP	BLK	WP	HR	S	P	ERA	WHIP
David Cone, R (1, 1) ERA: 4.23	6.0		28	8	4	3	5	0	1	0	0	0	1	71	96	4.50	1.333
Rich Garces, R (7, 1) ERA: 2.63	2.0	W	7	0	0	0	0	1	0	0	0	0	0	10	17	0.00	0.500
Derek Lowe, R (9, 1) ERA: 3.74	1.0	S	3	0	0	0	2	0	0	0	0	0	0	8	11	0.00	0.000

**BOTTOM**

**Boston Red Sox @ Toronto Blue Jays**  
 SkyDome, Toronto, ON  
 Wed Jul 18 2001, 7:05 PM EDT  
 Att: 30,449 - Cloudy - 79 F

livebaseballscores.com

<b>AB</b>	<b>35</b>
<b>R</b>	<b>4</b>
<b>H</b>	<b>8</b>
<b>RBI</b>	<b>4</b>
<b>BB</b>	<b>2</b>
<b>SO</b>	<b>7</b>
<b>LOB</b>	<b>13</b>





Batter	1	2	3	4	5	6	7	8	9	AB R H RBI BB SO LOB	TOP
--------	---	---	---	---	---	---	---	---	---	----------------------	-----

<p>Jose Offerman, S (1, 4) OBP: 0.328, SLG: 0.352</p>			<p>G3-1</p>		<p>F9</p>		<p>F8</p>		<p>4 0 0 0 0 1 1</p>	
<p>Scott Hatteberg, L (1, 2) OBP: 0.324, SLG: 0.370</p>				<p>2B</p>	<p>G6-3</p>		<p>K</p>		<p>4 1 2 0 0 1 0</p>	
<p>Trot Nixon, L (1, 8) OBP: 0.381, SLG: 0.510</p>				<p>2B</p>	<p>K</p>		<p>K</p>		<p>4 1 1 1 0 2 1</p>	
<p>Manny Ramirez, R (1, 7) OBP: 0.415, SLG: 0.624</p>				<p>2B</p>			<p>K</p>		<p>4 1 1 1 0 3 0</p>	
<p>Dante Bichette, R (1, 10) OBP: 0.363, SLG: 0.527</p>				<p>1B</p>	<p>F9</p>		<p>P3</p>		<p>2 0 0 0 2 0 0</p>	
<p>Brian Daubach, L (1, 3) OBP: 0.347, SLG: 0.532</p>				<p>BB</p>	<p>F9</p>		<p>F7</p>		<p>4 0 1 0 0 0 3</p>	
<p>Chris Stynes, R (1, 5) OBP: 0.365, SLG: 0.494</p> <p>Shea Hillenbrand, R (9, 5) OBP: 0.281, SLG: 0.394</p>				<p>BB</p>	<p>BB</p>		<p>2B</p>		<p>3 0 2 0 1 1 1 0 0 0 0 0 0 0</p>	
<p>Troy O'Leary, L (1, 9) OBP: 0.306, SLG: 0.437</p>				<p>BB</p>	<p>SF8</p>		<p>K</p>		<p>2 0 0 1 1 1 1</p>	
<p>Lou Merloni, R (1, 6) OBP: 0.303, SLG: 0.325</p>				<p>BB</p>	<p>G4-3</p>		<p>G6-3</p>		<p>4 0 0 0 0 1 5</p>	

Inning Stats	R: 0 H: 1 E: 0 LOB: 0 K: 1 BB: 0 S: 7 P: 13	R: 0 H: 0 E: 0 LOB: 0 K: 1 BB: 1 P: 10	R: 0 H: 1 E: 0 LOB: 1 K: 0 BB: 0 S: 10 P: 18	R: 3 H: 3 E: 0 LOB: 2 K: 0 BB: 2 S: 20 P: 31	R: 0 H: 0 E: 0 LOB: 0 K: 1 BB: 0 S: 8 P: 11	R: 0 H: 1 E: 0 LOB: 1 K: 2 BB: 0 S: 12 P: 18	R: 0 H: 0 E: 0 LOB: 0 K: 1 BB: 0 S: 6 P: 10	R: 0 H: 0 E: 0 LOB: 0 K: 3 BB: 0 S: 9 P: 14	R: 0 H: 1 E: 0 LOB: 2 K: 1 BB: 1 S: 12 P: 23	1B: 4 SF: 1 2B: 3 SAC: 0 3B: 0 DP: 2 HR: 0 HBP: 0	WP: 0 PA: 36 PB: 0 SB: 0 CS: 0
--------------	---------------------------------------------	----------------------------------------	----------------------------------------------	----------------------------------------------	---------------------------------------------	----------------------------------------------	---------------------------------------------	---------------------------------------------	----------------------------------------------	---------------------------------------------------	--------------------------------

PITCHER	IP WLS BF H R ER SO BB IBB HBP BLK WP HR S P ERA WHIP	IP WLS BF H R ER SO BB IBB HBP BLK WP HR S P ERA WHIP
<p>Joey Hamilton, R (1, 1) ERA: 5.27</p> <p>Kelvin Escobar, R (7, 1) ERA: 4.17</p>	<p>6.0 0 25 6 3 3 5 3 0 0 0 0 0 61 101 4.50 1.500</p> <p>3.0 W 11 1 0 0 5 0 1 0 0 0 0 27 47 0.00 0.333</p>	

**Boston Red Sox @ Toronto Blue Jays**  
 SkyDome, Toronto, ON  
 Thu Jul 19 2001, 7:05 PM EDT  
 Att. 30,488 - Cloudy - 80 F

AB	31
R	3
H	7
RBI	3
BB	4
SO	10
LOB	12



livebaseballscorecards.com

Batter	1	2	3	4	5	6	7	8	9	AB R H RBI BB SO LOB
<b>José Cruz Jr., S</b> OBP: 0.350, SLG: 0.487 (1, 8)	3-2 G3		1-0 P5		2-0 BB S 1B		1-2 G4-3		2-0 1B 2B	5 1 2 1 0 0 1
<b>Alex Gonzalez, R</b> OBP: 0.298, SLG: 0.374 (1, 6)	1-3 K		1-0 E S 1B		2-1 G5-3		1-1 F7		1-2 1B 1B	5 1 2 2 0 1 1
<b>Raul Mondesi, R</b> OBP: 0.360, SLG: 0.484 (1, 9)	0-2 F8		2-0 E6		4-2 BB BB			1-1 F9	1-0 1B	4 0 1 1 1 0 1
<b>Carlos Delgado, L</b> OBP: 0.400, SLG: 0.503 (1, 3)		1-1 G6-3	0-1 G3		4-2 BB 1-2 2-3 BB			2-3 K		3 0 0 0 1 1 2
<b>Brad Fullmer, L</b> OBP: 0.322, SLG: 0.445 (1, 10)		0-2 F9 S 1B		4-2 G6-4-3 BB		1-1 F9		4-1 BB		2 0 1 0 2 0 3
<b>Luis Lopez, R</b> OBP: 0.351, SLG: 0.423 (1, 5)		1-2 F9		2-0 G6-4-3		2-1 G5-3		2-1 F7		4 0 0 0 0 0 3
<b>Chris Latham, S</b> OBP: 0.286, SLG: 0.333 (1, 7)		1-1 G3-1		1-1 2B		3-1 F7			1-1 G4-3	4 0 1 0 0 0 1
<b>Darrin Fletcher, L</b> OBP: 0.260, SLG: 0.323 (1, 2)			0-1 G3		3-2 F7		2-3 K		0-0 G4-3	4 0 0 0 0 1 1
<b>Cesar Izturis, S</b> OBP: 0.310, SLG: 0.443 (1, 4)			0-0 1B 1B		2-2 G6-3		1-3 K2-3		2-1 DI 2B HBP	3 1 1 0 0 1 0 0 1 0 0 0 0 0
<b>Tony Fernandez, S</b> OBP: 0.351, SLG: 0.349 (9, PH)										

Inning Stats	R: 0	H: 0	E: 0	K: 1	S: 9	H: 0	LOB: 0	BB: 0	P: 13	R: 0	H: 1	E: 0	K: 0	S: 11	H: 1	LOB: 1	BB: 0	P: 14	R: 1	H: 2	E: 1	K: 0	S: 8	H: 2	LOB: 2	BB: 0	P: 12	R: 0	H: 1	E: 0	K: 0	S: 9	H: 1	LOB: 1	BB: 1	P: 19	R: 0	H: 1	E: 0	K: 0	S: 20	H: 1	LOB: 3	BB: 2	P: 34	R: 0	H: 0	E: 0	K: 1	S: 7	H: 0	LOB: 0	BB: 0	P: 14	R: 0	H: 0	E: 0	K: 1	S: 11	H: 0	LOB: 0	BB: 0	P: 14	R: 0	H: 0	E: 0	K: 1	S: 8	H: 0	LOB: 1	BB: 1	P: 17	R: 3	H: 3	E: 0	K: 0	S: 10	H: 3	LOB: 1	BB: 0	P: 16	1B: 6	SF: 0	2B: 2	SAC: 0	3B: 0	DP: 1	HR: 0	HBP: 1	WP: 0	PA: 39
--------------	------	------	------	------	------	------	--------	-------	-------	------	------	------	------	-------	------	--------	-------	-------	------	------	------	------	------	------	--------	-------	-------	------	------	------	------	------	------	--------	-------	-------	------	------	------	------	-------	------	--------	-------	-------	------	------	------	------	------	------	--------	-------	-------	------	------	------	------	-------	------	--------	-------	-------	------	------	------	------	------	------	--------	-------	-------	------	------	------	------	-------	------	--------	-------	-------	-------	-------	-------	--------	-------	-------	-------	--------	-------	--------


PITCHER	IP	WLS	BF	H	R	ER	SO	BB	IBB	HBP	BLK	WP	HR	S	P	ERA	WHIP
<b>Rolando Arrojo, R</b> ERA: 3.39 (1, 1)	2.0		7	1	0	0	1	0	0	0	0	0	0	20	27	0.00	0.500
<b>Sun-Woo Kim, R</b> ERA: 6.55 (3, 1)	2.2		14	4	1	1	0	2	0	0	0	0	0	28	51	3.38	2.250
<b>Bill Pulsipher, L</b> ERA: 0.93 (5, 1)	1.1		5	0	0	0	1	1	0	0	0	0	0	16	28	0.00	0.750
<b>Rod Beck, R</b> ERA: 2.67 (7, 1)	2.0	H	7	0	0	0	2	1	0	0	0	0	0	19	31	0.00	0.500
<b>Derek Lowe, R</b> ERA: 4.18 (9, 1)	0.2	L	6	3	3	3	0	0	0	1	0	0	0	10	16	40.50	4.500

**BOTTOM**

**Boston Red Sox @ Toronto Blue Jays**  
SkyDome, Toronto, ON

Thu Jul 19 2001, 7:05 PM EDT  
Att: 30,488 - Cloudy - 80 F

<b>AB</b>	<b>34</b>
<b>R</b>	<b>4</b>
<b>H</b>	<b>8</b>
<b>RBI</b>	<b>4</b>
<b>BB</b>	<b>4</b>
<b>SO</b>	<b>4</b>
<b>LOB</b>	<b>13</b>



PITCHER	IP	WLS	BF	H	R	ER	SO	BB	IBB	HBP	BLK	WP	HR	S	P	ERA	WHIP
---------	----	-----	----	---	---	----	----	----	-----	-----	-----	----	----	---	---	-----	------



Batter	1	2	3	4	5	6	7	8	9	AB R H RBI BB SO LOB	TOP											
Jose Offerman, S (1, 4) OBP: 0.326, SLG: 0.358	1-0 F8	0-0 HR		2-2 F8			0-0 G4-3		2-3 K	5 1 1 3 0 1 2												
Mike Lansing, R (1, 6) OBP: 0.293, SLG: 0.341	0-0 HR 1B	0-1 G5-3			0-2 G5-3		1-1 G6-3		1-0 1B	5 1 2 0 0 0 1												
Trot Nixon, L (1, 8) OBP: 0.378, SLG: 0.503	4-1 HR BB	0-3 K			3-3 K			1-1 G4-3	2-1 F7	4 1 0 0 1 2 2												
Manny Ramirez, R (1, 7) OBP: 0.418, SLG: 0.645	3-2 HR				2-3 K			2-0 HR		4 2 3 4 0 1 0												
Dante Bichette, R (1, 10) OBP: 0.357, SLG: 0.518	0-0 F8			1-1 F7		0-1 L8		2-2 G5-3		4 0 0 0 0 0 1												
Brian Daubach, L (1, 3) OBP: 0.345, SLG: 0.526	3-2 F9			2-3 K		0-0 B1-3		4-2 BB		3 0 0 0 1 1 1												
Chris Stynes, R (1, 5) OBP: 0.357, SLG: 0.483				1-1 G6-3		0-0 G6-3		1-1 G5-3		4 0 0 0 0 1 2												
Troy O'Leary, L (1, 9) OBP: 0.308, SLG: 0.436		3-2 HR 1B			0-0 G3-1		4-2 G4-3 BB		3-3 K	3 1 1 0 1 1 0												
Doug Mirabelli, R (1, 2) OBP: 0.307, SLG: 0.294		0-2 HR 1B			0-1 P3		3-2 F9		1-0 1B	4 1 2 0 0 0 1												
<b>Inning Stats</b>	R: 3 E: 0 K: 0 S: 10	H: 2 LOB: 0 BB: 1 P: 21	R: 3 E: 0 K: 1 S: 14	H: 3 LOB: 0 BB: 0 P: 18	R: 0 E: 0 K: 2 S: 9	H: 1 LOB: 1 BB: 0 P: 14	R: 0 E: 0 K: 0 S: 7	H: 0 LOB: 0 BB: 0 P: 9	R: 0 E: 0 K: 2 S: 10	H: 0 LOB: 0 BB: 0 P: 15	R: 0 E: 0 K: 0 S: 4	H: 0 LOB: 0 BB: 0 P: 4	R: 0 E: 0 K: 0 S: 13	H: 0 LOB: 1 BB: 1 P: 21	R: 1 E: 0 K: 0 S: 12	H: 1 LOB: 1 BB: 1 P: 22	R: 0 E: 0 K: 2 S: 10	H: 2 LOB: 2 BB: 0 P: 19	1B: 5 2B: 1 3B: 0 HR: 3	SF: 0 SAC: 0 DP: 0 HBP: 0	WP: 0 PB: 0 SB: 1 CS: 0	PA: 39
<b>PITCHER</b>	IP WLS BF H R ER SO BB IBB HBP BLK WP HR S P ERA WHIP																					
Rocky Biddle, R (1, 1) ERA: 4.99	7.0 L 29 6 6 6 5 2 0 0 0 0 0 2 67 102 7.71 1.143																					
Jon Garland, R (8, 1) ERA: 4.22	1.0 5 1 1 1 0 1 0 0 0 0 0 1 12 22 9.00 2.000																					
Alan Embree, L (9, 1) ERA: 10.87	1.0 5 2 0 0 0 2 0 0 0 0 0 0 10 19 0.00 2.000																					

**Boston Red Sox @ Chicago White Sox**  
Comiskey Park, Chicago, IL  
Fri Jul 20 2001, 8:05 PM EDT  
Att. 28,740 - Overcast - 89 F

[livebaseballscorecards.com](http://livebaseballscorecards.com)

<b>AB</b>	36
<b>R</b>	7
<b>H</b>	9
<b>RBI</b>	7
<b>BB</b>	3
<b>SO</b>	7
<b>LOB</b>	10



Batter	1	2	3	4	5	6	7	8	9	AB R H RBI BB SO LOB
--------	---	---	---	---	---	---	---	---	---	----------------------

<b>Ray Durham, S</b> <small>OBP: 0.333, SLG: 0.438</small> <small>(1, 4)</small>	 <small>0-0</small>		 <small>4-2</small>		 <small>1-3</small>	 <small>1-2</small>			 <small>1-1</small>	4 0 2 0 1 1 1
<b>Jose Valentin, S</b> <small>OBP: 0.352, SLG: 0.538</small> <small>(1, 5)</small>	 <small>2-3</small>		 <small>4-2</small>		 <small>2-0</small>		 <small>2-3</small>		 <small>0-0</small>	4 0 0 0 1 2 2
<b>Carlos Lee, R</b> <small>OBP: 0.335, SLG: 0.543</small> <small>(1, 7)</small>	 <small>1-2</small>		 <small>0-2</small>		 <small>2-0</small>		 <small>0-0</small>		 <small>2-1</small>	5 0 2 0 0 0 4
<b>Magglio Ordonez, R</b> <small>OBP: 0.362, SLG: 0.505</small> <small>(1, 9)</small>	 <small>1-0</small>		 <small>2-3</small>		 <small>4-1</small>		 <small>1-0</small>		 <small>2-2</small>	4 0 1 0 1 1 5
<b>Jose Canseco, R</b> <small>OBP: 0.366, SLG: 0.562</small> <small>(1, 10)</small>			 <small>1-3</small>		 <small>1-3</small>		 <small>1-2</small>			4 0 0 0 0 3 3
<b>14 Paul Konerko, R</b> <small>OBP: 0.341, SLG: 0.494</small> <small>(1, 3)</small>		 <small>1-0</small>		 <small>0-2</small>				 <small>1-0</small>	 <small>1-0</small>	4 1 3 1 0 0 0
<b>Chris Singleton, L</b> <small>OBP: 0.313, SLG: 0.385</small> <small>(1, 8)</small>		 <small>2-3</small>		 <small>2-2</small>			 <small>1-1</small>		 <small>0-3</small>	4 0 0 0 0 2 1
<b>Royce Clayton, R</b> <small>OBP: 0.257, SLG: 0.317</small> <small>(1, 6)</small>				 <small>0-0</small>	 <small>4-2</small>		 <small>1-3</small>		 <small>1-1</small>	3 1 2 1 1 1 0
<b>Mark Johnson, L</b> <small>OBP: 0.378, SLG: 0.500</small> <small>(1, 2)</small>			 <small>4-0</small>		 <small>1-0</small>		 <small>4-2</small>		 <small>0-3</small>	2 0 0 0 2 1 3

Inning Stats	R: 0	H: 2	E: 0	K: 1	S: 9	R: 0	H: 0	E: 0	K: 2	S: 9	R: 1	H: 1	E: 0	K: 1	S: 11	R: 0	H: 1	E: 0	K: 1	S: 17	R: 0	H: 1	E: 0	K: 1	S: 9	R: 1	H: 1	E: 0	K: 1	S: 11	R: 0	H: 1	E: 0	K: 2	S: 8	R: 0	H: 2	E: 0	K: 2	S: 10	R: 0	H: 1	E: 0	K: 0	S: 8	1B: 6	SF: 0	2B: 2	SAC: 0	3B: 0	DP: 2	HR: 2	HBP: 0	WP: 0	PA: 40
--------------	------	------	------	------	------	------	------	------	------	------	------	------	------	------	-------	------	------	------	------	-------	------	------	------	------	------	------	------	------	------	-------	------	------	------	------	------	------	------	------	------	-------	------	------	------	------	------	-------	-------	-------	--------	-------	-------	-------	--------	-------	--------

PITCHER	IP	WLS	BF	H	R	ER	SO	BB	IBB	HBP	BLK	WP	HR	S	P	ERA	WHIP
<b>Hideo Nomo, R</b> <small>ERA: 4.01</small> <small>(1, 1)</small>	6.0	W	28	6	2	2	7	6	0	0	0	0	2	66	114	3.00	2.000
<b>Rich Garces, R</b> <small>ERA: 2.51</small> <small>(7, 1)</small>	2.0		8	3	0	0	4	0	0	0	0	0	0	18	25	0.00	1.500
<b>Hipolito Pichardo, R</b> <small>ERA: 2.89</small> <small>(9, 1)</small>	1.0		4	1	0	0	0	0	0	0	0	0	0	8	13	0.00	1.000

**BOTTOM**


**Boston Red Sox @ Chicago White Sox**  
 Comiskey Park, Chicago, IL  
 Fri Jul 20 2001, 8:05 PM EDT  
 Att. 28,740 - Overcast - 89 F

[livebaseballscorecards.com](http://livebaseballscorecards.com)

<b>AB</b>	<b>34</b>
<b>R</b>	<b>2</b>
<b>H</b>	<b>10</b>
<b>RBI</b>	<b>2</b>
<b>BB</b>	<b>6</b>
<b>SO</b>	<b>11</b>
<b>LOB</b>	<b>19</b>





Batter	1	2	3	4	5	6	7	8	9	AB R H RBI BB SO LOB	TOP											
Jose Offerman, S (1, 4) OBP: 0.327, SLG: 0.359	2-2 2B 1B	2-1 F8		2-2 F7			0-0 F9		2-2 1B	5 1 2 0 0 0 1												
Scott Hatteberg, L (1, 2) OBP: 0.326, SLG: 0.377	3-2 1B WP 2B	1-2 F8			2-1 F8		2-1 FC1-6 1B		1-0 G3-1	5 1 2 1 0 0 2												
Trot Nixon, L (1, 8) OBP: 0.377, SLG: 0.498	4-1 WP 1B BB	2-3 K			3-3 K		0-0 FC1-6 1-2f			3 0 0 0 1 2 2												
Manny Ramirez, R (1, 7) OBP: 0.419, SLG: 0.642	0-1 WP 1-2 2-3 1B		1-2 G5-3		4-1 BB		3-2 F8			3 0 1 0 1 0 1												
Dante Bichette, R (1, 10) OBP: 0.355, SLG: 0.513	1-2 F8		2-0 1B		0-0 F8			1-1 P4		4 0 1 0 0 0 4												
Brian Daubach, L (1, 3) OBP: 0.344, SLG: 0.520	4-2 1-2 2-3 3-H BB		1-3 K			2-3 K		1-0 F9		3 0 0 0 1 2 1												
Chris Stynes, R (1, 5) OBP: 0.350, SLG: 0.473	3-2 F2		0-2 F8			0-3 K		2-1 F9		4 0 0 0 0 1 4												
Troy O'Leary, L (1, 9) OBP: 0.304, SLG: 0.428	1-1 G4-3			0-1 G1-3		0-2 G4-3			2-0 F8	4 0 0 0 0 0 3												
Mike Lansing, R (1, 6) OBP: 0.297, SLG: 0.355		4-2 PB BB		1-0 P5			1-1 HR		1-0 F8	3 1 1 1 1 0 0												
<b>Inning Stats</b>	R: 2 E: 0 K: 0 S: 23	H: 3 LOB: 3 BB: 2 P: 41	R: 0 E: 0 K: 1 S: 15	H: 0 LOB: 1 BB: 1 P: 24	R: 0 E: 0 K: 1 S: 10	H: 1 LOB: 1 BB: 0 P: 14	R: 0 E: 0 K: 0 S: 7	H: 0 LOB: 0 BB: 0 P: 10	R: 0 E: 0 K: 1 S: 7	H: 0 LOB: 1 BB: 1 P: 16	R: 0 E: 0 K: 2 S: 9	H: 0 LOB: 0 BB: 0 P: 11	R: 1 E: 0 K: 0 S: 10	H: 2 LOB: 1 BB: 0 P: 16	R: 0 E: 0 K: 0 S: 5	H: 0 LOB: 0 BB: 0 P: 9	R: 0 E: 0 K: 0 S: 6	H: 1 LOB: 1 BB: 0 P: 12	1B: 5 2B: 1 3B: 0 HR: 1	SF: 0 SAC: 0 DP: 0 HBP: 0	WP: 1 PB: 1 SB: 0 CS: 0	PA: 38
<b>PITCHER</b>	IP WLS BF H R ER SO BB IBB HBP BLK WP HR S P ERA WHIP																					
James Baldwin, R (1, 1) ERA: 4.61	6.1 W 29 6 3 3 5 4 0 0 0 1 1 76 124 4.26 1.579																					
Gary Glover, R (7, 1) ERA: 5.5	2.2 9 1 0 0 0 0 0 0 0 0 0 0 16 29 0.00 0.375																					

**Boston Red Sox @ Chicago White Sox**  
Comiskey Park, Chicago, IL  
Sat Jul 21 2001, 1:15 PM EDT  
Att. 29,303 - Cloudy - 97 F

[livebaseballscorecards.com](http://livebaseballscorecards.com)

**AB 34**  
**R 3**  
**H 7**  
**RBI 2**  
**BB 4**  
**SO 5**  
**LOB 18**

Batter	1	2	3	4	5	6	7	8	9
<b>Jose Valentin, S</b> (1, 5) <small>OBP: 0.349, SLG: 0.532</small> <b>Tony Graffanino, R</b> (4, 5) <small>OBP: 0.333, SLG: 0.375</small>	1-1 G5-3	2-2 P6	0-1 G6-3	2-3 K		3-3 K		1-2 G4-3	
<b>Aaron Rowand, R</b> (1, 8) <small>OBP: 0.458, SLG: 0.524</small>	4-0 S BB		0-2 BB 1B		3-3 K	1-2 1B		2-0 BB 1B	
<b>Ray Durham, S</b> (1, 4) <small>OBP: 0.336, SLG: 0.438</small>	3-3 K		0-1 14 HR		1-0 BB 1B	2-1 F7		4-2 BB	
<b>Magglio Ordonez, R</b> (1, 9) <small>OBP: 0.366, SLG: 0.503</small>	4-0 BB		4-2 BB 14 HR BB	1-1 G3-1 S 1B	4-1 FC3-6 1B BB	3-3 K		1-2 G5-3	
<b>Jose Canseco, R</b> (1, 10) <small>OBP: 0.368, SLG: 0.545</small>	1-3 K		0-3 K	4-2 1B G3-1 BB	1-0 FC3-6 1B		1-3 K		
<b>Jeff Liefer, L</b> (1, 7) <small>OBP: 0.289, SLG: 0.516</small>		1-3 K	4-2 14 HR BB	1-0 G3-1	3-2 FC3-6 14 BB		1-2 HR		
<b>14 Paul Konerko, R</b> (1, 3) <small>OBP: 0.347, SLG: 0.503</small>		4-2 SH5-3 BB	1-1 HR	4-0 1B IBB	4-2 BB		0-1 G6-3		
<b>Mark Johnson, L</b> (1, 2) <small>OBP: 0.388, SLG: 0.500</small>		0-0 SH5-3	0-0 G6-3 1B	2-0 1B	1-0 F8		2-1 F7		
<b>Royce Clayton, R</b> (1, 6) <small>OBP: 0.264, SLG: 0.321</small>		4-2 BB	0-0 G6-3 1B	2-3 K		2-2 1B		1-1 G6-3	

Inning Stats	R: 0	H: 0	E: 0	K: 2	S: 10	L: 0	LOB: 2	BB: 2	P: 23	R: 0	H: 0	E: 0	K: 1	S: 14	R: 7	H: 6	E: 0	K: 2	S: 22	R: 1	H: 2	E: 0	K: 1	S: 13	R: 1	H: 2	E: 0	K: 2	S: 16	R: 0	H: 2	E: 0	K: 1	S: 18	R: 1	H: 1	E: 0	K: 1	S: 10	R: 0	H: 1	E: 0	K: 0	S: 13				

PITCHER	IP	WLS	BF	H	R	ER	SO	BB	IBB	HBP	BLK	WP	HR	S	P	ERA	WHIP
<b>Tomo Ohka, R</b> (1, 1) <small>ERA: 5.96</small>	2.2	L	20	6	7	7	4	6	0	0	0	0	1	43	79	23.62	4.500
<b>Bryce Florie, R</b> (3, 1) <small>ERA: 11.42</small>	2.1		15	4	2	2	4	3	1	0	0	0	0	32	64	7.71	3.000
<b>Sun-Woo Kim, R</b> (6, 1) <small>ERA: 6.0</small>	1.0		5	2	0	0	2	0	0	0	0	0	0	18	29	0.00	2.000
<b>Hipolito Pichardo, R</b> (7, 1) <small>ERA: 3.1</small>	1.0		4	1	1	1	1	0	0	0	0	0	1	10	14	9.00	1.000
<b>Bill Pulsipher, L</b> (8, 1) <small>ERA: 0.84</small>	1.0		5	1	0	0	0	1	0	0	0	0	0	13	22	0.00	2.000

**BOTTOM**

**Boston Red Sox @ Chicago White Sox**  
**Comiskey Park, Chicago, IL**  
 Sat Jul 21 2001, 1:15 PM EDT  
 Att. 29,303 - Cloudy - 97 F

AB	R	H	RBI	BB	SO	LOB
3	0	0	0	0	0	4
3	0	0	0	0	2	4
5	1	4	2	1	1	0
5	2	2	0	1	2	4
3	2	1	0	3	1	4
4	0	1	1	1	3	5
4	2	1	2	1	1	4
2	1	1	4	3	0	0
4	1	2	1	0	0	3
4	1	2	0	1	1	3


AB	37
R	10
H	14
RBI	10
BB	11
SO	11
LOB	31

WP: 0 PA: 49  
 PB: 0  
 SB: 2  
 CS: 0



PITCHER	IP	WLS	BF	H	R	ER	SO	BB	IBB	HBP	BLK	WP	HR	S	P	ERA	WHIP
<b>Tomo Ohka, R</b> (1, 1) <small>ERA: 5.96</small>	2.2	L	20	6	7	7	4	6	0	0	0	0	1	43	79	23.62	4.500
<b>Bryce Florie, R</b> (3, 1) <small>ERA: 11.42</small>	2.1		15	4	2	2	4	3	1	0	0	0	0	32	64	7.71	3.000
<b>Sun-Woo Kim, R</b> (6, 1) <small>ERA: 6.0</small>	1.0		5	2	0	0	2	0	0	0	0	0	0	18	29	0.00	2.000
<b>Hipolito Pichardo, R</b> (7, 1) <small>ERA: 3.1</small>	1.0		4	1	1	1	1	0	0	0	0	0	1	10	14	9.00	1.000
<b>Bill Pulsipher, L</b> (8, 1) <small>ERA: 0.84</small>	1.0		5	1	0	0	0	1	0	0	0	0	0	13	22	0.00	2.000



Batter	1	2	3	4	5	6	7	8	9	AB R H RBI BB SO LOB	TOP															
Chris Stynes, R (1, 4) OBP: 0.345, SLG: 0.460	0-1 G6-3		1-0 G1-3	4-1 BB		0-0 F8	0-0 F9		2-1 G6-3	5 0 0 0 1 0 1																
Mike Lansing, R (1, 6) OBP: 0.298, SLG: 0.352	1-0 F7		4-2 1B HR BB	2-0 F3		1-2 1B BB 1B	1-0 G4-3		2-0 G6-3	5 1 1 0 1 0 3																
Scott Hatteberg, L (1, 2) OBP: 0.333, SLG: 0.376	4-2 BB BB		3-2 1B HR 1B	3-2 P5		4-1 1B BB	2-2 F2			3 1 1 0 2 0 3																
Manny Ramirez, R (1, 7) OBP: 0.421, SLG: 0.643	4-1 1-2 BB		2-2 F8		2-1 BB SF8 2B	0-0 1-2 2-3 1B		0-1 F8		4 1 2 0 1 0 2																
Dante Bichette, R (1, 10) OBP: 0.356, SLG: 0.521	0-3 K		1-1 1-H 2-H HR		1-1 BB HBP	1-1 P6		2-2 F8		4 1 1 3 0 1 5																
Brian Daubach, L (1, 3) OBP: 0.345, SLG: 0.527		2-2 G6-3	1-1 F9		4-2 1-2 2-3 BB FC4-6	3-1 F8		1-1 HR		4 1 1 1 1 0 3																
Shea Hillenbrand, R (1, 5) OBP: 0.287, SLG: 0.407		3-2 FC6-4 1B		1-0 F7	2-3 K		0-1 HR	1-0 1B		5 1 3 1 0 1 3	AB 38 R 8 H 12 RBI 8 BB 7 SO 2 LOB 25															
Troy O'Leary, L (1, 9) OBP: 0.306, SLG: 0.446		2-0 F9		2-1 HR	3-1 SF8		3-2 2B 2B	1-1 G4-3		4 2 2 2 0 0 2																
Darren Lewis, R (1, 8) OBP: 0.302, SLG: 0.386		2-2 FC6-4		4-2 BB BB	0-1 FC4-6		2-2 G4-3 2B		0-1 G4-3	4 0 1 1 1 0 3																
<b>Inning Stats</b>	R: 0 E: 0 K: 1 S: 10	H: 0 LOB: 2 BB: 2 P: 19	R: 0 E: 0 K: 0 S: 11	H: 1 LOB: 1 BB: 0 P: 20	R: 3 E: 0 K: 0 S: 15	H: 2 LOB: 0 BB: 1 P: 27	R: 1 E: 0 K: 0 S: 10	H: 1 LOB: 2 BB: 2 P: 26	R: 1 E: 0 K: 1 S: 12	H: 1 LOB: 2 BB: 1 P: 24	R: 0 E: 0 K: 0 S: 10	H: 2 LOB: 3 BB: 1 P: 19	R: 2 E: 0 K: 0 S: 15	H: 3 LOB: 1 BB: 0 P: 23	R: 1 E: 0 K: 0 S: 13	H: 2 LOB: 1 BB: 0 P: 18	R: 0 E: 0 K: 0 S: 5	H: 0 LOB: 0 BB: 0 P: 9	1B: 5 2B: 3 3B: 0 HR: 4	SF: 1 SAC: 0 DP: 0 HBP: 1	WP: 0 PB: 0 SB: 0 CS: 0	PA: 47				
<b>PITCHER</b>	IP WLS BF H R ER SO BB IBB HBP BLK WP HR S P ERA WHIP																									
Kip Wells, R (1, 1) ERA: 2.89	3.1			4 4 4 1 5 0 0 0			0 2 42 83 10.80 2.700																			
Matt Ginter, R (4, 1) ERA: 8.38	0.2	5	1 1 1 0 1 0 1 0			0 0 9 21 13.50 3.000																				
Jon Garland, R (5, 1) ERA: 4.41	2.0	W 11	4 2 2 1 1 0 0 0			0 1 24 41 9.00 2.500																				
Bob Howry, R (7, 1) ERA: 5.24	3.0	S 12	3 1 1 0 0 0 0 0			0 1 26 40 3.00 1.000																				

**Boston Red Sox @ Chicago White Sox**  
 Comiskey Park, Chicago, IL  
 Sun Jul 22 2001, 2:05 PM EDT  
 Att. 26,211 - Sunny - 94 F

[livebaseballscorecards.com](http://livebaseballscorecards.com)

Batter	1	2	3	4	5	6	7	8	9	AB R H RBI BB SO LOB	BOTTOM
Ray Durham, S OBP: 0.341, SLG: 0.440 (1, 4) CBB X	2-1 PB 1B 2B	2-2 E 1B HBP		4-2 S BB	1-1 F7		4-1 WP HR BB	0-0 G3		3 3 1 0 2 0 3	<div style="text-align: center;"> <p><b>Boston Red Sox @ Chicago White Sox</b></p> <p>Comiskey Park, Chicago, IL</p> <p>Sun Jul 22 2001, 2:05 PM EDT Att: 26,211 - Sunny - 94 F</p> </div>
Aaron Rowand, R OBP: 0.533, SLG: 0.542 (1, 8) (8, 7) SBB X	1-1 PB 14 G5-3 1B	1-2 E2 1B 1B		4-0 S BB		2-1 BB 1B HBP	1-2 F8	4-1 BB		3 3 2 2 2 0 2	
Carlos Lee, R OBP: 0.336, SLG: 0.548 Chris Singleton, L OBP: 0.312, SLG: 0.383 (1, 7) (8, 8) CBB X	1-2 G5-3 1-2	0-1 G5-3		0-0 L4		4-1 1B BB	2-2 HR	0-1 G1-3		4 1 1 3 1 0 5 1 0 0 0 0 0 3	
Magglio Ordóñez, R OBP: 0.370, SLG: 0.503 (1, 9) BCC BB	4-1 14 G5-3 S BB	1-1 1B		2-2 L7		3-2 S 1B	0-0 F8			4 0 2 3 1 0 2	
Jose Canseco, R OBP: 0.370, SLG: 0.543 (1, 10) BBB C I	4-1 14 G5-3 IBB	1-1 P4		3-0 P4		2-3 K		1-0 14 2B		4 1 1 0 1 1 5	
14 Paul Konerko, R OBP: 0.350, SLG: 0.515 (1, 3) BBB C X	3-2 G5-3 1-2 2-3 3-H		2-1 HR		1-1 F7	4-0 G6-4-3 IBB		2-1 1B 2B		4 2 2 3 1 0 2	
Herbert Perry, R OBP: 0.323, SLG: 0.410 (1, 5) BCC X	1-1 F9		1-1 F8		2-1 1B SF8	1-0 G6-4-3		2-3 K		5 1 1 0 0 1 6	
Mark Johnson, L OBP: 0.407, SLG: 0.489 (1, 2) BBB C X		4-2 S BB	2-2 P6		3-2 1B		2-1 P5	4-2 G3 1B BB		3 1 1 0 2 0 0	
Royce Clayton, R OBP: 0.266, SLG: 0.324 (1, 6) BBB C X		0-3 K	1-2 F7		3-1 SF8		0-1 WP BB HR 1B	0-1 G3 1B		4 1 2 2 0 1 1	

<b>Inning Stats</b>	R: 2 E: 0 K: 0 S: 15	H: 2 LOB: 2 BB: 2 P: 31	R: 3 E: 1 K: 1 S: 18	H: 2 LOB: 1 BB: 1 P: 27	R: 1 E: 0 K: 0 S: 10	H: 1 LOB: 0 BB: 0 P: 16	R: 0 E: 0 K: 0 S: 9	H: 0 LOB: 2 BB: 2 P: 21	R: 1 E: 0 K: 1 S: 13	H: 2 LOB: 1 BB: 0 P: 22	R: 1 E: 0 K: 1 S: 9	H: 1 LOB: 2 BB: 2 P: 25	R: 3 E: 0 K: 0 S: 13	H: 2 LOB: 0 BB: 1 P: 22	R: 2 E: 0 K: 1 S: 18	H: 3 LOB: 3 BB: 2 P: 31		1B: 8 2B: 3 3B: 0 HR: 2	SF: 1 SAC: 0 DP: 1 HBP: 2	WP: 1 PB: 2 SB: 7 CS: 0	PA: 48			
<b>PITCHER</b>	IP WLS BF H R ER SO BB IBB HBP BLK WP HR S P ERA WHIP	49 Tim Wakefield, R ERA: 3.32 Carlos Castillo, R ERA: 6.0 Rich Garcés, R ERA: 2.72 Hipólito Pichardo, R ERA: 3.0 Rod Beck, R ERA: 3.11	IP WLS BF H R ER SO BB IBB HBP BLK WP HR S P ERA WHIP	49 Pete Schourek, L ERA: 4.5 Derek Lowe, R ERA: 4.13	IP WLS BF H R ER SO BB IBB HBP BLK WP HR S P ERA WHIP	49 Tim Wakefield, R ERA: 3.32 Carlos Castillo, R ERA: 6.0 Rich Garcés, R ERA: 2.72 Hipólito Pichardo, R ERA: 3.0 Rod Beck, R ERA: 3.11	IP WLS BF H R ER SO BB IBB HBP BLK WP HR S P ERA WHIP	49 Pete Schourek, L ERA: 4.5 Derek Lowe, R ERA: 4.13	IP WLS BF H R ER SO BB IBB HBP BLK WP HR S P ERA WHIP	49 Tim Wakefield, R ERA: 3.32 Carlos Castillo, R ERA: 6.0 Rich Garcés, R ERA: 2.72 Hipólito Pichardo, R ERA: 3.0 Rod Beck, R ERA: 3.11	IP WLS BF H R ER SO BB IBB HBP BLK WP HR S P ERA WHIP	49 Pete Schourek, L ERA: 4.5 Derek Lowe, R ERA: 4.13	IP WLS BF H R ER SO BB IBB HBP BLK WP HR S P ERA WHIP	49 Tim Wakefield, R ERA: 3.32 Carlos Castillo, R ERA: 6.0 Rich Garcés, R ERA: 2.72 Hipólito Pichardo, R ERA: 3.0 Rod Beck, R ERA: 3.11	IP WLS BF H R ER SO BB IBB HBP BLK WP HR S P ERA WHIP	49 Pete Schourek, L ERA: 4.5 Derek Lowe, R ERA: 4.13	IP WLS BF H R ER SO BB IBB HBP BLK WP HR S P ERA WHIP	49 Tim Wakefield, R ERA: 3.32 Carlos Castillo, R ERA: 6.0 Rich Garcés, R ERA: 2.72 Hipólito Pichardo, R ERA: 3.0 Rod Beck, R ERA: 3.11	IP WLS BF H R ER SO BB IBB HBP BLK WP HR S P ERA WHIP	49 Pete Schourek, L ERA: 4.5 Derek Lowe, R ERA: 4.13	IP WLS BF H R ER SO BB IBB HBP BLK WP HR S P ERA WHIP	49 Tim Wakefield, R ERA: 3.32 Carlos Castillo, R ERA: 6.0 Rich Garcés, R ERA: 2.72 Hipólito Pichardo, R ERA: 3.0 Rod Beck, R ERA: 3.11	IP WLS BF H R ER SO BB IBB HBP BLK WP HR S P ERA WHIP	49 Pete Schourek, L ERA: 4.5 Derek Lowe, R ERA: 4.13





Batter	1	2	3	4	5	6	7	8	9	AB R H RBI BB SO LOB	TOP											
<b>José Cruz Jr., S</b> (1, 8) OBP: 0.344, SLG: 0.501	0-0 ES 1B		2-0 1B 2B		2-3 K		0-3 K		2-3 K	5 1 2 0 0 3 1												
<b>Alex Gonzalez, R</b> (1, 6) OBP: 0.300, SLG: 0.393	2-3 K 1-3		3-2 F3		1-1 F2		1-2 2B			4 0 1 0 0 1 2												
<b>Shannon Stewart, R</b> (1, 7) OBP: 0.370, SLG: 0.459	3-2 F3		1-0 1B 2-3 1B		0-0 L5		0-0 F7			4 0 1 0 0 0 2												
<b>Carlos Delgado, L</b> (1, 3) OBP: 0.402, SLG: 0.511	4-2 FC6-4 BB		0-0 1-2 3-H 1B		1-1 F7		0-0 HR			3 1 2 2 1 0 0												
<b>Raul Mondesi, R</b> (1, 9) OBP: 0.360, SLG: 0.486	1-2 FC6-4 1-2f		1-2 F8		3-1 P4		0-1 1B 3B-1-4			4 0 1 0 0 0 4												
<b>Brad Fullmer, L</b> (1, 10) OBP: 0.314, SLG: 0.436			2-0 F8		1-1 F8		0-0 G3-6-1-4 1-2f			4 0 0 0 0 1 3												
<b>Jeff Frye, R</b> (1, 5) OBP: 0.287, SLG: 0.263			0-1 G3-1		1-1 F9		1-2 HR 1B			4 1 1 0 0 0 0												
<b>Darrin Fletcher, L</b> (1, 2) OBP: 0.263, SLG: 0.321 <b>Chris Latham, S</b> (9, PR) OBP: 0.435, SLG: 0.550			1-0 HBP		2-0 F7		1-0 F8		1-1 G4-3 1B	3 0 1 0 0 0 1 0 0 0 0 0 0 0												
<b>Cesar Izturis, S</b> (1, 4) OBP: 0.308, SLG: 0.468 <b>Tony Fernandez, S</b> (9, PH) OBP: 0.340, SLG: 0.337			0-0 F8		2-1 G3		1-1 HR 1-H		0-0 G4-3 1-2f	3 1 1 2 0 0 1 1 0 0 0 0 0 1												
<b>Inning Stats</b>	R: 0 E: 0 K: 1 S: 14	H: 1 LOB: 2 BB: 1 P: 24	R: 0 E: 0 K: 1 S: 6	H: 0 LOB: 1 BB: 0 P: 8	R: 1 E: 0 K: 0 S: 11	H: 3 LOB: 2 BB: 0 P: 20	R: 0 E: 0 K: 0 S: 5	H: 0 LOB: 0 BB: 0 P: 10	R: 0 E: 0 K: 1 S: 6	H: 0 LOB: 0 BB: 0 P: 9	R: 0 E: 0 K: 1 S: 6	H: 0 LOB: 0 BB: 0 P: 11	R: 2 E: 0 K: 1 S: 14	H: 3 LOB: 1 BB: 0 P: 18	R: 1 E: 0 K: 0 S: 7	H: 2 LOB: 0 BB: 0 P: 8	R: 0 E: 0 K: 1 S: 7	H: 1 LOB: 1 BB: 0 P: 10	1B: 6 2B: 2 3B: 0 HR: 2	SF: 0 SAC: 0 DP: 2 HBP: 1	WP: 0 PB: 0 SB: 1 CS: 0	PA: 37
<b>PITCHER</b>	IP WLS BF H R ER SO BB IBB HBP BLK WP HR S P ERA WHIP																					
<b>David Cone, R</b> (1, 1) ERA: 4.24	6.1 W 27 6 3 3 3 1 0 1 0 0 0 1 54 91 4.26 1.105																					
<b>Rich Garces, R</b> (7, 1) ERA: 2.68	0.2 H 3 1 0 0 1 0 0 0 0 0 0 0 8 9 0.00 1.500																					
<b>Rod Beck, R</b> (8, 1) ERA: 3.21	1.0 H 4 2 1 1 0 0 0 0 0 0 0 1 7 8 9.00 2.000																					
<b>Derek Lowe, R</b> (9, 1) ERA: 4.06	1.0 S 3 1 0 0 1 0 0 0 0 0 0 0 7 10 0.00 1.000																					

**Toronto Blue Jays @ Boston Red Sox**  
**Fenway Park, Boston, MA**  
 Tue Jul 24 2001, 7:05 PM EDT  
 Att. 33,154 - Sunny - 90 F

[livebaseballscorecards.com](http://livebaseballscorecards.com)

<b>AB</b>	35
<b>R</b>	4
<b>H</b>	10
<b>RBI</b>	4
<b>BB</b>	1
<b>SO</b>	5
<b>LOB</b>	15



Batter	1	2	3	4	5	6	7	8	9
Jose Offerman, S OBP: 0.326, SLG: 0.357 (1, 4)	3-2 L3	1-1 F7		1-1 1B 1B		3-2 L3		0-0 G6-4-3	
Scott Hatteberg, L OBP: 0.337, SLG: 0.385 (1, 2)	0-1 F8	1-1 G4-3		1-1 1B 1-2 1B		2-0 2B			
Trot Nixon, L OBP: 0.378, SLG: 0.498 (1, 8)	0-2 1B 1B		0-1 G4-3	0-1 1-2 2-H 1B		1-0 F8			
Manny Ramirez, R OBP: 0.422, SLG: 0.644 (1, 7)	0-2 1B 1-2 1B		0-0 F9		2-2 G3 1B 2B		1-3 K		
Dante Bichette, R OBP: 0.354, SLG: 0.517 (1, 10)	1-0 1B 1-2 2-H 1B		1-1 G5-3		0-2 G6-3		0-3 K		
Brian Daubach, L OBP: 0.350, SLG: 0.529 (1, 3)	0-0 1B 1-3 2-H 1B			0-2 2B 1B	0-0 G3		4-2 BB		
Chris Stynes, R OBP: 0.348, SLG: 0.461 Shea Hillenbrand, R OBP: 0.287, SLG: 0.407 (1, 5) (9, 5)	1-2 1B			0-3 K	2-1 1B		1-3 K		
Troy O'Leary, L OBP: 0.305, SLG: 0.447 (1, 9)	0-2 F7			0-0 1B 2B	0-2 G3-1		2-2 L7		
Lou Merloni, R OBP: 0.301, SLG: 0.321 (1, 6)		2-3 K		1-1 G1-3		1-2 G1-3		0-0 G6-4-3 1B	

AB	R	H	RBI	BB	SO	LOB
5	0	1	2	0	0	1
4	0	2	0	0	0	0
4	1	2	0	0	0	1
4	2	2	0	0	1	0
4	1	1	1	0	1	1
3	1	2	1	1	0	1
4	0	2	2	0	2	2
0	0	0	0	0	0	0
4	1	1	0	0	0	3
4	0	1	0	0	1	2

AB	R	H	RBI	BB	SO	LOB
36	6	14	6	1	5	11

Inning	1	2	3	4	5	6	7	8	9
R: 3	R: 0	R: 0	R: 0	R: 2	R: 1	R: 0	R: 0	R: 0	R: 0
E: 0	E: 0	E: 0	E: 0	E: 0	E: 0	E: 0	E: 0	E: 0	E: 0
K: 0	K: 1	K: 0	K: 0	K: 1	K: 0	K: 3	K: 0	K: 0	K: 0
S: 22	S: 7	S: 7	S: 5	S: 15	S: 12	S: 12	S: 12	S: 5	S: 7
H: 5	H: 0	H: 0	H: 0	H: 5	H: 2	H: 0	H: 0	H: 1	H: 1
LOB: 2	LOB: 0	LOB: 0	LOB: 0	LOB: 2	LOB: 1	LOB: 1	LOB: 1	LOB: 0	LOB: 0
BB: 0	BB: 0	BB: 0	BB: 0	BB: 0	BB: 0	BB: 0	BB: 1	BB: 0	BB: 0
P: 27	P: 11	P: 11	P: 6	P: 18	P: 16	P: 18	P: 18	P: 7	P: 7

PITCHER	IP	WLS	BF	H	R	ER	SO	BB	IBB	HBP	BLK	WP	HR	S	P	ERA	WHIP
Joey Hamilton, R ERA: 5.52 (1, 1)	4.2	L	25	12	6	6	2	0	0	0	0	0	0	58	75	11.57	2.571
Bob File, R ERA: 2.17 (5, 1)	1.1		5	1	0	0	0	0	0	0	0	0	0	11	18	0.00	0.750
Kelvin Escobar, R ERA: 3.95 (7, 1)	2.0		7	1	0	0	3	1	0	0	0	0	0	17	25	0.00	1.000

**Toronto Blue Jays @ Boston Red Sox**  
Fenway Park, Boston, MA  
Tue Jul 24 2001, 7:05 PM EDT  
Att. 33,154 - Sunny - 90 F

[livebaseballscorecards.com](http://livebaseballscorecards.com)





Batter	1	2	3	4	5	6	7	8	9	10	AB R H RBI BB SO LOB	TOP
<b>José Cruz Jr., S</b> (1, 8) <small>OBP: 0.342, SLG: 0.496</small>											4 0 0 0 1 1 2	<b>Toronto Blue Jays @ Boston Red Sox</b> Fenway Park, Boston, MA Wed Jul 25 2001, 7:05 PM EDT Att. 33,030 - Sunny - 93 F
<b>Alex Gonzalez, R</b> (1, 6) <small>OBP: 0.301, SLG: 0.400</small>											4 2 1 1 1 0 4	
<b>Shannon Stewart, R</b> (1, 7) <small>OBP: 0.369, SLG: 0.459</small>											5 0 1 0 0 2 1	
<b>Carlos Delgado, L</b> (1, 3) <small>OBP: 0.404, SLG: 0.520</small>											4 1 2 2 1 0 1	
<b>Raul Mondesi, R</b> (1, 9) <small>OBP: 0.356, SLG: 0.480</small>											5 0 0 0 0 2 2	
<b>Brad Fullmer, L</b> (1, 10) <small>OBP: 0.312, SLG: 0.433</small>											5 1 1 0 0 1 1	
<b>Luis Lopez, R</b> (1, 5) <small>OBP: 0.333, SLG: 0.393</small>											3 0 0 0 1 1 1	
<b>Darrin Fletcher, L</b> (1, 2) <small>OBP: 0.267, SLG: 0.328</small> <b>Jeff Frye, R</b> (7, PR) <small>OBP: 0.285, SLG: 0.261</small>											3 0 2 1 0 0 1 1 0 0 0 0 0 0	
<b>Cesar Izturis, S</b> (1, 4) <small>OBP: 0.300, SLG: 0.456</small> <b>Tony Fernandez, S</b> (7, PH) <small>OBP: 0.337, SLG: 0.333</small> <b>Alberto Castillo, R</b> (7, 2) <small>OBP: 0.280, SLG: 0.294</small>											2 0 0 0 0 0 2 1 0 0 0 0 0 1 1 0 1 0 0 0 0	
<b>Inning Stats</b>	R: 0 H: 1 E: 0 LOB: 1 K: 0 BB: 0 S: 14 P: 23	R: 0 H: 0 E: 0 LOB: 0 K: 3 BB: 0 S: 9 P: 12	R: 0 H: 1 E: 0 LOB: 1 K: 1 BB: 0 S: 6 P: 7	R: 0 H: 0 E: 0 LOB: 0 K: 1 BB: 0 S: 9 P: 12	R: 0 H: 0 E: 0 LOB: 1 K: 0 BB: 1 S: 3 P: 8	R: 1 H: 1 E: 0 LOB: 1 K: 1 BB: 1 S: 12 P: 19	R: 1 H: 2 E: 0 LOB: 2 K: 0 BB: 1 S: 12 P: 23	R: 1 H: 1 E: 0 LOB: 0 K: 0 BB: 0 S: 8 P: 14	R: 0 H: 1 E: 0 LOB: 1 K: 0 BB: 0 S: 7 P: 9	R: 1 H: 1 E: 0 LOB: 1 K: 1 BB: 1 S: 14 P: 22	1B: 4 SF: 0 2B: 2 SAC: 0 3B: 0 DP: 0 HR: 2 HBP: 0	
<b>PITCHER</b> <b>Rolando Arrojo, R</b> (1, 1) <small>ERA: 3.35</small> <b>Bill Pulsipher, L</b> (7, 1) <small>ERA: 0.82</small> <b>Hipolito Pichardo, R</b> (7, 1) <small>ERA: 2.97</small> <b>Rod Beck, R</b> (8, 1) <small>ERA: 3.32</small> <b>Derek Lowe, R</b> (9, 1) <small>ERA: 4.1</small>	IP WLS BF H R ER SO BB IBB HBP BLK WP HR S P ERA WHIP 6.1 0.1 26 5 2 2 6 2 0 0 0 0 0 0 2.84 1.105	<b>PITCHER</b> <b>Pete Schourek, L</b> (10, 1) <small>ERA: 4.45</small>	IP WLS BF H R ER SO BB IBB HBP BLK WP HR S P ERA WHIP 0.1 0.1 1 0 0 0 0 0 0 0 0 0 0 0 4.45 0.000									

livebaseballscorecards.com

AB	38
R	4
H	8
RBI	4
BB	4
SO	7
LOB	16




Batter	1	2	3	4	5	6	7	8	9	10	AB R H RBI BB SO LOB
Jose Offerman, S OBP: 0.324, SLG: 0.353 (1, 4)	F8	G4-3			G1-3			K		FC4 IBB	4 0 0 0 1 1 0
Scott Hatteberg, L OBP: 0.332, SLG: 0.379 (1, 2)	F7				K			K		FC4	3 0 0 0 0 1 0
Doug Mirabelli, R OBP: 0.301, SLG: 0.287 (8, PH) (9, 2)											2 0 0 0 0 1 3
Trot Nixon, L OBP: 0.377, SLG: 0.495 (1, 8)	HR				G4-3		G4-3		G4-3		4 1 1 0 0 0 0
Manny Ramirez, R OBP: 0.423, SLG: 0.650 (1, 7)	HR				K		K		G6-4-3 BB		3 1 1 2 1 2 0
Dante Bichette, R OBP: 0.352, SLG: 0.525 (1, 10)	HR				G6-3		F3		G6-4-3		4 1 1 1 0 0 1
Brian Daubach, L OBP: 0.355, SLG: 0.527 (1, 3)	FC6-4 HBP				G4-3 BB		K			G6-3 1B BB	1 0 0 0 2 1 0 0 0 0 0 0 0 0
Darren Lewis, R OBP: 0.302, SLG: 0.386 (10, PR)											
Chris Stynes, R OBP: 0.341, SLG: 0.452 (1, 5)	FC6-4				G4-3		G5-3			K	4 0 0 0 0 1 3
Troy O'Leary, L OBP: 0.304, SLG: 0.444 (1, 9)					K		F9			G6-3 1B	4 0 1 0 0 1 1
Mike Lansing, R OBP: 0.293, SLG: 0.345 (1, 6)					K					G6-3	4 0 0 0 0 1 2

Inning Stats	R: 3	H: 3	E: 0	K: 0	S: 16	P: 23	R: 0	H: 0	E: 0	K: 0	S: 5	P: 7	R: 0	H: 0	E: 0	K: 1	S: 12	P: 17	R: 0	H: 0	E: 0	K: 1	S: 8	P: 13	R: 0	H: 0	E: 0	K: 2	S: 9	P: 11	R: 0	H: 0	E: 0	K: 1	S: 9	P: 13	R: 0	H: 0	E: 0	K: 1	S: 6	P: 10	R: 0	H: 0	E: 0	K: 2	S: 9	P: 14	R: 0	H: 0	E: 0	K: 0	S: 4	P: 9	R: 0	H: 1	E: 0	K: 1	S: 12	P: 23	1B: 2	2B: 0	3B: 0	HR: 2	SF: 0	SAC: 0	DP: 1	HBP: 1	WP: 0	PA: 38
--------------	------	------	------	------	-------	-------	------	------	------	------	------	------	------	------	------	------	-------	-------	------	------	------	------	------	-------	------	------	------	------	------	-------	------	------	------	------	------	-------	------	------	------	------	------	-------	------	------	------	------	------	-------	------	------	------	------	------	------	------	------	------	------	-------	-------	-------	-------	-------	-------	-------	--------	-------	--------	-------	--------

PITCHER	IP	WLS	BF	H	R	ER	SO	BB	IBB	HBP	BLK	WP	HR	S	P	ERA	WHIP
Esteban Loaiza, R ERA: 5.44 (1, 1)	6.0		23	3	3	3	5	1	0	1	0	0	2	59	84	4.50	0.667
Dan Plesac, L ERA: 3.72 (7, 1)	2.1		7	0	0	0	3	0	0	0	0	0	0	17	27	0.00	0.000
Paul Quantrill, R ERA: 2.09 (9, 1)	0.2	W	2	0	0	0	0	1	0	0	0	0	0	2	6	0.00	1.500
Billy Koch, R ERA: 4.71 (10, 1)	1.0	S	6	1	0	0	1	1	1	0	0	0	0	12	23	0.00	2.000

**Toronto Blue Jays @ Boston Red Sox**  
**Fenway Park, Boston, MA**  
 Wed Jul 25 2001, 7:05 PM EDT  
 Att: 33,030 - Sunny - 93 F

<b>AB</b>	<b>33</b>
<b>R</b>	<b>3</b>
<b>H</b>	<b>4</b>
<b>RBI</b>	<b>3</b>
<b>BB</b>	<b>4</b>
<b>SO</b>	<b>9</b>
<b>LOB</b>	<b>10</b>





Batter	1	2	3	4	5	6	7	8	9	AB R H RBI BB SO LOB	TOP											
<b>José Cruz Jr., S</b> (1, 8) OBP: 0.340, SLG: 0.491	0-0 WP S 1B	2-3 K			0-3 K		2-2 F9		2-2 F7	5 1 1 0 0 2 5												
<b>Alex Gonzalez, R</b> (1, 6) OBP: 0.300, SLG: 0.402	3-3 K		0-0 G5-3		1-0 L8			1-2 WP 3B	1-1 G4-6-3	5 1 1 0 0 1 4												
<b>Shannon Stewart, R</b> (1, 7) OBP: 0.372, SLG: 0.459	2-0 S 2-H 1B		4-1 G6-3 BB			4-0 S BB		2-2 G1-3		2 0 1 1 2 0 0												
<b>Carlos Delgado, L</b> (1, 3) OBP: 0.400, SLG: 0.514	2-3 K		0-0 G6-3		3-2 F7		0-0 G3-1			4 0 0 0 0 1 3												
<b>Raul Mondesi, R</b> (1, 9) OBP: 0.352, SLG: 0.475	1-3 K		2-3 K		3-3 K		1-0 G6-3			4 0 0 0 0 3 3												
<b>Brad Fullmer, L</b> (1, 10) OBP: 0.317, SLG: 0.433		1-1 F9		4-1 G5-4-3 BB		4-0 IBB		0-0 1B 1B 1B		2 1 1 0 2 0 0												
<b>Luis Lopez, R</b> (1, 5) OBP: 0.340, SLG: 0.398		1-2 1B 1B		0-0 G5-4-3 1-2f		1-1 G4-3		2-2 1B 1B 1B		4 0 2 0 0 0 3												
<b>Alberto Castillo, R</b> (1, 2) OBP: 0.281, SLG: 0.295		2-2 1B		1-2 F5			0-3 K		1-0 1B	3 0 1 0 0 1 0												
<b>Tony Fernandez, S</b> (9, PH) OBP: 0.343, SLG: 0.341		1-2 1B							1-2 2-3 1B	1 0 1 0 0 0 0												
<b>Cesar Izturis, S</b> (1, 4) OBP: 0.289, SLG: 0.439		2-1 F5			0-3 K				0-0 G4-6-3 1B	3 0 0 0 0 2 2												
<b>Chris Latham, S</b> (9, PH) OBP: 0.458, SLG: 0.571									1-2 2-3 3-H	1 0 1 1 0 0 0												
<b>Inning Stats</b>	R: 1 E: 0 K: 3 S: 12	H: 2 LOB: 1 BB: 0 P: 19	R: 0 E: 0 K: 1 S: 13	H: 2 LOB: 2 BB: 0 P: 21	R: 0 E: 0 K: 1 S: 7	H: 0 LOB: 1 BB: 1 P: 13	R: 0 E: 0 K: 0 S: 5	H: 0 LOB: 0 BB: 1 P: 10	R: 0 E: 0 K: 2 S: 7	H: 0 LOB: 0 BB: 0 P: 8	R: 0 E: 0 K: 1 S: 12	H: 0 LOB: 2 BB: 2 P: 26	R: 0 E: 0 K: 2 S: 9	H: 0 LOB: 0 BB: 0 P: 12	R: 1 E: 0 K: 0 S: 11	H: 1 LOB: 0 BB: 0 P: 15	R: 1 E: 0 K: 0 S: 11	H: 4 LOB: 2 BB: 0 P: 17	1B: 8 2B: 0 3B: 1 HR: 0	SF: 0 SAC: 0 DP: 2 HBP: 0	WP: 2 PB: 0 SB: 4 CS: 0	PA: 38
<b>PITCHER</b>	IP WLS BF H R ER SO BB IBB HBP BLK WP HR S P ERA WHIP																					
<b>Hideo Nomo, R</b> (1, 1) ERA: 3.86	7.0 W 28 4 1 1 10 3 1 0 0 1 0 65 109 1.29 1.000																					
<b>Rich Garces, R</b> (8, 1) ERA: 2.82	1.0 H 4 1 1 1 0 0 0 0 0 1 0 11 15 9.00 1.000																					
<b>Derek Lowe, R</b> (9, 1) ERA: 4.25	0.0 3 3 1 1 0 0 0 0 0 0 0 5 8 ∞ ∞																					
<b>Bill Pulsipher, L</b> (9, 1) ERA: 0.79	0.1 H 2 1 0 0 0 0 0 0 0 0 0 4 6 0.00 3.000																					
<b>Rod Beck, R</b> (9, 1) ERA: 3.28	0.2 S 1 0 0 0 0 0 0 0 0 0 0 2 3 0.00 0.000																					

Toronto Blue Jays @ Boston Red Sox  
Fenway Park, Boston, MA  
Thu Jul 26 2001, 7:05 PM EDT  
Att. 33,094 - Cloudy - 66 F

livebaseballscorecards.com

AB 34  
R 3  
H 9  
RBI 2  
BB 4  
SO 10  
LOB 20



Batter	1	2	3	4	5	6	7	8	9	AB	R	H	RBI	BB	SO	LOB
Jose Offerman, S OBP: 0.325, SLG: 0.351 (1, 4)	1-1 G3		0-3 K		1-2 G4-3		0-0 E 1B	4-2 2B BB		4	1	1	0	1	1	0
Mike Lansing, R OBP: 0.299, SLG: 0.356 (1, 6)	1-0 F8		3-1 G5-3		0-1 BB 1B		1-0 E7 1B	3-1 2B		5	0	3	1	0	0	0
Trot Nixon, L OBP: 0.380, SLG: 0.497 (1, 8)	1-2 2B		2-3 K		4-2 BB		4-2 HR BB	0-3 K		3	1	1	0	2	2	2
Manny Ramirez, R OBP: 0.423, SLG: 0.655 (1, 7)	4-2 FC6-4 BB			3-3 K	1-3 K2-3		0-1 HR			3	1	1	2	1	2	2
Dante Bichette, R OBP: 0.351, SLG: 0.524 (1, 10)	0-0 FC6-4			1-2 1B 2B		1-2 E5	1-0 P4			4	1	1	0	0	0	2
Brian Daubach, L OBP: 0.354, SLG: 0.521 (1, 3)		2-1 G1		0-2 G1-3		0-3 K		4-1 1B WP BB		3	1	0	0	1	1	2
Shea Hillenbrand, R OBP: 0.293, SLG: 0.412 (1, 5)		2-1 S 1B		0-1 2-H 1B		1-3 K		1-2 WP S 2B 1B		4	1	3	1	0	1	1
Troy O'Leary, L OBP: 0.300, SLG: 0.437 (1, 9)		3-3 K		2-1 G2-3		0-1 F9		2-2 G4-3		4	0	0	0	0	1	5
Doug Mirabelli, R OBP: 0.290, SLG: 0.275 (1, 2)		3-3 K			0-0 P4		1-1 F5	1-3 K		4	0	0	0	0	2	2

Inning Stats	R: 0	H: 1	E: 0	LOB: 2	K: 0	BB: 1	S: 10	R: 0	H: 1	E: 0	LOB: 1	K: 2	BB: 0	S: 10	R: 0	H: 0	E: 0	LOB: 0	K: 2	BB: 0	S: 11	R: 1	H: 2	E: 0	LOB: 1	K: 1	BB: 0	S: 13	R: 0	H: 1	E: 0	LOB: 2	K: 1	BB: 1	S: 11	R: 0	H: 0	E: 1	LOB: 1	K: 2	BB: 0	S: 12	R: 3	H: 3	E: 1	LOB: 0	K: 0	BB: 1	S: 10	R: 2	H: 2	E: 0	LOB: 2	K: 2	BB: 2	S: 17	1B: 6	SF: 0	2B: 3	SAC: 0	3B: 0	DP: 0	HR: 1	HBP: 0
--------------	------	------	------	--------	------	-------	-------	------	------	------	--------	------	-------	-------	------	------	------	--------	------	-------	-------	------	------	------	--------	------	-------	-------	------	------	------	--------	------	-------	-------	------	------	------	--------	------	-------	-------	------	------	------	--------	------	-------	-------	------	------	------	--------	------	-------	-------	-------	-------	-------	--------	-------	-------	-------	--------

PITCHER	IP	WLS	BF	H	R	ER	SO	BB	IBB	HBP	BLK	WP	HR	S	P	ERA	WHIP
32 Roy Halladay, R ERA: 5.4	(1, 1)	6.0		5	1	1	8	2	0	0	0	0	0	67	103	1.50	1.167
Bob File, R ERA: 2.66	(7, 1)	1.0	L	6	3	3	0	1	0	0	0	0	1	10	17	27.00	4.000
Pedro Borbon, L ERA: 3.6	(8, 1)	0.1		3	1	2	0	1	0	0	0	0	0	7	14	54.00	6.000
Matt DeWitt, R ERA:	(8, 1)	0.2		4	1	0	2	1	0	0	0	1	0	10	18	0.00	3.000

**BOTTOM**

**Toronto Blue Jays @ Boston Red Sox**  
**Fenway Park, Boston, MA**  
 Thu Jul 26 2001, 7:05 PM EDT  
 Att: 33,094 - Cloudy - 66 F

livebaseballscorecards.com

<b>AB</b>	<b>34</b>
<b>R</b>	<b>6</b>
<b>H</b>	<b>10</b>
<b>RBI</b>	<b>4</b>
<b>BB</b>	<b>5</b>
<b>SO</b>	<b>10</b>
<b>LOB</b>	<b>16</b>



<b>WP: 1</b>	<b>PA: 39</b>
<b>PB: 0</b>	
<b>SB: 2</b>	
<b>CS: 0</b>	



Batter	1	2	3	4	5	6	7	8	9	AB R H RBI BB SO LOB	TOP											
Ray Durham, S (1, 4) OBP: 0.336, SLG: 0.440	2-0 G4-3		2-2 G4-3			1-2 G1-3		1-1 2B		4 1 1 0 0 0 1												
Jose Valentin, S (1, 5) OBP: 0.344, SLG: 0.521	2-2 S 1B			1-3 K		1-0 F7		3-2 E 2B		4 1 2 1 0 1 1												
Carlos Lee, R (1, 7) OBP: 0.332, SLG: 0.531	0-3 K			1-2 G4-3		1-1 P4		3-2 E6 2-H		4 0 0 0 0 1 2												
Magglio Ordonez, R (1, 9) OBP: 0.377, SLG: 0.511	0-1 L5			0-2 F3			2-1 14 FC5-4 1B		2-2 14 1B	4 1 2 0 0 0 1												
Jose Canseco, R (1, 10) OBP: 0.385, SLG: 0.565			1-2 F9		1-2 F9		2-2 14 FC5-4 1B		0-0 14 1B G6-4-3	4 1 2 0 0 0 0												
14 Paul Konerko, R (1, 3) OBP: 0.352, SLG: 0.516			1-1 F9		0-0 F8		2-2 FC5-4 G1-6-3		0-0 G6-4-3 1B	4 0 1 1 0 0 2												
Chris Singleton, L (1, 8) OBP: 0.302, SLG: 0.370			3-1 F7		0-2 F7		2-2 G1-6-3		0-0 G6-4-3	4 0 0 0 0 0 3												
Royce Clayton, R (1, 6) OBP: 0.270, SLG: 0.344			2-3 K			0-0 HR		2-1 G1-3		4 1 1 1 0 2 0												
Mark Johnson, L (1, 2) OBP: 0.393, SLG: 0.462			2-2 F3			0-0 G1-3 1B		1-1 G4-3		3 0 1 0 0 0 0												
<b>Inning Stats</b>	R: 0 E: 0 K: 1 S: 10	H: 1 LOB: 1 BB: 0 P: 14	R: 0 E: 0 K: 0 S: 7	H: 0 LOB: 0 BB: 0 P: 12	R: 0 E: 0 K: 1 S: 12	H: 0 LOB: 0 BB: 0 P: 18	R: 0 E: 0 K: 1 S: 9	H: 0 LOB: 0 BB: 0 P: 11	R: 0 E: 0 K: 0 S: 7	H: 0 LOB: 0 BB: 0 P: 8	R: 1 E: 0 K: 0 S: 8	H: 2 LOB: 1 BB: 0 P: 11	R: 0 E: 0 K: 0 S: 15	H: 2 LOB: 1 BB: 0 P: 23	R: 2 E: 1 K: 0 S: 14	H: 2 LOB: 1 BB: 0 P: 24	R: 2 E: 0 K: 1 S: 9	H: 3 LOB: 0 BB: 0 P: 12	1B: 7 2B: 2 3B: 0 HR: 1	SF: 0 SAC: 0 DP: 2 HBP: 0	WP: 0 PB: 0 SB: 1 CS: 0	PA: 35
<b>PITCHER</b>	IP WLS BF H R ER SO BB IBB HBP BLK WP HR S P ERA WHIP																					
Bret Saberhagen, R (1, 1) ERA: 1.5	6.0 W 21 3 1 1 3 0 0 0 0 0 0 1 53 74 1.50 0.500																					
Hipolito Pichardo, R (7, 1) ERA: 3.06	2.0 9 4 2 1 0 0 0 0 0 0 0 0 29 47 4.50 2.000																					
Tomo Ohka, R (9, 1) ERA: 6.19	1.0 5 3 2 2 1 0 0 0 0 0 0 0 9 12 18.00 3.000																					

Chicago White Sox @ Boston Red Sox  
 Fenway Park, Boston, MA  
 Fri Jul 27 2001, 7:05 PM EDT  
 Att. 33,813 - Sunny - 70 F

livebaseballscorecards.com

AB	35
R	5
H	10
RBI	3
BB	0
SO	4
LOB	10



Batter	1	2	3	4	5	6	7	8	9
Jose Offerman, S OBP: 0.324, SLG: 0.349 (1, 4)	G1-3 			G3-1 		G4-3 		F7 	
Scott Hatteberg, L OBP: 0.340, SLG: 0.392 (1, 2)						G5-3 			
Trot Nixon, L OBP: 0.378, SLG: 0.497 (1, 8)	3-1 		1-1 F9 	2-3 		0-2 F8 			
Manny Ramirez, R OBP: 0.422, SLG: 0.650 (1, 7)	2-3 K 		2-3 K 		0-3 K 2B G4-3 		4-0 BB 		
Dante Bichette, R OBP: 0.353, SLG: 0.532 (1, 10)	0-0 		1-2 L8 		0-0 G4-3 1-3 2B 		0-0 F8 		
Brian Daubach, L OBP: 0.356, SLG: 0.518 (1, 3)	4-2 			1-1 G3-1 		4-2 G4-3 BB 		1-1 F8 	
Shea Hillenbrand, R OBP: 0.295, SLG: 0.411 (1, 5)	2-0 			4-1 G4-6-3 BB 		0-1 G4-3 1-2f 2-3 3-H 		0-1 F2 	
Troy O'Leary, L OBP: 0.299, SLG: 0.434 (1, 9)	1-1 			1-0 G4-6-3 1-2f 		1-3 K 		0-0 F9 	
Mike Lansing, R OBP: 0.302, SLG: 0.376 (1, 6)	1-1 			1-1 G4-3 		1-0 		2-3 K 	

Inning Stats	R: 7	H: 8	E: 0	K: 1	S: 23	LOB: 2	BB: 1	P: 41	R: 0	H: 0	E: 0	K: 1	S: 8	LOB: 0	BB: 0	P: 12	R: 0	H: 0	E: 0	K: 0	S: 4	LOB: 0	BB: 1	P: 10	R: 0	H: 1	E: 0	K: 1	S: 11	LOB: 1	BB: 0	P: 16	R: 1	H: 1	E: 0	K: 2	S: 16	LOB: 1	BB: 1	P: 21	R: 1	H: 1	E: 0	K: 0	S: 7	LOB: 0	BB: 0	P: 11	R: 0	H: 0	E: 0	K: 0	S: 5	LOB: 1	BB: 1	P: 10	R: 0	H: 0	E: 0	K: 1	S: 11	LOB: 0	BB: 0	P: 16
--------------	------	------	------	------	-------	--------	-------	-------	------	------	------	------	------	--------	-------	-------	------	------	------	------	------	--------	-------	-------	------	------	------	------	-------	--------	-------	-------	------	------	------	------	-------	--------	-------	-------	------	------	------	------	------	--------	-------	-------	------	------	------	------	------	--------	-------	-------	------	------	------	------	-------	--------	-------	-------

PITCHER	IP	WLS	BF	H	R	ER	SO	BB	IBB	HBP	BLK	WP	HR	S	P	ERA	WHIP
Kip Wells, R ERA: 3.52 (1, 1)	4.2	L	25	10	8	8	4	3	0	0	0	1	0	57	94	15.43	2.786
Alan Embree, L ERA: 10.33 (5, 1)	0.1		1	0	0	0	1	0	0	0	0	0	0	5	6	0.00	0.000
Dan Wright, R ERA: 3.0 (6, 1)	3.0		11	1	1	1	1	1	0	0	0	0	1	23	37	3.00	0.667

AB R H RBI BB SO LOB

5	0	1	2	0	0	0
4	1	3	0	0	0	0
4	1	1	1	0	1	1
3	1	0	0	1	3	1
4	1	2	1	0	0	1
2	1	0	0	2	0	1
3	1	1	1	1	0	3
4	1	1	1	0	1	2
4	2	2	2	0	1	0

AB	33
R	9
H	11
RBI	8
BB	4
SO	6
LOB	9



WP	1	PA	37
PB	0		
SB	0		
CS	0		

Chicago White Sox @ Boston Red Sox  
Fenway Park, Boston, MA  
Fri Jul 27 2001, 7:05 PM EDT  
Att: 33,813 - Sunny - 70 F

livebaseballscorecards.com



Batter	1	2	3	4	5	6	7	8	9	AB R H RBI BB SO LOB	TOP											
Ray Durham, S (1, 4) OBP: 0.337, SLG: 0.438	1-3 K		0-1 G5-3 1B		0-1 G4-3		4-1 FC1-6 BB	0-0 G3-1		4 0 1 0 1 1 1												
Aaron Rowand, R (1, 8) OBP: 0.455, SLG: 0.444	4-1 BB		0-1 G5-3		1-1 PB 1B		1-0 FC1-6 3B	0-0 G6-3		4 2 1 0 1 0 3												
Carlos Lee, R (1, 7) OBP: 0.336, SLG: 0.538	0-0 F5			1-3 K	1-2 2B 1B		3-1 2B 3B	2-1 1B		5 1 3 2 0 1 1												
Chris Singleton, L (9, 8) OBP: 0.302, SLG: 0.370										0 0 0 0 0 0 0												
Magglio Ordonez, R (1, 9) OBP: 0.380, SLG: 0.521	3-2 P6			1-1 S 2B	0-0 2B		1-0 2B	2-2 G4-3		5 0 3 1 0 0 1												
Jose Canseco, R (1, 10) OBP: 0.389, SLG: 0.553			1-2 F8	4-0 HBP BB	4-0 BB		0-0 F7			2 0 0 0 2 0 1												
14 Paul Konerko, R (1, 3) OBP: 0.348, SLG: 0.510			0-3 K	2-2 P4	3-3 K		3-3 K			4 0 0 0 0 3 6												
Herbert Perry, R (1, 5) OBP: 0.329, SLG: 0.408			2-2 L5	2-1 FC6-4 HBP		0-0 F7		2-1 SH1-4 1B		3 0 1 0 0 0 0												
Sandy Alomar Jr., R (1, 2) OBP: 0.288, SLG: 0.333			4-1 G5-3 1B BB	0-2 FC6-4		1-0 F7		0-0 SH1-4		2 0 0 0 1 0 3												
Royce Clayton, R (1, 6) OBP: 0.266, SLG: 0.338			2-3 K		1-0 F7	0-1 F8		1-2 G5-3		4 0 0 0 0 1 2												
<b>Inning Stats</b>	R: 0 E: 0 K: 1 S: 10	H: 0 LOB: 1 BB: 1 P: 18	R: 0 E: 0 K: 1 S: 9	H: 0 LOB: 0 BB: 0 P: 12	R: 0 E: 0 K: 1 S: 8	H: 1 LOB: 1 BB: 1 P: 14	R: 0 E: 0 K: 1 S: 13	H: 1 LOB: 3 BB: 1 P: 23	R: 1 E: 0 K: 1 S: 18	H: 3 LOB: 3 BB: 1 P: 28	R: 0 E: 0 K: 0 S: 4	H: 0 LOB: 0 BB: 0 P: 5	R: 2 E: 0 K: 1 S: 10	H: 2 LOB: 1 BB: 1 P: 21	R: 0 E: 0 K: 0 S: 7	H: 1 LOB: 1 BB: 0 P: 10	R: 0 E: 0 K: 0 S: 6	H: 1 LOB: 0 BB: 0 P: 10	1B: 5 2B: 3 3B: 1 HR: 0	SF: 0 SAC: 1 DP: 1 HBP: 1	WP: 0 PB: 1 SB: 2 CS: 0	PA: 40
<b>PITCHER</b>	IP WLS BF H R ER SO BB IBB HBP BLK WP HR S P ERA WHIP																					
49 Tim Wakefield, R (1, 1) ERA: 3.38	6.1 L 30 6 3 3 5 5 0 1 0 0 0 67 112 4.26 1.737																					
Rich Garces, R (7, 1) ERA: 2.72	1.2 7 2 0 0 1 0 0 0 0 0 0 12 19 0.00 1.200																					
Casey Fossum, L (9, 1) ERA:	1.0 3 1 0 0 0 0 0 0 0 0 0 6 10 0.00 1.000																					

Chicago White Sox @ Boston Red Sox  
 Fenway Park, Boston, MA  
 Sat Jul 28 2001, 5:05 PM EDT  
 Att. 33,316 - Cloudy - 74 F

livebaseballscorecards.com

AB	33
R	3
H	9
RBI	3
BB	5
SO	6
LOB	18



Batter	1	2	3	4	5	6	7	8	9
Jose Offerman, S OBP: 0.323, SLG: 0.347 (1, 3)	4-2 F8 BB SF9 BB BB		2-2 P4		1-0 F9		0-0 G4-3		
Chris Stynes, R OBP: 0.353, SLG: 0.465 (1, 4)	4-2 FC6-4 1-2 BB		0-2 BB 1B		0-0 2B			2-0 FC5 SH3 1B	
Trot Nixon, L OBP: 0.375, SLG: 0.492 (1, 9)	1-0 F8 2-3		1-3 K		1-1 G4-3			0-0 SH3 1-2	
Manny Ramirez, R OBP: 0.425, SLG: 0.650 (1, 7)	1-1 SF9 3-H		4-1 BB 1-2		4-2 1B BB			4-0 FC5 BB	
Dante Bichette, R OBP: 0.352, SLG: 0.527 (1, 10)	0-0 FC6-4 1-2f		3-3 K		3-2 G6-4-3 1B			1-0 FC5 1-2 2-3f	
Carl Everett, S OBP: 0.340, SLG: 0.465 (1, 8)		0-1 L7		0-0 F8		0-2 P4		2-3 K	
Mike Lansing, R OBP: 0.303, SLG: 0.375 Brian Daubach, L OBP: 0.355, SLG: 0.516 (9, PH)		1-2 BLK 1B		2-0 G4-3		1-0 G6-4-3 1-2f		2-2 G3	
Shea Hillenbrand, R OBP: 0.292, SLG: 0.407 Troy O'Leary, L OBP: 0.298, SLG: 0.432 (9, PH)		3-2 P5 1-2		2-2 G5-3			0-1 L5	0-3 K	
Scott Hatteberg, L OBP: 0.333, SLG: 0.384 (1, 2)		1-0 P4			2-2 L1		1-1 L8	2-1 P6	

Inning Stats	R: 1	H: 0	E: 0	K: 0	S: 9	LOB: 1	BB: 2	P: 19	R: 0	H: 1	E: 0	K: 0	S: 12	LOB: 1	BB: 0	P: 17	R: 0	H: 1	E: 0	K: 2	S: 17	LOB: 2	BB: 1	P: 27	R: 0	H: 0	E: 0	K: 0	S: 5	LOB: 0	BB: 0	P: 9	R: 0	H: 1	E: 0	K: 0	S: 7	LOB: 1	BB: 0	P: 11	R: 0	H: 1	E: 0	K: 0	S: 11	LOB: 1	BB: 1	P: 19	R: 0	H: 0	E: 0	K: 0	S: 5	LOB: 0	BB: 0	P: 6	R: 0	H: 1	E: 0	K: 1	S: 6	LOB: 2	BB: 1	P: 15	R: 0	H: 0	E: 0	K: 1	S: 10	LOB: 0	BB: 0	P: 14	R: 0	H: 0	E: 0	K: 1	S: 10	LOB: 0	BB: 0	P: 14	1B: 4	SF: 1	2B: 1	SAC: 1	3B: 0	DP: 1	HR: 0	HBP: 0
--------------	------	------	------	------	------	--------	-------	-------	------	------	------	------	-------	--------	-------	-------	------	------	------	------	-------	--------	-------	-------	------	------	------	------	------	--------	-------	------	------	------	------	------	------	--------	-------	-------	------	------	------	------	-------	--------	-------	-------	------	------	------	------	------	--------	-------	------	------	------	------	------	------	--------	-------	-------	------	------	------	------	-------	--------	-------	-------	------	------	------	------	-------	--------	-------	-------	-------	-------	-------	--------	-------	-------	-------	--------

PITCHER	IP	WLS	BF	H	R	ER	SO	BB	IBB	HBP	BLK	WP	HR	S	P	ERA	WHIP
56 Mark Buehrle, L ERA: 3.22 (1, 1)	7.1	W	30	5	1	1	2	4	0	0	1	0	0	68	112	1.23	1.227
Bob Howry, R ERA: 4.93 (8, 1)	0.1	H	2	0	0	0	0	1	0	0	0	0	0	1	6	0.00	3.000
Keith Foulke, R ERA: 2.41 (8, 1)	1.1	S	4	0	0	0	2	0	0	0	0	0	0	13	19	0.00	0.000

AB R H RBI BB SO LOB

3	1	0	0	1	0	0
3	0	3	0	1	0	0
3	0	0	0	0	1	4
0	0	0	1	3	0	0
4	0	1	0	0	1	5
4	0	0	0	0	1	4
3	0	1	0	0	0	2
1	0	0	0	0	0	0
3	0	0	0	0	0	1
1	0	0	0	0	1	0
4	0	0	0	0	0	1

AB	29
R	1
H	5
RBI	1
BB	5
SO	4
LOB	17



WP	HR	S	P	ERA	WHIP
0	0	0	36		

Chicago White Sox @ Boston Red Sox  
Fenway Park, Boston, MA  
Sat Jul 28 2001, 5:05 PM EDT  
Att: 33,316 - Cloudy - 74 F

livebaseballscorecards.com



Batter	1	2	3	4	5	6	7	8	9	AB R H RBI BB SO LOB	TOP																
Ray Durham, S (1, 4) OBP: 0.338, SLG: 0.437	1-1 E6 BB		1-1 G5-3 2B 1B		1-0 G4-3		0-1 FC1-6 1B	3-2 HBP		4 2 1 0 0 0 1																	
Jose Valentin, S (1, 6) OBP: 0.345, SLG: 0.528	4-1 BB		1-0 G5-3		3-2 HR		1-0 P4	1-3 K		4 1 1 1 1 1 5																	
Carlos Lee, R (1, 7) OBP: 0.339, SLG: 0.539	2-3 K		0-0 2B		4-0 BB		4-2 FC6-4 1B BB		2-2 G6-3	3 0 1 1 2 1 2																	
Magglio Ordonez, R (1, 9) OBP: 0.380, SLG: 0.518	2-2 L9		1-1 G4-3		4-2 BB		1-1 FC6-4 1B	1-3 K		4 0 1 1 1 1 3																	
Jose Canseco, R (1, 10) OBP: 0.372, SLG: 0.525	3-3 K			2-3 K	1-1 F5		2-2 FC6-4	2-3 K		5 0 0 0 0 3 6																	
14 Paul Konerko, R (1, 3) OBP: 0.347, SLG: 0.510		0-1 G6-3		0-3 K		1-2 F9		2-2 F9 2B		4 0 1 0 0 1 0																	
Tony Graffanino, R (8, PR) OBP: 0.333, SLG: 0.375										0 0 0 0 0 0 0																	
Jeff Liefer, L (1, 5) OBP: 0.275, SLG: 0.485		3-1 F8		4-2 BB		2-3 K		1-0 F9		3 0 0 0 1 1 1																	
Chris Singleton, L (1, 8) OBP: 0.297, SLG: 0.365		1-2 P5		0-3 K		0-0 P6		0-3 K		4 0 0 0 0 2 3																	
Mark Johnson, L (1, 2) OBP: 0.400, SLG: 0.455			1-1 G4-3		1-3 K		2-2 FC1-6 1B	4-2 WP BB		3 0 1 0 1 1 0																	
<b>Inning Stats</b>	R: 0 E: 1 K: 2 S: 14	H: 0 LOB: 2 BB: 1 P: 25	R: 0 E: 0 K: 0 S: 7	H: 0 LOB: 0 BB: 0 P: 11	R: 1 E: 0 K: 0 S: 8	H: 2 LOB: 1 BB: 0 P: 12	R: 0 E: 0 K: 3 S: 13	H: 0 LOB: 1 BB: 1 P: 19	R: 1 E: 0 K: 1 S: 11	H: 1 LOB: 2 BB: 2 P: 25	R: 0 E: 0 K: 1 S: 8	H: 0 LOB: 0 BB: 0 P: 11	R: 1 E: 0 K: 0 S: 13	H: 2 LOB: 2 BB: 1 P: 23	R: 0 E: 0 K: 2 S: 17	H: 1 LOB: 3 BB: 1 P: 28	R: 0 E: 0 K: 2 S: 9	H: 0 LOB: 0 BB: 0 P: 14	1B: 3 2B: 2 3B: 0 HR: 1	SF: 0 SAC: 0 DP: 0 HBP: 1	WP: 1 PB: 0 SB: 2 CS: 0	PA: 41					
<b>PITCHER</b>	IP WLS BF H R ER SO BB IBB HBP BLK WP HR S P ERA WHIP																										
David Cone, R (1, 1) ERA: 4.14	6.0		26	3	2	2	7	4	0	0	0	0	1	61	103	3.00	1.167										
Bill Pulsipher, L (7, 1) ERA: 1.5	0.2		3	1	1	1	0	0	0	0	0	0	0	6	9	13.50	1.500										
Rod Beck, R (7, 1) ERA: 3.22	1.0	W	7	2	0	0	1	2	0	0	0	0	0	19	33	0.00	4.000										
Derek Lowe, R (8, 1) ERA: 4.15	1.1	S	5	0	0	0	3	0	0	1	0	1	0	14	23	0.00	0.000										

Chicago White Sox @ Boston Red Sox  
Fenway Park, Boston, MA  
Sun Jul 29 2001, 1:05 PM EDT  
Att. 33,375 - Sunny - 76 F

livebaseballscorecards.com

AB	34
R	3
H	6
RBI	3
BB	6
SO	11
LOB	21



Batter	1	2	3	4	5	6	7	8	9
Chris Stynes, R OBP: 0.356, SLG: 0.463 (1, 4)	0-1 G6-3		4-0 BB 1-2		0-0 1-2 1B		0-0 F3		
Trot Nixon, L OBP: 0.374, SLG: 0.488 (1, 9)	0-1 F9		4-2 BB 1-2		2-3 K		1-3 K		
Nomar Garciaparra, R OBP: 0.500, SLG: 1.250 (1, 6)	1-0 G5-3		3-3 K			2-1 HR	2-0 1-2 2-H 3-H 1B		
Manny Ramirez, R OBP: 0.421, SLG: 0.643 (1, 7)		2-3 K		1-3 K		1-2 G3	2-2 F9		
Dante Bichette, R OBP: 0.347, SLG: 0.519 (1, 10)		3-2 G5-3		1-3 K		2-3 K		0-0 G6-3	
Carl Everett, S OBP: 0.335, SLG: 0.459 (1, 8)		1-1 G6-3		3-2 G4-3		2-3 K		1-1 F8	
Brian Daubach, L OBP: 0.353, SLG: 0.510 (1, 3)			2-0 F7		3-1 F7		1-2 E 1B HBP	2-2 G5-3	
Shea Hillenbrand, R OBP: 0.293, SLG: 0.416 (1, 5)			3-2 HR		2-2 P1		0-2 E5 1-3 1B		
Scott Hatteberg, L OBP: 0.343, SLG: 0.387 (1, 2)			0-1 CS 1B		4-0 1B BB		4-2 1B BB		

Inning Stats	R: 0 E: 0 K: 0 S: 5	H: 0 LOB: 0 BB: 0 P: 6	R: 0 E: 0 K: 1 S: 10	H: 0 LOB: 0 BB: 0 P: 16	R: 1 E: 0 K: 1 S: 16	H: 2 LOB: 2 BB: 2 P: 31	R: 0 E: 0 K: 2 S: 11	H: 0 LOB: 0 BB: 0 P: 16	R: 0 E: 0 K: 1 S: 9	H: 1 LOB: 2 BB: 1 P: 20	R: 1 E: 0 K: 2 S: 12	H: 1 LOB: 0 BB: 0 P: 19	R: 2 E: 1 K: 1 S: 16	H: 1 LOB: 2 BB: 1 P: 26	R: 0 E: 0 K: 0 S: 6	H: 0 LOB: 0 BB: 0 P: 9
1B: 3 2B: 0 3B: 0 HR: 2	SF: 0 SAC: 0 DP: 0 HBP: 1	WP: 0 PB: 0 SB: 0 CS: 1	1B: 3 SF: 0 SAC: 0 DP: 0 HBP: 1	WP: 0 PB: 0 SB: 0 CS: 1	1B: 3 SF: 0 SAC: 0 DP: 0 HBP: 1	WP: 0 PB: 0 SB: 0 CS: 1	1B: 3 SF: 0 SAC: 0 DP: 0 HBP: 1	WP: 0 PB: 0 SB: 0 CS: 1	1B: 3 SF: 0 SAC: 0 DP: 0 HBP: 1	WP: 0 PB: 0 SB: 0 CS: 1	1B: 3 SF: 0 SAC: 0 DP: 0 HBP: 1	WP: 0 PB: 0 SB: 0 CS: 1	1B: 3 SF: 0 SAC: 0 DP: 0 HBP: 1	WP: 0 PB: 0 SB: 0 CS: 1	1B: 3 SF: 0 SAC: 0 DP: 0 HBP: 1	WP: 0 PB: 0 SB: 0 CS: 1

PITCHER	IP	WLS	BF	H	R	ER	SO	BB	IBB	HBP	BLK	WP	HR	S	P	ERA	WHIP
Sean Lowe, R ERA: 2.8 (1, 1)	6.0		24	4	2	2	7	3	0	0	0	0	2	63	108	3.00	1.167
Alan Embree, L ERA: 10.33 (7, 1)	0.0	L	3	0	2	0	0	1	0	1	0	0	0	7	12	∞	∞
Gary Glover, R ERA: 4.83 (7, 1)	2.0	B	7	1	0	0	1	0	0	0	0	0	0	15	23	0.00	0.500


**BOTTOM**

**Chicago White Sox @ Boston Red Sox**  
 Fenway Park, Boston, MA  
 Sun Jul 29 2001, 1:05 PM EDT  
 Att. 33,375 - Sunny - 76 F

AB	R	H	RBI	BB	SO	LOB
3	0	1	0	1	0	3
3	0	0	0	1	2	5
4	1	2	3	0	1	2
4	0	0	0	0	2	2
4	0	0	0	0	2	0
4	0	0	0	0	1	0
3	1	0	0	0	0	0
3	2	1	1	0	0	1
1	0	1	0	2	0	0

livebaseballscorecards.com

AB	29
R	4
H	5
RBI	4
BB	4
SO	8
LOB	13



WP	HR	S	P	ERA	WHIP
0	2	0	0	3.00	1.167
0	0	0	0	∞	∞
0	0	1	1	0.00	0.500



Batter	1	2	3	4	5	6	7	8	9	AB R H RBI BB SO LOB	TOP																									
David Eckstein, R (1, 6) OBP: 0.353, SLG: 0.355	3-2 F9	2-1 F9			3-3 K			0-2 F9		4 0 0 0 0 1 2																										
Darin Erstad, L (1, 8) OBP: 0.338, SLG: 0.379	0-1 G4-3	0-3 K			2-1 1B			4-1 HR BB		3 1 1 0 1 1 2																										
Troy Glaus, R (1, 5) OBP: 0.356, SLG: 0.514	4-1 BB				2-3 K			0-0 1-H HR		3 1 1 2 1 2 1																										
16 Garret Anderson, L (1, 7) OBP: 0.296, SLG: 0.446	1-2 F9				2-2 G4-3			1-3 K		4 0 0 0 0 1 1																										
Scott Spiezio, S (1, 3) OBP: 0.322, SLG: 0.446		1-2 1B 2B			1-1 G3-1			2-3 K		4 1 1 0 0 2 0																										
Tim Salmon, R (1, 9) OBP: 0.368, SLG: 0.353		4-1 1B 1B BB			3-3 K			0-0 P6		3 1 1 0 1 1 0																										
Shawn Wooten, R (1, 10) OBP: 0.348, SLG: 0.497		0-0 F8			1-1 G6-3 HBP			0-1 G6-3		3 0 0 0 0 1 3																										
Bengie Molina, R (1, 2) OBP: 0.323, SLG: 0.320		1-1 1B 1B			1-2 G6-3 1-2f			2-2 G4-3		4 0 1 1 0 0 2																										
Adam Kennedy, L (1, 4) OBP: 0.351, SLG: 0.403		0-0 1B			1-3 K			3-3 K		4 0 1 1 0 2 1																										
<b>Inning Stats</b>	R: 0 H: 0 E: 0 K: 0 S: 13	H: 0 LOB: 1 BB: 1 P: 21	R: 2 H: 3 E: 0 K: 1 S: 14	H: 3 LOB: 2 BB: 1 P: 22	R: 0 H: 0 E: 0 K: 1 S: 9	H: 0 LOB: 0 BB: 0 P: 14	R: 0 H: 0 E: 0 K: 1 S: 9	H: 0 LOB: 0 BB: 0 P: 14	R: 0 H: 1 E: 0 K: 3 S: 14	H: 1 LOB: 1 BB: 0 P: 22	R: 0 H: 0 E: 0 K: 1 S: 5	H: 0 LOB: 0 BB: 0 P: 8	R: 0 H: 0 E: 0 K: 1 S: 8	H: 0 LOB: 0 BB: 0 P: 13	R: 2 H: 1 E: 0 K: 2 S: 11	H: 1 LOB: 0 BB: 1 P: 18	R: 0 H: 1 E: 0 K: 1 S: 11	H: 1 LOB: 1 BB: 0 P: 19	1B: 4 SF: 0 2B: 1 SAC: 0 3B: 0 DP: 1 HR: 1 HBP: 1	WP: 0 PA: 36 PB: 0 SB: 1 CS: 0																
<b>PITCHER</b>	IP WLS BF H R ER SO BB IBB HBP BLK WP HR S P ERA WHIP																																			
Rolando Arrojo, R (1, 1) ERA: 3.29	7.0		27	4	2	2	8	2	0	1	0	0	0	72	114	2.57	0.857																			
Rich Garces, R (8, 1) ERA: 3.04	1.0	L	5	1	2	2	2	1	0	0	0	0	1	11	18	18.00	2.000																			
Casey Fossum, L (9, 1) ERA:	1.0		4	1	0	0	1	0	0	0	0	0	0	11	19	0.00	1.000																			

**Anaheim Angels @ Boston Red Sox**  
 Fenway Park, Boston, MA  
 Tue Jul 31 2001, 7:05 PM EDT  
 Att. 33,909 - Sunny - 81 F

[livebaseballscorecards.com](http://livebaseballscorecards.com)

**AB 32**  
**R 4**  
**H 6**  
**RBI 4**  
**BB 3**  
**SO 11**  
**LOB 12**



Batter	1	2	3	4	5	6	7	8	9	AB R H RBI BB SO LOB
Jose Offerman, S (1, 4) OBP: 0.324, SLG: 0.348	1-1 G6-3		0-2 2B		0-1 G4-3		0-0 P6		4-2 BB	4 0 1 1 1 0 0
Scott Hatteberg, L (1, 10) OBP: 0.335, SLG: 0.377	2-2 F8		0-1 P5		0-2 L9			1-1 G3-1	1-2 2-3 3-H 2-2 F8	5 0 0 0 0 0 4
Nomar Garciaparra, R (1, 6) OBP: 0.250, SLG: 0.625	0-3 K			2-2 P6				1-1 G5-3		4 0 0 0 0 2 0
Manny Ramirez, R (1, 7) OBP: 0.420, SLG: 0.642		1-3 K		1-0 F8 2B			1-3 K	1-0 G5-3		4 0 1 0 0 2 0
Trot Nixon, L (1, 9) OBP: 0.378, SLG: 0.489		1-0 G4-3		4-2 BB			1-1 1B	2-2 1B BB 1B		3 1 2 0 1 0 0
Carl Everett, S (1, 8) OBP: 0.334, SLG: 0.454		1-0 HBP		2-2 F8 2-3			1-2 G4-3	3-3 K		3 0 0 0 0 1 4
Chris Stynes, R (1, 5) OBP: 0.354, SLG: 0.459		1-0 G5-3		0-1 G5-3			0-2 P4	1-1 BB 1B 1-2 1B		4 0 1 0 0 0 3
Brian Daubach, L (1, 3) OBP: 0.355, SLG: 0.521 Shea Hillenbrand, R (9, PR) OBP: 0.293, SLG: 0.416			0-0 G6-3		3-2 HR		0-0 G3	2-1 BB 1B 1-2 2-3 1B		4 1 2 1 0 0 0 0 0 0 0 0 0 0
Doug Mirabelli, R (1, 2) OBP: 0.291, SLG: 0.309 Troy O'Leary, L (9, PH) OBP: 0.297, SLG: 0.430			3-2 F3		0-3 K		2-1 HR	0-3 K		3 1 1 1 0 1 0 1 0 0 0 0 1 3

Inning Stats	R: 0	H: 0	R: 0	H: 0	R: 0	H: 1	R: 1	H: 1	R: 0	H: 1	R: 1	H: 0	R: 0	H: 0	R: 1	H: 3	1B: 4	SF: 0	WP: 0	PA: 38
	E: 0	LOB: 0	E: 0	LOB: 1	E: 0	LOB: 2	E: 0	LOB: 0	E: 0	LOB: 1	E: 0	LOB: 0	E: 0	LOB: 0	E: 0	LOB: 3	2B: 2	SAC: 0	PB: 0	
	K: 1	BB: 0	K: 1	BB: 0	K: 0	BB: 1	K: 2	BB: 0	K: 0	BB: 0	K: 0	BB: 0	K: 0	BB: 0	K: 2	BB: 1	3B: 0	DP: 0	SB: 0	
	S: 8	P: 11	S: 5	P: 9	S: 9	P: 12	S: 13	P: 22	S: 11	P: 14	S: 13	P: 17	S: 9	P: 11	S: 5	P: 8	HR: 2	HBP: 1	CS: 0	

PITCHER	IP	WLS	BF	H	R	ER	SO	BB	IBB	HBP	BLK	WP	HR	S	P	ERA	WHIP
Ramon Ortiz, R (1, 1) ERA: 4.01	8.0	W	31	5	2	2	5	1	0	1	0	0	2	73	104	2.25	0.750
Troy Percival, R (9, PH) ERA: 2.38	1.0	S	7	3	1	1	2	1	0	0	0	0	0	20	34	9.00	4.000

BOTTOM

Anaheim Angels @ Boston Red Sox  
Fenway Park, Boston, MA  
Tue Jul 31 2001, 7:05 PM EDT  
Att. 33,909 - Sunny - 81 F

livebaseballscorecards.com

AB	35
R	3
H	8
RBI	3
BB	2
SO	7
LOB	14





Batter	1	2	3	4	5	6	7	8	9	AB R H RBI BB SO LOB	TOP											
David Eckstein, R (1, 6) OBP: 0.352, SLG: 0.351	4-2 1B BB		0-0 F3		0-2 F8			1-1 F5	1-0 G1-3	4 0 0 0 1 0 3												
Darin Erstad, L (1, 8) OBP: 0.338, SLG: 0.378	0-3 K		3-3 K			0-0 G4-3		2-0 16 1B		4 1 1 0 0 2 1												
Troy Glaus, R (1, 5) OBP: 0.362, SLG: 0.528	2-2 16 G4-6-3 1B			0-1 16 1B		1-1 HR		4-2 16 1B BB		3 2 3 1 1 0 0												
16 Garret Anderson, L (1, 7) OBP: 0.298, SLG: 0.446	1-0 G4-6-3			0-0 CS 1B		1-2 G4-3		1-1 1-3 2-H 1B		4 0 2 2 0 0 2												
Scott Spiezio, S (1, 3) OBP: 0.317, SLG: 0.439		0-0 P6		1-2 G4-3		2-1 F4		1-2 F8		4 0 0 0 0 0 3												
Tim Salmon, R (1, 9) OBP: 0.369, SLG: 0.366		1-1 HR		2-0 S 1B		2-3 K		0-1 F8		4 1 2 1 0 1 0												
Shawn Wooten, R (1, 10) OBP: 0.347, SLG: 0.497		1-2 E5		3-3 K2-3		0-0 F9		0-0 E 2B		4 0 1 0 0 1 1												
Jose Nieves, R (9, PR) OBP: 0.154, SLG: 0.083				1-2						0 0 0 0 0 0 0	AB 35											
Jorge Fabregas, L (1, 2) OBP: 0.220, SLG: 0.260		0-1 G4-6-3				1-0 G4-3				4 0 0 0 0 1 2	R 4											
Adam Kennedy, L (1, 4) OBP: 0.347, SLG: 0.398			1-3 K		2-3 K			1-1 F8	3-2 E3	4 0 0 0 0 2 1	H 9											
											RBI 4											
											BB 2											
											SO 7											
											LOB 13											
<b>Inning Stats</b>	R: 0 E: 0 K: 1 S: 11	H: 1 LOB: 1 BB: 1 P: 18	R: 1 E: 1 K: 0 S: 8	H: 1 LOB: 0 BB: 0 P: 10	R: 0 E: 0 K: 2 S: 9	H: 0 LOB: 0 BB: 0 P: 13	R: 1 E: 0 K: 1 S: 11	H: 3 LOB: 1 BB: 0 P: 17	R: 0 E: 0 K: 1 S: 7	H: 0 LOB: 0 BB: 0 P: 9	R: 1 E: 0 K: 0 S: 8	H: 1 LOB: 0 BB: 0 P: 12	R: 0 E: 0 K: 1 S: 5	H: 0 LOB: 0 BB: 0 P: 8	R: 1 E: 0 K: 0 S: 13	H: 2 LOB: 2 BB: 1 P: 23	R: 0 E: 1 K: 1 S: 11	H: 1 LOB: 3 BB: 0 P: 16	1B: 5 2B: 2 3B: 0 HR: 2	SF: 0 SAC: 0 DP: 2 HBP: 0	WP: 0 PB: 0 SB: 2 CS: 1	PA: 37
<b>PITCHER</b>	IP WLS BF H R ER SO BB IBB HBP BLK WP HR S P ERA WHIP																					
Hideo Nomo, R (1, 1) ERA: 3.9	7.2 L 29 7 4 4 6 1 0 0 0 0 0 2 64 96 4.70 1.043																					
Ugueth Urbina, R (8, 1) ERA: 4.21	0.1 3 1 0 0 0 1 0 0 0 0 0 0 8 14 0.00 6.000																					
Rod Beck, R (9, 1) ERA: 3.17	1.0 5 1 0 0 1 0 0 0 0 0 0 0 11 16 0.00 1.000																					

Anaheim Angels @ Boston Red Sox  
 Fenway Park, Boston, MA  
 Wed Aug 01 2001, 7:05 PM EDT  
 Att. 33,551 - Sunny - 76 F

livebaseballscorecards.com



Batter	1	2	3	4	5	6	7	8	9	AB	R	H	RBI	BB	SO	LOB	BOTTOM									
Chris Stynes, R OBP: 0.352, SLG: 0.455 (1, 5)	F9		K		CS	F9 1B		K		4	0	1	0	0	2	0	<b>Anaheim Angels @ Boston Red Sox</b> Fenway Park, Boston, MA Wed Aug 01 2001, 7:05 PM EDT Att: 33,551 - Sunny - 76 F									
Mike Lansing, R OBP: 0.302, SLG: 0.373 (1, 4)	E4		G6-3			G1-4-3 1B		F7		4	0	1	0	0	0	0										
Nomar Garciaparra, R OBP: 0.333, SLG: 0.545 (1, 6)	FC4-6					F9 1B		P4		3	0	1	0	0	0	2										
Manny Ramirez, R OBP: 0.416, SLG: 0.635 (1, 10)	F9				F9	G1-4-3		G3		4	0	0	0	0	0	5										
Dante Bichette, R OBP: 0.345, SLG: 0.515 (1, 7)	FC4-6				F8			G4-3		4	1	1	0	0	0	3										
Carl Everett, S OBP: 0.333, SLG: 0.455 (1, 8)			L4		F9			K		4	1	1	1	0	1	1										
Brian Daubach, L OBP: 0.352, SLG: 0.515 (1, 3)			K			F7		G4-3		3	0	0	0	0	1	1										
Doug Mirabelli, R OBP: 0.292, SLG: 0.302 (1, 2)			G3			FC6-4		G5-3		2	0	0	1	1	0	0										
Darren Lewis, R OBP: 0.294, SLG: 0.375 (1, 9)			G5-3			FC6-4		G3		3	0	0	0	0	0	1										
<b>Inning Stats</b>	R: 0 E: 1 K: 0 S: 10	H: 0 LOB: 2 BB: 0 P: 15	R: 0 E: 0 K: 1 S: 8	H: 0 LOB: 0 BB: 0 P: 12	R: 0 E: 0 K: 1 S: 7	H: 0 LOB: 0 BB: 0 P: 9	R: 0 E: 0 K: 0 S: 9	H: 1 LOB: 1 BB: 0 P: 14	R: 0 E: 0 K: 0 S: 9	H: 0 LOB: 0 BB: 1 P: 13	R: 0 E: 0 K: 0 S: 5	H: 2 LOB: 1 BB: 0 P: 7	R: 2 E: 0 K: 0 S: 7	H: 2 LOB: 0 BB: 0 P: 10	R: 0 E: 0 K: 1 S: 9	H: 0 LOB: 0 BB: 0 P: 13	R: 0 E: 0 K: 1 S: 10	H: 0 LOB: 0 BB: 0 P: 12	R: 0 E: 0 K: 1 S: 10	H: 0 LOB: 0 BB: 0 P: 12	1B: 4 2B: 1 3B: 0 HR: 0	SF: 0 SAC: 0 DP: 1 HBP: 1	WP: 0 PB: 0 SB: 0 CS: 1	PA: 34		
<b>PITCHER</b>	IP WLS BF H R ER SO BB IBB HBP BLK WP HR S P ERA WHIP	IP WLS BF H R ER SO BB IBB HBP BLK WP HR S P ERA WHIP	IP WLS BF H R ER SO BB IBB HBP BLK WP HR S P ERA WHIP	IP WLS BF H R ER SO BB IBB HBP BLK WP HR S P ERA WHIP	IP WLS BF H R ER SO BB IBB HBP BLK WP HR S P ERA WHIP	IP WLS BF H R ER SO BB IBB HBP BLK WP HR S P ERA WHIP	IP WLS BF H R ER SO BB IBB HBP BLK WP HR S P ERA WHIP	IP WLS BF H R ER SO BB IBB HBP BLK WP HR S P ERA WHIP	IP WLS BF H R ER SO BB IBB HBP BLK WP HR S P ERA WHIP	IP WLS BF H R ER SO BB IBB HBP BLK WP HR S P ERA WHIP	IP WLS BF H R ER SO BB IBB HBP BLK WP HR S P ERA WHIP	IP WLS BF H R ER SO BB IBB HBP BLK WP HR S P ERA WHIP	IP WLS BF H R ER SO BB IBB HBP BLK WP HR S P ERA WHIP	IP WLS BF H R ER SO BB IBB HBP BLK WP HR S P ERA WHIP	IP WLS BF H R ER SO BB IBB HBP BLK WP HR S P ERA WHIP	IP WLS BF H R ER SO BB IBB HBP BLK WP HR S P ERA WHIP	IP WLS BF H R ER SO BB IBB HBP BLK WP HR S P ERA WHIP	IP WLS BF H R ER SO BB IBB HBP BLK WP HR S P ERA WHIP	IP WLS BF H R ER SO BB IBB HBP BLK WP HR S P ERA WHIP	IP WLS BF H R ER SO BB IBB HBP BLK WP HR S P ERA WHIP	IP WLS BF H R ER SO BB IBB HBP BLK WP HR S P ERA WHIP	IP WLS BF H R ER SO BB IBB HBP BLK WP HR S P ERA WHIP	IP WLS BF H R ER SO BB IBB HBP BLK WP HR S P ERA WHIP	IP WLS BF H R ER SO BB IBB HBP BLK WP HR S P ERA WHIP	IP WLS BF H R ER SO BB IBB HBP BLK WP HR S P ERA WHIP	IP WLS BF H R ER SO BB IBB HBP BLK WP HR S P ERA WHIP
Scott Schoeneweis, L ERA: 4.8 (1, 1)	7.2	W	29	5	2	2	3	1	0	0	0	0	0	0	0	0										
Al Levine, R ERA: 1.95 (8, 1)	1.1	S	4	0	0	0	1	0	0	0	0	0	0	0	0	0										

AB	31
R	2
H	5
RBI	2
BB	1
SO	4
LOB	13



livebaseballscorecards.com



Batter	1	2	3	4	5	6	7	8	9	AB	R	H	RBI	BB	SO	LOB	TOP								
Orlando Palmeiro, L OBP: 0.325, SLG: 0.356 (1, 10) (9, 8)	1-2 P6	3-2 G6-3			1-2 G1-3	2-1 E4 FC6-4	1-0 FC6-4		2-2 G3-1	6	0	0	1	0	0	5									
Darin Erstad, L OBP: 0.338, SLG: 0.376 Lou Pote, R (1, 8) (9, 1)	0-0 F9		0-1 16 HR 1B		1-2 P4	1-0 FC6-4 G5-3		0-1 P6	2-0 HBP	5	1	1	1	0	0	1									
Troy Glaus, R OBP: 0.361, SLG: 0.529 (1, 5)	1-1 HBP		2-2 F9		1-0 G6-3	1-0 G5-3		2-2 16 2B 3B	2-3 K	5	1	1	0	0	1	4									
16 Garret Anderson, L OBP: 0.301, SLG: 0.464 David Eckstein, R OBP: 0.352, SLG: 0.351 (1, 7) (8, 6)	1-3 K		0-0 HR			HR K		0-0 1B 2B		5	3	3	4	0	2	2									
Scott Spiezio, S OBP: 0.325, SLG: 0.449 (1, 3) (8, 7)		0-0 FC1-5 1B	2-2 F8			0-0 1B 2B	0-0 F9 HBP 1B	2-2 FC5-4 1B		5	2	4	1	0	0	0									
Tim Salmon, R OBP: 0.372, SLG: 0.368 (1, 9)		1-1 E 1B	3-3 K			2-2 2B 2B	3-2 1B HBP	3-2 FC5-4		4	2	2	0	0	1	1									
Adam Kennedy, L OBP: 0.349, SLG: 0.402 Jose Nieves, R OBP: 0.143, SLG: 0.077 (1, 4) (8, PH) (8, 4)		0-1 FC1-5 1B		2-2 CS 1B		0-0 2B 2B	1-2 F7	1-3 K		4	2	2	1	0	0	3									
Bengie Molina, R OBP: 0.325, SLG: 0.318 (1, 2)		0-0 2-H 1B		2-1 F8		4-0 2B E IBB	2-1 F9		0-1 G6-3	4	1	1	1	1	0	3									
Benji Gil, R OBP: 0.365, SLG: 0.578 (1, 6) (8, 3)		0-1 F9		1-2 L7		2-1 E FC6-4 2B	0-1 FC6-4 1B		0-0 G3-1 1B	5	1	3	3	0	0	2									
<b>Inning Stats</b>	R: 0 E: 0 K: 1 S: 10	H: 0 LOB: 1 BB: 0 P: 13	R: 2 E: 1 K: 0 S: 11	H: 3 LOB: 1 BB: 0 P: 15	R: 2 E: 0 K: 1 S: 14	H: 2 LOB: 0 BB: 0 P: 21	R: 0 E: 0 K: 0 S: 9	H: 1 LOB: 0 BB: 0 P: 13	R: 0 E: 0 K: 0 S: 10	H: 0 LOB: 0 BB: 0 P: 13	R: 6 E: 1 K: 1 S: 15	H: 5 LOB: 1 BB: 1 P: 30	R: 1 E: 0 K: 0 S: 11	H: 2 LOB: 2 BB: 0 P: 18	R: 2 E: 0 K: 1 S: 16	H: 3 LOB: 1 BB: 0 P: 24	R: 0 E: 0 K: 1 S: 11	H: 1 LOB: 2 BB: 0 P: 17	1B: 10 2B: 4 3B: 1 HR: 2	SF: 0 SAC: 0 DP: 0 HBP: 3	WP: 0 PB: 0 SB: 0 CS: 1	PA: 48			
<b>PITCHER</b>	IP	WLS	BF	H	R	ER	SO	BB	IBB	HBP	BLK	WP	HR	S	P	ERA	WHIP								
Bret Saberhagen, R ERA: 5.73 (1, 1)	5.0	L	24	9	7	6	2	0	0	1	0	0	2	59	82	10.80	1.800								
Hipolito Pichardo, R ERA: 3.93 (6, 1)	2.0		13	4	4	4	1	0	1	1	0	0	0	21	41	18.00	2.000								
Bill Pulsipher, L ERA: 2.57 (8, 1)	2.0		11	4	2	2	2	0	0	1	0	0	0	27	41	9.00	2.000								

**Anaheim Angels @ Boston Red Sox**  
 Fenway Park, Boston, MA  
 Thu Aug 02 2001, 7:05 PM EDT  
 Att. 33,611 - Cloudy - 89 F

[livebaseballscorecards.com](http://livebaseballscorecards.com)

**AB** 44  
**R** 13  
**H** 17  
**RBI** 12  
**BB** 1  
**SO** 5  
**LOB** 22



Batter	1	2	3	4	5	6	7	8	9	AB R H RBI BB SO LOB
Jose Offerman, S (1, 4) OBP: 0.325, SLG: 0.347	1-0 G4-3		1-3 K		4-2 2B BB		0-3 K		0-0 FC1-6 1B	4 1 1 0 1 2 0
Trot Nixon, L (1, 9) OBP: 0.381, SLG: 0.492	4-2 G6-3 BB		2-2 G4-3		2-2 1B 2B		1-1 G5-3 1B		0-2 FC1-6 1-2f 2-3	4 1 2 2 1 0 2
Nomar Garciaparra, R (1, 6) OBP: 0.375, SLG: 0.533 Mike Lansing, R (8, 8) OBP: 0.301, SLG: 0.371	0-1 G6-3 1-2f			2-2 FC3-6 1B	0-0 WP 1B		0-1 G5-3 1-2		1-3 K	4 0 2 1 0 0 2 1 0 0 0 0 1 2
Manny Ramirez, R (1, 7) OBP: 0.417, SLG: 0.641		2-0 HR		4-1 FC3-6 1B	1-1 L6		0-0 G1-3			3 1 1 1 1 0 2
Carl Everett, S (1, 8) OBP: 0.332, SLG: 0.450 Darren Lewis, R (9, 8) OBP: 0.294, SLG: 0.375		1-3 K		0-1 FC3-6 1-2f 2-3	4-0 IBB			0-1 G4-3		3 0 0 0 1 1 2 0 0 0 0 0 0 0
Dante Bichette, R (1, 10) OBP: 0.344, SLG: 0.511		1-1 FC6-4 1B		0-3 K	1-0 F8			1-3 K		4 0 1 0 0 2 4
Brian Daubach, L (1, 3) OBP: 0.348, SLG: 0.508		2-2 L9		1-2 G3		1-3 K		3-1 G4-3		4 0 0 0 0 1 3
Chris Stynes, R (1, 5) OBP: 0.350, SLG: 0.451		1-2 FC6-4 1-2f			1-2 G4-3 2B 1B		0-0 G1-3		2-1 G6-3	4 1 1 0 0 0 1
Scott Hatteberg, L (1, 2) OBP: 0.333, SLG: 0.374			1-1 G3-1		1-1 G4-3		2-0 G4-3		3-2 FC1-6 1B 1B	4 0 1 0 0 0 1

Inning Stats	R: 0 E: 0 K: 5	H: 0 LOB: 0 BB: 10	R: 1 E: 0 K: 12	H: 2 LOB: 1 BB: 0 P: 19	R: 0 E: 0 K: 10	H: 0 LOB: 0 BB: 0 P: 14	R: 0 E: 0 K: 12	H: 1 LOB: 2 BB: 1 P: 19	R: 3 E: 0 K: 16	H: 3 LOB: 2 BB: 2 P: 30	R: 0 E: 0 K: 5	H: 0 LOB: 0 BB: 0 P: 8	R: 0 E: 0 K: 8	H: 1 LOB: 1 BB: 0 P: 9	R: 0 E: 0 K: 7	H: 0 LOB: 0 BB: 0 P: 11	R: 0 E: 0 K: 12	H: 2 LOB: 2 BB: 0 P: 18	1B: 7 2B: 1 3B: 0 HR: 1	SF: 0 SAC: 0 DP: 1 HBP: 0
--------------	----------------------	--------------------------	-----------------------	----------------------------------	-----------------------	----------------------------------	-----------------------	----------------------------------	-----------------------	----------------------------------	----------------------	---------------------------------	----------------------	---------------------------------	----------------------	----------------------------------	-----------------------	----------------------------------	----------------------------------	------------------------------------

PITCHER	IP	WLS	BF	H	R	ER	SO	BB	IBB	HBP	BLK	WP	HR	S	P	ERA	WHIP
Pat Rapp, R (1, 1) ERA: 4.68	6.0		27	6	4	4	4	3	1	0	0	1	1	60	100	6.00	1.500
Mike Holtz, L (7, 1) ERA: 4.44	0.1		2	1	0	0	1	0	0	0	0	0	0	5	6	0.00	3.000
Ben Weber, R (7, 1) ERA: 2.6	1.2		5	0	0	0	1	0	0	0	0	0	0	10	14	0.00	0.000
Lou Pote, R (9, 1) ERA: 3.33	1.0		5	2	0	0	1	0	0	0	0	0	0	12	18	0.00	2.000

BOTTOM

Anaheim Angels @ Boston Red Sox  
Fenway Park, Boston, MA  
Thu Aug 02 2001, 7:05 PM EDT  
Att: 33,611 - Cloudy - 89 F


livebaseballscorecards.com

AB	35
R	4
H	9
RBI	4
BB	4
SO	7
LOB	19



WP: 1	PA: 39
PB: 0	
SB: 0	
CS: 0	



Batter	1	2	3	4	5	6	7	8	9	AB R H RBI BB SO LOB	TOP																								
												<p><b>Texas Rangers @ Boston Red Sox</b>  Fenway Park, Boston, MA  Fri Aug 03 2001, 7:05 PM EDT</p> <p><a href="http://livebaseballscorecards.com">livebaseballscorecards.com</a></p> <p><b>AB 0</b>  <b>R 0</b>  <b>H 0</b>  <b>RBI 0</b>  <b>BB 0</b>  <b>SO 0</b>  <b>LOB 0</b></p> 																							
Inning Stats											1B: 0 SF: 0 WP: 0 PA: 0 2B: 0 SAC: 0 PB: 0 3B: 0 DP: 0 SB: 0 HR: 0 HBP: 0 CS: 0																								
PITCHER	IP	WLS	BF	H	R	ER	SO	BB	IBB	HBP	BLK	WP	HR	S	P	ERA	WHIP	PITCHER	IP	WLS	BF	H	R	ER	SO	BB	IBB	HBP	BLK	WP	HR	S	P	ERA	WHIP

Batter	1	2	3	4	5	6	7	8	9	AB R H RBI BB SO LOB	BOTTOM
--------	---	---	---	---	---	---	---	---	---	----------------------	--------

												<b>Texas Rangers @ Boston Red Sox</b> Fenway Park, Boston, MA Fri Aug 03 2001, 7:05 PM EDT  <a href="http://livebaseballscorecards.com">livebaseballscorecards.com</a>
											<b>AB 0</b> <b>R 0</b> <b>H 0</b> <b>RBI 0</b> <b>BB 0</b> <b>SO 0</b> <b>LOB 0</b>	
												

<b>Inning Stats</b>	1B: 0	SF: 0	WP: 0	PA: 0
	2B: 0	SAC: 0	PB: 0	
	3B: 0	DP: 0	SB: 0	
	HR: 0	HBP: 0	CS: 0	

PITCHER	IP	WLS	BF	H	R	ER	SO	BB	IBB	HBP	BLK	WP	HR	S	P	ERA	WHIP	PITCHER	IP	WLS	BF	H	R	ER	SO	BB	IBB	HBP	BLK	WP	HR	S	P	ERA	WHIP
---------	----	-----	----	---	---	----	----	----	-----	-----	-----	----	----	---	---	-----	------	---------	----	-----	----	---	---	----	----	----	-----	-----	-----	----	----	---	---	-----	------



Batter	1	2	3	4	5	6	7	8	9	AB	R	H	RBI	BB	SO	LOB	TOP										
Frank Catalanotto, L (1, 7) OBP: 0.373, SLG: 0.496	2-2 BB HBP 1B		1-1 F9	1-0 2B		1-1 WP HBP		0-0 1B SF7 2B		4	1	3	0	0	0	0											
Randy Velarde, R (1, 3) OBP: 0.385, SLG: 0.459	1-3 K		0-3 K	0-3 K		0-3 K		1-1 2B 1B		5	0	1	0	0	4	5											
Alex Rodriguez, R (1, 6) OBP: 0.398, SLG: 0.595	1-1 F8		0-2 1B 2B		2-2 P4	2-3 K		2-0 SF7		4	1	1	1	0	1	3											
Rafael Palmeiro, L (1, 10) OBP: 0.378, SLG: 0.536	4-2 BB HBP		3-2 1B 1B		0-0 WP HBP 1B	2-1 L9		3-H 2-3 K		4	1	2	1	0	1	3											
Ivan Rodriguez, R (1, 2) OBP: 0.351, SLG: 0.552	4-0 1-2 2-3 BB		2-1 1-2 1B		2-0 1B WP SF9 HBP		0-3 K	0-0 G4-3		3	1	1	0	1	1	1											
Mike Lamb, L (1, 5) OBP: 0.347, SLG: 0.392	1-1 L6		1-3 K		2-1 1-3 2-H E 1B		1-0 L9		0-0 L4	5	0	1	1	0	1	5											
Gabe Kapler, R (1, 8) OBP: 0.328, SLG: 0.409		1-2 G6-3		3-2 10 FC6-4 1B		0-0 SF9		3-2 2B	0-1 G6-3	4	0	2	1	0	0	0											
Ricky Ledee, L (1, 9) OBP: 0.297, SLG: 0.394		0-3 K		0-1 F8		0-1 G3		4-2 BB	3-3 K	4	0	0	0	1	2	2											
10 Michael Young, R (1, 4) OBP: 0.306, SLG: 0.424		0-3 K		0-1 FC6-4 2B		0-1 WP HBP 1B		1-2 F9		4	0	1	0	0	1	3											
<b>Inning Stats</b>	R: 0 E: 0 K: 1 S: 12	H: 1 LOB: 3 BB: 1 P: 25	R: 0 E: 0 K: 2 S: 10	H: 0 LOB: 0 BB: 0 P: 11	R: 1 E: 0 K: 2 S: 18	H: 3 LOB: 2 BB: 0 P: 25	R: 0 E: 0 K: 1 S: 12	H: 2 LOB: 2 BB: 0 P: 16	R: 2 E: 1 K: 0 S: 9	H: 2 LOB: 1 BB: 0 P: 15	R: 0 E: 0 K: 2 S: 14	H: 1 LOB: 2 BB: 0 P: 19	R: 0 E: 0 K: 1 S: 17	H: 1 LOB: 2 BB: 1 P: 26	R: 1 E: 0 K: 1 S: 9	H: 2 LOB: 1 BB: 0 P: 14	R: 0 E: 0 K: 1 S: 6	H: 0 LOB: 0 BB: 0 P: 9	1B: 8 2B: 4 3B: 0 HR: 0	SF: 2 SAC: 0 DP: 0 HBP: 3	WP: 2 PB: 0 SB: 0 CS: 0	PA: 44					
<b>PITCHER</b>	IP	WLS	BF	H	R	ER	SO	BB	IBB	HBP	BLK	WP	HR	S	P	ERA	WHIP										
David Cone, R (1, 1) ERA: 4.18	5.2	W	30	9	3	3	8	1	0	3	0	2	0	73	107	4.76	1.765										
Rich Garces, R (6, 1) ERA: 2.96	1.1		6	1	0	0	1	1	0	0	0	0	0	19	30	0.00	1.500										
Rod Beck, R (8, 1) ERA: 3.21	2.0		8	2	1	1	2	0	0	0	0	0	0	15	23	4.50	1.000										

Texas Rangers @ Boston Red Sox  
 Fenway Park, Boston, MA  
 Sat Aug 04 2001, 1:15 PM EDT  
 Att. 32,249 - Cloudy - 82 F

livebaseballscorecards.com

AB	37
R	4
H	12
RBI	4
BB	2
SO	11
LOB	22







Batter	1	2	3	4	5	6	7	8	9	AB R H RBI BB SO LOB	TOP														
Frank Catalanotto, L (1, 7) OBP: 0.375, SLG: 0.498	0-1 P6		4-1 S BB		0-0 2B		1-2 G4-3			3 0 1 0 1 0 0															
Mike Lamb, L (1, 5) OBP: 0.344, SLG: 0.384	1-0 G4-3		0-1 F7		1-0 F3		1-0 FC5-4 HBP			3 0 0 0 0 0 2															
Alex Rodriguez, R (1, 10) OBP: 0.394, SLG: 0.590	1-1 F9		0-3 K2-3		0-3 K		1-0 FC5-4 1-2f			4 0 0 0 0 2 3															
Rafael Palmeiro, L (1, 3) OBP: 0.377, SLG: 0.532		4-2 1B SF9 BB	3-1 P4		1-3 K		1-2 G4-3			3 1 0 0 1 1 2															
Gabe Kapler, R (1, 8) OBP: 0.332, SLG: 0.411		3-1 S 1B		4-2 S 2B BB		2-1 G4-3 S 1B		1-2 G4-3		3 1 2 0 1 0 0															
Ricky Ledee, L (1, 9) OBP: 0.296, SLG: 0.400		1-0 SF9		3-2 F8 1-H 2B		1-1 G4-3		0-0 G1-3		3 0 1 2 0 0 1															
Bill Haselman, R (1, 2) OBP: 0.233, SLG: 0.241		3-H P4		2-0 10 G6-4-3 HBP		0-1 G5-3				2 0 0 0 0 0 2															
Randy Velarde, R (9, PH) OBP: 0.384, SLG: 0.457		1-2 P4		1-0 F8 2-3 BB		0-3 K				1 0 0 0 0 0 0	AB 29														
Scott Sheldon, R (1, 6) OBP: 0.264, SLG: 0.377		4-1 BB		1-1 F8		0-3 K				2 0 0 0 1 1 3	R 2														
Ivan Rodriguez, R (9, PH) OBP: 0.350, SLG: 0.550		1-3 K		2-3 G6-4-3		1-3 K				1 0 0 0 0 1 0	H 4														
10 Michael Young, R (1, 4) OBP: 0.301, SLG: 0.415				1-1 G6-4-3						4 0 0 0 0 2 4	RBI 2														
											BB 4														
											SO 7														
											LOB 17														
Inning Stats	R: 0 E: 0 K: 0 S: 5	H: 0 LOB: 0 BB: 0 P: 7	R: 1 E: 0 K: 1 S: 14	H: 1 LOB: 2 BB: 2 P: 27	R: 0 E: 0 K: 1 S: 8	H: 0 LOB: 1 BB: 1 P: 15	R: 1 E: 0 K: 0 S: 9	H: 1 LOB: 1 BB: 1 P: 20	R: 0 E: 0 K: 2 S: 8	H: 1 LOB: 1 BB: 0 P: 10	R: 0 E: 0 K: 1 S: 10	H: 1 LOB: 1 BB: 0 P: 12	R: 0 E: 0 K: 1 S: 7	H: 0 LOB: 1 BB: 0 P: 11	R: 0 E: 0 K: 1 S: 8	H: 0 LOB: 0 BB: 0 P: 10	R: 0 E: 0 K: 1 S: 7	H: 0 LOB: 0 BB: 0 P: 11	1B: 2 2B: 2 3B: 0 HR: 0	SF: 1 SAC: 0 DP: 1 HBP: 2	WP: 0 PB: 0 SB: 4 CS: 0	PA: 36			
PITCHER	IP	WLS	BF	H	R	ER	SO	BB	IBB	HBP	BLK	WP	HR	S	P	ERA	WHIP								
49 Tim Wakefield, R (1, 1) ERA: 3.33	7.0	W	30	4	2	2	6	4	0	2	0	0	0	61	102	2.57	1.143								
Ugueth Urbina, R (8, 1) ERA: 4.13	1.0	H	3	0	0	0	0	0	0	0	0	0	0	8	10	0.00	0.000								
Derek Lowe, R (9, 1) ERA: 4.09	1.0		3	0	0	0	1	0	0	0	0	0	0	7	11	0.00	0.000								

Texas Rangers @ Boston Red Sox  
 Fenway Park, Boston, MA  
 Sat Aug 04 2001, 7:05 PM EDT  
 Att. 32,338 - Overcast - 75 F

livebaseballscorecards.com







Batter	1	2	3	4	5	6	7	8	9	AB R H RBI BB SO LOB	TOP											
Frank Catalanotto, L (1, 7) OBP: 0.373, SLG: 0.493	1-0 G4-3		4-2 1B BB		1-2 G4-3		0-2 G4-6-3 1-2f			3 0 0 0 1 0 1												
Randy Velarde, R (1, 10) OBP: 0.382, SLG: 0.453	1-3 K		0-1 1B			2-3 K	2-3 K			4 0 1 0 0 3 0												
Alex Rodriguez, R (1, 6) OBP: 0.395, SLG: 0.595	4-0 BB		1-3 1B			0-0 HR		2-3 K		3 1 1 1 1 2 2												
Rafael Palmeiro, L (1, 3) OBP: 0.374, SLG: 0.527	0-3 K		1-2 F7			2-1 P6		2-3 K		4 0 0 0 0 2 3												
Ivan Rodriguez, R (1, 2) OBP: 0.349, SLG: 0.547		1-2 G5-3		1-0 F9		1-2 1B		1-3 K		4 0 1 0 0 1 0												
Ricky Ledee, L (1, 8) OBP: 0.301, SLG: 0.406		0-0 G3-1		4-2 G4-6-3 BB		2-3 1B		2-2 2B		3 0 1 0 1 1 1												
Mike Lamb, L (1, 5) OBP: 0.348, SLG: 0.378		1-1 HBP		1-0 G4-6-3 1-2f			1-2 HR HBP			2 1 0 0 0 1 2												
Craig Monroe, R (1, 9) OBP: 0.368, SLG: 0.688		1-3 K		1-0 G6-3			1-0 HR			4 1 1 2 0 1 2												
10 Michael Young, R (1, 4) OBP: 0.300, SLG: 0.410			0-3 K		2-3 K		4-2 G4-6-3 BB			3 0 0 0 1 3 1												
<b>Inning Stats</b>	R: 0 E: 0 K: 2 S: 7	H: 0 LOB: 1 BB: 1 P: 13	R: 0 E: 0 K: 1 S: 9	H: 0 LOB: 1 BB: 0 P: 12	R: 0 E: 0 K: 2 S: 13	H: 1 LOB: 2 BB: 1 P: 19	R: 0 E: 0 K: 0 S: 7	H: 0 LOB: 0 BB: 1 P: 13	R: 0 E: 0 K: 1 S: 7	H: 0 LOB: 0 BB: 0 P: 11	R: 1 E: 0 K: 2 S: 13	H: 2 LOB: 1 BB: 0 P: 20	R: 2 E: 0 K: 1 S: 14	H: 1 LOB: 0 BB: 1 P: 22	R: 0 E: 0 K: 3 S: 12	H: 0 LOB: 0 BB: 0 P: 17	R: 0 E: 0 K: 2 S: 14	H: 1 LOB: 1 BB: 0 P: 20	1B: 2 2B: 1 3B: 0 HR: 2	SF: 0 SAC: 0 DP: 2 HBP: 2	WP: 0 PB: 0 SB: 0 CS: 0	PA: 36
<b>PITCHER</b>	IP WLS BF H R ER SO BB IBB HBP BLK WP HR S P ERA WHIP																					
Rolando Arjojo, R (1, 1) ERA: 3.17	6.0 W 24 3 1 1 8 3 0 1 0 0 1 56 88 1.50 1.000																					
Bill Pulsipher, L (7, 1) ERA: 3.68	0.2 4 1 2 2 0 1 0 1 0 0 1 8 14 27.00 3.000																					
Rich Garces, R (7, 1) ERA: 2.94	0.1 H 1 0 0 0 1 0 0 0 0 0 0 6 8 0.00 0.000																					
Ugueth Urbina, R (8, 1) ERA: 4.04	1.0 H 3 0 0 0 3 0 0 0 0 0 0 12 17 0.00 0.000																					
Derek Lowe, R (9, 1) ERA: 4.02	1.0 S 4 1 0 0 2 0 0 0 0 0 0 0 14 20 0.00 1.000																					

Texas Rangers @ Boston Red Sox  
Fenway Park, Boston, MA  
Sun Aug 05 2001, 1:05 PM EDT  
Att. 32,923 - Overcast - 79 F

livebaseballscorecards.com

AB	30
R	3
H	5
RBI	3
BB	4
SO	14
LOB	12









Batter	1	2	3	4	5	6	7	8	9
Jose Offerman, S OBP: 0.321, SLG: 0.341 (1, 4)	2-2 2B 1B	0-0 G4-3			0-1 F7	2-3 K		1-0 FC4-6 1-2f	
Trot Nixon, L OBP: 0.380, SLG: 0.510 (1, 9)	2-1 2B 2B		2-2 F7		0-1 F7	0-2 F8			
Nomar Garciaparra, R OBP: 0.483, SLG: 0.692 (1, 6)	0-0 2B		2-0 HR 1B		0-1 HR	0-1 F8			
Manny Ramirez, R OBP: 0.412, SLG: 0.639 (1, 7)	3-1 L7		2-2 HR 1-H		2-3 K		0-3 K		
Carl Everett, S OBP: 0.331, SLG: 0.457 (1, 8)	0-2 F8		0-0 G6-3			2-2 WP 1B 1B	3-2 L4		
Troy O'Leary, L OBP: 0.305, SLG: 0.456 (1, 10)	3-1 G1-3		1-0 F8			2-0 1B WP HR 1B 1-2	3-2 G3-1		
Brian Daubach, L OBP: 0.352, SLG: 0.513 (1, 3)					4-2 L6-4 1B BB	4-0 1B HR BB 1-2 2-3		2-1 G6-3 1B	
Chris Stynes, R OBP: 0.356, SLG: 0.465 Shea Hillenbrand, R OBP: 0.292, SLG: 0.413 (1, 5) (9, 5)		1-0 2B			0-2 L6-4 1B 1-2	2-1 HR 1B 1-2 2-3 3-H		1-0 G6-3 1-2f	
Scott Hatteberg, L OBP: 0.336, SLG: 0.388 (1, 2)		1-3 K			3-2 L6-4 1-2 2-3	2-1 HR 1-H 2-H 2-3 3-H		4-1 FC4-6 BB	

Inning Stats	R: 2	H: 3	E: 0	K: 0	S: 16	LOB: 1	BB: 0	P: 26	R: 0	H: 1	E: 0	K: 2	S: 9	LOB: 1	BB: 0	P: 14	R: 2	H: 2	E: 0	K: 0	S: 10	LOB: 0	BB: 0	P: 17	R: 0	H: 1	E: 0	K: 0	S: 11	LOB: 0	BB: 1	P: 18	R: 1	H: 1	E: 0	K: 1	S: 9	LOB: 0	BB: 0	P: 11	R: 5	H: 4	E: 0	K: 1	S: 18	LOB: 0	BB: 1	P: 32	R: 0	H: 0	E: 0	K: 1	S: 15	LOB: 0	BB: 0	P: 21	R: 0	H: 1	E: 0	K: 0	S: 5	LOB: 1	BB: 1	P: 13
1B: 7	SF: 0	2B: 3	SAC: 0	3B: 1	DP: 1	HR: 3	HBP: 0	WP: 1	PA: 37																																																							

PITCHER	IP	WLS	BF	H	R	ER	SO	BB	IBB	HBP	BLK	WP	HR	S	P	ERA	WHIP
Rob Bell, R ERA: 6.49 (1, 1)	5.0		23	9	6	6	3	1	0	0	0	0	2	59	92	10.80	2.000
Juan Moreno, L ERA: 3.95 (6, 1)	0.2	L	6	3	4	4	1	1	0	0	0	1	1	12	24	54.00	6.000
Pat Mahomes, R ERA: 6.19 (6, 1)	2.1		8	1	0	0	1	1	0	0	0	0	0	22	36	0.00	0.857

**BOTTOM**

**Texas Rangers @ Boston Red Sox**  
**Fenway Park, Boston, MA**  
 Mon Aug 06 2001, 6:05 PM EDT  
 Att: 33,977 - Cloudy - 92 F

livebaseballscorecards.com

AB	34
R	10
H	13
RBI	10
BB	3
SO	5
LOB	9





Batter	1	2	3	4	5	6	7	8	9	AB R H RBI BB SO LOB	TOP									
Chris Stynes, R (1, 4) OBP: 0.355, SLG: 0.461	3-2 FC6-4 1B		1-3 K		3-1 L1			0-1 F8		4 0 1 0 0 1 1										
Mike Lansing, R (1, 6) OBP: 0.310, SLG: 0.410	2-3 K		1-1 1B 1-H		0-2 F8			2-2 1B 1B		4 1 2 1 0 1 1										
Trot Nixon, L (1, 9) OBP: 0.381, SLG: 0.510	1-3 K		2-1 1B 2-H			3-1 F8		2-1 1B 1-2		4 0 2 1 0 1 1										
Manny Ramirez, R (1, 7) OBP: 0.411, SLG: 0.635	1-0 FC6-4 1-2f		2-2 FC6-4 1B 1-2			0-2 G3		2-3 K		4 0 1 0 0 1 3										
Carl Everett, S (1, 8) OBP: 0.328, SLG: 0.451		1-1 G6-3	0-1 FC6-4 1-2f			0-0 G4-3			1-3 K	4 0 0 0 0 1 2										
Dante Bichette, R (1, 10) OBP: 0.340, SLG: 0.500		0-3 K		1-1 G4-6-3 1B			0-0 G3-1		0-1 G6-3	4 0 1 0 0 1 0										
Brian Daubach, L (1, 3) OBP: 0.348, SLG: 0.506				1-1 G4-6-3 1-2f			1-0 F8		1-2 F8	4 0 0 0 0 0 1										
Shea Hillenbrand, R (1, 5) OBP: 0.289, SLG: 0.409			1-0 G1-3	1-0 G5-3			0-3 K			3 0 0 0 0 1 0										
Scott Hatteberg, L (1, 2) OBP: 0.336, SLG: 0.387			1-2 2B 1B		1-2 G5-3			1-2 G3-1		3 1 1 0 0 0 0										
<b>Inning Stats</b>	R: 0 E: 0 K: 2 S: 14	H: 1 LOB: 1 BB: 0 P: 21	R: 0 E: 0 K: 1 S: 6	H: 0 LOB: 0 BB: 0 P: 7	R: 2 E: 0 K: 1 S: 16	H: 4 LOB: 2 BB: 0 P: 24	R: 0 E: 0 K: 0 S: 5	H: 1 LOB: 0 BB: 0 P: 8	R: 0 E: 0 K: 0 S: 8	H: 0 LOB: 0 BB: 0 P: 12	R: 0 E: 0 K: 1 S: 5	H: 0 LOB: 0 BB: 0 P: 6	R: 0 E: 0 K: 1 S: 14	H: 2 LOB: 2 BB: 0 P: 21	R: 0 E: 0 K: 1 S: 8	H: 0 LOB: 0 BB: 0 P: 10	1B: 7 2B: 1 3B: 0 HR: 0	SF: 0 SAC: 0 DP: 1 HBP: 0	WP: 0 PB: 0 SB: 0 CS: 0	PA: 34
<b>PITCHER</b>	IP WLS BF H R ER SO BB IBB HBP BLK WP HR S P ERA WHIP																			
Mark Mulder, L (1, 1) ERA: 3.26	7.1 W 27 6 2 2 5 0 0 0 0 0 0 63 91 2.46 0.818																			
Jeff Tam, R (8, 1) ERA: 3.28	0.2 4 2 0 0 1 0 0 0 0 0 0 11 17 0.00 3.000																			
Jason Isringhausen, R (9, 1) ERA: 2.52	1.0 S 3 0 0 0 1 0 0 0 0 0 0 8 10 0.00 0.000																			

**Boston Red Sox @ Oakland Athletics**  
**Network Associates Coliseum, Oakland, CA**

AB	34
R	2
H	8
RBI	2
BB	0
SO	7
LOB	9



Tue Aug 07 2001, 10:05 PM EDT  
 Att. 26,650 - Sunny - 69 F

[livebaseballscorecards.com](http://livebaseballscorecards.com)





Batter	1	2	3	4	5	6	7	8	9	AB R H RBI BB SO LOB	TOP											
Jose Offerman, S OBP: 0.321, SLG: 0.340 (1, 4)	1-2 G6-3 1B	1-3 K			1-0 G4-3		2-2 G3			4 0 1 0 0 1 3												
Trot Nixon, L OBP: 0.377, SLG: 0.504 (1, 9)	1-2 L7	0-1 G3			0-3 K			0-0 P6		4 0 0 0 0 1 4												
Nomar Garciaparra, R OBP: 0.424, SLG: 0.600 (1, 6)	1-2 G6-3			1-1 G6-3	0-3 K			1-3 K		4 0 0 0 0 2 1												
Manny Ramirez, R OBP: 0.410, SLG: 0.632 (1, 7)	1-0 1B			0-1 G5-3		0-1 G6-3		1-2 F7		4 0 1 0 0 0 0												
Carl Everett, S OBP: 0.330, SLG: 0.459 (1, 8)			0-0 HR	2-2 F8		4-2 1B BB		1-1 G4-3		3 1 1 1 1 0 0												
Brian Daubach, L OBP: 0.353, SLG: 0.511 (1, 3)					1-2 G6-4-3 1B			2-1 G6-3		3 0 3 0 0 0 0												
Mike Lansing, R OBP: 0.309, SLG: 0.408 (9, PH)		1B BB 1B			1-2 G6-3 1B					1 0 0 0 0 0 0												
Chris Stynes, R OBP: 0.357, SLG: 0.462 (1, 5)			1-3 K		0-0 G6-4-3 1B		1-2 G6-3		2-1 1B	4 0 2 0 0 1 3												
Scott Hatteberg, L OBP: 0.336, SLG: 0.383 (1, 10)					1-1 G6-4-3			3-1 G4-3		2 0 0 0 1 0 2												
Dante Bichette, R OBP: 0.339, SLG: 0.498 (9, PH)		1-2 BB			1-2 1-2f 2-3			2-0 P4		1 0 0 0 0 0 1												
Doug Mirabelli, R OBP: 0.320, SLG: 0.364 (1, 2)		1-1 1B			3-1 G4-3		2-2 L4			3 0 1 0 0 0 1												
<b>Inning Stats</b>	R: 0 E: 0 K: 0 S: 13	H: 2 LOB: 2 BB: 0 P: 17	R: 1 E: 0 K: 2 S: 12	H: 3 LOB: 3 BB: 1 P: 19	R: 0 E: 0 K: 0 S: 10	H: 0 LOB: 0 BB: 0 P: 13	R: 0 E: 0 K: 0 S: 9	H: 2 LOB: 1 BB: 0 P: 14	R: 0 E: 0 K: 2 S: 7	H: 0 LOB: 0 BB: 0 P: 8	R: 0 E: 0 K: 0 S: 9	H: 1 LOB: 1 BB: 1 P: 17	R: 0 E: 0 K: 0 S: 8	H: 0 LOB: 0 BB: 0 P: 15	R: 0 E: 0 K: 1 S: 8	H: 0 LOB: 0 BB: 0 P: 10	R: 0 E: 0 K: 0 S: 7	H: 1 LOB: 1 BB: 0 P: 14	1B: 8 2B: 0 3B: 0 HR: 1	SF: 0 SAC: 0 DP: 2 HBP: 0	WP: 0 PB: 0 SB: 0 CS: 0	PA: 35
<b>PITCHER</b> Tim Hudson, R ERA: 2.99 Mike Magnante, L ERA: 2.56 Luis Vizcaino, R ERA: 5.06	IP WLS BF H R ER SO BB IBB HBP BLK WP HR S P ERA WHIP	8.0 W 31 8 1 1 5 2 0 0 0 0 1 76 113 1.12 1.250	0.2 3 1 0 0 0 0 0 0 0 0 0 0 6 11 0.00 1.500	0.1 1 0 0 0 0 0 0 0 0 0 0 0 1 3 0.00 0.000	<b>PITCHER</b> IP WLS BF H R ER SO BB IBB HBP BLK WP HR S P ERA WHIP																	

**Boston Red Sox @ Oakland Athletics**  
**Network Associates Coliseum, Oakland, CA**

AB	33
R	1
H	9
RBI	1
BB	2
SO	5
LOB	15



Wed Aug 08 2001, 10:05 PM EDT  
 Att. 50,863 - Sunny - 65 F

[livebaseballscorecards.com](http://livebaseballscorecards.com)

Batter	1	2	3	4	5	6	7	8	9	AB	R	H	RBI	BB	SO	LOB
Johnny Damon, L OBP: 0.326, SLG: 0.376 (1, 8)	3-2 HR 1B		0-0 2B	2-3 K			1-1 G4-3	4-1 BB		4	1	2	0	1	1	1
Jeremy Giambi, L OBP: 0.379, SLG: 0.432 Ron Gant, R OBP: 0.329, SLG: 0.453 (1, 10) (7, PH)	1-2 P4		1-3 K		1-2 E8 FC4-6 2B		0-0 BB 1B	2-3 K		3	1	1	0	0	1	2
Jason Giambi, L OBP: 0.463, SLG: 0.636 (1, 3)	0-0 1-H HR		4-0 FC6-4 IBB		4-2 FC4-6 BB		4-2 G3 1B 1-2 BB			1	1	1	2	3	0	0
Jermaine Dye, R OBP: 0.338, SLG: 0.434 (1, 9)	0-2 F9		1-0 FC6-4 1-2f		2-3 K		1-2 G3 1B 1-2 2-H			4	0	1	1	0	1	4
Terrence Long, L OBP: 0.329, SLG: 0.416 (1, 7)	0-0 G4-3			1-0 G4-3	1-1 FC4-6 1-2f 3-H		2-2 G3 1-2 2-3			4	0	0	1	0	0	3
Miguel Tejada, R OBP: 0.322, SLG: 0.466 (1, 6)		2-1 G6-3		0-1 G5-3	2-1 L5		4-1 IBB			3	0	0	0	1	0	1
Eric Chavez, L OBP: 0.320, SLG: 0.480 (1, 5)		0-1 G3-1		1-2 2B 1B		3-2 G5-3	2-0 G4-3			4	1	1	0	0	0	3
Ramon Hernandez, R OBP: 0.317, SLG: 0.366 (1, 2)		1-2 G5-3		2-2 1-H E 2B		1-1 G5-3		1-3 K		4	1	1	1	0	1	0
F.P. Santangelo, S OBP: 0.200, SLG: 0.200 (1, 4)			3-3 K	1-1 E9 2-H 1B		0-2 G5-3		1-3 K		4	0	1	1	0	2	0

Inning Stats	R: 2	H: 2	E: 0	K: 0	S: 13	LOB: 0	BB: 0	P: 16	R: 0	H: 0	E: 0	K: 0	S: 8	LOB: 0	BB: 0	P: 11	R: 0	H: 1	E: 0	K: 2	S: 9	LOB: 2	BB: 1	P: 18	R: 2	H: 3	E: 1	K: 1	S: 16	LOB: 1	BB: 0	P: 23	R: 1	H: 1	E: 1	K: 1	S: 18	LOB: 1	BB: 1	P: 28	R: 0	H: 0	E: 0	K: 0	S: 8	LOB: 0	BB: 0	P: 12	R: 1	H: 2	E: 0	K: 0	S: 15	LOB: 3	BB: 2	P: 29	R: 0	H: 0	E: 0	K: 3	S: 10	LOB: 1	BB: 1	P: 18	1B: 5	2B: 3	3B: 0	HR: 1	SF: 0	SAC: 0	DP: 0	HBP: 0	WP: 0	PB: 0	SB: 0	CS: 0	PA: 38
--------------	------	------	------	------	-------	--------	-------	-------	------	------	------	------	------	--------	-------	-------	------	------	------	------	------	--------	-------	-------	------	------	------	------	-------	--------	-------	-------	------	------	------	------	-------	--------	-------	-------	------	------	------	------	------	--------	-------	-------	------	------	------	------	-------	--------	-------	-------	------	------	------	------	-------	--------	-------	-------	-------	-------	-------	-------	-------	--------	-------	--------	-------	-------	-------	-------	--------

PITCHER	IP	WLS	BF	H	R	ER	SO	BB	IBB	HBP	BLK	WP	HR	S	P	ERA	WHIP	PITCHER	IP	WLS	BF	H	R	ER	SO	BB	IBB	HBP	BLK	WP	HR	S	P	ERA	WHIP
Frank Castillo, R ERA: 4.55 (1, 1)	4.1	L	22	7	5	4	4	1	1	0	0	0	1	60	89	8.31	1.846	Casey Fossum, L ERA: 1.17 (5, 1)	3.2		16	2	1	1	3	2	1	0	0	0	0	37	66	2.46	1.091

**BOTTOM**

**Boston Red Sox @ Oakland Athletics**  
Network Associates Coliseum, Oakland, CA

Wed Aug 08 2001, 10:05 PM EDT  
Att: 50,863 - Sunny - 65 F

livebaseballscorecards.com

<b>AB</b>	<b>33</b>
<b>R</b>	<b>6</b>
<b>H</b>	<b>9</b>
<b>RBI</b>	<b>6</b>
<b>BB</b>	<b>5</b>
<b>SO</b>	<b>7</b>
<b>LOB</b>	<b>15</b>





Batter	1	2	3	4	5	6	7	8	9	AB R H RBI BB SO LOB	TOP													
Chris Stynes, R OBP: 0.351, SLG: 0.454 (1, 5) X	0-0 G5-3			1-0 G6-3		0-3 K			0-2 G1-3	4 0 0 0 0 1 0														
Mike Lansing, R OBP: 0.304, SLG: 0.402 (1, 4) X	0-0 F9			1-2 P6			2-0 F9		2-3 K	4 0 0 0 0 1 0														
Nomar Garciaparra, R OBP: 0.405, SLG: 0.559 (1, 6) B F B F X	2-2 F9			1-0 L7			3-2 G4-3		0-0 1B	4 0 1 0 0 0 0														
Manny Ramirez, R OBP: 0.410, SLG: 0.629 (1, 7)		4-2 FC4-6 BB			2-0 F9		4-2 BB		1-2 G4-3	2 0 0 0 2 0 1														
Carl Everett, S OBP: 0.327, SLG: 0.455 (1, 8) S X		0-1 FC4-6 CS 1-2f			1-2 G2-3		3-3 K			3 0 0 0 0 1 2														
Dante Bichette, R OBP: 0.342, SLG: 0.500 (1, 10) B B B C T C T X 1 SAFE		3-2 SAFE 1-2 1B			1-2 1B			2-2 G6-3		3 0 2 0 0 0 0														
Scott Hatteberg, L OBP: 0.332, SLG: 0.378 (1, 2) C C C C X			3-2 F8		0-1 G3-1			0-2 G5-3		3 0 0 0 0 0 1														
Shea Hillenbrand, R OBP: 0.290, SLG: 0.409 (1, 3) C C C C X			0-2 P5			0-0 F8		1-1 1B		3 0 1 0 0 0 0														
Darren Lewis, R OBP: 0.278, SLG: 0.355 (1, 9) B B B C X			2-2 G4-3			1-0 G6-3		1-2 G4-3		3 0 0 0 0 0 1														
<b>Inning Stats</b>	R: 0 E: 0 K: 0 S: 5	H: 0 LOB: 0 BB: 0 P: 7	R: 0 E: 0 K: 0 S: 8	H: 1 LOB: 1 BB: 1 P: 15	R: 0 E: 0 K: 0 S: 13	H: 0 LOB: 0 BB: 0 P: 18	R: 0 E: 0 K: 0 S: 5	H: 0 LOB: 0 BB: 0 P: 8	R: 0 E: 0 K: 1 S: 9	H: 1 LOB: 1 BB: 0 P: 13	R: 0 E: 0 K: 1 S: 5	H: 0 LOB: 0 BB: 0 P: 6	R: 0 E: 0 K: 1 S: 12	H: 0 LOB: 1 BB: 1 P: 24	R: 0 E: 0 K: 0 S: 12	H: 1 LOB: 1 BB: 0 P: 16	R: 0 E: 0 K: 1 S: 10	H: 1 LOB: 1 BB: 0 P: 13	1B: 4 2B: 0 3B: 0 HR: 0	SF: 0 SAC: 0 DP: 0 HBP: 0	WP: 0 PB: 0 SB: 0 CS: 1	PA: 31		
<b>PITCHER</b> Barry Zito, L ERA: 4.29 (1, 1)	IP 9.0	WLS W	BF 31	H 4	R 0	ER 0	SO 3	BB 2	IBB 0	HBP 0	BLK 0	WP 0	HR 0	S 79	P 120	ERA 0.00	WHIP 0.667							

**Boston Red Sox @ Oakland Athletics**  
**Network Associates Coliseum, Oakland, CA**

Thu Aug 09 2001, 3:35 PM EDT  
 Att. 28,781 - Sunny - 70 F


[livebaseballscorecards.com](http://livebaseballscorecards.com)

AB	29
R	0
H	4
RBI	0
BB	2
SO	3
LOB	5







Batter	1	2	3	4	5	6	7	8	9	AB R H RBI BB SO LOB	TOP																								
												<p><b>Boston Red Sox @ Baltimore Orioles</b>  Oriole Park at Camden Yards, Baltimore, MD  Fri Aug 10 2001, 7:05 PM EDT</p> <p><a href="http://livebaseballscorecards.com">livebaseballscorecards.com</a></p> <p><b>AB 0</b>  <b>R 0</b>  <b>H 0</b>  <b>RBI 0</b>  <b>BB 0</b>  <b>SO 0</b>  <b>LOB 0</b></p> 																							
Inning Stats											1B: 0 SF: 0 2B: 0 SAC: 0 3B: 0 DP: 0 HR: 0 HBP: 0	WP: 0 PA: 0 PB: 0 SB: 0 CS: 0																							
PITCHER	IP	WLS	BF	H	R	ER	SO	BB	IBB	HBP	BLK	WP	HR	S	P	ERA	WHIP	PITCHER	IP	WLS	BF	H	R	ER	SO	BB	IBB	HBP	BLK	WP	HR	S	P	ERA	WHIP





Batter	1	2	3	4	5	6	7	8	9	AB R H RBI BB SO LOB	TOP		
Trot Nixon, L OBP: 0.378, SLG: 0.513 (1, 8) B C C S (7, 9)	1-3 K			0-1 1B		0-2 HR		1-0 L7		4 1 2 1 0 1 0	<b>Boston Red Sox @ Baltimore Orioles</b> Oriole Park at Camden Yards, Baltimore, MD Sat Aug 11 2001, 1:15 PM EDT Att. 48,748 - Cloudy - 93 F		
Scott Hatteberg, L OBP: 0.331, SLG: 0.376 (1, 2) B B B X	3-1 F8			0-1 F8		1-2 1B		2-2 F7		4 0 1 0 0 0 1			
Nomar Garciaparra, R OBP: 0.366, SLG: 0.500 (1, 6) F X	0-1 L9			0-1 F9		2-2 G5-3		1-1 G6-3		4 0 0 0 0 0 2			
Manny Ramirez, R OBP: 0.411, SLG: 0.637 (1, 7) S C C C X		1-2 L7		2-1 F8		1-1 HR		0-2 2B		4 1 2 1 0 0 1			
Dante Bichette, R OBP: 0.338, SLG: 0.493 (1, 10) C B T U S X		1-2 F5		0-0 F7		2-2 F9		0-2 G5-3		4 0 0 0 0 0 1			
Brian Daubach, L OBP: 0.352, SLG: 0.511 (1, 3) B C C C C		1-3 K		2-2 F8		1-2 2B		0-3 K		4 0 1 0 0 2 1			
Chris Stynes, R OBP: 0.347, SLG: 0.449 (1, 5) S C C C X			2-2 F6		0-2 G6-3		0-0 L7			3 0 0 0 0 0 1			
Troy O'Leary, L OBP: 0.303, SLG: 0.452 Shea Hillenbrand, R OBP: 0.289, SLG: 0.407 Darren Lewis, R OBP: 0.278, SLG: 0.355 (1, 9) (7, PH) (7, 8) X C C C X			0-2 G6-3		0-0 G4-3		2-2 F9			2 0 0 0 0 0 0 1 0 0 0 0 0 1 0 0 0 0 0 0 0			
Mike Lansing, R OBP: 0.301, SLG: 0.397 (1, 4) X			0-0 P6		0-1 L4		1-2 F7			3 0 0 0 0 0 0			
<b>Inning Stats</b>	R: 0 E: 0 K: 1 S: 7 H: 0 LOB: 0 BB: 0 P: 11	R: 0 E: 0 K: 1 S: 10 H: 0 LOB: 0 BB: 0 P: 13	R: 0 E: 0 K: 0 S: 8 H: 0 LOB: 0 BB: 0 P: 10	R: 0 E: 0 K: 0 S: 8 H: 1 LOB: 1 BB: 0 P: 10	R: 0 E: 0 K: 0 S: 8 H: 0 LOB: 0 BB: 0 P: 10	R: 1 E: 0 K: 0 S: 12 H: 2 LOB: 1 BB: 0 P: 15	R: 1 E: 0 K: 0 S: 17 H: 2 LOB: 1 BB: 0 P: 23	R: 0 E: 0 K: 0 S: 7 H: 0 LOB: 0 BB: 0 P: 11	R: 0 E: 0 K: 1 S: 11 H: 1 LOB: 1 BB: 0 P: 12	1B: 2 SF: 0 2B: 2 SAC: 0 3B: 0 DP: 0 HR: 2 HBP: 0	WP: 0 PA: 33 PB: 0 SB: 0 CS: 0		
<b>PITCHER</b>	IP WLS BF H R ER SO BB IBB HBP BLK WP HR S P ERA WHIP											<b>PITCHER</b>	IP WLS BF H R ER SO BB IBB HBP BLK WP HR S P ERA WHIP
Josh Towers, R ERA: 3.81 (1, 1)	6.2 W 25 5 2 2 2 0 0 0 0 0 0 2 65 85 2.70 0.750												
B.J. Ryan, L ERA: 5.05 (7, 1)	0.1 H 1 0 0 0 0 0 0 0 0 0 0 0 5 7 0.00 0.000												
Buddy Groom, L ERA: 3.2 (8, 1)	1.0 H 3 0 0 0 0 0 0 0 0 0 0 0 7 11 0.00 0.000												
Willis Roberts, R ERA: 4.92 (9, 1)	1.0 S 4 1 0 0 1 0 0 0 0 0 0 0 11 12 0.00 1.000												

AB	33
R	2
H	6
RBI	2
BB	0
SO	3
LOB	8



Batter	1	2	3	4	5	6	7	8	9
6 Melvin Mora, R OBP: 0.341, SLG: 0.383 (1, 6)	0-1 F7	0-2 FC5-4		0-1 SH1-3		1-3 K		0-3 K	
Larry Bigbie, L OBP: 0.348, SLG: 0.366 (1, 8)	3-2 G3-1		0-1 CS 1B	3-3 K		0-2 F9		2-3 K	
David Segui, S OBP: 0.401, SLG: 0.458 (1, 3)	0-3 K		4-2 F8 BB 1-2	3-2 2B			0-3 K		
Jeff Conine, R OBP: 0.385, SLG: 0.457 (1, 7)		0-1 G4-3	4-2 S 1-2	0-0 F8			4-1 1B BB		
Brady Anderson, L OBP: 0.300, SLG: 0.295 (9, 7)									
Chris Richard, L OBP: 0.344, SLG: 0.439 (1, 9)		1-2 1B SF9 1B	1-0 F8		0-0 F8		0-1 F5		
Cal Ripken Jr., R OBP: 0.299, SLG: 0.399 (1, 5)		0-1 HBP BB 1-3 1B	4-1 E 1-3 3-H BB		1-1 G6-3 1B		0-0 1-3 1B		
Tony Batista, R OBP: 0.259, SLG: 0.407 (1, 10)		1-0 SF9	2-2 E5		1-2 G6-3		3-2 F7		
Brook Fordyce, R OBP: 0.260, SLG: 0.316 (1, 2)		4-2 HBP BB	0-1 G1-3		1-1 G5-3			1-0 S 1B	
1 Brian Roberts, S OBP: 0.299, SLG: 0.349 (8, PR)									
Fernando Lunar, R OBP: 0.302, SLG: 0.309 (9, 2)		1-2 HBP BB							
Jerry Hairston, R OBP: 0.308, SLG: 0.363 (1, 4)		4-1 6 FC5-4 1-2 2-3 HBP		1-0 SH1-3 2B 2B		1-2 F7		1-3 K	

Inning Stats	R: 0	H: 0	E: 0	K: 1	S: 8	LOB: 0	BB: 0	P: 11	R: 1	H: 2	E: 0	K: 0	S: 19	LOB: 3	BB: 1	P: 29	R: 2	H: 1	E: 1	K: 0	S: 15	LOB: 2	BB: 3	P: 29	R: 1	H: 2	E: 0	K: 1	S: 10	LOB: 1	BB: 0	P: 17	R: 0	H: 1	E: 0	K: 0	S: 8	LOB: 1	BB: 0	P: 11	R: 0	H: 0	E: 0	K: 1	S: 11	LOB: 0	BB: 0	P: 13	R: 0	H: 1	E: 0	K: 1	S: 10	LOB: 2	BB: 1	P: 17	R: 0	H: 1	E: 0	K: 3	S: 11	LOB: 2	BB: 0	P: 14
--------------	------	------	------	------	------	--------	-------	-------	------	------	------	------	-------	--------	-------	-------	------	------	------	------	-------	--------	-------	-------	------	------	------	------	-------	--------	-------	-------	------	------	------	------	------	--------	-------	-------	------	------	------	------	-------	--------	-------	-------	------	------	------	------	-------	--------	-------	-------	------	------	------	------	-------	--------	-------	-------

AB	R	H	RBI	BB	SO	LOB
4	0	0	0	0	2	5
5	0	1	0	0	2	3
3	1	1	1	1	2	0
2	1	0	0	2	0	1
0	0	0	0	0	0	0
4	1	1	0	0	0	3
3	0	3	0	1	0	0
3	0	0	1	0	0	4
3	0	1	0	1	0	3
0	0	0	0	0	0	0
0	0	0	0	0	0	0
3	1	1	0	0	1	1

WP	HR	S	P	ERA	WHIP
0	0	0	38	4.50	2.250
0	0	0	0	0.00	1.000
0	0	0	0	0.00	0.000
0	0	0	0	0.00	2.000
0	0	0	0	0.00	1.000

**BOTTOM**

**Boston Red Sox @ Baltimore Orioles**  
 Oriole Park at Camden Yards, Baltimore, MD

Sat Aug 11 2001, 1:15 PM EDT  
 Att: 48,748 - Cloudy - 93 F

livebaseballscorecards.com

AB	30
R	4
H	8
RBI	2
BB	5
SO	7
LOB	20





Batter	1	2	3	4	5	6	7	8	9	AB	R	H	RBI	BB	SO	LOB	TOP					
Nomar Garciaparra, R OBP: 0.370, SLG: 0.558 (1, 6)	0-0 F9	1-2 HR		2-0 FC6-4 BB 1-2f		1-1 F3		0-0 HR 1B		5	2	2	1	0	0	1						
Trot Nixon, L OBP: 0.376, SLG: 0.507 (1, 9)	1-3 K	2-3 K		4-1 BB		0-1 F9		2-3 K		4	0	0	0	1	3	2						
Carl Everett, S OBP: 0.331, SLG: 0.468 (1, 8)	2-1 E 2B	0-0 L3		1-3 K			4-1 BB FC5-2 BB	0-0 HR 1-H 2-H		4	2	2	3	1	1	2						
Manny Ramirez, R OBP: 0.413, SLG: 0.642 (1, 7)	4-0 E 1B BB	0-0 G5-3		0-3 K			4-0 FC5-2 BB 1-2 FC1-2 BB	3-2 HR		3	2	1	1	2	1	2						
Dante Bichette, R OBP: 0.335, SLG: 0.486 (1, 10)	0-1 E6 1B 1-2 2-3		2-1 P6		0-2 G6-3		4-1 FC1-2 FC5-2 BB 1-2 2-3	1-0 P4		4	1	0	0	1	0	2						
Chris Stynes, R OBP: 0.341, SLG: 0.440 (1, 5)	1-0 E3 1B 1-2 2-3 3-H		0-0 F7		0-1 P4		0-1 FC5-2 FC1-2 1-2 2-3 3-H	3-3 K		5	1	0	0	0	1	5						
Jose Offerman, S OBP: 0.324, SLG: 0.340 (1, 3)	1-0 HR 1B 1-3 2-H 3-H		4-1 BB		4-2 CS BB		0-0 FC1-2 FC1-4-6 1-2 2-3 3-H	2-3 K		3	1	1	2	2	1	3						
Mike Lansing, R OBP: 0.299, SLG: 0.405 (1, 4)	0-0 HR 1-H 3-H		3-2 G5-3		3-0 CS 1-2	2-1 P4	1-0 FC1-4-6 1-2f	1-0 F9		5	1	1	2	0	0	4						
Doug Mirabelli, R OBP: 0.331, SLG: 0.396 (1, 2)	2-1 F2			2-2 FC6-4 1B		3-2 HR		4-2 1B HR BB	1-3 K	4	2	2	1	1	1	1						
<b>Inning Stats</b>	R: 6 E: 3 K: 1 S: 14	H: 3 LOB: 1 BB: 1 P: 25	R: 1 E: 0 K: 1 S: 14	H: 1 LOB: 0 BB: 0 P: 17	R: 0 E: 0 K: 0 S: 7	H: 0 LOB: 1 BB: 1 P: 16	R: 0 E: 0 K: 2 S: 11	H: 1 LOB: 2 BB: 1 P: 20	R: 0 E: 0 K: 0 S: 10	H: 0 LOB: 0 BB: 1 P: 17	R: 1 E: 0 K: 0 S: 10	H: 1 LOB: 0 BB: 0 P: 16	R: 0 E: 0 K: 0 S: 6	H: 0 LOB: 3 BB: 3 P: 19	R: 4 E: 0 K: 2 S: 14	H: 3 LOB: 0 BB: 1 P: 27	R: 0 E: 0 K: 2 S: 7	H: 0 LOB: 0 BB: 0 P: 11	1B: 3 2B: 1 3B: 0 HR: 5	SF: 0 SAC: 0 DP: 0 HBP: 0	WP: 0 PB: 0 SB: 0 CS: 1	PA: 46
<b>PITCHER</b>	IP WLS BF H R ER SO BB IBB HBP BLK WP HR S P ERA WHIP																	<b>PITCHER</b>	IP WLS BF H R ER SO BB IBB HBP BLK WP HR S P ERA WHIP			
Jason Johnson, R ERA: 3.17 (1, 1)	3.1 L 20 5 7 1 2 3 0 0 0 0 2 40 71 2.70 2.400																					
John Bale, L ERA: 2.57 (4, 1)	2.2 9 1 1 1 2 1 0 0 0 0 1 26 40 3.38 0.750																					
36 Kris Foster, R ERA: (7, 1)	1.0 6 0 0 0 0 0 3 0 0 0 0 0 6 19 0.00 3.000																					
Alan Mills, R ERA: 7.27 (8, 1)	1.0 7 3 4 4 2 1 0 0 0 0 2 14 27 36.00 4.000																					
John Wasdin, R ERA: 6.11 (9, 1)	1.0 3 0 0 0 2 0 0 0 0 0 0 7 11 0.00 0.000																					

**Boston Red Sox @ Baltimore Orioles**  
**Oriole Park at Camden Yards, Baltimore, MD**

Sun Aug 12 2001, 1:35 PM EDT  
Att. 48,037 - Cloudy - 82 F

livebaseballscorecards.com

<b>AB</b>	37
<b>R</b>	12
<b>H</b>	9
<b>RBI</b>	10
<b>BB</b>	8
<b>SO</b>	8
<b>LOB</b>	22



**BOTTOM**

**Boston Red Sox @ Baltimore Orioles**  
 Oriole Park at Camden Yards, Baltimore, MD

Sun Aug 12 2001, 1:35 PM EDT  
 Att: 48,037 - Cloudy - 82 F

livebaseballscorecards.com

<b>AB</b>	<b>35</b>
<b>R</b>	<b>10</b>
<b>H</b>	<b>8</b>
<b>RBI</b>	<b>8</b>
<b>BB</b>	<b>6</b>
<b>SO</b>	<b>8</b>
<b>LOB</b>	<b>15</b>



WP:	1	PA:	44
PB:	0		
SB:	1		
CS:	0		

AB R H RBI BB SO LOB

5 1 1 0 0 2 1

3 1 0 0 2 1 0

4 1 1 0 1 1 2

4 3 2 0 0 0 1

3 1 0 0 1 0 4

4 1 1 4 0 1 1

4 2 2 3 1 1 1

2 0 0 1 1 1 1

1 0 0 0 0 0 0  
 0 0 0 0 0 0 0  
 1 0 0 0 0 0 0

1B: 3 SF: 1  
 2B: 3 SAC: 0  
 3B: 0 DP: 1  
 HR: 2 HBP: 2

Batter	1	2	3	4	5	6	7	8	9
<b>6 Melvin Mora, R</b> OBP: 0.339, SLG: 0.381 (1, 6)	0-0 G3-1 BB E 1B	2-3 K		0-0 F7		3-3 K		2-0 L7	
<b>Larry Bigbie, L</b> OBP: 0.353, SLG: 0.341 (1, 8)	4-2 BB G3-1 1-2 SF8 BB	2-1 G1-3		4-2 2B BB		3-3 K		1-1 F7	
<b>David Segui, S</b> OBP: 0.401, SLG: 0.459 (1, 3)	0-0 G3-1	3-3 K		2-0 2B		2-2 F8		4-1 1B E BB	
<b>Jeff Conine, R</b> OBP: 0.388, SLG: 0.461 (1, 7)	1-0 E4 BB BB BB		0-1 WP 2B 2B	1-0 G6-4-3 HBP		3-1 G5-3		1-0 E 1-2 FC3-6 1B	
<b>Chris Richard, L</b> OBP: 0.345, SLG: 0.435 (1, 9)	4-2 BB BB 1-2 BB 2-3 BB		4-2 S 2B HBP	0-2 G6-4-3		0-0 G4-3		0-0 E4 1-3 FC3-6 2-H	
<b>Cal Ripken Jr., R</b> OBP: 0.298, SLG: 0.401 (1, 5)	1-0 SF8		2-2 1-H 3-H 2B		0-3 K2-3		0-1 G6-3	1-2 FC3-6 HR	
<b>Tony Batista, R</b> OBP: 0.262, SLG: 0.423 (1, 10)	4-2 BB 1-2 BB 2-3 BB		2-3 K		0-2 G6-3		1-1 HR	1-2 HR	
<b>Fernando Lunar, R</b> OBP: 0.303, SLG: 0.305 (1, 2)	4-0 BB BB		0-2 P6		2-3 K		0-0 F9	1-1 F8	
<b>1 Brian Roberts, S</b> OBP: 0.297, SLG: 0.347 (8, PH)									
<b>Brook Fordyce, R</b> OBP: 0.260, SLG: 0.316 (9, 2)									
<b>Brady Anderson, L</b> OBP: 0.299, SLG: 0.294 (9, PH)	1-2 2-3 3-H BB								
<b>Jerry Hairston, R</b> OBP: 0.308, SLG: 0.362 (1, 4)	1-2 G4-3		0-0 G3			0-3 K		1-2 1B	

Inning Stats	R: 3	H: 1	E: 1	LOB: 3	K: 0	BB: 4	S: 17	R: 0	H: 0	E: 0	LOB: 0	K: 2	BB: 0	S: 8	R: 2	H: 2	E: 0	LOB: 1	K: 1	BB: 0	S: 16	R: 0	H: 1	E: 0	LOB: 2	K: 0	BB: 1	S: 7	R: 0	H: 0	E: 0	LOB: 0	K: 2	BB: 0	S: 9	R: 0	H: 0	E: 0	LOB: 0	K: 3	BB: 0	S: 10	R: 0	H: 0	E: 0	LOB: 0	K: 0	BB: 0	S: 7	R: 1	H: 2	E: 0	LOB: 1	K: 0	BB: 0	S: 10	R: 4	H: 2	E: 1	LOB: 0	K: 0	BB: 1	S: 14	1B: 3	SF: 1	2B: 3	SAC: 0	3B: 0	DP: 1	HR: 2	HBP: 2	WP: 1	PA: 44
--------------	------	------	------	--------	------	-------	-------	------	------	------	--------	------	-------	------	------	------	------	--------	------	-------	-------	------	------	------	--------	------	-------	------	------	------	------	--------	------	-------	------	------	------	------	--------	------	-------	-------	------	------	------	--------	------	-------	------	------	------	------	--------	------	-------	-------	------	------	------	--------	------	-------	-------	-------	-------	-------	--------	-------	-------	-------	--------	-------	--------

PITCHER	IP	WLS	BF	H	R	ER	SO	BB	IBB	HBP	BLK	WP	HR	S	P	ERA	WHIP
<b>Rolando Arrojo, R</b> ERA: 3.29 (1, 1)	2.0		15	3	5	2	2	4	0	1	0	1	0	32	64	9.00	3.500
<b>49 Tim Wakefield, R</b> ERA: 3.32 (3, 1)	5.0	W	17	1	0	0	6	1	0	1	0	0	0	42	64	0.00	0.400
<b>Rod Beck, R</b> ERA: 3.43 (8, 1)	1.2		11	4	5	1	0	1	0	0	0	0	2	22	34	5.40	3.000
<b>Derek Lowe, R</b> ERA: 3.88 (9, 1)	0.1	S	1	0	0	0	0	0	0	0	0	0	0	2	3	0.00	0.000



Batter	1	2	3	4	5	6	7	8	9	10	11	AB R H RBI BB SO LOB	TOP														
<b>51 Ichiro Suzuki, L</b> OBP: 0.373, SLG: 0.460 (1, 9)	1-3 K	2-2 P4			1-2 1B		2-2 S 1B		1-2 BB 1B		0-1 S HR 1B	6 1 4 1 0 1 1															
<b>Mark McLemore, S</b> OBP: 0.387, SLG: 0.382 (1, 7) (9, 5)	3-1 G4-3		2-2 F3		1-0 S 1B		4-1 G6-4-3 BB		4-2 BB		4-2 F HR BB	3 1 1 0 3 0 0															
<b>Edgar Martinez, R</b> OBP: 0.428, SLG: 0.548 (1, 10)	4-1 BB		0-0 BB 1B		1-3 K		2-1 G6-4-3 1-2f		0-1 F8		0-2 HR	5 1 2 3 1 1 7															
<b>John Olerud, L</b> OBP: 0.418, SLG: 0.480 (1, 3)	0-3 K		4-2 BB		3-3 K		2-0 SH1-3 2B		0-2 G3-2-3		1-3 K	5 0 1 0 1 3 6															
<b>Bret Boone, R</b> OBP: 0.362, SLG: 0.562 (1, 4)		0-0 S HR 2B		0-3 K		3-2 F3		0-0 SH1-3 2B		0-0 G4-3 1B		0-0 CS 1B	5 1 3 0 0 1 4														
<b>Mike Cameron, R</b> OBP: 0.349, SLG: 0.483 (1, 8)		2-0 HR		3-3 K		0-3 K		3-2 G5-3		0-0 P4		2-2 CS	5 1 1 2 0 2 4														
<b>Carlos Guillen, S</b> OBP: 0.318, SLG: 0.337 (1, 6)		1-3 K		1-0 G4-3		0-1 G6-3		3-2 G3		1-2 G4-3			5 0 0 0 0 1 2														
<b>David Bell, R</b> OBP: 0.289, SLG: 0.395 <b>Charles Gipson, R</b> OBP: 0.200, SLG: 0.150 (1, 5) (9, PR) (9, 7)		1-1 2B		0-0 F8		2-2 G4-3		3-2 G3		3-2 1B 51 1B 1B			4 0 2 0 0 0 0 1 1 0 0 0 1 1														
<b>Dan Wilson, R</b> OBP: 0.310, SLG: 0.393 <b>Stan Javier, S</b> OBP: 0.373, SLG: 0.368 <b>Tom Lampkin, L</b> OBP: 0.309, SLG: 0.359 (1, 2) (9, PH) (9, 2)		3-3 K		2-0 P4		1-3 K							3 0 0 0 0 2 1 1 0 1 0 0 0 0 1 0 0 0 0 0 0														
<b>Inning Stats</b>	R: 0 E: 0 S: 9	H: 0 LOB: 1 BB: 1 P: 17	R: 2 E: 0 K: 2 S: 13	H: 3 LOB: 1 BB: 0 P: 22	R: 0 E: 0 K: 2 S: 13	H: 1 LOB: 2 BB: 1 P: 22	R: 0 E: 0 K: 0 S: 3	H: 0 LOB: 0 BB: 0 P: 6	R: 0 E: 0 K: 2 S: 14	H: 2 LOB: 2 BB: 0 P: 22	R: 0 E: 0 K: 1 S: 8	H: 0 LOB: 0 BB: 0 P: 10	R: 0 E: 0 K: 1 S: 9	H: 1 LOB: 1 BB: 1 P: 18	R: 0 E: 0 K: 0 S: 8	H: 1 LOB: 1 BB: 0 P: 16	R: 1 E: 0 K: 0 S: 16	H: 3 LOB: 2 BB: 1 P: 24	R: 0 E: 0 K: 1 S: 8	H: 1 LOB: 1 BB: 0 P: 9	R: 3 E: 0 K: 1 S: 21	H: 3 LOB: 0 BB: 1 P: 28	1B: 10 2B: 3 3B: 0 HR: 2	SF: 0 SAC: 1 DP: 2 HBP: 0	WP: 0 PB: 0 SB: 4 CS: 1	PA: 51	
<b>PITCHER</b>	IP	WLS	BF	H	R	ER	SO	BB	IBB	HBP	BLK	WP	HR	S	P	ERA	WHIP										
<b>Hideo Nomo, R</b> ERA: 4.08 (1, 1)	5.0		23	6	2	2	8	2	0	0	0	0	1	52	89	3.60	1.600										
<b>Rich Garces, R</b> ERA: 2.94 (6, 1)	2.0		7	1	0	0	2	1	0	0	0	0	0	17	28	0.00	1.000										
<b>Ugueth Urbina, R</b> ERA: 3.81 (8, 1)	1.0		4	1	0	0	0	0	0	0	0	0	0	8	16	0.00	1.000										
<b>Derek Lowe, R</b> ERA: 4.02 (9, 1)	0.0	B	3	3	1	1	0	0	0	0	0	0	0	9	13	∞	∞										
<b>Casey Fossum, L</b> ERA: 0.93 (9, 1)	1.0		3	0	0	0	0	1	0	0	0	0	0	7	11	0.00	1.000										
<b>PITCHER</b>	IP	WLS	BF	H	R	ER	SO	BB	IBB	HBP	BLK	WP	HR	S	P	ERA	WHIP										
<b>Rod Beck, R</b> ERA: 3.72 (10, 1)	2.0	L	10	4	3	3	2	1	0	0	0	0	1	29	37	13.50	2.500										

Seattle Mariners @ Boston Red Sox  
Fenway Park, Boston, MA  
Tue Aug 14 2001, 7:05 PM EDT  
Att: 33,790 - Sunny - 72 F

livebaseballscorecards.com

AB	44
R	6
H	15
RBI	6
BB	5
SO	12
LOB	26







Batter	1	2	3	4	5	6	7	8	9	AB R H RBI BB SO LOB	TOP											
51 Ichiro Suzuki, L (1, 9) OBP: 0.375, SLG: 0.463	0-0 1B 2B		1-0 SH1-3 1-2	0-3			4-1 BB BB		0-2 G4-6-3 1-2 1B	3 1 2 1 1 1 0												
Mark McLemore, S (1, 7) OBP: 0.393, SLG: 0.383	1-1 G4-6-3 2-H 1B		4-2 HR BB			4-2 CS BB	4-2 G4-3 1-2 BB		1-1 G4-6-3 1-2f	2 1 1 1 3 0 2												
Edgar Martinez, R (1, 10) OBP: 0.426, SLG: 0.554	1-3 K		1-1 HR 1-H 2-H			0-3 K 1-2	0-0 G4-3 1-2f			4 1 1 3 0 2 5												
John Olerud, L (1, 3) OBP: 0.415, SLG: 0.476	1-2 G4-6-3 1-2f		1-3 K			0-3 K		3-1 G4-3		4 0 0 0 0 2 1												
Bret Boone, R (1, 4) OBP: 0.365, SLG: 0.569		2-2 1B	0-0 HR			2-2 CS HBP		2-1 F7		3 1 2 1 0 0 0												
Mike Cameron, R (1, 8) OBP: 0.348, SLG: 0.481		1-3 K	0-1 S 1B			1-3 K 1-2		1-2 G6-3		4 0 1 0 0 2 2												
Carlos Guillen, S (1, 6) OBP: 0.315, SLG: 0.333		3-2 F7	3-2 F5 1-2			2-1 G4-3		2-1 F8		4 0 0 0 0 0 2												
David Bell, R (1, 5) OBP: 0.301, SLG: 0.396		1-3 K2-3		1-2 P6			0-0 51 WP SH3 1B		2-0 1B 51 1B 1B	4 1 2 0 0 1 1												
Dan Wilson, R (1, 2) OBP: 0.313, SLG: 0.396			0-2 51 SH1-3 HR 1B	1-1 L5			1-1 SH3 1-2		1-1 51 1B 1B	3 1 2 0 0 0 0												
<b>Inning Stats</b>	R: 1 E: 0 K: 1 S: 10	H: 2 LOB: 0 BB: 0 P: 12	R: 0 E: 0 K: 2 S: 12	H: 1 LOB: 1 BB: 0 P: 19	R: 4 E: 0 K: 1 S: 19	H: 4 LOB: 1 BB: 1 P: 29	R: 0 E: 0 K: 1 S: 8	H: 0 LOB: 0 BB: 0 P: 10	R: 0 E: 0 K: 2 S: 8	H: 0 LOB: 0 BB: 1 P: 12	R: 0 E: 0 K: 1 S: 8	H: 0 LOB: 0 BB: 0 P: 13	R: 0 E: 0 K: 0 S: 8	H: 1 LOB: 2 BB: 2 P: 16	R: 0 E: 0 K: 0 S: 7	H: 0 LOB: 0 BB: 0 P: 13	R: 1 E: 0 K: 0 S: 10	H: 3 LOB: 1 BB: 0 P: 16	1B: 8 2B: 1 3B: 0 HR: 2	SF: 0 SAC: 2 DP: 3 HBP: 1	WP: 1 PB: 0 SB: 1 CS: 2	PA: 38
<b>PITCHER</b>	IP WLS BF H R ER SO BB IBB HBP BLK WP HR S P ERA WHIP																					
Frank Castillo, R (1, 1) ERA: 4.81	5.0 L 22 7 5 5 7 2 0 0 0 0 0 2 57 82 9.00 1.800																					
Sun-Woo Kim, R (6, 1) ERA: 4.8	3.0 11 1 0 0 1 2 0 1 0 1 0 23 42 0.00 1.000																					
Bill Pulsipher, L (9, 1) ERA: 3.66	1.0 5 3 1 1 0 0 0 0 0 0 0 0 10 16 9.00 3.000																					

Seattle Mariners @ Boston Red Sox  
Fenway Park, Boston, MA  
Wed Aug 15 2001, 7:05 PM EDT  
Att. 33,186 - Sunny - 73 F

livebaseballscorecards.com

AB	31
R	6
H	11
RBI	6
BB	4
SO	8
LOB	13



Batter	1	2	3	4	5	6	7	8	9	AB	R	H	RBI	BB	SO	LOB
Nomar Garciaparra, R (1, 6) OBP: 0.345, SLG: 0.510	0-2 G6-3		0-1 G5-3			1-3 K		1-2 F5		4	0	0	0	0	1	0
Trot Nixon, L (1, 9) OBP: 0.380, SLG: 0.511	4-1 1B FC6-4 BB		2-1 1B			1-0 G4-3 3B			0-3 K	3	2	2	0	1	1	0
Carl Everett, S (1, 8) OBP: 0.331, SLG: 0.472	1-0 FC6-4 1B		0-1 G6-3			0-0 G4-3			0-2 F8	4	0	1	1	0	0	1
Manny Ramirez, R (1, 10) OBP: 0.410, SLG: 0.635	1-0 FC6-4				1-3 K	1-3 K			4-0 BB	3	0	0	1	1	2	1
Troy O'Leary, L (1, 7) OBP: 0.300, SLG: 0.447	1-1 F7				2-1 G4-3				1-3 K	3	0	0	0	0	0	1
Dante Bichette, R (9, PH) OBP: 0.332, SLG: 0.480										1	0	0	0	0	1	1
Morgan Burkhardt, S (1, 3)			1-3 K		2-3 K				2-2 G3	3	0	0	0	0	2	0
Chris Stynes, R (1, 5)			1-3 K			1-0 G5-3			1-2 G6-3	3	0	0	0	0	1	0
Mike Lansing, R (1, 4) OBP: 0.298, SLG: 0.398			2-1 G6-3			4-2 G6-3 BB			3-2 G5-3	2	0	0	0	1	0	0
Doug Mirabelli, R (1, 2) OBP: 0.324, SLG: 0.379			1-3 K			1-0 G6-3			0-1 G3	2	0	0	0	0	1	1
Scott Hatteberg, L (8, PH) OBP: 0.328, SLG: 0.372						1-2 G6-3				1	0	0	0	0	0	0


Inning Stats	R: 1	H: 1	E: 0	K: 0	S: 8	R: 0	H: 0	E: 0	K: 2	S: 8	R: 0	H: 1	E: 0	K: 1	S: 9	R: 0	H: 0	E: 0	K: 2	S: 8	R: 0	H: 0	E: 0	K: 0	S: 5	R: 1	H: 1	E: 0	K: 2	S: 9	R: 0	H: 0	E: 0	K: 0	S: 10	R: 0	H: 0	E: 0	K: 0	S: 8	R: 0	H: 0	E: 0	K: 2	S: 9	1B: 2	2B: 0	3B: 1	HR: 0	SF: 0	SAC: 0	DP: 1	HBP: 0	WP: 0	PB: 0	SB: 0	CS: 0	PA: 32
PITCHER	IP	WLS	BF	H	R	ER	SO	BB	IBB	HBP	BLK	WP	HR	S	P	ERA	WHIP																			ERA	WHIP																					
Freddy Garcia, R (1, 1) ERA: 3.26	8.0	W	28	3	2	2	7	2	0	0	0	0	0	65	102	2.25	0.625																																									
Arthur Rhodes, L (9, 1) ERA: 1.62	1.0		4	0	0	0	2	1	0	0	0	0	0	9	14	0.00	1.000																																									

**BOTTOM**

**Seattle Mariners @ Boston Red Sox**  
 Fenway Park, Boston, MA  
 Wed Aug 15 2001, 7:05 PM EDT  
 Att: 33,186 - Sunny - 73 F

livebaseballscorecards.com

**AB 29**  
**R 2**  
**H 3**  
**RBI 2**  
**BB 3**  
**SO 9**  
**LOB 5**








Batter	1	2	3	4	5	6	7	8	9
<b>Trot Nixon, L</b> OBP: 0.376, SLG: 0.505 (1, 9) C B X	1-1 G4-3 ①	1-1 G4-6-3 ② 1-2f		1-1 F8 ③			2-1 G4-3 ③		
<b>Nomar Garciaparra, R</b> OBP: 0.356, SLG: 0.582 (1, 6) B B C X	3-1 L7 ②		0-0 HR		0-0 F8 ①			1-1 G3-1 HR 2B	
<b>Carl Everett, S</b> OBP: 0.330, SLG: 0.469 (1, 8) S B F X	1-2 BB 1B		2-1 F8 ①		0-3 K ②			1-2 G3-1 ① 2-3	
<b>Manny Ramirez, R</b> OBP: 0.410, SLG: 0.632 (1, 7) F B B B	4-2 BB 1-2		2-3 K ②		0-0 F9 ③			4-0 HR IBB	
<b>Dante Bichette, R</b> OBP: 0.334, SLG: 0.493 (1, 10) C F S C	0-3 K ③		0-2 2B 2B		0-3 K ①			0-0 1-H 3-H HR	
<b>Shea Hillenbrand, R</b> OBP: 0.290, SLG: 0.410 (1, 5) (7, 3)		1-1 L8 ①	0-0 2B 2-H		2-2 L5 ②			1-1 P3 ②	
<b>Jose Offerman, S</b> OBP: 0.324, SLG: 0.347 (1, 3) <b>Chris Stynes, R</b> OBP: 0.330, SLG: 0.424 (7, 5)		1-1 HR	1-2 F7 ③		3-3 K ③			0-1 G5-3 ③	
<b>Mike Lansing, R</b> OBP: 0.298, SLG: 0.397 (1, 4)		0-0 1B 1B		0-0 G4-3 ①			1-1 G4-3 ①		
<b>Doug Mirabelli, R</b> OBP: 0.324, SLG: 0.378 (1, 2)		0-1 G4-6-3 1B 1-2		2-3 K ②			3-2 P6 ②		

AB	R	H	RBI	BB	SO	LOB
4	0	0	0	0	0	2
4	2	2	1	0	0	0
4	0	1	0	0	1	1
2	1	0	0	2	1	0
4	2	2	3	0	2	2
4	0	1	1	0	0	0
3	1	1	1	0	1	1
1	0	0	0	0	0	0
3	0	1	0	0	0	0
3	0	1	0	0	1	0

**Seattle Mariners @ Boston Red Sox**  
**Fenway Park, Boston, MA**  
 Thu Aug 16 2001, 7:05 PM EDT  
 Att: 33,548 - Cloudy - 82 F

<b>AB</b>	<b>32</b>
<b>R</b>	<b>6</b>
<b>H</b>	<b>9</b>
<b>RBI</b>	<b>6</b>
<b>BB</b>	<b>2</b>
<b>SO</b>	<b>6</b>
<b>LOB</b>	<b>6</b>



Inning Stats	R: 0	H: 1	E: 0	K: 1	S: 14	LOB: 2	BB: 1	P: 23
	R: 1	H: 3	E: 0	K: 0	S: 9	LOB: 1	BB: 0	P: 12
	R: 2	H: 3	E: 0	K: 1	S: 13	LOB: 1	BB: 0	P: 18
	R: 0	H: 0	E: 0	K: 1	S: 8	LOB: 0	BB: 0	P: 11
	R: 0	H: 0	E: 0	K: 2	S: 13	LOB: 0	BB: 0	P: 18
	R: 0	H: 0	E: 0	K: 0	S: 7	LOB: 0	BB: 0	P: 13
	R: 3	H: 2	E: 0	K: 0	S: 10	LOB: 0	BB: 1	P: 17

PITCHER	IP	WLS	BF	H	R	ER	SO	BB	IBB	HBP	BLK	WP	HR	S	P	ERA	WHIP
<b>Aaron Sele, R</b> ERA: 3.72 (1, 1)	8.0	L	34	9	6	6	6	1	1	0	0	0	3	79	117	6.75	1.250

PITCHER	IP	WLS	BF	H	R	ER	SO	BB	IBB	HBP	BLK	WP	HR	S	P	ERA	WHIP

WP	PA
0	34



Batter	1	2	3	4	5	6	7	8	9	AB R H RBI BB SO LOB	TOP											
6 Melvin Mora, R OBP: 0.337, SLG: 0.374 (1, 8)	1-3 K 1 G4-3		1-2 1B 1B	2-1 1B 1B		0-2 G5-3		0-0 G3		5 1 2 1 0 1 2												
1 Brian Roberts, S OBP: 0.292, SLG: 0.340 (1, 6)	0-2 G4-3		1-3 K	0-1 CS	0-0 1B FC5-4 1B		3-2 L3	1-1 G5-3		5 1 1 0 0 1 5												
David Segui, S OBP: 0.404, SLG: 0.458 (1, 3) Brady Anderson, L OBP: 0.304, SLG: 0.300 (8, PR) (8, 7)	1-3 K		4-0 1B BB		0-0 1B FC5-4 1B		2-2 G3	4-2 1B BB		3 0 1 0 2 1 1 0 0 0 0 0 0 0												
Jeff Conine, R OBP: 0.387, SLG: 0.465 (1, 7) (8, 3)	0-0 F8		0-2 1B FC5-4		0-1 1B FC5-4 SF7		2-3 K	0-0 1B		5 1 2 4 0 1 2												
Chris Richard, L OBP: 0.349, SLG: 0.447 (1, 9)			1-3 K		0-0 1B			1-1 K		5 1 3 0 0 2 4												
Cal Ripken Jr., R OBP: 0.309, SLG: 0.423 (1, 5)			0-0 G6-4-3 1B	1-1 FC5-4	0-0 SF7		1-1 1B 2B 1B	2-0 G6-3		4 1 1 1 0 0 3												
Tony Batista, R OBP: 0.261, SLG: 0.414 (1, 10)			0-1 F7		2-2 G5-3		0-1 F7	3-3 K		5 1 1 1 0 1 1												
Brook Fordyce, R OBP: 0.272, SLG: 0.343 (1, 2)			0-0 1B 6 1B	1-1 HR		3-3 K	1-0 1B WP 2B	0-0 1B		5 3 4 2 0 1 0												
Jerry Hairston, R OBP: 0.314, SLG: 0.367 (1, 4)			0-0 1B 6 1B	0-2 E3 6 CS		0-0 F8	0-1 1B WP 6 G3	3-1 F8		5 2 2 1 0 0 1												
<b>Inning Stats</b>	R: 0 E: 0 K: 2 S: 10	H: 0 LOB: 1 BB: 0 P: 12	R: 0 E: 0 K: 0 S: 5	H: 1 LOB: 0 BB: 0 P: 5	R: 3 E: 0 K: 2 S: 17	H: 4 LOB: 2 BB: 1 P: 25	R: 1 E: 1 K: 0 S: 11	H: 2 LOB: 0 BB: 0 P: 16	R: 2 E: 0 K: 0 S: 8	H: 3 LOB: 1 BB: 0 P: 8	R: 0 E: 0 K: 1 S: 8	H: 0 LOB: 0 BB: 0 P: 11	R: 0 E: 0 K: 1 S: 10	H: 0 LOB: 0 BB: 0 P: 17	R: 5 E: 0 K: 1 S: 18	H: 6 LOB: 2 BB: 1 P: 27	R: 0 E: 0 K: 1 S: 7	H: 1 LOB: 1 BB: 0 P: 15	1B: 15 2B: 1 3B: 0 HR: 1	SF: 1 SAC: 0 DP: 1 HBP: 0	WP: 1 PB: 1 SB: 0 CS: 2	PA: 46
<b>PITCHER</b>	IP WLS BF H R ER SO BB IBB HBP BLK WP HR S P ERA WHIP																					
49 Tim Wakefield, R ERA: 3.57 (1, 1)	6.0 L 28 10 6 6 5 1 0 0 0 0 0 1 59 77 9.00 1.833																					
Rod Beck, R ERA: 4.06 (7, 1)	1.0 6 3 3 3 1 0 0 0 0 0 0 0 16 26 27.00 3.000																					
Bill Pulsipher, L ERA: 4.35 (8, 1)	1.0 7 3 2 2 1 1 0 0 0 1 0 12 18 18.00 4.000																					
Sun-Woo Kim, R ERA: 4.5 (9, 1)	1.0 4 1 0 0 1 0 0 0 0 0 0 0 7 15 0.00 1.000																					

Baltimore Orioles @ Boston Red Sox  
Fenway Park, Boston, MA  
Fri Aug 17 2001, 7:05 PM EDT  
Att. 33,680 - Cloudy - 81 F

livebaseballscorecards.com

AB	42
R	11
H	17
RBI	10
BB	2
SO	8
LOB	19



Batter	1	2	3	4	5	6	7	8	9	AB R H RBI BB SO LOB
Trot Nixon, L OBP: 0.377, SLG: 0.505 (1, 9) C C B B X (6, 8)	1-2 F7 ①		2-2 1B 1B 2B	0-2 F7 ②		4-0 BB 1-2 BB			2-3 K ①	4 1 1 0 1 1 1
Jose Offerman, S OBP: 0.327, SLG: 0.351 (1, 3) C B C C X	1-2 S 1B		3-2 1B 2-3 1B	0-1 P4 ③		1-1 SF9 ② 3-H			0-0 1B	4 0 3 1 0 0 1
Carl Everett, S OBP: 0.330, SLG: 0.471 Troy O'Leary, L OBP: 0.298, SLG: 0.444 (1, 8) B B S S S (6, 9)	2-3 K ② 1-2		0-2 F5 ①		1-0 S E 2B		0-0 G4-3 ③		2-3 K ②	3 1 1 0 0 1 3 2 0 0 0 0 1 3
Manny Ramirez, R OBP: 0.410, SLG: 0.628 (1, 7) X	0-0 F8 ③		1-2 1-3 3-H 1B		1-2 F8 ①		4-2 G4-6-3 BB		0-0 L6 ③	4 0 1 1 1 0 3
Dante Bichette, R OBP: 0.330, SLG: 0.487 (1, 10) F B B F X		2-2 F3 ① X	0-1 P4 ②		2-0 F9 ② 2-H		2-2 G4-6-3 ① ② 1-2f			4 0 0 0 0 0 3
Shea Hillenbrand, R OBP: 0.287, SLG: 0.405 (1, 5) X		0-0 E6	2-1 F9 ③		3-1 P6 ③		3-1 F7 ③			4 0 0 0 0 0 2
Mike Lansing, R OBP: 0.301, SLG: 0.402 (1, 6) C X		0-1 F9 ②		0-0 1B 2B		1-0 1B 1B		1-1 F8 ①		4 1 2 0 0 0 1
Chris Stynes, R OBP: 0.329, SLG: 0.421 (1, 4) C X		0-1 G6-3 ③		1-1 F9 ①		1-1 1B SF9 1B		0-0 G4-3 ②		4 1 1 0 0 0 2
Doug Mirabelli, R OBP: 0.336, SLG: 0.415 (1, 2) C X			0-1 HR		3-1 2-H 1B		1-0 BB 1-3 1B		2-0 F9 ③	4 1 3 2 0 0 0


Inning Stats	R: 0 E: 0 K: 10 S: 10	H: 1 LOB: 1 BB: 0 P: 14	R: 0 E: 1 K: 0 S: 8	H: 0 LOB: 1 BB: 0 P: 10	R: 2 E: 0 K: 0 S: 23	H: 4 LOB: 2 BB: 0 P: 31	R: 1 E: 0 K: 0 S: 10	H: 2 LOB: 1 BB: 0 P: 14	R: 1 E: 0 K: 0 S: 7	H: 1 LOB: 0 BB: 0 P: 14	R: 1 E: 0 K: 0 S: 7	H: 3 LOB: 2 BB: 1 P: 15	R: 0 E: 0 K: 0 S: 9	H: 0 LOB: 0 BB: 1 P: 18	R: 0 E: 0 K: 0 S: 4	H: 0 LOB: 0 BB: 0 P: 7	R: 0 E: 0 K: 2 S: 8	H: 1 LOB: 1 BB: 0 P: 12	1B: 8 2B: 3 3B: 0 HR: 1	SF: 1 SAC: 0 DP: 1 HBP: 0	WP: 0 PB: 0 SB: 2 CS: 0	PA: 40
--------------	--------------------------------	----------------------------------	------------------------------	----------------------------------	-------------------------------	----------------------------------	-------------------------------	----------------------------------	------------------------------	----------------------------------	------------------------------	----------------------------------	------------------------------	----------------------------------	------------------------------	---------------------------------	------------------------------	----------------------------------	----------------------------------	------------------------------------	----------------------------------	--------

PITCHER	IP	WLS	BF	H	R	ER	SO	BB	IBB	HBP	BLK	WP	HR	S	P	ERA	WHIP
Josh Towers, R ERA: 4.03 (1, 1)	5.1	W	27	11	5	5	1	0	0	0	0	0	0	62	90	8.44	2.062
John Bale, L ERA: 2.08 (6, 1)	0.2	H	3	0	0	0	0	1	0	0	0	0	0	3	8	0.00	1.500
Alan Mills, R ERA: 6.52 (7, 1)	1.0	H	3	0	0	0	0	1	0	0	0	0	0	9	18	0.00	1.000
Buddy Groom, L ERA: 3.0 (8, 1)	1.0		3	0	0	0	0	0	0	0	0	0	0	4	7	0.00	0.000
B.J. Ryan, L ERA: 4.89 (9, 1)	1.0		4	1	0	0	2	0	0	0	0	0	0	8	12	0.00	1.000

**BOTTOM**

**Baltimore Orioles @ Boston Red Sox**  
Fenway Park, Boston, MA  
Fri Aug 17 2001, 7:05 PM EDT  
Att: 33,680 - Cloudy - 81 F

<b>AB</b>	<b>37</b>
<b>R</b>	<b>5</b>
<b>H</b>	<b>12</b>
<b>RBI</b>	<b>4</b>
<b>BB</b>	<b>2</b>
<b>SO</b>	<b>3</b>
<b>LOB</b>	<b>19</b>



livebaseballscorecards.com









Batter	1	2	3	4	5	6	7	8	9	AB R H RBI BB SO LOB	TOP																
6 Melvin Mora, R OBP: 0.334, SLG: 0.368 (1, 8)	1-3 K	2-2 F3		2-2 F7		2-1 1B HBP	0-0 F7		0-2 FC5-4 1B	5 2 0 0 0 1 5	<p><b>Baltimore Orioles @ Boston Red Sox</b></p> <p>Fenway Park, Boston, MA</p> <p>Sun Aug 19 2001, 1:05 PM EDT</p> <p>Att. 33,145 - Sunny - 83 F</p>																
1 Brian Roberts, S OBP: 0.292, SLG: 0.348 (1, 6)	1-0 L6		1-1 E S 1B		0-2 G3	2-1 1B 2B	1-2 G6-3		1-2 1B 2B	6 3 3 0 0 0 0																	
David Segui, S OBP: 0.409, SLG: 0.471 Brady Anderson, L OBP: 0.306, SLG: 0.299 (1, 3) (9, PR) (9, 7)	0-3 K		0-1 E4 1B		1-1 1B 2B	0-2 1B 1B	1-0 HR		4-0 1B G4-3 IBB	5 3 3 3 1 1 1 0 1 0 0 0 0 0																	
Jeff Conine, R OBP: 0.390, SLG: 0.466 (1, 7) (9, 3)		1-1 S S 1B	0-2 G5-4-3 1B		0-0 2B 2B	0-0 1B 1B	2-2 G5-3		1-0 G4-3 1B	6 3 5 3 0 0 0																	
Chris Richard, L OBP: 0.348, SLG: 0.447 (1, 9)		3-3 K	1-3 K		1-0 2B 2B	3-2 S FC5-2 1B		2-3 K	2-2 G4-3	6 1 2 3 0 3 4																	
Cal Ripken Jr., R OBP: 0.309, SLG: 0.418 (1, 5)		3-2 HBP 2-H 1B	2-2 G5-4-3		1-2 L5	1-0 FC5-2 BB 1B		2-0 G5-3	4-2 BB	5 0 2 2 1 0 4																	
Tony Batista, R OBP: 0.264, SLG: 0.412 (1, 10)		0-3 K		3-1 F9	3-0 2B	4-2 FC5-2 BB		4-1 FC5-4 BB	3-2 F8	4 0 1 2 2 1 4																	
Fernando Lumar, R OBP: 0.298, SLG: 0.300 (1, 2)		1-1 HBP 1B		1-2 FC5-4 1B	1-0 G6-3	1-1 FC5-2		1-0 FC5-4		5 0 2 0 0 0 5																	
Jerry Hairston, R OBP: 0.313, SLG: 0.363 (1, 4)		2-1 HBP		1-2 FC5-4 6 S		1-2 K			0-0 6 FC5-4 1B	4 0 1 0 0 1 4																	
<b>Inning Stats</b>	R: 0 E: 0 K: 2 S: 8	H: 0 LOB: 0 BB: 0 P: 10	R: 1 E: 0 K: 2 S: 18	H: 3 LOB: 3 BB: 0 P: 30	R: 1 E: 1 K: 1 S: 15	H: 2 LOB: 1 BB: 0 P: 19	R: 0 E: 0 K: 0 S: 13	H: 1 LOB: 1 BB: 0 P: 19	R: 3 E: 0 K: 0 S: 13	H: 4 LOB: 1 BB: 0 P: 20	R: 4 E: 0 K: 1 S: 27	H: 5 LOB: 3 BB: 1 P: 42	R: 1 E: 0 K: 0 S: 10	H: 1 LOB: 0 BB: 0 P: 14	R: 0 E: 0 K: 1 S: 8	H: 0 LOB: 1 BB: 1 P: 17	R: 3 E: 0 K: 0 S: 18	H: 3 LOB: 3 BB: 2 P: 33	1B: 14 2B: 4 3B: 0 HR: 1	SF: 0 SAC: 0 DP: 1 HBP: 2	WP: 0 PB: 0 SB: 5 CS: 0	PA: 52					
<b>PITCHER</b>	IP WLS BF H R ER SO BB IBB HBP BLK WP HR S P ERA WHIP											<b>PITCHER</b>	IP WLS BF H R ER SO BB IBB HBP BLK WP HR S P ERA WHIP														
Hideo Nomo, R ERA: 4.24 (1, 1)	5.0		26	10	5	5	5	0	0	1	0	0	0	67	98	9.00	2.000										
Hipolito Pichardo, R ERA: 4.93 (6, 1)	0.1	L	5	3	4	4	1	0	0	1	0	0	0	10	14	108.00	9.000										
Rich Garces, R ERA: 2.73 (6, 1)	0.2		5	2	0	0	0	1	0	0	0	0	0	17	28	0.00	4.500										
Sun-Woo Kim, R ERA: 5.89 (7, 1)	2.1		13	4	4	4	1	1	1	0	0	0	1	26	45	15.43	2.143										
Bill Pulsipher, L ERA: 4.22 (9, 1)	0.2		3	0	0	0	0	1	0	0	0	0	0	10	19	0.00	1.500										

AB	46
R	13
H	19
RBI	13
BB	4
SO	7
LOB	27



WP: 0	PA: 52
-------	--------

WP: 0	PA: 52
-------	--------

Batter	1	2	3	4	5	6	7	8	9	AB	R	H	RBI	BB	SO	LOB
Jose Offerman, S OBP: 0.323, SLG: 0.347 (1, 3)	1-1 1B 1B	1-0 F8	1-1 G3			0-0 G3-1		1-3 K		5	0	1	0	0	1	4
Nomar Garciaparra, R OBP: 0.338, SLG: 0.524 (1, 6)	0-1 F9	4-0 BB HR BB			2-2 F2	0-0 F8		0-1 E1		4	1	0	0	1	0	1
Trot Nixon, L OBP: 0.378, SLG: 0.506 (1, 8)	2-3 K	4-2 HR BB			3-2 FC5-4 1B	3-2 F8		1-3 K		4	1	1	1	1	2	2
Manny Ramirez, R OBP: 0.412, SLG: 0.633 Darren Lewis, R OBP: 0.264, SLG: 0.360 (7, PR) (8, 9)	2-2 1B	1-1 HR			0-3 K		0-0 2B SF7 1B		2-2 DI 1B	4	1	3	4	0	1	1
Dante Bichette, R OBP: 0.327, SLG: 0.483 (1, 10)	1-3 K	1-1 F9			0-2 FC5-4		0-0 2B		2-2 F7	5	0	1	0	0	1	4
Troy O'Leary, L OBP: 0.302, SLG: 0.460 (8, 7)		2-1 1B 3B		0-1 CS 1B		1-3 K		2-1 SF7		2-2 G5-3	4	1	2	1	0	1
Mike Lansing, R OBP: 0.306, SLG: 0.413 (1, 4)		2-2 S BB BB 1B		2-2 G4-3		2-3 K		4-2 G6-4-3 BB		3-3 K	4	1	1	1	1	2
Scott Hatteberg, L OBP: 0.335, SLG: 0.373 (1, 2)		4-1 BB S HR BB		2-2 BB 1B		3-2 HBP		1-0 G6-4-3			2	1	1	0	1	0
Shea Hillenbrand, R OBP: 0.286, SLG: 0.398 (1, 5)		0-3 K		4-1 BB		0-1 G1-3		2-3 K			3	0	0	0	1	2

Inning Stats	R: 0	H: 2	E: 0	K: 2	S: 13	R: 6	H: 3	E: 0	K: 1	S: 20	R: 0	H: 2	E: 0	K: 0	S: 12	R: 0	H: 1	E: 0	K: 1	S: 13	R: 0	H: 0	E: 0	K: 2	S: 12	R: 1	H: 2	E: 0	K: 0	S: 7	R: 0	H: 0	E: 1	K: 3	S: 13	R: 0	H: 1	E: 0	K: 1	S: 14	1B: 8	2B: 1	3B: 1	SF: 1	SAC: 0	DP: 1	HBP: 1	WP: 0	PA: 43
--------------	------	------	------	------	-------	------	------	------	------	-------	------	------	------	------	-------	------	------	------	------	-------	------	------	------	------	-------	------	------	------	------	------	------	------	------	------	-------	------	------	------	------	-------	-------	-------	-------	-------	--------	-------	--------	-------	--------

PITCHER	IP	WLS	BF	H	R	ER	SO	BB	IBB	HBP	BLK	WP	HR	S	P	ERA	WHIP
Calvin Maduro, R ERA: 3.83 (1, 1)	3.0		19	7	6	6	3	4	0	0	0	0	1	45	79	18.00	3.667
John Wasdin, R ERA: 5.8 (4, 1)	3.0	W	13	3	1	1	3	0	0	1	0	0	0	32	46	3.00	1.000
John Bale, L ERA: 1.86 (7, 1)	1.0	H	3	0	0	0	0	1	0	0	0	0	0	5	12	0.00	1.000
Buddy Groom, L ERA: 2.94 (8, 1)	1.0	H	4	0	0	0	3	0	0	0	0	0	0	13	17	0.00	0.000
Willis Roberts, R ERA: 4.79 (9, 1)	1.0		4	1	0	0	1	0	0	0	0	0	0	14	23	0.00	1.000

**BOTTOM**

**Baltimore Orioles @ Boston Red Sox**  
**Fenway Park, Boston, MA**  
 Sun Aug 19 2001, 1:05 PM EDT  
 Att. 33,145 - Sunny - 83 F

livebaseballscorecards.com

<b>AB</b>	<b>36</b>
<b>R</b>	<b>7</b>
<b>H</b>	<b>11</b>
<b>RBI</b>	<b>7</b>
<b>BB</b>	<b>5</b>
<b>SO</b>	<b>10</b>
<b>LOB</b>	<b>20</b>







Batter	1	2	3	4	5	6	7	8	9	AB	R	H	RBI	BB	SO	LOB
David Eckstein, R (1, 6) OBP: 0.356, SLG: 0.359	1-3 K		2-2 L1 1B			0-1 G4-3		1-0 SF9		3	0	1	1	0	1	0
Darin Erstad, L (1, 8) OBP: 0.337, SLG: 0.368	1-2 16 WP 1B		1-1 L1			0-1 1B		3-H 2-3 K		4	0	2	0	0	1	2
Troy Glaus, R (1, 5) OBP: 0.353, SLG: 0.522	3-2 F7				2-3 K			0-0 G2-3		4	0	0	0	0	1	3
16 Garret Anderson, L (1, 7) OBP: 0.299, SLG: 0.456	1-1 F7				0-0 G3				2-1 G3-1	3	0	0	0	1	0	1
Scott Spiezio, S (1, 3) OBP: 0.343, SLG: 0.465		2-1 P4			0-1 P6				2-2 G3	4	0	1	0	0	0	0
Tim Salmon, R (1, 9) OBP: 0.366, SLG: 0.375		0-3 K			0-0 G6-3				2-2 F8	4	0	0	0	0	1	2
Adam Kennedy, L (1, 4) OBP: 0.350, SLG: 0.408		0-1 FC4-6 1B			1-3 K				2-2 F7	3	0	1	0	0	1	2
Bengie Molina, R (1, 2) OBP: 0.298, SLG: 0.314		0-2 FC4-6			0-3 K				0-1 L3	3	1	1	0	0	1	1
Orlando Palmeiro, L (1, 10) OBP: 0.325, SLG: 0.335			2-2 P6						0-1 1B SF9 1B	3	0	1	0	0	0	0

Inning Stats	R: 0	H: 1	E: 0	K: 1	S: 14	LOB: 1	BB: 0	P: 20	R: 0	H: 1	E: 0	K: 1	S: 10	LOB: 1	BB: 0	P: 12	R: 0	H: 1	E: 0	K: 0	S: 8	LOB: 0	BB: 0	P: 13	R: 0	H: 0	E: 0	K: 1	S: 6	LOB: 0	BB: 0	P: 8	R: 0	H: 1	E: 0	K: 0	S: 7	LOB: 1	BB: 0	P: 7	R: 0	H: 1	E: 0	K: 0	S: 12	LOB: 1	BB: 1	P: 18	R: 1	H: 2	E: 0	K: 1	S: 11	LOB: 1	BB: 0	P: 17	R: 0	H: 0	E: 0	K: 0	S: 8	LOB: 0	BB: 0	P: 14	1B: 7	2B: 2	3B: 0	HR: 0	SF: 1	SAC: 0	DP: 2	HBP: 0	WP: 1	PA: 33
--------------	------	------	------	------	-------	--------	-------	-------	------	------	------	------	-------	--------	-------	-------	------	------	------	------	------	--------	-------	-------	------	------	------	------	------	--------	-------	------	------	------	------	------	------	--------	-------	------	------	------	------	------	-------	--------	-------	-------	------	------	------	------	-------	--------	-------	-------	------	------	------	------	------	--------	-------	-------	-------	-------	-------	-------	-------	--------	-------	--------	-------	--------

PITCHER	IP	WLS	BF	H	R	ER	SO	BB	IBB	HBP	BLK	WP	HR	S	P	ERA	WHIP
Frank Castillo, R (1, 1) ERA: 4.45	7.0	W	25	5	0	0	5	1	0	0	0	1	0	64	86	0.00	0.857
Todd Erdos, R (8, 1) ERA: 9.0	1.0		5	2	1	1	1	0	0	0	0	0	0	11	17	9.00	2.000
Rod Beck, R (9, 1) ERA: 4.0	1.0		3	0	0	0	0	0	0	0	0	0	0	8	14	0.00	0.000


**BOTTOM**

**Boston Red Sox @ Anaheim Angels**  
Edison International Field, Anaheim, CA

Mon Aug 20 2001, 10:05 PM EDT  
Att. 22,891 - Sunny - 73 F

livebaseballscorecards.com

AB	31
R	1
H	7
RBI	1
BB	1
SO	6
LOB	11





Batter	1	2	3	4	5	6	7	8	9	AB R H RBI BB SO LOB	TOP											
Chris Stynes, R (1, 4) OBP: 0.324, SLG: 0.413	1-3 K		1-2 1B 1B G6-3			1-3 K		1-0 G5-4-3 1-2f		5 1 1 0 0 2 2												
Mike Lansing, R (1, 6) OBP: 0.301, SLG: 0.405	0-0 G4-3		0-0 HBP 1B 1B 1-2 2-3		1-0 G6-3	2-2 L6		1-3 K		5 1 1 0 0 1 1												
Trot Nixon, L (1, 8) OBP: 0.376, SLG: 0.500	0-3 K		0-1 1B HBP 1B 1-2 2-H 3-H		3-2 G4-3	3-1 1-2 1B		1-1 G3		5 1 2 2 0 1 0												
Carl Everett, S (1, 10) OBP: 0.330, SLG: 0.464		1-3 K	3-1 1B 1B HR HBP 1-2 2-3		0-1 G4-3	2-3 K		2-2 F9		4 1 0 0 0 2 2												
Dante Bichette, R (1, 7) OBP: 0.331, SLG: 0.486		0-0 G4-3 S 1B	0-0 1B HR 1B 1-2 2-3 3-H		1-0 G6-3		0-0 G5-3			4 1 2 1 0 0 0												
Shea Hillenbrand, R (1, 5) OBP: 0.288, SLG: 0.404		1-1 G4-3	2-1 1B HR 1B 1-2 2-3 3-H		1-2 G5-3		0-1 G4-3			4 1 1 1 0 0 1												
Jose Offerman, S (1, 3) OBP: 0.325, SLG: 0.347		4-1 BB	1-3 K		1-0 FC4-6 1B		0-3 K			3 0 1 0 1 2 3												
Troy O'Leary, L (1, 9) OBP: 0.304, SLG: 0.456		3-2 G6-3	1-2 F8		2-1 FC4-6 1-2f		0-2 G5-4-3 1B			4 0 1 0 0 0 6												
Doug Mirabelli, R (1, 2) OBP: 0.338, SLG: 0.432			1-2 1B 1B BB 3-2 HR		1-2 E1 1B		0-0 F8			3 2 1 4 1 0 1												
<b>Inning Stats</b>	R: 0 E: 0 K: 2 S: 7	H: 0 LOB: 0 BB: 0 P: 8	R: 0 E: 0 K: 1 S: 10	H: 1 LOB: 2 BB: 1 P: 19	R: 8 E: 0 K: 1 S: 25	H: 6 LOB: 0 BB: 1 P: 41	R: 0 E: 0 K: 0 S: 6	H: 0 LOB: 0 BB: 0 P: 10	R: 0 E: 0 K: 0 S: 7	H: 1 LOB: 1 BB: 0 P: 12	R: 0 E: 1 K: 2 S: 14	H: 1 LOB: 2 BB: 0 P: 23	R: 0 E: 0 K: 1 S: 6	H: 0 LOB: 0 BB: 0 P: 6	R: 0 E: 0 K: 0 S: 5	H: 1 LOB: 0 BB: 0 P: 6	R: 0 E: 0 K: 1 S: 9	H: 0 LOB: 0 BB: 0 P: 13	1B: 9 2B: 0 3B: 0 HR: 1	SF: 0 SAC: 0 DP: 1 HBP: 1	WP: 0 PB: 0 SB: 1 CS: 0	PA: 40
<b>PITCHER</b>	IP WLS BF H R ER SO BB IBB HBP BLK WP HR S P ERA WHIP																				<b>PITCHER</b>	IP WLS BF H R ER SO BB IBB HBP BLK WP HR S P ERA WHIP
Scott Schoeneweis, L (1, 1) ERA: 4.98	2.2 L 18 7 8 8 4 2 0 1 0 0 1 40 65 27.00 3.375																					
Ben Weber, R (3, 1) ERA: 2.69	1.1 4 0 0 0 0 0 0 0 0 0 0 0 8 13 0.00 0.000																					
Lou Pote, R (5, 1) ERA: 2.77	3.0 12 2 0 0 3 0 0 0 0 0 0 0 27 41 0.00 0.667																					
Mike Holtz, L (8, 1) ERA: 4.66	1.0 3 1 0 0 0 0 0 0 0 0 0 0 5 6 0.00 1.000																					
47 Mark Lukasiewicz, L (9, 1) ERA: 6.14	1.0 3 0 0 0 0 1 0 0 0 0 0 0 9 13 0.00 0.000																					

**Boston Red Sox @ Anaheim Angels**  
Edison International Field, Anaheim, CA

Tue Aug 21 2001, 10:05 PM EDT  
Att. 24,402 - Sunny - 73 F

[livebaseballscorecards.com](http://livebaseballscorecards.com)

AB	37
R	8
H	10
RBI	8
BB	2
SO	8
LOB	16







Batter	1	2	3	4	5	6	7	8	9	AB R H RBI BB SO LOB	TOP															
Jose Offerman, S (1, 3) OBP: 0.326, SLG: 0.348	2-2 G4-3		0-1 SH1-3 1B		2-1 F7		1-0 FC6-4 1B		1-2 G4-6-3	5 0 2 0 0 0 1																
Trot Nixon, L (1, 8) OBP: 0.374, SLG: 0.496	2-2 G1-3		0-0 SH1-3		1-2 F8		2-1 F7			3 0 0 0 0 0 2																
Nomar Garciaparra, R (1, 6) OBP: 0.342, SLG: 0.500	0-0 G6-3		4-1 BB			0-0 G6-3	0-2 FC6-4			3 0 0 0 1 0 2																
Carl Everett, S (1, 10) OBP: 0.329, SLG: 0.462		2-3 K	2-3 K		3-1 F8		1-2 WP 1B			4 0 1 0 0 2 3																
Dante Bichette, R (1, 7) OBP: 0.328, SLG: 0.480		0-2 G1-3	0-3 K		1-1 L3		2-2 G5-3			4 0 0 0 0 1 4																
Troy O'Leary, L (1, 9) OBP: 0.306, SLG: 0.458		3-1 2B		2-0 G3		1-1 2B HBP	0-2 P6			3 1 1 0 0 0 1																
Shea Hillenbrand, R (1, 5) OBP: 0.290, SLG: 0.406		4-0 BB		3-1 F7		0-1 2B	1-0 F9			3 1 1 0 1 0 1																
Mike Lansing, R (1, 4) OBP: 0.301, SLG: 0.407		3-3 K		1-2 G6-3		0-1 FC1 2B		1-3 K		4 0 1 2 0 2 2																
Doug Mirabelli, R (1, 2) OBP: 0.338, SLG: 0.425			4-2 SH1-3 1B BB		1-3 K		2-2 FC1 1B		4-1 G4-6-3 BB	2 0 0 0 1 1 1																
Scott Hatteberg, L (9, PH) OBP: 0.337, SLG: 0.373										0 0 0 0 1 0 0																
<b>Inning Stats</b>	R: 0 E: 0 K: 0 S: 7	H: 0 LOB: 0 BB: 0 P: 11	R: 0 E: 0 K: 2 S: 11	H: 1 LOB: 2 BB: 1 P: 23	R: 0 E: 0 K: 2 S: 13	H: 1 LOB: 3 BB: 2 P: 23	R: 0 E: 0 K: 0 S: 6	H: 0 LOB: 0 BB: 0 P: 12	R: 0 E: 0 K: 1 S: 8	H: 0 LOB: 0 BB: 0 P: 12	R: 0 E: 0 K: 0 S: 5	H: 0 LOB: 0 BB: 0 P: 9	R: 2 E: 0 K: 0 S: 14	H: 3 LOB: 2 BB: 0 P: 20	R: 0 E: 0 K: 0 S: 12	H: 1 LOB: 1 BB: 0 P: 16	R: 0 E: 0 K: 1 S: 8	H: 0 LOB: 0 BB: 1 P: 14	1B: 3 2B: 3 3B: 0 HR: 0	SF: 0 SAC: 1 DP: 1 HBP: 1	WP: 1 PB: 0 SB: 0 CS: 0	PA: 37				
<b>PITCHER</b>	IP WLS BF H R ER SO BB IBB HBP BLK WP HR S P ERA WHIP																									
Ramon Ortiz, R (1, 1) ERA: 4.08	6.2	29	5	2	2	5	3	0	1	0	0	0	61	107	2.70	1.200										
Al Levine, R (7, 1) ERA: 2.31	1.0	W	4	1	0	0	0	0	0	0	1	0	14	17	0.00	1.000										
Troy Percival, R (8, 1) ERA: 2.54	1.1	S	4	0	0	0	1	1	0	0	0	0	9	16	0.00	0.750										

**Boston Red Sox @ Anaheim Angels**  
Edison International Field, Anaheim, CA

Wed Aug 22 2001, 10:05 PM EDT  
Att. 23,017 - Cloudy - 70 F

livebaseballscorecards.com

AB	31
R	2
H	6
RBI	2
BB	4
SO	6
LOB	17



Batter	1	2	3	4	5	6	7	8	9
David Eckstein, R OBP: 0.358, SLG: 0.367 (1, 10)	4-2 BB S BB	1-1 F8			0-2 F8 E 1B		3-2 FC1-5 S 1B 16 1B	0-0 1B	
Darin Erstad, L OBP: 0.338, SLG: 0.367 (1, 8)	4-0 BB 1-2 BB	1-1 L9			0-0 F8 1-3		2-1 BB 16 1B 1-2 2-H	2-2 L7	
Troy Glaus, R OBP: 0.349, SLG: 0.513 (1, 5)	4-1 1-2 2-3 BB		3-1 G6-3		1-3 K		1-3 K		
16 Garret Anderson, L OBP: 0.300, SLG: 0.454 (1, 7)	2-2 F2		1-2 G3-1		0-0 G3		1-1 BB 1-2 3-H 1B		
Scott Spiezio, S OBP: 0.341, SLG: 0.458 (1, 3)	1-3 K		2-2 G4-3		0-2 CS 1B		4-1 1-2 2-3 BB		
Tim Salmon, R OBP: 0.364, SLG: 0.380 (1, 9)	2-2 P3			1-3 K		1-0 G1-3 1-2	2-3 K		
Adam Kennedy, L OBP: 0.351, SLG: 0.406 (1, 4)		1-3 K		1-1 F2		2-2 1B		1-1 G3-1	
Bengie Molina, R OBP: 0.309, SLG: 0.344 (1, 2)		0-0 1B 2B		0-2 FC5-4 1B			0-1 SH FC1-5 1B	1-2 HR	
Benji Gil, R OBP: 0.345, SLG: 0.530 (1, 6)		2-2 S 1B		1-0 FC5-4 1-2f			0-0 SH FC1-5 1B	2-0 F7	

Inning Stats	R: 0	H: 0	E: 0	K: 1	S: 16	H: 0	LOB: 3	BB: 3	P: 33	R: 1	H: 2	E: 0	K: 1	S: 11	R: 0	H: 0	E: 0	K: 0	S: 9	R: 0	H: 1	E: 1	K: 1	S: 9	R: 0	H: 2	E: 0	K: 0	S: 7	R: 2	H: 3	E: 1	K: 2	S: 21	R: 1	H: 2	E: 0	K: 0	S: 14	H: 2	LOB: 1	BB: 0	P: 19	1B: 9	SF: 0	2B: 1	SAC: 1	3B: 0	DP: 0	HR: 1	HBP: 0	WP: 0	PA: 38
--------------	------	------	------	------	-------	------	--------	-------	-------	------	------	------	------	-------	------	------	------	------	------	------	------	------	------	------	------	------	------	------	------	------	------	------	------	-------	------	------	------	------	-------	------	--------	-------	-------	-------	-------	-------	--------	-------	-------	-------	--------	-------	--------

PITCHER	IP	WLS	BF	H	R	ER	SO	BB	IBB	HBP	BLK	WP	HR	S	P	ERA	WHIP
49 Tim Wakefield, R ERA: 3.55 (1, 1)	6.0	L	27	7	3	2	4	3	0	0	0	0	0	64	99	3.00	1.667
Derek Lowe, R ERA: 3.97 (7, 1)	1.0	B	6	2	0	0	2	1	0	0	0	0	0	18	31	0.00	3.000
Rod Beck, R ERA: 4.08 (8, 1)	1.0		5	2	1	1	0	0	0	0	0	0	1	14	19	9.00	2.000

AB R H RBI BB SO LOB

4	1	2	0	1	0	3
4	0	1	1	1	0	3
3	0	0	0	1	2	3
4	0	1	1	0	0	4
3	0	1	0	1	1	3
4	0	0	0	0	2	7
4	0	1	0	0	1	0
4	2	4	1	0	0	0
3	1	1	1	0	0	1

AB	33
R	4
H	11
RBI	4
BB	4
SO	6
LOB	24



WP	HR	S	P	ERA	WHIP
0	0	0	0	0.00	3.000
0	1	0	0	9.00	2.000

**Boston Red Sox @ Anaheim Angels**  
Edison International Field, Anaheim, CA

Wed Aug 22 2001, 10:05 PM EDT  
Att: 23,017 - Cloudy - 70 F

livebaseballscorecards.com





Batter	1	2	3	4	5	6	7	8	9	AB R H RBI BB SO LOB
David Eckstein, R OBP: 0.361, SLG: 0.368 (1, 6)	4-1 1B 2B BB	0-2 1-2 3-H 1B		1-0 2-H 1B		0-0 G1-3			1-2 G4-3	4 1 2 2 1 0 2
Darin Erstad, L OBP: 0.339, SLG: 0.367 (1, 8)	3-2 2B 16 F6-2 1B	1-0 G3		3-2 G4-3			2-3 K		3-2 16 2B 1B	5 1 2 0 0 1 3
Troy Glaus, R OBP: 0.348, SLG: 0.512 (1, 5)	0-1 1-3 3-H 2B		0-1 F9		0-1 F9		3-3 K		1-3 K	5 0 1 1 0 2 1
16 Garret Anderson, L OBP: 0.303, SLG: 0.462 (1, 7)	0-1 F6-2		3-1 L9		4-2 G6-4-3 BB		1-0 HR		2-0 S 2B	4 1 2 2 1 0 2
Tim Salmon, R OBP: 0.360, SLG: 0.375 (1, 9)	0-2 G6-3		3-3 K		0-0 G6-4-3 1-2f		1-2 G6-3		2-3 K	5 0 0 0 0 2 3
Shawn Wooten, R OBP: 0.333, SLG: 0.471 Orlando Palmeiro, L OBP: 0.324, SLG: 0.333 (8, PH)		0-2 FC5-4 1B 1B		2-0 G6-3		2-0 L5		2-1 G4-3		3 1 1 0 0 0 0 1 0 0 0 0 0 0
Scott Spiezio, S OBP: 0.342, SLG: 0.457 (1, 3)		2-0 F7		4-1 2B BB		1-0 1B 1B		0-0 G4-3		3 1 1 0 1 0 1
Bengie Molina, R OBP: 0.320, SLG: 0.359 (1, 2)		2-0 FC5-4 1B		1-0 1B 2B		1-0 1B 1B		0-2 1B		4 1 4 1 0 0 0
Benji Gil, R OBP: 0.341, SLG: 0.523 Adam Kennedy, L OBP: 0.350, SLG: 0.405 (8, PH) (9, 4)		0-0 FC5-4 1B		0-1 G5-3		0-3 K		1-3 K		3 0 0 0 0 1 5 1 0 0 0 0 1 1

Inning Stats	R: 1	H: 2	E: 0	K: 0	S: 12	H: 2	LOB: 1	BB: 1	P: 19	R: 1	H: 3	E: 0	K: 0	S: 10	H: 0	LOB: 0	BB: 0	P: 15	R: 0	H: 0	E: 0	K: 1	S: 8	R: 2	H: 2	E: 0	K: 0	S: 9	H: 2	LOB: 1	BB: 1	P: 20	R: 0	H: 0	E: 0	K: 0	S: 6	H: 0	LOB: 0	BB: 1	P: 10	R: 0	H: 2	E: 0	K: 1	S: 7	H: 2	LOB: 2	BB: 0	P: 11	R: 1	H: 1	E: 0	K: 2	S: 13	H: 1	LOB: 0	BB: 0	P: 20	R: 0	H: 1	E: 0	K: 1	S: 9	H: 1	LOB: 1	BB: 0	P: 12	R: 1	H: 2	E: 0	K: 2	S: 20	H: 2	LOB: 1	BB: 0	P: 29	1B: 9	SF: 0	2B: 4	SAC: 0	3B: 0	DP: 2	HR: 1	HBP: 0	WP: 0	PA: 41
--------------	------	------	------	------	-------	------	--------	-------	-------	------	------	------	------	-------	------	--------	-------	-------	------	------	------	------	------	------	------	------	------	------	------	--------	-------	-------	------	------	------	------	------	------	--------	-------	-------	------	------	------	------	------	------	--------	-------	-------	------	------	------	------	-------	------	--------	-------	-------	------	------	------	------	------	------	--------	-------	-------	------	------	------	------	-------	------	--------	-------	-------	-------	-------	-------	--------	-------	-------	-------	--------	-------	--------

PITCHER	IP	WLS	BF	H	R	ER	SO	BB	IBB	HBP	BLK	WP	HR	S	P	ERA	WHIP
Casey Fossum, L ERA: 2.29 (1, 1)	5.1		26	9	4	4	1	3	0	0	0	0	0	48	85	6.75	2.250
Rich Garces, R ERA: 2.76 (6, 1)	1.2	W	6	1	1	1	3	0	0	0	0	0	1	17	24	5.40	0.600
Derek Lowe, R ERA: 3.91 (8, 1)	1.0	H	4	1	0	0	1	0	0	0	0	0	0	9	12	0.00	1.000
Ugueth Urbina, R ERA: 3.9 (9, 1)	1.0	S	5	2	1	1	2	0	0	0	0	0	0	20	29	9.00	2.000


**BOTTOM**

**Boston Red Sox @ Anaheim Angels**  
Edison International Field, Anaheim, CA

Thu Aug 23 2001, 10:05 PM EDT  
Att: 27,377 - Sunny - 70 F

livebaseballscorecards.com

AB	38
R	6
H	13
RBI	6
BB	3
SO	7
LOB	18







Batter	1	2	3	4	5	6	7	8	9	AB	R	H	RBI	BB	SO	LOB
Frank Catalanotto, L (1, 7) OBP: 0.411, SLG: 0.519	2-2 CS S 1B		0-2 P5			1-1 1-3 1B		0-0 HBP 1B		4	1	3	0	0	0	0
Mike Lamb, L (1, 5) OBP: 0.368, SLG: 0.435	1-0 L9			1-0 L9		1-2 SF7		2-3 K		3	0	0	1	0	1	2
Alex Rodriguez, R (1, 6) OBP: 0.402, SLG: 0.611	4-1 1-3 BB			3-3 K		0-0 3-H P4		1-1 1-2 HBP 1B		2	0	0	0	1	1	1
Rafael Palmeiro, L (1, 3) OBP: 0.372, SLG: 0.535	0-3 K			1-0 F8		2-2 P6		1-3 K		4	0	0	0	0	2	4
Ivan Rodriguez, R (1, 2) OBP: 0.350, SLG: 0.543		0-0 P4			4-1 BB		3-2 2B	0-0 1-2 2-H 1B		3	1	2	1	1	0	0
Ruben Sierra, S (1, 10) OBP: 0.315, SLG: 0.580		2-1 F8		2-3 K		4-2 2B BB		1-1 G3-1		3	0	0	0	1	1	3
Ricky Ledee, L (1, 9) OBP: 0.298, SLG: 0.381		1-3 K		2-3 K		1-1 1-H 2-H 1B 2B			1-3 K	4	1	1	1	0	3	1
Gabe Kapler, R (1, 8) OBP: 0.336, SLG: 0.409			0-0 F8		3-2 L8		0-0 10 G4-6-3 1B		1-0 F8	4	0	1	1	0	0	1
10 Michael Young, R (1, 4) OBP: 0.293, SLG: 0.396			2-2 G6-3			4-1 1B SF7 BB		0-0 1-2f G4-6-3		0-3 K	3	1	0	0	1	1

Inning Stats	R: 0	H: 1	E: 0	K: 1	S: 8	H: 0	LOB: 1	BB: 1	P: 15	R: 0	H: 0	E: 0	K: 1	S: 6	H: 0	LOB: 0	BB: 0	P: 9	R: 0	H: 0	E: 0	K: 0	S: 8	H: 0	LOB: 0	BB: 0	P: 10	R: 0	H: 0	E: 0	K: 1	S: 5	R: 0	H: 0	E: 0	K: 1	S: 11	R: 1	H: 1	E: 0	K: 0	S: 11	R: 2	H: 3	E: 0	K: 0	S: 14	R: 1	H: 2	E: 0	K: 2	S: 11	R: 0	H: 0	E: 0	K: 2	S: 7	1B: 5	2B: 2	3B: 0	HR: 0	SF: 1	SAC: 0	DP: 1	HBP: 1	WP: 0	PB: 0	SB: 1	CS: 1	PA: 36
--------------	------	------	------	------	------	------	--------	-------	-------	------	------	------	------	------	------	--------	-------	------	------	------	------	------	------	------	--------	-------	-------	------	------	------	------	------	------	------	------	------	-------	------	------	------	------	-------	------	------	------	------	-------	------	------	------	------	-------	------	------	------	------	------	-------	-------	-------	-------	-------	--------	-------	--------	-------	-------	-------	-------	--------

PITCHER	IP	WLS	BF	H	R	ER	SO	BB	IBB	HBP	BLK	WP	HR	S	P	ERA	WHIP
Hideo Nomo, R (1, 1) ERA: 4.19	6.0		24	3	3	3	5	4	0	0	0	0	0	59	102	4.50	1.167
Rod Beck, R (7, 1) ERA: 4.14	1.0	W	3	2	0	0	0	0	0	0	0	0	0	4	5	0.00	2.000
Allen McDill, L (8, 1) ERA: 13.5	0.2		4	1	1	1	2	0	0	1	0	0	0	8	12	13.50	1.500
Derek Lowe, R (8, 1) ERA: 3.89	0.1	H	2	1	0	0	0	0	0	0	0	0	0	3	4	0.00	3.000
Ugueth Urbina, R (9, 1) ERA: 3.83	1.0	S	3	0	0	0	2	0	0	0	0	0	0	7	9	0.00	0.000

**BOTTOM**

**Boston Red Sox @ Texas Rangers**  
The Ballpark at Arlington, Arlington, TX

Fri Aug 24 2001, 8:05 PM EDT  
Att. 45,378 - Sunny - 93 F

livebaseballscorecards.com

AB	30
R	4
H	7
RBI	4
BB	4
SO	9
LOB	13













Batter	1	2	3	4	5	6	7	8	9	AB R H RBI BB SO LOB	TOP											
Trot Nixon, L (1, 8) OBP: 0.372, SLG: 0.490	3-2 1B		0-1 1B		2-1 E 1B	1-0 F8		1-2 G4-3		5 1 3 0 0 0 1												
Mike Lansing, R (1, 4) OBP: 0.295, SLG: 0.397	0-0 F7		1-2 F7		1-2 F5		1-2 E6 FC6-4		1-3 K	5 1 0 0 0 1 4												
Nomar Garciaparra, R (1, 6) OBP: 0.352, SLG: 0.470	1-0 F9			0-1 F9	4-2 E BB		1-2 E4 FC6-4 HBP		1-3 K	4 0 0 0 1 1 2												
Carl Everett, S (1, 10) OBP: 0.330, SLG: 0.460	1-3 K			0-1 2B	0-0 E5 BB		1-0 FC6-4 HBP		1-3 K	4 0 1 0 0 2 2												
Dante Bichette, R (1, 7) OBP: 0.330, SLG: 0.470		0-0 CS 1B 1B		3-3 K	4-0 1-2 BB		0-3 K			3 0 1 0 1 2 4												
Shea Hillenbrand, R (1, 3) OBP: 0.297, SLG: 0.410		0-2 CS 1B		2-1 P4	0-0 G1-3		2-1 FC6-4			4 0 1 1 0 0 6												
Troy O'Leary, L (1, 9) OBP: 0.306, SLG: 0.455		3-3 SAFE SAFE 1-2 2-3		0-2 1B 3B	0-2 L9		0-1 G3			4 1 1 0 0 1 4												
Chris Stynes, R (1, 5) OBP: 0.329, SLG: 0.424			0-2 G6-3		0-0 BB E 1B 1B			1-2 G5-3		4 1 2 1 0 0 0												
Doug Mirabelli, R (1, 2) OBP: 0.337, SLG: 0.408			1-3 K		0-3 K		0-2 P6		1-1 F8	4 0 0 0 0 2 2												
<b>Inning Stats</b>	R: 0 E: 0 K: 1 S: 8	H: 1 LOB: 1 BB: 0 P: 13	R: 0 E: 0 K: 1 S: 11	H: 2 LOB: 0 BB: 0 P: 14	R: 0 E: 0 K: 1 S: 17	H: 1 LOB: 1 BB: 0 P: 19	R: 0 E: 0 K: 1 S: 11	H: 1 LOB: 1 BB: 0 P: 16	R: 3 E: 1 K: 1 S: 19	H: 3 LOB: 3 BB: 2 P: 30	R: 0 E: 0 K: 0 S: 11	H: 1 LOB: 1 BB: 0 P: 15	R: 1 E: 2 K: 1 S: 15	H: 0 LOB: 2 BB: 0 P: 20	R: 0 E: 0 K: 0 S: 8	H: 0 LOB: 0 BB: 0 P: 11	R: 0 E: 0 K: 3 S: 9	H: 0 LOB: 0 BB: 0 P: 12	1B: 7 2B: 1 3B: 1 HR: 0	SF: 0 SAC: 0 DP: 0 HBP: 1	WP: 0 PB: 0 SB: 0 CS: 2	PA: 40
<b>PITCHER</b>	IP WLS BF H R ER SO BB IBB HBP BLK WP HR S P ERA WHIP																					
Doug Davis, L (1, 1) ERA: 4.12	6.0 W 29 9 4 1 5 2 0 0 0 0 0 0 82 113 1.50 1.833																					
Mark Petkovsek, R (7, 1) ERA: 5.88	0.2 H 4 0 0 0 1 0 0 1 0 0 0 0 8 12 0.00 0.000																					
Mike Venafro, L (7, 1) ERA: 4.5	1.1 H 4 0 0 0 0 0 0 0 0 0 0 0 10 13 0.00 0.000																					
59 Jeff Zimmerman, R (9, 1) ERA: 2.75	1.0 S 3 0 0 0 3 0 0 0 0 0 0 0 9 12 0.00 0.000																					

**Boston Red Sox @ Texas Rangers**  
The Ballpark at Arlington, Arlington, TX

Sun Aug 26 2001, 8:05 PM EDT  
Att. 26,208 - Overcast - 78 F

livebaseballscorecards.com

AB	37
R	4
H	9
RBI	2
BB	2
SO	9
LOB	25



Batter	1	2	3	4	5	6	7	8	9
Frank Catalanotto, L (1, 7) OBP: 0.403, SLG: 0.506	0-2 G3-1		1-2 G4-3	0-0 1B		3-3 K			
Mike Lamb, L (1, 5) OBP: 0.365, SLG: 0.433	0-3 K		1-1 P6	0-2 F7		0-0 FC6-4 1B			
Alex Rodriguez, R (1, 6) OBP: 0.403, SLG: 0.613	0-2 S 1B		2-1 E6 1B		1-2 S G1-3 1B	0-1 FC6-4			
Rafael Palmeiro, L (1, 3) OBP: 0.373, SLG: 0.533	2-3 K 1-2		4-1 1B BB		0-1 P5		1-2 G4-3		
Ruben Sierra, S (1, 10)		0-2 F3	1-0 1B		2-1 G1-3		2-2 G5-3		
Gabe Kapler, R (1, 8) OBP: 0.336, SLG: 0.413		1-1 1B 3B	0-0 G5-3		3-3 K		0-1 F3		
Ricky Ledee, L (1, 9) OBP: 0.303, SLG: 0.372		2-2 1B		1-0 F8		0-2 P6		0-0 F7	
Bill Haselman, R (1, 2) OBP: 0.255, SLG: 0.278		0-3 K		0-0 G5-3		3-2 K 10 HBP 1B		0-0 F7	
Ivan Rodriguez, R (9, 2) OBP: 0.349, SLG: 0.537									
10 Michael Young, R (1, 4) OBP: 0.303, SLG: 0.425				2-0 HR		2-2 PB 1B HBP		3-3 K	

Inning Stats	R: 0	H: 1	E: 0	LOB: 1	K: 2	BB: 0	S: 15	R: 1	H: 2	E: 0	LOB: 1	K: 2	BB: 0	S: 19	R: 1	H: 1	E: 2	LOB: 2	K: 0	BB: 1	S: 10	R: 1	H: 2	E: 0	LOB: 1	K: 0	BB: 0	S: 7	R: 0	H: 1	E: 0	LOB: 1	K: 1	BB: 0	S: 11	R: 2	H: 2	E: 0	LOB: 1	K: 1	BB: 0	S: 18	R: 0	H: 0	E: 0	LOB: 0	K: 0	BB: 0	S: 9	R: 0	H: 0	E: 0	LOB: 0	K: 1	BB: 0	S: 5	R: 0	H: 0	E: 0	LOB: 0	K: 1	BB: 0	S: 8
--------------	------	------	------	--------	------	-------	-------	------	------	------	--------	------	-------	-------	------	------	------	--------	------	-------	-------	------	------	------	--------	------	-------	------	------	------	------	--------	------	-------	-------	------	------	------	--------	------	-------	-------	------	------	------	--------	------	-------	------	------	------	------	--------	------	-------	------	------	------	------	--------	------	-------	------

AB	R	H	RBI	BB	SO	LOB
4	0	1	0	0	1	2
4	0	1	2	0	1	1
4	1	2	0	0	0	1
3	0	0	0	1	1	2
4	0	1	1	0	0	1
4	1	1	0	0	1	3
4	0	1	1	0	0	0
4	1	1	0	0	1	1
0	0	0	0	0	0	0
3	2	1	1	0	2	1

**BOTTOM**

**Boston Red Sox @ Texas Rangers**  
The Ballpark at Arlington, Arlington, TX

Sun Aug 26 2001, 8:05 PM EDT  
Att. 26,208 - Overcast - 78 F

livebaseballscorecards.com

AB	34
R	5
H	9
RBI	5
BB	1
SO	7
LOB	12



PITCHER	IP	WLS	BF	H	R	ER	SO	BB	IBB	HBP	BLK	WP	HR	S	P	ERA	WHIP
Pedro Martinez, R (1, 1) ERA: 2.34	4.0		20	6	3	2	4	1	0	0	0	0	1	51	71	4.50	1.750
49 Tim Wakefield, R (5, 1) ERA: 3.72	3.0	L	13	3	2	1	2	0	0	1	0	0	0	38	55	3.00	1.000
Allen McDill, L (8, 1) ERA: 5.4	0.1		1	0	0	0	0	0	0	0	0	0	0	1	1	0.00	0.000
Rich Garces, R (8, 1) ERA: 2.7	0.2		2	0	0	0	1	0	0	0	0	0	0	4	7	0.00	0.000





Batter	1	2	3	4	5	6	7	8	9
<b>Kenny Lofton, L</b> OBP: 0.332, SLG: 0.396 (1, 8)	3-2 G6-4-3 1B	1-3 K		4-2 2B BB		1-2 HR		3-2 G6-3	
<b>Omar Vizquel, S</b> OBP: 0.339, SLG: 0.357 (1, 6)	0-1 G6-4-3 1-2f	2-1 2-H 3-H 1B		3-2 FC5-2-5 2B		3-2 G3 1B		1-2 G5-3	
<b>Roberto Alomar, S</b> OBP: 0.417, SLG: 0.540 (1, 4)	3-2 FC4-6 1B	1-0 G3		2-1 1-H 2-H 2B		0-1 G3			
<b>Juan Gonzalez, R</b> OBP: 0.389, SLG: 0.614 (1, 10)	1-1 FC4-6 1-2f		1-0 G5-3	0-2 P3		3-2 F9			
<b>Jim Thome, L</b> OBP: 0.417, SLG: 0.650 (1, 3)		0-0 BB BB 1B	0-1 F7		3-2 F5		3-3 K		
<b>Marty Cordova, R</b> OBP: 0.361, SLG: 0.516 (1, 9)		4-1 BB BB G4-3 BB	0-0 1B		0-0 F3		4-0 BB		
<b>Russell Branyan, L</b> OBP: 0.313, SLG: 0.463 (1, 7)		4-2 G4-3 1B BB	2-3 K		3-3 K		2-2 F8		
<b>Travis Fryman, R</b> OBP: 0.329, SLG: 0.333 (1, 5)		4-2 G4-3 1B BB		2-2 1B FC5-2-5 1B		0-3 K	0-0 L5		
<b>Eddie Taubensee, L</b> OBP: 0.303, SLG: 0.360 (1, 2)		1-0 G4-3		0-0 FC5-2-5 BB 1B		2-2 HR 1B		1-3 K	

Inning Stats	R: 0 E: 0 K: 0 S: 11	H: 2 LOB: 1 BB: 0 P: 18	R: 4 E: 0 K: 1 S: 17	H: 2 LOB: 1 BB: 3 P: 34	R: 0 E: 0 K: 1 S: 7	H: 1 LOB: 1 BB: 0 P: 10	R: 2 E: 0 K: 0 S: 15	H: 3 LOB: 1 BB: 1 P: 26	R: 0 E: 0 K: 1 S: 7	H: 0 LOB: 0 BB: 0 P: 13	R: 2 E: 0 K: 1 S: 22	H: 3 LOB: 1 BB: 0 P: 31	R: 0 E: 0 K: 1 S: 7	H: 0 LOB: 1 BB: 1 P: 16	R: 0 E: 0 K: 1 S: 10	H: 0 LOB: 0 BB: 0 P: 15
--------------	-------------------------------	----------------------------------	-------------------------------	----------------------------------	------------------------------	----------------------------------	-------------------------------	----------------------------------	------------------------------	----------------------------------	-------------------------------	----------------------------------	------------------------------	----------------------------------	-------------------------------	----------------------------------

PITCHER	IP	WLS	BF	H	R	ER	SO	BB	IBB	HBP	BLK	WP	HR	S	P	ERA	WHIP
<b>David Cone, R</b> ERA: 4.47 (1, 1)	4.0	L	22	8	6	6	2	4	0	0	0	0	0	50	88	13.50	3.000
<b>Todd Erdos, R</b> ERA: 6.23 (5, 1)	2.0		9	3	2	2	2	0	0	0	0	0	1	29	44	9.00	1.500
<b>Allen McDill, L</b> ERA: 2.45 (7, 1)	2.0		7	0	0	0	2	1	0	0	0	0	0	17	31	0.00	0.500

AB R H RBI BB SO LOB

4	2	2	2	1	1	2
5	1	2	2	0	0	4
4	0	2	2	0	0	2
4	0	0	0	0	0	3
4	1	1	0	0	1	0
2	1	1	0	2	0	0
3	1	0	0	1	2	2
3	1	1	1	1	1	1
4	1	2	1	0	1	2

WP: 0	PA: 38
1B: 9	SF: 0
2B: 1	SAC: 0
3B: 0	DP: 2
HR: 1	HBP: 0
CS: 0	

WP: 0	PA: 38
ERA	WHIP

**Boston Red Sox @ Cleveland Indians**  
 Jacobs Field, Cleveland, OH  
 Tue Aug 28 2001, 7:05 PM EDT  
 Att: 41,048 - Sunny - 74 F

livebaseballscorecards.com

AB	33
R	8
H	11
RBI	8
BB	5
SO	6
LOB	16





Batter	1	2	3	4	5	6	7	8	9	AB R H RBI BB SO LOB	TOP											
Trot Nixon, L (1, 8) OBP: 0.369, SLG: 0.482	1-3 K		4-2 CS BB		1-1 P6		3-2 F7		1-2 FC6-4 1-2f	4 0 0 0 1 1 4	<b>Boston Red Sox @ Cleveland Indians</b> Jacobs Field, Cleveland, OH Wed Aug 29 2001, 7:05 PM EDT Att. 41,320 - Sunny - 72 F											
Chris Stynes, R (1, 4) OBP: 0.324, SLG: 0.416	3-2 F9		1-3 SAFE K		2-3 K			2-2 F2		4 0 0 0 0 2 2												
Carl Everett, S (1, 9) OBP: 0.324, SLG: 0.450	2-2 G4-3		0-0 G5-3		0-3 K			3-3 K		4 0 0 0 0 2 1												
Manny Ramirez, R (1, 10) OBP: 0.411, SLG: 0.636		3-0 BB 1B HBP		1-0 HR		2-0 F9 2B		2-3 K		3 1 2 1 0 1 0												
Dante Bichette, R (1, 7) OBP: 0.333, SLG: 0.472		0-2 BB 1B		1-0 CS 1B 1B		1-3 K		1-2 G4-3 2B		4 0 3 0 0 1 1												
Shea Hillenbrand, R (1, 5) OBP: 0.302, SLG: 0.407		2-1 P6		0-2 1B		0-0 F9		3-2 G4-3		4 0 1 0 0 0 4												
Mike Lansing, R (1, 6) OBP: 0.298, SLG: 0.396 Troy O'Leary, L (9, PH) OBP: 0.310, SLG: 0.455		2-3 K		0-3 K		3-2 L5		1-0 BB HBP		3 0 0 0 0 2 5 0 0 0 0 0 0 0												
Jose Offerman, S (1, 3) OBP: 0.323, SLG: 0.347		4-2 BB		3-3 K		2-3 K		1-3 K		3 0 0 0 1 3 4												
Doug Mirabelli, R (1, 2) OBP: 0.341, SLG: 0.422 Scott Hatteberg, L (9, PH) OBP: 0.345, SLG: 0.372		1-3 K		4-2 BB		2-3 K		4-1 FC6-4 BB		2 0 0 0 1 2 3 0 0 0 0 1 0 0												
<b>Inning Stats</b>	R: 0 E: 0 K: 1 S: 12	H: 0 LOB: 0 BB: 0 P: 18	R: 0 E: 0 K: 2 S: 14	H: 1 LOB: 3 BB: 1 P: 26	R: 0 E: 0 K: 1 S: 7	H: 0 LOB: 0 BB: 1 P: 12	R: 1 E: 0 K: 2 S: 13	H: 3 LOB: 2 BB: 0 P: 18	R: 0 E: 0 K: 2 S: 12	H: 0 LOB: 1 BB: 1 P: 19	R: 0 E: 0 K: 1 S: 10	H: 1 LOB: 1 BB: 0 P: 16	R: 0 E: 0 K: 2 S: 9	H: 0 LOB: 0 BB: 0 P: 16	R: 0 E: 0 K: 2 S: 11	H: 0 LOB: 0 BB: 0 P: 18	R: 0 E: 0 K: 1 S: 14	H: 1 LOB: 3 BB: 1 P: 25	1B: 3 2B: 3 3B: 0 HR: 1	SF: 0 SAC: 0 DP: 1 HBP: 2	WP: 0 PB: 0 SB: 0 CS: 2	PA: 37
<b>PITCHER</b>	IP WLS BF H R ER SO BB IBB HBP BLK WP HR S P ERA WHIP																					
CC Sabathia, L (1, 1) ERA: 4.42	7.0 W 28 5 1 1 11 3 0 1 0 0 1 77 125 1.29 1.143																					
Danys Baez, R (8, 1) ERA: 2.27	1.0 H 3 0 0 0 2 0 0 0 0 0 0 0 11 18 0.00 0.000																					
Bob Wickman, R (9, 1) ERA: 2.75	1.0 S 6 1 0 0 1 1 0 1 0 0 0 0 14 25 0.00 2.000																					

AB	31
R	1
H	6
RBI	1
BB	4
SO	14
LOB	24



Batter	1	2	3	4	5	6	7	8	9
<b>Kenny Lofton, L</b> OBP: 0.333, SLG: 0.401 (1, 8)	1-0 L6		1-2 S 1B		2-2 L4		3-2 3B		
<b>Omar Vizquel, S</b> OBP: 0.337, SLG: 0.354 (1, 6)	3-3 K		2-2 F7			2-1 G5-3	1-1 L9		
<b>Roberto Alomar, S</b> OBP: 0.416, SLG: 0.538 (1, 4)	0-0 1B			0-1 F9		0-3 K		1-1 G6-3	
<b>Juan Gonzalez, R</b> OBP: 0.388, SLG: 0.617 (1, 10)	2-1 F9			1-3 K		2-0 HR		0-3 K	
<b>Ellis Burks, R</b> OBP: 0.352, SLG: 0.533 (1, 7)		3-2 G6-3		4-1 BB		1-1 HR		1-2 F8	
<b>Jolbert Cabrera, R</b> OBP: 0.318, SLG: 0.364 (7, 7)									
<b>Jim Thome, L</b> OBP: 0.417, SLG: 0.647 (1, 3)		0-3 K		0-0 F8		1-1 1B			
<b>Marty Cordova, R</b> OBP: 0.361, SLG: 0.513 (1, 9)		2-2 G5-3			4-0 BB	1-0 F7			
<b>Travis Fryman, R</b> OBP: 0.325, SLG: 0.329 (1, 5)			3-2 G6-3		1-3 K		2-2 F7		
<b>Einar Diaz, R</b> OBP: 0.338, SLG: 0.387 (1, 2)			1-3 K		0-2 F9		2-3 K		

Inning Stats	R: 0	H: 1	E: 0	K: 1	S: 7	R: 0	H: 0	E: 0	K: 1	S: 14	R: 0	H: 1	E: 0	K: 1	S: 18	R: 0	H: 0	E: 0	K: 1	S: 8	R: 0	H: 0	E: 0	K: 1	S: 11	R: 2	H: 3	E: 0	K: 1	S: 11	R: 0	H: 1	E: 0	K: 1	S: 11	R: 0	H: 0	E: 0	K: 1	S: 8
	0	1	0	1	7	0	0	0	1	14	0	1	0	1	18	0	0	0	1	8	0	3	0	1	11	0	3	0	1	11	0	1	0	1	11	0	0	0	1	8

PITCHER	IP	WLS	BF	H	R	ER	SO	BB	IBB	HBP	BLK	WP	HR	S	P	ERA	WHIP
<b>Casey Fossum, L</b> ERA: 2.49 (1, 1)	5.2	L	24	5	2	2	6	2	0	0	0	0	2	68	104	3.18	1.235
<b>Rich Garces, R</b> ERA: 2.64 (6, 1)	1.1		5	1	0	0	1	0	0	0	0	0	0	12	21	0.00	0.750
<b>Derek Lowe, R</b> ERA: 3.8 (8, 1)	1.0		3	0	0	0	1	0	0	0	0	0	0	8	10	0.00	0.000

AB R H RBI BB SO LOB

4	0	2	0	0	0	1
4	0	0	0	0	1	2
4	0	1	0	0	1	0
4	1	1	1	0	2	1
2	1	1	1	1	0	0
1	0	0	0	0	0	0
3	0	1	0	0	1	1
2	0	0	0	1	0	1
3	0	0	0	0	1	1
3	0	0	0	0	2	1

AB	30
R	2
H	6
RBI	2
BB	2
SO	8
LOB	8



**Boston Red Sox @ Cleveland Indians**  
 Jacobs Field, Cleveland, OH  
 Wed Aug 29 2001, 7:05 PM EDT  
 Att: 41,320 - Sunny - 72 F

livebaseballscorecards.com

WP	PA
0	32
PB	0
SB	1
CS	0



Batter	1	2	3	4	5	6	7	8	9	AB R H RBI BB SO LOB	TOP									
Trot Nixon, L (1, 8) OBP: 0.367, SLG: 0.478	2-3 K		4-2 WP 2B BB		3-2 G4-3		2-3 K		3-3 K	4 1 0 0 1 3 1										
Jose Offerman, S (1, 3) OBP: 0.321, SLG: 0.344 Carl Everett, S (9, PH) OBP: 0.325, SLG: 0.451 Darren Lewis, R (9, PR) OBP: 0.284, SLG: 0.360	2-3 K		1-2 P8		3-3 K		3-2 P6		0-0 1B	4 0 0 0 0 2 1 1 0 1 0 0 0 0 0 0 0 0 0 0 0										
Chris Stynes, R (1, 4) OBP: 0.325, SLG: 0.415	0-1 E6		0-1 P8		1-1 1B		3-2 1B		1-3 K	5 0 2 0 0 1 3										
Manny Ramirez, R (1, 10) OBP: 0.409, SLG: 0.634	1-3 K		2-2 1-H 2B		0-3 K		2-2 L7		0-1 F8	5 0 1 1 0 2 5										
Dante Bichette, R (1, 7) OBP: 0.335, SLG: 0.472		3-2 SH1-3 BB 1B	2-1 G4-3		2-1 FC5 1B 1B		0-3 K			4 0 2 0 0 1 1										
Troy O'Leary, L (1, 9) OBP: 0.310, SLG: 0.451		4-2 SH1-3 BB 1-2		2-1 G4-3		1-0 F8		0-1 G4-3		3 0 0 0 1 0 1										
Shea Hillenbrand, R (1, 5) OBP: 0.307, SLG: 0.414		0-0 SH1-3 1-2 2-3		1-2 2B		0-1 FC5 1B		1-0 1B		3 0 3 0 0 0 0										
Scott Hatteberg, L (1, 2) OBP: 0.344, SLG: 0.370		0-1 P5		2-2 2B 1B		1-0 F8		1-3 K		4 0 1 0 0 1 5										
Mike Lansing, R (1, 6) OBP: 0.300, SLG: 0.400		0-1 G4-3		0-2 1-H 2B		1-1 FC5 1-2 2-3f		1-0 1B 1B		4 0 2 0 0 0 4										
<b>Inning Stats</b>	R: 0 E: 1 K: 3 S: 12	H: 0 LOB: 1 BB: 0 P: 17	R: 0 E: 0 K: 0 S: 13	H: 1 LOB: 2 BB: 1 P: 20	R: 1 E: 0 K: 0 S: 15	H: 1 LOB: 1 BB: 1 P: 24	R: 0 E: 0 K: 0 S: 12	H: 3 LOB: 2 BB: 0 P: 17	R: 0 E: 0 K: 2 S: 13	H: 1 LOB: 1 BB: 0 P: 20	R: 0 E: 0 K: 1 S: 16	H: 1 LOB: 1 BB: 0 P: 26	R: 0 E: 0 K: 2 S: 9	H: 1 LOB: 1 BB: 0 P: 11	R: 0 E: 0 K: 2 S: 13	H: 2 LOB: 2 BB: 0 P: 18	1B: 9 2B: 3 3B: 0 HR: 0	SF: 0 SAC: 1 DP: 0 HBP: 0	WP: 1 PB: 0 SB: 0 CS: 0	PA: 40
<b>PITCHER</b>	IP WLS BF H R ER SO BB IBB HBP BLK WP HR S P ERA WHIP																			
Bartolo Colon, R (1, 1) ERA: 4.12	6.0 W 27 8 1 1 5 2 0 0 0 1 0 73 111 1.50 1.667																			
Ricardo Rincon, L (7, 1) ERA: 3.45	0.2 H 2 0 0 0 1 0 0 0 0 0 0 8 13 0.00 0.000																			
David Riske, R (7, 1) ERA: 1.31	0.1 H 2 1 0 0 0 0 0 0 0 0 0 8 13 0.00 3.000																			
Danys Baez, R (8, 1) ERA: 2.21	1.0 H 4 1 0 0 2 0 0 0 0 0 0 9 11 0.00 1.000																			
Bob Wickman, R (9, 1) ERA: 2.7	1.0 S 5 2 0 0 2 0 0 0 0 0 0 13 18 0.00 2.000																			

**Boston Red Sox @ Cleveland Indians**  
**Jacobs Field, Cleveland, OH**  
 Thu Aug 30 2001, 7:05 PM EDT  
 Att. 40,616 - Sunny - 78 F

[livebaseballscorecards.com](http://livebaseballscorecards.com)

<b>AB</b>	<b>37</b>
<b>R</b>	<b>1</b>
<b>H</b>	<b>12</b>
<b>RBI</b>	<b>1</b>
<b>BB</b>	<b>2</b>
<b>SO</b>	<b>10</b>
<b>LOB</b>	<b>21</b>



Batter	1	2	3	4	5	6	7	8	9	AB	R	H	RBI	BB	SO	LOB
<b>Kenny Lofton, L</b> OBP: 0.330, SLG: 0.398 (1, 8)	3-2 F7		1-0 G4-3		2-2 G1-3		1-1 G3			4	0	0	0	0	0	1
<b>Omar Vizquel, S</b> OBP: 0.336, SLG: 0.353 (1, 6)	1-0 P6		1-1 HR 1B		0-2 G4-3		0-2 P6			4	1	1	0	0	0	1
<b>Roberto Alomar, S</b> OBP: 0.417, SLG: 0.543 (1, 4)	4-2 BB 1B BB		3-1 1-H HR		2-1 G3			0-3 K		3	2	1	2	1	1	0
<b>Juan Gonzalez, R</b> OBP: 0.388, SLG: 0.615 (1, 10) <b>Travis Fryman, R</b> OBP: 0.325, SLG: 0.329 (8, PR)	4-1 1B 1-2 BB		0-3 K		1-3 K			0-1 FC3-6 BB 1B		3	0	1	0	1	2	0
<b>Jim Thome, L</b> OBP: 0.417, SLG: 0.645 (1, 3)	3-1 1-3 2-H 1B		0-0 G5-3		0-3 K			4-1 FC3-6 BB		3	0	1	1	1	1	0
<b>Ellis Burks, R</b> OBP: 0.351, SLG: 0.531 (1, 7) <b>Jolbert Cabrera, R</b> OBP: 0.316, SLG: 0.363 (6, PR) (7, 9)	1-3 K		2-1 G6-3		1-2 S 1B			3-1 FC3-6 DJ		3	0	1	0	0	1	2
<b>Russell Bryan, L</b> OBP: 0.309, SLG: 0.457 (1, 5)		2-3 K		0-3 K		3-3 K		3-3 K		4	0	0	0	0	4	3
<b>Wil Cordero, R</b> OBP: 0.321, SLG: 0.357 (1, 9) (7, 7)		1-2 L6		0-1 1B			4-0 G3 BB			2	0	1	0	1	0	0
<b>Eddie Taubensee, L</b> OBP: 0.295, SLG: 0.350 (1, 2) <b>Einar Diaz, R</b> OBP: 0.338, SLG: 0.387 (8, 2)		2-1 G3-1		0-0 F9			0-3 K			3	0	0	0	0	1	2
										0	0	0	0	0	0	0

Inning Stats	R: 1	H: 1	E: 0	K: 1	S: 12	H: 1	LOB: 2	BB: 2	P: 28	R: 0	H: 0	E: 0	K: 1	S: 9	H: 0	LOB: 0	BB: 0	P: 14	R: 2	H: 2	E: 0	K: 1	S: 9	H: 1	LOB: 1	BB: 0	P: 10	R: 0	H: 0	E: 0	K: 0	S: 8	H: 1	LOB: 2	BB: 0	P: 18	R: 0	H: 0	E: 0	K: 1	S: 8	H: 0	LOB: 1	BB: 1	P: 13	R: 0	H: 1	E: 0	K: 2	S: 12	H: 1	LOB: 3	BB: 1	P: 22
<b>PITCHER</b>	IP	WLS	BF	H	R	ER	SO	BB	IBB	HBP	BLK	WP	HR	S	P	ERA	WHIP																																					
<b>Hideo Nomo, R</b> ERA: 4.18 (1, 1)	7.0	L	29	5	3	3	8	3	0	0	0	0	1	67	109	3.86	1.143																																					
<b>Rod Beck, R</b> ERA: 3.93 (8, 1)	1.0		5	1	0	0	2	1	0	0	0	0	0	12	22	0.00	2.000																																					


**BOTTOM**

**Boston Red Sox @ Cleveland Indians**  
Jacobs Field, Cleveland, OH

Thu Aug 30 2001, 7:05 PM EDT  
Att: 40,616 - Sunny - 78 F

AB	30
R	3
H	6
RBI	3
BB	4
SO	10
LOB	11

WP: 0 PA: 34  
PB: 0  
SB: 1  
CS: 0



livebaseballscorecards.com



Batter	1	2	3	4	5	6	7	8	9	AB R H RBI BB SO LOB	TOP											
2 Derek Jeter, R (1, 6) OBP: 0.385, SLG: 0.481	1-1 G6-3		1-0 G6-3			0-1 L6		2-2 1B		4 0 1 0 0 0 0												
Paul O'Neill, L (1, 9) OBP: 0.332, SLG: 0.467	2-2 G4-3			0-1 P6			2-1 F9		1-3 K	4 0 0 0 0 1 0												
Bernie Williams, S (1, 8) OBP: 0.401, SLG: 0.517	0-1 P6			2-2 F5			1-1 G4-3		3-2 HR	4 1 1 1 0 0 0												
Tino Martinez, L (1, 3) OBP: 0.319, SLG: 0.485		1-0 F3		3-2 P4			3-2 G3-1		3-2 P5	4 0 0 0 0 0 0												
David Justice, L (1, 7) OBP: 0.339, SLG: 0.460 Gerald Williams, R (8, PR) OBP: 0.263, SLG: 0.309 (8, 7)		1-1 F9			2-2 G5-3			1-2 20 HR 1B	0-0 P6	3 0 1 0 0 0 0 1 1 0 0 0 0 0												
20 Jorge Posada, S (1, 2) OBP: 0.378, SLG: 0.500		2-2 1B			2-3 K			3-1 1B HR		3 1 2 2 0 1 0												
Nick Johnson, L (1, 10) OBP: 0.294, SLG: 0.172		2-3 K			1-2 F2			0-1 P4		3 0 0 0 0 1 2												
Alfonso Soriano, R (1, 4) OBP: 0.304, SLG: 0.439			1-0 1B CS		2-3 K			0-2 1B 1B		3 0 2 0 0 1 0												
Enrique Wilson, S (1, 5) OBP: 0.219, SLG: 0.250			2-0 G3		2-3 K			1-2 1B		3 0 1 0 0 1 1												
<b>Inning Stats</b>	R: 0 E: 0 K: 0 S: 7	H: 0 LOB: 0 BB: 0 P: 10	R: 0 E: 0 K: 1 S: 9	H: 1 LOB: 1 BB: 0 P: 15	R: 0 E: 0 K: 0 S: 3	H: 1 LOB: 0 BB: 0 P: 7	R: 0 E: 0 K: 0 S: 12	H: 0 LOB: 0 BB: 0 P: 17	R: 0 E: 0 K: 1 S: 9	H: 0 LOB: 0 BB: 0 P: 14	R: 0 E: 0 K: 2 S: 8	H: 0 LOB: 0 BB: 0 P: 12	R: 0 E: 0 K: 0 S: 8	H: 0 LOB: 0 BB: 0 P: 14	R: 2 E: 0 K: 0 S: 19	H: 5 LOB: 2 BB: 0 P: 25	R: 1 E: 0 K: 1 S: 11	H: 1 LOB: 0 BB: 0 P: 18	1B: 6 2B: 0 3B: 0 HR: 2	SF: 0 SAC: 0 DP: 0 HBP: 0	WP: 0 PB: 0 SB: 1 CS: 1	PA: 32
<b>PITCHER</b>	IP WLS BF H R ER SO BB IBB HBP BLK WP HR S P ERA WHIP																					
Frank Castillo, R (1, 1) ERA: 4.28	7.0		22	2	0	0	4	0	0	0	0	0	0	56	89	0.00	0.286					
Derek Lowe, R (8, 1) ERA: 4.0	1.0	L	6	5	2	2	0	0	0	0	0	1	19	25	18.00	5.000						
Allen McDill, L (9, 1) ERA: 4.15	0.2		3	1	1	1	1	0	0	0	0	1	10	17	13.50	1.500						
49 Tim Wakefield, R (9, 1) ERA: 3.71	0.1		1	0	0	0	0	0	0	0	0	0	1	1	0.00	0.000						

**New York Yankees @ Boston Red Sox**  
**Fenway Park, Boston, MA**  
 Fri Aug 31 2001, 7:05 PM EDT  
 Att. 33,501 - Cloudy - 81 F

[livebaseballscorecards.com](http://livebaseballscorecards.com)

<b>AB</b>	<b>32</b>
<b>R</b>	<b>3</b>
<b>H</b>	<b>8</b>
<b>RBI</b>	<b>3</b>
<b>BB</b>	<b>0</b>
<b>SO</b>	<b>5</b>
<b>LOB</b>	<b>3</b>




Batter	1	2	3	4	5	6	7	8	9	AB	R	H	RBI	BB	SO	LOB
<b>Trot Nixon, L</b> (1, 8) OBP: 0.366, SLG: 0.478	1-1 G4-3		1-0 L4		3-2 2B		2-3 K			4	1	1	0	0	1	1
<b>Chris Stynes, R</b> (1, 4) OBP: 0.327, SLG: 0.420	2-1 G6-3		0-1 1B		1-0 2B		0-3 K			4	0	2	1	0	1	0
<b>Carl Everett, S</b> (1, 9) OBP: 0.322, SLG: 0.447	2-2 G1-3		1-1 G5-3		3-2 F7			0-0 P5		4	0	0	0	0	0	3
<b>Manny Ramirez, R</b> (1, 10) OBP: 0.406, SLG: 0.628		0-0 G6-3		1-3 K		2-0 G5-3		1-2 G6-3		4	0	0	0	0	1	0
<b>Dante Bichette, R</b> (1, 7) OBP: 0.337, SLG: 0.478		0-0 2B		1-3 K FC5-4		2-2 1B 2B		1-2 G5-3		4	0	2	0	0	1	0
<b>Izzy Alcantara, R</b> (1, 3) OBP: 0.500, SLG: 0.500		1-3 K		0-0 FC5-4 1-2f		0-0 1B		2-2 1B		4	0	2	0	0	1	2
<b>Shea Hillenbrand, R</b> (1, 5) OBP: 0.304, SLG: 0.410		0-3 K		1-2 G5-3 1-2		2-3 K		0-1 FC6-4 1B 1-2f		4	0	0	0	0	2	5
<b>Mike Lansing, R</b> (1, 6) OBP: 0.299, SLG: 0.398		1-3 K		2-2 G4-3		1-1 F9		0-0 G4-6-3 1B 1-2		4	0	1	0	0	1	2
<b>Doug Mirabelli, R</b> (1, 2) OBP: 0.341, SLG: 0.427 <b>Troy O'Leary, L</b> (9, PH) OBP: 0.309, SLG: 0.450		1-1 1B 2B		1-3 K		2-3 K		2-2 G4-6-3 1B 1-2f		3	0	1	0	0	2	0
										1	0	0	0	0	0	2

Inning Stats	R: 0	H: 0	E: 0	K: 0	S: 7	R: 0	H: 1	E: 0	K: 2	S: 8	R: 0	H: 2	E: 0	K: 1	S: 11	R: 0	H: 0	E: 0	K: 2	S: 10	R: 1	H: 2	E: 0	K: 1	S: 15	R: 0	H: 2	E: 0	K: 1	S: 10	R: 0	H: 0	E: 0	K: 3	S: 9	R: 0	H: 0	E: 0	K: 0	S: 12	R: 0	H: 2	E: 0	K: 0	S: 10	1B: 4	2B: 5	3B: 0	HR: 0	SF: 0	SAC: 0	DP: 1	HBP: 0	WP: 1	PB: 0	SB: 1	CS: 0	PA: 36
<b>PITCHER</b>	IP	WLS	BF	H	R	ER	SO	BB	IBB	HBP	BLK	WP	HR	S	P	ERA	WHIP																																									
<b>Roger Clemens, R</b> (1, 1) ERA: 3.48	7.0	W	29	7	1	1	10	0	0	0	0	1	0	70	104	1.29	1.000																																									
<b>Ramiro Mendoza, R</b> (8, 1) ERA: 3.41	1.0	H	3	0	0	0	0	0	0	0	0	0	0	12	14	0.00	0.000																																									
<b>42 Mariano Rivera, R</b> (9, 1) ERA: 2.31	1.0	S	4	2	0	0	0	0	0	0	0	0	0	10	14	0.00	2.000																																									

**NEW YORK YANKEES @ BOSTON RED SOX**  
**Fenway Park, Boston, MA**  
 Fri Aug 31 2001, 7:05 PM EDT  
 Att: 33,501 - Cloudy - 81 F

<b>AB</b>	<b>36</b>
<b>R</b>	<b>1</b>
<b>H</b>	<b>9</b>
<b>RBI</b>	<b>1</b>
<b>BB</b>	<b>0</b>
<b>SO</b>	<b>10</b>
<b>LOB</b>	<b>15</b>





Batter	1	2	3	4	5	6	7	8	9	AB R H RBI BB SO LOB	TOP
<b>Chuck Knoblauch, R</b> (1, 7) OBP: 0.340, SLG: 0.356 <b>Clay Bellinger, R</b> (8, 5) OBP: 0.229, SLG: 0.415	3-2  G4-3 SH1-3 1B		2-1  P4			1-2  G5-3		1-2  G4-3 SH1-3 1B		4 0 2 1 0 0 1 0 0 0 0 0 0 0	
<b>2 Derek Jeter, R</b> (1, 6) OBP: 0.383, SLG: 0.478	0-0  SH1-3 1-2		0-1  FC6 1-2			0-0  G5-3		2-2  G6-3		3 0 0 0 0 0 1	
<b>Bernie Williams, S</b> (1, 8) OBP: 0.400, SLG: 0.522	1-0  G4-3 2-3			2-2  G4-3		2-2  F9		2-0  HR		4 1 1 1 0 0 1	
<b>Tino Martinez, L</b> (1, 3) OBP: 0.316, SLG: 0.482	0-3  K			0-2  G3		2-2  F9		3-3  K		4 0 0 0 0 2 1	
<b>20 Jorge Posada, S</b> (1, 2) OBP: 0.374, SLG: 0.495		3-3  K		0-3  K		2-0  F7		3-3  K		4 0 0 0 0 3 0	
<b>Paul O'Neill, L</b> (1, 9) OBP: 0.331, SLG: 0.465		2-3  K			2-3  K	1-0  S 1B		3-1  F8		4 0 1 0 0 2 0	
<b>Shane Spencer, R</b> (1, 10) OBP: 0.304, SLG: 0.429		3-3  K			1-2  HBP	1-3  K 1-2				2 0 0 0 0 2 1	
<b>Alfonso Soriano, R</b> (1, 4) OBP: 0.304, SLG: 0.441			3-2  G5-3		0-1  F9		3-2  F8 1B 2B			3 1 1 0 0 0 1	
<b>Enrique Wilson, S</b> (1, 5) OBP: 0.222, SLG: 0.253 <b>David Justice, L</b> (8, PH) OBP: 0.338, SLG: 0.459 (8, 7)			3-2  FC6 1B		0-0  G4-3		1-0  F8 2-3			2 0 1 0 0 0 1 1 0 0 0 0 0 1	
<b>Inning Stats</b>	R: 0 H: 1 E: 0 LOB: 1 K: 1 BB: 0 S: 9 P: 13	R: 0 H: 0 E: 0 LOB: 0 K: 3 BB: 0 S: 11 P: 19	R: 0 H: 1 E: 0 LOB: 1 K: 0 BB: 0 S: 11 P: 19	R: 0 H: 0 E: 0 LOB: 0 K: 1 BB: 0 S: 10 P: 12	R: 0 H: 0 E: 0 LOB: 1 K: 1 BB: 0 S: 9 P: 12	R: 0 H: 0 E: 0 LOB: 0 K: 0 BB: 0 S: 9 P: 12	R: 0 H: 1 E: 0 LOB: 1 K: 1 BB: 0 S: 8 P: 14	R: 1 H: 2 E: 0 LOB: 0 K: 2 BB: 0 S: 11 P: 18	R: 1 H: 1 E: 0 LOB: 0 K: 2 BB: 0 S: 10 P: 21	1B: 4 SF: 0 2B: 1 SAC: 1 3B: 0 DP: 0 HR: 1 HBP: 1	WP: 0 PA: 33 PB: 0 SB: 1 CS: 0
<b>PITCHER</b> <b>Pedro Martinez, R</b> (1, 1) ERA: 2.22 <b>Rich Garces, R</b> (7, 1) ERA: 2.6 <b>Ugueth Urbina, R</b> (8, 1) ERA: 3.86	IP WLS BF H R ER SO BB IBB HBP BLK WP HR S P ERA WHIP 6.0 0 21 2 0 0 6 0 0 1 0 0 0 59 87 0.00 0.333 1.0 H 4 1 0 0 1 0 0 0 0 0 0 0 8 14 0.00 1.000 2.0 L 8 3 2 2 2 2 0 0 0 0 0 0 1 21 39 9.00 1.500	<b>PITCHER</b> IP WLS BF H R ER SO BB IBB HBP BLK WP HR S P ERA WHIP									

**New York Yankees @ Boston Red Sox**  
 Fenway Park, Boston, MA  
 Sat Sep 01 2001, 1:15 PM EDT  
 Att. 33,084 - Sunny - 77 F

[livebaseballscorecards.com](http://livebaseballscorecards.com)

<b>AB</b>	<b>31</b>
<b>R</b>	<b>2</b>
<b>H</b>	<b>6</b>
<b>RBI</b>	<b>2</b>
<b>BB</b>	<b>0</b>
<b>SO</b>	<b>9</b>
<b>LOB</b>	<b>8</b>







Batter	1	2	3	4	5	6	7	8	9	AB R H RBI BB SO LOB	TOP	
<b>Chuck Knoblauch, R</b> (1, 7) <small>OBP: 0.338, SLG: 0.354</small>	0-3 		1-2 			1-2 		2-2 	1-1 	5 0 1 0 0 1 3	<b>New York Yankees @ Boston Red Sox</b> Fenway Park, Boston, MA Sun Sep 02 2001, 8:05 PM EDT Att. 33,734 - Sunny - 65 F	
<b>2 Derek Jeter, R</b> (1, 6) <small>OBP: 0.381, SLG: 0.475</small>	2-1 		0-1 			0-1 		0-3 		4 0 0 0 0 1 3		
<b>David Justice, L</b> (1, 10) <small>OBP: 0.337, SLG: 0.455</small>	1-1 			2-2 		2-3 		4-1 		3 0 0 0 1 1 1		
<b>Bernie Williams, S</b> (1, 8) <small>OBP: 0.397, SLG: 0.517</small>	2-0 			1-1 			0-1 	1-0 		4 0 0 0 0 0 3		
<b>Tino Martinez, L</b> (1, 3) <small>OBP: 0.320, SLG: 0.483</small> <b>Clay Belinger, R</b> (9, PR) <small>OBP: 0.229, SLG: 0.415</small>		0-2 		4-0 			1-0 		1-1 	3 0 2 0 1 0 0 0 1 0 0 0 0 0		
<b>20 Jorge Posada, S</b> (1, 2) <small>OBP: 0.373, SLG: 0.495</small>		1-3 		1-3 			1-1 		1-0 	4 0 1 0 0 2 3		
<b>Paul O'Neill, L</b> (1, 9) <small>OBP: 0.331, SLG: 0.462</small>		0-1 			1-3 		4-0 		1-1 	3 0 0 0 1 1 2		
<b>Randy Velarde, R</b> (1, 5) <small>OBP: 0.366, SLG: 0.453</small> <b>Nick Johnson, L</b> (7, PH) <small>OBP: 0.286, SLG: 0.167</small> <b>Enrique Wilson, S</b> (7, 5) <small>OBP: 0.226, SLG: 0.262</small>			0-1 		1-3 		1-3 		1-0 	2 0 0 0 0 1 0 1 0 0 0 0 1 2 1 0 1 1 0 0 0		
<b>Alfonso Soriano, R</b> (1, 4) <small>OBP: 0.303, SLG: 0.439</small>			1-2 		2-2 			0-1 	1-3 	4 0 1 0 0 1 2		
<b>Inning Stats</b>	R: 0 H: 0 E: 1 LOB: 1 K: 1 BB: 0 S: 8 P: 13	R: 0 H: 1 E: 0 LOB: 0 K: 1 BB: 0 S: 8 P: 9	R: 0 H: 0 E: 1 LOB: 1 K: 0 BB: 0 S: 10 P: 12	R: 0 H: 0 E: 0 LOB: 1 K: 1 BB: 1 S: 11 P: 19	R: 0 H: 0 E: 0 LOB: 0 K: 2 BB: 0 S: 10 P: 14	R: 0 H: 1 E: 0 LOB: 0 K: 1 BB: 0 S: 8 P: 11	R: 0 H: 1 E: 0 LOB: 2 K: 1 BB: 1 S: 8 P: 15	R: 0 H: 1 E: 0 LOB: 2 K: 1 BB: 1 S: 11 P: 17	R: 1 H: 2 E: 1 LOB: 2 K: 1 BB: 0 S: 12 P: 18	1B: 4 SF: 0 2B: 2 SAC: 0 3B: 0 DP: 2 HR: 0 HBP: 0		WP: 0 PA: 37 PB: 0 SB: 2 CS: 0
<b>PITCHER</b> <b>David Cone, R</b> (1, 1) <small>ERA: 4.13</small> <b>Derek Lowe, R</b> (9, 1) <small>ERA: 3.96</small>	IP WLS BF H R ER SO BB IBB HBP BLK WP HR S P ERA WHIP 8.1 L 35 6 1 0 8 2 1 0 0 0 0 0 80 120 0.00 0.960											IP WLS BF H R ER SO BB IBB HBP BLK WP HR S P ERA WHIP 0.2 2 0 0 0 1 0 0 0 0 0 0 0 6 8 0.00 0.000

livebaseballscorecards.com

AB	34
R	1
H	6
RBI	1
BB	3
SO	9
LOB	19







Batter	1	2	3	4	5	6	7	8	9	AB R H RBI BB SO LOB	TOP											
<b>Kenny Lofton, L</b> (1, 8) OBP: 0.326, SLG: 0.389	0-2 G5-3		0-2 G4-3							4 1 0 0 1 0 1												
<b>Omar Vizquel, S</b> (1, 6) OBP: 0.334, SLG: 0.350	1-3 K			4-2 BB 2B BB	1-1 P6		2-1 SH1-4		1-2 2-3 1B	3 1 1 0 1 1 0												
<b>Roberto Alomar, S</b> (1, 4) OBP: 0.418, SLG: 0.541	3-1 F7			4-1 2B 1-2 SF8 BB		1-2 G3-1	1-0 P4		3-2 1-2 2-3 WP 1B	4 1 1 0 1 0 2												
<b>Juan Gonzalez, R</b> (1, 9) OBP: 0.387, SLG: 0.610 <b>Dave Roberts, L</b> (9, 7) OBP: 0.500, SLG: 1.000		1-2 F9		1-2 SF8 1-3 2-H SF7 2B		2-3 K	3-2 FC6 1B		0-3 K	5 1 2 3 0 2 2 0 0 0 0 0 0 0												
<b>Jim Thome, L</b> (1, 3) OBP: 0.421, SLG: 0.651		0-1 HR		0-1 SF8		1-2 HR	1-0 FC6		4-0 IBB	3 2 2 3 1 0 1												
<b>Ellis Burks, R</b> (1, 10) OBP: 0.354, SLG: 0.535		0-1 G5-3		3-2 SF7		4-0 S BB		3-3 K	1-3 K	3 0 0 1 1 2 3												
<b>Karim Garcia, L</b> (1, 7) OBP: 0.636, SLG: 1.444 <b>Jolbert Cabrera, R</b> (7, 7) OBP: 0.312, SLG: 0.358		0-3 K		0-2 2B		4-2 BB		2-2 G6-3		2 0 1 0 1 1 0 1 0 0 0 0 0 0												
<b>Travis Fryman, R</b> (1, 5) OBP: 0.320, SLG: 0.327			3-2 F8	1-3 K		1-2 F7		2-3 K		4 0 0 0 0 2 3												
<b>Einar Diaz, R</b> (1, 2) OBP: 0.342, SLG: 0.401			2-3 K		1-0 F7		0-1 SH1-4 1B 2B		2-2 1B WP 1B	4 2 2 0 0 1 0												
<b>Inning Stats</b>	R: 0 E: 0 K: 1 S: 10	H: 0 LOB: 0 BB: 0 P: 14	R: 1 E: 0 K: 1 S: 10	H: 1 LOB: 0 BB: 0 P: 11	R: 0 E: 0 K: 1 S: 14	H: 0 LOB: 0 BB: 0 P: 19	R: 3 E: 0 K: 1 S: 21	H: 2 LOB: 1 BB: 2 P: 34	R: 0 E: 0 K: 0 S: 5	H: 0 LOB: 0 BB: 0 P: 7	R: 1 E: 0 K: 1 S: 15	H: 1 LOB: 2 BB: 2 P: 28	R: 2 E: 0 K: 0 S: 13	H: 2 LOB: 1 BB: 1 P: 24	R: 0 E: 0 K: 2 S: 14	H: 0 LOB: 0 BB: 0 P: 21	R: 1 E: 0 K: 2 S: 19	H: 3 LOB: 3 BB: 1 P: 33	1B: 4 2B: 3 3B: 0 HR: 2	SF: 2 SAC: 1 DP: 0 HBP: 0	WP: 1 PB: 0 SB: 1 CS: 0	PA: 42
<b>PITCHER</b>	IP WLS BF H R ER SO BB IBB HBP BLK WP HR S P ERA WHIP																					
<b>Hideo Nomo, R</b> (1, 1) ERA: 4.31	5.2 L 24 4 5 5 5 3 0 0 0 0 0 2 69 102 7.94 1.235																					
<b>Rich Garces, R</b> (6, 1) ERA: 2.86	0.2 5 1 2 2 0 2 0 0 0 0 0 0 12 23 27.00 4.500																					
<b>49 Tim Wakefield, R</b> (7, 1) ERA: 3.67	1.2 6 1 0 0 2 0 0 0 0 0 0 0 21 33 0.00 0.600																					
<b>Rod Beck, R</b> (9, 1) ERA: 3.99	1.0 7 3 1 1 2 0 1 0 0 1 0 0 19 33 9.00 3.000																					

**Cleveland Indians @ Boston Red Sox**  
**Fenway Park, Boston, MA**  
 Tue Sep 04 2001, 7:05 PM EDT  
 Att. 32,145 - Sunny - 73 F

[livebaseballscorecards.com](http://livebaseballscorecards.com)

<b>AB</b>	<b>33</b>
<b>R</b>	<b>8</b>
<b>H</b>	<b>9</b>
<b>RBI</b>	<b>7</b>
<b>BB</b>	<b>6</b>
<b>SO</b>	<b>9</b>
<b>LOB</b>	<b>12</b>



Batter	1	2	3	4	5	6	7	8	9	AB	R	H	RBI	BB	SO	LOB
Jose Offerman, S (1, 4) OBP: 0.321, SLG: 0.347	1-1 G4-3	0-1 1B 1B		1-0 G4-3 2B		1-1 G4-3		1-0 FC4-6		5	1	2	1	0	0	1
Scott Hatteberg, L (1, 2) OBP: 0.342, SLG: 0.368 Chris Stynes, R (9, PH) OBP: 0.328, SLG: 0.417	3-2 G4-3	0-1 1B 1B		1-1 G4-3		1-1 1B			0-1 F8 1B 1B	4	0	2	1	0	0	1
Trot Nixon, L (1, 8) OBP: 0.363, SLG: 0.476	4-1 1B BB	0-2 F7		0-2 G4-3		3-3 K			4-1 1B BB	3	0	0	1	2	1	4
Manny Ramirez, R (1, 10) OBP: 0.405, SLG: 0.621	2-2 1B	1-3 K		1-1 1B			3-3 K		2-0 F8	5	0	2	0	0	2	5
Carl Everett, S (1, 9) OBP: 0.322, SLG: 0.442	1-1 F8	1-3 K		1-1 G3			1-2 G4-3		0-1 1B BB	5	0	1	1	0	1	6
Dante Bichette, R (1, 7) OBP: 0.329, SLG: 0.464		4-1 1B 1B BB		1-2 L8		2-2 G1-3		0-0 F9	0-0 G6-4-3	4	1	0	0	1	0	2
Brian Daubach, L (1, 3) OBP: 0.351, SLG: 0.502		1-2 1B 1B 1B		4-2 1B BB		1-3 K			0-0 G5-3	3	1	1	0	1	1	0
Shea Hillenbrand, R (1, 5) OBP: 0.301, SLG: 0.405		2-1 1B 1B 1B		1-0 FC6-4 1B		1-1 G6-3			1-1 F8	4	1	2	0	0	0	0
Mike Lansing, R (1, 6) OBP: 0.299, SLG: 0.395		0-1 1B 1B 1B		0-1 FC6-4			2-1 G5-3		1-1 FC4-6 1B	4	0	2	1	0	0	1

Inning Stats	R: 0	H: 1	E: 0	LOB: 2	K: 0	BB: 1	S: 14	R: 3	H: 5	E: 0	LOB: 3	K: 2	BB: 1	S: 21	R: 0	H: 1	E: 0	LOB: 1	K: 0	BB: 1	S: 9	R: 1	H: 2	E: 0	LOB: 1	K: 0	BB: 0	S: 10	R: 0	H: 0	E: 0	LOB: 0	K: 1	BB: 0	S: 8	R: 0	H: 1	E: 0	LOB: 1	K: 1	BB: 0	S: 10	R: 0	H: 0	E: 0	LOB: 0	K: 1	BB: 0	S: 9	R: 0	H: 1	E: 0	LOB: 1	K: 0	BB: 0	S: 6	R: 1	H: 2	E: 0	LOB: 1	K: 0	BB: 1	S: 7	1B: 12	SF: 0	2B: 1	SAC: 0	3B: 0	DP: 1	HR: 0	HBP: 0	WP: 0	PA: 42
--------------	------	------	------	--------	------	-------	-------	------	------	------	--------	------	-------	-------	------	------	------	--------	------	-------	------	------	------	------	--------	------	-------	-------	------	------	------	--------	------	-------	------	------	------	------	--------	------	-------	-------	------	------	------	--------	------	-------	------	------	------	------	--------	------	-------	------	------	------	------	--------	------	-------	------	--------	-------	-------	--------	-------	-------	-------	--------	-------	--------

PITCHER	IP	WLS	BF	H	R	ER	SO	BB	IBB	HBP	BLK	WP	HR	S	P	ERA	WHIP
Bartolo Colon, R (1, 1) ERA: 4.19	5.2	W	29	10	4	4	3	3	0	0	0	0	0	68	106	6.35	2.294
Ricardo Rincon, L (6, 1) ERA: 3.4	0.1	H	1	0	0	0	1	0	0	0	0	0	0	4	7	0.00	0.000
Danys Baez, R (7, 1) ERA: 2.01	2.0	H	7	1	0	0	1	0	0	0	0	0	0	15	22	0.00	0.500
John Rocker, L (9, 1) ERA: 4.11	0.0		2	1	1	1	0	1	0	0	0	0	0	3	7	∞	∞
Bob Wickman, R (9, 1) ERA: 2.56	1.0	S	3	1	0	0	0	0	0	0	0	0	0	4	6	0.00	1.000

BOTTOM

Cleveland Indians @ Boston Red Sox  
Fenway Park, Boston, MA  
Tue Sep 04 2001, 7:05 PM EDT  
Att. 32,145 - Sunny - 73 F

livebaseballscorecards.com

AB	38
R	5
H	13
RBI	5
BB	4
SO	5
LOB	20







Batter	1	2	3	4	5	6	7	8	9	AB	R	H	RBI	BB	SO	LOB
Jose Offerman, S OBP: 0.326, SLG: 0.350 (1, 4)	2-2 S 1B	1-0 G1-2-3 1B	3-1 3B 1B	1-1 CS	1-2 G3		4-1 HR BB			4	3	3	0	1	0	0
Trot Nixon, L OBP: 0.369, SLG: 0.492 (1, 8)	4-2 1B 2B BB	2-2 G1-2-3 1B BB	0-2 1B 3B		3-2 1B		2-2 1-H HR			4	4	4	4	1	0	0
Izzy Alcantara, R OBP: 0.385, SLG: 0.385 (1, 7)	1-1 2B 1B	1-2 BB G1-2-3 1B	3-3 K		3-3 K		1-0 P6			5	1	2	1	0	2	2
Troy O'Leary, L OBP: 0.308, SLG: 0.448 (8, 7)	1-3 2-H 2B 1B	1-2 2-3 1B								0	0	0	0	0	0	0
Manny Ramirez, R OBP: 0.405, SLG: 0.620 (1, 10)	0-1 1B 2B	2-1 G1-2-3	4-0 1B IBB		1-3 K		3-2 F9			4	1	1	2	1	1	4
Carl Everett, S OBP: 0.325, SLG: 0.442 (1, 9)	0-0 2B 1B	2-1 BB HBP	2-2 1B		0-1 G4-3		0-1 G3			4	0	2	2	0	0	0
Darren Lewis, R OBP: 0.284, SLG: 0.360 (8, 9)	2-H 1B		1-2 3-H 1B							0	0	0	0	0	0	0
Brian Daubach, L OBP: 0.354, SLG: 0.503 (1, 3)	2-1 2B	4-1 BB	0-1 G3		4-2 1B BB		1-3 K			3	0	1	1	2	1	2
Shea Hillenbrand, R OBP: 0.300, SLG: 0.402 (1, 5)	2-3 K	0-3 K			1-0 G4-3		0-1 G3			5	0	1	0	0	2	5
Mike Lansing, R OBP: 0.301, SLG: 0.394 (1, 6)	1-2 P3		1-1 1B 3B 1B		4-2 CS BB		1-0 P4			4	1	1	0	1	0	4
Doug Mirabelli, R OBP: 0.333, SLG: 0.416 (1, 2)	1-2 G5-3		2-0 P6		1-3 K		1-3 K			4	0	0	0	0	2	6

Inning Stats	R: 4	H: 5	E: 0	K: 1	S: 26	LOB: 2	BB: 1	P: 39	R: 1	H: 3	E: 0	K: 1	S: 14	LOB: 3	BB: 1	P: 26	R: 3	H: 4	E: 0	K: 1	S: 17	LOB: 2	BB: 1	P: 32	R: 0	H: 0	E: 0	K: 1	S: 7	LOB: 0	BB: 1	P: 14	R: 0	H: 1	E: 0	K: 2	S: 14	LOB: 1	BB: 0	P: 22	R: 0	H: 1	E: 0	K: 1	S: 11	LOB: 2	BB: 1	P: 17	R: 2	H: 1	E: 0	K: 0	S: 12	LOB: 0	BB: 1	P: 21	R: 0	H: 0	E: 0	K: 1	S: 8	LOB: 0	BB: 0	P: 12
--------------	------	------	------	------	-------	--------	-------	-------	------	------	------	------	-------	--------	-------	-------	------	------	------	------	-------	--------	-------	-------	------	------	------	------	------	--------	-------	-------	------	------	------	------	-------	--------	-------	-------	------	------	------	------	-------	--------	-------	-------	------	------	------	------	-------	--------	-------	-------	------	------	------	------	------	--------	-------	-------

PITCHER	IP	WLS	BF	H	R	ER	SO	BB	IBB	HBP	BLK	WP	HR	S	P	ERA	WHIP
Steve Woodard, R ERA: 4.92 (1, 1)	1.2	L	14	8	5	5	1	1	0	0	0	0	0	36	57	27.00	5.400
Mike Bacsik, L ERA: 11.05 (2, 1)	1.1		10	4	3	3	2	1	1	0	0	0	0	21	40	20.25	3.750
Ryan Drese, R ERA: 3.6 (4, 1)	4.0		17	3	2	2	4	3	0	0	0	0	1	44	74	4.50	1.500
John Rucker, L ERA: 4.03 (8, 1)	1.0		3	0	0	0	1	0	0	0	0	0	0	8	12	0.00	0.000

**BOTTOM**

**Cleveland Indians @ Boston Red Sox**  
 Fenway Park, Boston, MA  
 Wed Sep 05 2001, 7:05 PM EDT  
 Att: 32,029 - Sunny - 67 F

AB	37
R	10
H	15
RBI	10
BB	6
SO	8
LOB	23



WP	HR	S	P	ERA	WHIP
0	0	0	0	0	0



Batter	1	2	3	4	5	6	7	8	9	AB R H RBI BB SO LOB	TOP											
<b>Kenny Lofton, L</b> (1, 8) OBP: 0.329, SLG: 0.393	4-1 1B BB	0-0 P3			2-2 G4-3 1B S 1B		1-0 1B 2B	0-0 SF8		3 3 2 1 1 0 1												
<b>Omar Vizquel, S</b> (1, 6) OBP: 0.335, SLG: 0.349	2-2 1B SF9 1B		1-2 G4-3		1-0 G3		0-0 G6-3	3-2 F2		5 1 1 0 0 0 4												
<b>Roberto Alomar, S</b> (1, 4) OBP: 0.418, SLG: 0.542	2-2 G3 1B 1-3 2-H		3-2 SF4 3B		1-2 G4-3		1-0 1B 1B 2-H		0-0 F8	5 1 3 2 0 0 1												
<b>Juan Gonzalez, R</b> (1, 10) OBP: 0.385, SLG: 0.606	0-0 SF9		0-1 SF4		1-2 1B 1B 3-H		2-2 1B 1B		2-3 K	3 0 2 3 0 1 0												
<b>Jim Thome, L</b> (1, 3) OBP: 0.418, SLG: 0.645	0-1 G3		2-2 P4		3-2 1B		1-3 K		3-3 K	5 0 1 0 0 2 3												
<b>Marty Cordova, R</b> (1, 7) OBP: 0.358, SLG: 0.516	1-3 K			1-0 FC5-4 1B	1-1 F9		0-0 G4-3			4 0 1 0 0 1 5												
<b>Jolbert Cabrera, R</b> (7, 7) OBP: 0.312, SLG: 0.357										0 0 0 0 0 0 0												
<b>Karim Garcia, L</b> (1, 9) OBP: 0.600, SLG: 1.231		2-2 FC5-4 1B		0-3 K		2-2 G3-1		2-1 FC1-5 2B		4 0 2 0 0 1 1												
<b>Dave Roberts, L</b> (8, PR) OBP: 0.500, SLG: 1.000										0 0 0 0 0 0 0												
<b>Travis Fryman, R</b> (1, 5) OBP: 0.318, SLG: 0.325		0-0 FC5-4 G6-3 1-2f		1-0 F8		0-0 G5-3		0-0 FC1-5 1B SF8 2-3		4 1 0 0 0 0 3												
<b>Einar Diaz, R</b> (1, 2) OBP: 0.341, SLG: 0.399		2-1 G6-3 1-2		2-0 FC5-4 1-2f		2-1 G6-3		3-2 PB 1B 1-3		4 0 1 0 0 0 2												
<b>Inning Stats</b>	R: 2 E: 0 K: 1 S: 17	H: 2 LOB: 1 BB: 1 P: 26	R: 0 E: 0 K: 0 S: 7	H: 1 LOB: 1 BB: 0 P: 11	R: 1 E: 0 K: 0 S: 13	H: 1 LOB: 0 BB: 0 P: 19	R: 0 E: 0 K: 1 S: 6	H: 1 LOB: 1 BB: 0 P: 10	R: 1 E: 0 K: 0 S: 15	H: 3 LOB: 2 BB: 0 P: 24	R: 0 E: 0 K: 0 S: 6	H: 0 LOB: 0 BB: 0 P: 10	R: 1 E: 0 K: 1 S: 10	H: 3 LOB: 2 BB: 0 P: 15	R: 1 E: 0 K: 0 S: 13	H: 2 LOB: 1 BB: 0 P: 21	R: 0 E: 0 K: 2 S: 7	H: 0 LOB: 0 BB: 0 P: 12	1B: 10 2B: 2 3B: 1 HR: 0	SF: 3 SAC: 0 DP: 0 HBP: 0	WP: 0 PB: 1 SB: 1 CS: 0	PA: 41
<b>PITCHER</b>	IP WLS BF H R ER SO BB IBB HBP BLK WP HR S P ERA WHIP																					
<b>Frank Castillo, R</b> (1, 1) ERA: 4.37	6.0 L 27 8 4 4 2 1 0 0 0 0 0 0 64 100 6.00 1.500																					
<b>Sun-Woo Kim, R</b> (7, 1) ERA: 5.4	1.1 9 5 2 2 1 0 0 0 0 0 0 0 19 29 13.50 3.750																					
<b>Allen McDill, L</b> (8, 1) ERA: 3.0	1.2 5 0 0 0 0 2 0 0 0 0 0 0 11 19 0.00 0.000																					

**Cleveland Indians @ Boston Red Sox**  
**Fenway Park, Boston, MA**  
 Thu Sep 06 2001, 7:05 PM EDT  
 Att. 32,500 - Sunny - 76 F

[livebaseballscorecards.com](http://livebaseballscorecards.com)

<b>AB</b>	<b>37</b>
<b>R</b>	<b>6</b>
<b>H</b>	<b>13</b>
<b>RBI</b>	<b>6</b>
<b>BB</b>	<b>1</b>
<b>SO</b>	<b>5</b>
<b>LOB</b>	<b>20</b>



Batter	1	2	3	4	5	6	7	8	9	AB	R	H	RBI	BB	SO	LOB
Chris Stynes, R OBP: 0.330, SLG: 0.419 (1, 4)	0-1 P4			2-1 F8		1-1 1B		1-2 2B 1B		4	1	2	0	0	0	0
Jose Offerman, S OBP: 0.326, SLG: 0.352 (1, 3)	1-2 F9			1-0 G6-3		0-0 F8		3-2 1B 2B		4	1	1	0	0	0	2
Trot Nixon, L OBP: 0.367, SLG: 0.488 (1, 8)	3-1 G4-3			3-2 G4-3			1-1 G3	1-3 K		4	0	0	0	0	1	2
Manny Ramirez, R OBP: 0.405, SLG: 0.619 (1, 10)		0-0 G6-3			2-3 K		2-0 2B 1B	2-2 1B		4	1	2	2	0	1	0
Carl Everett, S OBP: 0.327, SLG: 0.441 (1, 9)		1-0 G6-4-3 1B			2-1 G6-3		4-2 2B G4-3 BB	2-3 K		3	1	1	0	1	1	1
Izzy Alcantara, R OBP: 0.353, SLG: 0.412 (1, 7)		0-0 G6-4-3 1-2f			0-3 K		1-0 G4-3 1-3 2-H 2B		1-3 K	4	0	1	1	0	2	1
Shea Hillenbrand, R OBP: 0.297, SLG: 0.398 (1, 5)			2-3 K			0-0 E1 1B	0-2 G4-3		3-3 K	4	0	0	1	0	2	1
Mike Lansing, R OBP: 0.296, SLG: 0.389 (1, 6)			1-0 F9			2-0 L7	2-3 K		3-2 G6-3	4	0	0	0	0	1	2
Joe Oliver, R OBP: 0.238, SLG: 0.325 Scott Hatteberg, L OBP: 0.341, SLG: 0.366 (8, PH) (9, 2)			1-2 G5-3			2-2 G5-3		1-2 F7		2	0	0	0	0	0	1
										1	0	0	0	0	0	0

Inning Stats	R: 0	H: 0	E: 0	K: 0	S: 7	R: 0	H: 1	E: 0	K: 0	S: 3	R: 0	H: 0	E: 0	K: 1	S: 7	R: 0	H: 0	E: 0	K: 0	S: 6	R: 0	H: 0	E: 0	K: 2	S: 9	R: 0	H: 1	E: 1	K: 0	S: 8	R: 2	H: 2	E: 0	K: 1	S: 16	R: 2	H: 3	E: 0	K: 2	S: 22	R: 0	H: 0	E: 0	K: 2	S: 10	1B: 5	2B: 2	3B: 0	HR: 0	SF: 0	SAC: 0	DP: 1	HBP: 0	WP: 0	PB: 0	SB: 0	CS: 0	PA: 35
--------------	------	------	------	------	------	------	------	------	------	------	------	------	------	------	------	------	------	------	------	------	------	------	------	------	------	------	------	------	------	------	------	------	------	------	-------	------	------	------	------	-------	------	------	------	------	-------	-------	-------	-------	-------	-------	--------	-------	--------	-------	-------	-------	-------	--------


PITCHER	IP	WLS	BF	H	R	ER	SO	BB	IBB	HBP	BLK	WP	HR	S	P	ERA	WHIP
Chuck Finley, L ERA: 6.04 (1, 1)	6.1	W	24	4	2	2	3	1	0	0	0	0	0	46	78	2.84	0.789
David Riske, R ERA: 1.69 (7, 1)	0.2	H	2	0	0	0	1	0	0	0	0	0	0	10	12	0.00	0.000
Danys Baez, R ERA: 2.4 (8, 1)	1.0		6	3	2	2	2	0	0	0	0	0	0	22	32	18.00	3.000
John Rocker, L ERA: 3.97 (9, 1)	1.0	S	3	0	0	0	2	0	0	0	0	0	0	10	17	0.00	0.000

**BOTTOM**

**Cleveland Indians @ Boston Red Sox**  
 Fenway Park, Boston, MA  
 Thu Sep 06 2001, 7:05 PM EDT  
 Att. 32,500 - Sunny - 76 F

livebaseballscorecards.com

AB	34
R	4
H	7
RBI	4
BB	1
SO	8
LOB	10





Batter	1	2	3	4	5	6	7	8	9	AB R H RBI BB SO LOB	TOP		
Jose Offerman, S (1, 4) OBP: 0.323, SLG: 0.348	1-1 F8		1-1 F9		0-1 F9			1-0 F8		4 0 0 0 0 0 0	<p><b>Boston Red Sox @ New York Yankees</b>  <b>Yankee Stadium, Bronx, NY</b>            Fri Sep 07 2001, 7:05 PM EDT            Att. 55,524 - Cloudy - 79 F</p>		
Trot Nixon, L (1, 8) OBP: 0.364, SLG: 0.484	0-2 F7		0-1 G5-3		3-2 L3			0-2 G6-3		4 0 0 0 0 0 0			
Carl Everett, S (1, 9) OBP: 0.326, SLG: 0.442	0-2 1B 2B		1-1 F9			3-3 K		0-2 P4		4 1 1 0 0 1 0			
Manny Ramirez, R (1, 10) OBP: 0.406, SLG: 0.620	3-2 2B 1B			3-1 F8 2B		3-2 G5-3		0-1 G6-3		4 1 2 1 0 0 0			
Brian Daubach, L (1, 3) OBP: 0.353, SLG: 0.503	1-0 1-H 2B			3-1 F8 2-3		2-3 K		0-3 K		4 0 1 1 0 2 1			
Troy O'Leary, L (1, 7) OBP: 0.305, SLG: 0.444	2-2 F7			1-3 K			1-3 K			3 0 0 0 0 2 2			
Scott Hatteberg, L (1, 2) OBP: 0.341, SLG: 0.363				4-1 BB			3-2 G4-3			2 0 0 0 1 0 0			
Shea Hillenbrand, R (1, 5) OBP: 0.295, SLG: 0.395				0-0 P4			1-1 P4			3 0 0 0 0 0 2			
Mike Lansing, R (1, 6) OBP: 0.295, SLG: 0.386				1-3 K		0-1 F5		2-2 G6-3		3 0 0 0 0 1 0			
<b>Inning Stats</b>	R: 2 H: 3 E: 0 LOB: 1 K: 0 BB: 0 S: 16 P: 23	R: 0 H: 0 E: 0 LOB: 0 K: 1 BB: 0 S: 9 P: 11	R: 0 H: 0 E: 0 LOB: 0 K: 0 BB: 0 S: 6 P: 8	R: 0 H: 1 E: 0 LOB: 2 K: 1 BB: 1 S: 10 P: 21	R: 0 H: 0 E: 0 LOB: 0 K: 0 BB: 0 S: 7 P: 10	R: 0 H: 0 E: 0 LOB: 0 K: 2 BB: 0 S: 10 P: 18	R: 0 H: 0 E: 0 LOB: 0 K: 1 BB: 0 S: 9 P: 14	R: 0 H: 0 E: 0 LOB: 0 K: 0 BB: 0 S: 8 P: 11	R: 0 H: 0 E: 0 LOB: 0 K: 1 BB: 0 S: 8 P: 8	1B: 1 SF: 0 2B: 3 SAC: 0 3B: 0 DP: 0 HR: 0 HBP: 0	WP: 0 PA: 32 PB: 0 SB: 0 CS: 0		
<b>PITCHER</b>	IP WLS BF H R ER SO BB IBB HBP BLK WP HR S P ERA WHIP											<b>PITCHER</b>	IP WLS BF H R ER SO BB IBB HBP BLK WP HR S P ERA WHIP
Orlando Hernandez, R (1, 1) ERA: 5.16	7.0 W 26 4 2 2 5 1 0 0 0 0 0 0 67 105 2.57 0.714												
Ramiro Mendoza, R (8, 1) ERA: 3.35	1.0 H 3 0 0 0 0 0 0 0 0 0 0 0 8 11 0.00 0.000												
42 Mariano Rivera, R (9, 1) ERA: 2.32	1.0 S 3 0 0 0 1 0 0 0 0 0 0 0 8 8 0.00 0.000												

livebaseballscorecards.com

<b>AB</b>	<b>31</b>
<b>R</b>	<b>2</b>
<b>H</b>	<b>4</b>
<b>RBI</b>	<b>2</b>
<b>BB</b>	<b>1</b>
<b>SO</b>	<b>6</b>
<b>LOB</b>	<b>5</b>







Batter	1	2	3	4	5	6	7	8	9	AB R H RBI BB SO LOB	TOP											
Jose Offerman, S (1, 4) OBP: 0.324, SLG: 0.349	3-3 K		0-0 L3		0-2 1B		2-1 G4-3 1B		2-3 K	5 0 2 0 0 2 0												
Trot Nixon, L (1, 8) OBP: 0.365, SLG: 0.486	2-3 K			0-0 2B	2-0 1B		0-1 G4-3			4 0 2 2 0 1 2												
Carl Everett, S (1, 9) OBP: 0.323, SLG: 0.438	2-3 K			0-3 K	0-0 G4-3		2-2 F3			4 0 0 0 0 2 5												
Manny Ramirez, R (1, 10) OBP: 0.403, SLG: 0.615		0-0 G6-3		1-3 K		0-0 F7		1-3 K		4 0 0 0 0 2 1												
Brian Daubach, L (1, 3) OBP: 0.353, SLG: 0.500		3-1 F8		4-2 BB		3-2 L3		1-3 K		2 0 0 0 1 0 0												
Izzy Alcantara, R (8, PH) OBP: 0.333, SLG: 0.389										1 0 0 0 0 1 0												
Troy O'Leary, L (1, 7) OBP: 0.305, SLG: 0.441		4-2 BB		0-1 G4-3		1-2 F9		0-0 1B		2 0 0 0 1 0 2												
Darren Lewis, R (8, PH) OBP: 0.291, SLG: 0.366										1 0 1 0 0 0 0												
Chris Stynes, R (1, 5) OBP: 0.329, SLG: 0.415		0-0 F3			2-2 G1-3		4-2 1B BB G4-3 BB		0-0 F8	3 1 0 0 1 0 2												
Mike Lansing, R (1, 6) OBP: 0.294, SLG: 0.384			2-2 F8		2-2 E6 1B		2-3 K		2-3 K	2 0 0 0 0 0 0												
Lou Merloni, R (5, PR) OBP: 0.286, SLG: 0.303										2 1 0 0 0 2 1												
Joe Oliver, R (1, 2) OBP: 0.244, SLG: 0.310			2-2 G1-3		1-1 P4		4-2 G4-3 1B BB		1-3 K	2 0 0 0 1 0 1												
53 Angel Santos, S (9, PH)										1 0 0 0 0 1 0												
<b>Inning Stats</b>	R: 0 E: 0 K: 3 S: 12	H: 0 LOB: 0 BB: 0 P: 19	R: 0 E: 0 K: 0 S: 7	H: 0 LOB: 1 BB: 1 P: 14	R: 0 E: 0 K: 0 S: 10	H: 0 LOB: 0 BB: 0 P: 14	R: 0 E: 0 K: 2 S: 12	H: 1 LOB: 2 BB: 1 P: 17	R: 1 E: 1 K: 0 S: 15	H: 2 LOB: 2 BB: 0 P: 22	R: 0 E: 0 K: 0 S: 9	H: 0 LOB: 0 BB: 0 P: 13	R: 1 E: 0 K: 1 S: 15	H: 1 LOB: 2 BB: 2 P: 29	R: 0 E: 0 K: 2 S: 8	H: 1 LOB: 1 BB: 0 P: 10	R: 0 E: 0 K: 3 S: 11	H: 0 LOB: 0 BB: 0 P: 16	1B: 4 2B: 1 3B: 0 HR: 0	SF: 0 SAC: 0 DP: 0 HBP: 0	WP: 0 PB: 0 SB: 0 CS: 0	PA: 37
<b>PITCHER</b>	IP WLS BF H R ER SO BB IBB HBP BLK WP HR S P ERA WHIP																					
35 Mike Mussina, R (1, 1) ERA: 3.29	6.0 W 24 3 1 0 5 2 0 0 0 0 0 0 65 99 0.00 0.833																					
Mark Wohlers, R (7, 1) ERA: 4.7	0.1 4 1 1 1 1 2 0 0 0 0 0 0 10 22 27.00 9.000																					
Mike Stanton, L (7, 1) ERA: 2.66	1.2 6 1 0 0 2 0 0 0 0 0 0 0 13 17 0.00 0.600																					
Jay Witasick, R (9, 1) ERA: 3.64	1.0 3 0 0 0 3 0 0 0 0 0 0 0 11 16 0.00 0.000																					

**Boston Red Sox @ New York Yankees**  
 Yankee Stadium, Bronx, NY  
 Sat Sep 08 2001, 1:15 PM EDT  
 Att. 55,316 - Sunny - 75 F

[livebaseballscorecards.com](http://livebaseballscorecards.com)

AB	33
R	2
H	5
RBI	2
BB	4
SO	11
LOB	14



Batter	1	2	3	4	5	6	7	8	9
<b>Chuck Knoblauch, R</b> (1, 7) <small>OBP: 0.339, SLG: 0.349</small>	0-0 F9		0-1 F7			1-2 HR 1B		3-1 G6-3	
<b>Randy Velarde, R</b> (1, 5) <small>OBP: 0.365, SLG: 0.452</small>	1-2 P4		0-2 G4-3			0-3 K		3-3 K	
<b>Bernie Williams, S</b> (1, 8) <small>OBP: 0.394, SLG: 0.509</small>	4-2 WP HR BB		3-3 K			1-0 HR BB			
<b>Tino Martinez, L</b> (1, 3) <small>OBP: 0.323, SLG: 0.494</small>	2-2 1-H HR		0-1 P5			1-0 HR	3-1 G4-3 1B		
<b>David Justice, L</b> (1, 9) <small>OBP: 0.339, SLG: 0.461</small> <b>Gerald Williams, R</b> (8, 9) <small>OBP: 0.266, SLG: 0.315</small>	2-2 G6-3		3-3 K			3-2 G1-3	0-0 G4-3		
<b>20 Jorge Posada, S</b> (1, 2) <small>OBP: 0.368, SLG: 0.482</small>		4-2 G6-3 BB		1-2 F9		0-2 BB 2B 1B	1-3 K		
<b>Nick Johnson, L</b> (1, 10) <small>OBP: 0.261, SLG: 0.150</small>		1-2 G6-3 1-2f		1-2 F9		4-2 2B BB	2-2 G4-3		
<b>Alfonso Soriano, R</b> (1, 4) <small>OBP: 0.306, SLG: 0.440</small>		0-2 S 1B		0-1 CS 1B		0-1 1-H 2-H 3B 2B	1-0 G6-3		
<b>Enrique Wilson, S</b> (1, 6) <small>OBP: 0.239, SLG: 0.282</small>		2-2 G6-3		2-1 G3		2-0 2B 3B	2-1 G6-3 1B		

Inning Stats	R: 2 E: 0 K: 0 S: 13	H: 1 LOB: 0 BB: 1 P: 22	R: 0 E: 0 K: 0 S: 11	H: 1 LOB: 1 BB: 1 P: 18	R: 0 E: 0 K: 1 S: 9	H: 0 LOB: 0 BB: 0 P: 12	R: 0 E: 0 K: 1 S: 9	H: 0 LOB: 0 BB: 0 P: 13	R: 0 E: 0 K: 0 S: 8	H: 1 LOB: 0 BB: 0 P: 10	R: 7 E: 0 K: 1 S: 30	H: 6 LOB: 2 BB: 3 P: 53	R: 0 E: 0 K: 1 S: 9	H: 1 LOB: 1 BB: 0 P: 15	R: 0 E: 0 K: 1 S: 8	H: 1 LOB: 1 BB: 0 P: 17
1B: 6 2B: 2 3B: 1 HR: 2	SF: 0 SAC: 0 DP: 1 HBP: 0	WP: 1 PB: 0 SB: 1 CS: 1	PA: 38													

PITCHER	IP	WLS	BF	H	R	ER	SO	BB	IBB	HBP	BLK	WP	HR	S	P	ERA	WHIP
<b>David Cone, R</b> (1, 1) <small>ERA: 4.4</small>	5.2	L	24	6	6	6	3	3	0	0	0	1	2	65	101	9.53	1.588
<b>Rich Garces, R</b> (6, 1) <small>ERA: 3.27</small>	0.1		6	3	3	3	0	2	0	0	0	0	0	15	27	81.00	15.000
<b>Sun-Woo Kim, R</b> (7, 1) <small>ERA: 4.97</small>	2.0		8	2	0	0	2	0	0	0	0	0	0	17	32	0.00	1.000

**BOTTOM**

**Boston Red Sox @ New York Yankees**  
 Yankee Stadium, Bronx, NY  
 Sat Sep 08 2001, 1:15 PM EDT  
 Att. 55,316 - Sunny - 75 F

[livebaseballscorecards.com](http://livebaseballscorecards.com)

<b>AB</b>	<b>33</b>
<b>R</b>	<b>9</b>
<b>H</b>	<b>11</b>
<b>RBI</b>	<b>9</b>
<b>BB</b>	<b>5</b>
<b>SO</b>	<b>5</b>
<b>LOB</b>	<b>11</b>





Batter	1	2	3	4	5	6	7	8	9	AB R H RBI BB SO LOB	TOP											
Chris Stynes, R (1, 4) OBP: 0.327, SLG: 0.411	0-3 K			0-1 G4-3		1-2 1B 1B		0-0 G5-3	1-2 G6-3	5 0 1 0 0 1 3	<b>Boston Red Sox @ New York Yankees</b> Yankee Stadium, Bronx, NY Sun Sep 09 2001, 1:05 PM EDT Att. 55,318 - Sunny - 84 F											
Lou Merloni, R (1, 6) OBP: 0.294, SLG: 0.304	1-2 G1-3			1-3 K		2-0 FC5-4 1B		4-2 G5-3 BB		3 0 1 0 1 1 0												
Izzy Alcantara, R (1, 3) OBP: 0.300, SLG: 0.350 Brian Daubach, L (5, 3) OBP: 0.351, SLG: 0.497	3-1 F8			1-1 P2		0-3 K		2-2 G5-3	1-2 2-3	2 0 0 0 0 0 0 2 0 0 0 0 1 4												
Manny Ramirez, R (1, 10) OBP: 0.402, SLG: 0.612		3-2 F3			2-2 FC1-6 FC5-4 1B	0-2 FC5-4		0-3 K		4 1 1 0 0 1 4												
Dante Bichette, R (1, 9) OBP: 0.331, SLG: 0.461		0-1 G1-3			4-1 FC1-6 BB		4-0 BB	2-1 F9		2 0 0 0 2 0 0												
Troy O'Leary, L (1, 7) OBP: 0.305, SLG: 0.437		1-2 G5-3			0-0 FC1-6 FC5-4		1-3 K	3-2 E 1B G4-3 HBP		3 1 0 0 0 1 3												
Shea Hillenbrand, R (1, 5) OBP: 0.295, SLG: 0.394			0-3 K		0-1 FC5-4 FC6-4		1-2 P6	1-2 G4-3 E 1B		4 0 1 1 0 1 2												
Doug Mirabelli, R (1, 2) OBP: 0.328, SLG: 0.408 Scott Hatteberg, L (9, PH) OBP: 0.339, SLG: 0.361			0-1 G1-3		2-1 FC6-4		2-3 K	0-2 E4 G4-3	1-2 2-3 3-H	3 0 0 0 0 0 1 2 1 0 0 0 0 0 2												
Darren Lewis, R (1, 8) OBP: 0.292, SLG: 0.374 Calvin Pickering, L (9, PH) OBP: 0.200, SLG: 0.200			2-2 G5-3			0-3 K		1-2 G5-3 2B	2-2 G4-3	3 0 1 0 0 1 0 1 0 0 1 0 0 2												
<b>Inning Stats</b>	R: 0 E: 0 K: 1 S: 11	H: 0 LOB: 0 BB: 0 P: 15	R: 0 E: 0 K: 0 S: 8	H: 0 LOB: 0 BB: 0 P: 12	R: 0 E: 0 K: 1 S: 8	H: 0 LOB: 0 BB: 0 P: 10	R: 0 E: 0 K: 1 S: 10	H: 0 LOB: 0 BB: 0 P: 12	R: 1 E: 0 K: 0 S: 10	H: 1 LOB: 1 BB: 1 P: 18		R: 0 E: 0 K: 2 S: 15	H: 2 LOB: 2 BB: 0 P: 18	R: 0 E: 0 K: 2 S: 11	H: 0 LOB: 1 BB: 1 P: 19	R: 0 E: 0 K: 1 S: 13	H: 1 LOB: 2 BB: 1 P: 20	R: 1 E: 1 K: 0 S: 18	H: 1 LOB: 2 BB: 0 P: 27	1B: 4 2B: 1 3B: 0 HR: 0	SF: 0 SAC: 0 DP: 0 HBP: 1	WP: 0 PB: 0 SB: 0 CS: 0
<b>PITCHER</b>	IP WLS BF H R ER SO BB IBB HBP BLK WP HR S P ERA WHIP																					
Andy Pettitte, L (1, 1) ERA: 3.89	7.2 W 30 4 1 1 7 3 0 0 0 0 0 0 83 121 1.17 0.913																					
Ramiro Mendoza, R (8, 1) ERA: 3.34	0.1 1 0 0 0 1 0 0 0 0 0 0 0 3 3 0.00 0.000																					
Jay Witasick, R (9, 1) ERA: 3.59	1.0 6 1 1 0 0 0 0 0 1 0 0 0 18 27 0.00 1.000																					

livebaseballscorecards.com

<b>AB</b>	33
<b>R</b>	2
<b>H</b>	5
<b>RBI</b>	2
<b>BB</b>	3
<b>SO</b>	8
<b>LOB</b>	22



Batter	1	2	3	4	5	6	7	8	9
<b>Chuck Knoblauch, R</b> (1, 7) <small>OBP: 0.338, SLG: 0.347</small> <b>Shane Spencer, R</b> (5, 7) <small>OBP: 0.318, SLG: 0.432</small>	0-0 F9	1-2 F7			0-3 K	0-1 PO	1-1 FC4-6 HR	0-2 2B	
<b>Randy Velarde, R</b> (1, 5) <small>OBP: 0.368, SLG: 0.453</small> <b>Clay Bellinger, R</b> (9, 5) <small>OBP: 0.230, SLG: 0.397</small>	1-0 G1-3		1-2 1B		1-0 S 1B		1-0 FC4-6 HBP	1-1 L4	
<b>Bernie Williams, S</b> (1, 8) <small>OBP: 0.394, SLG: 0.507</small>	4-2 CS BB		0-3 K		2-2 1B 1B		2-0 FC4-6 HR	1-2 G3-1	
<b>Tino Martinez, L</b> (1, 10) <small>OBP: 0.325, SLG: 0.500</small>	1-0 CS	2-2 L6	0-3 K		2-0 1B		2-2 HR		
<b>David Justice, L</b> (1, 9) <b>Gerald Williams, R</b> (8, 9) <small>OBP: 0.266, SLG: 0.315</small>		0-0 HR 1B	0-3 K		2-2 G4-3		1-3 K		
<b>20 Jorge Posada, S</b> (1, 2) <small>OBP: 0.367, SLG: 0.479</small>		0-0 P4		2-3 K		3-3 K	4-1 BB		
<b>Nick Johnson, L</b> (1, 3) <small>OBP: 0.280, SLG: 0.250</small>		0-0 HR	0-3 K		2-2 BB 1B	2-2 BB 1B	3-2 L8		
<b>Alfonso Soriano, R</b> (1, 4) <small>OBP: 0.307, SLG: 0.439</small>		4-0 S BB	1-3 K2-3		4-2 PO BB		3-2 G5-3		
<b>Enrique Wilson, S</b> (1, 6) <small>OBP: 0.243, SLG: 0.288</small>		4-2 BB			2-2 P1	3-1 F7		1-2 2B	

Inning Stats	R: 0	H: 0	E: 0	K: 6	S: 6	LOB: 0	BB: 1	P: 12
	R: 2	H: 2	E: 0	K: 0	S: 13	LOB: 2	BB: 2	P: 24
	R: 0	H: 1	E: 0	K: 3	S: 12	LOB: 1	BB: 0	P: 13
	R: 0	H: 0	E: 0	K: 3	S: 12	LOB: 0	BB: 0	P: 15
	R: 1	H: 3	E: 0	K: 1	S: 17	LOB: 2	BB: 0	P: 26
	R: 0	H: 1	E: 0	K: 1	S: 13	LOB: 1	BB: 1	P: 25
	R: 3	H: 2	E: 0	K: 1	S: 16	LOB: 1	BB: 1	P: 30
	R: 1	H: 2	E: 0	K: 0	S: 14	LOB: 1	BB: 0	P: 20

PITCHER	IP	WLS	BF	H	R	ER	SO	BB	IBB	HBP	BLK	WP	HR	S	P	ERA	WHIP
<b>Hideo Nomo, R</b> (1, 1) <small>ERA: 4.33</small>	5.1	L	26	7	3	3	8	4	0	0	0	0	1	70	109	5.06	2.062
<b>Rolando Arrojo, R</b> (6, 1) <small>ERA: 3.44</small>	1.0		5	2	3	3	0	0	0	1	0	0	1	11	20	27.00	2.000
<b>Allen McDill, L</b> (7, 1) <small>ERA: 2.7</small>	0.2		3	0	0	0	1	1	0	0	0	0	0	8	16	0.00	1.500
<b>Derek Lowe, R</b> (8, 1) <small>ERA: 4.04</small>	1.0		5	2	1	1	0	0	0	0	0	0	0	14	20	9.00	2.000

AB R H RBI BB SO LOB

2	0	0	0	0	0	2
3	1	2	1	0	1	0
4	1	2	0	0	0	1
0	0	0	0	0	0	0
4	1	1	1	1	1	4
4	1	2	3	0	1	1
4	1	1	0	0	2	3
0	0	0	0	0	0	0
3	0	0	0	1	2	1
4	1	2	2	0	1	1
2	0	0	0	2	1	0
3	1	1	0	1	0	2

AB	33
R	7
H	11
RBI	7
BB	5
SO	9
LOB	15




WP	PA	ERA	WHIP
0	41		
0			
2			
1			

**Boston Red Sox @ New York Yankees**  
 Yankee Stadium, Bronx, NY  
 Sun Sep 09 2001, 1:05 PM EDT  
 Att: 55,318 - Sunny - 84 F


livebaseballscorecards.com



Batter	1	2	3	4	5	6	7	8	9	AB R H RBI BB SO LOB	TOP																								
												<p><b>Boston Red Sox @ New York Yankees</b>  Yankee Stadium, Bronx, NY  Mon Sep 10 2001, 7:05 PM EDT</p> <p><a href="http://livebaseballscorecards.com">livebaseballscorecards.com</a></p> <p><b>AB 0</b>  <b>R 0</b>  <b>H 0</b>  <b>RBI 0</b>  <b>BB 0</b>  <b>SO 0</b>  <b>LOB 0</b></p> 																							
<b>Inning Stats</b>											1B: 0 SF: 0 2B: 0 SAC: 0 3B: 0 DP: 0 HR: 0 HBP: 0	WP: 0 PA: 0 PB: 0 SB: 0 CS: 0																							
PITCHER	IP	WLS	BF	H	R	ER	SO	BB	IBB	HBP	BLK	WP	HR	S	P	ERA	WHIP	PITCHER	IP	WLS	BF	H	R	ER	SO	BB	IBB	HBP	BLK	WP	HR	S	P	ERA	WHIP






Batter	1	2	3	4	5	6	7	8	9	AB R H RBI BB SO LOB	TOP																								
												<b>Boston Red Sox @ Tampa Bay Devil Rays</b> Tropicana Field, St. Petersburg, FL Tue Sep 11 2001, 7:15 PM EDT  <a href="http://livebaseballscorecards.com">livebaseballscorecards.com</a>																							
											<b>AB 0</b> <b>R 0</b> <b>H 0</b> <b>RBI 0</b> <b>BB 0</b> <b>SO 0</b> <b>LOB 0</b>																								
																																			
Inning Stats										1B: 0 SF: 0 2B: 0 SAC: 0 3B: 0 DP: 0 HR: 0 HBP: 0	WP: 0 PA: 0 PB: 0 SB: 0 CS: 0																								
PITCHER	IP	WLS	BF	H	R	ER	SO	BB	IBB	HBP	BLK	WP	HR	S	P	ERA	WHIP	PITCHER	IP	WLS	BF	H	R	ER	SO	BB	IBB	HBP	BLK	WP	HR	S	P	ERA	WHIP






Batter	1	2	3	4	5	6	7	8	9	AB R H RBI BB SO LOB	TOP																								
												<b>Boston Red Sox @ Tampa Bay Devil Rays</b> Tropicana Field, St. Petersburg, FL Wed Sep 12 2001, 7:15 PM EDT <a href="http://livebaseballscorecards.com">livebaseballscorecards.com</a>																							
		<b>AB 0</b> <b>R 0</b> <b>H 0</b> <b>RBI 0</b> <b>BB 0</b> <b>SO 0</b> <b>LOB 0</b>																																	
																																			
Inning Stats		1B: 0 SF: 0 2B: 0 SAC: 0 3B: 0 DP: 0 HR: 0 HBP: 0	WP: 0 PA: 0 PB: 0 SB: 0 CS: 0																																
PITCHER	IP	WLS	BF	H	R	ER	SO	BB	IBB	HBP	BLK	WP	HR	S	P	ERA	WHIP	PITCHER	IP	WLS	BF	H	R	ER	SO	BB	IBB	HBP	BLK	WP	HR	S	P	ERA	WHIP





Batter	1	2	3	4	5	6	7	8	9	AB R H RBI BB SO LOB	TOP																								
												<b>Boston Red Sox @ Tampa Bay Devil Rays</b> Tropicana Field, St. Petersburg, FL Thu Sep 13 2001, 7:15 PM EDT  <a href="http://livebaseballscorecards.com">livebaseballscorecards.com</a>																							
											<b>AB 0</b> <b>R 0</b> <b>H 0</b> <b>RBI 0</b> <b>BB 0</b> <b>SO 0</b> <b>LOB 0</b>																								
																																			
Inning Stats											1B: 0 SF: 0 2B: 0 SAC: 0 3B: 0 DP: 0 HR: 0 HBP: 0 WP: 0 PA: 0 PB: 0 SB: 0 CS: 0																								
PITCHER	IP	WLS	BF	H	R	ER	SO	BB	IBB	HBP	BLK	WP	HR	S	P	ERA	WHIP	PITCHER	IP	WLS	BF	H	R	ER	SO	BB	IBB	HBP	BLK	WP	HR	S	P	ERA	WHIP







Batter	1	2	3	4	5	6	7	8	9	AB R H RBI BB SO LOB	BOTTOM
--------	---	---	---	---	---	---	---	---	---	----------------------	--------

Inning Stats											

**Boston Red Sox @ Baltimore Orioles**  
 Oriole Park at Camden Yards, Baltimore, MD  
 Fri Sep 14 2001, 7:05 PM EDT

[livebaseballscorecards.com](http://livebaseballscorecards.com)

**AB 0**  
**R 0**  
**H 0**  
**RBI 0**  
**BB 0**  
**SO 0**  
**LOB 0**




1B: 0	SF: 0	WP: 0	PA: 0
2B: 0	SAC: 0	PB: 0	
3B: 0	DP: 0	SB: 0	
HR: 0	HBP: 0	CS: 0	

PITCHER	IP	WLS	BF	H	R	ER	SO	BB	IBB	HBP	BLK	WP	HR	S	P	ERA	WHIP
---------	----	-----	----	---	---	----	----	----	-----	-----	-----	----	----	---	---	-----	------


PITCHER	IP	WLS	BF	H	R	ER	SO	BB	IBB	HBP	BLK	WP	HR	S	P	ERA	WHIP
---------	----	-----	----	---	---	----	----	----	-----	-----	-----	----	----	---	---	-----	------



Batter	1	2	3	4	5	6	7	8	9	AB R H RBI BB SO LOB	TOP																								
												<p><b>Boston Red Sox @ Baltimore Orioles</b>  Oriole Park at Camden Yards, Baltimore, MD</p> <p>Sat Sep 15 2001, 1:15 PM EDT</p> <p><a href="http://livebaseballscorecards.com">livebaseballscorecards.com</a></p> <p><b>AB 0</b>  <b>R 0</b>  <b>H 0</b>  <b>RBI 0</b>  <b>BB 0</b>  <b>SO 0</b>  <b>LOB 0</b></p> 																							
Inning Stats																					1B: 0 SF: 0 2B: 0 SAC: 0 3B: 0 DP: 0 HR: 0 HBP: 0	WP: 0 PA: 0 PB: 0 SB: 0 CS: 0													
PITCHER	IP	WLS	BF	H	R	ER	SO	BB	IBB	HBP	BLK	WP	HR	S	P	ERA	WHIP	PITCHER	IP	WLS	BF	H	R	ER	SO	BB	IBB	HBP	BLK	WP	HR	S	P	ERA	WHIP





Batter	1	2	3	4	5	6	7	8	9	AB R H RBI BB SO LOB	TOP																								
												<p><b>Boston Red Sox @ Baltimore Orioles</b>  Oriole Park at Camden Yards, Baltimore, MD</p> <p>Sat Sep 15 2001, 7:05 PM EDT</p> <p><a href="http://livebaseballscorecards.com">livebaseballscorecards.com</a></p> <p><b>AB 0</b>  <b>R 0</b>  <b>H 0</b>  <b>RBI 0</b>  <b>BB 0</b>  <b>SO 0</b>  <b>LOB 0</b></p> 																							
Inning Stats										1B: 0 SF: 0 2B: 0 SAC: 0 3B: 0 DP: 0 HR: 0 HBP: 0	WP: 0 PA: 0 PB: 0 SB: 0 CS: 0																								
PITCHER	IP	WLS	BF	H	R	ER	SO	BB	IBB	HBP	BLK	WP	HR	S	P	ERA	WHIP	PITCHER	IP	WLS	BF	H	R	ER	SO	BB	IBB	HBP	BLK	WP	HR	S	P	ERA	WHIP

Batter	1	2	3	4	5	6	7	8	9	AB R H RBI BB SO LOB	BOTTOM
--------	---	---	---	---	---	---	---	---	---	----------------------	--------


**Boston Red Sox @ Baltimore Orioles**  
 Oriole Park at Camden Yards, Baltimore, MD

Sat Sep 15 2001, 7:05 PM EDT

[livebaseballscorecards.com](http://livebaseballscorecards.com)

**AB 0**  
**R 0**  
**H 0**  
**RBI 0**  
**BB 0**  
**SO 0**  
**LOB 0**



1B: 0	SF: 0	WP: 0	PA: 0
2B: 0	SAC: 0	PB: 0	
3B: 0	DP: 0	SB: 0	
HR: 0	HBP: 0	CS: 0	

PITCHER	IP	WLS	BF	H	R	ER	SO	BB	IBB	HBP	BLK	WP	HR	S	P	ERA	WHIP
---------	----	-----	----	---	---	----	----	----	-----	-----	-----	----	----	---	---	-----	------

PITCHER	IP	WLS	BF	H	R	ER	SO	BB	IBB	HBP	BLK	WP	HR	S	P	ERA	WHIP
---------	----	-----	----	---	---	----	----	----	-----	-----	-----	----	----	---	---	-----	------





Batter	1	2	3	4	5	6	7	8	9	AB R H RBI BB SO LOB	BOTTOM
--------	---	---	---	---	---	---	---	---	---	----------------------	--------

Inning Stats											

**Boston Red Sox @ Baltimore Orioles**  
 Oriole Park at Camden Yards, Baltimore, MD  
 Sun Sep 16 2001, 1:35 PM EDT

[livebaseballscorecards.com](http://livebaseballscorecards.com)

**AB 0**  
**R 0**  
**H 0**  
**RBI 0**  
**BB 0**  
**SO 0**  
**LOB 0**



1B: 0	SF: 0	WP: 0	PA: 0
2B: 0	SAC: 0	PB: 0	
3B: 0	DP: 0	SB: 0	
HR: 0	HBP: 0	CS: 0	

PITCHER	IP	WLS	BF	H	R	ER	SO	BB	IBB	HBP	BLK	WP	HR	S	P	ERA	WHIP
---------	----	-----	----	---	---	----	----	----	-----	-----	-----	----	----	---	---	-----	------

PITCHER	IP	WLS	BF	H	R	ER	SO	BB	IBB	HBP	BLK	WP	HR	S	P	ERA	WHIP
---------	----	-----	----	---	---	----	----	----	-----	-----	-----	----	----	---	---	-----	------



Batter	1	2	3	4	5	6	7	8	9	AB R H RBI BB SO LOB	TOP											
Jason Tyner, L (1, 7) OBP: 0.311, SLG: 0.338	0-3 K		0-0 S 1B		1-2 G3-1		0-1 G4-3			4 0 1 0 0 1 0	<b>Tampa Bay Devil Rays @ Boston Red Sox</b> Fenway Park, Boston, MA Tue Sep 18 2001, 7:05 PM EDT Att. 30,909 - Cloudy - 73 F											
Brent Abernathy, R (1, 4) OBP: 0.330, SLG: 0.391	3-1 G5-3		1-1 G5-3		0-0 S 1B			1-1 G6-3		4 0 1 0 0 0 1												
Aubrey Huff, L (1, 10) OBP: 0.285, SLG: 0.357	0-1 E4			2-1 E 18 1B 1B	2-3 K			1-2 L3		4 1 1 0 0 1 1												
Steve Cox, L (1, 3) OBP: 0.296, SLG: 0.399	0-3 K			2-3 K		0-3 K		2-1 G4-3		4 0 0 0 0 3 2												
Toby Hall, R (1, 2) OBP: 0.331, SLG: 0.445		0-0 G6-3		0-2 E3 18 1B BB		0-0 2B		0-1 F7		4 1 1 0 0 0 1												
Randy Winn, S (1, 8) OBP: 0.348, SLG: 0.425		1-3 K		4-1 18 1B CS BB		2-3 K		2-2 G5-3		3 0 0 0 1 2 1												
Ben Grieve, L (1, 9) OBP: 0.361, SLG: 0.370		1-3 K		0-2 F2		2-3 K		3-2 F9		4 0 0 0 0 2 4												
18 Jared Sandberg, R (1, 5) OBP: 0.290, SLG: 0.304			1-3 K2-3		1-1 1-3 2-H 3-H 1B		0-0 F9			3 0 1 2 0 1 0												
Chris Gomez, R (1, 6) OBP: 0.289, SLG: 0.376			0-1 P6		1-0 CS 3-H		0-0 P3		1-3 K	3 0 0 0 0 1 0												
<b>Inning Stats</b>	R: 0 E: 1 K: 2 S: 10	H: 0 LOB: 1 BB: 0 P: 13	R: 0 E: 0 K: 2 S: 8	H: 0 LOB: 0 BB: 0 P: 10	R: 0 E: 0 K: 1 S: 8	H: 1 LOB: 1 BB: 1 P: 10	R: 2 E: 1 K: 1 S: 14	H: 2 LOB: 1 BB: 1 P: 24	R: 0 E: 0 K: 1 S: 8	H: 1 LOB: 1 BB: 0 P: 11	R: 0 E: 0 K: 3 S: 10	H: 1 LOB: 1 BB: 0 P: 14	R: 0 E: 0 K: 1 S: 6	H: 0 LOB: 0 BB: 0 P: 7	R: 0 E: 0 K: 0 S: 7	H: 0 LOB: 0 BB: 0 P: 11	R: 0 E: 0 K: 0 S: 8	H: 0 LOB: 0 BB: 0 P: 13	1B: 4 2B: 1 3B: 0 HR: 0	SF: 0 SAC: 0 DP: 0 HBP: 0	WP: 0 PB: 0 SB: 2 CS: 1	PA: 35
<b>PITCHER</b>	IP WLS BF H R ER SO BB IBB HBP BLK WP HR S P ERA WHIP																					
Hideo Nomo, R (1, 1) ERA: 4.16	7.0 W 28 5 2 0 11 1 0 0 0 0 0 0 64 89 0.00 0.857																					
49 Tim Wakefield, R (8, 1) ERA: 3.55	1.0 3 0 0 0 0 0 0 0 0 0 0 0 7 11 0.00 0.000																					
Rolando Arrojo, R (9, 1) ERA: 3.41	1.0 3 0 0 0 0 0 0 0 0 0 0 0 8 13 0.00 0.000																					

AB	33
R	2
H	5
RBI	2
BB	1
SO	11
LOB	10







Batter	1	2	3	4	5	6	7	8	9	AB R H RBI BB SO LOB	TOP		
<b>Jason Tyner, L</b> (1, 7) <small>OBP: 0.313, SLG: 0.339</small> <b>Damian Rolls, R</b> (9, PH) <small>OBP: 0.294, SLG: 0.338</small> (9, 7)	1-2 	0-0 <b>FC6-4</b> 		1-2 <b>G4-3</b> 		0-0 	1-2 <b>F8</b> 		2-3 <b>K</b> 	5 1 2 0 0 0 2 1 0 0 0 0 1 0			
<b>Brent Abernathy, R</b> (1, 4) <small>OBP: 0.330, SLG: 0.390</small>	1-3 <b>K</b> 		1-2 <b>F8</b> 		1-2 <b>G6-3</b> 	2-0 	1-2 		2-2 <b>G6-3</b> 	6 1 2 1 0 1 1			
<b>Steve Cox, L</b> (1, 3) <small>OBP: 0.294, SLG: 0.392</small>	2-2 <b>G4-3</b> 		0-1 <b>G3-1</b> 		2-3 <b>K</b> 	4-1 	2-1 <b>G3-2</b> 		3-3 <b>K</b> 	5 1 0 0 1 2 3			
<b>Toby Hall, R</b> (1, 2) <small>OBP: 0.333, SLG: 0.444</small>	2-2 <b>F8</b> 		0-1 		1-3 <b>K</b> 	3-2 <b>P6</b> 		1-0 		5 1 2 0 0 1 4			
<b>Randy Winn, S</b> (1, 8) <small>OBP: 0.351, SLG: 0.426</small>		0-0 	4-2 			0-2 <b>E4</b> 		1-2 <b>F2</b> 		4 3 2 1 1 0 1			
<b>Ben Grieve, L</b> (1, 9) <small>OBP: 0.364, SLG: 0.372</small> <b>Jose Guillen, R</b> (6, 9) <small>OBP: 0.311, SLG: 0.363</small>		2-1 	4-2 			2-0 <b>G4-3</b> 		1-2 		2 1 1 2 2 0 1 1 1 1 0 0 0 0			
<b>Aubrey Huff, L</b> (1, 10) <small>OBP: 0.289, SLG: 0.363</small>		0-1 <b>G4-3</b> 	0-3 <b>K</b> 			2-0 		1-1 		5 1 3 5 0 1 4			
<b>18 Jared Sandberg, R</b> (1, 5) <small>OBP: 0.286, SLG: 0.309</small>		0-3 <b>K</b> 		0-0 <b>G4-3</b> 		2-0 		1-3 <b>K</b> 		5 1 1 1 0 3 4			
<b>Chris Gomez, R</b> (1, 6) <small>OBP: 0.290, SLG: 0.375</small> <b>Felix Martinez, S</b> (6, 6) <small>OBP: 0.286, SLG: 0.303</small>		2-3 <b>K</b> 		1-3 <b>K</b> 		1-0 	0-0 	1-1 <b>FC4-6</b> 		3 1 1 1 0 2 0 2 0 1 0 0 0 1			
<b>Inning Stats</b>	R: 0 H: 1 E: 0 LOB: 1 K: 1 BB: 0 S: 13 P: 19	R: 2 H: 2 E: 0 LOB: 1 K: 2 BB: 0 S: 13 P: 17	R: 0 H: 1 E: 0 LOB: 3 K: 1 BB: 2 S: 16 P: 25	R: 0 H: 0 E: 0 LOB: 0 K: 1 BB: 0 S: 8 P: 10	R: 0 H: 0 E: 0 LOB: 0 K: 2 BB: 0 S: 11 P: 15	R: 8 H: 7 E: 1 LOB: 2 K: 1 BB: 2 S: 22 P: 48	R: 0 H: 2 E: 0 LOB: 1 K: 0 BB: 0 S: 9 P: 13	R: 2 H: 3 E: 0 LOB: 1 K: 1 BB: 0 S: 14 P: 20	R: 0 H: 0 E: 0 LOB: 0 K: 2 BB: 0 S: 9 P: 16	1B: 11 SF: 0 2B: 6 SAC: 0 3B: 0 DP: 1 HR: 0 HBP: 0	WP: 1 PA: 48 PB: 1 SB: 1 CS: 0		
<b>PITCHER</b>	IP WLS BF H R ER SO BB IBB HBP BLK WP HR S P ERA WHIP											<b>PITCHER</b>	IP WLS BF H R ER SO BB IBB HBP BLK WP HR S P ERA WHIP
<b>David Cone, R</b> (1, 1) <small>ERA: 4.35</small>	5.1 L 25 5 4 2 7 2 0 0 0 1 0 66 97 3.38 1.312												
<b>Rich Garces, R</b> (6, 1) <small>ERA: 3.98</small>	0.0 5 4 2 2 0 1 0 0 0 0 0 5 14 ∞ ∞												
<b>Todd Erdos, R</b> (6, 1) <small>ERA: 7.2</small>	0.2 5 2 4 4 1 1 0 0 0 0 0 12 23 54.00 4.500												
<b>Sun-Woo Kim, R</b> (7, 1) <small>ERA: 5.27</small>	2.0 10 5 2 2 1 0 0 0 0 0 0 23 33 9.00 2.500												
<b>Allen McDill, L</b> (9, 1) <small>ERA: 2.35</small>	1.0 3 0 0 0 0 2 0 0 0 0 0 9 16 0.00 0.000												

**Tampa Bay Devil Rays @ Boston Red Sox**  
 Fenway Park, Boston, MA  
 Wed Sep 19 2001, 7:05 PM EDT  
 Att. 29,627 - Cloudy - 63 F

<b>AB</b>	<b>44</b>
<b>R</b>	<b>12</b>
<b>H</b>	<b>16</b>
<b>RBI</b>	<b>11</b>
<b>BB</b>	<b>4</b>
<b>SO</b>	<b>11</b>
<b>LOB</b>	<b>21</b>



Batter	1	2	3	4	5	6	7	8	9	AB	R	H	RBI	BB	SO	LOB
53 Angel Santos, S (1, 4) C BB BB BB	4-1 BB BB		2-3 K		0-1 G3-6-1 1-2f			4-1 FC1-8 BB		2	0	0	0	2	1	1
Trot Nixon, L (1, 8) OBP: 0.372, SLG: 0.491 B BB C B	4-1 1-2 BB		1-1 1B 1B			2-2 HR 2B		2-2 FC1-6 HBP 1-2f		3	1	2	0	1	0	1
Manny Ramirez, R (1, 10) OBP: 0.403, SLG: 0.615 X	0-0 P3		0-0 1B			0-0 F8		2-2 FC4-6 HBP 1-2		3	0	1	0	0	0	3
Brian Daubach, L (1, 3) OBP: 0.347, SLG: 0.490 Morgan Burkhardt, S (9, 3) B C C B B X F X	3-2 F7		1-1 G5-3			3-3 K		0-3 K		4	0	0	0	0	2	7
Troy O'Leary, L (1, 9) OBP: 0.301, SLG: 0.438 B C X	1-1 F9			2-3 K		1-1 HR		0-1 FC4-6 1-2f		4	1	1	2	0	1	4
Izzy Alcantara, R (1, 7) OBP: 0.346, SLG: 0.333 Calvin Pickering, L (9, PH) OBP: 0.143, SLG: 0.143 C C C		0-3 K		1-2 G6-3		2-3 K		0-1 G1-3		3	0	0	0	0	2	0
Shea Hillenbrand, R (1, 5) OBP: 0.296, SLG: 0.392 B C B X		1-2 P6		1-3 K			1-1 L4-3 1B		1-3 K	4	0	1	0	0	2	0
Scott Hatteberg, L (1, 2) OBP: 0.337, SLG: 0.352 B B C B B X		2-2 G4-3			4-1 53 G3-6-1 BB		1-0 L4-3 1-2		2-1 P6	3	0	0	0	1	0	1
Lou Merloni, R (1, 6) OBP: 0.306, SLG: 0.320 52 James Lofton, S (7, PH) (8, 6) C S C			0-3 K		1-3 K		3-1 G3-1			2	0	0	0	0	2	1
										1	0	0	0	0	0	0

Inning Stats	R: 0	H: 0	E: 0	K: 0	S: 9	R: 0	H: 0	E: 0	K: 1	S: 9	R: 0	H: 2	E: 0	K: 2	S: 11	R: 0	H: 0	E: 0	K: 2	S: 10	R: 0	H: 0	E: 0	K: 1	S: 6	R: 2	H: 2	E: 0	K: 2	S: 13	R: 0	H: 1	E: 0	K: 0	S: 5	R: 0	H: 0	E: 0	K: 1	S: 12	R: 0	H: 0	E: 0	K: 1	S: 7	1B: 3	2B: 2	3B: 0	HR: 1	SF: 0	SAC: 0	DP: 2	HBP: 1	WP: 0	PB: 0	SB: 0	CS: 0	PA: 35
--------------	------	------	------	------	------	------	------	------	------	------	------	------	------	------	-------	------	------	------	------	-------	------	------	------	------	------	------	------	------	------	-------	------	------	------	------	------	------	------	------	------	-------	------	------	------	------	------	-------	-------	-------	-------	-------	--------	-------	--------	-------	-------	-------	-------	--------


PITCHER	IP	WLS	BF	H	R	ER	SO	BB	IBB	HBP	BLK	WP	HR	S	P	ERA	WHIP
Paul Wilson, R (1, 1) ERA: 5.39	6.0		24	4	2	2	8	3	0	0	0	0	1	58	94	3.00	1.167
Jesus Colome, R (7, 1) ERA: 3.62	2.0		8	1	0	0	1	1	0	1	0	0	0	17	30	0.00	1.000
Travis Phelps, R (9, 1) ERA: 3.86	1.0		3	0	0	0	1	0	0	0	0	0	0	7	10	0.00	0.000

**BOTTOM**

**Tampa Bay Devil Rays @ Boston Red Sox**  
Fenway Park, Boston, MA  
Wed Sep 19 2001, 7:05 PM EDT  
Att: 29,627 - Cloudy - 63 F

livebaseballscorecards.com

<b>AB</b>	<b>30</b>
<b>R</b>	<b>2</b>
<b>H</b>	<b>5</b>
<b>RBI</b>	<b>2</b>
<b>BB</b>	<b>4</b>
<b>SO</b>	<b>10</b>
<b>LOB</b>	<b>18</b>







Batter	1	2	3	4	5	6	7	8	9
52 James Lofton, S (1, 6) C F X	0-2 F7 ①		4-0 BB 1-2 BB		1-2 G3-1 ①		0-1 FC5-6 G3 S 1-2f ①	2-1 P5 ③	
Jose Offerman, S (1, 4) OBP: 0.327, SLG: 0.350 B F X	1-1 G6-3 ②		4-1 BB 1-2 2-3 BB		1-1 1B 1B		4-1 G3 1-2 BB		
Trot Nixon, L (1, 8) OBP: 0.371, SLG: 0.489 C B F X	1-2 L8 ③		1-3 K ②		3-2 1B 1-3 1B		1-2 G3 ② 1-2 2-3		
Manny Ramirez, R (1, 10) OBP: 0.402, SLG: 0.612 B F X		1-3 K ①	0-0 F8 ③		0-3 K ②		4-0 IBB		
Troy O'Leary, L (1, 7) OBP: 0.297, SLG: 0.433 B F X		1-0 G3 ②		2-3 K ①	0-1 G5-3 ③		1-2 L9 ③		
Calvin Pickering, L (1, 3) OBP: 0.364, SLG: 0.636 53 Angel Santos, S (8, PR) Brian Daubach, L (9, 3) OBP: 0.347, SLG: 0.490		0-0 HR		3-2 WP G1-3 1B		1-2 G4-3 ①		0-0 2B 1B	
Chris Stynes, R (1, 5) OBP: 0.327, SLG: 0.412 B F X		2-1 G4-3 ③		0-1 G1-3 ② 1-2		0-1 F7 ②		0-0 SH5-3 1-H 2B	
Darren Lewis, R (1, 9) OBP: 0.306, SLG: 0.381 B B C C X			2-2 BB 52 CS 1B		4-0 BB 2-3 BB		1-2 P6 ③		1-0 SH5-3 ① 2-3
Doug Mirabelli, R (1, 2) OBP: 0.326, SLG: 0.404 C X			0-1 F8 ①		1-3 K ③		2-0 52 FC5-6 1B		3-3 K ②

Inning Stats	R: 0 E: 0 K: 0 S: 8	H: 0 LOB: 0 BB: 0 P: 10	R: 1 E: 0 K: 1 S: 7	H: 1 LOB: 0 BB: 0 P: 11	R: 0 E: 0 K: 1 S: 11	H: 1 LOB: 3 BB: 2 P: 22	R: 0 E: 0 K: 2 S: 11	H: 1 LOB: 2 BB: 1 P: 21	R: 0 E: 0 K: 1 S: 14	H: 2 LOB: 2 BB: 0 P: 19	R: 0 E: 0 K: 0 S: 9	H: 0 LOB: 0 BB: 0 P: 11	R: 0 E: 0 K: 0 S: 10	H: 1 LOB: 3 BB: 2 P: 22	R: 1 E: 0 K: 1 S: 8	H: 2 LOB: 2 BB: 0 P: 14
1B: 6 2B: 1 3B: 0 HR: 1	SF: 0 SAC: 1 DP: 0 HBP: 0	1B: 6 2B: 1 3B: 0 HR: 1	SF: 0 SAC: 1 DP: 0 HBP: 0	1B: 6 2B: 1 3B: 0 HR: 1	SF: 0 SAC: 1 DP: 0 HBP: 0	1B: 6 2B: 1 3B: 0 HR: 1	SF: 0 SAC: 1 DP: 0 HBP: 0	1B: 6 2B: 1 3B: 0 HR: 1	SF: 0 SAC: 1 DP: 0 HBP: 0	1B: 6 2B: 1 3B: 0 HR: 1	SF: 0 SAC: 1 DP: 0 HBP: 0	1B: 6 2B: 1 3B: 0 HR: 1	SF: 0 SAC: 1 DP: 0 HBP: 0	1B: 6 2B: 1 3B: 0 HR: 1	SF: 0 SAC: 1 DP: 0 HBP: 0	


PITCHER	IP	WLS	BF	H	R	ER	SO	BB	IBB	HBP	BLK	WP	HR	S	P	ERA	WHIP
Ryan Rupe, R (1, 1) ERA: 6.73	6.0		26	5	1	1	5	3	0	0	0	1	1	60	94	1.50	1.333
Doug Creek, L (7, 1) ERA: 4.32	1.0	L	7	2	1	1	0	1	1	0	0	0	0	11	23	9.00	3.000
Victor Zambrano, R (8, 1) ERA: 3.61	1.0		4	1	0	0	1	0	0	0	0	0	0	7	13	0.00	1.000

**BOTTOM**

**Tampa Bay Devil Rays @ Boston Red Sox**  
Fenway Park, Boston, MA

Thu Sep 20 2001, 7:05 PM EDT  
Att. 29,530 - Cloudy - 70 F

AB	31
R	2
H	8
RBI	2
BB	5
SO	6
LOB	24



WP	HR	S	P	ERA	WHIP
1	1	1	1	1.50	1.333
0	0	0	0	9.00	3.000
0	0	0	0	0.00	1.000



Batter	1	2	3	4	5	6	7	8	9	AB R H RBI BB SO LOB	TOP	
Jose Macias, S (1, 8) OBP: 0.315, SLG: 0.401	0-2 G4-3		0-2 G6-3		3-0 G6-3			1-2 G6-4-3 HBP		3 0 0 0 0 0 1		
Damion Easley, R (1, 4) OBP: 0.321, SLG: 0.383	2-3 K		3-0 G5-3			4-2 G4-6-3 BB		0-0 G6-4-3		3 0 0 0 1 1 2		
Bobby Higginson, L (1, 7) OBP: 0.364, SLG: 0.438	3-1 F8			0-1 G3		1-2 G4-6-3			0-2 2B	4 0 1 0 0 0 1		
Tony Clark, S (1, 10) OBP: 0.375, SLG: 0.482		1-1 HR		1-0 G6-4-3 1B		3-3 K			2-3 K	4 1 2 1 0 2 1		
Shane Halter, R (1, 5) OBP: 0.326, SLG: 0.449		0-1 E5 G3		0-2 G6-4-3			0-3 K		1-3 K	4 0 0 0 0 2 2		
Eric Munson, L (1, 3) OBP: 0.167, SLG: 0.167		1-2 G3			2-2 F8		3-3 K		1-3 K	4 0 0 0 0 2 2		
Deivi Cruz, R (1, 6) OBP: 0.276, SLG: 0.353		3-1 G6-3			4-2 3B BB		0-0 G6-3			2 1 0 0 1 0 1		
Wendell Magee, R (1, 9) OBP: 0.300, SLG: 0.381		2-2 F8			2-0 3B			1-2 G5-3		3 0 1 1 0 0 1		
15 Brandon Inge, R (1, 2) OBP: 0.240, SLG: 0.256			0-2 G3-1			2-3 K		0-2 HBP		2 0 0 0 0 1 1		
Robert Fick, L (8, PH) OBP: 0.340, SLG: 0.488 (8, 2)										1 0 1 0 0 0 0		
<b>Inning Stats</b>	R: 0 H: 0 E: 0 LOB: 0 K: 1 BB: 0 S: 9 P: 14	R: 1 H: 1 E: 1 LOB: 1 K: 0 BB: 0 S: 12 P: 19	R: 0 H: 0 E: 0 LOB: 0 K: 0 BB: 0 S: 8 P: 11	R: 0 H: 1 E: 0 LOB: 0 K: 0 BB: 0 S: 6 P: 7	R: 1 H: 1 E: 0 LOB: 1 K: 1 BB: 1 S: 15 P: 28	R: 0 H: 0 E: 0 LOB: 0 K: 1 BB: 1 S: 10 P: 18	R: 0 H: 0 E: 0 LOB: 0 K: 2 BB: 0 S: 7 P: 10	R: 0 H: 1 E: 0 LOB: 1 K: 0 BB: 0 S: 9 P: 11	R: 0 H: 1 E: 0 LOB: 1 K: 3 BB: 0 S: 13 P: 17	1B: 2 SF: 0 2B: 1 SAC: 0 3B: 1 DP: 3 HR: 1 HBP: 1	WP: 0 PA: 33 PB: 0 SB: 0 CS: 0	
<b>PITCHER</b>	IP WLS BF H R ER SO BB IBB HBP BLK WP HR S P ERA WHIP											
Casey Fossum, L (1, 1) ERA: 3.48	5.0 W 19 3 2 2 2 1 0 0 0 0 0 1 50 79 3.60 0.800											
49 Tim Wakefield, R (6, 1) ERA: 3.48	3.0 H 10 1 0 0 3 1 0 1 0 0 0 0 26 39 0.00 0.667											
Ugueth Urbina, R (9, 1) ERA: 3.73	1.0 S 4 1 0 0 3 0 0 0 0 0 0 0 13 17 0.00 1.000											

**Detroit Tigers @ Boston Red Sox**  
 Fenway Park, Boston, MA  
 Fri Sep 21 2001, 7:05 PM EDT  
 Att. 30,905 - Cloudy - 70 F

livebaseballscorecards.com

**AB 30**  
**R 2**  
**H 5**  
**RBI 2**  
**BB 2**  
**SO 8**  
**LOB 12**









Batter	1	2	3	4	5	6	7	8	9	AB R H RBI BB SO LOB
Jose Offerman, S (1, 4) OBP: 0.328, SLG: 0.347	4-2 E S BB		0-1 G6-3		2-2 G5-3		4-1 BB BB BB		3-2 F9	3 0 0 0 2 0 0
Trot Nixon, L (1, 8) OBP: 0.374, SLG: 0.494	3-3 K 1-3		2-1 HR		2-1 G3-1		4-1 BB 1-2 BB		4-2 BB	3 1 1 1 2 1 1
Manny Ramirez, R (1, 10) OBP: 0.403, SLG: 0.613	2-3 K		3-3 K		0-2 1B		4-2 1-2 2-3 BB		1-2 F9	4 0 1 0 1 2 2
Calvin Pickering, L (1, 3) OBP: 0.421, SLG: 0.611	4-2 BB			2-3 K	3-2 F7		1-3 K			3 0 0 0 1 2 4
Brian Daubach, L (1, 7) OBP: 0.346, SLG: 0.497	3-3 K			2-1 HR		0-0 G3		0-2 G6-3		3 1 1 1 0 1 2
Chris Stynes, R (8, PH) OBP: 0.325, SLG: 0.409										1 0 0 0 0 0 0
Darren Lewis, R (9, 9) OBP: 0.313, SLG: 0.393										0 0 0 0 0 0 0
Troy O'Leary, L (1, 9) OBP: 0.299, SLG: 0.440		0-1 G5-3		4-1 1B BB		1-2 F9		0-1 HR		3 1 1 1 1 0 0
Scott Hatteberg, L (1, 2) OBP: 0.336, SLG: 0.348		4-0 FC5-4 BB		1-0 F9		0-0 G3-1		3-1 G6-3		3 0 0 0 1 0 1
Shea Hillenbrand, R (1, 5) OBP: 0.298, SLG: 0.394		2-2 FC5-4 CS		0-0 1-2 1B		0-0 G4-3		2-3 K		4 0 1 0 0 1 1
Lou Merloni, R (1, 6) OBP: 0.284, SLG: 0.295		2-2 CS	0-1 F8	0-1 G6-3		0-1 P5		0-1 F7		4 0 0 0 0 0 2


Inning Stats	R: 0	H: 0	E: 1	LOB: 2	K: 3	P: 31	R: 0	H: 0	E: 0	LOB: 0	K: 0	P: 15	R: 1	H: 1	E: 0	LOB: 0	K: 1	P: 17	R: 1	H: 2	E: 0	LOB: 2	K: 1	P: 19	R: 0	H: 1	E: 0	LOB: 1	K: 0	P: 19	R: 0	H: 0	E: 0	LOB: 0	K: 0	P: 7	R: 0	H: 0	E: 0	LOB: 3	K: 1	P: 23	R: 1	H: 1	E: 0	LOB: 0	K: 1	P: 15	R: 0	H: 0	E: 0	LOB: 1	K: 0	P: 21	1B: 2	SF: 0	2B: 0	SAC: 0	3B: 0	DP: 0	HR: 3	HBP: 0	WP: 0	PA: 40
--------------	------	------	------	--------	------	-------	------	------	------	--------	------	-------	------	------	------	--------	------	-------	------	------	------	--------	------	-------	------	------	------	--------	------	-------	------	------	------	--------	------	------	------	------	------	--------	------	-------	------	------	------	--------	------	-------	------	------	------	--------	------	-------	-------	-------	-------	--------	-------	-------	-------	--------	-------	--------

PITCHER	IP	WLS	BF	H	R	ER	SO	BB	IBB	HBP	BLK	WP	HR	S	P	ERA	WHIP
24 Nate Cornejo, R (1, 1) ERA: 6.43	5.0		22	4	2	2	5	4	0	0	0	0	2	56	101	3.60	1.600
Adam Pettyjohn, L (6, 1) ERA: 6.15	1.2	W	7	0	0	0	0	2	0	0	0	0	0	11	20	0.00	1.200
Luis Pineda, R (7, 1) ERA: 5.02	0.0		1	0	0	0	0	1	0	0	0	0	0	2	6	∞	∞
Matt Miller, L (7, 1) ERA: 10.8	0.1	H	1	0	0	0	1	0	0	0	0	0	0	3	4	0.00	0.000
Danny Patterson, R (8, 1) ERA: 3.09	1.0	H	4	1	1	1	1	0	0	0	0	0	1	10	15	9.00	1.000

**BOTTOM**

**Detroit Tigers @ Boston Red Sox**  
 Fenway Park, Boston, MA  
 Sat Sep 22 2001, 5:05 PM EDT  
 Att: 30,871 - Cloudy - 82 F

AB	31
R	3
H	5
RBI	3
BB	8
SO	7
LOB	13



PITCHER	IP	WLS	BF	H	R	ER	SO	BB	IBB	HBP	BLK	WP	HR	S	P	ERA	WHIP
Matt Anderson, R (9, 1) ERA: 4.75	1.0		4	0	0	0	0	1	0	0	0	0	0	13	21	0.00	1.000



Batter	1	2	3	4	5	6	7	8	9	AB R H RBI BB SO LOB	TOP
<b>Jose Macias, S</b> (1, 8) OBP: 0.315, SLG: 0.402 (6, 4)	0-0 	1-2 	0-1 P6 		0-1 		1-2 F8 		2-0 G4-3 	6 3 3 1 0 0 0	
<b>Damion Easley, R</b> (1, 4) OBP: 0.327, SLG: 0.389 <b>Wendell Magee, R</b> (6, 8) OBP: 0.294, SLG: 0.371	4-2 	4-2 		0-0 	1-0 		3-3 			2 1 2 0 2 0 0 1 0 0 0 0 1 0	
<b>Bobby Higginson, L</b> (1, 7) OBP: 0.366, SLG: 0.439 <b>Ryan Jackson, L</b> (5, PH) OBP: 0.242, SLG: 0.330 (5, 7)	1-2 	2-2 		4-1 	3-3 		0-3 			2 1 1 1 1 0 2 2 0 0 0 0 2 2	
<b>Randall Simon, L</b> (1, 10) OBP: 0.333, SLG: 0.409	0-1 	2-2 		0-2 	0-0 			2-2 		5 1 1 0 0 0 5	
<b>Shane Halter, R</b> (1, 5) OBP: 0.331, SLG: 0.457	2-3 		2-1 	4-1 	4-0 			0-0 		3 2 1 1 2 1 2	
<b>Eric Munson, L</b> (1, 3) OBP: 0.250, SLG: 0.400	3-3 		0-0 	3-2 	1-3 			3-3 		5 1 2 4 0 3 4	
<b>Deivi Cruz, R</b> (1, 6) OBP: 0.276, SLG: 0.364		0-0 	0-0 	1-2 		0-0 			1-0 	5 2 2 1 0 0 2	
<b>43 Chris Wakeland, L</b> (1, 9) OBP: 0.280, SLG: 0.520		1-3 	0-0 	1-1 		0-2 			0-0 	5 1 1 2 0 1 2	
<b>15 Brandon Inge, R</b> (1, 2) OBP: 0.233, SLG: 0.248		0-3 	3-2 	2-3 		0-1 			2-3 	5 0 0 0 0 3 2	
<b>Inning Stats</b>	R: 1 H: 1 E: 1 LOB: 2 K: 2 BB: 1 S: 15 P: 25	R: 2 H: 3 E: 0 LOB: 2 K: 2 BB: 1 S: 20 P: 30	R: 3 H: 3 E: 0 LOB: 0 K: 0 BB: 1 S: 10 P: 15	R: 4 H: 3 E: 0 LOB: 1 K: 1 BB: 2 S: 17 P: 32	R: 1 H: 2 E: 0 LOB: 2 K: 2 BB: 1 S: 10 P: 19	R: 0 H: 0 E: 0 LOB: 0 K: 0 BB: 0 S: 6 P: 6	R: 0 H: 0 E: 0 LOB: 0 K: 2 BB: 0 S: 10 P: 14	R: 0 H: 0 E: 0 LOB: 0 K: 1 BB: 0 S: 7 P: 12	R: 1 H: 1 E: 0 LOB: 0 K: 1 BB: 0 S: 7 P: 12	1B: 6 SF: 0 2B: 4 SAC: 0 3B: 1 DP: 0 HR: 2 HBP: 0	WP: 1 PA: 46 PB: 0 SB: 2 CS: 0
<b>PITCHER</b> <b>Hideo Nomo, R</b> (1, 1) ERA: 4.48 <b>Sun-Woo Kim, R</b> (4, 1) ERA: 5.17 <b>Allen McDill, L</b> (8, 1) ERA: 3.0 <b>Todd Erdos, R</b> (9, 1) ERA: 5.87	IP WLS BF H R ER SO BB IBB HBP BLK WP HR S P ERA WHIP 3.0 L 22 9 9 8 4 3 0 0 0 0 1 0 38 62 4.50 1.250 1.0 3 0 0 0 1 0 0 0 0 0 0 0 7 12 0.00 0.000 1.0 4 1 1 1 1 0 0 0 0 0 0 1 7 12 9.00 1.000	<b>PITCHER</b> IP WLS BF H R ER SO BB IBB HBP BLK WP HR S P ERA WHIP									

**Detroit Tigers @ Boston Red Sox**  
 Fenway Park, Boston, MA  
 Sun Sep 23 2001, 1:05 PM EDT  
 Att. 31,333 - Sunny - 78 F

[livebaseballscorecards.com](http://livebaseballscorecards.com)

<b>AB</b>	41
<b>R</b>	12
<b>H</b>	13
<b>RBI</b>	10
<b>BB</b>	5
<b>SO</b>	11
<b>LOB</b>	21



Batter	1	2	3	4	5	6	7	8	9	AB	R	H	RBI	BB	SO	LOB
Jose Offerman, S (1, 4) OBP: 0.330, SLG: 0.352 53 Angel Santos, S (6, 4) OBP: 0.250, SLG: 0.222	1-0 SF9 3B	4-2 BB			0-0 F8	1-3 K			1-0 G3 WP 2B	2	1	1	0	1	0	0
Trot Nixon, L (1, 8) OBP: 0.373, SLG: 0.492 Izzy Alcantara, R (6, 9) OBP: 0.355, SLG: 0.321	0-3 K	1-3 K			1-1 HBP			1-0 1B	1-3 K	2	0	0	0	0	2	3
Manny Ramirez, R (1, 10) OBP: 0.402, SLG: 0.612 Morgan Burkhardt, S (5, PH)	1-1 SF9				0-3 K			1-0 F8	0-1 E7 WP G3 HR	1	0	0	1	0	0	0
Calvin Pickering, L (1, 3) OBP: 0.375, SLG: 0.500	4-2 BB BB				0-2 F8			1-0 F7	0-0 G3	4	0	0	0	1	0	4
Brian Daubach, L (1, 7) OBP: 0.347, SLG: 0.503	4-1 BB				3-2 G5-3			2-3 K	3-2 HR	4	1	1	2	1	1	1
Troy O'Leary, L (1, 9) OBP: 0.300, SLG: 0.438 Darren Lewis, R (5, 9) OBP: 0.313, SLG: 0.392 (6, 8)	0-1 F7				1-0 FC5-4 HBP			0-0 PB 1B 1B	1-0 F3	1	0	0	0	0	0	2
Scott Hatteberg, L (1, 2) OBP: 0.338, SLG: 0.351		0-1 L8			2-2 FC5-4 1-2f			2-0 1B 52 SF7 1B	2-2 1B	4	1	2	0	0	0	1
Chris Stynes, R (1, 5) OBP: 0.324, SLG: 0.407		1-1 L8			2-2 G5-3			2-0 1B	1-3 K	4	0	1	1	0	1	2
52 James Lofton, S (1, 6) OBP: 0.200, SLG: 0.125		1-1 BB 1B			3-3 K			2-1 SF7	1-0 G3	3	0	1	1	0	1	2

Inning Stats	R: 1	H: 1	E: 0	K: 1	S: 11	H: 1	LOB: 2	BB: 2	P: 21	R: 0	H: 1	E: 0	K: 1	S: 12	H: 0	LOB: 0	BB: 0	P: 14	R: 0	H: 0	E: 0	K: 0	S: 10	R: 0	H: 0	E: 1	K: 1	S: 9	H: 0	LOB: 1	BB: 0	P: 17	R: 0	H: 0	E: 0	K: 1	S: 7	H: 3	LOB: 1	BB: 0	P: 19	R: 0	H: 1	E: 0	K: 1	S: 7	H: 1	LOB: 1	BB: 0	P: 12	R: 0	H: 1	E: 0	K: 1	S: 9	H: 1	LOB: 1	BB: 0	P: 14	R: 3	H: 2	E: 1	K: 1	S: 12	H: 2	LOB: 0	BB: 0	P: 19	1B: 6	SF: 2	2B: 1	SAC: 0	3B: 1	DP: 0	HR: 1	HBP: 2	WP: 1	PA: 42
--------------	------	------	------	------	-------	------	--------	-------	-------	------	------	------	------	-------	------	--------	-------	-------	------	------	------	------	-------	------	------	------	------	------	------	--------	-------	-------	------	------	------	------	------	------	--------	-------	-------	------	------	------	------	------	------	--------	-------	-------	------	------	------	------	------	------	--------	-------	-------	------	------	------	------	-------	------	--------	-------	-------	-------	-------	-------	--------	-------	-------	-------	--------	-------	--------

PITCHER	IP	WLS	BF	H	R	ER	SO	BB	IBB	HBP	BLK	WP	HR	S	P	ERA	WHIP
Jeff Weaver, R (1, 1) ERA: 4.13	6.0	W	28	5	3	2	5	3	0	0	0	0	0	60	98	3.00	1.333
Chris Holt, R (7, 1) ERA: 5.82	2.0		8	2	0	0	2	0	0	0	0	0	0	16	26	0.00	1.000
Adam Bernero, R (9, 1) ERA: 6.75	1.0		6	2	3	0	1	0	0	0	0	1	1	12	19	0.00	2.000

**BOTTOM**

**Detroit Tigers @ Boston Red Sox**  
**Fenway Park, Boston, MA**  
 Sun Sep 23 2001, 1:05 PM EDT  
 Att. 31,333 - Sunny - 78 F

AB	35
R	6
H	9
RBI	5
BB	3
SO	8
LOB	20



WP	HR	S	P	ERA	WHIP
1	1	0	0	0.00	1.000
1	0	0	0	0.00	2.000





Batter	1	2	3	4	5	6	7	8	9	AB	R	H	RBI	BB	SO	LOB
Jose Offerman, S OBP: 0.333, SLG: 0.358 (1, 4)	1-1 1B 1B		2-3 K			2-2 G4-3 1B		1-2 2B		4	0	3	0	0	1	0
Trot Nixon, L OBP: 0.373, SLG: 0.496 (1, 8)	0-2 F8			3-1 HR		1-1 G4-3 1-2		0-2 F8		4	1	1	1	0	0	3
Manny Ramirez, R OBP: 0.402, SLG: 0.610 (1, 10)	1-2 G5-4-3 1-3 1B			0-1 F8		4-0 BB		1-0 F3		3	0	1	0	1	0	1
Brian Daubach, L OBP: 0.346, SLG: 0.499 (1, 7)	0-0 G5-4-3 1-2f			1-2 F8		2-3 K			4-2 BB	3	0	0	0	1	1	4
Calvin Pickering, L OBP: 0.393, SLG: 0.480 (1, 3)		4-2 G5-4-3 BB		2-2 G4-3			1-1 WP 1B		2-3 K	3	0	1	0	1	1	1
Chris Stynes, R OBP: 0.320, SLG: 0.402 (1, 5)		0-1 G5-4-3 1-2f			2-2 G6-3		2-3 K 1-2		3-3 K	4	0	0	0	0	2	3
Lou Merloni, R OBP: 0.275, SLG: 0.284 (1, 6)		0-0 P6			2-2 G5-3		2-2 G6-3		3-1 F8	4	0	0	0	0	0	2
Darren Lewis, R OBP: 0.306, SLG: 0.383 (1, 9)			2-2 G6-3		0-1 F7		2-3 K			3	0	0	0	0	1	1
Joe Oliver, R OBP: 0.234, SLG: 0.295 (1, 2)			0-1 G5-3			1-3 K		2-2 G6-3		2	0	0	0	0	1	0
52 James Lofton, S OBP: 0.182, SLG: 0.111 (8, PH)										1	0	0	0	0	0	0
Doug Mirabelli, R OBP: 0.325, SLG: 0.418 (9, 2)										0	0	0	0	0	0	0

Inning Stats	R: 0	H: 2	E: 0	LOB: 1	K: 0	BB: 0	S: 9	R: 0	H: 0	E: 0	LOB: 0	K: 0	BB: 1	S: 5	R: 0	H: 0	E: 0	LOB: 0	K: 1	BB: 0	S: 8	R: 1	H: 1	E: 0	LOB: 0	K: 0	BB: 0	S: 10	R: 0	H: 0	E: 0	LOB: 0	K: 0	BB: 0	S: 8	R: 0	H: 1	E: 0	LOB: 2	K: 2	BB: 1	S: 13	R: 0	H: 1	E: 0	LOB: 1	K: 2	BB: 0	S: 13	R: 0	H: 1	E: 0	LOB: 1	K: 0	BB: 0	S: 11	R: 0	H: 0	E: 0	LOB: 1	K: 2	BB: 1	S: 14	1B: 4	SF: 0	2B: 1	SAC: 0	3B: 0	DP: 2	HR: 1	HBP: 0
--------------	------	------	------	--------	------	-------	------	------	------	------	--------	------	-------	------	------	------	------	--------	------	-------	------	------	------	------	--------	------	-------	-------	------	------	------	--------	------	-------	------	------	------	------	--------	------	-------	-------	------	------	------	--------	------	-------	-------	------	------	------	--------	------	-------	-------	------	------	------	--------	------	-------	-------	-------	-------	-------	--------	-------	-------	-------	--------


PITCHER	IP	WLS	BF	H	R	ER	SO	BB	IBB	HBP	BLK	WP	HR	S	P	ERA	WHIP	
Calvin Maduro, R ERA: 4.41 (1, 1)	6.0	W	22	4	1	1	3	2	0	0	0	0	1	0	53	83	1.50	1.000
Jorge Julio, R ERA: 4.3 (7, 1)	1.0	H	4	1	0	0	2	0	0	0	0	1	0	13	20	0.00	1.000	
Buddy Groom, L ERA: 3.45 (8, 1)	1.0	H	4	1	0	0	0	0	0	0	0	0	0	11	15	0.00	1.000	
B.J. Ryan, L ERA: 4.72 (9, 1)	1.0		4	0	0	0	2	1	0	0	0	0	0	14	26	0.00	1.000	

**BOTTOM**

**Baltimore Orioles @ Boston Red Sox**  
Fenway Park, Boston, MA

Mon Sep 24 2001, 7:05 PM EDT  
Att: 30,114 - Overcast - 68 F

AB 31  
R 1  
H 6  
RBI 1  
BB 3  
SO 7  
LOB 15



PITCHER	IP	WLS	BF	H	R	ER	SO	BB	IBB	HBP	BLK	WP	HR	S	P	ERA	WHIP
---------	----	-----	----	---	---	----	----	----	-----	-----	-----	----	----	---	---	-----	------



Batter	1	2	3	4	5	6	7	8	9	AB R H RBI BB SO LOB	TOP											
Luis Matos, R OBP: 0.317, SLG: 0.491 (1, 8)	1-2 F8	1-2 HR		1-0 E6 2B		4-2 BB		1-1 G6-3		4 2 1 1 1 0 0												
Larry Bigbie, L OBP: 0.331, SLG: 0.352 (1, 9)	0-0 HR 1B	0-1 F9		0-1 2B		1-1 F8		2-1 G3		5 2 2 1 0 0 1												
Jeff Conine, R OBP: 0.386, SLG: 0.445 (1, 3)	0-2 HR 1B	0-0 G5-3		1-1 2B		2-3 K		1-2 HR 1B		5 2 3 1 0 1 1												
Chris Richard, L OBP: 0.343, SLG: 0.443 (1, 10)	2-1 HR 1-H 2-H		2-3 K	3-2 L3		1-1 F7		0-0 HR 1B		5 2 2 3 0 1 2												
Cal Ripken Jr., R OBP: 0.295, SLG: 0.395 (1, 5)	3-2 G5-3 1B		2-3 K		0-1 SF8 1B		2-3 K2-3	4-1 HR BB		4 3 2 0 1 2 0												
Tony Batista, R OBP: 0.279, SLG: 0.431 (1, 6)	1-2 G5-3		1-2 3B		2-2 L4-6 BB 1B		3-2 F9	0-0 HR		5 1 3 4 0 0 1												
Brady Anderson, L OBP: 0.306, SLG: 0.294 (1, 7)	2-2 1B		2-3 K		0-0 SF8		0-2 P5	2-0 G4-3		4 0 1 2 0 1 1												
Geronimo Gil, R OBP: 0.355, SLG: 0.357 (1, 2)	2-1 G6-3			0-0 F8		4-0 BB		2-0 F8	0-3 K	4 0 0 0 1 1 1												
Jerry Hairston, R OBP: 0.308, SLG: 0.359 (1, 4)		4-1 CS BB		1-3 K		3-2 L4-6		1-0 F9		3 0 0 0 1 1 2												
<b>Inning Stats</b>	R: 4 E: 0 K: 0 S: 23	H: 5 LOB: 1 BB: 0 P: 34	R: 1 E: 0 K: 0 S: 7	H: 1 LOB: 0 BB: 1 P: 12	R: 0 E: 0 K: 3 S: 13	H: 1 LOB: 1 BB: 0 P: 20	R: 2 E: 1 K: 1 S: 14	H: 2 LOB: 1 BB: 0 P: 20	R: 1 E: 0 K: 0 S: 12	H: 2 LOB: 1 BB: 1 P: 21	R: 0 E: 0 K: 1 S: 13	H: 0 LOB: 1 BB: 1 P: 21	R: 0 E: 0 K: 1 S: 9	H: 0 LOB: 0 BB: 0 P: 14	R: 0 E: 0 K: 0 S: 4	H: 0 LOB: 0 BB: 0 P: 8	R: 4 E: 0 K: 1 S: 12	H: 3 LOB: 0 BB: 1 P: 21	1B: 8 2B: 3 3B: 1 HR: 3	SF: 1 SAC: 0 DP: 1 HBP: 0	WP: 0 PB: 0 SB: 0 CS: 1	PA: 44
<b>PITCHER</b>	IP WLS BF H R ER SO BB IBB HBP BLK WP HR S P ERA WHIP																					
Frank Castillo, R ERA: 4.42 (1, 1)	4.0 L 22 9 7 5 4 1 0 0 0 0 0 2 57 86 11.25 2.500																					
Todd Erdos, R ERA: 5.59 (5, 1)	2.0 9 2 1 1 1 2 0 0 0 0 0 0 25 42 4.50 2.000																					
Willie Banks, R ERA: (7, 1)	2.0 6 0 0 0 1 0 0 0 0 0 0 0 13 22 0.00 0.000																					
Allen McDill, L ERA: 6.3 (9, 1)	1.0 7 3 4 4 1 1 0 0 0 0 0 1 12 21 36.00 4.000																					

Baltimore Orioles @ Boston Red Sox  
Fenway Park, Boston, MA  
Tue Sep 25 2001, 7:05 PM EDT  
Att. 29,726 - Cloudy - 74 F

livebaseballscorecards.com

AB	39
R	12
H	14
RBI	12
BB	4
SO	7
LOB	9







Batter	1	2	3	4	5	6	7	8	9	AB R H RBI BB SO LOB
Luis Matos, R OBP: 0.313, SLG: 0.526 (1, 8)	1-1 F8		0-0 F7			1-3 K	1-0 HR			4 1 1 3 0 1 0
Brian Roberts, S OBP: 0.281, SLG: 0.345 (1, 6)	0-0 F7		1-3 K			1-2 F8	1-1 G4-3			4 0 0 0 0 1 0
Jeff Conine, R OBP: 0.385, SLG: 0.445 (1, 7)	2-0 F8		1-2 F8			0-2 G6-3		1-1 2B		4 0 1 0 0 0 0
Cal Ripken Jr., R OBP: 0.293, SLG: 0.392 (1, 10)		0-0 F7		0-2 G5-3		1-3 K	2-0 G6-3			4 0 0 0 0 1 1
Tony Batista, R OBP: 0.281, SLG: 0.435 (1, 5)		3-2 1B 2B		0-1 P4		3-2 HR 2B	1-0 F8			4 2 2 0 0 0 1
Casey Blake, R OBP: 0.379, SLG: 0.462 (1, 3)		3-2 F2		0-0 F2		0-2 HR	1-1 F9			4 1 1 2 0 0 2
Larry Bigbie, L OBP: 0.328, SLG: 0.342 (1, 9)		4-2 1B BB			2-2 G1-3	0-3 K		3-3 K		3 0 0 0 1 2 0
Brook Fordyce, R OBP: 0.271, SLG: 0.329 (1, 2)		2-1 1B		0-2 G4-3		1-1 HR 2B		0-1 F8		3 1 2 1 0 0 0
Chris Richard, L OBP: 0.343, SLG: 0.442 (9, PH)		1-3 2-H 1B			0-0 F8	4-1 HR BB		1-3 K		1 0 0 0 0 0 0
Jerry Hairston, R OBP: 0.308, SLG: 0.357 (1, 4)		1-1 P6								3 1 0 0 1 1 2

**Baltimore Orioles @ Boston Red Sox**  
**Fenway Park, Boston, MA**  
 Wed Sep 26 2001, 7:05 PM EDT  
 Att. 31,603 - Cloudy - 68 F

AB	34
R	6
H	7
RBI	6
BB	2
SO	6
LOB	6



Inning Stats	R: 0	H: 0	E: 0	K: 0	S: 4	P: 7	R: 1	H: 2	E: 0	K: 0	S: 14	P: 27	R: 0	H: 0	E: 0	K: 1	S: 8	P: 10	R: 0	H: 0	E: 0	K: 0	S: 6	P: 6	R: 0	H: 0	E: 0	K: 0	S: 11	P: 13	R: 0	H: 0	E: 0	K: 1	S: 10	P: 12	R: 5	H: 4	E: 0	K: 2	S: 19	P: 30	R: 0	H: 1	E: 0	K: 0	S: 6	P: 11	R: 0	H: 0	E: 0	K: 2	S: 9	P: 13	1B: 1	SF: 0	2B: 4	SAC: 0	3B: 0	DP: 0	HR: 2	HBP: 0	WP: 0	PA: 36
--------------	------	------	------	------	------	------	------	------	------	------	-------	-------	------	------	------	------	------	-------	------	------	------	------	------	------	------	------	------	------	-------	-------	------	------	------	------	-------	-------	------	------	------	------	-------	-------	------	------	------	------	------	-------	------	------	------	------	------	-------	-------	-------	-------	--------	-------	-------	-------	--------	-------	--------

PITCHER	IP	WLS	BF	H	R	ER	SO	BB	IBB	HBP	BLK	WP	HR	S	P	ERA	WHIP
Casey Fossum, L ERA: 4.02 (1, 1)	6.2	W	27	5	5	5	4	2	0	0	0	0	1	69	100	6.75	1.050
Rich Garces, R ERA: 4.04 (7, 1)	0.1		2	1	1	1	0	0	0	0	0	0	1	3	5	27.00	3.000
Rod Beck, R ERA: 3.9 (8, 1)	1.0	H	4	1	0	0	0	0	0	0	0	0	0	6	11	0.00	1.000
Ugueth Urbina, R ERA: 3.68 (9, 1)	1.0	S	3	0	0	0	2	0	0	0	0	0	0	9	13	0.00	0.000

PITCHER	IP	WLS	BF	H	R	ER	SO	BB	IBB	HBP	BLK	WP	HR	S	P	ERA	WHIP
---------	----	-----	----	---	---	----	----	----	-----	-----	-----	----	----	---	---	-----	------

Batter	1	2	3	4	5	6	7	8	9
Jose Offerman, S (1, 4) OBP: 0.338, SLG: 0.362	0-1 F9 1B E 1B		0-2 1B 2B 1B	4-1 G1-3 1-2 BB	1-2 G6-3			1-0 F7	
Darren Lewis, R (1, 9) OBP: 0.317, SLG: 0.386	1-0 CS E 1-2 1B		0-0 1-2 2B 1B 3-H	0-2 G1-3		4-2 FC4-6 BB		1-0 F3	
Trot Nixon, L (1, 8) OBP: 0.373, SLG: 0.494	3-1 F9 2-3		0-2 1-1 1B 2B 2-H 3-H	1-3 K		3-1 F9		4-1 BB	
Manny Ramirez, R (1, 10) OBP: 0.405, SLG: 0.611 Morgan Burkhardt, S (6, PH)	3-2 G5-3 1-3 3-H		2-2 HR 1B 2-H	4-0 IBB		1-3 K		1-2 F9	
Brian Daubach, L (1, 7) OBP: 0.348, SLG: 0.508		2-1 F8	0-0 HR	0-1 G4-3		2-2 FC4-6 1-2f			
Calvin Pickering, L (1, 3) OBP: 0.378, SLG: 0.406		2-3 K	4-2 FC5-4 BB		3-3 K		1-3 K		
Shea Hillenbrand, R (1, 5) OBP: 0.295, SLG: 0.396		1-0 G4-3	1-1 FC5-4 FC6-4 1-2f		0-2 F8		1-3 K		
Lou Merloni, R (1, 6) OBP: 0.282, SLG: 0.292			G6-3 FC6-4		2-1 HR 1B		0-0 1B		
Doug Mirabelli, R (1, 2) OBP: 0.342, SLG: 0.450			1-2 1B 1B 2B	1-0 G1-3 BB 1B	1-2 HR		1-1 F9		

Inning Stats	R: 1 E: 1 K: 0 S: 12	H: 2 LOB: 0 BB: 0 P: 19	R: 0 E: 0 K: 1 S: 7	H: 0 LOB: 0 BB: 0 P: 12	R: 6 E: 0 K: 0 S: 24	H: 6 LOB: 1 BB: 1 P: 35	R: 0 E: 0 K: 1 S: 10	H: 1 LOB: 3 BB: 2 P: 20	R: 2 E: 0 K: 1 S: 16	H: 2 LOB: 0 BB: 0 P: 23	R: 0 E: 0 K: 1 S: 10	H: 0 LOB: 1 BB: 1 P: 20	R: 0 E: 0 K: 2 S: 10	H: 1 LOB: 1 BB: 0 P: 13	R: 0 E: 0 K: 0 S: 8	H: 0 LOB: 1 BB: 1 P: 15
--------------	-------------------------------	----------------------------------	------------------------------	----------------------------------	-------------------------------	----------------------------------	-------------------------------	----------------------------------	-------------------------------	----------------------------------	-------------------------------	----------------------------------	-------------------------------	----------------------------------	------------------------------	----------------------------------

PITCHER	IP	WLS	BF	H	R	ER	SO	BB	IBB	HBP	BLK	WP	HR	S	P	ERA	WHIP
Rick Bauer, R (1, 1) ERA: 5.68	3.0	L	17	8	7	6	1	1	0	0	0	0	1	43	66	18.00	3.000
John Parrish, L (4, 1) ERA: 6.14	2.0		11	3	2	2	2	1	1	0	0	0	1	26	43	9.00	2.000
36 Kris Foster, R (6, 1) ERA: 3.52	2.0		8	1	0	0	3	1	0	0	0	0	0	20	33	0.00	1.000
Ryan Kohlmeier, R (8, 1) ERA: 8.6	1.0		4	0	0	0	0	1	0	0	0	0	0	8	15	0.00	1.000


**BOTTOM**

**Baltimore Orioles @ Boston Red Sox**  
Fenway Park, Boston, MA

Wed Sep 26 2001, 7:05 PM EDT  
Att: 31,603 - Cloudy - 68 F

AB	R	H	RBI	BB	SO	LOB
4	2	2	0	1	0	0
4	1	2	1	1	0	2
4	1	1	2	1	1	5
2	1	1	1	1	0	1
2	0	0	0	0	1	2
4	1	1	2	0	0	4
3	0	0	0	1	3	0
4	0	0	0	0	1	1
4	1	2	0	0	0	1
4	2	3	2	0	0	1

AB	35
R	9
H	12
RBI	8
BB	5
SO	6
LOB	17



1B	8	SF	0	WP	0	PA	40
2B	2	SAC	0	PB	0		
3B	0	DP	0	SB	0		
HR	2	HBP	0	CS	1		

livebaseballscorecards.com



Batter	1	2	3	4	5	6	7	8	9	AB R H RBI BB SO LOB	TOP																
Luis Matos, R (1, 8) OBP: 0.309, SLG: 0.500	2-3 K			4-2 ES BB		3-3 K	3-1 F9			3 0 0 0 1 2 0																	
Larry Bigbie, L (1, 9) OBP: 0.326, SLG: 0.333	1-3 K			2-3 K		4-2 2B BB	2-3 K			3 1 0 0 1 3 1																	
Jeff Conine, R (1, 3) OBP: 0.386, SLG: 0.448	0-0 G6-3			0-2 E5 G6-4-3 1B		3-2 2B 1-H		1-1 G5-3		4 1 2 1 0 0 0																	
Chris Richard, L (1, 10) OBP: 0.342, SLG: 0.440		2-2 CS 1B		1-2 G6-4-3 1-2f		0-0 F8		1-0 G4-3		4 0 1 0 0 0 3																	
Cal Ripken Jr., R (1, 5) OBP: 0.294, SLG: 0.390		2-3 K 1-2			4-1 1B BB	3-2 2B HBP		1-2 L9		2 1 0 0 1 1 1																	
Tony Batista, R (1, 6) OBP: 0.281, SLG: 0.436		0-2 G6-3			1-0 F8	1-0 1B 2B		0-1 G6-3		4 1 1 2 0 0 1																	
Brady Anderson, L (1, 7) OBP: 0.312, SLG: 0.299			2-2 G6-4-3 1B		1-0 1B	0-0 FC6-4 1B		4-0 CS BB		3 0 3 1 1 0 0																	
Geronimo Gil, R (1, 2) OBP: 0.314, SLG: 0.313			1-2 G6-4-3 1-2f		0-0 F7	2-0 FC6-4		2-2 F9 1-2		4 0 0 0 0 0 5																	
Jerry Hairston, R (1, 4) OBP: 0.306, SLG: 0.355			3-2 P1		1-3 K		2-0 F5			3 0 0 0 0 1 2																	
<b>Inning Stats</b>	R: 0 E: 0 K: 2 S: 7	H: 0 LOB: 0 BB: 0 P: 10	R: 0 E: 0 K: 1 S: 9	H: 1 LOB: 0 BB: 0 P: 13	R: 0 E: 0 K: 0 S: 11	H: 1 LOB: 0 BB: 0 P: 17	R: 0 E: 1 K: 1 S: 12	H: 1 LOB: 1 BB: 1 P: 19	R: 0 E: 0 K: 1 S: 8	H: 1 LOB: 2 BB: 1 P: 15	R: 4 E: 0 K: 1 S: 15	H: 3 LOB: 1 BB: 1 P: 31	R: 0 E: 0 K: 1 S: 6	H: 0 LOB: 0 BB: 0 P: 13	R: 0 E: 0 K: 0 S: 7	H: 0 LOB: 0 BB: 0 P: 10	R: 0 E: 0 K: 0 S: 5	H: 0 LOB: 0 BB: 1 P: 11	1B: 5 2B: 2 3B: 0 HR: 0	SF: 0 SAC: 0 DP: 2 HBP: 1	WP: 0 PB: 0 SB: 1 CS: 2	PA: 35					
<b>PITCHER</b>	IP WLS BF H R ER SO BB IBB HBP BLK WP HR S P ERA WHIP																										
Derek Lowe, R (1, 1) ERA: 3.57	5.0		18	4	0	0	5	2	0	0	0	0	0	47	74	0.00	1.200										
49 Tim Wakefield, R (6, 1) ERA: 3.81	1.0	L	8	3	4	4	1	1	0	1	0	0	0	15	31	36.00	4.000										
Willie Banks, R (7, 1) ERA:	2.0		6	0	0	0	1	0	0	0	0	0	0	13	23	0.00	0.000										
Todd Erdos, R (9, 1) ERA: 5.06	1.0		3	0	0	0	0	1	0	0	0	0	0	5	11	0.00	1.000										

**Baltimore Orioles @ Boston Red Sox**  
**Fenway Park, Boston, MA**  
 Thu Sep 27 2001, 7:05 PM EDT  
 Att. 32,719 - Cloudy - 62 F

livebaseballscorecards.com

<b>AB</b>	<b>30</b>
<b>R</b>	<b>4</b>
<b>H</b>	<b>7</b>
<b>RBI</b>	<b>4</b>
<b>BB</b>	<b>4</b>
<b>SO</b>	<b>7</b>
<b>LOB</b>	<b>13</b>



Batter	1	2	3	4	5	6	7	8	9
Jose Offerman, S OBP: 0.341, SLG: 0.370 (1, 4)	1-1 G3			2-0 HR		4-2 1B BB		2-1 1B	
Darren Lewis, R OBP: 0.322, SLG: 0.385 (1, 9)	3-2 F9			4-2 G4-3 BLK 1B BB		0-0 1B		1-3 K	
Trot Nixon, L OBP: 0.370, SLG: 0.490 (1, 8)	1-3 K			2-1 G4-3		1-0 F8		0-3 K	
Brian Daubach, L OBP: 0.348, SLG: 0.507 Chris Stynes, R OBP: 0.321, SLG: 0.401 (1, 3) (9, PH)		0-3 K		1-2 FC4-6 1B		0-1 F7		0-0 G6-3	
Dante Bichette, R OBP: 0.328, SLG: 0.456 (1, 7)		1-3 K		0-2 FC4-6 1-2f		2-3 K		0-3 K	
Scott Hatteberg, L OBP: 0.333, SLG: 0.345 (1, 10)		1-3 K		2-1 L9		2-0 G6-3		1-2 F9	
Shea Hillenbrand, R OBP: 0.293, SLG: 0.393 (1, 5)			2-2 G4-3		0-0 F8		2-1 F9		
Doug Mirabelli, R OBP: 0.337, SLG: 0.443 (1, 2)			3-2 L7		3-2 G4-3		3-2 G6-3		
Lou Merloni, R OBP: 0.276, SLG: 0.284 (1, 6)			3-1 G5-3		0-2 F9		2-3 K2-3		

Inning Stats	R: 0	H: 0	E: 0	K: 1	S: 8	LOB: 0	BB: 0	P: 13	R: 0	H: 0	E: 0	K: 3	S: 9	LOB: 0	BB: 0	P: 11	R: 0	H: 0	E: 0	K: 0	S: 9	LOB: 0	BB: 0	P: 17	R: 2	H: 2	E: 0	K: 0	S: 13	LOB: 1	BB: 1	P: 24	R: 0	H: 0	E: 0	K: 0	S: 7	LOB: 0	BB: 0	P: 10	R: 0	H: 1	E: 0	K: 1	S: 9	LOB: 2	BB: 1	P: 16	R: 0	H: 0	E: 0	K: 0	S: 6	LOB: 0	BB: 0	P: 13	R: 0	H: 1	E: 0	K: 3	S: 11	LOB: 1	BB: 0	P: 16	R: 0	H: 0	E: 0	K: 1	S: 8	LOB: 0	BB: 0	P: 9	1B: 3	SF: 0	2B: 0	SAC: 0	3B: 0	DP: 0	HR: 1	HBP: 0
--------------	------	------	------	------	------	--------	-------	-------	------	------	------	------	------	--------	-------	-------	------	------	------	------	------	--------	-------	-------	------	------	------	------	-------	--------	-------	-------	------	------	------	------	------	--------	-------	-------	------	------	------	------	------	--------	-------	-------	------	------	------	------	------	--------	-------	-------	------	------	------	------	-------	--------	-------	-------	------	------	------	------	------	--------	-------	------	-------	-------	-------	--------	-------	-------	-------	--------

PITCHER	IP	WLS	BF	H	R	ER	SO	BB	IBB	HBP	BLK	WP	HR	S	P	ERA	WHIP
Sean Douglass, R ERA: 5.79 (1, 1)	5.1	W	21	3	2	2	4	2	0	0	1	0	1	50	84	3.38	0.938
B.J. Ryan, L ERA: 4.62 (6, 1)	0.1	H	1	0	0	0	0	0	0	0	0	0	0	2	2	0.00	0.000
Jorge Julio, R ERA: 3.78 (6, 1)	2.0	H	7	1	0	0	3	0	0	0	0	0	0	17	31	0.00	0.500
Buddy Groom, L ERA: 3.43 (8, 1)	0.1	H	1	0	0	0	1	0	0	0	0	0	0	3	3	0.00	0.000
Willis Roberts, R ERA: 4.85 (9, 1)	1.0	S	3	0	0	0	1	0	0	0	0	0	0	8	9	0.00	0.000


**BOTTOM**

**Baltimore Orioles @ Boston Red Sox**  
Fenway Park, Boston, MA

Thu Sep 27 2001, 7:05 PM EDT  
Att: 32,719 - Cloudy - 62 F

AB	R	H	RBI	BB	SO	LOB
3	1	2	1	1	0	0
3	1	1	0	1	1	1
4	0	0	0	0	2	4
3	0	1	1	0	1	2
1	0	0	0	0	0	0
4	0	0	0	0	3	3
4	0	0	0	0	1	1
3	0	0	0	0	0	0
3	0	0	0	0	0	0
3	0	0	0	0	1	0

AB 31  
R 2  
H 4  
RBI 2  
BB 2  
SO 9  
LOB 11



WP: 0 PA: 33  
PB: 0  
SB: 0  
CS: 0

ERA WHIP

livebaseballscorecards.com



Batter	1	2	3	4	5	6	7	8	9	AB R H RBI BB SO LOB	TOP											
Jose Offerman, S (1, 4) OBP: 0.338, SLG: 0.366	2-3 K		2-0 F7		0-0 F8			1-1 F7	1-1 F9	5 0 0 0 0 1 3												
Darren Lewis, R (1, 7) OBP: 0.313, SLG: 0.374	1-1 G4-3		3-2 F8			3-3 K		1-1 G5-3		4 0 0 0 0 1 0												
Trot Nixon, L (1, 8) OBP: 0.375, SLG: 0.498	1-0 1B			2-2 G1-6-3 2B		2-2 1B		0-1 2B		4 0 4 0 0 0 0												
Manny Ramirez, R (1, 10) OBP: 0.405, SLG: 0.609 Scott Hatteberg, L (8, PH) OBP: 0.332, SLG: 0.344	0-1 F9			3-2 G1-6-3 HBP		1-3 K		2-0 P6		2 0 0 0 0 1 2 1 0 0 0 0 0 1												
Brian Daubach, L (1, 9) OBP: 0.348, SLG: 0.508 Chris Stynes, R (9, PH) OBP: 0.320, SLG: 0.400		2-1 2B		1-1 G1-6-3		0-1 F8			2-2 G4-3	3 0 1 0 0 0 3 1 0 0 0 0 0 0												
Calvin Pickering, L (1, 3) OBP: 0.400, SLG: 0.429 Lou Merton, R (9, PH) OBP: 0.281, SLG: 0.316		1-2 1B		2-3 K			0-0 1B		2-2 HR	3 0 2 0 0 1 1 1 1 1 1 0 0 0												
Shea Hillenbrand, R (1, 5) OBP: 0.292, SLG: 0.394		1-3 K			0-0 F2		2-0 F5		2-1 2B	4 0 1 0 0 1 2												
52 James Lofton, S (1, 6) OBP: 0.158, SLG: 0.176		0-0 F7			1-3 K		0-0 F9		1-3 K	4 0 0 0 0 2 3												
Doug Mirabelli, R (1, 2) OBP: 0.340, SLG: 0.441			3-2 L7		3-2 1B		2-2 F8		4-2 BB	3 0 1 0 1 0 1												
<b>Inning Stats</b>	R: 0 E: 0 K: 1 S: 9	H: 1 LOB: 1 BB: 0 P: 13	R: 0 E: 0 K: 1 S: 9	H: 2 LOB: 1 BB: 0 P: 13	R: 0 E: 0 K: 0 S: 9	H: 0 LOB: 0 BB: 0 P: 17	R: 0 E: 0 K: 1 S: 11	H: 1 LOB: 1 BB: 0 P: 19	R: 0 E: 0 K: 1 S: 9	H: 1 LOB: 1 BB: 0 P: 13	R: 0 E: 0 K: 2 S: 11	H: 1 LOB: 1 BB: 0 P: 17	R: 0 E: 0 K: 0 S: 8	H: 1 LOB: 1 BB: 0 P: 12	R: 0 E: 0 K: 0 S: 7	H: 1 LOB: 1 BB: 0 P: 11	R: 1 E: 0 K: 1 S: 16	H: 2 LOB: 2 BB: 1 P: 28	1B: 5 2B: 4 3B: 0 HR: 1	SF: 0 SAC: 0 DP: 1 HBP: 1	WP: 0 PB: 0 SB: 0 CS: 0	PA: 37
<b>PITCHER</b>	IP WLS BF H R ER SO BB IBB HBP BLK WP HR S P ERA WHIP																					
Jeff Weaver, R (1, 1) ERA: 3.98	8.0 W 31 8 0 0 6 0 0 1 0 0 0 0 73 115 0.00 1.000																					
Matt Perisho, L (9, 1) ERA: 6.03	0.1 3 2 1 1 0 0 0 0 0 0 0 1 8 14 27.00 6.000																					
Matt Anderson, R (9, 1) ERA: 4.58	0.2 S 3 0 0 0 1 1 0 0 0 0 0 0 8 14 0.00 1.500																					

**Boston Red Sox @ Detroit Tigers**  
Comerica Park, Detroit, MI  
Fri Sep 28 2001, 7:05 PM EDT  
Att. 32,453 - Cloudy - 62 F

AB	35
R	1
H	10
RBI	1
BB	1
SO	7
LOB	16



livebaseballscorecards.com

Batter	1	2	3	4	5	6	7	8	9	AB R H RBI BB SO LOB
Jose Macias, S OBP: 0.323, SLG: 0.404 (1, 8)	4-2 1B S 1B BB		0-0 B1		3-3 K		0-0 S 1B 2B			3 2 1 0 1 1 0
Damion Easley, R OBP: 0.324, SLG: 0.383 (1, 4)	3-3 K 1-2		0-3 K		2-1 F7		2-2 1B 2-H 1B			4 0 1 1 0 2 1
Bobby Higginson, L OBP: 0.368, SLG: 0.445 (1, 7)	2-0 CS 1B 2-3 1B			0-3 K	1-0 HR		3-2 G6-4-3 1-3 1B			4 1 3 1 0 1 0
Randall Simon, L OBP: 0.340, SLG: 0.452 (1, 10)	1-1 1-2 3-H 1B			1-2 G4-3	3-2 G3		1-0 G6-4-3 1-2f			4 0 1 1 0 0 2
Shane Halter, R OBP: 0.335, SLG: 0.454 (1, 5)	3-3 K 2-3			4-0 1B 1B BB		0-0 1B		3-3 K		3 1 1 0 1 2 2
Robert Fick, L OBP: 0.343, SLG: 0.486 (1, 9)		2-0 F7		1-2 1B 1-2 1B		2-2 F7		2-0 F7		4 0 1 0 0 0 1
Wendell Magee, R OBP: 0.291, SLG: 0.367 (9, 9)										0 0 0 0 0 0 0
Deivi Cruz, R OBP: 0.283, SLG: 0.370 (1, 6)		1-3 K		0-1 BB 1-3 2-H 1B		0-0 F7		1-0 1B		4 0 2 1 0 1 1
Eric Munson, L OBP: 0.214, SLG: 0.275 (1, 3)		0-2 G3-1		4-2 15 FC5-4 1-2 BB		0-0 F9		1-2 F8		3 0 0 0 1 0 2
15 Brandon Inge, R OBP: 0.225, SLG: 0.244 (1, 2)			1-0 L6	1-0 FC5-4 1-2f			0-1 G6-3			3 0 0 0 0 0 3

Inning Stats	R: 1	H: 2	E: 0	K: 2	S: 15	LOB: 2	BB: 1	P: 28	R: 0	H: 0	E: 0	K: 1	S: 11	LOB: 0	BB: 0	P: 14	R: 0	H: 0	E: 0	K: 1	S: 5	LOB: 0	BB: 0	P: 6	R: 1	H: 2	E: 0	K: 1	S: 15	LOB: 3	BB: 2	P: 26	R: 1	H: 1	E: 0	K: 1	S: 11	LOB: 0	BB: 0	P: 20	R: 0	H: 1	E: 0	K: 0	S: 8	LOB: 1	BB: 0	P: 10	R: 1	H: 3	E: 0	K: 0	S: 13	LOB: 1	BB: 0	P: 19	R: 0	H: 1	E: 0	K: 1	S: 9	LOB: 1	BB: 0	P: 16
--------------	------	------	------	------	-------	--------	-------	-------	------	------	------	------	-------	--------	-------	-------	------	------	------	------	------	--------	-------	------	------	------	------	------	-------	--------	-------	-------	------	------	------	------	-------	--------	-------	-------	------	------	------	------	------	--------	-------	-------	------	------	------	------	-------	--------	-------	-------	------	------	------	------	------	--------	-------	-------

PITCHER	IP	WLS	BF	H	R	ER	SO	BB	IBB	HBP	BLK	WP	HR	S	P	ERA	WHIP
Hideo Nomo, R ERA: 4.52 (1, 1)	6.1	L	29	8	4	4	6	3	0	0	0	0	1	73	114	5.68	1.737
Allen McDill, L ERA: 5.4 (7, 1)	1.2		6	2	0	0	1	0	0	0	0	0	0	14	25	0.00	1.200

**BOTTOM**

**Boston Red Sox @ Detroit Tigers**  
Comerica Park, Detroit, MI

Fri Sep 28 2001, 7:05 PM EDT  
Att: 32,453 - Cloudy - 62 F

AB	R	H	RBI	BB	SO	LOB
32	4	10	4	3	7	12

WP: 0 PA: 35  
PB: 0  
SB: 2  
CS: 1





Batter	1	2	3	4	5	6	7	8	9	AB R H RBI BB SO LOB	TOP
Jose Offerman, S (1, 4) OBP: 0.337, SLG: 0.367	0-1 G6-3 1B 2B		3-3 K		2-2 G3-1			1-0 G5-3		4 1 1 0 0 1 0	
Darren Lewis, R (1, 7) OBP: 0.311, SLG: 0.371	0-0 G1-3		1-0 G4-3			1-0 L4		1-1 1B 1B		4 0 1 0 0 0 1	
Trot Nixon, L (1, 8) OBP: 0.376, SLG: 0.498	1-0 G6-3			2-1 S 2B 1B		2-2 F8		2-0 L5-3 1B		4 1 2 0 0 0 1	
Izzy Alcantara, R (1, 10) OBP: 0.325, SLG: 0.297	0-1 1B		1-3 K	1-2		0-0 G5-3		1-2 L5-3		4 0 1 1 0 1 3	
Brian Daubach, L (1, 9) OBP: 0.347, SLG: 0.508	2-1 F9		2-2 G4-3 2B				0-1 G1-3		0-1 F7	4 0 1 1 0 0 1	
Calvin Pickering, L (1, 3) OBP: 0.364, SLG: 0.385		1-2 G6-3		2-1 G4-3			1-2 G3		1-2 G4-3	4 0 0 0 0 0 1	
Shea Hillenbrand, R (1, 5) OBP: 0.292, SLG: 0.393		2-1 G4-3		1-1 F9			0-2 1B 1B		0-1 G5-3	4 0 1 0 0 0 1	
Scott Hatteberg, L (1, 2) OBP: 0.332, SLG: 0.344		3-2 F8			2-1 F8		2-1 1B 1B			3 0 1 0 0 0 0	
Lou Merloni, R (1, 6) OBP: 0.275, SLG: 0.308			0-3 K		2-3 K		1-0 F7			3 0 0 0 0 2 2	
<b>Inning Stats</b>	R: 1 H: 2 E: 0 LOB: 1 K: 0 BB: 0 S: 8 P: 11	R: 0 H: 0 E: 0 LOB: 0 K: 0 BB: 0 S: 8 P: 14	R: 0 H: 0 E: 0 LOB: 0 K: 2 BB: 0 S: 7 P: 11	R: 1 H: 2 E: 0 LOB: 1 K: 1 BB: 0 S: 12 P: 20	R: 0 H: 0 E: 0 LOB: 0 K: 1 BB: 0 S: 8 P: 14	R: 0 H: 0 E: 0 LOB: 0 K: 0 BB: 0 S: 8 P: 11	R: 0 H: 2 E: 0 LOB: 2 K: 0 BB: 0 S: 12 P: 16	R: 0 H: 2 E: 0 LOB: 1 K: 0 BB: 0 S: 7 P: 12	R: 0 H: 0 E: 0 LOB: 0 K: 0 BB: 0 S: 7 P: 8	1B: 6 SF: 0 2B: 3 SAC: 0 3B: 0 DP: 1 HR: 0 HBP: 0	WP: 0 PA: 34 PB: 0 SB: 1 CS: 0
<b>PITCHER</b> Steve Sparks, R (1, 1) ERA: 3.75	IP WLS BF H R ER SO BB IBB HBP BLK WP HR S P ERA WHIP										
	9.0 W 34 8 2 2 4 0 0 0 0 0 0 0 77 117 2.00 0.889										

**Boston Red Sox @ Detroit Tigers**  
Comerica Park, Detroit, MI  
Sat Sep 29 2001, 5:05 PM EDT  
Att. 30,089 - Sunny - 66 F

[livebaseballscorecards.com](http://livebaseballscorecards.com)

**AB 34**  
**R 2**  
**H 8**  
**RBI 2**  
**BB 0**  
**SO 4**  
**LOB 10**



Batter	1	2	3	4	5	6	7	8	9
Jose Macias, S OBP: 0.324, SLG: 0.403 (1, 8)	3-2 G3		2-2 F7		0-0 BB HBP 1B	4-1 BB		3-2 F7	
Damion Easley, R OBP: 0.327, SLG: 0.384 (1, 4)	4-1 S BB		1-1 2-H 1B		3-2 BB 1B HBP	2-1 F7			
Bobby Higginson, L OBP: 0.368, SLG: 0.443 (1, 7)	0-1 F8		1-1 P6		4-2 1B 1B BB		2-2 G3		
Randall Simon, L OBP: 0.339, SLG: 0.449 (1, 10)	3-2 L8			0-0 G1	0-0 1B 1B		1-3 K		
Shane Halter, R OBP: 0.336, SLG: 0.453 (1, 5)		0-1 B1-3		4-2 S 1B BB	1-0 1B 1B		2-2 F7		
Robert Fick, L OBP: 0.343, SLG: 0.484 (1, 9)		2-2 F7		1-1 F9	1-2 G5-4-3 1B		2-3 K		
Wendell Magee, R OBP: 0.290, SLG: 0.365 (8, 9)									
Deivi Cruz, R OBP: 0.285, SLG: 0.371 (1, 6)		0-2 G4-3		2-1 1-H 1B	0-1 G5-4-3		3-1 2B 1B		
Eric Munson, L OBP: 0.217, SLG: 0.295 (1, 3)			3-2 1B 2B	2-0 F9		2-0 F8		3-2 F9	
Javier Cardona, R OBP: 0.290, SLG: 0.382 (1, 2)			1-0 G5-3		1-1 F7	0-1 F9		2-0 1-H 2B	

Inning Stats	R: 0	H: 0	E: 0	K: 13	S: 13	R: 0	H: 0	E: 0	K: 8	S: 8	R: 1	H: 2	E: 0	K: 14	S: 14	R: 1	H: 1	E: 0	K: 9	S: 9	R: 4	H: 4	E: 0	K: 16	S: 16	R: 0	H: 0	E: 0	K: 10	S: 10	R: 1	H: 2	E: 0	K: 12	S: 12	R: 0	H: 0	E: 0	K: 11	S: 10					
	LOB: 1	BB: 23				LOB: 0	BB: 10				LOB: 1	BB: 0				LOB: 1	BB: 1				LOB: 1	BB: 1				LOB: 0	BB: 0				LOB: 1	BB: 0				LOB: 1	BB: 0				LOB: 0	BB: 0			

PITCHER	IP	WLS	BF	H	R	ER	SO	BB	IBB	HBP	BLK	WP	HR	S	P	ERA	WHIP
Sun-Woo Kim, R ERA: 6.06 (1, 1)	4.1	L	23	6	6	6	0	3	0	1	0	0	0	55	93	12.46	2.077
Rich Garces, R ERA: 3.99 (5, 1)	0.2		2	1	0	0	0	0	0	0	0	0	0	5	6	0.00	1.500
Willie Banks, R ERA: (6, 1)	2.0		7	0	0	0	1	1	0	0	0	0	0	16	29	0.00	0.500
Allen McDill, L ERA: 5.68 (8, 1)	1.0		5	2	1	1	1	0	0	0	0	0	0	12	25	9.00	2.000

**BOTTOM**

AB	R	H	RBI	BB	SO	LOB
4	1	1	0	1	0	2
2	1	1	1	1	0	1
3	1	0	0	1	0	2
4	1	1	2	0	1	1
3	1	1	1	1	0	0
3	0	1	1	0	0	1
1	0	0	0	0	1	0
4	1	2	1	0	0	2
4	1	1	0	0	0	2
4	0	1	1	0	0	1

**AB 32**  
**R 7**  
**H 9**  
**RBI 7**  
**BB 4**  
**SO 2**  
**LOB 12**

WP: 0 PA: 37  
PB: 0  
SB: 2  
CS: 0



**Boston Red Sox @ Detroit Tigers**  
Comerica Park, Detroit, MI  
Sat Sep 29 2001, 5:05 PM EDT  
Att: 30,089 - Sunny - 66 F

livebaseballscorecards.com



Batter	1	2	3	4	5	6	7	8	9	AB R H RBI BB SO LOB	TOP									
Jose Offerman, S OBP: 0.337, SLG: 0.369 (1, 4)	1-2 G4-3		0-0 1B 2B	3-2 F7		3-2 G4-3		4-0 BB BB		4 1 1 0 1 0 1										
Darren Lewis, R OBP: 0.327, SLG: 0.381 (1, 7)	2-2 F7		0-1 2B 1B		1-1 HR 1B	3-2 1B		4-2 1-2 BB		4 2 3 1 1 0 0										
Trot Nixon, L OBP: 0.374, SLG: 0.501 (1, 8)	3-2 E3 1B		3-2 G1-3		1-0 HR	1-0 F7		2-3 K		5 2 1 2 0 1 5										
Brian Daubach, L OBP: 0.350, SLG: 0.509 (1, 9)	4-0 1B 1-2 BB		4-0 2B IBB		3-1 P3	2-0 F7		1-1 FC4-6 2B		3 1 1 0 2 0 1										
Morgan Burkhardt, S OBP: 0.077, SLG: 0.077 (1, 3)	1-2 1-2 2-H 1B		0-3 K		0-0 G4-3		2-1 F8		0-0 F9	5 0 1 1 0 1 4										
Scott Hatteberg, L OBP: 0.337, SLG: 0.350 (1, 10)	2-2 F7		2-1 2B		3-2 1B		2-3 K		4-1 FC4-6 BB	4 0 2 3 1 1 2										
Shea Hillenbrand, R OBP: 0.289, SLG: 0.388 (1, 5)		1-2 F8	0-1 G1-3		3-2 G5-3		0-2 F9		1-1 FC4-6 1-2 2-3	5 0 0 0 0 0 4										
Doug Mirabelli, R OBP: 0.336, SLG: 0.451 (1, 2)		0-2 F8		2-3 K		3-1 HR		2-3 K	1-3 K	5 1 1 1 0 3 2										
Lou Merloni, R OBP: 0.274, SLG: 0.315 (1, 6)		1-3 K		0-0 F9		1-2 G4-3 1B 2B		1-2 F8		4 1 1 0 0 1 0										
<b>Inning Stats</b>	R: 1 E: 1 K: 0 S: 15	H: 1 LOB: 2 BB: 1 P: 28	R: 0 E: 0 K: 1 S: 10	H: 0 LOB: 0 BB: 0 P: 12	R: 3 E: 0 K: 1 S: 13	H: 3 LOB: 1 BB: 1 P: 22	R: 0 E: 0 K: 1 S: 8	H: 0 LOB: 0 BB: 0 P: 13	R: 2 E: 0 K: 0 S: 14	H: 3 LOB: 1 BB: 0 P: 25	R: 0 E: 0 K: 1 S: 10	H: 0 LOB: 0 BB: 0 P: 14	R: 0 E: 0 K: 2 S: 12	H: 0 LOB: 2 BB: 2 P: 25	R: 0 E: 0 K: 1 S: 9	H: 1 LOB: 2 BB: 1 P: 16	1B: 5 2B: 4 3B: 0 HR: 2	SF: 0 SAC: 0 DP: 0 HBP: 0	WP: 0 PB: 0 SB: 1 CS: 0	PA: 44
<b>PITCHER</b>	IP WLS BF H R ER SO BB IBB HBP BLK WP HR S P ERA WHIP																			
Jose Lima, R ERA: 5.5 (1, 1)	5.0 L 25 7 6 5 3 1 1 0 0 0 1 60 100 9.00 1.600																			
Adam Pettyjohn, L ERA: 6.36 (6, 1)	2.0 9 3 2 2 1 0 0 0 0 0 1 29 46 9.00 1.500																			
Luis Pineda, R ERA: 4.6 (8, 1)	0.2 4 0 0 0 1 2 0 0 0 0 0 9 20 0.00 3.000																			
Matt Miller, L ERA: 8.0 (8, 1)	0.2 4 1 0 0 1 1 0 0 0 0 0 7 14 0.00 3.000																			
Victor Santos, R ERA: 3.39 (9, 1)	0.2 2 0 0 0 1 0 0 0 0 0 0 5 7 0.00 0.000																			

**Boston Red Sox @ Detroit Tigers**  
Comerica Park, Detroit, MI  
Sun Sep 30 2001, 1:05 PM EDT  
Att. 29,229 - Sunny - 65 F

[livebaseballscorecards.com](http://livebaseballscorecards.com)

AB	39
R	8
H	11
RBI	8
BB	5
SO	7
LOB	19



BOTTOM

Boston Red Sox @ Detroit Tigers  
Comerica Park, Detroit, MI  
Sun Sep 30 2001, 1:05 PM EDT  
Att. 29,229 - Sunny - 65 F

livebaseballscorecards.com

AB 39  
R 5  
H 11  
RBI 5  
BB 1  
SO 10  
LOB 25



WP: 0 PA: 41  
PB: 1  
SB: 1  
CS: 0

AB R H RBI BB SO LOB

5 1 1 0 0 0 2

5 0 0 0 0 2 1

5 3 4 0 0 1 0

5 1 2 0 0 2 4

5 0 3 4 0 2 2

3 0 0 0 1 0 3

3 0 1 1 0 0 3

4 0 0 0 0 1 5

3 0 0 0 0 1 4

1 0 0 0 0 1 1

0 0 0 0 0 0 0

1B: 8 SF: 0  
2B: 3 SAC: 0  
3B: 0 DP: 0  
HR: 0 HBP: 1

Batter	1	2	3	4	5	6	7	8	9
Jose Macias, S OBP: 0.323, SLG: 0.400 (1, 8)	P6		G3-1		F9		PB 1B 2B 1B	G1-3	
Damion Easley, R OBP: 0.324, SLG: 0.380 (1, 4)	L7			G4-3		F7	K		K
Bobby Higginson, L OBP: 0.371, SLG: 0.448 (1, 7)	K			2B		1B S 1B	PB 2B 1B		DI 1B
Randall Simon, L OBP: 0.340, SLG: 0.448 (1, 10)				K		BB 1B E 1B	K		F7
Shane Halter, R OBP: 0.339, SLG: 0.460 (1, 5)						E BB 1B			K
Robert Fick, L OBP: 0.342, SLG: 0.481 (1, 9)				P3		E BB	F7		
Deivi Cruz, R OBP: 0.287, SLG: 0.371 (1, 6)						FC6			G4-3 HBP
Eric Munson, L OBP: 0.200, SLG: 0.271 (1, 3)						F3	K		G4-3
15 Brandon Inge, R OBP: 0.221, SLG: 0.240 (1, 2)							K		K
Ryan Jackson, L OBP: 0.246, SLG: 0.328 (8, PH)									
Javier Cardona, R OBP: 0.290, SLG: 0.382 (9, 2)									

Inning Stats	R: 0	H: 0	E: 0	K: 1	S: 9	R: 0	H: 1	E: 0	K: 1	S: 8	R: 0	H: 0	E: 0	K: 0	S: 10	R: 1	H: 2	E: 0	K: 1	S: 11	R: 0	H: 1	E: 0	K: 0	S: 12	R: 2	H: 3	E: 1	K: 2	S: 22	R: 2	H: 3	E: 0	K: 2	S: 15	R: 0	H: 0	E: 0	K: 1	S: 12	R: 0	H: 1	E: 0	K: 2	S: 13	1B: 8	2B: 3	3B: 0	HR: 0	SF: 0	SAC: 0	DP: 0	HBP: 1	WP: 0	PA: 41
	0	0	0	1	10	0	1	0	1	8	0	0	0	0	11	0	2	0	1	17	0	1	0	0	18	0	3	0	1	29	0	3	0	17	0	0	17	0	0	17	0	1	21	8	3	0	0	0	1	0	41				

PITCHER	IP	WLS	BF	H	R	ER	SO	BB	IBB	HBP	BLK	WP	HR	S	P	ERA	WHIP
Frank Castillo, R ERA: 4.44 (1, 1)	5.1	W	24	7	3	3	3	1	0	0	0	0	0	63	86	5.06	1.500
49 Tim Wakefield, R ERA: 3.86 (6, 1)	2.2		13	3	2	2	5	0	0	1	0	0	0	36	43	6.75	1.125
Ugueth Urbina, R ERA: 3.62 (9, 1)	1.0	S	4	1	0	0	2	0	0	0	0	0	0	13	21	0.00	1.000



Batter	1	2	3	4	5	6	7	8	9	AB R H RBI BB SO LOB	TOP	
Jose Offerman, S (1, 4) OBP: 0.340, SLG: 0.370	1-0 F7	0-1 F8		1-1 1B			1-0 FC6-4 1B		4-2 G5-4-3 BB	4 0 2 0 1 0 2		
Darren Lewis, R (1, 7) OBP: 0.323, SLG: 0.375	2-2 E S 1B		2-2 G4-3	0-2 F9			2-0 F3		0-1 G5-4-3 1-2f	5 0 1 0 0 0 3		
Trot Nixon, L (1, 8) OBP: 0.373, SLG: 0.498	2-3 K		4-2 1B BB				0-1 F7			3 1 0 0 1 1 2		
Brian Daubach, L (1, 9) OBP: 0.351, SLG: 0.508	4-2 FC6-4 BB		0-2 1B 1B				1-0 F9			3 0 1 0 1 0 1		
Dante Bichette, R (1, 10) OBP: 0.324, SLG: 0.452	0-1 FC6-4 1-2f		1-2 F9				1-2 F3			4 0 0 0 0 0 4		
Morgan Burkhardt, S (1, 3) OBP: 0.176, SLG: 0.176		0-0 FC4-6 1B	2-2 1B	1-2 2-H 1B			0-1 F8			4 0 2 1 0 0 0		
Shea Hillenbrand, R (1, 5) OBP: 0.288, SLG: 0.387		1-2 FC4-6 1B	0-0 F9				1-1 L3			4 0 1 0 0 0 2		
Lou Merloni, R (1, 6) OBP: 0.281, SLG: 0.367		1-0 F2		2-2 G6-3			1-0 HR			4 2 2 2 0 0 2		
Doug Mirabelli, R (1, 2) OBP: 0.330, SLG: 0.441		0-1 FC4-6 1-2f 2-3		3-3 K			2-2 G6-3			4 0 0 0 0 1 2		
<b>Inning Stats</b>	R: 0 H: 1 E: 1 LOB: 2 K: 1 BB: 1 S: 11 P: 20	R: 0 H: 2 E: 0 LOB: 2 K: 0 BB: 0 S: 9 P: 11	R: 1 H: 2 E: 0 LOB: 2 K: 0 BB: 1 S: 17 P: 26	R: 0 H: 1 E: 0 LOB: 1 K: 1 BB: 0 S: 11 P: 17	R: 0 H: 0 E: 0 LOB: 0 K: 0 BB: 0 S: 8 P: 10	R: 1 H: 1 E: 0 LOB: 0 K: 0 BB: 0 S: 8 P: 12	R: 0 H: 1 E: 0 LOB: 1 K: 0 BB: 0 S: 5 P: 11	R: 0 H: 0 E: 0 LOB: 0 K: 0 BB: 0 S: 6 P: 10	R: 1 H: 1 E: 0 LOB: 0 K: 0 BB: 1 S: 12 P: 21	1B: 7 SF: 0 2B: 0 SAC: 0 3B: 0 DP: 1 HR: 2 HBP: 0	WP: 0 PA: 38 PB: 0 SB: 1 CS: 0	
<b>PITCHER</b>	IP WLS BF H R ER SO BB IBB HBP BLK WP HR S P ERA WHIP											
Tanyon Sturtze, R (1, 1) ERA: 4.47	7.0 W 31 8 2 2 2 2 2 0 0 0 0 1 69 107 2.57 1.429											
Victor Zambrano, R (8, 1) ERA: 3.35	1.0 3 0 0 0 0 0 0 0 0 0 0 0 6 10 0.00 0.000											
Jeff Wallace, L (9, 1) ERA: 3.08	1.0 4 1 1 1 0 1 0 0 0 0 0 1 12 21 9.00 2.000											

**Boston Red Sox @ Tampa Bay Devil Rays**  
Tropicana Field, St. Petersburg, FL

Mon Oct 01 2001, 7:15 PM EDT  
Att: 10,775 - Dome - 72 F

AB	35
R	3
H	9
RBI	3
BB	3
SO	2
LOB	18



Batter	1	2	3	4	5	6	7	8	9
<b>Randy Winn, S</b> OBP: 0.344, SLG: 0.408 (1, 8)	1-0 F7		1-2 HBP 2B BB		1-1 F8			0-1 BB 1B 2B	
<b>Brent Abernathy, R</b> OBP: 0.337, SLG: 0.388 (1, 4)	1-3 K		4-2 HBP 2B BB	4-2 G6-4-3 BB		0-0 F9		4-0 BB 1B IBB	
<b>Steve Cox, L</b> OBP: 0.317, SLG: 0.421 (1, 3)	0-1 1B 1B		3-1 2B 2B HBP	2-1 G6-4-3		1-0 G6-3		4-0 1B 1B BB	
<b>Ben Grieve, L</b> OBP: 0.371, SLG: 0.390 (1, 7)	1-2 1B		3-3 K	0-0 1B		0-2 G4-3		1-0 1B 1B	
<b>Toby Hall, R</b> OBP: 0.326, SLG: 0.443 (1, 2)	0-2 P4		0-0 2B 2B	1-2 F8		1-1 G6-3		0-2 F9	
<b>Aubrey Huff, L</b> OBP: 0.289, SLG: 0.361 (1, 10)		3-2 P6	4-0 2B 2B IBB		0-0 F7		0-0 F7	2-1 1B	
<b>Jose Guillen, R</b> OBP: 0.313, SLG: 0.376 (1, 9)		0-1 L6	2-3 K		3-2 F9		1-0 G5-3	1-3 K	
<b>Russ Johnson, R</b> OBP: 0.380, SLG: 0.440 (1, 5)		3-1 2B	1-1 2B 2B		4-2 HBP BB			2-2 2B BB 1B	
<b>Chris Gomez, R</b> OBP: 0.293, SLG: 0.387 (1, 6)		0-0 P3	0-0 2B		2-1 HBP			2-0 F9	

Inning Stats	R: 0	H: 2	E: 0	K: 1	S: 14	H: 1	LOB: 1	BB: 0	P: 18	R: 6	H: 3	E: 0	K: 2	S: 18	R: 1	H: 1	E: 0	K: 0	S: 9	R: 0	H: 0	E: 0	K: 0	S: 10	R: 0	H: 0	E: 0	K: 0	S: 5	R: 0	H: 0	E: 0	K: 0	S: 4	R: 4	H: 4	E: 0	K: 1	S: 17	H: 2	LOB: 2	BB: 2	P: 33
--------------	------	------	------	------	-------	------	--------	-------	-------	------	------	------	------	-------	------	------	------	------	------	------	------	------	------	-------	------	------	------	------	------	------	------	------	------	------	------	------	------	------	-------	------	--------	-------	-------

PITCHER	IP	WLS	BF	H	R	ER	SO	BB	IBB	HBP	BLK	WP	HR	S	P	ERA	WHIP
<b>David Cone, R</b> ERA: 4.58 (1, 1)	2.2	L	18	6	6	6	3	2	1	1	0	0	0	43	73	20.25	3.000
<b>Todd Erdos, R</b> ERA: 5.28 (3, 1)	4.2		20	3	3	3	0	2	1	1	0	0	0	35	64	5.79	1.071
<b>Allen McDill, L</b> ERA: 6.08 (8, 1)	0.2		5	2	1	1	1	1	0	0	0	0	0	11	19	13.50	4.500

**BOTTOM**

**Boston Red Sox @ Tampa Bay Devil Rays**  
Tropicana Field, St. Petersburg, FL

Mon Oct 01 2001, 7:15 PM EDT  
Att. 10,775 - Dome - 72 F

AB	R	H	RBI	BB	SO	LOB
4	2	1	0	1	0	3
2	2	0	0	3	1	0
3	2	1	1	1	0	1
5	0	3	2	0	1	3
5	1	1	2	0	0	5
4	1	1	1	1	0	0
5	0	0	0	0	2	5
3	2	3	2	1	0	0
3	0	1	2	0	0	2

AB	34
R	10
H	11
RBI	10
BB	7
SO	4
LOB	19

WP: 0 PA: 43  
PB: 0 SB: 1 CS: 0  
SF: 0 SAC: 0 DP: 1 HBP: 2





Batter	1	2	3	4	5	6	7	8	9	AB R H RBI BB SO LOB	TOP
<b>Jose Offerman, S</b> (1, 4) OBP: 0.341, SLG: 0.371 <b>53 Angel Santos, S</b> (7, 4) OBP: 0.308, SLG: 0.300	2-1 	1-2 FC6-4 			2-2 		1-3 		2-2 	4 0 2 0 0 1 3 1 0 1 0 0 0 0	<b>Boston Red Sox @ Tampa Bay Devil Rays</b> Tropicana Field, St. Petersburg, FL Tue Oct 02 2001, 7:15 PM EDT Att. 11,266 - Dome - 72 F  <b>AB 36</b> <b>R 3</b> <b>H 13</b> <b>RBI 3</b> <b>BB 1</b> <b>SO 8</b> <b>LOB 22</b> 
<b>Darren Lewis, R</b> (1, 7) OBP: 0.327, SLG: 0.374 <b>Izzy Alcantara, R</b> (7, 7) OBP: 0.317, SLG: 0.289	0-1 		1-3 		0-0 G5-4-3 		1-1 		0-0 G6-4-3 	3 0 1 0 0 1 1 1 0 0 0 0 0 1	
<b>Trot Nixon, L</b> (1, 8) OBP: 0.373, SLG: 0.495	4-1 		1-0 G4-3 		2-1 F8 		0-3 			3 0 0 0 1 1 3	
<b>Brian Daubach, L</b> (1, 9) OBP: 0.350, SLG: 0.508	1-3 		0-2 G6-3 			2-3 	1-1 			4 0 1 2 0 2 3	
<b>Morgan Burkhardt, S</b> (1, 10) OBP: 0.190, SLG: 0.190	0-3 			1-2 		1-3 		0-1 G5-3 		4 0 1 0 0 2 3	
<b>Scott Hatteberg, L</b> (1, 2) OBP: 0.336, SLG: 0.348	3-2 F8 			2-2 F7 		0-1 		3-2 G3 		4 0 1 0 0 0 4	
<b>Calvin Pickering, L</b> (1, 3) OBP: 0.354, SLG: 0.372		2-2 G4-3 		0-0 		1-3 		0-0 G3-1 		4 0 1 0 0 1 1	
<b>Chris Stynes, R</b> (1, 5) OBP: 0.325, SLG: 0.413		1-2 G6-3 		2-1 			0-0 		1-2 	4 2 3 1 0 0 0	
<b>52 James Lofton, S</b> (1, 6) OBP: 0.217, SLG: 0.238		0-1 		2-1 G5-4-3 			0-0 		0-0 L6 	4 1 2 0 0 0 3	
<b>Inning Stats</b>	R: 0 H: 2 E: 0 LOB: 3 K: 2 BB: 1 S: 14 P: 24	R: 0 H: 1 E: 0 LOB: 1 K: 0 BB: 0 S: 12 P: 16	R: 0 H: 0 E: 0 LOB: 0 K: 1 BB: 0 S: 7 P: 9	R: 0 H: 3 E: 0 LOB: 2 K: 0 BB: 0 S: 11 P: 18	R: 0 H: 1 E: 0 LOB: 0 K: 0 BB: 0 S: 6 P: 10	R: 0 H: 1 E: 0 LOB: 1 K: 3 BB: 0 S: 11 P: 15	R: 2 H: 3 E: 0 LOB: 2 K: 2 BB: 0 S: 12 P: 15	R: 0 H: 0 E: 0 LOB: 0 K: 0 BB: 0 S: 6 P: 9	R: 1 H: 2 E: 0 LOB: 0 K: 0 BB: 0 S: 8 P: 11	1B: 11 SF: 0 2B: 1 SAC: 0 3B: 0 DP: 3 HR: 1 HBP: 1	WP: 1 PA: 38 PB: 0 SB: 1 CS: 0
<b>PITCHER</b> <b>Paul Wilson, R</b> (1, 1) ERA: 5.11 <b>Bobby Seay, L</b> (8, 1) ERA: 6.55 <b>Jason Standridge, R</b> (9, 1) ERA: 3.93	IP WLS BF H R ER SO BB IBB HBP BLK WP HR S P ERA WHIP 7.0 W 31 11 2 2 8 1 0 1 0 1 0 73 107 2.57 1.714 1.0 3 0 0 0 0 0 0 0 0 0 0 6 9 0.00 0.000 1.0 4 2 1 1 0 0 0 0 0 0 0 1 8 11 9.00 2.000	<b>PITCHER</b> IP WLS BF H R ER SO BB IBB HBP BLK WP HR S P ERA WHIP									

Batter	1	2	3	4	5	6	7	8	9	AB	R	H	RBI	BB	SO	LOB
<b>Brent Abernathy, R</b> OBP: 0.344, SLG: 0.401 (1, 4)	4-2 2B BB	1-1 SF7 3B	0-3 K		4-1 BB BB		0-1 BLK E 2B			3	3	2	1	2	1	2
<b>Ben Grieve, L</b> OBP: 0.372, SLG: 0.390 (1, 10)	1-1 1B FC6-4 2B	2-1 HBP HBP	2-2 F7		2-0 P6		2-0 E7 2B			4	2	1	1	0	0	4
<b>Toby Hall, R</b> OBP: 0.333, SLG: 0.447 (1, 2)	2-1 FC6-4 BLK HBP	3-0 HBP		2-2 G3-1	2-3 K		1-1 1B 2B			3	2	1	1	0	1	2
<b>Steve Cox, L</b> OBP: 0.321, SLG: 0.423 (1, 3)	0-0 FC6-4 1B	2-2 SF7		4-2 WP 1B BB		3-3 K	1-2 E6 1B			3	0	2	2	1	1	0
<b>Randy Winn, S</b> OBP: 0.341, SLG: 0.403 (1, 8)	3-1 FC6-4 BLK 2B	0-0 L9		3-2 L7		0-1 G4-3	0-0 E6			5	1	0	1	0	0	6
<b>Jose Guillen, R</b> OBP: 0.324, SLG: 0.392 (1, 9)	1-2 2B	2-3 K		1-0 1B		0-1 1B		2-3 K		5	0	3	1	0	2	2
<b>18 Jared Sandberg, R</b> OBP: 0.270, SLG: 0.283 (1, 5)	0-0 F8		1-0 G4-3		1-0 F3	3-3 K		0-2 F9		5	0	0	0	0	1	2
<b>Chris Gomez, R</b> OBP: 0.298, SLG: 0.386 (1, 6)	1-0 F8		1-2 1B 1B		4-0 2B WP BB		1-2 F9	4-2 BB		3	1	1	0	2	0	1
<b>Damian Rolls, R</b> OBP: 0.296, SLG: 0.348 (1, 7)		0-0 3B 2B	1-1 1B		1-2 WP 2B		1-3 K	2-1 G5-3		5	1	3	0	0	1	1

Inning Stats	R: 4	H: 3	LOB: 1	K: 0	S: 13	R: 2	H: 2	LOB: 2	K: 1	S: 13	R: 0	H: 2	LOB: 2	K: 1	S: 13	R: 0	H: 1	LOB: 2	K: 0	S: 10	R: 1	H: 1	LOB: 2	K: 1	S: 9	R: 0	H: 1	LOB: 1	K: 2	S: 13	R: 3	H: 3	LOB: 2	K: 1	S: 16	R: 0	H: 0	LOB: 1	K: 1	S: 10	R: 0	H: 0	LOB: 1	K: 1	S: 10	1B: 6	2B: 6	3B: 1	HR: 0	SF: 1	SAC: 0	DP: 0	HBP: 3	WP: 2	PB: 0	SB: 0	CS: 0	PA: 45
--------------	------	------	--------	------	-------	------	------	--------	------	-------	------	------	--------	------	-------	------	------	--------	------	-------	------	------	--------	------	------	------	------	--------	------	-------	------	------	--------	------	-------	------	------	--------	------	-------	------	------	--------	------	-------	-------	-------	-------	-------	-------	--------	-------	--------	-------	-------	-------	-------	--------

PITCHER	IP	WLS	BF	H	R	ER	SO	BB	IBB	HBP	BLK	WP	HR	S	P	ERA	WHIP
<b>Casey Fossum, L</b> ERA: 4.87 (1, 1)	4.0	L	24	8	6	6	2	2	0	3	1	1	0	49	86	13.50	2.500
<b>Willie Banks, R</b> ERA: 1.04 (5, 1)	2.2		15	4	4	1	4	2	0	0	1	1	0	34	59	3.38	2.250
<b>Allen McDill, L</b> ERA: 5.52 (7, 1)	1.1		6	1	0	0	1	1	0	0	0	0	0	14	23	0.00	1.500

**BOTTOM**

**Boston Red Sox @ Tampa Bay Devil Rays**  
Tropicana Field, St. Petersburg, FL

Tue Oct 02 2001, 7:15 PM EDT  
Att. 11,266 - Dome - 72 F

livebaseballscorecards.com

<b>AB</b>	<b>36</b>
<b>R</b>	<b>10</b>
<b>H</b>	<b>13</b>
<b>RBI</b>	<b>7</b>
<b>BB</b>	<b>5</b>
<b>SO</b>	<b>7</b>
<b>LOB</b>	<b>20</b>





Batter	1	2	3	4	5	6	7	8	9	AB R H RBI BB SO LOB	TOP	
Jose Offerman, S (1, 4) OBP: 0.341, SLG: 0.368	1-1 F8		1-1 L3	3-1 F8			4-1 2B BB	4-2 1B BB	2-1 FC4-6	4 1 0 0 2 0 2		
Lou Merloni, R (1, 6) OBP: 0.299, SLG: 0.398	1-1 1B 2B		1-0 2B 2B		1-0 1B 1B		3-3 K	1-0 1B		5 3 4 2 0 1 1		
Trot Nixon, L (1, 8) OBP: 0.374, SLG: 0.497	2-1 1B		2-0 2B		4-2 1B BB		2-1 F7	2-2 G1-3		4 0 2 2 1 0 3		
Dante Bichette, R (1, 10) Morgan Burkhardt, S (9, PH) OBP: 0.324, SLG: 0.452 OBP: 0.182, SLG: 0.182	3-1 L5-3		1-2 G5-3		0-0 F9		0-0 WP 2B		2-2 G1-3	4 0 1 1 0 0 4 1 0 0 0 0 0 0		
Brian Daubach, L (1, 9) OBP: 0.353, SLG: 0.519		2-2 FC6-4 2B	2-3 K		1-0 G6-4-3 1B		2-2 G4-3		1-0 HR	5 1 3 2 0 1 2		
Calvin Pickering, L (1, 3) OBP: 0.358, SLG: 0.426		2-3 K		0-0 HR	2-2 G6-4-3 1B			0-0 F8	4-1 1B BB	4 2 1 1 1 1 3		
Shea Hillenbrand, R (1, 5) OBP: 0.292, SLG: 0.395		1-1 F8		2-2 HR		2-1 F9		1-0 1B HBP	3-2 1B 1B	4 2 2 1 0 0 1		
Scott Hatteberg, L (1, 2) OBP: 0.337, SLG: 0.347		4-2 FC6-4 BB		1-1 P4		1-1 F7		1-3 K	0-2 FC4-6 1B	4 0 1 1 1 1 1		
Chris Stynes, R (1, 7) OBP: 0.323, SLG: 0.408		2-2 FC6-4		0-0 F7		0-3 K		4-2 1B BB	3-2 L8	4 1 0 0 1 1 4		
<b>Inning Stats</b>	R: 1 H: 2 E: 0 LOB: 0 K: 0 BB: 0 S: 8 P: 15	R: 0 H: 1 E: 0 LOB: 2 K: 1 BB: 1 S: 14 P: 25	R: 1 H: 2 E: 0 LOB: 1 K: 1 BB: 0 S: 12 P: 19	R: 2 H: 2 E: 0 LOB: 0 K: 0 BB: 0 S: 11 P: 17	R: 1 H: 2 E: 0 LOB: 1 K: 0 BB: 1 S: 9 P: 17	R: 0 H: 0 E: 0 LOB: 0 K: 1 BB: 0 S: 7 P: 10	R: 1 H: 1 E: 0 LOB: 1 K: 1 BB: 1 S: 12 P: 23	R: 2 H: 1 E: 0 LOB: 2 K: 1 BB: 2 S: 16 P: 29	R: 2 H: 3 E: 0 LOB: 2 K: 0 BB: 1 S: 17 P: 32	1B: 6 SF: 0 2B: 6 SAC: 0 3B: 0 DP: 2 HR: 3 HBP: 1	WP: 1 PA: 46 PB: 0 SB: 0 CS: 0	
<b>PITCHER</b>	IP WLS BF H R ER SO BB IBB HBP BLK WP HR S P ERA WHIP											
Ryan Rupe, R (1, 1) ERA: 6.59	5.0 L 24 9 5 5 2 2 0 0 0 0 0 2 54 93 9.00 2.200											
Bobby Seay, L (6, 1) ERA: 6.23	2.0 8 1 1 1 2 1 0 0 0 0 1 0 19 33 4.50 1.000											
Jeff Wallace, L (8, 1) ERA: 3.4	0.2 5 0 2 2 1 2 0 1 0 0 0 0 12 22 27.00 3.000											
Travis Phelps, R (8, 1) ERA: 3.52	0.1 2 1 0 0 0 0 0 0 0 0 0 0 4 7 0.00 3.000											
Jason Standridge, R (9, 1) ERA: 4.86	1.0 7 3 2 2 0 1 0 0 0 0 0 1 17 32 18.00 4.000											


**Boston Red Sox @ Tampa Bay Devil Rays**  
Tropicana Field, St. Petersburg, FL  
Wed Oct 03 2001, 7:15 PM EDT  
Att: 10,985 - Dome - 72 F

AB	39
R	10
H	14
RBI	10
BB	6
SO	5
LOB	21







Batter	1	2	3	4	5	6	7	8	9	AB R H RBI BB SO LOB	TOP																
Chris Stynes, R (1, 7) OBP: 0.324, SLG: 0.416	2-2 G5-3			1-3 K	1-0 P5		1-1 HR		0-1 BB 1B	5 1 2 3 0 1 1																	
Lou Merloni, R (1, 6) OBP: 0.302, SLG: 0.399	3-2 F9			0-1 S 2B 1B		2-1 F9	2-3 K		1-0 BB 1-2 1B	5 1 2 0 0 1 0																	
Trot Nixon, L (1, 8) OBP: 0.375, SLG: 0.494	3-3 K			2-3 K 1-2		4-2 BB		3-2 F8	4-2 BB 1-2 2-3 BB	3 0 0 0 2 2 1																	
Brian Daubach, L (1, 9) OBP: 0.354, SLG: 0.520		3-3 K		2-1 2-H 2B		0-0 F9		0-1 1B	2-0 F8	5 0 2 1 0 1 4																	
Calvin Pickering, L (1, 10) OBP: 0.368, SLG: 0.408		4-1 G6-4-3 BB		4-2 BB		0-3 K		2-3 K		2 0 0 0 2 2 2																	
Morgan Burkhardt, S (1, 3) OBP: 0.192, SLG: 0.160		2-1 G6-4-3 1-2f		1-3 K			4-2 1B HR BB	2-3 K		3 1 0 0 1 2 4																	
Scott Hatteberg, L (1, 2) OBP: 0.333, SLG: 0.343		2-2 F9			3-2 G6-3		1-1 F7		2-2 HR	3 0 0 0 0 0 1																	
Doug Mirabelli, R (8, 2) OBP: 0.333, SLG: 0.460										1 1 1 1 0 0 0	AB 35 R 5 H 9 RBI 5 BB 5 SO 12 LOB 16																
Shea Hillenbrand, R (1, 5) OBP: 0.293, SLG: 0.396		0-1 P3			0-1 1B		1-2 HR 1B		0-0 L4	4 1 2 0 0 0 0																	
53 Angel Santos, S (1, 4) OBP: 0.235, SLG: 0.214			3-3 K		1-3 K		1-3 K		1-1 G3	4 0 0 0 0 3 3																	
Inning Stats	R: 0 E: 0 K: 1 S: 10	H: 0 LOB: 0 BB: 0 P: 18	R: 0 E: 0 K: 1 S: 6	H: 0 LOB: 0 BB: 1 P: 15	R: 0 E: 0 K: 1 S: 9	H: 0 LOB: 0 BB: 0 P: 14	R: 1 E: 0 K: 3 S: 17	H: 2 LOB: 2 BB: 1 P: 27	R: 0 E: 0 K: 1 S: 9	H: 1 LOB: 1 BB: 0 P: 14	R: 0 E: 0 K: 1 S: 9	H: 0 LOB: 1 BB: 1 P: 15	R: 3 E: 0 K: 2 S: 15	H: 2 LOB: 0 BB: 1 P: 25	R: 0 E: 0 K: 2 S: 12	H: 1 LOB: 1 BB: 0 P: 19	R: 1 E: 0 K: 0 S: 13	H: 3 LOB: 3 BB: 1 P: 23	1B: 6 2B: 1 3B: 0 HR: 2	SF: 0 SAC: 0 DP: 1 HBP: 0	WP: 0 PB: 0 SB: 1 CS: 0	PA: 40					
PITCHER	IP WLS BF H R ER SO BB IBB HBP BLK WP HR S P ERA WHIP																										
Calvin Maduro, R (1, 1) ERA: 4.23	6.1		26	4	3	3	8	4	0	0	0	0	0	67	116	4.26	1.263										
John Wasdin, R (7, 1) ERA: 5.03	0.2	L	3	1	1	1	2	0	0	0	0	0	1	8	12	13.50	1.500										
B.J. Ryan, L (8, 1) ERA: 4.33	1.0		4	1	0	0	2	0	0	0	0	0	0	12	19	0.00	1.000										
Willis Roberts, R (9, 1) ERA: 4.85	1.0		7	3	1	1	0	1	0	0	0	0	1	13	23	9.00	4.000										

Boston Red Sox @ Baltimore Orioles  
 Oriole Park at Camden Yards, Baltimore, MD

Thu Oct 04 2001, 7:05 PM EDT  
 Att. 43,302 - Sunny - 84 F

livebaseballscorecards.com

Batter	1	2	3	4	5	6	7	8	9	AB R H RBI BB SO LOB
63 Tim Raines, S OBP: 0.385, SLG: 0.500 (1, 8)	1-0 WP S SF9 1B		2-0 G6-3		3-2 P6		1-3 K			4 1 1 0 0 1 2
Luis Matos, R OBP: 0.313, SLG: 0.425 (1, 9)	4-0 SF9 S G5-3 BB		1-3 K		2-1 P4			3-2 P4		3 1 0 0 1 1 2
Jeff Conine, R OBP: 0.388, SLG: 0.447 (1, 3)	3-0 SF9			1-0 F8 S 1B		2-3 K		0-0 F8		3 0 1 1 0 1 0
Chris Richard, L OBP: 0.340, SLG: 0.438 (1, 10)	1-0 G5-3			1-1 F8		3-1 S 2B		3-1 G1-3		4 1 1 1 0 0 1
Tony Batista, R OBP: 0.281, SLG: 0.438 (1, 6)	1-2 L5			2-2 G2-3		1-2 2B		1-0 G4-3 3B		4 1 2 1 0 0 1
Tim Raines, S OBP: 0.408, SLG: 0.410 (1, 7)		1-0 G4-3		3-3 K		3-3 K		0-1 G4-3		4 0 0 1 0 2 2
Cal Ripken Jr., R OBP: 0.281, SLG: 0.368 (1, 5)		0-0 L7			1-0 SH1-4 BB 1B	1-2 F3		0-3 K		4 0 1 0 0 1 1
Brook Fordyce, R OBP: 0.271, SLG: 0.325 (1, 2)		1-2 F7			4-0 SH1-4 BB		3-3 K	1-0 S 1B		2 0 0 0 1 1 0 1 0 1 0 0 0 0
1 Brian Roberts, S OBP: 0.286, SLG: 0.345 (9, PH)					1-2 SH1-4 BB					
Jerry Hairston, R OBP: 0.305, SLG: 0.347 (1, 4)			2-2 P4		1-1 SH1-4		3-1 G5-3	3-3 K		3 0 0 0 0 1 1

Inning Stats	R: 2	H: 1	E: 0	K: 0	S: 6	LOB: 0	BB: 1	P: 16	R: 0	H: 0	E: 0	K: 0	S: 7	LOB: 0	BB: 0	P: 9	R: 0	H: 0	E: 0	K: 1	S: 9	LOB: 0	BB: 0	P: 14	R: 0	H: 1	E: 0	K: 1	S: 12	LOB: 1	BB: 0	P: 19	R: 0	H: 1	E: 0	K: 0	S: 8	LOB: 2	BB: 1	P: 19	R: 1	H: 2	E: 0	K: 2	S: 16	LOB: 1	BB: 0	P: 26	R: 0	H: 0	E: 0	K: 2	S: 9	LOB: 0	BB: 0	P: 16	R: 0	H: 0	E: 0	K: 0	S: 6	LOB: 0	BB: 0	P: 12	R: 1	H: 2	E: 0	K: 2	S: 12	LOB: 1	BB: 0	P: 17	1B: 4	SF: 1	2B: 2	SAC: 1	3B: 1	DP: 0	HR: 0	HBP: 0	WP: 1	PA: 36
--------------	------	------	------	------	------	--------	-------	-------	------	------	------	------	------	--------	-------	------	------	------	------	------	------	--------	-------	-------	------	------	------	------	-------	--------	-------	-------	------	------	------	------	------	--------	-------	-------	------	------	------	------	-------	--------	-------	-------	------	------	------	------	------	--------	-------	-------	------	------	------	------	------	--------	-------	-------	------	------	------	------	-------	--------	-------	-------	-------	-------	-------	--------	-------	-------	-------	--------	-------	--------

PITCHER	IP	WLS	BF	H	R	ER	SO	BB	IBB	HBP	BLK	WP	HR	S	P	ERA	WHIP
Hideo Nomo, R ERA: 4.5 (1, 1)	7.0	W	28	5	3	3	6	2	0	0	0	1	0	67	119	3.86	1.000
Rich Garces, R ERA: 3.93 (8, 1)	1.0	H	3	0	0	0	0	0	0	0	0	0	0	6	12	0.00	0.000
Ugueth Urbina, R ERA: 3.7 (9, 1)	1.0	S	5	2	1	1	2	0	0	0	0	0	0	12	17	9.00	2.000

BOTTOM

Boston Red Sox @ Baltimore Orioles  
 Oriole Park at Camden Yards, Baltimore, MD

Thu Oct 04 2001, 7:05 PM EDT  
 Att: 43,302 - Sunny - 84 F

livebaseballscorecards.com

AB	32
R	4
H	7
RBI	4
BB	2
SO	8
LOB	10





Batter	1	2	3	4	5	6	7	8	9	AB R H RBI BB SO LOB	TOP	
Jose Offerman, S (1, 4) OBP: 0.341, SLG: 0.368	1-0 G4-3 1B		2-1 G6-3		2-2 BB 1B		0-2 G4-3		2-3 K	5 1 2 1 0 1 1		
Chris Stynes, R (1, 7) OBP: 0.326, SLG: 0.416	3-2 G4-3			2-1 P4	4-1 1B			1-2 1B 1B		3 1 1 0 1 0 1		
Darren Lewis, R (8, 7) OBP: 0.327, SLG: 0.374	1-2				1-2 BB					0 0 0 0 0 0 0		
Trot Nixon, L (1, 8) OBP: 0.377, SLG: 0.502	0-2 P6			1-1 HR	3-2 1B			2-2 G1-6-3 1B		4 1 3 2 0 0 1		
Brian Daubach, L (1, 9) OBP: 0.351, SLG: 0.515	1-0 P5			0-1 L9	1-3 K			0-0 G1-6-3		4 0 0 0 0 1 5		
Calvin Pickering, L (1, 3) OBP: 0.361, SLG: 0.396			1-3 K			0-0 G4-3		1-1 1B		4 0 1 1 0 2 0		
Morgan Burkhardt, S (1, 10) OBP: 0.200, SLG: 0.276			1-0 G3		0-1 HR	3-3 K		3-H K		4 1 1 1 0 2 1		
Scott Hatteberg, L (1, 2) OBP: 0.332, SLG: 0.345			1-2 F9		2-2 G3 1B 2B	1-2 L8				4 1 1 0 0 0 0		
Shea Hillenbrand, R (1, 5) OBP: 0.291, SLG: 0.392				2-2 P6	1-1 G3		0-1 F9		1-1 L6	4 0 0 0 0 0 1		
Lou Merloni, R (1, 6) OBP: 0.301, SLG: 0.394			2-0 F9		2-0 F9		1-3 K		0-1 1B	4 0 1 0 0 1 1		
<b>Inning Stats</b>	R: 0 H: 1 E: 0 LOB: 1 K: 0 BB: 0 S: 9 P: 14	R: 0 H: 0 E: 0 LOB: 0 K: 1 BB: 0 S: 7 P: 10	R: 0 H: 0 E: 0 LOB: 0 K: 0 BB: 0 S: 6 P: 12	R: 1 H: 1 E: 0 LOB: 0 K: 1 BB: 0 S: 9 P: 12	R: 3 H: 4 E: 0 LOB: 2 K: 1 BB: 1 S: 21 P: 36	R: 0 H: 0 E: 0 LOB: 0 K: 1 BB: 0 S: 7 P: 11	R: 0 H: 0 E: 0 LOB: 0 K: 1 BB: 0 S: 8 P: 9	R: 1 H: 3 E: 0 LOB: 1 K: 1 BB: 0 S: 16 P: 21	R: 0 H: 1 E: 0 LOB: 1 K: 1 BB: 0 S: 10 P: 15	1B: 7 SF: 0 2B: 1 SAC: 0 3B: 0 DP: 1 HR: 2 HBP: 0	WP: 0 PA: 37 PB: 0 SB: 0 CS: 0	
<b>PITCHER</b>	IP WLS BF H R ER SO BB IBB HBP BLK WP HR S P ERA WHIP											
Ryan Kohlmeier, R (1, 1) ERA: 7.3	4.2 L 21 6 4 4 2 1 0 0 0 0 2 49 80 7.71 1.500											
36 Kris Foster, R (5, 1) ERA: 2.7	2.1 7 0 0 0 3 0 0 0 0 0 0 0 18 24 0.00 0.000											
Jorge Julio, R (8, 1) ERA: 3.48	0.0 2 2 1 1 0 0 0 0 0 0 0 0 7 10 ∞ ∞											
Buddy Groom, L (8, 1) ERA: 3.6	1.0 3 1 0 0 1 0 0 0 0 0 0 0 9 11 0.00 1.000											
Alan Mills, R (9, 1) ERA: 9.64	1.0 4 1 0 0 1 0 0 0 0 0 0 0 10 15 0.00 1.000											

**Boston Red Sox @ Baltimore Orioles**  
**Oriole Park at Camden Yards, Baltimore, MD**

Fri Oct 05 2001, 1:05 PM EDT  
 Att. 46,736 - Sunny - 85 F

livebaseballscorecards.com

<b>AB</b>	<b>36</b>
<b>R</b>	<b>5</b>
<b>H</b>	<b>10</b>
<b>RBI</b>	<b>5</b>
<b>BB</b>	<b>1</b>
<b>SO</b>	<b>7</b>
<b>LOB</b>	<b>11</b>







Batter	1	2	3	4	5	6	7	8	9	10	AB R H RBI BB SO LOB	TOP												
52 James Lofton, S OBP: 0.214, SLG: 0.231	1-3 K		3-1 P5		0-1 F7		1-1 CS 1B			2-1 P6	5 0 1 0 0 1 0	<b>Boston Red Sox @ Baltimore Orioles</b> Oriole Park at Camden Yards, Baltimore, MD Fri Oct 05 2001, 7:05 PM EDT Att: 47,927 - Sunny - 82 F												
Darren Lewis, R OBP: 0.329, SLG: 0.371	1-3 K		0-0 F7			2-2 G4-3	1-0 CS 1-2	1-0 BB 1B		4-1 HR BB	4 1 1 0 1 1 0													
Trot Nixon, L OBP: 0.377, SLG: 0.507	2-1 F7			0-1 PB SF7 1B		3-3 K		0-2 F9		2-1 HR 1-H	5 2 2 2 0 1 1													
Brian Daubach, L OBP: 0.351, SLG: 0.512		2-2 G6-3		2-2 PB PB 1B		1-2 L6		4-0 BB 1-2		2-2 L7	4 0 1 0 1 0 0													
Troy O'Leary, L OBP: 0.298, SLG: 0.439		1-1 2B		2-0 SF7 1-2 2-H		1-1 F9	1-3 K			1-3 K	4 1 1 1 0 2 2													
Morgan Burkhardt, S OBP: 0.206, SLG: 0.303		2-2 2B		1-2 G3 2-3		2-1 G3	0-2 F7				4 0 1 1 0 0 3													
Shea Hillenbrand, R OBP: 0.291, SLG: 0.391		0-1 L6		2-1 P4		3-1 BB HR 1B		1-2 G5-3			4 1 1 0 0 0 2													
Doug Mirabelli, R OBP: 0.332, SLG: 0.453		1-2 G5-3		0-1 F3		4-1 HR BB		1-1 G5-3			3 1 0 0 1 0 1													
53 Angel Santos, S OBP: 0.211, SLG: 0.188			3-3 K		0-0 G6-3		1-0 HR 1-H 2-H		2-3 K		2 0 0 0 0 1 0													
Calvin Pickering, L OBP: 0.371, SLG: 0.463 (7, PH)											1 1 1 3 0 0 0													
Chris Stynes, R OBP: 0.325, SLG: 0.415 (7, 4)											1 0 0 0 0 1 0													
<b>Inning Stats</b>	R: 0 E: 0 K: 2 S: 9	H: 0 LOB: 0 BB: 0 P: 13	R: 1 E: 0 K: 0 S: 16	H: 2 LOB: 1 BB: 0 P: 22	R: 0 E: 0 K: 1 S: 8	H: 0 LOB: 0 BB: 0 P: 14	R: 1 E: 0 K: 0 S: 12	H: 2 LOB: 1 BB: 0 P: 19	R: 0 E: 0 K: 0 S: 5	H: 0 LOB: 0 BB: 0 P: 5	R: 0 E: 0 K: 1 S: 9	H: 0 LOB: 0 BB: 0 P: 15	R: 3 E: 0 K: 0 S: 10	H: 3 LOB: 0 BB: 1 P: 23	R: 0 E: 0 K: 1 S: 12	H: 1 LOB: 2 BB: 1 P: 18	R: 0 E: 0 K: 1 S: 8	H: 0 LOB: 0 BB: 0 P: 12	R: 2 E: 0 K: 1 S: 12	H: 1 LOB: 0 BB: 1 P: 23	1B: 5 2B: 2 3B: 0 HR: 2	SF: 1 SAC: 0 DP: 0 HBP: 0	WP: 0 PB: 2 SB: 0 CS: 1	PA: 42
<b>PITCHER</b>	IP WLS BF H R ER SO BB IBB HBP BLK WP HR S P ERA WHIP																							
Jose Mercedes, R ERA: 5.82 (1, 1)	6.2		5	4	3	4	1	0	0	0	0	0	1	9	17	4.05	0.900							
John Wasdin, R ERA: 5.11 (7, 1)	0.2	B	5	3	1	1	0	0	0	0	0	0	0	1	9	13.50	6.000							
Buddy Groom, L ERA: 3.56 (8, 1)	0.2		2	0	0	0	1	0	0	0	0	0	0	6	7	0.00	0.000							
Willis Roberts, R ERA: 4.91 (9, 1)	2.0	L	8	1	2	2	2	1	0	0	0	0	0	1	20	9.00	1.000							

livebaseballscorecards.com

AB	37
R	7
H	9
RBI	7
BB	3
SO	7
LOB	9



**BOTTOM**

**Boston Red Sox @ Baltimore Orioles**  
 Oriole Park at Camden Yards, Baltimore, MD

Fri Oct 05 2001, 7:05 PM EDT  
 Att. 47,927 - Sunny - 82 F

livebaseballscorecards.com

<b>AB</b>	41
<b>R</b>	5
<b>H</b>	12
<b>RBI</b>	5
<b>BB</b>	2
<b>SO</b>	7
<b>LOB</b>	19

<b>WP</b>	1	<b>PA</b>	43
<b>PB</b>	0		
<b>SB</b>	1		
<b>CS</b>	0		



AB	R	H	RBI	BB	SO	LOB
5	0	0	0	0	2	2

5	0	1	0	0	0	1
---	---	---	---	---	---	---

3	2	1	0	2	0	1
---	---	---	---	---	---	---

5	1	1	1	0	3	2
---	---	---	---	---	---	---

5	0	3	0	0	0	1
0	0	0	0	0	0	0

5	1	3	3	0	1	3
---	---	---	---	---	---	---

5	0	0	0	0	1	6
---	---	---	---	---	---	---

4	1	2	0	0	0	2
0	0	0	0	0	0	0
0	0	0	0	0	0	0

4	0	1	1	0	0	1
---	---	---	---	---	---	---

1B:	8	SF:	0
2B:	4	SAC:	0
3B:	0	DP:	1
HR:	1	HBP:	0

Batter	1	2	3	4	5	6	7	8	9	10												
<b>63 Tim Raines, S</b> OBP: 0.273, SLG: 0.300 (1, 8)	K		FC2-6		P5		G4-3		K													
<b>1 Brian Roberts, S</b> OBP: 0.284, SLG: 0.341 (1, 4)	F9		FC6-4 1B			G6-3	F8		F8													
<b>Jeff Conine, R</b> OBP: 0.389, SLG: 0.445 (1, 3)	F8		FC6-4			2B 1B		HR BB	FC4-6 1B BB													
<b>Chris Richard, L</b> OBP: 0.336, SLG: 0.434 (1, 10)	K				F8	1B 1B 2B		K	K													
<b>Tony Batista, R</b> OBP: 0.282, SLG: 0.438 (1, 6)	F7					1B 1B		P4	FC4-6 1B													
<b>Jerry Hairston, R</b> OBP: 0.305, SLG: 0.345 (10, PR)						2-3 1B																
<b>Tim Raines, S</b> OBP: 0.417, SLG: 0.455 (1, 7)					K				FC4-6													
<b>Cal Ripken Jr., R</b> OBP: 0.278, SLG: 0.363 (1, 5)	P4				F7			G6-3	F8													
<b>Geronimo Gil, R</b> OBP: 0.371, SLG: 0.327 (1, 2)																						
<b>6 Melvin Mora, R</b> OBP: 0.329, SLG: 0.362 (9, PR)																						
<b>Brook Fordyce, R</b> OBP: 0.268, SLG: 0.322 (10, 2)																						
<b>Luis Matos, R</b> OBP: 0.308, SLG: 0.421 (1, 9)																						
<b>Inning Stats</b>	R: 0 E: 0 K: 1 S: 7	H: 0 LOB: 0 BB: 0 P: 11	R: 0 E: 0 K: 1 S: 10	H: 1 LOB: 1 BB: 0 P: 16	R: 1 E: 0 K: 0 S: 10	H: 3 LOB: 1 BB: 0 P: 14	R: 0 E: 0 K: 1 S: 8	H: 1 LOB: 1 BB: 0 P: 11	R: 0 E: 0 K: 0 S: 5	H: 0 LOB: 0 BB: 0 P: 8	R: 2 E: 0 K: 1 S: 12	H: 4 LOB: 2 BB: 0 P: 20	R: 0 E: 0 K: 0 S: 9	H: 0 LOB: 0 BB: 0 P: 15	R: 2 E: 0 K: 1 S: 13	H: 1 LOB: 0 BB: 1 P: 19	R: 0 E: 0 K: 1 S: 13	H: 1 LOB: 2 BB: 0 P: 18	R: 0 E: 0 K: 1 S: 22	H: 1 LOB: 2 BB: 1 P: 29	1B: 8 2B: 4 3B: 0 HR: 1	SF: 0 SAC: 0 DP: 1 HBP: 0

PITCHER	IP	WLS	BF	H	R	ER	SO	BB	IBB	HBP	BLK	WP	HR	S	P	ERA	WHIP
<b>Sun-Woo Kim, R</b> ERA: 5.83 (1, 1)	6.0		26	9	3	3	4	0	0	0	0	1	0	52	80	4.50	1.500
<b>Todd Erdos, R</b> ERA: 4.96 (7, 1)	1.0	H	3	0	0	0	0	0	0	0	0	0	0	9	15	0.00	0.000
<b>49 Tim Wakefield, R</b> ERA: 3.9 (8, 1)	2.1	W	12	3	2	2	3	2	0	0	0	0	1	38	55	7.71	2.143
<b>Rich Garces, R</b> ERA: 3.9 (10, 1)	0.2	S	2	0	0	0	0	0	0	0	0	0	0	10	11	0.00	0.000

PITCHER	IP	WLS	BF	H	R	ER	SO	BB	IBB	HBP	BLK	WP	HR	S	P	ERA	WHIP
<b>Sun-Woo Kim, R</b> ERA: 5.83 (1, 1)	6.0		26	9	3	3	4	0	0	0	0	1	0	52	80	4.50	1.500
<b>Todd Erdos, R</b> ERA: 4.96 (7, 1)	1.0	H	3	0	0	0	0	0	0	0	0	0	0	9	15	0.00	0.000
<b>49 Tim Wakefield, R</b> ERA: 3.9 (8, 1)	2.1	W	12	3	2	2	3	2	0	0	0	0	1	38	55	7.71	2.143
<b>Rich Garces, R</b> ERA: 3.9 (10, 1)	0.2	S	2	0	0	0	0	0	0	0	0	0	0	10	11	0.00	0.000



Batter	1	2	3	4	5	6	7	8	9	AB R H RBI BB SO LOB	TOP											
Jose Offerman, S (1, 4) OBP: 0.342, SLG: 0.374	2-1 G3-1	1-2 G1-2-3			1-1 HR			0-3 K	2-0 1B	5 1 2 2 0 1 3												
Darren Lewis, R (1, 9) OBP: 0.326, SLG: 0.366	2-3 K		0-0 G4-3		0-2 P4			0-0 1B	1-3 K	5 0 1 0 0 2 2												
Trot Nixon, L (1, 8) OBP: 0.376, SLG: 0.505	2-1 F5		0-2 G3		3-3 K			0-2 1B		4 0 1 0 0 1 0												
Brian Daubach, L (1, 3) OBP: 0.350, SLG: 0.509		4-2 HR	2-2 F7			1-1 G6-3		1-3 K		3 1 0 0 1 1 2												
Dante Bichette, R (1, 10) OBP: 0.325, SLG: 0.460		1-0 HR		2-2 G4-6-3		2-2 F8		1-3 K		4 1 2 2 0 1 2												
Troy O'Leary, L (1, 7) OBP: 0.298, SLG: 0.437		2-1 1B	0-0 G4-6-3		0-1 L7			3-3 K		4 0 1 0 0 1 1												
Chris Stynes, R (1, 5) OBP: 0.322, SLG: 0.410		1-3 K	3-2 G5-3			2-2 G6-3		0-3 K		4 0 0 0 0 2 1												
Lou Merloni, R (1, 6) OBP: 0.306, SLG: 0.397		1-2 G1-2-3			1-3 K	2-2 G6-3		2-2 2B		4 1 2 0 0 1 0												
Joe Oliver, R (1, 2) OBP: 0.275, SLG: 0.354		0-1 G1-2-3			0-0 HR	0-3 K		0-2 1B		4 1 3 1 0 1 0												
<b>Inning Stats</b>	R: 0 E: 0 K: 1 S: 8	H: 0 LOB: 0 BB: 0 P: 14	R: 2 E: 0 K: 1 S: 16	H: 4 LOB: 2 BB: 1 P: 26	R: 0 E: 0 K: 0 S: 7	H: 0 LOB: 0 BB: 0 P: 9	R: 0 E: 0 K: 0 S: 9	H: 1 LOB: 0 BB: 0 P: 14	R: 2 E: 0 K: 2 S: 12	H: 2 LOB: 0 BB: 0 P: 17	R: 0 E: 0 K: 1 S: 8	H: 0 LOB: 0 BB: 0 P: 11	R: 0 E: 0 K: 1 S: 11	H: 0 LOB: 0 BB: 0 P: 15	R: 0 E: 0 K: 3 S: 15	H: 2 LOB: 2 BB: 0 P: 17	R: 1 E: 0 K: 3 S: 18	H: 3 LOB: 2 BB: 0 P: 26	1B: 9 2B: 1 3B: 0 HR: 2	SF: 0 SAC: 0 DP: 2 HBP: 0	WP: 0 PB: 0 SB: 0 CS: 0	PA: 38
<b>PITCHER</b>	IP WLS BF H R ER SO BB IBB HBP BLK WP HR S P ERA WHIP																					
Rick Bauer, R (1, 1) ERA: 4.64	7.0 L 27 7 4 4 5 1 0 0 0 0 2 71 106 5.14 1.143																					
B.J. Ryan, L (8, 1) ERA: 4.25	1.0 5 2 0 0 3 0 0 0 0 0 0 15 17 0.00 2.000																					
Buddy Groom, L (9, 1) ERA: 3.55	0.1 1 0 0 0 1 0 0 0 0 0 0 4 7 0.00 0.000																					
Jorge Julio, R (9, 1) ERA: 3.8	0.2 5 3 1 1 2 0 0 0 0 0 0 14 19 13.50 4.500																					

**Boston Red Sox @ Baltimore Orioles**  
**Oriole Park at Camden Yards, Baltimore, MD**

Sat Oct 06 2001, 7:05 PM EDT  
 Att. 48,807 - Cloudy - 65 F

livebaseballscorecards.com

AB	37
R	5
H	12
RBI	5
BB	1
SO	11
LOB	11



Batter	1	2	3	4	5	6	7	8	9	AB	R	H	RBI	BB	SO	LOB
63 Tim Raines, S OBP: 0.269, SLG: 0.261 (1, 8) C B B B B	4-1 E S SF9 BB		1-0 F7			2-1 L4		2-3 K		3	1	0	0	1	1	4
Luis Matos, R OBP: 0.300, SLG: 0.408 (1, 9) Tim Raines, S OBP: 0.413, SLG: 0.449 (8, PH) Casey Blake, R OBP: 0.317, SLG: 0.351 (9, 3) B C S S S	2-3 K 1-3			1-0 F9		0-3 K		1-0 FC6-4 1-2f		3	0	0	0	0	2	2
Jeff Conine, R OBP: 0.386, SLG: 0.443 (1, 3) C F X (9, 9)	0-2 SF9			2-3 K			0-0 F8		0-2 L9	3	0	0	1	0	1	0
Chris Richard, L OBP: 0.335, SLG: 0.435 (1, 10) F C X	3-H 0-2 G3			1-0 G4-3			3-3 K		2-2 2B	4	0	1	0	0	1	0
Tony Batista, R OBP: 0.280, SLG: 0.435 (1, 6) X		0-0 F8			1-0 G4-3		1-3 K		0-3 K	4	0	0	0	0	2	1
Brady Anderson, L OBP: 0.311, SLG: 0.300 (1, 7) B X		1-0 2B			0-0 G4-3			2-1 1B 1B	3-3 K	4	0	2	0	0	1	1
Cal Ripken Jr., R OBP: 0.276, SLG: 0.361 (1, 5) B X		1-0 L7			2-0 P6			2-1 F8		3	0	0	0	0	0	1
Geronimo Gil, R OBP: 0.369, SLG: 0.328 (1, 2) X			0-0 L9			1-2 G6-3		3-1 BB 1B		3	0	1	0	0	0	0
Jerry Hairston, R OBP: 0.305, SLG: 0.344 (1, 4) C T B F C B B B			1-3 K			0-2 E1		4-2 FC6-4 BB		2	0	0	0	1	1	0

Inning Stats	R: 1	H: 0	E: 0	K: 1	S: 10	LOB: 0	BB: 1	P: 16	R: 0	H: 1	E: 0	K: 0	S: 3	LOB: 0	BB: 0	P: 5	R: 0	H: 0	E: 0	K: 1	S: 6	LOB: 0	BB: 0	P: 8	R: 0	H: 0	E: 0	K: 1	S: 5	LOB: 0	BB: 0	P: 9	R: 0	H: 0	E: 0	K: 0	S: 3	LOB: 0	BB: 0	P: 6	R: 0	H: 0	E: 1	K: 1	S: 11	LOB: 1	BB: 0	P: 14	R: 0	H: 0	E: 0	K: 2	S: 7	LOB: 0	BB: 0	P: 11	R: 0	H: 2	E: 0	K: 1	S: 12	LOB: 3	BB: 1	P: 26	R: 0	H: 1	E: 0	K: 2	S: 13	LOB: 1	BB: 0	P: 18	1B: 2	2B: 2	3B: 0	HR: 0	SF: 1	SAC: 0	DP: 0	HBP: 0	WP: 0	PB: 0	SB: 1	CS: 0	PA: 33
--------------	------	------	------	------	-------	--------	-------	-------	------	------	------	------	------	--------	-------	------	------	------	------	------	------	--------	-------	------	------	------	------	------	------	--------	-------	------	------	------	------	------	------	--------	-------	------	------	------	------	------	-------	--------	-------	-------	------	------	------	------	------	--------	-------	-------	------	------	------	------	-------	--------	-------	-------	------	------	------	------	-------	--------	-------	-------	-------	-------	-------	-------	-------	--------	-------	--------	-------	-------	-------	-------	--------

PITCHER	IP	WLS	BF	H	R	ER	SO	BB	IBB	HBP	BLK	WP	HR	S	P	ERA	WHIP
David Cone, R ERA: 4.31 (1, 1)	8.0	W	29	3	1	0	7	2	0	0	0	0	0	57	95	0.00	0.625
Ugueth Urbina, R ERA: 3.65 (9, 1)	1.0		4	1	0	0	2	0	0	0	0	0	0	13	18	0.00	1.000

**BOTTOM**

**Boston Red Sox @ Baltimore Orioles**  
**Oriole Park at Camden Yards, Baltimore, MD**  
 Sat Oct 06 2001, 7:05 PM EDT  
 Att: 48,807 - Cloudy - 65 F

[livebaseballscorecards.com](http://livebaseballscorecards.com)

<b>AB</b>	<b>30</b>
<b>R</b>	<b>1</b>
<b>H</b>	<b>4</b>
<b>RBI</b>	<b>1</b>
<b>BB</b>	<b>2</b>
<b>SO</b>	<b>9</b>
<b>LOB</b>	<b>12</b>

