

# Boston Red Sox - 2001

Batter	1	2	3	4	5	6	7	8	9	10	11	AB	R	H	RBI	BB	SO	LOB	TOP					
Chris Stynes, R OBP: 0.200, SLG: 0.200	(1,4) G5-3			(2,2) G6-3		(1,0) F5			(3,1) WP SH1-3 FC6-2 1B		(0,0) F7	5	0	1	0	0	0	0						
Trot Nixon, L OBP: 0.500, SLG: 1.333	(1,9) G3-1			(2,0) HR		(1,3) K			(0,0) SH1-3		(4,2) 1B BB	3	1	1	1	1	1	0						
Jason Varitek, S OBP: 0.400, SLG: 0.250	(1,2) G4-3			(0,1) F8			(2,2) P6		(4,0) FC6-2 WP IBB		(0,2) 1B	4	0	1	0	1	0	0						
Manny Ramirez, R OBP: 0.333, SLG: 0.333 Darren Lewis, R (7, PR)		(1,3) K		(2,3) K			(0,0) FC4-6 1B		(2,1) FC6-2 FC5-4		(1,3) K	3	0	1	0	0	2	0						
Carl Everett, S (1,8)	(3,2) F9				(0,0) P5		(3,2) FC4-6 1-2f		(0,1) FC5-4 1-2f			4	0	0	0	0	0	3						
Troy O'Leary, L (1,7)	(0,1) G1-3				(2,0) F9		(1,2) G5-3					4	0	0	0	0	1	1						
Shea Hillenbrand, R OBP: 0.250, SLG: 0.250			(0,0) F9					(0,3) K				4	0	1	0	0	1	0						
Brian Daubach, L (1,3)			(2,3) K		(0,0) L7			(1,0) G4-3				4	0	0	0	0	1	1						
Craig Grebeck, R Scott Hatteberg, L (11, PH) Mike Lansing, R (11,6)			(2,2) G5-3			(1,3) K		(1,0) G4-3			(2,1) F5	3	0	0	0	0	1	0						
<b>Inning Stats</b>	R: 0 E: 0 K: 1 S: 6	H: 0 LOB: 0 BB: 0 P: 12	R: 0 E: 0 K: 1 S: 8	H: 0 LOB: 0 BB: 0 P: 12	R: 0 E: 0 K: 1 S: 9	H: 0 LOB: 0 BB: 0 P: 13	R: 1 E: 0 K: 1 S: 9	H: 1 LOB: 0 BB: 0 P: 15	R: 0 E: 0 K: 2 S: 7	H: 0 LOB: 0 BB: 0 P: 10	R: 0 E: 0 K: 1 S: 12	H: 1 LOB: 1 BB: 0 P: 18	R: 0 E: 0 K: 1 S: 5	H: 0 LOB: 0 BB: 0 P: 7	R: 0 E: 0 K: 1 S: 7	H: 1 LOB: 2 BB: 1 P: 16	R: 0 E: 0 K: 1 S: 8	H: 0 LOB: 0 BB: 0 P: 9	R: 0 E: 0 K: 1 S: 11	H: 1 LOB: 2 BB: 1 P: 18	1B: 4 2B: 0 3B: 0 HR: 1	SF: 0 SAC: 1 DP: 0 HBP: 0	WP: 1 PB: 0 SB: 0 CS: 0	PA: 40
<b>PITCHER</b>	IP: 8.2 WLS: 1.1 BF: 4 ERA: 1.04	WLS: 4 BF: 0 ERA: 0.00	WLS: 5 BF: 1 ERA: 2.000	IP: 31 WLS: 0 BF: 0 ERA: 0.000	IP: 65 WLS: 10 BF: 11 ERA: 0.000	IP: 107 WLS: 18 BF: 11 ERA: 2.000	<b>PITCHER</b>																	

Boston Red Sox @ Baltimore Orioles  
 Oriole Park at Camden Yards, Baltimore, MD  
 Mon Apr 02 2001, 3:05 PM EDT  
 Att: 46,547 - Cloudy - 54 F

livebaseballscores.com  
 AB 37  
 R 1  
 H 5  
 RBI 1  
 BB 2  
 SO 8  
 LOB 9



Batter	1	2	3	4	5	6	7	8	9	10	11	AB	R	H	RBI	BB	SO	LOB	BOTTOM						
Brady Anderson, L OBP: 0.200, SLG: 0.200	(1,9) K		(1,0) G3			(3,3) K		(2,1) F9			(1,0) 1B	5	0	1	1	0	2	2							
Mike Bordick, R OBP: 0.500, SLG: 0.333	(1,6) G5-3			(0,3) K		(0,0) FC4-6 1B		(4,2) G1-3 BB				3	0	1	1	1	1	0							
Delino DeShields, L (1,7)	(1,7) G1-3			(4,2) S BB		(1,2) FC4-6 1-2f		(0,0) G1-3				3	0	0	0	1	1	2							
David Segui, S OBP: 0.250, SLG: 0.250		(2,1) 1B		(1,1) F7		(0,3) K		(1,2) K				4	0	1	0	0	1	3							
Chris Richard, L (1,10)	(2,2) L3			(1,3) K			(1,1) G4-3		(0,1) G3			4	0	0	0	0	1	3							
Cal Ripken Jr., R (1,5)	(0,0) G4-3				(0,2) G4-3		(0,1) G6-3			(1,3) K		4	0	0	0	0	1	0							
6 Melvin Mora, R (1,8)			(1,0) L7		(2,2) L5 HBP		(0,0) F7			(0,2) G6-3		3	0	0	0	0	0	0							
Brook Fordyce, R (1,2)			(1,3) K		(0,1) L5			(0,1) G4-3			(1,1) F9	4	0	0	0	0	1	1							
Jerry Hairston, R OBP: 0.750, SLG: 1.250			(1,2) 1B		(0,2) S 1B 2B		(1,3) K			(0,1) 1B 2B		4	2	3	0	0	1	0							
<b>Inning Stats</b>	R: 0 E: 0 K: 1 S: 11	H: 0 LOB: 0 BB: 0 P: 17	R: 0 E: 0 K: 0 S: 6	H: 1 LOB: 0 BB: 0 P: 10	R: 0 E: 0 K: 1 S: 9	H: 1 LOB: 1 BB: 0 P: 13	R: 0 E: 0 K: 2 S: 11	H: 0 LOB: 1 BB: 1 P: 17	R: 0 E: 0 K: 0 S: 15	H: 0 LOB: 0 BB: 0 P: 19	R: 0 E: 0 K: 1 S: 7	H: 0 LOB: 0 BB: 0 P: 10	R: 0 E: 0 K: 1 S: 8	H: 0 LOB: 1 BB: 1 P: 14	R: 0 E: 0 K: 1 S: 9	H: 0 LOB: 0 BB: 0 P: 11	R: 1 E: 0 K: 0 S: 3	H: 2 LOB: 1 BB: 0 P: 4	1B: 4 2B: 3 3B: 0 HR: 0	SF: 0 SAC: 0 DP: 1 HBP: 1	WP: 0 PB: 0 SB: 3 CS: 0	PA: 37			
<b>PITCHER</b>	IP: 7.0 WLS: 2.0 BF: 7 ERA: 1.29	WLS: 7 BF: 4 ERA: 0.500	WLS: 5 BF: 2 ERA: 9.0	IP: 25 WLS: 0 BF: 1 ERA: 1.29	IP: 66 WLS: 15 BF: 24 ERA: 0.714	IP: 93 WLS: 24 BF: 15 ERA: 0.500	IP: 125 WLS: 15 BF: 12 ERA: 9.000	<b>PITCHER</b>																	

Boston Red Sox @ Baltimore Orioles  
 Oriole Park at Camden Yards, Baltimore, MD  
 Mon Apr 02 2001, 3:05 PM EDT  
 Att: 46,547 - Cloudy - 54 F

livebaseballscores.com  
 AB 34  
 R 2  
 H 6  
 RBI 2  
 BB 2  
 SO 9  
 LOB 11





Batter	1	2	3	4	5	6	7	8	9	AB	R	H	RBI	BB	SO	LOB	TOP										
Chris Stynes, R OBP: 0.222, SLG: 0.333 Mike Lansing, R (8, PR) (8, 4)	0-3 K		0-0 F9			1-2 G5-3		1-0 BB 2B		4	0	1	0	0	1	0											
Trot Nixon, L OBP: 0.375, SLG: 0.714	2-1 CS 1B		0-0 L3			1-2 P6		1-3 K		4	0	1	0	0	1	1											
Carl Everett, S (1, 8)	2-3 K 1-2			3-3 K		0-0 G3-1		4-0 BB IBB		3	0	0	0	1	2	1											
Manny Ramirez, R OBP: 0.286, SLG: 0.167		3-3 K		1-3 K			0-1 F8	4-1 BB		3	0	0	0	1	2	0											
Troy O'Leary, L (1, 7)		2-3 K		1-3 K			0-0 F7	0-3 K		4	0	0	0	0	3	3											
Jason Varitek, S OBP: 0.333, SLG: 0.143		2-3 K			3-2 F9		4-0 FC5-4 BB	2-1 F7		3	0	0	0	1	1	0											
Shea Hillenbrand, R OBP: 0.250, SLG: 0.375			1-0 E5 HR		2-2 F9		0-0 FC5-4 1-2	1-2 2B		4	1	1	0	0	0	1											
Brian Daubach, L OBP: 0.250, SLG: 1.000			0-0 HR		0-0 E6			2-0 HR	1-0 F7	4	2	2	3	0	0	1											
Craig Grebeck, R (1, 6)			2-3 K		0-1 F9			0-3 K	0-3 K	4	0	0	0	0	3	2											
<b>Inning Stats</b>	R: 0 H: 1 E: 0 K: 2 S: 9	H: 1 LOB: 1 BB: 0 P: 13	R: 0 H: 0 E: 0 K: 3 S: 11	H: 0 LOB: 0 BB: 0 P: 18	R: 2 H: 1 E: 1 K: 1 S: 8	H: 1 LOB: 0 BB: 0 P: 11	R: 0 H: 0 E: 0 K: 3 S: 13	H: 0 LOB: 0 BB: 0 P: 18	R: 0 H: 0 E: 1 K: 0 S: 10	H: 0 LOB: 1 BB: 0 P: 15	R: 0 H: 0 E: 0 K: 0 S: 4	H: 0 LOB: 1 BB: 1 P: 8	R: 1 H: 2 E: 0 K: 3 S: 13	H: 2 LOB: 2 BB: 2 P: 25	R: 0 H: 1 E: 0 K: 1 S: 9	H: 1 LOB: 1 BB: 0 P: 13	1B: 1 2B: 3 3B: 0 HR: 2	SF: 0 SAC: 0 DP: 1 HBP: 0	WP: 0 PB: 0 SB: 0 CS: 1	PA: 36							
<b>PITCHER</b>	IP	WLS	BF	H	R	ER	SO	BB	IBB	HBP	BLK	WP	HR	S	P	ERA	WHIP										
Sidney Ponson, R ERA: 2.45	(1, 1)	7.1	L	28	4	3	2	10	1	0	0	0	2	70	103	2.46	0.682										
B.J. Ryan, L ERA:	(8, 1)	0.1		2	0	0	0	1	0	1	0	0	0	3	8	0.00	0.000										
Mike Trombley, R ERA:	(8, 1)	0.1		2	0	0	0	1	1	0	0	0	0	4	8	0.00	3.000										
Willis Roberts, R ERA:	(9, 1)	1.0		4	1	0	0	1	0	0	0	0	0	9	13	0.00	1.000										

**Boston Red Sox @ Baltimore Orioles**  
 Oriole Park at Camden Yards, Baltimore, MD  
 Wed Apr 04 2001, 7:05 PM EDT  
 Att: 35,602 - Cloudy - 59 F

AB 33  
 R 3  
 H 5  
 RBI 3  
 BB 3  
 SO 13  
 LOB 9




Batter	1	2	3	4	5	6	7	8	9	AB	R	H	RBI	BB	SO	LOB	BOTTOM										
Brady Anderson, L OBP: 0.111, SLG: 0.111	1-2 F7		0-0 L9			3-3 K			2-2 G1-3	4	0	0	0	0	1	0											
Mike Bordick, R OBP: 0.250, SLG: 0.143	0-1 F6		1-3 K			1-3 K			2-1 P4	4	0	0	0	0	2	0											
Delino DeShields, L (1, 10)	4-0 BB			4-0 FC4-6 BB			2-3 K		0-1 F7	2	0	0	0	2	1	0											
David Segui, S OBP: 0.143, SLG: 0.143	0-0 G4-3			0-0 FC4-6 1-2			2-3 K			3	0	0	0	0	1	2											
Chris Richard, L (1, 9)		2-2 G3-1		1-0 P4			4-1 BB			2	0	0	0	1	0	1											
6 Melvin Mora, R (1, 8)		1-0 F8		2-2 2-4 1-2	0-0 G5-3		0-3 K			3	0	0	0	0	1	1											
Cal Ripken Jr., R (1, 5)		1-1 E5 WP			2-2 L9			1-0 G4-3		3	0	0	0	0	0	0											
Brook Fordyce, R (1, 2)		2-3 K			0-0 G5-3			0-3 K		3	0	0	0	0	2	1											
Jerry Hairston, R OBP: 0.429, SLG: 0.714			0-3 K			2-3 K		1-3 K		3	0	0	0	0	3	0											
<b>Inning Stats</b>	R: 0 H: 0 E: 0 K: 0 S: 7	H: 0 LOB: 1 BB: 1 P: 12	R: 0 H: 0 E: 1 K: 1 S: 10	H: 0 LOB: 1 BB: 0 P: 16	R: 0 H: 0 E: 0 K: 2 S: 8	H: 0 LOB: 0 BB: 0 P: 9	R: 0 H: 0 E: 0 K: 0 S: 5	H: 0 LOB: 1 BB: 1 P: 12	R: 0 H: 0 E: 0 K: 0 S: 5	H: 0 LOB: 0 BB: 0 P: 7	R: 0 H: 0 E: 0 K: 3 S: 9	H: 0 LOB: 0 BB: 0 P: 15	R: 0 H: 0 E: 0 K: 3 S: 10	H: 0 LOB: 1 BB: 1 P: 18	R: 0 H: 0 E: 0 K: 2 S: 8	H: 0 LOB: 0 BB: 0 P: 10	R: 0 H: 0 E: 0 K: 0 S: 7	H: 0 LOB: 0 BB: 0 P: 11	1B: 0 2B: 0 3B: 0 HR: 0	SF: 0 SAC: 0 DP: 0 HBP: 0	WP: 1 PB: 0 SB: 0 CS: 0	PA: 30					
<b>PITCHER</b>	IP	WLS	BF	H	R	ER	SO	BB	IBB	HBP	BLK	WP	HR	S	P	ERA	WHIP										
Hideo Nomo, R ERA:	(1, 1)	9.0	W	31	0	0	0	11	3	0	0	0	1	69	110	0.00	0.333										

**Boston Red Sox @ Baltimore Orioles**  
 Oriole Park at Camden Yards, Baltimore, MD  
 Wed Apr 04 2001, 7:05 PM EDT  
 Att: 35,602 - Cloudy - 59 F

AB 27  
 R 0  
 H 0  
 RBI 0  
 BB 3  
 SO 11  
 LOB 5





Batter	1	2	3	4	5	6	7	8	9	AB	R	H	RBI	BB	SO	LOB	TOP										
Trot Nixon, L OBP: 0.250, SLG: 0.455 (1, 9)	F7		G4-3		G5-3		F6			4	0	0	0	0	0	2	<b>Boston Red Sox @ Baltimore Orioles</b> Oriole Park at Camden Yards, Baltimore, MD Thu Apr 05 2001, 7:05 PM EDT Att: 33,469 - Sunny - 64 F										
Jose Offerman, S OBP: 0.500, SLG: 0.500 (1, 4) (9, 3)	1B		K			F9 1B FC3 1B	L4			4	1	2	0	0	1	2											
Carl Everett, S OBP: 0.167, SLG: 0.091 (1, 8)	K		P6			FC3-6 1B FC3 1B		G4-3		4	0	1	0	0	1	2											
Manny Ramirez, R OBP: 0.273, SLG: 0.200 (1, 10)	1B			F8		F9		L9		4	0	1	0	0	0	2											
Troy O'Leary, L (1, 7)	G4-3			K		FC3 FC3-6		K		4	0	0	1	0	2	3											
Jason Varitek, S OBP: 0.308, SLG: 0.182 (1, 2)		K		1B		FC3-6		F9		4	0	1	0	0	1	2											
Shea Hillenbrand, R OBP: 0.250, SLG: 0.333 (1, 5)		K		P6		P6		PB 1B		4	0	1	0	0	1	3											
Brian Daubach, L OBP: 0.273, SLG: 0.800 Dante Bichette, R (9, PH) Craig Grebeck, R (9, 6)	G6-3			L7		WP G4-3 BB		K		2	0	0	0	1	0	0		AB 35 R 1 H 7 RBI 1 BB 1 SO 7 LOB 19									
Mike Lansing, R OBP: 0.250, SLG: 0.500 (9, 4)			G4-3 2B		F9		G4-3		P4	4	0	1	0	0	0	2											
<b>Inning Stats</b>	R: 0 E: 0 K: 1 S: 10	H: 2 LOB: 2 BB: 0 P: 13	R: 0 E: 0 K: 2 S: 8	H: 0 LOB: 0 BB: 0 P: 11	R: 0 E: 0 K: 1 S: 11	H: 1 LOB: 1 BB: 0 P: 17	R: 0 E: 0 K: 1 S: 9	H: 1 LOB: 0 BB: 0 P: 11	R: 0 E: 0 K: 0 S: 6	H: 0 LOB: 0 BB: 0 P: 6	R: 1 E: 0 K: 0 S: 8	H: 2 LOB: 2 BB: 0 P: 13	R: 0 E: 0 K: 0 S: 10	H: 0 LOB: 1 BB: 1 P: 18	R: 0 E: 0 K: 1 S: 9	H: 0 LOB: 0 BB: 0 P: 12			R: 0 E: 0 K: 1 S: 10	H: 1 LOB: 1 BB: 0 P: 16	1B: 6 2B: 1 3B: 0 HR: 0	SF: 0 SAC: 0 DP: 0 HBP: 0	WP: 1 PB: 1 SB: 0 CS: 0	PA: 36			
<b>PITCHER</b>	IP	WLS	BF	H	R	ER	SO	BB	IBB	HBP	BLK	WP	HR	S	P	ERA	WHIP										
Jason Johnson, R ERA: 1.08 Buddy Groom, L ERA:	8.1		34	7	1	1	6	1	0	0	0	1	0	77	111	1.08	0.960										
0.2	W	2	0	0	0	0	1	0	0	0	0	0	0	4	6	0.00	0.000										

Batter	1	2	3	4	5	6	7	8	9	AB	R	H	RBI	BB	SO	LOB	BOTTOM										
Brady Anderson, L OBP: 0.154, SLG: 0.231 (1, 9)	K2-3		F8			G4-3			G6-3 FC5-2 2B	4	0	1	0	0	1	2	<b>Boston Red Sox @ Baltimore Orioles</b> Oriole Park at Camden Yards, Baltimore, MD Thu Apr 05 2001, 7:05 PM EDT Att: 33,469 - Sunny - 64 F										
Mike Bordick, R OBP: 0.333, SLG: 0.300 (1, 6)	2B			G6-3		HBP		G6-3		3	0	1	0	0	0	1											
Delino DeShields, L (1, 7)	K			P3		9-1-5		FC5-2 6 BB IBB		3	1	0	0	1	1	3											
David Segui, S OBP: 0.182, SLG: 0.100 (1, 3)	K			L9		G1-3		6 BB FC5-2 IBB		3	0	0	0	1	1	1											
Jeff Conine, R (1, 10)		G4-3 6 BB		G5-3		F9		FC5-2 6 BB		3	0	0	0	1	0	3											
6 Melvin Mora, R OBP: 0.273, SLG: 0.222 (1, 8)	G4-3			1B 2B		F8		1-2 2-3 3-H BB		3	1	1	1	1	0	1											
Cal Ripken Jr., R OBP: 0.100, SLG: 0.100 (1, 5)	F2			F9-3 1B		F5				3	0	1	1	0	0	0											
Brook Fordyce, R OBP: 0.100, SLG: 0.100 (1, 2)			L9		F9-3		G4-6-3 1B			3	0	1	0	0	0	1											
Jerry Hairston, R OBP: 0.500, SLG: 0.667 (1, 4)			CS BB		G4-3 WP 9-1-5 1B		G4-6-3 1B			2	0	1	0	1	0	1											
<b>Inning Stats</b>	R: 0 E: 0 K: 3 S: 12	H: 1 LOB: 1 BB: 0 P: 19	R: 0 E: 0 K: 0 S: 7	H: 0 LOB: 0 BB: 1 P: 14	R: 0 E: 0 K: 0 S: 7	H: 0 LOB: 0 BB: 1 P: 14	R: 0 E: 0 K: 0 S: 10	H: 0 LOB: 0 BB: 0 P: 14	R: 1 E: 0 K: 0 S: 12	H: 2 LOB: 0 BB: 0 P: 16	R: 0 E: 0 K: 0 S: 9	H: 1 LOB: 1 BB: 0 P: 18	R: 0 E: 0 K: 0 S: 5	H: 0 LOB: 0 BB: 0 P: 10	R: 0 E: 0 K: 0 S: 6	H: 1 LOB: 0 BB: 0 P: 8		R: 1 E: 0 K: 0 S: 13	H: 1 LOB: 3 BB: 3 P: 26	1B: 3 2B: 5 3B: 0 HR: 0	SF: 0 SAC: 0 DP: 4 HBP: 1	WP: 1 PB: 0 SB: 0 CS: 1	PA: 33				
<b>PITCHER</b>	IP	WLS	BF	H	R	ER	SO	BB	IBB	HBP	BLK	WP	HR	S	P	ERA	WHIP										
Frank Castillo, R ERA: 1.69 Rich Garces, R ERA: Rod Beck, R ERA: Derek Lowe, R ERA: 10.8	5.1		19	4	1	1	3	2	0	0	0	1	0	11	23	0.00	0.000										
1.2		5	0	0	0	0	0	0	0	1	0	0	0	6	8	0.00	1.000										
0.2	L	6	1	1	1	0	1	2	0	0	0	0	0	13	26	13.50	3.000										



Batter	1	2	3	4	5	6	7	8	9	AB	R	H	RBI	BB	SO	LOB	TOP				
<b>Randy Winn, S</b> OBP: 0.500, SLG: 1.000 (1, 8)										3	1	1	0	1	1	2	<b>Tampa Bay Devil Rays @ Boston Red Sox</b> Fenway Park, Boston, MA Fri Apr 06 2001, 1:05 PM EDT Att: 33,525 - Cloudy - 51 F				
<b>Steve Cox, L</b> OBP: 0.500, SLG: 0.625 (1, 7)										4	1	2	1	0	0	1					
<b>Greg Vaughn, R</b> OBP: 0.438, SLG: 0.429 (1, 10)										4	0	1	0	0	3	2					
<b>Fred McGriff, L</b> OBP: 0.278, SLG: 0.235 (1, 3)										4	1	0	1	0	0	2					
<b>Ben Grieve, L</b> OBP: 0.294, SLG: 0.438 (1, 9)										4	0	1	1	0	0	0					
<b>Vinny Castilla, R</b> OBP: 0.471, SLG: 0.800 (1, 5)										3	0	1	1	1	1	1					
<b>Bobby Smith, R</b> OBP: 0.313, SLG: 0.154 (1, 4)										4	0	0	0	0	2	3					
<b>John Flaherty, R</b> OBP: 0.231, SLG: 0.231 (1, 2)										4	0	1	0	0	2	1					
<b>Felix Martinez, S</b> OBP: 0.267, SLG: 0.400 (1, 6)										4	1	1	0	0	1	1					
<b>Inning Stats</b>	R: 3 E: 0 K: 0 S: 25	H: 4 LOB: 1 BB: 0 P: 38	R: 0 E: 0 K: 0 S: 10	H: 1 LOB: 0 BB: 0 P: 15	R: 0 E: 0 K: 1 S: 7	H: 0 LOB: 0 BB: 0 P: 10	R: 0 E: 0 K: 2 S: 15	H: 0 LOB: 1 BB: 1 P: 25	R: 0 E: 0 K: 1 S: 11	H: 1 LOB: 1 BB: 0 P: 13	R: 1 E: 0 K: 2 S: 17	H: 2 LOB: 1 BB: 0 P: 24	R: 0 E: 0 K: 1 S: 9	H: 0 LOB: 0 BB: 0 P: 15	R: 0 E: 0 K: 1 S: 8	H: 0 LOB: 0 BB: 0 P: 11	1B: 6 2B: 2 3B: 0 HR: 0	SF: 0 SAC: 0 DP: 1 HBP: 0	WP: 0 PB: 0 SB: 1 CS: 1	PA: 36	
<b>PITCHER</b>	IP WLS BF H R ER SO BB IBB HBP BLK WP HR S P ERA WHIP	IP WLS BF H R ER SO BB IBB HBP BLK WP HR S P ERA WHIP	IP WLS BF H R ER SO BB IBB HBP BLK WP HR S P ERA WHIP	IP WLS BF H R ER SO BB IBB HBP BLK WP HR S P ERA WHIP	IP WLS BF H R ER SO BB IBB HBP BLK WP HR S P ERA WHIP	IP WLS BF H R ER SO BB IBB HBP BLK WP HR S P ERA WHIP	IP WLS BF H R ER SO BB IBB HBP BLK WP HR S P ERA WHIP	IP WLS BF H R ER SO BB IBB HBP BLK WP HR S P ERA WHIP	IP WLS BF H R ER SO BB IBB HBP BLK WP HR S P ERA WHIP	IP WLS BF H R ER SO BB IBB HBP BLK WP HR S P ERA WHIP	IP WLS BF H R ER SO BB IBB HBP BLK WP HR S P ERA WHIP	IP WLS BF H R ER SO BB IBB HBP BLK WP HR S P ERA WHIP	IP WLS BF H R ER SO BB IBB HBP BLK WP HR S P ERA WHIP	IP WLS BF H R ER SO BB IBB HBP BLK WP HR S P ERA WHIP	IP WLS BF H R ER SO BB IBB HBP BLK WP HR S P ERA WHIP	IP WLS BF H R ER SO BB IBB HBP BLK WP HR S P ERA WHIP	IP WLS BF H R ER SO BB IBB HBP BLK WP HR S P ERA WHIP				
<b>Tomo Ohka, R</b> ERA: 6.75 (1, 1)	4.0 W 17 5 3 3 3	3.0 W 13 3 1 1 5	3.0 L 13 3 0 0 1	1.0 L 3 0 0 0 1	1.0 L 3 0 0 0 1	3.0 L 17 5 3 3 3	3.0 L 15 3 0 0 1	1.0 L 3 0 0 0 1	1.0 L 3 0 0 0 1	3.0 L 17 5 3 3 3	3.0 L 15 3 0 0 1	1.0 L 3 0 0 0 1	1.0 L 3 0 0 0 1	3.0 L 17 5 3 3 3	3.0 L 15 3 0 0 1	1.0 L 3 0 0 0 1	1.0 L 3 0 0 0 1	3.0 L 17 5 3 3 3	3.0 L 15 3 0 0 1	1.0 L 3 0 0 0 1	1.0 L 3 0 0 0 1

Batter	1	2	3	4	5	6	7	8	9	AB	R	H	RBI	BB	SO	LOB	BOTTOM				
<b>Trot Nixon, L</b> OBP: 0.353, SLG: 0.500 (1, 9)										3	2	1	1	2	0	0	<b>Tampa Bay Devil Rays @ Boston Red Sox</b> Fenway Park, Boston, MA Fri Apr 06 2001, 1:05 PM EDT Att: 33,525 - Cloudy - 51 F				
<b>Jose Offerman, S</b> OBP: 0.556, SLG: 0.625 (1, 4)										4	1	3	1	0	0	0					
<b>Carl Everett, S</b> OBP: 0.176, SLG: 0.313 (1, 8)										5	2	1	2	0	2	6					
<b>Manny Ramirez, R</b> OBP: 0.375, SLG: 0.500 (1, 10)										4	1	2	4	1	2	1					
<b>Troy O'Leary, L</b> (1, 7)										4	1	0	0	1	2	3					
<b>Jason Varitek, S</b> OBP: 0.294, SLG: 0.267 (1, 2)										4	0	1	2	0	1	0					
<b>Shea Hillenbrand, R</b> OBP: 0.313, SLG: 0.375 (1, 5)										4	1	2	0	0	1	0					
<b>Brian Daubach, L</b> OBP: 0.200, SLG: 0.571 (1, 3)										4	1	0	0	0	1	3					
<b>Mike Lansing, R</b> OBP: 0.375, SLG: 0.857 (1, 6)										3	2	1	1	1	0	0					
<b>Inning Stats</b>	R: 3 E: 0 K: 2 S: 12	H: 2 LOB: 1 BB: 1 P: 21	R: 0 E: 0 K: 1 S: 11	H: 0 LOB: 0 BB: 0 P: 18	R: 3 E: 0 K: 2 S: 21	H: 4 LOB: 1 BB: 1 P: 34	R: 2 E: 0 K: 1 S: 16	H: 2 LOB: 1 BB: 1 P: 26	R: 0 E: 0 K: 0 S: 8	H: 1 LOB: 0 BB: 0 P: 11	R: 0 E: 0 K: 2 S: 8	H: 0 LOB: 0 BB: 0 P: 11	R: 3 E: 1 K: 1 S: 17	H: 2 LOB: 2 BB: 2 P: 31	R: 0 E: 0 K: 1 S: 9	H: 0 LOB: 0 BB: 0 P: 15	1B: 6 2B: 2 3B: 0 HR: 3	SF: 1 SAC: 0 DP: 0 HBP: 0	WP: 0 PB: 0 SB: 0 CS: 0	PA: 41	
<b>PITCHER</b>	IP WLS BF H R ER SO BB IBB HBP BLK WP HR S P ERA WHIP	IP WLS BF H R ER SO BB IBB HBP BLK WP HR S P ERA WHIP	IP WLS BF H R ER SO BB IBB HBP BLK WP HR S P ERA WHIP	IP WLS BF H R ER SO BB IBB HBP BLK WP HR S P ERA WHIP	IP WLS BF H R ER SO BB IBB HBP BLK WP HR S P ERA WHIP	IP WLS BF H R ER SO BB IBB HBP BLK WP HR S P ERA WHIP	IP WLS BF H R ER SO BB IBB HBP BLK WP HR S P ERA WHIP	IP WLS BF H R ER SO BB IBB HBP BLK WP HR S P ERA WHIP	IP WLS BF H R ER SO BB IBB HBP BLK WP HR S P ERA WHIP	IP WLS BF H R ER SO BB IBB HBP BLK WP HR S P ERA WHIP	IP WLS BF H R ER SO BB IBB HBP BLK WP HR S P ERA WHIP	IP WLS BF H R ER SO BB IBB HBP BLK WP HR S P ERA WHIP	IP WLS BF H R ER SO BB IBB HBP BLK WP HR S P ERA WHIP	IP WLS BF H R ER SO BB IBB HBP BLK WP HR S P ERA WHIP	IP WLS BF H R ER SO BB IBB HBP BLK WP HR S P ERA WHIP	IP WLS BF H R ER SO BB IBB HBP BLK WP HR S P ERA WHIP	IP WLS BF H R ER SO BB IBB HBP BLK WP HR S P ERA WHIP				
<b>Ryan Rupe, R</b> ERA: 19.64 (1, 1)	3.2 L 21 8 8 8 5	3.1 L 15 2 3 1 3	1.0 L 5 1 0 0 1	1.0 L 5 1 0 0 1	3.2 L 21 8 8 8 5	3.1 L 15 2 3 1 3	1.0 L 5 1 0 0 1	1.0 L 5 1 0 0 1	1.0 L 5 1 0 0 1	3.2 L 21 8 8 8 5	3.1 L 15 2 3 1 3	1.0 L 5 1 0 0 1	1.0 L 5 1 0 0 1	3.2 L 21 8 8 8 5	3.1 L 15 2 3 1 3	1.0 L 5 1 0 0 1	1.0 L 5 1 0 0 1	3.2 L 21 8 8 8 5	3.1 L 15 2 3 1 3	1.0 L 5 1 0 0 1	1.0 L 5 1 0 0 1



Batter	1	2	3	4	5	6	7	8	9	AB	R	H	RBI	BB	SO	LOB	TOP				
<b>Randy Winn, S</b> (1, 8) OBP: 0.300, SLG: 0.556	G3		F9		G6-3			K		4	0	0	0	0	1	0					
<b>Steve Cox, L</b> (1, 7) OBP: 0.450, SLG: 0.700	G1-3				K			G4-3		4	1	1	1	0	1	0					
<b>Greg Vaughn, R</b> (1, 10) OBP: 0.400, SLG: 0.353	K									3	0	0	0	1	3	0					
<b>Fred McGriff, L</b> (1, 3)		G4-3								3	0	0	0	1	0	1					
<b>Ben Grievie, L</b> (1, 9) OBP: 0.286, SLG: 0.400										4	1	1	0	0	0	2					
<b>Vinny Castilla, R</b> (1, 5) OBP: 0.429, SLG: 0.684										4	0	1	0	0	2	1					
<b>Bobby Smith, R</b> (1, 4) OBP: 0.263, SLG: 0.125										3	0	0	0	0	2	2					
<b>John Flaherty, R</b> (1, 2) OBP: 0.250, SLG: 0.250										3	0	1	1	0	1	0					
<b>Felix Martinez, S</b> (1, 6) OBP: 0.235, SLG: 0.353										2	0	0	0	0	1	2					
<b>Russ Johnson, R</b> (8, 6) (8, 6)										1	0	0	0	0	1	0					
<b>Inning Stats</b>	R: 0 E: 0 K: 1 S: 8	H: 0 LOB: 0 BB: 0 P: 12	R: 1 E: 0 K: 1 S: 13	H: 3 LOB: 2 BB: 0 P: 20	R: 1 E: 0 K: 1 S: 12	H: 1 LOB: 1 BB: 1 P: 26	R: 0 E: 0 K: 1 S: 8	H: 0 LOB: 0 BB: 0 P: 8	R: 0 E: 0 K: 1 S: 9	H: 0 LOB: 0 BB: 0 P: 13	R: 0 E: 0 K: 1 S: 8	H: 0 LOB: 0 BB: 0 P: 10	R: 0 E: 0 K: 2 S: 10	H: 0 LOB: 0 BB: 0 P: 15	R: 0 E: 0 K: 1 S: 8	H: 0 LOB: 1 BB: 1 P: 15	1B: 3 2B: 0 3B: 0 HR: 1	SF: 0 SAC: 0 DP: 0 HBP: 0	WP: 0 PB: 0 CS: 0	PA: 33	
<b>PITCHER</b>	IP	WLS	BF	H	R	ER	SO	BB	IBB	HBP	BLK	WP	HR	S	P	ERA	WHIP				
<b>63 Paxton Crawford, R</b> (1, 1) ERA: 2.57	7.0	W	26	4	2	2	9	1	0	0	0	0	1	66	101	2.57	0.714				
<b>Rod Beck, R</b> (8, 1) ERA:	2.0		7	0	0	0	3	1	0	0	0	0	0	18	30	0.00	0.500				

**Tampa Bay Devil Rays @ Boston Red Sox**  
Fenway Park, Boston, MA  
Sat Apr 07 2001, 6:05 PM EDT  
Att: 31,660 - Sunny - 42 F

AB 31  
R 2  
H 4  
RBI 2  
BB 2  
SO 12  
LOB 8



Batter	1	2	3	4	5	6	7	8	9	AB	R	H	RBI	BB	SO	LOB	BOTTOM				
<b>Darren Lewis, R</b> (1, 7) OBP: 0.333, SLG: 0.200	G5-3		G5-3					SH2-4		3	1	1	0	1	0	0					
<b>Jose Offerman, S</b> (1, 4) OBP: 0.429, SLG: 0.462	G3		P6					G4-3		5	0	1	0	0	0	3					
<b>Carl Everett, S</b> (1, 8) OBP: 0.273, SLG: 0.476	E		1B					G4-6-3		5	1	3	1	0	0	5					
<b>Manny Ramirez, R</b> (1, 10) OBP: 0.429, SLG: 0.500	K							2B		4	0	2	1	1	2	4					
<b>Scott Hatteberg, L</b> (1, 2) OBP: 0.400, SLG: 0.800										4	1	2	1	0	0	3					
<b>Trot Nixon, L</b> (1, 9) OBP: 0.381, SLG: 0.647										3	1	1	2	1	0	0					
<b>Shea Hillenbrand, R</b> (1, 5) OBP: 0.300, SLG: 0.500										4	1	1	1	0	0	3					
<b>Brian Daubach, L</b> (1, 3) OBP: 0.263, SLG: 0.611										4	0	2	0	0	1	0					
<b>Mike Lansing, R</b> (1, 6) OBP: 0.364, SLG: 0.700										3	1	1	0	0	0	2					
<b>Craig Grebeck, R</b> (8, 6) (8, 6)										1	0	0	0	0	0	1					
<b>Inning Stats</b>	R: 0 E: 1 K: 1 S: 12	H: 1 LOB: 1 BB: 0 P: 17	R: 2 E: 0 K: 0 S: 14	H: 3 LOB: 0 BB: 0 P: 22	R: 0 E: 0 K: 0 S: 10	H: 2 LOB: 2 BB: 0 P: 17	R: 1 E: 0 K: 0 S: 5	H: 2 LOB: 1 BB: 0 P: 9	R: 1 E: 0 K: 0 S: 10	H: 3 LOB: 1 BB: 0 P: 16	R: 0 E: 0 K: 0 S: 6	H: 0 LOB: 0 BB: 0 P: 11	R: 2 E: 0 K: 0 S: 13	H: 3 LOB: 3 BB: 2 P: 26	R: 0 E: 1 K: 2 S: 16	H: 0 LOB: 3 BB: 1 P: 28	1B: 7 2B: 5 3B: 0 HR: 2	SF: 0 SAC: 1 DP: 2 HBP: 0	WP: 1 PB: 0 CS: 0	PA: 40	
<b>PITCHER</b>	IP	WLS	BF	H	R	ER	SO	BB	IBB	HBP	BLK	WP	HR	S	P	ERA	WHIP				
<b>Travis Harper, R</b> (1, 1) ERA: 7.2	5.0	L	23	11	4	4	1	0	0	0	0	0	0	19	37	9.00	1.500				
<b>Ken Hill, R</b> (8, 1) ERA: 13.5	2.0		11	3	2	2	0	0	2	0	0	0	0	19	37	9.00	1.500				
<b>Tanyon Sturtze, R</b> (8, 1) ERA: 6.75	1.0		6	0	0	0	2	1	0	0	0	1	0	16	28	0.00	1.000				

**Tampa Bay Devil Rays @ Boston Red Sox**  
Fenway Park, Boston, MA  
Sat Apr 07 2001, 6:05 PM EDT  
Att: 31,660 - Sunny - 42 F

AB 36  
R 6  
H 14  
RBI 6  
BB 3  
SO 3  
LOB 21





Batter	1	2	3	4	5	6	7	8	9	AB	R	H	RBI	BB	SO	LOB	TOP	
<b>Gerald Williams, R</b> (1, 8) OBP: 0.125, SLG: 0.313	0-3 K2-3		2-3 K			1-2 F9		0-0 G5-3		4	0	0	0	0	2	2	<b>Tampa Bay Devil Rays @ Boston Red Sox</b> Fenway Park, Boston, MA Sun Apr 08 2001, 1:05 PM EDT Att: 31,383 - Cloudy - 41 F	
<b>Steve Cox, L</b> (1, 7) OBP: 0.375, SLG: 0.583	3-3 K		1-1 P5			0-0 F7		2-3 K		4	0	0	0	0	2	2		
<b>Greg Vaughn, R</b> (1, 10) OBP: 0.417, SLG: 0.316	4-1 BB			4-1 G4-6-3 BB		0-3 K			1-0 G5-3	2	0	0	0	2	1	1		
<b>Fred McGriff, L</b> (1, 3) OBP: 0.308, SLG: 0.250	1-3 K			1-3 K					1-1 FC6-4 1B	4	0	2	0	0	2	2		
<b>Ben Grieve, L</b> (1, 9) OBP: 0.240, SLG: 0.333		2-3 K		1-1 G4-6-3		0-3 K		2-3 K		4	0	0	0	0	3	3		
<b>Vinny Castilla, R</b> (1, 5) OBP: 0.400, SLG: 0.591		4-2 BB			2-0 G6-3		3-3 K		1-1 FC6-4	3	0	0	0	1	1	2		
<b>Bobby Smith, R</b> (1, 4) OBP: 0.227, SLG: 0.105		0-3 K			1-3 K		1-3 K			3	0	0	0	0	3	2		
<b>Mike DiFelice, R</b> (1, 2) OBP: 0.227, SLG: 0.105		0-3 K			0-3 K			1-3 K		3	0	0	0	0	3	1		
<b>Felix Martinez, S</b> (1, 6) OBP: 0.300, SLG: 0.400			2-2 G4-3			0-1 1B		1-1 G5-3 1B		3	0	2	0	0	0	0		
<b>Inning Stats</b>	R: 0 H: 0 E: 0 K: 3 S: 10	H: 0 LOB: 1 BB: 1 P: 18	R: 0 H: 0 E: 0 K: 3 S: 11	H: 0 LOB: 1 BB: 1 P: 17	R: 0 H: 0 E: 0 K: 1 S: 12	H: 0 LOB: 0 BB: 0 P: 17	R: 0 H: 0 E: 0 K: 2 S: 7	H: 0 LOB: 0 BB: 0 P: 10	R: 0 H: 1 E: 0 K: 1 S: 9	H: 1 LOB: 1 BB: 0 P: 15	R: 0 H: 1 E: 0 K: 2 S: 9	H: 1 LOB: 1 BB: 0 P: 13	R: 0 H: 1 E: 0 K: 1 S: 9	H: 1 LOB: 1 BB: 0 P: 14	1B: 4 2B: 0 3B: 0 HR: 0	SF: 0 SAC: 0 DP: 1 HBP: 0	WP: 0 PA: 33 PB: 0 CS: 0	
<b>PITCHER</b>	IP	WLS	BF	H	R	ER	SO	BB	IBB	HBP	BLK	WP	HR	S	P	ERA	WHIP	
<b>Pedro Martinez, R</b> (1, 1) ERA: 0.6	8.0	W	29	3	0	0	16	3	0	0	0	0	0	75	112	0.00	0.750	
<b>Derek Lowe, R</b> (9, 1) ERA: 6.75	1.0	S	4	1	0	0	1	0	0	0	0	0	0	9	14	0.00	1.000	

Batter	1	2	3	4	5	6	7	8	9	AB	R	H	RBI	BB	SO	LOB	BOTTOM		
<b>Darren Lewis, R</b> (1, 7) OBP: 0.200, SLG: 0.111	3-2 F9		0-0 F8			0-1 F2		1-1 F8		4	0	0	0	0	0	0	<b>Tampa Bay Devil Rays @ Boston Red Sox</b> Fenway Park, Boston, MA Sun Apr 08 2001, 1:05 PM EDT Att: 31,383 - Cloudy - 41 F		
<b>Jose Offerman, S</b> (1, 4) OBP: 0.500, SLG: 0.533	1-2 1B 2B		4-1 BLK BB BB		4-1 2B BB		1-0 P6			2	2	1	0	2	0	0			
<b>Carl Everett, S</b> (1, 8) OBP: 0.346, SLG: 0.583	3-3 K		4-1 BLK BB		1-0 1H 2B		0-2 1B 2B			3	1	2	1	1	1	1			
<b>Manny Ramirez, R</b> (1, 10) OBP: 0.480, SLG: 0.524	2-2 BB 1B		0-3 K		4-1 BB		0-2 1B			3	0	2	2	1	1	2			
<b>Trot Nixon, L</b> (1, 9) OBP: 0.360, SLG: 0.550	4-1 1-2 BB		0-0 P6		3-2 F9		2-2 G3			3	0	0	0	1	0	5			
<b>Jason Varitek, S</b> (1, 2) OBP: 0.238, SLG: 0.211	0-0 G5-3			2-1 G6-3		1-2 G5-3		0-2 G1-3		4	0	0	0	0	0	2			
<b>Shea Hillenbrand, R</b> (1, 5) OBP: 0.333, SLG: 0.542		0-1 G4-3		1-3 K		0-0 2B		1-1 G3 1B		4	0	2	0	0	1	0			
<b>Brian Daubach, L</b> (1, 3) OBP: 0.217, SLG: 0.500		2-3 K		1-2 F8		2-3 K		2-1 G3		4	0	0	0	0	2	2			
<b>Craig Grebeck, R</b> (1, 6) OBP: 0.217, SLG: 0.500		0-0 F5			2-3 K		0-0 F9		3-3 K	4	0	0	0	0	2	2			
<b>Inning Stats</b>	R: 1 H: 2 E: 0 K: 1 S: 14	H: 2 LOB: 2 BB: 1 P: 27	R: 0 H: 0 E: 0 K: 1 S: 7	H: 0 LOB: 0 BB: 0 P: 9	R: 0 H: 0 E: 0 K: 1 S: 7	H: 0 LOB: 2 BB: 2 P: 15	R: 0 H: 0 E: 0 K: 1 S: 9	H: 0 LOB: 0 BB: 0 P: 13	R: 1 H: 1 E: 0 K: 1 S: 11	H: 1 LOB: 2 BB: 2 P: 25	R: 0 H: 1 E: 0 K: 1 S: 9	H: 1 LOB: 1 BB: 0 P: 12	R: 1 H: 2 E: 0 K: 0 S: 12	H: 2 LOB: 1 BB: 0 P: 16	R: 0 H: 1 E: 0 K: 1 S: 10	H: 1 LOB: 1 BB: 0 P: 16	1B: 3 2B: 4 3B: 0 HR: 0	SF: 0 SAC: 0 DP: 0 HBP: 0	WP: 0 PA: 36 PB: 0 CS: 0
<b>PITCHER</b>	IP	WLS	BF	H	R	ER	SO	BB	IBB	HBP	BLK	WP	HR	S	P	ERA	WHIP		
<b>Albie Lopez, R</b> (1, 1) ERA: 2.4	7.0	L	32	6	3	3	6	5	0	0	1	0	0	69	117	3.86	1.571		
<b>Esteban Yan, R</b> (8, 1) ERA: 13.5	1.0		4	1	0	0	1	0	0	0	0	0	0	10	16	0.00	1.000		



Batter	1	2	3	4	5	6	7	8	9	AB	R	H	RBI	BB	SO	LOB	TOP										
<b>Brady Anderson, L</b> (1, 10) OBP: 0.226, SLG: 0.148	G4-3		G3-1			2B BB		P6		3	1	0	0	1	0	0	<b>Baltimore Orioles @ Boston Red Sox</b> Fenway Park, Boston, MA Tue Apr 10 2001, 6:05 PM EDT Att: 27,664 - Sunny - 52 F										
<b>Mike Bordick, R</b> (1, 6) OBP: 0.400, SLG: 0.423	BB		G6-3			1B 2B		P4		3	0	1	1	1	0	0											
<b>Delino DeShields, L</b> (1, 7) OBP: 0.310, SLG: 0.136	K		K			K		G3-1		4	0	0	0	0	3	2											
<b>David Segui, S</b> (1, 3) <b>31 Jay Gibbons, L</b> (7, 3) OBP: 0.500, SLG: 0.333	G1-3			G3-1		FC5-4 1B		F8		3	0	1	0	0	0	1											
<b>Chris Richard, L</b> (1, 9) OBP: 0.364, SLG: 0.333		CS BB		G6-4-3 1B		K		1B 2B		3	0	2	0	1	1	2											
<b>Cal Ripken Jr., R</b> (1, 5) OBP: 0.100, SLG: 0.053 <b>Mike Kinkade, R</b> (7, 5) OBP: 0.250, SLG: 0.250	P4			G6-4-3 1-2		FC5-4 1-2		HBP 1B		3	0	0	0	0	0	4											
<b>Brook Fordyce, R</b> (1, 2) <b>Fernando Lujan, R</b> (7, 2) OBP: 1.000, SLG: 2.000		6 1B BB				F8		HBP 6 G5-4-3		2	0	0	0	1	1	0											
<b>6 Melvin Mora, R</b> (1, 8) OBP: 0.185, SLG: 0.160		1B				G6-3		K2-3		4	0	1	0	0	1	3											
<b>Jerry Hairston, R</b> (1, 4) OBP: 0.304, SLG: 0.333	F7					F5		G5-3		3	0	0	0	0	0	2											
<b>Inning Stats</b>	R: 0 E: 0 K: 1 S: 10	H: 0 LOB: 1 BB: 1 P: 18	R: 0 E: 0 K: 0 S: 8	H: 1 LOB: 2 BB: 2 P: 17	R: 0 E: 0 K: 1 S: 7	H: 0 LOB: 0 BB: 0 P: 10	R: 0 E: 0 K: 0 S: 7	H: 1 LOB: 0 BB: 0 P: 8	R: 0 E: 0 K: 0 S: 6	H: 0 LOB: 0 BB: 0 P: 11	R: 1 E: 0 K: 2 S: 13	H: 2 LOB: 2 BB: 1 P: 20	R: 0 E: 0 K: 0 S: 10	H: 0 LOB: 0 BB: 0 P: 12	R: 0 E: 0 K: 0 S: 6	H: 0 LOB: 0 BB: 0 P: 10		R: 0 E: 0 K: 0 S: 12	H: 2 LOB: 2 BB: 0 P: 21	1B: 4 2B: 2 3B: 0 HR: 0	SF: 0 SAC: 0 DP: 2 HBP: 1	WP: 0 PB: 0 SB: 1 CS: 1	PA: 35				
<b>PITCHER</b>	IP	WLS	BF	H	R	ER	SO	BB	IBB	HBP	BLK	WP	HR	S	P	ERA	WHIP										
<b>Hideo Nomo, R</b> (1, 1) ERA: 0.6	6.0	W	24	4	1	1	4	4	0	0	0	0	0	51	84	1.50	1.333										
<b>49 Tim Wakefield, R</b> (7, 1) ERA: 1.5	3.0	S	11	2	0	0	2	0	0	1	0	0	0	28	43	0.00	0.667										

AB	30
R	1
H	6
RBI	1
BB	4
SO	6
LOB	14



Batter	1	2	3	4	5	6	7	8	9	AB	R	H	RBI	BB	SO	LOB	BOTTOM										
<b>Trot Nixon, L</b> (1, 9) OBP: 0.367, SLG: 0.500	1B HBP	SF8		1B BB	F7		F9			2	1	0	1	1	0	0	<b>Baltimore Orioles @ Boston Red Sox</b> Fenway Park, Boston, MA Tue Apr 10 2001, 6:05 PM EDT Att: 27,664 - Sunny - 52 F										
<b>Jose Offerman, S</b> (1, 4) OBP: 0.500, SLG: 0.500 <b>Lou Merloni, R</b> (8, 4) OBP: 1.000, SLG: 1.000	HBP	F7		1B BB				G1-3 1B		3	1	1	0	1	1	1											
<b>Carl Everett, S</b> (1, 8) OBP: 0.367, SLG: 0.571 <b>Darren Lewis, R</b> (8, 8) OBP: 0.182, SLG: 0.100	1B		K	1B FC3-6 1B	P4			P3		4	1	2	0	0	1	1											
<b>Manny Ramirez, R</b> (1, 10) OBP: 0.483, SLG: 0.500 <b>Dante Bichette, R</b> (8, PH)	1B		K	FC3-6 1B		FC4-6 BB		G1-3		3	0	1	2	1	2	2											
<b>Troy O'Leary, L</b> (1, 7) OBP: 0.091, SLG: 0.048	K		G4-3	FC3-6 1B		FC4-6 1-2		F8		5	0	1	0	0	1	4											
<b>Jason Varitek, S</b> (1, 2) OBP: 0.280, SLG: 0.348		2B 2B		1B FC3-6		P4				4	2	2	1	0	0	3											
<b>Shea Hillenbrand, R</b> (1, 5) OBP: 0.321, SLG: 0.500	E6			1B F7		G6-3				4	2	1	0	0	0	4											
<b>Brian Daubach, L</b> (1, 3) OBP: 0.296, SLG: 0.808	G4-3	SF8 2B		HR				K		4	3	3	5	0	1	0											
<b>Mike Lansing, R</b> (1, 6) OBP: 0.267, SLG: 0.500	G4-3			K	F7			P4		4	0	0	1	0	1	1											
<b>Inning Stats</b>	R: 0 E: 0 K: 3 S: 15	H: 1 LOB: 2 BB: 0 P: 24	R: 3 E: 1 K: 0 S: 17	H: 2 LOB: 0 BB: 0 P: 26	R: 0 E: 0 K: 2 S: 11	H: 0 LOB: 0 BB: 0 P: 16	R: 6 E: 0 K: 1 S: 24	H: 6 LOB: 2 BB: 2 P: 39	R: 1 E: 0 K: 0 S: 13	H: 2 LOB: 1 BB: 0 P: 22	R: 0 E: 0 K: 0 S: 17	H: 0 LOB: 1 BB: 1 P: 26	R: 0 E: 0 K: 1 S: 10	H: 0 LOB: 0 BB: 0 P: 14	R: 0 E: 0 K: 0 S: 10	H: 1 LOB: 1 BB: 0 P: 12		1B: 7 2B: 3 3B: 0 HR: 2	SF: 1 SAC: 0 DP: 0 HBP: 1	WP: 0 PB: 0 SB: 1 CS: 0	PA: 41						
<b>PITCHER</b>	IP	WLS	BF	H	R	ER	SO	BB	IBB	HBP	BLK	WP	HR	S	P	ERA	WHIP										
<b>Sidney Ponson, R</b> (1, 1) ERA: 6.75	3.1	L	20	6	8	6	0	2	0	1	0	0	1	24	36	10.80	3.000										
<b>Calvin Maduro, R</b> (4, 1) ERA: 7.71	1.2		10	5	2	2	0	0	0	0	0	0	0	17	26	0.00	1.000										
<b>B.J. Ryan, L</b> (6, 1) ERA:	1.0		4	0	0	0	0	1	0	0	0	0	0	10	14	0.00	0.000										
<b>Mike Trombley, R</b> (7, 1) ERA:	1.0		3	0	0	0	1	0	0	0	0	0	0	10	14	0.00	0.000										
<b>Ryan Kohlmeier, R</b> (8, 1) ERA:	1.0		4	1	0	0	0	0	0	0	0	0	0	10	12	0.00	1.000										






Batter	1	2	3	4	5	6	7	8	9	AB	R	H	RBI	BB	SO	LOB	TOP				
<b>Delino DeShields, L</b> OBP: 0.294, SLG: 0.115	G4-3 2B BB	K		K			G3-1		G1-3	4	1	0	0	1	2	3					
<b>Mike Bordick, R</b> OBP: 0.353, SLG: 0.367	G4-3	F9			G5-3			L4		4	0	0	0	0	0	2					
<b>Chris Richard, L</b> OBP: 0.400, SLG: 0.462	1B 2B	K2-3			L9			1B		4	1	2	1	0	1	1					
<b>Jeff Conine, R</b> OBP: 0.286, SLG: 0.368 <b>6 Melvin Mora, R</b> OBP: 0.195, SLG: 0.160	2B 1B			L3 1B		F9		F8		4	1	2	1	0	0	1					
<b>David Segui, S</b> OBP: 0.214, SLG: 0.240	2B 2B		L3		K			K		4	1	1	1	0	2	2					
<b>31 Jay Gibbons, L</b> OBP: 0.394, SLG: 0.222 <b>Brady Anderson, L</b> OBP: 0.250, SLG: 0.179	F8		G3-1		G6-3			E9 SF9 1B		3	0	0	0	0	0	1					
<b>Cal Ripken Jr., R</b> OBP: 0.125, SLG: 0.136	2B			L6		G1-3		SF9		3	0	1	2	0	0	0					
<b>Brook Fordyce, R</b> OBP: 0.261, SLG: 0.364	L7					G6-3		G1-3 1B		4	0	2	0	0	0	1					
<b>Jerry Hairston, R</b> OBP: 0.296, SLG: 0.320				G5-3		F8		G1-3		4	0	1	0	0	0	2					
<b>Inning Stats</b>	R: 4 H: 4 E: 0 K: 0 S: 22	H: 4 R: 1 LOB: 1 BB: 1 P: 35	R: 0 H: 1 E: 0 K: 2 S: 12	H: 1 R: 0 LOB: 1 BB: 0 P: 17	R: 0 H: 1 E: 0 K: 1 S: 8	H: 1 R: 0 LOB: 1 BB: 0 P: 10	R: 0 H: 1 E: 0 K: 1 S: 11	H: 0 R: 0 LOB: 0 BB: 0 P: 14	R: 0 H: 0 E: 0 K: 1 S: 10	H: 0 R: 0 LOB: 0 BB: 0 P: 17	R: 0 H: 0 E: 0 K: 0 S: 5	H: 0 R: 0 LOB: 0 BB: 0 P: 7	R: 0 H: 1 E: 0 K: 1 S: 11	H: 1 R: 2 LOB: 1 BB: 0 P: 16	R: 1 H: 2 E: 1 K: 0 S: 8	H: 2 R: 5 LOB: 1 BB: 0 P: 12	1B: 6 2B: 5 3B: 0 HR: 0	SF: 1 SAC: 0 DP: 1 HBP: 0	WP: 0 PB: 0 SB: 1 CS: 0	PA: 37	
<b>PITCHER</b>	IP	WLS	BF	H	R	ER	SO	BB	IBB	HBP	BLK	WP	HR	S	P	ERA	WHIP				
<b>Frank Castillo, R</b> ERA: 5.0	3.2	L	18	7	4	4	2	1	0	0	0	0	0	50	75	9.82	2.182				
<b>Pete Schourek, L</b> ERA:	2.1		7	0	0	0	2	0	0	0	0	0	0	22	37	0.00	0.000				
<b>Rich Garcés, R</b> ERA:	2.0		7	1	0	0	1	0	0	0	0	0	0	16	23	0.00	0.500				
<b>Rod Beck, R</b> ERA:	1.0		5	2	1	0	0	0	0	0	0	0	0	8	12	0.00	2.000				

**Baltimore Orioles @ Boston Red Sox**  
Fenway Park, Boston, MA  
Wed Apr 11 2001, 6:05 PM EDT  
Att: 26,302 - Cloudy - 52 F


AB 35  
R 5  
H 10  
RBI 5  
BB 1  
SO 5  
LOB 13



Batter	1	2	3	4	5	6	7	8	9	AB	R	H	RBI	BB	SO	LOB	BOTTOM				
<b>Trot Nixon, L</b> OBP: 0.371, SLG: 0.500	K		F9		G4-6-3 BB		K		G3 2B	4	0	1	1	1	2	0					
<b>Jose Offerman, S</b> OBP: 0.481, SLG: 0.455	G4-6-3 1B		K		G4-6-3		K		G3 BB	4	0	1	0	1	2	2					
<b>Carl Everett, S</b> OBP: 0.314, SLG: 0.485	G4-6-3		G4-3		K		F8		G3	5	0	0	0	0	1	4					
<b>Manny Ramirez, R</b> OBP: 0.529, SLG: 0.519 <b>Darren Lewis, R</b> OBP: 0.192, SLG: 0.100	2B G4-3 BB			1B 1B		FC6-4 1B		K		3	2	2	0	2	1	0					
<b>Troy O'Leary, L</b> OBP: 0.185, SLG: 0.192	G4-3 1B 2B			1B 1B		FC6-4 1B		K		5	1	3	0	0	1	3					
<b>Jason Varitek, S</b> OBP: 0.310, SLG: 0.346	G4-3			1B 1B		K				3	0	1	1	1	1	3					
<b>Shea Hillenbrand, R</b> OBP: 0.313, SLG: 0.469	FC6-4 1B			P6		FC6-4 BB		F8		4	0	1	1	0	0	6					
<b>Brian Daubach, L</b> OBP: 0.323, SLG: 0.821	FC6-4			SF8-6-4						2	1	1	1	1	0	1					
<b>Craig Grebeck, R</b> <b>Scott Hatteberg, L</b> OBP: 0.333, SLG: 0.667 <b>Lou Merloni, R</b> OBP: 1.000, SLG: 1.000 <b>Dante Bichette, R</b> OBP: 0.192, SLG: 0.100	F9			G4-6-3 BB		K				1	0	0	0	1	0	1					
<b>Inning Stats</b>	R: 0 H: 1 E: 0 K: 1 S: 11	H: 2 R: 2 LOB: 1 BB: 1 P: 19	R: 0 H: 0 E: 0 K: 1 S: 7	H: 0 R: 0 LOB: 0 BB: 0 P: 10	R: 1 H: 3 E: 0 K: 0 S: 10	H: 3 R: 0 LOB: 1 BB: 0 P: 17	R: 0 H: 0 E: 0 K: 2 S: 16	H: 2 R: 0 LOB: 3 BB: 1 P: 25	R: 0 H: 0 E: 0 K: 2 S: 7	H: 0 R: 0 LOB: 0 BB: 0 P: 11	R: 0 H: 0 E: 0 K: 2 S: 10	H: 0 R: 2 LOB: 1 BB: 1 P: 19	R: 1 H: 2 E: 0 K: 1 S: 16	H: 2 R: 4 LOB: 3 BB: 2 P: 28	1B: 7 2B: 4 3B: 0 HR: 0	SF: 1 SAC: 0 DP: 3 HBP: 0	WP: 0 PB: 0 SB: 0 CS: 0	PA: 41			
<b>PITCHER</b>	IP	WLS	BF	H	R	ER	SO	BB	IBB	HBP	BLK	WP	HR	S	P	ERA	WHIP				
<b>Jason Johnson, R</b> ERA: 2.92	4.0	W	15	2	0	0	7	2	0	0	0	0	0	37	63	0.00	1.000				
<b>Willis Roberts, R</b> ERA:	0.2	H	6	2	1	1	1	1	1	0	0	0	0	15	27	13.50	4.500				
<b>Buddy Groom, L</b> ERA:	0.1	S	1	0	0	0	0	0	0	0	0	0	0	1	1	0.00	0.000				

**Baltimore Orioles @ Boston Red Sox**  
Fenway Park, Boston, MA  
Wed Apr 11 2001, 6:05 PM EDT  
Att: 26,302 - Cloudy - 52 F

AB 33  
R 4  
H 10  
RBI 4  
BB 7  
SO 10  
LOB 24





Batter	1	2	3	4	5	6	7	8	9	AB	R	H	RBI	BB	SO	LOB	TOP			
<b>Brady Anderson, L</b> (1, 9) OBP: 0.243, SLG: 0.182	F7	G4-3			P4		G6-3		1B	5	0	1	0	0	0	2				
<b>Mike Bordick, R</b> (1, 6) OBP: 0.410, SLG: 0.412	G3-1						FC5		1B	4	1	3	0	1	0	1				
<b>Chris Richard, L</b> (1, 3) OBP: 0.300, SLG: 0.333	G3-1	CS	K		F8			G4-3	K	5	0	0	0	0	2	4				
<b>David Segui, S</b> (1, 10) OBP: 0.281, SLG: 0.259	31 2B			K						2	0	1	0	2	1	0				
<b>31 Jay Gibbons, L</b> (1, 7) OBP: 0.333, SLG: 0.308				K						4	0	1	1	0	3	2				
<b>Mike Kinkade, R</b> (1, 5) OBP: 0.250, SLG: 0.250	F8				P6					4	0	1	0	0	0	3				
<b>Brook Fordyce, R</b> (1, 2) OBP: 0.299, SLG: 0.385					G6-3					4	1	1	0	0	1	3				
<b>6 Melvin Mora, R</b> (1, 8) OBP: 0.161, SLG: 0.138					F8					4	0	0	0	0	2	1				
<b>Jerry Hairston, R</b> (1, 4) OBP: 0.323, SLG: 0.357					L7					3	0	1	1	1	0	0				
<b>Inning Stats</b>	R: 1 E: 0 K: 0 S: 13	H: 2 LOB: 2 BB: 1 P: 22	R: 1 E: 0 K: 1 S: 17	H: 2 LOB: 1 BB: 1 P: 26	R: 0 E: 0 K: 3 S: 10	H: 0 LOB: 0 BB: 0 P: 17	R: 0 E: 0 K: 0 S: 7	H: 0 LOB: 0 BB: 0 P: 11	R: 0 E: 0 K: 1 S: 8	H: 1 LOB: 1 BB: 0 P: 14	R: 0 E: 0 K: 1 S: 7	H: 0 LOB: 1 BB: 1 P: 14	R: 0 E: 0 K: 1 S: 17	H: 2 LOB: 2 BB: 0 P: 26	R: 0 E: 0 K: 1 S: 16	H: 2 LOB: 2 BB: 0 P: 22	1B: 6 2B: 3 3B: 0 HR: 0	SF: 0 SAC: 0 DP: 0 HBP: 0	WP: 0 PB: 0 SB: 0 CS: 1	PA: 40
<b>PITCHER</b>	IP	WLS	BF	H	R	ER	SO	BB	IBB	HBP	BLK	WP	HR	S	P	ERA	WHIP			
<b>Tomo Ohka, R</b> (1, 1) ERA: 4.5	6.0	W	25	5	2	2	5	3	0	0	0	0	0	62	101	3.00	1.333			
<b>Rolando Arrojo, R</b> (7, 1) ERA:	3.0	S	14	4	0	0	4	1	0	0	0	0	0	40	62	0.00	1.667			

**Baltimore Orioles @ Boston Red Sox**  
Fenway Park, Boston, MA  
Thu Apr 12 2001, 6:05 PM EDT  
Att: 30,083 - Cloudy - 47 F

AB	35
R	2
H	9
RBI	2
BB	4
SO	9
LOB	16



Batter	1	2	3	4	5	6	7	8	9	AB	R	H	RBI	BB	SO	LOB	BOTTOM		
<b>Trot Nixon, L</b> (1, 9) OBP: 0.359, SLG: 0.467	F7					L8				4	1	1	0	0	0	1			
<b>Jose Offerman, S</b> (1, 4) OBP: 0.484, SLG: 0.440	B1-3									3	1	1	0	1	0	0			
<b>Carl Everett, S</b> (1, 8) OBP: 0.333, SLG: 0.486	K									4	2	2	0	0	2	1			
<b>Manny Ramirez, R</b> (1, 10) OBP: 0.500, SLG: 0.516										4	1	1	0	0	3	3			
<b>Troy O'Leary, L</b> (1, 7) OBP: 0.256, SLG: 0.333	F7									4	1	3	4	0	0	0			
<b>Jason Varitek, S</b> (1, 2) OBP: 0.303, SLG: 0.310	G6-3									3	0	0	0	1	0	3			
<b>Shea Hillenbrand, R</b> (1, 5) OBP: 0.309, SLG: 0.444										4	1	1	1	0	3	2			
<b>Brian Daubach, L</b> (1, 3) OBP: 0.314, SLG: 0.781										4	1	1	1	0	2	2			
<b>Craig Grebeck, R</b> (1, 6) OBP: 0.111, SLG: 0.059										4	0	1	2	0	1	0			
<b>Inning Stats</b>	R: 0 E: 0 K: 1 S: 7	H: 0 LOB: 0 BB: 0 P: 12	R: 0 E: 0 K: 1 S: 7	H: 0 LOB: 0 BB: 0 P: 9	R: 0 E: 0 K: 3 S: 11	H: 0 LOB: 0 BB: 0 P: 14	R: 6 E: 0 K: 1 S: 20	H: 7 LOB: 1 BB: 0 P: 29	R: 2 E: 0 K: 1 S: 11	H: 3 LOB: 2 BB: 1 P: 21	R: 0 E: 0 K: 1 S: 13	H: 1 LOB: 0 BB: 0 P: 13	R: 0 E: 0 K: 2 S: 10	H: 0 LOB: 0 BB: 0 P: 14	1B: 8 2B: 2 3B: 1 HR: 0	SF: 0 SAC: 0 DP: 1 HBP: 0	WP: 0 PB: 0 SB: 0 CS: 0	PA: 36	
<b>PITCHER</b>	IP	WLS	BF	H	R	ER	SO	BB	IBB	HBP	BLK	WP	HR	S	P	ERA	WHIP		
<b>Jose Mercedes, R</b> (1, 1) ERA: 10.13	4.1	L	24	10	8	8	6	1	0	0	0	0	0	51	78	16.61	2.538		
<b>Calvin Maduro, R</b> (5, 1) ERA: 4.91	2.2		9	1	0	0	3	1	0	0	0	0	0	25	42	0.00	0.750		
<b>Mike Trombley, R</b> (8, 1) ERA:	1.0		3	0	0	0	2	0	0	0	0	0	0	10	14	0.00	0.000		

**Baltimore Orioles @ Boston Red Sox**  
Fenway Park, Boston, MA  
Thu Apr 12 2001, 6:05 PM EDT  
Att: 30,083 - Cloudy - 47 F

AB	34
R	8
H	11
RBI	8
BB	2
SO	11
LOB	12





Batter	1	2	3	4	5	6	7	8	9	10	AB	R	H	RBI	BB	SO	LOB	TOP				
Chuck Knoblauch, R OBP: 0.320, SLG: 0.250 (1, 7)	G5-3		F9		F9		F9			SH3	4	0	1	0	0	0	2	<b>New York Yankees @ Boston Red Sox</b> Fenway Park, Boston, MA Fri Apr 13 2001, 6:05 PM EDT Att. 33,124 - Sunny - 67 F				
2 Derek Jeter, R OBP: 0.387, SLG: 0.448 (1, 8)	G5-3		1B		FC5-4			F9			4	0	1	1	1	0	2					
Paul O'Neill, L OBP: 0.362, SLG: 0.610 (1, 9)			F2		G4-3			G4-3		K	4	0	0	0	1	1	6					
David Justice, L OBP: 0.442, SLG: 0.500 (1, 10)	G3		G3-1					G3		P4	4	0	0	0	1	0	5					
20 Jorge Posada, S OBP: 0.405, SLG: 0.828 (1, 2)		F9			G3-1					K	4	0	1	0	0	1	0					
Tino Martinez, L OBP: 0.419, SLG: 0.486 (1, 3)	F8				F7			G4-6-3		K	4	0	0	0	0	1	2					
Michael Coleman, R OBP: 0.438, SLG: 0.625 Clay Bellinger, R OBP: 0.250, SLG: 0.250 (1, 8) (4, 8)	K				G6-3			G5-3			2	0	0	0	0	1	0					
Alfonso Soriano, R OBP: 0.341, SLG: 0.558 (1, 4)			BB		F9			F8		CS	4	2	2	0	0	0	0					
Scott Brosius, R OBP: 0.463, SLG: 0.500 (1, 5)			BB		L4					1B	3	0	2	1	1	0	0					
			BB		FC5-4					SH3												
<b>Inning Stats</b>	R: 0 E: 0 K: 4 S: 14	H: 0 LOB: 1 BB: 1 P: 23	R: 0 E: 0 K: 1 S: 7	H: 0 LOB: 0 BB: 0 P: 13	R: 1 E: 0 K: 0 S: 13	H: 2 LOB: 2 BB: 1 P: 20	R: 0 E: 0 K: 0 S: 12	H: 0 LOB: 0 BB: 0 P: 20	R: 0 E: 0 K: 0 S: 8	H: 2 LOB: 2 BB: 0 P: 12	R: 0 E: 0 K: 0 S: 4	H: 1 LOB: 1 BB: 1 P: 9	R: 0 E: 0 K: 0 S: 6	H: 0 LOB: 0 BB: 0 P: 7	R: 0 E: 0 K: 2 S: 11	H: 1 LOB: 0 BB: 0 P: 14	R: 1 E: 0 K: 1 S: 13	H: 2 LOB: 2 BB: 1 P: 20	1B: 7 2B: 1 3B: 0 HR: 0	SF: 0 SAC: 1 DP: 1 HBP: 0	WP: 0 PB: 0 SB: 0 CS: 1	PA: 41
<b>PITCHER</b>	IP 6.0	WLS 1.0	BF 25	H 5	R 1	ER 1	SO 1	BB 3	IBB 0	HBP 0	BLK 0	WP 0	HR 0	S 58	P 97	ERA 1.50	WHIP 1.333					
63 Paxton Crawford, R ERA: 2.08 (1, 1)	1.0	3	0	0	0	0	0	0	0	0	0	0	0	4	7	0.00	0.000					
Rich Garces, R ERA: (7, 1)	2.0	6	1	0	0	2	0	0	0	0	0	0	0	17	21	0.00	0.500					
Rod Beck, R ERA: (8, 1)	1.0	W	6	2	1	1	1	1	0	0	0	0	0	13	20	9.00	3.000					
Derek Lowe, R ERA: 7.36 (10, 1)																						

AB	35
R	2
H	8
RBI	2
BB	4
SO	4
LOB	18

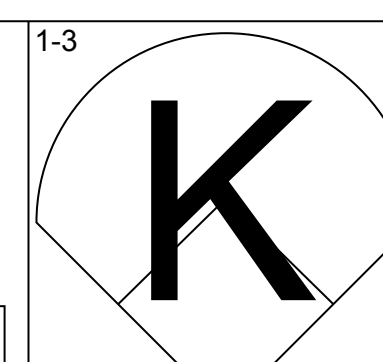
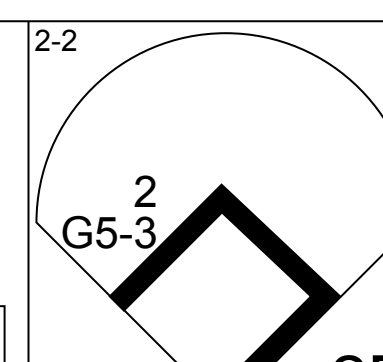
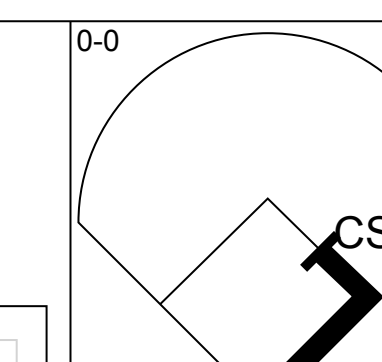
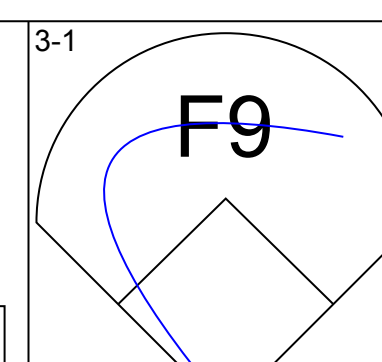
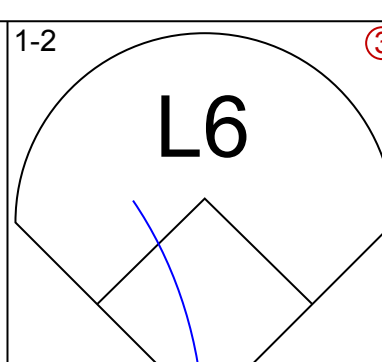
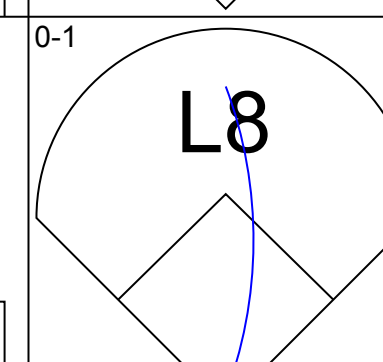
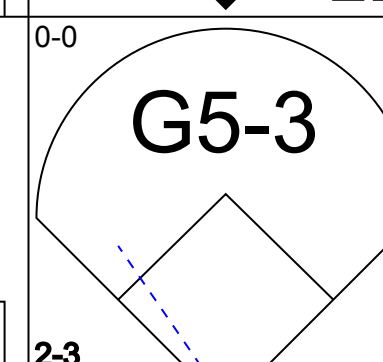
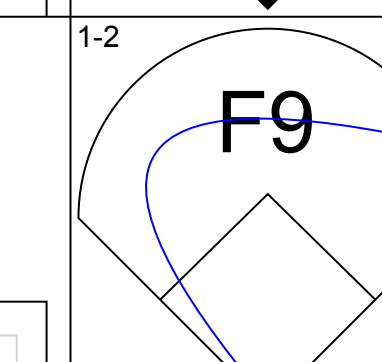
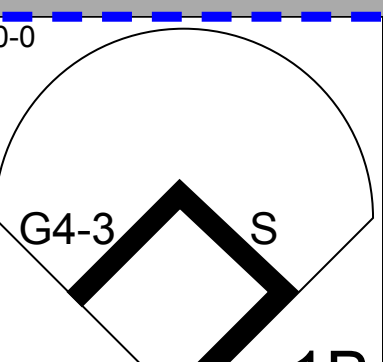
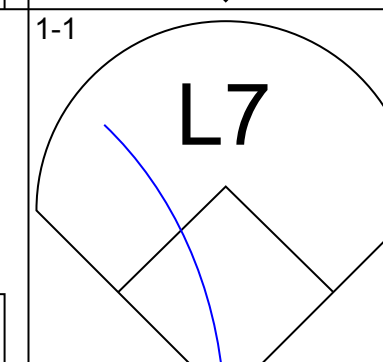
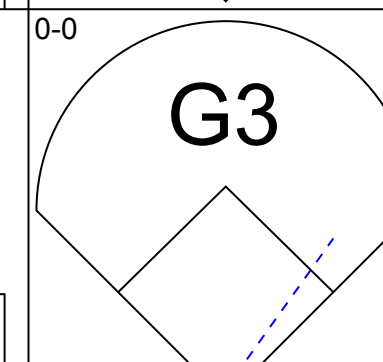
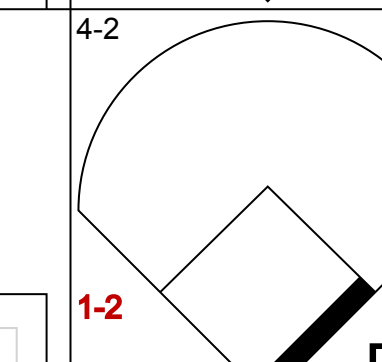
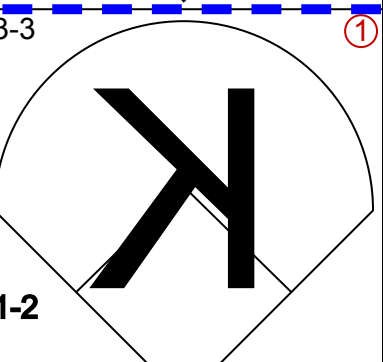
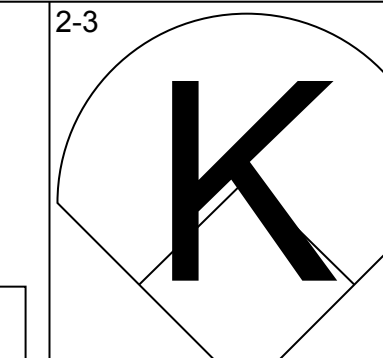
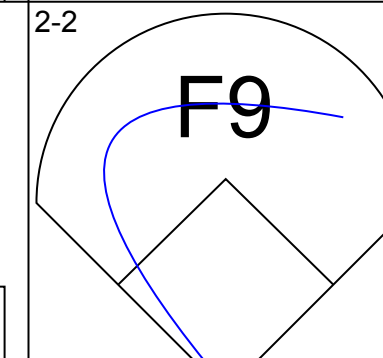
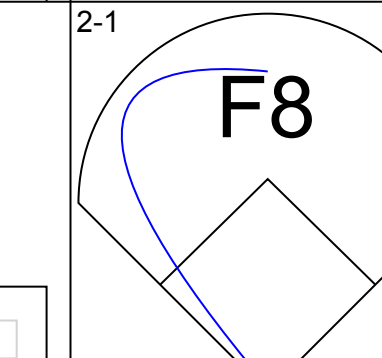
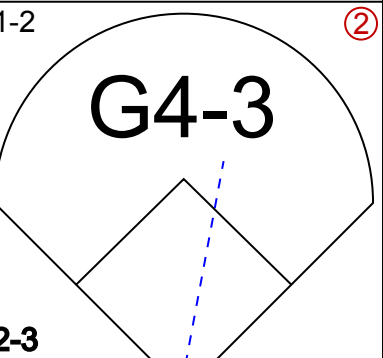
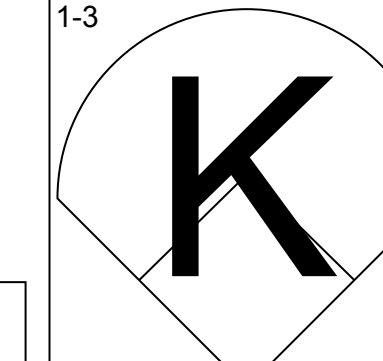
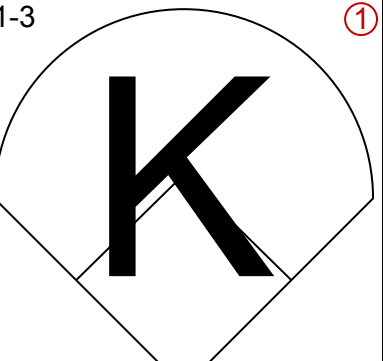
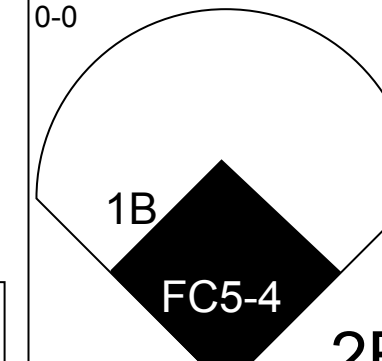
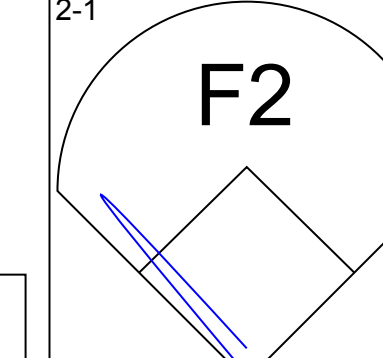
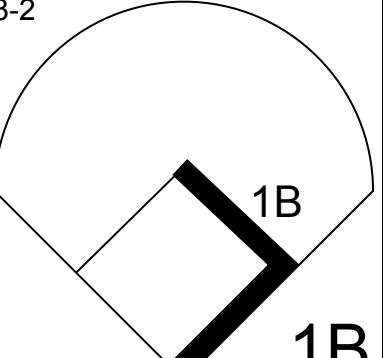
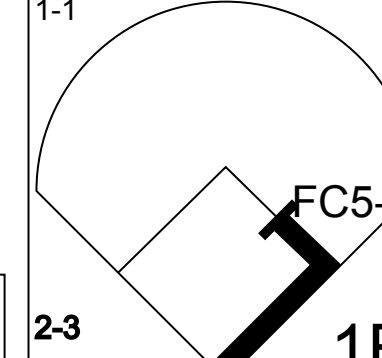
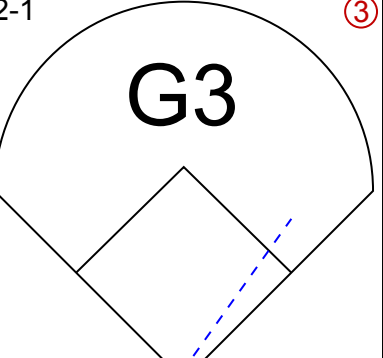
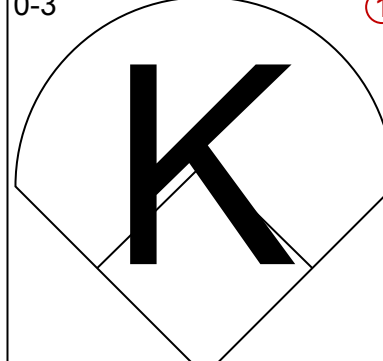
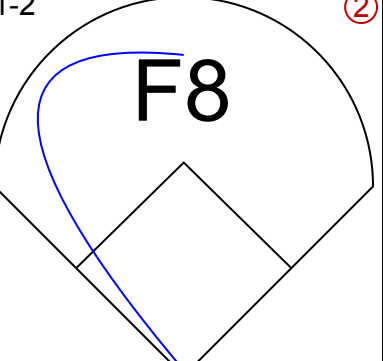
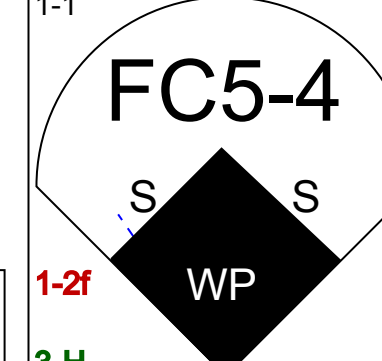
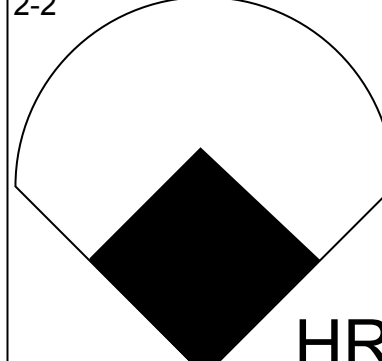
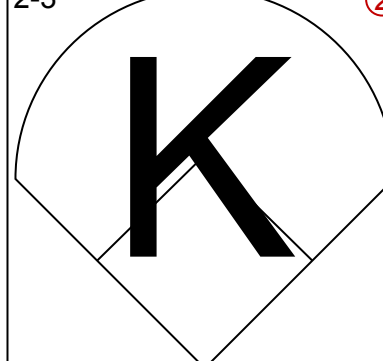
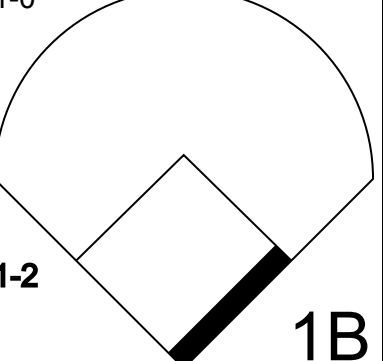
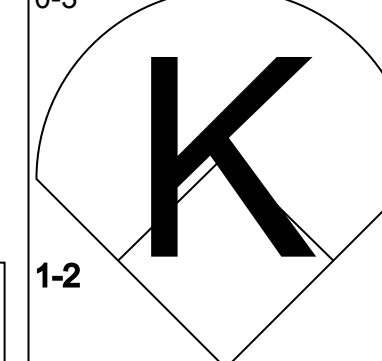
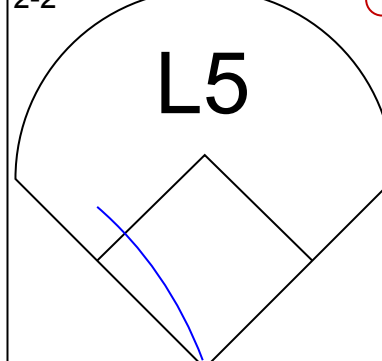

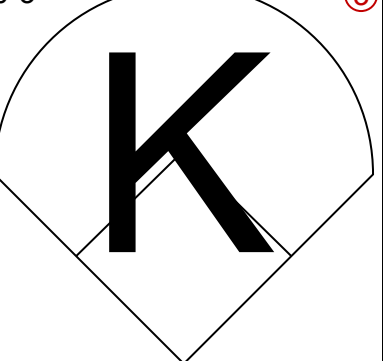
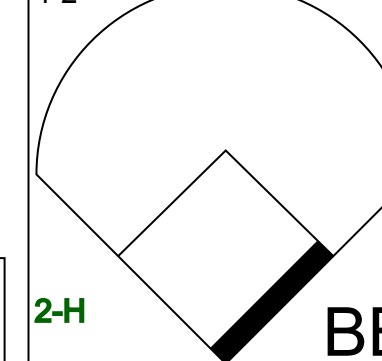
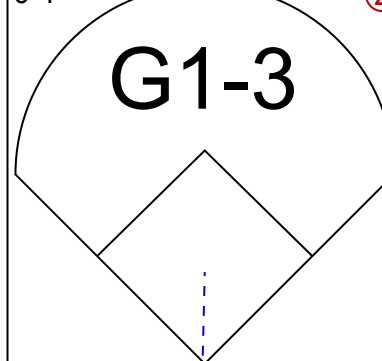


Batter	1	2	3	4	5	6	7	8	9	10	AB	R	H	RBI	BB	SO	LOB	BOTTOM				
Trot Nixon, L OBP: 0.364, SLG: 0.441 (1, 9)	F7		1B		G4-3		F8			PB	4	1	1	0	1	0	0	<b>New York Yankees @ Boston Red Sox</b> Fenway Park, Boston, MA Fri Apr 13 2001, 6:05 PM EDT Att. 33,124 - Sunny - 67 F				
Jose Offerman, S OBP: 0.444, SLG: 0.400 (1, 4)	K		BB		K		G4-3			K	5	0	1	0	0	3	1					
Carl Everett, S OBP: 0.364, SLG: 0.475 (1, 8)			L4		2B					PB	3	2	1	0	1	1	2					
Manny Ramirez, R OBP: 0.488, SLG: 0.528 (1, 10)	K		K		2B		G6-3			1B	5	0	2	3	0	2	3					
Troy O'Leary, L OBP: 0.237, SLG: 0.324 (1, 7)		L6			F9						4	0	1	0	0	0	1					
Scott Hatteberg, L OBP: 0.333, SLG: 0.556 Jason Varitek, S OBP: 0.294, SLG: 0.300 (1, 2) (9, PH) (10, 2)		FC3-6			F8		G4-3			F3	3	0	1	0	0	0	1					
Shea Hillenbrand, R OBP: 0.275, SLG: 0.400 (1, 5)		1B			F9		K			G3-1	1	0	0	0	0	0	0					
Brian Daubach, L OBP: 0.308, SLG: 0.722 (1, 3)		K			G5-3					F8	4	0	1	0	0	1	1					
Mike Lansing, R OBP: 0.211, SLG: 0.389 (1, 6)			F9		P3		G4-3			G1-3	4	0	0	0	0	0	2					
<b>Inning Stats</b>	R: 0 E: 0 K: 2 S: 15	H: 0 LOB: 1 BB: 1 P: 24	R: 0 E: 0 K: 1 S: 10	H: 1 LOB: 1 BB: 0 P: 15	R: 0 E: 0 K: 1 S: 13	H: 1 LOB: 2 BB: 1 P: 20	R: 0 E: 0 K: 0 S: 12	H: 2 LOB: 2 BB: 0 P: 19	R: 1 E: 0 K: 1 S: 12	H: 1 LOB: 1 BB: 0 P: 19	R: 0 E: 0 K: 0 S: 9	H: 0 LOB: 0 BB: 0 P: 13	R: 0 E: 0 K: 1 S: 10	H: 0 LOB: 0 BB: 0 P: 12	R: 0 E: 0 K: 0 S: 5	H: 0 LOB: 0 BB: 0 P: 9	R: 2 E: 0 K: 1 S: 11		H: 3 LOB: 1 BB: 0 P: 19	1B: 7 2B: 1 3B: 0 HR: 0	SF: 0 SAC: 0 DP: 0 HBP: 1	WP: 0 PB: 1 SB: 0 CS: 0
<b>PITCHER</b>	IP 5.0	WLS 3.0	BF 23	H 5	R 1	ER 1	SO 5	BB 2	IBB 0	HBP 1	BLK 0	WP 0	HR 0	S 62	P 97	ERA 1.80	WHIP 1.400					
Orlando Hernandez, R ERA: 3.86 (8, 1)	3.0	9	0	0	2	0	0	0	0	0	0	0	0	22	31	0.00	0.000					
Ramiro Mendoza, R ERA: (9, 1)	1.0	3	0	0	0	0	0	0	0	0	0	0	0	5	9	0.00	0.000					
Mike Stanton, L ERA: (10, 1)	0.2	L	5	3	2	1	1	0	0	0	0	0	0	11	19	13.50	4.500					
42 Mariano Rivera, R ERA: 1.93 (10, 1)																						

AB	37
R	3
H	8
RBI	3
BB	2
SO	8
LOB	13






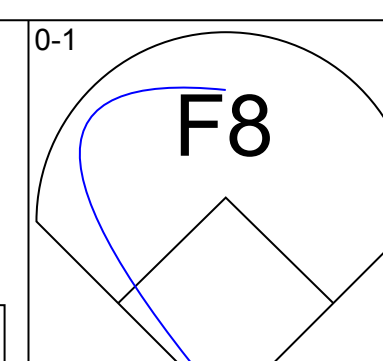
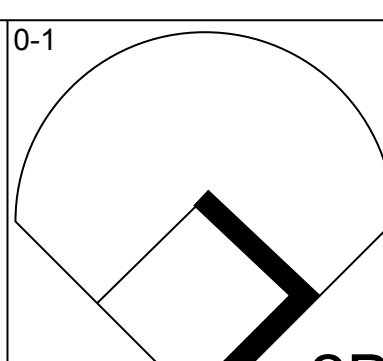
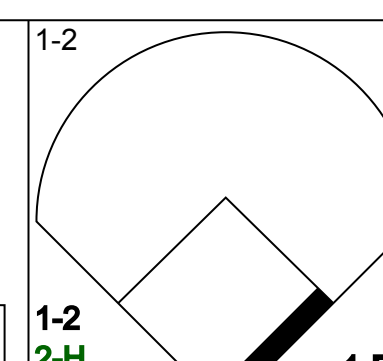
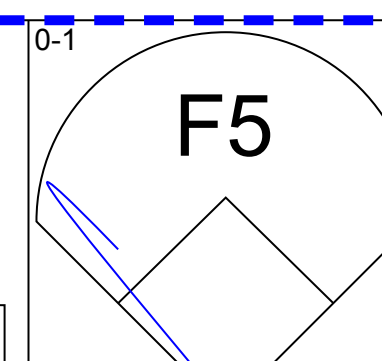
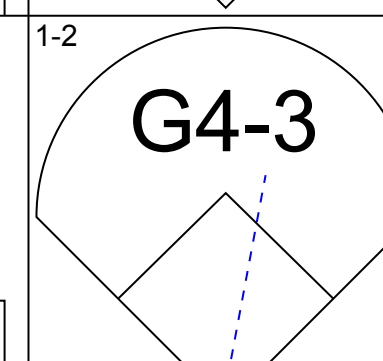
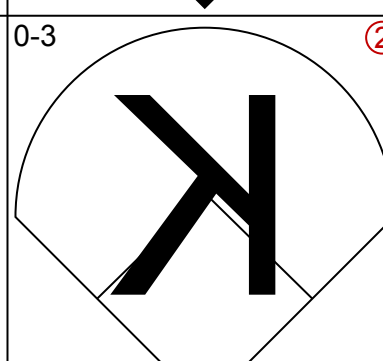
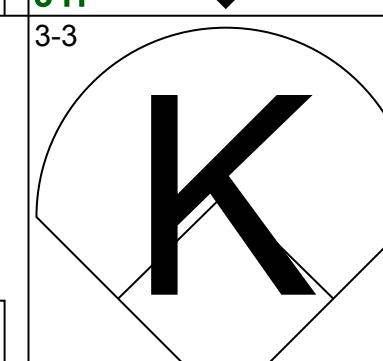
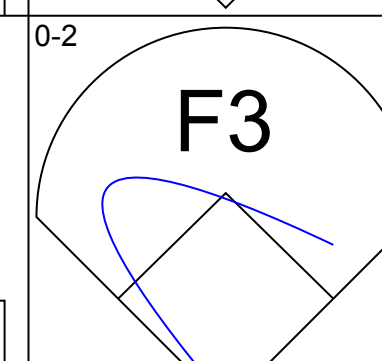
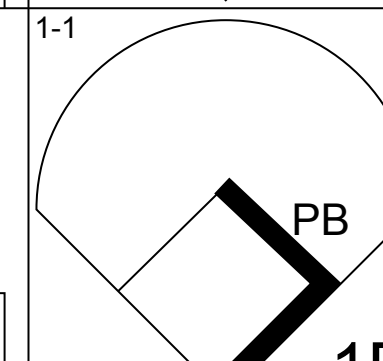
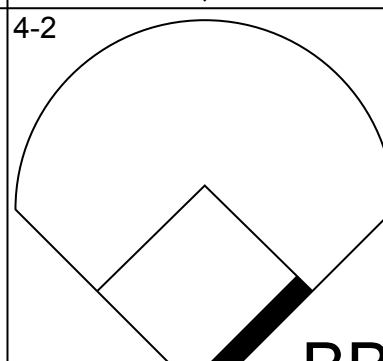
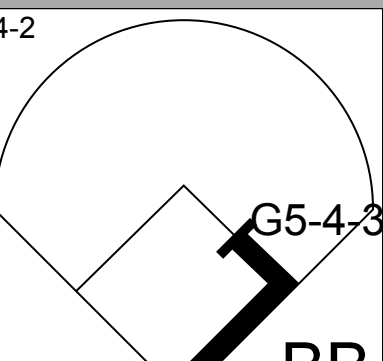
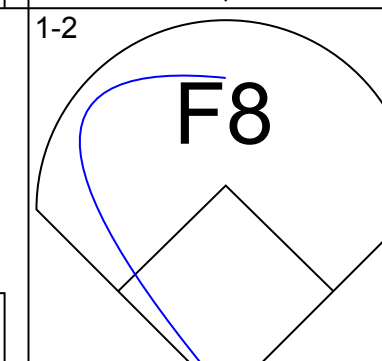
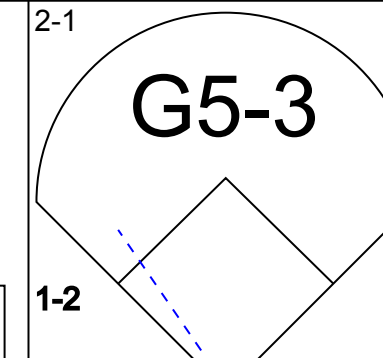
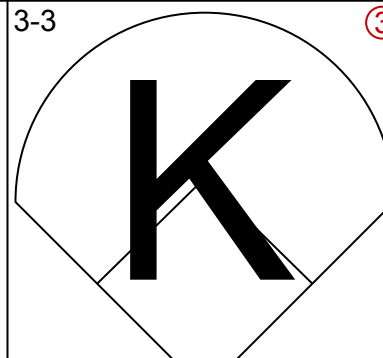
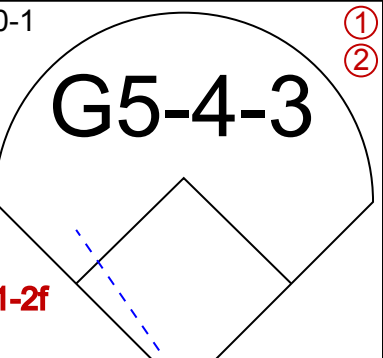
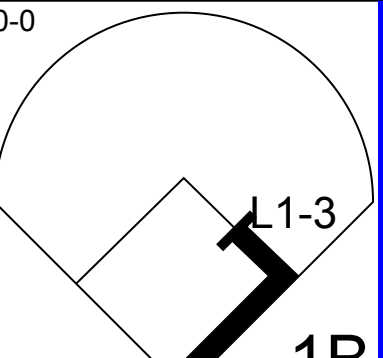

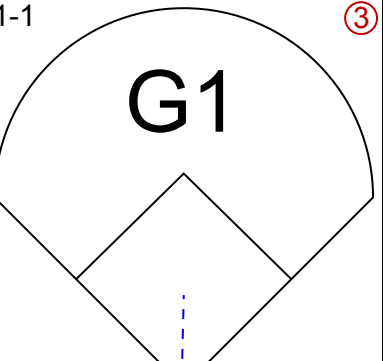
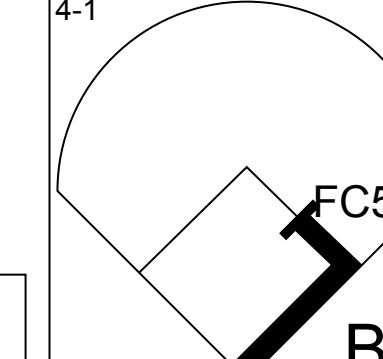
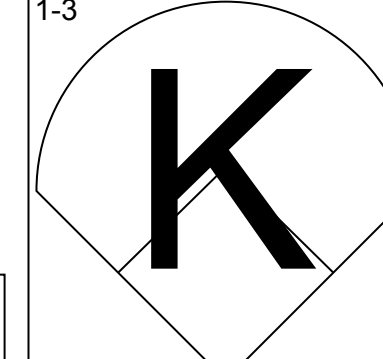

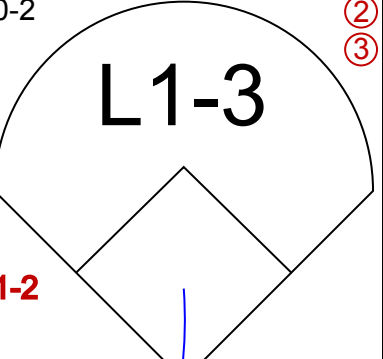
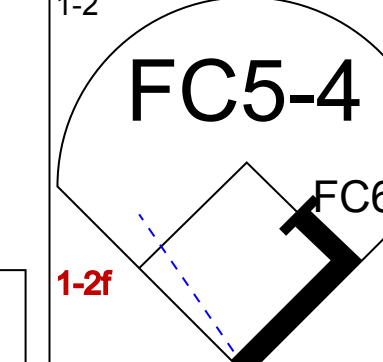
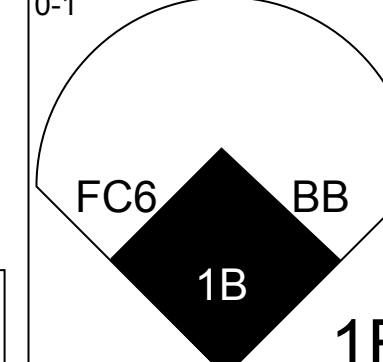
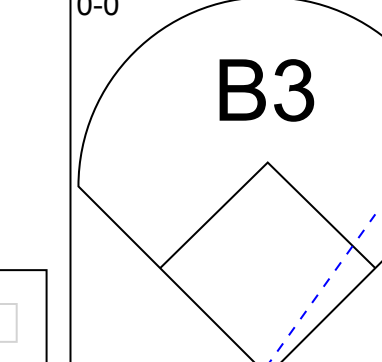

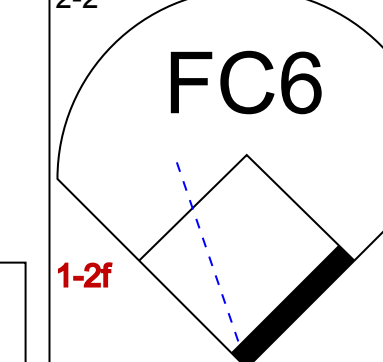
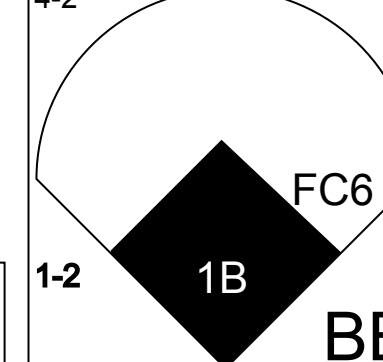
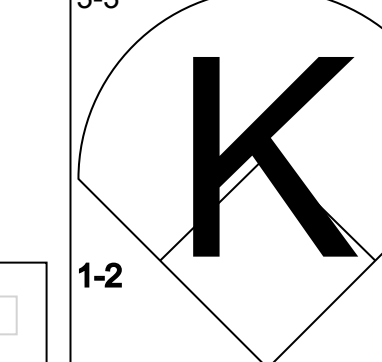


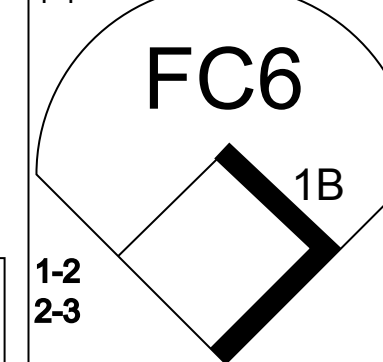
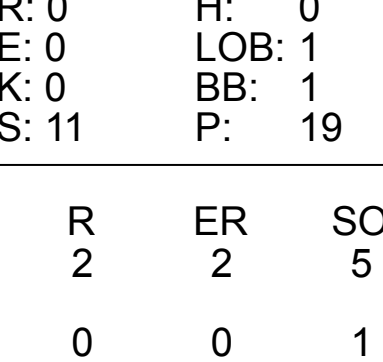
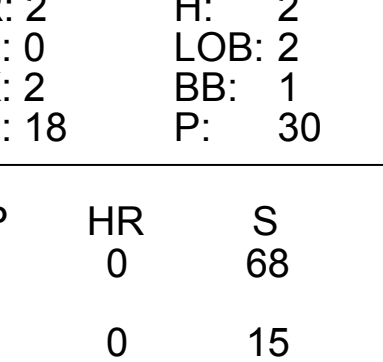
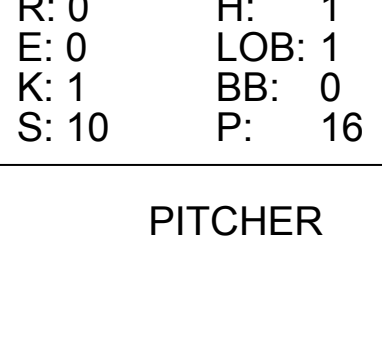
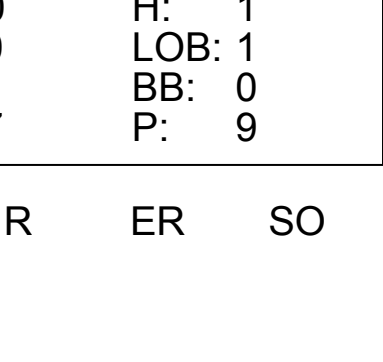

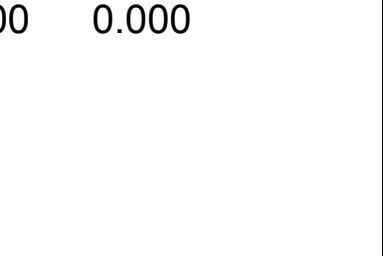


Batter	1	2	3	4	5	6	7	8	9	AB	R	H	RBI	BB	SO	LOB	TOP			
<b>Chuck Knoblauch, R</b> OBP: 0.327, SLG: 0.286 (1, 7)										5	0	2	0	0	1	1				
<b>2 Derek Jeter, R</b> OBP: 0.371, SLG: 0.424 (1, 6)										4	0	1	0	0	0	2				
<b>Paul O'Neill, L</b> OBP: 0.353, SLG: 0.568 (1, 9)										3	0	0	0	1	1	2				
<b>David Justice, L</b> OBP: 0.404, SLG: 0.452 (1, 10)										4	0	0	0	0	1	3				
<b>20 Jorge Posada, S</b> OBP: 0.417, SLG: 0.813 (1, 2)										3	1	1	0	1	2	0				
<b>Tino Martinez, L</b> OBP: 0.426, SLG: 0.488 (1, 3)										4	0	2	0	0	0	2				
<b>Alfonso Soriano, R</b> OBP: 0.333, SLG: 0.596 (1, 4)										4	2	1	2	0	1	2				
<b>Scott Brosius, R</b> OBP: 0.444, SLG: 0.476 (7, 8)										4	0	1	0	0	2	1				
<b>Clayton Kershaw, R</b> OBP: 0.167, SLG: 0.167 (7, PH)										2	0	0	0	0	2	2				
<b>Luis Sojo, R</b> OBP: 0.118, SLG: 0.063 (7, 5)										1	0	0	0	1	0	0				
<b>Inning Stats</b>	R: 0 E: 0 K: 1 S: 8	H: 0 LOB: 0 BB: 0 P: 10	R: 0 E: 0 K: 2 S: 9	H: 0 LOB: 0 BB: 0 P: 14	R: 0 E: 0 K: 3 S: 10	H: 1 LOB: 1 BB: 0 P: 13	R: 0 E: 0 K: 0 S: 10	H: 2 LOB: 2 BB: 0 P: 14	R: 0 E: 0 K: 0 S: 8	H: 1 LOB: 1 BB: 1 P: 15	R: 2 E: 0 K: 1 S: 17	H: 2 LOB: 1 BB: 1 P: 26	R: 0 E: 0 K: 1 S: 9	H: 1 LOB: 2 BB: 1 P: 19	R: 1 E: 0 K: 0 S: 11	H: 1 LOB: 0 BB: 0 P: 16	1B: 5 2B: 2 3B: 0 HR: 1	SF: 0 SAC: 0 DP: 0 HBP: 0	WP: 1 PB: 0 SB: 3 CS: 1	PA: 37
<b>PITCHER</b>	IP	WLS	BF	H	R	ER	SO	BB	IBB	HBP	BLK	WP	HR	S	P	ERA	WHIP			
<b>Pedro Martinez, R</b> ERA: 1.23 (1, 1)	7.0		28	6	2	2	9	2	0	0	0	1	0	76	112	2.57	1.143			
<b>Rod Beck, R</b> ERA: (8, 1)	0.0	1	1	0	0	0	0	0	0	0	0	0	0	1	1	∞	∞			
<b>Pete Schourek, L</b> ERA: 1.69 (8, 1)	2.0	L	8	1	1	1	1	0	1	0	0	0	1	19	34	4.50	0.500			

**New York Yankees @ Boston Red Sox**  
Fenway Park, Boston, MA  
Sat Apr 14 2001, 1:05 PM EDT  
Att: 33,396 - Sunny - 55 F

livebaseballscores.com

AB 34  
R 3  
H 8  
RBI 2  
BB 3  
SO 10  
LOB 15




Batter	1	2	3	4	5	6	7	8	9	AB	R	H	RBI	BB	SO	LOB	BOTTOM					
<b>Trot Nixon, L</b> OBP: 0.375, SLG: 0.474 (1, 9)										4	0	2	2	0	0	0						
<b>Jose Offerman, S</b> OBP: 0.400, SLG: 0.353 (1, 4)										4	0	0	0	0	2	3						
<b>Carl Everett, S</b> OBP: 0.396, SLG: 0.476 (1, 8)										2	0	1	0	2	0	0						
<b>Manny Ramirez, R</b> OBP: 0.468, SLG: 0.500 (1, 10)										4	0	1	0	0	1	4						
<b>Darren Lewis, R</b> OBP: 0.192, SLG: 0.100 (8, PR)										0	0	0	0	0	0	0						
<b>Troy O'Leary, L</b> OBP: 0.231, SLG: 0.289 (1, 7)										4	0	0	0	0	1	1						
<b>Jason Varitek, S</b> OBP: 0.316, SLG: 0.303 (1, 2)										3	0	1	0	1	1	1						
<b>Shea Hillenbrand, R</b> OBP: 0.279, SLG: 0.395 (9, PH)										3	1	1	0	0	0	2						
<b>Scott Hatteberg, L</b> OBP: 0.300, SLG: 0.500 (9, PH)										1	0	0	0	0	0	0						
<b>Brian Daubach, L</b> OBP: 0.302, SLG: 0.667 (1, 3)										3	1	0	0	1	2	2						
<b>Craig Grebeck, R</b> OBP: 0.095, SLG: 0.050 (9, PH)										3	0	0	0	0	0	3						
<b>Dante Bichette, R</b> (9, PH)										1	0	0	0	0	1	0						
<b>Inning Stats</b>	R: 0 E: 0 K: 0 S: 9	H: 1 LOB: 1 BB: 0 P: 13	R: 0 E: 0 K: 0 S: 11	H: 0 LOB: 1 BB: 1 P: 19	R: 0 E: 0 K: 2 S: 14	H: 1 LOB: 2 BB: 1 P: 21	R: 2 E: 0 K: 2 S: 18	H: 2 LOB: 2 BB: 1 P: 30	R: 0 E: 0 K: 0 S: 6	H: 0 LOB: 0 BB: 1 P: 11	R: 0 E: 0 K: 1 S: 10	H: 1 LOB: 1 BB: 0 P: 16	R: 0 E: 0 K: 0 S: 8	H: 0 LOB: 0 BB: 0 P: 9	R: 0 E: 0 K: 1 S: 7	H: 1 LOB: 1 BB: 0 P: 9	R: 0 E: 0 K: 2 S: 8	H: 0 LOB: 0 BB: 0 P: 11	1B: 5 2B: 2 3B: 0 HR: 0	SF: 0 SAC: 0 DP: 2 HBP: 0	WP: 1 PB: 1 SB: 0 CS: 0	PA: 36
<b>PITCHER</b>	IP	WLS	BF	H	R	ER	SO	BB	IBB	HBP	BLK	WP	HR	S	P	ERA	WHIP					
<b>Roger Clemens, R</b> ERA: 4.29 (1, 1)	6.0		27	5	2	2	5	4	0	0	0	0	0	68	110	3.00	1.500					
<b>Mike Stanton, L</b> ERA: (7, 1)	2.0	W	6	1	0	0	1	0	0	0	0	0	0	15	18	0.00	0.500					
<b>42 Mariano Rivera, R</b> ERA: 1.59 (9, 1)	1.0	S	3	0	0	0	2	0	0	0	0	0	0	8	11	0.00	0.000					

**New York Yankees @ Boston Red Sox**  
Fenway Park, Boston, MA  
Sat Apr 14 2001, 1:05 PM EDT  
Att: 33,396 - Sunny - 55 F

livebaseballscores.com

AB 32  
R 2  
H 6  
RBI 2  
BB 4  
SO 8  
LOB 16





Batter	1	2	3	4	5	6	7	8	9	AB R H RBI BB SO LOB	TOP																	
<b>Chuck Knoblauch R</b> (1, 7) OBP: 0.317, SLG: 0.264	F9		F7		L9		FC6-4 BB		F3	4 0 0 0 1 0 3	<b>New York Yankees @ Boston Red Sox</b> Fenway Park, Boston, MA Sun Apr 15 2001, 1:05 PM EDT Att: 32,127 - Sunny - 58 F																	
<b>2 Derek Jeter R</b> (1, 6) OBP: 0.375, SLG: 0.389	BB		BB			E5 CS HR	FC6-4		FC6-4	3 1 0 1 2 0 2																		
<b>Paul O'Neill L</b> (1, 9) OBP: 0.357, SLG: 0.612	F5		F8			SAFE HR			P6	5 1 2 2 0 0 3																		
<b>David Justice L</b> (1, 10) OBP: 0.373, SLG: 0.413	F9			F9		G5-3		G1-4-6-3		4 0 0 0 0 0 2																		
<b>20 Jorge Posada S</b> (1, 2) OBP: 0.450, SLG: 0.886		HR		K					2B BB	3 1 2 1 1 1 0																		
<b>Tino Martinez L</b> (1, 3) OBP: 0.412, SLG: 0.489		G4-3		K			K			4 0 1 0 0 2 1																		
<b>Alfonso Soriano R</b> (1, 4) OBP: 0.308, SLG: 0.549		L8			G6-3		K			4 0 0 0 0 2 3																		
<b>Scott Brosius R</b> (1, 5) OBP: 0.429, SLG: 0.457		F7			E5		K		F3 FC6-4 1B	4 1 1 0 0 1 0																		
<b>Clay Bellinger R</b> (1, 8) OBP: 0.111, SLG: 0.111										3 0 0 0 0 2 1																		
<b>Luis Sojo R</b> (9, PH) OBP: 0.167, SLG: 0.118			P4		K		K			1 0 1 0 0 0 0																		
<b>Inning Stats</b>	R: 0 E: 0 K: 0 S: 9	H: 0 LOB: 1 BB: 1 P: 16	R: 1 E: 0 K: 0 S: 11	H: 1 LOB: 0 BB: 0 P: 18	R: 0 E: 0 K: 0 S: 6	H: 0 LOB: 1 BB: 1 P: 11	R: 0 E: 0 K: 2 S: 8	H: 0 LOB: 0 BB: 0 P: 11	R: 0 E: 1 K: 1 S: 9	H: 0 LOB: 1 BB: 0 P: 13	R: 2 E: 1 K: 2 S: 14	H: 2 LOB: 1 BB: 0 P: 22	R: 0 E: 0 K: 2 S: 8	H: 0 LOB: 1 BB: 1 P: 14	R: 0 E: 0 K: 1 S: 7	H: 2 LOB: 2 BB: 1 P: 15	R: 1 E: 0 K: 0 S: 10	H: 2 LOB: 1 BB: 0 P: 15	1B: 4 2B: 1 3B: 0 HR: 2	SF: 0 SAC: 0 DP: 1 HBP: 0	WP: 0 PA: 39 PB: 0 SB: 0 CS: 1							
<b>PITCHER</b>	IP WLS BF H R ER SO BB IBB HBP BLK WP HR S P ERA WHIP											<b>PITCHER</b>	IP WLS BF H R ER SO BB IBB HBP BLK WP HR S P ERA WHIP															
<b>Hideo Nomo R</b> (1, 1) ERA: 1.29	6.0	25	3	3	2	5	2	0	0	0	0	0	0	2	57	91	3.00	0.833										
<b>Rich Garcés R</b> (7, 1) ERA:	1.0	4	0	0	0	2	1	0	0	0	0	0	0	0	8	14	0.00	1.000										
<b>Derek Lowe R</b> (8, 1) ERA: 7.71	1.0	7	4	1	1	1	1	0	0	0	0	0	0	11	21	9.00	5.000											
<b>Rolando Arrojo R</b> (9, 1) ERA:	1.0	3	0	0	0	0	0	0	0	0	0	0	0	6	9	0.00	0.000											

Batter	1	2	3	4	5	6	7	8	9	AB R H RBI BB SO LOB	BOTTOM																
<b>Darren Lewis R</b> (1, 9) OBP: 0.200, SLG: 0.214	E6 FC1-4 1B	FC6-4			SH1-3		P6			4 0 1 0 0 0 3	<b>New York Yankees @ Boston Red Sox</b> Fenway Park, Boston, MA Sun Apr 15 2001, 1:05 PM EDT Att: 32,127 - Sunny - 58 F																
<b>Jose Offerman S</b> (1, 3) OBP: 0.422, SLG: 0.395	FC1-4 1B		G1-3 FC5-2 2B		K	L5		F9 1B BB		4 0 2 0 1 1 3																	
<b>Carl Everett S</b> (1, 8) OBP: 0.415, SLG: 0.532	FC1-4 FC5-2 HBP		G1-3		1B 1B		2B 3B			5 2 3 1 0 0 3																	
<b>Manny Ramirez R</b> (1, 10) OBP: 0.481, SLG: 0.523	FC5-2 HBP		FC5-2 FC4-6		FC6-4 1B		1B 1B 2B		K	4 1 2 1 0 1 3																	
<b>Dante Bichette R</b> (1, 7) OBP: 0.250, SLG: 0.250	FC5-2 FC6-4		FC4-6		FC6-4 1B		PB SF7 1B		F9	4 1 2 1 0 0 4																	
<b>Craig Grebeck R</b> (8, 6) OBP: 0.091, SLG: 0.048	FC5-2 FC6-4		FC4-6		FC6-4 1B		2B SF7 1B			1 0 0 0 0 0 2																	
<b>Jason Varitek S</b> (1, 2) OBP: 0.326, SLG: 0.297	FC6-4			G4-3	FC6-4		WP HBP 1B			4 0 1 1 1 1 0 5																	
<b>Shea Hillenbrand R</b> (1, 5) ERA: 3.8		G4-3				G6-3		G4-3		3 0 1 0 0 0 0																	
<b>Brian Daubach L</b> (7, PH) OBP: 0.289, SLG: 0.634					G6-4-3 1B			G4-3		2 0 0 0 0 1 5																	
<b>Lou Merloni R</b> (1, 4) OBP: 0.400, SLG: 0.500		G3			G6-4-3		1B 1B	SF7		3 0 1 1 0 0 1																	
<b>Mike Lansing R</b> (1, 6) OBP: 0.318, SLG: 0.450							SAFE 0-1 1B			2 1 2 0 1 0 0																	
<b>Trot Nixon L</b> (7, PH) OBP: 0.388, SLG: 0.474						SH1-3 1B	2B 1B		WP HBP	0 0 0 0 0 0 0																	
<b>Inning Stats</b>	R: 0 E: 1 K: 0 S: 10	H: 1 LOB: 3 BB: 0 P: 15	R: 0 E: 0 K: 0 S: 6	H: 0 LOB: 1 BB: 1 P: 13	R: 0 E: 0 K: 0 S: 9	H: 1 LOB: 0 BB: 0 P: 11	R: 0 E: 0 K: 1 S: 13	H: 1 LOB: 2 BB: 0 P: 20	R: 0 E: 0 K: 0 S: 9	H: 3 LOB: 0 BB: 0 P: 15	R: 3 E: 0 K: 1 S: 15	H: 4 LOB: 2 BB: 0 P: 28	R: 0 E: 0 K: 1 S: 16	H: 1 LOB: 3 BB: 2 P: 30	1B: 11 2B: 3 3B: 1 HR: 0	SF: 1 SAC: 1 DP: 1 HBP: 2	WP: 1 PA: 43 PB: 1 SB: 0 CS: 0										
<b>PITCHER</b>	IP WLS BF H R ER SO BB IBB HBP BLK WP HR S P ERA WHIP											<b>PITCHER</b>	IP WLS BF H R ER SO BB IBB HBP BLK WP HR S P ERA WHIP														
<b>Andy Pettite L</b> (1, 1) ERA: 3.8	6.0	33	14	5	5	1	1	0	0	0	0	0	0	7	11	0.00	0.000										
<b>Todd Williams R</b> (7, 1) ERA: 1.59	0.2	2	0	0	0	1	0	0	0	0	0	0	0	0	3	∞	∞										
<b>Randy Choate L</b> (7, 1) ERA: 0.75	0.0	1	0	0	0	0	0	0	0	0	0	0	0	0	3	∞	∞										
<b>Brian Boehringer R</b> (7, 1) ERA: 1.59	1.1	7	1	0	0	1	2	0	0	0	1	0	0	18	34	0.00	2.250										





Batter	1	2	3	4	5	6	7	8	9	AB	R	H	RBI	BB	SO	LOB	TOP										
Chuck Knoblauch R (1,7) OBP: 0.297, SLG: 0.246	G4-3		F2			K		FC6-4		4	0	0	0	0	1	3											
2 Derek Jeter R (1,6) OBP: 0.364, SLG: 0.375	G1-3			G4-3		F9			G4-3 DI 1B	4	0	1	0	0	0	1											
Paul O'Neill L (1,9) OBP: 0.350, SLG: 0.577	F7			F9			20 G4-6-3 BB		K	3	0	0	0	1	1	1											
David Justice L (1,10) OBP: 0.345, SLG: 0.380		L7		G3-1			F8		G4-3	4	0	0	0	0	2												
20 Jorge Posada S (1,2) OBP: 0.409, SLG: 0.795		F9			G1-3				K	4	0	0	0	0	1	2											
Tino Martinez L (1,3) OBP: 0.407, SLG: 0.542		F2			F8					3	1	1	1	0	0	0											
Alfonso Soriano R (1,4) OBP: 0.291, SLG: 0.519			F8		G5-3				G6-3	3	0	0	0	0	0	0											
Scott Brosius R (1,5) OBP: 0.462, SLG: 0.510 (8,8)						FC5-4 1B			FC6-4 1B	3	0	3	0	0	0	0											
Clayton Kershaw R (1,8) OBP: 0.091, SLG: 0.091 (8,PH) Luis Sojo R (8,PH) OBP: 0.158, SLG: 0.111 (8,5)						FC5-4 S 1-2			F5	2	0	0	0	0	1	2											
<b>Inning Stats</b>	R: 0 H: 0 E: 0 K: 0 S: 5	H: 0 LOB: 0 BB: 0 P: 9	R: 0 H: 0 E: 0 K: 0 S: 8	H: 0 LOB: 0 BB: 0 P: 11	R: 0 H: 1 E: 0 K: 1 S: 10	LOB: 1 BB: 0 P: 16	R: 0 H: 0 E: 0 K: 0 S: 5	H: 0 LOB: 0 BB: 0 P: 6	R: 0 H: 0 E: 0 K: 0 S: 5	H: 1 LOB: 1 BB: 0 P: 7	R: 0 H: 0 E: 0 K: 0 S: 7	H: 0 LOB: 0 BB: 1 P: 14	R: 1 H: 2 E: 0 K: 0 S: 12	H: 2 LOB: 1 BB: 0 P: 16	R: 0 H: 1 E: 0 K: 2 S: 14	H: 1 LOB: 1 BB: 0 P: 20	1B: 3 2B: 1 3B: 0 HR: 1	SF: 0 SAC: 0 DP: 1 HBP: 0	WP: 0 PB: 0 SB: 1 CS: 0	PA: 32							
<b>PITCHER</b>	IP	WLS	BF	H	R	ER	SO	BB	IBB	HBP	BLK	WP	HR	S	P	ERA	WHIP										
Frank Castillo R (1,1) ERA: 3.0	6.0	W	20	2	0	0	2	0	0	0	0	0	0	45	65	0.00	0.333										
Pete Schourek L (7,1) ERA: 2.94	1.0	H	4	1	1	1	0	1	0	0	0	0	1	12	22	9.00	2.000										
49 Tim Wakefield R (8,1) ERA: 1.29	1.0	H	4	1	0	0	0	0	0	0	0	0	0	7	8	0.00	1.000										
Rod Beck R (9,1) ERA:	1.0	S	4	1	0	0	2	0	0	0	0	0	0	14	20	0.00	1.000										

**New York Yankees @ Boston Red Sox**  
Fenway Park, Boston, MA  
Mon Apr 16 2001, 11:05 AM EDT  
Att: 33,373 - Sunny - 51 F

AB	31
R	1
H	5
RBI	1
BB	1
SO	4
LOB	12



Batter	1	2	3	4	5	6	7	8	9	AB	R	H	RBI	BB	SO	LOB	BOTTOM										
Darren Lewis R (1,8) OBP: 0.263, SLG: 0.389	G3 3B		G5-3		G1-6-3 1B		F9			4	1	2	1	0	0	1											
Trot Nixon L (1,9) OBP: 0.358, SLG: 0.429	G3		K		G1-6-3 1-2 3-H 2-3		K			4	0	0	1	0	2	3											
Jason Varitek S (1,2) OBP: 0.319, SLG: 0.293	K			F8	P4			1B FC6-5 1B		4	1	1	0	0	1	1											
Manny Ramirez R (1,10) OBP: 0.482, SLG: 0.521	1B			K		G6-3		FC6-5 1B 1-2 1B		4	0	2	0	0	1	0											
Troy O'Leary L (1,7) OBP: 0.256, SLG: 0.310	F8			WP 1B	1B	G3		G5-3 FC6-5 1B 1-2 2-3		4	0	2	0	0	0	1											
Shea Hillenbrand R (1,5) OBP: 0.280, SLG: 0.380		F7		WP 1B		G3		FC6-5 1-2 2-3		4	0	1	1	0	0	2											
Brian Daubach L (1,3) OBP: 0.286, SLG: 0.622		K		K			SH 2B	G5-3 2-3		4	1	1	0	0	2	4											
Lou Merloni R (1,6) OBP: 0.429, SLG: 0.667 Craig Grebeck R (8,6) OBP: 0.091, SLG: 0.048		F8					SH 2H			2	1	1	0	0	0	0											
Mike Lansing R (1,4) OBP: 0.320, SLG: 0.435			G6-3		G1-6-3 1B 2-3		L9			3	0	1	0	0	0	1											
<b>Inning Stats</b>	R: 1 H: 2 E: 0 K: 1 S: 19	H: 2 LOB: 1 BB: 0 P: 26	R: 0 H: 0 E: 0 K: 1 S: 13	H: 0 LOB: 0 BB: 0 P: 18	R: 0 H: 0 E: 0 K: 1 S: 8	H: 0 LOB: 0 BB: 0 P: 10	R: 0 H: 2 E: 0 K: 2 S: 9	H: 2 LOB: 2 BB: 0 P: 13	R: 1 H: 3 E: 0 K: 0 S: 8	H: 3 LOB: 1 BB: 0 P: 11	R: 0 H: 0 E: 0 K: 0 S: 9	H: 0 LOB: 0 BB: 0 P: 13	R: 1 H: 1 E: 1 K: 1 S: 10	H: 1 LOB: 1 BB: 0 P: 16	R: 1 H: 3 E: 0 K: 0 S: 11	H: 3 LOB: 1 BB: 0 P: 14	1B: 8 2B: 2 3B: 1 HR: 0	SF: 0 SAC: 1 DP: 2 HBP: 0	WP: 1 PB: 0 SB: 0 CS: 0	PA: 34							
<b>PITCHER</b>	IP	WLS	BF	H	R	ER	SO	BB	IBB	HBP	BLK	WP	HR	S	P	ERA	WHIP										
35 Mike Mussina R (1,1) ERA: 3.32	7.0	L	29	8	3	3	6	0	0	0	0	0	0	76	107	3.86	1.143										
Ramiro Mendoza R (8,1) ERA: 1.6	1.0		5	3	1	1	0	0	0	0	0	0	0	11	14	9.00	3.000										

**New York Yankees @ Boston Red Sox**  
Fenway Park, Boston, MA  
Mon Apr 16 2001, 11:05 AM EDT  
Att: 33,373 - Sunny - 51 F

AB	33
R	4
H	11
RBI	3
BB	0
SO	6
LOB	13





Batter	1	2	3	4	5	6	7	8	9	AB	R	H	RBI	BB	SO	LOB	TOP				
Trot Nixon, L OBP: 0.362, SLG: 0.435 (1, 9)	F8	2B HR BB		G3-6-3		K		2B		4	1	1	1	1	1	2					
Jose Offerman, S OBP: 0.420, SLG: 0.405 (1, 4)	FC3-6 BB	HR 2B		P4			F9	G4-3		4	1	1	0	1	0	1					
Carl Everett, S OBP: 0.414, SLG: 0.577 (1, 8)	FC3-6 WP HR	HR			K		SF7 1B		K	5	3	2	3	0	2	1					
Manny Ramirez, R OBP: 0.492, SLG: 0.642 (1, 10)	HR	K			FC3-6 1B		E5	HR		5	2	3	3	0	1	1					
Troy O'Leary, L OBP: 0.229, SLG: 0.283 (1, 7)	F2		F7		FC3-6 1B		SF7	F9		4	0	0	1	0	0	1					
Jason Varitek, S OBP: 0.288, SLG: 0.261 (1, 2)		G4-3	G3-1		G4-3		K	F6		5	0	0	0	0	1	2					
Shea Hillenbrand, R OBP: 0.290, SLG: 0.377 (1, 5)		HR BB				G6-3		F9		3	1	1	0	1	0	0					
Brian Daubach, L OBP: 0.302, SLG: 0.667 (1, 3)		HR 1B	G4-3			K		2B HBP		3	2	1	2	0	1	1					
Lou Merloni, R OBP: 0.500, SLG: 0.667 Craig Grebeck, R OBP: 0.087, SLG: 0.045 (6, 6)	P4			G3-6-3 1B				P4		3	0	2	0	0	0	0					
<b>Inning Stats</b>	R: 2 E: 0 K: 0 S: 12	H: 1 LOB: 0 BB: 1 P: 26	R: 5 E: 0 K: 1 S: 18	H: 3 LOB: 0 BB: 2 P: 33	R: 0 E: 0 K: 0 S: 8	H: 1 LOB: 1 BB: 0 P: 11	R: 0 E: 0 K: 0 S: 7	H: 1 LOB: 1 BB: 0 P: 14	R: 0 E: 0 K: 2 S: 13	H: 1 LOB: 1 BB: 0 P: 21	R: 1 E: 1 K: 1 S: 9	H: 1 LOB: 1 BB: 0 P: 13	R: 1 E: 0 K: 0 S: 9	H: 1 LOB: 1 BB: 0 P: 14	R: 1 E: 0 K: 1 S: 17	H: 1 LOB: 0 BB: 0 P: 22	1B: 5 2B: 2 3B: 0 HR: 4	SF: 1 SAC: 0 DP: 1 HBP: 1	WP: 1 PB: 0 SB: 1 CS: 0	PA: 42	
<b>PITCHER</b>	IP	WLS	BF	H	R	ER	SO	BB	IBB	HBP	BLK	WP	HR	S	P	ERA	WHIP				
Travis Harper, R ERA: 7.71 (1, 1)	2.0	L	13	4	7	2	1	3	0	0	0	1	3	30	59	9.00	3.500				
Mike Judd, R ERA: 1.09 (3, 1)	4.0		15	4	0	0	3	0	0	0	0	0	0	39	63	0.00	1.000				
Rusty Meacham, R ERA: 3.68 (7, 1)	3.0		14	3	3	2	2	0	0	1	0	0	1	35	49	6.00	1.000				

**Boston Red Sox @ Tampa Bay Devil Rays**  
Tropicana Field, St. Petersburg, FL  
Tue Apr 17 2001, 7:15 PM EDT  
Att: 17,416 - Dome - 72 F

AB	37
R	10
H	11
RBI	10
BB	3
SO	6
LOB	10



Batter	1	2	3	4	5	6	7	8	9	AB	R	H	RBI	BB	SO	LOB	BOTTOM				
Gerald Williams, R OBP: 0.231, SLG: 0.360 (1, 8)	P6		P4		G6-4-3			G6-3		4	0	0	0	0	0	3					
Steve Cox, L OBP: 0.326, SLG: 0.432 (1, 10)	F8 2B		G4-3			G4-3		F8		4	0	1	0	0	0	1					
Greg Vaughn, R OBP: 0.379, SLG: 0.490 (1, 7)	F8			K			1B	K		4	0	1	0	0	2	1					
Fred McGriff, L OBP: 0.316, SLG: 0.426 (1, 3)	G3			G4-3			1B		F9	4	0	1	0	0	0	1					
Jose Guillen, R OBP: 0.118, SLG: 0.118 (1, 9)		F9		E4			F9	K		4	0	0	0	0	1	2					
Aubrey Huff, L OBP: 0.111, SLG: 0.278 (1, 5)		G4-3		G6-3			K		K	4	0	0	0	0	2	3					
Russ Johnson, R OBP: 0.406, SLG: 0.556 (1, 4)					1B					3	0	2	0	0	1	0					
John Flaherty, R OBP: 0.244, SLG: 0.350 (1, 2)			F9		F2			P6		3	0	0	0	0	0	2					
Felix Martinez, S OBP: 0.271, SLG: 0.333 (1, 6)								L1-3		3	0	2	0	0	0	1					
<b>Inning Stats</b>	R: 0 E: 0 K: 0 S: 8	H: 1 LOB: 1 BB: 0 P: 15	R: 0 E: 0 K: 1 S: 8	H: 0 LOB: 0 BB: 0 P: 13	R: 0 E: 0 K: 0 S: 12	H: 1 LOB: 1 BB: 0 P: 15	R: 0 E: 0 K: 1 S: 12	H: 0 LOB: 1 BB: 0 P: 18	R: 0 E: 0 K: 1 S: 8	H: 2 LOB: 2 BB: 0 P: 10	R: 0 E: 0 K: 0 S: 7	H: 1 LOB: 0 BB: 0 P: 13	R: 0 E: 0 K: 1 S: 8	H: 0 LOB: 0 BB: 0 P: 11	R: 0 E: 0 K: 2 S: 9	H: 0 LOB: 0 BB: 0 P: 11	1B: 6 2B: 2 3B: 0 HR: 0	SF: 0 SAC: 0 DP: 2 HBP: 0	WP: 0 PB: 0 SB: 0 CS: 0	PA: 33	
<b>PITCHER</b>	IP	WLS	BF	H	R	ER	SO	BB	IBB	HBP	BLK	WP	HR	S	P	ERA	WHIP				
Tomo Ohka, R ERA: 2.65 (1, 1)	7.0	W	27	7	0	0	3	0	0	0	0	0	0	62	96	0.00	1.000				
Rich Garces, R ERA: (8, 1)	2.0		6	0	0	0	3	0	0	0	0	0	0	17	22	0.00	0.000				

**Boston Red Sox @ Tampa Bay Devil Rays**  
Tropicana Field, St. Petersburg, FL  
Tue Apr 17 2001, 7:15 PM EDT  
Att: 17,416 - Dome - 72 F

AB	33
R	0
H	7
RBI	0
BB	0
SO	6
LOB	14





Batter	1	2	3	4	5	6	7	8	9	AB	R	H	RBI	BB	SO	LOB	TOP								
Trot Nixon, L OBP: 0.365, SLG: 0.431 (1, 9)	G5-3		G6-3				E3										5 1 2 0 0 0 0								
Jose Offerman, S OBP: 0.436, SLG: 0.447 Craig Grebeck, R OBP: 0.087, SLG: 0.045 (1, 4) (8, 6)	1B		1B				K										5 1 3 2 0 1 2 0 0 0 0 0 0 0								
Carl Everett, S OBP: 0.429, SLG: 0.607 (1, 8)	K		K														4 2 2 1 1 2 2								
Manny Ramirez, R OBP: 0.492, SLG: 0.618 Darren Lewis, R OBP: 0.300, SLG: 0.579 (1, 10) (8, PR)	F8																2 0 0 0 2 0 3 1 1 1 2 0 0 0								
Dante Bichette, R OBP: 0.308, SLG: 0.333 Troy O'Leary, L OBP: 0.229, SLG: 0.283 (1, 7) (8, 7)			G1-3 BB				F9										4 0 1 0 1 0 4 0 0 0 0 0 0 0								
Scott Hatteberg, L OBP: 0.287, SLG: 0.400 (1, 2)	K		K				K										5 1 1 1 0 3 3								
Shea Hillenbrand, R OBP: 0.322, SLG: 0.397 (1, 5)	G1-3		1B				FC9-2										5 1 3 0 0 0 2								
Brian Daubach, L OBP: 0.293, SLG: 0.679 (1, 3)	K		K				F8										5 1 1 3 0 2 4								
Mike Lansing, R OBP: 0.300, SLG: 0.393 (1, 6) (8, 4)			F9				K										5 1 1 0 0 1 1								
<b>Inning Stats</b>	R: 0 E: 0 K: 1 S: 9	H: 1 LOB: 1 BB: 0 P: 14	R: 0 E: 0 K: 2 S: 12	H: 0 LOB: 1 BB: 1 P: 19	R: 0 E: 0 K: 1 S: 9	H: 1 LOB: 1 BB: 0 P: 13	R: 0 E: 0 K: 1 S: 9	H: 1 LOB: 2 BB: 1 P: 16	R: 0 E: 1 K: 2 S: 13	H: 1 LOB: 2 BB: 0 P: 21	R: 0 E: 0 K: 1 S: 7	H: 1 LOB: 1 BB: 0 P: 9	R: 0 E: 0 K: 1 S: 8	H: 1 LOB: 1 BB: 0 P: 12	R: 9 E: 0 K: 0 S: 30	H: 8 LOB: 1 BB: 2 P: 54	R: 0 E: 0 K: 1 S: 10	H: 1 LOB: 1 BB: 0 P: 14	1B: 10 2B: 3 3B: 1 HR: 2	SF: 0 SAC: 0 DP: 2 HBP: 0	WP: 1 PB: 0 SB: 0 CS: 0	PA: 45			
<b>PITCHER</b>	IP	WLS	BF	H	R	ER	SO	BB	IBB	HBP	BLK	WP	HR	S	P	ERA	WHIP								
Albie Lopez, R ERA: 1.45 (1, 1)	7.0		31	6	2	2	8	4	0	0	0	0	0	71	116	2.57	1.429								
Tanyon Sturtze, R ERA: 10.57 (8, 1)	0.2	L	7	6	4	4	0	0	0	0	0	1	1	19	30	54.00	9.000								
Ken Hill, R ERA: 12.27 (8, 1)	0.1		3	2	3	3	0	0	0	0	0	0	1	7	12	81.00	6.000								
Dan Wheeler, R ERA: (9, 1)	1.0		4	1	0	0	1	0	0	0	0	0	0	10	14	0.00	1.000								

**Boston Red Sox @ Tampa Bay Devil Rays**  
Tropicana Field, St. Petersburg, FL  
Wed Apr 18 2001, 7:15 PM EDT  
Att: 14,954 - Dome - 72 F

AB 41  
R 9  
H 15  
RBI 9  
BB 4  
SO 9  
LOB 21



Batter	1	2	3	4	5	6	7	8	9	AB	R	H	RBI	BB	SO	LOB	BOTTOM								
Gerald Williams, R OBP: 0.250, SLG: 0.370 (1, 8)	G6-3 S 1B		G6-3 S 1B				G3										4 0 2 0 0 0 0								
Russ Johnson, R OBP: 0.389, SLG: 0.516 (1, 4)	G6-3		K				G1-3 S 1B										4 0 1 0 0 1 2								
Greg Vaughn, R OBP: 0.356, SLG: 0.453 (1, 10)	F5		K				K										4 0 0 0 0 3 3								
Fred McGriff, L OBP: 0.295, SLG: 0.397 (1, 3)	G1-3		P6				G1-3										4 0 0 0 0 0 3								
Ben Grieve, L OBP: 0.250, SLG: 0.240 (1, 7)			WP SF7 1B				K										3 1 2 0 0 1 0								
Jose Guillen, R OBP: 0.143, SLG: 0.143 (1, 9)			SF7 WP 1B				G5-3										4 0 1 0 0 1 3								
Vinny Castilla, R OBP: 0.244, SLG: 0.342 (1, 5)			K				FC5-4										4 0 0 0 0 2 3								
John Flaherty, R OBP: 0.227, SLG: 0.333 (1, 2)			1-2 2-3				F8										2 0 0 1 0 0 0								
Felix Martinez, S OBP: 0.275, SLG: 0.320 (1, 6)			SF7				F3										2 0 0 0 1 0 1								
<b>Inning Stats</b>	R: 0 E: 0 K: 0 S: 9	H: 1 LOB: 1 BB: 0 P: 14	R: 1 E: 0 K: 1 S: 13	H: 2 LOB: 1 BB: 0 P: 20	R: 0 E: 0 K: 2 S: 12	H: 1 LOB: 1 BB: 0 P: 15	R: 0 E: 0 K: 1 S: 8	H: 0 LOB: 0 BB: 0 P: 11	R: 0 E: 0 K: 0 S: 6	H: 0 LOB: 0 BB: 0 P: 8	R: 0 E: 0 K: 1 S: 10	H: 1 LOB: 2 BB: 0 P: 16	R: 0 E: 0 K: 1 S: 7	H: 0 LOB: 0 BB: 1 P: 12	R: 0 E: 0 K: 1 S: 9	H: 0 LOB: 0 BB: 0 P: 14	R: 0 E: 0 K: 1 S: 12	H: 1 LOB: 1 BB: 0 P: 20	1B: 5 2B: 1 3B: 0 HR: 0	SF: 1 SAC: 0 DP: 0 HBP: 1	WP: 1 PB: 0 SB: 3 CS: 1	PA: 35			
<b>PITCHER</b>	IP	WLS	BF	H	R	ER	SO	BB	IBB	HBP	BLK	WP	HR	S	P	ERA	WHIP								
63 Paxton Crawford, R ERA: 1.83 (1, 1)	6.2		27	5	1	1	6	1	0	1	0	0	0	64	94	1.35	0.900								
Rolando Arrojo, R ERA: (7, 1)	2.1	W	7	1	0	0	2	0	0	0	0	0	0	22	36	0.00	0.429								

**Boston Red Sox @ Tampa Bay Devil Rays**  
Tropicana Field, St. Petersburg, FL  
Wed Apr 18 2001, 7:15 PM EDT  
Att: 14,954 - Dome - 72 F

AB 31  
R 1  
H 6  
RBI 1  
BB 1  
SO 8  
LOB 15





Batter	1	2	3	4	5	6	7	8	9	AB	R	H	RBI	BB	SO	LOB	TOP					
<b>Darren Lewis, R</b> OBP: 0.280, SLG: 0.500 (1, 9)										5	1	1	0	0	1	0						
<b>Jose Offerman, S</b> OBP: 0.417, SLG: 0.412 (1, 4)										4	1	0	0	1	0	0						
<b>Carl Everett, S</b> OBP: 0.441, SLG: 0.593 (1, 8)										3	1	1	0	0	0	0						
<b>Manny Ramirez, R</b> OBP: 0.486, SLG: 0.593 (1, 10)										4	1	1	2	1	1	2						
<b>Troy O'Leary, L</b> OBP: 0.231, SLG: 0.265 (1, 7)										3	1	0	0	1	1	3						
<b>Jason Varitek, S</b> OBP: 0.304, SLG: 0.300 (1, 2)										4	1	2	1	0	1	2						
<b>Shea Hillenbrand, R</b> OBP: 0.333, SLG: 0.419 (1, 5)										4	1	2	2	0	0	2						
<b>Brian Daubach, L</b> OBP: 0.290, SLG: 0.702 (1, 3)										4	1	1	2	0	0	3						
<b>Craig Grebeck, R</b> OBP: 0.074, SLG: 0.038 (1, 6)										4	0	0	0	0	0	1						
<b>Inning Stats</b>	R: 3 H: 2 E: 1 K: 1 S: 17	L: 2 LOB: 2 BB: 1 P: 31	R: 0 H: 0 E: 0 K: 0 S: 8	L: 0 LOB: 0 BB: 0 P: 12	R: 3 H: 2 E: 0 K: 0 S: 17	L: 2 LOB: 1 BB: 2 P: 28	R: 0 H: 1 E: 0 K: 2 S: 10	L: 1 LOB: 1 BB: 0 P: 14	R: 0 H: 1 E: 0 K: 0 S: 8	L: 1 LOB: 0 BB: 0 P: 12	R: 0 H: 0 E: 0 K: 0 S: 4	L: 0 LOB: 0 BB: 0 P: 8	R: 0 H: 0 E: 0 K: 0 S: 5	L: 0 LOB: 1 BB: 0 P: 10	R: 2 H: 2 E: 0 K: 1 S: 12	L: 2 LOB: 0 BB: 0 P: 18	R: 0 H: 0 E: 0 K: 0 S: 9	L: 0 LOB: 0 BB: 0 P: 13	1B: 5 2B: 3 3B: 0 HR: 1	SF: 0 SAC: 0 DP: 1 HBP: 2	WP: 0 PB: 1 CS: 0	PA: 40
<b>PITCHER</b>	IP	WLS	BF	H	R	ER	SO	BB	IBB	HBP	BLK	WP	HR	S	P	ERA	WHIP					
<b>Paul Wilson, R</b> ERA: 7.41 (1, 1)	3.0	L	18	4	6	5	1	3	0	1	0	0	0	42	71	15.00	2.3333					
<b>Dan Wheeler, R</b> ERA: (4, 1)	2.0		7	2	0	0	2	0	0	0	0	0	0	18	26	0.00	1.000					
<b>Travis Phelps, R</b> ERA: (6, 1)	2.0		7	0	0	0	2	0	0	1	0	0	0	9	18	0.00	0.000					
<b>Doug Creek, L</b> ERA: 5.4 (8, 1)	1.0		5	2	2	2	1	0	0	0	0	0	1	12	18	18.00	2.000					
<b>Esteban Yan, R</b> ERA: 4.75 (9, 1)	1.0		3	0	0	0	0	0	0	0	0	0	0	9	13	0.00	0.000					

**Boston Red Sox @ Tampa Bay Devil Rays**  
Tropicana Field, St. Petersburg, FL  
Thu Apr 19 2001, 7:15 PM EDT  
Att: 20,289 - Dome - 72 F

AB 35  
R 8  
H 8  
RBI 7  
BB 3  
SO 4  
LOB 13



Batter	1	2	3	4	5	6	7	8	9	AB	R	H	RBI	BB	SO	LOB	BOTTOM					
<b>Gerald Williams, R</b> OBP: 0.246, SLG: 0.345 (1, 8)										4	1	0	0	0	1	1						
<b>Russ Johnson, R</b> OBP: 0.390, SLG: 0.500 (1, 4)										5	0	2	0	0	1	3						
<b>Greg Vaughn, R</b> OBP: 0.348, SLG: 0.456 (1, 10)										4	1	1	1	0	1	3						
<b>Fred McGriff, L</b> OBP: 0.292, SLG: 0.403 (1, 3)										4	0	1	1	0	2	2						
<b>Ben Grieve, L</b> OBP: 0.250, SLG: 0.241 (1, 7)										4	0	1	0	0	2	0						
<b>Jose Guillen, R</b> OBP: 0.200, SLG: 0.200 (1, 9)										4	0	2	0	0	1	2						
<b>Vinny Castilla, R</b> OBP: 0.222, SLG: 0.310 (1, 5)										4	0	0	0	0	3	4						
<b>John Flaherty, R</b> OBP: 0.229, SLG: 0.348 (1, 2)										4	1	1	0	0	2	1						
<b>Felix Martinez, S</b> OBP: 0.291, SLG: 0.333 (1, 6)										4	0	2	1	0	2	0						
<b>Inning Stats</b>	R: 2 H: 3 E: 1 K: 1 S: 17	L: 3 LOB: 2 BB: 0 P: 24	R: 0 H: 0 E: 0 K: 2 S: 11	L: 0 LOB: 0 BB: 0 P: 13	R: 0 H: 0 E: 0 K: 3 S: 9	L: 0 LOB: 0 BB: 0 P: 12	R: 0 H: 1 E: 0 K: 3 S: 13	L: 1 LOB: 1 BB: 0 P: 22	R: 0 H: 2 E: 0 K: 1 S: 13	L: 2 LOB: 2 BB: 0 P: 17	R: 0 H: 1 E: 0 K: 3 S: 10	L: 1 LOB: 1 BB: 0 P: 13	R: 1 H: 2 E: 0 K: 0 S: 18	L: 2 LOB: 2 BB: 0 P: 25	R: 0 H: 0 E: 0 K: 1 S: 7	L: 0 LOB: 0 BB: 0 P: 10	R: 0 H: 1 E: 0 K: 1 S: 11	L: 1 LOB: 1 BB: 0 P: 15	1B: 7 2B: 3 3B: 0 HR: 0	SF: 0 SAC: 0 DP: 0 HBP: 1	WP: 0 PB: 0 CS: 0	PA: 38
<b>PITCHER</b>	IP	WLS	BF	H	R	ER	SO	BB	IBB	HBP	BLK	WP	HR	S	P	ERA	WHIP					
<b>Pedro Martinez, R</b> ERA: 1.61 (1, 1)	6.0	W	27	9	3	2	13	0	0	0	0	0	0	30	44	0.00	0.333					
<b>Derek Lowe, R</b> ERA: 4.7 (7, 1)	3.0	S	11	1	0	0	2	0	0	1	0	0	0	30	44	0.00	0.333					

**Boston Red Sox @ Tampa Bay Devil Rays**  
Tropicana Field, St. Petersburg, FL  
Thu Apr 19 2001, 7:15 PM EDT  
Att: 20,289 - Dome - 72 F

AB 37  
R 3  
H 10  
RBI 3  
BB 0  
SO 15  
LOB 16





Batter	1	2	3	4	5	6	7	8	9	AB	R	H	RBI	BB	SO	LOB	TOP					
<b>Darren Lewis, R</b> OBP: 0.241, SLG: 0.429										4	0	0	0	0	1	3						
<b>Jose Offerman, S</b> OBP: 0.406, SLG: 0.400										4	0	1	0	0	1	0						
<b>Carl Everett, S</b> OBP: 0.417, SLG: 0.556										4	0	0	0	0	2	2						
<b>Manny Ramirez, R</b> OBP: 0.486, SLG: 0.597										3	1	1	0	1	0	1						
<b>Troy O'Leary, L</b> OBP: 0.232, SLG: 0.283										4	0	1	1	0	0	2						
<b>Jason Varitek, S</b> OBP: 0.317, SLG: 0.321										3	0	1	0	1	2	1						
<b>Shea Hillenbrand, R</b> OBP: 0.333, SLG: 0.415										3	0	1	0	0	0	1						
<b>Lou Merloni, R</b> OBP: 0.462, SLG: 0.667										3	0	1	0	0	0	2						
<b>Mike Lansing, R</b> OBP: 0.273, SLG: 0.355										3	0	0	0	0	1	3						
<b>Inning Stats</b>	R: 0 E: 0 K: 2 S: 13	H: 1 LOB: 2 BB: 1 P: 23	R: 0 E: 0 K: 1 S: 10	H: 2 LOB: 2 BB: 0 P: 16	R: 0 E: 1 K: 0 S: 3	H: 0 LOB: 0 BB: 0 P: 4	R: 0 E: 0 K: 0 S: 6	H: 0 LOB: 0 BB: 1 P: 11	R: 0 E: 0 K: 0 S: 8	H: 0 LOB: 0 BB: 0 P: 14	R: 0 E: 0 K: 1 S: 5	H: 0 LOB: 0 BB: 0 P: 8	R: 0 E: 0 K: 1 S: 8	H: 0 LOB: 0 BB: 0 P: 10	R: 0 E: 0 K: 0 S: 6	H: 1 LOB: 1 BB: 0 P: 9	R: 1 E: 0 K: 2 S: 12	H: 2 LOB: 1 BB: 0 P: 17	1B: 2 2B: 4 3B: 0 HR: 0	SF: 0 SAC: 0 DP: 2 HBP: 0	WP: 0 PB: 0 SB: 0 CS: 0	PA: 33
<b>PITCHER</b> <b>Andy Pettitte, L</b> ERA: 2.97	IP: 9.0 WLS: W BF: 33 H: 6 R: 1 ER: 1 SO: 7 BB: 2 IBB: 0 HBP: 0 BLK: 0 WP: 0 HR: 0 S: 71 P: 112 ERA: 1.00 WHIP: 0.889															<b>PITCHER</b>	IP: 9.0 WLS: W BF: 33 H: 6 R: 1 ER: 1 SO: 7 BB: 2 IBB: 0 HBP: 0 BLK: 0 WP: 0 HR: 0 S: 71 P: 112 ERA: 1.00 WHIP: 0.889					

**Boston Red Sox @ New York Yankees**  
Yankee Stadium, Bronx, NY  
Fri Apr 20 2001, 7:05 PM EDT  
Att: 54,366 - Cloudy - 58 F

AB	31
R	1
H	6
RBI	1
BB	2
SO	7
LOB	15



Batter	1	2	3	4	5	6	7	8	9	AB	R	H	RBI	BB	SO	LOB	BOTTOM			
<b>Chuck Knoblauch, R</b> OBP: 0.360, SLG: 0.316										3	1	1	0	0	1	0				
<b>Donzell McDonald, S</b> OBP: 0.333, SLG: 0.333										1	0	0	0	0	1	1				
<b>Derek Jeter, R</b> OBP: 0.403, SLG: 0.417										4	0	2	2	1	1	1				
<b>Paul O'Neill, L</b> OBP: 0.329, SLG: 0.527										4	1	0	0	0	1	4				
<b>Bernie Williams, S</b> OBP: 0.448, SLG: 0.429										3	1	0	0	1	0	3				
<b>David Justice, L</b> OBP: 0.368, SLG: 0.485										3	1	1	0	1	0	0				
<b>Tino Martinez, L</b> OBP: 0.324, SLG: 0.455										3	1	1	4	1	0	1				
<b>Alfonso Soriano, R</b> OBP: 0.280, SLG: 0.459										4	0	1	0	0	1	2				
<b>Joe Oliver, R</b> OBP: 0.429, SLG: 0.462										4	0	2	0	0	1	1				
<b>Scott Brosius, R</b> OBP: 0.403, SLG: 0.448										4	1	1	0	0	0	3				
<b>Inning Stats</b>	R: 4 E: 0 K: 1 S: 17	H: 1 LOB: 3 BB: 3 P: 34	R: 1 E: 0 K: 1 S: 13	H: 2 LOB: 0 BB: 0 P: 21	R: 0 E: 0 K: 1 S: 12	H: 1 LOB: 0 BB: 0 P: 16	R: 1 E: 0 K: 1 S: 12	H: 2 LOB: 1 BB: 0 P: 18	R: 0 E: 0 K: 0 S: 5	H: 0 LOB: 0 BB: 0 P: 8	R: 0 E: 0 K: 0 S: 13	H: 0 LOB: 1 BB: 1 P: 22	R: 0 E: 0 K: 2 S: 10	H: 1 LOB: 1 BB: 0 P: 13	R: 0 E: 0 K: 2 S: 10	H: 1 LOB: 1 BB: 0 P: 13	1B: 6 2B: 2 3B: 0 HR: 1	SF: 0 SAC: 0 DP: 0 HBP: 1	WP: 1 PB: 0 SB: 2 CS: 0	PA: 38
<b>PITCHER</b> <b>Hideo Nomo, R</b> ERA: 3.13	IP: 2.0 WLS: L BF: 13 H: 3 R: 5 ER: 5 SO: 2 BB: 3 IBB: 0 HBP: 0 BLK: 0 WP: 1 HR: 0 S: 40 P: 59 ERA: 2.25 WHIP: 1.250															<b>PITCHER</b>	IP: 2.0 WLS: L BF: 13 H: 3 R: 5 ER: 5 SO: 2 BB: 3 IBB: 0 HBP: 0 BLK: 0 WP: 1 HR: 0 S: 40 P: 59 ERA: 2.25 WHIP: 1.250			
<b>49 Tim Wakefield, R</b> ERA: 1.64	IP: 4.0 WLS: W BF: 17 H: 5 R: 1 ER: 1 SO: 2 BB: 0 IBB: 0 HBP: 0 BLK: 0 WP: 0 HR: 0 S: 40 P: 59 ERA: 2.25 WHIP: 1.250															<b>PITCHER</b>	IP: 4.0 WLS: W BF: 17 H: 5 R: 1 ER: 1 SO: 2 BB: 0 IBB: 0 HBP: 0 BLK: 0 WP: 0 HR: 0 S: 40 P: 59 ERA: 2.25 WHIP: 1.250			
<b>Pete Schourek, L</b> ERA: 2.45	IP: 1.0 WLS: W BF: 4 H: 0 R: 0 ER: 0 SO: 0 BB: 1 IBB: 0 HBP: 0 BLK: 0 WP: 0 HR: 0 S: 13 P: 22 ERA: 0.00 WHIP: 1.000															<b>PITCHER</b>	IP: 1.0 WLS: W BF: 4 H: 0 R: 0 ER: 0 SO: 0 BB: 1 IBB: 0 HBP: 0 BLK: 0 WP: 0 HR: 0 S: 13 P: 22 ERA: 0.00 WHIP: 1.000			
<b>Rich Garces, R</b> ERA:	IP: 1.0 WLS: W BF: 4 H: 1 R: 0 ER: 0 SO: 2 BB: 0 IBB: 0 HBP: 0 BLK: 0 WP: 0 HR: 0 S: 10 P: 13 ERA: 0.00 WHIP: 1.000															<b>PITCHER</b>	IP: 1.0 WLS: W BF: 4 H: 1 R: 0 ER: 0 SO: 2 BB: 0 IBB: 0 HBP: 0 BLK: 0 WP: 0 HR: 0 S: 10 P: 13 ERA: 0.00 WHIP: 1.000			

**Boston Red Sox @ New York Yankees**  
Yankee Stadium, Bronx, NY  
Fri Apr 20 2001, 7:05 PM EDT  
Att: 54,366 - Cloudy - 58 F

AB	33
R	6
H	9
RBI	6
BB	4
SO	6
LOB	16





Batter	1	2	3	4	5	6	7	8	9	AB	R	H	RBI	BB	SO	LOB	TOP
Trot Nixon, L OBP: 0.338, SLG: 0.393			P6	P6			F8		G4-3	5	0	0	0	0	1	1	
Jose Offerman, S OBP: 0.406, SLG: 0.407					F8		F7		G5-3 BB	4	1	1	1	1	1	0	
Carl Everett, S OBP: 0.403, SLG: 0.522			G4-3		F7		F8		BB G5-3	4	0	0	0	1	1	1	
Manny Ramirez, R OBP: 0.494, SLG: 0.642		G1-4-3		E 1B	E1				G5-3	5	2	3	1	0	0	2	
Troy O'Leary, L OBP: 0.246, SLG: 0.281	F7			E 1B	G4-3				F9	4	1	1	0	1	0	1	
Scott Hatteberg, L OBP: 0.300, SLG: 0.333				E6						3	1	0	1	2	2	2	
Shea Hillenbrand, R OBP: 0.352, SLG: 0.478										4	2	2	3	0	0	4	
Brian Daubach, L OBP: 0.288, SLG: 0.683										3	0	1	1	0	1	1	
Craig Grebeck, R OBP: 0.074, SLG: 0.038										0	0	0	0	0	0	0	
Lou Merloni, R OBP: 0.412, SLG: 0.600										3	1	1	1	0	1	3	
<b>Inning Stats</b>	R: 0 H: 0 E: 0 K: 3 S: 12	H: 0 R: 0 ER: 0 LOB: 0 BB: 0 P: 16	R: 2 H: 3 E: 0 K: 1 S: 15	H: 3 R: 0 ER: 0 LOB: 1 BB: 0 P: 21	R: 4 H: 3 E: 1 K: 0 S: 20	H: 1 R: 0 ER: 1 LOB: 0 BB: 0 P: 15	R: 0 H: 0 E: 0 K: 0 S: 11	H: 0 R: 0 ER: 0 LOB: 1 BB: 1 P: 20	R: 0 H: 0 E: 0 K: 2 S: 3	H: 2 R: 0 ER: 0 LOB: 2 BB: 0 P: 22	R: 1 H: 0 E: 0 K: 0 S: 18	H: 0 R: 0 ER: 0 LOB: 3 BB: 4 P: 37	1B: 5 2B: 2 3B: 0 HR: 2	SF: 2 SAC: 0 DP: 0 HBP: 1	WP: 0 PB: 0 SB: 1 CS: 0	PA: 43	
<b>PITCHER</b>	IP	WLS	BF	H	R	ER	SO	BB	IBB	HBP	BLK	WP	HR	S	P	ERA	WHIP
35 Mike Mussina, R ERA: 4.21	4.0	L	19	6	6	4	5	0	0	0	0	0	1	57	85	9.00	1.500
65 Adrian Hernandez, R ERA: 3.0	3.0		12	2	1	1	0	1	0	0	0	0	1	24	44	3.00	1.000
Randy Choate, L ERA: 3.52	0.2		4	1	0	0	1	0	0	1	0	0	0	8	15	0.00	1.500
Todd Williams, R ERA: 3.68	1.1		8	0	1	1	1	4	0	0	0	0	0	21	41	6.75	3.000

**Boston Red Sox @ New York Yankees**  
 Yankee Stadium, Bronx, NY  
 Sat Apr 21 2001, 1:05 PM EDT  
 Att: 55,483 - Cloudy - 65 F

AB	35
R	8
H	9
RBI	8
BB	5
SO	7
LOB	15



Batter	1	2	3	4	5	6	7	8	9	AB	R	H	RBI	BB	SO	LOB	BOTTOM
Chuck Knoblauch, R OBP: 0.374, SLG: 0.333		G1-3		F9						5	1	3	0	0	0	2	
2 Derek Jeter, R OBP: 0.403, SLG: 0.413	SF8									3	1	1	1	1	0	1	
Paul O'Neill, L OBP: 0.337, SLG: 0.558										3	1	1	1	1	0	2	
Bernie Williams, S OBP: 0.424, SLG: 0.458	G4-3									3	0	1	1	0	0	0	
David Justice, L OBP: 0.363, SLG: 0.472										4	0	1	0	0	1	2	
Tino Martinez, L OBP: 0.308, SLG: 0.429	P3									4	0	0	0	0	0	3	
20 Jorge Posada, S OBP: 0.375, SLG: 0.607										4	0	0	0	0	0	1	
Alfonso Soriano, R OBP: 0.278, SLG: 0.449										4	0	1	0	0	0	0	
Scott Brosius, R OBP: 0.395, SLG: 0.437										4	0	1	0	0	0	1	
<b>Inning Stats</b>	R: 2 H: 3 E: 0 K: 0 S: 20	H: 1 R: 0 ER: 0 LOB: 1 BB: 0 P: 14	R: 1 H: 1 E: 0 K: 0 S: 12	H: 1 R: 0 ER: 0 LOB: 1 BB: 1 P: 22	R: 0 H: 1 E: 0 K: 0 S: 10	H: 0 R: 0 ER: 0 LOB: 0 BB: 0 P: 10	R: 0 H: 0 E: 0 K: 1 S: 5	H: 0 R: 0 ER: 0 LOB: 2 BB: 1 P: 20	R: 0 H: 1 E: 0 K: 0 S: 11	H: 1 R: 0 ER: 0 LOB: 1 BB: 0 P: 17	R: 0 H: 1 E: 0 K: 0 S: 5	H: 1 R: 0 ER: 0 LOB: 1 BB: 0 P: 9	1B: 7 2B: 1 3B: 0 HR: 1	SF: 2 SAC: 0 DP: 0 HBP: 0	WP: 1 PB: 0 SB: 3 CS: 0	PA: 38	
<b>PITCHER</b>	IP	WLS	BF	H	R	ER	SO	BB	IBB	HBP	BLK	WP	HR	S	P	ERA	WHIP
Frank Castillo, R ERA: 3.6	5.0	W	22	5	3	3	0	1	0	0	0	0	0	5	6	0.00	0.000
Pete Schourek, L ERA: 2.16	1.0	H	3	0	0	0	1	0	0	0	0	0	0	5	6	0.00	0.000
Rolando Arrojo, R ERA:	2.0	H	9	2	0	0	0	1	0	0	0	1	0	22	37	0.00	1.500
Rod Beck, R ERA:	1.0		4	1	0	0	0	0	0	0	0	0	0	5	9	0.00	1.000

**Boston Red Sox @ New York Yankees**  
 Yankee Stadium, Bronx, NY  
 Sat Apr 21 2001, 1:05 PM EDT  
 Att: 55,483 - Cloudy - 65 F

AB	34
R	3
H	9
RBI	3
BB	2
SO	1
LOB	12









Batter	1	2	3	4	5	6	7	8	9	AB	R	H	RBI	BB	SO	LOB	TOP					
Denny Hocking, S (1, 6) OBP: 0.206, SLG: 0.258	2-1 F8	2-2 F7		0-1 FC6-4			2-2 F8		1-3 K	5	0	0	0	0	1	2						
Luis Rivas, R (1, 4) OBP: 0.217, SLG: 0.358	3-2 HR	2-3 K			0-0 P4		0-2 P4			4	1	1	1	0	1	0						
Matt Lawton, L (1, 9) OBP: 0.449, SLG: 0.393	4-2 1B BB			0-1 G3			2-2 1B		3-1 HR	3	2	2	1	1	0	0						
Corey Koskie, L (1, 5) OBP: 0.397, SLG: 0.545	3-2 1B G5-3			2-2 G4-3			0-1 F9		0-3 K	4	1	1	0	0	1	1						
David Ortiz, L (1, 10) OBP: 0.463, SLG: 0.776	2-2 FC4-6 G5-3 1-3 2-H 1B			1-3 K			0-0 G3		2-2 F9	4	0	1	1	0	1	1						
Torii Hunter, R (1, 8) OBP: 0.276, SLG: 0.471	1-2 G5-3			2-2 F8			1-1 G3 S 1B		0-3 K	4	0	1	1	0	1	1						
Doug Mientkiewicz, L (1, 3) OBP: 0.400, SLG: 0.638	3-2 FC4-6 BB			2-2 1B 2B			3-3 K		0-0 G3-1	3	0	1	0	1	1	1						
Jacque Jones, L (1, 7) OBP: 0.286, SLG: 0.364	0-1 FC4-6			0-0 FC6-4 1B			0-1 G3		1-2 P4	4	0	1	0	0	0	3						
A.J. Pierzynski, L (1, 2) OBP: 0.310, SLG: 0.439				1-1 G6-3			2-0 G5-3		1-3 K	4	0	0	0	0	2	3						
<b>Inning Stats</b>	R: 3 E: 0 K: 0 S: 21	H: 3 LOB: 2 BB: 2 P: 40	R: 0 E: 0 K: 1 S: 10	H: 0 LOB: 0 BB: 0 P: 15	R: 0 E: 0 K: 1 S: 9	H: 0 LOB: 0 BB: 0 P: 12	R: 0 E: 0 K: 1 S: 13	H: 2 LOB: 2 BB: 0 P: 18	R: 0 E: 0 K: 0 S: 7	H: 1 LOB: 1 BB: 0 P: 9	R: 0 E: 0 K: 1 S: 8	H: 1 LOB: 0 BB: 0 P: 14	R: 1 E: 0 K: 1 S: 11	H: 1 LOB: 0 BB: 0 P: 16	R: 0 E: 0 K: 1 S: 7	H: 0 LOB: 0 BB: 0 P: 9	R: 0 E: 0 K: 2 S: 9	H: 0 LOB: 0 BB: 0 P: 12	1B: 5 2B: 1 3B: 0 HR: 2	SF: 0 SAC: 0 DP: 0 HBP: 0	WP: 0 PB: 0 SB: 1 CS: 0	PA: 37
<b>PITCHER</b>	IP WLS BF H R ER SO BB IBB HBP BLK WP HR S P ERA WHIP	IP WLS BF H R ER SO BB IBB HBP BLK WP HR S P ERA WHIP																				
63 Paxton Crawford, R (1, 1) ERA: 2.55	5.0 W 23 6 3 3 3 2 0 0 0 0 1 60 94 5.40 1.600	4.0 S 14 2 1 1 5 0 0 0 0 0 1 35 51 2.25 0.500																				
49 Tim Wakefield, R (6, 1) ERA: 1.6																						

Minnesota Twins @ Boston Red Sox  
Fenway Park, Boston, MA  
Tue Apr 24 2001, 7:05 PM EDT  
Att: 32,557 - Cloudy - 75 F

AB	35
R	4
H	8
RBI	4
BB	2
SO	8
LOB	12



Batter	1	2	3	4	5	6	7	8	9	AB	R	H	RBI	BB	SO	LOB	BOTTOM			
Chris Stynes, R (1, 4) OBP: 0.357, SLG: 0.429	3-2 1B WP 1B	2-0 BB HR 1B		0-0 L5			1-0 2B 1B	1-0 G3		5	3	3	0	0	0	1				
Jose Offerman, S (1, 3) OBP: 0.410, SLG: 0.409	0-1 WP 1B	4-1 HR BB		0-1 G3-1			2-1 1B 2B	0-1 G5-3		4	1	2	0	1	0	1				
Carl Everett, S (1, 8) OBP: 0.402, SLG: 0.539	0-3 K	0-1 HR			3-2 G6-3		1-0 G5-3 1B	4-1 1B BB		4	1	2	5	1	1	2				
Manny Ramirez, R (1, 10) OBP: 0.506, SLG: 0.714	2-1 WP 1B	3-2 1B			2-2 F8		0-0 G5-3	0-1 1B		5	0	3	1	0	0	2				
Dante Bichette, R (1, 7) OBP: 0.333, SLG: 0.474	0-3 K	0-1 G5-3			3-2 HR		4-0 IBB	1-3 K		3	1	1	1	1	1	3				
Trot Nixon, L (7, PR) OBP: 0.333, SLG: 0.386	1-2 2-3 3-H K									1	0	0	0	0	1	2				
Scott Hatteberg, L (1, 2) OBP: 0.250, SLG: 0.273	2-1 G3			1-0 G3			1-0 G4-3	2-1 F7		4	0	0	0	0	0	5				
Shea Hillenbrand, R (1, 5) OBP: 0.339, SLG: 0.462		0-2 G4-3		0-3 K			0-0 G3	0-0 L3		4	0	0	0	0	1	3				
Mike Lansing, R (1, 6) OBP: 0.278, SLG: 0.353		2-0 WP 1B HR 1B		0-2 G4-3			1-0 G3-1	1-1 2B 2B		3	1	1	0	0	0	0				
Craig Grebeck, R (8, 6) OBP: 0.129, SLG: 0.103										1	1	1	0	0	0	0				
Darren Lewis, R (1, 9) OBP: 0.235, SLG: 0.424		0-1 F8		0-1 L5			0-3 K	0-0 G3 2-H 1B 2B		4	1	1	1	0	1	1				
<b>Inning Stats</b>	R: 1 E: 0 K: 2 S: 15	H: 3 LOB: 2 BB: 0 P: 22	R: 4 E: 0 K: 0 S: 18	H: 4 LOB: 1 BB: 1 P: 29	R: 0 E: 0 K: 1 S: 7	H: 0 LOB: 0 BB: 0 P: 8	R: 0 E: 0 K: 0 S: 5	H: 0 LOB: 0 BB: 0 P: 5	R: 1 E: 0 K: 0 S: 14	H: 1 LOB: 0 BB: 0 P: 23	R: 0 E: 0 K: 1 S: 5	H: 0 LOB: 0 BB: 0 P: 6	R: 1 E: 0 K: 0 S: 8	H: 3 LOB: 3 BB: 1 P: 18	R: 2 E: 0 K: 1 S: 12	H: 3 LOB: 2 BB: 1 P: 19	1B: 9 2B: 3 3B: 0 HR: 2	SF: 0 SAC: 0 DP: 0 HBP: 0	WP: 2 PB: 0 SB: 0 CS: 0	PA: 41
<b>PITCHER</b>	IP WLS BF H R ER SO BB IBB HBP BLK WP HR S P ERA WHIP	IP WLS BF H R ER SO BB IBB HBP BLK WP HR S P ERA WHIP																		
Mark Redman, L (1, 1) ERA: 5.75	1.2 L 13 4 2 2 2 1 0 0 0 0 1 31 49 3.86 4.800	4.2 19 4 2 2 2 0 1 0 0 0 0 3 5 0.00 0.000																		
J.C. Romero, L (2, 1) ERA: 8.56																				
Eddie Guardado, L (7, 1) ERA: 9.53																				
Travis Miller, L (8, 1) ERA: 9.82																				

Minnesota Twins @ Boston Red Sox  
Fenway Park, Boston, MA  
Tue Apr 24 2001, 7:05 PM EDT  
Att: 32,557 - Cloudy - 75 F

AB	38
R	9
H	14
RBI	8
BB	3
SO	5
LOB	20





Batter	1	2	3	4	5	6	7	8	9	10	AB	R	H	RBI	BB	SO	LOB	TOP									
<b>Matt Lawton, L</b> OBP: 0.434, SLG: 0.377 (1, 9)															5	1	1	0	0	2	1						
<b>Denny Hocking, S</b> OBP: 0.184, SLG: 0.229 (1, 6)															4	0	0	0	0	2	1						
<b>Corey Koskie, L</b> OBP: 0.397, SLG: 0.522 (1, 5)															3	1	0	0	2	1	0						
<b>David Ortiz, L</b> OBP: 0.431, SLG: 0.714 (1, 10)															5	0	0	0	0	4	3						
<b>Doug Mientkewicz, L</b> OBP: 0.496, SLG: 0.613 (1, 3)															4	1	1	0	1	1	0						
<b>Torii Hunter, R</b> OBP: 0.391, SLG: 0.571 (1, 8)															4	1	3	3	1	0	0						
<b>Jacque Jones, L</b> OBP: 0.293, SLG: 0.380 (1, 7)															5	2	2	0	0	0	4						
<b>A.J. Pierzynski, L</b> OBP: 0.333, SLG: 0.500 (1, 2)															3	0	2	2	0	0	0						
<b>Luis Rivas, R</b> OBP: 0.219, SLG: 0.352 (1, 4)															4	0	1	1	0	1	2						
<b>Inning Stats</b>	R: 0 E: 0 K: 3 S: 9	H: 0 LOB: 1 BB: 1 P: 17	R: 1 E: 0 K: 2 S: 9	H: 1 LOB: 1 BB: 1 P: 17	R: 0 E: 0 K: 1 S: 6	H: 0 LOB: 0 BB: 0 P: 11	R: 0 E: 0 K: 1 S: 9	H: 1 LOB: 0 BB: 0 P: 14	R: 1 E: 1 K: 2 S: 15	H: 2 LOB: 1 BB: 0 P: 23	R: 0 E: 0 K: 1 S: 13	H: 2 LOB: 2 BB: 0 P: 20	R: 0 E: 0 K: 0 S: 5	H: 0 LOB: 0 BB: 0 P: 8	R: 0 E: 0 K: 1 S: 7	H: 0 LOB: 0 BB: 0 P: 13	R: 1 E: 0 K: 0 S: 11	H: 2 LOB: 1 BB: 0 P: 15	R: 3 E: 0 K: 0 S: 14	H: 2 LOB: 1 BB: 2 P: 26	1B: 6 2B: 4 3B: 0 HR: 0	SF: 0 SAC: 2 DP: 0 HBP: 0	WP: 1 PB: 0 SB: 1 CS: 1	PA: 44			
<b>PITCHER</b>	IP	WLS	BF	H	R	ER	SO	BB	IBB	HBP	BLK	WP	HR	S	P	ERA	WHIP										
<b>Pedro Martinez, R</b> ERA: 1.8 (1, 1)	7.0		28	6	2	2	10	2	0	0	0	1	0	66	110	2.57	1.143										
<b>Rich Garces, R</b> ERA: 0.84 (8, 1)	1.0	H	3	0	0	0	1	0	0	0	0	0	0	7	13	0.00	0.000										
<b>Rod Beck, R</b> ERA: 2.03 (9, 1)	1.1	L	8	3	3	3	0	0	1	0	0	0	0	19	29	20.25	2.250										
<b>Pete Schourek, L</b> ERA: 3.0 (10, 1)	0.1		2	0	0	0	0	1	0	0	0	0	0	4	9	0.00	3.000										
<b>Rolando Arrojo, R</b> ERA: (10, 1)	0.1		2	1	1	1	0	0	0	0	0	0	0	2	3	27.00	3.000										

Minnesota Twins @ Boston Red Sox  
Fenway Park, Boston, MA  
Wed Apr 25 2001, 7:05 PM EDT  
Att: 33,177 - Cloudy - 54 F

AB 37  
R 6  
H 10  
RBI 6  
BB 4  
SO 11  
LOB 11



Batter	1	2	3	4	5	6	7	8	9	10	AB	R	H	RBI	BB	SO	LOB	BOTTOM									
<b>Trot Nixon, L</b> OBP: 0.338, SLG: 0.393 (1, 9)															4	1	1	0	0	1	2						
<b>Jose Offerman, S</b> OBP: 0.422, SLG: 0.449 (1, 4) (10, 3)															3	2	1	2	2	0	1						
<b>Carl Everett, S</b> OBP: 0.391, SLG: 0.531 (1, 8)															5	0	1	0	0	1	2						
<b>Manny Ramirez, R</b> OBP: 0.489, SLG: 0.695 (1, 10)															5	1	1	1	0	1	3						
<b>Troy O'Leary, L</b> OBP: 0.236, SLG: 0.269 (1, 7)															5	0	1	1	0	0	2						
<b>Jason Varitek, S</b> OBP: 0.348, SLG: 0.355 (1, 2)															4	0	2	0	0	0	0						
<b>Shea Hillenbrand, R</b> OBP: 0.333, SLG: 0.463 (1, 5)															4	0	1	0	0	0	2						
<b>Brian Daubach, L</b> OBP: 0.288, SLG: 0.657 (9, PH) (10, 4)															3	0	2	0	0	0	0						
<b>Craig Grebeck, R</b> OBP: 0.118, SLG: 0.094 (9, PH) (10, 6)															3	0	0	0	0	0	4						
<b>Scott Hatteberg, L</b> OBP: 0.240, SLG: 0.261 (10, 6)															1	0	0	0	0	0	1						
<b>Inning Stats</b>	R: 2 E: 0 K: 1 S: 10	H: 2 LOB: 0 BB: 0 P: 18	R: 0 E: 0 K: 0 S: 5	H: 2 LOB: 1 BB: 0 P: 7	R: 0 E: 0 K: 0 S: 11	H: 0 LOB: 1 BB: 0 P: 15	R: 0 E: 0 K: 0 S: 9	H: 0 LOB: 0 BB: 0 P: 12	R: 0 E: 0 K: 0 S: 11	H: 0 LOB: 0 BB: 0 P: 14	R: 1 E: 0 K: 1 S: 7	H: 2 LOB: 1 BB: 0 P: 9	R: 0 E: 0 K: 1 S: 10	H: 2 LOB: 2 BB: 0 P: 13	R: 0 E: 0 K: 1 S: 9	H: 0 LOB: 1 BB: 1 P: 17	R: 0 E: 0 K: 0 S: 10	H: 1 LOB: 1 BB: 0 P: 18	R: 1 E: 0 K: 0 S: 9	H: 1 LOB: 1 BB: 1 P: 17	1B: 4 2B: 6 3B: 0 HR: 1	SF: 0 SAC: 0 DP: 1 HBP: 1	WP: 0 PB: 0 SB: 1 CS: 0	PA: 41			
<b>PITCHER</b>	IP	WLS	BF	H	R	ER	SO	BB	IBB	HBP	BLK	WP	HR	S	P	ERA	WHIP										
<b>Brad Radke, R</b> ERA: 2.52 (8, 1)	7.0		8	3	3	3	2	1	0	0	0	0	0	63	88	3.86	1.143										
<b>Eddie Guardado, L</b> ERA: 7.71 (9, 1)	1.1		6	1	0	0	1	1	0	0	0	0	0	15	28	0.00	1.500										
<b>Bob Wells, R</b> ERA: 4.0 (10, 1)	0.2	W	2	0	0	0	0	0	0	0	0	0	0	4	7	0.00	0.000										
<b>LaTroy Hawkins, R</b> ERA: 1.93 (10, 1)	1.0	S	5	1	1	1	0	1	0	0	0	0	0	9	17	9.00	2.000										

Minnesota Twins @ Boston Red Sox  
Fenway Park, Boston, MA  
Wed Apr 25 2001, 7:05 PM EDT  
Att: 33,177 - Cloudy - 54 F

AB 38  
R 4  
H 10  
RBI 4  
BB 2  
SO 3  
LOB 18





Batter	1	2	3	4	5	6	7	8	9	AB	R	H	RBI	BB	SO	LOB	TOP										
<b>Matt Lawton, L</b> (1, 9) OBP: 0.437, SLG: 0.365	4-1 F8 BB		2-2 P6			4-0 S BB		0-1 G4-3		2	0	0	0	2	0	1											
<b>Jason Maxwell, R</b> (1, 6) OBP: 0.375, SLG: 0.429	4-2 BB		2-3 K			0-0 F8		0-1 G6-3		3	0	0	0	1	1	2											
<b>Corey Koskie, L</b> (1, 5) OBP: 0.378, SLG: 0.493	0-3 K		1-1 F7			1-3 K		1-0 G4-3		4	0	0	0	0	2	4											
<b>David Ortiz, L</b> (1, 10) OBP: 0.421, SLG: 0.682	2-2 F8			0-0 G3-4-1		4-2 BB			2-2 G4-3	3	0	0	0	1	0	2											
<b>Doug Mientkiewicz, L</b> (1, 3) OBP: 0.397, SLG: 0.591	1-2 F8			1-2 F9		0-3 K2-3			3-2 G6-3 1B	4	0	1	0	0	1	4											
<b>Tori Hunter, R</b> (1, 8) OBP: 0.370, SLG: 0.520		2-1 G6-3		0-1 F9			0-0 S 1B		0-0 G6-3	4	0	1	0	0	0	1											
<b>Jacque Jones, L</b> (1, 7) <b>Brian Buchanan, R</b> (7, PH) OBP: 0.100, SLG: 0.400		0-3 K			1-3 K		1-3 K		0-3 K	2	0	0	0	0	2	0											
<b>A.J. Pierzynski, L</b> (1, 2) OBP: 0.313, SLG: 0.468		1-2 F7			1-2 F9		2-3 K			3	0	0	0	0	1	1											
<b>Luis Rivas, R</b> (1, 4) OBP: 0.224, SLG: 0.342			4-2 S BB		1-0 P4		0-0 F7			2	0	0	0	1	0	1											
<b>Inning Stats</b>	R: 0 E: 0 K: 1 S: 13	H: 0 LOB: 2 BB: 2 P: 24	R: 0 E: 0 K: 1 S: 9	H: 0 LOB: 0 BB: 0 P: 12	R: 0 E: 0 K: 1 S: 10	H: 0 LOB: 1 BB: 1 P: 19	R: 0 E: 0 K: 0 S: 6	H: 0 LOB: 0 BB: 0 P: 7	R: 0 E: 0 K: 1 S: 8	H: 0 LOB: 0 BB: 0 P: 11	R: 0 E: 0 K: 2 S: 9	H: 1 LOB: 1 BB: 2 P: 18	R: 0 E: 0 K: 0 S: 5	H: 0 LOB: 0 BB: 0 P: 6	R: 0 E: 0 K: 1 S: 19	H: 1 LOB: 1 BB: 0 P: 24	1B: 2 2B: 0 3B: 0 HR: 0	SF: 0 SAC: 0 DP: 0 HBP: 0	WP: 0 PB: 0 SB: 4 CS: 0	PA: 34							
<b>PITCHER</b>	IP	WLS	BF	H	R	ER	SO	BB	IBB	HBP	BLK	WP	HR	S	P	ERA	WHIP										
<b>Hideo Nomo, R</b> (1, 1) ERA: 2.4	7.0	W	27	1	0	0	8	5	0	0	0	0	0	63	102	0.00	0.857										
<b>Derek Lowe, R</b> (8, 1) ERA: 5.23	2.0	S	7	1	0	0	1	0	0	0	0	0	0	24	30	0.00	0.500										

Minnesota Twins @ Boston Red Sox  
Fenway Park, Boston, MA  
Thu Apr 26 2001, 7:05 PM EDT  
Att: 32,222 - Sunny - 53 F

AB 29  
R 0  
H 2  
RBI 0  
BB 5  
SO 9  
LOB 18



Batter	1	2	3	4	5	6	7	8	9	AB	R	H	RBI	BB	SO	LOB	BOTTOM										
<b>Chris Stynes, R</b> (1, 4) OBP: 0.316, SLG: 0.421	3-1 2B	0-0 F2		2-2 G5-3			2-2 F8			4	0	1	0	0	0	4											
<b>Jose Offerman, S</b> (1, 3) OBP: 0.402, SLG: 0.425	1-0 P4		1-3 K		3-2 F9		2-2 F8			4	0	0	0	0	1	1											
<b>Carl Everett, S</b> (1, 8) OBP: 0.375, SLG: 0.506	0-0 F8		1-2 F9		0-3 K		0-1 G6-3			4	0	0	0	0	1	1											
<b>Manny Ramirez, R</b> (1, 10) OBP: 0.500, SLG: 0.690 <b>Troy O'Leary, L</b> (8, PR) OBP: 0.235, SLG: 0.269	2-1 F9		2-1 1B		4-0 BB			4-1 G5-3 WP 2B BB		2	0	1	0	2	0	1											
<b>Dante Bichette, R</b> (1, 7) <b>Trot Nixon, L</b> (9, 9) OBP: 0.338, SLG: 0.393		0-1 BB 1B	1-0 G5-3		0-3 K			1-2 G6-3		4	1	1	0	0	1	3											
<b>Jason Varitek, S</b> (1, 2) OBP: 0.370, SLG: 0.385		4-2 1B BB		1-2 1B		1-1 2B		1-1 G5-3		3	0	2	0	1	0	2											
<b>Shea Hillenbrand, R</b> (1, 5) OBP: 0.330, SLG: 0.465		1-0 F7		0-1 F9		2-0 P6		0-1 2B		4	0	1	1	0	0	4											
<b>Mike Lansing, R</b> (1, 6) OBP: 0.282, SLG: 0.351 <b>Craig Grebeck, R</b> (8, 6) OBP: 0.114, SLG: 0.091		1-2 1B		1-0 F7		0-0 G5-3		0-1 F8		3	0	1	1	0	0	2											
<b>Darren Lewis, R</b> (1, 9) OBP: 0.243, SLG: 0.417		1-0 F8		1-1 1B		0-1 G5-3				3	0	1	0	0	0	3											
<b>Inning Stats</b>	R: 0 E: 0 K: 0 S: 6	H: 1 LOB: 1 BB: 0 P: 12	R: 1 E: 0 K: 0 S: 12	H: 2 LOB: 2 BB: 1 P: 19	R: 0 E: 0 K: 1 S: 9	H: 1 LOB: 1 BB: 0 P: 14	R: 0 E: 0 K: 0 S: 12	H: 2 LOB: 2 BB: 0 P: 17	R: 0 E: 0 K: 2 S: 9	H: 0 LOB: 1 BB: 1 P: 16	R: 0 E: 0 K: 0 S: 6	H: 1 LOB: 1 BB: 0 P: 9	R: 0 E: 0 K: 0 S: 8	H: 0 LOB: 0 BB: 0 P: 12	R: 1 E: 0 K: 0 S: 10	H: 1 LOB: 2 BB: 1 P: 16	1B: 5 2B: 3 3B: 0 HR: 0	SF: 0 SAC: 0 DP: 0 HBP: 0	WP: 1 PB: 0 SB: 0 CS: 0	PA: 35							
<b>PITCHER</b>	IP	WLS	BF	H	R	ER	SO	BB	IBB	HBP	BLK	WP	HR	S	P	ERA	WHIP										
<b>Eric Milton, L</b> (1, 1) ERA: 2.73	7.0	L	30	7	1	1	3	2	0	0	0	0	0	62	99	1.29	1.286										
<b>Hector Carrasco, R</b> (8, 1) ERA: 4.66	1.0		5	1	1	1	0	1	0	0	0	1	0	10	16	9.00	2.000										

Minnesota Twins @ Boston Red Sox  
Fenway Park, Boston, MA  
Thu Apr 26 2001, 7:05 PM EDT  
Att: 32,222 - Sunny - 53 F

AB 32  
R 2  
H 8  
RBI 2  
BB 3  
SO 3  
LOB 23









Batter	1	2	3	4	5	6	7	8	9	AB	R	H	RBI	BB	SO	LOB	TOP									
<b>Carlos Beltrán, S</b> OBP: 0.340, SLG: 0.366 (1, 8)	1-1 E4 G5-3 2B	2-2 P5		3-2 E3 1-3 2-H		2-0 G3-6 1-2		1-1 1B		5	1	1	0	0	0	3	<b>Kansas City Royals @ Boston Red Sox</b> Fenway Park, Boston, MA Sat Apr 28 2001, 1:05 PM EDT Att: 32,442 - Sunny - 55 F									
<b>Rey Sanchez, R</b> OBP: 0.228, SLG: 0.286 (1, 6)	2-1 G5-3 1-2		1-0 E2 SF9 1B	1-1 F8			1-1 G6-3	0-0 G6-3		5	1	1	0	0	5											
<b>Mark Quinn, R</b> OBP: 0.354, SLG: 0.681 (1, 10)	3-1 2-H 2B		1-0 SF9		2-2 F9		2-2 G5-3 1B		3-2 HR	4	2	3	3	0	0											
<b>Jemaine Dye, R</b> OBP: 0.291, SLG: 0.413 (1, 9)	1-3 2B		1-2 F9		0-1 G6-3		0-0 G5-3 1B		0-1 FC5-4 1B	5	0	1	0	0	1	2										
<b>29 Mike Sweeney, R</b> OBP: 0.343, SLG: 0.512 <b>Dave McCarty, R</b> OBP: 0.351, SLG: 0.333 (1, 3) (9, 3)	4-1 BB		0-0 G4-3		2-1 F7		0-1 1B		1-1 FC5-4 2B	4	1	1	1	1	0	1										
<b>Dee Brown, L</b> OBP: 0.328, SLG: 0.407 (1, 7)	2-3 K		0-0 G4-3		0-0 G3		0-1 1B		0-2 2B	4	1	1	1	1	1	3										
<b>Joe Randa, R</b> OBP: 0.247, SLG: 0.258 (1, 5)		0-0 F7		2-1 P4		3-2 E1 1B SF8		2-3 K	0-0 F9	5	1	0	0	0	1	1										
<b>Héctor Ortiz, R</b> OBP: 0.351, SLG: 0.333 (1, 2)		1-2 G4-3		0-2 E 2B		2-1 G3-6 1B		1-2 1B G1-3 1B	1-3 K	5	1	3	0	0	1	1										
<b>Luis Ordez, R</b> OBP: 0.235, SLG: 0.143 (1, 4)		2-1 1B		4-2 E BB		0-1 SF8		1-2 G1-3		2	0	1	1	1	0	1										
<b>Inning Stats</b>	R: 1 E: 1 K: 2 S: 13	H: 1 LOB: 2 BB: 1 P: 26	R: 0 E: 0 K: 0 S: 10	H: 1 LOB: 0 BB: 0 P: 14	R: 1 E: 1 K: 0 S: 7	H: 1 LOB: 0 BB: 0 P: 10	R: 1 E: 1 K: 0 S: 13	H: 1 LOB: 2 BB: 1 P: 23	R: 0 E: 0 K: 0 S: 8	H: 0 LOB: 0 BB: 0 P: 12	R: 2 E: 1 K: 0 S: 9	H: 1 LOB: 0 BB: 1 P: 20	R: 1 E: 0 K: 0 S: 10	H: 2 LOB: 1 BB: 0 P: 13	R: 0 E: 0 K: 1 S: 13	H: 2 LOB: 2 BB: 0 P: 18		R: 2 E: 0 K: 1 S: 17	H: 3 LOB: 1 BB: 0 P: 22	1B: 8 2B: 3 3B: 0 HR: 1	SF: 2 SAC: 0 DP: 1 HBP: 0	WP: 0 PB: 0 SB: 1 CS: 0	PA: 44			
<b>PITCHER</b>	IP	WLS	BF	H	R	ER	SO	BB	IBB	HBP	BLK	WP	HR	S	P	ERA	WHIP									
<b>Tomo Ohka, R</b> ERA: 2.28 <b>49 Tim Wakefield, R</b> ERA: 2.95 <b>Rod Beck, R</b> ERA: 1.93	(1, 1)	5.0	L	25	4	5	1	2	3	0	0	0	0	0	55	96	1.80	1.400								
(6, 1)	3.1		17	8	3	3	1	0	0	0	0	0	0	1	41	57	8.10	2.400								
(9, 1)	0.2		2	0	0	0	1	0	0	0	0	0	0	0	4	5	0.00	0.000								

Batter	1	2	3	4	5	6	7	8	9	AB	R	H	RBI	BB	SO	LOB	BOTTOM									
<b>Trot Nixon, L</b> OBP: 0.345, SLG: 0.394 (1, 9)	2-1 E6 1B	2-0 1B		1-3 K		0-0 F9			0-0 F7	5	0	1	0	0	1	3	<b>Kansas City Royals @ Boston Red Sox</b> Fenway Park, Boston, MA Sat Apr 28 2001, 1:05 PM EDT Att: 32,442 - Sunny - 55 F									
<b>Jose Offerman, S</b> OBP: 0.385, SLG: 0.403 (1, 4)	2-3 K	1-3 K		1-2 G4-3			1-2 G5-3			4	0	0	0	0	2	3										
<b>Carl Everett, S</b> OBP: 0.390, SLG: 0.527 (1, 8)	1-1 WP 1B		4-0 FC6-4 BB		0-1 F7		1-1 F5			3	0	1	0	1	0	0										
<b>Manny Ramirez, R</b> OBP: 0.481, SLG: 0.685 (1, 10)	1-3 K		1-1 FC6-4 1B		2-2 P5		3-3 K			4	0	0	0	0	2	3										
<b>Troy O'Leary, L</b> OBP: 0.228, SLG: 0.293 (1, 7)	2-0 F7		1-2 P5		0-0 G4-3			1-0 G3-1		4	0	0	0	0	0	3										
<b>Jason Varitek, S</b> OBP: 0.383, SLG: 0.380 (1, 2)		4-2 3B BB		1-0 1B		0-0 G3-1		2-2 G5-3		3	1	1	0	1	0	0										
<b>Shea Hillenbrand, R</b> OBP: 0.333, SLG: 0.479 (1, 5)		1-1 G4-3 3B		1-0 F3		1-0 1B 1B		0-1 G4-3		4	1	2	1	0	0	2										
<b>Brian Daubach, L</b> OBP: 0.296, SLG: 0.616 (1, 3)		1-0 G4-3		4-2 BB		1-0 F8			4-1 G4-6-3 BB	2	0	0	1	2	0	1										
<b>Mike Lansing, R</b> OBP: 0.261, SLG: 0.318 <b>Scott Hatteberg, L</b> OBP: 0.231, SLG: 0.250 (1, 6) (9, PH)	3-1 F9		3-1 F9		2-1 F9		1-0 1B		1-2 G4-6-3	3	0	1	0	0	0	1										
<b>Inning Stats</b>	R: 0 E: 1 K: 2 S: 12	H: 1 LOB: 2 BB: 0 P: 20	R: 2 E: 0 K: 1 S: 13	H: 2 LOB: 1 BB: 1 P: 25	R: 0 E: 0 K: 0 S: 7	H: 1 LOB: 2 BB: 1 P: 15	R: 0 E: 0 K: 1 S: 10	H: 0 LOB: 1 BB: 1 P: 18	R: 0 E: 0 K: 0 S: 7	H: 0 LOB: 0 BB: 0 P: 9	R: 0 E: 0 K: 0 S: 5	H: 2 LOB: 2 BB: 0 P: 8	R: 0 E: 0 K: 1 S: 9	H: 0 LOB: 0 BB: 0 P: 14	R: 0 E: 0 K: 0 S: 6	H: 0 LOB: 0 BB: 0 P: 9		R: 0 E: 0 K: 0 S: 5	H: 0 LOB: 1 BB: 1 P: 10	1B: 5 2B: 0 3B: 1 HR: 0	SF: 0 SAC: 0 DP: 1 HBP: 0	WP: 1 PB: 0 SB: 0 CS: 0	PA: 37			
<b>PITCHER</b>	IP	WLS	BF	H	R	ER	SO	BB	IBB	HBP	BLK	WP	HR	S	P	ERA	WHIP									
<b>Dan Reichert, R</b> ERA: 2.78 <b>Jason Grimsley, R</b> ERA: 2.2 <b>Roberto Hernandez, R</b> ERA: 9.9	(1, 1)	6.0	W	28	6	2	2	4	3	0	0	0	0	0	54	95	3.00	1.500								
(7, 1)	2.0		6	0	0	0	1	0	0	0	0	0	0	15	23	0.00	0.000									
(9, 1)	1.0		3	0	0	0	0	1	0	0	0	0	0	5	10	0.00	1.000									



Batter	1	2	3	4	5	6	7	8	9	10	11	AB	R	H	RBI	BB	SO	LOB	TOP														
Carlos Beltrán, S OBP: 0.349, SLG: 0.361	L4	1B		G4-1		FC6-4 BB		K		BB		4	1	1	2	2	1	1															
Luis Alcega, S OBP: 0.220, SLG: 0.188	L1	1B		G4-3		FC6-4		K		F7		6	0	1	0	0	1	5															
Mark Quinn, R OBP: 0.352, SLG: 0.660	G5-3	1B		K			F7		K		29 F9 HR	6	1	2	1	0	2	1															
Jermaine Dye, R OBP: 0.304, SLG: 0.447		BB		G6-3			K		HR		HR	5	3	2	1	1	2	2															
29 Mike Sweeney, R OBP: 0.350, SLG: 0.533 Dave McCarty, R OBP: 0.351, SLG: 0.333		BB		F9			1B	2B		G4-6-3 1B	F9	6	2	3	1	0	0	4															
Dee Brown, L OBP: 0.328, SLG: 0.400	1B	1B	G4-3		K		1B		G4-6-3		K	6	1	2	2	0	2	3															
Joe Randa, R OBP: 0.262, SLG: 0.298	K		F9			G2-3				SH1-3 1B	HR	5	1	2	3	1	1	1															
Héctor Ortiz, R OBP: 0.339, SLG: 0.321	1B	1B	P4		G6-3	G4-3			SH1-3		G5-3	5	1	1	0	0	0	2															
Luis Ordez, R OBP: 0.310, SLG: 0.313 Raul Ibanez, L OBP: 0.263, SLG: 0.222 Rey Sanchez, R OBP: 0.225, SLG: 0.282	1B	1B		G4-3	G4-1 BB	FC6-4 2B		G3		F9		2	1	2	1	1	0	0															
<b>Inning Stats</b>	R: 0 E: 0 K: 0 S: 6	H: 0 LOB: 0 BB: 1 P: 9	R: 6 E: 0 K: 2 S: 29	H: 7 LOB: 2 BB: 1 P: 45	R: 0 E: 0 K: 0 S: 9	H: 0 LOB: 0 BB: 0 P: 13	R: 0 E: 0 K: 1 S: 11	H: 0 LOB: 1 BB: 1 P: 21	R: 0 E: 0 K: 1 S: 7	H: 0 LOB: 0 BB: 0 P: 13	R: 1 E: 0 K: 1 S: 10	H: 2 LOB: 2 BB: 1 P: 20	R: 0 E: 0 K: 2 S: 8	H: 0 LOB: 0 BB: 0 P: 12	R: 1 E: 0 K: 1 S: 14	H: 2 LOB: 0 BB: 0 P: 18	R: 0 E: 0 K: 0 S: 9	H: 1 LOB: 2 BB: 1 P: 17	R: 3 E: 0 K: 1 S: 15	H: 3 LOB: 0 BB: 0 P: 23	1B: 11 2B: 3 3B: 0 HR: 2	SF: 0 SAC: 1 DP: 1 HBP: 0	WP: 0 PB: 1 SB: 0 CS: 0	PA: 53									
<b>PITCHER</b>												<b>63 Paxton Crawford, R</b> ERA: 4.5 <b>Rich Garces, R</b> ERA: 0.68 <b>Pete Schourek, L</b> ERA: 2.45 <b>Rod Beck, R</b> ERA: 2.4 <b>Rolando Arrojo, R</b> ERA:											<b>PITCHER</b> <b>Derek Lowe, R</b> ERA: 6.75										
IP	WLS	BF	H	R	ER	SO	BB	IBB	HBP	BLK	WP	HR	S	P	ERA	WHIP																	
1.1	2	12	7	6	6	2	1	0	0	0	0	0	29	45	40.50	6.000																	
2.2	9	0	0	0	2	1	0	0	0	0	0	0	26	43	0.00	0.375																	
5.1	2.0	8	1	0	0	1	1	0	0	0	0	0	16	30	0.00	1.000																	
7.1	1.0	6	2	1	1	1	0	0	0	0	0	0	10	20	9.00	3.000																	
8.1	1.0	H	3	0	0	2	0	0	0	0	0	0	8	12	0.00	0.000																	

**Kansas City Royals @ Boston Red Sox**  
Fenway Park, Boston, MA  
Sun Apr 29 2001, 1:05 PM EDT  
Att: 32,791 - Sunny - 66 F

livebaseballscores.com

AB 47  
R 11  
H 16  
RBI 11  
BB 5  
SO 9  
LOB 20



Batter	1	2	3	4	5	6	7	8	9	10	11	AB	R	H	RBI	BB	SO	LOB	BOTTOM														
Chris Stynes, R OBP: 0.300, SLG: 0.367	G6-3	G6-3			F7		1B	G3-1		F9		6	1	1	0	0	0	2															
Trot Nixon, L OBP: 0.356, SLG: 0.387	1B		P6		BB		1B	F7		G4-3		4	2	1	0	2	0	0															
Carl Everett, S OBP: 0.405, SLG: 0.531	HR		CS		K		FC4-6 1B			G3		5	1	3	0	1	1	2															
Manny Ramirez, R OBP: 0.482, SLG: 0.735	HR		F8			HR	FC4-6 HR		K		G6-4-3 1B	6	3	3	5	0	1	3															
Troy O'Leary, L OBP: 0.222, SLG: 0.286 Darren Lewis, R OBP: 0.225, SLG: 0.385	G4-3		CS		P6		F9	G6-3			F8	2	0	0	0	0	0	0															
Jason Varitek, S OBP: 0.378, SLG: 0.375												3	0	0	0	0	1	1															
Scott Hatteberg, L OBP: 0.250, SLG: 0.345	K				F9		1B	HR		F7		5	1	1	2	0	1	1															
Shea Hillenbrand, R OBP: 0.356, SLG: 0.515					G5-3		HR	FC6-4 BB		FC6-4 BB		5	0	4	0	0	0	0															
Brian Daubach, L OBP: 0.302, SLG: 0.592							L9	FC6-4 IBB		FC6-4 BB		3	0	0	0	2	2	3															
Mike Lansing, R OBP: 0.290, SLG: 0.313 Craig Grebeck, R OBP: 0.111, SLG: 0.088							L4	FC6-4		FC6-4		4	0	1	0	0	0	5															
<b>Inning Stats</b>	R: 3 E: 0 K: 1 S: 13	H: 2 LOB: 0 BB: 1 P: 22	R: 0 E: 0 K: 1 S: 8	H: 1 LOB: 1 BB: 0 P: 13	R: 0 E: 0 K: 0 S: 9	H: 1 LOB: 0 BB: 0 P: 17	R: 0 E: 0 K: 0 S: 8	H: 0 LOB: 0 BB: 0 P: 10	R: 0 E: 0 K: 2 S: 9	H: 1 LOB: 2 BB: 1 P: 14	R: 4 E: 1 K: 0 S: 16	H: 5 LOB: 2 BB: 1 P: 28	R: 0 E: 0 K: 1 S: 8	H: 0 LOB: 1 BB: 1 P: 16	R: 0 E: 0 K: 0 S: 17	H: 1 LOB: 2 BB: 1 P: 27	R: 0 E: 0 K: 0 S: 8	H: 0 LOB: 0 BB: 0 P: 16	R: 0 E: 0 K: 0 S: 8	H: 1 LOB: 0 BB: 0 P: 13	1B: 9 2B: 2 3B: 0 HR: 3	SF: 0 SAC: 0 DP: 1 HBP: 1	WP: 0 PB: 0 SB: 0 CS: 1	PA: 52									
<b>PITCHER</b>												<b>Brian Meadows, R</b> ERA: 7.71 <b>55 Tony Cogan, L</b> ERA: 7.04 <b>Doug Henry, R</b> ERA: 4.36 <b>Jason Grimsley, R</b> ERA: 3.12 <b>Cory Bailey, R</b> ERA:											<b>PITCHER</b> <b>Jose Santiago, R</b> ERA: 6.39 <b>Roberto Hernandez, R</b> ERA: 9.0										
IP	WLS	BF	H	R	ER	SO	BB	IBB	HBP	BLK	WP	HR	S	P	ERA	WHIP																	
5.0	2	22	6	4	4	4	2	0	0	0	0	0	48	78	7.20	1.600																	
6.1	0.1	H	2	0	0	0	0	0	1	0	0	0	4	8	0.00	0.000																	
6.1	0.2	H	5	3	2	0	0	0	0	0	0	0	10	20	27.00	4.500																	
7.1	1.0	B	7	3	2	0	0	1	0	0	0	1	12	21	18.00	3.000																	
8.1	2.0		9	1	0	0	2	0	0	0	0	0	25	43	0.00	1.500																	

**Kansas City Royals @ Boston Red Sox**  
Fenway Park, Boston, MA  
Sun Apr 29 2001, 1:05 PM EDT  
Att: 32,791 - Sunny - 66 F

livebaseballscores.com

AB 45  
R 8  
H 14  
RBI 7  
BB 5  
SO 6  
LOB 20





Batter	1	2	3	4	5	6	7	8	9	AB	R	H	RBI	BB	SO	LOB	TOP					
<b>Chris Stynes, R</b> (1,4) OBP: 0.286, SLG: 0.343										5	1	1	0	0	1	2						
<b>Jose Offerman, S</b> (1,3) OBP: 0.379, SLG: 0.395										4	1	1	0	0	0	1						
<b>Carl Everett, S</b> (1,8) OBP: 0.400, SLG: 0.520										4	0	1	0	0	2	2						
<b>Manny Ramirez, R</b> (1,10) OBP: 0.483, SLG: 0.735										4	0	2	2	0	0	1						
<b>Dante Bichette, R</b> (1,7) OBP: 0.310, SLG: 0.407										4	0	1	0	0	0	3						
<b>Trot Nixon, L</b> (8,9) OBP: 0.356, SLG: 0.387										0	0	0	0	0	0	0						
<b>Jason Varitek, S</b> (1,2) OBP: 0.360, SLG: 0.355										4	0	0	0	0	0	1						
<b>Shea Hillenbrand, R</b> (1,5) OBP: 0.352, SLG: 0.595										4	0	1	0	0	1	1						
<b>Darren Lewis, R</b> (1,9) OBP: 0.250, SLG: 0.419										4	0	2	0	0	0	1						
<b>Craig Grebeck, R</b> (1,6) OBP: 0.100, SLG: 0.079										4	0	0	0	0	1	3						
<b>Inning Stats</b>	R: 0 H: 1 E: 0 K: 2 S: 15	H: 1 LOB: 1 BB: 0 P: 23	R: 0 H: 1 E: 0 K: 0 S: 7	H: 1 LOB: 1 BB: 0 P: 9	R: 0 H: 0 E: 0 K: 1 S: 7	H: 0 LOB: 0 BB: 0 P: 8	R: 0 H: 0 E: 0 K: 1 S: 6	H: 0 LOB: 0 BB: 0 P: 10	R: 0 H: 0 E: 0 K: 1 S: 6	H: 0 LOB: 0 BB: 0 P: 9	R: 1 H: 3 E: 0 K: 0 S: 11	H: 3 LOB: 2 BB: 0 P: 15	R: 0 H: 1 E: 0 K: 0 S: 6	H: 1 LOB: 1 BB: 0 P: 12	R: 1 H: 1 E: 1 K: 0 S: 8	H: 1 LOB: 1 BB: 0 P: 10	R: 0 H: 2 E: 0 K: 0 S: 11	H: 2 LOB: 2 BB: 0 P: 16	1B: 7 2B: 2 3B: 0 HR: 0	SF: 0 SAC: 0 DP: 0 HBP: 0	WP: 0 PB: 0 CS: 0	PA: 37
<b>PITCHER</b>	IP	WLS	BF	H	R	ER	SO	BB	IBB	HBP	BLK	WP	HR	S	P	ERA	WHIP					
<b>John Halama, L</b> (1,1) ERA: 3.6	8.0	L	32	7	2	1	5	0	0	0	0	0	0	66	98	1.12	0.875					
<b>Norm Charlton, L</b> (9,1) ERA: 3.39	1.0	S	5	2	0	0	0	0	0	0	0	0	0	11	16	0.00	2.000					

**Boston Red Sox @ Seattle Mariners**  
Safeco Field, Seattle, WA  
Tue May 01 2001, 7:05 PM PDT  
Att: 36,642 - Cloudy - 53 F

AB 37  
R 2  
H 9  
RBI 2  
BB 0  
SO 5  
LOB 15

Batter	1	2	3	4	5	6	7	8	9	AB	R	H	RBI	BB	SO	LOB	BOTTOM					
<b>51 Ichiro Suzuki, L</b> (1,9) OBP: 0.395, SLG: 0.425										4	0	1	0	0	0	1						
<b>Mike Cameron, R</b> (1,8) OBP: 0.376, SLG: 0.429										4	0	0	0	0	3	2						
<b>Edgar Martinez, R</b> (1,10) OBP: 0.462, SLG: 0.500										1	0	0	0	2	1	0						
<b>Charles Gipson, R</b> (8, PR)										0	0	0	0	0	0	0						
<b>John Olerud, L</b> (1,3) OBP: 0.404, SLG: 0.500										4	0	1	0	0	1	3						
<b>Bret Boone, R</b> (1,4) OBP: 0.360, SLG: 0.460										4	0	0	0	0	2	2						
<b>Al Martin, L</b> (1,7) OBP: 0.286, SLG: 0.245										2	0	0	0	2	1	0						
<b>Tom Lampkin, L</b> (1,2) OBP: 0.354, SLG: 0.442										4	0	0	0	0	1	4						
<b>David Bell, R</b> (1,5) OBP: 0.247, SLG: 0.296										3	0	0	0	0	1	3						
<b>Carlos Guillen, S</b> (1,6) OBP: 0.284, SLG: 0.277										2	0	0	0	0	2	0						
<b>Mark McLemore, S</b> (8, PH) OBP: 0.358, SLG: 0.542										1	0	1	0	0	0	0						
<b>Inning Stats</b>	R: 0 H: 0 E: 0 K: 1 S: 7	H: 0 LOB: 1 BB: 0 P: 13	R: 0 H: 0 E: 0 K: 1 S: 6	H: 0 LOB: 0 BB: 1 P: 10	R: 0 H: 1 E: 0 K: 2 S: 11	H: 1 LOB: 1 BB: 0 P: 19	R: 0 H: 1 E: 0 K: 1 S: 11	H: 1 LOB: 3 BB: 2 P: 24	R: 0 H: 0 E: 0 K: 3 S: 10	H: 0 LOB: 0 BB: 0 P: 13	R: 0 H: 0 E: 0 K: 2 S: 12	H: 0 LOB: 0 BB: 0 P: 18	R: 0 H: 1 E: 0 K: 0 S: 10	H: 1 LOB: 2 BB: 1 P: 20	R: 0 H: 0 E: 0 K: 0 S: 10	H: 0 LOB: 0 BB: 0 P: 15	1B: 3 2B: 1 3B: 0 HR: 0	SF: 0 SAC: 0 DP: 1 HBP: 1	WP: 0 PB: 0 CS: 0	PA: 34		
<b>PITCHER</b>	IP	WLS	BF	H	R	ER	SO	BB	IBB	HBP	BLK	WP	HR	S	P	ERA	WHIP					
<b>Pedro Martinez, R</b> (1,1) ERA: 1.47	8.0	W	31	3	0	0	12	4	0	0	0	0	0	77	136	0.00	0.875					
<b>Rolando Arrojo, R</b> (9,1) ERA:	1.0	S	3	0	0	0	0	0	0	0	0	0	0	10	15	0.00	0.000					

**Boston Red Sox @ Seattle Mariners**  
Safeco Field, Seattle, WA  
Tue May 01 2001, 7:05 PM PDT  
Att: 36,642 - Cloudy - 53 F

AB 29  
R 0  
H 3  
RBI 0  
BB 4  
SO 12  
LOB 15



Batter	1	2	3	4	5	6	7	8	9	AB	R	H	RBI	BB	SO	LOB	TOP								
Chris Stynes, R OBP: 0.256, SLG: 0.308 (1, 4)			L7		G4-3			FC4-6		4	0	0	0	0	1	2									
Trot Nixon, L OBP: 0.351, SLG: 0.380 (1, 9)	F8		F7				L5-3 1B	G4-3		4	0	1	0	0	0	1									
Carl Everett, S OBP: 0.387, SLG: 0.500 (1, 8)	K			G4-3			K		G4-3	4	0	0	0	0	2	1									
Manny Ramirez, R OBP: 0.467, SLG: 0.708 (1, 10)	F8			G6-3			L5-3 1-2		K	4	0	0	0	0	1	2									
Troy O'Leary, L OBP: 0.235, SLG: 0.296 (1, 7)		CS 1B						F8	L6	4	0	2	0	0	0	0									
Jason Varitek, S OBP: 0.360, SLG: 0.354 (1, 2)	K			F2			G6-4-3 1B			3	0	1	0	0	1	2									
Shea Hillenbrand, R OBP: 0.343, SLG: 0.491 (1, 5)		L9			G6-3			G6-4-3 1-2		3	0	0	0	0	0	1									
Brian Daubach, L OBP: 0.315, SLG: 0.620 (1, 3)			SF8 3B		K			FC4-6 1B		3	1	2	0	0	1	0									
Mike Lansing, R OBP: 0.264, SLG: 0.340 (1, 6)			SF8 3H					F7		2	0	1	1	0	0	1									
<b>Inning Stats</b>	R: 0 E: 0 K: 2 S: 9	H: 0 LOB: 1 BB: 0 P: 13	R: 0 E: 0 K: 1 S: 7	H: 1 LOB: 0 BB: 0 P: 13	R: 1 E: 0 K: 0 S: 11	H: 1 LOB: 0 BB: 0 P: 16	R: 0 E: 0 K: 0 S: 7	H: 1 LOB: 1 BB: 0 P: 10	R: 0 E: 0 K: 1 S: 7	H: 1 LOB: 0 BB: 0 P: 12	R: 0 E: 0 K: 1 S: 10	H: 1 LOB: 0 BB: 0 P: 16	R: 0 E: 0 K: 0 S: 8	H: 1 LOB: 1 BB: 0 P: 14	R: 0 E: 0 K: 0 S: 10	H: 1 LOB: 1 BB: 0 P: 17	R: 0 E: 0 K: 1 S: 8	H: 0 LOB: 0 BB: 0 P: 12	1B: 5 2B: 3 3B: 1 HR: 0	SF: 1 SAC: 0 DP: 3 HBP: 0	WP: 1 PB: 0 SB: 0 CS: 1	PA: 32			
<b>PITCHER</b>	IP	WLS	BF	H	R	ER	SO	BB	IBB	HBP	BLK	WP	HR	S	P	ERA	WHIP								
Aaron Sele, R ERA: 2.37 (1, 1)	7.0	W	26	7	1	1	5	0	0	0	0	1	0	63	99	1.29	1.000								
Jeff Nelson, R ERA: 2.25 (8, 1)	0.2		2	0	0	0	0	0	0	0	0	0	0	5	10	0.00	0.000								
Arthur Rhodes, L ERA: 0.77 (8, 1)	1.1		4	0	0	0	1	0	0	0	0	0	0	9	14	0.00	0.000								

**Boston Red Sox @ Seattle Mariners**  
Safeco Field, Seattle, WA  
Wed May 02 2001, 7:05 PM PDT  
Att: 40,170 - Sunny - 58 F

AB 31  
R 1  
H 7  
RBI 1  
BB 0  
SO 6  
LOB 10



Batter	1	2	3	4	5	6	7	8	9	AB	R	H	RBI	BB	SO	LOB	BOTTOM								
51 Ichiro Suzuki, L OBP: 0.359, SLG: 0.439 (1, 9)	G4-3		F8		BB 1B HBP			E 3B		3	2	1	1	0	0	0									
Mark McLemore, S OBP: 0.388, SLG: 0.569 (1, 7)	L7			2B 3B	1B BB		E4 G5-3 S			3	1	1	1	1	0	0									
Edgar Martinez, R OBP: 0.471, SLG: 0.516 (1, 10)		BB		F9 2B	1B		G5-3			3	0	2	3	1	0	1									
John Olerud, L OBP: 0.398, SLG: 0.485 (1, 3)	F8		F9		K			IBB		3	0	0	0	1	1	4									
Bret Boone, R OBP: 0.348, SLG: 0.442 (1, 4)		P5		G5-3		G6-3	L5			4	0	0	0	0	0	3									
Stan Javier, S OBP: 0.364, SLG: 0.407 Mike Cameron, R OBP: 0.376, SLG: 0.429 (9, 8)	K			G4-3		K		K		4	0	0	0	0	3	1									
Tom Lampkin, L OBP: 0.327, SLG: 0.404 (1, 2)		P6			G3		K		F2	4	0	0	0	0	1	0									
David Bell, R OBP: 0.247, SLG: 0.286 (1, 5)			P2		K			G6-3		3	1	0	0	1	1	0									
Carlos Guillen, S OBP: 0.289, SLG: 0.294 (1, 6)			K		BB 1B 2B		SH2-3 BB			2	1	1	0	0	1	0									
<b>Inning Stats</b>	R: 0 E: 0 K: 0 S: 10	H: 0 LOB: 1 BB: 1 P: 18	R: 0 E: 0 K: 1 S: 10	H: 0 LOB: 0 BB: 0 P: 15	R: 0 E: 0 K: 1 S: 9	H: 0 LOB: 0 BB: 0 P: 12	R: 1 E: 0 K: 0 S: 9	H: 2 LOB: 1 BB: 0 P: 13	R: 2 E: 0 K: 2 S: 14	H: 2 LOB: 2 BB: 1 P: 24	R: 0 E: 0 K: 2 S: 8	H: 0 LOB: 0 BB: 0 P: 13	R: 2 E: 1 K: 0 S: 11	H: 1 LOB: 2 BB: 2 P: 23	R: 0 E: 0 K: 1 S: 7	H: 0 LOB: 0 BB: 0 P: 12	1B: 1 2B: 2 3B: 2 HR: 0	SF: 0 SAC: 1 DP: 0 HBP: 1	WP: 0 PB: 0 SB: 1 CS: 0	PA: 35					
<b>PITCHER</b>	IP	WLS	BF	H	R	ER	SO	BB	IBB	HBP	BLK	WP	HR	S	P	ERA	WHIP								
Hideo Nomo, R ERA: 3.0 (1, 1)	6.0	L	26	4	4	4	6	3	0	1	0	0	0	17	30	4.50	0.500								
Derek Lowe, R ERA: 6.46 (7, 1)	2.0		9	1	1	1	1	0	1	0	0	0	0	17	30	4.50	0.500								

**Boston Red Sox @ Seattle Mariners**  
Safeco Field, Seattle, WA  
Wed May 02 2001, 7:05 PM PDT  
Att: 40,170 - Sunny - 58 F

AB 29  
R 5  
H 5  
RBI 5  
BB 4  
SO 7  
LOB 9





Batter	1	2	3	4	5	6	7	8	9	AB R H RBI BB SO LOB	TOP											
Jose Offerman, S (1, 4) OBP: 0.380, SLG: 0.395	F9	P6				G6-3			E 1B	5 0 2 0 0 0 2	<b>Boston Red Sox @ Seattle Mariners</b> Safeco Field, Seattle, WA Thu May 03 2001, 7:05 PM PDT Att: 32,513 - Overcast - 56 F											
Brian Daubach, L (1, 3) OBP: 0.309, SLG: 0.595	G4-3		G5-3		K		L4	E5	5 0 1 0 0 1 2													
Carl Everett, S (1, 8) OBP: 0.379, SLG: 0.481	HBP		P6		P4		G3-1	G3-1	4 0 0 0 0 0 4													
Manny Ramirez, R (1, 10) OBP: 0.460, SLG: 0.691	K		F8				K		4 0 1 0 0 2 1													
Dante Bichette, R (1, 9) OBP: 0.303, SLG: 0.387		1B G6-4-3			G4-3			G4-3	4 1 1 0 0 0 3													
Troy O'Leary, L (1, 7) OBP: 0.235, SLG: 0.294		G6-4-3			K		G4-3	F5	4 0 1 0 0 1 0													
Jason Varitek, S (1, 2) OBP: 0.366, SLG: 0.354		G6-4-3						K	3 1 1 0 1 1 1													
Shea Hillenbrand, R (1, 5) OBP: 0.348, SLG: 0.518		1B							4 1 2 2 0 1 1													
Mike Lansing, R (1, 6) OBP: 0.281, SLG: 0.352		1B						K	4 0 2 0 0 1 0													
		1B			1B 1B		G5-3															
<b>Inning Stats</b>	R: 0 E: 0 K: 1 S: 9	H: 0 LOB: 1 BB: 0 P: 16	R: 1 E: 0 K: 0 S: 8	H: 4 LOB: 2 BB: 0 P: 9	R: 0 E: 0 K: 0 S: 7	H: 0 LOB: 1 BB: 1 P: 10	R: 0 E: 0 K: 2 S: 9	H: 0 LOB: 1 BB: 1 P: 17	R: 0 E: 0 K: 1 S: 14	H: 3 LOB: 3 BB: 0 P: 18	R: 2 E: 0 K: 0 S: 8	H: 2 LOB: 0 BB: 0 P: 10	R: 0 E: 0 K: 1 S: 8	H: 0 LOB: 0 BB: 0 P: 13	R: 0 E: 0 K: 1 S: 8	H: 0 LOB: 0 BB: 0 P: 12	R: 0 E: 1 K: 1 S: 10	H: 2 LOB: 2 BB: 0 P: 16	1B: 10 2B: 0 3B: 0 HR: 1	SF: 0 SAC: 0 DP: 1 HBP: 1	WP: 0 PB: 0 SB: 0 CS: 0	PA: 39
<b>PITCHER</b>	IP WLS BF H R ER SO BB IBB HBP BLK WP HR S P ERA WHIP											<b>PITCHER</b>	IP WLS BF H R ER SO BB IBB HBP BLK WP HR S P ERA WHIP									
Jamie Moyer, L (1, 1) ERA: 3.86	7.0 W 31 9 3 3 5 1 0 1 0 0 0 1 63 93 3.86 1.429																					
Norm Charlton, L (8, 1) ERA: 3.09	1.0 H 3 0 0 0 1 0 0 0 0 0 0 0 8 12 0.00 0.000																					
Kazuhiro Sasaki, R (9, 1) ERA: 3.77	1.0 5 2 0 0 1 0 0 0 0 0 0 0 10 16 0.00 2.000																					

Batter	1	2	3	4	5	6	7	8	9	AB R H RBI BB SO LOB	BOTTOM									
51 Ichiro Suzuki, L (1, 9) OBP: 0.368, SLG: 0.453	S SF7		HR			G4-3			BB BB	5 3 3 0 0 0 1	<b>Boston Red Sox @ Seattle Mariners</b> Safeco Field, Seattle, WA Thu May 03 2001, 7:05 PM PDT Att: 32,513 - Overcast - 56 F									
Mike Cameron, R (1, 8) OBP: 0.385, SLG: 0.463	G1-3		HR		S	G6-3		BB BB	4 3 2 2 1 0 2											
Edgar Martinez, R (1, 10) OBP: 0.468, SLG: 0.505	SF7		S		G6-3		1B	K	2 0 0 1 2 1 3											
John Olerud, L (1, 3) OBP: 0.415, SLG: 0.520	HR		K		1B		S	BB	3 2 2 1 2 1 1											
Bret Boone, R (1, 4) OBP: 0.350, SLG: 0.435	K		G6-3		1B		K	2B	4 1 1 2 1 2 3											
Al Martin, L (1, 7) OBP: 0.284, SLG: 0.232					F8				3 0 0 0 1 1 2											
Charles Gipson, R (8, 7)					F9				0 0 0 0 0 0 0											
Mark McLemore, S (8, PH) OBP: 0.379, SLG: 0.596							IBB	2B	1 0 1 3 0 0 0											
David Bell, R (1, 5) OBP: 0.245, SLG: 0.292	K		K		G1-3		L5	G6-3	5 1 1 0 0 1 4											
Carlos Guillen, S (1, 6) OBP: 0.287, SLG: 0.292	P7				FC6-4		K	G4-3	4 0 1 0 0 1 4											
Dan Wilson, R (1, 2) OBP: 0.255, SLG: 0.216			K		FC6-4		G5-3	K	4 0 0 1 0 2 2											
<b>Inning Stats</b>	R: 2 E: 0 K: 1 S: 17	H: 2 LOB: 0 BB: 0 P: 25	R: 0 E: 0 K: 2 S: 11	H: 0 LOB: 0 BB: 0 P: 15	R: 2 E: 0 K: 2 S: 17	H: 2 LOB: 1 BB: 1 P: 29	R: 0 E: 0 K: 0 S: 8	H: 1 LOB: 1 BB: 0 P: 9	R: 1 E: 0 K: 0 S: 8	H: 2 LOB: 2 BB: 1 P: 19	R: 1 E: 0 K: 1 S: 12	H: 1 LOB: 0 BB: 0 P: 16	R: 0 E: 0 K: 1 S: 9	H: 1 LOB: 3 BB: 2 P: 21	R: 4 E: 0 K: 2 S: 19	H: 2 LOB: 1 BB: 3 P: 38	1B: 6 2B: 3 3B: 0 HR: 2	SF: 1 SAC: 0 DP: 0 HBP: 0	WP: 0 PB: 1 SB: 4 CS: 0	PA: 43
<b>PITCHER</b>	IP WLS BF H R ER SO BB IBB HBP BLK WP HR S P ERA WHIP											<b>PITCHER</b>	IP WLS BF H R ER SO BB IBB HBP BLK WP HR S P ERA WHIP							
Frank Castillo, R (1, 1) ERA: 4.5	4.2 L 23 7 5 5 5 1 1 0 0 0 0 0 23 41 9.64 1.714																			
49 Tim Wakefield, R (5, 1) ERA: 2.61	2.1 12 2 1 0 2 1 1 0 0 0 0 0 23 41 0.00 1.286																			
Rich Garces, R (8, 1) ERA: 3.14	1.0 8 2 4 4 2 3 0 0 0 0 0 0 19 38 36.00 5.000																			



Batter	1	2	3	4	5	6	7	8	9	AB	R	H	RBI	BB	SO	LOB	TOP							
Chris Stynes, R (1, 4) OBP: 0.233, SLG: 0.279 Troy O'Leary, L (9, PH) OBP: 0.233, SLG: 0.291	P3	K		G5-3		G6-3			G3	4	0	0	0	0	1	3								
Trot Nixon, L (1, 9) OBP: 0.364, SLG: 0.429	F8 1B 2B		1B WP 2B				K		F9	5	2	3	0	0	1	0								
Carl Everett, S (1, 8) OBP: 0.375, SLG: 0.473	F8		E 1B 1B		L7		P3			4	1	1	0	0	0	2								
Manny Ramirez, R (1, 10) OBP: 0.461, SLG: 0.681	1B 1B		1B 1B				G6-3			3	0	1	1	1	1	2								
Dante Bichette, R (1, 7) OBP: 0.351, SLG: 0.429	1B		1B		L7			G4-3 1B		4	0	3	1	0	0	2								
Scott Hatteberg, L (1, 2) OBP: 0.222, SLG: 0.303	L1		F7		G1-3			G4-3		4	0	0	0	0	0	6								
Shea Hillenbrand, R (1, 5) OBP: 0.339, SLG: 0.590		F7	P4			G1-3		G6-3		4	0	0	0	0	0	2								
Brian Daubach, L (1, 3) OBP: 0.306, SLG: 0.575		G3		G6-3			BB BB	P6		3	0	0	0	1	0	1								
Mike Lansing, R (1, 6) OBP: 0.283, SLG: 0.339 Jose Offerman, S (9, PH) OBP: 0.376, SLG: 0.391	E6		F8			G6-3		G4-3		2	0	0	0	1	0	0								
										1	0	0	0	0	0	0								
<b>Inning Stats</b>	R: 1 E: 0 K: 0 S: 12	H: 3 LOB: 2 BB: 0 P: 19	R: 0 E: 1 K: 1 S: 7	H: 0 LOB: 1 BB: 0 P: 10	R: 2 E: 0 K: 1 S: 16	H: 3 LOB: 1 BB: 0 P: 24	R: 0 E: 0 K: 0 S: 6	H: 0 LOB: 0 BB: 0 P: 9	R: 0 E: 0 K: 0 S: 8	H: 1 LOB: 2 BB: 1 P: 18	R: 0 E: 0 K: 1 S: 13	H: 0 LOB: 1 BB: 2 P: 25	R: 0 E: 0 K: 1 S: 11	H: 0 LOB: 0 BB: 0 P: 12	R: 0 E: 0 K: 0 S: 10	H: 1 LOB: 1 BB: 0 P: 18	R: 0 E: 0 K: 0 S: 4	H: 0 LOB: 0 BB: 0 P: 5	1B: 5 2B: 3 3B: 0 HR: 0	SF: 0 SAC: 0 DP: 1 HBP: 0	WP: 1 PB: 0 SB: 0 CS: 0	PA: 38		
<b>PITCHER</b>	IP WLS BF H R ER SO BB IBB HBP BLK WP HR S P ERA WHIP	IP WLS BF H R ER SO BB IBB HBP BLK WP HR S P ERA WHIP	IP WLS BF H R ER SO BB IBB HBP BLK WP HR S P ERA WHIP	IP WLS BF H R ER SO BB IBB HBP BLK WP HR S P ERA WHIP	IP WLS BF H R ER SO BB IBB HBP BLK WP HR S P ERA WHIP	IP WLS BF H R ER SO BB IBB HBP BLK WP HR S P ERA WHIP	IP WLS BF H R ER SO BB IBB HBP BLK WP HR S P ERA WHIP	IP WLS BF H R ER SO BB IBB HBP BLK WP HR S P ERA WHIP	IP WLS BF H R ER SO BB IBB HBP BLK WP HR S P ERA WHIP	IP WLS BF H R ER SO BB IBB HBP BLK WP HR S P ERA WHIP	IP WLS BF H R ER SO BB IBB HBP BLK WP HR S P ERA WHIP	IP WLS BF H R ER SO BB IBB HBP BLK WP HR S P ERA WHIP	IP WLS BF H R ER SO BB IBB HBP BLK WP HR S P ERA WHIP	IP WLS BF H R ER SO BB IBB HBP BLK WP HR S P ERA WHIP	IP WLS BF H R ER SO BB IBB HBP BLK WP HR S P ERA WHIP	IP WLS BF H R ER SO BB IBB HBP BLK WP HR S P ERA WHIP	IP WLS BF H R ER SO BB IBB HBP BLK WP HR S P ERA WHIP	IP WLS BF H R ER SO BB IBB HBP BLK WP HR S P ERA WHIP	IP WLS BF H R ER SO BB IBB HBP BLK WP HR S P ERA WHIP	IP WLS BF H R ER SO BB IBB HBP BLK WP HR S P ERA WHIP	IP WLS BF H R ER SO BB IBB HBP BLK WP HR S P ERA WHIP	IP WLS BF H R ER SO BB IBB HBP BLK WP HR S P ERA WHIP	IP WLS BF H R ER SO BB IBB HBP BLK WP HR S P ERA WHIP	IP WLS BF H R ER SO BB IBB HBP BLK WP HR S P ERA WHIP

**Boston Red Sox @ Oakland Athletics**  
Network Associates Coliseum, Oakland, CA  
Fri May 04, 2001, 10:05 PM EDT  
Att: 20,631 - Sunny - 64 F

AB 35  
R 3  
H 8  
RBI 2  
BB 3  
SO 3  
LOB 18



Batter	1	2	3	4	5	6	7	8	9	AB	R	H	RBI	BB	SO	LOB	BOTTOM							
Johnny Damon, L (1, 7) OBP: 0.259, SLG: 0.264	L5		PB 1B S	G6-3		F9		G4-3		5	1	1	1	0	0	1								
Frank Menechino, R (1, 4) OBP: 0.413, SLG: 0.616	K		G3-1 1B S		K			K		5	0	2	1	0	3	0								
Jason Giambi, L (1, 3) OBP: 0.511, SLG: 0.621	2B		G3-1 BB		1B G4-3 2B		G1-6-3 BB	1B HBP		2	1	2	0	2	0	0								
Terrence Long, L (1, 8) OBP: 0.381, SLG: 0.491	G4-3		G3-1		G4-3 3 1B HBP		G1-6-3	1B		5	1	2	0	0	0	5								
Olmedo Saenz, R (1, 10) OBP: 0.326, SLG: 0.390		G4-6-3 BB	BB		G4-3 3 1B HBP		G5-3	G5-3		2	1	0	0	2	0	2								
Jeremy Giambi, L (1, 9) OBP: 0.299, SLG: 0.328	G4-6-3		K		G4-3		E2 3 HR			4	1	0	1	0	1	6								
Miguel Tejada, R (1, 6) OBP: 0.310, SLG: 0.465	F8				S 3 F7 1B		3 1B IBB		F6	3	0	1	0	1	0	1								
3 Eric Chavez, L (1, 5) OBP: 0.333, SLG: 0.477			G4-3 1B S		F7		1B			4	2	3	4	0	0	1								
Ramon Hernandez, R (1, 2) OBP: 0.270, SLG: 0.301	G4-3		G4-3		K		F7		G5-3	4	0	0	0	0	1	4								
										1	0	0	0	0	1	4								
<b>Inning Stats</b>	R: 0 E: 0 K: 1 S: 7	H: 1 LOB: 1 BB: 0 P: 11	R: 0 E: 0 K: 0 S: 3	H: 0 LOB: 0 BB: 1 P: 10	R: 2 E: 0 K: 1 S: 16	H: 3 LOB: 3 BB: 2 P: 32	R: 0 E: 0 K: 1 S: 8	H: 1 LOB: 1 BB: 0 P: 13	R: 3 E: 0 K: 1 S: 20	H: 3 LOB: 2 BB: 1 P: 34	R: 0 E: 0 K: 0 S: 5	H: 1 LOB: 1 BB: 1 P: 13	R: 2 E: 1 K: 0 S: 10	H: 1 LOB: 0 BB: 0 P: 18	R: 0 E: 0 K: 1 S: 11	H: 1 LOB: 2 BB: 0 P: 19	1B: 7 2B: 3 3B: 0 HR: 1	SF: 0 SAC: 0 DP: 2 HBP: 2	WP: 0 PB: 1 SB: 4 CS: 0	PA: 41				
<b>PITCHER</b>	IP WLS BF H R ER SO BB IBB HBP BLK WP HR S P ERA WHIP	IP WLS BF H R ER SO BB IBB HBP BLK WP HR S P ERA WHIP	IP WLS BF H R ER SO BB IBB HBP BLK WP HR S P ERA WHIP	IP WLS BF H R ER SO BB IBB HBP BLK WP HR S P ERA WHIP	IP WLS BF H R ER SO BB IBB HBP BLK WP HR S P ERA WHIP	IP WLS BF H R ER SO BB IBB HBP BLK WP HR S P ERA WHIP	IP WLS BF H R ER SO BB IBB HBP BLK WP HR S P ERA WHIP	IP WLS BF H R ER SO BB IBB HBP BLK WP HR S P ERA WHIP	IP WLS BF H R ER SO BB IBB HBP BLK WP HR S P ERA WHIP	IP WLS BF H R ER SO BB IBB HBP BLK WP HR S P ERA WHIP	IP WLS BF H R ER SO BB IBB HBP BLK WP HR S P ERA WHIP	IP WLS BF H R ER SO BB IBB HBP BLK WP HR S P ERA WHIP	IP WLS BF H R ER SO BB IBB HBP BLK WP HR S P ERA WHIP	IP WLS BF H R ER SO BB IBB HBP BLK WP HR S P ERA WHIP	IP WLS BF H R ER SO BB IBB HBP BLK WP HR S P ERA WHIP	IP WLS BF H R ER SO BB IBB HBP BLK WP HR S P ERA WHIP	IP WLS BF H R ER SO BB IBB HBP BLK WP HR S P ERA WHIP	IP WLS BF H R ER SO BB IBB HBP BLK WP HR S P ERA WHIP	IP WLS BF H R ER SO BB IBB HBP BLK WP HR S P ERA WHIP	IP WLS BF H R ER SO BB IBB HBP BLK WP HR S P ERA WHIP	IP WLS BF H R ER SO BB IBB HBP BLK WP HR S P ERA WHIP	IP WLS BF H R ER SO BB IBB HBP BLK WP HR S P ERA WHIP	IP WLS BF H R ER SO BB IBB HBP BLK WP HR S P ERA WHIP	IP WLS BF H R ER SO BB IBB HBP BLK WP HR S P ERA WHIP

**Boston Red Sox @ Oakland Athletics**  
Network Associates Coliseum, Oakland, CA  
Fri May 04, 2001, 10:05 PM EDT  
Att: 20,631 - Sunny - 64 F

AB 34  
R 7  
H 11  
RBI 7  
BB 5  
SO 5  
LOB 20





Batter	1	2	3	4	5	6	7	8	9	AB	R	H	RBI	BB	SO	LOB	TOP					
Chris Stynes, R OBP: 0.250, SLG: 0.375 (1, 4)										5	2	2	2	0	2	0	<b>Boston Red Sox @ Oakland Athletics</b> Network Associates Coliseum, Oakland, CA Sat May 05 2001, 4:05 PM EDT Att: 29,248 - Sunny - 68 F					
Jose Offerman, S OBP: 0.387, SLG: 0.429 (1, 3)										4	2	2	2	1	1	1						
Carl Everett, S OBP: 0.368, SLG: 0.462 (1, 8)										5	0	1	0	0	2	2						
Manny Ramirez, R OBP: 0.474, SLG: 0.686 (1, 10)										5	0	4	0	0	0	2						
Dante Bichette, R OBP: 0.341, SLG: 0.410 Trot Nixon, L OBP: 0.360, SLG: 0.424 (1, 7) (7, 9)										4	0	1	1	0	2	3						
Jason Varitek, S OBP: 0.367, SLG: 0.349 (1, 2)										4	0	1	0	1	2	3						
Shea Hillenbrand, R OBP: 0.331, SLG: 0.564 (1, 5)										5	1	1	0	0	1	5						
Mike Lansing, R OBP: 0.281, SLG: 0.350 (1, 6)										4	1	1	0	0	1	1						
Darren Lewis, R OBP: 0.250, SLG: 0.426 (1, 9) (7, 7)										4	1	1	1	0	0	1						
<b>Inning Stats</b>	R: 1 E: 0 K: 2 S: 16	H: 2 LOB: 2 BB: 1 P: 25	R: 0 E: 0 K: 0 S: 7	H: 0 LOB: 0 BB: 0 P: 10	R: 1 E: 0 K: 1 S: 11	H: 2 LOB: 1 BB: 0 P: 15	R: 3 E: 0 K: 0 S: 15	H: 4 LOB: 1 BB: 0 P: 20	R: 0 E: 0 K: 3 S: 14	H: 1 LOB: 1 BB: 0 P: 17	R: 0 E: 0 K: 2 S: 9	H: 0 LOB: 0 BB: 0 P: 13	R: 1 E: 0 K: 1 S: 11	H: 2 LOB: 2 BB: 1 P: 22	R: 1 E: 1 K: 2 S: 10	H: 1 LOB: 1 BB: 0 P: 14		R: 0 E: 0 K: 0 S: 8	H: 2 LOB: 1 BB: 0 P: 12	1B: 8 2B: 3 3B: 1 HR: 2	SF: 0 SAC: 0 DP: 1 HBP: 0	WP: 0 PB: 0 SB: 0 CS: 0
<b>PITCHER</b>	IP WLS BF H R ER SO BB IBB HBP BLK WP HR S P ERA WHIP																					
Barry Zito, L ERA: 5.23 (1, 1)	4.0 L 21 8 5 5 3 1 0 0 0 0 0 1 49 70 11.25 2.250																					
Chad Bradford, R ERA: 4.75 (5, 1)	2.2 12 3 1 1 6 1 0 0 0 0 0 1 33 49 3.38 1.500																					
T.J. Mathews, R ERA: 5.79 (7, 1)	0.2 4 1 1 0 0 0 0 0 0 0 0 0 5 10 0.00 1.500																					
Mark Guthrie, L ERA: 3.27 (8, 1)	1.2 6 2 0 0 2 0 0 0 0 0 0 0 14 19 0.00 1.200																					

AB	41
R	7
H	14
RBI	6
BB	2
SO	11
LOB	19



Batter	1	2	3	4	5	6	7	8	9	AB	R	H	RBI	BB	SO	LOB	BOTTOM					
Johnny Damon, L OBP: 0.259, SLG: 0.263 (1, 7)										4	0	1	0	0	1	0	<b>Boston Red Sox @ Oakland Athletics</b> Network Associates Coliseum, Oakland, CA Sat May 05 2001, 4:05 PM EDT Att: 29,248 - Sunny - 68 F					
Frank Menechino, R OBP: 0.406, SLG: 0.597 (1, 4)										4	0	1	0	0	1	1						
Jason Giambi, L OBP: 0.504, SLG: 0.616 (1, 3)										4	0	1	0	0	0	0						
Terrence Long, L OBP: 0.369, SLG: 0.475 (1, 8)										4	0	0	0	0	2	2						
Olmedo Saenz, R OBP: 0.333, SLG: 0.381 (1, 10)										2	1	0	0	1	1	0						
Jeremy Giambi, L OBP: 0.310, SLG: 0.338 (1, 9)										4	0	2	0	0	1	3						
Miguel Tejada, R OBP: 0.308, SLG: 0.458 (1, 6)										4	0	1	1	0	0	1						
3 Eric Chavez, L OBP: 0.323, SLG: 0.460 (1, 5)										4	0	0	0	0	2	2						
Ramon Hernandez, R OBP: 0.263, SLG: 0.292 (1, 2)										3	0	0	0	0	0	0						
<b>Inning Stats</b>	R: 0 E: 0 K: 2 S: 14	H: 2 LOB: 3 BB: 0 P: 21	R: 0 E: 0 K: 0 S: 11	H: 0 LOB: 0 BB: 0 P: 19	R: 0 E: 0 K: 0 S: 5	H: 0 LOB: 0 BB: 0 P: 10	R: 0 E: 0 K: 0 S: 8	H: 1 LOB: 1 BB: 0 P: 15	R: 0 E: 0 K: 1 S: 14	H: 1 LOB: 1 BB: 0 P: 20	R: 1 E: 0 K: 0 S: 14	H: 2 LOB: 2 BB: 1 P: 20	R: 0 E: 0 K: 2 S: 9	H: 0 LOB: 0 BB: 0 P: 12	R: 0 E: 0 K: 2 S: 10	H: 0 LOB: 0 BB: 0 P: 15		R: 0 E: 0 K: 1 S: 9	H: 0 LOB: 0 BB: 0 P: 11	1B: 5 2B: 1 3B: 0 HR: 0	SF: 0 SAC: 0 DP: 0 HBP: 1	WP: 0 PB: 0 SB: 0 CS: 0
<b>PITCHER</b>	IP WLS BF H R ER SO BB IBB HBP BLK WP HR S P ERA WHIP																					
63 Paxton Crawford, R ERA: 3.94 (1, 1)	6.0 W 26 6 1 1 3 1 0 1 0 0 0 0 66 105 1.50 1.167																					
49 Tim Wakefield, R ERA: 2.38 (7, 1)	2.0 6 0 0 0 4 0 0 0 0 0 0 0 19 27 0.00 0.000																					
Rolando Arrojo, R ERA: (9, 1)	1.0 3 0 0 0 1 0 0 0 0 0 0 0 9 11 0.00 0.000																					

AB	33
R	1
H	6
RBI	1
BB	1
SO	8
LOB	9






Batter	1	2	3	4	5	6	7	8	9	AB	R	H	RBI	BB	SO	LOB	TOP		
Trot Nixon, L OBP: 0.343, SLG: 0.400 (1,9)	G3		K		F9		K		F9	5	0	0	0	0	2	2			
Jose Offerman, S OBP: 0.396, SLG: 0.469 (1,3)	K		G3		HR		1B		1B	5	1	3	3	0	1	0			
Carl Everett, S OBP: 0.377, SLG: 0.458 (1,8)	2B				G6-3		1B		FC3-6	3	0	1	0	1	0	1			
Manny Ramirez, R OBP: 0.478, SLG: 0.686 (1,10)			G1-4-3		HR		K			3	1	1	0	2	1	3			
Troy O'Leary, L OBP: 0.242, SLG: 0.322 (1,7)	2B				BB		K2-3		1B	4	1	1	2	1	1	4			
Jason Varitek, S OBP: 0.363, SLG: 0.356 (1,2)	G4-3				HR				G4-3	4	0	1	0	0	0	3			
Shea Hillenbrand, R OBP: 0.329, SLG: 0.496 (1,5)			G6-3		F7		L5-4		G5-3	4	0	1	0	0	0	1			
Chris Stynes, R OBP: 0.250, SLG: 0.365 (1,4)			G1-3				F9		P6	4	1	1	0	0	0	2			
Mike Lansing, R OBP: 0.279, SLG: 0.333 (1,6)			G5-3		HR		L5-4		K	3	1	0	0	1	1	2			
<b>Inning Stats</b>	R: 0 H: 1 E: 0 K: 1 S: 8	H: 1 LOB: 3 BB: 1 P: 16	R: 0 H: 0 E: 0 K: 0 S: 5	H: 0 LOB: 0 BB: 0 P: 7	R: 0 H: 0 E: 0 K: 1 S: 11	H: 0 LOB: 1 BB: 1 P: 17	R: 0 H: 0 E: 0 K: 0 S: 7	H: 0 LOB: 0 BB: 0 P: 11	R: 5 H: 3 E: 0 K: 0 S: 16	H: 3 LOB: 0 BB: 2 P: 28	R: 0 H: 1 E: 0 K: 3 S: 9	H: 2 LOB: 2 BB: 0 P: 13	R: 0 H: 1 E: 0 K: 1 S: 11	H: 1 LOB: 1 BB: 0 P: 17	R: 0 H: 1 E: 0 K: 0 S: 14	H: 2 LOB: 2 BB: 1 P: 22	1B: 5 2B: 3 3B: 0 HR: 2	SF: 0 SAC: 0 DP: 1 HBP: 1	WP: 0 PA: 41 PB: 0 SB: 2 CS: 0
<b>PITCHER</b>	IP	WLS	BF	H	R	ER	SO	BB	IBB	HBP	BLK	WP	HR	S	P	ERA	WHIP		
Cory Lidle, R ERA: 5.4 (1,1)	6.0	L	27	5	5	5	2	4	0	1	0	0	2	56	92	7.50	1.500		
Mike Magrane, L ERA: 2.13 (7,1)	0.1		3	2	0	0	1	0	0	0	0	0	0	5	6	0.00	6.000		
Jim Mecir, R ERA: 3.5 (7,1)	1.2		6	1	0	0	3	0	0	0	0	0	0	17	24	0.00	0.600		
Jason Istringhausen, R ERA: 1.35 (9,1)	1.0		5	1	0	0	0	0	1	0	0	0	0	14	22	0.00	1.000		

**Boston Red Sox @ Oakland Athletics**  
Network Associates Coliseum, Oakland, CA  
Sun May 06 2001, 8:05 PM EDT  
Att: 40,186 - Sunny - 78 F


AB	35
R	5
H	9
RBI	5
BB	5
SO	6
LOB	18



Batter	1	2	3	4	5	6	7	8	9	AB	R	H	RBI	BB	SO	LOB	BOTTOM				
Johnny Damon, L OBP: 0.259, SLG: 0.263 (1,7)	G6-5-3		F7			G4-6-3		G3		4	0	1	0	0	0	1					
Sal Fasano, R OBP: 0.100, SLG: 0.100 (9,2)	1B									0	0	0	0	0	0	0					
Frank Menechino, R OBP: 0.400, SLG: 0.580 (1,4)	P4				F7		K		DI	4	1	1	0	0	1	1					
Jason Giambi, L OBP: 0.489, SLG: 0.592 (1,3)	G6-5-3				G4-3				G3	4	0	0	1	0	0	1					
Olmedo Saenz, R OBP: 0.330, SLG: 0.368 (1,10)			K							3	0	0	0	0	3	0					
Eric Byrnes, R (9, PR)					K				FC6-4	0	0	0	0	0	0	0					
Terrence Long, L OBP: 0.358, SLG: 0.459 (1,8)			G6-3			F9			FC6-4	4	0	0	0	0	1	1					
Jeremy Giambi, L OBP: 0.307, SLG: 0.333 (1,9)			WP			G3			K	4	0	1	0	0	2	1					
Miguel Tejada, R OBP: 0.308, SLG: 0.450 (1,6)			L4			K				2	1	0	0	0	1	1					
3 Eric Chavez, L OBP: 0.331, SLG: 0.483 (1,5)					G5-3				E8	3	2	2	1	0	0	0					
Ramon Hernandez, R OBP: 0.267, SLG: 0.296 (1,2)									G4-6-3	2	0	1	0	0	0	0					
23 Mario Valdez, L OBP: 0.382, SLG: 0.310 (8, PH)					P5				G4-3	1	0	0	1	0	0	0					
<b>Inning Stats</b>	R: 0 H: 1 E: 0 K: 0 S: 9	H: 1 LOB: 1 BB: 0 P: 13	R: 0 H: 1 E: 0 K: 1 S: 14	H: 1 LOB: 0 BB: 0 P: 19	R: 0 H: 0 E: 0 K: 0 S: 6	H: 0 LOB: 0 BB: 0 P: 8	R: 0 H: 0 E: 0 K: 1 S: 11	H: 0 LOB: 0 BB: 0 P: 16	R: 0 H: 0 E: 0 K: 1 S: 8	H: 0 LOB: 0 BB: 0 P: 12	R: 1 H: 2 E: 1 K: 1 S: 8	H: 2 LOB: 0 BB: 0 P: 13	R: 0 H: 0 E: 0 K: 2 S: 9	H: 0 LOB: 0 BB: 0 P: 11	R: 2 H: 1 E: 0 K: 1 S: 14	H: 1 LOB: 0 BB: 0 P: 22	R: 1 H: 1 E: 0 K: 1 S: 13	H: 1 LOB: 1 BB: 0 P: 22	1B: 4 2B: 2 3B: 0 HR: 0	SF: 0 SAC: 0 DP: 2 HBP: 2	WP: 1 PA: 33 PB: 0 SB: 1 CS: 0
<b>PITCHER</b>	IP	WLS	BF	H	R	ER	SO	BB	IBB	HBP	BLK	WP	HR	S	P	ERA	WHIP				
Pedro Martinez, R ERA: 1.44 (1,1)	7.0	W	23	4	1	1	6	4	1	1	0	0	0	65	92	1.29	0.571				
Rolando Arrojo, R ERA: 1.05 (8,1)	0.2		4	1	2	2	1	0	0	1	0	0	0	12	19	27.00	1.500				
Rich Garcés, R ERA: 3.6 (8,1)	0.2	H	3	1	1	1	0	0	0	0	1	0	0	8	14	13.50	1.500				
Rod Beck, R ERA: 2.04 (9,1)	0.2	S	3	0	0	0	1	0	0	1	0	0	0	7	11	0.00	0.000				

**Boston Red Sox @ Oakland Athletics**  
Network Associates Coliseum, Oakland, CA  
Sun May 06 2001, 8:05 PM EDT  
Att: 40,186 - Sunny - 78 F

AB	31
R	4
H	6
RBI	3
BB	0
SO	8
LOB	6













Batter	1	2	3	4	5	6	7	8	9	AB	R	H	RBI	BB	SO	LOB	TOP										
51 Ichiro Suzuki, L (1,9) OBP: 0.398, SLG: 0.452	0-1 F7		0-0 FC4-6		0-2 S 1B		2-1 G6-3		1-2 F7	5	0	1	1	0	0	1	<b>Seattle Mariners @ Boston Red Sox</b> Fenway Park, Boston, MA Thu May 10 2001, 7:05 PM EDT Att: 31,428 - Sunny - 70 F										
Stan Javier, S (1,8) OBP: 0.365, SLG: 0.364	2-0 G6-3		2-1 G6-3		2-2 G4-3		4-2 G6-3 BB		0-1 F7	4	0	0	0	1	0	2											
Edgar Martinez, R (1,10) OBP: 0.444, SLG: 0.504	4-0 FC6-4 BB			2-3 K		1-1 HR		0-1 G6-3		3	1	1	1	1	1	1											
John Olerud, L (1,3) OBP: 0.427, SLG: 0.492	1-0 FC6-4			3-2 G3-1		1-0 HR		4-0 HR		3	1	1	0	1	0	1											
Bret Boone, R (1,4) OBP: 0.347, SLG: 0.481	0-1 F9			0-1 G5-3		2-0 HR		2-2 F9		4	1	1	2	0	0	2											
Al Martin, L (1,7) OBP: 0.288, SLG: 0.235 Charles Gipson, R (8,8)	1-0 G4-3			1-2 1B 1B		0-0 L8		1-3 K2-3		4	1	1	0	0	1	0											
David Bell, R (1,5) OBP: 0.243, SLG: 0.295	1-1 F7			1-3 K		1-1 G5-3		1-3 K		4	0	0	0	0	2	1											
Dan Wilson, R (1,2) OBP: 0.284, SLG: 0.304			0-3 K		1-1 F9		1-1 FC6-4 1B		0-0 G4-3	4	0	1	0	0	1	1											
Carlos Guillen, S (1,6) OBP: 0.278, SLG: 0.274			2-2 51 FC4-6 1B		1-2 51 1B		0-0 FC6-4		2-2 F8	4	1	2	1	0	0	1											
<b>Inning Stats</b>	R: 0 E: 0 K: 0 S: 4	H: 0 LOB: 1 BB: 1 P: 11	R: 0 E: 0 K: 0 S: 5	H: 0 LOB: 0 BB: 0 P: 7	R: 0 E: 0 K: 1 S: 12	H: 1 LOB: 1 BB: 0 P: 16	R: 0 E: 0 K: 1 S: 8	H: 0 LOB: 0 BB: 0 P: 13	R: 2 E: 0 K: 1 S: 21	H: 3 LOB: 1 BB: 0 P: 26	R: 3 E: 0 K: 0 S: 10	H: 4 LOB: 1 BB: 0 P: 16	R: 0 E: 0 K: 2 S: 9	H: 0 LOB: 2 BB: 2 P: 21	R: 0 E: 0 K: 2 S: 7	H: 0 LOB: 0 BB: 0 P: 9		R: 0 E: 0 K: 0 S: 10	H: 0 LOB: 0 BB: 0 P: 13	1B: 6 2B: 0 3B: 0 HR: 2	SF: 0 SAC: 0 DP: 0 HBP: 0	WP: 0 PB: 0 SB: 1 CS: 0	PA: 38				
<b>PITCHER</b>	IP	WLS	BF	H	R	ER	SO	BB	IBB	HBP	BLK	WP	HR	S	P	ERA	WHIP										
Tomo Ohka, R (1,1) ERA: 3.57	5.0	L	23	7	5	5	3	1	0	0	0	0	2	54	81	9.00	1.600										
Derek Lowe, R (6,1) ERA: 6.0	2.0	9	1	0	0	0	1	1	0	0	0	0	0	15	29	0.00	1.000										
49 Tim Wakefield, R (8,1) ERA: 2.1	1.0	3	0	0	0	2	0	0	0	0	0	0	0	7	9	0.00	0.000										
Rod Beck, R (9,1) ERA: 1.93	1.0	3	0	0	0	0	0	0	0	0	0	0	0	10	13	0.00	0.000										

AB	35
R	5
H	8
RBI	5
BB	3
SO	5
LOB	10



Batter	1	2	3	4	5	6	7	8	9	AB	R	H	RBI	BB	SO	LOB	BOTTOM										
Darren Lewis, R (1,9) OBP: 0.226, SLG: 0.385	2-2 G5-3		2-2 P6						0-1 FC4-6	4	0	0	0	0	1	5	<b>Seattle Mariners @ Boston Red Sox</b> Fenway Park, Boston, MA Thu May 10 2001, 7:05 PM EDT Att: 31,428 - Sunny - 70 F										
Jose Offerman, S (1,3) OBP: 0.392, SLG: 0.481	0-1 F9		1-2 G6-3			2-1 F8 G4-3 2B		1-3 K		4	1	1	0	0	1	2											
Carl Everett, S (1,8) OBP: 0.362, SLG: 0.440	1-3 K			2-3 K		3-2 F8		1-1 L4		4	0	0	0	0	2	1											
Manny Ramirez, R (1,10) OBP: 0.487, SLG: 0.708		4-1 G4-6-3 BB		0-1 F9		1-1 G4-3		0-0 F7		3	0	0	1	1	0	0											
Dante Bichette, R (1,7) OBP: 0.327, SLG: 0.426	2-0 G4-6-3			0-2 P2		0-2 G5-3		0-0 G6-3 2B		4	0	1	0	0	0	1											
Jason Varitek, S (1,2) OBP: 0.357, SLG: 0.350 Scott Hatteberg, L (5,2) OBP: 0.225, SLG: 0.297	1-2 G1-3				1-2 G6-3		0-0 FC4-6 BB 1B		1-2 G6-3	1	0	0	0	0	0	0											
John Valentin, R (1,6) OBP: 0.750, SLG: 1.000			0-0 SH1-4 2B		4-2 E SF8 BB		4-2 FC4-6 BB		0-0 P6	2	1	1	0	2	0	1											
Shea Hillenbrand, R (1,5) OBP: 0.326, SLG: 0.500			1-2 SH1-4 1B		0-1 E4		1-3 K		3-1 F9	4	0	1	0	0	1	4											
Mike Lansing, R (1,4) OBP: 0.263, SLG: 0.329 Brian Daubach, L (7,PH) OBP: 0.304, SLG: 0.560	0-0 SH1-4				1-1 SF8		1-3 K			0	0	0	1	0	0	0											
<b>Inning Stats</b>	R: 0 E: 0 K: 1 S: 8	H: 0 LOB: 0 BB: 0 P: 11	R: 0 E: 0 K: 0 S: 5	H: 0 LOB: 0 BB: 1 P: 12	R: 0 E: 0 K: 0 S: 11	H: 2 LOB: 2 BB: 0 P: 15	R: 0 E: 0 K: 1 S: 9	H: 0 LOB: 0 BB: 0 P: 11	R: 1 E: 0 K: 0 S: 11	H: 1 LOB: 1 BB: 1 P: 17	R: 0 E: 0 K: 2 S: 13	H: 1 LOB: 2 BB: 1 P: 19	R: 0 E: 0 K: 1 S: 8	H: 0 LOB: 0 BB: 0 P: 10	R: 0 E: 0 K: 0 S: 7	H: 1 LOB: 1 BB: 0 P: 11		1B: 2 2B: 3 3B: 0 HR: 0	SF: 1 SAC: 1 DP: 1 HBP: 0	WP: 0 PB: 0 SB: 0 CS: 0	PA: 35						
<b>PITCHER</b>	IP	WLS	BF	H	R	ER	SO	BB	IBB	HBP	BLK	WP	HR	S	P	ERA	WHIP										
John Halama, L (1,1) ERA: 3.18	5.1	W	21	3	2	1	3	2	0	0	0	0	0	52	80	1.69	0.938										
Jeff Nelson, R (6,1) ERA: 1.72	1.0	5	1	0	0	1	1	0	0	0	0	0	0	14	20	0.00	2.000										
Norm Charlton, L (7,1) ERA: 3.0	1.2	H	5	0	0	0	2	0	0	0	0	0	0	13	16	0.00	0.000										
Kazuhiro Sasaki, R (9,1) ERA: 3.12	1.0	S	4	1	0	0	0	0	0	0	0	0	0	7	11	0.00	1.000										

AB	30
R	2
H	5
RBI	2
BB	3
SO	6
LOB	17





Batter	1	2	3	4	5	6	7	8	9	AB	R	H	RBI	BB	SO	LOB	TOP										
<b>Johnny Damon, L</b> OBP: 0.260, SLG: 0.308 (1, 9)										5	3	2	0	1	1	2											
<b>Jeremy Giambi, L</b> OBP: 0.353, SLG: 0.364 <b>23 Mario Valdez, L</b> OBP: 0.409, SLG: 0.286 (1, 7) (9, 7)										3	1	2	1	2	0	0											
<b>Jason Giambi, L</b> OBP: 0.506, SLG: 0.624 (1, 3)										3	1	2	1	2	0	1											
<b>John Jaha, R</b> OBP: 0.333, SLG: 0.333 (1, 10)										3	0	0	1	2	1	5											
<b>Terrence Long, L</b> OBP: 0.357, SLG: 0.468 (1, 8)										5	0	1	2	0	0	3											
<b>Miguel Tejada, R</b> OBP: 0.336, SLG: 0.526 (1, 6)										5	1	2	0	0	0	4											
<b>3 Eric Chavez, L</b> OBP: 0.331, SLG: 0.481 (1, 5)										4	0	1	0	1	2	2											
<b>Mark Bellhorn, S</b> OBP: 0.389, SLG: 0.467 (1, 4)										5	0	1	1	0	1	5											
<b>Ramon Hernandez, R</b> OBP: 0.285, SLG: 0.339 <b>Sal Fasano, R</b> OBP: 0.063, SLG: 0.063 (1, 2) (8, 2)										4	1	2	1	0	0	3											
<b>Inning Stats</b>	R: 2 E: 0 K: 0 S: 16	H: 1 LOB: 1 BB: 3 P: 30	R: 2 E: 1 K: 1 S: 10	H: 4 LOB: 2 BB: 0 P: 14	R: 0 E: 0 K: 0 S: 10	H: 1 LOB: 1 BB: 0 P: 13	R: 0 E: 0 K: 1 S: 14	H: 2 LOB: 2 BB: 1 P: 20	R: 0 E: 0 K: 1 S: 11	H: 1 LOB: 1 BB: 0 P: 17	R: 0 E: 0 K: 1 S: 6	H: 0 LOB: 0 BB: 0 P: 10	R: 1 E: 0 K: 1 S: 14	H: 1 LOB: 3 BB: 3 P: 32	R: 1 E: 0 K: 0 S: 10	H: 1 LOB: 1 BB: 1 P: 15	R: 1 E: 0 K: 2 S: 15	H: 2 LOB: 0 BB: 0 P: 22	1B: 8 2B: 4 3B: 0 HR: 1	SF: 0 SAC: 0 DP: 2 HBP: 0	WP: 0 PB: 0 SB: 0 CS: 0	PA: 46					
<b>PITCHER</b>	IP	WLS	BF	H	R	ER	SO	BB	IBB	HBP	BLK	WP	HR	S	P	ERA	WHIP										
<b>63 Paxton Crawford, R</b> ERA: 4.76 (1, 1)	2.0		13	5	4	4	1	3	0	0	0	0	1	26	44	18.00	4.000										
<b>49 Tim Wakefield, R</b> ERA: 1.89 (3, 1)	3.0		13	4	0	0	1	1	0	0	0	0	0	35	50	0.00	1.667										
<b>Pete Schourek, L</b> ERA: 2.4 (6, 1)	1.0		4	0	1	1	1	1	0	0	0	0	0	6	14	9.00	1.000										
<b>Rolando Arrojo, R</b> ERA: 3.66 (7, 1)	2.0		11	2	1	1	1	2	1	0	0	0	0	24	43	4.50	2.000										
<b>Rod Beck, R</b> ERA: 2.29 (9, 1)	1.0	L	5	2	1	1	2	0	0	0	0	0	0	15	22	9.00	2.000										

Oakland Athletics @ Boston Red Sox  
Fenway Park, Boston, MA  
Fri May 11 2001, 7:05 PM EDT  
Att: 32,718 - Sunny - 83 F

AB 38  
R 7  
H 13  
RBI 7  
BB 8  
SO 6  
LOB 26



Batter	1	2	3	4	5	6	7	8	9	AB	R	H	RBI	BB	SO	LOB	BOTTOM										
<b>Trot Nixon, L</b> OBP: 0.339, SLG: 0.408 (1, 9)										3	1	0	0	2	0	2											
<b>Jose Offerman, S</b> OBP: 0.392, SLG: 0.487 (1, 4)										5	1	2	0	0	0	2											
<b>Carl Everett, S</b> OBP: 0.363, SLG: 0.446 (1, 8)										5	2	2	1	0	0	2											
<b>Manny Ramirez, R</b> OBP: 0.490, SLG: 0.724 (1, 10)										4	1	2	3	0	2	0											
<b>Troy O'Leary, L</b> OBP: 0.264, SLG: 0.394 (1, 7)										4	0	1	1	0	1	3											
<b>John Valentin, R</b> OBP: 0.375, SLG: 0.333 (1, 6) (9, 5)										4	0	0	0	0	1	3											
<b>Brian Daubach, L</b> OBP: 0.311, SLG: 0.553 (1, 3)										3	0	1	0	1	1	0											
<b>Shea Hillenbrand, R</b> OBP: 0.319, SLG: 0.489 <b>Jason Varitek, S</b> OBP: 0.354, SLG: 0.347 (1, 5) (8, PH) (9, 2)										3	1	0	0	0	1	1											
<b>Scott Hatteberg, L</b> OBP: 0.250, SLG: 0.341 <b>Lou Merloni, R</b> OBP: 0.389, SLG: 0.563 (1, 2) (9, 6)										4	0	2	1	0	2	2											
<b>Inning Stats</b>	R: 0 E: 0 K: 0 S: 7	H: 0 LOB: 0 BB: 0 P: 10	R: 0 E: 0 K: 3 S: 10	H: 0 LOB: 0 BB: 0 P: 14	R: 1 E: 0 K: 0 S: 13	H: 2 LOB: 1 BB: 0 P: 19	R: 0 E: 0 K: 1 S: 10	H: 0 LOB: 0 BB: 0 P: 11	R: 0 E: 0 K: 1 S: 9	H: 0 LOB: 0 BB: 0 P: 10	R: 2 E: 0 K: 1 S: 15	H: 2 LOB: 2 BB: 1 P: 25	R: 0 E: 0 K: 1 S: 13	H: 1 LOB: 1 BB: 0 P: 15	R: 3 E: 0 K: 2 S: 23	H: 4 LOB: 2 BB: 1 P: 35	R: 0 E: 0 K: 0 S: 11	H: 1 LOB: 2 BB: 1 P: 20	1B: 4 2B: 6 3B: 1 HR: 0	SF: 0 SAC: 0 DP: 1 HBP: 2	WP: 0 PB: 0 SB: 0 CS: 0	PA: 41					
<b>PITCHER</b>	IP	WLS	BF	H	R	ER	SO	BB	IBB	HBP	BLK	WP	HR	S	P	ERA	WHIP										
<b>Cory Lidle, R</b> ERA: 5.29 (1, 1)	5.2		23	4	3	3	6	1	0	1	0	0	0	60	85	4.76	0.882										
<b>Jim Mecir, R</b> ERA: 3.2 (8, 1)	1.1	H	5	1	0	0	1	0	0	0	0	0	0	17	19	0.00	0.750										
<b>Jason Iringhausen, R</b> ERA: 0.07 (9, 1)	1.0	W	8	4	3	3	2	0	1	0	0	0	0	23	35	27.00	4.000										
<b>Mike Magnante, L</b> ERA: 2.7 (9, 1)	0.1	H	3	1	0	0	0	1	0	0	0	0	0	8	16	0.00	6.000										
<b>Jeff Tam, R</b> ERA: 4.05 (9, 1)	0.2	S	2	0	0	0	0	0	0	1	0	0	0	3	4	0.00	0.000										

Oakland Athletics @ Boston Red Sox  
Fenway Park, Boston, MA  
Fri May 11 2001, 7:05 PM EDT  
Att: 32,718 - Sunny - 83 F

AB 36  
R 6  
H 10  
RBI 6  
BB 3  
SO 9  
LOB 17





Batter	1	2	3	4	5	6	7	8	9	AB	R	H	RBI	BB	SO	LOB	TOP				
<b>Johnny Damon, L</b> OBP: 0.254, SLG: 0.300 (1, 9)	1-1 P6		0-0 G3-1			1-3 K		2-1 G3		4	0	0	0	0	1	1					
<b>23 Mario Valdez, L</b> OBP: 0.396, SLG: 0.282 (1, 7)	1-3 K		3-3 K			1-2 HR 1B		1-2 G4-3		4	1	1	0	0	2	0					
<b>Jason Giambi, L</b> OBP: 0.500, SLG: 0.636 (1, 3)	1-3 K				2-1 G6-3	0-0 HR		0-0 F7		4	1	1	3	0	1	0					
<b>John Jaha, R</b> OBP: 0.278, SLG: 0.267 <b>Frank Menechino, R</b> (9, PH) OBP: 0.396, SLG: 0.559 (1, 10)		3-3 K			2-2 F8	2-3 K		3-3 K		3	0	0	0	0	2	0					
<b>Terrence Long, L</b> OBP: 0.354, SLG: 0.469 (1, 8)		1-2 G5-3 2B			1-1 G6-3	0-0 F8		1-2 G3-1		4	0	1	0	0	0	0					
<b>Miguel Tejada, R</b> OBP: 0.329, SLG: 0.514 (1, 6)		1-0 G5-3			2-2 G5-3			1-3 K		3	0	0	0	0	1	1					
<b>3 Eric Chavez, L</b> OBP: 0.331, SLG: 0.474 (1, 5)		4-1 BB			0-3 K			1-0 P6		2	0	0	0	1	1	0					
<b>Mark Bellhorn, S</b> OBP: 0.333, SLG: 0.389 (1, 4)		0-3 K			1-3 K			3-3 K		3	0	0	0	0	3	2					
<b>Sal Fasano, R</b> OBP: 0.105, SLG: 0.056 (1, 2)			1-3 K			1-0 HR 23 1B HBP		1-3 K		2	1	0	0	0	2	0					
<b>Inning Stats</b>	R: 0 H: 0 E: 0 K: 2 S: 8	H: 0 LOB: 0 BB: 0 P: 11	R: 0 H: 1 E: 0 K: 2 S: 12	H: 1 LOB: 2 BB: 1 P: 21	R: 0 H: 0 E: 0 K: 2 S: 8	H: 0 LOB: 0 BB: 0 P: 12	R: 0 H: 0 E: 0 K: 2 S: 9	H: 0 LOB: 0 BB: 0 P: 12	R: 3 H: 2 E: 0 K: 2 S: 11	H: 2 LOB: 0 BB: 0 P: 16	R: 0 H: 0 E: 0 K: 2 S: 7	H: 0 LOB: 0 BB: 0 P: 12	R: 0 H: 0 E: 0 K: 1 S: 9	H: 0 LOB: 0 BB: 0 P: 13	R: 0 H: 0 E: 0 K: 1 S: 7	H: 0 LOB: 0 BB: 0 P: 11	1B: 1 2B: 1 3B: 0 HR: 1	SF: 0 SAC: 0 DP: 0 HBP: 1	WP: 0 PB: 0 SB: 0 CS: 0	PA: 32	
<b>PITCHER</b>	IP	WLS	BF	H	R	ER	SO	BB	IBB	HBP	BLK	WP	HR	S	P	ERA	WHIP				
<b>Pedro Martinez, R</b> ERA: 1.74 (1, 1)	7.0	W	26	3	3	3	12	1	0	1	0	0	1	62	96	3.86	0.571				
<b>Rich Garces, R</b> ERA: 3.0 (8, 1)	1.0		3	0	0	0	1	0	0	0	0	0	0	9	13	0.00	0.000				
<b>Derek Lowe, R</b> ERA: 5.73 (9, 1)	1.0		3	0	0	0	1	0	0	0	0	0	0	7	11	0.00	0.000				

Oakland Athletics @ Boston Red Sox  
Fenway Park, Boston, MA  
Sat May 12 2001, 1:05 PM EDT  
Att: 32,686 - Cloudy - 83 F

AB 30  
R 3  
H 3  
RBI 3  
BB 1  
SO 14  
LOB 4



Batter	1	2	3	4	5	6	7	8	9	AB	R	H	RBI	BB	SO	LOB	BOTTOM				
<b>Trot Nixon, L</b> OBP: 0.358, SLG: 0.466 (1, 9)	0-0 1B 1B 2B	1-0 1B		2-0 HR		1-3 K	2-2 2B			5	2	4	1	0	1	1					
<b>Jose Offerman, S</b> OBP: 0.400, SLG: 0.500 (1, 3)	2-2 1B E	0-0 1B		2-3 K		2-1 F8	0-1 1B			5	1	3	0	0	1	1					
<b>Carl Everett, S</b> OBP: 0.370, SLG: 0.458 (1, 8)	0-0 E	3-2 G5-4-3		2-1 G6-3		0-2 1B	2-3 K			5	2	3	2	0	1	2					
<b>Manny Ramirez, R</b> OBP: 0.494, SLG: 0.739 (1, 10)	1-0 E5 1B 2B	0-1 G5-4-3		0-0 HR		4-0 BB 1B IBB		0-3 K		4	2	2	2	1	1	2					
<b>Dante Bichette, R</b> OBP: 0.352, SLG: 0.442 (1, 7)	0-0 2B		1-3 K		0-0 G6-3	0-2 BB		0-0 1B		5	0	3	2	0	1	0					
<b>Jason Varitek, S</b> OBP: 0.356, SLG: 0.352 (1, 2)	2-3 3H P6		2-1 G4-3		2-2 1B	4-2 BB		0-0 F7		4	1	1	0	1	0	3					
<b>Shea Hillenbrand, R</b> OBP: 0.322, SLG: 0.453 (1, 5)	1-2 1B		2-1 P6		1-2 1B	1-1 G1-3		2-3 K		5	0	2	2	0	1	4					
<b>Lou Merloni, R</b> OBP: 0.318, SLG: 0.450 (1, 6)	0-0 P4		0-0 G4-3		1-3 K			1-0 G6-3		4	0	0	0	0	1	3					
<b>Mike Lansing, R</b> OBP: 0.263, SLG: 0.324 (1, 4)	1-1 F8		1-0 G6-3		2-2 2B	0-0 G5-3				4	1	1	0	0	2						
<b>Inning Stats</b>	R: 4 H: 6 E: 1 K: 0 S: 14	H: 3 LOB: 1 BB: 0 P: 13	R: 0 H: 0 E: 0 K: 1 S: 7	H: 0 LOB: 0 BB: 0 P: 12	R: 1 H: 1 E: 0 K: 1 S: 6	H: 1 LOB: 0 BB: 0 P: 11	R: 2 H: 3 E: 0 K: 1 S: 13	H: 3 LOB: 1 BB: 0 P: 19	R: 2 H: 3 E: 0 K: 1 S: 23	H: 3 LOB: 2 BB: 2 P: 37	R: 0 H: 2 E: 0 K: 1 S: 13	H: 2 LOB: 0 BB: 0 P: 18	R: 0 H: 1 E: 0 K: 2 S: 9	H: 1 LOB: 1 BB: 0 P: 11	1B: 12 2B: 5 3B: 0 HR: 2	SF: 0 SAC: 0 DP: 1 HBP: 0	WP: 0 PB: 0 SB: 0 CS: 0	PA: 43			
<b>PITCHER</b>	IP	WLS	BF	H	R	ER	SO	BB	IBB	HBP	BLK	WP	HR	S	P	ERA	WHIP				
<b>Gil Heredia, R</b> ERA: 8.92 (1, 1)	4.2	L	25	13	7	7	2	0	0	0	0	0	0	18	28	18.00	2.786				
<b>T.J. Mathews, R</b> ERA: 6.69 (5, 1)	1.0		6	2	2	2	2	0	1	0	0	0	0	18	28	18.00	2.000				
<b>Chad Bradford, R</b> ERA: 3.38 (6, 1)	2.1		12	4	0	0	3	1	0	0	0	0	0	30	42	0.00	2.143				

Oakland Athletics @ Boston Red Sox  
Fenway Park, Boston, MA  
Sat May 12 2001, 1:05 PM EDT  
Att: 32,686 - Cloudy - 83 F

AB 41  
R 9  
H 19  
RBI 9  
BB 2  
SO 7  
LOB 18





Batter	1	2	3	4	5	6	7	8	9	10	11	AB	R	H	RBI	BB	SO	LOB	TOP			
Johnny Damon, L (1,9) OBP: 0.263, SLG: 0.294	F9		BB		HBP G3-1 BB	BB			F8	K		3	1	0	0	3	1	3				
Frank Menechino, R (1,4) OBP: 0.393, SLG: 0.554	F9		K		G3-1 HBP BB	F9			F7		G6-4-3 2B	6	0	2	0	0	1	4				
Jason Giambi, L (1,3) OBP: 0.500, SLG: 0.629	K				SF7	G6-3				1B	G6-4-3 IBB	3	0	1	1	2	1	0				
Olmedo Saenz, R (1,10) OBP: 0.333, SLG: 0.354	F8				K	F7			F9		G6-4-3	5	0	0	0	0	1	4				
Terrence Long, L (1,8) OBP: 0.348, SLG: 0.453	F5				G3	G3-1				F8	IBB	5	0	0	1	1	0	3				
Miguel Tejada, R (1,6) OBP: 0.353, SLG: 0.500	F7				G6-3	G5-3			F7	E 23 S 1B	G4-3	6	0	1	0	0	5					
3 Eric Chavez, L (1,5) OBP: 0.340, SLG: 0.475					23 CS BB	23 HR 1B			K		K	4	1	2	0	1	2	1				
23 Mario Valdez, L (1,7) OBP: 0.434, SLG: 0.366					BB	P6				E	IBB	2	1	1	2	3	0	1				
Sal Fasano, R (1,2) OBP: 0.130, SLG: 0.048					BB	HR					IBB	3	1	0	0	1	1	3				
Jeremy Giambi, L (10, PH) OBP: 0.349, SLG: 0.359					K	1B BB SF7			G5-3		E6	1	0	0	0	0	2					
Ramon Hernandez, R (10, PR) OBP: 0.285, SLG: 0.339												0	0	0	0	0	0	0				
<b>Inning Stats</b>	R: 0 E: 0 K: 1 S: 10	H: 0 LOB: 0 BB: 0 P: 15	R: 0 E: 0 K: 0 S: 7	H: 0 LOB: 0 BB: 0 P: 11	R: 0 E: 0 K: 2 S: 10	H: 0 LOB: 3 BB: 3 P: 26	R: 0 E: 0 K: 1 S: 8	H: 0 LOB: 1 BB: 1 P: 16	R: 4 E: 0 K: 0 S: 21	H: 3 LOB: 2 BB: 2 P: 38	R: 0 E: 0 K: 0 S: 11	H: 1 LOB: 2 BB: 1 P: 16	R: 0 E: 0 K: 1 S: 11	H: 0 LOB: 1 BB: 1 P: 18	R: 0 E: 1 K: 2 S: 17	H: 1 LOB: 3 BB: 1 P: 30	R: 0 E: 0 K: 0 S: 6	H: 1 LOB: 2 BB: 2 P: 14	1B: 5 2B: 1 3B: 0 HR: 1	SF: 1 SAC: 0 DP: 1 HBP: 1	WP: 0 PB: 0 SB: 1 CS: 1	PA: 51
<b>PITCHER</b>	IP: 4.0 WLS: 3.8 BF: 19 H: 4 R: 0 ER: 4 SO: 4 BB: 6 IBB: 0 HBP: 1 BLK: 0 WP: 0 HR: 1 S: 42 P: 85 ERA: 9.00 WHIP: 2.000	IP: 2.0 WLS: 1.76 BF: 10 H: 2 R: 0 ER: 0 SO: 0 BB: 1 IBB: 0 HBP: 0 BLK: 0 WP: 0 HR: 0 S: 5 P: 6 ERA: 0.00 WHIP: 0.000	IP: 1.0 WLS: 2.94 BF: 3 H: 0 R: 0 ER: 0 SO: 1 BB: 0 IBB: 0 HBP: 0 BLK: 0 WP: 0 HR: 1 S: 11 P: 18 ERA: 1.000	IP: 1.2 WLS: 2.11 BF: 8 H: 2 R: 0 ER: 0 SO: 1 BB: 0 IBB: 0 HBP: 0 BLK: 0 WP: 0 HR: 0 S: 18 P: 32 ERA: 0.00 WHIP: 1.200	<b>PITCHER</b>	IP: 1.1 WLS: 5.4 BF: 7 H: 1 R: 0 ER: 0 SO: 1 BB: 0 IBB: 2 HBP: 0 BLK: 0 WP: 0 HR: 0 S: 13 P: 26 ERA: 0.00 WHIP: 0.750																

**Oakland Athletics @ Boston Red Sox**  
Fenway Park, Boston, MA  
Sun May 13 2001, 1:05 PM EDT  
Att: 31,926 - Sunny - 60 F

livebaseballscores.com

AB 38  
R 4  
H 7  
RBI 4  
BB 11  
SO 7  
LOB 26



Batter	1	2	3	4	5	6	7	8	9	10	11	AB	R	H	RBI	BB	SO	LOB	BOTTOM					
Trot Nixon, L (1,9) OBP: 0.352, SLG: 0.449	G3-1		BB		G4-6-3		F8		G6-3			4	0	0	0	1	0	3						
Jose Offerman, S (1,3) OBP: 0.393, SLG: 0.504	G6-3		K		G1-3			1B 3B	K			5	1	1	0	0	2	1						
John Valentin, R (1,6) OBP: 0.385, SLG: 0.300	1B BB		F9		G6-3		G6-3		HR 1B		L6	4	2	1	1	1	0	1						
Manny Ramirez, R (1,10) OBP: 0.497, SLG: 0.754	FC6-4 1B		K		K		K		HR		IBB	4	1	2	2	1	2	1						
Dante Bichette, R (1,7) OBP: 0.356, SLG: 0.429	FC6-4 1B		FC6-4 HBP		L4		G5-3				K	4	0	1	1	0	1	1						
Shea Hillenbrand, R (1,5) OBP: 0.311, SLG: 0.477	FC6-4		FC1-6 E S		K		G4-3				P5	5	0	0	0	0	1	4						
Jason Varitek, S (1,2) OBP: 0.366, SLG: 0.385	G1-3		F9		G1 1B BB		G4-3				HR	4	1	2	1	1	0	1						
Mike Lansing, R (1,4) OBP: 0.262, SLG: 0.321	G6-3		K		G1 1B		G4-3					4	0	1	0	0	1	2						
Darren Lewis, R (1,8) OBP: 0.232, SLG: 0.382	F7		G4-6-3 1B		G1				K			3	0	1	0	0	0	2						
Carl Everett, S (9, PH) OBP: 0.368, SLG: 0.455												1	0	0	0	0	1	0						
<b>Inning Stats</b>	R: 1 E: 0 K: 0 S: 6	H: 2 LOB: 2 BB: 1 P: 13	R: 0 E: 0 K: 0 S: 6	H: 0 LOB: 0 BB: 0 P: 10	R: 0 E: 0 K: 2 S: 9	H: 0 LOB: 1 BB: 1 P: 15	R: 0 E: 0 K: 1 S: 12	H: 0 LOB: 1 BB: 0 P: 18	R: 0 E: 0 K: 0 S: 7	H: 1 LOB: 2 BB: 0 P: 10	R: 0 E: 0 K: 1 S: 9	H: 1 LOB: 2 BB: 1 P: 14	R: 3 E: 0 K: 0 S: 20	H: 4 LOB: 1 BB: 0 P: 29	R: 0 E: 0 K: 2 S: 8	H: 0 LOB: 0 BB: 0 P: 14	R: 0 E: 0 K: 1 S: 12	H: 0 LOB: 1 BB: 1 P: 20	R: 1 E: 0 K: 0 S: 3	H: 1 LOB: 0 BB: 0 P: 4	1B: 6 2B: 0 3B: 1 HR: 2	SF: 0 SAC: 0 DP: 1 HBP: 1	WP: 0 PB: 0 SB: 1 CS: 0	PA: 43
<b>PITCHER</b>	IP: 7.0 WLS: 3.5 BF: 29 H: 5 R: 3 ER: 2 SO: 2 BB: 3 IBB: 0 HBP: 0 BLK: 0 WP: 0 HR: 0 S: 57 P: 90 ERA: 2.57 WHIP: 1.143	IP: 2.0 WLS: 9.0 BF: 9 H: 3 R: 2 ER: 2 SO: 2 BB: 0 IBB: 0 HBP: 0 BLK: 0 WP: 0 HR: 1 S: 27 P: 42 ERA: 9.00 WHIP: 1.500	IP: 1.0 WLS: 4.29 BF: 5 H: 1 R: 1 ER: 1 SO: 1 BB: 0 IBB: 0 HBP: 0 BLK: 0 WP: 0 HR: 1 S: 15 P: 24 ERA: 9.00 WHIP: 1.000	<b>PITCHER</b>	IP: 1.1 WLS: 2.57 BF: 7 H: 1 R: 0 ER: 0 SO: 1 BB: 0 IBB: 2 HBP: 0 BLK: 0 WP: 0 HR: 0 S: 13 P: 26 ERA: 0.00 WHIP: 0.750																			

**Oakland Athletics @ Boston Red Sox**  
Fenway Park, Boston, MA  
Sun May 13 2001, 1:05 PM EDT  
Att: 31,926 - Sunny - 60 F

livebaseballscores.com

AB 38  
R 5  
H 9  
RBI 5  
BB 4  
SO 8  
LOB 16









Batter	1	2	3	4	5	6	7	8	9	AB	R	H	RBI	BB	SO	LOB	TOP				
<b>John Valentin, R</b> OBP: 0.353, SLG: 0.357 (1, 6)	G5-3		G4-3 1B 2B		G6-3			P6		4	1	1	0	0	0	1	<b>Boston Red Sox @ Minnesota Twins</b> Hubert H. Humphrey Metrodome, Minneapolis, MN Wed May 16 2001, 8:05 PM EDT Att: 22,006 - Dome - 72 F <a href="http://livebaseballscorecards.com">livebaseballscorecards.com</a>				
<b>Jose Offerman, S</b> OBP: 0.395, SLG: 0.496 (1, 3)	2B E 1B		F9		F8			FC6-4 1B		4	1	2	0	0	0	1					
<b>Carl Everett, S</b> OBP: 0.372, SLG: 0.468 (1, 8)	E7 1H 1B 2B		G4-3		F8			K		4	1	1	0	0	1	2					
<b>Manny Ramirez, R</b> OBP: 0.500, SLG: 0.738 (1, 10)	2H 1B				K			FC6-4 1-2		4	0	2	2	0	1	1					
<b>Dante Bichette, R</b> OBP: 0.358, SLG: 0.403 (1, 9)	K		L9					G5-3		3	0	0	0	1	1	2					
<b>Shea Hillenbrand, R</b> OBP: 0.368, SLG: 0.465 <b>Scott Hatteberg, L</b> OBP: 0.244, SLG: 0.333 (9, PH)	F9				G4-3			F8		3	0	0	0	0	0	2					
<b>Jason Varitek, S</b> OBP: 0.368, SLG: 0.393 <b>Trot Nixon, L</b> OBP: 0.346, SLG: 0.446 (9, PR)			K		G3					4	0	1	0	0	2	0					
<b>Lou Merloni, R</b> OBP: 0.310, SLG: 0.385 <b>Troy O'Leary, L</b> OBP: 0.291, SLG: 0.390 (9, PH)	F7				L4			K		3	0	0	0	0	1	0					
<b>Darren Lewis, R</b> OBP: 0.233, SLG: 0.373 (1, 7)	B1-3							G4-3		3	0	1	0	0	0	0					
<b>Inning Stats</b>	R: 2 H: 3 E: 1 K: 1 S: 14	H: 3 LOB: 1 BB: 0 P: 22	R: 0 H: 0 E: 0 K: 1 S: 7	H: 0 LOB: 0 BB: 0 P: 11	R: 1 H: 2 E: 0 K: 0 S: 14	H: 2 LOB: 1 BB: 0 P: 23	R: 0 H: 0 E: 0 K: 0 S: 4	H: 0 LOB: 0 BB: 0 P: 7	R: 0 H: 1 E: 0 K: 2 S: 10	H: 0 LOB: 1 BB: 1 P: 10	R: 0 H: 0 E: 0 K: 1 S: 7	H: 0 LOB: 0 BB: 0 P: 9	R: 0 H: 1 E: 0 K: 1 S: 13	H: 1 LOB: 1 BB: 0 P: 21	R: 0 H: 1 E: 0 K: 1 S: 12	H: 1 LOB: 1 BB: 0 P: 15		1B: 6 2B: 2 3B: 0 HR: 0	SF: 0 SAC: 0 DP: 1 HBP: 0	WP: 0 PB: 0 SB: 0 CS: 0	PA: 35
<b>PITCHER</b>	IP	WLS	BF	H	R	ER	SO	BB	IBB	HBP	BLK	WP	HR	S	P	ERA	WHIP				
<b>J.C. Romero, L</b> ERA: 5.03 (1, 1)	7.0		27	6	3	2	5	1	0	0	0	0	0	63	102	2.57	1.000				
<b>Eddie Guardado, L</b> ERA: 5.53 (8, 1)	0.2		3	1	0	0	1	0	0	0	0	0	0	11	17	0.00	1.500				
<b>Bob Wells, R</b> ERA: 3.92 (9, 1)	0.1	W	1	0	0	0	0	0	0	0	0	0	0	2	4	0.00	0.000				
<b>LaTroy Hawkins, R</b> ERA: 2.7 (9, 1)	1.0	S	4	1	0	0	1	0	0	0	0	0	0	12	15	0.00	1.000				

Batter	1	2	3	4	5	6	7	8	9	AB	R	H	RBI	BB	SO	LOB	BOTTOM				
<b>Cristian Guzman, S</b> OBP: 0.345, SLG: 0.554 (1, 6)	G3-1		CS BB					K		3	0	1	2	1	1	0	<b>Boston Red Sox @ Minnesota Twins</b> Hubert H. Humphrey Metrodome, Minneapolis, MN Wed May 16 2001, 8:05 PM EDT Att: 22,006 - Dome - 72 F <a href="http://livebaseballscorecards.com">livebaseballscorecards.com</a>				
<b>Luis Rivas, R</b> OBP: 0.270, SLG: 0.373 (1, 4)	G1-3		CS 1-2		G4-3		G1-3	G6-3		4	0	0	0	0	0	1					
<b>Matt Lawton, L</b> OBP: 0.387, SLG: 0.354 (1, 9)					K			L4		3	0	1	0	1	1	0					
<b>Corey Koskie, L</b> OBP: 0.325, SLG: 0.412 (1, 5)	F8				G6-3			K		4	0	0	0	0	1	2					
<b>Doug Mientkiewicz, L</b> OBP: 0.469, SLG: 0.675 (1, 3)			F9					K		3	0	0	0	0	1	0					
<b>Chad Allen, R</b> OBP: 0.345, SLG: 0.392 (1, 10)			K					K		3	0	0	0	0	2	0					
<b>Jacque Jones, L</b> OBP: 0.287, SLG: 0.323 (1, 7)			K					L7		2	1	0	0	1	1	0					
<b>Tori Hunter, R</b> OBP: 0.299, SLG: 0.418 (1, 8)			F9					K		3	1	1	0	0	1	0					
<b>A.J. Pierzynski, L</b> OBP: 0.268, SLG: 0.375 <b>Brian Buchanan, R</b> OBP: 0.182, SLG: 0.591 <b>Tom Prince, R</b> OBP: 0.293, SLG: 0.385 (9, 2)			G4-3							2	1	1	1	0	0	0					
<b>Inning Stats</b>	R: 0 H: 0 E: 0 K: 0 S: 7	H: 0 LOB: 1 BB: 1 P: 15	R: 0 H: 0 E: 0 K: 2 S: 8	H: 0 LOB: 0 BB: 0 P: 12	R: 0 H: 0 E: 0 K: 0 S: 5	H: 0 LOB: 1 BB: 1 P: 10	R: 0 H: 0 E: 0 K: 1 S: 9	H: 0 LOB: 0 BB: 0 P: 15	R: 3 H: 3 E: 0 K: 2 S: 16	H: 3 LOB: 1 BB: 1 P: 23	R: 0 H: 0 E: 0 K: 1 S: 8	H: 0 LOB: 0 BB: 0 P: 10	R: 0 H: 0 E: 0 K: 1 S: 5	H: 0 LOB: 0 BB: 0 P: 10	R: 1 H: 2 E: 0 K: 1 S: 11	H: 2 LOB: 1 BB: 0 P: 14		1B: 2 2B: 1 3B: 1 HR: 1	SF: 0 SAC: 0 DP: 0 HBP: 0	WP: 0 PB: 0 SB: 0 CS: 1	PA: 32
<b>PITCHER</b>	IP	WLS	BF	H	R	ER	SO	BB	IBB	HBP	BLK	WP	HR	S	P	ERA	WHIP				
<b>49 Tim Wakefield, R</b> ERA: 2.21 (1, 1)	6.0		23	3	3	3	6	3	0	0	0	0	0	53	85	4.50	1.000				
<b>Hipolito Pichardo, R</b> ERA: (7, 1)	1.0		3	0	0	0	1	0	0	0	0	0	0	5	10	0.00	0.000				
<b>Pete Schourek, L</b> ERA: 2.65 (8, 1)	1.0	L	5	2	1	1	1	0	0	0	0	0	1	11	14	9.00	2.000				





Batter	1	2	3	4	5	6	7	8	9	AB	R	H	RBI	BB	SO	LOB	TOP			
Trot Nixon, L OBP: 0.336, SLG: 0.431 (1, 9)	P4		G3		G3			F8		4	0	0	0	0	0	0				
Scott Hatteberg, L OBP: 0.224, SLG: 0.304 (1, 2)	G6-3		L7		G6-3			L4		4	0	0	0	0	0	0				
Carl Everett, S OBP: 0.369, SLG: 0.462 (1, 8)	F9		HR		G6-3			K		4	1	1	0	0	1	0				
Manny Ramirez, R OBP: 0.500, SLG: 0.758 (1, 10)		1B	HR		L1			K		4	2	2	2	0	1	0				
Troy O'Leary, L OBP: 0.261, SLG: 0.385 (1, 7)	1B		K		G6-3			K		4	0	1	1	0	2	0				
Shea Hillenbrand, R OBP: 0.307, SLG: 0.460 (1, 5)					G4-3			F9		4	0	1	0	0	0	0				
Brian Daubach, L OBP: 0.303, SLG: 0.536 (1, 3)	F7				F8			F7		3	0	0	0	0	0	2				
Lou Merloni, R OBP: 0.313, SLG: 0.379 (1, 6)	P6				K			1B		3	0	1	0	0	1	2				
Mike Lansing, R OBP: 0.242, SLG: 0.294 (1, 4)	K				G5-3			F8		3	0	0	0	0	1	3				
<b>Inning Stats</b>	R: 0 H: 0 E: 0 K: 0 S: 9	H: 0 LOB: 0 BB: 0 P: 13	R: 1 H: 3 E: 0 K: 1 S: 14	H: 3 LOB: 2 BB: 0 P: 19	R: 2 H: 2 E: 0 K: 1 S: 13	H: 2 LOB: 0 BB: 0 P: 17	R: 0 H: 0 E: 0 K: 1 S: 5	H: 0 LOB: 0 BB: 0 P: 8	R: 0 H: 0 E: 0 K: 0 S: 6	H: 0 LOB: 0 BB: 0 P: 9	R: 0 H: 1 E: 0 K: 0 S: 7	H: 1 LOB: 1 BB: 0 P: 11	R: 0 H: 0 E: 0 K: 1 S: 7	H: 0 LOB: 0 BB: 0 P: 10	R: 0 H: 0 E: 0 K: 2 S: 9	H: 0 LOB: 0 BB: 0 P: 11	1B: 4 2B: 1 3B: 0 HR: 1	SF: 0 SAC: 0 DP: 0 HBP: 0	WP: 0 PB: 0 SB: 0 CS: 0	PA: 33
<b>PITCHER</b> Brad Radke, R ERA: 2.83 (1, 1)	IP: 9.0 WLS: W BF: 33 H: 6 R: 3 ER: 3 SO: 6 BB: 0 IBB: 0 HBP: 0 BLK: 0 WP: 0 HR: 1 S: 76 P: 107 ERA: 3.00 WHIP: 0.667															<b>PITCHER</b>				

**Boston Red Sox @ Minnesota Twins**  
 Hubert H. Humphrey Metrodome, Minneapolis, MN  
 Thu May 17 2001, 1:05 PM EDT  
 Att: 18,466 - Dome - 72 F

AB 33  
 R 3  
 H 6  
 RBI 3  
 BB 0  
 SO 6  
 LOB 7



Batter	1	2	3	4	5	6	7	8	9	AB	R	H	RBI	BB	SO	LOB	BOTTOM			
Cristian Guzman, S OBP: 0.346, SLG: 0.545 (1, 6)	F8		HBP		G3			L4		4	1	1	0	1	0	2				
Denny Hocking, S OBP: 0.287, SLG: 0.273 (1, 4)	F7		1B					1B		2	1	1	0	0	0	0				
Jason Maxwell, R OBP: 0.241, SLG: 0.296 (6, 4)			HBP		HR			2B		2	0	1	0	0	0	1				
Matt Lawton, L OBP: 0.395, SLG: 0.361 (1, 9)		BB			1B			G3		3	1	2	1	1	0	1				
Corey Koskie, L OBP: 0.323, SLG: 0.429 (1, 5)	F9		K		HR			G4-3		4	1	1	3	0	1	3				
Doug Mientkiewicz, L OBP: 0.470, SLG: 0.693 (1, 3)		G3			HR			G3		4	1	2	1	0	0	0				
Chad Allen, R OBP: 0.355, SLG: 0.377 (1, 10)	G6-3				F9			1B		2	0	0	0	2	0	1				
Jacque Jones, L OBP: 0.293, SLG: 0.323 (1, 7)	K				BB			F8		3	0	1	0	1	1	1				
Tori Hunter, R OBP: 0.287, SLG: 0.400 (1, 8)			G5-3		F9			K		4	0	0	0	0	2	5				
A.J. Pierzynski, L OBP: 0.256, SLG: 0.357 (1, 2)			G3		K			F7		4	0	0	0	0	1	2				
<b>Inning Stats</b>	R: 0 H: 0 E: 0 K: 0 S: 7	H: 0 LOB: 1 BB: 1 P: 17	R: 0 H: 0 E: 0 K: 1 S: 9	H: 0 LOB: 0 BB: 0 P: 15	R: 1 H: 1 E: 0 K: 1 S: 11	H: 1 LOB: 2 BB: 1 P: 23	R: 1 H: 1 E: 0 K: 1 S: 18	H: 1 LOB: 2 BB: 2 P: 33	R: 3 H: 4 E: 0 K: 1 S: 15	H: 4 LOB: 1 BB: 0 P: 22	R: 0 H: 1 E: 0 K: 0 S: 11	H: 1 LOB: 1 BB: 0 P: 16	R: 0 H: 1 E: 0 K: 1 S: 12	H: 1 LOB: 2 BB: 1 P: 22	R: 0 H: 1 E: 0 K: 0 S: 5	H: 1 LOB: 0 BB: 0 P: 6	1B: 6 2B: 2 3B: 0 HR: 2	SF: 0 SAC: 0 DP: 1 HBP: 1	WP: 0 PB: 0 SB: 2 CS: 0	PA: 38
<b>PITCHER</b> David Cone, R ERA: 6.0 (1, 1)	IP: 3.0 WLS: L BF: 14 H: 5 R: 3 ER: 3 SO: 2 BB: 0 IBB: 0 HBP: 0 BLK: 0 WP: 0 HR: 1 S: 34 P: 50 ERA: 9.00 WHIP: 1.667															<b>PITCHER</b>				
Rolando Arrojo, R ERA: 4.37 (4, 1)	IP: 1.0 WLS: 0 BF: 5 H: 1 R: 0 ER: 0 SO: 1 BB: 0 IBB: 0 HBP: 0 BLK: 0 WP: 0 HR: 0 S: 12 P: 22 ERA: 0.00 WHIP: 2.000															<b>PITCHER</b>				
Rich Garcés, R ERA: 2.61 (7, 1)	IP: 1.0 WLS: 0 BF: 3 H: 1 R: 0 ER: 0 SO: 0 BB: 0 IBB: 0 HBP: 0 BLK: 0 WP: 0 HR: 0 S: 5 P: 6 ERA: 0.00 WHIP: 1.000															<b>PITCHER</b>				
Rod Beck, R ERA: 1.9 (8, 1)	IP: 1.0 WLS: 0 BF: 3 H: 1 R: 0 ER: 0 SO: 0 BB: 0 IBB: 0 HBP: 0 BLK: 0 WP: 0 HR: 0 S: 5 P: 6 ERA: 0.00 WHIP: 1.000															<b>PITCHER</b>				

**Boston Red Sox @ Minnesota Twins**  
 Hubert H. Humphrey Metrodome, Minneapolis, MN  
 Thu May 17 2001, 1:05 PM EDT  
 Att: 18,466 - Dome - 72 F

AB 32  
 R 5  
 H 9  
 RBI 5  
 BB 5  
 SO 5  
 LOB 16





Batter	1	2	3	4	5	6	7	8	9	AB	R	H	RBI	BB	SO	LOB	TOP			
<b>Trot Nixon, L</b> OBP: 0.345, SLG: 0.454 (1, 9)	G5-3 1B BB		K	HR		G5-3			G5-3 BB	3	1	1	1	2	1	0	<b>Boston Red Sox @ Kansas City Royals</b> Kauffman Stadium, Kansas City, MO Fri May 18 2001, 7:05 PM CDT Att: 34,154 - Sunny - 65 F			
<b>Jose Offerman, S</b> OBP: 0.390, SLG: 0.485 (1, 4)	F9		E 1B	F8		G4-3			K	5	1	1	0	0	1	2				
<b>Carl Everett, S</b> OBP: 0.370, SLG: 0.466 (1, 8)	G5-3 1B		E4 1B	3B 2B		G3			G5-3	5	1	2	0	0	0	2				
<b>Manny Ramirez, R</b> OBP: 0.497, SLG: 0.759 (1, 10)	G5-3		2H 1B	3B		G6-3			K	5	0	2	2	0	1	3				
<b>Troy O'Leary, L</b> OBP: 0.261, SLG: 0.381 (1, 7)	F9		K2-3	G3		1B				4	0	1	0	0	1	5				
<b>John Valentin, R</b> OBP: 0.286, SLG: 0.278 (1, 6)		K		G6-3	G5-3				K	4	0	0	0	0	2	1				
<b>Brian Daubach, L</b> OBP: 0.310, SLG: 0.525 (1, 3)		G4-6-3 BB		1B HR BB	K				K	2	1	0	0	2	2	0				
<b>Shea Hillenbrand, R</b> OBP: 0.311, SLG: 0.461 (1, 5)	G4-6-3			1B HR	G3				1B	4	1	2	0	0	0	1				
<b>Jason Varitek, S</b> OBP: 0.363, SLG: 0.413 (1, 2)			K	1B HR	L1				F8	4	1	1	3	0	1	0				
<b>Inning Stats</b>	R: 0 E: 0 K: 0 S: 10	H: 1 LOB: 2 BB: 1 P: 20	R: 0 E: 0 K: 1 S: 8	H: 0 LOB: 0 BB: 1 P: 13	R: 1 E: 1 K: 3 S: 20	H: 2 LOB: 2 BB: 0 P: 26	R: 5 E: 0 K: 0 S: 21	H: 5 LOB: 1 BB: 1 P: 30	R: 0 E: 0 K: 1 S: 8	H: 0 LOB: 0 BB: 0 P: 13	R: 0 E: 0 K: 1 S: 7	H: 1 LOB: 1 BB: 0 P: 11	R: 0 E: 0 K: 1 S: 7	H: 1 LOB: 1 BB: 0 P: 8	R: 0 E: 0 K: 2 S: 8	H: 0 LOB: 1 BB: 1 P: 13	1B: 6 2B: 1 3B: 1 HR: 2	SF: 0 SAC: 0 DP: 1 HBP: 0	WP: 0 PB: 0 SB: 0 CS: 0	PA: 40
<b>PITCHER</b>	IP WLS BF H R ER SO	IP WLS BF H R ER SO	IP WLS BF H R ER SO	IP WLS BF H R ER SO	IP WLS BF H R ER SO	IP WLS BF H R ER SO	IP WLS BF H R ER SO	IP WLS BF H R ER SO	IP WLS BF H R ER SO	IP WLS BF H R ER SO	IP WLS BF H R ER SO	IP WLS BF H R ER SO	IP WLS BF H R ER SO	IP WLS BF H R ER SO	IP WLS BF H R ER SO	IP WLS BF H R ER SO	ERA WHIP	ERA WHIP		
<b>Blake Stein, R</b> ERA: 6.99 (1, 1)	3.1 L	19 6 5 4 4	3 0 0 0	0 0 0 0	0 0 0 0	0 0 0 0	0 0 0 0	0 0 0 0	0 0 0 0	0 0 0 0	0 0 0 0	0 0 0 0	0 0 0 0	0 0 0 0	0 0 0 0	0 0 0 0	10.80 2.700			
<b>Cory Bailey, R</b> ERA: 2.4 (4, 1)	3.2	14 3 1 1 2	0 0 0 0	0 0 0 0	0 0 0 0	0 0 0 0	0 0 0 0	0 0 0 0	0 0 0 0	0 0 0 0	0 0 0 0	0 0 0 0	0 0 0 0	0 0 0 0	0 0 0 0	0 0 0 0	2.46 0.818			
<b>Doug Henry, R</b> ERA: 5.25 (8, 1)	2.0	7 1 0 0 3	1 0 0 0	0 0 0 0	0 0 0 0	0 0 0 0	0 0 0 0	0 0 0 0	0 0 0 0	0 0 0 0	0 0 0 0	0 0 0 0	0 0 0 0	0 0 0 0	0 0 0 0	0 0 0 0	0.00 1.000			

Batter	1	2	3	4	5	6	7	8	9	AB	R	H	RBI	BB	SO	LOB	BOTTOM				
<b>Carlos Beltrán, S</b> OBP: 0.339, SLG: 0.429 (1, 8)	FC6-4 1B		K			K			G6-3	5	0	2	0	0	2	2	<b>Boston Red Sox @ Kansas City Royals</b> Kauffman Stadium, Kansas City, MO Fri May 18 2001, 7:05 PM CDT Att: 34,154 - Sunny - 65 F				
<b>Rey Sanchez, R</b> OBP: 0.292, SLG: 0.325 (1, 6)	FC6-4			29 G6-4-3 1B		G4-3			K	4	0	1	0	0	1	3					
<b>29 Mike Sweeney, R</b> OBP: 0.355, SLG: 0.554 (1, 3)	L8			G6-4-3		G6-3			1B E 1B	4	1	1	0	0	0	2					
<b>Jermaine Dye, R</b> OBP: 0.326, SLG: 0.410 (1, 9)	K			1B		K			1B E 1B	4	1	2	0	0	2	1					
<b>Joe Randa, R</b> OBP: 0.305, SLG: 0.400 (1, 5)		P3		K		K			1B E 2B 1B	4	1	1	0	0	2	1					
<b>Dee Brown, L</b> OBP: 0.344, SLG: 0.408 (1, 7)		K			F7				E5	4	0	0	1	0	2	1					
<b>Luis Alicea, S</b> OBP: 0.333, SLG: 0.357 (1, 4)		K				FC4-6 1B			1B BB	3	0	2	1	1	1	0					
<b>Raul Ibanez, L</b> OBP: 0.207, SLG: 0.179 (1, 10)			G4-3		FC4-6				L6	4	0	0	0	0	0	4					
<b>A.J. Hinch, R</b> OBP: 0.184, SLG: 0.222 (1, 2)									K	1	0	0	0	0	1	0					
<b>Héctor Ortiz, R</b> OBP: 0.252, SLG: 0.258 (5, 2)									K	2	0	0	0	0	1	2					
<b>Wilson Delgado, S</b> (9, PH)									K	1	0	0	0	0	1	2					
<b>Inning Stats</b>	R: 0 E: 0 K: 1 S: 9	H: 1 LOB: 1 BB: 0 P: 11	R: 0 E: 0 K: 2 S: 12	H: 0 LOB: 0 BB: 0 P: 16	R: 0 E: 0 K: 2 S: 10	H: 0 LOB: 0 BB: 0 P: 12	R: 0 E: 0 K: 1 S: 10	H: 2 LOB: 1 BB: 0 P: 13	R: 0 E: 0 K: 0 S: 7	H: 1 LOB: 1 BB: 0 P: 11	R: 0 E: 0 K: 1 S: 7	H: 0 LOB: 0 BB: 0 P: 8	R: 0 E: 0 K: 3 S: 10	H: 0 LOB: 0 BB: 0 P: 14	R: 0 E: 0 K: 2 S: 15	H: 1 LOB: 2 BB: 1 P: 23	R: 3 E: 1 K: 1 S: 18	H: 4 LOB: 2 2B: 1 3B: 0 HR: 0	SF: 0 SAC: 0 DP: 1 HBP: 0	WP: 0 PB: 0 SB: 0 CS: 0	PA: 37
<b>PITCHER</b>	IP WLS BF H R ER SO	IP WLS BF H R ER SO	IP WLS BF H R ER SO	IP WLS BF H R ER SO	IP WLS BF H R ER SO	IP WLS BF H R ER SO	IP WLS BF H R ER SO	IP WLS BF H R ER SO	IP WLS BF H R ER SO	IP WLS BF H R ER SO	IP WLS BF H R ER SO	IP WLS BF H R ER SO	IP WLS BF H R ER SO	IP WLS BF H R ER SO	IP WLS BF H R ER SO	IP WLS BF H R ER SO	ERA WHIP	ERA WHIP			
<b>Pedro Martínez, R</b> ERA: 1.52 (1, 1)	8.0	29 5 0 0 12	0 0 0 0	0 0 0 0	0 0 0 0	0 0 0 0	0 0 0 0	0 0 0 0	0 0 0 0	0 0 0 0	0 0 0 0	0 0 0 0	0 0 0 0	0 0 0 0	0 0 0 0	0 0 0 0	0.00 0.750				
<b>Hipólito Pichardo, R</b> ERA: 18.0 (9, 1)	0.0	3 3 3 2 0	0 0 0 0	0 0 0 0	0 0 0 0	0 0 0 0	0 0 0 0	0 0 0 0	0 0 0 0	0 0 0 0	0 0 0 0	0 0 0 0	0 0 0 0	0 0 0 0	0 0 0 0	0 0 0 0	-				
<b>Derek Lowe, R</b> ERA: 5.33 (9, 1)	1.0	5 1 0 0 1	0 0 0 0	0 0 0 0	0 0 0 0	0 0 0 0	0 0 0 0	0 0 0 0	0 0 0 0	0 0 0 0	0 0 0 0	0 0 0 0	0 0 0 0	0 0 0 0	0 0 0 0	0 0 0 0	0.00 1.000				





Batter	1	2	3	4	5	6	7	8	9	AB	R	H	RBI	BB	SO	LOB	TOP				
Trot Nixon, L OBP: 0.343, SLG: 0.447 (1, 9)	F7						F9			4	0	1	0	0	0	1					
Jose Offerman, S OBP: 0.386, SLG: 0.486 (1, 4)	G4-3		F7				G5-3	G1-3		4	0	1	0	0	0	2					
Carl Everett, S OBP: 0.368, SLG: 0.473 (1, 8)	G4-3			G6-3			G4-3	G3		4	1	1	0	0	0	2					
Manny Ramirez, R OBP: 0.487, SLG: 0.741 (1, 10)	F9			G6-3			G5-3	L6		4	0	0	1	0	0	1					
Dante Bichette, R OBP: 0.338, SLG: 0.379 (1, 7)		G6-3		L8			K		G4-3	4	0	0	0	0	1	0					
Brian Daubach, L OBP: 0.308, SLG: 0.515 (1, 3)		K			BB		K		G4-3	4	0	1	0	0	2	0					
John Valentin, R OBP: 0.320, SLG: 0.429 (1, 6)		G6-3			BB				K	3	1	1	1	1	1	0					
Shea Hillenbrand, R OBP: 0.306, SLG: 0.452 (1, 5)			K	F9			F9			3	0	0	0	0	1	2					
Jason Varitek, S OBP: 0.362, SLG: 0.407 (1, 2)			F7				G6-3			2	0	0	0	0	0	0					
<b>Inning Stats</b>	R: 0 E: 0 K: 0 S: 7	H: 1 LOB: 1 BB: 0 P: 12	R: 0 E: 0 K: 1 S: 6	H: 0 LOB: 0 BB: 0 P: 10	R: 0 E: 0 K: 1 S: 8	H: 1 LOB: 1 BB: 0 P: 14	R: 1 E: 0 K: 0 S: 13	H: 2 LOB: 2 BB: 1 P: 22	R: 0 E: 0 K: 2 S: 9	H: 0 LOB: 0 BB: 0 P: 13	R: 1 E: 0 K: 0 S: 9	H: 1 LOB: 0 BB: 0 P: 19	R: 0 E: 0 K: 1 S: 9	H: 0 LOB: 0 BB: 0 P: 14	R: 0 E: 0 K: 1 S: 7	H: 0 LOB: 0 BB: 0 P: 10	1B: 2 2B: 1 3B: 1 HR: 1	SF: 0 SAC: 0 DP: 0 HBP: 1	WP: 0 PB: 0 SB: 0 CS: 0	PA: 34	
<b>PITCHER</b>	IP	WLS	BF	H	R	ER	SO	BB	IBB	HBP	BLK	WP	HR	S	P	ERA	WHIP				
Dan Reichert, R ERA: 3.2 (1, 1)	7.0	W	28	5	2	2	4	1	0	1	0	0	1	62	105	2.57	0.857				
Jason Grimsley, R ERA: 2.39 (8, 1)	1.0	H	3	0	0	0	0	0	0	0	0	0	0	9	14	0.00	0.000				
Roberto Hernandez, R ERA: 6.41 (9, 1)	1.0		3	0	0	0	1	0	0	0	0	0	0	7	10	0.00	0.000				

**Boston Red Sox @ Kansas City Royals**  
Kauffman Stadium, Kansas City, MO  
Sat May 19 2001, 7:05 PM CDT  
Att: 26,583 - Cloudy - 77 F

AB 32  
R 2  
H 5  
RBI 2  
BB 1  
SO 5  
LOB 8



Batter	1	2	3	4	5	6	7	8	9	AB	R	H	RBI	BB	SO	LOB	BOTTOM				
Carlos Beltrán, S OBP: 0.330, SLG: 0.419 (1, 8)	G4-3		SF7	CS			G4-3	L8		4	0	0	1	0	1	2					
Rey Sanchez, R OBP: 0.297, SLG: 0.325 (1, 6)	G6-3		FC5-4				G4-3			3	1	1	0	1	0	0					
29 Mike Sweeney, R OBP: 0.363, SLG: 0.585 (1, 3)	F9		FC5-4							4	0	3	0	0	0	0					
Jermaine Dye, R OBP: 0.318, SLG: 0.403 (1, 9)		K	FC5-4				SF8	G1-3		3	0	0	1	0	1	3					
Joe Randa, R OBP: 0.309, SLG: 0.402 (1, 5)				2B	G4-3		G5-3	F9		4	1	2	0	0	0	1					
Dee Brown, L OBP: 0.344, SLG: 0.415 Dave McCarty, R OBP: 0.342, SLG: 0.367 (1, 10)	F9			G4-3			G1-3			3	1	1	0	0	0	1					
Mark Quinn, R OBP: 0.313, SLG: 0.551 (1, 7)		G5-3			G5-3			FC4-6		4	2	1	1	0	0	4					
Luis Alicaia, S OBP: 0.330, SLG: 0.353 (1, 4)			F9		G4-3		K			4	0	1	1	0	1	1					
Héctor Ortiz, R OBP: 0.271, SLG: 0.297 (1, 2)				SF7			F8			4	1	3	2	0	0	0					
<b>Inning Stats</b>	R: 0 E: 0 K: 0 S: 4	H: 0 LOB: 0 BB: 0 P: 6	R: 0 E: 0 K: 1 S: 11	H: 1 LOB: 1 BB: 0 P: 14	R: 1 E: 0 K: 0 S: 12	H: 3 LOB: 2 BB: 0 P: 20	R: 2 E: 0 K: 0 S: 9	H: 3 LOB: 0 BB: 0 P: 13	R: 1 E: 0 K: 1 S: 12	H: 1 LOB: 0 BB: 1 P: 21	R: 1 E: 0 K: 0 S: 13	H: 1 LOB: 0 BB: 0 P: 19	R: 0 E: 0 K: 0 S: 10	H: 1 LOB: 1 BB: 0 P: 16	R: 1 E: 0 K: 0 S: 11	H: 3 LOB: 2 BB: 0 P: 20	1B: 9 2B: 2 3B: 1 HR: 1	SF: 2 SAC: 0 DP: 0 HBP: 0	WP: 0 PB: 0 SB: 1 CS: 1	PA: 38	
<b>PITCHER</b>	IP	WLS	BF	H	R	ER	SO	BB	IBB	HBP	BLK	WP	HR	S	P	ERA	WHIP				
Hideo Nomo, R ERA: 4.24 (1, 1)	6.0	L	27	9	5	5	3	1	0	0	0	0	0	61	93	7.50	1.667				
Rolando Arrojo, R ERA: 4.18 (7, 1)	1.0		4	1	0	0	0	0	0	0	0	0	0	10	16	0.00	1.000				
Pete Schourek, L ERA: 3.0 (8, 1)	1.0		6	3	1	1	0	0	0	0	0	0	0	11	20	9.00	3.000				

**Boston Red Sox @ Kansas City Royals**  
Kauffman Stadium, Kansas City, MO  
Sat May 19 2001, 7:05 PM CDT  
Att: 26,583 - Cloudy - 77 F

AB 34  
R 6  
H 13  
RBI 6  
BB 1  
SO 3  
LOB 12







Batter	1	2	3	4	5	6	7	8	9	AB	R	H	RBI	BB	SO	LOB	TOP
Trot Nixon, L OBP: 0.345, SLG: 0.444 (1, 9)										3	0	1	1	1	0	0	<b>Boston Red Sox @ Kansas City Royals</b> Kauffman Stadium, Kansas City, MO Sun May 20 2001, 1:05 PM CDT Att: 18,596 - Cloudy - 66 F
Jose Offerman, S OBP: 0.380, SLG: 0.476 (1, 4)										5	0	1	0	0	0	2	
Carl Everett, S OBP: 0.363, SLG: 0.483 (1, 8)										5	1	1	1	0	1	2	
Manny Ramirez, R OBP: 0.492, SLG: 0.764 (9, PH)										3	1	2	1	1	1	0	
Scott Hatteberg, L OBP: 0.220, SLG: 0.298 (7, 7)										1	0	0	0	0	1	0	
Dante Bichette, R OBP: 0.333, SLG: 0.386 (1, 7)										4	1	1	0	0	1	4	
Darren Lewis, R OBP: 0.230, SLG: 0.367 (1, 2)										1	0	0	0	0	0	0	
Brian Daubach, L OBP: 0.311, SLG: 0.514 (1, 3)										4	1	1	0	1	0	0	
Shea Hillenbrand, R OBP: 0.310, SLG: 0.453 (1, 5)										4	3	2	0	0	0	2	
Jason Varitek, S OBP: 0.380, SLG: 0.496 (1, 2)										4	3	4	7	0	0	0	
Mike Lansing, R OBP: 0.232, SLG: 0.281 (1, 6)										4	0	0	0	0	1	2	
<b>Inning Stats</b>	R: 0 H: 2 E: 0 K: 0 S: 12	H: 2 R: 1 ER: 0 BB: 1 P: 22	H: 1 R: 0 ER: 0 BB: 0 P: 11	H: 0 R: 0 ER: 0 BB: 0 P: 11	H: 3 R: 4 ER: 0 BB: 1 P: 22	H: 1 R: 0 ER: 0 BB: 0 P: 17	H: 3 R: 2 ER: 0 BB: 1 P: 14	H: 0 R: 0 ER: 0 BB: 0 P: 14	H: 2 R: 1 ER: 0 BB: 0 P: 14	1B: 5 2B: 3 3B: 0 HR: 5	SF: 1 SAC: 0 DP: 1 HBP: 0	WP: 1 PB: 0 SB: 0 CS: 0	PA: 42				
<b>PITCHER</b>	IP WLS BF H R ER SO BB IBB HBP BLK WP HR S P ERA WHIP																
Brian Meadows, R ERA: 6.8 (1, 1)	3.1 L 17 6 5 5 1 1 1 0 0 0 3 36 59 13.50 2.100																
Jose Santiago, R ERA: 5.49 (4, 1)	2.2 12 4 2 2 2 0 0 0 0 0 0 29 38 6.75 1.500																
Mac Suzuki, R ERA: 3.86 (7, 1)	3.0 13 3 3 3 2 1 0 0 0 1 2 32 55 9.00 1.333																

Batter	1	2	3	4	5	6	7	8	9	AB	R	H	RBI	BB	SO	LOB	BOTTOM
Carlos Beltrán, S OBP: 0.320, SLG: 0.409 (1, 8)										4	0	0	1	0	0	1	<b>Boston Red Sox @ Kansas City Royals</b> Kauffman Stadium, Kansas City, MO Sun May 20 2001, 1:05 PM CDT Att: 18,596 - Cloudy - 66 F
Rey Sanchez, R OBP: 0.294, SLG: 0.333 (1, 6)										5	1	1	0	0	0	2	
29 Mike Sweeney, R OBP: 0.366, SLG: 0.589 (1, 3)										4	1	2	1	0	1	1	
Joe Randa, R OBP: 0.313, SLG: 0.411 (1, 5)										4	0	2	1	0	0	1	
Dee Brown, L OBP: 0.341, SLG: 0.409 (1, 7)										4	0	1	0	0	1	3	
Mark Quinn, R OBP: 0.311, SLG: 0.550 (1, 10)										4	0	1	0	0	0	3	
Raul Ibanez, L OBP: 0.182, SLG: 0.156 (1, 9)										4	1	0	0	0	0	2	
Luis Alicaia, S OBP: 0.319, SLG: 0.340 (1, 4)										4	0	0	0	0	1	3	
Héctor Ortiz, R OBP: 0.273, SLG: 0.298 (1, 2)										3	0	1	0	0	1	0	
Dave McCarty, R OBP: 0.351, SLG: 0.367 (9, PH)										0	0	0	0	1	0	0	
<b>Inning Stats</b>	R: 1 H: 2 E: 1 K: 1 S: 17	H: 0 R: 0 ER: 0 BB: 0 P: 11	H: 1 R: 0 ER: 0 BB: 0 P: 15	H: 2 R: 0 ER: 0 BB: 0 P: 17	H: 0 R: 0 ER: 0 BB: 0 P: 10	H: 1 R: 0 ER: 0 BB: 0 P: 15	H: 0 R: 0 ER: 0 BB: 0 P: 9	H: 2 R: 1 ER: 1 BB: 1 P: 20	H: 0 R: 1 ER: 1 BB: 1 P: 24	1B: 4 2B: 3 3B: 1 HR: 0	SF: 1 SAC: 0 DP: 0 HBP: 0	WP: 1 PB: 0 SB: 0 CS: 0	PA: 38				
<b>PITCHER</b>	IP WLS BF H R ER SO BB IBB HBP BLK WP HR S P ERA WHIP																
Frank Castillo, R ERA: 3.64 (1, 1)	6.0 W 24 6 1 0 3 0 0 0 0 0 0 68 93 0.00 1.000																
Rich Garces, R ERA: 2.78 (7, 1)	2.0 9 2 1 1 1 0 0 0 0 0 0 20 29 4.50 1.000																
Hipolito Pichardo, R ERA: 9.0 (9, 1)	1.0 5 0 1 0 0 1 0 0 0 0 1 0 15 24 0.00 1.000																



Batter	1	2	3	4	5	6	7	8	9	AB R H RBI BB SO LOB	TOP																																			
												<b>Boston Red Sox @ New York Yankees</b> Yankee Stadium, Bronx, NY Tue May 22 2001, 7:05 PM EDT <a href="http://livebaseballscorecards.com">livebaseballscorecards.com</a>																																		
																						<b>AB</b> 0 <b>R</b> 0 <b>H</b> 0 <b>RBI</b> 0 <b>BB</b> 0 <b>SO</b> 0 <b>LOB</b> 0																								
																																														
Inning Stats																						1B: 0 SF: 0 WP: 0 PA: 0 2B: 0 SAC: 0 FB: 0 3B: 0 DP: 0 SB: 0 HR: 0 HBP: 0 CS: 0																								
PITCHER											IP		WLS	BF	H	R	ER	SO	BB	IBB	HBP	BLK	WP	HR	S	P	ERA	WHIP	PITCHER	IP	WLS	BF	H	R	ER	SO	BB	IBB	HBP	BLK	WP	HR	S	P	ERA	WHIP

Batter	1	2	3	4	5	6	7	8	9	AB R H RBI BB SO LOB	BOTTOM																																			
												<b>Boston Red Sox @ New York Yankees</b> Yankee Stadium, Bronx, NY Tue May 22 2001, 7:05 PM EDT <a href="http://livebaseballscorecards.com">livebaseballscorecards.com</a>																																		
																						<b>AB</b> 0 <b>R</b> 0 <b>H</b> 0 <b>RBI</b> 0 <b>BB</b> 0 <b>SO</b> 0 <b>LOB</b> 0																								
																																														
Inning Stats																						1B: 0 SF: 0 WP: 0 PA: 0 2B: 0 SAC: 0 FB: 0 3B: 0 DP: 0 SB: 0 HR: 0 HBP: 0 CS: 0																								
PITCHER											IP		WLS	BF	H	R	ER	SO	BB	IBB	HBP	BLK	WP	HR	S	P	ERA	WHIP	PITCHER	IP	WLS	BF	H	R	ER	SO	BB	IBB	HBP	BLK	WP	HR	S	P	ERA	WHIP







Batter	1	2	3	4	5	6	7	8	9	AB	R	H	RBI	BB	SO	LOB	TOP										
Jose Offerman, S (1, 4) OBP: 0.374, SLG: 0.461	L6		K		K			K		4	0	1	1	0	2	1	<b>Boston Red Sox @ New York Yankees</b> Yankee Stadium, Bronx, NY Thu May 24 2001, 1:05 PM EDT Att: 55,592 - Cloudy - 62 F										
John Valentin, R (1, 6) OBP: 0.273, SLG: 0.321	F7		F7				K	G3-1		4	0	0	0	0	1												
Carl Everett, S (1, 8) OBP: 0.354, SLG: 0.467	K				K		K	K		4	0	0	0	0	4	0											
Manny Ramirez, R (1, 10) OBP: 0.488, SLG: 0.751		K			F5		F9		G6-3	4	0	0	0	0	1	0											
Troy O'Leary, L (1, 7) OBP: 0.260, SLG: 0.376		F8						G3-1		4	0	1	0	0	1	0											
Jason Varitek, S (1, 2) OBP: 0.365, SLG: 0.481		K			F7			K	G3	4	0	0	0	0	2	1											
Shea Hillenbrand, R (1, 5) OBP: 0.304, SLG: 0.441			G1-3			G6-3		2B 1B		3	0	1	0	0	0	0											
Brian Daubach, L (1, 3) OBP: 0.320, SLG: 0.527			K			G1-3 1B		1-3 2B		3	0	2	0	0	1	0											
Trot Nixon, L (1, 9) OBP: 0.344, SLG: 0.450			1B 2B		G1-3		K			3	1	1	0	0	1	3											
<b>Inning Stats</b>	R: 0 E: 0 K: 1 S: 7	H: 0 LOB: 0 BB: 0 P: 8	R: 0 E: 0 K: 2 S: 9	H: 2 LOB: 1 BB: 0 P: 15	R: 1 E: 0 K: 1 S: 17	H: 2 LOB: 1 BB: 0 P: 24	R: 0 E: 0 K: 1 S: 7	H: 1 LOB: 1 BB: 0 P: 10	R: 0 E: 0 K: 2 S: 6	H: 0 LOB: 0 BB: 0 P: 12	R: 0 E: 0 K: 2 S: 12	H: 2 LOB: 2 BB: 0 P: 18	R: 0 E: 0 K: 1 S: 7	H: 0 LOB: 0 BB: 0 P: 9	R: 0 E: 0 K: 1 S: 8	H: 0 LOB: 0 BB: 0 P: 9		1B: 4 2B: 2 3B: 0 HR: 0	SF: 0 SAC: 0 DP: 0 HBP: 0	WP: 0 PB: 0 SB: 0 CS: 0	PA: 33						
<b>PITCHER</b>	IP	WLS	BF	H	R	ER	SO	BB	IBB	HBP	BLK	WP	HR	S	P	ERA	WHIP										
35 Mike Mussina, R (1, 1) ERA: 3.44	8.0	W	30	6	1	1	12	0	0	0	0	0	0	73	106	1.12	0.750										
42 Mariano Rivera, R (9, 1) ERA: 3.0	1.0	S	3	0	0	0	1	0	0	0	0	0	0	8	9	0.00	0.000										

Batter	1	2	3	4	5	6	7	8	9	AB	R	H	RBI	BB	SO	LOB	BOTTOM										
Chuck Knoblauch, R (1, 7) OBP: 0.343, SLG: 0.360	G6-3		1B				K			3	0	1	0	1	1	0	<b>Boston Red Sox @ New York Yankees</b> Yankee Stadium, Bronx, NY Thu May 24 2001, 1:05 PM EDT Att: 55,592 - Cloudy - 62 F										
2 Derek Jeter, R (1, 6) OBP: 0.401, SLG: 0.455	G5-3		F8		FC6-4 1B			S BB		3	0	0	0	1	0	3											
Paul O'Neill, L (1, 9) OBP: 0.322, SLG: 0.459	K		G4-3		1-2 3-H 1B			K		4	0	1	1	0	2	2											
Bernie Williams, S (1, 8) OBP: 0.296, SLG: 0.366		F7		HR	K			K		4	1	1	1	0	2	3											
Tino Martinez, L (1, 3) OBP: 0.355, SLG: 0.472		1B 1B		P4		P2-6 BB		P4		3	0	1	0	1	0	1											
David Justice, L (1, 10) OBP: 0.322, SLG: 0.435		1-2 1B		K		P2-6				3	0	1	0	0	1	1											
20 Jorge Posada, S (1, 2) OBP: 0.343, SLG: 0.456		K		K		K		K		3	0	0	0	0	3	2											
Scott Brosius, R (1, 5) OBP: 0.342, SLG: 0.468		K			FC6-4 1B 1B			G5-3		3	1	1	0	0	1	2											
Alfonso Soriano, R (1, 4) OBP: 0.284, SLG: 0.391			F7		K			K		3	0	0	0	0	2	1											
<b>Inning Stats</b>	R: 0 E: 0 K: 1 S: 7	H: 2 LOB: 2 BB: 0 P: 11	R: 0 E: 0 K: 2 S: 13	H: 2 LOB: 1 BB: 0 P: 17	R: 0 E: 0 K: 0 S: 6	H: 1 LOB: 0 BB: 0 P: 7	R: 1 E: 0 K: 2 S: 13	H: 1 LOB: 0 BB: 0 P: 15	R: 1 E: 0 K: 2 S: 15	H: 2 LOB: 2 BB: 1 P: 24	R: 0 E: 0 K: 1 S: 7	H: 0 LOB: 0 BB: 1 P: 14	R: 0 E: 0 K: 2 S: 9	H: 0 LOB: 0 BB: 0 P: 14	R: 0 E: 0 K: 2 S: 10	H: 0 LOB: 1 BB: 1 P: 18		1B: 5 2B: 1 3B: 0 HR: 1	SF: 0 SAC: 0 DP: 1 HBP: 0	WP: 0 PB: 0 SB: 1 CS: 0	PA: 32						
<b>PITCHER</b>	IP	WLS	BF	H	R	ER	SO	BB	IBB	HBP	BLK	WP	HR	S	P	ERA	WHIP										
Pedro Martinez, R (1, 1) ERA: 1.6	8.0	L	32	6	2	2	12	3	0	0	0	0	1	80	120	2.25	1.125										



Batter	1	2	3	4	5	6	7	8	9	AB	R	H	RBI	BB	SO	LOB	TOP			
Shannon Stewart, R (1, 7) OBP: 0.396, SLG: 0.487 Brian Simmons, S (6, 7) OBP: 0.186, SLG: 0.200	G6-3			SH3 2B		K			G3	3	0	1	0	0	1	0	<b>Toronto Blue Jays @ Boston Red Sox</b> Fenway Park, Boston, MA Fri May 25 2001, 7:05 PM EDT Att: 32,912 - Sunny - 59 F			
Alex Gonzalez, R (1, 6) OBP: 0.316, SLG: 0.399	B5-3			SH3			K			2	0	0	0	0	1	0				
Carlos Delgado, L (1, 3) OBP: 0.473, SLG: 0.578	K			K			K			3	0	0	0	0	3	1				
Raul Mondesi, R (1, 9) OBP: 0.397, SLG: 0.533		G5-3		G6-3			K			3	0	0	0	0	1	1				
Brad Fullmer, L (1, 10) OBP: 0.338, SLG: 0.467	K				K				K	3	0	0	0	0	3	0				
Tony Batista, R (1, 5) OBP: 0.280, SLG: 0.447	F7				G5-3				K	3	0	0	0	0	1	0				
José Cruz Jr., S (1, 8) OBP: 0.338, SLG: 0.470				K					G3-1	3	0	0	0	0	2	0				
Darrin Fletcher, L (1, 2) OBP: 0.277, SLG: 0.347		G4-3				G5-3			G4-3	3	0	0	0	0	0	0				
Homer Bush, R (1, 4) OBP: 0.447, SLG: 0.611				K		K2-3			P1	3	0	0	0	0	2	0				
<b>Inning Stats</b>	R: 0 E: 0 K: 1 S: 8	H: 0 LOB: 0 BB: 0 P: 11	R: 0 E: 0 K: 1 S: 8	H: 0 LOB: 0 BB: 0 P: 13	R: 0 E: 0 K: 2 S: 10	H: 0 LOB: 0 BB: 0 P: 14	R: 0 E: 0 K: 1 S: 8	H: 1 LOB: 1 BB: 0 P: 13	R: 0 E: 0 K: 2 S: 8	H: 0 LOB: 0 BB: 0 P: 12	R: 0 E: 0 K: 3 S: 10	H: 0 LOB: 0 BB: 0 P: 16	R: 0 E: 0 K: 2 S: 8	H: 0 LOB: 0 BB: 0 P: 12	R: 0 E: 0 K: 0 S: 9	H: 0 LOB: 0 BB: 0 P: 14	1B: 0 2B: 1 3B: 0 HR: 0	SF: 0 SAC: 1 DP: 0 HBP: 0	WP: 0 PB: 0 SB: 0 CS: 0	PA: 28
<b>PITCHER</b> Hideo Nomo, R (1, 1) ERA: 3.6	IP: 9.0 WLS: W BF: 28 H: 1 R: 0 ER: 0 SO: 14 BB: 0 IBB: 0 HBP: 0 BLK: 0 WP: 0 HR: 0 S: 77 P: 117 ERA: 0.00 WHIP: 0.111															<b>PITCHER</b>				

Batter	1	2	3	4	5	6	7	8	9	AB	R	H	RBI	BB	SO	LOB	BOTTOM			
Jose Offerman, S (1, 4) OBP: 0.381, SLG: 0.458	2B BB				G5-3				K	3	1	1	0	2	1	1	<b>Toronto Blue Jays @ Boston Red Sox</b> Fenway Park, Boston, MA Fri May 25 2001, 7:05 PM EDT Att: 32,912 - Sunny - 59 F			
Trot Nixon, L (1, 9) OBP: 0.342, SLG: 0.451	2B	G3			L4		F7			4	0	1	0	0	0	3				
Carl Everett, S (1, 8) OBP: 0.351, SLG: 0.467	2B			G5-3			P4			4	0	1	1	0	1	1				
Manny Ramirez, R (1, 10) OBP: 0.483, SLG: 0.740	K			F8		G6-3		BB FC3-2 1B		4	0	1	0	0	1	2				
Troy O'Leary, L (1, 7) OBP: 0.268, SLG: 0.380	F7			1B		G3		FC3-2 BB 1B		4	1	2	0	0	0	2				
Jason Varitek, S (1, 2) OBP: 0.373, SLG: 0.478	K			F5		BB 1B		FC3-2 2B BB		3	1	1	0	1	1	3				
Shea Hillenbrand, R (1, 5) OBP: 0.309, SLG: 0.440		BB 1B			F8		BB 1B	P4		3	0	1	0	1	0	3				
Brian Daubach, L (1, 3) OBP: 0.310, SLG: 0.509		K			G3		F8	FC3-2 2B		4	1	0	0	0	1	6				
Mike Lansing, R (1, 6) OBP: 0.235, SLG: 0.292		F8			G1-6-3			1-H 2-H 3-H	2B	4	0	1	3	0	0	1				
<b>Inning Stats</b>	R: 1 E: 0 K: 2 S: 18	H: 2 LOB: 2 BB: 1 P: 30	R: 0 E: 0 K: 1 S: 7	H: 1 LOB: 2 BB: 1 P: 18	R: 0 E: 0 K: 0 S: 5	H: 1 LOB: 0 BB: 0 P: 9	R: 0 E: 0 K: 0 S: 5	H: 0 LOB: 0 BB: 0 P: 5	R: 0 E: 0 K: 1 S: 7	H: 0 LOB: 0 BB: 0 P: 10	R: 0 E: 0 K: 0 S: 10	H: 1 LOB: 1 BB: 1 P: 17	R: 0 E: 0 K: 0 S: 11	H: 1 LOB: 1 BB: 0 P: 18	R: 3 E: 0 K: 1 S: 18	H: 3 LOB: 1 BB: 1 P: 28	1B: 6 2B: 3 3B: 0 HR: 0	SF: 0 SAC: 0 DP: 0 HBP: 0	WP: 0 PB: 0 SB: 0 CS: 0	PA: 37
<b>PITCHER</b> Esteban Loaiza, R (1, 1) ERA: 5.24 Kelvim Escobar, R (8, 1) ERA: 2.82	IP: 7.0 WLS: L BF: 32 H: 8 R: 3 ER: 3 SO: 4 BB: 3 IBB: 0 HBP: 0 BLK: 0 WP: 0 HR: 0 S: 75 P: 117 ERA: 3.86 WHIP: 1.571															<b>PITCHER</b>				




Batter	1	2	3	4	5	6	7	8	9	AB	R	H	RBI	BB	SO	LOB	TOP							
<b>Shannon Stewart, R</b> (1, 7) OBP: 0.396, SLG: 0.485	G4-3		1B			P3	FC5-4		E7	5	0	2	1	0	0	0								
<b>Alex Gonzalez, R</b> (1, 6) OBP: 0.309, SLG: 0.389	G6-3		K			K	FC5-4		G4-3	5	0	0	0	0	2	4								
<b>Carlos Delgado, L</b> (1, 3) OBP: 0.410, SLG: 0.576	K			F7		K		1B		4	1	1	0	0	2	0								
<b>Raul Mondesi, R</b> (1, 9) OBP: 0.399, SLG: 0.532		P6		G5-3			1B	FC5-4		4	1	2	1	0	0	0								
<b>Brian Simmons, S</b> (1, 10) OBP: 0.206, SLG: 0.220				F8			1B	FC5-4		4	1	2	0	0	0	1								
<b>Tony Batista, R</b> (1, 5) OBP: 0.280, SLG: 0.448	K				K		1B	P3		4	1	1	1	0	2	2								
<b>José Cruz Jr., S</b> (1, 8) OBP: 0.336, SLG: 0.459	K				K		2B	F8		3	0	0	0	1	2	2								
<b>Alberto Castillo, R</b> (1, 2) OBP: 0.278, SLG: 0.288			K				HR	G5-3		4	1	1	1	0	2	3								
<b>Homer Bush, R</b> (1, 4) OBP: 0.405, SLG: 0.550	G5-3				G6-3			K		4	0	0	1	0	1	2								
<b>Inning Stats</b>	R: 0 E: 0 K: 1 S: 11	H: 0 LOB: 0 BB: 0 P: 18	R: 0 E: 0 K: 2 S: 13	H: 1 LOB: 1 BB: 0 P: 19	R: 0 E: 0 K: 2 S: 10	H: 1 LOB: 0 BB: 0 P: 14	R: 0 E: 0 K: 0 S: 8	H: 0 LOB: 0 BB: 0 P: 13	R: 1 E: 0 K: 2 S: 9	H: 1 LOB: 0 BB: 0 P: 13	R: 0 E: 0 K: 2 S: 12	H: 0 LOB: 0 BB: 0 P: 16	R: 3 E: 0 K: 1 S: 13	H: 4 LOB: 2 BB: 1 P: 23	R: 1 E: 0 K: 0 S: 12	H: 2 LOB: 1 BB: 0 P: 20	R: 0 E: 1 K: 1 S: 9	H: 0 LOB: 1 BB: 0 P: 10	1B: 6 2B: 2 3B: 0 HR: 1	SF: 0 SAC: 0 DP: 0 HBP: 0	WP: 0 PB: 0 SB: 1 CS: 0	PA: 38		
<b>PITCHER</b>	IP	WLS	BF	H	R	ER	SO	BB	IBB	HBP	BLK	WP	HR	S	P	ERA	WHIP							
<b>Frank Castillo, R</b> (1, 1) ERA: 3.74	6.0	L	23	5	3	3	9	0	0	0	0	0	1	69	102	4.50	0.833							
<b>Rich Garces, R</b> (7, 1) ERA: 3.04	1.0		6	2	1	1	1	0	1	0	0	0	0	7	14	9.00	2.000							
<b>Pete Schourek, L</b> (8, 1) ERA: 3.32	1.0		5	2	1	1	0	0	0	0	0	0	0	12	20	9.00	2.000							
<b>Derek Lowe, R</b> (9, 1) ERA: 5.13	1.0		4	0	0	0	1	0	0	0	0	0	0	9	10	0.00	0.000							

Toronto Blue Jays @ Boston Red Sox  
Fenway Park, Boston, MA  
Sat May 26 2001, 1:05 PM EDT  
Att: 31,035 - Cloudy - 62 F

livebaseballscores.com

AB 37  
R 5  
H 9  
RBI 5  
BB 1  
SO 11  
LOB 14




Batter	1	2	3	4	5	6	7	8	9	AB	R	H	RBI	BB	SO	LOB	BOTTOM							
<b>Jose Offerman, S</b> (1, 3) OBP: 0.372, SLG: 0.447	K		F7		F2			F8		4	0	0	0	0	1	3								
<b>John Valentin, R</b> (1, 6) OBP: 0.297, SLG: 0.323	1B		F7			1B	HBP	L6		3	0	1	0	0	0	1								
<b>Carl Everett, S</b> (1, 8) OBP: 0.354, SLG: 0.468	G4-3			F7			BB	P4		4	0	2	0	0	0	1								
<b>Manny Ramirez, R</b> (1, 10) OBP: 0.483, SLG: 0.733	G4-3			P6			BB	FC4-6	1B	3	0	1	0	1	0	2								
<b>Dante Bichette, R</b> (1, 7) OBP: 0.325, SLG: 0.364		E6		P5			F8	FC4-6	1B	4	0	1	0	0	0	1								
<b>Shea Hillenbrand, R</b> (1, 5) OBP: 0.312, SLG: 0.441	G6-3				FC6-4		G6-4-3	FC4-6	G6-4-3	4	0	2	0	0	0	3								
<b>Jason Varitek, S</b> (1, 2) OBP: 0.363, SLG: 0.464	K				F9		G6-4-3	G6-4-3		4	0	0	0	0	1	5								
<b>Mike Lansing, R</b> (1, 4) OBP: 0.229, SLG: 0.283	K2-3				FC6-4		G5-3			3	0	0	0	0	1	2								
<b>Darren Lewis, R</b> (1, 9) OBP: 0.242, SLG: 0.385				B1				F8	2B	3	0	2	0	0	0	0								
<b>Inning Stats</b>	R: 0 E: 0 K: 1 S: 12	H: 2 LOB: 1 BB: 0 P: 18	R: 0 E: 1 K: 2 S: 13	H: 0 LOB: 1 BB: 0 P: 20	R: 0 E: 0 K: 0 S: 4	H: 0 LOB: 0 BB: 0 P: 6	R: 0 E: 0 K: 0 S: 6	H: 0 LOB: 0 BB: 0 P: 7	R: 0 E: 0 K: 0 S: 6	H: 2 LOB: 2 BB: 0 P: 11	R: 0 E: 0 K: 0 S: 6	H: 1 LOB: 1 BB: 1 P: 12	R: 0 E: 0 K: 0 S: 7	H: 1 LOB: 0 BB: 0 P: 13	R: 0 E: 0 K: 0 S: 10	H: 1 LOB: 1 BB: 0 P: 15	R: 0 E: 0 K: 0 S: 12	H: 2 LOB: 1 BB: 0 P: 19	1B: 8 2B: 1 3B: 0 HR: 0	SF: 0 SAC: 0 DP: 2 HBP: 1	WP: 0 PB: 0 SB: 0 CS: 0	PA: 34		
<b>PITCHER</b>	IP	WLS	BF	H	R	ER	SO	BB	IBB	HBP	BLK	WP	HR	S	P	ERA	WHIP							
<b>Chris Michael, L</b> (1, 1) ERA: 2.73	8.0	W	30	7	0	0	3	1	0	1	0	0	0	64	102	0.00	1.000							
<b>Paul Quantrill, R</b> (9, 1) ERA: 1.21	1.0		4	2	0	0	0	0	0	0	0	0	0	12	19	0.00	2.000							

Toronto Blue Jays @ Boston Red Sox  
Fenway Park, Boston, MA  
Sat May 26 2001, 1:05 PM EDT  
Att: 31,035 - Cloudy - 62 F

livebaseballscores.com

AB 32  
R 0  
H 9  
RBI 0  
BB 1  
SO 3  
LOB 18





Batter	1	2	3	4	5	6	7	8	9	AB	R	H	RBI	BB	SO	LOB	TOP										
<b>Shannon Stewart, R</b> (1, 7) OBP: 0.394, SLG: 0.478										3	1	0	0	0	2	0	<b>Toronto Blue Jays @ Boston Red Sox</b> Fenway Park, Boston, MA Sun May 27 2001, 2:05 PM EDT Att: 31,420 - Overcast - 62 F										
<b>Alex Gonzalez, R</b> (1, 6) OBP: 0.398, SLG: 0.386										4	0	1	0	0	1	1											
<b>Carlos Delgado, L</b> (1, 3) OBP: 0.412, SLG: 0.572										3	0	1	1	1	0	0											
<b>Raul Mondesi, R</b> (1, 9) OBP: 0.392, SLG: 0.521										4	0	0	0	0	1	2											
<b>Brad Fullmer, L</b> (1, 10) OBP: 0.341, SLG: 0.484										4	1	2	1	0	0	1											
<b>Tony Batista, R</b> (1, 5) OBP: 0.285, SLG: 0.439										4	0	0	0	0	2	2											
<b>José Cruz Jr., S</b> (1, 8) OBP: 0.336, SLG: 0.457										3	0	1	0	0	1	1											
<b>Darrin Fletcher, L</b> (1, 2) OBP: 0.278, SLG: 0.347										3	0	1	0	0	0	2											
<b>Homer Bush, R</b> (1, 4) OBP: 0.378, SLG: 0.512										3	0	0	0	0	1	1											
<b>Inning Stats</b>	R: 1 E: 0 K: 0 S: 8	H: 0 LOB: 0 BB: 0 P: 14	R: 1 E: 0 K: 1 S: 12	H: 2 LOB: 1 BB: 0 P: 16	R: 0 E: 0 K: 2 S: 8	H: 0 LOB: 1 BB: 1 P: 17	R: 0 E: 0 K: 2 S: 15	H: 1 LOB: 1 BB: 0 P: 22	R: 0 E: 0 K: 1 S: 9	H: 1 LOB: 0 BB: 0 P: 14	R: 0 E: 0 K: 0 S: 5	H: 0 LOB: 0 BB: 0 P: 8	R: 0 E: 0 K: 0 S: 6	H: 1 LOB: 0 BB: 0 P: 9	R: 0 E: 0 K: 1 S: 10	H: 0 LOB: 0 BB: 0 P: 13	R: 0 E: 0 K: 0 S: 7	H: 1 LOB: 1 BB: 0 P: 11	1B: 5 2B: 0 3B: 0 HR: 1	SF: 0 SAC: 0 DP: 1 HBP: 1	WP: 1 PB: 1 SB: 1 CS: 1	PA: 34					
<b>PITCHER</b>	IP	WLS	BF	H	R	ER	SO	BB	IBB	HBP	BLK	WP	HR	S	P	ERA	WHIP										
<b>49 Tim Wakefield, R</b> (1, 1) ERA: 2.36	7.0	W	26	5	2	2	7	1	0	1	0	1	1	63	100	2.57	0.857										
<b>Rod Beck, R</b> (8, 1) ERA: 2.45	1.0	H	3	0	0	0	1	0	0	0	0	0	0	10	13	0.00	0.000										
<b>Derek Lowe, R</b> (9, 1) ERA: 4.94	1.0	S	4	1	0	0	0	0	0	0	0	0	0	7	11	0.00	1.000										

Batter	1	2	3	4	5	6	7	8	9	AB	R	H	RBI	BB	SO	LOB	BOTTOM										
<b>Jose Offerman, S</b> (1, 4) OBP: 0.370, SLG: 0.442										4	0	1	1	0	0	2	<b>Toronto Blue Jays @ Boston Red Sox</b> Fenway Park, Boston, MA Sun May 27 2001, 2:05 PM EDT Att: 31,420 - Overcast - 62 F										
<b>Trot Nixon, L</b> (1, 9) OBP: 0.346, SLG: 0.460										4	1	2	0	0	0	1											
<b>Carl Everett, S</b> (1, 8) OBP: 0.362, SLG: 0.479										4	0	3	1	0	0	0											
<b>Manny Ramirez, R</b> (1, 10) OBP: 0.474, SLG: 0.717										4	0	0	0	0	2	4											
<b>Troy O'Leary, L</b> (1, 7) OBP: 0.275, SLG: 0.395										3	1	1	0	1	2	2											
<b>Shea Hillenbrand, R</b> (1, 5) OBP: 0.366, SLG: 0.432										4	0	0	1	0	0	4											
<b>Brian Daubach, L</b> (1, 3) OBP: 0.316, SLG: 0.534										4	1	2	1	0	2	1											
<b>John Valentin, R</b> (1, 6) OBP: 0.268, SLG: 0.286										4	0	0	0	0	1	2											
<b>Jason Varitek, S</b> (1, 2) OBP: 0.369, SLG: 0.472										2	1	1	0	1	0	0											
<b>Inning Stats</b>	R: 0 E: 0 K: 0 S: 11	H: 1 LOB: 1 BB: 0 P: 18	R: 1 E: 1 K: 1 S: 13	H: 1 LOB: 2 BB: 1 P: 27	R: 0 E: 0 K: 2 S: 12	H: 2 LOB: 2 BB: 0 P: 18	R: 1 E: 0 K: 0 S: 9	H: 1 LOB: 0 BB: 0 P: 13	R: 1 E: 0 K: 0 S: 6	H: 2 LOB: 1 BB: 1 P: 11	R: 1 E: 0 K: 2 S: 16	H: 2 LOB: 1 BB: 0 P: 23	R: 0 E: 0 K: 2 S: 10	H: 0 LOB: 0 BB: 0 P: 13	R: 0 E: 0 K: 0 S: 8	H: 1 LOB: 0 BB: 0 P: 13	R: 0 E: 0 K: 0 S: 8	H: 1 LOB: 0 BB: 0 P: 13	1B: 5 2B: 3 3B: 1 HR: 1	SF: 0 SAC: 0 DP: 2 HBP: 0	WP: 0 PB: 0 SB: 2 CS: 0	PA: 35					
<b>PITCHER</b>	IP	WLS	BF	H	R	ER	SO	BB	IBB	HBP	BLK	WP	HR	S	P	ERA	WHIP										
<b>Steve Parris, R</b> (1, 1) ERA: 5.68	5.2	L	28	9	4	4	5	1	1	0	0	0	0	64	106	6.35	1.765										
<b>Pedro Borbon, L</b> (6, 1) ERA: 3.93	0.2		2	0	0	0	0	0	0	0	0	0	0	6	8	0.00	0.000										
<b>Paul Quantrill, R</b> (7, 1) ERA: 1.15	1.2		5	1	0	0	2	0	0	0	0	0	0	15	22	0.00	0.600										



AB	31
R	2
H	6
RBI	2
BB	1
SO	8
LOB	10



AB	33
R	4
H	10
RBI	4
BB	2
SO	7
LOB	16





Batter	1	2	3	4	5	6	7	8	9	AB	R	H	RBI	BB	SO	LOB	TOP					
Chuck Knoblauch, R (1, 7) OBP: 0.359, SLG: 0.365	1-3 K	4-2 BB		3-3 K		1-0 HBP		2-0 HBP		2	0	0	0	1	2	0	<b>New York Yankees @ Boston Red Sox</b> Fenway Park, Boston, MA Mon May 28 2001, 7:05 PM EDT Att: 33,125 - Cloudy - 65 F					
2 Derek Jeter, R (1, 6) OBP: 0.404, SLG: 0.448	4-0 1B S	0-0 BB		1-1 G4-3		0-2 FC6		2-2 G5-3		4	1	1	0	1	0	4						
David Justice, L (1, 10) OBP: 0.330, SLG: 0.429	4-1 1B	4-2 1B		3-2 G3-1			1-3 K		1-1 G6-3	3	1	0	0	2	1	0						
Bernie Williams, S (1, 8) OBP: 0.321, SLG: 0.388	2-1 G4-3	3-1 G3-1			1-1 G3		1-1 G3-6-3		2-2 S	5	0	3	0	0	0	3						
Tino Martinez, L (1, 3) OBP: 0.350, SLG: 0.447	3-2 G4-3		0-1 G6-3		1-2 F8		0-1 G3-6-3		1-0 L5	5	0	1	2	0	0	2						
Paul O'Neill, L (1, 9) OBP: 0.320, SLG: 0.466	2-2 G4-3		1-1 HR		1-1 P1			1-1 20	2-1 G4-3	5	2	2	1	0	0	3						
20 Jorge Posada, S (1, 2) OBP: 0.353, SLG: 0.479	3-2 F8		2-3 K			2-3 K		0-1 SH1-3		4	0	1	1	0	2	2						
Scott Brosius, R (1, 5) OBP: 0.360, SLG: 0.486		1-3 K	0-0		2-1 FC6			0-0 SH1-3		3	0	2	0	0	1	0						
Alfonso Soriano, R (1, 4) OBP: 0.286, SLG: 0.383		0-0	2-3 K			2-3 K		3-3 K		3	0	1	0	0	2	2						
Henry Rodriguez, L (8, PH) Luis Sojo, R (8, 4) OBP: 0.188, SLG: 0.133		CS				1-2				1	0	0	0	0	1	1						
<b>Inning Stats</b>	R: 2 E: 0 K: 1 S: 19	H: 2 LOB: 2 BB: 2 P: 38	R: 0 E: 0 K: 1 S: 15	H: 2 LOB: 3 BB: 2 P: 27	R: 1 E: 0 K: 2 S: 12	H: 2 LOB: 1 BB: 0 P: 17	R: 0 E: 0 K: 1 S: 11	H: 0 LOB: 0 BB: 0 P: 18	R: 0 E: 0 K: 0 S: 7	H: 0 LOB: 0 BB: 0 P: 10	R: 0 E: 1 K: 2 S: 12	H: 1 LOB: 2 BB: 0 P: 19	R: 0 E: 0 K: 1 S: 8	H: 1 LOB: 0 BB: 0 P: 10	R: 1 E: 0 K: 1 S: 11	H: 2 LOB: 2 BB: 0 P: 19		R: 0 E: 0 K: 0 S: 9	H: 1 LOB: 1 BB: 0 P: 15	1B: 8 2B: 2 3B: 0 HR: 1	SF: 0 SAC: 1 DP: 1 HBP: 2	WP: 0 PB: 0 SB: 3 CS: 1
<b>PITCHER</b>	IP WLS BF H R ER SO BB IBB HBP BLK WP HR S P ERA WHIP																					
David Cone, R (1, 1) ERA: 6.75	2.2 17 6 3 3 3 4 0 0 0 0 0 1 42 76 10.12 3.750																					
Rolando Arrojo, R (3, 1) ERA: 3.57	3.1 12 1 0 0 4 0 0 1 0 0 0 0 34 53 0.00 0.300																					
Pete Schourek, L (7, 1) ERA: 3.6	1.0 L 4 2 1 1 1 0 0 0 0 0 0 0 10 13 9.00 2.000																					
Rich Garcés, R (8, 1) ERA: 2.92	1.0 5 1 0 0 1 0 0 1 0 0 0 0 9 16 0.00 1.000																					
Derek Lowe, R (9, 1) ERA: 4.79	1.0 4 1 0 0 0 0 0 0 0 0 0 0 9 15 0.00 1.000																					
<b>Batter</b>	<b>1</b>	<b>2</b>	<b>3</b>	<b>4</b>	<b>5</b>	<b>6</b>	<b>7</b>	<b>8</b>	<b>9</b>	<b>AB</b>	<b>R</b>	<b>H</b>	<b>RBI</b>	<b>BB</b>	<b>SO</b>	<b>LOB</b>	<b>BOTTOM</b>					
Jose Offerman, S (1, 3) OBP: 0.365, SLG: 0.435	3-2 G6-3	2-3 K			2-2 1B	1-0 L4			0-3 K	5	0	1	1	0	2	4	<b>New York Yankees @ Boston Red Sox</b> Fenway Park, Boston, MA Mon May 28 2001, 7:05 PM EDT Att: 33,125 - Cloudy - 65 F					
John Valentin, R (1, 6) OBP: 0.287, SLG: 0.263	4-0 WP		0-2 E5		0-0 P4		1-2 F3			3	0	0	0	1	0	1						
Carl Everett, S (1, 8) OBP: 0.360, SLG: 0.474	1-3 K		0-0 FC6-4		1-0		0-1 L7			4	0	1	0	0	1	2						
Manny Ramirez, R (1, 10) OBP: 0.465, SLG: 0.702	0-0 G4-3		2-2 G6-4-3		1-0 L4		2-2 F9			4	0	0	0	0	0	4						
Dante Bichette, R (1, 7) OBP: 0.337, SLG: 0.375		1-1 BB		2-3 K		1-2 G6-4-3		1-3 K		3	1	2	0	0	1	0						
Trot Nixon, L (8, 9) OBP: 0.344, SLG: 0.457		1B				1B				1	0	0	0	0	1	0						
Shea Hillenbrand, R (1, 5) OBP: 0.305, SLG: 0.428		2-3 K		1-1 G4-3		1-1 G6-4-3		0-3 K		4	0	1	0	0	2	2						
Jason Varitek, S (1, 2) OBP: 0.372, SLG: 0.483		4-1 1B		0-0 G4-3		2-2 1B		1-0 G6-3		3	1	1	0	1	0	1						
Mike Lansing, R (1, 4) OBP: 0.248, SLG: 0.304		1-2 1B			0-1 G4-3	4-1 1B		1-1 F8		3	1	2	1	1	0	0						
Darren Lewis, R (1, 9) OBP: 0.246, SLG: 0.382		2-3 1B			0-0 G4-3	0-0 1B		1-1 G3		3	0	1	1	0	1	3						
Scott Hatteberg, L (9, PH) OBP: 0.216, SLG: 0.292		K			2-3	1-2 1B				1	0	0	0	0	0	0						
<b>Inning Stats</b>	R: 0 E: 0 K: 1 S: 7	H: 0 LOB: 1 BB: 1 P: 15	R: 1 E: 0 K: 3 S: 19	H: 2 LOB: 2 BB: 1 P: 31	R: 0 E: 0 K: 0 S: 11	H: 0 LOB: 0 BB: 0 P: 13	R: 0 E: 0 K: 1 S: 7	H: 1 LOB: 0 BB: 0 P: 10	R: 1 E: 0 K: 0 S: 10	H: 3 LOB: 2 BB: 0 P: 14	R: 1 E: 0 K: 0 S: 11	H: 3 LOB: 2 BB: 1 P: 20	R: 0 E: 0 K: 2 S: 8	H: 0 LOB: 0 BB: 0 P: 11	R: 0 E: 0 K: 2 S: 8	H: 0 LOB: 0 BB: 0 P: 10		R: 0 E: 0 K: 1 S: 7	H: 0 LOB: 0 BB: 0 P: 9	1B: 7 2B: 1 3B: 1 HR: 0	SF: 0 SAC: 0 DP: 3 HBP: 0	WP: 1 PB: 0 SB: 0 CS: 0
<b>PITCHER</b>	IP WLS BF H R ER SO BB IBB HBP BLK WP HR S P ERA WHIP																					
Andy Pettitte, L (1, 1) ERA: 3.04	7.0 W 31 9 3 3 5 3 0 0 0 0 0 0 8 73 114 3.86 1.714																					
Mike Stanton, L (8, 1) ERA: 1.53	1.0 H 3 0 0 0 2 0 0 0 0 0 0 0 8 10 0.00 0.000																					
42 Mariano Rivera, R (9, 1) ERA: 2.7	1.0 S 3 0 0 0 1 0 0 0 0 0 0 0 7 9 0.00 0.000																					



Batter	1	2	3	4	5	6	7	8	9	AB	R	H	RBI	BB	SO	LOB	TOP		
Chuck Knoblauch R (1,7) OBP: 0.357, SLG: 0.382	F9		F7			E4				4	0	1	0	0	0	1	<b>New York Yankees @ Boston Red Sox</b> Fenway Park, Boston, MA Wed May 30 2001, 7:05 PM EDT Att: 33,711 - Cloudy - 56 F		
2 Derek Jeter R (1,6) OBP: 0.396, SLG: 0.439	G1-3				F9	K		K		4	0	0	0	0	2	3			
David Justice L (1,10) OBP: 0.324, SLG: 0.420	K				K	K		K		4	0	0	0	0	3	2			
Bernie Williams S (1,8) OBP: 0.325, SLG: 0.387		G6-4-3 BB			K			F7		3	0	1	0	1	1	0			
Tino Martinez L (1,3) OBP: 0.344, SLG: 0.438		G6-4-3 1-2			K			K		4	0	0	0	0	2	2			
Paul O'Neill L (1,9) OBP: 0.323, SLG: 0.466					F8					4	0	2	0	0	1	1			
20 Jorge Posada S (1,2) OBP: 0.347, SLG: 0.470					K			G3		3	0	0	0	0	2	2			
Scott Brosius R (1,5) OBP: 0.360, SLG: 0.484					K			G4-3		3	0	1	0	0	1	0			
Alfonso Soriano R (1,4) OBP: 0.284, SLG: 0.379					K			K		2	0	0	0	0	2	1			
Henry Rodriguez L (8,PH) Luis Sojo R (8,4) OBP: 0.188, SLG: 0.133					K			K		1	0	0	0	0	1	0			
					K			K		0	0	0	0	0	0	0			
<b>Inning Stats</b>	R: 0 H: 0 E: 0 K: 1 S: 5	H: 0 LOB: 0 BB: 0 P: 8	R: 0 H: 1 E: 0 K: 1 S: 15	H: 1 LOB: 1 BB: 1 P: 21	R: 0 H: 0 E: 0 K: 2 S: 10	H: 0 LOB: 0 BB: 0 P: 16	R: 0 H: 0 E: 0 K: 2 S: 8	H: 0 LOB: 0 BB: 0 P: 14	R: 0 H: 1 E: 1 K: 2 S: 14	H: 1 LOB: 2 BB: 0 P: 20	R: 0 H: 1 E: 0 K: 1 S: 10	H: 1 LOB: 1 BB: 0 P: 14	R: 0 H: 1 E: 0 K: 2 S: 11	H: 1 LOB: 1 BB: 0 P: 16	R: 0 H: 1 E: 0 K: 2 S: 14	H: 1 LOB: 1 BB: 0 P: 21	1B: 5 2B: 0 3B: 0 HR: 0	SF: 0 SAC: 0 DP: 1 HBP: 0	WP: 0 PA: 33 CS: 0
<b>PITCHER</b>	IP WLS BF H R ER SO BB IBB HBP BLK WP HR S P ERA WHIP	8.0 W 29 4 0 0 13 1 0 0 0 0 0 81 121 0.00 0.625	1.0 S 4 1 0 0 2 0 0 0 0 0 0 14 21 0.00 1.000																

Batter	1	2	3	4	5	6	7	8	9	AB	R	H	RBI	BB	SO	LOB	BOTTOM		
Jose Offerman S (1,4) OBP: 0.363, SLG: 0.430	K		SH5-3 1B		K			F7		4	1	1	0	0	2	1	<b>New York Yankees @ Boston Red Sox</b> Fenway Park, Boston, MA Wed May 30 2001, 7:05 PM EDT Att: 33,711 - Cloudy - 56 F		
Trot Nixon L (1,9) OBP: 0.344, SLG: 0.450	K		SH5-3			P4		BB BB		2	0	0	0	1	1	0			
Carl Everett S (1,8) OBP: 0.362, SLG: 0.472	K					K		BB BB		3	0	1	1	1	2	0			
Manny Ramirez R (1,10) OBP: 0.457, SLG: 0.688		E5 2B	F9			F9		F3		4	1	0	0	0	0	3			
Troy O'Leary L (1,7) OBP: 0.276, SLG: 0.402						F2				3	1	1	0	0	1	0			
Shea Hillenbrand R (1,5) OBP: 0.300, SLG: 0.421						G5-3		G6-3		3	0	0	0	0	0	2			
Brian Daubach L (1,3) OBP: 0.316, SLG: 0.537						K		K		3	0	1	2	0	2	0			
John Valentin R (1,6) OBP: 0.250, SLG: 0.244						G6-3		K		3	0	0	0	0	1	1			
Jason Varitek S (1,2) OBP: 0.371, SLG: 0.476						K		BB BB BB		2	0	0	0	1	2	1			
<b>Inning Stats</b>	R: 0 H: 0 E: 0 K: 3 S: 12	H: 2 LOB: 1 BB: 0 P: 17	R: 2 H: 2 E: 1 K: 1 S: 11	H: 2 LOB: 1 BB: 0 P: 17	R: 1 H: 2 E: 0 K: 0 S: 11	H: 2 LOB: 0 BB: 0 P: 15	R: 0 H: 0 E: 0 K: 2 S: 10	H: 0 LOB: 0 BB: 0 P: 15	R: 0 H: 0 E: 0 K: 1 S: 6	H: 0 LOB: 0 BB: 0 P: 9	R: 0 H: 0 E: 0 K: 1 S: 6	H: 0 LOB: 0 BB: 0 P: 9	R: 0 H: 0 E: 0 K: 1 S: 11	H: 0 LOB: 3 BB: 3 P: 26	R: 0 H: 0 E: 0 K: 1 S: 11	H: 0 LOB: 3 BB: 3 P: 26	1B: 2 2B: 2 3B: 0 HR: 0	SF: 0 SAC: 1 DP: 0 HBP: 0	WP: 0 PA: 31 CS: 0
<b>PITCHER</b>	IP WLS BF H R ER SO BB IBB HBP BLK WP HR S P ERA WHIP	8.0 L 31 4 3 2 11 3 0 0 0 0 0 75 120 2.25 0.875																	

AB	32
R	0
H	5
RBI	0
BB	1
SO	15
LOB	12



AB	27
R	3
H	4
RBI	3
BB	3
SO	11
LOB	8





Batter	1	2	3	4	5	6	7	8	9	AB	R	H	RBI	BB	SO	LOB	TOP					
<b>Jose Offerman, S</b> (1, 4) OBP: 0.364, SLG: 0.429	G6-3		G6-4-3 1B		FC6-4 1-2			G3 1B SF9 1B	G4-3	5	1	2	1	0	0	1						
<b>Brian Daubach, L</b> (1, 3) OBP: 0.318, SLG: 0.532	F8		G6-4-3 1-2			FC4-6 1B		BB G3 HBP 1B	K	5	1	2	0	0	1	1						
<b>Carl Everett, S</b> (1, 8) OBP: 0.359, SLG: 0.466	G1-3			G4-3		FC4-6 1-2 HR		G3	1B 1B	5	2	1	0	0	0	3						
<b>Manny Ramirez, R</b> (1, 10) OBP: 0.460, SLG: 0.699		F6		F9		1-H HR		HBP BB 1B IBB	1B 1B	4	3	2	2	1	0	0						
<b>Dante Bichette, R</b> (1, 9) OBP: 0.344, SLG: 0.390 <b>John Valentin, R</b> (8, 5) OBP: 0.265, SLG: 0.262				PO BB		F7		SF9	1B 2B 1B	2	0	1	1	1	0	0						
<b>Troy O'Leary, L</b> (1, 7) OBP: 0.281, SLG: 0.405			K	PO 1-2	P6	K		3-H 4-2 1-2 2-3 HBP BB	1B 2B	4	1	1	1	1	2	1						
<b>Shea Hillenbrand, R</b> (1, 5) OBP: 0.299, SLG: 0.415 <b>Trot Nixon, L</b> (8, 9) OBP: 0.345, SLG: 0.447		F8			P5			G6-3	1B HBP	3	0	0	0	0	0	1						
<b>Jason Varitek, S</b> (1, 2) OBP: 0.374, SLG: 0.497			L7		HR			F7	1B	4	1	2	3	0	0	0						
<b>Mike Lansing, R</b> (1, 6) OBP: 0.257, SLG: 0.321 <b>Craig Grebeck, R</b> (8, 6) OBP: 0.100, SLG: 0.079					FC6-4 1B			K	K	4	1	2	0	0	2	2						
<b>Inning Stats</b>	R: 0 E: 0 K: 0 S: 6	H: 0 LOB: 0 BB: 0 P: 9	R: 0 E: 0 K: 1 S: 8	H: 1 LOB: 1 BB: 0 P: 15	R: 1 E: 0 K: 0 S: 9	H: 2 LOB: 0 BB: 0 P: 14	R: 0 E: 0 K: 0 S: 5	H: 0 LOB: 0 BB: 1 P: 11	R: 1 E: 0 K: 0 S: 11	H: 2 LOB: 1 BB: 0 P: 17	R: 2 E: 0 K: 1 S: 9	H: 2 LOB: 0 BB: 0 P: 14	R: 0 E: 0 K: 1 S: 9	H: 0 LOB: 0 BB: 0 P: 12	R: 4 E: 0 K: 1 S: 18	H: 3 LOB: 2 BB: 2 P: 31	R: 3 E: 0 K: 2 S: 22	H: 4 LOB: 1 BB: 0 P: 29	1B: 9 2B: 3 3B: 0 HR: 2	SF: 1 SAC: 0 DP: 1 HBP: 1	WP: 0 PB: 0 SB: 0 CS: 0	PA: 44
<b>PITCHER</b>	IP	WLS	BF	H	R	ER	SO	BB	IBB	HBP	BLK	WP	HR	S	P	ERA	WHIP					
<b>Chris Michalak, L</b> (1, 1) ERA: 3.07	6.0		24	7	4	4	2	1	0	0	0	0	2	48	80	6.00	1.333					
<b>Kelvin Escobar, R</b> (7, 1) ERA: 4.59	1.2	L	8	2	3	3	1	0	1	0	0	0	0	20	30	16.20	1.200					
<b>Dan Plesac, L</b> (8, 1) ERA: 3.38	0.0		1	0	0	0	0	1	0	0	0	0	0	3	7	∞	∞					
<b>Paul Quantrill, R</b> (8, 1) ERA: 1.1	0.1		3	1	1	1	1	0	0	1	0	0	0	4	6	27.00	3.000					
<b>Billy Koch, R</b> (9, 1) ERA: 4.54	0.2		6	4	3	3	1	0	0	0	0	0	0	19	25	40.50	6.000					
<b>PITCHER</b>	IP	WLS	BF	H	R	ER	SO	BB	IBB	HBP	BLK	WP	HR	S	P	ERA	WHIP					
<b>Pedro Borbon, L</b> (9, 1) ERA: 3.86	0.1		1	0	0	0	1	0	0	0	0	0	0	3	4	0.00	0.000					

**Boston Red Sox @ Toronto Blue Jays**  
 SkyDome, Toronto, ON  
 Thu May 31 2001, 7:05 PM EDT  
 Att: 21,747 - Dome - 72 F

AB	38
R	11
H	14
RBI	11
BB	3
SO	6
LOB	10



Batter	1	2	3	4	5	6	7	8	9	AB	R	H	RBI	BB	SO	LOB	BOTTOM					
<b>Shannon Stewart, R</b> (1, 10) OBP: 0.388, SLG: 0.475	G4-3			L4	P4				K	5	1	1	3	0	1	3						
<b>Alex Gonzalez, R</b> (1, 6) OBP: 0.292, SLG: 0.374	P4			K		HR			G6-3	5	1	1	1	0	1	0						
<b>Carlos Delgado, L</b> (1, 3) OBP: 0.403, SLG: 0.559	K			K		HR			F8	3	0	0	0	1	2	0						
<b>Raul Mondesi, R</b> (1, 9) OBP: 0.389, SLG: 0.520		G1-3			L5	G4-3			3B	4	0	1	0	0	0	1						
<b>José Cruz Jr., S</b> (1, 8) OBP: 0.333, SLG: 0.474		K			PB 1B	K			F7	4	1	1	0	0	2	2						
<b>Brian Simmons, S</b> (1, 7) OBP: 0.221, SLG: 0.222	G3				F9 PB 1B	BB			G4-3	3	0	1	0	1	0	0						
<b>Tony Batista, R</b> (1, 5) OBP: 0.259, SLG: 0.444			K		BB 1B	K			F8	4	0	1	1	0	2	2						
<b>Darrin Fletcher, L</b> (1, 2) OBP: 0.274, SLG: 0.333			F7		F9				F7	4	1	1	0	0	0	2						
<b>Homer Bush, R</b> (1, 4) OBP: 0.400, SLG: 0.473			G5-3		BB				K	3	1	1	0	1	1	0						
<b>Inning Stats</b>	R: 0 E: 0 K: 1 S: 7	H: 0 LOB: 0 BB: 0 P: 8	R: 0 E: 0 K: 1 S: 7	H: 0 LOB: 0 BB: 0 P: 13	R: 0 E: 0 K: 1 S: 7	H: 0 LOB: 0 BB: 0 P: 10	R: 0 E: 0 K: 2 S: 8	H: 0 LOB: 0 BB: 0 P: 12	R: 1 E: 0 K: 0 S: 12	H: 3 LOB: 3 BB: 1 P: 24	R: 1 E: 0 K: 2 S: 12	H: 1 LOB: 2 BB: 2 P: 26	R: 3 E: 0 K: 0 S: 13	H: 4 LOB: 1 BB: 0 P: 19	R: 0 E: 0 K: 0 S: 5	H: 0 LOB: 0 BB: 0 P: 8	R: 0 E: 0 K: 2 S: 10	H: 0 LOB: 0 BB: 0 P: 15	1B: 5 2B: 0 3B: 1 HR: 2	SF: 0 SAC: 0 DP: 0 HBP: 0	WP: 0 PB: 1 SB: 0 CS: 0	PA: 38
<b>PITCHER</b>	IP	WLS	BF	H	R	ER	SO	BB	IBB	HBP	BLK	WP	HR	S	P	ERA	WHIP					
<b>Hideo Nomo, R</b> (1, 1) ERA: 3.6	5.0		21	4	2	2	5	2	0	0	0	0	0	15	24	18.00	3.000					
<b>Rich Garces, R</b> (6, 1) ERA: 3.51	1.0	H	6	2	2	2	2	1	0	0	0	0	0	14	22	4.50	1.000					
<b>Rod Beck, R</b> (7, 1) ERA: 2.6	2.0	W	8	2	1	1	0	0	0	0	0	0	1	14	22	4.50	1.000					
<b>Rolando Arrojo, R</b> (9, 1) ERA: 3.54	1.0		3	0	0	0	2	0	0	0	0	0	0	10	15	0.00	0.000					
<b>PITCHER</b>	IP	WLS	BF	H	R	ER	SO	BB	IBB	HBP	BLK	WP	HR	S	P	ERA	WHIP					

**Boston Red Sox @ Toronto Blue Jays**  
 SkyDome, Toronto, ON  
 Thu May 31 2001, 7:05 PM EDT  
 Att: 21,747 - Dome - 72 F

AB	35
R	5
H	8
RBI	5
BB	3
SO	9
LOB	10





Batter	1	2	3	4	5	6	7	8	9	10	11	AB	R	H	RBI	BB	SO	LOB	TOP	
Jose Offerman, S OBP: 0.368, SLG: 0.429	F5		FC4-6	HR		F7					BB	5	1	2	0	1	0	3		
Trot Nixon, L OBP: 0.343, SLG: 0.462	F8										BB	4	1	1	3	0	1	1		
Dante Bichette, R OBP: 0.348, SLG: 0.393											HBP	2	0	1	1	0	1	1		
Darren Lewis, R OBP: 0.246, SLG: 0.382			HR								BB	0	0	0	0	0	0	0		
Carl Everett, S OBP: 0.358, SLG: 0.464			G4-3									5	0	1	0	0	1	0		
Manny Ramirez, R OBP: 0.453, SLG: 0.683	K		K								HBP	6	0	1	0	0	2	4		
Troy O'Leary, L OBP: 0.276, SLG: 0.394												6	1	1	0	0	0	4		
Brian Daubach, L OBP: 0.329, SLG: 0.550												5	0	3	1	0	2	1		
Mike Lansing, R OBP: 0.283, SLG: 0.333												5	1	2	0	0	0	2		
Craig Grebeck, R OBP: 0.100, SLG: 0.079			L4									0	0	0	0	0	0	0		
Jason Varitek, S OBP: 0.375, SLG: 0.494			G4-6-3									5	1	2	1	0	0	3		
John Valentin, R OBP: 0.296, SLG: 0.283												4	1	2	0	1	0	2		
<b>Inning Stats</b>	R: 0 E: 0 K: 1 S: 10	H: 1 LOB: 1 BB: 0 P: 14	R: 0 E: 0 K: 0 S: 6	H: 2 LOB: 1 BB: 0 P: 11	R: 4 E: 0 K: 1 S: 17	H: 5 LOB: 1 BB: 0 P: 27	R: 0 E: 0 K: 0 S: 7	H: 0 LOB: 0 BB: 0 P: 15	R: 0 E: 0 K: 1 S: 19	H: 0 LOB: 0 BB: 0 P: 28	R: 0 E: 0 K: 1 S: 6	H: 0 LOB: 0 BB: 0 P: 8	R: 0 E: 0 K: 2 S: 11	H: 1 LOB: 1 BB: 0 P: 13	R: 2 E: 0 K: 0 S: 16	H: 3 LOB: 3 BB: 1 P: 25	1B: 12 2B: 2 3B: 1 HR: 1	SF: 0 SAC: 0 DP: 2 HBP: 1	WP: 1 PB: 0 SB: 0 CS: 0	PA: 50
<b>PITCHER</b>	IP: 5.2 WLS: 5.76 BF: 27 H: 10 R: 4 ER: 4 SO: 2 BB: 1 IBB: 0 HBP: 0 BLK: 0 WP: 0 HR: 1 S: 60 P: 98 ERA: 6.35 WHIP: 1.941	IP: 0.2 WLS: 0.2 BF: 3 H: 0 R: 0 ER: 0 SO: 0 BB: 0 IBB: 0 HBP: 1 BLK: 0 WP: 0 HR: 0 S: 3 P: 5 ERA: 0.00 WHIP: 0.000																		

**Boston Red Sox @ Toronto Blue Jays**  
SkyDome, Toronto, ON  
Fri Jun 01 2001, 7:05 PM EDT  
Att: 21,564 - Dome - 72 F

livebaseballscorecards.com

AB 47  
R 6  
H 16  
RBI 6  
BB 2  
SO 7  
LOB 21



Batter	1	2	3	4	5	6	7	8	9	10	11	AB	R	H	RBI	BB	SO	LOB	BOTTOM			
Shannon Stewart, R OBP: 0.386, SLG: 0.469	F8		G5-3								G6-3	5	0	1	0	1	1	0				
Alex Gonzalez, R OBP: 0.297, SLG: 0.376	BB		P6								G6-3	6	0	3	0	0	0	0				
Carlos Delgado, L OBP: 0.407, SLG: 0.555												3	1	1	0	1	1	4				
Raul Mondesi, R OBP: 0.385, SLG: 0.510	F8											4	1	0	0	1	1	4				
José Cruz Jr., S OBP: 0.329, SLG: 0.465	K											5	0	1	0	0	3	4				
Brian Simmons, S OBP: 0.247, SLG: 0.294												5	2	3	2	0	1	0				
Tony Batista, R OBP: 0.262, SLG: 0.445			G4-3									4	0	1	2	1	0	0				
Darrin Fletcher, L OBP: 0.266, SLG: 0.323			K									5	0	0	0	0	1	4				
Homer Bush, R OBP: 0.369, SLG: 0.433			G6-3									5	0	0	0	0	2	1				
<b>Inning Stats</b>	R: 0 E: 0 K: 1 S: 10	H: 1 LOB: 2 BB: 1 P: 19	R: 0 E: 0 K: 2 S: 13	H: 0 LOB: 0 BB: 0 P: 19	R: 0 E: 0 K: 0 S: 6	H: 0 LOB: 0 BB: 0 P: 13	R: 2 E: 0 K: 1 S: 11	H: 2 LOB: 0 BB: 0 P: 19	R: 0 E: 0 K: 1 S: 14	H: 0 LOB: 1 BB: 1 P: 29	R: 0 E: 0 K: 2 S: 8	H: 0 LOB: 1 BB: 0 P: 13	R: 0 E: 0 K: 1 S: 11	H: 1 LOB: 1 BB: 1 P: 12	R: 0 E: 1 K: 0 S: 6	H: 2 LOB: 2 BB: 1 P: 14	R: 0 E: 0 K: 1 S: 8	H: 0 LOB: 0 BB: 0 P: 12	1B: 8 2B: 1 3B: 0 HR: 1	SF: 0 SAC: 0 DP: 1 HBP: 1	WP: 0 PB: 0 SB: 1 CS: 0	PA: 47
<b>PITCHER</b>	IP: 5.0 WLS: 3.88 BF: 22 H: 5 R: 3 ER: 3 SO: 5 BB: 2 IBB: 0 HBP: 0 BLK: 0 WP: 0 HR: 1 S: 55 P: 98 ERA: 5.40 WHIP: 1.400	IP: 1.0 WLS: 1.0 BF: 5 H: 2 R: 1 ER: 1 SO: 0 BB: 0 IBB: 0 HBP: 0 BLK: 0 WP: 0 HR: 0 S: 12 P: 23 ERA: 3.00 WHIP: 2.000	IP: 3.0 WLS: 3.86 BF: 12 H: 1 R: 0 ER: 0 SO: 4 BB: 1 IBB: 0 HBP: 1 BLK: 0 WP: 0 HR: 0 S: 26 P: 39 ERA: 0.00 WHIP: 0.667	IP: 2.0 WLS: 4.31 BF: 8 H: 2 R: 0 ER: 0 SO: 1 BB: 0 IBB: 1 HBP: 0 BLK: 0 WP: 0 HR: 0 S: 14 P: 26 ERA: 0.00 WHIP: 1.000																		

**Boston Red Sox @ Toronto Blue Jays**  
SkyDome, Toronto, ON  
Fri Jun 01 2001, 7:05 PM EDT  
Att: 21,564 - Dome - 72 F

livebaseballscorecards.com

AB 42  
R 4  
H 10  
RBI 4  
BB 4  
SO 10  
LOB 17













Batter	1	2	3	4	5	6	7	8	9	AB	R	H	RBI	BB	SO	LOB	TOP											
Jose Offerman, S OBP: 0.364, SLG: 0.428 (1, 4)	P4		F7		K		G6-3	K		5	0	0	0	0	2	3	<b>Boston Red Sox @ New York Yankees</b> Yankee Stadium, Bronx, NY Mon Jun 04 2001, 7:05 PM EDT Att: 41,771 - Sunny - 73 F											
Trot Nixon, L OBP: 0.346, SLG: 0.445 (1, 9)	G6-3		F8		HR		1B		FC4	3	1	1	0	2	0	1												
Carl Everett, S OBP: 0.351, SLG: 0.482 (1, 8)				K	HR		K		FC4	5	2	2	2	0	2	2												
Manny Ramirez, R OBP: 0.461, SLG: 0.721 (1, 7)	K			HR	K		1B		HR	5	2	3	2	0	2	1												
Troy O'Leary, L OBP: 0.280, SLG: 0.415 Darren Lewis, R OBP: 0.246, SLG: 0.382 (9, PR)		K		HR	K		G3		1B	5	1	2	2	0	2	2												
Jason Varitek, S OBP: 0.373, SLG: 0.488 (1, 2)	K			1B	2B		F9		F9	5	0	2	0	0	1	1												
John Valentin, R OBP: 0.297, SLG: 0.273 (1, 6)	G5-3			1B			F7		F9	4	0	1	0	1	0	1												
Brian Daubach, L OBP: 0.327, SLG: 0.522 Dante Bichette, R OBP: 0.356, SLG: 0.452 Lou Merloni, R OBP: 0.313, SLG: 0.379 (8, PH)			K	K			HBP	K		2	0	0	0	0	2	2												
Shea Hillenbrand, R OBP: 0.288, SLG: 0.408 (1, 5)			2B	G5-3			G1-3		F9	4	0	1	0	0	0	5												
<b>Inning Stats</b>	R: 0 E: 0 K: 1 S: 12	H: 1 LOB: 1 BB: 0 P: 18	R: 0 E: 0 K: 2 S: 8	H: 0 LOB: 0 BB: 0 P: 12	R: 0 E: 0 K: 1 S: 10	H: 1 LOB: 1 BB: 0 P: 13	R: 2 E: 0 K: 2 S: 15	H: 4 LOB: 2 BB: 0 P: 17	R: 2 E: 0 K: 3 S: 11	H: 1 LOB: 0 BB: 1 P: 18	R: 0 E: 0 K: 0 S: 10	H: 0 LOB: 1 BB: 0 P: 14	R: 0 E: 0 K: 1 S: 14	H: 1 LOB: 2 BB: 1 P: 23	R: 0 E: 0 K: 2 S: 10	H: 1 LOB: 2 BB: 1 P: 15		R: 2 E: 0 K: 0 S: 17	H: 3 LOB: 1 BB: 0 P: 20	1B: 6 2B: 3 3B: 0 HR: 3	SF: 0 SAC: 0 DP: 0 HBP: 1	WP: 0 PB: 0 SB: 0 CS: 0	PA: 43					
<b>PITCHER</b>	IP	WLS	BF	H	R	ER	SO	BB	IBB	HBP	BLK	WP	HR	S	P	ERA		WHIP										
Ramiro Mendoza, R ERA: 4.34 (1, 1)	4.2		22	7	4	4	8	1	0	0	0	0	2	53	72	7.71		1.714										
Randy Choate, L ERA: 1.54 (5, 1)	1.1	5	0	0	0	1	0	0	0	1	0	0	0	13	20	0.00		0.000										
Mike Stanton, L ERA: 1.42 (7, 1)	1.0	7	2	0	0	1	2	0	0	0	0	0	0	16	29	0.00		4.000										
42 Mariano Rivera, R ERA: 2.97 (8, 1)	2.0	W	9	3	2	2	2	0	0	0	0	0	1	25	29	9.00		1.500										

Batter	1	2	3	4	5	6	7	8	9	AB	R	H	RBI	BB	SO	LOB	BOTTOM											
Chuck Knoblauch, R OBP: 0.355, SLG: 0.367 (1, 7)	K		3B			1B	G5-3		SH1-4	4	0	2	0	0	1	2	<b>Boston Red Sox @ New York Yankees</b> Yankee Stadium, Bronx, NY Mon Jun 04 2001, 7:05 PM EDT Att: 41,771 - Sunny - 73 F											
Derek Jeter, R OBP: 0.389, SLG: 0.437 (1, 6)	G6-3		K			FC4-6	1B		1B	4	2	1	2	1	1	2												
Paul O'Neill, L OBP: 0.315, SLG: 0.443 Luis Sojo, R OBP: 0.212, SLG: 0.161 (8, 4)				K		WP	BB		IBB	3	0	0	0	1	3	1												
Bernie Williams, S OBP: 0.352, SLG: 0.429 (1, 8)		HR		F2		3B	1B		1B	3	2	2	2	1	0	0												
Tino Martinez, L OBP: 0.338, SLG: 0.431 (1, 3)		F7		1B		1B	F8			4	0	2	2	0	0	2												
Henry Rodriguez, L (1, 10)		K		K					G3-1	4	0	0	0	0	3	2												
Scott Brosius, R OBP: 0.369, SLG: 0.507 (1, 5)				K					L4	4	1	1	0	0	2	0												
Joe Oliver, R OBP: 0.258, SLG: 0.276 (1, 2)			G6-3		F2		SH1-3		F8	3	0	0	0	0	0	0												
Alfonso Soriano, R OBP: 0.288, SLG: 0.373 David Justice, L OBP: 0.335, SLG: 0.464 (7, PH)					F9		2B		SH1-4	2	0	1	0	0	0	0												
<b>Inning Stats</b>	R: 0 E: 0 K: 2 S: 7	H: 0 LOB: 0 BB: 0 P: 10	R: 1 E: 0 K: 2 S: 11	H: 1 LOB: 0 BB: 0 P: 15	R: 0 E: 0 K: 1 S: 13	H: 2 LOB: 1 BB: 0 P: 20	R: 0 E: 0 K: 2 S: 12	H: 1 LOB: 1 BB: 0 P: 19	R: 0 E: 0 K: 1 S: 6	H: 0 LOB: 0 BB: 0 P: 7	R: 2 E: 0 K: 0 S: 12	H: 2 LOB: 1 BB: 1 P: 19	R: 3 E: 0 K: 0 S: 12	H: 3 LOB: 2 BB: 2 P: 28	R: 0 E: 0 K: 0 S: 6	H: 0 LOB: 0 BB: 0 P: 10		R: 1 E: 0 K: 0 S: 9	H: 1 LOB: 2 BB: 2 P: 20	1B: 7 2B: 0 3B: 2 HR: 1	SF: 0 SAC: 2 DP: 0 HBP: 0	WP: 1 PB: 0 SB: 0 CS: 1	PA: 39					
<b>PITCHER</b>	IP	WLS	BF	H	R	ER	SO	BB	IBB	HBP	BLK	WP	HR	S	P	ERA		WHIP										
Pedro Martinez, R ERA: 3.98 (7, 1)	0.2	B	5	2	3	3	0	1	0	0	0	0	0	7	16	40.50		4.500										
Pete Schourek, L ERA: 3.68 (7, 1)	0.0		2	1	0	0	0	1	0	0	0	0	0	3	9	*		*										
Rich Garces, R ERA: 3.29 (7, 1)	0.1	1	0	0	0	0	0	0	0	0	0	0	0	2	3	0.00		0.000										
Hipolito Pichardo, R ERA: 6.75 (8, 1)	1.0	3	0	0	0	0	0	0	0	0	0	0	0	6	10	0.00		0.000										
<b>PITCHER</b>	IP	WLS	BF	H	R	ER	SO	BB	IBB	HBP	BLK	WP	HR	S	P	ERA	WHIP											
Rod Beck, R ERA: 2.7 (9, 1)	0.1	L	4	1	1	1	0	1	1	0	0	0	0	9	20	27.00	6.000											



Batter	1	2	3	4	5	6	7	8	9	10	11	12	13	14	15	16	17	18	AB	R	H	RBI	BB	SO	LOB							
Roger Cedeno, S OBP: 0.333, SLG: 0.352 15 Brandon Inge, R OBP: 0.294, SLG: 0.299																			5	0	2	1	0	2	3							
Jose Macias, S OBP: 0.335, SLG: 0.438																			9	0	1	0	0	3	6							
Bobby Higginson, L OBP: 0.268, SLG: 0.483																			5	0	1	0	3	0	0							
Tony Clark, S OBP: 0.290, SLG: 0.491 Wendell Magee, R OBP: 0.399, SLG: 0.367 Billy McMillon, L OBP: 0.182, SLG: 0.206																			3	0	1	0	2	1	0							
Dean Palmer, R OBP: 0.341, SLG: 0.460																				6	0	3	0	1	1	3						
Robert Fick, L OBP: 0.397, SLG: 0.586 Ryan Jackson, R OBP: 0.310, SLG: 0.352																			4	0	0	0	0	1	4							
Damon Easley, R OBP: 0.358, SLG: 0.438																			7	1	1	0	1	0	6							
Deivi Cruz, R OBP: 0.270, SLG: 0.369																			8	1	3	0	0	2	4							
Juan Encarnacion, R OBP: 0.314, SLG: 0.444																			6	1	3	1	1	0	1							
<b>Inning Stats</b>	R: 0 E: 0 K: 1 S: 6	H: 1 LOB: 0 BB: 0 P: 10	R: 0 E: 0 K: 2 S: 12	H: 0 LOB: 1 BB: 1 P: 21	R: 1 E: 0 K: 1 S: 8	H: 1 LOB: 0 BB: 0 P: 12	R: 0 E: 0 K: 0 S: 10	H: 0 LOB: 1 BB: 1 P: 18	R: 1 E: 0 K: 1 S: 9	H: 2 LOB: 1 BB: 1 P: 19	R: 0 E: 0 K: 0 S: 8	H: 1 LOB: 1 BB: 0 P: 10	R: 0 E: 0 K: 1 S: 13	H: 1 LOB: 3 BB: 1 P: 17	R: 0 E: 0 K: 1 S: 7	H: 1 LOB: 1 BB: 0 P: 10	R: 0 E: 0 K: 1 S: 15	H: 1 LOB: 2 BB: 2 P: 23	R: 0 E: 0 K: 1 S: 8	H: 0 LOB: 0 BB: 0 P: 9	R: 0 E: 0 K: 1 S: 15	H: 2 LOB: 2 BB: 0 P: 21	R: 0 E: 0 K: 1 S: 9	H: 0 LOB: 1 BB: 1 P: 14	R: 0 E: 0 K: 0 S: 12	H: 1 LOB: 1 BB: 0 P: 17	R: 0 E: 1 K: 0 S: 10	H: 0 LOB: 1 BB: 1 P: 16	1B: 11 2B: 4 3B: 0 HR: 1	SF: 0 SAC: 2 DF: 1 HBP: 1	WP: 2 PB: 0 CS: 1	PA: 77

PITCHER	IP	WLS	BF	H	R	ER	SO	BB	IBB	HBP	BLK	WP	HR	S	P	ERA	WHIP
Hideo Nomo, R ERA: 3.52	7.0	29	7	3	3	7	3	0	0	0	0	0	0	28	43	0.00	1.286
Rolando Arroyo, R ERA: 3.75	2.1	12	2	0	0	3	2	0	0	0	0	0	0	24	40	0.00	1.500
Derek Lowe, R ERA: 3.89	2.0	8	2	0	0	2	0	0	0	0	0	0	0	23	30	0.00	1.000
Hipolito Pichardo, R ERA: 4.5	2.0	7	0	0	0	1	1	0	0	0	0	0	0	15	22	0.00	0.500
Rod Beck, R ERA: 2.53																	
<b>PITCHER</b>	IP	WLS	BF	H	R	ER	SO	BB	IBB	HBP	BLK	WP	HR	S <td>P <td>ERA <td>WHIP</td> </td></td>	P <td>ERA <td>WHIP</td> </td>	ERA <td>WHIP</td>	WHIP
Rich Garcia, R ERA: 3.16	17.1	1.0	W	4	0	0	0	1	0	0	0	0	0	10	16	0.00	0.000
49 Tim Wakefield, R ERA: 2.19	(18.1)	1.0	W	4	0	0	0	1	0	0	0	0	0	10	16	0.00	0.000

Batter	1	2	3	4	5	6	7	8	9	10	11	12	13	14	15	16	17	18	AB	R	H	RBI	BB	SO	LOB									
Jose Offerman, S OBP: 0.356, SLG: 0.413																			7	0	0	0	0	2	4									
Trot Nixon, L OBP: 0.339, SLG: 0.432																			7	0	1	0	0	0	0									
Carl Everett, S OBP: 0.352, SLG: 0.474																			6	0	1	0	1	4	1									
Manny Ramirez, R OBP: 0.366, SLG: 0.731																			4	1	2	1	4	0	2									
Troy O'Leary, L OBP: 0.276, SLG: 0.432 Dante Bichette, R OBP: 0.393, SLG: 0.447 Darrin Lewis, R OBP: 0.236, SLG: 0.366																			4	1	1	1	0	1	2									
Jason Varitek, S OBP: 0.363, SLG: 0.471																			3	0	0	0	0	2	4									
Lou Merloni, R OBP: 0.314, SLG: 0.355 Scott Hottel, R OBP: 0.214, SLG: 0.283 John Valentin, R OBP: 0.303, SLG: 0.288 Mike Lansing, R OBP: 0.297, SLG: 0.336																			2	0	0	0	0	1	0									
Brian Daubach, L OBP: 0.323, SLG: 0.527																			8	1	2	1	0	4	4									
Shea Hillenbrand, R OBP: 0.290, SLG: 0.420																			8	1	3	1	0	0	4									
<b>Inning Stats</b>	R: 0 E: 0 K: 0 S: 6	H: 0 LOB: 0 BB: 0 P: 9	R: 1 E: 0 K: 1 S: 11	H: 2 LOB: 2 BB: 0 P: 22	R: 0 E: 0 K: 1 S: 10	H: 1 LOB: 0 BB: 0 P: 15	R: 1 E: 0 K: 0 S: 13	H: 2 LOB: 2 BB: 0 P: 22	R: 0 E: 0 K: 0 S: 4	H: 0 LOB: 0 BB: 0 P: 6	R: 0 E: 0 K: 2 S: 11	H: 0 LOB: 0 BB: 0 P: 19	R: 0 E: 0 K: 1 S: 8	H: 0 LOB: 0 BB: 1 P: 10	R: 0 E: 0 K: 2 S: 11	H: 2 LOB: 2 BB: 1 P: 18	R: 0 E: 0 K: 2 S: 16	H: 1 LOB: 1 BB: 1 P: 18	R: 0 E: 0 K: 1 S: 8	H: 0 LOB: 2 BB: 0 P: 16	R: 0 E: 0 K: 1 S: 9	H: 0 LOB: 2 BB: 0 P: 20	R: 0 E: 0 K: 3 S: 9	H: 0 LOB: 1 BB: 1 P: 15	R: 0 E: 0 K: 0 S: 9	H: 0 LOB: 0 BB: 0 P: 12	R: 0 E: 0 K: 0 S: 8	H: 0 LOB: 1 BB: 1 P: 15	R: 0 E: 0 K: 0 S: 2	H: 0 LOB: 0 BB: 0 P: 2	1B: 8 2B: 0 3B: 0 HR: 4	SF: 0 SAC: 1 DF: 0 HBP: 3	WP: 0 PB: 0 CS: 0	PA: 72

PITCHER	IP	WLS	BF	H	R	ER	SO	BB	IBB	HBP	BLK	WP	HR	S	P	ERA	WHIP	
Chris Holt, R ERA: 5.87	1.1	7.1	30	6	3	3	5	0	0	2	0	0	0	16	23	0.00	0.000	
Matt Anderson, R ERA: 6.85	0.2	4	0	0	0	1	0	0	1	1	0	0	0	6	13	0.00	0.000	
C.J. Nikowski, L ERA: 4.22	1.1	6	2	0	0	1	0	0	0	0	0	0	0	16	26	0.00	1.500	
Danny Patterson, R ERA: 0.96	2.0	8	1	0	0	3	1	0	0	0	0	0	0	24	34	0.00	1.000	
Todd Jones, R ERA: 5.67																		
<b>PITCHER</b>	IP	WLS	BF	H	R	ER	SO <td>BB <td>IBB <td>HBP <td>BLK <td>WP <td>HR <td>S <td>P <td>ERA <td>WHIP </td></td></td></td></td></td></td></td></td></td>	BB <td>IBB <td>HBP <td>BLK <td>WP <td>HR <td>S <td>P <td>ERA <td>WHIP </td></td></td></td></td></td></td></td></td>	IBB <td>HBP <td>BLK <td>WP <td>HR <td>S <td>P <td>ERA <td>WHIP </td></td></td></td></td></td></td></td>	HBP <td>BLK <td>WP <td>HR <td>S <td>P <td>ERA <td>WHIP </td></td></td></td></td></td></td>	BLK <td>WP <td>HR <td>S <td>P <td>ERA <td>WHIP </td></td></td></td></td></td>	WP <td>HR <td>S <td>P <td>ERA <td>WHIP </td></td></td></td></td>	HR <td>S <td>P <td>ERA <td>WHIP </td></td></td></td>	S <td>P <td>ERA <td>WHIP </td></td></td>	P <td>ERA <td>WHIP </td></td>	ERA <td>WHIP </td>	WHIP	
Dave Borkowski, R ERA: 2.13	(14.1)	4.0	L	18	3	1	1	7	1	2	0	0	0	1	37	61	2.25	1.000

TOP

Detroit Tigers @ Boston Red Sox  
Fenway Park, Boston, MA  
Tue Jun 05 2001, 7:05 PM EDT  
Att. 32,814 - Sunny - 75 F

AB 65  
R 3  
H 15  
RBI 2  
BB 8  
SO 15  
LOB 40




BOTTOM

Detroit Tigers @ Boston Red Sox  
Fenway Park, Boston, MA  
Tue Jun 05 2001, 7:05 PM EDT  
Att. 32,814 - Sunny - 75 F

AB 62  
R 4  
H 12  
RBI 4  
BB 20  
SO 26  
LOB 25






Batter	1	2	3	4	5	6	7	8	9	AB	R	H	RBI	BB	SO	LOB	TOP								
Roger Cedeno, S OBP: 0.330, SLG: 0.348	0-0 S 1B		0-1 G6-3	0-1 FC1-5 G1-3 1B		1-1 F9			2-2 F8	5	2	1	0	0	0	3									
Jose Macias, S OBP: 0.337, SLG: 0.439	0-2 P4		3-1	0-0 G1-3		2-3 K			4-1 G4-3 WP 1B BB	4	1	1	0	1	1	4									
Bobby Higginson, L OBP: 0.413, SLG: 0.484	3-2 1-H 1B		4-2	1-0 S 1B			1-2 G3		1-1 G4-3	4	0	2	3	1	0	1									
Tony Clark, S OBP: 0.386, SLG: 0.483	2-3 K		3-2	G3			0-0 G4-3		0-1 1B	5	0	1	1	0	1	4									
Ryan Jackson, L OBP: 0.310, SLG: 0.352			F9	G3			1-2 G4-3		3-H 1B	0	0	0	0	0	0	0									
Robert Fick, L OBP: 0.376, SLG: 0.603	0-0 F9			1-1 E 2B			0-2 L7		2-1 1B	5	1	3	0	0	0	1									
Dean Palmer, R OBP: 0.337, SLG: 0.448		1-0 P4		4-1 E 1B BB			2-2 F8		1-2 F8	4	1	0	0	1	0	3									
Damion Easley, R OBP: 0.351, SLG: 0.429		1-1 F8		0-0 E6 1B			2-3 K		0-0 F2	4	1	0	0	0	1	2	AB 39								
Deivi Cruz, R OBP: 0.265, SLG: 0.362		2-1 G6-3		0-0 E5 FC1-5 1B			0-0 P3		1-3 K	4	0	0	1	0	1	2	R 7								
Juan Encarnacion, R OBP: 0.318, SLG: 0.444			1-2 G5-3	1-0 G1-3 FC1-5 1B			0-1 F9 S 1B		1-1 G4-3	4	0	0	1	0	1	2	H 10								
																	RBI 7								
																	BB 3								
																	SO 4								
																	LOB 20								
																									
Inning Stats	R: 1 E: 0 K: 1 S: 16	H: 2 LOB: 1 BB: 0 P: 21	R: 0 E: 0 K: 0 S: 5	H: 0 LOB: 0 BB: 0 P: 9	R: 0 E: 0 K: 0 S: 17	H: 1 LOB: 2 BB: 1 P: 28	R: 5 E: 2 K: 0 S: 12	H: 3 LOB: 1 BB: 1 P: 20	R: 0 E: 0 K: 1 S: 12	H: 0 LOB: 0 BB: 0 P: 16	R: 0 E: 0 K: 0 S: 9	H: 1 LOB: 1 BB: 0 P: 12	R: 0 E: 0 K: 0 S: 13	H: 1 LOB: 1 BB: 0 P: 18	R: 0 E: 0 K: 1 S: 7	H: 0 LOB: 0 BB: 0 P: 9	R: 1 E: 0 K: 0 S: 13	H: 2 LOB: 2 BB: 1 P: 23	1B: 7 2B: 3 3B: 0 HR: 0	SF: 0 SAC: 0 DP: 0 HBP: 0	WP: 1 PB: 0 SB: 3 CS: 0	PA: 42			
PITCHER	IP	WLS	BF	H	R	ER	SO	BB	IBB	HBP	BLK	WP	HR	S	P	ERA	WHIP								
Frank Castillo, R ERA: 3.74	7.0	L	33	8	6	2	3	2	0	0	0	0	0	84	124	2.57	1.429								
63 Paxton Crawford, R ERA: 4.75	2.0		9	2	1	1	1	1	0	0	0	1	0	20	32	4.50	1.500								

Detroit Tigers @ Boston Red Sox  
Fenway Park, Boston, MA  
Wed Jun 06 2001, 7:05 PM EDT  
Att: 32,794 - Sunny - 76 F

AB 39  
R 7  
H 10  
RBI 7  
BB 3  
SO 4  
LOB 20

Batter	1	2	3	4	5	6	7	8	9	AB	R	H	RBI	BB	SO	LOB	BOTTOM								
Trot Nixon, L OBP: 0.342, SLG: 0.434	0-1 G6-4-3 1B		2-1 G1-3		1-0 G1-3 1B		3-2 G4-3			4	0	2	1	0	0	0									
John Valentin, R OBP: 0.314, SLG: 0.283	1-2 G6-4-3 1-2		0-0 G1-3		1-1 G1-3 1B			1-2 G6-4-3 1B		4	0	2	1	0	0	1									
Scott Hatteberg, L OBP: 0.217, SLG: 0.281	2-2 G4-3			3-2 F8		0-0 G1-3		2-0 G6-4-3 1B		4	0	1	0	0	0	2									
Manny Ramirez, R OBP: 0.463, SLG: 0.717		0-3 K		3-3 K		2-1 F7		1-2 G6-4-3 1B		4	0	0	0	0	2	4									
Dante Bichette, R OBP: 0.340, SLG: 0.429		0-3 K		2-3 K			0-0 P6		0-0 F9	4	0	0	0	0	2	1									
Troy O'Leary, L OBP: 0.291, SLG: 0.443		1-2 2B 1B			1-0 2B 2B		4-1 G6-4-3 BB		2-3 K	3	1	2	0	1	1	0									
Mike Lansing, R OBP: 0.274, SLG: 0.359		2-2 1B 2B			1-2 1B 2B		2-2 G6-4-3 1-2		3-1 G4-3	4	1	2	1	0	0	1	AB 35								
Brian Daubach, L OBP: 0.321, SLG: 0.520		2-3 K			1-2 F7		3-1 F7		0-2 1B	4	0	1	0	0	1	3	R 3								
Shea Hillenbrand, R OBP: 0.295, SLG: 0.426			0-1 2B		0-1 1B 1B		0-0 G6-3		0-3 K	4	1	2	0	0	1	1	H 12								
																	RBI 3								
																	BB 1								
																	SO 7								
																	LOB 13								
																									
Inning Stats	R: 0 E: 0 K: 0 S: 8	H: 1 LOB: 0 BB: 0 P: 11	R: 0 E: 0 K: 3 S: 17	H: 2 LOB: 0 BB: 0 P: 22	R: 0 E: 0 K: 0 S: 5	H: 1 LOB: 0 BB: 0 P: 7	R: 0 E: 0 K: 2 S: 11	H: 0 LOB: 0 BB: 0 P: 19	R: 3 E: 0 K: 0 S: 18	H: 5 LOB: 2 BB: 0 P: 25	R: 0 E: 0 K: 0 S: 7	H: 0 LOB: 0 BB: 1 P: 13	R: 0 E: 0 K: 0 S: 6	H: 0 LOB: 0 BB: 0 P: 12	R: 0 E: 0 K: 0 S: 8	H: 2 LOB: 1 BB: 0 P: 12	R: 0 E: 0 K: 2 S: 11	H: 1 LOB: 1 BB: 0 P: 16	1B: 8 2B: 4 3B: 0 HR: 0	SF: 0 SAC: 0 DP: 3 HBP: 0	WP: 0 PB: 0 SB: 0 CS: 0	PA: 36			
PITCHER	IP	WLS	BF	H	R	ER	SO	BB	IBB	HBP	BLK	WP	HR	S	P	ERA	WHIP								
Dave Milcki, R ERA: 6.14	7.0	W	30	11	3	3	5	1	0	0	0	0	0	76	116	3.86	1.714								
Matt Anderson, R ERA: 6.29	2.0	S	6	1	0	0	2	0	0	0	0	0	0	15	21	0.00	0.500								

Detroit Tigers @ Boston Red Sox  
Fenway Park, Boston, MA  
Wed Jun 06 2001, 7:05 PM EDT  
Att: 32,794 - Sunny - 76 F


AB 35  
R 3  
H 12  
RBI 3  
BB 1  
SO 7  
LOB 13




Batter	1	2	3	4	5	6	7	8	9	AB	R	H	RBI	BB	SO	LOB	TOP										
Roger Cedeno, S (1, 9) OBP: 0.329, SLG: 0.346	F9		FC5-4 1B		G4-3		G4-3			4	0	1	0	0	0	2	<b>Detroit Tigers @ Boston Red Sox</b> Fenway Park, Boston, MA Thu Jun 07 2001, 7:05 PM EDT Att: 32,132 - Cloudy - 72 F										
Damion Easley, R (1, 4) OBP: 0.350, SLG: 0.422	K		FC5-4 1-2			1B HBP		K	3	0	0	0	0	0	2	1											
Bobby Higginson, L Ryan Jackson, L (1, 7) (8, 3) OBP: 0.310, SLG: 0.352			G1			1B		G4-3	3	0	1	0	1	0	1	0											
Tony Clark, S Wendell Magee, R (1, 3) (8, 7) OBP: 0.383, SLG: 0.478 OBP: 0.390, SLG: 0.567	CS	BB 1B			G5-3		K	G1-3	4	1	1	0	0	1	2	0											
Dean Palmer, R (1, 10) OBP: 0.335, SLG: 0.439		F7			K		P6	G1-6-3 BB	3	0	0	0	1	1	3	0											
Robert Fick, L (1, 2) OBP: 0.372, SLG: 0.588		L5-4 1B BB			G1-3		G4-3	G1-6-3 1-2	3	0	0	0	1	0	3	0											
Deivi Cruz, R Jose Macias, S (1, 6) (7, 5) OBP: 0.367, SLG: 0.437 OBP: 0.335, SLG: 0.437					G6-3		G1-3 1B	G6-3	3	0	2	1	0	0	0	0											
Shane Halter, R (1, 5) (7, 6) OBP: 0.298, SLG: 0.321		L5-4 2-3			K		F2		3	0	0	0	0	1	3	0											
Juan Encarnacion, R (1, 8) OBP: 0.318, SLG: 0.439					G5-3		G1-3 BB		2	0	0	0	1	0	1	0											
<b>Inning Stats</b>	R: 0 E: 0 K: 1 S: 10	H: 0 LOB: 0 BB: 1 P: 20	R: 1 E: 0 K: 0 S: 9	H: 2 LOB: 1 BB: 1 P: 15	R: 0 E: 0 K: 0 S: 8	H: 1 LOB: 1 BB: 0 P: 15	R: 0 E: 0 K: 1 S: 6	H: 0 LOB: 0 BB: 0 P: 7	R: 0 E: 0 K: 1 S: 7	H: 0 LOB: 1 BB: 1 P: 16	R: 0 E: 0 K: 1 S: 8	H: 1 LOB: 1 BB: 0 P: 11	R: 0 E: 0 K: 1 S: 7	H: 1 LOB: 1 BB: 1 P: 11	R: 0 E: 0 K: 1 S: 8	H: 0 LOB: 0 BB: 0 P: 11		R: 0 E: 0 K: 0 S: 6	H: 0 LOB: 0 BB: 1 P: 11	1B: 5 2B: 1 3B: 0 HR: 0	SF: 0 SAC: 0 DP: 2 HBP: 1	WP: 0 PB: 0 SB: 0 CS: 1	PA: 35				
<b>PITCHER</b>	IP	WLS	BF	H	R	ER	SO	BB	IBB	HBP	BLK	WP	HR	S	P	ERA	WHIP										
49 Tim Wakefield, R ERA: 2.12	6.0	W	24	4	1	1	4	3	0	1	0	0	0	48	84	1.50	1.167										
Rolando Arrojo, R ERA: 3.41	3.0	S	10	1	0	0	1	1	0	0	0	0	0	21	33	0.00	0.667										

Batter	1	2	3	4	5	6	7	8	9	AB	R	H	RBI	BB	SO	LOB	BOTTOM											
Chris Stynes, R (1, 4) OBP: 0.333, SLG: 0.467	F9	BB 2B BB			P6		1B			4	2	2	0	1	0	0	<b>Detroit Tigers @ Boston Red Sox</b> Fenway Park, Boston, MA Thu Jun 07 2001, 7:05 PM EDT Att: 32,132 - Cloudy - 72 F											
Trot Nixon, L (1, 9) OBP: 0.354, SLG: 0.435		BB BB				F9	1B			2	2	1	1	3	0	1												
Carl Everett, S (1, 8) OBP: 0.357, SLG: 0.489	F9									5	0	3	5	0	0	1												
Manny Ramirez, R (1, 7) OBP: 0.466, SLG: 0.712					G5-3		K			3	0	1	0	2	1	3												
Troy O'Leary, L (1, 10) OBP: 0.288, SLG: 0.431	F7					K	K			4	0	0	0	1	2	7												
Jason Varitek, S Scott Hatteberg, L (1, 2) (7, 2) OBP: 0.371, SLG: 0.489 OBP: 0.213, SLG: 0.276					P1					2	1	1	1	2	0	0												
Mike Lansing, R (1, 6) OBP: 0.284, SLG: 0.344		HR			G6-3		FC6-4 1B BB			1	0	0	0	0	0	0												
Brian Daubach, L (1, 3) OBP: 0.329, SLG: 0.539		K			G6-3		FC6-4 1-2			5	0	0	0	0	1	5												
Brian Daubach, L (1, 3) OBP: 0.329, SLG: 0.539		FC6-4 1B				K				4	2	2	1	1	1	0												
Shea Hillenbrand, R (1, 5) OBP: 0.290, SLG: 0.419		FC6-4 BB BB			P4		G1-3			4	1	0	0	0	0	2												
<b>Inning Stats</b>	R: 0 E: 0 K: 0 S: 13	H: 0 LOB: 2 BB: 2 P: 26	R: 4 E: 0 K: 1 S: 15	H: 3 LOB: 3 BB: 3 P: 28	R: 1 E: 0 K: 0 S: 6	H: 1 LOB: 0 BB: 0 P: 9	R: 1 E: 0 K: 0 S: 7	H: 1 LOB: 3 BB: 3 P: 25	R: 0 E: 0 K: 1 S: 13	H: 1 LOB: 1 BB: 0 P: 20	R: 0 E: 0 K: 1 S: 12	H: 1 LOB: 2 BB: 1 P: 20	R: 2 E: 0 K: 2 S: 26	H: 3 LOB: 2 BB: 1 P: 38	R: 0 E: 0 K: 0 S: 11	H: 0 LOB: 0 BB: 0 P: 15	1B: 6 2B: 1 3B: 1 HR: 2	SF: 0 SAC: 0 DP: 0 HBP: 0	WP: 0 PB: 0 SB: 0 CS: 0	PA: 44								
<b>PITCHER</b>	IP	WLS	BF	H	R	ER	SO	BB	IBB	HBP	BLK	WP	HR	S	P	ERA	WHIP											
Victor Santos, R ERA: 4.17	4.0	L	25	5	6	6	1	6	2	0	0	0	0	26	41	88	13.50	2.750										
Kevin Tolar, L ERA: 9.0	2.0		10	2	1	1	2	2	0	0	0	0	0	26	45	4.50	2.000											
Todd Jones, R ERA: 6.08	0.2		5	3	1	1	1	0	0	0	0	0	0	22	30	13.50	4.500											
C.J. Nitkowski, L ERA: 3.97	1.1		4	0	0	0	1	0	0	0	0	0	0	14	18	0.00	0.000											

AB 29  
R 1  
H 5  
RBI 1  
BB 4  
SO 5  
LOB 16



AB 34  
R 8  
H 10  
RBI 8  
BB 10  
SO 5  
LOB 19





Batter	1	2	3	4	5	6	7	8	9	AB R H RBI BB SO LOB	TOP									
Doug Glanville, R (1,8) OBP: 0.294, SLG: 0.427	E5 11 2B		S 1B		F8		P6		G6-3	5 0 1 0 0 0 2	<b>Philadelphia Phillies @ Boston Red Sox</b> Fenway Park, Boston, MA Fri Jun 08 2001, 7:05 PM EDT Att: 33,435 - Sunny - 77 F									
11 Jimmy Rollins, S (1,6) OBP: 0.315, SLG: 0.401			F8		P6		G4-3			4 0 1 0 0 0 2										
Bobby Abreu, L (1,9) OBP: 0.370, SLG: 0.500			K		G4-3		K			4 0 0 0 0 3 4										
Scott Rolen, R (1,5) OBP: 0.365, SLG: 0.445			G6-3				S 1B			4 0 2 0 0 1 3										
Travis Lee, L (1,3) OBP: 0.368, SLG: 0.432	G4-3				G4-3		F8			4 0 0 0 0 1 4										
Pat Burrell, R (1,7) OBP: 0.386, SLG: 0.500					G4-3 WP 1B		F7			4 2 3 1 0 0 1										
Eric Valent, L (1,10) OBP: 0.250, SLG: 0.250			K		G4-3		K			4 0 1 0 0 2 2										
Gary Bennett, R (1,2) OBP: 0.292, SLG: 0.262										2 0 0 0 0 2 1										
Brian Hunter, R (7,PH) OBP: 0.422, SLG: 0.361										0 0 0 0 1 0 0										
Johnny Estrada, S (7,2) OBP: 0.290, SLG: 0.379							G1-6-3 BB			0 0 0 0 0 0 0										
Marion Anderson, L (1,4) OBP: 0.302, SLG: 0.378							G1-6-3			3 0 1 1 0 0 1										
<b>Inning Stats</b>	R: 0 E: 1 K: 2 S: 14	H: 1 LOB: 2 BB: 0 P: 20	R: 1 E: 0 K: 2 S: 8	H: 1 LOB: 0 BB: 0 P: 11	R: 0 E: 0 K: 1 S: 12	H: 1 LOB: 1 BB: 0 P: 19	R: 0 E: 0 K: 1 S: 12	H: 1 LOB: 1 BB: 0 P: 19	R: 0 E: 0 K: 1 S: 9	H: 1 LOB: 1 BB: 0 P: 13	R: 0 E: 0 K: 0 S: 7	H: 0 LOB: 0 BB: 1 P: 11	R: 0 E: 0 K: 2 S: 13	H: 1 LOB: 1 BB: 0 P: 23	R: 1 E: 0 K: 0 S: 7	H: 2 LOB: 1 BB: 0 P: 11	1B: 7 2B: 1 3B: 0 HR: 1	SF: 1 SAC: 1 DP: 1 HBP: 0	WP: 1 PB: 0 SB: 2 CS: 0	PA: 37
<b>PITCHER</b>	IP WLS BF H R ER SO BB IBB HBP BLK WP HR S P ERA WHIP											<b>PITCHER</b>	IP WLS BF H R ER SO BB IBB HBP BLK WP HR S P ERA WHIP							
David Cone, R (1,1) ERA: 4.98	6.0 W 25 6 1 1 7 0 0 0 0 0 1 1 63 95 1.50 1.000																			
Rich Garces, R (7,1) ERA: 3.0	1.2 H 5 0 0 0 1 1 0 0 0 0 0 0 13 22 0.00 0.600																			
Rod Beck, R (8,1) ERA: 2.51	0.1 H 2 1 0 0 1 0 0 0 0 0 0 0 7 12 0.00 3.000																			
Derek Lowe, R (9,1) ERA: 4.0	1.0 S 5 2 1 1 0 0 0 0 0 0 0 0 7 11 9.00 2.000																			

Batter	1	2	3	4	5	6	7	8	9	AB R H RBI BB SO LOB	BOTTOM									
Jose Offerman, S (1,3) OBP: 0.358, SLG: 0.415	G6-4-3 1B		K			G3-1				4 0 2 0 0 1 1	<b>Philadelphia Phillies @ Boston Red Sox</b> Fenway Park, Boston, MA Fri Jun 08 2001, 7:05 PM EDT Att: 33,435 - Sunny - 77 F									
Chris Stynes, R (1,4) OBP: 0.343, SLG: 0.531	G6-4-3 1-2					HR		F8		4 1 2 1 0 0 2										
Carl Everett, S (1,8) OBP: 0.351, SLG: 0.481	G3-1				K		K			4 0 0 0 0 2 1										
Manny Ramirez, R (1,10) OBP: 0.464, SLG: 0.721			G5-3		HR		K			3 1 1 1 0 1 0										
Dante Bichette, R (1,7) OBP: 0.349, SLG: 0.465										3 1 2 1 0 1 0										
Trot Nixon, L (8,9) OBP: 0.354, SLG: 0.435			HR		G6-4-3 1B					0 0 0 0 0 0 0										
Shes Hillenbrand, R (1,5) OBP: 0.286, SLG: 0.413					G6-4-3 1-2		P5			3 0 0 0 0 0 1										
Mike Lansing, R (1,6) OBP: 0.265, SLG: 0.339										2 0 0 0 0 0 0										
Scott Hatteberg, L (1,2) OBP: 0.203, SLG: 0.262										3 0 0 0 0 2 1										
Darren Lewis, R (1,9) OBP: 0.240, SLG: 0.365										3 0 1 0 0 0 0										
<b>Inning Stats</b>	R: 0 E: 0 K: 0 S: 7	H: 1 LOB: 0 BB: 0 P: 12	R: 1 E: 0 K: 0 S: 10	H: 1 LOB: 0 BB: 0 P: 14	R: 0 E: 0 K: 2 S: 11	H: 2 LOB: 2 BB: 0 P: 17	R: 1 E: 0 K: 1 S: 9	H: 2 LOB: 0 BB: 0 P: 13	R: 0 E: 0 K: 1 S: 6	H: 0 LOB: 0 BB: 0 P: 11	R: 1 E: 0 K: 2 S: 14	H: 1 LOB: 0 BB: 0 P: 21	R: 0 E: 0 K: 1 S: 8	H: 0 LOB: 1 BB: 0 P: 13	R: 0 E: 0 K: 0 S: 6	H: 1 LOB: 1 BB: 0 P: 8	1B: 4 2B: 1 3B: 0 HR: 3	SF: 0 SAC: 0 DP: 2 HBP: 1	WP: 0 PB: 0 SB: 0 CS: 0	PA: 30
<b>PITCHER</b>	IP WLS BF H R ER SO BB IBB HBP BLK WP HR S P ERA WHIP											<b>PITCHER</b>	IP WLS BF H R ER SO BB IBB HBP BLK WP HR S P ERA WHIP							
Randy Wolf, L (1,1) ERA: 3.93	8.0 L 30 8 3 3 7 0 0 0 1 0 0 0 3 71 3.38 1.000																			

AB	34
R	2
H	9
RBI	2
BB	1
SO	9
LOB	20



AB	29
R	3
H	8
RBI	3
BB	0
SO	7
LOB	6





Batter	1	2	3	4	5	6	7	8	9	AB	R	H	RBI	BB	SO	LOB	TOP								
Doug Glanville, R OBP: 0.293, SLG: 0.424 (1, 8)	G6-3		P3					FC6-2 1B		4	0	1	1	0	0	1									
11 Jimmy Rollins, S OBP: 0.314, SLG: 0.402 (1, 6)	K			K		F9		FC6-2 2B		4	1	1	2	0	2	0									
Bobby Abreu, L OBP: 0.368, SLG: 0.493 (1, 9)	G3			K		F7		FC6-2 IBB		3	0	0	0	1	1	0									
Scott Rolen, R OBP: 0.359, SLG: 0.437 (1, 5)		F8		K			L5	FC6-2		4	0	0	0	0	1	3									
Travis Lee, L OBP: 0.362, SLG: 0.426 (1, 3)		F7			K		G4-3	SF8-1-6		3	0	0	1	0	1	0									
Pat Burrell, R OBP: 0.379, SLG: 0.490 (1, 7)		K			K				F8	4	0	0	0	0	3	0									
Eric Valent, L OBP: 0.429, SLG: 0.333 Brian Hunter, R OBP: 0.413, SLG: 0.351 (8, PR)			K					1B HBP 1B	G5-3	2	0	1	0	1	1	0									
Johnny Estrada, S OBP: 0.303, SLG: 0.377 (1, 2)					G4-3			1B 1B HBP	G6-3	3	1	1	0	0	0	1									
Marlon Anderson, L OBP: 0.308, SLG: 0.400 (1, 4)								1B 1B		3	2	2	1	0	0	1									
<b>Inning Stats</b>	R: 0 E: 0 K: 1 S: 8	H: 0 LOB: 0 BB: 0 P: 13	R: 0 E: 0 K: 1 S: 9	H: 0 LOB: 0 BB: 0 P: 13	R: 0 E: 0 K: 1 S: 10	H: 1 LOB: 1 BB: 0 P: 13	R: 0 E: 0 K: 3 S: 9	H: 0 LOB: 0 BB: 0 P: 11	R: 0 E: 0 K: 2 S: 8	H: 0 LOB: 1 BB: 1 P: 17	R: 1 E: 0 K: 0 S: 9	H: 1 LOB: 0 BB: 0 P: 15	R: 0 E: 0 K: 1 S: 8	H: 0 LOB: 0 BB: 0 P: 12	R: 4 E: 0 K: 0 S: 16	H: 4 LOB: 2 BB: 1 P: 24	R: 0 E: 0 K: 0 S: 10	H: 0 LOB: 0 BB: 0 P: 12	1B: 4 2B: 2 HR: 1	SF: 1 SAC: 0 HBP: 1	WP: 0 PB: 0 SB: 0 CS: 0	PA: 35			
<b>PITCHER</b>	IP	WLS	BF	H	R	ER	SO	BB	IBB	HBP	BLK	WP	HR	S	P	ERA	WHIP								
Pedro Martinez, R ERA: 2.01 Rolando Arroyo, R ERA: 3.32 Hipolito Pichardo, R ERA: 3.86	7.0	L	28	5	5	5	9	1	0	1	0	0	1	72	108	6.43	0.857								

Philadelphia Phillies @ Boston Red Sox  
Fenway Park, Boston, MA  
Sat Jun 09 2001, 1:15 PM EDT  
Att: 32,944 - Sunny - 80 F

AB	31
R	5
H	6
RBI	5
BB	2
SO	9
LOB	6



Batter	1	2	3	4	5	6	7	8	9	AB	R	H	RBI	BB	SO	LOB	BOTTOM								
Jose Offerman, S OBP: 0.356, SLG: 0.416 (1, 3)	G5-3						CS	F9		4	0	1	0	0	1	2									
Chris Stynes, R OBP: 0.338, SLG: 0.507 (1, 4)	F7		2B		G4-3			E6 BB 3B		3	1	0	0	1	0	2									
Carl Everett, S OBP: 0.346, SLG: 0.473 (1, 8)	G1-3		G6-4-3 BB			P4		P5		4	0	0	0	0	0	4									
Manny Ramirez, R OBP: 0.461, SLG: 0.711 (1, 7)		G4-3			G6-3		F9	3B BB		3	1	0	0	1	0	0									
Dante Bichette, R OBP: 0.354, SLG: 0.495 (1, 10)		FC6-5 2B			P5		E5	3B		4	0	2	2	0	0	0									
Shea Hillenbrand, R OBP: 0.282, SLG: 0.406 (1, 5)		FC6-5-4 FC6-4			G5-3		F7	F3		4	0	0	0	0	0	3									
Mike Lansing, R OBP: 0.257, SLG: 0.328 (1, 6)		FC6-4								4	0	0	0	0	1	1									
Scott Hatteberg, L OBP: 0.206, SLG: 0.277 (1, 2)			G4-3							4	0	1	0	0	1	0									
Darren Lewis, R OBP: 0.269, SLG: 0.382 Troy O'Leary, L OBP: 0.287, SLG: 0.429 (8, PH)										2	0	2	0	1	0	0									
<b>Inning Stats</b>	R: 0 E: 0 K: 0 S: 8	H: 0 LOB: 0 BB: 0 P: 9	R: 0 E: 0 K: 0 S: 10	H: 1 LOB: 1 BB: 0 P: 15	R: 0 E: 0 K: 0 S: 12	H: 2 LOB: 2 BB: 1 P: 22	R: 0 E: 0 K: 0 S: 4	H: 0 LOB: 0 BB: 0 P: 7	R: 0 E: 1 K: 1 S: 11	H: 1 LOB: 2 BB: 1 P: 18	R: 0 E: 1 K: 0 S: 4	H: 0 LOB: 1 BB: 0 P: 5	R: 0 E: 0 K: 1 S: 9	H: 1 LOB: 0 BB: 0 P: 11	R: 2 E: 1 K: 0 S: 9	H: 1 LOB: 1 BB: 1 P: 17	R: 0 E: 0 K: 1 S: 5	H: 0 LOB: 0 BB: 0 P: 6	1B: 2 2B: 3 HR: 0	SF: 0 SAC: 0 HBP: 0	WP: 0 PB: 0 SB: 0 CS: 1	PA: 37			
<b>PITCHER</b>	IP	WLS	BF	H	R	ER	SO	BB	IBB	HBP	BLK	WP	HR	S	P	ERA	WHIP								
Omar Daal, L ERA: 3.85 Rheal Cormier, L ERA: 2.94 Ricky Bottalico, R ERA: 3.24 Jose Mesa, R ERA: 3.46	7.0	W	27	5	0	0	2	1	0	0	0	0	0	5	12	0.00	1.500								

Philadelphia Phillies @ Boston Red Sox  
Fenway Park, Boston, MA  
Sat Jun 09 2001, 1:15 PM EDT  
Att: 32,944 - Sunny - 80 F

AB	33
R	2
H	6
RBI	2
BB	3
SO	3
LOB	12





Batter	1	2	3	4	5	6	7	8	9	AB	R	H	RBI	BB	SO	LOB	TOP										
Doug Glanville, R OBP: 0.291, SLG: 0.420	F9		K				F7		E1	5	0	1	1	0	1	2	<b>Philadelphia Phillies @ Boston Red Sox</b> Fenway Park, Boston, MA Sun Jun 10 2001, 1:05 PM EDT Att: 32,767 - Sunny - 84 F										
11 Jimmy Rollins, S OBP: 0.316, SLG: 0.415	HR		K				F3		FC4-6	5	1	2	1	0	1	3											
Bobby Abreu, L OBP: 0.365, SLG: 0.491	K			G4-3	G4-3				G6-3	5	1	1	0	0	1	3											
Scott Rolen, R OBP: 0.354, SLG: 0.429	K			K			L5		K	4	0	0	0	0	3	1											
Travis Lee, L OBP: 0.360, SLG: 0.427		F5		F8			K		FC4-6	4	0	1	0	0	1	0											
Pat Burrell, R OBP: 0.385, SLG: 0.491		F7				2B			FC4-6	2	1	1	0	2	0	0											
Eric Valent, L OBP: 0.364, SLG: 0.400		G3-1				G3			FC4-6	4	1	1	1	0	1	3											
Johnny Estrada, S OBP: 0.286, SLG: 0.354				G4-3		G3			K	4	0	0	1	0	1	3											
Marlon Anderson, L OBP: 0.312, SLG: 0.399						G6-3			G4-3	3	0	1	0	1	0	1											
<b>Inning Stats</b>	R: 1 E: 0 K: 2 S: 11	H: 1 LOB: 0 BB: 0 P: 14	R: 0 E: 0 K: 0 S: 6	H: 0 LOB: 0 BB: 0 P: 8	R: 0 E: 0 K: 2 S: 10	H: 1 LOB: 1 BB: 0 P: 14	R: 0 E: 0 K: 1 S: 7	H: 0 LOB: 0 BB: 0 P: 10	R: 2 E: 0 K: 0 S: 18	H: 4 LOB: 2 BB: 0 P: 27	R: 0 E: 0 K: 2 S: 11	H: 0 LOB: 1 BB: 1 P: 17	R: 0 E: 0 K: 0 S: 6	H: 0 LOB: 1 BB: 1 P: 14	R: 1 E: 0 K: 2 S: 16	H: 2 LOB: 2 BB: 1 P: 23	R: 0 E: 1 K: 0 S: 9	H: 0 LOB: 1 BB: 0 P: 13	1B: 4 2B: 3 3B: 0 HR: 1	SF: 0 SAC: 0 DP: 0 HBP: 0	WP: 0 PA: 39 PB: 0 SB: 5 CS: 0						
<b>PITCHER</b>	IP	WLS	BF	H	R	ER	SO	BB	IBB	HBP	BLK	WP	HR	S	P	ERA	WHIP										
Hideo Nomo, R ERA: 3.69	6.0	W	25	6	3	3	7	1	0	0	0	0	1	63	90	4.50	1.167										
Rich Garces, R ERA: 2.9	1.0	H	4	0	0	0	0	1	0	0	0	0	0	6	14	0.00	1.000										
Pete Schourek, L ERA: 4.09	0.0		1	1	1	1	0	0	0	0	0	0	0	3	3	∞	∞										
Rod Beck, R ERA: 2.43	1.0	H	5	1	0	0	2	1	0	0	0	0	0	13	20	0.00	2.000										
Derek Lowe, R ERA: 3.89	1.0	S	4	0	0	0	0	0	0	0	0	0	0	9	13	0.00	0.000										

Batter	1	2	3	4	5	6	7	8	9	AB	R	H	RBI	BB	SO	LOB	BOTTOM										
Jose Offerman, S OBP: 0.350, SLG: 0.408	P5		K				F9		G6-3	4	0	0	0	0	1	1	<b>Philadelphia Phillies @ Boston Red Sox</b> Fenway Park, Boston, MA Sun Jun 10 2001, 1:05 PM EDT Att: 32,767 - Sunny - 84 F										
Trot Nixon, L OBP: 0.351, SLG: 0.430	F8		F7				F7		1B	4	0	1	1	0	0	0											
Carl Everett, S OBP: 0.352, SLG: 0.488	1B					K			HR	3	1	2	1	1	1	0											
Dante Bichette, R OBP: 0.368, SLG: 0.532									G1-4-3	4	2	3	1	0	0	2											
Troy O'Leary, L OBP: 0.286, SLG: 0.430									G1-4-3	4	1	1	1	0	1	0											
Brian Daubach, L OBP: 0.338, SLG: 0.545									2B	2	0	1	1	2	1	0											
Shea Hillenbrand, R OBP: 0.289, SLG: 0.404									2B	1	0	0	0	3	1	1											
Scott Hatteberg, L OBP: 0.194, SLG: 0.261									G3	4	0	0	0	0	0	6											
Mike Lansing, R OBP: 0.257, SLG: 0.333									G3	4	1	1	0	0	1	3											
<b>Inning Stats</b>	R: 0 E: 0 K: 0 S: 14	H: 1 LOB: 2 BB: 1 P: 24	R: 0 E: 0 K: 1 S: 14	H: 0 LOB: 1 BB: 1 P: 24	R: 0 E: 0 K: 1 S: 9	H: 0 LOB: 0 BB: 0 P: 11	R: 1 E: 0 K: 3 S: 12	H: 1 LOB: 0 BB: 0 P: 14	R: 0 E: 0 K: 0 S: 12	H: 0 LOB: 0 BB: 1 P: 19	R: 3 E: 0 K: 0 S: 16	H: 4 LOB: 2 BB: 1 P: 27	R: 1 E: 0 K: 0 S: 10	H: 3 LOB: 1 BB: 0 P: 12	R: 0 E: 0 K: 1 S: 16	H: 0 LOB: 2 BB: 2 P: 29	R: 0 E: 0 K: 1 S: 9	H: 0 LOB: 1 BB: 0 P: 13	1B: 4 2B: 4 3B: 0 HR: 2	SF: 0 SAC: 0 DP: 2 HBP: 0	WP: 0 PA: 36 PB: 0 SB: 0 CS: 0						
<b>PITCHER</b>	IP	WLS	BF	H	R	ER	SO	BB	IBB	HBP	BLK	WP	HR	S	P	ERA	WHIP										
Robert Person, R ERA: 4.37	5.2		22	4	3	3	5	3	0	0	0	0	0	13	20	27.00	7.500										
Rheal Cormier, L ERA: 3.66	0.2	L	8	5	2	2	0	0	1	0	0	0	0	7	9	0.00	0.000										
Jose Santiago, R ERA: 6.12	1.0		2	0	0	0	0	0	0	0	0	0	0	7	9	0.00	0.000										
Eddie Oropesa, L ERA: 5.14	0.1		3	0	0	0	0	2	0	0	0	0	0	7	16	0.00	6.000										
Vicente Padilla, R ERA: 4.5	0.1		1	0	0	0	1	0	0	0	0	0	0	4	6	0.00	0.000										



Batter	1	2	3	4	5	6	7	8	9	AB	R	H	RBI	BB	SO	LOB	TOP					
<b>Luis Castillo, S</b> OBP: 0.337, SLG: 0.325 (1, 4)										3	1	1	0	2	2	0	<b>Florida Marlins @ Boston Red Sox</b> Fenway Park, Boston, MA Tue Jun 12 2001, 7:05 PM EDT Att: 32,816 - Cloudy - 68 F					
<b>John Mabry, L</b> OBP: 0.292, SLG: 0.250 (1, 9)										5	0	0	0	0	2	5						
<b>Cliff Floyd, L</b> OBP: 0.420, SLG: 0.629 (1, 7)										4	0	1	1	0	1	4						
<b>Preston Wilson, R</b> OBP: 0.351, SLG: 0.475 (1, 8)										4	0	0	0	0	1	3						
<b>Mike Lowell, R</b> OBP: 0.362, SLG: 0.551 (1, 5)										4	1	3	1	0	0	1						
<b>Charles Johnson, R</b> OBP: 0.366, SLG: 0.568 (1, 2)										4	0	1	0	0	0	1						
<b>Kevin Millar, R</b> OBP: 0.336, SLG: 0.523 (1, 10)										4	0	0	0	0	0	3						
<b>Derrek Lee, R</b> OBP: 0.276, SLG: 0.359 (1, 3)										3	0	1	0	0	0	2						
<b>Alex Gonzalez, R</b> OBP: 0.335, SLG: 0.384 (1, 6)										4	0	1	0	0	0	2						
<b>Inning Stats</b>	R: 0 E: 0 K: 2 S: 11	H: 0 LOB: 0 BB: 0 P: 14	R: 0 E: 0 K: 0 S: 12	H: 1 LOB: 1 BB: 0 P: 19	R: 0 E: 0 K: 1 S: 13	H: 1 LOB: 2 BB: 1 P: 20	R: 0 E: 0 K: 0 S: 12	H: 2 LOB: 2 BB: 0 P: 18	R: 0 E: 0 K: 1 S: 8	H: 2 LOB: 2 BB: 0 P: 12	R: 1 E: 0 K: 0 S: 7	H: 1 LOB: 1 BB: 0 P: 10	R: 1 E: 0 K: 1 S: 12	H: 1 LOB: 1 BB: 1 P: 20	R: 0 E: 0 K: 0 S: 9	H: 0 LOB: 0 BB: 0 P: 13	R: 0 E: 0 K: 1 S: 7	H: 0 LOB: 0 BB: 0 P: 10	1B: 7 2B: 0 3B: 0 HR: 1	SF: 0 SAC: 0 DP: 0 HBP: 1	WP: 1 PB: 0 SB: 0 CS: 0	PA: 38
<b>PITCHER</b>	IP	WLS	BF	H	R	ER	SO	BB	IBB	HBP	BLK	WP	HR	S	P	ERA	WHIP					
<b>Frank Castillo, R</b> ERA: 3.47	(1, 1)	5.0	W	22	6	0	4	1	0	0	1	1	0	56	83	0.00	1.400					
<b>Rolando Arrojo, R</b> ERA: 3.65	(6, 1)	1.1		7	1	2	2	0	1	0	0	0	1	11	20	13.50	1.500					
<b>Pete Schourek, L</b> ERA: 4.09	(7, 1)	0.0		1	1	0	0	0	0	0	0	0	0	3	5	∞	∞					
<b>Rich Garces, R</b> ERA: 2.84	(7, 1)	0.2	H	2	0	0	0	0	0	0	0	0	0	5	5	0.00	0.000					
<b>Rod Beck, R</b> ERA: 2.35	(8, 1)	1.0	H	3	0	0	0	0	0	0	0	0	0	9	13	0.00	0.000					

Batter	1	2	3	4	5	6	7	8	9	AB	R	H	RBI	BB	SO	LOB	BOTTOM					
<b>Jose Offerman, S</b> OBP: 0.344, SLG: 0.401 (1, 4)										4	0	0	0	0	0	1	<b>Florida Marlins @ Boston Red Sox</b> Fenway Park, Boston, MA Tue Jun 12 2001, 7:05 PM EDT Att: 32,816 - Cloudy - 68 F					
<b>Trot Nixon, L</b> OBP: 0.359, SLG: 0.457 (1, 9)										3	2	2	1	1	1	0						
<b>Carl Everett, S</b> OBP: 0.351, SLG: 0.488 (1, 8)										4	1	1	1	0	0	1						
<b>Dante Bichette, R</b> OBP: 0.355, SLG: 0.513 (1, 10)										4	0	0	0	0	2	1						
<b>Troy O'Leary, L</b> OBP: 0.285, SLG: 0.444 (1, 7)										4	1	1	2	0	1	0						
<b>Brian Daubach, L</b> OBP: 0.343, SLG: 0.541 (1, 3)										3	0	1	0	1	2	0						
<b>Shea Hillenbrand, R</b> OBP: 0.290, SLG: 0.463 (1, 5)										3	0	1	0	0	1	1						
<b>Scott Hatteberg, L</b> OBP: 0.200, SLG: 0.254 (1, 2)										2	0	0	0	1	0	2						
<b>Mike Lansing, R</b> OBP: 0.259, SLG: 0.333 (1, 6)										3	0	1	0	0	0	1						
<b>Inning Stats</b>	R: 3 E: 0 K: 0 S: 17	H: 3 LOB: 2 BB: 2 P: 36	R: 0 E: 0 K: 0 S: 11	H: 2 LOB: 1 BB: 0 P: 16	R: 0 E: 0 K: 1 S: 9	H: 1 LOB: 1 BB: 0 P: 14	R: 0 E: 0 K: 0 S: 9	H: 0 LOB: 0 BB: 0 P: 13	R: 1 E: 0 K: 1 S: 8	H: 1 LOB: 0 BB: 0 P: 15	R: 0 E: 0 K: 2 S: 11	H: 0 LOB: 1 BB: 1 P: 19	R: 0 E: 0 K: 1 S: 8	H: 0 LOB: 0 BB: 0 P: 12	R: 0 E: 0 K: 2 S: 9	H: 0 LOB: 0 BB: 0 P: 15	R: 0 E: 0 K: 1 S: 7	H: 0 LOB: 0 BB: 0 P: 10	1B: 3 2B: 2 3B: 0 HR: 2	SF: 0 SAC: 0 DP: 1 HBP: 0	WP: 0 PB: 0 SB: 1 CS: 0	PA: 33
<b>PITCHER</b>	IP	WLS	BF	H	R	ER	SO	BB	IBB	HBP	BLK	WP	HR	S	P	ERA	WHIP					
<b>Ryan Dempster, R</b> ERA: 5.07	(1, 1)	6.0	L	27	7	4	4	4	3	0	0	0	0	65	113	6.00	1.667					
<b>Armando Almanza, L</b> ERA: 2.04	(7, 1)	2.0		6	0	0	3	0	0	0	0	0	0	17	27	0.00	0.000					



Batter	1	2	3	4	5	6	7	8	9	AB	R	H	RBI	BB	SO	LOB	TOP									
<b>Luis Castillo, S</b> OBP: 0.338, SLG: 0.326 (1, 4)										5	0	2	1	0	1	6										
<b>John Mabry, L</b> OBP: 0.277, SLG: 0.366 (1, 9)										5	1	2	1	0	2	2										
<b>Cliff Floyd, L</b> OBP: 0.416, SLG: 0.619 (1, 7)										5	0	1	0	0	1	1										
<b>Preston Wilson, R</b> OBP: 0.345, SLG: 0.465 (1, 8)										5	0	0	0	0	3	2										
<b>Mike Lowell, R</b> OBP: 0.360, SLG: 0.543 (1, 5)										3	1	0	0	1	0	1										
<b>Charles Johnson, R</b> OBP: 0.369, SLG: 0.564 (1, 2)										3	1	1	0	1	1	1										
<b>Kevin Millar, R</b> OBP: 0.350, SLG: 0.549 (1, 10)										4	1	3	1	0	1	0										
<b>Derrek Lee, R</b> OBP: 0.284, SLG: 0.362 (1, 3)										1	0	1	1	2	0	0										
<b>Alex Gonzalez, R</b> OBP: 0.333, SLG: 0.379 (1, 6)										3	0	0	0	0	1	5										
<b>Inning Stats</b>	R: 0 E: 0 K: 0 S: 6	H: 1 LOB: 0 BB: 0 P: 11	R: 1 E: 0 K: 1 S: 13	H: 2 LOB: 3 BB: 1 P: 24	R: 0 E: 0 K: 1 S: 5	H: 1 LOB: 0 BB: 0 P: 6	R: 0 E: 0 K: 2 S: 14	H: 1 LOB: 3 BB: 2 P: 26	R: 0 E: 0 K: 1 S: 7	H: 1 LOB: 1 BB: 0 P: 10	R: 2 E: 0 K: 1 S: 17	H: 3 LOB: 1 BB: 0 P: 22	R: 0 E: 0 K: 0 S: 7	H: 0 LOB: 0 BB: 0 P: 8	R: 0 E: 0 K: 2 S: 9	H: 0 LOB: 1 BB: 1 P: 17	R: 1 E: 0 K: 2 S: 10	H: 1 LOB: 0 BB: 0 P: 15	1B: 6 2B: 3 HR: 1	SF: 1 SAC: 0 DP: 1 HBP: 1	WP: 0 PB: 0 SB: 0 CS: 1	PA: 40				
<b>PITCHER</b>	IP	WLS	BF	H	R	ER	SO	BB	IBB	HBP	BLK	WP	HR	S	P	ERA	WHIP									
<b>49 Tim Wakefield, R</b> ERA: 2.34 <b>Hipolito Pichardo, R</b> ERA: 3.86 <b>Pete Schourek, L</b> ERA: 3.97	(1, 1)	6.0	L	29	9	3	3	6	3	0	1	0	0	0	62	99	4.50	2.000								
	(7, 1)	2.1		9	1	1	1	2	1	0	0	0	0	1	20	32	3.86	0.857								
	(9, 1)	0.2		2	0	0	0	2	0	0	0	0	0	0	6	8	0.00	0.000								

**Florida Marlins @ Boston Red Sox**  
Fenway Park, Boston, MA  
Wed Jun 13 2001, 7:05 PM EDT  
Att: 32,637 - Cloudy - 82 F

AB	34
R	4
H	10
RBI	4
BB	4
SO	10
LOB	18



Batter	1	2	3	4	5	6	7	8	9	AB	R	H	RBI	BB	SO	LOB	BOTTOM									
<b>Jose Offerman, S</b> OBP: 0.346, SLG: 0.401 (1, 4)										5	1	2	0	0	0	2										
<b>Trot Nixon, L</b> OBP: 0.382, SLG: 0.447 (1, 9)										4	0	0	0	0	1	3										
<b>Carl Everett, S</b> OBP: 0.353, SLG: 0.488 (1, 8)										4	0	2	2	0	0	0										
<b>Manny Ramirez, R</b> OBP: 0.454, SLG: 0.699 (1, 10)										4	0	0	0	0	2	3										
<b>Dante Bichette, R</b> OBP: 0.360, SLG: 0.521 (1, 7)										4	0	2	0	0	1	2										
<b>Brian Daubach, L</b> OBP: 0.341, SLG: 0.534 (1, 3)										4	0	1	0	0	1	1										
<b>Shea Hillenbrand, R</b> ERA: 5.04 <b>Troy O'Leary, L</b> OBP: 0.289, SLG: 0.448 (9, PH)	(1, 5)	4.2								2	0	0	0	0	0	3										
	(9, PH)									1	0	1	0	0	0	0										
<b>Marcus Jensen, S</b> OBP: 0.250, SLG: 0.250 (1, 2)										4	0	1	0	0	1	2										
<b>Mike Lansing, R</b> OBP: 0.265, SLG: 0.338 (1, 6)										4	1	2	0	0	0	2										
<b>Inning Stats</b>	R: 0 E: 0 K: 0 S: 8	H: 2 LOB: 2 BB: 0 P: 13	R: 0 E: 0 K: 0 S: 6	H: 1 LOB: 0 BB: 0 P: 12	R: 0 E: 0 K: 0 S: 6	H: 0 LOB: 0 BB: 0 P: 8	R: 0 E: 0 K: 1 S: 12	H: 2 LOB: 1 BB: 0 P: 15	R: 2 E: 0 K: 2 S: 11	H: 3 LOB: 1 BB: 0 P: 19	R: 0 E: 0 K: 0 S: 6	H: 1 LOB: 0 BB: 0 P: 6	R: 0 E: 0 K: 0 S: 8	H: 0 LOB: 0 BB: 0 P: 13	R: 0 E: 0 K: 1 S: 7	H: 0 LOB: 0 BB: 0 P: 12	R: 0 E: 0 K: 2 S: 12	H: 2 LOB: 2 BB: 0 P: 16	1B: 10 2B: 1 HR: 0	SF: 0 SAC: 0 DP: 2 HBP: 1	WP: 1 PB: 0 SB: 1 CS: 0	PA: 37				
<b>PITCHER</b>	IP	WLS	BF	H	R	ER	SO	BB	IBB	HBP	BLK	WP	HR	S	P	ERA	WHIP									
<b>Matt Clement, R</b> ERA: 5.04 <b>Vic Darensbourg, L</b> ERA: 3.72 <b>Braden Looper, R</b> ERA: 3.6 <b>Antonio Alfonseca, R</b> ERA: 2.25	(1, 1)	6.2	W	28	9	2	2	3	0	0	1	0	0	0	55	84	2.70	1.350								
	(7, 1)	0.2	H	2	0	0	0	0	0	0	0	0	0	3	3	0.00	0.000									
	(8, 1)	0.2	H	2	0	0	0	1	0	0	0	0	0	6	11	0.00	0.000									
	(9, 1)	1.0	S	5	2	0	0	2	0	0	0	0	0	12	16	0.00	2.000									

**Florida Marlins @ Boston Red Sox**  
Fenway Park, Boston, MA  
Wed Jun 13 2001, 7:05 PM EDT  
Att: 32,637 - Cloudy - 82 F

AB	36
R	2
H	11
RBI	2
BB	0
SO	6
LOB	18






Batter	1	2	3	4	5	6	7	8	9	AB	R	H	RBI	BB	SO	LOB	TOP				
Luis Castillo, S OBP: 0.333, SLG: 0.321	0-0 B5-3	2-3 K			2-1 G4-3			2-2 G5-3		4	0	0	0	0	1	1	<b>Florida Marlins @ Boston Red Sox</b> Fenway Park, Boston, MA Thu Jun 14 2001, 6:05 PM EDT Att: 33,225 - Cloudy - 87 F				
Eric Owens, R OBP: 0.297, SLG: 0.329	1-0 P4		2-2 G6-3		2-2 G5-3			1-2 G3		4	0	0	0	0	0	0					
Cliff Floyd, L OBP: 0.414, SLG: 0.613	1-2 P6		0-0 G3-1			1-0 P5		1-1 E 1B		4	1	1	0	0	0	0					
Mike Lowell, R OBP: 0.363, SLG: 0.555		1-1 HR	4-0 BB			2-2 P4		3-2 E9 1-H		3	1	1	1	1	0	0					
Kevin Millar, R OBP: 0.347, SLG: 0.538		0-0 F9	1-1 F9			1-2 1B		2-2 F8		4	0	1	0	0	0	2					
Charles Johnson, R OBP: 0.367, SLG: 0.556		1-0 HR HBP		3-2 G1-3		0-0 G4-3		0-2 G6-3		3	1	0	0	0	0	1					
Derrek Lee, R OBP: 0.283, SLG: 0.374		2-2 1-H HR		0-0 F7			2-3 K	1-2 F9		4	1	1	2	0	1	0					
Ryan McGuire, L OBP: 0.255, SLG: 0.326		0-0 G4-3		2-0 G3-1			2-1 G3-1	2-0 G4-3		4	0	0	0	0	0	0					
Alex Gonzalez, R OBP: 0.333, SLG: 0.378		3-1 1B		2-2 G5-3			1-1 G5-3			3	0	1	0	0	0	0					
<b>Inning Stats</b>	R: 0 E: 0 K: 0 S: 5	H: 0 LOB: 0 BB: 0 P: 7	R: 3 E: 0 K: 1 S: 12	H: 3 LOB: 1 BB: 0 P: 21	R: 0 E: 0 K: 0 S: 8	H: 0 LOB: 0 BB: 0 P: 15	R: 0 E: 0 K: 0 S: 5	H: 0 LOB: 0 BB: 0 P: 10	R: 0 E: 0 K: 0 S: 8	H: 1 LOB: 1 BB: 0 P: 12	R: 0 E: 0 K: 1 S: 8	H: 0 LOB: 0 BB: 0 P: 13	R: 1 E: 1 K: 0 S: 14	H: 1 LOB: 1 BB: 0 P: 20	R: 0 E: 0 K: 0 S: 7	H: 0 LOB: 0 BB: 0 P: 10	1B: 3 2B: 0 3B: 0 HR: 2	SF: 0 SAC: 0 DP: 0 HBP: 1	WP: 0 PB: 0 SB: 1 CS: 0	PA: 35	
<b>PITCHER</b>	IP	WLS	BF	H	R	ER	SO	BB	IBB	HBP	BLK	WP	HR	S	P	ERA	WHIP				
David Cone, R ERA: 4.71	7.0	W	27	4	3	3	2	1	0	1	0	0	2	54	92	3.86	0.714				
Rich Garces, R ERA: 2.75	1.0	H	5	1	1	0	0	0	0	0	0	0	0	14	23	0.00	1.000				
Rod Beck, R ERA: 2.29	1.0	S	3	0	0	0	0	0	0	0	0	0	0	7	10	0.00	0.000				

AB	33
R	4
H	5
RBI	3
BB	1
SO	2
LOB	4



Batter	1	2	3	4	5	6	7	8	9	AB	R	H	RBI	BB	SO	LOB	BOTTOM				
Jose Offerman, S OBP: 0.340, SLG: 0.394	1-0 G4-1		2-2 G6-3		3-3 K			3-3 K		4	0	0	0	0	2	0	<b>Florida Marlins @ Boston Red Sox</b> Fenway Park, Boston, MA Thu Jun 14 2001, 6:05 PM EDT Att: 33,225 - Cloudy - 87 F				
Trot Nixon, L OBP: 0.355, SLG: 0.448	3-1 G4-3			2-2 1B HR 1B	1-0 F7			1-1 2B 1B		4	2	2	0	0	0	0					
Carl Everett, S OBP: 0.355, SLG: 0.492	3-3 K			1-2 1B HR 1B		2-2 F8		3-2 1B FC6-2 2B		4	1	2	0	0	1	0					
Manny Ramirez, R OBP: 0.455, SLG: 0.695		4-0 1B BB		0-0 F3		3-3 K		0-0 FC6-2 1B		3	0	1	1	1	1	2					
Dante Bichette, R OBP: 0.364, SLG: 0.521		1-3 K		1-1 HR 1B		1-2 1B		2-3 3-H 3-2 FC6-2 1B		4	1	2	0	0	1	3					
Darren Lewis, R OBP: 0.269, SLG: 0.382				1-2 2-3 HR 1B				3-2 3-H 1B		0	0	0	0	0	0	0					
Brian Daubach, L OBP: 0.344, SLG: 0.551		1-0 1-H 1B		0-1 HR		3-2 F8		1-1 F9		4	1	2	4	0	0	3					
Chris Stynes, R OBP: 0.338, SLG: 0.514		0-0 G5-3		0-1 L8			2-2 G1-3 SF8 2B	0-1 L6		3	1	1	0	0	0	1					
Mike Lansing, R OBP: 0.260, SLG: 0.331			0-1 F9	1-1 P3			2-1 G1-3			3	0	0	0	0	0	1					
Doug Mirabeli, R OBP: 0.242, SLG: 0.255			1-0 F9		2-1 F8		2-0 SF8			2	0	0	1	0	0	0					
<b>Inning Stats</b>	R: 0 E: 0 K: 1 S: 7	H: 0 LOB: 0 BB: 0 P: 14	R: 0 E: 0 K: 1 S: 5	H: 1 LOB: 1 BB: 1 P: 11	R: 0 E: 0 K: 0 S: 7	H: 0 LOB: 0 BB: 0 P: 10	R: 4 E: 0 K: 0 S: 15	H: 4 LOB: 0 BB: 0 P: 20	R: 0 E: 0 K: 1 S: 6	H: 0 LOB: 0 BB: 0 P: 12	R: 0 E: 0 K: 1 S: 12	H: 1 LOB: 1 BB: 0 P: 21	R: 1 E: 0 K: 0 S: 15	H: 3 LOB: 2 BB: 0 P: 23	R: 0 E: 0 K: 0 S: 7	H: 0 LOB: 0 BB: 0 P: 10	1B: 7 2B: 2 3B: 0 HR: 1	SF: 1 SAC: 0 DP: 0 HBP: 0	WP: 0 PB: 0 SB: 0 CS: 0	PA: 34	
<b>PITCHER</b>	IP	WLS	BF	H	R	ER	SO	BB	IBB	HBP	BLK	WP	HR	S	P	ERA	WHIP				
45 Chuck Smith, R ERA: 4.33	7.0	L	28	7	5	5	5	1	0	0	0	0	1	61	106	6.43	1.143				
Armando Almanza, L ERA: 2.55	0.0		2	2	1	1	0	0	0	0	0	0	0	6	10	∞	∞				
Vladimir Nunez, R ERA: 3.07	1.0		4	1	0	0	0	0	0	0	0	0	0	9	13	0.00	1.000				

AB	32
R	6
H	10
RBI	6
BB	1
SO	5
LOB	12









Batter	1	2	3	4	5	6	7	8	9	AB	R	H	RBI	BB	SO	LOB	TOP										
Jose Offerman, S OBP: 0.346, SLG: 0.411 (1, 4)	3-2 1B		3-1 F7			2-1 G1-3			2-3 K	4	0	1	0	0	1	1											
Trot Nixon, L OBP: 0.353, SLG: 0.440 (1, 9)	2-2 F8			2-3 K		2-3 K			4-1 BB	3	0	0	0	1	2	2											
Carl Everett, S OBP: 0.346, SLG: 0.475 (1, 8)	1-3 K			2-3 K			0-0 F8		1-3 K	4	0	0	0	0	3	2											
Manny Ramirez, R OBP: 0.444, SLG: 0.672 (1, 7)	0-1 L4			0-0 F6			2-3 K		3-3 K	4	0	0	0	0	2	2											
Brian Daubach, L OBP: 0.345, SLG: 0.540 (1, 3)		2-3 K			1-0 G3				4-1 BB	2	0	0	0	1	1	0											
Chris Stynes, R OBP: 0.354, SLG: 0.551 Hippolito Pichardo, R (7, 1)		2-2 G5-3			2-1 G6-3				0-2 L8	3	0	0	0	0	0	1											
Scott Hatteberg, L OBP: 0.190, SLG: 0.243 (1, 2)		2-2 F7			1-2 G6-3				3-2 F8	3	0	0	0	0	0	0											
Mike Lansing, R OBP: 0.259, SLG: 0.322 (1, 6)			2-2 G6-3			1-1 G1-3 1B			3-3 K	3	0	1	0	0	1	0											
Hideo Nomo, R Shea Hillenbrand, R OBP: 0.257, SLG: 0.355 (7, 5)			0-1 G1-3			1-3 K			0-1 P3	3	2	0	0	0	1	1											
<b>Inning Stats</b>	R: 0 E: 0 K: 1 S: 14	H: 1 LOB: 1 BB: 0 P: 20	R: 0 E: 0 K: 1 S: 9	H: 0 LOB: 0 BB: 0 P: 15	R: 0 E: 0 K: 0 S: 7	H: 0 LOB: 0 BB: 0 P: 12	R: 0 E: 0 K: 2 S: 7	H: 0 LOB: 0 BB: 0 P: 11	R: 0 E: 0 K: 0 S: 7	H: 0 LOB: 0 BB: 0 P: 11	R: 0 E: 0 K: 2 S: 10	H: 1 LOB: 1 BB: 0 P: 16	R: 0 E: 0 K: 1 S: 8	H: 0 LOB: 1 BB: 1 P: 14	R: 0 E: 0 K: 1 S: 8	H: 0 LOB: 1 BB: 1 P: 14	R: 0 E: 0 K: 3 S: 12	H: 0 LOB: 1 BB: 1 P: 22	1B: 2 2B: 0 3B: 0 HR: 0	SF: 0 SAC: 0 DP: 0 HBP: 0	WP: 0 PB: 0 CS: 0	PA: 31					
<b>PITCHER</b>	IP	WLS	BF	H	R	ER	SO	BB	IBB	HBP	BLK	WP	HR	S	P	ERA	WHIP										
John Burkett, R ERA: 2.51 Jason Marquis, R ERA: 3.09	(1, 1)	8.0	W	27	2	0	0	8	1	0	0	0	0	70	113	0.00	0.375										
(9, 1)	1.0	4	0	0	0	0	3	1	0	0	0	0	0	12	22	0.00	1.000										

**Boston Red Sox @ Atlanta Braves**  
Turner Field, Atlanta, GA  
Sat Jun 16 2001, 7:10 PM EDT  
Att: 50,524 - Sunny - 83 F

AB	29
R	0
H	2
RBI	0
BB	2
SO	11
LOB	9



Batter	1	2	3	4	5	6	7	8	9	AB	R	H	RBI	BB	SO	LOB	BOTTOM										
Quilvio Veras, S OBP: 0.324, SLG: 0.362 Jason Marquis, L OBP: 0.333, SLG: 0.333 (9, 1)	1-0 G3		1-1 B1-3		0-0 F8			3-3 K		4	0	0	0	1	1	4											
B.J. Surhoff, L OBP: 0.313, SLG: 0.394 (1, 7)	1-0 10 S BB 1B		0-3 K		0-1 S S 1B		3-2 F9		0-0 10 2B	5	2	3	0	0	1	1											
Andrew Jones, R OBP: 0.341, SLG: 0.515 (1, 8)	4-1 BB 1B			1-0 10 FC3-6 1B	4-1 S 1B BB		0-0 G1-3		1-2 SF8	2	1	1	1	2	0	0											
10 Chipper Jones, S OBP: 0.400, SLG: 0.575 (1, 5)	2-3 K			1-2 FC3-6 S E	2-0 L3		1-0 G4-3 1B WP		0-0 3H 2B	5	2	2	1	0	1	5											
Dave Martinez, L OBP: 0.398, SLG: 0.442 (1, 9)	1-1 F9			3-2 F9	1-2 F5		0-2 WP G4-3 1B 1B		0-2 F8	5	1	1	0	0	0	6											
Javy Lopez, R OBP: 0.304, SLG: 0.387 (1, 2)		0-1 E5 G5-4-3		0-0 E5 3B	1-2 1B		1-2 G4-3			4	1	1	2	0	0	2											
Wes Helms, R OBP: 0.305, SLG: 0.486 (1, 3)		1-1 G5-4-3		1-0 3B	1-0 F9		3-1 FC5-4 1B			4	0	2	2	0	0	2											
Mark DeRosa, R OBP: 0.429, SLG: 0.333 (1, 6)		0-2 G6-3		4-0 BB IBB			0-1 P3 FC5-4			3	0	0	0	1	0	1											
John Burkett, R OBP: 0.188, SLG: 0.133 Keith Lockhart, L OBP: 0.324, SLG: 0.270 (8, PH) (9, 4)			2-2 G6-3		4-1 BB		1-3 K		1-1 2B SF8 1B	2	0	0	0	1	1	0											
<b>Inning Stats</b>	R: 0 E: 0 K: 1 S: 10	H: 1 LOB: 2 BB: 1 P: 19	R: 0 E: 1 K: 0 S: 7	H: 0 LOB: 0 BB: 0 P: 8	R: 0 E: 0 K: 1 S: 9	H: 0 LOB: 0 BB: 0 P: 12	R: 2 E: 1 K: 0 S: 11	H: 2 LOB: 3 BB: 2 P: 25	R: 2 E: 0 K: 0 S: 14	H: 2 LOB: 1 BB: 1 P: 24	R: 0 E: 0 K: 1 S: 9	H: 0 LOB: 1 BB: 1 P: 16	R: 2 E: 0 K: 0 S: 12	H: 3 LOB: 1 BB: 0 P: 19	R: 2 E: 0 K: 1 S: 13	H: 3 LOB: 1 BB: 0 P: 18	1B: 8 2B: 2 3B: 1 HR: 0	SF: 1 SAC: 0 DP: 1 HBP: 0	WP: 1 PB: 0 SB: 5 CS: 0	PA: 41							
<b>PITCHER</b>	IP	WLS	BF	H	R	ER	SO	BB	IBB	HBP	BLK	WP	HR	S	P	ERA	WHIP										
Hideo Nomo, R ERA: 3.86 Hippolito Pichardo, R ERA: 4.5	(1, 1)	6.1	L	32	7	6	4	3	4	1	0	0	0	65	110	5.68	1.737										
(7, 1)	1.2	9	4	2	2	1	0	0	0	0	0	1	0	20	31	10.80	2.400										

**Boston Red Sox @ Atlanta Braves**  
Turner Field, Atlanta, GA  
Sat Jun 16 2001, 7:10 PM EDT  
Att: 50,524 - Sunny - 83 F

AB	35
R	8
H	11
RBI	6
BB	5
SO	4
LOB	21






Batter	1	2	3	4	5	6	7	8	9	AB	R	H	RBI	BB	SO	LOB	TOP					
Jose Offerman, S OBP: 0.347, SLG: 0.413										4	1	1	0	1	3	1						
Chris Stynes, R OBP: 0.349, SLG: 0.537										4	0	1	0	0	0	0						
Carl Everett, S OBP: 0.350, SLG: 0.476										4	2	2	1	1	0	1						
Manny Ramirez, R OBP: 0.450, SLG: 0.675										2	1	1	1	3	0	1						
Dante Bichette, R OBP: 0.370, SLG: 0.524										4	0	1	1	1	1	6						
Darren Lewis, R OBP: 0.269, SLG: 0.382										0	0	0	0	0	0	0						
Shea Hillenbrand, R OBP: 0.252, SLG: 0.330										3	0	0	1	0	1	3						
Mike Lansing, R OBP: 0.259, SLG: 0.316										3	0	0	0	1	1	2						
Doug Mirabelli, R OBP: 0.261, SLG: 0.250										4	0	1	0	0	2	1						
Frank Castillo, R OBP: 0.261, SLG: 0.250										2	0	0	0	0	1	1						
Rich Garces, R OBP: 0.261, SLG: 0.250										0	0	0	0	0	0	0						
Rolando Arrojo, R OBP: 0.261, SLG: 0.250										0	0	0	0	0	0	0						
Derek Lowe, R OBP: 0.261, SLG: 0.250										1	0	0	0	0	1	0						
<b>Inning Stats</b>	R: 2 E: 0 K: 2 S: 16	H: 3 LOB: 1 BB: 0 P: 24	R: 0 E: 0 K: 2 S: 13	H: 0 LOB: 1 BB: 1 P: 20	R: 0 E: 1 K: 1 S: 7	H: 0 LOB: 1 BB: 0 P: 12	R: 0 E: 0 K: 1 S: 14	H: 1 LOB: 1 BB: 0 P: 19	R: 2 E: 0 K: 0 S: 17	H: 2 LOB: 2 BB: 2 P: 32	R: 0 E: 0 K: 3 S: 11	H: 0 LOB: 0 BB: 1 P: 15	R: 0 E: 0 K: 0 S: 9	H: 1 LOB: 2 BB: 1 P: 17	R: 0 E: 0 K: 1 S: 7	H: 0 LOB: 0 BB: 3 P: 11	R: 0 E: 1 K: 0 S: 7	H: 0 LOB: 2 BB: 3 P: 20	1B: 4 2B: 4 3B: 0 HR: 0	SF: 1 SAC: 2 DP: 1 HBP: 0	WP: 1 PB: 0 CS: 0	PA: 41
<b>PITCHER</b>	IP WLS BF H R ER SO BB IBB HBP BLK WP HR S P ERA WHIP	5.0 L 25 6 4 4 6 3 0 0 0 0 0 0 67 107 7.20 1.800	2.0 8 1 0 0 3 0 1 0 0 1 0 20 32 0.00 0.500	2.0 8 0 0 0 1 2 1 0 0 0 0 14 31 0.00 1.000																		

**Boston Red Sox @ Atlanta Braves**  
Turner Field, Atlanta, GA  
Sun Jun 17 2001, 1:05 PM EDT  
Att: 45,362 - Sunny - 84 F


AB 31  
R 4  
H 7  
RBI 4  
BB 7  
SO 10  
LOB 16



Batter	1	2	3	4	5	6	7	8	9	AB	R	H	RBI	BB	SO	LOB	BOTTOM					
Quilvio Veras, S OBP: 0.319, SLG: 0.355										4	0	0	0	0	1	4						
B.J. Surhoff, L OBP: 0.312, SLG: 0.391										4	0	1	1	0	0	0						
Andruw Jones, R OBP: 0.344, SLG: 0.519										4	1	2	0	0	1	1						
10 Chipper Jones, S OBP: 0.398, SLG: 0.569										4	0	1	0	0	1	1						
Dave Martinez, L OBP: 0.402, SLG: 0.439										3	1	1	0	1	0	2						
Javy Lopez, R OBP: 0.303, SLG: 0.384										4	0	1	1	0	0	3						
Wes Helms, R OBP: 0.295, SLG: 0.469										4	0	0	0	0	1	1						
Mark DeRosa, R OBP: 0.556, SLG: 0.500										3	0	3	0	0	0	0						
Odalis Perez, L OBP: 0.158, SLG: 0.167										0	0	0	0	0	0	0						
Rico Brotons, L OBP: 0.195, SLG: 0.249										0	0	0	0	0	1	1						
Kerry Ligtenberg, R ERA: 5.66										0	0	0	0	0	0	0						
Keith Lockhart, L OBP: 0.195, SLG: 0.249										1	1	0	0	0	0	1						
Jose Cabrera, R OBP: 0.346, SLG: 0.489										0	0	0	0	0	0	0						
Bernard Gilkey, R OBP: 0.346, SLG: 0.489										1	0	0	0	0	0	1						
<b>Inning Stats</b>	R: 0 E: 0 K: 0 S: 6	H: 0 LOB: 0 BB: 0 P: 9	R: 0 E: 0 K: 0 S: 8	H: 0 LOB: 0 BB: 0 P: 12	R: 0 E: 1 K: 1 S: 10	H: 1 LOB: 2 BB: 0 P: 17	R: 0 E: 0 K: 0 S: 8	H: 2 LOB: 2 BB: 0 P: 14	R: 0 E: 0 K: 1 S: 9	H: 0 LOB: 1 BB: 0 P: 14	R: 2 E: 0 K: 0 S: 16	H: 2 LOB: 1 BB: 1 P: 30	R: 1 E: 0 K: 1 S: 9	H: 2 LOB: 1 BB: 0 P: 10	R: 0 E: 0 K: 1 S: 6	H: 1 LOB: 0 BB: 0 P: 13	R: 0 E: 0 K: 1 S: 8	H: 1 LOB: 0 BB: 0 P: 12	1B: 8 2B: 3 3B: 0 HR: 0	SF: 0 SAC: 0 DP: 3 HBP: 2	WP: 1 PB: 0 CS: 1	PA: 36
<b>PITCHER</b>	IP WLS BF H R ER SO BB IBB HBP BLK WP HR S P ERA WHIP	5.2 W 23 4 2 2 2 2 1 0 0 0 0 1 0 6 11 3.18 0.882	0.1 H 2 1 0 0 0 0 0 0 0 0 1 0 6 11 0.00 3.000	0.2 H 4 2 1 1 0 0 0 0 0 0 0 0 6 7 13.50 3.000	2.1 S 7 2 0 0 3 0 0 0 0 0 0 0 17 28 0.00 0.857																	

**Boston Red Sox @ Atlanta Braves**  
Turner Field, Atlanta, GA  
Sun Jun 17 2001, 1:05 PM EDT  
Att: 45,362 - Sunny - 84 F

AB 33  
R 3  
H 9  
RBI 2  
BB 1  
SO 5  
LOB 15





Batter	1	2	3	4	5	6	7	8	9	AB	R	H	RBI	BB	SO	LOB	TOP										
Jose Offerman, S (1,4) OBP: 0.344, SLG: 0.407	4-1 FC5-4 BB		3-1 P6		2-2 G3-1		1-1 SF7		1-1 F7	3	0	0	1	1	0	0	<b>Boston Red Sox @ Tampa Bay Devil Rays</b> Tropicana Field, St. Petersburg, FL Tue Jun 19 2001, 7:15 PM EDT Att: 12,550 - Dome - 72 F <a href="http://livebaseballscorecards.com">livebaseballscorecards.com</a>										
Trot Nixon, L (1,9) OBP: 0.356, SLG: 0.472	1-3 K		4-2 S BB		0-1 HR		3-H 1-1 F7		2-2 HR	4	2	2	2	1	1	2											
Carl Everett, S (1,8) OBP: 0.344, SLG: 0.467	0-0 FC5-4 HBP 1-2		1-3 K		0-0 P6		2-3 K		3-2 G4-3	5	0	0	0	0	2	3											
Manny Ramirez, R (1,10) OBP: 0.453, SLG: 0.671	3-2 HBP				4-1 G3-1 WP 2B BB		1-3 K		3-2 1B WP 1B	3	2	1	0	1	2	0											
Troy O'Leary, L (1,7) OBP: 0.287, SLG: 0.440	0-0 G5-3				2-2 G3-1		0-3 K		2-0 WP 1B	4	0	1	0	0	1	3											
Brian Daubach, L (1,3) OBP: 0.348, SLG: 0.545		1-2 F9			1-1 WP 2B		2-2 1B		1-2 L3	4	0	2	1	0	0	2											
Chris Stynes, R (1,5) OBP: 0.333, SLG: 0.512		1-3 K			3-H 2-3 K		0-1 F3		0-0 G5-3	4	0	0	0	0	2	4											
Scott Hatteberg, L (1,2) OBP: 0.205, SLG: 0.260		1-1 G3			1-0 G4-3		2-1 SH SF7 2B		3-2 HBP	3	1	1	0	0	0	1											
Mike Lansing, R (1,6) OBP: 0.255, SLG: 0.310			1-2 G5-3		0-1 F8		1-0 SH		2-1 F8	3	0	0	0	0	0	2											
<b>Inning Stats</b>	R: 0 E: 0 K: 1 S: 8	H: 0 LOB: 2 BB: 1 P: 16	R: 0 E: 0 K: 1 S: 8	H: 0 LOB: 0 BB: 0 P: 11	R: 0 E: 0 K: 1 S: 11	H: 0 LOB: 1 BB: 1 P: 20	R: 1 E: 0 K: 1 S: 11	H: 1 LOB: 1 BB: 1 P: 21	R: 1 E: 0 K: 2 S: 9	H: 1 LOB: 0 BB: 0 P: 11	R: 0 E: 0 K: 2 S: 11	H: 1 LOB: 1 BB: 0 P: 14	R: 1 E: 0 K: 1 S: 12	H: 1 LOB: 1 BB: 0 P: 19	R: 1 E: 0 K: 0 S: 15	H: 2 LOB: 2 BB: 0 P: 26	R: 1 E: 0 K: 1 S: 15	H: 1 LOB: 0 BB: 0 P: 22	1B: 3 2B: 2 3B: 0 HR: 2	SF: 1 SAC: 1 DP: 0 HBP: 2	WP: 3 PB: 0 SB: 1 CS: 0	PA: 40					
<b>PITCHER</b>	IP	WLS	BF	H	R	ER	SO	BB	IBB	HBP	BLK	WP	HR	S	P	ERA	WHIP										
Bryan Rekar, R (1,1) ERA: 5.15	7.0	L	32	6	4	4	7	3	0	1	0	2	1	75	122	5.14	1.286										
Doug Creek, L (8,1) ERA: 3.35	0.1		1	0	0	0	0	0	0	0	0	0	0	5	6	0.00	0.000										
Paul Wilson, R (8,1) ERA: 8.06	1.2		7	1	1	1	1	0	0	1	0	1	1	20	32	5.40	0.600										



Batter	1	2	3	4	5	6	7	8	9	AB	R	H	RBI	BB	SO	LOB	BOTTOM										
Jason Tyner, L (1,8) OBP: 0.308, SLG: 0.300	1-1 G6-3		1-2 F9			3-3 K			1-1 E4 PB 1B	4	1	0	0	0	1	1	<b>Boston Red Sox @ Tampa Bay Devil Rays</b> Tropicana Field, St. Petersburg, FL Tue Jun 19 2001, 7:15 PM EDT Att: 12,550 - Dome - 72 F <a href="http://livebaseballscorecards.com">livebaseballscorecards.com</a>										
Randy Winn, S (1,9) OBP: 0.399, SLG: 0.452	3-3 K		0-1 F8			1-3 K2-3			1-2 G3 1B 1B	4	1	1	1	0	2	1											
Greg Vaughn, R (1,10) OBP: 0.336, SLG: 0.516	4-1 BB				1-2 F3		0-3 K		2-2 F7	3	0	0	0	1	1	1											
Fred McGriff, L (1,3) OBP: 0.399, SLG: 0.561	0-0 P5				0-3 K		0-2 G4-3		4-1 1B 2B BB	3	1	0	0	1	1	1											
Ben Grieve, L (1,7) OBP: 0.349, SLG: 0.361		0-3 K			1-0 F7		0-0 F8		0-0 G3	4	0	0	0	0	1	2											
Aubrey Huff, L (1,5) OBP: 0.266, SLG: 0.342		0-2 F9				0-2 G3		1-2 G3	1-2 2B 1B	4	1	1	1	0	0	0											
Mike DiFelice, R (1,2) OBP: 0.252, SLG: 0.305		0-3 K				0-0 G6-3		2-3 K	2-3 3-H 2B 1B	3	0	0	0	0	2	0											
Steve Cox, L (9, PH) OBP: 0.255, SLG: 0.354									1-H 3-H 2B	1	0	1	2	0	0	0											
Gerald Williams, R (9, PR) OBP: 0.261, SLG: 0.332									1-2 2-3 3-H 2B	0	0	0	0	0	0	0											
Andy Sheets, R (1,6) OBP: 0.308, SLG: 0.300			4-2 G5-3 BB			0-1 L7		4-1 BB	0-1 P4	1	0	0	0	2	0	0											
Russ Johnson, R (9, PH) OBP: 0.356, SLG: 0.386									1-2 BB	1	0	0	0	0	0	1											
Damian Rolls, R (1,4) OBP: 0.321, SLG: 0.383			0-0 G5-3			1-1 P3		1-2 P7		3	0	0	0	0	0	2											
<b>Inning Stats</b>	R: 0 E: 0 K: 1 S: 7	H: 0 LOB: 1 BB: 1 P: 15	R: 0 E: 0 K: 2 S: 11	H: 0 LOB: 0 BB: 0 P: 11	R: 0 E: 0 K: 0 S: 10	H: 0 LOB: 1 BB: 1 P: 15	R: 0 E: 0 K: 1 S: 8	H: 0 LOB: 0 BB: 0 P: 10	R: 0 E: 0 K: 0 S: 6	H: 0 LOB: 0 BB: 0 P: 6	R: 0 E: 0 K: 2 S: 8	H: 0 LOB: 0 BB: 0 P: 13	R: 0 E: 0 K: 1 S: 7	H: 0 LOB: 0 BB: 0 P: 7	R: 0 E: 0 K: 1 S: 11	H: 0 LOB: 1 BB: 1 P: 19	R: 4 E: 1 K: 0 S: 16	H: 3 LOB: 1 BB: 1 P: 25	1B: 2 2B: 1 3B: 0 HR: 0	SF: 0 SAC: 0 DP: 0 HBP: 0	WP: 0 PB: 1 SB: 0 CS: 0	PA: 35					
<b>PITCHER</b>	IP	WLS	BF	H	R	ER	SO	BB	IBB	HBP	BLK	WP	HR	S	P	ERA	WHIP										
49 Tim Wakefield, R (1,1) ERA: 2.08	8.1	W	31	1	3	1	8	4	0	0	0	0	0	77	113	1.08	0.600										
Derek Lowe, R (9,1) ERA: 3.73	0.2	S	4	2	1	0	0	0	0	0	0	0	0	7	8	0.00	3.000										









Batter	1	2	3	4	5	6	7	8	9	AB	R	H	RBI	BB	SO	LOB	TOP										
<b>Jose Offerman, S</b> OBP: 0.350, SLG: 0.413 (1, 4)	F7		F7				F7		WP 2B	5	1	2	0	0	0	0	<b>Boston Red Sox @ Tampa Bay Devil Rays</b> Tropicana Field, St. Petersburg, FL Thu Jun 21 2001, 7:15 PM EDT Att: 15,603 - Dome - 72 F										
<b>Trot Nixon, L</b> OBP: 0.360, SLG: 0.463 (1, 9)	K		1B				F8	HR	WP 2B	3	2	1	0	2	1	1											
<b>Carl Everett, S</b> OBP: 0.344, SLG: 0.472 <b>Darren Lewis, R</b> OBP: 0.269, SLG: 0.382 <b>Mike Lansing, R</b> OBP: 0.259, SLG: 0.304 (1, 8)	P6		1B				F7	HR	2B	4	1	2	2	0	0	1											
<b>Manny Ramirez, R</b> OBP: 0.444, SLG: 0.656 (1, 7)		K	K					G5-3	2B	5	0	1	3	0	3	2											
<b>Dante Bichette, R</b> OBP: 0.382, SLG: 0.552 (1, 10)	G4-3						G4-3	F8	G5-3	4	0	1	0	1	0	1											
<b>Brian Daubach, L</b> OBP: 0.340, SLG: 0.527 (1, 3)	G4-3						G4-3	K		4	0	0	0	0	1	2											
<b>Lou Merloni, R</b> OBP: 0.283, SLG: 0.353 <b>Chris Stynes, R</b> OBP: 0.326, SLG: 0.495 (1, 6)	F9						G5-3		K	3	0	1	0	0	0	2											
<b>Scott Hatteberg, L</b> OBP: 0.213, SLG: 0.268 (1, 2)			F7				G4-3		G4-3	4	0	0	0	0	0	1											
<b>Shea Hillenbrand, R</b> OBP: 0.283, SLG: 0.402 <b>Troy O'Leary, L</b> OBP: 0.251, SLG: 0.444 (1, 5)			HR				G6-3	P6	BB WP 1B	3	1	1	1	0	0	0											
<b>Inning Stats</b>	R: 0 E: 0 K: 1 S: 13	H: 0 LOB: 0 BB: 0 P: 22	R: 0 E: 0 K: 1 S: 8	H: 1 LOB: 1 BB: 0 P: 13	R: 1 E: 0 K: 1 S: 16	H: 2 LOB: 2 BB: 1 P: 27	R: 0 E: 0 K: 0 S: 7	H: 1 LOB: 1 BB: 0 P: 11	R: 0 E: 0 K: 0 S: 6	H: 0 LOB: 1 BB: 1 P: 22	R: 0 E: 0 K: 0 S: 5	H: 0 LOB: 0 BB: 0 P: 7	R: 2 E: 0 K: 1 S: 9	H: 2 LOB: 0 BB: 0 P: 17	R: 4 E: 0 K: 1 S: 18	H: 3 LOB: 1 BB: 2 P: 33		1B: 6 2B: 2 3B: 0 HR: 2	SF: 0 SAC: 0 DP: 0 HBP: 0	WP: 1 PB: 0 SB: 0 CS: 0	PA: 41						
<b>PITCHER</b>	IP	WLS	BF	H	R	ER	SO	BB	IBB	HBP	BLK	WP	HR	S	P	ERA	WHIP										
<b>Tanyon Sturtz, R</b> ERA: 5.05 (1, 1)	7.0		28	5	1	4	4	2	0	0	0	0	1	69	113	1.29	1.000										
<b>Victor Zambrano, R</b> ERA: 18.0 (8, 1)	1.0		5	2	2	2	1	0	0	0	0	0	1	9	17	18.00	2.000										
<b>Esteban Yan, R</b> ERA: 5.14 (9, 1)	0.2	L	7	3	4	4	1	2	0	0	0	1	0	15	28	54.00	7.500										
<b>Jesus Colome, R</b> ERA: (9, 1)	0.1		1	0	0	0	0	0	0	0	0	0	0	3	5	0.00	0.000										

Batter	1	2	3	4	5	6	7	8	9	AB	R	H	RBI	BB	SO	LOB	BOTTOM										
<b>Jason Tyner, L</b> OBP: 0.328, SLG: 0.322 (1, 8)	S 1B								G6-3	5	1	2	0	0	1	1	<b>Boston Red Sox @ Tampa Bay Devil Rays</b> Tropicana Field, St. Petersburg, FL Thu Jun 21 2001, 7:15 PM EDT Att: 15,603 - Dome - 72 F										
<b>Randy Winn, S</b> OBP: 0.376, SLG: 0.422 (1, 9)	K		F7				G4-3		K	5	0	0	0	0	2	3											
<b>Greg Vaughn, R</b> OBP: 0.336, SLG: 0.506 (1, 7)	1B		F7				F7	FC6-4 BB	K	3	0	0	0	2	1	0											
<b>Fred McGriff, L</b> OBP: 0.402, SLG: 0.570 <b>Russ Johnson, R</b> OBP: 0.354, SLG: 0.383 <b>Steve Cox, L</b> OBP: 0.252, SLG: 0.350 (1, 3)	K		1B				1B	FC6-4 HR		4	0	2	0	0	1	3											
<b>Ben Grieve, L</b> OBP: 0.360, SLG: 0.386 (1, 10)			F8				G1-6-3 1B	HR		4	1	3	3	0	0	1											
<b>Aubrey Huff, L</b> OBP: 0.267, SLG: 0.329 (1, 5)	P6						G1-6-3	2B	BB	3	1	0	0	1	1	4											
<b>John Flaherty, R</b> OBP: 0.267, SLG: 0.331 (1, 2)			G5-3				F8	1B SH1-4	G5-3 2B	4	0	2	1	0	0	0											
<b>Andy Sheets, R</b> OBP: 0.289, SLG: 0.279 (1, 6)			F8				K	SH1-4	G5-3	3	0	0	0	0	1	2											
<b>Damian Rolls, R</b> OBP: 0.313, SLG: 0.371 (1, 4)							K	F7	G4-3	4	0	1	0	0	1	3											
<b>Inning Stats</b>	R: 1 E: 0 K: 2 S: 16	H: 2 LOB: 2 BB: 1 P: 29	R: 0 E: 0 K: 0 S: 12	H: 1 LOB: 0 BB: 0 P: 18	R: 0 E: 0 K: 0 S: 12	H: 0 LOB: 0 BB: 0 P: 14	R: 0 E: 0 K: 2 S: 8	H: 0 LOB: 0 BB: 0 P: 13	R: 0 E: 0 K: 0 S: 11	H: 2 LOB: 1 BB: 0 P: 13	R: 0 E: 0 K: 0 S: 12	H: 2 LOB: 2 BB: 0 P: 19	R: 3 E: 0 K: 0 S: 17	H: 2 LOB: 2 BB: 2 P: 30	R: 0 E: 0 K: 2 S: 8	H: 0 LOB: 0 BB: 0 P: 10		1B: 8 2B: 1 3B: 0 HR: 1	SF: 0 SAC: 1 DP: 1 HBP: 0	WP: 0 PB: 0 SB: 1 CS: 0	PA: 39						
<b>PITCHER</b>	IP	WLS	BF	H	R	ER	SO	BB	IBB	HBP	BLK	WP	HR	S	P	ERA	WHIP										
<b>Pedro Martinez, R</b> ERA: 2.0 (1, 1)	5.0		20	4	1	1	6	1	0	0	0	0	0	8	13	0.00	2.000										
<b>Pete Schourek, L</b> ERA: 3.65 (6, 1)	1.0		4	2	0	0	0	0	0	0	0	0	0	8	13	0.00	2.000										
<b>Rolando Arrojo, R</b> ERA: 4.08 (7, 1)	1.1		8	3	3	3	0	1	0	0	0	0	1	20	33	20.25	3.000										
<b>Rod Beck, R</b> ERA: 2.31 (8, 1)	0.2	W	4	1	0	0	0	1	0	0	0	0	0	9	16	0.00	3.000										
<b>Derek Lowe, R</b> ERA: 3.64 (9, 1)	1.0	S	3	0	0	0	2	0	0	0	0	0	0	8	10	0.00	0.000										

AB 37  
R 7  
H 10  
RBI 6  
BB 4  
SO 6  
LOB 10



AB 35  
R 4  
H 10  
RBI 4  
BB 3  
SO 8  
LOB 17









Batter	1	2	3	4	5	6	7	8	9	AB	R	H	RBI	BB	SO	LOB	TOP				
<b>Shannon Stewart, R</b> OBP: 0.382, SLG: 0.484 (1, 7)	L8	G1-3 1B HBP	1B 2B		1B			G6-3		4	2	2	1	0	0	0	<b>Toronto Blue Jays @ Boston Red Sox</b> Fenway Park, Boston, MA Sat Jun 23 2001, 5:05 PM EDT Att: 33,266 - Sunny - 84 F				
<b>Homer Bush, R</b> OBP: 0.455, SLG: 0.487 (1, 4)	G6-3	G1-3 1B 1B	1B		F8			K		5	1	2	3	0	1	1					
<b>Raul Mondesi, R</b> OBP: 0.391, SLG: 0.519 (1, 9)	CS BB	G1-3	1B					F9		4	0	1	0	1	0	2					
<b>Carlos Delgado, L</b> OBP: 0.406, SLG: 0.548 (1, 3)	CS	1B BB	K					F9		3	1	0	0	2	1	2					
<b>José Cruz Jr., S</b> OBP: 0.348, SLG: 0.475 (1, 8)					F8			K		5	1	3	2	0	1	0					
<b>Brad Fullmer, L</b> OBP: 0.323, SLG: 0.443 (1, 10)					G6-3 1B			G4-3		5	1	2	1	0	0	3					
<b>Darrin Fletcher, L</b> OBP: 0.274, SLG: 0.353 (1, 2)		1B SH1-3 1B	2B		G6-3			G5-3		4	2	2	2	0	0	1					
<b>Jeff Frye, R</b> OBP: 0.276, SLG: 0.255 (1, 5)	SH1-3	F5			G6-3			L4		3	0	0	0	0	0	1					
<b>Cesar Izturis, S</b> OBP: 0.250, SLG: 0.250 (1, 6)	HBP 1B	G6-3			G4-3			G1-5-3		4	1	1	0	0	0	1					
<b>Inning Stats</b>	R: 0 E: 0 K: 0 S: 9	H: 0 LOB: 0 BB: 1 P: 14	R: 7 E: 0 K: 0 S: 21	H: 6 LOB: 2 BB: 2 P: 41	R: 2 E: 0 K: 1 S: 13	H: 4 LOB: 2 BB: 0 P: 21	R: 0 E: 0 K: 0 S: 7	H: 1 LOB: 3 BB: 0 P: 9	R: 0 E: 0 K: 0 S: 9	H: 1 LOB: 1 BB: 0 P: 12	R: 0 E: 0 K: 0 S: 9	H: 0 LOB: 0 BB: 0 P: 14	R: 0 E: 0 K: 1 S: 6	H: 0 LOB: 0 BB: 0 P: 8	R: 0 E: 0 K: 1 S: 6	H: 0 LOB: 0 BB: 0 P: 7	1B: 9 2B: 3 3B: 1 HR: 0	SF: 0 SAC: 1 DP: 1 HBP: 1	WP: 0 PB: 0 SB: 0 CS: 1	PA: 43	
<b>PITCHER</b>	IP	WLS	BF	H	R	ER	SO	BB	IBB	HBP	BLK	WP	HR	S	P	ERA	WHIP				
<b>Frank Castillo, R</b> ERA: 4.21 (1, 1)	1.1	L	11	5	7	7	0	2	0	1	0	0	0	25	43	47.25	5.250				
<b>Rolando Arrojo, R</b> ERA: 4.14 (2, 1)	3.2		18	7	2	2	1	0	1	0	0	0	0	34	54	4.91	1.909				
<b>Hipolito Pichardo, R</b> ERA: 3.6 (6, 1)	3.0		10	1	0	0	1	0	0	0	0	0	0	24	36	0.00	0.333				
<b>Pete Schourek, L</b> ERA: 3.71 (9, 1)	1.0		3	0	0	0	1	0	0	0	0	0	0	6	7	0.00	0.000				

Batter	1	2	3	4	5	6	7	8	9	AB	R	H	RBI	BB	SO	LOB	BOTTOM					
<b>Jose Offerman, S</b> OBP: 0.360, SLG: 0.412 (1, 3)	G6-3	1B BB		1B BB		L3 1B		FC5 E BB		2	0	1	0	3	0	0	<b>Toronto Blue Jays @ Boston Red Sox</b> Fenway Park, Boston, MA Sat Jun 23 2001, 5:05 PM EDT Att: 33,266 - Sunny - 84 F					
<b>Chris Stynes, R</b> OBP: 0.327, SLG: 0.510 (1, 4)	HR	G4-3 1B		L7		K		E1 FC5		5	1	2	2	0	1	5						
<b>Trot Nixon, L</b> OBP: 0.355, SLG: 0.467 (1, 9)	G1-3	G4-3		FC5-4 1B		L3		K		5	0	1	0	0	1	6						
<b>Manny Ramirez, R</b> OBP: 0.441, SLG: 0.672 (1, 7)	HR			FC5-4		K		P6		5	2	2	2	0	1	6						
<b>Dante Bichette, R</b> OBP: 0.392, SLG: 0.580 (1, 10)	2B			G4-6-3 1B		K2-3		FC5		5	2	3	1	0	1	3						
<b>Shea Hillenbrand, R</b> OBP: 0.285, SLG: 0.406 (1, 5)	2B			F3		G3-1		1B		5	0	2	1	0	0	1						
<b>Mike Lansing, R</b> OBP: 0.256, SLG: 0.299 (1, 6)	G5-3			G4-6-3		1B		K		3	0	1	0	0	0	2						
<b>Brian Daubach, L</b> OBP: 0.332, SLG: 0.513 (7, PH)				G4-6-3		1B		K		1	0	0	0	0	1	1						
<b>Lou Merloni, R</b> OBP: 0.308, SLG: 0.343 (8, 6)				1B		1B		K		1	0	0	0	0	1	0						
<b>Doug Mirabelli, R</b> OBP: 0.284, SLG: 0.267 (1, 2)				G4-3		FC5-4 1B		K		3	0	2	0	0	0	0						
<b>Scott Hatteberg, L</b> OBP: 0.213, SLG: 0.276 (7, PH)				G4-3		FC5-4 1B		G1		2	0	0	0	0	1	1						
<b>Darren Lewis, R</b> OBP: 0.274, SLG: 0.378 (1, 8)	FC1-6 BLK 1B			1B BB 1B		FC5-4		E BB 1B		4	1	2	0	0	0	3						
<b>Inning Stats</b>	R: 3 E: 0 K: 0 S: 14	H: 4 LOB: 1 BB: 0 P: 21	R: 1 E: 0 K: 0 S: 14	H: 2 LOB: 1 BB: 1 P: 25	R: 1 E: 0 K: 0 S: 7	H: 2 LOB: 0 BB: 0 P: 11	R: 0 E: 0 K: 0 S: 13	H: 2 LOB: 3 BB: 1 P: 21	R: 0 E: 0 K: 1 S: 10	H: 2 LOB: 2 BB: 0 P: 15	R: 0 E: 0 K: 1 S: 11	H: 1 LOB: 0 BB: 0 P: 16	R: 1 E: 0 K: 3 S: 15	H: 2 LOB: 1 BB: 0 P: 26	R: 0 E: 1 K: 1 S: 14	H: 1 LOB: 3 BB: 1 P: 22	R: 0 E: 0 K: 1 S: 7	H: 0 LOB: 0 BB: 0 P: 8	1B: 10 2B: 3 3B: 0 HR: 4	SF: 0 SAC: 0 DP: 3 HBP: 0	WP: 0 PB: 0 SB: 0 CS: 0	PA: 44
<b>PITCHER</b>	IP	WLS	BF	H	R	ER	SO	BB	IBB	HBP	BLK	WP	HR	S	P	ERA	WHIP					
<b>Chris Michalak, L</b> ERA: 3.71 (1, 1)	3.1		19	9	5	5	0	2	0	0	0	0	0	16	23	0.00	1.800					
<b>Bob Fife, R</b> ERA: 1.44 (4, 1)	1.2	W	8	3	0	0	1	0	0	0	0	0	0	1	23	37	5.40	1.800				
<b>Kelvin Escobar, R</b> ERA: 5.6 (6, 1)	1.2		7	3	1	1	3	0	0	0	0	0	0	5	11	0.00	6.000					
<b>Pedro Borbon, L</b> ERA: 3.33 (7, 1)	0.1	H	3	1	0	0	1	1	0	0	0	0	0	5	11	0.00	6.000					
<b>Paul Quantrill, R</b> ERA: 1.93 (8, 1)	1.0	H	4	0	0	0	1	0	0	0	0	0	0	12	16	0.00	0.000					






Batter	1	2	3	4	5	6	7	8	9	AB	R	H	RBI	BB	SO	LOB	TOP								
Shannon Stewart, R (1, 7) OBP: 0.381, SLG: 0.481 Darrin Fletcher, L (8, 2) OBP: 0.274, SLG: 0.353	F8			FC1-6 1B		K		K		4	0	1	0	0	2	1									
Homer Bush, R (1, 4) OBP: 0.400, SLG: 0.479	F7			FC1-6 F8 1-2		K		S 1B		4	0	1	1	0	1	1									
Raul Mondesi, R (1, 9) OBP: 0.386, SLG: 0.512	P6			F8 1-2		K2-3		L7		4	0	0	0	0	1	2									
Carlos Delgado, L (1, 3) OBP: 0.404, SLG: 0.555		G6-3		G1-3				G4-3		4	1	1	1	0	0	1									
José Cruz Jr., S (1, 8) OBP: 0.351, SLG: 0.471		G4-3				G4-3 S 1B BB		G4-3		2	2	0	0	2	0	0									
Brad Fullmer, L (1, 10) OBP: 0.318, SLG: 0.436		P6				G4-3 1-3		K		4	0	0	0	0	1	2									
Jeff Frye, R (1, 5) OBP: 0.287, SLG: 0.260 (8, 6)				G4-3		S 1B		2B BB		2	1	1	2	1	0	0									
Alberto Castillo, R (1, 2) OBP: 0.329, SLG: 0.365 Brian Simmons, S (8, PH) OBP: 0.274, SLG: 0.337 (8, 7)				K		K		K		2	0	0	0	0	2	1									
Cesar Izturis, S (1, 6) OBP: 0.167, SLG: 0.167 Tony Fernandez, S (8, PH) OBP: 0.364, SLG: 0.357 Tony Batista, R (8, 5) OBP: 0.251, SLG: 0.399		G6-3		G6-3		G5-3		1B 2B		2	0	0	0	0	0	1									
<b>Inning Stats</b>	R: 0 E: 0 K: 0 S: 6	H: 0 LOB: 0 BB: 0 P: 11	R: 0 E: 0 K: 0 S: 6	H: 0 LOB: 0 BB: 0 P: 11	R: 0 E: 0 K: 1 S: 9	H: 0 LOB: 0 BB: 0 P: 11	R: 0 E: 0 K: 0 S: 9	H: 1 LOB: 1 BB: 0 P: 10	R: 1 E: 0 K: 1 S: 9	H: 1 LOB: 1 BB: 1 P: 20	R: 0 E: 0 K: 3 S: 9	H: 0 LOB: 0 BB: 0 P: 13	R: 0 E: 0 K: 1 S: 8	H: 0 LOB: 0 BB: 0 P: 9	R: 2 E: 0 K: 2 S: 27	H: 2 LOB: 1 BB: 1 P: 39	R: 2 E: 0 K: 0 S: 12	H: 1 LOB: 0 BB: 1 P: 20	1B: 3 2B: 1 3B: 0 HR: 1	SF: 0 SAC: 1 DP: 0 HBP: 0	WP: 0 PB: 0 SB: 4 CS: 0	PA: 35			
<b>PITCHER</b>	IP	WLS	BF	H	R	ER	SO	BB	IBB	HBP	BLK	WP	HR	S	P	ERA	WHIP								
49 Tim Wakefield, R (1, 1) ERA: 2.22 Rod Beck, R (8, 1) ERA: 2.66	7.1	L	27	3	3	3	7	2	0	0	0	0	0	69	103	3.68	0.682								

Toronto Blue Jays @ Boston Red Sox  
Fenway Park, Boston, MA  
Sun Jun 24 2001, 1:05 PM EDT  
Att: 32,804 - Cloudy - 81 F


AB 31  
R 5  
H 5  
RBI 5  
BB 3  
SO 8  
LOB 10



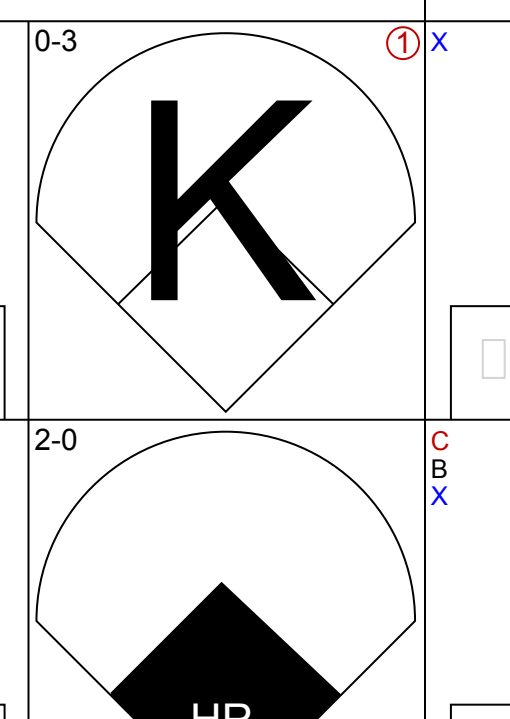
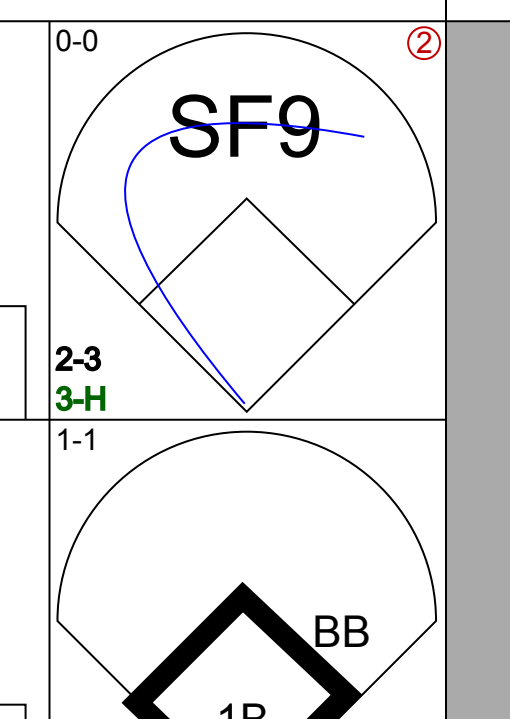
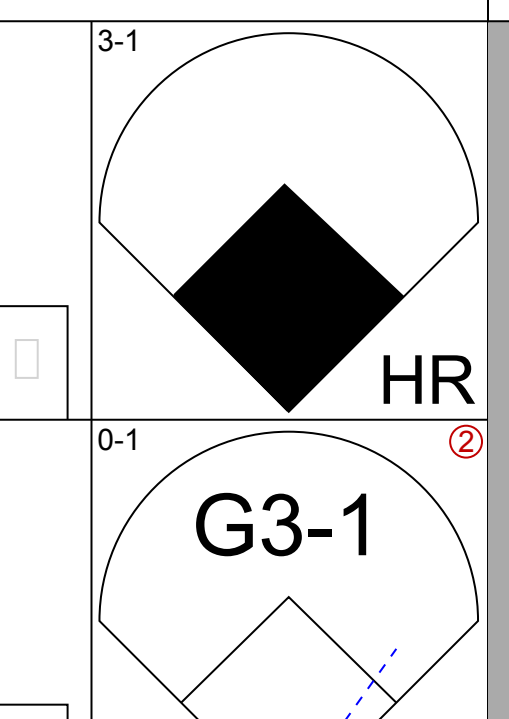
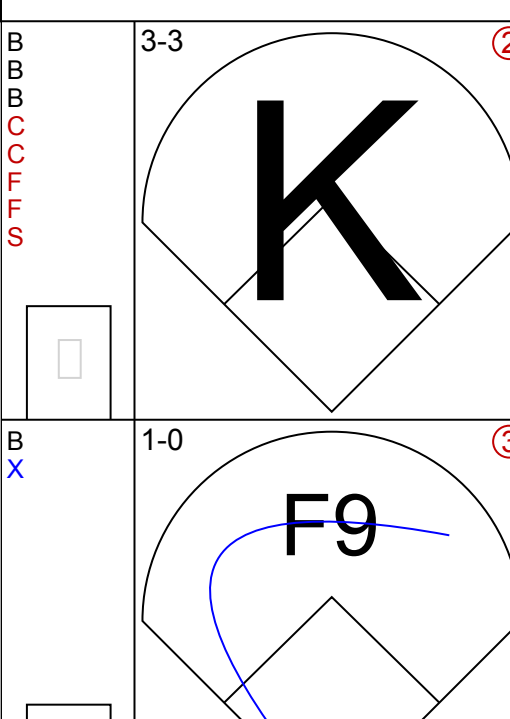
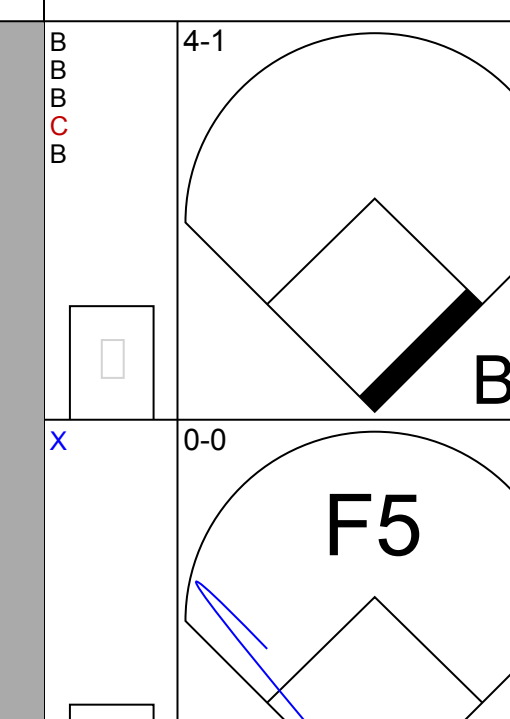
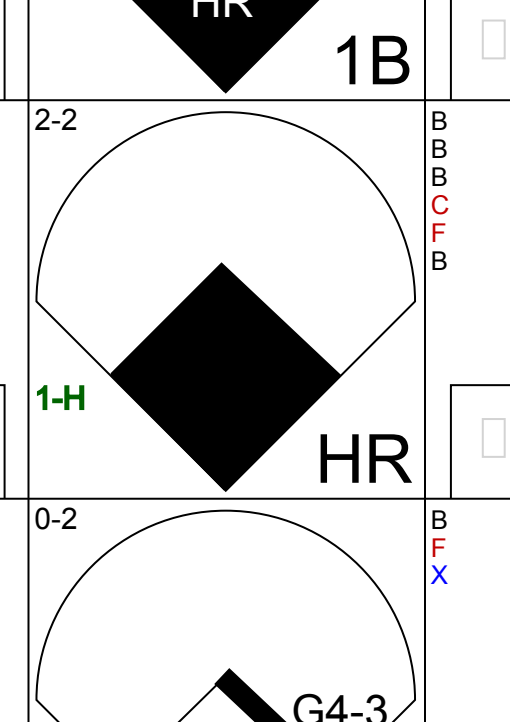
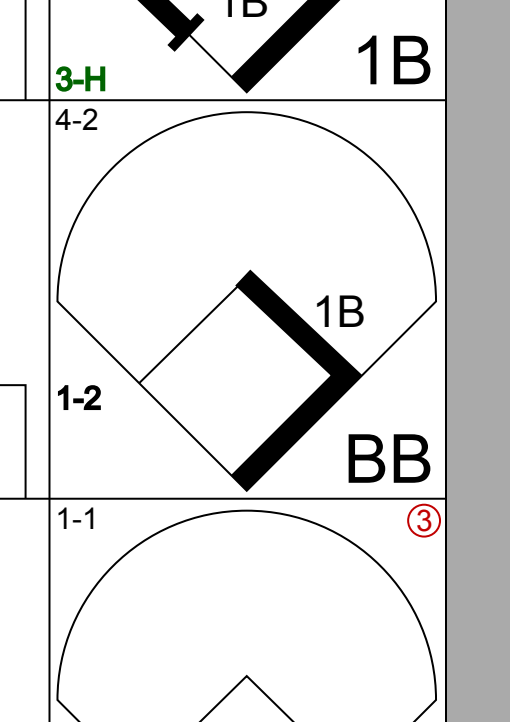
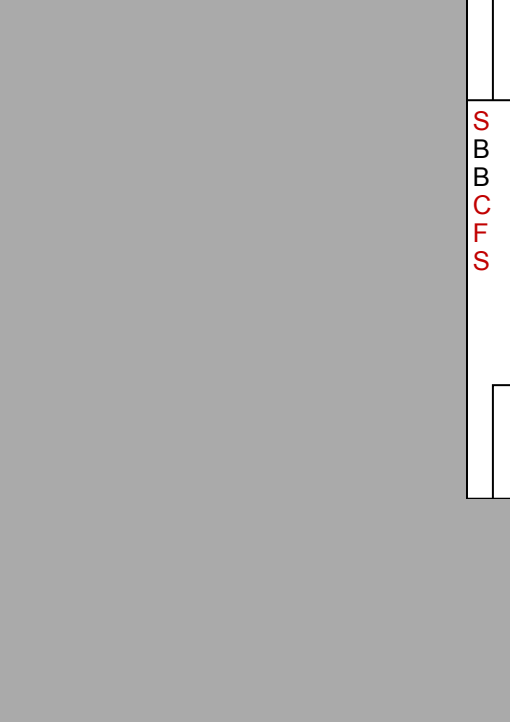
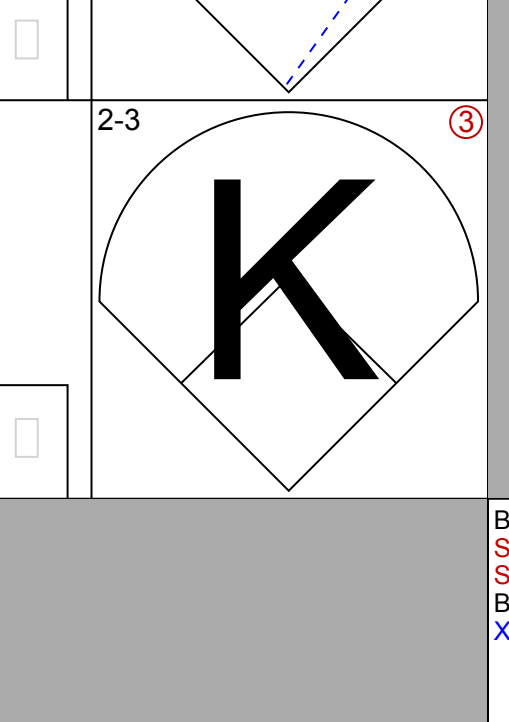

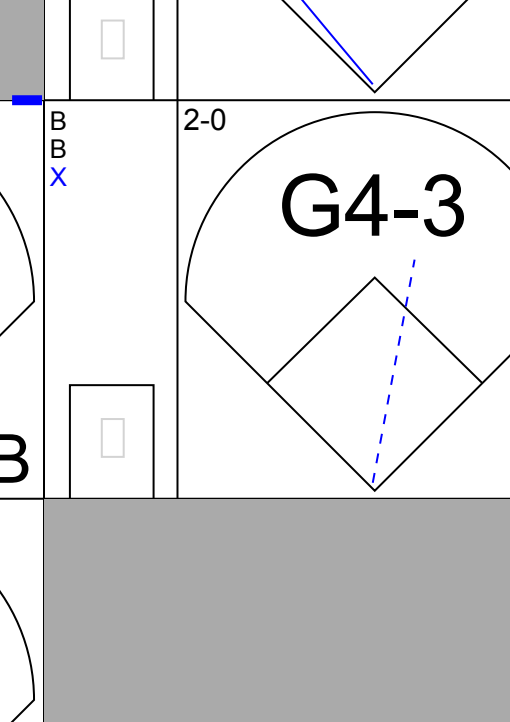
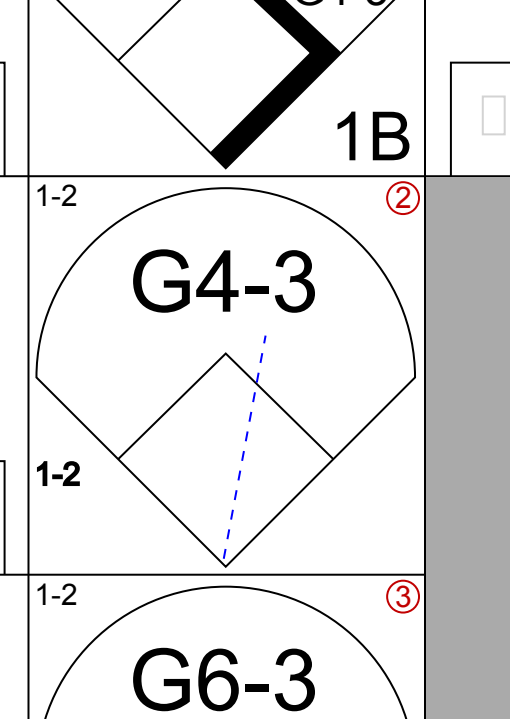
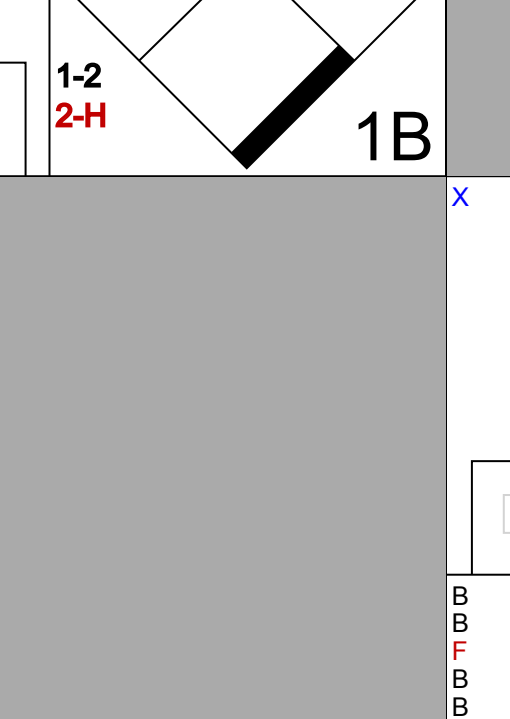
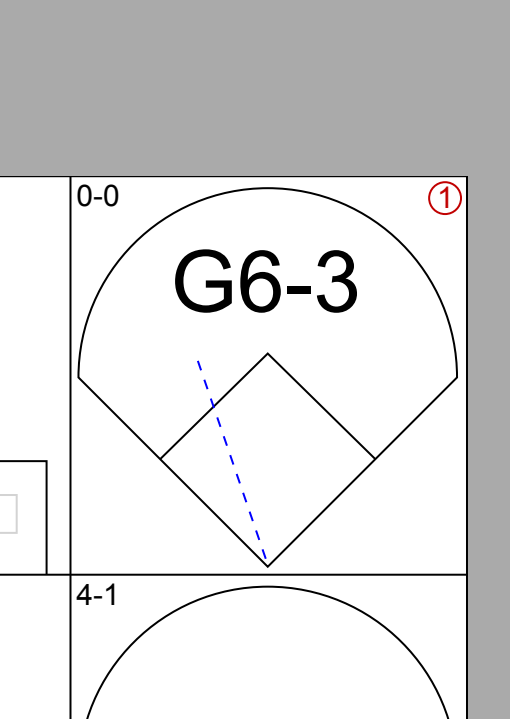


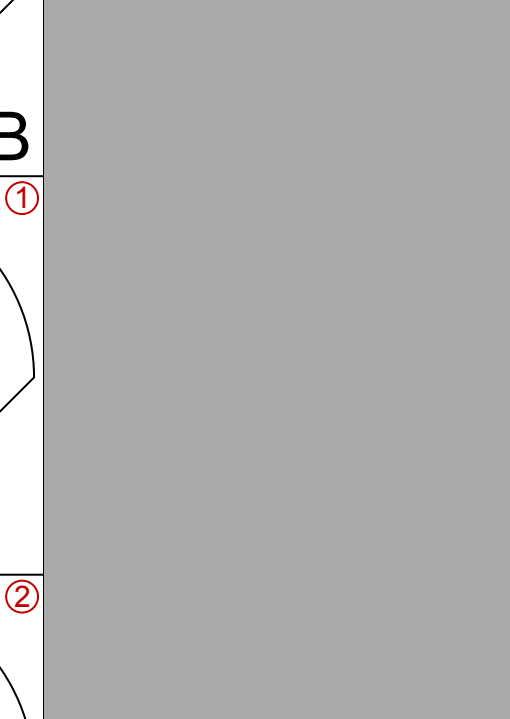
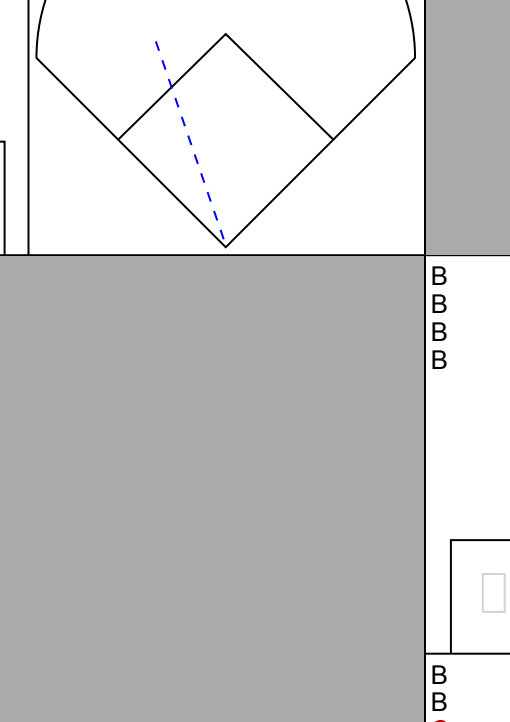
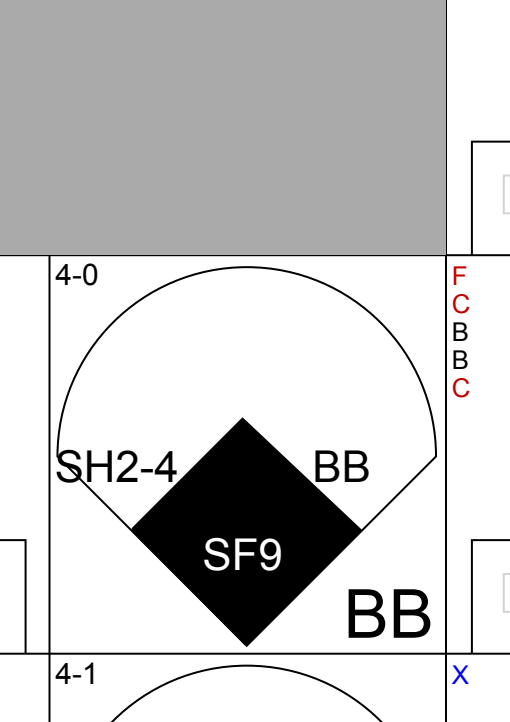
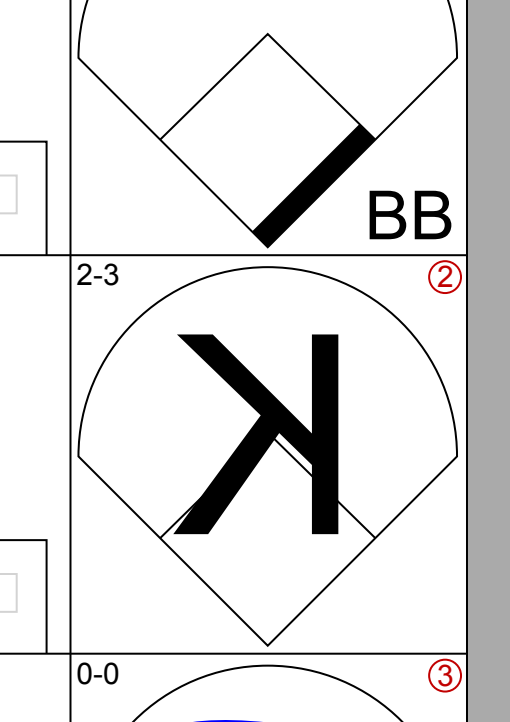
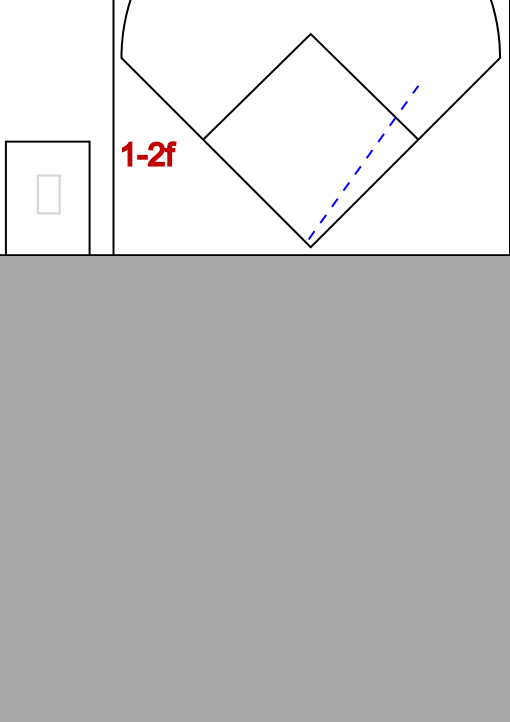
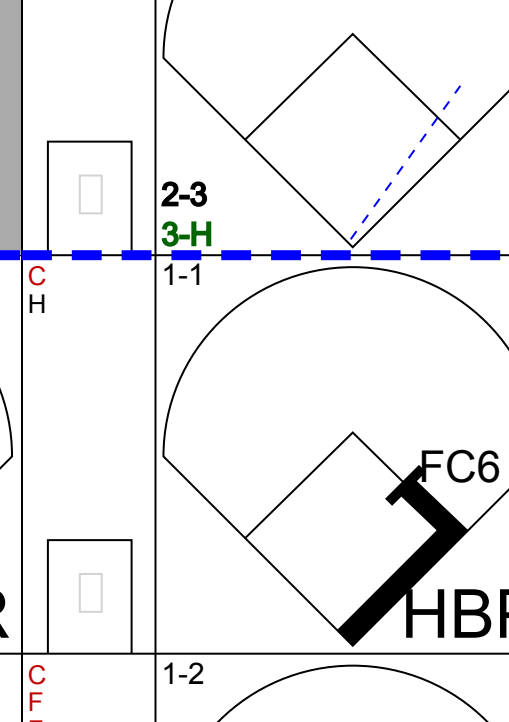
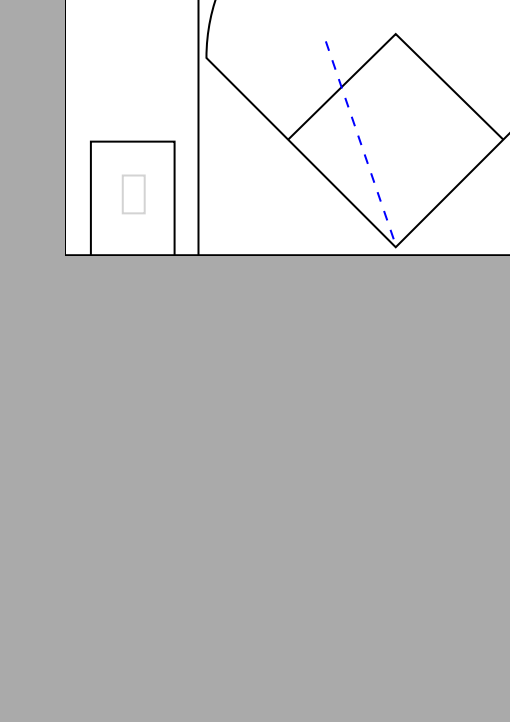
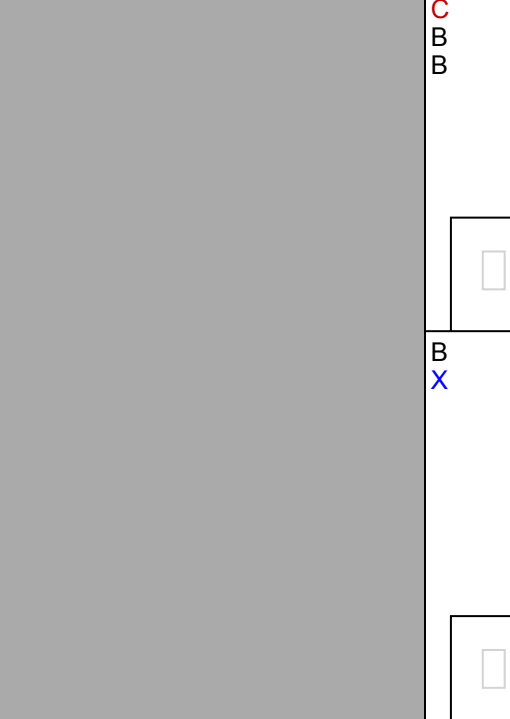
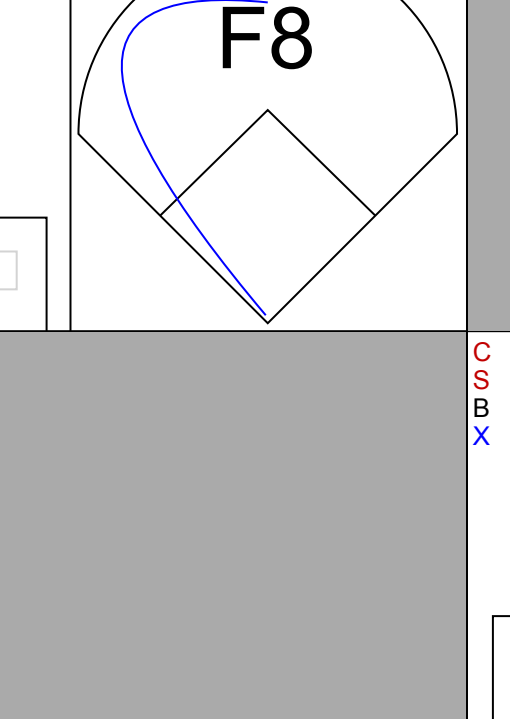

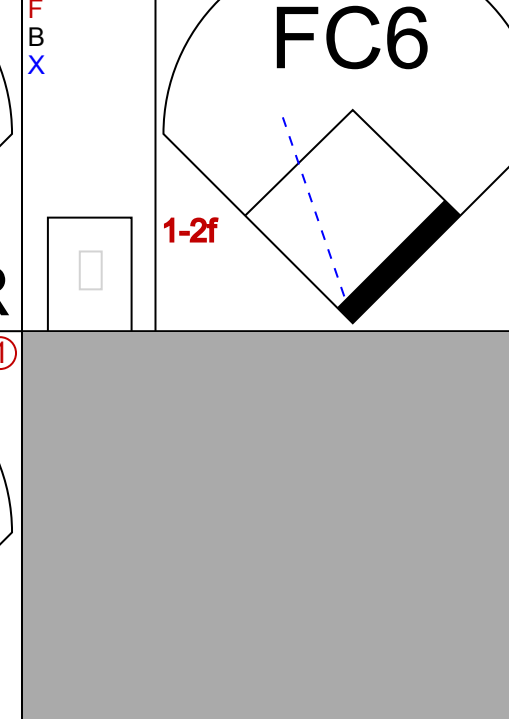
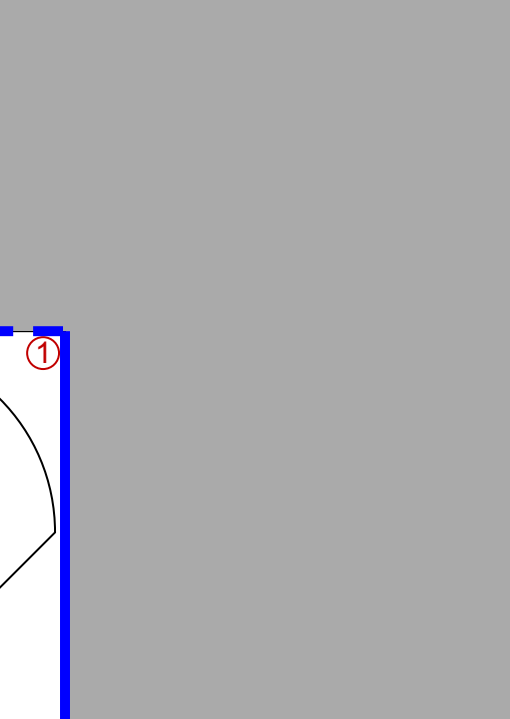
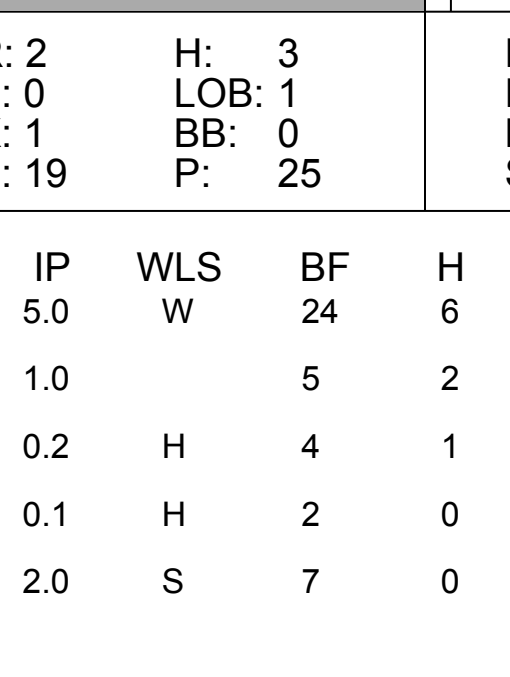
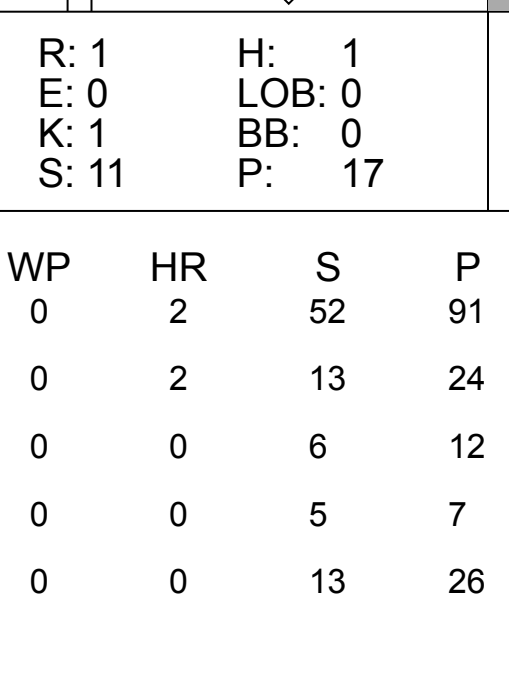
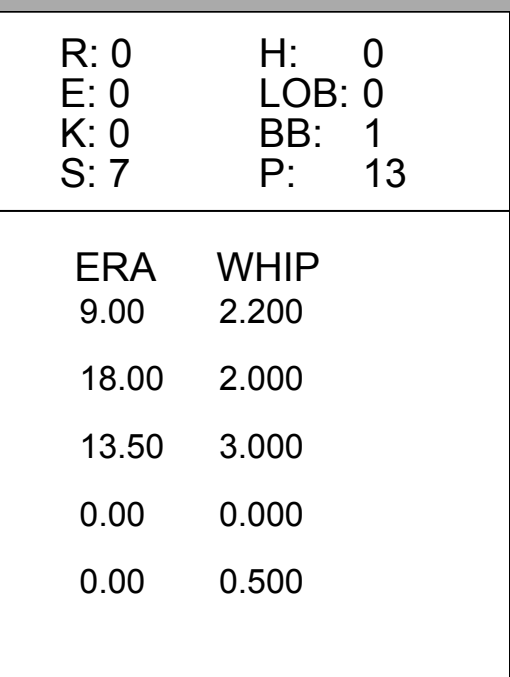
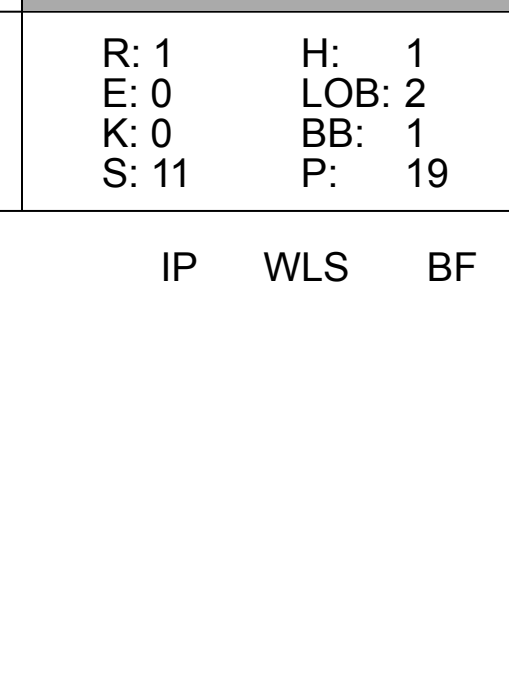
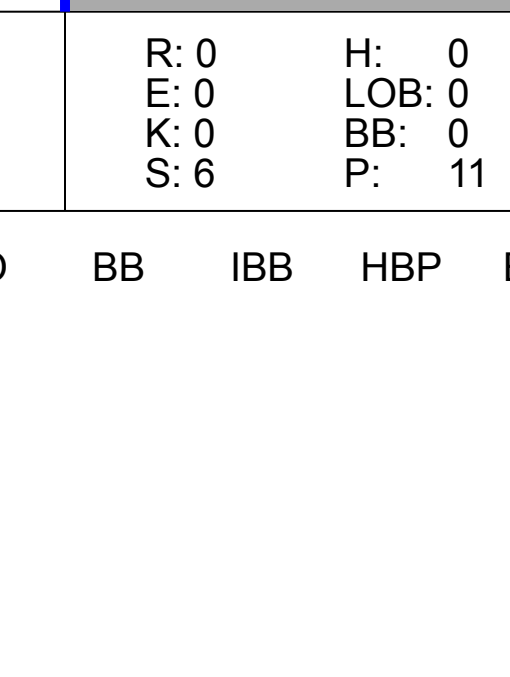
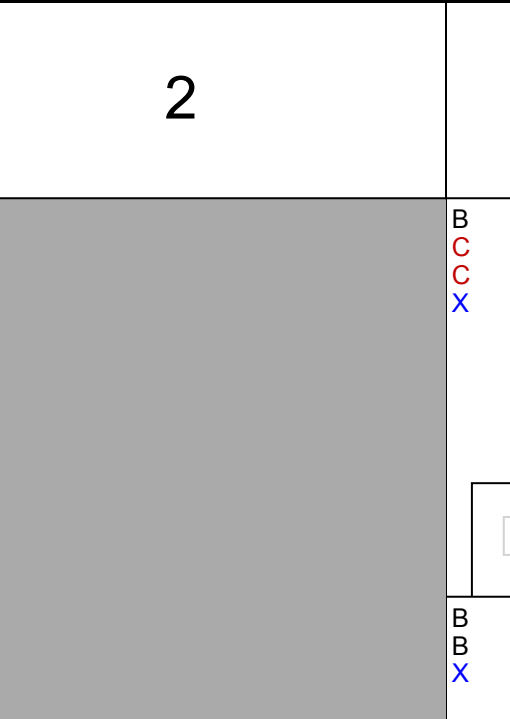
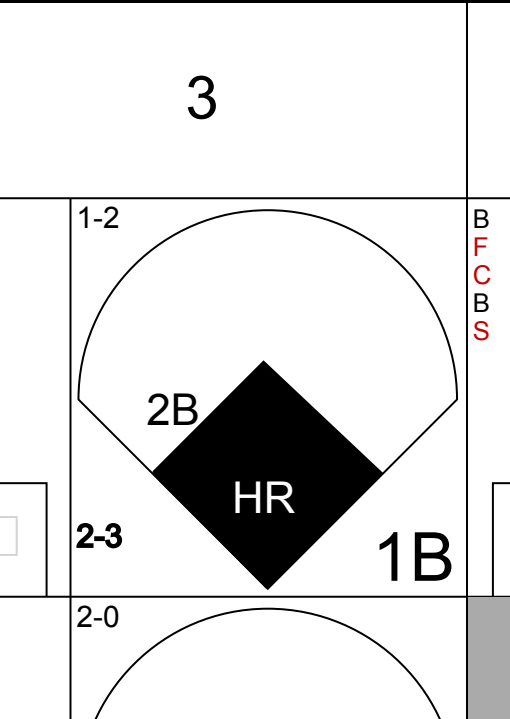
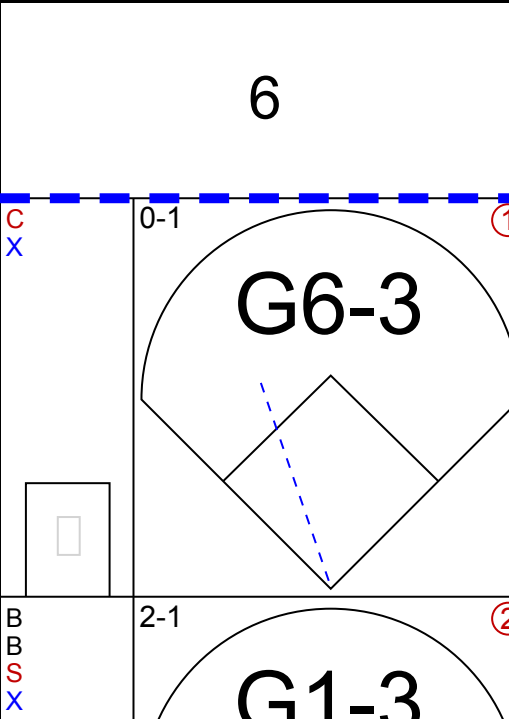
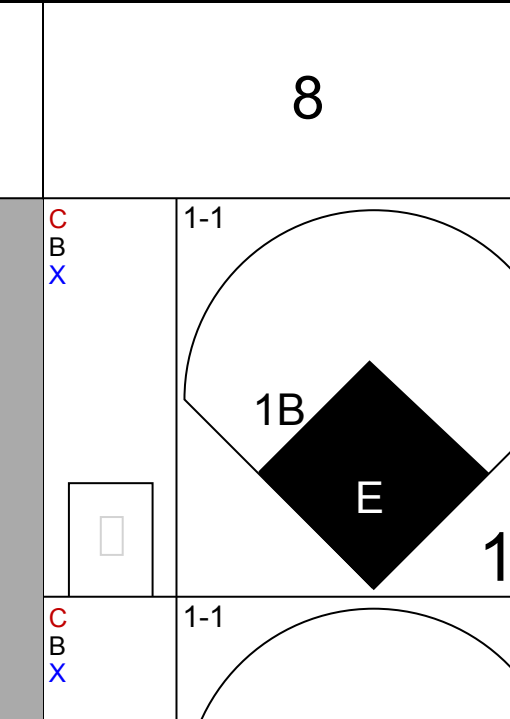
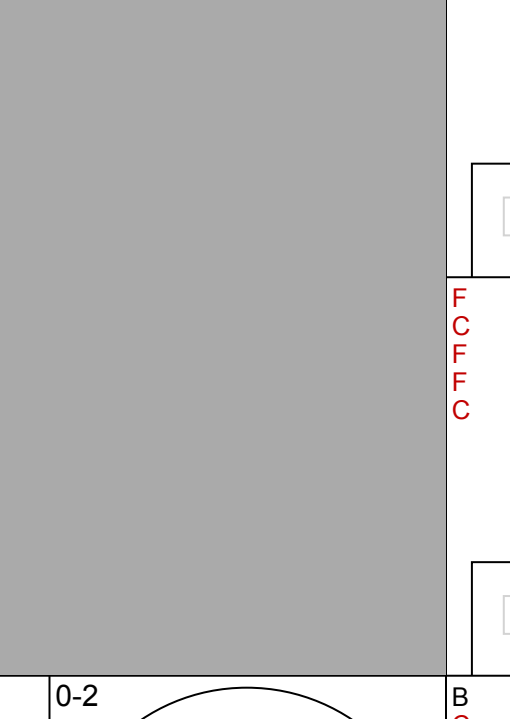
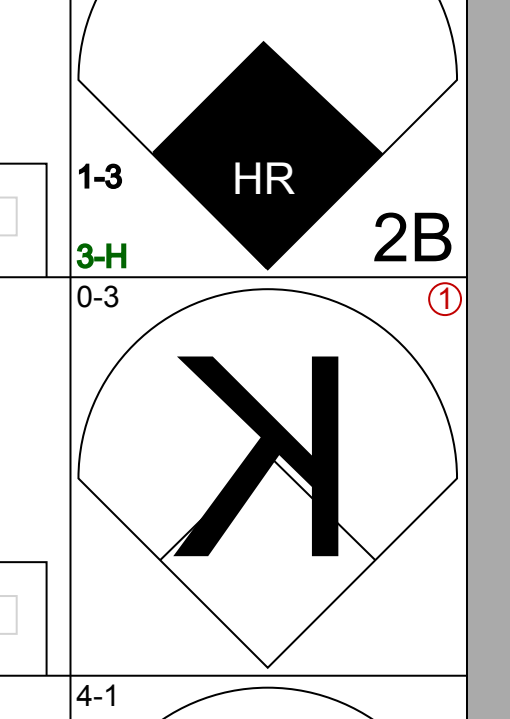
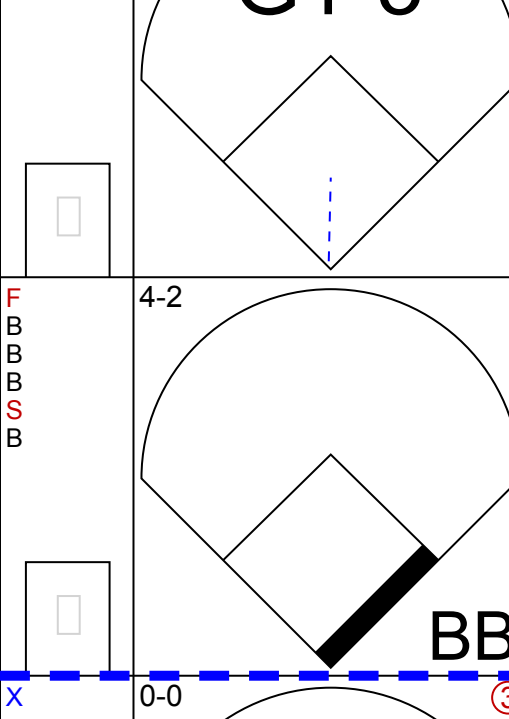
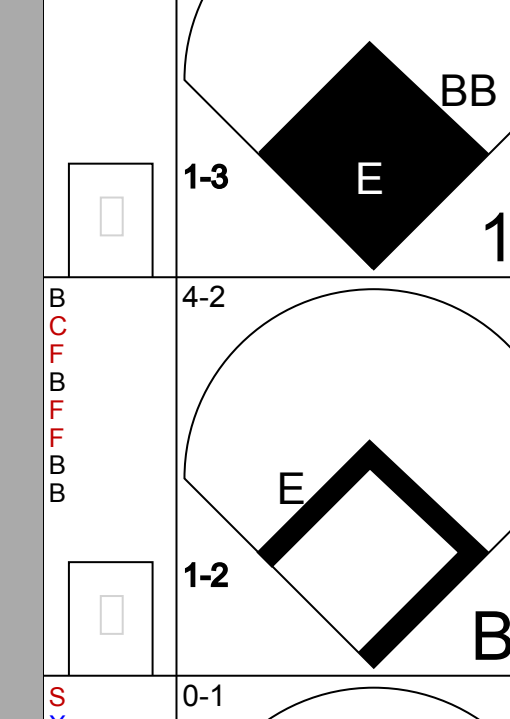
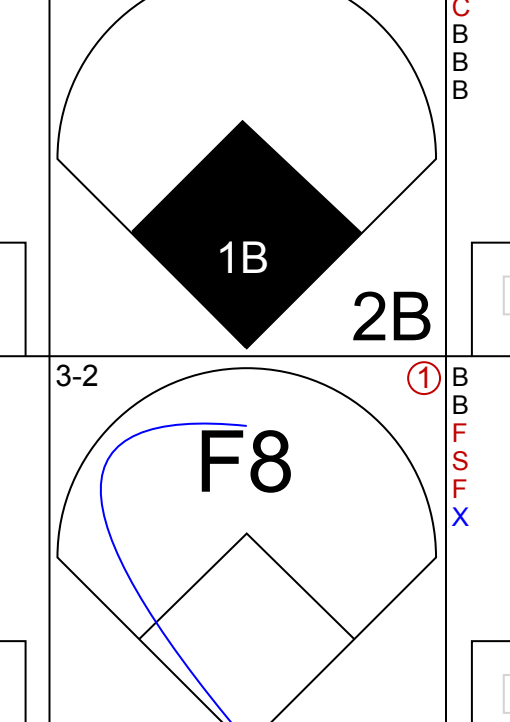

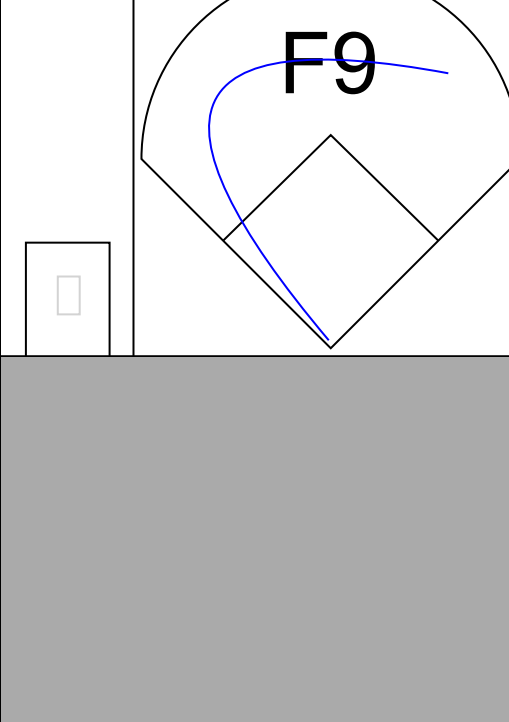
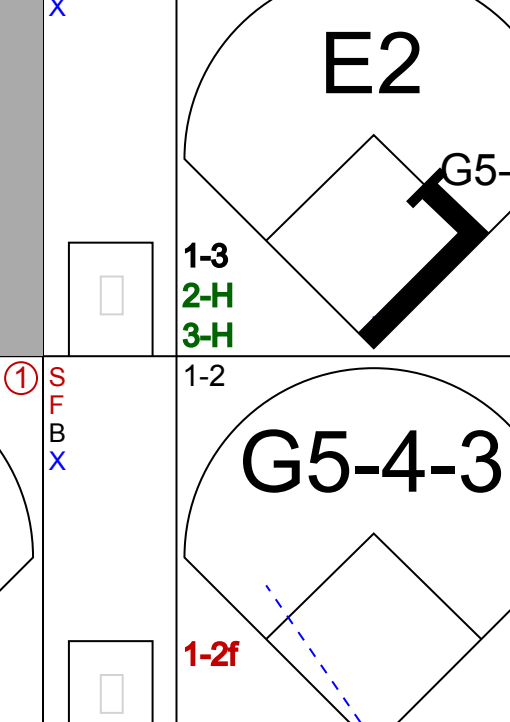
Batter	1	2	3	4	5	6	7	8	9	AB	R	H	RBI	BB	SO	LOB	BOTTOM								
Jose Offerman, S (1, 4) OBP: 0.354, SLG: 0.405	F9		F7		F7		F8		K	5	0	0	0	0	1	4									
Brian Daubach, L (1, 3) OBP: 0.330, SLG: 0.505	G4-3		K		P6		BB			3	0	0	0	1	1	2									
Trot Nixon, L (1, 8) OBP: 0.349, SLG: 0.458	L4			P6	F9		K			4	0	0	0	0	1	2									
Manny Ramirez, R (1, 7) OBP: 0.439, SLG: 0.664		G4-3		HR BB		F9		K		3	1	0	0	1	1	0									
Dante Bichette, R (1, 10) OBP: 0.382, SLG: 0.565		K		L5		K		K		4	0	0	0	0	3	1									
Troy O'Leary, L (1, 9) OBP: 0.295, SLG: 0.462		F8		HR		K		K		4	1	2	2	0	1	0									
Chris Stynes, R (1, 5) OBP: 0.324, SLG: 0.500			K		1B 1B		FC4-6 1B		F7	4	0	1	0	0	1	1									
Scott Hatteberg, L (1, 2) OBP: 0.245, SLG: 0.319		1B 1B		1B 1B		SH3-4 2B		FC6-4 1B		4	0	4	0	0	0	0									
Lou Merloni, R (1, 6) OBP: 0.310, SLG: 0.342		1B		F9		SH3-4		FC6-4		3	0	1	0	0	0	3									
<b>Inning Stats</b>	R: 0 E: 0 K: 0 S: 6	H: 0 LOB: 0 BB: 0 P: 7	R: 0 E: 0 K: 1 S: 10	H: 0 LOB: 0 BB: 0 P: 10	R: 0 E: 0 K: 2 S: 12	H: 2 LOB: 2 BB: 0 P: 15	R: 2 E: 0 K: 0 S: 12	H: 3 LOB: 2 BB: 1 P: 21	R: 0 E: 0 K: 0 S: 5	H: 0 LOB: 0 BB: 0 P: 9	R: 0 E: 0 K: 1 S: 11	H: 1 LOB: 1 BB: 0 P: 14	R: 0 E: 0 K: 1 S: 10	H: 1 LOB: 2 BB: 1 P: 17	R: 0 E: 0 K: 3 S: 10	H: 0 LOB: 0 BB: 0 P: 15	R: 0 E: 0 K: 1 S: 13	H: 1 LOB: 1 BB: 0 P: 21	1B: 6 2B: 1 3B: 0 HR: 1	SF: 0 SAC: 1 DP: 0 HBP: 0	WP: 0 PB: 0 SB: 0 CS: 0	PA: 37			
<b>PITCHER</b>	IP	WLS	BF	H	R	ER	SO	BB	IBB	HBP	BLK	WP	HR	S	P	ERA	WHIP								
Steve Parris, R (1, 1) ERA: 4.98 Dan Plesac, L (7, 1) ERA: 3.6 Paul Quantrill, R (8, 1) ERA: 1.88 Billy Koch, R (9, 1) ERA: 4.18	6.2	W	1	0	0	0	1	0	0	0	0	0	0	3	5	0.00	0.000								
	1.0	H	3	0	0	0	3	0	0	0	0	0	0	10	15	0.00	0.000								
	1.0	S	4	1	0	0	1	0	0	0	0	0	0	13	21	0.00	1.000								

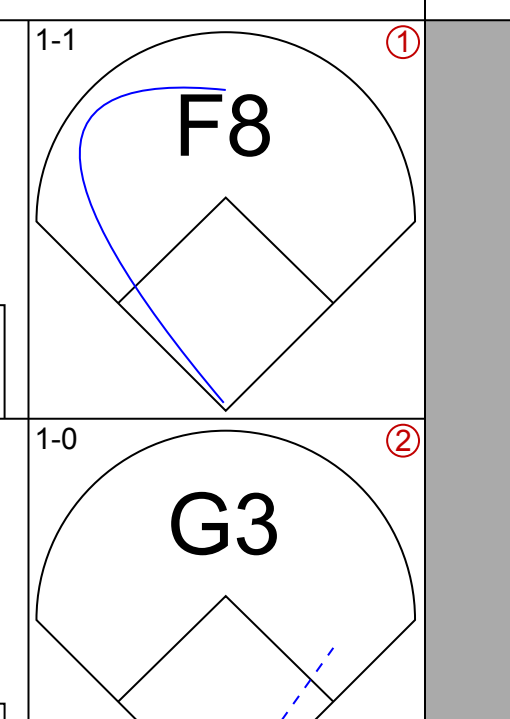
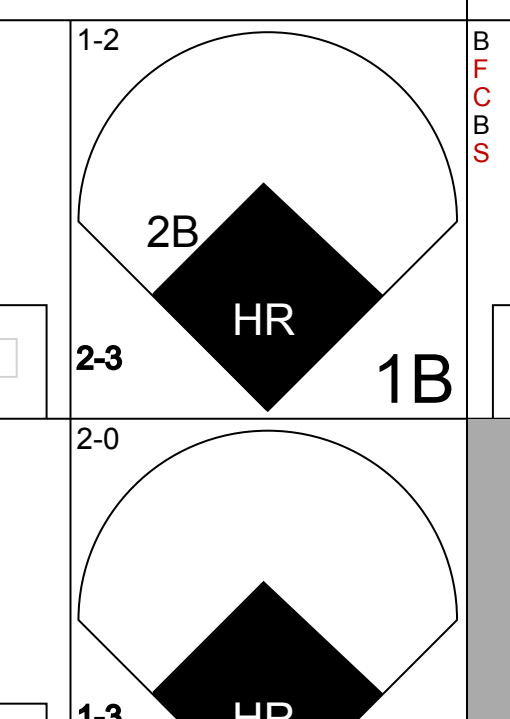
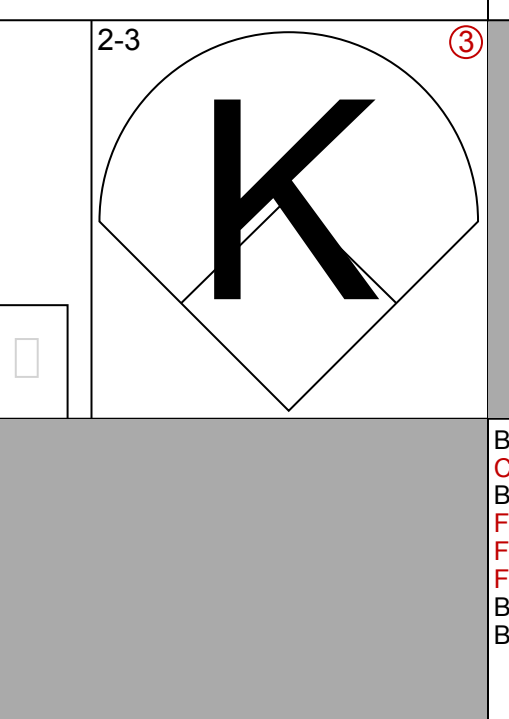
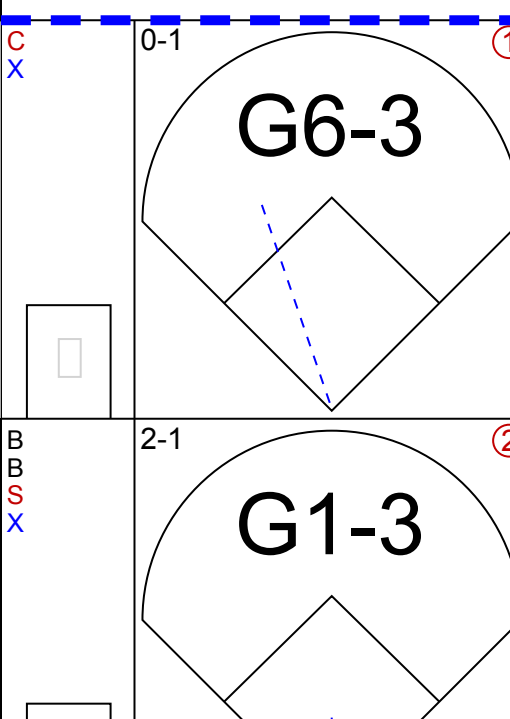
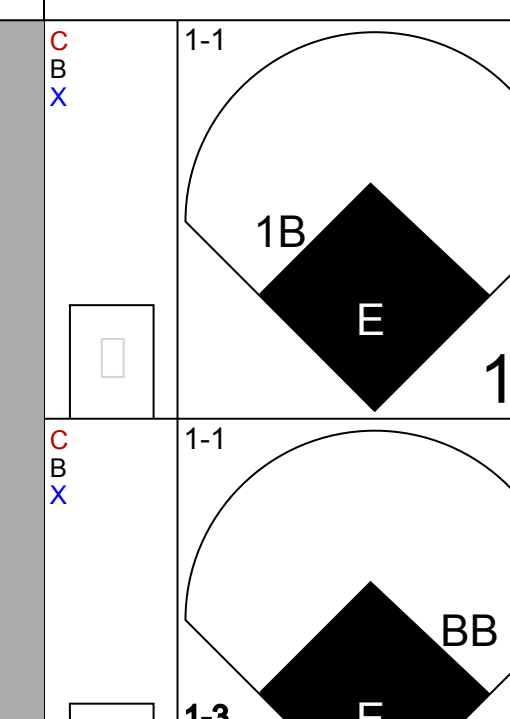
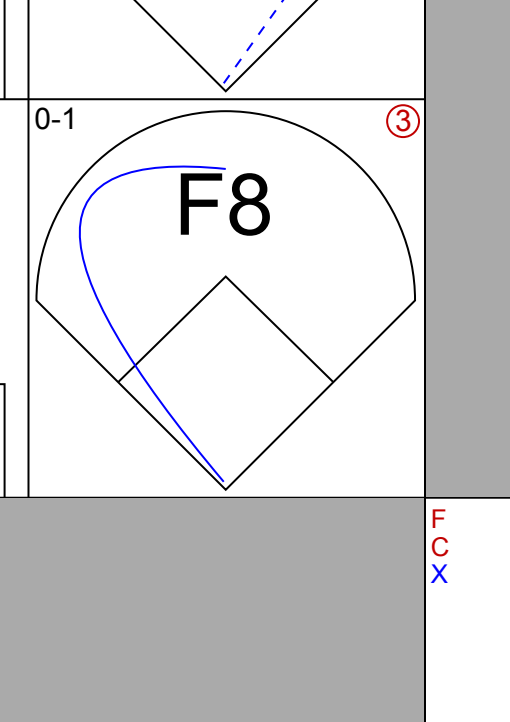
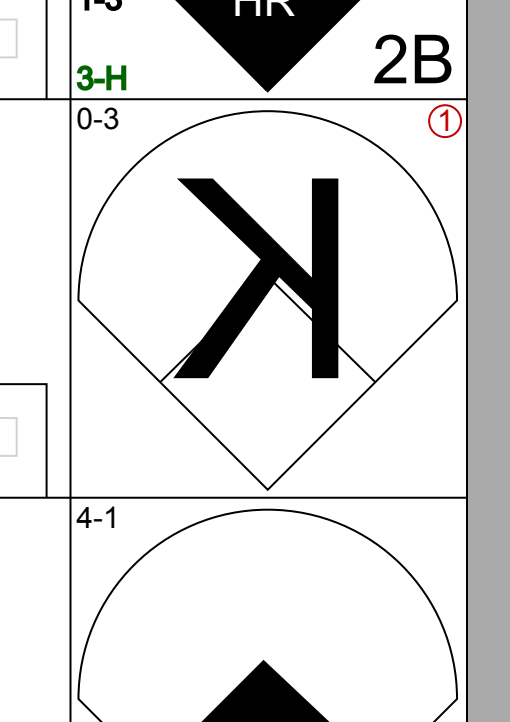
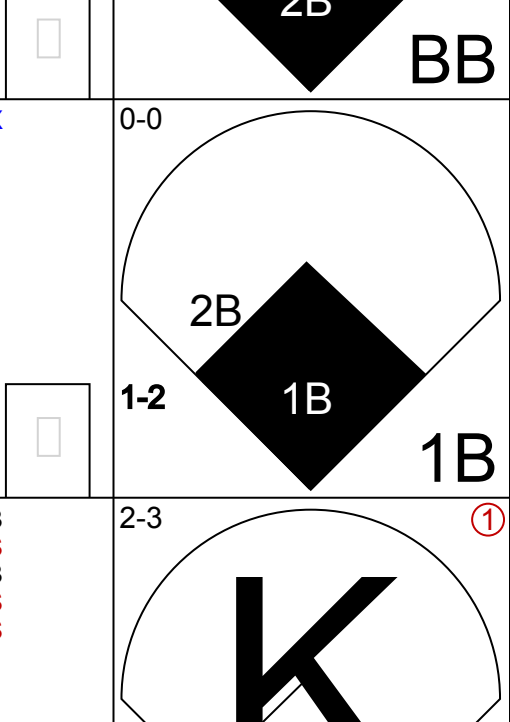
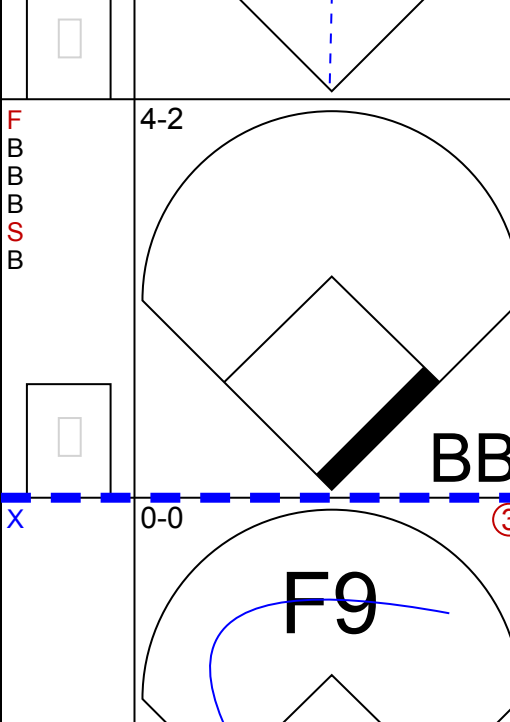
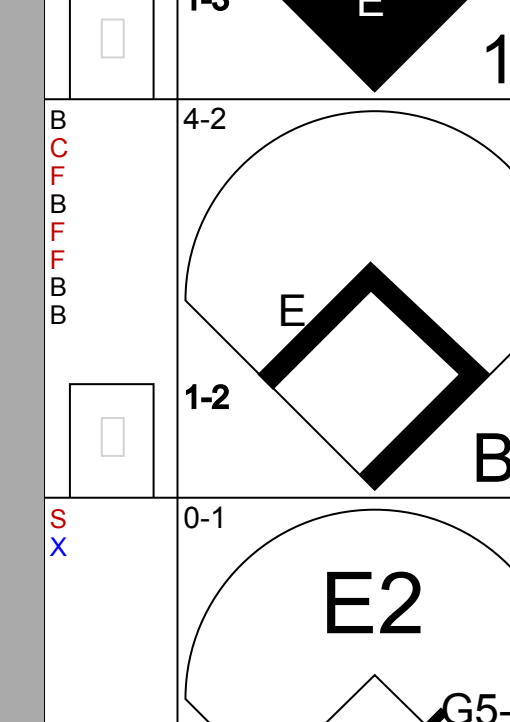
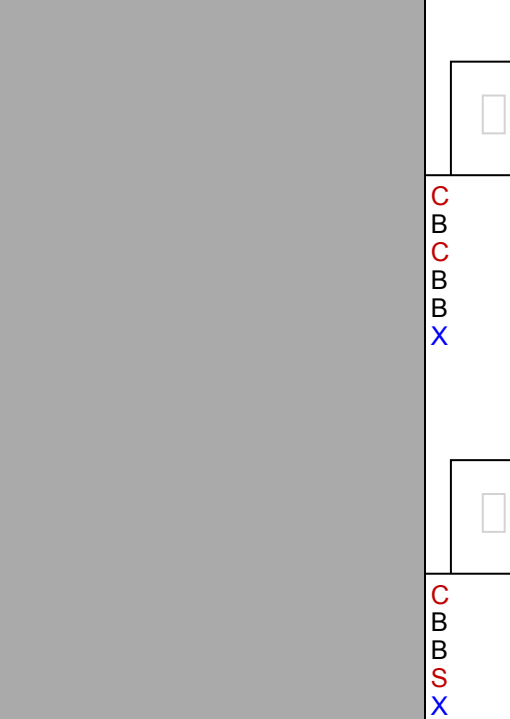
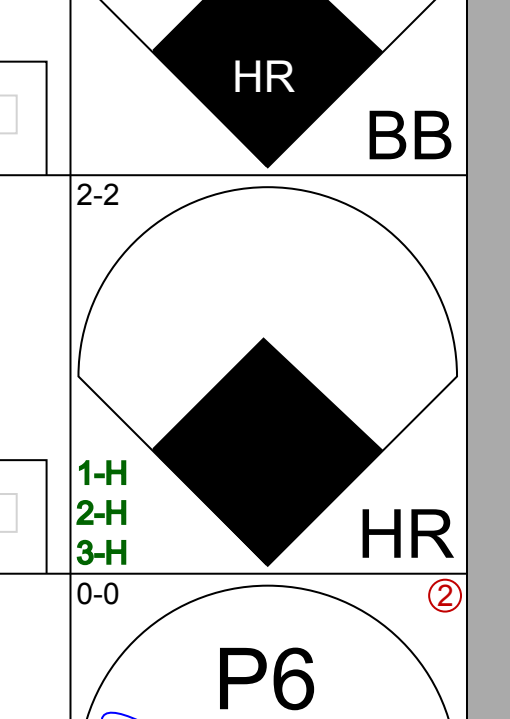
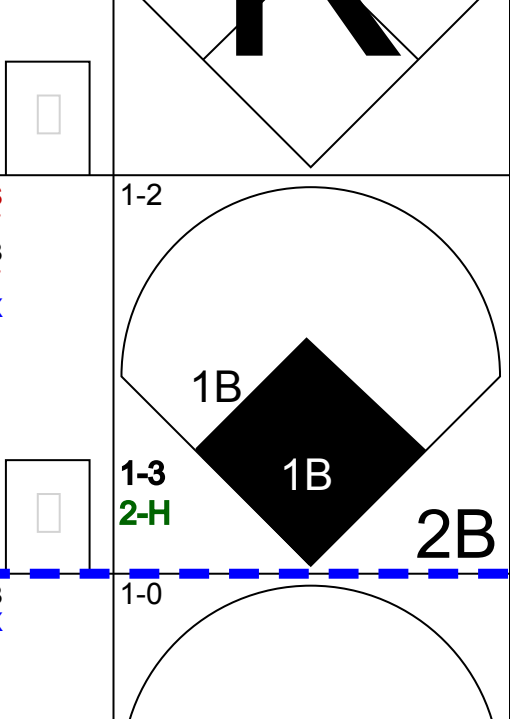
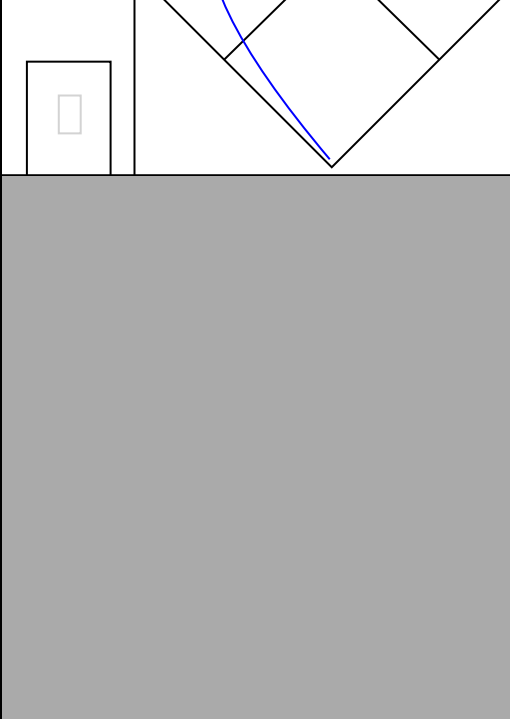
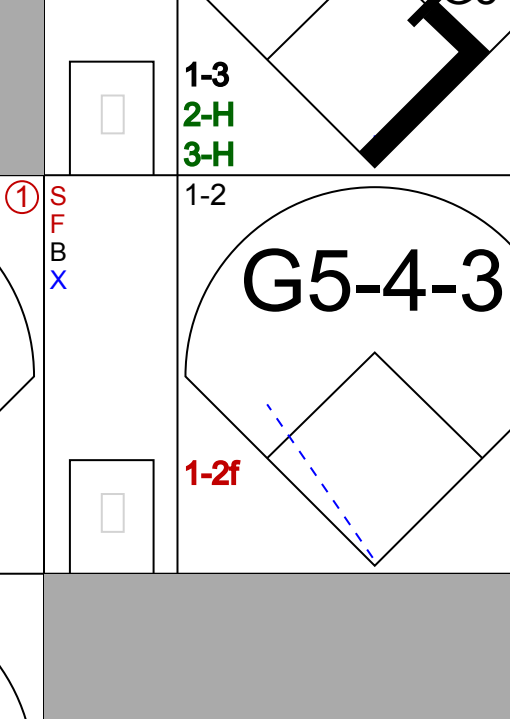
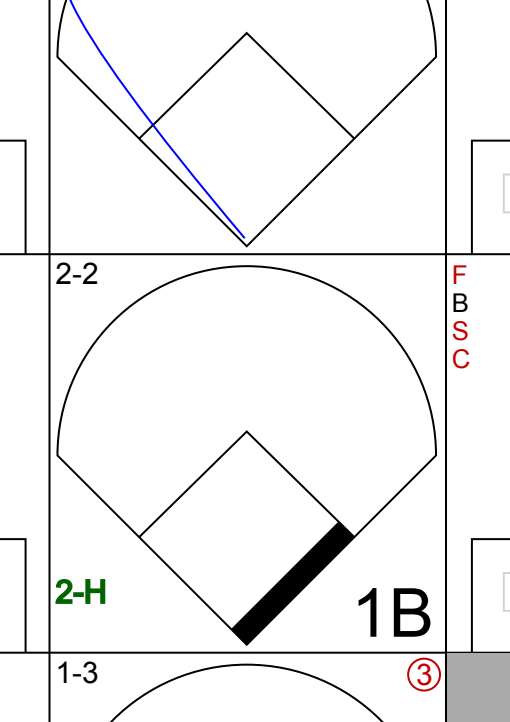
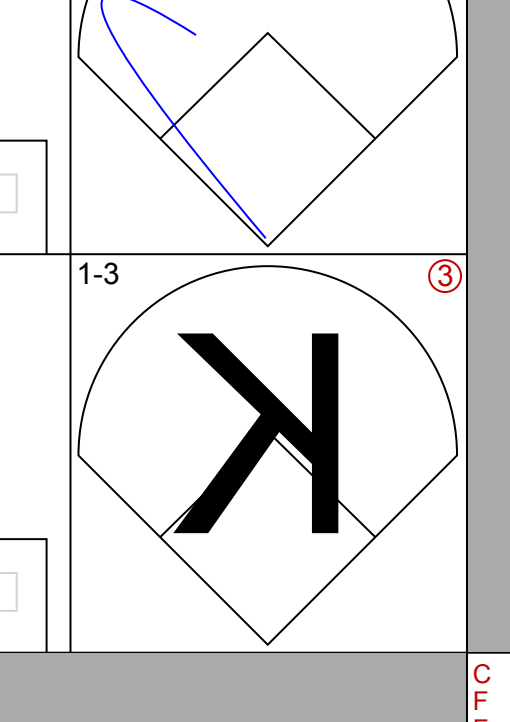
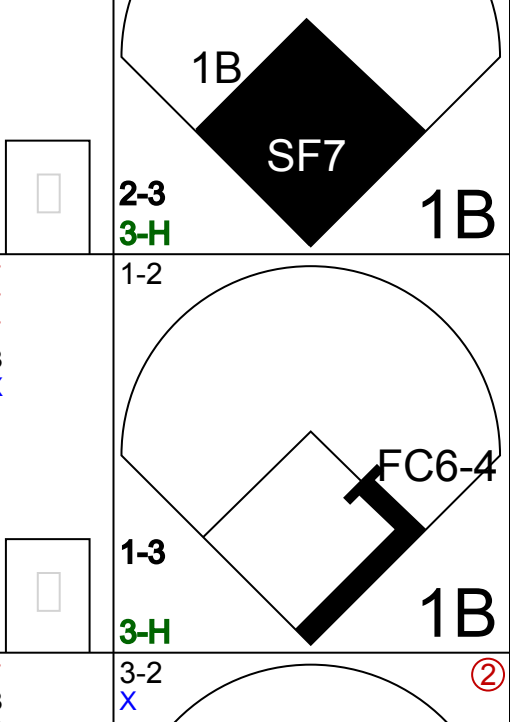

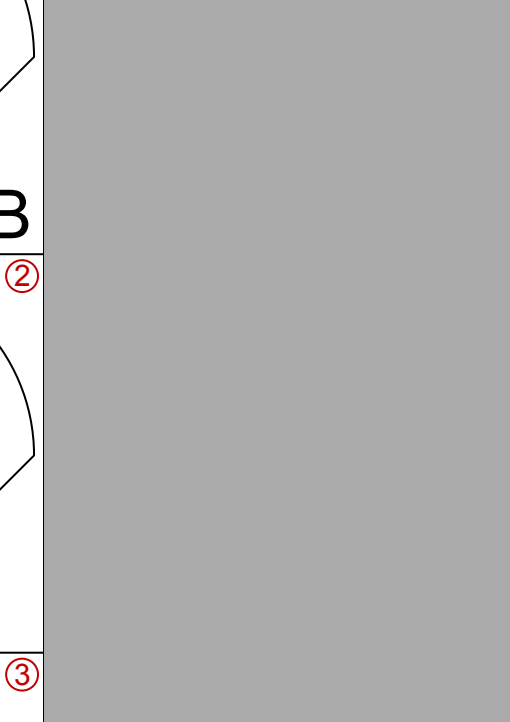
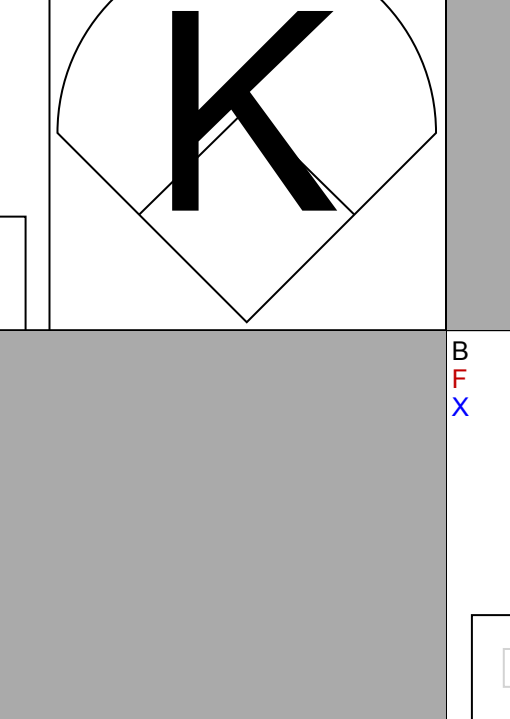
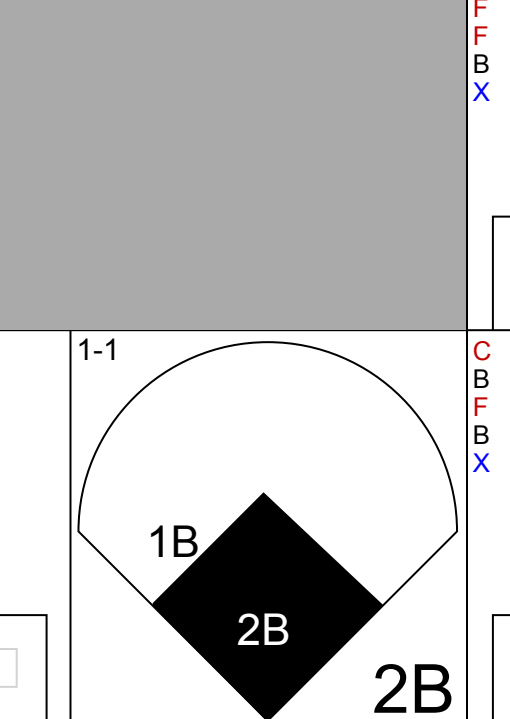
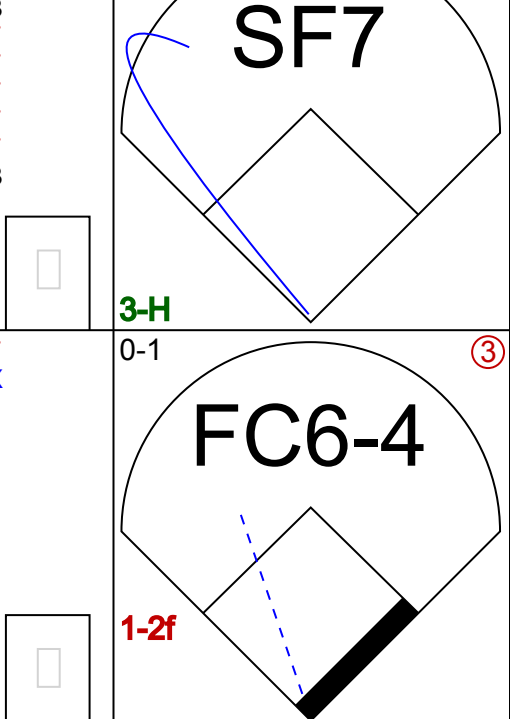

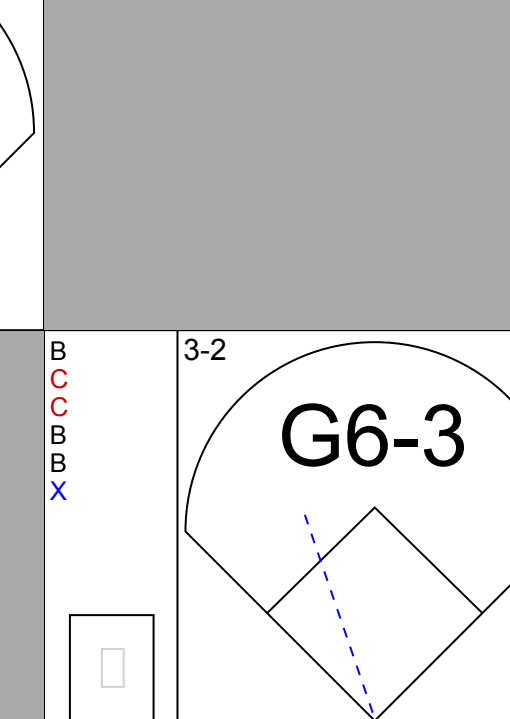
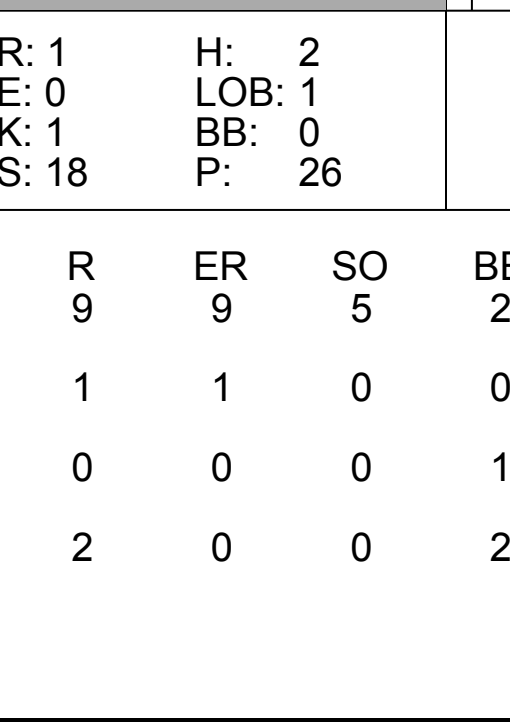
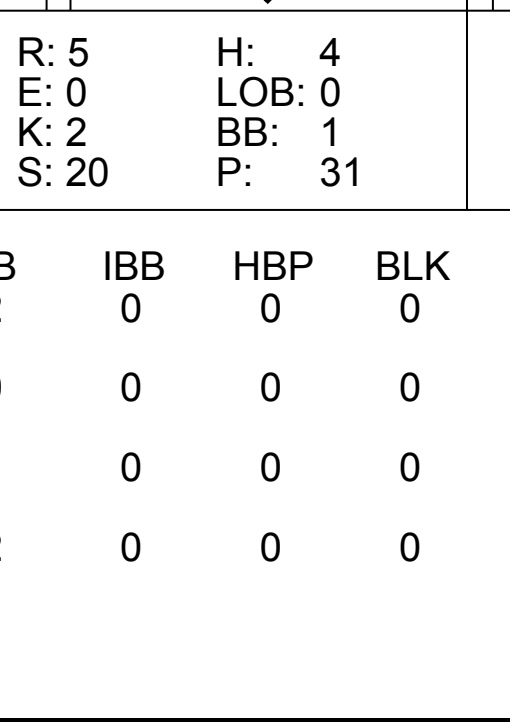
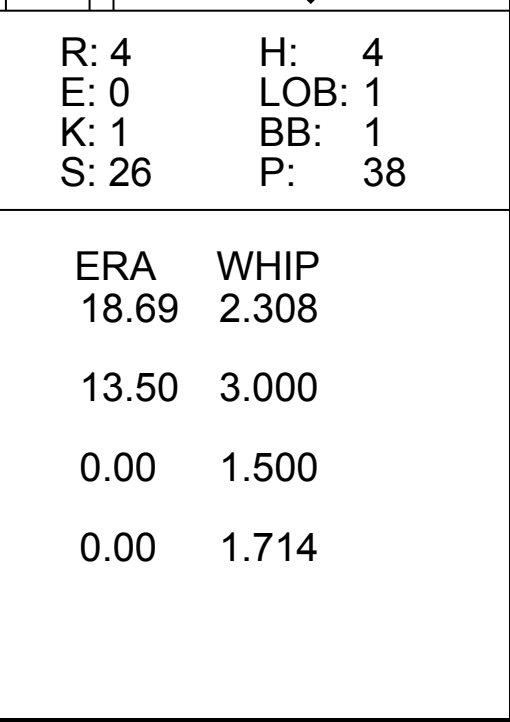
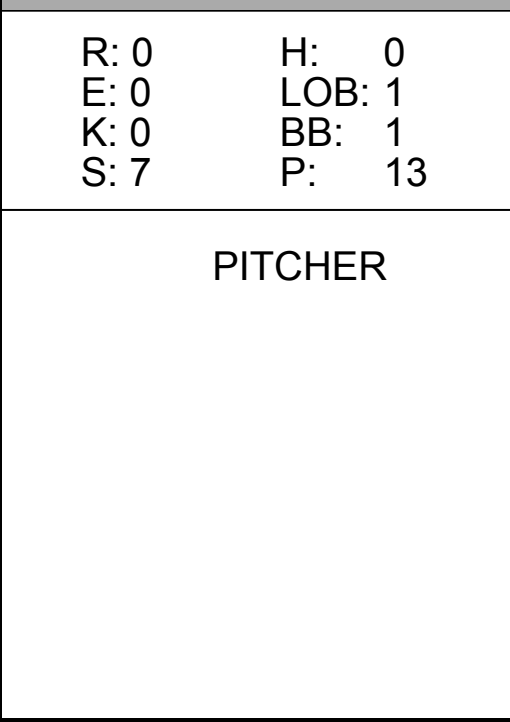
Toronto Blue Jays @ Boston Red Sox  
Fenway Park, Boston, MA  
Sun Jun 24 2001, 1:05 PM EDT  
Att: 32,804 - Cloudy - 81 F

AB 34  
R 2  
H 8  
RBI 2  
BB 2  
SO 9  
LOB 13





Batter	1	2	3	4	5	6	7	8	9	AB	R	H	RBI	BB	SO	LOB	TOP					
<b>Randy Winn, S</b> OBP: 0.371, SLG: 0.437 (1, 8)										3	1	2	2	1	2	0	<b>Tampa Bay Devil Rays @ Boston Red Sox</b> Fenway Park, Boston, MA Mon Jun 25 2001, 7:05 PM EDT Att: 32,854 - Sunny - 74 F					
<b>Steve Cox, L</b> OBP: 0.276, SLG: 0.391 (1, 3)										5	1	2	1	0	0	1						
<b>Greg Vaughn, R</b> OBP: 0.343, SLG: 0.513 (1, 7)										4	2	2	2	1	1	1						
<b>Fred McGriff, L</b> OBP: 0.407, SLG: 0.566 (1, 10)											4	0	2	0	1	0		0				
<b>Ben Grieve, L</b> OBP: 0.357, SLG: 0.373 (1, 9)											4	0	0	0	1	0		3				
<b>Aubrey Huff, L</b> OBP: 0.270, SLG: 0.341 (1, 5)											4	0	0	1	1	0		3				
<b>Mike DiFelice, R</b> OBP: 0.273, SLG: 0.327 (1, 2)										2	2	1	1	1	1	1						
<b>Brent Abernathy, R</b> OBP: 0.500, SLG: 1.333 (1, 4)										3	2	1	1	1	0	3						
<b>Andy Sheets, R</b> OBP: 0.280, SLG: 0.284 (8, PH)										2	0	0	0	0	0	0						
<b>Jason Tyner, L</b> OBP: 0.299, SLG: 0.274 (8, 6)										1	0	0	0	0	0	0						
<b>Felix Martinez, S</b> OBP: 0.287, SLG: 0.280 (8, 6)										0	0	0	0	0	0	0						
<b>Inning Stats</b>	R: 2 E: 0 K: 1 S: 19	H: 3 LOB: 1 BB: 0 P: 25	R: 2 E: 0 K: 0 S: 9	H: 2 LOB: 2 BB: 3 P: 24	R: 0 E: 0 K: 1 S: 6	H: 0 LOB: 1 BB: 1 P: 12	R: 1 E: 0 K: 1 S: 11	H: 1 LOB: 0 BB: 0 P: 17	R: 0 E: 0 K: 0 S: 7	H: 0 LOB: 0 BB: 1 P: 13	R: 2 E: 0 K: 1 S: 13	H: 2 LOB: 0 BB: 0 P: 24	R: 1 E: 0 K: 0 S: 11	H: 1 LOB: 2 BB: 1 P: 19	R: 0 E: 0 K: 0 S: 7	H: 0 LOB: 1 BB: 1 P: 15	R: 0 E: 0 K: 0 S: 6	H: 0 LOB: 0 BB: 0 P: 11	1B: 4 2B: 1 3B: 0 HR: 4	SF: 1 SAC: 1 DP: 1 HBP: 1	WP: 0 PB: 0 SB: 0 CS: 0	PA: 42
<b>PITCHER</b>	IP	WLS	BF	H	R	ER	SO	BB	IBB	HBP	BLK	WP	HR	S	P	ERA	WHIP					
<b>David Cone, R</b> ERA: 5.08	(1, 1)	5.0	W	24	6	5	5	3	5	0	0	0	0	2	52	91	9.00	2.200				
<b>Rich Garces, R</b> ERA: 3.03	(6, 1)	1.0		5	2	2	2	1	0	0	0	0	0	2	13	24	18.00	3.000				
<b>Pete Schourek, L</b> ERA: 3.95	(7, 1)	0.2	H	4	1	1	1	0	1	0	0	0	0	6	12	13.50	3.000					
<b>Hipolito Pichardo, R</b> ERA: 3.52	(7, 1)	0.1	H	2	0	0	0	0	0	0	1	0	0	5	7	0.00	0.000					
<b>Derek Lowe, R</b> ERA: 3.46	(8, 1)	2.0	S	7	0	0	0	0	1	0	0	0	0	13	26	0.00	0.500					

Batter	1	2	3	4	5	6	7	8	9	AB	R	H	RBI	BB	SO	LOB	BOTTOM					
<b>Jose Offerman, S</b> OBP: 0.355, SLG: 0.404 (1, 4)										5	2	2	0	0	1	0	<b>Tampa Bay Devil Rays @ Boston Red Sox</b> Fenway Park, Boston, MA Mon Jun 25 2001, 7:05 PM EDT Att: 32,854 - Sunny - 74 F					
<b>Scott Hatteberg, L</b> OBP: 0.282, SLG: 0.337 (1, 2)										4	3	2	1	1	0	0						
<b>Trot Nixon, L</b> OBP: 0.354, SLG: 0.456 (1, 8)										3	1	1	0	2	1	2						
<b>Manny Ramirez, R</b> OBP: 0.438, SLG: 0.662 (1, 7)										4	2	1	0	1	1	4						
<b>Dante Bichette, R</b> OBP: 0.383, SLG: 0.586 (1, 10)										5	2	2	5	0	0	3						
<b>Troy O'Leary, L</b> OBP: 0.295, SLG: 0.460 (1, 9)										3	1	1	1	1	0	1						
<b>Shea Hillenbrand, R</b> OBP: 0.269, SLG: 0.407 (1, 5)										4	0	2	2	0	1	1						
<b>Brian Daubach, L</b> OBP: 0.324, SLG: 0.497 (1, 3)										3	0	0	1	0	1	2						
<b>Lou Merloni, R</b> OBP: 0.304, SLG: 0.357 (1, 6)										4	1	1	0	0	0	1						
<b>Inning Stats</b>	R: 0 E: 0 K: 0 S: 5	H: 0 LOB: 0 BB: 0 P: 7	R: 1 E: 0 K: 1 S: 18	H: 2 LOB: 1 BB: 0 P: 26	R: 5 E: 0 K: 2 S: 20	H: 4 LOB: 0 BB: 1 P: 31	R: 0 E: 0 K: 1 S: 11	H: 0 LOB: 0 BB: 0 P: 16	R: 4 E: 0 K: 1 S: 26	H: 4 LOB: 1 BB: 1 P: 38	R: 0 E: 0 K: 0 S: 7	H: 0 LOB: 1 BB: 1 P: 13	R: 0 E: 0 K: 0 S: 7	H: 0 LOB: 1 BB: 1 P: 13	R: 2 E: 1 K: 0 S: 16	H: 2 LOB: 1 BB: 1 P: 26	R: 0 E: 0 K: 0 S: 6	H: 0 LOB: 0 BB: 0 P: 11	1B: 7 2B: 4 3B: 0 HR: 1	SF: 1 SAC: 0 DP: 1 HBP: 0	WP: 0 PB: 0 SB: 0 CS: 0	PA: 41
<b>PITCHER</b>	IP	WLS	BF	H	R	ER	SO	BB	IBB	HBP	BLK	WP	HR	S	P	ERA	WHIP					
<b>Ryan Rupe, R</b> ERA: 7.32	(1, 1)	4.1	L	23	8	9	9	5	0	0	0	0	0	1	66	99	18.69	2.308				
<b>Paul Wilson, R</b> ERA: 7.91	(5, 1)	0.2		4	2	1	1	0	0	0	0	0	0	14	19	13.50	3.000					
<b>Jeff Wallace, L</b> ERA: 1.33	(6, 1)	0.2		3	0	0	0	0	1	0	0	0	0	6	12	0.00	1.500					
<b>Jesus Colome, R</b> ERA:	(6, 1)	2.1		11	2	2	0	0	2	0	0	0	0	24	40	0.00	1.714					



Batter	1	2	3	4	5	6	7	8	9	AB	R	H	RBI	BB	SO	LOB	TOP								
Randy Winn, S OBP: 0.372, SLG: 0.442 (1, 8)										5	1	2	1	0	1	0	<b>Tampa Bay Devil Rays @ Boston Red Sox</b> Fenway Park, Boston, MA Tue Jun 26 2001, 7:05 PM EDT Att: 32,185 - Sunny - 85 F								
Steve Cox, L OBP: 0.276, SLG: 0.381 (1, 3)										3	1	0	0	0	3	1									
Greg Vaughn, R OBP: 0.342, SLG: 0.520 (1, 7)										4	1	1	4	0	1	1									
Fred McGriff, L OBP: 0.401, SLG: 0.557 (1, 10)										4	0	0	0	0	2	1									
Ben Grieve, L OBP: 0.352, SLG: 0.367 (1, 9)										4	0	0	0	0	2	0									
Aubrey Huff, L OBP: 0.280, SLG: 0.363 (1, 5)										3	1	2	1	1	0	0									
John Flaherty, R OBP: 0.266, SLG: 0.336 (1, 2)										4	0	1	0	0	1	1									
Brent Abernathy, R OBP: 0.375, SLG: 0.714 (1, 4)										4	1	1	0	0	0	3									
Felix Martinez, S OBP: 0.288, SLG: 0.281 (1, 6)										3	1	1	0	0	1	2									
Russ Johnson, R OBP: 0.362, SLG: 0.400 (9, PH)										1	0	0	0	0	1	0									
<b>Inning Stats</b>	R: 0 E: 0 K: 1 S: 10	H: 1 LOB: 1 BB: 0 P: 13	R: 0 E: 0 K: 0 S: 11	H: 0 LOB: 1 BB: 21	R: 0 E: 0 K: 2 S: 11	H: 0 LOB: 0 BB: 0 P: 18	R: 0 E: 0 K: 1 S: 9	H: 0 LOB: 0 BB: 0 P: 12	R: 5 E: 0 K: 1 S: 17	H: 4 LOB: 0 BB: 0 P: 25	R: 0 E: 0 K: 0 S: 7	H: 2 LOB: 2 BB: 0 P: 10	R: 0 E: 0 K: 3 S: 10	H: 0 LOB: 0 BB: 0 P: 15	R: 1 E: 0 K: 3 S: 10	H: 1 LOB: 0 BB: 0 P: 17	R: 0 E: 0 K: 1 S: 7	H: 0 LOB: 0 BB: 0 P: 11	1B: 4 2B: 2 3B: 0 HR: 2	SF: 0 SAC: 0 DP: 0 HBP: 1	WP: 0 PB: 0 CS: 0	PA: 37			
<b>PITCHER</b>	IP	WLS	BF	H	R	ER	SO	BB	IBB	HBP	BLK	WP	HR	S	P	ERA	WHIP								
Pedro Martinez, R ERA: 2.26 (1, 1)	4.2		20	4	4	4	4	1	0	1	0	0	0	53	81	7.71	1.071								
Rolando Arrojo, R ERA: 4.13 (5, 1)	2.1	W	10	3	1	1	4	0	0	0	0	0	1	22	33	3.86	1.286								
Rod Beck, R ERA: 2.81 (8, 1)	1.0	S	4	1	1	1	3	0	0	0	0	0	1	10	17	9.00	1.000								
Derek Lowe, R ERA: 3.4 (9, 1)	1.0		3	0	0	0	1	0	0	0	0	0	0	7	11	0.00	0.000								

Batter	1	2	3	4	5	6	7	8	9	AB	R	H	RBI	BB	SO	LOB	BOTTOM								
Chris Stynes, R OBP: 0.336, SLG: 0.500 (1, 4)										4	1	2	0	1	0	2	<b>Tampa Bay Devil Rays @ Boston Red Sox</b> Fenway Park, Boston, MA Tue Jun 26 2001, 7:05 PM EDT Att: 32,185 - Sunny - 85 F								
Scott Hatteberg, L OBP: 0.278, SLG: 0.330 (1, 2)										2	1	0	1	3	0	1									
Trot Nixon, L OBP: 0.359, SLG: 0.471 (1, 8)										4	1	2	4	1	1	5									
Manny Ramirez, R OBP: 0.438, SLG: 0.660 (1, 7)										4	0	1	1	1	1	4									
Dante Bichette, R OBP: 0.380, SLG: 0.574 (1, 10)										3	0	0	0	1	0	1									
Troy O'Leary, L OBP: 0.293, SLG: 0.450 (1, 9)										4	0	0	0	0	2	3									
Shea Hillenbrand, R OBP: 0.269, SLG: 0.465 (1, 5)										4	1	1	0	0	0	1									
Brian Daubach, L OBP: 0.327, SLG: 0.507 (1, 3)										4	2	2	1	0	2	0									
Lou Merloni, R OBP: 0.320, SLG: 0.341 (1, 6)										2	1	0	0	2	0	0									
<b>Inning Stats</b>	R: 1 E: 0 K: 0 S: 14	H: 3 LOB: 2 BB: 1 P: 21	R: 0 E: 0 K: 1 S: 7	H: 0 LOB: 0 BB: 0	R: 0 E: 0 K: 1 S: 6	H: 0 LOB: 0 BB: 0 P: 8	R: 0 E: 0 K: 0 S: 6	H: 0 LOB: 1 BB: 1 P: 13	R: 4 E: 0 K: 0 S: 11	H: 2 LOB: 0 BB: 2 P: 24	R: 2 E: 0 K: 3 S: 20	H: 2 LOB: 3 BB: 3 P: 37	R: 0 E: 0 K: 0 S: 6	H: 0 LOB: 1 BB: 1 P: 10	R: 0 E: 0 K: 0 S: 11	H: 0 LOB: 0 BB: 0 P: 15	1B: 5 2B: 1 3B: 1 HR: 1	SF: 0 SAC: 0 DP: 0 HBP: 0	WP: 2 PB: 0 CS: 0	PA: 40					
<b>PITCHER</b>	IP	WLS	BF	H	R	ER	SO	BB	IBB	HBP	BLK	WP	HR	S	P	ERA	WHIP								
Tanyon Sturtze, R ERA: 5.11 (1, 1)	6.1		29	5	4	4	3	6	0	0	0	0	0	54	101	5.68	1.737								
Travis Phelps, R ERA: 4.07 (7, 1)	0.2	B	3	1	1	1	0	0	0	0	0	0	1	7	11	13.50	1.500								
Victor Zambrano, R ERA: 9.82 (8, 1)	1.0	L	8	2	2	2	3	3	0	0	0	1	0	20	37	18.00	5.000								





Batter	1	2	3	4	5	6	7	8	9	AB	R	H	RBI	BB	SO	LOB	TOP				
Jason Tyner, L (1, 8) OBP: 0.296, SLG: 0.282	K		G3 HR	K			G1-3 WP	G4-3		5	1	2	0	0	2	4					
Steve Cox, L (1, 3) OBP: 0.286, SLG: 0.410	1B BB		G3	HR			G1-3		E8 1B	4	2	2	4	1	0	2					
Greg Vaughn, R (1, 7) OBP: 0.340, SLG: 0.525	F2		HR	G6-3			K		K	5	1	1	2	0	2	3					
Fred McGriff, L (1, 10) OBP: 0.404, SLG: 0.560 Damian Rolls, R (9, PR) OBP: 0.302, SLG: 0.355	1B				G3-1		F9		G5-3 1B	4	0	2	0	1	0	1					
Ben Grieve, L (1, 9) OBP: 0.350, SLG: 0.367	K		K		K				G5-3	5	1	1	0	0	3	5					
Aubrey Huff, L (1, 5) OBP: 0.283, SLG: 0.364		K	K		G4-3					5	0	2	2	0	2	1					
John Flaherty, R (1, 2) OBP: 0.270, SLG: 0.338	G6-3			HR			G1-6-3		F7	5	1	2	0	0	0	4					
Brent Abernathy, R (1, 4) OBP: 0.333, SLG: 0.545	F8			K			G1-6-3			4	0	1	1	0	1	2					
Andy Sheets, R (1, 6) OBP: 0.288, SLG: 0.303			HR	HR			G5-3		K	4	2	2	0	0	1	2					
<b>Inning Stats</b>	R: 0 E: 0 K: 2 S: 9	H: 1 LOB: 2 BB: 1 P: 17	R: 0 E: 0 K: 1 S: 6	H: 0 LOB: 0 BB: 0 P: 8	R: 3 E: 0 K: 2 S: 15	H: 4 LOB: 1 BB: 0 P: 23	R: 3 E: 0 K: 2 S: 12	H: 3 LOB: 0 BB: 0 P: 17	R: 0 E: 0 K: 0 S: 7	H: 1 LOB: 0 BB: 0 P: 10	R: 0 E: 0 K: 1 S: 10	H: 1 LOB: 1 BB: 0 P: 19	R: 1 E: 0 K: 1 S: 13	H: 3 LOB: 2 BB: 1 P: 23	R: 2 E: 1 K: 1 S: 13	H: 2 LOB: 2 BB: 1 P: 26	1B: 10 2B: 3 3B: 0 HR: 2	SF: 0 SAC: 0 DP: 1 HBP: 0	WP: 1 PB: 0 CS: 0	PA: 43	
<b>PITCHER</b>	IP	WLS	BF	H	R	ER	SO	BB	IBB	HBP	BLK	WP	HR	S	P	ERA	WHIP				
Hideo Nomo, R (1, 1) ERA: 4.12	6.0		27	9	6	6	8	1	0	0	0	0	2	56	84	9.00	1.667				
Hipolito Pichardo, R (7, 1) ERA: 3.38	0.2		3	1	0	0	1	0	0	0	0	1	0	7	13	0.00	1.500				
Pete Schourek, L (7, 1) ERA: 4.23	0.1	L	3	2	1	1	0	0	0	0	0	0	0	7	14	27.00	6.000				
Rod Beck, R (8, 1) ERA: 2.74	1.0		4	1	0	0	1	0	0	0	0	0	0	9	15	0.00	1.000				
Sun-Woo Kim, R (9, 1) ERA: 12.0	1.0		6	2	2	2	1	0	1	0	0	0	0	13	26	18.00	2.000				

Tampa Bay Devil Rays @ Boston Red Sox  
Fenway Park, Boston, MA  
Wed Jun 27 2001, 7:05 PM EDT  
Att: 33,216 - Sunny - 88 F

AB 41  
R 9  
H 15  
RBI 9  
BB 2  
SO 11  
LOB 24



Batter	1	2	3	4	5	6	7	8	9	AB	R	H	RBI	BB	SO	LOB	BOTTOM					
Jose Offerman, S (1, 4) OBP: 0.351, SLG: 0.399	G5-4-3 1B	G6-3		G4-3		G4-6-3		K	F7	6	0	1	0	0	1	6						
Scott Hattberg, L (1, 2) OBP: 0.277, SLG: 0.320 Shea Hillenbrand, R (8, PH) OBP: 0.287, SLG: 0.403 Doug Mirabeli, R (9, 2) OBP: 0.284, SLG: 0.267	G5-4-3		G4-3		1B G1-3 BB	G4-3		G4-3		3	1	0	0	1	0	1						
Trot Nixon, L (1, 8) OBP: 0.367, SLG: 0.489	BB 1B		G6-3		G1-3 2B 1B		HR	BB		4	2	3	1	1	0	0						
Manny Ramirez, R (1, 7) OBP: 0.437, SLG: 0.653	FC6-4 BB		F9		G1-3		E5 1B 2B	BB		3	1	0	1	2	0	1						
Dante Bichette, R (1, 10) OBP: 0.380, SLG: 0.581	FC6-4			1B 2B			K	P3		5	1	2	1	0	1	5						
Troy O'Leary, L (1, 9) OBP: 0.305, SLG: 0.454		2B BB		2B 1B			2B 1B		K	3	1	2	1	2	1	0						
Chris Stynes, R (1, 5) OBP: 0.339, SLG: 0.500	F8		K	K			2B	BB		4	1	1	2	1	2	4						
Brian Daubach, L (1, 3) OBP: 0.333, SLG: 0.512		2B		1B		G3		BB		4	0	2	0	1	1	3						
Lou Merloni, R (1, 6) OBP: 0.327, SLG: 0.354	P4		L9			G4-6-3	G1-6-4-3		2B	4	0	1	1	1	0	6						
<b>Inning Stats</b>	R: 0 E: 0 K: 0 S: 18	H: 2 LOB: 2 BB: 1 P: 30	R: 0 E: 0 K: 0 S: 8	H: 1 LOB: 2 BB: 1 P: 14	R: 0 E: 0 K: 0 S: 8	H: 0 LOB: 0 BB: 0 P: 10	R: 1 E: 0 K: 1 S: 13	H: 3 LOB: 2 BB: 0 P: 18	R: 2 E: 0 K: 1 S: 15	H: 2 LOB: 2 BB: 2 P: 26	R: 0 E: 0 K: 0 S: 9	H: 0 LOB: 0 BB: 1 P: 18	R: 3 E: 1 K: 1 S: 18	H: 3 LOB: 1 BB: 1 P: 31	R: 0 E: 0 K: 1 S: 13	H: 0 LOB: 2 BB: 2 P: 24	R: 1 E: 0 K: 2 S: 10	H: 1 LOB: 1 BB: 1 P: 18	1B: 6 2B: 5 3B: 0 HR: 1	SF: 0 SAC: 0 DP: 3 HBP: 0	WP: 0 PB: 0 CS: 0	PA: 46
<b>PITCHER</b>	IP	WLS	BF	H	R	ER	SO	BB	IBB	HBP	BLK	WP	HR	S	P	ERA	WHIP					
Albie Lopez, R (1, 1) ERA: 5.64	5.0		26	8	3	3	2	4	0	0	0	0	1	21	39	13.50	3.000					
Paul Wilson, R (6, 1) ERA: 8.02	1.1	B	8	3	3	2	1	1	0	0	0	0	0	21	39	13.50	3.000					
Doug Creek, L (7, 1) ERA: 3.47	2.2	W	12	1	1	1	3	4	0	0	0	0	0	29	52	3.38	1.875					

Tampa Bay Devil Rays @ Boston Red Sox  
Fenway Park, Boston, MA  
Wed Jun 27 2001, 7:05 PM EDT  
Att: 33,216 - Sunny - 88 F

AB 37  
R 7  
H 12  
RBI 7  
BB 9  
SO 6  
LOB 26





Batter	1	2	3	4	5	6	7	8	9	AB	R	H	RBI	BB	SO	LOB	TOP		
Jason Tyner, L (1, 8) OBP: 0.291, SLG: 0.268	F9		G4-3		L5-3		G4-6-3 BB		F7	4	0	0	0	1	0	3	<b>Tampa Bay Devil Rays @ Boston Red Sox</b> Fenway Park, Boston, MA Thu Jun 28 2001, 7:05 PM EDT Att: 33,433 - Sunny - 86 F		
Steve Cox, L (1, 3) OBP: 0.277, SLG: 0.394	K		G6-3		K		G4-6-3		F5	5	0	0	0	0	2	4			
Greg Vaughn, R (1, 7) OBP: 0.339, SLG: 0.525	P6		1B 2B						K	4	1	1	0	0	2	0			
Fred McGriff, L (1, 10) OBP: 0.406, SLG: 0.563		HR 2B							G3	4	1	2	1	0	1	0			
Ben Griever, L (1, 9) OBP: 0.351, SLG: 0.381		HR 2H							K	4	1	2	2	0	2	1			
Aubrey Huff, L (1, 5) OBP: 0.287, SLG: 0.363		G3-1			G3				1B G5-3 1B	3	0	1	0	1	0	0			
Damian Rolls, R (9, PR) OBP: 0.302, SLG: 0.355										0	1	0	0	0	0	0			
Felix Martinez, S (9, 6) OBP: 0.298, SLG: 0.281										0	0	0	0	0	0	0			
Mike DiFelice, R (1, 2) OBP: 0.264, SLG: 0.316	F8		G6-3		G6-3		F7		G5-3	4	0	0	0	0	0	3			
Brent Abernathy, R (1, 4) OBP: 0.438, SLG: 0.643			G6-3		G6-3		SH2-4 2B		1B	3	0	2	0	1	0	0			
Andy Sheets, R (1, 6) OBP: 0.292, SLG: 0.300		FC6-4					SH2-4		1B	1	0	0	0	1	0	1			
Russ Johnson, R (9, PH) OBP: 0.366, SLG: 0.404	FC6-4				L5-3				1B	1	0	1	1	0	0	0			
Rod Beck, R (8, 1) ERA: 2.68									1B	1	0	1	1	0	0	0			
<b>Inning Stats</b>	R: 0 E: 0 K: 1 S: 11	H: 0 LOB: 0 BB: 0 P: 14	R: 2 E: 0 K: 0 S: 15	H: 2 LOB: 1 BB: 1 P: 26	R: 1 E: 0 K: 1 S: 10	H: 2 LOB: 1 BB: 0 P: 13	R: 0 E: 0 K: 0 S: 6	H: 0 LOB: 0 BB: 0 P: 12	R: 0 E: 0 K: 2 S: 13	H: 1 LOB: 2 BB: 1 P: 24	R: 0 E: 0 K: 0 S: 9	H: 1 LOB: 1 BB: 1 P: 17	R: 0 E: 0 K: 2 S: 8	H: 0 LOB: 0 BB: 0 P: 12	R: 1 E: 0 K: 0 S: 13	H: 3 LOB: 2 BB: 0 P: 18	1B: 5 2B: 4 3B: 0 HR: 1	SF: 0 SAC: 1 DP: 2 HBP: 0	WP: 0 PA: 38 PB: 0 CS: 0
<b>PITCHER</b>	IP WLS BF H R ER SO BB IBB HBP BLK WP HR S P ERA WHIP	IP WLS BF H R ER SO BB IBB HBP BLK WP HR S P ERA WHIP	IP WLS BF H R ER SO BB IBB HBP BLK WP HR S P ERA WHIP	IP WLS BF H R ER SO BB IBB HBP BLK WP HR S P ERA WHIP	IP WLS BF H R ER SO BB IBB HBP BLK WP HR S P ERA WHIP	IP WLS BF H R ER SO BB IBB HBP BLK WP HR S P ERA WHIP	IP WLS BF H R ER SO BB IBB HBP BLK WP HR S P ERA WHIP	IP WLS BF H R ER SO BB IBB HBP BLK WP HR S P ERA WHIP	IP WLS BF H R ER SO BB IBB HBP BLK WP HR S P ERA WHIP	IP WLS BF H R ER SO BB IBB HBP BLK WP HR S P ERA WHIP	IP WLS BF H R ER SO BB IBB HBP BLK WP HR S P ERA WHIP	IP WLS BF H R ER SO BB IBB HBP BLK WP HR S P ERA WHIP	IP WLS BF H R ER SO BB IBB HBP BLK WP HR S P ERA WHIP	IP WLS BF H R ER SO BB IBB HBP BLK WP HR S P ERA WHIP	IP WLS BF H R ER SO BB IBB HBP BLK WP HR S P ERA WHIP	IP WLS BF H R ER SO BB IBB HBP BLK WP HR S P ERA WHIP	IP WLS BF H R ER SO BB IBB HBP BLK WP HR S P ERA WHIP	IP WLS BF H R ER SO BB IBB HBP BLK WP HR S P ERA WHIP	IP WLS BF H R ER SO BB IBB HBP BLK WP HR S P ERA WHIP

AB	33
R	4
H	9
RBI	4
BB	4
SO	7
LOB	12



Batter	1	2	3	4	5	6	7	8	9	AB	R	H	RBI	BB	SO	LOB	BOTTOM		
Jose Offerman, S (1, 3) OBP: 0.350, SLG: 0.395	G6-3				G5-3 WP SF7 BB		L8			3	1	0	0	1	1	2	<b>Tampa Bay Devil Rays @ Boston Red Sox</b> Fenway Park, Boston, MA Thu Jun 28 2001, 7:05 PM EDT Att: 33,433 - Sunny - 86 F		
Chris Stynes, R (1, 4) OBP: 0.336, SLG: 0.491					G5-3				G6-3	4	0	1	0	0	1	3			
Trot Nixon, L (1, 9) OBP: 0.382, SLG: 0.482					L8					3	0	0	1	0	2	1			
Manny Ramirez, R (1, 10) OBP: 0.432, SLG: 0.644	L8				G5-3				F8	4	0	0	0	0	0	1			
Dante Bichette, R (1, 7) OBP: 0.383, SLG: 0.585									K	4	0	2	0	0	2	0			
Shea Hillenbrand, R (1, 5) OBP: 0.284, SLG: 0.398										3	1	0	0	0	0	2			
Scott Hatteberg, L (9, PH) OBP: 0.274, SLG: 0.317	FC1-6-5 1B				G6-3				F8	1	0	0	0	0	0	0			
Mike Lansing, R (1, 6) OBP: 0.263, SLG: 0.305										3	1	2	0	0	1	0			
Brian Daubach, L (9, PH) OBP: 0.336, SLG: 0.519										1	0	1	0	0	0	0			
Doug Mirabeli, R (1, 2) OBP: 0.286, SLG: 0.270										3	0	1	1	0	1	1			
Lou Merloni, R (9, PH) OBP: 0.321, SLG: 0.347										1	0	0	0	0	1	1			
Darren Lewis, R (1, 8) OBP: 0.279, SLG: 0.381										2	0	1	1	0	0	1			
Troy O'Leary, L (7, PH) OBP: 0.305, SLG: 0.451										1	0	0	0	0	0	0			
<b>Inning Stats</b>	R: 0 E: 0 K: 1 S: 10	H: 1 LOB: 1 BB: 0 P: 15	R: 2 E: 0 K: 2 S: 14	H: 4 LOB: 2 BB: 0 P: 22	R: 0 E: 0 K: 1 S: 6	H: 0 LOB: 0 BB: 0 P: 11	R: 0 E: 0 K: 0 S: 8	H: 1 LOB: 1 BB: 0 P: 13	R: 0 E: 0 K: 1 S: 9	H: 0 LOB: 0 BB: 0 P: 11	R: 0 E: 0 K: 1 S: 5	H: 0 LOB: 0 BB: 0 P: 8	R: 0 E: 0 K: 2 S: 12	H: 1 LOB: 1 BB: 0 P: 14	1B: 6 2B: 2 3B: 0 HR: 0	SF: 1 SAC: 0 DP: 1 HBP: 0	WP: 1 PA: 35 PB: 0 CS: 0		
<b>PITCHER</b>	IP WLS BF H R ER SO BB IBB HBP BLK WP HR S P ERA WHIP	IP WLS BF H R ER SO BB IBB HBP BLK WP HR S P ERA WHIP	IP WLS BF H R ER SO BB IBB HBP BLK WP HR S P ERA WHIP	IP WLS BF H R ER SO BB IBB HBP BLK WP HR S P ERA WHIP	IP WLS BF H R ER SO BB IBB HBP BLK WP HR S P ERA WHIP	IP WLS BF H R ER SO BB IBB HBP BLK WP HR S P ERA WHIP	IP WLS BF H R ER SO BB IBB HBP BLK WP HR S P ERA WHIP	IP WLS BF H R ER SO BB IBB HBP BLK WP HR S P ERA WHIP	IP WLS BF H R ER SO BB IBB HBP BLK WP HR S P ERA WHIP	IP WLS BF H R ER SO BB IBB HBP BLK WP HR S P ERA WHIP	IP WLS BF H R ER SO BB IBB HBP BLK WP HR S P ERA WHIP	IP WLS BF H R ER SO BB IBB HBP BLK WP HR S P ERA WHIP	IP WLS BF H R ER SO BB IBB HBP BLK WP HR S P ERA WHIP	IP WLS BF H R ER SO BB IBB HBP BLK WP HR S P ERA WHIP	IP WLS BF H R ER SO BB IBB HBP BLK WP HR S P ERA WHIP	IP WLS BF H R ER SO BB IBB HBP BLK WP HR S P ERA WHIP	IP WLS BF H R ER SO BB IBB HBP BLK WP HR S P ERA WHIP	IP WLS BF H R ER SO BB IBB HBP BLK WP HR S P ERA WHIP	IP WLS BF H R ER SO BB IBB HBP BLK WP HR S P ERA WHIP

AB	33
R	3
H	8
RBI	3
BB	1
SO	9
LOB	12





Batter	1	2	3	4	5	6	7	8	9	AB	R	H	RBI	BB	SO	LOB	TOP										
<b>Jose Offerman, S</b> OBP: 0.347, SLG: 0.389 (1, 4)	1-2 P6		2-3 K		1-0 F7	4-0 G5-4-3 IBB		0-0 L5-3		4	0	0	0	1	1	2											
<b>Scott Hatteberg, L</b> OBP: 0.276, SLG: 0.311 <b>Shea Hillenbrand, R</b> OBP: 0.282, SLG: 0.396 (1, 10) (6, PH)	1-1 G4-3		4-0 BB		1-2 P6	1-0 G5-4-3		1-2 G4-3		2	0	0	0	1	0	0											
<b>Trot Nixon, L</b> OBP: 0.373, SLG: 0.485 (1, 8)	4-2 BB		4-2 BB		3-1 1B		4-1 HR		1-1 HBP	1	1	1	0	3	0	0											
<b>Manny Ramirez, R</b> OBP: 0.429, SLG: 0.646 (1, 7)	3-3 K		1-3 K		0-0 P5		0-0 HR		3-2 L4-3	5	1	1	2	0	2	6											
<b>Dante Bichette, R</b> OBP: 0.385, SLG: 0.589 (1, 9)		1-3 K		0-0 P4		0-1 HR		3-2 G4-6-3 1B		4	1	2	0	0	1	0											
<b>Brian Daubach, L</b> OBP: 0.338, SLG: 0.538 (1, 3)	3-2 G4-3		0-0 2B		3-2 HR		2-3 K			4	1	2	2	0	1	1											
<b>Chris Stynes, R</b> OBP: 0.333, SLG: 0.479 (1, 5)	1-1 P6		2-1 G6-3		4-1 SH3-4 BB		2-2 G4-6-3			3	0	0	0	1	0	2											
<b>Mike Lansing, R</b> OBP: 0.268, SLG: 0.302 (1, 6)			0-0 F9		4-1 BB		4-1 SH3-4 BB		1-0 F2	2	0	0	0	2	0	0											
<b>Doug Mirabeli, R</b> OBP: 0.300, SLG: 0.303 (1, 2)			0-1 BB		2-2 F8		0-0 SH3-4		1-2 L5-3 1B	3	0	2	0	0	0	2											
<b>Inning Stats</b>	R: 0 E: 0 K: 1 S: 11	H: 0 LOB: 1 BB: 1 P: 20	R: 0 E: 0 K: 1 S: 10	H: 0 LOB: 0 BB: 0 P: 15	R: 0 E: 0 K: 2 S: 12	H: 1 LOB: 3 BB: 2 P: 23	R: 0 E: 0 K: 0 S: 8	H: 1 LOB: 2 BB: 1 P: 16	R: 0 E: 0 K: 0 S: 7	H: 1 LOB: 1 BB: 0 P: 12	R: 2 E: 0 K: 1 S: 10	H: 2 LOB: 2 BB: 3 P: 26	R: 2 E: 0 K: 1 S: 16	H: 2 LOB: 0 BB: 1 P: 27	R: 0 E: 0 K: 0 S: 5	H: 1 LOB: 0 BB: 0 P: 7	R: 0 E: 0 K: 0 S: 7	H: 0 LOB: 0 BB: 0 P: 12	1B: 3 2B: 5 3B: 0 HR: 2	SF: 0 SAC: 1 DP: 4 HBP: 1	WP: 0 PB: 0 SB: 0 CS: 0	PA: 40					
<b>PITCHER</b>	IP	WLS	BF	H	R	ER	SO	BB	IBB	HBP	BLK	WP	HR	S	P	ERA	WHIP										
<b>Steve Parris, R</b> ERA: 4.87 (1, 1)	5.1		28	5	2	2	4	6	1	0	0	0	1	57	110	3.38	2.062										
<b>Pedro Borbon, L</b> ERA: 3.49 (6, 1)	0.2	H	2	0	1	1	0	1	0	0	0	0	0	2	7	13.50	1.500										
<b>Paul Quantrill, R</b> ERA: 1.96 (7, 1)	2.0	W	7	3	1	1	1	0	0	0	0	0	1	20	29	4.50	1.500										
<b>Billy Koch, R</b> ERA: 3.93 (9, 1)	1.0		3	0	0	0	0	0	0	1	0	0	0	7	12	0.00	0.000										

**Boston Red Sox @ Toronto Blue Jays**  
SkyDome, Toronto, ON  
Fri Jun 29 2001, 7:05 PM EDT  
Att: 23,055 - Sunny - 88 F

AB 30  
R 4  
H 8  
RBI 4  
BB 8  
SO 5  
LOB 16



Batter	1	2	3	4	5	6	7	8	9	AB	R	H	RBI	BB	SO	LOB	BOTTOM										
<b>Shannon Stewart, R</b> OBP: 0.378, SLG: 0.477 (1, 7)	1-1 1B	1-0 1B		2-2 G6-3		2-2 G4-3		4-0 BB HR		4	2	2	0	1	0	2											
<b>Alex Gonzalez, R</b> OBP: 0.301, SLG: 0.368 (1, 6)	3-1 HR	1-1 L8		1-3 K		2-0 S		4-1 HR		3	2	1	1	1	1	2											
<b>Raul Mondesi, R</b> OBP: 0.386, SLG: 0.526 (1, 9)	1-2 HR	0-3 K		1-2 G5-3		3-3 K		2-2 HR		5	2	2	6	0	2	3											
<b>Carlos Delgado, L</b> OBP: 0.399, SLG: 0.534 (1, 3)	4-2 FC3-6 PB BB	2-3 K		2-3 K		3-3 K		2-0 E4		4	0	0	0	1	3	1											
<b>Brad Fullmer, L</b> OBP: 0.316, SLG: 0.438 (1, 10)	4-0 FC3-6 BB		1-1 S		0-0 F7		0-2 F7		1-3 K	4	0	1	0	1	1	1											
<b>José Cruz Jr., S</b> OBP: 0.342, SLG: 0.467 (1, 8)	3-1 FC3-6 S		2-3 K		2-0 S		2-1 G5-3			4	0	1	0	0	1	3											
<b>Darrin Fletcher, L</b> OBP: 0.265, SLG: 0.341 <b>Jeff Frye, R</b> OBP: 0.266, SLG: 0.234 (1, 2) (6, PH) (9, 4)	4-0 FC IBB		0-2 F8		3-2 G4-3		2-2 G4-3			2	0	0	0	1	0	2											
<b>Chris Woodward, R</b> OBP: 0.186, SLG: 0.407 (1, 5)	0-3 K		1-1 G5-3		1-1 G4-3 SH1-3 PB 1B		2-0 HR			4	2	2	0	0	1	4											
<b>Cesar Izturis, S</b> OBP: 0.267, SLG: 0.333 <b>Tony Fernandez, S</b> OBP: 0.353, SLG: 0.356 <b>Alberto Castillo, R</b> OBP: 0.319, SLG: 0.354 (1, 4) (8, PH) (9, 2)	1-3 FC		0-0 G6-3		0-0 SH1-3		1-0 G3			2	0	1	0	0	0	3											
<b>Inning Stats</b>	R: 3 E: 0 K: 1 S: 21	H: 3 LOB: 3 BB: 3 P: 41	R: 0 E: 0 K: 2 S: 9	H: 1 LOB: 1 BB: 0 P: 13	R: 0 E: 0 K: 1 S: 10	H: 1 LOB: 1 BB: 0 P: 14	R: 0 E: 0 K: 1 S: 14	H: 1 LOB: 1 BB: 0 P: 18	R: 1 E: 0 K: 1 S: 9	H: 1 LOB: 1 BB: 0 P: 17	R: 0 E: 0 K: 1 S: 10	H: 0 LOB: 0 BB: 0 P: 15	R: 4 E: 1 K: 1 S: 15	H: 2 LOB: 1 BB: 2 P: 33	R: 0 E: 0 K: 0 S: 5	H: 0 LOB: 0 BB: 0 P: 12	1B: 5 2B: 1 3B: 2 HR: 2	SF: 0 SAC: 1 DP: 0 HBP: 1	WP: 1 PB: 2 SB: 5 CS: 0	PA: 41							
<b>PITCHER</b>	IP	WLS	BF	H	R	ER	SO	BB	IBB	HBP	BLK	WP	HR	S	P	ERA	WHIP										
<b>49 Tim Wakefield, R</b> ERA: 2.38 (1, 1)	6.0		30	8	4	3	8	2	1	1	0	0	10	15	0.00	0.000											
<b>Bill Pulsipher, L</b> ERA: (7, 1)	1.0		3	0	0	0	1	0	0	0	0	0	0	10	15	0.00	0.000										
<b>Bryce Florie, R</b> ERA: 15.0 (8, 1)	0.2	L	7	2	4	4	0	1	1	0	0	0	1	11	28	54.00	4.500										
<b>Sun-Woo Kim, R</b> ERA: 10.8 (8, 1)	0.1		1	0	0	0	1	0	0	0	0	0	0	4	5	0.00	0.000										

**Boston Red Sox @ Toronto Blue Jays**  
SkyDome, Toronto, ON  
Fri Jun 29 2001, 7:05 PM EDT  
Att: 23,055 - Sunny - 88 F

AB 34  
R 8  
H 10  
RBI 7  
BB 5  
SO 9  
LOB 22









Batter	1	2	3	4	5	6	7	8	9	AB	R	H	RBI	BB	SO	LOB	TOP										
Jose Offerman, S (1, 4) OBP: 0.343, SLG: 0.381	F8		K		G6-3			G3-1		4	0	0	0	0	0	1	<b>Boston Red Sox @ Toronto Blue Jays</b> SkyDome, Toronto, ON Sun Jul 01 2001, 2:05 PM EDT Att: 34,348 - Dome - 72 F										
Scott Hatteberg, L (1, 2) OBP: 0.294, SLG: 0.336	F7		G4-6-3			G6-3				4	0	1	0	0	0	1											
Trot Nixon, L (1, 8) OBP: 0.371, SLG: 0.473				F8		F8		G3		3	0	0	0	1	0	1											
Manny Ramirez, R (1, 7) OBP: 0.425, SLG: 0.636	G1-3			K		K			G6-3	4	0	0	0	0	2	1											
Dante Bichette, R (1, 10) OBP: 0.383, SLG: 0.574 Darren Lewis, R (9, PR) OBP: 0.276, SLG: 0.376		G4-3		HR			K		E1	4	1	1	0	0	1	0											
Brian Daubach, L (1, 3) OBP: 0.343, SLG: 0.551	G5-3			HR		K				4	1	2	3	0	1	0											
Lou Merloni, R (1, 6) OBP: 0.354, SLG: 0.368				F8			F7		G6-4-3	3	0	0	0	0	0	1											
Troy O'Leary, L (1, 9) OBP: 0.310, SLG: 0.457								K		2	0	1	0	1	1	0											
Shea Hillenbrand, R (1, 5) OBP: 0.286, SLG: 0.410										3	1	2	1	0	0	1											
<b>Inning Stats</b>	R: 0 H: 0 E: 0 K: 0 S: 8	H: 0 LOB: 1 BB: 1 P: 16	R: 0 H: 1 E: 0 K: 0 S: 9	LOB: 2 BB: 0 P: 12	R: 0 H: 1 E: 0 K: 1 S: 10	LOB: 0 BB: 0 P: 12	R: 2 H: 2 E: 0 K: 1 S: 17	H: 2 LOB: 0 BB: 0 P: 23	R: 0 H: 0 E: 0 K: 1 S: 7	LOB: 0 BB: 0 P: 13	R: 0 H: 0 E: 0 K: 2 S: 10	H: 0 LOB: 0 BB: 0 P: 13	R: 1 H: 2 E: 0 K: 1 S: 14	LOB: 1 BB: 0 P: 23	R: 1 H: 1 E: 0 K: 0 S: 8	LOB: 0 BB: 0 P: 11		1B: 3 2B: 2 3B: 0 HR: 2	SF: 0 SAC: 0 DP: 2 HBP: 1	WP: 0 PB: 0 SB: 1 CS: 1	PA: 34						
<b>PITCHER</b>	IP	WLS	BF	H	R	ER	SO	BB	IBB	HBP	BLK	WP	HR	S	P	ERA	WHIP										
Chris Carpenter, R (1, 1) ERA: 3.66	7.2	L	29	6	3	3	6	2	0	1	0	0	2	80	120	3.52	1.043										
Dan Plesac, L (8, 1) ERA: 3.43	0.1		1	0	0	0	0	0	0	0	0	0	0	3	5	0.00	0.000										
Paul Quantrill, R (9, 1) ERA: 1.91	1.0		4	1	1	0	0	0	0	0	0	0	0	8	11	0.00	1.000										

Batter	1	2	3	4	5	6	7	8	9	AB	R	H	RBI	BB	SO	LOB	BOTTOM										
Shannon Stewart, R (1, 7) OBP: 0.383, SLG: 0.479	G5-3		G6-3			L9			E5	4	0	1	0	0	0	0	<b>Boston Red Sox @ Toronto Blue Jays</b> SkyDome, Toronto, ON Sun Jul 01 2001, 2:05 PM EDT Att: 34,348 - Dome - 72 F										
Alex Gonzalez, R (1, 6) OBP: 0.302, SLG: 0.371	G5-3			K			FC6-4		K	4	0	1	0	0	2	1											
Raul Mondesi, R (1, 9) OBP: 0.379, SLG: 0.524	P6			K		FC6-4			P3	4	0	0	0	0	1	2											
Carlos Delgado, L (1, 3) OBP: 0.396, SLG: 0.523				P4		L7				2	0	0	0	1	0	1											
Brad Fullmer, L (1, 10) OBP: 0.311, SLG: 0.433		F5			G5-3		G1-3			3	0	0	0	0	0	2											
José Cruz Jr., S (1, 8) OBP: 0.337, SLG: 0.456								G3		2	0	0	0	1	0	1											
Luis Lopez, R (1, 5) OBP: 0.188, SLG: 0.333					G5-4-3			G1-4-3		3	0	0	0	0	1	2											
Alberto Castillo, R (1, 2) OBP: 0.320, SLG: 0.353 Brian Simmons, S (8, PH) OBP: 0.262, SLG: 0.312 Darin Fletcher, L (9, 2) OBP: 0.262, SLG: 0.336					G6-3				G4-3	2	0	0	0	0	0	0											
Cesar Izturis, S (1, 4) OBP: 0.318, SLG: 0.409										1	0	0	0	0	0	0											
<b>Inning Stats</b>	R: 0 H: 0 E: 0 K: 0 S: 7	H: 0 LOB: 0 BB: 0 P: 9	R: 0 H: 0 E: 0 K: 1 S: 10	LOB: 1 BB: 1 P: 17	R: 0 H: 0 E: 0 K: 0 S: 9	LOB: 0 BB: 0 P: 14	R: 0 H: 0 E: 0 K: 2 S: 7	H: 0 LOB: 0 BB: 0 P: 13	R: 0 H: 0 E: 0 K: 0 S: 7	LOB: 0 BB: 0 P: 13	R: 0 H: 1 E: 0 K: 0 S: 13	H: 1 LOB: 1 BB: 0 P: 20	R: 0 H: 0 E: 0 K: 0 S: 8	H: 0 LOB: 0 BB: 0 P: 13	R: 0 H: 1 E: 1 K: 1 S: 10	LOB: 1 BB: 0 P: 13		1B: 2 2B: 0 3B: 0 HR: 0	SF: 0 SAC: 0 DP: 1 HBP: 0	WP: 0 PB: 1 SB: 2 CS: 0	PA: 30						
<b>PITCHER</b>	IP	WLS	BF	H	R	ER	SO	BB	IBB	HBP	BLK	WP	HR	S	P	ERA	WHIP										
Rolando Arrojo, R (1, 1) ERA: 3.64	7.0	W	23	1	0	0	3	2	0	0	0	0	0	60	99	0.00	0.429										
Rod Beck, R (8, 1) ERA: 2.76	1.0	H	3	0	0	0	0	0	0	0	0	0	0	8	13	0.00	0.000										
Derek Lowe, R (9, 1) ERA: 3.75	1.0		4	1	0	0	1	0	0	0	0	0	0	10	13	0.00	1.000										





Batter	1	2	3	4	5	6	7	8	9	AB	R	H	RBI	BB	SO	LOB	TOP							
<b>Chris Stynes, R</b> OBP: 0.343, SLG: 0.469 (1, 4)	0-2 CS 1B	2-2 G6-3	0-0 2B 1B		1-2 G3-1		4-0 BB		0-0 BB 1B 1B	5	2	3	1	1	0	0	<b>Boston Red Sox @ Toronto Blue Jays</b> SkyDome, Toronto, ON Mon Jul 02 2001, 1:05 PM EDT Att: 38,237 - Cloudy - 67 F							
<b>Scott Hatteberg, L</b> OBP: 0.311, SLG: 0.356 (1, 2)	4-2 BB HR BB	2-2 G3	3-1 WP 2B 2B		0-2 2B 1B		1-2 G4-3		3-2 BB 1B 1B	5	4	3	1	1	0	1								
<b>Trot Nixon, L</b> OBP: 0.377, SLG: 0.475 (1, 8) (7, 9)	4-2 HR BB	2-3 K	4-2 2B BB		3-2 1-H 2B			0-3 K	4-1 1B BB	3	1	1	1	3	2	0								
<b>Manny Ramirez, R</b> OBP: 0.429, SLG: 0.649 <b>Darren Lewis, R</b> OBP: 0.291, SLG: 0.379 (1, 7) (7, 8)	0-0 HR				1-3 K			2-2 L6	0-1 BB	3	1	2	4	1	1	1								
<b>Dante Bichette, R</b> OBP: 0.389, SLG: 0.572 <b>Doug Mirabeli, R</b> OBP: 0.302, SLG: 0.296 (1, 10) (9, PH)	4-1 1B E BB							0-1 HR 1B	3-1 1B	4	3	2	0	1	1	2								
<b>Brian Daubach, L</b> OBP: 0.348, SLG: 0.566 (1, 3)	0-1 E 1B				3-2 2B 1B			0-0 HR		5	3	3	3	0	0	0								
<b>Lou Merloni, R</b> OBP: 0.357, SLG: 0.377 (1, 6)	2-2 E4 1-H 2-H 2B				4-0 2B BB			0-1 G4-3	1-2 P4	4	1	1	2	1	0	0								
<b>Troy O'Leary, L</b> OBP: 0.307, SLG: 0.455 (1, 9) (7, 7)	3-2 G5-3				1-2 F8			0-0 F8	1-1 G4-3	5	1	1	2	0	0	1								
<b>Shea Hillenbrand, R</b> OBP: 0.281, SLG: 0.402 (1, 5)	1-0 G4-3				1-1 G1-3 2-3			2-2 G3-1	0-1 F9	5	0	0	0	0	0	2								
<b>Inning Stats</b>	R: 5 E: 1 K: 0 S: 18	H: 4 LOB: 1 BB: 3 P: 36	R: 0 E: 0 K: 1 S: 10	H: 0 LOB: 0 BB: 0 P: 16	R: 6 E: 0 K: 1 S: 25	H: 6 LOB: 2 BB: 3 P: 51	R: 0 E: 0 K: 0 S: 10	H: 0 LOB: 0 BB: 0 P: 14	R: 1 E: 0 K: 1 S: 15	H: 2 LOB: 1 BB: 0 P: 20	R: 0 E: 0 K: 0 S: 4	H: 0 LOB: 0 BB: 0 P: 4	R: 0 E: 0 K: 0 S: 12	H: 0 LOB: 1 BB: 1 P: 19	R: 2 E: 0 K: 1 S: 14	H: 2 LOB: 0 BB: 1 P: 17		R: 2 E: 0 K: 0 S: 14	H: 3 LOB: 2 BB: 1 P: 25	1B: 10 2B: 5 3B: 0 HR: 2	SF: 0 SAC: 0 DP: 0 HBP: 0	WP: 1 PB: 0 SB: 0 CS: 1	PA: 50	
<b>PITCHER</b>	IP	WLS	BF	H	R	ER	SO	BB	IBB	HBP	BLK	WP	HR	S	P	ERA	WHIP							
<b>Esteban Loaiza, R</b> ERA: 5.57 <b>32 Roy Halladay, R</b> ERA: 23.14 <b>Pedro Borbon, L</b> ERA: 3.45 <b>Bob File, R</b> ERA: 1.41 <b>Dan Plesac, L</b> ERA: 4.09	(1, 1)	0.1	L	7	4	5	0	3	0	0	0	0	1	0	36	70	135.00	21.000						
<b>Billy Koch, R</b> ERA: 4.33 (9, 1)	1.0			7	3	2	0	1	0	0	0	0	0	0	14	25	18.00	4.000						

AB	42
R	16
H	17
RBI	16
BB	8
SO	4
LOB	9



Batter	1	2	3	4	5	6	7	8	9	AB	R	H	RBI	BB	SO	LOB	BOTTOM							
<b>Shannon Stewart, R</b> OBP: 0.385, SLG: 0.481 (1, 7)	4-2 F7 S BB				1-2 E5 DI		3-2 1B 2B	0-1 F9		3	1	1	0	2	0	2	<b>Boston Red Sox @ Toronto Blue Jays</b> SkyDome, Toronto, ON Mon Jul 02 2001, 1:05 PM EDT Att: 38,237 - Cloudy - 67 F							
<b>Alex Gonzalez, R</b> OBP: 0.300, SLG: 0.375 (1, 6)	1-2 F7				2-2 F8		1-3 K	0-1 1-H 2-H 3B		5	0	1	2	0	2	4								
<b>Raul Mondesi, R</b> OBP: 0.375, SLG: 0.517 <b>Brian Simmons, S</b> OBP: 0.280, SLG: 0.309 (1, 9) (8, 9)	2-3 K				1-2 G5-3		3-2 G6-3	1-0 F7		4	0	0	0	0	1	4								
<b>Carlos Delgado, L</b> OBP: 0.393, SLG: 0.517 <b>Jeff Frye, R</b> OBP: 0.279, SLG: 0.250 (1, 3) (7, 5)	2-3 K				0-2 F9		1-0 2B 2-H 1B		1-0 FC4-6 1B	3	0	0	0	0	2	3								
<b>Brad Fullmer, L</b> OBP: 0.311, SLG: 0.432 <b>Tony Fernandez, S</b> OBP: 0.366, SLG: 0.373 (1, 10) (7, PH)		2-2 L9			2-0 WP SF8 1B		2-1 F7	1-2 2B	0-0 FC4-6	3	1	1	0	0	0	0								
<b>José Cruz Jr., S</b> OBP: 0.338, SLG: 0.452 (1, 8)		1-3 K			3-2 F7 WP 1B		4-1 BB BB	2-1 F7	3-1 F7	4	0	1	0	1	1	3								
<b>Darrin Fletcher, L</b> OBP: 0.265, SLG: 0.336 (1, 2)		2-2 FC5-4 1B 1B			1-1 SF8		4-2 BB		1-3 K 1B 3B	3	1	1	1	1	1	1								
<b>Luis Lopez, R</b> OBP: 0.200, SLG: 0.316 (1, 5) (7, 3)		1-1 FC5-4 1B			0-1 F7		1-1 P3	2-2 F7		4	0	1	0	0	0	4								
<b>Cesar Izturis, S</b> OBP: 0.308, SLG: 0.385 (1, 4)		1-2 FC5-4			0-0 F5		0-1 P3	3-1 3B 1B		4	1	1	0	0	0	5								
<b>Inning Stats</b>	R: 0 E: 0 K: 2 S: 12	H: 0 LOB: 1 BB: 1 P: 21	R: 0 E: 0 K: 1 S: 14	H: 2 LOB: 2 BB: 0 P: 21	R: 0 E: 0 K: 2 S: 11	H: 0 LOB: 1 BB: 1 P: 21	R: 1 E: 0 K: 0 S: 9	H: 2 LOB: 1 BB: 0 P: 15	R: 0 E: 1 K: 0 S: 13	H: 0 LOB: 1 BB: 0 P: 17	R: 0 E: 0 K: 0 S: 9	H: 0 LOB: 2 BB: 2 P: 20	R: 1 E: 0 K: 1 S: 18	H: 3 LOB: 0 BB: 0 P: 29	R: 2 E: 0 K: 1 S: 13	H: 2 LOB: 1 BB: 0 P: 20		R: 0 E: 0 K: 0 S: 5	H: 1 LOB: 1 BB: 0 P: 11	1B: 7 2B: 2 3B: 1 HR: 0	SF: 1 SAC: 0 DP: 0 HBP: 0	WP: 2 PB: 0 SB: 1 CS: 0	PA: 43	
<b>PITCHER</b>	IP	WLS	BF	H	R	ER	SO	BB	IBB	HBP	BLK	WP	HR	S	P	ERA	WHIP							
<b>Hideo Nomo, R</b> ERA: 3.97 <b>Byoye Florio, R</b> ERA: 14.73 <b>Sun-Woo Kim, R</b> ERA: 9.53	(1, 1)	6.0	W	27	4	1	1	1	0	0	0	0	0	0	13	21	13.50	3.000						
<b>Billy Koch, R</b> ERA: 4.33 (9, 1)	1.0			7	3	2	0	1	0	0	0	0	0	0	14	25	18.00	4.000						





Batter	1	2	3	4	5	6	7	8	9	AB	R	H	RBI	BB	SO	LOB	TOP											
Jose Offerman, S OBP: 0.341, SLG: 0.377 (1, 4)	4-2 G4-6-3 BB		3-3 K			2-3 K		2-2 G4-3		3	0	0	0	1	2	0	<b>Boston Red Sox @ Cleveland Indians</b> Jacobs Field, Cleveland, OH Tue Jul 03 2001, 7:05 PM EDT Att: 42,520 - Sunny - 76 F											
Scott Hatteberg, L OBP: 0.394, SLG: 0.347 Doug Mirabelli, R OBP: 0.299, SLG: 0.292 (8, 2)	1-2 G4-6-3 1-2f			0-2 G5-3		2-0 L7		1-0 F9		3	0	0	0	0	1	1												
Trot Nixon, L OBP: 0.375, SLG: 0.484 (1, 8)	0-1 G3-1			2-2 F7		3-2 HR		2-3 K		4	1	1	1	0	1	0												
Manny Ramirez, R OBP: 0.429, SLG: 0.647 (1, 7)		2-0 1B		0-0 1B		0-0 G5-3		1-3 K		4	0	2	0	0	1	0												
Dante Bichette, R OBP: 0.381, SLG: 0.560 (1, 10)	0-2 F9			0-3 K		1-1 G6-3		3-2 F9		4	0	0	0	0	1	2												
Brian Daubach, L OBP: 0.348, SLG: 0.563 (1, 3)	2-3 K			3-1 FC6-4 1B		1-3 K2-3				3	0	1	0	0	2	1												
Chris Stynes, R OBP: 0.343, SLG: 0.462 (1, 5)	2-0 F9			2-1 FC6-4 1B 1-2f		1-1 PB HBP				2	0	0	0	0	0	2												
Troy O'Leary, L OBP: 0.313, SLG: 0.456 (1, 9)			4-1 G4-6-3 BB		0-1 1B	3-3 K		1-2 K		2	0	1	0	1	1	1												
Lou Merloni, R OBP: 0.342, SLG: 0.359 (1, 6)	2-1 G4-6-3 1-2f			2-2 G5-3 2-3f		3-3 K				3	0	0	0	0	1	3												
<b>Inning Stats</b>	R: 0 E: 0 K: 0 S: 9	H: 0 LOB: 0 BB: 1 P: 14	R: 0 E: 0 K: 1 S: 8	H: 1 LOB: 1 BB: 0 P: 14	R: 0 E: 0 K: 1 S: 6	H: 0 LOB: 0 BB: 1 P: 15	R: 0 E: 0 K: 1 S: 12	H: 1 LOB: 1 BB: 0 P: 14	R: 0 E: 0 K: 0 S: 9	H: 2 LOB: 1 BB: 0 P: 16	R: 1 E: 0 K: 1 S: 10	H: 1 LOB: 0 BB: 0 P: 17	R: 0 E: 0 K: 2 S: 11	H: 0 LOB: 1 BB: 0 P: 17	R: 0 E: 0 K: 1 S: 7	H: 0 LOB: 0 BB: 0 P: 13	R: 0 E: 0 K: 2 S: 9	H: 0 LOB: 0 BB: 0 P: 15	1B: 4 2B: 0 3B: 0 HR: 1	SF: 0 SAC: 0 DP: 3 HBP: 1	WP: 0 PB: 1 SB: 0 CS: 0	PA: 32						
<b>PITCHER</b>	IP	WLS	BF	H	R	ER	SO	BB	IBB	HBP	BLK	WP	HR	S	P	ERA	WHIP											
37 Jake Westbrook, R ERA: 2.45 Paul Shuey, R ERA: 2.43 Ricardo Rincon, L ERA: 3.12 Danys Baez, R ERA:	6.0	W	22	5	1	1	4	2	0	0	0	0	0	1	54	90	1.50	1.167										


Batter	1	2	3	4	5	6	7	8	9	AB	R	H	RBI	BB	SO	LOB	BOTTOM										
Kenny Lofton, L OBP: 0.320, SLG: 0.346 (1, 8)	0-1 1B 1B			0-1 1B 2B		2-2 G3-1		3-2 L8		5	2	2	2	0	0	2	<b>Boston Red Sox @ Cleveland Indians</b> Jacobs Field, Cleveland, OH Tue Jul 03 2001, 7:05 PM EDT Att: 42,520 - Sunny - 76 F										
Ellis Burks, R OBP: 0.371, SLG: 0.608 (1, 10)	1-3 K		3-2 HR	0-0 P6		1-2 G4-3		4-1 HBP 1B BB		4	2	1	1	1	1	2											
Roberto Alomar, S OBP: 0.435, SLG: 0.547 (1, 4)	0-0 1B 1-2 1B		0-2 1B WP G5-3-2 1B	2-1 S 1B		0-1 S 2B		0-0 HBP 1B 1B		5	1	5	1	0	0	0											
Juan Gonzalez, R OBP: 0.384, SLG: 0.614 (1, 9)	2-0 F9		3-2 S 1B	4-0 S 1B		4-0 S IBB		1-1 S HBP		2	0	1	1	2	0	2											
Jim Thome, L OBP: 0.397, SLG: 0.600 (1, 3)	2-1 FC4-6 1B		3-3 K	0-0 G6-3		0-3 K		2-2 S 1B		5	0	2	3	0	2	6											
Wil Cordero, R OBP: 0.385, SLG: 0.431 (1, 7)	2-2 FC4-6 1-2f		0-0 G5-3-2 3-Hf		1-1 F9		3-2 G1-4-3 1-2f		2-2 F8		5	0	0	0	0	8											
Einar Diaz, R OBP: 0.374, SLG: 0.448 (1, 2)		1-0 L7		2-3 K2-3		0-1 G1-3		3-2 E1 SH1 1B		4	1	0	0	0	1	0											
Russell Branyan, L OBP: 0.318, SLG: 0.500 Omar Vizquel, S OBP: 0.341, SLG: 0.318 (8, 6)		3-1 P6		4-2 2B 2B BB		3-3 K		1-1 SH1		2	1	0	0	1	1	0											
Jolbert Cabrera, R OBP: 0.348, SLG: 0.377 (8, 5)		0-0 1B		0-0 2B 2B		2-1 F7		2-1 1B HBP 1B		4	2	3	1	0	0	0											
<b>Inning Stats</b>	R: 1 E: 0 K: 1 S: 13	H: 3 LOB: 2 BB: 0 P: 20	R: 0 E: 0 K: 0 S: 7	H: 1 LOB: 1 BB: 0 P: 12	R: 1 E: 0 K: 1 S: 13	H: 3 LOB: 1 BB: 0 P: 22	R: 3 E: 0 K: 1 S: 15	H: 3 LOB: 2 BB: 2 P: 27	R: 0 E: 0 K: 1 S: 10	H: 0 LOB: 0 BB: 0 P: 14	R: 0 E: 0 K: 0 S: 8	H: 0 LOB: 0 BB: 0 P: 13	R: 0 E: 0 K: 1 S: 9	H: 1 LOB: 1 BB: 1 P: 16	R: 4 E: 1 K: 0 S: 22	H: 3 LOB: 2 BB: 1 P: 40	R: 0 E: 0 K: 0 S: 9	H: 0 LOB: 0 BB: 0 P: 15	1B: 10 2B: 4 3B: 0 HR: 1	SF: 0 SAC: 1 DP: 2 HBP: 1	WP: 1 PB: 0 SB: 3 CS: 0	PA: 42					
<b>PITCHER</b>	IP	WLS	BF	H	R	ER	SO	BB	IBB	HBP	BLK	WP	HR	S	P	ERA	WHIP										
Tomo Ohka, R ERA: 4.42 Hippolito Pichardo, R ERA: 2.61 Pete Schourek, L ERA: 3.94	3.1	L	19	5	5	5	3	1	0	0	0	0	0	22	37	0.00	0.750										



Batter	1	2	3	4	5	6	7	8	9	AB	R	H	RBI	BB	SO	LOB	TOP										
<b>Jose Offerman, S</b> OBP: 0.347, SLG: 0.383 (1, 4)	0-2 G3-1 1B 2B	0-0 1B	0-0 L7		0-0 1-2 1B			0-0 G5-3	2-2 BB 1B	6	2	4	2	0	0	2											
<b>Scott Hatteberg, L</b> OBP: 0.312, SLG: 0.349 (1, 2)	1-1 G3-1 2B	1-1 1B		0-1 G6-3	0-0 F3			2-2 G1-3	4-2 1B BB	5	1	2	0	1	0	3											
<b>Trot Nixon, L</b> OBP: 0.374, SLG: 0.480 (1, 8)	1-2 G3-1	1-3 K		2-2 HR 1B			0-0 G4-3	1-1 G5-3	0-0 1B	6	1	2	2	0	1	5											
<b>Manny Ramirez, R</b> OBP: 0.431, SLG: 0.646 (1, 7)	4-0 2B G4-3 IBB		1-0 F8 1B 1B	0-1 F7			1-1 F7		1-3 2-H 3-H K	5	2	2	0	1	1	3											
<b>Dante Bichette, R</b> OBP: 0.391, SLG: 0.593 (1, 10)	1-1 G4-3 2B		1-2 WP 1B 2B	0-0 HR			0-0 G6-3		1-2 1B E 2B	5	3	4	4	0	0	0											
<b>Brian Daubach, L</b> OBP: 0.345, SLG: 0.555 (1, 3)	0-2 G4-3		1-0 F8	1-6 G3			1-0 FC6-4 1B		2-2 P4	5	0	1	1	0	0	4											
<b>Chris Stynes, R</b> OBP: 0.345, SLG: 0.459 (1, 5)	0-1 F9		2-1 WP 2B 1B		2-1 L5		1-2 FC6-4 G4-6-3 1-2		0-1 E BB 1B	5	2	2	1	0	0	2											
<b>Troy O'Leary, L</b> OBP: 0.315, SLG: 0.457 (1, 9)		1-3 K	2-1 1B		0-1 G3-1		1-2 G4-6-3 1-2		4-1 1B E BB	4	1	1	2	1	1	1											
<b>Mike Lansing, R</b> OBP: 0.271, SLG: 0.306 (1, 6)		0-0 F9	0-2 P6		4-1 1B BB				0-0 G5-3 2B	4	1	1	0	1	0	3											
<b>Inning Stats</b>	R: 3 E: 0 K: 0 S: 16	H: 3 LOB: 1 BB: 1 P: 23	R: 0 E: 0 K: 2 S: 10	H: 2 LOB: 2 BB: 0 P: 13	R: 3 E: 0 K: 0 S: 13	H: 4 LOB: 1 BB: 0 P: 20	R: 2 E: 0 K: 0 S: 10	H: 2 LOB: 0 BB: 0 P: 13	R: 0 E: 0 K: 0 S: 7	H: 1 LOB: 2 BB: 1 P: 13	R: 0 E: 0 K: 0 S: 4	H: 0 LOB: 0 BB: 0 P: 5	R: 0 E: 0 K: 0 S: 7	H: 1 LOB: 0 BB: 0 P: 10	R: 0 E: 0 K: 0 S: 8	H: 1 LOB: 1 BB: 0 P: 11	R: 5 E: 1 K: 1 S: 30	H: 5 LOB: 2 BB: 2 P: 45	1B: 13 2B: 5 3B: 0 HR: 1	SF: 0 SAC: 0 DP: 1 HBP: 0	WP: 1 PB: 0 SB: 0 CS: 1	PA: 49					
<b>PITCHER</b>	IP	WLS	BF	H	R	ER	SO	BB	IBB	HBP	BLK	WP	HR	S	P	ERA	WHIP										
<b>Dave Burba, R</b> ERA: 6.45 (1, 1)	3.2	L	23	11	8	8	2	0	1	0	0	0	1	48	67	19.64	3.000										
<b>Steve Woodard, R</b> ERA: 3.77 (4, 1)	3.2		14	3	0	0	0	1	0	0	0	0	0	21	32	0.00	1.091										
<b>Rich Rodriguez, L</b> ERA: 4.35 (8, 1)	0.2		2	0	0	0	0	0	0	0	0	0	0	6	9	0.00	0.000										
<b>Danys Baez, R</b> ERA: (9, 1)	1.0		10	5	5	0	1	2	0	0	0	0	0	30	45	0.00	7.000										

**Boston Red Sox @ Cleveland Indians**  
Jacobs Field, Cleveland, OH  
Wed Jul 04 2001, 1:05 PM EDT  
Att. 42,382 - Overcast - 72 F


AB 45  
R 13  
H 19  
RBI 12  
BB 4  
SO 3  
LOB 23



Batter	1	2	3	4	5	6	7	8	9	AB	R	H	RBI	BB	SO	LOB	BOTTOM										
<b>Kenny Lofton, L</b> OBP: 0.313, SLG: 0.338 (1, 8)	1-3 K	2-3 K		0-0 F7			1-1 G4-3		2-3 K	5	0	0	0	0	3	3											
<b>Omar Vizquel, S</b> OBP: 0.340, SLG: 0.317 (1, 6)	1-1 1B		1-2 G6-3		1-2 G2-3		0-1 G5-3			4	0	1	0	0	0	0											
<b>Roberto Alomar, S</b> OBP: 0.430, SLG: 0.540 (1, 4)	0-2 F8		0-1 G6-3		0-2 G1-3		3-3 K			4	0	0	0	0	1	1											
<b>Ellis Burks, R</b> OBP: 0.367, SLG: 0.599 (1, 10)	1-3 K		2-2 G5-3		0-0 F8			1-1 L5		4	0	0	0	0	1	1											
<b>Jim Thome, L</b> OBP: 0.395, SLG: 0.593 (1, 3)		0-1 F7		4-2 1B SF7 BB			2-3 K		1-3 K	3	1	0	0	1	2	0											
<b>Marty Cordova, R</b> OBP: 0.381, SLG: 0.541 (1, 9)		0-1 FC5-4 1B		1-0 SF7 G5-3 1B			4-2 WP BB SF9 BB		2-0 FC4-6 1B	3	2	3	0	1	0	0											
<b>Wil Cordero, R</b> OBP: 0.388, SLG: 0.429 (1, 7)		0-2 FC5-4 1B		0-1 SF7 1B			4-2 SF9 WP BB		2-2 FC4-6	3	1	1	0	1	0	2											
<b>Russell Branyan, L</b> OBP: 0.317, SLG: 0.500 (1, 5)		1-0 1B		0-0 SF7			3-2 SF9		1-3 K	2	0	1	2	0	1	0											
<b>Einar Diaz, R</b> OBP: 0.372, SLG: 0.444 (1, 2)		0-1 1B		1-2 2-3 3-H G5-3			2-1 F7		3-2 F8	4	0	1	2	0	0	2											
<b>Inning Stats</b>	R: 0 E: 0 K: 2 S: 12	H: 1 LOB: 1 BB: 0 P: 15	R: 1 E: 0 K: 1 S: 13	H: 3 LOB: 2 BB: 0 P: 16	R: 0 E: 0 K: 0 S: 10	H: 0 LOB: 0 BB: 0 P: 13	R: 2 E: 0 K: 0 S: 10	H: 2 LOB: 1 BB: 1 P: 17	R: 0 E: 0 K: 1 S: 14	H: 0 LOB: 0 BB: 2 P: 29	R: 0 E: 0 K: 1 S: 8	H: 0 LOB: 0 BB: 0 P: 12	R: 0 E: 0 K: 1 S: 9	H: 1 LOB: 1 BB: 0 P: 15	R: 0 E: 0 K: 2 S: 11	H: 0 LOB: 0 BB: 0 P: 17	1B: 7 2B: 0 3B: 0 HR: 0	SF: 2 SAC: 0 DP: 0 HBP: 0	WP: 1 PB: 0 SB: 0 CS: 0	PA: 37							
<b>PITCHER</b>	IP	WLS	BF	H	R	ER	SO	BB	IBB	HBP	BLK	WP	HR	S	P	ERA	WHIP										
<b>49 Tim Wakefield, R</b> ERA: 2.61 (1, 1)	6.0	W	27	6	4	4	4	3	0	0	0	0	0	14	22	0.00	1.500										
<b>Bill Pulsipher, L</b> ERA: (7, 1)	1.2		6	1	0	0	2	0	0	0	0	0	0	14	22	0.00	0.600										
<b>Rod Beck, R</b> ERA: 2.68 (8, 1)	1.1		4	0	0	0	2	0	0	0	0	0	0	14	22	0.00	0.000										

**Boston Red Sox @ Cleveland Indians**  
Jacobs Field, Cleveland, OH  
Wed Jul 04 2001, 1:05 PM EDT  
Att. 42,382 - Overcast - 72 F

AB 32  
R 4  
H 7  
RBI 4  
BB 3  
SO 8  
LOB 9





Batter	1	2	3	4	5	6	7	8	9	AB	R	H	RBI	BB	SO	LOB	TOP				
<b>Jose Offerman, S</b> OBP: 0.351, SLG: 0.382 (1, 4)	G4-3		BB			BB		F7	1B	3	0	1	2	2	0	1	<b>Boston Red Sox @ Cleveland Indians</b> Jacobs Field, Cleveland, OH Thu Jul 05 2001, 7:05 PM EDT Att: 42,647 - Sunny - 70 F				
<b>Scott Hatteberg, L</b> OBP: 0.308, SLG: 0.338 (1, 2)	BB		L7			F7		P6	F8	4	0	0	0	1	0	5					
<b>Trot Nixon, L</b> OBP: 0.373, SLG: 0.488 (1, 8)	K				F9			K	HR	4	1	1	2	0	2	2					
<b>Manny Ramirez, R</b> OBP: 0.429, SLG: 0.645 (1, 10)	F5				G1-3			1B	K	4	1	1	0	0	1	1					
<b>Dante Bichette, R</b> OBP: 0.383, SLG: 0.580 (1, 7)		K			L4			G6-3	G6-3	4	0	0	0	0	1	1					
<b>Brian Daubach, L</b> OBP: 0.348, SLG: 0.552 (9, PH)								F8		1	0	0	0	2	0	1					
<b>Mike Lansing, R</b> OBP: 0.275, SLG: 0.310 (9, 4)									2B	1	1	1	0	0	0	0					
<b>Chris Stynes, R</b> OBP: 0.315, SLG: 0.468 (9, 8)									1B	4	1	2	1	0	0	2					
<b>Darren Lewis, R</b> OBP: 0.281, SLG: 0.379 (9, 8)									2B	0	0	0	0	0	0	0					
<b>Troy O'Leary, L</b> OBP: 0.315, SLG: 0.452 (9, PH)									1B	2	0	0	0	1	1	1					
<b>Shea Hillenbrand, R</b> OBP: 0.283, SLG: 0.402 (9, 5)									IBB	0	0	0	0	1	0	0					
<b>Lou Merloni, R</b> OBP: 0.338, SLG: 0.353 (1, 6)									K	4	1	1	0	0	1	4					
<b>Inning Stats</b>	R: 0 E: 0 K: 1 S: 7	H: 0 LOB: 1 BB: 1 P: 17	R: 0 E: 0 K: 1 S: 7	H: 0 LOB: 0 BB: 1 P: 11	R: 0 E: 0 K: 0 S: 8	H: 0 LOB: 1 BB: 2 P: 20	R: 0 E: 0 K: 0 S: 8	H: 0 LOB: 0 BB: 1 P: 11	R: 0 E: 0 K: 1 S: 9	H: 0 LOB: 0 BB: 1 P: 15	R: 1 E: 0 K: 0 S: 11	H: 2 LOB: 1 BB: 0 P: 12	R: 2 E: 0 K: 1 S: 11	H: 2 LOB: 0 BB: 0 P: 17	R: 2 E: 0 K: 1 S: 11	H: 3 LOB: 2 BB: 1 P: 20	1B: 4 2B: 2 3B: 0 HR: 1	SF: 0 SAC: 0 DP: 3 HBP: 0	WP: 0 PB: 0 SB: 0 CS: 0	PA: 38	
<b>PITCHER</b>	IP	WLS	BF	H	R	ER	SO	BB	IBB	HBP	BLK	WP	HR	S	P	ERA	WHIP				
<b>Bartolo Colon, R</b> ERA: 4.81 (1, 1)	7.2		30	4	3	3	4	6	0	0	0	0	1	66	112	3.52	1.304				
<b>Bob Wickman, R</b> ERA: 3.0 (8, 1)	0.1	H	1	0	0	0	1	0	0	0	0	0	0	3	4	0.00	0.000				
<b>John Rocker, L</b> ERA: 3.16 (9, 1)	1.0	L	7	3	2	2	1	0	1	0	0	0	0	11	20	18.00	3.000				

AB 31  
R 5  
H 7  
RBI 5  
BB 7  
SO 6  
LOB 18



Batter	1	2	3	4	5	6	7	8	9	AB	R	H	RBI	BB	SO	LOB	BOTTOM					
<b>Kenny Lofton, L</b> OBP: 0.307, SLG: 0.330 (1, 8)	G4-3	F9		G3-1		G4-6-3			G6-3	5	0	0	0	0	0	3	<b>Boston Red Sox @ Cleveland Indians</b> Jacobs Field, Cleveland, OH Thu Jul 05 2001, 7:05 PM EDT Att: 42,647 - Sunny - 70 F					
<b>Omar Vizquel, S</b> OBP: 0.347, SLG: 0.326 (1, 6)	BB			E3		FC4-6	BB		2B	4	1	3	0	1	0	0						
<b>Roberto Alomar, S</b> OBP: 0.428, SLG: 0.535 (1, 4)				F8		FC4-6			G6-3	3	1	0	0	1	1	4						
<b>Jolbert Cabrera, R</b> OBP: 0.345, SLG: 0.374 (8, 4)	HR					2B				1	0	0	0	0	0	1						
<b>Juan Gonzalez, R</b> OBP: 0.391, SLG: 0.628 (1, 9)	HR			K					BB	3	1	2	3	2	1	0						
<b>Jim Thome, L</b> OBP: 0.396, SLG: 0.588 (1, 3)	WP			L6					K	4	0	1	0	1	2	3						
<b>Marty Cordova, R</b> OBP: 0.379, SLG: 0.535 (1, 7)	G6-3								1B	4	0	1	0	0	1	5						
<b>Travis Fryman, R</b> OBP: 0.369, SLG: 0.309 (1, 5)	K			F7					K	4	0	0	0	0	2	3						
<b>Russell Branyan, L</b> OBP: 0.316, SLG: 0.493 (1, 10)		G4-3		G3-1	G4-3				K	3	1	0	0	1	2	0						
<b>Einar Diaz, R</b> OBP: 0.370, SLG: 0.438 (1, 2)				G4-3		E6			G4-3	3	0	0	0	1	0	1						
<b>Inning Stats</b>	R: 3 E: 0 K: 1 S: 14	H: 3 LOB: 1 BB: 1 P: 27	R: 0 E: 0 K: 1 S: 10	H: 1 LOB: 2 BB: 1 P: 18	R: 0 E: 0 K: 1 S: 13	H: 1 LOB: 1 BB: 0 P: 17	R: 1 E: 1 K: 0 S: 15	H: 0 LOB: 1 BB: 1 P: 25	R: 0 E: 0 K: 3 S: 13	H: 0 LOB: 0 BB: 1 P: 22	R: 0 E: 1 K: 1 S: 5	H: 0 LOB: 0 BB: 0 P: 5	R: 0 E: 0 K: 0 S: 7	H: 1 LOB: 2 BB: 2 P: 15	R: 0 E: 0 K: 1 S: 8	H: 0 LOB: 0 BB: 0 P: 14	R: 0 E: 0 K: 1 S: 11	H: 1 LOB: 2 BB: 1 P: 21	1B: 4 2B: 2 3B: 0 HR: 1	SF: 0 SAC: 0 DP: 2 HBP: 0	WP: 1 PB: 0 SB: 0 CS: 0	PA: 41
<b>PITCHER</b>	IP	WLS	BF	H	R	ER	SO	BB	IBB	HBP	BLK	WP	HR	S	P	ERA	WHIP					
<b>David Cone, R</b> ERA: 4.88 (1, 1)	5.0		25	5	4	3	6	4	0	0	0	0	0	65	109	5.40	1.800					
<b>Hipolito Pichardo, R</b> ERA: 2.38 (6, 1)	2.0		8	1	0	0	1	1	1	0	0	0	0	12	20	0.00	1.000					
<b>Derek Lowe, R</b> ERA: 3.6 (8, 1)	2.0	W	8	1	0	0	2	1	0	0	0	0	0	19	35	0.00	1.000					

AB 34  
R 4  
H 7  
RBI 3  
BB 7  
SO 9  
LOB 20









Batter	1	2	3	4	5	6	7	8	9	AB	R	H	RBI	BB	SO	LOB	TOP					
Quilvio Veras, S OBP: 0.329, SLG: 0.361										4	1	1	0	0	1	1	<b>Atlanta Braves @ Boston Red Sox</b> Fenway Park, Boston, MA Sat Jul 07 2001, 5:05 PM EDT Att: 33,365 - Sunny - 77 F					
B.J. Surhoff, L OBP: 0.335, SLG: 0.415										3	0	2	1	1	0	0						
Andruw Jones, R OBP: 0.333, SLG: 0.488										3	0	1	0	1	2	2						
Ken Caminiti, S OBP: 0.324, SLG: 0.432										3	0	0	0	1	0	3						
Brian Jordan, R OBP: 0.321, SLG: 0.451										4	0	0	0	0	2	5						
Dave Martinez, L OBP: 0.384, SLG: 0.425										4	0	1	0	0	0	0						
Javy Lopez, R OBP: 0.394, SLG: 0.392										4	0	1	0	0	0	1						
Jesse Garcia, R (9, PR)										0	0	0	0	0	0	0						
Rico Brogna, L OBP: 0.300, SLG: 0.338										4	0	2	0	0	2	1						
Mark DeRosa, R OBP: 0.473, SLG: 0.447										3	0	1	0	0	0	1						
10 Chipper Jones, S OBP: 0.419, SLG: 0.623										1	0	0	0	0	0	2						
<b>Inning Stats</b>	R: 0 E: 0 K: 1 S: 10	H: 0 LOB: 2 BB: 2 P: 19	R: 0 E: 0 K: 0 S: 6	H: 1 LOB: 0 BB: 0 P: 12	R: 0 E: 0 K: 1 S: 5	H: 1 LOB: 1 BB: 1 P: 12	R: 0 E: 0 K: 0 S: 5	H: 0 LOB: 0 BB: 0 P: 6	R: 0 E: 0 K: 1 S: 9	H: 0 LOB: 0 BB: 0 P: 13	R: 1 E: 0 K: 2 S: 14	H: 2 LOB: 1 BB: 0 P: 20	R: 0 E: 0 K: 0 S: 6	H: 2 LOB: 1 BB: 0 P: 10	R: 0 E: 0 K: 1 S: 12	H: 2 LOB: 2 BB: 0 P: 18	R: 0 E: 0 K: 1 S: 9	H: 1 LOB: 2 BB: 0 P: 14	1B: 7 2B: 1 3B: 1 HR: 0	SF: 0 SAC: 0 DP: 2 HBP: 0	WP: 0 PB: 0 SB: 2 CS: 1	PA: 37
<b>PITCHER</b>	IP WLS BF H R ER SO BB IBB HBP BLK WP HR S P ERA WHIP																					
Hideo Nomo, R ERA: 3.83	(1, 1) 6.0 W 24 5 1 1 5 3 0 0 0 0 0 0 0 50 83 1.50 1.333																					
49 Tim Wakefield, R ERA: 2.58	(7, 1) 1.1 H 6 3 0 0 0 0 0 0 0 0 0 0 0 13 18 0.00 2.250																					
Rod Beck, R ERA: 2.76	(8, 1) 0.2 H 2 0 0 0 1 0 0 0 0 0 0 0 0 4 9 0.00 0.000																					
Derek Lowe, R ERA: 3.71	(9, 1) 1.0 S 4 1 0 0 1 0 0 0 0 0 0 0 0 9 14 0.00 1.000																					

Batter	1	2	3	4	5	6	7	8	9	AB	R	H	RBI	BB	SO	LOB	BOTTOM	
Jose Offerman, S OBP: 0.348, SLG: 0.377										4	0	0	0	0	2	2	<b>Atlanta Braves @ Boston Red Sox</b> Fenway Park, Boston, MA Sat Jul 07 2001, 5:05 PM EDT Att: 33,365 - Sunny - 77 F	
Scott Hatteberg, L OBP: 0.303, SLG: 0.331										4	0	1	1	0	0	0		
Trot Nixon, L OBP: 0.375, SLG: 0.496										4	0	1	0	0	1	3		
Manny Ramirez, R OBP: 0.432, SLG: 0.652										3	0	1	0	1	0	3		
Dante Bichette, R OBP: 0.377, SLG: 0.567										4	0	0	0	0	1	2		
Brian Daubach, L OBP: 0.341, SLG: 0.534										3	1	0	0	1	1	1		
Chris Stynes, R OBP: 0.363, SLG: 0.490										3	1	2	0	0	0	0		
Shea Hillenbrand, R OBP: 0.283, SLG: 0.402										0	0	0	0	0	0	0		
Troy O'Leary, L OBP: 0.308, SLG: 0.440										3	1	1	1	0	2	1		
Mike Lansing, R OBP: 0.276, SLG: 0.306										3	0	1	1	0	0	0		
<b>Inning Stats</b>	R: 0 E: 0 K: 0 S: 9	H: 1 LOB: 1 BB: 0 P: 12	R: 0 E: 0 K: 1 S: 8	H: 0 LOB: 0 BB: 0 P: 14	R: 0 E: 0 K: 1 S: 8	H: 0 LOB: 0 BB: 1 P: 17	R: 3 E: 0 K: 2 S: 23	H: 4 LOB: 2 BB: 1 P: 37	R: 0 E: 0 K: 1 S: 8	H: 1 LOB: 1 BB: 0 P: 14	R: 0 E: 1 K: 1 S: 9	H: 0 LOB: 1 BB: 0 P: 13	R: 0 E: 0 K: 0 S: 7	H: 1 LOB: 0 BB: 0 P: 8	1B: 6 2B: 1 3B: 0 HR: 0	SF: 0 SAC: 0 DP: 1 HBP: 0	WP: 0 PB: 0 SB: 0 CS: 0	PA: 33
<b>PITCHER</b>	IP WLS BF H R ER SO BB IBB HBP BLK WP HR S P ERA WHIP																	
Jason Marguis, R ERA: 4.42	(1, 1) 7.0 L 30 6 3 3 7 2 0 0 0 0 0 0 0 73 120 3.86 1.143																	
Kerry Ligtenberg, R ERA: 4.25	(8, 1) 1.0 3 1 0 0 0 0 0 0 0 0 0 0 7 8 0.00 1.000																	





Batter	1	2	3	4	5	6	7	8	9	AB R H RBI BB SO LOB	TOP												
Quilvio Veras, S OBP: 0.326, SLG: 0.358	G4-3		G4-3		BLK 2B 1B		G4-3	K		5 1 1 0 0 1 4	<b>Atlanta Braves @ Boston Red Sox</b> Fenway Park, Boston, MA Sun Jul 08 2001, 1:05 PM EDT Att: 32,677 - Cloudy - 71 F												
B.J. Surhoff, L OBP: 0.336, SLG: 0.423	F9 2B		F5		HR 2B		F9	G3-1	5 1 2 2 0 0 1														
Andruw Jones, R OBP: 0.332, SLG: 0.493	F9 2-3			G6-3	HR		K	P3	5 1 1 2 0 1 1														
10 Chipper Jones, S OBP: 0.416, SLG: 0.626	G6-3			G3	K			E6 2B	5 2 1 1 0 1 1														
Ken Caminiti, S OBP: 0.321, SLG: 0.431		K		G3-1		1B 1B 2B		G6-3	5 1 1 0 0 1 1														
Brian Jordan, R OBP: 0.329, SLG: 0.472		G6-4-3 1B			HR	G6-4-3 1B		BB	4 1 4 2 0 0 0														
Javy Lopez, R OBP: 0.307, SLG: 0.392	G6-4-3 1-2				F8	G6-4-3 1B		BB BB	3 0 1 1 1 0 1														
Rico Brogna, L OBP: 0.295, SLG: 0.333			G4-3		F7	G6-4-3 1-2 2-3		K	3 0 0 0 0 0 2														
Wes Helms, R OBP: 0.276, SLG: 0.406								K	1 0 0 0 0 1 2														
Mark DeRosa, R OBP: 0.492, SLG: 0.460				G4-3 1B	BLK 1B 2B 1B		F9		3 1 2 0 1 0 1														
<b>Inning Stats</b>	R: 0 E: 0 K: 0 S: 8	H: 1 LOB: 1 BB: 0 P: 12	R: 0 E: 0 K: 1 S: 6	H: 1 LOB: 0 BB: 0 P: 9	R: 0 E: 0 K: 0 S: 9	H: 1 LOB: 1 BB: 0 P: 13	R: 0 E: 0 K: 0 S: 9	H: 0 LOB: 0 BB: 0 P: 12	R: 5 E: 0 K: 1 S: 20	H: 5 LOB: 0 BB: 0 P: 28	R: 1 E: 0 K: 0 S: 9	H: 3 LOB: 1 BB: 0 P: 18	R: 0 E: 0 K: 1 S: 8	H: 0 LOB: 0 BB: 0 P: 14	R: 1 E: 1 K: 2 S: 14	H: 1 LOB: 3 BB: 2 P: 26	R: 1 E: 0 K: 0 S: 7	H: 1 LOB: 0 BB: 0 P: 7	1B: 6 2B: 4 3B: 0 HR: 3	SF: 0 SAC: 0 DP: 2 HBP: 0	WP: 0 PB: 0 CS: 0	PA: 41	
<b>PITCHER</b>	IP WLS BF H R ER SO BB IBB HBP BLK WP HR S P ERA WHIP											<b>PITCHER</b>	IP WLS BF H R ER SO BB IBB HBP BLK WP HR S P ERA WHIP										
Tomo Ohka, R ERA: 4.95	5.0 L 22 8 5 5 2 0 0 0 0 1 0 2 52 74 9.00 1.600																						
Hipolito Pichardo, R ERA: 2.7	0.0 0 3 3 1 1 0 0 0 0 0 0 0 6 12 ∞ ∞																						
Bryce Florie, R ERA: 9.93	2.0 5 0 0 0 1 0 0 0 0 0 0 0 11 20 0.00 0.000																						
Bill Pulsipher, L ERA:	1.0 7 1 1 0 2 2 0 0 0 0 0 0 14 26 0.00 3.000																						
Carlos Castillo, R ERA: 9.0	1.0 4 1 1 1 0 0 0 0 0 0 0 1 7 7 9.00 1.000																						


Batter	1	2	3	4	5	6	7	8	9	AB R H RBI BB SO LOB	BOTTOM												
Jose Offerman, S OBP: 0.347, SLG: 0.374	F9 1B BB		G3-1			F8		G4-6-3 1-2		3 0 0 0 1 0 1	<b>Atlanta Braves @ Boston Red Sox</b> Fenway Park, Boston, MA Sun Jul 08 2001, 1:05 PM EDT Att: 32,677 - Cloudy - 71 F												
Chris Stynes, R OBP: 0.354, SLG: 0.477	F9		G6-3			K		G6-3	4 0 0 0 0 1 1														
Trot Nixon, L OBP: 0.376, SLG: 0.496	FC6-4 1B			G1-6-3		1B 1B		F9	4 0 2 0 0 0 0														
Manny Ramirez, R OBP: 0.432, SLG: 0.649	F9 2-3			G6-4-3 BB		1B 1B		K	3 0 1 0 1 1 2														
Dante Bichette, R OBP: 0.372, SLG: 0.559	FC6-4 1-2			G6-4-3 1-2		P3			3 0 0 0 0 0 5														
Shea Hillenbrand, R OBP: 0.280, SLG: 0.388		P4			F9	K		K	3 0 0 0 0 1 2														
Mike Lansing, R OBP: 0.271, SLG: 0.301		B5-3			F8	G6-3		G6-3	3 0 0 0 0 0 2														
Doug Mirabeli, R OBP: 0.289, SLG: 0.280		K			G5-3			K	3 0 0 0 0 2 0														
Darren Lewis, R OBP: 0.283, SLG: 0.378					F9	L4		G4-6-3 1B	3 0 1 0 0 0 0														
<b>Inning Stats</b>	R: 0 E: 0 K: 0 S: 8	H: 1 LOB: 2 BB: 1 P: 21	R: 0 E: 0 K: 1 S: 7	H: 0 LOB: 0 BB: 0 P: 9	R: 0 E: 0 K: 0 S: 6	H: 0 LOB: 0 BB: 0 P: 10	R: 0 E: 0 K: 0 S: 10	H: 0 LOB: 0 BB: 1 P: 19	R: 0 E: 0 K: 1 S: 6	H: 0 LOB: 0 BB: 0 P: 8		R: 0 E: 0 K: 1 S: 9	H: 2 LOB: 2 BB: 0 P: 14	R: 0 E: 0 K: 1 S: 8	H: 1 LOB: 0 BB: 0 P: 12	R: 0 E: 0 K: 1 S: 7	H: 0 LOB: 0 BB: 0 P: 12	1B: 4 2B: 0 3B: 0 HR: 0	SF: 0 SAC: 0 DP: 2 HBP: 0	WP: 0 PB: 0 CS: 0	PA: 31		
<b>PITCHER</b>	IP WLS BF H R ER SO BB IBB HBP BLK WP HR S P ERA WHIP											<b>PITCHER</b>	IP WLS BF H R ER SO BB IBB HBP BLK WP HR S P ERA WHIP										
Tom Glavine, L ERA: 4.55	7.0 W 25 3 0 0 3 2 0 0 0 0 0 0 54 91 0.00 0.714																						
Mike Remlinger, L ERA: 2.89	1.0 3 1 0 0 1 0 0 0 0 0 0 0 8 12 0.00 1.000																						
Steve Reed, R ERA: 2.8	1.0 3 0 0 0 1 0 0 0 0 0 0 0 7 12 0.00 0.000																						



Batter	1	2	3	4	5	6	7	8	9	AB	R	H	RBI	BB	SO	LOB	TOP				
Jose Offerman, S OBP: 0.343, SLG: 0.369 (1, 3)										4	0	0	0	0	1	2					
Darren Lewis, R OBP: 0.281, SLG: 0.372 (1, 8)										4	0	1	0	0	2	2					
Chris Stynes, R OBP: 0.352, SLG: 0.471 (1, 4)										4	0	1	0	0	1	0					
Manny Ramirez, R OBP: 0.428, SLG: 0.642 (1, 7)										4	0	0	0	0	0	1					
Dante Bichette, R OBP: 0.369, SLG: 0.553 (1, 9)										4	0	1	0	0	2	0					
Mike Lansing, R OBP: 0.272, SLG: 0.317 Hipolito Pichardo, R Bryce Florie, R Trot Nixon, L OBP: 0.375, SLG: 0.494 (1, 6) (7, 1) (8, 1) (9, PH)										3	1	1	1	0	1	0					
Shea Hillenbrand, R OBP: 0.277, SLG: 0.394 (1, 5)										3	0	0	0	0	0	0					
Scott Hatteberg, L OBP: 0.310, SLG: 0.345 (1, 2)										3	1	2	0	0	1	0					
49 Tim Wakefield, R Bill Pulsipher, L Lou Merloni, R OBP: 0.346, SLG: 0.377 (1, 1) (7, 1) (7, 6)										1	0	0	0	0	1	0					
<b>Inning Stats</b>	R: 0 E: 0 K: 1 S: 13	H: 2 LOB: 1 BB: 0 P: 20	R: 0 E: 0 K: 0 S: 5	H: 0 LOB: 0 BB: 0 P: 6	R: 0 E: 0 K: 0 S: 11	H: 1 LOB: 1 BB: 0 P: 18	R: 0 E: 0 K: 1 S: 9	H: 0 LOB: 0 BB: 0 P: 14	R: 1 E: 0 K: 2 S: 12	H: 1 LOB: 0 BB: 0 P: 18	R: 0 E: 0 K: 2 S: 9	H: 0 LOB: 0 BB: 0 P: 13	R: 0 E: 0 K: 1 S: 11	H: 2 LOB: 1 BB: 0 P: 17	R: 0 E: 0 K: 1 S: 7	H: 1 LOB: 1 BB: 0 P: 10	1B: 4 2B: 2 3B: 0 HR: 1	SF: 0 SAC: 1 DP: 0 HBP: 0	WP: 0 PB: 0 SB: 0 CS: 1	PA: 33	
<b>PITCHER</b>	IP	WLS	BF	H	R	ER	SO	BB	IBB	HBP	BLK	WP	HR	S	P	ERA	WHIP				
Al Leiter, L ERA: 3.5 John Franco, L ERA: 3.15 Armando Benitez, R ERA: 3.32	(1, 1) (8, 1) (9, 1)	7.1 0.2 1.0	W H S	27 2 4	6 0 1	2 0 0	8 1 1	0 0 0	0 0 0	0 0 0	0 0 0	0 0 0	1 5 7	74 6 10	113	2.46 0.00 0.00	0.818 0.000 1.000				

**Boston Red Sox @ New York Mets**  
Shea Stadium, Flushing, NY  
Thu Jul 12 2001, 7:10 PM EDT  
Att: 37,698 - Sunny - 76 F


AB 32  
R 2  
H 7  
RBI 2  
BB 0  
SO 10  
LOB 6



Batter	1	2	3	4	5	6	7	8	9	AB	R	H	RBI	BB	SO	LOB	BOTTOM				
Joe McEwing, R OBP: 0.379, SLG: 0.488 (1, 9) (8, 7)										3	1	1	0	1	0	0					
Eduardo Alfonzo, R OBP: 0.312, SLG: 0.432 (1, 4)										3	1	1	1	1	0	3					
31 Mike Piazza, R OBP: 0.352, SLG: 0.543 (1, 2)										3	1	1	0	1	0	2					
Robin Ventura, L OBP: 0.380, SLG: 0.482 (1, 5)										2	0	1	1	2	0	2					
Todd Zeile, R OBP: 0.359, SLG: 0.387 (1, 3)										4	0	0	0	0	2	6					
Benny Agbayani, R OBP: 0.339, SLG: 0.369 Timo Perez, L OBP: 0.306, SLG: 0.340 (1, 7) (8, 9)										3	0	0	0	0	3	0					
Jay Payton, R OBP: 0.287, SLG: 0.370 (1, 8)										4	0	0	0	0	1	1					
Rey Ordenez, R OBP: 0.277, SLG: 0.288 (1, 6)										3	0	2	0	1	0	0					
Al Leiter, L OBP: 0.069, SLG: 0.036 John Franco, L Lenny Harris, L Armando Benitez, R OBP: 0.273, SLG: 0.261 ERA: 2.99 ERA: 9.0 (1, 1) (8, 1) (8, PH) (9, 1)										3	0	0	0	0	1	2					
<b>Inning Stats</b>	R: 0 E: 0 K: 1 S: 11	H: 0 LOB: 2 BB: 1 P: 21	R: 0 E: 0 K: 1 S: 9	H: 0 LOB: 0 BB: 0 P: 14	R: 2 E: 0 K: 0 S: 11	H: 3 LOB: 1 BB: 0 P: 15	R: 0 E: 0 K: 2 S: 9	H: 0 LOB: 1 BB: 1 P: 16	R: 0 E: 0 K: 2 S: 11	H: 1 LOB: 1 BB: 0 P: 16	R: 1 E: 0 K: 1 S: 8	H: 0 LOB: 1 BB: 3 P: 22	R: 1 E: 0 K: 0 S: 13	H: 2 LOB: 2 BB: 0 P: 20	R: 0 E: 0 K: 1 S: 7	H: 1 LOB: 1 BB: 0 P: 10	1B: 5 2B: 1 3B: 0 HR: 1	SF: 0 SAC: 0 DP: 1 HBP: 2	WP: 0 PB: 2 SB: 2 CS: 0	PA: 38	
<b>PITCHER</b>	IP	WLS	BF	H	R	ER	SO	BB	IBB	HBP	BLK	WP	HR	S	P	ERA	WHIP				
49 Tim Wakefield, R ERA: 2.89 Bill Pulsipher, L Hipolito Pichardo, R Bryce Florie, R ERA: 9.0 (1, 1) (7, 1) (7, 1) (8, 1)	6.0 0.2 1.0 0.1	L 1 6 1	30 1 2 1	5 0 2 0	3 0 1 0	3 0 1 0	6 0 1 0	1 0 0 0	1 0 1 0	1 0 0 0	1 0 0 0	0 0 0 0	1 13 3 4	66 20 4	120	4.50 0.00 9.00 0.00	1.667 0.000 2.000 0.000				

**Boston Red Sox @ New York Mets**  
Shea Stadium, Flushing, NY  
Thu Jul 12 2001, 7:10 PM EDT  
Att: 37,698 - Sunny - 76 F

AB 30  
R 4  
H 7  
RBI 3  
BB 6  
SO 7  
LOB 17





Batter	1	2	3	4	5	6	7	8	9	AB	R	H	RBI	BB	SO	LOB	TOP					
Jose Offerman, S (1.4) OBP: 0.342, SLG: 0.368	G6-3			K		2-1 1B		G6-3		4	1	1	1	0	1	0	Boston Red Sox @ New York Mets Shea Stadium, Flushing, NY Fri Jul 13, 2001, 7:10 PM EDT Att: 42,219 - Sunny - 75 F					
Scott Hatteberg, L (1.2) OBP: 0.315, SLG: 0.345	F8			G6-3 HBP		2-0 1B		F8		3	0	1	1	0	0							
Troy Nixon, L (1.8) OBP: 0.377, SLG: 0.493	K			G6-3 1-2		1-1 1B				3	0	1	0	1	1							
Manny Ramirez, R (1.7) OBP: 0.426, SLG: 0.646		G5-3			2-2 HR	3-2 P4		K		4	1	1	1	0	1	3						
Brian Daubach, L (1.3) OBP: 0.339, SLG: 0.527	F6			G3-6-3 HBP		G3-1		G3-1		3	0	0	0	0	2							
Chris Stynes, R (1.5) Derek Lowe, R (9.1) OBP: 0.343, SLG: 0.459	K			K			E5 FC4-6	G4-3		4	0	0	0	0	2	1						
Troy O'Leary, L (1.9) OBP: 0.303, SLG: 0.431			K		G3-6-3 1-2		FC4-6 1-2	G4-3		4	0	0	0	0	1	2						
Lou Merloni, R (1.6) OBP: 0.333, SLG: 0.361			G4-3			E5 SH1-4 1B	K			3	1	0	0	0	1	1						
David Cone, L (1.1) Rich Garces, R (6.1) Rod Beck, R (8.1) Shea Hillenbrand, R (9.5) OBP: 0.277, SLG: 0.394			K			SH1-4 1-2	K			1	0	0	0	0	1	0						
<b>Inning Stats</b>	R: 0 E: 0 K: 1 S: 10	H: 0 LOB: 0 BB: 0 P: 15	R: 0 E: 0 K: 1 S: 7	H: 0 LOB: 0 BB: 0 P: 10	R: 0 E: 0 K: 2 S: 9	H: 0 LOB: 0 BB: 0 P: 13	R: 0 E: 0 K: 1 S: 6	H: 0 LOB: 0 BB: 0 P: 14	R: 1 E: 0 K: 1 S: 11	H: 1 LOB: 0 BB: 0 P: 16	R: 2 E: 1 K: 0 S: 11	H: 3 LOB: 2 BB: 0 P: 20	R: 0 E: 1 K: 2 S: 14	H: 0 LOB: 1 BB: 0 P: 18	R: 0 E: 0 K: 1 S: 6	H: 0 LOB: 1 BB: 1 P: 14		R: 0 E: 0 K: 0 S: 5	H: 0 LOB: 0 BB: 0 P: 9	1B: 3 2B: 0 3B: 0 HR: 1	SF: 0 SAC: 1 DP: 2 HBP: 2	WP: 0 PB: 0 SB: 0 CS: 0
<b>PITCHER</b>	IP	WLS	BF	H	R	ER	SO	BB	IBB	HBP	BLK	WP	HR	S	P	ERA	WHIP					
Kevin Appier, R (1.1) ERA: 3.81	6.0	L	23	4	3	2	6	0	0	2	0	0	1	54	88	3.00	0.667					
Rick White, R (7.1) ERA: 4.19	1.0		4	0	0	0	2	0	0	0	0	0	0	14	18	0.00	0.000					
Dennis Cook, L (8.1) ERA: 4.73	1.0		4	0	0	0	1	1	0	0	0	0	0	6	14	0.00	1.000					
Turk Wendell, R (9.1) ERA: 4.09	1.0		3	0	0	0	0	0	0	0	0	0	0	5	9	0.00	0.000					

AB	30
R	3
H	4
RBI	3
BB	1
SO	9
LOB	11



Batter	1	2	3	4	5	6	7	8	9	AB	R	H	RBI	BB	SO	LOB	BOTTOM					
Joe McEwing, R (1.7) OBP: 0.389, SLG: 0.511	F8-5 1B		2-2 2B			S 2B		G6-3		4	0	3	0	0	0	0	Boston Red Sox @ New York Mets Shea Stadium, Flushing, NY Fri Jul 13, 2001, 7:10 PM EDT Att: 42,219 - Sunny - 75 F					
Edgardo Alfonzo, R (1.4) OBP: 0.311, SLG: 0.427	SAFE 1-2 BB		L4			K		F8		3	0	0	0	1	2							
31 Mike Piazza, R (1.2) OBP: 0.354, SLG: 0.551	K			K		BB BB				3	1	1	1	1	2	2						
Robin Ventura, L (1.5) OBP: 0.382, SLG: 0.480	F8-5 2-3			K					HR	3	0	1	0	1	1	2						
Todd Zeile, R (1.3) OBP: 0.358, SLG: 0.383		FC3-6 BB		G1-3		K		K		3	0	0	0	1	2	4						
Timo Perez, L (1.9) OBP: 0.300, SLG: 0.333		FC3-6 CS			F2		F7	K		4	0	0	0	0	1	2						
Jay Payton, R (1.8) OBP: 0.281, SLG: 0.361			K		K		G5-3		G3-1	4	0	0	0	0	2	2						
Rey Ordenez, R (1.6) OBP: 0.274, SLG: 0.285			G3		G5-3		G6-3			3	0	0	0	0	0	0						
Kevin Appier, R (1.1) Deshaun Anderson, S (6.1) Rick White, R (7.1) Dennis Cook, L (8.1) Lenny Harris, L (8.1) Turk Wendell, L (9.1) OBP: 0.285, SLG: 0.081			G4-3			P6		F5		1	0	0	0	0	0	0						
<b>Inning Stats</b>	R: 0 E: 1 K: 1 S: 12	H: 1 LOB: 1 BB: 1 P: 21	R: 0 E: 0 K: 1 S: 5	H: 0 LOB: 0 BB: 1 P: 11	R: 0 E: 0 K: 0 S: 11	H: 1 LOB: 1 BB: 0 P: 15	R: 0 E: 0 K: 2 S: 8	H: 0 LOB: 0 BB: 0 P: 15	R: 0 E: 0 K: 2 S: 15	H: 1 LOB: 3 BB: 2 P: 28	R: 0 E: 0 K: 0 S: 8	H: 0 LOB: 0 BB: 0 P: 11	R: 0 E: 0 K: 0 S: 7	H: 0 LOB: 0 BB: 0 P: 9	R: 1 E: 0 K: 2 S: 13	H: 2 LOB: 1 BB: 0 P: 16		1B: 2 2B: 3 3B: 0 HR: 1	SF: 0 SAC: 0 DP: 1 HBP: 0	WP: 0 PB: 0 SB: 1 CS: 1	PA: 34	
<b>PITCHER</b>	IP	WLS	BF	H	R	ER	SO	BB	IBB	HBP	BLK	WP	HR	S	P	ERA	WHIP					
David Cone, R (1.1) ERA: 4.2	5.2	W	21	3	0	0	6	3	0	0	0	0	0	54	91	0.00	1.059					
Rich Garces, R (6.1) ERA: 2.92	1.1	H	5	0	0	0	1	1	0	0	0	0	0	13	21	0.00	0.750					
Rod Beck, R (8.1) ERA: 2.7	1.0	H	3	0	0	0	0	0	0	0	0	0	0	7	9	0.00	0.000					
Derek Lowe, R (9.1) ERA: 3.81	1.0	S	5	2	1	1	2	0	0	0	0	0	1	13	16	9.00	2.000					





Batter	1	2	3	4	5	6	7	8	9	AB	R	H	RBI	BB	SO	LOB	TOP				
Jose Offerman, S OBP: 0.338, SLG: 0.363 (1, 4)	K		F3			K			G3	4	0	0	0	0	2	0					
Chris Stynes, R OBP: 0.335, SLG: 0.447 (1, 5)	E3 1B		G5-3			F9			K	4	0	0	0	0	1	0					
Trot Nixon, L OBP: 0.375, SLG: 0.489 (1, 8)	E3 1B			F7		K			K	4	0	1	0	0	2	0					
Manny Ramirez, R OBP: 0.423, SLG: 0.640 (1, 7)	L4			P4			K			3	0	0	0	0	1	2					
Dante Bichette, R OBP: 0.364, SLG: 0.545 (1, 9)	K			F8			F2			3	0	0	0	0	1	2					
Scott Hatteberg, L OBP: 0.315, SLG: 0.340 (1, 2)		L8			FC3-6 BB		F2			2	0	0	0	1	0	0					
Lou Merloni, R OBP: 0.321, SLG: 0.347 (1, 6)		F9			P5			K		3	0	0	0	0	1	1					
Brian Daubach, L OBP: 0.337, SLG: 0.523 (8, PH)					FC3-6			K		2	0	0	0	0	1	1					
Mike Lansing, R OBP: 0.271, SLG: 0.316 (8, 4)					1-2			K		1	0	0	0	0	1	0					
Rolando Arrojo, R (1, 1)										2	0	0	0	0	2	1					
Hipolito Pichardo, R (7, 1)										0	0	0	0	0	0	0					
Doug Mirabelli, R OBP: 0.286, SLG: 0.276 (8, PH)										1	0	0	0	0	0	0					
Sun-Woo Kim, R (8, 1)										0	0	0	0	0	0	0					
Bill Pulsipher, L (8, 1)										0	0	0	0	0	0	0					
<b>Inning Stats</b>	R: 0 H: 1 E: 2 K: 2 S: 14	H: 1 LOB: 2 BB: 0 P: 21	R: 0 H: 0 E: 0 K: 1 S: 10	H: 0 LOB: 0 BB: 0 P: 15	R: 0 H: 0 E: 0 K: 1 S: 11	H: 0 LOB: 0 BB: 0 P: 16	R: 0 H: 0 E: 0 K: 0 S: 7	H: 0 LOB: 1 BB: 1 P: 13	R: 0 H: 0 E: 0 K: 2 S: 10	H: 0 LOB: 0 BB: 0 P: 15	R: 0 H: 0 E: 0 K: 1 S: 7	H: 0 LOB: 0 BB: 0 P: 9	R: 0 H: 0 E: 0 K: 2 S: 8	H: 0 LOB: 0 BB: 0 P: 12	R: 0 H: 0 E: 0 K: 2 S: 12	H: 0 LOB: 0 BB: 0 P: 17	1B: 1 2B: 0 3B: 0 HR: 0	SF: 0 SAC: 0 DP: 0 HBP: 0	WP: 0 PB: 0 SB: 0 CS: 0	PA: 30	
<b>PITCHER</b>	IP	WLS	BF	H	R	ER	SO	BB	IBB	HBP	BLK	WP	HR	S	P	ERA	WHIP				
Glendon Rusch, L ERA: 4.6 (1, 1)	8.0	W	27	1	0	0	10	1	0	0	0	0	0	78	117	0.00	0.250				
Armando Benitez, R ERA: 3.24 (9, 1)	1.0	S	3	0	0	0	2	0	0	0	0	0	0	12	17	0.00	0.000				

**Boston Red Sox @ New York Mets**  
Shea Stadium, Flushing, NY  
Sat Jul 14 2001, 1:15 PM EDT  
Att: 52,006 - Sunny - 71 F

AB 29  
R 0  
H 1  
RBI 0  
BB 1  
SO 12  
LOB 7



Batter	1	2	3	4	5	6	7	8	9	AB	R	H	RBI	BB	SO	LOB	BOTTOM				
Joe McEwing, R OBP: 0.388, SLG: 0.504 (1, 9)	G1-6-3 HBP		G6-3			K			SH1-4	2	0	0	0	0	1	0					
Desi Relaford, S OBP: 0.361, SLG: 0.442 (8, 4)	G1-6-3 1-2			F7			G3 G4-3 2B			4	1	2	0	0	0	1					
Robin Ventura, L OBP: 0.377, SLG: 0.473 (1, 5)	G3			K			G3			4	0	0	0	0	2	3					
Mark Johnson, L OBP: 0.362, SLG: 0.460 (8, 3)				K			G4-3			3	1	1	2	0	1	0					
Lenny Harris, L OBP: 0.272, SLG: 0.260 (1, 3)		G1-3			G5-3					3	0	1	0	0	0	0					
Jay Payton, R OBP: 0.281, SLG: 0.361 (8, 8)							BB 1B			0	0	0	0	0	0	0					
Edgardo Alfonzo, R OBP: 0.311, SLG: 0.423 (8, 6)		L7			P4					2	0	0	0	1	0	0					
Rey Ordenez, R OBP: 0.274, SLG: 0.285 (8, 6)							BB			0	0	0	0	0	0	0					
Timo Perez, L OBP: 0.296, SLG: 0.328 (8, 9)					F8					3	0	0	0	0	0	2					
Vance Wilson, R OBP: 0.400, SLG: 0.467 (1, 2)										3	0	1	0	0	1	0					
Glendon Rusch, L OBP: 0.103, SLG: 0.071 (1, 1)										2	0	0	0	0	1	0					
31 Mike Piazza, R OBP: 0.356, SLG: 0.551 (8, PH)					G4-3					0	0	0	0	1	0	0					
Armando Benitez, R (9, 1)										0	0	0	0	0	0	0					
<b>Inning Stats</b>	R: 0 H: 0 E: 0 K: 0 S: 4	H: 0 LOB: 0 BB: 0 P: 7	R: 1 H: 1 E: 0 K: 0 S: 10	H: 1 LOB: 0 BB: 0 P: 15	R: 0 H: 0 E: 0 K: 1 S: 7	H: 0 LOB: 0 BB: 0 P: 9	R: 0 H: 0 E: 0 K: 2 S: 10	H: 0 LOB: 0 BB: 0 P: 14	R: 0 H: 0 E: 0 K: 0 S: 8	H: 0 LOB: 0 BB: 0 P: 13	R: 0 H: 0 E: 0 K: 2 S: 9	H: 0 LOB: 0 BB: 0 P: 10	R: 1 H: 2 E: 0 K: 0 S: 16	H: 2 LOB: 1 BB: 1 P: 25	R: 0 H: 2 E: 0 K: 1 S: 13	H: 2 LOB: 2 BB: 1 P: 23	1B: 3 2B: 1 3B: 0 HR: 1	SF: 0 SAC: 1 DP: 1 HBP: 1	WP: 0 PB: 0 SB: 0 CS: 1	PA: 30	
<b>PITCHER</b>	IP	WLS	BF	H	R	ER	SO	BB	IBB	HBP	BLK	WP	HR	S	P	ERA	WHIP				
Rolando Arrojo, R ERA: 3.48 (7, 1)	6.2	L	24	3	2	2	5	1	0	1	0	0	0	63	92	2.70	0.600				
Hipolito Pichardo, R ERA: 2.92 (8, 1)	0.1		1	0	0	0	0	0	0	0	0	0	0	1	1	0.00	0.000				
Sun-Woo Kim, R ERA: 0.95 (8, 1)	0.1		3	1	0	0	0	1	0	0	0	0	0	6	11	0.00	6.000				
Bill Pulsipher, L ERA: (8, 1)	0.2		2	1	0	0	1	0	0	0	0	0	0	7	12	0.00	1.500				

**Boston Red Sox @ New York Mets**  
Shea Stadium, Flushing, NY  
Sat Jul 14 2001, 1:15 PM EDT  
Att: 52,006 - Sunny - 71 F

AB 26  
R 2  
H 5  
RBI 2  
BB 2  
SO 6  
LOB 6



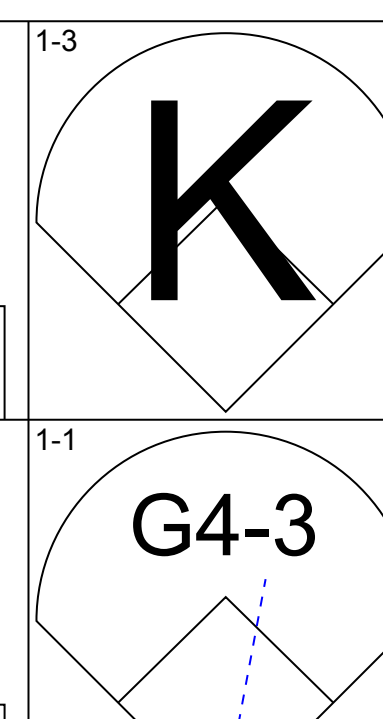
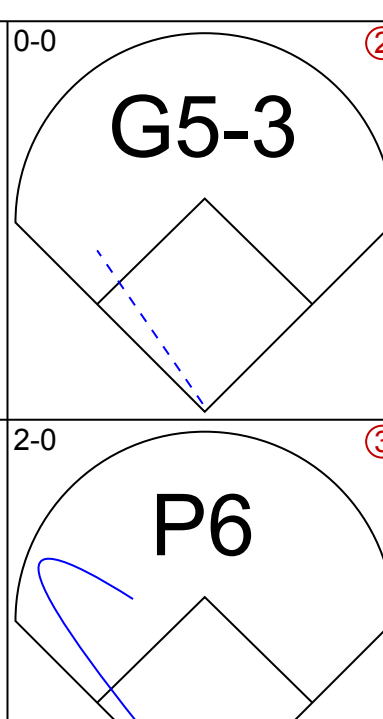
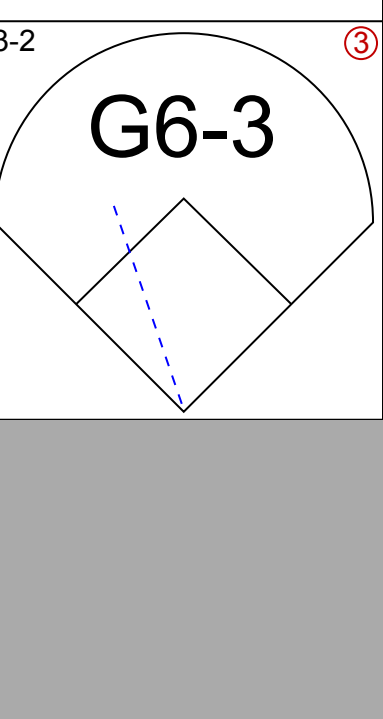
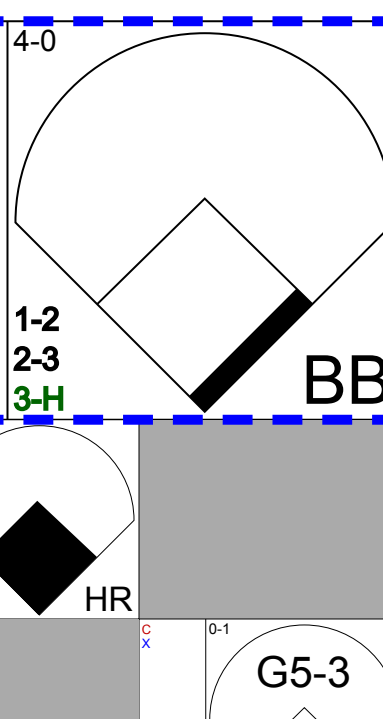
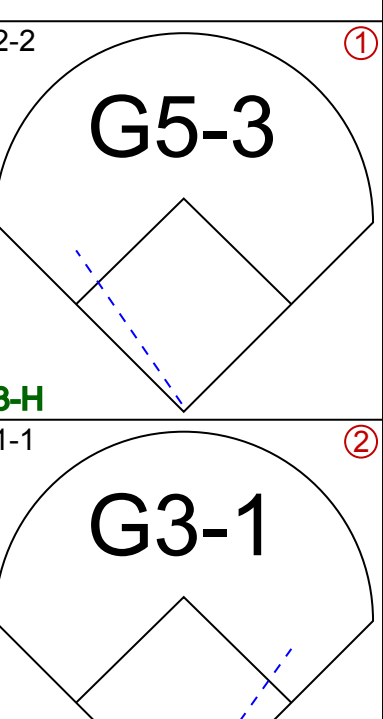
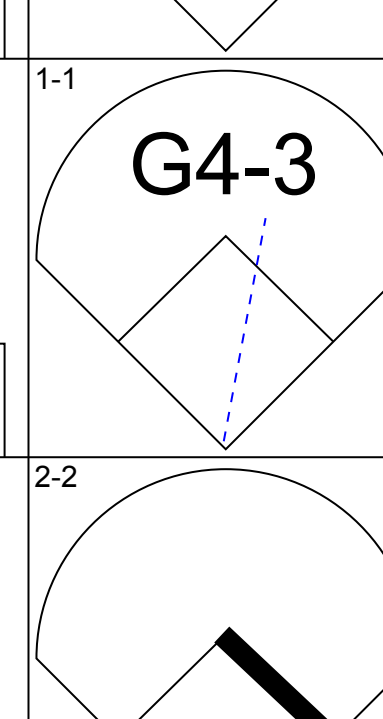
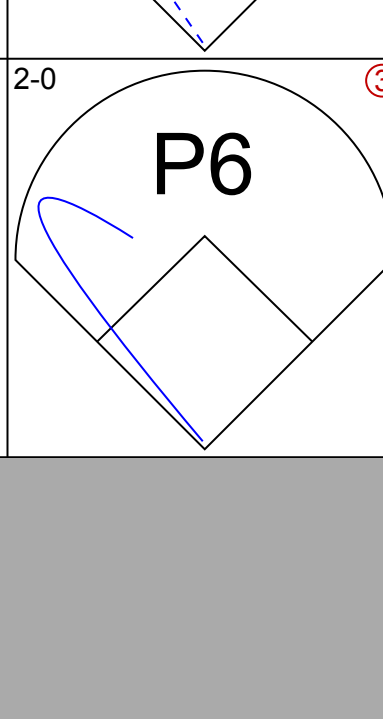
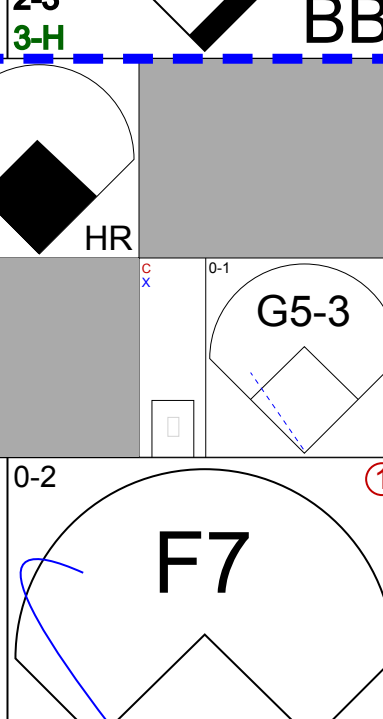
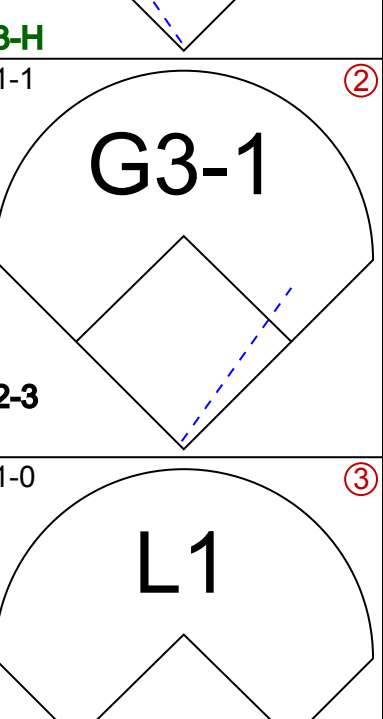
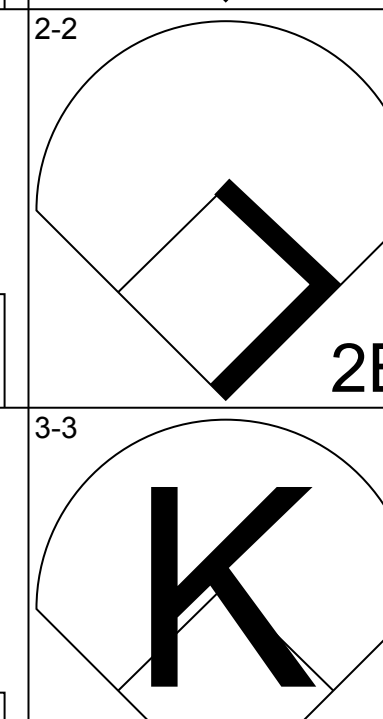
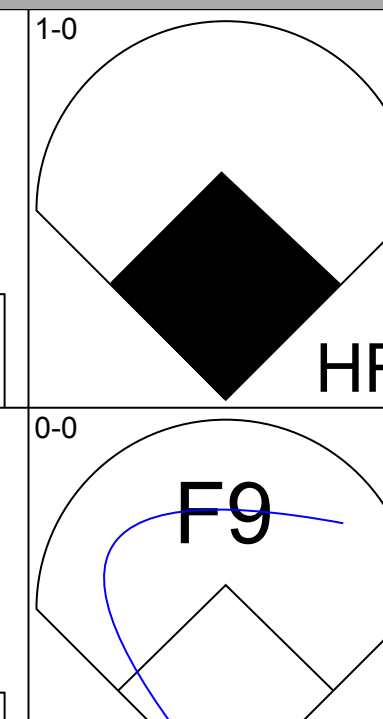
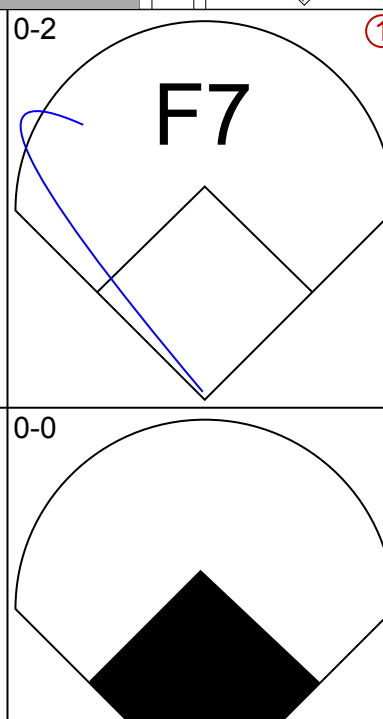
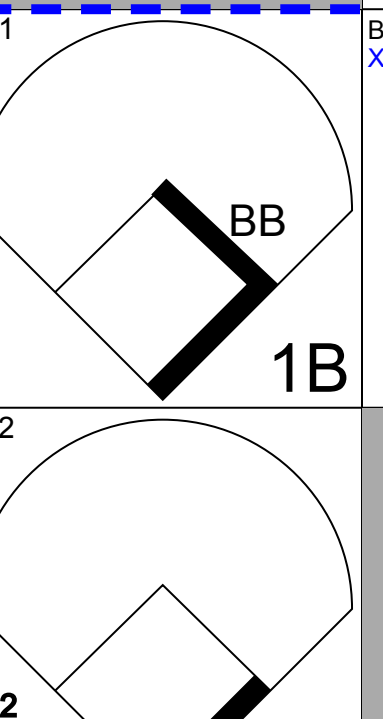
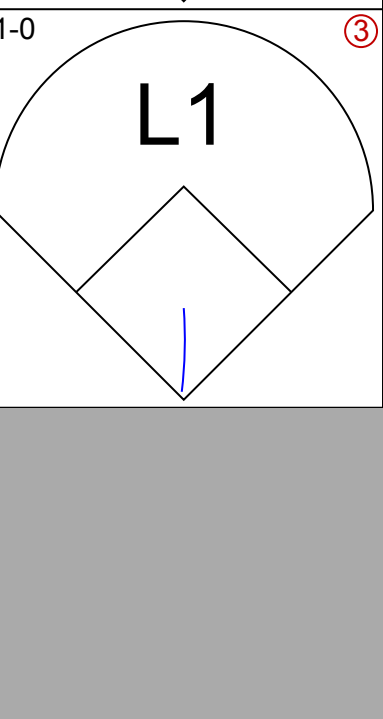
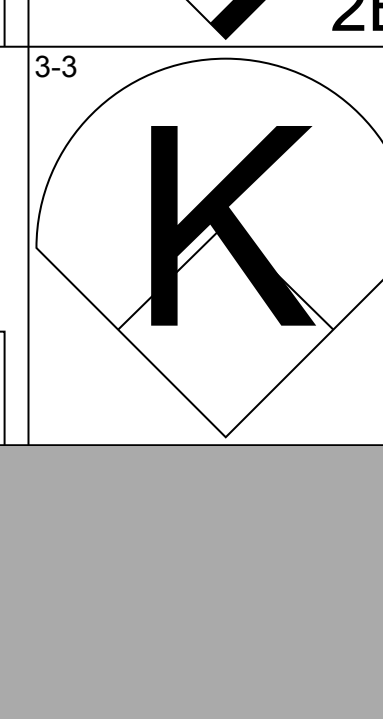
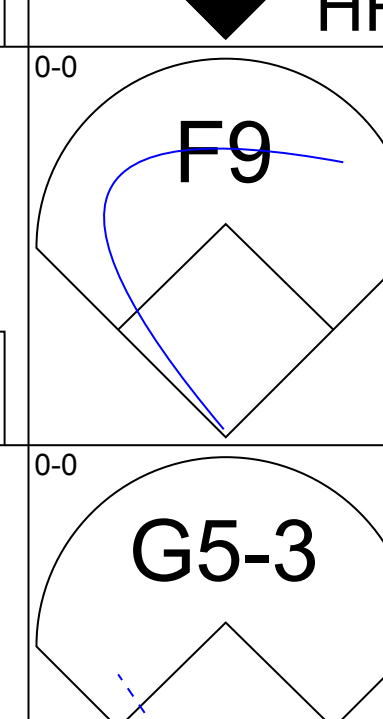
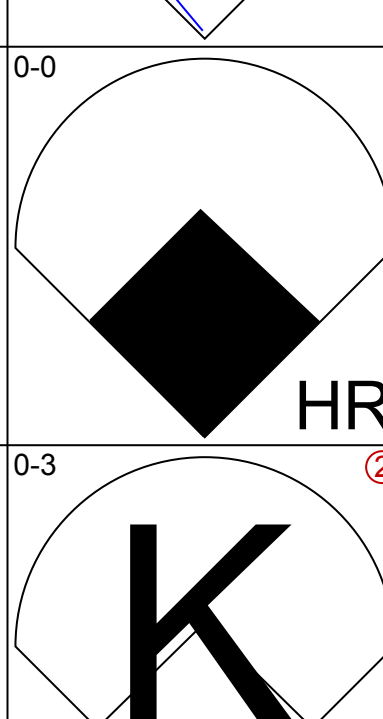
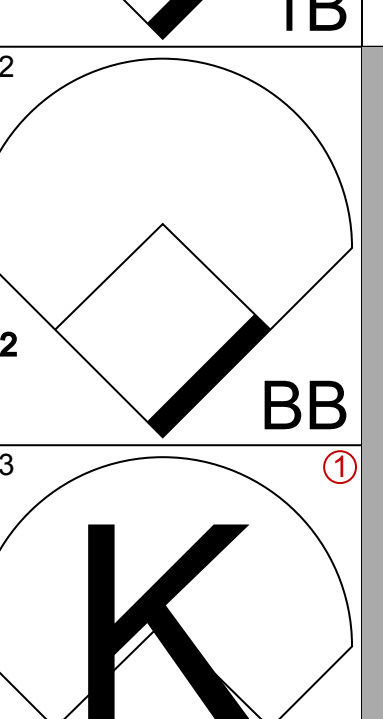
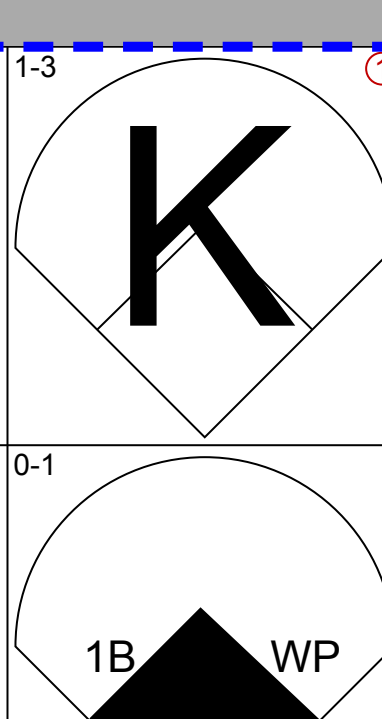
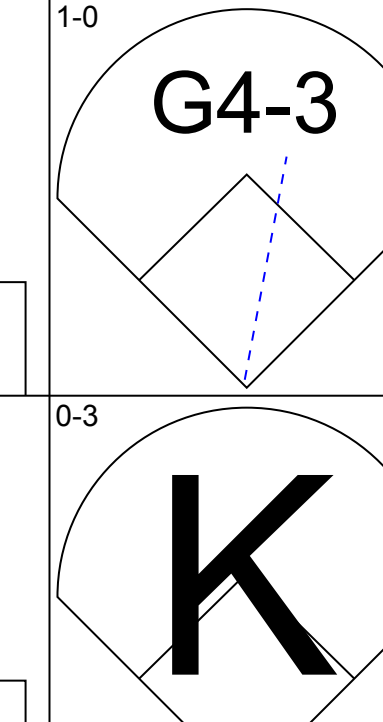
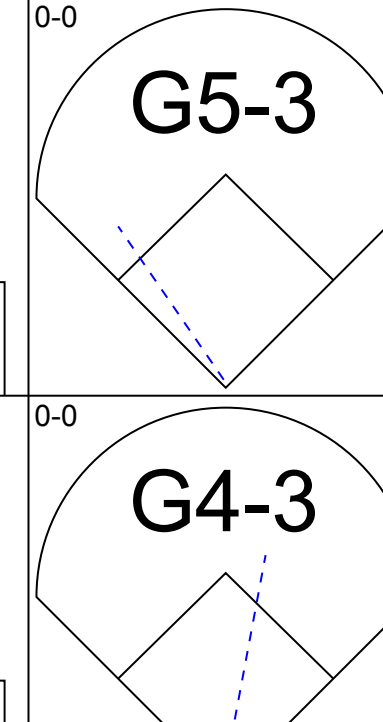
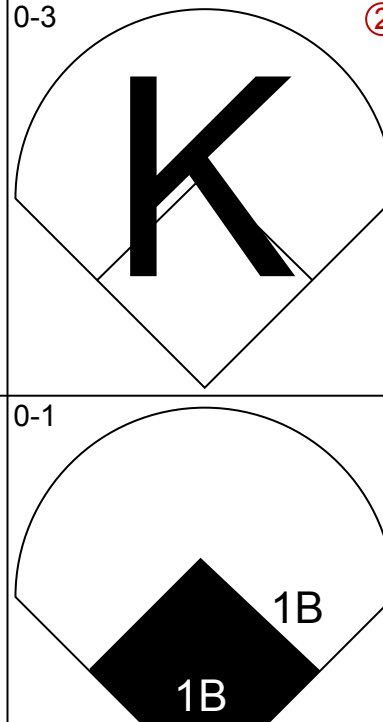
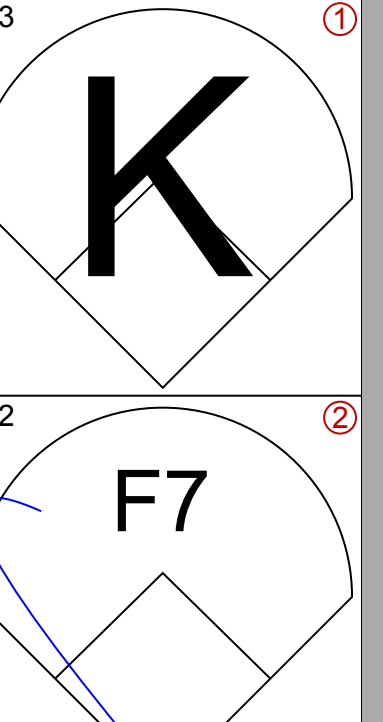
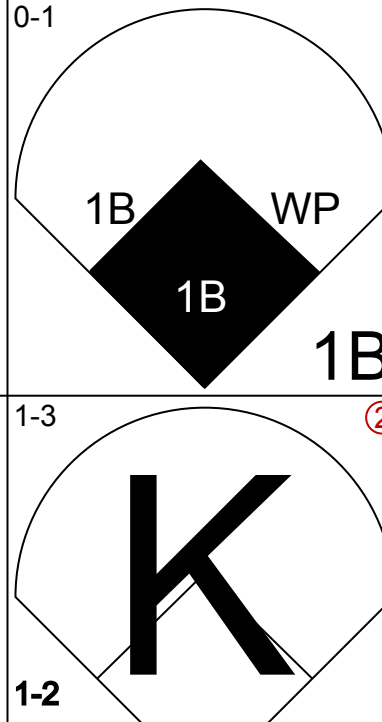
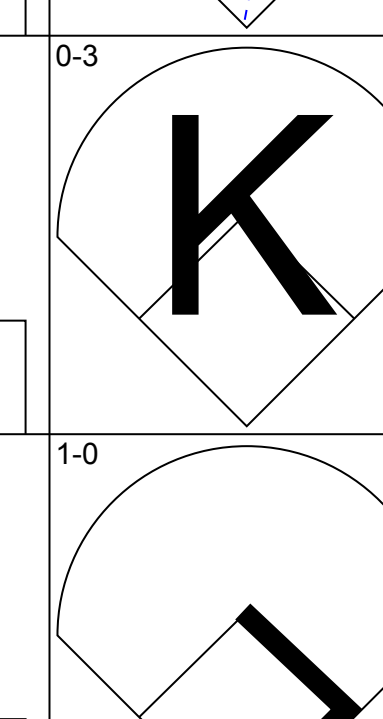
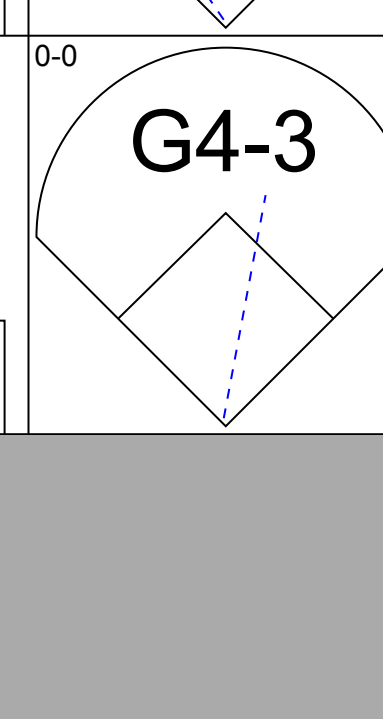
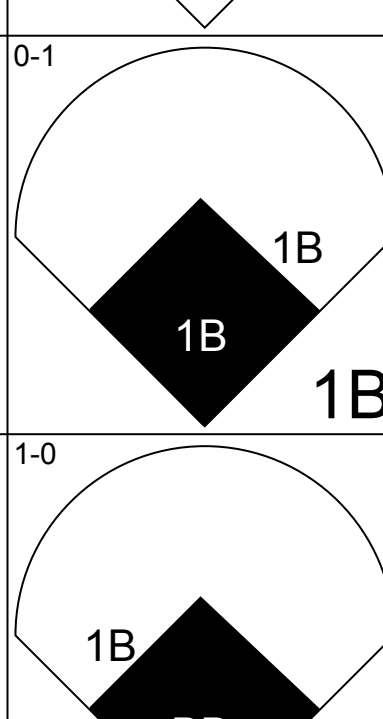
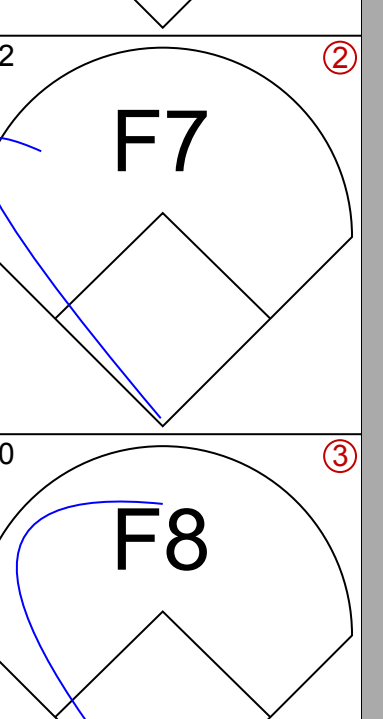
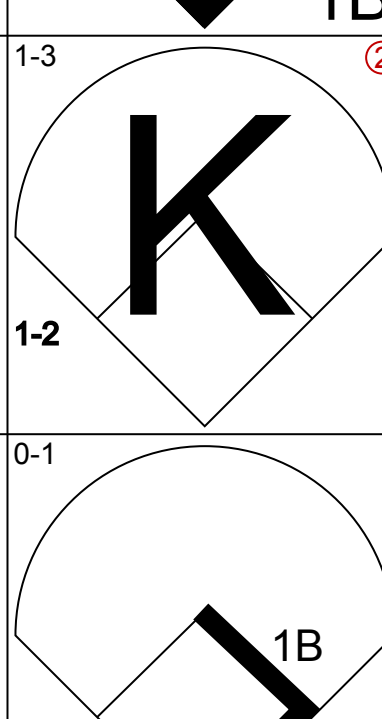
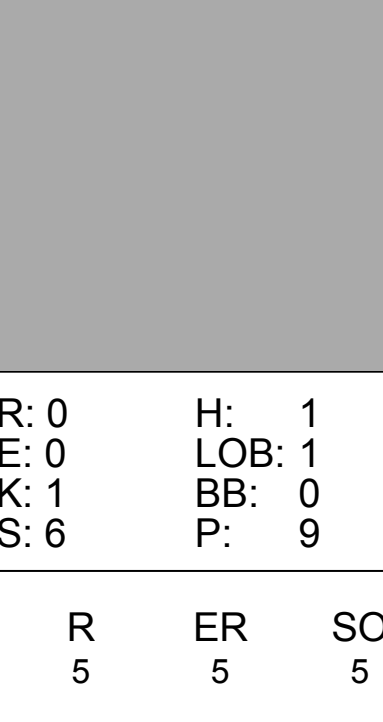
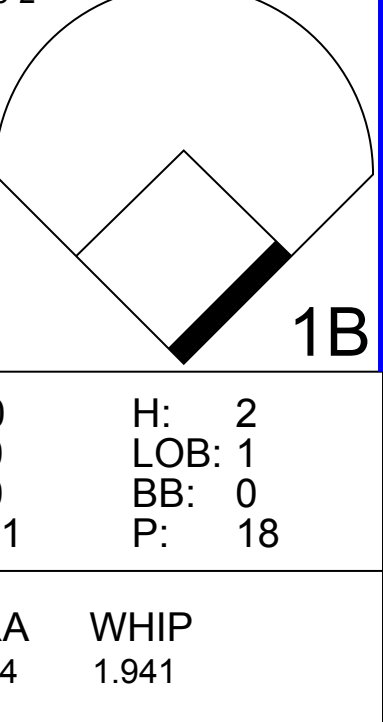
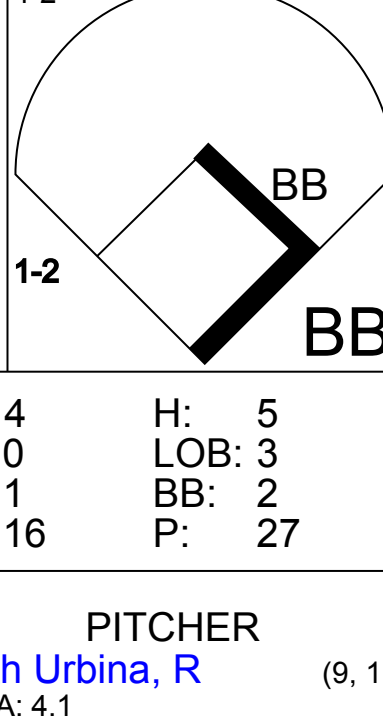
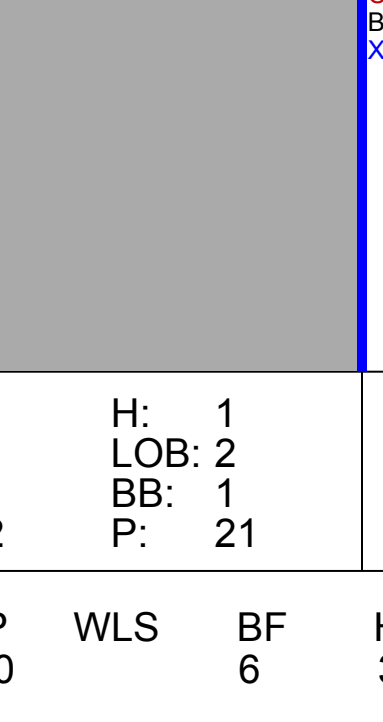
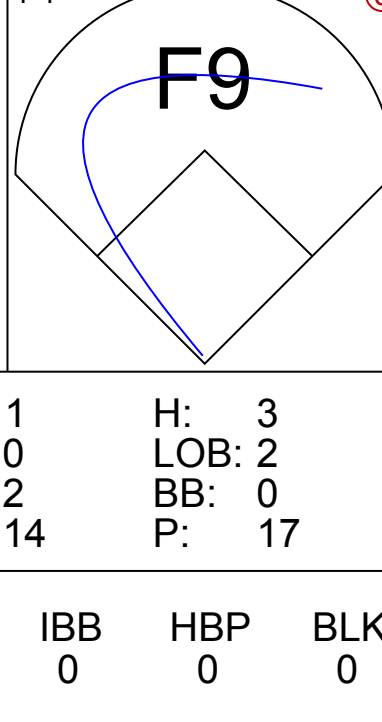
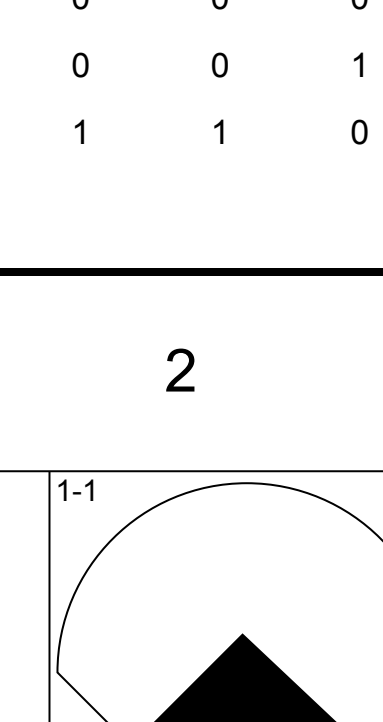
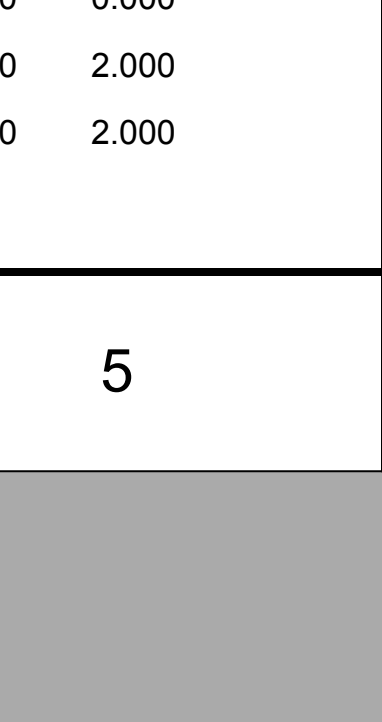
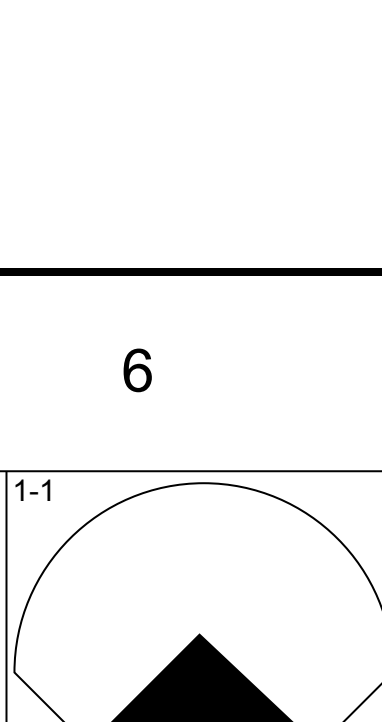
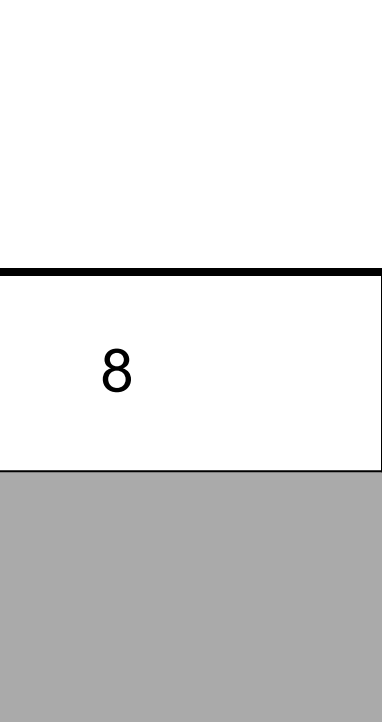
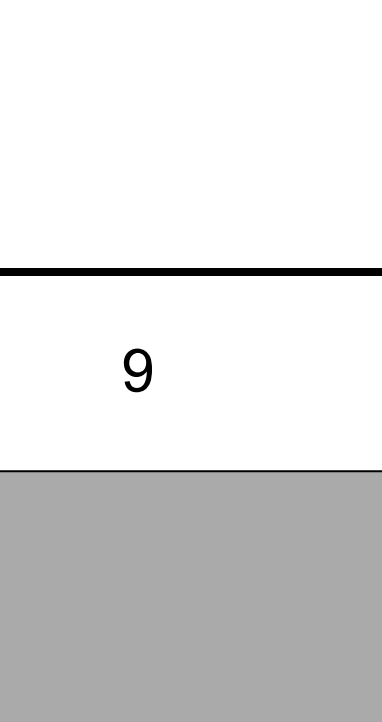
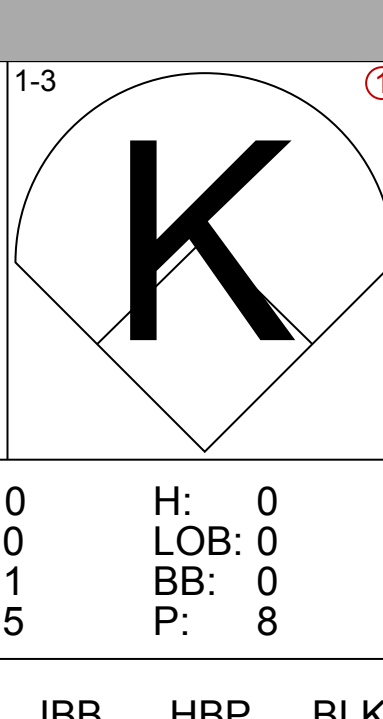
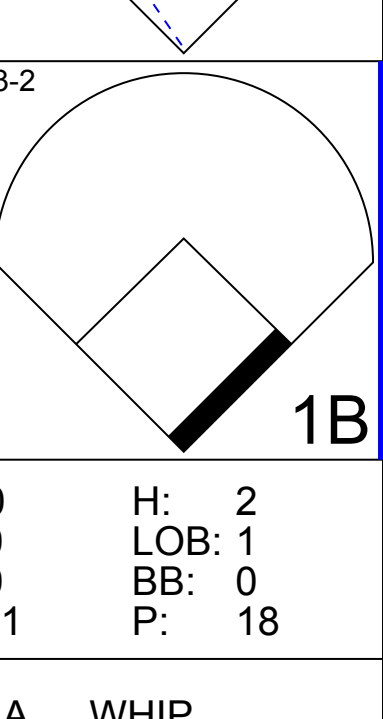
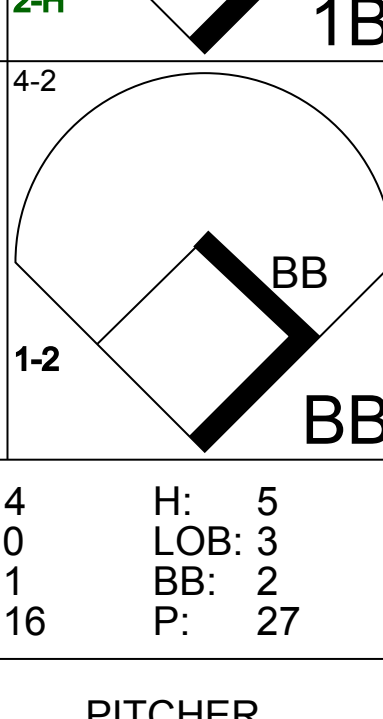
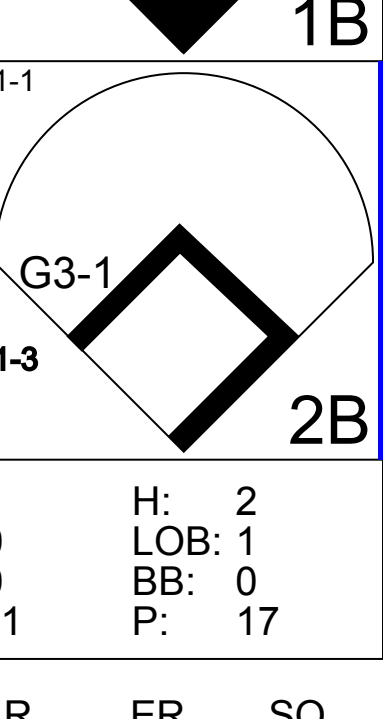
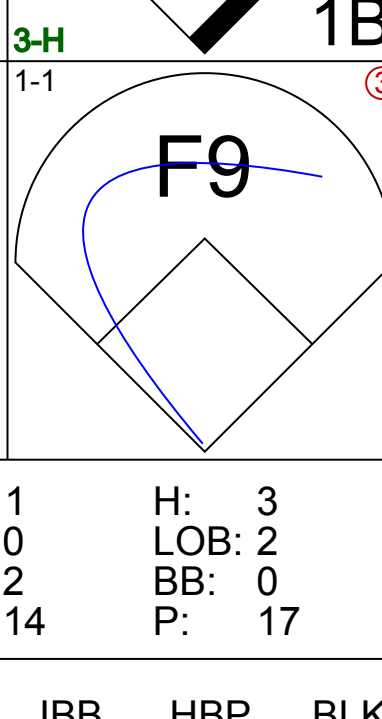






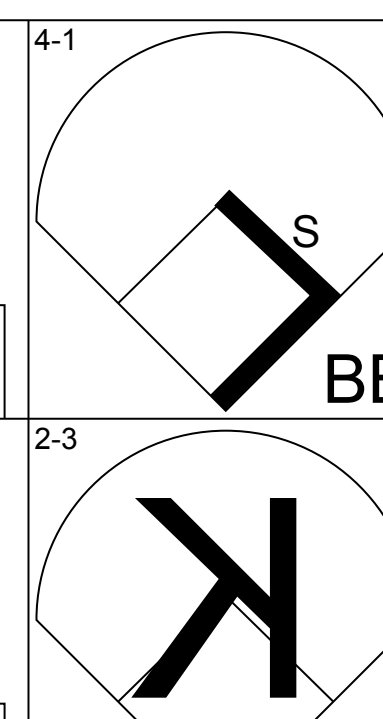
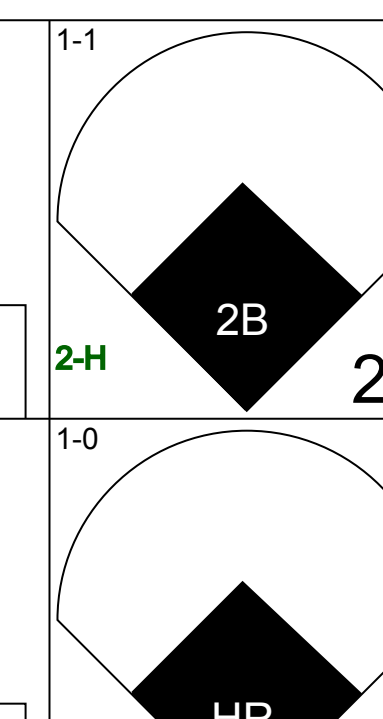
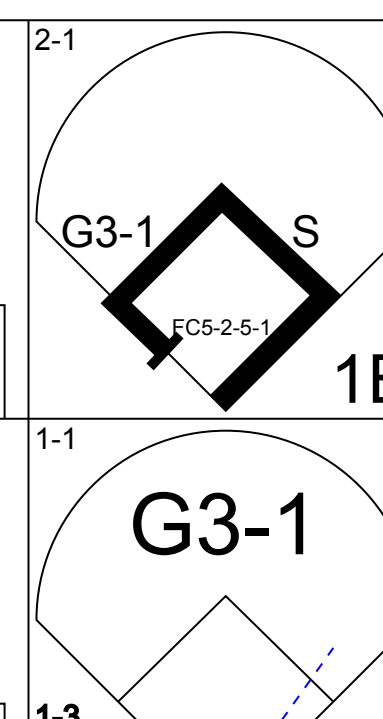
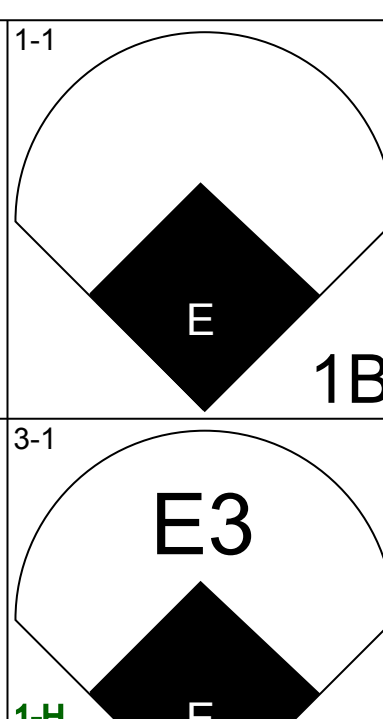
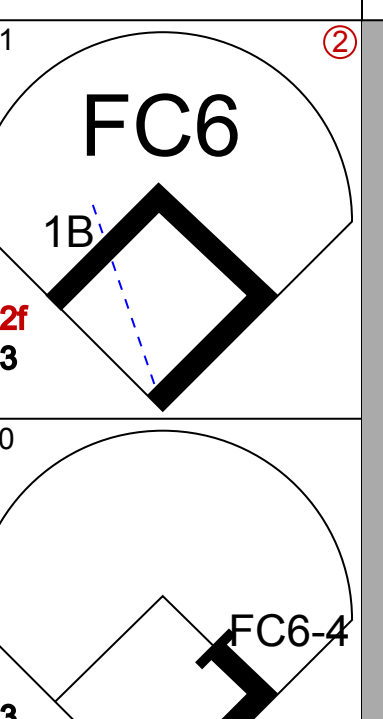
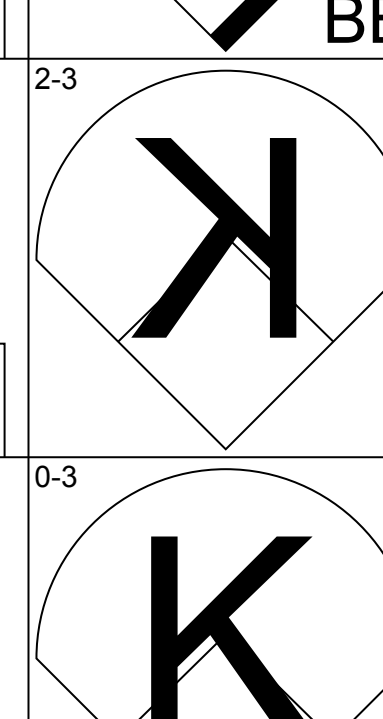
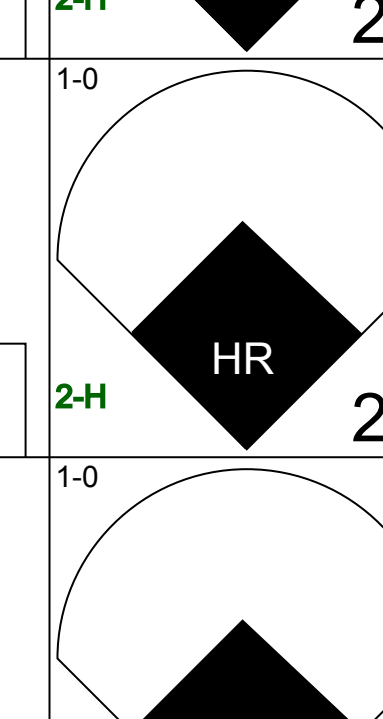
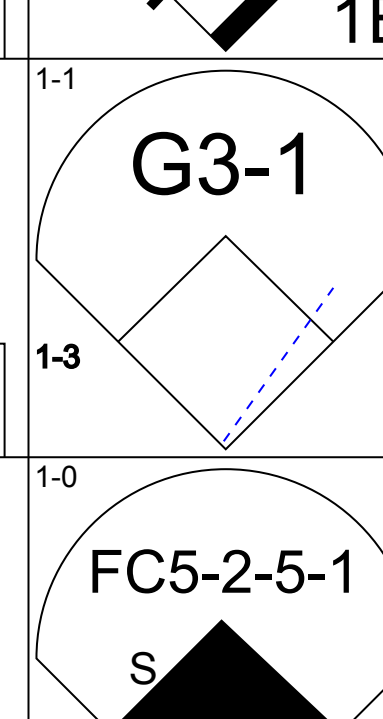
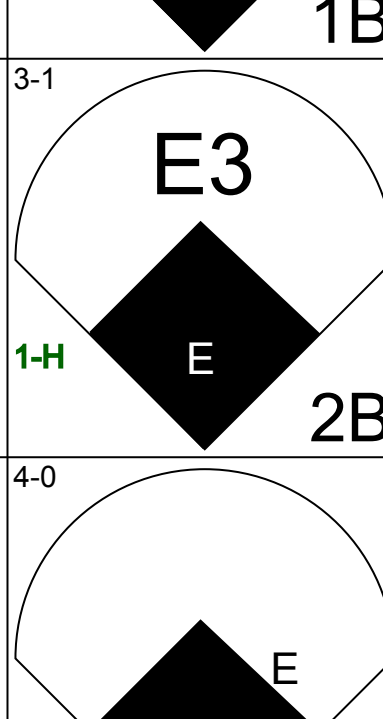
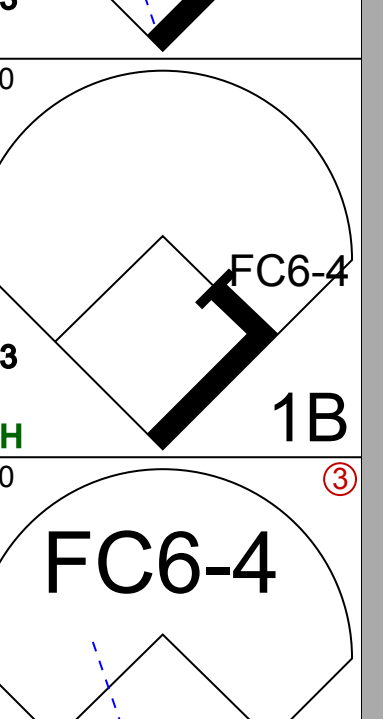
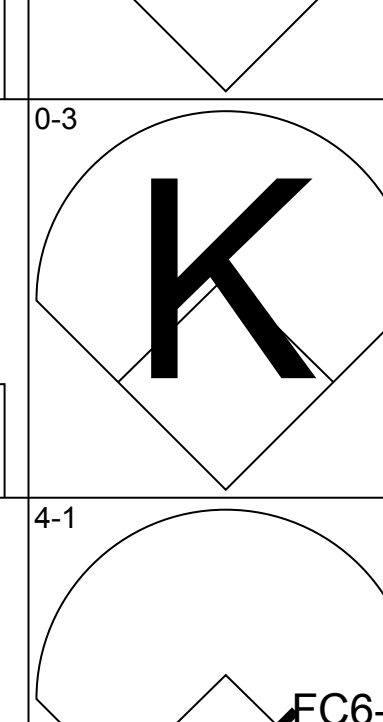
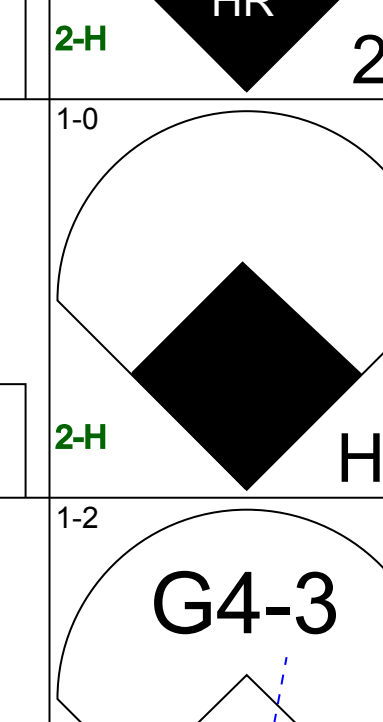
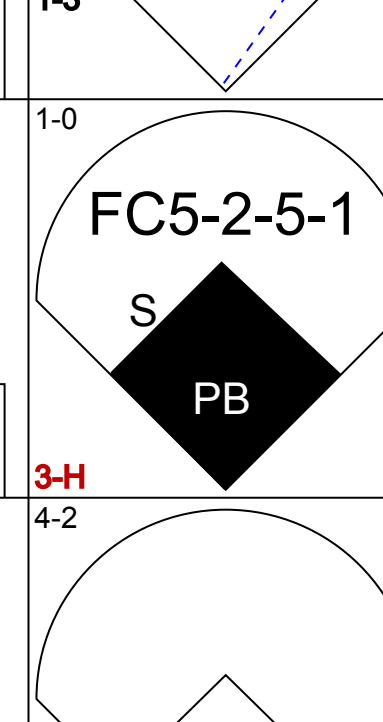
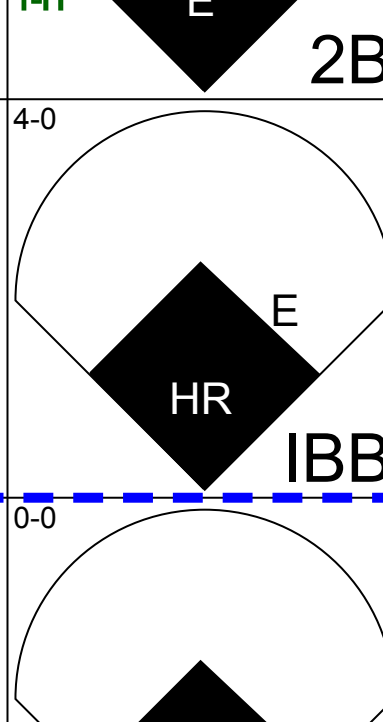
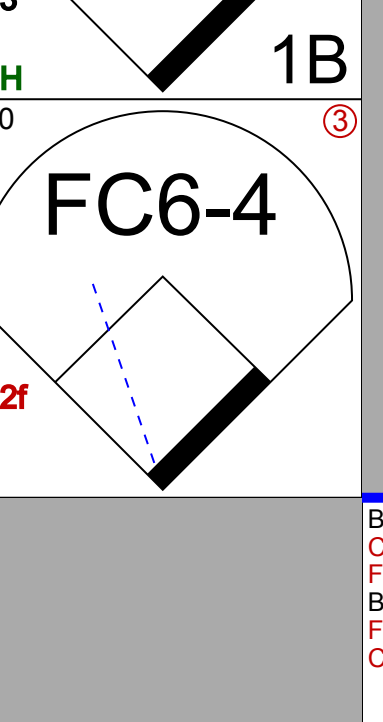
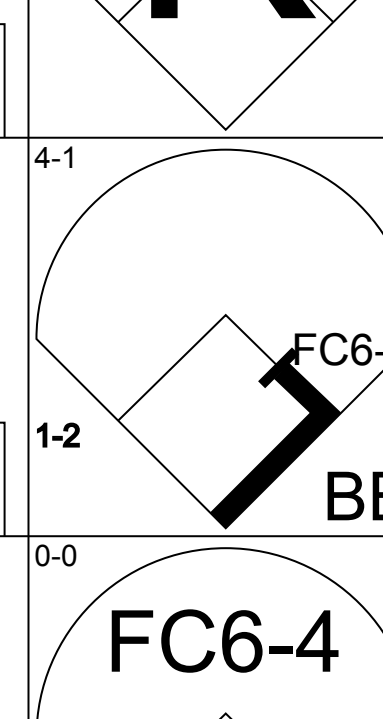
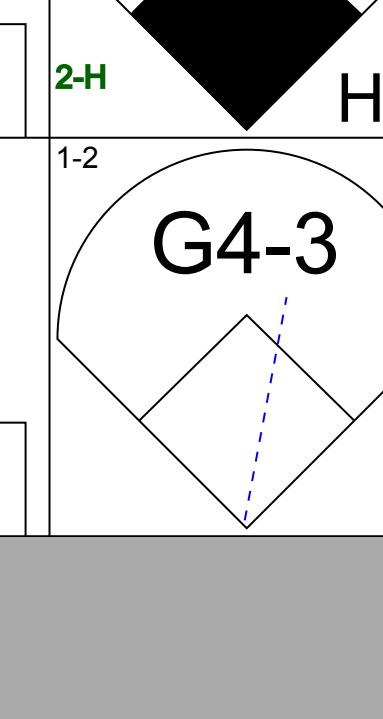
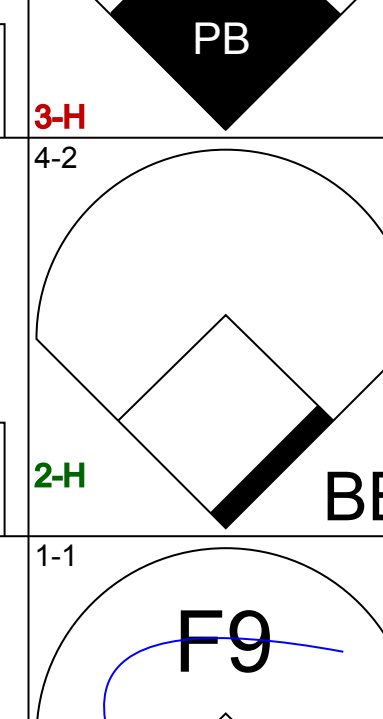
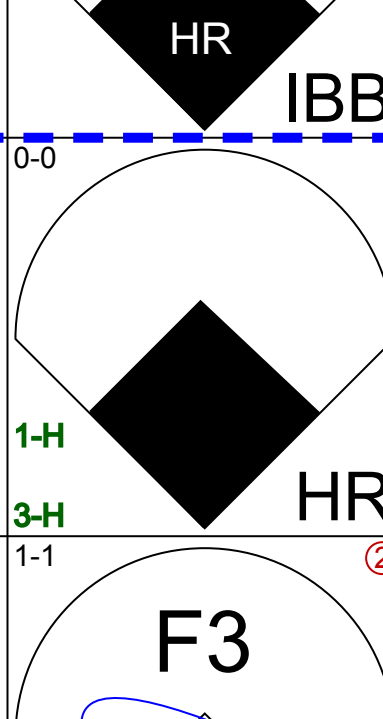
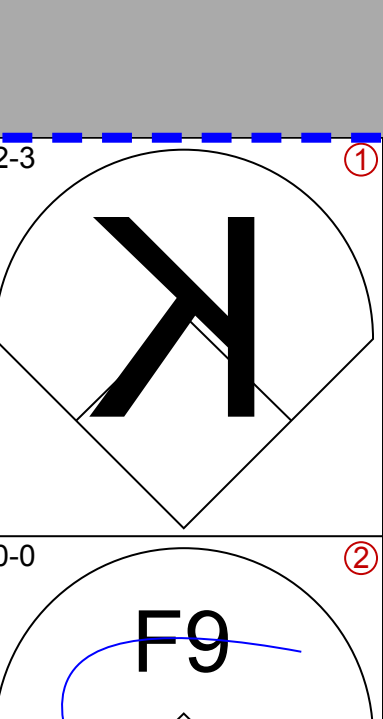
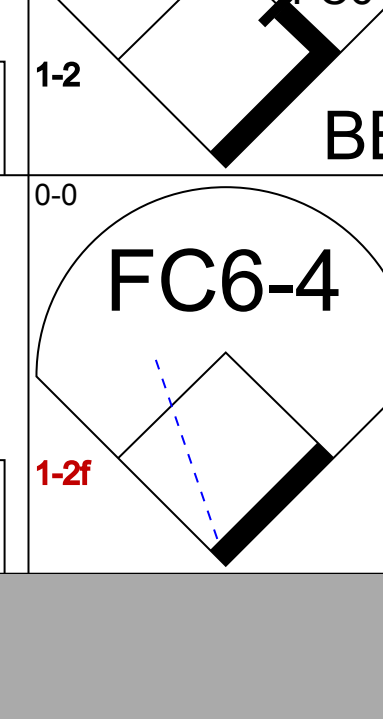
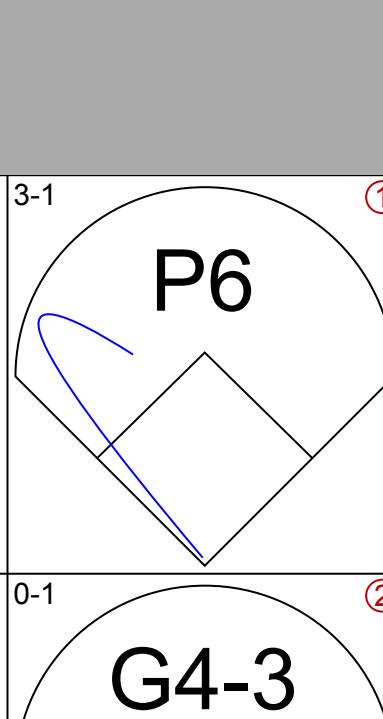
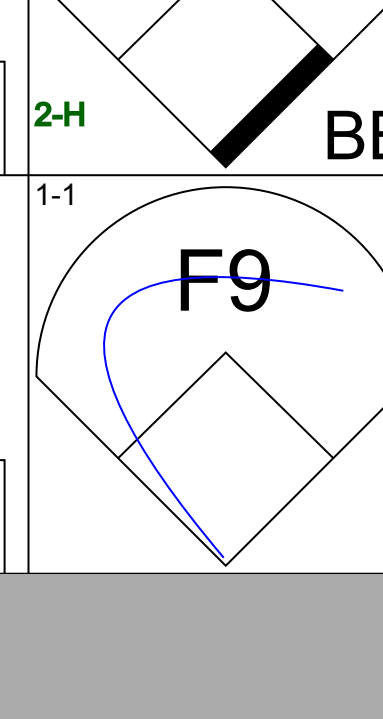
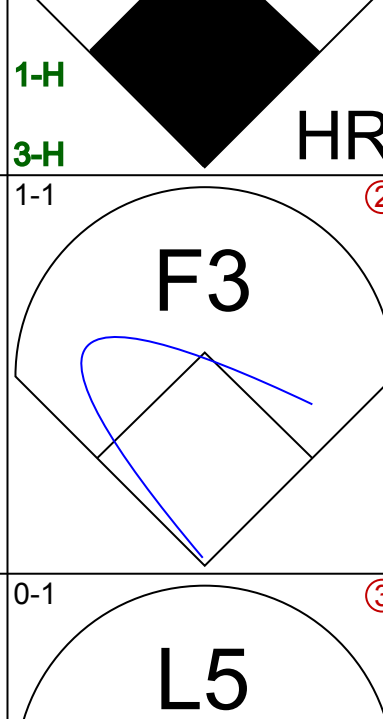
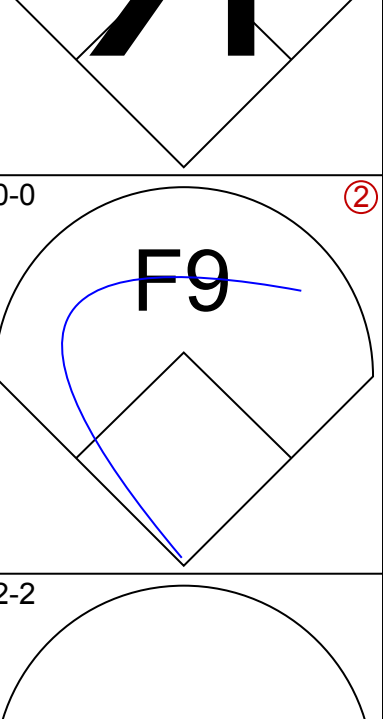
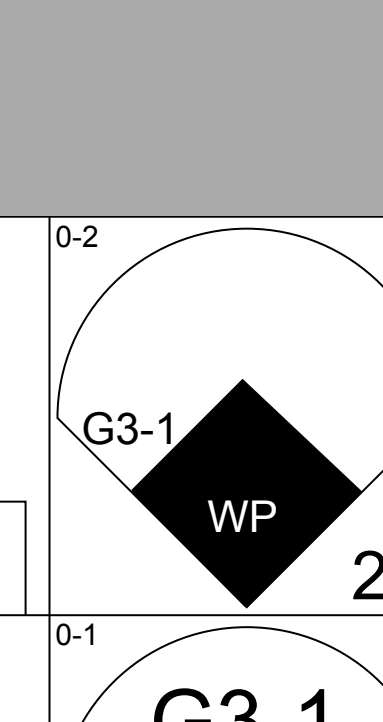
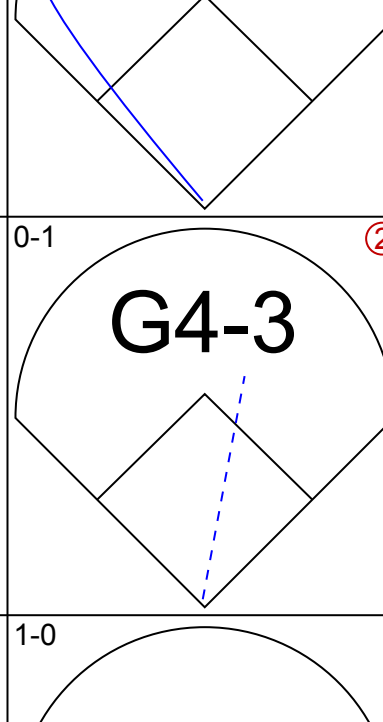
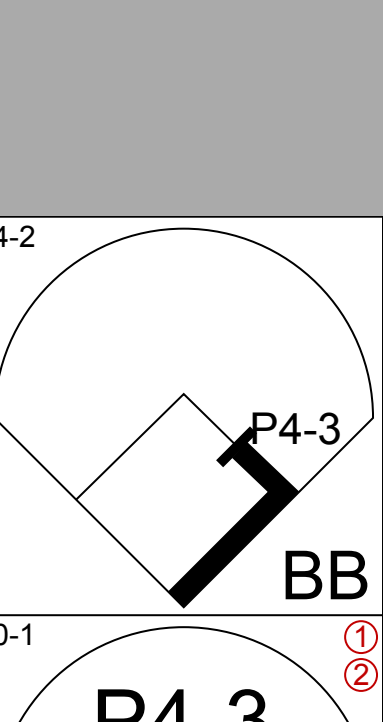
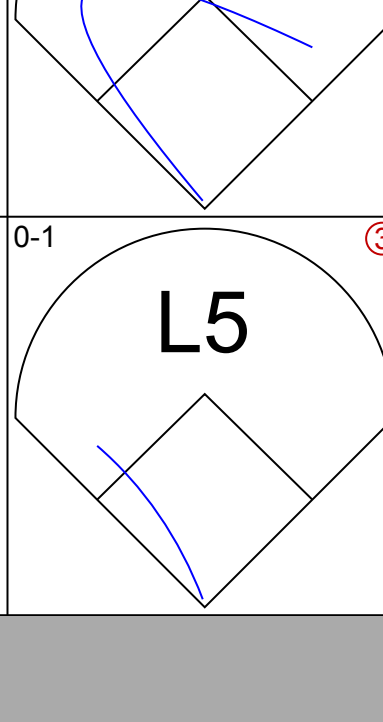
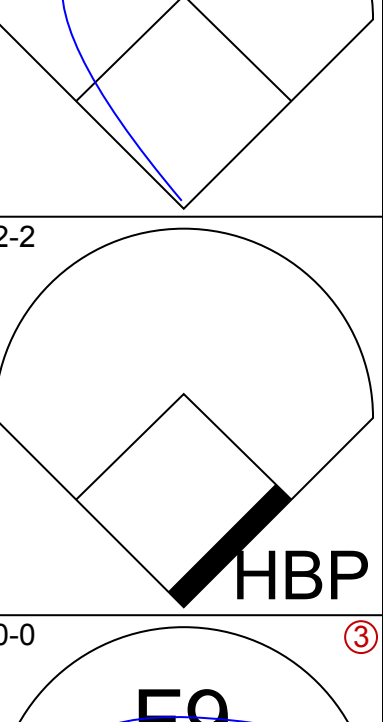
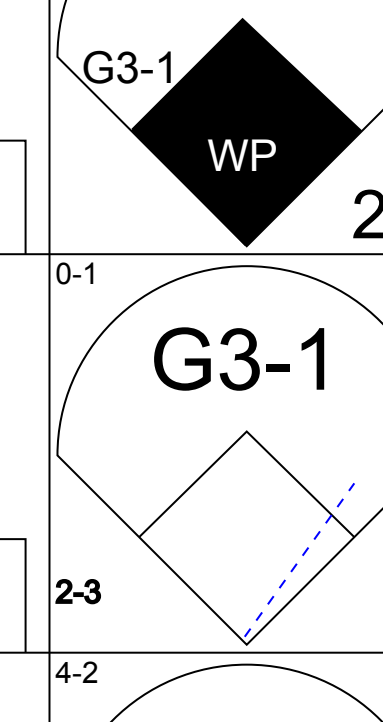

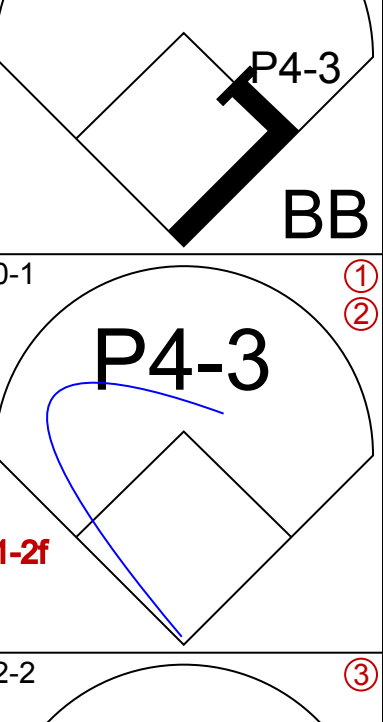
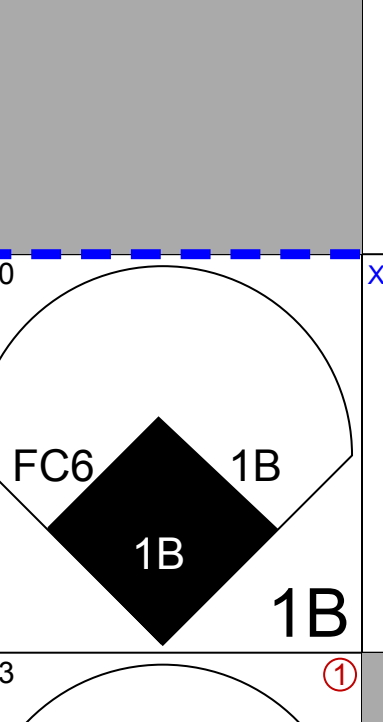
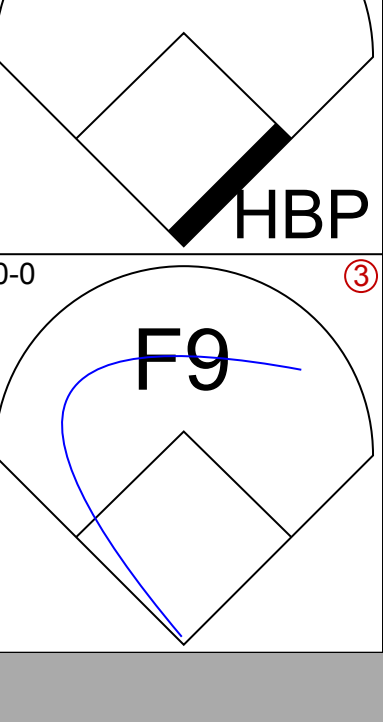
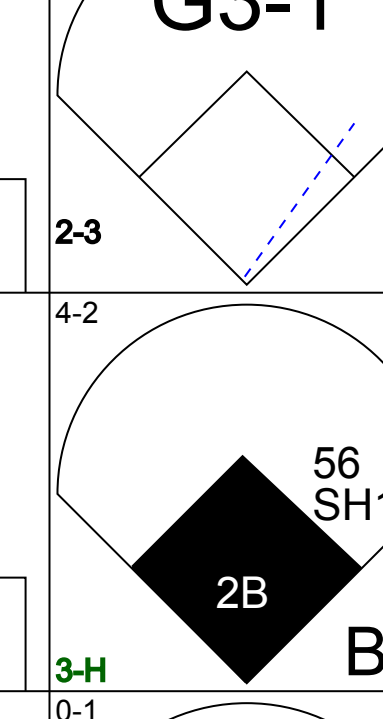

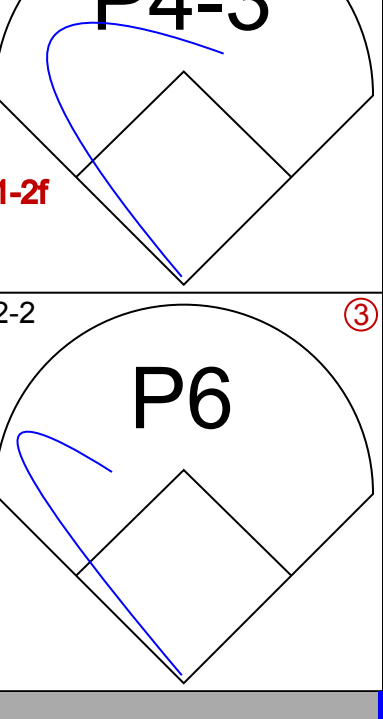
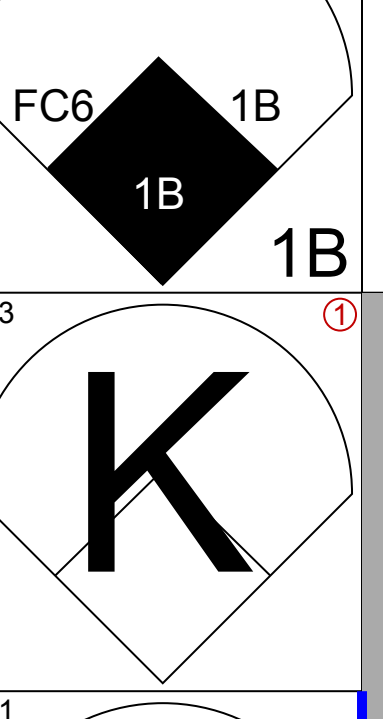
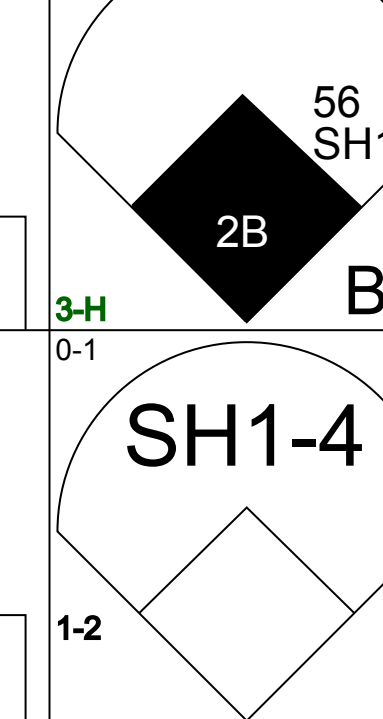
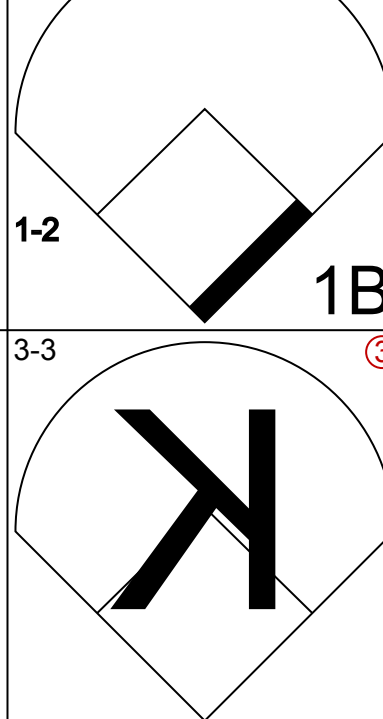
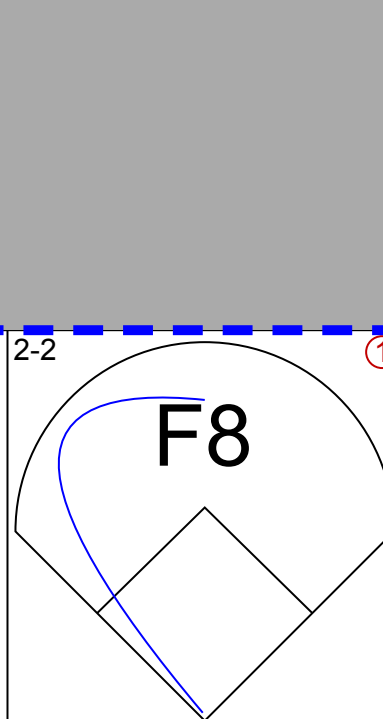
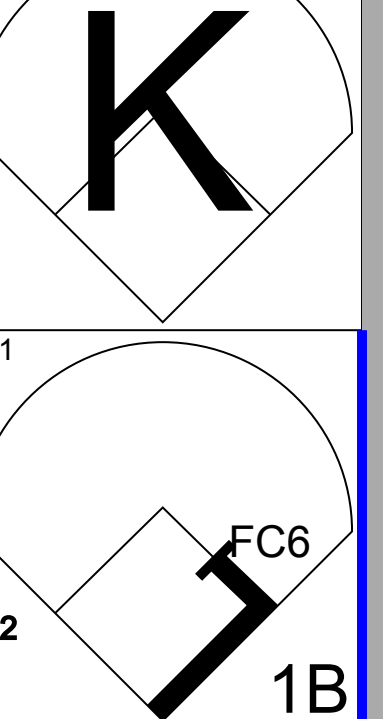




Batter	1	2	3	4	5	6	7	8	9	AB	R	H	RBI	BB	SO	LOB	TOP		
<b>Chris Stynes, R</b> OBP: 0.356, SLG: 0.486 (1, 4)										4	0	0	2	1	1	2	<b>Boston Red Sox @ Montreal Expos</b> Olympic Stadium, Montreal, QB Tue Jul 17 2001, 7:05 PM EDT Att: 13,348 - Dome - 72 F		
<b>Scott Hatteberg, L</b> OBP: 0.320, SLG: 0.365 (1, 2)										5	1	1	1	0	0	4			
<b>Trot Nixon, L</b> OBP: 0.379, SLG: 0.502 (1, 8)										5	1	3	1	0	0	1			
<b>Manny Ramirez, R</b> OBP: 0.420, SLG: 0.635 (1, 7)										4	1	1	1	1	2	1			
<b>Dante Bichette, R</b> OBP: 0.362, SLG: 0.534 (1, 9)										5	1	1	0	0	2	2			
<b>Brian Daubach, L</b> OBP: 0.351, SLG: 0.539 (1, 3)										5	1	1	0	0	2	3			
<b>Mike Lansing, R</b> OBP: 0.290, SLG: 0.340 (1, 6)										5	1	4	0	0	0	2			
<b>Shea Hillenbrand, R</b> OBP: 0.282, SLG: 0.396 (1, 5)										5	1	3	2	0	0	2			
<b>49 Tim Wakefield, R</b> ERA: 3.33, SLG: 0.333 (5, PH) <b>Troy Lestey, L</b> ERA: 2.95, SLG: 0.426 (6, PH) <b>Bryce Florie, R</b> ERA: 4.82 (6, PH) <b>Bill Pulsipher, L</b> ERA: 1.68 (7, PH) <b>Hipolito Pichardo, R</b> ERA: 2.99, SLG: 0.389 (8, PH) <b>Darren Lewis, R</b> ERA: 3.38 (8, PH) <b>Sun-Woo Kim, R</b> ERA: 3.03, SLG: 0.357 (9, PH)										2	0	1	0	0	1	0			
<b>Inning Stats</b>	R: 0 E: 0 K: 2 S: 14	H: 1 LOB: 1 BB: 0 P: 21	R: 0 E: 0 K: 1 S: 6	H: 1 LOB: 1 BB: 0 P: 9	R: 0 E: 0 K: 1 S: 5	H: 0 LOB: 0 BB: 0 P: 8	R: 1 E: 0 K: 0 S: 4	H: 1 LOB: 1 BB: 0 P: 5	R: 0 E: 0 K: 0 S: 11	H: 2 LOB: 1 BB: 0 P: 18	R: 4 E: 0 K: 1 S: 16	H: 5 LOB: 3 BB: 2 P: 27	R: 0 E: 0 K: 1 S: 12	H: 1 LOB: 2 BB: 2 P: 21	R: 1 E: 0 K: 2 S: 14	H: 3 LOB: 2 BB: 0 P: 17		1B: 10 2B: 3 3B: 0 HR: 3	SF: 0 SAC: 0 DP: 1 HBP: 0
<b>PITCHER</b>	IP WLS BF H R ER SO BB IBB HBP BLK WP HR S P ERA WHIP	56 Troy Mattes, R (1, 1) 5.2 W 27 10 5 5 5 1 0 0 0 0 0 3 54 82 7.94 1.941	Masato Yoshii, R (6, 1) 0.0 0 1 0 0 0 0 0 0 0 0 0 0 0 4 ∞ ∞	Scott Stewart, L (6, 1) 0.1 H 1 0 0 0 0 0 0 0 0 0 0 0 2 2 0.00 0.000	Scott Strickland, R (7, 1) 1.0 5 1 0 0 1 1 0 0 0 0 0 0 12 21 0.00 2.000	Graeme Lloyd, L (8, 1) 1.0 5 2 1 1 0 0 0 0 0 0 0 0 11 17 9.00 2.000	Ugueth Urbina, R (9, 1) 1.0 6 3 1 1 2 0 0 0 0 0 0 0 3 4 ∞ ∞												

AB	42
R	7
H	16
RBI	7
BB	3
SO	8
LOB	19



Batter	1	2	3	4	5	6	7	8	9	AB	R	H	RBI	BB	SO	LOB	BOTTOM		
<b>Peter Bergeron, L</b> OBP: 0.337, SLG: 0.310 (1, 8)										4	2	3	1	1	0	2	<b>Boston Red Sox @ Montreal Expos</b> Olympic Stadium, Montreal, QB Tue Jul 17 2001, 7:05 PM EDT Att: 13,348 - Dome - 72 F		
<b>Jose Vidro, S</b> OBP: 0.401, SLG: 0.560 (1, 4)										5	2	3	3	0	1	2			
<b>Vladimir Guerrero, R</b> OBP: 0.386, SLG: 0.634 (1, 9)										4	3	1	2	1	1	4			
<b>Lee Stevens, L</b> OBP: 0.326, SLG: 0.441 (1, 3)										3	1	1	2	2	1	0			
<b>Orlando Cabrera, R</b> OBP: 0.299, SLG: 0.371 (1, 6)										5	0	0	0	0	0	3			
<b>Geoff Blum, S</b> OBP: 0.338, SLG: 0.366 (1, 5)										3	1	1	0	1	0	0			
<b>Michael Barrett, R</b> OBP: 0.281, SLG: 0.349 (1, 2)										5	1	2	0	0	0	3			
<b>Brad Wilkerson, L</b> OBP: 0.294, SLG: 0.077 (1, 7)										3	1	1	0	1	1	1			
<b>56 Troy Mattes, R</b> ERA: 3.47, SLG: 0.500 (6, PH) <b>Masato Yoshii, R</b> ERA: 2.95, SLG: 0.426 (6, PH) <b>Scott Stewart, R</b> ERA: 4.82 (6, PH) <b>Ryan Minor, R</b> ERA: 1.68 (7, PH) <b>Hipolito Pichardo, R</b> ERA: 2.99, SLG: 0.389 (8, PH) <b>Rob Ducey, L</b> ERA: 3.38 (8, PH) <b>Graeme Lloyd, L</b> ERA: 3.03, SLG: 0.357 (9, PH)										1	0	0	0	0	1	2			
<b>Inning Stats</b>	R: 0 E: 0 K: 2 S: 10	H: 0 LOB: 2 BB: 2 P: 19	R: 5 E: 0 K: 0 S: 16	H: 4 LOB: 1 BB: 1 P: 24	R: 0 E: 0 K: 1 S: 12	H: 2 LOB: 2 BB: 0 P: 20	R: 1 E: 0 K: 0 S: 9	H: 1 LOB: 1 BB: 1 P: 18	R: 0 E: 0 K: 0 S: 8	H: 0 LOB: 0 BB: 1 P: 14	R: 4 E: 2 K: 0 S: 12	H: 3 LOB: 0 BB: 1 P: 23	R: 1 E: 0 K: 1 S: 10	H: 3 LOB: 2 BB: 0 P: 15	R: 0 E: 0 K: 1 S: 8	H: 0 LOB: 1 BB: 0 P: 12		1B: 7 2B: 5 3B: 0 HR: 2	SF: 0 SAC: 1 DP: 1 HBP: 1
<b>PITCHER</b>	IP WLS BF H R ER SO BB IBB HBP BLK WP HR S P ERA WHIP	49 Tim Wakefield, R (1, 1) 5.0 L 26 7 6 5 3 5 0 1 0 0 0 0 0 7 17 81.00 6.000	Bryce Florie, R (6, 1) 0.1 4 2 3 3 0 0 1 0 0 0 0 0 1 5 6 13.50 1.500	Bill Pulsipher, L (6, 1) 0.2 3 1 1 1 1 0 0 0 0 0 0 1 5 6 13.50 1.500	Hipolito Pichardo, R (7, 1) 1.0 6 3 1 1 1 1 0 0 0 0 0 0 10 15 9.00 3.000	Sun-Woo Kim, R (8, 1) 1.0 4 0 0 0 1 0 0 0 1 0 0 0 8 12 0.00 0.000	Ugueth Urbina, R (9, 1) 1.0 6 3 1 1 2 0 0 0 0 0 0 0 3 4 ∞ ∞												

AB	35
R	11
H	13
RBI	8
BB	6
SO	5
LOB	17





Batter	1	2	3	4	5	6	7	8	9	AB	R	H	RBI	BB	SO	LOB	TOP						
<b>Jose Offerman, S</b> (1,4) OBP: 0.332, SLG: 0.356	1-2 F9 BB 1B		1-1 F9			0-1 G6-3		0-0 SF8	2-3 K	4	0	1	1	0	1	1	<b>Boston Red Sox @ Toronto Blue Jays</b> SkyDome, Toronto, ON Wed Jul 18 2001, 7:05 PM EDT Att: 30,449 - Cloudy - 79 F						
<b>Scott Hatteberg, L</b> (1,2) OBP: 0.320, SLG: 0.361	4-2 F9 BB 1B		3-2 G1-4-3			0-1 F9		0-0 FC5-4 1B	0-1 G4-3	2	0	0	0	1	0	0							
<b>Dante Bichette, R</b> (7, PH) OBP: 0.360, SLG: 0.532										1	0	0	0	0	0	2							
<b>Doug Mirabeli, R</b> (7,2) OBP: 0.299, SLG: 0.284	1-2 BB									1	0	0	0	0	0	1							
<b>Trot Nixon, L</b> (1,9) OBP: 0.382, SLG: 0.510	0-1 F8		2-2 2B			2-1 G4-3		0-2 1B	2-1 2B	5	0	3	2	0	0	2							
<b>Manny Ramirez, R</b> (1,10) OBP: 0.417, SLG: 0.628	1-2 F9 2-3		1-3 K			2-2 G6-3		3-3 K	3-3 IBB	4	0	0	0	1	2	5							
<b>Brian Daubach, L</b> (1,3) OBP: 0.348, SLG: 0.537	1-1 P4			2-2 G5-3		0-0 G6-3		0-1 SH3-4 2B	1-2 F7	5	0	1	0	0	0	4							
<b>Mike Lansing, R</b> (1,6) OBP: 0.291, SLG: 0.340		2-1 G4-3		2-0 G5-3			0-0 WP 1B	0-1 SH3-4		3	1	1	0	0	0	0							
<b>Troy O'Leary, L</b> (1,7) OBP: 0.307, SLG: 0.441		0-0 1B		1-1 HR			0-2 E5 HBP 1B SF8	0-0 F2		4	2	2	1	0	0	2							
<b>Shea Hillenbrand, R</b> (1,5) OBP: 0.281, SLG: 0.394	2-0 F9		0-0 F9				3-1 FC5-4 HBP 1B	1-1 G5-3		4	1	1	1	0	0	2							
<b>Darren Lewis, R</b> (1,8) OBP: 0.297, SLG: 0.381	1-2 F7				0-0 F7		1-1 FC5-4 HBP	1-2 G4-3 S 2B HBP		2	1	0	0	0	0	1							
<b>Inning Stats</b>	R: 0 E: 0 K: 0 S: 12	H: 1 LOB: 2 BB: 1 P: 19	R: 0 E: 0 K: 0 S: 7	H: 1 LOB: 1 BB: 0 P: 12	R: 0 E: 0 K: 0 S: 12	H: 1 LOB: 1 BB: 0 P: 19	R: 1 E: 0 K: 0 S: 7	H: 1 LOB: 0 BB: 0 P: 12	R: 0 E: 0 K: 0 S: 5	H: 0 LOB: 0 BB: 0 P: 5	R: 0 E: 0 K: 0 S: 6	H: 0 LOB: 0 BB: 0 P: 10	R: 3 E: 1 K: 1 S: 16	H: 3 LOB: 2 BB: 0 P: 23	R: 0 E: 0 K: 0 S: 7	H: 1 LOB: 1 BB: 0 P: 8	R: 1 E: 0 K: 1 S: 12	H: 1 LOB: 2 BB: 1 P: 22	1B: 5 2B: 3 3B: 0 HR: 1	SF: 1 SAC: 1 DP: 0 HBP: 2	WP: 1 PB: 0 SB: 1 CS: 0	PA: 41	
<b>PITCHER</b>	IP	WLS	BF	H	R	ER	SO	BB	IBB	HBP	BLK	WP	HR	S	P	ERA	WHIP			ERA	WHIP		
<b>Steve Parris, R</b> (1,1) ERA: 4.29	6.0		27	6	4	2	1	1	0	1	0	1	1	56	88	3.00	1.167			9.00	1.000		
<b>Pedro Borbon, L</b> (7,1) ERA: 3.24	0.1	H	1	0	0	0	0	0	0	0	0	0	0	1	1	0.00	0.000						
<b>Paul Quantrill, R</b> (7,1) ERA: 2.19	1.0	B	5	2	0	0	1	0	0	0	0	0	0	12	15	0.00	2.000						
<b>Dan Plesac, L</b> (8,1) ERA: 4.15	0.1		1	0	0	0	0	0	0	0	0	0	0	1	1	0.00	0.000						
<b>Bob Fife, R</b> (8,1) ERA: 2.22	0.1		1	0	0	0	0	0	0	0	0	0	0	2	3	0.00	0.000						
<b>PITCHER</b>	IP	WLS	BF	H	R	ER	SO	BB	IBB	HBP	BLK	WP	HR	S	P	ERA	WHIP			ERA	WHIP		
<b>Billy Koch, R</b> (9,1) ERA: 4.95	1.0	L	6	1	1	1	1	0	1	1	0	0	0	12	22	9.00	1.000						

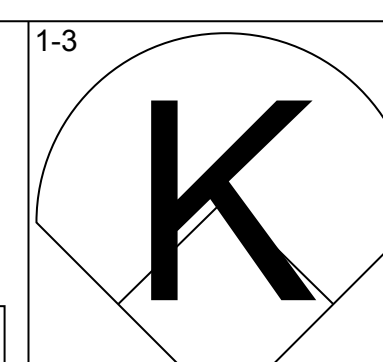
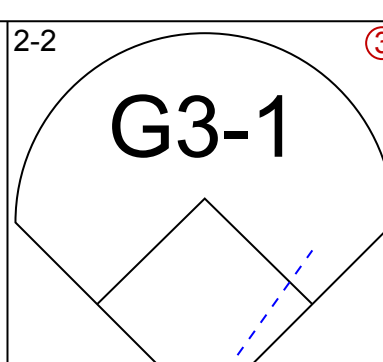
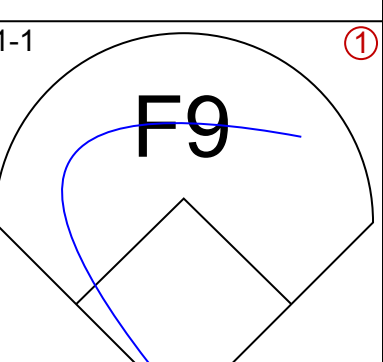
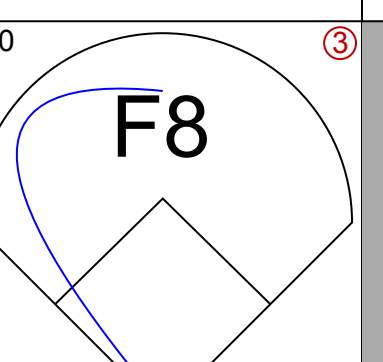
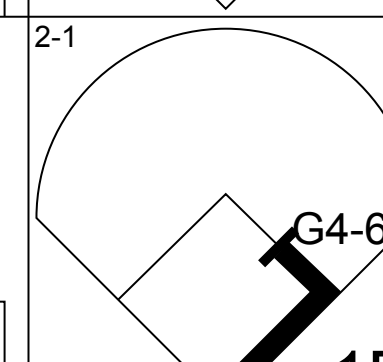
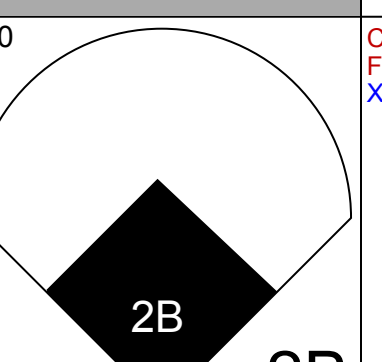
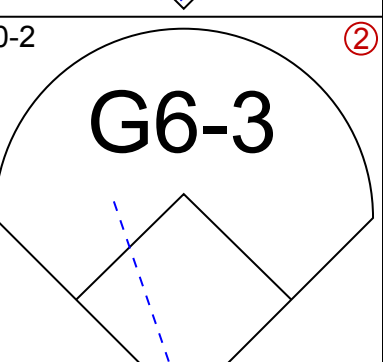
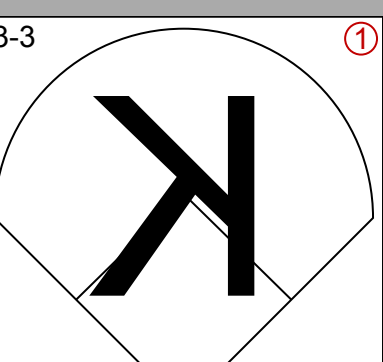
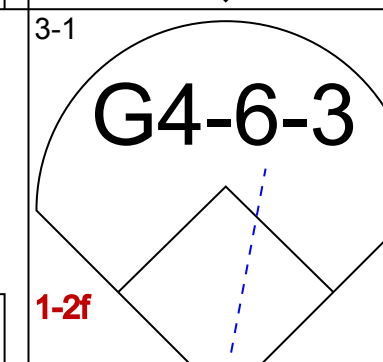
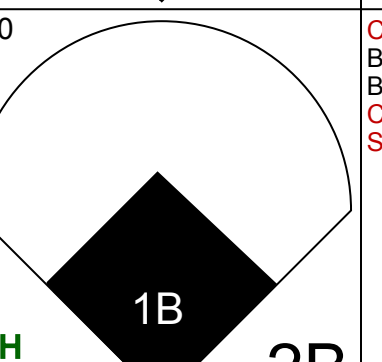
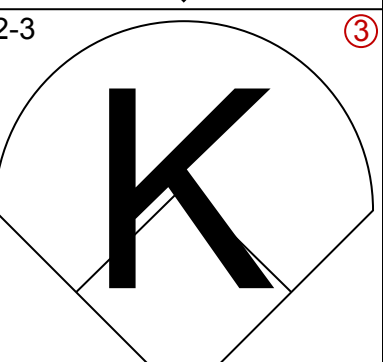
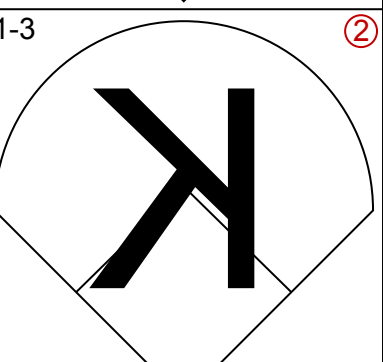
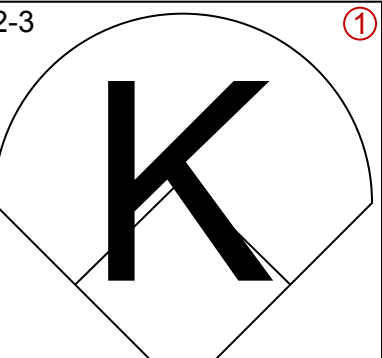
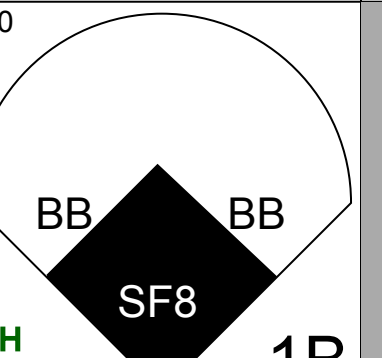
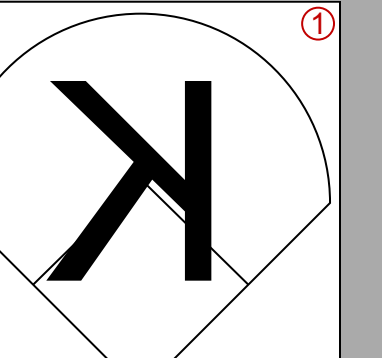
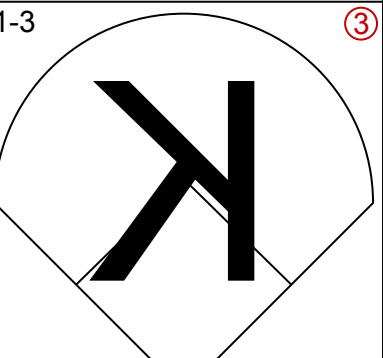
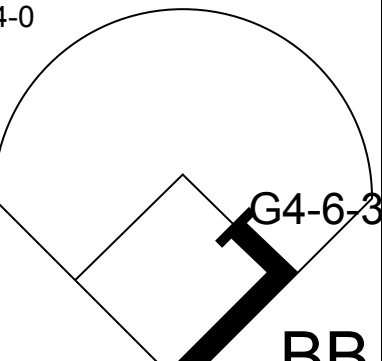
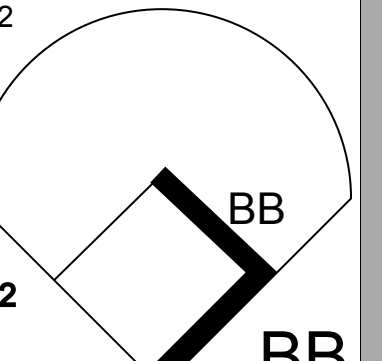
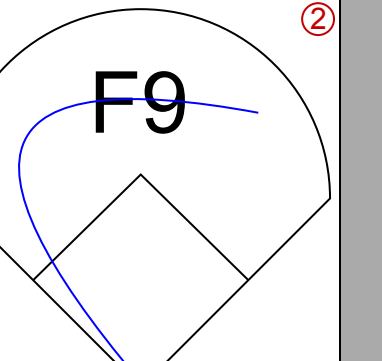
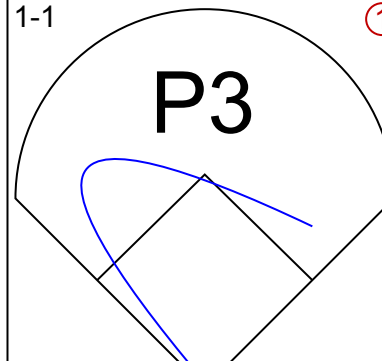
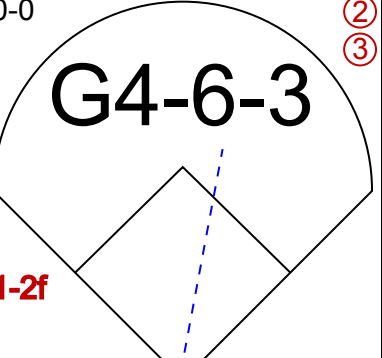
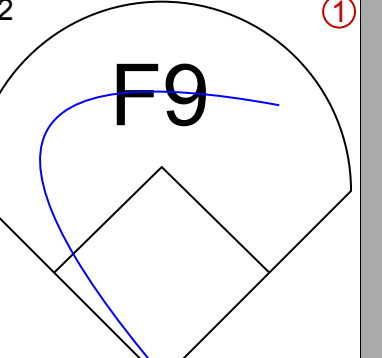
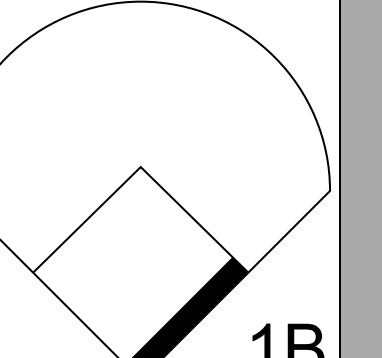
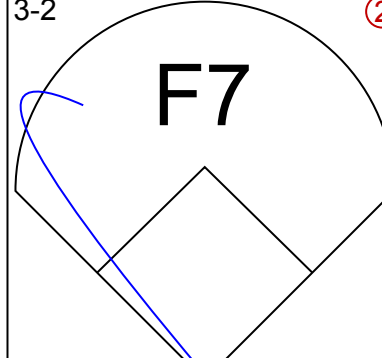
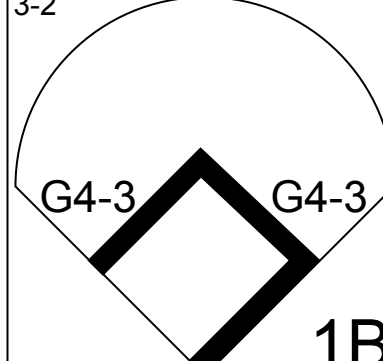
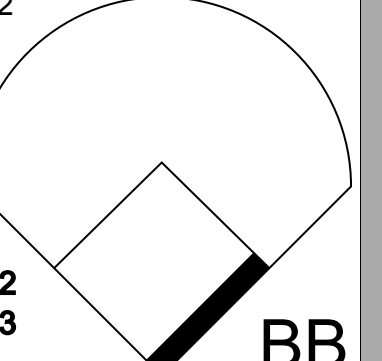
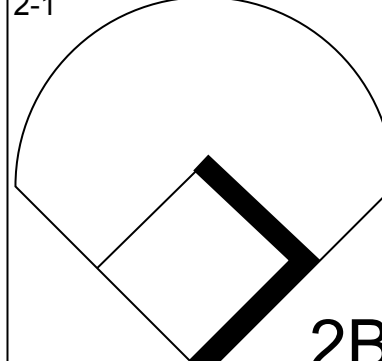
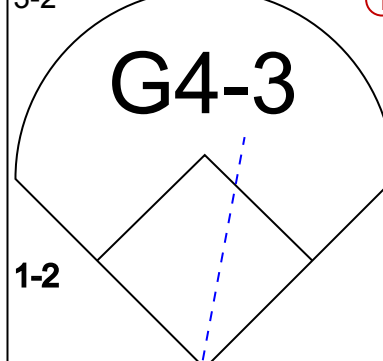
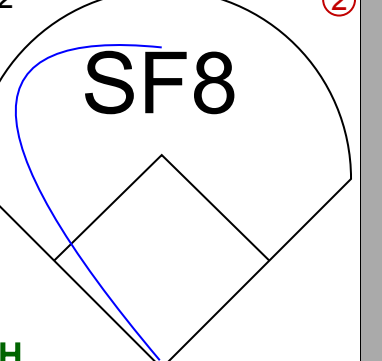

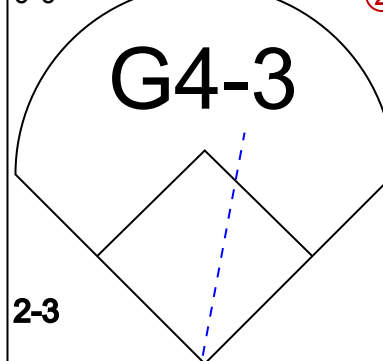
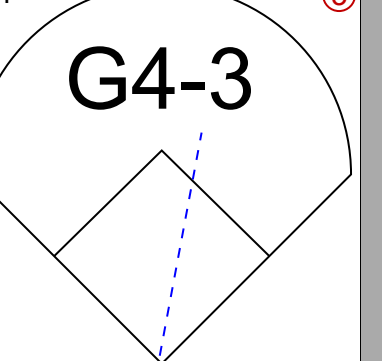
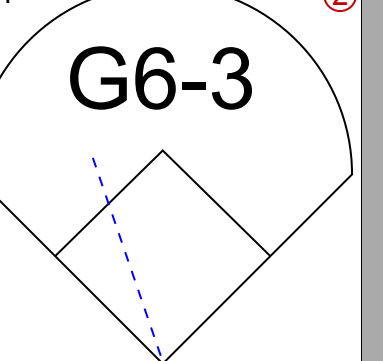

AB	35
R	5
H	9
RBI	5
BB	2
SO	3
LOB	20



Batter	1	2	3	4	5	6	7	8	9	AB	R	H	RBI	BB	SO	LOB	BOTTOM						
<b>Shannon Stewart, R</b> (1,7) OBP: 0.369, SLG: 0.460	2-2 FC3-6 1B			1-1 G5-3			0-1 G1-3		1-3 K	4	0	1	0	0	1	2	<b>Boston Red Sox @ Toronto Blue Jays</b> SkyDome, Toronto, ON Wed Jul 18 2001, 7:05 PM EDT Att: 30,449 - Cloudy - 79 F						
<b>Chris Latham, S</b> (9, PH)										1	0	0	0	0	1	0							
<b>José Cruz Jr., S</b> (1,8) OBP: 0.349, SLG: 0.485	0-0 FC3-6 1-2		0-0 G3		0-0 G3-1		0-0 P6		1-3 K	5	0	0	0	0	1	3							
<b>Raul Mondesi, R</b> (1,9) OBP: 0.359, SLG: 0.486	1-2 P6		2-3 K		0-1 L5		0-2 F9			4	0	0	0	0	1	1							
<b>Carlos Delgado, L</b> (1,3) OBP: 0.402, SLG: 0.508	0-0 F8		1-2 E3 G3 1B		2-3 K		3-1 F7			4	1	0	0	0	1	1							
<b>Brad Fullmer, L</b> (1,10) OBP: 0.317, SLG: 0.445		1-0 2B SF9 1B	2-2 G3		0-2 F8		0-0 F8			4	1	1	0	0	0	1							
<b>Luis Lopez, R</b> (1,5) OBP: 0.370, SLG: 0.448		2-0 SF9 1B 2B	0-2 1B		1-3 K		4-0 B5-3 BB			3	1	2	1	1	1	0							
<b>Alex Gonzalez, R</b> (1,6) OBP: 0.297, SLG: 0.373		3-2 SF9	0-2 1B			1-2 P4		0-0 B5-3		3	0	1	1	0	0	1							
<b>Darrin Fletcher, L</b> (1,2) OBP: 0.264, SLG: 0.328		1-1 1B	4-0 1B			0-0 HR		0-1 F7		3	1	2	2	1	0	1							
<b>Cesar Izturis, S</b> (1,4) OBP: 0.309, SLG: 0.448		3-H 1B	0-1 1B			2-3 K		1-0 F7		3	0	1	0	0	1	3							
<b>Tony Fernandez, S</b> (9, PH) OBP: 0.344, SLG: 0.349		1-2 1B								1	0	0	0	0	0	0							
<b>Inning Stats</b>	R: 0 E: 0 K: 0 S: 10	H: 1 LOB: 1 BB: 0 P: 12	R: 2 E: 0 K: 1 S: 14	H: 4 LOB: 2 BB: 0 P: 21	R: 1 E: 1 K: 1 S: 19	H: 2 LOB: 3 BB: 1 P: 28	R: 0 E: 0 K: 0 S: 5	H: 0 LOB: 0 BB: 0 P: 6	R: 0 E: 0 K: 2 S: 11	H: 0 LOB: 0 BB: 0 P: 14	R: 1 E: 0 K: 1 S: 12	H: 1 LOB: 0 BB: 0 P: 15	R: 0 E: 0 K: 0 S: 6	H: 0 LOB: 0 BB: 0 P: 9	R: 0 E: 0 K: 0 S: 4	H: 0 LOB: 1 BB: 1 P: 8	R: 0 E: 0 K: 2 S: 8	H: 0 LOB: 0 BB: 0 P: 11	1B: 6 2B: 1 3B: 0 HR: 1	SF: 1 SAC: 0 DP: 0 HBP: 0	WP: 0 PB: 0 SB: 0 CS: 0	PA: 38	
<b>PITCHER</b>	IP	WLS	BF	H	R	ER	SO	BB	IBB	HBP	BLK	WP	HR	S	P	ERA	WHIP			ERA	WHIP		
<b>David Cone, R</b> (1,1) ERA: 4.23	6.0		28	8	4	3	5	0	1	0	0	0	0	10	17	0.00	0.500						
<b>Rich Garces, R</b> (7,1) ERA: 2.63	2.0	W	7	0	0	0	0	1	0	0	0	0	0	8	11	0.00	0.000						
<b>Derek Lowe, R</b> (9,1) ERA: 3.74	1.0	S	3	0	0	0	2	0	0	0	0	0	0	8	11	0.00	0.000						

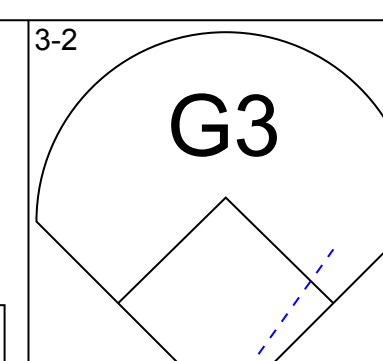
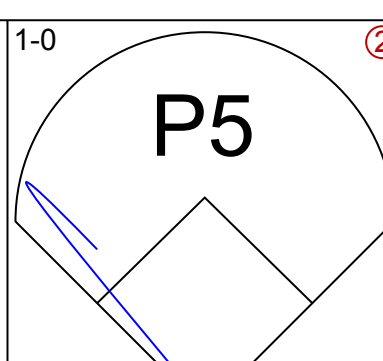
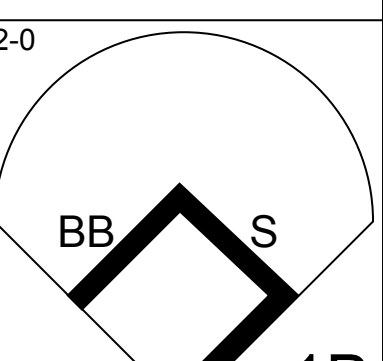
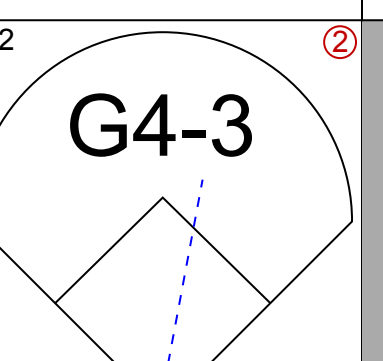
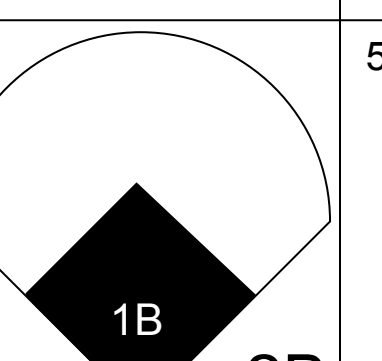
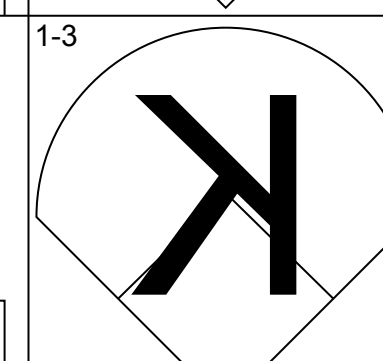
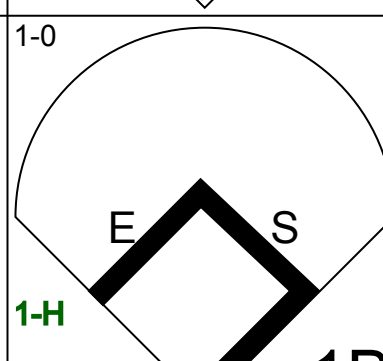
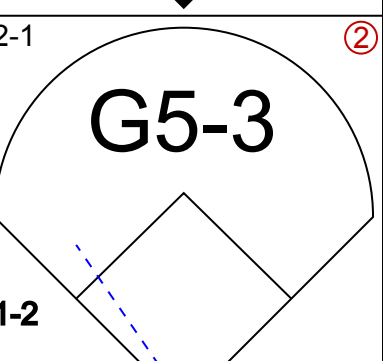
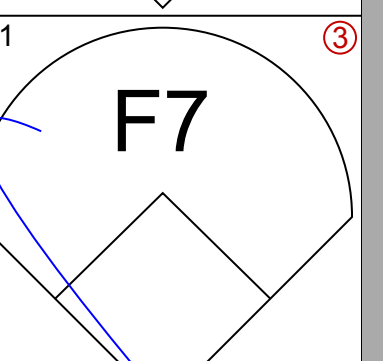
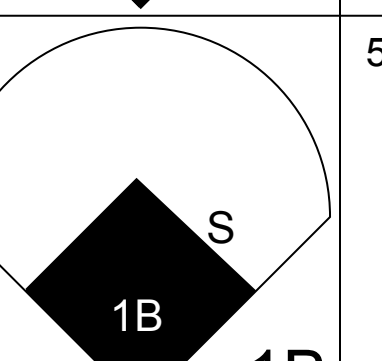
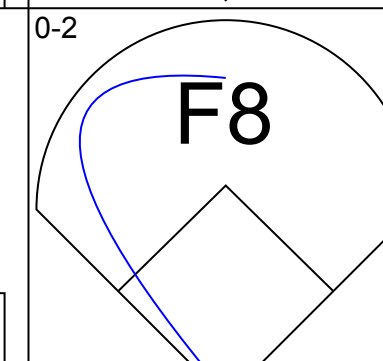
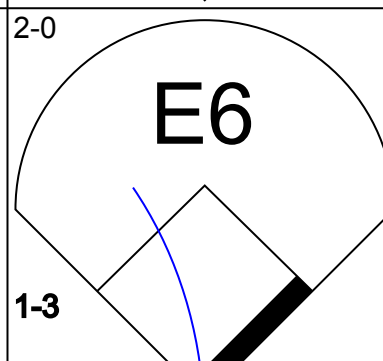
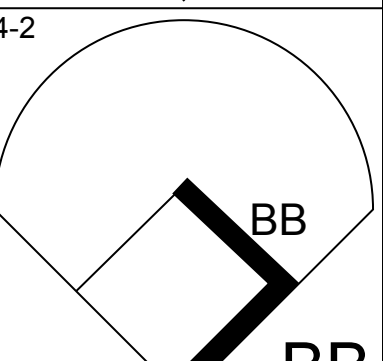
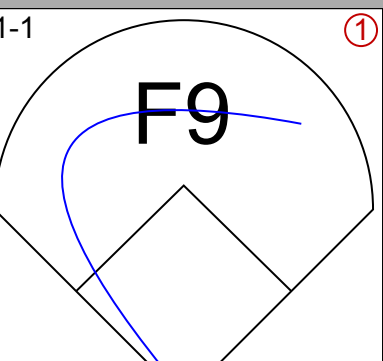
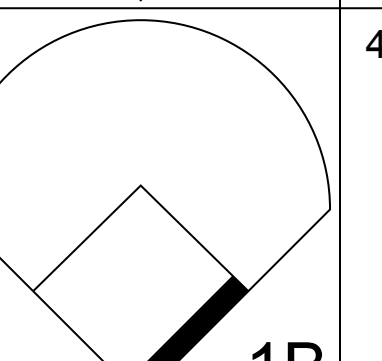
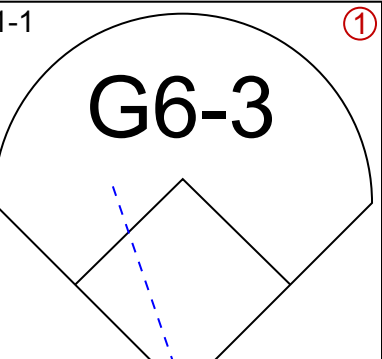
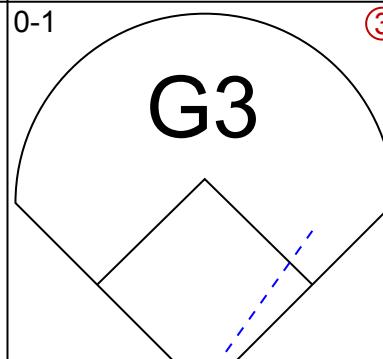
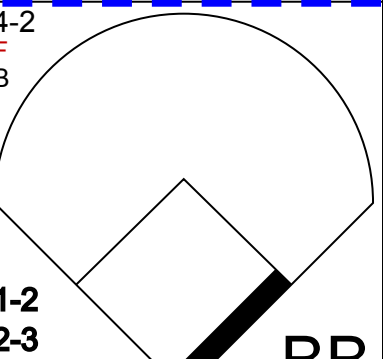
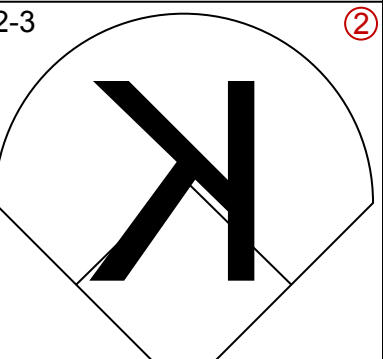
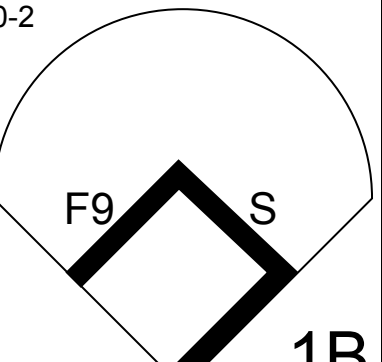
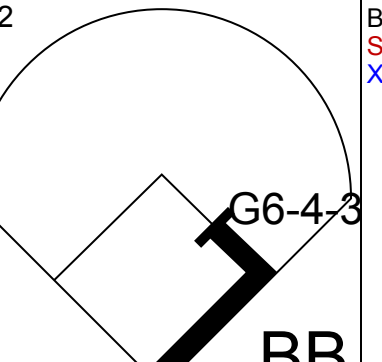

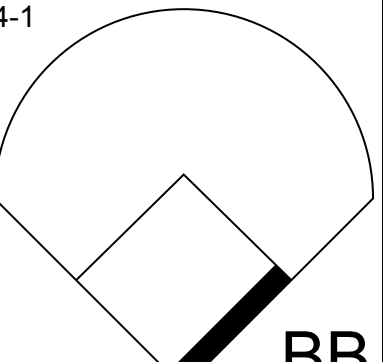
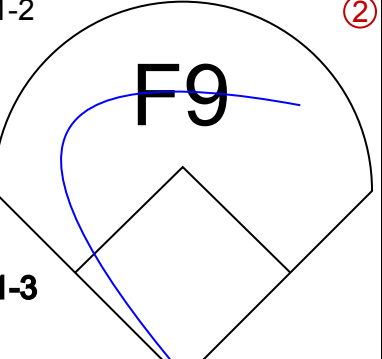
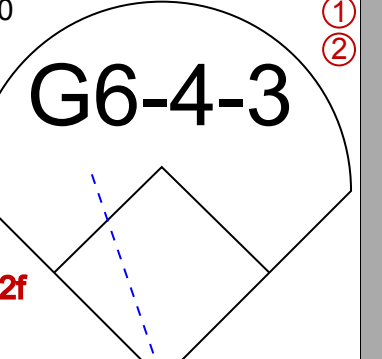
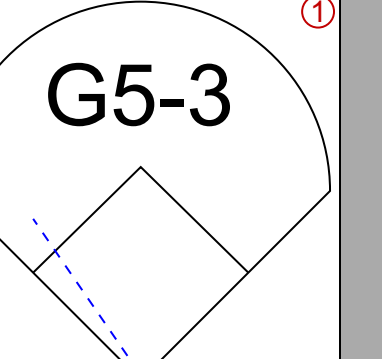
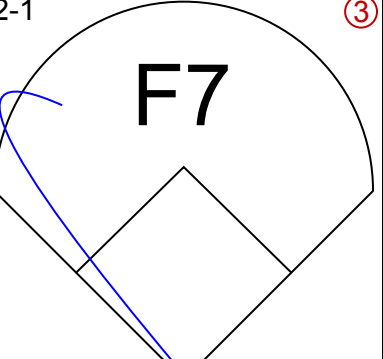
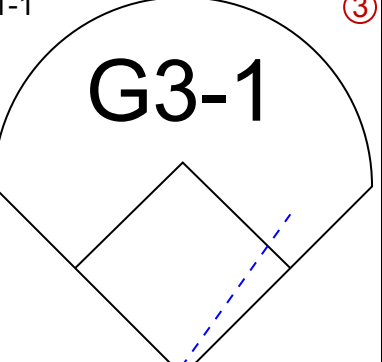
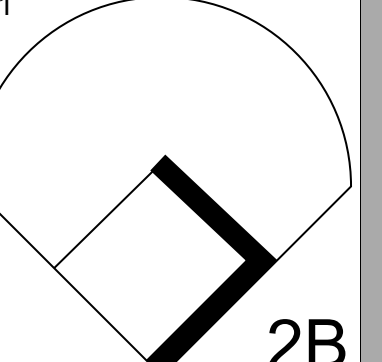
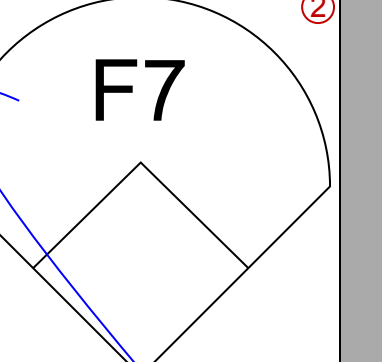
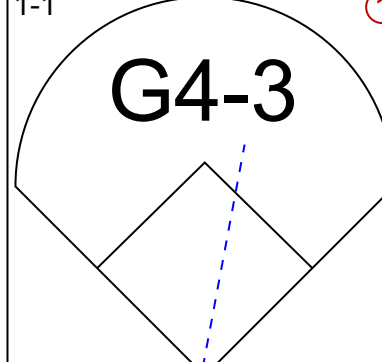
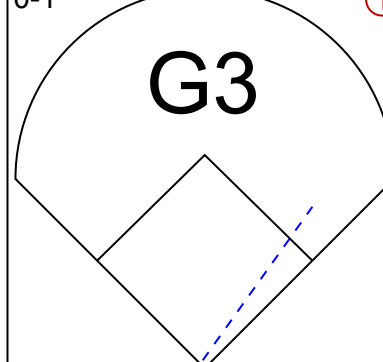
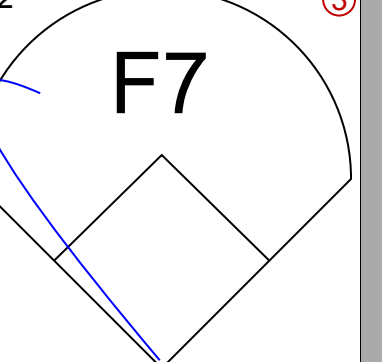
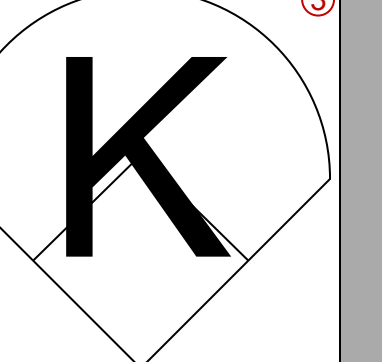
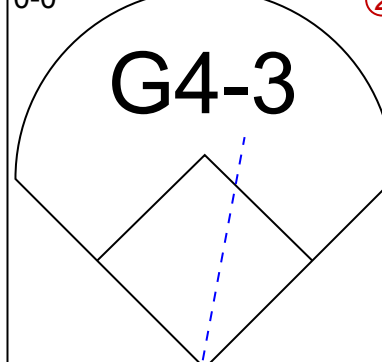
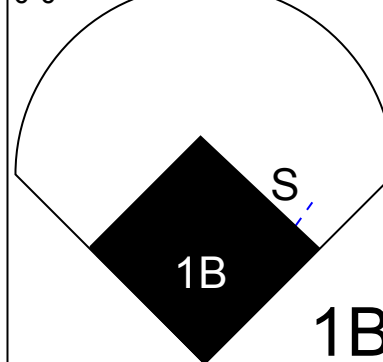
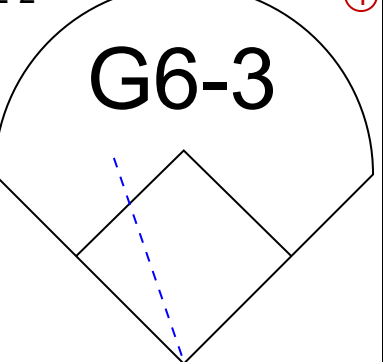
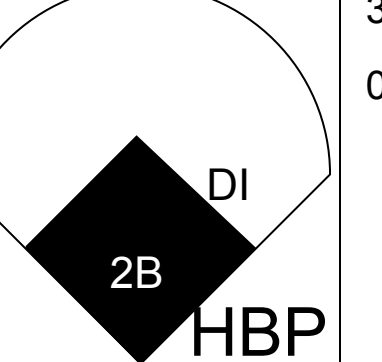
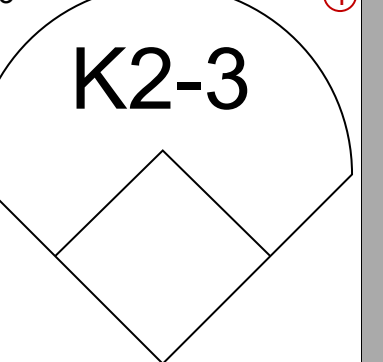




Batter	1	2	3	4	5	6	7	8	9	AB	R	H	RBI	BB	SO	LOB	TOP					
<b>Jose Offerman, S</b> (1, 4) OBP: 0.328, SLG: 0.352										4	0	0	0	0	1	1	<b>Boston Red Sox @ Toronto Blue Jays</b> SkyDome, Toronto, ON Thu Jul 19 2001, 7:05 PM EDT Att: 30,488 - Cloudy - 80 F					
<b>Scott Hatteberg, L</b> (1, 2) OBP: 0.324, SLG: 0.370										4	1	2	0	0	1	0						
<b>Trot Nixon, L</b> (1, 8) OBP: 0.381, SLG: 0.510										4	1	1	1	0	2	1						
<b>Manny Ramirez, R</b> (1, 7) OBP: 0.415, SLG: 0.624										4	1	1	1	0	3	0						
<b>Dante Bichette, R</b> (1, 10) OBP: 0.363, SLG: 0.527										2	0	0	0	2	0	0						
<b>Brian Daubach, L</b> (1, 3) OBP: 0.347, SLG: 0.532										4	0	1	0	0	0	3						
<b>Chris Stynes, R</b> (1, 5) OBP: 0.365, SLG: 0.494										3	0	2	0	1	1	1						
<b>Shea Hillenbrand, R</b> (9, 5) OBP: 0.281, SLG: 0.394										0	0	0	0	0	0	0						
<b>Troy O'Leary, L</b> (1, 9) OBP: 0.306, SLG: 0.437										2	0	0	1	1	1	1						
<b>Lou Merloni, R</b> (1, 6) OBP: 0.303, SLG: 0.325										4	0	0	0	0	1	5						
<b>Inning Stats</b>	R: 0 E: 0 K: 1 S: 7	H: 1 LOB: 0 BB: 0 P: 13	R: 0 E: 0 K: 1 S: 4	H: 0 LOB: 0 BB: 1 P: 10	R: 0 E: 0 K: 0 S: 10	H: 1 LOB: 1 BB: 0 P: 18	R: 3 E: 0 K: 0 S: 20	H: 3 LOB: 2 BB: 2 P: 31	R: 0 E: 0 K: 1 S: 8	H: 0 LOB: 1 BB: 0 P: 11	R: 0 E: 0 K: 2 S: 12	H: 1 LOB: 1 BB: 0 P: 18	R: 0 E: 0 K: 1 S: 6	H: 0 LOB: 0 BB: 0 P: 10	R: 0 E: 0 K: 3 S: 9	H: 0 LOB: 0 BB: 0 P: 14	R: 0 E: 0 K: 1 S: 12	H: 1 LOB: 2 BB: 1 P: 23	1B: 4 2B: 3 3B: 0 HR: 0	SF: 1 SAC: 0 DP: 2 HBP: 0	WP: 0 PB: 0 SB: 0 CS: 0	PA: 36
<b>PITCHER</b>	IP	WLS	BF	H	R	ER	SO	BB	IBB	HBP	BLK	WP	HR	S	P	ERA	WHIP					
<b>Joey Hamilton, R</b> (1, 1) ERA: 5.27	6.0		25	6	3	3	5	3	0	0	0	0	0	61	101	4.50	1.500					
<b>Kelvin Escobar, R</b> (7, 1) ERA: 4.17	3.0	W	11	1	0	0	5	0	1	0	0	0	0	27	47	0.00	0.333					

AB	31
R	3
H	7
RBI	3
BB	4
SO	10
LOB	12



Batter	1	2	3	4	5	6	7	8	9	AB	R	H	RBI	BB	SO	LOB	BOTTOM				
<b>Jose Cruz Jr., S</b> (1, 8) OBP: 0.350, SLG: 0.487										5	1	2	1	0	0	1	<b>Boston Red Sox @ Toronto Blue Jays</b> SkyDome, Toronto, ON Thu Jul 19 2001, 7:05 PM EDT Att: 30,488 - Cloudy - 80 F				
<b>Alex Gonzalez, R</b> (1, 6) OBP: 0.298, SLG: 0.374										5	1	2	2	0	1	1					
<b>Raul Mondesi, R</b> (1, 9) OBP: 0.360, SLG: 0.484										4	0	1	1	1	0	1					
<b>Carlos Delgado, L</b> (1, 3) OBP: 0.400, SLG: 0.503										3	0	0	0	1	1	2					
<b>Brad Fullmer, L</b> (1, 10) OBP: 0.322, SLG: 0.445										2	0	1	0	2	0	3					
<b>Luis Lopez, R</b> (1, 5) OBP: 0.351, SLG: 0.423										4	0	0	0	0	0	3					
<b>Chris Latham, S</b> (1, 7) OBP: 0.286, SLG: 0.333										4	0	1	0	0	0	1					
<b>Darrin Fletcher, L</b> (1, 2) OBP: 0.260, SLG: 0.323										4	0	0	0	0	1	1					
<b>Cesar Izturis, S</b> (1, 4) OBP: 0.310, SLG: 0.443										3	1	1	0	0	1	0					
<b>Tony Fernandez, S</b> (9, PH) OBP: 0.351, SLG: 0.349										0	1	0	0	0	0	0					
<b>Inning Stats</b>	R: 0 E: 0 K: 1 S: 9	H: 0 LOB: 0 BB: 0 P: 13	R: 0 E: 0 K: 0 S: 11	H: 1 LOB: 1 BB: 0 P: 14	R: 1 E: 1 K: 0 S: 8	H: 2 LOB: 2 BB: 0 P: 12	R: 0 E: 0 K: 0 S: 9	H: 1 LOB: 1 BB: 1 P: 19	R: 0 E: 0 K: 1 S: 7	H: 0 LOB: 0 BB: 0 P: 14	R: 0 E: 0 K: 1 S: 11	H: 0 LOB: 0 BB: 0 P: 14	R: 0 E: 0 K: 1 S: 8	H: 0 LOB: 1 BB: 1 P: 17	R: 3 E: 0 K: 0 S: 10	H: 3 LOB: 1 BB: 0 P: 16	1B: 6 2B: 2 3B: 0 HR: 0	SF: 0 SAC: 0 DP: 1 HBP: 1	WP: 0 PB: 0 SB: 0 CS: 0	PA: 39	
<b>PITCHER</b>	IP	WLS	BF	H	R	ER	SO	BB	IBB	HBP	BLK	WP	HR	S	P	ERA	WHIP				
<b>Rolando Arrojo, R</b> (1, 1) ERA: 3.39	2.0		14	4	1	1	0	2	0	0	0	0	0	28	51	3.38	2.250				
<b>Sun-Woo Kim, R</b> (3, 1) ERA: 6.55	1.1	H	5	0	0	0	1	1	0	0	0	0	0	16	28	0.00	0.750				
<b>Bill Pulsipher, L</b> (5, 1) ERA: 0.93	2.0		7	0	0	0	2	1	0	0	0	0	0	19	31	0.00	0.500				
<b>Rod Beck, R</b> (7, 1) ERA: 2.67	0.2	L	6	3	3	3	0	0	0	1	0	0	0	10	16	40.50	4.500				
<b>Derek Lowe, R</b> (9, 1) ERA: 4.18																					





Batter	1	2	3	4	5	6	7	8	9	AB R H RBI BB SO LOB	TOP											
<b>Jose Offerman, S</b> (1, 4) OBP: 0.326, SLG: 0.358	F8	HR		F8			G4-3		K	5 1 1 3 0 1 2	<b>Boston Red Sox @ Chicago White Sox</b> Comiskey Park, Chicago, IL Fri Jul 20 2001, 8:05 PM EDT Att: 28,740 - Overcast - 89 F											
<b>Mike Lansing, R</b> (1, 6) OBP: 0.293, SLG: 0.341	HR	G5-3			G5-3		G6-3		1B	5 1 2 0 0 0 1												
<b>Trot Nixon, L</b> (1, 8) OBP: 0.378, SLG: 0.503	HR							G4-3	F7	4 1 0 0 1 2 2												
<b>Manny Ramirez, R</b> (1, 7) OBP: 0.418, SLG: 0.645	HR							HR		4 2 3 4 0 1 0												
<b>Dante Bichette, R</b> (1, 10) OBP: 0.357, SLG: 0.518	F8			F7		L8		G5-3		4 0 0 0 0 0 1												
<b>Brian Daubach, L</b> (1, 3) OBP: 0.345, SLG: 0.526	F9			K		B1-3			BB	3 0 0 0 1 1 1												
<b>Chris Stynes, R</b> (1, 5) OBP: 0.357, SLG: 0.483			G6-3	K		G6-3		G5-3		4 0 0 0 0 1 2												
<b>Troy O'Leary, L</b> (1, 9) OBP: 0.309, SLG: 0.436		1B			G3-1		G4-3		K	3 1 1 0 1 1 0												
<b>Doug Mirabeli, R</b> (1, 2) OBP: 0.307, SLG: 0.294		1B			P3		F9		1B	4 1 2 0 0 0 1												
<b>Inning Stats</b>	R: 3 E: 0 K: 0 S: 10	H: 2 LOB: 0 BB: 1 P: 21	R: 3 E: 0 K: 1 S: 14	H: 3 LOB: 0 BB: 0 P: 18	R: 0 E: 0 K: 2 S: 9	H: 1 LOB: 1 BB: 0 P: 14	R: 0 E: 0 K: 0 S: 7	H: 0 LOB: 0 BB: 0 P: 9	R: 0 E: 0 K: 0 S: 10	H: 0 LOB: 0 BB: 0 P: 15		R: 0 E: 0 K: 0 S: 4	H: 0 LOB: 0 BB: 0 P: 4	R: 0 E: 0 K: 0 S: 13	H: 0 LOB: 1 BB: 1 P: 21	R: 1 E: 0 K: 0 S: 12	H: 1 LOB: 1 BB: 0 P: 22	R: 0 E: 0 K: 2 S: 10	H: 2 LOB: 2 BB: 0 P: 19	1B: 5 2B: 1 3B: 0 HR: 3	SF: 0 SAC: 0 DP: 0 HBP: 0	WP: 0 PB: 0 SB: 1 CS: 0
<b>PITCHER</b>	IP WLS BF H R ER SO BB IBB HBP BLK WP HR S P ERA WHIP											IP WLS BF H R ER SO BB IBB HBP BLK WP HR S P ERA WHIP										
<b>Rocky Biddle, R</b> (1, 1) ERA: 4.99	7.0 L 29 6 6 6 5 2 0 0 0 0 0 2 67 102 7.71 1.143																					
<b>Jon Garland, R</b> (8, 1) ERA: 4.22	1.0 5 1 1 1 0 1 0 0 0 0 0 1 12 22 9.00 2.000																					
<b>Alan Embree, L</b> (9, 1) ERA: 10.87	1.0 5 2 0 0 2 0 0 0 0 0 0 0 10 19 0.00 2.000																					

Batter	1	2	3	4	5	6	7	8	9	AB R H RBI BB SO LOB	BOTTOM									
<b>Ray Durham, S</b> (1, 4) OBP: 0.333, SLG: 0.438	1B		G1-2-3			G3			F9	4 0 2 0 1 1 1	<b>Boston Red Sox @ Chicago White Sox</b> Comiskey Park, Chicago, IL Fri Jul 20 2001, 8:05 PM EDT Att: 28,740 - Overcast - 89 F									
<b>Jose Valentin, S</b> (1, 5) OBP: 0.352, SLG: 0.538	K		G1-2-3		P4		K		F9	4 0 0 0 1 2 2										
<b>Carlos Lee, R</b> (1, 7) OBP: 0.335, SLG: 0.543	1B		G1-2-3		1B		G6-3		F9	5 0 2 0 0 0 4										
<b>Magglio Ordonez, R</b> (1, 9) OBP: 0.362, SLG: 0.505	G5-4-3		K		1B				G6-3	4 0 1 0 1 1 5										
<b>Jose Canseco, R</b> (1, 10) OBP: 0.366, SLG: 0.562			K		P4		K			4 0 0 0 0 3 3										
<b>14 Paul Konerko, R</b> (1, 3) OBP: 0.341, SLG: 0.494	F9				1B		HR		1B	4 1 3 1 0 0 0										
<b>Chris Singleton, L</b> (1, 8) OBP: 0.313, SLG: 0.385			K		F9		G3-1		K	4 0 0 0 0 2 1										
<b>Royce Clayton, R</b> (1, 6) OBP: 0.257, SLG: 0.317					HR		K		1B	3 1 2 1 1 1 0										
<b>Mark Johnson, L</b> (1, 2) OBP: 0.378, SLG: 0.500			G1-2-3		F8				K	2 0 0 0 2 1 3										
<b>Inning Stats</b>	R: 0 E: 0 K: 1 S: 9	H: 2 LOB: 1 BB: 0 P: 13	R: 0 E: 0 K: 2 S: 9	H: 0 LOB: 0 BB: 0 P: 13	R: 1 E: 0 K: 1 S: 11	H: 1 LOB: 2 BB: 3 P: 25	R: 0 E: 0 K: 1 S: 17	H: 1 LOB: 2 BB: 1 P: 25	R: 1 E: 0 K: 1 S: 11	H: 1 LOB: 1 BB: 1 P: 19		R: 0 E: 0 K: 2 S: 8	H: 1 LOB: 1 BB: 0 P: 13	R: 0 E: 0 K: 2 S: 10	H: 2 LOB: 1 BB: 0 P: 12	R: 0 E: 0 K: 0 S: 8	H: 1 LOB: 1 BB: 0 P: 13	1B: 6 2B: 2 3B: 0 HR: 2	SF: 0 SAC: 0 DP: 2 HBP: 0	WP: 0 PB: 0 SB: 1 CS: 0
<b>PITCHER</b>	IP WLS BF H R ER SO BB IBB HBP BLK WP HR S P ERA WHIP											IP WLS BF H R ER SO BB IBB HBP BLK WP HR S P ERA WHIP								
<b>Hideo Nomo, R</b> (1, 1) ERA: 4.01	6.0 W 28 6 2 2 7 6 0 0 0 0 0 0 2 66 114 3.00 2.000																			
<b>Rich Garces, R</b> (7, 1) ERA: 2.51	2.0 8 3 0 0 4 0 0 0 0 0 0 0 18 25 0.00 1.500																			
<b>Hipolito Pichardo, R</b> (9, 1) ERA: 2.89	1.0 4 1 0 0 0 0 0 0 0 0 0 0 8 13 0.00 1.000																			







Batter	1	2	3	4	5	6	7	8	9	AB	R	H	RBI	BB	SO	LOB	TOP				
<b>Chris Stynes, R</b> OBP: 0.345, SLG: 0.460 (1, 4)	G6-3		G1-3			F8	F9		G6-3	5	0	0	0	1	0	1	<b>Boston Red Sox @ Chicago White Sox</b> Comiskey Park, Chicago, IL Sun Jul 22 2001, 2:05 PM EDT Att: 26,211 - Sunny - 94 F				
<b>Mike Lansing, R</b> OBP: 0.296, SLG: 0.352 (1, 6)	F7		F3	1B HR		1B BB	G4-3		G6-3	5	1	1	0	1	0	3					
<b>Scott Hatteberg, L</b> OBP: 0.333, SLG: 0.376 (1, 2)	BB		HR	1B		1B BB	F2			3	1	1	0	2	0	3					
<b>Manny Ramirez, R</b> OBP: 0.421, SLG: 0.643 (1, 7)	BB		F8			BB SF8			F8	4	1	2	0	1	0	2					
<b>Dante Bichette, R</b> OBP: 0.356, SLG: 0.521 (1, 10)	K		HR			BB HBP	P6		F8	4	1	1	3	0	1	5					
<b>Brian Daubach, L</b> OBP: 0.345, SLG: 0.527 (1, 3)		G6-3	F9			FC4-6 BB	F8		HR	4	1	1	1	1	0	3					
<b>Shea Hillenbrand, R</b> OBP: 0.287, SLG: 0.497 (1, 5)		FC6-4 1B		F7				HR		5	1	3	1	0	1	3					
<b>Troy O'Leary, L</b> OBP: 0.306, SLG: 0.446 (1, 9)		F9		HR		SF8		G4-3		4	2	2	2	0	0	2					
<b>Darren Lewis, R</b> OBP: 0.302, SLG: 0.386 (1, 8)		FC6-4		BB		FC4-6		G4-3 2B		4	0	1	1	1	0	3					
<b>Inning Stats</b>	R: 0 E: 0 K: 1 S: 10	H: 0 LOB: 2 BB: 2 P: 19	R: 0 E: 0 K: 0 S: 11	H: 1 LOB: 1 BB: 0 P: 20	R: 3 E: 0 K: 0 S: 15	H: 2 LOB: 0 BB: 2 P: 27	R: 1 E: 0 K: 0 S: 10	H: 1 LOB: 2 BB: 1 P: 26	R: 1 E: 0 K: 0 S: 12	H: 1 LOB: 2 BB: 1 P: 24	R: 0 E: 0 K: 0 S: 10	H: 2 LOB: 3 BB: 1 P: 19	R: 2 E: 0 K: 0 S: 15	H: 3 LOB: 1 BB: 0 P: 23	R: 1 E: 0 K: 0 S: 13	H: 2 LOB: 1 BB: 0 P: 18	R: 0 E: 0 K: 0 S: 5	H: 0 LOB: 0 BB: 0 P: 9	1B: 5 2B: 3 3B: 0 HR: 4	SF: 1 SAC: 0 DP: 0 HBP: 1	WP: 0 PA: 47 PB: 0 SB: 0 CS: 0
<b>PITCHER</b>	IP	WLS	BF	H	R	ER	SO	BB	IBB	HBP	BLK	WP	HR	S	P	ERA	WHIP				
<b>Kip Wells, R</b> ERA: 2.89 (1, 1)	3.1		19	4	4	4	1	5	0	0	0	0	2	42	83	10.80	2.700				
<b>Matt Ginter, R</b> ERA: 8.38 (4, 1)	0.2		5	1	1	1	0	1	0	1	0	0	0	9	21	13.50	3.000				
<b>Jon Garland, R</b> ERA: 4.41 (5, 1)	2.0	W	11	4	2	2	1	1	0	0	0	0	1	24	41	9.00	2.500				
<b>Bob Howry, R</b> ERA: 5.24 (7, 1)	3.0	S	12	3	1	1	0	0	0	0	0	0	1	26	40	3.00	1.000				

Batter	1	2	3	4	5	6	7	8	9	AB	R	H	RBI	BB	SO	LOB	BOTTOM				
<b>Ray Durham, S</b> OBP: 0.341, SLG: 0.440 (1, 4)	PB 1B 2B	E 1B HBP		S S BB	F7		WP HR BB	G3		3	3	1	0	2	0	3	<b>Boston Red Sox @ Chicago White Sox</b> Comiskey Park, Chicago, IL Sun Jul 22 2001, 2:05 PM EDT Att: 26,211 - Sunny - 94 F				
<b>Aaron Rowand, R</b> OBP: 0.533, SLG: 0.542 (1, 8) (8, 7)	PB 14 G5-3 2H 1B	E2 1B		S BB		BB HBP	F8	BB		3	3	2	2	2	0	2					
<b>Carlos Lee, R</b> OBP: 0.356, SLG: 0.548 (1, 7)	G5-3	G5-3		L4		1B BB		G1-3		4	1	1	3	1	0	5					
<b>Chris Singleton, L</b> OBP: 0.312, SLG: 0.383 (8, 8)	G5-3	G5-3		L4		1B BB	HR			1	0	0	0	0	0	3					
<b>Magglio Ordonez, R</b> OBP: 0.370, SLG: 0.503 (1, 9)	14 G5-3 S BB			L7		S 1B	F8			4	0	2	3	1	0	2					
<b>Jose Canseco, R</b> OBP: 0.370, SLG: 0.543 (1, 10)	14 G5-3 IBB	P4		P4		K		14 2B		4	1	1	0	1	1	5					
<b>14 Paul Konerko, R</b> OBP: 0.350, SLG: 0.515 (1, 3)	G5-3		HR		F7	G6-4-3 IBB		1B 2B		4	2	2	3	1	0	2					
<b>Herbert Perry, R</b> OBP: 0.323, SLG: 0.410 (1, 5)	F9		F8		1B SF8	G6-4-3		K		5	1	1	0	0	1	6					
<b>Mark Johnson, L</b> OBP: 0.407, SLG: 0.489 (1, 2)		S E BB	P6		1B		P5	G3 1B BB		3	1	1	0	2	0	0					
<b>Royce Clayton, R</b> OBP: 0.266, SLG: 0.324 (1, 6)	K		F7		SF8		WP BB HR	G3 1B		4	1	2	2	0	1	1					
<b>Inning Stats</b>	R: 2 E: 0 K: 0 S: 15	H: 2 LOB: 2 BB: 2 P: 31	R: 3 E: 1 K: 1 S: 18	H: 2 LOB: 1 BB: 1 P: 27	R: 1 E: 0 K: 0 S: 10	H: 1 LOB: 0 BB: 0 P: 16	R: 0 E: 0 K: 0 S: 9	H: 0 LOB: 2 BB: 2 P: 21	R: 1 E: 0 K: 0 S: 13	H: 2 LOB: 1 BB: 0 P: 22	R: 1 E: 0 K: 0 S: 9	H: 1 LOB: 2 BB: 2 P: 25	R: 3 E: 0 K: 0 S: 13	H: 2 LOB: 0 BB: 1 P: 22	R: 2 E: 0 K: 1 S: 18	H: 3 LOB: 3 BB: 2 P: 31	R: 2 E: 0 K: 1 S: 18	H: 3 LOB: 2 BB: 2 P: 31	1B: 8 2B: 3 3B: 0 HR: 2	SF: 1 SAC: 0 DP: 1 HBP: 2	WP: 1 PA: 48 PB: 2 SB: 7 CS: 0
<b>PITCHER</b>	IP	WLS	BF	H	R	ER	SO	BB	IBB	HBP	BLK	WP	HR	S	P	ERA	WHIP				
<b>49 Tim Wakefield, R</b> ERA: 3.32 (1, 1)	3.0	L	20	5	6	5	1	4	1	1	0	0	0	19	33	4.50	1.000				
<b>Carlos Castillo, R</b> ERA: 6.0 (4, 1)	2.0		8	2	1	1	0	0	0	0	0	0	0	5	14	∞	∞				
<b>Rich Garcés, R</b> ERA: 2.72 (6, 1)	0.0		3	1	1	1	0	1	0	1	0	0	0	4	11	0.00	0.000				
<b>Hipolito Pichardo, R</b> ERA: 3.0 (6, 1)	1.0		3	0	0	0	1	0	1	0	0	0	0	4	11	0.00	0.000				
<b>Rod Beck, R</b> ERA: 3.11 (7, 1)	1.0		6	2	3	3	0	1	0	0	0	1	1	13	22	27.00	3.000				
<b>PITCHER</b>	IP	WLS	BF	H	R	ER	SO	BB	IBB	HBP	BLK	WP	HR	S	P	ERA	WHIP				
<b>Pete Schourek, L</b> ERA: 4.5 (8, 1)	0.1		5	3	2	2	1	1	0	0	0	0	0	4	8	0.00	1.500				
<b>Derek Lowe, R</b> ERA: 4.13 (8, 1)	0.2		3	0	0	0	0	1	0	0	0	0	0	4	8	0.00	1.500				

AB 38  
R 8  
H 12  
RBI 8  
BB 7  
SO 2  
LOB 25



AB 35  
R 13  
H 13  
RBI 13  
BB 10  
SO 3  
LOB 29





Batter	1	2	3	4	5	6	7	8	9	AB	R	H	RBI	BB	SO	LOB	TOP					
<b>José Cruz Jr. S</b> OBP: 0.344, SLG: 0.501 (1, 8)										5	1	2	0	0	3	1	<b>Toronto Blue Jays @ Boston Red Sox</b> Fenway Park, Boston, MA Tue Jul 24 2001, 7:05 PM EDT Att: 33,154 - Sunny - 90 F					
<b>Alex Gonzalez R</b> OBP: 0.300, SLG: 0.393 (1, 6)										4	0	1	0	0	1	2						
<b>Shannon Stewart R</b> OBP: 0.370, SLG: 0.459 (1, 7)										4	0	1	0	0	0	2						
<b>Carlos Delgado L</b> OBP: 0.402, SLG: 0.511 (1, 3)										3	1	2	2	1	0	0						
<b>Raul Mondesi R</b> OBP: 0.360, SLG: 0.486 (1, 9)										4	0	1	0	0	0	4						
<b>Brad Fullmer L</b> OBP: 0.314, SLG: 0.436 (1, 10)										4	0	0	0	0	1	3						
<b>Jeff Frye R</b> OBP: 0.287, SLG: 0.263 (1, 5)										4	1	1	0	0	0	0						
<b>Darin Fletcher L</b> OBP: 0.263, SLG: 0.321 (9, PR)										3	0	1	0	0	0	1						
<b>Chris Latham S</b> OBP: 0.435, SLG: 0.550 (9, PR)										0	0	0	0	0	0	0						
<b>Cesar Izturis S</b> OBP: 0.308, SLG: 0.468 (9, PH)										3	1	1	2	0	0	1						
<b>Tony Fernandez S</b> OBP: 0.340, SLG: 0.337 (9, PH)										1	0	0	0	0	0	1						
<b>Inning Stats</b>	R: 0 E: 0 K: 1 S: 14	H: 1 LOB: 2 BB: 1 P: 24	R: 0 E: 0 K: 1 S: 6	H: 0 LOB: 1 BB: 0 P: 8	R: 1 E: 0 K: 0 S: 11	H: 3 LOB: 2 BB: 0 P: 20	R: 0 E: 0 K: 0 S: 5	H: 0 LOB: 0 BB: 0 P: 10	R: 0 E: 0 K: 1 S: 6	H: 0 LOB: 0 BB: 0 P: 9	R: 0 E: 0 K: 0 S: 6	H: 0 LOB: 0 BB: 0 P: 11	R: 2 E: 0 K: 1 S: 14	H: 3 LOB: 1 BB: 0 P: 18	R: 1 E: 0 K: 0 S: 7	H: 2 LOB: 0 BB: 0 P: 8	R: 0 E: 0 K: 1 S: 7	H: 1 LOB: 1 BB: 0 P: 10	1B: 6 2B: 2 3B: 0 HR: 2	SF: 0 SAC: 0 DP: 2 HBP: 1	WP: 0 PB: 0 SB: 1 CS: 0	PA: 37
<b>PITCHER</b>	IP WLS BF H R ER SO BB IBB HBP BLK WP HR S P ERA WHIP	<b>DAVID CONE R</b> (1, 1) 6.1 W 27 6 3 3 3 1 0 0 0 0 0 1 54 91 4.26 1.105 <b>RICH GARCES R</b> (7, 1) 0.2 H 3 1 0 0 1 0 0 0 0 0 0 0 8 9 0.00 1.500 <b>ROD BECK R</b> (8, 1) 1.0 H 4 2 1 1 0 0 0 0 0 0 0 1 7 8 9.00 2.000 <b>DEREK LOWE R</b> (9, 1) 1.0 S 3 1 0 0 1 0 0 0 0 0 0 0 7 10 0.00 1.000																				

Batter	1	2	3	4	5	6	7	8	9	AB	R	H	RBI	BB	SO	LOB	BOTTOM			
<b>Jose Offerman S</b> OBP: 0.326, SLG: 0.357 (1, 4)										5	0	1	2	0	0	1	<b>Toronto Blue Jays @ Boston Red Sox</b> Fenway Park, Boston, MA Tue Jul 24 2001, 7:05 PM EDT Att: 33,154 - Sunny - 90 F			
<b>Scott Hatteberg L</b> OBP: 0.337, SLG: 0.385 (1, 2)										4	0	2	0	0	0	0				
<b>Trot Nixon L</b> OBP: 0.376, SLG: 0.498 (1, 8)										4	1	2	0	0	0	1				
<b>Manny Ramirez R</b> OBP: 0.422, SLG: 0.644 (1, 7)										4	2	2	0	0	1	0				
<b>Dante Bichette R</b> OBP: 0.354, SLG: 0.517 (1, 10)										4	1	1	1	0	1	1				
<b>Brian Daubach L</b> OBP: 0.350, SLG: 0.529 (1, 3)										3	1	2	1	1	0	1				
<b>Chris Stynes R</b> OBP: 0.348, SLG: 0.461 (1, 5)										4	0	2	2	0	2	2				
<b>Shea Hillenbrand R</b> OBP: 0.287, SLG: 0.407 (9, 5)										0	0	0	0	0	0	0				
<b>Troy O'Leary L</b> OBP: 0.305, SLG: 0.447 (1, 9)										4	1	1	0	0	0	3				
<b>Lou Merloni R</b> OBP: 0.301, SLG: 0.321 (1, 6)										4	0	1	0	0	1	2				
<b>Inning Stats</b>	R: 3 E: 0 K: 0 S: 22	H: 5 LOB: 0 BB: 0 P: 27	R: 0 E: 0 K: 1 S: 7	H: 0 LOB: 0 BB: 0 P: 11	R: 0 E: 0 K: 0 S: 5	H: 0 LOB: 0 BB: 0 P: 6	R: 2 E: 0 K: 1 S: 15	H: 5 LOB: 2 BB: 0 P: 18	R: 1 E: 0 K: 0 S: 12	H: 2 LOB: 1 BB: 0 P: 16	R: 0 E: 0 K: 0 S: 8	H: 1 LOB: 0 BB: 0 P: 15	R: 0 E: 0 K: 3 S: 12	H: 0 LOB: 1 BB: 1 P: 18	R: 0 E: 0 K: 0 S: 5	H: 1 LOB: 0 BB: 0 P: 7	1B: 11 2B: 3 3B: 0 HR: 0	SF: 0 SAC: 0 DP: 1 HBP: 0	WP: 0 PB: 0 SB: 0 CS: 0	PA: 37
<b>PITCHER</b>	IP WLS BF H R ER SO BB IBB HBP BLK WP HR S P ERA WHIP	<b>JOEY HAMILTON R</b> (1, 1) 4.2 L 25 12 6 6 2 0 0 0 0 0 0 0 11 18 11.57 2.571 <b>BOB FILE R</b> (5, 1) 1.1 5 1 0 0 0 0 0 0 0 0 0 0 11 18 0.00 0.750 <b>KEVIN ESCOBAR R</b> (7, 1) 2.0 7 1 0 0 3 1 0 0 0 0 0 0 17 25 0.00 1.000																		




Batter	1	2	3	4	5	6	7	8	9	10	AB	R	H	RBI	BB	SO	LOB	TOP				
<b>José Cruz Jr., S</b> OBP: 0.342, SLG: 0.496 (1, 8)	F7		K			F9	BB		G1-3		4	0	0	0	1	1	2					
<b>Alex Gonzalez, R</b> OBP: 0.301, SLG: 0.400 (1, 6)	G6-3		FC5-4			BB	P4			HR	4	2	1	1	1	0	4					
<b>Shannon Stewart, R</b> OBP: 0.369, SLG: 0.459 (1, 7)	2B					K			G6-3		5	0	1	0	0	2	1					
<b>Carlos Delgado, L</b> OBP: 0.404, SLG: 0.520 (1, 3)	F7		G6-3			1B				BB	4	1	2	2	1	0	1					
<b>Raul Mondesi, R</b> OBP: 0.356, SLG: 0.480 (1, 9)						F8			F7		5	0	0	0	0	2	2					
<b>Brad Fullmer, L</b> OBP: 0.312, SLG: 0.433 (1, 10)	K					F9			P5		5	1	1	0	0	1	1					
<b>Luis Lopez, R</b> OBP: 0.333, SLG: 0.393 (1, 5)	K					G4-3	BB		G5-3		3	0	0	0	1	1	1					
<b>Darrin Fletcher, L</b> OBP: 0.267, SLG: 0.328 (7, PR)						G4-3			G6-3		3	0	2	1	0	0	1					
<b>Jeff Frye, R</b> OBP: 0.285, SLG: 0.261 (7, 4)			FC5-4	1B		G4-3			G4-3		1	0	0	0	0	0	0					
<b>Cesar Izturis, S</b> OBP: 0.300, SLG: 0.456 (7, PH)						G4-3			G4-3		2	0	0	0	0	0	2					
<b>Tony Fernandez, S</b> OBP: 0.337, SLG: 0.333 (7, 2)						G4-3					1	0	0	0	0	0	1					
<b>Alberto Castillo, R</b> OBP: 0.290, SLG: 0.294 (7, 2)						G4-3				1B	1	0	1	0	0	0	0					
<b>Inning Stats</b>	R: 0 E: 0 K: 0 S: 14	H: 1 LOB: 1 BB: 0 P: 23	R: 0 E: 0 K: 3 S: 9	H: 0 LOB: 0 BB: 0 P: 12	R: 0 E: 0 K: 1 S: 6	H: 1 LOB: 1 BB: 0 P: 7	R: 0 E: 0 K: 1 S: 9	H: 0 LOB: 0 BB: 1 P: 8	R: 1 E: 0 K: 0 S: 12	H: 1 LOB: 1 BB: 1 P: 19	R: 1 E: 0 K: 0 S: 12	H: 2 LOB: 2 BB: 1 P: 23	R: 1 E: 0 K: 0 S: 8	H: 1 LOB: 0 BB: 0 P: 14	R: 0 E: 0 K: 0 S: 7	H: 1 LOB: 1 BB: 0 P: 9	R: 1 E: 0 K: 1 S: 14	H: 1 LOB: 1 BB: 1 P: 22	1B: 4 2B: 2 3B: 0 HR: 2	SF: 0 SAC: 0 DP: 0 HBP: 0	WP: 0 PB: 0 SB: 2 CS: 0	PA: 42
<b>PITCHER</b>	IP	WLS	BF	H	R	ER	SO	BB	IBB	HBP	BLK	WP	HR	S	P	ERA	WHIP					
<b>Rolando Arroyo, R</b> ERA: 3.35	6.1		26	5	2	2	6	2	0	0	0	0	0	4	10	0.00	3.000					
<b>Bill Pulsipher, L</b> ERA: 3.62	0.1	H	2	0	0	0	0	1	0	0	0	0	0	4	10	0.00	3.000					
<b>Hipolito Pichardo, R</b> ERA: 2.97	0.1	H	1	0	0	0	0	0	0	0	0	0	0	2	3	0.00	0.000					
<b>Rod Beck, R</b> ERA: 3.32	1.0	B	4	1	1	1	0	0	0	0	0	0	1	8	14	9.00	1.000					
<b>Derek Lowe, R</b> ERA: 4.1	1.2	L	8	2	1	1	1	1	0	0	0	0	1	17	26	5.40	1.800					
<b>PITCHER</b>	IP	WLS	BF	H	R	ER	SO	BB	IBB	HBP	BLK	WP	HR	S	P	ERA	WHIP					
<b>Pete Schourek, L</b> ERA: 4.45	0.1		1	0	0	0	0	0	0	0	0	0	0	4	5	0.00	0.000					

**Toronto Blue Jays @ Boston Red Sox**  
Fenway Park, Boston, MA  
Wed Jul 25 2001, 7:05 PM EDT  
Att. 33,030 - Sunny - 93 F

livebaseballscorecards.com

AB 38  
R 4  
H 8  
RBI 4  
BB 4  
SO 7  
LOB 16




Batter	1	2	3	4	5	6	7	8	9	10	AB	R	H	RBI	BB	SO	LOB	BOTTOM				
<b>Jose Offerman, S</b> OBP: 0.324, SLG: 0.353 (1, 4)	F8	G4-3				G1-3					4	0	0	0	1	1	0					
<b>Scott Hatteberg, L</b> OBP: 0.332, SLG: 0.379 (1, 2)	F7		G6-3								3	0	0	0	0	1	0					
<b>Doug Mirabeli, R</b> OBP: 0.301, SLG: 0.287 (8, PH)						K				FC4	2	0	0	0	0	1	3					
<b>Trot Nixon, L</b> OBP: 0.377, SLG: 0.495 (1, 8)	HR		G4-3			G4-3					4	1	1	0	0	0	0					
<b>Manny Ramirez, R</b> OBP: 0.423, SLG: 0.650 (1, 7)	HR					K					3	1	1	2	1	2	0					
<b>Dante Bichette, R</b> OBP: 0.352, SLG: 0.525 (1, 10)	HR					G6-3					4	1	1	1	0	0	1					
<b>Brian Daubach, L</b> OBP: 0.355, SLG: 0.527 (1, 3)						G4-3	BB				1	0	0	0	2	1	0					
<b>Darren Lewis, R</b> OBP: 0.302, SLG: 0.386 (10, PR)						G4-3				G6-4-3	0	0	0	0	0	0	0					
<b>Chris Stynes, R</b> OBP: 0.341, SLG: 0.452 (1, 5)	FC6-4					G4-3				BB	4	0	0	0	0	1	3					
<b>Troy O'Leary, L</b> OBP: 0.304, SLG: 0.444 (1, 9)			G3								4	0	1	0	0	1	1					
<b>Mike Lansing, R</b> OBP: 0.293, SLG: 0.345 (1, 6)	F3					K					4	0	0	0	0	1	2					
<b>Inning Stats</b>	R: 3 E: 0 K: 0 S: 16	H: 3 LOB: 1 BB: 0 P: 23	R: 0 E: 0 K: 0 S: 5	H: 0 LOB: 0 BB: 0 P: 7	R: 0 E: 0 K: 1 S: 12	H: 0 LOB: 0 BB: 0 P: 17	R: 0 E: 0 K: 1 S: 8	H: 0 LOB: 1 BB: 1 P: 13	R: 0 E: 0 K: 2 S: 9	H: 0 LOB: 0 BB: 0 P: 11	R: 0 E: 0 K: 1 S: 6	H: 0 LOB: 0 BB: 0 P: 13	R: 0 E: 0 K: 2 S: 9	H: 0 LOB: 0 BB: 0 P: 14	R: 0 E: 0 K: 0 S: 4	H: 0 LOB: 0 BB: 1 P: 9	R: 0 E: 0 K: 1 S: 12	H: 1 LOB: 3 BB: 2 P: 23	1B: 2 2B: 0 3B: 0 HR: 2	SF: 0 SAC: 0 DP: 1 HBP: 1	WP: 0 PB: 0 SB: 0 CS: 0	PA: 38
<b>PITCHER</b>	IP	WLS	BF	H	R	ER	SO	BB	IBB	HBP	BLK	WP	HR	S	P	ERA	WHIP					
<b>Esteban Loaiza, R</b> ERA: 5.44	6.0		23	3	3	3	5	1	0	0	0	0	0	2	59	8.40	0.667					
<b>Dan Plesac, L</b> ERA: 3.72	2.1		7	0	0	0	3	0	0	0	0	0	0	17	27	0.00	0.000					
<b>Paul Quantrill, R</b> ERA: 2.09	0.2	W	2	0	0	0	0	1	0	0	0	0	0	2	6	0.00	1.500					
<b>Billy Koch, R</b> ERA: 4.71	1.0	S	6	1	0	0	1	1	1	0	0	0	0	12	23	0.00	2.000					
<b>PITCHER</b>	IP	WLS	BF	H	R	ER	SO	BB	IBB	HBP	BLK	WP	HR	S	P	ERA	WHIP					
	0.1		1	0	0	0	0	0	0	0	0	0	0	4	5	0.00	0.000					

**Toronto Blue Jays @ Boston Red Sox**  
Fenway Park, Boston, MA  
Wed Jul 25 2001, 7:05 PM EDT  
Att. 33,030 - Sunny - 93 F

livebaseballscorecards.com

AB 33  
R 3  
H 4  
RBI 3  
BB 4  
SO 9  
LOB 10





Batter	1	2	3	4	5	6	7	8	9	AB	R	H	RBI	BB	SO	LOB	TOP											
<b>José Cruz Jr., S</b> OBP: 0.340, SLG: 0.491	0-0 WP S 1B	2-3 K			0-3 K		2-2 F9		2-2 F7	5	1	1	0	0	2	5												
<b>Alex Gonzalez, R</b> OBP: 0.300, SLG: 0.402	3-3 K		0-0 G5-3		1-0 L8			1-2 WP 3B	1-1 G4-6-3	5	1	1	0	0	1	4												
<b>Shannon Stewart, R</b> OBP: 0.372, SLG: 0.459	2-0 S 2H 1B		4-1 G6-3 BB			4-0 S S BB		2-2 G1-3		2	0	1	1	2	0	0												
<b>Carlos Delgado, L</b> OBP: 0.400, SLG: 0.514	2-3 K		0-0 G6-3			3-2 F7		3-H G3-1		4	0	0	0	0	1	3												
<b>Raul Mondesi, R</b> OBP: 0.352, SLG: 0.475	1-3 K		2-3 K			3-3 K		1-0 G6-3		4	0	0	0	0	3	3												
<b>Brad Fullmer, L</b> OBP: 0.317, SLG: 0.433		1-1 F9		4-1 G5-4-3 BB		4-0 IBB			0-0 1B 1B 1B	2	1	1	0	2	0	0												
<b>Luis Lopez, R</b> OBP: 0.340, SLG: 0.398		1-2 1B		0-0 G5-4-3		1-1 G4-3			2-2 1B 1B 1B	4	0	2	0	0	0	3												
<b>Alberto Castillo, R</b> OBP: 0.281, SLG: 0.295	2-2 1B		1-2 F5				0-3 K		1-0 1B	3	0	1	0	0	1	0												
<b>Tony Fernandez, S</b> OBP: 0.343, SLG: 0.341	1-2 1B								1-2 2-3 1B	1	0	1	0	0	0	0												
<b>Cesar Izturis, S</b> OBP: 0.289, SLG: 0.439	2-1 F5				0-3 K				0-0 G4-6-3 1B	3	0	0	0	0	2	2												
<b>Chris Latham, S</b> OBP: 0.458, SLG: 0.571									1-2 2-3 3-H 1B	1	0	1	1	0	0	0												
<b>Inning Stats</b>	R: 1 E: 0 K: 3 S: 12	H: 2 LOB: 1 BB: 0 P: 19	R: 0 E: 0 K: 1 S: 13	H: 2 LOB: 2 BB: 0 P: 21	R: 0 E: 0 K: 1 S: 7	H: 0 LOB: 1 BB: 1 P: 13	R: 0 E: 0 K: 0 S: 5	H: 0 LOB: 0 BB: 1 P: 10	R: 0 E: 0 K: 2 S: 7	H: 0 LOB: 2 BB: 2 P: 8	R: 0 E: 0 K: 1 S: 12	H: 0 LOB: 0 BB: 0 P: 12	R: 1 E: 0 K: 0 S: 11	H: 1 LOB: 0 BB: 0 P: 15	R: 1 E: 0 K: 0 S: 11	H: 4 LOB: 2 BB: 0 P: 17	1B: 8 2B: 0 3B: 1 HR: 0	SF: 0 SAC: 0 DP: 2 HBP: 0	WP: 2 PB: 0 SB: 4 CS: 0	PA: 38								
<b>PITCHER</b>	IP	WLS	BF	H	R	ER	SO	BB	IBB	HBP	BLK	WP	HR	S	P	ERA	WHIP											
<b>Hideo Nomo, R</b> ERA: 3.86	(1, 1)	7.0	W	28	4	1	1	10	3	1	0	0	1	0	65	109	1.29	1.000										
<b>Rich Garces, R</b> ERA: 2.52	(8, 1)	1.0	H	4	1	1	1	0	0	0	0	0	1	0	11	15	9.00	1.000										
<b>Derek Lowe, R</b> ERA: 4.25	(9, 1)	0.0	S	3	1	1	0	0	0	0	0	0	0	0	5	8	∞	∞										
<b>Bill Pulsipher, L</b> ERA: 0.79	(9, 1)	0.1	H	2	1	0	0	0	0	0	0	0	0	0	4	6	0.00	3.000										
<b>Rod Beck, R</b> ERA: 3.28	(9, 1)	0.2	S	1	0	0	0	0	0	0	0	0	0	0	2	3	0.00	0.000										

Toronto Blue Jays @ Boston Red Sox  
Fenway Park, Boston, MA  
Thu Jul 26 2001, 7:05 PM EDT  
Att: 33,094 - Cloudy - 66 F

AB 34  
R 3  
H 9  
RBI 2  
BB 4  
SO 10  
LOB 20



Batter	1	2	3	4	5	6	7	8	9	AB	R	H	RBI	BB	SO	LOB	BOTTOM											
<b>Jose Offerman, S</b> OBP: 0.325, SLG: 0.351	1-1 G3		0-3 K		1-2 G4-3		0-0 1B E 1B	4-2 2B BB		4	1	1	0	1	1	0												
<b>Mike Lansing, R</b> OBP: 0.295, SLG: 0.356	1-0 F8		3-1 G5-3		0-1 BB 1B		1-0 E7 1H 1B	3-1 1B 3-H 2B		5	0	3	1	0	0	0												
<b>Trot Nixon, L</b> OBP: 0.380, SLG: 0.497	1-2 2B		2-3 K		4-2 1B BB		4-2 HR BB	0-3 K		3	1	1	0	2	2	2												
<b>Manny Ramirez, R</b> OBP: 0.423, SLG: 0.655	4-2 FC6-4 BB			3-3 K	1-3 K2-3		0-1 HR			3	1	1	2	1	2	2												
<b>Dante Bichette, R</b> OBP: 0.351, SLG: 0.524	0-0 FC6-4			1-2 1B 2B		1-2 E5	1-0 P4			4	1	1	0	0	0	2												
<b>Brian Daubach, L</b> OBP: 0.354, SLG: 0.521		2-1 G1		0-2 G1-3		0-3 K		4-1 1B WP BB		3	1	0	0	1	1	2												
<b>Shea Hillenbrand, R</b> OBP: 0.293, SLG: 0.412		2-1 S 1B		0-1 2H 1B		1-3 K		1-2 WP S 2B 1B		4	1	3	1	0	1	1												
<b>Troy O'Leary, L</b> OBP: 0.300, SLG: 0.437		3-3 K		2-1 G2-3		0-1 F9		2-2 G4-3		4	0	0	0	0	1	5												
<b>Doug Mirabeli, R</b> OBP: 0.290, SLG: 0.275		3-3 K			0-0 P4		1-1 F5		1-3 K	4	0	0	0	0	2	2												
<b>Inning Stats</b>	R: 0 E: 0 K: 0 S: 10	H: 1 LOB: 2 BB: 1 P: 17	R: 0 E: 0 K: 2 S: 10	H: 1 LOB: 0 BB: 0 P: 20	R: 0 E: 0 K: 2 S: 11	H: 0 LOB: 0 BB: 0 P: 16	R: 1 E: 0 K: 1 S: 13	H: 2 LOB: 1 BB: 0 P: 19	R: 0 E: 0 K: 1 S: 11	H: 1 LOB: 2 BB: 1 P: 17	R: 0 E: 1 K: 2 S: 12	H: 0 LOB: 1 BB: 0 P: 14	R: 3 E: 1 K: 0 S: 10	H: 3 LOB: 0 BB: 1 P: 17	R: 2 E: 0 K: 2 S: 17	H: 2 LOB: 2 BB: 2 P: 32	1B: 6 2B: 3 3B: 0 HR: 1	SF: 0 SAC: 0 DP: 0 HBP: 0	WP: 1 PB: 0 SB: 2 CS: 0	PA: 39								
<b>PITCHER</b>	IP	WLS	BF	H	R	ER	SO	BB	IBB	HBP	BLK	WP	HR	S	P	ERA	WHIP											
<b>32 Roy Halladay, R</b> ERA: 5.4	(1, 1)	6.0	L	26	5	1	1	8	2	0	0	0	0	0	67	103	1.50	1.167										
<b>Bob Fife, R</b> ERA: 2.66	(7, 1)	1.0	L	6	3	3	3	0	1	0	0	0	0	1	10	17	27.00	4.000										
<b>Pedro Borbon, L</b> ERA: 3.6	(8, 1)	0.1	S	3	1	2	2	0	1	0	0	0	0	0	7	14	54.00	6.000										
<b>Matt DeWitt, R</b> ERA:	(8, 1)	0.2	S	4	1	0	0	2	1	0	0	0	1	0	10	18	0.00	3.000										

Toronto Blue Jays @ Boston Red Sox  
Fenway Park, Boston, MA  
Thu Jul 26 2001, 7:05 PM EDT  
Att: 33,094 - Cloudy - 66 F

AB 34  
R 6  
H 10  
RBI 4  
BB 5  
SO 10  
LOB 16





Batter	1	2	3	4	5	6	7	8	9	AB	R	H	RBI	BB	SO	LOB	TOP								
Ray Durham, S OBP: 0.336, SLG: 0.440	G4-3		G4-3			G1-3		2B		4	1	1	0	0	0	1	Chicago White Sox @ Boston Red Sox Fenway Park, Boston, MA Fri Jul 27 2001, 7:05 PM EDT Att: 33,813 - Sunny - 70 F								
Jose Valentin, S OBP: 0.344, SLG: 0.521	1B			K		F7		E		4	1	2	1	0	1										
Carlos Lee, R OBP: 0.332, SLG: 0.531	K			G4-3		P4		E6		4	0	0	0	0	1										
Magglio Ordonez, R OBP: 0.377, SLG: 0.511	L5			F3		14 FC5-4		14 1B		4	1	2	0	0	0										
Jose Canseco, R OBP: 0.395, SLG: 0.565				F9		14 FC5-4		14 1B		4	1	2	0	0	0										
14 Paul Konerko, R OBP: 0.352, SLG: 0.516				F9		F8		G6-4-3		4	0	1	1	0	0										
Chris Singleton, L OBP: 0.302, SLG: 0.370				F7		G1-6-3		G6-4-3		4	0	0	0	0	0										
Royce Clayton, R OBP: 0.270, SLG: 0.344				K		HR		K		4	1	1	1	0	2										
Mark Johnson, L OBP: 0.393, SLG: 0.462				F3		G1-3		G4-3		3	0	1	0	0	0										
<b>Inning Stats</b>	R: 0 E: 0 K: 1 S: 10	H: 1 LOB: 1 BB: 0 P: 14	R: 0 E: 0 K: 0 S: 7	H: 0 LOB: 0 BB: 0 P: 12	R: 0 E: 0 K: 1 S: 12	H: 0 LOB: 0 BB: 0 P: 18	R: 0 E: 0 K: 1 S: 9	H: 0 LOB: 0 BB: 0 P: 11	R: 0 E: 0 K: 0 S: 7	H: 0 LOB: 0 BB: 0 P: 8	R: 1 E: 0 K: 0 S: 8	H: 2 LOB: 1 BB: 0 P: 11	R: 0 E: 0 K: 0 S: 15	H: 2 LOB: 1 BB: 0 P: 23	R: 2 E: 1 K: 0 S: 14	H: 2 LOB: 1 BB: 0 P: 24	R: 2 E: 0 K: 1 S: 9	H: 3 LOB: 0 BB: 0 P: 12	1B: 7 2B: 2 3B: 0 HR: 1	SF: 0 SAC: 0 DP: 2 HBP: 0	WP: 0 PB: 0 SB: 1 CS: 0	PA: 35			
<b>PITCHER</b>	IP	WLS	BF	H	R	ER	SO	BB	IBB	HBP	BLK	WP	HR	S	P	ERA	WHIP								
Bret Saberhagen, R ERA: 1.5	6.0	W	21	3	1	1	3	0	0	0	0	0	1	53	74	1.50	0.500								
Hipolito Pichardo, R ERA: 3.06	2.0		9	4	2	1	0	0	0	0	0	0	0	29	47	4.50	2.000								
Tomo Ohka, R ERA: 6.19	1.0		5	3	2	2	1	0	0	0	0	0	0	9	12	18.00	3.000								

Batter	1	2	3	4	5	6	7	8	9	AB	R	H	RBI	BB	SO	LOB	BOTTOM								
Jose Offerman, S OBP: 0.324, SLG: 0.349	G1-3			G3-1		G4-3		F7		5	0	1	2	0	0	0	Chicago White Sox @ Boston Red Sox Fenway Park, Boston, MA Fri Jul 27 2001, 7:05 PM EDT Att: 33,813 - Sunny - 70 F								
Scott Hatteberg, L OBP: 0.340, SLG: 0.392	2B			1B		G5-3				4	1	3	0	0	0										
Trot Nixon, L OBP: 0.378, SLG: 0.497	2B			K		F8				4	1	1	1	0	1										
Manny Ramirez, R OBP: 0.422, SLG: 0.650	K			K		K		BB		3	1	0	0	1	3										
Dante Bichette, R OBP: 0.353, SLG: 0.532	1B			L8		G4-3		F8		4	1	2	1	0	0										
Brian Daubach, L OBP: 0.356, SLG: 0.518	1B			G3-1		G4-3		F8		2	1	0	0	2	0										
Shea Hillenbrand, R OBP: 0.295, SLG: 0.411	1B			G4-3		G4-3		F2		3	1	1	1	1	0										
Troy O'Leary, L OBP: 0.299, SLG: 0.434	1B			G4-6-3		K		F9		4	1	1	1	0	1										
Mike Lansing, R OBP: 0.302, SLG: 0.376	1B			G4-3		HR		K		4	2	2	2	0	1										
<b>Inning Stats</b>	R: 7 E: 0 K: 1 S: 23	H: 8 LOB: 2 BB: 1 P: 41	R: 0 E: 0 K: 1 S: 8	H: 0 LOB: 0 BB: 0 P: 12	R: 0 E: 0 K: 0 S: 4	H: 0 LOB: 0 BB: 1 P: 10	R: 0 E: 0 K: 1 S: 11	H: 1 LOB: 0 BB: 0 P: 16	R: 1 E: 0 K: 2 S: 16	H: 1 LOB: 1 BB: 1 P: 21	R: 1 E: 0 K: 0 S: 7	H: 1 LOB: 0 BB: 0 P: 11	R: 0 E: 0 K: 0 S: 5	H: 0 LOB: 1 BB: 1 P: 10	R: 0 E: 0 K: 1 S: 11	H: 0 LOB: 0 BB: 0 P: 16	R: 0 E: 0 K: 1 S: 11	H: 0 LOB: 0 BB: 0 P: 16	1B: 5 2B: 5 3B: 0 HR: 1	SF: 0 SAC: 0 DP: 2 HBP: 0	WP: 1 PB: 0 SB: 0 CS: 0	PA: 37			
<b>PITCHER</b>	IP	WLS	BF	H	R	ER	SO	BB	IBB	HBP	BLK	WP	HR	S	P	ERA	WHIP								
Kip Wells, R ERA: 3.52	4.2	L	25	10	8	8	4	3	0	0	0	0	0	57	94	15.43	2.786								
Alan Embree, L ERA: 10.33	0.1		1	0	0	0	1	0	0	0	0	0	0	5	6	0.00	0.000								
Dan Wright, R ERA: 3.0	3.0		11	1	1	1	1	1	0	0	0	0	1	23	37	3.00	0.667								







Batter	1	2	3	4	5	6	7	8	9	AB	R	H	RBI	BB	SO	LOB	TOP											
Ray Durham, S OBP: 0.338, SLG: 0.437	1-1 E6 BB		1-1 G5-3 2B 1B		1-0 G4-3		0-1 FC1-6 1B S	3-2 HBP		4	2	1	0	0	0	1												
Jose Valentin, S OBP: 0.345, SLG: 0.528	4-1 BB		1-0 G5-3		3-2 HR		1-0 P4	1-3 K		4	1	1	1	1	1	5												
Carlos Lee, R OBP: 0.339, SLG: 0.539	2-3 K		0-0 2B		4-0 S BB		4-2 FC6-4 1B BB		2-2 G6-3	3	0	1	1	2	1	2												
Magglio Ordonez, R OBP: 0.380, SLG: 0.518	2-2 L9		1-1 G4-3		4-2 BB		1-1 FC6-4 1B		1-3 K	4	0	1	1	1	1	3												
Jose Canseco, R OBP: 0.372, SLG: 0.525	3-3 K			2-3 K	1-1 F5		2-2 FC6-4 1B		2-3 K	5	0	0	0	0	3	6												
14 Paul Konerko, R OBP: 0.347, SLG: 0.510 Tony Graffanino, R OBP: 0.333, SLG: 0.375		0-1 G6-3		0-3 K		1-2 F9		2-2 F9 2B		4	0	1	0	0	1	0												
Jeff Liefer, L OBP: 0.275, SLG: 0.485		3-1 F8		4-2 BB		2-3 K		1-0 F9		3	0	0	0	1	1													
Chris Singleton, L OBP: 0.297, SLG: 0.365		1-2 P5		0-3 K		0-0 P6		2-3 K		4	0	0	0	0	2	3												
Mark Johnson, L OBP: 0.400, SLG: 0.455			1-1 G4-3		1-3 K		2-2 FC1-6 1B	4-2 WP BB		3	0	1	0	1	1	0												
<b>Inning Stats</b>	R: 0 E: 1 K: 2 S: 14	H: 0 LOB: 2 BB: 1 P: 25	R: 0 E: 0 K: 0 S: 7	H: 0 LOB: 0 BB: 0 P: 11	R: 1 E: 0 K: 0 S: 8	H: 2 LOB: 1 BB: 0 P: 12	R: 0 E: 0 K: 3 S: 13	H: 0 LOB: 1 BB: 1 P: 19	R: 1 E: 0 K: 1 S: 11	H: 1 LOB: 2 BB: 2 P: 25	R: 0 E: 0 K: 1 S: 8	H: 0 LOB: 0 BB: 0 P: 11	R: 1 E: 0 K: 0 S: 13	H: 2 LOB: 2 BB: 1 P: 23	R: 0 E: 0 K: 2 S: 17	H: 1 LOB: 3 BB: 1 P: 28	R: 0 E: 0 K: 2 S: 9	H: 0 LOB: 0 BB: 0 P: 14	1B: 3 2B: 2 3B: 0 HR: 1	SF: 0 SAC: 0 DP: 0 HBP: 1	WP: 1 PB: 0 SB: 2 CS: 0	PA: 41						
<b>PITCHER</b>	IP	WLS	BF	H	R	ER	SO	BB	IBB	HBP	BLK	WP	HR	S	P	ERA	WHIP											
David Cone, R ERA: 4.14	(1, 1)	6.0		26	3	2	2	7	4	0	0	0	0	1	61	103	3.00	1.167										
Bill Pulsipher, L ERA: 1.5	(7, 1)	0.2		3	1	1	1	0	0	0	0	0	0	6	9	13.50	1.500											
Rod Beck, R ERA: 3.22	(7, 1)	1.0	W	7	2	0	0	1	2	0	0	0	0	19	33	0.00	4.000											
Derek Lowe, R ERA: 4.15	(8, 1)	1.1	S	5	0	0	0	3	0	0	1	0	1	14	23	0.00	0.000											

Chicago White Sox @ Boston Red Sox  
Fenway Park, Boston, MA  
Sun Jul 29 2001, 1:05 PM EDT  
Att: 33,375 - Sunny - 76 F

livebaseballscorecards.com

AB 34  
R 3  
H 6  
RBI 3  
BB 6  
SO 11  
LOB 21



Batter	1	2	3	4	5	6	7	8	9	AB	R	H	RBI	BB	SO	LOB	BOTTOM										
Chris Stynes, R OBP: 0.356, SLG: 0.463	0-1 G6-3		4-0 BB BB		0-0 1B		0-0 F3			3	0	1	0	1	0	3											
Trot Nixon, L OBP: 0.374, SLG: 0.488	0-1 F9		4-2 BB		2-3 K		1-3 K			3	0	0	0	1	2	5											
Nomar Garciaparra, R OBP: 0.500, SLG: 1.290	1-0 G5-3		3-3 K			2-1 HR	2-0 1B	1-2 2H 3H 2-2		4	1	2	3	0	1	2											
Manny Ramirez, R OBP: 0.421, SLG: 0.643		2-3 K		1-3 K		1-2 G3	2-0 F9			4	0	0	0	0	2	2											
Dante Bichette, R OBP: 0.347, SLG: 0.519		3-2 G5-3		1-3 K		2-3 K		0-0 G6-3		4	0	0	0	0	2	0											
Carl Everett, S OBP: 0.335, SLG: 0.459		1-1 G6-3		3-2 G4-3		2-3 K		1-1 F8		4	0	0	0	0	1	0											
Brian Daubach, L OBP: 0.353, SLG: 0.510			2-0 F7		3-1 F7		1-2 E 1B HBP	2-2 G5-3		3	1	0	0	0	0	0											
Shea Hillenbrand, R OBP: 0.293, SLG: 0.416			3-2 HR		2-2 P1		0-2 E5 1B			3	2	1	1	0	0	1											
Scott Hatteberg, L OBP: 0.343, SLG: 0.387			0-1 CS 1B		4-0 1B BB		4-2 1B BB			1	0	1	0	2	0	0											
<b>Inning Stats</b>	R: 0 E: 0 K: 0 S: 5	H: 0 LOB: 0 BB: 0 P: 6	R: 0 E: 0 K: 1 S: 10	H: 0 LOB: 0 BB: 0 P: 16	R: 1 E: 0 K: 1 S: 16	H: 2 LOB: 2 BB: 2 P: 31	R: 0 E: 0 K: 2 S: 11	H: 0 LOB: 0 BB: 0 P: 16	R: 0 E: 0 K: 1 S: 9	H: 1 LOB: 2 BB: 1 P: 20	R: 1 E: 0 K: 2 S: 12	H: 1 LOB: 0 BB: 0 P: 19	R: 2 E: 1 K: 1 S: 16	H: 1 LOB: 2 BB: 1 P: 26	R: 0 E: 0 K: 0 S: 6	H: 0 LOB: 0 BB: 0 P: 9	1B: 3 2B: 0 3B: 0 HR: 2	SF: 0 SAC: 0 DP: 0 HBP: 1	WP: 0 PB: 0 SB: 0 CS: 1	PA: 34							
<b>PITCHER</b>	IP	WLS	BF	H	R	ER	SO	BB	IBB	HBP	BLK	WP	HR	S	P	ERA	WHIP										
Sean Lowe, R ERA: 2.8	(1, 1)	6.0		24	4	2	2	7	3	0	0	0	0	7	12	3.00	1.167										
Alan Embree, L ERA: 10.33	(7, 1)	0.0	L	3	0	2	0	0	1	0	1	0	0	7	12	∞	∞										
Gary Glover, R ERA: 4.83	(7, 1)	2.0	B	7	1	0	0	1	0	0	0	0	0	15	23	0.00	0.500										

Chicago White Sox @ Boston Red Sox  
Fenway Park, Boston, MA  
Sun Jul 29 2001, 1:05 PM EDT  
Att: 33,375 - Sunny - 76 F

livebaseballscorecards.com

AB 29  
R 4  
H 5  
RBI 4  
BB 4  
SO 8  
LOB 13





Batter	1	2	3	4	5	6	7	8	9	AB	R	H	RBI	BB	SO	LOB	TOP								
David Eckstein, R (1, 6) OBP: 0.353, SLG: 0.355	F9	F9			K			F9		4	0	0	0	0	1	2									
Darin Erstad, L (1, 8) OBP: 0.338, SLG: 0.379	G4-3	K						HR	BB	3	1	1	0	1	1	2									
Troy Glaus, R (1, 5) OBP: 0.356, SLG: 0.514					K			HR	HR	3	1	1	2	1	2	1									
16 Garret Anderson, L (1, 7) OBP: 0.296, SLG: 0.446	F9				G4-3			K		4	0	0	0	0	1	1									
Scott Spiezio, S (1, 3)					G3-1			K		4	1	1	0	0	2	0									
Tim Salmon, R (1, 9) OBP: 0.368, SLG: 0.353					K					3	1	1	0	1	1	0									
Shawn Wooten, R (1, 10) OBP: 0.348, SLG: 0.497								G6-3		3	0	0	0	0	1	3									
Bengie Molina, R (1, 2) OBP: 0.323, SLG: 0.320								G4-3		4	0	1	1	0	0	2									
Adam Kennedy, L (1, 4) OBP: 0.351, SLG: 0.403								K		4	0	1	1	0	2	1									
<b>Inning Stats</b>	R: 0 H: 0 E: 0 K: 0 S: 13	H: 0 LOB: 1 BB: 1 P: 21	R: 2 H: 3 E: 0 K: 1 S: 14	H: 3 LOB: 2 BB: 1 P: 22	R: 0 H: 0 E: 0 K: 1 S: 9	H: 0 LOB: 0 BB: 0 P: 14	R: 0 H: 0 E: 0 K: 1 S: 9	H: 0 LOB: 0 BB: 0 P: 14	R: 0 H: 1 E: 0 K: 3 S: 14	H: 1 LOB: 1 BB: 0 P: 22	R: 0 H: 0 E: 0 K: 1 S: 5	H: 0 LOB: 0 BB: 0 P: 8	R: 0 H: 0 E: 0 K: 1 S: 8	H: 0 LOB: 0 BB: 0 P: 13	R: 2 H: 1 E: 0 K: 2 S: 11	H: 1 LOB: 1 BB: 0 P: 18	R: 0 H: 1 E: 0 K: 1 S: 11	H: 1 LOB: 1 BB: 0 P: 19	1B: 4 2B: 1 3B: 0 HR: 1	SF: 0 SAC: 0 DP: 1 HBP: 1	WP: 0 PB: 0 SB: 1 CS: 0	PA: 36			
<b>PITCHER</b>	IP	WLS	BF	H	R	ER	SO	BB	IBB	HBP	BLK	WP	HR	S	P	ERA	WHIP								
Rolando Arrojo, R (1, 1) ERA: 3.29	7.0		27	4	2	2	8	2	0	1	0	0	0	72	114	2.57	0.857								
Rich Garcés, R (8, 1) ERA: 3.04	1.0	L	5	1	2	2	2	1	0	0	0	0	1	11	18	18.00	2.000								
Casey Fossum, L (9, 1) ERA:	1.0		4	1	0	0	1	0	0	0	0	0	0	11	19	0.00	1.000								

Anaheim Angels @ Boston Red Sox  
Fenway Park, Boston, MA  
Tue Jul 31 2001, 7:05 PM EDT  
Att: 33,909 - Sunny - 81 F

AB 32  
R 4  
H 6  
RBI 4  
BB 3  
SO 11  
LOB 12



Batter	1	2	3	4	5	6	7	8	9	AB	R	H	RBI	BB	SO	LOB	BOTTOM									
Jose Offerman, S (1, 4) OBP: 0.324, SLG: 0.348	G6-3				G4-3			P6		4	0	1	1	1	0	0										
Scott Hatteberg, L (1, 10) OBP: 0.335, SLG: 0.377	F8				L9					5	0	0	0	0	0	4										
Nomar Garciaparra, R (1, 6) OBP: 0.290, SLG: 0.625	K				P6			G5-3		4	0	0	0	0	2	0										
Manny Ramirez, R (1, 7) OBP: 0.420, SLG: 0.642					F8			G5-3		4	0	1	0	0	2	0										
Trot Nixon, L (1, 9) OBP: 0.378, SLG: 0.489					G4-3					3	1	2	0	1	0	0										
Carl Everett, S (1, 8) OBP: 0.334, SLG: 0.454					F8			G4-3		3	0	0	0	0	1	4										
Chris Stynes, R (1, 5) OBP: 0.354, SLG: 0.459					G5-3			P4		4	0	1	0	0	0	3										
Brian Daubach, L (1, 3) OBP: 0.353, SLG: 0.521					G6-3			G3		4	1	2	1	0	0	0										
Shea Hillenbrand, R (9, PR) OBP: 0.293, SLG: 0.416										0	0	0	0	0	0	0										
Doug Mirabeli, R (1, 2) OBP: 0.291, SLG: 0.309					F3					3	1	1	1	0	1	0										
Troy Percival, R (9, PH) OBP: 0.297, SLG: 0.430								HR		1	0	0	0	0	1	3										
<b>Inning Stats</b>	R: 0 H: 0 E: 0 K: 1 S: 8	H: 0 LOB: 0 BB: 0 P: 11	R: 0 H: 0 E: 0 K: 1 S: 5	H: 0 LOB: 1 BB: 0 P: 9	R: 0 H: 1 E: 0 K: 0 S: 9	H: 1 LOB: 2 BB: 0 P: 12	R: 0 H: 1 E: 0 K: 0 S: 13	H: 1 LOB: 1 BB: 0 P: 22	R: 1 H: 1 E: 0 K: 2 S: 11	H: 1 LOB: 0 BB: 0 P: 14	R: 0 H: 1 E: 0 K: 2 S: 13	H: 1 LOB: 1 BB: 0 P: 17	R: 1 H: 1 E: 0 K: 0 S: 9	H: 1 LOB: 0 BB: 0 P: 11	R: 0 H: 0 E: 0 K: 0 S: 5	H: 0 LOB: 0 BB: 0 P: 8	R: 1 H: 3 E: 0 K: 2 S: 20	H: 3 LOB: 3 BB: 1 P: 34	1B: 4 2B: 2 3B: 0 HR: 2	SF: 0 SAC: 0 DP: 0 HBP: 1	WP: 0 PB: 0 SB: 0 CS: 0	PA: 38				
<b>PITCHER</b>	IP	WLS	BF	H	R	ER	SO	BB	IBB	HBP	BLK	WP	HR	S	P	ERA	WHIP									
Ramon Ortiz, R (1, 1) ERA: 4.01	8.0		31	5	2	2	5	1	0	1	0	0	0	2	73	104	2.25	0.750								
Troy Percival, R (9, 1) ERA: 2.35	1.0	S	7	3	1	1	2	1	0	0	0	0	0	20	34	9.00	4.000									

Anaheim Angels @ Boston Red Sox  
Fenway Park, Boston, MA  
Tue Jul 31 2001, 7:05 PM EDT  
Att: 33,909 - Sunny - 81 F

AB 35  
R 3  
H 8  
RBI 3  
BB 2  
SO 7  
LOB 14





Batter	1	2	3	4	5	6	7	8	9	AB	R	H	RBI	BB	SO	LOB	TOP								
David Eckstein, R (1, 6) OBP: 0.352, SLG: 0.351	4-2 1B BB		0-0 F3		0-2 F8			1-1 F5	1-0 G1-3	4	0	0	0	1	0	3									
Darin Erstad, L (1, 8) OBP: 0.338, SLG: 0.378	0-3 K		3-3 K					2-0 16 1B		4	1	1	0	0	2	1									
Troy Glaus, R (1, 5) OBP: 0.362, SLG: 0.528	2-2 16 G4-6-3 1B			0-1 16 2B				4-2 16 1B		3	2	3	1	1	0	0									
16 Garret Anderson, L (1, 7) OBP: 0.298, SLG: 0.446	1-0 G4-6-3			0-0 CS 1B				1-1 BB		4	0	2	2	0	0	2									
Scott Spiezio, S (1, 3) OBP: 0.317, SLG: 0.439		0-0 P6		1-2 G4-3				1-2 F8		4	0	0	0	0	0	3									
Tim Salmon, R (1, 9) OBP: 0.369, SLG: 0.366		1-1 HR		2-0 S 1B				2-3 K	0-1 F8	4	1	2	1	0	1	0									
Shawn Wooten, R (1, 10) Jose Nieves, R (9, PR) OBP: 0.154, SLG: 0.083		1-2 E5 G4-6-3		3-3 K2-3				0-0 F9	0-0 E 2B	4	0	1	0	0	1	1	AB 35 R 4 H 9 RBI 4 BB 2 SO 7 LOB 13								
Jorge Fabregas, L (1, 2) OBP: 0.220, SLG: 0.260		0-1 G4-6-3			0-0 G1-4-3			1-0 G4-3	1-3 K	4	0	0	0	0	1	2									
Adam Kennedy, L (1, 4) OBP: 0.347, SLG: 0.398			1-3 K		2-3 K			1-1 F8	3-2 E3	4	0	0	0	0	2	1									
<b>Inning Stats</b>	R: 0 E: 0 K: 1 S: 11	H: 1 LOB: 1 BB: 1 P: 18	R: 1 E: 1 K: 0 S: 8	H: 1 LOB: 0 BB: 0 P: 10	R: 0 E: 0 K: 2 S: 9	H: 0 LOB: 0 BB: 0 P: 13	R: 1 E: 0 K: 1 S: 11	H: 3 LOB: 1 BB: 0 P: 17	R: 0 E: 0 K: 0 S: 7	H: 0 LOB: 0 BB: 0 P: 9	R: 1 E: 0 K: 0 S: 8	H: 1 LOB: 0 BB: 0 P: 12	R: 0 E: 0 K: 1 S: 5	H: 0 LOB: 0 BB: 0 P: 8	R: 1 E: 0 K: 0 S: 13	H: 2 LOB: 2 BB: 1 P: 23	R: 0 E: 1 K: 1 S: 11	H: 1 LOB: 3 BB: 0 P: 16	1B: 5 2B: 2 3B: 0 HR: 2	SF: 0 SAC: 0 DP: 2 HBP: 0	WP: 0 PB: 0 SB: 2 CS: 1	PA: 37			
<b>PITCHER</b>	IP WLS BF H R ER SO BB IBB HBP BLK WP HR S P ERA WHIP	IP WLS BF H R ER SO BB IBB HBP BLK WP HR S P ERA WHIP	IP WLS BF H R ER SO BB IBB HBP BLK WP HR S P ERA WHIP	IP WLS BF H R ER SO BB IBB HBP BLK WP HR S P ERA WHIP	IP WLS BF H R ER SO BB IBB HBP BLK WP HR S P ERA WHIP	IP WLS BF H R ER SO BB IBB HBP BLK WP HR S P ERA WHIP	IP WLS BF H R ER SO BB IBB HBP BLK WP HR S P ERA WHIP	IP WLS BF H R ER SO BB IBB HBP BLK WP HR S P ERA WHIP	IP WLS BF H R ER SO BB IBB HBP BLK WP HR S P ERA WHIP	IP WLS BF H R ER SO BB IBB HBP BLK WP HR S P ERA WHIP	IP WLS BF H R ER SO BB IBB HBP BLK WP HR S P ERA WHIP	IP WLS BF H R ER SO BB IBB HBP BLK WP HR S P ERA WHIP	IP WLS BF H R ER SO BB IBB HBP BLK WP HR S P ERA WHIP	IP WLS BF H R ER SO BB IBB HBP BLK WP HR S P ERA WHIP	IP WLS BF H R ER SO BB IBB HBP BLK WP HR S P ERA WHIP	IP WLS BF H R ER SO BB IBB HBP BLK WP HR S P ERA WHIP	IP WLS BF H R ER SO BB IBB HBP BLK WP HR S P ERA WHIP	IP WLS BF H R ER SO BB IBB HBP BLK WP HR S P ERA WHIP	IP WLS BF H R ER SO BB IBB HBP BLK WP HR S P ERA WHIP	IP WLS BF H R ER SO BB IBB HBP BLK WP HR S P ERA WHIP	IP WLS BF H R ER SO BB IBB HBP BLK WP HR S P ERA WHIP	IP WLS BF H R ER SO BB IBB HBP BLK WP HR S P ERA WHIP	IP WLS BF H R ER SO BB IBB HBP BLK WP HR S P ERA WHIP	IP WLS BF H R ER SO BB IBB HBP BLK WP HR S P ERA WHIP	IP WLS BF H R ER SO BB IBB HBP BLK WP HR S P ERA WHIP

Anaheim Angels @ Boston Red Sox  
Fenway Park, Boston, MA  
Wed Aug 01 2001, 7:05 PM EDT  
Att: 33,551 - Sunny - 76 F

livebaseballscores.com  
AB 35  
R 4  
H 9  
RBI 4  
BB 2  
SO 7  
LOB 13



Batter	1	2	3	4	5	6	7	8	9	AB	R	H	RBI	BB	SO	LOB	BOTTOM								
Chris Stynes, R (1, 5) OBP: 0.352, SLG: 0.455	1-2 F9		0-3 K		0-2 SAFE CS	0-0 F9 1B		2-3 K		4	0	1	0	0	2	0									
Mike Lansing, R (1, 4) OBP: 0.302, SLG: 0.373	2-1 E4 F9 HBP		1-0 G6-3			0-0 G1-4-3 1B		2-1 F7		4	0	1	0	0	0	0									
Nomar Garciaparra, R (1, 6) OBP: 0.333, SLG: 0.545	1-2 FC4-6 HBP			3-2 1B		0-0 F9		0-2 P4		3	0	1	0	0	0	2									
Manny Ramirez, R (1, 10) OBP: 0.416, SLG: 0.635	0-1 F9			0-0 F9		0-0 G1-4-3		2-1 G3	0-2 G3	4	0	0	0	0	0	5									
Dante Bichette, R (1, 7) OBP: 0.345, SLG: 0.515	1-0 FC4-6			1-1 F8				0-0 2B 1B	0-0 G4-3	4	1	1	0	0	0	3									
Carl Everett, S (1, 8) OBP: 0.333, SLG: 0.455		2-1 L4		1-2 F9		0-0 G4-3 1H G5-3 2B		2-3 K		4	1	1	1	0	1	1									
Brian Daubach, L (1, 3) OBP: 0.352, SLG: 0.515		0-3 K			0-1 F7			3-1 G4-3		3	0	0	0	0	1	1	AB 31 R 2 H 5 RBI 2 BB 1 SO 4 LOB 13								
Doug Mirabeli, R (1, 2) OBP: 0.292, SLG: 0.302		2-2 G3			4-2 FC6-4 BB			0-1 G5-3		2	0	0	1	1	0	0									
Darren Lewis, R (1, 9) OBP: 0.294, SLG: 0.375			1-2 G5-3		0-2 FC6-4 CS			3-1 G3		3	0	0	0	0	0	1									
<b>Inning Stats</b>	R: 0 E: 1 K: 0 S: 10	H: 0 LOB: 2 BB: 0 P: 15	R: 0 E: 0 K: 1 S: 8	H: 0 LOB: 0 BB: 0 P: 12	R: 0 E: 0 K: 1 S: 7	H: 0 LOB: 0 BB: 0 P: 9	R: 0 E: 0 K: 0 S: 9	H: 1 LOB: 1 BB: 0 P: 14	R: 0 E: 0 K: 0 S: 5	H: 0 LOB: 1 BB: 0 P: 7	R: 2 E: 0 K: 0 S: 7	H: 2 LOB: 0 BB: 0 P: 10	R: 0 E: 0 K: 1 S: 9	H: 0 LOB: 0 BB: 0 P: 13	R: 0 E: 0 K: 1 S: 10	H: 0 LOB: 0 BB: 0 P: 12	1B: 4 2B: 1 3B: 0 HR: 0	SF: 0 SAC: 0 DP: 1 HBP: 1	WP: 0 PB: 0 SB: 0 CS: 1	PA: 34					
<b>PITCHER</b>	IP WLS BF H R ER SO BB IBB HBP BLK WP HR S P ERA WHIP	IP WLS BF H R ER SO BB IBB HBP BLK WP HR S P ERA WHIP	IP WLS BF H R ER SO BB IBB HBP BLK WP HR S P ERA WHIP	IP WLS BF H R ER SO BB IBB HBP BLK WP HR S P ERA WHIP	IP WLS BF H R ER SO BB IBB HBP BLK WP HR S P ERA WHIP	IP WLS BF H R ER SO BB IBB HBP BLK WP HR S P ERA WHIP	IP WLS BF H R ER SO BB IBB HBP BLK WP HR S P ERA WHIP	IP WLS BF H R ER SO BB IBB HBP BLK WP HR S P ERA WHIP	IP WLS BF H R ER SO BB IBB HBP BLK WP HR S P ERA WHIP	IP WLS BF H R ER SO BB IBB HBP BLK WP HR S P ERA WHIP	IP WLS BF H R ER SO BB IBB HBP BLK WP HR S P ERA WHIP	IP WLS BF H R ER SO BB IBB HBP BLK WP HR S P ERA WHIP	IP WLS BF H R ER SO BB IBB HBP BLK WP HR S P ERA WHIP	IP WLS BF H R ER SO BB IBB HBP BLK WP HR S P ERA WHIP	IP WLS BF H R ER SO BB IBB HBP BLK WP HR S P ERA WHIP	IP WLS BF H R ER SO BB IBB HBP BLK WP HR S P ERA WHIP	IP WLS BF H R ER SO BB IBB HBP BLK WP HR S P ERA WHIP	IP WLS BF H R ER SO BB IBB HBP BLK WP HR S P ERA WHIP	IP WLS BF H R ER SO BB IBB HBP BLK WP HR S P ERA WHIP	IP WLS BF H R ER SO BB IBB HBP BLK WP HR S P ERA WHIP	IP WLS BF H R ER SO BB IBB HBP BLK WP HR S P ERA WHIP	IP WLS BF H R ER SO BB IBB HBP BLK WP HR S P ERA WHIP	IP WLS BF H R ER SO BB IBB HBP BLK WP HR S P ERA WHIP	IP WLS BF H R ER SO BB IBB HBP BLK WP HR S P ERA WHIP	IP WLS BF H R ER SO BB IBB HBP BLK WP HR S P ERA WHIP

Anaheim Angels @ Boston Red Sox  
Fenway Park, Boston, MA  
Wed Aug 01 2001, 7:05 PM EDT  
Att: 33,551 - Sunny - 76 F

livebaseballscores.com  
AB 31  
R 2  
H 5  
RBI 2  
BB 1  
SO 4  
LOB 13





Batter	1	2	3	4	5	6	7	8	9	AB	R	H	RBI	BB	SO	LOB	TOP								
<b>Orlando Palmeiro, L</b> OBP: 0.325, SLG: 0.356 (1, 10) (9, 8)	1-2 P6	3-2 G6-3				1-2 G1-3	2-1 E4 FC6-4	1-0 FC6-4	2-2 G3-1	6	0	0	1	0	0	5									
<b>Darin Erstad, L</b> OBP: 0.338, SLG: 0.376 Lou Pote, R (1, 8) (9, 1)	0-0 F9		0-1 16 HR			1-2 P4	1-0 FC6-4 G5-3		0-1 P6	5	1	1	1	0	0	1									
<b>Troy Glaus, R</b> OBP: 0.361, SLG: 0.529 (1, 5) (8, 6)	1-1 HBP		2-2 F9			1-0 G6-3	1-0 G5-3		2-2 16 2B	5	1	1	0	0	1	4									
<b>16 Garret Anderson, L</b> OBP: 0.301, SLG: 0.464 <b>David Eckstein, R</b> OBP: 0.352, SLG: 0.351 (1, 7) (8, 6)	1-3 K		0-0 HR						0-0 1B	5	3	4	0	2	2										
<b>Scott Spiezio, S</b> OBP: 0.325, SLG: 0.449 (1, 3) (8, 7)		0-0 FC1-5 1B	2-2 F8				0-0 1B 2B	0-0 F9 HBP 1B	2-2 FC5-4	5	2	4	1	0	0	0									
<b>Tim Salmon, R</b> OBP: 0.372, SLG: 0.368 (1, 9) (8, 3)	1-1 1B	1-1 E 1B	3-3 K				2-2 2B 1B	3-2 1B HBP	2-2 FC5-4	4	2	2	0	0	1	1									
<b>Adam Kennedy, L</b> <b>Jose Nieves, R</b> OBP: 0.143, SLG: 0.077 (1, 4) (8, PH) (8, 4)	0-1 FC1-5 1B		2-2 CS 1B				0-0 2B	1-2 F7	1-3 K	4	2	2	1	0	0	3									
<b>Bengie Molina, R</b> OBP: 0.325, SLG: 0.318 (1, 2) (8, 3)	0-0 1B		2-1 F8				2-1 2B E IBB	2-1 F9	0-1 G6-3	4	1	1	1	1	0	3									
<b>Benji Gil, R</b> OBP: 0.365, SLG: 0.578 (1, 6) (8, 3)	0-1 F9		1-2 L7				2-1 E FC6-4 2B	0-1 FC6-4 1B	0-0 G3-1 1B	5	1	3	3	0	0	2									
<b>Inning Stats</b>	R: 0 E: 0 K: 1 S: 10	H: 0 LOB: 1 BB: 0 P: 13	R: 2 E: 1 K: 0 S: 11	H: 3 LOB: 1 BB: 0 P: 15	R: 2 E: 0 K: 1 S: 14	H: 2 LOB: 0 BB: 0 P: 21	R: 0 E: 0 K: 0 S: 9	H: 1 LOB: 0 BB: 0 P: 13	R: 0 E: 0 K: 0 S: 10	H: 0 LOB: 0 BB: 0 P: 13	R: 6 E: 1 K: 1 S: 15	H: 5 LOB: 1 BB: 1 P: 30	R: 1 E: 0 K: 0 S: 11	H: 2 LOB: 2 BB: 0 P: 18	R: 2 E: 0 K: 1 S: 16	H: 3 LOB: 1 BB: 0 P: 24	R: 0 E: 0 K: 1 S: 11	H: 1 LOB: 2 BB: 0 P: 17	1B: 10 2B: 4 3B: 1 HR: 2	SF: 0 SAC: 0 DP: 0 HBP: 3	WP: 0 PB: 0 SB: 0 CS: 1	PA: 48			
<b>PITCHER</b>	IP	WLS	BF	H	R	ER	SO	BB	IBB	HBP	BLK	WP	HR	S	P	ERA	WHIP								
<b>Bret Saberhagen, R</b> ERA: 5.73 <b>Hipolito Pichardo, R</b> ERA: 3.93 <b>Bill Pulsipher, L</b> ERA: 2.57	(1, 1) (6, 1) (8, 1)	5.0 2.0 2.0	L 13 11	9 4 4	7 4 2	6 4 2	2 1 2	0 0 0	0 1 0	1 1 1	0 0 0	0 0 0	2 21 27	59 41 41	82 41 41	10.80 18.00 9.00	1.800 2.000 2.000								

Anaheim Angels @ Boston Red Sox  
Fenway Park, Boston, MA  
Thu Aug 02 2001, 7:05 PM EDT  
Att: 33,611 - Cloudy - 89 F

AB 44  
R 13  
H 17  
RBI 12  
BB 1  
SO 5  
LOB 22




Batter	1	2	3	4	5	6	7	8	9	AB	R	H	RBI	BB	SO	LOB	BOTTOM								
<b>Jose Offerman, S</b> OBP: 0.325, SLG: 0.347 (1, 4) (8, 3)	1-0 G4-3		1-3 K			4-2 2B BB	0-3 K		0-0 FC1-6 1B	4	1	1	0	1	2	0									
<b>Trot Nixon, L</b> OBP: 0.381, SLG: 0.492 (1, 9) (8, 6)	4-2 G6-3 BB		2-2 G4-3			2-2 1B 2B	1-1 G5-3 1B		0-2 FC1-6 1B	4	1	2	2	1	0	2									
<b>Nomar Garciaparra, R</b> OBP: 0.379, SLG: 0.533 <b>Mike Lansing, R</b> OBP: 0.301, SLG: 0.371 (1, 6) (8, 6)	0-1 G6-3		2-2 FC3-6 BB 1B			0-0 WP 1B	0-1 G5-3		1-3 K	4	0	2	1	0	0	2									
<b>Manny Ramirez, R</b> OBP: 0.417, SLG: 0.641 (1, 7) (8, 6)		2-0 HR	4-1 FC3-6 BB 1B			1-1 L6	0-0 G1-3			3	1	1	1	1	0	2									
<b>Carl Everett, S</b> OBP: 0.332, SLG: 0.450 <b>Darren Lewis, R</b> OBP: 0.294, SLG: 0.375 (1, 8) (9, 8)		1-3 K	0-1 FC3-6			4-0 IBB		0-1 G4-3		3	0	0	0	1	1	2									
<b>Dante Bichette, R</b> OBP: 0.344, SLG: 0.511 (1, 10) (8, 6)	1-1 FC6-4 1B		0-3 K			1-0 F8		1-3 K		4	0	1	0	0	2	4									
<b>Brian Daubach, L</b> OBP: 0.348, SLG: 0.508 (1, 3) (8, 6)	2-2 L9		1-2 G3			1-3 K		3-1 G4-3		4	0	0	0	0	1	3									
<b>Chris Stynes, R</b> OBP: 0.350, SLG: 0.451 (1, 5) (8, 6)	1-2 FC6-4		1-2 G4-3 2B 1B			0-0 G1-3		2-1 G6-3		4	1	1	0	0	0	1									
<b>Scott Hatteberg, L</b> OBP: 0.333, SLG: 0.374 (1, 2) (8, 6)			1-1 G3-1			1-1 G4-3		2-0 G4-3		4	0	1	0	0	0	1									
<b>Inning Stats</b>	R: 0 E: 0 K: 0 S: 5	H: 0 LOB: 0 BB: 1 P: 10	R: 1 E: 0 K: 1 S: 12	H: 2 LOB: 1 BB: 0 P: 19	R: 0 E: 0 K: 1 S: 10	H: 0 LOB: 0 BB: 0 P: 14	R: 0 E: 0 K: 1 S: 12	H: 1 LOB: 2 BB: 1 P: 19	R: 3 E: 0 K: 0 S: 16	H: 3 LOB: 2 BB: 2 P: 30	R: 0 E: 0 K: 1 S: 5	H: 0 LOB: 0 BB: 0 P: 8	R: 0 E: 0 K: 1 S: 8	H: 1 LOB: 1 BB: 0 P: 9	R: 0 E: 0 K: 1 S: 7	H: 0 LOB: 0 BB: 0 P: 11	R: 0 E: 0 K: 1 S: 12	H: 2 LOB: 2 BB: 0 P: 18	1B: 7 2B: 1 3B: 0 HR: 1	SF: 0 SAC: 0 DP: 1 HBP: 0	WP: 1 PB: 0 SB: 0 CS: 0	PA: 39			
<b>PITCHER</b>	IP	WLS	BF	H	R	ER	SO	BB	IBB	HBP	BLK	WP	HR	S	P	ERA	WHIP								
<b>Pat Rapp, R</b> ERA: 4.68 <b>Mike Holtz, L</b> ERA: 4.44 <b>Ben Weber, R</b> ERA: 2.6 <b>Lou Pote, R</b> ERA: 3.33	(1, 1) (7, 1) (7, 1) (9, 1)	6.0 0.1 1.2 1.0	W 2 5 5	4 1 0 2	4 0 0 0	4 0 0 0	0 1 0 1	0 0 0 0	0 0 0 0	0 0 0 0	0 0 0 0	0 0 0 0	0 5 10 12	60 6 14 18	100 6 14 18	0.00 0.00 0.00 0.00	1.500 3.000 0.000 2.000								


Anaheim Angels @ Boston Red Sox  
Fenway Park, Boston, MA  
Thu Aug 02 2001, 7:05 PM EDT  
Att: 33,611 - Cloudy - 89 F

AB 35  
R 4  
H 9  
RBI 4  
BB 4  
SO 7  
LOB 19





Batter	1	2	3	4	5	6	7	8	9	AB R H RBI BB SO LOB	TOP																								
												<p>Texas Rangers @ Boston Red Sox</p> <p>Fenway Park, Boston, MA</p> <p>Fri Aug 03 2001, 7:05 PM EDT</p> <p><a href="http://livebaseballscorecards.com">livebaseballscorecards.com</a></p> <p>AB 0</p> <p>R 0</p> <p>H 0</p> <p>RBI 0</p> <p>BB 0</p> <p>SO 0</p> <p>LOB 0</p> 																							
Inning Stats											1B: 0 SF: 0 WP: 0 PA: 0 2B: 0 SAC: 0 PB: 0 3B: 0 DP: 0 SB: 0 HR: 0 HBP: 0 CS: 0																								
PITCHER	IP	WLS	BF	H	R	ER	SO	BB	IBB	HBP	BLK	WP	HR	S	P	ERA	WHIP	PITCHER	IP	WLS	BF	H	R	ER	SO	BB	IBB	HBP	BLK	WP	HR	S	P	ERA	WHIP

Batter	1	2	3	4	5	6	7	8	9	AB R H RBI BB SO LOB	BOTTOM																								
												<p>Texas Rangers @ Boston Red Sox</p> <p>Fenway Park, Boston, MA</p> <p>Fri Aug 03 2001, 7:05 PM EDT</p> <p><a href="http://livebaseballscorecards.com">livebaseballscorecards.com</a></p> <p>AB 0</p> <p>R 0</p> <p>H 0</p> <p>RBI 0</p> <p>BB 0</p> <p>SO 0</p> <p>LOB 0</p> 																							
Inning Stats											1B: 0 SF: 0 WP: 0 PA: 0 2B: 0 SAC: 0 PB: 0 3B: 0 DP: 0 SB: 0 HR: 0 HBP: 0 CS: 0																								
PITCHER	IP	WLS	BF	H	R	ER	SO	BB	IBB	HBP	BLK	WP	HR	S	P	ERA	WHIP	PITCHER	IP	WLS	BF	H	R	ER	SO	BB	IBB	HBP	BLK	WP	HR	S	P	ERA	WHIP



Batter	1	2	3	4	5	6	7	8	9	AB	R	H	RBI	BB	SO	LOB	TOP								
Frank Catalanotto, L OBP: 0.373, SLG: 0.496	2-2 BB HBP 1B		1-1 F9	1-0 2B		1-1 WP HBP		0-0 1B SF7 2B		4	1	3	0	0	0	0	<b>Texas Rangers @ Boston Red Sox</b> Fenway Park, Boston, MA Sat Aug 04 2001, 1:15 PM EDT Att: 32,249 - Cloudy - 82 F								
Randy Velarde, R OBP: 0.385, SLG: 0.459	1-3 K		0-3 K	0-3 K		0-3 K		1-1 2-3 1B		5	0	1	0	0	4	5									
Alex Rodriguez, R OBP: 0.398, SLG: 0.595	1-1 F8		0-2 1B 2B		2-2 P4	2-3 K		2-0 SF7		4	1	1	1	0	1	3									
Rafael Palmeiro, L OBP: 0.378, SLG: 0.536	4-2 BB HBP		3-2 2H 1B		0-0 WP HBP 1B	2-1 L9		3-H 2-3 K		4	1	2	1	0	1	3									
Ivan Rodriguez, R OBP: 0.351, SLG: 0.552	4-0 1-2 2-3 BB		2-1 1B		2-0 1B WP SF9 HBP	0-3 K		0-0 G4-3		3	1	1	0	1	1	1									
Mike Lamb, L OBP: 0.347, SLG: 0.392	1-1 L6		1-3 K		2-1 E 1B	1-0 L9		0-0 L4		5	0	1	1	0	1	5									
Gabe Kapler, R OBP: 0.328, SLG: 0.409		1-2 G6-3		3-2 10 FC6-4 1B		0-0 SF9		0-1 G6-3		4	0	2	1	0	0	0									
Ricky Ledee, L OBP: 0.297, SLG: 0.394		0-3 K		0-1 F8		0-1 G3		3-3 K		4	0	0	0	1	2	2									
10 Michael Young, R OBP: 0.306, SLG: 0.424		0-3 K		0-1 FC6-4 2B		0-1 WP HBP 1B		1-2 F9		4	0	1	0	0	1	3									
<b>Inning Stats</b>	R: 0 E: 0 K: 1 S: 12	H: 1 LOB: 3 BB: 1 P: 25	R: 0 E: 0 K: 2 S: 10	H: 0 LOB: 0 BB: 0 P: 11	R: 1 E: 0 K: 2 S: 18	H: 3 LOB: 2 BB: 0 P: 25	R: 0 E: 0 K: 1 S: 12	H: 2 LOB: 2 BB: 0 P: 16	R: 2 E: 1 K: 0 S: 9	H: 2 LOB: 1 BB: 0 P: 15	R: 0 E: 0 K: 2 S: 14	H: 1 LOB: 2 BB: 0 P: 19	R: 0 E: 0 K: 1 S: 17	H: 1 LOB: 1 BB: 1 P: 26	R: 1 E: 0 K: 1 S: 9	H: 2 LOB: 1 BB: 0 P: 14	R: 0 E: 0 K: 1 S: 6	H: 0 LOB: 0 BB: 0 P: 9	1B: 8 2B: 4 3B: 0 HR: 0	SF: 2 SAC: 0 DP: 0 HBP: 3	WP: 2 PB: 0 SB: 0 CS: 0	PA: 44			
<b>PITCHER</b>	IP WLS BF H R ER SO BB IBB HBP BLK WP HR S P ERA WHIP	IP WLS BF H R ER SO BB IBB HBP BLK WP HR S P ERA WHIP	IP WLS BF H R ER SO BB IBB HBP BLK WP HR S P ERA WHIP	IP WLS BF H R ER SO BB IBB HBP BLK WP HR S P ERA WHIP	IP WLS BF H R ER SO BB IBB HBP BLK WP HR S P ERA WHIP	IP WLS BF H R ER SO BB IBB HBP BLK WP HR S P ERA WHIP	IP WLS BF H R ER SO BB IBB HBP BLK WP HR S P ERA WHIP	IP WLS BF H R ER SO BB IBB HBP BLK WP HR S P ERA WHIP	IP WLS BF H R ER SO BB IBB HBP BLK WP HR S P ERA WHIP	IP WLS BF H R ER SO BB IBB HBP BLK WP HR S P ERA WHIP	IP WLS BF H R ER SO BB IBB HBP BLK WP HR S P ERA WHIP	IP WLS BF H R ER SO BB IBB HBP BLK WP HR S P ERA WHIP	IP WLS BF H R ER SO BB IBB HBP BLK WP HR S P ERA WHIP	IP WLS BF H R ER SO BB IBB HBP BLK WP HR S P ERA WHIP	IP WLS BF H R ER SO BB IBB HBP BLK WP HR S P ERA WHIP	IP WLS BF H R ER SO BB IBB HBP BLK WP HR S P ERA WHIP	IP WLS BF H R ER SO BB IBB HBP BLK WP HR S P ERA WHIP	IP WLS BF H R ER SO BB IBB HBP BLK WP HR S P ERA WHIP	IP WLS BF H R ER SO BB IBB HBP BLK WP HR S P ERA WHIP	IP WLS BF H R ER SO BB IBB HBP BLK WP HR S P ERA WHIP	IP WLS BF H R ER SO BB IBB HBP BLK WP HR S P ERA WHIP	IP WLS BF H R ER SO BB IBB HBP BLK WP HR S P ERA WHIP	IP WLS BF H R ER SO BB IBB HBP BLK WP HR S P ERA WHIP	IP WLS BF H R ER SO BB IBB HBP BLK WP HR S P ERA WHIP	IP WLS BF H R ER SO BB IBB HBP BLK WP HR S P ERA WHIP

AB	37
R	4
H	12
RBI	4
BB	2
SO	11
LOB	22



Batter	1	2	3	4	5	6	7	8	9	AB	R	H	RBI	BB	SO	LOB	BOTTOM								
Jose Offerman, S OBP: 0.323, SLG: 0.343	3-2 L3		4-1 BB		0-0 G4-3		2-2 G5-3	0-2 F7		5	0	0	0	1	0	3	<b>Texas Rangers @ Boston Red Sox</b> Fenway Park, Boston, MA Sat Aug 04 2001, 1:15 PM EDT Att: 32,249 - Cloudy - 82 F								
Trot Nixon, L OBP: 0.383, SLG: 0.510	1-3 K		HR K		2-2 HR		4-0 1B BB		4	2	2	2	1	2	3										
Nomar Garciaparra, R OBP: 0.429, SLG: 0.526	4-1 BB		2-0 HR 1B	1-1 L9	0-0 P6		0-1 1-2 2-3 1B		4	1	2	0	1	0	0										
Manny Ramirez, R OBP: 0.416, SLG: 0.637	1-3 K		0-2 HR 1B	2-2 BB 1B HBP		3-2 F8	1-2 G4-3		4	1	1	0	0	1	4										
Carl Everett, S OBP: 0.336, SLG: 0.466		2-3 K	0-0 1-H 2-H HR	0-1 BB 1B		1-0 F8		0-0 G4-3 SF8 2B		5	2	3	3	0	1	0									
Brian Daubach, L OBP: 0.348, SLG: 0.515		3-2 HR	3-3 K	4-2 BB 1B		2-3 K		0-1 G4-3		4	1	1	1	1	2	1									
Shea Hillenbrand, R OBP: 0.291, SLG: 0.414		0-2 HR 1B	0-3 K	0-3 K			0-1 G4-3	0-0 SF8		4	1	1	1	0	2	3									
Troy O'Leary, L OBP: 0.306, SLG: 0.459		2-0 HR	4-2 2B BB	1-2 F9			0-0 HR	1-2 E 1B		4	2	3	3	1	0	3									
Doug Mirabelli, R OBP: 0.297, SLG: 0.327		0-0 L7	0-1 2B		1-1 G6-3		0-1 1B 2B	1-1 E5		5	0	2	0	0	0	1									
<b>Inning Stats</b>	R: 0 E: 0 K: 2 S: 13	H: 0 LOB: 1 BB: 1 P: 22	R: 3 E: 0 K: 1 S: 14	H: 3 LOB: 0 BB: 0 P: 22	R: 4 E: 0 K: 3 S: 22	H: 5 LOB: 3 BB: 2 P: 38	R: 0 E: 0 K: 1 S: 20	H: 1 LOB: 3 BB: 1 P: 28	R: 1 E: 0 K: 0 S: 7	H: 1 LOB: 0 BB: 0 P: 10	R: 0 E: 0 K: 1 S: 13	H: 0 LOB: 0 BB: 0 P: 19	R: 1 E: 0 K: 0 S: 15	H: 3 LOB: 3 BB: 1 P: 22	R: 1 E: 1 K: 0 S: 12	H: 2 LOB: 2 BB: 0 P: 14	R: 0 E: 0 K: 1 S: 6	H: 0 LOB: 0 BB: 0 P: 9	1B: 6 2B: 3 3B: 0 HR: 6	SF: 1 SAC: 0 DP: 0 HBP: 1	WP: 0 PB: 0 SB: 0 CS: 0	PA: 46			
<b>PITCHER</b>	IP WLS BF H R ER SO BB IBB HBP BLK WP HR S P ERA WHIP	IP WLS BF H R ER SO BB IBB HBP BLK WP HR S P ERA WHIP	IP WLS BF H R ER SO BB IBB HBP BLK WP HR S P ERA WHIP	IP WLS BF H R ER SO BB IBB HBP BLK WP HR S P ERA WHIP	IP WLS BF H R ER SO BB IBB HBP BLK WP HR S P ERA WHIP	IP WLS BF H R ER SO BB IBB HBP BLK WP HR S P ERA WHIP	IP WLS BF H R ER SO BB IBB HBP BLK WP HR S P ERA WHIP	IP WLS BF H R ER SO BB IBB HBP BLK WP HR S P ERA WHIP	IP WLS BF H R ER SO BB IBB HBP BLK WP HR S P ERA WHIP	IP WLS BF H R ER SO BB IBB HBP BLK WP HR S P ERA WHIP	IP WLS BF H R ER SO BB IBB HBP BLK WP HR S P ERA WHIP	IP WLS BF H R ER SO BB IBB HBP BLK WP HR S P ERA WHIP	IP WLS BF H R ER SO BB IBB HBP BLK WP HR S P ERA WHIP	IP WLS BF H R ER SO BB IBB HBP BLK WP HR S P ERA WHIP	IP WLS BF H R ER SO BB IBB HBP BLK WP HR S P ERA WHIP	IP WLS BF H R ER SO BB IBB HBP BLK WP HR S P ERA WHIP	IP WLS BF H R ER SO BB IBB HBP BLK WP HR S P ERA WHIP	IP WLS BF H R ER SO BB IBB HBP BLK WP HR S P ERA WHIP	IP WLS BF H R ER SO BB IBB HBP BLK WP HR S P ERA WHIP	IP WLS BF H R ER SO BB IBB HBP BLK WP HR S P ERA WHIP	IP WLS BF H R ER SO BB IBB HBP BLK WP HR S P ERA WHIP	IP WLS BF H R ER SO BB IBB HBP BLK WP HR S P ERA WHIP	IP WLS BF H R ER SO BB IBB HBP BLK WP HR S P ERA WHIP	IP WLS BF H R ER SO BB IBB HBP BLK WP HR S P ERA WHIP	IP WLS BF H R ER SO BB IBB HBP BLK WP HR S P ERA WHIP







Batter	1	2	3	4	5	6	7	8	9	AB	R	H	RBI	BB	SO	LOB	TOP					
Frank Catalanotto, L (1.7) C X	0-1 P6		4-1 S BB		0-0 2B		1-2 G4-3			3	0	1	0	1	0	0	<b>Texas Rangers @ Boston Red Sox</b> Fenway Park, Boston, MA Sat Aug 04 2001, 7:05 PM EDT Att: 32,338 - Overcast - 75 F					
Mike Lamb, L (1.5) B X	1-0 G4-3		0-1 F7		1-0 F3		1-0 FC5-4 HBP			3	0	0	0	0	0	2						
Alex Rodriguez, R (1.10) B S X	1-1 F9		0-3 K2-3		0-3 K		1-0 FC5-4			4	0	0	0	0	2	3						
Rafael Palmeiro, L (1.3)		4-2 1B SF9 BB	3-1 P4		1-3 K		1-2 G4-3			3	1	0	0	1	1	2						
Gabe Kapler, R (1.8)		3-1 S 1B		4-2 S 2B BB		2-1 G4-3 S 1B		1-2 G4-3		3	1	2	0	1	0	0						
Ricky Ledee, L (1.9)		1-0 SF9		3-2 F8 1-H 2B		1-1 G4-3		0-0 G1-3		3	0	1	2	0	0	1						
Bill Haselman, R (1.2)		1-2 P4		2-0 10 G6-4-3 HBP		0-1 G5-3			1-2 G6-3	2	0	0	0	0	0	2						
Randy Velarde, R (9, PH) OBP: 0.384, SLG: 0.457		1-2 P4		1-0 F8		0-3 K			2-3 K	1	0	0	0	1	1	3						
Scott Sheldon, R (1.6) OBP: 0.264, SLG: 0.377		4-1 BB		2-3		1-1 G6-4-3			1-0 K	1	0	0	0	0	1	0						
Ivan Rodriguez, R (9, PH) OBP: 0.350, SLG: 0.550		1-3 K		1-1 G6-4-3		1-3 K			1-0 G6-3	4	0	0	0	0	2	4						
10 Michael Young, R (1.4) OBP: 0.301, SLG: 0.415				1-3 K																		
<b>Inning Stats</b>	R: 0 E: 0 K: 0 S: 5	H: 0 LOB: 0 BB: 0 P: 7	R: 1 E: 0 K: 1 S: 14	H: 1 LOB: 2 BB: 2 P: 27	R: 0 E: 0 K: 1 S: 8	H: 0 LOB: 1 BB: 1 P: 15	R: 1 E: 0 K: 0 S: 9	H: 1 LOB: 1 BB: 1 P: 20	R: 0 E: 0 K: 2 S: 8	H: 1 LOB: 1 BB: 0 P: 10	R: 0 E: 0 K: 1 S: 10	H: 0 LOB: 1 BB: 0 P: 12	R: 0 E: 0 K: 0 S: 7	H: 0 LOB: 0 BB: 0 P: 11	R: 0 E: 0 K: 0 S: 8	H: 0 LOB: 0 BB: 0 P: 10	R: 0 E: 0 K: 1 S: 7	H: 0 LOB: 0 BB: 0 P: 11	1B: 2 2B: 2 3B: 0 HR: 0	SF: 1 SAC: 0 DP: 1 HBP: 2	WP: 0 PB: 0 SB: 4 CS: 0	PA: 36
<b>PITCHER</b>	IP WLS BF H R ER SO BB IBB HBP BLK WP HR S P ERA WHIP																					
49 Tim Wakefield, R (1.1) ERA: 3.33	7.0 W 30 4 2 2 6 4 0 0 0 0 0 0 61 102 2.57 1.143																					
Ugueth Urbina, R (8.1) ERA: 4.13	1.0 H 3 0 0 0 0 0 0 0 0 0 0 0 8 10 0.00 0.000																					
Derek Lowe, R (9.1) ERA: 4.09	1.0 3 0 0 0 1 0 0 0 0 0 0 0 7 11 0.00 0.000																					

Batter	1	2	3	4	5	6	7	8	9	AB	R	H	RBI	BB	SO	LOB	BOTTOM			
Chris Stynes, R (1.4) C X	0-1 G6-3			0-0 G3-1 1B 2B		1-2 F8		0-2 HR 1B		4	2	2	0	0	0	0	<b>Texas Rangers @ Boston Red Sox</b> Fenway Park, Boston, MA Sat Aug 04 2001, 7:05 PM EDT Att: 32,338 - Overcast - 75 F			
Mike Lansing, R (1.6) B X	1-0 P5			2-2 G3-1		0-0 HR		2-0 HR		4	2	3	0	0	1					
Trot Nixon, L (1.9) C B X	1-1 G3-1			1-1 FC6-4 1B		2-1 F8		1-2 P6		4	0	1	1	0	0					
Manny Ramirez, R (1.7) OBP: 0.413, SLG: 0.631		0-1 F9		3-H FC6-4		0-1 F8		0-0 G1-3		4	0	0	0	0	0	1				
Dante Bichette, R (1.10) OBP: 0.343, SLG: 0.507		1-0 G6-3		1-0 P4		0-0 1B 1B		2-2 G5-3		4	1	1	0	0	0	1				
Scott Hatteberg, L (1.2) OBP: 0.333, SLG: 0.374		2-1 F7			2-2 G6-3		2-0 1B 2B 1B			3	1	1	0	0	0	0				
Shea Hillenbrand, R (1.5) OBP: 0.292, SLG: 0.413			2-3 K		1-2 G6-3		0-0 2B CS 1B			3	0	1	1	0	1	0				
Brian Daubach, L (1.3) OBP: 0.348, SLG: 0.516			3-1 F7		1-1 F8		1-2 1B 2B			3	0	1	1	0	0	0				
Darren Lewis, R (1.8) OBP: 0.286, SLG: 0.364			2-0 F8			1-0 G1-3		0-1 G6-3		3	0	0	0	0	0	2				
<b>Inning Stats</b>	R: 0 E: 0 K: 0 S: 5	H: 0 LOB: 0 BB: 0 P: 7	R: 0 E: 0 K: 0 S: 5	H: 0 LOB: 0 BB: 0 P: 8	R: 0 E: 0 K: 1 S: 6	H: 0 LOB: 0 BB: 0 P: 13	R: 1 E: 1 K: 0 S: 10	H: 2 LOB: 1 BB: 0 P: 15	R: 0 E: 0 K: 0 S: 9	H: 0 LOB: 0 BB: 0 P: 13	R: 1 E: 0 K: 0 S: 7	H: 1 LOB: 0 BB: 0 P: 11	R: 2 E: 0 K: 0 S: 10	H: 4 LOB: 1 BB: 0 P: 13	R: 2 E: 0 K: 0 S: 14	H: 2 LOB: 0 BB: 0 P: 19		1B: 5 2B: 2 3B: 0 HR: 2	SF: 0 SAC: 0 DP: 0 HBP: 0	WP: 0 PB: 0 SB: 0 CS: 1
<b>PITCHER</b>	IP WLS BF H R ER SO BB IBB HBP BLK WP HR S P ERA WHIP																			
Doug Davis, L (1.1) ERA: 4.44	7.0 L 28 8 5 5 1 0 0 0 0 0 0 0 56 84 6.43 1.143																			
Mark Petkovsek, R (8.1) ERA: 6.32	1.0 4 1 1 1 0 0 0 0 0 0 0 1 10 15 9.00 1.000																			

**AB 29**  
**R 2**  
**H 4**  
**RBI 2**  
**BB 4**  
**SO 7**  
**LOB 17**



**AB 32**  
**R 6**  
**H 9**  
**RBI 6**  
**BB 0**  
**SO 1**  
**LOB 5**





Batter	1	2	3	4	5	6	7	8	9	AB	R	H	RBI	BB	SO	LOB	TOP										
Frank Catalanotto, L (1.7) OBP: 0.373, SLG: 0.493	G4-3		1B BB		G4-3		G4-6-3			3	0	0	0	1	0	1	<b>Texas Rangers @ Boston Red Sox</b> Fenway Park, Boston, MA Sun Aug 05 2001, 1:05 PM EDT Att: 32,923 - Overcast - 79 F										
Randy Velarde, R (1.10) OBP: 0.382, SLG: 0.453	K		1B			K	K			4	0	1	0	0	3	0											
Alex Rodriguez, R (1.6) OBP: 0.395, SLG: 0.595			1B			HR		K		3	1	1	1	1	2	2											
Rafael Palmeiro, L (1.3) OBP: 0.374, SLG: 0.527	K		F7			P6		K		4	0	0	0	0	2	3											
Ivan Rodriguez, R (1.2) OBP: 0.349, SLG: 0.547		G5-3		F9		1B		K		4	0	1	0	0	1	0											
Ricky Ledes, L (1.8) OBP: 0.301, SLG: 0.406	G3-1			G4-6-3 BB		K		2B		3	0	1	0	1	1	1											
Mike Lamb, L (1.5) OBP: 0.348, SLG: 0.378		HBP		G4-6-3		HR	HBP	K		2	1	0	0	0	1	2											
Craig Monroe, R (1.9) OBP: 0.368, SLG: 0.688	K				G6-3	HR		G6-3		4	1	1	2	0	1	2											
10 Michael Young, R (1.4) OBP: 0.300, SLG: 0.410			K		K		G4-6-3 BB	K		3	0	0	0	1	3	1											
<b>Inning Stats</b>	R: 0 E: 0 K: 2 S: 7	H: 0 LOB: 1 BB: 1 P: 13	R: 0 E: 0 K: 1 S: 9	H: 0 LOB: 1 BB: 0 P: 12	R: 0 E: 0 K: 2 S: 13	H: 1 LOB: 2 BB: 1 P: 19	R: 0 E: 0 K: 0 S: 7	H: 0 LOB: 0 BB: 0 P: 13	R: 0 E: 0 K: 1 S: 7	H: 0 LOB: 0 BB: 0 P: 11	R: 1 E: 0 K: 2 S: 13	H: 2 LOB: 1 BB: 1 P: 20	R: 2 E: 0 K: 1 S: 14	H: 1 LOB: 0 BB: 1 P: 22	R: 0 E: 0 K: 3 S: 12	H: 0 LOB: 0 BB: 0 P: 17		R: 0 E: 0 K: 2 S: 14	H: 1 LOB: 1 BB: 0 P: 20	1B: 2 2B: 1 3B: 0 HR: 2	SF: 0 SAC: 0 DP: 2 HBP: 2	WP: 0 PB: 0 SB: 0 CS: 0	PA: 36				
<b>PITCHER</b>	IP	WLS	BF	H	R	ER	SO	BB	IBB	HBP	BLK	WP	HR	S	P	ERA	WHIP										
Rolando Arroyo, R (1.1) ERA: 3.17	6.0	W	24	3	1	1	8	3	0	1	0	0	1	56	88	1.50	1.000										
Bill Pulsipher, L (7.1) ERA: 3.89	0.2		4	1	2	2	0	1	0	1	0	0	1	8	14	27.00	3.000										
Rich Garcés, R (7.1) ERA: 2.94	0.1	H	1	0	0	0	1	0	0	0	0	0	0	6	8	0.00	0.000										
Ugueth Urbina, R (8.1) ERA: 4.04	1.0	H	3	0	0	0	3	0	0	0	0	0	0	12	17	0.00	0.000										
Derek Lowe, R (9.1) ERA: 4.02	1.0	S	4	1	0	0	2	0	0	0	0	0	0	14	20	0.00	1.000										

Batter	1	2	3	4	5	6	7	8	9	AB	R	H	RBI	BB	SO	LOB	BOTTOM										
Chris Stynes, R (1.5) OBP: 0.350, SLG: 0.455	F7	G4-3		1B 2B		F8		FC6-4		5	0	1	0	0	0	4	<b>Texas Rangers @ Boston Red Sox</b> Fenway Park, Boston, MA Sun Aug 05 2001, 1:05 PM EDT Att: 32,923 - Overcast - 79 F										
Shea Hillenbrand, R (9.5) OBP: 0.292, SLG: 0.413										0	0	0	0	0	0	0											
Mike Lansing, R (1.4) OBP: 0.307, SLG: 0.404	HR 2B		BB FC5-2 1B	F7		FC5-4				4	1	2	0	0	0	2											
Nomar Garciaparra, R (1.6) OBP: 0.440, SLG: 0.590	F7		FC5-2 1B BB	1B			F8			3	1	1	0	1	0	1											
Manny Ramirez, R (1.7) OBP: 0.414, SLG: 0.636	HR		1B FC5-2 2B BB	K			K			3	2	1	2	1	2	2											
Carl Everett, S (1.8) OBP: 0.332, SLG: 0.460	G6-3		FC5-2 1B 2B		G3-1		K			4	1	0	0	0	1	3											
Darren Lewis, R (8.8) OBP: 0.286, SLG: 0.364			1-2 2-3 3-H							0	0	0	0	0	0	0											
Dante Bichette, R (1.10) OBP: 0.341, SLG: 0.504		F9	2B 1B		F2		G4-3			4	0	1	1	0	0	0											
Trot Nixon, L (1.9) OBP: 0.381, SLG: 0.510		2B	K		F9		G4-3			4	1	1	0	0	1	3											
Doug Mirabeli, R (1.2) OBP: 0.320, SLG: 0.365		2B		2B		FC5-4 1B		1B HBP		3	0	3	3	0	0	0											
Brian Daubach, L (1.3) OBP: 0.347, SLG: 0.513	F7			K		F3		FC6-4 1B		4	0	1	0	0	1	2											
<b>Inning Stats</b>	R: 2 E: 0 K: 0 S: 11	H: 2 LOB: 0 BB: 0 P: 16	R: 1 E: 0 K: 0 S: 11	H: 2 LOB: 1 BB: 0 P: 18	R: 3 E: 0 K: 1 S: 18	H: 3 LOB: 2 BB: 2 P: 33	R: 0 E: 0 K: 2 S: 11	H: 2 LOB: 2 BB: 0 P: 14	R: 0 E: 0 K: 0 S: 7	H: 1 LOB: 1 BB: 0 P: 12	R: 0 E: 0 K: 2 S: 8	H: 0 LOB: 0 BB: 0 P: 13	R: 0 E: 0 K: 0 S: 9	H: 1 LOB: 2 BB: 0 P: 15	1B: 5 2B: 4 3B: 1 HR: 1	SF: 0 SAC: 0 DP: 0 HBP: 1	WP: 0 PB: 0 SB: 0 CS: 0	PA: 37									
<b>PITCHER</b>	IP	WLS	BF	H	R	ER	SO	BB	IBB	HBP	BLK	WP	HR	S	P	ERA	WHIP										
Darren Oliver, L (1.1) ERA: 5.92	4.0	L	22	9	6	6	3	2	0	0	0	0	0	22	33	0.00	0.333										
Mark Petkovsek, R (5.1) ERA: 5.99	3.0		10	1	0	0	2	0	0	0	0	0	0	8	14	0.00	1.500										
Mike Venafro, L (8.1) ERA: 2.63	0.2		4	1	0	0	0	0	0	1	0	0	0	1	1	0.00	0.000										
59 Jeff Zimmerman, R (8.1) ERA: 2.84	0.1		1	0	0	0	0	0	0	0	0	0	0	1	1	0.00	0.000										

AB	30
R	3
H	5
RBI	3
BB	4
SO	14
LOB	12



AB	34
R	6
H	11
RBI	6
BB	2
SO	5
LOB	17











Batter	1	2	3	4	5	6	7	8	9	AB	R	H	RBI	BB	SO	LOB	TOP										
<b>Chris Stynes, R</b> OBP: 0.355, SLG: 0.461 (1, 4)										4	0	1	0	0	1	1	<b>Boston Red Sox @ Oakland Athletics</b> Network Associates Coliseum, Oakland, CA Tue Aug 07 2001, 10:05 PM EDT Att: 26,650 - Sunny - 69 F										
<b>Mike Lansing, R</b> OBP: 0.310, SLG: 0.410 (1, 6)										4	1	2	1	0	1	1											
<b>Trot Nixon, L</b> OBP: 0.381, SLG: 0.510 (1, 9)										4	0	2	1	0	1	1											
<b>Manny Ramirez, R</b> OBP: 0.411, SLG: 0.635 (1, 7)										4	0	1	0	0	1	3											
<b>Carl Everett, S</b> OBP: 0.328, SLG: 0.451 (1, 8)											4	0	0	0	1	2											
<b>Dante Bichette, R</b> OBP: 0.340, SLG: 0.500 (1, 10)											4	0	1	0	0	1		0									
<b>Brian Daubach, L</b> OBP: 0.348, SLG: 0.506 (1, 3)											4	0	0	0	0	1		0									
<b>Shea Hillenbrand, R</b> OBP: 0.289, SLG: 0.409 (1, 5)										3	0	0	0	0	1	0											
<b>Scott Hatteberg, L</b> OBP: 0.336, SLG: 0.387 (1, 2)										3	1	1	0	0	0	0											
<b>Inning Stats</b>	R: 0 E: 0 K: 2 S: 14	H: 1 LOB: 1 BB: 0 P: 21	R: 0 E: 0 K: 1 S: 6	H: 0 LOB: 0 BB: 7	R: 2 E: 0 K: 1 S: 16	H: 4 LOB: 2 BB: 0 P: 24	R: 0 E: 0 K: 0 S: 5	H: 1 LOB: 0 BB: 0 P: 8	R: 0 E: 0 K: 0 S: 8	H: 0 LOB: 0 BB: 0 P: 12	R: 0 E: 0 K: 1 S: 5	H: 0 LOB: 0 BB: 0 P: 6	R: 0 E: 0 K: 1 S: 14	H: 2 LOB: 2 BB: 0 P: 21	R: 0 E: 0 K: 1 S: 8	H: 0 LOB: 0 BB: 0 P: 10	1B: 7 2B: 1 3B: 0 HR: 0	SF: 0 SAC: 0 DP: 1 HBP: 0	WP: 0 PB: 0 SB: 0 CS: 0	PA: 34							
<b>PITCHER</b>	IP	WLS	BF	H	R	ER	SO	BB	IBB	HBP	BLK	WP	HR	S	P	ERA	WHIP										
<b>Mark Mulder, L</b> ERA: 3.26 (1, 1)	7.1	W	27	6	2	2	5	0	0	0	0	0	0	63	91	2.46	0.818										
<b>Jeff Tam, R</b> ERA: 3.26 (8, 1)	0.2		4	2	0	0	1	0	0	0	0	0	0	11	17	0.00	3.000										
<b>Jason Istringhausen, R</b> ERA: 2.52 (9, 1)	1.0	S	3	0	0	0	1	0	0	0	0	0	0	8	10	0.00	0.000										

AB	34
R	2
H	8
RBI	2
BB	0
SO	7
LOB	9



Batter	1	2	3	4	5	6	7	8	9	AB	R	H	RBI	BB	SO	LOB	BOTTOM										
<b>Johnny Damon, L</b> OBP: 0.324, SLG: 0.373 (1, 8)										4	1	3	0	0	0	1	<b>Boston Red Sox @ Oakland Athletics</b> Network Associates Coliseum, Oakland, CA Tue Aug 07 2001, 10:05 PM EDT Att: 26,650 - Sunny - 69 F										
<b>Jeremy Giambi, L</b> OBP: 0.380, SLG: 0.430 (1, 10)										4	0	1	1	0	2	2											
<b>Jason Giambi, L</b> OBP: 0.458, SLG: 0.627 (1, 3)										4	0	1	0	0	2	3											
<b>Jermaine Dye, R</b> OBP: 0.339, SLG: 0.436 (1, 9)										4	0	1	0	0	1	3											
<b>Terrence Long, L</b> OBP: 0.332, SLG: 0.420 (1, 7)										4	0	0	0	0	2	3											
<b>Miguel Tejada, R</b> OBP: 0.323, SLG: 0.469 (1, 6)										4	1	1	0	0	1	0											
<b>3 Eric Chavez, L</b> OBP: 0.320, SLG: 0.482 (1, 5)										4	2	2	0	0	1	0											
<b>Ramon Hernandez, R</b> OBP: 0.317, SLG: 0.364 <b>Greg Myers, L</b> OBP: 0.305, SLG: 0.424 (5, 2)										2	0	1	1	0	1	2											
<b>Frank Menechino, R</b> OBP: 0.362, SLG: 0.399 (1, 4)										2	0	0	0	0	0	0											
<b>Inning Stats</b>	R: 0 E: 0 K: 3 S: 15	H: 1 LOB: 1 BB: 0 P: 21	R: 1 E: 0 K: 1 S: 14	H: 2 LOB: 1 BB: 0 P: 18	R: 0 E: 0 K: 0 S: 11	H: 1 LOB: 1 BB: 0 P: 12	R: 2 E: 0 K: 1 S: 21	H: 3 LOB: 1 BB: 0 P: 31	R: 0 E: 0 K: 1 S: 10	H: 2 LOB: 1 BB: 0 P: 15	R: 0 E: 0 K: 1 S: 7	H: 0 LOB: 0 BB: 0 P: 10	R: 2 E: 0 K: 2 S: 14	H: 3 LOB: 1 BB: 0 P: 25	R: 0 E: 0 K: 1 S: 7	H: 0 LOB: 0 BB: 0 P: 12	1B: 9 2B: 3 3B: 0 HR: 0	SF: 0 SAC: 0 DP: 1 HBP: 0	WP: 2 PB: 0 SB: 2 CS: 0	PA: 35							
<b>PITCHER</b>	IP	WLS	BF	H	R	ER	SO	BB	IBB	HBP	BLK	WP	HR	S	P	ERA	WHIP										
<b>Bret Saberhagen, R</b> ERA: 6.0 (1, 1)	4.0	L	19	7	3	3	5	0	0	0	0	0	0	17	25	0.00	1.000										
<b>Bill Pulsipher, L</b> ERA: 3.79 (5, 1)	2.0		7	2	0	0	2	0	0	0	0	0	0	14	25	18.00	3.000										
<b>Rod Beck, R</b> ERA: 3.38 (7, 1)	1.0		6	3	2	2	2	0	0	0	0	1	0	7	12	0.00	0.000										
<b>Ugueth Urbina, R</b> ERA: 3.96 (8, 1)	1.0		3	0	0	0	1	0	0	0	0	0	0	7	12	0.00	0.000										

AB	35
R	5
H	12
RBI	4
BB	0
SO	10
LOB	15









Batter	1	2	3	4	5	6	7	8	9	AB	R	H	RBI	BB	SO	LOB	TOP		
Chris Stynes, R OBP: 0.351, SLG: 0.454	G5-3			G6-3		K			G1-3	4	0	0	0	0	1	0			
Mike Lansing, R OBP: 0.304, SLG: 0.402	F9			P6			F9		K	4	0	0	0	0	1	0			
Nomar Garciaparra, R OBP: 0.403, SLG: 0.559	F9			L7			G4-3			4	0	1	0	0	0	0			
Manny Ramirez, R OBP: 0.410, SLG: 0.629		FC4-6 BB			F9				G4-3	2	0	0	0	2	0	1			
Carl Everett, S OBP: 0.327, SLG: 0.455		FC4-6 CS			G2-3		K			3	0	0	0	0	1	2			
Dante Bichette, R OBP: 0.342, SLG: 0.500									G6-3	3	0	2	0	0	0	0			
Scott Hatteberg, L OBP: 0.332, SLG: 0.378					G3-1				G5-3	3	0	0	0	0	0	1			
Shea Hillenbrand, R OBP: 0.290, SLG: 0.409							F8			3	0	1	0	0	0	0			
Darren Lewis, R OBP: 0.278, SLG: 0.355					G4-3		G6-3		G4-3	3	0	0	0	0	0	1			
<b>Inning Stats</b>	R: 0 H: 0 E: 0 K: 0 S: 5	H: 0 LOB: 0 BB: 0 P: 7	R: 0 H: 1 E: 0 K: 0 S: 8	LOB: 1 BB: 1 P: 15	R: 0 H: 0 E: 0 K: 0 S: 13	LOB: 0 BB: 0 P: 18	R: 0 H: 0 E: 0 K: 0 S: 5	LOB: 0 BB: 0 P: 8	R: 0 H: 1 E: 0 K: 1 S: 9	LOB: 1 BB: 0 P: 13	R: 0 H: 0 E: 0 K: 1 S: 12	LOB: 1 BB: 1 P: 24	R: 0 H: 1 E: 0 K: 0 S: 12	LOB: 1 BB: 0 P: 16	R: 0 H: 1 E: 0 K: 1 S: 10	LOB: 1 BB: 0 P: 13	1B: 4 2B: 0 3B: 0 HR: 0	SF: 0 SAC: 0 DP: 0 HBP: 0	WP: 0 PA: 31 PB: 0 SB: 0 CS: 1
<b>PITCHER</b> Barry Zito, L ERA: 4.29	IP: 9.0 WLS: W BF: 31 H: 4 R: 0 ER: 0 SO: 3 BB: 2 IBB: 0 HBP: 0 BLK: 0 WP: 0 HR: 0 S: 79 P: 120 ERA: 0.00 WHIP: 0.667																		

**Boston Red Sox @ Oakland Athletics**  
 Network Associates Coliseum, Oakland, CA  
 Thu Aug 09 2001, 3:35 PM EDT  
 Att: 28,781 - Sunny - 70 F

AB 29  
 R 0  
 H 4  
 RBI 0  
 BB 2  
 SO 3  
 LOB 5




Batter	1	2	3	4	5	6	7	8	9	AB	R	H	RBI	BB	SO	LOB	BOTTOM		
Johnny Damon, L OBP: 0.326, SLG: 0.377	F7	G6-3					K			4	0	1	1	0	1	1			
3 Eric Chavez, L OBP: 0.319, SLG: 0.478	E8 1B			P5	G3		G4-3			4	0	1	0	0	0	1			
Jason Giambi, L OBP: 0.459, SLG: 0.629	P4			F7			F7			4	0	0	0	0	1	1			
Jermaine Dye, R OBP: 0.338, SLG: 0.431	K			P4			F7		E 1B SF7 BB	3	1	0	0	1	1	1			
Terrence Long, L OBP: 0.331, SLG: 0.424				F8					F8	4	1	2	1	0	0	1			
Miguel Tejada, R OBP: 0.324, SLG: 0.473				F7			F3			4	1	2	1	0	0	1			
Olmedo Saenz, R OBP: 0.289, SLG: 0.357									E6	4	1	1	0	0	1	2			
F.P. Santangelo, S OBP: 0.214, SLG: 0.167									SF7	2	1	0	1	1	0	0			
Ramon Hernandez, R OBP: 0.319, SLG: 0.368									G1-3	3	1	1	2	1	0	2			
<b>Inning Stats</b>	R: 0 H: 1 E: 1 K: 1 S: 8	H: 2 LOB: 1 BB: 1 P: 11	R: 2 H: 2 E: 0 K: 0 S: 23	H: 2 LOB: 1 BB: 1 P: 35	R: 0 H: 0 E: 0 K: 0 S: 12	LOB: 0 BB: 0 P: 14	R: 3 H: 3 E: 0 K: 0 S: 19	H: 3 LOB: 1 BB: 1 P: 31	R: 0 H: 1 E: 0 K: 1 S: 11	LOB: 1 BB: 0 P: 14	R: 0 H: 0 E: 0 K: 1 S: 9	LOB: 0 BB: 0 P: 16	R: 0 H: 0 E: 0 K: 1 S: 10	LOB: 0 BB: 0 P: 14	R: 1 H: 1 E: 1 K: 0 S: 20	LOB: 2 BB: 1 P: 30	1B: 4 2B: 2 3B: 0 HR: 2	SF: 1 SAC: 0 DP: 0 HBP: 0	WP: 0 PA: 36 PB: 2 SB: 0 CS: 0
<b>PITCHER</b> 49 Tim Wakefield, R ERA: 3.45 Bill Pulsipher, L ERA: 3.39	IP: 6.0 WLS: L BF: 27 H: 7 R: 5 ER: 4 SO: 3 BB: 2 IBB: 0 HBP: 0 BLK: 0 WP: 0 HR: 2 S: 82 P: 121 ERA: 6.00 WHIP: 1.500																		


**Boston Red Sox @ Oakland Athletics**  
 Network Associates Coliseum, Oakland, CA  
 Thu Aug 09 2001, 3:35 PM EDT  
 Att: 28,781 - Sunny - 70 F

AB 32  
 R 6  
 H 8  
 RBI 6  
 BB 3  
 SO 4  
 LOB 10





Batter	1	2	3	4	5	6	7	8	9	AB R H RBI BB SO LOB	TOP																								
											<p><b>Boston Red Sox @ Baltimore Orioles</b>  Oriole Park at Camden Yards, Baltimore, MD  Fri Aug 10 2001, 7:05 PM EDT</p> <p><a href="http://livebaseballscorecards.com">livebaseballscorecards.com</a></p> <p><b>AB 0</b>  <b>R 0</b>  <b>H 0</b>  <b>RBI 0</b>  <b>BB 0</b>  <b>SO 0</b>  <b>LOB 0</b></p> 																								
Inning Stats											1B: 0 SF: 0 WP: 0 PA: 0 2B: 0 SAC: 0 FB: 0 3B: 0 DP: 0 SB: 0 HR: 0 HBP: 0 CS: 0																								
PITCHER	IP	WLS	BF	H	R	ER	SO	BB	IBB	HBP	BLK	WP	HR	S	P	ERA	WHIP	PITCHER	IP	WLS	BF	H	R	ER	SO	BB	IBB	HBP	BLK	WP	HR	S	P	ERA	WHIP

Batter	1	2	3	4	5	6	7	8	9	AB R H RBI BB SO LOB	BOTTOM																								
											<p><b>Boston Red Sox @ Baltimore Orioles</b>  Oriole Park at Camden Yards, Baltimore, MD  Fri Aug 10 2001, 7:05 PM EDT</p> <p><a href="http://livebaseballscorecards.com">livebaseballscorecards.com</a></p> <p><b>AB 0</b>  <b>R 0</b>  <b>H 0</b>  <b>RBI 0</b>  <b>BB 0</b>  <b>SO 0</b>  <b>LOB 0</b></p> 																								
Inning Stats											1B: 0 SF: 0 WP: 0 PA: 0 2B: 0 SAC: 0 FB: 0 3B: 0 DP: 0 SB: 0 HR: 0 HBP: 0 CS: 0																								
PITCHER	IP	WLS	BF	H	R	ER	SO	BB	IBB	HBP	BLK	WP	HR	S	P	ERA	WHIP	PITCHER	IP	WLS	BF	H	R	ER	SO	BB	IBB	HBP	BLK	WP	HR	S	P	ERA	WHIP



Batter	1	2	3	4	5	6	7	8	9	AB	R	H	RBI	BB	SO	LOB	TOP								
Trot Nixon, L OBP: 0.378, SLG: 0.513 (1, 8)																	4 1 2 1 0 1 0								
Scott Hatteberg, L OBP: 0.331, SLG: 0.376 (1, 2)																	4 0 1 0 0 0 1								
Nomar Garciaparra, R OBP: 0.369, SLG: 0.590 (1, 6)																	4 0 0 0 0 0 2								
Manny Ramirez, R OBP: 0.411, SLG: 0.637 (1, 7)																	4 1 2 1 0 0 1								
Dante Bichette, R OBP: 0.338, SLG: 0.493 (1, 10)																	4 0 0 0 0 0 1								
Brian Daubach, L OBP: 0.352, SLG: 0.511 (1, 3)																	4 0 1 0 0 2 1								
Chris Stynes, R OBP: 0.347, SLG: 0.449 (1, 5)																	3 0 0 0 0 0 1								
Troy O'Leary, L OBP: 0.303, SLG: 0.452 (1, 9)																	2 0 0 0 0 0 0								
Shea Hillenbrand, R OBP: 0.289, SLG: 0.407 (7, PH)																	1 0 0 0 0 0 0								
Darren Lewis, R OBP: 0.279, SLG: 0.355 (7, 8)																	0 0 0 0 0 0 0								
Mike Lansing, R OBP: 0.301, SLG: 0.397 (1, 4)																	3 0 0 0 0 0 0								
<b>Inning Stats</b>	R: 0 E: 0 K: 1 S: 7	H: 0 LOB: 0 BB: 0 P: 11	R: 0 E: 0 K: 1 S: 10	H: 0 LOB: 0 BB: 0 P: 13	R: 0 E: 0 K: 0 S: 8	H: 0 LOB: 0 BB: 0 P: 10	R: 0 E: 0 K: 0 S: 8	H: 1 LOB: 1 BB: 0 P: 10	R: 0 E: 0 K: 0 S: 8	H: 0 LOB: 0 BB: 0 P: 10	R: 1 E: 0 K: 0 S: 12	H: 2 LOB: 1 BB: 0 P: 15	R: 1 E: 0 K: 0 S: 17	H: 2 LOB: 1 BB: 0 P: 23	R: 0 E: 0 K: 0 S: 7	H: 0 LOB: 0 BB: 0 P: 11	R: 0 E: 0 K: 1 S: 11	H: 1 LOB: 1 BB: 0 P: 12	1B: 2 2B: 2 3B: 0 HR: 2	SF: 0 SAC: 0 DP: 0 HBP: 0	WP: 0 PB: 0 SB: 0 CS: 0	PA: 33			
<b>PITCHER</b>	IP	WLS	BF	H	R	ER	SO	BB	IBB	HBP	BLK	WP	HR	S	P	ERA	WHIP								
Josh Towers, R ERA: 3.81 (1, 1)	6.2	W	25	5	2	2	2	0	0	0	0	0	2	65	85	2.70	0.750								
B.J. Ryan, L ERA: 5.05 (7, 1)	0.1	H	1	0	0	0	0	0	0	0	0	0	0	5	7	0.00	0.000								
Buddy Groom, L ERA: 3.2 (8, 1)	1.0	H	3	0	0	0	0	0	0	0	0	0	0	7	11	0.00	0.000								
Willis Roberts, R ERA: 4.92 (9, 1)	1.0	S	4	1	0	0	1	0	0	0	0	0	0	11	12	0.00	1.000								

**Boston Red Sox @ Baltimore Orioles**  
 Oriole Park at Camden Yards, Baltimore, MD

Sat Aug 11 2001, 1:15 PM EDT  
 Att: 48,748 - Cloudy - 93 F

AB 33  
 R 2  
 H 6  
 RBI 2  
 BB 0  
 SO 3  
 LOB 8



Batter	1	2	3	4	5	6	7	8	9	AB	R	H	RBI	BB	SO	LOB	BOTTOM								
6 Melvin Mora, R OBP: 0.341, SLG: 0.383 (1, 6)																	4 0 0 0 0 2 5								
Larry Bigbie, L OBP: 0.348, SLG: 0.366 (1, 8)																	5 0 1 0 0 2 3								
David Segui, S OBP: 0.401, SLG: 0.458 (1, 3)																	3 1 1 1 1 2 0								
Jeff Conine, R OBP: 0.385, SLG: 0.457 (1, 7)																	2 1 0 0 2 0 1								
Brady Anderson, L OBP: 0.300, SLG: 0.295 (9, 7)																	0 0 0 0 0 0 0								
Chris Richard, L OBP: 0.344, SLG: 0.439 (1, 9)																	4 1 1 0 0 0 3								
Cal Ripken Jr., R OBP: 0.299, SLG: 0.399 (1, 5)																	3 0 3 0 1 0 0								
Tony Batista, R OBP: 0.259, SLG: 0.407 (1, 10)																	3 0 0 1 0 0 4								
Brook Fordyce, R OBP: 0.260, SLG: 0.316 (1, 2)																	3 0 1 0 1 0 3								
Brian Roberts, S OBP: 0.299, SLG: 0.349 (8, PR)																	0 0 0 0 0 0 0								
Fernando Lizaro, R OBP: 0.302, SLG: 0.309 (9, 2)																	0 0 0 0 0 0 0								
Jerry Hairston, R OBP: 0.308, SLG: 0.363 (1, 4)																	3 1 1 0 0 1 1								
<b>Inning Stats</b>	R: 0 E: 0 K: 1 S: 8	H: 0 LOB: 0 BB: 0 P: 11	R: 1 E: 0 K: 0 S: 19	H: 2 LOB: 3 BB: 1 P: 29	R: 2 E: 1 K: 0 S: 15	H: 1 LOB: 2 BB: 3 P: 29	R: 1 E: 0 K: 1 S: 10	H: 2 LOB: 1 BB: 0 P: 17	R: 0 E: 0 K: 1 S: 11	H: 0 LOB: 0 BB: 0 P: 13	R: 0 E: 0 K: 1 S: 10	H: 1 LOB: 2 BB: 1 P: 17	R: 0 E: 0 K: 3 S: 11	H: 1 LOB: 2 BB: 0 P: 14	R: 0 E: 0 K: 3 S: 11	H: 1 LOB: 2 BB: 0 P: 14	1B: 6 2B: 2 3B: 0 HR: 0	SF: 1 SAC: 1 DP: 0 HBP: 1	WP: 0 PB: 0 SB: 3 CS: 1	PA: 38					
<b>PITCHER</b>	IP	WLS	BF	H	R	ER	SO	BB	IBB	HBP	BLK	WP	HR	S	P	ERA	WHIP								
David Cone, R ERA: 4.2 (1, 1)	4.0	L	22	5	4	2	2	4	0	1	0	0	0	8	11	4.50	2.250								
Casey Fossum, L ERA: 1.04 (5, 1)	1.0		4	1	0	0	0	0	0	0	0	0	0	8	11	0.00	1.000								
Rich Garces, R ERA: 3.06 (6, 1)	1.0		3	0	0	0	1	0	0	0	0	0	0	11	13	0.00	0.000								
Ugueth Urbina, R ERA: 3.88 (7, 1)	1.0		5	1	0	0	1	1	0	0	0	0	0	10	17	0.00	2.000								
Derek Lowe, R ERA: 3.9 (8, 1)	1.0		4	1	0	0	3	0	0	0	0	0	0	11	14	0.00	1.000								

**Boston Red Sox @ Baltimore Orioles**  
 Oriole Park at Camden Yards, Baltimore, MD

Sat Aug 11 2001, 1:15 PM EDT  
 Att: 48,748 - Cloudy - 93 F


AB 30  
 R 4  
 H 8  
 RBI 2  
 BB 5  
 SO 7  
 LOB 20






Batter	1	2	3	4	5	6	7	8	9	AB	R	H	RBI	BB	SO	LOB	TOP					
Nomar Garciaparra, R OBP: 0.370, SLG: 0.558	0-0 F9	1-2 HR		2-0 FC6-4 1-2f		1-1 F3		0-0 HR		5	2	2	1	0	0	1	<b>Boston Red Sox @ Baltimore Orioles</b> Oriole Park at Camden Yards, Baltimore, MD Sun Aug 12 2001, 1:35 PM EDT Att: 48,037 - Cloudy - 82 F					
Trot Nixon, L OBP: 0.376, SLG: 0.507	1-3 K	2-3 K		4-1 BB		0-1 F9		2-3 K		4	0	0	0	1	3	2						
Carl Everett, S OBP: 0.331, SLG: 0.468	2-1 E	0-0 L3		1-3 K		4-1 BB FC5-2		0-0 HR		4	2	2	3	1	1	2						
Manny Ramirez, R OBP: 0.413, SLG: 0.642	4-0 E 1B	0-0 G5-3		0-3 K		4-0 BB FC5-2 1-2 FC1-2		3-2 HR		3	2	1	1	2	1	2						
Dante Bichette, R OBP: 0.335, SLG: 0.486	0-1 E 1B		2-1 P6		0-2 G6-3		4-1 FC1-2 FC5-2 1-2 BB	1-0 P4		4	1	0	0	1	0	2						
Chris Stynes, R OBP: 0.341, SLG: 0.440	1-0 E 1B		0-0 F7		0-1 P4		0-1 FC5-2 FC1-2 1-2 2-3 3-H	3-3 K		5	1	0	0	0	1	5						
Jose Offerman, S OBP: 0.324, SLG: 0.340	1-0 HR		4-1 BB		4-2 CS BB		0-0 FC1-2 CS-4-6 1-2 2-3 3-H		2-3 K	3	1	1	2	2	1	3						
Mike Lansing, R OBP: 0.299, SLG: 0.405	1-0 HR		3-2 G5-3		3-0 CS	2-1 P4	1-0 FC1-4-6		1-0 F9	5	1	1	2	0	0	4						
Doug Mirabeli, R OBP: 0.331, SLG: 0.396	2-1 F2			2-2 FC6-4 1B		3-2 HR		4-2 HR	1-3 K	4	2	2	1	1	1	1						
<b>Inning Stats</b>	R: 6 E: 3 K: 1 S: 14	H: 3 LOB: 1 BB: 1 P: 25	R: 1 E: 0 K: 1 S: 14	H: 1 LOB: 0 BB: 0 P: 17	R: 0 E: 0 K: 0 S: 7	H: 0 LOB: 1 BB: 1 P: 16	R: 0 E: 0 K: 2 S: 11	H: 1 LOB: 2 BB: 1 P: 20	R: 0 E: 0 K: 0 S: 10	H: 0 LOB: 0 BB: 1 P: 17	R: 1 E: 0 K: 0 S: 10	H: 1 LOB: 0 BB: 0 P: 16	R: 0 E: 0 K: 0 S: 6	H: 0 LOB: 3 BB: 3 P: 19	R: 4 E: 0 K: 2 S: 14	H: 3 LOB: 0 BB: 1 P: 27	R: 0 E: 0 K: 2 S: 7	H: 0 LOB: 0 BB: 0 P: 11	1B: 3 2B: 1 3B: 0 HR: 5	SF: 0 SAC: 0 DP: 0 HBP: 0	WP: 0 PB: 0 SB: 0 CS: 1	PA: 46
<b>PITCHER</b>	IP WLS BF H R ER SO BB IBB HBP BLK WP HR S P ERA WHIP	IP WLS BF H R ER SO BB IBB HBP BLK WP HR S P ERA WHIP	IP WLS BF H R ER SO BB IBB HBP BLK WP HR S P ERA WHIP	IP WLS BF H R ER SO BB IBB HBP BLK WP HR S P ERA WHIP	IP WLS BF H R ER SO BB IBB HBP BLK WP HR S P ERA WHIP	IP WLS BF H R ER SO BB IBB HBP BLK WP HR S P ERA WHIP	IP WLS BF H R ER SO BB IBB HBP BLK WP HR S P ERA WHIP	IP WLS BF H R ER SO BB IBB HBP BLK WP HR S P ERA WHIP	IP WLS BF H R ER SO BB IBB HBP BLK WP HR S P ERA WHIP	IP WLS BF H R ER SO BB IBB HBP BLK WP HR S P ERA WHIP	IP WLS BF H R ER SO BB IBB HBP BLK WP HR S P ERA WHIP	IP WLS BF H R ER SO BB IBB HBP BLK WP HR S P ERA WHIP	IP WLS BF H R ER SO BB IBB HBP BLK WP HR S P ERA WHIP	IP WLS BF H R ER SO BB IBB HBP BLK WP HR S P ERA WHIP	IP WLS BF H R ER SO BB IBB HBP BLK WP HR S P ERA WHIP	IP WLS BF H R ER SO BB IBB HBP BLK WP HR S P ERA WHIP						
Jason Johnson, R ERA: 3.17	3.1 L	20 5	7 1	2 1	2 1	0 0	0 0	0 0	0 0	2 1	40 26	71 40	2.70 3.38	2.400 0.750								
John Bale, L ERA: 2.57	4.1 1	9 1	1 1	1 2	1 2	0 0	0 0	0 0	0 0	1 6	26 19	40 30	3.38 0.00	0.750 3.000								
36 Kris Foster, R ERA:	7.1 1	6 3	0 4	0 4	2 2	0 1	0 0	0 0	0 0	0 2	6 14	19 27	0.00 36.00	3.000 4.000								
Alan Mills, R ERA: 7.27	8.1 1	7 3	4 4	4 2	2 1	0 0	0 0	0 0	0 0	2 7	14 11	27 11	36.00 0.00	4.000 0.000								
John Waddim, R ERA: 6.11	9.1 1	3 0	0 0	0 2	2 0	0 0	0 0	0 0	0 0	0 7	11 11	11 11	0.00 0.000	0.000 0.000								

AB	37
R	12
H	9
RBI	10
BB	8
SO	8
LOB	22



Batter	1	2	3	4	5	6	7	8	9	AB	R	H	RBI	BB	SO	LOB	BOTTOM					
6 Melvin Mora, R OBP: 0.339, SLG: 0.381	0-0 G3-1 BB E 1B			0-0 F7		3-3 K		2-0 L7		5	1	1	0	0	2	1	<b>Boston Red Sox @ Baltimore Orioles</b> Oriole Park at Camden Yards, Baltimore, MD Sun Aug 12 2001, 1:35 PM EDT Att: 48,037 - Cloudy - 82 F					
Larry Bigbie, L OBP: 0.353, SLG: 0.341	4-2 BB SF8 BB	2-1 G1-3		4-2 2B BB		3-3 K			1-1 F7	3	1	0	0	2	1	0						
David Segui, S OBP: 0.401, SLG: 0.459	0-0 G3-1	3-3 K		2-0 2B			2-2 F8		4-1 1B E BB	4	1	1	0	1	1	2						
Jeff Conine, R OBP: 0.388, SLG: 0.461	1-0 E BB BB		0-1 WP 2B	1-0 G6-4-3 HBP			3-1 G5-3		1-0 E FC3-6 1B	4	3	2	0	0	0	1						
Chris Richard, L OBP: 0.345, SLG: 0.435	4-2 BB BB		4-2 S 2B	0-2 G6-4-3			0-0 G4-3		0-0 E4 FC3-6	3	1	0	0	1	0	4						
Cal Ripken Jr., R OBP: 0.298, SLG: 0.401	1-0 SF8		2-2 1-H 3-H 2B		0-3 K2-3			0-1 G6-3	1-2 FC3-6 HR	4	1	1	4	0	1	1						
Tony Batista, R OBP: 0.262, SLG: 0.423	4-2 BB BB		4-2 K		0-2 G6-3			1-1 HR	1-2 HR	4	2	2	3	1	1	1						
Fernando Lunar, R OBP: 0.303, SLG: 0.305	4-0 BB BB		0-2 P6		2-3 K			0-0 F9	1-1 F8	2	0	0	1	1	1	1						
1 Brian Roberts, S OBP: 0.297, SLG: 0.347										1	0	0	0	0	0	0						
Brook Fordyce, R OBP: 0.260, SLG: 0.316										0	0	0	0	0	0	0						
Brady Anderson, L OBP: 0.299, SLG: 0.294	1-2 2-3 3-H									1	0	0	0	0	0	0						
Jerry Hairston, R OBP: 0.308, SLG: 0.362	1-2 G4-3		0-0 G3		0-3 K			1-2 1B		4	0	1	0	0	1	4						
<b>Inning Stats</b>	R: 3 E: 1 K: 0 S: 17	H: 1 LOB: 3 BB: 4 P: 36	R: 0 E: 0 K: 2 S: 8	H: 0 LOB: 0 BB: 0 P: 15	R: 2 E: 0 K: 1 S: 16	H: 2 LOB: 1 BB: 0 P: 24	R: 0 E: 0 K: 0 S: 7	H: 1 LOB: 2 BB: 1 P: 14	R: 0 E: 0 K: 0 S: 9	H: 0 LOB: 0 BB: 0 P: 11	R: 0 E: 0 K: 3 S: 10	H: 0 LOB: 0 BB: 0 P: 16	R: 0 E: 0 K: 0 S: 7	H: 0 LOB: 0 BB: 0 P: 12	R: 1 E: 0 K: 0 S: 10	H: 2 LOB: 1 BB: 0 P: 14	R: 4 E: 1 K: 0 S: 14	H: 2 LOB: 0 BB: 1 P: 23	1B: 3 2B: 3 3B: 0 HR: 2	SF: 1 SAC: 0 DP: 1 HBP: 2	WP: 1 PB: 0 SB: 1 CS: 0	PA: 44
<b>PITCHER</b>	IP WLS BF H R ER SO BB IBB HBP BLK WP HR S P ERA WHIP	IP WLS BF H R ER SO BB IBB HBP BLK WP HR S P ERA WHIP	IP WLS BF H R ER SO BB IBB HBP BLK WP HR S P ERA WHIP	IP WLS BF H R ER SO BB IBB HBP BLK WP HR S P ERA WHIP	IP WLS BF H R ER SO BB IBB HBP BLK WP HR S P ERA WHIP	IP WLS BF H R ER SO BB IBB HBP BLK WP HR S P ERA WHIP	IP WLS BF H R ER SO BB IBB HBP BLK WP HR S P ERA WHIP	IP WLS BF H R ER SO BB IBB HBP BLK WP HR S P ERA WHIP	IP WLS BF H R ER SO BB IBB HBP BLK WP HR S P ERA WHIP	IP WLS BF H R ER SO BB IBB HBP BLK WP HR S P ERA WHIP	IP WLS BF H R ER SO BB IBB HBP BLK WP HR S P ERA WHIP	IP WLS BF H R ER SO BB IBB HBP BLK WP HR S P ERA WHIP	IP WLS BF H R ER SO BB IBB HBP BLK WP HR S P ERA WHIP	IP WLS BF H R ER SO BB IBB HBP BLK WP HR S P ERA WHIP	IP WLS BF H R ER SO BB IBB HBP BLK WP HR S P ERA WHIP	IP WLS BF H R ER SO BB IBB HBP BLK WP HR S P ERA WHIP						
Rolando Arrojo, R ERA: 3.29	2.0 W	15 17	5 1	2 0	2 6	3 1	2 0	2 6	2 6	9.00 0.00	3.500 0.400											
49 Tim Wakefield, R ERA: 3.32	5.0 1	17 4	0 1	0 1	6 0	1 0	1 0	6 0	6 0	0.00 5.40	0.400 3.000											
Rod Beck, R ERA: 3.43	1.2 S	11 1	4 0	1 0	0 0	1 0	0 0	0 0	2 3	5.40 0.00	3.000 0.000											
Derek Lowe, R ERA: 3.88	0.1 S	1 0	0 0	0 0	0 0	0 0	0 0	0 2	3 3	0.00 0.000	0.000 0.000											

AB	35
R	10
H	8
RBI	8
BB	6
SO	8
LOB	15






Batter	1	2	3	4	5	6	7	8	9	10	11	AB	R	H	RBI	BB	SO	LOB	TOP					
51 Ichiro Suzuki, L OBP: 0.373, SLG: 0.460 (1, 9)	1-3 K	2-2 P4			1-2 1B		2-2 1B		1-2 1B		0-1 HR	6	1	4	1	0	1	1						
Mark McLemore, S OBP: 0.367, SLG: 0.382 (9, 5)	3-1 G4-3		2-2 F3		1-0 1B		4-1 1B		1-2 BB		4-2 BB	3	1	1	0	3	0	0						
Edgar Martinez, R OBP: 0.428, SLG: 0.548 (1, 10)	4-1 BB		0-0 1B		1-3 K		2-1 BB		0-1 BB		0-2 HR	5	1	2	3	1	1	7						
John Olerud, L OBP: 0.418, SLG: 0.480 (1, 3)	0-3 K		4-2 1B		3-3 K		2-0 2B		0-2 G3-2-3		1-3 K	5	0	1	0	1	3	6						
Bret Boone, R OBP: 0.362, SLG: 0.562 (1, 4)		0-0 HR	0-3 K		3-2 F3		0-0 SH1-3		0-0 G4-3		0-0 CS	5	1	3	0	0	1	4						
Mike Cameron, R OBP: 0.349, SLG: 0.483 (1, 8)		2-0 HR	3-3 K		0-3 K		3-2 G5-3		0-0 P4		2-2 CS	5	1	1	2	0	2	4						
Carlos Guillen, S OBP: 0.318, SLG: 0.337 (1, 6)		1-3 K		1-0 G4-3		0-1 G6-3		3-2 G3		1-2 G4-3		5	0	0	0	0	1	2						
David Bell, R OBP: 0.299, SLG: 0.395 (1, 5)		1-1 2B		0-0 F8		2-2 G4-3		3-2 G3		3-2 1B		4	0	2	0	0	0	0						
Charles Gison, R OBP: 0.200, SLG: 0.150 (9, PH)												1	1	0	0	0	1	1						
Dan Wilson, R OBP: 0.373, SLG: 0.368 (9, PH)		3-3 K		2-0 P4		1-3 K		0-0 51 1B				3	0	0	0	0	2	1						
Stan Javier, S OBP: 0.359, SLG: 0.359 (9, 2)								1-3 G3-2-3				1	0	1	0	0	0	0						
Tom Lampkin, L OBP: 0.359, SLG: 0.359 (9, 2)								1-3 G3-2-3				1	0	0	0	0	0	0						
<b>Inning Stats</b>	R: 0 E: 0 K: 2 S: 9	H: 0 LOB: 1 BB: 1 P: 17	R: 2 E: 0 K: 2 S: 13	H: 3 LOB: 1 BB: 0 P: 22	R: 0 E: 0 K: 2 S: 13	H: 1 LOB: 2 BB: 1 P: 22	R: 0 E: 0 K: 0 S: 3	H: 0 LOB: 0 BB: 0 P: 6	R: 0 E: 0 K: 1 S: 8	H: 1 LOB: 1 BB: 1 P: 18	R: 0 E: 0 K: 0 S: 8	H: 1 LOB: 1 BB: 0 P: 16	R: 1 E: 0 K: 0 S: 16	H: 3 LOB: 2 BB: 1 P: 24	R: 0 E: 0 K: 1 S: 8	H: 1 LOB: 1 BB: 0 P: 9	R: 3 E: 0 K: 1 S: 21	H: 3 LOB: 0 BB: 1 P: 28	1B: 10 2B: 3 3B: 0 HR: 2	SF: 0 SAC: 1 DP: 2 HBP: 0	WP: 0 PB: 0 SB: 4 CS: 1	PA: 51		
<b>PITCHER</b>	IP 5.0	WLS 23	BF 23	H 6	R 2	ER 2	SO 8	BB 2	IBB 0	HBP 0	BLK 0	WP 0	HR 1	S 52	P 89	ERA 3.60	WHIP 1.600							
Hideo Nomo, R ERA: 4.06 (1, 1)																								
Rich Garces, R ERA: 2.94 (6, 1)	2.0	7	1	0	0	2	1	0	0	0	0	0	0	17	28	0.00	1.000							
Ugueth Urbina, R ERA: 3.81 (8, 1)	1.0	4	1	0	0	0	0	0	0	0	0	0	0	8	16	0.00	1.000							
Derek Lowe, R ERA: 4.02 (9, 1)	0.0	B	3	1	1	0	0	0	0	0	0	0	0	9	13	∞	∞							
Casey Fossum, L ERA: 0.93 (9, 1)	1.0	3	0	0	0	0	1	0	0	0	0	0	0	7	11	0.00	1.000							

Seattle Mariners @ Boston Red Sox  
Fenway Park, Boston, MA  
Tue Aug 14 2001, 7:05 PM EDT  
Att: 33,790 - Sunny - 72 F

livebaseballscores.com

AB 44  
R 6  
H 15  
RBI 6  
BB 5  
SO 12  
LOB 26




Batter	1	2	3	4	5	6	7	8	9	10	11	AB	R	H	RBI	BB	SO	LOB	BOTTOM					
Nomar Garciaparra, R OBP: 0.373, SLG: 0.553 (1, 6)	1-2 P4		0-0 2B		0-0 G6-3		4-1 BB		1-2 F8			4	0	1	0	1	0	0						
Chris Stynes, R OBP: 0.335, SLG: 0.431 (1, 5)	0-1 F8		0-0 G1-3		0-1 P4		0-0 F8		2-3 K			5	0	0	0	0	1	3						
Carl Everett, S OBP: 0.331, SLG: 0.474 (1, 8)	2-1 HBP		1-2 G5-3		1-0 HR		2-0 F5		3-1 F7			4	1	1	1	0	0	3						
Manny Ramirez, R OBP: 0.411, SLG: 0.639 (1, 7)	1-0 P6			1-3 K	3-2 F2		0-0 WP 1B		0-0 K			5	1	1	0	0	2	1						
Dante Bichette, R OBP: 0.333, SLG: 0.481 (1, 10)		0-3 K		0-0 1B		0-0 F8		2-2 P4		0-0 G5-3		5	1	1	0	0	1	1						
Mike Lansing, R OBP: 0.297, SLG: 0.401 (1, 4)		1-1 G3-1		2-1 1B		2-2 F7		1-0 F3		1-0 F8		5	0	1	0	0	0	1						
Shea Hillenbrand, R OBP: 0.290, SLG: 0.409 (1, 3)		3-2 G6-3		0-0 SF8		0-1 1B		0-0 BB		3-H 1B		4	0	2	2	0	1	0						
Trot Nixon, L OBP: 0.376, SLG: 0.504 (1, 9)			0-2 F8		1-2 1B		0-0 F9		4-0 BB		2-3 K	4	0	1	0	1	1	1						
Doug Mirabeli, R OBP: 0.329, SLG: 0.374 (11, PH)			4-1 2B		1-1 G5-3		0-1 F9		0-3 K		1-1 P4	3	0	0	0	1	1	4						
Scott Hatteberg, L OBP: 0.329, SLG: 0.374 (11, PH)												1	0	0	0	0	0	0						
<b>Inning Stats</b>	R: 0 E: 0 K: 0 S: 9	H: 0 LOB: 1 BB: 0 P: 13	R: 0 E: 0 K: 1 S: 8	H: 0 LOB: 0 BB: 0 P: 12	R: 0 E: 0 K: 0 S: 10	H: 1 LOB: 2 BB: 1 P: 15	R: 1 E: 0 K: 1 S: 12	H: 3 LOB: 2 BB: 0 P: 17	R: 1 E: 0 K: 0 S: 7	H: 1 LOB: 0 BB: 0 P: 11	R: 0 E: 0 K: 0 S: 5	H: 0 LOB: 1 BB: 1 P: 9	R: 1 E: 0 K: 1 S: 9	H: 2 LOB: 2 BB: 1 P: 16	R: 0 E: 0 K: 1 S: 8	H: 0 LOB: 0 BB: 0 P: 14	R: 0 E: 0 K: 1 S: 5	H: 0 LOB: 0 BB: 0 P: 8	R: 0 E: 0 K: 2 S: 8	H: 0 LOB: 0 BB: 0 P: 11	1B: 5 2B: 2 3B: 0 HR: 1	SF: 1 SAC: 0 DP: 0 HBP: 1	WP: 1 PB: 0 SB: 0 CS: 0	PA: 45
<b>PITCHER</b>	IP 7.0	WLS 30	BF 30	H 7	R 2	ER 2	SO 2	BB 2	IBB 0	HBP 0	BLK 0	WP 0	HR 1	S 58	P 88	ERA 2.57	WHIP 1.143							
Jamie Moyer, L ERA: 3.66 (8, 1)	2.0	9	2	1	1	2	1	0	0	1	0	1	0	17	30	4.50	1.500							
Jeff Nelson, R ERA: 2.74 (10, 1)	1.0	W	3	0	0	0	1	0	0	0	0	0	0	5	8	0.00	0.000							
Jose Paniagua, R ERA: 4.2 (11, 1)	1.0	S	3	0	0	0	2	0	0	0	0	0	0	8	11	0.00	0.000							

Seattle Mariners @ Boston Red Sox  
Fenway Park, Boston, MA  
Tue Aug 14 2001, 7:05 PM EDT  
Att: 33,790 - Sunny - 72 F

livebaseballscores.com

AB 40  
R 3  
H 8  
RBI 3  
BB 3  
SO 7  
LOB 14





Batter	1	2	3	4	5	6	7	8	9	AB R H RBI BB SO LOB	TOP									
51 Ichiro Suzuki, L (1, 9) OBP: 0.375, SLG: 0.463			SH1-3							3 1 2 1 1 1 0	<b>Seattle Mariners @ Boston Red Sox</b> Fenway Park, Boston, MA Wed Aug 15 2001, 7:05 PM EDT Att: 33,186 - Sunny - 73 F									
Mark McLemore, S (1, 7) OBP: 0.393, SLG: 0.383										2 1 1 1 3 0 2										
Edgar Martinez, R (1, 10) OBP: 0.426, SLG: 0.554										4 1 1 3 0 2 5										
John Olerud, L (1, 3) OBP: 0.415, SLG: 0.476										4 0 0 0 0 2 1										
Bret Boone, R (1, 4) OBP: 0.365, SLG: 0.569										3 1 2 1 0 0 0										
Mike Cameron, R (1, 8) OBP: 0.348, SLG: 0.481										4 0 1 0 0 2 2										
Carlos Guillen, S (1, 6) OBP: 0.315, SLG: 0.333										4 0 0 0 0 0 2										
David Bell, R (1, 5) OBP: 0.301, SLG: 0.396										4 1 2 0 0 1 1										
Dan Wilson, R (1, 2) OBP: 0.313, SLG: 0.396										3 1 2 0 0 0 0										
<b>Inning Stats</b>	R: 1 H: 2 E: 0 K: 1 S: 10	H: 2 LOB: 0 BB: 0 P: 12	R: 0 H: 1 E: 0 K: 2 S: 12	H: 1 LOB: 1 BB: 0 P: 19	R: 4 H: 4 E: 0 K: 1 S: 19	H: 4 LOB: 1 BB: 1 P: 29	R: 0 H: 0 E: 0 K: 1 S: 8	H: 0 LOB: 0 BB: 0 P: 10	R: 0 H: 0 E: 0 K: 1 S: 8	H: 0 LOB: 0 BB: 1 P: 13	R: 0 H: 1 E: 0 K: 0 S: 8	H: 2 LOB: 2 BB: 2 P: 16	R: 0 H: 0 E: 0 K: 0 S: 7	H: 0 LOB: 0 BB: 0 P: 13	R: 1 H: 3 E: 0 K: 0 S: 10	H: 3 LOB: 1 BB: 0 P: 16	1B: 8 2B: 1 3B: 0 HR: 2	SF: 0 SAC: 2 DP: 3 HBP: 1	WP: 1 PB: 0 SB: 1 CS: 2	PA: 38
<b>PITCHER</b>	IP WLS BF H R ER SO BB IBB HBP BLK WP HR S P ERA WHIP																			
Frank Castillo, R (1, 1) ERA: 4.81	5.0 L 22 7 5 5 7 2 0 0 0 0 2 57 82 9.00 1.800																			
Sun-Woo Kim, R (6, 1) ERA: 4.5	3.0 11 1 0 0 1 2 0 1 0 1 0 23 42 0.00 1.000																			
Bill Pulsipher, L (9, 1) ERA: 3.66	1.0 5 3 1 1 0 0 0 0 0 0 0 10 16 9.00 3.000																			

Batter	1	2	3	4	5	6	7	8	9	AB R H RBI BB SO LOB	BOTTOM											
Nomar Garciaparra, R (1, 6) OBP: 0.345, SLG: 0.510										4 0 0 0 0 1 0	<b>Seattle Mariners @ Boston Red Sox</b> Fenway Park, Boston, MA Wed Aug 15 2001, 7:05 PM EDT Att: 33,186 - Sunny - 73 F											
Trot Nixon, L (1, 9) OBP: 0.380, SLG: 0.511										3 2 2 0 1 1 0												
Carl Everett, S (1, 8) OBP: 0.331, SLG: 0.472										4 0 1 1 0 0 1												
Manny Ramirez, R (1, 10) OBP: 0.410, SLG: 0.635										3 0 0 1 1 2 1												
Troy O'Leary, L (1, 7) OBP: 0.300, SLG: 0.447										3 0 0 0 0 0 1												
Dante Bichette, R (9, PH) OBP: 0.332, SLG: 0.480										1 0 0 0 0 1 1												
Morgan Burkhardt, S (1, 3)										3 0 0 0 0 2 0												
Chris Stynes, R (1, 5) OBP: 0.331, SLG: 0.426										3 0 0 0 0 1 0												
Mike Lansing, R (1, 4) OBP: 0.298, SLG: 0.398										2 0 0 0 1 0 0												
Doug Mirabeli, R (1, 2) OBP: 0.324, SLG: 0.379										2 0 0 0 0 1 1												
Scott Hatteberg, L (8, PH) OBP: 0.328, SLG: 0.372										1 0 0 0 0 0 0												
<b>Inning Stats</b>	R: 1 H: 1 E: 0 K: 0 S: 8	H: 1 LOB: 1 BB: 1 P: 15	R: 0 H: 0 E: 0 K: 2 S: 8	H: 0 LOB: 0 BB: 0 P: 12	R: 0 H: 1 E: 0 K: 1 S: 9	H: 1 LOB: 0 BB: 0 P: 12	R: 0 H: 0 E: 0 K: 2 S: 8	H: 0 LOB: 0 BB: 0 P: 13	R: 0 H: 0 E: 0 K: 0 S: 5	H: 0 LOB: 0 BB: 1 P: 11	R: 1 H: 1 E: 0 K: 2 S: 9	H: 1 LOB: 0 BB: 0 P: 12	R: 0 H: 0 E: 0 K: 0 S: 10	H: 0 LOB: 0 BB: 0 P: 15	R: 0 H: 0 E: 0 K: 0 S: 8	H: 0 LOB: 0 BB: 0 P: 12	R: 0 H: 0 E: 0 K: 2 S: 9	H: 0 LOB: 1 BB: 1 P: 14	1B: 2 2B: 0 3B: 1 HR: 0	SF: 0 SAC: 0 DP: 1 HBP: 0	WP: 0 PB: 0 SB: 0 CS: 0	PA: 32
<b>PITCHER</b>	IP WLS BF H R ER SO BB IBB HBP BLK WP HR S P ERA WHIP																					
Freddy Garcia, R (1, 1) ERA: 3.26	8.0 W 28 3 2 2 7 2 0 0 0 0 0 65 102 2.25 0.625																					
Arthur Rhodes, L (9, 1) ERA: 1.02	1.0 4 0 0 0 2 1 0 0 0 0 0 9 14 0.00 1.000																					

AB	31
R	6
H	11
RBI	6
BB	4
SO	8
LOB	13



AB	29
R	2
H	3
RBI	2
BB	3
SO	9
LOB	5





Batter	1	2	3	4	5	6	7	8	9	AB	R	H	RBI	BB	SO	LOB	TOP					
51 Ichiro Suzuki, L (1, 9) OBP: 0.377, SLG: 0.464	1-2 CS 1B		0-0 FC4-6		1-1 3B 1B		3-2 L5		2-2 1B	5	1	3	1	0	0	1						
Mark McLemore, S (1, 6) OBP: 0.393, SLG: 0.388 (8, 7)	4-1 CS BB		2-2 L4		2-1 3B		0-0 G4-3		0-3 K	4	0	1	1	1	1	3						
Edgar Martinez, R (1, 10) OBP: 0.421, SLG: 0.545	3-2 F7			0-2 F8	1-3 K		1-2 F3		2-3 K	5	0	0	0	0	2	4						
John Olerud, L (1, 3) OBP: 0.414, SLG: 0.474		0-0 G6-3		2-1 FC6-4 1B	1-3 K			1-2 G4-3		4	0	1	0	0	1	1						
Bret Boone, R (1, 4) OBP: 0.362, SLG: 0.564		1-0 F9		0-1 FC6-4 1B		1-3 K		1-3 K		4	1	0	0	0	2	1						
Al Martin, L (1, 7) OBP: 0.335, SLG: 0.399 Carlos Guillen, S (8, 6) OBP: 0.315, SLG: 0.333		2-0 1B		1-0 1B	1-3 1B		2-3 K		0-1 L8	4	0	2	0	0	1	0						
Stan Javier, S (1, 8) OBP: 0.380, SLG: 0.382		3-2 G4-3		0-0 1B	1-2 1B		1-2 1B		0-0 1B	4	1	3	1	0	0	1						
David Bell, R (1, 5) OBP: 0.305, SLG: 0.400			0-1 51 FC4-6 1B	2-1 F8		2-2 FC4-6 1B		1-2 51 1B	4	1	3	1	0	0	2							
Tom Lampkin, L (1, 2) OBP: 0.308, SLG: 0.352 Charles Gipson, R (9, PR) OBP: 0.200, SLG: 0.150			2-3 K		1-2 G3		1-0 FC4-6		4-2 51 1B	3	0	0	0	1	1	2						
<b>Inning Stats</b>	R: 0 E: 0 K: 0 S: 9	H: 1 LOB: 0 BB: 1 P: 17	R: 0 E: 0 K: 0 S: 6	H: 1 LOB: 1 BB: 0 P: 12	R: 0 E: 0 K: 1 S: 9	H: 1 LOB: 1 BB: 0 P: 13	R: 1 E: 0 K: 0 S: 11	H: 3 LOB: 2 BB: 0 P: 16	R: 1 E: 0 K: 2 S: 13	H: 2 LOB: 1 BB: 0 P: 19	R: 1 E: 0 K: 2 S: 15	H: 2 LOB: 1 BB: 0 P: 22	R: 0 E: 0 K: 0 S: 9	H: 0 LOB: 0 BB: 0 P: 13	R: 0 E: 0 K: 1 S: 8	H: 0 LOB: 0 BB: 0 P: 10	R: 1 E: 0 K: 2 S: 16	H: 3 LOB: 2 BB: 1 P: 25	1B: 11 2B: 1 3B: 1 HR: 0	SF: 0 SAC: 0 DP: 0 HBP: 0	WP: 0 PB: 0 CS: 2	PA: 39
<b>PITCHER</b>	IP	WLS	BF	H	R	ER	SO	BB	IBB	HBP	BLK	WP	HR	S	P	ERA	WHIP					
David Cone, R (1, 1) ERA: 4.22	6.0		27	10	3	3	5	1	0	0	0	0	0	63	99	4.50	1.833					
Rich Garces, R (7, 1) ERA: 2.53	2.0	W	6	0	0	0	1	0	0	0	0	0	0	17	23	0.00	0.000					
Ugueth Urbina, R (9, 1) ERA: 3.91	1.0	S	6	3	1	1	2	1	0	0	0	0	0	16	25	9.00	4.000					

Seattle Mariners @ Boston Red Sox  
Fenway Park, Boston, MA  
Thu Aug 16 2001, 7:05 PM EDT  
Att: 33,548 - Cloudy - 82 F

AB	37
R	4
H	13
RBI	4
BB	2
SO	8
LOB	15



Batter	1	2	3	4	5	6	7	8	9	AB	R	H	RBI	BB	SO	LOB	BOTTOM					
Trot Nixon, L (1, 9) OBP: 0.376, SLG: 0.505	1-1 G4-3	1-1 G4-6-3		1-1 F8			2-1 G4-3			4	0	0	0	0	0	2						
Nomar Garciaparra, R (1, 6) OBP: 0.350, SLG: 0.562	3-1 L7		0-0 HR		0-0 F8			1-1 G3-1 HR 2B		4	2	2	1	0	0	0						
Carl Everett, S (1, 8) OBP: 0.330, SLG: 0.469	1-2 BB 1B		2-1 F8		0-3 K			1-2 G3-1		4	0	1	0	0	1	1						
Manny Ramirez, R (1, 7) OBP: 0.410, SLG: 0.632	4-2 BB		2-3 K		0-0 F9			4-0 HR IBB		2	1	0	0	2	1	0						
Dante Bichette, R (1, 10) OBP: 0.334, SLG: 0.493	0-3 K		0-2 2B 2B		0-3 K			0-0 HR		4	2	2	3	0	2	2						
Shea Hillenbrand, R (1, 5) OBP: 0.290, SLG: 0.410 (7, 3)		1-1 L8	0-0 2B		2-2 L5			1-1 P3		4	0	1	1	0	0	0						
Jose Offerman, S (1, 3) OBP: 0.324, SLG: 0.347 Chris Stynes, R (7, 5) OBP: 0.330, SLG: 0.424		1-1 HR	1-2 F7		3-3 K			0-1 G5-3		3	1	1	1	0	1	1						
Mike Lansing, R (1, 4) OBP: 0.298, SLG: 0.397		0-0 1B 1B		0-0 G4-3			1-1 G4-3			3	0	1	0	0	0	0						
Doug Mirabeli, R (1, 2) OBP: 0.324, SLG: 0.378		0-1 G4-6-3 1B		2-3 K			3-2 P6			3	0	1	0	0	1	0						
<b>Inning Stats</b>	R: 0 E: 0 K: 1 S: 14	H: 1 LOB: 2 BB: 1 P: 23	R: 1 E: 0 K: 0 S: 9	H: 3 LOB: 1 BB: 0 P: 12	R: 2 E: 0 K: 1 S: 13	H: 3 LOB: 1 BB: 0 P: 18	R: 0 E: 0 K: 1 S: 8	H: 0 LOB: 0 BB: 0 P: 11	R: 0 E: 0 K: 2 S: 13	H: 0 LOB: 0 BB: 0 P: 18	R: 0 E: 0 K: 0 S: 7	H: 0 LOB: 0 BB: 0 P: 13	R: 3 E: 0 K: 0 S: 10	H: 2 LOB: 0 BB: 1 P: 17	1B: 3 2B: 3 3B: 0 HR: 3	SF: 0 SAC: 0 DP: 1 HBP: 0	WP: 0 PB: 0 CS: 0	PA: 34				
<b>PITCHER</b>	IP	WLS	BF	H	R	ER	SO	BB	IBB	HBP	BLK	WP	HR	S	P	ERA	WHIP					
Aaron Sele, R (1, 1) ERA: 3.72	8.0	L	34	9	6	6	6	1	1	0	0	0	3	79	117	6.75	1.250					

Seattle Mariners @ Boston Red Sox  
Fenway Park, Boston, MA  
Thu Aug 16 2001, 7:05 PM EDT  
Att: 33,548 - Cloudy - 82 F

AB	32
R	6
H	9
RBI	6
BB	2
SO	6
LOB	6









Batter	1	2	3	4	5	6	7	8	9	AB	R	H	RBI	BB	SO	LOB	TOP										
Brady Anderson, L (1, 9) OBP: 0.306, SLG: 0.299	F9		BB				G1-3			2	0	0	0	2	0	1	<b>Baltimore Orioles @ Boston Red Sox</b> Fenway Park, Boston, MA Sat Aug 18 2001, 5:05 PM EDT Att: 31,199 - Cloudy - 84 F										
1 Brian Roberts, S (1, 6) OBP: 0.286, SLG: 0.333	G6-3		K2-3			BB	F8		K	4	0	0	0	0	2	5											
6 Melvin Mora, R (1, 8) OBP: 0.336, SLG: 0.372	F9			G6-3			K		K	4	0	1	0	0	2	0											
Jeff Conine, R (1, 3) OBP: 0.384, SLG: 0.460		L8		G6-3		L3			K	4	0	0	0	0	1	1											
Cal Ripken Jr., R (1, 10) OBP: 0.305, SLG: 0.418		K		F2		G4-3			F3	4	0	0	0	0	1	0											
Tony Batista, R (1, 5) OBP: 0.281, SLG: 0.411	F8				G5-3		BB		K	3	1	0	0	1	1	0											
Mike Kinkade, R (1, 7) OBP: 0.352, SLG: 0.392			F9						G6-3	2	0	1	0	0	0	0											
Chris Richard, L (9, PH) OBP: 0.348, SLG: 0.446					1B		FC6-4			1	0	0	0	0	0	0											
Brook Fordyce, R (1, 2) OBP: 0.277, SLG: 0.351			F9				FC6-4			3	0	2	1	0	0	1											
Jerry Hairston, R (1, 4) OBP: 0.312, SLG: 0.364			F9		P4		FC6-4			3	0	0	0	0	0	4											
<b>Inning Stats</b>	R: 0 E: 0 K: 0 S: 5	H: 0 LOB: 0 BB: 0 P: 10	R: 0 E: 0 K: 1 S: 11	H: 0 LOB: 0 BB: 0 P: 16	R: 0 E: 0 K: 1 S: 14	H: 1 LOB: 2 BB: 1 P: 22	R: 0 E: 0 K: 0 S: 8	H: 1 LOB: 0 BB: 0 P: 10	R: 0 E: 0 K: 0 S: 15	H: 1 LOB: 3 BB: 1 P: 30	R: 0 E: 0 K: 0 S: 8	H: 0 LOB: 0 BB: 0 P: 9	R: 1 E: 0 K: 0 S: 19	H: 1 LOB: 1 BB: 0 P: 27	R: 0 E: 0 K: 3 S: 10	H: 0 LOB: 0 BB: 0 P: 15	R: 0 E: 0 K: 1 S: 8	H: 0 LOB: 0 BB: 0 P: 12	1B: 3 2B: 1 3B: 0 HR: 0	SF: 0 SAC: 0 DP: 1 HBP: 1	WP: 0 PB: 0 SB: 0 CS: 0	PA: 34					
<b>PITCHER</b>	IP	WLS	BF	H	R	ER	SO	BB	IBB	HBP	BLK	WP	HR	S	P	ERA	WHIP										
Casey Fossum, L (1, 1) ERA: 0.63	4.2		19	3	0	0	2	2	0	1	0	0	0	50	83	0.00	1.071										
Rich Garces, R (5, 1) ERA: 2.77	1.1	W	4	0	0	0	1	0	0	0	0	0	0	11	14	0.00	0.000										
Derek Lowe, R (7, 1) ERA: 4.03	2.0		8	1	1	1	3	1	0	0	0	0	0	29	42	4.50	1.000										
Ugueth Urbina, R (9, 1) ERA: 3.83	1.0		3	0	0	0	1	0	0	0	0	0	0	8	12	0.00	0.000										

Batter	1	2	3	4	5	6	7	8	9	AB	R	H	RBI	BB	SO	LOB	BOTTOM										
Jose Offerman, S (1, 3) OBP: 0.325, SLG: 0.349	G6-3				SH1-3		P6			3	0	0	0	0	1	2	<b>Baltimore Orioles @ Boston Red Sox</b> Fenway Park, Boston, MA Sat Aug 18 2001, 5:05 PM EDT Att: 31,199 - Cloudy - 84 F										
Nomar Garciaparra, R (1, 6) OBP: 0.349, SLG: 0.559	K		G6-3		P4		G4-6-3			4	0	1	0	0	1	1											
Trot Nixon, L (1, 8) OBP: 0.378, SLG: 0.509			K			BB	G4-6-3			3	1	1	0	1	1	1											
Manny Ramirez, R (1, 7) OBP: 0.409, SLG: 0.625	F9		G6-3						G6-3	4	0	1	0	0	0	1											
Dante Bichette, R (1, 10) OBP: 0.329, SLG: 0.484		HBP		G6-3		HR			K	4	2	1	1	0	1	1											
Troy O'Leary, L (1, 9) OBP: 0.300, SLG: 0.452		F8		G1-3						4	1	2	0	0	0	1											
Shea Hillenbrand, R (1, 5) OBP: 0.289, SLG: 0.401		HBP		K					K	3	0	0	0	0	2	3											
Mike Lansing, R (1, 4) OBP: 0.304, SLG: 0.416					F7					3	1	2	4	0	0	0											
Doug Mirabeli, R (1, 2) OBP: 0.336, SLG: 0.408									G6-3	2	0	0	0	1	1	2											
<b>Inning Stats</b>	R: 0 E: 0 K: 1 S: 12	H: 1 LOB: 1 BB: 0 P: 16	R: 1 E: 0 K: 2 S: 16	H: 2 LOB: 2 BB: 0 P: 24	R: 0 E: 0 K: 1 S: 10	H: 0 LOB: 0 BB: 0 P: 16	R: 0 E: 0 K: 1 S: 10	H: 0 LOB: 0 BB: 0 P: 14	R: 0 E: 0 K: 0 S: 8	H: 0 LOB: 1 BB: 1 P: 14	R: 4 E: 0 K: 0 S: 19	H: 3 LOB: 0 BB: 1 P: 29	R: 0 E: 0 K: 0 S: 8	H: 1 LOB: 0 BB: 0 P: 13	R: 0 E: 0 K: 2 S: 12	H: 1 LOB: 1 BB: 0 P: 17		1B: 5 2B: 0 3B: 2 HR: 1	SF: 0 SAC: 1 DP: 1 HBP: 1	WP: 0 PB: 0 SB: 2 CS: 0	PA: 34						
<b>PITCHER</b>	IP	WLS	BF	H	R	ER	SO	BB	IBB	HBP	BLK	WP	HR	S	P	ERA	WHIP										
Jason Johnson, R (1, 1) ERA: 3.34	6.0	L	27	6	5	5	5	2	0	1	0	0	0	75	113	7.50	1.333										
Jorge Julio, R (7, 1) ERA: 8.44	2.0		7	2	0	0	2	0	0	0	0	0	0	20	30	0.00	1.000										





Batter	1	2	3	4	5	6	7	8	9	AB	R	H	RBI	BB	SO	LOB	TOP					
6 Melvin Mora, R OBP: 0.334, SLG: 0.368 (1, 8)	K	F3		F7		F7	F7		FC5-4	5	2	0	0	0	1	5						
1 Brian Roberts, S OBP: 0.292, SLG: 0.348 (1, 6)	L6				G3		G6-3			6	3	3	0	0	0	0						
David Segui, S OBP: 0.409, SLG: 0.471 Brady Anderson, L OBP: 0.306, SLG: 0.299 (9, PR) (9, 7)	K		E4							5	3	3	3	1	1	1						
Jeff Conine, R OBP: 0.390, SLG: 0.466 (9, 3)										0	1	0	0	0	0	0						
Chris Richard, L OBP: 0.348, SLG: 0.447 (1, 9)										6	3	5	3	0	0	0						
Cal Ripken Jr., R OBP: 0.309, SLG: 0.418 (1, 5)										5	3	3	3	1	1	1						
Tony Batista, R OBP: 0.313, SLG: 0.412 (1, 10)										4	0	1	2	2	1	4						
Fernando Lumar, R OBP: 0.298, SLG: 0.300 (1, 2)										5	0	2	0	0	0	5						
Jerry Hairston, R OBP: 0.313, SLG: 0.363 (1, 4)										4	0	1	0	0	1	4						
<b>Inning Stats</b>	R: 0 E: 0 K: 2 S: 8	H: 0 LOB: 0 BB: 0 P: 10	R: 1 E: 0 K: 2 S: 18	H: 3 LOB: 3 BB: 0 P: 30	R: 1 E: 1 K: 1 S: 15	H: 2 LOB: 1 BB: 0 P: 19	R: 0 E: 0 K: 0 S: 13	H: 1 LOB: 1 BB: 0 P: 19	R: 3 E: 0 K: 0 S: 13	H: 4 LOB: 1 BB: 0 P: 20	R: 4 E: 0 K: 1 S: 27	H: 5 LOB: 3 BB: 1 P: 42	R: 1 E: 0 K: 0 S: 10	H: 1 LOB: 0 BB: 0 P: 14	R: 0 E: 0 K: 1 S: 8	H: 0 LOB: 1 BB: 1 P: 17	R: 3 E: 0 K: 0 S: 18	H: 3 LOB: 3 BB: 2 P: 33	1B: 14 2B: 4 3B: 0 HR: 1	SF: 0 SAC: 0 DP: 1 HBP: 2	WP: 0 PB: 0 SB: 5 CS: 0	PA: 52
<b>PITCHER</b>	IP	WLS	BF	H	R	ER	SO	BB	IBB	HBP	BLK	WP	HR	S	P	ERA	WHIP					
Hideo Nomo, R ERA: 4.24 (1, 1)	5.0		26	10	5	5	5	0	0	1	0	0	0	67	98	9.00	2.000					
Hipolito Pichardo, R ERA: 4.93 (6, 1)	0.1	L	5	3	4	4	1	0	0	1	0	0	0	10	14	108.00	9.000					
Rich Garcés, R ERA: 2.73 (6, 1)	0.2		5	2	0	0	0	1	0	0	0	0	0	17	28	0.00	4.500					
Sun-Woo Kim, R ERA: 5.89 (7, 1)	2.1		13	4	4	4	1	1	1	0	0	0	1	26	45	15.43	2.143					
Bill Puleipher, L ERA: 4.22 (9, 1)	0.2		3	0	0	0	0	1	0	0	0	0	0	10	19	0.00	1.500					

**Baltimore Orioles @ Boston Red Sox**  
Fenway Park, Boston, MA  
Sun Aug 19 2001, 1:05 PM EDT  
Att: 33,145 - Sunny - 83 F

AB 46  
R 13  
H 19  
RBI 13  
BB 4  
SO 7  
LOB 27



Batter	1	2	3	4	5	6	7	8	9	AB	R	H	RBI	BB	SO	LOB	BOTTOM					
Jose Offerman, S OBP: 0.323, SLG: 0.347 (1, 3)		F8	G3			G3-1		K		5	0	1	0	0	1	4						
Nomar Garciaparra, R OBP: 0.338, SLG: 0.504 (1, 6)	F9			F2		F8		E1		4	1	0	0	1	0	1						
Trot Nixon, L OBP: 0.378, SLG: 0.506 (1, 8)	K					F8		K		4	1	1	1	1	2	2						
Manny Ramirez, R OBP: 0.412, SLG: 0.633 Darren Lewis, R OBP: 0.294, SLG: 0.360 (7, PR) (8, 9)										4	1	3	4	0	1	1						
Dante Bichette, R OBP: 0.327, SLG: 0.483 (1, 10)	K	F9		FC5-4						1	1	1	0	0	0	0						
Troy O'Leary, L OBP: 0.302, SLG: 0.460 (8, 7)										4	1	2	1	0	1	1						
Mike Lansing, R OBP: 0.306, SLG: 0.413 (1, 4)										4	1	1	1	1	2	2						
Scott Hatteberg, L OBP: 0.335, SLG: 0.373 (1, 2)										2	1	1	0	1	0	2						
Shea Hillenbrand, R OBP: 0.286, SLG: 0.398 (1, 5)										3	0	0	0	1	2	3						
<b>Inning Stats</b>	R: 6 E: 0 K: 1 S: 13	H: 2 LOB: 2 BB: 0 P: 19	R: 6 E: 0 K: 1 S: 20	H: 3 LOB: 3 BB: 3 P: 39	R: 0 E: 0 K: 0 S: 12	H: 2 LOB: 1 BB: 1 P: 21	R: 0 E: 0 K: 1 S: 13	H: 1 LOB: 1 BB: 0 P: 18	R: 0 E: 0 K: 2 S: 12	H: 0 LOB: 1 BB: 0 P: 18	R: 0 E: 0 K: 0 S: 5	H: 0 LOB: 0 BB: 0 P: 8	R: 1 E: 0 K: 0 S: 7	H: 2 LOB: 2 BB: 1 P: 14	R: 0 E: 1 K: 3 S: 13	H: 0 LOB: 1 BB: 0 P: 17	R: 0 E: 0 K: 1 S: 14	H: 1 LOB: 1 BB: 0 P: 23	1B: 8 2B: 1 3B: 1 HR: 1	SF: 1 SAC: 0 DP: 1 HBP: 1	WP: 0 PB: 0 SB: 2 CS: 1	PA: 43
<b>PITCHER</b>	IP	WLS	BF	H	R	ER	SO	BB	IBB	HBP	BLK	WP	HR	S	P	ERA	WHIP					
Calvin Maduro, R ERA: 3.83 (1, 1)	3.0		19	7	6	6	3	4	0	0	1	0	0	32	46	3.00	1.000					
John Wasdin, R ERA: 5.8 (4, 1)	3.0	W	13	3	1	1	3	0	0	1	0	0	0	45	79	18.00	3.667					
John Bale, L ERA: 1.86 (7, 1)	1.0	H	3	0	0	0	0	1	0	0	0	0	0	5	12	0.00	1.000					
Buddy Groom, L ERA: 2.94 (8, 1)	1.0	H	4	0	0	0	3	0	0	0	0	0	0	13	17	0.00	0.000					
Willis Roberts, R ERA: 4.79 (9, 1)	1.0		4	1	0	0	1	0	0	0	0	0	0	14	23	0.00	1.000					

**Baltimore Orioles @ Boston Red Sox**  
Fenway Park, Boston, MA  
Sun Aug 19 2001, 1:05 PM EDT  
Att: 33,145 - Sunny - 83 F

AB 36  
R 7  
H 11  
RBI 7  
BB 5  
SO 10  
LOB 20









Batter	1	2	3	4	5	6	7	8	9	AB	R	H	RBI	BB	SO	LOB	TOP			
Chris Stynes, R OBP: 0.324, SLG: 0.413										5	1	1	0	0	2	2	<p><b>Boston Red Sox @ Anaheim Angels</b> Edison International Field, Anaheim, CA</p> <p>Tue Aug 21 2001, 10:05 PM EDT Att: 24,402 - Sunny - 73 F</p> <p>livebaseballscores.com</p> <p>AB 37 R 8 H 10 RBI 8 BB 2 SO 8 LOB 16</p>			
Mike Lansing, R OBP: 0.301, SLG: 0.405										5	1	1	0	0	1	1				
Trot Nixon, L OBP: 0.376, SLG: 0.500										5	1	2	2	0	1	0				
Carl Everett, S OBP: 0.330, SLG: 0.464										4	1	0	0	0	2	2				
Dante Bichette, R OBP: 0.331, SLG: 0.486										4	1	2	1	0	0	0				
Shea Hillenbrand, R OBP: 0.288, SLG: 0.404										4	1	1	1	0	0	1				
Jose Offerman, S OBP: 0.325, SLG: 0.347										3	0	1	0	1	2	3				
Troy O'Leary, L OBP: 0.304, SLG: 0.456										4	0	1	0	0	0	6				
Doug Mirabeli, R OBP: 0.338, SLG: 0.432										3	2	1	4	1	0	1				
<b>Inning Stats</b>	R: 0 E: 0 K: 2 S: 7	H: 0 LOB: 0 BB: 0 P: 8	R: 0 E: 0 K: 1 S: 10	H: 1 LOB: 2 BB: 1 P: 19	R: 8 E: 0 K: 1 S: 25	H: 6 LOB: 0 BB: 1 P: 41	R: 0 E: 0 K: 0 S: 6	H: 0 LOB: 0 BB: 0 P: 10	R: 0 E: 0 K: 0 S: 7	H: 1 LOB: 1 BB: 0 P: 12	R: 0 E: 0 K: 1 S: 14	H: 0 LOB: 0 BB: 0 P: 6	R: 0 E: 0 K: 0 S: 5	H: 1 LOB: 0 BB: 0 P: 6	R: 0 E: 0 K: 1 S: 9	H: 0 LOB: 0 BB: 0 P: 13	1B: 9 2B: 0 3B: 0 HR: 1	SF: 0 SAC: 0 DP: 1 HBP: 1	WP: 0 PB: 0 SB: 1 CS: 0	PA: 40
<b>PITCHER</b>	IP WLS BF H R ER SO BB IBB HBP BLK WP HR S P ERA WHIP																			
Scott Schoeneweis, L ERA: 4.98	(1, 1) 2.2 L 18 7 0 8 8 4 2 0 1 0 0 1 40 65 27.00 3.375																			
Ben Weber, R ERA: 2.69	(3, 1) 1.1 4 0 0 0 0 0 0 0 0 0 0 0 8 13 0.00 0.000																			
Lou Pote, R ERA: 2.77	(5, 1) 3.0 12 2 0 0 3 0 0 0 0 0 0 27 41 0.00 0.667																			
Mike Holtz, L ERA: 4.66	(8, 1) 1.0 3 1 0 0 0 0 0 0 0 0 0 5 6 0.00 1.000																			
47 Mark Lukasiewicz, L ERA: 6.14	(9, 1) 1.0 3 0 0 0 1 0 0 0 0 0 0 9 13 0.00 0.000																			

Batter	1	2	3	4	5	6	7	8	9	AB	R	H	RBI	BB	SO	LOB	BOTTOM					
David Eckstein, R OBP: 0.356, SLG: 0.366										5	1	2	3	0	0	1	<p><b>Boston Red Sox @ Anaheim Angels</b> Edison International Field, Anaheim, CA</p> <p>Tue Aug 21 2001, 10:05 PM EDT Att: 24,402 - Sunny - 73 F</p> <p>livebaseballscores.com</p> <p>AB 35 R 5 H 9 RBI 5 BB 4 SO 5 LOB 16</p>					
Darin Erstad, L OBP: 0.338, SLG: 0.367										4	0	1	0	1	0	2						
Troy Glaus, R OBP: 0.350, SLG: 0.516										5	0	0	0	0	2	3						
16 Garret Anderson, L OBP: 0.301, SLG: 0.455										3	1	1	0	1	0	1						
Scott Spiezio, S OBP: 0.339, SLG: 0.459										4	0	0	0	0	1	3						
Tim Salmon, R OBP: 0.367, SLG: 0.384										4	2	2	2	0	0	0						
Adam Kennedy, L OBP: 0.352, SLG: 0.408										3	0	1	0	1	1	1						
Shawn Wooten, R OBP: 0.333, SLG: 0.473										4	0	2	0	0	1	2						
Jorge Fabregas, L OBP: 0.232, SLG: 0.292										3	0	0	0	0	0	3						
Benji Gil, R OBP: 0.345, SLG: 0.532										0	1	0	0	1	0	0						
<b>Inning Stats</b>	R: 0 E: 0 K: 1 S: 9	H: 1 LOB: 1 BB: 0 P: 13	R: 0 E: 0 K: 1 S: 11	H: 1 LOB: 0 BB: 0 P: 17	R: 0 E: 0 K: 0 S: 7	H: 0 LOB: 0 BB: 0 P: 11	R: 2 E: 0 K: 1 S: 13	H: 2 LOB: 0 BB: 0 P: 19	R: 0 E: 0 K: 0 S: 10	H: 1 LOB: 1 BB: 0 P: 12	R: 0 E: 0 K: 1 S: 7	H: 0 LOB: 0 BB: 0 P: 11	R: 0 E: 0 K: 0 S: 9	H: 1 LOB: 1 BB: 1 P: 14	R: 0 E: 0 K: 0 S: 13	H: 1 LOB: 2 BB: 1 P: 23	R: 3 E: 0 K: 1 S: 16	H: 2 LOB: 1 BB: 2 P: 30	1B: 7 2B: 0 3B: 0 HR: 2	SF: 0 SAC: 0 DP: 1 HBP: 0	WP: 1 PB: 0 SB: 1 CS: 0	PA: 39
<b>PITCHER</b>	IP WLS BF H R ER SO BB IBB HBP BLK WP HR S P ERA WHIP																					
David Cone, R ERA: 4.1	(1, 1) 7.0 W 27 6 2 2 2 4 1 0 0 0 0 1 66 97 2.57 1.000																					
Rich Garces, R ERA: 2.69	(8, 1) 1.0 5 1 0 0 0 1 0 0 0 0 0 13 23 0.00 2.000																					
Bill Pulsipher, L ERA: 5.32	(9, 1) 0.2 6 2 3 3 0 2 0 0 0 0 1 12 25 40.50 6.000																					
Ugueth Urbina, R ERA: 3.81	(9, 1) 0.1 S 1 0 0 0 1 0 0 0 0 0 0 4 5 0.00 0.000																					



Batter	1	2	3	4	5	6	7	8	9	AB	R	H	RBI	BB	SO	LOB	TOP								
Jose Offerman, S OBP: 0.326, SLG: 0.348	G4-3		SH1-3 1B		F7		FC6-4 1B		G4-6-3	5	0	2	0	0	0	1									
Trot Nixon, L OBP: 0.374, SLG: 0.496	G1-3		SH1-3		F8		F7			3	0	0	0	0	0	2									
Nomar Garciaparra, R OBP: 0.342, SLG: 0.590	G6-3					G6-3	FC6-4			3	0	0	0	1	0	2									
Carl Everett, S OBP: 0.329, SLG: 0.462		K	K			F8			WP 1B	4	0	1	0	0	2	3									
Dante Bichette, R OBP: 0.382, SLG: 0.480	G1-3		K			L3			G5-3	4	0	0	0	0	1	4									
Troy O'Leary, L OBP: 0.305, SLG: 0.458					G3				P6	3	1	1	0	0	0	1									
Shea Hillenbrand, R OBP: 0.290, SLG: 0.466					F7		2B HBP		F9	3	1	1	0	1	0	1									
Mike Lansing, R OBP: 0.301, SLG: 0.407					G6-3		FC1 2B		K	4	0	1	2	0	2	2									
Doug Mirabeli, R OBP: 0.338, SLG: 0.425							FC1 2B			2	0	0	0	1	1	1									
Scott Hatteberg, L OBP: 0.337, SLG: 0.373			SH1-3 1B BB				FC1 1B		G4-6-3 BB	0	0	0	0	1	0	0									
<b>Inning Stats</b>	R: 0 H: 0 E: 0 K: 0 S: 7	H: 0 LOB: 0 BB: 0 P: 11	R: 0 H: 1 E: 0 K: 2 S: 11	H: 1 LOB: 2 BB: 1 P: 23	R: 0 H: 1 E: 0 K: 2 S: 13	H: 1 LOB: 3 BB: 2 P: 23	R: 0 H: 0 E: 0 K: 0 S: 6	H: 0 LOB: 0 BB: 0 P: 12	R: 0 H: 0 E: 0 K: 1 S: 8	H: 0 LOB: 0 BB: 0 P: 12	R: 0 H: 0 E: 0 K: 0 S: 5	H: 0 LOB: 0 BB: 0 P: 9	R: 2 H: 3 E: 0 K: 0 S: 14	H: 3 LOB: 2 BB: 0 P: 20	R: 0 H: 1 E: 0 K: 0 S: 12	H: 1 LOB: 1 BB: 0 P: 16	R: 0 H: 0 E: 0 K: 1 S: 8	H: 0 LOB: 0 BB: 1 P: 14	1B: 3 2B: 3 3B: 0 HR: 0	SF: 0 SAC: 1 DP: 1 HBP: 1	WP: 1 PB: 0 SB: 0 CS: 0	PA: 37			
<b>PITCHER</b>	IP	WLS	BF	H	R	ER	SO	BB	IBB	HBP	BLK	WP	HR	S	P	ERA	WHIP								
Ramon Ortiz, R ERA: 4.08	(1, 1)	6.2	29	5	2	2	5	3	0	1	0	0	0	61	107	2.70	1.200								
Al Levine, R ERA: 2.31	(7, 1)	1.0	W	4	1	0	0	0	0	0	0	1	0	14	17	0.00	1.000								
Troy Percival, R ERA: 2.54	(8, 1)	1.1	S	4	0	0	0	1	0	0	0	0	0	9	16	0.00	0.750								

**Boston Red Sox @ Anaheim Angels**  
Edison International Field, Anaheim, CA  
Wed Aug 22 2001, 10:05 PM EDT  
Att: 23,017 - Cloudy - 70 F

AB 31  
R 2  
H 6  
RBI 2  
BB 4  
SO 6  
LOB 17



Batter	1	2	3	4	5	6	7	8	9	AB	R	H	RBI	BB	SO	LOB	BOTTOM								
David Eckstein, R OBP: 0.358, SLG: 0.367	BB S BB	F8			F8 E 1B		FC1-5 S 16 1B			4	1	2	0	1	0	3									
Darin Erstad, L OBP: 0.338, SLG: 0.367	BB BB	L9			F8		BB 16 1B		L7	4	0	1	1	1	0	3									
Troy Glaus, R OBP: 0.349, SLG: 0.513					K		K			3	0	0	0	1	2	3									
16 Garret Anderson, L OBP: 0.300, SLG: 0.454	F2				G3		G3			4	0	1	1	0	0	4									
Scott Spiezio, S OBP: 0.341, SLG: 0.458	K				G4-3					3	0	1	0	1	1	3									
Tim Salmon, R OBP: 0.364, SLG: 0.380	P3				K		G1-3			4	0	0	0	0	2	7									
Adam Kennedy, L OBP: 0.351, SLG: 0.406		K			F2				G3-1	4	0	1	0	0	1	0									
Bengie Molina, R OBP: 0.309, SLG: 0.344							SH FC1-5 1B		HR	4	2	4	1	0	0	0									
Benji Gil, R OBP: 0.345, SLG: 0.530					FC5-4		SH FC1-5 1B		F7	3	1	1	1	0	0	1									
<b>Inning Stats</b>	R: 0 H: 0 E: 0 K: 1 S: 16	H: 0 LOB: 3 BB: 3 P: 33	R: 1 H: 2 E: 0 K: 1 S: 11	H: 2 LOB: 1 BB: 0 P: 16	R: 0 H: 0 E: 0 K: 0 S: 9	H: 0 LOB: 0 BB: 0 P: 15	R: 0 H: 1 E: 0 K: 1 S: 9	H: 1 LOB: 1 BB: 0 P: 12	R: 0 H: 1 E: 1 K: 0 S: 7	H: 2 LOB: 1 BB: 0 P: 10	R: 0 H: 2 E: 0 K: 0 S: 7	H: 2 LOB: 0 BB: 0 P: 10	R: 2 H: 3 E: 1 K: 2 S: 21	H: 3 LOB: 3 BB: 1 P: 34	R: 1 H: 2 E: 0 K: 0 S: 14	H: 2 LOB: 1 BB: 0 P: 19	1B: 9 2B: 1 3B: 0 HR: 1	SF: 0 SAC: 1 DP: 0 HBP: 0	WP: 0 PB: 0 SB: 3 CS: 1	PA: 38					
<b>PITCHER</b>	IP	WLS	BF	H	R	ER	SO	BB	IBB	HBP	BLK	WP	HR	S	P	ERA	WHIP								
49 Tim Wakefield, R ERA: 3.55	(1, 1)	6.0	L	27	7	3	2	4	3	0	0	0	0	64	99	3.00	1.667								
Derek Lowe, R ERA: 3.97	(7, 1)	1.0	B	6	2	0	0	2	1	0	0	0	0	18	31	0.00	3.000								
Rod Beck, R ERA: 4.08	(8, 1)	1.0		5	2	1	1	0	0	0	0	0	1	14	19	9.00	2.000								

**Boston Red Sox @ Anaheim Angels**  
Edison International Field, Anaheim, CA  
Wed Aug 22 2001, 10:05 PM EDT  
Att: 23,017 - Cloudy - 70 F

AB 33  
R 4  
H 11  
RBI 4  
BB 4  
SO 6  
LOB 24





Batter	1	2	3	4	5	6	7	8	9	AB R H RBI BB SO LOB	TOP																
Trot Nixon, L OBP: 0.370, SLG: 0.490 (1, 8)	F7		K		F7		G6-3	CS	K	5 0 0 0 0 2 2	<b>Boston Red Sox @ Anaheim Angels</b> Edison International Field, Anaheim, CA Thu Aug 23 2001, 10:05 PM EDT Att: 27,377 - Sunny - 70 F																
Mike Lansing, R OBP: 0.296, SLG: 0.401 (1, 4)	F9			F8	SF8		G5-3		G6-3	4 0 0 1 0 0 0																	
Nomar Garciaparra, R OBP: 0.340, SLG: 0.493 (1, 6)				L8	P4			1B	L7	5 1 2 0 0 0 1																	
Carl Everett, S OBP: 0.333, SLG: 0.463 (1, 10)	G5-3							1B		3 1 2 0 1 0 1																	
Dante Bichette, R OBP: 0.327, SLG: 0.477 (1, 7)		P4					G6-4-3	1B		4 1 1 0 0 0 2																	
Troy O'Leary, L OBP: 0.312, SLG: 0.460 (1, 9)	F8							1B		3 2 2 2 1 0 0																	
Shea Hillenbrand, R OBP: 0.292, SLG: 0.407 (1, 3)	G5-3							1B		4 1 2 0 0 1 2																	
Chris Stynes, R OBP: 0.323, SLG: 0.411 (1, 5)			G6-3		FC4	G5-3				4 1 1 1 0 0 4																	
Doug Mirabeli, R OBP: 0.335, SLG: 0.419 (1, 2)			K				K	SF8		2 0 0 2 1 2 0																	
<b>Inning Stats</b>	R: 0 E: 0 K: 0 S: 13	H: 1 LOB: 1 BB: 0 P: 21	R: 0 E: 0 K: 0 S: 9	H: 0 LOB: 0 BB: 0 P: 14	R: 0 E: 0 K: 0 S: 10	H: 0 LOB: 0 BB: 1 P: 15	R: 3 E: 1 K: 0 S: 13	H: 2 LOB: 1 BB: 1 P: 24	R: 0 E: 0 K: 1 S: 8	H: 2 LOB: 2 BB: 1 P: 15	R: 0 E: 0 K: 1 S: 7	H: 0 LOB: 0 BB: 0 P: 11	R: 4 E: 0 K: 1 S: 13	H: 5 LOB: 0 BB: 0 P: 19	R: 0 E: 0 K: 1 S: 7	H: 0 LOB: 0 BB: 0 P: 9	1B: 10 2B: 0 3B: 0 HR: 0	SF: 2 SAC: 0 DP: 1 HBP: 0	WP: 1 PB: 0 SB: 0 CS: 1	PA: 40							
<b>PITCHER</b>	IP WLS BF H R ER SO BB IBB HBP BLK WP HR S P ERA WHIP											IP WLS BF H R ER SO BB IBB HBP BLK WP HR S P ERA WHIP															
Pat Rapp, R ERA: 4.37 (1, 1)	5.2	24	4	3	1	2	3	0	0	0	0	1	0	58	96	1.59	1.235										
Ben Weber, R ERA: 3.21 (6, 1)	1.1	L	9	5	4	4	1	0	0	0	0	0	0	17	24	27.00	3.750										
Al Levine, R ERA: 2.27 (8, 1)	1.0		3	1	0	0	1	0	0	0	0	0	0	8	13	0.00	1.000										
Shigetoshi Hasegawa, R ERA: 3.86 (9, 1)	1.0		3	0	0	0	1	0	0	0	0	0	0	7	9	0.00	0.000										

AB 34  
R 7  
H 10  
RBI 6  
BB 3  
SO 5  
LOB 12



Batter	1	2	3	4	5	6	7	8	9	AB R H RBI BB SO LOB	BOTTOM																
David Eckstein, R OBP: 0.361, SLG: 0.368 (1, 6)	1B					G1-3			G4-3	4 1 2 2 1 0 2	<b>Boston Red Sox @ Anaheim Angels</b> Edison International Field, Anaheim, CA Thu Aug 23 2001, 10:05 PM EDT Att: 27,377 - Sunny - 70 F																
Darin Erstad, L OBP: 0.339, SLG: 0.367 (1, 8)	2B	G3		G4-3			K		S	5 1 2 0 0 1 3																	
Troy Glaus, R OBP: 0.348, SLG: 0.512 (1, 5)			F9		F9		K		K	5 0 1 1 0 2 1																	
16 Garret Anderson, L OBP: 0.303, SLG: 0.462 (1, 7)	F6-2		L9						S	4 1 2 2 1 0 2																	
Tim Salmon, R OBP: 0.360, SLG: 0.375 (1, 9)	G6-3		K		G6-4-3		G6-3		K	5 0 0 0 0 2 3																	
Shawn Wooten, R OBP: 0.333, SLG: 0.471 (1, 10)		FC5-4		G6-3		L5		G4-3		3 1 1 0 0 0 0																	
Orlando Palmeiro, L OBP: 0.324, SLG: 0.333 (8, PH)		1B								1 0 0 0 0 0 0																	
Scott Spiezio, S OBP: 0.342, SLG: 0.457 (1, 3)	F7			2B				G4-3		3 1 1 0 1 0 1																	
Bengie Molina, R OBP: 0.320, SLG: 0.359 (1, 2)		FC5-4								4 1 4 1 0 0 0																	
Benji Gil, R OBP: 0.341, SLG: 0.523 (1, 4)										3 0 0 0 0 1 5																	
Adam Kennedy, L OBP: 0.330, SLG: 0.405 (8, PH)		FC5-4		G5-3		K		K		1 0 0 0 0 1 1																	
<b>Inning Stats</b>	R: 1 E: 0 K: 0 S: 12	H: 2 LOB: 1 BB: 1 P: 19	R: 1 E: 0 K: 0 S: 10	H: 3 LOB: 2 BB: 0 P: 15	R: 0 E: 0 K: 1 S: 8	H: 0 LOB: 0 BB: 0 P: 14	R: 2 E: 0 K: 0 S: 9	H: 2 LOB: 1 BB: 1 P: 20	R: 0 E: 0 K: 1 S: 7	H: 2 LOB: 2 BB: 0 P: 11	R: 1 E: 0 K: 2 S: 13	H: 1 LOB: 0 BB: 0 P: 20	R: 0 E: 0 K: 1 S: 9	H: 1 LOB: 1 BB: 0 P: 12	R: 1 E: 0 K: 2 S: 20	H: 2 LOB: 1 BB: 0 P: 29	1B: 9 2B: 4 3B: 0 HR: 1	SF: 0 SAC: 0 DP: 2 HBP: 0	WP: 0 PB: 0 SB: 3 CS: 0	PA: 41							
<b>PITCHER</b>	IP WLS BF H R ER SO BB IBB HBP BLK WP HR S P ERA WHIP											IP WLS BF H R ER SO BB IBB HBP BLK WP HR S P ERA WHIP															
Casey Fossum, L ERA: 2.29 (1, 1)	5.1		26	9	4	4	3	0	0	0	0	0	1	17	24	5.40	0.600										
Rich Garces, R ERA: 2.79 (6, 1)	1.2	W	6	1	1	1	3	0	0	0	0	0	0	9	12	0.00	1.000										
Derek Lowe, R ERA: 3.91 (8, 1)	1.0	H	4	1	0	0	1	0	0	0	0	0	0	20	29	9.00	2.000										
Ugueth Urbina, R ERA: 3.9 (9, 1)	1.0	S	5	2	1	1	2	0	0	0	0	0	0	20	29	9.00	2.000										

AB 38  
R 6  
H 13  
RBI 6  
BB 3  
SO 7  
LOB 18





Batter	1	2	3	4	5	6	7	8	9	AB	R	H	RBI	BB	SO	LOB	TOP								
Trot Nixon, L OBP: 0.372, SLG: 0.498 (1, 8)	E6 SH3		HR 1B	BB		G3		HR		4	2	4	1	0	2										
Jose Offerman, S OBP: 0.325, SLG: 0.354 (1, 3)	SH3		HR			G5-3		G4-3		4	1	1	2	0	1	4									
Nomar Garciaparra, R OBP: 0.360, SLG: 0.494 (1, 6)	BB		L7			F8		1B		4	0	2	0	1	0	0									
Carl Everett, S OBP: 0.329, SLG: 0.457 (1, 10)	F9		G1			K		F2		5	0	0	0	0	2	4									
Dante Bichette, R OBP: 0.325, SLG: 0.473 (1, 7)	K					K				5	0	1	0	0	3	2									
Darren Lewis, R OBP: 0.284, SLG: 0.360 (9, 7)	K		1B			K		G6-3		0	0	0	0	0	0	0									
Troy O'Leary, L OBP: 0.310, SLG: 0.455 (1, 9)		K	P4			G3-1		1B HR		5	1	1	0	0	1	1									
Shea Hillenbrand, R OBP: 0.290, SLG: 0.411 (1, 5)	E4 FC5-4					G5-3		1B HR		4	2	2	0	1	0	0									
Mike Lansing, R OBP: 0.294, SLG: 0.401 (1, 4)	FC5-4					F9		1B BB		5	0	1	1	0	1	4									
Doug Mirabeli, R OBP: 0.345, SLG: 0.420 (1, 2)	K					G3 2B		K		2	1	1	0	2	1	1									
<b>Inning Stats</b>	R: 0 E: 1 K: 1 S: 11	H: 0 LOB: 2 BB: 1 P: 18	R: 0 E: 1 K: 2 S: 11	H: 0 LOB: 1 BB: 0 P: 14	R: 2 E: 0 K: 0 S: 17	H: 3 LOB: 1 BB: 0 P: 24	R: 0 E: 0 K: 1 S: 11	H: 1 LOB: 2 BB: 1 P: 18	R: 0 E: 0 K: 2 S: 8	H: 0 LOB: 0 BB: 0 P: 14	R: 1 E: 0 K: 0 S: 14	H: 2 LOB: 2 BB: 1 P: 25	R: 0 E: 0 K: 0 S: 8	H: 1 LOB: 0 BB: 0 P: 13	R: 4 E: 0 K: 2 S: 20	H: 4 LOB: 1 BB: 1 P: 33	R: 0 E: 0 K: 1 S: 12	H: 0 LOB: 1 BB: 1 P: 22	1B: 7 2B: 2 3B: 0 HR: 2	SF: 0 SAC: 1 DP: 0 HBP: 0	WP: 0 PB: 0 SB: 0 CS: 1	PA: 44			
<b>PITCHER</b>	IP	WLS	BF	H	R	ER	SO	BB	IBB	HBP	BLK	WP	HR	S	P	ERA	WHIP								
Aaron Myette, R ERA: 6.88 (1, 1)	5.1		27	6	3	3	6	3	0	0	0	0	1	67	102	5.06	1.688								
Chris Michalak, L ERA: 4.53 (6, 1)	1.2	L	6	2	1	1	0	0	0	0	0	0	0	15	27	5.40	1.200								
Dan Kolb, R ERA: 7.36 (8, 1)	0.1		4	2	3	3	1	1	0	0	0	0	1	10	18	81.00	9.000								
Pat Mahomes, R ERA: 6.2 (8, 1)	1.2		7	1	0	0	2	1	0	0	0	0	0	20	34	0.00	1.200								

**Boston Red Sox @ Texas Rangers**  
The Ballpark at Arlington, Arlington, TX  
Fri Aug 24 2001, 8:05 PM EDT  
Att: 45,378 - Sunny - 93 F

AB 38  
R 7  
H 11  
RBI 7  
BB 5  
SO 9  
LOB 18



Batter	1	2	3	4	5	6	7	8	9	AB	R	H	RBI	BB	SO	LOB	BOTTOM								
Frank Catalanotto, L OBP: 0.411, SLG: 0.519 (1, 7)	CS S 1B		P5			1-1 1B		HBP 1B		4	1	3	0	0	0	0									
Mike Lamb, L OBP: 0.368, SLG: 0.435 (1, 5)	L9					SF7		K		3	0	0	1	0	1	2									
Alex Rodriguez, R OBP: 0.402, SLG: 0.611 (1, 6)	BB					P4		1B HBP		2	0	0	0	1	1	1									
Rafael Palmeiro, L OBP: 0.372, SLG: 0.535 (1, 3)	K					P6		K		4	0	0	0	0	2	4									
Ivan Rodriguez, R OBP: 0.350, SLG: 0.543 (1, 2)		P4				BB		2B		3	1	2	1	1	0	0									
Ruben Sierra, S OBP: 0.315, SLG: 0.580 (1, 10)	F8					K		G3-1		3	0	0	0	1	1	3									
Ricky Ledee, L OBP: 0.298, SLG: 0.381 (1, 9)	K					K		K		4	1	1	1	0	3	1									
Gabe Kapler, R OBP: 0.336, SLG: 0.409 (1, 8)			F8			L8		10 G4-6-3 1B		4	0	1	1	0	0	1									
10 Michael Young, R OBP: 0.293, SLG: 0.396 (1, 4)			G6-3			1B SF7 BB		G4-6-3		3	1	0	0	1	1	1									
<b>Inning Stats</b>	R: 0 E: 0 K: 1 S: 8	H: 1 LOB: 1 BB: 1 P: 15	R: 0 E: 0 K: 1 S: 6	H: 0 LOB: 0 BB: 0 P: 9	R: 0 E: 0 K: 0 S: 8	H: 0 LOB: 0 BB: 0 P: 10	R: 0 E: 0 K: 1 S: 5	H: 0 LOB: 0 BB: 0 P: 10	R: 0 E: 0 K: 2 S: 11	H: 0 LOB: 1 BB: 1 P: 22	R: 1 E: 0 K: 0 S: 11	H: 1 LOB: 1 BB: 1 P: 19	R: 2 E: 0 K: 0 S: 14	H: 3 LOB: 0 BB: 1 P: 22	R: 1 E: 0 K: 2 S: 11	H: 2 LOB: 2 BB: 0 P: 16	R: 0 E: 0 K: 2 S: 7	H: 0 LOB: 0 BB: 0 P: 9	1B: 5 2B: 2 3B: 0 HR: 0	SF: 1 SAC: 0 DP: 1 HBP: 1	WP: 0 PB: 0 SB: 1 CS: 1	PA: 36			
<b>PITCHER</b>	IP	WLS	BF	H	R	ER	SO	BB	IBB	HBP	BLK	WP	HR	S	P	ERA	WHIP								
Hideo Nomo, R ERA: 4.19 (1, 1)	6.0		24	3	3	3	5	4	0	0	0	0	0	59	102	4.50	1.167								
Rod Beck, R ERA: 4.14 (7, 1)	1.0	W	3	2	0	0	0	0	0	0	0	0	0	4	5	0.00	2.000								
Allen McDill, L ERA: 13.5 (8, 1)	0.2		4	1	1	1	2	0	0	1	0	0	0	8	12	13.50	1.500								
Derek Lowe, R ERA: 3.89 (8, 1)	0.1	H	2	1	0	0	0	0	0	0	0	0	0	3	4	0.00	3.000								
Ugueth Urbina, R ERA: 3.53 (9, 1)	1.0	S	3	0	0	0	2	0	0	0	0	0	0	7	9	0.00	0.000								

**Boston Red Sox @ Texas Rangers**  
The Ballpark at Arlington, Arlington, TX  
Fri Aug 24 2001, 8:05 PM EDT  
Att: 45,378 - Sunny - 93 F

AB 30  
R 4  
H 7  
RBI 4  
BB 4  
SO 9  
LOB 13






Batter	1	2	3	4	5	6	7	8	9	10	11	12	13	14	15	16	17	18	AB	R	H	RBI	BB	SO	LOB	TOP		
Trot Nixon, L OBP: 0.370, SLG: 0.489	K									K			G4-3		F7		F9		7	1	0	0	2	3	7			
Jose Offerman, S OBP: 0.323, SLG: 0.350	K		F8													G4-3		F7	7	1	1	2	1	1	1			
Chris Stynes, R OBP: 0.327, SLG: 0.423	K																		9	1	4	0	0	1	6			
Carl Everett, S OBP: 0.288, SLG: 0.459																			7	1	1	2	2	4	3			
Dante Bichette, R OBP: 0.328, SLG: 0.471																			8	0	3	0	0	1	3			
Troy O'Leary, L OBP: 0.309, SLG: 0.452																			7	0	1	1	1	2	7			
Shea Hillenbrand, R OBP: 0.298, SLG: 0.411																			7	1	2	0	1	1	2			
Scott Hatteberg, L OBP: 0.343, SLG: 0.372																			6	1	2	0	2	1	0			
Darren Lewis, R OBP: 0.304, SLG: 0.368																			0	0	0	0	0	0	0			
Doug Mirabeli, R OBP: 0.345, SLG: 0.420																			0	0	0	0	0	0	0			
Mike Lansing, R OBP: 0.299, SLG: 0.403																			6	1	2	0	2	2	3			
<b>Inning Stats</b>	R: 0 E: 0 S: 10	H: 0 LOB: 0 P: 15	R: 1 E: 0 S: 15	H: 2 LOB: 0 P: 21	R: 0 E: 0 S: 11	H: 0 LOB: 1 P: 12	R: 1 E: 0 S: 11	H: 2 LOB: 1 P: 16	R: 1 E: 0 S: 15	H: 2 LOB: 1 P: 21	R: 0 E: 0 S: 10	H: 0 LOB: 1 P: 15	R: 0 E: 0 S: 11	H: 0 LOB: 2 P: 24	R: 0 E: 0 S: 9	H: 1 LOB: 0 P: 14	R: 0 E: 0 S: 14	H: 0 LOB: 0 P: 22	R: 0 E: 0 S: 11	H: 1 LOB: 2 P: 18	R: 0 E: 0 S: 7	H: 1 LOB: 2 P: 15	R: 0 E: 0 S: 9	H: 1 LOB: 1 P: 13	18: 10 2B: 4 3B: 3 HR: 1	SF: 1 SAC: 0 DF: 2 HBP: 1	WP: 0 PB: 0 CS: 1	PA: 77
<b>PITCHER</b>	IP: 6.1 WLS: 27 BF: 8 H: 4 R: 4 ER: 6 SO: 6 BB: 0 IBB: 0 HBP: 0 BLK: 0 WP: 0 HR: 1 S: 17 P: 17 ERA: 5.68 WHIP: 1.579																			IP: 11.0 WLS: 3 BF: 41 H: 7 R: 0 ER: 0 SO: 7 BB: 0 IBB: 0 HBP: 0 BLK: 0 WP: 0 HR: 0 S: 10 P: 9 ERA: 0.00 WHIP: 0.000								
Rick Pitting, R ERA: 5.33																			Dan Kolb, R ERA: 5.75									
Juan Moreno, L ERA: 4.36																			Pat Mahomes, R ERA: 5.92									
Mark Petkovsek, R ERA: 5.94																			Chris Michael, L ERA: 4.51									
Mike Venafro, L ERA: 4.63																												
59 Jeff Zimmerman, R ERA: 2.79																												

**Boston Red Sox @ Texas Rangers**  
The Ballpark at Arlington, Arlington, TX  
Sat Aug 25 2001, 8:05 PM EDT  
Alt: 43,775 - Cloudy - 95 F


AB: 64  
R: 7  
H: 16  
RBI: 5  
BB: 11  
SO: 16  
LOB: 32



Batter	1	2	3	4	5	6	7	8	9	10	11	12	13	14	15	16	17	18	AB	R	H	RBI	BB	SO	LOB	BOTTOM								
Frank Catalanotto, L OBP: 0.404, SLG: 0.508																			9	1	1	1	0	0	6									
Mike Lamb, L OBP: 0.367, SLG: 0.437																			6	0	2	0	0	1	1									
Chris Curtis, R OBP: 0.365, SLG: 0.413																			2	1	0	0	1	0	1									
Alex Rodriguez, R OBP: 0.409, SLG: 0.614																			6	1	2	3	2	1	3									
Rafael Palmeiro, L OBP: 0.373, SLG: 0.536																			6	1	1	1	1	3	1									
Ivan Rodriguez, R OBP: 0.349, SLG: 0.537																			8	0	2	0	0	2	4									
Bill Haselman, R OBP: 0.255, SLG: 0.280																			1	0	0	1	0	0	2									
Ruben Sierra, S OBP: 0.309, SLG: 0.564																			7	0	0	0	1	2	4									
Ricky Ledee, L OBP: 0.304, SLG: 0.375																			3	1	0	0	1	0	4									
Scott Sheldor, R OBP: 0.247, SLG: 0.351																			0	0	0	0	0	0	0									
Randy Velarde, R OBP: 0.368, SLG: 0.450																			2	0	0	0	0	2	0									
Gabe Kapler, R OBP: 0.338, SLG: 0.410																			7	1	2	1	0	2	1									
10 Michael Young, R OBP: 0.300, SLG: 0.414																			6	2	3	1	1	2	0									
<b>Inning Stats</b>	R: 1 E: 0 S: 16	H: 2 LOB: 1 P: 23	R: 0 E: 0 S: 8	H: 0 LOB: 0 P: 10	R: 1 E: 0 S: 17	H: 1 LOB: 0 P: 16	R: 0 E: 0 S: 16	H: 0 LOB: 1 P: 23	R: 0 E: 0 S: 11	H: 0 LOB: 0 P: 15	R: 2 E: 0 S: 11	H: 2 LOB: 0 P: 18	R: 3 E: 1 S: 12	H: 3 LOB: 1 P: 20	R: 0 E: 0 S: 9	H: 1 LOB: 3 P: 18	R: 0 E: 0 S: 10	H: 0 LOB: 2 P: 23	R: 0 E: 0 S: 5	H: 1 LOB: 0 P: 9	R: 0 E: 0 S: 13	H: 2 LOB: 3 P: 21	R: 0 E: 0 S: 11	H: 1 LOB: 0 P: 17	R: 0 E: 0 S: 9	H: 0 LOB: 0 P: 14	R: 0 E: 0 S: 10	H: 0 LOB: 0 P: 10	R: 0 E: 0 S: 13	H: 0 LOB: 3 P: 22	18: 7 2B: 3 3B: 0 HR: 3	SF: 1 SAC: 1 DF: 2 HBP: 3	WP: 2 PB: 0 CS: 0	PA: 77
<b>PITCHER</b>	IP: 5.1 WLS: 22 BF: 22 H: 5 R: 4 ER: 6 SO: 6 BB: 1 IBB: 0 HBP: 0 BLK: 0 WP: 0 HR: 3 S: 19 P: 19 ERA: 6.75 WHIP: 1.125																			IP: 3.2 WLS: 3 BF: 19 H: 4 R: 0 ER: 0 SO: 3 BB: 1 IBB: 1 HBP: 1 BLK: 0 WP: 1 HR: 1 S: 11 P: 11 ERA: 6.75 WHIP: 1.909														
Frank Castillo, R ERA: 4.37																			Sun-Woo Kim, R ERA: 4.91															
Rich Garces, R ERA: 2.73																			Ugueth Urbina, R ERA: 3.68															
49 Tim Wakefield, L ERA: 3.73																			Rod Beck, R ERA: 3.98															
Allen McDill, L ERA: 6.19																			Derek Lowe, R ERA: 3.95															
Todd Erdos, R ERA: 3.86																																		

**Boston Red Sox @ Texas Rangers**  
The Ballpark at Arlington, Arlington, TX  
Sat Aug 25 2001, 8:05 PM EDT  
Alt: 43,775 - Cloudy - 95 F

AB: 63  
R: 8  
H: 13  
RBI: 8  
BB: 9  
SO: 13  
LOB: 29









Batter	1	2	3	4	5	6	7	8	9	AB	R	H	RBI	BB	SO	LOB	TOP											
Trot Nixon, L OBP: 0.370, SLG: 0.487 (1, 8)	F7		F8	G1			F8		G6-4-3 1B	5	0	1	0	0	0	3												
Jose Offerman, S OBP: 0.324, SLG: 0.349 (1, 3)	G3 1B		G3		K			DI WP BB	G6-4-3 1-2	4	1	1	0	1	1	1												
Carl Everett, S OBP: 0.327, SLG: 0.455 (1, 9)	G3		F8		G6-3			K		4	0	0	0	0	1	2												
Manny Ramirez, R OBP: 0.409, SLG: 0.627 (1, 10)	F8			G3	G5-3			K		4	0	0	0	0	1	2												
Dante Bichette, R OBP: 0.329, SLG: 0.466 (1, 7)		G6-3		G1-3		G6-3		BB 1-H BB		3	0	0	0	1	0	0												
Shea Hillenbrand, R OBP: 0.332, SLG: 0.409 (1, 5)		1B HBP		1B BB HBP		G5-3		1-2 BB		1	1	0	0	1	0	0												
Chris Stynes, R OBP: 0.328, SLG: 0.421 (1, 4)		P6		BB 1B		G5-3		P4		4	0	1	0	0	0	3												
Mike Lansing, R OBP: 0.300, SLG: 0.399 (1, 6)		FC6 1B		BB			G5-4-3 1B	G5-3		3	0	2	0	1	0	0												
Doug Mirabeli, R OBP: 0.341, SLG: 0.428 (1, 2)		FC6				G5-4-3		HR		3	1	1	2	1	0	3												
<b>Inning Stats</b>	R: 0 E: 0 K: 0 S: 9	H: 1 LOB: 1 BB: 0 P: 14	R: 0 E: 0 K: 0 S: 9	H: 1 LOB: 2 BB: 0 P: 14	R: 0 E: 0 K: 0 S: 13	H: 0 LOB: 0 BB: 0 P: 21	R: 1 E: 0 K: 1 S: 12	H: 1 LOB: 3 BB: 2 P: 27	R: 0 E: 0 K: 0 S: 9	H: 0 LOB: 0 BB: 0 P: 14	R: 0 E: 0 K: 0 S: 7	H: 0 LOB: 0 BB: 0 P: 12	R: 0 E: 0 K: 0 S: 9	H: 1 LOB: 0 BB: 0 P: 16	R: 1 E: 0 K: 2 S: 13	H: 0 LOB: 2 BB: 3 P: 31	R: 1 E: 0 K: 0 S: 12	H: 2 LOB: 0 BB: 0 P: 20	1B: 5 2B: 0 3B: 0 HR: 1	SF: 0 SAC: 0 DP: 2 HBP: 2	WP: 2 PA: 38 PB: 0 SB: 0 CS: 0							
<b>PITCHER</b>	IP	WLS	BF	H	R	ER	SO	BB	IBB	HBP	BLK	WP	HR	S	P	ERA	WHIP											
Dave Burba, R ERA: 5.93 (1, 1)	7.0	W	28	4	1	1	1	2	0	0	0	0	0	68	118	1.29	0.857											
John Rocker, L ERA: 3.95 (8, 1)	0.2		5	0	1	1	2	3	0	0	0	0	1	0	11	27	13.50	4.500										
Danys Baez, R ERA: 2.34 (8, 1)	0.1		1	0	0	0	0	0	0	0	0	0	0	2	4	0.00	0.000											
Ricardo Rincon, L ERA: 3.5 (9, 1)	1.0		4	2	1	1	0	0	0	0	0	0	1	12	20	9.00	2.000											

**Boston Red Sox @ Cleveland Indians**  
Jacobs Field, Cleveland, OH  
Tue Aug 28 2001, 7:05 PM EDT  
Att: 41,048 - Sunny - 74 F

AB 31  
R 3  
H 6  
RBI 2  
BB 5  
SO 3  
LOB 14



Batter	1	2	3	4	5	6	7	8	9	AB	R	H	RBI	BB	SO	LOB	BOTTOM										
Kenny Lofton, L OBP: 0.332, SLG: 0.396 (1, 8)	G6-4-3 1B			FC5-2-6 2B BB		1-2 HR		G6-3		4	2	2	2	1	1	2											
Omar Vizquel, S OBP: 0.339, SLG: 0.357 (1, 6)	G6-4-3 1-2			FC5-2-5 2B		G3 1B		G5-3		5	1	2	2	0	0	4											
Roberto Alomar, S OBP: 0.417, SLG: 0.540 (1, 4)	FC4-6 1B			1-2 2-3 3-H		G3 1B		G3		4	0	2	2	0	0	2											
Juan Gonzalez, R OBP: 0.389, SLG: 0.614 (1, 10)	FC4-6 1-2			1-H 2-H		G3 F9				4	0	0	0	0	0	3											
Jim Thome, L OBP: 0.417, SLG: 0.650 (1, 3)		BB BB 1B		F7		F5		K		4	1	1	0	0	1	0											
Marty Cordova, R OBP: 0.381, SLG: 0.516 (1, 9)		BB BB G4-3 BB				F3		BB		2	1	1	0	2	0	0											
Russell Branyan, L OBP: 0.313, SLG: 0.483 (1, 7)		G4-3 BB		K		K		F8		3	1	0	0	1	2	2											
Travis Fryman, R OBP: 0.329, SLG: 0.333 (1, 5)		G4-3 1B BB		1B FC5-2-5 1B		K		L5		3	1	1	1	1	1	1											
Eddie Taubensee, L OBP: 0.303, SLG: 0.360 (1, 2)		G4-3		FC5-2-5 BB 1B		HR 1B		K		4	1	2	1	0	1	2											
<b>Inning Stats</b>	R: 0 E: 0 K: 0 S: 11	H: 2 LOB: 1 BB: 0 P: 18	R: 4 E: 0 K: 1 S: 17	H: 2 LOB: 1 BB: 3 P: 34	R: 0 E: 0 K: 1 S: 7	H: 1 LOB: 0 BB: 0 P: 10	R: 2 E: 0 K: 0 S: 15	H: 3 LOB: 1 BB: 1 P: 26	R: 0 E: 0 K: 1 S: 7	H: 0 LOB: 0 BB: 0 P: 13	R: 2 E: 0 K: 1 S: 22	H: 3 LOB: 1 BB: 0 P: 31	R: 0 E: 0 K: 1 S: 7	H: 0 LOB: 1 BB: 1 P: 16	R: 0 E: 0 K: 1 S: 10	H: 0 LOB: 0 BB: 0 P: 15	1B: 9 2B: 1 3B: 0 HR: 1	SF: 0 SAC: 0 DP: 2 HBP: 0	WP: 0 PA: 38 PB: 0 SB: 0 CS: 0								
<b>PITCHER</b>	IP	WLS	BF	H	R	ER	SO	BB	IBB	HBP	BLK	WP	HR	S	P	ERA	WHIP										
David Cone, R ERA: 4.47 (1, 1)	4.0	L	22	8	6	6	2	4	0	0	0	0	0	50	88	13.50	3.000										
Todd Erdos, R ERA: 6.23 (5, 1)	2.0		9	3	2	2	2	0	0	0	0	0	1	29	44	9.00	1.500										
Allen McDill, L ERA: 2.45 (7, 1)	2.0		7	0	0	0	2	1	0	0	0	0	0	17	31	0.00	0.500										

**Boston Red Sox @ Cleveland Indians**  
Jacobs Field, Cleveland, OH  
Tue Aug 28 2001, 7:05 PM EDT  
Att: 41,048 - Sunny - 74 F

AB 33  
R 8  
H 11  
RBI 8  
BB 5  
SO 6  
LOB 16





Batter	1	2	3	4	5	6	7	8	9	AB	R	H	RBI	BB	SO	LOB	TOP				
<b>Trot Nixon, L</b> OBP: 0.369, SLG: 0.482 (1, 8)	1-3 <b>K</b>		4-2 <b>CS</b> <b>BB</b>		1-1 <b>P6</b>		3-2 <b>F7</b>		1-2 <b>FC6-4</b>	4	0	0	0	1	1	4					
<b>Chris Stynes, R</b> OBP: 0.324, SLG: 0.416 (1, 4)	3-2 <b>F9</b>		1-3 <b>K</b>		2-3 <b>K</b>			2-2 <b>F2</b>		4	0	0	0	0	2	2					
<b>Carl Everett, S</b> OBP: 0.324, SLG: 0.450 (1, 9)	2-2 <b>G4-3</b>		0-0 <b>G5-3</b>		0-3 <b>K</b>			3-3 <b>K</b>		4	0	0	0	0	2	1					
<b>Manny Ramirez, R</b> OBP: 0.411, SLG: 0.636 (1, 10)				1-0 <b>HR</b>				2-3 <b>K</b>		3	1	2	1	0	1	0					
<b>Dante Bichette, R</b> OBP: 0.333, SLG: 0.472 (1, 7)			0-2 <b>BB</b> <b>1B</b>		1-0 <b>CS</b> <b>1B</b>			1-3 <b>K</b>		4	0	3	0	0	1	1					
<b>Shea Hillenbrand, R</b> OBP: 0.302, SLG: 0.467 (1, 5)			2-1 <b>P6</b>		0-2 <b>1B</b>			0-0 <b>F9</b>		4	0	1	0	0	0	4					
<b>Mike Lansing, R</b> OBP: 0.298, SLG: 0.396 (1, 6)			2-3 <b>K</b>		0-3 <b>K</b>			2-3 <b>L5</b>		3	0	0	0	0	2	5					
<b>Troy O'Leary, L</b> OBP: 0.310, SLG: 0.455 (9, PH)								3-2 <b>L5</b>		0	0	0	0	0	0	0					
<b>Jose Offerman, S</b> OBP: 0.323, SLG: 0.347 (1, 3)			4-2 <b>BB</b>		3-3 <b>K</b>			1-3 <b>K</b>		3	0	0	0	1	3	4					
<b>Doug Mirabeli, R</b> OBP: 0.341, SLG: 0.422 (1, 2)			1-3 <b>K</b>					4-1 <b>FC6-4</b> <b>BB</b>		2	0	0	0	1	2	3					
<b>Scott Hatteberg, L</b> OBP: 0.345, SLG: 0.372 (9, PH)								1-2 <b>BB</b>		0	0	0	0	1	0	0					
<b>Inning Stats</b>	R: 0 H: 0 E: 0 K: 1 S: 12	H: 0 LOB: 0 BB: 0 P: 18	R: 0 H: 1 E: 0 K: 2 S: 14	LOB: 3 BB: 1 P: 26	R: 0 H: 0 E: 0 K: 1 S: 7	H: 0 LOB: 0 BB: 1 P: 12	R: 1 H: 3 E: 0 K: 2 S: 13	H: 3 LOB: 2 BB: 0 P: 18	R: 0 H: 0 E: 0 K: 1 S: 10	H: 1 LOB: 1 BB: 0 P: 16	R: 0 H: 0 E: 0 K: 2 S: 9	H: 0 LOB: 0 BB: 0 P: 16	R: 0 H: 0 E: 0 K: 1 S: 11	H: 0 LOB: 0 BB: 0 P: 18	R: 0 H: 1 E: 0 K: 1 S: 14	H: 1 LOB: 3 BB: 1 P: 25	1B: 3 2B: 3 3B: 0 HR: 1	SF: 0 SAC: 0 DP: 1 HBP: 2	WP: 0 PA: 37 PB: 0 SB: 0 CS: 2		
<b>PITCHER</b>	IP	WLS	BF	H	R	ER	SO	BB	IBB	HBP	BLK	WP	HR	S	P	ERA	WHIP				
<b>CC Sabathia, L</b> ERA: 4.42 (1, 1)	7.0	W	28	5	1	1	11	3	0	1	0	0	1	77	125	1.29	1.143				
<b>Danys Baez, R</b> ERA: 2.27 (8, 1)	1.0	H	3	0	0	0	2	0	0	0	0	0	0	11	18	0.00	0.000				
<b>Bob Wickman, R</b> ERA: 2.75 (9, 1)	1.0	S	6	1	0	0	1	1	0	1	0	0	0	14	25	0.00	2.000				

**Boston Red Sox @ Cleveland Indians**  
Jacobs Field, Cleveland, OH  
Wed Aug 29 2001, 7:05 PM EDT  
Att: 41,320 - Sunny - 72 F

AB 31  
R 1  
H 6  
RBI 1  
BB 4  
SO 14  
LOB 24



Batter	1	2	3	4	5	6	7	8	9	AB	R	H	RBI	BB	SO	LOB	BOTTOM				
<b>Kenny Lofton, L</b> OBP: 0.333, SLG: 0.401 (1, 8)	1-0 <b>L6</b>		1-2 <b>S</b> <b>1B</b>		2-2 <b>L4</b>		3-2 <b>3B</b>			4	0	2	0	0	0	1					
<b>Omar Vizquel, S</b> OBP: 0.337, SLG: 0.354 (1, 6)	3-3 <b>K</b>		2-2 <b>F7</b>			2-1 <b>G5-3</b>	1-1 <b>L9</b>			4	0	0	0	0	1	2					
<b>Roberto Alomar, S</b> OBP: 0.416, SLG: 0.538 (1, 4)	0-0 <b>1B</b>			0-1 <b>F9</b>		0-3 <b>K</b>		1-1 <b>G6-3</b>		4	0	1	0	0	1	0					
<b>Juan Gonzalez, R</b> OBP: 0.388, SLG: 0.617 (1, 10)	2-1 <b>F9</b>			1-3 <b>K</b>		2-0 <b>HR</b>		0-3 <b>K</b>		4	1	1	1	0	2	1					
<b>Ellis Burks, R</b> OBP: 0.352, SLG: 0.533 (1, 7)			3-2 <b>G6-3</b>		4-1 <b>BB</b>		1-1 <b>HR</b>		1-2 <b>F8</b>	2	1	1	1	1	0	0					
<b>Jolbert Cabrera, R</b> OBP: 0.318, SLG: 0.364 (7, 7)										1	0	0	0	0	0	0					
<b>Jim Thome, L</b> OBP: 0.417, SLG: 0.647 (1, 3)			0-3 <b>K</b>		0-0 <b>F8</b>		1-1 <b>1B</b>			3	0	1	0	0	1	1					
<b>Marty Cordova, R</b> OBP: 0.361, SLG: 0.513 (1, 9)			2-2 <b>G5-3</b>			4-0 <b>BB</b>		1-0 <b>F7</b>		2	0	0	0	1	0	1					
<b>Travis Fryman, R</b> OBP: 0.325, SLG: 0.329 (1, 5)					3-2 <b>G6-3</b>		1-3 <b>K</b>		2-2 <b>F7</b>	3	0	0	0	0	1	1					
<b>Einar Diaz, R</b> OBP: 0.338, SLG: 0.387 (1, 2)			1-3 <b>K</b>		0-2 <b>F9</b>			2-3 <b>K</b>		3	0	0	0	0	2	1					
<b>Inning Stats</b>	R: 0 H: 1 E: 0 K: 1 S: 7	H: 0 LOB: 1 BB: 0 P: 13	R: 0 H: 0 E: 0 K: 1 S: 14	H: 0 LOB: 0 BB: 0 P: 19	R: 0 H: 1 E: 0 K: 1 S: 18	H: 1 LOB: 1 BB: 0 P: 25	R: 0 H: 0 E: 0 K: 1 S: 8	H: 0 LOB: 1 BB: 1 P: 13	R: 0 H: 0 E: 0 K: 1 S: 11	H: 3 LOB: 1 BB: 1 P: 18	R: 2 H: 3 E: 0 K: 1 S: 11	H: 3 LOB: 1 BB: 0 P: 18	R: 0 H: 1 E: 0 K: 1 S: 11	H: 1 LOB: 0 BB: 0 P: 19	R: 0 H: 0 E: 0 K: 1 S: 8	H: 0 LOB: 0 BB: 0 P: 10	1B: 3 2B: 0 3B: 1 HR: 2	SF: 0 SAC: 0 DP: 0 HBP: 0	WP: 0 PA: 32 PB: 0 SB: 1 CS: 0		
<b>PITCHER</b>	IP	WLS	BF	H	R	ER	SO	BB	IBB	HBP	BLK	WP	HR	S	P	ERA	WHIP				
<b>Casey Fossum, L</b> ERA: 2.49 (1, 1)	5.2	L	24	5	2	2	6	2	0	0	0	0	0	12	21	0.00	0.750				
<b>Rich Garcia, R</b> ERA: 2.64 (6, 1)	1.1		5	1	0	0	1	0	0	0	0	0	0	8	10	0.00	0.000				
<b>Derek Lowe, R</b> ERA: 3.8 (8, 1)	1.0		3	0	0	0	1	0	0	0	0	0	0	8	10	0.00	0.000				

**Boston Red Sox @ Cleveland Indians**  
Jacobs Field, Cleveland, OH  
Wed Aug 29 2001, 7:05 PM EDT  
Att: 41,320 - Sunny - 72 F

AB 30  
R 2  
H 6  
RBI 2  
BB 2  
SO 8  
LOB 8





Batter	1	2	3	4	5	6	7	8	9	AB	R	H	RBI	BB	SO	LOB	TOP										
Trot Nixon, L OBP: 0.367, SLG: 0.478 (1, 8)										4	1	0	0	1	3	1	<b>Boston Red Sox @ Cleveland Indians</b> Jacobs Field, Cleveland, OH Thu Aug 30 2001, 7:05 PM EDT Att: 40,616 - Sunny - 78 F										
Jose Offerman, S OBP: 0.321, SLG: 0.344 (1, 3) Carl Everett, S OBP: 0.325, SLG: 0.451 (9, FH) Darren Lewis, R OBP: 0.294, SLG: 0.360 (9, FR)										4	0	0	0	0	2	1											
Chris Stynes, R OBP: 0.325, SLG: 0.415 (1, 4)										5	0	2	0	0	1	3											
Manny Ramirez, R OBP: 0.409, SLG: 0.634 (1, 10)										5	0	1	1	0	2	5											
Dante Bichette, R OBP: 0.335, SLG: 0.472 (1, 7)										4	0	2	0	0	1	1											
Troy O'Leary, L OBP: 0.310, SLG: 0.451 (1, 9)										3	0	0	0	1	0	1											
Shea Hillenbrand, R OBP: 0.307, SLG: 0.414 (1, 5)										3	0	3	0	0	0	0											
Scott Hatteberg, L OBP: 0.344, SLG: 0.370 (1, 2)										4	0	1	0	0	1	5											
Mike Lansing, R OBP: 0.300, SLG: 0.400 (1, 6)										4	0	2	0	0	0	4											
<b>Inning Stats</b>	R: 0 E: 1 K: 3 S: 12	H: 0 LOB: 1 BB: 0 P: 17	R: 0 E: 0 K: 0 S: 13	H: 1 LOB: 2 BB: 1 P: 20	R: 1 E: 0 K: 0 S: 15	H: 1 LOB: 1 BB: 1 P: 24	R: 0 E: 0 K: 0 S: 12	H: 3 LOB: 2 BB: 0 P: 17	R: 0 E: 0 K: 2 S: 13	H: 1 LOB: 1 BB: 0 P: 20	R: 0 E: 0 K: 1 S: 16	H: 1 LOB: 1 BB: 0 P: 26	R: 0 E: 0 K: 2 S: 9	H: 1 LOB: 1 BB: 0 P: 11	R: 0 E: 0 K: 2 S: 13	H: 2 LOB: 2 BB: 0 P: 18		1B: 9 2B: 3 3B: 0 HR: 0	SF: 0 SAC: 1 DP: 0 HBP: 0	WP: 1 PB: 0 SB: 0 CS: 0	PA: 40						
<b>PITCHER</b>	IP	WLS	BF	H	R	ER	SO	BB	IBB	HBP	BLK	WP	HR	S	P	ERA	WHIP										
Bartolo Colon, R ERA: 4.12 (1, 1)	6.0	W	27	8	1	1	5	2	0	0	0	1	0	73	111	1.50	1.667										
Ricardo Rincon, L ERA: 3.45 (7, 1)	0.2	H	2	0	0	0	1	0	0	0	0	0	0	8	13	0.00	0.000										
David Riske, R ERA: 1.31 (7, 1)	0.1	H	2	1	0	0	0	0	0	0	0	0	0	8	13	0.00	3.000										
Danys Baez, R ERA: 2.21 (8, 1)	1.0	H	4	1	0	0	2	0	0	0	0	0	0	9	11	0.00	1.000										
Bob Wickman, R ERA: 2.7 (9, 1)	1.0	S	5	2	0	0	2	0	0	0	0	0	0	13	18	0.00	2.000										

Batter	1	2	3	4	5	6	7	8	9	AB	R	H	RBI	BB	SO	LOB	BOTTOM										
Kenny Lofton, L OBP: 0.330, SLG: 0.398 (1, 8)										4	0	0	0	0	0	1	<b>Boston Red Sox @ Cleveland Indians</b> Jacobs Field, Cleveland, OH Thu Aug 30 2001, 7:05 PM EDT Att: 40,616 - Sunny - 78 F										
Omar Vizquel, S OBP: 0.336, SLG: 0.353 (1, 6)										4	1	1	0	0	0	1											
Roberto Alomar, S OBP: 0.417, SLG: 0.543 (1, 4)										3	2	1	2	1	1	0											
Juan Gonzalez, R OBP: 0.388, SLG: 0.615 (1, 10) Travis Fryman, R OBP: 0.325, SLG: 0.329 (9, FR)										3	0	1	0	1	2	0											
Jim Thome, L OBP: 0.417, SLG: 0.645 (1, 3)										3	0	1	1	1	1	0											
Ellis Burks, R OBP: 0.351, SLG: 0.531 (1, 7) Jolbert Cabrera, R OBP: 0.316, SLG: 0.363 (6, FR)										3	0	1	0	0	1	2											
Russell Bryan, L OBP: 0.309, SLG: 0.457 (1, 5)										4	0	0	0	0	4	3											
Wil Cordero, R OBP: 0.321, SLG: 0.357 (1, 9) (7, 7)										2	0	1	0	1	0	0											
Eddie Taubensee, L OBP: 0.295, SLG: 0.350 (1, 2) Einar Diaz, R OBP: 0.338, SLG: 0.387 (8, 2)										3	0	0	0	0	1	2											
<b>Inning Stats</b>	R: 1 E: 0 K: 1 S: 12	H: 1 LOB: 2 BB: 2 P: 28	R: 0 E: 0 K: 1 S: 9	H: 0 LOB: 0 BB: 0 P: 14	R: 2 E: 0 K: 1 S: 9	H: 2 LOB: 0 BB: 0 P: 14	R: 0 E: 0 K: 1 S: 8	H: 1 LOB: 1 BB: 0 P: 10	R: 0 E: 0 K: 0 S: 8	H: 0 LOB: 0 BB: 0 P: 12	R: 0 E: 0 K: 3 S: 13	H: 1 LOB: 2 BB: 0 P: 18	R: 0 E: 0 K: 1 S: 8	H: 0 LOB: 1 BB: 1 P: 13	R: 0 E: 0 K: 2 S: 12	H: 1 LOB: 3 BB: 1 P: 22		1B: 5 2B: 0 3B: 0 HR: 1	SF: 0 SAC: 0 DP: 0 HBP: 0	WP: 0 PB: 0 SB: 1 CS: 0	PA: 34						
<b>PITCHER</b>	IP	WLS	BF	H	R	ER	SO	BB	IBB	HBP	BLK	WP	HR	S	P	ERA	WHIP										
Hideo Nomo, R ERA: 4.18 (1, 1)	7.0	L	29	5	3	3	8	3	0	0	0	0	0	109	199	3.86	1.143										
Rod Beck, R ERA: 3.93 (8, 1)	1.0		5	1	0	0	2	1	0	0	0	0	0	12	22	0.00	2.000										



Batter	1	2	3	4	5	6	7	8	9	AB	R	H	RBI	BB	SO	LOB	TOP								
<b>2 Derek Jeter, R</b> OBP: 0.385, SLG: 0.481	G6-3		G6-3			L6		2H 1B		4	0	1	0	0	0	0									
<b>Paul O'Neill, L</b> OBP: 0.332, SLG: 0.467	G4-3			P6			F9		K	4	0	0	0	0	1	0									
<b>Bernie Williams, S</b> OBP: 0.401, SLG: 0.517	P6			F5			G4-3		HR	4	1	1	1	0	0	0									
<b>Tino Martinez, L</b> OBP: 0.319, SLG: 0.485		F3		P4			G3-1		P5	4	0	0	0	0	0	0									
<b>David Justice, L</b> OBP: 0.339, SLG: 0.460 <b>Gerald Williams, R</b> OBP: 0.263, SLG: 0.309	F9				G5-3			20 HR 1B	P6	3	0	1	0	0	0	0									
<b>20 Jorge Posada, S</b> OBP: 0.376, SLG: 0.500	1B				K			HR		3	1	2	2	0	1	0									
<b>Nick Johnson, L</b> OBP: 0.294, SLG: 0.172	K				F2				P4	3	0	0	0	0	1	2									
<b>Alfonso Soriano, R</b> OBP: 0.304, SLG: 0.439				CS 1B		K			2 1B 1B	3	0	2	0	0	1	0									
<b>Enrique Wilson, S</b> OBP: 0.219, SLG: 0.250			G3			K				3	0	1	0	0	1	1									
<b>Inning Stats</b>	R: 0 H: 0 E: 0 K: 0 S: 7	H: 0 LOB: 0 BB: 0 P: 10	R: 0 H: 1 E: 0 K: 1 S: 9	LOB: 1 BB: 0 P: 15	R: 0 H: 1 E: 0 K: 0 S: 3	LOB: 0 BB: 0 P: 7	R: 0 H: 0 E: 0 K: 0 S: 12	H: 0 LOB: 0 BB: 0 P: 17	R: 0 H: 0 E: 0 K: 1 S: 9	H: 0 LOB: 0 BB: 0 P: 14	R: 0 H: 0 E: 0 K: 2 S: 8	H: 0 LOB: 0 BB: 0 P: 12	R: 0 H: 0 E: 0 K: 0 S: 8	H: 0 LOB: 0 BB: 0 P: 14	R: 2 H: 5 E: 0 K: 0 S: 19	H: 5 LOB: 2 BB: 0 P: 25	R: 1 H: 1 E: 0 K: 1 S: 11	H: 1 LOB: 0 BB: 0 P: 18	1B: 6 2B: 0 3B: 0 HR: 2	SF: 0 SAC: 0 DP: 0 HBP: 0	WP: 0 PB: 0 SB: 1 CS: 1	PA: 32			
<b>PITCHER</b>	IP	WLS	BF	H	R	ER	SO	BB	IBB	HBP	BLK	WP	HR	S	P	ERA	WHIP								
<b>Frank Castillo, R</b> ERA: 4.28	7.0		22	2	0	0	4	0	0	0	0	0	0	56	89	0.00	0.286								
<b>Derek Lowe, R</b> ERA: 4.0	1.0	L	6	5	2	2	0	0	0	0	0	0	1	19	25	18.00	5.000								
<b>Allen McDill, L</b> ERA: 4.15	0.2		3	1	1	1	1	0	0	0	0	0	1	10	17	13.50	1.500								
<b>49 Tim Wakefield, R</b> ERA: 3.71	0.1		1	0	0	0	0	0	0	0	0	0	0	1	1	0.00	0.000								

**New York Yankees @ Boston Red Sox**  
Fenway Park, Boston, MA  
Fri Aug 31 2001, 7:05 PM EDT  
Att: 33,501 - Cloudy - 81 F

AB 32  
R 3  
H 8  
RBI 3  
BB 0  
SO 5  
LOB 3



Batter	1	2	3	4	5	6	7	8	9	AB	R	H	RBI	BB	SO	LOB	BOTTOM								
<b>Trot Nixon, L</b> OBP: 0.366, SLG: 0.478	G4-3		L4		2B		K			4	1	1	0	0	1	1									
<b>Chris Stynes, R</b> OBP: 0.327, SLG: 0.420	G6-3				2B		K			4	0	2	1	0	1	0									
<b>Carl Everett, S</b> OBP: 0.322, SLG: 0.447	G1-3		G5-3		F7				P5	4	0	0	0	0	0	3									
<b>Manny Ramirez, R</b> OBP: 0.406, SLG: 0.628		G6-3		K		G5-3		G6-3		4	0	0	0	0	1	0									
<b>Dante Bichette, R</b> OBP: 0.337, SLG: 0.478				K	FC5-4	1B 2B		G5-3		4	0	2	0	0	1	0									
<b>Izzy Alcantara, R</b> OBP: 0.500, SLG: 0.500			K	FC5-4	1B				FC6-4 1B	4	0	2	0	0	1	2									
<b>Shea Hillenbrand, R</b> OBP: 0.304, SLG: 0.410			K	G5-3		K			FC6-4 1B	4	0	0	0	0	2	5									
<b>Mike Lansing, R</b> OBP: 0.299, SLG: 0.398			K		G4-3	F9			G4-6-3 1B	4	0	1	0	0	1	2									
<b>Doug Mirabeli, R</b> ERA: 3.41 <b>Troy O'Leary, L</b> OBP: 0.309, SLG: 0.450			1B 2B		K		K		G4-6-3	3	0	1	0	0	2	0									
<b>Inning Stats</b>	R: 0 H: 0 E: 0 K: 0 S: 7	H: 1 LOB: 1 BB: 0 P: 12	R: 0 H: 2 E: 0 K: 1 S: 11	LOB: 2 BB: 0 P: 15	R: 0 H: 0 E: 0 K: 2 S: 10	LOB: 1 BB: 0 P: 13	R: 1 H: 2 E: 0 K: 1 S: 15	H: 2 LOB: 1 BB: 0 P: 25	R: 0 H: 2 E: 0 K: 1 S: 10	H: 2 LOB: 2 BB: 0 P: 17	R: 0 H: 0 E: 0 K: 3 S: 9	H: 0 LOB: 0 BB: 0 P: 13	R: 0 H: 0 E: 0 K: 0 S: 12	H: 0 LOB: 0 BB: 0 P: 14	R: 0 H: 2 E: 0 K: 0 S: 10	H: 2 LOB: 1 BB: 0 P: 14	1B: 4 2B: 5 3B: 0 HR: 0	SF: 0 SAC: 0 DP: 1 HBP: 0	WP: 1 PB: 0 SB: 1 CS: 0	PA: 36					
<b>PITCHER</b>	IP	WLS	BF	H	R	ER	SO	BB	IBB	HBP	BLK	WP	HR	S	P	ERA	WHIP								
<b>Roger Clemens, R</b> ERA: 3.48	7.0		29	7	1	1	10	0	0	0	0	0	0	70	104	1.29	1.000								
<b>Ramiro Mendoza, R</b> ERA: 3.41	1.0	H	3	0	0	0	0	0	0	0	0	0	0	12	14	0.00	0.000								
<b>42 Mariano Rivera, R</b> ERA: 2.31	1.0	S	4	2	0	0	0	0	0	0	0	0	0	10	14	0.00	2.000								

**New York Yankees @ Boston Red Sox**  
Fenway Park, Boston, MA  
Fri Aug 31 2001, 7:05 PM EDT  
Att: 33,501 - Cloudy - 81 F

AB 36  
R 1  
H 9  
RBI 1  
BB 0  
SO 10  
LOB 15





Batter	1	2	3	4	5	6	7	8	9	AB	R	H	RBI	BB	SO	LOB	TOP					
Chuck Knoblauch, R (1, 7) Clay Bellinger, R (8, 5) OBP: 0.340, SLG: 0.356 OBP: 0.229, SLG: 0.415	G4-3 SH1-3 1B		P4			G5-3		G6-3		4	0	2	1	0	0	1	New York Yankees @ Boston Red Sox Fenway Park, Boston, MA Sat Sep 01 2001, 1:15 PM EDT Att: 33,084 - Sunny - 77 F					
2 Derek Jeter, R (1, 6) OBP: 0.383, SLG: 0.478	SH1-3		FC6			G5-3		G6-3		3	0	0	0	0	0	1						
Bernie Williams, S (1, 8) OBP: 0.400, SLG: 0.522	G4-3					G4-3		F9		4	1	1	1	0	0	1						
Tino Martinez, L (1, 3) OBP: 0.316, SLG: 0.482	K					G3		F9		4	0	0	0	0	2	1						
20 Jorge Posada, S (1, 2) OBP: 0.374, SLG: 0.495		K				K		F7		4	0	0	0	0	3	0						
Paul O'Neill, L (1, 9) OBP: 0.331, SLG: 0.465		K				K		S 1B		4	0	1	0	0	2	0						
Shane Spencer, R (1, 10) OBP: 0.304, SLG: 0.429		K				HBP		K		2	0	0	0	0	2	1						
Alfonso Soriano, R (1, 4) OBP: 0.304, SLG: 0.441						G5-3		F9		3	1	1	0	0	0	1						
Enrique Wilson, S (1, 5) David Justice, L (8, PH) OBP: 0.222, SLG: 0.253 OBP: 0.338, SLG: 0.459						G4-3		F8 1B 2B		2	0	1	0	0	0	1						
								F8		1	0	0	0	0	0	1						
<b>Inning Stats</b>	R: 0 H: 1 E: 0 K: 1 S: 9	H: 1 LOB: 1 BB: 0 P: 13	R: 0 H: 0 E: 0 K: 3 S: 11	LOB: 0 BB: 0 P: 19	R: 0 H: 1 E: 0 K: 0 S: 11	H: 1 LOB: 1 BB: 0 P: 19	R: 0 H: 0 E: 0 K: 1 S: 10	LOB: 0 BB: 0 P: 12	R: 0 H: 0 E: 0 K: 1 S: 9	H: 0 LOB: 1 BB: 0 P: 12	R: 0 H: 1 E: 0 K: 1 S: 8	LOB: 1 BB: 0 P: 14	R: 1 H: 2 E: 0 K: 2 S: 11	LOB: 2 BB: 0 P: 18	R: 1 H: 1 E: 0 K: 2 S: 10	LOB: 0 BB: 0 P: 21	1B: 4 2B: 1 3B: 0 HR: 1	SF: 0 SAC: 1 DP: 0 HBP: 1	WP: 0 PB: 0 SB: 1 CS: 0	PA: 33		
<b>PITCHER</b>	IP WLS BF H R ER SO BB IBB HBP BLK WP HR S P ERA WHIP	6.0 21 4 2 0 0 6 0 0 1 0 0 0 59 87 0.00 0.333	1.0 H 4 1 0 0 1 0 0 0 0 0 0 8 14 0.00 1.000	2.0 L 8 3 2 2 2 0 0 0 0 0 1 21 39 9.00 1.500																		

AB	31
R	2
H	6
RBI	2
BB	0
SO	9
LOB	8

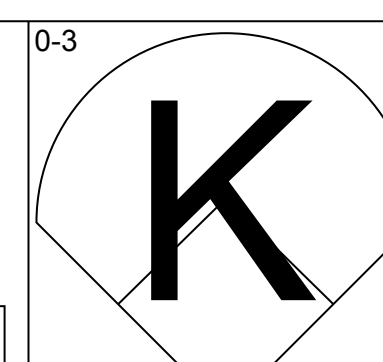
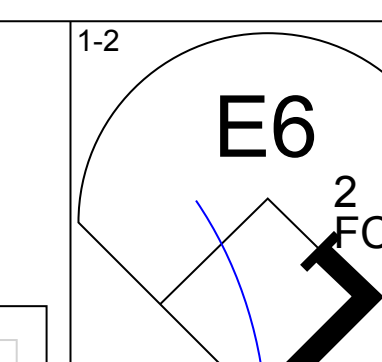
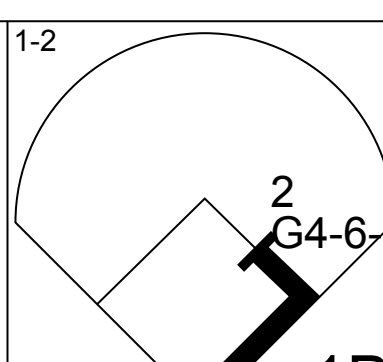
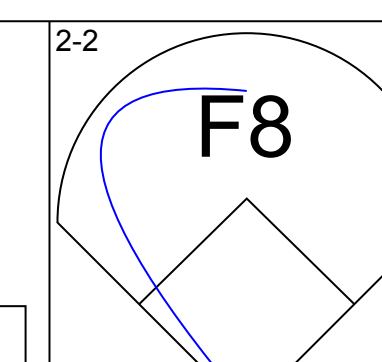
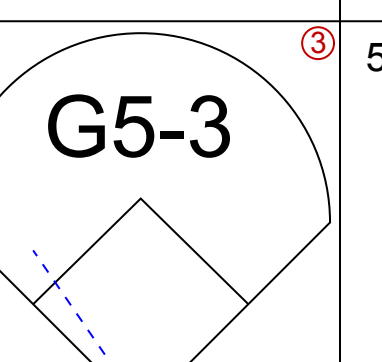
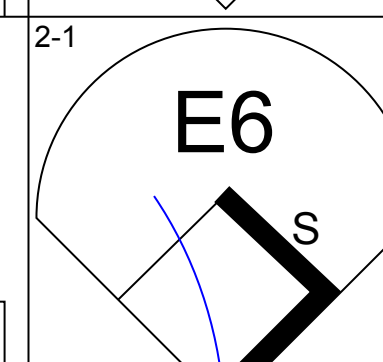
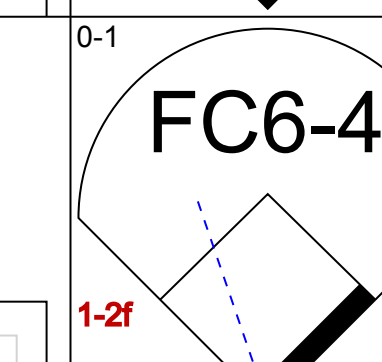
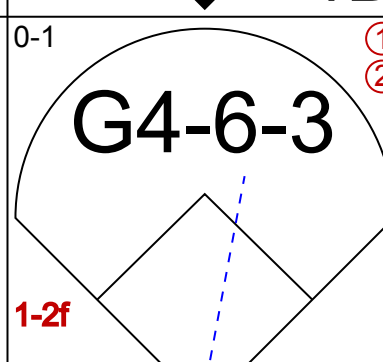
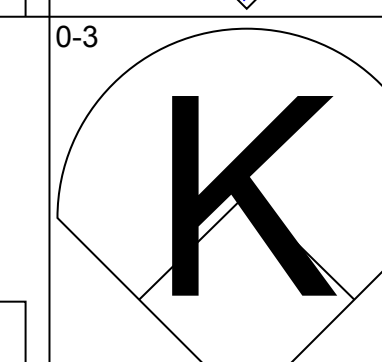
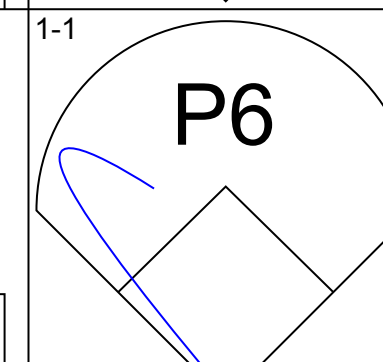
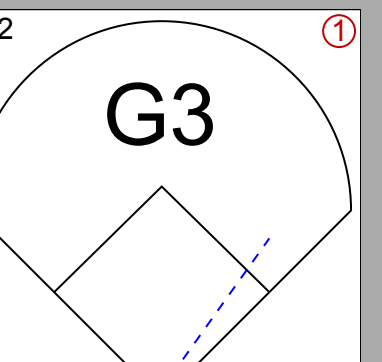
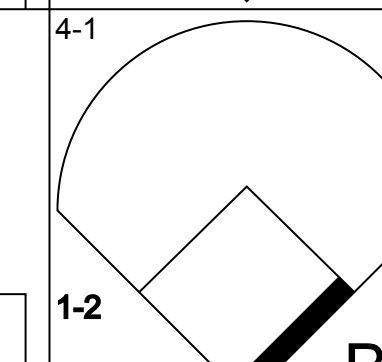
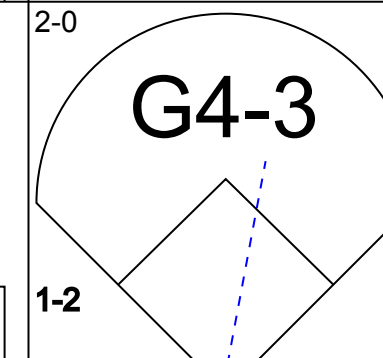
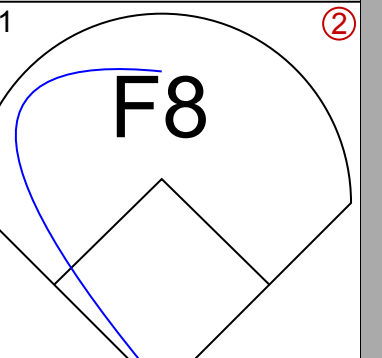
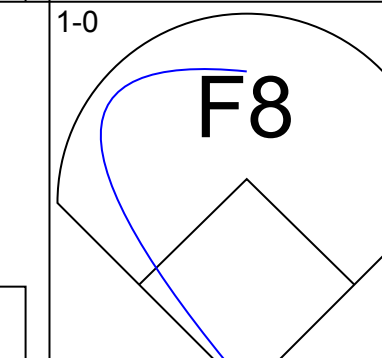
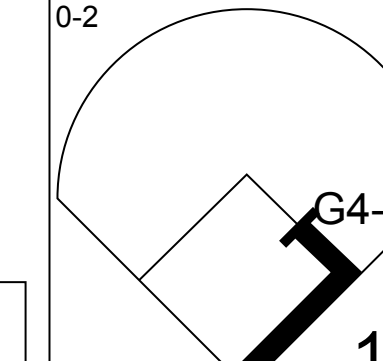
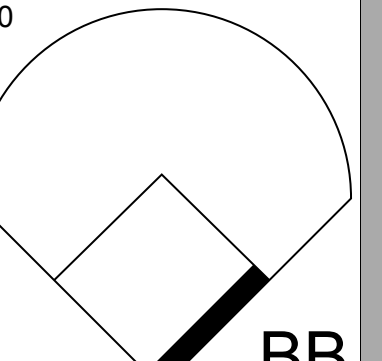
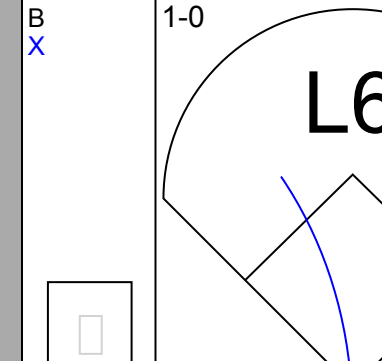
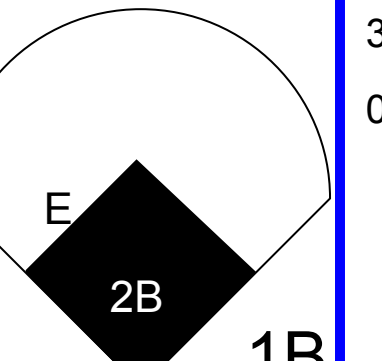

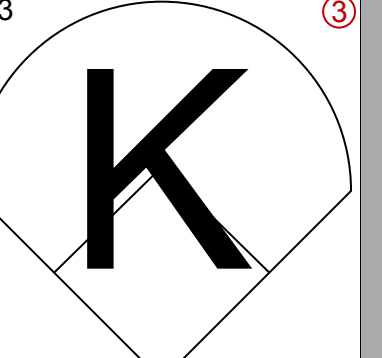
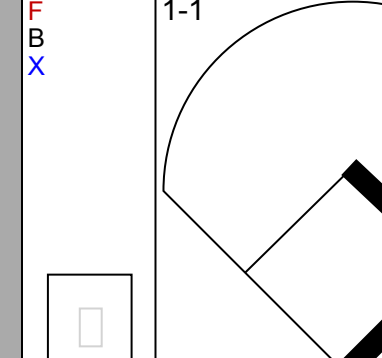
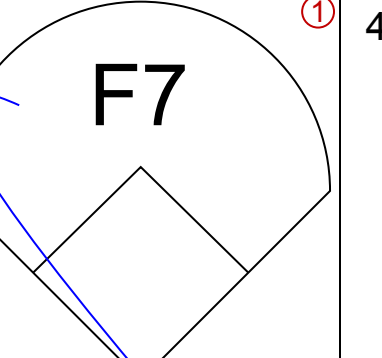

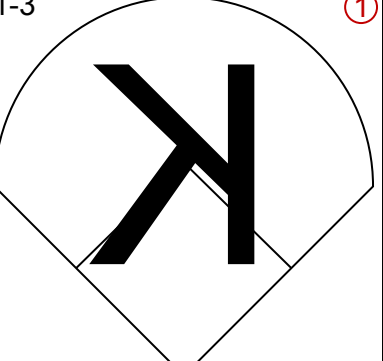
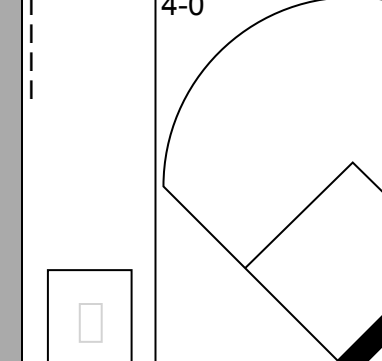
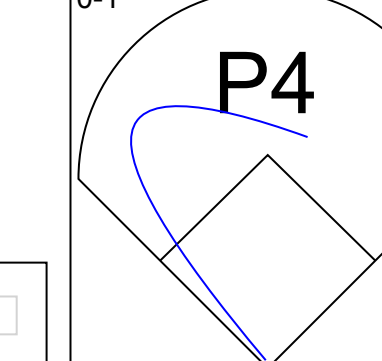
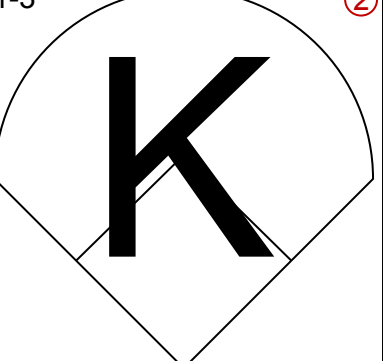
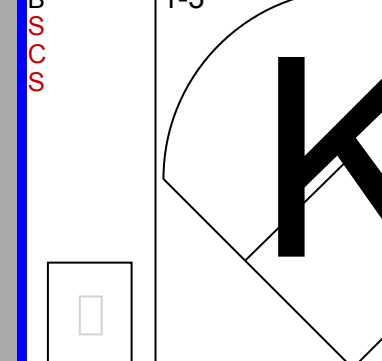
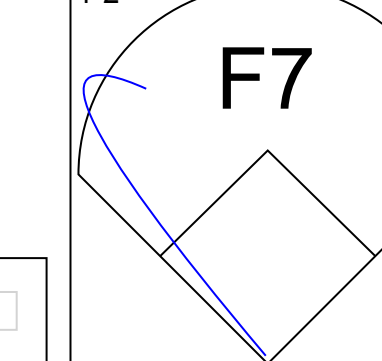
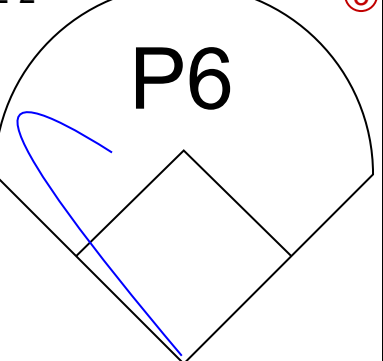
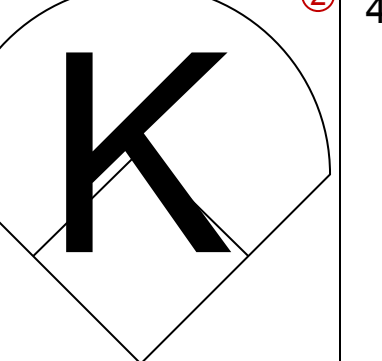


Batter	1	2	3	4	5	6	7	8	9	AB	R	H	RBI	BB	SO	LOB	BOTTOM				
Trot Nixon, L (1, 8) OBP: 0.366, SLG: 0.484	HR		F8			K		SH1-3		3	1	1	1	0	1	0	New York Yankees @ Boston Red Sox Fenway Park, Boston, MA Sat Sep 01 2001, 1:15 PM EDT Att: 33,084 - Sunny - 77 F				
Chris Stynes, R (1, 4) OBP: 0.326, SLG: 0.416	G4-3		CS BB			G5-3		K		3	0	0	0	1	1	1					
Carl Everett, S (1, 9) OBP: 0.322, SLG: 0.443	G3-1		K			1B BB		G3-1		3	0	0	0	1	1	2					
Manny Ramirez, R (1, 10) OBP: 0.407, SLG: 0.627	1B					F3		K		4	0	2	0	0	1	0					
Dante Bichette, R (1, 7) OBP: 0.333, SLG: 0.473	P4					G1-3		K		4	0	0	0	0	1	3					
Brian Daubach, L (1, 3) Izzy Alcantara, R (9, PH) Darren Lewis, R (9, PR) OBP: 0.382, SLG: 0.508 OBP: 0.600, SLG: 0.600 OBP: 0.294, SLG: 0.360			FC5-4 BB			K		1B		2	0	0	0	1	1	0					
Shea Hillenbrand, R (1, 5) OBP: 0.301, SLG: 0.466		F3				K		G5-3		4	0	0	0	0	1	2					
Scott Hatteberg, L (1, 2) Doug Mirabeli, R (8, 2) OBP: 0.340, SLG: 0.365 OBP: 0.341, SLG: 0.427		FC5-4				F8		F9		3	0	0	0	0	0	1					
Mike Lansing, R (1, 6) OBP: 0.300, SLG: 0.398		G6-3				P1		SH1-3 1B		3	0	1	0	0	0	1					
<b>Inning Stats</b>	R: 1 H: 2 E: 0 K: 0 S: 14	H: 2 LOB: 1 BB: 0 P: 16	R: 0 H: 0 E: 1 K: 0 S: 8	H: 0 LOB: 1 BB: 1 P: 18	R: 0 H: 0 E: 0 K: 1 S: 9	H: 0 LOB: 0 BB: 1 P: 15	R: 0 H: 0 E: 0 K: 1 S: 9	LOB: 0 BB: 0 P: 13	R: 0 H: 1 E: 0 K: 1 S: 9	LOB: 2 BB: 1 P: 16	R: 0 H: 0 E: 0 K: 1 S: 10	LOB: 0 BB: 0 P: 15	R: 0 H: 1 E: 0 K: 1 S: 7	LOB: 1 BB: 0 P: 10	R: 0 H: 1 E: 0 K: 2 S: 9	LOB: 1 BB: 0 P: 12	1B: 4 2B: 1 3B: 0 HR: 1	SF: 0 SAC: 1 DP: 1 HBP: 0	WP: 0 PB: 0 SB: 0 CS: 1	PA: 34	
<b>PITCHER</b>	IP WLS BF H R ER SO BB IBB HBP BLK WP HR S P ERA WHIP	8.0 30 4 1 0 0 2 3 0 0 0 0 0 0 74 114 1.12 0.875	1.0 S 4 1 0 0 2 0 0 0 0 0 0 0 9 12 0.00 1.000																		

AB	30
R	1
H	5
RBI	1
BB	3
SO	7
LOB	10

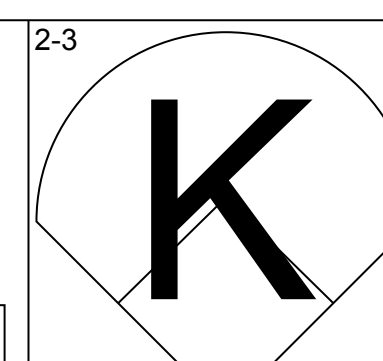
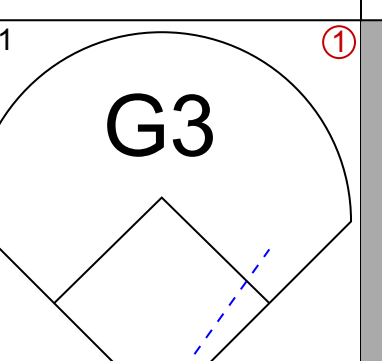
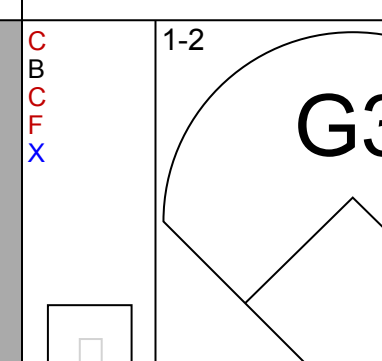
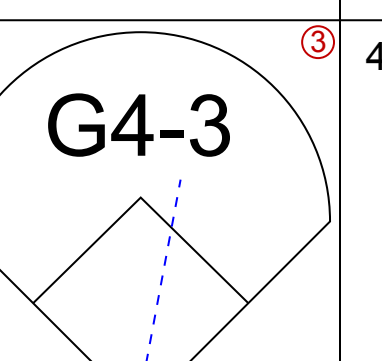
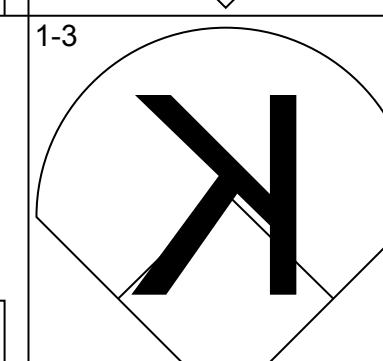
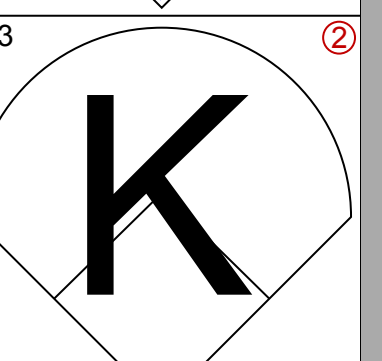
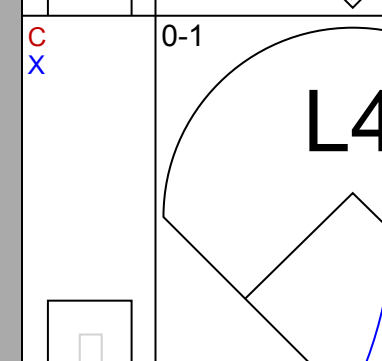
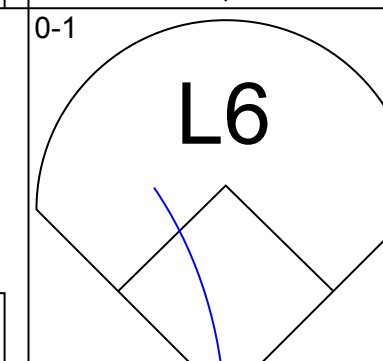
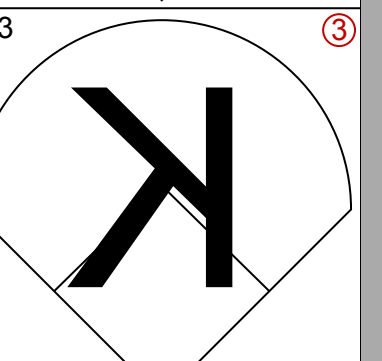
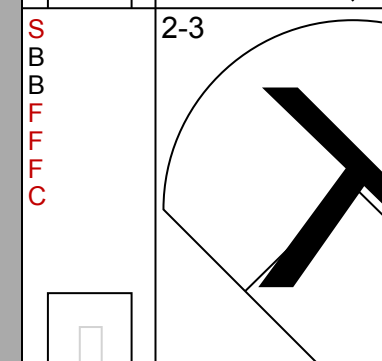
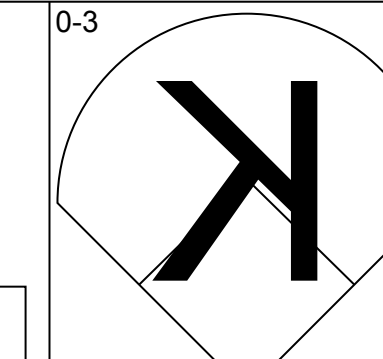
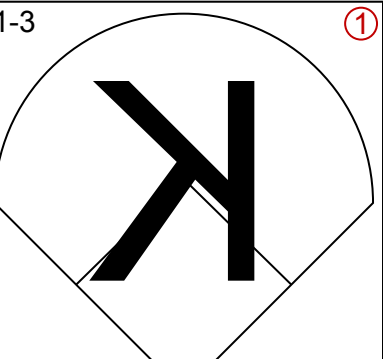
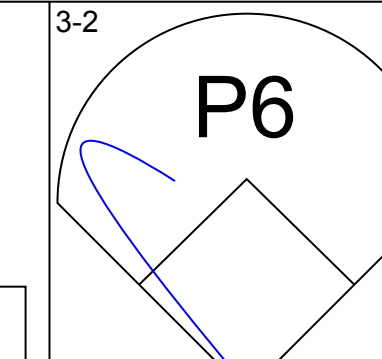
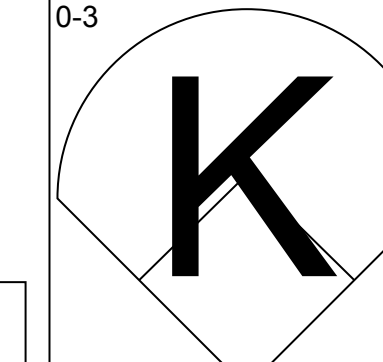
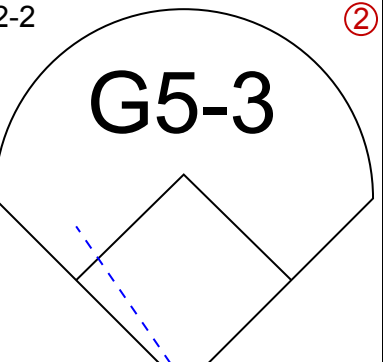
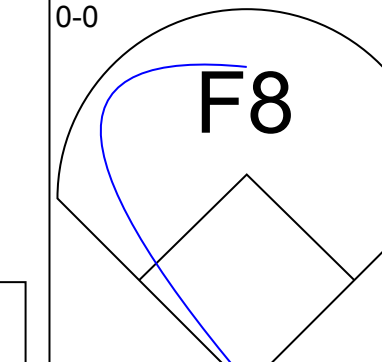
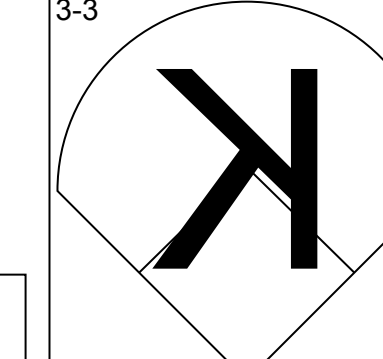
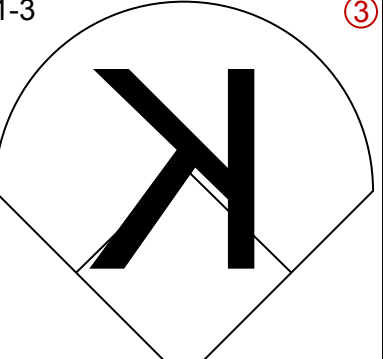
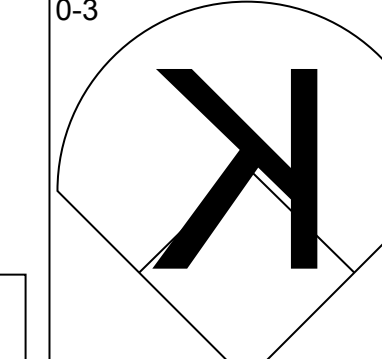
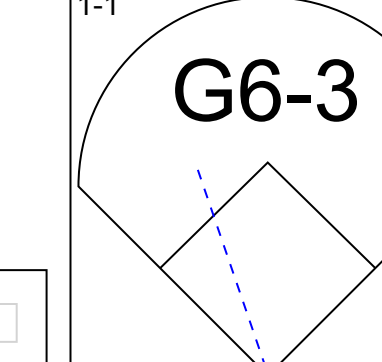
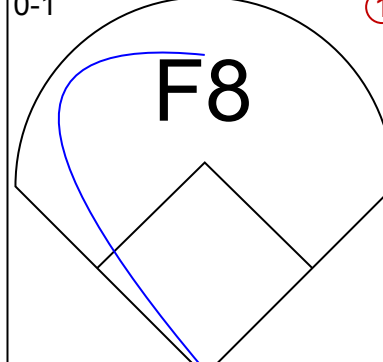
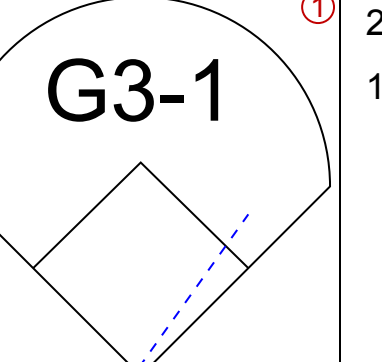
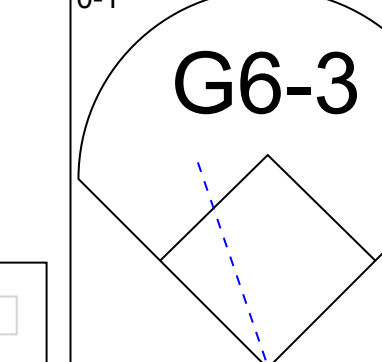
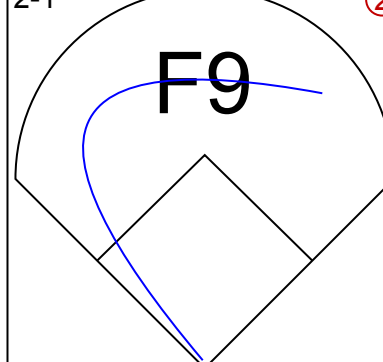
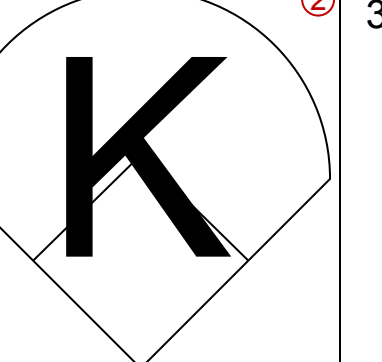
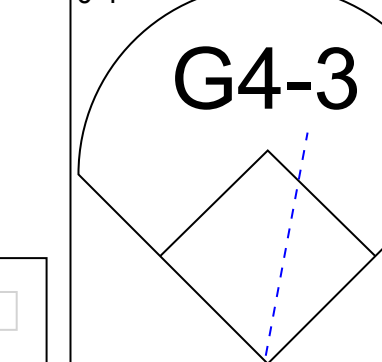
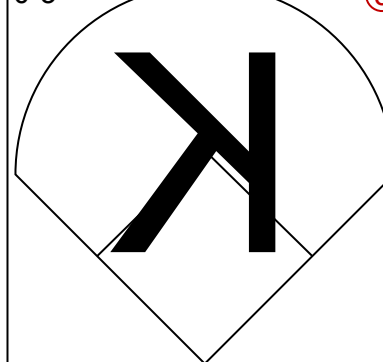
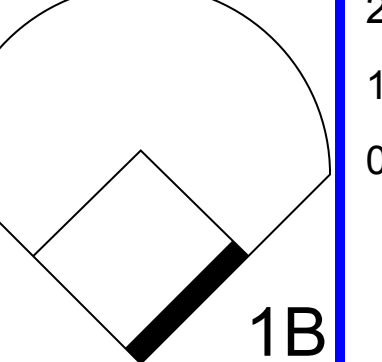




Batter	1	2	3	4	5	6	7	8	9	AB	R	H	RBI	BB	SO	LOB	TOP					
Chuck Knoblauch R (1, 7) OBP: 0.338, SLG: 0.354										5	0	1	0	0	1	3	<b>New York Yankees @ Boston Red Sox</b> Fenway Park, Boston, MA Sun Sep 02 2001, 8:05 PM EDT Att: 33,734 - Sunny - 65 F					
2 Derek Jeter R (1, 6) OBP: 0.391, SLG: 0.475										4	0	0	0	0	1	3						
David Justice L (1, 10) OBP: 0.337, SLG: 0.455										3	0	0	0	1	1	1						
Bernie Williams S (1, 8) OBP: 0.397, SLG: 0.517										4	0	0	0	0	3	3						
Tino Martinez L (1, 3) OBP: 0.320, SLG: 0.483 Clay Bellinger R (9, PR) OBP: 0.229, SLG: 0.415 (9, 3)										3	0	2	0	1	0	0						
20 Jorge Posada S (1, 2) OBP: 0.373, SLG: 0.495										4	0	1	0	0	2	3						
Paul O'Neill L (1, 9) OBP: 0.331, SLG: 0.462										3	0	0	0	1	1	2						
Randy Velarde R (1, 5) OBP: 0.366, SLG: 0.453 Nick Johnson L (7, PH) OBP: 0.296, SLG: 0.167 Enrique Wilson S (7, 5)										2	0	0	0	0	1	0						
Alfonso Soriano R (1, 4) OBP: 0.303, SLG: 0.439										4	0	1	0	0	1	2						
<b>Inning Stats</b>	R: 0 E: 1 K: 1 S: 8	H: 0 LOB: 1 BB: 0 P: 13	R: 0 E: 0 K: 1 S: 8	H: 1 LOB: 0 BB: 0 P: 9	R: 0 E: 1 K: 0 S: 10	H: 0 LOB: 1 BB: 0 P: 12	R: 0 E: 0 K: 1 S: 11	H: 0 LOB: 1 BB: 1 P: 19	R: 0 E: 0 K: 2 S: 10	H: 0 LOB: 0 BB: 0 P: 14	R: 0 E: 0 K: 1 S: 8	H: 1 LOB: 0 BB: 0 P: 11	R: 0 E: 0 K: 1 S: 8	H: 1 LOB: 2 BB: 1 P: 15	R: 0 E: 0 K: 1 S: 11	H: 1 LOB: 2 BB: 1 P: 17		R: 1 E: 1 K: 1 S: 12	H: 2 LOB: 2 BB: 0 P: 18	1B: 4 2B: 2 3B: 0 HR: 0	SF: 0 SAC: 0 DP: 2 HBP: 0	WP: 0 PB: 0 CS: 0
<b>PITCHER</b>	IP WLS BF H R ER SO BB IBB HBP BLK WP HR S P ERA WHIP																					
David Cone R (1, 1) ERA: 4.13	8.1 L 35 6 1 0 8 2 1 0 0 0 0 0 80 120 0.00 0.960																					
Derek Lowe R (9, 1) ERA: 3.96	0.2 2 0 0 0 1 0 0 0 0 0 0 0 6 8 0.00 0.000																					

AB	34
R	1
H	6
RBI	1
BB	3
SO	9
LOB	19



Batter	1	2	3	4	5	6	7	8	9	AB	R	H	RBI	BB	SO	LOB	BOTTOM					
Trot Nixon L (1, 8) OBP: 0.363, SLG: 0.480										4	0	0	0	0	1	1	<b>New York Yankees @ Boston Red Sox</b> Fenway Park, Boston, MA Sun Sep 02 2001, 8:05 PM EDT Att: 33,734 - Sunny - 65 F					
Mike Lansing R (1, 6) OBP: 0.297, SLG: 0.394										3	0	0	0	0	2	0						
Izzy Alcantara R (1, 7) OBP: 0.375, SLG: 0.375										3	0	0	0	0	2	0						
Manny Ramirez R (1, 10) OBP: 0.405, SLG: 0.623										3	0	0	0	0	2	0						
Dante Bichette R (1, 9) OBP: 0.331, SLG: 0.469										3	0	0	0	0	1	0						
Brian Daubach L (1, 3) OBP: 0.348, SLG: 0.503										3	0	0	0	0	3	0						
Shea Hillenbrand R (1, 5) OBP: 0.299, SLG: 0.404 Troy O'Leary L (9, PH) OBP: 0.308, SLG: 0.448										2	0	0	0	0	0	0						
Lou Merloni R (1, 4) OBP: 0.292, SLG: 0.310										3	0	0	0	0	1	0						
Joe Oliver R (1, 2) OBP: 0.250, SLG: 0.342 Carl Everett S (9, PH) OBP: 0.323, SLG: 0.445 Darren Lewis R (9, PR)										2	0	0	0	0	1	0						
<b>Inning Stats</b>	R: 0 E: 0 K: 2 S: 8	H: 0 LOB: 0 BB: 0 P: 11	R: 0 E: 0 K: 3 S: 11	H: 0 LOB: 0 BB: 0 P: 14	R: 0 E: 0 K: 0 S: 6	H: 0 LOB: 0 BB: 0 P: 7	R: 0 E: 0 K: 2 S: 8	H: 0 LOB: 0 BB: 0 P: 13	R: 0 E: 0 K: 2 S: 12	H: 0 LOB: 0 BB: 0 P: 16	R: 0 E: 0 K: 1 S: 8	H: 0 LOB: 0 BB: 0 P: 10	R: 0 E: 0 K: 1 S: 11	H: 0 LOB: 0 BB: 0 P: 14	R: 0 E: 0 K: 1 S: 7	H: 0 LOB: 0 BB: 0 P: 10		R: 0 E: 0 K: 1 S: 14	H: 1 LOB: 1 BB: 0 P: 21	1B: 1 2B: 0 3B: 0 HR: 0	SF: 0 SAC: 0 DP: 0 HBP: 0	WP: 0 PB: 0 CS: 0
<b>PITCHER</b>	IP WLS BF H R ER SO BB IBB HBP BLK WP HR S P ERA WHIP																					
35 Mike Mussina R (1, 1) ERA: 3.39	9.0 W 28 1 0 0 13 0 0 0 0 0 0 0 85 116 0.00 0.111																					





Batter	1	2	3	4	5	6	7	8	9	AB	R	H	RBI	BB	SO	LOB	TOP					
<b>Kenny Lofton, L</b> OBP: 0.326, SLG: 0.389 (1, 8)	G5-3		G4-3		F8		SH1-4 1B BB		L7	4	1	0	0	1	0	1	<b>Cleveland Indians @ Boston Red Sox</b> Fenway Park, Boston, MA Tue Sep 04 2001, 7:05 PM EDT Att: 32,145 - Sunny - 73 F					
<b>Omar Vizquel, S</b> OBP: 0.334, SLG: 0.350 (1, 6)	K			2B BB	P6		SH1-4	1B	3	1	1	0	1	1	0							
<b>Roberto Alomar, S</b> OBP: 0.418, SLG: 0.541 (1, 4)	F7			2B SF8 BB		G3-1	P4	1B	4	1	1	0	1	0	2							
<b>Juan Gonzalez, R</b> OBP: 0.387, SLG: 0.610 <b>Dave Roberts, L</b> OBP: 0.500, SLG: 1.000 (9, 7)		F9		SF8 SF7 2B		K	FC6 1B		K	5	1	2	3	0	2							
<b>Jim Thome, L</b> OBP: 0.421, SLG: 0.651 (1, 3)		HR		SF8		HR	FC6			3	2	3	1	0	1							
<b>Ellis Burks, R</b> OBP: 0.354, SLG: 0.535 (1, 10)	G5-3			SF7		HR				3	0	0	1	1	2							
<b>Karim Garcia, L</b> OBP: 0.336, SLG: 1.444 <b>Jolbert Cabrera, R</b> OBP: 0.312, SLG: 0.358 (7, 7)	K									2	0	1	0	1	1							
<b>Travis Fryman, R</b> OBP: 0.320, SLG: 0.327 (1, 5)			F8		K					4	0	0	0	0	2							
<b>Einar Diaz, R</b> OBP: 0.342, SLG: 0.401 (1, 2)			K			F7				4	2	2	0	0	1							
<b>Inning Stats</b>	R: 0 E: 0 K: 1 S: 10	H: 0 LOB: 0 BB: 0 P: 14	R: 1 E: 0 K: 1 S: 10	H: 1 LOB: 0 BB: 0 P: 11	R: 0 E: 0 K: 1 S: 14	H: 0 LOB: 0 BB: 0 P: 19	R: 3 E: 0 K: 1 S: 21	H: 2 LOB: 1 BB: 2 P: 34	R: 0 E: 0 K: 0 S: 5	H: 0 LOB: 0 BB: 0 P: 7	R: 1 E: 0 K: 1 S: 15	H: 1 LOB: 2 BB: 2 P: 28	R: 2 E: 0 K: 0 S: 13	H: 2 LOB: 1 BB: 1 P: 24	R: 0 E: 0 K: 2 S: 14	H: 0 LOB: 0 BB: 0 P: 21		R: 1 E: 0 K: 2 S: 19	H: 3 LOB: 3 BB: 1 P: 33	1B: 4 2B: 3 3B: 0 HR: 2	SF: 2 SAC: 1 DP: 0 HBP: 0	WP: 1 PB: 0 SB: 1 CS: 0
<b>PITCHER</b>	IP	WLS	BF	H	R	ER	SO	BB	IBB	HBP	BLK	WP	HR	S	P	ERA	WHIP					
<b>Hideo Nomo, R</b> ERA: 4.31 (1, 1)	5.2	L	24	4	5	5	5	3	0	0	0	0	2	69	102	7.94	1.235					
<b>Rich Garces, R</b> ERA: 2.99 (6, 1)	0.2		5	1	2	2	0	2	0	0	0	0	0	12	23	27.00	4.500					
<b>49 Tim Wakefield, R</b> ERA: 3.67 (7, 1)	1.2		6	1	0	0	2	0	0	0	0	0	0	21	33	0.00	0.600					
<b>Rod Beck, R</b> ERA: 3.99 (9, 1)	1.0		7	3	1	1	2	0	1	0	0	1	0	19	33	9.00	3.000					

Batter	1	2	3	4	5	6	7	8	9	AB	R	H	RBI	BB	SO	LOB	BOTTOM					
<b>Jose Offerman, S</b> OBP: 0.321, SLG: 0.347 (1, 4)	G4-3			G4-3 2B		G4-3		FC4-6		5	1	2	1	0	0	1	<b>Cleveland Indians @ Boston Red Sox</b> Fenway Park, Boston, MA Tue Sep 04 2001, 7:05 PM EDT Att: 32,145 - Sunny - 73 F					
<b>Scott Hatteberg, L</b> OBP: 0.342, SLG: 0.368 (1, 2)	G4-3			G4-3					F8 BB 1B	4	0	2	1	0	0	1						
<b>Chris Stynes, R</b> OBP: 0.328, SLG: 0.417 (9, FH)	G4-3			G4-3					1B	1	1	1	0	0	0	0						
<b>Trot Nixon, L</b> OBP: 0.383, SLG: 0.476 (1, 8)		F7		G4-3		K			1B	3	0	0	1	2	1	4						
<b>Manny Ramirez, R</b> OBP: 0.405, SLG: 0.621 (1, 10)		K							F8	5	0	2	0	0	2	5						
<b>Carl Everett, S</b> OBP: 0.322, SLG: 0.442 (1, 9)	F8			G3		G4-3			G6-4-3 1B	5	0	1	1	0	1	6						
<b>Dante Bichette, R</b> OBP: 0.329, SLG: 0.464 (1, 7)		1B BB		L8		F9			G6-4-3	4	1	0	0	1	0	2						
<b>Brian Daubach, L</b> OBP: 0.351, SLG: 0.502 (1, 3)		1B BB				K			G5-3	3	1	1	0	1	1	0						
<b>Shea Hillenbrand, R</b> OBP: 0.301, SLG: 0.405 (1, 5)		1B BB				G6-3			F8	4	1	2	0	0	0	0						
<b>Mike Lansing, R</b> OBP: 0.299, SLG: 0.395 (1, 6)		1B BB		FC6-4		G5-3			FC4-6 1B	4	0	2	1	0	0	1						
<b>Inning Stats</b>	R: 0 E: 0 K: 0 S: 14	H: 1 LOB: 2 BB: 1 P: 25	R: 3 E: 0 K: 2 S: 21	H: 5 LOB: 3 BB: 1 P: 30	R: 0 E: 0 K: 0 S: 9	H: 1 LOB: 1 BB: 1 P: 15	R: 1 E: 0 K: 0 S: 10	H: 2 LOB: 1 BB: 0 P: 14	R: 0 E: 0 K: 1 S: 8	H: 0 LOB: 0 BB: 0 P: 12	R: 0 E: 0 K: 1 S: 10	H: 1 LOB: 1 BB: 0 P: 17	R: 0 E: 0 K: 1 S: 9	H: 0 LOB: 0 BB: 0 P: 13	R: 0 E: 0 K: 0 S: 6	H: 1 LOB: 1 BB: 0 P: 9	R: 1 E: 0 K: 0 S: 7	H: 2 LOB: 1 BB: 1 P: 13	1B: 12 2B: 1 3B: 0 HR: 0	SF: 0 SAC: 0 DP: 1 HBP: 0	WP: 0 PB: 0 SB: 0 CS: 0	PA: 42
<b>PITCHER</b>	IP	WLS	BF	H	R	ER	SO	BB	IBB	HBP	BLK	WP	HR	S	P	ERA	WHIP					
<b>Bartolo Colon, R</b> ERA: 4.19 (1, 1)	5.2	W	29	10	4	4	3	3	0	0	0	0	0	68	106	6.35	2.294					
<b>Ricardo Rincon, L</b> ERA: 3.4 (6, 1)	0.1	H	1	0	0	0	1	0	0	0	0	0	0	4	7	0.00	0.000					
<b>Danys Baez, R</b> ERA: 2.01 (7, 1)	2.0	H	7	1	0	0	1	0	0	0	0	0	0	15	22	0.00	0.500					
<b>John Rocker, L</b> ERA: 4.11 (9, 1)	0.0		2	1	1	1	0	1	0	0	0	0	0	3	7	∞	∞					
<b>Bob Wickman, R</b> ERA: 2.56 (9, 1)	1.0	S	3	1	0	0	0	0	0	0	0	0	0	4	6	0.00	1.000					

AB 33  
R 8  
H 9  
RBI 7  
BB 6  
SO 9  
LOB 12



AB 38  
R 5  
H 13  
RBI 5  
BB 4  
SO 5  
LOB 20





Batter	1	2	3	4	5	6	7	8	9	AB	R	H	RBI	BB	SO	LOB	TOP					
<b>Jolbert Cabrera, R</b> OBP: 0.312, SLG: 0.357 <b>Kenny Lofton, L</b> OBP: 0.326, SLG: 0.389	E5 1B		G6-3	FC4-6 1B		F8		WP 1B		3	2	1	1	0	0	0	<b>Cleveland Indians @ Boston Red Sox</b> Fenway Park, Boston, MA Wed Sep 05 2001, 7:05 PM EDT Att: 32,029 - Sunny - 67 F					
<b>Omar Vizquel, S</b> OBP: 0.336, SLG: 0.350	1B BB		G5-3	FC4-6 1B				K		3	0	1	1	2	1	1						
<b>Roberto Alomar, S</b> OBP: 0.416, SLG: 0.537	F9			E4 FC4-6		F7		G6-3		4	0	0	1	1	0	6						
<b>Juan Gonzalez, R</b> OBP: 0.385, SLG: 0.606	G5-4-3 1B		F7	FC4-6					K	5	0	1	2	0	1	3						
<b>Ellis Burks, R</b> OBP: 0.353, SLG: 0.529	G5-4-3							G6-3 1B HBP		4	1	0	0	0	3	4						
<b>Marty Cordova, R</b> OBP: 0.359, SLG: 0.519				HBP 1B		G3		G6-3		4	1	1	0	0	1	1						
<b>Travis Fryman, R</b> OBP: 0.322, SLG: 0.330			G6-3	BB HBP 1B		G4-3				4	1	2	1	0	0	1						
<b>Wil Cordero, R</b> OBP: 0.322, SLG: 0.359 <b>Jim Thome, L</b> OBP: 0.420, SLG: 0.650			K	1B BB HBP				K		2	1	0	0	0	2	1						
<b>Tim Laker, R</b> OBP: 0.308, SLG: 0.182 <b>Eddie Taubensee, L</b> OBP: 0.293, SLG: 0.340			G4-3	1B BB HBP				G4-3		1	1	0	1	1	0	1						
<b>Inning Stats</b>	R: 1 E: 1 K: 0 S: 7	H: 1 LOB: 1 BB: 1 P: 15	R: 0 E: 0 K: 1 S: 8	H: 0 LOB: 1 BB: 0 P: 12	R: 0 E: 0 K: 2 S: 13	H: 0 LOB: 1 BB: 1 P: 20	R: 5 E: 1 K: 2 S: 19	H: 4 LOB: 2 BB: 1 P: 33	R: 0 E: 0 K: 1 S: 7	H: 0 LOB: 0 BB: 0 P: 10	R: 0 E: 0 K: 0 S: 8	H: 0 LOB: 1 BB: 1 P: 16	R: 1 E: 0 K: 1 S: 12	H: 1 LOB: 1 BB: 0 P: 19	R: 0 E: 0 K: 3 S: 9	H: 1 LOB: 1 BB: 0 P: 13		R: 0 E: 0 K: 3 S: 9	H: 0 LOB: 0 BB: 0 P: 14	1B: 7 2B: 0 3B: 0 HR: 0	SF: 0 SAC: 0 DP: 1 HBP: 3	WP: 1 PB: 0 SB: 0 CS: 0
<b>PITCHER</b>	IP	WLS	BF	H	R	ER	SO	BB	IBB	HBP	BLK	WP	HR	S	P	ERA	WHIP					
<b>Casey Fossum, L</b> ERA: 3.45	3.1		20	5	6	4	2	3	0	2	0	0	0	40	69	10.80	2.400					
<b>Rolando Arrojo, R</b> ERA: 3.2	2.2	W	10	0	0	0	2	1	0	0	0	0	0	22	37	0.00	0.375					
<b>Derek Lowe, R</b> ERA: 3.98	2.0	H	9	2	1	1	2	0	0	1	0	1	0	21	32	4.50	1.000					
<b>Ugueth Urbina, R</b> ERA: 3.79	1.0	S	3	0	0	0	3	0	0	0	0	0	0	9	14	0.00	0.000					

Batter	1	2	3	4	5	6	7	8	9	AB	R	H	RBI	BB	SO	LOB	BOTTOM				
<b>Jose Offerman, S</b> OBP: 0.326, SLG: 0.350	S 1B		1B G1-2-3	3B 1B	CS		G3		HR BB	4	3	3	0	1	0	0	<b>Cleveland Indians @ Boston Red Sox</b> Fenway Park, Boston, MA Wed Sep 05 2001, 7:05 PM EDT Att: 32,029 - Sunny - 67 F				
<b>Trot Nixon, L</b> OBP: 0.369, SLG: 0.492	1B 2B BB		G1-2-3 1B	1B 3B			1B		HR	4	4	4	4	1	0	0					
<b>Izzy Alcantara, R</b> OBP: 0.385, SLG: 0.385 <b>Troy O'Leary, L</b> OBP: 0.308, SLG: 0.448	2B 1B		BB G1-2-3	K			K		P6	5	1	2	1	0	2	2					
<b>Manny Ramirez, R</b> OBP: 0.405, SLG: 0.620	1B 2B		BB G1-2-3	1B IBB			K		F9	4	1	1	2	1	1	4					
<b>Carl Everett, S</b> OBP: 0.325, SLG: 0.442 <b>Darren Lewis, R</b> OBP: 0.284, SLG: 0.360	2B 1B		BB HBP	1B			G4-3		G3	4	0	2	2	0	0	0					
<b>Brian Daubach, L</b> OBP: 0.354, SLG: 0.503	2B		HBP BB	1B			G4-3			3	0	1	1	2	1	2					
<b>Shea Hillenbrand, R</b> OBP: 0.300, SLG: 0.402	K		K		G4-3				G3	5	0	1	0	0	2	5					
<b>Mike Lansing, R</b> OBP: 0.301, SLG: 0.394	P3			1B 3B 1B			CS BB		P4	4	1	1	0	1	0	4					
<b>Doug Mirabeli, R</b> OBP: 0.333, SLG: 0.416	G5-3		P6	K			K			4	0	0	0	0	2	6					
<b>Inning Stats</b>	R: 4 E: 0 K: 1 S: 26	H: 5 LOB: 2 BB: 1 P: 39	R: 1 E: 0 K: 1 S: 14	H: 3 LOB: 3 BB: 1 P: 26	R: 3 E: 0 K: 1 S: 17	H: 4 LOB: 2 BB: 1 P: 32	R: 0 E: 0 K: 1 S: 7	H: 0 LOB: 0 BB: 1 P: 14	R: 0 E: 0 K: 2 S: 14	H: 1 LOB: 1 BB: 0 P: 22	R: 0 E: 0 K: 1 S: 11	H: 1 LOB: 2 BB: 1 P: 17	R: 2 E: 0 K: 0 S: 12	H: 1 LOB: 0 BB: 1 P: 21	R: 0 E: 0 K: 1 S: 8	H: 0 LOB: 0 BB: 0 P: 12		1B: 11 2B: 2 3B: 1 HR: 1	SF: 0 SAC: 0 DP: 1 HBP: 1	WP: 0 PB: 0 SB: 1 CS: 1	PA: 45
<b>PITCHER</b>	IP	WLS	BF	H	R	ER	SO	BB	IBB	HBP	BLK	WP	HR	S	P	ERA	WHIP				
<b>Steve Woodard, R</b> ERA: 4.92	1.2	L	14	8	5	5	1	1	0	1	0	0	0	21	40	20.25	3.750				
<b>Mike Bacsik, L</b> ERA: 11.05	1.1		10	4	3	3	2	1	1	0	0	0	0	44	74	4.50	1.500				
<b>Ryan Drese, R</b> ERA: 3.6	4.0		17	3	2	2	4	3	0	0	0	0	1	8	12	0.00	0.000				
<b>John Rocker, L</b> ERA: 4.03	1.0		3	0	0	0	1	0	0	0	0	0	0	8	12	0.00	0.000				



Batter	1	2	3	4	5	6	7	8	9	AB	R	H	RBI	BB	SO	LOB	TOP								
<b>Kenny Lofton, L</b> OBP: 0.329, SLG: 0.393 (1, 8)	4-1 1B BB	0-0 P3			2-2 G4-3 1B		1-0 1B 2B	0-0 SF8		3	3	2	1	1	0	1									
<b>Omar Vizquel, S</b> OBP: 0.335, SLG: 0.349 (1, 6)	2-2 1B SF9 1B		1-2 G4-3		1-0 G3		0-0 G6-3	3-2 F2		5	1	1	0	0	0	4									
<b>Roberto Alomar, S</b> OBP: 0.418, SLG: 0.542 (1, 4)	2-2 G3 1-3 2-H 1B		3-2 SF4 3B		1-2 G4-3		1-0 1B 1B		0-0 F8	5	1	3	2	0	0	1									
<b>Juan Gonzalez, R</b> OBP: 0.385, SLG: 0.606 (1, 10)	0-0 SF9		0-1 SF4		1-2 1B		2-2 1B 1B		2-3 K	3	0	2	3	0	1	0									
<b>Jim Thome, L</b> OBP: 0.418, SLG: 0.645 (1, 3)	3-H 0-1 G3		3-H 2-2 P4		3-H 3-2 1B		1-3 K		3-3 K	5	0	1	0	0	2	3									
<b>Marty Cordova, R</b> OBP: 0.358, SLG: 0.516 <b>Jolbert Cabrera, R</b> OBP: 0.312, SLG: 0.357 (8, 9)	1-3 K			1-0 FC5-4 1B		1-1 F9		0-0 G4-3		4	0	1	0	0	1	5									
<b>Karim Garcia, L</b> OBP: 0.500, SLG: 1.231 <b>Dave Roberts, L</b> OBP: 0.500, SLG: 1.000 (8, PR)		2-2 FC5-4 1B		0-3 K		2-2 G3-1		2-1 FC1-5 2B		4	0	2	0	0	1	1	AB 37								
<b>Travis Fryman, R</b> OBP: 0.318, SLG: 0.325 (1, 5)		0-0 FC5-4 G6-3		1-0 F8		0-0 G5-3		0-0 FC1-5 1B SF8		4	1	0	0	0	0	3	R 6								
<b>Einar Diaz, R</b> OBP: 0.341, SLG: 0.399 (1, 2)		2-1 G6-3		2-0 FC5-4		2-1 G6-3		3-2 PB 1B		4	0	1	0	0	0	2	H 13								
<b>Inning Stats</b>	R: 2 E: 0 K: 1 S: 17	H: 2 LOB: 1 BB: 1 P: 26	R: 0 E: 0 K: 0 S: 7	H: 1 LOB: 1 BB: 0 P: 11	R: 1 E: 0 K: 0 S: 13	H: 1 LOB: 0 BB: 0 P: 19	R: 0 E: 0 K: 1 S: 6	H: 1 LOB: 1 BB: 0 P: 10	R: 1 E: 0 K: 0 S: 15	H: 3 LOB: 2 BB: 0 P: 24	R: 0 E: 0 K: 0 S: 6	H: 0 LOB: 0 BB: 0 P: 10	R: 1 E: 0 K: 1 S: 10	H: 3 LOB: 2 BB: 0 P: 15	R: 1 E: 0 K: 0 S: 13	H: 2 LOB: 1 BB: 0 P: 21	R: 0 E: 0 K: 2 S: 7	H: 0 LOB: 0 BB: 0 P: 12	1B: 10 2B: 2 HR: 0	SF: 3 SAC: 0 HBP: 0	WP: 0 PB: 1 SB: 1 CS: 0	PA: 41			
<b>PITCHER</b>	IP	WLS	BF	H	R	ER	SO	BB	IBB	HBP	BLK	WP	HR	S	P	ERA	WHIP								
<b>Frank Castillo, R</b> ERA: 4.37 (1, 1)	6.0	L	27	8	4	4	2	1	0	0	0	0	0	64	100	6.00	1.500								
<b>Sun-Woo Kim, R</b> ERA: 5.4 (7, 1)	1.1		9	5	2	2	1	0	0	0	0	0	0	19	29	13.50	3.750								
<b>Allen McDill, L</b> ERA: 3.0 (8, 1)	1.2		5	0	0	0	2	0	0	0	0	0	0	11	19	0.00	0.000								

Cleveland Indians @ Boston Red Sox  
Fenway Park, Boston, MA  
Thu Sep 06 2001, 7:05 PM EDT  
Att: 32,500 - Sunny - 76 F

AB 37  
R 6  
H 13  
RBI 6  
BB 1  
SO 5  
LOB 20



Batter	1	2	3	4	5	6	7	8	9	AB	R	H	RBI	BB	SO	LOB	BOTTOM								
<b>Chris Stynes, R</b> OBP: 0.330, SLG: 0.419 (1, 4)	0-1 P4			2-1 F8		1-1 1B		1-2 2B 1B		4	1	2	0	0	0	0									
<b>Jose Offerman, S</b> OBP: 0.326, SLG: 0.352 (1, 3)	1-2 F9			1-0 G6-3		0-0 F8		3-2 1B 2B		4	1	1	0	0	0	2									
<b>Trot Nixon, L</b> OBP: 0.367, SLG: 0.488 (1, 8)	3-1 G4-3			3-2 G4-3			1-1 G3	1-3 K		4	0	0	0	0	1	2									
<b>Manny Ramirez, R</b> OBP: 0.405, SLG: 0.619 (1, 10)		0-0 G6-3			2-3 K		2-0 BB 1B	2-2 1B		4	1	2	2	0	1	0									
<b>Carl Everett, S</b> OBP: 0.327, SLG: 0.441 (1, 9)		1-0 G6-4-3 1B			2-1 G6-3		4-2 2B G4-3 BB	2-3 K		3	1	1	0	1	1	1									
<b>Izzy Alcantara, R</b> OBP: 0.353, SLG: 0.412 (1, 7)		0-0 G6-4-3			0-3 K		1-0 G4-3 2B		1-3 K	4	0	1	1	0	2	1									
<b>Shea Hillenbrand, R</b> OBP: 0.297, SLG: 0.358 (1, 5)			2-3 K			0-0 E1 1B	0-2 G4-3		3-3 K	4	0	0	1	0	2	1	AB 34								
<b>Mike Lansing, R</b> OBP: 0.298, SLG: 0.389 (1, 6)			1-0 F9			2-0 L7	2-3 K		3-2 G6-3	4	0	0	0	0	1	2	R 4								
<b>Joe Oliver, R</b> OBP: 0.238, SLG: 0.325 <b>Scott Hatteberg, L</b> OBP: 0.341, SLG: 0.366 (8, PH)			1-2 G5-3			2-2 G5-3		1-2 F7		2	0	0	0	0	0	1	H 7								
<b>Inning Stats</b>	R: 0 E: 0 K: 0 S: 7	H: 0 LOB: 0 BB: 0 P: 11	R: 0 E: 0 K: 0 S: 3	H: 1 LOB: 0 BB: 0 P: 4	R: 0 E: 0 K: 1 S: 7	H: 0 LOB: 0 BB: 0 P: 11	R: 0 E: 0 K: 0 S: 6	H: 0 LOB: 0 BB: 0 P: 12	R: 0 E: 1 K: 0 S: 8	H: 1 LOB: 2 BB: 0 P: 13	R: 2 E: 0 K: 1 S: 16	H: 2 LOB: 1 BB: 1 P: 26	R: 2 E: 0 K: 2 S: 22	H: 3 LOB: 0 BB: 0 P: 32	R: 0 E: 0 K: 2 S: 10	H: 0 LOB: 0 BB: 0 P: 17	1B: 5 2B: 2 HR: 0	SF: 0 SAC: 0 HBP: 0	WP: 0 PB: 0 SB: 0 CS: 0	PA: 35					
<b>PITCHER</b>	IP	WLS	BF	H	R	ER	SO	BB	IBB	HBP	BLK	WP	HR	S	P	ERA	WHIP								
<b>Chuck Finley, L</b> ERA: 6.04 (1, 1)	6.1	W	24	4	2	2	3	1	0	0	0	0	0	46	78	2.84	0.789								
<b>David Riske, R</b> ERA: 1.69 (7, 1)	0.2	H	2	0	0	0	1	0	0	0	0	0	0	10	12	0.00	0.000								
<b>Danys Baez, R</b> ERA: 2.4 (8, 1)	1.0		6	3	2	2	2	0	0	0	0	0	0	22	32	18.00	3.000								
<b>John Rocker, L</b> ERA: 3.97 (9, 1)	1.0	S	3	0	0	0	2	0	0	0	0	0	0	10	17	0.00	0.000								

Cleveland Indians @ Boston Red Sox  
Fenway Park, Boston, MA  
Thu Sep 06 2001, 7:05 PM EDT  
Att: 32,500 - Sunny - 76 F

AB 34  
R 4  
H 7  
RBI 4  
BB 1  
SO 8  
LOB 10





Batter	1	2	3	4	5	6	7	8	9	AB	R	H	RBI	BB	SO	LOB	TOP	
Jose Offerman, S (1, 4) OBP: 0.323, SLG: 0.348	F8		F9		F9			F8		4	0	0	0	0	0	0	<b>Boston Red Sox @ New York Yankees</b> Yankee Stadium, Bronx, NY Fri Sep 07 2001, 7:05 PM EDT Att: 55,524 - Cloudy - 79 F	
Trot Nixon, L (1, 8) OBP: 0.364, SLG: 0.484	F7		G5-3		L3			G6-3		4	0	0	0	0	0			
Carl Everett, S (1, 9) OBP: 0.326, SLG: 0.442	1B		F9						P4	4	1	1	0	0	1			
Manny Ramirez, R (1, 10) OBP: 0.406, SLG: 0.620	2B				F8				G6-3	4	1	2	1	0	0			
Brian Daubach, L (1, 3) OBP: 0.353, SLG: 0.503	1B				F8				K	4	0	1	1	0	2			
Troy O'Leary, L (1, 7) OBP: 0.305, SLG: 0.444	F7				K					3	0	0	0	0	2			
Scott Hatteberg, L (1, 2) OBP: 0.341, SLG: 0.363										2	0	0	0	1	0			
Shea Hillenbrand, R (1, 5) OBP: 0.295, SLG: 0.395										3	0	0	0	0	0			
Mike Lansing, R (1, 6) OBP: 0.295, SLG: 0.386										3	0	0	0	0	1			
<b>Inning Stats</b>	R: 2 E: 0 K: 0 S: 16	H: 3 LOB: 1 BB: 0 P: 23	R: 0 E: 0 K: 1 S: 9	H: 0 LOB: 0 BB: 0 P: 11	R: 0 E: 0 K: 0 S: 6	H: 1 LOB: 2 BB: 1 P: 8	R: 0 E: 0 K: 1 S: 10	H: 0 LOB: 0 BB: 0 P: 10	R: 0 E: 0 K: 1 S: 9	H: 0 LOB: 0 BB: 0 P: 14	R: 0 E: 0 K: 0 S: 8	H: 0 LOB: 0 BB: 0 P: 11	R: 0 E: 0 K: 1 S: 8	H: 0 LOB: 0 BB: 0 P: 8	1B: 1 2B: 3 3B: 0 HR: 0	SF: 0 SAC: 0 DP: 0 HBP: 0	WP: 0 PB: 0 SB: 0 CS: 0	PA: 32
<b>PITCHER</b>	IP WLS BF H R ER SO BB IBB HBP BLK WP HR S P ERA WHIP																	
Orlando Hernandez, R (1, 1) ERA: 5.16	7.0 W 26 4 2 2 5 1 0 0 0 0 0 0 67 105 2.57 0.714																	
Ramiro Mendoza, R (8, 1) ERA: 3.35	1.0 H 3 0 0 0 0 0 0 0 0 0 0 0 8 11 0.00 0.000																	
42 Mariano Rivera, R (9, 1) ERA: 2.32	1.0 S 3 0 0 0 1 0 0 0 0 0 0 0 8 8 0.00 0.000																	

Batter	1	2	3	4	5	6	7	8	9	AB	R	H	RBI	BB	SO	LOB	BOTTOM	
Chuck Knoblauch, R (1, 7) OBP: 0.338, SLG: 0.350	G6-3									2	0	0	0	1	1		<b>Boston Red Sox @ New York Yankees</b> Yankee Stadium, Bronx, NY Fri Sep 07 2001, 7:05 PM EDT Att: 55,524 - Cloudy - 79 F	
Randy Velarde, R (1, 5) OBP: 0.367, SLG: 0.453	F8									4	0	1	0	0	1			
Bernie Williams, S (1, 8) OBP: 0.394, SLG: 0.511	G4-3									3	0	0	0	1	0			
Tino Martinez, L (1, 3) OBP: 0.320, SLG: 0.481										4	1	1	0	0	0			
David Justice, L (1, 10) OBP: 0.342, SLG: 0.467										3	1	2	0	1	0			
20 Jorge Posada, S (1, 2) OBP: 0.367, SLG: 0.483										3	0	0	1	1	1			
Paul O'Neill, L (1, 9) OBP: 0.328, SLG: 0.458										4	1	1	1	0	1			
Alfonso Soriano, R (1, 4) OBP: 0.302, SLG: 0.436										4	0	2	0	0	2			
Enrique Wilson, S (1, 6) OBP: 0.234, SLG: 0.268										4	0	1	1	0	0			
<b>Inning Stats</b>	R: 0 E: 0 K: 0 S: 6	H: 0 LOB: 0 BB: 0 P: 8	R: 3 E: 1 K: 1 S: 21	H: 4 LOB: 3 BB: 1 P: 33	R: 0 E: 0 K: 2 S: 7	H: 0 LOB: 1 BB: 1 P: 13	R: 0 E: 0 K: 0 S: 10	H: 1 LOB: 2 BB: 0 P: 17	R: 0 E: 1 K: 0 S: 8	H: 1 LOB: 1 BB: 0 P: 13	R: 0 E: 0 K: 2 S: 9	H: 1 LOB: 1 BB: 1 P: 13	R: 0 E: 0 K: 1 S: 12	H: 0 LOB: 1 BB: 1 P: 21	1B: 7 2B: 1 3B: 0 HR: 0	SF: 0 SAC: 0 DP: 0 HBP: 1	WP: 0 PB: 0 SB: 0 CS: 2	PA: 36
<b>PITCHER</b>	IP WLS BF H R ER SO BB IBB HBP BLK WP HR S P ERA WHIP																	
Pedro Martinez, R (1, 1) ERA: 2.39	3.0 L 16 4 3 3 3 2 0 0 0 0 0 0 34 54 9.00 2.000																	
49 Tim Wakefield, R (4, 1) ERA: 3.57	4.0 16 4 0 0 2 1 0 1 0 0 0 0 36 56 0.00 1.250																	
Rod Beck, R (8, 1) ERA: 3.94	1.0 4 0 0 0 1 1 0 0 0 0 0 0 12 21 0.00 1.000																	



Batter	1	2	3	4	5	6	7	8	9	AB	R	H	RBI	BB	SO	LOB	TOP								
Jose Offerman, S (1,4) OBP: 0.324, SLG: 0.349										5	0	2	0	0	2	0	<b>Boston Red Sox @ New York Yankees</b> Yankee Stadium, Bronx, NY Sat Sep 08 2001, 1:15 PM EDT Att: 55,316 - Sunny - 75 F								
Trot Nixon, L (1,8) OBP: 0.365, SLG: 0.486										4	0	2	2	0	1	2									
Carl Everett, S (1,9) OBP: 0.323, SLG: 0.438										4	0	0	0	0	2	5									
Manny Ramirez, R (1,10) OBP: 0.403, SLG: 0.615										4	0	0	0	0	2	1									
Brian Daubach, L (1,3) OBP: 0.353, SLG: 0.500										2	0	0	0	1	0	0									
Izzy Alcantara, R (8,PH) OBP: 0.333, SLG: 0.389										1	0	0	0	0	1	0									
Troy O'Leary, L (1,7) OBP: 0.305, SLG: 0.441										2	0	0	0	1	0	2									
Darren Lewis, R (8,PH) OBP: 0.291, SLG: 0.366										1	0	1	0	0	0	0									
Chris Stynes, R (1,5) OBP: 0.329, SLG: 0.415										3	1	0	0	1	0	2									
Mike Lansing, R (1,6) OBP: 0.294, SLG: 0.384										2	0	0	0	0	0	0									
Lou Merloni, R (5,PR) OBP: 0.286, SLG: 0.303										2	1	0	0	0	2	1									
Joe Oliver, R (1,2) OBP: 0.244, SLG: 0.310										2	0	0	0	1	0	1									
53 Angel Santos, S (9,PH)										1	0	0	0	0	1	0									
<b>Inning Stats</b>	R: 0 E: 0 K: 3 S: 12	H: 0 LOB: 0 BB: 0 P: 19	R: 0 E: 0 K: 0 S: 7	H: 0 LOB: 1 BB: 1 P: 14	R: 0 E: 0 K: 0 S: 10	H: 0 LOB: 0 BB: 0 P: 14	R: 0 E: 0 K: 2 S: 12	H: 1 LOB: 2 BB: 1 P: 17	R: 1 E: 1 K: 0 S: 15	H: 2 LOB: 2 BB: 0 P: 22	R: 0 E: 0 K: 0 S: 9	H: 0 LOB: 0 BB: 0 P: 13	R: 1 E: 0 K: 1 S: 15	H: 1 LOB: 2 BB: 2 P: 29	R: 0 E: 0 K: 2 S: 8	H: 1 LOB: 1 BB: 0 P: 10	R: 0 E: 0 K: 3 S: 11	H: 0 LOB: 0 BB: 0 P: 16	1B: 4 2B: 1 3B: 0 HR: 0	SF: 0 SAC: 0 DP: 0 HBP: 0	WP: 0 PB: 0 SB: 0 CS: 0	PA: 37			
<b>PITCHER</b>	IP	WLS	BF	H	R	ER	SO	BB	IBB	HBP	BLK	WP	HR	S	P	ERA	WHIP								
35 Mike Mussina, R (1,1) ERA: 3.29	6.0	W	24	3	1	0	5	2	0	0	0	0	0	65	99	0.00	0.833								
Mark Wohlers, R (7,1) ERA: 4.7	0.1		4	1	1	1	1	2	0	0	0	0	0	10	22	27.00	9.000								
Mike Stanton, L (7,1) ERA: 2.66	1.2		6	1	0	0	2	0	0	0	0	0	0	13	17	0.00	0.600								
Jay Witasick, R (9,1) ERA: 3.64	1.0		3	0	0	0	3	0	0	0	0	0	0	11	16	0.00	0.000								

Batter	1	2	3	4	5	6	7	8	9	AB	R	H	RBI	BB	SO	LOB	BOTTOM									
Chuck Knoblauch, R (1,7) OBP: 0.339, SLG: 0.349										4	1	1	0	1	0	1	<b>Boston Red Sox @ New York Yankees</b> Yankee Stadium, Bronx, NY Sat Sep 08 2001, 1:15 PM EDT Att: 55,316 - Sunny - 75 F									
Randy Velarde, R (1,5) OBP: 0.365, SLG: 0.452										5	0	1	1	0	2	2										
Bernie Williams, S (1,8) OBP: 0.394, SLG: 0.509										2	2	0	0	2	1	2										
Tino Martinez, L (1,3) OBP: 0.323, SLG: 0.494										4	2	3	5	0	0	0										
David Justice, L (1,9) OBP: 0.339, SLG: 0.461										4	0	0	0	0	1	1										
Gerald Williams, R (8,9) OBP: 0.266, SLG: 0.315										0	0	0	0	0	0	0										
20 Jorge Posada, S (1,2) OBP: 0.368, SLG: 0.482										3	1	1	0	1	1	1										
Nick Johnson, L (1,10) OBP: 0.261, SLG: 0.150										3	1	0	0	1	0	2										
Alfonso Soriano, R (1,4) OBP: 0.306, SLG: 0.440										4	1	3	2	0	0	0										
Enrique Wilson, S (1,6) OBP: 0.239, SLG: 0.282										4	1	2	1	0	0	2										
<b>Inning Stats</b>	R: 2 E: 0 K: 0 S: 13	H: 1 LOB: 1 BB: 1 P: 22	R: 0 E: 0 K: 0 S: 11	H: 1 LOB: 1 BB: 1 P: 18	R: 0 E: 0 K: 1 S: 9	H: 0 LOB: 0 BB: 0 P: 12	R: 0 E: 0 K: 1 S: 9	H: 0 LOB: 0 BB: 0 P: 13	R: 0 E: 0 K: 0 S: 8	H: 1 LOB: 0 BB: 0 P: 10	R: 7 E: 0 K: 1 S: 30	H: 6 LOB: 2 BB: 3 P: 53	R: 0 E: 0 K: 1 S: 9	H: 1 LOB: 1 BB: 0 P: 15	R: 0 E: 0 K: 1 S: 8	H: 1 LOB: 1 BB: 0 P: 17	1B: 6 2B: 2 3B: 1 HR: 2	SF: 0 SAC: 0 DP: 1 HBP: 0	WP: 1 PB: 0 SB: 1 CS: 1	PA: 38						
<b>PITCHER</b>	IP	WLS	BF	H	R	ER	SO	BB	IBB	HBP	BLK	WP	HR	S	P	ERA	WHIP									
David Cone, R (1,1) ERA: 4.4	5.2	L	24	6	6	6	3	3	0	0	0	0	1	2	65	101	9.53	1.588								
Rich Garces, R (6,1) ERA: 3.27	0.1		6	3	3	3	0	2	0	0	0	0	0	15	27	81.00	15.000									
Sun-Woo Kim, R (7,1) ERA: 4.97	2.0		8	2	0	0	2	0	0	0	0	0	0	17	32	0.00	1.000									

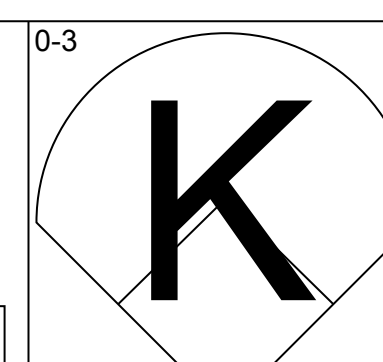
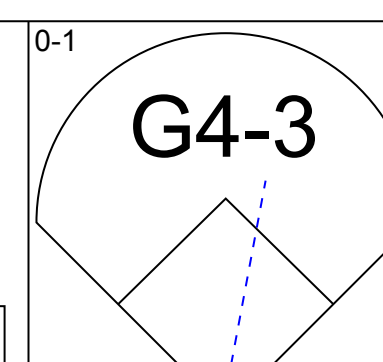
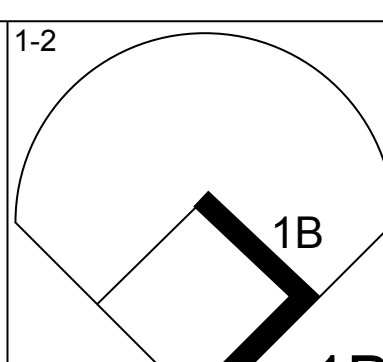
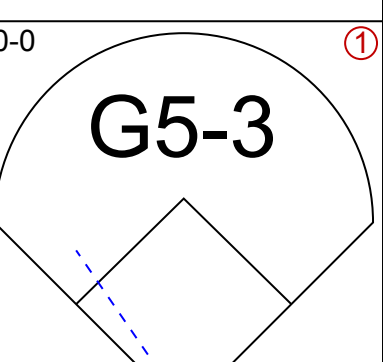
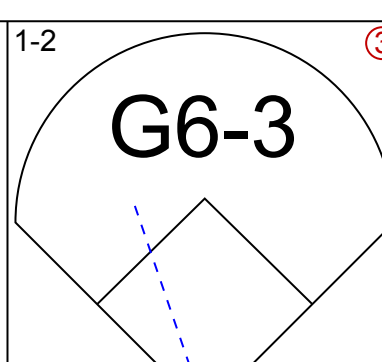
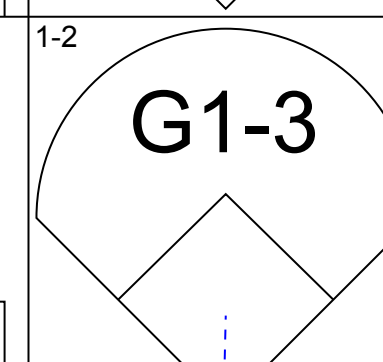
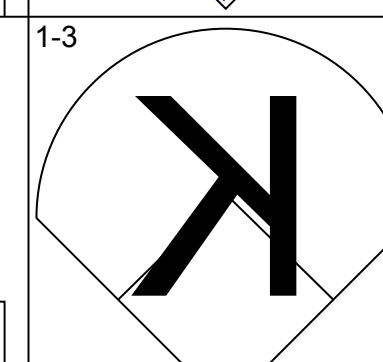
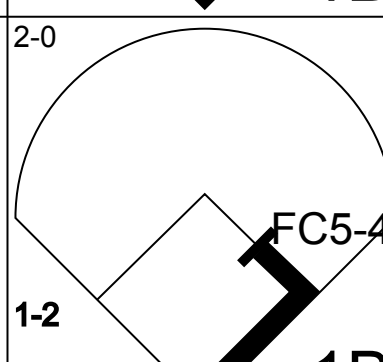
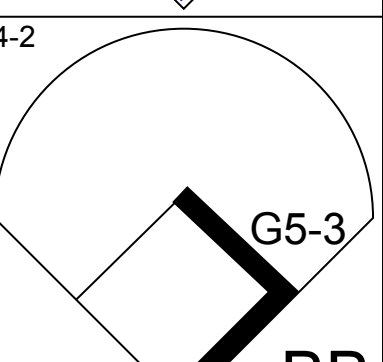
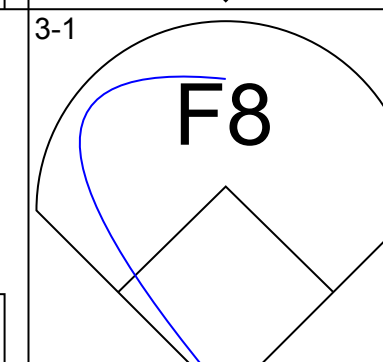
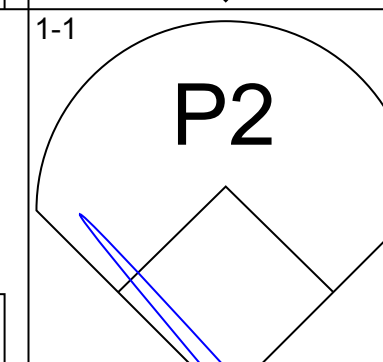
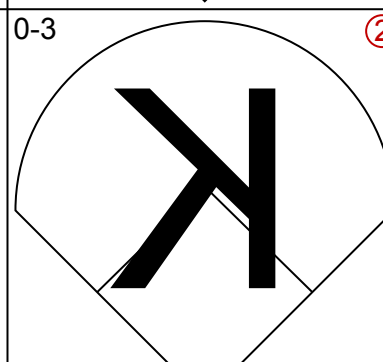
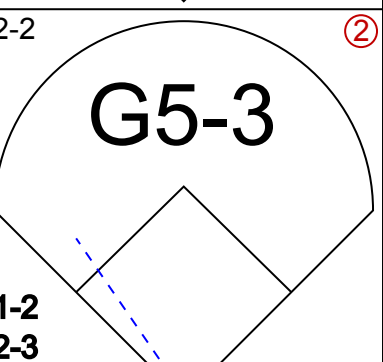
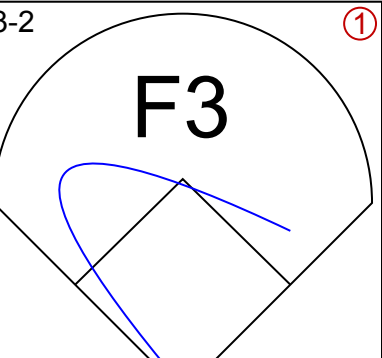
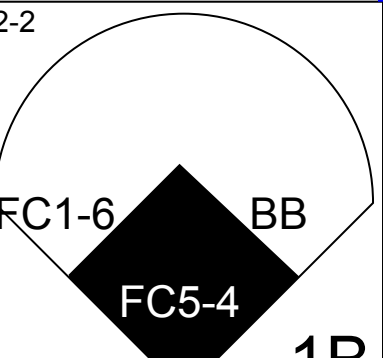
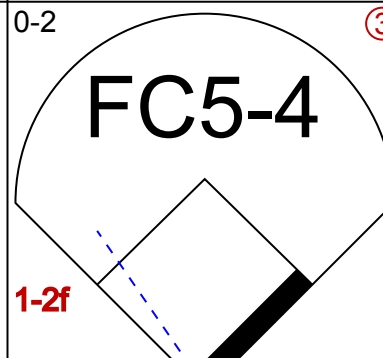
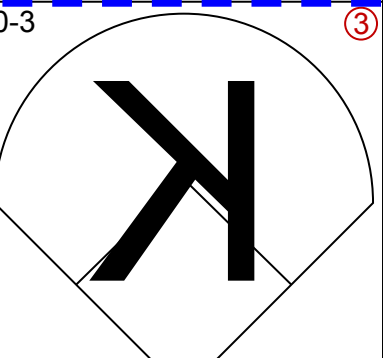
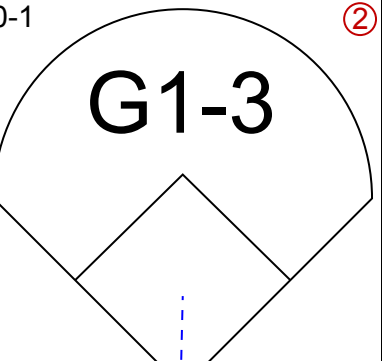
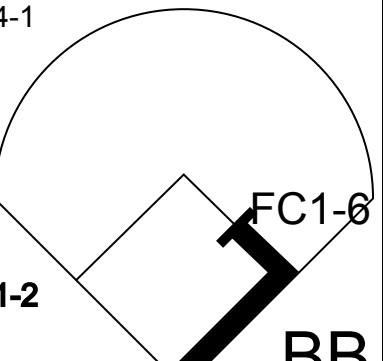
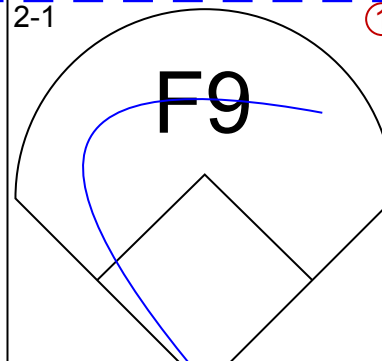
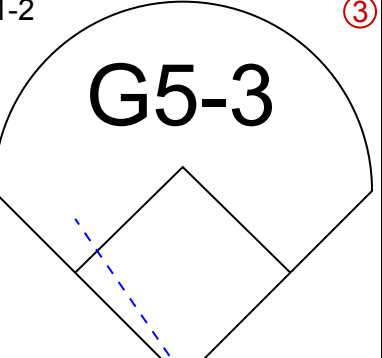
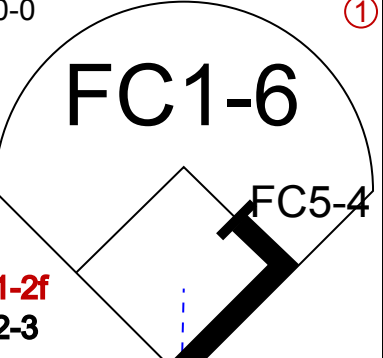

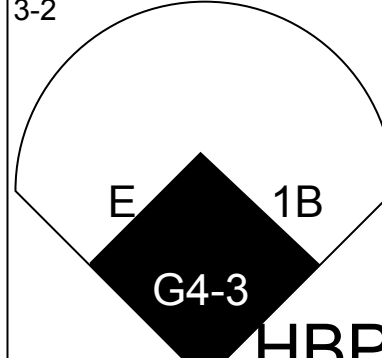
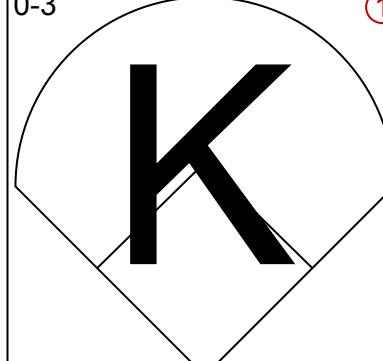
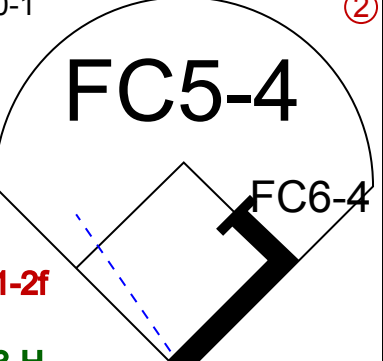
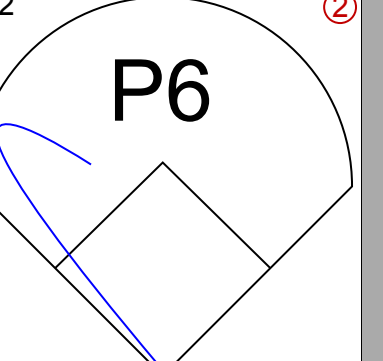
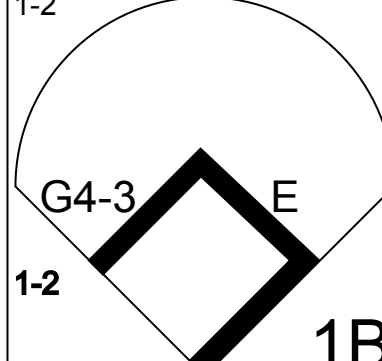
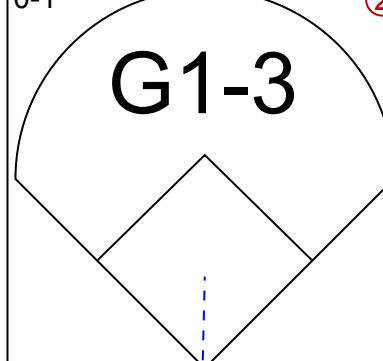
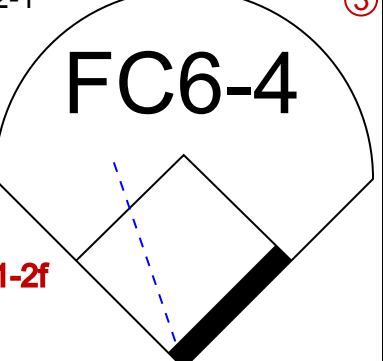

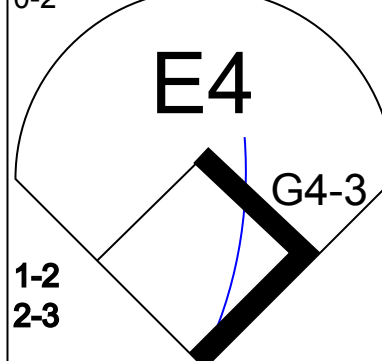
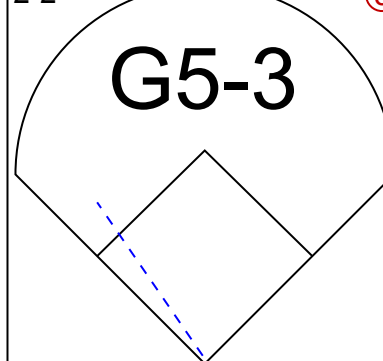
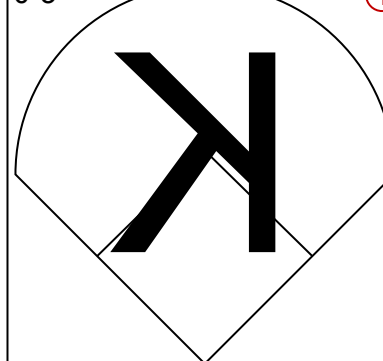
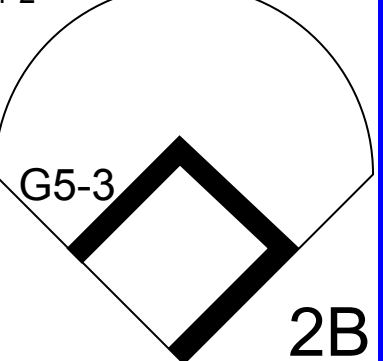
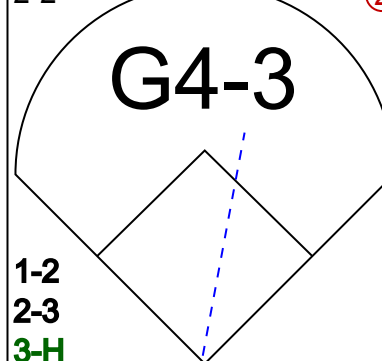
AB 33  
R 2  
H 5  
RBI 2  
BB 4  
SO 11  
LOB 14

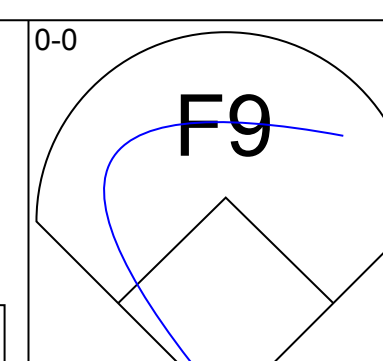
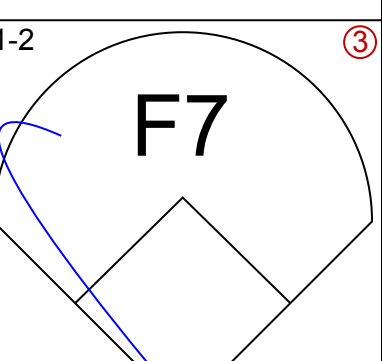
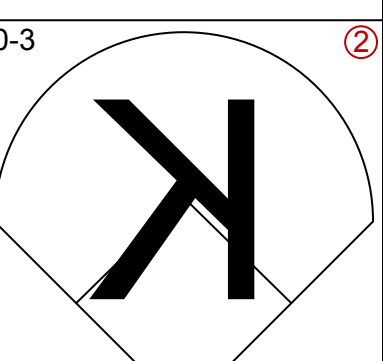
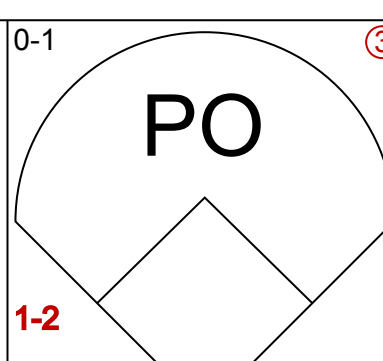
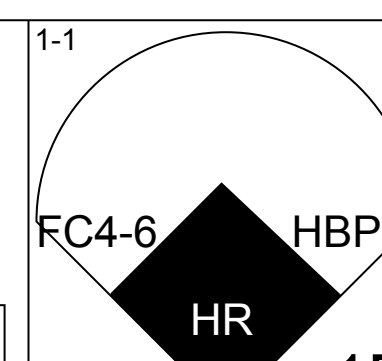
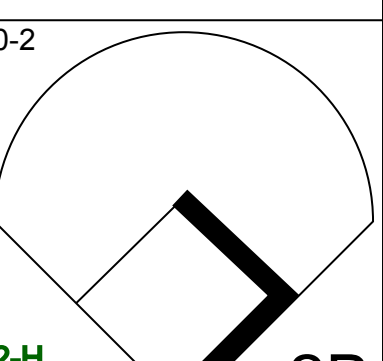
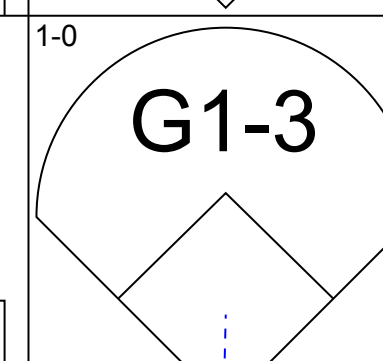
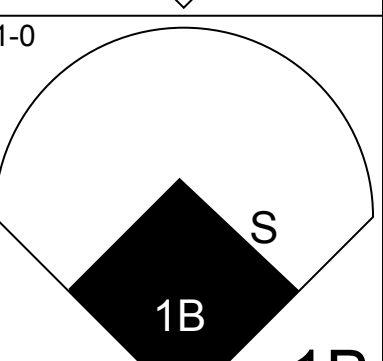
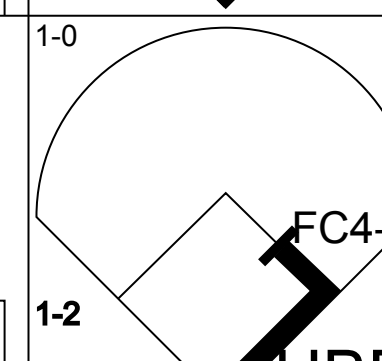
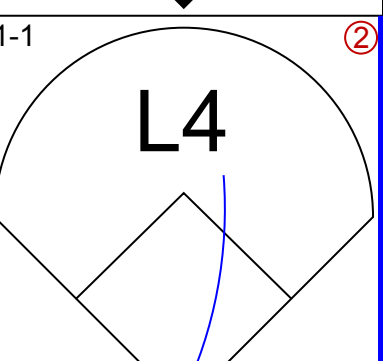
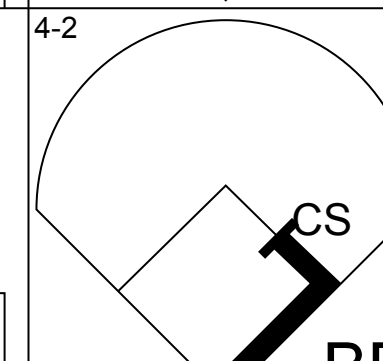
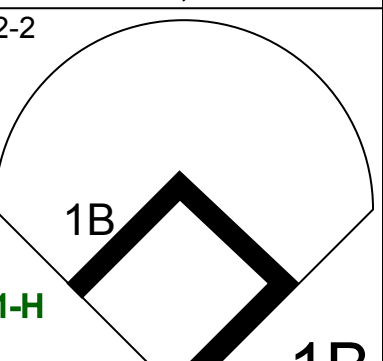
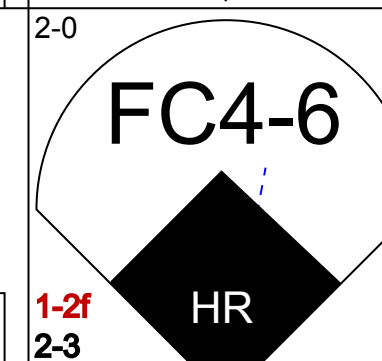
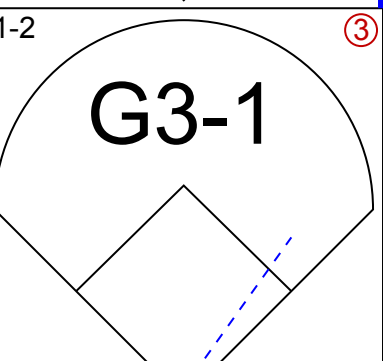
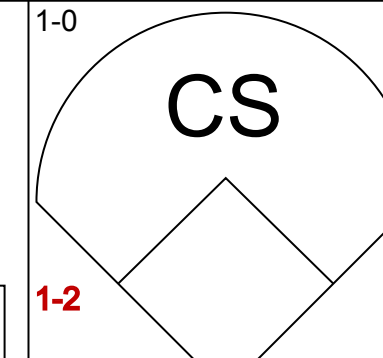
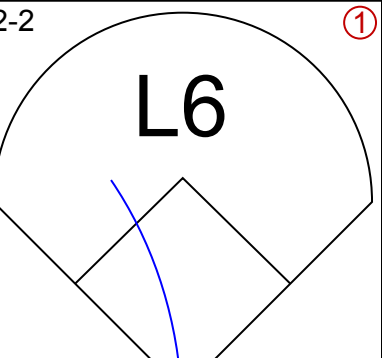
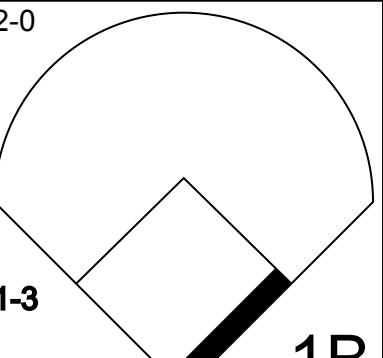
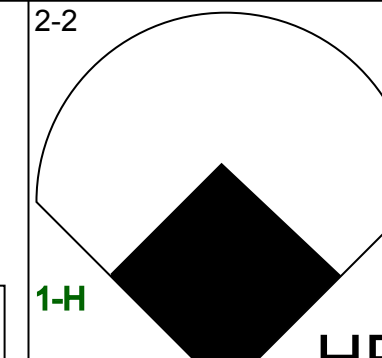
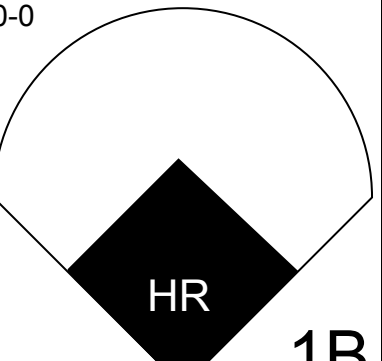
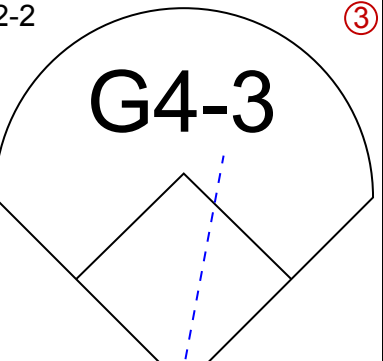
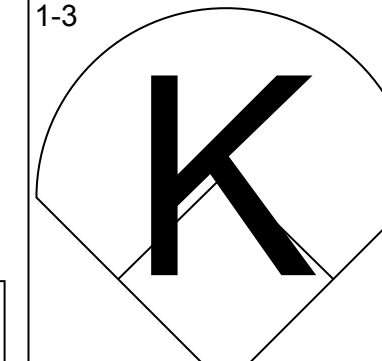
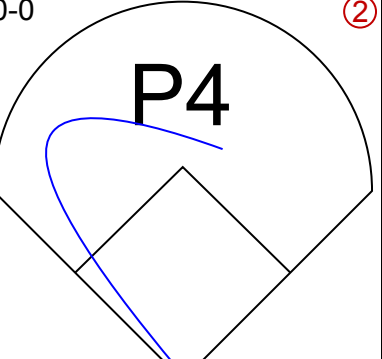
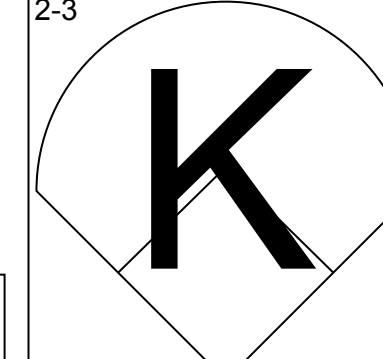
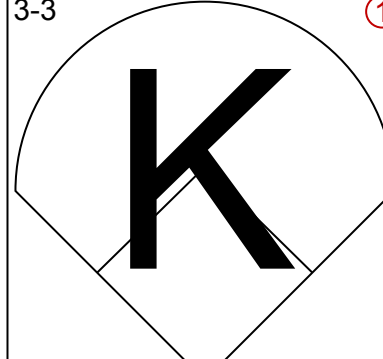
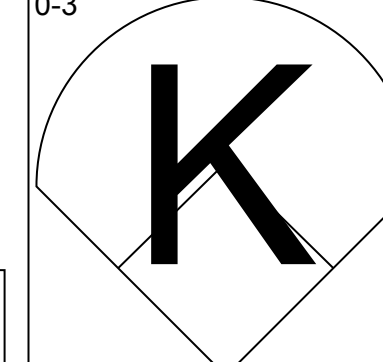
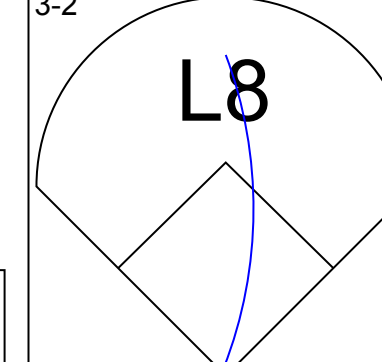
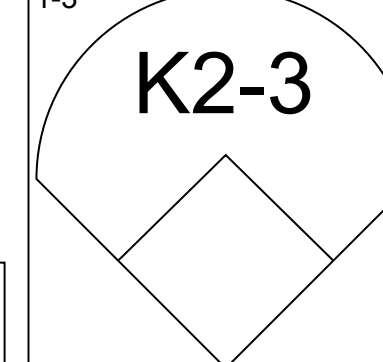

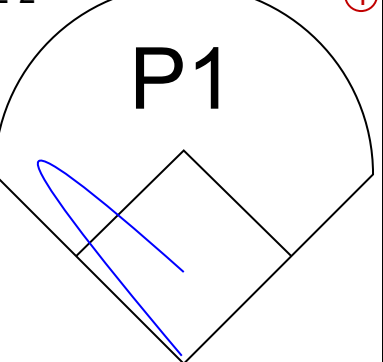
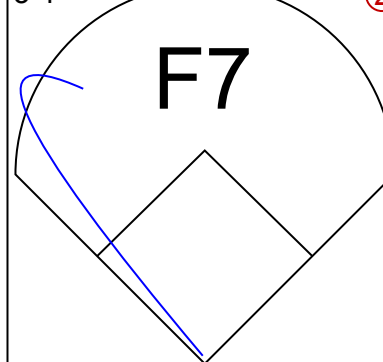
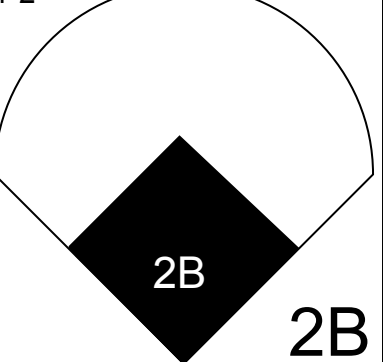


AB 33  
R 9  
H 11  
RBI 9  
BB 5  
SO 5  
LOB 11





Batter	1	2	3	4	5	6	7	8	9	AB	R	H	RBI	BB	SO	LOB	TOP				
Chris Stynes, R (1, 4) OBP: 0.327, SLG: 0.411										5	0	1	0	0	1	3	<b>Boston Red Sox @ New York Yankees</b> Yankee Stadium, Bronx, NY Sun Sep 09 2001, 1:05 PM EDT Att: 55,318 - Sunny - 84 F				
Lou Merton, R (1, 6) OBP: 0.294, SLG: 0.304										3	0	1	0	1	1	0					
Izzy Alcantara, R (1, 3) OBP: 0.300, SLG: 0.350 Brian Daubach, L (5, 3) OBP: 0.351, SLG: 0.497										2	0	0	0	0	0	0					
Manny Ramirez, R (1, 10) OBP: 0.402, SLG: 0.612										4	1	1	0	0	1	4					
Dante Bichette, R (1, 9) OBP: 0.331, SLG: 0.461										2	0	0	0	2	0	0					
Troy O'Leary, L (1, 7) OBP: 0.305, SLG: 0.437										3	1	0	0	0	1	3					
Shea Hillenbrand, R (1, 5) OBP: 0.295, SLG: 0.394										4	0	1	1	0	1	2					
Doug Mirabeli, R (1, 2) OBP: 0.328, SLG: 0.408 Scott Hatteberg, L (9, PH) OBP: 0.361, SLG: 0.361										3	0	0	0	0	1	2					
Darren Lewis, R (1, 8) OBP: 0.292, SLG: 0.374 Calvin Pickering, L (9, PH) OBP: 0.250, SLG: 0.200										3	0	1	0	0	1	0					
<b>Inning Stats</b>	R: 0 E: 0 K: 1 S: 11	H: 0 LOB: 0 BB: 0 P: 15	R: 0 E: 0 K: 0 S: 8	H: 0 LOB: 0 BB: 0 P: 12	R: 0 E: 0 K: 1 S: 8	H: 0 LOB: 0 BB: 0 P: 10	R: 0 E: 0 K: 1 S: 10	H: 0 LOB: 0 BB: 0 P: 12	R: 1 E: 0 K: 0 S: 10	H: 2 LOB: 2 BB: 0 P: 18	R: 0 E: 0 K: 2 S: 15	H: 0 LOB: 1 BB: 1 P: 19	R: 0 E: 0 K: 1 S: 13	H: 1 LOB: 2 BB: 1 P: 20	R: 1 E: 1 K: 0 S: 18	H: 1 LOB: 2 BB: 0 P: 27		1B: 4 2B: 1 3B: 0 HR: 0	SF: 0 SAC: 0 DP: 0 HBP: 1	WP: 0 PB: 0 SB: 0 CS: 0	PA: 37
<b>PITCHER</b>	IP	WLS	BF	H	R	ER	SO	BB	IBB	HBP	BLK	WP	HR	S	P	ERA	WHIP				
Andy Pettitte, L (1, 1) ERA: 3.89	7.2	W	30	4	1	1	7	3	0	0	0	0	0	83	121	1.17	0.913				
Ramiro Mendoza, R (8, 1) ERA: 3.34	0.1		1	0	0	0	1	0	0	0	0	0	0	3	3	0.00	0.000				
Jay Witasick, R (9, 1) ERA: 3.59	1.0		6	1	1	0	0	0	0	1	0	0	0	18	27	0.00	1.000				

Batter	1	2	3	4	5	6	7	8	9	AB	R	H	RBI	BB	SO	LOB	BOTTOM				
Chuck Knoblauch, R (1, 7) OBP: 0.338, SLG: 0.347 Shane Spencer, R (5, 7) OBP: 0.318, SLG: 0.432										2	0	0	0	0	0	2	<b>Boston Red Sox @ New York Yankees</b> Yankee Stadium, Bronx, NY Sun Sep 09 2001, 1:05 PM EDT Att: 55,318 - Sunny - 84 F				
Randy Velarde, R (1, 5) OBP: 0.388, SLG: 0.453 Clay Bellinger, R (9, 5) OBP: 0.230, SLG: 0.397										4	1	2	0	0	0	1					
Bernie Williams, S (1, 8) OBP: 0.394, SLG: 0.507										4	1	1	1	1	1	4					
Tino Martinez, L (1, 10) OBP: 0.325, SLG: 0.500										4	1	2	3	0	1	1					
David Justice, L (1, 9) OBP: 0.338, SLG: 0.459 Gerald Williams, R (8, 9) OBP: 0.266, SLG: 0.315										4	1	1	0	0	2	3					
20 Jorge Posada, S (1, 2) OBP: 0.397, SLG: 0.479										3	0	0	0	1	2	1					
Nick Johnson, L (1, 3) OBP: 0.280, SLG: 0.250										4	1	2	2	0	1	1					
Alfonso Soriano, R (1, 4) OBP: 0.307, SLG: 0.439										2	0	0	0	2	1	0					
Enrique Wilson, S (1, 6) OBP: 0.243, SLG: 0.288										3	1	1	0	1	0	2					
<b>Inning Stats</b>	R: 0 E: 0 K: 0 S: 6	H: 0 LOB: 1 BB: 1 P: 12	R: 2 E: 0 K: 0 S: 13	H: 2 LOB: 2 BB: 2 P: 24	R: 0 E: 0 K: 3 S: 12	H: 1 LOB: 1 BB: 0 P: 13	R: 0 E: 0 K: 3 S: 12	H: 0 LOB: 0 BB: 0 P: 15	R: 1 E: 0 K: 1 S: 17	H: 3 LOB: 2 BB: 0 P: 26	R: 0 E: 0 K: 1 S: 13	H: 1 LOB: 1 BB: 1 P: 25	R: 3 E: 0 K: 1 S: 16	H: 2 LOB: 1 BB: 1 P: 30	R: 1 E: 0 K: 0 S: 14	H: 2 LOB: 1 BB: 0 P: 20		1B: 7 2B: 2 3B: 0 HR: 2	SF: 0 SAC: 0 DP: 0 HBP: 1	WP: 0 PB: 0 SB: 0 CS: 1	PA: 41
<b>PITCHER</b>	IP	WLS	BF	H	R	ER	SO	BB	IBB	HBP	BLK	WP	HR	S	P	ERA	WHIP				
Hideo Nomo, R (1, 1) ERA: 4.33	5.1	L	26	7	3	3	8	4	0	0	0	0	1	70	109	5.06	2.062				
Rolando Arrojo, R (6, 1) ERA: 3.44	1.0		5	2	3	3	0	0	0	1	0	0	1	11	20	27.00	2.000				
Allen McDill, L (7, 1) ERA: 2.7	0.2		3	0	0	0	1	1	0	0	0	0	0	8	16	0.00	1.500				
Derek Lowe, R (8, 1) ERA: 4.04	1.0		5	2	1	1	0	0	0	0	0	0	0	14	20	9.00	2.000				

AB	33
R	2
H	5
RBI	2
BB	3
SO	8
LOB	22



AB	33
R	7
H	11
RBI	7
BB	5
SO	9
LOB	15






Batter	1	2	3	4	5	6	7	8	9	AB R H RBI BB SO LOB	TOP																									
												<b>Boston Red Sox @ New York Yankees</b> Yankee Stadium, Bronx, NY Mon Sep 10 2001, 7:05 PM EDT <a href="http://livebaseballscorecards.com">livebaseballscorecards.com</a>																								
Inning Stats											AB 0 R 0 H 0 RBI 0 BB 0 SO 0 LOB 0																									
PITCHER	IP	WLS	BF	H	R	ER	SO	BB	IBB	HBP	BLK	WP	HR	S	P	ERA	WHIP	PITCHER	IP	WLS	BF	H	R	ER	SO	BB	IBB	HBP	BLK	WP	HR	S	P	ERA	WHIP	1B: 0 SF: 0 2B: 0 SAC: 0 3B: 0 DP: 0 HR: 0 HBP: 0 WP: 0 PA: 0 FB: 0 SB: 0 CS: 0




Batter	1	2	3	4	5	6	7	8	9	AB R H RBI BB SO LOB	BOTTOM																									
												<b>Boston Red Sox @ New York Yankees</b> Yankee Stadium, Bronx, NY Mon Sep 10 2001, 7:05 PM EDT <a href="http://livebaseballscorecards.com">livebaseballscorecards.com</a>																								
Inning Stats											AB 0 R 0 H 0 RBI 0 BB 0 SO 0 LOB 0																									
PITCHER	IP	WLS	BF	H	R	ER	SO	BB	IBB	HBP	BLK	WP	HR	S	P	ERA	WHIP	PITCHER	IP	WLS	BF	H	R	ER	SO	BB	IBB	HBP	BLK	WP	HR	S	P	ERA	WHIP	1B: 0 SF: 0 2B: 0 SAC: 0 3B: 0 DP: 0 HR: 0 HBP: 0 WP: 0 PA: 0 FB: 0 SB: 0 CS: 0







Batter	1	2	3	4	5	6	7	8	9	AB R H RBI BB SO LOB	TOP																								
											<b>Boston Red Sox @ Tampa Bay Devil Rays</b> Tropicana Field, St. Petersburg, FL Tue Sep 11 2001, 7:15 PM EDT <a href="http://livebaseballscorecards.com">livebaseballscorecards.com</a>																								
										AB		0																							
										R		0																							
										H		0																							
										RBI		0																							
										BB		0																							
										SO		0																							
										LOB		0																							
																																			
Inning Stats	1B: 0	SF: 0	WP: 0	PA: 0																															
	2B: 0	SAC: 0	FB: 0																																
	3B: 0	DP: 0	SB: 0																																
	HR: 0	HBP: 0	CS: 0																																
PITCHER	IP	WLS	BF	H	R	ER	SO	BB	IBB	HBP	BLK	WP	HR	S	P	ERA	WHIP	PITCHER	IP	WLS	BF	H	R	ER	SO	BB	IBB	HBP	BLK	WP	HR	S	P	ERA	WHIP


Batter	1	2	3	4	5	6	7	8	9	AB R H RBI BB SO LOB	BOTTOM																								
											<b>Boston Red Sox @ Tampa Bay Devil Rays</b> Tropicana Field, St. Petersburg, FL Tue Sep 11 2001, 7:15 PM EDT <a href="http://livebaseballscorecards.com">livebaseballscorecards.com</a>																								
										AB		0																							
										R		0																							
										H		0																							
										RBI		0																							
										BB		0																							
										SO		0																							
										LOB		0																							
																																			
Inning Stats	1B: 0	SF: 0	WP: 0	PA: 0																															
	2B: 0	SAC: 0	FB: 0																																
	3B: 0	DP: 0	SB: 0																																
	HR: 0	HBP: 0	CS: 0																																
PITCHER	IP	WLS	BF	H	R	ER	SO	BB	IBB	HBP	BLK	WP	HR	S	P	ERA	WHIP	PITCHER	IP	WLS	BF	H	R	ER	SO	BB	IBB	HBP	BLK	WP	HR	S	P	ERA	WHIP




Batter	1	2	3	4	5	6	7	8	9	AB R H RBI BB SO LOB	TOP																																		
											<b>Boston Red Sox @ Tampa Bay Devil Rays</b> Tropicana Field, St. Petersburg, FL Wed Sep 12 2001, 7:15 PM EDT <a href="http://livebaseballscorecards.com">livebaseballscorecards.com</a>																																		
																				<b>AB</b> 0 <b>R</b> 0 <b>H</b> 0 <b>RBI</b> 0 <b>BB</b> 0 <b>SO</b> 0 <b>LOB</b> 0																									
																																													
Inning Stats																				1B: 0 SF: 0 WP: 0 PA: 0 2B: 0 SAC: 0 FB: 0 3B: 0 DP: 0 SB: 0 HR: 0 HBP: 0 CS: 0																									
PITCHER										IP		WLS	BF	H	R	ER	SO	BB	IBB	HBP	BLK	WP	HR	S	P	ERA	WHIP	PITCHER	IP	WLS	BF	H	R	ER	SO	BB	IBB	HBP	BLK	WP	HR	S	P	ERA	WHIP


Batter	1	2	3	4	5	6	7	8	9	AB R H RBI BB SO LOB	BOTTOM																																		
											<b>Boston Red Sox @ Tampa Bay Devil Rays</b> Tropicana Field, St. Petersburg, FL Wed Sep 12 2001, 7:15 PM EDT <a href="http://livebaseballscorecards.com">livebaseballscorecards.com</a>																																		
																				<b>AB</b> 0 <b>R</b> 0 <b>H</b> 0 <b>RBI</b> 0 <b>BB</b> 0 <b>SO</b> 0 <b>LOB</b> 0																									
																																													
Inning Stats																				1B: 0 SF: 0 WP: 0 PA: 0 2B: 0 SAC: 0 FB: 0 3B: 0 DP: 0 SB: 0 HR: 0 HBP: 0 CS: 0																									
PITCHER										IP		WLS	BF	H	R	ER	SO	BB	IBB	HBP	BLK	WP	HR	S	P	ERA	WHIP	PITCHER	IP	WLS	BF	H	R	ER	SO	BB	IBB	HBP	BLK	WP	HR	S	P	ERA	WHIP




Batter	1	2	3	4	5	6	7	8	9	AB R H RBI BB SO LOB	TOP																								
											<b>Boston Red Sox @ Tampa Bay Devil Rays</b> Tropicana Field, St. Petersburg, FL Thu Sep 13 2001, 7:15 PM EDT <a href="http://livebaseballscorecards.com">livebaseballscorecards.com</a>																								
										AB		0																							
										R		0																							
										H		0																							
										RBI		0																							
										BB		0																							
										SO		0																							
										LOB		0																							
																																			
Inning Stats	1B: 0	SF: 0	WP: 0	PA: 0																															
	2B: 0	SAC: 0	FB: 0																																
	3B: 0	DP: 0	SB: 0																																
	HR: 0	HBP: 0	CS: 0																																
PITCHER	IP	WLS	BF	H	R	ER	SO	BB	IBB	HBP	BLK	WP	HR	S	P	ERA	WHIP	PITCHER	IP	WLS	BF	H	R	ER	SO	BB	IBB	HBP	BLK	WP	HR	S	P	ERA	WHIP


Batter	1	2	3	4	5	6	7	8	9	AB R H RBI BB SO LOB	BOTTOM																								
											<b>Boston Red Sox @ Tampa Bay Devil Rays</b> Tropicana Field, St. Petersburg, FL Thu Sep 13 2001, 7:15 PM EDT <a href="http://livebaseballscorecards.com">livebaseballscorecards.com</a>																								
										AB		0																							
										R		0																							
										H		0																							
										RBI		0																							
										BB		0																							
										SO		0																							
										LOB		0																							
																																			
Inning Stats	1B: 0	SF: 0	WP: 0	PA: 0																															
	2B: 0	SAC: 0	FB: 0																																
	3B: 0	DP: 0	SB: 0																																
	HR: 0	HBP: 0	CS: 0																																
PITCHER	IP	WLS	BF	H	R	ER	SO	BB	IBB	HBP	BLK	WP	HR	S	P	ERA	WHIP	PITCHER	IP	WLS	BF	H	R	ER	SO	BB	IBB	HBP	BLK	WP	HR	S	P	ERA	WHIP




Batter	1	2	3	4	5	6	7	8	9	AB R H RBI BB SO LOB	TOP																								
												<p><b>Boston Red Sox @ Baltimore Orioles</b>  Oriole Park at Camden Yards, Baltimore, MD  Fri Sep 14 2001, 7:05 PM EDT</p> <p><a href="http://livebaseballscorecards.com">livebaseballscorecards.com</a></p> <p><b>AB 0</b>  <b>R 0</b>  <b>H 0</b>  <b>RBI 0</b>  <b>BB 0</b>  <b>SO 0</b>  <b>LOB 0</b></p> 																							
Inning Stats											1B: 0 SF: 0 WP: 0 PA: 0 2B: 0 SAC: 0 FB: 0 3B: 0 DP: 0 SB: 0 HR: 0 HBP: 0 CS: 0																								
PITCHER	IP	WLS	BF	H	R	ER	SO	BB	IBB	HBP	BLK	WP	HR	S	P	ERA	WHIP	PITCHER	IP	WLS	BF	H	R	ER	SO	BB	IBB	HBP	BLK	WP	HR	S	P	ERA	WHIP


Batter	1	2	3	4	5	6	7	8	9	AB R H RBI BB SO LOB	BOTTOM																								
												<p><b>Boston Red Sox @ Baltimore Orioles</b>  Oriole Park at Camden Yards, Baltimore, MD  Fri Sep 14 2001, 7:05 PM EDT</p> <p><a href="http://livebaseballscorecards.com">livebaseballscorecards.com</a></p> <p><b>AB 0</b>  <b>R 0</b>  <b>H 0</b>  <b>RBI 0</b>  <b>BB 0</b>  <b>SO 0</b>  <b>LOB 0</b></p> 																							
Inning Stats											1B: 0 SF: 0 WP: 0 PA: 0 2B: 0 SAC: 0 FB: 0 3B: 0 DP: 0 SB: 0 HR: 0 HBP: 0 CS: 0																								
PITCHER	IP	WLS	BF	H	R	ER	SO	BB	IBB	HBP	BLK	WP	HR	S	P	ERA	WHIP	PITCHER	IP	WLS	BF	H	R	ER	SO	BB	IBB	HBP	BLK	WP	HR	S	P	ERA	WHIP




Batter	1	2	3	4	5	6	7	8	9	AB R H RBI BB SO LOB	TOP																								
												<p><b>Boston Red Sox @ Baltimore Orioles</b>  Oriole Park at Camden Yards, Baltimore, MD  Sat Sep 15 2001, 1:15 PM EDT</p> <p><a href="http://livebaseballscorecards.com">livebaseballscorecards.com</a></p> <p><b>AB 0</b>  <b>R 0</b>  <b>H 0</b>  <b>RBI 0</b>  <b>BB 0</b>  <b>SO 0</b>  <b>LOB 0</b></p> 																							
Inning Stats											1B: 0 SF: 0 WP: 0 PA: 0 2B: 0 SAC: 0 FB: 0 3B: 0 DP: 0 SB: 0 HR: 0 HBP: 0 CS: 0																								
PITCHER	IP	WLS	BF	H	R	ER	SO	BB	IBB	HBP	BLK	WP	HR	S	P	ERA	WHIP	PITCHER	IP	WLS	BF	H	R	ER	SO	BB	IBB	HBP	BLK	WP	HR	S	P	ERA	WHIP


Batter	1	2	3	4	5	6	7	8	9	AB R H RBI BB SO LOB	BOTTOM																								
												<p><b>Boston Red Sox @ Baltimore Orioles</b>  Oriole Park at Camden Yards, Baltimore, MD  Sat Sep 15 2001, 1:15 PM EDT</p> <p><a href="http://livebaseballscorecards.com">livebaseballscorecards.com</a></p> <p><b>AB 0</b>  <b>R 0</b>  <b>H 0</b>  <b>RBI 0</b>  <b>BB 0</b>  <b>SO 0</b>  <b>LOB 0</b></p> 																							
Inning Stats											1B: 0 SF: 0 WP: 0 PA: 0 2B: 0 SAC: 0 FB: 0 3B: 0 DP: 0 SB: 0 HR: 0 HBP: 0 CS: 0																								
PITCHER	IP	WLS	BF	H	R	ER	SO	BB	IBB	HBP	BLK	WP	HR	S	P	ERA	WHIP	PITCHER	IP	WLS	BF	H	R	ER	SO	BB	IBB	HBP	BLK	WP	HR	S	P	ERA	WHIP




Batter	1	2	3	4	5	6	7	8	9	AB R H RBI BB SO LOB	TOP																								
											<p><b>Boston Red Sox @ Baltimore Orioles</b>  Oriole Park at Camden Yards, Baltimore, MD  Sat Sep 15 2001, 7:05 PM EDT</p> <p><a href="http://livebaseballscorecards.com">livebaseballscorecards.com</a></p> <p><b>AB 0</b>  <b>R 0</b>  <b>H 0</b>  <b>RBI 0</b>  <b>BB 0</b>  <b>SO 0</b>  <b>LOB 0</b></p> 																								
Inning Stats										1B: 0 SF: 0 WP: 0 PA: 0 2B: 0 SAC: 0 FB: 0 3B: 0 DP: 0 SB: 0 HR: 0 HBP: 0 CS: 0																									
PITCHER	IP	WLS	BF	H	R	ER	SO	BB	IBB	HBP	BLK	WP	HR	S	P	ERA	WHIP	PITCHER	IP	WLS	BF	H	R	ER	SO	BB	IBB	HBP	BLK	WP	HR	S	P	ERA	WHIP

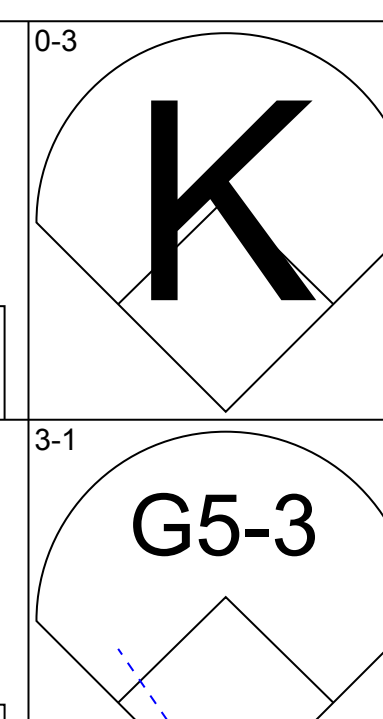
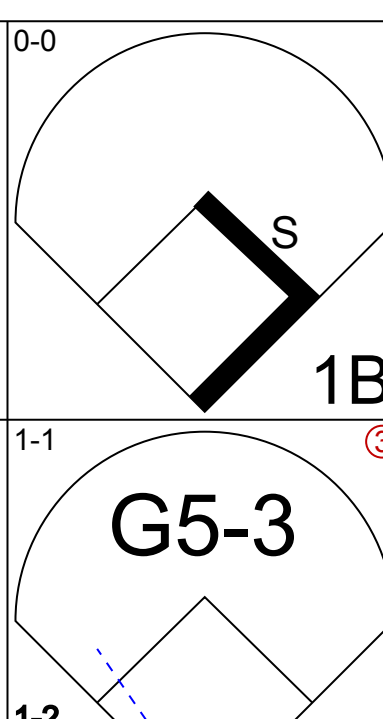
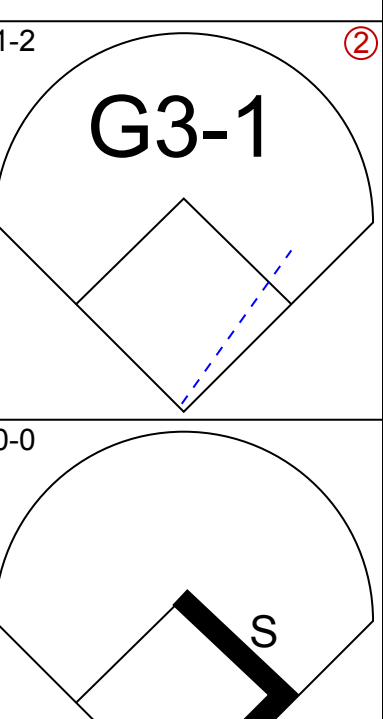
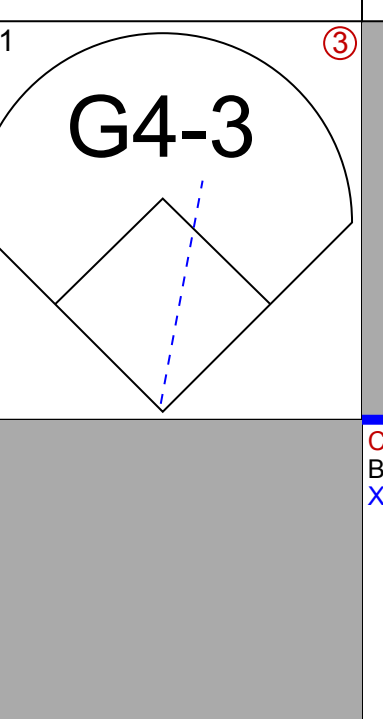
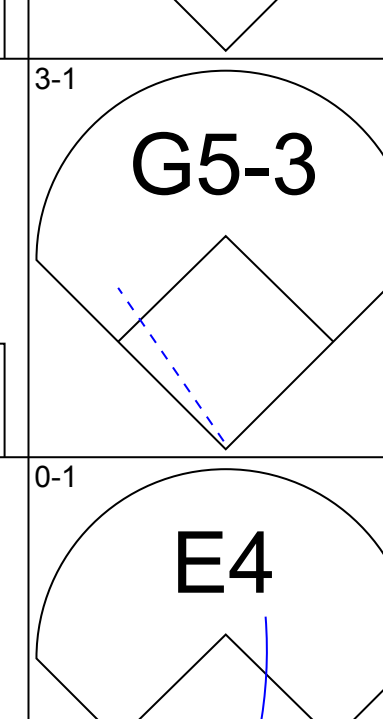
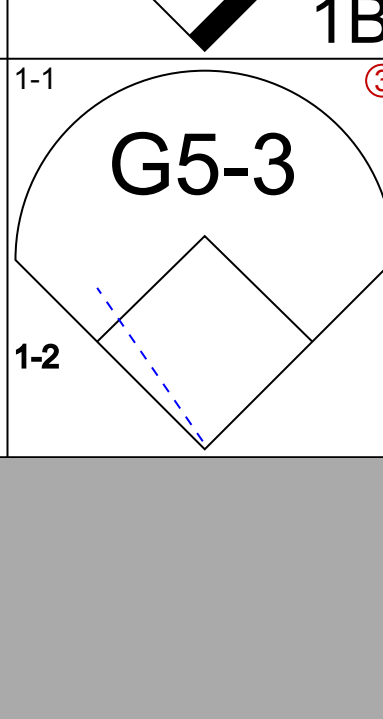
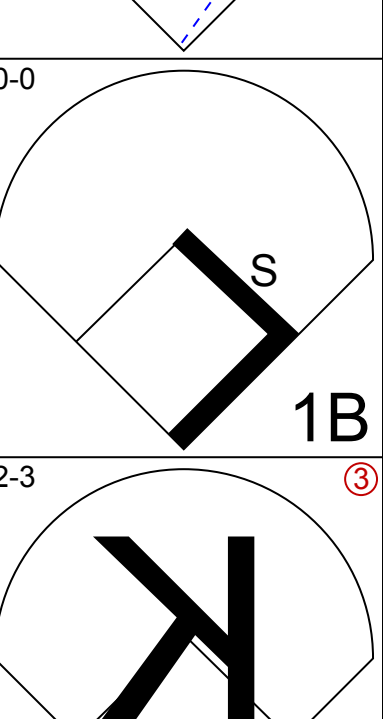
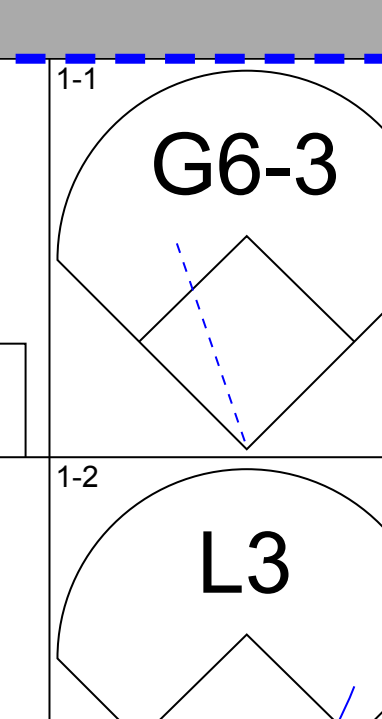
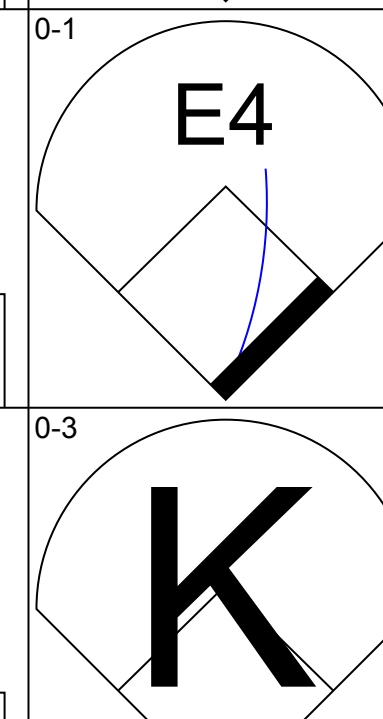
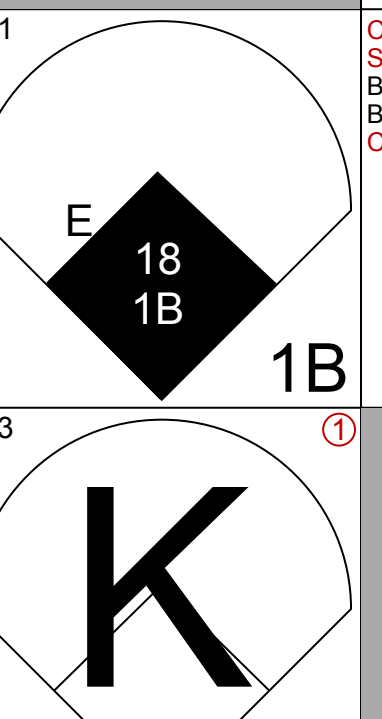
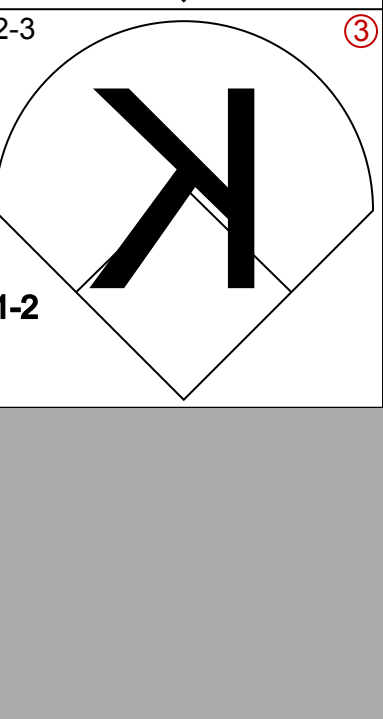
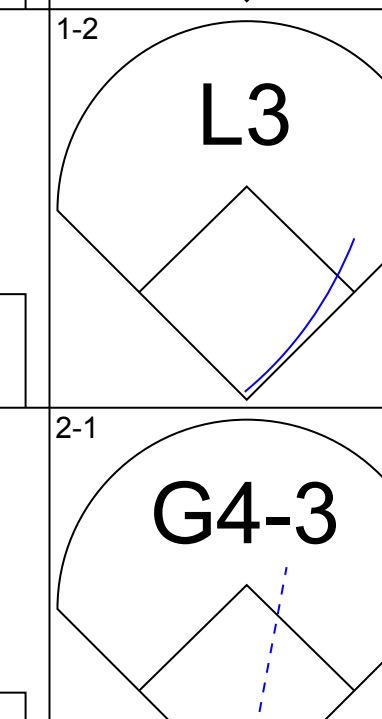
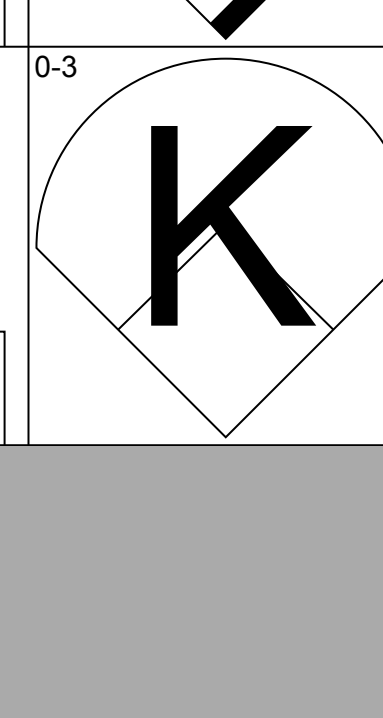
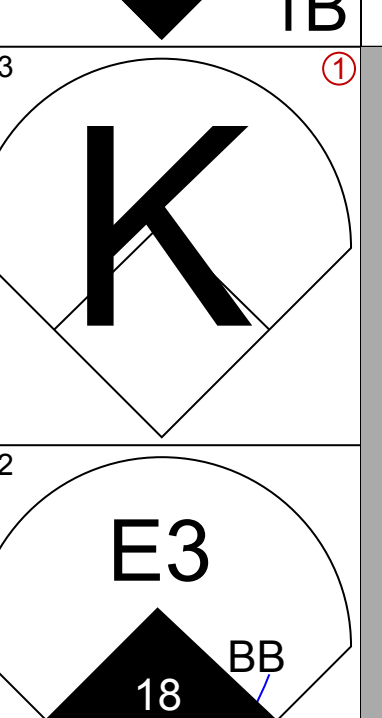
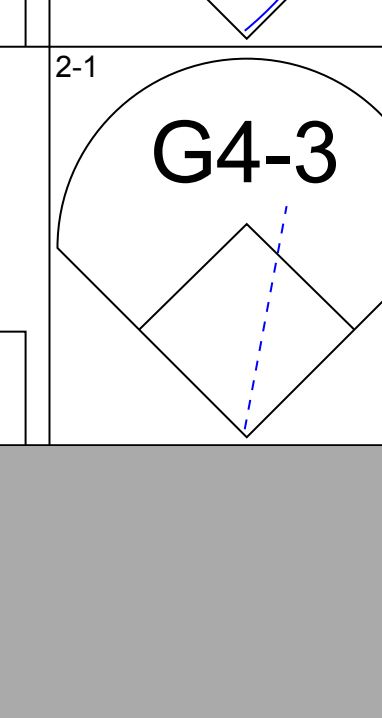
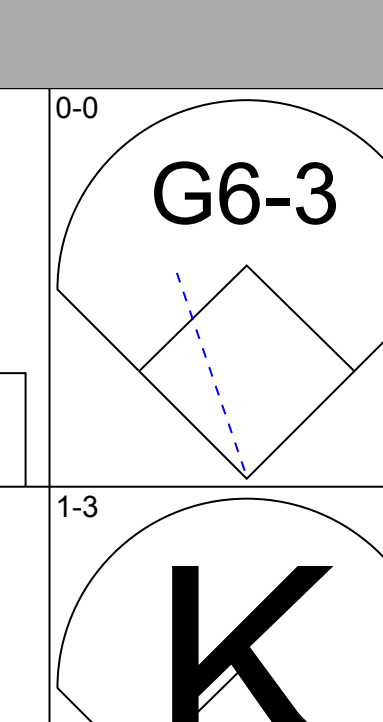
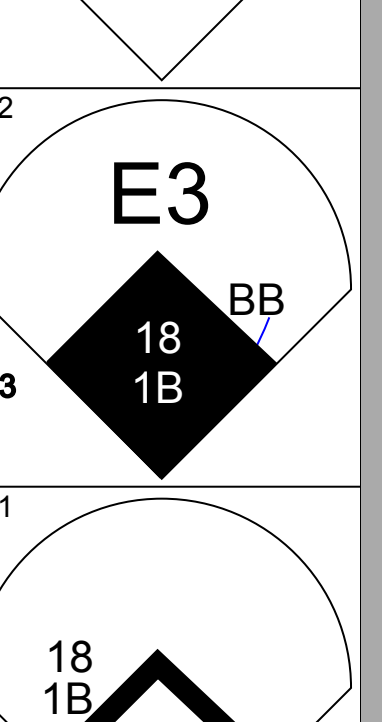
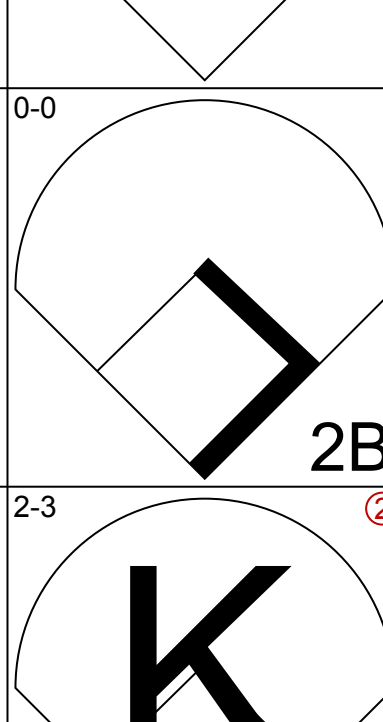
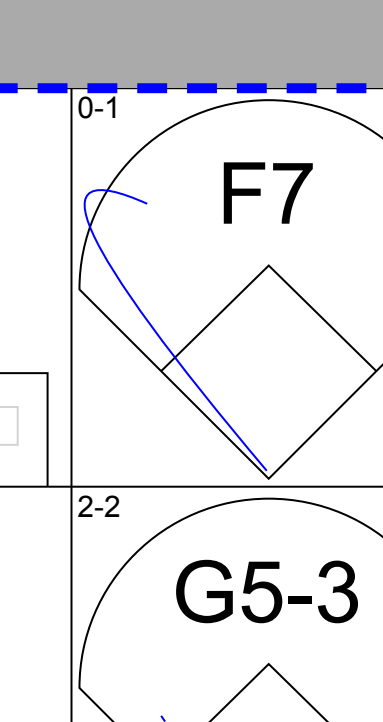
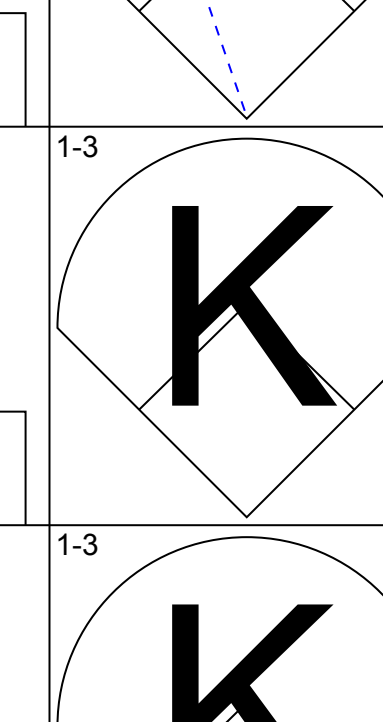
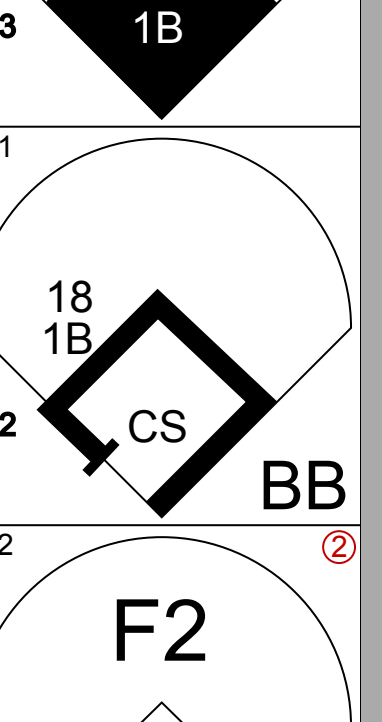
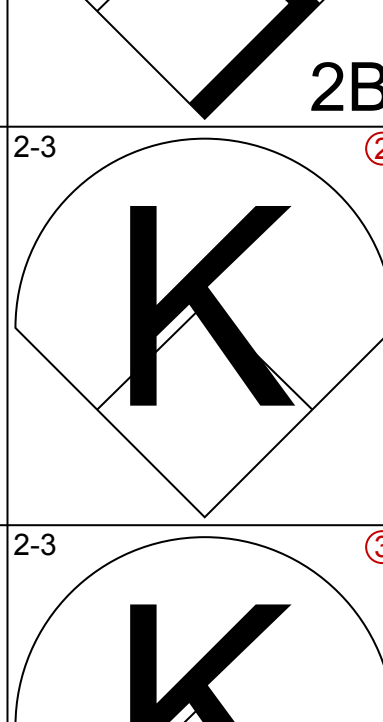
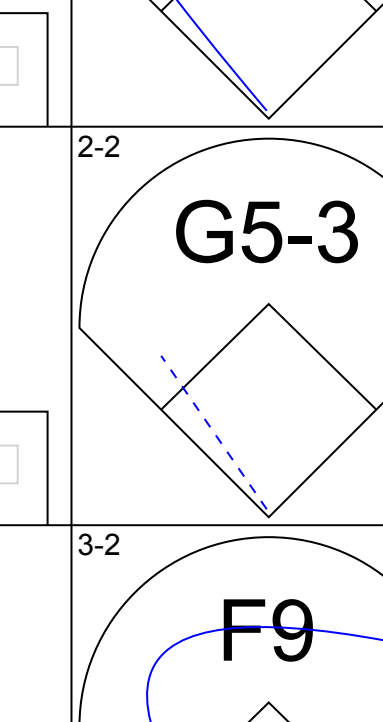
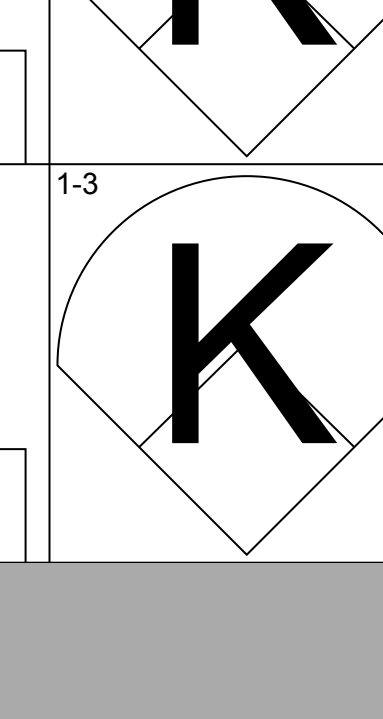
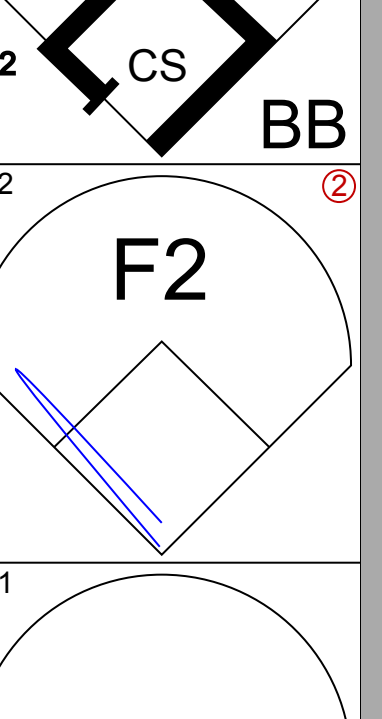
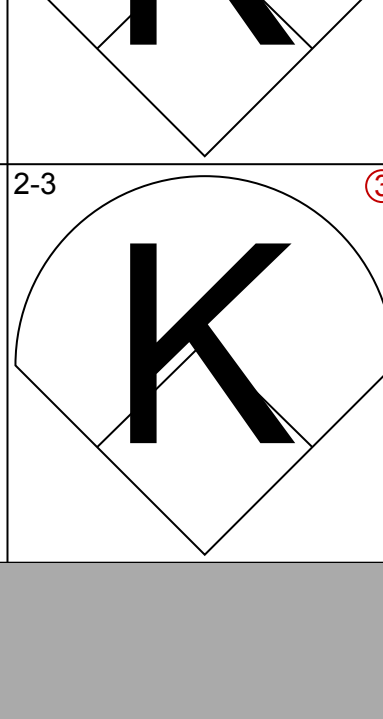
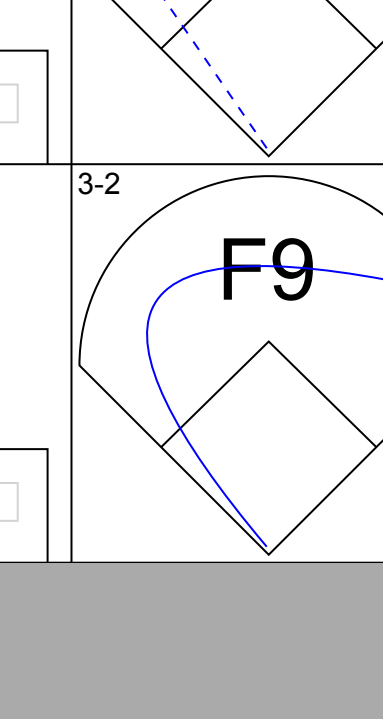
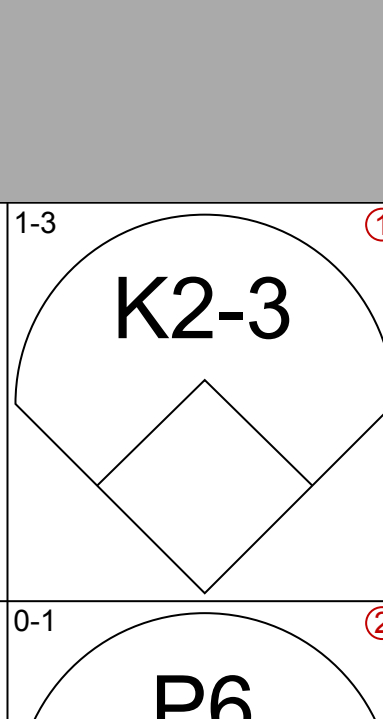
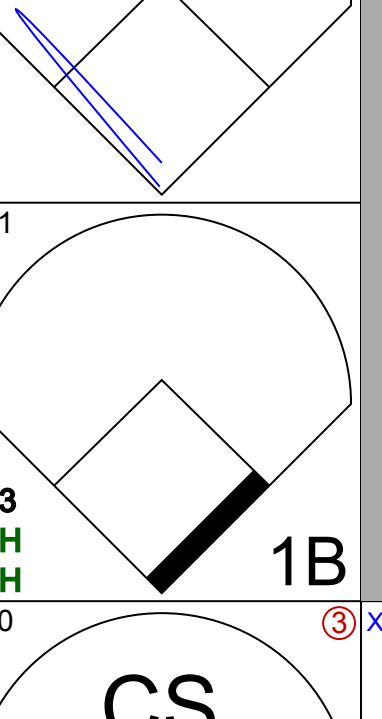
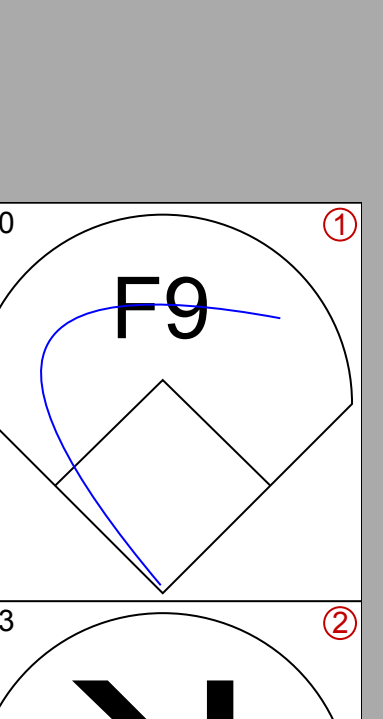
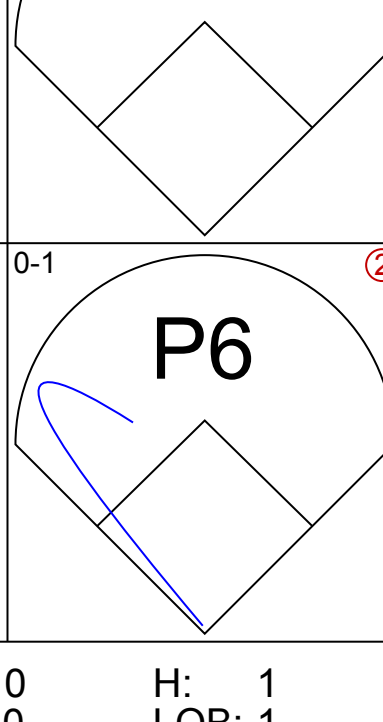
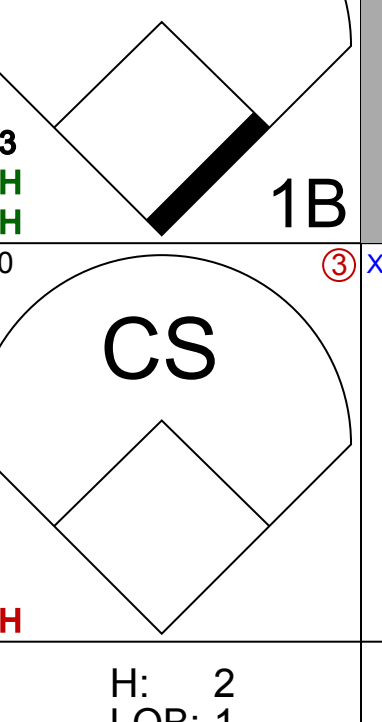
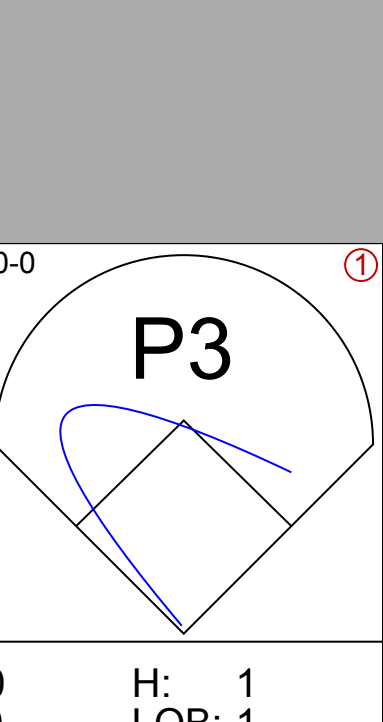
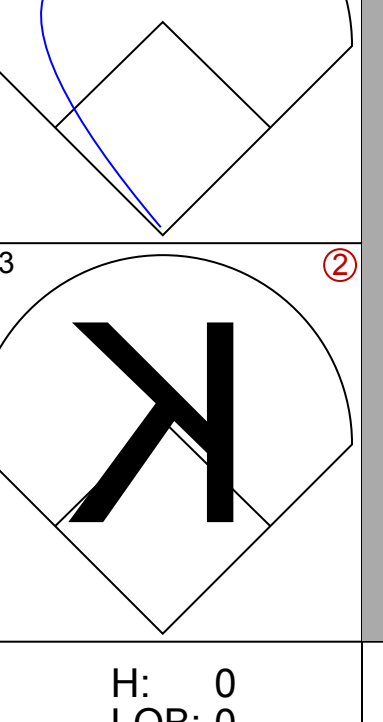
Batter	1	2	3	4	5	6	7	8	9	AB R H RBI BB SO LOB	BOTTOM																								
											<p><b>Boston Red Sox @ Baltimore Orioles</b>  Oriole Park at Camden Yards, Baltimore, MD  Sat Sep 15 2001, 7:05 PM EDT</p> <p><a href="http://livebaseballscorecards.com">livebaseballscorecards.com</a></p> <p><b>AB 0</b>  <b>R 0</b>  <b>H 0</b>  <b>RBI 0</b>  <b>BB 0</b>  <b>SO 0</b>  <b>LOB 0</b></p> 																								
Inning Stats										1B: 0 SF: 0 WP: 0 PA: 0 2B: 0 SAC: 0 FB: 0 3B: 0 DP: 0 SB: 0 HR: 0 HBP: 0 CS: 0																									
PITCHER	IP	WLS	BF	H	R	ER	SO	BB	IBB	HBP	BLK	WP	HR	S	P	ERA	WHIP	PITCHER	IP	WLS	BF	H	R	ER	SO	BB	IBB	HBP	BLK	WP	HR	S	P	ERA	WHIP

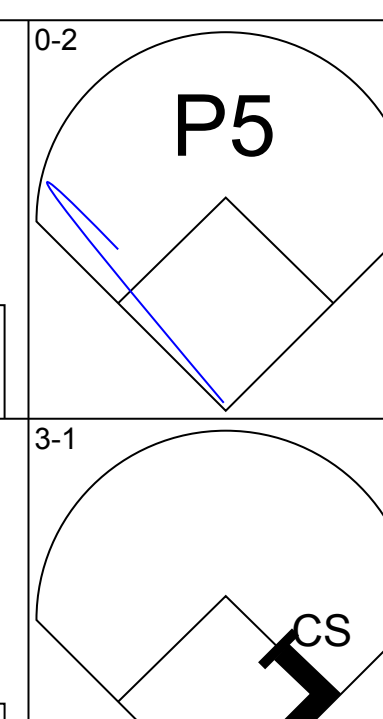
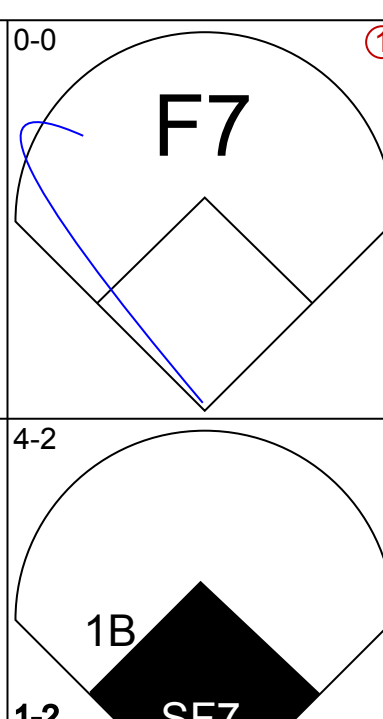
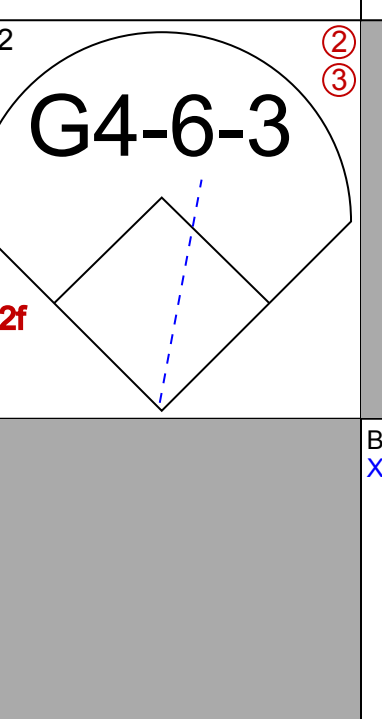
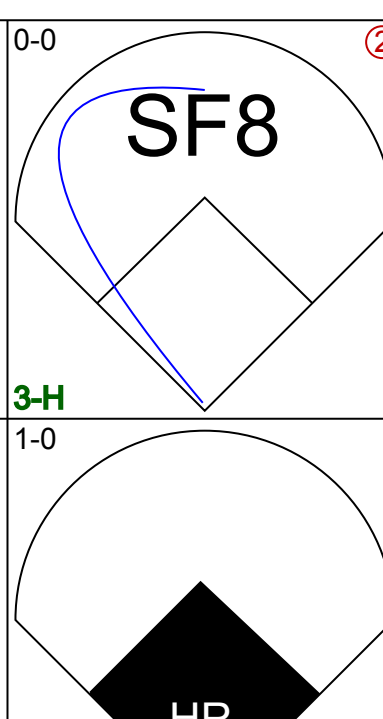
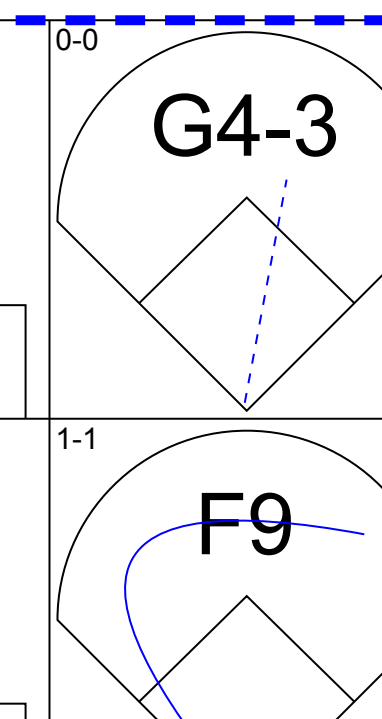
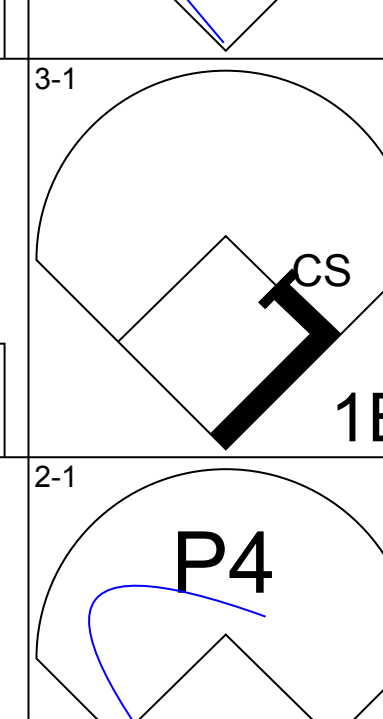
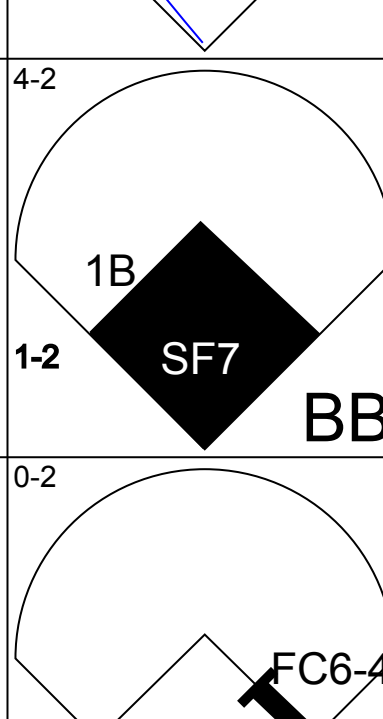
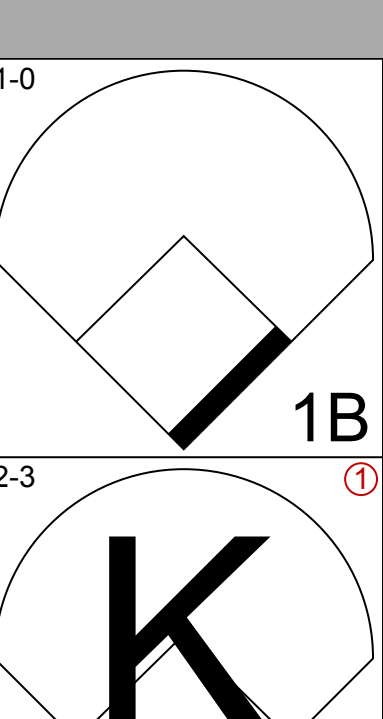
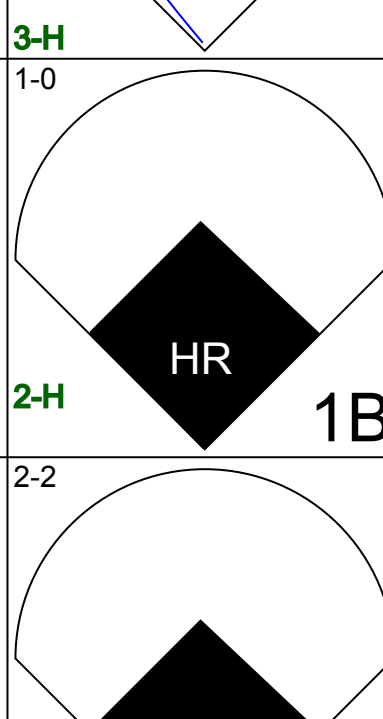
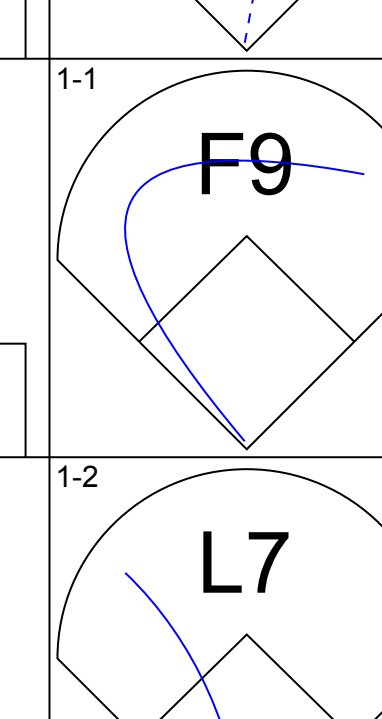
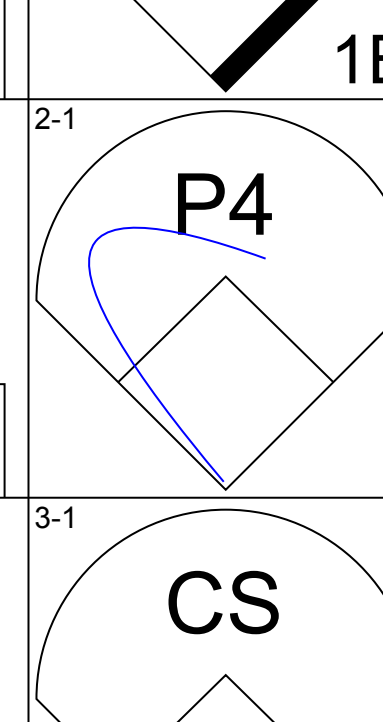
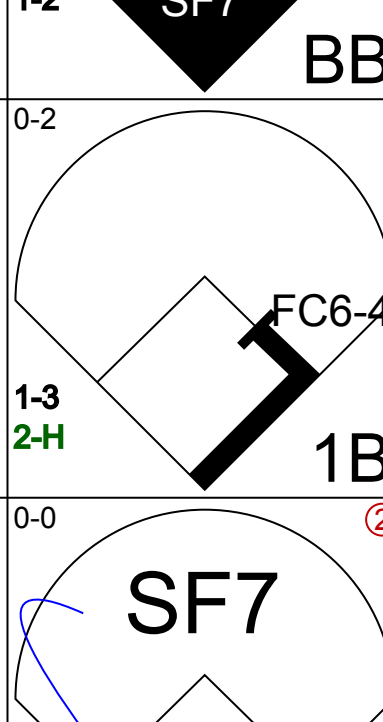
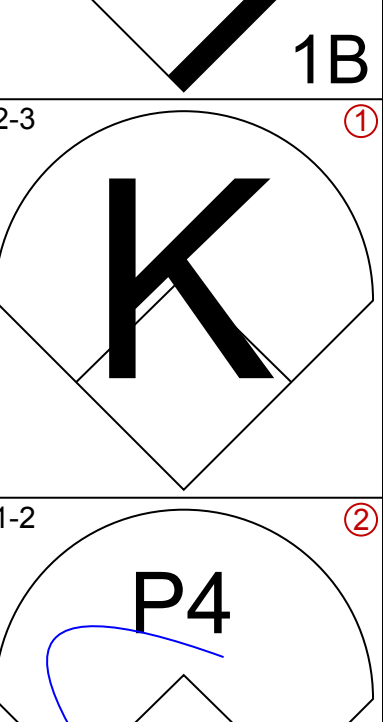
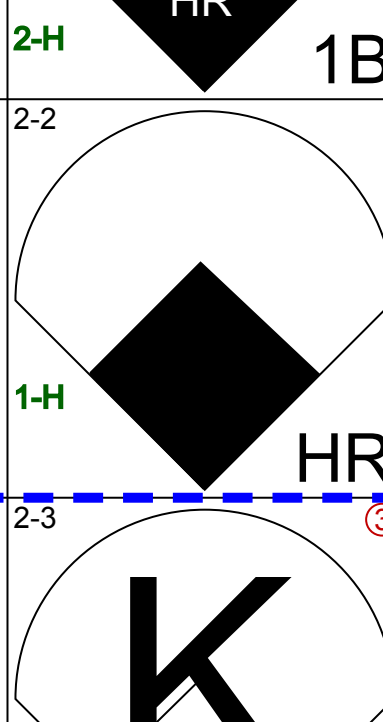
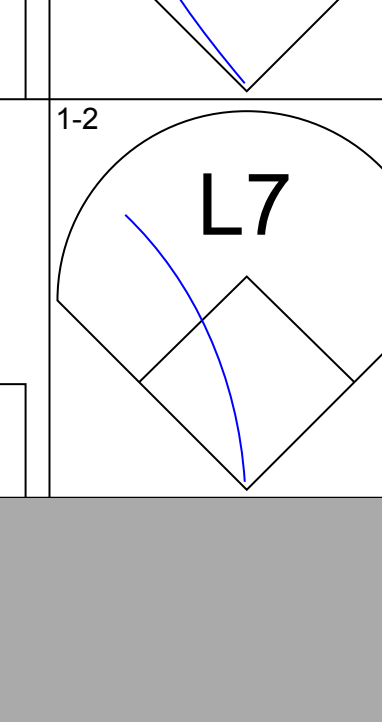
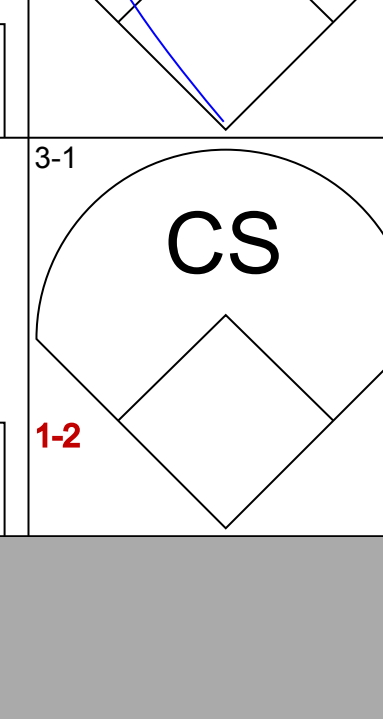
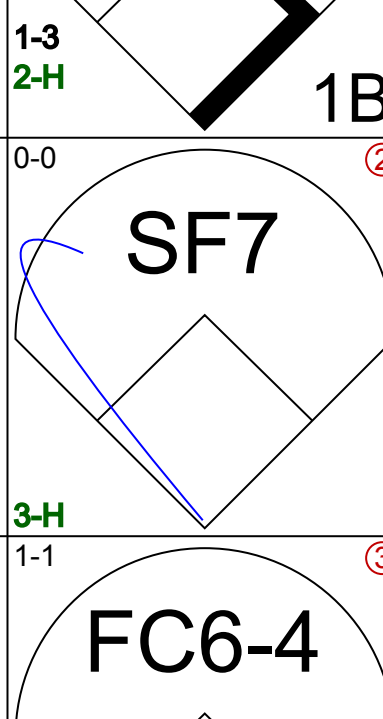
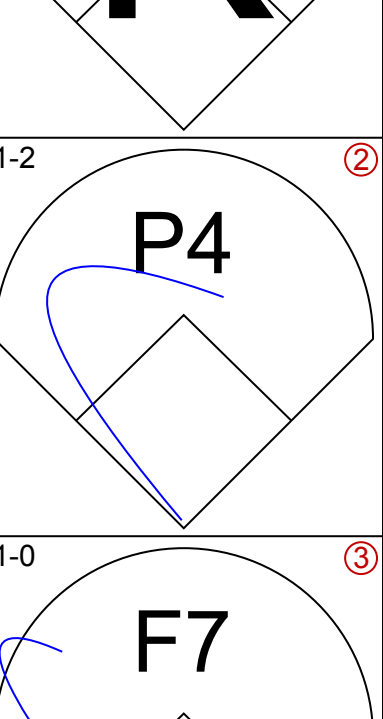

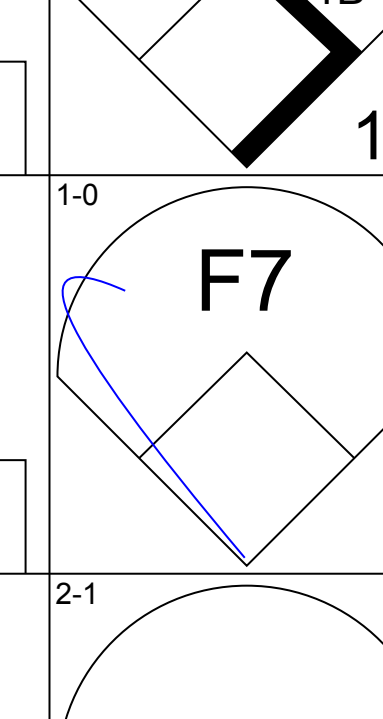
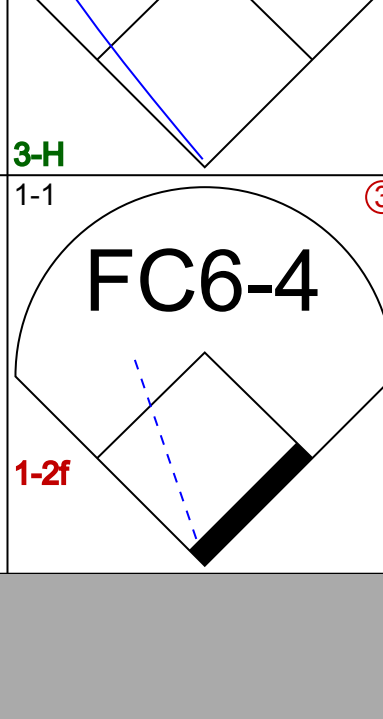
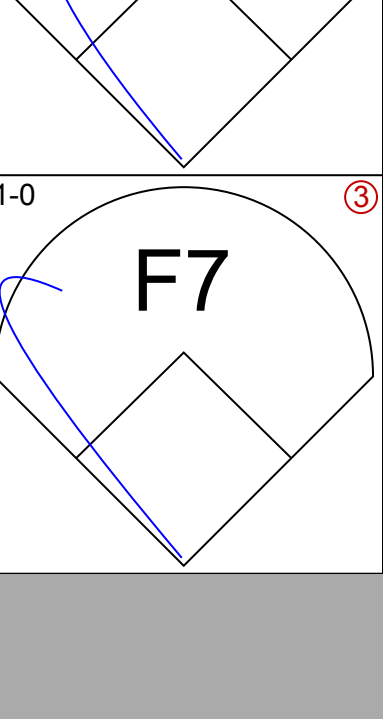
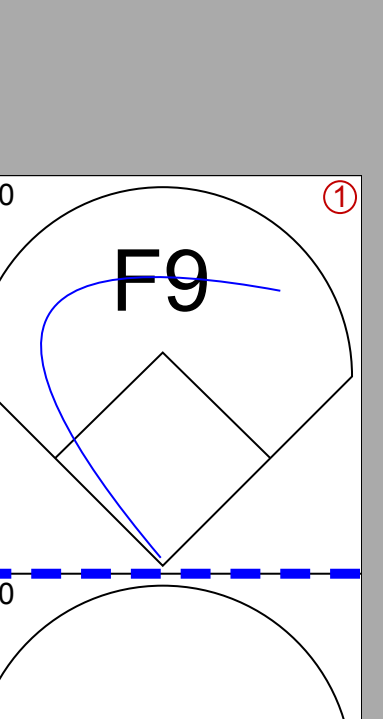
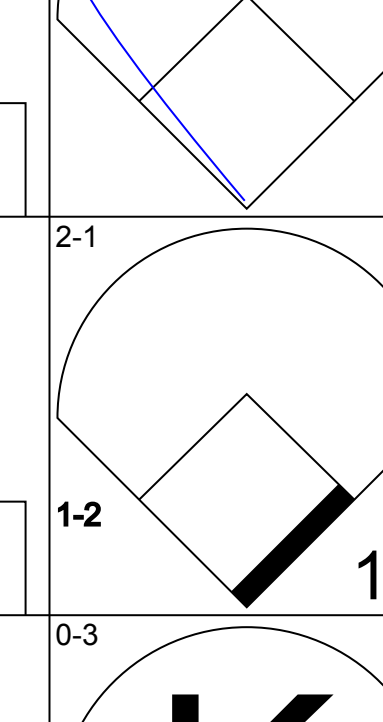
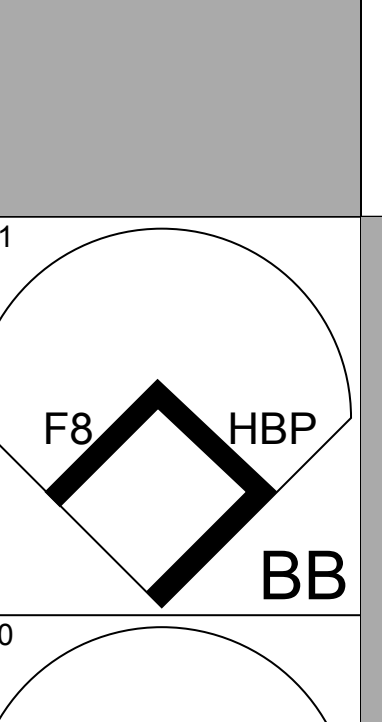
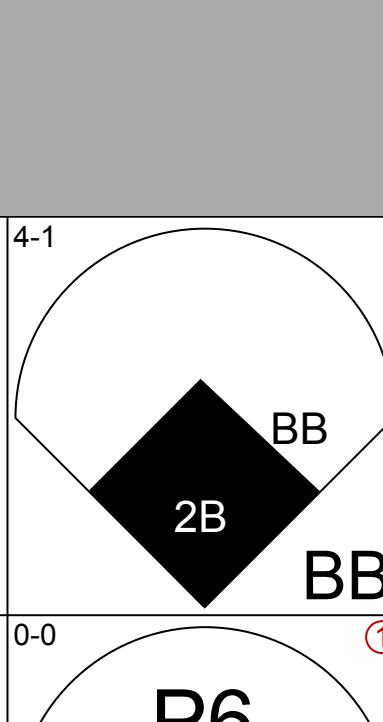
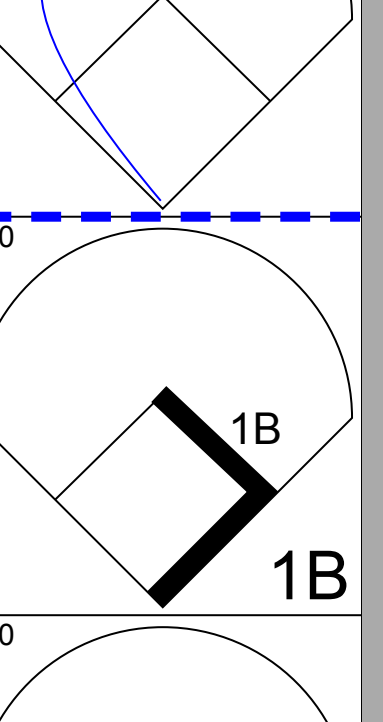
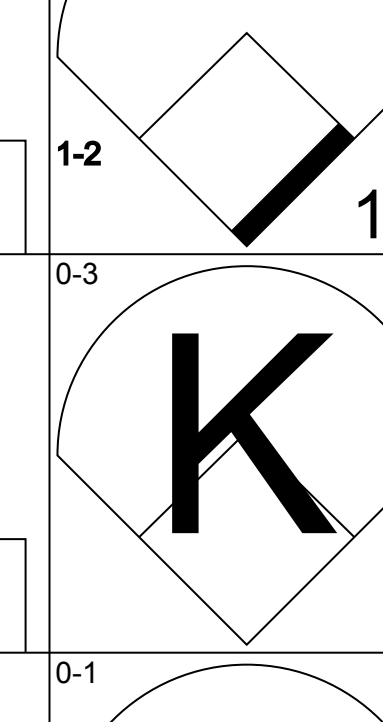
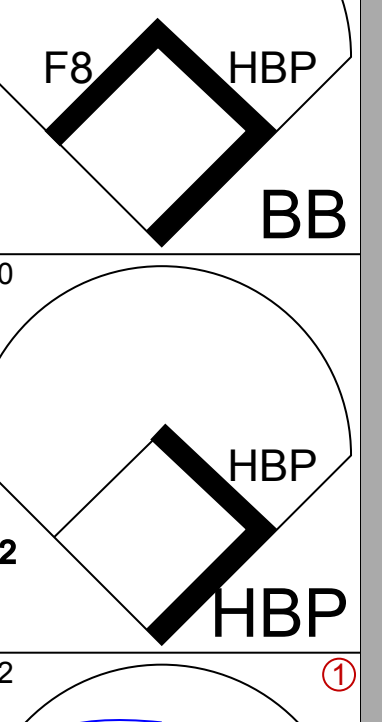
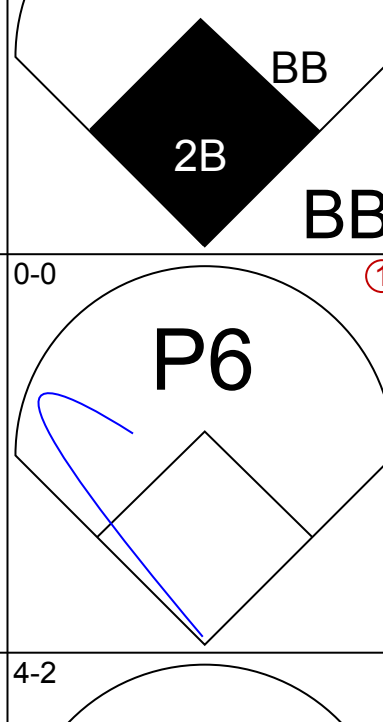
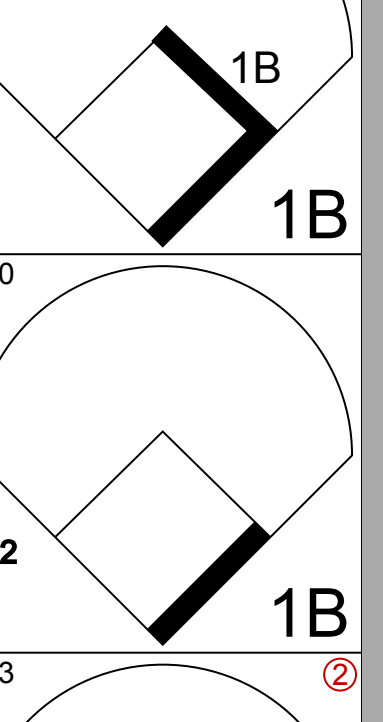

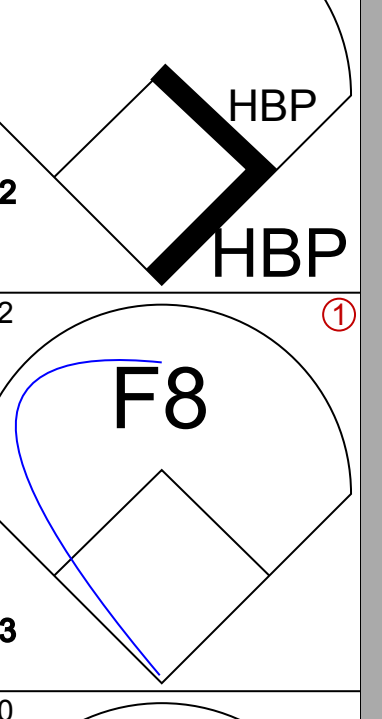
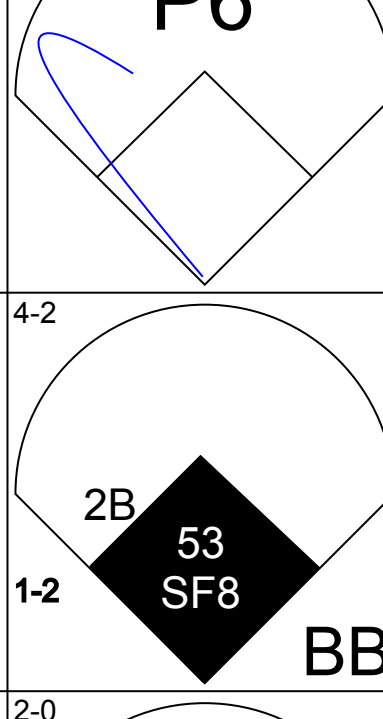
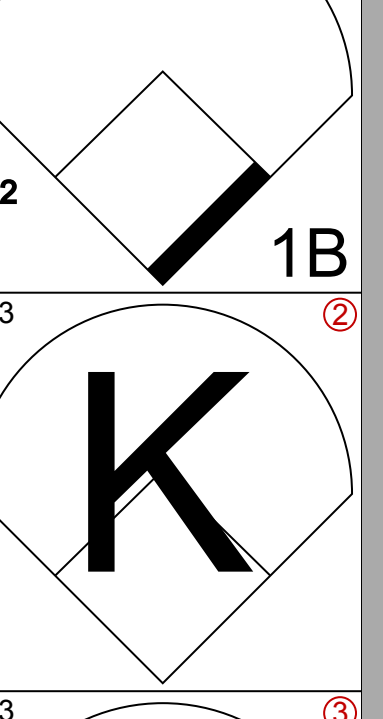


Batter	1	2	3	4	5	6	7	8	9	AB R H RBI BB SO LOB	TOP																								
											<p><b>Boston Red Sox @ Baltimore Orioles</b>  Oriole Park at Camden Yards, Baltimore, MD  Sun Sep 16 2001, 1:35 PM EDT</p> <p><a href="http://livebaseballscorecards.com">livebaseballscorecards.com</a></p> <p><b>AB 0</b>  <b>R 0</b>  <b>H 0</b>  <b>RBI 0</b>  <b>BB 0</b>  <b>SO 0</b>  <b>LOB 0</b></p> 																								
<b>Inning Stats</b>										1B: 0 SF: 0 WP: 0 PA: 0 2B: 0 SAC: 0 FB: 0 3B: 0 DP: 0 SB: 0 HR: 0 HBP: 0 CS: 0																									
PITCHER	IP	WLS	BF	H	R	ER	SO	BB	IBB	HBP	BLK	WP	HR	S	P	ERA	WHIP	PITCHER	IP	WLS	BF	H	R	ER	SO	BB	IBB	HBP	BLK	WP	HR	S	P	ERA	WHIP

Batter	1	2	3	4	5	6	7	8	9	AB R H RBI BB SO LOB	BOTTOM																								
											<p><b>Boston Red Sox @ Baltimore Orioles</b>  Oriole Park at Camden Yards, Baltimore, MD  Sun Sep 16 2001, 1:35 PM EDT</p> <p><a href="http://livebaseballscorecards.com">livebaseballscorecards.com</a></p> <p><b>AB 0</b>  <b>R 0</b>  <b>H 0</b>  <b>RBI 0</b>  <b>BB 0</b>  <b>SO 0</b>  <b>LOB 0</b></p> 																								
<b>Inning Stats</b>										1B: 0 SF: 0 WP: 0 PA: 0 2B: 0 SAC: 0 FB: 0 3B: 0 DP: 0 SB: 0 HR: 0 HBP: 0 CS: 0																									
PITCHER	IP	WLS	BF	H	R	ER	SO	BB	IBB	HBP	BLK	WP	HR	S	P	ERA	WHIP	PITCHER	IP	WLS	BF	H	R	ER	SO	BB	IBB	HBP	BLK	WP	HR	S	P	ERA	WHIP



Batter	1	2	3	4	5	6	7	8	9	AB	R	H	RBI	BB	SO	LOB	TOP				
Jason Tyner, L (1, 7) OBP: 0.311, SLG: 0.338			 1B							4	0	1	0	0	1	0	<b>Tampa Bay Devil Rays @ Boston Red Sox</b> Fenway Park, Boston, MA Tue Sep 18 2001, 7:05 PM EDT Att: 30,909 - Cloudy - 73 F				
Brent Abernathy, R (1, 4) OBP: 0.330, SLG: 0.391					 1B					4	0	1	0	0	0	1					
Aubrey Huff, L (1, 10) OBP: 0.285, SLG: 0.357				 18 1B						4	1	1	0	0	1	1					
Steve Cox, L (1, 3) OBP: 0.296, SLG: 0.399										4	0	0	0	0	3	2					
Toby Hall, R (1, 2) OBP: 0.331, SLG: 0.445				 18 1B						4	1	1	0	0	0	1					
Randy Winn, S (1, 8) OBP: 0.348, SLG: 0.425				 18 1B						3	0	0	0	1	2	1					
Ben Grieve, L (1, 9) OBP: 0.361, SLG: 0.370										4	0	0	0	0	2	4					
1B Jared Sandberg, R (1, 5) OBP: 0.290, SLG: 0.304										3	0	1	2	0	1	0					
Chris Gomez, R (1, 6) OBP: 0.289, SLG: 0.376										3	0	0	0	0	1	0					
<b>Inning Stats</b>	R: 0 E: 1 K: 2 S: 10	H: 0 LOB: 1 BB: 0 P: 13	R: 0 E: 0 K: 2 S: 8	H: 0 LOB: 0 BB: 0 P: 10	R: 0 E: 0 K: 1 S: 8	H: 1 LOB: 1 BB: 0 P: 10	R: 2 E: 1 K: 1 S: 14	H: 2 LOB: 1 BB: 1 P: 24	R: 0 E: 0 K: 3 S: 10	H: 1 LOB: 1 BB: 0 P: 14	R: 0 E: 0 K: 1 S: 6	H: 0 LOB: 0 BB: 0 P: 7	R: 0 E: 0 K: 0 S: 7	H: 0 LOB: 0 BB: 0 P: 11	R: 0 E: 0 K: 0 S: 8	H: 0 LOB: 0 BB: 0 P: 13		1B: 4 2B: 1 3B: 0 HR: 0	SF: 0 SAC: 0 DP: 0 HBP: 0	WP: 0 PB: 0 SB: 2 CS: 1	PA: 35
<b>PITCHER</b>	IP	WLS	BF	H	R	ER	SO	BB	IBB	HBP	BLK	WP	HR	S	P	ERA	WHIP				
Hideo Nomo, R (1, 1) ERA: 4.16	7.0	W	28	5	2	0	11	1	0	0	0	0	0	64	89	0.00	0.857				
49 Tim Wakefield, R (8, 1) ERA: 3.55	1.0		3	0	0	0	0	0	0	0	0	0	0	7	11	0.00	0.000				
Rolando Arrojo, R (9, 1) ERA: 3.41	1.0		3	0	0	0	0	0	0	0	0	0	0	8	13	0.00	0.000				

Batter	1	2	3	4	5	6	7	8	9	AB	R	H	RBI	BB	SO	LOB	BOTTOM				
53 Angel Santos, S (1, 4)										4	0	0	1	0	0	4	<b>Tampa Bay Devil Rays @ Boston Red Sox</b> Fenway Park, Boston, MA Tue Sep 18 2001, 7:05 PM EDT Att: 30,909 - Cloudy - 73 F				
Trot Nixon, L (1, 8) OBP: 0.369, SLG: 0.488	 1B		 SF7 BB			 1B				4	2	3	1	1	0	0					
Manny Ramirez, R (1, 10) OBP: 0.403, SLG: 0.617			 1B			 1B				4	1	2	3	0	1	2					
Calvin Pickering, L (8, PH) OBP: 0.167, SLG: 0.167										1	0	0	0	0	0	0					
Brian Daubach, L (1, 7) OBP: 0.350, SLG: 0.496										3	0	1	1	0	1	1					
Troy O'Leary, L (1, 9) OBP: 0.301, SLG: 0.431										4	0	0	0	0	0	3					
Izzy Alcantara, R (1, 3) OBP: 0.391, SLG: 0.381										1	1	1	0	2	0	0					
Darren Lewis, R (7, 9) OBP: 0.298, SLG: 0.379										1	0	1	0	0	0	0					
Shea Hillenbrand, R (1, 5) OBP: 0.297, SLG: 0.353					 HBP BB	 BB				3	0	1	0	0	1	3					
Scott Hatteberg, L (1, 2) OBP: 0.338, SLG: 0.357						 53 SF8 BB				3	1	0	0	1	1	6					
Lou Merloni, R (1, 6) OBP: 0.311, SLG: 0.326				 1B	 53 G4-6-3	 2B				3	2	2	1	0	1	2					
<b>Inning Stats</b>	R: 0 E: 0 K: 0 S: 8	H: 1 LOB: 0 BB: 0 P: 16	R: 0 E: 0 K: 1 S: 9	H: 2 LOB: 2 BB: 0 P: 13	R: 2 E: 0 K: 0 S: 10	H: 2 LOB: 1 BB: 1 P: 16	R: 0 E: 0 K: 0 S: 9	H: 0 LOB: 2 BB: 1 P: 21	R: 0 E: 0 K: 1 S: 9	H: 1 LOB: 1 BB: 0 P: 14	R: 5 E: 0 K: 1 S: 13	H: 3 LOB: 2 BB: 2 P: 28	R: 0 E: 0 K: 2 S: 11	H: 2 LOB: 2 BB: 0 P: 15	R: 0 E: 0 K: 0 S: 6	H: 0 LOB: 0 BB: 0 P: 8	1B: 9 2B: 1 3B: 0 HR: 1	SF: 2 SAC: 0 DP: 1 HBP: 2	WP: 0 PB: 0 SB: 0 CS: 1	PA: 40	
<b>PITCHER</b>	IP	WLS	BF	H	R	ER	SO	BB	IBB	HBP	BLK	WP	HR	S	P	ERA	WHIP				
Tanyon Sturtze, R (1, 1) ERA: 4.72	5.2	L	30	9	7	7	2	0	0	0	0	0	0	4	6	0.00	0.000				
Doug Creek, L (6, 1) ERA: 4.24	0.2		2	0	0	0	1	0	0	0	0	0	0	4	6	0.00	0.000				
Victor Zambrano, R (7, 1) ERA: 3.7	0.2		4	2	0	0	2	0	0	0	0	0	0	10	14	0.00	3.000				
Esteban Yan, R (8, 1) ERA: 4.42	1.0		3	0	0	0	0	0	0	0	0	0	0	6	8	0.00	0.000				



Batter	1	2	3	4	5	6	7	8	9	AB	R	H	RBI	BB	SO	LOB	TOP										
Jason Tyner, L (1, 7) OBP: 0.313, SLG: 0.339 Damian Rolls, R (9, PH) OBP: 0.294, SLG: 0.338 (9, 7)	1-2 G4-3 S 1B	0-0 FC6-4		1-2 G4-3		0-0 1B 1B	1-2 F8		2-3 K	5	1	2	0	0	0	2											
Brent Abernathy, R (1, 4) OBP: 0.330, SLG: 0.390	1-3 K		1-2 F8		1-2 G6-3	2-0 1B BB 1B	1-2 G3-2 1B		2-2 G6-3	6	1	2	1	0	1	1											
Steve Cox, L (1, 3) OBP: 0.284, SLG: 0.392	2-2 G4-3		0-1 G3-1		2-3 K	4-1 BB 1B 1B	2-1 G3-2		3-3 K	5	1	0	0	1	2	3											
Toby Hall, R (1, 2) OBP: 0.333, SLG: 0.444	2-2 F8		0-1 BB BB 1B		1-3 K	3-2 P6		1-0 2B 1B 1B		5	1	2	0	0	1	4											
Randy Winn, S (1, 8) OBP: 0.351, SLG: 0.426		0-0 2B 1B	4-2 BB BB			E4 G4-3 1B		1-2 F2		4	3	2	1	1	0	1											
Ben Grieve, L (1, 9) OBP: 0.384, SLG: 0.372 Jose Guillen, R (6, 9) OBP: 0.311, SLG: 0.363		2-1 G4-3 1H PB 2B	4-2 BB BB			G4-3 1B		1-2 1B 2B		2	1	1	2	2	0	1											
Aubrey Huff, L (1, 10) OBP: 0.289, SLG: 0.363		0-1 G4-3	0-3 K			1B 2B		1-1 FC4-6 1B		5	1	3	5	0	1	4											
1B Jared Sandberg, R (1, 5) OBP: 0.286, SLG: 0.309		0-3 K		0-0 G4-3		1B 2B K		2-3 K		5	1	1	1	0	3	4											
Chris Gomez, R (1, 6) OBP: 0.290, SLG: 0.375 Felix Martinez, S (6, 6) OBP: 0.286, SLG: 0.303		2-3 K FC6-4 3H		1-3 K		1-0 1B 1B 1B	0-0 1B G3-2 2B	1-1 FC4-6 1-2		3	1	1	1	0	2	0											
<b>Inning Stats</b>	R: 0 E: 0 K: 1 S: 13	H: 1 LOB: 1 BB: 0 P: 19	R: 2 E: 0 K: 2 S: 13	H: 2 LOB: 1 BB: 0 P: 17	R: 0 E: 0 K: 1 S: 16	H: 1 LOB: 3 BB: 2 P: 25	R: 0 E: 0 K: 1 S: 8	H: 0 LOB: 0 BB: 0 P: 10	R: 0 E: 0 K: 2 S: 11	H: 0 LOB: 0 BB: 0 P: 15	R: 8 E: 1 K: 1 S: 22	H: 7 LOB: 2 BB: 2 P: 48	R: 0 E: 0 K: 0 S: 9	H: 2 LOB: 1 BB: 0 P: 13	R: 2 E: 0 K: 1 S: 14	H: 3 LOB: 1 BB: 0 P: 20	R: 0 E: 0 K: 2 S: 9	H: 0 LOB: 0 BB: 0 P: 16	1B: 11 2B: 6 3B: 0 HR: 0	SF: 0 SAC: 0 DP: 1 HBP: 0	WP: 1 PB: 1 SB: 1 CS: 0	PA: 48					
<b>PITCHER</b>	IP	WLS	BF	H	R	ER	SO	BB	IBB	HBP	BLK	WP	HR	S	P	ERA	WHIP										
David Cone, R (1, 1) ERA: 4.35	5.1	L	25	5	4	2	7	2	0	0	0	1	0	66	97	3.38	1.312										
Rich Garcias, R (6, 1) ERA: 3.99	0.0		5	4	2	2	0	1	0	0	0	0	0	5	14	∞	∞										
Todd Erdos, R (6, 1) ERA: 7.2	0.2		5	2	4	4	1	1	0	0	0	0	0	12	23	54.00	4.500										
Sun-Woo Kim, R (7, 1) ERA: 5.27	2.0		10	5	2	2	1	0	0	0	0	0	0	23	33	9.00	2.500										
Allen McDill, L (9, 1) ERA: 2.35	1.0		3	0	0	0	2	0	0	0	0	0	0	9	16	0.00	0.000										

Tampa Bay Devil Rays @ Boston Red Sox  
Fenway Park, Boston, MA  
Wed Sep 19 2001, 7:05 PM EDT  
Att: 29,627 - Cloudy - 63 F

AB 44  
R 12  
H 16  
RBI 11  
BB 4  
SO 11  
LOB 21



Batter	1	2	3	4	5	6	7	8	9	AB	R	H	RBI	BB	SO	LOB	BOTTOM										
53 Angel Santos, S (1, 4)	4-1 BB BB		2-3 K		0-1 G3-6-1 1-2			4-1 FC1-6 BB		2	0	0	0	2	1	1											
Trot Nixon, L (1, 8) OBP: 0.372, SLG: 0.491	4-1 BB BB		1-1 1B			2-2 HR 2B		2-2 FC1-6 HBP		3	1	2	0	1	0	1											
Manny Ramirez, R (1, 10) OBP: 0.403, SLG: 0.615	0-0 P3		0-0 1B			0-0 F8		2-2 FC4-6 HBP		3	0	1	0	0	0	3											
Brian Daubach, L (1, 3) OBP: 0.347, SLG: 0.490 Morgan Burkhardt, S (9, 3)	3-2 F7		1-1 G5-3			3-3 K		0-3 K		4	0	0	0	0	2	7											
Troy O'Leary, L (1, 9) OBP: 0.301, SLG: 0.438	1-1 F9			2-3 K		1-1 HR		0-1 FC4-6 1-2		4	1	1	2	0	1	4											
Izzy Alcantara, R (1, 7) OBP: 0.346, SLG: 0.333 Calvin Pickering, L (9, PH) OBP: 0.143, SLG: 0.143		0-3 K		1-2 G6-3		2-3 K		0-1 G1-3		3	0	0	0	0	2	0											
Shea Hillenbrand, R (1, 5) OBP: 0.299, SLG: 0.392	1-2 P6			1-3 K			1-1 1B	1-3 K		4	0	1	0	0	2	0											
Scott Hatteberg, L (1, 2) OBP: 0.337, SLG: 0.352	2-2 G4-3				4-1 53 G3-6-1 BB		1-0 L4-3 1B	2-1 P6		3	0	0	0	1	0	1											
Lou Merloni, R (1, 6) OBP: 0.306, SLG: 0.320 52 James Lofton, S (7, PH) (8, 6)			0-3 K		1-3 K		3-1 G3-1			2	0	0	0	0	2	1											
<b>Inning Stats</b>	R: 0 E: 0 K: 0 S: 9	H: 0 LOB: 2 BB: 2 P: 21	R: 0 E: 0 K: 1 S: 9	H: 0 LOB: 0 BB: 0 P: 12	R: 0 E: 0 K: 2 S: 11	H: 2 LOB: 0 BB: 0 P: 15	R: 0 E: 0 K: 2 S: 10	H: 0 LOB: 0 BB: 0 P: 14	R: 0 E: 0 K: 1 S: 6	H: 0 LOB: 0 BB: 1 P: 11	R: 2 E: 0 K: 2 S: 13	H: 2 LOB: 0 BB: 0 P: 21	R: 0 E: 0 K: 0 S: 5	H: 1 LOB: 0 BB: 0 P: 10	R: 0 E: 0 K: 1 S: 12	H: 0 LOB: 2 BB: 1 P: 20	R: 0 E: 0 K: 1 S: 7	H: 0 LOB: 0 BB: 0 P: 10	1B: 3 2B: 2 3B: 0 HR: 1	SF: 0 SAC: 0 DP: 2 HBP: 1	WP: 0 PB: 0 SB: 0 CS: 0	PA: 35					
<b>PITCHER</b>	IP	WLS	BF	H	R	ER	SO	BB	IBB	HBP	BLK	WP	HR	S	P	ERA	WHIP										
Paul Wilson, R (1, 1) ERA: 5.39	6.0	W	24	4	2	2	8	3	0	0	0	0	0	58	94	3.00	1.167										
Jesus Colome, R (7, 1) ERA: 3.02	2.0		8	1	0	0	1	1	0	1	0	0	0	17	30	0.00	1.000										
Travis Phelps, R (9, 1) ERA: 3.86	1.0		3	0	0	0	1	0	0	0	0	0	0	7	10	0.00	0.000										

Tampa Bay Devil Rays @ Boston Red Sox  
Fenway Park, Boston, MA  
Wed Sep 19 2001, 7:05 PM EDT  
Att: 29,627 - Cloudy - 63 F

AB 30  
R 2  
H 5  
RBI 2  
BB 4  
SO 10  
LOB 18





Batter	1	2	3	4	5	6	7	8	9	AB	R	H	RBI	BB	SO	LOB	TOP					
Jason Tyner, L (1, 7) OBP: 0.313, SLG: 0.339	G1-3		F9			SH1-4		1B S 1B		3	0	1	0	0	0	0						
Brent Abernathy, R (1, 4) OBP: 0.332, SLG: 0.391	L6			P4		2B 1B		BB 1B		4	0	2	1	0	0	0						
Steve Cox, L (1, 3) OBP: 0.300, SLG: 0.396	G4-3			BB		1-3 2B		BB		2	0	1	0	2	0	0						
Toby Hall, R (1, 2) OBP: 0.323, SLG: 0.430		G6-3		L7		G4-3		BB		4	0	0	0	0	1	6						
Randy Winn, S (1, 8) OBP: 0.348, SLG: 0.421	G3		F7			G6-3		F8		4	0	0	0	0	0	6						
Ben Griever, L (1, 9) OBP: 0.363, SLG: 0.371		S 1B			F5		G4-3		G6-3	4	0	1	0	0	0	0						
Aubrey Huff, L (1, 10) OBP: 0.292, SLG: 0.365 Damian Rolls, R (9, PR) OBP: 0.294, SLG: 0.338	G4-3				K		BB 1B		18 G6-3 1B	4	0	2	0	0	1	1						
1B Jared Sandberg, R (1, 5) OBP: 0.275, SLG: 0.297			K		F3		G1-3		G6-3	4	0	0	0	0	1	1						
Chris Gomez, R (1, 6) OBP: 0.289, SLG: 0.377			F7			SH1-4 1B 2B		K	F8	4	1	1	0	0	1	2						
<b>Inning Stats</b>	R: 0 E: 0 K: 0 S: 10	H: 0 LOB: 0 BB: 0 P: 13	R: 0 E: 0 K: 0 S: 8	H: 1 LOB: 1 BB: 0 P: 12	R: 0 E: 0 K: 1 S: 6	H: 0 LOB: 0 BB: 0 P: 8	R: 0 E: 0 K: 0 S: 10	H: 0 LOB: 1 BB: 1 P: 15	R: 0 E: 0 K: 1 S: 8	H: 0 LOB: 0 BB: 0 P: 11	R: 1 E: 0 K: 0 S: 10	H: 3 LOB: 2 BB: 0 P: 16	R: 0 E: 0 K: 0 S: 7	H: 1 LOB: 0 BB: 0 P: 12	R: 0 E: 0 K: 2 S: 21	H: 2 LOB: 3 BB: 1 P: 31	R: 0 E: 0 K: 0 S: 8	H: 1 LOB: 2 BB: 0 P: 11	1B: 6 2B: 2 3B: 0 HR: 0	SF: 0 SAC: 1 DP: 0 HBP: 0	WP: 0 PB: 0 SB: 2 CS: 0	PA: 36
<b>PITCHER</b>	IP	WLS	BF	H	R	ER	SO	BB	IBB	HBP	BLK	WP	HR	S	P	ERA	WHIP					
Frank Castillo, R (1, 1) ERA: 4.19	7.0		26	5	1	1	2	1	0	0	0	0	0	59	87	1.29	0.857					
Rolando Arrojo, R (8, 1) ERA: 3.39	1.0	W	6	2	0	0	2	1	0	0	0	0	0	21	31	0.00	3.000					
Rod Beck, R (9, 1) ERA: 3.89	1.0	S	4	1	0	0	0	0	0	0	0	0	0	8	11	0.00	1.000					

**Tampa Bay Devil Rays @ Boston Red Sox**  
Fenway Park, Boston, MA  
Thu Sep 20 2001, 7:05 PM EDT  
Att: 29,530 - Cloudy - 70 F

AB 33  
R 1  
H 8  
RBI 1  
BB 2  
SO 4  
LOB 16



Batter	1	2	3	4	5	6	7	8	9	AB	R	H	RBI	BB	SO	LOB	BOTTOM				
52 James Lofton, S (1, 6)	F7		BB BB		G3-1		FC5-6 G3 S	P5		4	0	0	0	1	0	3					
Jose Offerman, S (1, 4) OBP: 0.327, SLG: 0.350	G6-3		BB BB		1B		G3 BB			2	0	1	0	2	0	0					
Trot Nixon, L (1, 8) OBP: 0.371, SLG: 0.489	L8		K		1B		G3			4	0	1	0	0	1	5					
Manny Ramirez, R (1, 10) OBP: 0.402, SLG: 0.612		K	F8		K		IBB			3	0	0	0	1	2	5					
Troy O'Leary, L (1, 7) OBP: 0.297, SLG: 0.433	G3			K	G5-3		L9			4	0	0	0	0	1	5					
Calvin Pickering, L (1, 3) OBP: 0.364, SLG: 0.636 53 Angel Santos, S (8, PR) Brian Daubach, L (9, 3) OBP: 0.347, SLG: 0.490				WP G1-3 1B		G4-3		2B 1B		4	1	3	1	0	0	0					
Chris Stynes, R (1, 5) OBP: 0.327, SLG: 0.412	G4-3			G1-3		F7		SH5-3 1H 2B		4	0	1	1	0	0	1					
Darren Lewis, R (1, 9) OBP: 0.306, SLG: 0.381			BB 52 CS 1B		BB		P6		SH5-3	2	0	1	0	1	0	0					
Doug Mirabeli, R (1, 2) OBP: 0.326, SLG: 0.404			F8		K		52 FC5-6 1B		K	4	0	1	0	0	2	5					
<b>Inning Stats</b>	R: 0 E: 0 K: 0 S: 8	H: 0 LOB: 0 BB: 0 P: 10	R: 1 E: 0 K: 1 S: 7	H: 1 LOB: 0 BB: 0 P: 11	R: 0 E: 0 K: 1 S: 11	H: 1 LOB: 2 BB: 2 P: 22	R: 0 E: 0 K: 2 S: 11	H: 1 LOB: 2 BB: 1 P: 21	R: 0 E: 0 K: 1 S: 14	H: 2 LOB: 0 BB: 0 P: 19	R: 0 E: 0 K: 0 S: 9	H: 0 LOB: 0 BB: 0 P: 11	R: 0 E: 0 K: 0 S: 10	H: 1 LOB: 3 BB: 2 P: 22	R: 0 E: 0 K: 1 S: 8	H: 2 LOB: 2 BB: 0 P: 14	1B: 6 2B: 1 3B: 0 HR: 1	SF: 0 SAC: 1 DP: 0 HBP: 0	WP: 1 PB: 0 SB: 1 CS: 1	PA: 37	
<b>PITCHER</b>	IP	WLS	BF	H	R	ER	SO	BB	IBB	HBP	BLK	WP	HR	S	P	ERA	WHIP				
Ryan Rupe, R (1, 1) ERA: 6.73	6.0		26	5	1	1	5	3	0	0	0	0	0	60	94	1.50	1.333				
Doug Creek, L (7, 1) ERA: 4.32	1.0	L	7	2	1	1	0	1	1	0	0	0	0	11	23	9.00	3.000				
Victor Zambrano, R (8, 1) ERA: 3.61	1.0		4	1	0	0	1	0	0	0	0	0	0	7	13	0.00	1.000				

**Tampa Bay Devil Rays @ Boston Red Sox**  
Fenway Park, Boston, MA  
Thu Sep 20 2001, 7:05 PM EDT  
Att: 29,530 - Cloudy - 70 F

AB 31  
R 2  
H 8  
RBI 2  
BB 5  
SO 6  
LOB 24





Batter	1	2	3	4	5	6	7	8	9	AB	R	H	RBI	BB	SO	LOB	TOP									
Jose Macias, S (1, 8) OBP: 0.315, SLG: 0.401	G4-3		G6-3		G6-3			G6-4-3 HBP		3	0	0	0	0	0	1	<b>Detroit Tigers @ Boston Red Sox</b> Fenway Park, Boston, MA Fri Sep 21 2001, 7:05 PM EDT Att: 30,905 - Cloudy - 70 F									
Damion Easley, R (1, 4) OBP: 0.321, SLG: 0.383	K		G5-3				G4-6-3 BB	G6-4-3		3	0	0	0	1	1	2										
Bobby Higginson, L (1, 7) OBP: 0.364, SLG: 0.438	F8			G3			G4-6-3 1-2f			4	0	1	0	0	0	1										
Tony Clark, S (1, 10) OBP: 0.375, SLG: 0.482		HR		G6-4-3 1B			K			4	1	2	1	0	2	1										
Shane Halter, R (1, 5) OBP: 0.326, SLG: 0.449	E5		G6-4-3 1-2f				K			4	0	0	0	0	2	2										
Eric Munson, L (1, 3) OBP: 0.197, SLG: 0.167	G3				F8		K			4	0	0	0	0	2	2										
Deivi Cruz, R (1, 6) OBP: 0.276, SLG: 0.353	G6-3						G6-3			2	1	0	0	1	0	1										
Wendell Magee, R (1, 9) OBP: 0.300, SLG: 0.381	F8						G5-3			3	0	1	1	0	0	1										
15 Brandon Inge, R (1, 2) OBP: 0.240, SLG: 0.256 Robert Fick, L (8, PH) OBP: 0.340, SLG: 0.488	G3-1						K			2	0	0	0	0	1	1										
								HBP 1B		1	0	1	0	0	0	0										
<b>Inning Stats</b>	R: 0 E: 0 K: 1 S: 9	H: 0 LOB: 0 BB: 0 P: 14	R: 1 E: 1 K: 0 S: 12	H: 1 LOB: 1 BB: 0 P: 19	R: 0 E: 0 K: 0 S: 8	H: 0 LOB: 0 BB: 0 P: 11	R: 0 E: 0 K: 0 S: 6	H: 1 LOB: 0 BB: 0 P: 7	R: 1 E: 0 K: 1 S: 15	H: 1 LOB: 1 BB: 1 P: 28	R: 0 E: 0 K: 1 S: 10	H: 0 LOB: 0 BB: 1 P: 18	R: 0 E: 0 K: 2 S: 7	H: 0 LOB: 0 BB: 0 P: 10	R: 0 E: 0 K: 0 S: 9	H: 1 LOB: 1 BB: 0 P: 11		R: 0 E: 0 K: 3 S: 13	H: 1 LOB: 1 BB: 0 P: 17	1B: 2 2B: 1 3B: 1 HR: 1	SF: 0 SAC: 0 DP: 3 HBP: 1	WP: 0 PB: 0 SB: 0 CS: 0	PA: 33			
<b>PITCHER</b>	IP	WLS	BF	H	R	ER	SO	BB	IBB	HBP	BLK	WP	HR	S	P	ERA		WHIP								
Casey Fossum, L (1, 1) ERA: 3.48	5.0	W	19	3	2	2	2	1	0	0	0	0	1	50	79	3.60		0.800								
49 Tim Wakefield, R (6, 1) ERA: 3.48	3.0	H	10	1	0	0	3	1	0	1	0	0	0	26	39	0.00		0.667								
Ugueth Urbina, R (9, 1) ERA: 3.73	1.0	S	4	1	0	0	3	0	0	0	0	0	0	13	17	0.00		1.000								

Batter	1	2	3	4	5	6	7	8	9	AB	R	H	RBI	BB	SO	LOB	BOTTOM									
Chris Stynes, R (1, 4) OBP: 0.326, SLG: 0.410	G6-3		F3		G4-3			FC3-6 1B		4	0	1	0	0	0	0	<b>Detroit Tigers @ Boston Red Sox</b> Fenway Park, Boston, MA Fri Sep 21 2001, 7:05 PM EDT Att: 30,905 - Cloudy - 70 F									
Trot Nixon, L (1, 8) OBP: 0.372, SLG: 0.488	HR		G4-3		BB BB G3-1-6 1B		FC3-6 CS			3	2	1	0	1	0	1										
Manny Ramirez, R (1, 10) OBP: 0.403, SLG: 0.616	1-H HR		G5-3				P4			3	1	1	2	1	0	1										
Izzy Alcantara, R (1, 7) OBP: 0.345, SLG: 0.308 Troy O'Leary, L (8, 7) OBP: 0.296, SLG: 0.432	G6-3			G6-3			CS	G3-1		2	0	0	0	1	0	0										
					G3-1-6 BB		1-2 2-3			1	0	0	0	0	0	0										
Calvin Pickering, L (1, 3) OBP: 0.467, SLG: 0.733 53 Angel Santos, S (8, PH) Brian Daubach, L (9, 3) OBP: 0.347, SLG: 0.490					FC6-4 1B			2B FC6-2 1B		4	0	3	0	0	0	2										
							1-2f 3-H			0	0	0	0	0	0	0										
Shea Hillenbrand, R (1, 5) OBP: 0.298, SLG: 0.395	G4-3			K			FC6-4 1B	1B 2B		4	0	2	0	0	1	2										
Lou Merloni, R (1, 6) OBP: 0.295, SLG: 0.307			F9		FC6-4 1-2f		FC6-4 1-2f	FC6-2 1B		4	0	0	0	0	0	5										
Darren Lewis, R (1, 9) OBP: 0.313, SLG: 0.393								1-2 2-3		4	1	2	0	0	2	1										
Doug Mirabelli, R (1, 2) OBP: 0.325, SLG: 0.418			G5-3		2-H HR		F8			4	1	1	2	0	1	4										
<b>Inning Stats</b>	R: 2 E: 0 K: 0 S: 13	H: 2 LOB: 1 BB: 1 P: 19	R: 0 E: 0 K: 1 S: 6	H: 0 LOB: 0 BB: 0 P: 9	R: 0 E: 0 K: 0 S: 10	H: 0 LOB: 0 BB: 0 P: 12	R: 0 E: 0 K: 1 S: 8	H: 1 LOB: 1 BB: 0 P: 8	R: 3 E: 0 K: 0 S: 15	H: 3 LOB: 3 BB: 2 P: 29	R: 0 E: 0 K: 1 S: 9	H: 1 LOB: 1 BB: 0 P: 14	R: 0 E: 0 K: 0 S: 5	H: 1 LOB: 0 BB: 0 P: 8	R: 0 E: 0 K: 1 S: 10	H: 3 LOB: 3 BB: 0 P: 16		1B: 6 2B: 3 3B: 0 HR: 2	SF: 0 SAC: 0 DP: 1 HBP: 0	WP: 0 PB: 0 SB: 0 CS: 1	PA: 37					
<b>PITCHER</b>	IP	WLS	BF	H	R	ER	SO	BB	IBB	HBP	BLK	WP	HR	S	P	ERA		WHIP								
Heath Murray, L (1, 1) ERA: 5.84	5.0	L	23	6	5	5	2	3	0	0	0	0	0	14	22	0.00		1.800								
Victor Santos, R (6, 1) ERA: 3.2	2.0		7	2	0	0	1	0	0	0	0	0	0	6	11	0.00		3.000								
Matt Miller, L (8, 1) ERA: 11.37	0.2		4	2	0	0	0	0	0	0	0	0	0	4	5	0.00	3.000									
Danny Patterson, R (8, 1) ERA: 3.0	0.1		2	1	0	0	1	0	0	0	0	0	0	4	5	0.00	3.000									



Batter	1	2	3	4	5	6	7	8	9	AB	R	H	RBI	BB	SO	LOB	TOP								
Jose Macias, S OBP: 0.313, SLG: 0.398 (1, 5)	G4-3		F9			SH1-4		F8		3	0	0	0	0	0	0									
Damion Easley, R OBP: 0.323, SLG: 0.385 (1, 4)	G6-3			K			2B	1B		3	1	1	2	1	1	0									
Bobby Higginson, L OBP: 0.365, SLG: 0.439 (1, 7)	G3			G4-6-3 1B		F7		SF9 1B		4	0	2	0	0	0	1									
Randall Simon, L OBP: 0.336, SLG: 0.414 Ryan Jackson, L OBP: 0.246, SLG: 0.336 (8, PR)		F2		G4-6-3 1-2		G6-3		1B		3	0	0	0	1	0	2									
Shane Halter, R OBP: 0.328, SLG: 0.458 (1, 6)		G6-3				FC5-4 1B		SF9		3	1	2	2	0	0	0									
Eric Munson, L OBP: 0.200, SLG: 0.200 Tony Clark, S OBP: 0.374, SLG: 0.481 (8, PH)					FC5-4 CS 1B		F7	K		3	0	1	0	0	0	1									
Wendell Magee, R OBP: 0.295, SLG: 0.373 (1, 8)				K		K		G6-3		4	0	0	0	0	2	2									
43 Chris Wakeland, L OBP: 0.300, SLG: 0.450 (1, 9)			K			SH1-4 E 2B 1B		F7		4	1	2	0	0	1	0									
Mike Rivera, R (1, 2)			K			E5 SH1-4 2B		F9		4	1	0	0	0	1	2									
<b>Inning Stats</b>	R: 0 H: 0 E: 0 K: 0 S: 9	H: 0 LOB: 0 BB: 0 P: 16	R: 0 H: 1 E: 0 K: 1 S: 13	LOB: 1 BB: 0 P: 18	R: 0 H: 0 E: 0 K: 2 S: 12	H: 0 LOB: 0 BB: 0 P: 16	R: 0 H: 1 E: 0 K: 1 S: 5	H: 1 LOB: 0 BB: 0 P: 8	R: 0 H: 1 E: 0 K: 1 S: 7	H: 1 LOB: 1 BB: 0 P: 12	R: 2 H: 2 E: 1 K: 0 S: 13	H: 2 LOB: 1 BB: 0 P: 14	R: 1 H: 2 E: 0 K: 0 S: 9	H: 2 LOB: 1 BB: 0 P: 17	R: 1 H: 1 E: 0 K: 1 S: 10	H: 1 LOB: 2 BB: 2 P: 24	R: 0 H: 0 E: 0 K: 0 S: 9	H: 0 LOB: 0 BB: 0 P: 12	1B: 6 2B: 2 3B: 0 HR: 1	SF: 1 SAC: 1 DP: 2 HBP: 0	WP: 0 PB: 0 SB: 1 CS: 1	PA: 36			
<b>PITCHER</b>	IP	WLS	BF	H	R	ER	SO	BB	IBB	HBP	BLK	WP	HR	S	P	ERA	WHIP								
Derek Lowe, R ERA: 3.79 (1, 1)	5.0		16	3	0	0	5	0	0	0	0	0	0	46	70	0.00	0.600								
Rolando Arrojo, R ERA: 3.48 (6, 1)	2.0	L	11	4	3	2	0	0	0	0	0	0	1	22	31	9.00	2.000								
Allen McDill, L ERA: 3.38 (8, 1)	0.1		4	1	1	1	0	1	1	0	0	0	0	4	14	27.00	6.000								
Todd Erdos, R ERA: 5.4 (8, 1)	1.2		5	0	0	0	1	0	0	0	0	0	0	15	22	0.00	0.000								

**Detroit Tigers @ Boston Red Sox**  
Fenway Park, Boston, MA  
Sat Sep 22 2001, 5:05 PM EDT  
Att: 30,871 - Cloudy - 82 F

AB	32
R	4
H	8
RBI	4
BB	2
SO	6
LOB	10



Batter	1	2	3	4	5	6	7	8	9	AB	R	H	RBI	BB	SO	LOB	BOTTOM								
Jose Offerman, S OBP: 0.328, SLG: 0.347 (1, 4)	E S BB		G6-3		G5-3			F9		3	0	0	0	2	0	0									
Trot Nixon, L OBP: 0.374, SLG: 0.494 (1, 8)	K			HR	G3-1		BB BB	BB		3	1	1	1	2	1	1									
Manny Ramirez, R OBP: 0.403, SLG: 0.613 (1, 10)	K		K				BB	F9		4	0	1	0	1	2	2									
Calvin Pickering, L OBP: 0.421, SLG: 0.611 (1, 3)				K	F7			K		3	0	0	0	1	2	4									
Brian Daubach, L OBP: 0.346, SLG: 0.497 Chris Stynes, R OBP: 0.325, SLG: 0.409 Darren Lewis, R OBP: 0.313, SLG: 0.393 (8, PH)	K			HR		G3		G6-3		3	1	1	1	0	1	2									
Troy O'Leary, L OBP: 0.295, SLG: 0.440 (9, 7)		G5-3			1B BB		F9	HR		3	1	1	1	1	0	0									
Scott Hatteberg, L OBP: 0.336, SLG: 0.348 (1, 2)				F9		G3-1		G6-3		3	0	0	0	1	0	1									
Shea Hillenbrand, R OBP: 0.298, SLG: 0.394 (1, 5)		FC5-4 CS 1-2			1B		G4-3	K		4	0	1	0	0	1	1									
Lou Merloni, R OBP: 0.284, SLG: 0.295 (1, 6)	CS		F8		G6-3		P5		F7	4	0	0	0	0	2										
<b>Inning Stats</b>	R: 0 H: 0 E: 1 K: 3 S: 15	H: 0 LOB: 0 BB: 1 P: 15	R: 1 H: 1 E: 0 K: 1 S: 12	H: 1 LOB: 0 BB: 0 P: 17	R: 1 H: 2 E: 0 K: 1 S: 10	H: 2 LOB: 1 BB: 1 P: 19	R: 0 H: 0 E: 0 K: 0 S: 6	H: 0 LOB: 0 BB: 0 P: 7	R: 0 H: 0 E: 0 K: 1 S: 10	H: 0 LOB: 3 BB: 3 P: 23	R: 1 H: 1 E: 0 K: 1 S: 10	H: 1 LOB: 0 BB: 0 P: 15	R: 0 H: 0 E: 0 K: 0 S: 13	H: 0 LOB: 1 BB: 1 P: 21	1B: 2 2B: 0 3B: 0 HR: 3	SF: 0 SAC: 0 DP: 0 HBP: 0	WP: 0 PB: 0 SB: 1 CS: 1	PA: 40							
<b>PITCHER</b>	IP	WLS	BF	H	R	ER	SO	BB	IBB	HBP	BLK	WP	HR	S	P	ERA	WHIP								
24 Nate Cornejo, R ERA: 6.43 (1, 1)	5.0		22	4	2	2	5	4	0	0	0	0	0	11	20	0.00	1.200								
Adam Pettyjohn, L ERA: 6.15 (6, 1)	1.2	W	7	0	0	0	0	2	0	0	0	0	0	2	6	∞	∞								
Luis Pineda, R ERA: 5.02 (7, 1)	0.0		1	0	0	0	0	1	0	0	0	0	0	2	6	∞	∞								
Matt Miller, L ERA: 10.8 (7, 1)	0.1	H	1	0	0	0	1	0	0	0	0	0	0	3	4	0.00	0.000								
Danny Patterson, R ERA: 3.09 (8, 1)	1.0	H	4	1	1	1	1	0	0	0	0	0	1	10	15	9.00	1.000								

**Detroit Tigers @ Boston Red Sox**  
Fenway Park, Boston, MA  
Sat Sep 22 2001, 5:05 PM EDT  
Att: 30,871 - Cloudy - 82 F

AB	31
R	3
H	5
RBI	3
BB	8
SO	7
LOB	13










Batter	1	2	3	4	5	6	7	8	9	AB	R	H	RBI	BB	SO	LOB	TOP			
Luis Matos, R OBP: 0.309, SLG: 0.449 (1, 8)										4	1	1	0	1	2	3	<p><b>Baltimore Orioles @ Boston Red Sox</b> Fenway Park, Boston, MA Mon Sep 24 2001, 7:05 PM EDT Att: 30,114 - Overcast - 68 F</p> <p>livebaseballscores.com</p> <p>AB 39 R 5 H 14 RBI 5 BB 4 SO 6 LOB 24</p>			
Larry Bigbie, L OBP: 0.326, SLG: 0.340 (1, 9)										4	1	3	0	1	0	1				
Jeff Conine, R OBP: 0.384, SLG: 0.441 (1, 3)										5	1	1	0	0	0	5				
Chris Richard, L OBP: 0.343, SLG: 0.436 (1, 10)										5	0	3	2	0	1	1				
Cal Ripken Jr., R OBP: 0.292, SLG: 0.394 (1, 5)										5	0	0	1	0	0	5				
Tony Batista, R OBP: 0.277, SLG: 0.420 (1, 6)										4	2	3	0	1	1	1				
Brady Anderson, L OBP: 0.307, SLG: 0.295 (1, 7)										5	0	2	1	0	0	4				
Geronomo Gil, R OBP: 0.385, SLG: 0.417 (1, 2)										4	0	1	1	0	0	2				
Jerry Hairston, R OBP: 0.309, SLG: 0.361 (1, 4)										3	0	0	0	1	2	2				
<b>Inning Stats</b>	R: 0 E: 0 K: 1 S: 16	H: 2 LOB: 2 BB: 0 P: 27	R: 1 E: 0 K: 2 S: 12	H: 2 LOB: 1 BB: 0 P: 16	R: 0 E: 0 K: 0 S: 11	H: 1 LOB: 1 BB: 1 P: 16	R: 0 E: 0 K: 0 S: 8	H: 1 LOB: 2 BB: 1 P: 15	R: 1 E: 0 K: 1 S: 13	H: 2 LOB: 2 BB: 1 P: 20	R: 2 E: 0 K: 0 S: 12	H: 3 LOB: 2 BB: 1 P: 19	R: 0 E: 0 K: 0 S: 7	H: 1 LOB: 1 BB: 0 P: 8	R: 1 E: 1 K: 1 S: 16	H: 2 LOB: 1 BB: 0 P: 23	1B: 11 2B: 3 3B: 0 HR: 0	SF: 0 SAC: 0 DP: 1 HBP: 0	WP: 0 PB: 0 SB: 1 CS: 0	PA: 43
<b>PITCHER</b>	IP WLS BF H R ER SO BB IBB HBP BLK WP HR S P ERA WHIP	<p>David Cone, R (1, 1) 5.0 22 6 1 1 4 2 0 0 0 0 0 56 90 1.80 1.600</p> <p>49 Tim Wakefield, R (6, 1) 2.0 L 12 5 3 3 1 2 0 0 0 0 0 0 25 39 13.50 3.500</p> <p>Rich Garcés, R (8, 1) 1.0 4 1 0 0 0 0 0 0 0 0 0 7 8 0.00 1.000</p> <p>Rod Beck, R (9, 1) 1.0 5 2 1 1 1 0 0 0 0 0 0 0 16 23 9.00 2.000</p>																		

Batter	1	2	3	4	5	6	7	8	9	AB	R	H	RBI	BB	SO	LOB	BOTTOM			
Jose Offerman, S OBP: 0.333, SLG: 0.358 (1, 4)										4	0	3	0	0	1	0	<p><b>Baltimore Orioles @ Boston Red Sox</b> Fenway Park, Boston, MA Mon Sep 24 2001, 7:05 PM EDT Att: 30,114 - Overcast - 68 F</p> <p>livebaseballscores.com</p> <p>AB 31 R 1 H 6 RBI 1 BB 3 SO 7 LOB 15</p>			
Trot Nixon, L OBP: 0.373, SLG: 0.496 (1, 8)										4	1	1	1	0	0	3				
Manny Ramirez, R OBP: 0.402, SLG: 0.610 (1, 10)										3	0	1	0	1	0	1				
Brian Daubach, L OBP: 0.346, SLG: 0.499 (1, 7)										3	0	0	0	1	1	4				
Calvin Pickering, L OBP: 0.393, SLG: 0.480 (1, 3)										3	0	1	0	1	1	1				
Chris Stynes, R OBP: 0.320, SLG: 0.402 (1, 5)										4	0	0	0	0	2	3				
Lou Merloni, R OBP: 0.275, SLG: 0.284 (1, 6)										4	0	0	0	0	2	2				
Darren Lewis, R OBP: 0.306, SLG: 0.383 (1, 9)										3	0	0	0	0	1	1				
Joe Oliver, R OBP: 0.234, SLG: 0.295 52 James Lofton, S (8, PH) Doug Mirabelli, R OBP: 0.325, SLG: 0.418 (9, 2)										2	0	0	0	0	1	0				
<b>Inning Stats</b>	R: 0 E: 0 K: 0 S: 9	H: 2 LOB: 1 BB: 0 P: 11	R: 0 E: 0 K: 0 S: 5	H: 0 LOB: 0 BB: 1 P: 9	R: 0 E: 0 K: 1 S: 8	H: 0 LOB: 0 BB: 0 P: 12	R: 1 E: 0 K: 0 S: 10	H: 1 LOB: 0 BB: 0 P: 16	R: 0 E: 0 K: 2 S: 13	H: 1 LOB: 2 BB: 1 P: 23	R: 0 E: 0 K: 2 S: 13	H: 1 LOB: 1 BB: 0 P: 20	R: 0 E: 0 K: 0 S: 11	H: 1 LOB: 1 BB: 0 P: 15	R: 0 E: 0 K: 2 S: 14	H: 0 LOB: 1 BB: 1 P: 26	1B: 4 2B: 1 3B: 0 HR: 1	SF: 0 SAC: 0 DP: 2 HBP: 0	WP: 1 PB: 0 SB: 0 CS: 0	PA: 34
<b>PITCHER</b>	IP WLS BF H R ER SO BB IBB HBP BLK WP HR S P ERA WHIP	<p>Calvin Maduro, R (1, 1) 6.0 W 22 4 1 1 3 2 0 0 0 0 1 0 53 83 1.50 1.000</p> <p>Jorge Julio, R (7, 1) 1.0 H 4 1 0 0 2 0 0 0 0 0 1 0 13 20 0.00 1.000</p> <p>Buddy Groom, L (8, 1) 1.0 H 4 1 0 0 0 0 0 0 0 0 0 0 11 15 0.00 1.000</p> <p>B.J. Ryan, L (9, 1) 1.0 4 0 0 0 2 1 0 0 0 0 0 0 14 26 0.00 1.000</p>																		



Batter	1	2	3	4	5	6	7	8	9	AB	R	H	RBI	BB	SO	LOB	TOP					
Luis Matos, R OBP: 0.317, SLG: 0.491	1-2 F8	1-2 HR		1-0 E6 2B		4-2 BB		1-1 G6-3		4	2	1	1	1	0	0						
Larry Bigbie, L OBP: 0.331, SLG: 0.352	0-0 HR	0-1 F9		0-1 2B		1-1 F8			2-1 G3	5	2	2	1	0	0	1						
Jeff Conine, R OBP: 0.386, SLG: 0.445	0-2 HR	0-0 G5-3		1-1 2B		2-3 K			1-2 BB HR	5	2	3	1	0	1	1						
Chris Richard, L OBP: 0.343, SLG: 0.443	2-1 HR			3-2 L3		1-1 F7			0-0 BB HR	5	2	2	3	0	1	2						
Cal Ripken Jr., R OBP: 0.295, SLG: 0.395	3-2 G5-3 1B					0-1 1B SF8			4-1 HR	4	3	2	0	1	2	0						
Tony Batista, R OBP: 0.279, SLG: 0.431	1-2 G5-3			1-2 3B		2-2 L4-6 BB			0-0 HR	5	1	3	4	0	0	1						
Brady Anderson, L OBP: 0.306, SLG: 0.294	2-2 1B			2-3 K		0-0 SF8			0-2 G4-3	4	0	1	2	0	1	1						
Geronimo Gil, R OBP: 0.355, SLG: 0.357	2-1 G6-3			0-0 F8		4-0 BB			2-0 F8	4	0	0	0	1	1	1						
Jerry Hairston, R OBP: 0.308, SLG: 0.359		4-1 CS BB		1-3 K		3-2 L4-6			1-0 F9	3	0	0	0	1	1	2						
<b>Inning Stats</b>	R: 4 E: 0 K: 0 S: 23	H: 5 LOB: 1 BB: 0 P: 34	R: 1 E: 0 K: 0 S: 7	H: 1 LOB: 0 BB: 1 P: 12	R: 0 E: 0 K: 3 S: 13	H: 1 LOB: 1 BB: 0 P: 20	R: 2 E: 1 K: 1 S: 14	H: 2 LOB: 1 BB: 0 P: 20	R: 1 E: 0 K: 0 S: 12	H: 2 LOB: 1 BB: 1 P: 21	R: 0 E: 0 K: 1 S: 13	H: 0 LOB: 0 BB: 1 P: 14	R: 0 E: 0 K: 1 S: 9	H: 0 LOB: 0 BB: 0 P: 14	R: 0 E: 0 K: 0 S: 4	H: 0 LOB: 0 BB: 0 P: 8	R: 4 E: 0 K: 1 S: 12	H: 3 LOB: 0 BB: 1 P: 21	1B: 8 2B: 3 3B: 1 HR: 3	SF: 1 SAC: 0 DP: 1 HBP: 0	WP: 0 PB: 0 SB: 0 CS: 1	PA: 44
<b>PITCHER</b>	IP WLS BF H R ER SO BB IBB HBP BLK WP HR S P ERA WHIP	IP WLS BF H R ER SO BB IBB HBP BLK WP HR S P ERA WHIP																				
Frank Castillo, R ERA: 4.42	(1, 1)	4.0	L	22	9	7	5	4	1	0	0	0	0	0	0	0	2	57	86	11.25	2.500	
Todd Erdos, R ERA: 5.59	(5, 1)	2.0		9	2	1	1	1	2	0	0	0	0	0	0	0	0	25	42	4.50	2.000	
Willie Banks, R ERA:	(7, 1)	2.0		6	0	0	0	1	0	0	0	0	0	0	0	0	0	13	22	0.00	0.000	
Allen McDill, L ERA: 6.3	(9, 1)	1.0		7	3	4	4	1	1	0	0	0	0	0	1	12	21	36.00	4.000			

Baltimore Orioles @ Boston Red Sox  
Fenway Park, Boston, MA  
Tue Sep 25 2001, 7:05 PM EDT  
Att: 29,726 - Cloudy - 74 F

AB 39  
R 12  
H 14  
RBI 12  
BB 4  
SO 7  
LOB 9

Batter	1	2	3	4	5	6	7	8	9	AB	R	H	RBI	BB	SO	LOB	BOTTOM					
Jose Offerman, S OBP: 0.335, SLG: 0.361	0-1 52 G3-1 1B				1-0 G3-6-3					4	2	2	1	1	1	2						
52 James Lofton, S OBP: 0.200, SLG: 0.231	3-2 G3-1				0-1					4	0	1	0	0	0	2						
Chris Stynes, R OBP: 0.322, SLG: 0.402	1-2				0-1					0	0	0	0	0	0	0						
Lou Merloni, R OBP: 0.275, SLG: 0.284	1-2				1-0 2B					0	0	0	0	0	0	0						
Trot Nixon, L OBP: 0.373, SLG: 0.494	2-3 K				3-1 G3-1					4	1	1	0	1	1	4						
Manny Ramirez, R OBP: 0.404, SLG: 0.611	0-2 2B				3-3 K					4	1	2	2	1	1	3						
Brian Daubach, L OBP: 0.349, SLG: 0.503	2-1 2B				0-2 F7					5	0	3	2	0	1	2						
Calvin Pickering, L OBP: 0.384, SLG: 0.448	0-1 G6-3				0-0 G6-4-3 1B					4	0	1	0	1	0	4						
Izzy Alcantara, R OBP: 0.333, SLG: 0.303					1-2 G6-4-3					5	1	1	0	0	1	3						
Shea Hillenbrand, R OBP: 0.297, SLG: 0.400	1-0 L3				1-2 G5-3					4	1	1	2	0	0	2						
Doug Mirabeli, R OBP: 0.333, SLG: 0.419	0-1				4-2 G3-6-3 BB					2	1	1	0	1	0	0						
<b>Inning Stats</b>	R: 2 E: 0 K: 1 S: 16	H: 3 LOB: 1 BB: 0 P: 23	R: 0 E: 0 K: 1 S: 8	H: 1 LOB: 0 BB: 0 P: 13	R: 0 E: 0 K: 1 S: 11	H: 1 LOB: 1 BB: 0 P: 17	R: 0 E: 0 K: 0 S: 7	H: 1 LOB: 0 BB: 0 P: 9	R: 0 E: 0 K: 0 S: 6	H: 1 LOB: 1 BB: 1 P: 12	R: 0 E: 0 K: 2 S: 9	H: 0 LOB: 2 BB: 2 P: 19	R: 3 E: 0 K: 0 S: 18	H: 3 LOB: 1 BB: 1 P: 30	R: 2 E: 0 K: 0 S: 12	H: 2 LOB: 2 BB: 1 P: 22	R: 0 E: 0 K: 0 S: 6	H: 1 LOB: 0 BB: 0 P: 7	1B: 8 2B: 4 3B: 0 HR: 1	SF: 0 SAC: 0 DP: 4 HBP: 2	WP: 1 PB: 0 SB: 0 CS: 0	PA: 43
<b>PITCHER</b>	IP WLS BF H R ER SO BB IBB HBP BLK WP HR S P ERA WHIP	IP WLS BF H R ER SO BB IBB HBP BLK WP HR S P ERA WHIP																				
Jose Mercedes, R ERA: 6.04	(1, 1)	5.0	W	21	7	2	2	2	2	0	0	0	0	1	0	13	28	18.00	3.000			
John Bales, L ERA: 3.2	(6, 1)	1.0		7	1	2	2	2	2	0	1	0	0	1	0	13	28	18.00	3.000			
John Wasdin, R ERA: 5.14	(7, 1)	1.1		10	4	3	3	0	2	0	1	0	0	0	1	21	35	20.25	4.500			
B.J. Ryan, L ERA: 4.66	(8, 1)	0.2	H	2	0	0	0	0	0	0	0	5	8	0.00	0.000							
Willis Roberts, R ERA: 4.89	(9, 1)	1.0		3	1	0	0	0	0	0	0	6	7	0.00	1.000							

Baltimore Orioles @ Boston Red Sox  
Fenway Park, Boston, MA  
Tue Sep 25 2001, 7:05 PM EDT  
Att: 29,726 - Cloudy - 74 F

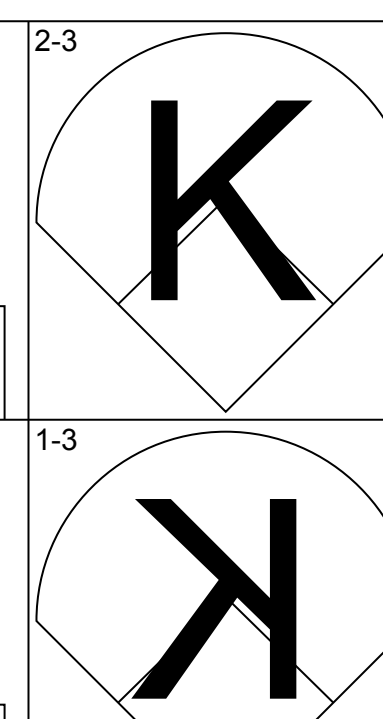

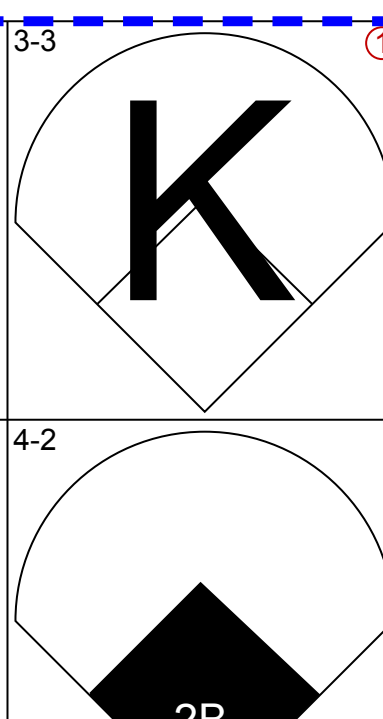
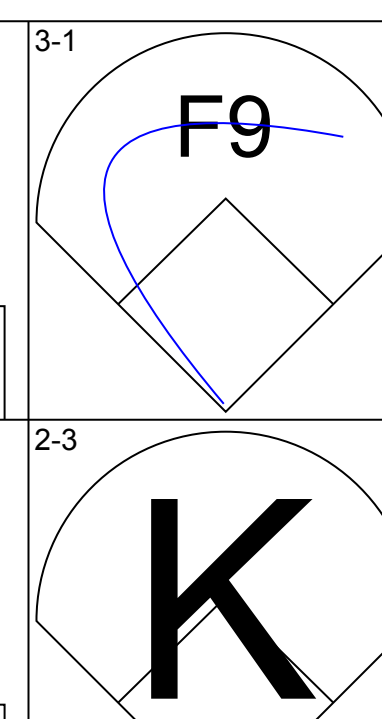
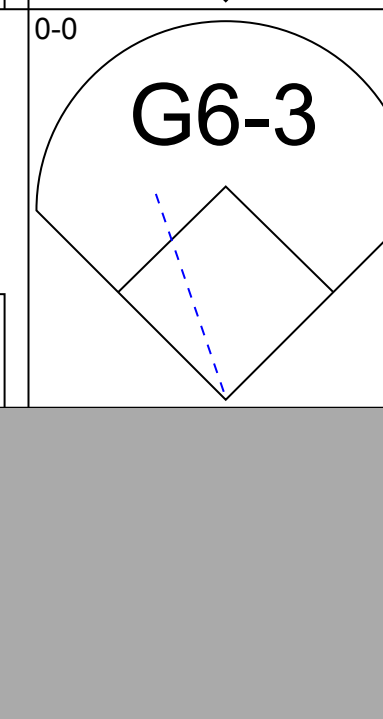
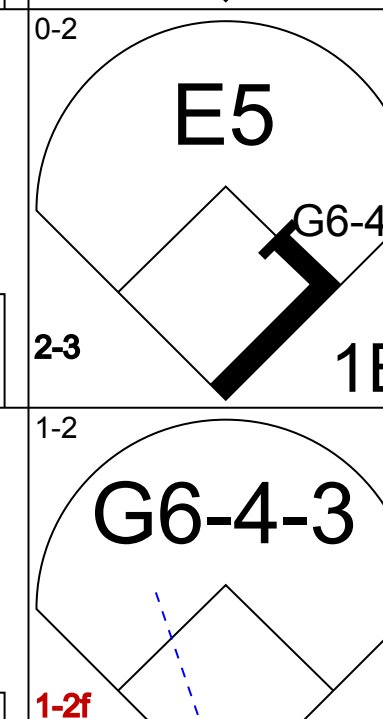
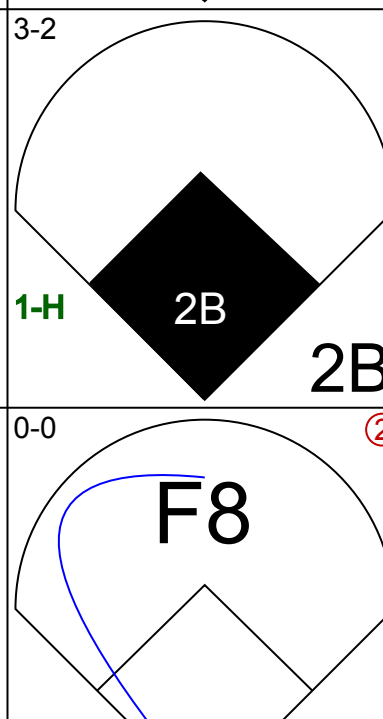



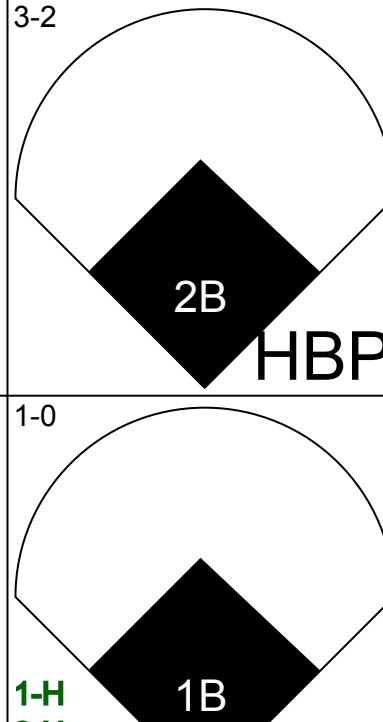
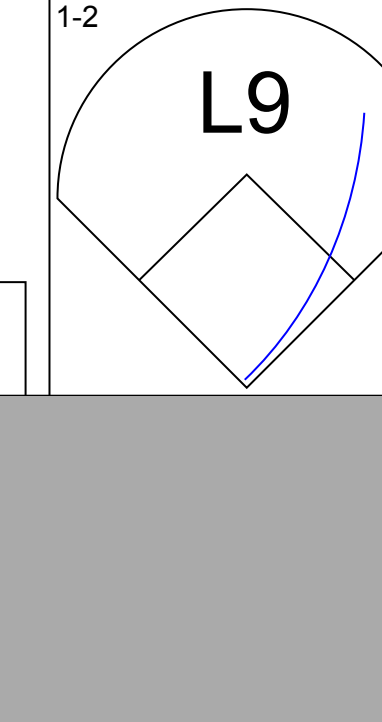
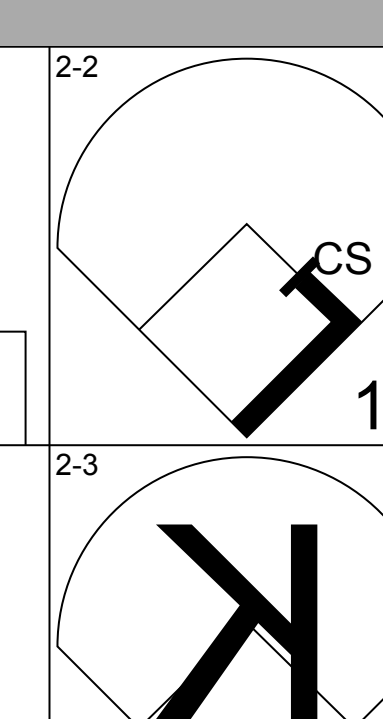
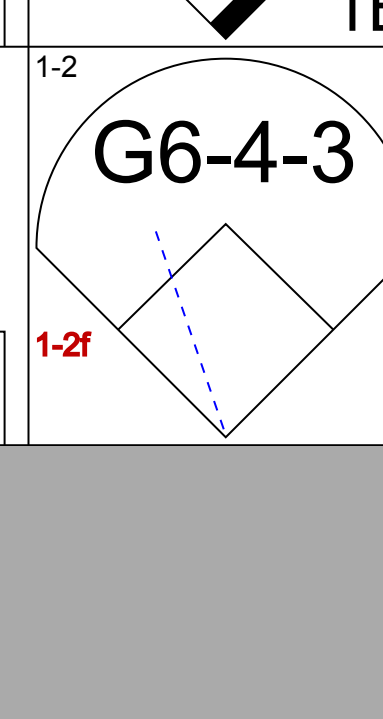
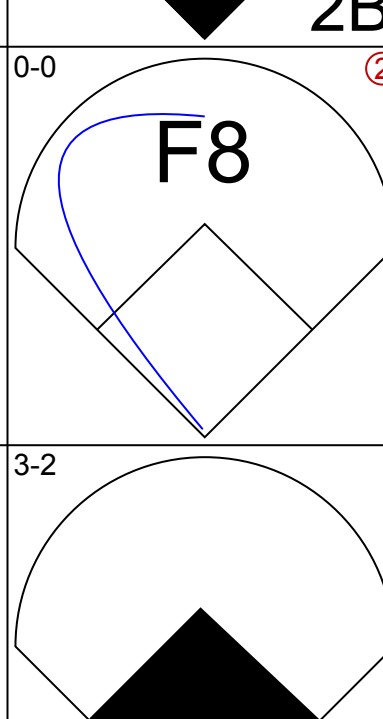
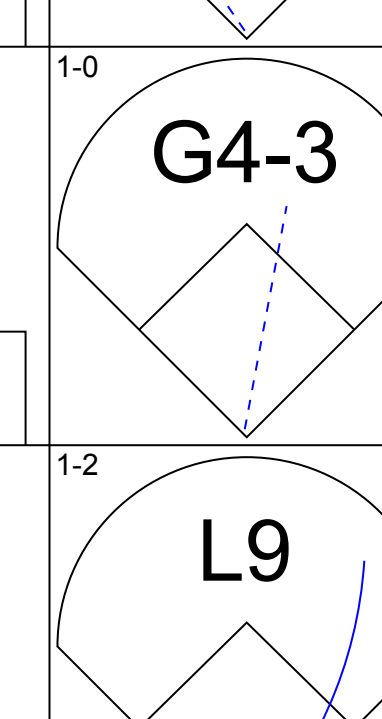

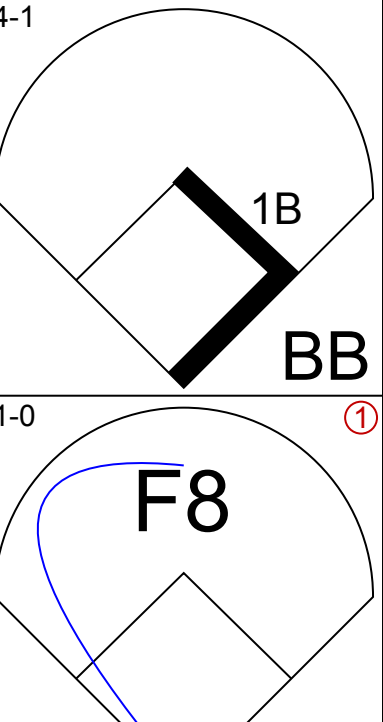
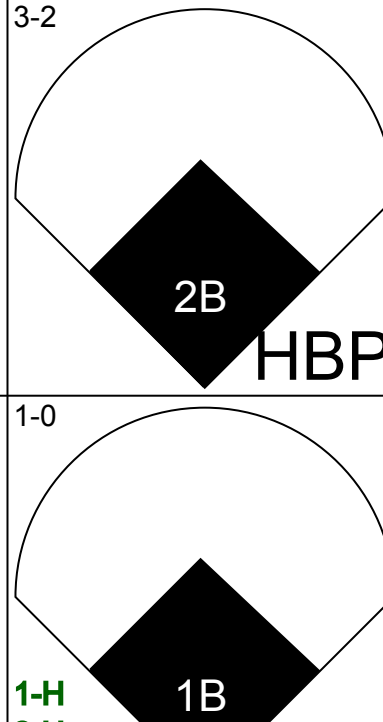
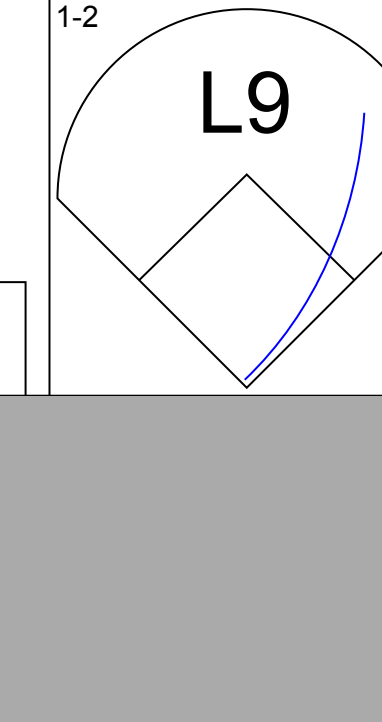

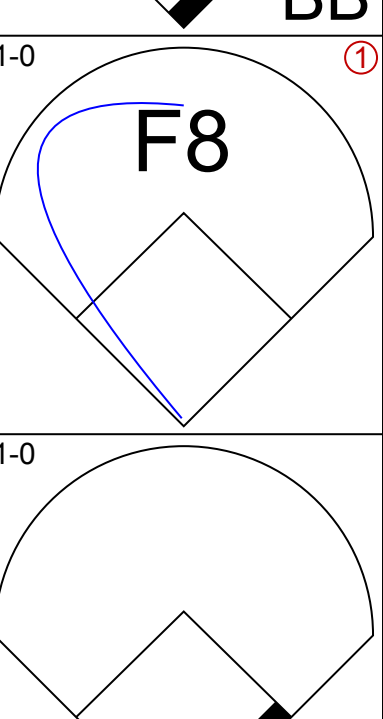
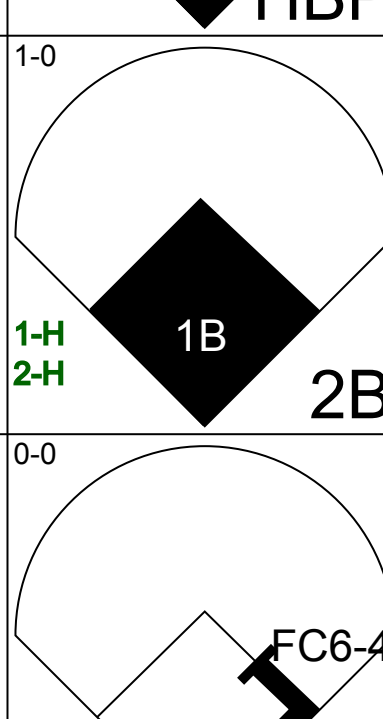
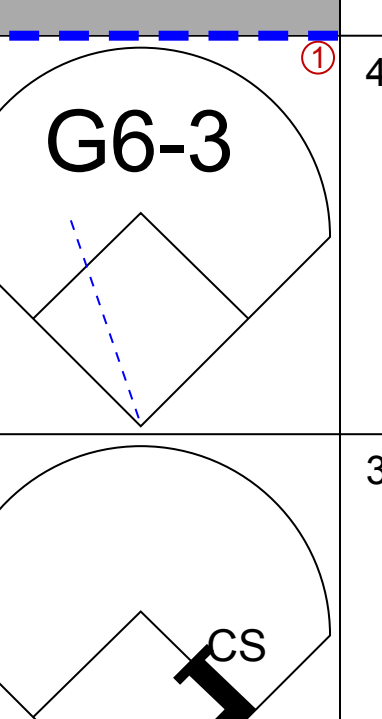
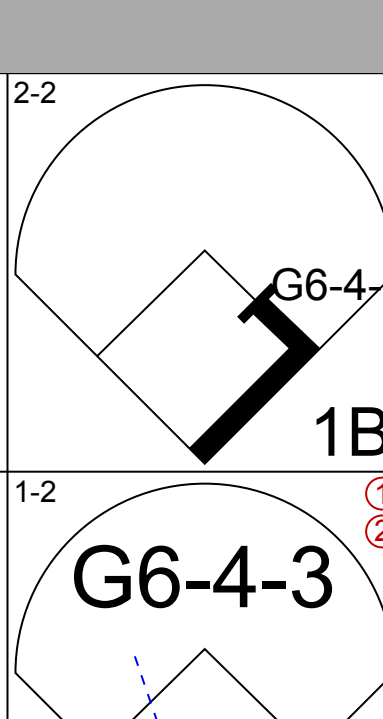
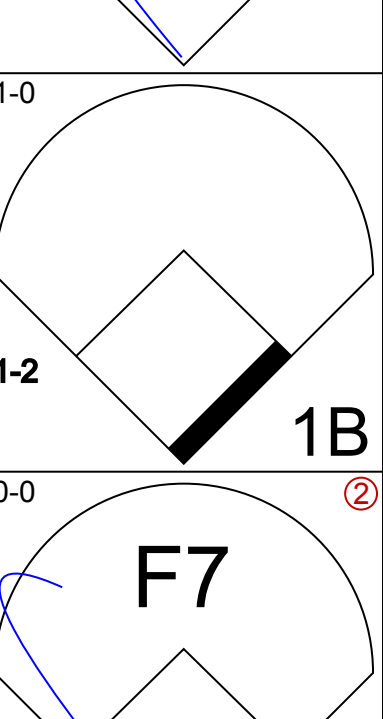
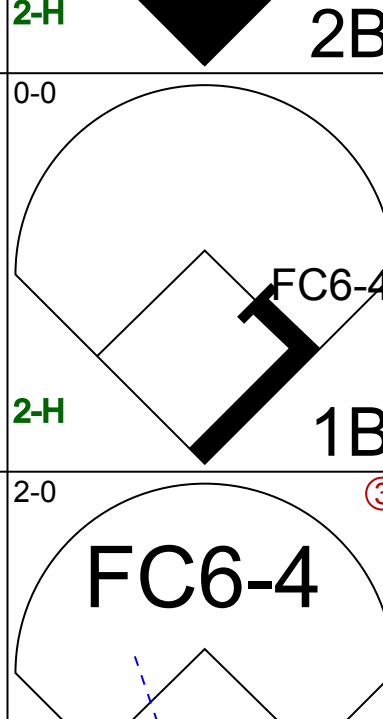
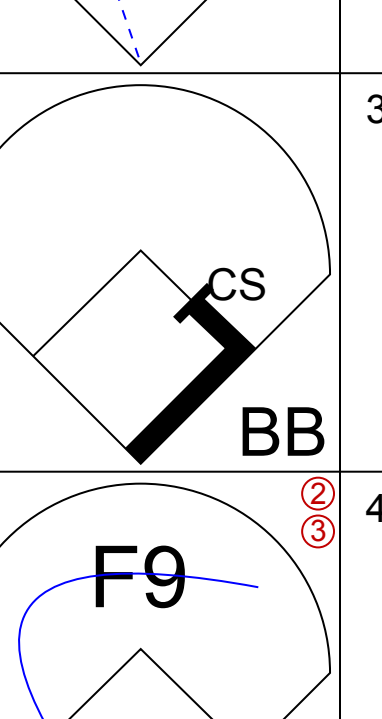
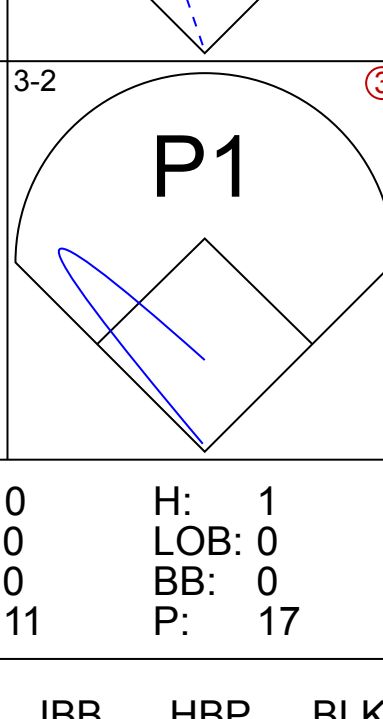
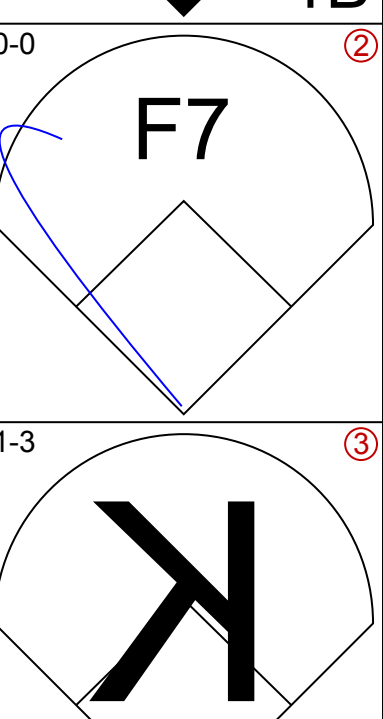
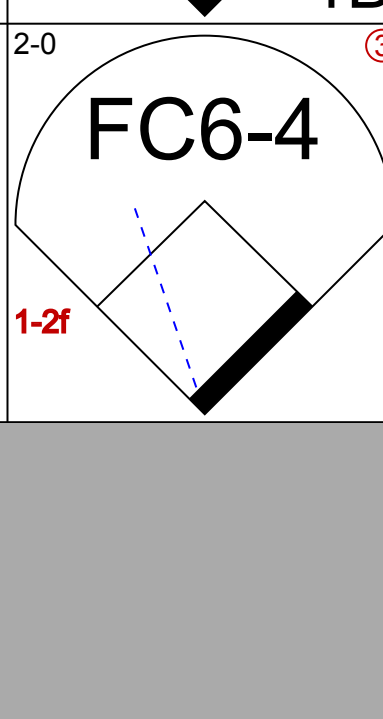
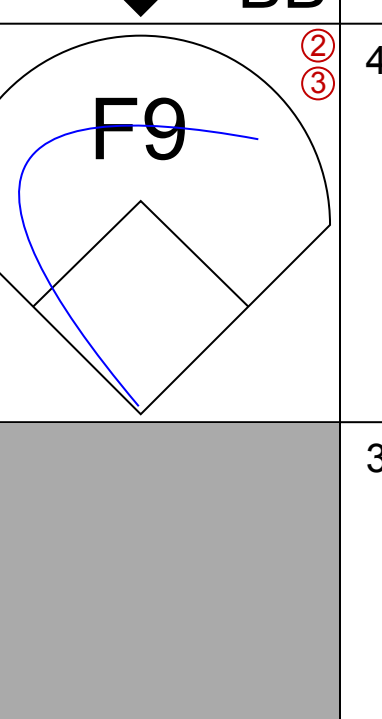

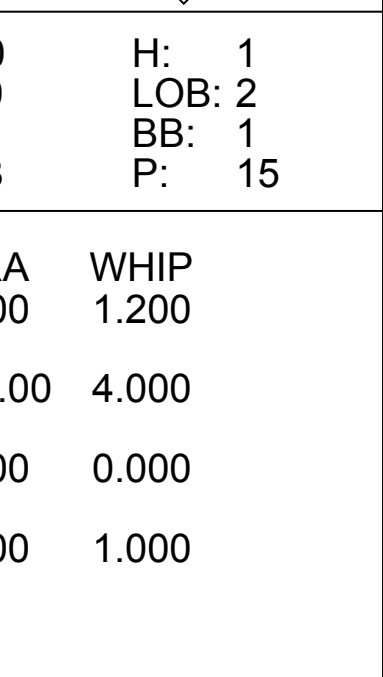
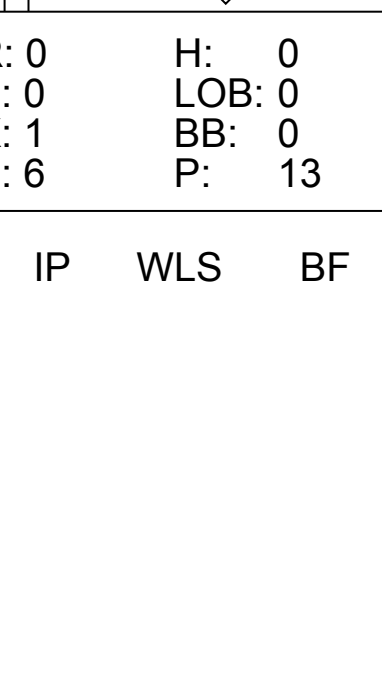
AB 36  
R 7  
H 13  
RBI 7  
BB 5  
SO 5  
LOB 22







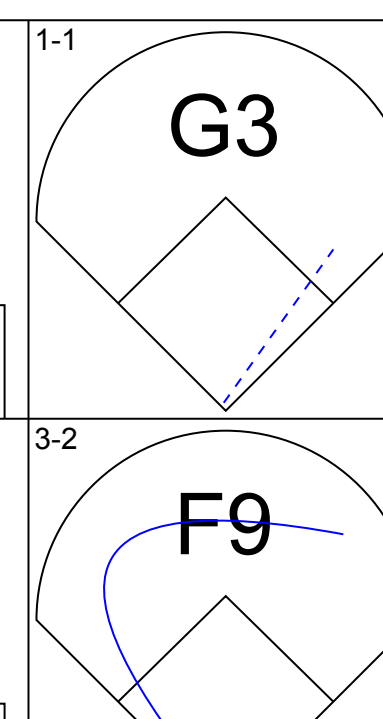
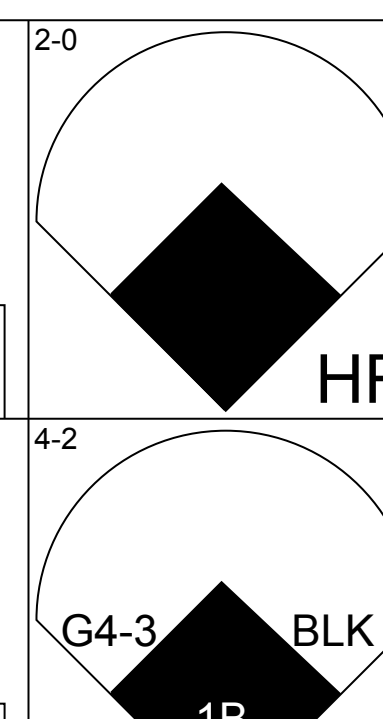
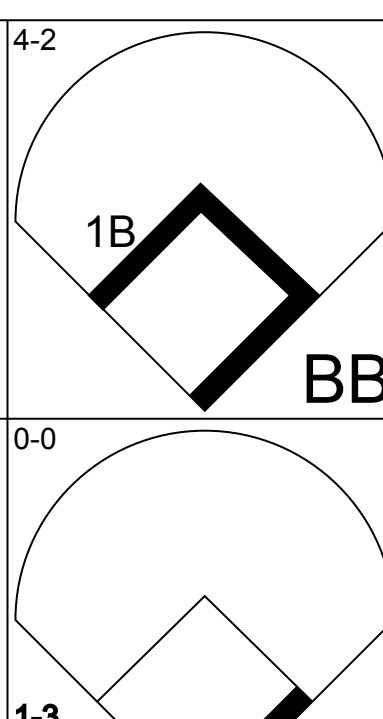
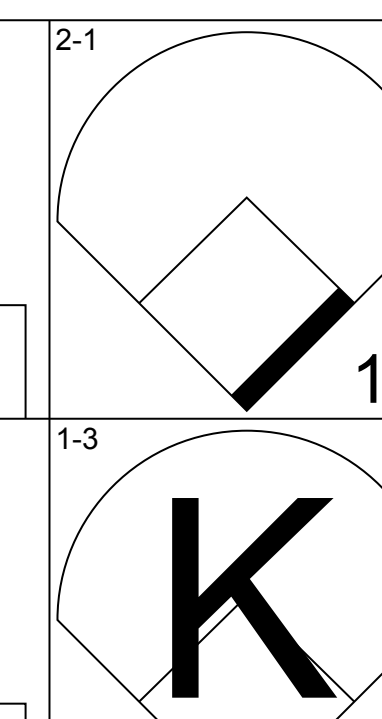

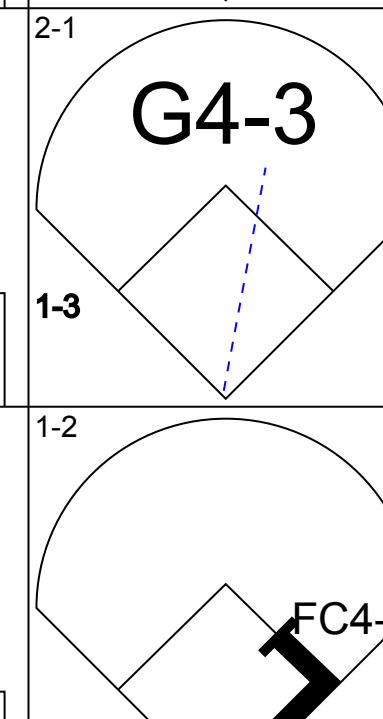
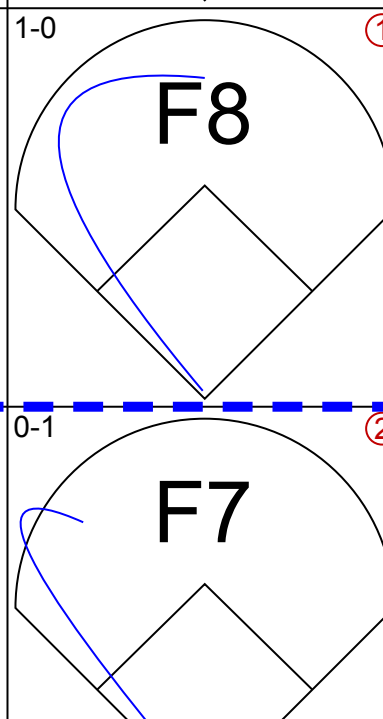
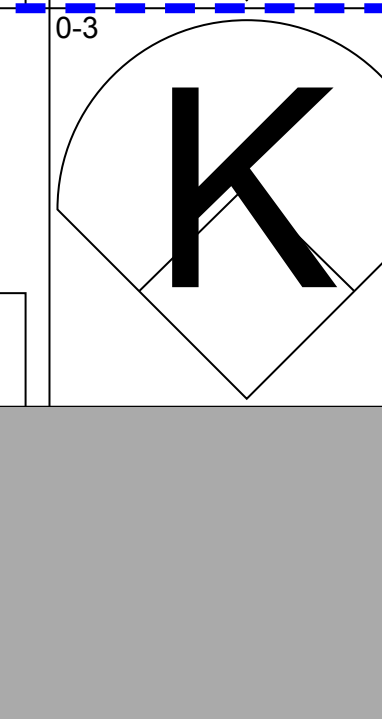

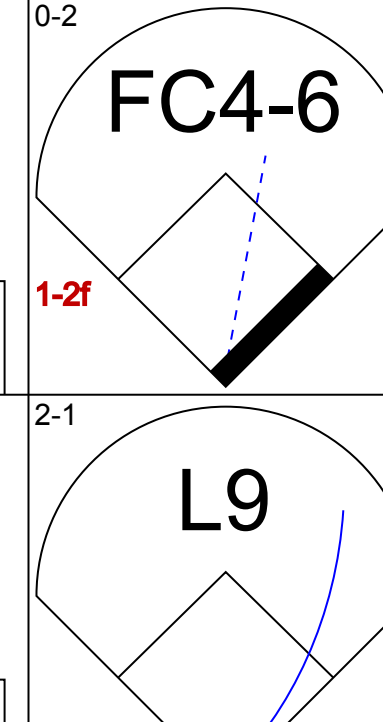


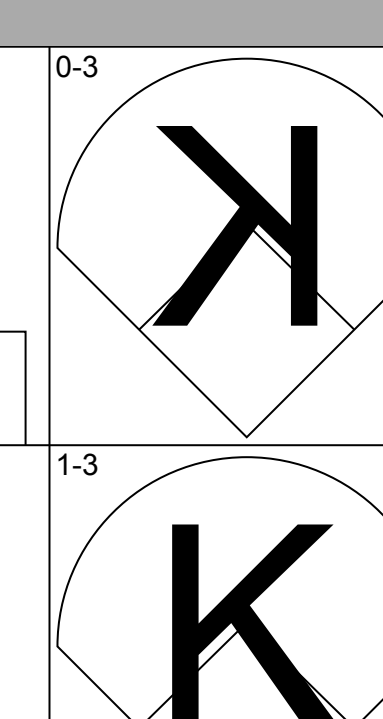
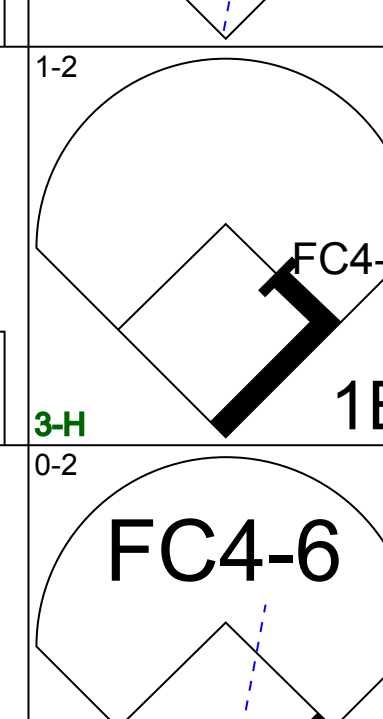
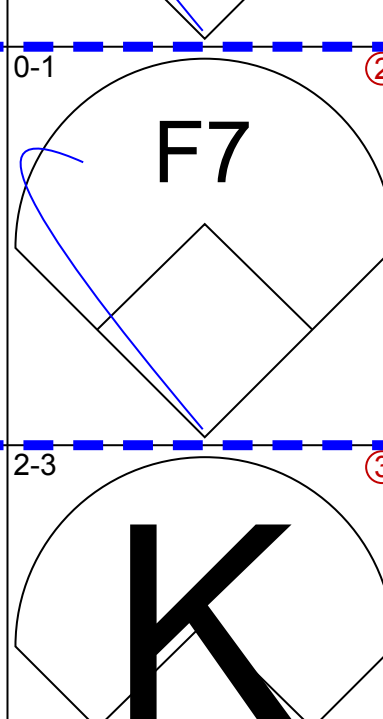
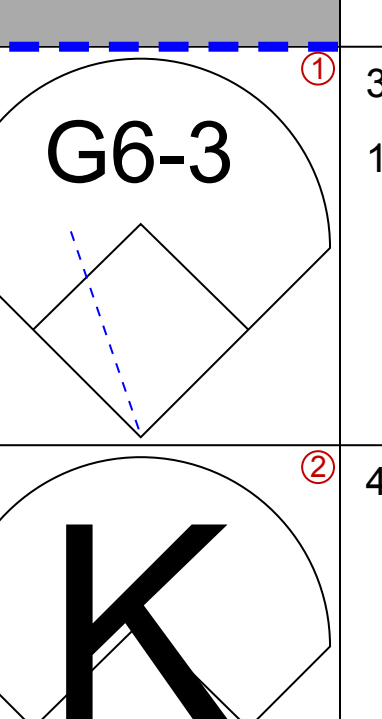

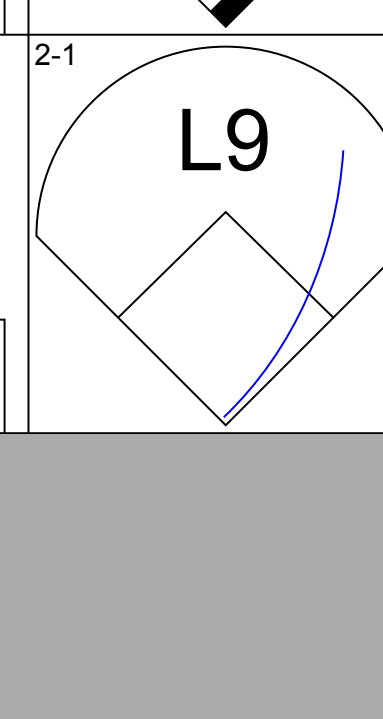

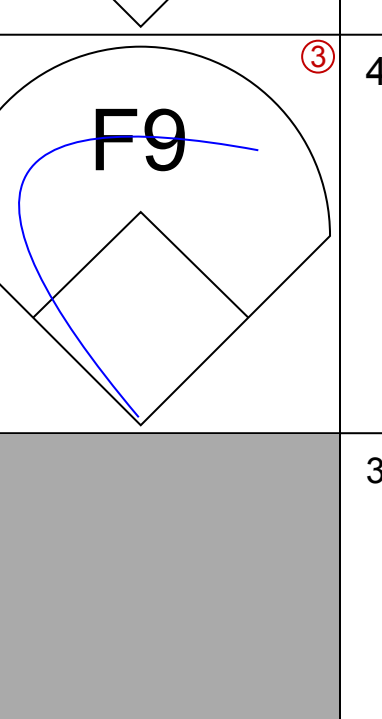


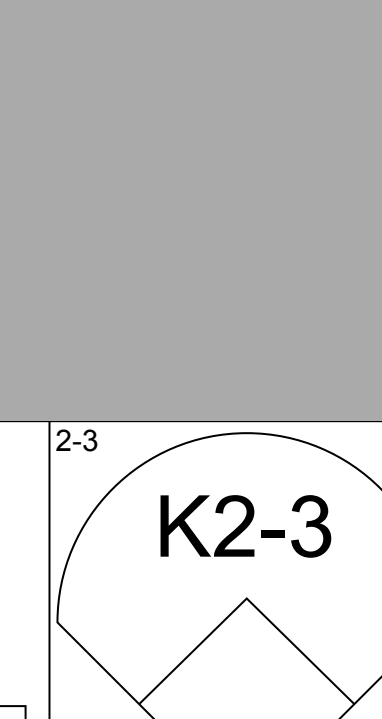
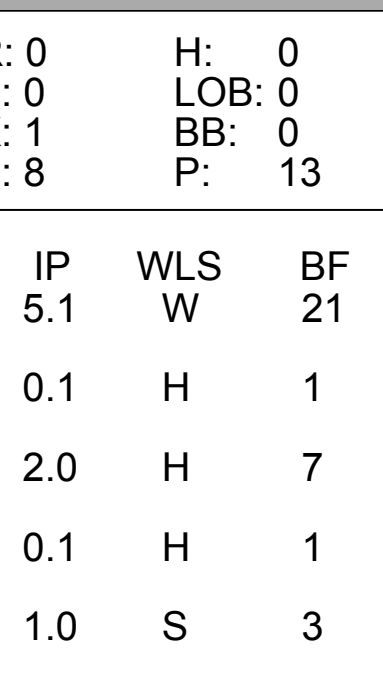
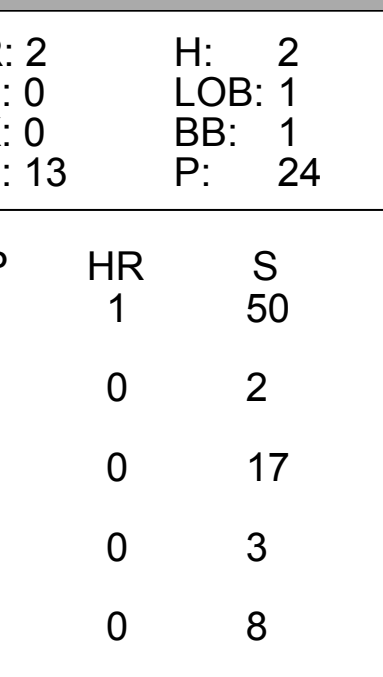
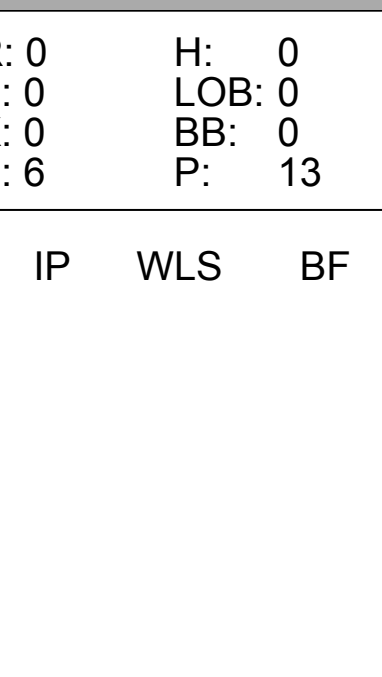
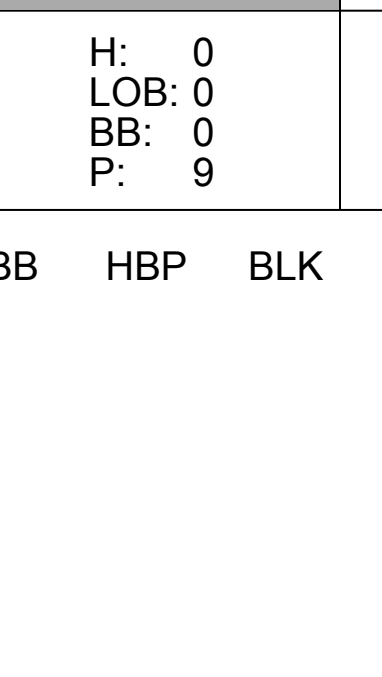
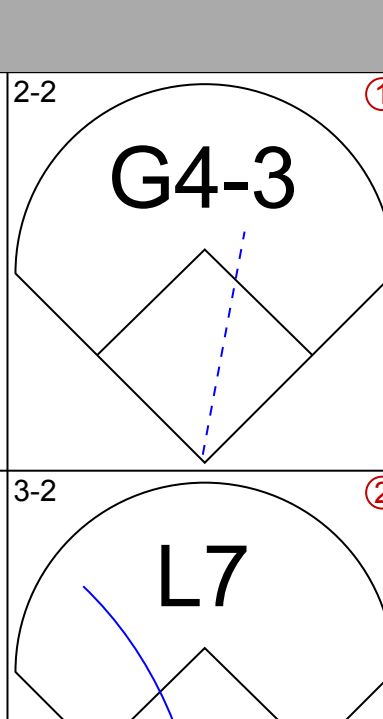
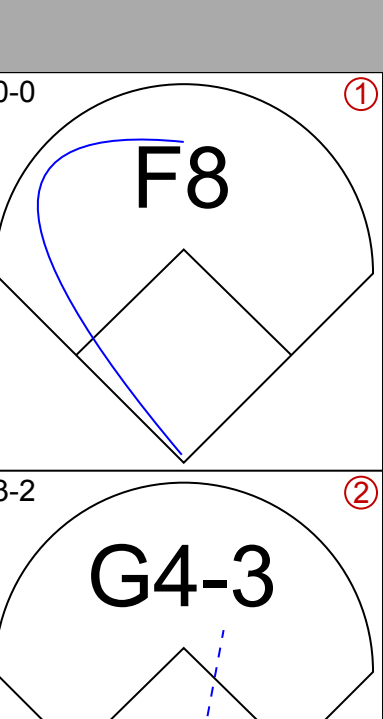
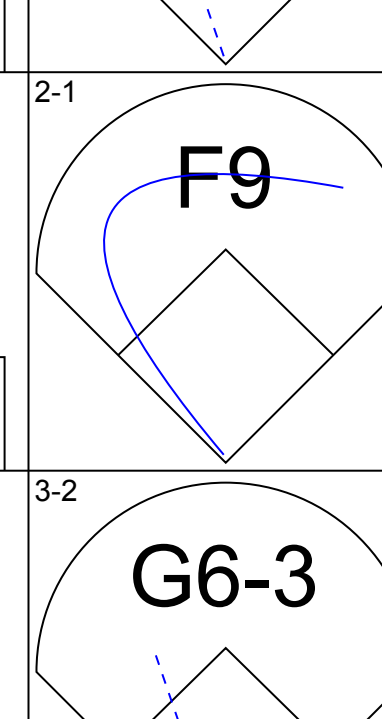
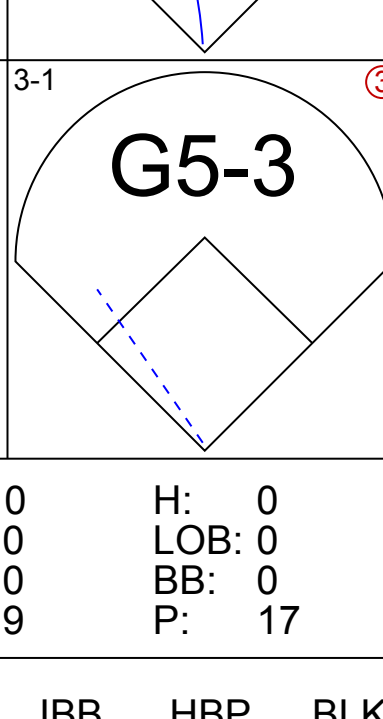
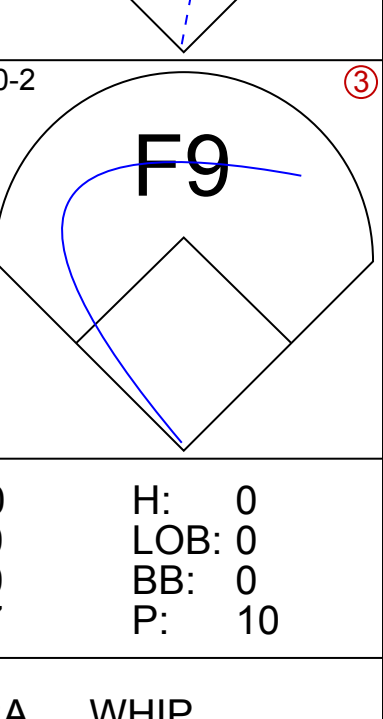
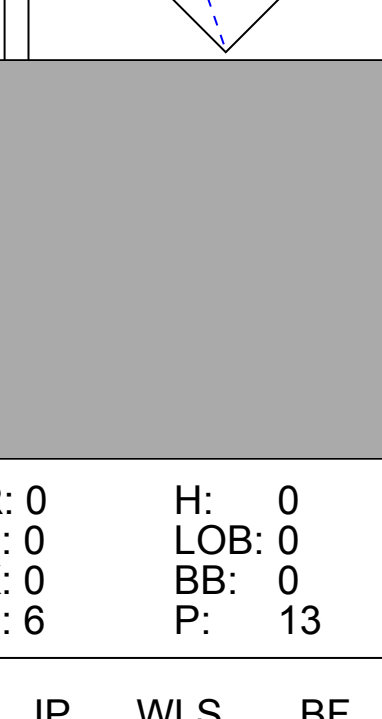





Batter	1	2	3	4	5	6	7	8	9	AB	R	H	RBI	BB	SO	LOB	TOP								
Luis Matos, R OBP: 0.309, SLG: 0.500										3	0	0	0	1	2	0									
Larry Bigbie, L OBP: 0.326, SLG: 0.333										3	1	0	0	1	3	1									
Jeff Conine, R OBP: 0.386, SLG: 0.448										4	1	2	1	0	0	0									
Chris Richard, L OBP: 0.342, SLG: 0.440										4	0	1	0	0	0	3									
Cal Ripken Jr., R OBP: 0.294, SLG: 0.390										2	1	0	0	1	1	1									
Tony Batista, R OBP: 0.281, SLG: 0.436										4	1	1	2	0	0	1									
Brady Anderson, L OBP: 0.312, SLG: 0.299										3	0	3	1	1	0	0									
Geronimo Gil, R OBP: 0.314, SLG: 0.313										4	0	0	0	0	0	5									
Jerry Hairston, R OBP: 0.306, SLG: 0.355										3	0	0	0	0	1	2									
<b>Inning Stats</b>	R: 0 H: 0 E: 0 K: 2 S: 7	H: 0 LOB: 0 BB: 0 P: 10	R: 0 H: 1 E: 0 K: 1 S: 9	H: 1 LOB: 0 BB: 0 P: 13	R: 0 H: 1 E: 0 K: 0 S: 11	H: 1 LOB: 0 BB: 0 P: 17	R: 0 H: 1 E: 1 K: 1 S: 12	H: 1 LOB: 1 BB: 1 P: 19	R: 0 H: 1 E: 0 K: 1 S: 8	H: 1 LOB: 2 BB: 1 P: 15	R: 4 H: 3 E: 0 K: 1 S: 15	H: 3 LOB: 1 BB: 1 P: 31	R: 0 H: 0 E: 0 K: 1 S: 6	H: 0 LOB: 0 BB: 0 P: 13	R: 0 H: 0 E: 0 K: 0 S: 7	H: 0 LOB: 0 BB: 0 P: 10	R: 0 H: 0 E: 0 K: 0 S: 5	H: 0 LOB: 0 BB: 1 P: 11	1B: 5 2B: 2 3B: 0 HR: 0	SF: 0 SAC: 0 DP: 2 HBP: 1	WP: 0 PB: 0 SB: 1 CS: 2	PA: 35			
<b>PITCHER</b>	IP	WLS	BF	H	R	ER	SO	BB	IBB	HBP	BLK	WP	HR	S	P	ERA	WHIP								
Derek Lowe, R ERA: 3.57	5.0		18	4	0	0	5	2	0	0	0	0	0	47	74	0.00	1.200								
49 Tim Wakefield, R ERA: 3.81	1.0	L	8	3	4	4	1	1	0	1	0	0	0	15	31	36.00	4.000								
Willie Banks, R ERA:	2.0		6	0	0	0	1	0	0	0	0	0	0	13	23	0.00	0.000								
Todd Erdos, R ERA: 5.06	1.0		3	0	0	0	0	1	0	0	0	0	0	5	11	0.00	1.000								

**Baltimore Orioles @ Boston Red Sox**  
Fenway Park, Boston, MA  
Thu Sep 27 2001, 7:05 PM EDT  
Att: 32,719 - Cloudy - 62 F

AB 30  
R 4  
H 7  
RBI 4  
BB 4  
SO 7  
LOB 13



Batter	1	2	3	4	5	6	7	8	9	AB	R	H	RBI	BB	SO	LOB	BOTTOM								
Jose Offerman, S OBP: 0.341, SLG: 0.370										3	1	2	1	1	0	0									
Darren Lewis, R OBP: 0.322, SLG: 0.385										3	1	1	0	1	1	1									
Trot Nixon, L OBP: 0.370, SLG: 0.490										4	0	0	0	0	2	4									
Brian Daubach, L OBP: 0.348, SLG: 0.507										3	0	1	1	0	1	2									
Chris Stynes, R OBP: 0.321, SLG: 0.401										1	0	0	0	0	0	0									
Dante Bichette, R OBP: 0.328, SLG: 0.456										4	0	0	0	0	3	3									
Scott Hatteberg, L OBP: 0.333, SLG: 0.345										4	0	0	0	0	1	1									
Shea Hillenbrand, R OBP: 0.293, SLG: 0.353										3	0	0	0	0	0	0									
Doug Mirabeli, R OBP: 0.337, SLG: 0.443										3	0	0	0	0	0	0									
Lou Merloni, R OBP: 0.276, SLG: 0.284										3	0	0	0	0	1	0									
<b>Inning Stats</b>	R: 0 H: 0 E: 0 K: 1 S: 8	H: 0 LOB: 0 BB: 0 P: 13	R: 0 H: 0 E: 0 K: 3 S: 9	H: 0 LOB: 0 BB: 0 P: 11	R: 0 H: 0 E: 0 K: 0 S: 9	H: 0 LOB: 0 BB: 0 P: 17	R: 2 H: 2 E: 0 K: 0 S: 13	H: 2 LOB: 1 BB: 1 P: 24	R: 0 H: 0 E: 0 K: 0 S: 7	H: 0 LOB: 0 BB: 0 P: 10	R: 0 H: 1 E: 0 K: 1 S: 9	H: 1 LOB: 2 BB: 1 P: 16	R: 0 H: 0 E: 0 K: 0 S: 6	H: 0 LOB: 0 BB: 0 P: 13	R: 0 H: 1 E: 0 K: 3 S: 11	H: 1 LOB: 1 BB: 0 P: 16	R: 0 H: 0 E: 0 K: 1 S: 8	H: 0 LOB: 0 BB: 0 P: 9	1B: 3 2B: 0 3B: 0 HR: 1	SF: 0 SAC: 0 DP: 0 HBP: 0	WP: 0 PB: 0 SB: 0 CS: 0	PA: 33			
<b>PITCHER</b>	IP	WLS	BF	H	R	ER	SO	BB	IBB	HBP	BLK	WP	HR	S	P	ERA	WHIP								
Sean Douglass, R ERA: 5.79	5.1	W	21	3	2	2	4	2	0	0	1	0	0	50	84	3.38	0.938								
B.J. Ryan, L ERA: 4.02	0.1	H	1	0	0	0	0	0	0	0	0	0	0	2	2	0.00	0.000								
Jorge Julio, R ERA: 3.78	2.0	H	7	1	0	0	3	0	0	0	0	0	0	17	31	0.00	0.500								
Buddy Groom, L ERA: 3.43	0.1	H	1	0	0	0	1	0	0	0	0	0	0	3	3	0.00	0.000								
Willis Roberts, R ERA: 4.85	1.0	S	3	0	0	0	1	0	0	0	0	0	0	8	9	0.00	0.000								

**Baltimore Orioles @ Boston Red Sox**  
Fenway Park, Boston, MA  
Thu Sep 27 2001, 7:05 PM EDT  
Att: 32,719 - Cloudy - 62 F

AB 31  
R 2  
H 4  
RBI 2  
BB 2  
SO 9  
LOB 11





Batter	1	2	3	4	5	6	7	8	9	AB	R	H	RBI	BB	SO	LOB	TOP								
Jose Offerman, S OBP: 0.338, SLG: 0.366 (1, 4)										5	0	0	0	0	1	3									
Darren Lewis, R OBP: 0.313, SLG: 0.374 (1, 7)										4	0	0	0	0	1	0									
Trot Nixon, L OBP: 0.375, SLG: 0.498 (1, 8)										4	0	4	0	0	0	0									
Manny Ramirez, R OBP: 0.405, SLG: 0.609 Scott Hattenberg, L OBP: 0.332, SLG: 0.344 (8, PH)										2	0	0	0	0	1	2									
Brian Daubach, L OBP: 0.348, SLG: 0.508 Chris Stynes, R OBP: 0.320, SLG: 0.400 (9, PH)										3	0	1	0	0	0	3									
Calvin Pickering, L OBP: 0.400, SLG: 0.429 Lou Merloni, R OBP: 0.281, SLG: 0.316 (9, PH)										3	0	2	0	0	1	1									
Shea Hillenbrand, R OBP: 0.292, SLG: 0.394 (1, 5)										4	0	1	0	0	1	2									
52 James Lofton, S OBP: 0.158, SLG: 0.176 (1, 6)										4	0	0	0	0	2	3									
Doug Mirabelli, R OBP: 0.340, SLG: 0.441 (1, 2)										3	0	1	0	1	0	1									
<b>Inning Stats</b>	R: 0 E: 0 K: 1 S: 9	H: 1 LOB: 1 BB: 0 P: 13	R: 0 E: 0 K: 1 S: 9	H: 2 LOB: 1 BB: 0 P: 13	R: 0 E: 0 K: 0 S: 9	H: 0 LOB: 0 BB: 0 P: 17	R: 0 E: 0 K: 1 S: 11	H: 1 LOB: 1 BB: 0 P: 19	R: 0 E: 0 K: 1 S: 9	H: 1 LOB: 1 BB: 0 P: 13	R: 0 E: 0 K: 2 S: 11	H: 1 LOB: 1 BB: 0 P: 17	R: 0 E: 0 K: 0 S: 8	H: 1 LOB: 1 BB: 0 P: 12	R: 0 E: 0 K: 0 S: 7	H: 1 LOB: 1 BB: 0 P: 11	R: 1 E: 0 K: 1 S: 16	H: 2 LOB: 2 BB: 1 P: 28	1B: 5 2B: 4 3B: 0 HR: 1	SF: 0 SAC: 0 DP: 1 HBP: 1	WP: 0 PB: 0 SB: 0 CS: 0	PA: 37			
<b>PITCHER</b>	IP	WLS	BF	H	R	ER	SO	BB	IBB	HBP	BLK	WP	HR	S	P	ERA	WHIP								
Jeff Weaver, R ERA: 3.98 (1, 1)	8.0	W	31	8	0	0	6	0	0	1	0	0	0	73	115	0.00	1.000								
Matt Perisho, L ERA: 6.03 (9, 1)	0.1		3	2	1	1	0	0	0	0	0	0	1	8	14	27.00	6.000								
Matt Anderson, R ERA: 4.58 (9, 1)	0.2	S	3	0	0	0	1	1	0	0	0	0	0	8	14	0.00	1.500								

**Boston Red Sox @ Detroit Tigers**  
Comerica Park, Detroit, MI  
Fri Sep 28 2001, 7:05 PM EDT  
Att: 32,453 - Cloudy - 62 F

AB 35  
R 1  
H 10  
RBI 1  
BB 1  
SO 7  
LOB 16



Batter	1	2	3	4	5	6	7	8	9	AB	R	H	RBI	BB	SO	LOB	BOTTOM								
Jose Macias, S OBP: 0.323, SLG: 0.404 (1, 8)										3	2	1	0	1	1	0									
Damon Easley, R OBP: 0.324, SLG: 0.383 (1, 4)										4	0	1	1	0	2	1									
Bobby Higginson, L OBP: 0.368, SLG: 0.445 (1, 7)										4	1	3	1	0	1	0									
Randall Simon, L OBP: 0.340, SLG: 0.452 (1, 10)										4	0	1	1	0	0	2									
Shane Halter, R OBP: 0.335, SLG: 0.454 (1, 5)										3	1	1	0	1	2	2									
Robert Fick, L OBP: 0.343, SLG: 0.486 Wendell Magee, R OBP: 0.291, SLG: 0.367 (9, 9)										4	0	1	0	0	0	1									
Deivi Cruz, R OBP: 0.283, SLG: 0.370 (1, 6)										4	0	2	1	0	1	1									
Eric Munson, L OBP: 0.214, SLG: 0.275 (1, 3)										3	0	0	0	1	0	2									
15 Brandon Inge, R OBP: 0.225, SLG: 0.244 (1, 2)										3	0	0	0	0	0	3									
<b>Inning Stats</b>	R: 1 E: 0 K: 2 S: 15	H: 2 LOB: 2 BB: 1 P: 28	R: 0 E: 0 K: 1 S: 11	H: 0 LOB: 0 BB: 0 P: 14	R: 0 E: 0 K: 1 S: 5	H: 0 LOB: 0 BB: 0 P: 6	R: 1 E: 0 K: 1 S: 15	H: 2 LOB: 3 BB: 2 P: 26	R: 1 E: 0 K: 0 S: 8	H: 1 LOB: 1 BB: 0 P: 10	R: 1 E: 0 K: 0 S: 13	H: 3 LOB: 1 BB: 0 P: 19	R: 0 E: 0 K: 1 S: 9	H: 1 LOB: 1 BB: 0 P: 16	1B: 8 2B: 2 3B: 0 HR: 1	SF: 0 SAC: 0 DP: 2 HBP: 0	WP: 0 PB: 0 SB: 2 CS: 1	PA: 35							
<b>PITCHER</b>	IP	WLS	BF	H	R	ER	SO	BB	IBB	HBP	BLK	WP	HR	S	P	ERA	WHIP								
Hideo Nomo, R ERA: 4.52 (7, 1)	6.1	L	29	8	4	4	6	3	0	0	0	0	0	73	114	5.68	1.737								
Allen McDill, L ERA: 5.4 (7, 1)	1.2		6	2	0	0	1	0	0	0	0	0	0	14	25	0.00	1.200								

**Boston Red Sox @ Detroit Tigers**  
Comerica Park, Detroit, MI  
Fri Sep 28 2001, 7:05 PM EDT  
Att: 32,453 - Cloudy - 62 F

AB 32  
R 4  
H 10  
RBI 4  
BB 3  
SO 7  
LOB 12





Batter	1	2	3	4	5	6	7	8	9	AB	R	H	RBI	BB	SO	LOB	TOP			
Jose Offerman, S (1.4) OBP: 0.337, SLG: 0.367										4	1	1	0	0	1	0				
Darren Lewis, R (1.7) OBP: 0.311, SLG: 0.371										4	0	1	0	0	0	1				
Trot Nixon, L (1.8) OBP: 0.376, SLG: 0.498										4	1	2	0	0	0	1				
Izzy Alcantara, R (1.10) OBP: 0.325, SLG: 0.297										4	0	1	1	0	1	3				
Brian Daubach, L (1.9) OBP: 0.347, SLG: 0.508										4	0	1	1	0	0	1				
Calvin Pickering, L (1.3) OBP: 0.364, SLG: 0.385										4	0	0	0	0	0	1				
Shea Hillenbrand, R (1.5) OBP: 0.292, SLG: 0.393										4	0	1	0	0	0	1				
Scott Hatteberg, L (1.2) OBP: 0.332, SLG: 0.344										3	0	1	0	0	0	0				
Lou Merloni, R (1.6) OBP: 0.275, SLG: 0.308										3	0	0	0	0	2	2				
<b>Inning Stats</b>	R: 1 E: 0 K: 0 S: 8	H: 2 LOB: 1 BB: 0 P: 11	R: 0 E: 0 K: 0 S: 8	H: 0 LOB: 0 BB: 0 P: 14	R: 0 E: 0 K: 2 S: 7	H: 0 LOB: 0 BB: 0 P: 11	R: 1 E: 0 K: 1 S: 12	H: 2 LOB: 1 BB: 0 P: 20	R: 0 E: 0 K: 1 S: 8	H: 0 LOB: 0 BB: 0 P: 14	R: 0 E: 0 K: 0 S: 8	H: 2 LOB: 2 BB: 0 P: 16	R: 0 E: 0 K: 0 S: 7	H: 2 LOB: 1 BB: 0 P: 12	R: 0 E: 0 K: 0 S: 7	H: 0 LOB: 0 BB: 0 P: 8	1B: 6 2B: 3 3B: 0 HR: 0	SF: 0 SAC: 0 DP: 1 HBP: 0	WP: 0 PB: 0 SB: 1 CS: 0	PA: 34
<b>PITCHER</b> Steve Sparks, R (1.1) ERA: 3.75	IP: 9.0 WLS: W BF: 34 H: 8 R: 2 ER: 2 SO: 4 BB: 0 IBB: 0 HBP: 0 BLK: 0 WP: 0 HR: 0 S: 77 P: 117 ERA: 2.00 WHIP: 0.889															<b>PITCHER</b>				

**Boston Red Sox @ Detroit Tigers**  
Comerica Park, Detroit, MI  
Sat Sep 29 2001, 5:05 PM EDT  
Att: 30,089 - Sunny - 66 F

AB 34  
R 2  
H 8  
RBI 2  
BB 0  
SO 4  
LOB 10



Batter	1	2	3	4	5	6	7	8	9	AB	R	H	RBI	BB	SO	LOB	BOTTOM										
Jose Macias, S (1.8) OBP: 0.324, SLG: 0.403										4	1	1	0	1	0	2											
Damion Easley, R (1.4) OBP: 0.327, SLG: 0.384										2	1	1	1	1	0	1											
Bobby Higginson, L (1.7) OBP: 0.368, SLG: 0.443										3	1	0	0	1	0	2											
Randall Simon, L (1.10) OBP: 0.339, SLG: 0.449										4	1	1	2	0	1	1											
Shane Halter, R (1.5) OBP: 0.336, SLG: 0.453										3	1	1	1	1	0	0											
Robert Fick, L (1.9) OBP: 0.343, SLG: 0.484										3	0	1	1	0	0	1											
Wendell Magee, R (8.9) OBP: 0.290, SLG: 0.365										1	0	0	0	0	1	0											
Deivi Cruz, R (1.6) OBP: 0.285, SLG: 0.371										4	1	2	1	0	0	2											
Eric Munson, L (1.3) OBP: 0.217, SLG: 0.295										4	1	1	0	0	0	2											
Javier Cardona, R (1.2) OBP: 0.290, SLG: 0.382										4	0	1	1	0	0	1											
<b>Inning Stats</b>	R: 0 E: 0 K: 0 S: 13	H: 0 LOB: 1 BB: 1 P: 23	R: 0 E: 0 K: 0 S: 8	H: 0 LOB: 0 BB: 0 P: 10	R: 1 E: 0 K: 0 S: 14	H: 2 LOB: 1 BB: 0 P: 22	R: 1 E: 0 K: 0 S: 9	H: 1 LOB: 1 BB: 1 P: 18	R: 4 E: 0 K: 0 S: 16	H: 4 LOB: 1 BB: 1 P: 26	R: 0 E: 0 K: 1 S: 10	H: 0 LOB: 0 BB: 0 P: 15	R: 0 E: 0 K: 1 S: 12	H: 2 LOB: 1 BB: 0 P: 25	R: 1 E: 0 K: 1 S: 12	H: 2 LOB: 1 BB: 0 P: 25	1B: 7 2B: 2 3B: 0 HR: 0	SF: 0 SAC: 0 DP: 1 HBP: 1	WP: 0 PB: 0 SB: 2 CS: 0	PA: 37							
<b>PITCHER</b> Sun-Woo Kim, R (1.1) ERA: 6.06	IP: 4.1 WLS: L BF: 23 H: 6 R: 6 ER: 6 SO: 6 BB: 3 IBB: 0 HBP: 1 BLK: 0 WP: 0 HR: 0 S: 55 P: 93 ERA: 12.46 WHIP: 2.077															<b>PITCHER</b>											
Rich Garces, R (5.1) ERA: 3.99	0.2	2	1	0	0	0	0	0	0	5	6	0.00	1.500														
Willie Banks, R (6.1) ERA:	2.0	7	0	0	0	1	1	0	0	16	29	0.00	0.500														
Allen McDill, L (8.1) ERA: 5.88	1.0	5	2	1	1	1	0	0	0	0	25	9.00	2.000														

**Boston Red Sox @ Detroit Tigers**  
Comerica Park, Detroit, MI  
Sat Sep 29 2001, 5:05 PM EDT  
Att: 30,089 - Sunny - 66 F

AB 32  
R 7  
H 9  
RBI 7  
BB 4  
SO 2  
LOB 12





Batter	1	2	3	4	5	6	7	8	9	AB	R	H	RBI	BB	SO	LOB	TOP			
Jose Offerman, S OBP: 0.337, SLG: 0.369 (1, 4)	G4-3		1B 2B	F7		G4-3		BB BB		4	1	1	0	1	0	1	<b>Boston Red Sox @ Detroit Tigers</b> Comerica Park, Detroit, MI Sun Sep 30 2001, 1:05 PM EDT Att: 29,229 - Sunny - 65 F			
Darren Lewis, R OBP: 0.327, SLG: 0.381 (1, 7)	F7		G1-3 2B 1B		HR 1B			BB BB		4	2	3	1	1	0	0				
Trot Nixon, L OBP: 0.374, SLG: 0.501 (1, 8)	E3 1B		G1-3		HR		F7	BB		5	2	1	2	0	1	5				
Brian Daubach, L OBP: 0.350, SLG: 0.509 (1, 9)	1B BB		2B IBB		P3		F7		FC4-6 2B	3	1	1	0	2	0	1				
Morgan Burkhardt, S OBP: 0.077, SLG: 0.077 (1, 3)	1-2 1B		K		G4-3		F8		F9	5	0	1	1	0	1	4				
Scott Hatteberg, L OBP: 0.337, SLG: 0.350 (1, 10)	F7		2B		1B		K		FC4-6 BB	4	0	2	3	1	1	2				
Shea Hillenbrand, R OBP: 0.289, SLG: 0.388 (1, 5)		F8	G1-3		G5-3		F9		FC4-6	5	0	0	0	0	0	4				
Doug Mirabeli, R OBP: 0.336, SLG: 0.451 (1, 2)		F8		K		HR		K	K	5	1	1	1	0	3	2				
Lou Merloni, R OBP: 0.274, SLG: 0.315 (1, 6)	K		F9		G4-3 1B 2B		F8			4	1	1	0	0	1	0				
<b>Inning Stats</b>	R: 1 E: 1 K: 0 S: 15	H: 1 LOB: 2 BB: 1 P: 28	R: 0 E: 0 K: 1 S: 10	H: 0 LOB: 0 BB: 0 P: 12	R: 3 E: 0 K: 1 S: 13	H: 3 LOB: 1 BB: 1 P: 22	R: 0 E: 0 K: 1 S: 8	H: 0 LOB: 0 BB: 0 P: 13	R: 2 E: 0 K: 0 S: 14	H: 3 LOB: 1 BB: 0 P: 25	R: 0 E: 0 K: 1 S: 10	H: 0 LOB: 0 BB: 0 P: 14	R: 0 E: 0 K: 2 S: 12	H: 0 LOB: 2 BB: 2 P: 25	R: 0 E: 0 K: 1 S: 9	H: 1 LOB: 2 BB: 1 P: 16	1B: 5 2B: 4 3B: 0 HR: 2	SF: 0 SAC: 0 DP: 0 HBP: 0	WP: 0 PB: 0 SB: 1 CS: 0	PA: 44
<b>PITCHER</b>	IP WLS BF H R ER SO BB IBB HBP BLK WP HR S P ERA WHIP	IP WLS BF H R ER SO BB IBB HBP BLK WP HR S P ERA WHIP	IP WLS BF H R ER SO BB IBB HBP BLK WP HR S P ERA WHIP	IP WLS BF H R ER SO BB IBB HBP BLK WP HR S P ERA WHIP	IP WLS BF H R ER SO BB IBB HBP BLK WP HR S P ERA WHIP	IP WLS BF H R ER SO BB IBB HBP BLK WP HR S P ERA WHIP	IP WLS BF H R ER SO BB IBB HBP BLK WP HR S P ERA WHIP	IP WLS BF H R ER SO BB IBB HBP BLK WP HR S P ERA WHIP	IP WLS BF H R ER SO BB IBB HBP BLK WP HR S P ERA WHIP	IP WLS BF H R ER SO BB IBB HBP BLK WP HR S P ERA WHIP	IP WLS BF H R ER SO BB IBB HBP BLK WP HR S P ERA WHIP	IP WLS BF H R ER SO BB IBB HBP BLK WP HR S P ERA WHIP	IP WLS BF H R ER SO BB IBB HBP BLK WP HR S P ERA WHIP	IP WLS BF H R ER SO BB IBB HBP BLK WP HR S P ERA WHIP	IP WLS BF H R ER SO BB IBB HBP BLK WP HR S P ERA WHIP	IP WLS BF H R ER SO BB IBB HBP BLK WP HR S P ERA WHIP	IP WLS BF H R ER SO BB IBB HBP BLK WP HR S P ERA WHIP			
Jose Lima, R ERA: 5.5 (1, 1)	5.0 L	25 7	6 6	5 5	3 3	1 1	0 0	0 0	0 0	0 0	1 1	60 60	100 100	9.00 9.00	1.600 1.600					
Adam Pettyjohn, L ERA: 6.39 (6, 1)	2.0 9	3 3	2 2	2 2	1 1	0 0	0 0	0 0	0 0	0 0	1 1	29 29	46 46	9.00 9.00	1.500 1.500					
Luis Pineda, R ERA: 4.6 (8, 1)	0.2 4	0 1	0 0	0 0	1 1	2 1	0 0	0 0	0 0	0 0	0 0	9 7	20 14	0.00 0.00	3.000 3.000					
Matt Miller, L ERA: 8.0 (8, 1)	0.2 2	0 0	0 0	0 0	1 1	0 0	0 0	0 0	0 0	0 0	0 0	5 7	7 7	0.00 0.00	0.000 0.000					
Victor Santos, R ERA: 3.39 (9, 1)	0.2 2	0 0	0 0	0 0	1 1	0 0	0 0	0 0	0 0	0 0	0 0	5 7	7 7	0.00 0.00	0.000 0.000					

**Boston Red Sox @ Detroit Tigers**  
Comerica Park, Detroit, MI  
Sun Sep 30 2001, 1:05 PM EDT  
Att: 29,229 - Sunny - 65 F

AB 39  
R 8  
H 11  
RBI 8  
BB 5  
SO 7  
LOB 19



Batter	1	2	3	4	5	6	7	8	9	AB	R	H	RBI	BB	SO	LOB	BOTTOM					
Jose Macias, S OBP: 0.323, SLG: 0.400 (1, 8)	P6		G3-1		F9		PB 1B 2B	G1-3		5	1	1	0	0	0	2	<b>Boston Red Sox @ Detroit Tigers</b> Comerica Park, Detroit, MI Sun Sep 30 2001, 1:05 PM EDT Att: 29,229 - Sunny - 65 F					
Damion Easley, R OBP: 0.324, SLG: 0.380 (1, 4)	L7		G4-3		F7		K	K		5	0	0	0	0	2	1						
Bobby Higginson, L OBP: 0.371, SLG: 0.448 (1, 7)	K		2B 2B		1B S 1B		PB 2B 1B	DI 1B		5	3	4	0	0	1	0						
Randall Simon, L OBP: 0.340, SLG: 0.448 (1, 10)		FC3-6 1B	K		BB 1B E 1B		K	F7		5	1	2	0	0	2	4						
Shane Halter, R OBP: 0.339, SLG: 0.460 (1, 5)	K		2B		E BB 1B		1-2 2B	K		5	0	3	4	0	2	2						
Robert Fick, L OBP: 0.342, SLG: 0.481 (1, 9)	FC3-6		P3		1-2 2-3 BB		F7			3	0	0	0	1	0	3						
Deivi Cruz, R OBP: 0.287, SLG: 0.371 (1, 6)	P4		1B		FC6		G4-3 HBP			3	0	1	1	0	0	3						
Eric Munson, L OBP: 0.200, SLG: 0.271 (1, 3)	P4		F3		K		G4-3			4	0	0	0	0	1	5						
15 Brandon Inge, R OBP: 0.221, SLG: 0.240 (1, 2)	F8		F8		K		K			3	0	0	0	0	1	4						
Ryan Jackson, L OBP: 0.249, SLG: 0.328 (8, PH)										1	0	0	0	0	1	1						
Javier Cardona, R OBP: 0.290, SLG: 0.382 (9, 2)										0	0	0	0	0	0	0						
<b>Inning Stats</b>	R: 0 E: 0 K: 1 S: 9	H: 0 LOB: 0 BB: 0 P: 10	R: 0 E: 0 K: 1 S: 8	H: 1 LOB: 0 BB: 0 P: 10	R: 0 E: 0 K: 0 S: 10	H: 0 LOB: 0 BB: 0 P: 11	R: 1 E: 0 K: 1 S: 11	H: 2 LOB: 1 BB: 0 P: 17	R: 0 E: 0 K: 0 S: 12	H: 1 LOB: 1 BB: 0 P: 18	R: 2 E: 1 K: 2 S: 22	H: 3 LOB: 3 BB: 1 P: 29	R: 2 E: 0 K: 2 S: 15	H: 3 LOB: 1 BB: 0 P: 17	R: 0 E: 0 K: 1 S: 12	H: 0 LOB: 1 BB: 0 P: 17	R: 0 E: 0 K: 2 S: 13	H: 1 LOB: 1 BB: 0 P: 21	1B: 8 2B: 3 3B: 0 HR: 0	SF: 0 SAC: 0 DP: 0 HBP: 1	WP: 0 PB: 1 SB: 1 CS: 0	PA: 41
<b>PITCHER</b>	IP WLS BF H R ER SO BB IBB HBP BLK WP HR S P ERA WHIP	IP WLS BF H R ER SO BB IBB HBP BLK WP HR S P ERA WHIP	IP WLS BF H R ER SO BB IBB HBP BLK WP HR S P ERA WHIP	IP WLS BF H R ER SO BB IBB HBP BLK WP HR S P ERA WHIP	IP WLS BF H R ER SO BB IBB HBP BLK WP HR S P ERA WHIP	IP WLS BF H R ER SO BB IBB HBP BLK WP HR S P ERA WHIP	IP WLS BF H R ER SO BB IBB HBP BLK WP HR S P ERA WHIP	IP WLS BF H R ER SO BB IBB HBP BLK WP HR S P ERA WHIP	IP WLS BF H R ER SO BB IBB HBP BLK WP HR S P ERA WHIP	IP WLS BF H R ER SO BB IBB HBP BLK WP HR S P ERA WHIP	IP WLS BF H R ER SO BB IBB HBP BLK WP HR S P ERA WHIP	IP WLS BF H R ER SO BB IBB HBP BLK WP HR S P ERA WHIP	IP WLS BF H R ER SO BB IBB HBP BLK WP HR S P ERA WHIP	IP WLS BF H R ER SO BB IBB HBP BLK WP HR S P ERA WHIP	IP WLS BF H R ER SO BB IBB HBP BLK WP HR S P ERA WHIP	IP WLS BF H R ER SO BB IBB HBP BLK WP HR S P ERA WHIP	IP WLS BF H R ER SO BB IBB HBP BLK WP HR S P ERA WHIP					
Frank Castillo, R ERA: 4.44 (1, 1)	5.1 W	24 7	3 3	3 3	3 3	1 0	0 0	0 0	0 0	0 0	0 0	63 63	86 86	5.06 5.06	1.500 1.500							
49 Tim Wakefield, R ERA: 3.89 (6, 1)	2.2 S	13 4	3 1	2 0	2 0	5 2	0 0	0 0	1 0	0 0	0 0	36 13	43 21	6.75 0.00	1.125 1.000							
Ugueth Urbina, R ERA: 3.62 (9, 1)	1.0 S	4 1	0 0	0 0	2 2	0 0	0 0	0 0	0 0	0 0	0 0	13 21	21 21	0.00 0.00	1.000 1.000							

**Boston Red Sox @ Detroit Tigers**  
Comerica Park, Detroit, MI  
Sun Sep 30 2001, 1:05 PM EDT  
Att: 29,229 - Sunny - 65 F

AB 39  
R 5  
H 11  
RBI 5  
BB 1  
SO 10  
LOB 25





Batter	1	2	3	4	5	6	7	8	9	AB	R	H	RBI	BB	SO	LOB	TOP					
<b>Jose Offerman, S</b> OBP: 0.340, SLG: 0.370	F7	F8		1B			FC6-4 1B		G5-4-3 BB	4	0	2	0	1	0	2	<b>Boston Red Sox @ Tampa Bay Devil Rays</b> Tropicana Field, St. Petersburg, FL Mon Oct 01 2001, 7:15 PM EDT Att: 10,775 - Dome - 72 F <a href="http://livebaseballscorecards.com">livebaseballscorecards.com</a>					
<b>Darren Lewis, R</b> OBP: 0.323, SLG: 0.375	F		G4-3	F9			F3		G5-4-3 1-2	5	0	1	0	0	0	3						
<b>Trot Nixon, L</b> OBP: 0.373, SLG: 0.498	K		1B 1B		F7		F8			3	1	0	0	1	1	2						
<b>Brian Daubach, L</b> OBP: 0.351, SLG: 0.508	FC6-4 BB		1B 1B		F9		FC6-4 1-2			3	0	1	0	1	0	1						
<b>Dante Bichette, R</b> OBP: 0.324, SLG: 0.452	FC6-4 1-2		F9		F3			F3		4	0	0	0	0	0	4						
<b>Morgan Burkhardt, S</b> OBP: 0.176, SLG: 0.176		FC4-6 1B 1B	1-2 2-H 1B		F8			G4-3		4	0	2	1	0	0	0						
<b>Shea Hillenbrand, R</b> OBP: 0.289, SLG: 0.387		FC4-6 1B	F9		L3			G6-3		4	0	1	0	0	0	2						
<b>Lou Merloni, R</b> OBP: 0.281, SLG: 0.367	F2		G6-3			HR			HR	4	2	2	2	0	0	2						
<b>Doug Mirabelli, R</b> OBP: 0.330, SLG: 0.441	FC4-6 1-2 2-3		K		G6-3			F8		4	0	0	0	0	1	2						
<b>Inning Stats</b>	R: 0 E: 1 K: 1 S: 11	H: 1 LOB: 2 BB: 1 P: 20	R: 0 E: 0 K: 0 S: 9	H: 2 LOB: 2 BB: 0 P: 11	R: 1 E: 0 K: 0 S: 17	H: 2 LOB: 1 BB: 1 P: 26	R: 0 E: 0 K: 1 S: 11	H: 1 LOB: 1 BB: 0 P: 17	R: 0 E: 0 K: 0 S: 8	H: 0 LOB: 0 BB: 0 P: 10	R: 1 E: 0 K: 0 S: 8	H: 1 LOB: 0 BB: 0 P: 12	R: 0 E: 0 K: 0 S: 5	H: 1 LOB: 1 BB: 0 P: 11	R: 0 E: 0 K: 0 S: 6	H: 0 LOB: 0 BB: 0 P: 10		R: 1 E: 0 K: 0 S: 12	H: 1 LOB: 0 BB: 1 P: 21	1B: 7 2B: 0 3B: 0 HR: 2	SF: 0 SAC: 0 DP: 1 HBP: 0	WP: 0 PB: 0 SB: 1 CS: 1
<b>PITCHER</b>	IP	WLS	BF	H	R	ER	SO	BB	IBB	HBP	BLK	WP	HR	S	P	ERA	WHIP					
<b>Tanyon Sturtze, R</b> ERA: 4.47	7.0	W	31	8	2	2	2	2	0	0	0	0	1	69	107	2.57	1.429					
<b>Victor Zambrano, R</b> ERA: 3.35	1.0		3	0	0	0	0	0	0	0	0	0	0	6	10	0.00	0.000					
<b>Jeff Wallace, L</b> ERA: 3.08	1.0		4	1	1	1	0	1	0	0	0	0	1	12	21	9.00	2.000					

Batter	1	2	3	4	5	6	7	8	9	AB	R	H	RBI	BB	SO	LOB	BOTTOM				
<b>Randy Winn, S</b> OBP: 0.344, SLG: 0.408	F7		HBP BB F7		F8			BB 1B 2B		4	2	1	0	1	0	3	<b>Boston Red Sox @ Tampa Bay Devil Rays</b> Tropicana Field, St. Petersburg, FL Mon Oct 01 2001, 7:15 PM EDT Att: 10,775 - Dome - 72 F <a href="http://livebaseballscorecards.com">livebaseballscorecards.com</a>				
<b>Brent Abernathy, R</b> OBP: 0.337, SLG: 0.388	K		HBP 2B BB	G6-4-3 BB			F9	BB 1B IBB		2	2	0	0	3	1	0					
<b>Steve Cox, L</b> OBP: 0.317, SLG: 0.421	1B		2B 2B HBP	G6-4-3 1-2			G6-3	1B 1B BB		3	2	1	1	1	0	1					
<b>Ben Grieve, L</b> OBP: 0.371, SLG: 0.390	1B		K				G4-3	1B		5	0	3	2	0	1	3					
<b>Toby Hall, R</b> OBP: 0.326, SLG: 0.443	P4		2B 2B	F8			G6-3	F9		5	1	1	2	0	0	5					
<b>Aubrey Huff, L</b> OBP: 0.288, SLG: 0.361		P6	2B 2B IBB		F7		F7	1B		4	1	1	1	1	0	0					
<b>Jose Guillen, R</b> OBP: 0.313, SLG: 0.376		L6	K		F9		G5-3	K		5	0	0	0	0	2	5					
<b>Russ Johnson, R</b> OBP: 0.380, SLG: 0.440		2B	2B 2B	HBP BB				2B BB 1B		3	2	3	2	1	0	0					
<b>Chris Gomez, R</b> OBP: 0.293, SLG: 0.387	P3		2B		HBP			F9		3	0	1	2	0	0	2					
<b>Inning Stats</b>	R: 0 E: 0 K: 1 S: 14	H: 2 LOB: 0 BB: 0 P: 17	R: 0 E: 0 K: 0 S: 12	H: 1 LOB: 1 BB: 0 P: 18	R: 6 E: 0 K: 2 S: 18	H: 3 LOB: 1 BB: 3 P: 40	R: 0 E: 0 K: 0 S: 9	H: 1 LOB: 1 BB: 1 P: 16	R: 0 E: 0 K: 0 S: 10	H: 0 LOB: 2 BB: 1 P: 20	R: 0 E: 0 K: 0 S: 5	H: 0 LOB: 0 BB: 0 P: 6	R: 0 E: 0 K: 0 S: 4	H: 0 LOB: 0 BB: 0 P: 6	R: 4 E: 0 K: 1 S: 17	H: 4 LOB: 2 BB: 2 P: 33		1B: 6 2B: 5 3B: 0 HR: 0	SF: 0 SAC: 0 DP: 1 HBP: 2	WP: 0 PB: 0 SB: 1 CS: 0	PA: 43
<b>PITCHER</b>	IP	WLS	BF	H	R	ER	SO	BB	IBB	HBP	BLK	WP	HR	S	P	ERA	WHIP				
<b>David Cone, R</b> ERA: 4.58	2.2	L	18	6	6	6	3	2	1	1	0	0	0	35	64	5.79	1.071				
<b>Todd Erdos, R</b> ERA: 5.28	4.2		20	3	3	3	0	2	1	1	0	0	0	11	19	13.50	4.500				
<b>Allen McDill, L</b> ERA: 6.08	0.2		5	2	1	1	1	1	0	0	0	0	0	11	19	13.50	4.500				



Batter	1	2	3	4	5	6	7	8	9	AB	R	H	RBI	BB	SO	LOB	TOP					
Jose Offerman, S OBP: 0.341, SLG: 0.371 53 Angel Santos, S OBP: 0.308, SLG: 0.300	2-1 WP 1B	1-2 FC6-4			2-2 G5-4-3 1B		1-3 K		2-2 G6-4-3 1B	4	0	2	0	0	1	3	<b>Boston Red Sox @ Tampa Bay Devil Rays</b> Tropicana Field, St. Petersburg, FL Tue Oct 02 2001, 7:15 PM EDT Att: 11,266 - Dome - 72 F <a href="http://livebaseballscorecards.com">livebaseballscorecards.com</a>					
Darren Lewis, R OBP: 0.327, SLG: 0.374 Izzy Alcantara, R OBP: 0.317, SLG: 0.289	0-1 BB 1B		1-3 K		0-0 G5-4-3		1-1 2B HBP		0-0 G6-4-3	3	0	1	0	0	1	1						
Trot Nixon, L OBP: 0.373, SLG: 0.495	4-1 BB		1-0 G4-3		2-1 F8		0-3 K			3	0	0	0	1	1	3						
Brian Daubach, L OBP: 0.350, SLG: 0.508	1-3 K		0-2 G6-3			2-3 K		1-1 2B		4	0	1	2	0	2	3						
Morgan Burkhardt, S OBP: 0.190, SLG: 0.190	0-3 K			1-2 1B 1B		1-3 K		0-1 G5-3		4	0	1	0	0	2	3						
Scott Hatteberg, L OBP: 0.336, SLG: 0.348	3-2 F8			2-2 F7		0-1 1B		3-2 G3		4	0	1	0	0	0	4						
Calvin Pickering, L OBP: 0.354, SLG: 0.372		2-2 G4-3		0-0 1B		1-3 K		0-0 G3-1		4	0	1	0	0	1	1						
Chris Stynes, R OBP: 0.325, SLG: 0.413		1-2 G6-3		2-1 52 G5-4-3 1B			0-0 52 1B 2B		1-2 HR	4	2	3	1	0	0	0						
52 James Lofton, S OBP: 0.217, SLG: 0.238	0-1 FC6-4 1B		2-1 G5-4-3				0-0 2B S		0-0 L6	4	1	2	0	0	0	3						
<b>Inning Stats</b>	R: 0 E: 0 K: 2 S: 14	H: 2 LOB: 3 BB: 1 P: 24	R: 0 E: 0 K: 0 S: 12	H: 1 LOB: 0 BB: 0 P: 16	R: 0 E: 0 K: 1 S: 7	H: 0 LOB: 0 BB: 0 P: 9	R: 0 E: 0 K: 0 S: 11	H: 3 LOB: 2 BB: 0 P: 18	R: 0 E: 0 K: 0 S: 6	H: 1 LOB: 1 BB: 0 P: 10	R: 0 E: 0 K: 3 S: 11	H: 1 LOB: 1 BB: 0 P: 15	R: 2 E: 0 K: 2 S: 12	H: 3 LOB: 2 BB: 0 P: 15	R: 0 E: 0 K: 0 S: 6	H: 0 LOB: 0 BB: 0 P: 9		R: 1 E: 0 K: 0 S: 8	H: 2 LOB: 0 BB: 0 P: 11	1B: 11 2B: 1 3B: 0 HR: 1	SF: 0 SAC: 0 DP: 3 HBP: 1	WP: 1 PB: 0 SB: 1 CS: 0
<b>PITCHER</b>	IP WLS BF H R ER SO BB IBB HBP BLK WP HR S P ERA WHIP	7.0 W 31 11 2 2 8 1 0 1 0 1 0 73 107 2.57 1.714	1.0 L 3 0 0 0 0 0 0 0 0 0 0 6 9 0.00 0.000	1.0 L 4 2 1 1 0 0 0 0 0 0 1 8 11 9.00 2.000											IP WLS BF H R ER SO BB IBB HBP BLK WP HR S P ERA WHIP							
Paul Wilson, R ERA: 5.11																						
Bobby Seay, L ERA: 6.55																						
Jason Standridge, R ERA: 9.93																						

Batter	1	2	3	4	5	6	7	8	9	AB	R	H	RBI	BB	SO	LOB	BOTTOM			
Brent Abernathy, R OBP: 0.344, SLG: 0.401	4-2 2B BB	1-1 SF7 3B	0-3 K		4-1 BB		0-1 BLK E 2B			3	3	2	1	2	1	2	<b>Boston Red Sox @ Tampa Bay Devil Rays</b> Tropicana Field, St. Petersburg, FL Tue Oct 02 2001, 7:15 PM EDT Att: 11,266 - Dome - 72 F <a href="http://livebaseballscorecards.com">livebaseballscorecards.com</a>			
Ben Griewe, L OBP: 0.372, SLG: 0.390	1-1 1B FC6-4 2B	2-1 HBP HBP	2-2 F7		2-3 P6		2-0 E7 2B			4	2	1	1	0	0	4				
Toby Hall, R OBP: 0.333, SLG: 0.447	2-1 FC6-4 BLK HBP	3-0 HBP		2-2 G3-1	2-3 K		1-1 1B 2B			3	2	1	1	0	1	2				
Steve Cox, L OBP: 0.321, SLG: 0.423	0-0 FC6-4 1B	2-2 SF7		4-2 WP 1B BB		3-3 K		1-2 E6 1B		3	0	2	2	1	1	0				
Randy Winn, S OBP: 0.341, SLG: 0.403	3-1 FC6-4 2B	0-0 L9		3-2 L7		0-1 G4-3		0-0 E6		5	1	0	1	0	0	6				
Jose Guillen, R OBP: 0.324, SLG: 0.392	1-2 2B	2-3 K		1-0 1B		0-1 1B		2-3 K		5	0	3	1	0	2	2				
18 Jared Sandberg, R OBP: 0.270, SLG: 0.283	0-0 F8		1-0 G4-3		1-0 F3		3-3 K		0-2 F9	5	0	0	0	0	1	2				
Chris Gomez, R OBP: 0.298, SLG: 0.386	1-0 F8		1-2 1B		4-0 2B WP BB		1-2 F9		4-2 BB	3	1	1	0	2	0	1				
Damian Rollis, R OBP: 0.296, SLG: 0.348		0-0 3B 2B		1-1 1B		1-2 WP 2B		1-3 K		5	1	3	0	0	1	1				
<b>Inning Stats</b>	R: 4 E: 0 K: 0 S: 13	H: 3 LOB: 1 BB: 1 P: 25	R: 2 E: 0 K: 1 S: 13	H: 2 LOB: 0 BB: 0 P: 23	R: 0 E: 0 K: 1 S: 13	H: 2 LOB: 2 BB: 0 P: 18	R: 0 E: 0 K: 0 S: 10	H: 1 LOB: 2 BB: 1 P: 20	R: 1 E: 0 K: 1 S: 9	H: 1 LOB: 2 BB: 2 P: 23	R: 0 E: 0 K: 2 S: 13	H: 1 LOB: 1 BB: 0 P: 19	R: 3 E: 2 K: 1 S: 16	H: 3 LOB: 2 BB: 0 P: 22	R: 0 E: 0 K: 1 S: 10	H: 0 LOB: 1 BB: 1 P: 18		1B: 6 2B: 6 3B: 1 HR: 0	SF: 1 SAC: 0 DP: 0 HBP: 3	WP: 2 PB: 0 SB: 0 CS: 0
<b>PITCHER</b>	IP WLS BF H R ER SO BB IBB HBP BLK WP HR S P ERA WHIP	4.0 L 15 4 4 1 4 2 0 0 1 1 0 34 59 3.38 2.250	2.2 L 6 4 4 1 4 2 0 0 0 0 0 14 23 0.00 1.500											IP WLS BF H R ER SO BB IBB HBP BLK WP HR S P ERA WHIP						
Casey Fossum, L ERA: 4.87																				
Willie Banks, R ERA: 1.04																				
Allen McDill, L ERA: 5.52																				



Batter	1	2	3	4	5	6	7	8	9	AB	R	H	RBI	BB	SO	LOB	TOP										
Jose Offerman, S OBP: 0.341, SLG: 0.368 (1, 4)	F8		L3	F8			2B	FC4-6		4	1	0	0	2	0	2											
Lou Merloni, R OBP: 0.299, SLG: 0.398 (1, 6)	1B	2B	2B	2B	1B		K	1B		5	3	4	2	0	1	1											
Trot Nixon, L OBP: 0.374, SLG: 0.497 (1, 8)	L5-3	1B	2B	2B	1B		F7	G1-3		4	0	2	2	1	0	3											
Dante Bichette, R OBP: 0.324, SLG: 0.452 Morgan Burkhardt, S OBP: 0.192, SLG: 0.182 (1, 10)	L5-3		G5-3		F9		WP	G1-3		4	0	1	1	0	0	4											
Brian Daubach, L OBP: 0.353, SLG: 0.519 (1, 9)		FC6-4	K		G6-4-3		G4-3			5	1	3	2	0	1	2											
Calvin Pickering, L OBP: 0.358, SLG: 0.426 (1, 3)		K			G6-4-3			F8	1B	4	2	1	1	1	1	3											
Shea Hillenbrand, R OBP: 0.292, SLG: 0.395 (1, 5)	F8				HR		F9	BB	1B	4	2	2	1	0	0	1											
Scott Hatteberg, L OBP: 0.337, SLG: 0.347 (1, 2)		FC6-4	BB		P4		F7	K	FC4-6	4	0	1	1	1	1	1											
Chris Stynes, R OBP: 0.323, SLG: 0.408 (1, 7)	FC6-4				F7		K	BB	L8	4	1	0	0	1	1	4											
<b>Inning Stats</b>	R: 1 E: 0 K: 0 S: 8	H: 2 LOB: 0 BB: 0 P: 15	R: 0 E: 0 K: 1 S: 14	H: 1 LOB: 2 BB: 1 P: 25	R: 1 E: 0 K: 1 S: 12	H: 2 LOB: 0 BB: 0 P: 19	R: 2 E: 0 K: 0 S: 11	H: 2 LOB: 0 BB: 0 P: 17	R: 1 E: 0 K: 1 S: 9	H: 1 LOB: 1 BB: 1 P: 17	R: 0 E: 0 K: 1 S: 7	H: 0 LOB: 0 BB: 0 P: 10	R: 1 E: 0 K: 1 S: 12	H: 1 LOB: 1 BB: 1 P: 23	R: 2 E: 0 K: 1 S: 16	H: 1 LOB: 2 BB: 2 P: 29	R: 2 E: 0 K: 0 S: 17	H: 3 LOB: 2 BB: 1 P: 32	1B: 6 2B: 6 3B: 0 HR: 3	SF: 0 SAC: 0 DP: 2 HBP: 1	WP: 1 PA: 46						
<b>PITCHER</b>	IP	WLS	BF	H	R	ER	SO	BB	IBB	HBP	BLK	WP	HR	S	P	ERA	WHIP										
Ryan Rupe, R ERA: 6.99 Bobby Seay, L ERA: 6.23 Jeff Wallace, L ERA: 3.4 Travis Phelps, R ERA: 3.52 Jason Standridge, R ERA: 4.66	5.0	L	24	9	5	5	2	2	0	0	0	0	2	54	93	9.00	2.200										

**Boston Red Sox @ Tampa Bay Devil Rays**  
Tropicana Field, St. Petersburg, FL  
Wed Oct 03 2001, 7:15 PM EDT  
Att: 10,985 - Dome - 72 F


AB 39  
R 10  
H 14  
RBI 10  
BB 6  
SO 5  
LOB 21



Batter	1	2	3	4	5	6	7	8	9	AB	R	H	RBI	BB	SO	LOB	BOTTOM										
Jason Tynor, L OBP: 0.299, SLG: 0.317 (1, 8)	F8					G4-3		K		4	0	1	0	0	1	0											
Brent Abernathy, R OBP: 0.340, SLG: 0.396 (1, 4)	K		G6-3			G4-3		F8		4	0	0	0	0	1	1											
Steve Cox, L OBP: 0.326, SLG: 0.430 (1, 3)					G4-3		1B	F7		4	1	3	0	0	0	0											
Ben Grieve, L OBP: 0.371, SLG: 0.389 (1, 7)					G4-3		HR		K	4	1	1	0	0	2	2											
Toby Hall, R OBP: 0.326, SLG: 0.439 (1, 2)					G6-3		SF8		K	3	0	0	1	0	1	0											
Aubrey Huff, L OBP: 0.286, SLG: 0.368 (1, 10)						G3		HR	F8	4	1	1	2	0	1	0											
Jose Guillen, R OBP: 0.317, SLG: 0.383 (1, 9)					F3		K			3	0	0	0	0	2	0											
1B Jared Sandberg, R OBP: 0.271, SLG: 0.292 (1, 5)					G5-3					3	0	1	0	0	1	0											
Chris Gomez, R OBP: 0.295, SLG: 0.382 (1, 6)					L3				F8	3	0	0	0	0	0	1											
<b>Inning Stats</b>	R: 0 E: 0 K: 2 S: 12	H: 1 LOB: 1 BB: 0 P: 18	R: 0 E: 0 K: 2 S: 8	H: 0 LOB: 0 BB: 0 P: 10	R: 0 E: 0 K: 0 S: 10	H: 1 LOB: 1 BB: 0 P: 15	R: 0 E: 0 K: 0 S: 5	H: 1 LOB: 0 BB: 0 P: 6	R: 0 E: 0 K: 1 S: 6	H: 0 LOB: 0 BB: 0 P: 12	R: 0 E: 0 K: 0 S: 7	H: 0 LOB: 0 BB: 0 P: 10	R: 3 E: 0 K: 1 S: 14	H: 4 LOB: 1 BB: 0 P: 20	R: 0 E: 0 K: 1 S: 7	H: 0 LOB: 0 BB: 0 P: 11	R: 0 E: 0 K: 2 S: 8	H: 0 LOB: 0 BB: 0 P: 11	1B: 4 2B: 2 3B: 0 HR: 1	SF: 1 SAC: 0 DP: 1 HBP: 0	WP: 0 PA: 33						
<b>PITCHER</b>	IP	WLS	BF	H	R	ER	SO	BB	IBB	HBP	BLK	WP	HR	S	P	ERA	WHIP										
Derek Lowe, R ERA: 3.53 49 Tim Wakefield, R ERA: 3.84	6.0	W	22	5	2	2	5	0	0	0	0	0	1	27	37	3.00	0.833										

**Boston Red Sox @ Tampa Bay Devil Rays**  
Tropicana Field, St. Petersburg, FL  
Wed Oct 03 2001, 7:15 PM EDT  
Att: 10,985 - Dome - 72 F

AB 32  
R 3  
H 7  
RBI 3  
BB 0  
SO 9  
LOB 4





Batter	1	2	3	4	5	6	7	8	9	AB	R	H	RBI	BB	SO	LOB	TOP					
Chris Stynes, R OBP: 0.324, SLG: 0.416 (1, 7)	G5-3			K	P5			HR	BB 1B	5	1	2	3	0	1	1	<b>Boston Red Sox @ Baltimore Orioles</b> Oriole Park at Camden Yards, Baltimore, MD Thu Oct 04 2001, 7:05 PM EDT Att: 43,302 - Sunny - 84 F  livebaseballscorecards.com					
Lou Merloni, R OBP: 0.302, SLG: 0.399 (1, 6)	F9			S 2B 1B			F9	K	BB 1B	5	1	2	0	0	1	0						
Trot Nixon, L OBP: 0.375, SLG: 0.494 (1, 8)	K			K					F8	3	0	0	0	2	2	1						
Brian Daubach, L OBP: 0.354, SLG: 0.520 (1, 9)		K							F8	5	0	2	1	0	1	4						
Calvin Pickering, L OBP: 0.368, SLG: 0.408 (1, 10)		G6-4-3 BB			2B				1B	2	0	0	0	2	2	2						
Morgan Burkhardt, S OBP: 0.192, SLG: 0.160 (1, 3)		G6-4-3 1-2			BB				1B HR BB	3	1	0	0	1	2	4						
Scott Hatteberg, L OBP: 0.333, SLG: 0.343 (1, 2)			F9			G6-3			F7	3	0	0	0	0	0	1						
Doug Mirabelli, R OBP: 0.333, SLG: 0.460 (8, 2)									HR	1	1	1	1	0	0	0						
Shea Hillenbrand, R OBP: 0.293, SLG: 0.396 (1, 5)			P3						L4	4	1	2	0	0	0	0						
53 Angel Santos, S OBP: 0.235, SLG: 0.214 (1, 4)			K						G3	4	0	0	0	0	3	3						
<b>Inning Stats</b>	R: 0 E: 0 K: 1 S: 10	H: 0 LOB: 0 BB: 0 P: 18	R: 0 E: 0 K: 1 S: 6	H: 0 LOB: 0 BB: 1 P: 15	R: 0 E: 0 K: 1 S: 9	H: 0 LOB: 0 BB: 0 P: 14	R: 1 E: 0 K: 3 S: 17	H: 2 LOB: 2 BB: 1 P: 27	R: 0 E: 0 K: 1 S: 9	H: 1 LOB: 1 BB: 0 P: 14	R: 0 E: 0 K: 1 S: 9	H: 0 LOB: 1 BB: 1 P: 15	R: 3 E: 0 K: 2 S: 15	H: 2 LOB: 0 BB: 1 P: 25	R: 0 E: 0 K: 2 S: 12	H: 1 LOB: 1 BB: 0 P: 19	R: 1 E: 0 K: 0 S: 13	H: 3 LOB: 3 BB: 1 P: 23	1B: 6 2B: 1 3B: 0 HR: 2	SF: 0 SAC: 0 DP: 1 HBP: 0	WP: 0 PB: 0 SB: 1 CS: 0	PA: 40
<b>PITCHER</b>	IP WLS BF H R ER SO BB IBB HBP BLK WP HR S P ERA WHIP																					
Calvin Maduro, R ERA: 4.23 (1, 1)	6.1	26	4	3	3	8	4	0	0	0	0	0	0	0	0	67	116	4.26	1.263			
John Wasdin, R ERA: 5.03 (7, 1)	0.2	L	3	1	1	1	2	0	0	0	0	0	0	1	8	12	13.50	1.500				
B.J. Ryan, L ERA: 4.33 (8, 1)	1.0		4	1	0	2	0	0	0	0	0	0	0	0	12	19	0.00	1.000				
Willis Roberts, R ERA: 4.85 (9, 1)	1.0		7	3	1	1	0	1	0	0	0	0	1	13	23	9.00	4.000					

Batter	1	2	3	4	5	6	7	8	9	AB	R	H	RBI	BB	SO	LOB	BOTTOM					
63 Tim Raines, S OBP: 0.385, SLG: 0.500 (1, 8)	WP S SF9 1B		G6-3						K	4	1	1	0	0	1	2	<b>Boston Red Sox @ Baltimore Orioles</b> Oriole Park at Camden Yards, Baltimore, MD Thu Oct 04 2001, 7:05 PM EDT Att: 43,302 - Sunny - 84 F  livebaseballscorecards.com					
Luis Matos, R OBP: 0.313, SLG: 0.425 (1, 9)	SF9 S G5-3 BB		K						P4	3	1	0	0	1	1	2						
Jeff Conine, R OBP: 0.388, SLG: 0.447 (1, 3)	SF9								F8	3	0	1	1	0	1	0						
Chris Richard, L OBP: 0.340, SLG: 0.438 (1, 10)	G5-3								G1-3	4	1	1	1	0	0	1						
Tony Batista, R OBP: 0.281, SLG: 0.438 (1, 6)	L5								G4-3 3B	4	1	2	1	0	0	1						
Tim Raines, S OBP: 0.408, SLG: 0.410 (1, 7)		G4-3							G4-3	4	0	0	1	0	2	2						
Cal Ripken Jr., R OBP: 0.281, SLG: 0.368 (1, 5)		L7							K	4	0	1	0	0	1	1						
Brook Fordyce, R OBP: 0.271, SLG: 0.325 (1, 2)		F7							K	2	0	0	0	1	1	0						
1 Brian Roberts, S OBP: 0.286, SLG: 0.345 (9, PH)									S	1	0	1	0	0	0	0						
Jerry Hairston, R OBP: 0.305, SLG: 0.347 (1, 4)			P4						K	3	0	0	0	0	1	1						
<b>Inning Stats</b>	R: 2 E: 0 K: 0 S: 6	H: 1 LOB: 1 BB: 1 P: 16	R: 0 E: 0 K: 0 S: 7	H: 0 LOB: 0 BB: 0 P: 9	R: 0 E: 0 K: 1 S: 9	H: 0 LOB: 0 BB: 0 P: 14	R: 0 E: 0 K: 1 S: 12	H: 1 LOB: 1 BB: 0 P: 19	R: 0 E: 0 K: 0 S: 8	H: 1 LOB: 2 BB: 1 P: 19	R: 1 E: 0 K: 2 S: 16	H: 2 LOB: 1 BB: 0 P: 26	R: 0 E: 0 K: 2 S: 9	H: 0 LOB: 0 BB: 0 P: 16	R: 0 E: 0 K: 0 S: 6	H: 0 LOB: 0 BB: 0 P: 12	R: 1 E: 0 K: 2 S: 12	H: 2 LOB: 1 BB: 0 P: 17	1B: 4 2B: 2 3B: 1 HR: 0	SF: 1 SAC: 1 DP: 0 HBP: 0	WP: 1 PB: 0 SB: 5 CS: 0	PA: 36
<b>PITCHER</b>	IP WLS BF H R ER SO BB IBB HBP BLK WP HR S P ERA WHIP																					
Hideo Nomo, R ERA: 4.5 (1, 1)	7.0	W	28	5	3	3	6	2	0	0	0	0	0	0	67	119	3.86	1.000				
Rich Garces, R ERA: 3.93 (8, 1)	1.0	H	3	0	0	0	0	0	0	0	0	0	0	6	12	0.00	0.000					
Ugueth Urbina, R ERA: 3.7 (9, 1)	1.0	S	5	2	1	1	2	0	0	0	0	0	0	12	17	9.00	2.000					





Batter	1	2	3	4	5	6	7	8	9	AB	R	H	RBI	BB	SO	LOB	TOP								
Jose Offerman, S (1.4) OBP: 0.341, SLG: 0.368	G4-3 1B		G6-3				G4-3		K	5	1	2	1	0	1	1									
Chris Stynes, R (1.7) OBP: 0.326, SLG: 0.416 Darren Lewis, R (8.7) OBP: 0.327, SLG: 0.374	G4-3			P4				1B 1B		3	1	1	0	1	0	1									
Trot Nixon, L (1.8) OBP: 0.377, SLG: 0.502	P6			HR				1B 1B		4	1	3	2	0	0	1									
Brian Daubach, L (1.9) OBP: 0.351, SLG: 0.515	P5			L9				G1-6-3 1B		4	0	0	0	0	1	5									
Calvin Pickering, L (1.3)		K		K			G4-3			4	0	1	1	0	2	0									
Morgan Burkhardt, S (1.10) OBP: 0.207, SLG: 0.276	G3						HR	K		4	1	1	1	0	2	1									
Scott Hattenberg, L (1.2) OBP: 0.332, SLG: 0.345	F9						G3 1B	L8		4	1	1	0	0	0	0									
Shea Hillenbrand, R (1.5) OBP: 0.291, SLG: 0.392			P6				G3			4	0	0	0	0	0	1									
Lou Merloni, R (1.6) OBP: 0.301, SLG: 0.394	F9		F9				F9			4	0	1	0	0	1	1									
<b>Inning Stats</b>	R: 0 E: 0 K: 0 S: 9	H: 1 LOB: 1 BB: 0 P: 14	R: 0 E: 0 K: 1 S: 7	H: 0 LOB: 0 BB: 0 P: 10	R: 0 E: 0 K: 0 S: 6	H: 0 LOB: 0 BB: 0 P: 12	R: 1 E: 0 K: 1 S: 9	H: 1 LOB: 0 BB: 0 P: 12	R: 3 E: 0 K: 1 S: 21	H: 4 LOB: 2 BB: 1 P: 36	R: 0 E: 0 K: 1 S: 7	H: 0 LOB: 0 BB: 0 P: 11	R: 0 E: 0 K: 1 S: 8	H: 0 LOB: 0 BB: 0 P: 9	R: 1 E: 0 K: 1 S: 16	H: 3 LOB: 1 BB: 0 P: 21	R: 0 E: 0 K: 1 S: 10	H: 1 LOB: 1 BB: 0 P: 15	1B: 7 2B: 1 3B: 0 HR: 2	SF: 0 SAC: 0 DP: 1 HBP: 0	WP: 0 PB: 0 SB: 0 CS: 0	PA: 37			
<b>PITCHER</b>	IP	WLS	BF	H	R	ER	SO	BB	IBB	HBP	BLK	WP	HR	S	P	ERA	WHIP								
Ryan Kohlmeier, R (1.1) ERA: 7.3	4.2	L	21	6	4	4	2	1	0	0	0	0	2	49	80	7.71	1.500								
36 Kris Foster, R (5.1) ERA: 2.7	2.1		7	0	0	0	3	0	0	0	0	0	0	18	24	0.00	0.000								
Jorge Julio, R (8.1) ERA: 3.48	0.0		2	2	1	1	0	0	0	0	0	0	0	7	10	∞	∞								
Buddy Groom, L (8.1) ERA: 3.6	1.0		3	1	0	0	1	0	0	0	0	0	0	9	11	0.00	1.000								
Alan Mills, R (9.1) ERA: 9.64	1.0		4	1	0	0	1	0	0	0	0	0	0	10	15	0.00	1.000								

**Boston Red Sox @ Baltimore Orioles**  
 Oriole Park at Camden Yards, Baltimore, MD  
 Fri Oct 05 2001, 1:05 PM EDT  
 Att: 46,736 - Sunny - 85 F

AB 36  
 R 5  
 H 10  
 RBI 5  
 BB 1  
 SO 7  
 LOB 11



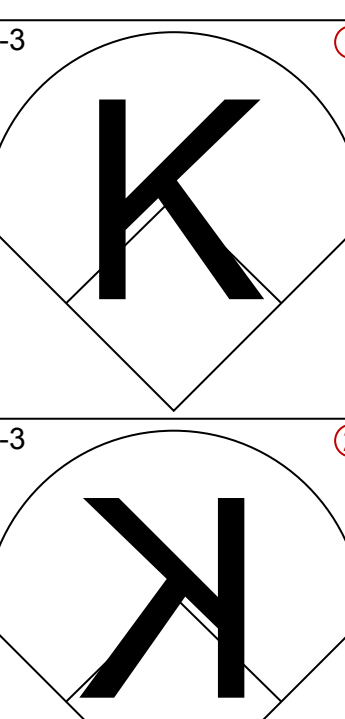
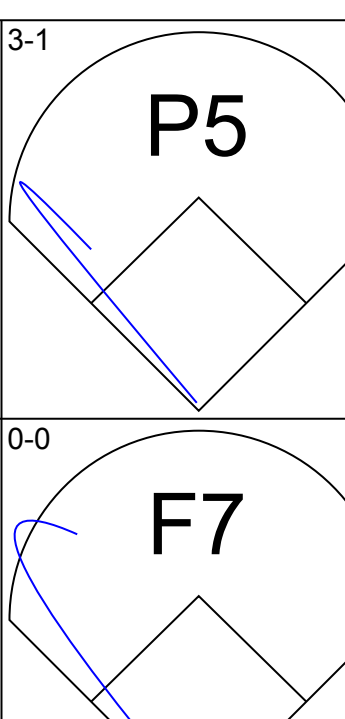
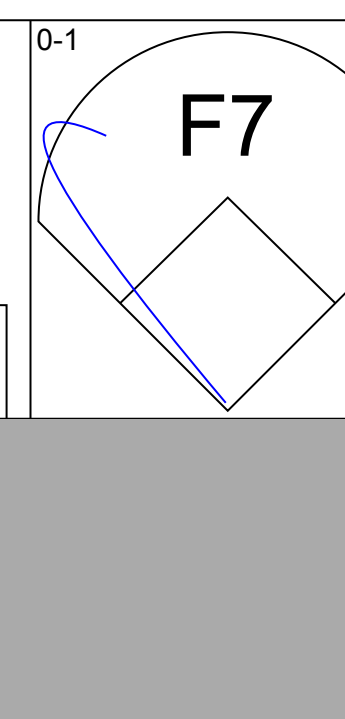
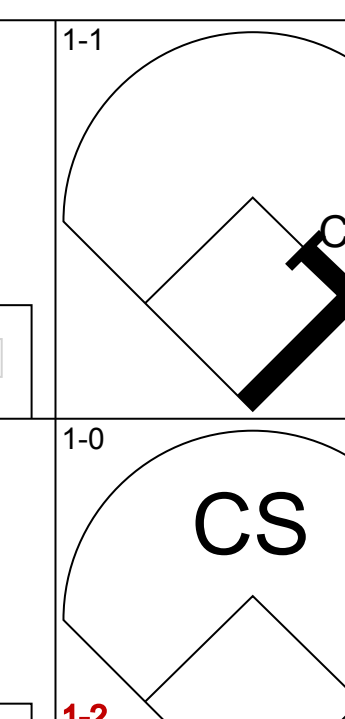
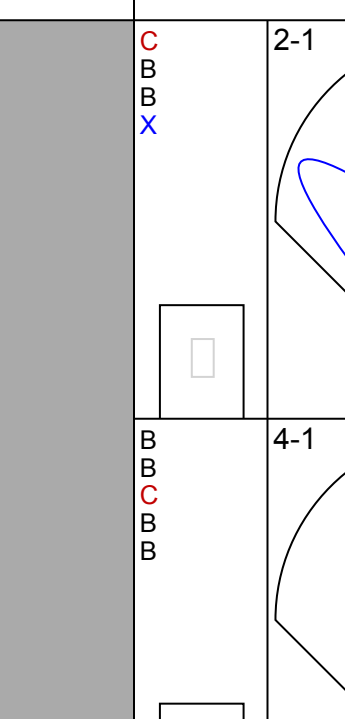
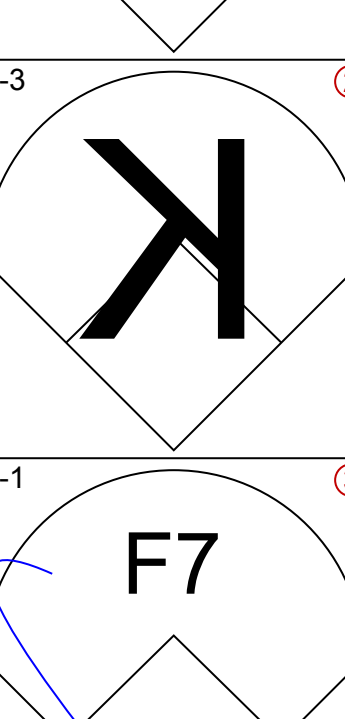
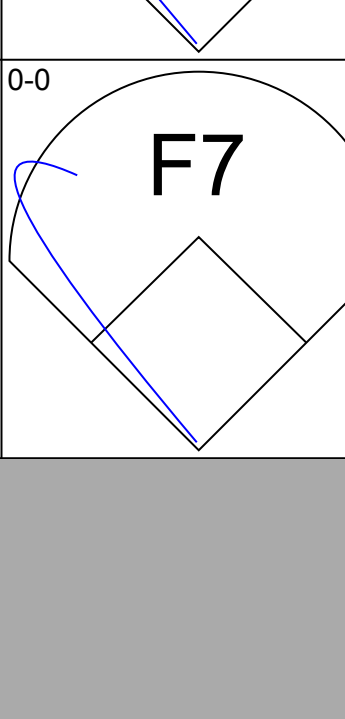
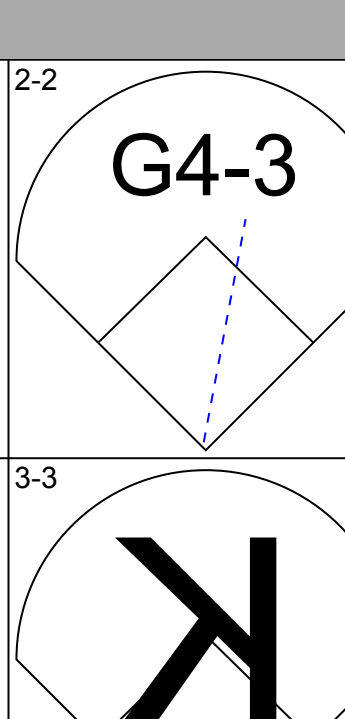
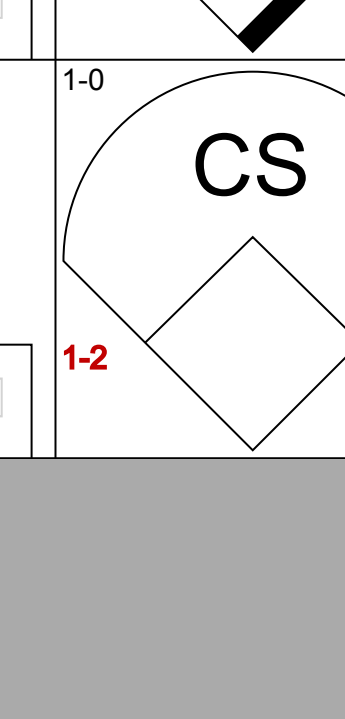
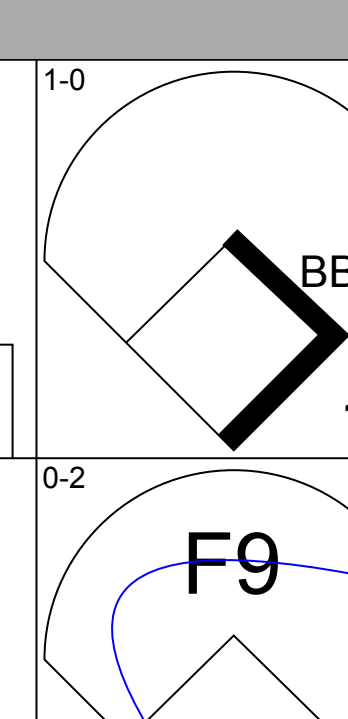
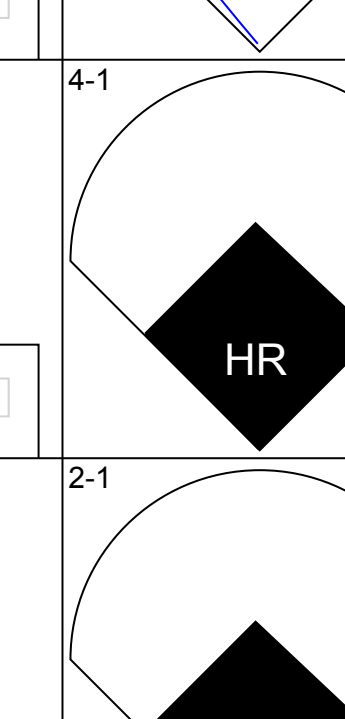
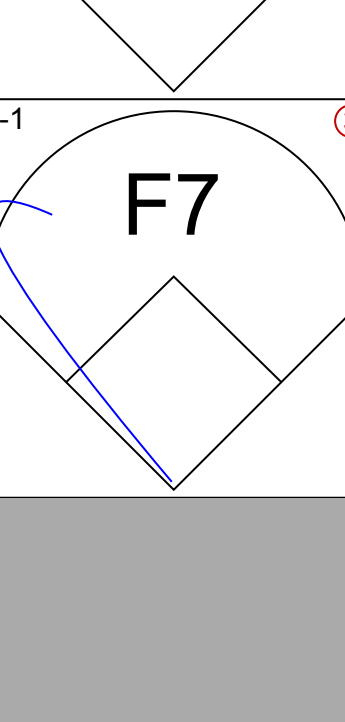
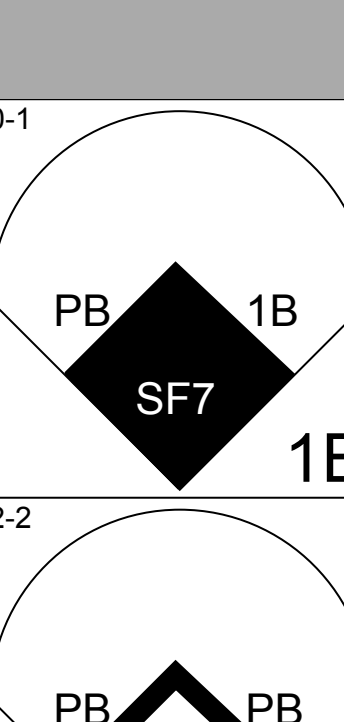
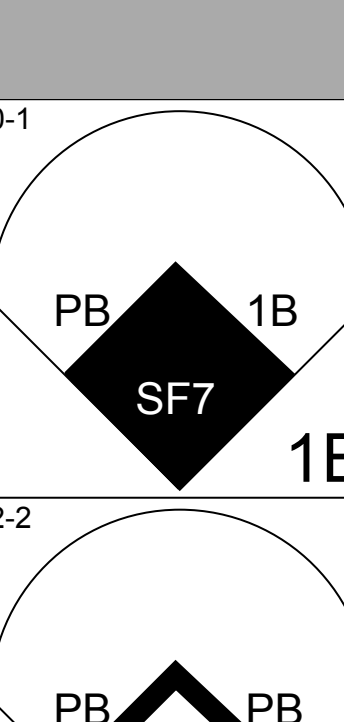
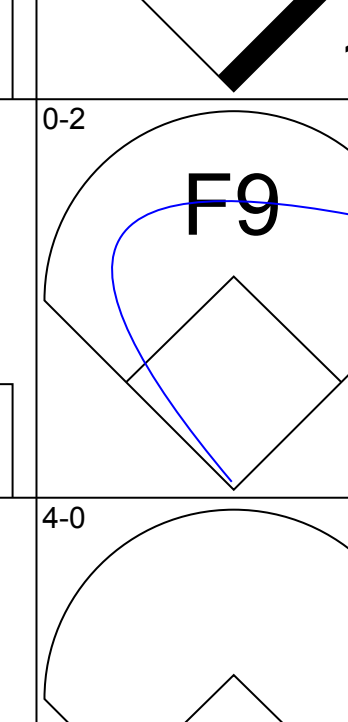
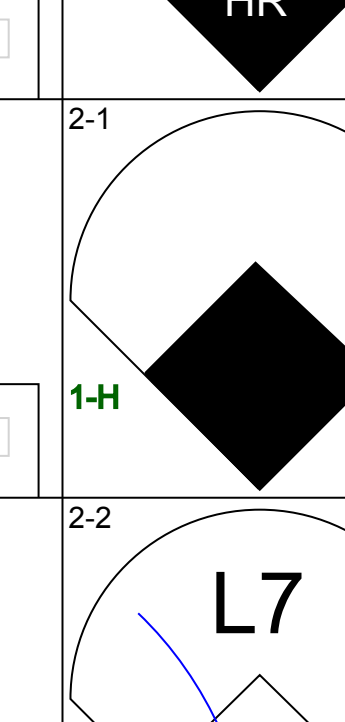
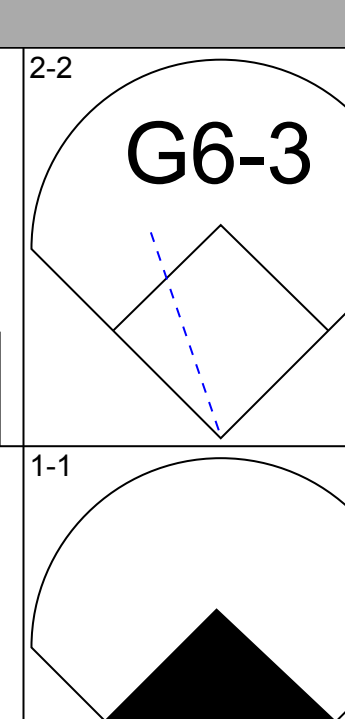
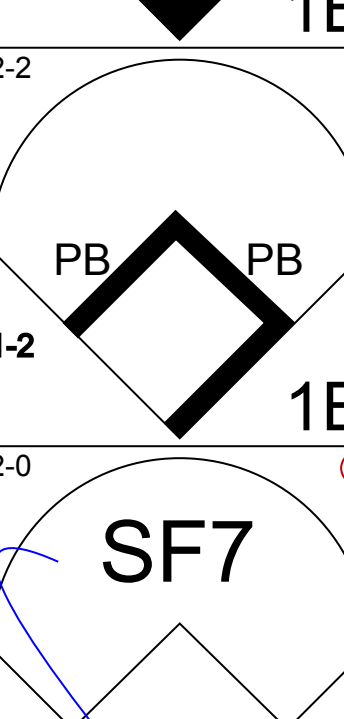
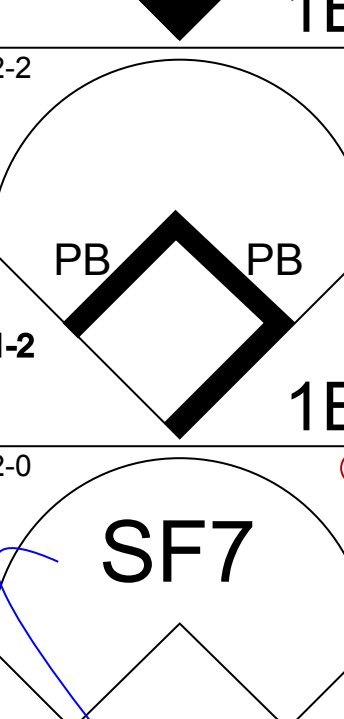
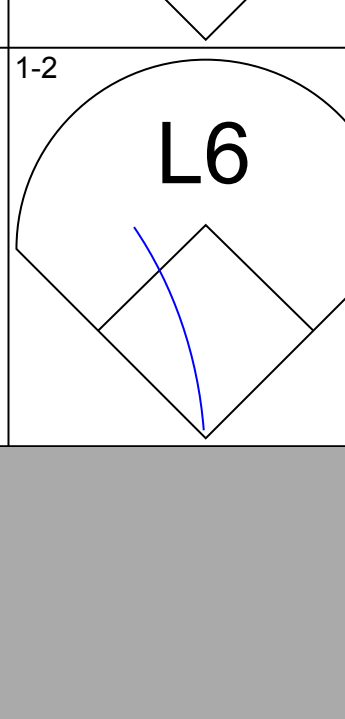
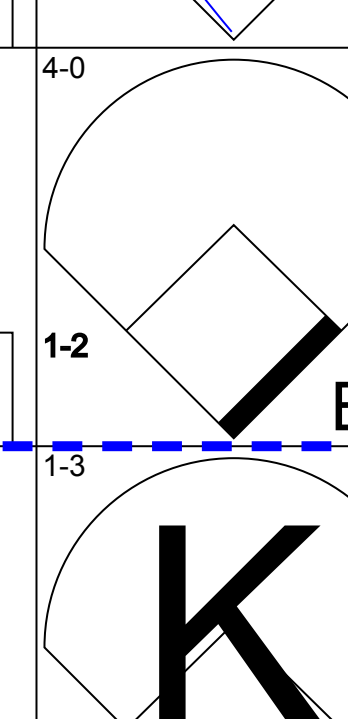
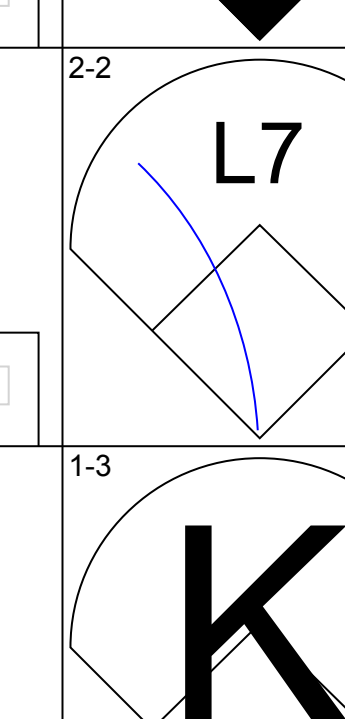
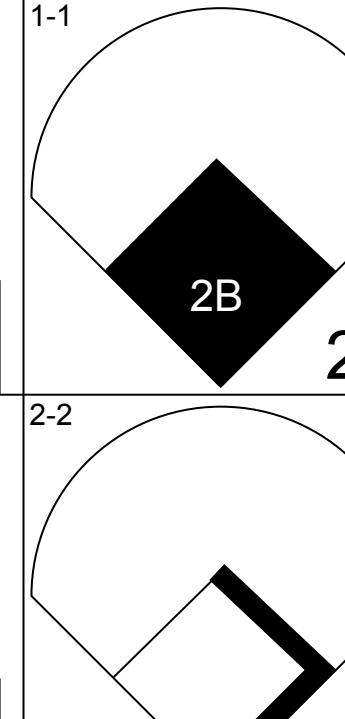
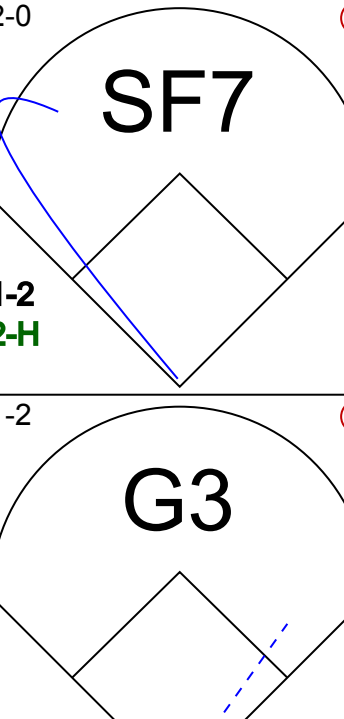
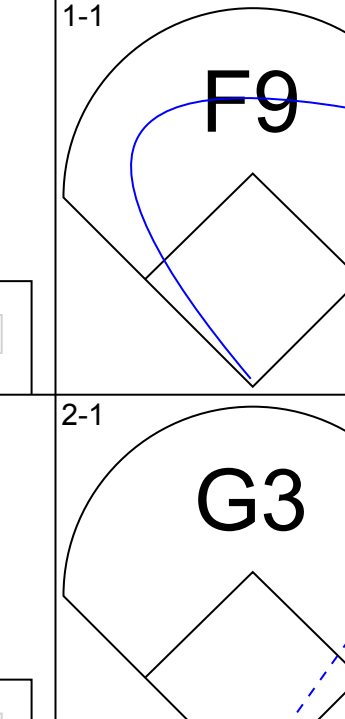
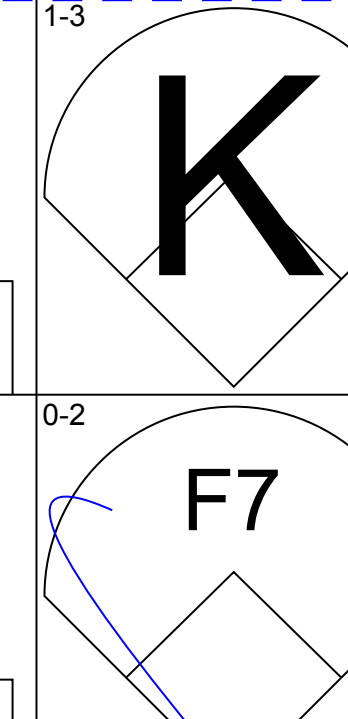

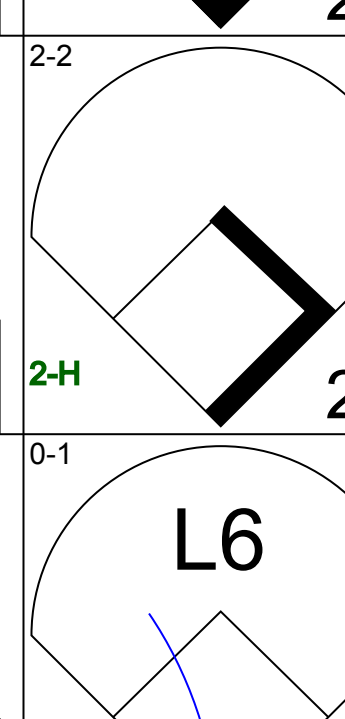
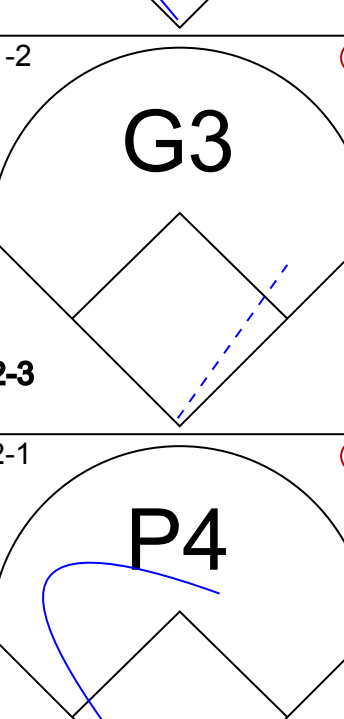
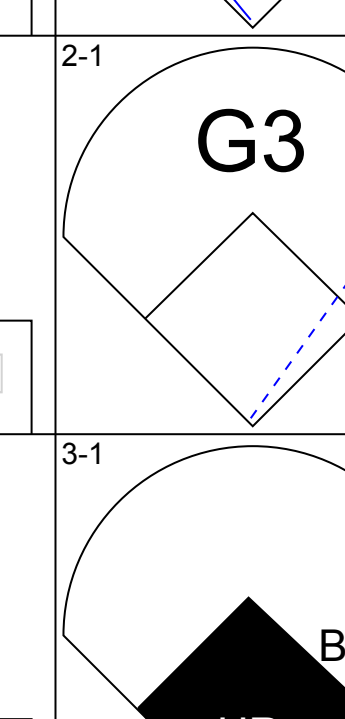
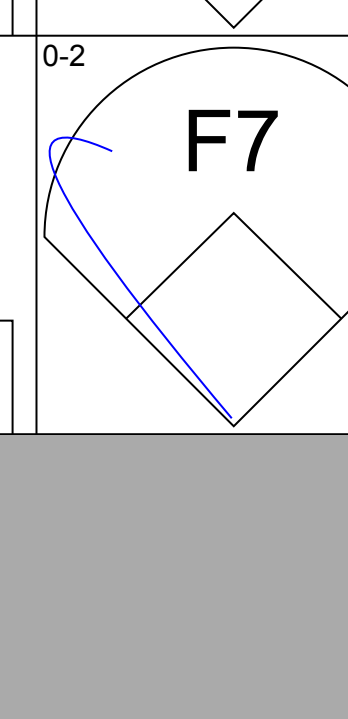
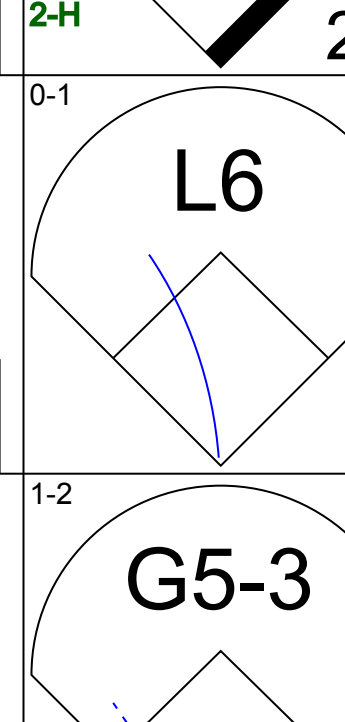
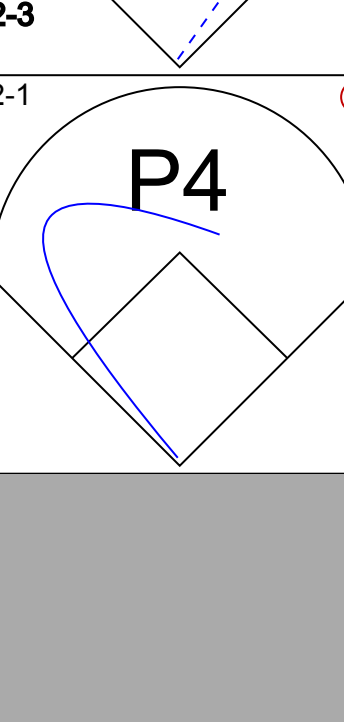
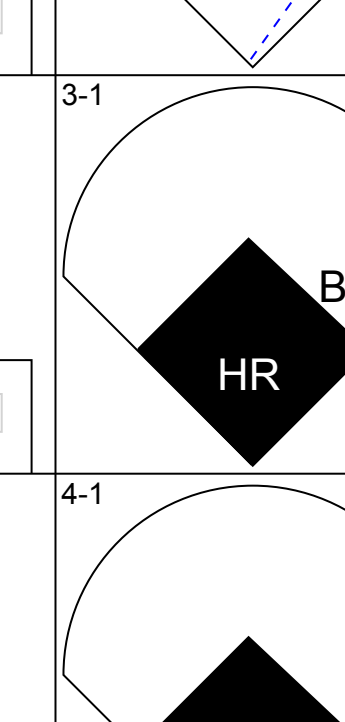


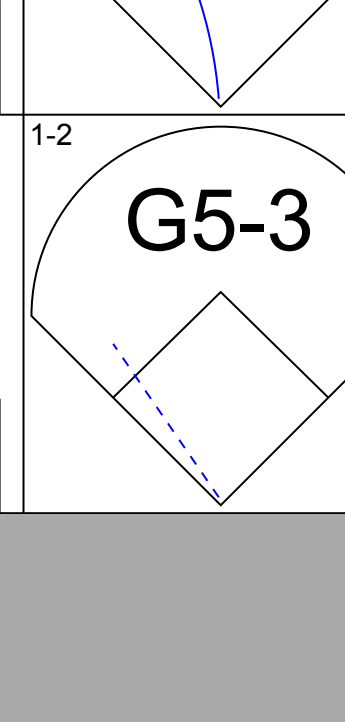
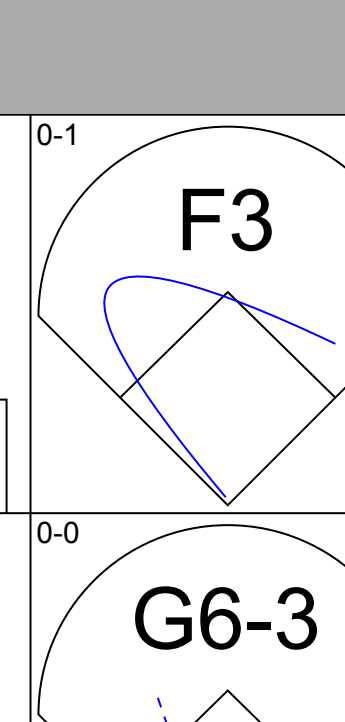
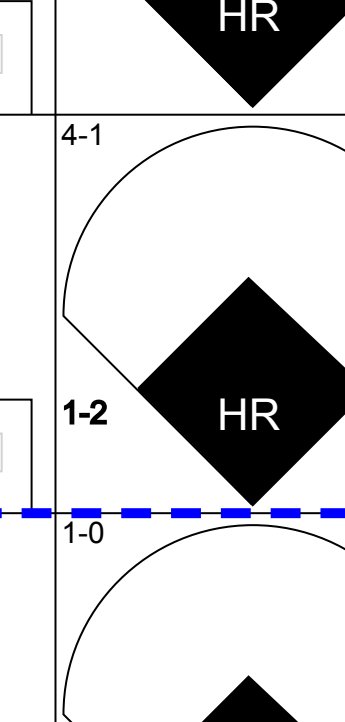


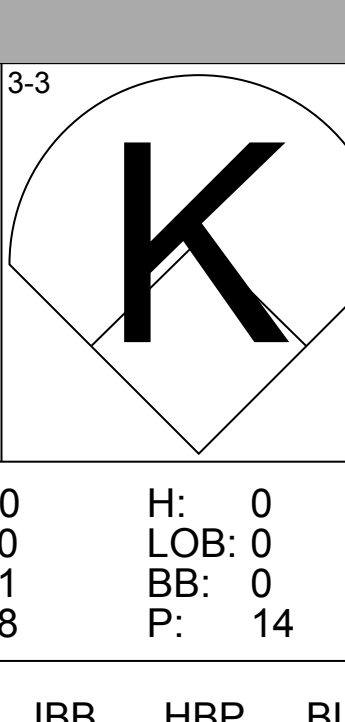
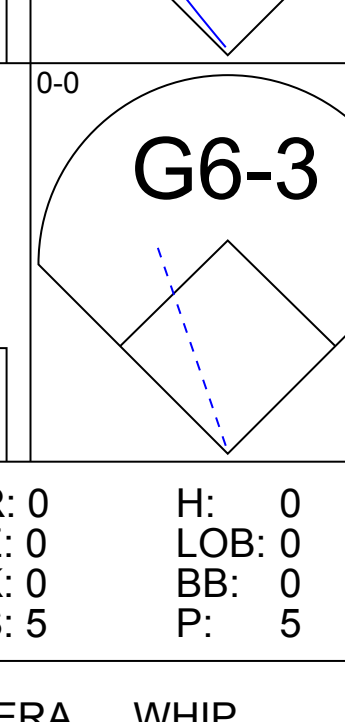
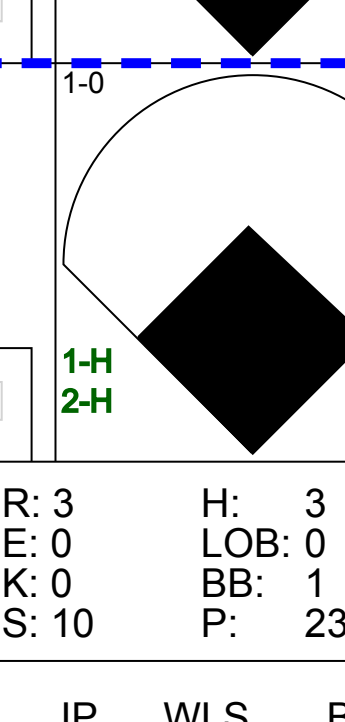


Batter	1	2	3	4	5	6	7	8	9	AB	R	H	RBI	BB	SO	LOB	BOTTOM								
63 Tim Raines, S (1.8) OBP: 0.353, SLG: 0.400	K		F9							3	0	0	0	1	2	2									
Luis Matos, R (1.9) OBP: 0.311, SLG: 0.418	L7			S 1B						4	0	1	0	0	1	2									
Jeff Conine, R (1.7) OBP: 0.387, SLG: 0.446	F8			F7						4	0	1	0	0	0	2									
Chris Richard, L (1.10) OBP: 0.337, SLG: 0.435		P4		P4						4	0	0	0	0	2	3									
Tony Batista, R (1.6) OBP: 0.279, SLG: 0.435		F8		G5-3						4	0	0	0	0	1	1									
Cal Ripken Jr., R (1.5) OBP: 0.281, SLG: 0.367		L8								4	0	1	0	0	0	0									
Casey Blake, R (1.3) OBP: 0.317, SLG: 0.351 1 Brian Roberts, S (9. PH) OBP: 0.285, SLG: 0.343				S BB						2	0	0	0	1	0	1									
Brook Fordyce, R (1.2) OBP: 0.268, SLG: 0.322				K						3	0	0	0	0	2	3									
Jerry Hairston, R (1.4) OBP: 0.305, SLG: 0.345			G1-3							2	0	0	0	1	1	1									
<b>Inning Stats</b>	R: 0 E: 0 K: 1 S: 6	H: 0 LOB: 0 BB: 0 P: 7	R: 0 E: 0 K: 0 S: 10	H: 0 LOB: 0 BB: 0 P: 17	R: 0 E: 0 K: 1 S: 15	H: 0 LOB: 1 BB: 1 P: 25	R: 0 E: 0 K: 0 S: 9	H: 1 LOB: 1 BB: 0 P: 13	R: 0 E: 0 K: 2 S: 7	H: 0 LOB: 1 BB: 1 P: 11	R: 0 E: 1 K: 2 S: 16	H: 1 LOB: 2 BB: 0 P: 22	R: 0 E: 0 K: 2 S: 14	H: 1 LOB: 2 BB: 1 P: 24	R: 0 E: 0 K: 1 S: 7	H: 0 LOB: 0 BB: 0 P: 12	1B: 3 2B: 0 3B: 0 HR: 0	SF: 0 SAC: 0 DP: 0 HBP: 0	WP: 0 PB: 0 SB: 3 CS: 0	PA: 34					
<b>PITCHER</b>	IP	WLS	BF	H	R	ER	SO	BB	IBB	HBP	BLK	WP	HR	S	P	ERA	WHIP								
Frank Castillo, R (1.1) ERA: 4.21	7.0	W	26	2	0	0	6	2	0	0	0	0	0	70	105	0.00	0.571								
Willie Banks, R (8.1) ERA: 0.84	2.0		8	1	0	0	3	1	0	0	0	0	0	21	36	0.00	1.000								

**Boston Red Sox @ Baltimore Orioles**  
 Oriole Park at Camden Yards, Baltimore, MD  
 Fri Oct 05 2001, 1:05 PM EDT  
 Att: 46,736 - Sunny - 85 F

AB 31  
 R 0  
 H 3  
 RBI 0  
 BB 3  
 SO 9  
 LOB 15

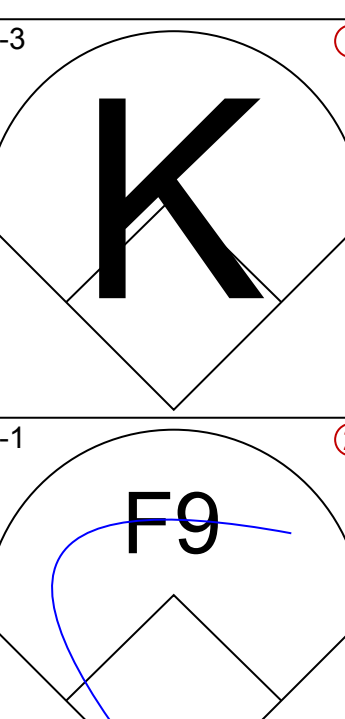
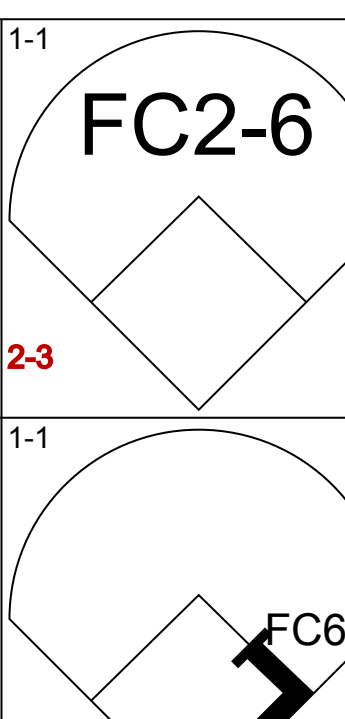
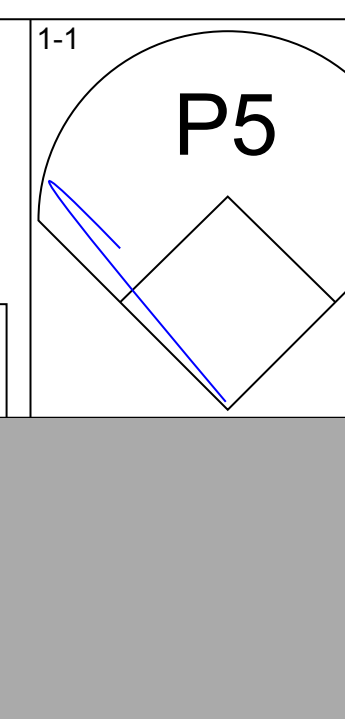
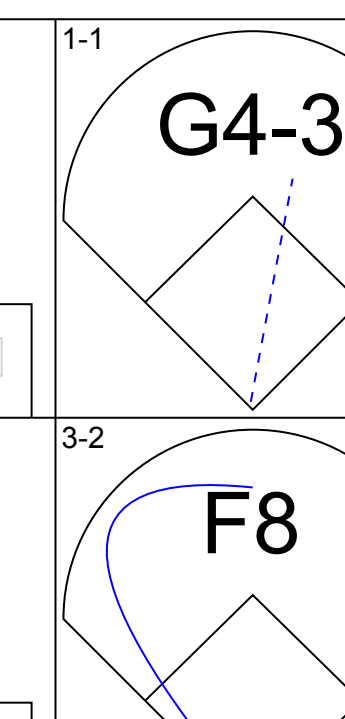
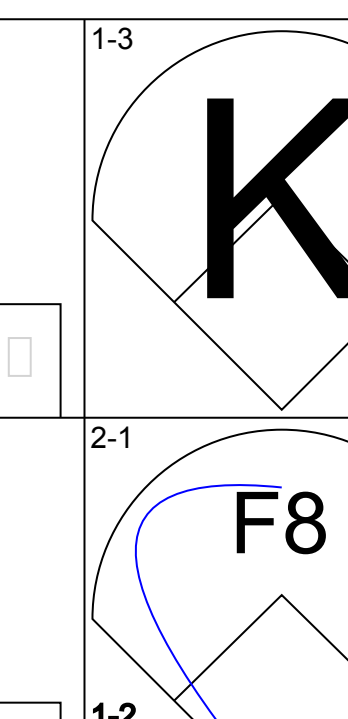
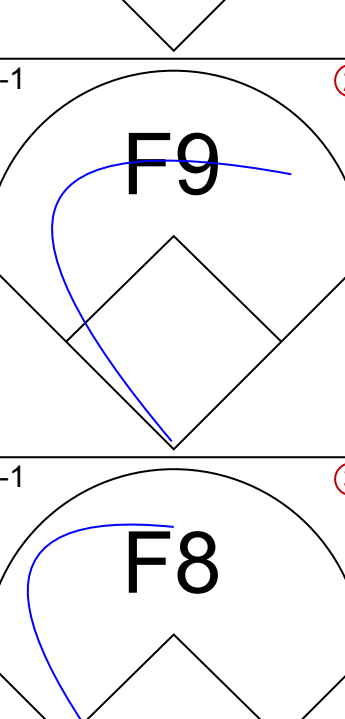
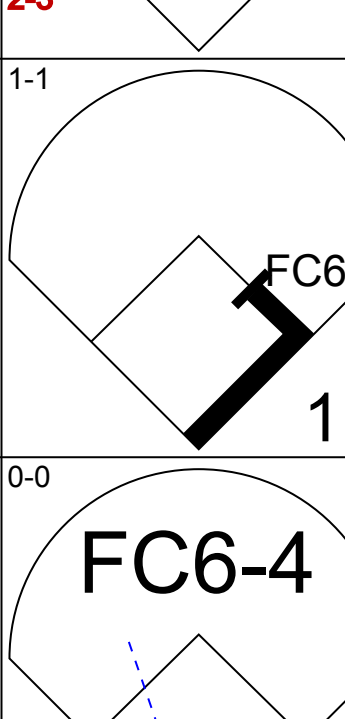

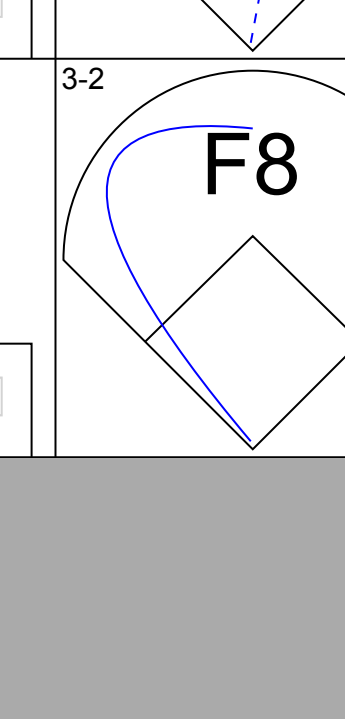
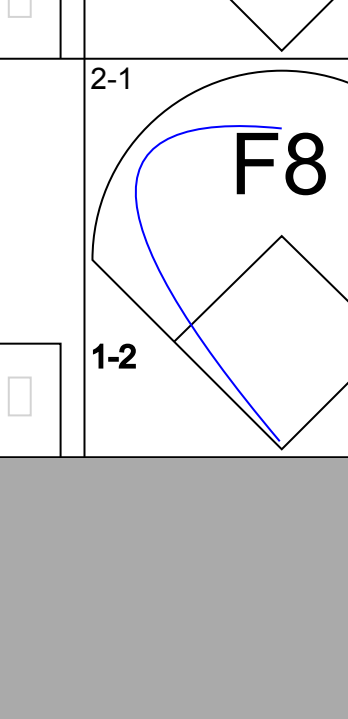
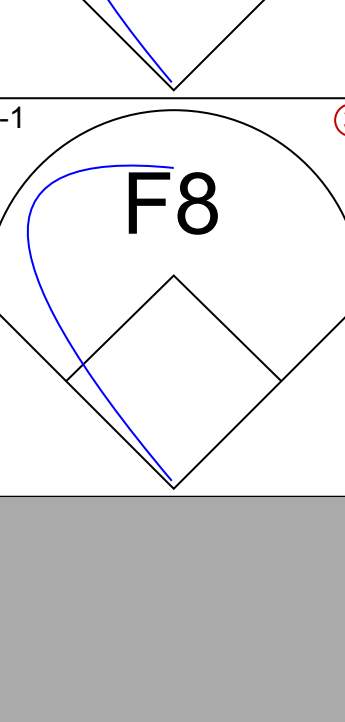
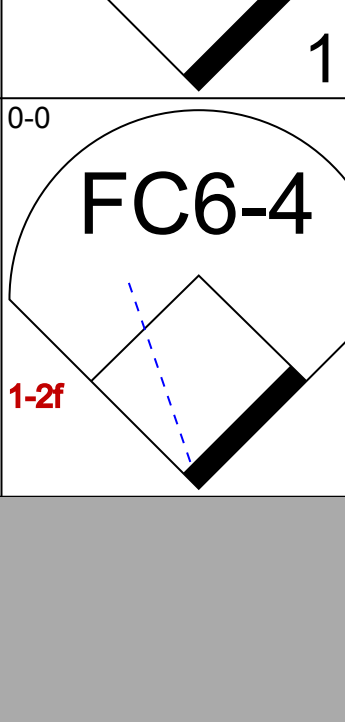

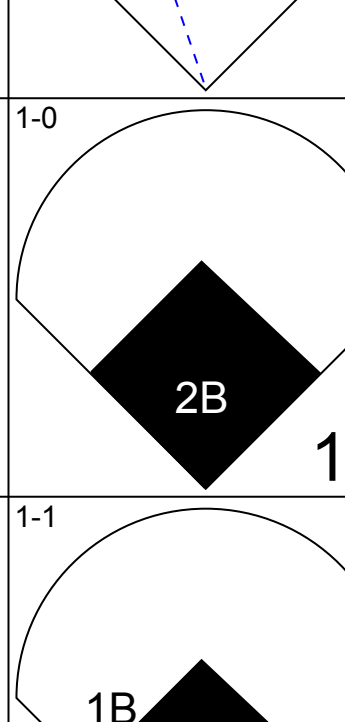
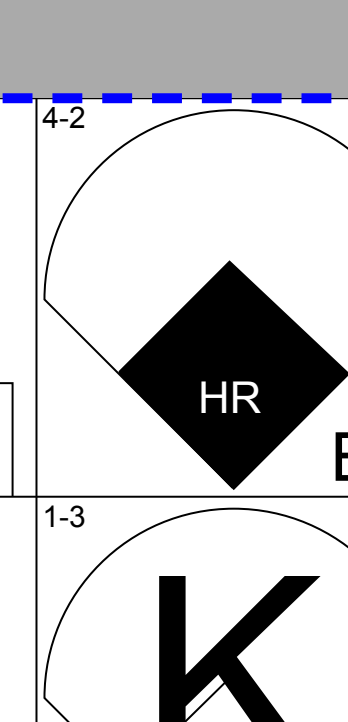
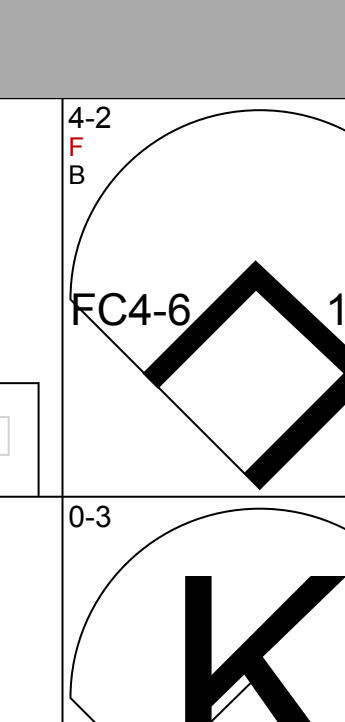
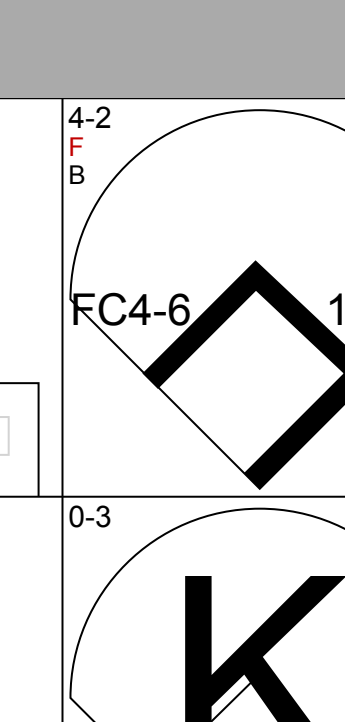
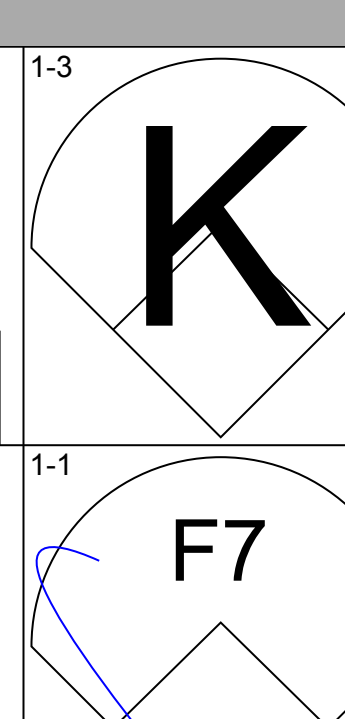
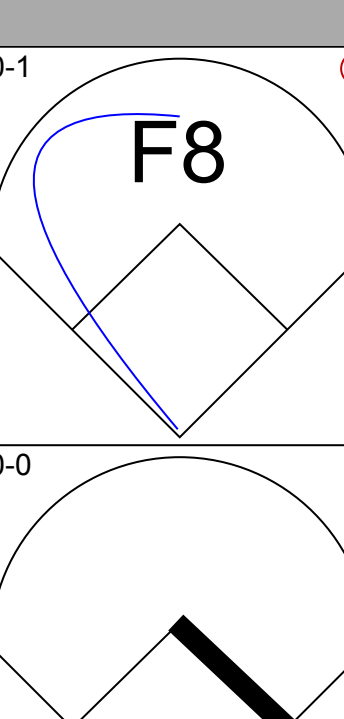
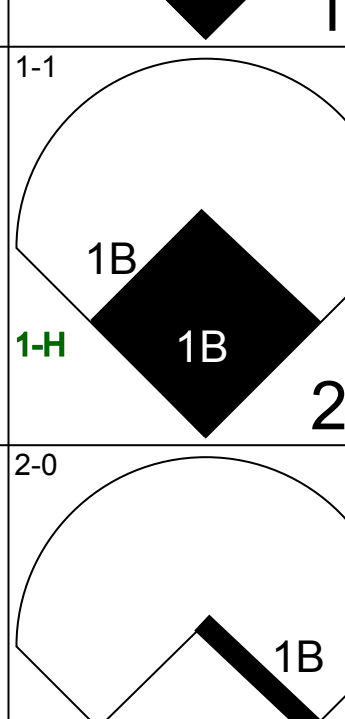

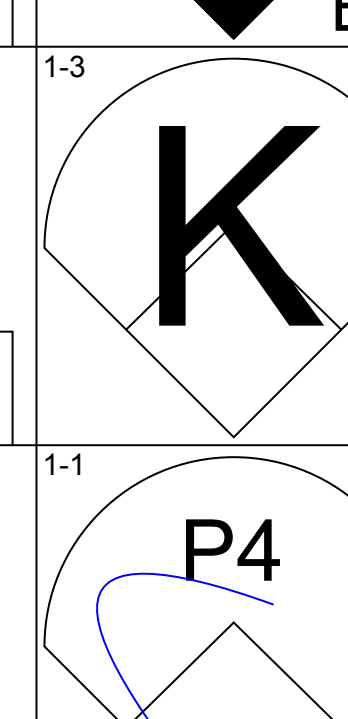
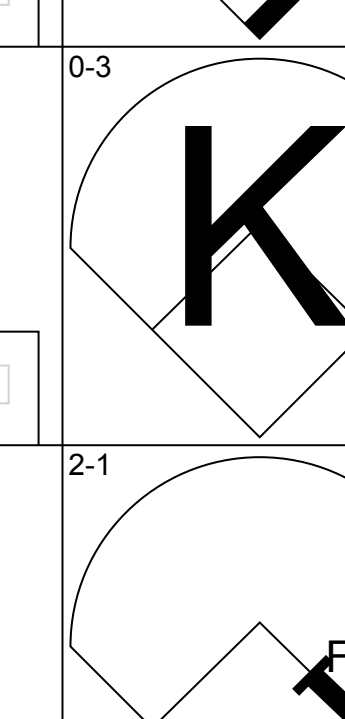
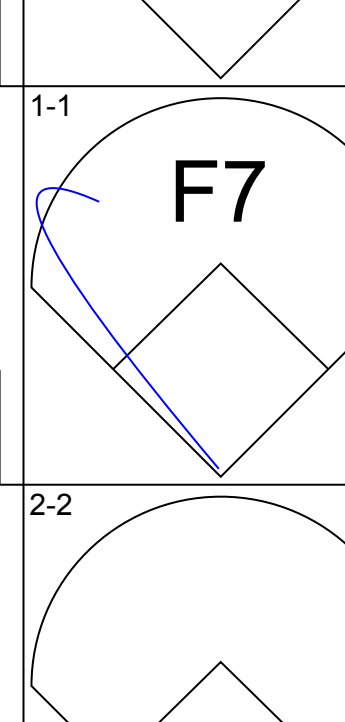
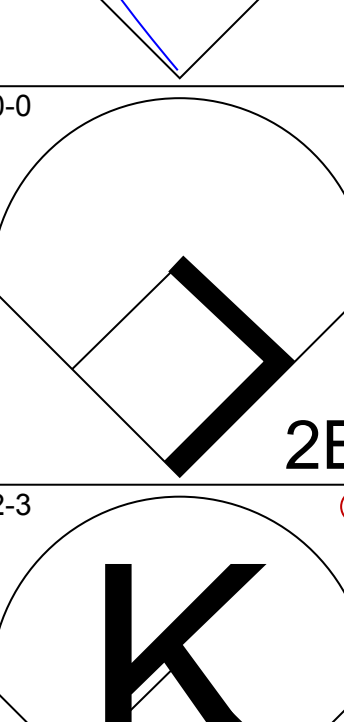
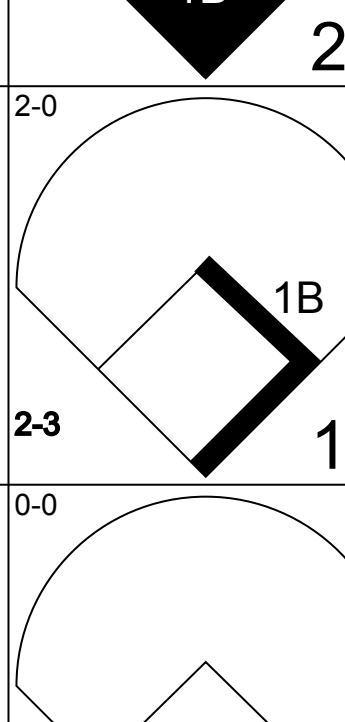

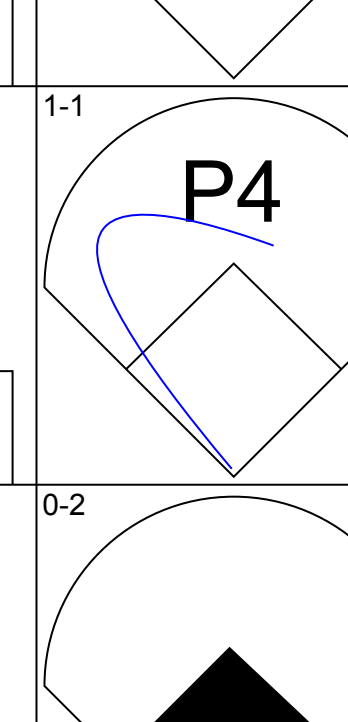
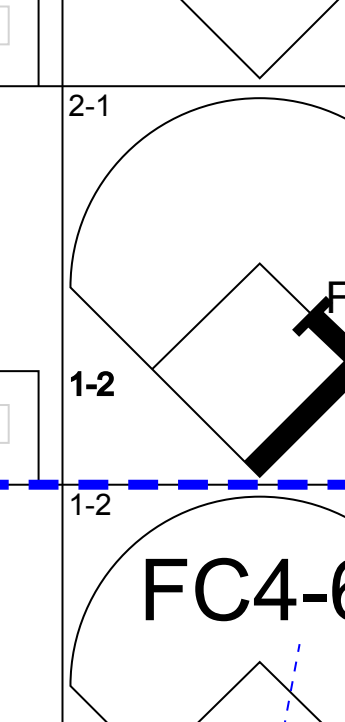
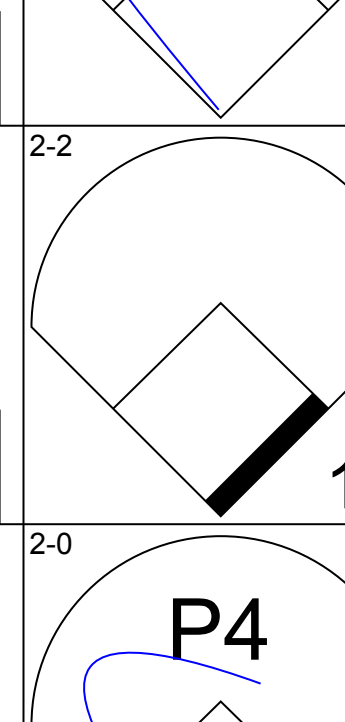
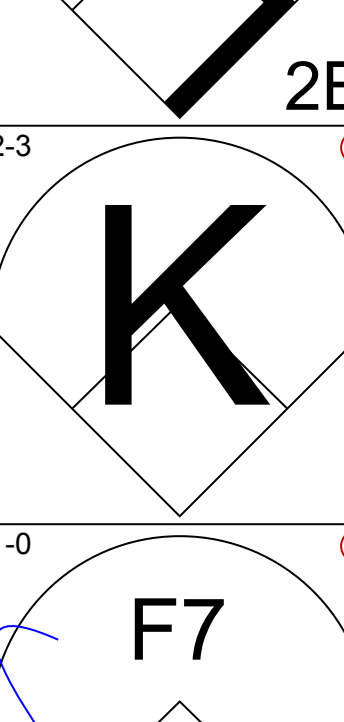
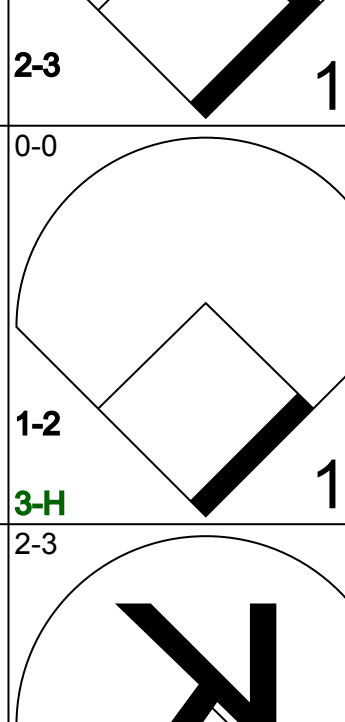

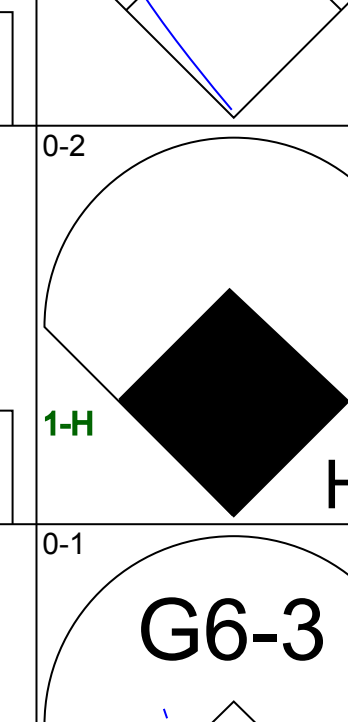
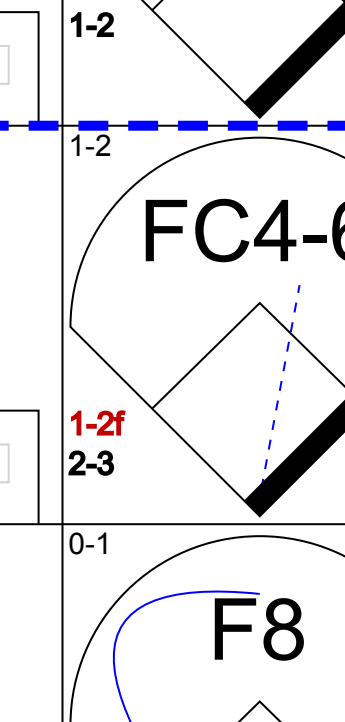
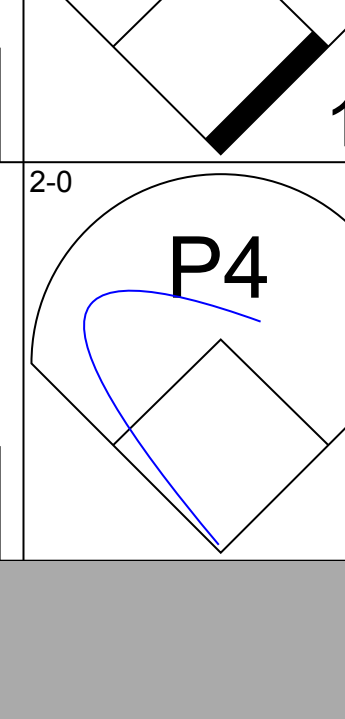
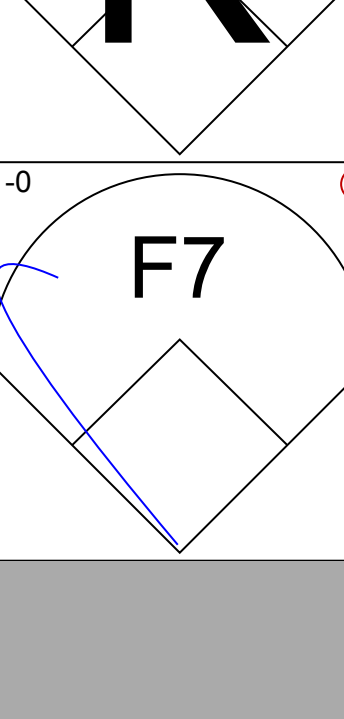
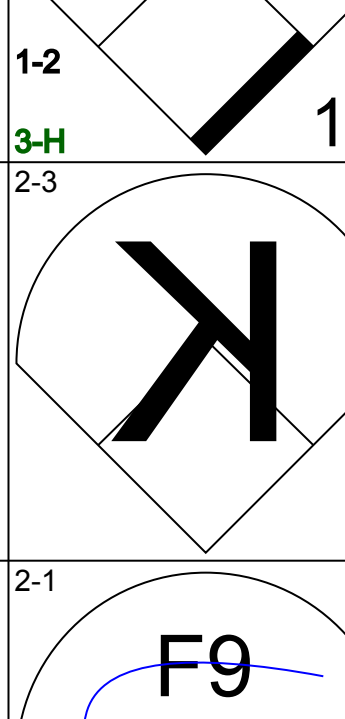

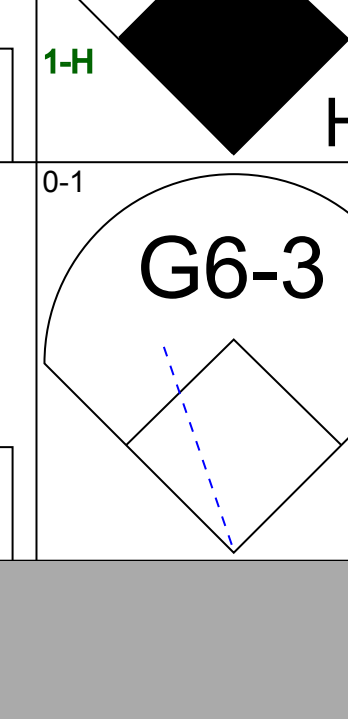
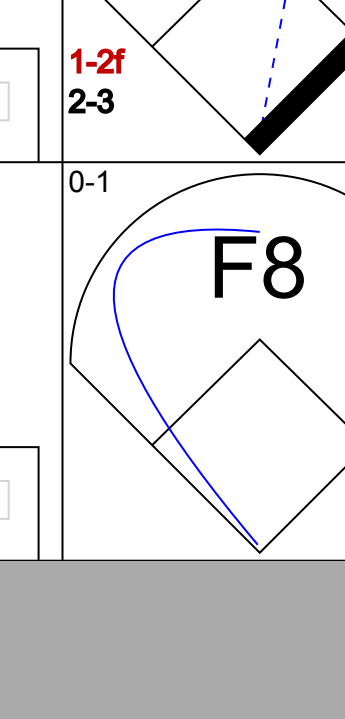
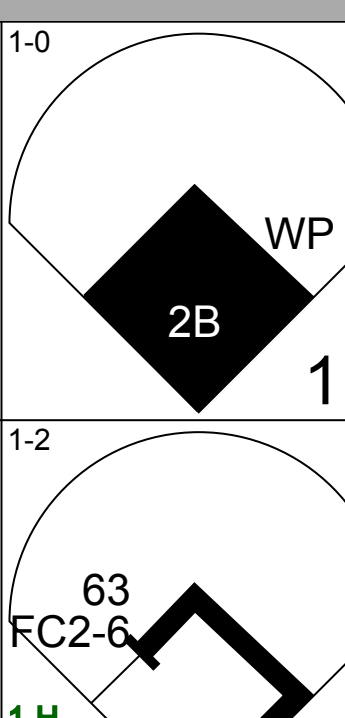
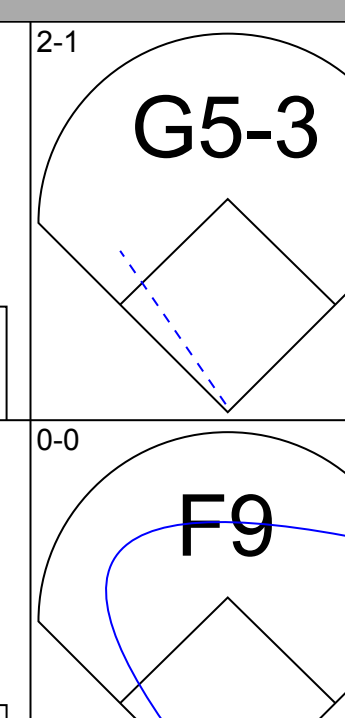
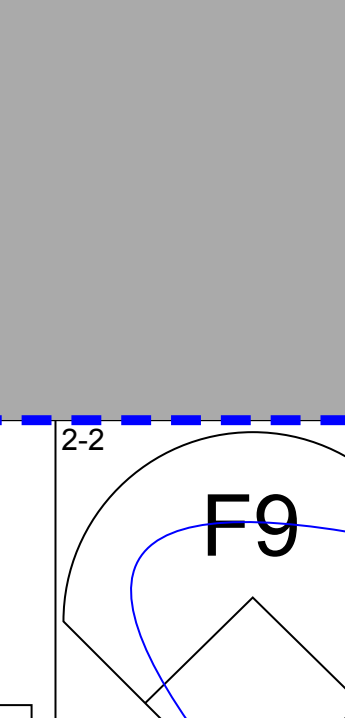
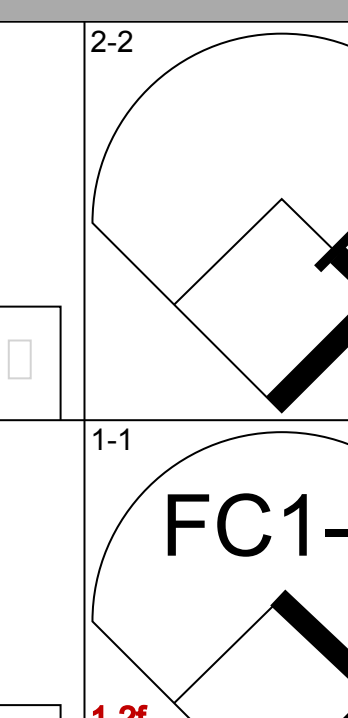
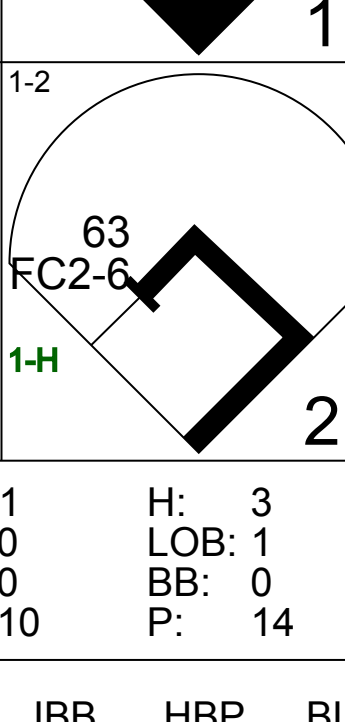
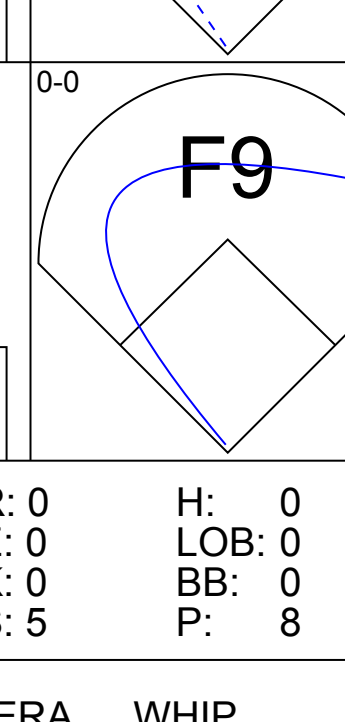
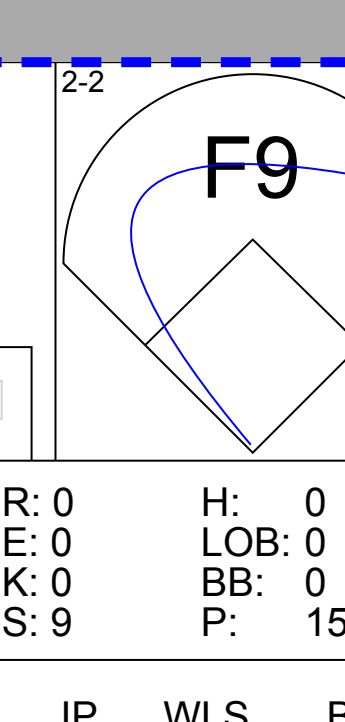
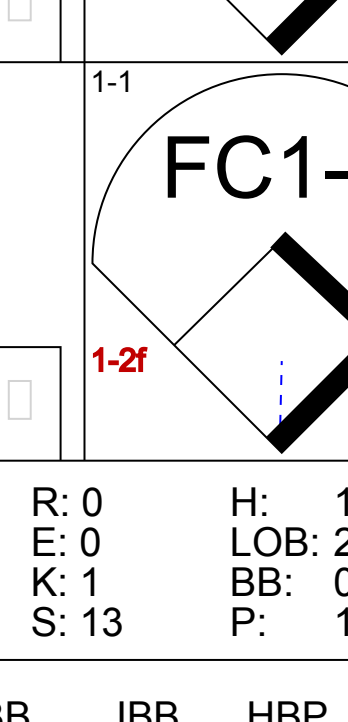




Batter	1	2	3	4	5	6	7	8	9	10	AB	R	H	RBI	BB	SO	LOB	TOP						
52 James Lofton, S OBP: 0.214, SLG: 0.231 (1, 6)											5	0	1	0	0	1	0	<b>Boston Red Sox @ Baltimore Orioles</b> Oriole Park at Camden Yards, Baltimore, MD Fri Oct.05 2001, 7:05 PM EDT Att. 47,927 - Sunny - 82 F						
Darren Lewis, R OBP: 0.329, SLG: 0.371 (1, 7)											4	1	1	0	1	1	0							
Trot Nixon, L OBP: 0.377, SLG: 0.507 (1, 8)											5	2	2	2	0	1	1							
Brian Daubach, L OBP: 0.351, SLG: 0.512 (1, 3)											4	0	1	0	1	0	0							
Troy O'Leary, L OBP: 0.296, SLG: 0.439 (1, 9)											4	1	1	1	0	2	2							
Morgan Burkhardt, S OBP: 0.208, SLG: 0.303 (1, 10)											4	0	1	1	0	0	3							
Shea Hillenbrand, R OBP: 0.291, SLG: 0.391 (1, 5)											4	1	1	0	0	0	2							
Doug Mirabelli, R OBP: 0.332, SLG: 0.453 (1, 2)											3	1	0	0	1	0	1							
53 Angel Santos, S OBP: 0.211, SLG: 0.188 Calvin Pickering, L OBP: 0.371, SLG: 0.463 Chris Stynes, R OBP: 0.325, SLG: 0.415 (7, PH) (7, 4)											2	0	0	0	0	1	0							
<b>Inning Stats</b>	R: 0 E: 0 K: 2 S: 9	H: 0 LOB: 0 BB: 0 P: 13	R: 1 E: 0 K: 16 S: 16	H: 2 LOB: 1 BB: 0 P: 22	R: 0 E: 0 K: 1 S: 8	H: 0 LOB: 0 BB: 0 P: 14	R: 1 E: 0 K: 0 S: 12	H: 2 LOB: 1 BB: 0 P: 19	R: 0 E: 0 K: 0 S: 5	H: 0 LOB: 0 BB: 0 P: 5	R: 3 E: 0 K: 10 S: 10	H: 3 LOB: 0 BB: 1 P: 23	R: 0 E: 0 K: 1 S: 12	H: 1 LOB: 2 BB: 1 P: 18	R: 0 E: 0 K: 1 S: 8	H: 0 LOB: 0 BB: 0 P: 12	R: 2 E: 0 K: 1 S: 12		H: 1 LOB: 0 BB: 1 P: 23	1B: 5 2B: 2 3B: 0 HR: 2	SF: 1 SAC: 0 DP: 0 HBP: 0	WP: 0 PB: 2 SB: 0 CS: 1	PA: 42	
<b>PITCHER</b>	IP WLS BF H R ER SO BB IBB HBP BLK WP HR S P ERA WHIP	IP WLS BF H R ER SO BB IBB HBP BLK WP HR S P ERA WHIP	IP WLS BF H R ER SO BB IBB HBP BLK WP HR S P ERA WHIP	IP WLS BF H R ER SO BB IBB HBP BLK WP HR S P ERA WHIP	IP WLS BF H R ER SO BB IBB HBP BLK WP HR S P ERA WHIP	IP WLS BF H R ER SO BB IBB HBP BLK WP HR S P ERA WHIP	IP WLS BF H R ER SO BB IBB HBP BLK WP HR S P ERA WHIP	IP WLS BF H R ER SO BB IBB HBP BLK WP HR S P ERA WHIP	IP WLS BF H R ER SO BB IBB HBP BLK WP HR S P ERA WHIP	IP WLS BF H R ER SO BB IBB HBP BLK WP HR S P ERA WHIP	IP WLS BF H R ER SO BB IBB HBP BLK WP HR S P ERA WHIP	IP WLS BF H R ER SO BB IBB HBP BLK WP HR S P ERA WHIP	IP WLS BF H R ER SO BB IBB HBP BLK WP HR S P ERA WHIP	IP WLS BF H R ER SO BB IBB HBP BLK WP HR S P ERA WHIP	IP WLS BF H R ER SO BB IBB HBP BLK WP HR S P ERA WHIP	IP WLS BF H R ER SO BB IBB HBP BLK WP HR S P ERA WHIP	IP WLS BF H R ER SO BB IBB HBP BLK WP HR S P ERA WHIP	IP WLS BF H R ER SO BB IBB HBP BLK WP HR S P ERA WHIP	IP WLS BF H R ER SO BB IBB HBP BLK WP HR S P ERA WHIP	IP WLS BF H R ER SO BB IBB HBP BLK WP HR S P ERA WHIP	IP WLS BF H R ER SO BB IBB HBP BLK WP HR S P ERA WHIP	IP WLS BF H R ER SO BB IBB HBP BLK WP HR S P ERA WHIP	IP WLS BF H R ER SO BB IBB HBP BLK WP HR S P ERA WHIP	IP WLS BF H R ER SO BB IBB HBP BLK WP HR S P ERA WHIP

AB	37
R	7
H	9
RBI	7
BB	3
SO	7
LOB	9



Batter	1	2	3	4	5	6	7	8	9	10	AB	R	H	RBI	BB	SO	LOB	BOTTOM						
63 Tim Raines, S OBP: 0.273, SLG: 0.300 (1, 8)											5	0	0	0	0	2	2	<b>Boston Red Sox @ Baltimore Orioles</b> Oriole Park at Camden Yards, Baltimore, MD Fri Oct.05 2001, 7:05 PM EDT Att. 47,927 - Sunny - 82 F						
1 Brian Roberts, S OBP: 0.284, SLG: 0.341 (1, 4)											5	0	1	0	0	0	1							
Jeff Conine, R OBP: 0.369, SLG: 0.445 (1, 3)											3	2	1	0	2	0	1							
Chris Richard, L OBP: 0.336, SLG: 0.434 (1, 10)											5	1	1	1	0	3	2							
Tony Batista, R OBP: 0.292, SLG: 0.438 Jerry Hairston, R OBP: 0.305, SLG: 0.345 (10, PR)											5	0	3	0	0	0	1							
Tim Raines, S OBP: 0.417, SLG: 0.455 (1, 7)											0	0	0	0	0	0	0							
Cal Ripken Jr., R OBP: 0.278, SLG: 0.363 (1, 5)											5	0	0	0	0	1	6							
Gerónimo Gil, R OBP: 0.371, SLG: 0.327 6 Melvin Mora, R OBP: 0.329, SLG: 0.362 Brook Fordyce, R OBP: 0.268, SLG: 0.322 (10, 2)											4	1	2	0	0	0	2							
Luis Matos, R OBP: 0.308, SLG: 0.421 (1, 9)											4	0	1	1	0	0	1							
<b>Inning Stats</b>	R: 0 E: 0 K: 1 S: 7	H: 0 LOB: 0 BB: 0 P: 11	R: 0 E: 0 K: 10 S: 10	H: 1 LOB: 1 BB: 0 P: 16	R: 1 E: 0 K: 0 S: 10	H: 3 LOB: 1 BB: 0 P: 14	R: 0 E: 0 K: 1 S: 8	H: 1 LOB: 1 BB: 0 P: 11	R: 0 E: 0 K: 0 S: 5	H: 0 LOB: 0 BB: 0 P: 8	R: 2 E: 0 K: 1 S: 12	H: 4 LOB: 2 BB: 0 P: 20	R: 0 E: 0 K: 0 S: 9	H: 0 LOB: 0 BB: 0 P: 15	R: 2 E: 0 K: 1 S: 13	H: 1 LOB: 0 BB: 1 P: 19	R: 0 E: 0 K: 1 S: 13		H: 1 LOB: 2 BB: 0 P: 18	R: 0 E: 0 K: 1 S: 22	H: 1 LOB: 2 BB: 1 P: 29	1B: 8 2B: 4 3B: 0 HR: 1	SF: 0 SAC: 0 DP: 1 HBP: 0	WP: 1 PB: 0 SB: 1 CS: 0
<b>PITCHER</b>	IP WLS BF H R ER SO BB IBB HBP BLK WP HR S P ERA WHIP	IP WLS BF H R ER SO BB IBB HBP BLK WP HR S P ERA WHIP	IP WLS BF H R ER SO BB IBB HBP BLK WP HR S P ERA WHIP	IP WLS BF H R ER SO BB IBB HBP BLK WP HR S P ERA WHIP	IP WLS BF H R ER SO BB IBB HBP BLK WP HR S P ERA WHIP	IP WLS BF H R ER SO BB IBB HBP BLK WP HR S P ERA WHIP	IP WLS BF H R ER SO BB IBB HBP BLK WP HR S P ERA WHIP	IP WLS BF H R ER SO BB IBB HBP BLK WP HR S P ERA WHIP	IP WLS BF H R ER SO BB IBB HBP BLK WP HR S P ERA WHIP	IP WLS BF H R ER SO BB IBB HBP BLK WP HR S P ERA WHIP	IP WLS BF H R ER SO BB IBB HBP BLK WP HR S P ERA WHIP	IP WLS BF H R ER SO BB IBB HBP BLK WP HR S P ERA WHIP	IP WLS BF H R ER SO BB IBB HBP BLK WP HR S P ERA WHIP	IP WLS BF H R ER SO BB IBB HBP BLK WP HR S P ERA WHIP	IP WLS BF H R ER SO BB IBB HBP BLK WP HR S P ERA WHIP	IP WLS BF H R ER SO BB IBB HBP BLK WP HR S P ERA WHIP	IP WLS BF H R ER SO BB IBB HBP BLK WP HR S P ERA WHIP	IP WLS BF H R ER SO BB IBB HBP BLK WP HR S P ERA WHIP	IP WLS BF H R ER SO BB IBB HBP BLK WP HR S P ERA WHIP	IP WLS BF H R ER SO BB IBB HBP BLK WP HR S P ERA WHIP	IP WLS BF H R ER SO BB IBB HBP BLK WP HR S P ERA WHIP	IP WLS BF H R ER SO BB IBB HBP BLK WP HR S P ERA WHIP	IP WLS BF H R ER SO BB IBB HBP BLK WP HR S P ERA WHIP	IP WLS BF H R ER SO BB IBB HBP BLK WP HR S P ERA WHIP





Batter	1	2	3	4	5	6	7	8	9	AB	R	H	RBI	BB	SO	LOB	TOP										
Jose Offerman, S (1, 4) OBP: 0.342, SLG: 0.374	G3-1	G1-2-3						K		5	1	2	2	0	1	3	<b>Boston Red Sox @ Baltimore Orioles</b> Oriole Park at Camden Yards, Baltimore, MD Sat Oct 06 2001, 7:05 PM EDT Att: 48,807 - Cloudy - 65 F										
Darren Lewis, R (1, 9) OBP: 0.326, SLG: 0.366	K		G4-3			P4		1B	K	5	0	1	0	0	2	2											
Trot Nixon, L (1, 8) OBP: 0.376, SLG: 0.505	F5		G3			K		1B		4	0	1	0	0	1	0											
Brian Daubach, L (1, 3) OBP: 0.350, SLG: 0.509		HR	F7			G6-3		K		3	1	0	0	1	1	2											
Dante Bichette, R (1, 10) OBP: 0.322, SLG: 0.460		HR				F8		K		4	1	2	2	0	1	2											
Troy O'Leary, L (1, 7) OBP: 0.295, SLG: 0.437		1B	G4-6-3			L7			K	4	0	1	0	0	1	1											
Chris Stynes, R (1, 5) OBP: 0.322, SLG: 0.410		K	G5-3			G6-3		K		4	0	0	0	0	2	1											
Lou Merloni, R (1, 6) OBP: 0.306, SLG: 0.397		G1-2-3				G6-3		2B	1B	4	1	2	0	0	1	0											
Joe Oliver, R (1, 2) OBP: 0.275, SLG: 0.354		G1-2-3				K		1B	2B	4	1	3	1	0	1	0											
<b>Inning Stats</b>	R: 0 E: 0 K: 1 S: 8	H: 0 LOB: 0 BB: 0 P: 14	R: 2 E: 0 K: 1 S: 16	H: 4 LOB: 2 BB: 1 P: 26	R: 0 E: 0 K: 0 S: 7	H: 0 LOB: 0 BB: 0 P: 9	R: 0 E: 0 K: 0 S: 9	H: 1 LOB: 0 BB: 0 P: 14	R: 2 E: 0 K: 2 S: 12	H: 2 LOB: 0 BB: 0 P: 17	R: 0 E: 0 K: 0 S: 8	H: 0 LOB: 0 BB: 0 P: 11	R: 0 E: 0 K: 1 S: 11	H: 0 LOB: 0 BB: 0 P: 15	R: 0 E: 0 K: 3 S: 15	H: 2 LOB: 2 BB: 0 P: 17	R: 1 E: 0 K: 3 S: 18	H: 3 LOB: 2 BB: 0 P: 26	1B: 9 2B: 1 3B: 0 HR: 2	SF: 0 SAC: 0 DP: 2 HBP: 0	WP: 0 PB: 0 SB: 0 CS: 0	PA: 38					
<b>PITCHER</b>	IP	WLS	BF	H	R	ER	SO	BB	IBB	HBP	BLK	WP	HR	S	P	ERA	WHIP										
Rick Bauer, R (1, 1) ERA: 4.64	7.0	L	27	7	4	4	5	1	0	0	0	0	2	71	106	5.14	1.143										
B.J. Ryan, L (8, 1) ERA: 4.25	1.0		5	2	0	0	3	0	0	0	0	0	0	15	17	0.00	2.000										
Buddy Groom, L (9, 1) ERA: 3.55	0.1		1	0	0	0	1	0	0	0	0	0	0	4	7	0.00	0.000										
Jorge Julio, R (9, 1) ERA: 3.8	0.2		5	3	1	1	2	0	0	0	0	0	0	14	19	13.50	4.500										

AB	37
R	5
H	12
RBI	5
BB	1
SO	11
LOB	11



Batter	1	2	3	4	5	6	7	8	9	AB	R	H	RBI	BB	SO	LOB	BOTTOM										
63 Tim Raines, S (1, 8) OBP: 0.269, SLG: 0.261	SF9		F7			L4		K		3	1	0	0	1	1	4	<b>Boston Red Sox @ Baltimore Orioles</b> Oriole Park at Camden Yards, Baltimore, MD Sat Oct 06 2001, 7:05 PM EDT Att: 48,807 - Cloudy - 65 F										
Luis Matos, R (1, 9) OBP: 0.300, SLG: 0.408	K					K		FC6-4		3	0	0	0	0	2	2											
Tim Raines, S (8, FH)										1	0	0	0	0	0	3											
Casey Blake, R (9, 3) OBP: 0.317, SLG: 0.351										0	0	0	0	0	0	0											
Jeff Conine, R (1, 3) OBP: 0.386, SLG: 0.443	SF9					F8			L9	3	0	0	1	0	1	0											
Chris Richard, L (1, 10) OBP: 0.335, SLG: 0.435	G3					G4-3		K		4	0	1	0	0	1	0											
Tony Batista, R (1, 6) OBP: 0.280, SLG: 0.435		F8				G4-3		K		4	0	0	0	0	2	1											
Brady Anderson, L (1, 7) OBP: 0.311, SLG: 0.300						G4-3		1B	K	4	0	2	0	0	1	1											
Cal Ripken Jr., R (1, 5) OBP: 0.276, SLG: 0.361						P6		F8		3	0	0	0	0	0	1											
Geronimo Gil, R (1, 2) OBP: 0.369, SLG: 0.328						L9		G6-3		3	0	1	0	0	0	0											
Jerry Hairston, R (1, 4) OBP: 0.305, SLG: 0.344						K		E1		2	0	0	0	1	1	0											
<b>Inning Stats</b>	R: 1 E: 0 K: 1 S: 10	H: 0 LOB: 1 BB: 1 P: 16	R: 0 E: 0 K: 0 S: 3	H: 1 LOB: 0 BB: 0 P: 5	R: 0 E: 0 K: 1 S: 6	H: 0 LOB: 0 BB: 0 P: 8	R: 0 E: 0 K: 1 S: 5	H: 0 LOB: 0 BB: 0 P: 9	R: 0 E: 1 K: 2 S: 11	H: 0 LOB: 1 BB: 0 P: 14	R: 0 E: 0 K: 2 S: 7	H: 0 LOB: 0 BB: 0 P: 11	R: 0 E: 0 K: 1 S: 12	H: 2 LOB: 3 BB: 1 P: 26	R: 0 E: 0 K: 2 S: 13	H: 1 LOB: 1 BB: 0 P: 18	1B: 2 2B: 2 3B: 0 HR: 0	SF: 1 SAC: 0 DP: 0 HBP: 0	WP: 0 PB: 0 SB: 1 CS: 0	PA: 33							
<b>PITCHER</b>	IP	WLS	BF	H	R	ER	SO	BB	IBB	HBP	BLK	WP	HR	S	P	ERA	WHIP										
David Cone, R (1, 1) ERA: 4.31	8.0	W	29	3	1	0	7	2	0	0	0	0	0	57	95	0.00	0.625										
Ugueth Urbina, R (9, 1) ERA: 3.65	1.0		4	1	0	0	2	0	0	0	0	0	0	13	18	0.00	1.000										

AB	30
R	1
H	4
RBI	1
BB	2
SO	9
LOB	12

