



Boston Red Sox - 2003

Batter	1	2	3	4	5	6	7	8	9	AB R H RBI BB SO LOB	TOP																								
											<p>Boston College Eagles @ Boston Red Sox City of Palms Park, Ft. Myers, FL Fri Feb 28 2003, 7:05 PM EST</p> <p>livebaseballscorecards.com</p> <p>AB 0 R 0 H 0 RBI 0 BB 0 SO 0 LOB 0</p> 																								
Inning Stats										1B: 0 SF: 0 2B: 0 SAC: 0 3B: 0 DP: 0 HR: 0 HBP: 0	WP: 0 PA: 0 PB: 0 SB: 0 CS: 0																								
PITCHER	IP	WLS	BF	H	R	ER	SO	BB	IBB	HBP	BLK	WP	HR	S	P	ERA	WHIP	PITCHER	IP	WLS	BF	H	R	ER	SO	BB	IBB	HBP	BLK	WP	HR	S	P	ERA	WHIP

Batter	1	2	3	4	5	6	7	8	9	AB R H RBI BB SO LOB	BOTTOM																								
											<p>Boston College Eagles @ Boston Red Sox City of Palms Park, Ft. Myers, FL Fri Feb 28 2003, 7:05 PM EST</p> <p>livebaseballscorecards.com</p> <p>AB 0 R 0 H 0 RBI 0 BB 0 SO 0 LOB 0</p> 																								
Inning Stats										1B: 0 SF: 0 2B: 0 SAC: 0 3B: 0 DP: 0 HR: 0 HBP: 0	WP: 0 PA: 0 PB: 0 SB: 0 CS: 0																								
PITCHER	IP	WLS	BF	H	R	ER	SO	BB	IBB	HBP	BLK	WP	HR	S	P	ERA	WHIP	PITCHER	IP	WLS	BF	H	R	ER	SO	BB	IBB	HBP	BLK	WP	HR	S	P	ERA	WHIP

Batter	1	2	3	4	5	6	7	8	9	AB	R	H	RBI	BB	SO	LOB	TOP				
18 Johnny Damon, L (1, 8)	L9	B2		G4-3		P4			BB	4	0	0	0	1	0	2	Boston Red Sox @ Tampa Bay Devil Rays Tropicana Field, St. Petersburg, FL Mon Mar 31 2003, 5:15 PM EST Att: 34,391 - Dome - 72 F livebaseballscorecards.com				
Todd Walker, L (1, 4) OBP: 0.400, SLG: 0.250	E4	G1-3			HBP	G4-3	G4-3		BB	4	2	1	0	1	0	1					
Nomar Garciaparra, R (1, 6) OBP: 0.400, SLG: 0.400	1B	K			G4-3	HBP	G5-3		F7	5	1	2	0	0	1	3					
Manny Ramirez, R (1, 7) OBP: 0.250, SLG: 0.250	E5				P3		F9			4	1	1	0	0	0	3					
Kevin Millar, R (1, 3) OBP: 0.500, SLG: 0.333 Bill Mueller, S (8, 5)	2B	1B		K		G4-3	HBP		K	3	0	1	0	0	2	1					
Shea Hillenbrand, R (1, 5) OBP: 0.250, SLG: 0.500	1B			FC4-6		G4-3			F9	4	0	1	3	0	0	3					
Jeremy Giambi, L (1, 10)	K			2-6		G3-1	G3-1		K	4	0	0	0	0	2	4					
Trot Nixon, L (1, 9)	G5-3				P6		G4-3		F8	4	0	0	0	0	0	2					
Jason Varitek, S (1, 2)						G4-3			K	4	0	2	0	0	1	0					
Inning Stats	R: 3 E: 2 K: 1 S: 20	H: 3 LOB: 2 BB: 0 P: 33	R: 0 E: 0 K: 1 S: 8	H: 1 LOB: 1 BB: 0 P: 9	R: 0 E: 0 K: 1 S: 7	H: 1 LOB: 1 BB: 0 P: 10	R: 0 E: 0 K: 0 S: 8	H: 0 LOB: 0 BB: 0 P: 13	R: 1 E: 0 K: 0 S: 10	H: 2 LOB: 2 BB: 0 P: 16	R: 0 E: 0 K: 0 S: 6	H: 0 LOB: 0 BB: 0 P: 8	R: 0 E: 0 K: 2 S: 7	H: 0 LOB: 0 BB: 0 P: 10	R: 0 E: 0 K: 1 S: 11	H: 0 LOB: 2 BB: 2 P: 24		1B: 5 2B: 3 3B: 0 HR: 0	SF: 0 SAC: 0 DP: 0 HBP: 1	WP: 0 PB: 0 SB: 0 CS: 0	PA: 39
PITCHER	IP	WLS	BF	H	R	ER	SO	BB	IBB	HBP	BLK	WP	HR	S	P	ERA	WHIP				
Joe Kennedy, L (1, 1) ERA: 1.29	7.0		32	8	4	1	3	0	0	1	0	0	0	64	97	1.29	1.143				
Seth McClung, R (8, 1) ERA:	2.0	W	8	0	0	0	3	2	0	0	0	0	0	18	34	0.00	1.000				

Batter	1	2	3	4	5	6	7	8	9	AB	R	H	RBI	BB	SO	LOB	BOTTOM				
13 Carl Crawford, L (1, 7) OBP: 0.200, SLG: 0.800	G6-3		G1-3			K		G1-3	HR	5	1	1	3	0	1	1	Boston Red Sox @ Tampa Bay Devil Rays Tropicana Field, St. Petersburg, FL Mon Mar 31 2003, 5:15 PM EST Att: 34,391 - Dome - 72 F livebaseballscorecards.com				
5 Rocco Baldelli, R (1, 8) OBP: 0.250, SLG: 0.500	K			G4-3	2B	G6-3		F8		4	0	1	0	0	1	0					
Aubrey Huff, L (1, 5) OBP: 0.250, SLG: 0.250	G4-3			F9			1B	L8		4	0	1	0	0	0	1					
Travis Lee, L (1, 3) OBP: 0.250, SLG: 0.250		G3-1		G4-3		K			HR	4	1	1	0	0	1	2					
Al Martin, L (1, 10) OBP: 0.667, SLG: 0.500 Terry Shumpert, R (9, PH) OBP: 1.000, SLG: 4.000	K				HBP			F8	HBP	2	1	1	0	0	1	0					
Ben Griewe, L (1, 9) OBP: 0.500, SLG: 0.333 Damian Rolls, R (9, FR)	L4				HBP				HR	1	1	1	2	0	0	0					
Ben Griewe, L (1, 9) OBP: 0.500, SLG: 0.333 Damian Rolls, R (9, FR)	L4				HBP				HR	3	0	1	0	0	1	2					
Toby Hall, R (1, 2)			P3						K	4	0	0	0	0	1	3					
Brent Abernathy, R (1, 4)			F8			G5-3		FC5	FC6	4	1	0	0	0	0	2					
Rey Ordonez, R (1, 6) Marlon Anderson, L (9, PH)						K		G4-6-3	HR	2	0	0	0	1	1	2					
Inning Stats	R: 0 E: 0 K: 1 S: 6	H: 0 LOB: 0 BB: 0 P: 8	R: 0 E: 0 K: 1 S: 7	H: 0 LOB: 0 BB: 0 P: 10	R: 0 E: 0 K: 0 S: 10	H: 0 LOB: 1 BB: 1 P: 15	R: 0 E: 0 K: 1 S: 10	H: 1 LOB: 2 BB: 0 P: 17	R: 0 E: 0 K: 2 S: 11	H: 1 LOB: 1 BB: 0 P: 18	R: 1 E: 1 K: 0 S: 10	H: 1 LOB: 1 BB: 0 P: 14	R: 0 E: 0 K: 0 S: 7	H: 0 LOB: 0 BB: 0 P: 9	R: 5 E: 0 K: 1 S: 19	H: 4 LOB: 1 BB: 1 P: 29	1B: 4 2B: 1 3B: 0 HR: 2	SF: 0 SAC: 0 DP: 1 HBP: 2	WP: 0 PB: 0 SB: 1 CS: 0	PA: 37	
PITCHER	IP	WLS	BF	H	R	ER	SO	BB	IBB	HBP	BLK	WP	HR	S	P	ERA	WHIP				
Pedro Martinez, R (1, 1) ERA:	7.0		27	3	1	0	6	1	0	2	0	0	0	60	90	0.00	0.571				
Ramiro Mendoza, R (8, 1) ERA:	1.0	H	3	0	0	0	0	0	0	0	0	0	0	7	9	0.00	0.000				
Alan Embree, L (9, 1) ERA:	0.0		3	3	3	3	0	0	0	0	0	0	1	8	12	∞	∞				
Chad Fox, R (9, 1) ERA: 27.0	0.2	L	4	1	2	2	1	1	0	0	0	0	1	11	17	27.00	3.000				

Batter	1	2	3	4	5	6	7	8	9	10	11	12	13	14	15	16	AB	R	H	RBI	BB	SO	LOB	TOP				
18 Johnny Damon, L OBP: 0.308, SLG: 0.333 (1, 8)	P3		2B	G3		G3 2B		K			G4-3		G4-3		2B		8	2	3	0	0	1	3					
Todd Walker, L OBP: 0.308, SLG: 0.182 (1, 4)	F8		F9		G4-3	G3		G6-4-3			K		F7		F7		7	1	1	0	1	1	4					
Nomar Garciaparra, R OBP: 0.385, SLG: 0.500 (1, 8)	P4		2B	G4-3	G4-3	2B		G6-4-3			G1-3				G6-3		7	2	2	2	1	0	1					
Manny Ramirez, R OBP: 0.300, SLG: 0.400 (12, PH)		G4-3	P6		G4-3					P5							6	0	2	3	0	0	2					
Kevin Millar, R OBP: 0.067, SLG: 1.250 (14, PH)																	0	0	0	0	0	0	0					
34 David Ortiz, L (1, 3)		K															1	1	1	1	1	0	0					
Shea Hillenbrand, R OBP: 0.417, SLG: 0.444 (1, 5)																	6	1	0	0	2	3	3					
Jeremy Giambi, L OBP: 0.250, SLG: 0.400 (1, 10)																	6	1	1	2	1	2	6					
Trot Nixon, L OBP: 0.273, SLG: 0.111 (1, 9)																	5	1	1	0	2	1	3					
Doug Mirabeli, R (1, 2)																	5	0	0	0	0	3	5					
Bill Mueller, S (13, PH)																	1	0	0	0	0	0	0					
Jason Varitek, S (13, 2)																	0	0	0	0	0	0	0					
Inning Stats	R: 0 E: 0 K: 1 S: 9	H: 0 LOB: 0 BB: 0 P: 14	R: 0 E: 0 K: 1 S: 8	H: 0 LOB: 1 BB: 1 P: 18	R: 2 E: 0 K: 1 S: 15	H: 2 LOB: 1 BB: 1 P: 27	R: 0 E: 0 K: 2 S: 16	H: 1 LOB: 3 BB: 1 P: 28	R: 4 E: 0 K: 1 S: 10	H: 0 LOB: 0 BB: 1 P: 20	R: 0 E: 0 K: 1 S: 9	H: 0 LOB: 0 BB: 1 P: 14	R: 0 E: 0 K: 1 S: 6	H: 0 LOB: 0 BB: 0 P: 10	R: 0 E: 0 K: 1 S: 10	H: 1 LOB: 2 BB: 0 P: 18	R: 0 E: 0 K: 1 S: 7	H: 0 LOB: 0 BB: 0 P: 10	R: 0 E: 0 K: 1 S: 14	H: 1 LOB: 2 BB: 1 P: 23	R: 0 E: 0 K: 1 S: 11	H: 1 LOB: 1 BB: 1 P: 18	R: 1 E: 0 K: 1 S: 9	H: 2 LOB: 1 BB: 0 P: 16	1B: 7 2B: 4 3B: 0 HR: 2	SF: 1 SAC: 1 DP: 1 HBP: 2	WP: 0 PB: 0 CS: 0	PA: 70
PITCHER	IP 4.2	WLS 25	BF 6	H 6	R 6	ER 3	SO 6	BB 4	IBB 0	HBP 0	BLK 0	WP 0	HR 0	S 56	P 104	ERA 11.57	WHIP 2.143											
Victor Zambrano, R ERA: 11.57 (1, 1)																												
Bobby Seay, L ERA: 9.0 (5, 1)																												
Jesus Colome, R ERA: 5.4 (6, 1)																												
Travis Harper, R ERA: (8, 1)																												
Lance Carter, R ERA: (9, 1)																												

Boston Red Sox @ Tampa Bay Devil Rays
Tropicana Field, St. Petersburg, FL
Tue Apr 01 2003, 7:15 PM EST
Att: 11,524 - Dome - 72 F

AB	57
R	13
H	9
RBI	9
BB	9
SO	11
LOB	29



Batter	1	2	3	4	5	6	7	8	9	10	11	12	13	14	15	16	AB	R	H	RBI	BB	SO	LOB	BOTTOM								
13 Carl Crawford, L OBP: 0.387, SLG: 0.538 (1, 7)	F7			K		L5		G3			F7				L8		8	0	3	0	1	1	2									
5 Rocco Baldelli, R OBP: 0.308, SLG: 0.385 (1, 8)	2B	G4-3		F7		K		B2		P6							9	1	3	0	0	2	7									
Aubrey Huff, L OBP: 0.308, SLG: 0.273 (1, 9)	2B			G6-3		K		G4-3									7	2	1	0	2	1	5									
Travis Lee, L OBP: 0.308, SLG: 0.583 (1, 3)	F7																8	1	2	2	1	1	6									
Al Martin, L OBP: 0.625, SLG: 0.667 (1, 10)																	4	0	2	2	1	0	1									
Terry Shumpert, R OBP: 0.000, SLG: 2.000 (10, PH)				P6		P6											1	0	0	0	0	0	1									
Ben Griever, L OBP: 0.429, SLG: 0.200 (12, PH)																	2	0	0	0	1	1	1									
Toby Hall, R OBP: 0.250, SLG: 0.333 (1, 2)	K			K		F8											8	0	3	0	0	2	6									
Marlon Anderson, L (1, 4)																	4	1	0	0	1	3	1									
Brent Abernathy, R (10, PH) (11, 4)		K															3	0	0	0	0	0	3									
Damian Rolls, R OBP: 0.500, SLG: 0.333 (1, 9)		G6-3		P3													6	2	2	0	2	2	1									
Rey Ordonez, R OBP: 0.354, SLG: 0.700 (1, 6)				E4													8	1	3	4	0	2	2									
Inning Stats	R: 2 E: 0 K: 1 S: 10	H: 2 LOB: 1 BB: 1 P: 15	R: 0 E: 1 K: 1 S: 10	H: 1 LOB: 2 BB: 0 P: 15	R: 0 E: 0 K: 1 S: 12	H: 0 LOB: 1 BB: 1 P: 19	R: 0 E: 0 K: 1 S: 14	H: 1 LOB: 1 BB: 1 P: 21	R: 2 E: 0 K: 1 S: 13	H: 0 LOB: 0 BB: 0 P: 22	R: 0 E: 0 K: 1 S: 7	H: 1 LOB: 1 BB: 1 P: 12	R: 2 E: 0 K: 1 S: 12	H: 3 LOB: 3 BB: 2 P: 28	R: 0 E: 0 K: 1 S: 12	H: 1 LOB: 2 BB: 1 P: 19	R: 0 E: 0 K: 0 S: 13	H: 2 LOB: 2 BB: 0 P: 16	R: 0 E: 0 K: 1 S: 6	H: 0 LOB: 0 BB: 0 P: 12	R: 0 E: 0 K: 1 S: 11	H: 2 LOB: 2 BB: 1 P: 20	R: 0 E: 0 K: 2 S: 9	H: 1 LOB: 1 BB: 0 P: 13	R: 0 E: 0 K: 2 S: 7	H: 0 LOB: 0 BB: 0 P: 11	R: 0 E: 0 K: 0 S: 9	H: 1 LOB: 1 BB: 0 P: 10	1B: 12 2B: 5 3B: 0 HR: 2	SF: 0 SAC: 0 DP: 0 HBP: 0	WP: 1 PB: 0 CS: 4	PA: 77
PITCHER	IP 5.0	WLS 25	BF 5	H 5	R 5	ER 5	SO 6	BB 3	IBB 0	HBP 0	BLK 0	WP 0	HR 0	S 59	P 92	ERA 9.00	WHIP 1.600															
49 Tim Wakefield, R ERA: 9.0 (1, 1)																																
50 Mike Timlin, R ERA: 4.5 (6, 1)																																
Boo Howry, R ERA: 54.0 (8, 1)																																
Ramiro Mendoza, R ERA: (8, 1)																																
Alan Embree, L ERA: 27.0 (10, 1)																																

Boston Red Sox @ Tampa Bay Devil Rays
Tropicana Field, St. Petersburg, FL
Tue Apr 01 2003, 7:15 PM EST
Att: 11,524 - Dome - 72 F

AB	68
R	19
H	8
RBI	8
BB	9
SO	15
LOB	36



Batter	1	2	3	4	5	6	7	8	9	AB	R	H	RBI	BB	SO	LOB	TOP				
Bill Mueller, S (1, 5)	F8	P4		F9		K		K		5	0	0	0	0	2	2					
Todd Walker, L (1, 4) OBP: 0.278, SLG: 0.188	F9		G1-3 2B 1B	E3 FC6-4		K		G6-3		5	1	1	0	0	1	0					
Nomar Garciaparra, R (1, 6) OBP: 0.333, SLG: 0.375			G1-3	FC6-4		P6		E5		4	0	0	0	1	0	2					
Manny Ramirez, R (1, 7) OBP: 0.267, SLG: 0.400	FC6-4		G6-3			HR 2B		K		5	1	1	0	0	2	3					
Kevin Millar, R (1, 9) OBP: 0.600, SLG: 1.000			G5-4-3 34 BB 1B	G6-3 34 2B		G6-3		G4-3		3	2	1	1	1	0	1					
Trot Nixon, L (7, 9) OBP: 0.273, SLG: 0.111										0	0	0	0	0	0	0					
34 David Ortiz, L (1, 10) OBP: 0.417, SLG: 0.333			G5-4-3 BB	L3						3	1	2	1	1	0	1					
Shea Hillenbrand, R (1, 3) OBP: 0.439, SLG: 0.417			G5-4-3 1-2 2-3	HR BB				K		3	1	1	1	1	1	3					
Jason Varitek, S (1, 2) OBP: 0.500, SLG: 1.143			F9					P4		3	1	1	3	1	0	1					
Damian Jackson, R (1, 8) OBP: 0.333, SLG: 0.333										3	0	1	1	0	1	0					
18 Johnny Damon, L (8, PH) OBP: 0.286, SLG: 0.308								L4		1	0	0	0	0	0	0					
Inning Stats	R: 0 E: 0 K: 0 S: 10	H: 0 LOB: 1 BB: 1 P: 19	R: 3 E: 0 K: 0 S: 12	H: 4 LOB: 1 BB: 0 P: 19	R: 0 E: 1 K: 1 S: 12	H: 0 LOB: 1 BB: 0 P: 19	R: 0 E: 0 K: 2 S: 7	H: 0 LOB: 0 BB: 0 P: 11	R: 0 E: 0 K: 1 S: 11	H: 1 LOB: 1 BB: 0 P: 15	R: 0 E: 0 K: 1 S: 8	H: 0 LOB: 0 BB: 0 P: 15	R: 0 E: 1 K: 1 S: 6	H: 0 LOB: 0 BB: 0 P: 6	1B: 4 2B: 3 3B: 0 HR: 1	SF: 0 SAC: 0 DP: 1 HBP: 0	WP: 0 PB: 0 SB: 0 CS: 1	PA: 40			
PITCHER	IP WLS BF H R ER SO BB IBB HBP BLK WP HR S P ERA WHIP	IP WLS BF H R ER SO BB IBB HBP BLK WP HR S P ERA WHIP	IP WLS BF H R ER SO BB IBB HBP BLK WP HR S P ERA WHIP	IP WLS BF H R ER SO BB IBB HBP BLK WP HR S P ERA WHIP	IP WLS BF H R ER SO BB IBB HBP BLK WP HR S P ERA WHIP	IP WLS BF H R ER SO BB IBB HBP BLK WP HR S P ERA WHIP	IP WLS BF H R ER SO BB IBB HBP BLK WP HR S P ERA WHIP	IP WLS BF H R ER SO BB IBB HBP BLK WP HR S P ERA WHIP	IP WLS BF H R ER SO BB IBB HBP BLK WP HR S P ERA WHIP	IP WLS BF H R ER SO BB IBB HBP BLK WP HR S P ERA WHIP	IP WLS BF H R ER SO BB IBB HBP BLK WP HR S P ERA WHIP	IP WLS BF H R ER SO BB IBB HBP BLK WP HR S P ERA WHIP	IP WLS BF H R ER SO BB IBB HBP BLK WP HR S P ERA WHIP	IP WLS BF H R ER SO BB IBB HBP BLK WP HR S P ERA WHIP	IP WLS BF H R ER SO BB IBB HBP BLK WP HR S P ERA WHIP	IP WLS BF H R ER SO BB IBB HBP BLK WP HR S P ERA WHIP	IP WLS BF H R ER SO BB IBB HBP BLK WP HR S P ERA WHIP	IP WLS BF H R ER SO BB IBB HBP BLK WP HR S P ERA WHIP			
Jim Parque, L (1, 1) ERA: 12.6	5.0 L 27 7 7 7 1	4.0 13 1 0 0 6	5.0 L 27 7 7 7 1	4.0 13 1 0 0 6	5.0 L 27 7 7 7 1	4.0 13 1 0 0 6	5.0 L 27 7 7 7 1	4.0 13 1 0 0 6	5.0 L 27 7 7 7 1	4.0 13 1 0 0 6	5.0 L 27 7 7 7 1	4.0 13 1 0 0 6	5.0 L 27 7 7 7 1	4.0 13 1 0 0 6	5.0 L 27 7 7 7 1	4.0 13 1 0 0 6	5.0 L 27 7 7 7 1	4.0 13 1 0 0 6	5.0 L 27 7 7 7 1	4.0 13 1 0 0 6	
Travis Harper, R (6, 1) ERA	4.0 13 1 0 0 6	5.0 L 27 7 7 7 1	4.0 13 1 0 0 6	5.0 L 27 7 7 7 1	4.0 13 1 0 0 6	5.0 L 27 7 7 7 1	4.0 13 1 0 0 6	5.0 L 27 7 7 7 1	4.0 13 1 0 0 6	5.0 L 27 7 7 7 1	4.0 13 1 0 0 6	5.0 L 27 7 7 7 1	4.0 13 1 0 0 6	5.0 L 27 7 7 7 1	4.0 13 1 0 0 6	5.0 L 27 7 7 7 1	4.0 13 1 0 0 6	5.0 L 27 7 7 7 1	4.0 13 1 0 0 6	5.0 L 27 7 7 7 1	4.0 13 1 0 0 6

Boston Red Sox @ Tampa Bay Devil Rays
Tropicana Field, St. Petersburg, FL
Wed Apr 02 2003, 7:15 PM EST
Att: 10,058 - Dome - 72 F

AB 35
R 7
H 8
RBI 7
BB 5
SO 7
LOB 13





Batter	1	2	3	4	5	6	7	8	9	AB	R	H	RBI	BB	SO	LOB	BOTTOM								
13 Carl Crawford, L (1, 7) OBP: 0.368, SLG: 0.500	G5-3 5 1B				G6-3 5 HR 1B		E1 5 F8 5 S		F7	5	2	2	0	0	0	1									
5 Rocco Baldelli, R (1, 8) OBP: 0.294, SLG: 0.353	G3-1 1B WP	L4			G6-3		F8			4	1	1	1	0	0	2									
Aubrey Huff, L (1, 5) OBP: 0.294, SLG: 0.467	G3-1		G6-3		HR		G6-3			4	1	1	2	0	0	2									
Travis Lee, L (1, 3) OBP: 0.353, SLG: 0.533	WP 1B BB		FC4-6 1B		G6-3		L3			3	1	1	0	1	0	0									
Al Martin, L (1, 10) OBP: 0.417, SLG: 0.400	K		FC4-6 1B		F7		F9			4	0	0	0	0	1	2									
Ben Griewe, L (1, 9) OBP: 0.384, SLG: 0.125	1B BB		FC4-6		G3		G1-3			3	0	0	0	1	0	1									
Marlon Anderson, L (1, 4) OBP: 0.400, SLG: 0.250	F8				F8					4	0	2	1	0	0	0									
Javier Valentin, S (1, 2) OBP: 0.444, SLG: 0.286	K				P6		K			4	0	0	0	0	2	3									
Rey Ordonez, R (1, 6) OBP: 0.286, SLG: 0.538		G6-3			G1-3		G4-3			3	0	0	0	0	0	0									
Damian Rolls, R (9, PH) OBP: 0.444, SLG: 0.286									K	1	0	0	0	0	1	1									
Inning Stats	R: 3 E: 0 K: 2 S: 16	H: 3 LOB: 2 BB: 2 P: 33	R: 0 E: 0 K: 0 S: 4	H: 0 LOB: 0 BB: 0 P: 7	R: 0 E: 0 K: 0 S: 5	H: 1 LOB: 1 BB: 0 P: 7	R: 0 E: 0 K: 0 S: 6	H: 0 LOB: 0 BB: 0 P: 11	R: 2 E: 0 K: 1 S: 11	H: 2 LOB: 0 BB: 0 P: 16	R: 0 E: 0 K: 1 S: 6	H: 0 LOB: 0 BB: 0 P: 8	R: 0 E: 0 K: 0 S: 7	H: 0 LOB: 0 BB: 0 P: 10	R: 0 E: 0 K: 0 S: 6	H: 0 LOB: 0 BB: 0 P: 10	R: 0 E: 0 K: 1 S: 8	H: 1 LOB: 1 BB: 0 P: 12	1B: 6 2B: 0 3B: 0 HR: 1	SF: 0 SAC: 0 DP: 0 HBP: 0	WP: 1 PB: 0 SB: 3 CS: 0	PA: 37			
PITCHER	IP WLS BF H R ER SO BB IBB HBP BLK WP HR S P ERA WHIP	IP WLS BF H R ER SO BB IBB HBP BLK WP HR S P ERA WHIP	IP WLS BF H R ER SO BB IBB HBP BLK WP HR S P ERA WHIP	IP WLS BF H R ER SO BB IBB HBP BLK WP HR S P ERA WHIP	IP WLS BF H R ER SO BB IBB HBP BLK WP HR S P ERA WHIP	IP WLS BF H R ER SO BB IBB HBP BLK WP HR S P ERA WHIP	IP WLS BF H R ER SO BB IBB HBP BLK WP HR S P ERA WHIP	IP WLS BF H R ER SO BB IBB HBP BLK WP HR S P ERA WHIP	IP WLS BF H R ER SO BB IBB HBP BLK WP HR S P ERA WHIP	IP WLS BF H R ER SO BB IBB HBP BLK WP HR S P ERA WHIP	IP WLS BF H R ER SO BB IBB HBP BLK WP HR S P ERA WHIP	IP WLS BF H R ER SO BB IBB HBP BLK WP HR S P ERA WHIP	IP WLS BF H R ER SO BB IBB HBP BLK WP HR S P ERA WHIP	IP WLS BF H R ER SO BB IBB HBP BLK WP HR S P ERA WHIP	IP WLS BF H R ER SO BB IBB HBP BLK WP HR S P ERA WHIP	IP WLS BF H R ER SO BB IBB HBP BLK WP HR S P ERA WHIP	IP WLS BF H R ER SO BB IBB HBP BLK WP HR S P ERA WHIP	IP WLS BF H R ER SO BB IBB HBP BLK WP HR S P ERA WHIP							
Derek Lowe, R (1, 1) ERA: 7.5	6.0 W 26 6 5 5 3	2.0 H 7 0 0 0 0	6.0 W 26 6 5 5 3	2.0 H 7 0 0 0 0	6.0 W 26 6 5 5 3	2.0 H 7 0 0 0 0	6.0 W 26 6 5 5 3	2.0 H 7 0 0 0 0	6.0 W 26 6 5 5 3	2.0 H 7 0 0 0 0	6.0 W 26 6 5 5 3	2.0 H 7 0 0 0 0	6.0 W 26 6 5 5 3	2.0 H 7 0 0 0 0	6.0 W 26 6 5 5 3	2.0 H 7 0 0 0 0	6.0 W 26 6 5 5 3	2.0 H 7 0 0 0 0	6.0 W 26 6 5 5 3	2.0 H 7 0 0 0 0	6.0 W 26 6 5 5 3	2.0 H 7 0 0 0 0	6.0 W 26 6 5 5 3	2.0 H 7 0 0 0 0	
50 Mike Timlin, R (7, 1) ERA: 2.25	2.0 H 7 0 0 0 0	6.0 W 26 6 5 5 3	2.0 H 7 0 0 0 0	6.0 W 26 6 5 5 3	2.0 H 7 0 0 0 0	6.0 W 26 6 5 5 3	2.0 H 7 0 0 0 0	6.0 W 26 6 5 5 3	2.0 H 7 0 0 0 0	6.0 W 26 6 5 5 3	2.0 H 7 0 0 0 0	6.0 W 26 6 5 5 3	2.0 H 7 0 0 0 0	6.0 W 26 6 5 5 3	2.0 H 7 0 0 0 0	6.0 W 26 6 5 5 3	2.0 H 7 0 0 0 0	6.0 W 26 6 5 5 3	2.0 H 7 0 0 0 0	6.0 W 26 6 5 5 3	2.0 H 7 0 0 0 0	6.0 W 26 6 5 5 3	2.0 H 7 0 0 0 0	6.0 W 26 6 5 5 3	2.0 H 7 0 0 0 0
Chad Fox, R (9, 1) ERA: 10.8	1.0 S 4 1 0 0 1	6.0 W 26 6 5 5 3	1.0 S 4 1 0 0 1	6.0 W 26 6 5 5 3	1.0 S 4 1 0 0 1	6.0 W 26 6 5 5 3	1.0 S 4 1 0 0 1	6.0 W 26 6 5 5 3	1.0 S 4 1 0 0 1	6.0 W 26 6 5 5 3	1.0 S 4 1 0 0 1	6.0 W 26 6 5 5 3	1.0 S 4 1 0 0 1	6.0 W 26 6 5 5 3	1.0 S 4 1 0 0 1	6.0 W 26 6 5 5 3	1.0 S 4 1 0 0 1	6.0 W 26 6 5 5 3	1.0 S 4 1 0 0 1	6.0 W 26 6 5 5 3	1.0 S 4 1 0 0 1	6.0 W 26 6 5 5 3	1.0 S 4 1 0 0 1	6.0 W 26 6 5 5 3	1.0 S 4 1 0 0 1

Boston Red Sox @ Tampa Bay Devil Rays
Tropicana Field, St. Petersburg, FL
Wed Apr 02 2003, 7:15 PM EST
Att: 10,058 - Dome - 72 F

AB 35
R 5
H 7
RBI 4
BB 2
SO 4
LOB 12



Batter	1	2	3	4	5	6	7	8	9	AB	R	H	RBI	BB	SO	LOB	TOP					
18 Johnny Damon, L OBP: 0.300, SLG: 0.294	G3		L5	1B		2B	K		SF9	4	2	1	1	1	1	2	Boston Red Sox @ Tampa Bay Devil Rays Tropicana Field, St. Petersburg, FL Thu Apr 03 2003, 2:15 PM EST Att: 12,110 - Dome - 72 F livebaseballscorecards.com AB 41 R 14 H 16 RBI 13 BB 4 SO 7 LOB 14 					
Bill Mueller, S OBP: 0.250, SLG: 0.417	G4-3		WP	1B		2B	G3-1		G6-3	6	2	3	2	0	0	1						
Nomar Garciaparra, R OBP: 0.391, SLG: 0.550 Damian Jackson, R OBP: 0.250, SLG: 0.250	HBP		K	1B		G5-3			K	4	2	2	3	0	1	2						
Manny Ramirez, R OBP: 0.350, SLG: 0.389	F8		1B	1B		G5-4-3			HR	3	2	1	0	2	0	3						
Kevin Millar, R OBP: 0.600, SLG: 1.167		F8	WP	1B					F7	5	2	3	4	0	0	1						
Shea Hillenbrand, R OBP: 0.351, SLG: 0.375	G6-3		1B			G3-1			P2	4	0	1	3	0	0	1						
Jeremy Giambi, L OBP: 0.176, SLG: 0.267	K		P6			K			F8	5	0	0	0	0	3	3						
Trot Nixon, L OBP: 0.313, SLG: 0.286			F8			K			G3-1	5	1	2	0	0	1	0						
Jason Varitek, S OBP: 0.615, SLG: 1.182			2B	2B		1B			18 SF9	4	3	3	0	1	0	1						
			2B	1B		BB			G6-3													
Inning Stats	R: 0 E: 0 K: 0 S: 11	H: 0 LOB: 1 BB: 0 P: 16	R: 0 E: 0 K: 1 S: 6	H: 0 LOB: 0 BB: 0 P: 12	R: 5 E: 1 K: 1 S: 26	H: 5 LOB: 1 BB: 0 P: 36	R: 2 E: 0 K: 1 S: 10	H: 3 LOB: 1 BB: 1 P: 19	R: 1 E: 0 K: 1 S: 10	H: 2 LOB: 1 BB: 0 P: 16	R: 3 E: 0 K: 1 S: 13	H: 2 LOB: 1 BB: 2 P: 24	R: 0 E: 0 K: 1 S: 16	H: 1 LOB: 1 BB: 0 P: 22	R: 1 E: 0 K: 0 S: 8	H: 1 LOB: 1 BB: 1 P: 18	R: 2 E: 0 K: 1 S: 14	H: 2 LOB: 0 BB: 0 P: 19	1B: 8 2B: 6 3B: 0 HR: 2	SF: 2 SAC: 0 DP: 1 HBP: 1	WP: 2 PB: 0 CS: 0	PA: 48
PITCHER	IP WLS BF H R ER SO BB IBB HBP BLK WP HR S P ERA WHIP																					
Nick Bierbrodt, L ERA: 15.75	4.0 L 22 8 7 7 3 1 0 1 0 2 0 53 83 15.75 2.250																					
Jorge Sosa, R ERA: 9.64	1.2 11 4 4 4 1 1 1 0 0 0 1 19 35 21.60 3.000																					
Mike Venafro, L ERA: 9.64	1.1 5 1 0 0 2 0 0 0 0 0 0 1 20 27 0.00 0.750																					
Seth McClung, R ERA: 3.0	1.0 5 1 1 1 0 1 0 0 0 0 1 8 18 9.00 2.000																					
Bobby Seay, L ERA: 13.5	1.0 5 2 2 2 1 0 0 0 0 0 0 14 19 18.00 2.000																					
Batter	1	2	3	4	5	6	7	8	9	AB	R	H	RBI	BB	SO	LOB	BOTTOM					
13 Carl Crawford, L OBP: 0.375, SLG: 0.478	K		1B	K		FC6-4				5	0	2	1	0	2	4	Boston Red Sox @ Tampa Bay Devil Rays Tropicana Field, St. Petersburg, FL Thu Apr 03 2003, 2:15 PM EST Att: 12,110 - Dome - 72 F livebaseballscorecards.com AB 36 R 5 H 11 RBI 5 BB 5 SO 9 LOB 25 					
5 Rocco Baldelli, R OBP: 0.318, SLG: 0.455	3B		K		G6-3		FC1-6		K	5	0	2	0	0	2	4						
Aubrey Huff, L OBP: 0.227, SLG: 0.350	K2-3		K		K		FC1-6		G6-3	5	0	0	0	0	3	4						
Terry Shumpert, R OBP: 0.400, SLG: 1.000 Al Martin, L OBP: 0.429, SLG: 0.417	K		2-3		WP	1B			F7	2	1	0	0	1	1	1						
Travis Lee, L OBP: 0.364, SLG: 0.500			K		WP	1B			DI	2	0	1	0	0	0	1						
Damion Easley, R	P3				1B				1B	5	2	2	0	0	1	2						
Ben Grieve, L OBP: 0.333, SLG: 0.091	P1				F9				F8	4	0	0	0	1	0	3						
Toby Hall, R OBP: 0.438, SLG: 0.643			HR		F8				L4	4	0	0	0	1	0	3						
Rey Ordonez, R OBP: 0.333, SLG: 0.563			13		HR				13	2	1	2	1	2	0	0						
			13		1B				F9	3	0	2	3	0	0	2						
Inning Stats	R: 0 E: 0 K: 3 S: 13	H: 1 LOB: 1 BB: 0 P: 17	R: 0 E: 0 K: 1 S: 5	H: 0 LOB: 0 BB: 0 P: 8	R: 1 E: 0 K: 2 S: 13	H: 3 LOB: 2 BB: 0 P: 21	R: 2 E: 0 K: 1 S: 13	H: 2 LOB: 2 BB: 2 P: 25	R: 0 E: 0 K: 1 S: 9	H: 0 LOB: 0 BB: 0 P: 12	R: 1 E: 0 K: 0 S: 8	H: 1 LOB: 2 BB: 2 P: 19	R: 0 E: 0 K: 0 S: 8	H: 1 LOB: 1 BB: 0 P: 9	R: 1 E: 0 K: 1 S: 12	H: 2 LOB: 2 BB: 1 P: 18	R: 0 E: 0 K: 0 S: 9	H: 1 LOB: 1 BB: 0 P: 14	1B: 9 2B: 1 3B: 1 HR: 1	SF: 1 SAC: 0 DP: 1 HBP: 0	WP: 1 PB: 0 CS: 1	PA: 42
PITCHER	IP WLS BF H R ER SO BB IBB HBP BLK WP HR S P ERA WHIP																					
Casey Fossum, L ERA: 5.4	5.0 W 22 6 3 3 8 2 0 0 0 0 1 53 83 5.40 1.600																					
Brandon Lyon, R ERA: 1.9	2.0 10 2 1 1 0 2 0 0 0 0 0 16 28 4.50 2.000																					
Bob Howry, R ERA: 11.57	2.0 10 3 1 1 1 1 0 0 0 0 0 21 32 4.50 2.000																					

Batter	1	2	3	4	5	6	7	8	9	AB R H RBI BB SO LOB	TOP											
18 Johnny Damon, L (1.8) OBP: 0.320, SLG: 0.250	4-1 BB		4-1 WP 34 BB 1B	2-2 G1-3		0-1 F9	3-2 G6-3			3 1 0 0 2 0 1	Boston Red Sox @ Baltimore Orioles Oriole Park at Camden Yards, Baltimore, MD Fri Apr 04 2003, 7:05 PM EST Att: 27,256 - Overcast - 56 F											
Todd Walker, L (1.4) OBP: 0.394, SLG: 0.381	3-2 L4-3		0-0 34 BB WP 1B	3-3 K		0-0 HR		2-0 P5		5 2 2 2 0 1 1												
Nomar Garciaparra, R (1.6) OBP: 0.393, SLG: 0.520	0-1 G5-3		0-1 F8			0-1 1B		1-3 K		5 0 2 0 0 1 2												
Manny Ramirez, R (1.7) OBP: 0.360, SLG: 0.364		1-1 E2 FC6-4 BB	4-0 34 BB 1B	0-1 G6-3		0-0 34 G1-3 1B		0-0 F9		4 1 1 0 1 0 1												
34 David Ortiz, L (1.3) OBP: 0.353, SLG: 0.231		0-0 F7	4-2 1B BB			2-0 F9		2-1 G1-3		4 1 0 1 1 0 3												
Kevin Millar, R (1.10) OBP: 0.550, SLG: 0.938		4-1 FC6-4 BB	2-1 1B 1B			0-0 F9		1-1 G4-3		4 0 1 2 1 0 2												
Shea Hillenbrand, R (1.5) OBP: 0.340, SLG: 0.333		0-1 FC6-4	1-1 1B			2-1 P3		2-3 K		5 0 1 1 0 1 2												
Trot Nixon, L (1.9) OBP: 0.350, SLG: 0.389		0-3 K	0-0 1B			2-0 HR		2-3 K		4 1 2 0 0 2 2												
Jason Varitek, S (1.2) OBP: 0.647, SLG: 1.286			1-2 1B			0-0 HR		4-0 BB		3 2 2 2 1 0 3												
Inning Stats	R: 0 E: 0 K: 0 S: 9	H: 0 LOB: 0 BB: 1 P: 16	R: 0 E: 1 K: 1 S: 9	H: 0 LOB: 2 BB: 1 P: 14	R: 5 E: 0 K: 0 S: 13	H: 5 LOB: 2 BB: 3 P: 28	R: 0 E: 0 K: 1 S: 12	H: 1 LOB: 1 BB: 0 P: 20	R: 0 E: 0 K: 0 S: 4	H: 0 LOB: 0 BB: 0 P: 8		R: 3 E: 0 K: 0 S: 12	H: 5 LOB: 2 BB: 0 P: 17	R: 0 E: 0 K: 2 S: 12	H: 0 LOB: 1 BB: 1 P: 23	R: 0 E: 0 K: 1 S: 5	H: 0 LOB: 0 BB: 0 P: 8	R: 0 E: 0 K: 0 S: 7	H: 0 LOB: 0 BB: 0 P: 12	1B: 8 2B: 3 3B: 0 HR: 2	SF: 0 SAC: 0 DP: 2 HBP: 0	WP: 1 PB: 0 CS: 0
PITCHER	IP WLS BF H R ER SO BB IBB HBP BLK WP HR S P ERA WHIP											IP WLS BF H R ER SO BB IBB HBP BLK WP HR S P ERA WHIP										
Sidney Ponson, R (1.1) ERA: 19.29	2.1 L 17 5 5 5 1 4 1 0 0 1 0 30 57 19.29 3.857																					
Pat Hentgen, R (3.1) ERA: 5.79	4.2 20 6 3 3 3 1 0 0 0 0 2 41 69 5.79 1.500																					
Kerry Ligtenberg, R (8.1) ERA: 3.0	1.0 3 0 0 0 0 0 0 0 0 0 0 5 8 0.00 0.000																					
Jorge Julio, R (9.1) ERA:	1.0 3 0 0 0 0 0 0 0 0 0 0 7 12 0.00 0.000																					

Batter	1	2	3	4	5	6	7	8	9	AB R H RBI BB SO LOB	BOTTOM											
Jerry Hairston, R (1.4) OBP: 0.350, SLG: 0.294	4-2 G6-3 S	1-2 1B		1-2 1B		1-0 F8		3-2 G6-4-3		4 0 2 1 1 0 1	Boston Red Sox @ Baltimore Orioles Oriole Park at Camden Yards, Baltimore, MD Fri Apr 04 2003, 7:05 PM EST Att: 27,256 - Overcast - 56 F											
Gary Matthews, S (1.8) OBP: 0.250, SLG: 0.250	2-2 F8	2-1 P5		1-3 K			1-1 2B 1B		0-0 2B SF8 1B	5 2 2 0 0 1 4												
B.J. Surhoff, L (1.10) OBP: 0.214, SLG: 0.357	1-0 G6-3		1-0 FC5-4 31 1B		0-3 K		0-1 F9 31 G4-3 2B		0-1 1B 2B	5 2 3 1 0 1 1												
Jeff Conine, R (1.3) OBP: 0.211, SLG: 0.235	4-1 BB		1-3 K		1-0 31 FC3-6 1B		1-2 F9		2-2 SF8	3 0 1 1 1 1 2												
31 Jay Gibbons, L (1.9) OBP: 0.263, SLG: 0.316	1-2 K		2-0 FC5-4 1B		1-0 FC3-6 1B		0-0 G4-3		0-1 L5	5 0 1 1 0 1 4												
Tony Batista, R (1.5) OBP: 0.471, SLG: 0.824		0-1 F8 1B 2B	2-1 FC5-4 6 FC6-4		2-0 1B		3-2 1B		1-1 6 1B	5 2 4 1 0 0 2												
6 Melvin Mora, R (1.7) OBP: 0.182, SLG: 0.100	1-2 F8	1-2 FC6-4	2-1 FC6-4		3-3 K		1-3 K		1-0 1B 2B 1B	5 1 1 1 0 2 6												
Deivi Cruz, R (1.6) OBP: 0.294, SLG: 0.471	0-0 F8		1-1 L6		2-1 G6-3		3-2 G6-3		0-0 2B 1B	5 0 1 0 0 0 1												
Geronimo Gil, R (1.2) OBP: 0.286, SLG: 0.250	4-2 1B BB		1-2 F7		0-0 G4-3		4-1 BB		1-0 G6-4-3 1B	3 0 1 1 2 0 0												
Inning Stats	R: 0 E: 0 K: 1 S: 12	H: 0 LOB: 2 BB: 2 P: 24	R: 1 E: 0 K: 0 S: 17	H: 2 LOB: 1 BB: 1 P: 25	R: 0 E: 0 K: 1 S: 10	H: 2 LOB: 2 BB: 0 P: 18	R: 0 E: 0 K: 1 S: 11	H: 1 LOB: 0 BB: 0 P: 15	R: 0 E: 0 K: 2 S: 10	H: 2 LOB: 2 BB: 0 P: 17		R: 0 E: 0 K: 0 S: 4	H: 0 LOB: 0 BB: 0 P: 7	R: 2 E: 0 K: 1 S: 17	H: 3 LOB: 1 BB: 0 P: 23	R: 0 E: 0 K: 0 S: 8	H: 0 LOB: 1 BB: 1 P: 18	R: 4 E: 0 K: 0 S: 13	H: 6 LOB: 2 BB: 0 P: 18	1B: 12 2B: 4 3B: 0 HR: 0	SF: 1 SAC: 0 DP: 1 HBP: 0	WP: 0 PB: 1 CS: 0
PITCHER	IP WLS BF H R ER SO BB IBB HBP BLK WP HR S P ERA WHIP											IP WLS BF H R ER SO BB IBB HBP BLK WP HR S P ERA WHIP										
John Burkett, R (1.1) ERA: 1.8	5.0 W 25 7 1 1 5 3 0 0 0 0 0 0 21 30 1.80 2.000																					
Steve Woodard, R (6.1) ERA: 3.6	2.0 9 3 2 2 1 0 0 0 0 0 0 21 30 9.00 1.500																					
Alan Embree, L (8.1) ERA: 13.5	1.0 3 0 0 0 0 1 0 0 0 0 0 8 18 0.00 1.000																					
Ramiro Mendoza, R (9.1) ERA: 9.82	1.0 8 6 4 4 0 0 0 0 0 0 0 13 18 36.00 6.000																					

Batter	1	2	3	4	5	6	7	8	9	AB	R	H	RBI	BB	SO	LOB	TOP										
18 Johnny Damon, L OBP: 0.300, SLG: 0.208	1-3 K		0-1 F7		2-2 G3			0-1 F7	4-1 BB	4	0	0	1	1	1	2											
Todd Walker, L OBP: 0.296, SLG: 0.360 Shea Hillenbrand, R OBP: 0.333, SLG: 0.318	1-0 F7			0-1 G4-3		2-2 G4-3		1-0 FC4 1B	0-3 K	4	0	1	0	0	0	0											
Nomar Garciaparra, R OBP: 0.344, SLG: 0.446	1-1 F8			1-1 G1-3		1-0 F7		0-2 P3		4	0	0	0	0	0	1											
Manny Ramirez, R OBP: 0.345, SLG: 0.346		1-2 G4-6-3 1B		3-1 E3		3-2 G5-3		1-1 FC4 1-2t		4	0	1	0	0	0	1											
34 David Ortiz, L OBP: 0.333, SLG: 0.188 Damian Jackson, R OBP: 0.250, SLG: 0.250		3-2 G4-6-3 1-2t		1-0 G3			3-2 G1-2-3		4-1 E 18 BB BB	3	0	0	0	1	0	2											
Jeremy Giambi, L OBP: 0.286, SLG: 0.250		4-2 BB			4-1 SH2-3 BB		2-3 K		4-2 18 BB 1-3 BB BB	1	0	0	0	3	1	0											
Bill Mueller, S OBP: 0.267, SLG: 0.467		1-1 F7			0-0 SH2-3 1-2		0-0 2B		2-3 K	3	0	1	0	0	1	3											
Trot Nixon, L OBP: 0.318, SLG: 0.350 Kevin Millar, R OBP: 0.591, SLG: 0.938			3-1 F7		0-3 K		4-0 FC6-4 IBB		4-1 18 BB 1-2 BB BB	2	0	0	0	0	1	1											
Jason Varitek, S OBP: 0.571, SLG: 1.059			2-2 G3		4-0 IBB		2-2 FC6-4 1-2t		0-3 K	3	0	0	0	1	1	5											
Inning Stats	R: 0 E: 0 K: 1 S: 8	H: 0 LOB: 0 BB: 0 P: 11	R: 0 E: 0 K: 0 S: 13	H: 1 LOB: 1 BB: 1 P: 22	R: 0 E: 0 K: 0 S: 8	H: 0 LOB: 0 BB: 0 P: 13	R: 0 E: 1 K: 0 S: 7	H: 0 LOB: 1 BB: 2 P: 12	R: 0 E: 0 K: 1 S: 9	H: 0 LOB: 2 BB: 2 P: 19	R: 0 E: 0 K: 1 S: 11	H: 1 LOB: 2 BB: 1 P: 22	R: 0 E: 0 K: 0 S: 8	H: 1 LOB: 1 BB: 0 P: 10	R: 1 E: 0 K: 3 S: 16	H: 0 LOB: 3 BB: 4 P: 34	1B: 2 2B: 1 3B: 0 HR: 0	SF: 0 SAC: 1 DP: 1 HBP: 0	WP: 0 PB: 0 SB: 1 CS: 0	PA: 38							
PITCHER	IP	WLS	BF	H	R	ER	SO	BB	IBB	HBP	BLK	WP	HR	S	P	ERA	WHIP										
Jason Johnson, R ERA: 0.00	6.1		23	1	0	0	2	2	1	0	0	0	0	56	97	0.00	0.474										
Buddy Groom, L ERA: 0.00	1.0	H	6	2	0	0	1	0	1	0	0	0	0	10	19	0.00	2.000										
Rick Bauer, R ERA: 0.00	0.2	H	2	0	0	0	0	0	0	0	0	0	0	5	6	0.00	0.000										
Jorge Julio, R ERA: 2.45	0.2	B	6	0	1	1	2	4	0	0	0	0	0	12	30	13.50	6.000										
B.J. Ryan, L ERA: 0.00	0.1	W	1	0	0	0	1	0	0	0	0	0	0	4	4	0.00	0.000										

Boston Red Sox @ Baltimore Orioles
 Oriole Park at Camden Yards, Baltimore, MD

Sat Apr 05 2003, 1:35 PM EST
 Att: 41,821 - Overcast - 54 F

AB 29
 R 1
 H 3
 RBI 1
 BB 8
 SO 6
 LOB 18



Batter	1	2	3	4	5	6	7	8	9	AB	R	H	RBI	BB	SO	LOB	BOTTOM										
Jerry Hairston, R OBP: 0.333, SLG: 0.381	2-2 F9		1-3 K			2-1 G3 3B		1-0 F8		4	1	1	0	0	1	1											
Gary Matthews, S OBP: 0.208, SLG: 0.208	3-3 K			1-0 L3		1-2 G3			2-1 F8	4	0	0	1	0	1	0											
B.J. Surhoff, L OBP: 0.278, SLG: 0.353 6 Melvin Mora, R OBP: 0.182, SLG: 0.100	0-0 1B			2-0 F9		3-H 2-0 P6			4-1 2B BB BB	3	0	1	0	1	0	0											
Jeff Conine, R OBP: 0.217, SLG: 0.286	1-3 K			1-1 F8			0-0 G6-3		0-1 BB 1-3 2B BB	4	0	1	0	0	1	1											
31 Jay Gibbons, L OBP: 0.261, SLG: 0.273					3-2 P6		0-3 K		4-0 BB IBB	3	0	0	0	1	2	0											
Tony Batista, R OBP: 0.428, SLG: 0.700				0-1 F9		2-2 F8		2-0 P5		3	0	0	1	1	0	0											
David Segui, S OBP: 0.333, SLG: 0.333				0-0 G3-1			0-0 FC6-4 1B		1-2 2-3 3-H BB	3	0	1	0	0	0	0											
Deivi Cruz, R OBP: 0.250, SLG: 0.400					0-2 G6-3		0-0 FC6-4 1-2t		0-1 G6-3	3	0	0	0	0	0	1											
Geronimo Gil, R OBP: 0.294, SLG: 0.267					3-2 F9		1-3 K		0-0 1B	3	0	1	0	0	1	0											
Inning Stats	R: 0 E: 0 K: 2 S: 11	H: 1 LOB: 1 BB: 0 P: 17	R: 0 E: 0 K: 1 S: 7	H: 0 LOB: 0 BB: 0 P: 7	R: 0 E: 0 K: 1 S: 10	H: 0 LOB: 0 BB: 0 P: 14	R: 0 E: 0 K: 0 S: 4	H: 0 LOB: 0 BB: 0 P: 8	R: 0 E: 0 K: 1 S: 12	H: 1 LOB: 1 BB: 0 P: 17	R: 1 E: 0 K: 1 S: 9	H: 1 LOB: 0 BB: 0 P: 15	R: 0 E: 0 K: 1 S: 5	H: 0 LOB: 0 BB: 0 P: 7	R: 0 E: 0 K: 0 S: 5	H: 1 LOB: 1 BB: 0 P: 7	R: 1 E: 0 K: 0 S: 8	H: 1 LOB: 3 BB: 3 P: 22	1B: 3 2B: 1 3B: 1 HR: 0	SF: 0 SAC: 0 DP: 0 HBP: 0	WP: 0 PB: 0 SB: 0 CS: 0	PA: 33					
PITCHER	IP	WLS	BF	H	R	ER	SO	BB	IBB	HBP	BLK	WP	HR	S	P	ERA	WHIP										
Pedro Martinez, R ERA: 0.6	8.0		28	4	1	1	6	0	0	0	0	0	0	63	92	1.12	0.500										
Chad Fox, R ERA: 13.5	0.1	L	5	1	1	1	0	2	1	0	0	0	0	8	22	27.00	9.000										

Boston Red Sox @ Baltimore Orioles
 Oriole Park at Camden Yards, Baltimore, MD

Sat Apr 05 2003, 1:35 PM EST
 Att: 41,821 - Overcast - 54 F

AB 30
 R 2
 H 5
 RBI 2
 BB 3
 SO 6
 LOB 3



Batter	1	2	3	4	5	6	7	8	9	AB	R	H	RBI	BB	SO	LOB	TOP																								
18 Johnny Damon, L (1, 8) OBP: 0.286, SLG: 0.207	G1-3	P3				F8 2B	G5-3	G4-3		5	1	1	0	0	0	1																									
Todd Walker, L (1, 4) OBP: 0.281, SLG: 0.310	G4-3	K				F8		G1-3		4	1	0	0	1	1	2																									
Nomar Garciaparra, R (1, 6) OBP: 0.493, SLG: 0.667	2B					2B		F8		4	4	3	2	1	0	0																									
Manny Ramirez, R (1, 7) OBP: 0.333, SLG: 0.379																																									
Damian Jackson, R (7, 7) OBP: 0.200, SLG: 0.200	2H																																								
Kevin Millar, R (1, 3) OBP: 0.519, SLG: 0.810	G6-3																																								
Trot Nixon, L (1, 9) OBP: 0.407, SLG: 0.435																																									
Shea Hillenbrand, R (1, 5) OBP: 0.375, SLG: 0.556																																									
Jeremy Giambi, L (1, 10) OBP: 0.346, SLG: 0.263																																									
Doug Mirabeli, R (1, 2) OBP: 0.346, SLG: 0.263																																									
Inning Stats	R: 1 E: 0 K: 0 S: 12	H: 2 LOB: 1 BB: 0 P: 14	R: 2 E: 0 K: 1 S: 13	H: 3 LOB: 1 BB: 0 P: 17	R: 1 E: 0 K: 1 S: 10	H: 1 LOB: 0 BB: 0 P: 13	R: 0 E: 0 K: 2 S: 8	H: 0 LOB: 0 BB: 0 P: 15	R: 4 E: 0 K: 1 S: 17	H: 3 LOB: 2 BB: 3 P: 37	R: 2 E: 0 K: 1 S: 14	H: 1 LOB: 0 BB: 1 P: 21	R: 0 E: 0 K: 1 S: 11	H: 0 LOB: 1 BB: 1 P: 18	R: 0 E: 0 K: 0 S: 4	H: 0 LOB: 0 BB: 0 P: 4	R: 2 E: 0 K: 1 S: 18	H: 2 LOB: 1 BB: 1 P: 25	1B: 3 2B: 6 3B: 1 HR: 2	SF: 1 SAC: 0 DP: 0 HBP: 0	WP: 0 PB: 0 SB: 1 CS: 0	PA: 45																			
PITCHER	IP	WLS	BF	H	R	ER	SO	BB	IBB	HBP	BLK	WP	HR	S	P	ERA	WHIP	PITCHER							IP	WLS	BF	H	R	ER	SO	BB	IBB	HBP	BLK	WP	HR	S	P	ERA	WHIP
Rodrigo Lopez, R (1, 1) ERA: 8.44	4.2	L	26	9	8	8	5	2	1	0	0	0	0	57	90	15.43	2.357																								
Rick Bauer, R (5, 1) ERA: 2.84	2.1		10	1	2	2	2	2	0	0	0	0	1	28	45	7.71	1.286																								
Kerry Ligtenberg, R (8, 1) ERA: 5.4	2.0		9	2	2	2	1	1	0	0	0	0	1	22	29	9.00	1.500																								

Boston Red Sox @ Baltimore Orioles
 Oriole Park at Camden Yards, Baltimore, MD

Sun Apr 06 2003, 1:35 PM EDT
 Att: 30,046 - Sunny - 54 F

AB 38
 R 12
 H 12
 RBI 12
 BB 6
 SO 8
 LOB 13



Batter	1	2	3	4	5	6	7	8	9	AB	R	H	RBI	BB	SO	LOB	BOTTOM																								
Jerry Hairston, R (1, 4) OBP: 0.310, SLG: 0.346	G5-3		G4-3						F7	5	0	1	0	0	0	2																									
Gary Matthews, S (1, 8) OBP: 0.178, SLG: 0.179	G3-1		P3							4	0	0	0	0	0	2																									
B.J. Surhoff, L (1, 7) OBP: 0.273, SLG: 0.300	F7									3	0	0	0	1	0	2																									
Jeff Conine, R (1, 3) OBP: 0.185, SLG: 0.240										4	0	0	0	0	2	2																									
31 Jay Gibbons, L (1, 9) OBP: 0.296, SLG: 0.400										3	1	1	1	1	0	0																									
Tony Batista, R (1, 5) OBP: 0.440, SLG: 0.636										2	0	0	0	1	1	1																									
David Segui, S (1, 10) OBP: 0.429, SLG: 0.333										3	0	1	0	1	1	2																									
Deivi Cruz, R (1, 6) OBP: 0.261, SLG: 0.391										3	1	1	0	0	0	2																									
Jose Morban, S (8, 6) ERA: 7.71										1	0	0	0	0	0	1																									
Brook Fordyce, R (1, 2) OBP: 0.286, SLG: 0.429										4	0	1	1	0	1	1																									
Inning Stats	R: 0 E: 0 K: 0 S: 10	H: 0 LOB: 0 BB: 0 P: 14	R: 0 E: 0 K: 2 S: 14	H: 0 LOB: 1 BB: 1 P: 19	R: 1 E: 0 K: 0 S: 14	H: 2 LOB: 2 BB: 1 P: 21	R: 0 E: 0 K: 0 S: 11	H: 1 LOB: 1 BB: 1 P: 17	R: 0 E: 0 K: 1 S: 7	H: 0 LOB: 0 BB: 0 P: 10	R: 1 E: 0 K: 1 S: 12	H: 1 LOB: 2 BB: 0 P: 19	R: 0 E: 1 K: 1 S: 13	H: 1 LOB: 2 BB: 0 P: 17	R: 0 E: 0 K: 1 S: 8	H: 0 LOB: 0 BB: 0 P: 14	R: 0 E: 0 K: 0 S: 9	H: 0 LOB: 1 BB: 1 P: 15	1B: 3 2B: 1 3B: 0 HR: 1	SF: 0 SAC: 0 DP: 1 HBP: 1	WP: 0 PB: 0 SB: 0 CS: 0	PA: 37																			
PITCHER	IP	WLS	BF	H	R	ER	SO	BB	IBB	HBP	BLK	WP	HR	S	P	ERA	WHIP	PITCHER							IP	WLS	BF	H	R	ER	SO	BB	IBB	HBP	BLK	WP	HR	S	P	ERA	WHIP
49 Tim Wakefield, R (1, 1) ERA: 5.73	6.0	W	25	4	2	2	3	3	0	1	0	0	0	13	17	0.00	1.167																								
Ramiro Mendoza, R (7, 1) ERA: 7.71	1.0		5	1	0	0	1	0	0	0	0	0	0	8	14	0.00	0.000																								
50 Mike Timlin, R (8, 1) ERA: 1.8	1.0		3	0	0	0	1	0	0	0	0	0	0	9	15	0.00	1.000																								
Brandon Lyon, R (9, 1) ERA: 1.5	1.0		4	0	0	0	0	1	0	0	0	0	0	9	15	0.00	1.000																								

Boston Red Sox @ Baltimore Orioles
 Oriole Park at Camden Yards, Baltimore, MD

Sun Apr 06 2003, 1:35 PM EDT
 Att: 30,046 - Sunny - 54 F

AB 32
 R 2
 H 5
 RBI 2
 BB 4
 SO 5
 LOB 15



Batter	1	2	3	4	5	6	7	8	9	AB	R	H	RBI	BB	SO	LOB	TOP				
18 Johnny Damon, L (1, 8) OBP: 0.300, SLG: 0.294	G1-3		2B		F7		G3		K	5	1	2	0	0	1	0					
Todd Walker, L (1, 4) OBP: 0.297, SLG: 0.353	G4-3		2B		G4-3		G3		G6-3	5	0	2	2	0	0	1					
Nomar Garciaparra, R (1, 6) OBP: 0.493, SLG: 0.632	G4-3		2B				P4		1B	5	0	2	0	0	0	3					
Manny Ramirez, R (1, 7) OBP: 0.368, SLG: 0.441		G3			G1-3				2B	5	1	3	0	0	0	1					
Kevin Millar, R (1, 9) OBP: 0.500, SLG: 0.840		G6-3							P3	4	1	1	2	1	1	3					
Shea Hillenbrand, R (1, 3) OBP: 0.351, SLG: 0.548										4	0	1	0	0	2	1					
34 David Ortiz, L (1, 10) OBP: 0.280, SLG: 0.150										4	0	0	0	0	0	3					
Bill Mueller, S (1, 5) OBP: 0.278, SLG: 0.412										2	0	0	0	1	0	2					
Trot Nixon, L (8, PH) OBP: 0.321, SLG: 0.435										0	0	0	0	1	0	0					
Jason Varitek, S (1, 2) OBP: 0.480, SLG: 0.857										4	1	0	0	0	1	5					
Inning Stats	R: 0 E: 0 K: 0 S: 10	H: 1 LOB: 0 BB: 0 P: 13	R: 0 E: 0 K: 1 S: 10	H: 0 LOB: 0 BB: 0 P: 18	R: 2 E: 1 K: 0 S: 12	H: 2 LOB: 1 BB: 0 P: 21	R: 2 E: 0 K: 1 S: 9	H: 2 LOB: 1 BB: 1 P: 19	R: 0 E: 0 K: 0 S: 7	H: 0 LOB: 1 BB: 0 P: 12	R: 0 E: 0 K: 0 S: 7	H: 1 LOB: 1 BB: 0 P: 10	R: 0 E: 0 K: 2 S: 16	H: 2 LOB: 3 BB: 1 P: 26	R: 0 E: 0 K: 1 S: 14	H: 2 LOB: 2 BB: 0 P: 18	1B: 5 2B: 5 3B: 0 HR: 1	SF: 0 SAC: 0 DP: 1 HBP: 0	WP: 0 PB: 0 SB: 0 CS: 0	PA: 41	
PITCHER	IP	WLS	BF	H	R	ER	SO	BB	IBB	HBP	BLK	WP	HR	S	P	ERA	WHIP				
Mark Hendrickson, L (1, 1) ERA: 9.72	6.2	W	29	7	4	2	2	2	0	0	0	0	1	59	101	2.70	1.350				
Pete Walker, R (7, 1) ERA: 1.42	0.1	H	1	0	0	0	0	0	0	0	0	0	0	2	3	0.00	0.000				
Cliff Politte, R (8, 1) ERA: 2.45	1.0	H	6	2	0	0	2	1	0	0	0	0	0	16	26	0.00	3.000				
Kelvin Escobar, R (9, 1) ERA: 12.0	1.0		5	2	0	0	1	0	0	0	0	0	0	14	18	0.00	2.000				

Boston Red Sox @ Toronto Blue Jays
 SkyDome, Toronto, ON
 Tue Apr 08 2003, 7:05 PM EDT
 Att: 13,147 - Dome - 72 F

AB 38
 R 4
 H 11
 RBI 4
 BB 3
 SO 5
 LOB 19



Batter	1	2	3	4	5	6	7	8	9	AB	R	H	RBI	BB	SO	LOB	BOTTOM				
Shannon Stewart, R (1, 7) OBP: 0.389, SLG: 0.379	G6-3		1B			P3		SF8		3	1	1	1	1	0	1					
Frank Catalanotto, L (1, 9) OBP: 0.370, SLG: 0.577	1B		1B		FC8-2		K		F8	4	1	1	0	1	1	4					
10 Vernon Wells, R (1, 8) OBP: 0.364, SLG: 0.690	K		1B			P5		HR		4	1	1	0	1	2	2					
Carlos Delgado, L (1, 3) OBP: 0.452, SLG: 0.741		K						HR		3	1	2	4	1	1	0					
Josh Phelps, R (1, 10) OBP: 0.333, SLG: 0.480		K			G4-3		K		K	4	0	0	0	0	3	3					
Eric Hinske, L (1, 5) OBP: 0.154, SLG: 0.240					F7		K		K	4	0	1	0	0	2	1					
Greg Myers, L (1, 2) OBP: 0.333, SLG: 0.600		L5					G4-3		G6-3	4	1	1	1	0	0	1					
Orlando Hudson, S (1, 4) OBP: 0.346, SLG: 0.318										3	3	2	0	1	1	0					
Chris Woodward, R (1, 6) OBP: 0.280, SLG: 0.400					G6-3					4	0	3	2	0	0	0					
Inning Stats	R: 0 E: 0 K: 1 S: 7	H: 1 LOB: 1 BB: 0 P: 11	R: 0 E: 0 K: 2 S: 10	H: 1 LOB: 0 BB: 0 P: 16	R: 2 E: 0 K: 1 S: 12	H: 2 LOB: 2 BB: 2 P: 24	R: 2 E: 0 K: 0 S: 12	H: 3 LOB: 1 BB: 1 P: 20	R: 0 E: 0 K: 2 S: 13	H: 0 LOB: 1 BB: 1 P: 23	R: 1 E: 0 K: 1 S: 10	H: 2 LOB: 0 BB: 0 P: 15	R: 2 E: 0 K: 2 S: 12	H: 1 LOB: 0 BB: 1 P: 22	R: 1 E: 0 K: 1 S: 10	H: 2 LOB: 1 BB: 0 P: 18	1B: 7 2B: 4 3B: 1 HR: 2	SF: 1 SAC: 0 DP: 2 HBP: 0	WP: 0 PB: 0 SB: 0 CS: 1	PA: 39	
PITCHER	IP	WLS	BF	H	R	ER	SO	BB	IBB	HBP	BLK	WP	HR	S	P	ERA	WHIP				
Derek Lowe, R (1, 1) ERA: 7.94	5.1	L	27	9	5	5	6	4	0	0	0	0	1	59	104	8.44	2.438				
Alan Embree, L (6, 1) ERA: 12.27	1.2		7	1	2	2	3	1	0	0	0	0	1	17	27	10.80	1.200				
Bob Howry, R (8, 1) ERA: 10.8	1.0		5	2	1	1	1	0	0	0	0	0	0	10	18	9.00	2.000				

Boston Red Sox @ Toronto Blue Jays
 SkyDome, Toronto, ON
 Tue Apr 08 2003, 7:05 PM EDT
 Att: 13,147 - Dome - 72 F

AB 33
 R 8
 H 12
 RBI 8
 BB 5
 SO 10
 LOB 12



Batter	1	2	3	4	5	6	7	8	9	AB	R	H	RBI	BB	SO	LOB	TOP					
18 Johnny Damon, L (1, 8) OBP: 0.295, SLG: 0.316	L5		F9		G6-4-3			2B		4	0	1	0	0	0	1	Boston Red Sox @ Toronto Blue Jays SkyDome, Toronto, ON Wed Apr 09 2003, 7:05 PM EDT Att: 13,099 - Dome - 72 F					
Todd Walker, L (1, 4) OBP: 0.317, SLG: 0.368	1B			E6 2B HR		1B		F7		4	1	2	0	0	0	1						
Nomar Garciaparra, R (1, 6) OBP: 0.391, SLG: 0.619	F9			HR	CS			K		4	1	1	0	0	1	2						
Manny Ramirez, R (1, 7) OBP: 0.381, SLG: 0.526	K			HR				F8		4	2	2	3	0	1	1						
Kevin Millar, R (1, 3)		L8		FC6-4 1B				P3		4	1	2	0	0	0	0						
Trot Nixon, L (1, 9) OBP: 0.438, SLG: 0.423	K			FC6-4 1B				G5-4-3 1B		3	0	1	0	1	1	1						
Shea Hillenbrand, R (1, 5) OBP: 0.325, SLG: 0.486	G4-3			K				G5-4-3 1B		4	0	0	1	0	1	4						
Jeremy Giambi, L (1, 10) OBP: 0.310, SLG: 0.227			G3-1	K				F9		3	0	0	0	0	1	1						
Doug Mirabelli, R (9, PH)								SF8		0	0	0	1	0	0	0						
Jason Varitek, S (1, 2) OBP: 0.448, SLG: 0.750			K					G4-3		3	0	0	0	1	1	1						
								P4														
Inning Stats	R: 0 E: 0 K: 1 S: 11	H: 1 LOB: 1 BB: 0 P: 15	R: 0 E: 0 K: 1 S: 7	H: 0 LOB: 0 BB: 0 P: 8	R: 0 E: 0 K: 1 S: 7	H: 0 LOB: 0 BB: 0 P: 14	R: 3 E: 0 K: 2 S: 16	H: 3 LOB: 1 BB: 0 P: 29	R: 0 E: 0 K: 0 S: 4	H: 1 LOB: 0 BB: 1 P: 10	R: 0 E: 0 K: 0 S: 10	H: 0 LOB: 0 BB: 0 P: 15	R: 0 E: 0 K: 0 S: 5	H: 1 LOB: 0 BB: 0 P: 5	R: 0 E: 0 K: 1 S: 9	H: 1 LOB: 1 BB: 0 P: 14	R: 2 E: 0 K: 0 S: 10	H: 2 LOB: 1 BB: 1 P: 19	1B: 6 2B: 2 3B: 0 HR: 1	SF: 1 SAC: 0 DP: 2 HBP: 0	WP: 0 PB: 0 SB: 0 CS: 1	PA: 37
PITCHER	IP WLS BF H R ER SO BB IBB HBP BLK WP HR S P ERA WHIP																					
Tanyon Sturtze, R (1, 1) ERA: 1.98	7.0 W 26 6 3 2 5 1 0 0 0 0 0 1 60 96 2.57 1.000																					
Trever Miller, L (8, 1) ERA:	0.2 3 1 0 0 0 0 0 0 0 0 0 0 6 10 0.00 1.500																					
Aquilino Lopez, R (8, 1) ERA:	0.1 1 0 0 0 1 0 0 0 0 0 0 0 3 4 0.00 0.000																					
Jeff Tam, R (9, 1) ERA: 4.5	0.1 4 2 2 2 0 1 0 0 0 0 0 0 7 14 54.00 9.000																					
Doug Creek, L (9, 1) ERA: 3.89	0.2 2 0 0 0 0 0 0 0 0 0 0 0 3 5 0.00 0.000																					

Batter	1	2	3	4	5	6	7	8	9	AB	R	H	RBI	BB	SO	LOB	BOTTOM					
Shannon Stewart, R (1, 7) OBP: 0.390, SLG: 0.364	G6-3		F8					F7		4	1	1	0	1	0	2	Boston Red Sox @ Toronto Blue Jays SkyDome, Toronto, ON Wed Apr 09 2003, 7:05 PM EDT Att: 13,099 - Dome - 72 F					
Dave Berg, R (1, 9) OBP: 0.308, SLG: 0.636	K			HR				F8		3	2	1	2	1	1	1						
10 Vernon Wells, R (1, 8) OBP: 0.342, SLG: 0.706	K			P3				F9		5	1	1	4	0	2	2						
Carlos Delgado, L (1, 3) OBP: 0.400, SLG: 0.645		P4		G4-3				F9		4	0	0	0	0	1	0						
Josh Phelps, R (1, 10) OBP: 0.353, SLG: 0.464	K			F9				SF7 2B		3	1	1	0	1	1	0						
Tom Wilson, R (1, 2) OBP: 0.313, SLG: 0.333	F8			F9				SF7 2B		4	1	1	0	0	2	1						
Orlando Hudson, S (1, 4) OBP: 0.300, SLG: 0.280			K					SF7		3	1	0	1	0	2	0						
Chris Woodward, R (1, 6) OBP: 0.345, SLG: 0.407								F7		2	2	1	0	2	0	1						
Mike Bordick, R (1, 5) OBP: 0.500, SLG: 0.625										3	1	2	3	1	1	1						
Inning Stats	R: 0 E: 0 K: 2 S: 10	H: 0 LOB: 0 BB: 0 P: 13	R: 0 E: 0 K: 1 S: 10	H: 0 LOB: 0 BB: 0 P: 14	R: 0 E: 0 K: 2 S: 11	H: 1 LOB: 0 BB: 0 P: 19	R: 1 E: 0 K: 0 S: 5	H: 1 LOB: 0 BB: 0 P: 9	R: 5 E: 0 K: 2 S: 27	H: 2 LOB: 0 BB: 3 P: 51	R: 3 E: 0 K: 0 S: 12	H: 3 LOB: 1 BB: 1 P: 22	R: 0 E: 0 K: 2 S: 13	H: 0 LOB: 1 BB: 1 P: 20	R: 1 E: 1 K: 1 S: 13	H: 1 LOB: 2 BB: 1 P: 26	R: 1 E: 0 K: 1 S: 13	H: 1 LOB: 2 BB: 1 P: 26	1B: 3 2B: 3 3B: 0 HR: 2	SF: 2 SAC: 0 DP: 0 HBP: 0	WP: 1 PB: 0 SB: 0 CS: 0	PA: 39
PITCHER	IP WLS BF H R ER SO BB IBB HBP BLK WP HR S P ERA WHIP																					
Casey Fossum, L (1, 1) ERA: 7.45	4.2 L 20 3 5 7 3 0 0 0 0 0 0 1 18 32 9.64 1.286																					
Ramiro Mendoza, R (5, 1) ERA: 12.0	1.1 9 4 4 4 0 1 0 0 0 0 0 1 18 32 27.00 3.750																					
Brandon Lyon, R (7, 1) ERA: 1.29	1.0 4 0 0 0 2 1 0 0 0 0 0 0 13 20 0.00 1.000																					
Chad Fox, R (8, 1) ERA: 9.0	1.0 6 1 1 0 1 1 0 0 0 0 0 0 13 26 0.00 2.000																					

AB	33
R	5
H	9
RBI	5
BB	2
SO	6
LOB	12



AB	31
R	10
H	8
RBI	10
BB	6
SO	10
LOB	8



Batter	1	2	3	4	5	6	7	8	9	AB	R	H	RBI	BB	SO	LOB	TOP					
18 Johnny Damon, L OBP: 0.327, SLG: 0.488											5	3	3	3	0	0	Boston Red Sox @ Toronto Blue Jays SkyDome, Toronto, ON Thu Apr 10 2003, 7:05 PM EDT Att: 13,779 - Dome - 72 F					
Todd Walker, L OBP: 0.394, SLG: 0.349										5	0	1	0	0	1	2						
Nomar Garciaparra, R OBP: 0.353, SLG: 0.565										4	0	0	1	0	2	2						
Manny Ramirez, R OBP: 0.340, SLG: 0.465										5	0	0	0	0	1	0						
Kevin Millar, R OBP: 0.500, SLG: 0.788 Bill Mueller, S OBP: 0.276, SLG: 0.412										4	2	2	0	0	2	0						
Shea Hillenbrand, R OBP: 0.319, SLG: 0.467										4	1	1	0	0	0	2						
Trot Nixon, L OBP: 0.500, SLG: 0.586										3	1	3	4	1	0	0						
Jason Varitek, S OBP: 0.394, SLG: 0.643										4	0	0	0	0	3	4						
Damian Jackson, R OBP: 0.222, SLG: 0.222										4	1	1	0	0	2	1						
Inning Stats	R: 1 E: 0 K: 0 S: 8	H: 1 LOB: 0 BB: 0 P: 12	R: 1 E: 0 K: 1 S: 12	H: 2 LOB: 1 BB: 0 P: 22	R: 1 E: 0 K: 3 S: 12	H: 1 LOB: 0 BB: 0 P: 15	R: 0 E: 0 K: 2 S: 11	H: 0 LOB: 1 BB: 1 P: 19	R: 0 E: 0 K: 1 S: 9	H: 1 LOB: 1 BB: 0 P: 15	R: 0 E: 1 K: 1 S: 10	H: 2 LOB: 2 BB: 0 P: 15	R: 0 E: 1 K: 2 S: 9	H: 0 LOB: 0 BB: 0 P: 12	R: 2 E: 0 K: 1 S: 21	H: 2 LOB: 0 BB: 0 P: 31	R: 2 E: 0 K: 0 S: 10	H: 2 LOB: 0 BB: 0 P: 16	1B: 6 2B: 2 3B: 0 HR: 3	SF: 1 SAC: 0 DP: 0 HBP: 0	WP: 0 PB: 0 SB: 4 CS: 0	PA: 40
PITCHER	IP WLS BF H R ER SO BB IBB HBP BLK WP HR S P ERA WHIP																					
32 Roy Halladay, R ERA: 3.66	7.0		30	7	4	3	10	1	0	0	0	0	0	0	0	1	71	110	3.86	1.143		
Cliff Politte, R ERA: 5.79	1.0	L	5	2	2	2	1	0	0	0	0	0	0	0	1	21	31	18.00	2.000			
Trever Miller, L ERA: 6.75	0.1		3	2	2	2	0	0	0	0	0	0	0	1	5	8	54.00	6.000				
Aquilino Lopez, R ERA:	0.2		2	0	0	0	0	0	0	0	0	0	0	0	5	8	0.00	0.000				

Batter	1	2	3	4	5	6	7	8	9	AB	R	H	RBI	BB	SO	LOB	BOTTOM					
Shannon Stewart, R OBP: 0.370, SLG: 0.342											5	1	1	0	0	0	Boston Red Sox @ Toronto Blue Jays SkyDome, Toronto, ON Thu Apr 10 2003, 7:05 PM EDT Att: 13,779 - Dome - 72 F					
Frank Catalanotto, L OBP: 0.376, SLG: 0.533										4	0	1	0	1	1	0						
10 Vernon Wells, R OBP: 0.349, SLG: 0.658										4	1	1	1	1	0	2						
Carlos Delgado, L OBP: 0.425, SLG: 0.722										5	1	3	2	0	0	1						
Josh Phelps, R OBP: 0.351, SLG: 0.433 Greg Myers, L OBP: 0.294, SLG: 0.529										2	1	0	0	1	0	2						
Eric Hinske, L OBP: 0.394, SLG: 0.276										4	1	1	0	1	0	1						
Orlando Hudson, S OBP: 0.324, SLG: 0.286										3	2	1	0	1	0	2						
Chris Woodward, R OBP: 0.364, SLG: 0.452										4	0	2	2	0	0	2						
Ken Huckaby, R OBP: 0.100, SLG: 0.100 Tom Wilson, R OBP: 0.294, SLG: 0.313										3	0	0	1	0	0	3						
Inning Stats	R: 0 E: 0 K: 0 S: 6	H: 0 LOB: 1 BB: 1 P: 14	R: 1 E: 0 K: 0 S: 12	H: 1 LOB: 1 BB: 1 P: 20	R: 0 E: 0 K: 0 S: 11	H: 2 LOB: 2 BB: 0 P: 15	R: 2 E: 1 K: 0 S: 6	H: 0 LOB: 0 BB: 2 P: 16	R: 0 E: 0 K: 1 S: 9	H: 0 LOB: 0 BB: 0 P: 15	R: 1 E: 0 K: 0 S: 10	H: 2 LOB: 1 BB: 0 P: 17	R: 0 E: 1 K: 1 S: 10	H: 1 LOB: 2 BB: 1 P: 15	R: 0 E: 0 K: 1 S: 7	H: 1 LOB: 1 BB: 0 P: 12	R: 3 E: 0 K: 0 S: 12	H: 3 LOB: 0 BB: 0 P: 14	1B: 7 2B: 3 3B: 0 HR: 1	SF: 0 SAC: 0 DP: 1 HBP: 0	WP: 0 PB: 0 SB: 0 CS: 0	PA: 42
PITCHER	IP WLS BF H R ER SO BB IBB HBP BLK WP HR S P ERA WHIP																					
John Burkett, R ERA: 3.18	6.1		29	5	4	3	1	0	0	0	0	0	0	0	0	0	1	25	33	10.12	1.875	
50 Mike Timlin, R ERA: 4.7	2.2	W	13	5	3	3	2	0	0	0	0	0	0	0	0	0	1	25	33	10.12	1.875	

Batter	1	2	3	4	5	6	7	8	9	AB R H RBI BB SO LOB	TOP											
Jerry Hairston, R OBP: 0.396, SLG: 0.375	G4-3 31 2B	S BB			SH1-3			G5-3	1B BB	3 1 1 0 2 0 2	Baltimore Orioles @ Boston Red Sox Fenway Park, Boston, MA Sat Apr 12 2003, 7:05 PM EDT Att: 32,029 - Cloudy - 60 F											
Gary Matthews, S OBP: 0.229, SLG: 0.298	G4-3	SAFE K			F9	P6	P5	P5	1B BB	6 1 2 3 0 1 3												
David Segui, S OBP: 0.391, SLG: 0.300	G4-3		G4-3		31 1B BB	K		6 2B BB	K	5 1 1 1 1 2 3												
Jeff Conine, R OBP: 0.311, SLG: 0.263 6 Melvin Mora, R OBP: 0.250, SLG: 0.214	31 2B BB		L3		BB 31 1B 1B	HBP		1-3 H 2B		1 2 0 0 2 0 0 1 0 1 1 0 0 0												
31 Jay Gibbons, L OBP: 0.304, SLG: 0.455	1B 2B		K		BB 1B	G5-3		L4		5 2 2 2 0 1 3												
Tony Batista, R OBP: 0.465, SLG: 0.730	1B			2-2	1-2 2B BB		F8		1B 2B	4 2 3 2 1 0 0												
B.J. Surhoff, L OBP: 0.219, SLG: 0.233	F9		G4-3		1-2 2B 1B		G3		F7	5 1 1 2 0 0 2												
Deivi Cruz, R OBP: 0.225, SLG: 0.350		K	K		G4-3 1B		G4-3		BB 1B	5 1 2 2 0 2 0												
Geronomo Gil, R OBP: 0.290, SLG: 0.379		K			SH1-3 1B			6 2B G5-3 1B	K	5 2 2 0 0 2 3												
Inning Stats	R: 3 E: 0 K: 0 S: 13	H: 3 LOB: 1 BB: 1 P: 22	R: 0 E: 0 K: 3 S: 10	H: 0 LOB: 1 BB: 1 P: 20	R: 0 E: 0 K: 1 S: 8	H: 0 LOB: 0 BB: 0 P: 11	R: 0 E: 0 K: 1 S: 7	H: 1 LOB: 0 BB: 0 P: 11	R: 7 E: 0 K: 0 S: 24	H: 6 LOB: 1 BB: 2 P: 45	R: 0 E: 0 K: 1 S: 7	H: 0 LOB: 1 BB: 0 P: 11	R: 0 E: 0 K: 0 S: 6	H: 0 LOB: 0 BB: 0 P: 9	R: 1 E: 0 K: 0 S: 11	H: 2 LOB: 2 BB: 1 P: 20	R: 2 E: 0 K: 2 S: 16	H: 3 LOB: 2 BB: 1 P: 29	1B: 10 2B: 5 3B: 0 HR: 0	SF: 0 SAC: 1 DP: 0 HBP: 1	WP: 0 PB: 0 SB: 1 CS: 0	PA: 48
PITCHER	IP WLS BF H R ER SO BB IBB HBP BLK WP HR S P ERA WHIP											PITCHER	IP WLS BF H R ER SO BB IBB HBP BLK WP HR S P ERA WHIP									
Pedro Martinez, R ERA: 5.12	4.1 L 25 9 10 10 5 4 0 0 0 0 0 0 53 92 20.77 3.000																					
Steve Woodard, R ERA: 2.7	1.2 7 1 0 0 1 0 0 0 0 0 0 0 16 28 0.00 0.600																					
Chad Fox, R ERA: 6.75	1.0 3 0 0 0 0 0 0 0 0 0 0 0 6 9 0.00 0.000																					
Ramiro Mendoza, R ERA: 11.57	1.0 6 2 1 1 0 1 0 0 0 0 0 0 11 20 9.00 3.000																					
Bob Howry, R ERA: 12.46	1.0 7 3 2 2 2 1 0 0 0 0 0 0 16 29 18.00 4.000																					

Batter	1	2	3	4	5	6	7	8	9	AB R H RBI BB SO LOB	BOTTOM											
18 Johnny Damon, L OBP: 0.315, SLG: 0.521	G5-3		1-0 HR			F9	FC3-6		K	5 1 1 2 0 1 3	Baltimore Orioles @ Boston Red Sox Fenway Park, Boston, MA Sat Apr 12 2003, 7:05 PM EDT Att: 32,029 - Cloudy - 60 F											
Todd Walker, L OBP: 0.314, SLG: 0.417	L7		K			HBP 1B	G1-3		HR	5 1 2 2 0 1 2												
Nomar Garciaparra, R OBP: 0.339, SLG: 0.529	1B		G4-3			F9		E5	P3	5 0 1 0 0 0 1												
Manny Ramirez, R OBP: 0.333, SLG: 0.435	F8			F9				G6-3		3 0 0 0 0 0 2												
34 David Ortiz, L OBP: 0.276, SLG: 0.208		K		K		G4-3		1B 2B		4 1 1 0 0 2 2												
Kevin Millar, R OBP: 0.523, SLG: 0.784		G4-3 1B		F8			1B G3	1B	FC6-4 1B	4 1 3 1 0 0 0												
Shea Hillenbrand, R OBP: 0.313, SLG: 0.465	G4-3				F9		18 FC3-6 1B	FC6-4		4 0 1 0 0 0 2												
Jeremy Giambi, L OBP: 0.303, SLG: 0.200			4-1 HR BB		G4-3		G3		K	3 1 0 1 1 1 1												
Jason Varitek, S OBP: 0.405, SLG: 0.600			K				18 FC3-6 HBP		HR HBP	2 1 0 0 0 2 1												
Inning Stats	R: 0 E: 0 K: 0 S: 10	H: 1 LOB: 0 BB: 0 P: 13	R: 0 E: 0 K: 1 S: 7	H: 1 LOB: 0 BB: 0 P: 9	R: 2 E: 0 K: 2 S: 12	H: 1 LOB: 0 BB: 1 P: 19	R: 0 E: 0 K: 1 S: 9	H: 0 LOB: 0 BB: 0 P: 13	R: 0 E: 0 K: 1 S: 8	H: 0 LOB: 0 BB: 0 P: 12	R: 0 E: 0 K: 0 S: 9	H: 1 LOB: 2 BB: 0 P: 16	R: 1 E: 0 K: 0 S: 13	H: 2 LOB: 2 BB: 0 P: 19	R: 1 E: 1 K: 0 S: 12	H: 2 LOB: 1 BB: 0 P: 20	R: 2 E: 0 K: 2 S: 14	H: 1 LOB: 0 BB: 0 P: 20	1B: 6 2B: 1 3B: 0 HR: 2	SF: 0 SAC: 0 DP: 2 HBP: 3	WP: 0 PB: 0 SB: 0 CS: 0	PA: 39
PITCHER	IP WLS BF H R ER SO BB IBB HBP BLK WP HR S P ERA WHIP											PITCHER	IP WLS BF H R ER SO BB IBB HBP BLK WP HR S P ERA WHIP									
Jason Johnson, R ERA: 2.13	6.1 W 27 6 3 3 5 1 0 2 0 0 0 0 62 92 4.26 1.105																					
B.J. Ryan, L ERA:	0.2 2 0 0 0 0 0 0 0 0 0 0 0 6 9 0.00 0.000																					
Rick Bauer, R ERA: 5.91	2.0 10 3 3 3 2 0 0 1 0 0 0 1 26 40 13.50 1.500																					

AB	40
R	13
H	15
RBI	13
BB	6
SO	8
LOB	16

AB	35
R	6
H	9
RBI	6
BB	1
SO	7
LOB	14



Batter	1	2	3	4	5	6	7	8	9	AB	R	H	RBI	BB	SO	LOB	TOP			
Jerry Hairston, R OBP: 0.365, SLG: 0.341 (1, 4)	G6-3		K			G5-3		F8		4	0	0	0	0	1	0	Baltimore Orioles @ Boston Red Sox Fenway Park, Boston, MA Sun Apr 13 2003, 2:05 PM EDT Att: 32,368 - Cloudy - 45 F			
Gary Matthews, S OBP: 0.212, SLG: 0.275 (1, 8)	G6-3		K			F7		G3		4	0	0	0	0	1	0				
David Segui, S OBP: 0.444, SLG: 0.375 (1, 10)	1B				G5-4-3 1B	K		1B	2-2 BB	4	0	3	0	0	1	0				
Tony Batista, R OBP: 0.468, SLG: 0.700 (1, 5)	G1-3				G5-4-3 1-2			1B	4-2 BB	3	0	1	0	1	0	2				
31 Jay Gibbons, L OBP: 0.280, SLG: 0.417 (1, 3)		G4-3			G3		L3		3-3 BB	4	0	0	0	0	1	3				
21 Marty Cordova, R OBP: 0.611, SLG: 0.667 (1, 7)		HBP				FC5-4 BB	1B		3-1 BB	2	0	1	0	1	0	2				
B.J. Surhoff, L OBP: 0.222, SLG: 0.235 (1, 9)	F7					F8		1B	1-2 BB	4	0	1	0	0	0	4				
Deivi Cruz, R OBP: 0.209, SLG: 0.326 (1, 6)	G1-3				FC5-4 1-2		FC6-4 1B			3	0	0	0	0	0	4				
Geronomo Gil, R OBP: 0.265, SLG: 0.344 (1, 2)			G6-3			L4		F7		3	0	0	0	0	0	1				
Inning Stats	R: 0 E: 0 K: 0 S: 10	H: 1 LOB: 1 BB: 0 P: 15	R: 0 E: 0 K: 0 S: 8	H: 0 LOB: 1 BB: 0 P: 14	R: 0 E: 0 K: 2 S: 8	H: 0 LOB: 0 BB: 0 P: 15	R: 0 E: 0 K: 0 S: 6	H: 1 LOB: 0 BB: 0 P: 10	R: 0 E: 0 K: 1 S: 6	H: 0 LOB: 1 BB: 1 P: 15	R: 0 E: 0 K: 0 S: 11	H: 3 LOB: 2 BB: 0 P: 18	R: 0 E: 0 K: 0 S: 10	H: 0 LOB: 0 BB: 0 P: 12	R: 0 E: 0 K: 1 S: 15	H: 1 LOB: 2 BB: 1 P: 28	1B: 6 2B: 1 3B: 0 HR: 0	SF: 0 SAC: 0 DP: 2 HBP: 1	WP: 0 PB: 0 SB: 0 CS: 0	PA: 34
PITCHER	IP	WLS	BF	H	R	ER	SO	BB	IBB	HBP	BLK	WP	HR	S	P	ERA	WHIP			
Derek Lowe, R ERA: 4.91 49 Tim Wakefield, R ERA: 4.85	(1, 1)	7.0	W	26	5	0	3	1	0	1	0	0	0	57	96	0.00	0.857			

Batter	1	2	3	4	5	6	7	8	9	AB	R	H	RBI	BB	SO	LOB	BOTTOM			
18 Johnny Damon, L OBP: 0.293, SLG: 0.481 (1, 8)	B2-3		FC5-4 1B		E4		K			4	0	0	0	0	1	2	Baltimore Orioles @ Boston Red Sox Fenway Park, Boston, MA Sun Apr 13 2003, 2:05 PM EDT Att: 32,368 - Cloudy - 45 F			
Todd Walker, L OBP: 0.309, SLG: 0.404 (1, 4)	F7		1B		F7		G4-3			4	0	1	0	0	0	3				
Nomar Garciaparra, R OBP: 0.333, SLG: 0.564 (1, 6)	HR		P5		P5		G5-3			4	1	1	1	0	0	3				
Manny Ramirez, R OBP: 0.309, SLG: 0.400 (1, 7)	L5				F8		G6-3		2-3 K	4	0	0	0	0	1	0				
Kevin Millar, R OBP: 0.500, SLG: 0.756 (1, 10)		G6-3			E		K		2-1 G5-3	4	0	1	0	0	1	0				
Shea Hillenbrand, R OBP: 0.314, SLG: 0.444 (1, 3)		G1-3			BB		K			2	0	0	0	1	1	0				
Trot Nixon, L OBP: 0.487, SLG: 0.594 (1, 9)		K			P4				G3 BB	3	1	1	0	0	1	2				
Bill Mueller, S OBP: 0.286, SLG: 0.400 (1, 5)			FC5-4 1B		F7		G3		2-3 BB	3	0	1	0	0	0	3				
Jason Varitek, S OBP: 0.400, SLG: 0.576 Damian Jackson, R OBP: 0.222, SLG: 0.222 Doug Mirabelli, R (7, PR) (8, 2)	F9				G6-3		1B		18 S	3	0	1	1	0	0	1				
Inning Stats	R: 1 E: 0 K: 0 S: 9	H: 1 LOB: 0 BB: 0 P: 14	R: 0 E: 0 K: 1 S: 8	H: 0 LOB: 0 BB: 0 P: 11	R: 0 E: 0 K: 0 S: 6	H: 2 LOB: 2 BB: 0 P: 11	R: 0 E: 1 K: 0 S: 8	H: 1 LOB: 2 BB: 1 P: 20	R: 0 E: 0 K: 2 S: 10	H: 0 LOB: 0 BB: 0 P: 13	R: 1 E: 0 K: 1 S: 10	H: 2 LOB: 2 BB: 0 P: 16	R: 0 E: 0 K: 1 S: 8	H: 0 LOB: 0 BB: 0 P: 15	R: 0 E: 0 K: 1 S: 15	H: 0 LOB: 0 BB: 0 P: 15	1B: 3 2B: 2 3B: 0 HR: 1	SF: 0 SAC: 0 DP: 0 HBP: 0	WP: 0 PB: 0 SB: 2 CS: 0	PA: 32
PITCHER	IP	WLS	BF	H	R	ER	SO	BB	IBB	HBP	BLK	WP	HR	S	P	ERA	WHIP			
Rodrigo Lopez, R ERA: 6.35 B.J. Ryan, L ERA: Willis Roberts, R ERA: 3.86	(1, 1)	6.1	L	26	5	2	3	1	0	0	0	0	0	7	10	0.00	1.500			
	(8, 1)	1.0		3	0	0	0	1	0	0	0	0	0	8	15	0.00	0.000			

Batter	1	2	3	4	5	6	7	8	9	AB	R	H	RBI	BB	SO	LOB	TOP										
13 Carl Crawford, L OBP: 0.275, SLG: 0.309	G6-3		K		P5			1B WP	F8	5	1	1	0	0	1	0											
Damian Rolls, R OBP: 0.417, SLG: 0.300	K		K					G4-1 1B		4	1	1	0	0	3	0											
5 Rocco Baldelli, R OBP: 0.439, SLG: 0.593	HBP 1B		G6-3					G4-1 1B		4	1	3	1	0	0	0											
Aubrey Huff, L OBP: 0.355, SLG: 0.464	HBP				G6-3			G4-1		3	0	1	0	0	0	2											
Damon Easley, R OBP: 0.250, SLG: 0.323 Marlon Anderson, L (8, PH) OBP: 0.342, SLG: 0.382	P2				G5-3			G4-1		3	0	0	0	0	0	3											
								G4-3		1	0	1	2	0	0	0											
Ben Griewe, L OBP: 0.400, SLG: 0.294								G3	F9	4	0	2	0	0	0	1											
Toby Hall, R OBP: 0.302, SLG: 0.368								G4-3	G6-3	4	0	0	0	0	0	3											
Terry Shumpert, R OBP: 0.231, SLG: 0.667								G6-3	G6-3	4	1	1	1	0	0	0											
Rey Ordóñez, R OBP: 0.327, SLG: 0.460								F9	F9	4	1	1	0	0	0	0											
								13 1B WP		4	1	1	0	0	0	0											
Inning Stats	R: 0 E: 0 K: 1 S: 8	H: 1 LOB: 2 BB: 0 P: 13	R: 1 E: 0 K: 0 S: 9	H: 2 LOB: 0 BB: 0 P: 12	R: 0 E: 0 K: 2 S: 10	H: 0 LOB: 0 BB: 0 P: 12	R: 0 E: 0 K: 0 S: 13	H: 1 LOB: 1 BB: 0 P: 21	R: 0 E: 0 K: 0 S: 9	H: 0 LOB: 0 BB: 0 P: 10	R: 0 E: 0 K: 1 S: 11	H: 2 LOB: 1 BB: 0 P: 16	R: 0 E: 0 K: 0 S: 8	H: 0 LOB: 0 BB: 0 P: 11	R: 4 E: 0 K: 0 S: 20	H: 5 LOB: 1 BB: 0 P: 23	R: 0 E: 0 K: 0 S: 7	H: 0 LOB: 0 BB: 0 P: 10	1B: 8 2B: 2 3B: 0 HR: 1	SF: 0 SAC: 0 DP: 1 HBP: 1	WP: 2 PB: 0 SB: 0 CS: 1	PA: 37					
PITCHER	IP	WLS	BF	H	R	ER	SO	BB	IBB	HBP	BLK	WP	HR	S	P	ERA	WHIP										
Casey Fossum, L ERA: 4.86	(1, 1)	7.0	26	6	1	1	4	0	0	1	0	1	1	68	95	1.29	0.857										
Ramiro Mendoza, R ERA: 16.71	(8, 1)	0.0	4	4	4	4	0	0	0	0	0	1	0	8	9	∞	∞										
50 Mike Timlin, R ERA: 3.72	(8, 1)	2.0	W	7	1	0	0	0	0	0	0	0	0	19	24	0.00	0.500										

Tampa Bay Devil Rays @ Boston Red Sox
Fenway Park, Boston, MA
Tue Apr 15 2003, 6:05 PM EDT
Att: 29,617 - Sunny - 80 F

AB 36
R 5
H 11
RBI 4
BB 0
SO 4
LOB 9



Batter	1	2	3	4	5	6	7	8	9	AB	R	H	RBI	BB	SO	LOB	BOTTOM										
18 Johnny Damon, L OBP: 0.302, SLG: 0.544	G6-4-3 1B 2B		HR	G6-3		K		F8		5	2	2	1	0	1	1											
Bill Mueller, S OBP: 0.385, SLG: 0.478	G6-4-3 BB		FC5-4 1B		F9			F8 1B		3	1	2	0	2	0	0											
Nomar Garciaparra, R OBP: 0.339, SLG: 0.550	G6-4-3		F8		F9			F9		5	1	2	0	0	0	4											
Manny Ramirez, R OBP: 0.300, SLG: 0.382	F9 1B		F9		F8			F8		5	0	1	1	0	0	4											
Kevin Millar, R OBP: 0.481, SLG: 0.711 Damian Jackson, R OBP: 0.222, SLG: 0.222 Todd Walker, L (9, PH) OBP: 0.321, SLG: 0.404	F9		FC5-4		1B			P2		4	1	1	0	0	0	2											
										0	0	0	0	0	0	0											
										0	0	0	0	1	0	0											
Shea Hillenbrand, R OBP: 0.357, SLG: 0.500	K							WP		5	1	4	2	0	1	0											
Jeremy Giambi, L OBP: 0.324, SLG: 0.276	K							F8		4	0	2	2	0	1	1											
Trot Nixon, L OBP: 0.465, SLG: 0.583								F7		4	0	1	0	0	0	3											
Doug Mirabeli, R 34 David Ortiz, L (8, PH) OBP: 0.267, SLG: 0.200 Jason Varitek, S OBP: 0.400, SLG: 0.576	G4-3							F8		3	0	0	0	0	0	2											
										1	0	0	0	0	0	0											
										0	0	0	0	0	0	0											
Inning Stats	R: 1 E: 0 K: 0 S: 10	H: 2 LOB: 1 BB: 1 P: 17	R: 0 E: 0 K: 2 S: 9	H: 1 LOB: 0 BB: 0 P: 11	R: 1 E: 0 K: 0 S: 11	H: 2 LOB: 1 BB: 0 P: 20	R: 1 E: 0 K: 0 S: 13	H: 2 LOB: 1 BB: 0 P: 17	R: 2 E: 0 K: 0 S: 19	H: 4 LOB: 2 BB: 0 P: 24	R: 0 E: 0 K: 1 S: 11	H: 1 LOB: 1 BB: 0 P: 15	R: 0 E: 0 K: 0 S: 9	H: 1 LOB: 1 BB: 0 P: 14	R: 0 E: 0 K: 0 S: 5	H: 0 LOB: 0 BB: 0 P: 8	R: 1 E: 0 K: 0 S: 7	H: 2 LOB: 3 BB: 2 P: 15	1B: 9 2B: 5 3B: 0 HR: 1	SF: 0 SAC: 0 DP: 1 HBP: 0	WP: 1 PB: 0 SB: 0 CS: 0	PA: 42					
PITCHER	IP	WLS	BF	H	R	ER	SO	BB	IBB	HBP	BLK	WP	HR	S	P	ERA	WHIP										
Nick Bierbrodt, L ERA: 11.77	(1, 1)	4.2	24	10	5	5	2	1	0	0	0	0	0	6	9	0.00	3.000										
Mike Venafro, L ERA: 6.23	(5, 1)	0.1	2	1	0	0	0	0	0	0	0	0	0	6	9	0.00	3.000										
Jesus Colome, R ERA: 11.12	(6, 1)	2.0	8	2	0	0	1	0	0	0	0	1	0	20	29	0.00	1.000										
Al Levine, R ERA: 2.25	(8, 1)	1.1	L	6	1	1	1	0	1	0	0	0	0	10	17	6.75	1.500										
Bobby Seay, L ERA: 4.5	(9, 1)	0.0	1	0	0	0	0	1	0	0	0	0	0	4	4	∞	∞										

Tampa Bay Devil Rays @ Boston Red Sox
Fenway Park, Boston, MA
Tue Apr 15 2003, 6:05 PM EDT
Att: 29,617 - Sunny - 80 F

AB 39
R 6
H 15
RBI 6
BB 3
SO 3
LOB 17



Batter	1	2	3	4	5	6	7	8	9	AB	R	H	RBI	BB	SO	LOB	TOP										
13 Carl Crawford, L OBP: 0.270, SLG: 0.315	F8	F9							F7	5	1	1	0	0	0	0	Tampa Bay Devil Rays @ Boston Red Sox Fenway Park, Boston, MA Wed Apr 16 2003, 6:05 PM EDT Att: 26,688 - Cloudy - 48 F										
5 Rocco Baldelli, R OBP: 0.419, SLG: 0.559	G5-3	K							F9	5	0	1	1	0	2	1											
Aubrey Huff, L OBP: 0.364, SLG: 0.448	1B BB									2	1	0	0	2	0	2											
Ben Grieve, L OBP: 0.388, SLG: 0.289	1B									4	0	1	0	0	0	2											
Al Martin, L OBP: 0.417, SLG: 0.406 Damian Rolls, R OBP: 0.400, SLG: 0.286	1B									3	0	1	1	0	1	1											
Marlon Anderson, L OBP: 0.333, SLG: 0.368	K									1	0	0	0	0	0	0											
Damion Easley, R OBP: 0.250, SLG: 0.314										4	1	1	0	0	0	2											
Toby Hall, R OBP: 0.277, SLG: 0.333	F9									4	0	0	0	0	1	2											
Rey Ordonez, R OBP: 0.321, SLG: 0.500	HR									4	1	1	2	0	0	0											
Inning Stats	R: 1 E: 0 K: 1 S: 16	H: 2 LOB: 2 BB: 1 P: 26	R: 2 E: 0 K: 1 S: 10	H: 2 LOB: 0 BB: 0 P: 17	R: 0 E: 0 K: 1 S: 8	H: 0 LOB: 0 BB: 0 P: 12	R: 0 E: 0 K: 0 S: 8	H: 0 LOB: 0 BB: 0 P: 10	R: 0 E: 0 K: 0 S: 9	H: 1 LOB: 1 BB: 0 P: 12	R: 0 E: 1 K: 0 S: 9	H: 0 LOB: 1 BB: 0 P: 12	R: 1 E: 1 K: 0 S: 10	H: 1 LOB: 2 BB: 1 P: 19	R: 0 E: 0 K: 1 S: 6	H: 1 LOB: 1 BB: 0 P: 9		R: 0 E: 0 K: 0 S: 6	H: 0 LOB: 0 BB: 0 P: 12	1B: 5 2B: 1 3B: 0 HR: 1	SF: 0 SAC: 0 DP: 1 HBP: 0	WP: 2 PB: 0 SB: 2 CS: 0	PA: 38				
PITCHER	IP	WLS	BF	H	R	ER	SO	BB	IBB	HBP	BLK	WP	HR	S	P	ERA	WHIP										
John Burkett, R ERA: 3.5	(1, 1)	6.2	30	6	4	3	4	2	0	0	0	1	1	68	105	4.05	1.200										
Kevin Tolar, L ERA:	(7, 1)	0.1	1	0	0	0	0	0	0	0	0	0	0	1	3	0.00	0.000										
Chad Fox, R ERA: 5.4	(8, 1)	1.0	W	4	1	0	1	0	0	0	0	1	0	6	9	0.00	1.000										
Brandon Lyon, R ERA: 1.13	(9, 1)	1.0	S	3	0	0	0	0	0	0	0	0	0	6	12	0.00	0.000										
Batter	1	2	3	4	5	6	7	8	9	AB	R	H	RBI	BB	SO	LOB	BOTTOM										
18 Johnny Damon, L OBP: 0.299, SLG: 0.525	G4-3	G6-3								4	0	1	0	0	0	3	Tampa Bay Devil Rays @ Boston Red Sox Fenway Park, Boston, MA Wed Apr 16 2003, 6:05 PM EDT Att: 26,688 - Cloudy - 48 F										
Todd Walker, L OBP: 0.333, SLG: 0.400	1B									3	1	1	0	1	0	1											
Nomar Garciaparra, R OBP: 0.333, SLG: 0.576	F9									4	1	1	1	0	0	2											
Manny Ramirez, R OBP: 0.313, SLG: 0.441	P4									4	2	2	1	0	0	1											
34 David Ortiz, L OBP: 0.324, SLG: 0.310 Damian Jackson, R OBP: 0.222, SLG: 0.222 Bill Mueller, S OBP: 0.385, SLG: 0.478	BB									4	0	3	2	0	0	0											
Shea Hillenbrand, R OBP: 0.350, SLG: 0.472	G6-3									3	1	0	0	1	1	2											
Jeremy Giambi, L OBP: 0.341, SLG: 0.313	BB									3	1	1	1	1	0	0											
Trot Nixon, L OBP: 0.468, SLG: 0.564	BB									3	0	1	1	1	1	0											
Jason Varitek, S OBP: 0.364, SLG: 0.514	K									4	0	0	0	0	2	5											
Inning Stats	R: 0 E: 0 K: 0 S: 12	H: 1 LOB: 1 BB: 0 P: 18	R: 0 E: 0 K: 1 S: 14	H: 1 LOB: 3 BB: 2 P: 30	R: 1 E: 0 K: 0 S: 12	H: 2 LOB: 1 BB: 0 P: 16	R: 0 E: 0 K: 0 S: 7	H: 0 LOB: 0 BB: 0 P: 11	R: 1 E: 0 K: 0 S: 8	H: 2 LOB: 0 BB: 0 P: 11	R: 0 E: 0 K: 1 S: 11	H: 0 LOB: 0 BB: 0 P: 17	R: 0 E: 0 K: 1 S: 7	H: 0 LOB: 0 BB: 0 P: 11	R: 4 E: 0 K: 1 S: 20	H: 4 LOB: 2 BB: 2 P: 37		R: 0 E: 0 K: 1 S: 6	H: 0 LOB: 0 BB: 0 P: 12	1B: 6 2B: 2 3B: 0 HR: 2	SF: 0 SAC: 0 DP: 1 HBP: 0	WP: 0 PB: 0 SB: 1 CS: 1	PA: 36				
PITCHER	IP	WLS	BF	H	R	ER	SO	BB	IBB	HBP	BLK	WP	HR	S	P	ERA	WHIP										
Steve Parris, R ERA: 4.0	(1, 1)	6.0	25	6	2	2	2	2	0	0	0	0	0	10	18	3.00	1.333										
Travis Harper, R ERA: 1.74	(7, 1)	1.0	H	4	0	1	1	1	0	0	0	0	0	10	18	9.00	1.000										
Lance Carter, R ERA: 3.27	(8, 1)	1.0	L	7	4	3	3	1	0	0	0	0	0	17	30	27.00	5.000										

Batter	1	2	3	4	5	6	7	8	9	AB	R	H	RBI	BB	SO	LOB	TOP																						
13 Carl Crawford, L OBP: 0.256, SLG: 0.299	F8		G1-3			G4-3		G3		4	0	0	0	0	0	0	Tampa Bay Devil Rays @ Boston Red Sox Fenway Park, Boston, MA Thu Apr 17 2003, 6:05 PM EDT Att: 30,909 - Sunny - 34 F																						
5 Rocco Baldelli, R OBP: 0.409, SLG: 0.532	K		BB			P3		G6-3		3	0	0	0	1	1	0																							
Aubrey Huff, L OBP: 0.386, SLG: 0.459	1B		G6-3			FC6-4		1B		3	0	2	0	1	0	1																							
Ben Grieve, L OBP: 0.377, SLG: 0.268	1B					FC6-4		G3-1		3	0	0	0	1	0	2																							
Al Martin, L OBP: 0.400, SLG: 0.389	P3							G3-1		4	0	1	0	0	0	2																							
Marlon Anderson, L OBP: 0.326, SLG: 0.357								F8		4	0	1	0	0	0	2																							
Damion Easley, R OBP: 0.231, SLG: 0.289										3	0	0	0	0	1	1																							
Toby Hall, R OBP: 0.260, SLG: 0.311										3	0	0	0	0	1	0																							
Rey Ordonez, R OBP: 0.305, SLG: 0.474										3	0	0	0	0	1	0																							
Inning Stats	R: 0 E: 0 K: 1 S: 9	H: 1 LOB: 2 BB: 1 P: 15	R: 0 E: 0 K: 1 S: 13	H: 0 LOB: 0 BB: 0 P: 17	R: 0 E: 0 K: 1 S: 12	H: 0 LOB: 1 BB: 1 P: 19	R: 0 E: 0 K: 0 S: 4	H: 0 LOB: 0 BB: 0 P: 6	R: 0 E: 0 K: 0 S: 8	H: 0 LOB: 1 BB: 1 P: 12	R: 0 E: 0 K: 0 S: 7	H: 0 LOB: 1 BB: 1 P: 14	R: 0 E: 0 K: 0 S: 6	H: 1 LOB: 0 BB: 0 P: 9	R: 0 E: 0 K: 1 S: 8	H: 0 LOB: 0 BB: 0 P: 8	R: 0 E: 0 K: 0 S: 12	H: 2 LOB: 2 BB: 0 P: 18	1B: 4 2B: 0 3B: 0 HR: 0	SF: 0 SAC: 0 DP: 1 HBP: 0	WP: 0 PB: 0 CS: 0	PA: 33																	
PITCHER	IP	WLS	BF	H	R	ER	SO	BB	IBB	HBP	BLK	WP	HR	S	P	ERA	WHIP	PITCHER				IP	WLS	BF	H	R	ER	SO	BB	IBB	HBP	BLK	WP	HR	S	P	ERA	WHIP	
Pedro Martinez, R ERA: 3.76	7.0	W	25	2	0	0	3	3	0	0	0	0	0	59	92	0.00	0.714					7.0	W	25	2	0	0	3	3	0	0	0	0	0	0	0	0	0.00	1.000
50 Mike Timlin, R ERA: 3.09	2.0		8	2	0	0	1	0	0	0	0	0	0	20	26	0.00	1.000					2.0		8	2	0	0	1	0	0	0	0	0	0	0	0	0	0.00	1.000

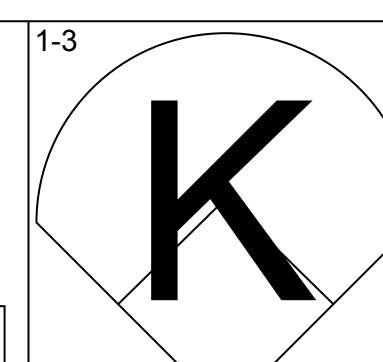
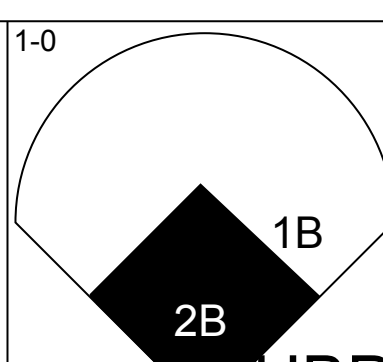
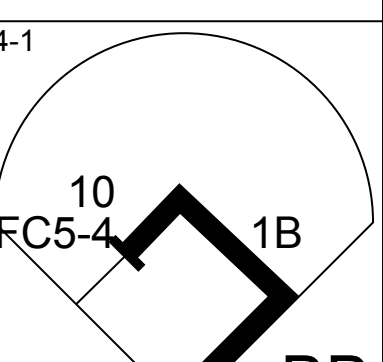
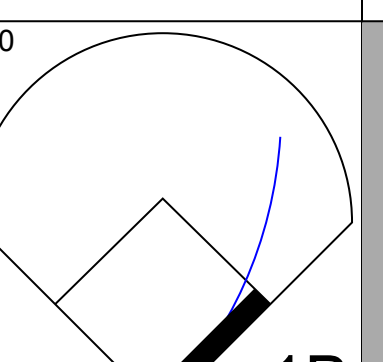
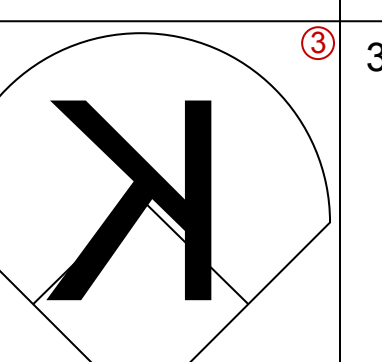
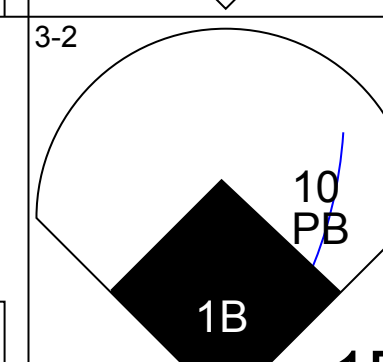
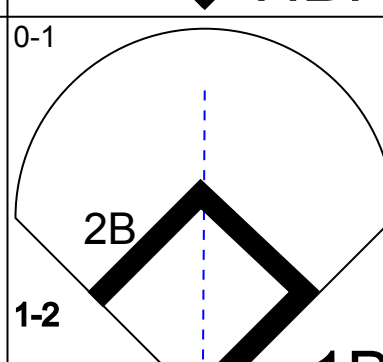
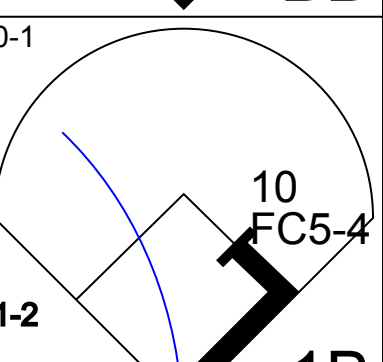
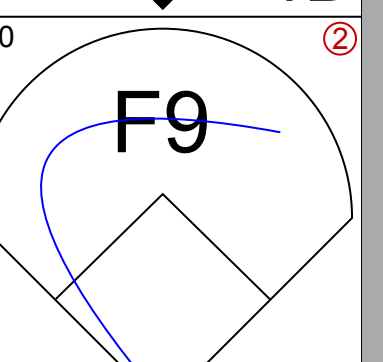
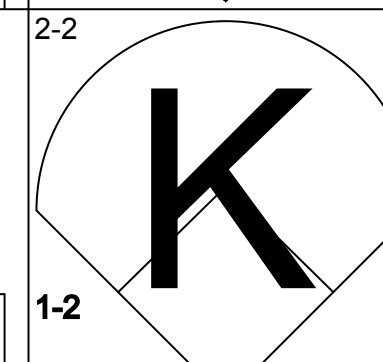
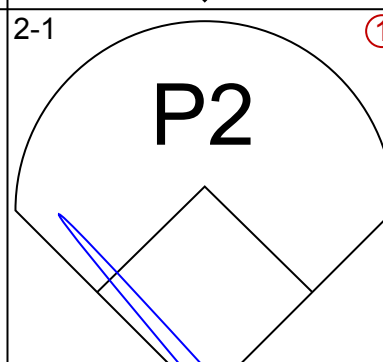
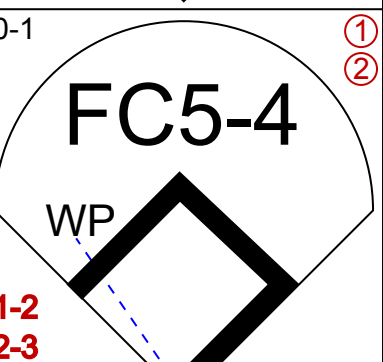
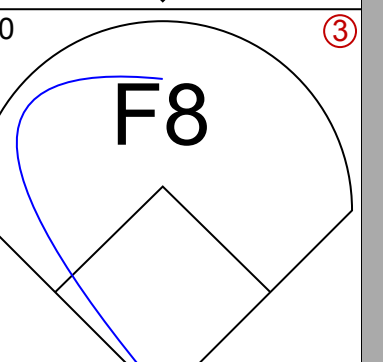
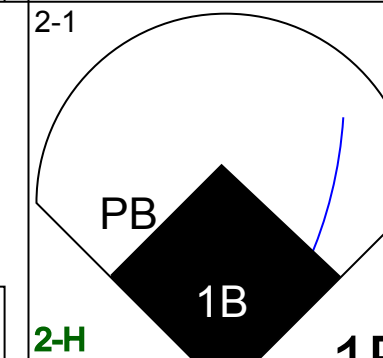
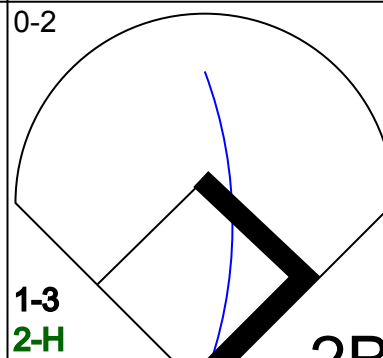
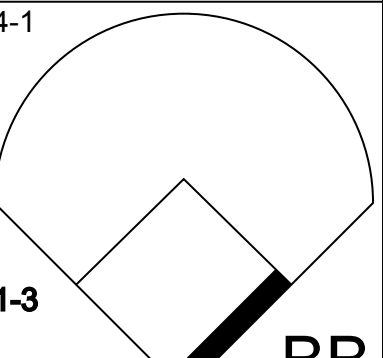

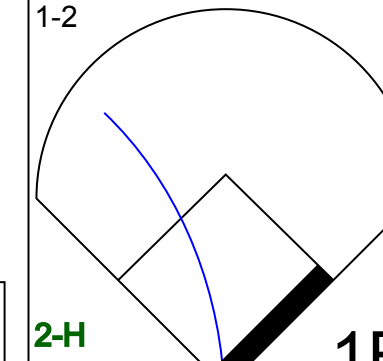
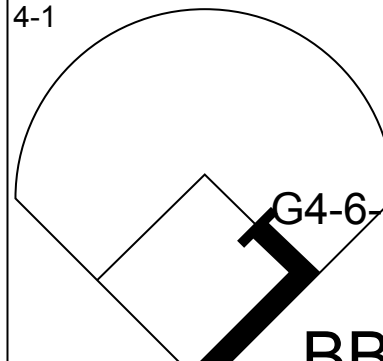
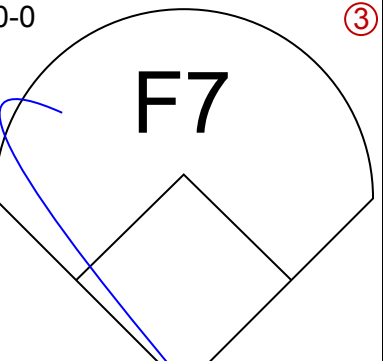

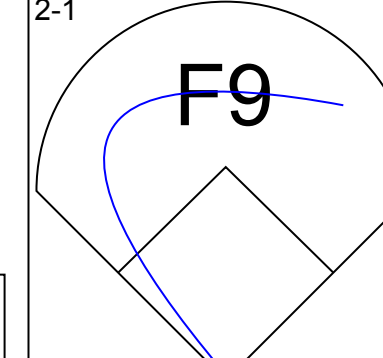
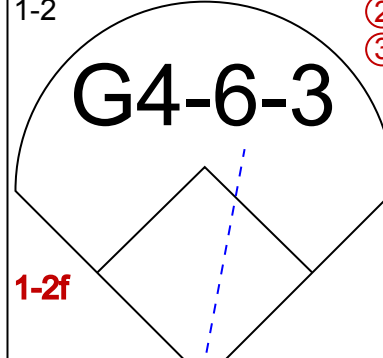



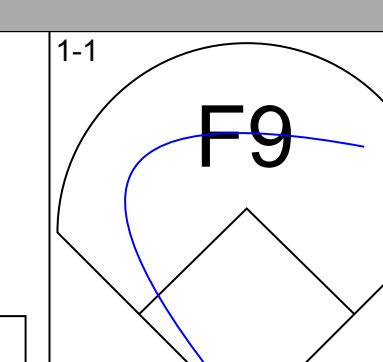
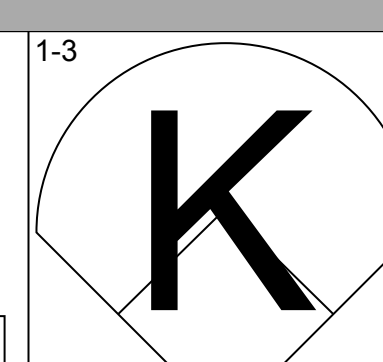
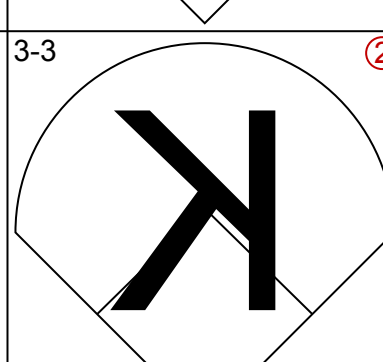

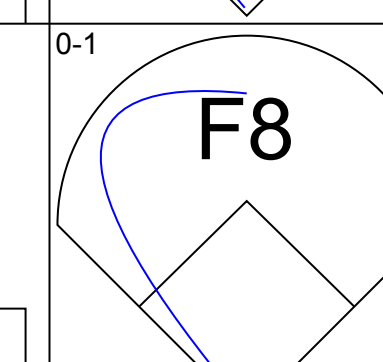
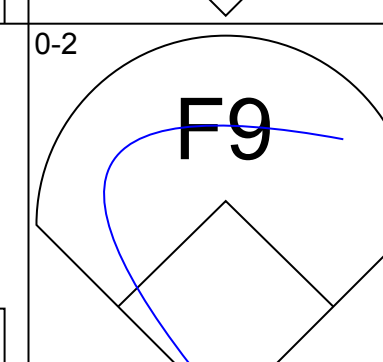
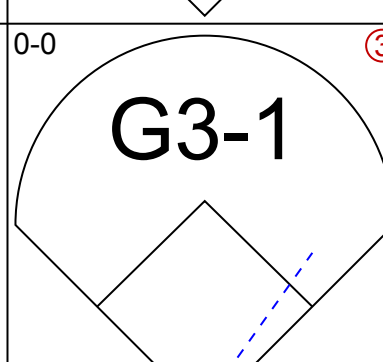

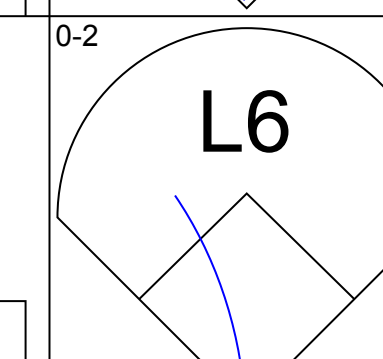
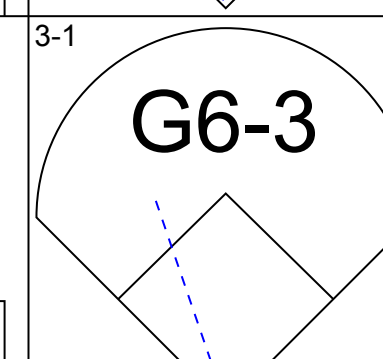

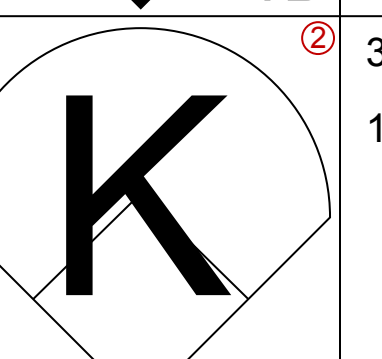
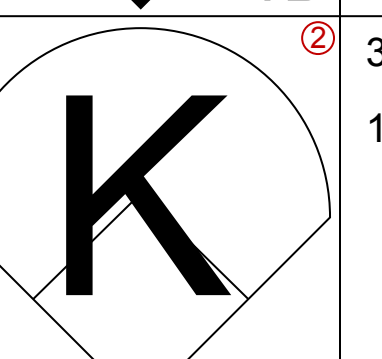
AB	30
R	0
H	4
RBI	0
BB	3
SO	4
LOB	8

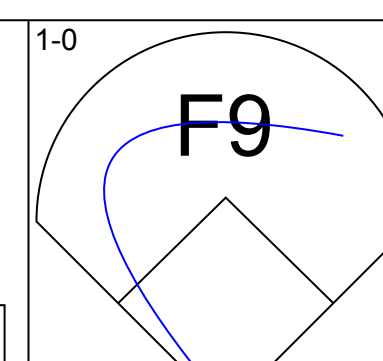
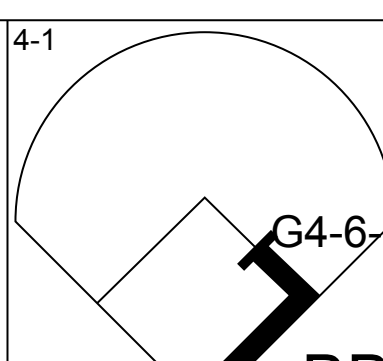
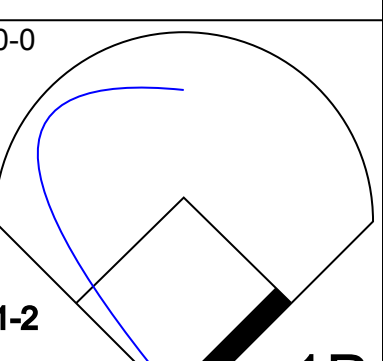
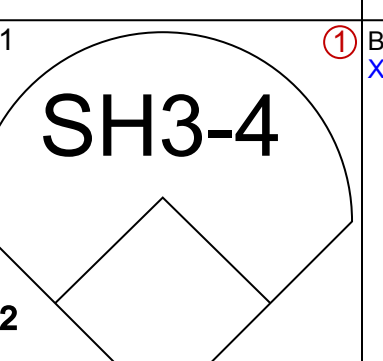

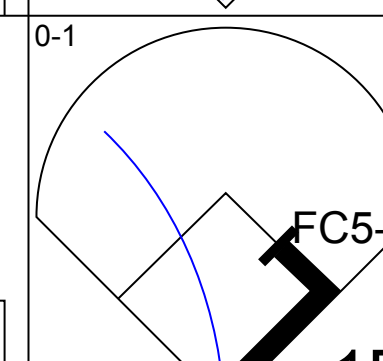
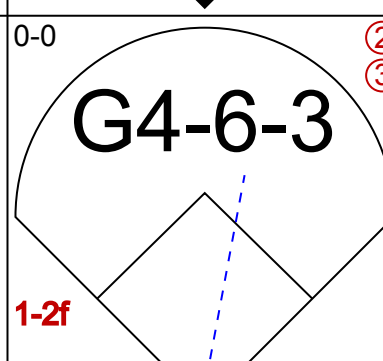
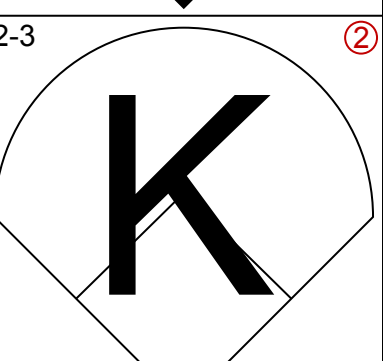
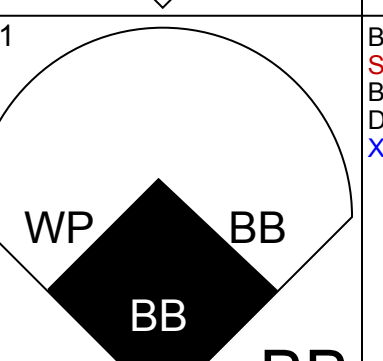

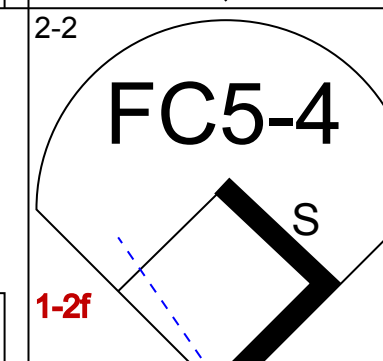
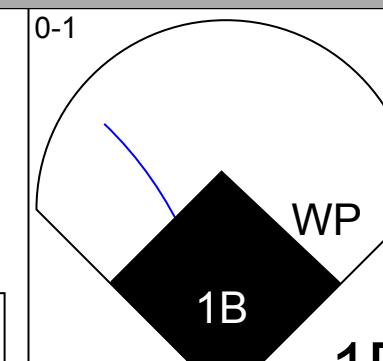
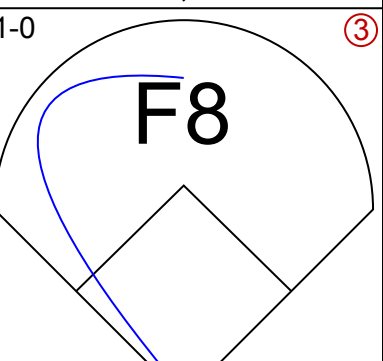
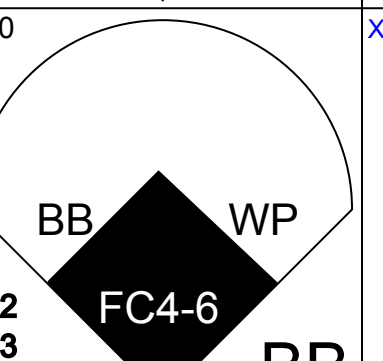

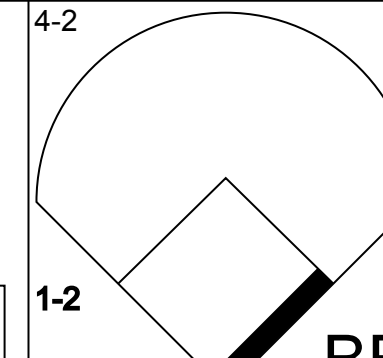
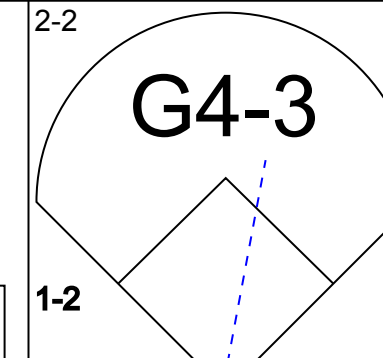

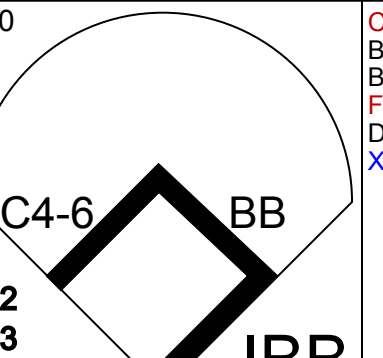

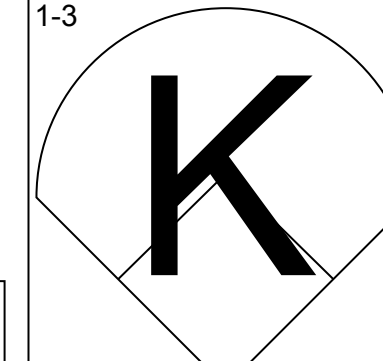
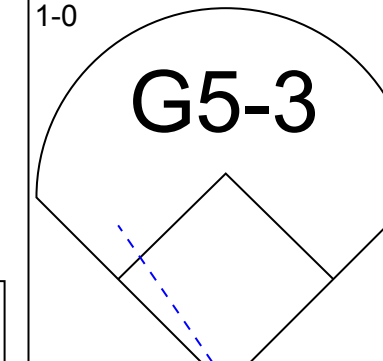

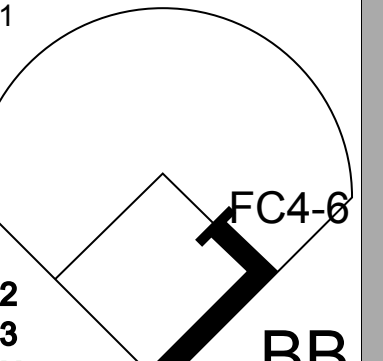
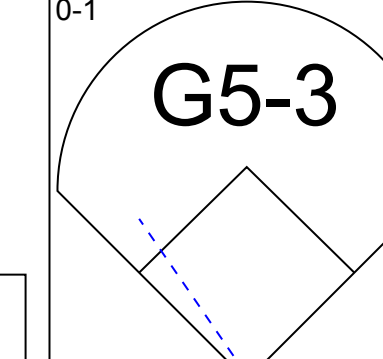
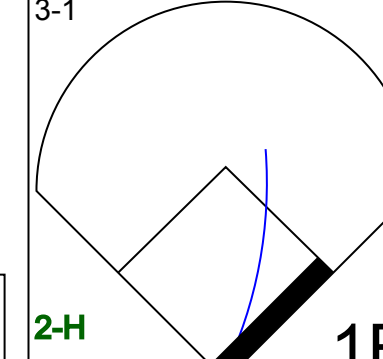
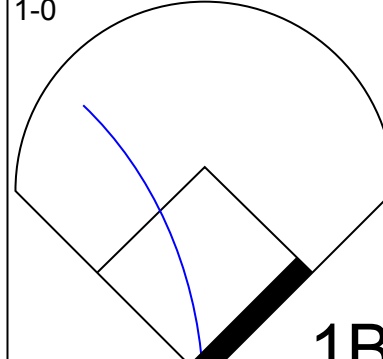

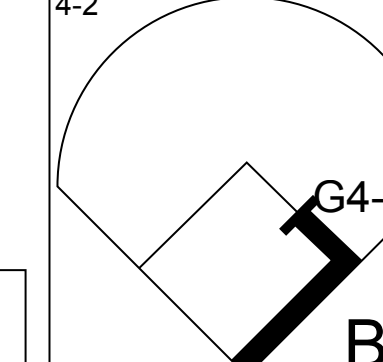
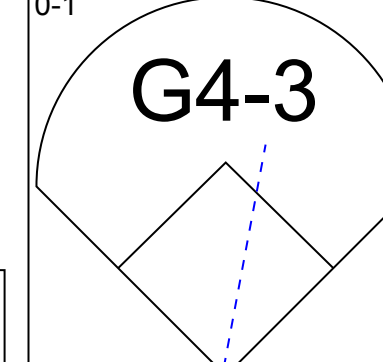
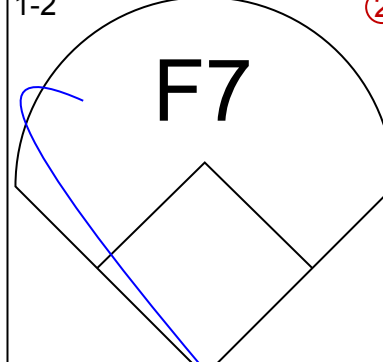

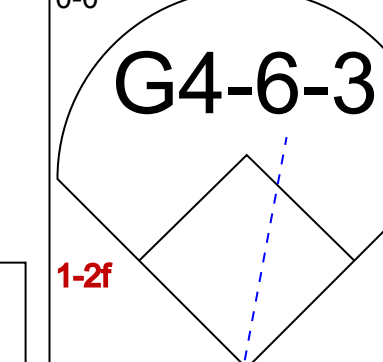
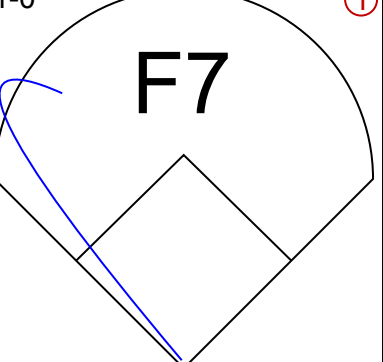
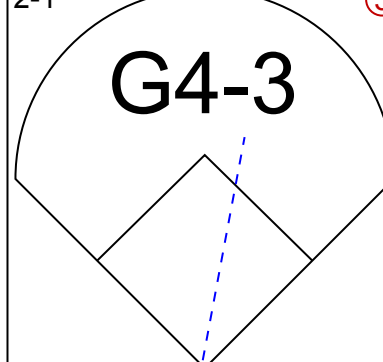

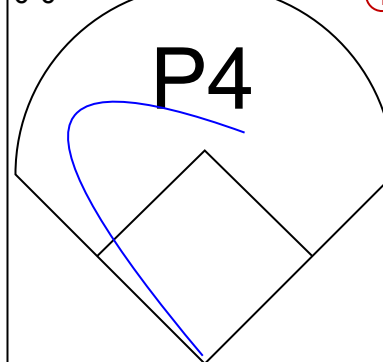
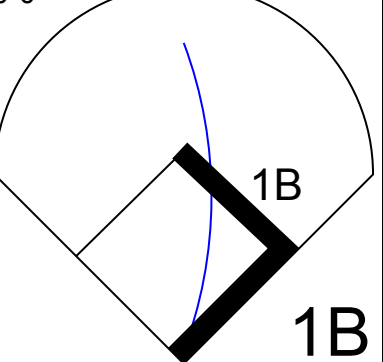
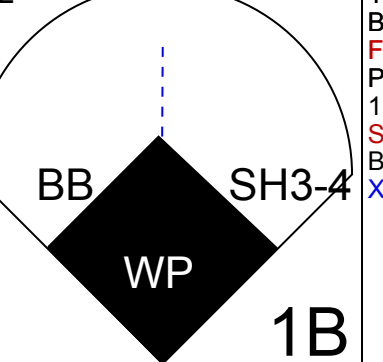



Batter	1	2	3	4	5	6	7	8	9	AB	R	H	RBI	BB	SO	LOB	BOTTOM																						
18 Johnny Damon, L OBP: 0.296, SLG: 0.500	G3	G1-3				G3				3	0	0	0	1	0	3	Tampa Bay Devil Rays @ Boston Red Sox Fenway Park, Boston, MA Thu Apr 17 2003, 6:05 PM EDT Att: 30,909 - Sunny - 34 F																						
Todd Walker, L OBP: 0.328, SLG: 0.379	FC4-6		G4-3		G1-4-6-3		F8			3	0	0	0	1	0	1																							
Nomar Garciaparra, R OBP: 0.342, SLG: 0.585	FC4-6		F8			WP		1B		4	1	2	0	0	0	1																							
Manny Ramirez, R OBP: 0.338, SLG: 0.468	FC5-4		G4-3			1B		1B		3	1	2	1	1	0	0																							
Kevin Millar, R OBP: 0.482, SLG: 0.755	FC5-4					2B		2B		4	1	2	2	0	1	3																							
Trot Nixon, L OBP: 0.468, SLG: 0.564						1B		K		0	0	0	0	0	0	0																							
Shea Hillenbrand, R OBP: 0.344, SLG: 0.456						HR		G6-4-3		4	0	1	0	0	0	1																							
Doug Mirabeli, R OBP: 0.111, SLG: 0.294										4	2	2	1	0	0	1																							
Bill Mueller, S OBP: 0.367, SLG: 0.444										4	1	1	0	0	1	1																							
Jason Varitek, S OBP: 0.375, SLG: 0.561										4	0	2	2	0	0	0																							
Inning Stats	R: 0 E: 0 K: 0 S: 8	H: 1 LOB: 2 BB: 1 P: 15	R: 0 E: 0 K: 1 S: 13	H: 2 LOB: 2 BB: 0 P: 19	R: 0 E: 0 K: 0 S: 5	H: 0 LOB: 0 BB: 0 P: 8	R: 1 E: 0 K: 0 S: 10	H: 1 LOB: 0 BB: 0 P: 17	R: 0 E: 0 K: 0 S: 4	H: 0 LOB: 0 BB: 1 P: 9	R: 4 E: 0 K: 0 S: 18	H: 6 LOB: 1 BB: 0 P: 27	R: 0 E: 0 K: 1 S: 10	H: 1 LOB: 1 BB: 1 P: 20	R: 1 E: 0 K: 0 S: 11	H: 1 LOB: 0 BB: 0 P: 17	1B: 7 2B: 2 3B: 1 HR: 2	SF: 0 SAC: 0 DP: 2 HBP: 0	WP: 1 PB: 0 CS: 0	PA: 36																			
PITCHER	IP	WLS	BF	H	R	ER	SO	BB	IBB	HBP	BLK	WP	HR	S	P	ERA	WHIP	PITCHER				IP	WLS	BF	H	R	ER	SO	BB	IBB	HBP	BLK	WP	HR	S	P	ERA	WHIP	
Joe Kennedy, L ERA: 5.18	5.2	L	27	10	5	5	1	2	0	0	0	0	0	55	91	7.94	2.118					5.2	L	27	10	5	5	1	2	0	0	0	0	0	0	0	0	7.94	2.118
Mike Venafro, L ERA: 5.79	0.1		1	0	0	0	0	0	0	0	0	0	0	3	4	0.00	0.000					0.1		1	0	0	0	0	0	0	0	0	0	0	0	0	0.00	0.000	
Seth McClung, R ERA: 6.3	2.0		8	2	1	1	1	1	0	0	0	0	1	21	37	4.50	1.500					2.0		8	2	1	1	1	1	0	0	0	0	0	0	0	4.50	1.500	

AB	33
R	6
H	12
RBI	6
BB	3
SO	2
LOB	11



Batter	1	2	3	4	5	6	7	8	9	AB	R	H	RBI	BB	SO	LOB	TOP			
Shannon Stewart, R (1, 7) OBP: 0.381, SLG: 0.408										3	1	1	0	1	2	1	Toronto Blue Jays @ Boston Red Sox Fenway Park, Boston, MA Fri Apr 18 2003, 7:05 PM EDT Att: 31,440 - Cloudy - 41 F			
Frank Catalanotto, L (1, 9) OBP: 0.333, SLG: 0.458										4	1	3	0	0	0	1				
10 Vernon Wells, R (1, 8) OBP: 0.316, SLG: 0.514										4	0	0	0	0	1	6				
Carlos Delgado, L (1, 3) OBP: 0.514, SLG: 0.695										3	1	2	2	1	0	0				
Josh Phelps, R (1, 10) OBP: 0.352, SLG: 0.356										3	0	1	1	1	0	2				
Eric Hinske, L (1, 5) OBP: 0.242, SLG: 0.345										4	0	0	0	0	2	4				
Tom Wilson, R (1, 2) OBP: 0.359, SLG: 0.486									4	0	0	0	0	3	0					
Orlando Hudson, S (1, 4) OBP: 0.281, SLG: 0.280									4	0	1	0	0	0	0					
Mike Bordick, R (1, 6) OBP: 0.310, SLG: 0.308										3	0	0	0	0	1	0				
Greg Myers, L (9, PH) OBP: 0.290, SLG: 0.379										1	0	0	0	0	1	1				
Inning Stats	R: 2 E: 0 K: 2 S: 16	H: 3 LOB: 1 BB: 0 P: 27	R: 0 E: 0 K: 0 S: 7	H: 0 LOB: 0 BB: 0 P: 8	R: 1 E: 0 K: 0 S: 11	H: 2 LOB: 2 BB: 1 P: 19	R: 0 E: 0 K: 1 S: 9	H: 0 LOB: 0 BB: 0 P: 13	R: 0 E: 0 K: 2 S: 7	H: 0 LOB: 0 BB: 0 P: 11	R: 0 E: 0 K: 1 S: 8	H: 1 LOB: 1 BB: 0 P: 13	R: 0 E: 0 K: 1 S: 6	H: 0 LOB: 0 BB: 0 P: 12	R: 0 E: 0 K: 3 S: 11	H: 1 LOB: 1 BB: 0 P: 16	1B: 7 2B: 1 3B: 0 HR: 0	SF: 0 SAC: 0 DP: 2 HBP: 1	WP: 2 PB: 2 SB: 0 CS: 0	PA: 37
PITCHER	IP WLS BF H R ER SO BB IBB HBP BLK WP HR S P ERA WHIP																			
49 Tim Wakefield, R (1, 1) ERA: 4.05	7.0 W 30 7 3 2 6 3 0 1 0 0 65 106 2.57 1.429																			
Kevin Tolar, L (8, 1) ERA:	1.0 H 3 0 0 0 1 0 0 0 0 0 0 6 12 0.00 0.000																			
Chad Fox, R (9, 1) ERA: 4.5	1.0 4 1 0 0 3 0 0 0 0 0 0 0 11 16 0.00 1.000																			

Batter	1	2	3	4	5	6	7	8	9	AB	R	H	RBI	BB	SO	LOB	BOTTOM			
Damian Jackson, R (1, 8) OBP: 0.385, SLG: 0.333										3	0	2	0	1	0	0	Toronto Blue Jays @ Boston Red Sox Fenway Park, Boston, MA Fri Apr 18 2003, 7:05 PM EDT Att: 31,440 - Cloudy - 41 F			
Todd Walker, L (1, 4) OBP: 0.348, SLG: 0.387										4	1	2	0	1	1	3				
Nomar Garciaparra, R (1, 6) OBP: 0.346, SLG: 0.599										4	2	1	0	1	0	5				
Manny Ramirez, R (1, 7) OBP: 0.342, SLG: 0.446										3	0	0	0	2	0	3				
Kevin Millar, R (1, 3) OBP: 0.483, SLG: 0.788										3	1	1	2	1	1	3				
Shea Hillenbrand, R (1, 5) OBP: 0.353, SLG: 0.459										4	0	2	2	0	0	2				
34 David Ortiz, L (1, 10) ERA: 6.97										2	0	0	0	1	0	2				
Bill Mueller, S (7, PH) OBP: 0.355, SLG: 0.429										1	0	0	0	0	1	2				
Trot Nixon, L (1, 9) OBP: 0.451, SLG: 0.524										3	1	0	0	1	0	2				
Doug Mirabeli, R (1, 2) OBP: 0.227, SLG: 0.524										4	2	3	2	0	0	0				
Inning Stats	R: 0 E: 0 K: 1 S: 11	H: 1 LOB: 2 BB: 1 P: 19	R: 0 E: 0 K: 0 S: 7	H: 0 LOB: 1 BB: 1 P: 11	R: 0 E: 0 K: 0 S: 3	H: 0 LOB: 0 BB: 1 P: 7	R: 1 E: 0 K: 0 S: 12	H: 2 LOB: 1 BB: 0 P: 18	R: 0 E: 0 K: 1 S: 7	H: 2 LOB: 2 BB: 0 P: 11	R: 1 E: 0 K: 0 S: 13	H: 2 LOB: 1 BB: 0 P: 19	R: 3 E: 0 K: 1 S: 16	H: 1 LOB: 2 BB: 4 P: 39	R: 2 E: 0 K: 0 S: 11	H: 3 LOB: 1 BB: 1 P: 24	1B: 9 2B: 0 3B: 0 HR: 2	SF: 0 SAC: 1 DP: 3 HBP: 0	WP: 2 PB: 0 SB: 1 CS: 0	PA: 40
PITCHER	IP WLS BF H R ER SO BB IBB HBP BLK WP HR S P ERA WHIP																			
Mark Hendrickson, L (1, 1) ERA: 6.97	6.0 26 7 2 2 2 2 3 0 0 0 0 1 1 53 85 3.00 1.667																			
Jeff Tam, R (7, 1) ERA: 6.48	0.2 L 7 1 3 3 0 3 1 0 0 0 1 0 10 32 40.50 6.000																			
Trevor Miller, L (7, 1) ERA: 3.0	0.1 2 0 1 1 1 1 0 0 0 0 0 0 6 11 27.00 3.000																			
Doug Linton, R (8, 1) ERA: 3.0	1.0 5 3 1 1 0 0 0 0 0 0 0 1 11 20 9.00 3.000																			

AB	33
R	3
H	8
RBI	3
BB	3
SO	10
LOB	15



AB	31
R	7
H	11
RBI	6
BB	8
SO	3
LOB	22



Batter	1	2	3	4	5	6	7	8	9	AB	R	H	RBI	BB	SO	LOB	TOP
Shannon Stewart, R OBP: 0.371, SLG: 0.395	1-3 K		0-1 G6-3	0-0 1B		3-1 F8		0-0 F9		5	0	1	1	0	1	1	
Frank Catalanotto, L OBP: 0.338, SLG: 0.469	2-1 G6-3		2-0 G4-3	1-1 1B		2-1 2B		2-2 P6		5	0	2	0	0	0	0	
10 Vernon Wells, R OBP: 0.310, SLG: 0.494	1-1 G6-3		3-1 1B	1-2 F8		1-3 K		0-0 P6		5	0	1	0	0	1	4	
Carlos Delgado, L OBP: 0.494, SLG: 0.656		2-3 K	1-3 K		0-0 G4-3		0-0 F8		3-2 1B	5	0	1	0	0	2	1	
Josh Phelps, R OBP: 0.355, SLG: 0.375	2-1 1B PB			3-2 E	2-3 K		1-3 K		0-1 F9	5	1	2	0	0	2	1	
Eric Hinske, L OBP: 0.258, SLG: 0.355	1-2 SAFE		0-1 F7	3-1 BB		2-2 F7				4	0	2	0	0	0	1	
Greg Myers, L OBP: 0.343, SLG: 0.367	4-1 BB		4-2 E	4-0 BB		1-3 K				1	1	0	0	3	1	0	
Chris Woodward, R OBP: 0.340, SLG: 0.340	2-3 K		3-2 E	1-1 L4		4-2 BB				3	0	0	0	1	1	6	
Orlando Hudson, S OBP: 0.262, SLG: 0.259	0-0 G3-1		1-1 F8	1-0 G1-3		1-1 F8				4	0	0	0	0	0	6	
Inning Stats	R: 0 H: 0 E: 0 K: 1 S: 7	H: 2 R: 2 ER: 0 LOB: 3 P: 11	H: 1 R: 0 ER: 0 LOB: 1 P: 14	H: 3 R: 2 ER: 1 LOB: 3 P: 34	H: 1 R: 0 ER: 0 LOB: 2 P: 18	H: 1 R: 0 ER: 0 LOB: 1 P: 16	H: 0 R: 0 ER: 0 LOB: 0 P: 11	H: 0 R: 0 ER: 0 LOB: 1 P: 14	H: 1 R: 1 ER: 0 LOB: 1 P: 16	1B: 7 2B: 2 3B: 0 HR: 0	SF: 0 SAC: 0 DP: 0 HBP: 0	WP: 0 PB: 1 SB: 0 CS: 0	PA: 41				
PITCHER	IP WLS BF H R ER SO BB IBB HBP BLK WP HR S P ERA WHIP																
Derek Lowe, R ERA: 3.86	(1, 1) 5.0 W 26 7 2 0 5 3 0 0 0 0 0 0 59 103 0.00 2.000																
Jason Shiell, R ERA	(6, 1) 3.0 11 1 0 0 3 1 0 0 0 0 0 0 25 41 0.00 0.667																
Brandon Lyon, R ERA: 1.0	(9, 1) 1.0 4 1 0 0 0 0 0 0 0 0 0 0 11 16 0.00 1.000																

Toronto Blue Jays @ Boston Red Sox
Fenway Park, Boston, MA
Sat Apr 19 2003, 1:20 PM EDT
Att: 32,329 - Cloudy - 45 F

AB 37
R 2
H 9
RBI 1
BB 4
SO 8
LOB 20



Batter	1	2	3	4	5	6	7	8	9	AB	R	H	RBI	BB	SO	LOB	BOTTOM
18 Johnny Damon, L OBP: 0.316, SLG: 0.515	4-2 FC5		1-2 2B	2-2 G3-1	1-0 E3		1-2 FC4			4	1	2	0	1	0	1	
Todd Walker, L OBP: 0.385, SLG: 0.409	1-2 FC5		2-1 F9	0-0 F9	4-2 BB		2-0 F8			4	1	2	2	1	0	2	
Nomar Garciaparra, R OBP: 0.337, SLG: 0.539	0-1 FC5		0-0 F9	4-2 HBP	2-2 F7		2-2 FC4			4	0	0	0	1	0	6	
Manny Ramirez, R OBP: 0.346, SLG: 0.435	1-0 G6-4-3		2-3 K	1-1 HBP		2-1 G3-1		3-3 K		4	0	1	0	0	2	3	
Kevin Millar, R OBP: 0.462, SLG: 0.732		2-0 F7	4-1 3B	1-1 F9		1-3 K		3-1 F7		4	1	0	0	1	1	4	
Trot Nixon, L OBP: 0.484, SLG: 0.587		3-2 2B	3-2 E		3-1 F7		4-0 G3-1		1-0 G4-3	4	1	2	2	1	0	0	
Bill Mueller, S OBP: 0.343, SLG: 0.387		0-0 F8	4-1 S		2-3 K		2-2 G3-1			3	0	0	0	1	1	3	
Jeremy Giambi, L OBP: 0.333, SLG: 0.286		3-2 G4-3	3-1 F7		4-2 1B		0-0 G4-3			3	1	0	0	1	0	4	
Jason Varitek, S OBP: 0.385, SLG: 0.545			1-1 E		2-2 P5					3	2	1	0	0	0	0	
Inning Stats	R: 0 H: 1 E: 0 K: 0 S: 9	H: 1 R: 7 ER: 4 LOB: 1 P: 15	H: 1 R: 4 ER: 2 LOB: 0 P: 19	H: 3 R: 5 ER: 1 LOB: 2 P: 37	H: 0 R: 0 ER: 1 LOB: 3 P: 23	H: 1 R: 2 ER: 1 LOB: 2 P: 37	H: 1 R: 0 ER: 0 LOB: 1 P: 23	H: 1 R: 0 ER: 0 LOB: 0 P: 21	H: 0 R: 0 ER: 0 LOB: 0 P: 14	1B: 4 2B: 3 3B: 1 HR: 0	SF: 0 SAC: 0 DP: 1 HBP: 2	WP: 1 PB: 0 SB: 1 CS: 0	PA: 42				
PITCHER	IP WLS BF H R ER SO BB IBB HBP BLK WP HR S P ERA WHIP																
Tanyon Sturtze, R ERA: 5.09	(1, 1) 4.2 L 27 6 7 4 2 2 5 0 2 0 0 0 0 64 117 7.71 2.357																
Doug Creek, L ERA: 7.2	(5, 1) 0.0 2 0 0 0 0 1 0 0 0 0 0 0 4 9 - - -																
Jeff Tam, R ERA: 5.59	(5, 1) 1.1 6 1 0 0 1 0 1 0 0 1 0 17 28 0.00 0.750																
Cliff Politte, R ERA: 4.7	(7, 1) 1.0 4 1 0 0 0 0 0 0 0 0 0 14 21 0.00 1.000																
Kelvim Escobar, R ERA: 18.0	(8, 1) 1.0 3 0 0 0 1 0 0 0 0 0 0 7 14 0.00 0.000																

Toronto Blue Jays @ Boston Red Sox
Fenway Park, Boston, MA
Sat Apr 19 2003, 1:20 PM EDT
Att: 32,329 - Cloudy - 45 F

AB 33
R 7
H 8
RBI 4
BB 7
SO 4
LOB 23



Batter	1	2	3	4	5	6	7	8	9	AB	R	H	RBI	BB	SO	LOB	TOP										
Shannon Stewart, R OBP: 0.380, SLG: 0.414	0-1 1B	3-2 G5-3	1-1 L4		2-2 1B		2-1 1B		3-3 K	6	0	3	1	0	1	2											
Frank Catalanotto, L OBP: 0.338, SLG: 0.457 3 Reed Johnson, R OBP: 0.750, SLG: 0.500	1-0 1B		0-2 P5	1-2 1B		1-2 G5-3		3-1 F8		5	0	2	0	0	0	3											
10 Vernon Wells, R OBP: 0.301, SLG: 0.494	1-3 K		2-0 P6	1-1 F8		0-1 HR		0-1 G6-3		5	1	1	1	0	1	3											
Carlos Delgado, L OBP: 0.455, SLG: 0.583	3-2 G4-6-3		4-2 HBP 2B	1-1 F9		1-1 G4-3		1-0 G4-3		4	1	0	0	1	0	3											
Josh Phelps, R OBP: 0.349, SLG: 0.357 Dave Berg, R OBP: 0.360, SLG: 0.696		3-1 2B	1-1 2B	1-2 1B		1-1 P3		1-0 HR		2	2	1	0	0	1	1											
Eric Hinske, L OBP: 0.293, SLG: 0.414	2-1 1B		3-2 1B		2-1 WP 1B		2-2 1B		0-3 K	5	3	4	2	0	1	0											
Greg Myers, L OBP: 0.375, SLG: 0.486	0-0 G5-3		1-2 HR		1-3 K		1-3 K		1-2 HR	5	2	3	4	0	2	2											
Chris Woodward, R OBP: 0.355, SLG: 0.407	0-3 K		0-3 HR		4-2 1B		2-2 G6-3		0-0 P6	4	1	1	2	1	1	1											
Orlando Hudson, S OBP: 0.258, SLG: 0.271	1-1 G5-3		1-1 2B		2-3 K		0-0 G4-3		0-0 P4-3	5	0	1	0	0	1	3											
Inning Stats	R: 0 E: 0 K: 1 S: 11	H: 2 LOB: 1 BB: 0 P: 16	R: 2 E: 0 K: 1 S: 16	H: 3 LOB: 1 BB: 0 P: 25	R: 5 E: 0 K: 0 S: 19	H: 4 LOB: 1 BB: 1 P: 33	R: 0 E: 0 K: 1 S: 10	H: 1 LOB: 1 BB: 0 P: 14	R: 1 E: 0 K: 2 S: 21	H: 2 LOB: 2 BB: 1 P: 33	R: 1 E: 0 K: 1 S: 12	H: 2 LOB: 1 BB: 0 P: 17	R: 0 E: 0 K: 0 S: 10	H: 1 LOB: 0 BB: 0 P: 17	R: 1 E: 0 K: 1 S: 7	H: 1 LOB: 0 BB: 0 P: 9	R: 1 E: 0 K: 1 S: 9	H: 1 LOB: 0 BB: 0 P: 13	1B: 9 2B: 4 3B: 0 HR: 4	SF: 0 SAC: 0 DP: 1 HBP: 1	WP: 1 PB: 0 SB: 0 CS: 0	PA: 46					
PITCHER	IP	WLS	BF	H	R	ER	SO	BB	IBB	HBP	BLK	WP	HR	S	P	ERA	WHIP										
John Burkett, R ERA: 6.1	2.2	L	17	8	7	7	2	1	0	1	0	0	1	42	68	23.62	3.375										
Steve Woodard, R ERA: 3.72	3.0		15	5	2	2	3	1	0	0	0	1	1	41	61	6.00	2.000										
Kevin Tolar, L ERA:	0.1		2	1	0	0	1	0	0	0	0	0	0	6	9	0.00	3.000										
Ramiro Mendoza, R ERA: 12.6	2.0		8	2	1	1	1	0	0	0	0	0	1	17	26	4.50	1.000										
Brandon Lyon, R ERA: 1.8	1.0		4	1	1	1	1	0	0	0	0	0	1	9	13	9.00	1.000										

Toronto Blue Jays @ Boston Red Sox
Fenway Park, Boston, MA
Mon Apr 21 2003, 11:05 AM EDT
Att: 34,370 - Cloudy - 48 F

AB 43
R 11
H 17
RBI 11
BB 2
SO 8
LOB 18



Batter	1	2	3	4	5	6	7	8	9	AB	R	H	RBI	BB	SO	LOB	BOTTOM										
18 Johnny Damon, L OBP: 0.314, SLG: 0.494	2-2 F8		1-2 G4-3		0-1 F8		1-3 K		0-1 G4-3	5	0	0	0	0	1	5											
Bill Mueller, S OBP: 0.350, SLG: 0.472	1-0 G6-3			1-1 G4-3	0-1 3B		1-1 G4-3		1-0 1B	5	0	2	1	0	0	0											
Kevin Millar, R OBP: 0.419, SLG: 0.662	2-3 K			0-2 G5-3	3-3 K		2-3 K		3-1 P3	5	0	0	0	0	3	2											
Manny Ramirez, R OBP: 0.381, SLG: 0.459		0-0 F7		2-1 34 2B		0-0 34 FC3-6		0-0 FC6-4		5	1	4	0	0	0	0											
34 David Ortiz, L OBP: 0.311, SLG: 0.308	1-0 G6-3			0-0 1B	1-2 FC3-6		1-1 F8		1-3 K	5	2	1	0	0	1	4											
Shea Hillenbrand, R OBP: 0.351, SLG: 0.457	1-0 G6-3			1-3 1B	2-2 WP		2-2 F8		0-1 FC6-4	5	1	2	2	0	0	2											
Trot Nixon, L OBP: 0.469, SLG: 0.566			0-0 G4-3		1-2 P4		1-0 E6		4-1 FC4-6	3	1	0	1	1	0	1											
Jason Varitek, S OBP: 0.400, SLG: 0.569			1-1 2B		1-2 G1-3		0-2 2B		4-2 FC4-6	3	0	2	1	1	0	0											
Damian Jackson, R OBP: 0.375, SLG: 0.286 Todd Walker, L OBP: 0.350, SLG: 0.389			0-3 K		4-1 3B		0-0 P6		0-0 FC4-6	2	1	0	0	0	1	2											
Inning Stats	R: 0 E: 0 K: 1 S: 8	H: 0 LOB: 0 BB: 0 P: 13	R: 0 E: 0 K: 0 S: 3	H: 0 LOB: 0 BB: 0 P: 5	R: 0 E: 0 K: 1 S: 10	H: 1 LOB: 1 BB: 0 P: 12	R: 2 E: 0 K: 0 S: 15	H: 3 LOB: 1 BB: 0 P: 22	R: 1 E: 0 K: 1 S: 12	H: 1 LOB: 1 BB: 1 P: 20	R: 3 E: 1 K: 1 S: 19	H: 3 LOB: 1 BB: 0 P: 24	R: 0 E: 0 K: 1 S: 8	H: 1 LOB: 1 BB: 0 P: 12	R: 0 E: 0 K: 0 S: 9	H: 0 LOB: 2 BB: 2 P: 20	R: 0 E: 0 K: 1 S: 10	H: 2 LOB: 2 BB: 0 P: 17	1B: 5 2B: 5 3B: 1 HR: 0	SF: 0 SAC: 0 DP: 0 HBP: 0	WP: 1 PB: 0 SB: 0 CS: 0	PA: 42					
PITCHER	IP	WLS	BF	H	R	ER	SO	BB	IBB	HBP	BLK	WP	HR	S	P	ERA	WHIP										
Cory Lidle, R ERA: 6.23	6.0		28	8	6	5	4	1	0	0	0	0	0	8	12	0.00	1.000										
Aquilino Lopez, R ERA: 3.12	1.0	H	4	1	0	0	1	0	0	0	0	0	0	9	20	0.00	2.000										
Cliff Politte, R ERA: 5.19	1.0		5	0	0	0	0	2	0	0	0	0	0	10	17	0.00	2.000										
Kelvin Escobar, R ERA: 15.0	1.0		5	2	0	0	1	0	0	0	0	0	0	10	17	0.00	2.000										

Toronto Blue Jays @ Boston Red Sox
Fenway Park, Boston, MA
Mon Apr 21 2003, 11:05 AM EDT
Att: 34,370 - Cloudy - 48 F

AB 39
R 6
H 11
RBI 5
BB 3
SO 6
LOB 18



Batter	1	2	3	4	5	6	7	8	9	AB	R	H	RBI	BB	SO	LOB	TOP					
Damian Jackson, R OBP: 0.348, SLG: 0.250 (1, 8)	F8		F8		F8		G4-3		L8	4	0	0	0	1	0	1						
Todd Walker, L OBP: 0.347, SLG: 0.386 (1, 4)	P5		SF8		G4-3				G4-6-3	4	0	1	1	0	0	1						
Nomar Garciaparra, R OBP: 0.299, SLG: 0.495 (1, 6)	K		F9		G5-3					4	0	0	0	0	1	3						
Manny Ramirez, R OBP: 0.414, SLG: 0.523 (1, 7)										2	1	0	0	1	0	0						
Kevin Millar, R OBP: 0.384, SLG: 0.584 (1, 3)										4	1	2	0	0	0	2						
Shea Hillenbrand, R OBP: 0.356, SLG: 0.454 (1, 10)										4	2	2	3	0	0	1						
Bill Mueller, S OBP: 0.375, SLG: 0.475 (1, 5)										2	1	1	1	2	0	0						
Trot Nixon, L OBP: 0.421, SLG: 0.508 (1, 9)										4	0	0	0	0	1	4						
Doug Mirabeli, R OBP: 0.241, SLG: 0.444 (1, 2)										3	0	1	0	1	0	1						
Inning Stats	R: 0 E: 0 K: 1 S: 8	H: 0 LOB: 0 BB: 0 P: 13	R: 0 E: 0 K: 0 S: 7	H: 0 LOB: 0 BB: 1 P: 12	R: 1 E: 0 K: 0 S: 14	H: 1 LOB: 2 BB: 2 P: 27	R: 2 E: 0 K: 0 S: 17	H: 2 LOB: 1 BB: 0 P: 24	R: 0 E: 0 K: 0 S: 5	H: 0 LOB: 0 BB: 0 P: 10	R: 2 E: 0 K: 0 S: 10	H: 2 LOB: 1 BB: 0 P: 10	R: 0 E: 0 K: 0 S: 6	H: 1 LOB: 1 BB: 0 P: 9	R: 0 E: 0 K: 1 S: 13	H: 1 LOB: 2 BB: 1 P: 21	R: 0 E: 0 K: 0 S: 7	H: 0 LOB: 0 BB: 1 P: 11	1B: 5 2B: 1 3B: 0 HR: 1	SF: 1 SAC: 0 DP: 2 HBP: 1	WP: 1 PB: 0 SB: 0 CS: 0	PA: 38
PITCHER	IP	WLS	BF	H	R	ER	SO	BB	IBB	HBP	BLK	WP	HR	S	P	ERA	WHIP					
Jarrold Washburn, L ERA: 4.76 (1, 1)	7.0	L	30	6	5	5	1	3	0	1	0	1	1	67	105	6.43	1.286					
Derrick Turnbow, R ERA: 3.99 (8, 1)	1.1		7	1	0	0	1	2	0	0	0	0	0	19	31	0.00	2.250					
Rich Rodriguez, L ERA: 4.5 (9, 1)	0.2		1	0	0	0	0	0	0	0	0	0	0	1	1	0.00	0.000					

Boston Red Sox @ Anaheim Angels
Edison International Field, Anaheim, CA
Fri Apr 25 2003, 10:05 PM EDT
Att: 37,203 - Cloudy - 63 F

livebaseballscorecards.com

AB 31
R 5
H 7
RBI 5
BB 5
SO 2
LOB 13



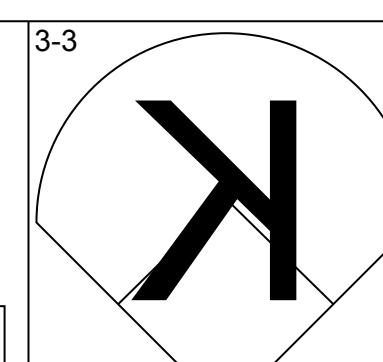
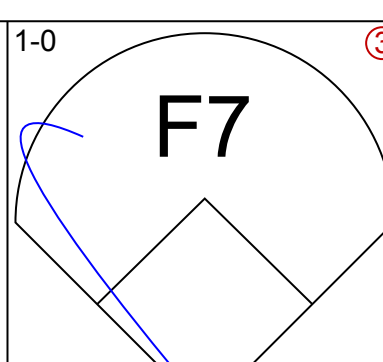
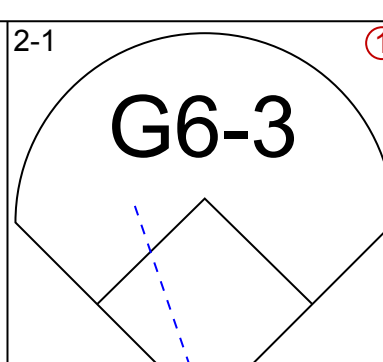
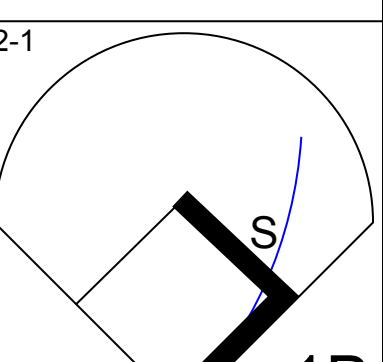
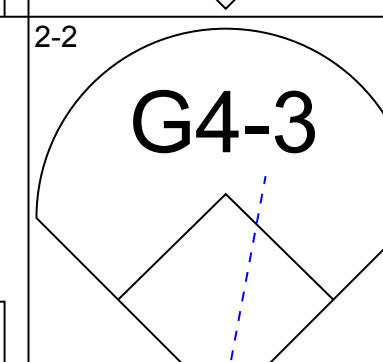
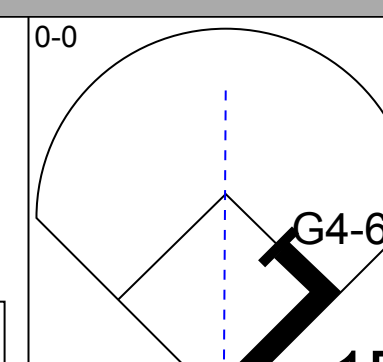
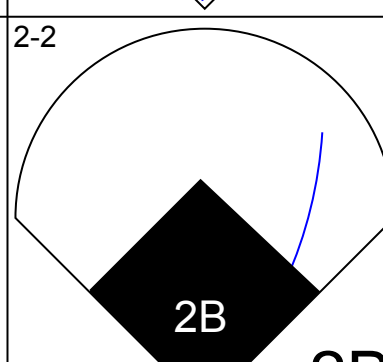
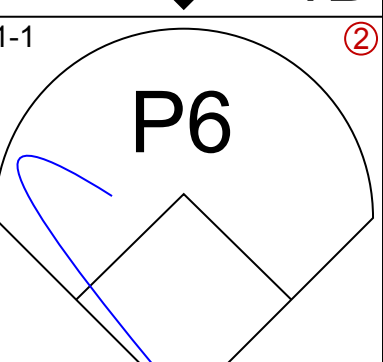
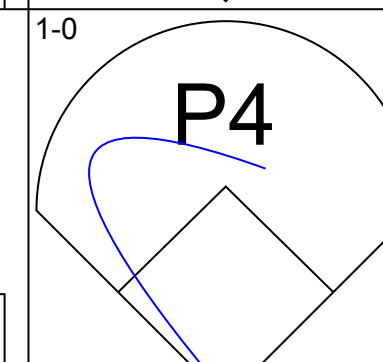
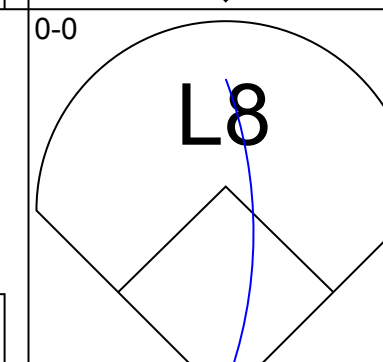
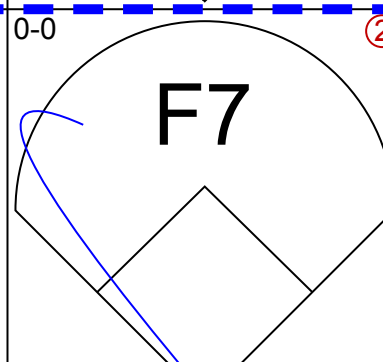
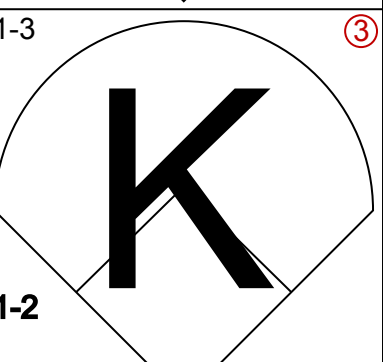
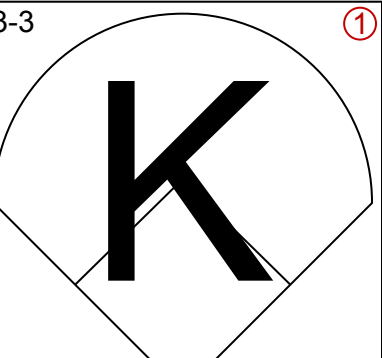
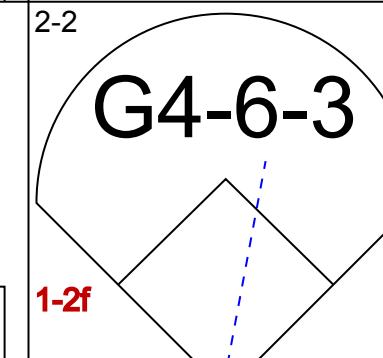
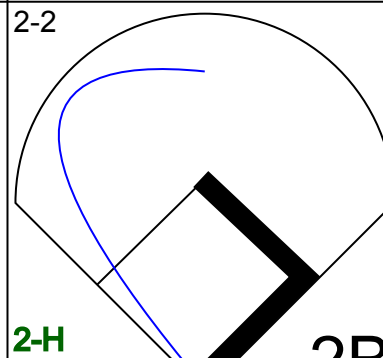
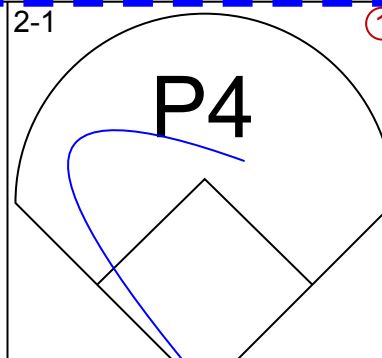
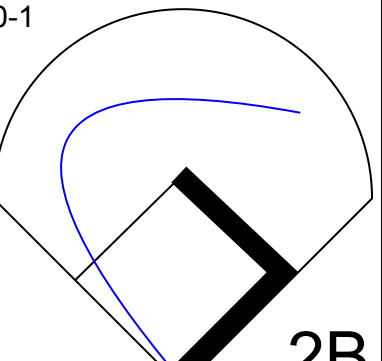
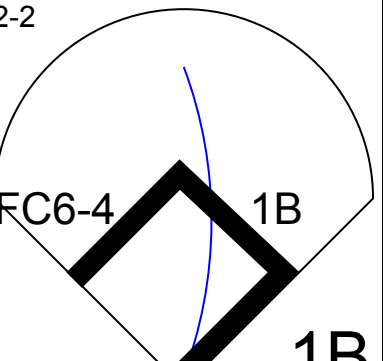
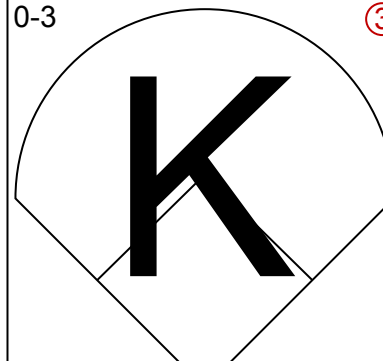
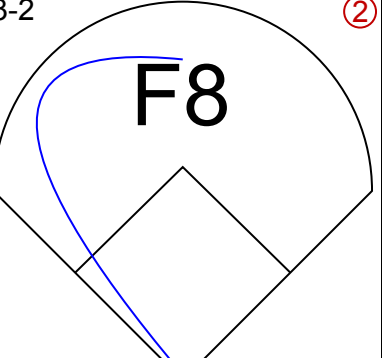
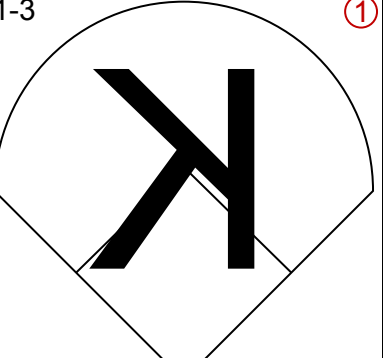
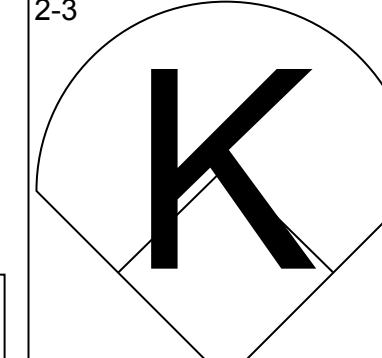
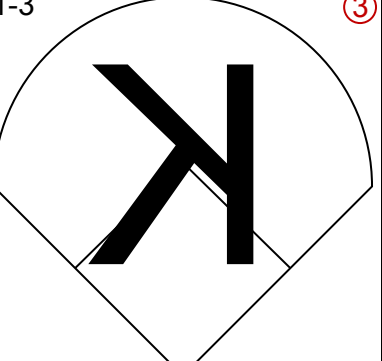
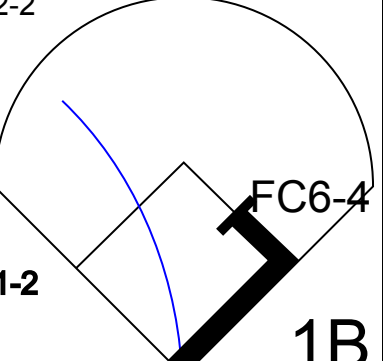
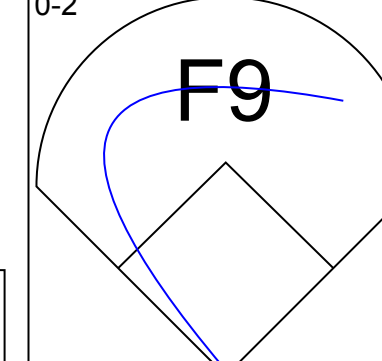
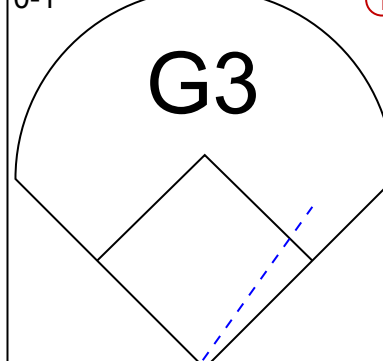
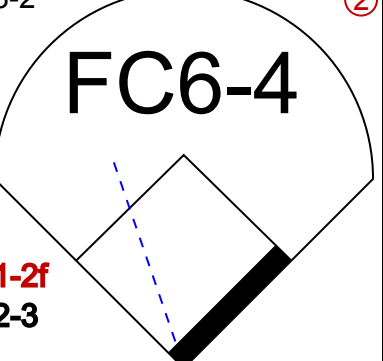
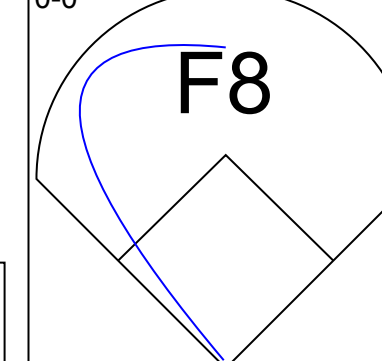
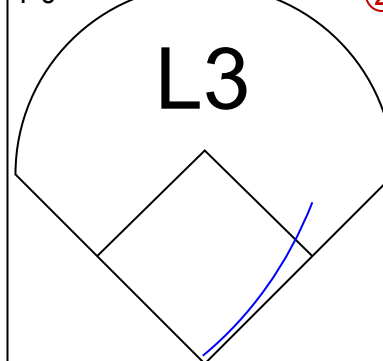
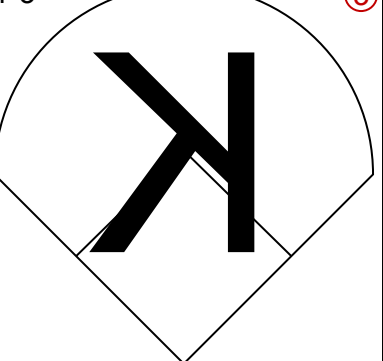
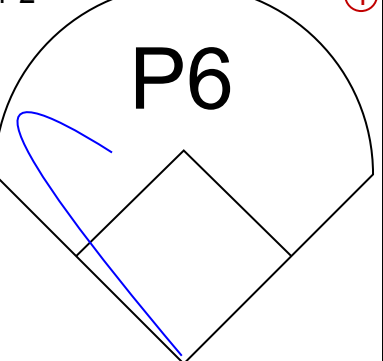
Batter	1	2	3	4	5	6	7	8	9	AB	R	H	RBI	BB	SO	LOB	BOTTOM				
David Eckstein, R OBP: 0.365, SLG: 0.330 (1, 6)	1B 2B		FC1-6 S WP							4	1	2	0	0	1	1					
Eric Owens, R OBP: 0.295, SLG: 0.250 (1, 8)										3	0	0	0	0	2	2					
Jeff DaVanon, S OBP: 0.250, SLG: 0.250 (8, PH)	G1-3		K							1	0	1	1	0	0	0					
Tim Salmon, R OBP: 0.411, SLG: 0.583 (1, 9)	1B 2B		K							4	0	2	1	0	1	1					
16 Garret Anderson, L OBP: 0.410, SLG: 0.602 (1, 7)	2B									4	0	1	0	0	2	2					
Troy Glaus, R OBP: 0.341, SLG: 0.461 (1, 5)										2	0	1	0	0	0	2					
Adam Kennedy, L OBP: 0.385, SLG: 0.409 (4, PR)	F7									1	0	0	0	1	0	0					
Shawn Woolen, R OBP: 0.316, SLG: 0.361 (1, 10)										4	0	1	0	0	0	1					
Scott Spiezio, S OBP: 0.282, SLG: 0.342 (5, 5)										4	0	1	0	0	0	2					
Bengie Molina, R OBP: 0.276, SLG: 0.351 (1, 2)										4	0	0	0	0	0	3					
Benji Gil, R OBP: 0.091, SLG: 0.048 (5, 3)										1	0	0	0	1	0	0					
Brad Fullmer, L OBP: 0.486, SLG: 0.639 (8, PH)										1	1	1	0	0	0	0					
Inning Stats	R: 0 E: 0 K: 0 S: 15	H: 3 LOB: 2 BB: 0 P: 19	R: 0 E: 0 K: 0 S: 9	H: 0 LOB: 0 BB: 0 P: 12	R: 0 E: 0 K: 2 S: 15	H: 0 LOB: 1 BB: 1 P: 25	R: 0 E: 0 K: 1 S: 11	H: 1 LOB: 1 BB: 0 P: 14	R: 0 E: 0 K: 2 S: 10	H: 0 LOB: 0 BB: 0 P: 12	R: 0 E: 0 K: 0 S: 8	H: 0 LOB: 0 BB: 0 P: 13	R: 2 E: 0 K: 1 S: 16	H: 4 LOB: 2 BB: 0 P: 27	R: 0 E: 0 K: 0 S: 4	H: 1 LOB: 1 BB: 1 P: 10	1B: 7 2B: 3 3B: 0 HR: 0	SF: 0 SAC: 0 DP: 2 HBP: 0	WP: 1 PB: 0 SB: 1 CS: 1	PA: 36	
PITCHER	IP	WLS	BF	H	R	ER	SO	BB	IBB	HBP	BLK	WP	HR	S	P	ERA	WHIP				
Casey Fossum, L ERA: 3.94 (1, 1)	7.0	W	24	5	0	0	5	1	0	0	0	0	0	74	105	0.00	0.857				
50 Mike Timlin, R ERA: 5.52 (8, 1)	0.2		6	4	2	2	0	0	0	0	0	0	0	13	22	27.00	6.000				
Chad Fox, R ERA: 3.0 (8, 1)	1.1	S	5	1	0	0	1	1	0	0	0	0	0	7	15	0.00	1.500				

Boston Red Sox @ Anaheim Angels
Edison International Field, Anaheim, CA
Fri Apr 25 2003, 10:05 PM EDT
Att: 37,203 - Cloudy - 63 F

livebaseballscorecards.com

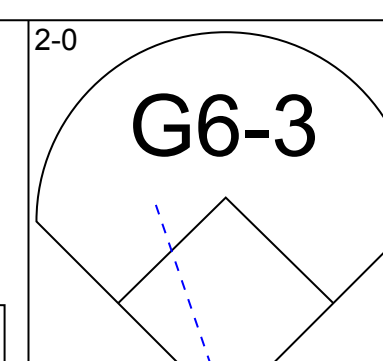
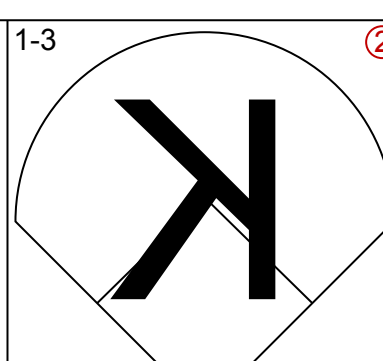
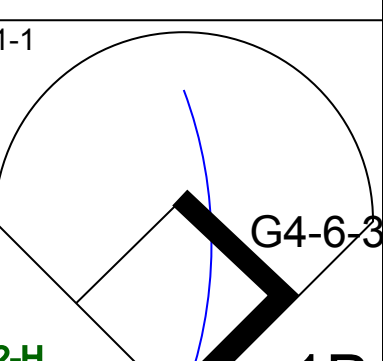
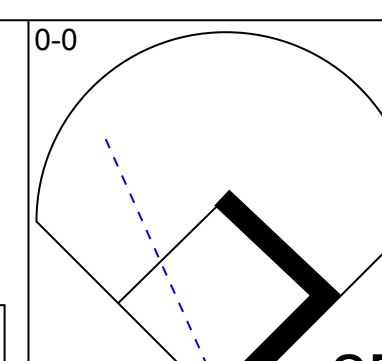
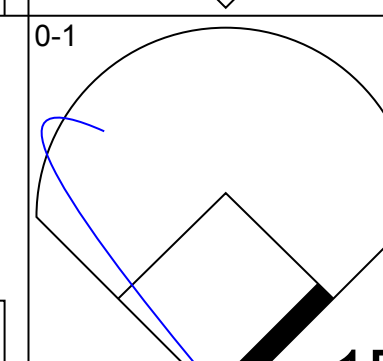
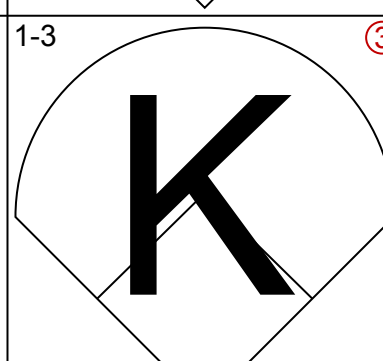
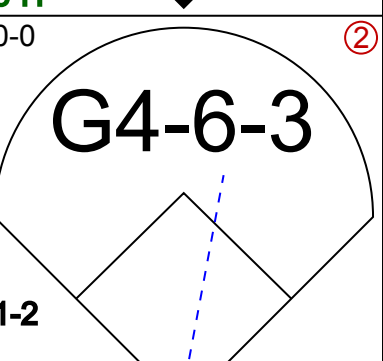
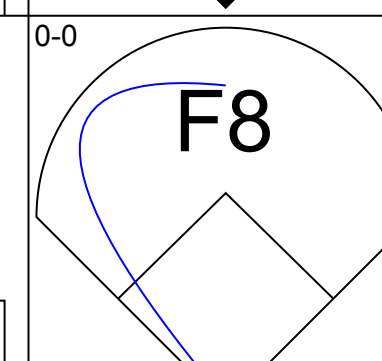
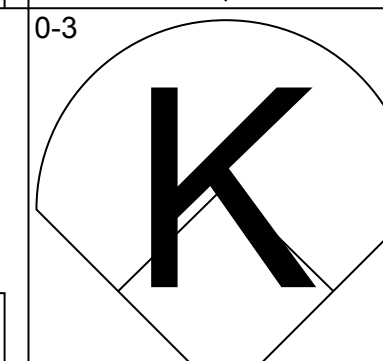
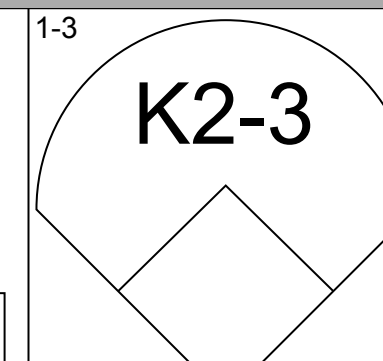
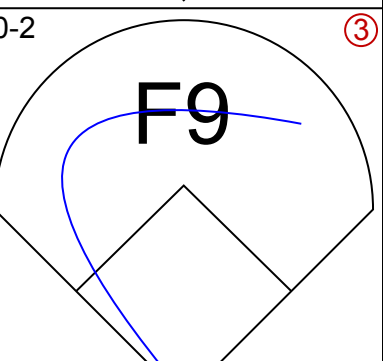
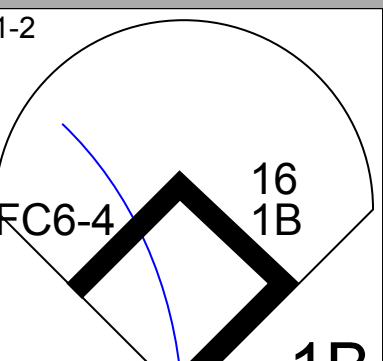
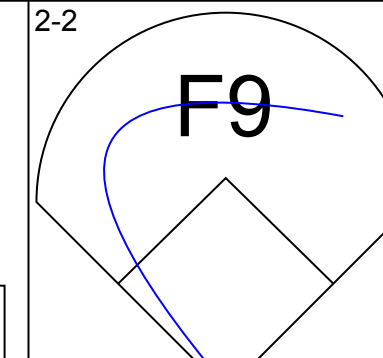
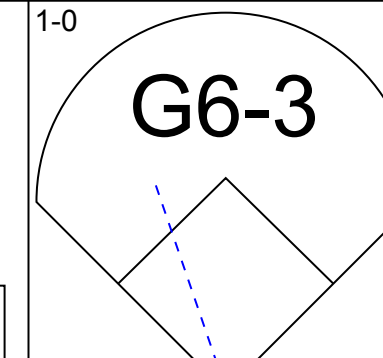
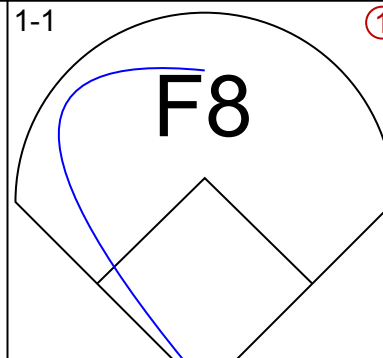
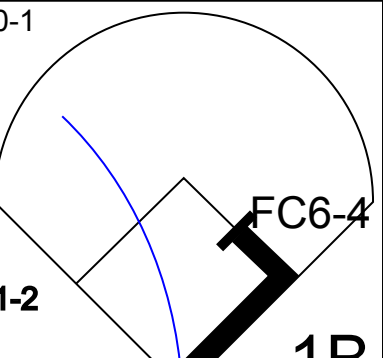
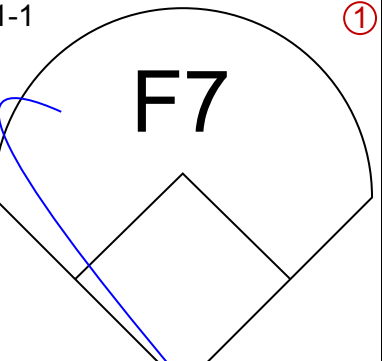
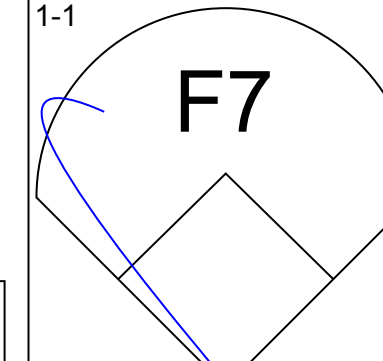
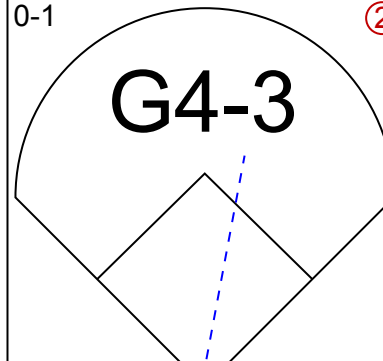
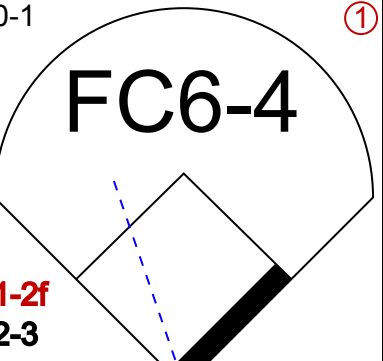
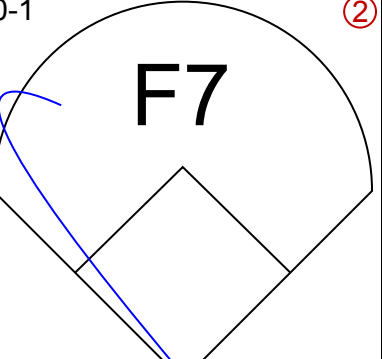
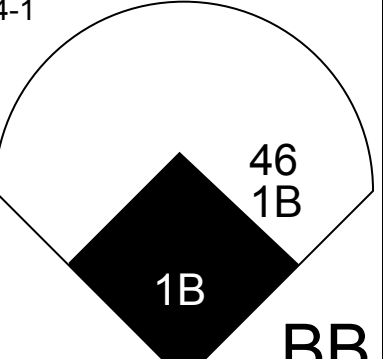
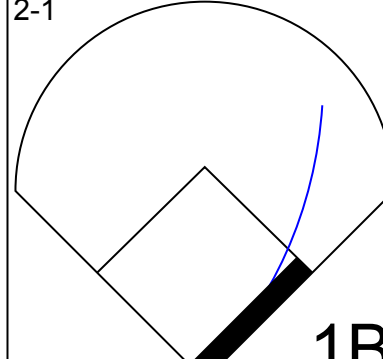
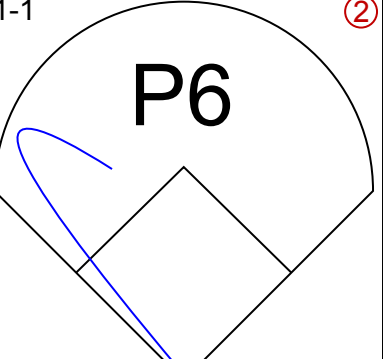
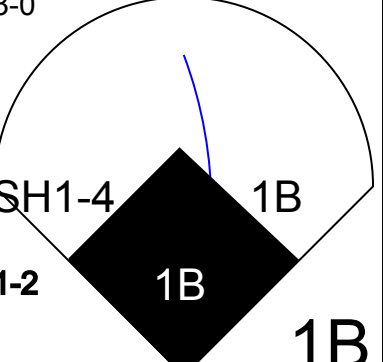
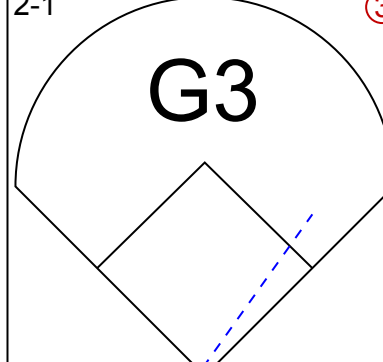
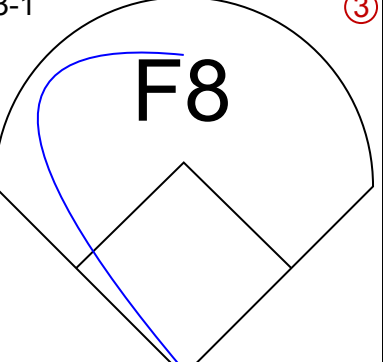
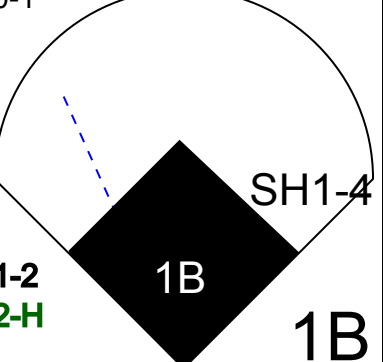



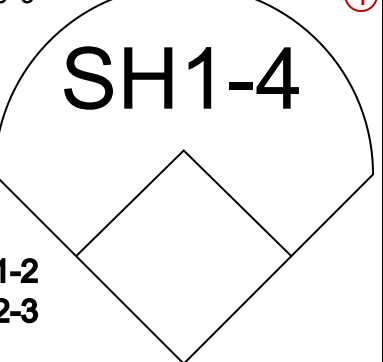

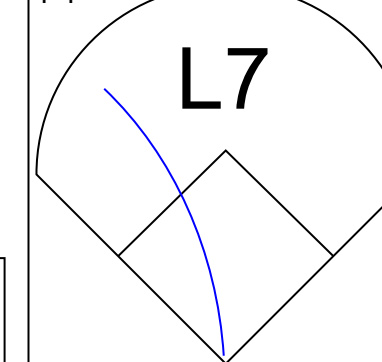
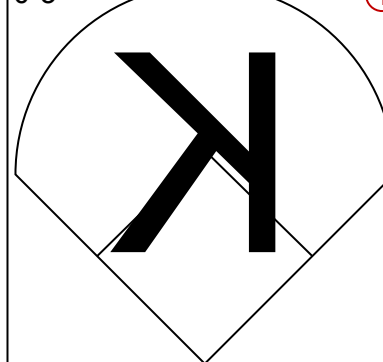
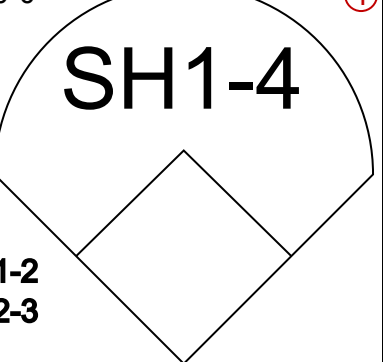

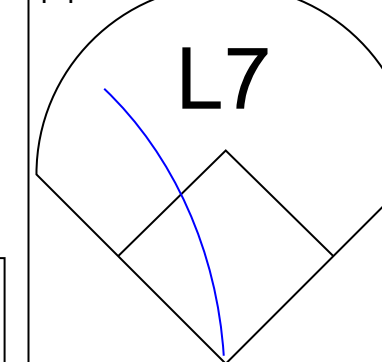
AB 33
R 2
H 10
RBI 2
BB 2
SO 6
LOB 14



Batter	1	2	3	4	5	6	7	8	9	AB	R	H	RBI	BB	SO	LOB	TOP								
18 Johnny Damon, L (1, 8) OBP: 0.320, SLG: 0.467										4	0	1	0	0	1	0	Boston Red Sox @ Anaheim Angels Edison International Field, Anaheim, CA Sat Apr 26 2003, 10:05 PM EDT Att: 43,514 - Sunny - 63 F								
Todd Walker, L (1, 4) OBP: 0.353, SLG: 0.402										4	1	2	0	0	0	1									
Nomar Garciaparra, R (1, 6) OBP: 0.297, SLG: 0.475										4	0	0	0	0	1	3									
Manny Ramirez, R (1, 10) OBP: 0.408, SLG: 0.522										4	0	1	1	0	1	1									
Kevin Millar, R (1, 7) OBP: 0.389, SLG: 0.593										4	0	2	0	0	1	1									
34 David Ortiz, L (1, 3) OBP: 0.298, SLG: 0.271										4	0	0	0	0	2	2									
Shea Hillenbrand, R (1, 5) OBP: 0.365, SLG: 0.489										3	0	1	0	0	1	1									
Trot Nixon, L (1, 9) OBP: 0.405, SLG: 0.485										3	0	0	0	0	0	2									
Jason Varitek, S (1, 2) OBP: 0.361, SLG: 0.492										3	0	0	0	0	1	2									
Inning Stats	R: 0 E: 0 K: 1 S: 7	H: 0 LOB: 0 BB: 0 P: 13	R: 0 E: 0 K: 2 S: 11	H: 1 LOB: 1 BB: 0 P: 18	R: 0 E: 0 K: 0 S: 4	H: 0 LOB: 0 BB: 0 P: 6	R: 0 E: 0 K: 0 S: 5	H: 1 LOB: 0 BB: 0 P: 7	R: 0 E: 0 K: 2 S: 16	H: 2 LOB: 2 BB: 0 P: 25	R: 1 E: 0 K: 1 S: 16	H: 2 LOB: 1 BB: 0 P: 22	R: 0 E: 0 K: 1 S: 7	H: 0 LOB: 0 BB: 0 P: 9	R: 0 E: 0 K: 1 S: 10	H: 1 LOB: 1 BB: 0 P: 15	R: 0 E: 0 K: 0 S: 5	H: 0 LOB: 0 BB: 0 P: 8	1B: 4 2B: 3 3B: 0 HR: 0	SF: 0 SAC: 0 DP: 1 HBP: 0	WP: 0 PB: 0 SB: 1 CS: 0	PA: 33			
PITCHER	IP	WLS	BF	H	R	ER	SO	BB	IBB	HBP	BLK	WP	HR	S	P	ERA	WHIP								
62 Scott Shields, R (1, 1) ERA: 0.77	5.1	W	20	5	1	1	5	0	0	0	0	0	0	48	78	1.69	0.938								
Ben Weber, R (6, 1) ERA: 0.59	1.2	H	6	1	0	0	2	0	0	0	0	0	0	18	22	0.00	0.600								
Brendan Donnelly, R (8, 1) ERA:	1.0	H	4	1	0	0	1	0	0	0	0	0	0	10	15	0.00	1.000								
Troy Percival, R (9, 1) ERA: 3.86	1.0	S	3	0	0	0	0	0	0	0	0	0	0	5	8	0.00	0.000								

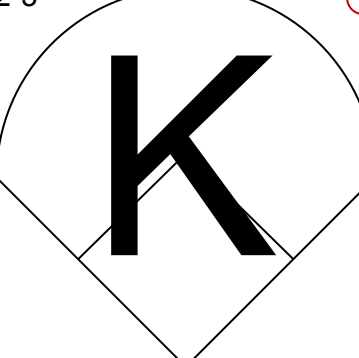
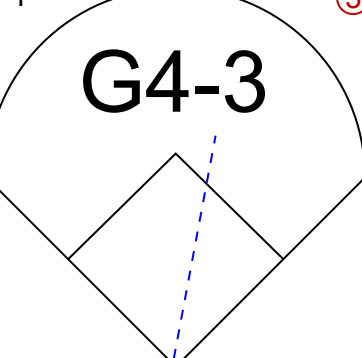
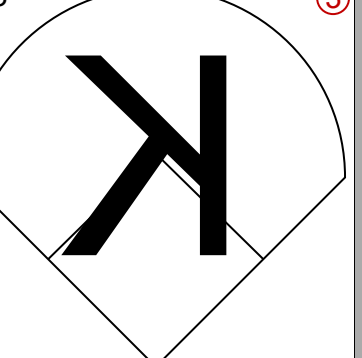
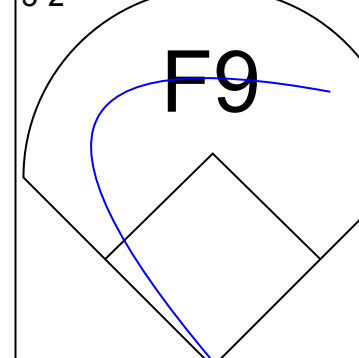
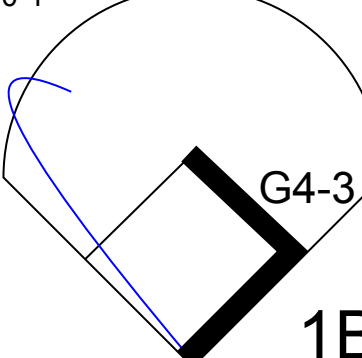
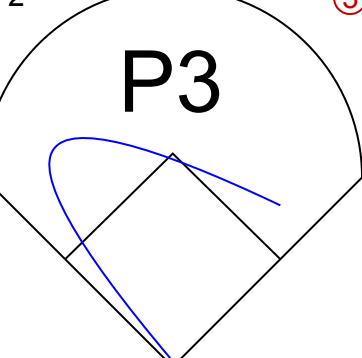
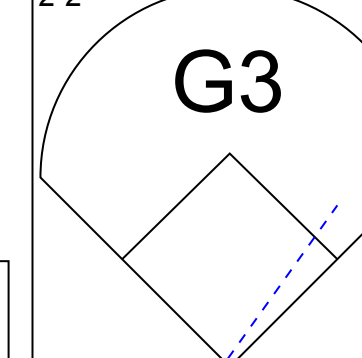
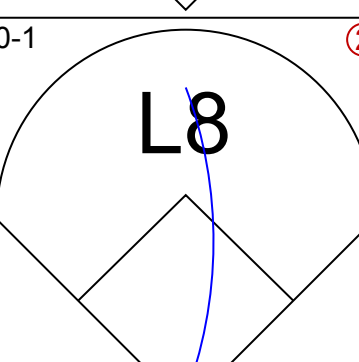
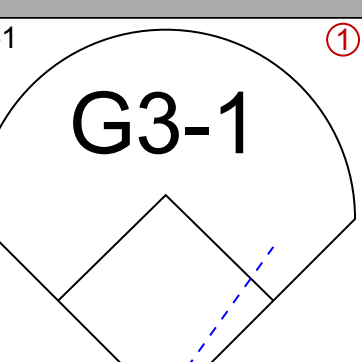
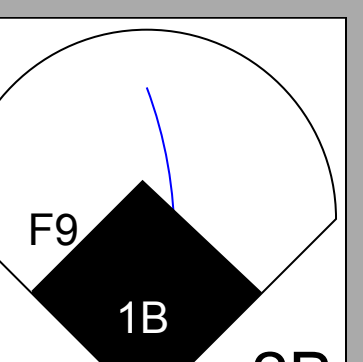
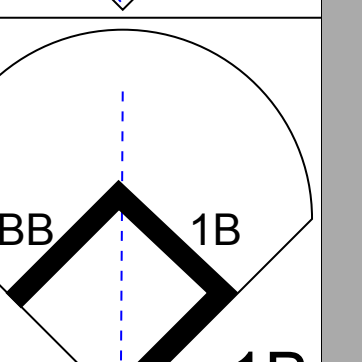
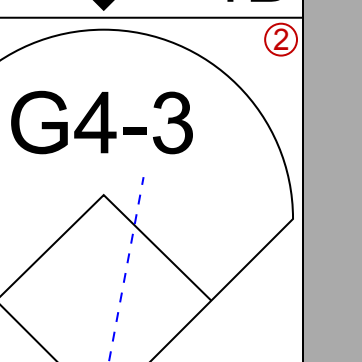
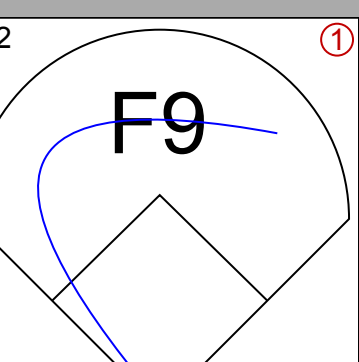
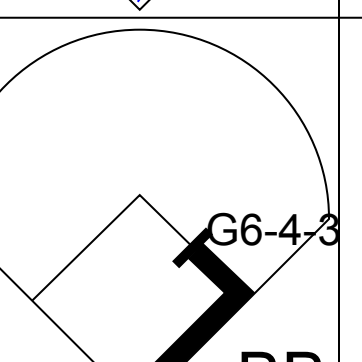
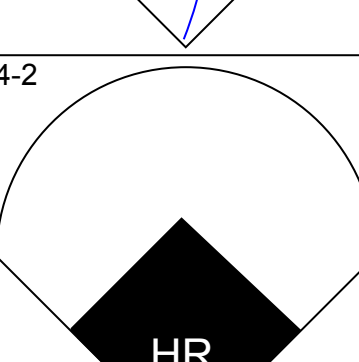
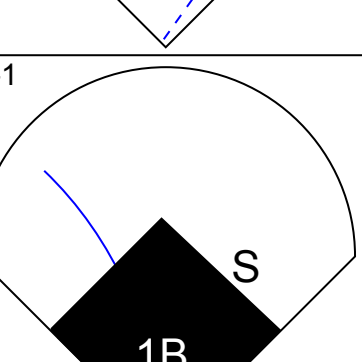
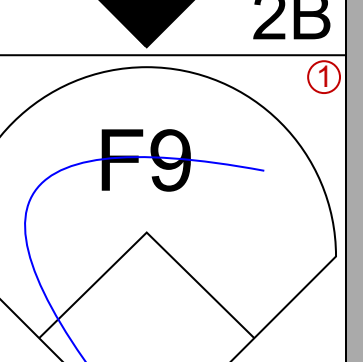
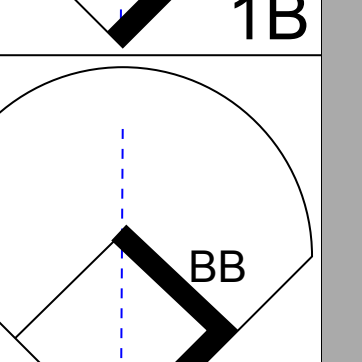
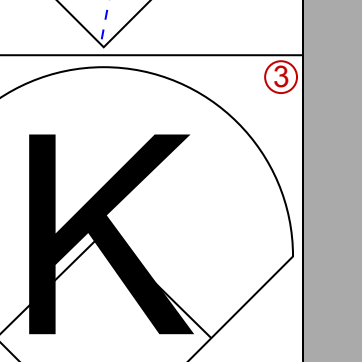
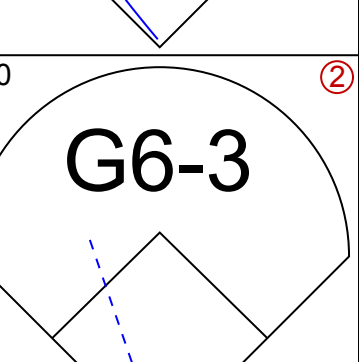
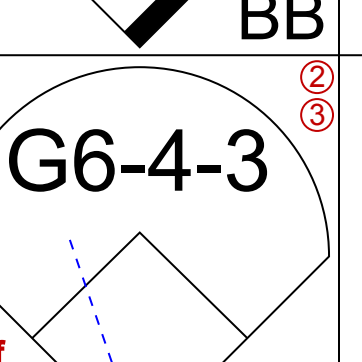
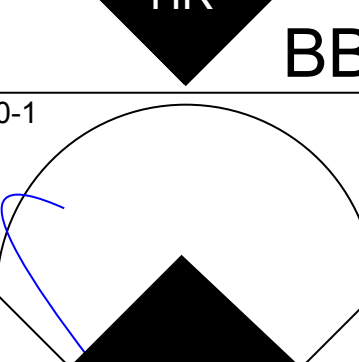
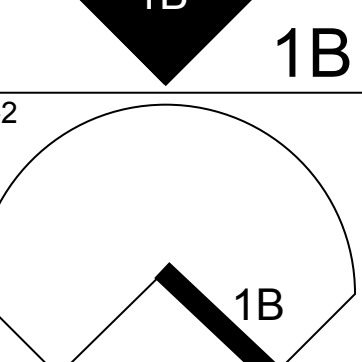
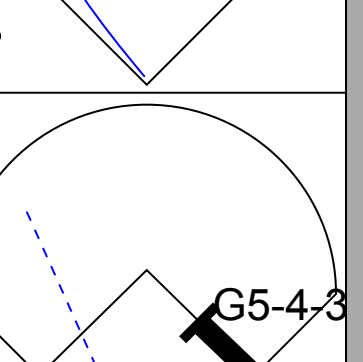
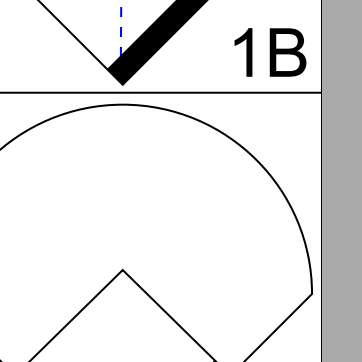
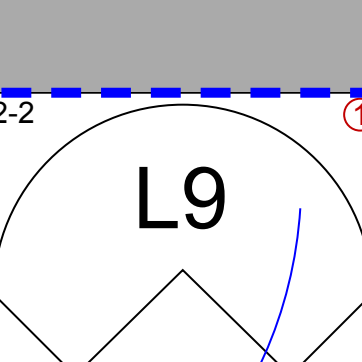
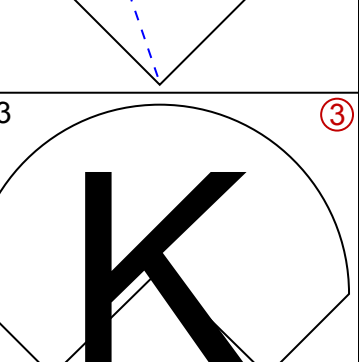
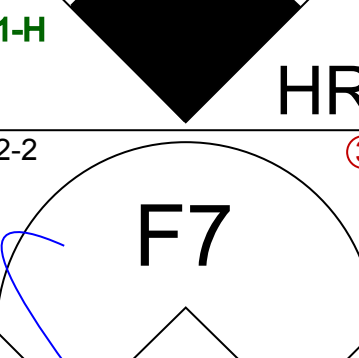
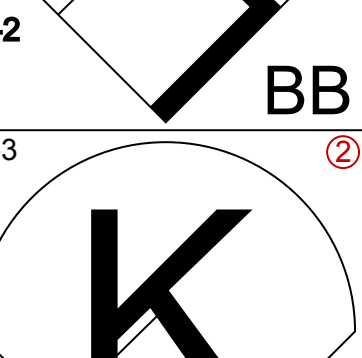
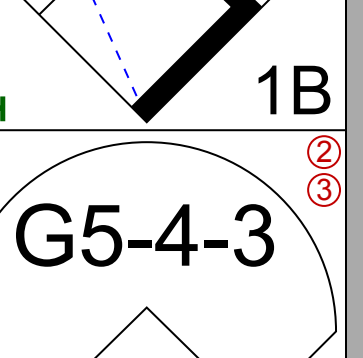
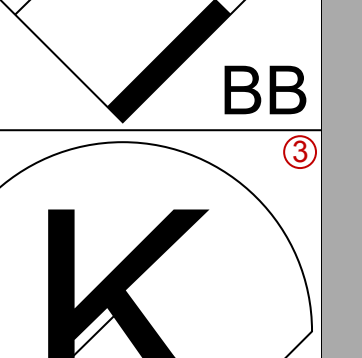
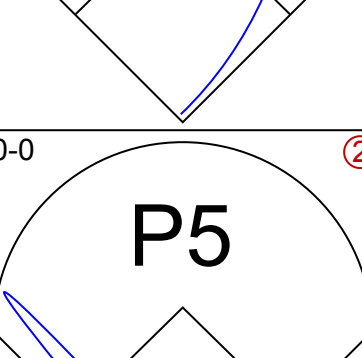
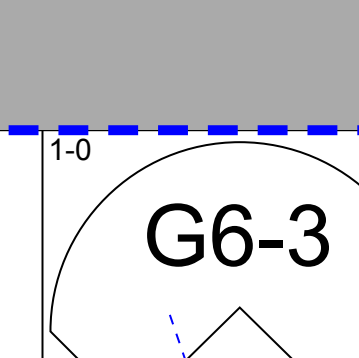
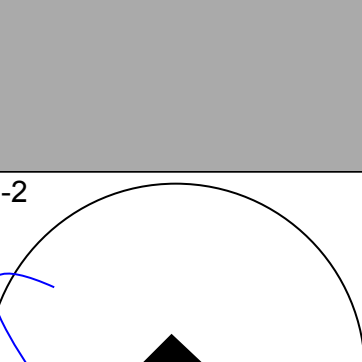
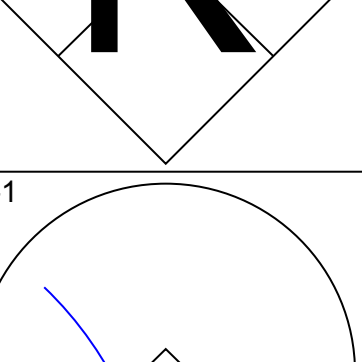
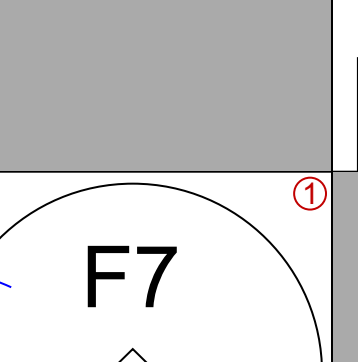
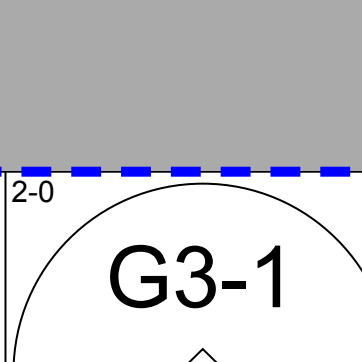
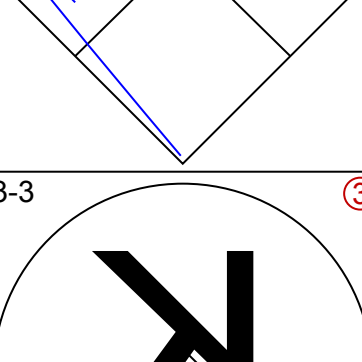
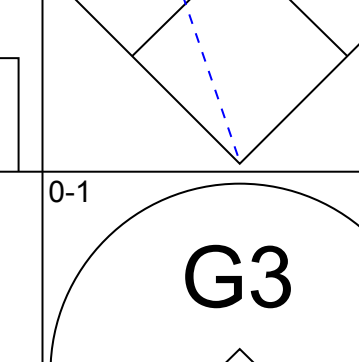
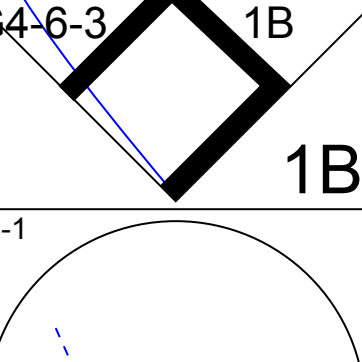
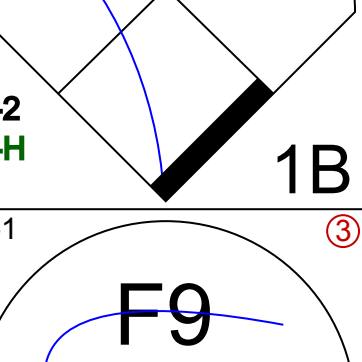
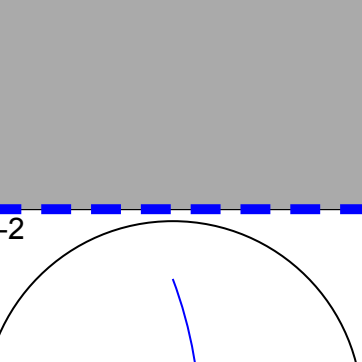
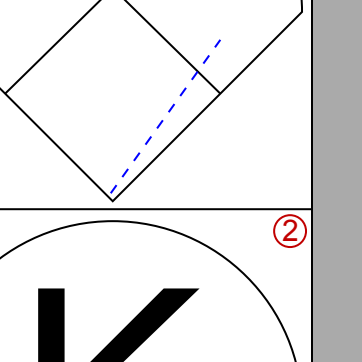
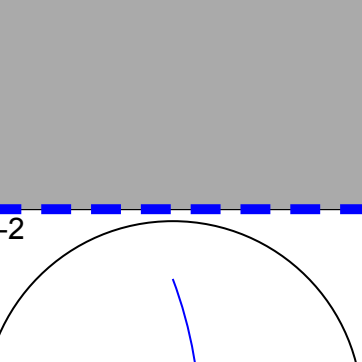
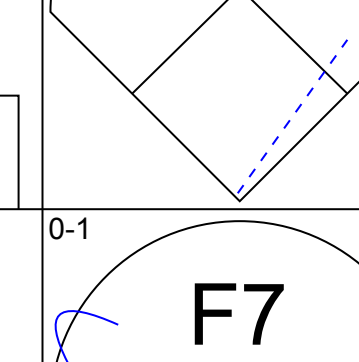
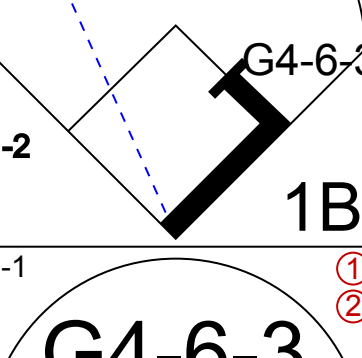
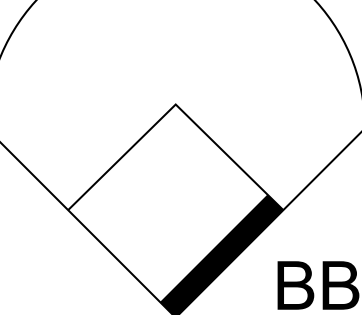
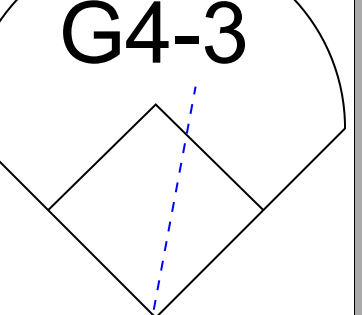

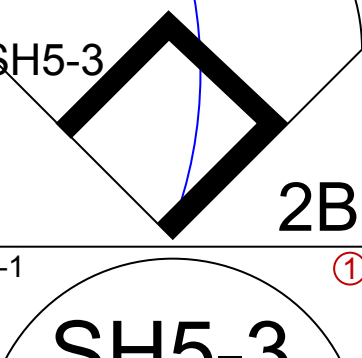
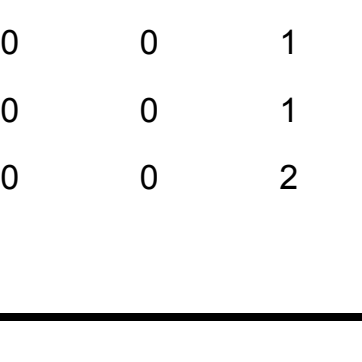


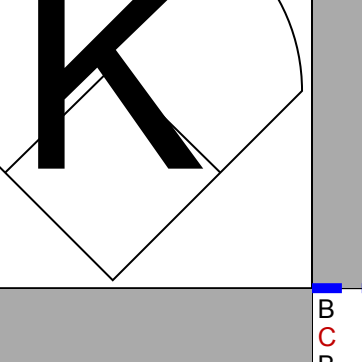
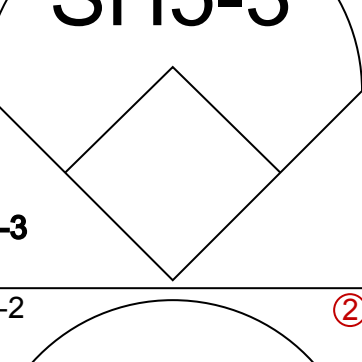
AB	33
R	1
H	7
RBI	1
BB	0
SO	8
LOB	13



Batter	1	2	3	4	5	6	7	8	9	AB	R	H	RBI	BB	SO	LOB	BOTTOM								
David Eckstein, R (1, 6) OBP: 0.370, SLG: 0.348										4	0	2	2	0	1	0	Boston Red Sox @ Anaheim Angels Edison International Field, Anaheim, CA Sat Apr 26 2003, 10:05 PM EDT Att: 43,514 - Sunny - 63 F								
Adam Kennedy, L (1, 4) OBP: 0.367, SLG: 0.385									4	0	1	0	0	1	2										
Tim Salmon, R (1, 10) OBP: 0.404, SLG: 0.568										4	0	1	0	0	2	2									
16 Garret Anderson, L (1, 7) OBP: 0.404, SLG: 0.588										4	0	1	0	0	0	1									
Brad Fullmer, L (1, 3) OBP: 0.459, SLG: 0.600										4	0	0	0	0	0	2									
Scott Spiezio, S (1, 5) OBP: 0.292, SLG: 0.342										3	1	1	0	1	0	2									
46 Gary Johnson, L (1, 9) OBP: 0.667, SLG: 1.000										3	1	2	0	0	0	1									
Jeff DaVanon, S (7, 9) OBP: 0.200, SLG: 0.200										1	0	0	0	0	0	2									
Bengie Molina, R (1, 2) OBP: 0.278, SLG: 0.351										3	1	1	1	0	0	1									
Eric Owens, R (1, 8) OBP: 0.283, SLG: 0.238										2	0	0	0	0	1	0									
Inning Stats	R: 0 E: 0 K: 1 S: 9	H: 1 LOB: 1 BB: 0 P: 13	R: 0 E: 0 K: 0 S: 7	H: 1 LOB: 0 BB: 0 P: 9	R: 0 E: 0 K: 3 S: 10	H: 0 LOB: 0 BB: 0 P: 12	R: 0 E: 0 K: 1 S: 6	H: 0 LOB: 0 BB: 0 P: 9	R: 3 E: 0 K: 0 S: 11	H: 3 LOB: 1 BB: 1 P: 19	R: 0 E: 0 K: 0 S: 8	H: 1 LOB: 1 BB: 0 P: 13	R: 0 E: 0 K: 0 S: 7	H: 1 LOB: 0 BB: 0 P: 9	R: 0 E: 0 K: 0 S: 12	H: 2 LOB: 2 BB: 0 P: 17	1B: 7 2B: 2 3B: 0 HR: 0	SF: 0 SAC: 1 DP: 0 HBP: 0	WP: 0 PB: 0 SB: 0 CS: 0	PA: 34					
PITCHER	IP	WLS	BF	H	R	ER	SO	BB	IBB	HBP	BLK	WP	HR	S	P	ERA	WHIP								
John Burkett, R (1, 1) ERA: 5.34	8.0	L	34	9	3	3	5	1	0	0	0	0	0	70	101	3.38	1.250								

AB	32
R	3
H	9
RBI	3
BB	1
SO	5
LOB	13

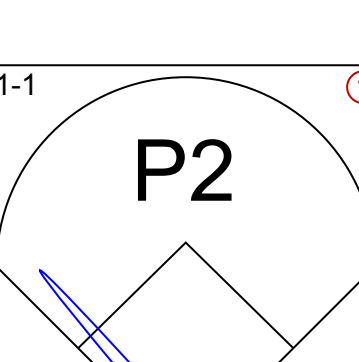
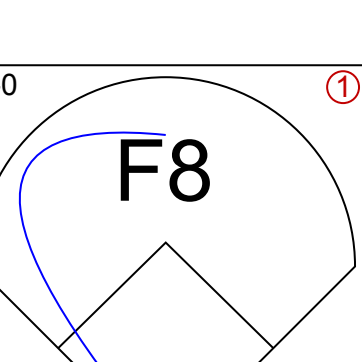
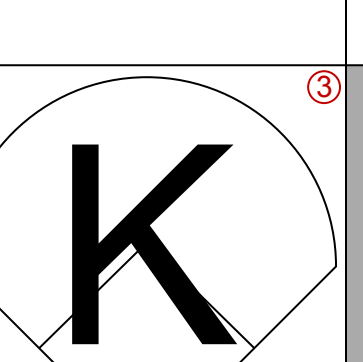
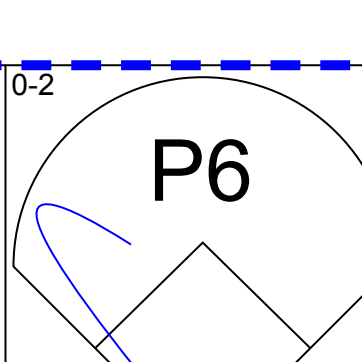
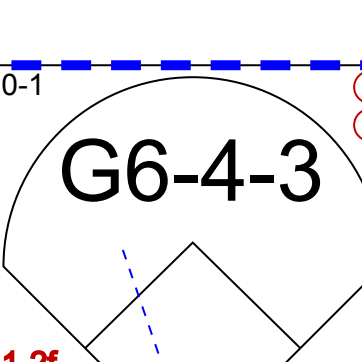
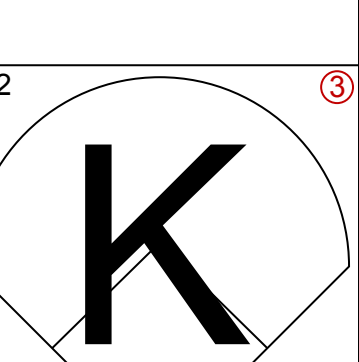
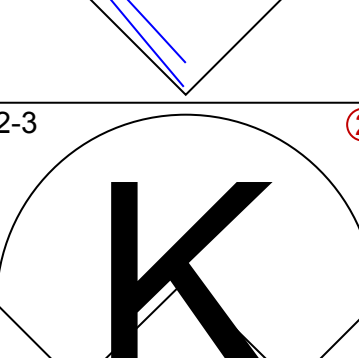
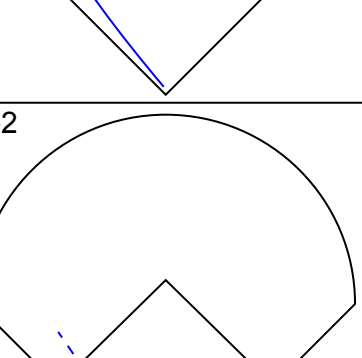
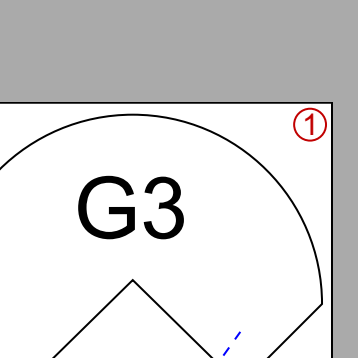
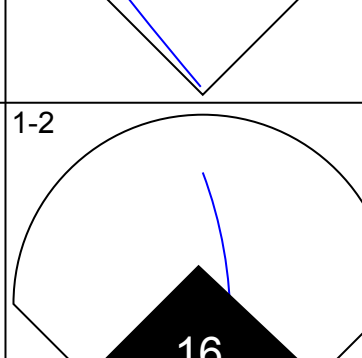
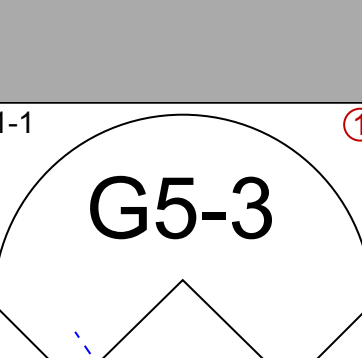
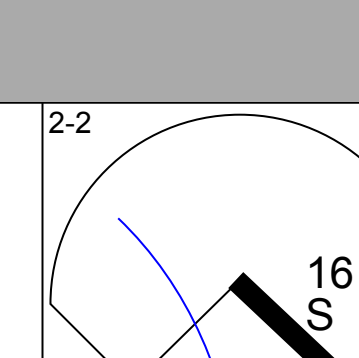
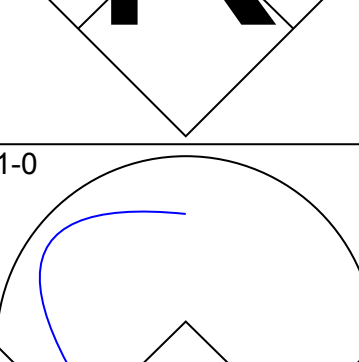
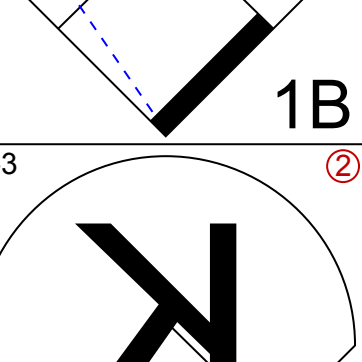
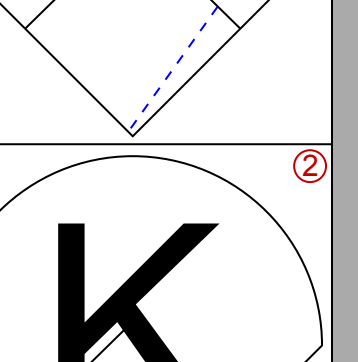
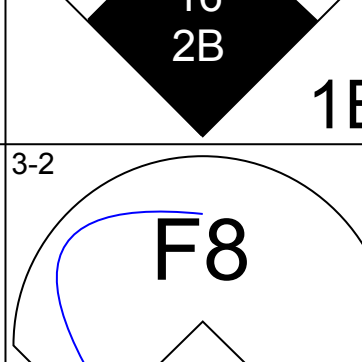
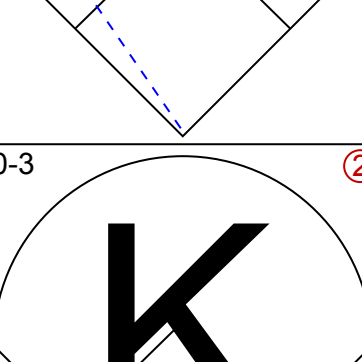
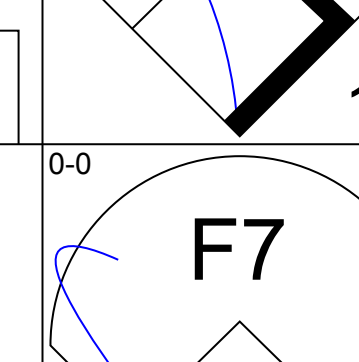
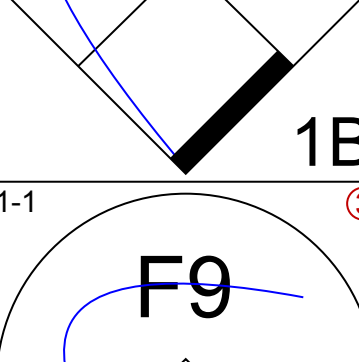
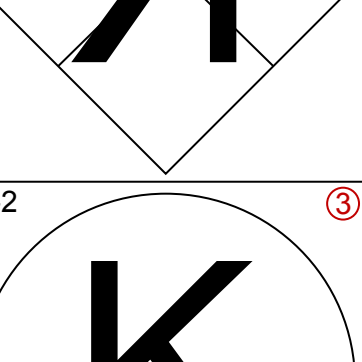
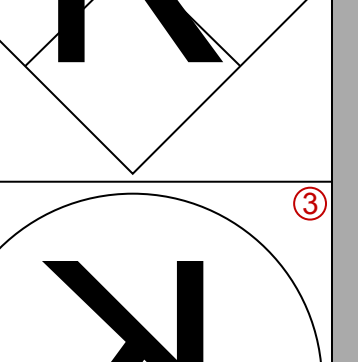
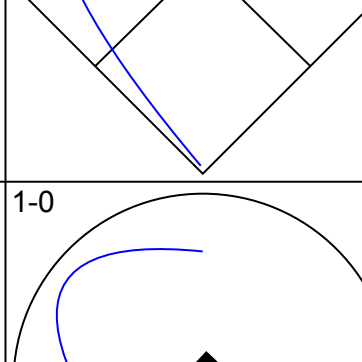
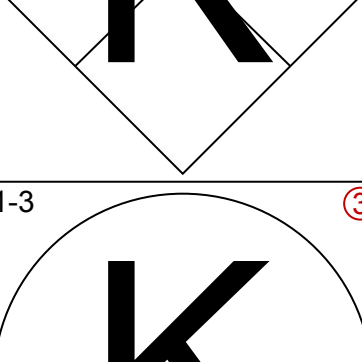
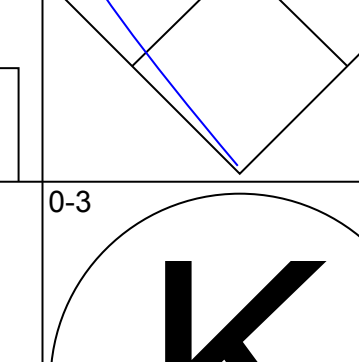
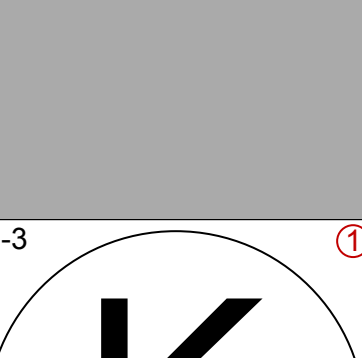
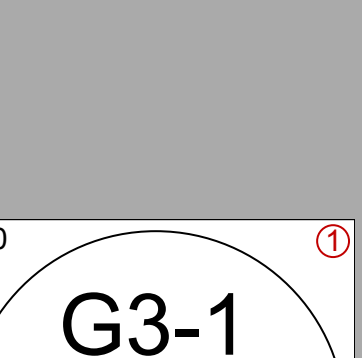
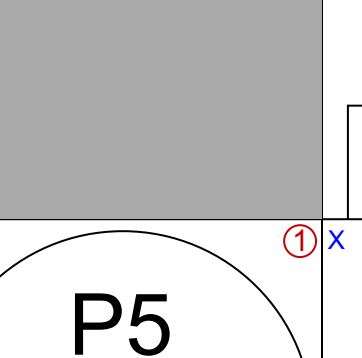
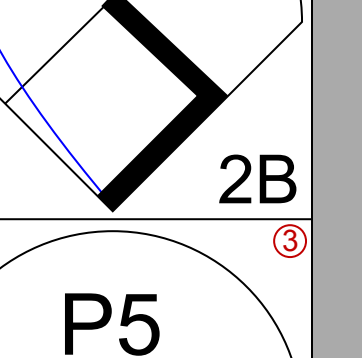
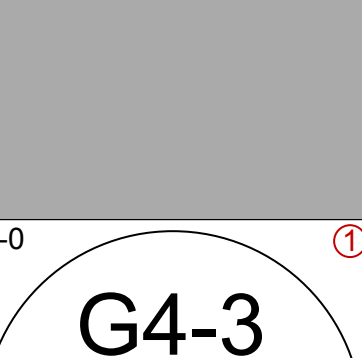
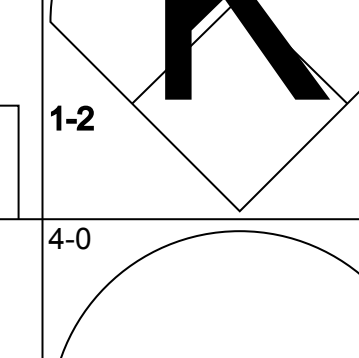
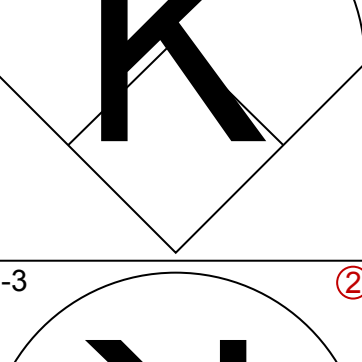
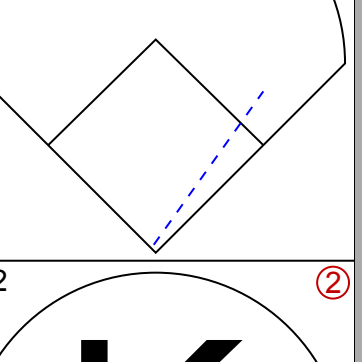
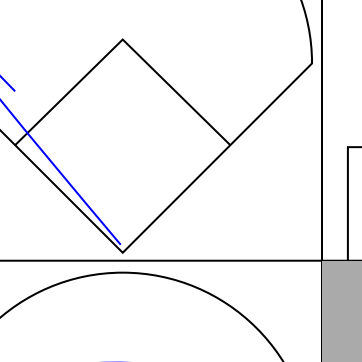
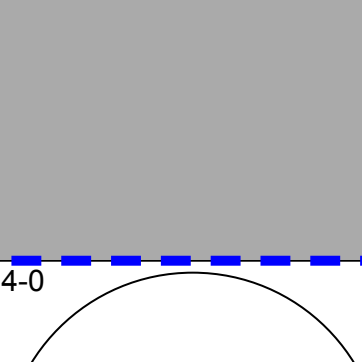
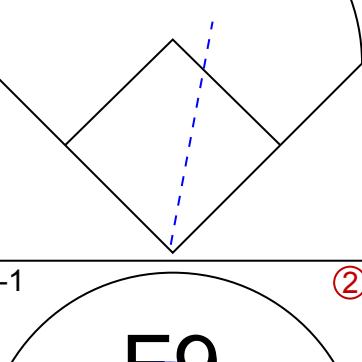
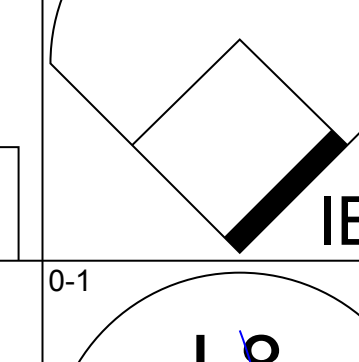
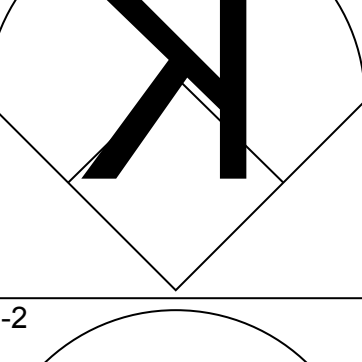
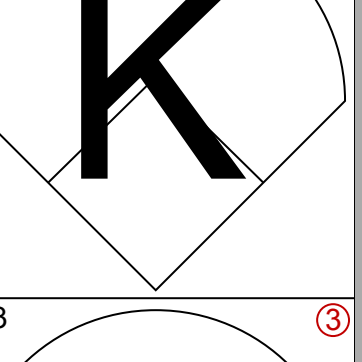
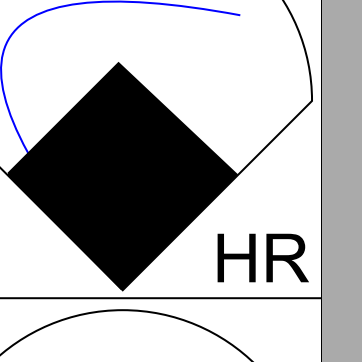
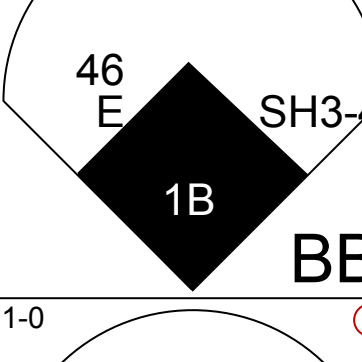
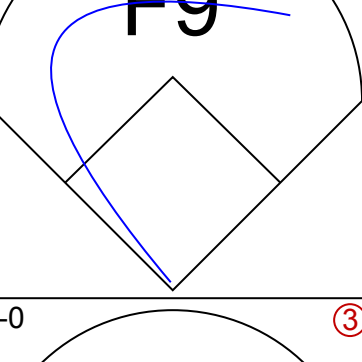
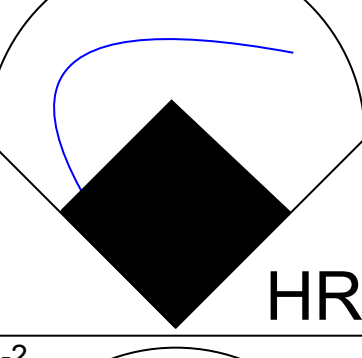

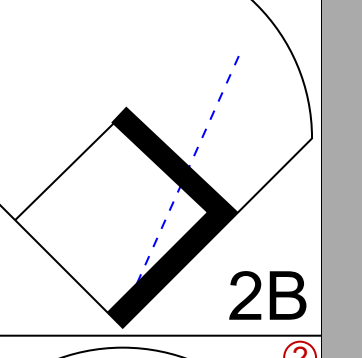
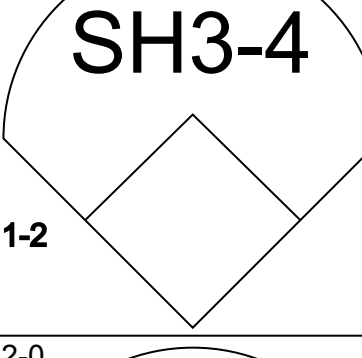
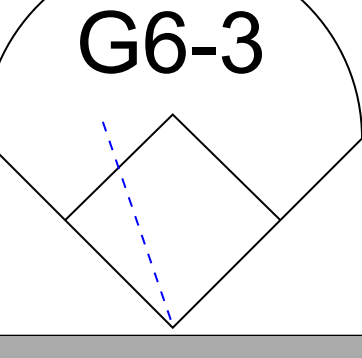
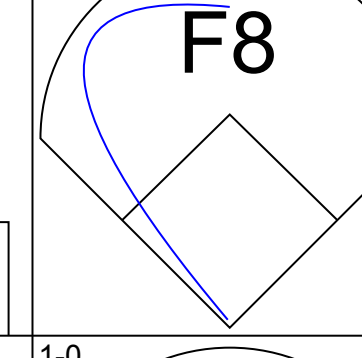
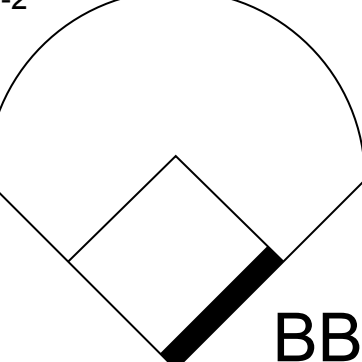
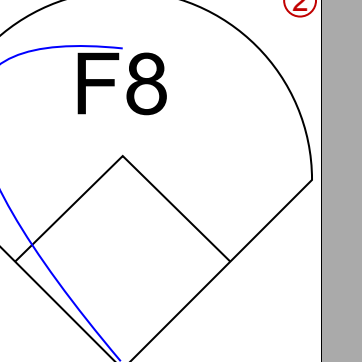
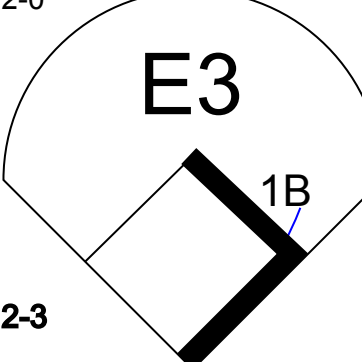

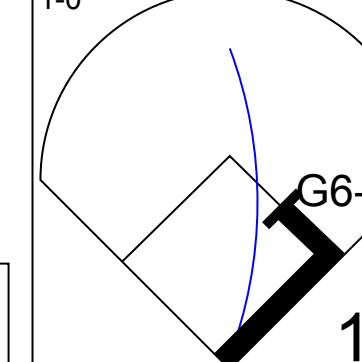
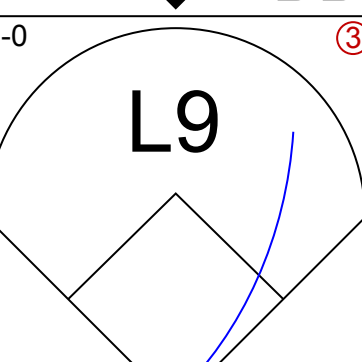
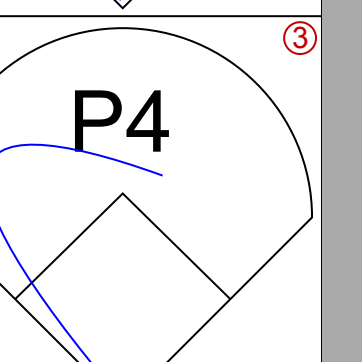
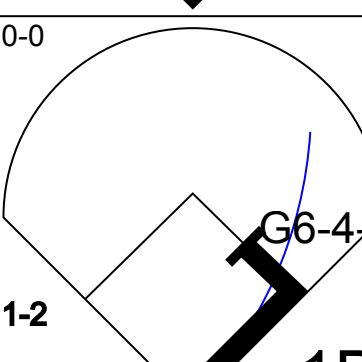
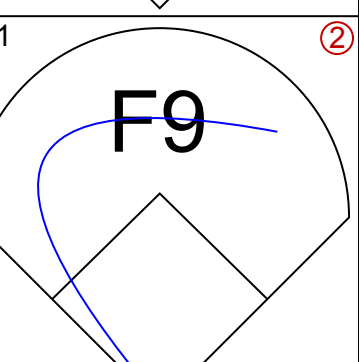
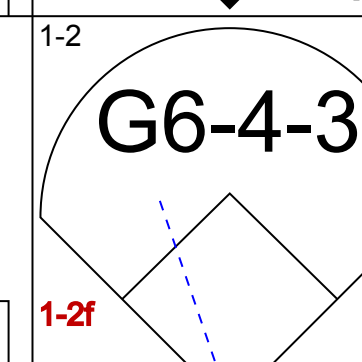
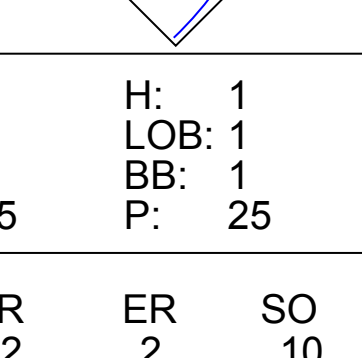
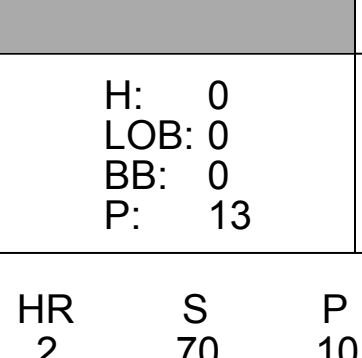
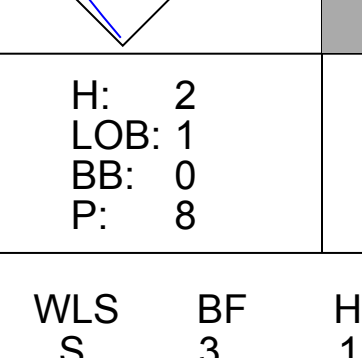
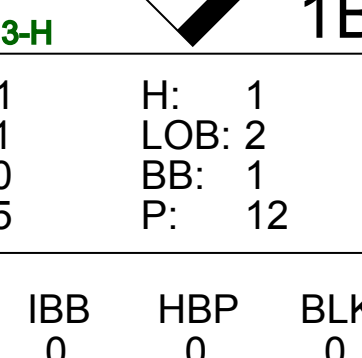
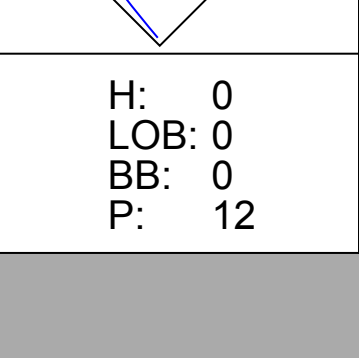
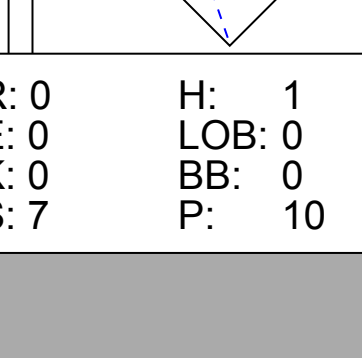


Batter	1	2	3	4	5	6	7	8	9	10	11	12	13	14	AB	R	H	RBI	BB	SO	LOB	TOP
18 Johnny Damon, L OBP: 0.369, SLG: 0.444															7	0	1	0	0	2	4	
Bill Mueller, S OBP: 0.382, SLG: 0.478															6	1	2	0	1	0	1	
Nomar Garciaparra, R OBP: 0.296, SLG: 0.467															6	2	2	0	1	1	3	
Manny Ramirez, R OBP: 0.422, SLG: 0.553															4	1	2	3	2	1	0	
Kevin Millar, R OBP: 0.365, SLG: 0.552															6	0	0	0	0	2	6	
Trot Nixon, L OBP: 0.400, SLG: 0.473															6	0	2	1	0	1	0	
Shea Hillenbrand, R OBP: 0.296, SLG: 0.486															5	0	2	0	0	2	2	
Damian Jackson, R OBP: 0.348, SLG: 0.250															0	0	0	0	0	0	0	
Todd Walker, L OBP: 0.356, SLG: 0.398															1	0	0	0	0	0	0	
Jeremy Giambi, L OBP: 0.298, SLG: 0.292															4	0	0	0	0	1	2	
34 David Ortiz, L OBP: 0.310, SLG: 0.347															1	1	1	1	0	0	0	
Jason Varitek, S OBP: 0.359, SLG: 0.515															5	1	1	1	1	1	2	
Inning Stats	R: 2 E: 0 K: 1 S: 15	H: 1 LOB: 0 BB: 1 P: 23	R: 0 E: 0 K: 0 S: 11	H: 2 LOB: 2 BB: 1 P: 17	R: 1 E: 0 K: 1 S: 13	H: 2 LOB: 0 BB: 1 P: 24	R: 0 E: 0 K: 0 S: 6	H: 0 LOB: 0 BB: 0 P: 9	R: 1 E: 0 K: 1 S: 5	H: 2 LOB: 0 BB: 0 P: 5	R: 0 E: 0 K: 1 S: 16	H: 0 LOB: 1 BB: 0 P: 13	R: 0 E: 0 K: 1 S: 13	H: 0 LOB: 0 BB: 0 P: 18	R: 0 E: 0 K: 0 S: 5	H: 2 LOB: 0 BB: 1 P: 6	R: 2 E: 0 K: 0 S: 8	H: 2 LOB: 0 BB: 1 P: 16	1B: 8 2B: 2 3B: 0 HR: 3	SF: 0 SAC: 1 DP: 3 HBP: 0	WP: 0 PB: 0 SB: 1 CS: 0	PA: 57
PITCHER	IP	WLS	BF	H	R	ER	SO	BB	IBB	HBP	BLK	WP	HR	S	P	ERA	WHIP					
41 John Lackey, R ERA: 7.76	(11, 1)	7.0	32	9	4	4	5	4	0	0	0	0	1	73	116	5.14	1.857					
Scott Schummers, L ERA: 7.71	(8, 1)	1.0	3	0	0	0	2	0	0	0	0	0	0	7	10	0.00	0.000					
Ben Weber, R ERA: 0.00	(9, 1)	1.0	4	1	0	0	1	0	0	0	0	0	0	10	13	0.00	1.000					
Troy Percival, R ERA: 3.38	(10, 1)	1.0	3	0	0	0	1	0	0	0	0	0	0	8	13	0.00	0.000					
Brendan Donnelly, R ERA:	(11, 1)	2.0	7	1	0	0	2	0	0	0	0	0	0	25	35	0.00	0.500					

Boston Red Sox @ Anaheim Angels
Edison International Field, Anaheim, CA
Sun Apr 27 2003, 8:05 PM EDT
Att: 43,690 - Sunny - 66 F

AB 51
R 13
H 16
RBI 6
BB 5
SO 11
LOB 20

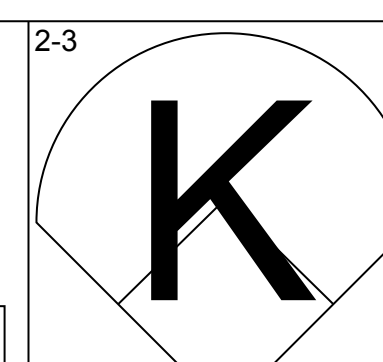
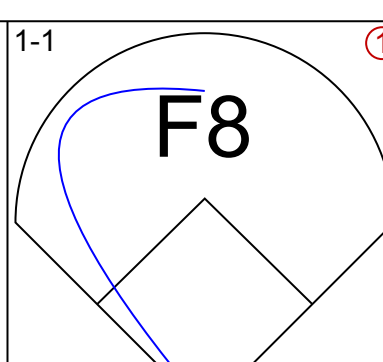
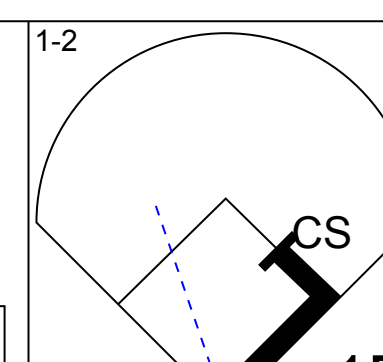
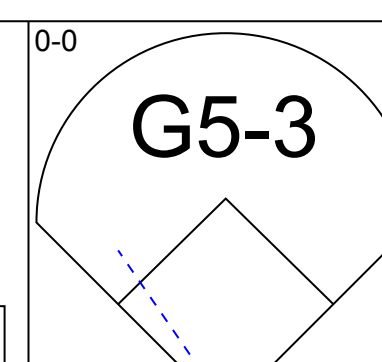
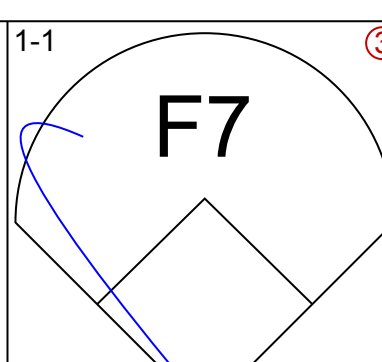
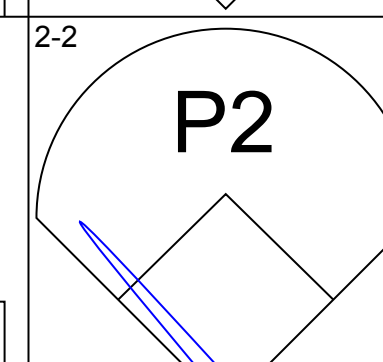
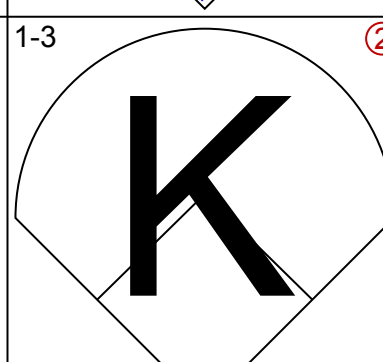
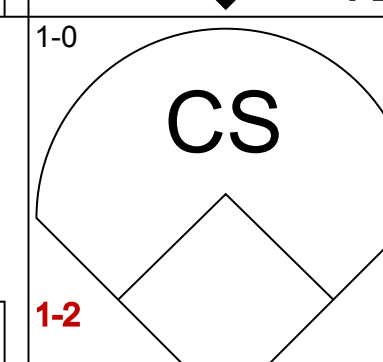
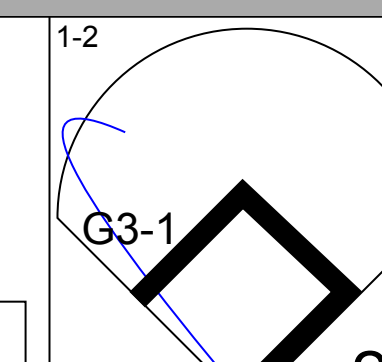
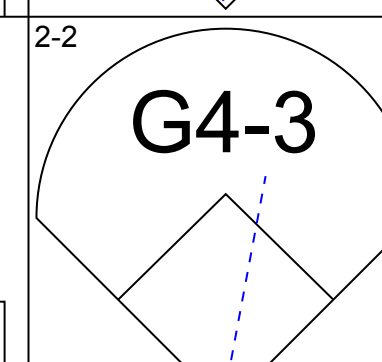
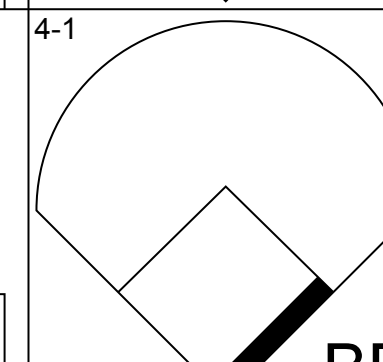
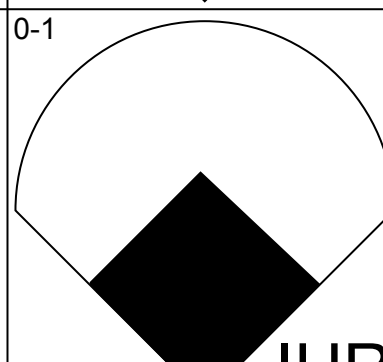
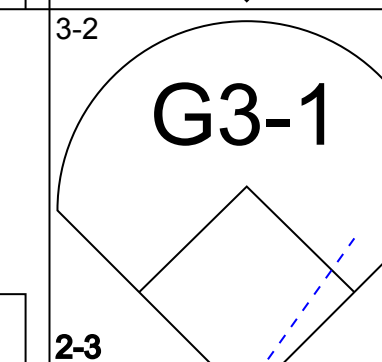
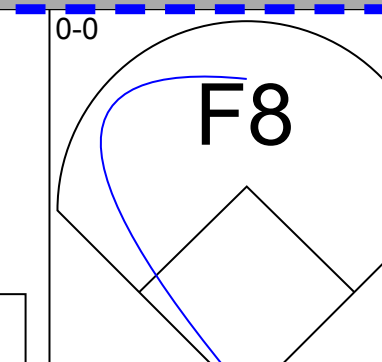
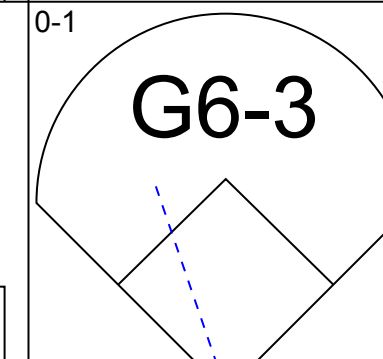
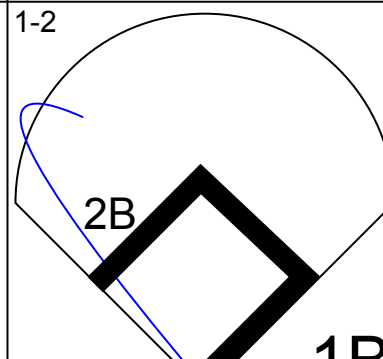
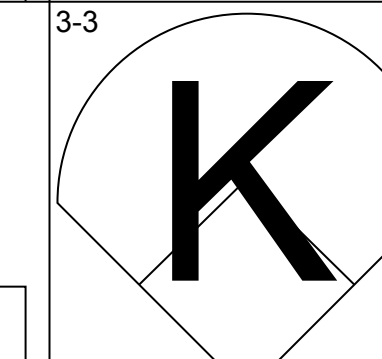
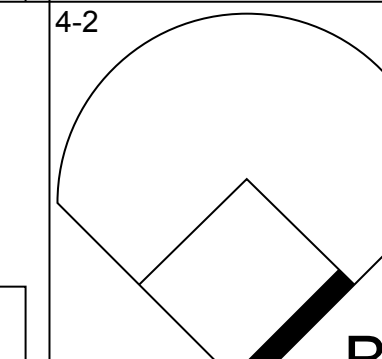
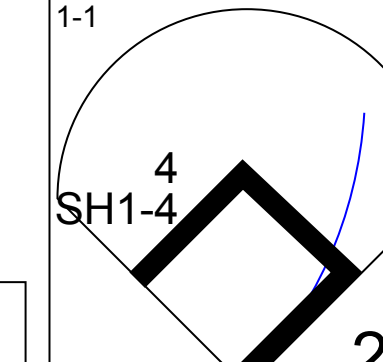
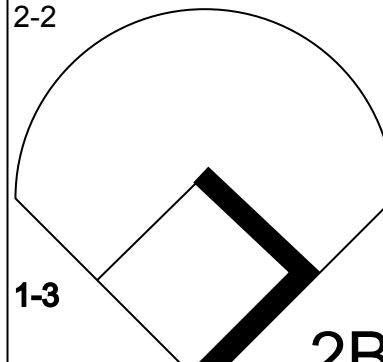
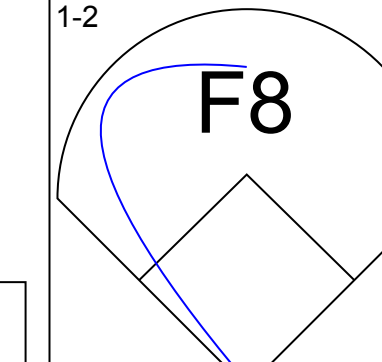
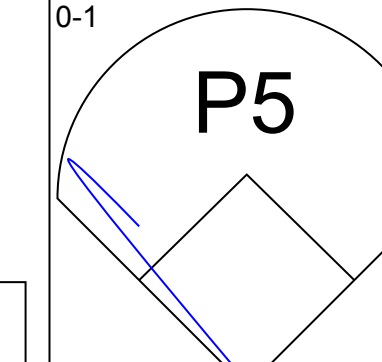
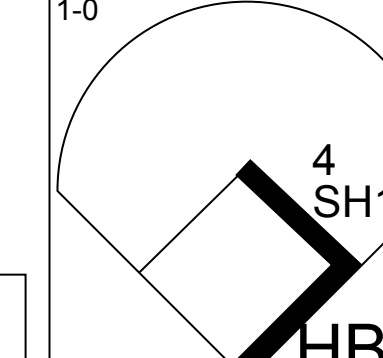
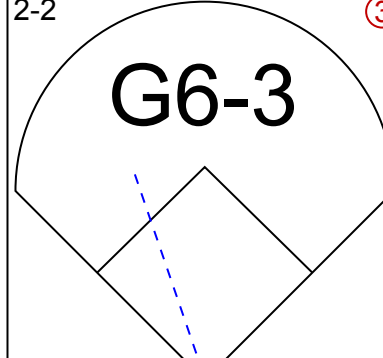
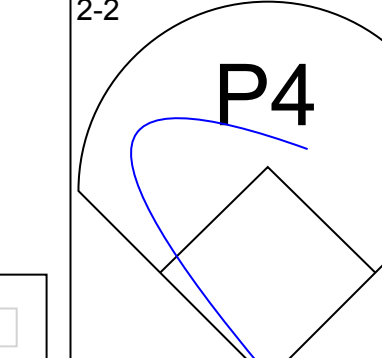
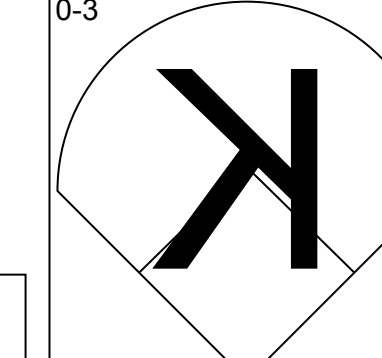
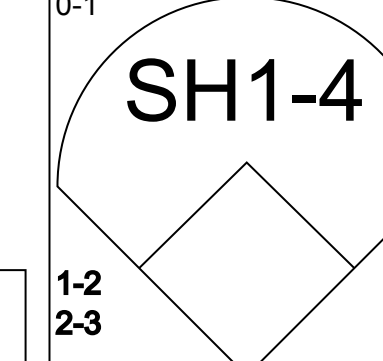
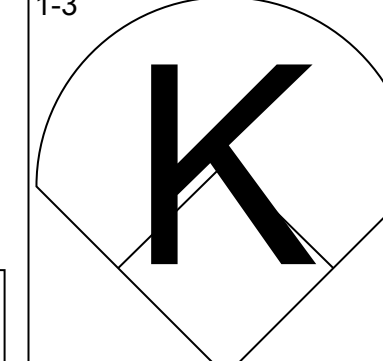
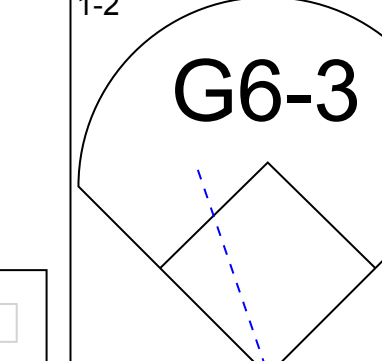
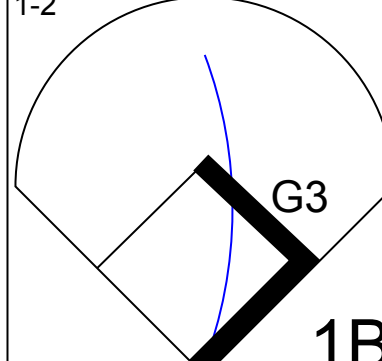
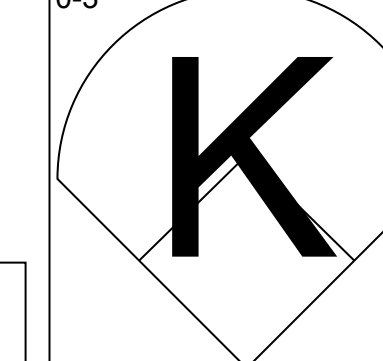
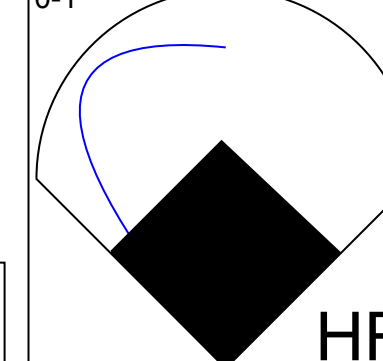
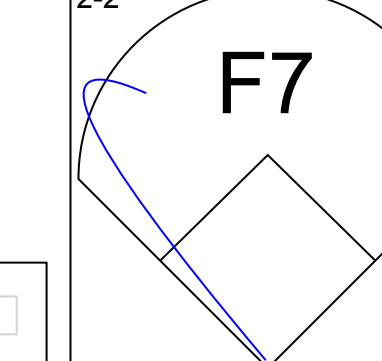
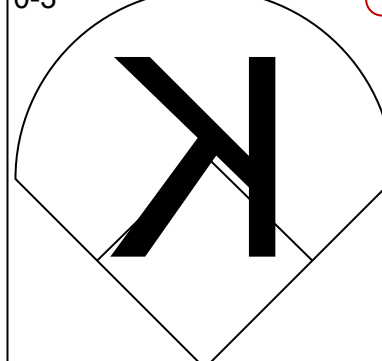
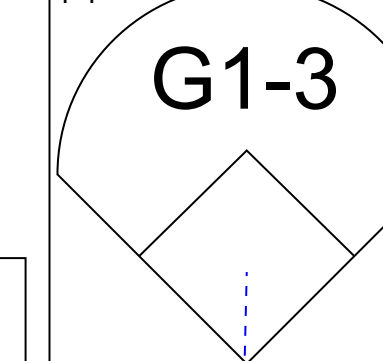
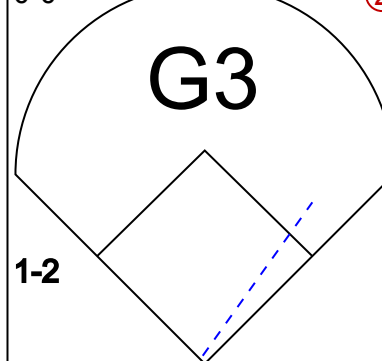
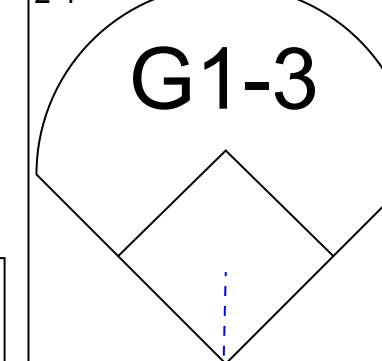


Batter	1	2	3	4	5	6	7	8	9	10	11	12	13	14	AB	R	H	RBI	BB	SO	LOB	BOTTOM
David Eckstein, R OBP: 0.351, SLG: 0.327															6	0	0	0	0	2	2	
Adam Kennedy, L OBP: 0.389, SLG: 0.406															6	1	3	0	0	1	0	
Tim Salmon, R OBP: 0.390, SLG: 0.543															6	0	1	0	0	3	3	
16 Garret Anderson, L OBP: 0.391, SLG: 0.573															6	0	1	1	0	4	3	
Brad Fullmer, L OBP: 0.438, SLG: 0.557															5	0	0	0	1	1	1	
Scott Spiezio, S OBP: 0.361, SLG: 0.378															3	1	1	1	1	2	0	
Eric Owens, R OBP: 0.271, SLG: 0.227															2	1	0	0	0	0	2	
Jeff DaVanon, S OBP: 0.300, SLG: 0.700															5	1	2	1	0	1	0	
46 Gary Johnson, L OBP: 0.171, SLG: 0.067															3	0	1	0	1	0	3	
Benji Gil, R OBP: 0.125, SLG: 0.087															2	0	1	0	0	1	0	
José Molina, R OBP: 0.277, SLG: 0.346															4	0	1	1	0	0	2	
Inning Stats	R: 0 E: 0 K: 1 S: 9	H: 1 LOB: 1 BB: 0 P: 14	R: 1 E: 0 K: 2 S: 15	H: 1 LOB: 1 BB: 1 P: 25	R: 0 E: 0 K: 2 S: 13	H: 1 LOB: 0 BB: 0 P: 19	R: 0 E: 0 K: 2 S: 9	H: 0 LOB: 0 BB: 0 P: 10	R: 0 E: 0 K: 1 S: 7	H: 2 LOB: 1 BB: 0 P: 8	R: 1 E: 0 K: 0 S: 13	H: 2 LOB: 1 BB: 0 P: 18	R: 0 E: 0 K: 2 S: 4	H: 0 LOB: 0 BB: 0 P: 4	R: 0 E: 0 K: 2 S: 8	H: 1 LOB: 2 BB: 1 P: 15	R: 0 E: 0 K: 0 S: 7	H: 1 LOB: 0 BB: 1 P: 10	1B: 7 2B: 2 3B: 0 HR: 2	SF: 0 SAC: 1 DP: 2 HBP: 0	WP: 0 PB: 0 SB: 1 CS: 1	PA: 54
PITCHER	IP	WLS	BF	H	R	ER	SO	BB	IBB	HBP	BLK	WP	HR	S	P	ERA	WHIP					
Pedro Martinez, R ERA: 2.9	(11, 1)	7.0	27	6	2	2	10	10	0	0	0	0	0	70	101	2.57	1.000					
Brandon Lyon, R ERA: 2.25	(8, 1)	1.0	5	2	1	1	0	0	0	0	0	0	0	13	18	9.00	2.000					
Chad Fox, R ERA: 3.86	(9, 1)	0.1	B	4	1	1	1	0	0	0	0	0	0	3	10	27.00	6.000					
50 Mike Timlin, R ERA: 4.67	(9, 1)	2.2	7	0	0	0	2	0	0	0	0	0	0	14	16	0.00	0.000					
Ramiro Mendoza, R ERA: 8.22	(12, 1)	2.0	W	8	1	0	3	0	1	0	0	0	0	17	27	0.00	0.500					

Boston Red Sox @ Anaheim Angels
Edison International Field, Anaheim, CA
Sun Apr 27 2003, 8:05 PM EDT
Att: 43,690 - Sunny - 66 F

AB 50
R 4
H 11
RBI 4
BB 3
SO 15
LOB 18




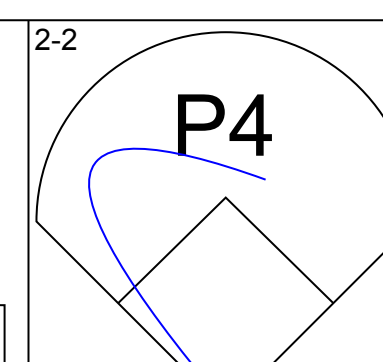
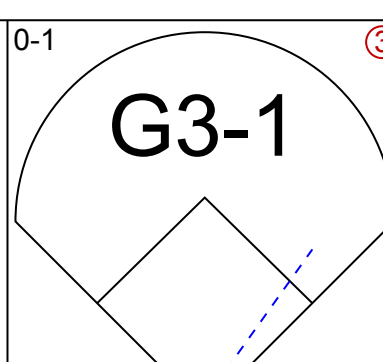
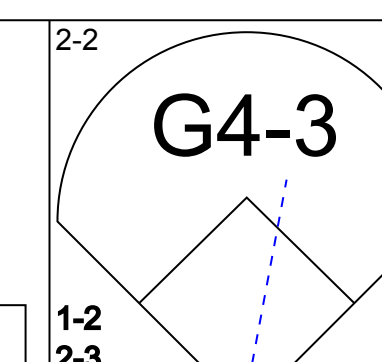
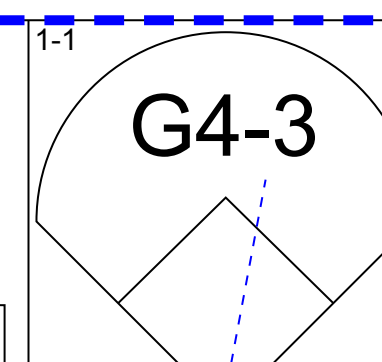
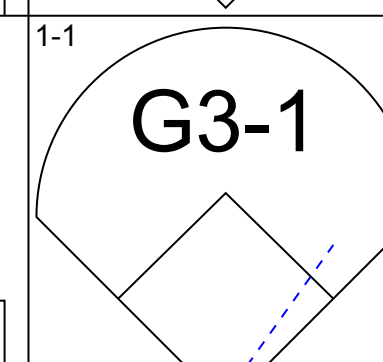
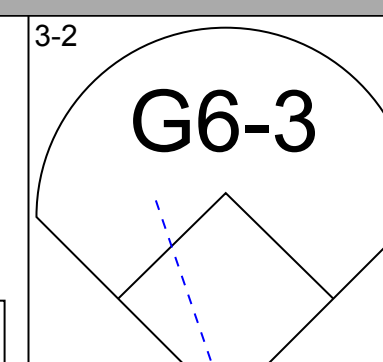
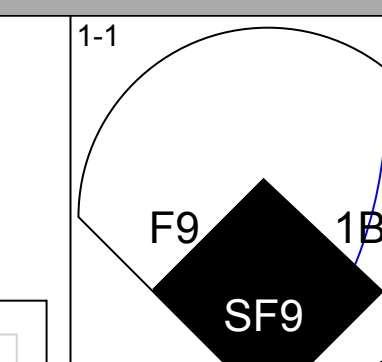
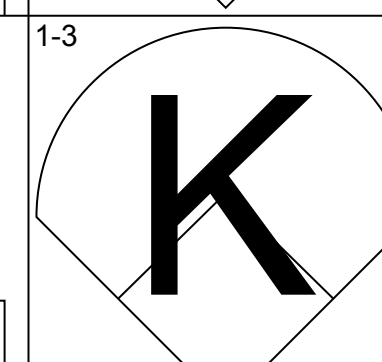
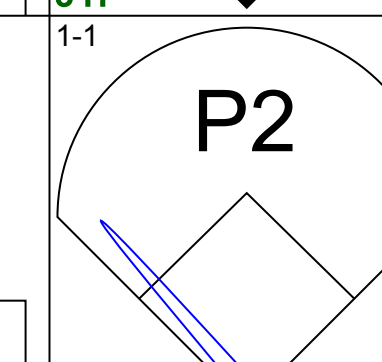
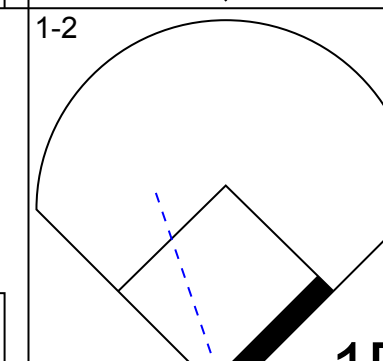
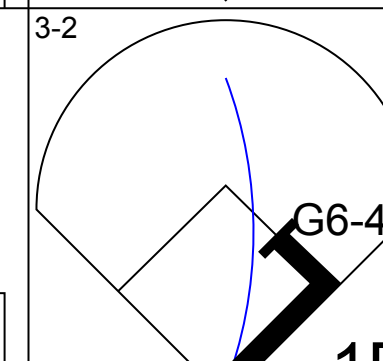
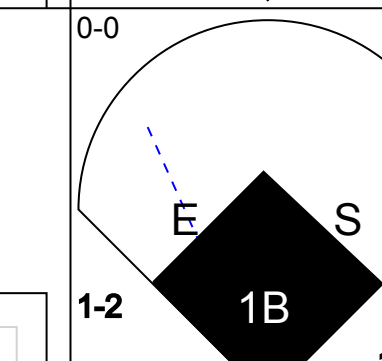
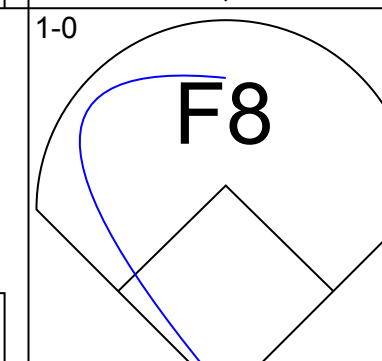
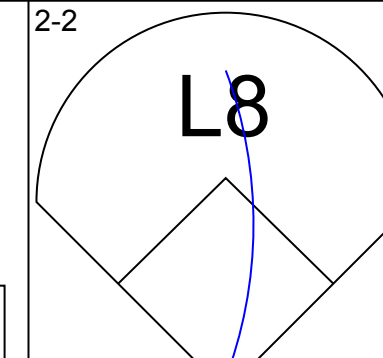
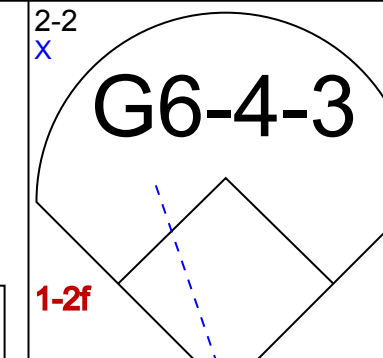
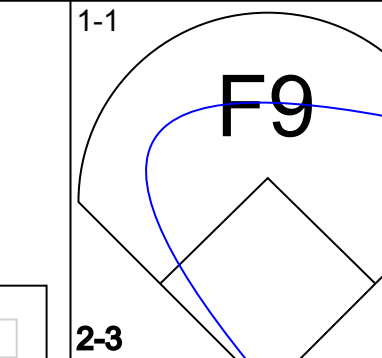
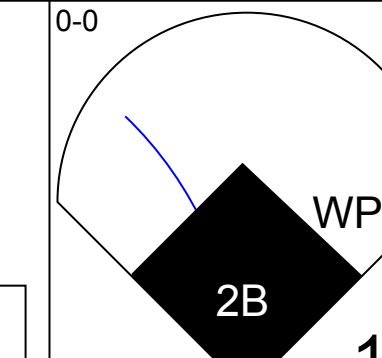
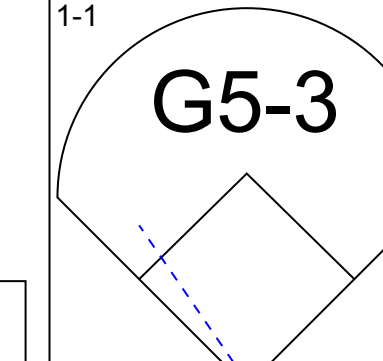
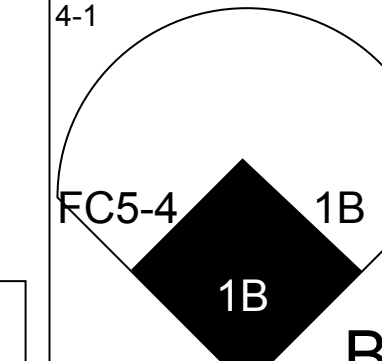
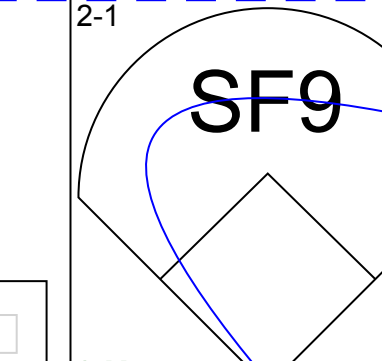
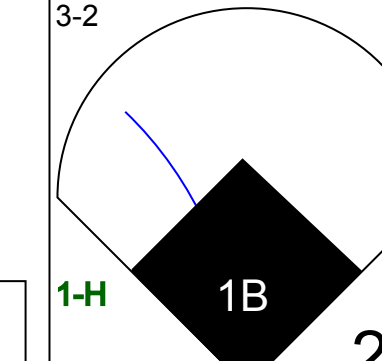
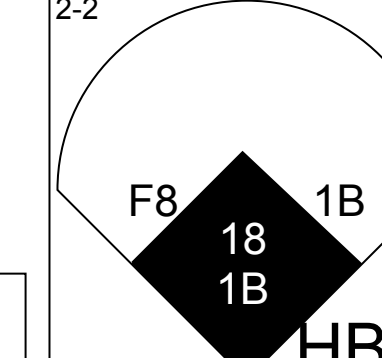
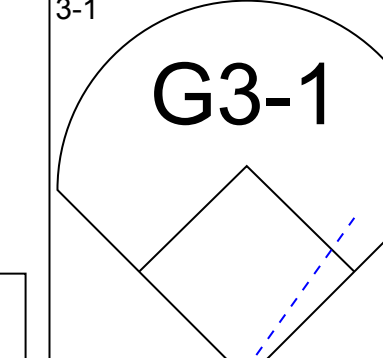
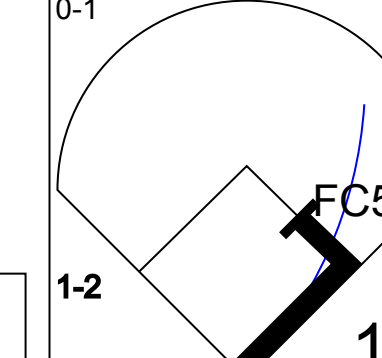
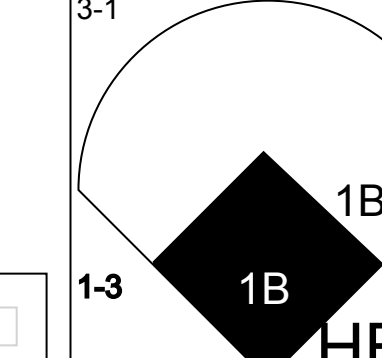
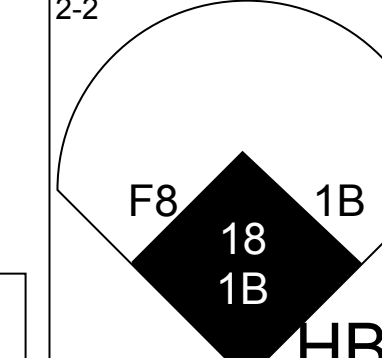
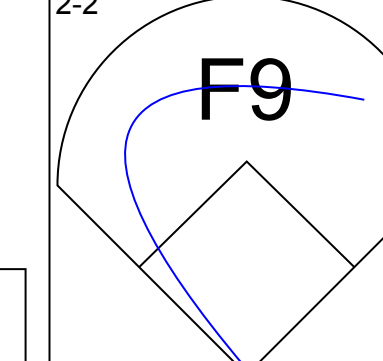
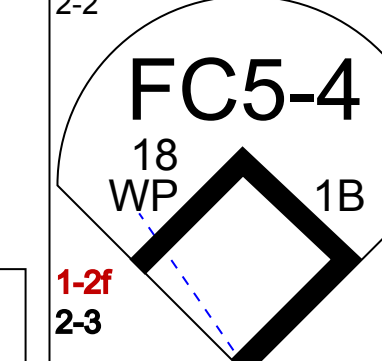
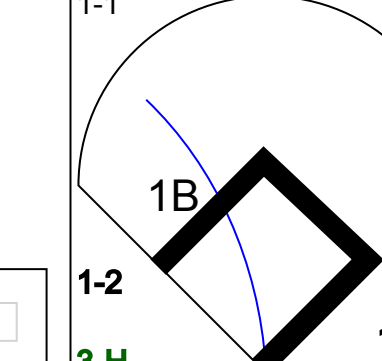
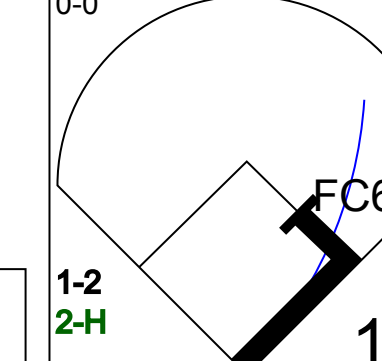
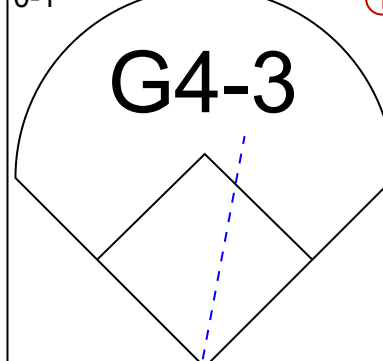
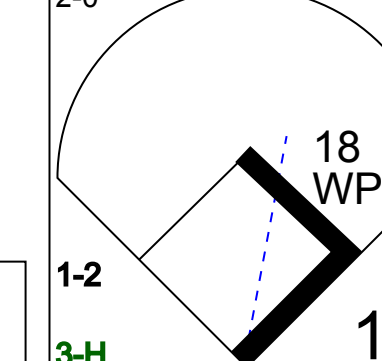
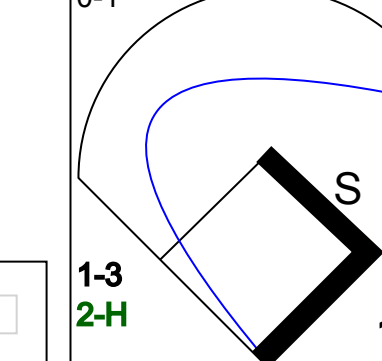
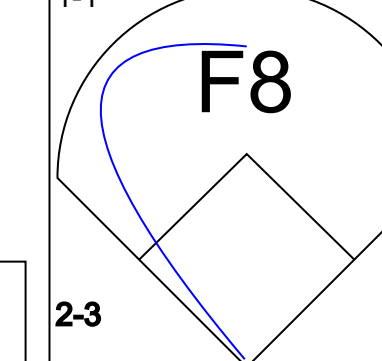
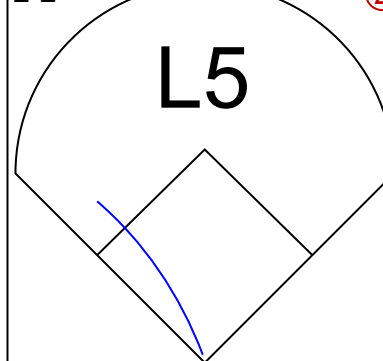
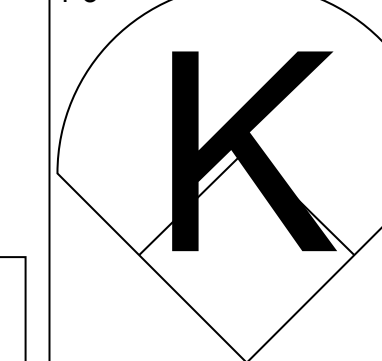
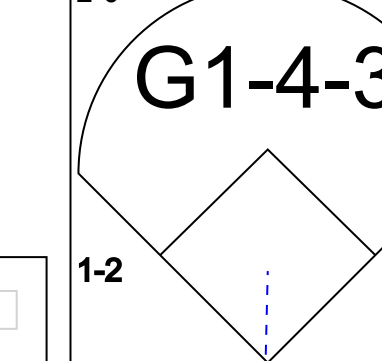
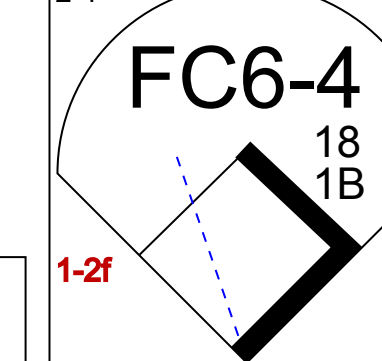
Batter	1	2	3	4	5	6	7	8	9	AB	R	H	RBI	BB	SO	LOB	TOP					
Michael Tucker, L (1,9) OBP: 0.340, SLG: 0.440										5	0	1	0	0	1	1						
Joe Randa, R (1,5) OBP: 0.388, SLG: 0.627										4	0	1	0	0	1	0						
Carlos Beltrán, S (1,8) OBP: 0.282, SLG: 0.353										3	1	1	1	1	0	1						
29 Mike Sweeney, R (1,3) OBP: 0.411, SLG: 0.536										3	0	1	0	1	1	2						
Raul Ibanez, L (1,7) OBP: 0.398, SLG: 0.568										4	0	2	0	0	0	2						
Ken Harvey, R (1,10) OBP: 0.309, SLG: 0.419										3	0	0	0	0	1	3						
4 Angel Berroa, R (1,6) OBP: 0.337, SLG: 0.438										3	0	1	0	0	1	0						
Mike DiFelice, R (1,2) OBP: 0.231, SLG: 0.385										3	1	1	1	0	1	2						
Brent Mayne, L (9, PH) OBP: 0.394, SLG: 0.593										1	0	0	0	0	1	1						
Carlos Febles, R (1,4) OBP: 0.308, SLG: 0.311										3	0	0	0	0	1	2						
Desi Relaford, S (9, PH) OBP: 0.404, SLG: 0.480										1	0	0	0	0	0	1						
Inning Stats	R: 0 E: 0 K: 1 S: 9	H: 0 LOB: 1 BB: 1 P: 17	R: 0 E: 0 K: 1 S: 9	H: 1 LOB: 2 BB: 0 P: 12	R: 1 E: 0 K: 1 S: 17	H: 3 LOB: 2 BB: 0 P: 24	R: 1 E: 0 K: 2 S: 12	H: 2 LOB: 0 BB: 0 P: 18	R: 0 E: 0 K: 0 S: 13	H: 0 LOB: 1 BB: 0 P: 21	R: 0 E: 0 K: 0 S: 9	H: 0 LOB: 0 BB: 0 P: 14	R: 0 E: 0 K: 0 S: 6	H: 0 LOB: 0 BB: 0 P: 10	R: 0 E: 0 K: 1 S: 10	H: 0 LOB: 1 BB: 0 P: 14	R: 0 E: 0 K: 1 S: 9	H: 1 LOB: 1 BB: 0 P: 11	1B: 3 2B: 3 3B: 0 HR: 2	SF: 0 SAC: 1 DP: 0 HBP: 1	WP: 0 PB: 0 SB: 0 CS: 1	PA: 38
PITCHER	IP	WLS	BF	H	R	ER	SO	BB	IBB	HBP	BLK	WP	HR	S	P	ERA	WHIP					
49 Tim Wakefield, R (1,1) ERA: 4.31	6.0	W	26	7	2	2	6	1	0	1	0	0	1	69	106	3.00	1.333					
50 Mike Timlin, R (7,1) ERA: 4.42	1.0	H	3	0	0	0	0	0	0	0	0	0	0	6	10	0.00	0.000					
Alan Embree, L (8,1) ERA: 9.64	1.0	H	4	0	0	0	1	1	0	0	0	0	0	10	14	0.00	1.000					
Brandon Lyon, R (9,1) ERA: 2.08	1.0		4	1	0	0	1	0	0	0	0	0	0	9	11	0.00	1.000					

Kansas City Royals @ Boston Red Sox
 Fenway Park, Boston, MA
 Tue Apr 29 2003, 6:05 PM EDT
 Att: 30,438 - Overcast - 75 F

livebaseballscorecards.com

AB 33
 R 2
 H 8
 RBI 2
 BB 2
 SO 8
 LOB 15




Batter	1	2	3	4	5	6	7	8	9	AB	R	H	RBI	BB	SO	LOB	BOTTOM					
18 Johnny Damon, L (1,8) OBP: 0.304, SLG: 0.433										5	0	1	1	0	0	2						
Todd Walker, L (1,4) OBP: 0.343, SLG: 0.388										5	1	1	0	0	1	2						
Nomar Garciaparra, R (1,6) OBP: 0.311, SLG: 0.477										4	1	3	0	0	0	0						
Manny Ramirez, R (1,7) OBP: 0.416, SLG: 0.541										4	1	1	0	0	0	4						
Kevin Millar, R (1,10) OBP: 0.370, SLG: 0.562										2	1	1	2	1	0	0						
Damian Jackson, R (8, PR) OBP: 0.348, SLG: 0.250										0	1	0	0	0	0	0						
Shea Hillenbrand, R (1,3) OBP: 0.381, SLG: 0.495										2	2	1	0	0	0	0						
Bill Mueller, S (1,5) OBP: 0.390, SLG: 0.480										4	0	2	2	0	0	2						
Trot Nixon, L (1,9) OBP: 0.404, SLG: 0.474										4	0	2	2	0	0	2						
Doug Mirabeli, R (1,2) OBP: 0.212, SLG: 0.387										4	0	0	0	0	1	7						
Inning Stats	R: 0 E: 0 K: 0 S: 11	H: 1 LOB: 1 BB: 0 P: 17	R: 0 E: 0 K: 0 S: 7	H: 0 LOB: 0 BB: 0 P: 13	R: 0 E: 0 K: 0 S: 7	H: 0 LOB: 0 BB: 0 P: 9	R: 0 E: 0 K: 0 S: 13	H: 1 LOB: 0 BB: 0 P: 21	R: 1 E: 0 K: 1 S: 13	H: 2 LOB: 2 BB: 1 P: 24	R: 3 E: 0 K: 0 S: 6	H: 4 LOB: 2 BB: 0 P: 23	R: 0 E: 0 K: 1 S: 6	H: 0 LOB: 0 BB: 0 P: 9	R: 3 E: 0 K: 0 S: 20	H: 4 LOB: 2 BB: 0 P: 30	R: 0 E: 0 K: 1 S: 9	H: 0 LOB: 0 BB: 0 P: 11	1B: 11 2B: 1 3B: 0 HR: 0	SF: 1 SAC: 0 DP: 1 HBP: 2	WP: 2 PB: 0 SB: 2 CS: 0	PA: 38
PITCHER	IP	WLS	BF	H	R	ER	SO	BB	IBB	HBP	BLK	WP	HR	S	P	ERA	WHIP					
Chris George, L (1,1) ERA: 4.82	5.1	L	22	6	3	3	1	1	0	0	0	0	0	8	16	13.50	3.000					
Jason Grimsley, R (6,1) ERA: 2.5	0.2	B	5	2	1	1	0	0	0	1	0	0	0	8	16	27.00	3.000					
D.J. Carrasco, R (7,1) ERA: 3.65	1.0		7	3	3	3	1	0	0	1	0	1	0	16	24	0.00	1.000					
Jeremy Hill, R (8,1) ERA:	1.0		4	1	0	0	0	0	0	0	0	0	0	10	15	0.00	1.000					

Kansas City Royals @ Boston Red Sox
 Fenway Park, Boston, MA
 Tue Apr 29 2003, 6:05 PM EDT
 Att: 30,438 - Overcast - 75 F

livebaseballscorecards.com

AB 34
 R 7
 H 12
 RBI 7
 BB 1
 SO 2
 LOB 19



Batter	1	2	3	4	5	6	7	8	9	AB	R	H	RBI	BB	SO	LOB	TOP								
Michael Tucker, L (1, 9) OBP: 0.337, SLG: 0.442	F7		G4-3 1-3 3-H 2B			F7		G3		4	0	1	1	0	0	0									
Joe Randa, R (1, 5) OBP: 0.382, SLG: 0.608	G3-1		G4-3			F9			2B 1B	4	0	1	1	0	0	1									
Carlos Febles, R (9, FR) OBP: 0.308, SLG: 0.311									1B	0	1	0	0	0	0	0									
Carlos Beltrán, S (1, 8) OBP: 0.279, SLG: 0.368	G5-3		G3			F7			1B 2B	4	1	1	0	0	0	1									
29 Mike Sweeney, R (1, 3) OBP: 0.415, SLG: 0.521		G5-3			G5-4-3 BB				K	2	0	0	0	2	1	3									
Raul Ibanez, L (1, 7) OBP: 0.392, SLG: 0.549	G3				F8				1B IBB	3	0	0	0	1	0	2									
Ken Harvey, R (1, 10) OBP: 0.316, SLG: 0.416					G5-4-3 1-2				1B	3	0	1	2	1	1	1									
Desi Relaford, S (1, 4) OBP: 0.393, SLG: 0.481			G4-3 2B			G4-3			F7	4	1	1	0	0	1	3									
Brent Mayne, L (1, 2) OBP: 0.371, SLG: 0.556			G4-3			G5-3			F8	4	0	0	0	0	0	3									
4 Angel Berroa, R (1, 6) OBP: 0.337, SLG: 0.427			G4-3 2B HBP			G6-3			G1-3	2	1	0	0	0	0	0									
Inning Stats	R: 0 E: 0 K: 0 S: 7	H: 0 LOB: 0 BB: 0 P: 9	R: 0 E: 0 K: 1 S: 8	H: 0 LOB: 0 BB: 10	R: 2 E: 0 K: 0 S: 12	H: 2 LOB: 1 BB: 0 P: 15	R: 0 E: 0 K: 0 S: 9	H: 0 LOB: 0 BB: 1 P: 17	R: 0 E: 0 K: 0 S: 7	H: 0 LOB: 0 BB: 0 P: 8	R: 0 E: 0 K: 0 S: 10	H: 0 LOB: 1 BB: 2 P: 16	R: 0 E: 0 K: 1 S: 9	H: 0 LOB: 1 BB: 2 P: 21	R: 0 E: 0 K: 0 S: 12	H: 0 LOB: 0 BB: 14	R: 2 E: 0 K: 1 S: 12	H: 3 LOB: 1 BB: 23 P: 23	1B: 2 2B: 3 3B: 0 HR: 0	SF: 0 SAC: 0 DP: 1 HBP: 1	WP: 0 PB: 0 SB: 0 CS: 1	PA: 35			
PITCHER	IP	WLS	BF	H	R	ER	SO	BB	IBB	HBP	BLK	WP	HR	S	P	ERA	WHIP								
Derek Lowe, R (1, 1) ERA: 5.29	7.0		25	2	2	2	2	3	0	1	0	0	0	62	96	2.57	0.714								
Ramiro Mendoza, R (8, 1) ERA: 8.82	1.0	5	2	2	2	0	0	0	0	0	0	0	0	16	20	18.00	2.000								
Brandon Lyon, R (9, 1) ERA: 1.98	0.2	4	1	0	0	1	0	1	0	0	0	0	0	7	16	0.00	1.500								
Alan Embree, L (9, 1) ERA: 9.0	0.1	W	1	0	0	0	0	0	0	0	0	0	0	1	1	0.00	0.000								

Kansas City Royals @ Boston Red Sox
Fenway Park, Boston, MA
Wed Apr 30 2003, 7:05 PM EDT
Att: 31,334 - Sunny - 54 F

AB 30
R 4
H 5
RBI 4
BB 4
SO 3
LOB 14



Batter	1	2	3	4	5	6	7	8	9	AB	R	H	RBI	BB	SO	LOB	BOTTOM								
Bill Mueller, S (1, 5) OBP: 0.406, SLG: 0.537	HR		F7			1B WP BB		P4		4	1	2	1	1	0	3									
Todd Walker, L (1, 4) OBP: 0.336, SLG: 0.379	G4-3		F8			K			1B	5	1	1	0	0	1	4									
Nomar Garciaparra, R (1, 6) OBP: 0.323, SLG: 0.476	CS 1B		P6			1B			1B SF9 HBP	4	1	2	0	0	0	3									
Manny Ramirez, R (1, 7) OBP: 0.424, SLG: 0.539	WP BB				F7	1B			18 HBP E 1B	4	1	2	1	1	0	0									
Kevin Millar, R (1, 9) OBP: 0.362, SLG: 0.548	G6-3					K			SF9	4	1	1	1	0	2	4									
Shea Hillenbrand, R (1, 3) OBP: 0.382, SLG: 0.495		G4-3				K			WP E 18 HBP	4	0	1	0	0	1	3									
34 David Ortiz, L (1, 10) OBP: 0.311, SLG: 0.346						K			1B FC3-2 1B	3	0	1	0	0	2	0									
18 Johnny Damon, L (7, FR) OBP: 0.316, SLG: 0.433						K			WP IBB	0	0	0	0	1	0	0									
Jason Varitek, S (1, 2) OBP: 0.354, SLG: 0.514		FC5 2B				P4			E3	4	0	1	0	0	1	5									
Damian Jackson, R (1, 8) OBP: 0.320, SLG: 0.227						K			1-2 2-3 3-H	2	0	0	0	0	1	1									
Trot Nixon, L (7, PH) OBP: 0.418, SLG: 0.474						K				0	0	0	0	2	0	0									
Inning Stats	R: 1 E: 0 K: 0 S: 10	H: 2 LOB: 1 BB: 1 P: 23	R: 0 E: 0 K: 1 S: 11	H: 1 LOB: 1 BB: 0 P: 16	R: 0 E: 0 K: 0 S: 4	H: 0 LOB: 0 BB: 0 P: 9	R: 0 E: 0 K: 1 S: 8	H: 0 LOB: 0 BB: 0 P: 13	R: 0 E: 0 K: 2 S: 8	H: 0 LOB: 0 BB: 0 P: 12	R: 0 E: 0 K: 3 S: 14	H: 2 LOB: 3 BB: 1 P: 22	R: 0 E: 0 K: 0 S: 10	H: 2 LOB: 3 BB: 1 P: 24	R: 0 E: 0 K: 1 S: 12	H: 2 LOB: 3 BB: 2 P: 24	R: 3 E: 1 K: 0 S: 10	H: 2 LOB: 3 BB: 0 P: 20	1B: 8 2B: 2 3B: 0 HR: 1	SF: 1 SAC: 1 DP: 0 HBP: 3	WP: 4 PB: 0 SB: 0 CS: 1	PA: 44			
PITCHER	IP	WLS	BF	H	R	ER	SO	BB	IBB	HBP	BLK	WP	HR	S	P	ERA	WHIP								
Darrell May, L (1, 1) ERA: 4.91	5.2		23	5	1	1	6	2	0	0	0	0	0	3	5	0.00	0.000								
Jason Grimsley, R (6, 1) ERA: 2.55	0.1	H	1	0	0	0	1	0	0	0	0	0	0	3	5	0.00	0.000								
Albie Lopez, R (7, 1) ERA: 3.77	1.2	B	12	4	1	1	1	2	1	0	0	1	0	20	46	5.40	3.600								
51 Kris Wilson, R (8, 1) ERA: 1.93	0.1	L	1	0	0	0	0	0	0	0	0	0	0	2	2	0.00	0.000								
Mike MacDougal, R (9, 1) ERA: 3.55	0.1	L	5	2	3	2	0	0	0	2	0	1	0	8	16	54.00	6.000								

Kansas City Royals @ Boston Red Sox
Fenway Park, Boston, MA
Wed Apr 30 2003, 7:05 PM EDT
Att: 31,334 - Sunny - 54 F

AB 34
R 5
H 11
RBI 3
BB 5
SO 8
LOB 23



Batter	1	2	3	4	5	6	7	8	9	AB	R	H	RBI	BB	SO	LOB	TOP					
Michael Tucker, L OBP: 0.324, SLG: 0.424	G4-3		F7		F8		K			4	0	0	0	0	1	0	Kansas City Royals @ Boston Red Sox Fenway Park, Boston, MA Thu May 01 2003, 6:05 PM EDT Att: 31,950 - Cloudy - 62 F					
Joe Randa, R OBP: 0.387, SLG: 0.602	K		1B			HR		G5-3		4	1	2	0	0	1	0						
Carlos Beltrán, S OBP: 0.298, SLG: 0.452	29 HR		K			HR		K		4	2	2	2	0	2	1						
29 Mike Sweeney, R OBP: 0.418, SLG: 0.560	HR		F8			G6-3				4	1	2	2	0	0	1						
Raul Ibanez, L OBP: 0.396, SLG: 0.579	1B			F8		HR		P4		4	1	2	1	0	0	1						
Ken Harvey, R OBP: 0.303, SLG: 0.395	G4-3			K		F8			G1-3	4	0	0	0	0	1	1						
4 Angel Berroa, R OBP: 0.323, SLG: 0.407		G1-3		F8		F8		F8		4	0	0	0	0	0	0						
Mike DiFelice, R OBP: 0.207, SLG: 0.345		F8			G4-3		G5-3			3	0	0	0	0	0	0						
Brent Mayne, L OBP: 0.266, SLG: 0.547								K		1	0	0	0	0	1	0						
Carlos Febles, R OBP: 0.294, SLG: 0.297		G5-3			G6-3		P3			3	0	0	0	0	0	0						
Inning Stats	R: 2 E: 0 K: 1 S: 13	H: 3 LOB: 1 BB: 0 P: 17	R: 0 E: 0 K: 0 S: 7	H: 0 LOB: 0 BB: 0 P: 11	R: 0 E: 0 K: 1 S: 10	H: 1 LOB: 1 BB: 0 P: 15	R: 0 E: 0 K: 1 S: 7	H: 0 LOB: 0 BB: 0 P: 10	R: 0 E: 0 K: 0 S: 10	H: 0 LOB: 0 BB: 0 P: 15	R: 3 E: 0 K: 0 S: 12	H: 3 LOB: 0 BB: 0 P: 21	R: 0 E: 0 K: 1 S: 9	H: 0 LOB: 0 BB: 0 P: 12	R: 0 E: 0 K: 1 S: 12	H: 1 LOB: 1 BB: 0 P: 16	R: 0 E: 0 K: 1 S: 10	H: 0 LOB: 0 BB: 0 P: 15	1B: 5 2B: 0 3B: 0 HR: 3	SF: 0 SAC: 0 DP: 0 HBP: 0	WP: 0 PB: 0 SB: 0 CS: 0	PA: 35
PITCHER	IP WLS BF H R ER SO BB IBB HBP BLK WP HR S P ERA WHIP	IP WLS BF H R ER SO BB IBB HBP BLK WP HR S P ERA WHIP																				
Casey Fossum, L ERA: 4.45	0.2	4	2	2	2	1	0	0	0	0	0	0	0	0	0	0	27.00	3.000				
Steve Woodard, R ERA: 5.51	4.2	19	5	3	3	2	0	0	0	0	0	0	2	46	70	5.79	1.071					
50 Mike Timlin, R ERA: 4.05	1.2	5	0	0	0	1	0	0	0	0	0	0	0	13	19	0.00	0.000					
Jason Shiell, R ERA: 2.57	1.0	W	4	1	0	0	1	0	0	0	0	0	0	12	16	0.00	1.000					
Brandon Lyon, R ERA: 1.84	1.0	S	3	0	0	0	1	0	0	0	0	0	0	10	15	0.00	0.000					
Batter	1	2	3	4	5	6	7	8	9	AB	R	H	RBI	BB	SO	LOB	BOTTOM					
18 Johnny Damon, L OBP: 0.320, SLG: 0.426	E3 WP 3B		G3-1 S SF8	G3				FC3-2-5-2 2B		4	3	1	0	0	0	3	Kansas City Royals @ Boston Red Sox Fenway Park, Boston, MA Thu May 01 2003, 6:05 PM EDT Att: 31,950 - Cloudy - 62 F					
Todd Walker, L OBP: 0.347, SLG: 0.417	SF8 3B		G3-1		FC6-4 1B	G3		2B		5	1	3	2	0	0	3						
Nomar Garciaparra, R OBP: 0.319, SLG: 0.471	G5-3		SF8		FC6-4 1-2 1B		1B 34 G4-6-3	F9		4	1	1	1	0	0	4						
Manny Ramirez, R OBP: 0.426, SLG: 0.543	SF8		34 BB		P4		34 G4-6-3			3	0	2	1	0	0	1						
34 David Ortiz, L OBP: 0.308, SLG: 0.327	G1-5-3				P6		G4-6-3			3	0	0	0	1	0	2						
Trot Nixon, L OBP: 0.421, SLG: 0.512		F8	K			HR		1B		4	1	2	1	0	1	2						
Bill Mueller, S OBP: 0.397, SLG: 0.534		G4-3		F7			G3-1			4	0	1	0	0	0	1						
Jeremy Giambi, L OBP: 0.317, SLG: 0.320										2	0	1	0	2	1	1						
Damian Jackson, R OBP: 0.320, SLG: 0.227								SH1-3 S 18 FC3-2-5-2 BB		0	0	0	0	0	0	0						
Doug Mirabeli, R OBP: 0.194, SLG: 0.353										3	0	0	0	0	0	3						
Jason Varitek, S OBP: 0.354, SLG: 0.514		G4-3		F7				SH1-3		0	0	0	0	0	0	0						
Inning Stats	R: 2 E: 1 K: 0 S: 11	H: 1 LOB: 0 BB: 0 P: 15	R: 0 E: 0 K: 0 S: 10	H: 1 LOB: 1 BB: 0 P: 13	R: 1 E: 0 K: 1 S: 17	H: 2 LOB: 2 BB: 1 P: 29	R: 0 E: 0 K: 0 S: 7	H: 0 LOB: 1 BB: 1 P: 14	R: 0 E: 0 K: 0 S: 11	H: 1 LOB: 1 BB: 0 P: 18	R: 1 E: 0 K: 0 S: 14	H: 2 LOB: 2 BB: 0 P: 29	R: 1 E: 0 K: 0 S: 11	H: 3 LOB: 1 BB: 0 P: 17	R: 1 E: 0 K: 0 S: 11	H: 1 LOB: 2 BB: 1 P: 18	1B: 6 2B: 3 3B: 1 HR: 1	SF: 2 SAC: 1 DP: 1 HBP: 1	WP: 1 PB: 0 SB: 2 CS: 0	PA: 39		
PITCHER	IP WLS BF H R ER SO BB IBB HBP BLK WP HR S P ERA WHIP	IP WLS BF H R ER SO BB IBB HBP BLK WP HR S P ERA WHIP																				
Kyle Snyder, R ERA: 1.8	5.0	23	5	3	1	1	0	0	0	0	0	0	0	0	0	0	1.80	1.400				
51 Kris Wilson, R ERA: 3.0	1.0	H	8	4	2	2	1	0	0	1	20	38	18.00	4.000								
Jason Grimsley, R ERA: 2.75	2.0	L	8	2	1	1	0	1	0	0	16	26	4.50	1.500								

Batter	1	2	3	4	5	6	7	8	9	AB	R	H	RBI	BB	SO	LOB	TOP					
Jacque Jones, L OBP: 0.322, SLG: 0.414	G4-3		K			K		K		4	0	0	0	0	3	2	Minnesota Twins @ Boston Red Sox Fenway Park, Boston, MA Sat May 03 2003, 1:20 PM EDT Att: 33,061 - Sunny - 54 F					
Cristian Guzman, S OBP: 0.305, SLG: 0.394	K			1B 2B		F8		F7		4	1	1	0	0	1	0						
Corey Koskie, L OBP: 0.378, SLG: 0.473	1B			2H 1B		G4-3		K		4	0	2	1	0	1	0						
Matthew LeCroy, R OBP: 0.319, SLG: 0.462	F9			G5-3		G5-3		K		4	0	0	0	0	1	1						
Tori Hunter, R OBP: 0.311, SLG: 0.404 5 Michael Cuddyer, R OBP: 0.292, SLG: 0.369	K		K			F8				3	0	0	0	0	2	0						
Bobby Kielty, S OBP: 0.404, SLG: 0.532	K				F9			G3		3	0	0	0	0	1	0						
Todd Sears, L OBP: 0.375, SLG: 0.429	K				K			G6-3 1B		3	0	1	0	0	2	0						
Dustan Mohr, R OBP: 0.204, SLG: 0.417			F8		K			G6-3 1B		3	0	1	0	0	1	0						
Luis Rivas, R OBP: 0.244, SLG: 0.308			F9			F8		G6-3		3	0	0	0	0	2	0						
Inning Stats	R: 0 E: 0 K: 1 S: 10	H: 1 LOB: 1 BB: 0 P: 13	R: 0 E: 0 K: 3 S: 10	H: 0 LOB: 0 BB: 0 P: 14	R: 0 E: 0 K: 1 S: 7	H: 0 LOB: 0 BB: 0 P: 10	R: 1 E: 0 K: 1 S: 12	H: 2 LOB: 0 BB: 0 P: 18	R: 0 E: 0 K: 2 S: 7	H: 0 LOB: 0 BB: 0 P: 9	R: 0 E: 0 K: 1 S: 6	H: 0 LOB: 0 BB: 0 P: 8	R: 0 E: 0 K: 0 S: 6	H: 0 LOB: 0 BB: 0 P: 6	R: 0 E: 0 K: 1 S: 12	H: 2 LOB: 2 BB: 0 P: 17		R: 0 E: 0 K: 2 S: 7	H: 0 LOB: 0 BB: 0 P: 13	1B: 4 2B: 1 3B: 0 HR: 0	SF: 0 SAC: 0 DP: 0 HBP: 0	WP: 0 PB: 0 SB: 0 CS: 0
PITCHER Pedro Martinez, R ERA: 2.55	IP: 9.0 WLS: W BF: 31	H: 5 R: 1 ER: 1 SO: 12	BB: 0 IBB: 0 HBP: 0 BLK: 0	WP: 0 HR: 0 S: 77 P: 108	ERA: 1.00 WHIP: 0.556	PITCHER										ERA: 1.00 WHIP: 0.556						

Batter	1	2	3	4	5	6	7	8	9	AB	R	H	RBI	BB	SO	LOB	BOTTOM			
18 Johnny Damon, L OBP: 0.316, SLG: 0.422	G5-3		1B 2B		F9	SF9	G5-3			4	0	1	1	0	0	2	Minnesota Twins @ Boston Red Sox Fenway Park, Boston, MA Sat May 03 2003, 1:20 PM EDT Att: 33,061 - Sunny - 54 F			
Todd Walker, L OBP: 0.352, SLG: 0.405	K		1B BB		1B	BB 34 2B E	F8			4	1	2	1	1	1	0				
Nomar Garciaparra, R OBP: 0.324, SLG: 0.473	P4		1B		1B	E5	F8			5	1	2	0	0	0	1				
Manny Ramirez, R OBP: 0.439, SLG: 0.545		34 2B SF9 1B	F7		G1-6-3 1B	34 2B BB	P3			4	2	1	0	1	0	4				
34 David Ortiz, L OBP: 0.333, SLG: 0.379		SF9 2B		L3		BB 1B BB				3	1	2	3	1	0	0				
Kevin Millar, R OBP: 0.386, SLG: 0.545	L5					BB 1B	F8			4	1	2	0	0	0	3				
Trot Nixon, L OBP: 0.423, SLG: 0.511	SF9			K		FC4-6 18 SF9 1B	1B			3	1	2	2	0	1	1				
Shea Hillenbrand, R OBP: 0.371, SLG: 0.486	P3			P3		FC5	F9			4	0	0	0	0	0	5				
Jason Varitek, S OBP: 0.352, SLG: 0.488	F8			P3	18 F9 18 S 1B	FC4-6 1B S	P5			4	2	1	1	0	0	3				
Inning Stats	R: 0 E: 0 K: 1 S: 12	H: 0 LOB: 0 BB: 0 P: 17	R: 1 E: 0 K: 0 S: 13	H: 2 LOB: 1 BB: 0 P: 19	R: 0 E: 0 K: 0 S: 9	H: 2 LOB: 2 BB: 1 P: 22	R: 0 E: 0 K: 1 S: 6	H: 1 LOB: 1 BB: 0 P: 10	R: 1 E: 0 K: 0 S: 13	H: 3 LOB: 1 BB: 0 P: 17	R: 7 E: 2 K: 0 S: 27	H: 4 LOB: 1 BB: 2 P: 47	R: 0 E: 0 K: 0 S: 8	H: 1 LOB: 1 BB: 0 P: 10	R: 0 E: 0 K: 0 S: 4	H: 0 LOB: 0 BB: 0 P: 8		1B: 9 2B: 4 3B: 0 HR: 0	SF: 2 SAC: 0 DP: 1 HBP: 0	WP: 0 PB: 0 SB: 2 CS: 0
PITCHER Rick Reed, R ERA: 5.87 Tony Fiore, R ERA: 8.5 Juan Rincon, R ERA: 1.46	IP: 3.1 WLS: L BF: 14	H: 6 R: 6 ER: 3 SO: 1	BB: 1 IBB: 0 HBP: 0 BLK: 0	WP: 0 HR: 0 S: 34 P: 54	ERA: 11.57 WHIP: 3.000	PITCHER										ERA: 1.46 WHIP: 1.286				

AB	31
R	1
H	5
RBI	1
BB	0
SO	12
LOB	5



AB	35
R	9
H	13
RBI	8
BB	3
SO	2
LOB	19



Batter	1	2	3	4	5	6	7	8	9	AB	R	H	RBI	BB	SO	LOB	TOP										
Dustin Mohr, R OBP: 0.222, SLG: 0.434	L7		FC6-4			1B 2B	K			5	2	2	0	0	1	4	Minnesota Twins @ Boston Red Sox Fenway Park, Boston, MA Sun May 04 2003, 2:05 PM EDT Att: 32,887 - Cloudy - 53 F										
Cristian Guzman, S OBP: 0.316, SLG: 0.398	K			F8		2B 1B	SH 1B	FC1-6 1B		4	2	2	0	0	1	0											
Corey Koskie, L OBP: 0.388, SLG: 0.490	CS 1B			F7		1B SF8 2B	1B E 1B	FC1-6 G6-4-3		5	2	3	1	0	0	1											
Matthew LeCroy, R OBP: 0.329, SLG: 0.464 Doug Mientkiewicz, L OBP: 0.289, SLG: 0.360 Bobby Kielty, S OBP: 0.400, SLG: 0.525	CS	P5		K		5 3B 1B	FC3-6 E 2B 1B	G6-4-3		4	1	2	3	0	1	0											
Tori Hunter, R OBP: 0.306, SLG: 0.404		CS 2B			K	P6	FC5 FC3-6	G5-3		5	0	1	0	0	1	3											
Todd Sears, L OBP: 0.381, SLG: 0.444		F8			BB 1B	SF8	FC3-6 5 WP 2B	1B		4	1	2	1	0	0	3											
5 Michael Cuddyer, R OBP: 0.299, SLG: 0.391			P6		K	3B	2B BB	K		4	0	1	1	1	2	2											
Tom Prince, R OBP: 0.450, SLG: 0.333			F8		BB	BB	2B	F9		3	0	1	2	2	0	1											
Luis Rivas, R OBP: 0.244, SLG: 0.296			FC6-4 BB		G1-3	G5-3	G5-3			3	0	0	0	1	0	7											
Inning Stats	R: 0 E: 0 K: 1 S: 9	H: 1 LOB: 0 BB: 0 P: 16	R: 0 E: 0 K: 0 S: 5	H: 1 LOB: 0 BB: 0 P: 7	R: 0 E: 0 K: 0 S: 10	H: 0 LOB: 1 BB: 1 P: 16	R: 0 E: 0 K: 1 S: 7	H: 0 LOB: 2 BB: 1 P: 10	R: 0 E: 0 K: 2 S: 10	H: 1 LOB: 2 BB: 1 P: 16	R: 4 E: 0 K: 0 S: 19	H: 5 LOB: 2 BB: 1 P: 24	R: 5 E: 2 K: 1 S: 25	H: 4 LOB: 1 BB: 1 P: 37	R: 0 E: 0 K: 0 S: 9	H: 1 LOB: 0 BB: 0 P: 11	R: 0 E: 0 K: 1 S: 7	H: 1 LOB: 1 BB: 0 P: 10	1B: 9 2B: 4 3B: 1 HR: 0	SF: 1 SAC: 1 DP: 1 HBP: 0	WP: 1 PB: 0 SB: 0 CS: 2	PA: 45					
PITCHER	IP	WLS	BF	H	R	ER	SO	BB	IBB	HBP	BLK	WP	HR	S	P	ERA	WHIP										
49 Tim Wakefield, R ERA: 4.62	5.2	L	26	8	4	4	4	3	0	0	0	0	0	57	86	6.35	1.941										
50 Mike Timlin, R ERA: 4.43	0.1	L	5	3	4	1	0	0	0	0	0	0	0	14	18	27.00	9.000										
Jason Shiell, R ERA: 1.86	1.0	L	6	1	1	0	1	1	0	0	0	1	0	14	22	0.00	2.000										
Kevin Tolar, L ERA: 9.0	1.0	L	3	1	0	0	0	0	0	0	0	0	0	9	11	0.00	1.000										
Brandon Lyon, R ERA: 1.72	1.0	L	4	1	0	0	1	0	0	0	0	0	0	7	10	0.00	1.000										

Batter	1	2	3	4	5	6	7	8	9	AB	R	H	RBI	BB	SO	LOB	BOTTOM										
18 Johnny Damon, L OBP: 0.319, SLG: 0.417	G3-1		L8	G5-3 BB			1B		L6	4	0	1	0	1	0	0	Minnesota Twins @ Boston Red Sox Fenway Park, Boston, MA Sun May 04 2003, 2:05 PM EDT Att: 32,887 - Cloudy - 53 F										
Bill Mueller, S OBP: 0.416, SLG: 0.552	F9		2B	G5-3			F8	1B		5	1	2	0	0	0	3											
Nomar Garciaparra, R OBP: 0.326, SLG: 0.474	PB 1B 2B		2B 34 FC1 BB	G4-3			F9		G5-3	4	1	1	0	1	0	4											
Manny Ramirez, R OBP: 0.441, SLG: 0.552	34 2B 1B		1B 2B	G5-3			F7			4	2	2	2	0	0	1											
34 David Ortiz, L OBP: 0.329, SLG: 0.387	1H 2B		FC1 1B	K				K		4	0	1	1	0	2	2											
Kevin Millar, R OBP: 0.373, SLG: 0.538	G6-3		G5-3	G5-3				BLK BB		3	0	1	1	1	0	1											
Shea Hillenbrand, R OBP: 0.359, SLG: 0.466		F9	F8			L5		K		4	0	0	0	0	1	3											
Jeremy Giambi, L OBP: 0.290, SLG: 0.286 Jason Varitek, S OBP: 0.346, SLG: 0.481		K		K		G4-3		K		3	0	0	0	0	2	0											
Doug Mirabeli, R OBP: 0.200, SLG: 0.342		G6-3		G5-3 18 BB 1B		G1-3		F7		4	0	1	0	0	0	0											
Inning Stats	R: 2 E: 0 K: 0 S: 16	H: 3 LOB: 1 BB: 0 P: 23	R: 0 E: 0 K: 1 S: 6	H: 0 LOB: 0 BB: 0 P: 10	R: 2 E: 0 K: 0 S: 15	H: 3 LOB: 1 BB: 1 P: 32	R: 0 E: 0 K: 1 S: 13	H: 1 LOB: 2 BB: 1 P: 23	R: 0 E: 0 K: 0 S: 7	H: 0 LOB: 0 BB: 0 P: 10	R: 0 E: 0 K: 0 S: 6	H: 0 LOB: 0 BB: 0 P: 10	R: 0 E: 0 K: 3 S: 11	H: 1 LOB: 1 BB: 1 P: 22	R: 0 E: 0 K: 0 S: 7	H: 1 LOB: 1 BB: 0 P: 8	1B: 5 2B: 4 3B: 0 HR: 0	SF: 0 SAC: 0 DP: 0 HBP: 0	WP: 0 PB: 1 SB: 0 CS: 0	PA: 39							
PITCHER	IP	WLS	BF	H	R	ER	SO	BB	IBB	HBP	BLK	WP	HR	S	P	ERA	WHIP										
Kenny Rogers, L ERA: 4.14	6.0	W	27	7	4	4	3	2	0	0	0	0	0	63	108	6.00	1.500										
J.C. Romero, L ERA: 4.4	2.0	L	8	1	0	0	3	1	0	0	1	0	0	21	38	0.00	1.000										
Eddie Guardado, L ERA: 0.71	1.0	L	4	1	0	0	0	0	0	0	0	0	0	7	8	0.00	1.000										



Batter	1	2	3	4	5	6	7	8	9	AB	R	H	RBI	BB	SO	LOB	TOP										
18 Johnny Damon, L OBP: 0.315, SLG: 0.403	G5-3		L3		F8			P6		4	0	0	0	1	0	1	Boston Red Sox @ Kansas City Royals Kauffman Stadium, Kansas City, MO Mon May 05 2003, 7:05 PM CDT Att: 21,232 - Sunny - 79 F										
Todd Walker, L OBP: 0.353, SLG: 0.413	F9			F7	2B			G1-3	BB	5	1	2	1	0	0	2											
Nomar Garciaparra, R OBP: 0.324, SLG: 0.489	G6-3			G6-3	G6-3			HR	1B	4	1	1	2	0	0	1											
Manny Ramirez, R OBP: 0.436, SLG: 0.542		G5-3				F8		G4-3		4	0	1	0	0	0	0											
Kevin Millar, R OBP: 0.369, SLG: 0.528		G4-3	1B		P4			K		4	0	1	0	0	2	1											
Shea Hillenbrand, R OBP: 0.355, SLG: 0.469		G4-3				HR		F8		4	1	1	0	0	0	1											
Bill Mueller, S OBP: 0.402, SLG: 0.577		G4-3				HR		G1-3		4	1	1	2	0	0	1											
Jason Varitek, S OBP: 0.354, SLG: 0.529				K				G3		4	2	2	1	0	1	0											
Damian Jackson, R OBP: 0.310, SLG: 0.231				P4				F9		4	0	1	0	0	0	1											
Inning Stats	R: 0 E: 0 K: 0 S: 9	H: 0 LOB: 0 BB: 0 P: 12	R: 0 E: 0 K: 0 S: 11	H: 1 LOB: 1 BB: 0 P: 17	R: 0 E: 0 K: 1 S: 8	H: 0 LOB: 0 BB: 0 P: 14	R: 0 E: 0 K: 0 S: 7	H: 1 LOB: 1 BB: 0 P: 12	R: 3 E: 0 K: 0 S: 12	H: 4 LOB: 1 BB: 0 P: 18	R: 0 E: 0 K: 1 S: 6	H: 0 LOB: 0 BB: 0 P: 11	R: 0 E: 0 K: 0 S: 5	H: 0 LOB: 0 BB: 0 P: 8	R: 2 E: 0 K: 1 S: 12	H: 2 LOB: 0 BB: 0 P: 18	R: 1 E: 0 K: 0 S: 8	H: 2 LOB: 2 BB: 1 P: 13	1B: 4 2B: 3 3B: 0 HR: 3	SF: 0 SAC: 0 DP: 0 HBP: 0	WP: 0 PB: 0 SB: 1 CS: 0	PA: 38					
PITCHER	IP	WLS	BF	H	R	ER	SO	BB	IBB	HBP	BLK	WP	HR	S	P	ERA	WHIP										
Darrell May, L ERA: 4.91	(1, 1)	7.1	29	7	4	4	2	0	0	0	0	0	1	62	97	4.91	0.955										
Jason Grimsley, R ERA: 2.95	(8, 1)	0.2	B 3	1	1	1	1	0	0	0	0	0	1	8	13	13.50	1.500										
Albie Lopez, R ERA: 4.11	(9, 1)	1.0	W 6	2	1	1	0	1	0	0	0	0	1	8	13	9.00	3.000										

Batter	1	2	3	4	5	6	7	8	9	AB	R	H	RBI	BB	SO	LOB	BOTTOM										
Michael Tucker, L OBP: 0.314, SLG: 0.429	E 29 G6-3 1B	G3-1		HR		F8			1B SH1-3 HBP 1B	5	3	3	2	0	0	2	Boston Red Sox @ Kansas City Royals Kauffman Stadium, Kansas City, MO Mon May 05 2003, 7:05 PM CDT Att: 21,232 - Sunny - 79 F										
Joe Randa, R OBP: 0.368, SLG: 0.543	E6 1-3		F9	29 1B BB		CS	G5-3	SH1-3	1-2	3	0	0	0	1	0	1											
29 Mike Sweeney, R OBP: 0.409, SLG: 0.544	G6-3		F9	G6-3 BB	1B		G5-3	HBP E BB	4-2	3	1	1	1	2	0	1											
Raul Ibanez, L OBP: 0.382, SLG: 0.528	BB		G6-3	1-2 2H	1B		G5-3	E HBP 1B	2-1	4	0	2	0	1	0	1											
Ken Harvey, R OBP: 0.300, SLG: 0.413	K			HR 1B	G6-3			K	2-3	5	1	1	0	0	3	5											
Desi Relaford, S OBP: 0.405, SLG: 0.485	L9			HR 1B	G4-3			1B BB	1-2 2-3 3H	3	1	1	3	1	0	2											
Brent Mayne, L OBP: 0.349, SLG: 0.493		G4-3		K	K			F8	E6	5	0	0	0	0	2	3											
Dee Brown, L OBP: 0.304, SLG: 0.357										3	0	1	0	0	2	0											
Carlos Beltran, S OBP: 0.302, SLG: 0.426										1	0	1	0	0	0	0											
Carlos Febles, R OBP: 0.321, SLG: 0.338										0	0	0	0	0	0	0											
4 Angel Berroa, R OBP: 0.317, SLG: 0.400				FC6-4 HR						3	1	1	0	0	0	3											
Inning Stats	R: 1 E: 1 K: 1 S: 18	H: 1 LOB: 2 BB: 1 P: 28	R: 0 E: 0 K: 1 S: 12	H: 1 LOB: 0 BB: 0 P: 16	R: 0 E: 0 K: 0 S: 4	H: 0 LOB: 0 BB: 1 P: 8	R: 4 E: 0 K: 1 S: 18	H: 6 LOB: 2 BB: 1 P: 29	R: 0 E: 0 K: 1 S: 10	H: 0 LOB: 0 BB: 0 P: 16	R: 0 E: 0 K: 1 S: 5	H: 0 LOB: 0 BB: 0 P: 8	R: 0 E: 0 K: 0 S: 7	H: 0 LOB: 0 BB: 0 P: 10	R: 0 E: 0 K: 1 S: 10	H: 1 LOB: 2 BB: 1 P: 20	R: 2 E: 1 K: 1 S: 16	H: 2 LOB: 3 BB: 1 P: 27	1B: 8 2B: 0 3B: 1 HR: 2	SF: 0 SAC: 1 DP: 1 HBP: 2	WP: 0 PB: 0 SB: 0 CS: 1	PA: 44					
PITCHER	IP	WLS	BF	H	R	ER	SO	BB	IBB	HBP	BLK	WP	HR	S	P	ERA	WHIP										
Derek Lowe, R ERA: 5.75	(1, 1)	3.2	21	7	5	4	3	3	0	0	0	0	0	23	35	0.00	0.300										
Ramiro Mendoza, R ERA: 8.69	(4, 1)	3.1	10	1	0	0	2	0	0	1	0	0	0	7	15	0.00	3.000										
Alan Embree, L ERA: 12.71	(8, 1)	0.2	4	1	0	0	1	1	0	0	0	0	0	19	32	9.00	3.000										
Brandon Lyon, R ERA: 2.16	(8, 1)	1.0	L 8	2	2	1	1	1	0	1	0	0	0	19	32	9.00	3.000										

AB	37
R	6
H	10
RBI	6
BB	1
SO	3
LOB	8



AB	35
R	7
H	11
RBI	6
BB	5
SO	7
LOB	18



Batter	1	2	3	4	5	6	7	8	9	AB	R	H	RBI	BB	SO	LOB	TOP										
18 Johnny Damon, L OBP: 0.322, SLG: 0.405			SH5-3			1B		SH5-4		2	2	1	1	1	1	0	Boston Red Sox @ Kansas City Royals Kauffman Stadium, Kansas City, MO Tue May 06 2003, 7:05 PM CDT Att: 15,848 - Cloudy - 70 F										
Todd Walker, L OBP: 0.355, SLG: 0.416					L4-6			SF8		4	0	2	3	0	1	2											
Nomar Garciaparra, R OBP: 0.320, SLG: 0.479	G5-3		P6		FC5-4		F8	K		5	0	1	1	0	1	2											
Manny Ramirez, R OBP: 0.421, SLG: 0.520		K	P6		FC5-4		F8		K	5	0	0	0	0	2	2											
Kevin Millar, R OBP: 0.370, SLG: 0.518 Damian Jackson, R OBP: 0.310, SLG: 0.231	K			G1-3		G3-1		G5-3		4	1	1	0	1	1	0											
Shea Hillenbrand, R OBP: 0.349, SLG: 0.458	1B			K		L8		K	P3	5	0	1	0	0	2	2											
Bill Mueller, S OBP: 0.430, SLG: 0.608	1B			2B		G3-1		1B		3	1	3	0	1	0	0											
Jason Varitek, S OBP: 0.340, SLG: 0.506	K		G5-3		G3-1		L9			4	0	0	0	0	1	7											
Doug Mirabeli, R OBP: 0.273, SLG: 0.429			1B		L4-6			1B		4	3	4	2	0	0	0											
			1B		1B			2B																			
Inning Stats	R: 0 E: 0 K: 2 S: 10	H: 0 LOB: 0 BB: 0 P: 14	R: 0 E: 0 K: 3 S: 16	H: 2 LOB: 2 BB: 0 P: 24	R: 1 E: 0 K: 0 S: 7	H: 2 LOB: 1 BB: 0 P: 11	R: 0 E: 0 K: 1 S: 13	H: 1 LOB: 1 BB: 0 P: 19	R: 1 E: 0 K: 0 S: 8	H: 2 LOB: 1 BB: 1 P: 16	R: 4 E: 0 K: 0 S: 25	H: 3 LOB: 1 BB: 2 P: 43	R: 0 E: 0 K: 1 S: 14	H: 2 LOB: 2 BB: 0 P: 17	R: 1 E: 0 K: 1 S: 8	H: 1 LOB: 0 BB: 0 P: 14	R: 0 E: 0 K: 1 S: 7	H: 0 LOB: 0 BB: 0 P: 10	1B: 11 2B: 3 3B: 0 HR: 0	SF: 1 SAC: 2 DP: 1 HBP: 0	WP: 0 PB: 0 SB: 1 CS: 0	PA: 42					
PITCHER	IP	WLS	BF	H	R	ER	SO	BB	IBB	HBP	BLK	WP	HR	S	P	ERA	WHIP										
Jeremy Affeldt, L ERA: 4.63	(1, 1)	4.0	L	17	5	1	1	6	0	0	0	0	0	46	68	2.25	1.250										
51 Kris Wilson, R ERA: 5.4	(5, 1)	1.2		11	4	5	5	0	3	0	0	0	0	30	53	27.00	4.200										
D.J. Carrasco, R ERA: 2.87	(6, 1)	1.1		7	3	0	0	1	0	0	0	0	0	17	23	0.00	2.250										
Ryan Bukvich, R ERA: 8.68	(8, 1)	1.0		4	1	1	1	1	0	0	0	0	0	8	14	9.00	1.000										
Mike MacDougal, R ERA: 3.29	(9, 1)	1.0		3	0	0	0	1	0	0	0	0	0	7	10	0.00	0.000										
Batter	1	2	3	4	5	6	7	8	9	AB	R	H	RBI	BB	SO	LOB	BOTTOM										
Michael Tucker, L OBP: 0.317, SLG: 0.427			P6		L7			G6-3		5	0	2	1	0	0	3	Boston Red Sox @ Kansas City Royals Kauffman Stadium, Kansas City, MO Tue May 06 2003, 7:05 PM CDT Att: 15,848 - Cloudy - 70 F										
Joe Randa, R OBP: 0.360, SLG: 0.520	L9				F7		F8	G6-3		4	0	0	0	1	0	3											
Carlos Beltrán, S OBP: 0.281, SLG: 0.392	G6-3		F8		P6			G4-3		4	0	0	0	0	0	2											
29 Mike Sweeney, R OBP: 0.403, SLG: 0.527		F9			F8			1B		3	0	0	0	1	0	0											
Raul Ibanez, L OBP: 0.386, SLG: 0.523	G3				G6-3			P5		3	1	1	0	1	0	1											
Desi Relaford, S OBP: 0.422, SLG: 0.486					G6-3			1B		2	1	1	0	2	0	1											
4 Angel Berroa, R OBP: 0.306, SLG: 0.384					K			G5-3		4	0	0	0	0	2	5											
Brent Mayne, L OBP: 0.345, SLG: 0.481					F8			P3		4	0	1	0	0	0	2											
Carlos Febles, R OBP: 0.341, SLG: 0.351					F7			F9		3	1	2	1	1	0	1											
					1B			1B																			
Inning Stats	R: 0 E: 0 K: 0 S: 6	H: 1 LOB: 0 BB: 0 P: 7	R: 0 E: 0 K: 0 S: 10	H: 0 LOB: 1 BB: 1 P: 17	R: 0 E: 0 K: 0 S: 11	H: 1 LOB: 2 BB: 1 P: 21	R: 0 E: 0 K: 0 S: 6	H: 0 LOB: 0 BB: 1 P: 11	R: 0 E: 0 K: 1 S: 7	H: 0 LOB: 1 BB: 1 P: 14	R: 0 E: 0 K: 0 S: 9	H: 0 LOB: 0 BB: 0 P: 14	R: 3 E: 0 K: 1 S: 16	H: 3 LOB: 1 BB: 1 P: 26	R: 0 E: 0 K: 0 S: 9	H: 1 LOB: 2 BB: 1 P: 14	R: 0 E: 0 K: 0 S: 14	H: 1 LOB: 1 BB: 0 P: 19	1B: 7 2B: 0 3B: 0 HR: 0	SF: 0 SAC: 0 DP: 1 HBP: 0	WP: 0 PB: 0 SB: 3 CS: 1	PA: 38					
PITCHER	IP	WLS	BF	H	R	ER	SO	BB	IBB	HBP	BLK	WP	HR	S	P	ERA	WHIP										
Casey Fossum, L ERA: 4.38	(1, 1)	6.2	W	28	5	3	3	2	5	0	0	0	0	61	105	4.05	1.500										
50 Mike Timlin, R ERA: 4.15	(7, 1)	1.1	H	6	1	0	0	0	1	0	0	0	0	13	19	0.00	1.500										
49 Tim Wakefield, R ERA: 4.5	(9, 1)	1.0		4	1	0	0	0	0	0	0	0	0	14	19	0.00	1.000										

Batter	1	2	3	4	5	6	7	8	9	AB	R	H	RBI	BB	SO	LOB	TOP										
18 Johnny Damon, L (1, 8) OBP: 0.331, SLG: 0.438	G6-3		G5-3														4 2 2 3 1 0 1										
Todd Walker, L (1, 10) OBP: 0.384, SLG: 0.419	K																4 1 2 1 1 1 1										
Nomar Garciaparra, R (1, 6) OBP: 0.316, SLG: 0.483	P5		P4														5 0 1 1 1 0 0 2										
Manny Ramirez, R (1, 7) OBP: 0.413, SLG: 0.504																	4 1 0 0 1 2 1										
34 David Ortiz, L (1, 3) OBP: 0.325, SLG: 0.369 Damian Jackson, R (8, PR) OBP: 0.300, SLG: 0.222 (8, 4)																	3 0 0 0 1 0 1 1 1 0 0 0 1 0										
Shea Hillenbrand, R (1, 5) OBP: 0.353, SLG: 0.479 (8, 3)																	3 1 2 1 0 0 1										
Bill Mueller, S (1, 4) OBP: 0.422, SLG: 0.603 (8, 5)																	4 1 1 1 0 0 2										
Jeremy Giambi, L (1, 9) OBP: 0.315, SLG: 0.322 (8, PR) Trot Nixon, L (8, PR) OBP: 0.423, SLG: 0.511 (8, 9)																	3 1 2 1 1 0 0 0 1 0 0 0 0 0										
Jason Varitek, S (1, 2) OBP: 0.327, SLG: 0.489																	3 0 0 1 0 0 2										
Inning Stats	R: 0 E: 0 K: 1 S: 7	H: 0 LOB: 0 BB: 0 P: 11	R: 1 E: 0 K: 0 S: 10	H: 0 LOB: 0 BB: 1 P: 17	R: 0 E: 0 K: 0 S: 11	H: 1 LOB: 2 BB: 1 P: 19	R: 0 E: 0 K: 0 S: 11	H: 1 LOB: 1 BB: 0 P: 19	R: 0 E: 0 K: 0 S: 6	H: 0 LOB: 1 BB: 1 P: 11	R: 0 E: 0 K: 1 S: 9	H: 0 LOB: 0 BB: 0 P: 11	R: 4 E: 0 K: 1 S: 18	H: 4 LOB: 1 BB: 1 P: 29	R: 4 E: 0 K: 0 S: 14	H: 4 LOB: 1 BB: 1 P: 25	R: 0 E: 0 K: 1 S: 9	H: 0 LOB: 0 BB: 0 P: 14	1B: 3 2B: 5 3B: 1 HR: 1	SF: 2 SAC: 0 DP: 0 HBP: 0	WP: 0 PB: 0 SB: 3 CS: 0	PA: 41					
PITCHER	IP	WLS	BF	H	R	ER	SO	BB	IBB	HBP	BLK	WP	HR	S	P	ERA	WHIP										
Kyle Snyder, R (1, 1) ERA: 4.63	6.2		29	5	5	5	2	4	0	0	0	0	1	67	111	6.75	1.350										
Jason Grimsley, R (7, 1) ERA: 2.92	0.1	H	2	1	0	0	1	0	0	0	0	0	0	5	6	0.00	3.000										
Albie Lopez, R (8, 1) ERA: 6.19	0.2	L	6	3	4	4	0	1	0	0	0	0	0	12	22	54.00	6.000										
D.J. Carrasco, R (8, 1) ERA: 2.65	1.1		4	1	0	0	1	0	0	0	0	0	0	11	17	0.00	0.750										

Boston Red Sox @ Kansas City Royals
Kauffman Stadium, Kansas City, MO
 Wed May 07 2003, 1:05 PM CDT
 Att: 28,268 - Sunny - 67 F

AB	34
R	9
H	10
RBI	9
BB	5
SO	4
LOB	11

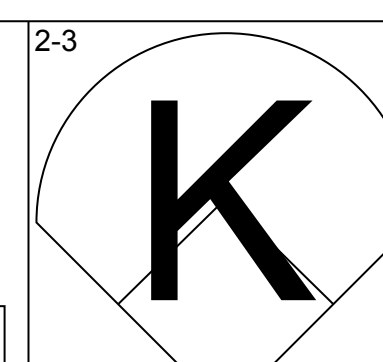
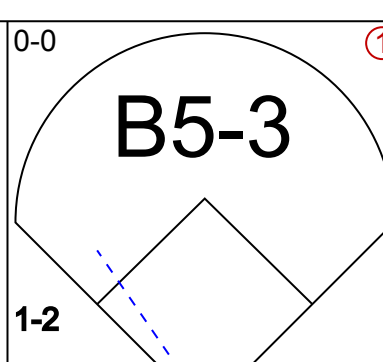
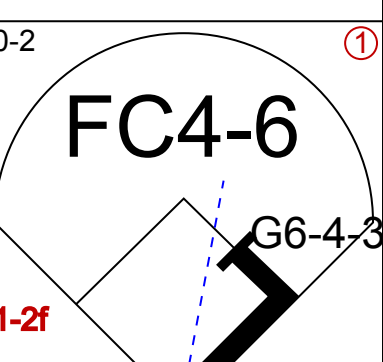
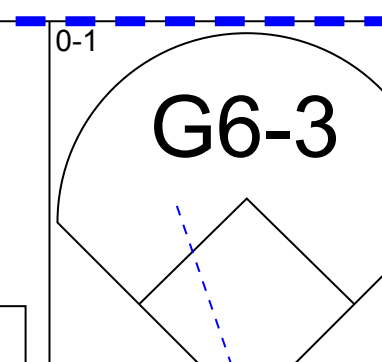
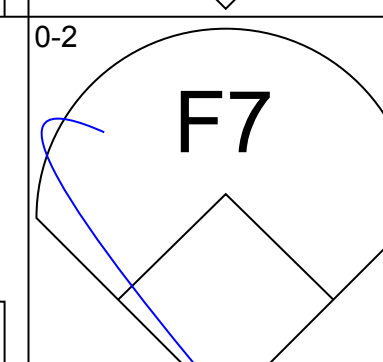
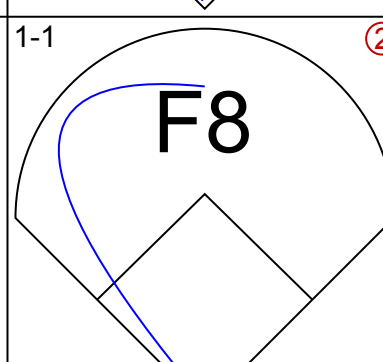
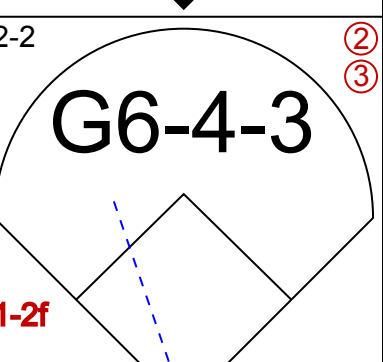
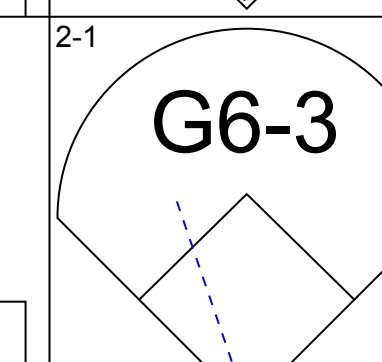
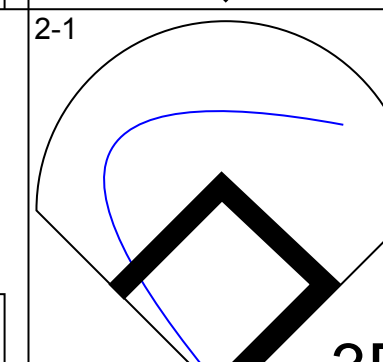
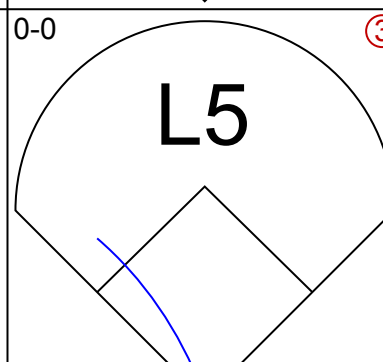
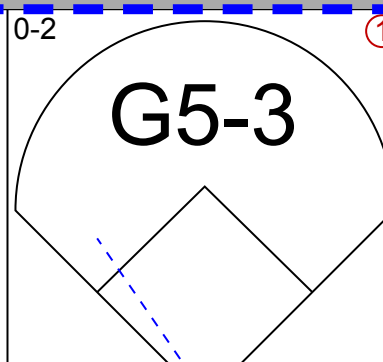
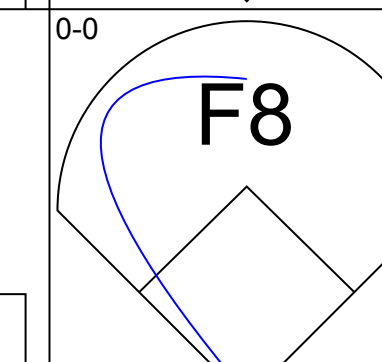
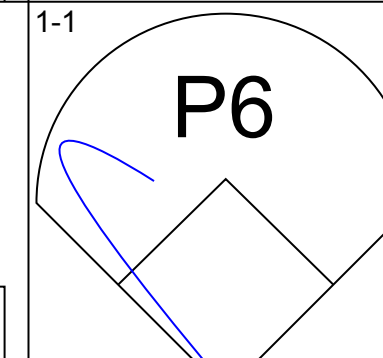
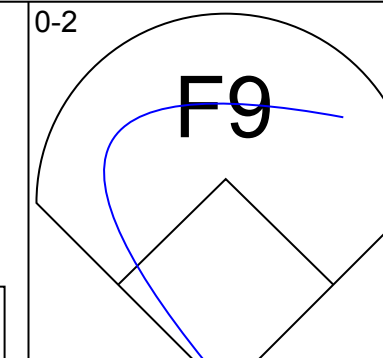
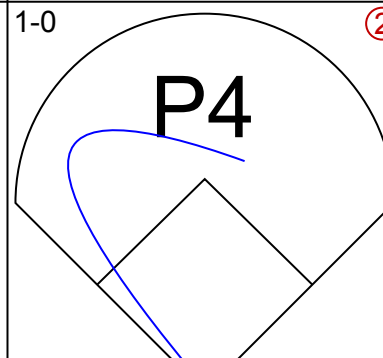
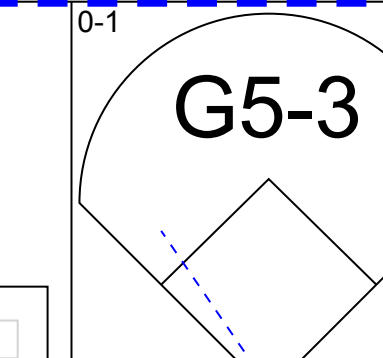
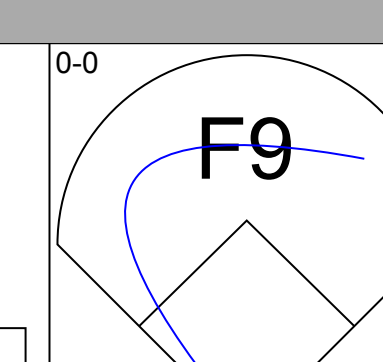
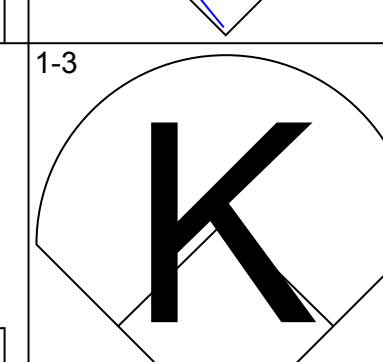
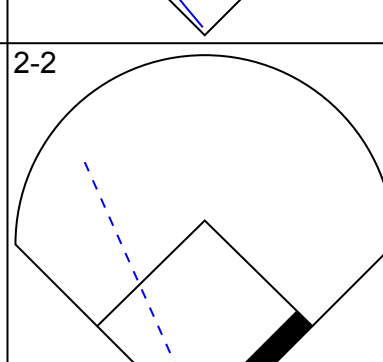
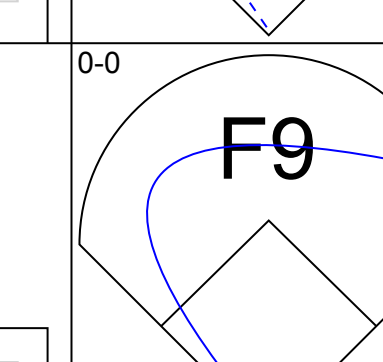
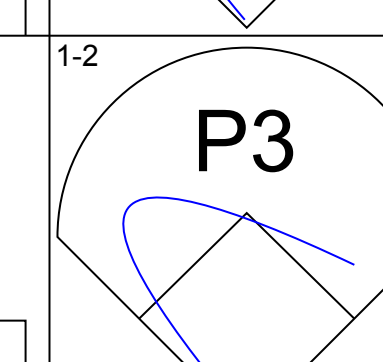
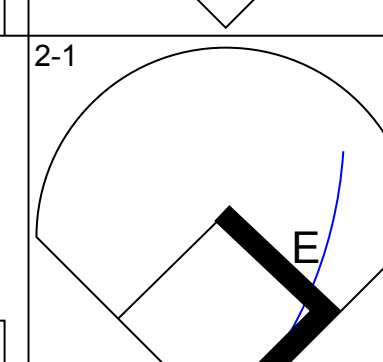
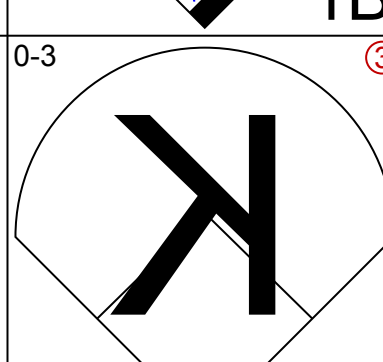
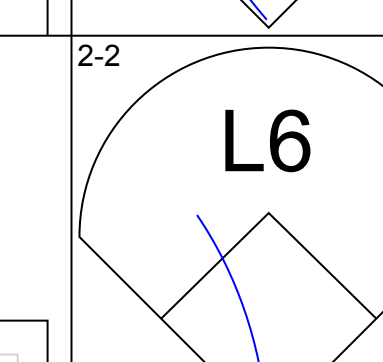
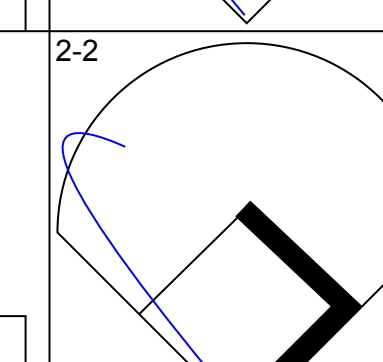
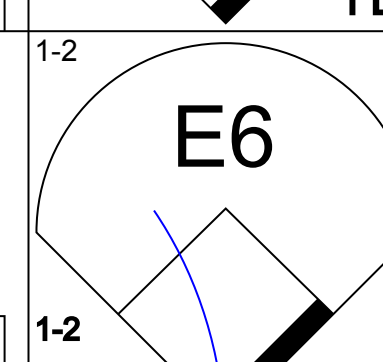
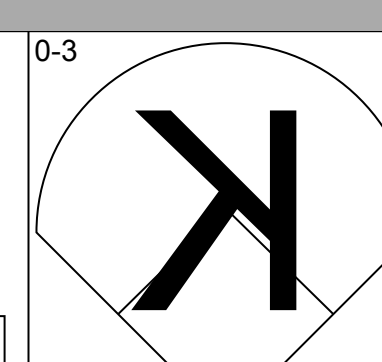
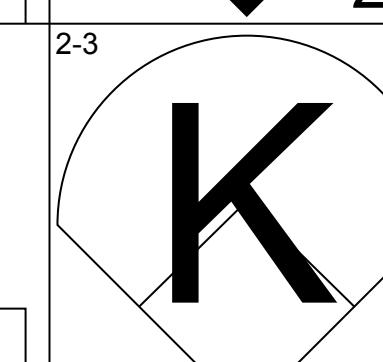
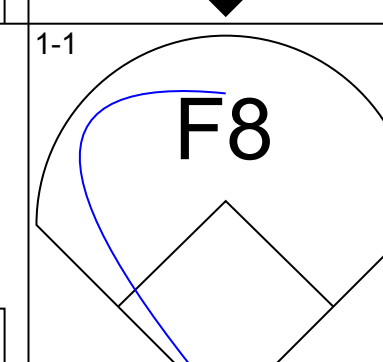
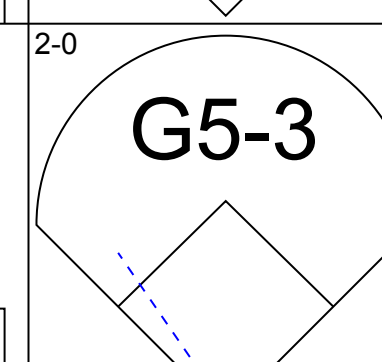
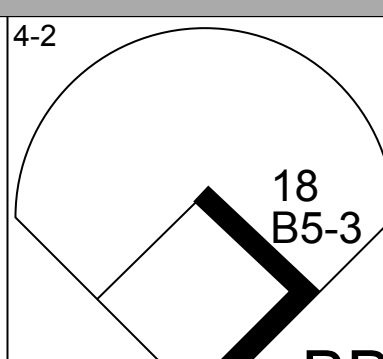
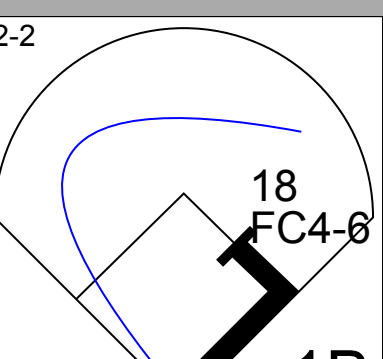
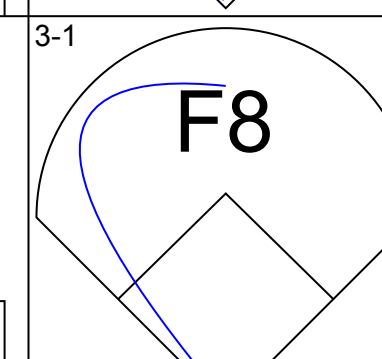


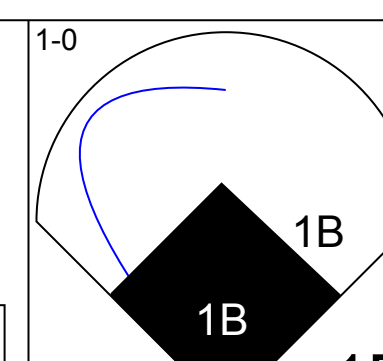
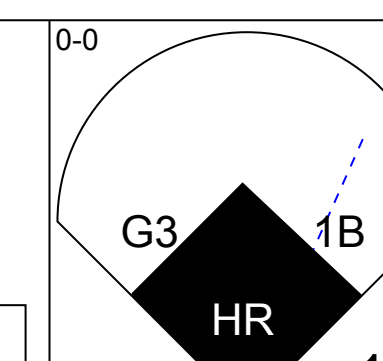
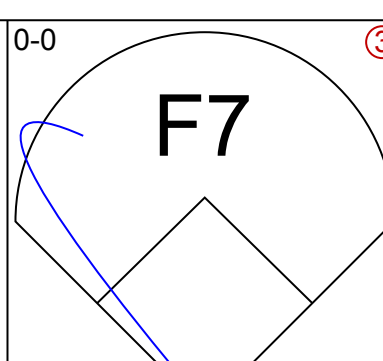
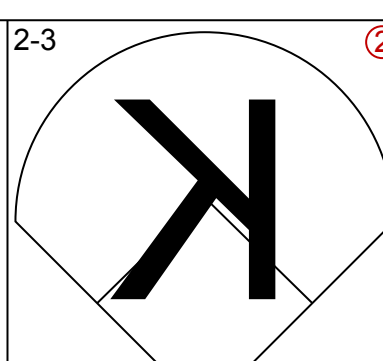
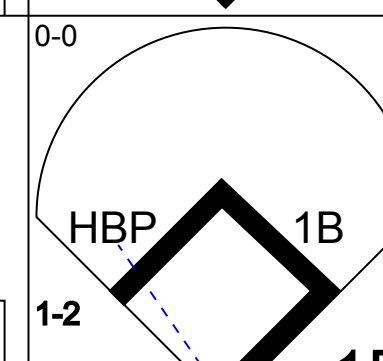
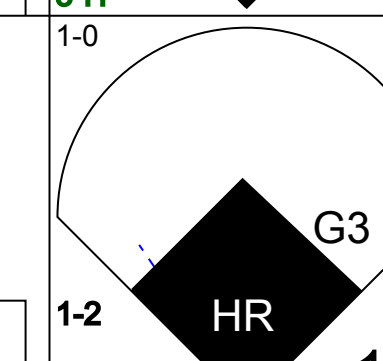
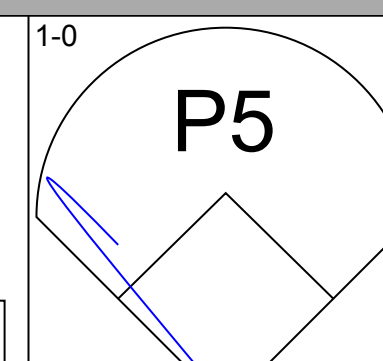
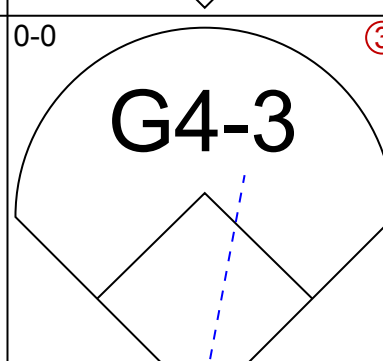
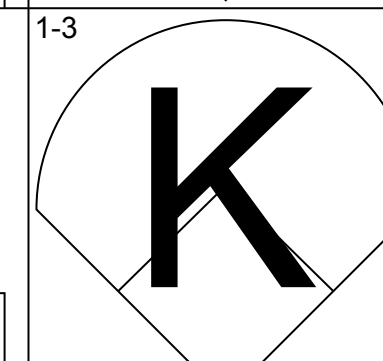
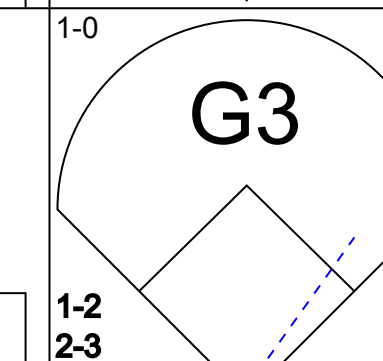
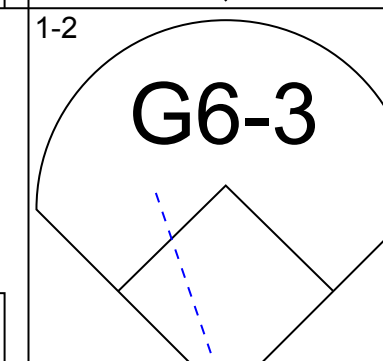
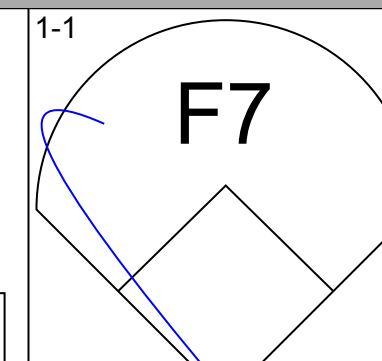
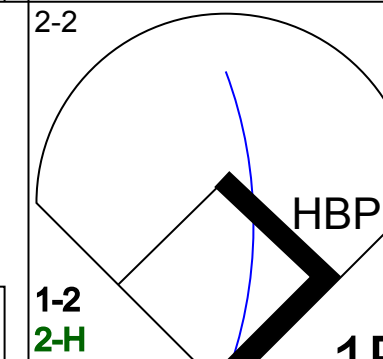
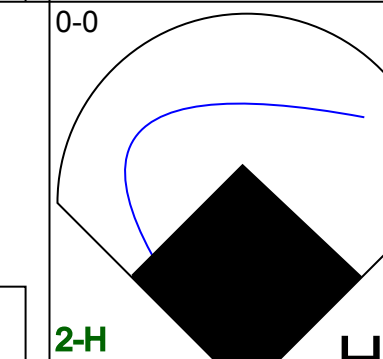
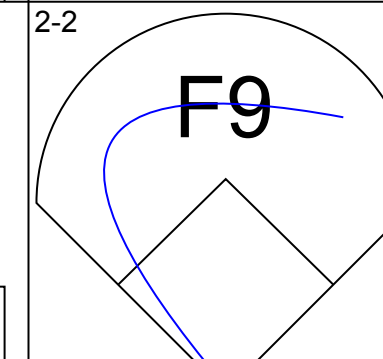
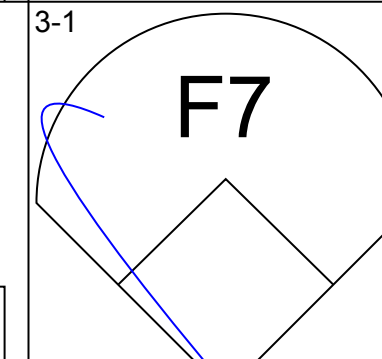
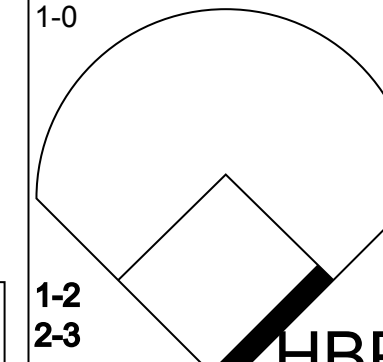
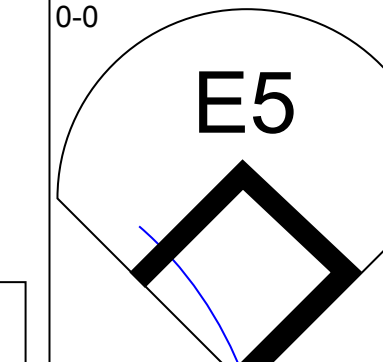
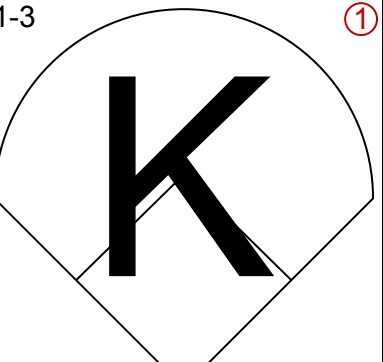
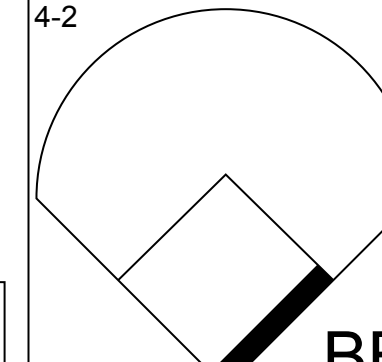
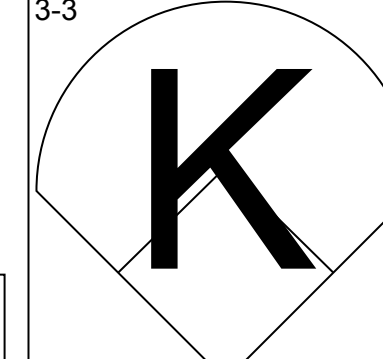
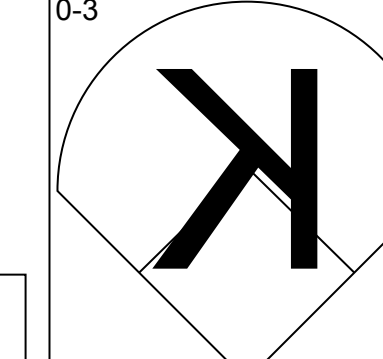
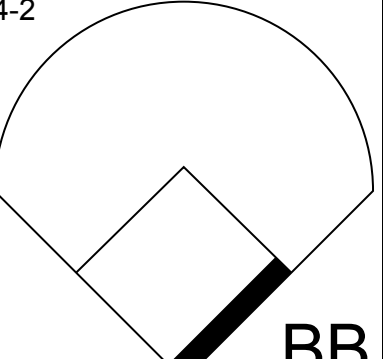
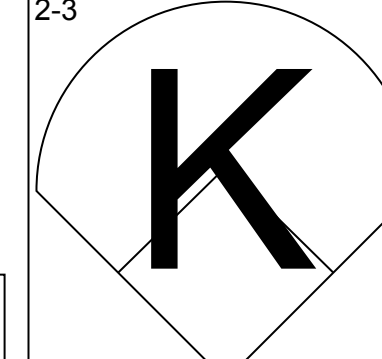
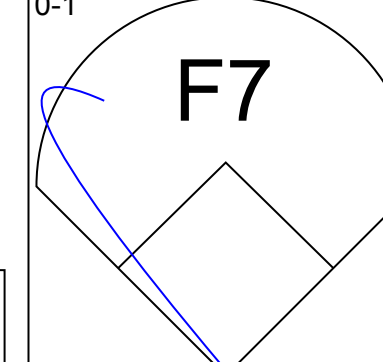
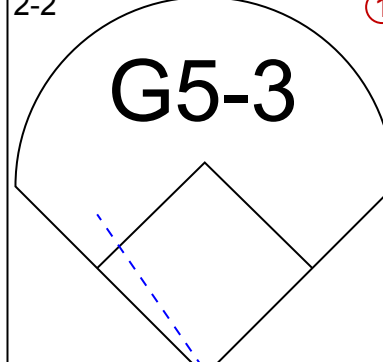
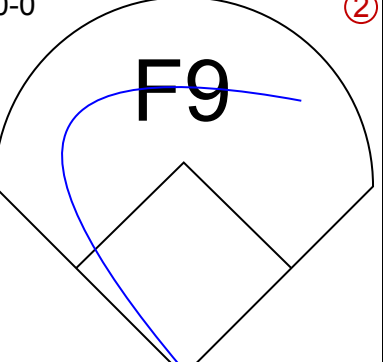
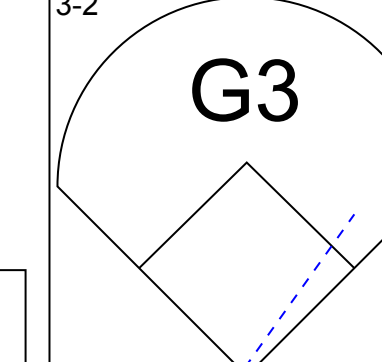
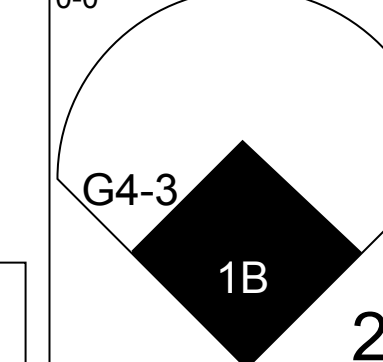
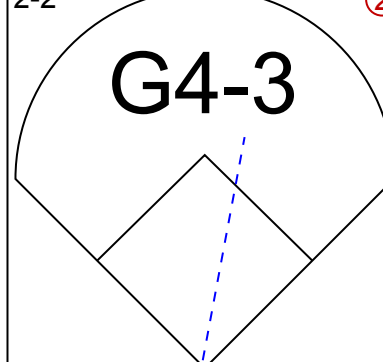
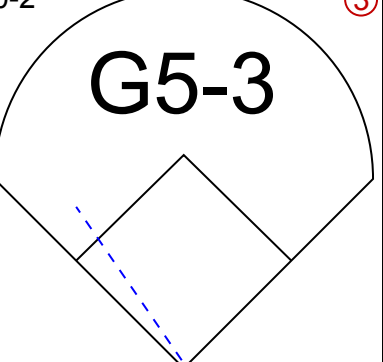
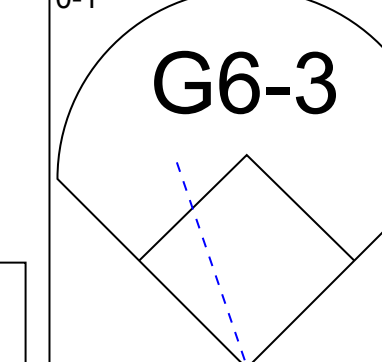
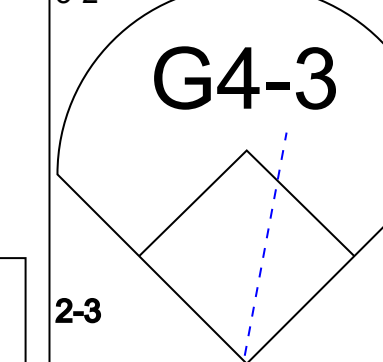
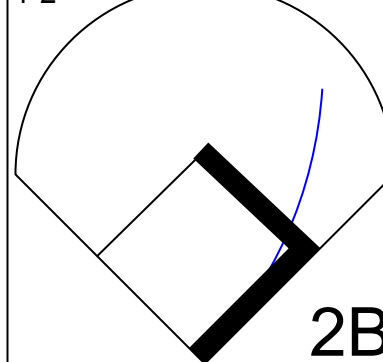
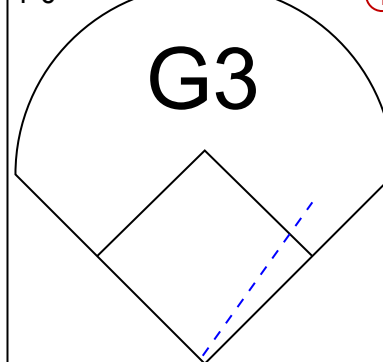
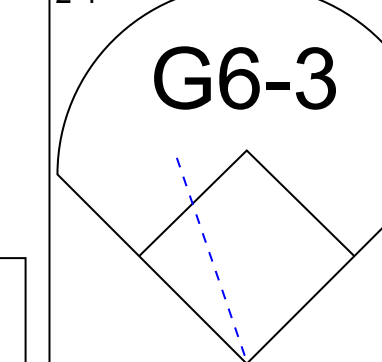
Batter	1	2	3	4	5	6	7	8	9	AB	R	H	RBI	BB	SO	LOB	BOTTOM										
Michael Tucker, L (1, 8) OBP: 0.310, SLG: 0.417	P4																3 0 0 0 0 1 0										
Joe Randa, R (1, 5) OBP: 0.357, SLG: 0.515																	3 0 1 1 0 0 0										
Carlos Beltrán, S (1, 10) OBP: 0.295, SLG: 0.389																	3 1 1 0 1 1 1										
29 Mike Sweeney, R (1, 3) OBP: 0.402, SLG: 0.531 Mendy López, R (7, 3) OBP: 0.143, SLG: 0.286																	3 1 1 2 0 0 0 1 0 0 0 0 1 1										
Raul Ibanez, L (1, 7) OBP: 0.382, SLG: 0.513																	4 1 1 1 0 1 1										
Desi Relaford, S (1, 6) OBP: 0.414, SLG: 0.486																	4 0 1 1 0 1 0										
Dee Brown, L (1, 9) OBP: 0.300, SLG: 0.348																	4 1 1 0 0 0 1										
Carlos Febles, R (1, 4) OBP: 0.337, SLG: 0.346																	4 1 1 0 0 2 0										
Mike DiFelice, R (1, 2) OBP: 0.222, SLG: 0.417																	3 1 1 1 0 2 0										
Inning Stats	R: 0 E: 0 K: 0 S: 8	H: 1 LOB: 0 BB: 0 P: 12	R: 0 E: 0 K: 1 S: 8	H: 0 LOB: 0 BB: 0 P: 14	R: 0 E: 0 K: 2 S: 8	H: 0 LOB: 0 BB: 0 P: 10	R: 0 E: 0 K: 2 S: 8	H: 0 LOB: 0 BB: 0 P: 12	R: 0 E: 0 K: 1 S: 8	H: 0 LOB: 0 BB: 0 P: 15	R: 6 E: 0 K: 0 S: 18	H: 6 LOB: 1 BB: 1 P: 30	R: 0 E: 0 K: 1 S: 7	H: 0 LOB: 0 BB: 0 P: 9	R: 0 E: 0 K: 1 S: 11	H: 1 LOB: 1 BB: 0 P: 13	R: 0 E: 0 K: 1 S: 10	H: 0 LOB: 0 BB: 0 P: 12	1B: 6 2B: 2 3B: 0 HR: 0	SF: 1 SAC: 1 DP: 1 HBP: 0	WP: 0 PB: 0 SB: 0 CS: 0	PA: 35					
PITCHER	IP	WLS	BF	H	R	ER	SO	BB	IBB	HBP	BLK	WP	HR	S	P	ERA	WHIP										
John Burkett, R (1, 1) ERA: 6.2	5.2		23	6	6	6	6	1	0	0	0	0	0	52	83	9.53	1.235										
Steve Woodard, R (6, 1) ERA: 5.09	1.1	W	5	1	0	0	1	0	0	0	0	0	0	13	19	0.00	0.750										
Alan Embree, L (8, 1) ERA: 10.8	1.0	H	4	1	0	0	1	0	0	0	0	0	0	11	13	0.00	1.000										
Brandon Lyon, R (9, 1) ERA: 2.04	1.0	S	3	0	0	0	1	0	0	0	0	0	0	10	12	0.00	0.000										

Boston Red Sox @ Kansas City Royals
Kauffman Stadium, Kansas City, MO
 Wed May 07 2003, 1:05 PM CDT
 Att: 28,268 - Sunny - 67 F

AB	32
R	6
H	8
RBI	6
BB	1
SO	9
LOB	4




Batter	1	2	3	4	5	6	7	8	9	AB	R	H	RBI	BB	SO	LOB	TOP	
18 Johnny Damon, L OBP: 0.323, SLG: 0.425										4	0	0	0	0	1	2	Boston Red Sox @ Minnesota Twins Hubert H. Humphrey Metrodome, Minneapolis, MN Fri May 09 2003, 8:05 PM EDT Att: 28,436 - Dome - 72 F livebaseballscorecards.com	
Todd Walker, L OBP: 0.354, SLG: 0.406										4	0	0	0	0	0	2		
Nomar Garciaparra, R OBP: 0.315, SLG: 0.490										4	0	1	0	0	0	1		
Manny Ramirez, R OBP: 0.403, SLG: 0.489										4	0	0	0	0	0	1		
Kevin Millar, R OBP: 0.366, SLG: 0.509									4	0	1	0	0	1	0			
Shea Hillenbrand, R OBP: 0.350, SLG: 0.472									4	0	1	0	0	1	1			
Bill Mueller, S OBP: 0.419, SLG: 0.605										3	0	1	0	0	1	1		
Trot Nixon, L OBP: 0.411, SLG: 0.495										3	0	0	0	0	1	3		
Jason Varitek, S OBP: 0.336, SLG: 0.489										2	0	1	0	1	0	0		
Inning Stats	R: 0 E: 0 K: 1 S: 10	H: 1 LOB: 1 BB: 0 P: 15	R: 0 E: 0 K: 1 S: 10	H: 1 LOB: 1 BB: 0 P: 15	R: 0 E: 0 K: 0 S: 6	H: 0 LOB: 1 BB: 1 P: 11	R: 0 E: 1 K: 1 S: 16	H: 1 LOB: 2 BB: 0 P: 21	R: 0 E: 0 K: 0 S: 10	H: 0 LOB: 0 BB: 0 P: 13	R: 0 E: 0 K: 1 S: 5	H: 0 LOB: 0 BB: 0 P: 7	R: 0 E: 0 K: 0 S: 6	H: 0 LOB: 0 BB: 0 P: 8	1B: 3 2B: 1 3B: 1 HR: 0	SF: 0 SAC: 0 DP: 1 HBP: 0	WP: 0 PB: 0 SB: 0 CS: 0	PA: 33
PITCHER	IP WLS BF H R ER SO BB IBB HBP BLK WP HR S P ERA WHIP																	
Johan Santana, L ERA: 1.3	5.0 W 20 4 0 0 3 1 0 0 0 0 0 0 52 76 0.00 1.000																	
LaTroy Hawkins, R ERA: 1.39	2.0 7 1 0 0 2 0 0 0 0 0 0 0 16 24 0.00 0.500																	
J.C. Romero, L ERA: 3.86	1.0 3 0 0 0 0 0 0 0 0 0 0 0 5 7 0.00 0.000																	
Eddie Guardado, L ERA: 0.66	1.0 3 0 0 0 0 0 0 0 0 0 0 0 6 8 0.00 0.000																	


Batter	1	2	3	4	5	6	7	8	9	AB	R	H	RBI	BB	SO	LOB	BOTTOM			
Jacque Jones, L OBP: 0.350, SLG: 0.492										4	2	2	1	0	1	1	Boston Red Sox @ Minnesota Twins Hubert H. Humphrey Metrodome, Minneapolis, MN Fri May 09 2003, 8:05 PM EDT Att: 28,436 - Dome - 72 F livebaseballscorecards.com			
Cristian Guzman, S OBP: 0.311, SLG: 0.381										4	1	2	0	0	0	0				
Corey Koskie, L OBP: 0.381, SLG: 0.456										4	0	0	0	0	1	4				
Todd Sears, L OBP: 0.367, SLG: 0.500										4	1	2	4	0	0	0				
Tori Hunter, R OBP: 0.310, SLG: 0.411										2	0	0	0	1	1	0				
Dustin Mohr, R OBP: 0.282, SLG: 0.493										3	0	0	0	1	3	5				
Doug Mientkiewicz, L OBP: 0.286, SLG: 0.344										4	0	0	0	0	0	4				
A.J. Pierzynski, L OBP: 0.308, SLG: 0.418										4	1	1	0	0	0	1				
Luis Rivas, R OBP: 0.234, SLG: 0.292										4	0	1	0	0	0	1				
Inning Stats	R: 1 E: 0 K: 2 S: 13	H: 3 LOB: 3 BB: 0 P: 21	R: 4 E: 1 K: 1 S: 14	H: 4 LOB: 1 BB: 0 P: 19	R: 0 E: 0 K: 0 S: 11	H: 1 LOB: 1 BB: 0 P: 16	R: 0 E: 0 K: 0 S: 9	H: 0 LOB: 0 BB: 0 P: 13	R: 0 E: 0 K: 1 S: 9	H: 0 LOB: 0 BB: 1 P: 14	R: 0 E: 0 K: 1 S: 5	H: 0 LOB: 1 BB: 0 P: 8	R: 0 E: 0 K: 0 S: 10	H: 0 LOB: 1 BB: 1 P: 20	R: 0 E: 0 K: 0 S: 9	H: 0 LOB: 0 BB: 0 P: 14	1B: 5 2B: 2 3B: 0 HR: 1	SF: 0 SAC: 0 DP: 0 HBP: 1	WP: 0 PB: 0 SB: 0 CS: 0	PA: 36
PITCHER	IP WLS BF H R ER SO BB IBB HBP BLK WP HR S P ERA WHIP																			
Pedro Martinez, R ERA: 3.15	5.0 L 26 8 5 5 4 1 0 0 0 0 0 0 15 28 9.00 1.800																			
Jason Shiell, R ERA: 1.54	2.0 7 0 0 0 2 1 0 0 0 0 0 0 15 28 0.00 0.500																			
Ramiro Mendoza, R ERA: 8.27	1.0 3 0 0 0 0 0 0 0 0 0 0 0 9 14 0.00 0.000																			

Batter	1	2	3	4	5	6	7	8	9	AB	R	H	RBI	BB	SO	LOB	TOP					
18 Johnny Damon, L OBP: 0.325, SLG: 0.428	G4-1	F9					P4		G3-1 SF9 2B	4	1	1	0	1	0	1	Boston Red Sox @ Minnesota Twins Hubert H. Humphrey Metrodome, Minneapolis, MN Sat May 10 2003, 7:05 PM EDT Att: 26,346 - Dome - 72 F livebaseballscorecards.com					
Todd Walker, L OBP: 0.355, SLG: 0.428	HR		F8		G4-3		1B		G3-1	5	1	2	2	0	0	2						
Nomar Garciaparra, R OBP: 0.311, SLG: 0.490	1B SF9 2B		F8			G5-3	K2-3		SF9	4	1	1	1	0	1	1						
Manny Ramirez, R OBP: 0.409, SLG: 0.500	34 1B 1B		G6-3					1B E 1B	F9	5	1	3	0	0	0	0						
Kevin Millar, R OBP: 0.363, SLG: 0.504 Damian Jackson, R OBP: 0.300, SLG: 0.222	SF9			P4		G1-3		E 34 S 1B		3	0	1	1	0	0	1						
34 David Ortiz, L OBP: 0.321, SLG: 0.362 Bill Mueller, S OBP: 0.419, SLG: 0.605	3-H 2-2 1-2 1B			K		K		F7		4	0	1	0	0	2	3						
Shea Hillenbrand, R OBP: 0.355, SLG: 0.477	F8		G6-3					2B E IBB		3	1	1	0	1	0	2						
Jeremy Giambi, L OBP: 0.312, SLG: 0.317		G5-4-3 1B			K		K	F8		4	0	1	0	0	2	3						
Doug Mirabeli, R OBP: 0.277, SLG: 0.444 Jason Varitek, S OBP: 0.333, SLG: 0.484	G5-4-3 1-2			G6-3			2-H 1B 2B	F9		3	1	1	1	0	0	1						
										1	0	0	0	0	0	3						
Inning Stats	R: 2 E: 0 K: 0 S: 24	H: 4 LOB: 2 BB: 0 P: 37	R: 0 E: 0 K: 0 S: 6	H: 1 LOB: 0 BB: 0 P: 11	R: 0 E: 0 K: 0 S: 5	H: 0 LOB: 0 BB: 0 P: 6	R: 0 E: 0 K: 1 S: 6	H: 0 LOB: 0 BB: 0 P: 9	R: 0 E: 0 K: 1 S: 6	H: 1 LOB: 1 BB: 0 P: 15	R: 2 E: 0 K: 2 S: 14	H: 3 LOB: 1 BB: 0 P: 23	R: 1 E: 1 K: 0 S: 13	H: 2 LOB: 3 BB: 1 P: 23	R: 1 E: 0 K: 0 S: 7	H: 1 LOB: 0 BB: 0 P: 8	1B: 6 2B: 5 3B: 0 HR: 1	SF: 2 SAC: 0 DP: 1 HBP: 0	WP: 0 PB: 0 SB: 1 CS: 0	PA: 40		
PITCHER	IP WLS BF H R ER SO BB IBB HBP BLK WP HR S P ERA WHIP	IP WLS BF H R ER SO BB IBB HBP BLK WP HR S P ERA WHIP	IP WLS BF H R ER SO BB IBB HBP BLK WP HR S P ERA WHIP	IP WLS BF H R ER SO BB IBB HBP BLK WP HR S P ERA WHIP	IP WLS BF H R ER SO BB IBB HBP BLK WP HR S P ERA WHIP	IP WLS BF H R ER SO BB IBB HBP BLK WP HR S P ERA WHIP	IP WLS BF H R ER SO BB IBB HBP BLK WP HR S P ERA WHIP	IP WLS BF H R ER SO BB IBB HBP BLK WP HR S P ERA WHIP	IP WLS BF H R ER SO BB IBB HBP BLK WP HR S P ERA WHIP	IP WLS BF H R ER SO BB IBB HBP BLK WP HR S P ERA WHIP	IP WLS BF H R ER SO BB IBB HBP BLK WP HR S P ERA WHIP	IP WLS BF H R ER SO BB IBB HBP BLK WP HR S P ERA WHIP	IP WLS BF H R ER SO BB IBB HBP BLK WP HR S P ERA WHIP	IP WLS BF H R ER SO BB IBB HBP BLK WP HR S P ERA WHIP	IP WLS BF H R ER SO BB IBB HBP BLK WP HR S P ERA WHIP	IP WLS BF H R ER SO BB IBB HBP BLK WP HR S P ERA WHIP	IP WLS BF H R ER SO BB IBB HBP BLK WP HR S P ERA WHIP	IP WLS BF H R ER SO BB IBB HBP BLK WP HR S P ERA WHIP	IP WLS BF H R ER SO BB IBB HBP BLK WP HR S P ERA WHIP	IP WLS BF H R ER SO BB IBB HBP BLK WP HR S P ERA WHIP	IP WLS BF H R ER SO BB IBB HBP BLK WP HR S P ERA WHIP	IP WLS BF H R ER SO BB IBB HBP BLK WP HR S P ERA WHIP

Batter	1	2	3	4	5	6	7	8	9	AB	R	H	RBI	BB	SO	LOB	BOTTOM					
Dustin Mohr, R OBP: 0.303, SLG: 0.500	F8		1B		G5-3		3B 1B		1B	5	1	3	0	0	0	1	Boston Red Sox @ Minnesota Twins Hubert H. Humphrey Metrodome, Minneapolis, MN Sat May 10 2003, 7:05 PM EDT Att: 26,346 - Dome - 72 F livebaseballscorecards.com					
Cristian Guzman, S OBP: 0.307, SLG: 0.389	K		F9		F8		1-H 3B		K	5	0	1	1	0	2	4						
Corey Koskie, L OBP: 0.381, SLG: 0.449	HR BB		F8			G4-3	L5		1-2 3-H 1B	4	1	1	1	1	0	2						
Matthew LeCroy, R OBP: 0.333, SLG: 0.541	1-H HR		K			HR		F9	F7	5	2	2	3	0	1	3						
Tori Hunter, R OBP: 0.301, SLG: 0.398	G6-3			G6-3		G1-3		G6-3		4	0	0	0	0	0	0						
Bobby Kielty, S OBP: 0.396, SLG: 0.521 Jacque Jones, L OBP: 0.355, SLG: 0.496		K		F9		BB		S 1B		2	0	0	0	1	1	0						
Todd Sears, L OBP: 0.324, SLG: 0.433		K2-3		K		K		G4-3		4	0	0	0	0	3	2						
A.J. Pierzynski, L OBP: 0.315, SLG: 0.422					F8 G3 1B			G6-3		4	0	2	0	0	0	0						
Denny Hocking, S OBP: 0.158, SLG: 0.167 Doug Mientkiewicz, L OBP: 0.252, SLG: 0.361		F7			G3			G3	1B 1B 2B	3	0	0	0	0	0	2						
										1	1	1	0	0	0	0						
Inning Stats	R: 2 E: 0 K: 1 S: 12	H: 1 LOB: 1 BB: 1 P: 21	R: 0 E: 0 K: 2 S: 10	H: 1 LOB: 0 BB: 0 P: 15	R: 0 E: 0 K: 1 S: 8	H: 1 LOB: 0 BB: 0 P: 9	R: 0 E: 0 K: 1 S: 7	H: 0 LOB: 0 BB: 0 P: 10	R: 0 E: 0 K: 0 S: 7	H: 1 LOB: 1 BB: 1 P: 9	R: 1 E: 0 K: 0 S: 12	H: 1 LOB: 1 BB: 0 P: 21	R: 1 E: 0 K: 0 S: 12	H: 2 LOB: 1 BB: 0 P: 14	R: 0 E: 0 K: 0 S: 5	H: 1 LOB: 1 BB: 0 P: 7	R: 1 E: 0 K: 1 S: 14	H: 3 LOB: 2 BB: 0 P: 20	1B: 7 2B: 1 3B: 1 HR: 2	SF: 0 SAC: 0 DP: 0 HBP: 0	WP: 0 PB: 0 SB: 1 CS: 0	PA: 40
PITCHER	IP WLS BF H R ER SO BB IBB HBP BLK WP HR S P ERA WHIP	IP WLS BF H R ER SO BB IBB HBP BLK WP HR S P ERA WHIP	IP WLS BF H R ER SO BB IBB HBP BLK WP HR S P ERA WHIP	IP WLS BF H R ER SO BB IBB HBP BLK WP HR S P ERA WHIP	IP WLS BF H R ER SO BB IBB HBP BLK WP HR S P ERA WHIP	IP WLS BF H R ER SO BB IBB HBP BLK WP HR S P ERA WHIP	IP WLS BF H R ER SO BB IBB HBP BLK WP HR S P ERA WHIP	IP WLS BF H R ER SO BB IBB HBP BLK WP HR S P ERA WHIP	IP WLS BF H R ER SO BB IBB HBP BLK WP HR S P ERA WHIP	IP WLS BF H R ER SO BB IBB HBP BLK WP HR S P ERA WHIP	IP WLS BF H R ER SO BB IBB HBP BLK WP HR S P ERA WHIP	IP WLS BF H R ER SO BB IBB HBP BLK WP HR S P ERA WHIP	IP WLS BF H R ER SO BB IBB HBP BLK WP HR S P ERA WHIP	IP WLS BF H R ER SO BB IBB HBP BLK WP HR S P ERA WHIP	IP WLS BF H R ER SO BB IBB HBP BLK WP HR S P ERA WHIP	IP WLS BF H R ER SO BB IBB HBP BLK WP HR S P ERA WHIP	IP WLS BF H R ER SO BB IBB HBP BLK WP HR S P ERA WHIP	IP WLS BF H R ER SO BB IBB HBP BLK WP HR S P ERA WHIP	IP WLS BF H R ER SO BB IBB HBP BLK WP HR S P ERA WHIP	IP WLS BF H R ER SO BB IBB HBP BLK WP HR S P ERA WHIP	IP WLS BF H R ER SO BB IBB HBP BLK WP HR S P ERA WHIP	IP WLS BF H R ER SO BB IBB HBP BLK WP HR S P ERA WHIP



Batter	1	2	3	4	5	6	7	8	9	AB R H RBI BB SO LOB	TOP											
18 Johnny Damon, L (1, 8) OBP: 0.321, SLG: 0.420	1-2 G3		2-3 K			1-2 P5	2-2 1B 2B 1B		2-2 G6-3	5 1 1 0 0 1 1	Boston Red Sox @ Minnesota Twins Hubert H. Humphrey Metrodome, Minneapolis, MN Sun May 11 2003, 8:05 PM EDT Att: 15,641 - Dome - 72 F AB 42 R 8 H 15 RBI 8 BB 1 SO 6 LOB 13 											
Todd Walker, L (1, 4) OBP: 0.357, SLG: 0.427	1-1 F7			0-1 F9		1-2 1B 1B	2-1 2B 1B		1-3 K	5 1 2 0 0 1 0												
Nomar Garciaparra, R (1, 6) OBP: 0.314, SLG: 0.486	3-1 G6-3			1-2 F7		1-0 1B 1B	0-3 K		2-1 BB 1B	5 1 2 0 0 1 2												
Manny Ramirez, R (1, 10) OBP: 0.409, SLG: 0.503		1-0 G5-3		3-2 F8		3-1 F9	0-0 2B 1-3 2H		0-2 BB 1B	5 1 2 1 0 0 2												
Trot Nixon, L (1, 9) Kevin Millar, R (9, PH) Damian Jackson, R (9, PR) OBP: 0.405, SLG: 0.485 OBP: 0.368, SLG: 0.504 OBP: 0.300, SLG: 0.222		1-2 E4			1-1 F7	1-2 1B	1-3 K		4-2 1B BB	4 0 1 1 0 1 2 0 0 0 0 1 0 0 0 0 0 0 0 0 0												
Shea Hillenbrand, R (1, 3) OBP: 0.349, SLG: 0.466		0-2 G3-1			1-1 G6-3	0-0 F9			0-2 1B BB	5 0 1 2 0 0 2												
Bill Mueller, S (1, 5) OBP: 0.408, SLG: 0.616			2-3 K		1-1 HR		0-0 F9	0-3 K	3-2 G6-3	5 1 1 1 0 2 2												
Jeremy Giambi, L (1, 7) OBP: 0.346, SLG: 0.448			3-2 1B		2-2 1B		2-1 HR	1-0 HR		4 2 4 2 0 0 0												
Jason Varitek, S (1, 2) OBP: 0.330, SLG: 0.505			1-2 P5		0-0 F8		0-0 HR	1-2 G1-3		4 1 1 1 0 0 2												
Inning Stats	R: 0 E: 0 K: 0 S: 7	H: 0 LOB: 0 BB: 0 P: 12	R: 0 E: 1 K: 0 S: 7	H: 0 LOB: 0 BB: 0 P: 9	R: 0 E: 0 K: 2 S: 13	H: 1 LOB: 1 BB: 0 P: 21	R: 0 E: 0 K: 0 S: 8	H: 0 LOB: 0 BB: 0 P: 12	R: 1 E: 0 K: 0 S: 10	H: 2 LOB: 1 BB: 0 P: 15		R: 1 E: 0 K: 0 S: 15	H: 3 LOB: 2 BB: 0 P: 22	R: 3 E: 0 K: 2 S: 16	H: 5 LOB: 2 BB: 0 P: 23	R: 1 E: 0 K: 1 S: 8	H: 1 LOB: 0 BB: 0 P: 10	R: 2 E: 0 K: 1 S: 22	H: 3 LOB: 2 BB: 1 P: 34	1B: 10 2B: 1 3B: 0 HR: 4	SF: 0 SAC: 0 DP: 0 HBP: 0	WP: 0 PB: 0 SB: 0 CS: 0
PITCHER	IP WLS BF H R ER SO BB IBB HBP BLK WP HR S P ERA WHIP											PITCHER	IP WLS BF H R ER SO BB IBB HBP BLK WP HR S P ERA WHIP									
Brad Radke, R (1, 1) ERA: 5.85	6.1 W 29 10 5 5 2 0 0 0 0 0 3 69 106 7.11 1.579																					
LaTroy Hawkins, R (7, 1) ERA: 1.84	1.2 7 2 1 1 3 0 0 0 0 0 1 15 18 5.40 1.200																					
Eddie Guardado, L (9, 1) ERA: 1.84	1.0 S 7 3 2 2 1 1 0 0 0 0 0 22 34 18.00 4.000																					

Batter	1	2	3	4	5	6	7	8	9	AB R H RBI BB SO LOB	BOTTOM									
Jacque Jones, L (1, 7) OBP: 0.364, SLG: 0.515	1-0 G6-3 2B 1B	1-2 G1-3 3B		2-2 SF 1B		0-0 F7		0-0 G4-3		5 3 3 2 0 0 1	Boston Red Sox @ Minnesota Twins Hubert H. Humphrey Metrodome, Minneapolis, MN Sun May 11 2003, 8:05 PM EDT Att: 15,641 - Dome - 72 F AB 36 R 9 H 15 RBI 8 BB 1 SO 7 LOB 13 									
Cristian Guzman, S (1, 6) OBP: 0.303, SLG: 0.381	2-1 G3	0-0 G1-3		2-1 SF 1B		2-3 K		4-1 BB		3 0 0 2 1 1 1										
Corey Koskie, L (1, 5) Denny Hocking, S (7, 5) OBP: 0.371, SLG: 0.438 OBP: 0.150, SLG: 0.158	3-2 G6-3	0-1 G1-3		1-3 SF7 1B		2-3 K		2-2 G3-1		3 0 0 1 0 1 1 1 0 0 0 0 0 2										
Matthew LeCroy, R (1, 10) OBP: 0.341, SLG: 0.551	1-1 2B		1-0 G1-3	2-3 K		1-1 G6-3 1B				4 0 2 1 0 1 1										
Tori Hunter, R (1, 8) OBP: 0.300, SLG: 0.394	0-0 G1-3		2-3 K		1-2 1B G4-3 1B		1-1 G6-3		1-2 1B	4 1 1 0 0 1 2										
Doug Mientkiewicz, L (1, 3) OBP: 0.300, SLG: 0.376		3-3 K	0-1 F9		2-0 G4-3 1B		0-1 2B			4 0 2 0 0 1 0										
Dustan Mohr, R (1, 9) OBP: 0.313, SLG: 0.500		2-1 1B 2B 1B		1-1 1B 1B		1-3 K		0-1 F8		4 1 2 0 0 1 3										
A.J. Pierzynski, L (1, 2) OBP: 0.322, SLG: 0.425		1-0 2B 3B 1B		0-1 1B 1B		0-0 G4-3				4 2 2 1 0 0 1										
Luis Rivas, R (1, 4) OBP: 0.255, SLG: 0.333		0-0 3B 2B		0-1 1B SF 1B		1-2 K		1-0 G4-3 2B		4 2 3 1 0 1 1										
Inning Stats	R: 1 E: 0 K: 0 S: 10	H: 2 LOB: 1 BB: 0 P: 16	R: 4 E: 0 K: 1 S: 13	H: 4 LOB: 0 BB: 0 P: 20	R: 0 E: 0 K: 1 S: 6	H: 0 LOB: 0 BB: 0 P: 9	R: 3 E: 1 K: 1 S: 22	H: 4 LOB: 1 BB: 0 P: 30	R: 1 E: 0 K: 2 S: 11	H: 2 LOB: 1 BB: 0 P: 17		R: 0 E: 0 K: 2 S: 8	H: 0 LOB: 0 BB: 0 P: 12	R: 0 E: 0 K: 0 S: 8	H: 2 LOB: 1 BB: 0 P: 10	R: 0 E: 0 K: 0 S: 9	H: 1 LOB: 2 BB: 1 P: 16	1B: 10 2B: 4 3B: 1 HR: 0	SF: 2 SAC: 0 DP: 1 HBP: 0	WP: 0 PB: 0 SB: 0 CS: 0
PITCHER	IP WLS BF H R ER SO BB IBB HBP BLK WP HR S P ERA WHIP											PITCHER	IP WLS BF H R ER SO BB IBB HBP BLK WP HR S P ERA WHIP							
Derek Lowe, R (1, 1) ERA: 6.53	4.0 L 22 10 8 6 3 0 0 0 0 0 0 51 75 13.50 2.500																			
Bruce Chen, L (5, 1) ERA: 5.79	2.0 8 2 1 1 4 0 0 0 0 0 0 19 29 4.50 1.000																			
Ramiro Mendoza, R (7, 1) ERA: 7.54	2.0 9 3 0 0 0 1 0 0 0 0 0 17 26 0.00 2.000																			

Batter	1	2	3	4	5	6	7	8	9	AB	R	H	RBI	BB	SO	LOB	TOP					
Carl Everett, S (1, 8) OBP: 0.414, SLG: 0.720	0-1 1B		1-0 G4-3			0-1 F7	2-2 P6			4	0	1	0	0	0	1						
9 Hank Blalock, L (1, 5) OBP: 0.429, SLG: 0.610	2-0 F7		0-0 G5-3			0-0 HR		3-3 K		4	1	1	1	0	1	1						
Alex Rodriguez, R (1, 6) OBP: 0.412, SLG: 0.617	2-1 L6			2-2 P4		4-2 HR BB		0-2 F9		3	1	0	0	1	0	1						
Rafael Palmeiro, L (1, 10) OBP: 0.377, SLG: 0.543	1-1 F8			1-0 P5		4-2 HR BB		2-2 F7		3	1	0	0	1	0	1						
Juan Gonzalez, R (1, 9) OBP: 0.335, SLG: 0.611 Donnie Sadler, R (9, PR) OBP: 0.250, SLG: 0.143		1-0 23 BB 1B		0-3 K		0-1 HR		0-1 1B		4	1	3	3	0	1	0						
Ruben Sierra, S (1, 7) OBP: 0.316, SLG: 0.371	2-0 F7			1-1 G6-3		2-1 F9		1-2 F8		4	0	0	0	0	0	2						
23 Mark Teixeira, S (1, 3) OBP: 0.330, SLG: 0.379	4-0 G6-4-3 BB			1-0 G6-3 1B		2-3 K		1-0 F8		3	0	1	0	1	1	1						
Einar Diaz, R (1, 2) OBP: 0.299, SLG: 0.326 Herbert Perry, R (9, PH) OBP: 0.400, SLG: 0.600 15 Gerald Laird, R (9, PR) OBP: 0.571, SLG: 0.667	3-1 G6-4-3			0-1 G6-3		0-1 1B		3-2 10 FC6-4 1B		3	0	1	0	0	0	3						
10 Michael Young, R (1, 4) OBP: 0.353, SLG: 0.458			1-2 F8			3-2 G1-3		1-2 FC6-4		4	0	0	0	0	0	3						
Inning Stats	R: 0 E: 0 K: 0 S: 7	H: 1 LOB: 1 BB: 0 P: 12	R: 0 E: 0 K: 0 S: 4	H: 1 LOB: 1 BB: 1 P: 14	R: 0 E: 0 K: 0 S: 5	H: 0 LOB: 0 BB: 0 P: 7	R: 0 E: 0 K: 1 S: 11	H: 0 LOB: 0 BB: 0 P: 14	R: 0 E: 0 K: 0 S: 5	H: 1 LOB: 0 BB: 0 P: 7	R: 4 E: 0 K: 0 S: 19	H: 2 LOB: 1 BB: 2 P: 32	R: 0 E: 0 K: 1 S: 10	H: 1 LOB: 1 BB: 0 P: 14	R: 0 E: 0 K: 1 S: 10	H: 0 LOB: 0 BB: 0 P: 15	R: 0 E: 0 K: 0 S: 16	H: 2 LOB: 2 BB: 0 P: 22	1B: 6 2B: 0 3B: 0 HR: 2	SF: 0 SAC: 0 DP: 2 HBP: 0	WP: 0 PB: 0 SB: 0 CS: 0	PA: 36
PITCHER	IP	WLS	BF	H	R	ER	SO	BB	IBB	HBP	BLK	WP	HR	S	P	ERA	WHIP					
John Burkett, R (1, 1) ERA: 6.04	7.0		28	6	4	4	2	3	0	0	0	0	2	61	100	5.14	1.286					
Alan Embree, L (8, 1) ERA: 9.0	1.0	W	3	0	0	0	1	0	0	0	0	0	0	10	15	0.00	0.000					
Brandon Lyon, R (9, 1) ERA: 2.29	1.0	S	5	2	0	0	0	0	0	0	0	0	0	16	22	0.00	2.000					

Texas Rangers @ Boston Red Sox
Fenway Park, Boston, MA
Tue May 13 2003, 7:05 PM EDT
Att: 31,956 - Cloudy - 59 F

AB	33
R	4
H	8
RBI	4
BB	3
SO	3
LOB	13



Batter	1	2	3	4	5	6	7	8	9	AB	R	H	RBI	BB	SO	LOB	BOTTOM					
18 Johnny Damon, L (1, 8) OBP: 0.320, SLG: 0.415	0-1 G3		1-2 G4-3			1-1 P3		0-2 1B 2B 1B		4	1	1	1	0	0	1						
Todd Walker, L (1, 4) OBP: 0.354, SLG: 0.422	1-1 F8		1-2 F8			1-3 K		0-0 2B 1B		4	0	1	1	0	1	1						
Nomar Garciaparra, R (1, 6) OBP: 0.313, SLG: 0.485	0-0 P3			3-2 P4		0-2 FC5-4		2-2 2B		4	0	1	1	0	0	1						
Manny Ramirez, R (1, 7) OBP: 0.411, SLG: 0.521		2-2 HR		0-2 G6-3		0-3 K		4-0 FC6-4 IBB		3	1	1	1	1	1	0						
Kevin Millar, R (1, 3) OBP: 0.357, SLG: 0.488		1-1 G6-3		3-2 F9		0-1 P3		3-3 K		4	0	0	0	0	1	3						
34 David Ortiz, L (1, 10) OBP: 0.310, SLG: 0.347 Bill Mueller, S (8, PH) OBP: 0.404, SLG: 0.609		1-0 G4-3		1-1 P4		0-1 G3		2-2 FC6-4		3	0	0	0	0	0	0						
Shea Hillenbrand, R (1, 5) OBP: 0.342, SLG: 0.456		2-1 F9		3-2 G3		2-1 G3		2-1 E5 1B 18 1B		3	1	0	0	0	0	0						
Trot Nixon, L (1, 9) OBP: 0.404, SLG: 0.510			0-0 HR		1-1 P5			2-3 K		3	1	1	1	0	1	1						
Jason Varitek, S (1, 2) OBP: 0.339, SLG: 0.510 Damian Jackson, R (8, PR) OBP: 0.300, SLG: 0.222 Doug Mirabeli, R (9, 2) OBP: 0.277, SLG: 0.444			2-1 F8		1-0 P4		1-0 FC5-4 1B		1-0 1B	3	0	2	0	0	0	0						
Inning Stats	R: 0 E: 0 K: 0 S: 5	H: 0 LOB: 0 BB: 0 P: 6	R: 1 E: 0 K: 0 S: 9	H: 1 LOB: 0 BB: 0 P: 15	R: 1 E: 0 K: 0 S: 10	H: 1 LOB: 0 BB: 0 P: 14	R: 0 E: 0 K: 0 S: 10	H: 0 LOB: 0 BB: 0 P: 16	R: 0 E: 0 K: 1 S: 7	H: 1 LOB: 1 BB: 0 P: 14	R: 0 E: 0 K: 1 S: 11	H: 0 LOB: 0 BB: 0 P: 7	R: 0 E: 0 K: 2 S: 27	H: 4 LOB: 3 BB: 1 P: 43	1B: 4 2B: 1 3B: 0 HR: 2	SF: 0 SAC: 0 DP: 0 HBP: 0	WP: 0 PB: 0 SB: 0 CS: 0	PA: 33				
PITCHER	IP	WLS	BF	H	R	ER	SO	BB	IBB	HBP	BLK	WP	HR	S	P	ERA	WHIP					
John Thomson, R (1, 1) ERA: 5.47	6.0		21	3	2	2	1	0	0	0	0	0	2	52	77	3.00	0.500					
Francisco Cordero, R (7, 1) ERA: 3.27	1.2	L	11	4	3	2	3	0	1	0	0	0	0	25	39	10.80	2.400					
Brian Shouse, L (8, 1) ERA: 1.38	0.1		1	0	0	0	0	0	0	0	0	0	0	9	11	0.00	0.000					

Texas Rangers @ Boston Red Sox
Fenway Park, Boston, MA
Tue May 13 2003, 7:05 PM EDT
Att: 31,956 - Cloudy - 59 F

AB	32
R	5
H	7
RBI	5
BB	1
SO	4
LOB	10



Batter	1	2	3	4	5	6	7	8	9	AB	R	H	RBI	BB	SO	LOB	TOP								
Carl Everett, S OBP: 0.409, SLG: 0.705 (1, 9)	P3		G3					G3		4	0	1	1	0	0	0	Texas Rangers @ Boston Red Sox Fenway Park, Boston, MA Wed May 14, 2003, 7:05 PM EDT Att: 32,485 - Cloudy - 53 F								
23 Mark Teixeira, S OBP: 0.337, SLG: 0.371 Ruben Sierra, S OBP: 0.316, SLG: 0.371 (8, FR) (8, 7)	P3			1B	L7			FC6-4 HBP		2	0	0	0	1	0	1									
Alex Rodriguez, R OBP: 0.408, SLG: 0.608 (1, 6)	K			1B				K		4	0	1	0	0	2	1									
Juan Gonzalez, R OBP: 0.333, SLG: 0.601 (1, 10)		K		P2				FC3-6 1B		4	0	1	0	0	1	3									
Herbert Perry, R OBP: 0.222, SLG: 0.333 (1, 3)	G6-3			F9				FC3-6 FC6-4		4	0	0	0	0	0	3									
9 Hank Blalock, L OBP: 0.423, SLG: 0.606 (1, 5)				F8				FC6-4		4	0	1	0	0	0	3									
Ryan Christenson, R OBP: 0.292, SLG: 0.310 (1, 8)				F9						4	0	1	0	0	0	1									
Einar Diaz, R OBP: 0.287, SLG: 0.312 (1, 2)			K		P5			K		4	0	0	0	0	2	1									
10 Michael Young, R OBP: 0.353, SLG: 0.462 (1, 4)			K					F8		3	1	1	0	0	1	0									
Inning Stats	R: 0 E: 0 K: 1 S: 9	H: 0 LOB: 0 BB: 0 P: 13	R: 0 E: 0 K: 1 S: 12	H: 1 LOB: 1 BB: 0 P: 17	R: 0 E: 0 K: 2 S: 13	H: 0 LOB: 0 BB: 0 P: 16	R: 0 E: 0 K: 0 S: 13	H: 1 LOB: 2 BB: 1 P: 19	R: 1 E: 0 K: 0 S: 10	H: 2 LOB: 1 BB: 0 P: 19	R: 0 E: 0 K: 0 S: 6	H: 1 LOB: 1 BB: 0 P: 9	R: 0 E: 0 K: 1 S: 8	H: 0 LOB: 0 BB: 0 P: 11	R: 0 E: 0 K: 1 S: 7	H: 0 LOB: 1 BB: 0 P: 10		R: 0 E: 0 K: 0 S: 11	H: 1 LOB: 1 BB: 0 P: 20	1B: 4 2B: 2 3B: 0 HR: 0	SF: 0 SAC: 0 DP: 0 HBP: 1	WP: 0 PB: 0 SB: 0 CS: 0	PA: 35		
PITCHER	IP	WLS	BF	H	R	ER	SO	BB	IBB	HBP	BLK	WP	HR	S	P	ERA	WHIP								
Casey Fossum, L ERA: 4.07 (1, 1)	5.0	W	20	4	1	1	4	1	0	0	0	0	0	57	84	1.80	1.000								
Ramiro Mendoza, R ERA: 6.93 (6, 1)	2.0	H	7	1	0	0	1	0	0	0	0	0	0	14	20	0.00	0.500								
50 Mike Timlin, R ERA: 3.86 (8, 1)	1.0		4	0	0	0	1	0	0	1	0	0	0	7	10	0.00	0.000								
Robert Person, R ERA: (9, 1)	1.0		4	1	0	0	0	0	0	0	0	0	0	11	20	0.00	1.000								

Batter	1	2	3	4	5	6	7	8	9	AB	R	H	RBI	BB	SO	LOB	BOTTOM								
18 Johnny Damon, L OBP: 0.316, SLG: 0.408 (1, 8)	F9	P5		CS	F8 34 1B	K		G6-3		5	1	1	0	0	1	0	Texas Rangers @ Boston Red Sox Fenway Park, Boston, MA Wed May 14, 2003, 7:05 PM EDT Att: 32,485 - Cloudy - 53 F								
Todd Walker, L OBP: 0.355, SLG: 0.417 (1, 10)	HR	F7			F9		WP 34 2B	F9		4	2	1	0	1	0	1									
Nomar Garciaparra, R OBP: 0.315, SLG: 0.590 (1, 6)	HR			G5-3	F8		34 2B WP	F8		4	2	1	2	1	0	1									
Manny Ramirez, R OBP: 0.413, SLG: 0.514 (1, 7)	BB	BB		G4-3	BB		34 1B	F8		2	1	0	0	2	0	2									
34 David Ortiz, L OBP: 0.330, SLG: 0.373 (1, 3)	BB	BB		F8	BB		WP 2B			3	1	2	2	1	0	0									
Shea Hillenbrand, R OBP: 0.346, SLG: 0.453 (1, 5)	BB			K	1B		K			3	0	1	1	1	2	1									
Trot Nixon, L OBP: 0.407, SLG: 0.500 (1, 9)	K			1B	G4-3		2B			2	0	0	0	2	1	5									
Bill Mueller, S OBP: 0.408, SLG: 0.615 (1, 4)	F9			BB	CS		K			4	0	2	1	0	1	3									
Doug Mirabeli, R OBP: 0.255, SLG: 0.408 (1, 2)		G4-3		F9			G1-3			4	0	0	0	0	1	4									
Inning Stats	R: 2 E: 0 K: 1 S: 20	H: 1 LOB: 3 BB: 4 P: 43	R: 0 E: 0 K: 0 S: 9	H: 0 LOB: 0 BB: 0 P: 14	R: 0 E: 0 K: 0 S: 6	H: 0 LOB: 0 BB: 0 P: 12	R: 0 E: 0 K: 1 S: 11	H: 1 LOB: 1 BB: 1 P: 20	R: 2 E: 0 K: 0 S: 14	H: 3 LOB: 2 BB: 1 P: 22	R: 0 E: 0 K: 2 S: 13	H: 0 LOB: 0 BB: 0 P: 18	R: 3 E: 0 K: 2 S: 23	H: 3 LOB: 2 BB: 2 P: 40	R: 0 E: 0 K: 0 S: 8	H: 0 LOB: 0 BB: 0 P: 12		1B: 5 2B: 2 3B: 0 HR: 1	SF: 0 SAC: 0 DP: 0 HBP: 0	WP: 3 PB: 0 SB: 1 CS: 1	PA: 40				
PITCHER	IP	WLS	BF	H	R	ER	SO	BB	IBB	HBP	BLK	WP	HR	S	P	ERA	WHIP								
53 Joaquin Benoit, R ERA: 5.4 (1, 1)	4.1	L	20	3	3	3	2	3	3	0	0	0	0	51	95	6.23	1.846								
R.A. Dickey, R ERA: 3.72 (5, 1)	2.0		11	3	3	3	2	1	1	0	0	1	0	32	51	13.50	2.000								
Esteban Yan, R ERA: 6.94 (7, 1)	1.2		8	2	1	1	2	1	0	0	0	1	0	21	35	5.40	1.800								

AB	33
R	1
H	6
RBI	1
BB	1
SO	6
LOB	13




AB	31
R	7
H	8
RBI	6
BB	8
SO	6
LOB	17



Batter	1	2	3	4	5	6	7	8	9	AB	R	H	RBI	BB	SO	LOB	TOP			
Carl Everett, S OBP: 0.408, SLG: 0.720 Herbert Perry, R OBP: 0.200, SLG: 0.300	K		SH1-3		F9		HR		G4-3	3	1	1	1	0	1	0				
9 Hank Blalock, L OBP: 0.415, SLG: 0.591	K		F9		FC5-4		K		K	5	0	1	0	0	3	1				
Alex Rodriguez, R OBP: 0.373, SLG: 0.534 Donnie Sadler, R OBP: 0.222, SLG: 0.125	BB		K		FC5-4			G3	K	2	1	0	0	2	1	2				
Rafael Palmeiro, L OBP: 0.373, SLG: 0.534 23 Mark Teixeira, S OBP: 0.337, SLG: 0.371	G1-3			G3		1B		G3		4	0	1	0	0	0	2				
Juan Gonzalez, R OBP: 0.337, SLG: 0.611		G6-3		2B		F8		BB	2B	4	0	2	1	0	0	2				
Ruben Sierra, S OBP: 0.314, SLG: 0.366		1B		P6		F8		K		4	0	1	0	0	1	4				
Todd Greene, R OBP: 0.265, SLG: 0.516		K		K			HR	BB	HBP	3	1	1	1	0	2	2				
Ryan Christenson, R OBP: 0.290, SLG: 0.299		K			K		P4		BB	3	0	0	0	1	2	1				
10 Michael Young, R OBP: 0.350, SLG: 0.456			SH1-3		K		G5-3	G1-3		4	0	1	0	0	1	3				
Inning Stats	R: 0 E: 0 K: 2 S: 8	H: 0 LOB: 1 BB: 1 P: 15	R: 0 E: 0 K: 2 S: 10	H: 1 LOB: 1 BB: 0 P: 12	R: 0 E: 0 K: 1 S: 12	H: 1 LOB: 1 BB: 0 P: 15	R: 0 E: 0 K: 1 S: 9	H: 1 LOB: 1 BB: 0 P: 12	R: 0 E: 0 K: 2 S: 11	H: 2 LOB: 2 BB: 0 P: 16	R: 2 E: 0 K: 1 S: 10	H: 2 LOB: 0 BB: 0 P: 15	R: 1 E: 0 K: 1 S: 11	H: 1 LOB: 3 BB: 2 P: 24	R: 0 E: 0 K: 2 S: 9	H: 0 LOB: 0 BB: 0 P: 14	1B: 4 2B: 2 3B: 0 HR: 2	SF: 0 SAC: 1 DP: 0 HBP: 1	WP: 0 PB: 0 SB: 0 CS: 0	PA: 39
PITCHER	IP	WLS	BF	H	R	ER	SO	BB	IBB	HBP	BLK	WP	HR	S	P	ERA	WHIP			
Pedro Martinez, R ERA: 2.83	(1, 1)	6.0	W	24	5	0	8	1	0	0	0	0	0	58	84	0.00	1.000			
Jason Shiell, R ERA: 3.23	(7, 1)	2.0		12	3	3	2	2	0	1	0	0	2	21	39	13.50	2.500			
Bruce Chen, L ERA: 5.4	(9, 1)	1.0		3	0	0	2	0	0	0	0	0	0	9	14	0.00	0.000			

Texas Rangers @ Boston Red Sox
Fenway Park, Boston, MA
Thu May 15 2003, 7:05 PM EDT
Att: 33,801 - Cloudy - 54 F

AB 34
R 3
H 8
RBI 3
BB 3
SO 12
LOB 17



Batter	1	2	3	4	5	6	7	8	9	AB	R	H	RBI	BB	SO	LOB	BOTTOM			
18 Johnny Damon, L OBP: 0.330, SLG: 0.426	G4-3		1B	G4-6-3		1B	SF9			3	2	2	0	2	0	0				
Todd Walker, L OBP: 0.357, SLG: 0.419	G4-3		3B	G4-6-3		2B	SF9			4	2	2	1	0	0	2				
Nomar Garciaparra, R OBP: 0.324, SLG: 0.520 Damian Jackson, R OBP: 0.290, SLG: 0.214	P4		1B	1B		34 1B	F8			3	1	2	3	1	0	0				
Manny Ramirez, R OBP: 0.415, SLG: 0.510 Jeremy Giambi, L OBP: 0.341, SLG: 0.441		P5	P3	1B		34 1B		K		3	0	1	1	1	0	1				
34 David Ortiz, L OBP: 0.344, SLG: 0.388		FC6		1B		G6-4-3		K		5	1	3	2	0	1	2				
Kevin Millar, R OBP: 0.355, SLG: 0.480		P4		1B	L5-3	G6-4-3		F8		4	1	1	0	1	0	3				
Trot Nixon, L OBP: 0.402, SLG: 0.491		FC6		1B			P6			4	1	1	1	0	1	2				
Bill Mueller, S OBP: 0.421, SLG: 0.649			CS	1B	L5-3		1B			3	2	2	2	1	0	1				
Jason Varitek, S OBP: 0.345, SLG: 0.509		K	G4-6-3	1B		G6-3	18 2B	SF9		4	2	2	2	0	1	1				
Inning Stats	R: 0 E: 0 K: 0 S: 12	H: 0 LOB: 0 BB: 0 P: 20	R: 0 E: 0 K: 0 S: 7	H: 1 LOB: 1 BB: 0 P: 13	R: 2 E: 0 K: 1 S: 20	H: 2 LOB: 1 BB: 2 P: 34	R: 5 E: 0 K: 0 S: 18	H: 6 LOB: 2 BB: 2 P: 35	R: 0 E: 0 K: 1 S: 10	H: 0 LOB: 0 BB: 1 P: 17	R: 3 E: 0 K: 0 S: 13	H: 4 LOB: 1 BB: 1 P: 21	R: 2 E: 0 K: 0 S: 8	H: 3 LOB: 1 BB: 0 P: 14	R: 0 E: 0 K: 2 S: 8	H: 0 LOB: 0 BB: 0 P: 10	1B: 10 2B: 6 3B: 2 HR: 0	SF: 1 SAC: 0 DP: 4 HBP: 0	WP: 0 PB: 0 SB: 0 CS: 1	PA: 42
PITCHER	IP	WLS	BF	H	R	ER	SO	BB	IBB	HBP	BLK	WP	HR	S	P	ERA	WHIP			
Alan Benes, R ERA: 7.36	(1, 1)	3.0	L	17	7	6	1	2	0	0	0	0	0	49	82	18.00	3.000			
Todd Van Poppel, R ERA: 4.35	(4, 1)	2.0		9	2	1	1	3	0	0	0	0	0	18	37	4.50	2.500			
Brian Shouse, L ERA: 3.38	(6, 1)	0.1		6	4	3	0	0	1	0	0	0	0	11	19	81.00	12.000			
Jay Powell, R ERA: 11.3	(6, 1)	1.2		7	3	2	0	0	0	0	0	0	0	10	16	10.80	1.800			
Ugueth Urbina, R ERA: 3.88	(8, 1)	1.0		3	0	0	2	0	0	0	0	0	0	8	10	0.00	0.000			

Texas Rangers @ Boston Red Sox
Fenway Park, Boston, MA
Thu May 15 2003, 7:05 PM EDT
Att: 33,801 - Cloudy - 54 F

AB 35
R 12
H 16
RBI 12
BB 6
SO 4
LOB 13



Batter	1	2	3	4	5	6	7	8	9	AB	R	H	RBI	BB	SO	LOB	TOP								
David Eckstein, R (1, 6) OBP: 0.344, SLG: 0.350	G4-3		G5-3			FC5-2 1B	K		F9	5	0	1	0	0	1	2									
Adam Kennedy, L (1, 4) OBP: 0.363, SLG: 0.370	G6-4-3 1B			K		FC5-2 1B		G4-3	1B 16 1B	4	1	2	0	1	1	0									
Tim Salmon, R (1, 10) OBP: 0.404, SLG: 0.520	G6-4-3					F9			1B 16 G3-1	4	0	2	0	0	0	3									
Benji Gil, R (6, PR) OBP: 0.171, SLG: 0.128									1B 16 1B	0	1	0	0	0	0	0									
Shawn Wooten, R (9, FH) OBP: 0.333, SLG: 0.444									1B 16 1B	1	0	1	1	0	0	0									
16 Garret Anderson, L (1, 7) OBP: 0.360, SLG: 0.560		G3-1		L4-3		FC5-2 BB		G3-1	1B 16 1B	4	0	1	1	1	0	2									
Troy Glaus, R (1, 5) OBP: 0.375, SLG: 0.504						FC4-6 1B			1B 16 1B	4	2	2	2	1	1	5									
Brad Fullmer, L (1, 3) OBP: 0.420, SLG: 0.513						SF8 BB			HR	3	0	0	0	1	0	5									
Eric Owens, R (8, 8) OBP: 0.250, SLG: 0.215	FC4-6 S					G3 BB		G4-3		0	0	0	0	0	0	0									
Scott Spiezio, S (1, 9) OBP: 0.303, SLG: 0.394	G4-3									4	0	1	0	0	0	3									
Bengie Molina, R (1, 2) OBP: 0.293, SLG: 0.373			G1-3			SF8		G5-4-3	1B E	3	1	1	1	0	0	1									
Jeff DaVanon, S (1, 8) OBP: 0.273, SLG: 0.452			K			B1-3		E4	1B	4	1	1	0	0	1	1									
Inning Stats	R: 0 H: 1 E: 0 K: 0 S: 7	H: 1 LOB: 0 BB: 0 P: 8	R: 0 H: 1 E: 0 K: 0 S: 7	H: 1 LOB: 1 BB: 0 P: 12	R: 0 H: 0 E: 0 K: 1 S: 8	H: 0 LOB: 0 BB: 0 P: 14	R: 0 H: 1 E: 0 K: 1 S: 7	H: 1 LOB: 0 BB: 0 P: 8	R: 1 H: 0 E: 0 K: 0 S: 7	H: 0 LOB: 1 BB: 2 P: 16	R: 0 H: 2 E: 0 K: 0 S: 11	H: 1 LOB: 1 BB: 0 P: 19	R: 0 H: 1 E: 1 K: 1 S: 12	H: 1 LOB: 1 BB: 0 P: 16	R: 2 H: 2 E: 0 K: 0 S: 12	H: 2 LOB: 1 BB: 0 P: 19	R: 3 H: 4 E: 1 K: 1 S: 25	H: 4 LOB: 2 BB: 1 P: 38	1B: 11 2B: 1 3B: 0 HR: 1	SF: 1 SAC: 0 DP: 3 HBP: 0	WP: 0 PB: 0 SB: 3 CS: 0	PA: 41			
PITCHER	IP	WLS	BF	H	R	ER	SO	BB	IBB	HBP	BLK	WP	HR	S	P	ERA	WHIP								
Derek Lowe, R (1, 1) ERA: 5.89	7.1		30	7	2	2	3	3	0	0	0	0	0	63	100	2.46	1.364								
50 Mike Timlin, R (8, 1) ERA: 4.13	0.2	L	3	1	1	1	0	0	0	0	0	0	1	8	12	13.50	1.500								
Brandon Lyon, R (9, 1) ERA: 3.38	0.2		6	3	3	3	0	1	0	0	0	0	0	18	28	40.50	6.000								
Bruce Chen, L (9, 1) ERA: 5.28	0.1		2	1	0	0	1	0	0	0	0	0	0	7	10	0.00	3.000								

Anaheim Angels @ Boston Red Sox
Fenway Park, Boston, MA
Sat May 17 2003, 1:20 PM EDT
Att: 33,327 - Sunny - 49 F

AB 36
R 6
H 12
RBI 5
BB 4
SO 4
LOB 22



Batter	1	2	3	4	5	6	7	8	9	AB	R	H	RBI	BB	SO	LOB	BOTTOM								
Bill Mueller, S (1, 5) OBP: 0.420, SLG: 0.633	K		SH1-3		P3					3	0	1	0	1	1	1									
Todd Walker, L (1, 4) OBP: 0.356, SLG: 0.423	G6-3		SF7			G6-3 2B	F8		G4-3	4	0	1	1	0	0	5									
Nomar Garciaparra, R (1, 6) OBP: 0.321, SLG: 0.525	HR		F9			G6-3		G6-3		4	1	1	1	0	0	2									
Manny Ramirez, R (1, 10) OBP: 0.402, SLG: 0.491	G3				F8	G4-3		F7		4	0	0	0	0	0	1									
Kevin Millar, R (1, 7) OBP: 0.359, SLG: 0.478		L4-6 2B		F8				G6-3		3	0	1	0	1	0	0									
Shea Hillenbrand, R (1, 3) OBP: 0.342, SLG: 0.442		L4-6		G4-3		F8			BB 1B	4	0	1	0	0	0	3									
Jason Varitek, S (1, 2) OBP: 0.333, SLG: 0.491			G4-3						K	4	0	0	0	0	2	1									
Trot Nixon, L (1, 9) OBP: 0.400, SLG: 0.496			K SH1-3 1B SF7		F8		P6		BB 1B	4	1	1	0	0	1	0									
Damian Jackson, R (1, 8) OBP: 0.353, SLG: 0.323										3	0	3	0	0	0	0									
34 David Ortiz, L (9, PH) OBP: 0.340, SLG: 0.383			SF7 SH1-3 1B				1B		K	1	0	0	0	0	1	2									
Inning Stats	R: 1 H: 1 E: 0 K: 1 S: 12	H: 1 LOB: 0 BB: 0 P: 16	R: 0 H: 1 E: 0 K: 0 S: 5	H: 1 LOB: 0 BB: 0 P: 9	R: 1 H: 1 E: 0 K: 1 S: 8	H: 1 LOB: 1 BB: 0 P: 11	R: 0 H: 0 E: 0 K: 0 S: 11	H: 0 LOB: 0 BB: 0 P: 14	R: 0 H: 1 E: 0 K: 0 S: 7	H: 1 LOB: 1 BB: 0 P: 11	R: 0 H: 1 E: 0 K: 0 S: 9	H: 2 LOB: 2 BB: 1 P: 17	R: 0 H: 2 E: 0 K: 1 S: 11	H: 2 LOB: 0 BB: 0 P: 15	R: 0 H: 0 E: 0 K: 0 S: 6	H: 0 LOB: 0 BB: 0 P: 7	R: 0 H: 2 E: 0 K: 2 S: 13	H: 2 LOB: 3 BB: 1 P: 23	1B: 5 2B: 4 3B: 0 HR: 1	SF: 1 SAC: 1 DP: 1 HBP: 0	WP: 0 PB: 1 SB: 0 CS: 0	PA: 38			
PITCHER	IP	WLS	BF	H	R	ER	SO	BB	IBB	HBP	BLK	WP	HR	S	P	ERA	WHIP								
Jarrod Washburn, L (1, 1) ERA: 3.52	7.0	W	29	7	2	1	3	1	0	0	0	0	0	63	93	1.29	1.143								
Brendan Donnelly, R (8, 1) ERA: 3.52	1.1	H	6	2	0	0	1	0	0	0	0	0	0	13	18	0.00	1.500								
Troy Percival, R (9, 1) ERA: 1.98	0.2	S	3	0	0	0	1	1	0	0	0	0	0	6	12	0.00	1.500								

Anaheim Angels @ Boston Red Sox
Fenway Park, Boston, MA
Sat May 17 2003, 1:20 PM EDT
Att: 33,327 - Sunny - 49 F

AB 34
R 2
H 9
RBI 2
BB 2
SO 5
LOB 15



Batter	1	2	3	4	5	6	7	8	9	AB	R	H	RBI	BB	SO	LOB	TOP					
David Eckstein, R OBP: 0.335, SLG: 0.341	F9		SF8					G3	G4-3	4	0	0	1	0	0	1						
Adam Kennedy, L OBP: 0.358, SLG: 0.376	G4-3		F9					3B		4	1	1	0	0	0	1						
Troy Glaus, R OBP: 0.372, SLG: 0.511	F7		K					2B		4	0	1	1	0	1	1						
16 Garret Anderson, L OBP: 0.363, SLG: 0.559		G1-3		FC6-4				F7		4	0	2	0	0	0	1						
Brad Fullmer, L OBP: 0.407, SLG: 0.496		K		P4				P5		4	0	0	0	0	1	3						
Scott Spiezio, S OBP: 0.309, SLG: 0.420		2B		FC6-4				SF9		4	1	2	0	0	0	2						
Bengie Molina, R OBP: 0.299, SLG: 0.380	F9							3B		3	0	2	1	0	0	1						
Eric Owens, R OBP: 0.261, SLG: 0.241			SF8					G1-3		4	1	2	0	0	1	3						
Jeff DaVanon, S OBP: 0.271, SLG: 0.435								1B		4	0	1	0	0	1	1						
Inning Stats	R: 0 E: 0 K: 0 S: 9	H: 0 LOB: 0 BB: 0 P: 13	R: 0 E: 0 K: 1 S: 10	H: 1 LOB: 1 BB: 0 P: 14	R: 1 E: 0 K: 1 S: 9	H: 2 LOB: 1 BB: 0 P: 13	R: 0 E: 0 K: 1 S: 17	H: 2 LOB: 2 BB: 0 P: 22	R: 0 E: 0 K: 0 S: 4	H: 0 LOB: 0 BB: 0 P: 7	R: 0 E: 0 K: 0 S: 6	H: 1 LOB: 1 BB: 0 P: 10	R: 0 E: 0 K: 1 S: 8	H: 1 LOB: 0 BB: 0 P: 11	R: 1 E: 0 K: 0 S: 12	H: 2 LOB: 1 BB: 0 P: 20	R: 1 E: 0 K: 0 S: 10	H: 2 LOB: 1 BB: 0 P: 18	1B: 6 2B: 3 HR: 0	SF: 2 SAC: 0 HBP: 0	WP: 0 PB: 0 SB: 0 CS: 0	PA: 37
PITCHER	IP	WLS	BF	H	R	ER	SO	BB	IBB	HBP	BLK	WP	HR	S	P	ERA	WHIP					
John Burkett, R ERA: 5.43	7.0	W	27	7	1	1	4	0	0	0	0	0	0	63	90	1.29	1.000					
Ramiro Mendoza, R ERA: 7.01	1.0		5	2	1	1	0	0	0	0	0	0	0	12	20	9.00	2.000					
Robert Person, R ERA: 6.0	1.0	S	5	2	1	1	0	0	0	0	0	0	0	10	18	9.00	2.000					

Anaheim Angels @ Boston Red Sox
Fenway Park, Boston, MA
Sun May 18 2003, 2:05 PM EDT
Att: 33,347 - Sunny - 58 F

AB	35
R	3
H	11
RBI	3
BB	0
SO	4
LOB	14



Batter	1	2	3	4	5	6	7	8	9	AB	R	H	RBI	BB	SO	LOB	BOTTOM				
18 Johnny Damon, L OBP: 0.324, SLG: 0.415	F8	G4-3		F8		P6				4	0	0	1	0	0	4					
Bill Mueller, S OBP: 0.431, SLG: 0.647	K	1B		CS		2B		G6-4-3	1B	4	0	3	1	0	1	0					
Nomar Garciaparra, R OBP: 0.325, SLG: 0.525	1B	G5-3				K		G6-4-3	1B	4	0	2	0	0	1	2					
Manny Ramirez, R OBP: 0.399, SLG: 0.503	P3				L4			G6-4-3	1B	4	1	1	1	0	0	4					
34 David Ortiz, L OBP: 0.337, SLG: 0.376		HBP		K		G3		G4-3		4	1	1	0	0	1	2					
Shea Hillenbrand, R OBP: 0.339, SLG: 0.437		F8		F8		1B		K		4	0	1	0	0	1	1					
Trot Nixon, L OBP: 0.397, SLG: 0.491						1B		K		1	1	0	0	0	0	1					
Kevin Millar, R OBP: 0.359, SLG: 0.474		E3		K		1B		K		3	0	1	0	0	2	0					
Robert Person, R ERA: 6.0		HBP				1B				0	0	0	0	0	0	0					
Jeremy Giambi, L OBP: 0.356, SLG: 0.466						K				2	1	0	0	1	1	2					
Damian Jackson, R OBP: 0.353, SLG: 0.323		2B				CS		BB		0	0	0	0	0	0	0					
Jason Varitek, S OBP: 0.341, SLG: 0.504		1B				CS				3	1	2	2	0	0	2					
Inning Stats	R: 0 E: 0 K: 1 S: 8	H: 1 LOB: 1 BB: 0 P: 12	R: 4 E: 1 K: 0 S: 23	H: 3 LOB: 1 BB: 0 P: 31	R: 1 E: 0 K: 2 S: 13	H: 1 LOB: 0 BB: 0 P: 17	R: 0 E: 0 K: 0 S: 9	H: 1 LOB: 0 BB: 0 P: 14	R: 0 E: 0 K: 1 S: 12	H: 1 LOB: 1 BB: 0 P: 19	R: 0 E: 0 K: 1 S: 13	H: 2 LOB: 2 BB: 0 P: 16	R: 0 E: 0 K: 0 S: 10	H: 2 LOB: 1 BB: 0 P: 16	R: 0 E: 0 K: 2 S: 10	H: 0 LOB: 1 BB: 1 P: 19	1B: 8 2B: 2 3B: 0 HR: 1	SF: 0 SAC: 0 DP: 1 HBP: 1	WP: 0 PB: 0 SB: 0 CS: 2	PA: 37	
PITCHER	IP	WLS	BF	H	R	ER	SO	BB	IBB	HBP	BLK	WP	HR	S	P	ERA	WHIP				
41 John Lackey, R ERA: 6.42	6.0	L	28	9	5	2	5	0	0	0	0	0	0	10	16	0.00	2.000				
Ben Weber, R ERA: 2.49	1.0		4	2	0	0	0	0	0	0	0	0	0	10	16	0.00	2.000				
62 Scot Shields, R ERA: 1.5	1.0		3	0	0	0	2	1	0	0	0	0	0	10	19	0.00	1.000				

Anaheim Angels @ Boston Red Sox
Fenway Park, Boston, MA
Sun May 18 2003, 2:05 PM EDT
Att: 33,347 - Sunny - 58 F

AB	33
R	5
H	11
RBI	5
BB	1
SO	7
LOB	18



Batter	1	2	3	4	5	6	7	8	9	AB	R	H	RBI	BB	SO	LOB	TOP					
Alfonso Soriano, R (1, 4) OBP: 0.395, SLG: 0.560										3	1	1	0	2	1	2	New York Yankees @ Boston Red Sox Fenway Park, Boston, MA Mon May 19 2003, 7:05 PM EDT Att: 35,099 - Sunny - 67 F					
2 Derek Jeter, R (1, 6) OBP: 0.392, SLG: 0.469										5	1	2	2	0	1	1						
25 Jason Giambi, L (1, 3) OBP: 0.335, SLG: 0.369										4	1	1	2	1	2	2						
Bernie Williams, S (1, 8) OBP: 0.413, SLG: 0.479										5	0	0	0	0	0	3						
55 Hideki Matsui, L (1, 7) OBP: 0.318, SLG: 0.386										5	1	2	0	0	0	2						
20 Jorge Posada, S (1, 2) OBP: 0.356, SLG: 0.544										3	2	2	0	2	0	0						
Raul Mondesi, R (1, 9) OBP: 0.400, SLG: 0.586										5	0	2	3	0	1	4						
Todd Zeile, R (1, 5) OBP: 0.269, SLG: 0.366										3	0	0	0	0	1	3						
Robin Ventura, L (8, PH) OBP: 0.354, SLG: 0.500										0	1	0	0	1	0	0						
Bubba Trammell, R (1, 10) OBP: 0.351, SLG: 0.375										3	0	0	0	1	1	3						
Inning Stats	R: 5 E: 0 K: 1 S: 22	H: 5 LOB: 2 BB: 2 P: 39	R: 0 E: 0 K: 0 S: 6	H: 0 LOB: 0 BB: 0 P: 8	R: 0 E: 0 K: 0 S: 10	H: 1 LOB: 0 BB: 0 P: 12	R: 0 E: 0 K: 0 S: 8	H: 0 LOB: 0 BB: 0 P: 14	R: 0 E: 0 K: 1 S: 10	H: 0 LOB: 0 BB: 0 P: 17	R: 0 E: 0 K: 2 S: 10	H: 0 LOB: 1 BB: 0 P: 18	R: 0 E: 0 K: 1 S: 8	H: 0 LOB: 2 BB: 2 P: 17	R: 0 E: 0 K: 1 S: 19	H: 2 LOB: 2 BB: 3 P: 37	R: 0 E: 0 K: 0 S: 10	H: 2 LOB: 1 BB: 0 P: 14	1B: 8 2B: 1 3B: 1 HR: 0	SF: 0 SAC: 0 DP: 1 HBP: 0	WP: 0 PB: 0 SB: 1 CS: 0	PA: 43
PITCHER	IP WLS BF H R ER SO BB IBB HBP BLK WP HR S P ERA WHIP	6.0 L 27 6 5 5 4 2 0 0 0 0 0 66 108 7.50 1.333	1.2 11 2 2 2 2 3 2 0 0 0 0 24 50 10.80 3.000	1.1 5 2 0 0 1 0 0 0 0 0 0 13 18 0.00 1.500																		

Batter	1	2	3	4	5	6	7	8	9	AB	R	H	RBI	BB	SO	LOB	BOTTOM					
18 Johnny Damon, L (1, 8) OBP: 0.332, SLG: 0.450										5	2	3	0	0	0	0	New York Yankees @ Boston Red Sox Fenway Park, Boston, MA Mon May 19 2003, 7:05 PM EDT Att: 35,099 - Sunny - 67 F					
Todd Walker, L (1, 4) OBP: 0.357, SLG: 0.419										4	0	1	0	1	1	2						
Nomar Garciaparra, R (1, 6) OBP: 0.327, SLG: 0.524										4	0	2	1	0	0	2						
Manny Ramirez, R (1, 7) OBP: 0.389, SLG: 0.488										5	0	0	1	0	1	3						
Kevin Millar, R (1, 10) OBP: 0.356, SLG: 0.475										4	1	1	1	0	0	1						
Shea Hillenbrand, R (1, 3) OBP: 0.343, SLG: 0.439										4	0	2	0	0	0	1						
Bill Mueller, S (1, 5) OBP: 0.433, SLG: 0.651										4	0	2	1	0	0	1						
Doug Mirabeli, R (1, 2) OBP: 0.263, SLG: 0.389										3	0	1	0	0	1	2						
Jason Varitek, S (8, PH) OBP: 0.339, SLG: 0.500										1	0	0	0	0	0	1						
Damian Jackson, R (1, 9) OBP: 0.324, SLG: 0.294										3	0	0	0	0	0	1						
Jeremy Giambi, L (8, PH) OBP: 0.352, SLG: 0.459										1	0	0	0	0	1	1						
Inning Stats	R: 1 E: 0 K: 1 S: 8	H: 2 LOB: 1 BB: 0 P: 13	R: 0 E: 0 K: 0 S: 7	H: 1 LOB: 0 BB: 0 P: 14	R: 0 E: 0 K: 1 S: 7	H: 0 LOB: 0 BB: 0 P: 12	R: 0 E: 0 K: 1 S: 14	H: 1 LOB: 1 BB: 0 P: 21	R: 0 E: 0 K: 1 S: 10	H: 1 LOB: 2 BB: 1 P: 17	R: 0 E: 0 K: 0 S: 11	H: 2 LOB: 2 BB: 0 P: 14	R: 0 E: 0 K: 0 S: 10	H: 2 LOB: 2 BB: 0 P: 14	R: 1 E: 0 K: 1 S: 13	H: 2 LOB: 1 BB: 0 P: 20	R: 1 E: 0 K: 0 S: 6	H: 1 LOB: 0 BB: 0 P: 11	1B: 7 2B: 3 3B: 2 HR: 0	SF: 1 SAC: 0 DP: 0 HBP: 0	WP: 1 PB: 0 SB: 0 CS: 0	PA: 40
PITCHER	IP WLS BF H R ER SO BB IBB HBP BLK WP HR S P ERA WHIP	6.2 W 30 9 1 1 1 4 0 0 0 0 0 9 16 9.00 2.000	1.0 H 5 2 1 1 0 0 0 0 0 0 0 9 16 9.00 2.000	0.2 3 1 1 1 1 0 0 0 0 0 0 9 13 13.50 1.500																		

AB	36
R	7
H	10
RBI	7
BB	7
SO	7
LOB	20



AB	38
R	3
H	12
RBI	3
BB	1
SO	5
LOB	15




Batter	1	2	3	4	5	6	7	8	9	AB	R	H	RBI	BB	SO	LOB	TOP											
Alfonso Soriano, R OBP: 0.396, SLG: 0.571 (1, 4)										5	2	2	1	0	2	3	New York Yankees @ Boston Red Sox Fenway Park, Boston, MA Tue May 20 2003, 7:05 PM EDT Att: 35,007 - Cloudy - 72 F											
2 Derek Jeter, R OBP: 0.365, SLG: 0.459 (1, 6)										5	1	2	1	0	2	0												
25 Jason Giambi, L OBP: 0.328, SLG: 0.365 (1, 3)										2	0	0	2	0	1	0												
Bernie Williams, S OBP: 0.405, SLG: 0.468 (1, 8)										4	0	0	1	0	1	1												
55 Hideki Matsui, L OBP: 0.317, SLG: 0.383 (1, 7)										4	0	1	0	0	0	1												
20 Jorge Posada, S OBP: 0.366, SLG: 0.568 (1, 2)										3	1	2	1	1	0	1												
Raul Mondesi, R OBP: 0.392, SLG: 0.572 (1, 9)										4	1	0	0	0	0	2												
Todd Zeile, R OBP: 0.289, SLG: 0.395 (1, 5)										4	1	3	1	0	0	0												
Bubba Trammell, R OBP: 0.350, SLG: 0.371 Robin Ventura, L OBP: 0.351, SLG: 0.496 (9, PH)										3	1	1	0	0	1	3												
Inning Stats	R: 2 E: 0 K: 1 S: 13	H: 2 LOB: 0 BB: 0 P: 20	R: 1 E: 0 K: 0 S: 11	H: 1 LOB: 1 BB: 1 P: 20	R: 0 E: 0 K: 1 S: 12	H: 0 LOB: 0 BB: 0 P: 17	R: 0 E: 0 K: 0 S: 6	H: 1 LOB: 0 BB: 0 P: 9	R: 3 E: 0 K: 0 S: 17	H: 4 LOB: 1 BB: 0 P: 27	R: 0 E: 0 K: 2 S: 13	H: 2 LOB: 2 BB: 0 P: 19	R: 0 E: 0 K: 1 S: 8	H: 0 LOB: 0 BB: 0 P: 13	R: 1 E: 0 K: 0 S: 6	H: 1 LOB: 0 BB: 0 P: 9	R: 0 E: 0 K: 3 S: 9	H: 0 LOB: 0 BB: 0 P: 13	1B: 8 2B: 1 3B: 0 HR: 2	SF: 2 SAC: 0 DP: 1 HBP: 0	WP: 0 PB: 0 SB: 2 CS: 0	PA: 38						
PITCHER	IP	WLS	BF	H	R	ER	SO	BB	IBB	HBP	BLK	WP	HR	S	P	ERA	WHIP											
Bruce Chen, L ERA: 5.12 (1, 1)	4.0		16	4	3	2	2	1	0	0	0	0	0	1	42	66	4.50	1.250										
Ramiro Mendoza, R ERA: 7.49 (5, 1)	2.0	12	6	3	3	2	0	0	0	0	0	0	0	0	30	46	13.50	3.000										
Alan Embree, L ERA: 7.15 (7, 1)	1.0	W	3	0	0	0	1	0	0	0	0	0	0	8	13	0.00	0.000											
50 Mike Timlin, R ERA: 4.32 (8, 1)	1.0	S	4	1	1	1	0	0	0	0	0	0	1	6	9	9.00	1.000											
Brandon Lyon, R ERA: 3.22 (9, 1)	1.0	S	3	0	0	0	3	0	0	0	0	0	0	9	13	0.00	0.000											

Batter	1	2	3	4	5	6	7	8	9	AB	R	H	RBI	BB	SO	LOB	BOTTOM										
18 Johnny Damon, L OBP: 0.333, SLG: 0.454 (1, 8)										5	1	2	1	0	2	2	New York Yankees @ Boston Red Sox Fenway Park, Boston, MA Tue May 20 2003, 7:05 PM EDT Att: 35,007 - Cloudy - 72 F										
Todd Walker, L OBP: 0.358, SLG: 0.421 (1, 4)										4	2	1	0	1	0	3											
Nomar Garciaparra, R OBP: 0.329, SLG: 0.534 (1, 6)										4	1	2	2	0	0	0											
Manny Ramirez, R OBP: 0.394, SLG: 0.482 (1, 7)										2	1	0	0	2	0	0											
34 David Ortiz, L OBP: 0.343, SLG: 0.386 Shea Hillenbrand, R OBP: 0.347, SLG: 0.442 (7, PR) (8, 3)										3	0	1	2	1	0	2											
Trot Nixon, L OBP: 0.390, SLG: 0.479 (1, 9)										3	1	0	1	1	1	5											
Bill Mueller, S OBP: 0.444, SLG: 0.661 (1, 5)										3	2	2	0	1	0	0											
Jeremy Giambi, L OBP: 0.362, SLG: 0.461 Kevin Millar, R OBP: 0.354, SLG: 0.475 (1, 10) (7, PH)										2	0	1	1	1	0	1											
Jason Varitek, S OBP: 0.344, SLG: 0.521 (1, 2)										3	1	1	2	1	0	3											
Inning Stats	R: 1 E: 0 K: 0 S: 15	H: 1 LOB: 2 BB: 1 P: 28	R: 0 E: 0 K: 1 S: 10	H: 0 LOB: 1 BB: 1 P: 15	R: 1 E: 0 K: 1 S: 12	H: 2 LOB: 2 BB: 1 P: 24	R: 2 E: 0 K: 0 S: 11	H: 2 LOB: 0 BB: 0 P: 16	R: 0 E: 0 K: 1 S: 5	H: 0 LOB: 0 BB: 0 P: 6	R: 1 E: 0 K: 1 S: 8	H: 2 LOB: 1 BB: 1 P: 19	R: 5 E: 0 K: 0 S: 20	H: 3 LOB: 2 BB: 4 P: 38	R: 0 E: 0 K: 0 S: 7	H: 1 LOB: 1 BB: 0 P: 7	1B: 4 2B: 7 3B: 0 HR: 1	SF: 3 SAC: 0 DP: 2 HBP: 1	WP: 0 PB: 0 SB: 0 CS: 1	PA: 42							
PITCHER	IP	WLS	BF	H	R	ER	SO	BB	IBB	HBP	BLK	WP	HR	S	P	ERA	WHIP										
Jeff Weaver, R ERA: 5.15 (1, 1)	5.0		26	7	5	5	2	4	0	1	0	0	0	15	31	33.75	3.000										
Jose Contreras, R ERA: 15.63 (6, 1)	1.1	L	8	2	5	5	1	2	1	0	0	0	0	9	14	0.00	3.000										
Sterling Hitchcock, L ERA: 2.7 (7, 1)	0.2		4	1	0	0	0	1	0	0	0	0	0	7	7	0.00	1.000										
Juan Acevedo, R ERA: 8.71 (8, 1)	1.0		4	1	0	0	0	0	0	0	0	0	0	7	7	0.00	1.000										




Batter	1	2	3	4	5	6	7	8	9	AB	R	H	RBI	BB	SO	LOB	TOP																					
Alfonso Soriano, R (1,4) OBP: 0.388, SLG: 0.569	P6		1B			P4		G4-3		4	0	2	1	0	0	0	New York Yankees @ Boston Red Sox Fenway Park, Boston, MA Wed May 21 2003, 7:05 PM EDT Att: 35,003 - Cloudy - 63 F																					
2 Derek Jeter, R (1,6) OBP: 0.345, SLG: 0.415	G5-3		F8			K		G4-3		4	0	0	0	0	1	2																						
25 Jason Giambi, L (1,3) OBP: 0.327, SLG: 0.380	HR		K			P5		G3		4	1	1	1	0	1	2																						
Bernie Williams, S (1,8) OBP: 0.397, SLG: 0.457	K					F8		K		4	0	0	0	0	2	1																						
55 Hideki Matsui, L (1,7) OBP: 0.311, SLG: 0.375		G4-3				K			P2	4	0	0	0	0	1	0																						
20 Jorge Posada, S (1,2) OBP: 0.369, SLG: 0.563		G6-3				G4-3				3	2	1	0	1	0	0																						
Robin Ventura, L (1,5) OBP: 0.356, SLG: 0.500										3	0	1	1	1	1	0																						
Raul Mondesi, R (1,9) OBP: 0.394, SLG: 0.568										3	1	1	1	1	2	1																						
Todd Zeile, R (1,10) OBP: 0.277, SLG: 0.378										4	0	0	0	0	1	4																						
Inning Stats	R: 1 E: 0 K: 1 S: 9	H: 1 LOB: 0 BB: 0 P: 17	R: 0 E: 0 K: 1 S: 9	H: 0 LOB: 0 BB: 0 P: 15	R: 1 E: 0 K: 1 S: 17	H: 1 LOB: 1 BB: 1 P: 28	R: 0 E: 0 K: 1 S: 8	H: 0 LOB: 0 BB: 0 P: 10	R: 0 E: 0 K: 1 S: 7	H: 0 LOB: 0 BB: 0 P: 8	R: 0 E: 0 K: 1 S: 8	H: 0 LOB: 0 BB: 0 P: 10	R: 1 E: 0 K: 0 S: 9	H: 2 LOB: 2 BB: 1 P: 18	R: 0 E: 0 K: 1 S: 10	H: 1 LOB: 1 BB: 0 P: 13	R: 1 E: 0 K: 2 S: 11	H: 1 LOB: 1 BB: 1 P: 22	1B: 4 2B: 1 3B: 0 HR: 1	SF: 0 SAC: 0 DP: 0 HBP: 0	WP: 1 PB: 0 SB: 2 CS: 0	PA: 36																
PITCHER	IP	WLS	BF	H	R	ER	SO	BB	IBB	HBP	BLK	WP	HR	S	P	ERA	WHIP	PITCHER				IP	WLS	BF	H	R	ER	SO	BB	IBB	HBP	BLK	WP	HR	S	P	ERA	WHIP
49 Tim Wakefield, R (1,1) ERA: 4.5	7.0	L	27	4	3	3	6	2	0	0	0	1	1	67	106	3.86	0.857					7.0	L	27	4	3	3	6	2	0	0	0	1	1	67	106	3.86	0.857
50 Mike Timlin, R (8,1) ERA: 4.15	1.0		4	1	0	0	1	0	0	0	0	0	0	10	13	0.00	1.000					1.0		4	1	0	0	1	0	0	0	0	0	10	13	0.00	1.000	
Rudy Seanez, R (9,1) ERA: 9.0	1.0		5	1	1	1	2	1	0	0	0	0	0	11	22	9.00	2.000					1.0		5	1	1	1	2	1	0	0	0	0	11	22	9.00	2.000	

AB	33
R	4
H	6
RBI	4
BB	3
SO	9
LOB	10



Batter	1	2	3	4	5	6	7	8	9	AB	R	H	RBI	BB	SO	LOB	BOTTOM																					
18 Johnny Damon, L (1,8) OBP: 0.325, SLG: 0.441	L6		P4			F9		G3		5	0	0	0	0	0	2	New York Yankees @ Boston Red Sox Fenway Park, Boston, MA Wed May 21 2003, 7:05 PM EDT Att: 35,003 - Cloudy - 63 F																					
Todd Walker, L (1,4) OBP: 0.386, SLG: 0.429	HR		S					G6-3		4	1	3	0	0	0	0																						
Nomar Garciaparra, R (1,6) OBP: 0.327, SLG: 0.544	1B		P2			P4		P3		4	1	1	2	0	0	2																						
Manny Ramirez, R (1,7) OBP: 0.386, SLG: 0.471	HR		K			F8		G5-3		4	0	0	0	0	2	2																						
Kevin Millar, R (1,10) OBP: 0.352, SLG: 0.465	S		K			K		G5-3		3	0	0	0	1	2	1																						
Trot Nixon, L (1,9) OBP: 0.393, SLG: 0.475								G4-3		3	0	1	0	1	1	1																						
Damian Jackson, R (8,FR) OBP: 0.324, SLG: 0.294										0	0	0	0	0	0	0																						
Shea Hillenbrand, R (1,3) OBP: 0.345, SLG: 0.438										4	0	1	0	0	0	1																						
Bill Mueller, S (1,5) OBP: 0.445, SLG: 0.655										4	0	2	0	0	0	1																						
Doug Mirabeli, R (1,2) OBP: 0.267, SLG: 0.404										3	0	1	0	0	2	3																						
Jeremy Giambi, L (9,PH) OBP: 0.358, SLG: 0.455										1	0	0	0	0	0	1																						
Inning Stats	R: 2 E: 0 K: 2 S: 15	H: 2 LOB: 1 BB: 1 P: 24	R: 0 E: 0 K: 0 S: 7	H: 1 LOB: 0 BB: 0 P: 10	R: 0 E: 0 K: 2 S: 15	H: 1 LOB: 1 BB: 0 P: 19	R: 0 E: 0 K: 1 S: 11	H: 2 LOB: 1 BB: 0 P: 18	R: 0 E: 0 K: 2 S: 13	H: 2 LOB: 2 BB: 0 P: 17	R: 0 E: 0 K: 0 S: 9	H: 0 LOB: 0 BB: 0 P: 13	R: 0 E: 0 K: 0 S: 6	H: 0 LOB: 1 BB: 1 P: 14	R: 0 E: 1 K: 0 S: 10	H: 0 LOB: 1 BB: 0 P: 12	1B: 7 2B: 1 3B: 0 HR: 1	SF: 0 SAC: 0 DP: 1 HBP: 0	WP: 0 PB: 0 SB: 2 CS: 0	PA: 38																		
PITCHER	IP	WLS	BF	H	R	ER	SO	BB	IBB	HBP	BLK	WP	HR	S	P	ERA	WHIP	PITCHER				IP	WLS	BF	H	R	ER	SO	BB	IBB	HBP	BLK	WP	HR	S	P	ERA	WHIP
Roger Clemens, R (1,1) ERA: 2.92	6.0	W	27	9	2	2	7	1	0	0	0	0	0	68	100	3.00	1.667					6.0	W	27	9	2	2	7	1	0	0	0	0	68	100	3.00	1.667	
Chris Hammond, L (7,1) ERA: 3.63	0.2	H	2	0	0	0	0	0	0	0	0	0	0	8	11	0.00	0.000					0.2	H	2	0	0	0	0	0	0	0	0	8	11	0.00	0.000		
Antonio Osuna, R (7,1) ERA: 2.08	1.0	H	4	0	0	0	0	1	0	0	0	0	0	7	16	0.00	1.000					1.0	H	4	0	0	0	0	0	0	0	0	7	16	0.00	1.000		
42 Mariano Rivera, R (8,1) ERA: 1.08	1.1	S	4	0	0	0	0	0	0	0	0	0	0	10	12	0.00	0.000					1.1	S	4	0	0	0	0	0	0	0	0	10	12	0.00	0.000		

AB	35
R	2
H	9
RBI	2
BB	2
SO	7
LOB	14



Batter	1	2	3	4	5	6	7	8	9	AB	R	H	RBI	BB	SO	LOB	TOP					
Matt Lawton, L OBP: 0.315, SLG: 0.377	G3		G3					G3-1		3	1	0	0	0	0	1	Cleveland Indians @ Boston Red Sox Fenway Park, Boston, MA Fri May 23 2003, 7:05 PM EDT Att: 32,673 - Cloudy - 50 F					
Omar Vizquel, S OBP: 0.335, SLG: 0.373 John McDonald, R OBP: 0.295, SLG: 0.397	K			G5-3				P6		3	1	0	0	1	1	0						
Ellis Burks, R OBP: 0.346, SLG: 0.442	G1-3			G5-3						4	0	0	0	0	2							
Milton Bradley, S OBP: 0.423, SLG: 0.488		G4-3			L5					4	0	1	2	0	0							
Jody Gerut, L OBP: 0.243, SLG: 0.417		G4-3				G3				4	0	1	0	0	1							
Josh Bard, S OBP: 0.292, SLG: 0.331							G4-3			3	0	0	0	1	1	0						
Casey Blake, R OBP: 0.327, SLG: 0.420										3	0	0	0	1	2	2						
Ben Broussard, L OBP: 0.379, SLG: 0.500										3	0	2	0	0	0	0						
Brandon Phillips, R OBP: 0.272, SLG: 0.361										3	0	0	0	0	1	3						
Inning Stats	R: 0 E: 0 K: 1 S: 5	H: 0 LOB: 0 BB: 0 P: 8	R: 0 E: 0 K: 1 S: 9	H: 0 LOB: 0 BB: 0 P: 12	R: 0 E: 0 K: 2 S: 8	H: 1 LOB: 1 BB: 0 P: 11	R: 0 E: 0 K: 0 S: 7	H: 0 LOB: 0 BB: 0 P: 13	R: 0 E: 0 K: 0 S: 13	H: 1 LOB: 2 BB: 1 P: 22	R: 2 E: 0 K: 0 S: 5	H: 1 LOB: 0 BB: 1 P: 12	R: 0 E: 0 K: 1 S: 7	H: 0 LOB: 0 BB: 0 P: 11	R: 0 E: 0 K: 0 S: 5	H: 0 LOB: 0 BB: 0 P: 8	R: 0 E: 0 K: 0 S: 11	H: 1 LOB: 2 BB: 1 P: 20	1B: 4 2B: 0 3B: 0 HR: 0	SF: 0 SAC: 0 DP: 1 HBP: 1	WP: 0 PB: 0 SB: 0 CS: 0	PA: 34
PITCHER Derek Lowe, R ERA: 5.27	IP: 9.0 WLS: W BF: 34 H: 4 R: 2 ER: 2 SO: 5 BB: 3 IBB: 0 HBP: 1 BLK: 0 WP: 0 HR: 0 S: 70 P: 117 ERA: 2.00 WHIP: 0.778																					

AB	30
R	2
H	4
RBI	2
BB	3
SO	5
LOB	9



Batter	1	2	3	4	5	6	7	8	9	AB	R	H	RBI	BB	SO	LOB	BOTTOM			
1B Johnny Damon, L OBP: 0.327, SLG: 0.440	F9			F7						5	0	2	0	0	0	1	Cleveland Indians @ Boston Red Sox Fenway Park, Boston, MA Fri May 23 2003, 7:05 PM EDT Att: 32,673 - Cloudy - 50 F			
Todd Walker, L OBP: 0.382, SLG: 0.422	E1	P5		G6-3				FC4-6		5	1	1	0	0	4					
Nomar Garciaparra, R OBP: 0.336, SLG: 0.545 Damian Jackson, R OBP: 0.316, SLG: 0.294	E	F8						SF7		3	2	2	1	0	0	0				
Manny Ramirez, R OBP: 0.386, SLG: 0.466	E							P3		4	1	1	0	1	4					
Trot Nixon, L OBP: 0.396, SLG: 0.472	E4	F8								3	1	1	1	1	2					
Bill Mueller, S OBP: 0.447, SLG: 0.658										4	1	2	2	0	1					
Shea Hillenbrand, R OBP: 0.343, SLG: 0.439										4	1	1	2	0	3					
Jeremy Giambi, L OBP: 0.343, SLG: 0.432	G4-3									4	0	0	0	0	2					
Jason Varitek, S OBP: 0.356, SLG: 0.529										4	2	3	1	0	1	0				
Inning Stats	R: 6 E: 2 K: 0 S: 27	H: 5 LOB: 1 BB: 1 P: 44	R: 0 E: 0 K: 0 S: 7	H: 1 LOB: 1 BB: 0 P: 9	R: 0 E: 0 K: 0 S: 6	H: 0 LOB: 0 BB: 0 P: 9	R: 0 E: 0 K: 1 S: 7	H: 0 LOB: 0 BB: 0 P: 9	R: 1 E: 0 K: 0 S: 10	H: 2 LOB: 1 BB: 0 P: 15	R: 1 E: 0 K: 0 S: 11	H: 3 LOB: 2 BB: 0 P: 21	R: 0 E: 0 K: 0 S: 8	H: 0 LOB: 1 BB: 1 P: 16	R: 1 E: 0 K: 0 S: 11	H: 2 LOB: 1 BB: 0 P: 15	1B: 11 2B: 2 3B: 0 HR: 0	SF: 1 SAC: 0 DP: 1 HBP: 1	WP: 0 PB: 0 SB: 0 CS: 0	PA: 40
PITCHER Ricardo Rodriguez, R ERA: 4.7 Terry Mulholland, L ERA: 3.57	IP: 5.0 WLS: L BF: 25 H: 8 R: 7 ER: 5 SO: 1 BB: 1 IBB: 0 HBP: 0 BLK: 0 WP: 0 HR: 0 S: 30 P: 52 ERA: 6.00 WHIP: 2.000																			


AB	36
R	9
H	13
RBI	8
BB	2
SO	1
LOB	17



Batter	1	2	3	4	5	6	7	8	9	AB	R	H	RBI	BB	SO	LOB	TOP					
Matt Lawton, L OBP: 0.312, SLG: 0.389 (1, 7)	2-1 F7		1-1 G6-3			1-1 HR	2-0 F8		2-1 P3	5	1	1	1	0	0	3						
Omar Vizquel, S OBP: 0.328, SLG: 0.365 (1, 6)	2-2 G3		3-2 F9			0-1 F7	0-1 F8			4	0	0	0	0	0	2						
Ellis Burks, R OBP: 0.344, SLG: 0.437 (1, 10)	2-2 F8		0-3 K			1-1 1B HBP			2-3 K	4	0	1	0	0	2	0						
Milton Bradley, S OBP: 0.425, SLG: 0.484 (1, 8)		0-3 K		2-2 F8		3-2 L4 1B HBP		3-2 1B		3	0	1	0	0	1	0						
Shane Spencer, R OBP: 0.303, SLG: 0.356 (1, 9)		4-2 1B SF7 BB		1-2 F9		1-0 1B		0-1 P3		3	1	1	0	1	0	1						
Ben Broussard, L OBP: 0.384, SLG: 0.467 (1, 3)		0-0 2B		1-1 F9		0-1 L4		0-1 G5-3		4	1	1	0	0	0	4						
Josh Bard, S OBP: 0.291, SLG: 0.331 (1, 2)		2-2 SF7		3-2 F9		2-2 1B			0-0 F7	3	0	1	1	0	0	0						
John McDonald, R OBP: 0.308, SLG: 0.419 (1, 5)		3-H 1 SAFE PB 1-H 2B		0-2 F8		0-2 1B		2-3 K		4	0	2	1	0	1	0						
Brandon Phillips, R OBP: 0.271, SLG: 0.354 (1, 4)		3-2 F8		1-1 F8		1-1 F9		4-1 BB		3	0	0	0	1	0	3						
Inning Stats	R: 0 E: 0 K: 0 S: 9	H: 0 LOB: 0 BB: 0 P: 15	R: 2 E: 0 K: 1 S: 15	H: 2 LOB: 1 BB: 1 P: 24	R: 0 E: 0 K: 1 S: 9	H: 0 LOB: 0 BB: 0 P: 13	R: 0 E: 0 K: 0 S: 11	H: 0 LOB: 0 BB: 0 P: 15	R: 1 E: 0 K: 0 S: 12	H: 3 LOB: 2 BB: 0 P: 18	R: 0 E: 0 K: 0 S: 11	H: 2 LOB: 2 BB: 0 P: 16	R: 0 E: 0 K: 1 S: 13	H: 1 LOB: 1 BB: 0 P: 18	R: 0 E: 0 K: 1 S: 7	H: 0 LOB: 1 BB: 1 P: 15	1B: 6 2B: 2 3B: 0 HR: 1	SF: 1 SAC: 0 DP: 1 HBP: 1	WP: 0 PB: 1 SB: 0 CS: 0	PA: 37		
PITCHER	IP	WLS	BF	H	R	ER	SO	BB	IBB	HBP	BLK	WP	HR	S	P	ERA	WHIP					
John Burkett, R ERA: 5.28	(1, 1)	5.0	W	18	2	2	2	2	1	0	0	0	0	0	1	80	3.60	0.600				
Ramiro Mendoza, R ERA: 7.53	(6, 1)	1.0		8	5	1	1	0	0	0	1	0	0	1	18	26	9.00	5.000				
50 Mike Timlin, R ERA: 3.86	(7, 1)	2.0		7	1	0	0	1	0	0	0	0	0	0	18	26	0.00	0.500				
Robert Person, R ERA: 4.5	(9, 1)	1.0		4	0	0	0	1	1	0	0	0	0	7	15	0.00	1.000					

Cleveland Indians @ Boston Red Sox
Fenway Park, Boston, MA
Sat May 24 2003, 1:20 PM EDT
Att: 32,643 - Cloudy - 48 F

AB 33
R 3
H 8
RBI 3
BB 2
SO 4
LOB 13



Batter	1	2	3	4	5	6	7	8	9	AB	R	H	RBI	BB	SO	LOB	BOTTOM					
18 Johnny Damon, L OBP: 0.319, SLG: 0.429 (1, 8)	0-2 G1-3	2-1 F9		3-2 P3		1-3 K		1-1 F7		5	0	0	0	0	1	2						
Bill Mueller, S OBP: 0.453, SLG: 0.656 (1, 4) (8, 5)	1-1 SF	3-2 F8			1-0 1B 2B		2-1 G3-1	0-0 1B FC4-6		5	3	3	0	0	0	0						
Nomar Garciaparra, R OBP: 0.341, SLG: 0.567 (1, 6)	2-0 E5 SF SF8		0-1 HR		0-0 F8		0-1 HR	2-1 FC4-6 BB 1B		5	3	3	2	0	0	2						
Manny Ramirez, R OBP: 0.401, SLG: 0.492 (1, 7)	4-0 34 HR IBB		3-1 G6-4-3 1B		0-1 2B 1B		0-1 HR	4-2 FC4-6 BB		3	3	3	2	2	0	0						
Kevin Millar, R OBP: 0.349, SLG: 0.469 (1, 3)	0-1 SF		2-3 K		3-2 2B 1B		2-2 G6-3	0-2 FC4-6		3	1	1	3	0	1	1						
Trot Nixon, L OBP: 0.393, SLG: 0.468 (8, 9)	1-2 2-3 3-H		1-2 SAFE		1-H 2-H 2B		1-2 G6-3	1-2 2-3 3-H FC4-6		1	0	0	1	0	0	2						
Shea Hillenbrand, R OBP: 0.339, SLG: 0.435 (1, 5) (8, 3)	0-1 SF8		0-0 G6-4-3		0-1 P4		1-2 34 1B	1-1 P4		4	0	1	1	0	0	4						
34 David Ortiz, L OBP: 0.358, SLG: 0.446 (1, 10)	2-1 HR		3-1 G4-3 2B		3-3 K		2-2 1B			4	1	3	3	0	1	1						
Jason Varitek, S OBP: 0.345, SLG: 0.512 (1, 2)	2-1 G1-3		2-1 F9		1-1 G3-1		1-1 P4			4	0	0	0	0	0	3						
Damian Jackson, R OBP: 0.310, SLG: 0.289 (8, 4)		1-2 P4		2-2 G4-3		0-0 P4		1-1 1B 1B		4	1	1	0	0	0	1						
Inning Stats	R: 5 E: 2 K: 0 S: 14	H: 2 LOB: 0 BB: 1 P: 25	R: 0 E: 0 K: 0 S: 11	H: 0 LOB: 0 BB: 0 P: 17	R: 1 E: 0 K: 1 S: 9	H: 2 LOB: 0 BB: 0 P: 14	R: 0 E: 0 K: 0 S: 12	H: 1 LOB: 1 BB: 0 P: 22	R: 2 E: 0 K: 1 S: 15	H: 3 LOB: 1 BB: 0 P: 22	R: 0 E: 0 K: 1 S: 7	H: 0 LOB: 0 BB: 0 P: 9	R: 2 E: 0 K: 0 S: 17	H: 4 LOB: 2 BB: 0 P: 25	R: 2 E: 0 K: 0 S: 16	H: 3 LOB: 2 BB: 1 P: 25	1B: 9 2B: 3 3B: 0 HR: 3	SF: 2 SAC: 0 DP: 1 HBP: 0	WP: 0 PB: 0 SB: 0 CS: 0	PA: 42		
PITCHER	IP	WLS	BF	H	R	ER	SO	BB	IBB	HBP	BLK	WP	HR	S	P	ERA	WHIP					
Brian Anderson, L ERA: 5.17	(1, 1)	5.0	L	25	8	8	3	2	0	1	0	0	0	1	61	100	5.40	1.600				
Jason Phillips, R ERA: 9.0	(6, 1)	3.0		17	7	4	4	1	1	0	0	0	0	1	40	59	12.00	2.667				

Cleveland Indians @ Boston Red Sox
Fenway Park, Boston, MA
Sat May 24 2003, 1:20 PM EDT
Att: 32,643 - Cloudy - 48 F

AB 38
R 12
H 15
RBI 12
BB 2
SO 3
LOB 16



Batter	1	2	3	4	5	6	7	8	9	AB R H RBI BB SO LOB	TOP
18 Johnny Damon, L (1, 8) OBP: 0.323, SLG: 0.429	G4-3		L7	SH2-4		E7		E S BB	P3	4 1 1 0 1 0 2	Boston Red Sox @ New York Yankees Yankee Stadium, Bronx, NY Mon May 26 2003, 1:05 PM EDT Att: 55,093 - Cloudy - 52 F
Todd Walker, L (1, 4) OBP: 0.365, SLG: 0.429	K		WP 1B BB	G1-3		1B 1B		L9		5 2 2 3 0 1 2	
Nomar Garciaparra, R (1, 6) OBP: 0.343, SLG: 0.564	F8		BB WP SF8	P3		1B 1B		P5		5 1 2 1 0 0 1	
Manny Ramirez, R (1, 7)		1B 1B 2B	BB IBB			K				2 1 1 0 3 1 0	
Trot Nixon, L (1, 9) OBP: 0.377, SLG: 0.439	K					K		P5		4 0 0 1 1 2 5	
Kevin Millar, R (1, 10) OBP: 0.350, SLG: 0.468 Jeremy Giambi, L (9, PH) OBP: 0.337, SLG: 0.419	1B		SF8			K		F9		3 0 1 1 0 1 0 1 0 1 0 0 0 0	
Shea Hillenbrand, R (1, 3) OBP: 0.339, SLG: 0.435	1B		K			F9		G3 1B		5 0 3 1 0 1 2	
Bill Mueller, S (1, 5) OBP: 0.444, SLG: 0.633	K			18 SH2-4 G1-3 1B		K		F7		5 1 1 0 0 2 5	
Doug Mirabeli, R (1, 2) OBP: 0.269, SLG: 0.391	K			G1-3 18 SH2-4 WP 1B		18 E 1B 1B		G6-3		5 2 2 0 0 1 5	
Inning Stats	R: 0 H: 0 E: 0 LOB: 0 K: 1 BB: 0 S: 8 P: 11	R: 1 H: 3 E: 0 LOB: 2 K: 3 BB: 0 S: 24 P: 35	R: 2 H: 2 E: 0 LOB: 2 K: 1 BB: 2 S: 19 P: 29	R: 2 H: 2 E: 0 LOB: 0 K: 0 BB: 0 S: 14 P: 22	R: 0 H: 0 E: 0 LOB: 0 K: 3 BB: 0 S: 11 P: 16	R: 3 H: 4 E: 1 LOB: 2 K: 1 BB: 1 S: 19 P: 33	R: 0 H: 1 E: 0 LOB: 1 K: 0 BB: 0 S: 11 P: 17	R: 0 H: 0 E: 0 LOB: 2 K: 0 BB: 2 S: 7 P: 20	R: 0 H: 2 E: 0 LOB: 2 K: 0 BB: 0 S: 11 P: 17	1B: 12 SF: 1 2B: 2 SAC: 1 3B: 0 DP: 0 HR: 0 HBP: 0	
PITCHER	IP WLS BF H R ER SO BB IBB HBP BLK WP HR S P ERA WHIP	PITCHER IP WLS BF H R ER SO BB IBB HBP BLK WP HR S P ERA WHIP									
Roger Clemens, R (1, 1) ERA: 3.71	5.2 L 29 10 8 8 9 1 1 0 0 2 0 89 133 12.71 1.941										
Antonio Osuna, R (6, 1) ERA: 1.93	1.1 7 2 0 0 0 1 0 0 0 0 0 17 30 0.00 2.250										
Jason Anderson, R (8, 1) ERA: 5.56	2.0 10 2 0 0 0 1 1 0 0 0 0 18 37 0.00 1.500										


AB	39
R	8
H	14
RBI	7
BB	5
SO	9
LOB	22



Batter	1	2	3	4	5	6	7	8	9	AB R H RBI BB SO LOB	BOTTOM
2 Derek Jeter, R (1, 6) OBP: 0.323, SLG: 0.450	K		F9			F9			G5-3	5 0 1 0 0 1 0	Boston Red Sox @ New York Yankees Yankee Stadium, Bronx, NY Mon May 26 2003, 1:05 PM EDT Att: 55,093 - Cloudy - 52 F
55 Hideki Matsui, L (1, 8) OBP: 0.310, SLG: 0.365	K		G3-1	G4-3			25 F7 20 G2-3 1B BB		K	4 1 0 0 1 2 2	
Alfonso Soriano, R (1, 4) OBP: 0.380, SLG: 0.578	E5 25 G5-3		F8			F9		WP 20 G2-3 1B		5 0 1 0 0 0 0	
25 Jason Giambi, L (1, 3) OBP: 0.339, SLG: 0.374	F7			G6-3			20 BB BB		F7	3 0 0 0 1 0 3	
20 Jorge Posada, S (1, 2) OBP: 0.366, SLG: 0.542		L5		1B 2B BB				G2-3		2 1 0 1 2 0 1	
Robin Ventura, L (1, 5) OBP: 0.375, SLG: 0.481				2B 1B 1B			G6-4-3 BB		F8	2 1 1 0 2 0 1	
Raul Mondesi, R (1, 9) OBP: 0.383, SLG: 0.556				K			G6-4-3		L5	3 0 0 0 1 1 5	
Juan Rivera, R (1, 7) OBP: 0.250, SLG: 0.375				E 2B					K	4 1 1 1 0 3 2	
Todd Zeile, R (1, 10) OBP: 0.276, SLG: 0.356	G5-3			E4 2B 1B					F7	4 0 1 1 0 0 2	
Inning Stats	R: 0 H: 0 E: 1 LOB: 1 K: 2 BB: 0 S: 11 P: 14	R: 0 H: 0 E: 0 LOB: 2 K: 1 BB: 2 S: 10 P: 20	R: 0 H: 0 E: 0 LOB: 0 K: 0 BB: 0 S: 7 P: 13	R: 3 H: 4 E: 1 LOB: 2 K: 1 BB: 1 S: 20 P: 31	R: 0 H: 0 E: 0 LOB: 2 K: 0 BB: 3 S: 10 P: 24	R: 0 H: 0 E: 0 LOB: 0 K: 1 BB: 0 S: 6 P: 12	R: 1 H: 1 E: 0 LOB: 1 K: 0 BB: 1 S: 6 P: 15	R: 0 H: 0 E: 0 LOB: 0 K: 1 BB: 0 S: 7 P: 9	R: 0 H: 0 E: 0 LOB: 0 K: 1 BB: 0 S: 10 P: 18	1B: 4 SF: 0 2B: 1 SAC: 0 3B: 0 DP: 1 HR: 0 HBP: 0	
PITCHER	IP WLS BF H R ER SO BB IBB HBP BLK WP HR S P ERA WHIP	PITCHER IP WLS BF H R ER SO BB IBB HBP BLK WP HR S P ERA WHIP									
49 Tim Wakefield, R (1, 1) ERA: 4.57	5.0 W 25 4 3 3 4 6 0 0 0 0 1 0 58 102 5.40 2.000										
Robert Person, R (6, 1) ERA: 4.5	2.0 8 1 1 1 1 1 0 0 0 0 1 0 12 27 4.50 1.000										
50 Mike Timlin, R (8, 1) ERA: 3.72	1.0 3 0 0 0 1 0 0 0 0 0 0 7 9 0.00 0.000										
Alan Embree, L (9, 1) ERA: 6.08	1.0 3 0 0 0 1 0 0 0 0 0 0 10 18 0.00 0.000										

AB	32
R	4
H	5
RBI	3
BB	7
SO	7
LOB	16



Batter	1	2	3	4	5	6	7	8	9	AB	R	H	RBI	BB	SO	LOB	TOP		
18 Johnny Damon, L (1, 8) OBP: 0.317, SLG: 0.421	B3			G3	G3			G4-3		4	0	0	0	0	0	2	Boston Red Sox @ New York Yankees Yankee Stadium, Bronx, NY Tue May 27 2003, 7:05 PM EDT Att: 44,769 - Cloudy - 60 F		
Bill Mueller, S (1, 4) OBP: 0.446, SLG: 0.636	K			1B		2B		G5-3		4	1	2	0	0	1	0			
Nomar Garciaparra, R (1, 6) OBP: 0.339, SLG: 0.553	K			F8		G1-3		G1-3		4	0	0	0	0	1	2			
Manny Ramirez, R (1, 7) OBP: 0.410, SLG: 0.497		G1-3		G4-3					G6-3	4	0	1	1	0	0	1			
Kevin Millar, R (1, 9) OBP: 0.348, SLG: 0.481	K				K				HR	4	1	1	1	0	2	1			
34 David Ortiz, L (1, 3) OBP: 0.354, SLG: 0.444		F8			1B					4	1	2	0	0	0	1			
Shea Hillenbrand, R (1, 5) OBP: 0.332, SLG: 0.425				G5-3		P6		G6-3		4	0	0	0	0	0	2			
Jeremy Giambi, L (1, 10) OBP: 0.333, SLG: 0.404			F7					F8		3	0	0	0	1	1	1			
Jason Varitek, S (1, 2) OBP: 0.345, SLG: 0.508			K							3	0	1	1	0	2	0			
Inning Stats	R: 0 H: 0 E: 0 K: 2 S: 10	H: 0 R: 0 ER: 0 LOB: 0 BB: 0 P: 14	R: 0 H: 0 E: 0 K: 1 S: 10	H: 0 R: 0 ER: 0 LOB: 0 BB: 0 P: 15	R: 0 H: 0 E: 0 K: 1 S: 10	H: 1 R: 0 ER: 0 LOB: 1 BB: 0 P: 20	R: 1 H: 2 E: 0 K: 1 S: 14	H: 2 R: 0 ER: 0 LOB: 2 BB: 1 P: 25	R: 0 H: 0 E: 0 K: 1 S: 6	H: 0 R: 0 ER: 0 LOB: 0 BB: 0 P: 9	R: 0 H: 0 E: 0 K: 0 S: 9	H: 0 R: 1 ER: 2 LOB: 1 BB: 0 P: 12	R: 1 H: 2 E: 0 K: 1 S: 10	H: 2 R: 0 ER: 1 LOB: 1 BB: 0 P: 17	1B: 3 2B: 3 3B: 0 HR: 1	SF: 0 SAC: 0 DP: 0 HBP: 0	WP: 0 PB: 0 SB: 0 CS: 0	PA: 35	
PITCHER	IP	WLS	BF	H	R	ER	SO	BB	IBB	HBP	BLK	WP	HR	S	P	ERA	WHIP		
Andy Pettitte, L (1, 1) ERA: 4.93	7.2	W	29	5	2	2	6	1	0	0	0	0	0	78	121	2.35	0.783		
Antonio Osuna, R (8, 1) ERA: 1.89	0.1	H	1	0	0	0	0	0	0	0	0	0	0	1	1	0.00	0.000		
42 Mariano Rivera, R (9, 1) ERA: 1.93	1.0		5	2	1	1	1	0	0	0	0	0	1	10	17	9.00	2.000		

Batter	1	2	3	4	5	6	7	8	9	AB	R	H	RBI	BB	SO	LOB	BOTTOM		
2 Derek Jeter, R (1, 6) OBP: 0.343, SLG: 0.500	HR	FC6-4			G5-3			55 FC4-6		4	2	2	1	1	0	1	Boston Red Sox @ New York Yankees Yankee Stadium, Bronx, NY Tue May 27 2003, 7:05 PM EDT Att: 44,769 - Cloudy - 60 F		
55 Hideki Matsui, L (1, 8) OBP: 0.308, SLG: 0.361	F8		F7		F8		FC4-6	2B		5	1	1	0	0	0	2			
Alfonso Soriano, R (1, 4) OBP: 0.376, SLG: 0.576	G5-3		K		G5-3		SF8	2B		4	1	1	2	0	1	0			
25 Jason Giambi, L (1, 10) OBP: 0.350, SLG: 0.402										5	0	4	2	0	0	0			
Charles Gipson, R (8, PR) OBP: 0.222, SLG: 0.222	1B		P3							0	1	0	0	0	0	0			
20 Jorge Posada, S (1, 2) OBP: 0.366, SLG: 0.532	F9			K		G1-3				3	1	0	0	2	1	2			
Raul Mondesi, R (1, 9) OBP: 0.379, SLG: 0.546		E5		F9		G5-3		F7		5	0	1	1	0	0	4			
Robin Ventura, L (1, 5) OBP: 0.382, SLG: 0.511				K						4	2	2	1	1	1	2			
Juan Rivera, R (1, 7) OBP: 0.250, SLG: 0.350		F9								4	1	1	0	0	0	3			
Todd Zeile, R (1, 3) OBP: 0.292, SLG: 0.396										2	2	2	3	1	0	0			
Inning Stats	R: 1 H: 2 E: 0 K: 0 S: 14	H: 1 R: 1 ER: 1 LOB: 1 BB: 1 P: 18	R: 0 H: 0 E: 0 K: 1 S: 8	H: 0 R: 0 ER: 0 LOB: 0 BB: 0 P: 14	R: 0 H: 0 E: 0 K: 2 S: 8	H: 0 R: 0 ER: 0 LOB: 0 BB: 0 P: 11	R: 2 H: 2 E: 0 K: 0 S: 12	H: 2 R: 0 ER: 0 LOB: 2 BB: 1 P: 17	R: 0 H: 1 E: 0 K: 0 S: 11	H: 3 R: 0 ER: 0 LOB: 3 BB: 1 P: 18	R: 6 H: 5 E: 0 K: 0 S: 19	H: 5 R: 0 ER: 0 LOB: 2 BB: 2 P: 38	1B: 6 2B: 5 3B: 0 HR: 3	SF: 2 SAC: 0 DP: 0 HBP: 0	WP: 3 PB: 0 SB: 0 CS: 0	PA: 43			
PITCHER	IP	WLS	BF	H	R	ER	SO	BB	IBB	HBP	BLK	WP	HR	S	P	ERA	WHIP		
Bruce Chen, L (1, 1) ERA: 5.55	5.0	L	21	5	4	4	3	1	0	0	0	0	0	3	51	7.20	1.200		
Ramiro Mendoza, R (6, 1) ERA: 7.34	2.0		12	4	1	1	0	1	1	0	0	0	0	23	36	4.50	2.500		
Matt White, L (8, 1) ERA: 81.0	0.2		8	4	6	6	0	2	0	0	0	0	0	16	31	81.00	9.000		
Rudy Seanez, R (8, 1) ERA: 5.4	0.1		2	1	0	0	0	0	0	0	0	1	0	3	7	0.00	3.000		

Batter	1	2	3	4	5	6	7	8	9	AB	R	H	RBI	BB	SO	LOB	TOP										
18 Johnny Damon, L OBP: 0.316, SLG: 0.417	L7		F8			L6			1B	4	1	1	0	0	0	1	Boston Red Sox @ New York Yankees Yankee Stadium, Bronx, NY Wed May 28 2003, 7:05 PM EDT Att: 44,617 - Cloudy - 63 F										
Todd Walker, L OBP: 0.388, SLG: 0.430	G3						PO		1B	4	1	2	0	0	0	0											
Nomar Garciaparra, R OBP: 0.339, SLG: 0.546	K						P4		1B	4	0	1	2	0	1	1											
Manny Ramirez, R OBP: 0.403, SLG: 0.487		L5					K		F9	4	0	0	0	0	1	3											
Kevin Millar, R OBP: 0.346, SLG: 0.475 Damian Jackson, R (9, PR) OBP: 0.310, SLG: 0.289						K			FC6-4	4	0	1	0	0	1	2											
Shea Hillenbrand, R OBP: 0.335, SLG: 0.443		G3							1B	4	1	2	2	0	0	1											
Bill Mueller, S OBP: 0.441, SLG: 0.625									HR	4	0	1	1	0	0	0											
Trot Nixon, L OBP: 0.380, SLG: 0.437									1B	3	0	1	0	1	1	0											
Jason Varitek, S OBP: 0.345, SLG: 0.500									1B	2	1	0	0	1	0	1											
Inning Stats	R: 0 E: 0 K: 1 S: 9	H: 0 LOB: 0 BB: 0 P: 15	R: 0 E: 0 K: 0 S: 7	H: 1 LOB: 1 BB: 0 P: 8	R: 0 E: 0 K: 0 S: 10	H: 0 LOB: 1 BB: 1 P: 19	R: 0 E: 0 K: 0 S: 5	H: 0 LOB: 0 BB: 0 P: 8	R: 0 E: 0 K: 1 S: 6	H: 0 LOB: 0 BB: 0 P: 9	R: 0 E: 0 K: 1 S: 12	H: 1 LOB: 0 BB: 0 P: 15	R: 1 E: 0 K: 1 S: 11	H: 1 LOB: 0 BB: 0 P: 18	R: 4 E: 0 K: 0 S: 19	H: 6 LOB: 2 BB: 1 P: 34		1B: 8 2B: 0 3B: 0 HR: 1	SF: 0 SAC: 0 DP: 0 HBP: 0	WP: 0 PB: 0 SB: 0 CS: 0	PA: 36						
PITCHER	IP	WLS	BF	H	R	ER	SO	BB	IBB	HBP	BLK	WP	HR	S	P	ERA	WHIP										
35 Mike Mussina, R ERA: 2.62	8.0		28	4	3	3	4	2	0	0	0	0	1	67	106	3.38	0.750										
42 Mariano Rivera, R ERA: 3.48	1.0	W	7	5	2	2	0	0	0	0	0	0	0	17	27	18.00	5.000										

Batter	1	2	3	4	5	6	7	8	9	AB	R	H	RBI	BB	SO	LOB	BOTTOM										
2 Derek Jeter, R OBP: 0.347, SLG: 0.485	55 G2-3 20 2B	55 2B		G6-3		G4-3			G5-3	4	2	1	0	1	0	0	Boston Red Sox @ New York Yankees Yankee Stadium, Bronx, NY Wed May 28 2003, 7:05 PM EDT Att: 44,617 - Cloudy - 63 F										
55 Hideki Matsui, L OBP: 0.310, SLG: 0.371	G2-3	2B		G1-3		G4-3			E7	5	1	2	2	0	0	1											
Alfonso Soriano, R OBP: 0.377, SLG: 0.584	G5-3	G5-3		G6-3		HR			20 BB 25 IBB	4	1	1	1	1	0	2											
25 Jason Giambi, L OBP: 0.351, SLG: 0.396	20 2B	K				F7			20 BB	3	0	0	0	2	2	1											
20 Jorge Posada, S OBP: 0.372, SLG: 0.537				G1-3		G4-3			20 BB	4	0	2	2	1	0	0											
Robin Ventura, L OBP: 0.385, SLG: 0.511	P6			G1-3					1B	4	0	2	0	0	1	2											
Raul Mondesi, R OBP: 0.377, SLG: 0.540				G1-3					1B	4	0	1	0	0	1	3											
Juan Rivera, R OBP: 0.250, SLG: 0.333				K					F8	4	1	1	0	0	1	3											
Todd Zeile, R OBP: 0.290, SLG: 0.400	2 1B 55 2B			G1-3		G1-3			G1-3	4	1	1	1	0	0	3											
Inning Stats	R: 1 E: 0 K: 0 S: 10	H: 1 LOB: 2 BB: 2 P: 24	R: 3 E: 0 K: 1 S: 18	H: 4 LOB: 1 BB: 0 P: 26	R: 0 E: 0 K: 1 S: 13	H: 2 LOB: 2 BB: 0 P: 20	R: 0 E: 0 K: 0 S: 7	H: 0 LOB: 0 BB: 0 P: 10	R: 0 E: 0 K: 1 S: 10	H: 1 LOB: 1 BB: 0 P: 14	R: 0 E: 0 K: 0 S: 6	H: 0 LOB: 0 BB: 0 P: 9	R: 1 E: 0 K: 1 S: 10	H: 1 LOB: 0 BB: 0 P: 18	R: 0 E: 0 K: 1 S: 8	H: 1 LOB: 1 BB: 0 P: 8		R: 1 E: 1 K: 0 S: 4	H: 1 LOB: 3 BB: 3 P: 16	1B: 6 2B: 4 3B: 0 HR: 1	SF: 0 SAC: 0 DP: 0 HBP: 0	WP: 0 PB: 0 SB: 0 CS: 0	PA: 41				
PITCHER	IP	WLS	BF	H	R	ER	SO	BB	IBB	HBP	BLK	WP	HR	S	P	ERA	WHIP										
Derek Lowe, R ERA: 5.34	6.0		28	8	4	4	3	2	0	0	0	0	0	64	103	6.00	1.667										
50 Mike Timlin, R ERA: 3.5	1.0		4	1	1	1	1	0	0	0	0	0	1	10	18	9.00	1.000										
Brandon Lyon, R ERA: 3.28	1.1	L	9	2	1	1	1	1	2	0	0	0	0	12	24	6.75	2.250										

Batter	1	2	3	4	5	6	7	8	9	AB	R	H	RBI	BB	SO	LOB	TOP								
18 Johnny Damon, L (1, 8) OBP: 0.311, SLG: 0.410	1-1 F7	2-0 P5			2-1 P3			2-2 G1-6-3		4	0	0	0	0	0	3	Boston Red Sox @ Toronto Blue Jays SkyDome, Toronto, ON Fri May 30 2003, 7:05 PM EDT Att: 21,381 - Cloudy - 66 F								
Bill Mueller, S (1, 5) OBP: 0.442, SLG: 0.621	0-1 G5-3		1-2 G3		1-1 L6-4-3			2-2 1B		4	0	2	0	0	0	1									
Todd Walker, L (1, 4) OBP: 0.366, SLG: 0.426	1-0 F9		0-0 G3			3-2 P5		0-1 G4-6-3		4	0	1	0	0	0	1									
Manny Ramirez, R (1, 7)		0-0 G4-3	2-1 F8			2-0 G1-6-3		0-1 G4-6-3		4	0	0	0	0	0	3									
Kevin Millar, R (1, 3)		2-2 F7	0-3 K			2-0 1B			1-1 F8	4	0	1	0	0	1	1									
34 David Ortiz, L (1, 10) OBP: 0.350, SLG: 0.447		0-2 2B		1-1 F8		0-1 P5			1-2 G4-3	4	1	1	0	0	0	1									
Trot Nixon, L (1, 9) OBP: 0.377, SLG: 0.439		3-1 1B		3-2 F8			2-3 K		1-3 K	4	1	1	1	0	2	0									
Jason Varitek, S (1, 2) OBP: 0.345, SLG: 0.496		1-0 1B		1-2 G5-3			1-2 G4-1			3	0	1	1	0	0	0									
Damian Jackson, R (1, 6) OBP: 0.333, SLG: 0.317		3-2 1B			0-0 L6-4-3			2-0 F9		3	0	2	0	0	0	0									
Inning Stats	R: 0 E: 0 K: 0 S: 5	H: 0 LOB: 0 BB: 0 P: 7	R: 2 E: 0 K: 0 S: 17	H: 4 LOB: 2 BB: 0 P: 28	R: 0 E: 0 K: 1 S: 9	H: 1 LOB: 1 BB: 0 P: 12	R: 0 E: 0 K: 0 S: 8	H: 0 LOB: 0 BB: 0 P: 13	R: 0 E: 0 K: 0 S: 5	H: 1 LOB: 0 BB: 0 P: 8	R: 0 E: 0 K: 0 S: 9	H: 0 LOB: 0 BB: 0 P: 16	R: 0 E: 0 K: 1 S: 9	H: 0 LOB: 0 BB: 0 P: 14	R: 0 E: 0 K: 0 S: 10	H: 2 LOB: 1 BB: 0 P: 14	R: 0 E: 0 K: 1 S: 8	H: 0 LOB: 0 BB: 0 P: 11	1B: 7 2B: 3 3B: 0 HR: 0	SF: 0 SAC: 0 DP: 2 HBP: 0	WP: 0 PB: 0 SB: 0 CS: 0	PA: 34			
PITCHER	IP	WLS	BF	H	R	ER	SO	BB	IBB	HBP	BLK	WP	HR	S	P	ERA	WHIP								
Doug Davis, L (1, 1) ERA: 5.06	6.0	W	24	7	2	2	1	0	0	0	0	0	0	53	84	3.00	1.167								
Pete Walker, R (7, 1) ERA: 5.34	2.0		7	2	0	0	1	0	0	0	0	0	0	19	28	0.00	1.000								
Jeff Tam, R (9, 1) ERA: 5.65	1.0		3	0	0	0	1	0	0	0	0	0	0	8	11	0.00	0.000								

Batter	1	2	3	4	5	6	7	8	9	AB	R	H	RBI	BB	SO	LOB	BOTTOM								
3 Reed Johnson, R (1, 9) OBP: 0.462, SLG: 0.576	1-2 2B	2-2 10 HR	1-1 G5-3			4-2 2B		3-2 HR		3	4	2	0	1	0	1	Boston Red Sox @ Toronto Blue Jays SkyDome, Toronto, ON Fri May 30 2003, 7:05 PM EDT Att: 21,381 - Cloudy - 66 F								
Frank Catalanotto, L (1, 7) OBP: 0.397, SLG: 0.510	0-1 10 F9	0-1 F8		4-0 FC4-6		4-2 2B		2-2 1B		3	3	2	3	2	0	2									
10 Vernon Wells, R (1, 8) OBP: 0.327, SLG: 0.527	1-1 F9	1-1 HR		1-1 P6		2-0 F9		0-1 F7		5	1	1	3	0	0	4									
Carlos Delgado, L (1, 3) OBP: 0.450, SLG: 0.665	2-0 2B	1-2 HR		1-3 K		3-0 2B		4-1 HR		4	3	3	3	1	1	1									
Tom Wilson, R (9, 3) OBP: 0.391, SLG: 0.472	3-H G5-3	1B		FC4-6		1-H 2B		G4-6-3		0	0	0	0	0	0	0									
Greg Myers, L (1, 2) OBP: 0.403, SLG: 0.555	3-1 2B	0-0 HR		0-1 FC4-6		0-2 2B		2-2 G4-6-3		5	1	3	3	0	0	2									
Josh Phelps, R (1, 10) OBP: 0.344, SLG: 0.425	1-1 G5-3	1-2 F9		1-3 K		0-0 G6-3				4	0	0	1	0	1	2									
Orlando Hudson, S (1, 4) OBP: 0.346, SLG: 0.490	3-H F8		1-1 G1-3		0-2 F8		0-1 F7			3	0	0	0	0	0	1									
Chris Woodward, R (1, 6) OBP: 0.325, SLG: 0.378		2-2 10 HR	2-2 G1-3		0-0 P2		1-1 F8			4	1	1	0	0	0	1									
Mike Bordick, R (1, 5) OBP: 0.304, SLG: 0.349		2-2 F8	2-2 K			3-1 G5-3		2-0 L7		4	0	0	0	0	1	2									
Inning Stats	R: 3 E: 0 K: 0 S: 13	H: 4 LOB: 1 BB: 0 P: 23	R: 5 E: 0 K: 0 S: 19	H: 4 LOB: 0 BB: 0 P: 28	R: 0 E: 0 K: 1 S: 10	H: 0 LOB: 1 BB: 0 P: 16	R: 0 E: 0 K: 1 S: 9	H: 0 LOB: 1 BB: 1 P: 15	R: 0 E: 0 K: 1 S: 7	H: 0 LOB: 0 BB: 0 P: 8	R: 3 E: 0 K: 0 S: 13	H: 2 LOB: 1 BB: 2 P: 29	R: 0 E: 0 K: 0 S: 5	H: 0 LOB: 0 BB: 0 P: 8	R: 2 E: 0 K: 0 S: 12	H: 2 LOB: 0 BB: 1 P: 23	1B: 4 2B: 5 3B: 0 HR: 3	SF: 0 SAC: 0 DP: 1 HBP: 2	WP: 0 PB: 0 SB: 0 CS: 0	PA: 41					
PITCHER	IP	WLS	BF	H	R	ER	SO	BB	IBB	HBP	BLK	WP	HR	S	P	ERA	WHIP								
John Burkett, R (1, 1) ERA: 6.28	2.0	L	15	8	8	8	0	0	0	1	0	0	0	35	64	7.36	1.091								
Robert Person, R (3, 1) ERA: 5.59	3.2		16	1	3	3	3	3	0	1	0	0	0	35	64	7.36	1.091								
Matt White, L (6, 1) ERA: 24.0	2.1		10	3	2	2	0	1	0	0	0	0	1	21	35	7.71	1.714								

Batter	1	2	3	4	5	6	7	8	9	AB	R	H	RBI	BB	SO	LOB	TOP			
Bill Mueller, S (1, 5) OBP: 0.434, SLG: 0.607										5	2	2	0	0	0	2				
Todd Walker, L (1, 4) OBP: 0.397, SLG: 0.432										5	2	2	1	0	0	1				
Nomar Garciaparra, R (1, 6) OBP: 0.340, SLG: 0.563										5	2	2	0	0	0	2				
Manny Ramirez, R (1, 7) OBP: 0.404, SLG: 0.502										5	1	3	2	0	2	2				
34 David Ortiz, L (1, 3) OBP: 0.361, SLG: 0.472										5	1	3	3	0	1	2				
Trot Nixon, L (1, 9) OBP: 0.386, SLG: 0.455										4	0	2	2	1	2	3				
Jeremy Giambi, L (1, 10) OBP: 0.336, SLG: 0.391										3	0	0	0	2	1	2	AB 40			
Damian Jackson, R (9, PR) OBP: 0.333, SLG: 0.317										0	0	0	0	0	0	0	R 8			
Doug Mirabeli, R (1, 2) OBP: 0.270, SLG: 0.380										3	0	0	0	0	0	2	H 14			
Jason Varitek, S (7, PH) OBP: 0.335, SLG: 0.479										2	0	0	0	0	1	6	RBI 8			
1B Johnny Damon, L (1, 8) OBP: 0.313, SLG: 0.403										3	0	0	0	1	0	0	BB 4			
Inning Stats	R: 2 E: 0 K: 2 S: 13	H: 3 LOB: 1 BB: 0 P: 19	R: 0 E: 0 K: 0 S: 6	H: 0 LOB: 0 BB: 0 P: 6	R: 4 E: 0 K: 0 S: 17	H: 5 LOB: 1 BB: 0 P: 25	R: 0 E: 0 K: 0 S: 4	H: 0 LOB: 0 BB: 0 P: 6	R: 0 E: 0 K: 1 S: 8	H: 0 LOB: 2 BB: 2 P: 9	R: 1 E: 0 K: 2 S: 19	H: 3 LOB: 3 BB: 1 P: 30	R: 0 E: 0 K: 0 S: 7	H: 0 LOB: 0 BB: 0 P: 10	R: 1 E: 0 K: 1 S: 17	H: 3 LOB: 3 BB: 1 P: 24	1B: 5 2B: 8 3B: 1 HR: 0	SF: 0 SAC: 0 DP: 1 HBP: 0	WP: 0 PB: 0 SB: 0 CS: 0	PA: 44
PITCHER	IP WLS BF H R ER SO BB IBB HBP BLK WP HR S P ERA WHIP																			
32 Roy Halladay, R (1, 1) ERA: 4.4	6.2 W 32 10 7 7 5 2 0 0 0 0 0 0 68 102 9.45 1.800																			
Pete Walker, R (7, 1) ERA: 5.34	0.0 2 1 0 0 0 1 0 0 0 0 0 0 1 5 ∞ ∞																			
Aquilino Lopez, R (7, 1) ERA: 4.03	1.1 H 4 0 0 0 1 0 0 0 0 0 0 0 14 19 0.00 0.000																			
Cliff Politte, R (9, 1) ERA: 3.96	1.0 6 3 1 1 1 1 0 0 0 0 0 0 17 24 9.00 4.000																			

Boston Red Sox @ Toronto Blue Jays
SkyDome, Toronto, ON
Sun Jun 01 2003, 1:05 PM EDT
Att: 26,890 - Sunny - 54 F

AB 40
R 8
H 14
RBI 8
BB 4
SO 7
LOB 22



Batter	1	2	3	4	5	6	7	8	9	AB	R	H	RBI	BB	SO	LOB	BOTTOM			
3 Reed Johnson, R (1, 9) OBP: 0.408, SLG: 0.476										5	1	1	0	0	2	2				
Frank Catalanotto, L (1, 7) OBP: 0.368, SLG: 0.504										4	4	3	2	1	0	0				
10 Vernon Wells, R (1, 8) OBP: 0.327, SLG: 0.524										5	1	3	2	0	2	2				
Carlos Delgado, L (1, 3) OBP: 0.450, SLG: 0.657										4	2	2	2	1	2	2				
Greg Myers, L (1, 2) OBP: 0.419, SLG: 0.574										5	0	4	1	0	0	1				
Josh Phelps, R (1, 10) OBP: 0.348, SLG: 0.431										5	0	2	2	0	2	3				
Howie Clark, L (8, PR) OBP: 0.429, SLG: 0.571										0	0	0	0	0	0	0				
Orlando Hudson, S (1, 4) OBP: 0.337, SLG: 0.388										5	0	0	0	0	2	5	AB 42			
Mike Bordick, R (1, 5) OBP: 0.327, SLG: 0.419										4	2	2	0	1	1	2	R 11			
Chris Woodward, R (1, 6) OBP: 0.326, SLG: 0.385										5	1	2	1	0	2	2	H 19			
Inning Stats	R: 0 E: 0 K: 1 S: 11	H: 1 LOB: 1 BB: 0 P: 16	R: 0 E: 0 K: 1 S: 13	H: 2 LOB: 2 BB: 1 P: 23	R: 2 E: 0 K: 3 S: 18	H: 2 LOB: 2 BB: 2 P: 36	R: 4 E: 1 K: 3 S: 20	H: 5 LOB: 1 BB: 0 P: 24	R: 3 E: 0 K: 1 S: 16	H: 4 LOB: 1 BB: 0 P: 23	R: 0 E: 0 K: 1 S: 10	H: 1 LOB: 1 BB: 0 P: 15	R: 2 E: 1 K: 2 S: 16	H: 3 LOB: 1 BB: 0 P: 26	R: 0 E: 0 K: 1 S: 14	H: 1 LOB: 1 BB: 0 P: 22	1B: 10 2B: 8 3B: 1 HR: 0	SF: 0 SAC: 0 DP: 0 HBP: 0	WP: 1 PB: 0 SB: 1 CS: 0	PA: 45
PITCHER	IP WLS BF H R ER SO BB IBB HBP BLK WP HR S P ERA WHIP																			
49 Tim Wakefield, R (1, 1) ERA: 5.1	4.0 L 5 3 3 3 0 0 0 0 0 0 0 0 11 17 40.50 4.500																			
Matt White, L (5, 1) ERA: 27.0	0.0 1 1 0 0 0 0 0 0 0 0 0 0 1 1 ∞ ∞																			
Ramiro Mendoza, R (5, 1) ERA: 7.34	0.0 1 1 0 0 0 0 0 0 0 0 0 0 1 1 ∞ ∞																			
Alan Embree, L (5, 1) ERA: 5.17	1.1 5 1 0 0 2 0 0 0 0 0 0 0 14 20 0.00 0.750																			
Byung-Hyun Kim, R (7, 1) ERA: 3.89	1.0 6 3 2 2 2 0 0 0 0 0 1 0 16 26 18.00 3.000																			
PITCHER	IP WLS BF H R ER SO BB IBB HBP BLK WP HR S P ERA WHIP																			
Brandon Lyon, R (8, 1) ERA: 3.16	1.0 4 1 0 0 1 0 0 0 0 0 0 0 14 22 0.00 1.000																			

Boston Red Sox @ Toronto Blue Jays
SkyDome, Toronto, ON
Sun Jun 01 2003, 1:05 PM EDT
Att: 26,890 - Sunny - 54 F

AB 42
R 11
H 19
RBI 10
BB 3
SO 13
LOB 19



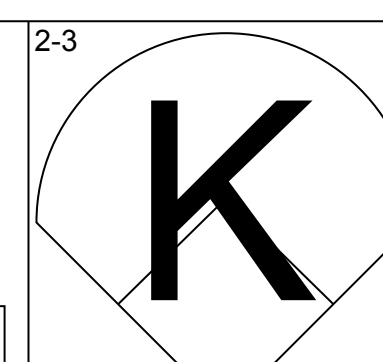
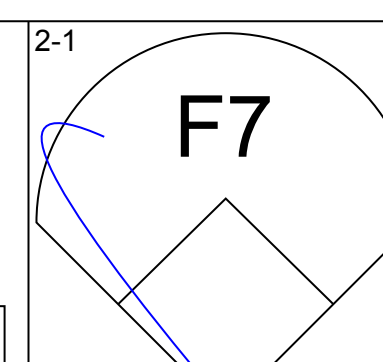
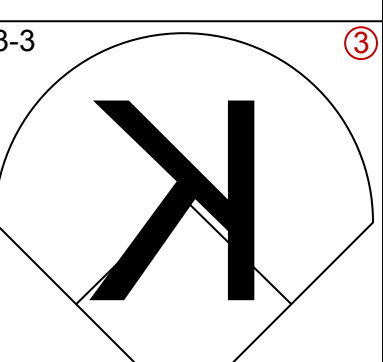
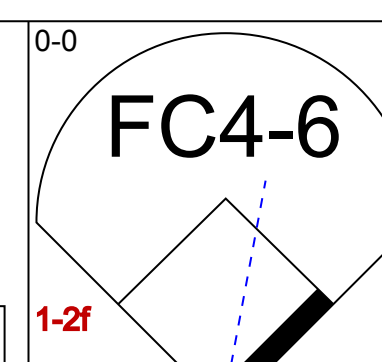
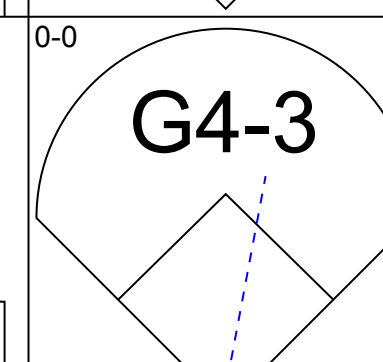
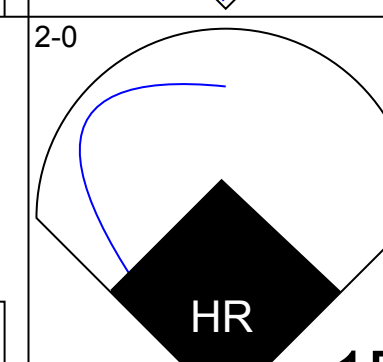
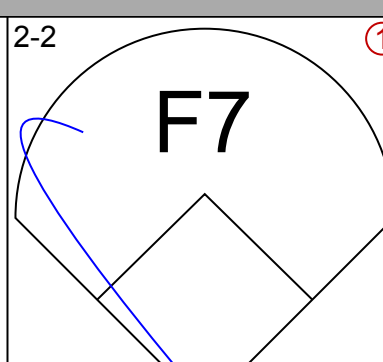
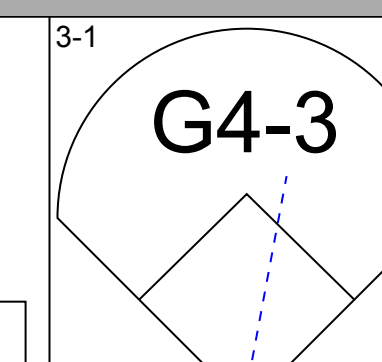
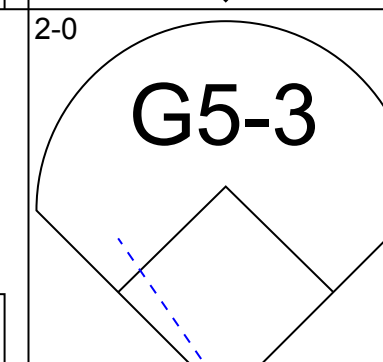
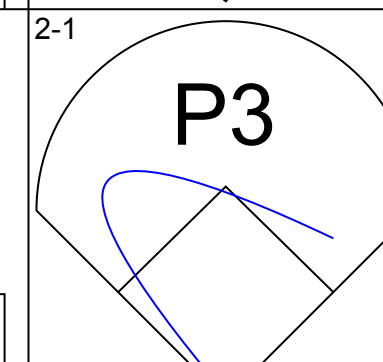
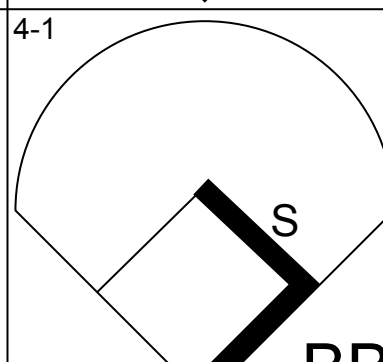
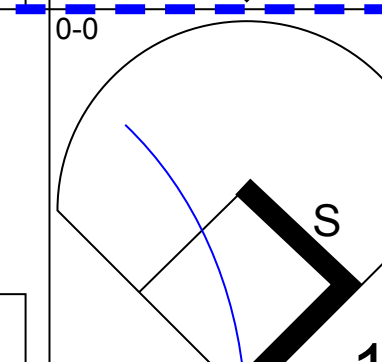
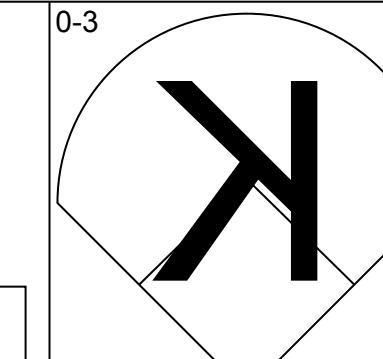
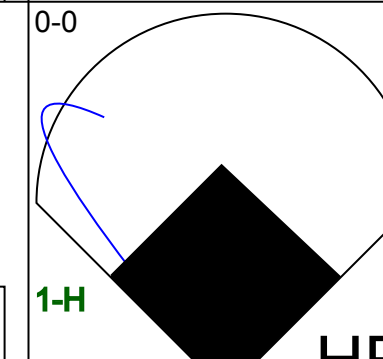
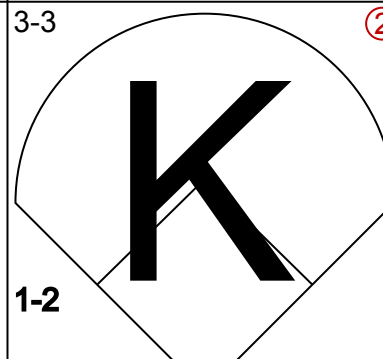
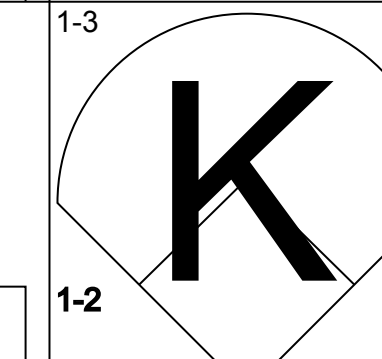
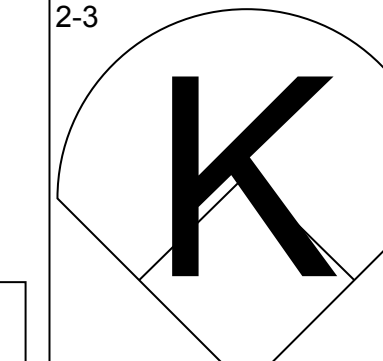
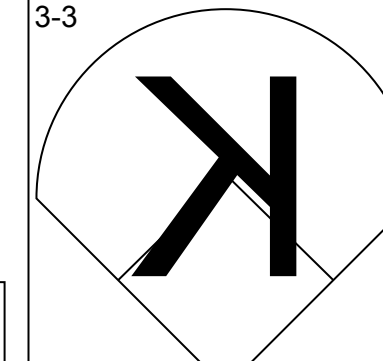
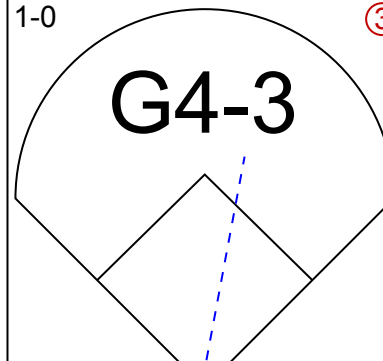
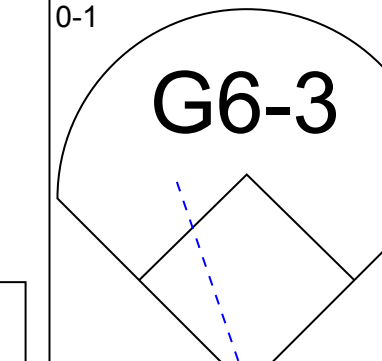
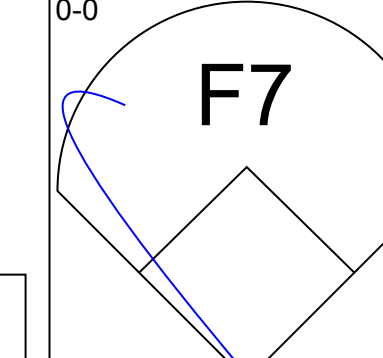
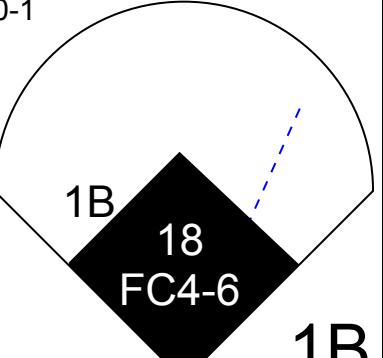
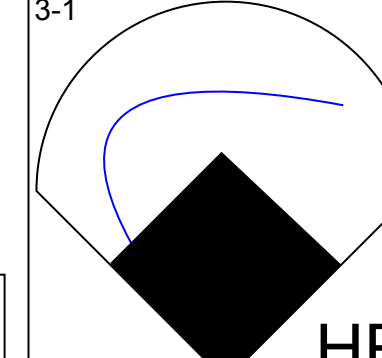
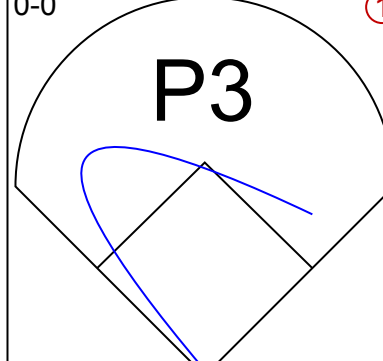
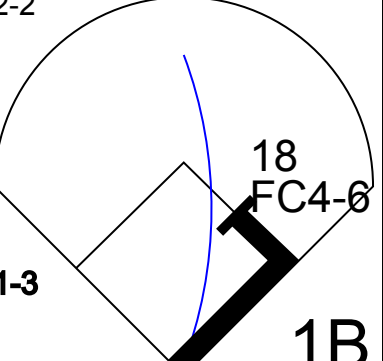

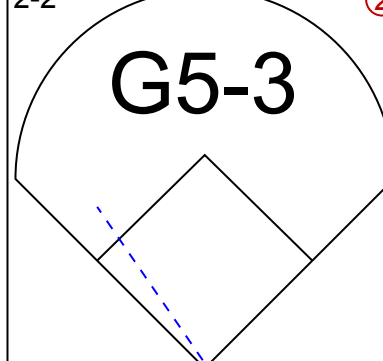
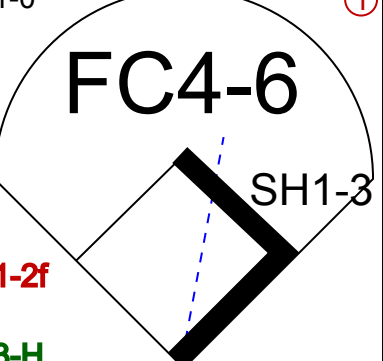
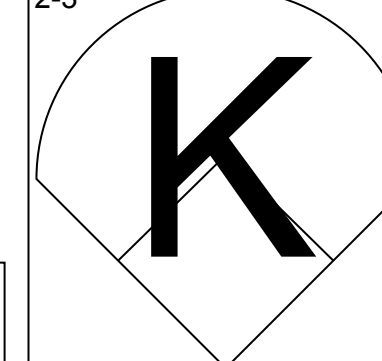
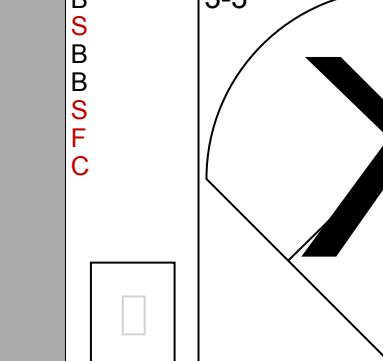
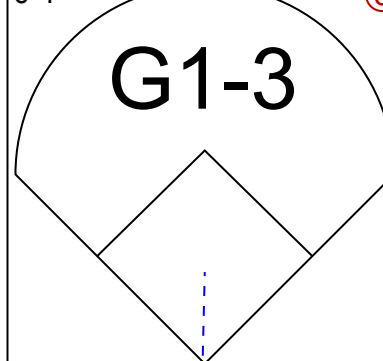
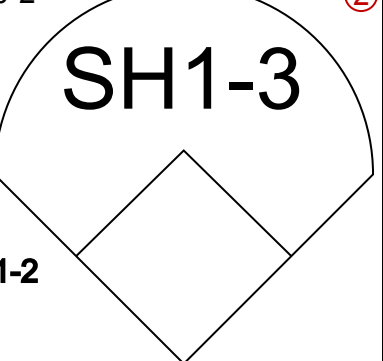
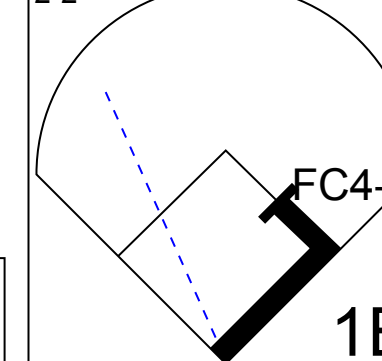
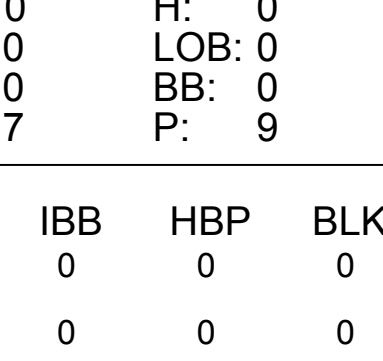
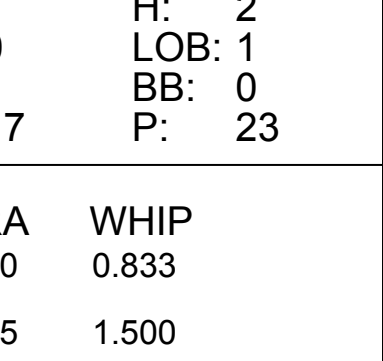
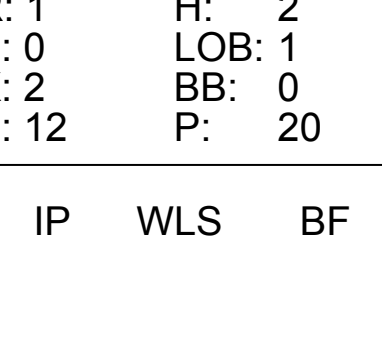
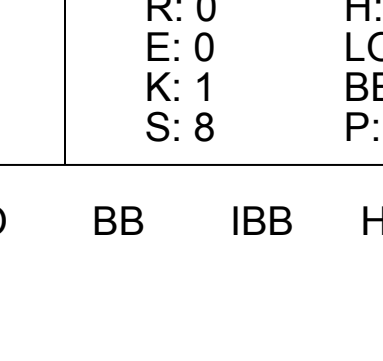
Batter	1	2	3	4	5	6	7	8	9	AB	R	H	RBI	BB	SO	LOB	TOP								
Bill Mueller, S OBP: 0.433, SLG: 0.597	E6 PB 2B	G4-3				K				4	1	1	0	0	1	2	Boston Red Sox @ Pittsburgh Pirates PNC Park, Pittsburgh, PA Wed Jun 04 2003, 5:05 PM EDT Cloudy - 62 F								
Todd Walker, L OBP: 0.388, SLG: 0.445	F7		1B					F8		5	2	2	1	0	0	3									
Nomar Garciaparra, R OBP: 0.391, SLG: 0.588 Freddie Sanchez, R	F9		1B					G6-4-3		5	2	2	0	0	0	2									
Manny Ramirez, R OBP: 0.412, SLG: 0.536 Damian Jackson, R OBP: 0.333, SLG: 0.317			1B							0	0	0	0	0	0	0									
34 David Ortiz, L OBP: 0.362, SLG: 0.478	P5		1B							4	3	4	4	0	0	0									
Trot Nixon, L OBP: 0.386, SLG: 0.473		F9	K							0	0	0	0	0	0	0									
Jason Varitek, S OBP: 0.344, SLG: 0.500		P6	HR							5	1	2	0	0	0	4									
18 Johnny Damon, L OBP: 0.315, SLG: 0.397		1B	F7							5	1	2	3	0	2	3									
Byung-Hyun Kim, R OBP: 0.176, SLG: 0.235 Alan Embree, L			1B							4	1	2	3	1	1	1									
Jeremy Giambi, L OBP: 0.333, SLG: 0.387 Hector Almonte, R			BB							3	0	0	0	2	1	1									
Inning Stats	R: 1 E: 1 K: 0 S: 8	H: 1 LOB: 1 BB: 0 P: 14	R: 0 E: 0 K: 0 S: 11	H: 1 LOB: 2 BB: 1 P: 17	R: 4 E: 0 K: 1 S: 13	H: 4 LOB: 0 BB: 0 P: 23	R: 0 E: 0 K: 0 S: 3	H: 1 LOB: 0 BB: 0 P: 5	R: 1 E: 0 K: 1 S: 13	H: 2 LOB: 1 BB: 0 P: 19	R: 0 E: 0 K: 2 S: 8	H: 0 LOB: 0 BB: 0 P: 12	R: 2 E: 0 K: 1 S: 18	H: 3 LOB: 3 BB: 2 P: 30	R: 0 E: 0 K: 0 S: 6	H: 0 LOB: 0 BB: 0 P: 9	R: 3 E: 0 K: 1 S: 15	H: 4 LOB: 0 BB: 0 P: 21	1B: 8 2B: 3 3B: 1 HR: 4	SF: 1 SAC: 0 DP: 3 HBP: 1	WP: 0 PB: 1 SB: 0 CS: 0	PA: 45			
PITCHER	IP	WLS	BF	H	R	ER	SO	BB	IBB	HBP	BLK	WP	HR	S	P	ERA	WHIP								
Kris Benson, R ERA: 4.23	6.1	L	32	12	8	7	4	1	0	0	0	0	2	68	105	9.95	2.053								
Joe Beimel, L ERA: 2.51	1.2		7	0	0	0	1	1	1	1	0	0	0	12	24	0.00	0.600								
Brian Meadows, R ERA: 6.56	1.0		6	4	3	3	1	0	0	0	0	0	2	15	21	27.00	4.000								

AB	40
R	11
H	16
RBI	11
BB	3
SO	6
LOB	19



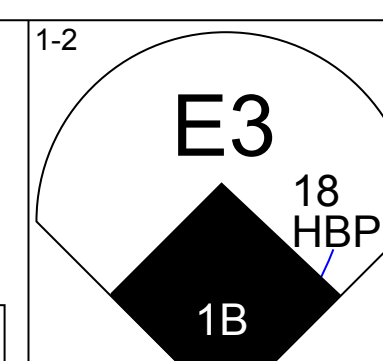
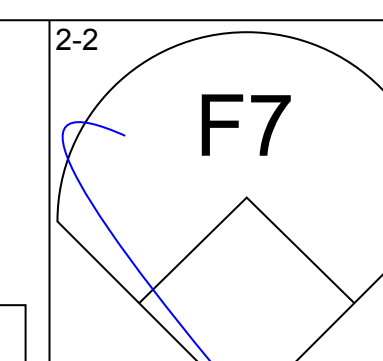
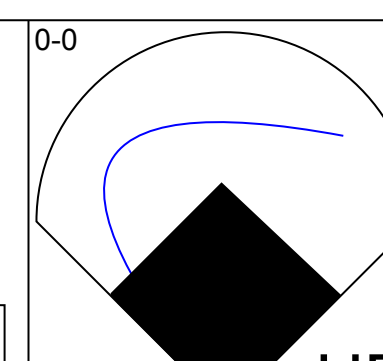
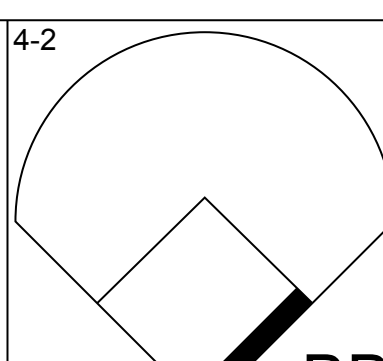
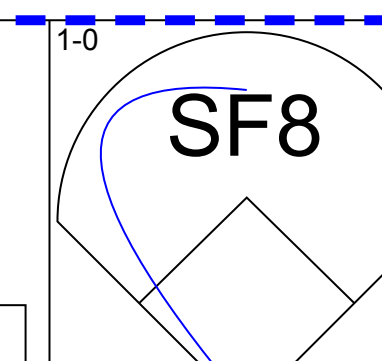
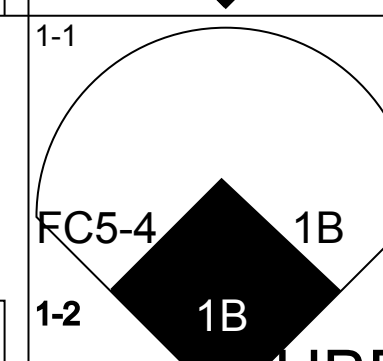
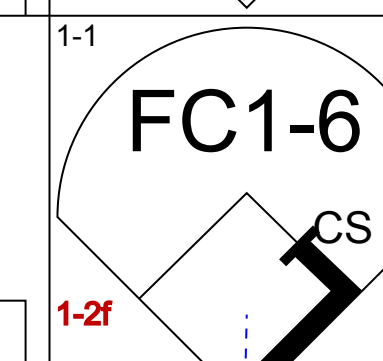
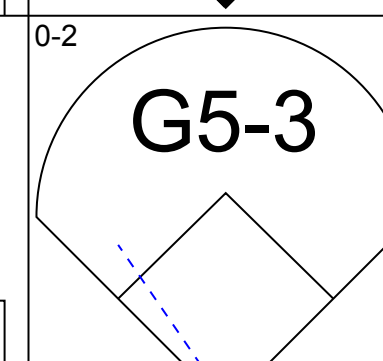
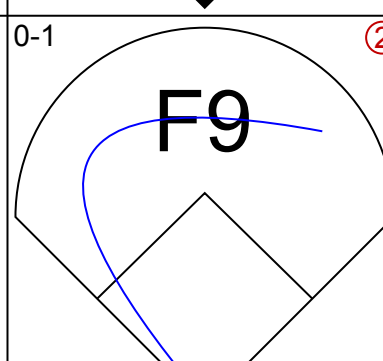
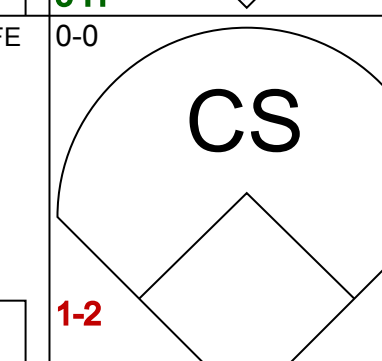
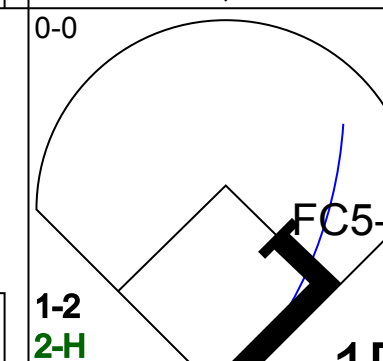
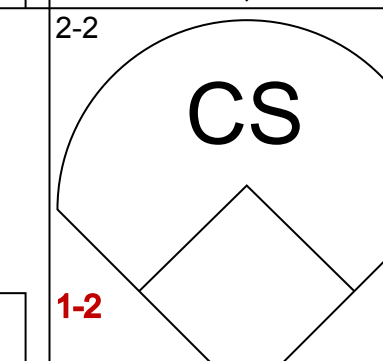
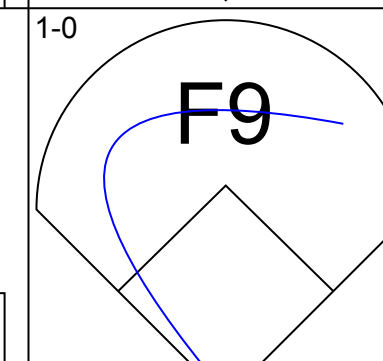
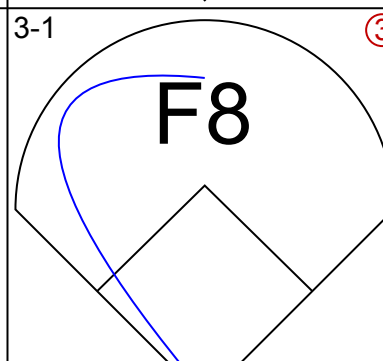

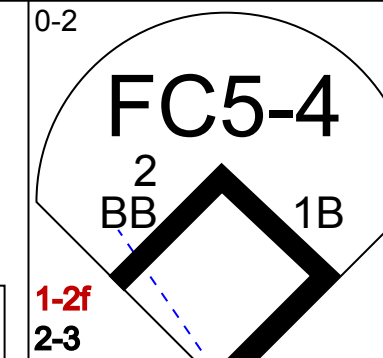
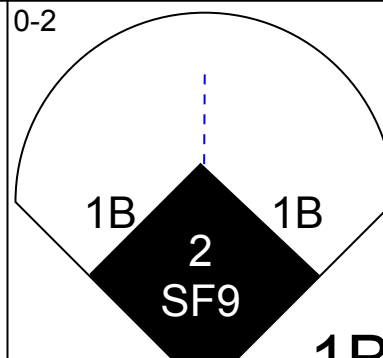
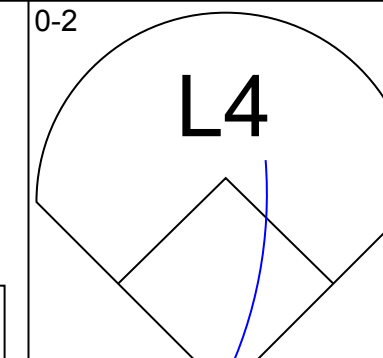
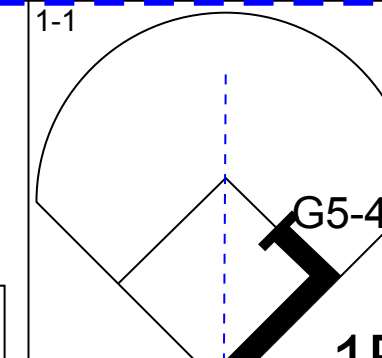
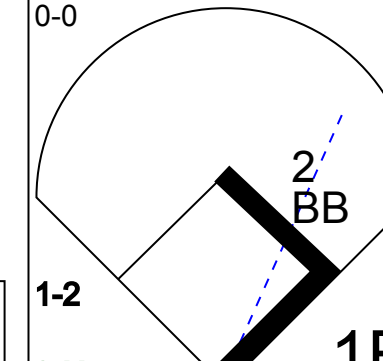
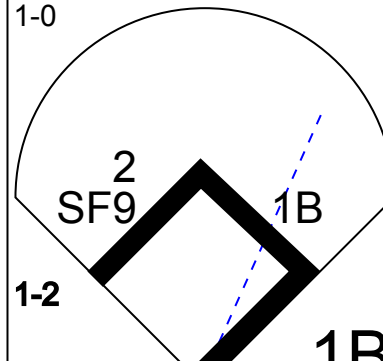
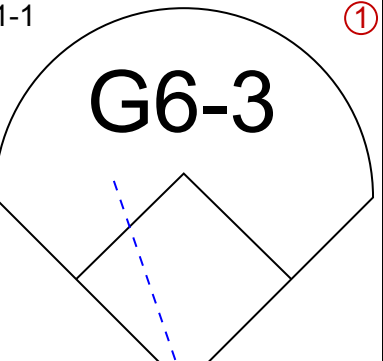
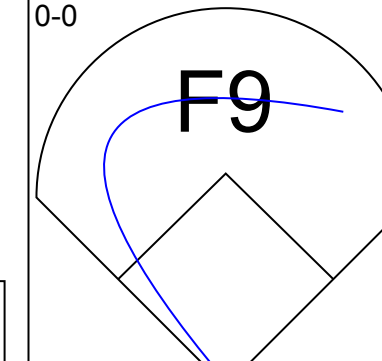
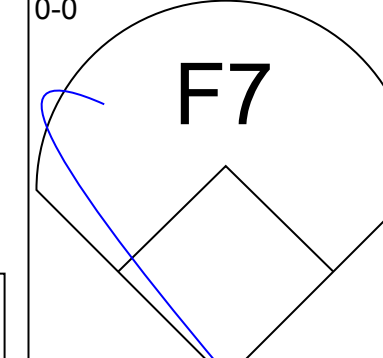
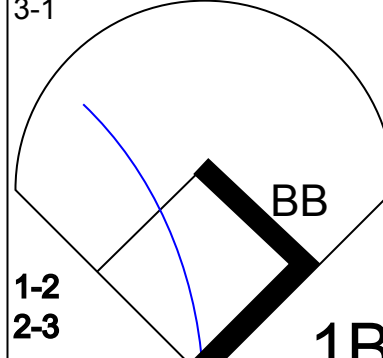
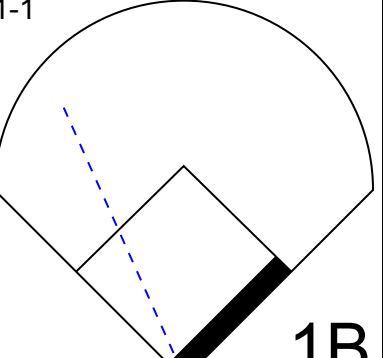
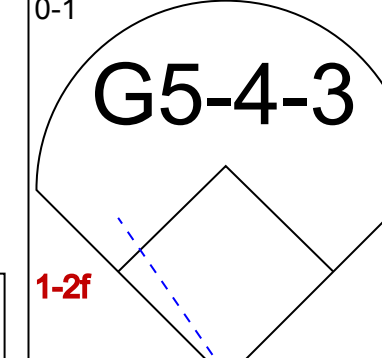
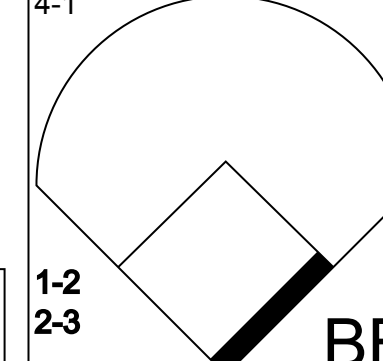
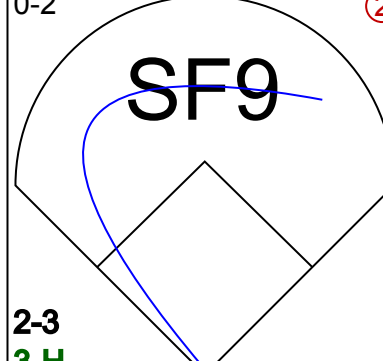
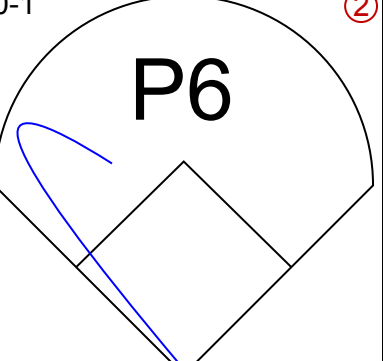
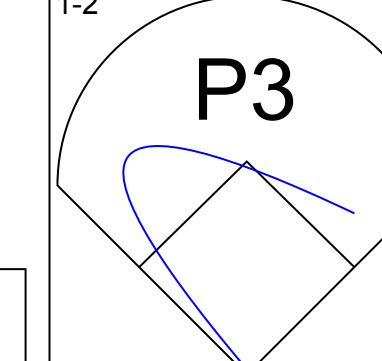
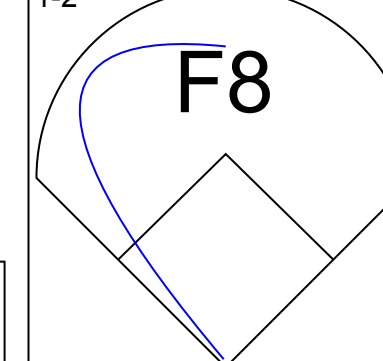
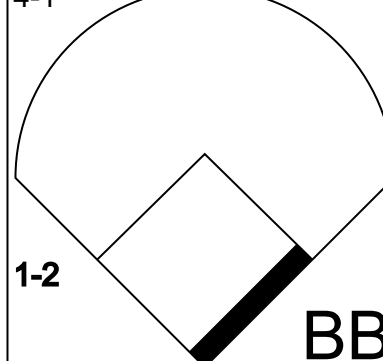
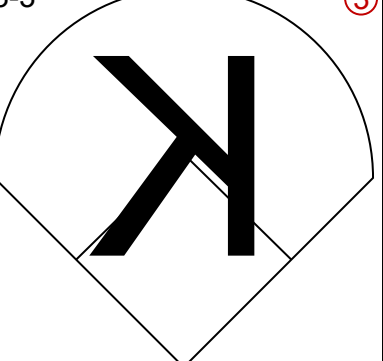
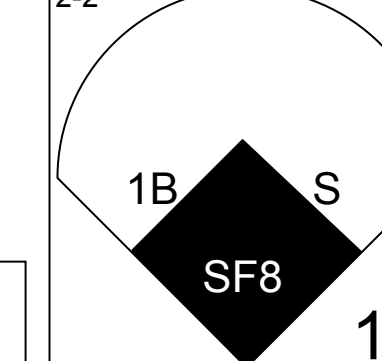
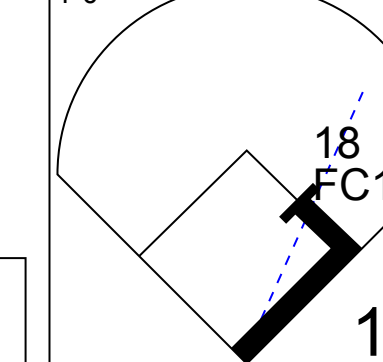
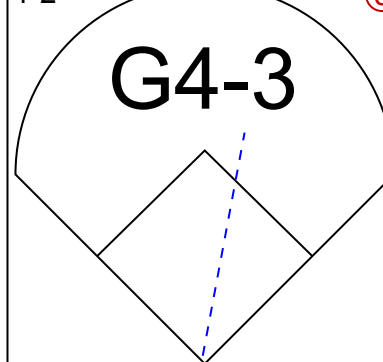
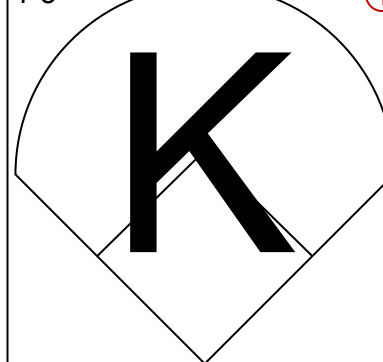
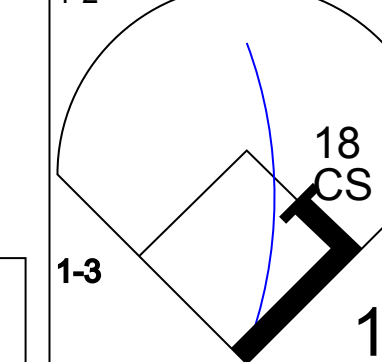
Batter	1	2	3	4	5	6	7	8	9	AB	R	H	RBI	BB	SO	LOB	BOTTOM								
Kenny Lofton, L OBP: 0.369, SLG: 0.456 Rob Mackowiak, L OBP: 0.278, SLG: 0.263	G6-3		1B					L6	G3	3	0	1	0	0	0	1	Boston Red Sox @ Pittsburgh Pirates PNC Park, Pittsburgh, PA Wed Jun 04 2003, 5:05 PM EDT Cloudy - 62 F								
2 Jack Wilson, R OBP: 0.296, SLG: 0.374			F9					K		4	0	2	1	0	1	1									
Brian Giles, L OBP: 0.429, SLG: 0.483	F7									2	1	0	0	2	0	2									
Aramis Ramirez, R OBP: 0.348, SLG: 0.395	FC5-4		L4					1B	HR	4	1	1	0	0	0	3									
Randall Simon, L OBP: 0.313, SLG: 0.453			G4-3							4	1	1	3	0	0	0									
18 Jason Kendall, R OBP: 0.375, SLG: 0.378 Joe Beimel, L										3	0	1	0	0	0	0									
Kevin Young, R OBP: 0.308, SLG: 0.338 Brian Meadows, R			1B							0	0	0	0	0	0	0									
Reggie Sanders, R OBP: 0.311, SLG: 0.459										4	0	0	0	0	1	1									
Abraham Nunez, S OBP: 0.291, SLG: 0.242										3	1	1	0	1	0	1									
Kris Benson, R										1	0	0	0	0	1	0									
Craig Wilson, R OBP: 0.326, SLG: 0.410										2	0	0	0	0	0	1									
Inning Stats	R: 0 E: 0 K: 0 S: 9	H: 1 LOB: 1 BB: 0 P: 13	R: 0 E: 0 K: 0 S: 7	H: 1 LOB: 0 BB: 0 P: 11	R: 0 E: 0 K: 1 S: 8	H: 1 LOB: 2 BB: 1 P: 16	R: 0 E: 0 K: 1 S: 6	H: 0 LOB: 0 BB: 0 P: 10	R: 1 E: 0 K: 0 S: 14	H: 2 LOB: 1 BB: 0 P: 18	R: 0 E: 0 K: 0 S: 6	H: 0 LOB: 0 BB: 0 P: 7	R: 0 E: 0 K: 0 S: 5	H: 0 LOB: 0 BB: 0 P: 8	R: 3 E: 0 K: 2 S: 13	H: 2 LOB: 0 BB: 1 P: 20	R: 0 E: 0 K: 0 S: 7	H: 0 LOB: 1 BB: 1 P: 12	1B: 6 2B: 0 3B: 0 HR: 1	SF: 0 SAC: 1 DP: 0 HBP: 0	WP: 0 PB: 0 SB: 0 CS: 0	PA: 37			
PITCHER	IP	WLS	BF	H	R	ER	SO	BB	IBB	HBP	BLK	WP	HR	S	P	ERA	WHIP								
Byung-Hyun Kim, R ERA: 3.53	7.0	W	27	5	1	1	2	1	0	0	0	0	1	55	83	1.29	0.857								
Alan Embree, L ERA: 6.42	1.0		6	2	3	3	2	1	0	0	0	0	1	13	20	27.00	3.000								
Hector Almonte, R ERA:	1.0		4	0	0	0	0	1	0	0	0	0	0	7	12	0.00	1.000								



Batter	1	2	3	4	5	6	7	8	9	AB	R	H	RBI	BB	SO	LOB	TOP					
Bill Mueller, S OBP: 0.417, SLG: 0.571										4	0	0	0	0	2	2	Boston Red Sox @ Pittsburgh Pirates PNC Park, Pittsburgh, PA Thu Jun 05 2003, 7:05 PM EDT Att: 33,372 - Overcast - 64 F					
Todd Walker, L OBP: 0.367, SLG: 0.438										4	1	1	0	0	0	0						
Nomar Garciaparra, R OBP: 0.346, SLG: 0.573										3	0	1	0	1	0	1						
Manny Ramirez, R OBP: 0.407, SLG: 0.539										4	1	1	2	0	3	2						
34 David Ortiz, L OBP: 0.351, SLG: 0.462										4	0	0	0	0	2	2						
Trot Nixon, L OBP: 0.391, SLG: 0.513										4	2	2	1	0	0	0						
Jason Varitek, S OBP: 0.341, SLG: 0.493										4	0	1	0	0	1	0						
18 Johnny Damon, L OBP: 0.316, SLG: 0.410										4	0	0	1	0	2	1						
John Burkett, R										1	0	0	0	0	0	0						
Freddy Sanchez, R (7, PH) Ramiro Mendoza, R Alan Embree, L										1	0	1	0	0	0	0						
Inning Stats	R: 0 E: 0 K: 1 S: 8	H: 0 LOB: 0 BB: 0 P: 12	R: 0 E: 0 K: 2 S: 8	H: 0 LOB: 0 BB: 0 P: 10	R: 0 E: 0 K: 0 S: 7	H: 0 LOB: 0 BB: 0 P: 9	R: 2 E: 0 K: 1 S: 9	H: 2 LOB: 0 BB: 0 P: 18	R: 1 E: 0 K: 1 S: 17	H: 2 LOB: 1 BB: 1 P: 23	R: 0 E: 0 K: 1 S: 8	H: 0 LOB: 1 BB: 1 P: 18	R: 1 E: 0 K: 2 S: 12	H: 2 LOB: 1 BB: 0 P: 20	R: 0 E: 0 K: 1 S: 8	H: 1 LOB: 1 BB: 0 P: 12	R: 0 E: 0 K: 1 S: 8	H: 0 LOB: 0 BB: 0 P: 13	1B: 5 2B: 0 3B: 0 HR: 2	SF: 0 SAC: 1 DP: 0 HBP: 0	WP: 0 PB: 0 SB: 2 CS: 0	PA: 35
PITCHER	IP	WLS	BF	H	R	ER	SO	BB	IBB	HBP	BLK	WP	HR	S	P	ERA	WHIP					
Jeff Suppan, R ERA: 4.07	(1, 1)	6.0		23	4	3	3	6	1	0	0	0	0	1	57	90	4.50	0.833				
Scott Sauerbeck, L ERA: 3.75	(7, 1)	1.1	B	6	2	1	1	2	0	0	0	0	0	1	14	25	6.75	1.500				
Brian Boehringer, R ERA: 8.71	(8, 1)	0.2	W	3	1	0	0	1	0	0	0	0	0	6	7	0.00	1.500					
Mike Williams, R ERA: 5.79	(9, 1)	1.0	S	3	0	0	0	1	0	0	0	0	0	8	13	0.00	0.000					

AB 33
R 4
H 7
RBI 4
BB 1
SO 10
LOB 8



Batter	1	2	3	4	5	6	7	8	9	AB	R	H	RBI	BB	SO	LOB	BOTTOM					
Kenny Lofton, L OBP: 0.372, SLG: 0.479										3	2	1	2	1	0	1	Boston Red Sox @ Pittsburgh Pirates PNC Park, Pittsburgh, PA Thu Jun 05 2003, 7:05 PM EDT Att: 33,372 - Overcast - 64 F					
18 Jason Kendall, R OBP: 0.375, SLG: 0.380										3	1	0	0	0	0	2						
Brian Giles, L OBP: 0.426, SLG: 0.467										4	0	1	1	0	0	1						
Aramis Ramirez, R OBP: 0.349, SLG: 0.399										4	1	2	0	0	0	2						
Randall Simon, L OBP: 0.315, SLG: 0.446										4	0	2	1	0	0	1						
Reggie Sanders, R OBP: 0.315, SLG: 0.461										4	0	2	0	0	0	3						
2 Jack Wilson, R OBP: 0.290, SLG: 0.363										2	0	0	1	1	0	1						
Jeff Reboulet, R OBP: 0.333, SLG: 0.323										3	1	1	0	1	1	4						
Jeff Suppan, R Rob Mackowiak, L Scott Sauerbeck, R Brian Boehringer, S Abraham Nunez, S Mike Williams, R	(1, 1) (5, PH) (7, 1) (8, 1) (8, PH) (9, 1)										2	0	1	0	0	0		3				
Inning Stats	R: 2 E: 1 K: 0 S: 14	H: 2 LOB: 3 BB: 1 P: 21	R: 0 E: 0 K: 0 S: 8	H: 1 LOB: 0 BB: 0 P: 14	R: 1 E: 0 K: 0 S: 15	H: 3 LOB: 3 BB: 1 P: 24	R: 1 E: 0 K: 0 S: 8	H: 1 LOB: 0 BB: 0 P: 9	R: 0 E: 0 K: 1 S: 9	H: 1 LOB: 1 BB: 0 P: 14	R: 0 E: 0 K: 1 S: 9	H: 0 LOB: 1 BB: 1 P: 17	R: 0 E: 0 K: 0 S: 5	H: 1 LOB: 0 BB: 0 P: 6	R: 1 E: 0 K: 0 S: 11	H: 2 LOB: 0 BB: 0 P: 16		1B: 10 2B: 0 3B: 0 HR: 1	SF: 2 SAC: 0 DP: 1 HBP: 1	WP: 0 PB: 0 SB: 1 CS: 2	PA: 39	
PITCHER	IP	WLS	BF	H	R	ER	SO	BB	IBB	HBP	BLK	WP	HR	S	P	ERA	WHIP					
John Burkett, R ERA: 6.12	(1, 1)	6.0		30	8	4	3	2	3	0	1	0	0	1	63	99	4.50	1.833				
Ramiro Mendoza, R ERA: 7.31	(7, 1)	1.1	L	6	3	1	1	0	0	0	0	0	0	15	20	6.75	2.250					
Alan Embree, L ERA: 6.23	(8, 1)	0.2		1	0	0	0	0	0	0	0	0	0	1	2	0.00	0.000					

AB 31
R 5
H 11
RBI 5
BB 3
SO 2
LOB 18



Batter	1	2	3	4	5	6	7	8	9	AB	R	H	RBI	BB	SO	LOB	TOP			
18 Johnny Damon, L (1, 8) OBP: 0.315, SLG: 0.403	0-1 WP 1B 1B		0-2 G1-6-3		1-3 K		1-2 2B 1B		0-1 P6	5	2	2	1	0	1	1	Boston Red Sox @ Milwaukee Brewers Miller Park, Milwaukee, WI Sun Jun 08 2003, 1:05 PM CDT Att: 20,784 - Dome - 72 F			
Todd Walker, L (1, 4) OBP: 0.358, SLG: 0.427	0-0 1B G6-4-3 1B		1-1 P4		0-0 F9		2-2 1B 2B		2-1 G4-3	5	1	2	2	0	0	1				
Nomar Garciaparra, R (1, 6) OBP: 0.347, SLG: 0.559	2-2 G6-4-3 1B		0-0 E8 HR 1B		1-1 G6-3		1-0 F7		0-1 G5-3	5	1	2	1	0	0	2				
Manny Ramirez, R (1, 7) OBP: 0.406, SLG: 0.553	0-2 G6-4-3 1B		4-0 HR IBB		1-0 G6-3		2-0 G6-3			3	1	1	0	1	0	2				
Kevin Millar, R (1, 3) OBP: 0.362, SLG: 0.544	1-1 G6-3		1-1 HR		0-0 F9		0-1 HR			4	2	2	4	0	0	1				
Bill Mueller, S (1, 5) OBP: 0.414, SLG: 0.576		3-3 K	3-2 F9		2-2 G5-4-3		1-0 P2			4	0	0	0	0	1	1				
Trot Nixon, L (1, 9) OBP: 0.396, SLG: 0.536		1-2 L3		3-3 K		3-3 K		2-3 K		4	0	0	0	0	3	0				
Jason Varitek, S (1, 2) OBP: 0.349, SLG: 0.510		4-0 FC6-4 BB		1-0 G6-3		1-2 1B 1B		1-0 G5-3		3	1	1	0	1	0	0				
Derek Lowe, R (1, 1) Freddy Sanchez, R (7, PH) Ramiro Mendoza, R (7, 1) Jeremy Giambi, L (9, PH) Hector Almonte, R (9, 1)	0-1 FC6-4		0-1 G6-3		2-2 1B 1B		3-2 G4-3 2B			2	0	0	0	0	0	1				
Inning Stats	R: 2 E: 0 K: 0 S: 12	H: 3 LOB: 0 BB: 0 P: 15	R: 0 E: 0 K: 1 S: 8	H: 0 LOB: 1 BB: 1 P: 16	R: 3 E: 1 K: 0 S: 11	H: 2 LOB: 0 BB: 1 P: 20	R: 0 E: 0 K: 1 S: 6	H: 0 LOB: 0 BB: 0 P: 10	R: 0 E: 0 K: 0 S: 6	H: 1 LOB: 0 BB: 0 P: 9	R: 3 E: 0 K: 1 S: 18	H: 4 LOB: 1 BB: 0 P: 30	R: 1 E: 0 K: 1 S: 7	H: 1 LOB: 0 BB: 0 P: 11	R: 0 E: 0 K: 0 S: 9	H: 1 LOB: 1 BB: 0 P: 14		1B: 8 2B: 2 3B: 0 HR: 2	SF: 0 SAC: 0 DP: 2 HBP: 0	WP: 1 PB: 0 SB: 0 CS: 0
PITCHER	IP WLS BF H R ER SO	IP WLS BF H R ER SO	IP WLS BF H R ER SO	IP WLS BF H R ER SO	IP WLS BF H R ER SO	IP WLS BF H R ER SO	IP WLS BF H R ER SO	IP WLS BF H R ER SO	IP WLS BF H R ER SO	IP WLS BF H R ER SO	IP WLS BF H R ER SO	IP WLS BF H R ER SO	IP WLS BF H R ER SO	IP WLS BF H R ER SO	IP WLS BF H R ER SO	IP WLS BF H R ER SO	ERA WHIP	ERA WHIP		
Glendon Rusch, L (1, 1) ERA: 7.73	6.1 L 29 10 8 8 4		1 1 0 0 0 0	1 1 0 0 0 0	1 1 65 103 11.37 1.737															
Luis Vizcaino, R (7, 1) ERA: 9.86	1.2 6 1 1 1 1		0 0 0 0 0 0	0 0 0 0 0 0	0 1 9 16 5.40 0.600															
Brooks Kieschnick, R (9, 1) ERA: 4.32	1.0 4 1 0 0 0		0 0 0 0 0 0	0 0 0 0 0 0	0 0 9 14 0.00 1.000															

AB	37
R	9
H	12
RBI	8
BB	2
SO	5
LOB	9



Batter	1	2	3	4	5	6	7	8	9	AB	R	H	RBI	BB	SO	LOB	BOTTOM			
Scott Podsednik, L (1, 8) OBP: 0.373, SLG: 0.440	4-1 G5-3 1B BB		3-1 G6-4-3 1B		1-0 L6			1-0 P6		3	0	1	0	1	0	1	Boston Red Sox @ Milwaukee Brewers Miller Park, Milwaukee, WI Sun Jun 08 2003, 1:05 PM CDT Att: 20,784 - Dome - 72 F			
Keith Ginter, R (1, 4) OBP: 0.359, SLG: 0.294	1-1 1B		0-0 G6-4-3 1-2F		3-1 G6-3			1-3 K		4	0	1	0	0	1	1				
Richie Sexson, R (1, 3) OBP: 0.365, SLG: 0.536	1-3 K		0-0 F9		2-3 K			1-1 BB 1B		4	0	1	0	0	2	2				
Geoff Jenkins, L (1, 7) OBP: 0.346, SLG: 0.521	0-0 G5-3 2-3F			2-3 K2-3		2-1 G1-3		4-1 FC5-4 BB		3	0	0	0	1	1	2				
John Vander Wal, L (1, 9) OBP: 0.374, SLG: 0.507 Brady Clark, R (9, 9) OBP: 0.303, SLG: 0.363		3-1 G4-3 G6-3 2B		3-3 K		2-3 K		3-3 K		3	1	1	0	0	2	0				
Wes Helms, R (1, 5) OBP: 0.313, SLG: 0.407		0-0 G4-3 2-3		2-3 K		2-2 G4-3		1-1 FC5-4 1-2F		4	0	0	0	0	1	3				
Eddie Pérez, R (1, 2) OBP: 0.315, SLG: 0.423		2-1 G6-3 3-H			1-2 G5-3		2-3 K			3	0	0	1	0	1	0				
Royce Clayton, R (1, 6) OBP: 0.367, SLG: 0.369 Brooks Kieschnick, L (9, 1) OBP: 0.417, SLG: 0.667		1-0 FC4-6 1B			1-0 G5-3			0-0 L9		3	0	1	0	0	0	0				
Glendon Rusch, L (1, 1) OBP: 0.292, SLG: 0.227 Luis Vizcaino, R (7, 1) Enrique Cruz, R (9, PH) OBP: 0.219, SLG: 0.172		0-1 FC4-6 1-2F			0-0 G5-3			0-0 G5-3		2	0	1	0	0	0	1				
Inning Stats	R: 0 E: 0 K: 1 S: 7	H: 1 LOB: 1 BB: 1 P: 13	R: 1 E: 0 K: 0 S: 8	H: 2 LOB: 0 BB: 0 P: 14	R: 0 E: 0 K: 3 S: 10	H: 0 LOB: 0 BB: 0 P: 17	R: 0 E: 0 K: 0 S: 6	H: 1 LOB: 1 BB: 0 P: 9	R: 0 E: 0 K: 1 S: 7	H: 0 LOB: 0 BB: 0 P: 14	R: 0 E: 0 K: 2 S: 11	H: 0 LOB: 0 BB: 0 P: 17	R: 0 E: 0 K: 0 S: 3	H: 0 LOB: 0 BB: 0 P: 4	R: 0 E: 0 K: 2 S: 11	H: 1 LOB: 2 BB: 1 P: 21		1B: 5 2B: 1 3B: 0 HR: 0	SF: 0 SAC: 0 DP: 2 HBP: 0	WP: 0 PB: 0 SB: 0 CS: 0
PITCHER	IP WLS BF H R ER SO	IP WLS BF H R ER SO	IP WLS BF H R ER SO	IP WLS BF H R ER SO	IP WLS BF H R ER SO	IP WLS BF H R ER SO	IP WLS BF H R ER SO	IP WLS BF H R ER SO	IP WLS BF H R ER SO	IP WLS BF H R ER SO	IP WLS BF H R ER SO	IP WLS BF H R ER SO	IP WLS BF H R ER SO	IP WLS BF H R ER SO	IP WLS BF H R ER SO	IP WLS BF H R ER SO	ERA WHIP	ERA WHIP		
Derek Lowe, R (1, 1) ERA: 4.66	6.0 W 22 10 8 1 5		1 0 0 0 0 0	1 0 0 0 0 0	0 0 42 74 1.50 1.000															
Ramiro Mendoza, R (7, 1) ERA: 6.69	2.0 6 0 0 0 2		0 0 0 0 0 0	0 0 0 0 0 0	0 0 14 21 0.00 0.000															
Hector Almonte, R (9, 1) ERA: 12.27	1.0 5 1 0 0 2		1 0 0 0 0 0	1 0 0 0 0 0	0 0 11 21 0.00 2.000															

AB	31
R	1
H	6
RBI	1
BB	2
SO	9
LOB	12



Batter	1	2	3	4	5	6	7	8	9	AB	R	H	RBI	BB	SO	LOB	TOP								
Miguel Cairo, R OBP: 0.296, SLG: 0.369	(1,4) K		(0,1) G4-3		(2,2) E4 HR		(3,2) P6	(0,1) P6		5	1	1	0	0	1	1	St. Louis Cardinals @ Boston Red Sox Fenway Park, Boston, MA Tue Jun 10 2003, 7:05 PM EDT Att: 34,937 - Sunny - 79 F								
J.D. Drew, L OBP: 0.379, SLG: 0.606	(1,9) G4-3			(2,2) G4-3	(1,1) HR		(4,0) HR	(1,1) K		4	2	1	3	1	1	1									
5 Albert Pujols, R OBP: 0.447, SLG: 0.727	(1,10) 1B			(0,1) F9	(1,1) P5		(3,0) HR		(1,2) G1-3	5	1	2	2	0	0	0									
15 Jim Edmonds, L OBP: 0.401, SLG: 0.636 Kerry Robinson, L OBP: 0.227, SLG: 0.190	(1,8) F9			(1,0) 2B		(2,2) G6-3	(2,0) E7 1B		(0,0) 2B	5	2	2	0	0	0	1									
27 Scott Rolen, R OBP: 0.407, SLG: 0.558		(3,2) L3		(3,1) L5		(2,3) K	(0,1) 1B		(1,2) 1B	5	1	2	1	0	1	1									
Edgar Renteria, R OBP: 0.384, SLG: 0.500		(2,3) K			(0,1) F8 1B	(1,0) 1B	(0,0) G4-6-3 1B		(2,3) K	5	1	3	1	0	2	1									
Tino Martinez, L OBP: 0.323, SLG: 0.415 Eduardo Perez, R OBP: 0.404, SLG: 0.500		(0,0) G3			(0,2) F8	(4,0) 1B	(1,2) G4-6-3 1B		(3,1) 1B	3	0	0	0	1	0	3									
Mike Matheny, R OBP: 0.332, SLG: 0.364			(2,2) P4		(2,1) F9	(1,2) 1B		(1,2) G4-3	(2,3) K	5	0	1	0	0	1	2									
Orlando Palmeiro, L OBP: 0.367, SLG: 0.361			(3,2) P6		(1,2) HR 1B	(3,2) F7				3	1	1	1	1	0	3									
Inning Stats	R: 0 E: 0 K: 1 S: 12	H: 1 LOB: 1 BB: 0 P: 19	R: 0 E: 0 K: 1 S: 7	H: 0 LOB: 0 BB: 0 P: 12	R: 0 E: 0 K: 0 S: 8	H: 0 LOB: 0 BB: 0 P: 13	R: 0 E: 0 K: 0 S: 10	H: 1 LOB: 1 BB: 0 P: 16	R: 4 E: 1 K: 0 S: 20	H: 4 LOB: 3 BB: 1 P: 27	R: 0 E: 0 K: 1 S: 15	H: 2 LOB: 3 BB: 1 P: 28	R: 3 E: 1 K: 0 S: 11	H: 3 LOB: 1 BB: 1 P: 24	R: 0 E: 0 K: 1 S: 10	H: 0 LOB: 1 BB: 1 P: 15	R: 2 E: 0 K: 2 S: 15	H: 3 LOB: 1 BB: 0 P: 24	1B: 8 2B: 4 3B: 0 HR: 2	SF: 0 SAC: 0 DP: 1 HBP: 0	WP: 0 PB: 0 SB: 0 CS: 0	PA: 44			
PITCHER	IP	WLS	BF	H	R	ER	SO	BB	IBB	HBP	BLK	WP	HR	S	P	ERA	WHIP								
Byung-Hyun Kim, R ERA: 4.34	(1,1) 5.0	21	6	4	4	2	2	0	0	0	0	0	1	57	87	7.20	1.200								
Rudy Seanez, R ERA: 5.4	(6,1) 1.1	10	3	3	2	1	2	0	0	0	0	0	1	22	47	13.50	3.750								
Ramiro Mendoza, R ERA: 6.44	(7,1) 1.1	6	2	0	0	0	1	0	0	0	0	0	0	10	16	0.00	2.250								
Alan Embree, L ERA: 5.79	(8,1) 0.1	1	0	0	0	1	0	0	0	0	0	0	0	4	4	0.00	0.000								
Brandon Lyon, R ERA: 3.64	(9,1) 1.0	L 6	3	2	2	2	0	0	0	0	0	0	0	15	24	18.00	3.000								

AB	41
R	9
H	14
RBI	9
BB	3
SO	6
LOB	13



Batter	1	2	3	4	5	6	7	8	9	AB	R	H	RBI	BB	SO	LOB	BOTTOM								
18 Johnny Damon, L OBP: 0.309, SLG: 0.395	(1,8) P2	(2,2) FC6-4			(1,2) G6-3		(2,2) F9	(0,1) G6-3		5	0	0	0	0	0	2	St. Louis Cardinals @ Boston Red Sox Fenway Park, Boston, MA Tue Jun 10 2003, 7:05 PM EDT Att: 34,937 - Sunny - 79 F								
Todd Walker, L OBP: 0.383, SLG: 0.436	(1,4) 2B	(1,1) G4-3			(1,3) K		(2,1) 3B	(1,0) IBB		4	2	2	0	1	1	2									
Nomar Garciaparra, R OBP: 0.355, SLG: 0.514	(1,6) F9		(1,1) G3		(3,2) FC6-4		(1,2) HR	(4,0) IBB		4	1	3	1	1	0	1									
Manny Ramirez, R OBP: 0.410, SLG: 0.569	(1,7) 2B	(0,0) 34 2B	(3,2) F8		(1,0) FC6-4		(0,0) HR	(4,0) IBB		4	2	2	3	1	0	2									
34 David Ortiz, L OBP: 0.366, SLG: 0.508	(1,10) 2B	(2,1) 2B	(2,1) G3		(0,0) 2B		(1,2) 1B	(2,2) F9		5	0	3	1	0	0	4									
Kevin Millar, R OBP: 0.354, SLG: 0.529	(1,3) G6-3		(0,0) F7			(1,1) G5-3	(3,2) G4-3		(0,1) F9	5	0	0	0	0	0	4									
Bill Mueller, S OBP: 0.408, SLG: 0.565		(3,2) G5-3		(0,1) G6-3		(0,0) G4-3		(2,1) G5-3	(1,2) 1B	5	0	1	0	0	0	1									
Trot Nixon, L OBP: 0.396, SLG: 0.529		(2,2) 18 FC6-4	(1,1) F7		(0,0) P4		(4,1) HR	(2,3) K		4	1	1	0	1	1	2									
Jason Varitek, S OBP: 0.350, SLG: 0.525		(2,1) 18 FC6-4	(2,2) F8		(2,2) G4-3		(1,1) HR	(0,3) K		5	1	2	2	0	1	1									
Inning Stats	R: 2 E: 0 K: 0 S: 11	H: 2 LOB: 2 BB: 1 P: 19	R: 0 E: 0 K: 0 S: 16	H: 2 LOB: 0 BB: 0 P: 26	R: 0 E: 0 K: 0 S: 8	H: 1 LOB: 1 BB: 0 P: 14	R: 0 E: 0 K: 0 S: 10	H: 0 LOB: 0 BB: 0 P: 14	R: 0 E: 0 K: 1 S: 13	H: 1 LOB: 1 BB: 0 P: 19	R: 0 E: 0 K: 0 S: 5	H: 1 LOB: 1 BB: 0 P: 6	R: 3 E: 0 K: 0 S: 23	H: 4 LOB: 1 BB: 0 P: 34	R: 2 E: 0 K: 0 S: 11	H: 2 LOB: 3 BB: 3 P: 29	R: 0 E: 0 K: 2 S: 11	H: 1 LOB: 1 BB: 0 P: 14	1B: 5 2B: 6 3B: 1 HR: 2	SF: 0 SAC: 0 DP: 0 HBP: 0	WP: 0 PB: 0 SB: 0 CS: 0	PA: 45			
PITCHER	IP	WLS	BF	H	R	ER	SO	BB	IBB	HBP	BLK	WP	HR	S	P	ERA	WHIP								
Woody Williams, R ERA: 2.33	(1,1) 6.2	31	10	5	5	1	1	0	0	0	0	0	0	9	19	13.50	3.000								
Jeff Fassero, L ERA: 5.22	(7,1) 0.2	H 4	1	1	1	0	1	0	0	0	0	0	0	9	19	13.50	3.000								
Kiko Calero, R ERA: 3.28	(8,1) 0.0	B 1	1	1	1	0	0	0	0	0	0	0	1	2	3	∞	∞								
Steve Kline, L ERA: 3.55	(8,1) 0.2	W 5	1	0	0	0	1	1	0	0	0	0	0	6	17	0.00	3.000								
Cal Eldred, R ERA: 3.66	(9,1) 1.0	S 4	1	0	0	2	0	0	0	0	0	0	0	11	14	0.00	1.000								



Batter	1	2	3	4	5	6	7	8	9	AB	R	H	RBI	BB	SO	LOB	TOP					
Orlando Palmeiro, L OBP: 0.371, SLG: 0.366 (1, 7)	G6-3		G3-1		FC3-6 1B		1B			4	0	2	0	0	0	0	St. Louis Cardinals @ Boston Red Sox Fenway Park, Boston, MA Wed Jun 11 2003, 7:05 PM EDT Att: 33,453 - Cloudy - 70 F					
J.D. Drew, L OBP: 0.367, SLG: 0.584 (1, 8)	K		G3-1		FC3-6 1-2		G4-3			4	0	0	0	0	1	2						
5 Albert Pujols, R OBP: 0.448, SLG: 0.727 (1, 3)	K				15 1B		F8		G1-6-3 15 1B	4	1	2	0	0	1	1						
15 Jim Edmonds, L OBP: 0.407, SLG: 0.638 Jason Simontacchi, R OBP: 0.083, SLG: 0.125 (8, PR)		K			G2-3 27 G3 2H		CS 27 1B		G1-6-3 1B	4	0	3	1	0	1	0						
27 Scott Rolen, R OBP: 0.410, SLG: 0.559 Kerry Robinson, L OBP: 0.222, SLG: 0.186 (8, PH)					G3		CS 1B		G1-6-3	3	0	2	0	0	0	1						
Edgar Renteria, R OBP: 0.383, SLG: 0.496 Miguel Cairo, R OBP: 0.294, SLG: 0.366 (7, 4)					1B		1B		1-2 2-3	1	0	0	0	0	0	2						
Eduardo Perez, R OBP: 0.398, SLG: 0.488 (8, 5)					F9		K		G6-3	2	0	0	0	1	1	3						
Joe Girardi, R (1, 2)					G2-3 BB		1-2 2-3			1	0	0	0	0	0	2						
Wilson Delgado, S OBP: 0.239, SLG: 0.171 (7, 6)					G2-3		K			4	0	1	0	0	1	3						
Inning Stats	R: 0 E: 0 K: 2 S: 11	H: 0 LOB: 0 BB: 0 P: 18	R: 0 E: 0 K: 1 S: 14	H: 2 LOB: 2 BB: 0 P: 18	R: 0 E: 0 K: 0 S: 8	H: 0 LOB: 0 BB: 0 P: 11	R: 1 E: 0 K: 0 S: 10	H: 2 LOB: 2 BB: 1 P: 18	R: 0 E: 0 K: 1 S: 7	H: 1 LOB: 1 BB: 0 P: 10	R: 0 E: 0 K: 2 S: 12	H: 2 LOB: 1 BB: 0 P: 18	R: 0 E: 0 K: 1 S: 8	H: 1 LOB: 1 BB: 0 P: 11	R: 0 E: 0 K: 0 S: 11	H: 2 LOB: 2 BB: 0 P: 15		R: 0 E: 0 K: 0 S: 5	H: 0 LOB: 0 BB: 0 P: 7	1B: 9 2B: 2 3B: 0 HR: 0	SF: 0 SAC: 0 DP: 2 HBP: 0	WP: 0 PB: 0 SB: 0 CS: 2
PITCHER	IP	WLS	BF	H	R	ER	SO	BB	IBB	HBP	BLK	WP	HR	S	P	ERA	WHIP					
Pedro Martinez, R ERA: 2.7	3.0		11	2	0	0	3	0	0	0	0	0	0	33	47	0.00	0.667					
John Burkett, R ERA: 5.74	6.0	W	25	8	1	1	4	1	0	0	0	0	0	53	79	1.50	1.500					

AB 35
R 1
H 10
RBI 1
BB 1
SO 7
LOB 18



Batter	1	2	3	4	5	6	7	8	9	AB	R	H	RBI	BB	SO	LOB	BOTTOM				
18 Johnny Damon, L OBP: 0.317, SLG: 0.406 (1, 8)	G4-3		SF8 1B		G4-6-3 1B		2B 34 BB		K	6	2	4	3	0	1	1	St. Louis Cardinals @ Boston Red Sox Fenway Park, Boston, MA Wed Jun 11 2003, 7:05 PM EDT Att: 33,453 - Cloudy - 70 F				
Todd Walker, L OBP: 0.358, SLG: 0.430 (1, 4)	G3		34 BB		G4-6-3 1-2		F8		F8	6	0	1	0	0	0	4					
Nomar Garciaparra, R OBP: 0.357, SLG: 0.582 Freddy Sanchez, R OBP: 0.429, SLG: 0.571 (8, 6)					F8		F8			3	1	2	2	0	0	0					
Manny Ramirez, R OBP: 0.415, SLG: 0.581 Damian Jackson, R OBP: 0.320, SLG: 0.289 (8, 6)							34 BB			1	1	1	0	0	0	0					
34 David Ortiz, L OBP: 0.374, SLG: 0.504 (1, 10)							1B 34 BB			2	2	1	1	2	1	2					
Kevin Millar, R OBP: 0.355, SLG: 0.531 (1, 3)							HR			0	0	0	0	1	0	0					
Trot Nixon, L OBP: 0.391, SLG: 0.537 (1, 9)							1B			3	1	1	2	2	0	2					
Bill Mueller, S OBP: 0.415, SLG: 0.575 Jeremy Giambi, L OBP: 0.336, SLG: 0.392 (8, PH)							1B			5	0	2	3	0	1	3					
Jason Varitek, S OBP: 0.357, SLG: 0.533 (1, 2)							1B			5	2	3	1	0	1	1					
Inning Stats	R: 0 E: 0 K: 0 S: 14	H: 1 LOB: 2 BB: 1 P: 25	R: 7 E: 1 K: 0 S: 23	H: 7 LOB: 1 BB: 1 P: 39	R: 2 E: 0 K: 1 S: 17	H: 4 LOB: 3 BB: 1 P: 30	R: 0 E: 0 K: 2 S: 11	H: 0 LOB: 0 BB: 0 P: 16	R: 0 E: 0 K: 0 S: 4	H: 1 LOB: 0 BB: 0 P: 6	R: 1 E: 0 K: 1 S: 8	H: 1 LOB: 0 BB: 0 P: 13	R: 3 E: 0 K: 0 S: 16	H: 4 LOB: 3 BB: 2 P: 32	R: 0 E: 0 K: 1 S: 12	H: 1 LOB: 1 BB: 0 P: 19		1B: 11 2B: 5 3B: 1 HR: 2	SF: 1 SAC: 0 DP: 1 HBP: 0	WP: 0 PB: 0 SB: 0 CS: 0	PA: 47
PITCHER	IP	WLS	BF	H	R	ER	SO	BB	IBB	HBP	BLK	WP	HR	S	P	ERA	WHIP				
Brett Tomko, R ERA: 5.6	2.0	L	18	10	9	9	0	2	0	0	0	0	1	40	71	40.50	6.000				
Kiko Calero, R ERA: 3.14	4.0		16	4	1	1	4	1	0	0	0	0	1	37	58	2.25	1.250				
Dustin Hermanson, R ERA: 6.31	2.0		13	5	3	3	1	2	0	0	0	0	0	28	51	13.50	3.500				

AB 41
R 13
H 19
RBI 13
BB 5
SO 5
LOB 17



Batter	1	2	3	4	5	6	7	8	9	AB	R	H	RBI	BB	SO	LOB	TOP										
Craig Biggio, R OBP: 0.347, SLG: 0.441 (1, 8)	1-1 G6-3		2-3 K		0-1 G5-3		0-1 E G5-3 1B		0-0 P5	5	0	1	0	0	1	0											
Morgan Ensberg, R OBP: 0.432, SLG: 0.672 (1, 5)	0-0 F8		3-2 F9		0-0 HR		0-0 G5-3 1-2		3-2 F9	5	1	1	1	0	0	1											
5 Jeff Bagwell, R OBP: 0.358, SLG: 0.460 (1, 3)	3-2 1B 2B		3-3 K		2-3 K		2-3 K			4	0	1	0	0	3	1											
Jeff Kent, R OBP: 0.384, SLG: 0.533 (1, 4)	1-2 1B			1-0 F8	1-1 1B		1-0 E5			4	0	2	0	0	0	1											
17 Lance Berkman, S OBP: 0.402, SLG: 0.507 (1, 7)	2-2 P6			0-0 F9	3-2 F7		0-0 G1-3			4	0	0	0	0	0	5											
Richard Hidalgo, R OBP: 0.342, SLG: 0.523 (1, 9)		0-2 G5-3		1-1 E6 2B		0-0 G1-3		0-0 G6-3		4	1	0	0	0	0	0											
Orlando Merced, S OBP: 0.311, SLG: 0.414 (1, 10)		3-2 G3-1		0-2 E 2B		3-2 1B		2-3 K		4	1	2	1	0	1	0											
Brad Ausmus, R OBP: 0.278, SLG: 0.293 (8, PH)		1-0 1B		3-1 E9 2H		0-2 F7		0-1 G5-3		3	0	2	1	0	0	1											
Gregg Zaun, S OBP: 0.342, SLG: 0.358 (8, 2)				2H 1B						1	0	0	0	0	0	0											
2B Adam Everett, R OBP: 0.291, SLG: 0.373 (9, PH)		2-3 K		0-0 G4-3		2-2 P4			0-1 F9	3	0	0	0	0	1	3											
Jose Vizcaino, S OBP: 0.282, SLG: 0.351 (9, PH)										1	0	0	0	0	0	0											
Inning Stats	R: 0 E: 0 K: 0 S: 12	H: 2 LOB: 2 BB: 0 P: 19	R: 0 E: 0 K: 1 S: 13	H: 1 LOB: 1 BB: 0 P: 19	R: 0 E: 0 K: 2 S: 10	H: 0 LOB: 0 BB: 0 P: 18	R: 2 E: 2 K: 0 S: 10	H: 2 LOB: 1 BB: 0 P: 15	R: 1 E: 0 K: 1 S: 12	H: 2 LOB: 1 BB: 0 P: 18	R: 0 E: 1 K: 1 S: 8	H: 1 LOB: 2 BB: 0 P: 11	R: 0 E: 0 K: 1 S: 6	H: 0 LOB: 0 BB: 0 P: 8	R: 0 E: 0 K: 0 S: 6	H: 0 LOB: 0 BB: 0 P: 9	1B: 6 2B: 2 3B: 0 HR: 1	SF: 0 SAC: 0 DP: 0 HBP: 0	WP: 0 PB: 0 SB: 0 CS: 0	PA: 38							
PITCHER	IP	WLS	BF	H	R	ER	SO	BB	IBB	HBP	BLK	WP	HR	S	P	ERA	WHIP										
Ryan Rupe, R ERA: 1.5 (1, 1)	6.0	W	27	8	3	1	4	0	0	0	0	0	1	69	106	1.50	1.333										
50 Mike Timlin, R ERA: 3.55 (7, 1)	2.0	H	8	1	0	0	2	0	0	0	0	0	0	14	19	0.00	0.500										
Brandon Lyon, R ERA: 3.86 (9, 1)	1.0	S	3	0	0	0	0	0	0	0	0	0	0	6	9	0.00	0.000										

Houston Astros @ Boston Red Sox
Fenway Park, Boston, MA
Fri Jun 13 2003, 7:05 PM EDT
Att: 33,244 - Cloudy - 58 F

AB 38
R 3
H 9
RBI 3
BB 0
SO 6
LOB 12



Batter	1	2	3	4	5	6	7	8	9	AB	R	H	RBI	BB	SO	LOB	BOTTOM										
18 Johnny Damon, L OBP: 0.316, SLG: 0.408 (1, 8)	3-2 P4			4-1 FC5-2 34 1B BB		1-0 HR		0-0 FC5-6 WP		3	2	1	1	2	0	1											
Todd Walker, L OBP: 0.356, SLG: 0.426 (1, 4)	4-0 34 1B BB	0-0 F8		2-3 K		2-1 F8		1-1 G5-3		4	0	0	0	1	1	6											
Nomar Garciaparra, R OBP: 0.359, SLG: 0.591 (1, 6)	2-1 F9		1-0 34 G3-1 SF8 1B	4-2 34 1B FC5-2 BB		0-1 F8		3-3 K		4	2	1	0	1	1	2											
Manny Ramirez, R OBP: 0.427, SLG: 0.576 (1, 7)	4-0 34 1B BB		4-2 SF8 34 G3-1 BB	1-1 FC5-2 34 1B BB		2-3 K				2	0	0	0	2	1	3											
34 David Ortiz, L OBP: 0.382, SLG: 0.515 (1, 10)	2-0 1-2 2H 1B		1-0 G3-1	1-2 2-3 3H 1B		1-2 G6-3		1-2 G4-3		4	0	2	2	0	0	2											
Kevin Millar, R OBP: 0.388, SLG: 0.525 (1, 3)		0-0 CS 1B	4-0 K	4-0 G5-3		1-2 G6-3		1-2 G4-3		3	0	1	0	1	0	2											
Bill Mueller, S OBP: 0.403, SLG: 0.550 (1, 5)		3-3 K	1-1 SF8		0-1 F7		4-1 BB			2	0	0	1	1	1	1											
Trot Nixon, L OBP: 0.385, SLG: 0.521 (1, 9)		0-1 18 WP BB 1B		3-1 P2		1-1 P6		1-3 K		4	0	1	0	0	1	3											
Jason Varitek, S OBP: 0.368, SLG: 0.547 (1, 2)		4-1 18 WP BB		4-2 BB 18 FC5-2 BB		1-3 K		0-0 18 FC5-6 1B		2	0	1	0	2	1	0											
Inning Stats	R: 0 E: 0 K: 0 S: 6	H: 1 LOB: 2 BB: 2 P: 21	R: 0 E: 0 K: 1 S: 10	H: 2 LOB: 2 BB: 2 P: 21	R: 1 E: 0 K: 0 S: 8	H: 1 LOB: 2 BB: 2 P: 20	R: 2 E: 0 K: 1 S: 20	H: 1 LOB: 0 BB: 3 P: 39	R: 0 E: 0 K: 1 S: 7	H: 0 LOB: 0 BB: 0 P: 11	R: 1 E: 0 K: 1 S: 9	H: 1 LOB: 0 BB: 0 P: 14	R: 0 E: 0 K: 1 S: 11	H: 0 LOB: 1 BB: 1 P: 18	R: 0 E: 0 K: 1 S: 7	H: 1 LOB: 1 BB: 0 P: 11	1B: 6 2B: 1 3B: 0 HR: 1	SF: 1 SAC: 0 DP: 1 HBP: 0	WP: 2 PB: 0 SB: 1 CS: 1	PA: 39							
PITCHER	IP	WLS	BF	H	R	ER	SO	BB	IBB	HBP	BLK	WP	HR	S	P	ERA	WHIP										
Jonathan Johnson, R ERA: 5.87 (1, 1)	3.0	L	12	2	1	1	3	1	0	0	0	0	1	30	50	3.00	1.000										
Ricky Stone, R ERA: 2.75 (4, 1)	3.0	L	12	2	1	1	3	1	0	0	0	0	1	30	50	3.00	1.000										
Nate Bland, L ERA: 4.02 (7, 1)	1.2	7	1	0	0	0	1	1	0	0	0	1	0	15	23	0.00	1.200										
Pete Munro, R ERA: 5.26 (8, 1)	0.1	1	0	0	0	0	1	0	0	0	0	0	0	3	6	0.00	0.000										

Houston Astros @ Boston Red Sox
Fenway Park, Boston, MA
Fri Jun 13 2003, 7:05 PM EDT
Att: 33,244 - Cloudy - 58 F

AB 28
R 4
H 7
RBI 4
BB 10
SO 6
LOB 20



Batter	1	2	3	4	5	6	7	8	9	AB	R	H	RBI	BB	SO	LOB	TOP										
Craig Biggio, R OBP: 0.344, SLG: 0.436 (1, 8)										5	0	1	0	0	1	0											
Geoff Blum, S OBP: 0.313, SLG: 0.418 (1, 5)										3	2	2	1	1	0	0											
5 Jeff Bagwell, R OBP: 0.360, SLG: 0.475 (1, 3)										4	2	2	1	0	0	2											
Jeff Kent, R OBP: 0.382, SLG: 0.528 (1, 4)										4	0	1	1	0	0	3											
17 Lance Berkman, S OBP: 0.403, SLG: 0.511 (1, 7)										4	0	2	1	0	0	0											
Richard Hidalgo, R OBP: 0.394, SLG: 0.511 (1, 9)										4	0	0	0	0	0	3											
Orlando Merced, S OBP: 0.310, SLG: 0.409 (1, 10)										4	0	1	0	0	1	1											
Brad Ausmus, R OBP: 0.272, SLG: 0.286 (1, 2)										4	0	0	0	0	1	1											
2B Adam Everett, R OBP: 0.281, SLG: 0.360 (1, 6)										4	0	0	0	0	1	0											
Inning Stats	R: 1 E: 0 K: 0 S: 14	H: 3 LOB: 2 BB: 0 P: 19	R: 0 E: 0 K: 0 S: 13	H: 0 LOB: 0 BB: 0 P: 17	R: 1 E: 0 K: 1 S: 13	H: 1 LOB: 1 BB: 0 P: 20	R: 0 E: 0 K: 0 S: 7	H: 1 LOB: 2 BB: 1 P: 11	R: 0 E: 0 K: 0 S: 6	H: 0 LOB: 0 BB: 0 P: 7	R: 0 E: 0 K: 0 S: 5	H: 0 LOB: 0 BB: 0 P: 7	R: 2 E: 0 K: 1 S: 12	H: 3 LOB: 1 BB: 0 P: 19	R: 0 E: 0 K: 2 S: 8	H: 0 LOB: 0 BB: 0 P: 9	1B: 5 2B: 2 3B: 0 HR: 2	SF: 0 SAC: 0 DP: 0 HBP: 0	WP: 0 PB: 0 SB: 1 CS: 0	PA: 37							
PITCHER	IP	WLS	BF	H	R	ER	SO	BB	IBB	HBP	BLK	WP	HR	S	P	ERA	WHIP										
Derek Lowe, R ERA: 4.68 (1, 1)	7.1	W	32	9	4	4	1	1	0	0	0	0	2	78	112	4.91	1.364										
Jason Shiell, R ERA: 3.94 (8, 1)	0.2		2	0	0	0	1	0	0	0	0	0	0	6	10	0.00	0.000										
Alan Embree, L ERA: 5.66 (9, 1)	1.0		3	0	0	0	2	0	0	0	0	0	0	8	9	0.00	0.000										

Houston Astros @ Boston Red Sox
Fenway Park, Boston, MA
Sat Jun 14 2003, 7:05 PM EDT
Att: 34,562 - Overcast - 60 F

AB	36
R	4
H	9
RBI	4
BB	1
SO	4
LOB	10

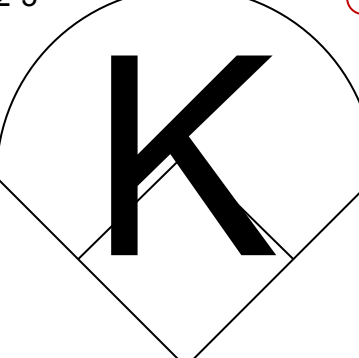
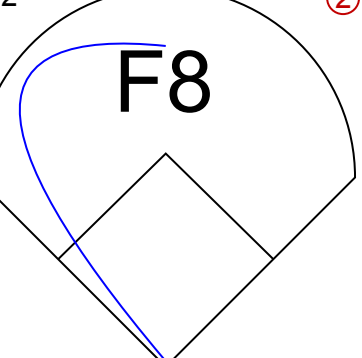
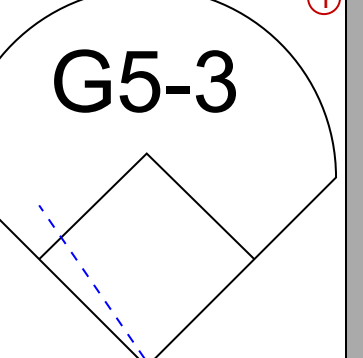
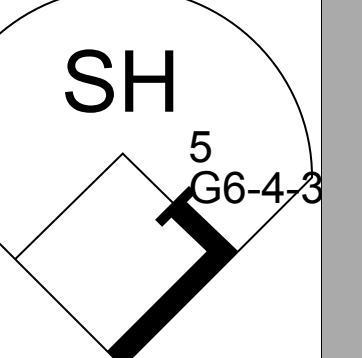

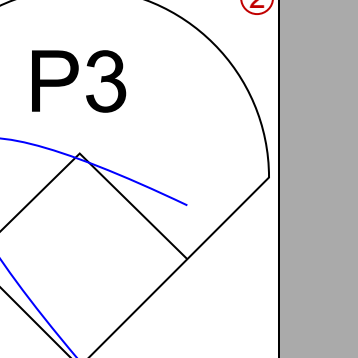
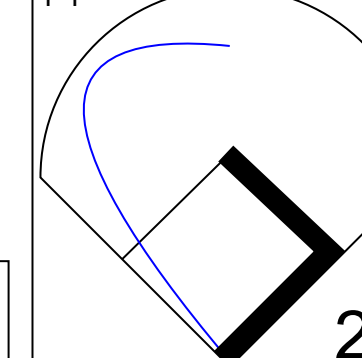
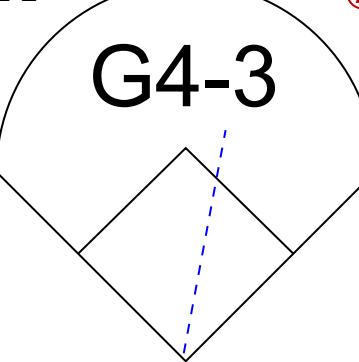
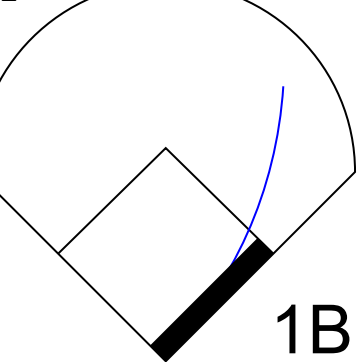
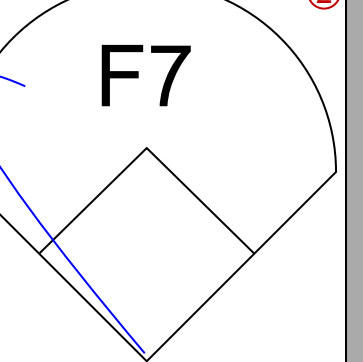
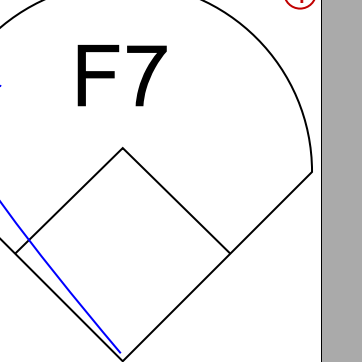
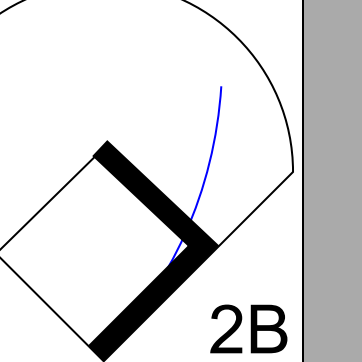
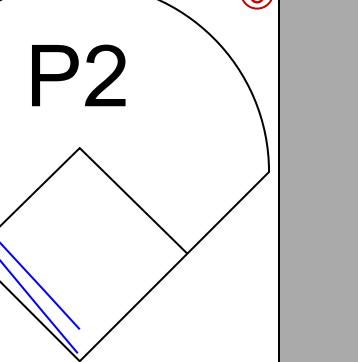
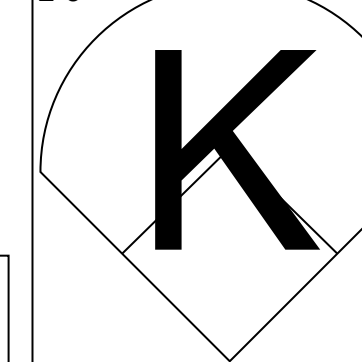
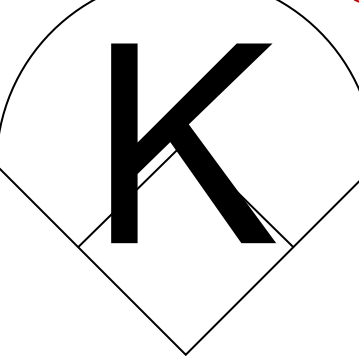
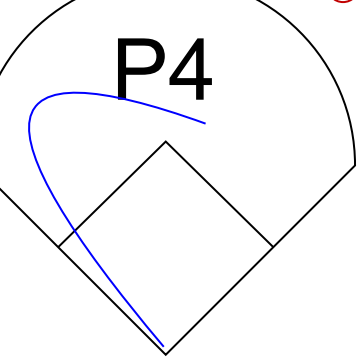
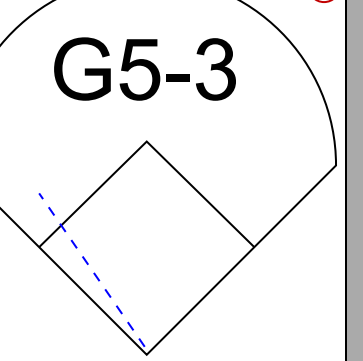
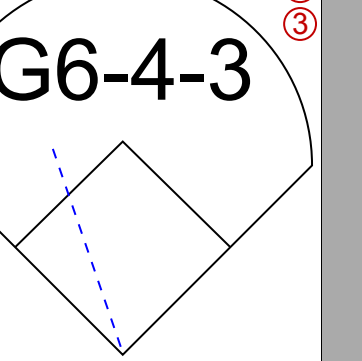
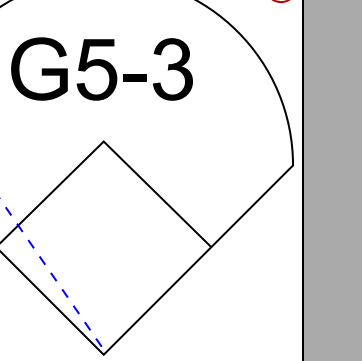
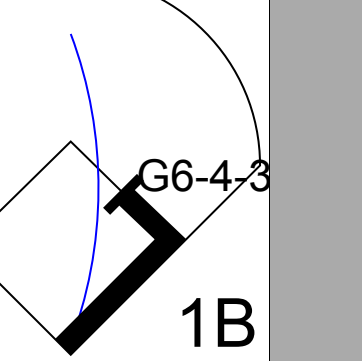
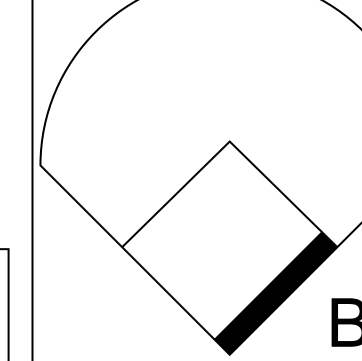
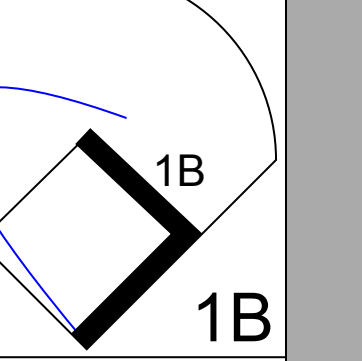
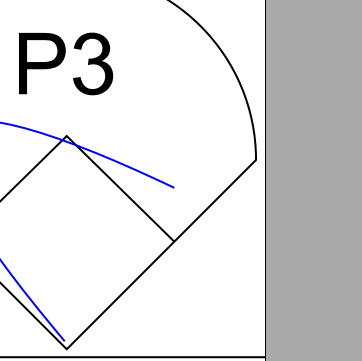
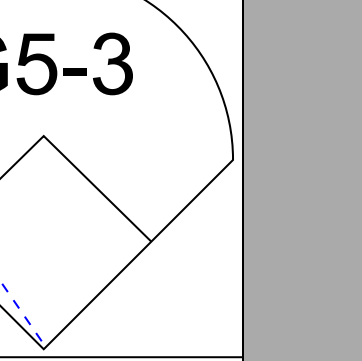
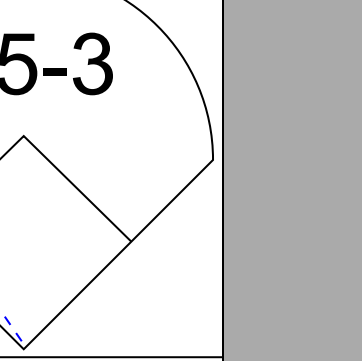
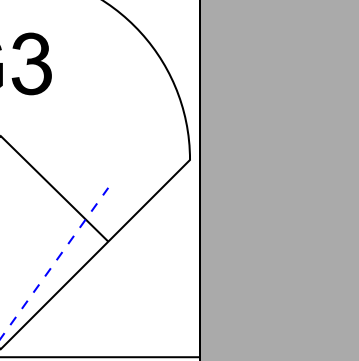
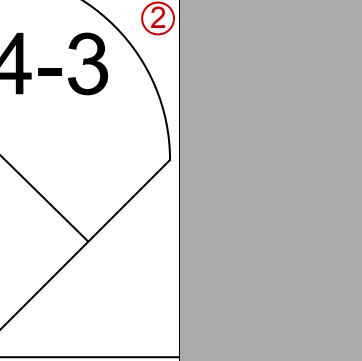
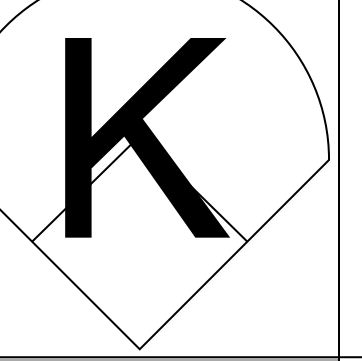
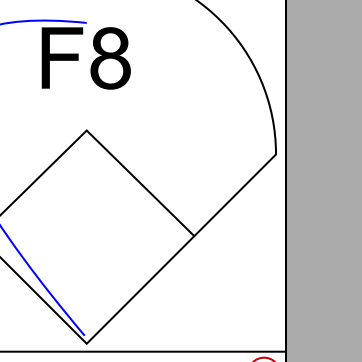
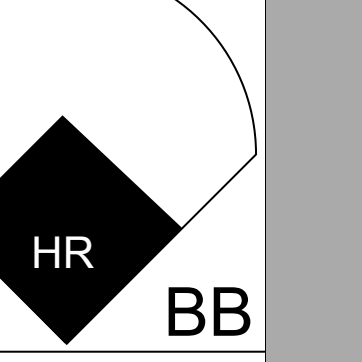
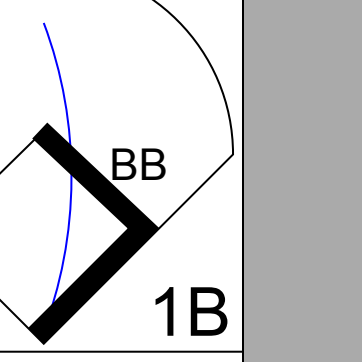
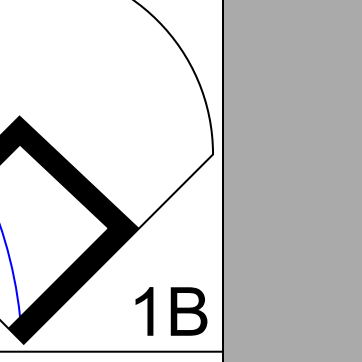
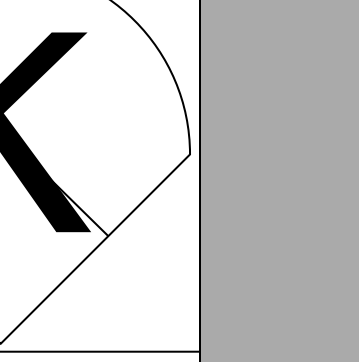
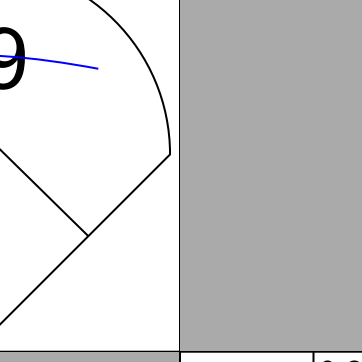
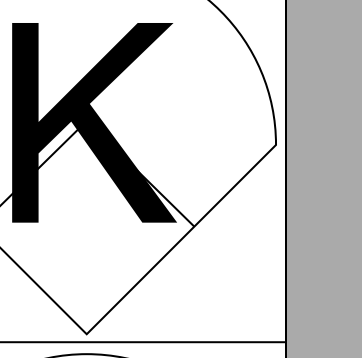

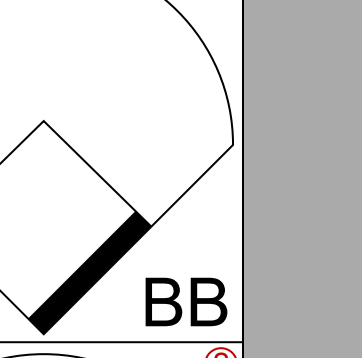
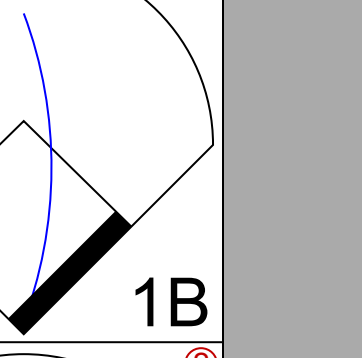

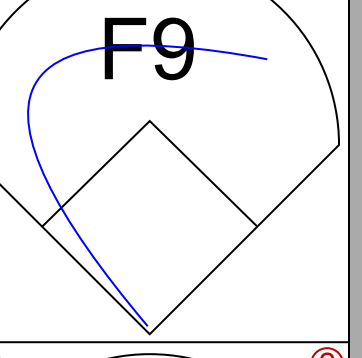
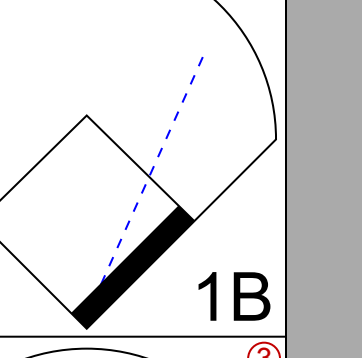
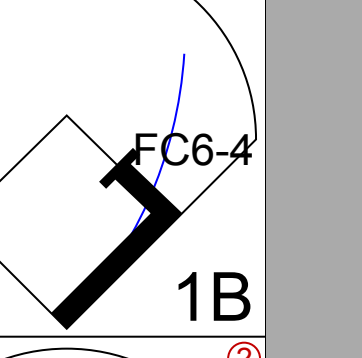
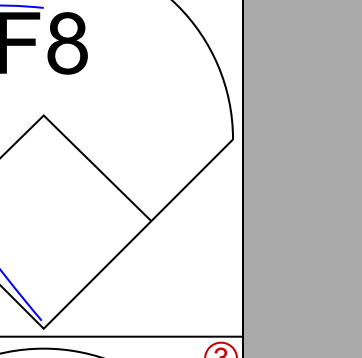
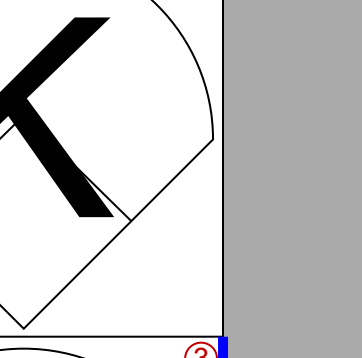

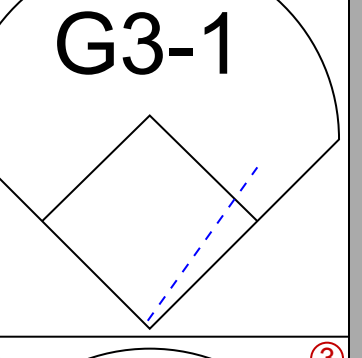
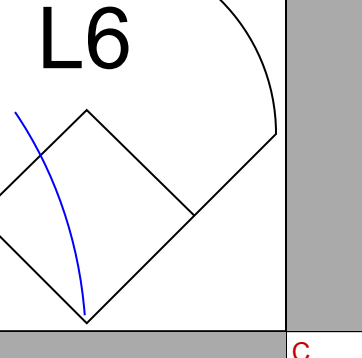
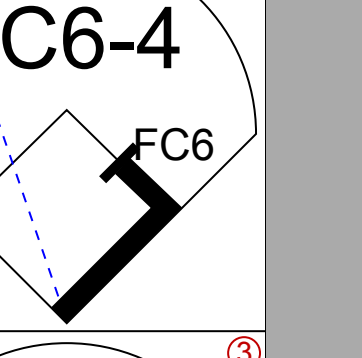
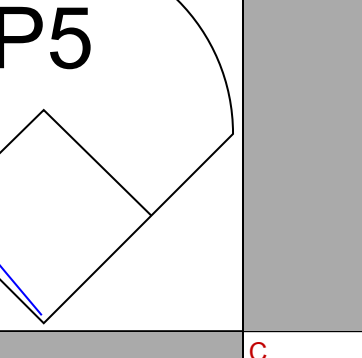
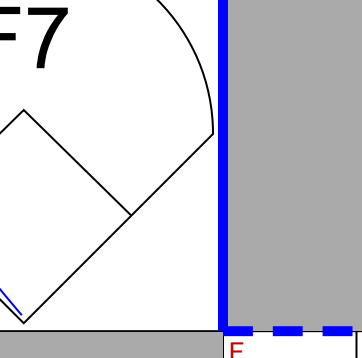
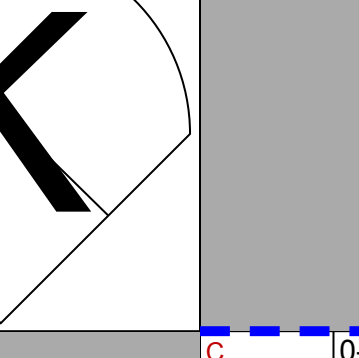
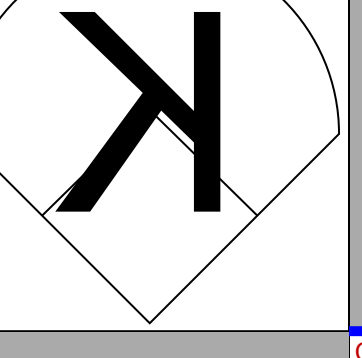
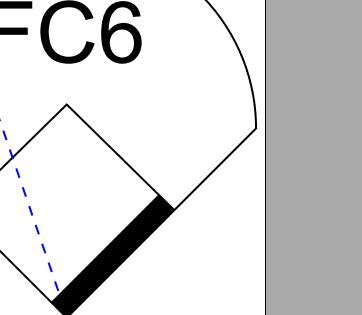
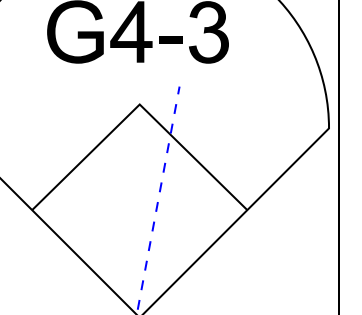
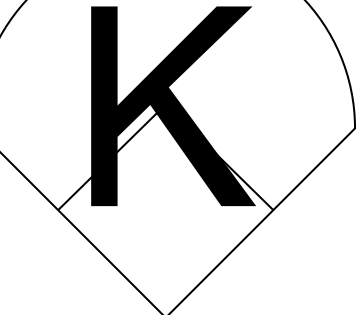
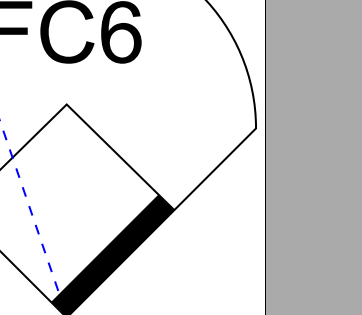
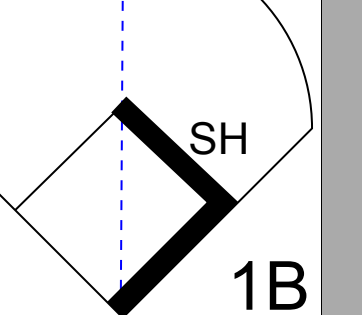

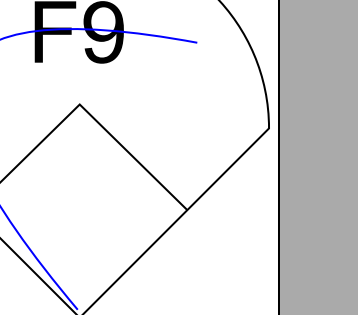
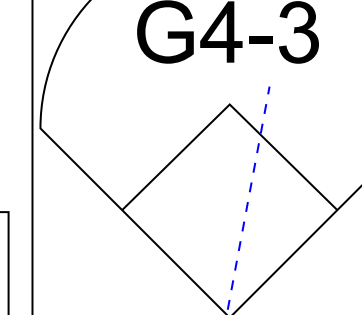


Batter	1	2	3	4	5	6	7	8	9	AB	R	H	RBI	BB	SO	LOB	BOTTOM										
1B Johnny Damon, L OBP: 0.321, SLG: 0.415 (1, 8)										5	1	3	0	0	0	1											
Todd Walker, L OBP: 0.357, SLG: 0.434 (1, 4)										5	1	2	1	0	1	2											
Nomar Garciaparra, R OBP: 0.360, SLG: 0.576 (1, 6)										4	1	1	1	1	0	2											
Manny Ramirez, R OBP: 0.423, SLG: 0.568 (1, 7)										5	2	1	0	0	0	4											
34 David Ortiz, L OBP: 0.385, SLG: 0.518 (1, 10)										3	1	1	3	1	0	1											
Kevin Millar, R OBP: 0.375, SLG: 0.532 (1, 3)										3	1	2	1	1	0	0											
Trot Nixon, L OBP: 0.387, SLG: 0.529 (1, 9)										3	0	1	2	1	1	3											
Freddy Sanchez, R OBP: 0.250, SLG: 0.333 (1, 5)										4	0	0	0	0	1	3											
Jason Varitek, S OBP: 0.365, SLG: 0.545 (1, 2)										4	1	1	0	0	1	0											
Inning Stats	R: 0 E: 0 K: 0 S: 6	H: 2 LOB: 1 BB: 0 P: 10	R: 0 E: 0 K: 0 S: 5	H: 0 LOB: 0 BB: 0 P: 10	R: 0 E: 0 K: 0 S: 11	H: 1 LOB: 1 BB: 0 P: 16	R: 2 E: 0 K: 1 S: 15	H: 2 LOB: 1 BB: 1 P: 26	R: 4 E: 1 K: 0 S: 17	H: 3 LOB: 2 BB: 2 P: 32	R: 2 E: 0 K: 2 S: 17	H: 4 LOB: 3 BB: 1 P: 30	R: 0 E: 0 K: 0 S: 7	H: 0 LOB: 0 BB: 0 P: 10	R: 0 E: 0 K: 1 S: 8	H: 0 LOB: 0 BB: 0 P: 11	1B: 6 2B: 4 3B: 2 HR: 0	SF: 0 SAC: 0 DP: 1 HBP: 0	WP: 0 PB: 0 SB: 1 CS: 0	PA: 40							
PITCHER	IP	WLS	BF	H	R	ER	SO	BB	IBB	HBP	BLK	WP	HR	S	P	ERA	WHIP										
Tim Lincecum, R ERA: 3.49 (1, 1)	4.2	L	25	8	6	2	1	2	1	0	0	0	0	51	91	3.86	2.143										
Kirk Saarloos, R ERA: 6.05 (5, 1)	2.1		12	4	2	2	2	0	1	0	0	0	0	27	43	7.71	1.714										
Billy Wagner, L ERA: 1.64 (8, 1)	1.0		3	0	0	0	1	0	0	0	0	0	0	8	11	0.00	0.000										

Houston Astros @ Boston Red Sox
Fenway Park, Boston, MA
Sat Jun 14 2003, 7:05 PM EDT
Att: 34,562 - Overcast - 60 F

AB	36
R	8
H	12
RBI	8
BB	4
SO	4
LOB	16

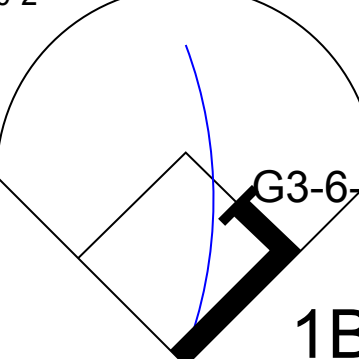
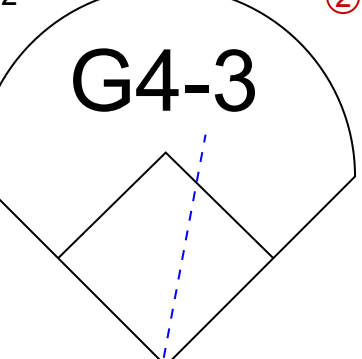
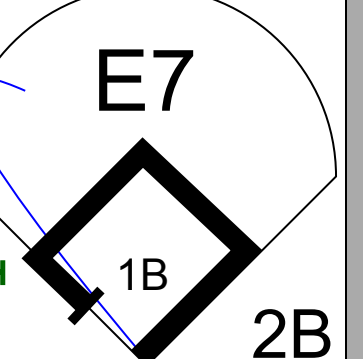
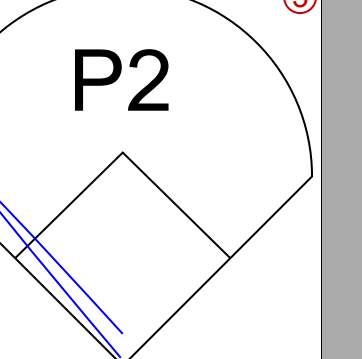

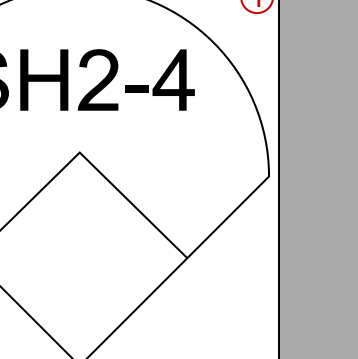
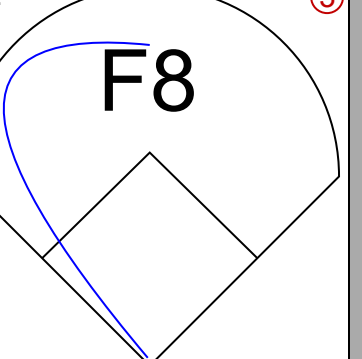
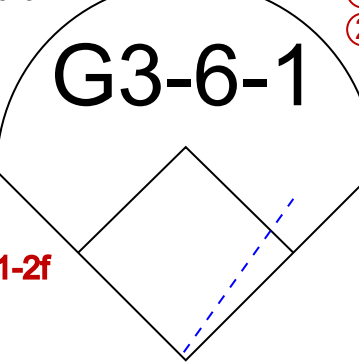
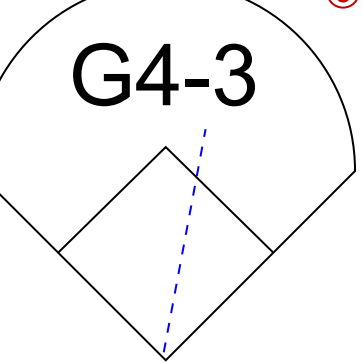
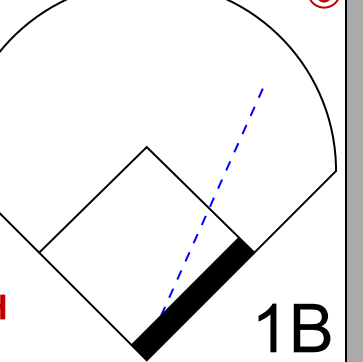

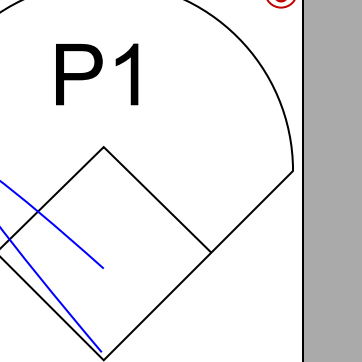
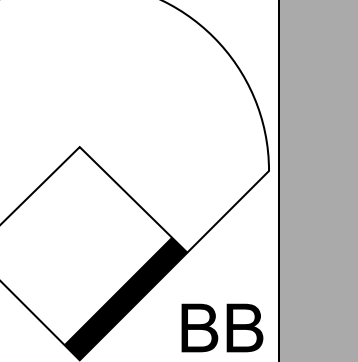
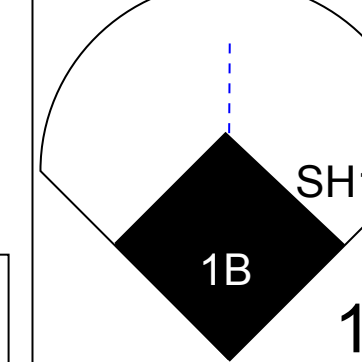
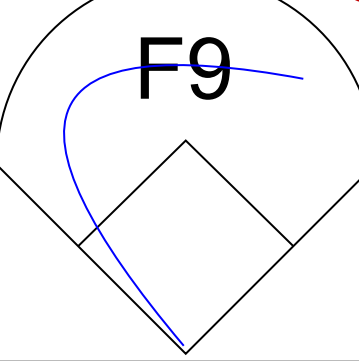
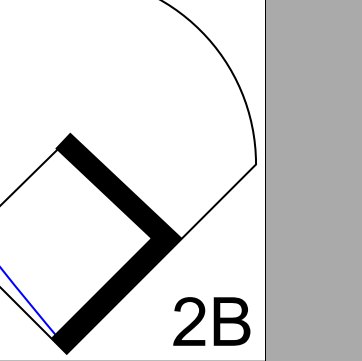
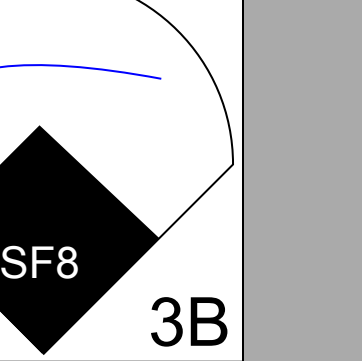
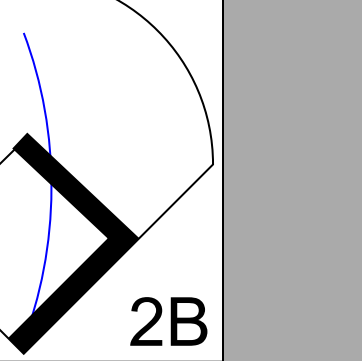
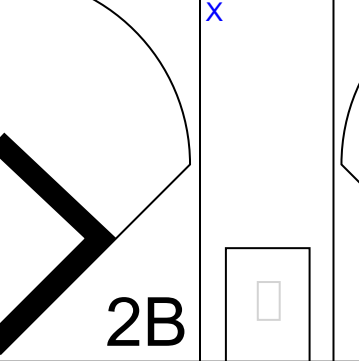
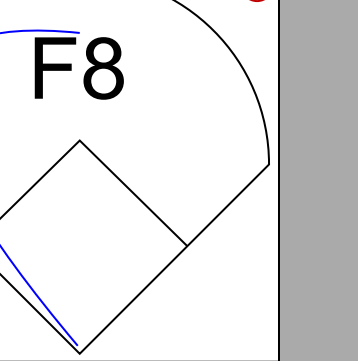
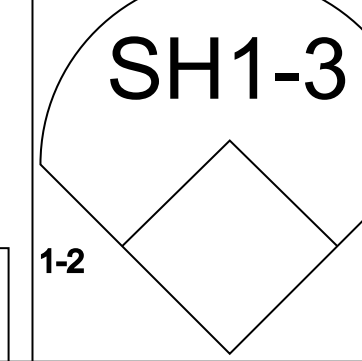
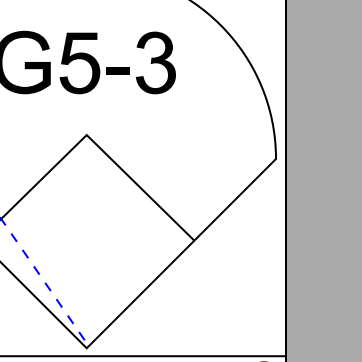
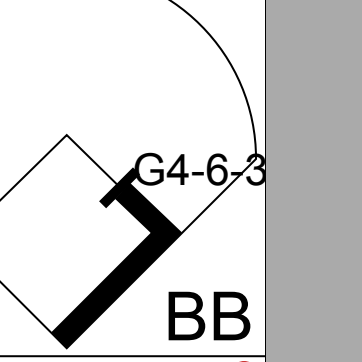
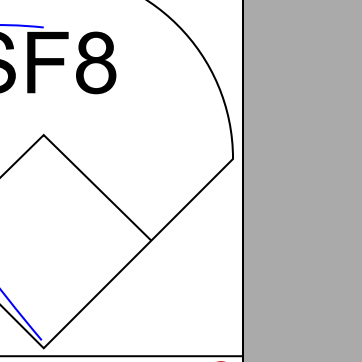
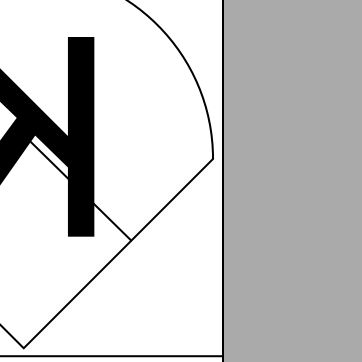
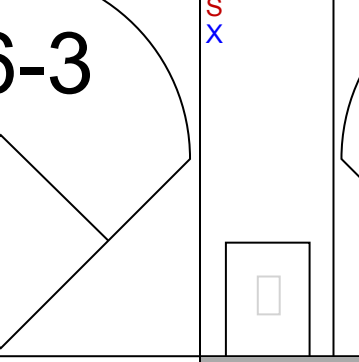
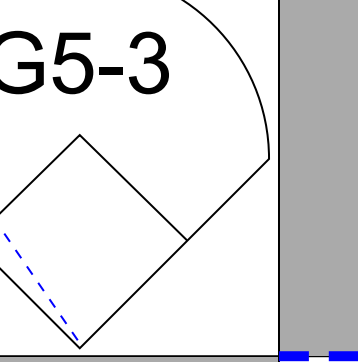
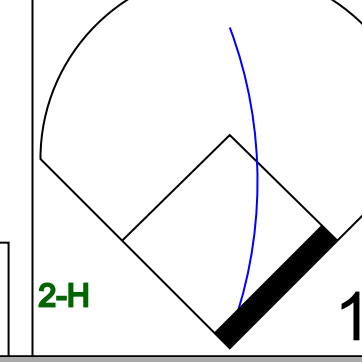
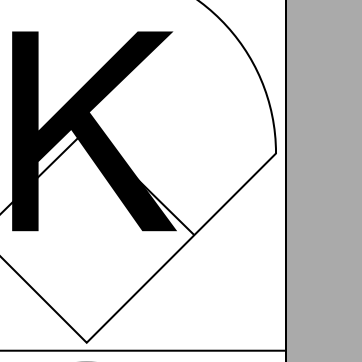
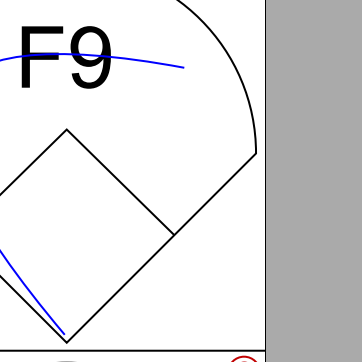
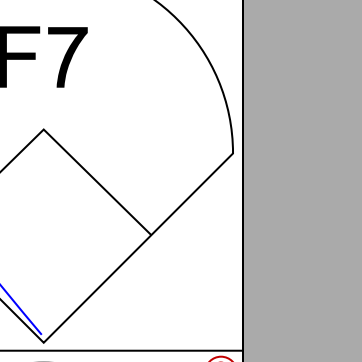
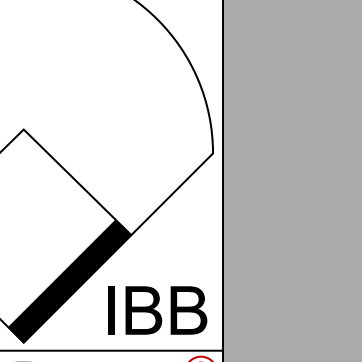

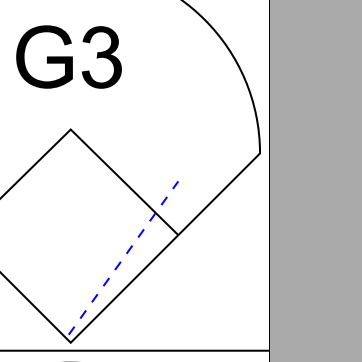

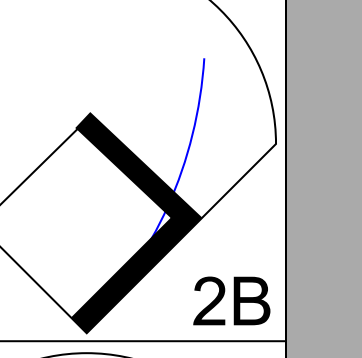
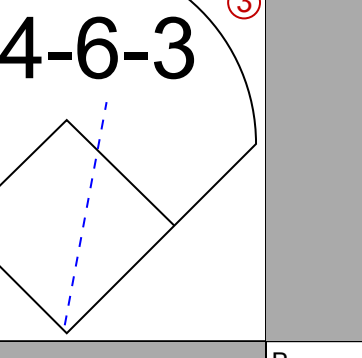
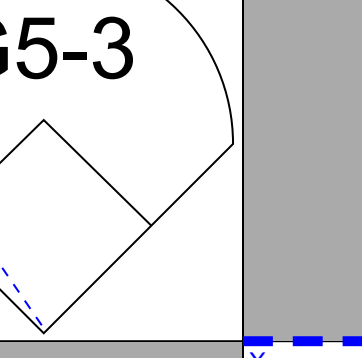
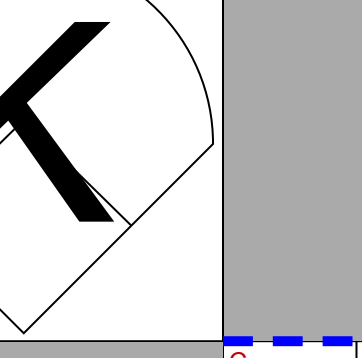
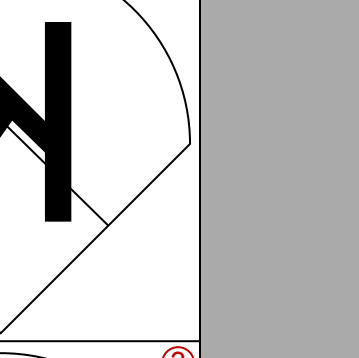
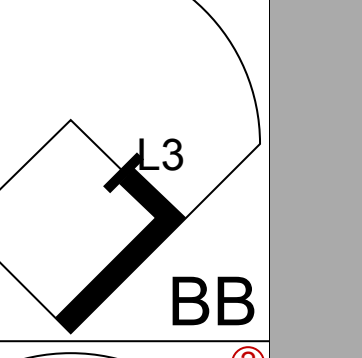

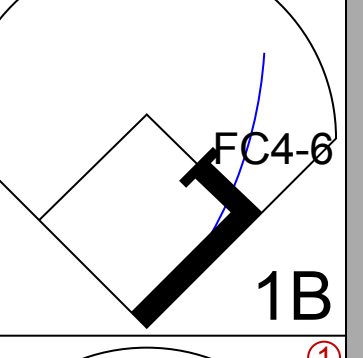
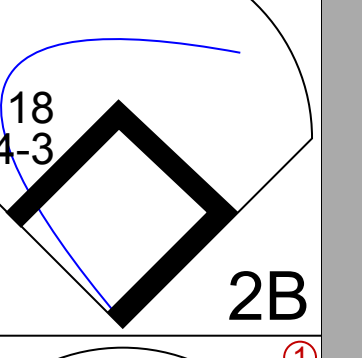
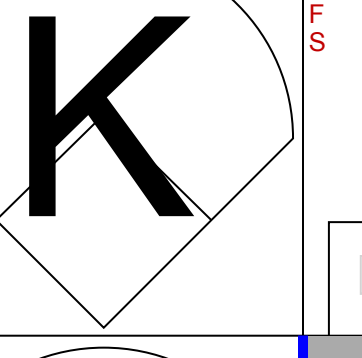
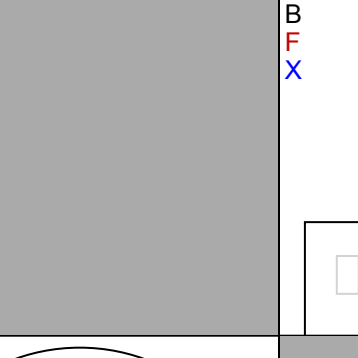
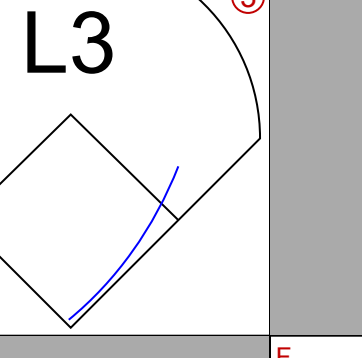
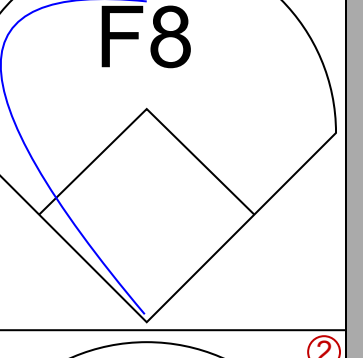
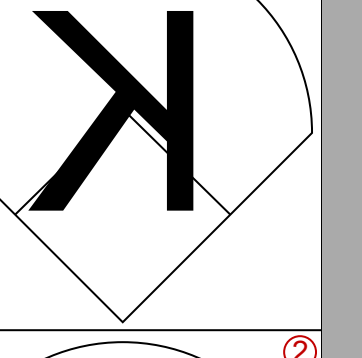
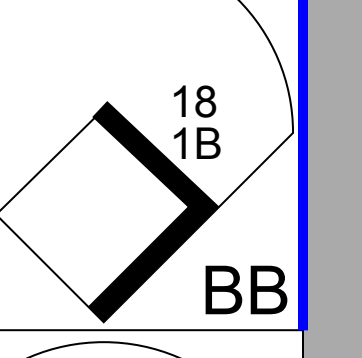
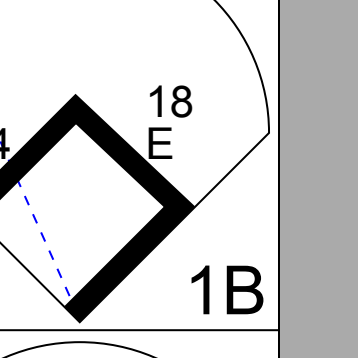
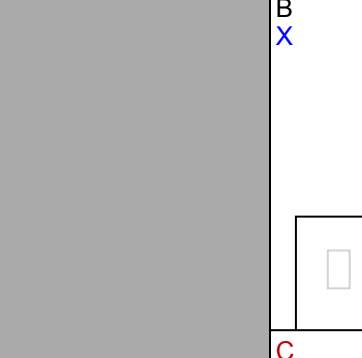
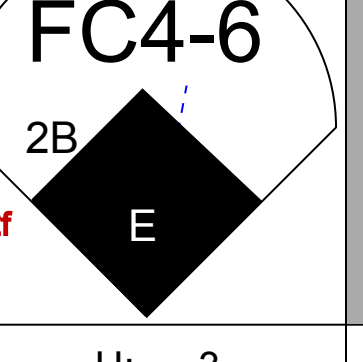
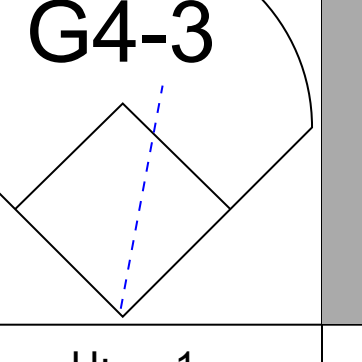
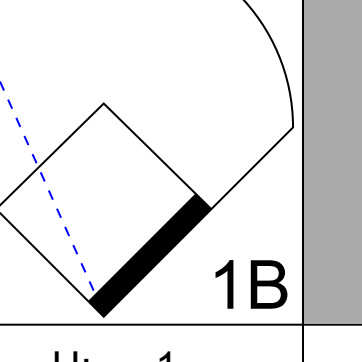
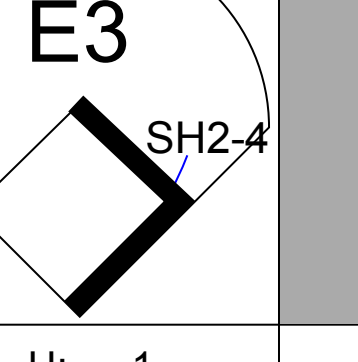
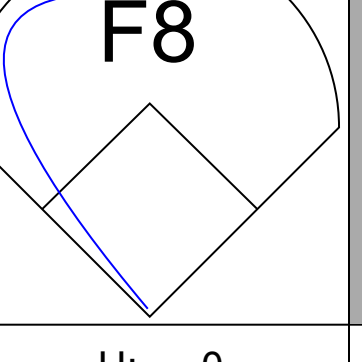

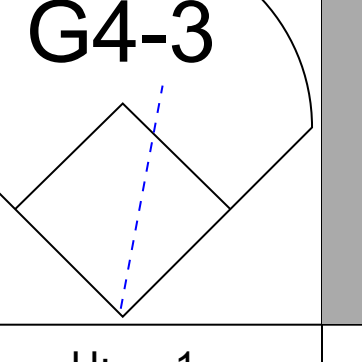
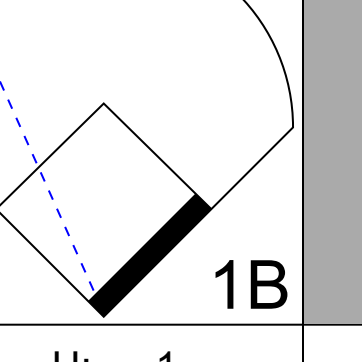
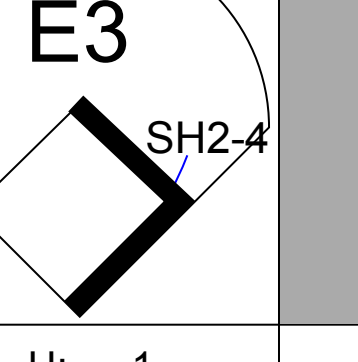
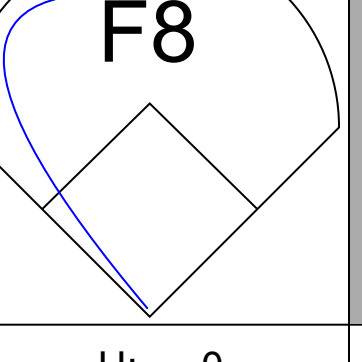
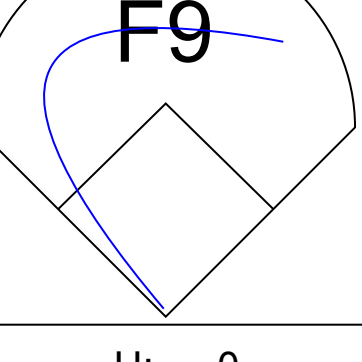
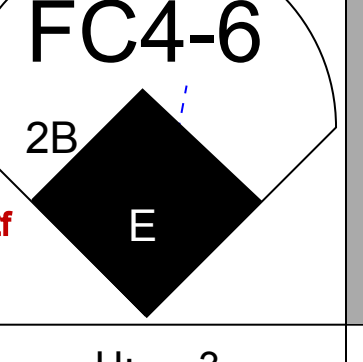
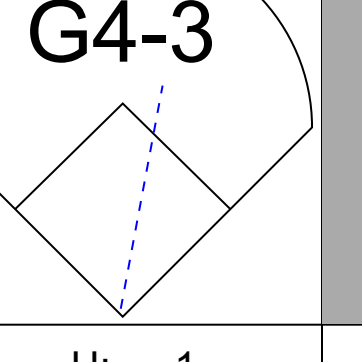
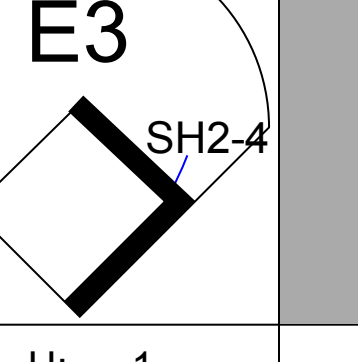
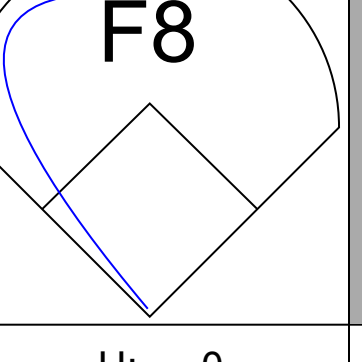
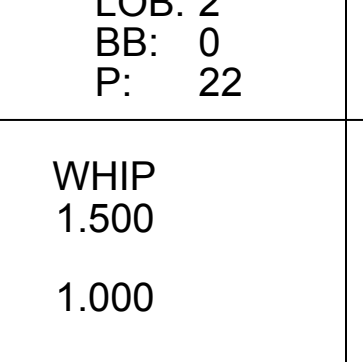
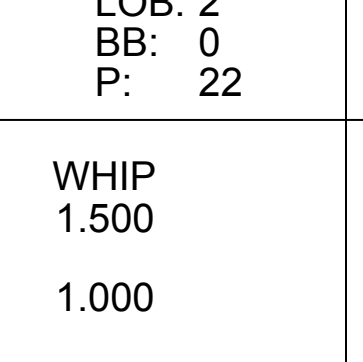
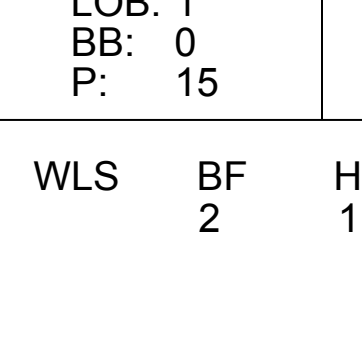
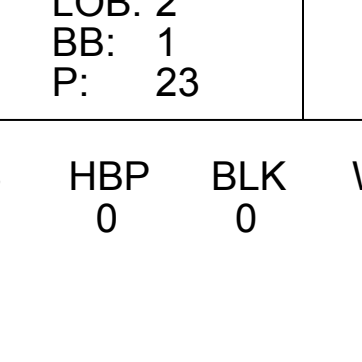
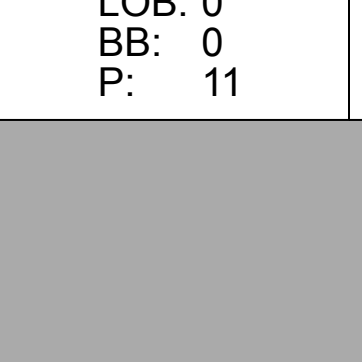


Batter	1	2	3	4	5	6	7	8	9	10	11	12	13	14	AB	R	H	RBI	BB	SO	LOB	TOP								
Craig Biggio, R OBP: 0.341, SLG: 0.434 (1, 8)															6	0	1	0	0	2	0									
Geoff Blum, S OBP: 0.312, SLG: 0.418 (10, 6)															7	0	2	0	0	1	3									
5 Jeff Bagwell, R OBP: 0.359, SLG: 0.469 (1, 3)															6	0	1	0	1	1	4									
Jeff Kent, R OBP: 0.376, SLG: 0.518 (1, 4)															7	0	1	0	0	1	3									
17 Lance Berkman, S OBP: 0.405, SLG: 0.509 (1, 7)															5	1	2	0	1	1	1									
Richard Hidalgo, R OBP: 0.402, SLG: 0.536 (1, 9)															5	1	3	2	1	1	1									
Orlando Merced, S OBP: 0.318, SLG: 0.408 (1, 10)															5	0	2	0	1	1	4									
Jose Vizcaino, S OBP: 0.273, SLG: 0.339 (1, 6)															4	0	0	0	0	0	7									
28 Adam Everett, R OBP: 0.281, SLG: 0.360 (8, 6)															4	0	0	0	0	0	0									
Morgan Ensberg, R OBP: 0.426, SLG: 0.661 (10, PH) (10, 5)															2	0	0	0	0	2	2									
Brad Ausmus, R OBP: 0.269, SLG: 0.283 (1, 2)															6	0	1	0	0	2	1									
Inning Stats	R: 0 E: 0 K: 2 S: 11	H: 0 LOB: 0 BB: 0 P: 16	R: 0 E: 0 K: 1 S: 16	H: 2 LOB: 2 BB: 0 P: 21	R: 0 E: 0 K: 1 S: 10	H: 1 LOB: 1 BB: 0 P: 12	R: 2 E: 0 K: 0 S: 10	H: 2 LOB: 1 BB: 1 P: 16	R: 0 E: 0 K: 0 S: 4	H: 0 LOB: 0 BB: 0 P: 5	R: 0 E: 0 K: 0 S: 12	H: 1 LOB: 1 BB: 1 P: 18	R: 0 E: 1 K: 0 S: 7	H: 1 LOB: 1 BB: 1 P: 8	R: 0 E: 0 K: 1 S: 13	H: 2 LOB: 2 BB: 0 P: 20	R: 0 E: 0 K: 2 S: 12	H: 1 LOB: 1 BB: 0 P: 16	R: 0 E: 0 K: 0 S: 7	H: 0 LOB: 0 BB: 0 P: 9	R: 0 E: 0 K: 0 S: 4	H: 1 LOB: 0 BB: 0 P: 4	R: 0 E: 0 K: 1 S: 9	H: 0 LOB: 0 BB: 0 P: 11	R: 0 E: 0 K: 2 S: 18	H: 1 LOB: 2 BB: 1 P: 28	1B: 9 2B: 3 3B: 0 HR: 1	SF: 0 SAC: 1 DP: 2 HBP: 0	WP: 0 PB: 0 SB: 0 CS: 0	PA: 58
PITCHER	IP	WLS	BF	H	R	ER	SO	BB	IBB	HBP	BLK	WP	HR	S	P	ERA	WHIP													
Byung-Hyun Kim, R ERA: 4.22 (1, 1)	6.0		28	7	2	0	0	1	0	0	0	0	0	16	23	0.00	1.000													
50 Mike Timlin, R ERA: 3.98 (7, 1)	2.0	7	2	0	0	0	1	0	0	0	0	0	0	16	23	0.00	1.000													
Brandon Lyon, R ERA: 3.63 (9, 1)	2.0	9	2	0	0	0	4	0	0	0	0	0	0	23	40	0.00	1.000													
Alan Embree, L ERA: 4.94 (11, 1)	3.0	9	1	0	0	0	1	0	0	0	0	0	0	20	24	0.00	0.333													
Jason Shiell, R ERA: 3.71 (14, 1)	1.0	W	5	1	0	0	2	1	0	0	0	0	0	18	28	0.00	2.000													

Houston Astros @ Boston Red Sox
Fenway Park, Boston, MA
Sun Jun 15 2003, 2:05 PM EDT
Att: 34,085 - Cloudy - 65 F

AB	53
R	2
H	13
RBI	2
BB	4
SO	12
LOB	26

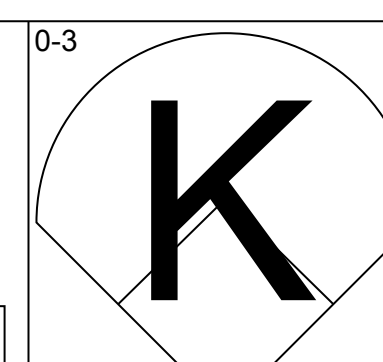
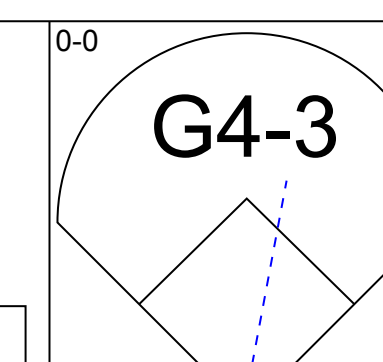
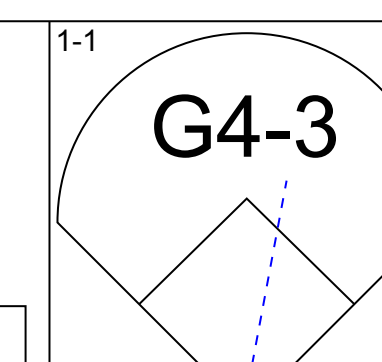
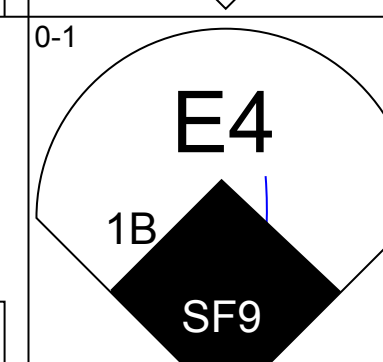
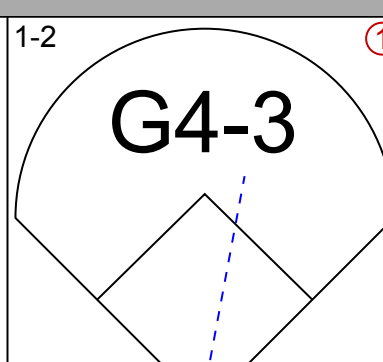
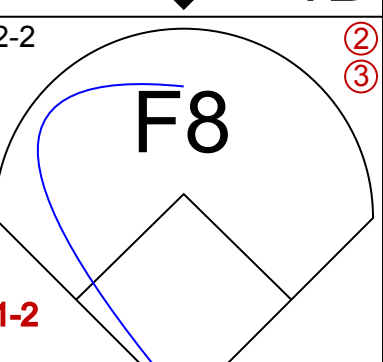
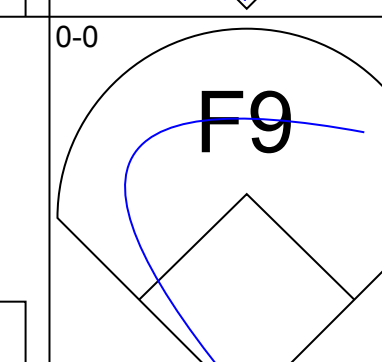
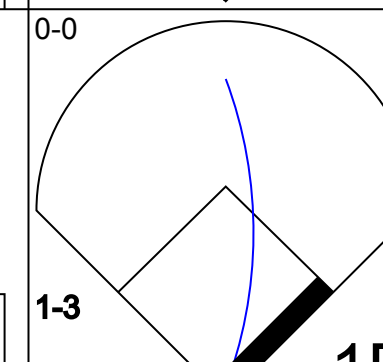
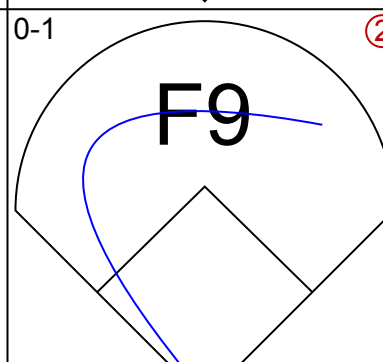
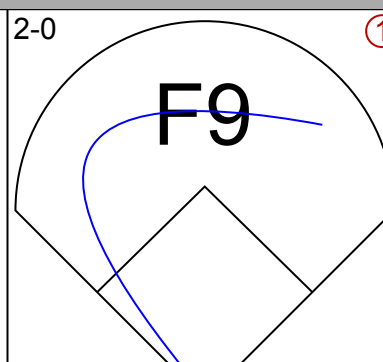
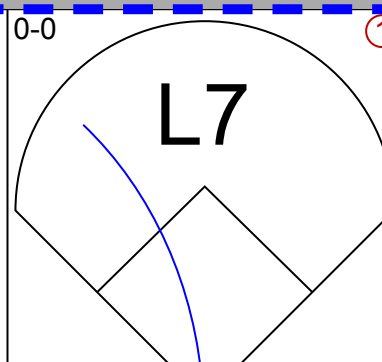
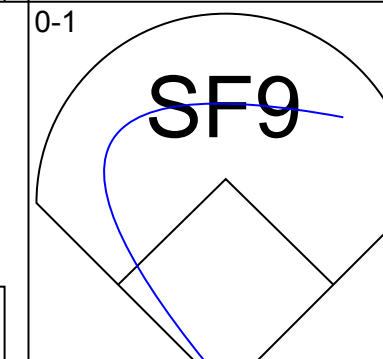
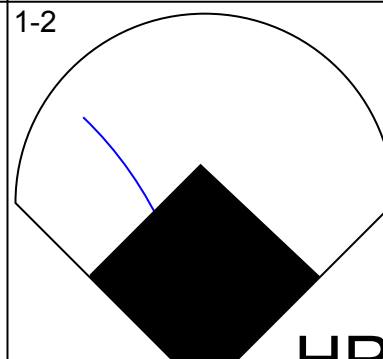
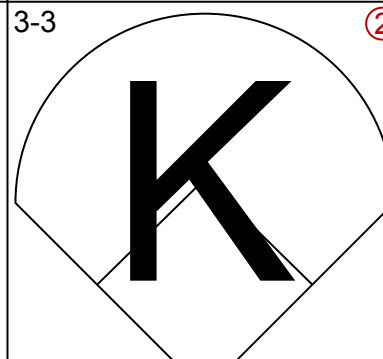
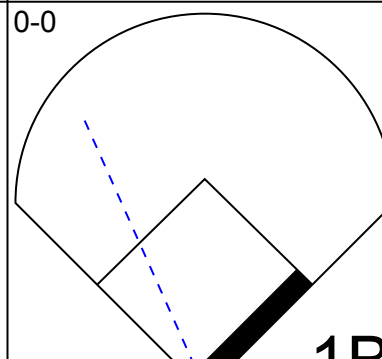
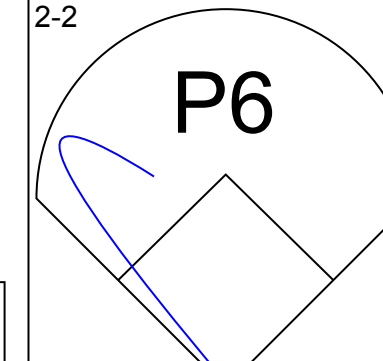
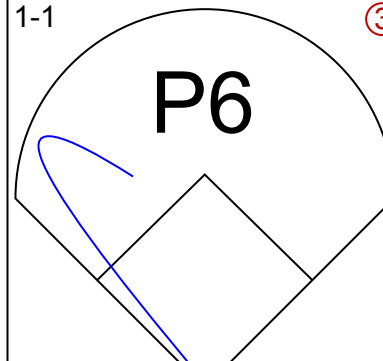
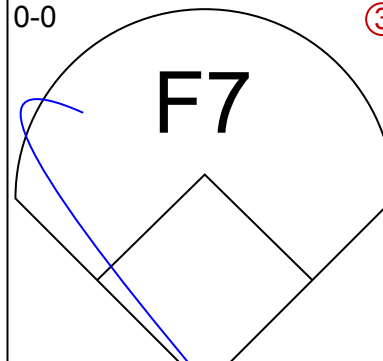
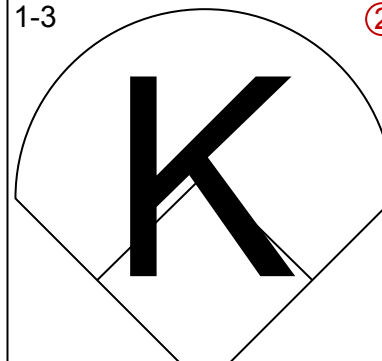
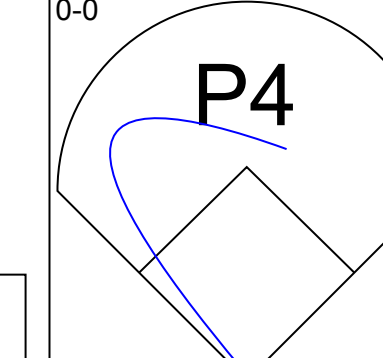
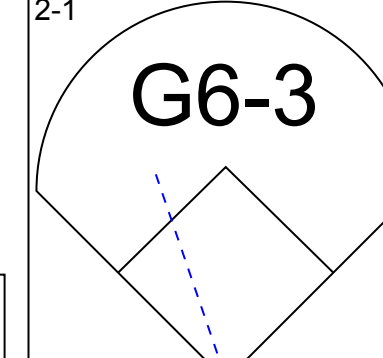
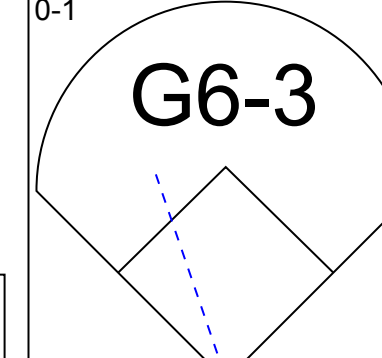
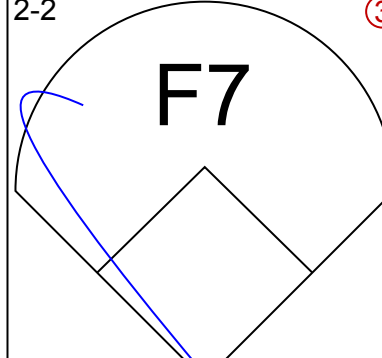
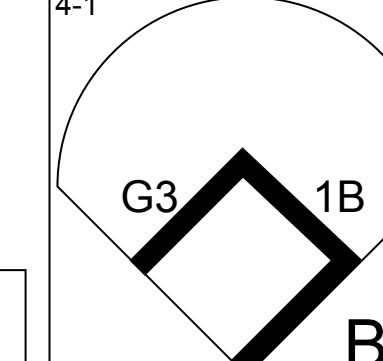
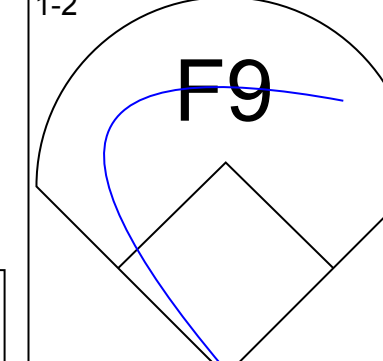
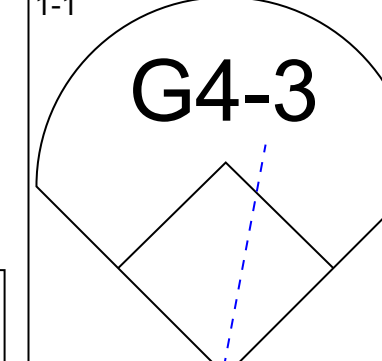
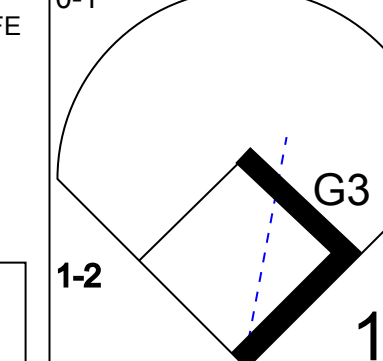
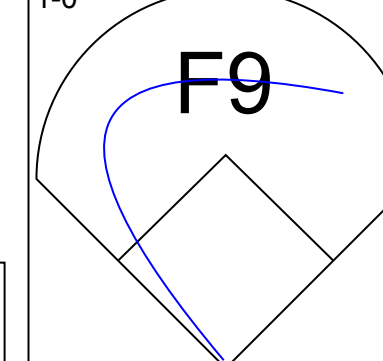
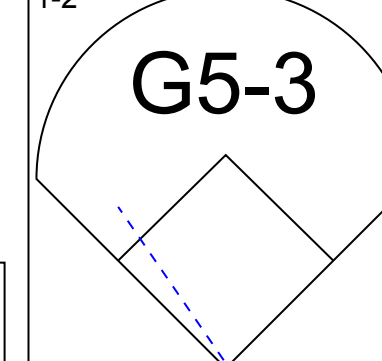
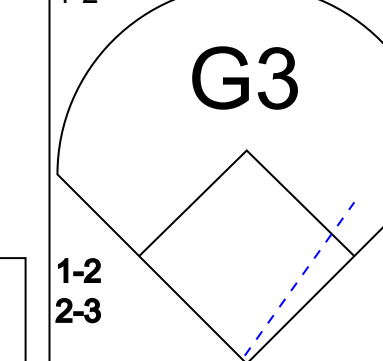
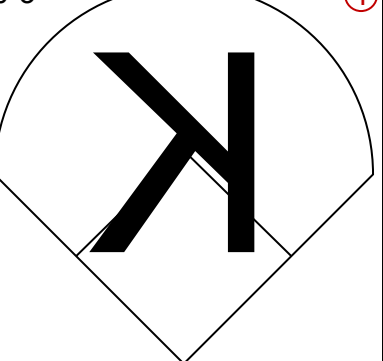
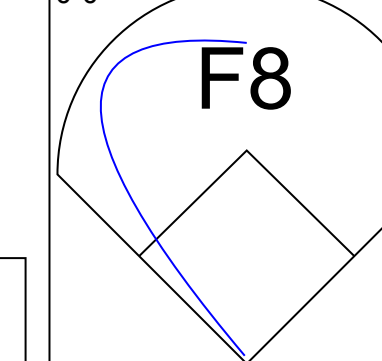


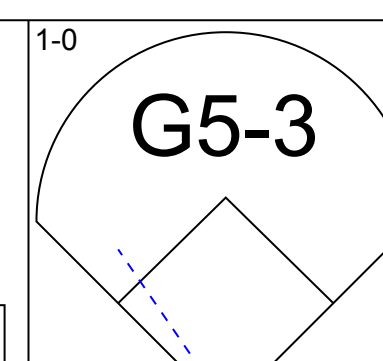
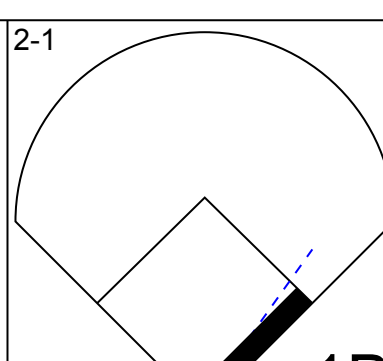
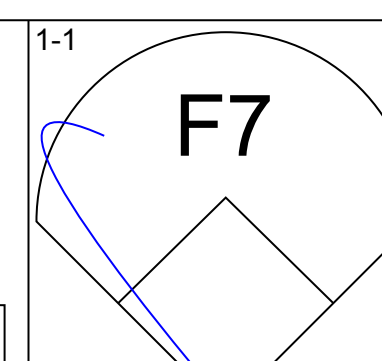
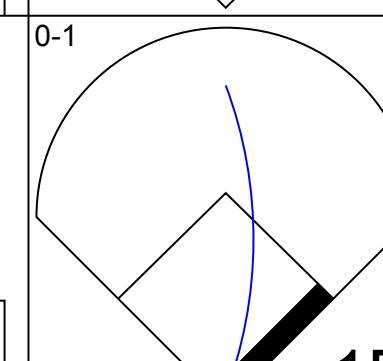
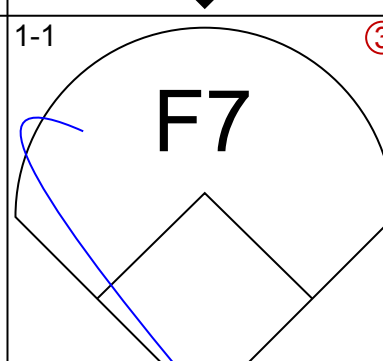
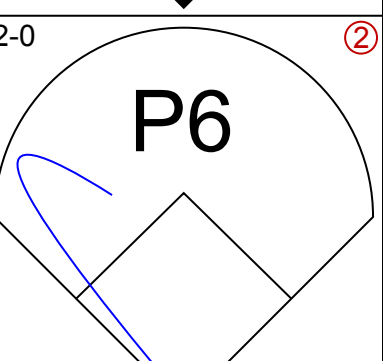
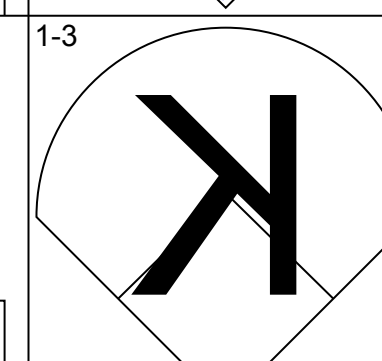
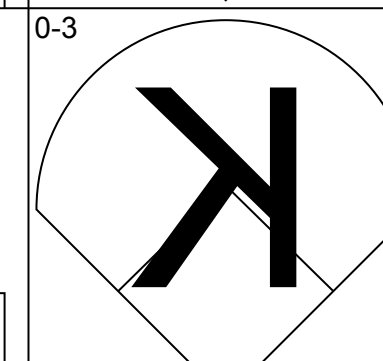
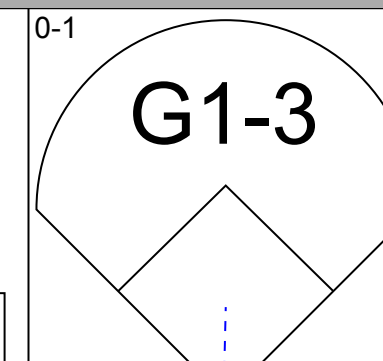
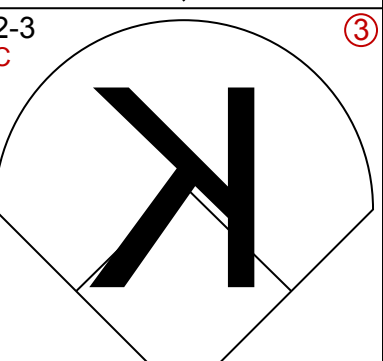
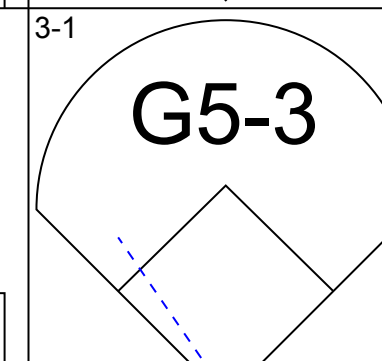
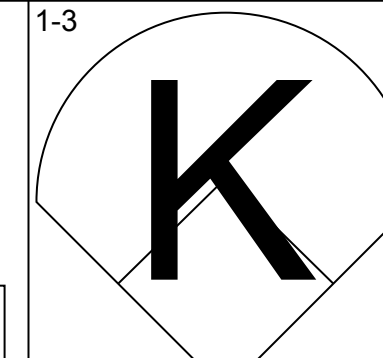

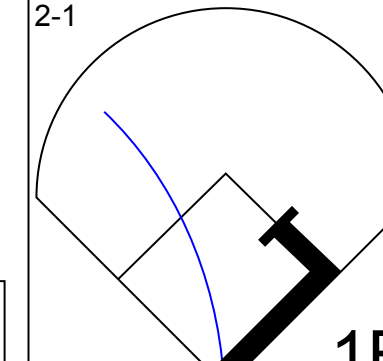
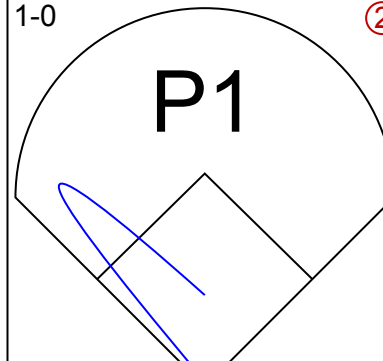
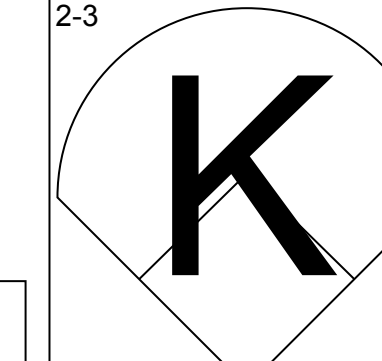
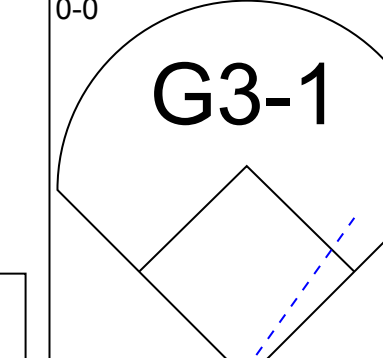

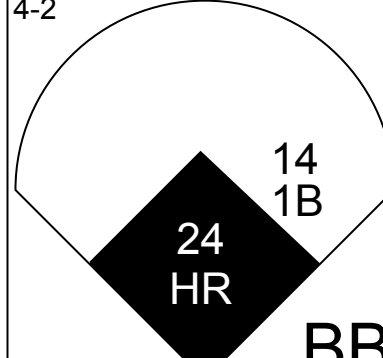
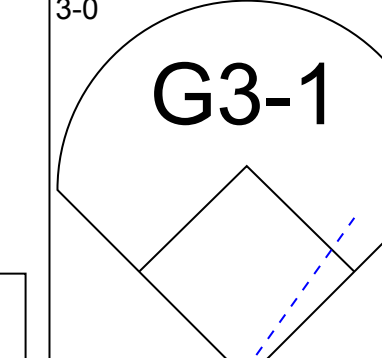
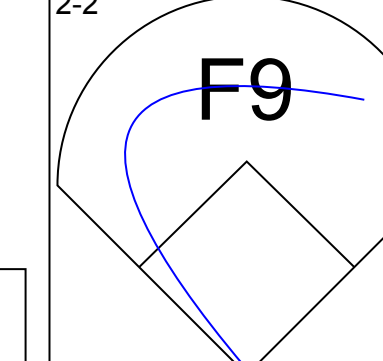
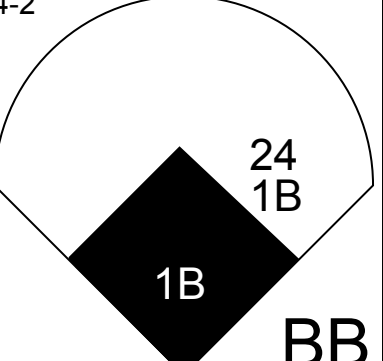
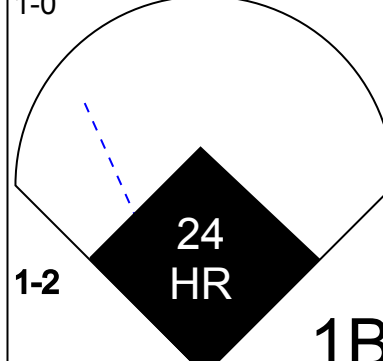


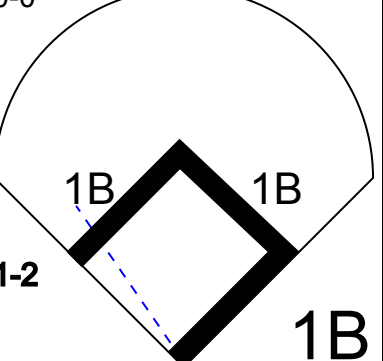
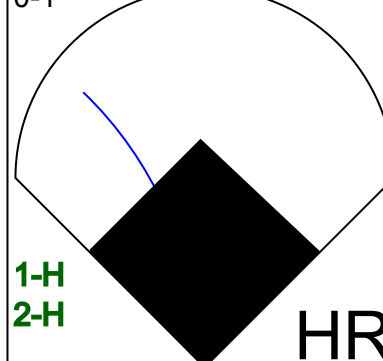
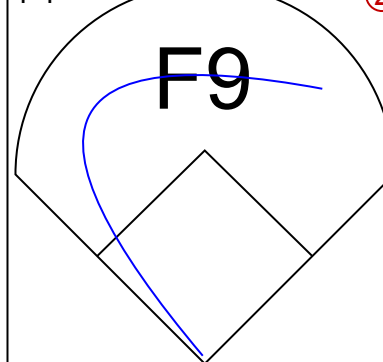
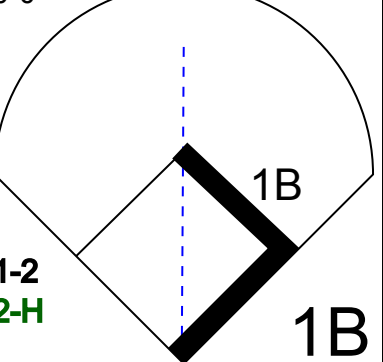
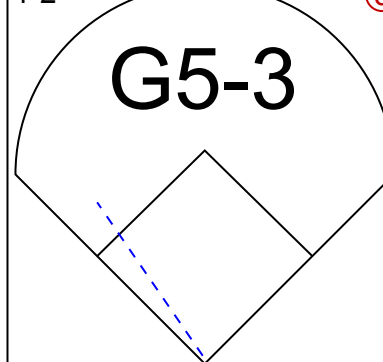
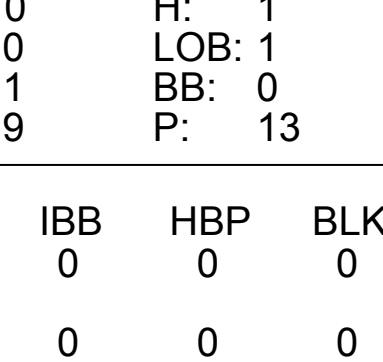
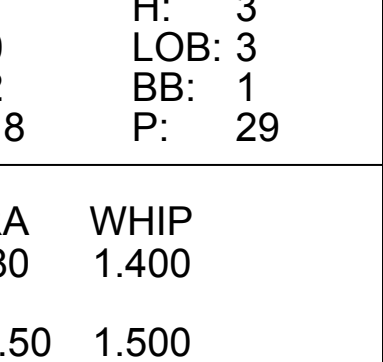
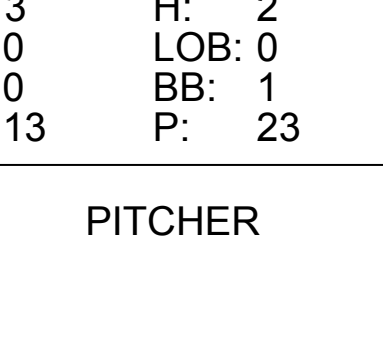
Batter	1	2	3	4	5	6	7	8	9	10	11	12	13	14	AB	R	H	RBI	BB	SO	LOB	BOTTOM					
Bill Mueller, S OBP: 0.401, SLG: 0.549 (1, 5)															6	0	2	0	0	1	3						
Todd Walker, L OBP: 0.359, SLG: 0.431 (1, 4)															6	1	2	0	1	1	3						
Nomar Garciaparra, R OBP: 0.368, SLG: 0.566 (1, 6)																6	1	4	0	0	0	3					
Manny Ramirez, R OBP: 0.419, SLG: 0.560 (1, 10)															5	0	1	2	1	1	5						
34 David Ortiz, L OBP: 0.383, SLG: 0.503 (1, 3)															4	0	0	0	2	1	2						
Kevin Millar, R OBP: 0.374, SLG: 0.529 (1, 7)															5	0	1	0	1	2	6						
Trot Nixon, L OBP: 0.390, SLG: 0.531 (1, 9)															5	0	2	0	1	2	3						
Jason Varitek, S OBP: 0.363, SLG: 0.536 (1, 2)															3	0	0	0	1	2	4						
Freddy Sanchez, R OBP: 0.250, SLG: 0.333 (9, PR)															0	0	0	0	0	0	0						
Doug Mientkiewicz, R OBP: 0.291, SLG: 0.398 (10, 2)															2	0	1	0	0	0	0						
Damian Jackson, R OBP: 0.320, SLG: 0.413 (1, 8)															2	1	0	0	0	0	1						
18 Johnny Damon, L OBP: 0.320, SLG: 0.413 (7, PH) (8, 8)															4	0	1	0	0	0	2						
Inning Stats	R: 0 E: 0 K: 5 S: 5	H: 1 LOB: 0 BB: 0 P: 6	R: 0 E: 0 K: 2 S: 13	H: 1 LOB: 1 BB: 1 P: 18	R: 0 E: 0 K: 0 S: 11	H: 0 LOB: 0 BB: 0 P: 16	R: 0 E: 0 K: 0 S: 13	H: 1 LOB: 1 BB: 1 P: 13	R: 1 E: 0 K: 0 S: 6	H: 1 LOB: 0 BB: 0 P: 12	R: 0 E: 0 K: 1 S: 12	H: 1 LOB: 1 BB: 1 P: 15	R: 0 E: 0 K: 0 S: 7	H: 0 LOB: 0 BB: 0 P: 14	R: 0 E: 0 K: 0 S: 8	H: 0 LOB: 0 BB: 0 P: 11	R: 0 E: 0 K: 1 S: 8	H: 2 LOB: 1 BB: 0 P: 10	1B: 7 2B: 7 3B: 1 HR: 0	SF: 1 SAC: 2 DP: 3 HBP: 0	WP: 0 PB: 0 SB: 0 CS: 0	PA: 58					
PITCHER	IP	WLS	BF	H	R	ER	SO	BB	IBB	HBP	BLK	WP	HR	S	P	ERA	WHIP										
Wade Miller, R ERA: 4.7 (1, 1)	6.0		24	7	2	0	2	2	0	0	0	0	0	14	23	0.00	1.000										
54 Brad Lidge, R ERA: 1.52 (7, 1)	1.0	5	1	0	0	0	2	1	0	0	0	0	0	21	39	0.00	1.500										
Billy Wagner, L ERA: 1.6 (9, 1)	2.0	11	2	0	0	0	2	1	1	0	0	0	0	21	39	0.00	1.500										
Octavio Dotel, R ERA: 1.63 (10, 1)	2.0	L	7	1	1	1	0	1	0	0	0	0	0	19	31	4.50	1.000										
Nate Bland, L ERA: 4.08 (12, 1)																											

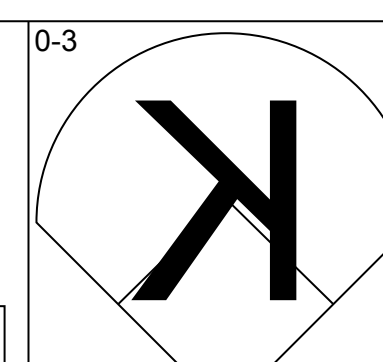
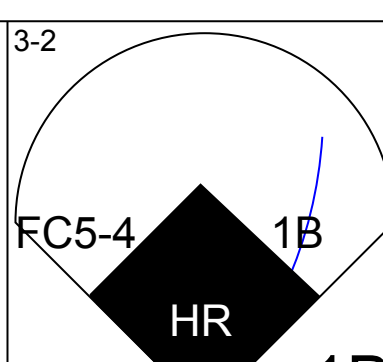
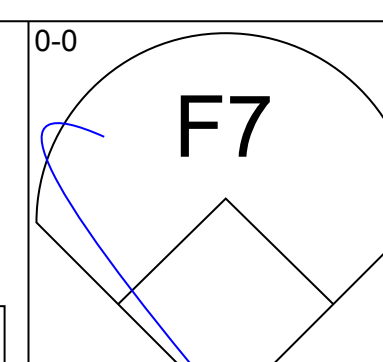
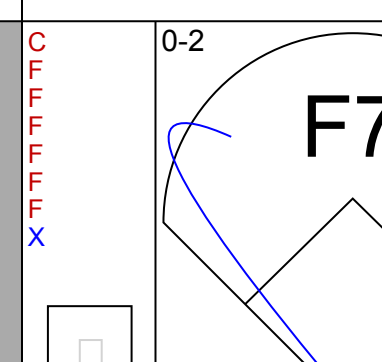
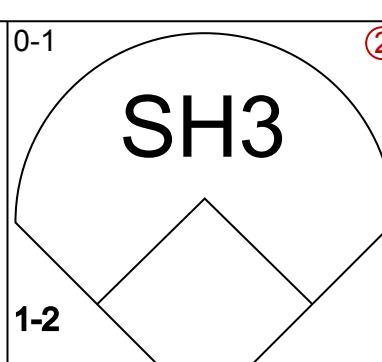
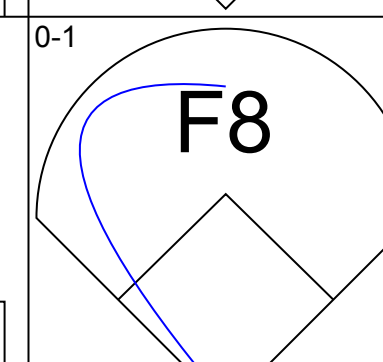
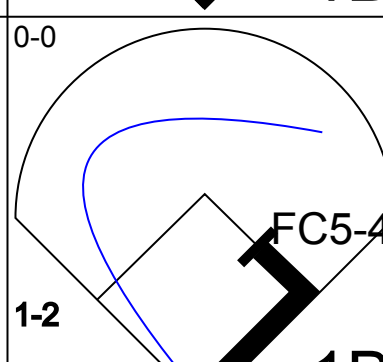
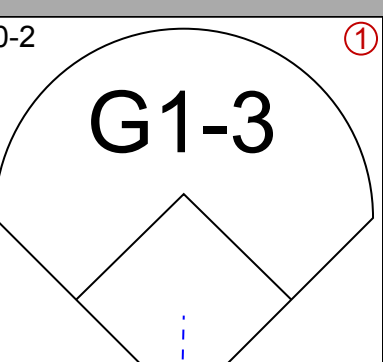
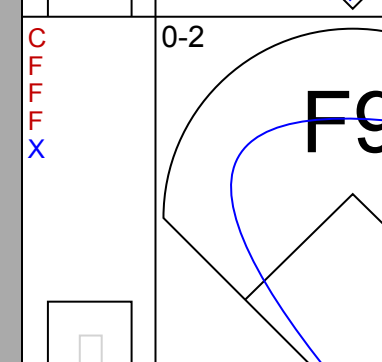
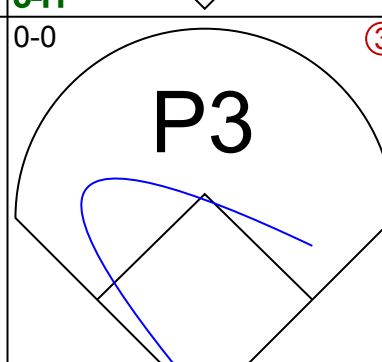
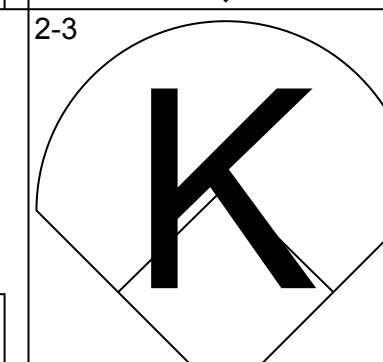
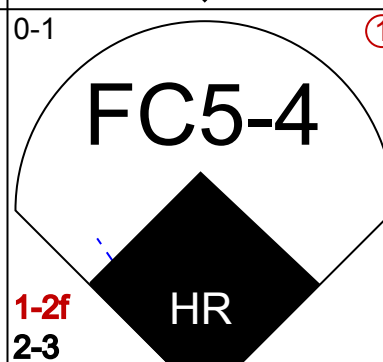
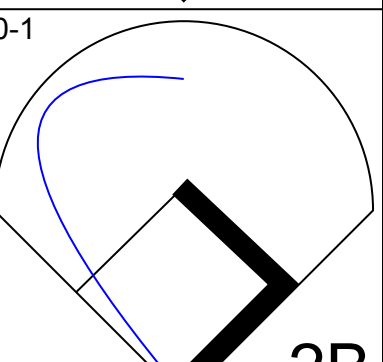
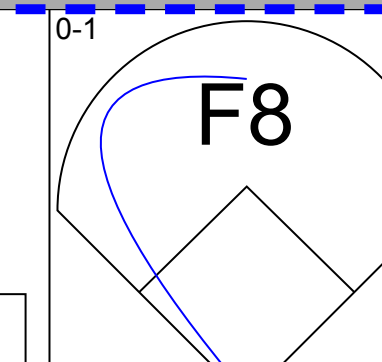
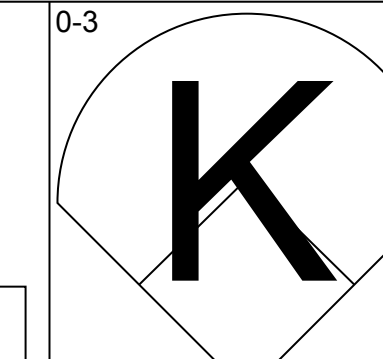
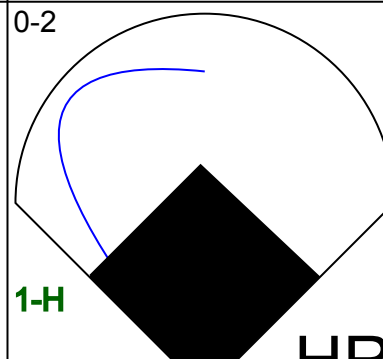
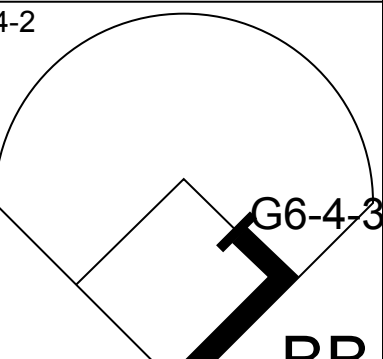
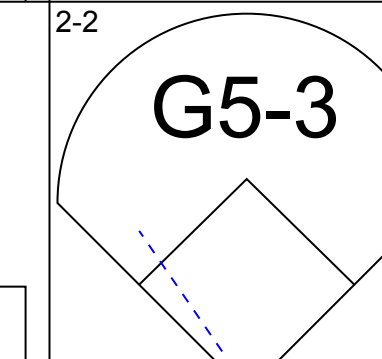
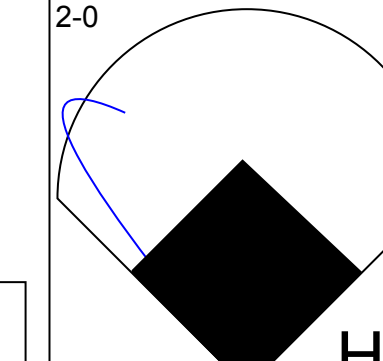
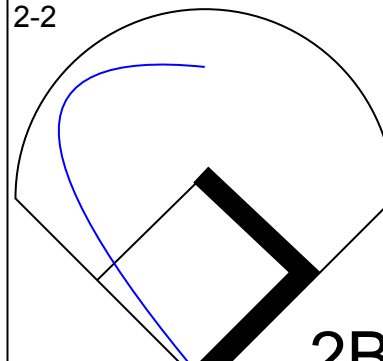
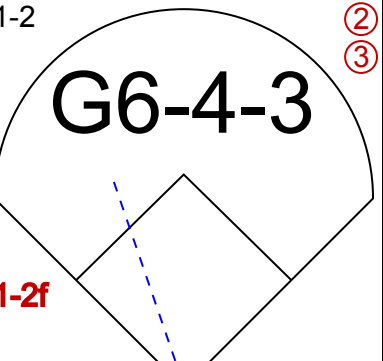
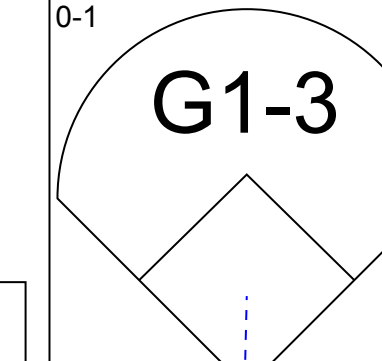
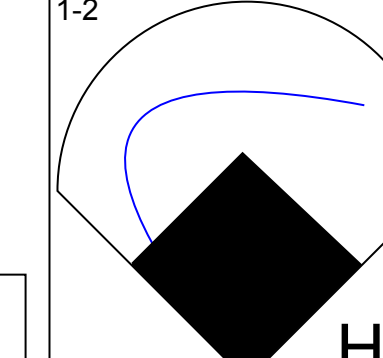
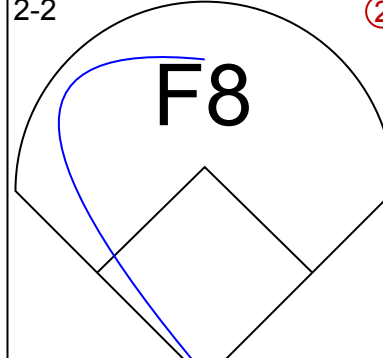
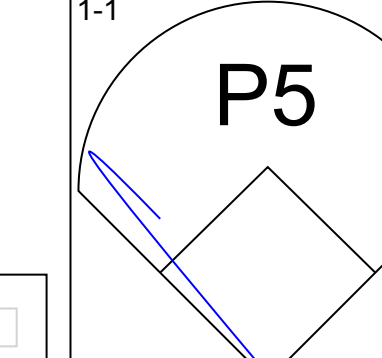
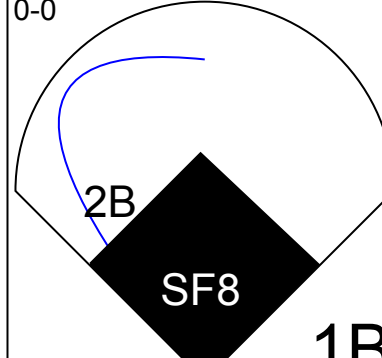
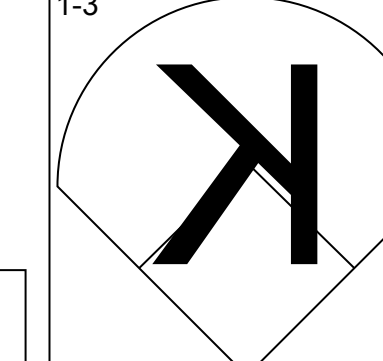
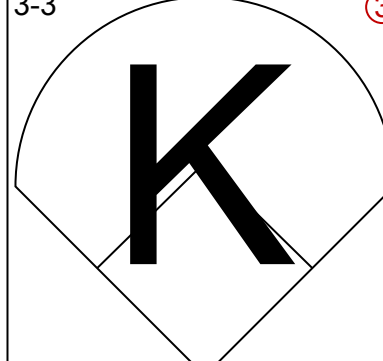
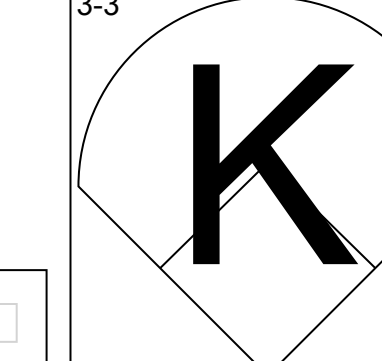
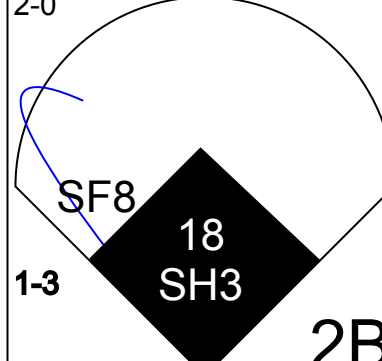
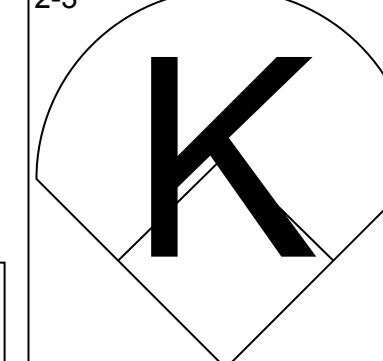
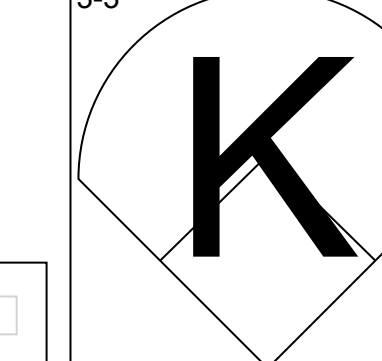
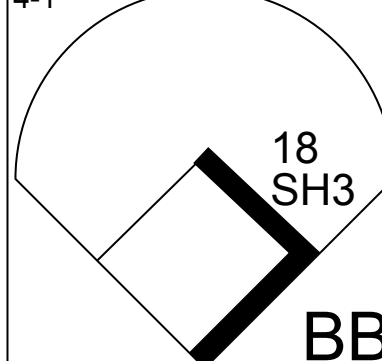
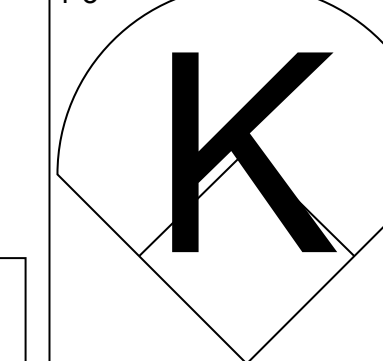
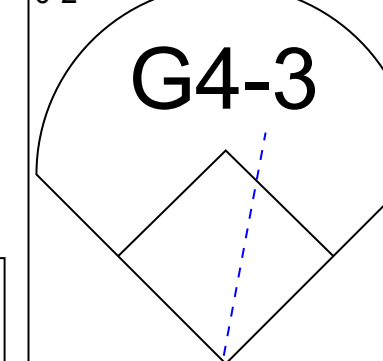
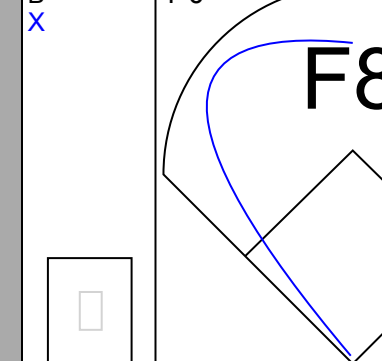
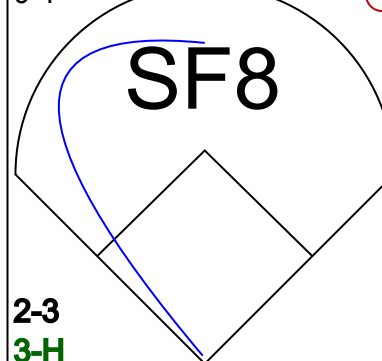
Houston Astros @ Boston Red Sox
Fenway Park, Boston, MA
Sun Jun 15 2003, 2:05 PM EDT
Att: 34,085 - Cloudy - 65 F

AB	48
R	3
H	14
RBI	2
BB	7
SO	10
LOB	32



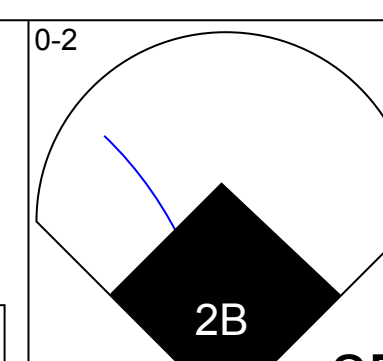
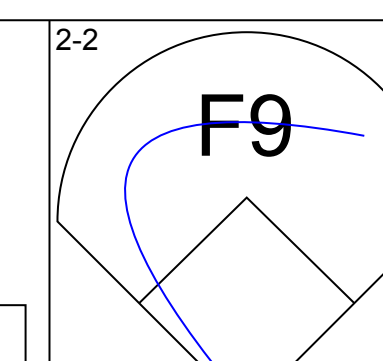
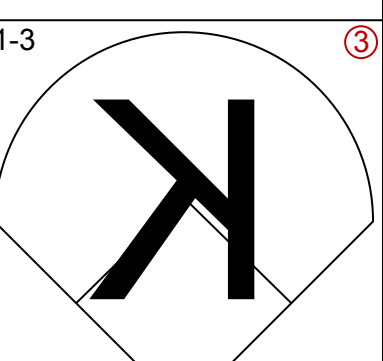
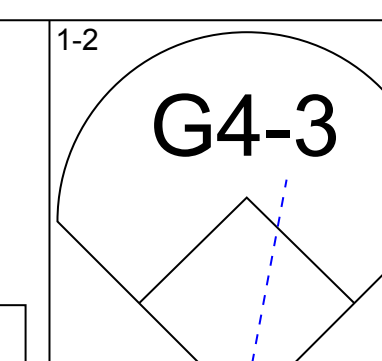
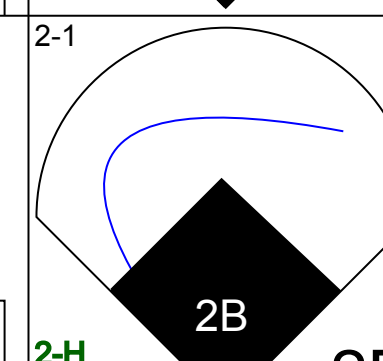
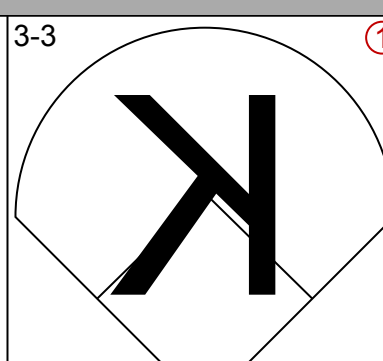
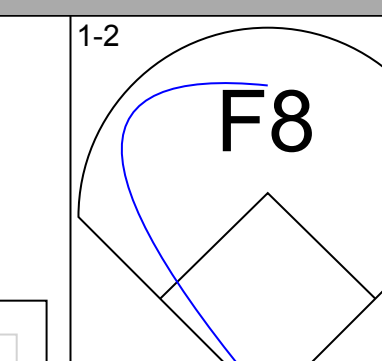
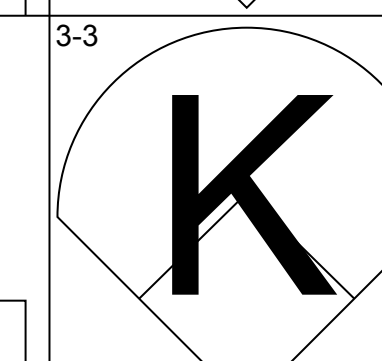
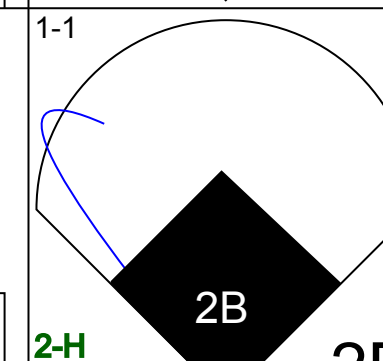
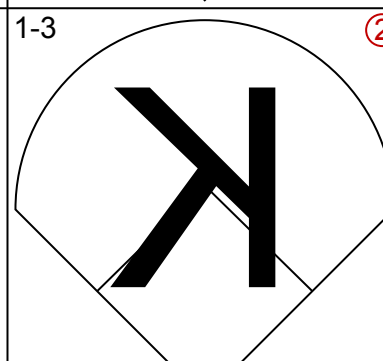
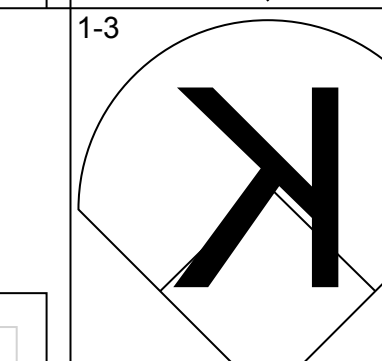
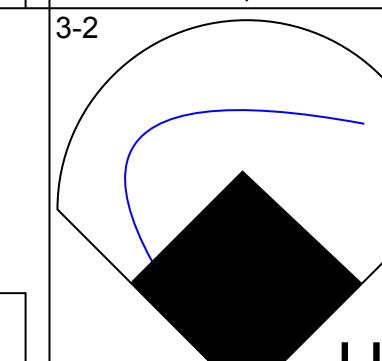
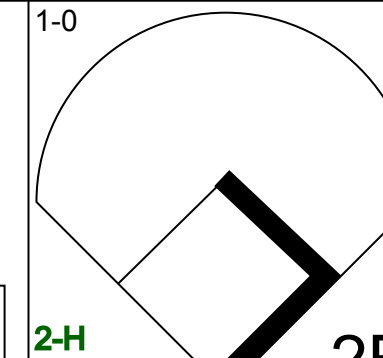
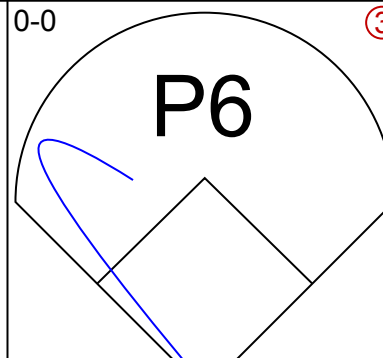
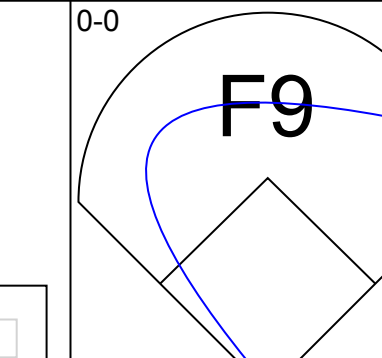
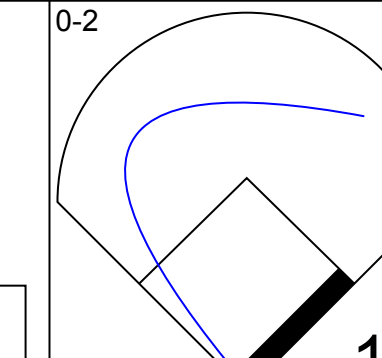
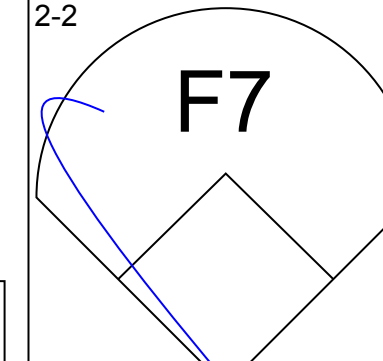
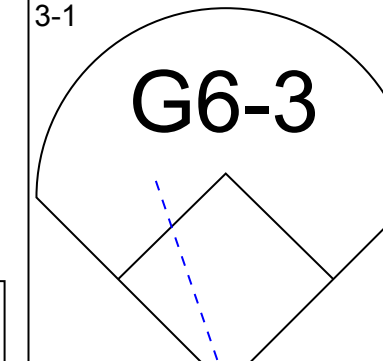
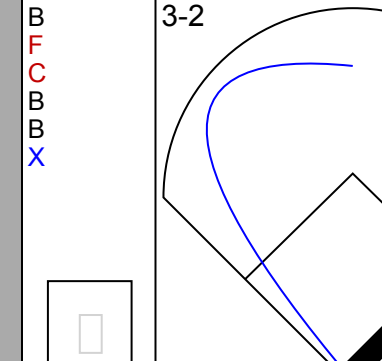
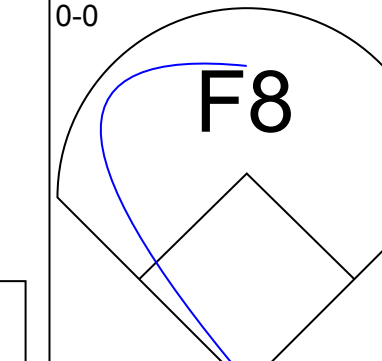
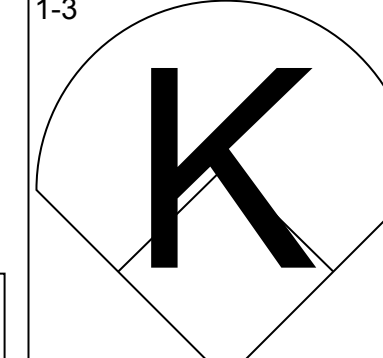
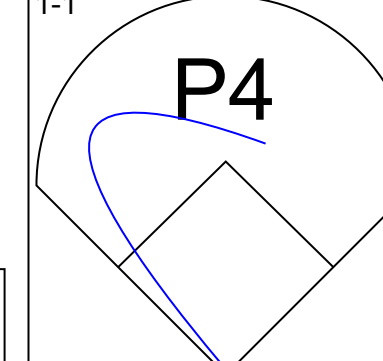
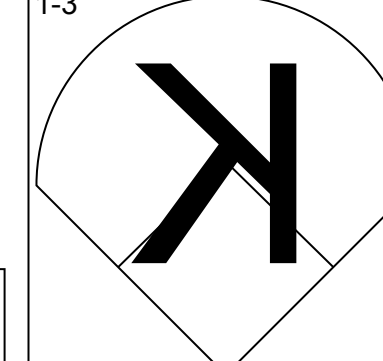
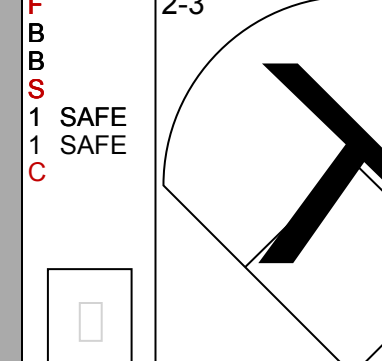
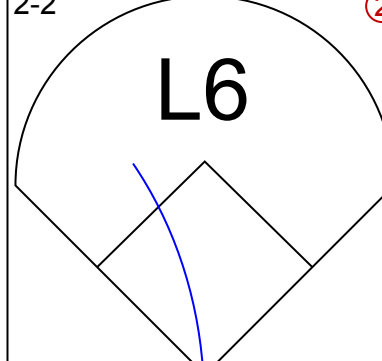



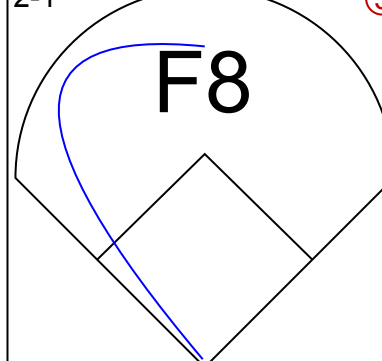
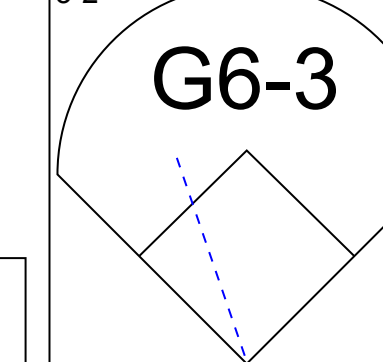
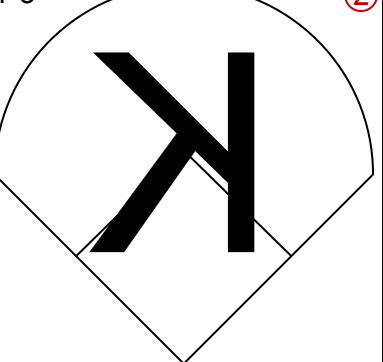
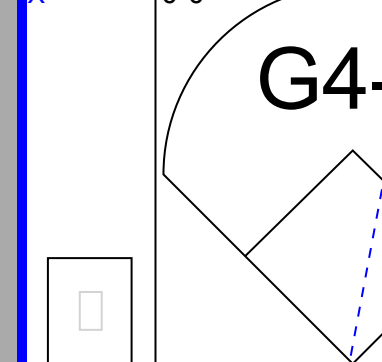

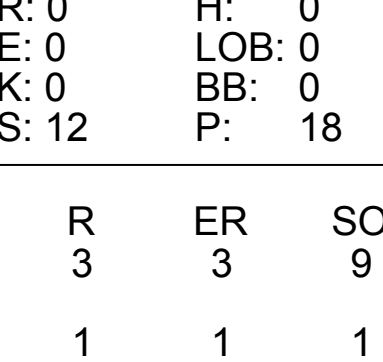
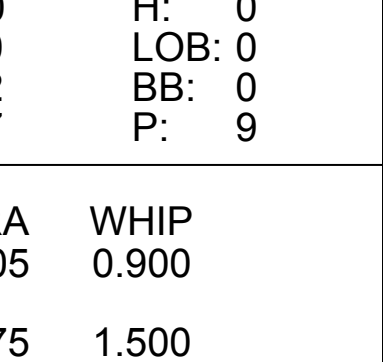
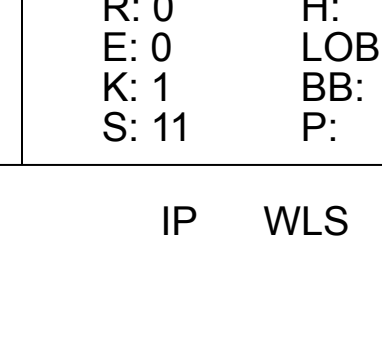
Batter	1	2	3	4	5	6	7	8	9	AB	R	H	RBI	BB	SO	LOB	TOP					
18 Johnny Damon, L (1, 8) OBP: 0.319, SLG: 0.410										4	0	1	0	0	1	2	<p>Boston Red Sox @ Chicago White Sox U.S. Cellular Field, Chicago, IL Mon Jun 16 2003, 8:05 PM EDT Att: 30,779 - Sunny - 71 F</p>					
Bill Mueller, S (1, 5) OBP: 0.394, SLG: 0.538										4	1	0	0	0	0	1						
Nomar Garciaparra, R (1, 6) OBP: 0.363, SLG: 0.591										4	0	1	0	0	0	0						
Manny Ramirez, R (1, 7) OBP: 0.421, SLG: 0.574										3	1	2	2	0	1	0						
34 David Ortiz, L (1, 3) OBP: 0.373, SLG: 0.490										4	0	0	0	0	1	2						
Kevin Millar, R (1, 10) OBP: 0.386, SLG: 0.519										4	0	0	0	0	0	1						
Jason Varitek, S (1, 2) OBP: 0.363, SLG: 0.530										2	0	0	0	1	0	0						
Freddy Sanchez, R (1, 4) OBP: 0.267, SLG: 0.333										3	0	1	0	0	0	0						
Damian Jackson, R (1, 9) OBP: 0.291, SLG: 0.260										3	0	0	0	0	1	2						
Inning Stats	R: 1 E: 1 K: 1 S: 11	H: 1 LOB: 1 BB: 0 P: 13	R: 0 E: 0 K: 0 S: 8	H: 1 LOB: 2 BB: 1 P: 13	R: 1 E: 0 K: 0 S: 11	H: 1 LOB: 0 BB: 0 P: 14	R: 0 E: 0 K: 0 S: 8	H: 0 LOB: 0 BB: 0 P: 12	R: 0 E: 0 K: 1 S: 12	H: 0 LOB: 0 BB: 0 P: 14	R: 0 E: 0 K: 0 S: 5	H: 0 LOB: 0 BB: 0 P: 10	R: 0 E: 0 K: 0 S: 8	H: 0 LOB: 0 BB: 0 P: 10	R: 0 E: 0 K: 0 S: 4	H: 0 LOB: 0 BB: 0 P: 5	R: 0 E: 0 K: 1 S: 9	H: 1 LOB: 1 BB: 0 P: 12	1B: 4 2B: 0 3B: 0 HR: 1	SF: 1 SAC: 0 DP: 0 HBP: 0	WP: 0 PB: 0 SB: 0 CS: 1	PA: 33
PITCHER	IP WLS BF H R ER SO BB IBB HBP BLK WP HR S P ERA WHIP																					
56 Mark Buehrle, L (1, 1) ERA: 4.85	8.0 W 29 4 2 1 3 1 0 0 0 0 0 1 67 91 1.12 0.625																					
Tom Gordon, R (9, 1) ERA: 3.92	1.0 S 4 1 0 0 1 0 0 0 0 0 0 0 9 12 0.00 1.000																					

Batter	1	2	3	4	5	6	7	8	9	AB	R	H	RBI	BB	SO	LOB	BOTTOM					
Willie Harris, L (1, 8) OBP: 0.214, SLG: 0.195										4	0	2	0	0	0	0	<p>Boston Red Sox @ Chicago White Sox U.S. Cellular Field, Chicago, IL Mon Jun 16 2003, 8:05 PM EDT Att: 30,779 - Sunny - 71 F</p>					
D'Angelo Jimenez, S (1, 4) OBP: 0.346, SLG: 0.443										4	0	1	0	0	1	4						
Frank Thomas, R (1, 3) OBP: 0.412, SLG: 0.559										4	0	0	0	0	2	4						
Brian Daubach, L (8, 3) OBP: 0.333, SLG: 0.325										0	0	0	0	0	0	0						
Magglio Ordonez, R (1, 9) OBP: 0.335, SLG: 0.482										4	0	0	0	0	2	1						
Carlos Lee, R (1, 7) OBP: 0.319, SLG: 0.455										4	0	1	0	0	1	0						
Aaron Rowand, R (9, 7) OBP: 0.227, SLG: 0.257										0	0	0	0	0	0	0						
Jose Valentin, S (1, 6) OBP: 0.314, SLG: 0.430										3	1	0	0	1	1	0						
14 Paul Konerko, R (1, 10) OBP: 0.277, SLG: 0.286										2	2	1	0	1	0	0						
24 Joe Crede, R (1, 5) OBP: 0.268, SLG: 0.357										3	1	2	3	0	1	0						
Josh Paul, R (1, 2) OBP: 0.462, SLG: 0.417										3	0	1	1	0	0	0						
Inning Stats	R: 0 E: 0 K: 2 S: 9	H: 1 LOB: 0 BB: 0 P: 11	R: 0 E: 0 K: 0 S: 6	H: 0 LOB: 0 BB: 0 P: 8	R: 0 E: 0 K: 1 S: 9	H: 1 LOB: 1 BB: 0 P: 13	R: 0 E: 0 K: 1 S: 7	H: 1 LOB: 0 BB: 0 P: 10	R: 1 E: 0 K: 2 S: 18	H: 3 LOB: 3 BB: 1 P: 29	R: 3 E: 0 K: 0 S: 13	H: 2 LOB: 0 BB: 1 P: 23	R: 0 E: 0 K: 1 S: 7	H: 0 LOB: 0 BB: 0 P: 12	R: 0 E: 0 K: 1 S: 5	H: 0 LOB: 0 BB: 0 P: 10	R: 0 E: 0 K: 1 S: 9	H: 0 LOB: 0 BB: 0 P: 12	1B: 7 2B: 0 3B: 0 HR: 1	SF: 0 SAC: 0 DP: 0 HBP: 0	WP: 0 PB: 0 SB: 0 CS: 0	PA: 33
PITCHER	IP WLS BF H R ER SO BB IBB HBP BLK WP HR S P ERA WHIP																					
Pedro Martinez, R (1, 1) ERA: 2.63	5.0 L 21 6 1 1 6 1 0 0 0 0 0 1 20 35 13.50 1.500																					
Ryan Rupe, R (6, 1) ERA: 4.5	2.0 L 9 2 3 3 1 1 0 0 0 0 0 0 5 10 0.00 0.000																					
Rudy Seanez, R (8, 1) ERA: 4.7	1.0 3 0 0 0 1 0 0 0 0 0 0 0 5 10 0.00 0.000																					

Batter	1	2	3	4	5	6	7	8	9	AB R H RBI BB SO LOB	TOP									
18 Johnny Damon, L (1, 8) OBP: 0.318, SLG: 0.408										4 1 1 1 0 1 0	Boston Red Sox @ Chicago White Sox U.S. Cellular Field, Chicago, IL Tue Jun 17 2003, 8:05 PM EDT Att: 19,887 - Sunny - 77 F									
Todd Walker, L (1, 4) OBP: 0.356, SLG: 0.427										5 0 1 0 0 0 1										
Nomar Garciaparra, R (1, 6) OBP: 0.363, SLG: 0.590										4 1 1 0 0 1 2										
Manny Ramirez, R (1, 7) OBP: 0.422, SLG: 0.583										3 1 1 3 1 1 0 0 0 0 0 0 0 0										
Damian Jackson, R (8, 7) OBP: 0.291, SLG: 0.260																				
Kevin Millar, R (1, 3) OBP: 0.370, SLG: 0.537										4 1 2 1 0 0 2										
Trot Nixon, L (1, 9) OBP: 0.392, SLG: 0.545										4 2 2 1 0 0 1										
Bill Mueller, S (1, 5) OBP: 0.391, SLG: 0.537										4 1 1 0 0 3 1										
Jeremy Giambi, L (1, 10) OBP: 0.336, SLG: 0.365										2 0 0 0 2 2 0										
Jason Varitek, S (1, 2) OBP: 0.356, SLG: 0.522										3 0 0 1 0 1 1										
Inning Stats	R: 0 E: 0 K: 2 S: 10	H: 0 LOB: 0 BB: 0 P: 12	R: 2 E: 0 K: 3 S: 15	H: 2 LOB: 1 BB: 24 P: 21	R: 3 E: 0 K: 1 S: 20	H: 4 LOB: 0 BB: 0 P: 30	R: 0 E: 0 K: 1 S: 7	H: 0 LOB: 0 BB: 0 P: 9	R: 0 E: 0 K: 0 S: 11	H: 0 LOB: 1 BB: 1 P: 15	R: 0 E: 0 K: 0 S: 14	H: 0 LOB: 0 BB: 0 P: 15	R: 0 E: 0 K: 0 S: 7	H: 0 LOB: 0 BB: 0 P: 9	R: 2 E: 0 K: 0 S: 8	H: 2 LOB: 1 BB: 1 P: 14	1B: 3 2B: 3 3B: 0 HR: 3	SF: 1 SAC: 1 DP: 1 HBP: 0	WP: 0 PB: 0 SB: 0 CS: 0	PA: 38
PITCHER	IP WLS BF H R ER SO BB IBB HBP BLK WP HR S P ERA WHIP	Bartolo Colon, R (1, 1) ERA: 4.19 David Sanders, L (7, 1) ERA: 4.91 Rick White, R (8, 1) ERA: 7.43 Damaso Marte, L (9, 1) ERA: 1.93																		

AB	33
R	7
H	9
RBI	7
BB	3
SO	9
LOB	8



Batter	1	2	3	4	5	6	7	8	9	AB R H RBI BB SO LOB	BOTTOM											
Willie Harris, L (1, 8) OBP: 0.217, SLG: 0.222										4 1 1 0 0 1 0	Boston Red Sox @ Chicago White Sox U.S. Cellular Field, Chicago, IL Tue Jun 17 2003, 8:05 PM EDT Att: 19,887 - Sunny - 77 F											
D'Angelo Jimenez, S (1, 4) OBP: 0.344, SLG: 0.444										4 1 1 1 0 2 0												
Frank Thomas, R (1, 3) OBP: 0.411, SLG: 0.560										3 1 1 1 0 2 0 1 1 1 1 0 0 0												
Brian Daubach, L (7, 3) OBP: 0.341, SLG: 0.372										4 0 2 1 0 0 0												
Magglio Ordonez, R (1, 9) OBP: 0.337, SLG: 0.486										4 0 1 0 0 0 2												
Carlos Lee, R (1, 7) OBP: 0.318, SLG: 0.451																						
Jose Valentin, S (1, 6) OBP: 0.309, SLG: 0.422										4 0 0 0 0 2 2												
14 Paul Konerko, R (1, 10) OBP: 0.272, SLG: 0.280										4 0 0 0 0 2 2												
24 Joe Crede, R (1, 5) OBP: 0.267, SLG: 0.352										3 0 0 0 1 0 0												
Miguel Olivo, R (1, 2) OBP: 0.288, SLG: 0.384										2 0 0 0 0 1 0 1 0 0 0 0 0 2 0 0 0 0 0 0 0												
Armando Rios, L (7, PH) ERA: 3.46																						
Josh Paul, R (8, 2) OBP: 0.462, SLG: 0.417																						
Inning Stats	R: 3 E: 0 K: 1 S: 17	H: 4 LOB: 1 BB: 0 P: 25	R: 0 E: 0 K: 0 S: 12	H: 0 LOB: 0 BB: 0 P: 18	R: 0 E: 0 K: 2 S: 9	H: 0 LOB: 0 BB: 0 P: 13	R: 0 E: 0 K: 2 S: 8	H: 0 LOB: 0 BB: 0 P: 14	R: 0 E: 0 K: 1 S: 7	H: 0 LOB: 0 BB: 0 P: 9	R: 0 E: 0 K: 1 S: 8	H: 0 LOB: 0 BB: 0 P: 10	R: 0 E: 0 K: 1 S: 11	H: 1 LOB: 2 BB: 1 P: 21	R: 1 E: 0 K: 1 S: 17	H: 2 LOB: 1 BB: 0 P: 24	R: 0 E: 0 K: 0 S: 6	H: 0 LOB: 0 BB: 0 P: 11	1B: 2 2B: 4 3B: 0 HR: 1	SF: 0 SAC: 0 DP: 0 HBP: 0	WP: 0 PB: 0 SB: 0 CS: 0	PA: 35
PITCHER	IP WLS BF H R ER SO BB IBB HBP BLK WP HR S P ERA WHIP	John Burkett, R (1, 1) ERA: 5.6 50 Mike Timlin, R (7, 1) ERA: 3.46 Brandon Lyon, R (9, 1) ERA: 3.53																				

AB	34
R	4
H	7
RBI	4
BB	1
SO	10
LOB	8



Batter	1	2	3	4	5	6	7	8	9	10	11	12	13	AB	R	H	RBI	BB	SO	LOB	TOP							
18 Johnny Damon, L OBP: 0.321, SLG: 0.604	F9		L4		L9		1B BB		G1-3		K		2B 1B	6	1	1	0	1	1	0								
Todd Walker, L OBP: 0.357, SLG: 0.445	F8		HR			HR	FC4 1B		1B BB		F8		1H 1B 2B	6	3	3	3	1	0	1								
Nomar Garciaparra, R OBP: 0.370, SLG: 0.364	1B		BB			2B 1B	1-2 1B		G5-4-3 1B			3B 1B	2H 1B	6	1	6	1	1	0	0								
Manny Ramirez, R OBP: 0.411, SLG: 0.558	P4		F8			P3	F7		G5-4-3 1B			P3	FC5-4 1B	7	0	0	0	0	0	10								
Kevin Millar, R OBP: 0.371, SLG: 0.547		G3-1			G5-3		2B		1B 2B			1H 3B		6	0	3	1	0	1	0								
Bill Mueller, S OBP: 0.362, SLG: 0.516		G5-3			K		2B		1B			K		4	0	1	0	1	1	0								
Brandon Lyon, R														0	0	0	0	0	0	0								
Jeremy Giambi, L OBP: 0.371, SLG: 0.355						G4-6-3			1B					1	0	0	0	0	1	1								
Jason Shieff, R						1BB			2-3 1B					0	0	0	0	0	0	0								
Rudy Seanez, R									K2-3					5	0	1	0	1	2	6								
Jason Varitek, S OBP: 0.350, SLG: 0.510		BB			F9		G4-6-3 1-2		2B				K															
Damian Jackson, R OBP: 0.279, SLG: 0.236					F8				F9				K	4	0	0	0	0	2	3								
Trot Nixon, L OBP: 0.360, SLG: 0.524									K				K	2	0	0	0	0	1	1								
Pedro Martinez, R					F9				G4-3				K	3	0	0	0	0	0	0								
34 David Ortiz, L OBP: 0.374, SLG: 0.480			G3-1						K				K	1	0	0	0	0	1	2								
50 Mike Timlin, R													K	1	0	0	0	0	0	0								
Alan Embree, L													K	0	0	0	0	0	0	0								
Freddy Sanchez, R OBP: 0.230, SLG: 0.294													K	2	0	0	0	0	1	0								
Inning Stats	R: 0 E: 0 K: 0 S: 8	H: 1 LOB: 1 BB: 0 P: 9	R: 0 E: 0 K: 1 S: 10	H: 0 LOB: 1 BB: 1 P: 14	R: 1 E: 0 K: 0 S: 12	H: 1 LOB: 1 BB: 1 P: 21	R: 0 E: 0 K: 1 S: 7	H: 0 LOB: 0 BB: 0 P: 10	R: 0 E: 0 K: 0 S: 6	H: 0 LOB: 0 BB: 0 P: 9	R: 1 E: 0 K: 0 S: 8	H: 3 LOB: 2 BB: 1 P: 16	R: 0 E: 1 K: 0 S: 17	H: 1 LOB: 3 BB: 1 P: 25	R: 0 E: 0 K: 0 S: 9	H: 2 LOB: 2 BB: 0 P: 21	R: 0 E: 0 K: 0 S: 9	H: 1 LOB: 1 BB: 0 P: 20	R: 0 E: 0 K: 1 S: 10	H: 0 LOB: 0 BB: 0 P: 15	R: 0 E: 0 K: 1 S: 14	H: 2 LOB: 1 BB: 0 P: 21	R: 2 E: 0 K: 2 S: 18	H: 3 LOB: 1 BB: 0 P: 28	1B: 8 2B: 4 3B: 1 HR: 2	SF: 0 SAC: 0 DP: 2 HBP: 0	WIP: 0 PB: 0 SB: 1 CS: 0	PA: 58
PITCHER	IP: 6.2 ERA: 3.26	WLS: 30 BF: 6	H: 2 ER: 2 SO: 2	BB: 3 IBB: 1 HBP: 0 BLK: 0	WP: 0 HR: 2 S: 67	P: 103 ERA: 2.70 WHIP: 1.350		PITCHER	IP: 2.0 ERA: 5.99	WLS: 11 BF: 5	H: 3 ER: 3 SO: 4	BB: 0 IBB: 0 HBP: 0 BLK: 0	WP: 0 HR: 0 S: 32	P: 49 ERA: 13.50 WHIP: 2.500														
Randy Wolf, L	(1, 1)																											
Turk Wendell, R	(7, 1)																											
Rheal Cormier, L	(8, 1)																											
Terry Adams, R	(9, 1)																											
Dan Plesac, L	(10, 1)																											

Boston Red Sox @ Philadelphia Phillies
Veterans Stadium, Philadelphia, PA
Sat Jun 21 2003, 1:05 PM EDT
Att: 35,512 - Cloudy - 64 F

AB 53
R 5
H 15
RBI 5
BB 5
SO 11
LOB 24



Batter	1	2	3	4	5	6	7	8	9	10	11	12	13	AB	R	H	RBI	BB	SO	LOB	BOTTOM							
Placido Polanco, R OBP: 0.320, SLG: 0.407	G4-3		F9			G4-3		K		B3		K		6	0	0	0	0	2	1								
11 Jimmy Rollins, S OBP: 0.315, SLG: 0.379	K		L4			PB 1B		F7		K		L9		6	0	1	0	0	2	1								
Jim Thome, L OBP: 0.377, SLG: 0.506	1B				F9		K		1-1	1B BB		HR		5	2	3	2	1	1	1								
Pat Burrell, R OBP: 0.312, SLG: 0.424	L7				F9		K		HR			HR		4	0	0	0	0	2	2								
Terry Adams, R														0	0	0	0	0	0	0								
Marlon Byrd, R OBP: 0.340, SLG: 0.352														2	0	1	0	0	1	0								
Bobby Abreu, L OBP: 0.393, SLG: 0.457		HR						G4-3		1B BB		K		4	2	2	1	2	1	3								
Mike Lieberthal, R OBP: 0.388, SLG: 0.435	F9				F8			K		F7		F8		6	0	0	0	0	1	3								
David Bell, R OBP: 0.296, SLG: 0.303	F9					G6-3				G6-3 1B BB		2B		4	1	2	1	2	0	0								
Ricky Ledee, L OBP: 0.331, SLG: 0.421														4	0	1	0	0	1	2								
Dan Plesac, L														0	0	0	0	0	0	0								
Nick Punto, S OBP: 0.337, SLG: 0.143														1	0	0	0	0	1	1								
Jose Mesa, R														0	0	0	0	0	0	0								
Todd Pratt, R OBP: 0.417, SLG: 0.475														1	1	1	2	0	0	0								
Randy Wolf, L	(1, 1)													2	0	0	0	0	1	0								
Turk Wendell, L	(7, 1)													0	0	0	0	0	0	0								
Tomas Perez, S OBP: 0.337, SLG: 0.385														1	0	0	0	0	1	2								
Rheal Cormier, L	(8, 1)													0	0	0	0	0	0	0								
Jason Michaels, R OBP: 0.418, SLG: 0.553														1	0	0	1	1	1	1								
Inning Stats	R: 0 E: 0 K: 1 S: 9	H: 1 LOB: 1 BB: 0 P: 12	R: 1 E: 0 K: 1 S: 11	H: 1 LOB: 0 BB: 0 P: 15	R: 0 E: 0 K: 1 S: 7	H: 0 LOB: 0 BB: 0 P: 9	R: 0 E: 0 K: 0 S: 8	H: 0 LOB: 1 BB: 1 P: 14	R: 0 E: 0 K: 0 S: 5	H: 0 LOB: 0 BB: 0 P: 7	R: 0 E: 0 K: 2 S: 11	H: 1 LOB: 1 BB: 0 P: 16	R: 0 E: 0 K: 2 S: 14	H: 1 LOB: 2 BB: 1 P: 19	R: 0 E: 0 K: 0 S: 11	H: 1 LOB: 1 BB: 0 P: 14	R: 0 E: 0 K: 2 S: 20	H: 1 LOB: 3 BB: 2 P: 32	R: 0 E: 0 K: 1 S: 17	H: 1 LOB: 1 BB: 0 P: 25	R: 1 E: 0 K: 2 S: 11	H: 1 LOB: 0 BB: 0 P: 19	R: 3 E: 0 K: 0 S: 9	H: 2 LOB: 0 BB: 1 P: 17	1B: 5 2B: 2 3B: 0 HR: 4	SF: 0 SAC: 0 DP: 1 HBP: 0	WIP: 0 PB: 1 SB: 1 CS: 0	PA: 53
PITCHER	IP: 7.0 ERA: 2.51	WLS: 27 BF: 4	H: 1 ER: 1 SO: 7	BB: 2 IBB: 0 HBP: 0 BLK: 0	WP: 0 HR: 1 S: 65	P: 92 ERA: 1.29 WHIP: 0.857		PITCHER	IP: 0.0 ERA: 7.04	WLS: 1 BF: 1	H: 1 ER: 1 SO: 0	BB: 0 IBB: 0 HBP: 0 BLK: 0	WP: 0 HR: 1 S: 2	P: 2 ERA: ∞ WHIP: ∞														
Pedro Martinez, R	(1, 1)																											
50 Mike Timlin, R	(8, 1)																											
Alan Embree, L	(9, 1)																											
Tomas Perez, S	(7, PH)																											
Rheal Cormier, L	(10, 1)																											
Jason Michaels, R	(9, 7)																											

Boston Red Sox @ Philadelphia Phillies
Veterans Stadium, Philadelphia, PA
Sat Jun 21 2003, 1:05 PM EDT
Att: 35,512 - Cloudy - 64 F

AB 47
R 6
H 11
RBI 6
BB 6
SO 14
LOB 17



Batter	1	2	3	4	5	6	7	8	9	AB	R	H	RBI	BB	SO	LOB	TOP					
18 Johnny Damon, L (1, 8) OBP: 0.323, SLG: 0.403	1-1 G6-3 1B		0-0 P4		4-0 BB		2-3 K			3	0	1	0	1	1	1						
Todd Walker, L (1, 4) OBP: 0.353, SLG: 0.439	0-2 P6		0-0 G3		0-1 F9			0-0 G4-3		4	0	0	0	0	0	4						
Nomar Garciaparra, R (1, 6) OBP: 0.369, SLG: 0.576	0-0 G6-3 1-2			4-1 BB		1-2 G6-3		0-1 G1-3		3	0	0	0	1	0	1						
Manny Ramirez, R (1, 7) OBP: 0.406, SLG: 0.550		0-0 F9		1-0 P4		2-3 K BB		0-0 P4		4	0	0	0	0	1	1						
Kevin Millar, R (1, 3) OBP: 0.365, SLG: 0.537		1-2 G5-3		3-1 F8		0-1 L5			3-1 F9	4	0	0	0	0	0	2						
Trot Nixon, L (1, 9) OBP: 0.382, SLG: 0.521	1-1 BB 1B		0-1 G4-3		4-1 BB			0-3 K		3	0	1	0	1	1	1						
Bill Mueller, S (1, 5) OBP: 0.376, SLG: 0.507	0-2 P4				2-3 K		2-3 K		1-1 F8	4	0	0	0	0	2	3						
Jason Varitek, S (1, 2) OBP: 0.345, SLG: 0.503			2-1 F8		0-1 G6-3		2-1 F7			3	0	0	0	0	0	0						
Byung-Hyun Kim, R (1, 1) OBP: 0.211, SLG: 0.263			0-1 E6		3-2 BB 1B		0-0 F7			2	0	1	0	0	0	0						
34 David Ortiz, L (7, PH) OBP: 0.372, SLG: 0.477										1	0	0	0	0	0	0						
Ryan Rupe, R (7, 1)										0	0	0	0	0	0	0						
Hector Almonte, R (8, 1)										0	0	0	0	0	0	0						
Inning Stats	R: 0 E: 0 K: 0 S: 6	H: 1 LOB: 0 BB: 7	R: 0 E: 0 K: 0 S: 10	H: 1 LOB: 1 BB: 12	R: 0 E: 1 K: 0 S: 6	H: 0 LOB: 1 BB: 0 P: 8	R: 0 E: 0 K: 0 S: 6	H: 0 LOB: 1 BB: 1 P: 14	R: 0 E: 0 K: 1 S: 13	H: 1 LOB: 2 BB: 1 P: 22	R: 0 E: 0 K: 2 S: 14	H: 0 LOB: 2 BB: 1 P: 23	R: 0 E: 0 K: 1 S: 6	H: 0 LOB: 0 BB: 0 P: 10	R: 0 E: 0 K: 0 S: 4	H: 0 LOB: 0 BB: 0 P: 4	R: 0 E: 0 K: 1 S: 8	H: 0 LOB: 0 BB: 0 P: 12	1B: 3 2B: 0 3B: 0 HR: 0	SF: 0 SAC: 0 DP: 1 HBP: 0	WP: 0 PB: 1 SB: 0 CS: 0	PA: 34
PITCHER 39 Brett Myers, R (1, 1) ERA: 3.38	IP: 9.0 WLS: W BF: 34 H: 3 R: 0 ER: 0 SO: 5 BB: 3 IBB: 0 HBP: 0 BLK: 0 WP: 0 HR: 0 S: 73 P: 112 ERA: 0.00 WHIP: 0.667															PITCHER						

Boston Red Sox @ Philadelphia Phillies
Veterans Stadium, Philadelphia, PA
Sun Jun 22 2003, 1:45 PM EDT
Att: 60,960 - Overcast - 72 F

AB 31
R 0
H 3
RBI 0
BB 3
SO 5
LOB 13



Batter	1	2	3	4	5	6	7	8	9	AB	R	H	RBI	BB	SO	LOB	BOTTOM			
Placido Polanco, R (1, 4) OBP: 0.327, SLG: 0.404	0-1 G6-3	0-2 F8			4-1 S 11 BB		0-0 SH3-4			2	0	0	0	1	0	2				
11 Jimmy Rollins, S (1, 6) OBP: 0.314, SLG: 0.387	0-3 K		2-2 F9		2-1 F8		0-0 HR			4	1	1	2	0	1	1				
Jim Thome, L (1, 3) OBP: 0.375, SLG: 0.502	1-2 BB 1B		0-1 G3		1-1 B1-3		1-3 K			4	0	1	0	0	1	1				
Bobby Abreu, L (1, 9) OBP: 0.398, SLG: 0.475	4-1 BB		2-2 HR		2-3 SF9 2B		2-1 G3			3	2	2	1	1	0	0				
Pat Burrell, R (1, 7) OBP: 0.308, SLG: 0.417	1-2 F9		0-0 G6-3		1-2 G3-1			1-1 F8		4	0	0	0	0	0	3				
David Bell, R (1, 5) OBP: 0.292, SLG: 0.300		1-0 G5-3		0-3 K		0-0 SF9		2-0 P4		3	0	0	1	0	1	0				
Todd Pratt, R (1, 2) OBP: 0.406, SLG: 0.480		2-0 BB 2B		1-0 F8		3-H 0-2 P4		1-1 G6-3		4	0	1	0	0	0	0				
Marlon Byrd, R (1, 8) OBP: 0.347, SLG: 0.378		4-2 BB		2-2 G1-3			1-1 HR			2	1	1	1	1	0	0				
39 Brett Myers, R (1, 1) OBP: 0.172, SLG: 0.143		1-3 K			0-2 G3-1		1-1 HR SH3-4 1B			3	1	1	0	0	1	2				
Inning Stats	R: 0 E: 0 K: 1 S: 13	H: 1 LOB: 2 BB: 1 P: 19	R: 0 E: 0 K: 1 S: 11	H: 1 LOB: 1 BB: 1 P: 19	R: 1 E: 0 K: 0 S: 14	H: 1 LOB: 0 BB: 0 P: 18	R: 0 E: 0 K: 1 S: 11	H: 0 LOB: 0 BB: 0 P: 14	R: 0 E: 0 K: 0 S: 8	H: 0 LOB: 1 BB: 1 P: 15	R: 1 E: 0 K: 0 S: 9	H: 1 LOB: 0 BB: 0 P: 12	R: 3 E: 0 K: 1 S: 11	H: 3 LOB: 0 BB: 0 P: 16	R: 0 E: 0 K: 0 S: 5	H: 0 LOB: 0 BB: 0 P: 9	1B: 2 2B: 2 3B: 0 HR: 3	SF: 1 SAC: 1 DP: 0 HBP: 0	WP: 0 PB: 0 SB: 2 CS: 0	PA: 34
PITCHER Byung-Hyun Kim, R (1, 1) ERA: 4.11	IP: 6.0 WLS: L BF: 25 H: 4 R: 2 ER: 2 SO: 3 BB: 3 IBB: 0 HBP: 0 BLK: 0 WP: 0 HR: 1 S: 66 P: 97 ERA: 3.00 WHIP: 1.167															PITCHER				
Ryan Rupe, R (7, 1) ERA: 7.0	1.0 6 3 3 3 1 0 0 0 0 0 2 11 16 27.00 3.000																			
Hector Almonte, R (8, 1) ERA: 7.94	1.0 3 0 0 0 0 0 0 0 0 0 0 5 9 0.00 0.000																			

Boston Red Sox @ Philadelphia Phillies
Veterans Stadium, Philadelphia, PA
Sun Jun 22 2003, 1:45 PM EDT
Att: 60,960 - Overcast - 72 F


AB 29
R 5
H 7
RBI 5
BB 3
SO 4
LOB 9



Batter	1	2	3	4	5	6	7	8	9	AB	R	H	RBI	BB	SO	LOB	TOP										
Alex Sanchez, L (1, 8) OBP: 0.305, SLG: 0.350	G4-3		1B		K		F9		1B	5	0	2	1	0	1	2											
Warren Morris, L (1, 4) OBP: 0.314, SLG: 0.529	P5		G4-3		P4			G6-3	G3-1	5	0	0	0	0	0	5											
Bobby Higginson, L (1, 9) OBP: 0.337, SLG: 0.349	G4-3			1B BB	G3			F8		3	0	0	0	1	0	2											
Dmitri Young, S (1, 7)		L5		F8		K			BB	3	0	0	0	1	1												
Eric Munson, L (1, 5) OBP: 0.322, SLG: 0.438	G4-3			K				G5-3		3	0	0	0	1	1	2											
Kevin Witt, L (1, 3) OBP: 0.333, SLG: 0.460				1B		K			K	4	0	2	0	0	2	1											
Shane Halter, R (1, 10) OBP: 0.283, SLG: 0.360		F8		F8		K			G6-3	4	0	0	0	0	1	4											
A.J. Hinch, R (1, 2) OBP: 0.222, SLG: 0.375			G4-3				F9			3	0	1	0	0	0	0											
Ramon Santiago, S (9, PH) OBP: 0.309, SLG: 0.281									1B 2B	1	1	1	0	0	0	0											
20 Omar Infante, R (1, 6) OBP: 0.275, SLG: 0.242			F8		FC3		G4-3		1B BB	3	0	0	0	0	0	1											
Craig Monroe, R (9, PH) OBP: 0.283, SLG: 0.371										0	0	0	0	0	1	0											
Inning Stats	R: 0 E: 0 K: 0 S: 8	H: 0 LOB: 0 BB: 0 P: 12	R: 0 E: 0 K: 0 S: 5	H: 1 LOB: 1 BB: 0 P: 6	R: 0 E: 0 K: 0 S: 9	H: 1 LOB: 1 BB: 0 P: 14	R: 0 E: 0 K: 1 S: 17	H: 1 LOB: 2 BB: 1 P: 25	R: 0 E: 0 K: 1 S: 13	H: 0 LOB: 1 BB: 1 P: 18	R: 0 E: 0 K: 0 S: 6	H: 0 LOB: 0 BB: 0 P: 11	R: 0 E: 0 K: 0 S: 7	H: 0 LOB: 1 BB: 1 P: 12	R: 1 E: 0 K: 1 S: 17	H: 2 LOB: 2 BB: 1 P: 30	1B: 4 2B: 1 3B: 1 HR: 0	SF: 0 SAC: 0 DP: 0 HBP: 0	WP: 0 PB: 0 SB: 1 CS: 0	PA: 38							
PITCHER	IP	WLS	BF	H	R	ER	SO	BB	IBB	HBP	BLK	WP	HR	S	P	ERA	WHIP										
49 Tim Wakefield, R (1, 1) ERA: 4.5	6.0	W	25	4	0	0	5	2	0	0	0	0	0	64	90	0.00	1.000										
Alan Embree, L (7, 1) ERA: 4.03	2.0	H	7	0	0	0	0	1	0	0	0	0	0	13	23	0.00	0.500										
50 Mike Timlin, R (9, 1) ERA: 3.71	1.0	S	6	2	1	1	1	1	0	0	0	0	0	17	30	9.00	3.000										

Detroit Tigers @ Boston Red Sox
Fenway Park, Boston, MA
Mon Jun 23 2003, 7:05 PM EDT
Att: 33,814 - Cloudy - 62 F


AB 34
R 1
H 6
RBI 1
BB 4
SO 6
LOB 18



Batter	1	2	3	4	5	6	7	8	9	AB	R	H	RBI	BB	SO	LOB	BOTTOM										
18 Johnny Damon, L (1, 8) OBP: 0.322, SLG: 0.406	P3		2B		SF8		P4			3	0	1	1	0	0	1											
Todd Walker, L (1, 4) OBP: 0.354, SLG: 0.441			F9		F9			BB		3	0	1	0	1	0	1											
Nomar Garciaparra, R (1, 6) OBP: 0.367, SLG: 0.534	F9			1B		P3	F7			4	0	1	0	0	0	3											
Manny Ramirez, R (1, 7) OBP: 0.407, SLG: 0.549	G6-3			1B		34 1B		P3		4	1	2	0	0	0	1											
34 David Ortiz, L (1, 3) OBP: 0.369, SLG: 0.471		G3		L5		1B		P6		4	0	1	0	0	0	2											
Kevin Millar, R (1, 10) OBP: 0.367, SLG: 0.550		K		K		G3-6 1B		HR		4	1	2	2	0	2	2											
Trot Nixon, L (1, 9) OBP: 0.376, SLG: 0.512		F7		F8		G3-6-1		G3-1		4	0	0	0	0	0	4											
Doug Mirabeli, R (1, 2) OBP: 0.280, SLG: 0.393		G5-3		G6-3 18 SF8		K				3	1	1	0	0	1	0											
Freddy Sanchez, R (1, 5) OBP: 0.250, SLG: 0.350		G4-3		G6-3					2B	3	0	1	0	0	0	1											
Inning Stats	R: 0 E: 0 K: 0 S: 9	H: 1 LOB: 1 BB: 0 P: 12	R: 0 E: 0 K: 1 S: 7	H: 0 LOB: 0 BB: 0 P: 8	R: 0 E: 0 K: 0 S: 10	H: 1 LOB: 1 BB: 0 P: 18	R: 0 E: 0 K: 1 S: 16	H: 2 LOB: 2 BB: 0 P: 25	R: 1 E: 0 K: 0 S: 10	H: 3 LOB: 1 BB: 0 P: 16	R: 0 E: 0 K: 0 S: 8	H: 1 LOB: 2 BB: 1 P: 18	R: 0 E: 0 K: 0 S: 11	H: 1 LOB: 1 BB: 1 P: 18	R: 1 E: 0 K: 0 S: 14	H: 1 LOB: 0 BB: 0 P: 21	1B: 5 2B: 4 3B: 0 HR: 1	SF: 1 SAC: 0 DP: 1 HBP: 0	WP: 0 PB: 0 SB: 0 CS: 0	PA: 34							
PITCHER	IP	WLS	BF	H	R	ER	SO	BB	IBB	HBP	BLK	WP	HR	S	P	ERA	WHIP										
38 Jeremy Bonderman, R (1, 1) ERA: 5.1	6.0	L	25	8	2	2	2	0	0	0	0	0	0	60	91	3.00	1.333										
Fernando Rodney, R (7, 1) ERA: 5.1	0.1		2	1	0	0	1	0	0	0	0	0	0	6	6	0.00	3.000										
Steve Avery, L (7, 1) ERA: 4.08	0.1		2	0	0	0	0	1	0	0	0	0	0	2	7	0.00	3.000										
Chris Spurling, R (7, 1) ERA: 3.67	1.1		5	1	1	1	0	0	0	0	0	0	1	17	26	6.75	0.750										

Detroit Tigers @ Boston Red Sox
Fenway Park, Boston, MA
Mon Jun 23 2003, 7:05 PM EDT
Att: 33,814 - Cloudy - 62 F


AB 32
R 3
H 10
RBI 3
BB 1
SO 3
LOB 15



Batter	1	2	3	4	5	6	7	8	9	AB	R	H	RBI	BB	SO	LOB	TOP										
Alex Sanchez, L (1, 8) OBP: 0.300, SLG: 0.345	G1-3		G4-3			G6-3		G4-3		4	0	0	0	0	0	0	Detroit Tigers @ Boston Red Sox Fenway Park, Boston, MA Tue Jun 24 2003, 7:05 PM EDT Att: 33,848 - Sunny - 77 F										
Warren Morris, L (1, 4) OBP: 0.315, SLG: 0.509 20 Omar Infante, R (7, 6) OBP: 0.279, SLG: 0.246	L4			L4		G6-3		BB 1B		2	0	0	0	1	0	0											
Bobby Higginson, L (1, 9) OBP: 0.337, SLG: 0.349 Andres Torres, S (7, 9) OBP: 0.268, SLG: 0.293	1B			G6-3		F8		BB 1B		3	0	1	0	0	0	0											
Dmitri Young, S (1, 10) OBP: 0.362, SLG: 0.535	K			1B				1B FC6-4		3	1	2	0	1	1	1											
Eric Munson, L (1, 5) OBP: 0.316, SLG: 0.429		G3-1		G4-3				1B FC6-4		4	0	0	0	0	1	5											
Kevin Witt, L (1, 3) OBP: 0.330, SLG: 0.451	G3					G3				4	0	1	0	0	0	0											
Craig Monroe, R (1, 7) OBP: 0.277, SLG: 0.363	K					G6-3		FC4-6		4	0	0	1	0	1	1											
Matt Walbeck, S (1, 2) OBP: 0.115, SLG: 0.148				G6-3				G3		4	0	1	0	0	0	1											
Ramon Santiago, S (1, 6) OBP: 0.304, SLG: 0.277			G3					G3		3	0	0	0	0	1	1											
Inning Stats	R: 0 E: 0 K: 1 S: 10	H: 1 LOB: 1 BB: 1 P: 18	R: 0 E: 0 K: 1 S: 8	H: 0 LOB: 0 BB: 0 P: 10	R: 0 E: 0 K: 0 S: 6	H: 0 LOB: 0 BB: 0 P: 7	R: 0 E: 0 K: 0 S: 6	H: 1 LOB: 1 BB: 0 P: 10	R: 0 E: 0 K: 1 S: 12	H: 1 LOB: 1 BB: 0 P: 18	R: 0 E: 0 K: 0 S: 5	H: 0 LOB: 0 BB: 0 P: 11	R: 1 E: 0 K: 1 S: 10	H: 2 LOB: 1 BB: 0 P: 14	R: 0 E: 0 K: 0 S: 11	H: 2 LOB: 3 BB: 1 P: 22	R: 0 E: 0 K: 0 S: 7	H: 0 LOB: 0 BB: 0 P: 12	1B: 6 2B: 1 3B: 0 HR: 0	SF: 0 SAC: 0 DP: 0 HBP: 0	WP: 0 PB: 0 SB: 0 CS: 1	PA: 35					
PITCHER	IP	WLS	BF	H	R	ER	SO	BB	IBB	HBP	BLK	WP	HR	S	P	ERA	WHIP										
Derek Lowe, R (1, 1) ERA: 4.28	8.0	W	32	7	1	1	4	2	0	0	0	0	0	68	110	1.12	1.125										
Hector Almonte, R (9, 1) ERA: 6.75	1.0		3	0	0	0	0	0	0	0	0	0	0	7	12	0.00	0.000										

Batter	1	2	3	4	5	6	7	8	9	AB	R	H	RBI	BB	SO	LOB	BOTTOM										
18 Johnny Damon, L (1, 8) OBP: 0.325, SLG: 0.407	L5	L3		BB				G3-1		4	0	1	2	2	0	2	Detroit Tigers @ Boston Red Sox Fenway Park, Boston, MA Tue Jun 24 2003, 7:05 PM EDT Att: 33,848 - Sunny - 77 F										
Todd Walker, L (1, 4) OBP: 0.351, SLG: 0.435	F8		F8	G4-3	G4-3		WP 1B	K		6	0	1	0	0	1	6											
Nomar Garciaparra, R (1, 6) OBP: 0.376, SLG: 0.580 Freddie Sanchez, R (7, PR) OBP: 0.250, SLG: 0.350	1B		2B SF9	1B	1B	1B	1B	WP		5	3	5	0	0	0	0											
Manny Ramirez, R (1, 7) OBP: 0.410, SLG: 0.552 Damian Jackson, R (8, 7) OBP: 0.279, SLG: 0.236	F9		34 SF9	1B	1B	1B	1B			4	3	2	0	1	1	3											
34 David Ortiz, L (1, 10) OBP: 0.370, SLG: 0.475		2B	SF9	1B	1B	1B	1B	F9	F9	3	2	1	1	1	0	5											
Kevin Millar, R (1, 3) OBP: 0.375, SLG: 0.559	FC3-6	FC3-2		G1	1B	1B		G5-3		5	0	4	5	0	0	0											
Trot Nixon, L (1, 9) OBP: 0.384, SLG: 0.511				FC6-4	G1			K		2	1	1	0	3	1	2											
Bill Mueller, S (1, 5) OBP: 0.372, SLG: 0.504	FC3-6	FC3-2		FC6-4	F3			F8		5	0	1	1	0	0	7											
Jason Varitek, S (1, 2) OBP: 0.342, SLG: 0.500	FC3-2			F8	G1			F7		5	1	1	1	0	0	7											
Inning Stats	R: 0 E: 0 K: 0 S: 7	H: 1 LOB: 2 BB: 1 P: 23	R: 2 E: 0 K: 0 S: 7	H: 3 LOB: 1 BB: 0 P: 12	R: 0 E: 0 K: 0 S: 8	H: 1 LOB: 2 BB: 1 P: 16	R: 3 E: 0 K: 0 S: 16	H: 3 LOB: 3 BB: 3 P: 31	R: 2 E: 0 K: 1 S: 19	H: 3 LOB: 2 BB: 1 P: 31	R: 0 E: 0 K: 1 S: 10	H: 2 LOB: 3 BB: 0 P: 14	R: 2 E: 0 K: 1 S: 11	H: 2 LOB: 1 BB: 1 P: 17	R: 2 E: 0 K: 1 S: 11	H: 2 LOB: 1 BB: 1 P: 17	1B: 11 2B: 6 3B: 0 HR: 0	SF: 1 SAC: 0 DP: 0 HBP: 0	WP: 1 PB: 0 SB: 0 CS: 0	PA: 47							
PITCHER	IP	WLS	BF	H	R	ER	SO	BB	IBB	HBP	BLK	WP	HR	S	P	ERA	WHIP										
34 Nate Cornejo, R (1, 1) ERA: 4.5	4.0	L	24	10	6	6	0	2	1	0	0	0	0	42	81	13.50	3.000										
Wilfredo Ledezma, L (5, 1) ERA: 3.82	1.1		9	2	2	2	0	3	0	0	0	0	0	20	39	13.50	3.750										
Steve Sparks, R (6, 1) ERA: 3.88	1.2		8	3	0	0	2	0	0	0	0	1	0	17	23	0.00	1.800										
Franklyn German, R (8, 1) ERA: 4.02	1.0		6	2	2	2	1	1	0	0	0	0	0	11	17	18.00	3.000										

AB	33
R	1
H	7
RBI	1
BB	2
SO	4
LOB	9



AB	39
R	10
H	17
RBI	10
BB	7
SO	3
LOB	32

Batter	1	2	3	4	5	6	7	8	9	AB	R	H	RBI	BB	SO	LOB	TOP										
Bobby Higginson, L (1, 10) OBP: 0.336, SLG: 0.345	4-0 FC3-6 G5-3 1B BB		2-0 F7			1-3 K		2-1 G1-3		3	1	0	0	1	1	2											
Warren Morris, L (1, 4) OBP: 0.328, SLG: 0.500	1-2 FC3-6 1B		1-2 L1			4-1 2B BB		2-2 G3-1		3	0	1	0	1	0	1											
Dmitri Young, S (1, 7) OBP: 0.360, SLG: 0.534	3-2 FC3-6 G5-3 1-2 2-3				2-1 G3-1		2-2 2B		1-3 K		4	0	1	0	0	1	2										
Kevin Witt, L (1, 3) OBP: 0.320, SLG: 0.436 Matt Walbeck, S (9, PH) OBP: 0.129, SLG: 0.161	2-2 G5-3				1-3 K		2-1 G4-3		0-0 1B 1B		3	0	0	1	0	1	2										
Eric Munson, L (1, 5) OBP: 0.315, SLG: 0.426	1-3 K				1-0 G3			1-1 G1		2-1 1B 1-2 1B		4	0	1	0	0	1	1									
Craig Monroe, R (1, 9) OBP: 0.276, SLG: 0.360		1-2 G6-3			1-1 G6-3		0-1 F9		0-2 1B 1-2 2-H		4	0	1	1	0	0	0										
A.J. Hinch, R (1, 2) OBP: 0.227, SLG: 0.350		1-3 K			0-1 1B		1-3 K		1-3 K		4	0	1	0	0	3	2										
20 Omar Infante, R (1, 6) OBP: 0.275, SLG: 0.243		0-3 K			2-2 P6			3-3 K		3	0	0	0	0	2	1											
Alex Sanchez, L (1, 8) OBP: 0.304, SLG: 0.348			2-1 CS 1B		3-2 F8			1-2 CS 1B		3	0	2	0	0	0	1											
Inning Stats	R: 1 E: 0 K: 1 S: 12	H: 1 LOB: 1 BB: 1 P: 23	R: 0 E: 0 K: 2 S: 11	H: 0 LOB: 0 BB: 0 P: 13	R: 0 E: 0 K: 0 S: 8	H: 1 LOB: 0 BB: 0 P: 12	R: 0 E: 0 K: 1 S: 6	H: 0 LOB: 0 BB: 0 P: 10	R: 0 E: 0 K: 0 S: 11	H: 1 LOB: 1 BB: 0 P: 17	R: 0 E: 0 K: 1 S: 10	H: 0 LOB: 0 BB: 1 P: 19	R: 0 E: 0 K: 1 S: 7	H: 0 LOB: 0 BB: 0 P: 9	R: 0 E: 0 K: 1 S: 9	H: 1 LOB: 1 BB: 0 P: 15	R: 1 E: 0 K: 2 S: 17	H: 3 LOB: 2 BB: 0 P: 23	1B: 7 2B: 1 3B: 0 HR: 0	SF: 0 SAC: 0 DP: 0 HBP: 0	WP: 0 PB: 0 SB: 0 CS: 2	PA: 34					
PITCHER	IP	WLS	BF	H	R	ER	SO	BB	IBB	HBP	BLK	WP	HR	S	P	ERA	WHIP										
John Burkett, R (1, 1) ERA: 5.32	6.0	W	22	4	1	1	5	2	0	0	0	0	0	58	94	1.50	1.000										
50 Mike Timlin, R (7, 1) ERA: 3.53	1.0	H	3	0	0	0	1	0	0	0	0	0	0	7	9	0.00	0.000										
Alan Embree, L (8, 1) ERA: 3.9	1.0	H	3	1	0	0	1	0	0	0	0	0	0	9	15	0.00	1.000										
Jason Shiell, R (9, 1) ERA: 4.87	1.0		6	3	1	1	2	0	0	0	0	0	0	17	23	9.00	3.000										

Detroit Tigers @ Boston Red Sox
Fenway Park, Boston, MA
Wed Jun 25 2003, 7:05 PM EDT
Att: 33,587 - Cloudy - 89 F

AB 32
R 2
H 8
RBI 2
BB 2
SO 9
LOB 12



Batter	1	2	3	4	5	6	7	8	9	AB	R	H	RBI	BB	SO	LOB	BOTTOM										
18 Johnny Damon, L (1, 8) OBP: 0.324, SLG: 0.402	2-1 F9		1-0 G3		1-3 K		1 SAFE 2-2 G3	4-0 1B HR BB		4	1	0	0	1	1	2											
Todd Walker, L (1, 4) OBP: 0.349, SLG: 0.431	0-2 G1-3		1-2 G4-3		1-0 CS		3-1 G3-1			5	1	1	2	0	1	0											
Nomar Garciaparra, R (1, 6) OBP: 0.379, SLG: 0.586 Freddy Sanchez, R (9, 6) OBP: 0.290, SLG: 0.350	0-0 F7		1-1 P4		4-1 G6-3 S BB			1B HR BB		3	2	1	3	2	0	0											
Manny Ramirez, R (1, 10) OBP: 0.416, SLG: 0.555		1-2 34 G3 1B G1-3 1B		3-1 34 L4-6 1B		1 SAFE 4-1 G6-3 1B		1B G5-3		4	2	3	1	1	0	0											
Kevin Millar, R (1, 7) OBP: 0.374, SLG: 0.554		2-0 G1-3		2-0 1B		3-2 G6-3		1-3 K		4	0	1	0	0	1	4											
34 David Ortiz, L (1, 3) OBP: 0.398, SLG: 0.469		3-2 G3		2-1 L4-6		2-3 K		0-2 1B 1B		4	1	1	0	0	1	5											
Bill Mueller, S (1, 5) OBP: 0.375, SLG: 0.504		0-1 1B		0-1 F7			1-3 K	1-2 2-3 1B 1B		4	1	2	1	0	1	1											
Damian Jackson, R (1, 9) OBP: 0.292, SLG: 0.254		0-0 L6			2-3 K		3-2 1B 18 S	2-1 2B 1B 1B		4	1	2	2	0	1	1											
Jason Varitek, S (1, 2) OBP: 0.349, SLG: 0.525 Doug Mirabeli, R (9, 2) OBP: 0.280, SLG: 0.393			1-1 HR		1-0 CS 1B		1 SAFE 1 SAFE 1 SAFE F8	2-2 1B 2B 1B		4	2	3	2	0	0	1											
Inning Stats	R: 0 E: 0 K: 0 S: 6	H: 0 LOB: 0 BB: 0 P: 8	R: 1 E: 0 K: 0 S: 10	H: 2 LOB: 1 BB: 0 P: 16	R: 1 E: 0 K: 0 S: 8	H: 1 LOB: 0 BB: 0 P: 12	R: 0 E: 0 K: 0 S: 7	H: 2 LOB: 1 BB: 0 P: 14	R: 0 E: 0 K: 2 S: 7	H: 1 LOB: 0 BB: 0 P: 12	R: 0 E: 0 K: 1 S: 11	H: 0 LOB: 2 BB: 2 P: 27	R: 0 E: 0 K: 1 S: 16	H: 1 LOB: 1 BB: 0 P: 24	R: 9 E: 0 K: 2 S: 25	H: 7 LOB: 0 BB: 2 P: 44	1B: 11 2B: 2 3B: 0 HR: 2	SF: 0 SAC: 0 DP: 1 HBP: 0	WP: 0 PB: 1 SB: 2 CS: 1	PA: 41							
PITCHER	IP	WLS	BF	H	R	ER	SO	BB	IBB	HBP	BLK	WP	HR	S	P	ERA	WHIP										
Mike Maroth, L (1, 1) ERA: 4.99	7.0	L	28	7	2	2	4	1	1	0	0	0	0	65	113	2.57	1.143										
Jamie Walker, L (8, 1) ERA: 3.8	0.1		1	0	0	0	1	0	0	0	0	0	0	3	3	0.00	0.000										
Fernando Rodney, R (8, 1) ERA: 81.0	0.1		7	5	4	4	1	1	0	0	0	0	0	17	28	108.00	18.000										
Steve Avery, L (8, 1) ERA: 6.35	0.1		4	2	5	5	0	1	0	0	0	0	1	5	13	135.00	9.000										

Detroit Tigers @ Boston Red Sox
Fenway Park, Boston, MA
Wed Jun 25 2003, 7:05 PM EDT
Att: 33,587 - Cloudy - 89 F

AB 36
R 11
H 14
RBI 11
BB 4
SO 6
LOB 14



Batter	1	2	3	4	5	6	7	8	9	AB	R	H	RBI	BB	SO	LOB	TOP								
Bobby Higginson, L (1, 10) OBP: 0.336, SLG: 0.342 Shane Halter, R (7, FH) OBP: 0.266, SLG: 0.361	F9		BB		K		1B		K	2	0	0	0	1	1	0	Detroit Tigers @ Boston Red Sox Fenway Park, Boston, MA Thu Jun 26 2003, 1:05 PM EDT Att: 34,415 - Cloudy - 84 F								
Warren Morris, L (1, 4) OBP: 0.345, SLG: 0.492	K		BB		WP		1B		F7	3	0	1	1	2	1	0									
Dmitri Young, S (1, 7) OBP: 0.359, SLG: 0.534	2B		K		F9		K			4	0	1	0	0	2	5									
Kevin Witt, L (1, 3) OBP: 0.327, SLG: 0.449	K				2B		G3		1B	4	1	2	1	0	1	1									
Eric Munson, L (1, 5) OBP: 0.314, SLG: 0.427		G3-1		G4-3		G1-3	F7			4	0	1	1	0	0	2									
Craig Monroe, R (1, 9) OBP: 0.270, SLG: 0.352	P4			K		F8			L4	4	0	0	0	0	1	1									
Ramon Santiago, S (1, 6) OBP: 0.299, SLG: 0.271	G3-1			G4-3			G6-3	G4-3		4	0	0	0	0	0	1									
Matt Walbeck, S (1, 2) OBP: 0.136, SLG: 0.197			K	F7			1B	F7		4	1	1	0	0	1	1									
Andres Torres, S (1, 8) OBP: 0.267, SLG: 0.292			K		B1-3		1B		K	4	1	1	1	0	2	0									
Inning Stats	R: 0 E: 0 K: 2 S: 13	H: 1 LOB: 1 BB: 0 P: 21	R: 0 E: 0 K: 0 S: 5	H: 0 LOB: 0 BB: 0 P: 9	R: 0 E: 0 K: 3 S: 11	H: 0 LOB: 2 BB: 2 P: 22	R: 1 E: 0 K: 1 S: 12	H: 2 LOB: 1 BB: 0 P: 17	R: 0 E: 0 K: 1 S: 5	H: 0 LOB: 1 BB: 1 P: 12	R: 0 E: 0 K: 0 S: 5	H: 0 LOB: 0 BB: 0 P: 7	R: 3 E: 0 K: 1 S: 20	H: 5 LOB: 2 BB: 0 P: 26	R: 0 E: 0 K: 0 S: 7	H: 0 LOB: 0 BB: 0 P: 9	R: 0 E: 0 K: 2 S: 7	H: 0 LOB: 0 BB: 0 P: 11	1B: 4 2B: 3 3B: 1 HR: 0	SF: 0 SAC: 0 DP: 0 HBP: 0	WP: 1 PB: 0 SB: 0 CS: 0	PA: 38			
PITCHER	IP	WLS	BF	H	R	ER	SO	BB	IBB	HBP	BLK	WP	HR	S	P	ERA	WHIP								
Pedro Martinez, R (1, 1) ERA: 2.74	6.2	W	30	7	4	4	8	3	0	0	0	1	0	67	110	5.40	1.500								
Alan Embree, L (7, 1) ERA: 3.95	0.1	H	2	1	0	0	0	0	0	0	0	0	0	4	4	0.00	3.000								
Brandon Lyon, R (8, 1) ERA: 3.07	2.0	S	6	0	0	0	2	0	0	0	0	0	0	14	20	0.00	0.000								

Batter	1	2	3	4	5	6	7	8	9	AB	R	H	RBI	BB	SO	LOB	BOTTOM								
Damian Jackson, R (1, 8) OBP: 0.300, SLG: 0.281	2B		CS		G6-3		G4-3		G1-3	5	1	2	0	0	0	0	Detroit Tigers @ Boston Red Sox Fenway Park, Boston, MA Thu Jun 26 2003, 1:05 PM EDT Att: 34,415 - Cloudy - 84 F								
Todd Walker, L (1, 4) OBP: 0.353, SLG: 0.435	2B		BB		BB		F9			2	0	1	1	2	0	0									
Nomar Garciaparra, R (1, 6) OBP: 0.376, SLG: 0.583	P3		F7		P4					4	0	1	0	0	0	4									
Manny Ramirez, R (1, 7) OBP: 0.411, SLG: 0.547	P4		G6-3		G6-3		P4			4	0	0	0	0	0	3									
34 David Ortiz, L (1, 3) OBP: 0.370, SLG: 0.463	G6-3				1B		F9		BB	2	1	0	0	2	0	1									
Kevin Millar, R (1, 10) OBP: 0.375, SLG: 0.557		P3		BB	2B		1B		P6	4	2	2	0	0	0	2									
Trot Nixon, L (1, 9) OBP: 0.390, SLG: 0.520		1B		HR	2B		1B		F8	4	1	3	3	0	0	2									
Bill Mueller, S (1, 5) OBP: 0.369, SLG: 0.496	P7			K			F7		F9	4	0	0	0	0	1	3									
Jason Varitek, S (1, 2) OBP: 0.348, SLG: 0.534	K			HR			K		F8	4	1	1	2	0	2	1									
Inning Stats	R: 1 E: 0 K: 0 S: 17	H: 2 LOB: 1 BB: 0 P: 23	R: 0 E: 0 K: 1 S: 7	H: 1 LOB: 1 BB: 0 P: 10	R: 0 E: 0 K: 0 S: 9	H: 1 LOB: 1 BB: 1 P: 17	R: 4 E: 0 K: 1 S: 20	H: 3 LOB: 1 BB: 2 P: 35	R: 1 E: 0 K: 0 S: 9	H: 2 LOB: 1 BB: 0 P: 12	R: 0 E: 0 K: 1 S: 6	H: 0 LOB: 0 BB: 0 P: 10	R: 0 E: 0 K: 0 S: 9	H: 1 LOB: 2 BB: 1 P: 19	R: 0 E: 0 K: 0 S: 7	H: 0 LOB: 0 BB: 0 P: 9	R: 0 E: 0 K: 0 S: 7	H: 0 LOB: 0 BB: 0 P: 9	1B: 5 2B: 4 3B: 0 HR: 1	SF: 0 SAC: 0 DP: 0 HBP: 0	WP: 0 PB: 0 SB: 1 CS: 1	PA: 37			
PITCHER	IP	WLS	BF	H	R	ER	SO	BB	IBB	HBP	BLK	WP	HR	S	P	ERA	WHIP								
Matt Roney, R (1, 1) ERA: 3.95	3.2	L	20	7	5	5	2	3	0	0	0	0	0	18	26	3.86	0.857								
Steve Sparks, R (4, 1) ERA: 3.98	2.1		9	2	1	1	1	0	0	0	0	0	0	7	15	0.00	3.000								
Franklyn German, R (7, 1) ERA: 3.94	0.2		4	1	0	0	0	1	0	0	0	0	0	9	13	0.00	0.000								
Jamie Walker, L (7, 1) ERA: 3.6	1.1		4	0	0	0	0	0	0	0	0	0	0	9	13	0.00	0.000								

Batter	1	2	3	4	5	6	7	8	9	AB	R	H	RBI	BB	SO	LOB	TOP					
Juan Pierre, L OBP: 0.339, SLG: 0.350 (1, 8)										4	2	1	0	1	0	0	Florida Marlins @ Boston Red Sox Fenway Park, Boston, MA Fri Jun 27 2003, 7:05 PM EDT Att: 34,764 - Sunny - 93 F					
Luis Castillo, S OBP: 0.372, SLG: 0.407 Mike Mordecai, R OBP: 0.306, SLG: 0.262 (1, 4)										2	0	0	0	0	1	2						
Ivan Rodriguez, R OBP: 0.374, SLG: 0.472 Mike Redmond, R OBP: 0.289, SLG: 0.338 (1, 2)										2	0	2	1	0	0	0						
Mike Lowell, R OBP: 0.358, SLG: 0.607 Andy Fox, L OBP: 0.293, SLG: 0.299 (1, 5)										2	0	1	0	0	0	1						
Juan Encarnacion, R OBP: 0.328, SLG: 0.463 Brian Banks, S OBP: 0.327, SLG: 0.451 (1, 9)										2	1	1	2	1	0	2						
Derrek Lee, R OBP: 0.376, SLG: 0.468 (1, 3)										5	1	2	3	0	0	3						
Miguel Cabrera, R OBP: 0.250, SLG: 0.481 (1, 7)										4	1	0	0	1	2	2						
Alex Gonzalez, R OBP: 0.359, SLG: 0.566 (1, 6)										4	0	0	0	1	1	1						
Todd Hollandsworth, L OBP: 0.305, SLG: 0.415 (1, 10)										4	0	1	0	0	1	2						
Inning Stats	R: 1 E: 0 K: 0 S: 11	H: 2 LOB: 0 BB: 0 P: 13	R: 0 E: 0 K: 2 S: 15	H: 0 LOB: 2 BB: 2 P: 24	R: 0 E: 0 K: 1 S: 9	H: 0 LOB: 0 BB: 0 P: 16	R: 0 E: 0 K: 1 S: 8	H: 0 LOB: 0 BB: 0 P: 12	R: 4 E: 1 K: 1 S: 16	H: 3 LOB: 1 BB: 0 P: 22	R: 0 E: 0 K: 1 S: 6	H: 0 LOB: 0 BB: 0 P: 9	R: 0 E: 0 K: 1 S: 20	H: 1 LOB: 2 BB: 1 P: 33	R: 1 E: 0 K: 0 S: 21	H: 1 LOB: 2 BB: 2 P: 35		R: 2 E: 0 K: 0 S: 11	H: 1 LOB: 0 BB: 1 P: 19	1B: 8 2B: 2 3B: 0 HR: 1	SF: 1 SAC: 0 DP: 1 HBP: 1	WP: 2 PB: 0 SB: 0 CS: 0
PITCHER	IP WLS BF H R ER SO BB IBB HBP BLK WP HR S P ERA WHIP																					
Byung-Hyun Kim, R ERA: 3.96 (1, 1)	5.0 W 25 7 5 1 4 2 0 0 0 0 0 0 59 87 1.80 1.800																					
Ryan Rupe, R ERA: 6.3 (6, 1)	1.0 3 0 0 0 1 0 0 0 0 0 0 6 9 0.00 0.000																					
Rudy Seanez, R ERA: 6.23 (7, 1)	1.0 5 1 0 0 1 1 0 0 0 0 1 0 20 33 0.00 2.000																					
Hector Almonte, R ERA: 8.22 (8, 1)	1.0 6 1 1 1 0 2 0 0 0 0 1 0 21 35 9.00 3.000																					
Jason Shiell, R ERA: 5.69 (9, 1)	1.0 5 1 2 2 0 1 0 0 0 0 0 1 11 19 18.00 2.000																					

Batter	1	2	3	4	5	6	7	8	9	AB	R	H	RBI	BB	SO	LOB	BOTTOM					
1B Johnny Damon, L OBP: 0.331, SLG: 0.419 (1, 8)										7	3	5	3	0	1	2	Florida Marlins @ Boston Red Sox Fenway Park, Boston, MA Fri Jun 27 2003, 7:05 PM EDT Att: 34,764 - Sunny - 93 F					
Todd Walker, L OBP: 0.381, SLG: 0.444 (1, 4)										5	3	4	3	1	1	0						
Nomar Garciaparra, R OBP: 0.376, SLG: 0.582 Freddy Sanchez, R OBP: 0.217, SLG: 0.304 (1, 6)										4	1	1	0	0	0	3						
Manny Ramirez, R OBP: 0.413, SLG: 0.559 Doug Mirabeli, R OBP: 0.291, SLG: 0.402 (1, 7)										3	2	2	3	0	0	1						
34 David Ortiz, L OBP: 0.385, SLG: 0.494 (1, 10)										4	4	3	3	1	0	0						
Kevin Millar, R OBP: 0.382, SLG: 0.565 (1, 3)										4	3	3	2	1	0	1						
Trot Nixon, L OBP: 0.400, SLG: 0.524 (1, 9)										4	4	3	0	2	0	1						
Bill Mueller, S OBP: 0.379, SLG: 0.523 (1, 5)										5	3	4	6	1	1	1						
Jason Varitek, S OBP: 0.351, SLG: 0.533 (1, 2)										4	1	2	4	1	1	1						
Inning Stats	R: 14 E: 0 K: 0 S: 52	H: 13 LOB: 4 BB: 4 P: 91	R: 2 E: 0 K: 0 S: 11	H: 1 LOB: 1 BB: 2 P: 24	R: 1 E: 0 K: 2 S: 14	H: 2 LOB: 1 BB: 0 P: 23	R: 2 E: 0 K: 1 S: 16	H: 4 LOB: 2 BB: 0 P: 25	R: 1 E: 0 K: 2 S: 20	H: 2 LOB: 1 BB: 0 P: 25	R: 0 E: 0 K: 1 S: 15	H: 1 LOB: 0 BB: 0 P: 20	R: 1 E: 0 K: 0 S: 11	H: 2 LOB: 0 BB: 0 P: 16	R: 4 E: 0 K: 1 S: 19	H: 3 LOB: 1 BB: 1 P: 28		R: 2 E: 0 K: 0 S: 11	H: 1 LOB: 0 BB: 1 P: 19	1B: 16 2B: 9 3B: 1 HR: 3	SF: 3 SAC: 0 DP: 2 HBP: 1	WP: 0 PB: 0 SB: 0 CS: 0
PITCHER	IP WLS BF H R ER SO BB IBB HBP BLK WP HR S P ERA WHIP																					
Carl Pavano, R ERA: 4.73 (1, 1)	0.0 L 6 6 6 6 0 0 0 0 0 0 0 1 14 22 ∞ ∞																					
Michael Tejera, L ERA: 5.87 (1, 1)	0.0 5 4 4 4 0 1 0 0 0 0 0 0 21 32 ∞ ∞																					
Allen Levrault, R ERA: 3.86 (1, 1)	3.0 19 6 7 7 2 5 0 0 0 0 0 2 42 84 21.00 3.667																					
56 Kevin Olsen, R ERA: 11.17 (4, 1)	3.0 17 9 4 4 4 0 0 0 0 0 0 0 56 77 12.00 3.000																					
Blaine Neal, R ERA: 8.0 (7, 1)	2.0 10 3 4 4 1 1 0 1 0 0 0 0 25 37 18.00 2.000																					

Batter	1	2	3	4	5	6	7	8	9	AB	R	H	RBI	BB	SO	LOB	TOP										
Juan Pierre, L (1, 8) OBP: 0.348, SLG: 0.358										4	2	4	0	1	0	0	Florida Marlins @ Boston Red Sox Fenway Park, Boston, MA Sat Jun 28 2003, 7:05 PM EDT Att: 34,804 - Cloudy - 74 F										
Luis Castillo, S (1, 4) OBP: 0.369, SLG: 0.404										5	2	1	0	0	1	6											
Ivan Rodriguez, R (1, 2) OBP: 0.375, SLG: 0.471										5	2	2	3	0	0	3											
Mike Lowell, R (1, 10) OBP: 0.355, SLG: 0.610										5	1	1	3	0	0	2											
Juan Encarnacion, R (1, 9) OBP: 0.327, SLG: 0.472										5	2	2	3	0	0	0											
Derrek Lee, R (1, 3) OBP: 0.375, SLG: 0.465										4	0	1	0	0	0	0											
Miguel Cabrera, R (1, 5) OBP: 0.250, SLG: 0.433										3	0	0	0	1	1	1											
Alex Gonzalez, R (1, 6) OBP: 0.357, SLG: 0.561										4	0	1	0	0	0	1											
Brian Banks, S (1, 7) OBP: 0.324, SLG: 0.442										4	1	1	0	0	1	2											
Inning Stats	R: 1 E: 0 K: 1 S: 8	H: 1 LOB: 0 BB: 0 P: 10	R: 1 E: 0 K: 1 S: 15	H: 3 LOB: 1 BB: 0 P: 18	R: 0 E: 0 K: 0 S: 7	H: 0 LOB: 0 BB: 1 P: 11	R: 0 E: 0 K: 0 S: 7	H: 0 LOB: 0 BB: 0 P: 9	R: 0 E: 1 K: 0 S: 9	H: 1 LOB: 3 BB: 1 P: 17	R: 0 E: 0 K: 0 S: 8	H: 0 LOB: 0 BB: 0 P: 12	R: 0 E: 0 K: 0 S: 5	H: 0 LOB: 0 BB: 0 P: 6	R: 4 E: 0 K: 1 S: 15	H: 4 LOB: 0 BB: 0 P: 18	R: 4 E: 0 K: 0 S: 14	H: 4 LOB: 0 BB: 0 P: 17	1B: 11 2B: 0 3B: 0 HR: 2	SF: 0 SAC: 0 DP: 1 HBP: 0	WP: 0 PB: 0 SB: 3 CS: 1	PA: 41					
PITCHER	IP	WLS	BF	H	R	ER	SO	BB	IBB	HBP	BLK	WP	HR	S	P	ERA	WHIP										
49 Tim Wakefield, R (1, 1) ERA: 4.72	7.1		32	9	6	6	2	2	0	0	0	0	1	67	93	7.36	1.500										
50 Mike Timlin, R (8, 1) ERA: 3.57	0.2	H	2	0	0	0	1	0	0	0	0	0	0	7	8	0.00	0.000										
Brandon Lyon, R (9, 1) ERA: 3.86	1.0	L	7	4	4	4	0	0	0	0	0	0	1	14	17	36.00	4.000										

Batter	1	2	3	4	5	6	7	8	9	AB	R	H	RBI	BB	SO	LOB	BOTTOM										
18 Johnny Damon, L (1, 8) OBP: 0.329, SLG: 0.414										6	1	1	0	0	0	3	Florida Marlins @ Boston Red Sox Fenway Park, Boston, MA Sat Jun 28 2003, 7:05 PM EDT Att: 34,804 - Cloudy - 74 F										
Bill Mueller, S (1, 5) OBP: 0.383, SLG: 0.525										3	1	1	0	2	1	2											
Nomar Garciaparra, R (1, 6) OBP: 0.380, SLG: 0.593										4	2	2	4	1	0	2											
Manny Ramirez, R (1, 7) OBP: 0.416, SLG: 0.558										4	1	2	1	1	0	0											
Damian Jackson, R (9, 7) OBP: 0.300, SLG: 0.281									0	0	0	0	0	0	0	0											
34 David Ortiz, L (1, 10) OBP: 0.385, SLG: 0.494										4	1	1	0	1	0	4											
Kevin Millar, R (1, 3) OBP: 0.385, SLG: 0.562										3	1	1	0	1	1	1											
Gabe Kapler, R (1, 9) OBP: 0.338, SLG: 0.347										5	1	4	3	0	1	1											
Doug Mirabeli, R (1, 2) OBP: 0.280, SLG: 0.396										4	0	1	0	0	1	4											
Todd Walker, L (9, PH) OBP: 0.360, SLG: 0.443										1	0	0	0	0	0	0											
Freddy Sanchez, R (1, 4) OBP: 0.222, SLG: 0.296										4	1	1	1	0	0	2											
Jason Varitek, S (9, PH) OBP: 0.354, SLG: 0.540										1	0	1	0	0	0	0											
Inning Stats	R: 0 E: 0 K: 0 S: 7	H: 0 LOB: 0 BB: 0 P: 11	R: 0 E: 0 K: 1 S: 10	H: 1 LOB: 0 BB: 0 P: 16	R: 0 E: 0 K: 1 S: 11	H: 1 LOB: 1 BB: 0 P: 21	R: 2 E: 0 K: 0 S: 8	H: 3 LOB: 2 BB: 1 P: 20	R: 0 E: 0 K: 1 S: 12	H: 1 LOB: 3 BB: 2 P: 24	R: 7 E: 0 K: 1 S: 20	H: 7 LOB: 2 BB: 1 P: 40	R: 0 E: 0 K: 0 S: 16	H: 1 LOB: 2 BB: 1 P: 25	R: 0 E: 0 K: 1 S: 10	H: 0 LOB: 1 BB: 1 P: 17	R: 0 E: 0 K: 0 S: 5	H: 1 LOB: 0 BB: 0 P: 8	1B: 7 2B: 7 3B: 1 HR: 1	SF: 0 SAC: 0 DP: 2 HBP: 1	WP: 0 PB: 0 SB: 0 CS: 0	PA: 46					
PITCHER	IP	WLS	BF	H	R	ER	SO	BB	IBB	HBP	BLK	WP	HR	S	P	ERA	WHIP										
Tommy Phelps, L (1, 1) ERA: 3.96	5.2		30	11	7	7	3	3	0	0	0	0	0	59	112	11.12	2.471										
40 Nate Bump, R (6, 1) ERA: 7.71	2.1	W	13	3	2	2	1	3	0	1	0	0	0	35	62	7.71	2.571										
Braden Looper, R (9, 1) ERA: 2.27	1.0	S	3	1	0	0	0	0	0	0	0	0	0	5	8	0.00	1.000										

AB 39
R 10
H 13
RBI 9
BB 2
SO 3
LOB 15



AB 39
R 9
H 15
RBI 9
BB 6
SO 4
LOB 19



Batter	1	2	3	4	5	6	7	8	9	AB	R	H	RBI	BB	SO	LOB	TOP																					
Juan Pierre, L OBP: 0.351, SLG: 0.362 (1, 8)	G6-3		FC3-6 1B		L4		BB		1B 2B	4	0	2	0	1	0	0																						
Luis Castillo, S OBP: 0.397, SLG: 0.401 (1, 4)	G1-4-3		FC3-6 2B		G4-3		K		DI 1B	5	1	1	1	0	1	2																						
Ivan Rodriguez, R OBP: 0.375, SLG: 0.471 (1, 10)	K		1-H 2B		K		K		FC3-6 1B HBP	4	1	1	1	0	3	2																						
Mike Lowell, R OBP: 0.356, SLG: 0.604 (1, 5)		1-2 3B HBP	K		G5-3				FC3-6 HBP	3	1	0	0	0	2	3																						
Juan Encarnacion, R OBP: 0.329, SLG: 0.476 Brian Banks, S OBP: 0.351, SLG: 0.438 (8, PR) (8, 9)	1-H 1B 3B	G6-3			HR BB		FC3-6 1B		F8	3	2	1	1	1	0	3																						
Derrek Lee, R OBP: 0.376, SLG: 0.476 (1, 3)	K				K		1-H HR		FC5-4 1B	4	1	2	3	0	2	1																						
Miguel Cabrera, R OBP: 0.222, SLG: 0.382 (1, 7)	K				P4		G6-3		L5	4	0	0	0	0	1	3																						
Alex Gonzalez, R OBP: 0.356, SLG: 0.556 (1, 6)		2-2 1B			F7		G6-3		FC5-4	4	0	1	1	0	0	2																						
Mike Redmond, R OBP: 0.287, SLG: 0.325 Mike Mordecai, R OBP: 0.306, SLG: 0.262 (9, PR)	1 SAFE L4				G5-3		G6-3		2B 1B BB	3	0	0	0	1	0	1																						
Inning Stats	R: 0 E: 0 K: 1 S: 9	H: 0 LOB: 0 BB: 0 P: 11	R: 2 E: 0 K: 2 S: 16	H: 2 LOB: 1 BB: 0 P: 23	R: 1 E: 0 K: 1 S: 10	H: 2 LOB: 1 BB: 0 P: 15	R: 0 E: 0 K: 1 S: 7	H: 0 LOB: 0 BB: 0 P: 11	R: 0 E: 0 K: 0 S: 5	H: 0 LOB: 0 BB: 0 P: 9	R: 2 E: 0 K: 1 S: 7	H: 1 LOB: 1 BB: 1 P: 11	R: 0 E: 0 K: 1 S: 9	H: 0 LOB: 1 BB: 1 P: 16	R: 1 E: 0 K: 0 S: 13	H: 1 LOB: 2 BB: 1 P: 21	R: 1 E: 0 K: 2 S: 12	H: 2 LOB: 3 BB: 1 P: 24	1B: 4 2B: 2 HR: 1	SF: 0 SAC: 0 DP: 0 HBP: 3	WP: 0 PB: 0 SB: 0 CS: 0	PA: 41																
PITCHER	IP	WLS	BF	H	R	ER	SO	BB	IBB	HBP	BLK	WP	HR	S	P	ERA	WHIP	PITCHER				IP	WLS	BF	H	R	ER	SO	BB	IBB	HBP	BLK	WP	HR	S	P	ERA	WHIP
Derek Lowe, R ERA: 4.51 (1, 1)	7.0	W	30	5	6	6	7	2	0	2	0	0	1	63	97	7.71	1.000																					
50 Mike Timlin, R ERA: 3.5 (8, 1)	1.0		5	1	0	0	0	0	0	1	0	0	0	13	20	0.00	1.000																					
Brandon Lyon, R ERA: 3.98 (9, 1)	1.0		6	2	1	1	2	1	0	0	0	0	0	12	24	9.00	3.000																					

Florida Marlins @ Boston Red Sox
Fenway Park, Boston, MA
Sun Jun 29 2003, 2:05 PM EDT
Att: 34,476 - Sunny - 74 F

AB 35
R 7
H 8
RBI 7
BB 3
SO 9
LOB 20



Batter	1	2	3	4	5	6	7	8	9	AB	R	H	RBI	BB	SO	LOB	BOTTOM																					
18 Johnny Damon, L OBP: 0.330, SLG: 0.410 (1, 8)	HR BB		G6-3		L6					3	1	0	0	2	0	2																						
Todd Walker, L OBP: 0.393, SLG: 0.465 (1, 4)	1-H HR		G4-3		F8		HR		FC1-6 1B	5	2	3	3	0	0	0																						
Nomar Garciaparra, R OBP: 0.374, SLG: 0.595 (1, 6)	G5-3		F8		K		G5-3		FC1-6	5	0	0	0	0	1	2																						
34 David Ortiz, L OBP: 0.380, SLG: 0.486 (1, 10)	K				G3		BB 1B		K	5	1	1	0	0	2	2																						
Kevin Millar, R OBP: 0.384, SLG: 0.555 (1, 3)	P4				F7		1B HR BB		P5	3	1	0	0	1	0	0																						
Trot Nixon, L OBP: 0.401, SLG: 0.537 (1, 9)		2-2 P5			HR		1B HR		F9	4	2	2	2	0	0	0																						
Gabe Kapler, R OBP: 0.357, SLG: 0.447 (1, 7)		3-1 HR			3B 1B		1-H HR		F9	4	3	3	4	0	0	0																						
Bill Mueller, S OBP: 0.385, SLG: 0.537 (1, 5)		3-1 G4-3			1-H 3B		3-H 2B		L6	4	0	2	1	0	0	0																						
Jason Varitek, S OBP: 0.357, SLG: 0.551 (1, 2)		G3			3B		L4		HR	3	1	1	1	1	0	1																						
Inning Stats	R: 2 E: 0 K: 1 S: 12	H: 1 LOB: 0 BB: 1 P: 22	R: 1 E: 0 K: 0 S: 13	H: 1 LOB: 0 BB: 0 P: 21	R: 0 E: 0 K: 0 S: 8	H: 0 LOB: 0 BB: 0 P: 11	R: 2 E: 0 K: 0 S: 12	H: 3 LOB: 2 BB: 1 P: 20	R: 4 E: 0 K: 1 S: 23	H: 4 LOB: 1 BB: 1 P: 35	R: 1 E: 0 K: 0 S: 8	H: 1 LOB: 0 BB: 0 P: 12	R: 0 E: 0 K: 0 S: 7	H: 0 LOB: 0 BB: 0 P: 11	R: 1 E: 0 K: 1 S: 15	H: 2 LOB: 2 BB: 1 P: 23	1B: 4 2B: 1 3B: 1 HR: 6	SF: 0 SAC: 0 DP: 0 HBP: 0	WP: 0 PB: 0 SB: 0 CS: 0	PA: 40																		
PITCHER	IP	WLS	BF	H	R	ER	SO	BB	IBB	HBP	BLK	WP	HR	S	P	ERA	WHIP	PITCHER				IP	WLS	BF	H	R	ER	SO	BB	IBB	HBP	BLK	WP	HR	S	P	ERA	WHIP
Brad Penny, R ERA: 4.78 (1, 1)	5.0	L	27	9	9	9	2	3	0	0	0	0	4	68	109	16.20	2.400																					
Blaine Neal, R ERA: 7.65 (6, 1)	2.0		7	1	1	1	0	0	0	0	0	0	1	15	23	4.50	0.500																					
Armando Almanza, L ERA: 4.91 (8, 1)	1.0		6	2	1	1	1	1	0	0	0	0	1	15	23	9.00	3.000																					

Florida Marlins @ Boston Red Sox
Fenway Park, Boston, MA
Sun Jun 29 2003, 2:05 PM EDT
Att: 34,476 - Sunny - 74 F

AB 36
R 11
H 12
RBI 11
BB 4
SO 3
LOB 7



Batter	1	2	3	4	5	6	7	8	9	AB	R	H	RBI	BB	SO	LOB	TOP			
18 Johnny Damon, L (1, 8) OBP: 0.323, SLG: 0.398	1-1 P6	0-1 P4		0-2 F7		1-0 G3		4-2 BB		4	0	0	0	1	0	4	Boston Red Sox @ Tampa Bay Devil Rays Tropicana Field, St. Petersburg, FL Wed Jul 02 2003, 7:15 PM EDT Att: 14,345 - Dome - 72 F livebaseballscorecards.com			
Todd Walker, L (1, 4) OBP: 0.355, SLG: 0.452	0-0 F7	3-1 G3		0-0 F9			3-2 P6	1-0 F7		5	0	0	0	0	5					
Nomar Garciaparra, R (1, 6) OBP: 0.379, SLG: 0.591	0-0 HR		1-0 F8		3-1 1B		1-3 K	4-2 WP BB		4	1	2	1	1	1	0				
Manny Ramirez, R (1, 7) OBP: 0.416, SLG: 0.558	0-0 FC5 2B		3-2 K		2-2 L8		1-3 K	0-3 K		5	0	1	0	0	3	2				
34 David Ortiz, L (1, 10) OBP: 0.385, SLG: 0.486 Damian Jackson, R (8, PR) OBP: 0.296, SLG: 0.277	4-0 BB		2-0 F8		0-0 F8			1-2 HR 2B	1-2 K	3	0	1	0	1	0	1				
Kevin Millar, R (1, 3) OBP: 0.381, SLG: 0.555	1-2 FC5		1-1 L5		1-1 P4			2-0 HR	0-0 G6-3	5	1	1	2	0	0	4				
Trot Nixon, L (1, 9) OBP: 0.403, SLG: 0.546		1-1 HR		0-0 1B 2B		1-3 K		G5-3 WP HBP		3	2	2	1	0	1	0				
Bill Mueller, S (1, 5) OBP: 0.387, SLG: 0.528		2-2 G6-3 1B		4-2 1B BB		2-1 G5-3		1-2 G5-3 BB		2	0	1	0	2	0	0				
Jason Varitek, S (1, 2) OBP: 0.361, SLG: 0.558		3-2 G6-3		3-1 1-2 2-H 1B		0-2 2B		0-1 G5-3		4	0	2	1	0	0	3				
Inning Stats	R: 1 E: 0 K: 0 S: 8	H: 2 LOB: 2 BB: 1 P: 14	R: 1 E: 0 K: 0 S: 17	H: 2 LOB: 1 BB: 0 P: 26	R: 0 E: 0 K: 1 S: 6	H: 0 LOB: 0 BB: 0 P: 12	R: 1 E: 0 K: 0 S: 11	H: 2 LOB: 2 BB: 1 P: 19	R: 0 E: 0 K: 1 S: 9	H: 1 LOB: 1 BB: 0 P: 13	R: 0 E: 0 K: 2 S: 12	H: 0 LOB: 0 BB: 0 P: 17	R: 2 E: 0 K: 0 S: 15	H: 2 LOB: 2 BB: 2 P: 27	R: 0 E: 0 K: 2 S: 13	H: 0 LOB: 1 BB: 1 P: 19		1B: 3 2B: 4 3B: 0 HR: 3	SF: 0 SAC: 0 DP: 1 HBP: 1	WP: 2 PB: 0 SB: 0 CS: 0
PITCHER	IP WLS BF H R ER SO BB IBB HBP BLK WP HR S P ERA WHIP																			
Rob Bell, R (1, 1) ERA: 8.05	6.0	L 28	8	3	3	2	2	0	0	0	0	0	0	1	18	26	4.50	1.667		
Jesus Colome, R (7, 1) ERA: 3.72	1.0	L 5	2	2	2	2	0	0	0	0	0	1	18	26	18.00	2.000				
Al Levine, R (8, 1) ERA: 1.71	1.0	5	0	0	0	0	2	0	1	0	1	0	9	18	0.00	2.000				
Brandon Backe, R (9, 1) ERA: 4.82	1.0	4	0	0	0	2	1	0	0	0	1	0	13	19	0.00	1.000				

Batter	1	2	3	4	5	6	7	8	9	AB	R	H	RBI	BB	SO	LOB	BOTTOM					
13 Carl Crawford, L (1, 7) OBP: 0.294, SLG: 0.324	1-3 K		1-1 G6-4-3 1B		0-0 HR 1B		0-0 B2-3			4	1	2	0	0	1	0	Boston Red Sox @ Tampa Bay Devil Rays Tropicana Field, St. Petersburg, FL Wed Jul 02 2003, 7:15 PM EDT Att: 14,345 - Dome - 72 F livebaseballscorecards.com					
5 Rocco Baldelli, R (1, 8) OBP: 0.344, SLG: 0.462	1-2 F9		1-0 G6-4-3		0-1 P3			0-0 SF9 3B		4	1	1	0	0	0	4						
Aubrey Huff, L (1, 9) OBP: 0.361, SLG: 0.552	1-1 G6-3			1-3 K	2-1 HR			0-0 SF9		3	1	1	4	0	1	0						
Ben Grieve, L (1, 10) OBP: 0.375, SLG: 0.350		1-1 G4-3		1-0 FC4-6 2B	2-3 K			0-0 G3-1		4	0	1	0	0	1	0						
Travis Lee, L (1, 3) OBP: 0.320, SLG: 0.416		3-1 2B		4-0 FC4-6 BB		3-2 G4-3		1-2 P5		3	0	1	0	1	0	0						
Damian Rolis, R (1, 5) OBP: 0.343, SLG: 0.418		0-3 K		2-1 FC4-6	1-2 2-3 1B		0-0 L4-3 1B		0-1 G1-3	4	0	1	0	0	1	3						
Marlon Anderson, L (1, 4) OBP: 0.332, SLG: 0.371		2-3 K		1-3 K		0-0 L4-3		0-1 G3-1		4	0	0	0	0	2	4						
Toby Hall, R (1, 2) OBP: 0.316, SLG: 0.371 Al Martin, L (9, PH) OBP: 0.313, SLG: 0.329			4-1 FC5-4 BB		1-0 G6-3		0-0 G6-3		1-1 G6-3	2	0	0	0	1	0	0						
Julio Lugo, R (1, 6) OBP: 0.305, SLG: 0.323			1-1 FC5-4 13 1B		1-0 E6 13 1B HR		3-3 K			3	1	0	0	0	1	1						
Inning Stats	R: 0 E: 0 K: 1 S: 8	H: 0 LOB: 0 BB: 0 P: 11	R: 0 E: 0 K: 2 S: 11	H: 1 LOB: 1 BB: 0 P: 17	R: 0 E: 0 K: 0 S: 6	H: 1 LOB: 1 BB: 1 P: 13	R: 0 E: 0 K: 2 S: 13	H: 1 LOB: 2 BB: 1 P: 22	R: 3 E: 1 K: 1 S: 10	H: 2 LOB: 0 BB: 0 P: 16	R: 0 E: 0 K: 0 S: 9	H: 1 LOB: 0 BB: 0 P: 12	R: 0 E: 0 K: 1 S: 5	H: 0 LOB: 0 BB: 0 P: 8	R: 1 E: 0 K: 0 S: 8	H: 1 LOB: 0 BB: 0 P: 9		R: 0 E: 0 K: 0 S: 6	H: 0 LOB: 0 BB: 0 P: 7	1B: 3 2B: 3 3B: 1 HR: 1	SF: 1 SAC: 0 DP: 2 HBP: 0	WP: 0 PB: 0 SB: 0 CS: 0
PITCHER	IP WLS BF H R ER SO BB IBB HBP BLK WP HR S P ERA WHIP																					
Pedro Martinez, R (1, 1) ERA: 2.53	7.0	W 28	6	3	0	7	2	0	0	0	0	0	1	62	99	0.00	1.143					
Alan Embree, L (8, 1) ERA: 3.94	1.0	H 4	1	1	1	0	0	0	0	0	0	0	8	9	9.00	1.000						
Byung-Hyun Kim, R (9, 1) ERA: 3.81	1.0	S 3	0	0	0	0	0	0	0	0	0	0	6	7	0.00	0.000						

Batter	1	2	3	4	5	6	7	8	9	AB	R	H	RBI	BB	SO	LOB	TOP					
18 Johnny Damon, L (1.8) OBP: 0.320, SLG: 0.393	1-1 B1-3		1-2 F8 HR	0-1 FC6-4		2-2 G3-1	0-2 F7		1-0 F8	6	1	1	0	0	0	5	Boston Red Sox @ New York Yankees Yankee Stadium, Bronx, NY Fri Jul 04, 2003, 4:05 PM EDT Att: 55,144 - Cloudy - 87 F					
Todd Walker, L (1.4) OBP: 0.350, SLG: 0.441	0-0 G3		0-1 F7	0-0 F7		0-2 WP BB	3-2 G4-3		1-2 G4-3	6	0	1	0	0	0	6						
Nomar Garciaparra, R (1.6) OBP: 0.377, SLG: 0.580	2-3 K		0-1 F8		1-0 S	4-2 WP BB		1-2 G5-3		4	0	1	0	1	1	1						
Manny Ramirez, R (1.7) OBP: 0.420, SLG: 0.585		1-3 K	0-0 HR		2-3 K	4-1 WP BB		0-0		4	1	2	2	1	2	1						
Kevin Millar, R (1.3) OBP: 0.369, SLG: 0.535		0-0 G1-3	3-H 2-2 G1-3		3-2 F9	0-1 L5		3-2 F9		5	0	0	0	0	0	5						
34 David Ortiz, L (1.10) OBP: 0.386, SLG: 0.534		1-3 K		1-2 HR	0-0 G3		2-1 HR	2-2 G5-3		5	2	2	2	0	1	2						
Gabe Kapler, R (1.9) OBP: 0.347, SLG: 0.425			0-1 HR	1-2 FC6-4		1-2 G1-3	2-2 P2		2-3 K	5	1	2	0	0	1	0						
Bill Mueller, S (1.5) OBP: 0.399, SLG: 0.551			4-0 HR	4-0 FC6-4		0-2 HR	4-0 2B		2-0 HR	2	3	2	2	3	0	0						
Jason Varitek, S (1.2) OBP: 0.370, SLG: 0.598			0-1 HR	1-3 K		0-1 HR	1-0 2B		3-2 2B	5	2	4	4	0	1	2						
Inning Stats	R: 0 E: 0 K: 1 S: 6	H: 0 LOB: 0 BB: 0 P: 9	R: 0 E: 0 K: 2 S: 10	H: 0 LOB: 0 BB: 0 P: 12	R: 5 E: 0 K: 0 S: 17	H: 4 LOB: 0 BB: 1 P: 24	R: 1 E: 0 K: 1 S: 12	H: 2 LOB: 2 BB: 1 P: 19	R: 0 E: 0 K: 1 S: 10	H: 1 LOB: 1 BB: 0 P: 16	R: 2 E: 0 K: 0 S: 22	H: 3 LOB: 3 BB: 2 P: 33	R: 1 E: 0 K: 0 S: 12	H: 2 LOB: 2 BB: 1 P: 24	R: 0 E: 0 K: 0 S: 13	H: 1 LOB: 1 BB: 0 P: 19	R: 1 E: 0 K: 1 S: 13	H: 2 LOB: 1 BB: 0 P: 22	1B: 6 2B: 2 3B: 0 HR: 7	SF: 0 SAC: 0 DP: 0 HBP: 0	WP: 1 PB: 0 SB: 2 CS: 0	PA: 47
PITCHER	IP WLS BF H R ER SO BB IBB HBP BLK WP HR S P ERA WHIP																					
David Wells, L (1.1) ERA: 3.85	5.2 L 29 10 8 8 5 2 0 0 0 0 5 72 100 12.71 2.118																					
Jason Anderson, R (6.1) ERA: 4.12	0.2 7 2 1 1 0 2 1 0 0 1 1 11 28 13.50 6.000																					
Al Reyes, R (7.1) ERA: 3.31	1.2 6 1 0 0 0 0 0 0 0 0 0 0 19 28 0.00 0.600																					
Dan Miceli, R (9.1) ERA: 3.99	1.0 5 2 1 1 1 0 0 0 0 0 1 13 22 9.00 2.000																					


Batter	1	2	3	4	5	6	7	8	9	AB	R	H	RBI	BB	SO	LOB	BOTTOM					
Alfonso Soriano, R (1.4) OBP: 0.350, SLG: 0.521	2-1 HR			0-2 F9			3-2 2B		0-1 G5-3	5	1	2	1	0	1	0	Boston Red Sox @ New York Yankees Yankee Stadium, Bronx, NY Fri Jul 04, 2003, 4:05 PM EDT Att: 55,144 - Cloudy - 87 F					
2 Derek Jeter, R (1.6) OBP: 0.350, SLG: 0.424	2-2 G4-3		1-0 L9		3-2 G4-6-3		0-0 1B		4-0	4	0	2	0	1	0	0						
25 Jason Giambi, L (1.3) OBP: 0.417, SLG: 0.531	1-0 55 1B		3-2 G3		4-2 G4-6-3		1-3 1B		2-1 F8	4	1	1	0	1	0	3						
Ruben Sierra, S (1.10) OBP: 0.369, SLG: 0.466	0-0 20 FC5 55 1B		1-1 55 1B		1-0 G4-6-3		2-2 P6			4	0	2	0	0	0	4						
55 Hideki Matsui, L (1.8) OBP: 0.367, SLG: 0.459	2-1 20 FC5		0-0		3-2 G4-3			1-1 F8		4	0	2	1	0	0	1						
20 Jorge Posada, S (1.2) OBP: 0.394, SLG: 0.492	1-2 2-H		1-2				0-2 G4-3		3-2 1B	4	0	1	0	0	0	4						
Robin Ventura, L (1.5) OBP: 0.337, SLG: 0.410	1-2 F7			0-1 G3-1		1-1 G3-1		0-0 F8		4	0	0	0	0	0	3						
Raul Mondesi, R (1.9) OBP: 0.336, SLG: 0.478		0-0 F9		2-2 G5-3		1-2 F9		1-0 G6-3		3	0	0	0	0	0	0						
Juan Rivera, R (8.9) OBP: 0.285, SLG: 0.351										1	0	0	0	0	0	1						
Karim Garcia, L (1.7) OBP: 0.275, SLG: 0.459		3-3 K		1-2 HR			1-1 G3		0-1 F8	4	1	1	1	0	1	0						
Inning Stats	R: 2 E: 0 K: 0 S: 18	H: 4 LOB: 2 BB: 0 P: 27	R: 0 E: 0 K: 2 S: 8	H: 0 LOB: 0 BB: 0 P: 11	R: 0 E: 0 K: 0 S: 8	H: 2 LOB: 0 BB: 0 P: 13	R: 1 E: 0 K: 0 S: 11	H: 1 LOB: 0 BB: 0 P: 14	R: 0 E: 0 K: 0 S: 13	H: 1 LOB: 1 BB: 1 P: 24	R: 0 E: 0 K: 0 S: 9	H: 0 LOB: 0 BB: 0 P: 11	R: 0 E: 0 K: 0 S: 14	H: 2 LOB: 2 BB: 0 P: 22	R: 0 E: 0 K: 0 S: 9	H: 1 LOB: 1 BB: 0 P: 14	R: 0 E: 0 K: 0 S: 6	H: 0 LOB: 1 BB: 1 P: 12	1B: 9 2B: 0 3B: 0 HR: 2	SF: 0 SAC: 0 DP: 1 HBP: 0	WP: 0 PB: 0 SB: 1 CS: 0	PA: 39
PITCHER	IP WLS BF H R ER SO BB IBB HBP BLK WP HR S P ERA WHIP																					
Derek Lowe, R (1.1) ERA: 4.5	6.1 W 29 10 3 3 2 1 0 0 0 0 2 75 112 4.26 1.737																					
Alan Embree, L (7.1) ERA: 3.99	0.2 2 0 0 0 0 0 0 0 0 0 0 6 10 0.00 0.000																					
Todd Jones, R (8.1) ERA: 7.84	2.0 8 1 0 0 0 1 0 0 0 0 0 0 15 26 0.00 1.000																					


AB 42
R 10
H 15
RBI 10
BB 5
SO 6
LOB 22



AB 37
R 3
H 11
RBI 3
BB 2
SO 2
LOB 16



Batter	1	2	3	4	5	6	7	8	9	AB	R	H	RBI	BB	SO	LOB	TOP			
18 Johnny Damon, L OBP: 0.320, SLG: 0.390	G3		K			L7			FC5-4 1B	4	0	1	0	0	1	0	Boston Red Sox @ New York Yankees Yankee Stadium, Bronx, NY Sun Jul 06 2003, 1:05 PM EDT Att: 54,918 - Sunny - 85 F livebaseballscores.com AB 32 R 1 H 6 RBI 1 BB 0 SO 11 LOB 13 			
Bill Mueller, S OBP: 0.402, SLG: 0.559	HR		K			P4			FC5-4 1B	4	1	2	1	0	1	0				
Nomar Garciaparra, R OBP: 0.369, SLG: 0.566	G6-3				G4-3				FC5-4 1-2 2-3	4	0	0	0	0	0	2				
Manny Ramirez, R OBP: 0.418, SLG: 0.578	G4-3				G5-3				K	4	0	1	0	0	1	2				
Kevin Millar, R OBP: 0.368, SLG: 0.527		FC4-6 1B			K2-3				F7	4	0	1	0	0	1	3				
34 David Ortiz, L OBP: 0.385, SLG: 0.555		K				K				3	0	0	0	0	3	2				
Gabe Kapler, R OBP: 0.347, SLG: 0.422		FC4-6 1-2			K				G6-4-3 1B	3	0	1	0	0	1	1				
Jason Varitek, S OBP: 0.360, SLG: 0.581		K			K				K	3	0	0	0	0	3	2				
Damian Jackson, R OBP: 0.284, SLG: 0.265				F9		F7			G6-4-3 1-2	3	0	0	0	0	0	1				
Inning Stats	R: 1 E: 0 K: 0 S: 9	H: 1 LOB: 0 BB: 0 P: 16	R: 0 E: 0 K: 2 S: 10	H: 1 LOB: 1 BB: 0 P: 16	R: 0 E: 0 K: 2 S: 7	H: 0 LOB: 0 BB: 0 P: 10	R: 0 E: 0 K: 1 S: 8	H: 0 LOB: 0 BB: 0 P: 11	R: 0 E: 0 K: 3 S: 10	H: 0 LOB: 0 BB: 0 P: 15	R: 0 E: 0 K: 0 S: 7	H: 1 LOB: 1 BB: 0 P: 10	R: 0 E: 0 K: 1 S: 7	H: 1 LOB: 2 BB: 0 P: 10	R: 0 E: 0 K: 1 S: 11	H: 2 LOB: 2 BB: 0 P: 16	1B: 5 2B: 0 3B: 0 HR: 1	SF: 0 SAC: 0 DP: 1 HBP: 0	WP: 0 PB: 0 SB: 0 CS: 0	PA: 32
PITCHER	IP WLS BF H R ER SO BB IBB HBP BLK WP HR S P ERA WHIP	8.0 W 27 4 1 1 10 0 0 0 0 0 1 65 97 1.12 0.500	1.0 5 2 0 0 1 0 0 0 0 0 0 0 11 16 0.00 2.000																	

Batter	1	2	3	4	5	6	7	8	9	AB	R	H	RBI	BB	SO	LOB	BOTTOM			
Alfonso Soriano, R OBP: 0.354, SLG: 0.527	1B 2B	2 HBP 1B		F9		F8	2B 3B			5	2	3	2	0	0	0	Boston Red Sox @ New York Yankees Yankee Stadium, Bronx, NY Sun Jul 06 2003, 1:05 PM EDT Att: 54,918 - Sunny - 85 F livebaseballscores.com AB 38 R 7 H 14 RBI 7 BB 3 SO 5 LOB 24 			
2 Derek Jeter, R OBP: 0.361, SLG: 0.434	G6-3	HBP			20 BB 25 1B 1B	F8 2B	25 FC5-6 1B			4	1	3	1	0	0	1				
25 Jason Giambi, L OBP: 0.419, SLG: 0.536	K	K			1 SAFE 1 SAFE 1B	BB 20 BB 1B	FC5-6 1-2			4	0	1	0	1	2	5				
Ruben Sierra, S OBP: 0.357, SLG: 0.448	55 2B 1B		G4-3		K	F8 2B			G6-3	5	1	1	1	0	1	4				
55 Hideki Matsui, L OBP: 0.371, SLG: 0.467	1-H 2B		20 F8 2B		F4	L9			G4-3	5	0	2	1	0	0	4				
20 Jorge Posada, S OBP: 0.396, SLG: 0.500	F8		F8		BB BB	BB	2B 3B 1B		K	4	1	1	0	1	1	2				
Robin Ventura, L OBP: 0.335, SLG: 0.490		G4-3	P6		1-2 2-3 BB	BB	K			3	0	0	1	1	1	2				
Karim Garcia, L OBP: 0.281, SLG: 0.462		2 HBP 1B 1B		G3-1	G4-3		3B 2B			4	1	2	0	0	0	3				
Curtis Pride, L OBP: 0.250, SLG: 1.000	F7		G3		G3	HR	L3			4	1	1	1	0	0	3				
Inning Stats	R: 2 E: 0 K: 1 S: 10	H: 3 LOB: 1 BB: 0 P: 16	R: 0 E: 0 K: 1 S: 18	H: 2 LOB: 3 BB: 0 P: 27	R: 0 E: 0 K: 0 S: 6	H: 1 LOB: 1 BB: 0 P: 11	R: 0 E: 0 K: 0 S: 6	H: 0 LOB: 0 BB: 0 P: 9	R: 1 E: 0 K: 1 S: 15	H: 2 LOB: 3 BB: 2 P: 26	R: 1 E: 0 K: 0 S: 10	H: 2 LOB: 2 BB: 1 P: 17	R: 3 E: 0 K: 1 S: 20	H: 4 LOB: 1 BB: 0 P: 31	R: 0 E: 0 K: 1 S: 6	H: 0 LOB: 0 BB: 0 P: 9	1B: 7 2B: 5 3B: 1 HR: 1	SF: 0 SAC: 0 DP: 0 HBP: 1	WP: 0 PB: 0 SB: 0 CS: 0	PA: 42
PITCHER	IP WLS BF H R ER SO BB IBB HBP BLK WP HR S P ERA WHIP	5.1 L 30 10 4 4 3 1 0 0 0 0 0 18 28 6.75 2.438	1.1 7 3 3 3 1 0 0 0 0 0 0 0 5 6 0.00 3.000	0.1 2 1 0 0 0 0 0 0 0 0 0 0 6 9 0.00 0.000																

Batter	1	2	3	4	5	6	7	8	9	AB R H RBI BB SO LOB	TOP																
18 Johnny Damon, L (1, 8) OBP: 0.317, SLG: 0.386	1-1 G6-3		3-1 G4-3			2-1 P6			0-1 G3	4 0 0 0 0 0 0	Boston Red Sox @ New York Yankees Yankee Stadium, Bronx, NY Mon Jul 07 2003, 1:05 PM EDT Att: 55,016 - Overcast - 85 F																
Todd Walker, L (1, 4) OBP: 0.347, SLG: 0.436	1-0 2B		0-3 K			2-3 K		1-3 K	4 1 1 0 0 3 0																		
Nomar Garciaparra, R (1, 6) OBP: 0.369, SLG: 0.563	0-0 F7			1-0 F8			2-2 G1-3	2-1 1B	4 0 1 0 0 0 1																		
Manny Ramirez, R (1, 7) OBP: 0.417, SLG: 0.577	2-2 1-H 2B			2-2 G4-3			0-3 K	0-0 P3	4 0 1 1 0 1 1																		
34 David Ortiz, L (1, 10) OBP: 0.380, SLG: 0.547	3-2 F8			0-1 F7			2-3 K		3 0 0 0 0 1 1																		
Kevin Millar, R (1, 3) OBP: 0.364, SLG: 0.521		1-2 L5			3-1 F9			1-3 K	3 0 0 0 0 1 0																		
Trot Nixon, L (1, 9) OBP: 0.403, SLG: 0.560		1-0 G4-3			1-3 K			1-2 F8	3 0 0 0 0 1 0																		
Bill Mueller, S (1, 5) OBP: 0.401, SLG: 0.555		1-1 G1-3			0-0 P2			4-2 BB	2 0 0 0 1 0 0																		
Jason Varitek, S (1, 2) OBP: 0.356, SLG: 0.573			1-3 K			1-3 K		1-3 K	3 0 0 0 0 3 1																		
Inning Stats	R: 1 H: 2 E: 0 K: 0 S: 13	H: 2 LOB: 1 BB: 0 P: 20	R: 0 H: 0 E: 0 K: 0 S: 6	H: 0 LOB: 0 BB: 0 P: 9	R: 0 H: 0 E: 0 K: 2 S: 9	H: 0 LOB: 0 BB: 0 P: 13	R: 0 H: 0 E: 0 K: 1 S: 8	H: 0 LOB: 0 BB: 0 P: 12	R: 0 H: 0 E: 0 K: 2 S: 9	H: 0 LOB: 0 BB: 0 P: 14		R: 0 H: 0 E: 0 K: 2 S: 9	H: 0 LOB: 0 BB: 0 P: 13	R: 0 H: 0 E: 0 K: 2 S: 14	H: 0 LOB: 1 BB: 1 P: 21	R: 0 H: 1 E: 0 K: 1 S: 8	H: 1 LOB: 1 BB: 0 P: 11	1B: 2 2B: 1 3B: 0 HR: 0	SF: 0 SAC: 0 DP: 0 HBP: 0	WP: 0 PA: 31 SB: 0 CS: 0							
PITCHER	IP WLS BF H R ER SO BB IBB HBP BLK WP HR S P ERA WHIP											IP WLS BF H R ER SO BB IBB HBP BLK WP HR S P ERA WHIP															
35 Mike Mussina, R (1, 1) ERA: 3.14	8.0	27	2	1	1	9	1	0	0	0	0	0	0	76	113	1.12	0.375										
42 Mariano Rivera, R (9, 1) ERA: 1.67	1.0	W 4	1	0	0	1	0	0	0	0	0	0	0	8	11	0.00	1.000										

Batter	1	2	3	4	5	6	7	8	9	AB R H RBI BB SO LOB	BOTTOM																
Alfonso Soriano, R (1, 4) OBP: 0.353, SLG: 0.526	1-3 K		0-2 2B			0-1 25 1B			3-2 F7	1 0 0 0 0 1 0	Boston Red Sox @ New York Yankees Yankee Stadium, Bronx, NY Mon Jul 07 2003, 1:05 PM EDT Att: 55,016 - Overcast - 85 F																
Enrique Wilson, S (2, 4) OBP: 0.262, SLG: 0.357			1-3 K			2-3 K		0-3 K	3 1 2 0 0 0 0																		
2 Derek Jeter, R (1, 6) OBP: 0.363, SLG: 0.434	2-2 25 1B		1-3 K			2-3 K		0-3 K	0 0 0 0 0 0 0																		
Todd Zeile, R (3, 5) OBP: 0.287, SLG: 0.360	HBP		1-3 K			2-3 K		0-3 K	3 0 0 0 0 3 2																		
25 Jason Giambi, L (1, 3) OBP: 0.423, SLG: 0.537	1-0 1B		3-2 K			3-2 55 FC4-6 1B		4-0 IBB	3 0 2 1 1 1 1																		
Ruben Sierra, S (1, 10) OBP: 0.351, SLG: 0.439	2-2 L9			1-2 G3-1		1-1 F9		1-0 F8	4 0 0 0 0 0 4																		
55 Hideki Matsui, L (1, 8) OBP: 0.370, SLG: 0.465	2-3 K		0-0 F8			1-2 FC4-6		0-2 20 HBP 1B	4 1 1 0 0 1 3																		
Karin Garcia, L (1, 7) OBP: 0.288, SLG: 0.463	2-2 G5-3		1-3 K			1-2 SH3-4 1B		1-2 20 HBP 1B	4 0 2 0 0 1 0																		
John Flaherty, R (1, 2) ERA: 2.44	2-3 K				0-0 G1-3		0-0 SH3-4 1B	1-1 E	2 0 0 0 0 1 0																		
20 Jorge Posada, S (9, PH) OBP: 0.398, SLG: 0.500							1-2 SH3-4	1-2 2-3 HBP	0 0 0 0 0 0 0																		
Robin Ventura, L (1, 5) OBP: 0.330, SLG: 0.394	0-3 K				1-3 K		1-3 K	1-3 K	4 0 0 0 0 4 4																		
Curtis Pride, L (1, 9) OBP: 0.125, SLG: 0.500			3-2 G6-3			3-3 K		2-1 P5	4 0 0 0 0 1 3																		
Inning Stats	R: 0 H: 1 E: 0 K: 2 S: 15	H: 1 LOB: 2 BB: 0 P: 23	R: 0 H: 0 E: 0 K: 2 S: 10	H: 0 LOB: 0 BB: 0 P: 14	R: 0 H: 1 E: 0 K: 2 S: 17	H: 1 LOB: 1 BB: 0 P: 24	R: 0 H: 0 E: 0 K: 1 S: 7	H: 0 LOB: 0 BB: 0 P: 9	R: 0 H: 0 E: 0 K: 2 S: 7	H: 0 LOB: 0 BB: 0 P: 11	R: 1 H: 2 E: 0 K: 1 S: 15	H: 2 LOB: 1 BB: 0 P: 22	R: 0 H: 1 E: 0 K: 1 S: 9	H: 1 LOB: 1 BB: 0 P: 13	R: 0 H: 0 E: 0 K: 1 S: 10	H: 0 LOB: 1 BB: 1 P: 18	R: 1 H: 2 E: 1 K: 1 S: 13	H: 2 LOB: 3 BB: 0 P: 17	1B: 5 2B: 2 3B: 0 HR: 0	SF: 0 SAC: 1 DP: 0 HBP: 2	WP: 0 PA: 36 SB: 0 CS: 0						
PITCHER	IP WLS BF H R ER SO BB IBB HBP BLK WP HR S P ERA WHIP											IP WLS BF H R ER SO BB IBB HBP BLK WP HR S P ERA WHIP															
Pedro Martinez, R (1, 1) ERA: 2.44	7.0	27	5	1	1	11	0	0	1	0	0	0	0	80	116	1.29	0.714										
Byung-Hyun Kim, R (8, 1) ERA: 3.7	1.1	L 9	2	1	0	2	0	1	1	0	0	0	0	23	35	0.00	1.500										

Batter	1	2	3	4	5	6	7	8	9	AB	R	H	RBI	BB	SO	LOB	TOP				
Trot Nixon, L OBP: 0.399, SLG: 0.544 (1, 9)										4	0	0	0	1	2	4					
Todd Walker, L OBP: 0.340, SLG: 0.424 (1, 4)										4	0	1	0	1	1	1					
Nomar Garciaparra, R OBP: 0.397, SLG: 0.546 (1, 6)										5	0	0	0	0	0	2					
Manny Ramirez, R OBP: 0.419, SLG: 0.582 Damian Jackson, R OBP: 0.290, SLG: 0.291 (9, 7)										3	1	1	0	2	1	2					
34 David Ortiz, L OBP: 0.385, SLG: 0.558 (1, 10)										5	2	2	1	0	0	3					
Kevin Millar, R OBP: 0.397, SLG: 0.524 (1, 3)										3	3	2	2	1	1	0					
Bill Mueller, S OBP: 0.407, SLG: 0.562 (1, 5)										4	1	4	2	0	0	0					
Gabe Kapler, R OBP: 0.346, SLG: 0.427 (1, 8)										4	0	1	2	0	0	3					
Jason Varitek, S OBP: 0.368, SLG: 0.583 (1, 2)										4	0	2	0	0	0	1					
Inning Stats	R: 0 E: 0 K: 0 S: 8	H: 0 LOB: 0 BB: 1 P: 13	R: 1 E: 0 K: 0 S: 8	H: 1 LOB: 1 BB: 2 P: 20	R: 0 E: 0 K: 1 S: 8	H: 0 LOB: 0 BB: 0 P: 11	R: 4 E: 1 K: 0 S: 17	H: 4 LOB: 1 BB: 1 P: 29	R: 0 E: 0 K: 0 S: 5	H: 1 LOB: 1 BB: 0 P: 6	R: 2 E: 0 K: 1 S: 15	H: 4 LOB: 1 BB: 0 P: 23	R: 0 E: 0 K: 2 S: 11	H: 2 LOB: 2 BB: 0 P: 18	R: 0 E: 0 K: 1 S: 11	H: 0 LOB: 1 BB: 1 P: 17	1B: 8 2B: 2 3B: 1 HR: 2	SF: 0 SAC: 0 DP: 3 HBP: 0	WP: 0 PB: 0 SB: 0 CS: 0	PA: 41	
PITCHER	IP	WLS	BF	H	R	ER	SO	BB	IBB	HBP	BLK	WP	HR	S	P	ERA	WHIP				
Cory Lidle, R ERA: 5.96 (1, 1)	5.0	L	25	9	7	7	1	4	0	0	0	0	2	52	88	12.60	2.600				
Corey Thurman, R ERA: (6, 1)	3.0		12	4	0	0	3	0	0	0	0	0	0	28	45	0.00	1.333				
Scott Service, R ERA: 5.4 (9, 1)	1.0		4	0	0	0	1	1	0	0	0	0	0	11	17	0.00	1.000				

Boston Red Sox @ Toronto Blue Jays
SkyDome, Toronto, ON
Thu Jul 10 2003, 7:05 PM EDT
Att: 20,113 - Dome - 72 F

AB 36
R 7
H 13
RBI 7
BB 5
SO 5
LOB 16



Batter	1	2	3	4	5	6	7	8	9	AB	R	H	RBI	BB	SO	LOB	BOTTOM				
Shannon Stewart, R OBP: 0.352, SLG: 0.450 (1, 10)										4	0	0	0	0	0	2					
Frank Catalanotto, L OBP: 0.346, SLG: 0.464 (1, 7)										4	0	1	0	0	1	2					
10 Vernon Wells, R OBP: 0.340, SLG: 0.550 (1, 8)										4	1	2	1	0	2	0					
Carlos Delgado, L OBP: 0.425, SLG: 0.639 (1, 3)										3	0	0	0	1	1	2					
Tom Wilson, R OBP: 0.360, SLG: 0.464 Howie Clark, L OBP: 0.455, SLG: 0.500 (9, PH)										3	0	1	0	0	0	0					
Eric Hinske, L OBP: 0.315, SLG: 0.438 (1, 5)										3	0	1	0	1	1	2					
3 Reed Johnson, R OBP: 0.373, SLG: 0.488 (1, 9)										4	0	1	0	0	0	2					
Orlando Hudson, S OBP: 0.348, SLG: 0.419 (1, 4)										4	0	1	0	0	2	1					
Chris Woodward, R OBP: 0.312, SLG: 0.383 (1, 6)										3	0	1	0	0	1	0					
Inning Stats	R: 1 E: 0 K: 1 S: 18	H: 2 LOB: 2 BB: 1 P: 28	R: 0 E: 0 K: 1 S: 15	H: 2 LOB: 0 BB: 0 P: 23	R: 0 E: 0 K: 1 S: 7	H: 0 LOB: 0 BB: 0 P: 12	R: 0 E: 0 K: 1 S: 11	H: 1 LOB: 0 BB: 0 P: 13	R: 0 E: 0 K: 2 S: 8	H: 0 LOB: 0 BB: 0 P: 11	R: 0 E: 0 K: 1 S: 6	H: 0 LOB: 0 BB: 1 P: 13	R: 0 E: 0 K: 1 S: 11	H: 2 LOB: 2 BB: 0 P: 16	R: 0 E: 0 K: 0 S: 8	H: 1 LOB: 1 BB: 0 P: 12	1B: 7 2B: 0 3B: 0 HR: 1	SF: 0 SAC: 0 DP: 2 HBP: 0	WP: 0 PB: 0 SB: 0 CS: 0	PA: 35	
PITCHER	IP	WLS	BF	H	R	ER	SO	BB	IBB	HBP	BLK	WP	HR	S	P	ERA	WHIP				
Ramiro Mendoza, R ERA: 5.59 (1, 1)	5.0	W	20	5	1	1	4	1	0	0	0	0	0	14	24	0.00	0.500				
Brandon Lyon, R ERA: 4.14 (8, 1)	2.0		6	0	0	0	3	1	0	0	0	0	0	11	16	0.00	2.000				
50 Mike Timlin, R ERA: 3.35 Chad Fox, R ERA: 2.83 (9, 1)	1.0		4	1	0	0	0	0	0	0	0	0	0	8	12	0.00	1.000				

Boston Red Sox @ Toronto Blue Jays
SkyDome, Toronto, ON
Thu Jul 10 2003, 7:05 PM EDT
Att: 20,113 - Dome - 72 F

AB 33
R 1
H 8
RBI 1
BB 2
SO 8
LOB 11



Batter	1	2	3	4	5	6	7	8	9	10	11	AB R H RBI BB SO LOB	TOP												
Trot Nixon, L OBP: 0.405, SLG: 0.556 (1, 9)												5 1 3 1 1 1 1	Boston Red Sox @ Detroit Tigers Comerica Park, Detroit, MI Sat Jul 12 2003, 7:05 PM EDT Att: 23,206 - Cloudy - 77 F												
Todd Walker, L OBP: 0.338, SLG: 0.423 (1, 4)												6 0 0 0 0 2 4													
Nomar Garciaparra, R OBP: 0.353, SLG: 0.536 (1, 6)												5 0 0 0 0 2 1													
Manny Ramirez, R OBP: 0.413, SLG: 0.571 (1, 10)												5 0 1 0 0 2 2													
34 David Ortiz, L OBP: 0.384, SLG: 0.553 Damian Jackson, R OBP: 0.278, SLG: 0.260 (7, PR)												2 0 0 0 1 0 1													
Gabe Kapler, R OBP: 0.333, SLG: 0.402 (8, PH)												0 0 0 0 0 0 0													
Kevin Miller, R OBP: 0.335, SLG: 0.518 (1, 7)												2 0 0 0 0 0 1													
Bill Mueller, S OBP: 0.407, SLG: 0.556 (1, 5)												5 1 1 0 0 2 2													
18 Johnny Damon, L OBP: 0.330, SLG: 0.406 (1, 8)												3 1 0 0 2 1 1													
Jason Varitek, S OBP: 0.369, SLG: 0.588 (1, 2)												3 1 0 0 2 1 1													
Inning Stats	R: 0 E: 0 K: 2 S: 7	H: 0 LOB: 0 BB: 0 P: 11	R: 0 E: 0 K: 2 S: 12	H: 1 LOB: 1 BB: 0 P: 17	R: 0 E: 0 K: 1 S: 8	H: 1 LOB: 1 BB: 0 P: 12	R: 0 E: 0 K: 1 S: 6	H: 0 LOB: 0 BB: 0 P: 9	R: 1 E: 0 K: 0 S: 10	H: 2 LOB: 1 BB: 0 P: 15	R: 0 E: 0 K: 0 S: 8	H: 0 LOB: 2 BB: 3 P: 13		R: 1 E: 0 K: 2 S: 13	H: 1 LOB: 1 BB: 0 P: 18	R: 0 E: 0 K: 0 S: 9	H: 1 LOB: 1 BB: 0 P: 14	R: 0 E: 0 K: 1 S: 9	H: 1 LOB: 1 BB: 0 P: 14	R: 2 E: 0 K: 0 S: 15	H: 2 LOB: 2 BB: 2 P: 23	1B: 6 2B: 1 3B: 0 HR: 2	SF: 1 SAC: 0 DP: 0 HBP: 0	WP: 1 PB: 1 SB: 2 CS: 1	PA: 47
PITCHER	IP: 6.2 WLS: 25 BF: 4 H: 1 R: 1 ER: 1 SO: 7 BB: 2 IBB: 0 HBP: 0 BLK: 0 WP: 0 HR: 1 S: 59 P: 94 ERA: 1.35 WHIP: 0.900	IP: 0.1 WLS: 1 BF: 1 H: 0 R: 0 ER: 0 SO: 0 BB: 0 IBB: 0 HBP: 0 BLK: 0 WP: 0 HR: 0 S: 1 P: 1 ERA: 3.9												IP: 0.1 WLS: 1 BF: 1 H: 0 R: 0 ER: 0 SO: 0 BB: 0 IBB: 0 HBP: 0 BLK: 0 WP: 0 HR: 0 S: 1 P: 1 ERA: 3.9											

Batter	1	2	3	4	5	6	7	8	9	10	11	AB R H RBI BB SO LOB	BOTTOM															
Alex Sanchez, L OBP: 0.301, SLG: 0.364 Dmitri Young, S OBP: 0.356, SLG: 0.534 (8, PH)												2 0 1 1 0 0 0	Boston Red Sox @ Detroit Tigers Comerica Park, Detroit, MI Sat Jul 12 2003, 7:05 PM EDT Att: 23,206 - Cloudy - 77 F															
Warren Morris, L OBP: 0.355, SLG: 0.443 (1, 4)												1 0 0 0 1 1 0																
Carlos Pena, L OBP: 0.321, SLG: 0.424 (1, 3)												5 1 2 0 0 3 3																
Kevin Witt, L OBP: 0.307, SLG: 0.434 (1, 10)												4 0 1 1 1 2 2																
Eric Munson, L OBP: 0.314, SLG: 0.418 (1, 5)												5 0 0 0 0 3 5																
Craig Monroe, R OBP: 0.284, SLG: 0.408 (1, 7)												5 0 1 0 0 3 1																
Shane Halter, R OBP: 0.272, SLG: 0.363 (1, 6)												5 0 0 0 0 0 0																
Matt Walbeck, S OBP: 0.163, SLG: 0.212 (1, 2)												5 0 1 0 0 3 1																
Andres Torres, S OBP: 0.249, SLG: 0.292 (8, 8)												4 0 1 0 1 0 0																
Inning Stats	R: 0 E: 0 K: 2 S: 17	H: 1 LOB: 1 BB: 0 P: 23	R: 0 E: 0 K: 1 S: 11	H: 0 LOB: 0 BB: 0 P: 15	R: 0 E: 0 K: 0 S: 8	H: 0 LOB: 0 BB: 0 P: 12	R: 0 E: 0 K: 2 S: 8	H: 0 LOB: 0 BB: 0 P: 11	R: 0 E: 0 K: 1 S: 6	H: 0 LOB: 0 BB: 0 P: 13	R: 1 E: 0 K: 1 S: 10	H: 2 LOB: 1 BB: 0 P: 15		R: 0 E: 0 K: 1 S: 9	H: 1 LOB: 2 BB: 1 P: 16	R: 1 E: 0 K: 1 S: 17	H: 2 LOB: 1 BB: 0 P: 23	R: 0 E: 0 K: 1 S: 10	H: 0 LOB: 0 BB: 0 P: 13	R: 0 E: 0 K: 3 S: 12	H: 1 LOB: 3 BB: 2 P: 25	R: 0 E: 0 K: 1 S: 11	H: 2 LOB: 2 BB: 0 P: 14	1B: 3 2B: 4 3B: 2 HR: 0	SF: 1 SAC: 1 DP: 0 HBP: 0	WP: 2 PB: 0 SB: 1 CS: 0	PA: 45	
PITCHER	IP: 7.0 WLS: 5 BF: 26 H: 4 R: 1 ER: 1 SO: 8 BB: 1 IBB: 0 HBP: 0 BLK: 0 WP: 2 HR: 0 S: 69 P: 105 ERA: 1.29 WHIP: 0.714	IP: 1.0 WLS: 5 BF: 2 H: 2 R: 1 ER: 1 SO: 1 BB: 0 IBB: 0 HBP: 0 BLK: 0 WP: 0 HR: 0 S: 17 P: 23 ERA: 9.00 WHIP: 2.000	IP: 1.0 WLS: 3 BF: 0 H: 0 R: 0 ER: 0 SO: 1 BB: 0 IBB: 0 HBP: 0 BLK: 0 WP: 0 HR: 0 S: 10 P: 13 ERA: 0.00 WHIP: 0.000	IP: 1.0 WLS: 6 BF: 1 H: 0 R: 0 ER: 0 SO: 3 BB: 2 IBB: 0 HBP: 0 BLK: 0 WP: 0 HR: 0 S: 12 P: 25 ERA: 0.00 WHIP: 1.000	IP: 1.0 WLS: 5 BF: 2 H: 0 R: 0 ER: 0 SO: 1 BB: 0 IBB: 0 HBP: 0 BLK: 0 WP: 0 HR: 0 S: 11 P: 14 ERA: 0.00 WHIP: 2.000												IP: 1.0 WLS: 5 BF: 2 H: 0 R: 0 ER: 0 SO: 1 BB: 0 IBB: 0 HBP: 0 BLK: 0 WP: 0 HR: 0 S: 11 P: 14 ERA: 0.00 WHIP: 2.000											



Batter	1	2	3	4	5	6	7	8	9	AB	R	H	RBI	BB	SO	LOB	TOP			
18 Johnny Damon, L (1, 8) OBP: 0.329, SLG: 0.404	B1-3		L5-3 1B		K			K		4	0	1	0	0	2	1	Boston Red Sox @ Detroit Tigers Comerica Park, Detroit, MI Sun Jul 13 2003, 1:05 PM EDT Att: 23,829 - Sunny - 76 F			
Bill Mueller, S (1, 5) OBP: 0.405, SLG: 0.551	1B		L5-3			F8		F8		4	0	1	0	0	0	1				
Nomar Garciaparra, R (1, 6) OBP: 0.397, SLG: 0.541	1B				F9				G4-3 2B	4	0	3	0	0	0	0				
Kevin Millar, R (1, 3) OBP: 0.361, SLG: 0.511	1B				F7			P4	P4	4	0	0	0	0	0	4				
34 David Ortiz, L (1, 10) OBP: 0.382, SLG: 0.548	G3					G3			G4-3	4	0	1	0	0	0	4				
Gabe Kapler, R (1, 7) OBP: 0.322, SLG: 0.387		F7			F7			P6	G6-3	4	0	0	0	0	0	2				
Trot Nixon, L (1, 9) OBP: 0.404, SLG: 0.553		P5						F8		3	0	1	0	0	0	0				
Doug Mirabelli, R (1, 2) OBP: 0.259, SLG: 0.389		F7						L7		3	0	0	0	0	0	1				
Damian Jackson, R (1, 4) OBP: 0.268, SLG: 0.250					K			F7	K	3	0	0	0	0	2	1				
Inning Stats	R: 0 E: 0 K: 0 S: 13	H: 2 LOB: 2 BB: 0 P: 14	R: 0 E: 0 K: 0 S: 9	H: 0 LOB: 0 BB: 0 P: 13	R: 0 E: 0 K: 1 S: 8	H: 1 LOB: 0 BB: 0 P: 10	R: 0 E: 0 K: 0 S: 11	H: 1 LOB: 1 BB: 0 P: 16	R: 0 E: 0 K: 1 S: 13	H: 1 LOB: 1 BB: 0 P: 21	R: 0 E: 0 K: 0 S: 5	H: 0 LOB: 0 BB: 0 P: 11	R: 0 E: 0 K: 2 S: 11	H: 0 LOB: 0 BB: 0 P: 13	R: 0 E: 0 K: 0 S: 7	H: 1 LOB: 1 BB: 0 P: 11	1B: 6 2B: 2 3B: 0 HR: 0	SF: 0 SAC: 0 DP: 1 HBP: 0	WP: 0 PB: 0 SB: 1 CS: 0	PA: 33
PITCHER	IP WLS BF H R ER SO BB IBB HBP BLK WP HR S P ERA WHIP																			
Wilfredo Ledezma, L (1, 1) ERA: 3.12	7.0 W 26 6 0 0 2 0 0 0 0 0 0 0 65 92 0.00 0.857																			
Jamie Walker, L (8, 1) ERA: 3.28	1.0 H 3 0 0 0 2 0 0 0 0 0 0 0 11 13 0.00 0.000																			
45 Chris Mears, R (9, 1) ERA:	1.0 S 4 1 0 0 0 0 0 0 0 0 0 0 7 11 0.00 1.000																			

Batter	1	2	3	4	5	6	7	8	9	AB	R	H	RBI	BB	SO	LOB	BOTTOM			
Alex Sanchez, L (1, 8) OBP: 0.302, SLG: 0.364	G3-1			B2		S		FC6-2		3	0	1	0	0	0	0	Boston Red Sox @ Detroit Tigers Comerica Park, Detroit, MI Sun Jul 13 2003, 1:05 PM EDT Att: 23,829 - Sunny - 76 F			
Andres Torres, S (8, 8) OBP: 0.254, SLG: 0.298						1B		1B		1	0	1	1	0	0	0				
Warren Morris, L (1, 4) OBP: 0.344, SLG: 0.429	P4			P6		K		FC6-2		4	0	0	0	0	1	3				
Dmitri Young, S (1, 7) OBP: 0.358, SLG: 0.542	K			HR		G6-3				3	1	1	1	1	1	1				
Kevin Witt, L (1, 10) OBP: 0.299, SLG: 0.422		G6-3		K				F7	G3-1	4	0	0	0	0	1	3				
Carlos Pena, L (1, 3) OBP: 0.321, SLG: 0.420		CS			P5			G1-4-3		2	0	0	0	1	0	0				
Eric Munson, L (1, 5) OBP: 0.310, SLG: 0.413		K			G4-3			F8		3	0	0	0	0	1	1				
Craig Monroe, R (1, 9) OBP: 0.285, SLG: 0.407		CS		G5-3		F7			SH5-3	3	1	1	0	0	0	0				
A.J. Hinch, R (1, 2) OBP: 0.220, SLG: 0.345				K		G6-3		SH5-3		2	0	0	0	0	1	0				
Ramon Santiago, S (1, 6) OBP: 0.298, SLG: 0.285				G4-6-3				1B	FC6-2	2	1	1	0	1	0	1				
Inning Stats	R: 0 E: 0 K: 1 S: 8	H: 0 LOB: 0 BB: 0 P: 10	R: 0 E: 0 K: 1 S: 10	H: 0 LOB: 0 BB: 1 P: 18	R: 0 E: 0 K: 1 S: 9	H: 0 LOB: 0 BB: 0 P: 10	R: 1 E: 0 K: 1 S: 13	H: 1 LOB: 0 BB: 0 P: 19	R: 0 E: 0 K: 0 S: 5	H: 2 LOB: 1 BB: 0 P: 6	R: 1 E: 0 K: 1 S: 17	H: 2 LOB: 1 BB: 0 P: 22	R: 0 E: 0 K: 0 S: 7	H: 0 LOB: 0 BB: 0 P: 10	R: 1 E: 0 K: 0 S: 14	H: 2 LOB: 3 BB: 2 P: 24	1B: 4 2B: 0 3B: 0 HR: 1	SF: 0 SAC: 1 DP: 1 HBP: 0	WP: 1 PB: 1 SB: 4 CS: 1	PA: 32
PITCHER	IP WLS BF H R ER SO BB IBB HBP BLK WP HR S P ERA WHIP																			
49 Tim Wakefield, R (1, 1) ERA: 4.1	7.1 L 27 4 3 2 5 2 0 0 0 0 0 0 0 74 104 2.46 0.818																			
Brandon Lyon, R (8, 1) ERA: 4.09	0.2 4 1 0 0 0 1 0 0 0 0 0 0 9 15 0.00 3.000																			

Batter	1	2	3	4	5	6	7	8	9	AB	R	H	RBI	BB	SO	LOB	TOP										
3 Reed Johnson, R OBP: 0.366, SLG: 0.478	0-1 FC6-4 1B	3-2 G4-3		3-2 1-H 2-H 3-H 2B		1 SAFE 3-3 K		1-3 K		5	0	2	3	0	2	3											
Frank Catalanotto, L OBP: 0.340, SLG: 0.475	3-3 K		1-1 G3-1	0-2 P1			2-3 K		0-2 G4-3	5	0	0	0	0	2	2											
10 Vernon Wells, R OBP: 0.336, SLG: 0.551	1-0 FC6-4 1B		3-3 K		3-2 F8		2-1 G5-3		0-0 G4-3	5	0	1	0	0	1	0											
Carlos Delgado, L OBP: 0.421, SLG: 0.622	3-2 FC6-4 1-2 2-3		2-1 F8		2-3 K		4-2 E BB		0-2 G3	4	0	0	0	1	1	2											
Greg Myers, L OBP: 0.425, SLG: 0.554	1-0 FC6 1-2			1-0 BB 3 2B 1B		0-3 K		2-2 E6 1-2		4	1	1	0	0	1	3											
Bobby Kielty, S OBP: 0.375, SLG: 0.438		1-1 G3-1 2B 1B		2-2 BB 3 2B 1B		0-0 HR		3-2 P6		4	3	3	1	0	0	2											
Eric Hinske, L OBP: 0.320, SLG: 0.434		3-2 G3 1-2		4-2 3 2B BB		1-0 G6-4-3 HBP		1-0 2B		2	1	1	0	1	0	1											
Orlando Hudson, S OBP: 0.335, SLG: 0.403		2-2 G3-1 2-3		0-3 K		0-2 G6-4-3 1-2		0-1 B5		4	0	0	0	0	1	6											
Chris Woodward, R OBP: 0.324, SLG: 0.407		0-1 3H 2B		2-3 K		4-2 BB		1-3 K		3	0	1	1	1	2	4											
Inning Stats	R: 0 E: 0 K: 1 S: 14	H: 2 LOB: 2 BB: 0 P: 22	R: 1 E: 0 K: 0 S: 15	H: 2 LOB: 1 BB: 0 P: 24	R: 0 E: 0 K: 1 S: 8	H: 0 LOB: 0 BB: 0 P: 14	R: 3 E: 0 K: 2 S: 20	H: 3 LOB: 1 BB: 1 P: 32	R: 0 E: 0 K: 1 S: 9	H: 0 LOB: 0 BB: 0 P: 14	R: 1 E: 0 K: 1 S: 11	H: 1 LOB: 2 BB: 1 P: 19	R: 0 E: 1 K: 1 S: 16	H: 0 LOB: 2 BB: 1 P: 29	R: 0 E: 0 K: 2 S: 9	H: 1 LOB: 1 BB: 0 P: 12	R: 0 E: 0 K: 0 S: 7	H: 0 LOB: 0 BB: 0 P: 7	1B: 5 2B: 3 3B: 0 HR: 1	SF: 0 SAC: 0 DP: 1 HBP: 1	WP: 0 PB: 0 SB: 1 CS: 0	PA: 40					
PITCHER	IP	WLS	BF	H	R	ER	SO	BB	IBB	HBP	BLK	WP	HR	S	P	ERA	WHIP										
Derek Lowe, R ERA: 4.95	4.0	L	20	7	4	4	4	1	0	0	0	0	0	57	92	9.00	2.000										
Casey Fossum, L ERA: 5.72	2.0		8	1	1	1	3	1	0	1	0	0	1	20	33	4.50	1.000										
Chad Fox, R ERA: 2.45	1.0		5	0	0	0	1	1	0	0	0	0	0	16	29	0.00	1.000										
50 Mike Timlin, R ERA: 3.23	1.0		4	1	0	0	2	0	0	0	0	0	0	9	12	0.00	1.000										
Alan Embree, L ERA: 3.68	1.0		3	0	0	0	0	0	0	0	0	0	0	7	7	0.00	0.000										

Toronto Blue Jays @ Boston Red Sox
Fenway Park, Boston, MA
Thu Jul 17 2003, 7:05 PM EDT
Att: 34,521 - Cloudy - 78 F

AB 36
R 5
H 9
RBI 5
BB 3
SO 10
LOB 23



Batter	1	2	3	4	5	6	7	8	9	AB	R	H	RBI	BB	SO	LOB	BOTTOM										
18 Johnny Damon, L OBP: 0.331, SLG: 0.405	1-2 L3 1B		0-3 K			1-0 FC6-4 1B	3-2 F8			4	0	2	0	0	1	3											
Todd Walker, L OBP: 0.335, SLG: 0.419	0-0 L3 1-1			0-2 G5-3		0-0 F7		2-1 G6-3		4	0	0	0	0	0	2											
Nomar Garciaparra, R OBP: 0.356, SLG: 0.536	2-3 K			0-0 G6-4-3 1B		0-0 FC6-4 1-2		1-1 G6-3		4	0	1	0	0	1	1											
Manny Ramirez, R OBP: 0.409, SLG: 0.564		2-2 L7		0-0 G6-4-3 1-2		0-3 K		0-1 F9		4	0	0	0	0	1	1											
34 David Ortiz, L OBP: 0.380, SLG: 0.556		3-2 F8			2-0 G6-3		2-1 HR		2-1 P5	4	1	1	1	0	0	0											
Kevin Millar, R OBP: 0.357, SLG: 0.505		1-0 G5-3			1-3 K		1-2 G4-3		3-3 K	4	0	0	0	0	2	0											
Trot Nixon, L OBP: 0.409, SLG: 0.556			0-0 E6 1B		1-0 1B		1-2 1B 1B		1-1 F9	4	1	3	0	0	0	0											
Bill Mueller, S OBP: 0.404, SLG: 0.549			3-2 E6 1-H G4-3		1-2 G4-3		0-1 1B 1B			3	0	1	0	0	0	2											
Jason Varitek, S OBP: 0.369, SLG: 0.585			1-1 G4-3		1-1 G4-3		2-2 G4-3		1-0 1B	3	0	1	1	0	0	1											
Inning Stats	R: 0 E: 0 K: 1 S: 8	H: 1 LOB: 0 BB: 0 P: 11	R: 0 E: 0 K: 0 S: 8	H: 0 LOB: 0 BB: 0 P: 14	R: 0 E: 1 K: 1 S: 9	H: 1 LOB: 1 BB: 0 P: 13	R: 0 E: 0 K: 0 S: 5	H: 1 LOB: 0 BB: 0 P: 5	R: 0 E: 0 K: 1 S: 8	H: 1 LOB: 1 BB: 0 P: 13	R: 0 E: 0 K: 0 S: 6	H: 1 LOB: 1 BB: 0 P: 9	R: 2 E: 0 K: 1 S: 20	H: 4 LOB: 2 BB: 0 P: 28	R: 0 E: 0 K: 0 S: 6	H: 0 LOB: 0 BB: 0 P: 9	R: 0 E: 0 K: 1 S: 8	H: 0 LOB: 0 BB: 0 P: 14	1B: 8 2B: 1 3B: 0 HR: 1	SF: 0 SAC: 0 DP: 2 HBP: 0	WP: 0 PB: 0 SB: 0 CS: 0	PA: 34					
PITCHER	IP	WLS	BF	H	R	ER	SO	BB	IBB	HBP	BLK	WP	HR	S	P	ERA	WHIP										
32 Roy Halladay, R ERA: 3.33	9.0	W	34	9	2	2	5	0	0	0	0	0	1	78	116	2.00	1.000										

Toronto Blue Jays @ Boston Red Sox
Fenway Park, Boston, MA
Thu Jul 17 2003, 7:05 PM EDT
Att: 34,521 - Cloudy - 78 F

AB 34
R 2
H 9
RBI 2
BB 0
SO 5
LOB 10



Batter	1	2	3	4	5	6	7	8	9	AB R H RBI BB SO LOB	TOP											
3 Reed Johnson, R OBP: 0.367, SLG: 0.471 (1, 9)										3 1 0 0 2 1 0	Toronto Blue Jays @ Boston Red Sox Fenway Park, Boston, MA Fri Jul 18, 2003, 7:05 PM EDT Att: 34,136 - Cloudy - 71 F											
Frank Catalanotto, L OBP: 0.339, SLG: 0.471 (1, 10)										5 0 1 0 0 1 2												
Bobby Kielty, S OBP: 0.377, SLG: 0.437 (1, 7)										3 1 1 0 1 0 2												
Carlos Delgado, L OBP: 0.420, SLG: 0.620 (1, 3)										4 1 1 1 0 2 3												
Greg Myers, L OBP: 0.422, SLG: 0.549 (1, 2)										4 0 1 1 0 1 1												
Eric Hinske, L OBP: 0.315, SLG: 0.427 (1, 5)										4 0 0 0 0 1 1												
Mike Bordick, R OBP: 0.293, SLG: 0.391 (1, 6)										4 1 2 1 0 2 0												
Orlando Hudson, S OBP: 0.334, SLG: 0.401 (1, 4)										4 0 1 0 0 0 1												
Jayson Werth, R OBP: 0.239, SLG: 0.444 (1, 8)										4 0 1 0 0 1 1												
Inning Stats	R: 1 E: 1 K: 1 S: 13	H: 1 LOB: 1 BB: 1 P: 19	R: 0 E: 0 K: 1 S: 10	H: 1 LOB: 1 BB: 0 P: 15	R: 2 E: 0 K: 1 S: 13	H: 3 LOB: 1 BB: 0 P: 20	R: 0 E: 0 K: 1 S: 9	H: 1 LOB: 2 BB: 1 P: 16	R: 0 E: 0 K: 1 S: 9	H: 0 LOB: 0 BB: 0 P: 16	R: 1 E: 0 K: 1 S: 9	H: 1 LOB: 0 BB: 0 P: 16	R: 0 E: 0 K: 0 S: 5	H: 0 LOB: 1 BB: 1 P: 18	R: 0 E: 0 K: 0 S: 5	H: 1 LOB: 1 BB: 0 P: 7	R: 0 E: 0 K: 2 S: 12	H: 0 LOB: 0 BB: 0 P: 18	1B: 6 2B: 1 3B: 0 HR: 1	SF: 0 SAC: 0 DP: 1 HBP: 0	WP: 0 PB: 0 SB: 1 CS: 0	PA: 38
PITCHER	IP WLS BF H R ER SO BB IBB HBP BLK WP HR S P ERA WHIP											PITCHER	IP WLS BF H R ER SO BB IBB HBP BLK WP HR S P ERA WHIP									
49 Tim Wakefield, R ERA: 4.16 (1, 1)	7.0 L 31 7 4 4 7 3 0 0 0 0 0 1 73 120 5.14 1.429																					
Todd Jones, R ERA: 7.52 (8, 1)	1.0 4 1 0 0 0 0 0 0 0 0 0 5 7 0.00 1.000																					
Byung-Hyun Kim, R ERA: 3.48 (9, 1)	1.0 3 0 0 0 2 0 0 0 0 0 0 0 12 18 0.00 0.000																					

Batter	1	2	3	4	5	6	7	8	9	AB R H RBI BB SO LOB	BOTTOM											
18 Johnny Damon, L OBP: 0.328, SLG: 0.401 (1, 8)										4 0 0 0 0 0 2	Toronto Blue Jays @ Boston Red Sox Fenway Park, Boston, MA Fri Jul 18, 2003, 7:05 PM EDT Att: 34,136 - Cloudy - 71 F											
Todd Walker, L OBP: 0.334, SLG: 0.417 (1, 4)										4 0 1 0 0 1 0												
Nomar Garciaparra, R OBP: 0.397, SLG: 0.540 (1, 6)										4 0 2 0 0 1 1												
Manny Ramirez, R OBP: 0.405, SLG: 0.558 (1, 7)										4 0 0 0 0 1 3												
34 David Ortiz, L OBP: 0.378, SLG: 0.550 (1, 10)										4 0 1 0 0 0 1												
Kevin Millar, R OBP: 0.356, SLG: 0.500 (1, 3)												3 1 0 0 1 0 1										
Trot Nixon, L OBP: 0.405, SLG: 0.550 (1, 9)												3 0 0 0 0 1 1										
Gabe Kapler, R OBP: 0.319, SLG: 0.383 (9, PH)										1 0 0 0 0 0 1												
Bill Mueller, S OBP: 0.405, SLG: 0.555 (1, 5)												4 0 2 0 0 0 1										
Doug Mirabeli, R OBP: 0.263, SLG: 0.391 (1, 2)											2 0 1 1 0 0 0											
Jason Varitek, S OBP: 0.368, SLG: 0.583 (7, PH)										1 0 0 0 0 0 1												
Inning Stats	R: 0 E: 0 K: 1 S: 10	H: 1 LOB: 1 BB: 0 P: 16	R: 1 E: 0 K: 0 S: 18	H: 2 LOB: 2 BB: 1 P: 33	R: 0 E: 0 K: 0 S: 5	H: 0 LOB: 0 BB: 0 P: 9	R: 0 E: 0 K: 1 S: 6	H: 0 LOB: 0 BB: 0 P: 7	R: 0 E: 0 K: 0 S: 5	H: 0 LOB: 0 BB: 0 P: 9	R: 0 E: 0 K: 0 S: 11	H: 1 LOB: 1 BB: 0 P: 19	R: 0 E: 0 K: 0 S: 14	H: 1 LOB: 1 BB: 0 P: 21	R: 0 E: 0 K: 2 S: 11	H: 1 LOB: 1 BB: 0 P: 14	R: 0 E: 0 K: 0 S: 11	H: 1 LOB: 1 BB: 0 P: 18	1B: 5 2B: 1 3B: 1 HR: 0	SF: 0 SAC: 0 DP: 0 HBP: 0	WP: 1 PB: 0 SB: 0 CS: 0	PA: 35
PITCHER	IP WLS BF H R ER SO BB IBB HBP BLK WP HR S P ERA WHIP											PITCHER	IP WLS BF H R ER SO BB IBB HBP BLK WP HR S P ERA WHIP									
Kelvin Escobar, R ERA: 4.47 (1, 1)	7.0 W 27 5 1 1 2 1 0 0 0 0 0 0 69 114 1.29 0.857																					
Jason Kershner, L ERA: 3.18 (8, 1)	0.1 H 2 1 0 0 0 0 0 0 0 0 0 5 6 0.00 3.000																					
Aquilino Lopez, R ERA: 4.1 (8, 1)	1.0 H 4 1 0 0 2 0 0 0 0 0 0 0 12 19 0.00 1.000																					
Trever Miller, L ERA: 4.91 (9, 1)	0.2 S 2 0 0 0 0 0 0 0 0 0 0 0 5 7 0.00 0.000																					



Batter	1	2	3	4	5	6	7	8	9	10	AB	R	H	RBI	BB	SO	LOB	TOP									
3 Reed Johnson, R OBP: 0.363, SLG: 0.464	G6-3		1B			K	K		K		5	0	1	1	0	3	2										
Howie Clark, L OBP: 0.429, SLG: 0.466 Jayson Werth, R OBP: 0.256, SLG: 0.444 Frank Catalanotto, L OBP: 0.336, SLG: 0.469	G6-3			G4-3		G3-1		BB		K2-3	3	0	0	0	0	0	0										
10 Vernon Wells, R OBP: 0.339, SLG: 0.552	G6-3			BB		HBP		2B		G6-3	3	1	1	0	2	0	0										
Carlos Delgado, L OBP: 0.422, SLG: 0.618		G4-3		BB		2B		G6-3			3	1	1	0	1	0	2										
Bobby Kielty, S OBP: 0.303, SLG: 0.440	F8			1B		HBP				BB	3	1	1	1	2	1	1										
Tom Wilson, R OBP: 0.355, SLG: 0.466 Greg Myers, L OBP: 0.420, SLG: 0.546	K			BB		2B		G4-6-3			3	0	1	2	0	1	3										
Eric Hinske, L OBP: 0.310, SLG: 0.419			G4-3			G3-1					4	0	0	0	0	1	1										
Orlando Hudson, S OBP: 0.336, SLG: 0.407			3B					G4-3			3	1	1	0	1	1	0										
Mike Bordick, R OBP: 0.292, SLG: 0.388			G6-3			F8					4	0	1	0	0	1	2										
Inning Stats	R: 0 E: 0 K: 0 S: 6	H: 0 LOB: 0 BB: 0 P: 9	R: 0 E: 0 K: 1 S: 9	H: 0 LOB: 0 BB: 0 P: 16	R: 1 E: 0 K: 0 S: 7	H: 2 LOB: 1 BB: 0 P: 10	R: 0 E: 0 K: 0 S: 5	H: 1 LOB: 2 BB: 2 P: 17	R: 0 E: 0 K: 1 S: 8	H: 0 LOB: 0 BB: 0 P: 11	R: 3 E: 0 K: 1 S: 13	H: 2 LOB: 1 BB: 1 P: 23	R: 0 E: 0 K: 1 S: 7	H: 1 LOB: 0 BB: 0 P: 11	R: 0 E: 0 K: 0 S: 8	H: 1 LOB: 2 BB: 2 P: 20	R: 0 E: 0 K: 3 S: 11	H: 0 LOB: 1 BB: 1 P: 18	R: 0 E: 0 K: 2 S: 11	H: 0 LOB: 1 BB: 1 P: 16	1B: 3 2B: 3 3B: 1 HR: 0	SF: 0 SAC: 0 DP: 2 HBP: 1	WP: 0 PB: 0 SB: 0 CS: 1	PA: 41			
PITCHER	IP	WLS	BF	H	R	ER	SO	BB	IBB	HBP	BLK	WP	HR	S	P	ERA	WHIP										
Ramiro Mendoza, R ERA: 5.67	5.2		24	5	4	4	3	3	0	0	0	0	0	47	84	6.35	1.412										
50 Mike Timlin, R ERA: 3.15	1.1		4	1	0	0	1	0	0	0	0	0	0	8	13	0.00	0.750										
Alan Embree, L ERA: 3.65	0.1		4	1	0	0	0	1	1	0	0	0	0	6	15	0.00	6.000										
Todd Jones, R ERA: 7.26	1.2		5	0	0	0	3	1	0	0	0	0	0	13	23	0.00	0.600										
Byung-Hyun Kim, R ERA: 3.44	1.0	W	4	0	0	0	2	1	0	0	0	0	0	11	16	0.00	1.000										

Toronto Blue Jays @ Boston Red Sox
Fenway Park, Boston, MA
Sat Jul 19 2003, 7:05 PM EDT
Att. 34,812 - Sunny - 70 F

AB	33
R	4
H	7
RBI	4
BB	7
SO	9
LOB	14



Batter	1	2	3	4	5	6	7	8	9	10	AB	R	H	RBI	BB	SO	LOB	BOTTOM									
18 Johnny Damon, L OBP: 0.329, SLG: 0.404	K		F7			G4-3			L6		5	0	2	0	0	1	0										
Todd Walker, L OBP: 0.330, SLG: 0.412	F7		K			G4-3		G6-3			5	0	0	0	0	1	3										
Nomar Garciaparra, R OBP: 0.360, SLG: 0.540	FC6-4			BB		G4-3		P6			4	2	2	0	1	0	1										
Manny Ramirez, R OBP: 0.408, SLG: 0.556	FC6-4			G4-3		BB		G6-3			3	0	1	1	2	0	1										
34 David Ortiz, L OBP: 0.371, SLG: 0.536		G4-3		K		F8			G4-3		5	0	0	0	0	2	5										
Kevin Miller, R OBP: 0.360, SLG: 0.511 Damian Jackson, R OBP: 0.268, SLG: 0.250				G4-3		P4					3	1	2	1	1	0	0										
Jeremy Giambi, L OBP: 0.336, SLG: 0.360 Gabe Kapler, R OBP: 0.219, SLG: 0.383		HR		BB							1	0	1	0	0	0	0										
Trot Nixon, L OBP: 0.402, SLG: 0.544	F8			G4-3		K		B2			5	0	1	2	0	1	3										
Bill Mueller, S OBP: 0.407, SLG: 0.563	F8							K			3	1	1	1	1	1	1										
Jason Varitek, S OBP: 0.366, SLG: 0.576			G6-3		G1-4-3			K			3	0	0	0	1	1	5										
Inning Stats	R: 0 E: 0 K: 1 S: 13	H: 1 LOB: 1 BB: 0 P: 21	R: 1 E: 0 K: 0 S: 8	H: 1 LOB: 0 BB: 0 P: 14	R: 0 E: 0 K: 1 S: 11	H: 0 LOB: 0 BB: 0 P: 13	R: 1 E: 0 K: 1 S: 12	H: 1 LOB: 3 BB: 3 P: 26	R: 0 E: 0 K: 0 S: 8	H: 1 LOB: 2 BB: 1 P: 14	R: 1 E: 0 K: 1 S: 17	H: 2 LOB: 2 BB: 1 P: 29	R: 0 E: 0 K: 1 S: 6	H: 0 LOB: 0 BB: 0 P: 9	R: 0 E: 0 K: 2 S: 8	H: 1 LOB: 2 BB: 0 P: 11	R: 1 E: 0 K: 0 S: 13	H: 1 LOB: 1 BB: 1 P: 25	R: 1 E: 0 K: 0 S: 4	H: 2 LOB: 1 BB: 0 P: 5	1B: 7 2B: 1 3B: 0 HR: 2	SF: 0 SAC: 0 DP: 0 HBP: 0	WP: 1 PB: 0 SB: 4 CS: 0	PA: 43			
PITCHER	IP	WLS	BF	H	R	ER	SO	BB	IBB	HBP	BLK	WP	HR	S	P	ERA	WHIP										
Cory Lidle, R ERA: 5.88	4.2		22	4	2	2	3	2	0	0	0	0	0	51	85	3.86	1.286										
Jason Kershner, L ERA: 3.44	1.1		7	2	1	1	1	0	0	0	0	0	0	18	32	6.75	2.250										
Scott Service, R ERA: 5.17	0.2	H	2	0	0	0	0	0	0	0	0	0	0	3	5	0.00	0.000										
Trever Miller, L ERA: 4.81	0.2	H	3	1	0	0	1	0	0	0	0	0	0	5	8	0.00	1.500										
Juan Acevedo, R ERA: 6.42	1.2	B	7	1	1	1	2	1	0	0	0	1	0	19	32	5.40	1.200										

Toronto Blue Jays @ Boston Red Sox
Fenway Park, Boston, MA
Sat Jul 19 2003, 7:05 PM EDT
Att. 34,812 - Sunny - 70 F

AB	37
R	5
H	10
RBI	5
BB	6
SO	7
LOB	19



Batter	1	2	3	4	5	6	7	8	9	AB	R	H	RBI	BB	SO	LOB	TOP										
Howie Clark, L (1, 10) OBP: 0.418, SLG: 0.452	1-2 1B		0-0 E6			1-1 F9			2-1 E5 10 1B	4	1	1	0	0	0	1											
Frank Catalanotto, L (1, 7) OBP: 0.334, SLG: 0.464	0-1 F9		2-2 CS	0-3 K		0-0 F8			2-1 F7	4	0	0	0	0	1	3											
10 Vernon Wells, R (1, 8) OBP: 0.341, SLG: 0.552	1-3 K			2-3 K			1-2 G4-6-3 1B		1-1 1B 1B	4	1	2	0	0	2	1											
Carlos Delgado, L (1, 3) OBP: 0.419, SLG: 0.613	3-2 F9			0-3 K			1-1 G4-6-3		3-3 K	3	0	0	0	0	1	2											
Jayson Werth, R (8, 9) OBP: 0.250, SLG: 0.435							1-2 G4-6-3			1	0	0	0	0	1	3											
Greg Myers, L (1, 2) OBP: 0.421, SLG: 0.545		0-0 F7			1-0 1B				2-0 1B	4	0	2	1	0	0	0											
3 Reed Johnson, R (9, PR) OBP: 0.363, SLG: 0.464		3-2 F9			1-3 K				0-0 1B	4	0	1	1	0	1	1											
Bobby Kielty, S (1, 9) OBP: 0.375, SLG: 0.437		3-1 F9			0-3 K				0-0 2B 1B	4	0	1	1	0	1	1											
Eric Hinske, L (1, 5) OBP: 0.309, SLG: 0.421									1-2 2-3 3-H	4	0	1	2	0	1	1											
Orlando Hudson, S (1, 4) OBP: 0.332, SLG: 0.401			3-2 F9		0-0 F7				1-3 2-H 3-H	4	0	0	0	0	0	4											
Chris Woodward, R (1, 6) OBP: 0.321, SLG: 0.402			1-3 K		0-3 K				1-2 10 1B 1B	3	1	0	0	0	2	0											
Inning Stats	R: 0 E: 0 K: 1 S: 13	H: 1 LOB: 1 BB: 0 P: 18	R: 0 E: 0 K: 0 S: 10	H: 0 LOB: 0 BB: 0 P: 16	R: 0 E: 1 K: 1 S: 12	H: 0 LOB: 0 BB: 0 P: 18	R: 0 E: 0 K: 3 S: 11	H: 0 LOB: 0 BB: 0 P: 13	R: 0 E: 0 K: 2 S: 9	H: 1 LOB: 1 BB: 0 P: 11	R: 0 E: 0 K: 0 S: 6	H: 0 LOB: 0 BB: 0 P: 9	R: 0 E: 0 K: 0 S: 6	H: 0 LOB: 0 BB: 0 P: 6	R: 4 E: 2 K: 1 S: 19	H: 4 LOB: 3 BB: 0 P: 33	1B: 6 2B: 1 3B: 0 HR: 0	SF: 0 SAC: 0 DP: 1 HBP: 0	WP: 0 PB: 0 SB: 0 CS: 1	PA: 36							
PITCHER	IP	WLS	BF	H	R	ER	SO	BB	IBB	HBP	BLK	WP	HR	S	P	ERA	WHIP										
Pedro Martinez, R (1, 1) ERA: 2.21	7.0	W	23	3	0	0	8	0	0	0	0	0	0	67	92	0.00	0.429										
Brandon Lyon, R (8, 1) ERA: 3.93	2.0		12	4	4	0	1	0	0	0	0	0	0	25	39	0.00	2.000										

Toronto Blue Jays @ Boston Red Sox
Fenway Park, Boston, MA
Sun Jul 20 2003, 2:05 PM EDT
Att: 34,321 - Sunny - 80 F

AB 35
R 4
H 7
RBI 4
BB 0
SO 9
LOB 16



Batter	1	2	3	4	5	6	7	8	9	AB	R	H	RBI	BB	SO	LOB	BOTTOM										
18 Johnny Damon, L (1, 8) OBP: 0.329, SLG: 0.406	2-1 2B		3-2 HR	1-2 FC6-1 2B		1-1 P4		0-1 G3		5	2	2	0	0	0	2											
Bill Mueller, S (1, 5) OBP: 0.402, SLG: 0.556	1-0 P5		1-3 K	3-2 G3		3-2 E6				4	0	0	0	0	1	4											
Nomar Garciaparra, R (1, 6) OBP: 0.361, SLG: 0.549	0-1 F8		0-0 HR	3-2 HR		3-2 P5				4	2	2	4	0	0	2											
Manny Ramirez, R (1, 7) OBP: 0.408, SLG: 0.563	0-1 G5-3		4-2 3B	2-2 HR			2-3 K			3	2	1	2	1	1	1											
Gabe Kapler, R (8, 7) OBP: 0.319, SLG: 0.383			3B	HR						0	0	0	0	0	0	0											
34 David Ortiz, L (1, 10) OBP: 0.369, SLG: 0.532		2-3 K	4-0 3B	0-1 F7		2-3 K				3	1	0	0	1	2	0											
Kevin Millar, R (1, 3) OBP: 0.356, SLG: 0.517		0-0 HR	1-3 K		3-3 K		1-1 F9			4	1	1	1	0	2	2											
Trot Nixon, L (1, 9) OBP: 0.403, SLG: 0.550	2-0 F9		1-0 3B		2-2 G4-3			1-1 G6-4-3 1B		4	0	2	2	0	0	0											
Jason Varitek, S (1, 2) OBP: 0.362, SLG: 0.570	1-0 G3		2-1 G6-3		3-3 K			2-1 G6-4-3		3	0	0	0	0	1	1											
Doug Mirabelli, R (8, 2) OBP: 0.291, SLG: 0.387								1-2 G6-4-3		1	0	0	0	0	0	1											
Damian Jackson, R (1, 4) OBP: 0.291, SLG: 0.288			1-2 18 1B HR		0-0 18 FC6-1 1B		0-0 F8		1-2 1B	4	1	3	0	0	0	0											
Inning Stats	R: 0 E: 0 K: 0 S: 7	H: 1 LOB: 1 BB: 0 P: 10	R: 1 E: 0 K: 1 S: 6	H: 1 LOB: 0 BB: 0 P: 11	R: 5 E: 0 K: 2 S: 20	H: 4 LOB: 1 BB: 2 P: 37	R: 3 E: 0 K: 0 S: 17	H: 3 LOB: 0 BB: 0 P: 26	R: 0 E: 0 K: 2 S: 9	H: 0 LOB: 0 BB: 0 P: 17	R: 0 E: 1 K: 0 S: 12	H: 0 LOB: 1 BB: 0 P: 19	R: 0 E: 0 K: 2 S: 10	H: 0 LOB: 0 BB: 0 P: 15	R: 0 E: 0 K: 0 S: 9	H: 2 LOB: 1 BB: 0 P: 13	1B: 4 2B: 3 3B: 1 HR: 3	SF: 0 SAC: 0 DP: 1 HBP: 0	WP: 0 PB: 0 SB: 0 CS: 0	PA: 37							
PITCHER	IP	WLS	BF	H	R	ER	SO	BB	IBB	HBP	BLK	WP	HR	S	P	ERA	WHIP										
John Wasdin, R (1, 1) ERA: 27.0	2.2	L	16	6	6	6	3	2	0	0	0	0	1	28	47	11.57	3.000										
Tanyon Sturtze, R (3, 1) ERA: 6.09	2.1		10	3	3	3	2	0	0	0	0	0	0	22	34	0.00	0.000										
Corey Thurman, R (6, 1) ERA: 1.42	2.0		7	0	0	0	2	0	0	0	0	0	0	9	13	0.00	2.000										
Dan Reichert, R (8, 1) ERA:	1.0		4	2	0	0	0	0	0	0	0	0	0	9	13	0.00	2.000										

Toronto Blue Jays @ Boston Red Sox
Fenway Park, Boston, MA
Sun Jul 20 2003, 2:05 PM EDT
Att: 34,321 - Sunny - 80 F

AB 35
R 9
H 11
RBI 9
BB 2
SO 7
LOB 13




Batter	1	2	3	4	5	6	7	8	9	AB	R	H	RBI	BB	SO	LOB	TOP								
Alex Sanchez, L (1, 8) OBP: 0.309, SLG: 0.374	G1-3		K			1B			1B	4	2	2	0	1	1	1	Detroit Tigers @ Boston Red Sox Fenway Park, Boston, MA Mon Jul 21 2003, 7:05 PM EDT Att: 33,823 - Cloudy - 79 F								
Warren Morris, L (1, 4) OBP: 0.338, SLG: 0.415	G4-3		G4-3			1B			F7	5	1	1	1	0	1	4									
Dmitri Young, S (1, 7) OBP: 0.366, SLG: 0.558			G4-3			1B			K	4	1	2	2	1	1	2									
Carlos Pena, L (1, 3) OBP: 0.317, SLG: 0.421	G4-3								K	5	0	3	2	0	0	1									
Craig Monroe, R (1, 10) OBP: 0.280, SLG: 0.386									F9	5	0	0	0	0	1	4									
Eric Munson, L (1, 5) OBP: 0.314, SLG: 0.427									F9	4	0	1	0	0	1	3									
Shane Halter, R (1, 6) OBP: 0.273, SLG: 0.356									F8	3	0	0	0	1	1	2									
Matt Walbeck, S (1, 2) OBP: 0.204, SLG: 0.240									P2	2	1	1	0	0	0	1									
Ben Petrick, R (5, 2) OBP: 0.111, SLG: 0.111									P2	2	0	1	0	0	0	0									
Andres Torres, S (1, 9) OBP: 0.258, SLG: 0.294									G1-3	4	0	1	0	0	0	3									
Inning Stats	R: 0 E: 0 K: 0 S: 9	H: 0 LOB: 1 BB: 1 P: 14	R: 0 E: 0 K: 2 S: 15	H: 1 LOB: 1 BB: 0 P: 21	R: 0 E: 1 K: 1 S: 7	H: 1 LOB: 0 BB: 0 P: 10	R: 0 E: 0 K: 1 S: 6	H: 1 LOB: 1 BB: 0 P: 8	R: 3 E: 0 K: 0 S: 17	H: 5 LOB: 2 BB: 0 P: 27	R: 0 E: 0 K: 1 S: 7	H: 1 LOB: 2 BB: 2 P: 17	R: 1 E: 0 K: 0 S: 8	H: 1 LOB: 0 BB: 0 P: 12	R: 0 E: 0 K: 0 S: 6	H: 0 LOB: 0 BB: 0 P: 8	R: 1 E: 0 K: 1 S: 12	H: 2 LOB: 1 BB: 0 P: 19	1B: 10 2B: 1 3B: 0 HR: 1	SF: 0 SAC: 0 DP: 1 HBP: 0	WP: 0 PB: 0 SB: 0 CS: 0	PA: 41			
PITCHER	IP	WLS	BF	H	R	ER	SO	BB	IBB	HBP	BLK	WP	HR	S	P	ERA	WHIP								
John Burkett, R (1, 1) ERA: 5.25	5.0	W	24	8	3	3	4	1	0	0	0	0	0	54	80	5.40	1.800								
Casey Fossum, L (6, 1) ERA: 5.65	4.0	S	17	4	2	2	2	2	0	0	0	0	1	33	56	4.50	1.500								

Batter	1	2	3	4	5	6	7	8	9	AB	R	H	RBI	BB	SO	LOB	BOTTOM								
1B Johnny Damon, L (1, 8) OBP: 0.329, SLG: 0.408	F8		1B						G6-3	6	2	2	1	0	0	1	Detroit Tigers @ Boston Red Sox Fenway Park, Boston, MA Mon Jul 21 2003, 7:05 PM EDT Att: 33,823 - Cloudy - 79 F								
Todd Walker, L (1, 4) OBP: 0.333, SLG: 0.415	G1-3		2B						P2	4	2	2	3	1	0	0									
Nomar Garciaparra, R (1, 6) OBP: 0.362, SLG: 0.553			1B						P2	4	1	2	1	0	0	1									
Damian Jackson, R (7, 6) OBP: 0.299, SLG: 0.288	G1-3		1B						BB	0	1	0	0	1	0	0									
Manny Ramirez, R (1, 7) OBP: 0.414, SLG: 0.579									BB	4	2	4	3	0	0	0									
Gabe Kapler, R (7, 7) OBP: 0.325, SLG: 0.383									BB	0	0	0	0	1	0	0									
Kevin Millar, R (1, 3) OBP: 0.360, SLG: 0.523									BB	4	2	2	0	0	1	2									
Doug Mirabeli, R (7, PH) OBP: 0.267, SLG: 0.402									BB	1	0	1	1	0	0	0									
Trot Nixon, L (1, 9) OBP: 0.403, SLG: 0.545									F8	3	2	0	0	2	1	4									
Bill Mueller, S (1, 5) OBP: 0.402, SLG: 0.556									F7	5	1	2	2	0	0	2									
Jeremy Giambi, L (1, 10) OBP: 0.352, SLG: 0.368									F7	3	1	2	2	2	1	0									
Jason Varitek, S (1, 2) OBP: 0.360, SLG: 0.565									1B	4	0	1	1	0	1	3									
Inning Stats	R: 0 E: 0 K: 0 S: 6	H: 0 LOB: 0 BB: 0 P: 8	R: 5 E: 0 K: 0 S: 17	H: 6 LOB: 1 BB: 1 P: 32	R: 7 E: 0 K: 0 S: 21	H: 6 LOB: 1 BB: 2 P: 37	R: 0 E: 0 K: 0 S: 12	H: 1 LOB: 2 BB: 1 P: 22	R: 1 E: 0 K: 2 S: 12	H: 2 LOB: 2 BB: 1 P: 22	R: 0 E: 0 K: 2 S: 8	H: 0 LOB: 0 BB: 0 P: 15	R: 1 E: 0 K: 0 S: 12	H: 1 LOB: 2 BB: 2 P: 22	R: 0 E: 0 K: 0 S: 8	H: 2 LOB: 1 BB: 0 P: 10	1B: 8 2B: 9 3B: 0 HR: 1	SF: 1 SAC: 0 DP: 1 HBP: 0	WP: 0 PB: 0 SB: 0 CS: 0	PA: 46					
PITCHER	IP	WLS	BF	H	R	ER	SO	BB	IBB	HBP	BLK	WP	HR	S	P	ERA	WHIP								
3B Jeremy Bonderman, R (1, 1) ERA: 5.38	2.0	L	14	8	7	7	0	1	0	0	0	0	0	26	43	31.50	4.500								
Steve Sparks, R (3, 1) ERA: 4.36	3.0		19	7	6	6	2	4	0	0	0	0	0	42	78	18.00	3.667								
Fernando Rodney, R (6, 1) ERA: 6.71	2.0		9	1	1	1	2	2	0	0	0	0	0	20	37	4.50	1.500								
Chris Spurling, R (8, 1) ERA: 4.7	1.0		4	2	0	0	0	0	0	0	0	0	0	8	10	0.00	2.000								

Batter	1	2	3	4	5	6	7	8	9	AB	R	H	RBI	BB	SO	LOB	TOP					
Alex Sanchez, L (1, 8) OBP: 0.308, SLG: 0.373	G3		G5-3			K		G3-1 1B		4	0	1	0	0	1	0						
Warren Morris, L (1, 4) OBP: 0.329, SLG: 0.404	G4-3			G6-3		G5-3		G3-1		4	0	0	0	0	0	1						
Dmitri Young, S (1, 7) OBP: 0.365, SLG: 0.563	G1-3			G1-3		HR		G4-3		4	1	1	1	0	0	1						
Kevin Witt, L (1, 10) OBP: 0.303, SLG: 0.409		G2-3 1B		K2-3		G3			K	4	0	1	0	0	2	0						
Carlos Pena, L (1, 3) OBP: 0.323, SLG: 0.451		K				HR		G3-1 2B		4	2	3	1	0	1	1						
Craig Monroe, R (1, 9) OBP: 0.276, SLG: 0.379	G2-3					K		G5-3		4	0	0	0	0	1	3						
Eric Munson, L (1, 5) OBP: 0.313, SLG: 0.435	G4-3					HR		G3-1		4	1	1	2	0	0	2						
Shane Halter, R (1, 6) OBP: 0.269, SLG: 0.351			F8			G1-3		G4-3		3	0	0	0	0	0	1						
Matt Walbeck, S (1, 2) OBP: 0.198, SLG: 0.232			G5-3			F7		G4-3		3	0	0	0	0	0	0						
Inning Stats	R: 0 E: 0 K: 0 S: 7	H: 0 LOB: 0 BB: 0 P: 10	R: 0 E: 0 K: 1 S: 8	H: 1 LOB: 1 BB: 0 P: 10	R: 0 E: 0 K: 0 S: 5	H: 0 LOB: 0 BB: 0 P: 6	R: 0 E: 0 K: 1 S: 11	H: 0 LOB: 0 BB: 0 P: 15	R: 2 E: 0 K: 1 S: 8	H: 2 LOB: 0 BB: 0 P: 8	R: 1 E: 0 K: 0 S: 8	H: 1 LOB: 0 BB: 0 P: 15	R: 0 E: 0 K: 0 S: 4	H: 1 LOB: 1 BB: 0 P: 8	R: 0 E: 0 K: 0 S: 8	H: 1 LOB: 1 BB: 0 P: 13	R: 1 E: 0 K: 1 S: 9	H: 1 LOB: 0 BB: 0 P: 13	1B: 2 2B: 1 3B: 1 HR: 3	SF: 0 SAC: 0 DP: 0 HBP: 0	WP: 0 PB: 0 SB: 1 CS: 0	PA: 34
PITCHER	IP	WLS	BF	H	R	ER	SO	BB	IBB	HBP	BLK	WP	HR	S	P	ERA	WHIP					
Derek Lowe, R (1, 1) ERA: 4.85	8.0	W	30	6	3	3	4	0	0	0	0	0	2	59	85	3.38	0.750					
Alan Embree, L (9, 1) ERA: 3.79	1.0		4	1	1	1	1	0	0	0	0	0	1	9	13	9.00	1.000					

Detroit Tigers @ Boston Red Sox
Fenway Park, Boston, MA
Tue Jul 22 2003, 7:05 PM EDT
Att: 33,570 - Overcast - 74 F


AB	34
R	4
H	7
RBI	4
BB	0
SO	5
LOB	9

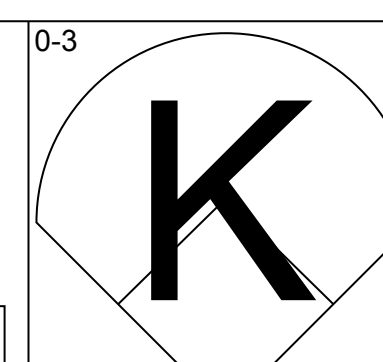
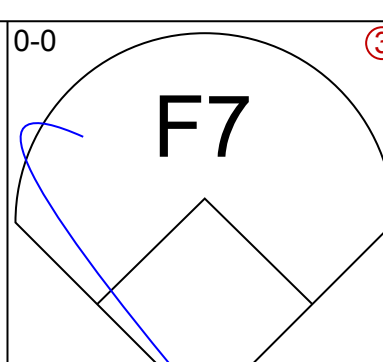
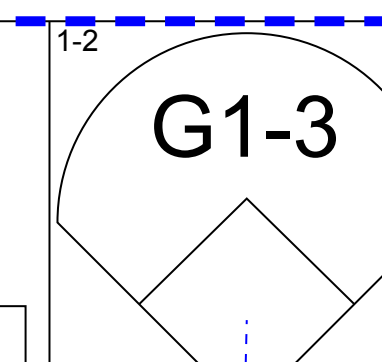
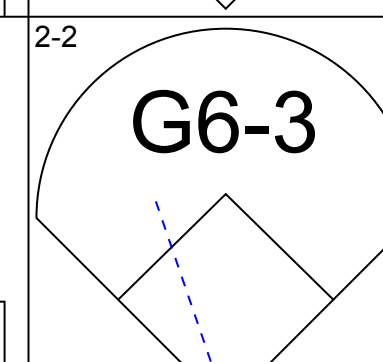
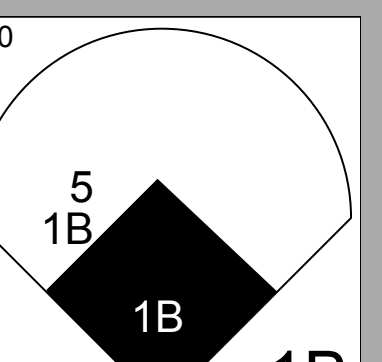
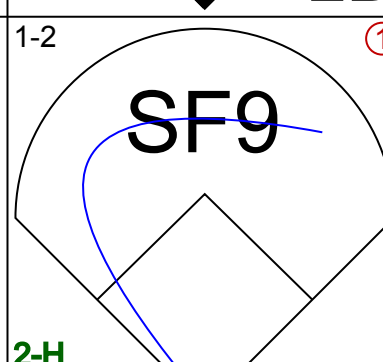
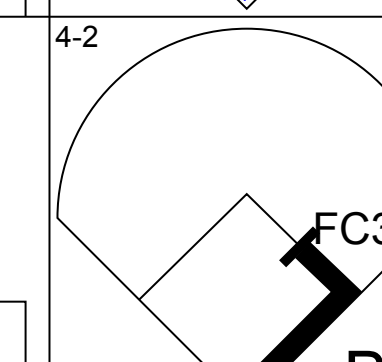
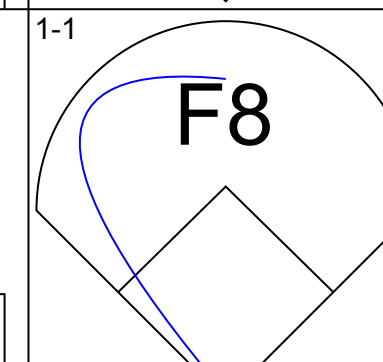
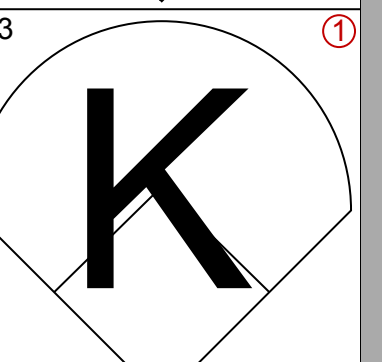
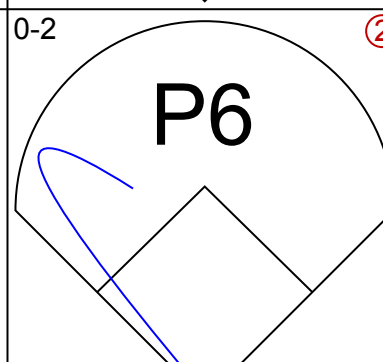
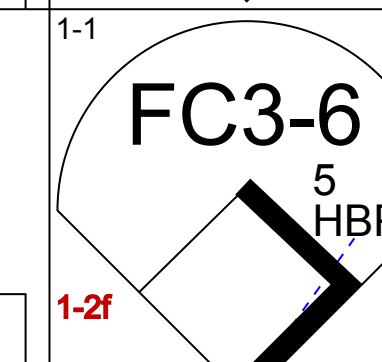
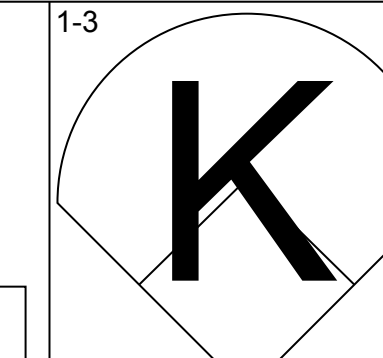
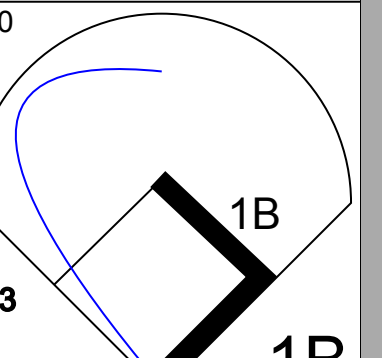
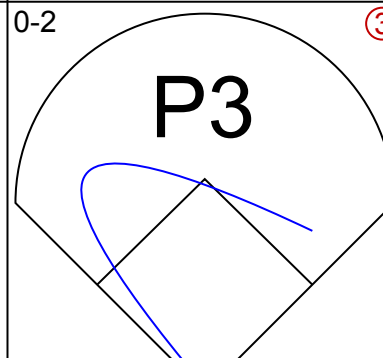
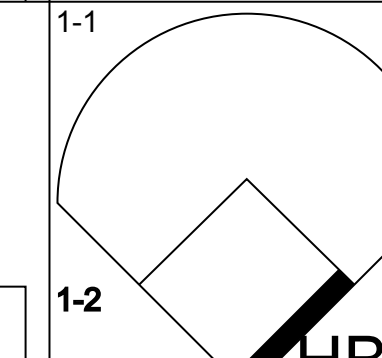
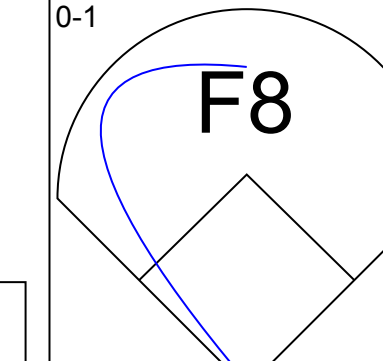
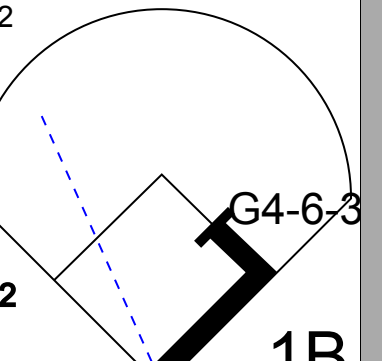
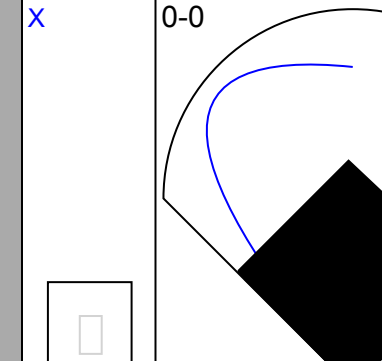
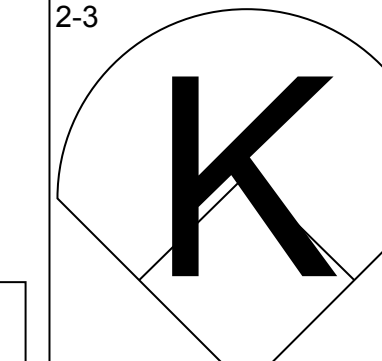
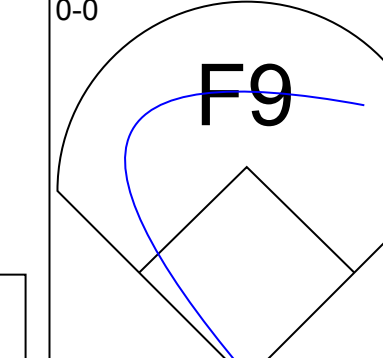
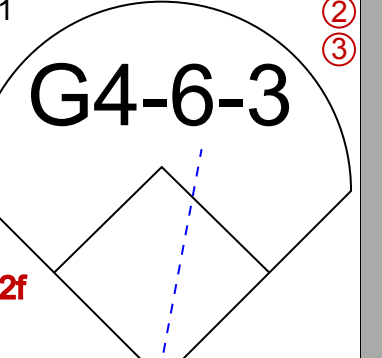
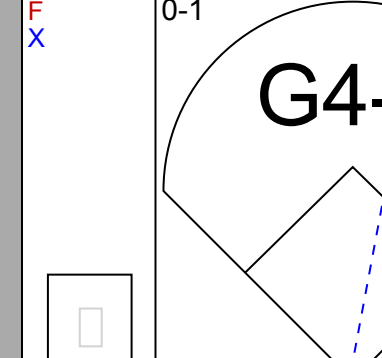

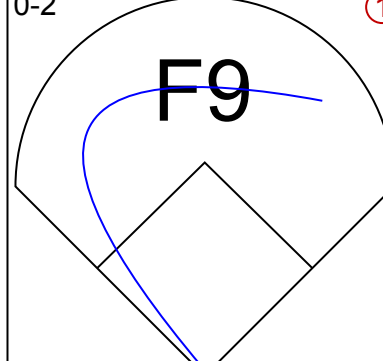
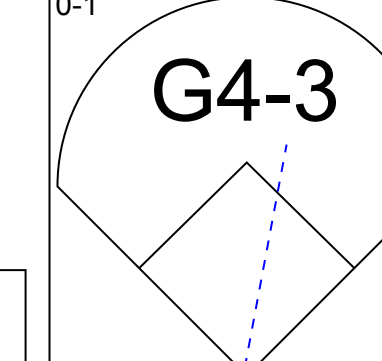
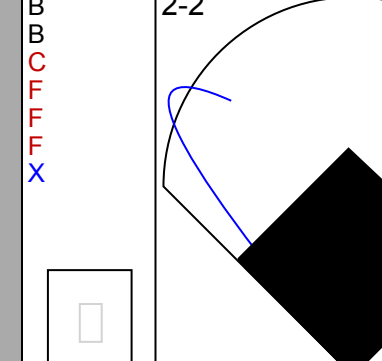

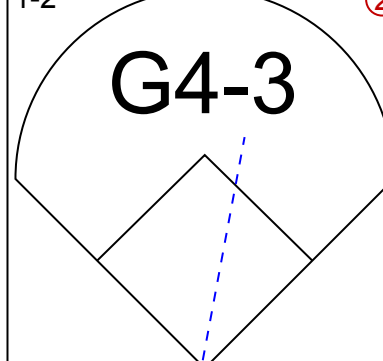
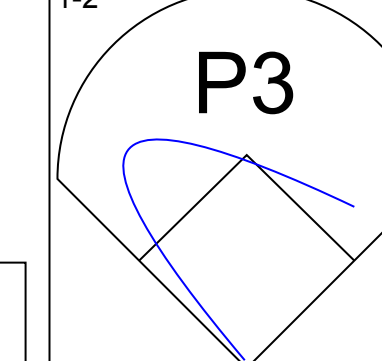
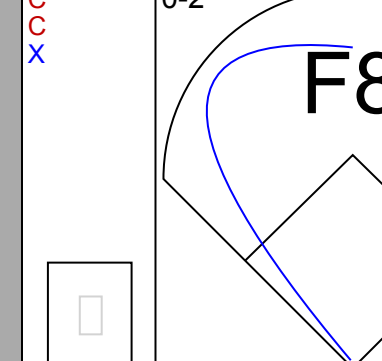

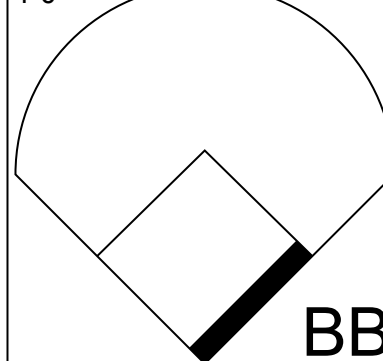
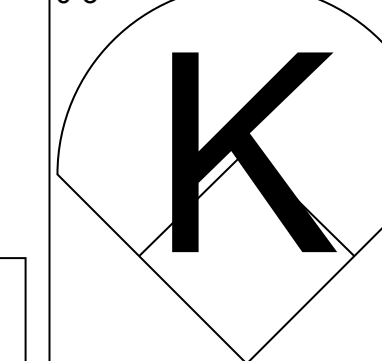
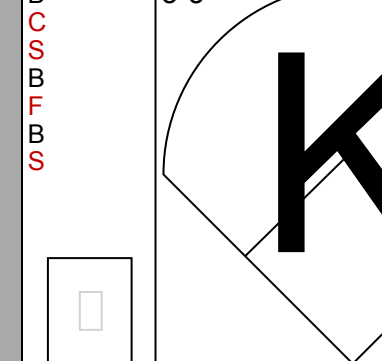


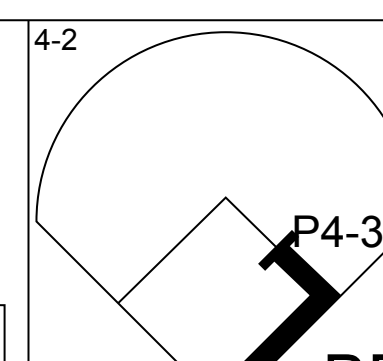
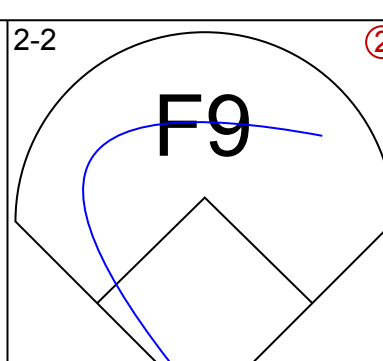
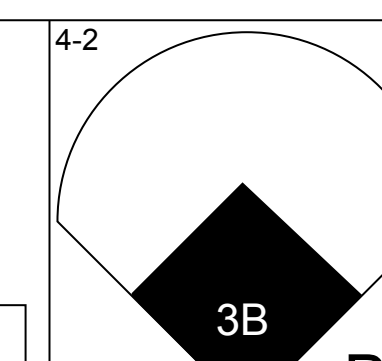
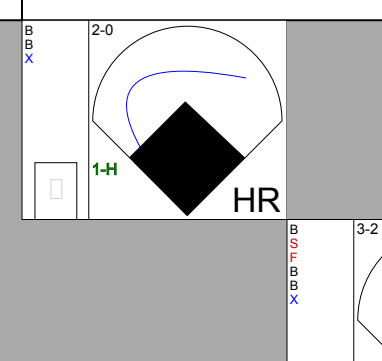

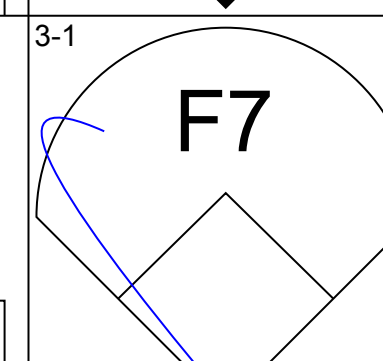
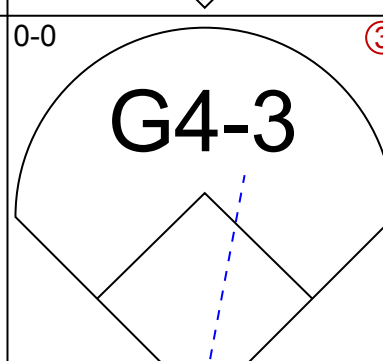
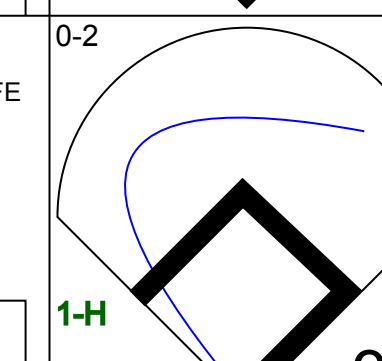
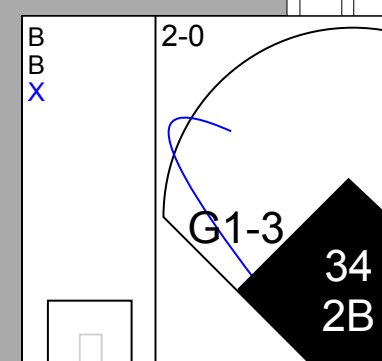
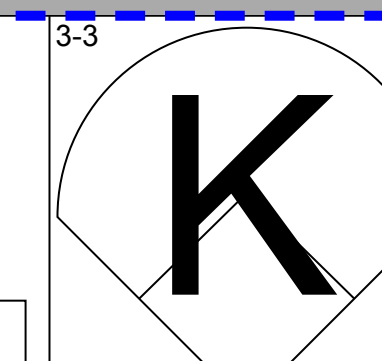
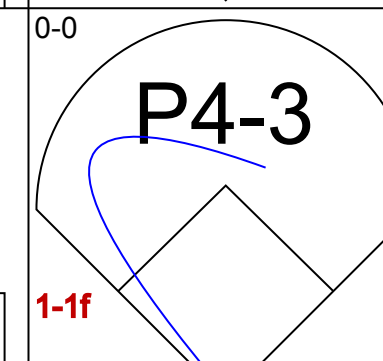

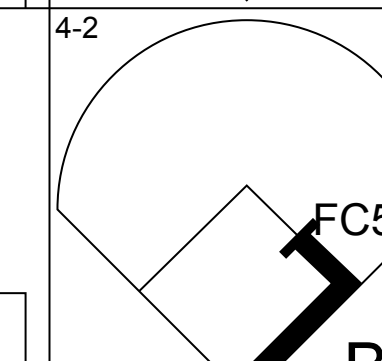
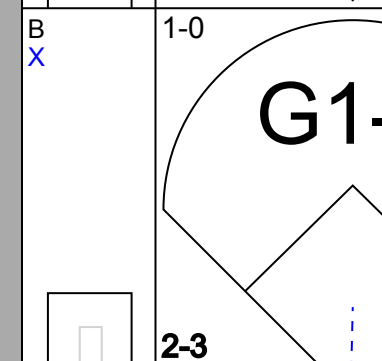
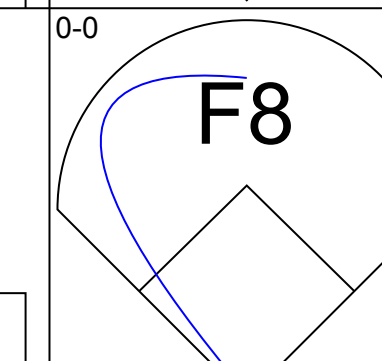

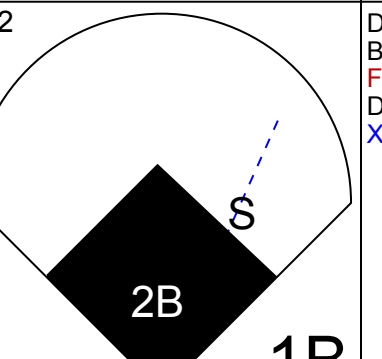
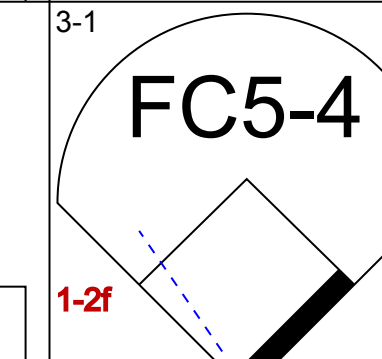
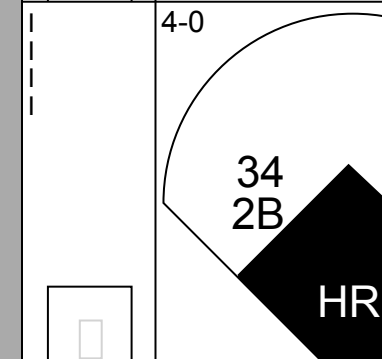
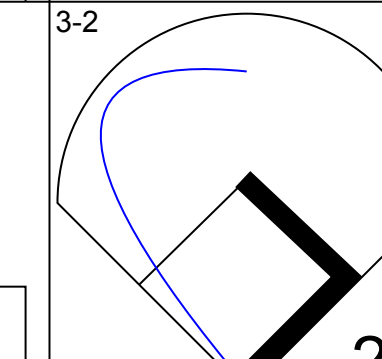
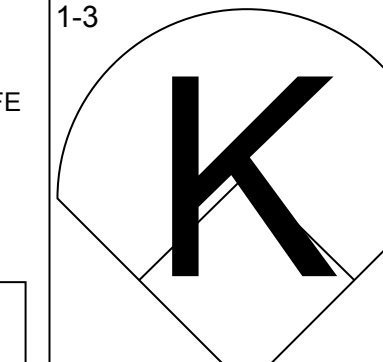
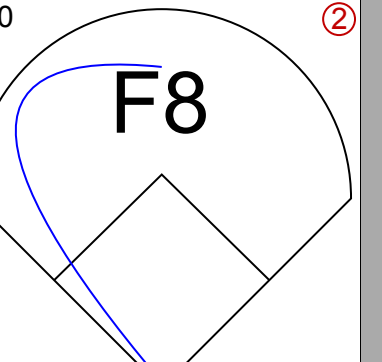

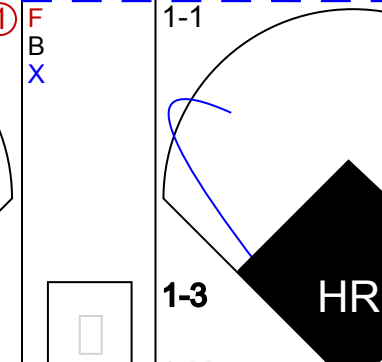
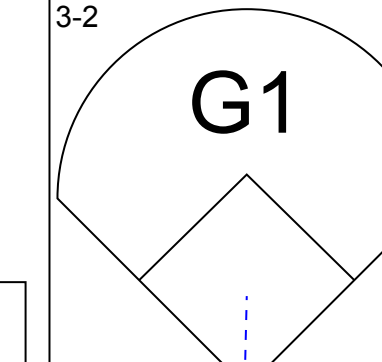
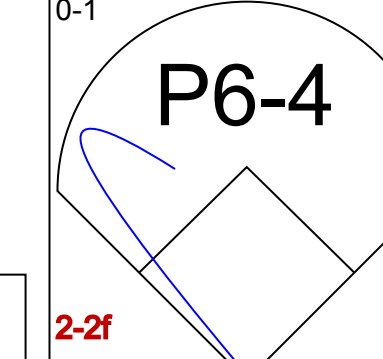

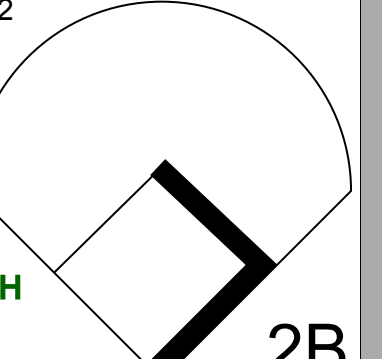
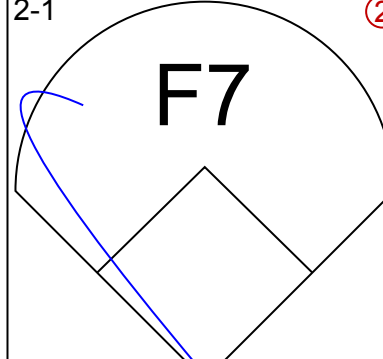


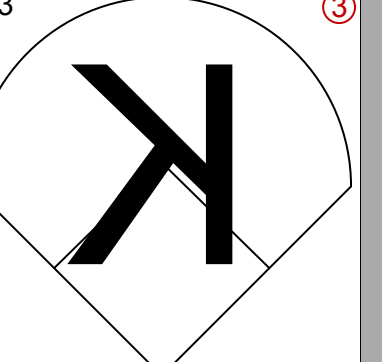

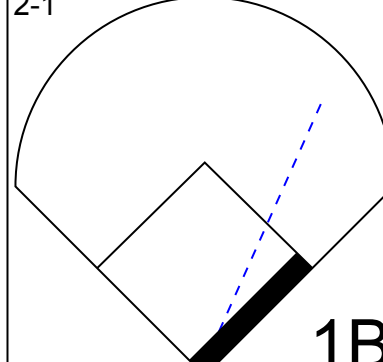

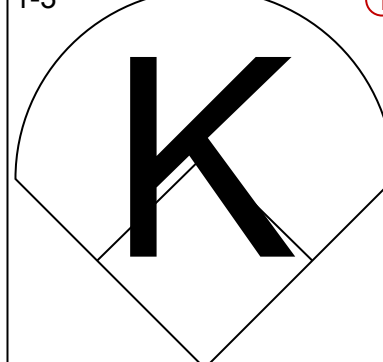

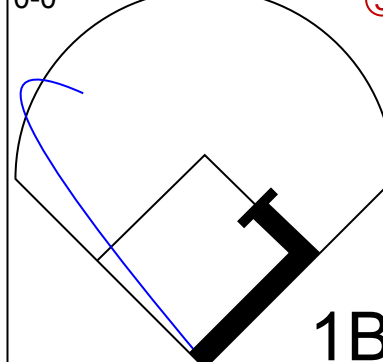

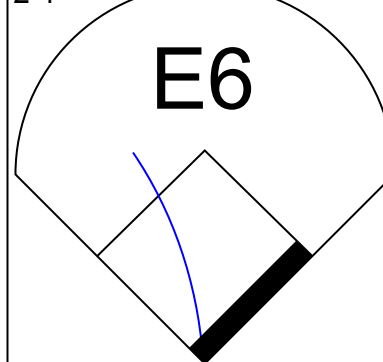
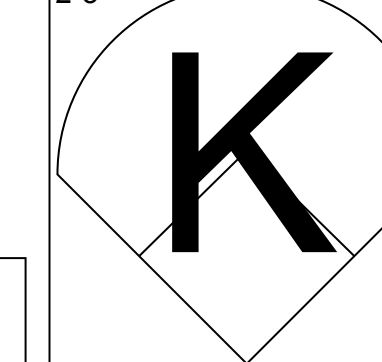



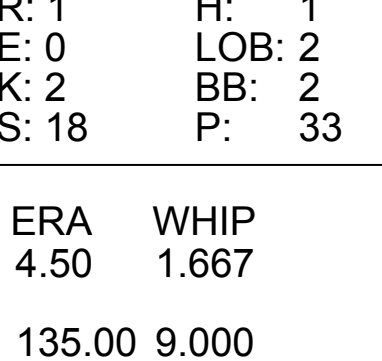
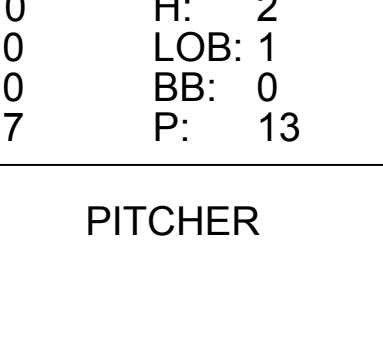
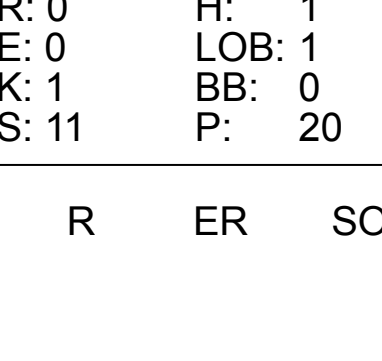



Batter	1	2	3	4	5	6	7	8	9	AB	R	H	RBI	BB	SO	LOB	BOTTOM					
Gabe Kapler, R (1, 8) OBP: 0.320, SLG: 0.369	L5	FC6-4		G4-3		HR		G1-3		4	1	0	0	1	0	5						
Bill Mueller, S (1, 5) OBP: 0.403, SLG: 0.569	F8		G4-3		1B	2B	HR			4	2	2	2	0	0	0						
Nomar Garciaparra, R (1, 6) OBP: 0.364, SLG: 0.552	G4-3		CS	BB	BB	1B	F7			3	1	1	1	1	0	0						
Manny Ramirez, R (1, 7) OBP: 0.415, SLG: 0.578		1B	K		1B	BB		G6-3		4	1	2	0	0	1	1						
Kevin Millar, R (1, 3) OBP: 0.364, SLG: 0.533		1B		HR	BB	BB		G6-3		3	1	2	1	1	0	0						
Jason Varitek, S (1, 2) OBP: 0.382, SLG: 0.575		BB	1B	HR	HR	G4-3-6		G4-3		4	1	2	2	0	0	2						
Trot Nixon, L (1, 9) OBP: 0.401, SLG: 0.544	P4		G3-1		P6			2B		4	0	1	0	0	0	3						
Doug Mirabeli, R (1, 10) OBP: 0.267, SLG: 0.391		FC6-4		K		L5		K		3	0	0	0	1	2	1						
Damian Jackson, R (1, 4) OBP: 0.297, SLG: 0.286	K					P4		G6-3		4	0	1	0	0	1	4						
Inning Stats	R: 0 E: 0 K: 0 S: 5	H: 3 LOB: 3 BB: 1 P: 28	R: 0 E: 0 K: 1 S: 5	H: 0 LOB: 0 BB: 1 P: 10	R: 2 E: 0 K: 1 S: 15	H: 3 LOB: 1 BB: 0 P: 26	R: 2 E: 0 K: 0 S: 10	H: 1 LOB: 0 BB: 1 P: 15	R: 0 E: 0 K: 0 S: 4	H: 0 LOB: 0 BB: 0 P: 6	R: 0 E: 0 K: 1 S: 11	H: 1 LOB: 1 BB: 0 P: 18	R: 0 E: 0 K: 0 S: 4	H: 0 LOB: 0 BB: 0 P: 6	R: 0 E: 0 K: 0 S: 11	H: 1 LOB: 1 BB: 0 P: 18	1B: 6 2B: 2 3B: 0 HR: 3	SF: 0 SAC: 0 DP: 1 HBP: 0	WP: 0 PB: 0 SB: 0 CS: 1	PA: 37		
PITCHER	IP	WLS	BF	H	R	ER	SO	BB	IBB	HBP	BLK	WP	HR	S	P	ERA	WHIP					
Mike Maroth, L (1, 1) ERA: 5.28	5.2	L	29	10	7	7	3	4	0	0	0	0	3	62	108	11.12	2.471					
Danny Patterson, R (6, 1) ERA:	1.1		4	0	0	0	0	0	0	0	0	0	0	6	8	0.00	0.000					
45 Chris Mears, R (8, 1) ERA: 2.92	1.0		4	1	0	0	1	0	0	0	0	0	0	11	18	0.00	1.000					

Detroit Tigers @ Boston Red Sox
Fenway Park, Boston, MA
Tue Jul 22 2003, 7:05 PM EDT
Att: 33,570 - Overcast - 74 F

AB	33
R	7
H	11
RBI	6
BB	4
SO	4
LOB	16



Batter	1	2	3	4	5	6	7	8	9	AB	R	H	RBI	BB	SO	LOB	TOP					
13 Carl Crawford, L OBP: 0.304, SLG: 0.348										4	1	1	0	0	1	1	Tampa Bay Devil Rays @ Boston Red Sox Fenway Park, Boston, MA Wed Jul 23 2003, 7:05 PM EDT Att: 33,446 - Cloudy - 81 F					
Antonio Perez, R OBP: 0.406, SLG: 0.436										2	1	1	1	1	0	0						
Aubrey Huff, L OBP: 0.357, SLG: 0.527										4	0	0	0	0	1	2						
5 Rocco Baldelli, R OBP: 0.333, SLG: 0.443										3	0	1	0	0	1	0						
Travis Lee, L OBP: 0.343, SLG: 0.442										4	1	2	2	0	1	2						
Al Martin, L OBP: 0.330, SLG: 0.371										4	0	0	0	0	1	2						
Toby Hall, R OBP: 0.312, SLG: 0.388										4	1	1	1	0	0	0						
Marlon Anderson, L OBP: 0.318, SLG: 0.349										4	0	0	0	0	0	0						
Julio Lugo, R OBP: 0.314, SLG: 0.341										2	0	0	0	1	2	0						
Inning Stats	R: 0 E: 0 K: 1 S: 9	H: 0 LOB: 0 BB: 0 P: 12	R: 0 E: 0 K: 1 S: 6	H: 0 LOB: 0 BB: 0 P: 7	R: 0 E: 0 K: 0 S: 9	H: 0 LOB: 1 BB: 1 P: 14	R: 1 E: 0 K: 1 S: 10	H: 3 LOB: 1 BB: 0 P: 12	R: 0 E: 0 K: 1 S: 9	H: 0 LOB: 0 BB: 0 P: 10	R: 1 E: 0 K: 0 S: 11	H: 1 LOB: 0 BB: 0 P: 14	R: 2 E: 0 K: 1 S: 15	H: 2 LOB: 0 BB: 0 P: 20	R: 0 E: 0 K: 1 S: 11	H: 0 LOB: 2 BB: 1 P: 20		R: 0 E: 0 K: 1 S: 9	H: 0 LOB: 0 BB: 0 P: 14	1B: 3 2B: 1 3B: 0 HR: 2	SF: 1 SAC: 0 DP: 1 HBP: 1	WP: 0 PB: 0 SB: 1 CS: 0
PITCHER	IP	WLS	BF	H	R	ER	SO	BB	IBB	HBP	BLK	WP	HR	S	P	ERA	WHIP					
49 Tim Wakefield, R ERA: 4.21	7.0	W	27	6	4	4	5	1	0	0	0	0	2	69	89	5.14	1.000					
Scott Sauerbeck, L ERA: 3.95	1.0		5	0	0	0	1	1	0	1	0	0	0	11	20	0.00	1.000					
Byung-Hyun Kim, R ERA: 3.4	1.0		3	0	0	0	1	0	0	0	0	0	0	9	14	0.00	0.000					

Batter	1	2	3	4	5	6	7	8	9	AB	R	H	RBI	BB	SO	LOB	BOTTOM					
18 Johnny Damon, L OBP: 0.333, SLG: 0.415										3	2	1	2	2	0	3	Tampa Bay Devil Rays @ Boston Red Sox Fenway Park, Boston, MA Wed Jul 23 2003, 7:05 PM EDT Att: 33,446 - Cloudy - 81 F					
Todd Walker, L OBP: 0.335, SLG: 0.424										4	0	2	1	0	0	2						
Damian Jackson, R OBP: 0.293, SLG: 0.282										1	1	0	0	0	1	0						
Nomar Garciaparra, R OBP: 0.362, SLG: 0.547										4	0	0	0	1	0	3						
Manny Ramirez, R OBP: 0.419, SLG: 0.585										4	2	3	0	1	0	2						
34 David Ortiz, L OBP: 0.366, SLG: 0.529										5	1	1	1	0	1	3						
Bill Mueller, S OBP: 0.404, SLG: 0.570										3	1	1	1	1	0	1						
Trot Nixon, L OBP: 0.405, SLG: 0.567									4	2	3	5	0	1	1							
Jeremy Giambi, L OBP: 0.349, SLG: 0.364										4	0	1	0	0	2	2						
Doug Mirabeli, R OBP: 0.268, SLG: 0.390										3	0	1	0	0	1	0						
Gabe Kapler, R OBP: 0.325, SLG: 0.369										0	1	0	0	1	0	0						
Jason Varitek, S OBP: 0.362, SLG: 0.575										0	0	0	0	0	0	0						
Inning Stats	R: 0 E: 0 K: 0 S: 8	H: 0 LOB: 0 BB: 1 P: 15	R: 0 E: 0 K: 1 S: 7	H: 1 LOB: 0 BB: 0 P: 11	R: 1 E: 1 K: 1 S: 10	H: 1 LOB: 1 BB: 0 P: 15	R: 1 E: 0 K: 1 S: 13	H: 2 LOB: 1 BB: 0 P: 21	R: 1 E: 0 K: 2 S: 18	H: 1 LOB: 2 BB: 2 P: 33	R: 0 E: 0 K: 0 S: 7	H: 2 LOB: 1 BB: 0 P: 13	R: 7 E: 0 K: 0 S: 18	H: 5 LOB: 2 BB: 3 P: 41	R: 0 E: 0 K: 1 S: 11	H: 1 LOB: 1 BB: 0 P: 20	1B: 4 2B: 7 3B: 1 HR: 3	SF: 0 SAC: 0 DP: 2 HBP: 0	WP: 0 PB: 0 SB: 1 CS: 0	PA: 41		
PITCHER	IP	WLS	BF	H	R	ER	SO	BB	IBB	HBP	BLK	WP	HR	S	P	ERA	WHIP					
Geremi Gonzalez, R ERA: 3.73	6.0		26	7	3	3	5	3	0	0	0	0	1	63	108	4.50	1.667					
Travis Harper, R ERA: 3.69	0.1	L	5	3	5	5	0	0	1	0	0	0	1	5	14	135.00	9.000					
Al Levine, R ERA: 2.47	0.2		6	2	2	2	0	2	0	0	0	0	1	13	27	27.00	6.000					
Jesus Colome, R ERA: 4.67	1.0		4	1	0	0	1	0	0	0	0	0	0	11	20	0.00	1.000					

Batter	1	2	3	4	5	6	7	8	9	AB	R	H	RBI	BB	SO	LOB	TOP					
13 Carl Crawford, L OBP: 0.307, SLG: 0.356	G3-1		HR					1B	K	6	3	3	1	0	1	3	Tampa Bay Devil Rays @ Boston Red Sox Fenway Park, Boston, MA Thu Jul 24 2003, 1:05 PM EDT Att: 33,521 - Cloudy - 77 F					
Antonio Perez, R OBP: 0.414, SLG: 0.492	K		HR					1B	G5-3	6	2	3	5	0	2	2						
Aubrey Huff, L OBP: 0.357, SLG: 0.528	G3		G1					G6-3		5	1	2	0	0	0	1						
5 Rocco Baldelli, R OBP: 0.334, SLG: 0.445		G4-3	G5-3					G6-3		5	2	2	1	0	0	1						
Travis Lee, L OBP: 0.344, SLG: 0.440	P4								P6	4	1	1	0	1	0	2						
Damian Rolls, R OBP: 0.306, SLG: 0.387	P8									5	2	3	5	0	0	0						
Marlon Anderson, L OBP: 0.319, SLG: 0.360			G3	G4-3				F8		5	2	2	1	0	0	1						
Toby Hall, R OBP: 0.314, SLG: 0.388			1B	G5-3				K		5	1	2	1	0	1	2						
Julio Lugo, R OBP: 0.319, SLG: 0.346			1B					K		5	1	3	1	0	1	0						
Inning Stats	R: 0 E: 0 K: 1 S: 8	H: 0 LOB: 0 BB: 0 P: 12	R: 0 E: 0 K: 0 S: 6	H: 0 LOB: 0 BB: 0 P: 7	R: 4 E: 0 K: 0 S: 13	H: 4 LOB: 0 BB: 0 P: 18	R: 0 E: 0 K: 0 S: 9	H: 2 LOB: 1 BB: 0 P: 14	R: 7 E: 0 K: 0 S: 23	H: 7 LOB: 1 BB: 1 P: 32	R: 0 E: 0 K: 1 S: 11	H: 1 LOB: 0 BB: 0 P: 18	R: 0 E: 0 K: 1 S: 10	H: 0 LOB: 0 BB: 0 P: 17	R: 1 E: 0 K: 1 S: 10	H: 2 LOB: 0 BB: 0 P: 18		R: 3 E: 0 K: 1 S: 13	H: 5 LOB: 2 BB: 0 P: 20	1B: 12 2B: 6 3B: 1 HR: 2	SF: 0 SAC: 0 DP: 0 HBP: 0	WP: 0 PB: 0 SB: 1 CS: 1
PITCHER	IP	WLS	BF	H	R	ER	SO	BB	IBB	HBP	BLK	WP	HR	S	P	ERA	WHIP					
Ramiro Mendoza, R ERA: 6.33	4.1	L	21	9	7	7	1	0	0	0	0	0	1	44	61	14.54	2.077					
Chad Fox, R ERA: 4.41	1.2		11	5	4	4	1	1	0	0	0	0	1	26	40	21.60	3.600					
Todd Jones, R ERA: 7.25	1.1		6	2	1	1	2	0	0	0	0	0	0	19	32	6.75	1.500					
50 Mike Timlin, R ERA: 3.54	1.2		9	5	3	3	1	0	0	0	0	0	0	14	23	16.20	3.000					


Batter	1	2	3	4	5	6	7	8	9	AB	R	H	RBI	BB	SO	LOB	BOTTOM					
18 Johnny Damon, L OBP: 0.331, SLG: 0.415	F7		G4-3						F8	5	1	1	0	0	0	1	Tampa Bay Devil Rays @ Boston Red Sox Fenway Park, Boston, MA Thu Jul 24 2003, 1:05 PM EDT Att: 33,521 - Cloudy - 77 F					
Todd Walker, L OBP: 0.336, SLG: 0.431	P5		P6						G3	5	2	2	3	0	0	1						
Nomar Garciaparra, R OBP: 0.363, SLG: 0.552	HR									3	2	1	2	0	0	0						
Manny Ramirez, R OBP: 0.420, SLG: 0.591	HR								F8	3	1	1	2	1	0	0						
34 David Ortiz, L OBP: 0.364, SLG: 0.524	K								K	4	0	1	0	0	2	1						
Kevin Millar, R OBP: 0.361, SLG: 0.527									F7	4	0	0	0	0	2	1						
Trot Nixon, L OBP: 0.406, SLG: 0.576									G1-3	4	2	2	1	0	0	0						
Bill Mueller, S OBP: 0.405, SLG: 0.571									G6-3	3	1	1	0	1	1	0						
Jason Varitek, S OBP: 0.357, SLG: 0.569									F9	3	0	0	1	0	0	1						
Inning Stats	R: 2 E: 0 K: 1 S: 10	H: 1 LOB: 0 BB: 0 P: 18	R: 0 E: 0 K: 2 S: 8	H: 0 LOB: 0 BB: 0 P: 10	R: 0 E: 0 K: 0 S: 5	H: 0 LOB: 0 BB: 0 P: 9	R: 0 E: 0 K: 1 S: 6	H: 0 LOB: 1 BB: 1 P: 11	R: 1 E: 0 K: 0 S: 7	H: 1 LOB: 0 BB: 0 P: 14	R: 2 E: 0 K: 0 S: 13	H: 3 LOB: 0 BB: 0 P: 18	R: 3 E: 0 K: 0 S: 10	H: 2 LOB: 1 BB: 1 P: 19	R: 0 E: 0 K: 1 S: 9	H: 0 LOB: 0 BB: 0 P: 15		R: 1 E: 0 K: 0 S: 16	H: 2 LOB: 1 BB: 0 P: 24	1B: 3 2B: 2 3B: 0 HR: 4	SF: 1 SAC: 0 DP: 0 HBP: 1	WP: 0 PB: 0 SB: 0 CS: 0
PITCHER	IP	WLS	BF	H	R	ER	SO	BB	IBB	HBP	BLK	WP	HR	S	P	ERA	WHIP					
Victor Zambrano, R ERA: 4.41	6.2	W	29	7	8	8	4	2	0	1	0	0	4	58	98	10.80	1.350					
Jesus Colome, R ERA: 4.55	1.1	H	4	0	0	0	1	0	0	0	0	0	0	10	16	0.00	0.000					
Lance Carter, R ERA: 4.2	1.0		5	2	1	1	0	0	0	0	0	0	0	16	24	9.00	2.000					


AB	46
R	15
H	21
RBI	15
BB	1
SO	5
LOB	12



AB	34
R	9
H	9
RBI	9
BB	2
SO	5
LOB	5



Batter	1	2	3	4	5	6	7	8	9	AB	R	H	RBI	BB	SO	LOB	TOP										
Alfonso Soriano, R OBP: 0.337, SLG: 0.508 (1, 4)	1-3 K	0-0 F8			0-3 K		3-3 K		0-2 G4-3	5	0	0	0	0	3	4	New York Yankees @ Boston Red Sox Fenway Park, Boston, MA Fri Jul 25, 2003, 7:05 PM EDT Att: 34,873 - Cloudy - 84 F AB 34 R 4 H 8 RBI 4 BB 4 SO 12 LOB 18 										
2 Derek Jeter, R OBP: 0.397, SLG: 0.458 (1, 6)	1-2 F9	4-2 BB			1-0 G3		4-2 1B BB		2-2 SF8	2	0	0	1	2	0	0											
25 Jason Giambi, L OBP: 0.416, SLG: 0.539 (1, 10)	4-2 1B BB	3-3 K			3-3 K		1-3 K		3-H 1B	3	0	0	0	1	3	5											
Bernie Williams, S OBP: 0.377, SLG: 0.409 (1, 8)	1-2 55 FC6-4 1B				0-1 P3		2-1 20 1B G4-3 1B		1-2 1B	5	1	3	1	0	0	1											
55 Hideki Matsui, L OBP: 0.393, SLG: 0.445 (1, 7)	1-2 FC6-4				3-2 G6-3		1-3 K		3-H 1-3 K	4	0	0	0	0	2	5											
20 Jorge Posada, S OBP: 0.404, SLG: 0.493 (1, 2)					0-0 HR K		0-0 G4-3 1B		2-3 K	4	1	2	1	0	2	0											
Nick Johnson, L OBP: 0.449, SLG: 0.508 (1, 3)					2-2 K		3-1 G4-3		0-1 G6-3	4	0	1	1	0	1	1											
Raul Mondesi, R OBP: 0.332, SLG: 0.476 (1, 9)					2-3 K		1-2 3-H 0-1 F9		1-2 F7	4	0	0	0	0	1	2											
Enrique Wilson, S OBP: 0.266, SLG: 0.329 (1, 5)					0-1 G3		2-2 2 S 1B WP		0-1 G4-3 2 SF8 S 1B	3	2	2	0	1	0	0											
Inning Stats	R: 0 E: 0 K: 1 S: 15	H: 1 LOB: 2 BB: 1 P: 23	R: 1 E: 0 K: 1 S: 13	H: 2 LOB: 2 BB: 2 P: 26	R: 0 E: 0 K: 1 S: 8	H: 0 LOB: 0 BB: 0 P: 11	R: 0 E: 0 K: 2 S: 8	H: 0 LOB: 0 BB: 0 P: 12	R: 0 E: 0 K: 1 S: 10	H: 2 LOB: 1 BB: 0 P: 16	R: 1 E: 0 K: 3 S: 19	H: 2 LOB: 2 BB: 1 P: 32	R: 0 E: 0 K: 1 S: 8	H: 0 LOB: 0 BB: 0 P: 11	R: 1 E: 0 K: 0 S: 11	H: 1 LOB: 1 BB: 0 P: 15	1B: 7 2B: 0 3B: 0 HR: 1	SF: 1 SAC: 0 DP: 0 HBP: 1	WP: 1 PB: 0 SB: 2 CS: 0	PA: 40							
PITCHER	IP	WLS	BF	H	R	ER	SO	BB	IBB	HBP	BLK	WP	HR	S	P	ERA	WHIP										
Pedro Martínez, R ERA: 2.31 (1, 1)	6.2		31	7	3	3	10	4	0	0	0	1	1	78	128	4.05	1.650										
Scott Sauerbeck, L ERA: 3.92 (7, 1)	0.1		1	0	0	0	1	0	0	0	0	0	0	3	4	0.00	0.000										
50 Mike Timlin, R ERA: 3.47 (8, 1)	1.0		3	0	0	0	1	0	0	0	0	0	0	8	11	0.00	0.000										
Byung-Hyun Kim, R ERA: 3.46 (9, 1)	1.0	L	5	1	1	1	0	0	0	1	0	0	0	11	15	9.00	1.000										

Batter	1	2	3	4	5	6	7	8	9	AB	R	H	RBI	BB	SO	LOB	BOTTOM										
18 Johnny Damon, L OBP: 0.334, SLG: 0.417 (1, 8)	3-2 G3-6 1B	2-2 1-2 2-H 1B			0-2 F8 BB 1B	1-3 K		2-3 K		5	0	3	1	0	2	5	New York Yankees @ Boston Red Sox Fenway Park, Boston, MA Fri Jul 25, 2003, 7:05 PM EDT Att: 34,873 - Cloudy - 84 F AB 35 R 3 H 10 RBI 3 BB 7 SO 7 LOB 21 										
Todd Walker, L OBP: 0.334, SLG: 0.427 (1, 4)	1-2 G3-6	1-0 F9			4-0 1-2 BB		2-0 F8		2-2 P4	4	0	0	0	1	0	3											
Nomar Garciaparra, R OBP: 0.363, SLG: 0.552 (1, 6)	4-1 2B BB				1-0 G5-3		1-2 F8		1-2 G6-3	4	1	1	0	1	0	2											
Manny Ramirez, R OBP: 0.422, SLG: 0.593 (9, PR)	1-1 Gabe Kapler, R OBP: 0.325, SLG: 0.369	1-1 F9-3			3-2 F9-3 1B		1-3 K		2-2 F8	4	0	2	1	1	1	2											
Kevin Millar, R OBP: 0.356, SLG: 0.519 (1, 3)	0-0 G4-3				1-2 F9-3		3-3 K		2-3 K	5	0	0	0	0	3	4											
34 David Ortiz, L OBP: 0.383, SLG: 0.520 (8, PR)					0-0 L3		2-2 G4-3		2-0 PB 1B S 1B	4	0	1	0	0	0	0											
Damian Jackson, R OBP: 0.293, SLG: 0.282 (9, PR)					0-1 F8		4-2 BB BB BB		1-2 P5	3	1	1	0	1	0	1											
Bill Mueller, S OBP: 0.406, SLG: 0.568 (1, 5)					2-2 18 1B 1B		0-1 F8		4-1 1B BB BB	2	0	1	0	2	0	0											
Trot Nixon, L OBP: 0.410, SLG: 0.575 (1, 9)					0-1 F8		4-1 BB BB		4-1 1B BB	2	0	1	0	2	0	0											
Jason Varitek, S OBP: 0.359, SLG: 0.566 (1, 2)					1-3 K		0-1 G6-3		4-1 1-3 3-H 1B	3	0	1	1	1	1	2											
Inning Stats	R: 1 E: 0 K: 0 S: 13	H: 2 LOB: 1 BB: 1 P: 21	R: 1 E: 0 K: 1 S: 15	H: 3 LOB: 0 BB: 0 P: 22	R: 0 E: 0 K: 0 S: 8	H: 1 LOB: 0 BB: 0 P: 13	R: 0 E: 0 K: 0 S: 5	H: 0 LOB: 0 BB: 0 P: 5	R: 0 E: 0 K: 1 S: 11	H: 1 LOB: 2 BB: 1 P: 17	R: 0 E: 0 K: 2 S: 18	H: 0 LOB: 3 BB: 3 P: 36	R: 0 E: 0 K: 0 S: 6	H: 0 LOB: 0 BB: 0 P: 12	R: 1 E: 0 K: 2 S: 12	H: 2 LOB: 2 BB: 1 P: 24	R: 0 E: 0 K: 1 S: 17	H: 1 LOB: 2 BB: 1 P: 29	1B: 8 2B: 3 3B: 0 HR: 0	SF: 0 SAC: 0 DP: 2 HBP: 0	WP: 0 PB: 1 SB: 1 CS: 0	PA: 42					
PITCHER	IP	WLS	BF	H	R	ER	SO	BB	IBB	HBP	BLK	WP	HR	S	P	ERA	WHIP										
David Wells, L ERA: 3.8 (1, 1)	5.2		27	7	2	2	3	5	0	0	0	0	0	67	110	3.18	2.118										
Jesse Orosco, L ERA: 7.39 (6, 1)	0.2		2	0	0	0	1	0	0	0	0	0	0	4	7	0.00	0.000										
Armando Benitez, R ERA: 2.98 (7, 1)	1.1	H	5	1	1	1	1	0	0	0	0	0	0	10	20	6.75	0.750										
42 Mariano Rivera, R ERA: 1.51 (8, 1)	1.1	W	8	2	0	0	2	2	0	0	0	0	0	24	42	0.00	3.000										

Batter	1	2	3	4	5	6	7	8	9	AB	R	H	RBI	BB	SO	LOB	TOP										
Alfonso Soriano, R (1,4) OBP: 0.337, SLG: 0.509	2-1 G4-3 2B		0-1 P3				0-3 K		2-3 K	5	0	2	0	0	2	2	New York Yankees @ Boston Red Sox Fenway Park, Boston, MA Sat Jul 26 2003, 1:20 PM EDT Att: 34,356 - Cloudy - 86 F										
2 Derek Jeter, R (1,6) OBP: 0.397, SLG: 0.460	3-2 F7		1-0 G6-3			0-3 K	3-2 2B		0-2 1B	5	0	2	0	0	1	3											
25 Jason Giambi, L (1,10) OBP: 0.416, SLG: 0.535	3-1 G4-3			4-2 BB		4-2 BB		1-2 F7	2-2 F8	3	0	0	0	2	0	2											
Bernie Williams, S (1,8) OBP: 0.372, SLG: 0.402	0-2 G6-3			1-0 F7		0-0 F8		2-2 E1 2B		4	1	0	0	0	0	4											
55 Hideki Matsui, L (1,7) OBP: 0.350, SLG: 0.441				2-1 G3-6-3		1-1 G4-3		0-0 F7		4	0	0	0	0	1	4											
Nick Johnson, L (1,3) OBP: 0.451, SLG: 0.512					4-2 BB		2-2 F9	2-2 1B 2B		3	1	1	1	1	1	0											
Raul Mondesi, R (1,9) Karim Garcia, L (8, PH) OBP: 0.281, SLG: 0.438				0-2 E5		1-0 F7	2-2 1B 2B	0-1 1B		3	1	1	0	0	0	1											
Robin Ventura, L (1,5) 20 Jorge Posada, S (7, PH) OBP: 0.404, SLG: 0.497				3-2 CS	0-0 G3-1	0-1 F7	1-2 1B 2B	0-0 F8		2	0	0	0	0	0	1											
John Flaherty, R (1,2) Ruben Sierra, S (7, PH) Enrique Wilson, S (7, PR) OBP: 0.263, SLG: 0.324					0-1 2B	1-2 F8	1-2 1B 2B		0-1 G6-3	2	0	1	0	0	0	1											
Inning Stats	R: 0 E: 0 K: 0 S: 11	H: 1 LOB: 1 BB: 0 P: 19	R: 0 E: 1 K: 2 S: 12	H: 0 LOB: 0 BB: 0 P: 18	R: 0 E: 0 K: 0 S: 6	H: 1 LOB: 1 BB: 0 P: 7	R: 0 E: 0 K: 0 S: 5	H: 0 LOB: 0 BB: 1 P: 12	R: 0 E: 0 K: 1 S: 10	H: 1 LOB: 2 BB: 1 P: 16	R: 2 E: 0 K: 1 S: 19	H: 4 LOB: 3 BB: 0 P: 28	R: 2 E: 0 K: 0 S: 14	H: 2 LOB: 1 BB: 0 P: 19	R: 0 E: 0 K: 1 S: 11	H: 1 LOB: 1 BB: 0 P: 15		1B: 5 2B: 5 HR: 0	SF: 0 SAC: 0 DP: 1 HBP: 0	WP: 0 PB: 0 SB: 0 CS: 1	PA: 40						
PITCHER	IP	WLS	BF	H	R	ER	SO	BB	IBB	HBP	BLK	WP	HR	S	P	ERA	WHIP										
John Burkett, R (1,1) ERA: 4.99	5.2		22	3	0	0	3	3	0	0	0	0	0	51	84	0.00	1.059										
Alan Embree, L (6,1) ERA: 3.99	0.2	H	3	1	1	1	0	0	0	0	0	0	0	8	13	13.50	1.500										
Todd Jones, R (7,1) ERA: 7.33	0.2		4	3	1	1	1	0	0	0	0	0	0	13	18	13.50	4.500										
Scott Sauerbeck, L (8,1) ERA: 3.86	0.2	H	4	1	2	0	0	0	0	0	0	0	0	11	16	0.00	1.500										
Byung-Hyun Kim, R (8,1) ERA: 3.41	1.1	W	6	2	0	0	1	0	0	0	0	0	0	14	18	0.00	1.500										

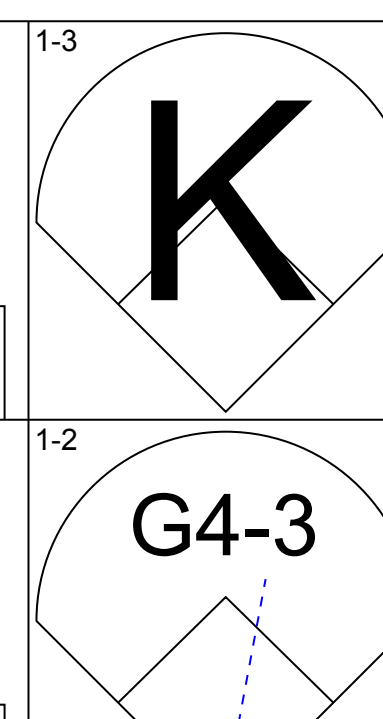
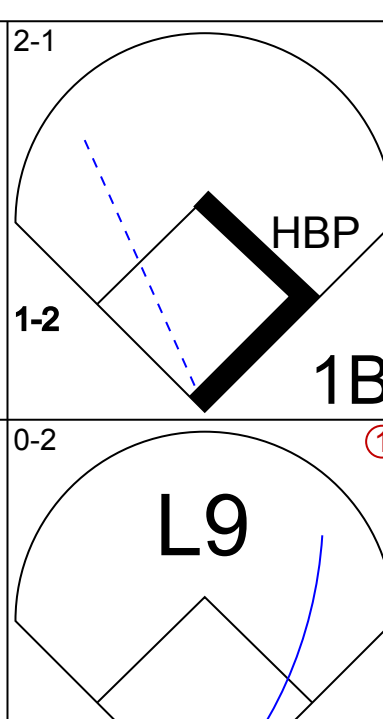
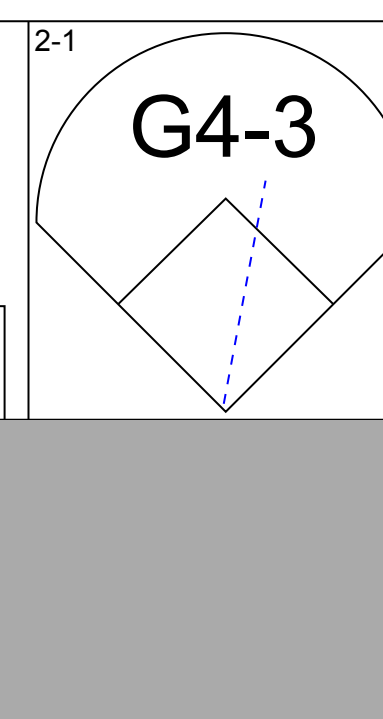
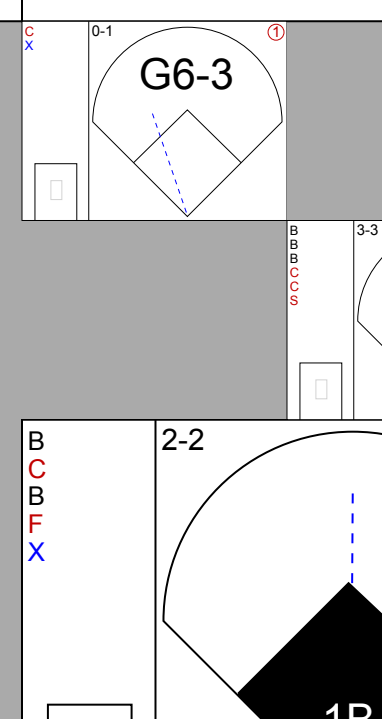
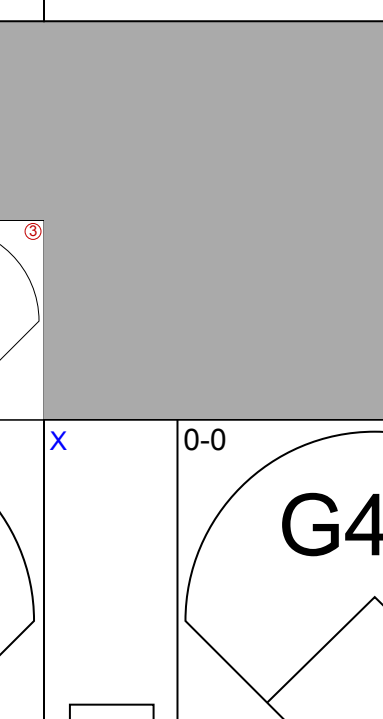
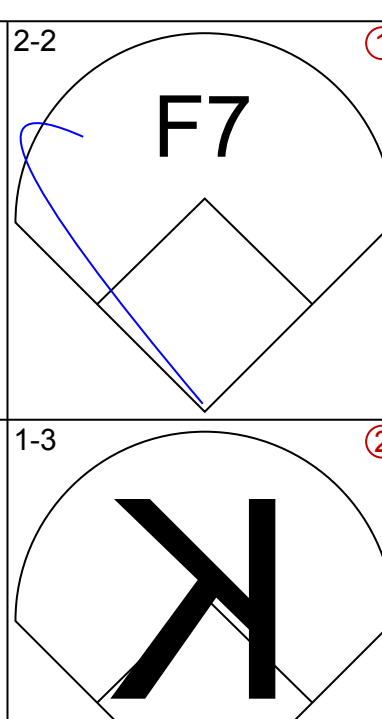
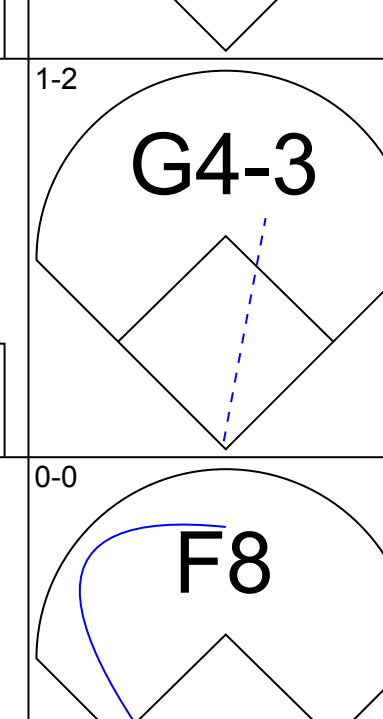
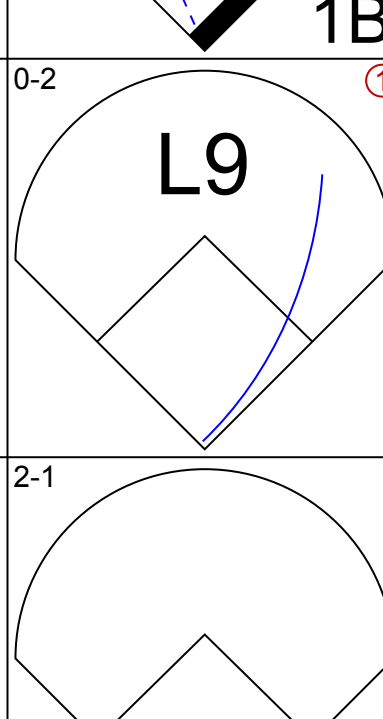
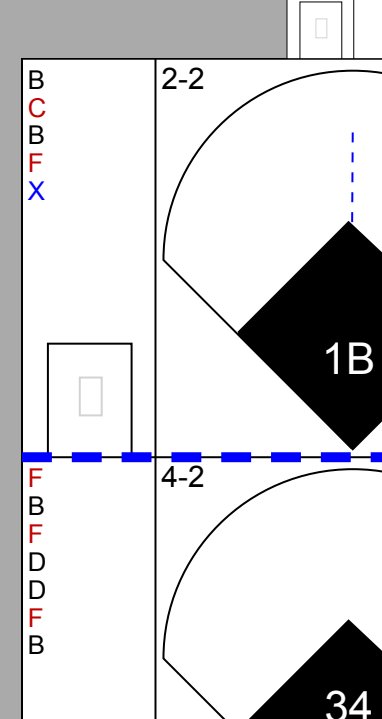
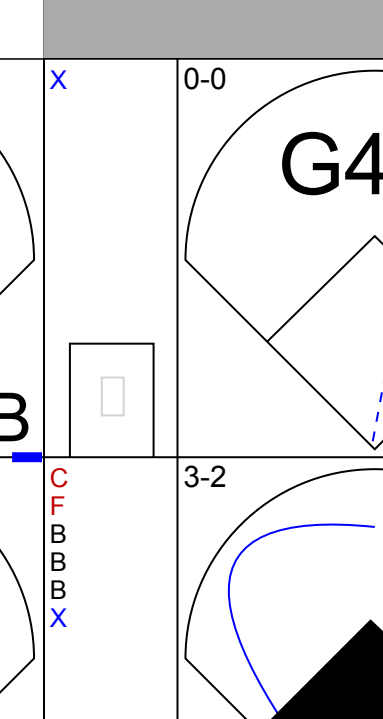
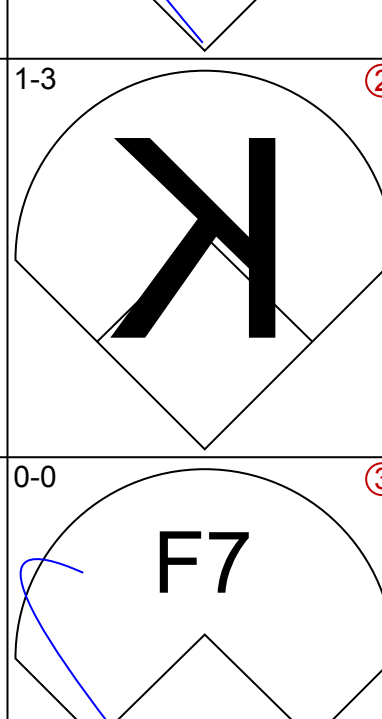
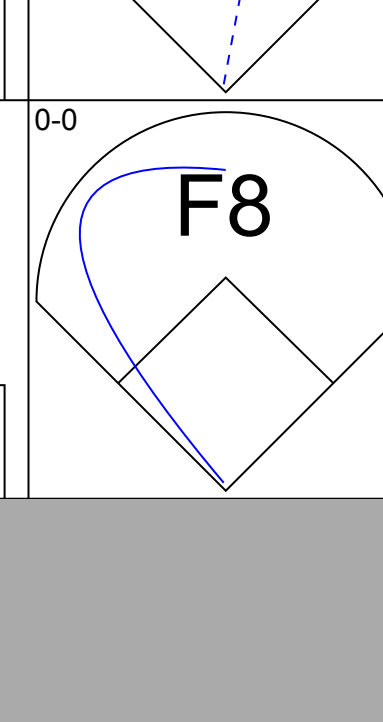
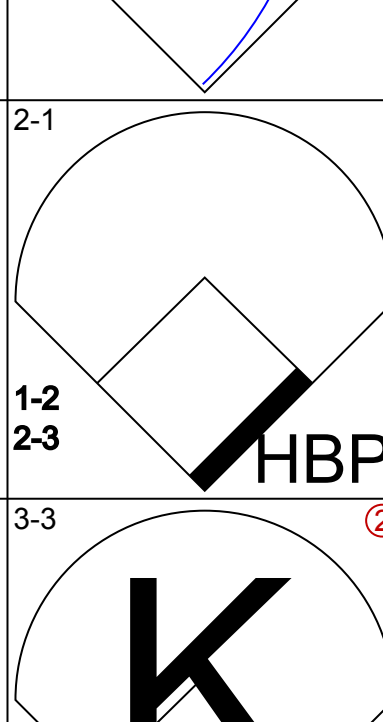
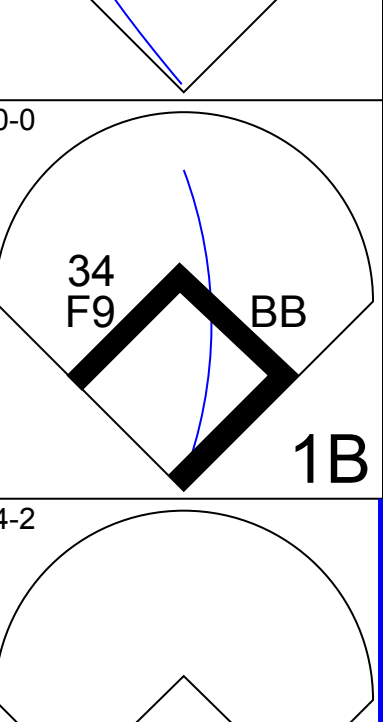
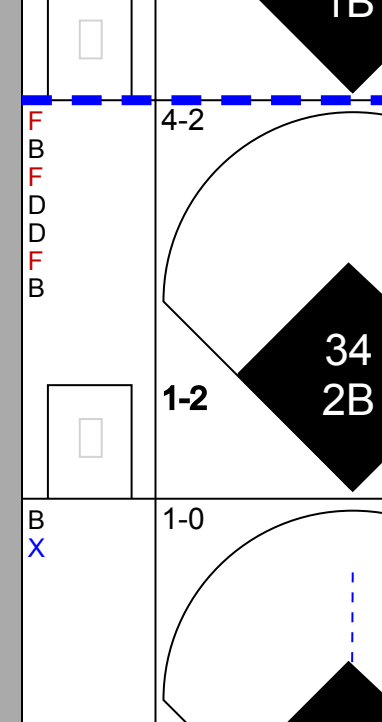
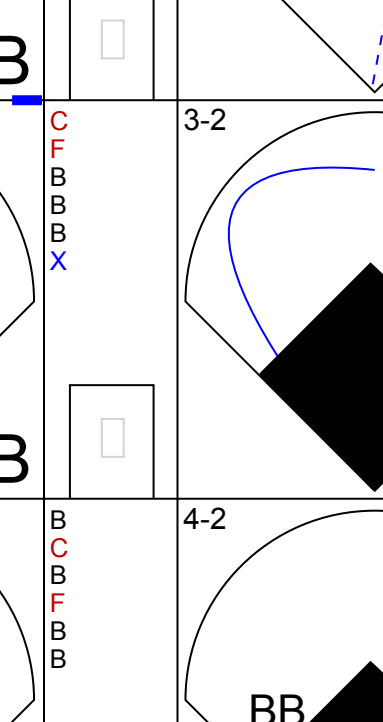
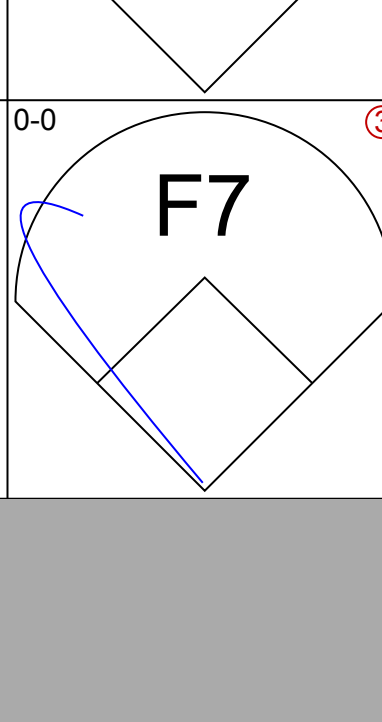
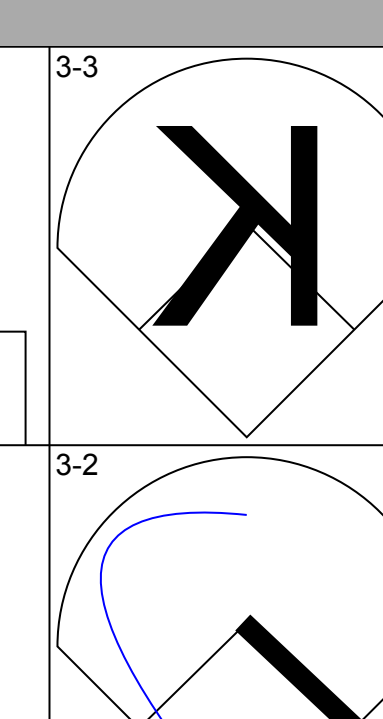
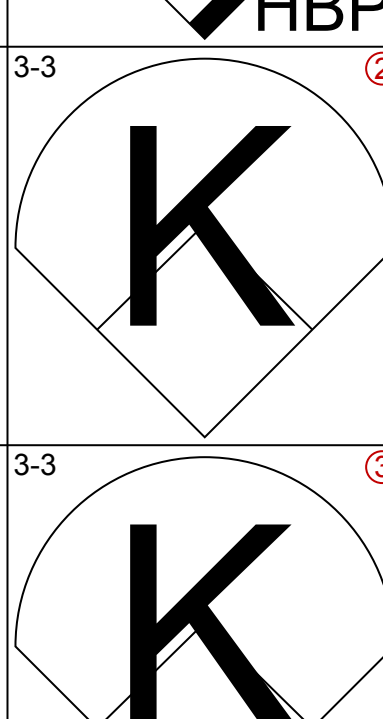
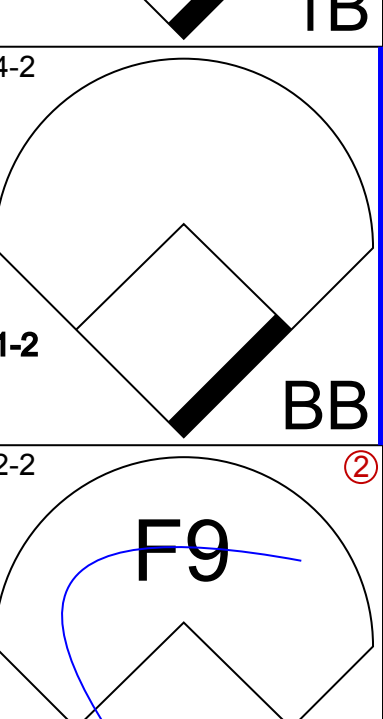
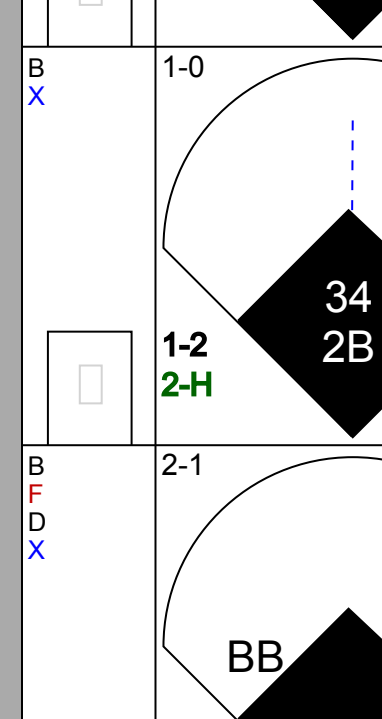
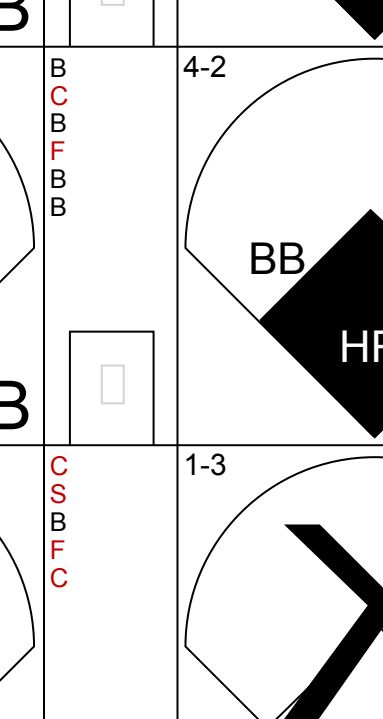
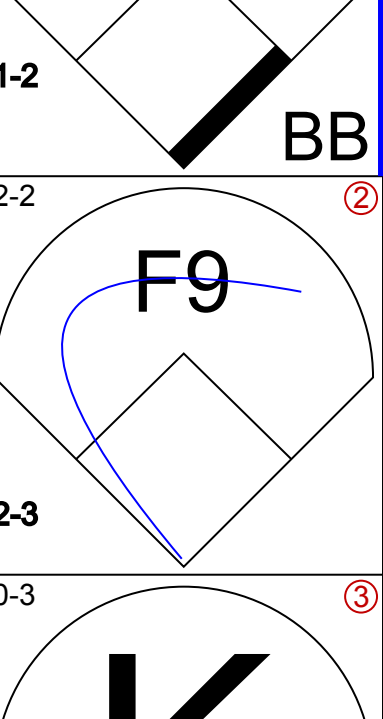
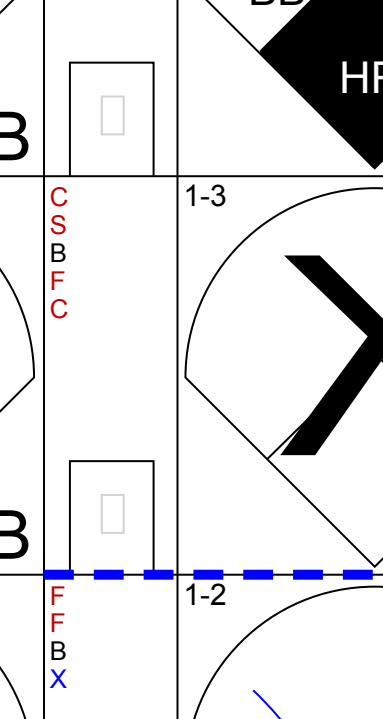
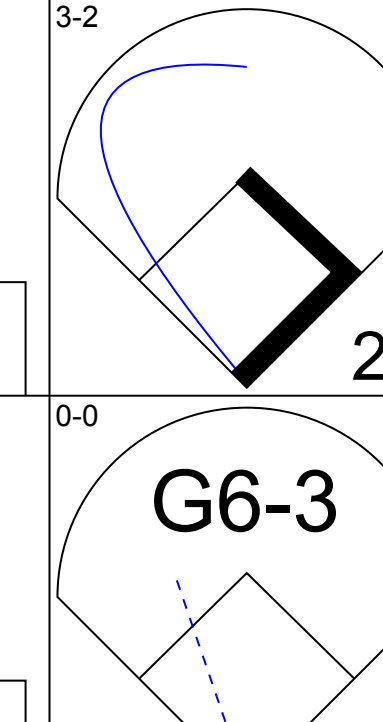

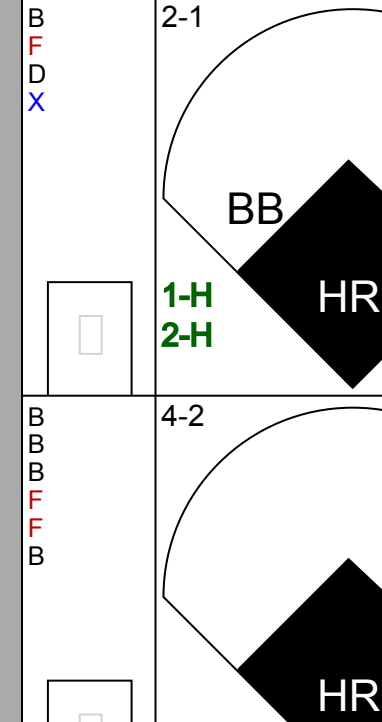
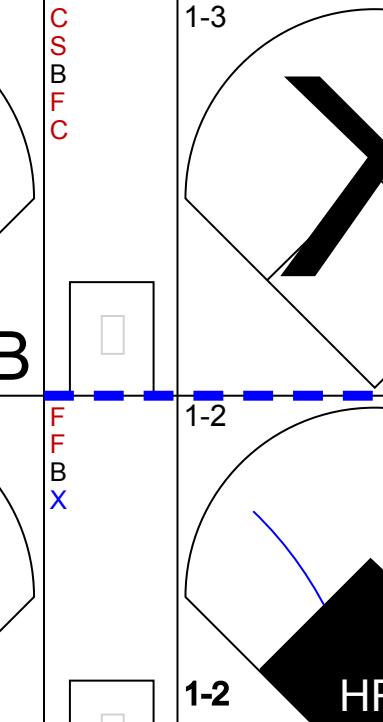
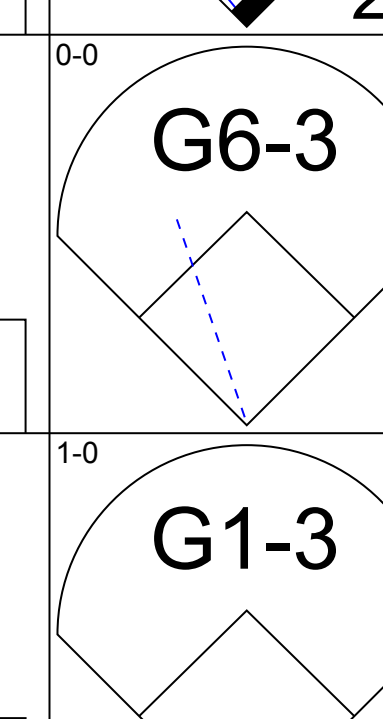
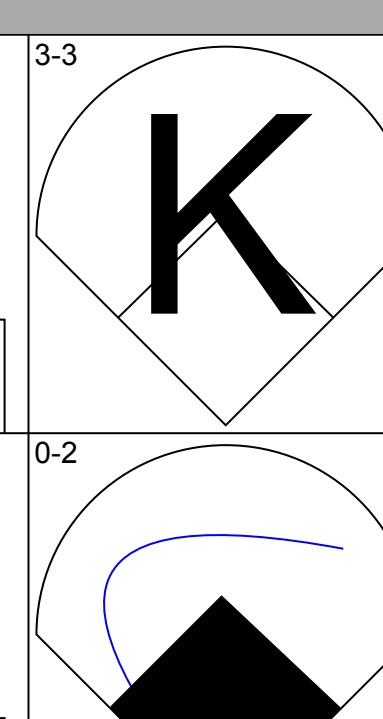
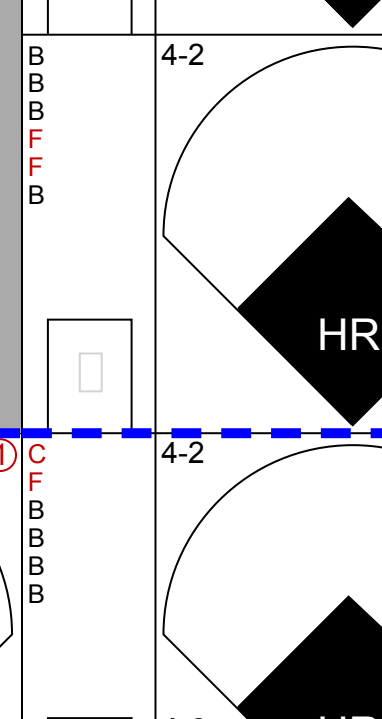
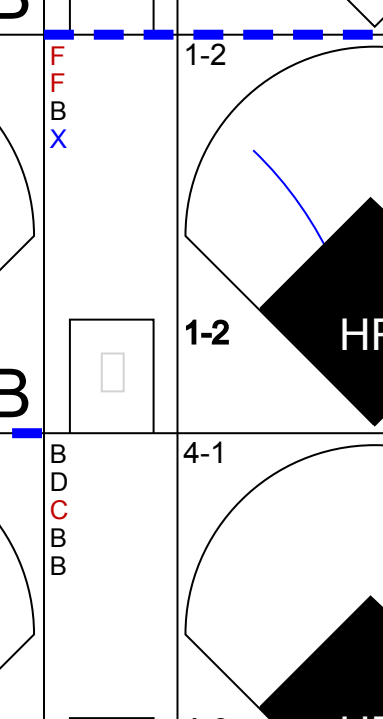
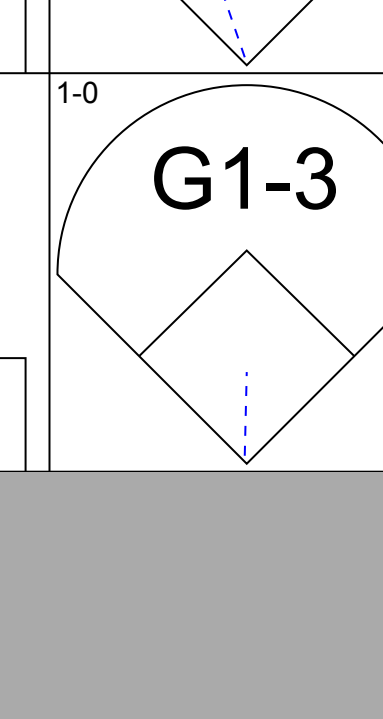
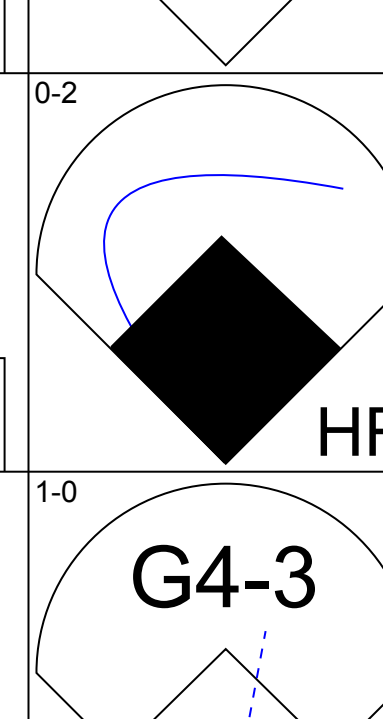
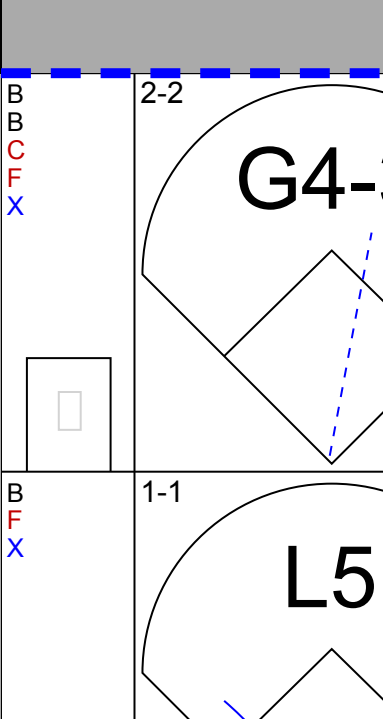
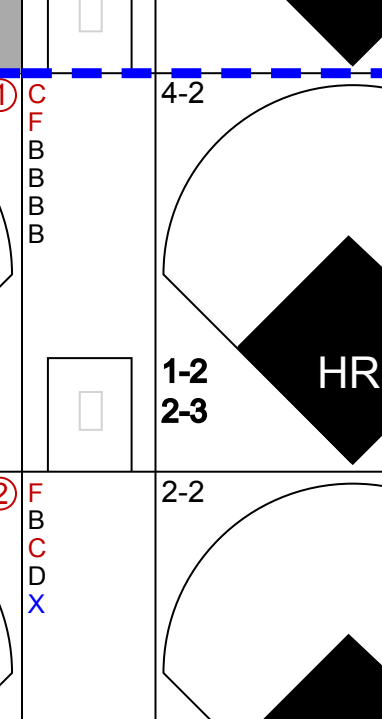
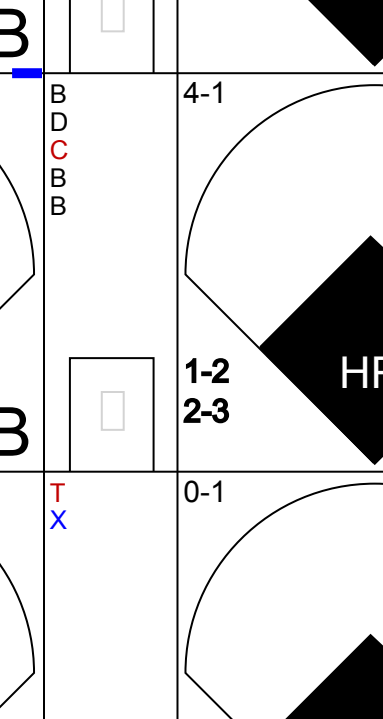
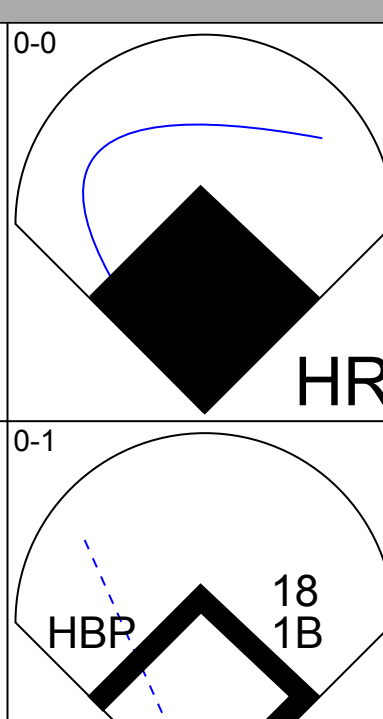
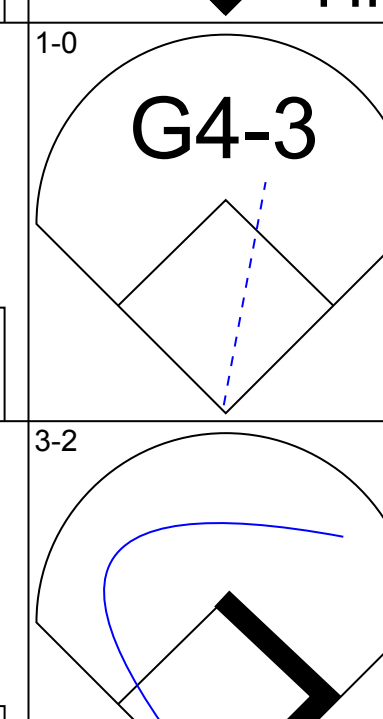
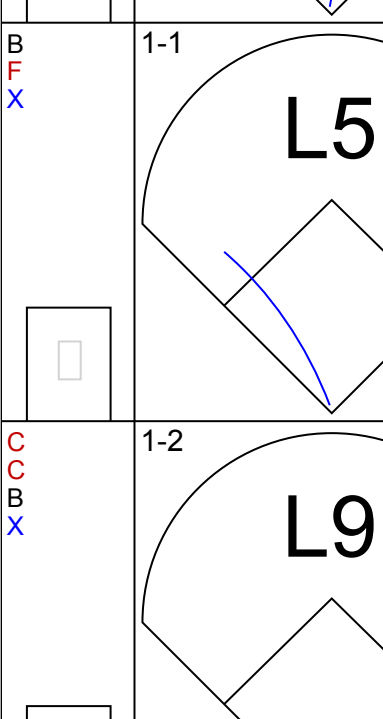
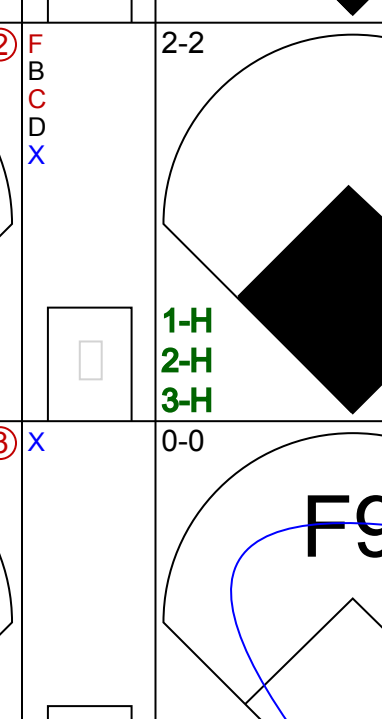
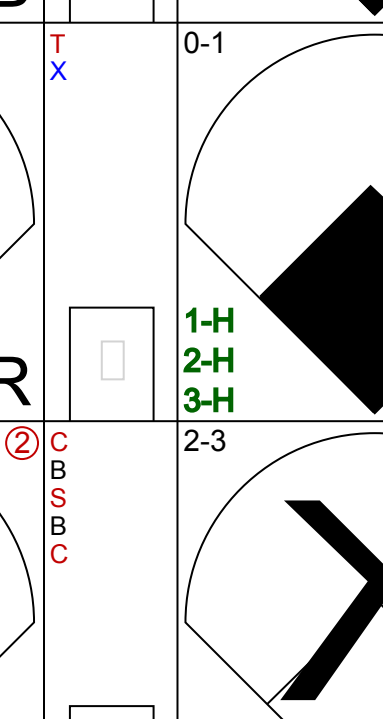
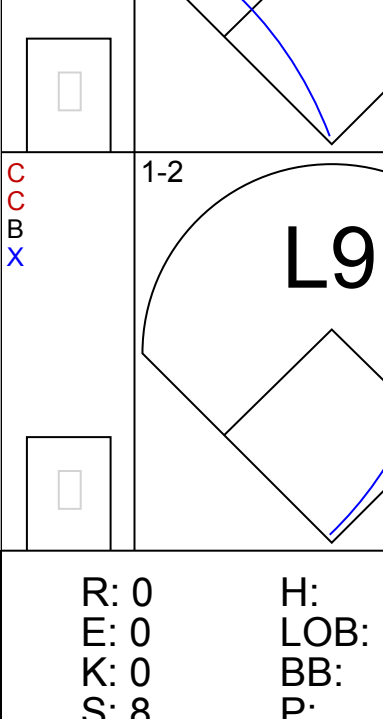
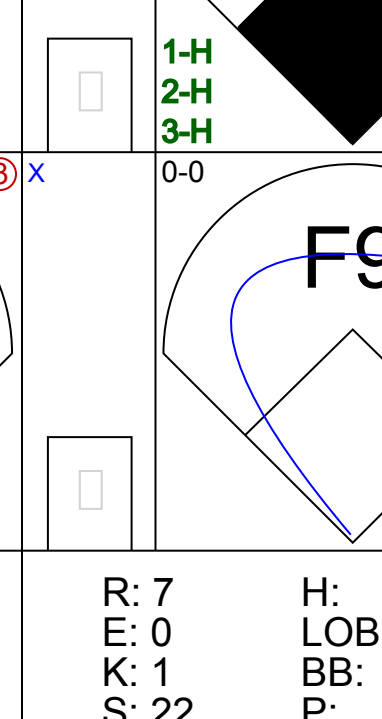
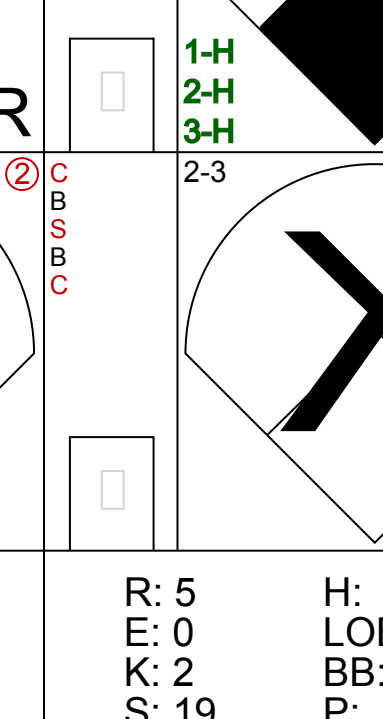
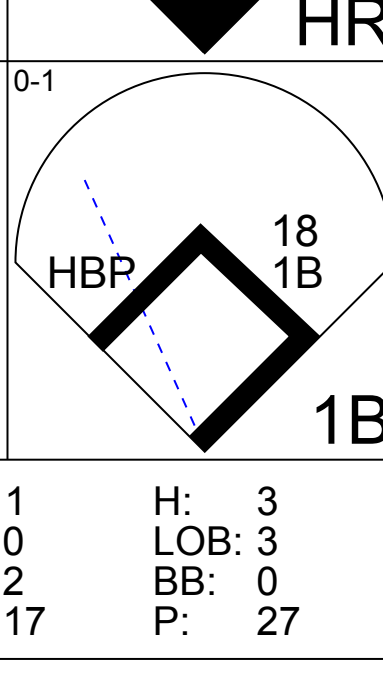
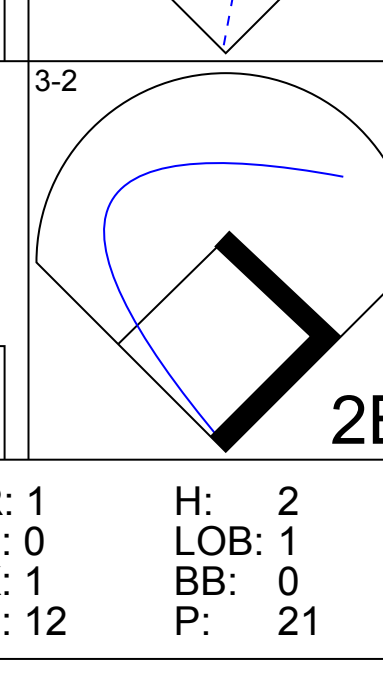
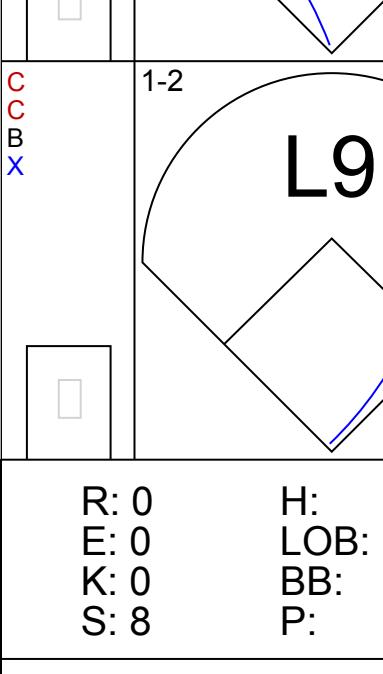
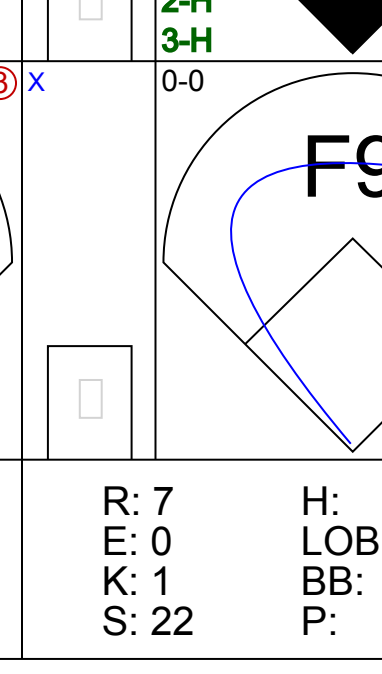
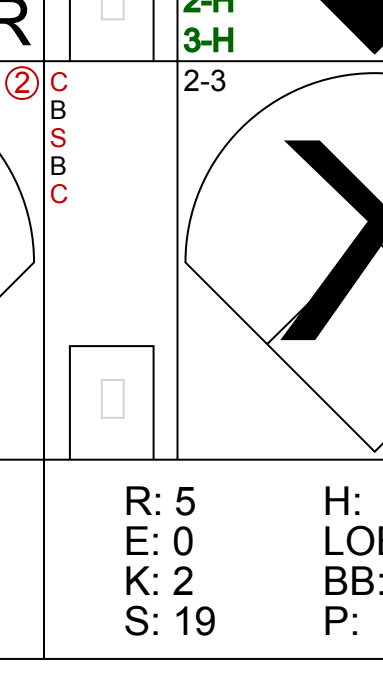
AB	36
R	4
H	10
RBI	4
BB	3
SO	5
LOB	19



Batter	1	2	3	4	5	6	7	8	9	AB	R	H	RBI	BB	SO	LOB	BOTTOM											
18 Johnny Damon, L (1,8) OBP: 0.339, SLG: 0.416	4-2 HR BB		4-2 CS BB						4-0 34 1B IBB	1	1	0	0	4	1	0	New York Yankees @ Boston Red Sox Fenway Park, Boston, MA Sat Jul 26 2003, 1:20 PM EDT Att: 34,356 - Cloudy - 86 F											
Todd Walker, L (1,4) Damian Jackson, R (8, PR) OBP: 0.293, SLG: 0.282	0-0 L3		1-0 F8		1-1 F7			1-1 PB 2B	1-2 1B	4	0	1	0	0	0	3												
34 David Ortiz, L (9, PH) OBP: 0.365, SLG: 0.522			1-2 G6-3			1-0 2B		1-0 B1		4	1	2	2	0	0	1												
Nomar Garciaparra, R (1,6) OBP: 0.363, SLG: 0.560	1-0 HR				0-0 HR			4-0 PB IBB		3	1	1	1	1	1	1												
Manny Ramirez, R (1,7) OBP: 0.423, SLG: 0.598	1-3 K				0-0 HR			1-0 G5-3		4	1	2	0	0	0	2												
Kevin Millar, R (1,3) OBP: 0.357, SLG: 0.519	0-2 2B 1B				0-0 F9			1-0 1B	2-1 F9	4	1	2	0	0	0	2												
Trot Nixon, L (1,9) Gabe Kapler, R (8, PH) OBP: 0.409, SLG: 0.576	0-0 2B				2-1 G3			0-0 F8	3-3 K	3	0	1	1	0	0	2												
Bill Mueller, S (1,5) OBP: 0.402, SLG: 0.561					0-0 F8			2-0 L8		4	0	0	0	0	1	2												
Jeremy Giambi, L (1,10) OBP: 0.344, SLG: 0.358					2-1 F9			1-2 P4	2-2 34 1B S	4	1	1	0	0	1	0												
Jason Varitek, S (1,2) OBP: 0.354, SLG: 0.558					3-3 K			3-2 P5	3-3 K	4	0	0	0	0	3	1												
Inning Stats	R: 3 E: 0 K: 1 S: 13	H: 3 LOB: 1 BB: 1 P: 19	R: 0 E: 0 K: 3 S: 9	H: 0 LOB: 0 BB: 0 P: 14	R: 0 E: 0 K: 0 S: 9	H: 0 LOB: 1 BB: 1 P: 15	R: 1 E: 0 K: 0 S: 5	H: 1 LOB: 0 BB: 0 P: 7	R: 0 E: 0 K: 1 S: 9	H: 0 LOB: 2 BB: 1 P: 18	R: 0 E: 0 K: 0 S: 11	H: 2 LOB: 2 BB: 0 P: 10	R: 0 E: 0 K: 1 S: 9	H: 1 LOB: 2 BB: 1 P: 20	R: 1 E: 0 K: 1 S: 10	H: 2 LOB: 2 BB: 1 P: 20	1B: 4 2B: 3 HR: 2	SF: 0 SAC: 0 DP: 0 HBP: 0	WP: 0 PB: 1 SB: 2 CS: 1	PA: 38								
PITCHER	IP	WLS	BF	H	R	ER	SO	BB	IBB	HBP	BLK	WP	HR	S	P	ERA	WHIP											
35 Mike Mussina, R (1,1) ERA: 3.38	7.2		32	7	4	4	6	3	0	0	0	0	0	2	66	113	4.70	1.304										
Jesse Orosco, L (8,1) ERA: 7.57	0.1		1	0	0	0	1	0	0	0	0	0	0	4	7	0.00	0.000											
Armando Benitez, R (9,1) ERA: 3.11	0.2	L	5	2	1	1	1	0	1	0	0	0	0	10	20	13.50	3.000											

AB	33
R	5
H	9
RBI	5
BB	5
SO	8
LOB	14

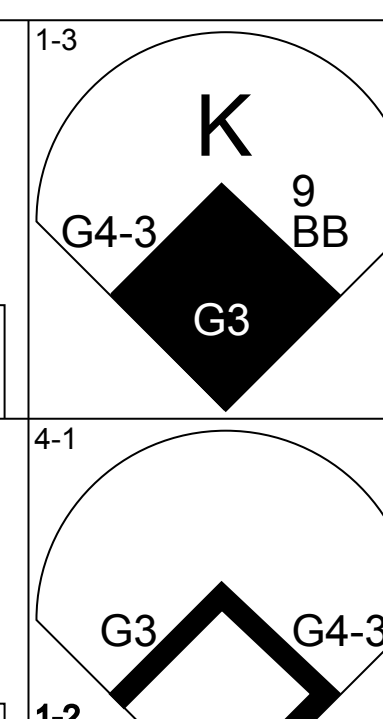
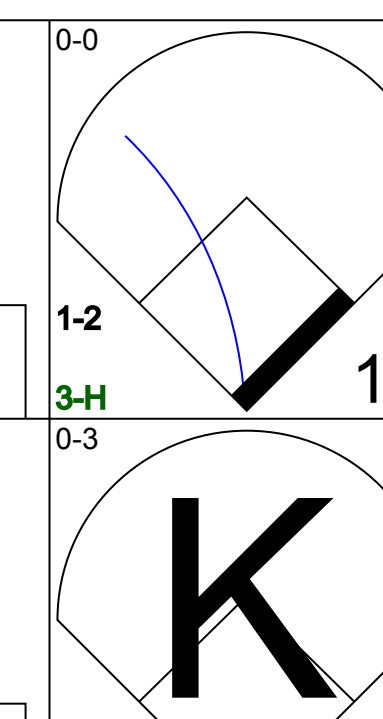
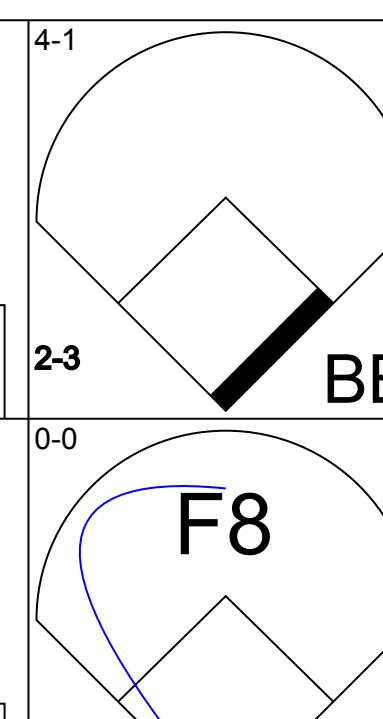
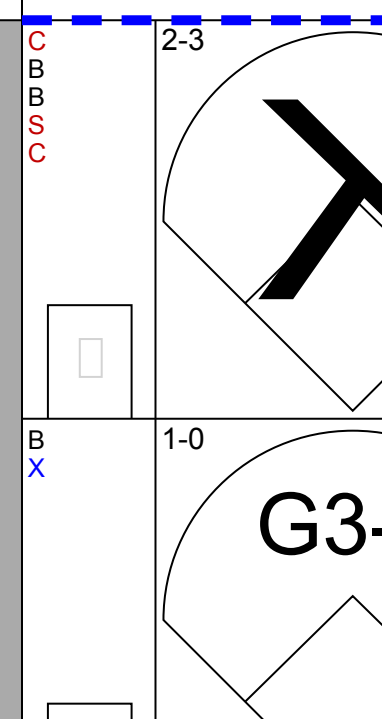
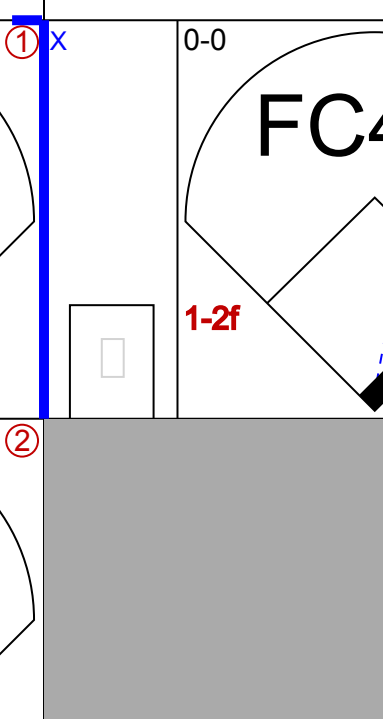
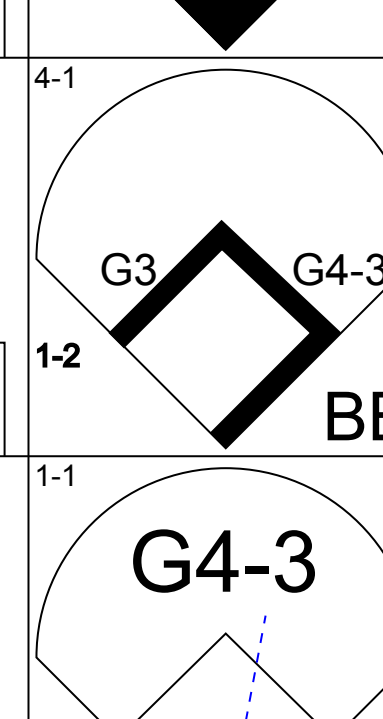
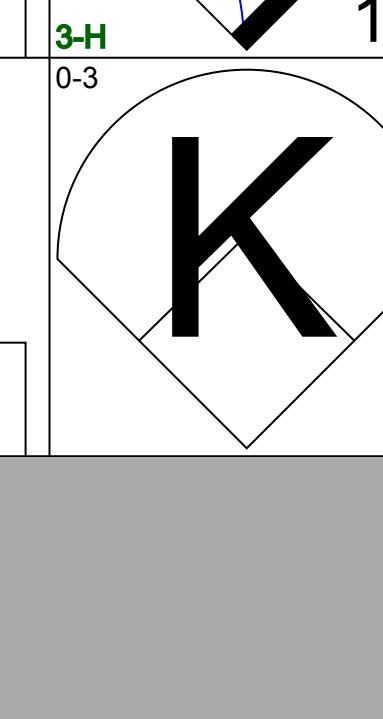
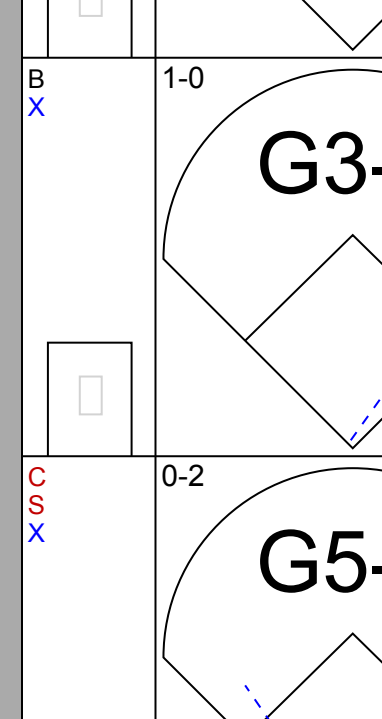
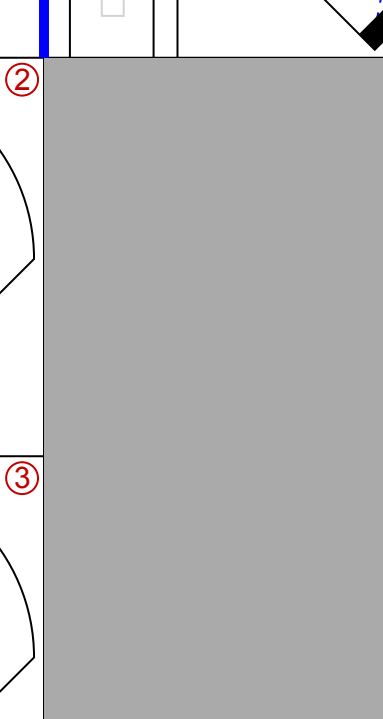
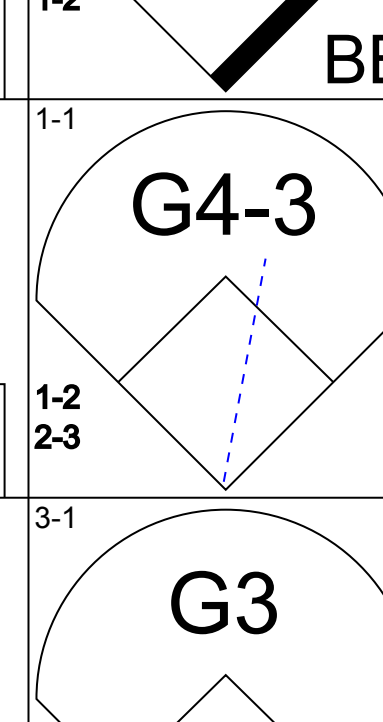


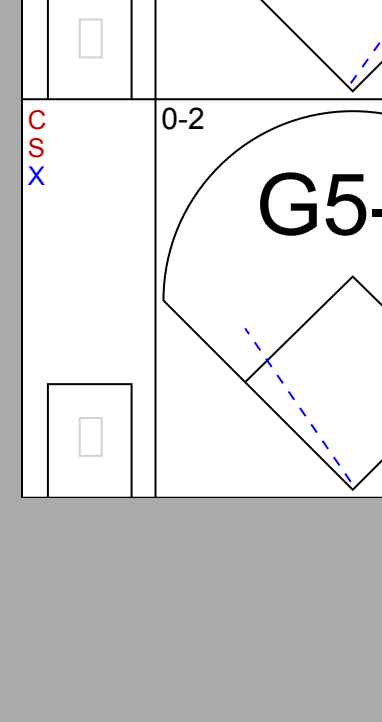
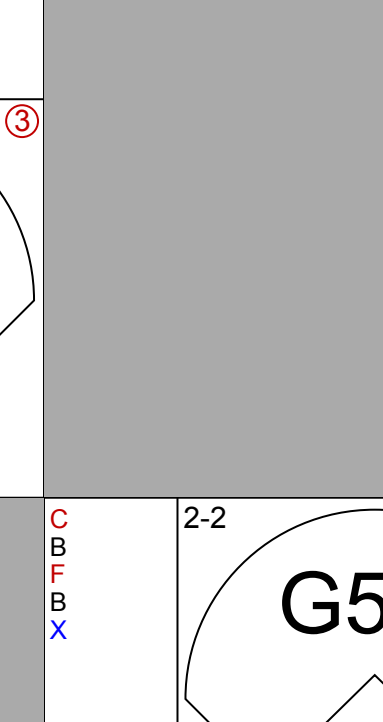
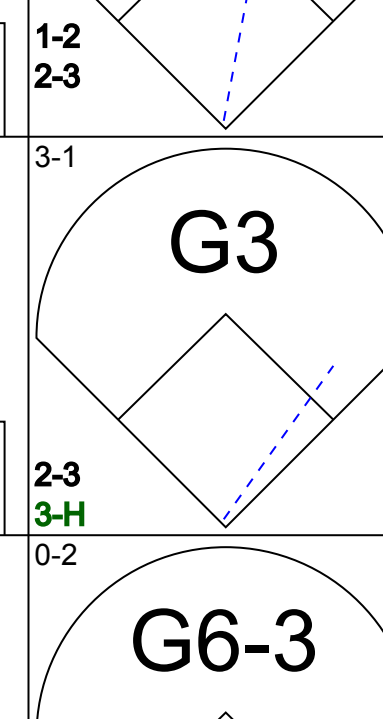
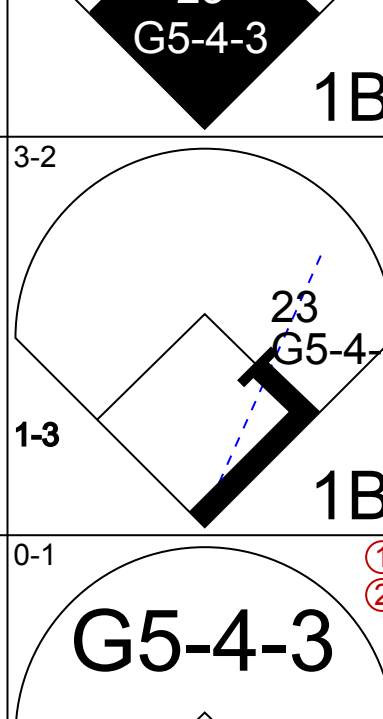
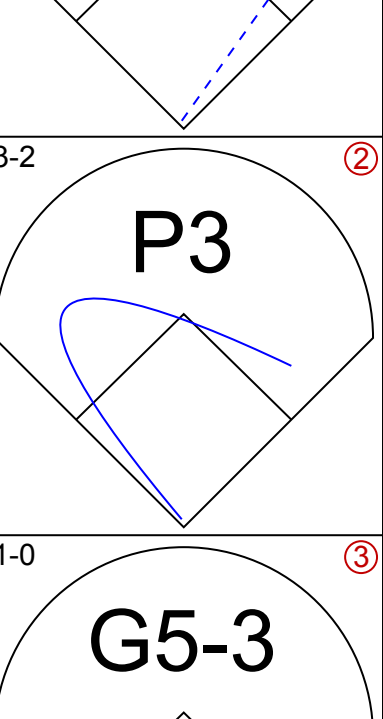
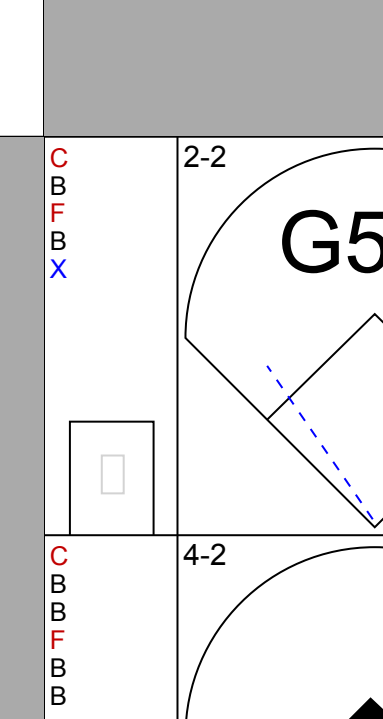
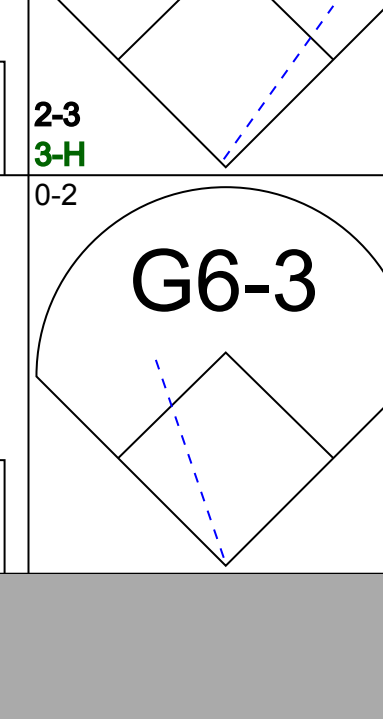
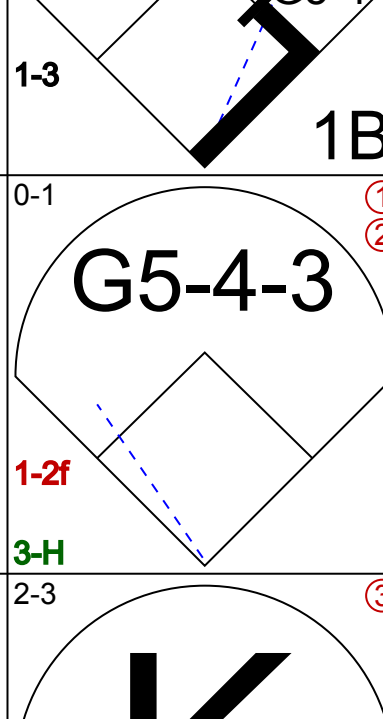

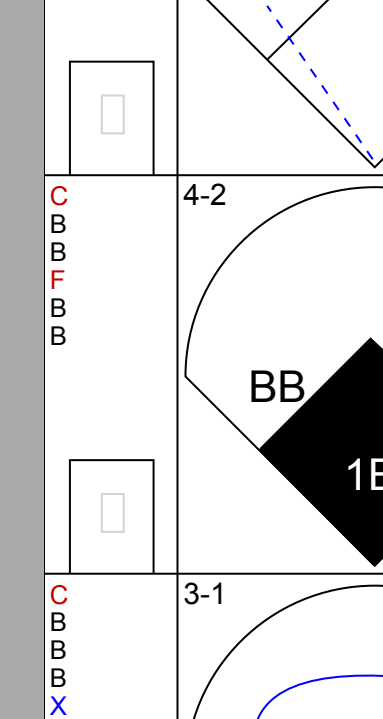
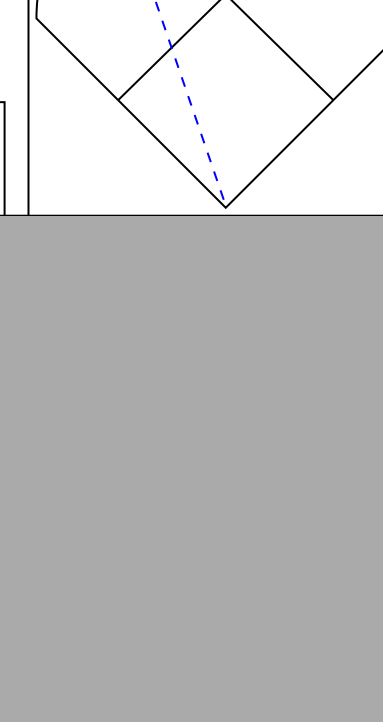
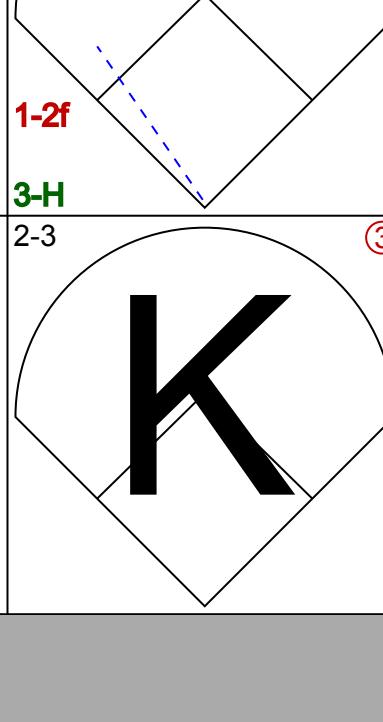
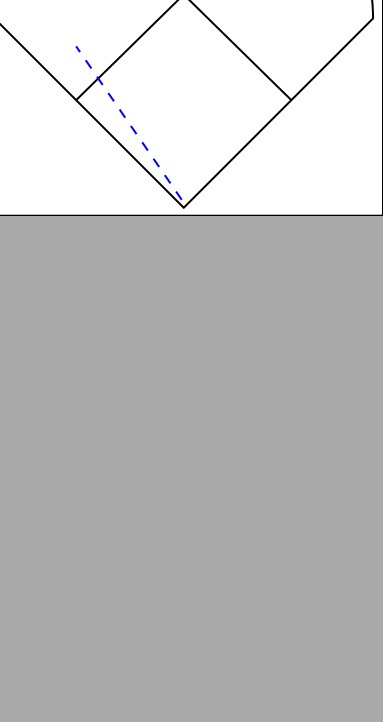

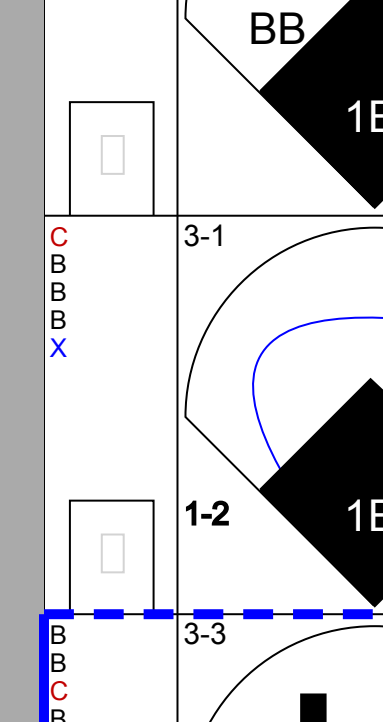

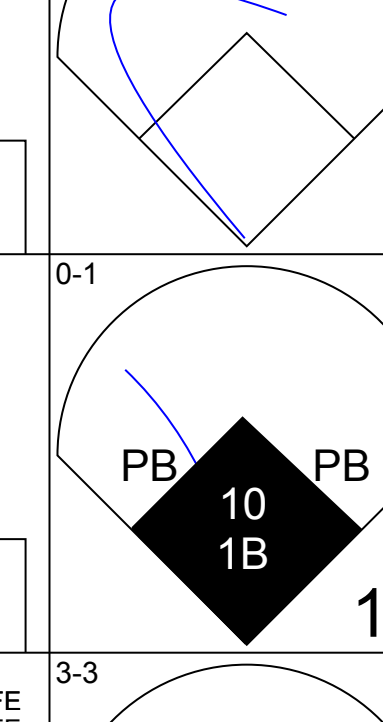
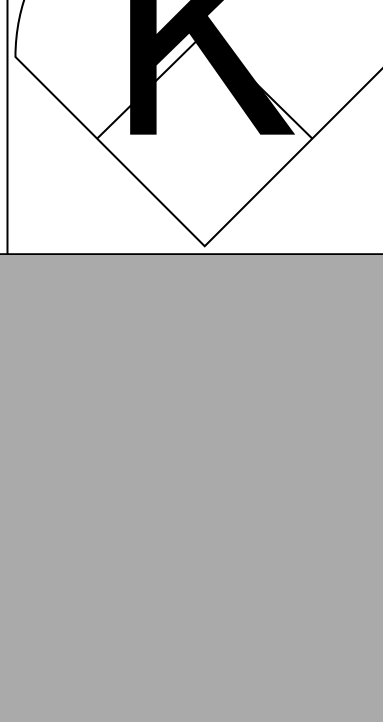

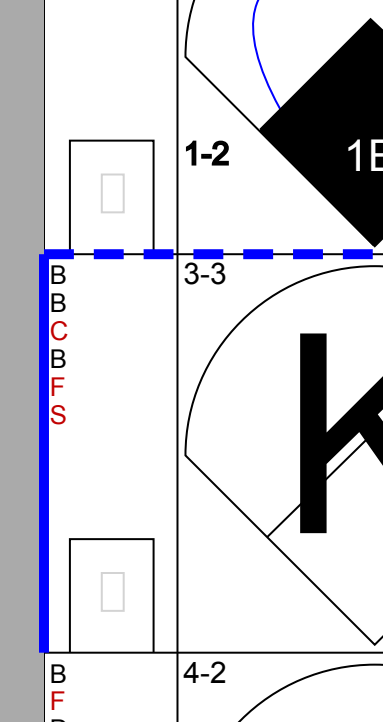
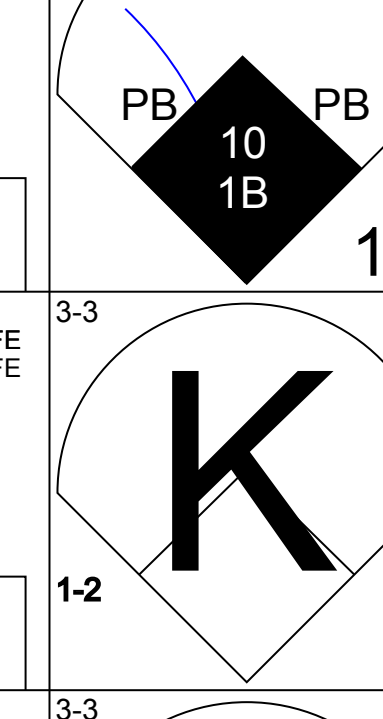

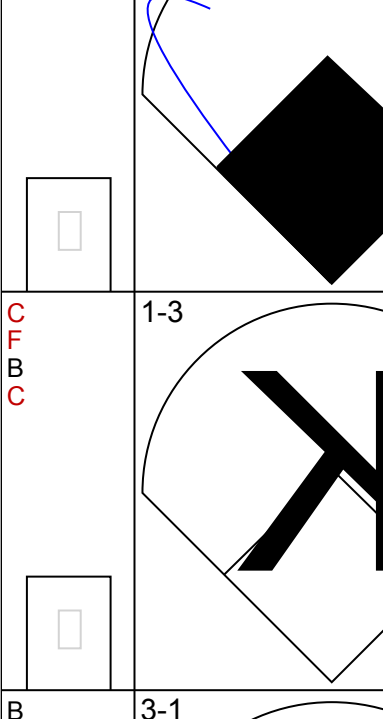

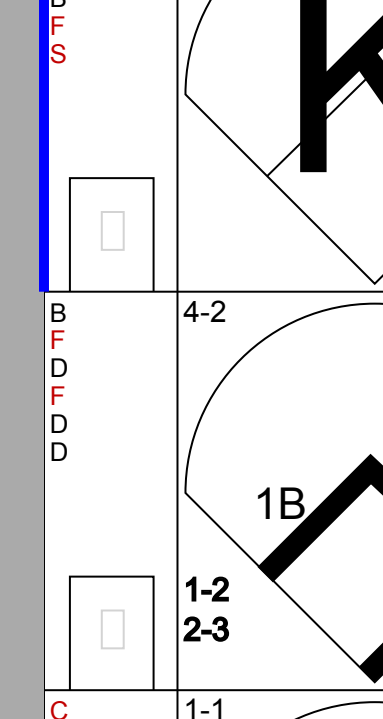
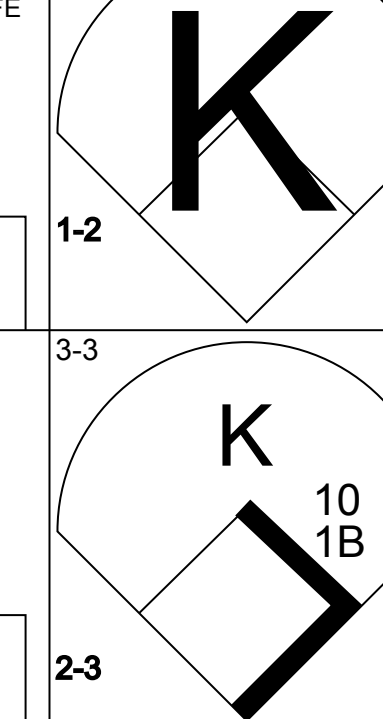
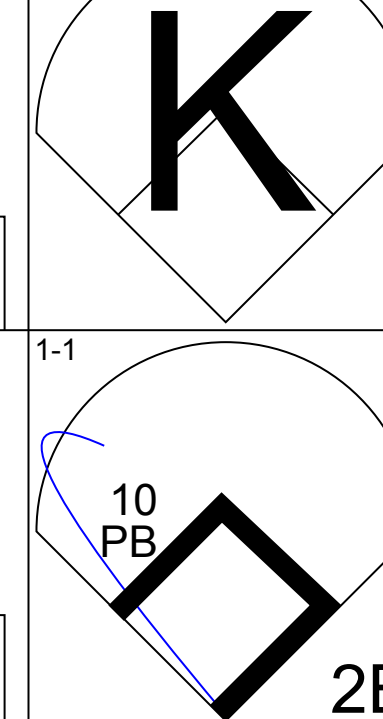
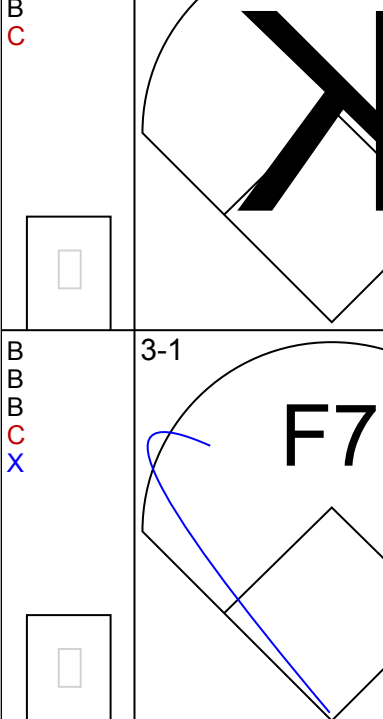
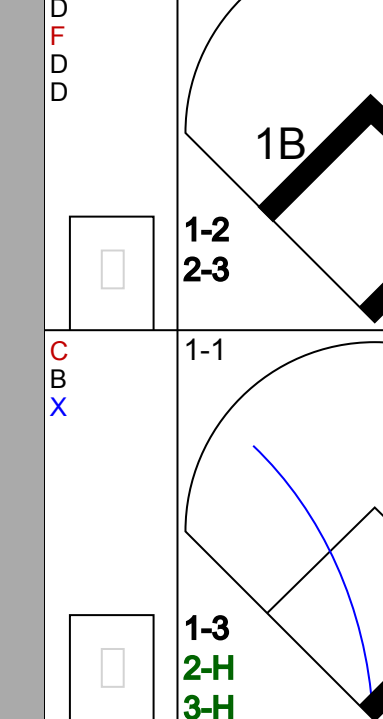
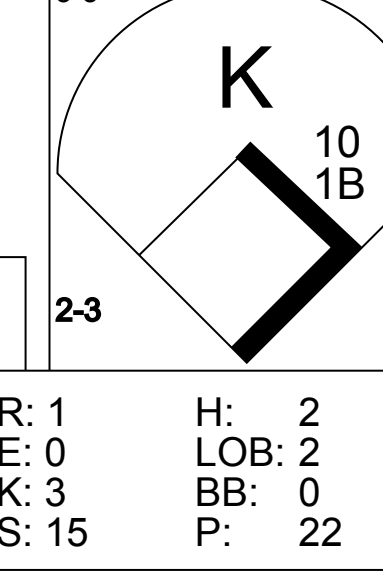
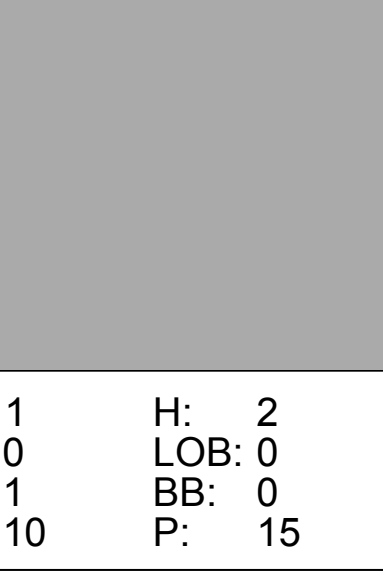
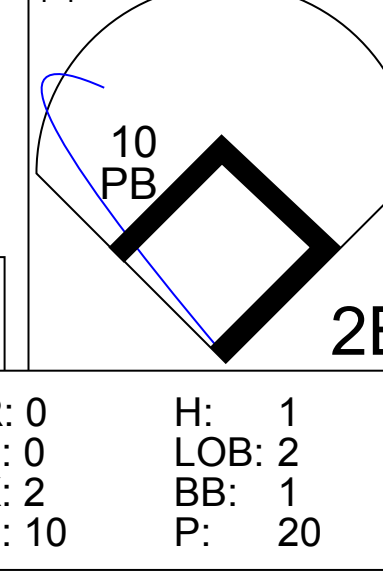
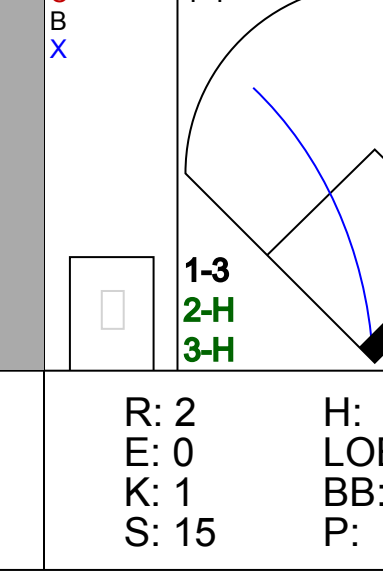
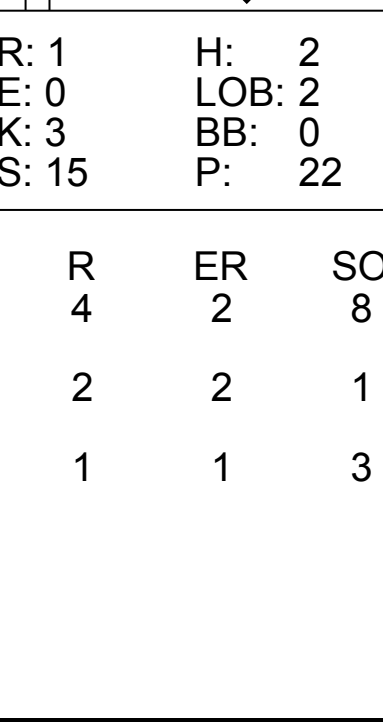
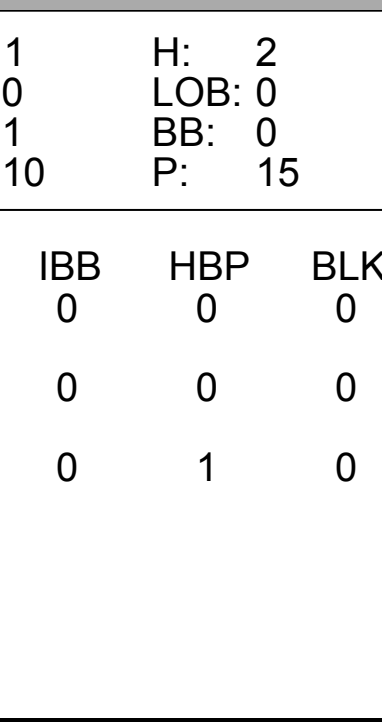
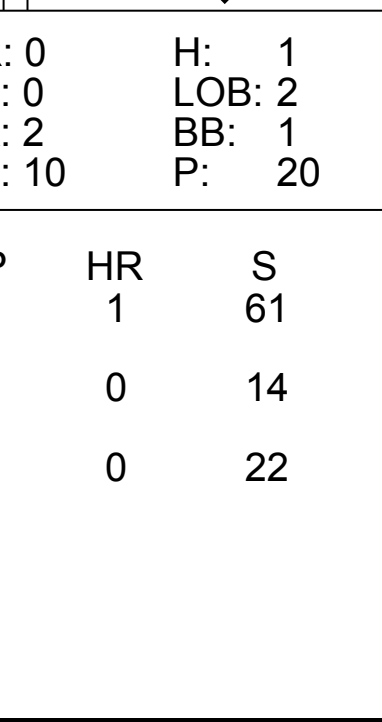
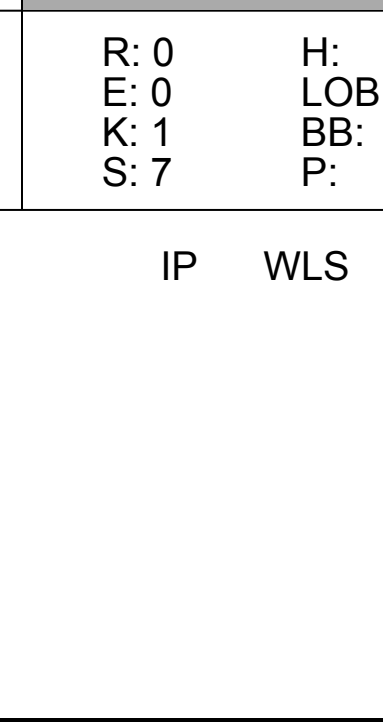







Batter	1	2	3	4	5	6	7	8	9	AB	R	H	RBI	BB	SO	LOB	TOP					
18 Johnny Damon, L OBP: 0.338, SLG: 0.422										6	0	1	0	0	2	1						
Todd Walker, L OBP: 0.333, SLG: 0.424										6	1	1	0	0	1	2						
Nomar Garciaparra, R OBP: 0.297, SLG: 0.276										3	2	2	1	1	0	0						
Manny Ramirez, R OBP: 0.423, SLG: 0.592										2	0	0	0	1	2	3						
Gabe Kapler, R OBP: 0.333, SLG: 0.372										1	2	1	1	1	0	0						
34 David Ortiz, L OBP: 0.367, SLG: 0.533										5	1	2	2	0	2	6						
Kevin Millar, R OBP: 0.357, SLG: 0.511										4	2	1	0	1	2	3						
Trot Nixon, L OBP: 0.410, SLG: 0.578										3	3	1	1	2	0	1						
Bill Mueller, S OBP: 0.403, SLG: 0.584										5	3	3	9	0	0	0						
Lou Collier, R OBP: 0.333, SLG: 0.372										0	0	0	0	0	0	0						
Doug Mirabeli, R OBP: 0.273, SLG: 0.398										5	0	2	0	0	1	0						
Inning Stats	R: 0 E: 0 K: 1 S: 7	H: 0 LOB: 0 BB: 0 P: 9	R: 0 E: 0 K: 1 S: 11	H: 1 LOB: 1 BB: 0 P: 18	R: 1 E: 0 K: 2 S: 17	H: 3 LOB: 3 BB: 0 P: 27	R: 1 E: 0 K: 1 S: 12	H: 2 LOB: 1 BB: 0 P: 21	R: 0 E: 0 K: 0 S: 14	H: 1 LOB: 2 BB: 1 P: 22	R: 0 E: 0 K: 0 S: 8	H: 0 LOB: 0 BB: 0 P: 12	R: 7 E: 0 K: 1 S: 22	H: 4 LOB: 3 BB: 3 P: 44	R: 5 E: 0 K: 2 S: 19	H: 3 LOB: 0 BB: 2 P: 34	R: 0 E: 0 K: 1 S: 7	H: 0 LOB: 0 BB: 0 P: 10	1B: 6 2B: 3 3B: 0 HR: 5	SF: 0 SAC: 0 DP: 0 HBP: 1	WP: 0 PB: 0 SB: 0 CS: 0	PA: 48
PITCHER	IP WLS BF H R ER SO BB IBB HBP BLK WP HR S P ERA WHIP																					
R.A. Dickey, R ERA: 4.97	(1, 1) 5.0 24 7 2 2 6 1 0 1 0 0 0 2 61 19 3.60 1.600																					
Erasmio Ramirez, L ERA: 4.95	(6, 1) 1.1 H 5 1 1 1 0 0 0 0 0 0 0 0 13 19 6.75 0.750																					
56 Rosman Garcia, R ERA: 5.5	(7, 1) 0.0 L 4 2 2 2 0 2 0 0 0 0 0 0 0 8 19 ∞ ∞																					
Aaron Fultz, L ERA: 5.48	(7, 1) 1.1 8 2 6 6 2 2 0 0 0 0 2 19 36 40.50 3.000																					
Jay Powell, R ERA: 8.93	(8, 1) 1.1 7 2 3 3 2 1 0 0 0 0 0 1 16 26 20.25 2.250																					

Boston Red Sox @ Texas Rangers
The Ballpark at Arlington, Arlington, TX
Tue Jul 29 2003, 8:05 PM EDT
Att: 24,632 - Sunny - 97 F

AB 41
R 14
H 14
RBI 14
BB 6
SO 10
LOB 16





Batter	1	2	3	4	5	6	7	8	9	AB	R	H	RBI	BB	SO	LOB	BOTTOM					
10 Michael Young, R OBP: 0.357, SLG: 0.467										3	1	1	1	1	2	0						
Laynce Nix, L OBP: 0.229, SLG: 0.304										4	0	0	0	1	2	4						
9 Hank Blalock, L OBP: 0.367, SLG: 0.522										4	1	1	0	0	0	2						
Alex Rodriguez, R OBP: 0.380, SLG: 0.541										4	1	1	0	0	0	2						
Donnie Sadler, R OBP: 0.323, SLG: 0.361										0	1	0	0	1	0	0						
Rafael Palmeiro, L OBP: 0.347, SLG: 0.478										5	0	1	1	0	0	2						
23 Mark Teixeira, S OBP: 0.333, SLG: 0.450										3	1	0	0	1	0	2						
Shane Spencer, R OBP: 0.324, SLG: 0.435										5	1	2	1	0	1	0						
Doug Glanville, R OBP: 0.294, SLG: 0.359										3	2	2	1	0	1	0						
21 Jason Jones, S OBP: 0.222, SLG: 0.313										2	0	0	0	0	2	4						
Marcus Thames, R OBP: 0.348, SLG: 0.368										3	0	0	0	1	3	1						
Einar Diaz, R OBP: 0.311, SLG: 0.360										4	0	2	2	0	1	1						
Inning Stats	R: 1 E: 0 K: 1 S: 11	H: 0 LOB: 1 BB: 1 P: 20	R: 1 E: 0 K: 3 S: 15	H: 2 LOB: 2 BB: 0 P: 22	R: 1 E: 0 K: 1 S: 10	H: 2 LOB: 0 BB: 0 P: 15	R: 0 E: 0 K: 2 S: 10	H: 1 LOB: 2 BB: 1 P: 20	R: 0 E: 0 K: 0 S: 6	H: 0 LOB: 0 BB: 0 P: 11	R: 1 E: 0 K: 1 S: 9	H: 1 LOB: 0 BB: 0 P: 14	R: 0 E: 0 K: 1 S: 7	H: 0 LOB: 0 BB: 0 P: 10	R: 2 E: 0 K: 1 S: 15	H: 2 LOB: 2 BB: 2 P: 32	R: 1 E: 0 K: 2 S: 14	H: 1 LOB: 2 BB: 1 P: 20	1B: 7 2B: 1 3B: 0 HR: 1	SF: 0 SAC: 0 DP: 1 HBP: 1	WP: 0 PB: 4 SB: 0 CS: 0	PA: 43
PITCHER	IP WLS BF H R ER SO BB IBB HBP BLK WP HR S P ERA WHIP																					
49 Tim Wakefield, R ERA: 4.16	(1, 1) 6.0 W 27 6 1 2 2 1 1 0 0 0 0 0 0 14 26 13.50 1.500																					
Alan Embree, L ERA: 4.29	(7, 1) 1.1 6 1 2 2 1 1 0 0 0 0 0 0 0 22 36 5.40 2.400																					
Chad Fox, R ERA: 4.5	(8, 1) 1.2 10 2 1 1 3 2 0 0 1 0 0 0 0 22 36 5.40 2.400																					

Boston Red Sox @ Texas Rangers
The Ballpark at Arlington, Arlington, TX
Tue Jul 29 2003, 8:05 PM EDT
Att: 24,632 - Sunny - 97 F

AB 37
R 7
H 9
RBI 6
BB 5
SO 12
LOB 18



Batter	1	2	3	4	5	6	7	8	9	AB	R	H	RBI	BB	SO	LOB	TOP					
18 Johnny Damon, L (1, 8) Lou Collier, R (8, 8)	1-1 CS 1B		1-2 G3		1-0 G3			2-1 P5		4	0	1	0	0	0	1	Boston Red Sox @ Texas Rangers The Ballpark at Arlington, Arlington, TX Wed Jul 30 2003, 8:05 PM EDT Att: 25,354 - Overcast - 93 F AB 30 R 2 H 7 RBI 2 BB 5 SO 6 LOB 12 					
Bill Mueller, S (1, 5) OBP: 0.404, SLG: 0.582	3-2 CS 1B			0-1 G4-3		4-1 BB		3-2 F8		3	0	1	0	1	0							
Todd Walker, L (1, 4) OBP: 0.332, SLG: 0.425	3-3 K			3-2 2B		0-0 G4-6-3		3-2 G1-3		4	0	1	0	0	1	2						
Manny Ramirez, R (1, 10) OBP: 0.421, SLG: 0.589		2-3 K		3-0 P3		1-3 K		3-2 1B		4	0	1	0	0	2	1						
34 David Ortiz, L (1, 3) OBP: 0.366, SLG: 0.527		4-2 BB		0-0 F7			1-0 P3	1-2 G4-6-3		3	0	0	0	1	0	2						
Kevin Millar, R (1, 7) OBP: 0.356, SLG: 0.507	2-1 F8				0-2 F8		3-3 K	4-2 BB		3	0	0	0	1	1	1						
Trot Nixon, L (1, 9) OBP: 0.414, SLG: 0.591	1-1 G4-3				1-0 HR		1-1 2B	4-2 BB		3	1	2	1	1	0	1						
Jason Varitek, S (1, 2) OBP: 0.355, SLG: 0.566			3-2 G4-3		4-1 BB		0-0 G4-3	2-3 K		3	0	0	0	1	1	3						
Damian Jackson, R (1, 6) OBP: 0.289, SLG: 0.311			1-3 K		1-1 F9			2-1 HR		3	1	1	1	0	1	1						
Inning Stats	R: 0 E: 0 K: 1 S: 11	H: 2 LOB: 1 BB: 0 P: 18	R: 0 E: 0 K: 1 S: 10	H: 0 LOB: 1 BB: 1 P: 19	R: 0 E: 0 K: 1 S: 11	H: 0 LOB: 0 BB: 0 P: 16	R: 0 E: 0 K: 0 S: 9	H: 1 LOB: 1 BB: 0 P: 15	R: 1 E: 0 K: 0 S: 8	H: 1 LOB: 1 BB: 1 P: 15	R: 0 E: 0 K: 1 S: 5	H: 0 LOB: 0 BB: 1 P: 10	R: 0 E: 0 K: 1 S: 7	H: 1 LOB: 1 BB: 0 P: 12	R: 1 E: 0 K: 0 S: 11	H: 1 LOB: 0 BB: 2 P: 21	R: 0 E: 0 K: 1 S: 14	H: 1 LOB: 2 BB: 2 P: 28	1B: 3 2B: 3 3B: 0 HR: 2	SF: 0 SAC: 0 DP: 3 HBP: 0	WP: 0 PB: 0 SB: 0 CS: 2	PA: 35
PITCHER	IP WLS BF H R ER SO BB IBB HBP BLK WP HR S P ERA WHIP																					
Robert Ellis, R (1, 1) ERA: 6.18	7.0 W 27 6 2 2 5 3 0 0 0 0 2 63 109 2.57 1.286																					
32 Ron Mahay, L (8, 1) ERA: 2.45	1.0 3 0 0 0 0 0 0 0 0 0 0 9 17 0.00 0.000																					
Francisco Cordero, R (9, 1) ERA: 3.07	1.0 5 1 0 0 1 2 0 0 0 0 0 0 14 28 0.00 3.000																					

Batter	1	2	3	4	5	6	7	8	9	AB	R	H	RBI	BB	SO	LOB	BOTTOM			
10 Michael Young, R (1, 4) OBP: 0.355, SLG: 0.463	1-2 G6-3		0-3 K		1-2 G6-3	3-1 F9	4-0 BB			4	0	0	0	1	1	0	Boston Red Sox @ Texas Rangers The Ballpark at Arlington, Arlington, TX Wed Jul 30 2003, 8:05 PM EDT Att: 25,354 - Overcast - 93 F AB 35 R 9 H 10 RBI 8 BB 5 SO 8 LOB 13 			
9 Hank Blalock, L (1, 5) OBP: 0.370, SLG: 0.529	4-1 S BB		0-2 F7		2-0 HR	4-0 BB	2-2 G4-3			3	1	1	1	2	0	2				
Alex Rodriguez, R (1, 6) OBP: 0.382, SLG: 0.541	3-3 K		1-1 23 HR 1B		2-2 21 BB 23 HBP BB	0-0 1B	1-2 1B	1-1 G5-3		5	2	3	0	0	1	1				
Rafael Palmeiro, L (1, 10) OBP: 0.345, SLG: 0.474	2-2 G3		1-0 23 HR 1B		3-3 K	3-1 P2		3-1 G4-3		5	1	1	0	0	1	4				
23 Mark Teixeira, S (1, 3) OBP: 0.340, SLG: 0.463		1-0 HR 1B	0-0 HR		1 SAFE 1 SAFE 1-2 HBP 21 BB	1-1 2B 1B		0-1 G6-3		4	3	3	3	0	0	0				
21 Jason Jones, S (1, 7) Ramon Nivar, R (9, 8) OBP: 0.227, SLG: 0.263	0-2 L9		1-1 P6		4-2 BB	1-1 F7				3	0	0	0	1	0	2				
Laynce Nix, L (1, 9) OBP: 0.269, SLG: 0.408	1 SAFE 1 SAFE 1-2 HR			1-2 K	4-1 BB	0-1 E				3	2	2	4	1	1	0				
Todd Greene, R (1, 2) OBP: 0.227, SLG: 0.384	2-3 K			0-0 L9	1-2 2-3 3-H BB	1-3 K				4	0	0	0	0	3	4				
Donnie Sadler, R (1, 8) OBP: 0.310, SLG: 0.345	3-2 G5-3			0-3 K		0-0 F9	2-1 E7			4	0	0	0	0	1	0				
Inning Stats	R: 0 E: 0 K: 1 S: 13	H: 0 LOB: 1 BB: 1 P: 23	R: 2 E: 0 K: 1 S: 13	H: 2 LOB: 0 BB: 0 P: 20	R: 3 E: 0 K: 1 S: 13	H: 3 LOB: 0 BB: 0 P: 16	R: 0 E: 0 K: 2 S: 7	H: 0 LOB: 0 BB: 0 P: 8	R: 2 E: 0 K: 0 S: 6	H: 2 LOB: 3 BB: 2 P: 43	R: 0 E: 0 K: 0 S: 6	H: 1 LOB: 2 BB: 1 P: 16	R: 2 E: 1 K: 1 S: 13	H: 2 LOB: 2 BB: 1 P: 24	R: 0 E: 0 K: 0 S: 6	H: 0 LOB: 0 BB: 0 P: 10	1B: 6 2B: 1 3B: 0 HR: 3	SF: 0 SAC: 0 DP: 0 HBP: 1	WP: 0 PB: 0 SB: 1 CS: 0	PA: 41
PITCHER	IP WLS BF H R ER SO BB IBB HBP BLK WP HR S P ERA WHIP																			
Ramiro Mendoza, R (1, 1) ERA: 6.89	4.1 L 21 1 0 0 2 1 0 0 0 0 3 55 81 14.54 1.846																			
Jason Shieff, R (5, 1) ERA: 4.63	1.2 10 1 0 0 2 3 0 1 0 0 0 19 45 0.00 2.400																			
Todd Jones, R (7, 1) ERA: 7.36	1.0 7 2 2 1 1 1 0 0 0 0 0 13 24 9.00 3.000																			
50 Mike Timlin, R (8, 1) ERA: 3.36	1.0 3 0 0 0 0 0 0 0 0 0 0 6 10 0.00 0.000																			

Batter	1	2	3	4	5	6	7	8	9	10	11	AB	R	H	RBI	BB	SO	LOB	TOP						
18 Johnny Damon, L (1.8) OBP: 0.338, SLG: 0.423	0-1 1B 3B		2-2 G3		4-2 WP 1B BB		1-3 K		3-3 K			4	1	1	0	1	2	1							
Todd Walker, L (1.4) OBP: 0.333, SLG: 0.425	2-3 K		1-1 FC6-4 1B		1-2 G5-4-3 1B		0-2 F8			1-0 G3		5	0	2	0	0	1	1							
Nomar Garciaparra, R (1.6) OBP: 0.366, SLG: 0.560	0-1 3B 1B		0-2 F9		2-2 G5-4-3		1-2 F8			2-2 G4-3		5	0	1	1	0	0	3							
Manny Ramirez, R (1.10) OBP: 0.422, SLG: 0.587 Damian Jackson, R (8. PR) OBP: 0.266, SLG: 0.308	1-2 P3		2-1 FC6-4			1-1 34 FC3-6 1B		4-2 CS BB		2-3 K		3	0	1	0	1	0	2							
34 David Ortiz, L (1.3) OBP: 0.369, SLG: 0.538 Kevin Millar, R (8. PH) OBP: 0.356, SLG: 0.507	4-0 BB 1-2 BB			0-0 HR		0-2 FC3-6 1B 1B		2-3 K			0-0 1B 1B	2	1	1	1	1	0	1							
Bill Mueller, S (1.5) OBP: 0.401, SLG: 0.576	2-3 K			3-2 F8		1-1 1B		0-0 F9			1-3 K	5	0	1	0	0	2	4							
Trot Nixon, L (1.9) OBP: 0.414, SLG: 0.598		3-1 P6		1-1 G4-3		2-1 1B			3-1 HR		1-0 F8	5	1	2	1	0	0	1							
Jason Varitek, S (1.2) OBP: 0.352, SLG: 0.559		3-3 K		1-2 G4-3		1-3 K			0-3 K		3-2 1B	5	0	1	0	0	3	3							
Gabe Kapler, R (1.7) Jeremy Giambi, L (9. PH) Lou Collier, R (9.7)		0-3 K				0-2 G5-3		0-3 K		0-1 18 CS 1B		3	0	0	0	0	2	3							
Inning Stats	R: 1 E: 0 K: 2 S: 13	H: 2 LOB: 2 BB: 1 P: 22	R: 0 E: 0 K: 2 S: 8	H: 0 LOB: 0 BB: 0 P: 14	R: 0 E: 0 K: 1 S: 10	H: 1 LOB: 1 BB: 0 P: 15	R: 1 E: 0 K: 0 S: 9	H: 1 LOB: 0 BB: 0 P: 14	R: 0 E: 0 K: 2 S: 15	H: 3 LOB: 3 BB: 0 P: 20	R: 0 E: 0 K: 1 S: 10	H: 0 LOB: 0 BB: 0 P: 12	R: 0 E: 0 K: 1 S: 6	H: 0 LOB: 1 BB: 1 P: 12	R: 1 E: 0 K: 2 S: 10	H: 2 LOB: 1 BB: 0 P: 16	R: 0 E: 0 K: 1 S: 7	H: 0 LOB: 0 BB: 0 P: 12	R: 0 E: 0 K: 1 S: 11	H: 2 LOB: 2 BB: 0 P: 16	1B: 9 2B: 2 3B: 1 HR: 2	SF: 0 SAC: 0 DP: 3 HBP: 0	WP: 1 PB: 0 SB: 0 CS: 2	PA: 45	
PITCHER	Colby Lewis, R (1.1) ERA: 7.89	IP: 6.0 WLS: 2 BF: 27	H: 8 R: 2 ER: 2 SO: 6	BB: 2 IBB: 0 HBP: 0 BLK: 0	WP: 0 HR: 0 S: 7 P: 104	ERA: 3.00 WHIP: 1.667	Erasmio Ramirez, L (11.1) ERA: 4.67	IP: 1.0 WLS: 0 BF: 5	H: 2 R: 0 ER: 0 SO: 1	BB: 0 IBB: 0 HBP: 0 BLK: 0	WP: 0 HR: 0 S: 11 P: 16	ERA: 0.00 WHIP: 2.000													

Boston Red Sox @ Texas Rangers
The Ballpark at Arlington, Arlington, TX
Thu Jul 31 2003, 8:05 PM EDT
Att: 27,108 - Sunny - 93 F

livebaseballscorecards.com

AB 42
R 3
H 12
RBI 3
BB 3
SO 12
LOB 22




Batter	1	2	3	4	5	6	7	8	9	10	11	AB	R	H	RBI	BB	SO	LOB	BOTTOM											
10 Michael Young, R (1.4) OBP: 0.351, SLG: 0.457	2-3 K		1 SAFE K		0-0 G5-3		1 SAFE SH1-3		0-3 K		3-3 K	5	0	0	0	0	4	3												
9 Hank Blalock, L (1.5) OBP: 0.312, SLG: 0.526	2-3 K		4-2 FC6-4 BB		2-2 1B		0-3 K			0-2 F9	4-1 HR BB	4	1	1	0	2	2	1												
Alex Rodriguez, R (1.6) OBP: 0.384, SLG: 0.546	2-2 G6-3		1-2 FC6-4		3-3 K		4-0 IBB			4-2 S BB	0-1 HR	4	1	1	4	2	1	3												
Rafael Palmeiro, L (1.10) OBP: 0.346, SLG: 0.470		2-2 G5-3		3-3 K		4-1 23 2B 1B BB		1-1 G4-3		4-1 IBB		3	1	0	0	2	1	2												
23 Mark Teixeira, S (1.3) OBP: 0.338, SLG: 0.463		1-1 G3		1-3 K		1-1 1B 2B		1-3 K		1-2 P5		5	1	1	0	0	2	2												
Laynce Nix, L (1.8) OBP: 0.281, SLG: 0.415		0-0 2B		4-0 2B BB		1-3 K		1-0 G5-3		1-2 G1-3		4	1	1	0	1	1	4												
Shane Spencer, R (1.9) OBP: 0.330, SLG: 0.440 Ramon Nivar, R (11. PR)		1-0 G5-3		2-1 2B		2-1 1B		2-3 K			4-1 FC1-5 1B BB	4	0	2	3	1	1	1												
21 Jason Jones, S (1.7) OBP: 0.240, SLG: 0.273 Donnie Sadler, R (7.8) OBP: 0.314, SLG: 0.348			1-2 9 BB 1B		0-0 P4		1-2 G6-3		3-2 G5-3		0-0 9 BB FC1-5 1B	3	0	1	0	0	0	1												
Einar Diaz, R (1.2) OBP: 0.309, SLG: 0.357			1-2 L4		1-2 P6		0-1 10 SH1-3 1B		1-2 F9		0-1 FC1-5 9 BB HR	5	1	1	0	0	0	3												
Inning Stats	R: 0 E: 0 K: 2 S: 9	H: 0 LOB: 0 BB: 0 P: 15	R: 0 E: 0 K: 0 S: 8	H: 1 LOB: 1 BB: 0 P: 12	R: 0 E: 0 K: 1 S: 16	H: 1 LOB: 1 BB: 0 P: 24	R: 1 E: 0 K: 2 S: 10	H: 1 LOB: 1 BB: 0 P: 20	R: 0 E: 0 K: 1 S: 14	H: 1 LOB: 2 BB: 1 P: 23	R: 0 E: 0 K: 2 S: 7	H: 0 LOB: 0 BB: 0 P: 11	R: 0 E: 0 K: 1 S: 11	H: 0 LOB: 0 BB: 0 P: 15	R: 0 E: 0 K: 0 S: 12	H: 0 LOB: 2 BB: 2 P: 22	R: 4 E: 0 K: 1 S: 11	H: 2 LOB: 1 BB: 2 P: 22	1B: 5 2B: 3 3B: 0 HR: 1	SF: 0 SAC: 1 DP: 0 HBP: 0	WP: 0 PB: 0 SB: 0 CS: 0	PA: 48								
PITCHER	Pedro Martinez, R (1.1) ERA: 2.42	IP: 6.0 WLS: 1 BF: 26	H: 6 R: 3 ER: 3 SO: 7	BB: 3 IBB: 0 HBP: 0 BLK: 0	WP: 0 HR: 0 S: 68 P: 111	ERA: 4.50 WHIP: 1.500	50 Mike Timlin, R (7.1) ERA: 3.34	IP: 0.1 WLS: 2 BF: 1	H: 1 R: 0 ER: 0 SO: 0	BB: 0 IBB: 0 HBP: 0 BLK: 0	WP: 0 HR: 0 S: 3 P: 3	ERA: 0.00 WHIP: 3.000	Scott Sauerbeck, L (7.1) ERA: 3.8	IP: 0.2 WLS: 3 BF: 0	H: 0 R: 0 ER: 0 SO: 1	BB: 0 IBB: 1 HBP: 0 BLK: 0	WP: 0 HR: 0 S: 5 P: 10	ERA: 0.00 WHIP: 0.000	Byung-Hyun Kim, R (8.1) ERA: 3.36	IP: 3.0 WLS: 11 BF: 0	H: 0 R: 0 ER: 0 SO: 3	BB: 1 IBB: 1 HBP: 0 BLK: 0	WP: 0 HR: 0 S: 30 P: 48	ERA: 0.00 WHIP: 0.333	Todd Jones, R (11.1) ERA: 7.96	IP: 0.2 WLS: 6 BF: 2	H: 4 R: 4 ER: 4 SO: 1	BB: 2 IBB: 0 HBP: 0 BLK: 0	WP: 0 HR: 1 S: 11 P: 22	ERA: 54.00 WHIP: 6.000

Boston Red Sox @ Texas Rangers
The Ballpark at Arlington, Arlington, TX
Thu Jul 31 2003, 8:05 PM EDT
Att: 27,108 - Sunny - 93 F


livebaseballscorecards.com

AB 39
R 7
H 9
RBI 7
BB 8
SO 12
LOB 20



Batter	1	2	3	4	5	6	7	8	9	AB	R	H	RBI	BB	SO	LOB	TOP										
18 Johnny Damon, L (1, 8) OBP: 0.339, SLG: 0.431	G3		1-2 1B			1-2 G4-3			1-0 HR	4	1	2	1	0	0	0	Boston Red Sox @ Baltimore Orioles Oriole Park at Camden Yards, Baltimore, MD Fri Aug 01 2003, 7:05 PM EDT Att: 41,188 - Cloudy - 77 F										
Todd Walker, L (1, 4) OBP: 0.330, SLG: 0.421	F7		1-3 K			1-0 G3			1-0 G4-3	4	0	0	0	0	1	2											
Nomar Garciaparra, R (1, 6) OBP: 0.363, SLG: 0.555	P3				1-2 F9		2-1 F8		1-3 K	4	0	0	0	0	1	0											
Manny Ramirez, R (1, 10) OBP: 0.420, SLG: 0.582		2-3 K			2-3 K		4-1 BB		0-0 G4-3	3	0	0	0	1	2	0											
Trot Nixon, L (1, 9) OBP: 0.411, SLG: 0.592	F8				0-2 L9		3-1 P2			3	0	0	0	0	0	1											
Kevin Millar, R (1, 3) OBP: 0.356, SLG: 0.506	L7				2-0 G6-4-3 1B		3-3 K			3	0	1	0	0	1	1											
Jason Varitek, S (1, 2) OBP: 0.352, SLG: 0.557			3-2 1B 1B		1-1 F7			1-2 F7		3	0	1	0	0	0	1											
Jeremy Giambi, L (1, 7) OBP: 0.342, SLG: 0.354			2-3 K		0-0 G6-4-3			1-3 K		3	0	0	0	0	2	2											
Damian Jackson, R (1, 5) OBP: 0.280, SLG: 0.301			2-1 P3			0-1 L7		1-2 F8		2	0	0	0	0	0	1											
34 David Ortiz, L (8, PH) OBP: 0.368, SLG: 0.536										1	0	0	0	0	0	0											
Lou Collier, R (8, 5)										0	0	0	0	0	0	0											
Inning Stats	R: 0 E: 0 K: 0 S: 7	H: 0 LOB: 0 BB: 0 P: 11	R: 0 E: 0 K: 1 S: 7	H: 0 LOB: 0 BB: 0 P: 13	R: 0 E: 0 K: 2 S: 17	H: 2 LOB: 2 BB: 0 P: 26	R: 0 E: 0 K: 1 S: 10	H: 0 LOB: 0 BB: 0 P: 13	R: 0 E: 0 K: 0 S: 4	H: 1 LOB: 0 BB: 0 P: 7	R: 0 E: 0 K: 0 S: 7	H: 0 LOB: 1 BB: 0 P: 9	R: 0 E: 0 K: 1 S: 8	H: 0 LOB: 1 BB: 1 P: 20	R: 0 E: 0 K: 1 S: 10	H: 0 LOB: 0 BB: 0 P: 13	R: 1 E: 0 K: 1 S: 6	H: 1 LOB: 0 BB: 0 P: 9	1B: 3 2B: 0 3B: 0 HR: 1	SF: 0 SAC: 0 DP: 1 HBP: 0	WP: 0 PB: 0 SB: 0 CS: 0	PA: 31					
PITCHER	IP	WLS	BF	H	R	ER	SO	BB	IBB	HBP	BLK	WP	HR	S	P	ERA	WHIP										
Pat Hentgen, R (1, 1) ERA: 4.6	8.0	W	28	4	1	1	6	1	0	0	0	0	1	71	114	1.12	0.625										
Jorge Julio, R (9, 1) ERA: 3.59	1.0	S	3	0	0	0	1	0	0	0	0	0	0	5	7	0.00	0.000										


Batter	1	2	3	4	5	6	7	8	9	AB	R	H	RBI	BB	SO	LOB	BOTTOM										
1 Brian Roberts, S (1, 4) OBP: 0.349, SLG: 0.381	G4-3		0-0 G4-6-3			2-1 G4-3			3-2 F8	4	0	0	0	0	0	2	Boston Red Sox @ Baltimore Orioles Oriole Park at Camden Yards, Baltimore, MD Fri Aug 01 2003, 7:05 PM EDT Att: 41,188 - Cloudy - 77 F										
Luis Matos, R (1, 8) OBP: 0.370, SLG: 0.475	P4			1-1 G4-3 1B		3-1 F7		0-0 G1-3	4	0	1	0	0	0	0												
Jeff Conine, R (1, 3) OBP: 0.343, SLG: 0.488	G5-3			0-2 G4-3		3-2 3B 1B		0-0 G1-3 1B	4	0	2	0	0	0	1												
31 Jay Gibbons, L (1, 9) OBP: 0.353, SLG: 0.493		2-0 F8		0-2 1B 2B		1-0 G1-6-3 1B		1-3 K	4	1	2	0	0	1	1												
Tony Batista, R (1, 5) OBP: 0.286, SLG: 0.424		4-1 FC4-6 BB		2-0 1B 1B		1-1 G1-6-3		1-2 G6-3	3	0	1	1	1	0	3												
Larry Bigbie, L (1, 7) OBP: 0.330, SLG: 0.373		1-0 FC4-6		0-0 FC5-4 1B			1-0 SH1-4 1B 2B		1-2 G6-3	3	1	2	0	0	1												
Deivi Cruz, R (1, 10) OBP: 0.279, SLG: 0.432		2-2 P3		2-0 FC5-4			1-0 SH1-4			2	0	0	0	0	3												
Brook Fordyce, R (1, 2) OBP: 0.313, SLG: 0.330			4-1 FC5-4 BB		1-2 L4		0-0 S 1B			2	0	1	1	1	0	0											
Jose Morban, S (1, 6) OBP: 0.259, SLG: 0.292			1-2 FC5-4		2-0 G4-3		3-H P5			3	0	0	0	0	2												
Inning Stats	R: 0 E: 0 K: 0 S: 7	H: 0 LOB: 0 BB: 0 P: 13	R: 0 E: 1 K: 0 S: 7	H: 0 LOB: 1 BB: 1 P: 16	R: 0 E: 0 K: 0 S: 5	H: 0 LOB: 0 BB: 1 P: 10	R: 1 E: 0 K: 0 S: 12	H: 4 LOB: 2 BB: 0 P: 17	R: 0 E: 0 K: 0 S: 7	H: 0 LOB: 0 BB: 0 P: 12	R: 0 E: 0 K: 0 S: 9	H: 2 LOB: 1 BB: 0 P: 17	R: 1 E: 0 K: 0 S: 7	H: 2 LOB: 1 BB: 0 P: 13	R: 0 E: 0 K: 1 S: 10	H: 1 LOB: 1 BB: 0 P: 12	1B: 6 2B: 3 3B: 0 HR: 0	SF: 0 SAC: 1 DP: 3 HBP: 0	WP: 0 PB: 0 SB: 2 CS: 0	PA: 32							
PITCHER	IP	WLS	BF	H	R	ER	SO	BB	IBB	HBP	BLK	WP	HR	S	P	ERA	WHIP										
John Burkett, R (1, 1) ERA: 4.86	7.0	L	28	8	2	2	0	2	0	0	0	0	0	10	12	0.00	1.429										
Scott Williamson, R (8, 1) ERA: 3.12	1.0		4	1	0	0	1	0	0	0	0	0	0	10	12	0.00	1.000										

Batter	1	2	3	4	5	6	7	8	9	AB	R	H	RBI	BB	SO	LOB	TOP			
18 Johnny Damon, L (1, 8) OBP: 0.340, SLG: 0.432	2-1 G4-3 S 1B	1-2 F8					2-2 G6-3			4	1	2	0	0	0	2				
Todd Walker, L (1, 4) OBP: 0.327, SLG: 0.417	0-2 F8		2-2 P6			0-0 F7	1-0 G3			4	0	0	0	0	0	2				
Nomar Garciaparra, R (1, 6) OBP: 0.363, SLG: 0.599	2-2 G4-3		1-1 G6-3			1-0 HR	0-0 F8			4	1	1	2	0	0	1				
Manny Ramirez, R (1, 10) OBP: 0.421, SLG: 0.580	2-0 HBP		3-3 K			0-1 1B		2-2 G5-3		3	0	1	0	0	1	0				
34 David Ortiz, L (1, 3) OBP: 0.363, SLG: 0.528	1-2 F8			2-2 G3		2-1 G3		0-1 G3-1		4	0	0	0	0	0	3				
Kevin Millar, R (1, 7)		0-2 S 1B		1-3 K		1-1 F8		1-2 K		4	0	1	0	0	2	0				
Trot Nixon, L (1, 9)		2-3 K		0-1 1B		1-3 K		3-2 G3		4	0	1	0	0	2	1	AB 33			
Jason Varitek, S (1, 2)		4-2 BB		0-0 G3		4-2 BB		0-2 G6-3		2	0	0	0	2	0	1	R 2			
Damian Jackson, R (1, 5)		1-1 P4		1-3 K		2-3 K		3-2 G5-3		4	0	0	0	0	2	3	H 6			
																	RBI 2			
																	BB 2			
																	SO 7			
																	LOB 13			
																				
Inning Stats	R: 0 E: 0 K: 0 S: 11	H: 1 LOB: 2 BB: 0 P: 18	R: 0 E: 0 K: 1 S: 17	H: 1 LOB: 2 BB: 1 P: 25	R: 0 E: 0 K: 1 S: 9	H: 0 LOB: 0 BB: 0 P: 15	R: 0 E: 0 K: 1 S: 9	H: 1 LOB: 1 BB: 0 P: 12	R: 2 E: 0 K: 2 S: 13	H: 3 LOB: 1 BB: 0 P: 19	R: 0 E: 0 K: 0 S: 5	H: 0 LOB: 0 BB: 0 P: 8	R: 0 E: 0 K: 1 S: 9	H: 0 LOB: 0 BB: 0 P: 12	R: 0 E: 0 K: 0 S: 11	H: 0 LOB: 0 BB: 0 P: 17	1B: 5 2B: 0 3B: 0 HR: 1	SF: 0 SAC: 0 DP: 0 HBP: 1	WP: 0 PB: 0 SB: 2 CS: 0	PA: 36
PITCHER	IP WLS BF H R ER SO BB IBB HBP BLK WP HR S P ERA WHIP																			
Rodrigo Lopez, R (1, 1) ERA: 5.82	6.0 W 27 6 2 2 6 2 0 0 0 0 0 1 77 115 3.00 1.333																			
Buddy Groom, L (7, 1) ERA: 5.93	0.2 2 0 0 0 0 0 0 0 0 0 0 0 4 7 0.00 0.000																			
Hector Carrasco, R (7, 1) ERA: 4.32	1.1 4 0 0 0 1 0 0 0 0 0 0 0 10 13 0.00 0.000																			
Eric DuBose, L (9, 1) ERA: 1.54	1.0 3 0 0 0 0 0 0 0 0 0 0 0 11 17 0.00 0.000																			

Boston Red Sox @ Baltimore Orioles
 Oriole Park at Camden Yards, Baltimore, MD
 Sat Aug 02 2003, 7:05 PM EDT
 Att: 49,334 - Cloudy - 90 F

AB 33
 R 2
 H 6
 RBI 2
 BB 2
 SO 7
 LOB 13



Batter	1	2	3	4	5	6	7	8	9	AB	R	H	RBI	BB	SO	LOB	BOTTOM			
1 Brian Roberts, S (1, 4) OBP: 0.350, SLG: 0.381	2-1 F7	1-2 G3-1								5	1	2	1	0	1	1				
Luis Matos, R (1, 8) OBP: 0.397, SLG: 0.482	1-3 K		0-1 G5-3			1-3 K		1-2 FC6-4 1B		5	2	1	2	0	2	1				
Jeff Conine, R (1, 3) OBP: 0.346, SLG: 0.489	2-1 31 2B 31 E 1B		0-1 G1-3					1-1 31 2B 1B		5	3	3	0	0	0	0				
31 Jay Gibbons, L (1, 9) OBP: 0.361, SLG: 0.505	1-1 E2 1H 2B		4-1 BB			1-0 SH1-4 1B	0-1 1B E 2B	0-0 1B 2B		4	2	4	1	1	0	0				
Tony Batista, R (1, 5) OBP: 0.288, SLG: 0.422	4-0 BB		1-0 F8			2-2 G5-3 1B	1-0 P3	2-0 G5-3		4	1	1	1	1	0	4				
Larry Bigbie, L (1, 7) OBP: 0.337, SLG: 0.379	2-1 F7			3-3 K		0-1 SH1-4	2-2 E	0-0 FC6-4 1B		4	0	2	1	0	1	2				
Deivi Cruz, R (1, 6) OBP: 0.280, SLG: 0.430		0-0 G6-3		0-1 G6-4-3 1B		4-0 G5-3 1B IBB	1-1 E5	3-0 FC6-4		4	1	1	1	1	0	3	AB 39			
Brook Fordyce, R (1, 2) OBP: 0.311, SLG: 0.328		2-1 FC5-4 1B		1-0 G6-4-3		1-2 G5-3	1-2 L7			4	0	1	1	0	0	5	R 11			
Jose Morban, S (1, 10) OBP: 0.258, SLG: 0.286		1-2 FC5-4 1S			1-2 G6-3	1-1 G6-3	1-3 K			4	1	1	2	0	1	3	H 16			
																	RBI 10			
																	BB 3			
																	SO 5			
																	LOB 19			
																				
Inning Stats	R: 1 E: 1 K: 1 S: 11	H: 2 LOB: 2 BB: 1 P: 23	R: 0 E: 0 K: 0 S: 9	H: 1 LOB: 0 BB: 0 P: 14	R: 0 E: 0 K: 0 S: 6	H: 0 LOB: 1 BB: 1 P: 11	R: 0 E: 0 K: 1 S: 7	H: 1 LOB: 0 BB: 0 P: 11	R: 0 E: 0 K: 2 S: 11	H: 0 LOB: 0 BB: 0 P: 14	R: 7 E: 0 K: 0 S: 19	H: 6 LOB: 0 BB: 1 P: 30	R: 1 E: 1 K: 1 S: 15	H: 2 LOB: 2 BB: 0 P: 23	R: 2 E: 0 K: 0 S: 11	H: 4 LOB: 2 BB: 0 P: 15	1B: 12 2B: 3 3B: 0 HR: 1	SF: 0 SAC: 1 DP: 1 HBP: 0	WP: 0 PB: 0 SB: 1 CS: 0	PA: 43
PITCHER	IP WLS BF H R ER SO BB IBB HBP BLK WP HR S P ERA WHIP																			
Derek Lowe, R (1, 1) ERA: 4.96	5.2 L 27 6 6 5 4 2 0 0 0 0 0 0 1 6 8 54.00 6.000																			
50 Mike Timlin, R (6, 1) ERA: 3.62	0.1 3 2 2 2 0 0 0 0 0 0 0 0 1 6 8 54.00 6.000																			
Todd Jones, R (7, 1) ERA: 7.98	1.0 6 2 1 1 1 0 0 0 0 0 0 0 15 23 9.00 2.000																			
Ramiro Mendoza, R (8, 1) ERA: 7.07	1.0 7 4 2 2 0 0 0 0 0 0 0 0 11 15 18.00 4.000																			

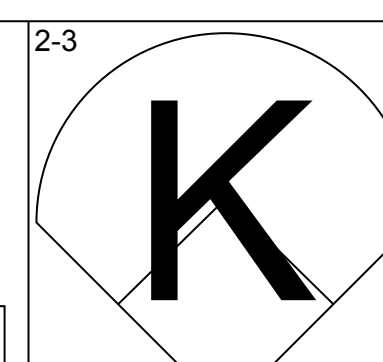
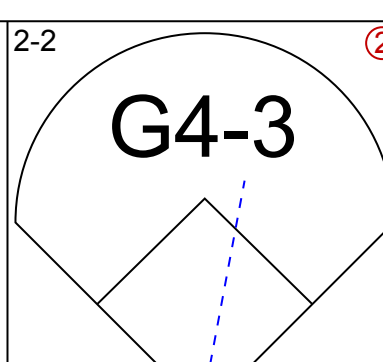
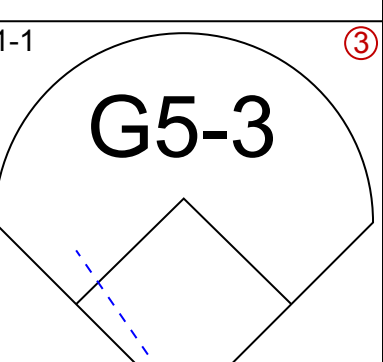
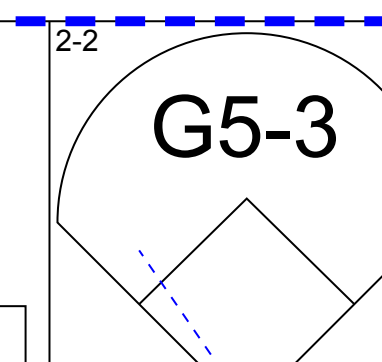
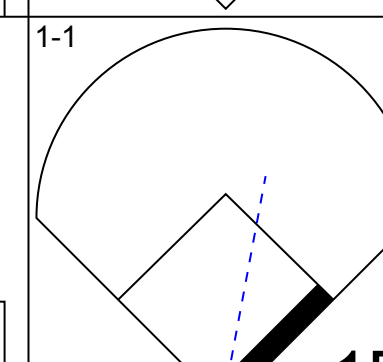
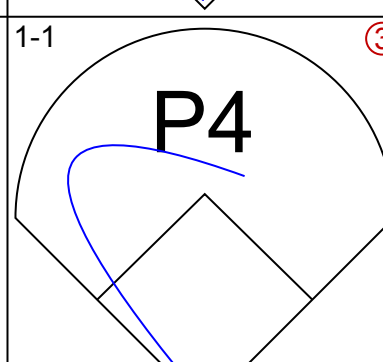
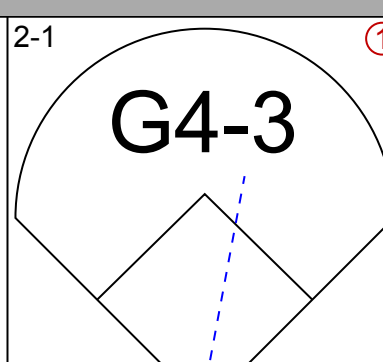
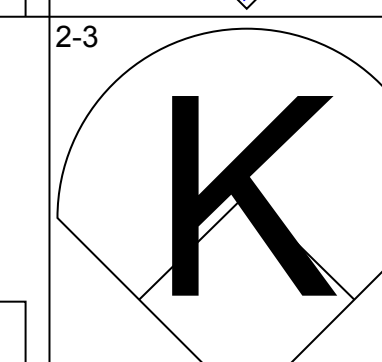
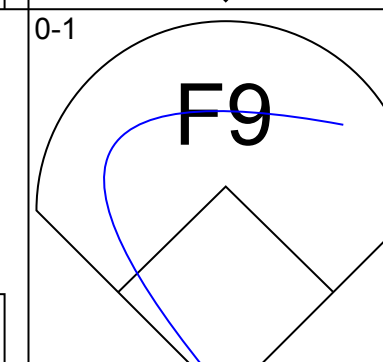
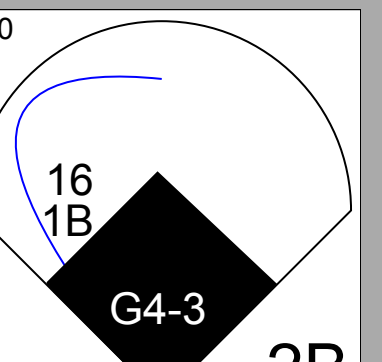
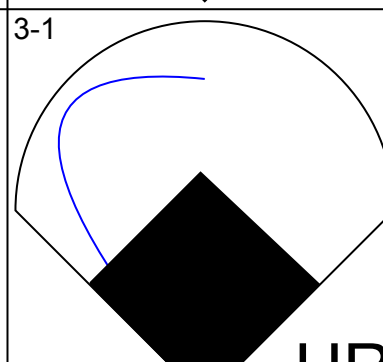
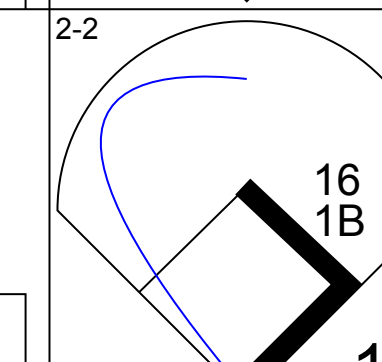
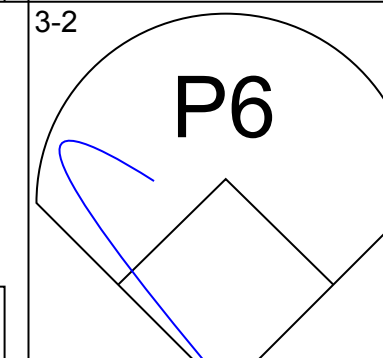
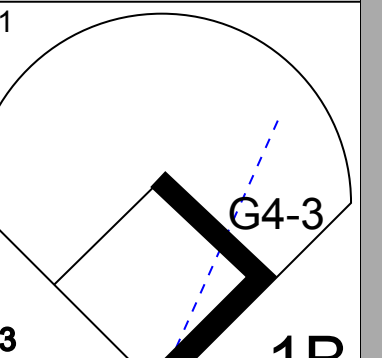
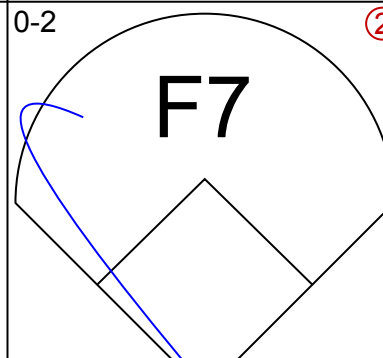
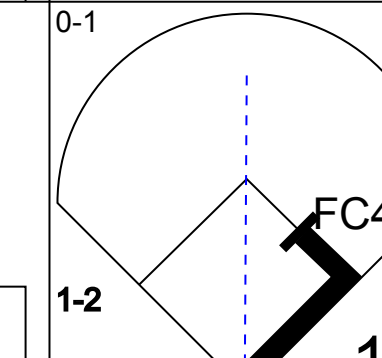
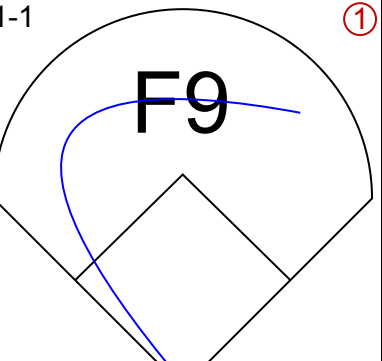
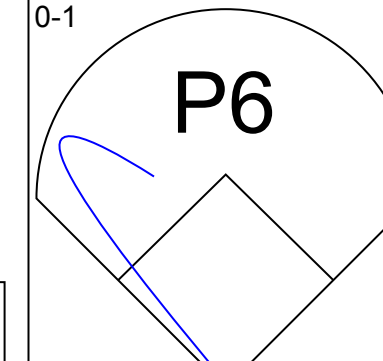
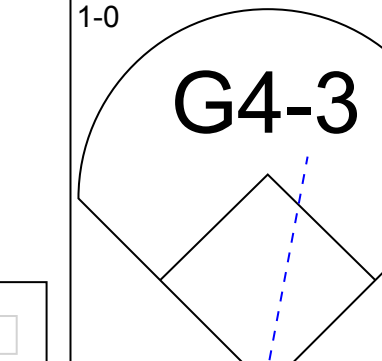
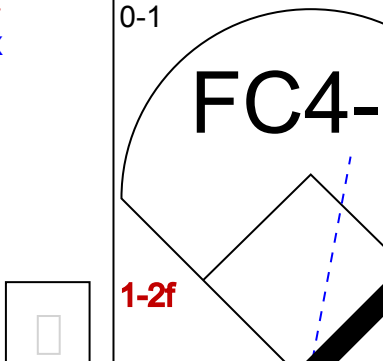

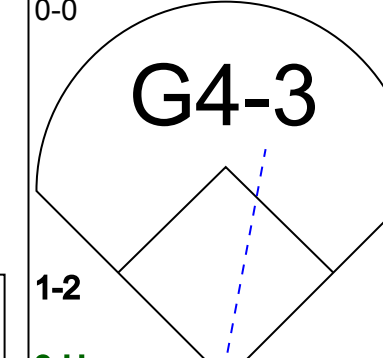
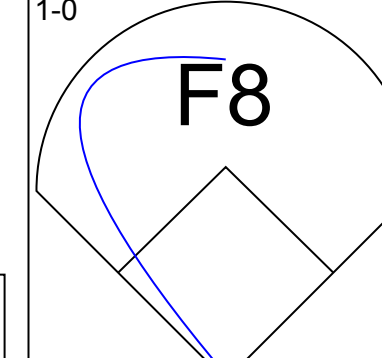
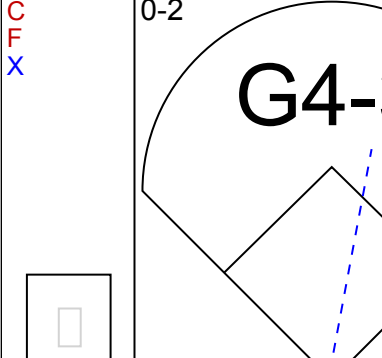

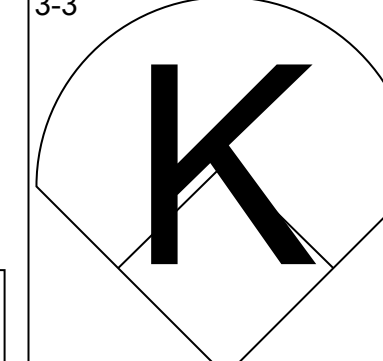
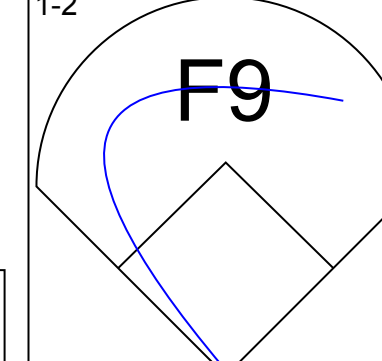
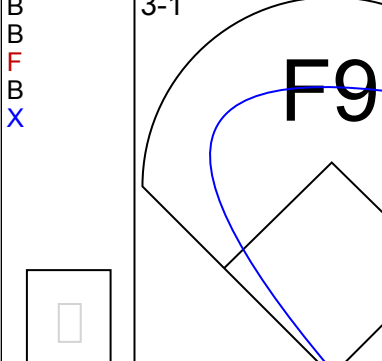
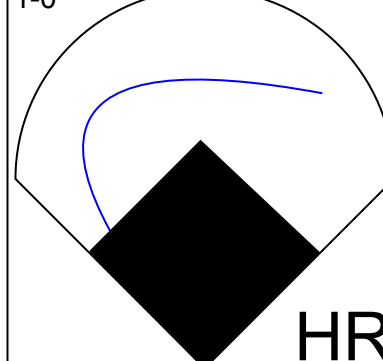
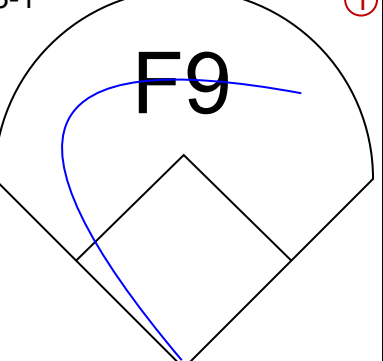
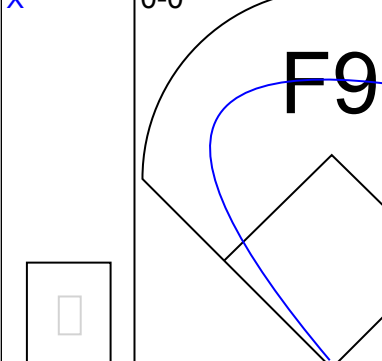
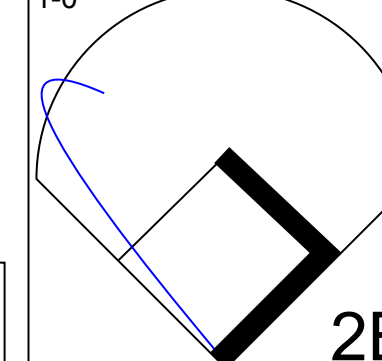
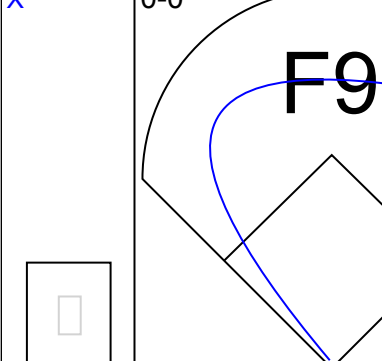
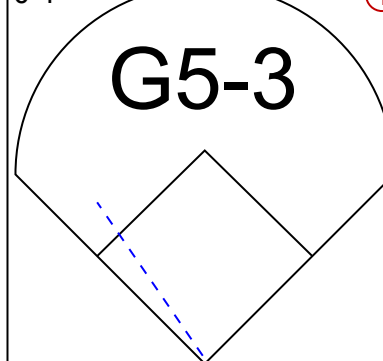
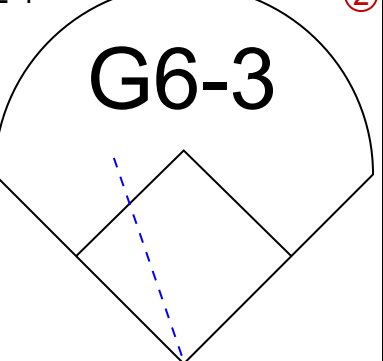
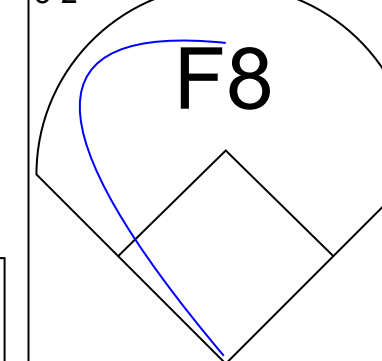
Boston Red Sox @ Baltimore Orioles
 Oriole Park at Camden Yards, Baltimore, MD
 Sat Aug 02 2003, 7:05 PM EDT
 Att: 49,334 - Cloudy - 90 F

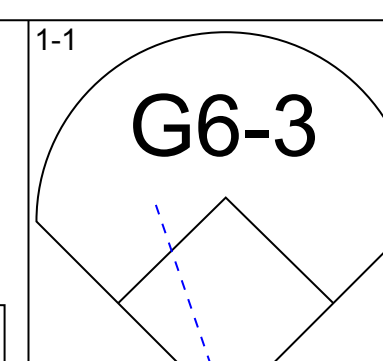
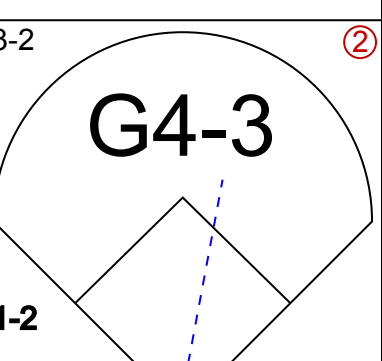
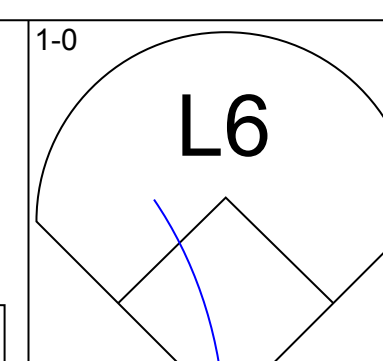
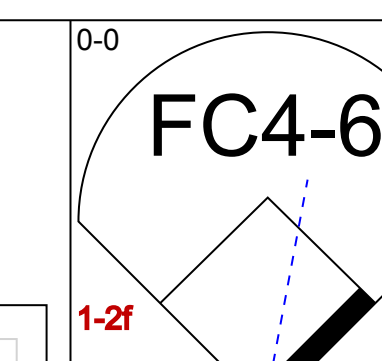
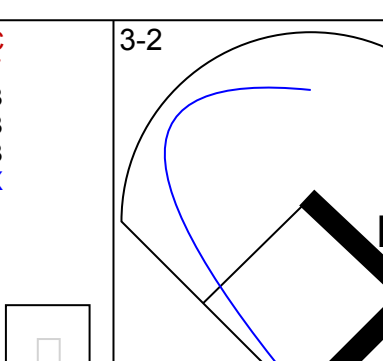
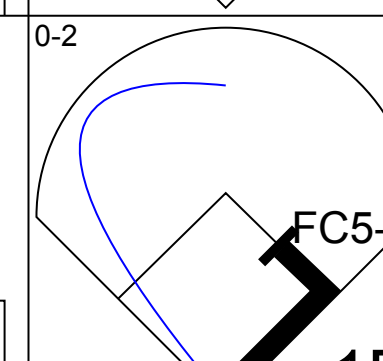
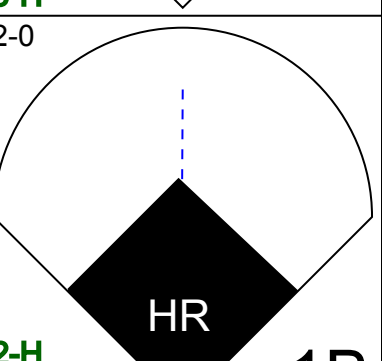
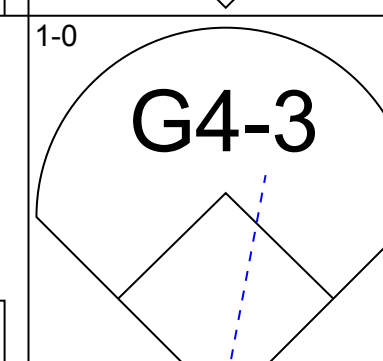
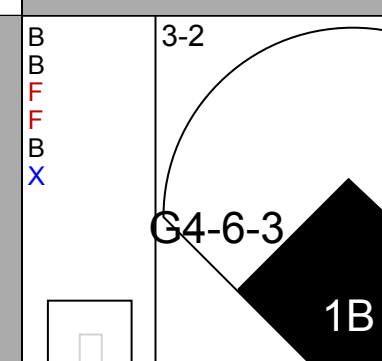
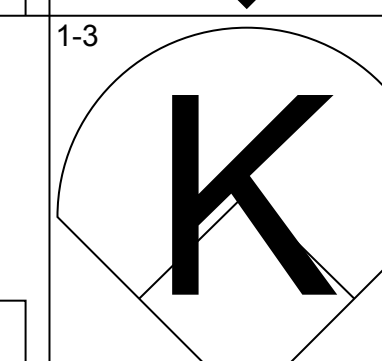
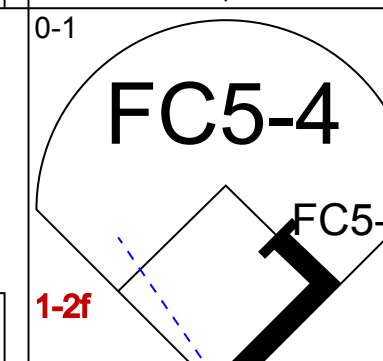
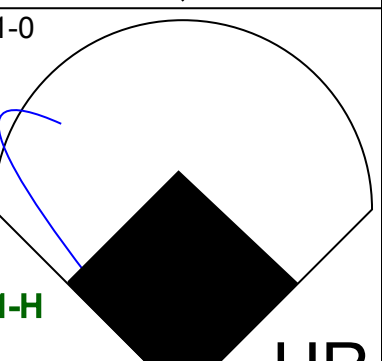
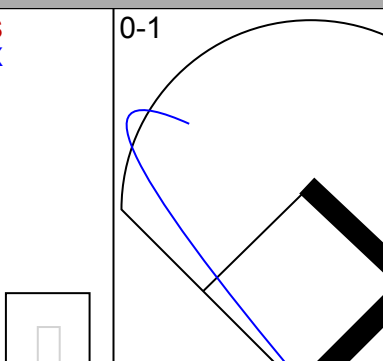
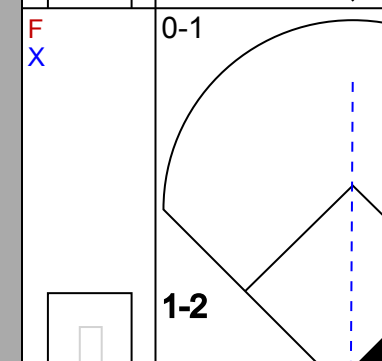
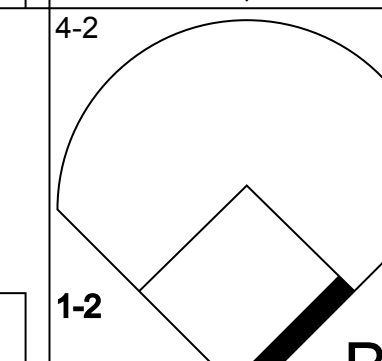
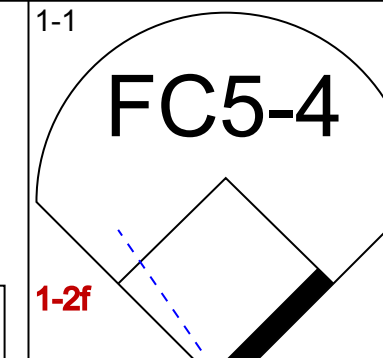
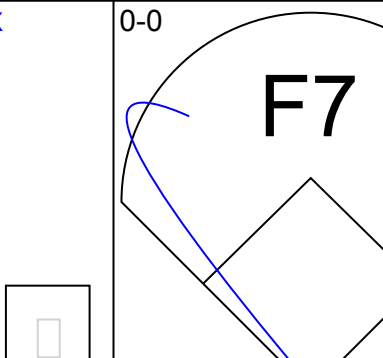
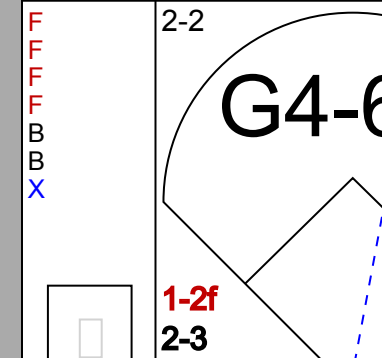
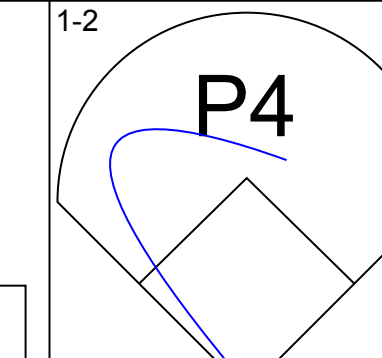

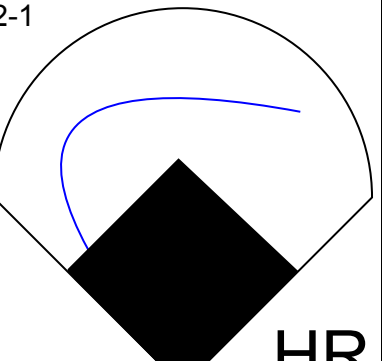
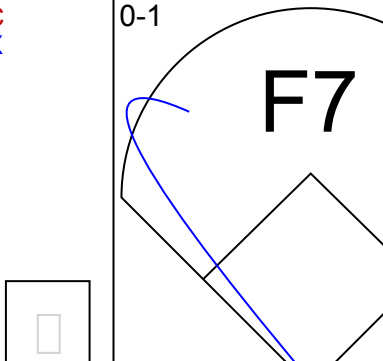
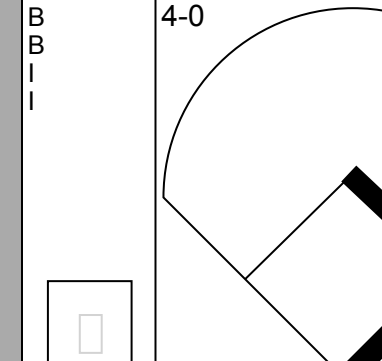

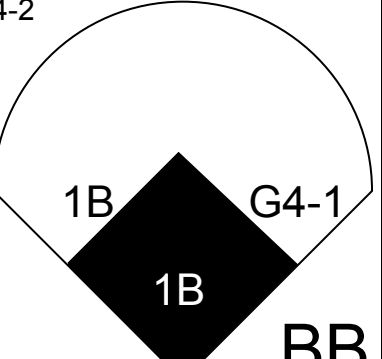
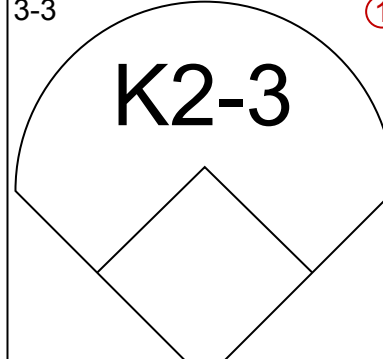
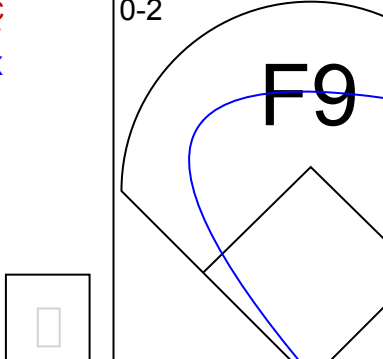
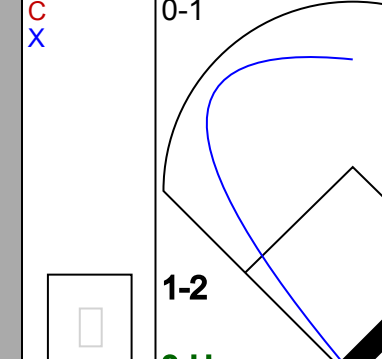
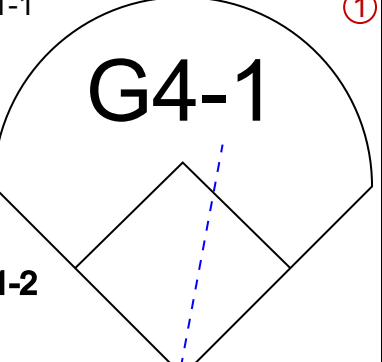
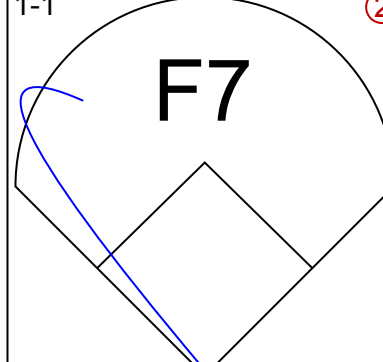

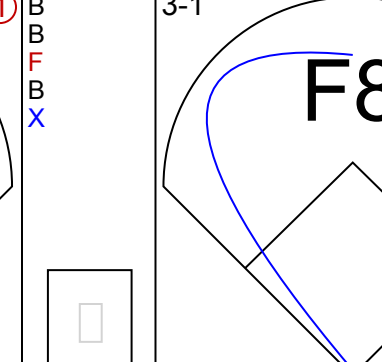
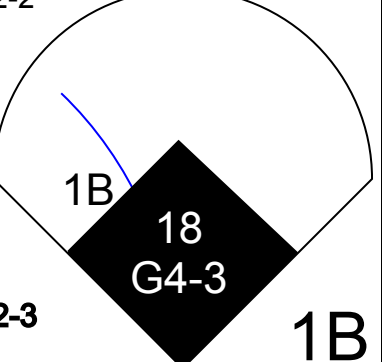
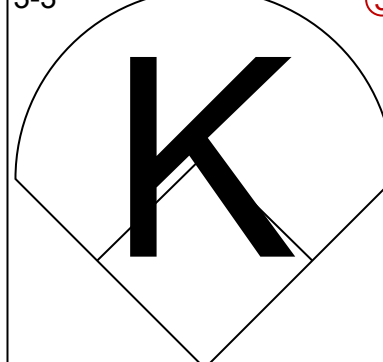
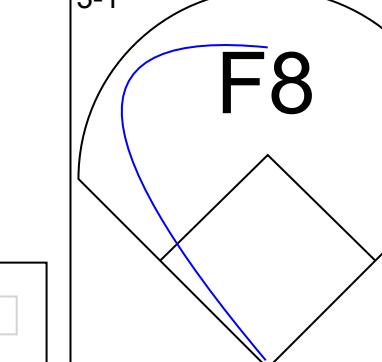

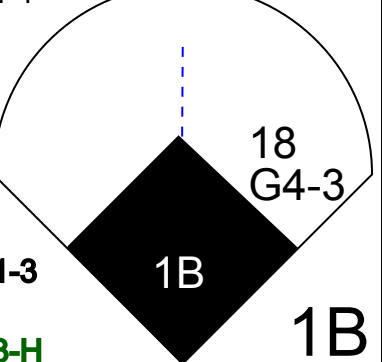

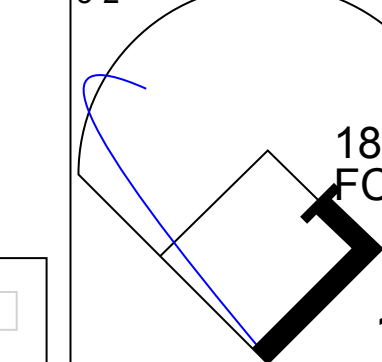
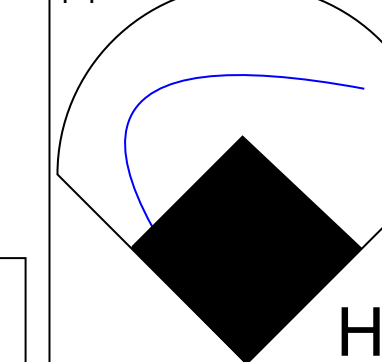
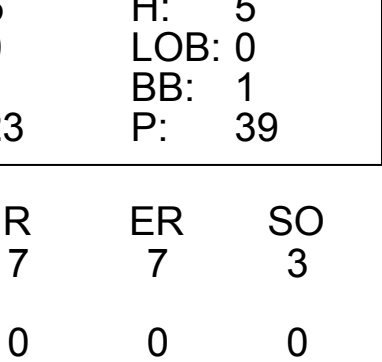
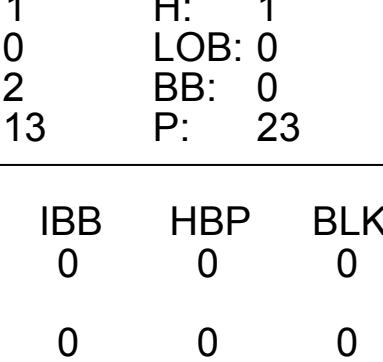
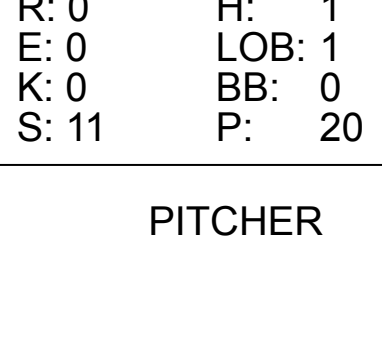
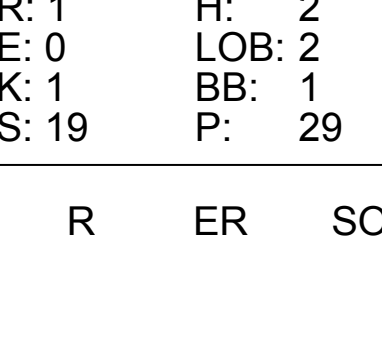


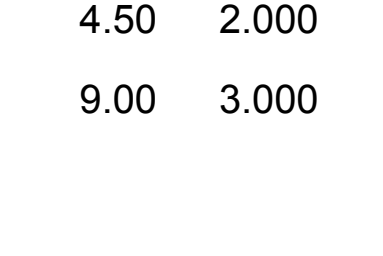


AB 39
 R 11
 H 16
 RBI 10
 BB 3
 SO 5
 LOB 19



Batter	1	2	3	4	5	6	7	8	9	AB	R	H	RBI	BB	SO	LOB	TOP					
David Eckstein, R (1, 6) OBP: 0.332, SLG: 0.334	G4-3		B2-3		G4-3		2B		2B	5	0	2	0	0	0	2	Anaheim Angels @ Boston Red Sox Fenway Park, Boston, MA Wed Aug 06 2003, 7:05 PM EDT Att: 35,040 - Sunny - 83 F					
Darin Erstad, L (1, 8) OBP: 0.309, SLG: 0.333	G3-1			G5-3		K	G1-3		HBP	4	0	0	0	0	1	2						
Tim Salmon, R (1, 10) OBP: 0.370, SLG: 0.466	K			1B		16 2B			K	5	1	2	0	0	3	3						
16 Garret Anderson, L (1, 7) OBP: 0.346, SLG: 0.585				1B		2B				4	0	3	1	0	1	0						
Scott Spiezio, S (1, 5) OBP: 0.317, SLG: 0.431	K			F9		G4-3			K	4	0	0	0	0	2	4						
Jeff DaVanon, S (1, 9) OBP: 0.347, SLG: 0.481	G4-6-3			K		G4-3			G1-3	4	0	0	0	0	1	4						
Adam Kennedy, L (1, 4) OBP: 0.330, SLG: 0.393			K			G5-3 BB			F8	3	1	0	0	1	1	0						
Bengie Molina, R (1, 2) OBP: 0.305, SLG: 0.437			K			G5-3			P6	4	0	1	0	0	1	2						
39 Robb Quinlan, R (1, 3) OBP: 0.519, SLG: 0.560				1B		G5-3			2B 1B	4	0	2	1	0	1	2						
Inning Stats	R: 0 E: 0 K: 1 S: 10	H: 0 LOB: 0 BB: 0 P: 14	R: 0 E: 0 K: 1 S: 7	H: 1 LOB: 0 BB: 0 P: 10	R: 0 E: 0 K: 2 S: 11	H: 1 LOB: 1 BB: 0 P: 14	R: 0 E: 0 K: 1 S: 10	H: 2 LOB: 2 BB: 0 P: 13	R: 0 E: 0 K: 0 S: 6	H: 0 LOB: 1 BB: 1 P: 11	R: 1 E: 0 K: 1 S: 8	H: 2 LOB: 1 BB: 0 P: 10	R: 0 E: 0 K: 1 S: 14	H: 2 LOB: 2 BB: 0 P: 21	R: 0 E: 0 K: 3 S: 11	H: 0 LOB: 0 BB: 0 P: 15	R: 1 E: 1 K: 1 S: 14	H: 2 LOB: 3 BB: 0 P: 20	1B: 6 2B: 4 3B: 0 HR: 0	SF: 0 SAC: 0 DP: 1 HBP: 1	WP: 0 PB: 0 SB: 0 CS: 0	PA: 39
PITCHER Pedro Martinez, R (1, 1) ERA: 2.32	IP: 9.0 WLS: W BF: 39 H: 10 R: 2 ER: 1 SO: 11 BB: 1 IBB: 0 HBP: 1 BLK: 0 WP: 0 HR: 0 S: 91 P: 128 ERA: 1.00 WHIP: 1.222															PITCHER						

Batter	1	2	3	4	5	6	7	8	9	AB	R	H	RBI	BB	SO	LOB	BOTTOM			
18 Johnny Damon, L (1, 8) OBP: 0.340, SLG: 0.431	F8			F8		FC6-4				4	0	1	1	1	0	4	Anaheim Angels @ Boston Red Sox Fenway Park, Boston, MA Wed Aug 06 2003, 7:05 PM EDT Att: 35,040 - Sunny - 83 F			
Bill Mueller, S (1, 5) OBP: 0.402, SLG: 0.576			F8		P2		F9			4	0	1	0	1	0	2				
Nomar Garciaparra, R (1, 6) OBP: 0.360, SLG: 0.564	1B		F9							5	1	2	1	0	1	5				
Manny Ramirez, R (1, 7) OBP: 0.421, SLG: 0.572	F9									4	1	1	0	0	2	2				
34 David Ortiz, L (1, 10) OBP: 0.371, SLG: 0.568			L4							3	1	1	1	1	0	0				
Kevin Millar, R (1, 3) OBP: 0.352, SLG: 0.504										3	0	1	1	0	2	2				
Dave McCarty, R (8, 3) OBP: 0.286, SLG: 0.346										0	0	0	0	0	0	0				
Trot Nixon, L (1, 9) OBP: 0.404, SLG: 0.588										4	0	0	0	0	2	1				
Todd Walker, L (1, 4) OBP: 0.328, SLG: 0.417										3	0	2	0	1	0	0				
Damian Jackson, R (8, PR) OBP: 0.269, SLG: 0.289										0	0	0	0	0	0	0				
Jason Varitek, S (1, 2) OBP: 0.357, SLG: 0.552										2	1	1	0	2	1	2				
Inning Stats	R: 0 E: 0 K: 0 S: 6	H: 1 LOB: 1 BB: 0 P: 7	R: 0 E: 0 K: 1 S: 8	H: 0 LOB: 0 BB: 0 P: 14	R: 0 E: 0 K: 0 S: 10	H: 0 LOB: 2 BB: 2 P: 21	R: 2 E: 0 K: 0 S: 23	H: 3 LOB: 2 BB: 1 P: 38	R: 1 E: 0 K: 1 S: 11	H: 1 LOB: 0 BB: 0 P: 16	R: 0 E: 0 K: 2 S: 10	H: 1 LOB: 2 BB: 1 P: 22	R: 0 E: 0 K: 2 S: 13	H: 1 LOB: 2 BB: 1 P: 23	R: 1 E: 0 K: 2 S: 17	H: 3 LOB: 2 BB: 1 P: 29	1B: 7 2B: 1 3B: 1 HR: 1	SF: 1 SAC: 0 DP: 0 HBP: 0	WP: 0 PB: 0 SB: 2 CS: 2	PA: 39
PITCHER Aaron Sele, R (1, 1) ERA: 4.89	IP: 5.1 WLS: L BF: 26 H: 6 R: 3 ER: 3 SO: 3 BB: 4 IBB: 3 HBP: 0 BLK: 0 WP: 0 HR: 1 S: 64 P: 110 ERA: 5.06 WHIP: 1.875															PITCHER				
Ben Weber, R (6, 1) ERA: 2.97	IP: 1.2 WLS: 7 BF: 1 H: 0 R: 0 ER: 0 SO: 3 BB: 0 IBB: 1 HBP: 0 BLK: 0 WP: 0 HR: 0 S: 17 P: 31 ERA: 0.00 WHIP: 0.600																			
Gary Glover, R (8, 1) ERA: 4.54	IP: 1.0 WLS: 6 BF: 3 H: 1 R: 1 ER: 1 SO: 2 BB: 1 IBB: 0 HBP: 0 BLK: 0 WP: 0 HR: 0 S: 17 P: 29 ERA: 9.00 WHIP: 4.000																			

Batter	1	2	3	4	5	6	7	8	9	AB	R	H	RBI	BB	SO	LOB	TOP								
David Eckstein, R OBP: 0.329, SLG: 0.331										4	0	0	0	0	1	0	Anaheim Angels @ Boston Red Sox Fenway Park, Boston, MA Thu Aug 07 2003, 7:05 PM EDT Att: 34,570 - Cloudy - 72 F								
Adam Kennedy, L OBP: 0.329, SLG: 0.391										4	0	1	0	0	1	0									
Tim Salmon, R OBP: 0.374, SLG: 0.479										4	2	3	1	0	0	1									
16 Garret Anderson, L OBP: 0.347, SLG: 0.584										4	0	2	0	0	0	1									
Scott Spiezio, S OBP: 0.314, SLG: 0.426										4	0	0	0	0	0	4									
Shawn Wooten, R OBP: 0.322, SLG: 0.380										4	0	0	1	0	0	1									
39 Robb Quinlan, R OBP: 0.452, SLG: 0.483										4	0	0	0	0	1	1									
Bengie Molina, R OBP: 0.307, SLG: 0.447										1	1	1	1	0	0	0									
José Molina, R OBP: 0.216, SLG: 0.270										3	0	1	0	0	0	0									
Eric Owens, R OBP: 0.236, SLG: 0.257										3	0	0	0	0	0	1									
Inning Stats	R: 0 E: 0 K: 1 S: 10	H: 1 LOB: 1 BB: 0 P: 16	R: 0 E: 0 K: 0 S: 9	H: 0 LOB: 0 BB: 0 P: 11	R: 1 E: 0 K: 0 S: 8	H: 1 LOB: 0 BB: 0 P: 12	R: 1 E: 0 K: 1 S: 9	H: 2 LOB: 1 BB: 0 P: 14	R: 0 E: 0 K: 0 S: 6	H: 0 LOB: 0 BB: 0 P: 12	R: 1 E: 0 K: 0 S: 11	H: 1 LOB: 0 BB: 0 P: 17	R: 0 E: 0 K: 0 S: 9	H: 1 LOB: 1 BB: 0 P: 15	R: 0 E: 0 K: 1 S: 16	H: 2 LOB: 2 BB: 0 P: 22	R: 0 E: 0 K: 0 S: 6	H: 0 LOB: 0 BB: 0 P: 9	1B: 4 2B: 2 3B: 0 HR: 2	SF: 0 SAC: 0 DP: 0 HBP: 0	WP: 0 PB: 0 SB: 0 CS: 0	PA: 35			
PITCHER	IP	WLS	BF	H	R	ER	SO	BB	IBB	HBP	BLK	WP	HR	S	P	ERA	WHIP								
John Burkett, R ERA: 4.8	(1, 1)	7.0	W	27	6	3	3	2	0	0	0	0	2	62	97	3.86	0.857								
50 Mike Timlin, R ERA: 3.48	(8, 1)	1.0		5	2	0	0	1	0	0	0	0	0	16	22	0.00	2.000								
Alan Embree, L ERA: 4.1	(9, 1)	1.0		3	0	0	0	0	0	0	0	0	0	6	9	0.00	0.000								

Batter	1	2	3	4	5	6	7	8	9	AB	R	H	RBI	BB	SO	LOB	BOTTOM								
18 Johnny Damon, L OBP: 0.339, SLG: 0.429										5	0	1	1	0	0	2	Anaheim Angels @ Boston Red Sox Fenway Park, Boston, MA Thu Aug 07 2003, 7:05 PM EDT Att: 34,570 - Cloudy - 72 F								
Bill Mueller, S OBP: 0.405, SLG: 0.577										5	2	3	1	0	1	1									
Nomar Garciaparra, R OBP: 0.365, SLG: 0.514										4	1	3	2	1	0	1									
Manny Ramirez, R OBP: 0.417, SLG: 0.566										5	0	0	0	0	1	6									
Gabe Kapler, R OBP: 0.326, SLG: 0.362										0	0	0	0	0	0	0									
34 David Ortiz, L OBP: 0.376, SLG: 0.590										3	2	2	2	1	0	1									
Kevin Millar, R OBP: 0.354, SLG: 0.503										3	1	1	1	1	1	1									
Trot Nixon, L OBP: 0.400, SLG: 0.581										4	0	0	0	0	0	3									
Todd Walker, L OBP: 0.328, SLG: 0.415										4	1	1	0	0	1	0									
Damian Jackson, R OBP: 0.269, SLG: 0.289										0	0	0	0	0	0	0									
Jason Varitek, S OBP: 0.362, SLG: 0.555										4	2	3	2	0	0	0									
Inning Stats	R: 6 E: 0 K: 1 S: 10	H: 5 LOB: 0 BB: 1 P: 39	R: 1 E: 0 K: 2 S: 13	H: 1 LOB: 0 BB: 0 P: 23	R: 0 E: 0 K: 0 S: 5	H: 0 LOB: 0 BB: 0 P: 8	R: 0 E: 0 K: 0 S: 8	H: 1 LOB: 1 BB: 0 P: 8	R: 0 E: 0 K: 0 S: 11	H: 1 LOB: 1 BB: 0 P: 20	R: 1 E: 0 K: 0 S: 14	H: 3 LOB: 2 BB: 1 P: 26	R: 1 E: 0 K: 1 S: 19	H: 2 LOB: 2 BB: 1 P: 29	1B: 9 2B: 1 3B: 0 HR: 4	SF: 0 SAC: 0 DP: 1 HBP: 0	WP: 0 PB: 0 SB: 0 CS: 0	PA: 40							
PITCHER	IP	WLS	BF	H	R	ER	SO	BB	IBB	HBP	BLK	WP	HR	S	P	ERA	WHIP								
Ramon Ortiz, R ERA: 4.58	(1, 1)	3.0	L	17	7	7	3	0	0	0	0	0	3	46	74	21.00	2.667								
Greg Jones, R ERA	(4, 1)	2.0		7	1	0	0	0	0	0	0	0	0	13	16	0.00	0.500								
Gary Glover, R ERA: 4.54	(6, 1)	2.0		10	4	1	1	0	0	1	0	0	0	25	46	4.50	2.000								
Troy Percival, R ERA: 2.83	(8, 1)	1.0		6	2	1	1	1	1	0	0	0	1	19	29	9.00	3.000								

Batter	1	2	3	4	5	6	7	8	9	AB	R	H	RBI	BB	SO	LOB	TOP								
Luis Matos, R OBP: 0.372, SLG: 0.504 (1, 8)	P2	0-1 2B					K			4	0	2	3	0	1	0	Baltimore Orioles @ Boston Red Sox Fenway Park, Boston, MA Fri Aug 08 2003, 7:05 PM EDT Att: 34,595 - Cloudy - 69 F								
Deivi Cruz, R OBP: 0.276, SLG: 0.418 (1, 6)	F9	G4-3				K		F9		4	0	0	0	0	1	2									
Jeff Conine, R OBP: 0.335, SLG: 0.470 (1, 3)	P4				K			G6-3		4	0	0	0	0	1	1									
31 Jay Gibbons, L OBP: 0.359, SLG: 0.500 (1, 9)		G4-3			G4-3			1B		4	0	2	0	0	0	0									
Tony Batista, R OBP: 0.291, SLG: 0.416 (1, 10)	G5-4-3	G5-3			1B			K		4	0	1	0	0	1	2									
Jose Leon, R OBP: 0.385, SLG: 0.314 (1, 5)	BB E 1B				F8			F9		4	1	1	0	0	1	1									
Robert Machado, R OBP: 0.357, SLG: 0.423 (1, 2)	E BB 2B 1B				G5-3			G4-3		4	1	1	0	0	1	1									
Larry Bigbie, L OBP: 0.320, SLG: 0.342 (1, 7)	E 2B BB				K			G6-3		3	1	0	0	1	1	0									
Jose Morban, S OBP: 0.262, SLG: 0.263 1 Brian Roberts, S OBP: 0.354, SLG: 0.377 (9, 4)	E5 2B				F8			G6-3		3	1	0	0	0	0	2									
Inning Stats	R: 0 E: 0 K: 0 S: 9	H: 0 LOB: 0 BB: 0 P: 13	R: 4 E: 1 K: 0 S: 23	H: 4 LOB: 1 BB: 1 P: 34	R: 0 E: 0 K: 0 S: 6	H: 0 LOB: 0 BB: 0 P: 7	R: 0 E: 0 K: 1 S: 12	H: 0 LOB: 0 BB: 0 P: 17	R: 0 E: 0 K: 2 S: 12	H: 1 LOB: 1 BB: 0 P: 20	R: 0 E: 0 K: 1 S: 8	H: 0 LOB: 0 BB: 0 P: 13	R: 0 E: 0 K: 1 S: 9	H: 0 LOB: 1 BB: 0 P: 14	R: 0 E: 0 K: 2 S: 10	H: 1 LOB: 1 BB: 0 P: 15	R: 0 E: 0 K: 2 S: 9	H: 0 LOB: 0 BB: 0 P: 12	1B: 5 2B: 2 3B: 0 HR: 0	SF: 0 SAC: 0 DP: 1 HBP: 0	WP: 0 PB: 0 SB: 1 CS: 0	PA: 35			
PITCHER	IP	WLS	BF	H	R	ER	SO	BB	IBB	HBP	BLK	WP	HR	S	P	ERA	WHIP								
Casey Fossum, L ERA: 5.15 (1, 1)	5.1	L	23	6	4	0	3	1	0	0	0	0	0	67	100	0.00	1.312								
50 Mike Timlin, R ERA: 3.39 (6, 1)	1.2		5	0	0	0	1	0	0	0	0	0	0	12	18	0.00	0.000								
Scott Williamson, R ERA: 3.72 (8, 1)	1.0		4	1	0	0	1	0	0	0	0	0	0	10	15	0.00	1.000								
Byung-Hyun Kim, R ERA: 3.41 (9, 1)	1.0		3	0	0	0	2	0	0	0	0	0	0	9	12	0.00	0.000								

Batter	1	2	3	4	5	6	7	8	9	AB	R	H	RBI	BB	SO	LOB	BOTTOM								
18 Johnny Damon, L OBP: 0.340, SLG: 0.428 (1, 8)	K		BB 34 FC1 1B		G4-3		G6-3		L7	5	0	1	0	0	1	0	Baltimore Orioles @ Boston Red Sox Fenway Park, Boston, MA Fri Aug 08 2003, 7:05 PM EDT Att: 34,595 - Cloudy - 69 F								
Bill Mueller, S OBP: 0.400, SLG: 0.565 (1, 5)	F9		BB HBP		G4-3		G4-3		FC5-4 1B	4	0	1	0	0	0	0									
Nomar Garciaparra, R OBP: 0.367, SLG: 0.580 (1, 6)	1B		SF7		G6-3			1B BB 1B	FC5-4 FC6-4	4	1	2	1	0	0	1									
Manny Ramirez, R OBP: 0.414, SLG: 0.557 (1, 10)	F8		3-H				F9	BB 1B BB	FC6-4	3	0	0	0	2	0	2									
34 David Ortiz, L OBP: 0.372, SLG: 0.577 (1, 3)	G4-3		FC1			BB BB		K		3	0	0	0	1	1	5									
Kevin Millar, R OBP: 0.356, SLG: 0.500 Dave McCarty, R OBP: 0.286, SLG: 0.346 (8, FR) (9, 7)	G5-3		3-H		F9			BB 1B		3	0	1	0	1	0	0									
Jason Varitek, S OBP: 0.363, SLG: 0.561 (1, 2)	F8		HBP			BB		K	BB	2	0	0	1	1	1	2									
Gabe Kapler, R OBP: 0.318, SLG: 0.353 Trot Nixon, L OBP: 0.396, SLG: 0.584 (8, PH) (9, 9)	F8		F8		FC5-4 2B		F7	K		3	0	0	0	0	0	3									
Damian Jackson, R OBP: 0.283, SLG: 0.313 Todd Walker, L OBP: 0.324, SLG: 0.410 (7, PH) (8, 4)	HBP 18 SF7 1B		HBP 18 1B		2B		K2-3	G4-3		2	1	2	0	0	0	0									
Inning Stats	R: 0 E: 0 K: 1 S: 12	H: 1 LOB: 1 BB: 0 P: 16	R: 0 E: 0 K: 0 S: 7	H: 0 LOB: 0 BB: 0 P: 10	R: 1 E: 0 K: 0 S: 16	H: 2 LOB: 3 BB: 1 P: 24	R: 0 E: 0 K: 0 S: 6	H: 1 LOB: 2 BB: 0 P: 12	R: 0 E: 0 K: 1 S: 15	H: 0 LOB: 2 BB: 2 P: 27	R: 0 E: 0 K: 1 S: 6	H: 0 LOB: 0 BB: 0 P: 8	R: 0 E: 0 K: 2 S: 21	H: 2 LOB: 2 BB: 2 P: 31	R: 0 E: 0 K: 0 S: 8	H: 1 LOB: 1 BB: 0 P: 12	1B: 6 2B: 1 3B: 0 HR: 0	SF: 1 SAC: 0 DP: 0 HBP: 2	WP: 0 PB: 0 SB: 0 CS: 0	PA: 40					
PITCHER	IP	WLS	BF	H	R	ER	SO	BB	IBB	HBP	BLK	WP	HR	S	P	ERA	WHIP								
Eric DuBoise, L ERA: 1.35 (7, 1)	1.0	H	5	4	1	1	2	1	0	0	0	0	0	11	16	9.00	2.000								
B.J. Ryan, L ERA: 5.04 (8, 1)	0.1	H	1	0	0	0	1	0	0	0	0	0	0	3	4	0.00	0.000								
Kerry Ligtenberg, R ERA: 3.32 (8, 1)	0.0		2	1	0	0	0	1	0	0	0	0	0	3	8	=	=								
Buddy Groom, L ERA: 6.32 (8, 1)	0.2	H	2	0	0	0	1	0	0	0	0	0	0	10	11	0.00	0.000								
Jorge Julio, R ERA: 3.35 (9, 1)	1.0	S	4	1	0	0	0	0	0	0	0	0	0	8	12	0.00	1.000								

AB	34
R	4
H	7
RBI	3
BB	1
SO	7
LOB	9



AB	32
R	2
H	7
RBI	2
BB	5
SO	5
LOB	19



Batter	1	2	3	4	5	6	7	8	9	AB	R	H	RBI	BB	SO	LOB	TOP				
1 Brian Roberts, S (1,4) OBP: 0.348, SLG: 0.371	F8		F8		K			G6-3	G4-3	5	0	0	0	0	1	3					
Deivi Cruz, R (1,6) OBP: 0.276, SLG: 0.416	G1-3			F7	G6-3			HBP 1B		4	0	1	0	0	0	1					
Luis Matos, R (1,8) OBP: 0.374, SLG: 0.509	P4			31 1B	3B	K		HBP 1B		3	1	1	0	0	1	0					
31 Jay Gibbons, L (1,9) OBP: 0.358, SLG: 0.498		F7		HR	1B	G5-3		G5-3		4	1	1	1	0	0	2					
Tony Batista, R (1,5) OBP: 0.290, SLG: 0.421	L6			HR	1B	G5-3			G3-1	4	1	1	2	0	0	0					
Jack Cust, L (1,10) OBP: 0.333, SLG: 0.417				K					P5	3	0	0	0	1	1	0					
Brook Fordyce, R (1,2) OBP: 0.316, SLG: 0.356	F8			G5-3		G6-3		HR		4	1	1	1	0	0	1					
Larry Bigbie, L (1,7) OBP: 0.326, SLG: 0.357			G6-3			G4-3			DI 1B	4	0	2	0	0	0	0					
Jose Leon, R (1,3) OBP: 0.372, SLG: 0.289										3	0	0	0	1	2	1					
Jose Morban, S (9, PR) OBP: 0.262, SLG: 0.263										0	0	0	0	0	0	0					
Inning Stats	R: 0 E: 0 K: 0 S: 6	H: 0 LOB: 0 BB: 0 P: 9	R: 0 E: 0 K: 0 S: 10	H: 0 LOB: 1 BB: 1 P: 16	R: 0 E: 0 K: 1 S: 6	H: 0 LOB: 0 BB: 0 P: 7	R: 3 E: 0 K: 1 S: 12	H: 3 LOB: 0 BB: 0 P: 16	R: 0 E: 0 K: 2 S: 11	H: 1 LOB: 1 BB: 0 P: 13	R: 0 E: 0 K: 0 S: 3	H: 0 LOB: 0 BB: 0 P: 7	R: 0 E: 0 K: 0 S: 11	H: 1 LOB: 2 BB: 1 P: 16	R: 1 E: 0 K: 0 S: 11	H: 2 LOB: 2 BB: 1 P: 16	1B: 3 2B: 1 3B: 1 HR: 2	SF: 0 SAC: 0 DP: 0 HBP: 1	WP: 0 PB: 0 SB: 0 CS: 0	PA: 37	
PITCHER	IP	WLS	BF	H	R	ER	SO	BB	IBB	HBP	BLK	WP	HR	S	P	ERA	WHIP				
49 Tim Wakefield, R (1,1) ERA: 4.15	7.2		30	5	3	3	5	1	0	1	0	0	1	62	92	3.52	0.783				
Alan Embree, L (8,1) ERA: 4.07	0.1	W	1	0	0	0	0	0	0	0	0	0	0	4	5	0.00	0.000				
Byung-Hyun Kim, R (9,1) ERA: 3.47	1.0	S	6	2	1	1	0	1	0	0	0	0	1	11	16	9.00	3.000				

Baltimore Orioles @ Boston Red Sox
Fenway Park, Boston, MA
Sat Aug 09 2003, 7:05 PM EDT
Att: 34,883 - Cloudy - 82 F

AB 34
R 4
H 7
RBI 4
BB 2
SO 5
LOB 8



Batter	1	2	3	4	5	6	7	8	9	AB	R	H	RBI	BB	SO	LOB	BOTTOM				
18 Johnny Damon, L (1,8) OBP: 0.341, SLG: 0.429	F8									4	0	2	0	0	0	0					
Bill Mueller, S (1,5) OBP: 0.403, SLG: 0.569										3	0	2	2	1	0	1					
Nomar Garciaparra, R (1,6) OBP: 0.365, SLG: 0.575	F8									4	0	0	0	0	0	4					
Manny Ramirez, R (1,10) OBP: 0.415, SLG: 0.564	F7									4	1	2	1	0	0	3					
Damian Jackson, R (8, PR) OBP: 0.293, SLG: 0.313										0	1	0	0	0	0	0					
34 David Ortiz, L (1,3) OBP: 0.370, SLG: 0.573										4	0	1	0	0	1	2					
Gabe Kapler, R (8, PR) OBP: 0.318, SLG: 0.353										0	1	0	0	0	0	0					
Kevin Millar, R (1,7) OBP: 0.380, SLG: 0.508										2	1	1	2	2	0	0					
Dave McCarty, R (9,3) OBP: 0.286, SLG: 0.346										0	0	0	0	0	0	0					
Trot Nixon, L (1,9) OBP: 0.395, SLG: 0.579										3	0	0	0	0	1	2					
Todd Walker, L (1,4) OBP: 0.323, SLG: 0.411										4	1	1	0	0	0	3					
Doug Mirabeli, R (1,2) OBP: 0.286, SLG: 0.436										3	1	0	0	1	0	2					
Inning Stats	R: 0 E: 0 K: 0 S: 7	H: 0 LOB: 1 BB: 1 P: 14	R: 0 E: 0 K: 0 S: 8	H: 0 LOB: 0 BB: 0 P: 13	R: 2 E: 0 K: 0 S: 10	H: 3 LOB: 2 BB: 1 P: 20	R: 0 E: 0 K: 0 S: 7	H: 0 LOB: 1 BB: 1 P: 13	R: 0 E: 0 K: 1 S: 14	H: 1 LOB: 1 BB: 1 P: 25	R: 0 E: 0 K: 0 S: 10	H: 1 LOB: 0 BB: 0 P: 14	R: 3 E: 0 K: 1 S: 15	H: 3 LOB: 1 BB: 0 P: 21	1B: 5 2B: 2 3B: 0 HR: 2	SF: 0 SAC: 1 DP: 1 HBP: 0	WP: 1 PB: 0 SB: 0 CS: 0	PA: 36			
PITCHER	IP	WLS	BF	H	R	ER	SO	BB	IBB	HBP	BLK	WP	HR	S	P	ERA	WHIP				
Damian Moss, L (1,1) ERA: 4.48	7.0		30	6	3	3	1	4	0	0	0	1	1	63	113	3.86	1.429				
Travis Driskill, R (8,1) ERA: 6.0	1.0	L	6	3	3	3	1	0	0	0	0	1	1	15	21	27.00	3.000				

Baltimore Orioles @ Boston Red Sox
Fenway Park, Boston, MA
Sat Aug 09 2003, 7:05 PM EDT
Att: 34,883 - Cloudy - 82 F

AB 31
R 6
H 9
RBI 5
BB 4
SO 2
LOB 17



Batter	1	2	3	4	5	6	7	8	9	AB	R	H	RBI	BB	SO	LOB	TOP										
1 Brian Roberts, S OBP: 0.344, SLG: 0.366 (1, 4)	F7		F7		G3		K			4	0	0	0	0	1	1	Baltimore Orioles @ Boston Red Sox Fenway Park, Boston, MA Sun Aug 10 2003, 2:05 PM EDT Att: 34,239 - Cloudy - 75 F										
Deivi Cruz, R OBP: 0.276, SLG: 0.417 (1, 6)	F7		G6-3			31 3B 2B	L7			4	1	1	0	0	0	1											
Luis Matos, R OBP: 0.373, SLG: 0.503 (1, 8)	31 2B BB			F9		K		P3		3	1	0	0	1	1	1											
31 Jay Gibbons, L OBP: 0.359, SLG: 0.505 (1, 9)	2-2 1-H 2B			F8		2H HR 3B		G4-3		4	1	2	2	0	0	0											
Tony Batista, R OBP: 0.290, SLG: 0.422 (1, 5)	1-1 G5-3			2-2 2B 2B		F8		K		4	1	1	0	0	1	2											
Jack Cust, L OBP: 0.366, SLG: 0.688 (1, 10)		2-0 G4-3		0-1 2H 2B		2-1 HR			3-2 F7	4	1	2	3	0	0	0											
Jose Leon, R OBP: 0.340, SLG: 0.262 (1, 3)		0-3 K2-3		2-1 G1-3		1-3 K			1-0 G6-3	4	0	0	0	0	2	1											
Larry Bigbie, L OBP: 0.316, SLG: 0.345 (1, 7)		0-0 G4-3			1-0 G6-3		2-2 G6-3		0-3 K	4	0	0	0	0	1	0											
Robert Machado, R OBP: 0.355, SLG: 0.393 (1, 2)			0-3 K		1-2 G4-3		4-1 BB			2	0	0	0	1	1	0											
Inning Stats	R: 1 E: 0 K: 0 S: 14	H: 1 LOB: 1 BB: 1 P: 24	R: 0 E: 0 K: 1 S: 7	H: 0 LOB: 0 BB: 0 P: 9	R: 0 E: 0 K: 1 S: 5	H: 0 LOB: 0 BB: 0 P: 7	R: 1 E: 0 K: 0 S: 11	H: 2 LOB: 1 BB: 0 P: 18	R: 0 E: 0 K: 0 S: 6	H: 0 LOB: 0 BB: 0 P: 9	R: 3 E: 0 K: 2 S: 13	H: 3 LOB: 0 BB: 1 P: 18	R: 0 E: 0 K: 1 S: 10	H: 0 LOB: 0 BB: 1 P: 16	R: 0 E: 0 K: 1 S: 9	H: 0 LOB: 0 BB: 0 P: 15	R: 0 E: 0 K: 1 S: 7	H: 0 LOB: 0 BB: 0 P: 11	1B: 0 2B: 4 3B: 1 HR: 1	SF: 0 SAC: 0 DP: 0 HBP: 0	WP: 0 PB: 0 SB: 0 CS: 0	PA: 35					
PITCHER	IP	WLS	BF	H	R	ER	SO	BB	IBB	HBP	BLK	WP	HR	S	P	ERA	WHIP										
Jeff Suppan, R ERA: 4.02 (1, 1)	6.1	L	27	6	5	5	4	2	0	0	0	0	1	62	97	7.11	1.263										
50 Mike Timlin, R ERA: 3.31 (7, 1)	1.2		5	0	0	0	2	0	0	0	0	0	0	13	19	0.00	0.000										
Alan Embree, L ERA: 3.98 (9, 1)	1.0		3	0	0	0	1	0	0	0	0	0	0	7	11	0.00	0.000										

Batter	1	2	3	4	5	6	7	8	9	AB	R	H	RBI	BB	SO	LOB	BOTTOM										
18 Johnny Damon, L OBP: 0.340, SLG: 0.426 (1, 8)	F8		F8		G6-3		G4-6-3 1B		F6	5	0	1	0	0	0	2	Baltimore Orioles @ Boston Red Sox Fenway Park, Boston, MA Sun Aug 10 2003, 2:05 PM EDT Att: 34,239 - Cloudy - 75 F										
Bill Mueller, S OBP: 0.405, SLG: 0.569 (1, 5)	G1-3		4-2 BB		1-0 2B		G4-6-3 1-2		4-2 BB	3	0	1	0	2	0	1											
Nomar Garciaparra, R OBP: 0.363, SLG: 0.575 (1, 6)	0-1 E4 1B		2-1 F8		0-2 G6-3			0-0 2B	2-3 K	5	0	2	0	0	1	5											
Manny Ramirez, R OBP: 0.414, SLG: 0.561 (1, 10)	3-2 G4-3			1-1 CS 1B		1-0 F9		1-2 G5-3		4	0	1	0	0	0	2											
34 David Ortiz, L OBP: 0.366, SLG: 0.565 (1, 3)		1-1 F7		3-2 SAFE F8		1-0 F7		1-3 K		4	0	0	0	0	1	2											
Kevin Millar, R OBP: 0.356, SLG: 0.505 (1, 7)		0-0 P5		2-0 1-2 3B 1B		1-0 E9 1B		1-1 F8		4	2	1	0	0	0	1											
Trot Nixon, L OBP: 0.400, SLG: 0.587 (1, 9)		4-1 BB		0-0 1-H 3B		2-2 CS 1B		4-2 BB BB		2	0	2	2	2	0	0											
Todd Walker, L OBP: 0.321, SLG: 0.407 (1, 4)		2-2 F8		0-0 F8		2-1 CS 1-2	1-2 F7		1-0 F9	4	0	0	0	0	0	3											
Jason Varitek, S OBP: 0.365, SLG: 0.568 Damian Jackson, R OBP: 0.283, SLG: 0.313 (9, PR)			2-1 F8		1-1 F9		1-1 HR		4-0 1-2 BB BB	3	1	1	1	1	0	0											
Inning Stats	R: 0 E: 1 K: 0 S: 13	H: 1 LOB: 1 BB: 0 P: 19	R: 0 E: 0 K: 0 S: 7	H: 0 LOB: 1 BB: 1 P: 14	R: 0 E: 0 K: 0 S: 10	H: 0 LOB: 1 BB: 1 P: 19	R: 1 E: 0 K: 0 S: 8	H: 3 LOB: 1 BB: 0 P: 14	R: 0 E: 0 K: 0 S: 7	H: 1 LOB: 1 BB: 0 P: 10	R: 1 E: 1 K: 0 S: 7	H: 1 LOB: 0 BB: 0 P: 14	R: 1 E: 0 K: 0 S: 10	H: 2 LOB: 0 BB: 0 P: 13	R: 0 E: 0 K: 1 S: 10	H: 1 LOB: 1 BB: 0 P: 13	R: 0 E: 0 K: 1 S: 13	H: 0 LOB: 3 BB: 3 P: 28	1B: 5 2B: 2 3B: 1 HR: 1	SF: 0 SAC: 0 DP: 1 HBP: 0	WP: 0 PB: 0 SB: 0 CS: 2	PA: 40					
PITCHER	IP	WLS	BF	H	R	ER	SO	BB	IBB	HBP	BLK	WP	HR	S	P	ERA	WHIP										
Jason Johnson, R ERA: 3.85 (1, 1)	6.0	W	25	6	2	1	0	2	0	0	0	0	1	8	11	27.00	6.000										
Buddy Groom, L ERA: 6.54 (7, 1)	0.1	H	3	2	1	1	0	0	0	0	0	0	0	7	8	0.00	1.000										
Kerry Ligtenberg, R ERA: 3.24 (8, 1)	1.0	H	3	1	0	0	0	0	0	0	0	0	0	5	7	0.00	0.000										
B.J. Ryan, L ERA: 4.94 (9, 1)	0.2	H	2	0	0	0	1	0	0	0	0	0	0	5	7	0.00	0.000										
Jorge Julio, R ERA: 3.28 (9, 1)	1.0	S	6	0	0	0	1	3	0	0	0	0	0	13	28	0.00	3.000										

AB 33
R 5
H 6
RBI 5
BB 2
SO 7
LOB 6



AB 34
R 3
H 9
RBI 3
BB 5
SO 2
LOB 16



Batter	1	2	3	4	5	6	7	8	9	AB	R	H	RBI	BB	SO	LOB	TOP					
18 Johnny Damon, L (1, 8) OBP: 0.337, SLG: 0.423	P5			F8		G1-3			K	4	0	0	0	0	1	0						
Bill Mueller, S (1, 5) OBP: 0.402, SLG: 0.565	G4-3			G4-3			F7			3	0	0	0	0	0	0						
Nomar Garciaparra, R (1, 6) OBP: 0.367, SLG: 0.575	P4			BB			G6-4-3 1B			2	0	1	0	1	0	0						
Manny Ramirez, R (1, 7) OBP: 0.413, SLG: 0.559				K			G6-4-3 1-2			3	0	1	0	0	1	2						
34 David Ortiz, L (1, 10) OBP: 0.363, SLG: 0.560				K		G3-1			K	3	0	0	0	0	2	1						
Kevin Millar, R (1, 3) OBP: 0.357, SLG: 0.501				G1-4-3 1-2		G6-3			K	3	0	0	0	0	1	1						
Trot Nixon, L (1, 9) OBP: 0.398, SLG: 0.582				G6-3		K			G4-3	3	0	0	0	0	1	0						
Todd Walker, L (1, 4) OBP: 0.319, SLG: 0.404				G4-3		G1-3			F9	3	0	0	0	0	0	0						
Jason Varitek, S (1, 2) OBP: 0.362, SLG: 0.563				G4-3		K			G4-3	3	0	0	0	0	1	0						
Inning Stats	R: 0 E: 0 K: 0 S: 7	H: 0 LOB: 0 BB: 0 P: 9	R: 0 E: 0 K: 1 S: 6	H: 1 LOB: 0 BB: 0 P: 7	R: 0 E: 0 K: 0 S: 6	H: 0 LOB: 1 BB: 1 P: 9	R: 0 E: 0 K: 1 S: 9	H: 0 LOB: 1 BB: 1 P: 15	R: 0 E: 0 K: 1 S: 9	H: 0 LOB: 0 BB: 0 P: 14	R: 0 E: 0 K: 1 S: 6	H: 0 LOB: 0 BB: 0 P: 9	R: 0 E: 0 K: 0 S: 5	H: 1 LOB: 0 BB: 0 P: 9	R: 0 E: 0 K: 2 S: 9	H: 0 LOB: 0 BB: 0 P: 13	R: 0 E: 0 K: 1 S: 8	H: 0 LOB: 0 BB: 0 P: 8	1B: 2 2B: 0 3B: 0 HR: 0	SF: 0 SAC: 0 DP: 2 HBP: 0	WP: 0 PB: 0 SB: 0 CS: 0	PA: 28
PITCHER Tim Hudson, R (1, 1) ERA: 2.51	IP: 9.0 WLS: W BF: 28 H: 2 R: 0 ER: 0 SO: 7 BB: 1 IBB: 0 HBP: 0 BLK: 0 WP: 0 HR: 0 S: 65 P: 93 ERA: 0.00 WHIP: 0.333															PITCHER						

Boston Red Sox @ Oakland Athletics
 Network Associates Coliseum, Oakland, CA
 Mon Aug 11 2003, 10:05 PM EDT
 Att: 33,504 - Sunny - 73 F

AB 27
 R 0
 H 2
 RBI 0
 BB 1
 SO 7
 LOB 4



Batter	1	2	3	4	5	6	7	8	9	AB	R	H	RBI	BB	SO	LOB	BOTTOM			
Scott Hatteberg, L (1, 3) OBP: 0.344, SLG: 0.389	G4-3		K		G1-3	F8				4	0	0	0	0	1	3				
Jose Guillen, R (1, 9) OBP: 0.376, SLG: 0.598	F9				BB		K			3	0	1	1	1	1	0				
3 Eric Chavez, L (1, 5) OBP: 0.342, SLG: 0.504	L7		K		BB		G3-1			3	0	0	0	1	1	1				
Miguel Tejada, R (1, 6) OBP: 0.308, SLG: 0.429		P3			K		K			4	0	1	0	0	2	3				
Erubiel Durazo, L (1, 10) OBP: 0.384, SLG: 0.435		K			K		K		G1-3	4	0	0	0	0	3	1				
Ramon Hernandez, R (1, 2) OBP: 0.313, SLG: 0.454		K			F8		HR		K	3	1	0	0	0	2	1				
Terrence Long, L (1, 7) OBP: 0.295, SLG: 0.389			F8		K		HR		G3	4	1	1	2	0	1	1				
Mark Ellis, R (1, 4) OBP: 0.330, SLG: 0.365			2B		FC4-6 1B		G4-3 BB			2	1	2	0	1	0	0				
Chris Singleton, L (1, 8) OBP: 0.310, SLG: 0.383			1B		FC4-6 BB G1-3		G4-3			3	1	1	1	0	0	2				
Inning Stats	R: 0 E: 0 K: 0 S: 6	H: 0 LOB: 0 BB: 0 P: 10	R: 0 E: 0 K: 2 S: 8	H: 0 LOB: 0 BB: 0 P: 13	R: 2 E: 0 K: 2 S: 16	H: 3 LOB: 1 BB: 0 P: 22	R: 0 E: 0 K: 2 S: 15	H: 1 LOB: 1 BB: 0 P: 23	R: 0 E: 0 K: 1 S: 18	H: 1 LOB: 3 BB: 2 P: 33	R: 2 E: 0 K: 1 S: 21	H: 1 LOB: 1 BB: 1 P: 35	R: 0 E: 0 K: 2 S: 8	H: 0 LOB: 0 BB: 0 P: 13	R: 0 E: 0 K: 1 S: 5	H: 0 LOB: 0 BB: 0 P: 9	1B: 3 2B: 2 3B: 0 HR: 1	SF: 0 SAC: 0 DP: 0 HBP: 1	WP: 0 PB: 0 SB: 0 CS: 0	PA: 34
PITCHER Pedro Martinez, R (1, 1) ERA: 2.37 Casey Fossum, L (6, 1) ERA: 5.33 Todd Jones, R (7, 1) ERA: 7.78 Scott Williamson, R (8, 1) ERA: 3.64	IP: 5.0 WLS: L BF: 22 H: 5 R: 2 ER: 2 SO: 7 BB: 2 IBB: 0 HBP: 1 BLK: 0 WP: 0 HR: 0 S: 63 P: 101 ERA: 3.60 WHIP: 1.400															PITCHER				

Boston Red Sox @ Oakland Athletics
 Network Associates Coliseum, Oakland, CA
 Mon Aug 11 2003, 10:05 PM EDT
 Att: 33,504 - Sunny - 73 F

AB 30
 R 4
 H 6
 RBI 4
 BB 3
 SO 11
 LOB 12



Batter	1	2	3	4	5	6	7	8	9	AB	R	H	RBI	BB	SO	LOB	TOP			
18 Johnny Damon, L (1, 8) OBP: 0.340, SLG: 0.427	2-2 CS 1B			0-2 G6-4-3 1B	1-0 L5			1-0 1-3 2B		4	0	3	0	0	0	1	Boston Red Sox @ Oakland Athletics Network Associates Coliseum, Oakland, CA Tue Aug 12 2003, 10:05 PM EDT Att: 26,823 - Sunny - 68 F			
Bill Mueller, S (1, 5) OBP: 0.401, SLG: 0.561	1-2 K		3-2 G6-4-3 1-2f			1-1 1B 1B		3-3 K		4	0	1	0	0	2	4				
Nomar Garciaparra, R (1, 6) OBP: 0.366, SLG: 0.572	0-2 P3		1-3 K			3-2 1B 1-2 G6-4-3 1B		0-0 L5		4	0	1	0	0	1	3				
Manny Ramirez, R (1, 7) OBP: 0.410, SLG: 0.554	2-0 CS 1-2	2-0 F9			2-1 G4-3		1-0 F7	2-1 G1-3		4	0	0	0	0	0	4				
Kevin Millar, R (1, 10) OBP: 0.356, SLG: 0.497		3-1 F7			4-2 2B 2B BB		1-1 G6-4-3 1-2f		0-0 L7		3	1	0	0	1	0		2		
Dave McCarty, R (1, 3) OBP: 0.287, SLG: 0.321 34 David Ortiz, L (7, PH) OBP: 0.360, SLG: 0.556 (7, 3)		1-0 F7			1-3 K				0-1 F8		2	0	0	0	0	1		1		
Gabe Kapler, R (1, 9) OBP: 0.321, SLG: 0.364 Trot Nixon, L (7, PH) OBP: 0.397, SLG: 0.581 Damian Jackson, R (7, 9) OBP: 0.280, SLG: 0.310			3-3 K		1-1 2B 1-3 2B			1-3 K	1-1 F9		2	1	1	0	0	1		0		
Todd Walker, L (1, 4) OBP: 0.319, SLG: 0.403			1-0 G6-3		4-2 2B 2B BB			3-2 L8		2	1	0	0	1	0	0				
Jason Varitek, S (1, 2) OBP: 0.364, SLG: 0.567			1-1 G4-3		2-2 2B 1-H 2-H 3-H			1-1 18 2B 1B		3	0	2	3	0	0	0				
Inning Stats	R: 0 E: 0 K: 1 S: 9	H: 1 LOB: 0 BB: 0 P: 14	R: 0 E: 0 K: 0 S: 4	H: 0 LOB: 0 BB: 0 P: 10	R: 0 E: 0 K: 1 S: 7	H: 0 LOB: 0 BB: 0 P: 12	R: 0 E: 0 K: 1 S: 15	H: 1 LOB: 0 BB: 0 P: 19	R: 3 E: 0 K: 1 S: 18	H: 2 LOB: 1 BB: 2 P: 33	R: 0 E: 0 K: 2 S: 10	H: 0 LOB: 0 BB: 0 P: 15	R: 0 E: 0 K: 1 S: 10	H: 2 LOB: 2 BB: 0 P: 17	R: 0 E: 0 K: 0 S: 5	H: 0 LOB: 0 BB: 0 P: 6		1B: 5 2B: 3 3B: 0 HR: 0	SF: 0 SAC: 0 DP: 2 HBP: 0	WP: 0 PB: 0 SB: 0 CS: 1
PITCHER	IP WLS BF H R ER SO BB IBB HBP BLK WP HR S P ERA WHIP																			
Barry Zito, L (1, 1) ERA: 3.2	5.1 W 22 6 3 3 4 2 0 0 0 0 0 0 61 101 5.06 1.500																			
Chad Bradford, R (6, 1) ERA: 3.51	1.2 H 6 2 0 0 2 0 0 0 0 0 0 0 15 23 0.00 1.200																			
Keith Foulke, R (8, 1) ERA: 2.32	2.0 S 6 0 0 0 1 0 0 0 0 0 0 0 12 18 0.00 0.000																			


Batter	1	2	3	4	5	6	7	8	9	AB	R	H	RBI	BB	SO	LOB	BOTTOM			
Scott Hatteberg, L (1, 3) OBP: 0.341, SLG: 0.385	1-1 F8	1-1 L8			1-1 G6-3			2-2 G3-1		4	0	0	0	0	0	0	Boston Red Sox @ Oakland Athletics Network Associates Coliseum, Oakland, CA Tue Aug 12 2003, 10:05 PM EDT Att: 26,823 - Sunny - 68 F			
Jose Guillen, R (1, 9) OBP: 0.378, SLG: 0.599	1-2 3 HR 1B	0-0 F7			3-2 2B			2-3 K		4	1	2	0	0	1	0				
3 Eric Chavez, L (1, 5) OBP: 0.341, SLG: 0.508	2-0 1-H HR		1-1 G6-3		3-2 G6-3			2-3 K		4	1	1	2	0	1	1				
Miguel Tejada, R (1, 6) OBP: 0.308, SLG: 0.428	0-2 G5-3		2-3 K			1-1 G6-4-3 1B				3	0	1	0	0	1	0				
Erubiel Durazo, L (1, 10) OBP: 0.384, SLG: 0.437	1-1 1B 2B		1-2 G6-3			2-2 G6-4-3 1-2f				3	1	1	0	0	0	1				
Ramon Hernandez, R (1, 2) OBP: 0.313, SLG: 0.453	3-1 2-H HR 1B			3-3 K		1-1 L4				3	1	1	1	0	1	0				
Terrence Long, L (1, 7) OBP: 0.296, SLG: 0.397	0-1 1-H HR			2-2 G3			1-3 K			3	1	1	2	0	1	0				
Mark Ellis, R (1, 4) OBP: 0.327, SLG: 0.363	0-2 G6-3			0-0 L9			3-1 G5-3			3	0	0	0	0	0	0				
Chris Singleton, L (1, 8) OBP: 0.306, SLG: 0.378		3-3 K			1-1 G6-3			1-2 G3		3	0	0	0	0	1	0				
Inning Stats	R: 5 E: 0 K: 0 S: 19	H: 5 LOB: 0 BB: 0 P: 27	R: 0 E: 0 K: 1 S: 6	H: 0 LOB: 0 BB: 0 P: 10	R: 0 E: 0 K: 1 S: 9	H: 0 LOB: 0 BB: 0 P: 13	R: 0 E: 0 K: 1 S: 7	H: 0 LOB: 0 BB: 0 P: 12	R: 0 E: 0 K: 0 S: 11	H: 1 LOB: 1 BB: 0 P: 19	R: 0 E: 0 K: 0 S: 7	H: 1 LOB: 0 BB: 0 P: 11	R: 0 E: 0 K: 1 S: 9	H: 0 LOB: 0 BB: 0 P: 14	R: 0 E: 0 K: 2 S: 13	H: 0 LOB: 0 BB: 0 P: 19		1B: 3 2B: 2 3B: 0 HR: 2	SF: 0 SAC: 0 DP: 1 HBP: 0	WP: 0 PB: 0 SB: 0 CS: 0
PITCHER	IP WLS BF H R ER SO BB IBB HBP BLK WP HR S P ERA WHIP																			
John Burkett, R (1, 1) ERA: 4.92	6.0 L 24 7 5 5 3 0 0 0 0 0 0 0 2 59 92 7.50 1.167																			
Scott Sauerbeck, L (7, 1) ERA: 3.63	1.0 3 0 0 0 1 0 0 0 0 0 0 0 9 14 0.00 0.000																			
Alan Embree, L (8, 1) ERA: 3.89	1.0 3 0 0 0 2 0 0 0 0 0 0 0 13 19 0.00 0.000																			

AB	32
R	3
H	8
RBI	3
BB	2
SO	7
LOB	15



AB	30
R	5
H	7
RBI	5
BB	0
SO	6
LOB	2




Batter	1	2	3	4	5	6	7	8	9	AB	R	H	RBI	BB	SO	LOB	TOP										
1B Johnny Damon, L (1, 8) OBP: 0.343, SLG: 0.427	1-1 P5		0-1 BB 1B	4-1 1B BB		0-2 G5-3		4-2 BB		3	1	1	0	2	0	1	Boston Red Sox @ Oakland Athletics Network Associates Coliseum, Oakland, CA Wed Aug 13 2003, 10:05 PM EDT Att: 44,868 - Sunny - 69 F										
Bill Mueller, S (1, 5) OBP: 0.403, SLG: 0.562	1-0 F9		2-1 BB 1B	0-1 FC6-4			2-1 FC1-4	2-0 G6-3		5	1	3	1	0	0	1											
Nomar Garciaparra, R (1, 6) OBP: 0.364, SLG: 0.589	1-1 1B		2-3 K	1-2 FC6-4			0-0 FC1-4		3-1 P3	5	1	1	0	0	1	6											
Manny Ramirez, R (1, 7) OBP: 0.412, SLG: 0.560	0-1 F8		4-2 1B		2-3 K		1-2 HR		0-0 BB	4	1	2	3	1	1	1											
Kevin Millar, R (1, 10) OBP: 0.358, SLG: 0.505		0-2 F8	1-1 BB		1-3 K		1-1 HR		4-0 BB	4	1	2	3	1	1	0											
Dave McCarty, R (1, 3) OBP: 0.229, SLG: 0.273		1-0 G5-3	2-3 K		1-2 G5-3		0-0 F9		2-3 K	5	0	0	0	0	2	4											
Jason Varitek, S (1, 2) OBP: 0.362, SLG: 0.560		0-1 G6-3		4-0 FC6-4		2-3 K	2-1 G5-3		2-3 K	4	0	0	0	1	2	2											
Gabe Kapler, R (1, 9) OBP: 0.319, SLG: 0.368			2-1 G4-3	1-1 P4		1-0 2B		1-2 F8		4	0	1	0	0	0	1											
Damian Jackson, R (1, 4) OBP: 0.279, SLG: 0.308			2-2 1B BB	1-0 FC6-4		3-3 K		3-1 P4		4	2	1	0	0	1	2											
Inning Stats	R: 0 E: 0 K: 0 S: 7	H: 1 LOB: 1 BB: 0 P: 10	R: 0 E: 0 K: 0 S: 6	H: 0 LOB: 0 BB: 0 P: 7	R: 3 E: 0 K: 2 S: 20	H: 4 LOB: 2 BB: 1 P: 35	R: 1 E: 0 K: 0 S: 9	H: 1 LOB: 2 BB: 0 P: 20	R: 0 E: 0 K: 2 S: 11	H: 1 LOB: 1 BB: 0 P: 17	R: 3 E: 0 K: 0 S: 12	H: 3 LOB: 0 BB: 0 P: 19	R: 0 E: 0 K: 0 S: 9	H: 0 LOB: 1 BB: 1 P: 19	R: 0 E: 0 K: 2 S: 9	H: 1 LOB: 2 BB: 1 P: 20		1B: 8 2B: 1 3B: 0 HR: 2	SF: 0 SAC: 0 DP: 0 HBP: 0	WP: 0 PB: 0 SB: 1 CS: 1	PA: 43						
PITCHER	IP	WLS	BF	H	R	ER	SO	BB	IBB	HBP	BLK	WP	HR	S	P	ERA	WHIP										
Mark Mulder, L (1, 1) ERA: 3.09	6.1	L	31	9	6	5	6	3	0	0	0	0	1	69	113	7.11	1.895										
Chad Harville, R (7, 1) ERA: 4.5	2.1		11	2	1	1	1	2	0	0	0	0	1	20	42	3.86	1.714										
Mike Neu, R (9, 1) ERA: 3.41	0.1		1	0	0	0	1	0	0	0	0	0	0	3	5	0.00	0.000										

Batter	1	2	3	4	5	6	7	8	9	AB	R	H	RBI	BB	SO	LOB	BOTTOM										
Scott Hatteberg, L (1, 3) OBP: 0.342, SLG: 0.382	0-2 P3	2-2 G1-3			4-2 BB 1B				3-3 K								3	0	0	0	1	1	1	Boston Red Sox @ Oakland Athletics Network Associates Coliseum, Oakland, CA Wed Aug 13 2003, 10:05 PM EDT Att: 44,868 - Sunny - 69 F			
Jose Guillen, R (1, 9) OBP: 0.380, SLG: 0.607	1-0 3B G4-3		2-3 K		0-2 BB		1-0 HR		1-0 G6-3	4	2	2	1	0	1	1											
3 Eric Chavez, L (1, 5) OBP: 0.340, SLG: 0.505	2-2 G4-3		0-0 F9		2-0 F8		0-1 1B		2-3 K	5	0	1	0	0	1	3											
Miguel Tejada, R (1, 6) OBP: 0.313, SLG: 0.432	1-2 2H 1B		2-2 1B		4-1 1B		3-2 E9		1-3 1B	3	0	3	1	1	0	0											
Erubiel Durazo, L (1, 10) OBP: 0.381, SLG: 0.432	2-3 K		2-2 G3		3-2 K		2-3 K			4	0	0	0	0	3	7											
Ramon Hernandez, R (1, 2) OBP: 0.313, SLG: 0.450		3-1 SH5-3		3-2 F8		1-1 F8		0-0 P5		4	1	1	0	0	0	0											
Terrence Long, L (1, 7) OBP: 0.298, SLG: 0.401		1-0 SH5-3		0-1 G1-3		0-2 G1-4-3		2-2 2B		4	0	2	0	0	0	0											
Mark Ellis, R (1, 4) OBP: 0.325, SLG: 0.360		1-0 SH5-3		2-2 G6-3		1-3 K		1-3 K		3	0	0	0	0	2	1											
Chris Singleton, L (1, 8) OBP: 0.304, SLG: 0.377		1-1 SF7		1-1 G4-3			1-1 G6-3		0-1 G3	1	0	0	1	0	0	0											
Eric Byrnes, R (7, PH) OBP: 0.337, SLG: 0.471										1	0	0	0	0	0	0											
Billy McMillon, L (8, PH) OBP: 0.354, SLG: 0.396										1	0	0	0	0	0	1											
Inning Stats	R: 1 E: 0 K: 1 S: 12	H: 1 LOB: 1 BB: 0 P: 18	R: 1 E: 0 K: 0 S: 9	H: 2 LOB: 1 BB: 0 P: 17	R: 0 E: 0 K: 1 S: 10	H: 1 LOB: 0 BB: 0 P: 16	R: 0 E: 0 K: 0 S: 10	H: 0 LOB: 0 BB: 0 P: 15	R: 0 E: 0 K: 1 S: 12	H: 1 LOB: 3 BB: 2 P: 26	R: 0 E: 0 K: 1 S: 9	H: 0 LOB: 0 BB: 0 P: 11	R: 1 E: 1 K: 2 S: 15	H: 3 LOB: 2 BB: 0 P: 25	R: 0 E: 0 K: 1 S: 9	H: 1 LOB: 1 BB: 0 P: 12	R: 0 E: 0 K: 1 S: 7	H: 0 LOB: 0 BB: 0 P: 12	1B: 7 2B: 1 3B: 0 HR: 1	SF: 1 SAC: 1 DP: 1 HBP: 2	WP: 0 PB: 0 SB: 0 CS: 0	PA: 39					
PITCHER	IP	WLS	BF	H	R	ER	SO	BB	IBB	HBP	BLK	WP	HR	S	P	ERA	WHIP										
Derek Lowe, R (1, 1) ERA: 5.05	5.0	W	23	5	2	2	3	2	0	1	0	0	0	9	11	0.00	0.000										
Scott Williamson, R (6, 1) ERA: 3.56	1.0	H	3	0	0	0	1	0	0	0	0	0	0	9	11	0.00	0.000										
Scott Sauerbeck, L (7, 1) ERA: 3.74	1.0		6	3	1	1	2	0	0	0	0	0	1	15	25	9.00	3.000										
50 Mike Timlin, R (8, 1) ERA: 3.26	1.0		4	1	0	0	1	0	0	0	0	0	0	9	12	0.00	1.000										
Byung-Hyun Kim, R (9, 1) ERA: 3.43	1.0		3	0	0	0	1	0	0	1	0	0	0	7	12	0.00	0.000										



Batter	1	2	3	4	5	6	7	8	9	AB	R	H	RBI	BB	SO	LOB	TOP									
18 Johnny Damon, L OBP: 0.341, SLG: 0.424 Damian Jackson, R OBP: 0.265, SLG: 0.291 Kevin Millar, R OBP: 0.357, SLG: 0.500	G6-3		P3		F9		P4	K		1	0	0	0	0	0	0	Boston Red Sox @ Seattle Mariners Safeco Field, Seattle, WA Fri Aug 15 2003, 7:05 PM PDT Att: 46,171 - Cloudy - 70 F									
Bill Mueller, S OBP: 0.396, SLG: 0.559	F8		G5-3		P6		K		F8	5	0	0	0	0	1	2										
Nomar Garciaparra, R OBP: 0.361, SLG: 0.561	1B			G5-3		34 2B	F9		G5-3	5	1	2	0	0	0	0										
Manny Ramirez, R OBP: 0.419, SLG: 0.578	K			HR		34 2B	SF7	BB		3	3	2	1	2	1	1										
34 David Ortiz, L OBP: 0.359, SLG: 0.548		G4-3		L5		BB		BB		4	0	1	1	1	1	1										
Jason Varitek, S OBP: 0.362, SLG: 0.553	F8			F8		BB		BB		3	0	0	0	1	1	2										
Trot Nixon, L OBP: 0.396, SLG: 0.578	F9			F8		BB		BB		3	1	1	0	1	0	3										
Todd Walker, L OBP: 0.318, SLG: 0.401			K		F8		SF7			2	0	0	2	1	1	1										
Gabe Kapler, R OBP: 0.333, SLG: 0.377			1B		1B		P5			4	0	2	1	0	1	5										
Inning Stats	R: 0 E: 0 K: 1 S: 12	H: 1 LOB: 1 BB: 0 P: 18	R: 0 E: 0 K: 0 S: 9	H: 0 LOB: 0 BB: 0 P: 13	R: 0 E: 0 K: 1 S: 11	H: 1 LOB: 1 BB: 0 P: 16	R: 1 E: 0 K: 0 S: 8	H: 1 LOB: 0 BB: 0 P: 11	R: 1 E: 0 K: 0 S: 12	H: 2 LOB: 1 BB: 0 P: 14	R: 2 E: 0 K: 0 S: 15	H: 2 LOB: 2 BB: 2 P: 29	R: 0 E: 0 K: 1 S: 10	H: 0 LOB: 0 BB: 0 P: 12	R: 1 E: 0 K: 3 S: 20	H: 1 LOB: 3 BB: 3 P: 36		R: 0 E: 0 K: 1 S: 8	H: 0 LOB: 1 BB: 1 P: 16	1B: 4 2B: 3 3B: 0 HR: 1	SF: 1 SAC: 0 DP: 0 HBP: 0	WP: 0 PB: 0 SB: 1 CS: 0	PA: 41			
PITCHER	IP	WLS	BF	H	R	ER	SO	BB	IBB	HBP	BLK	WP	HR	S	P	ERA	WHIP									
Jamie Moyer, L ERA: 3.8	(1, 1)	5.2		26	7	4	4	2	2	0	0	0	0	1	66	99	6.35	1.588								
40 Julio Mateo, R ERA: 2.84	(6, 1)	0.1	W	1	0	0	0	0	0	0	0	0	0	0	1	2	0.00	0.000								
Armando Benitez, R ERA: 2.95	(7, 1)	1.1		8	1	1	1	2	3	0	0	0	0	24	40	6.75	3.000									
Shigetoshi Hasegawa, R ERA: 0.63	(8, 1)	1.2	S	6	0	0	0	3	1	0	0	0	0	14	24	0.00	0.600									


Batter	1	2	3	4	5	6	7	8	9	AB	R	H	RBI	BB	SO	LOB	BOTTOM									
51 Ichiro Suzuki, L OBP: 0.391, SLG: 0.472	1B	G5-3		F7		HR		1B		5	2	3	4	0	0	1	Boston Red Sox @ Seattle Mariners Safeco Field, Seattle, WA Fri Aug 15 2003, 7:05 PM PDT Att: 46,171 - Cloudy - 70 F									
Rey Sanchez, R OBP: 0.272, SLG: 0.258	G6-4-3		G6-3		G4-3	F9		FC1-5		5	1	1	0	0	0	2										
Bret Boone, R OBP: 0.362, SLG: 0.564	K		HR		K	K		1B		5	1	2	1	0	3	2										
Edgar Martinez, R OBP: 0.418, SLG: 0.533	G6-4-3		2B		BB			FC3-6		3	0	1	1	2	1	2										
John Olerud, L OBP: 0.373, SLG: 0.398		2B		K		L1		SF8		2	1	0	1	2	1	2										
Randy Winn, S OBP: 0.337, SLG: 0.416	2B		P4		G1-3			FC3-6		5	1	1	0	0	1	4										
Mark McLemore, S OBP: 0.317, SLG: 0.327	G6-3			G4-3		16 1B				4	2	4	2	0	0	0										
Dan Wilson, R OBP: 0.280, SLG: 0.331	G6-3			G4-3		E4		G6-3		4	1	0	0	0	0	5										
16 Willie Bloomquist, R OBP: 0.321, SLG: 0.322	FC6-2			SF9		51 HR		51 1B		2	1	1	1	1	0	1										
Inning Stats	R: 0 E: 0 K: 1 S: 13	H: 2 LOB: 1 BB: 0 P: 16	R: 2 E: 0 K: 0 S: 15	H: 2 LOB: 1 BB: 1 P: 24	R: 1 E: 0 K: 1 S: 12	H: 2 LOB: 1 BB: 0 P: 19	R: 1 E: 0 K: 0 S: 10	H: 1 LOB: 0 BB: 0 P: 16	R: 0 E: 0 K: 1 S: 6	H: 0 LOB: 0 BB: 1 P: 13	R: 4 E: 1 K: 1 S: 23	H: 3 LOB: 0 BB: 0 P: 28	R: 0 E: 0 K: 2 S: 13	H: 1 LOB: 2 BB: 1 P: 20	R: 2 E: 0 K: 0 S: 14	H: 2 LOB: 2 BB: 2 P: 24		R: 0 E: 0 K: 0 S: 8	H: 0 LOB: 1 BB: 1 P: 16	1B: 6 2B: 5 3B: 0 HR: 2	SF: 2 SAC: 0 DP: 1 HBP: 0	WP: 0 PB: 0 SB: 0 CS: 0	PA: 42			
PITCHER	IP	WLS	BF	H	R	ER	SO	BB	IBB	HBP	BLK	WP	HR	S	P	ERA	WHIP									
Jeff Suppan, R ERA: 4.12	(1, 1)	5.0		23	7	4	4	3	2	0	0	0	0	1	56	88	7.20	1.800								
50 Mike Timlin, R ERA: 3.61	(6, 1)	1.0	L	7	3	4	3	1	0	0	0	0	0	23	28	27.00	3.000									
Todd Jones, R ERA: 7.82	(7, 1)	2.0		12	3	2	2	2	3	0	0	0	0	27	44	9.00	3.000									



Batter	1	2	3	4	5	6	7	8	9	AB	R	H	RBI	BB	SO	LOB	TOP					
Trot Nixon, L OBP: 0.391, SLG: 0.570 (1, 9)										5	0	0	0	0	2	3						
Bill Mueller, S OBP: 0.399, SLG: 0.560 (1, 5)										5	1	3	0	0	0	2						
34 David Ortiz, L OBP: 0.360, SLG: 0.549 (1, 10)										3	1	1	2	1	0	1						
Manny Ramirez, R OBP: 0.418, SLG: 0.576 (1, 7)										4	0	1	0	0	0	3						
Kevin Millar, R OBP: 0.358, SLG: 0.509 (1, 3)										3	2	2	2	0	0	0						
Jason Varitek, S OBP: 0.359, SLG: 0.548 (1, 2)										3	0	0	0	0	1	1						
Gabe Kapler, R OBP: 0.338, SLG: 0.376 (1, 8)										3	0	1	0	1	1	0	AB 34					
Todd Walker, L OBP: 0.316, SLG: 0.397 (1, 4)										4	0	0	1	0	2	2	R 5					
Damian Jackson, R OBP: 0.273, SLG: 0.298 (1, 6)										4	0	0	1	0	0	1	H 10					
Inning Stats	R: 0 E: 0 K: 1 S: 11	H: 1 LOB: 1 BB: 0 P: 13	R: 1 E: 0 K: 1 S: 8	H: 1 LOB: 0 BB: 0 P: 17	R: 3 E: 0 K: 0 S: 30	H: 4 LOB: 1 BB: 1 P: 42	R: 0 E: 0 K: 2 S: 9	H: 0 LOB: 0 BB: 0 P: 13	R: 0 E: 0 K: 1 S: 7	H: 1 LOB: 1 BB: 1 P: 15	R: 1 E: 0 K: 0 S: 13	H: 2 LOB: 1 BB: 0 P: 19	R: 0 E: 0 K: 0 S: 9	H: 0 LOB: 0 BB: 0 P: 13	R: 0 E: 0 K: 0 S: 4	H: 0 LOB: 0 BB: 0 P: 6	R: 0 E: 0 K: 1 S: 15	H: 1 LOB: 2 BB: 1 P: 24	1B: 8 2B: 1 3B: 0 HR: 1	SF: 1 SAC: 1 DP: 1 HBP: 0	WP: 0 PB: 0 SB: 0 CS: 0	PA: 38
PITCHER	IP WLS BF H R ER SO BB IBB HBP BLK WP HR S P ERA WHIP																					
Joel Pineiro, R ERA: 3.63 (1, 1)	5.2 L 26 9 5 5 5 1 0 0 0 0 0 1 77 116 7.94 1.765																					
Brian Sweeney, R ERA: (6, 1)	3.1 12 1 0 0 1 1 0 0 0 0 0 0 29 46 0.00 0.600																					

Boston Red Sox @ Seattle Mariners
Safeco Field, Seattle, WA
Sat Aug 16 2003, 1:05 PM PDT
Att: 46,100 - Cloudy - 70 F


AB 34
R 5
H 10
RBI 5
BB 2
SO 6
LOB 13



Batter	1	2	3	4	5	6	7	8	9	AB	R	H	RBI	BB	SO	LOB	BOTTOM					
51 Ichiro Suzuki, L OBP: 0.394, SLG: 0.472 (1, 9)										2	1	1	0	1	0	2						
Rey Sanchez, R OBP: 0.271, SLG: 0.258 (1, 6)										4	0	1	0	0	3	6						
Randy Winn, S OBP: 0.335, SLG: 0.413 (1, 8)										3	0	0	1	0	1	4						
Edgar Martinez, R OBP: 0.417, SLG: 0.528 (1, 10)										3	0	0	0	1	1	3						
John Olerud, L OBP: 0.370, SLG: 0.394 (1, 3)										4	0	0	0	0	0	1						
Mark McLemore, S OBP: 0.312, SLG: 0.321 (1, 4)										4	0	0	0	0	2	0						
John Mabry, L OBP: 0.311, SLG: 0.320 (1, 7)										3	0	0	0	1	1	0	AB 29					
Dan Wilson, R OBP: 0.285, SLG: 0.340 (1, 2)										2	0	1	0	1	0	0	R 1					
Ben Davis, S OBP: 0.316, SLG: 0.412 (9, PH)										1	0	0	0	0	1	1	H 5					
16 Willie Bloomquist, R OBP: 0.327, SLG: 0.328 (1, 5)										3	0	2	0	0	1	1	RBI 1					
Inning Stats	R: 1 E: 0 K: 0 S: 9	H: 1 LOB: 0 BB: 0 P: 15	R: 0 E: 0 K: 1 S: 8	H: 0 LOB: 0 BB: 0 P: 9	R: 0 E: 0 K: 2 S: 16	H: 1 LOB: 2 BB: 1 P: 26	R: 0 E: 0 K: 1 S: 8	H: 0 LOB: 0 BB: 0 P: 12	R: 0 E: 0 K: 3 S: 11	H: 1 LOB: 2 BB: 1 P: 16	R: 0 E: 0 K: 0 S: 6	H: 0 LOB: 0 BB: 1 P: 13	R: 0 E: 0 K: 0 S: 8	H: 0 LOB: 0 BB: 0 P: 11	R: 0 E: 0 K: 1 S: 13	H: 2 LOB: 2 BB: 0 P: 22	R: 0 E: 0 K: 2 S: 13	H: 0 LOB: 1 BB: 1 P: 21	1B: 4 2B: 0 3B: 1 HR: 0	SF: 1 SAC: 0 DP: 2 HBP: 1	WP: 0 PB: 0 SB: 3 CS: 0	PA: 35
PITCHER	IP WLS BF H R ER SO BB IBB HBP BLK WP HR S P ERA WHIP																					
Pedro Martinez, R ERA: 2.32 (1, 1)	7.0 W 26 3 1 1 7 3 0 1 0 0 0 0 13 22 0.00 0.857																					
Scott Williamson, R ERA: 3.42 (8, 1)	1.0 5 2 0 0 1 0 0 0 0 0 0 0 13 22 0.00 2.000																					
Byung-Hyun Kim, R ERA: 3.33 (9, 1)	1.0 4 0 0 0 2 1 0 0 0 0 0 0 13 21 0.00 1.000																					

Boston Red Sox @ Seattle Mariners
Safeco Field, Seattle, WA
Sat Aug 16 2003, 1:05 PM PDT
Att: 46,100 - Cloudy - 70 F

AB 29
R 1
H 5
RBI 1
BB 4
SO 10
LOB 18



Batter	1	2	3	4	5	6	7	8	9	AB	R	H	RBI	BB	SO	LOB	TOP										
Trot Nixon, L OBP: 0.394, SLG: 0.582 (1, 9)	2-2 2B		1-1 HR		1-0 G3-1			4-1 2B BB		3	1	2	1	1	0	0											
Bill Mueller, S OBP: 0.397, SLG: 0.559 (1, 5)	1-1 F7		0-3 K			1-0 G4-3		2-2 2B		4	0	1	0	0	1	1											
Nomar Garciaparra, R OBP: 0.360, SLG: 0.536 (1, 6)	4-0 BB		1-3 K			0-0 G6-3		0-3 2B		3	0	0	0	1	2	2											
Manny Ramirez, R OBP: 0.415, SLG: 0.570 (1, 7)	2-3 K		2-2 G6-3			3-2 L4			3-2 P4	4	0	0	0	0	1	2											
34 David Ortiz, L OBP: 0.356, SLG: 0.542 (1, 10)	0-0 F8			1-3 K			1-2 F9		2-3 K	4	0	0	0	0	2	2											
Kevin Millar, R OBP: 0.355, SLG: 0.504 (1, 3)		3-2 F9		2-3 K			0-3 K		1-2 F8	4	0	0	0	0	2	0											
Jason Varitek, S OBP: 0.356, SLG: 0.543 (1, 2)		2-3 K		2-3 K			1-0 G4-3			3	0	0	0	0	2	0											
Todd Walker, L OBP: 0.316, SLG: 0.397 (1, 4)		0-1 1B			2-2 G1-3			1-0 F9		3	0	1	0	0	0	0											
Gabe Kapler, R OBP: 0.331, SLG: 0.368 (1, 8)		3-1 G6-3			3-1 F8			1-1 G6-3		3	0	0	0	0	0	1											
Inning Stats	R: 0 E: 0 K: 1 S: 9	H: 1 LOB: 2 BB: 1 P: 18	R: 0 E: 0 K: 1 S: 10	H: 1 LOB: 1 BB: 0 P: 18	R: 1 E: 0 K: 2 S: 11	H: 1 LOB: 0 BB: 0 P: 15	R: 0 E: 0 K: 3 S: 9	H: 0 LOB: 0 BB: 0 P: 14	R: 0 E: 0 K: 0 S: 7	H: 0 LOB: 0 BB: 0 P: 13	R: 0 E: 0 K: 0 S: 6	H: 0 LOB: 0 BB: 0 P: 10	R: 0 E: 0 K: 1 S: 9	H: 0 LOB: 0 BB: 0 P: 11	R: 0 E: 0 K: 1 S: 11	H: 1 LOB: 2 BB: 1 P: 19	R: 0 E: 0 K: 1 S: 14	H: 0 LOB: 0 BB: 0 P: 20	1B: 1 2B: 2 3B: 0 HR: 1	SF: 0 SAC: 0 DP: 0 HBP: 0	WP: 0 PB: 0 CS: 0	PA: 33					
PITCHER	IP	WLS	BF	H	R	ER	SO	BB	IBB	HBP	BLK	WP	HR	S	P	ERA	WHIP										
Freddy Garcia, R ERA: 5.08 (1, 1)	7.2	W	29	4	1	1	8	2	0	0	0	0	1	69	115	1.17	0.783										
Rafael Soriano, R ERA: 1.24 (8, 1)	0.1	H	1	0	0	0	1	0	0	0	0	0	0	3	3	0.00	0.000										
Shigetoshi Hasegawa, R ERA: 0.62 (9, 1)	1.0	S	3	0	0	0	1	0	0	0	0	0	0	14	20	0.00	0.000										

Boston Red Sox @ Seattle Mariners
Safeco Field, Seattle, WA
Sun Aug 17 2003, 1:05 PM PDT
Att: 46,105 - Cloudy - 77 F

AB 31
R 1
H 4
RBI 1
BB 2
SO 10
LOB 8



Batter	1	2	3	4	5	6	7	8	9	AB	R	H	RBI	BB	SO	LOB	BOTTOM										
51 Ichiro Suzuki, L OBP: 0.391, SLG: 0.468 (1, 9)	3-2 G4-3		2-2 G4-3		2-0 F8		1-3 K			4	0	0	0	0	1	1											
Mark McLemore, S OBP: 0.308, SLG: 0.316 (1, 7)	2-1 G3			0-0 B1-3	1-3 K			1-0 F9		4	0	0	0	0	1	0											
Bret Boone, R OBP: 0.360, SLG: 0.559 (1, 4)	1-1 G6-3			1-2 G5-3	2-3 K			2-0 F8		4	0	0	0	0	1	0											
Edgar Martinez, R OBP: 0.415, SLG: 0.524 (1, 10)		0-3 K		4-2 PB 2B BB		2-1 G6-3		1-0 G5-3		3	1	0	0	1	1	0											
Randy Winn, S OBP: 0.335, SLG: 0.415 (1, 8)		1-1 P4		2-1 2B 2B		1-3 K				3	1	1	1	0	1	0											
John Mabry, L OBP: 0.323, SLG: 0.346 (1, 3)		3-0 1B		2-2 1B 2B		2-0 P2				3	1	2	1	0	0	0											
John Olerud, L OBP: 0.370, SLG: 0.394 (8, 3)				2-H 1B 2B						0	0	0	0	0	0	0											
Rey Sanchez, R OBP: 0.276, SLG: 0.263 (1, 6)		0-1 G4-3		0-2 1B			2-0 1B			3	0	2	0	0	0	1											
Ben Davis, S OBP: 0.318, SLG: 0.411 (1, 2)			2-3 K		2-2 1B			0-0 B1		3	0	1	1	0	1	1											
16 Willie Bloomquist, R OBP: 0.322, SLG: 0.322 (1, 5)			1-1 P3		1-3 3-H 2-3 1B			3-2 F9		3	0	0	0	0	1	3											
Inning Stats	R: 0 E: 0 K: 0 S: 9	H: 0 LOB: 0 BB: 0 P: 15	R: 0 E: 0 K: 1 S: 8	H: 1 LOB: 1 BB: 0 P: 12	R: 0 E: 0 K: 1 S: 9	H: 0 LOB: 0 BB: 0 P: 14	R: 3 E: 0 K: 1 S: 23	H: 4 LOB: 2 BB: 1 P: 36	R: 0 E: 0 K: 2 S: 8	H: 0 LOB: 0 BB: 0 P: 13	R: 0 E: 0 K: 1 S: 7	H: 0 LOB: 0 BB: 0 P: 12	R: 0 E: 0 K: 1 S: 11	H: 1 LOB: 1 BB: 0 P: 17	R: 0 E: 0 K: 0 S: 3	H: 0 LOB: 0 BB: 0 P: 7	1B: 4 2B: 2 3B: 0 HR: 0	SF: 0 SAC: 0 DP: 0 HBP: 0	WP: 0 PB: 1 CS: 0	PA: 31							
PITCHER	IP	WLS	BF	H	R	ER	SO	BB	IBB	HBP	BLK	WP	HR	S	P	ERA	WHIP										
John Burkett, R ERA: 4.88 (1, 1)	6.2	L	27	6	3	3	6	1	0	0	0	0	0	71	114	4.05	1.050										
Alan Embree, L ERA: 3.74 (7, 1)	0.2		2	0	0	0	1	0	0	0	0	0	0	5	7	0.00	0.000										
50 Mike Timlin, R ERA: 3.57 (8, 1)	0.2		2	0	0	0	0	0	0	0	0	0	0	2	5	0.00	0.000										

Boston Red Sox @ Seattle Mariners
Safeco Field, Seattle, WA
Sun Aug 17 2003, 1:05 PM PDT
Att: 46,105 - Cloudy - 77 F

AB 30
R 3
H 6
RBI 3
BB 1
SO 7
LOB 6



Batter	1	2	3	4	5	6	7	8	9	AB	R	H	RBI	BB	SO	LOB	TOP					
Terrence Long, L (1, 7) OBP: 0.296, SLG: 0.407	G1-3		G4-3			G4-3		G5-3		4	0	0	0	0	0	1	Oakland Athletics @ Boston Red Sox Fenway Park, Boston, MA Tue Aug 19 2003, 7:05 PM EDT Att: 34,879 - Cloudy - 85 F					
Jose Guillen, R (1, 9) OBP: 0.372, SLG: 0.600	G4-3			K		P4		FC6-4 IBB		3	0	0	0	1	1	0						
Eric Chavez, L (1, 5) OBP: 0.343, SLG: 0.499	G6-3			F8			G4-3 HR BB	P2		3	1	0	0	1	0	2						
Miguel Tejada, R (1, 6) OBP: 0.306, SLG: 0.422		K			K		G4-3	FC6-4		4	0	0	0	0	2	3						
Erubiel Durazo, L (1, 10) OBP: 0.385, SLG: 0.437		F8			G3-1		HR BB		F7	3	1	0	0	1	0	0						
Ramon Hernandez, R (1, 2) OBP: 0.314, SLG: 0.453					G4-3		HR	P4		4	1	2	3	0	0	0						
Scott Hatteberg, L (1, 3) OBP: 0.339, SLG: 0.382		1B					F8		K	4	0	1	0	0	1	1						
Mark Ellis, R (1, 4) OBP: 0.319, SLG: 0.359			F9			F7		G4-3		3	0	0	0	0	0	1						
Chris Singleton, L (1, 8) OBP: 0.308, SLG: 0.376			G6-3			G1-3			S S BB	2	0	0	0	1	0	0						
Inning Stats	R: 0 E: 0 K: 0 S: 8	H: 0 LOB: 0 BB: 0 P: 13	R: 0 E: 0 K: 1 S: 10	H: 1 LOB: 1 BB: 0 P: 14	R: 0 E: 0 K: 0 S: 7	H: 0 LOB: 0 BB: 0 P: 10	R: 0 E: 0 K: 2 S: 9	H: 0 LOB: 0 BB: 0 P: 13	R: 0 E: 0 K: 0 S: 12	H: 1 LOB: 1 BB: 0 P: 19	R: 0 E: 0 K: 0 S: 4	H: 0 LOB: 0 BB: 0 P: 9	R: 3 E: 0 K: 0 S: 13	H: 1 LOB: 2 BB: 2 P: 24	R: 0 E: 0 K: 0 S: 7	H: 0 LOB: 2 BB: 2 P: 17	R: 0 E: 0 K: 1 S: 5	H: 0 LOB: 0 BB: 0 P: 8	1B: 2 2B: 0 3B: 0 HR: 1	SF: 0 SAC: 0 DP: 0 HBP: 0	WP: 0 PB: 0 SB: 2 CS: 0	PA: 34
PITCHER	IP	WLS	BF	H	R	ER	SO	BB	IBB	HBP	BLK	WP	HR	S	P	ERA	WHIP					
Derek Lowe, R (1, 1) ERA: 4.83	6.0		20	2	0	0	3	0	0	0	0	0	0	50	78	0.00	0.333					
Scott Sauerbeck, L (7, 1) ERA: 4.11	0.1	H	3	0	2	2	0	2	0	0	0	0	0	5	14	54.00	6.000					
Scott Williamson, R (7, 1) ERA: 3.55	0.2	L	4	1	1	1	0	1	0	0	0	0	1	9	15	13.50	3.000					
Alan Embree, L (8, 1) ERA: 3.66	1.0		4	0	0	0	0	0	1	0	0	0	0	6	12	0.00	0.000					
50 Mike Timlin, R (9, 1) ERA: 3.52	1.0		3	0	0	0	1	0	0	0	0	0	0	5	8	0.00	0.000					

AB	30
R	3
H	3
RBI	3
BB	4
SO	4
LOB	8



Batter	1	2	3	4	5	6	7	8	9	AB	R	H	RBI	BB	SO	LOB	BOTTOM					
18 Johnny Damon, L (1, 8) OBP: 0.346, SLG: 0.426	BB 1B	CS	1B G5-3			BB		BB		2	0	2	0	2	0	0	Oakland Athletics @ Boston Red Sox Fenway Park, Boston, MA Tue Aug 19 2003, 7:05 PM EDT Att: 34,879 - Cloudy - 85 F					
Bill Mueller, S (1, 5) OBP: 0.396, SLG: 0.555	G1-6-3 BB		G5-3		P6		P4			3	0	0	0	1	0	3						
Nomar Garciaparra, R (1, 6) OBP: 0.361, SLG: 0.556	K		G6-4-3 1B			FC4-6 PB 1B		K		4	0	2	0	0	2	2						
Manny Ramirez, R (1, 7) OBP: 0.414, SLG: 0.567	G1-6-3		G6-4-3			FC4-6 BB		G6-3		3	0	0	0	1	0	4						
Kevin Millar, R (1, 3) OBP: 0.354, SLG: 0.501		WP 34 G3 1B 1B				F4		G5-3		4	1	1	0	0	1	2						
34 David Ortiz, L (1, 10) OBP: 0.355, SLG: 0.537		G3			G6-4-3 BB	FC4-6		F8		3	0	0	0	1	0	3						
Jason Varitek, S (1, 2) OBP: 0.352, SLG: 0.537			K		G6-4-3	K		K		4	0	0	0	0	3	4						
Gabe Kapler, R (1, 9) OBP: 0.336, SLG: 0.372		2H 1B 1B				F7		F9		1	1	1	1	0	0	0						
Trot Nixon, L (6, PH) OBP: 0.392, SLG: 0.577										3	0	0	0	0	1	0						
Damian Jackson, R (1, 4) OBP: 0.274, SLG: 0.299		18 CS 1B				P5				3	0	1	1	0	1	0						
Inning Stats	R: 0 E: 0 K: 1 S: 10	H: 1 LOB: 1 BB: 1 P: 17	R: 2 E: 0 K: 1 S: 13	H: 3 LOB: 0 BB: 0 P: 21	R: 0 E: 0 K: 0 S: 14	H: 2 LOB: 1 BB: 0 P: 22	R: 0 E: 0 K: 1 S: 6	H: 0 LOB: 1 BB: 1 P: 11	R: 0 E: 0 K: 0 S: 6	H: 0 LOB: 1 BB: 1 P: 14	R: 0 E: 0 K: 1 S: 12	H: 1 LOB: 2 BB: 1 P: 21	R: 0 E: 0 K: 2 S: 13	H: 0 LOB: 1 BB: 1 P: 24	R: 0 E: 0 K: 1 S: 9	H: 0 LOB: 0 BB: 0 P: 13	R: 0 E: 0 K: 1 S: 8	H: 0 LOB: 0 BB: 0 P: 15	1B: 7 2B: 0 3B: 0 HR: 0	SF: 0 SAC: 0 DP: 3 HBP: 0	WP: 1 PB: 1 SB: 1 CS: 1	PA: 36
PITCHER	IP	WLS	BF	H	R	ER	SO	BB	IBB	HBP	BLK	WP	HR	S	P	ERA	WHIP					
Mark Mulder, L (1, 1) ERA: 3.13	3.0		13	6	2	2	2	1	0	0	0	0	0	17	35	6.00	2.333					
Chad Harville, R (4, 1) ERA: 2.89	2.1		10	1	0	0	1	3	0	0	0	0	0	17	35	0.00	1.714					
Ricardo Rincon, L (6, 1) ERA: 3.53	1.2	W	6	0	0	0	3	1	0	0	0	0	0	20	35	0.00	0.600					
Chad Bradford, R (8, 1) ERA: 3.32	1.0	H	3	0	0	0	1	0	0	0	0	0	0	9	13	0.00	0.000					
Keith Foulke, R (9, 1) ERA: 2.32	1.0	S	3	0	0	0	1	0	0	0	0	0	0	8	15	0.00	0.000					

AB	30
R	2
H	7
RBI	2
BB	5
SO	8
LOB	18



Batter	1	2	3	4	5	6	7	8	9	AB	R	H	RBI	BB	SO	LOB	TOP					
Terrence Long, L (1, 7) OBP: 0.293, SLG: 0.402	G3		F7		G5-3		FC6-4	K		5	0	0	0	0	1	3						
Jose Guillen, R (1, 9) OBP: 0.370, SLG: 0.595	G6-3		K				P5		F8	5	1	1	1	0	1	1						
Eric Chavez, L (1, 5) OBP: 0.343, SLG: 0.500	P1		G6-3						F8	5	1	2	1	0	0	0						
Miguel Tejada, R (1, 6) OBP: 0.307, SLG: 0.427		G6-3							F8	5	2	2	1	0	0	1						
Erubiel Durazo, L (1, 10) OBP: 0.386, SLG: 0.444										4	2	2	2	0	0	0						
Ramon Hernandez, R (1, 2) OBP: 0.313, SLG: 0.449										3	0	0	0	1	1	2						
Scott Hatteberg, L (1, 3) OBP: 0.341, SLG: 0.383										4	1	2	1	0	0	1						
Mark Ellis, R (1, 4) OBP: 0.321, SLG: 0.360										4	1	2	1	0	1	2						
Chris Singleton, L (1, 8) OBP: 0.303, SLG: 0.371										3	0	0	1	0	2	4						
Inning Stats	R: 0 E: 0 K: 0 S: 9	H: 0 LOB: 0 BB: 0 P: 12	R: 1 E: 0 K: 2 S: 17	H: 2 LOB: 2 BB: 0 P: 23	R: 0 E: 0 K: 1 S: 6	H: 0 LOB: 0 BB: 0 P: 10	R: 1 E: 0 K: 0 S: 9	H: 1 LOB: 0 BB: 1 P: 19	R: 2 E: 0 K: 1 S: 14	H: 3 LOB: 1 BB: 0 P: 20	R: 0 E: 0 K: 0 S: 8	H: 0 LOB: 0 BB: 0 P: 12	R: 0 E: 0 K: 0 S: 13	H: 1 LOB: 1 BB: 0 P: 17	R: 4 E: 1 K: 2 S: 24	H: 4 LOB: 1 BB: 0 P: 29	R: 0 E: 0 K: 0 S: 8	H: 0 LOB: 0 BB: 0 P: 10	1B: 8 2B: 1 3B: 0 HR: 2	SF: 1 SAC: 0 DP: 1 HBP: 0	WP: 0 PB: 1 SB: 0 CS: 0	PA: 40
PITCHER	IP	WLS	BF	H	R	ER	SO	BB	IBB	HBP	BLK	WP	HR	S	P	ERA	WHIP					
49 Tim Wakefield, R (1, 1) ERA: 4.18	6.0		26	7	4	4	4	1	0	0	0	0	2	66	102	6.00	1.333					
Alan Embree, L (7, 1) ERA: 3.51	0.2	H	2	0	0	0	0	0	0	0	0	0	0	6	6	0.00	0.000					
50 Mike Timlin, R (7, 1) ERA: 3.5	0.1	H	1	0	0	0	0	0	0	0	0	0	0	4	5	0.00	0.000					
Byung-Hyun Kim, R (8, 1) ERA: 3.58	0.1	L	6	4	4	3	1	0	0	0	0	0	0	15	17	81.00	12.000					
Scott Sauerbeck, L (8, 1) ERA: 4.05	0.2		2	0	0	0	1	0	0	0	0	0	0	9	12	0.00	0.000					
PITCHER	IP	WLS	BF	H	R	ER	SO	BB	IBB	HBP	BLK	WP	HR	S	P	ERA	WHIP					
Todd Jones, R (9, 1) ERA: 7.69	1.0		3	0	0	0	0	0	0	0	0	0	0	8	10	0.00	0.000					

Oakland Athletics @ Boston Red Sox
Fenway Park, Boston, MA
Wed Aug 20 2003, 7:05 PM EDT
Att: 34,798 - Cloudy - 88 F

AB	38
R	8
H	11
RBI	8
BB	1
SO	6
LOB	14



Batter	1	2	3	4	5	6	7	8	9	AB	R	H	RBI	BB	SO	LOB	BOTTOM				
18 Johnny Damon, L (1, 8) OBP: 0.348, SLG: 0.428		L6			SH1-4		G3	L3		5	1	3	1	0	0	3					
Bill Mueller, S (1, 5) OBP: 0.393, SLG: 0.548							P2			5	0	0	0	1	1	5					
Nomar Garciaparra, R (1, 6) OBP: 0.363, SLG: 0.557										6	0	3	0	0	0	4					
Manny Ramirez, R (1, 7) OBP: 0.413, SLG: 0.565										5	2	1	0	1	2	5					
Kevin Millar, R (1, 3) OBP: 0.354, SLG: 0.499										6	0	2	0	0	0	4					
Jason Varitek, S (1, 10) OBP: 0.361, SLG: 0.544										3	1	3	1	2	0	0					
Gabe Kapler, R (1, 9) OBP: 0.340, SLG: 0.379										3	1	1	2	1	0	5					
Trot Nixon, L (6, PH) OBP: 0.392, SLG: 0.577										0	0	0	0	0	0	0					
Dave McCarty, R (8, PH) OBP: 0.250, SLG: 0.294										1	0	1	0	0	0	0					
Doug Mirabeli, R (1, 2) OBP: 0.293, SLG: 0.428										3	0	1	0	2	2	4					
Damian Jackson, R (1, 4) OBP: 0.278, SLG: 0.311										2	1	1	2	0	0	1					
Todd Walker, L (4, 4) OBP: 0.316, SLG: 0.397										3	0	1	0	0	0	5					
Inning Stats	R: 1 E: 0 K: 1 S: 19	H: 3 LOB: 3 BB: 1 P: 27	R: 0 E: 0 K: 0 S: 16	H: 1 LOB: 2 BB: 1 P: 26	R: 4 E: 0 K: 1 S: 14	H: 5 LOB: 1 BB: 0 P: 22	R: 1 E: 0 K: 0 S: 10	H: 1 LOB: 1 BB: 2 P: 23	R: 0 E: 0 K: 0 S: 15	H: 1 LOB: 3 BB: 2 P: 31	R: 0 E: 0 K: 0 S: 14	H: 2 LOB: 2 BB: 0 P: 17	R: 0 E: 0 K: 1 S: 9	H: 2 LOB: 2 BB: 0 P: 13	R: 0 E: 0 K: 2 S: 18	H: 1 LOB: 1 BB: 0 P: 27	1B: 13 2B: 4 3B: 0 HR: 0	SF: 0 SAC: 1 DP: 0 HBP: 0	WP: 1 PB: 0 SB: 0 CS: 1	PA: 51	
PITCHER	IP	WLS	BF	H	R	ER	SO	BB	IBB	HBP	BLK	WP	HR	S	P	ERA	WHIP				
Ted Lilly, L (1, 1) ERA: 4.99	3.1		23	10	6	6	2	3	0	0	0	1	0	24	88	0.00	2.571				
Mike Neu, R (4, 1) ERA: 3.18	2.1		12	2	0	0	0	4	0	0	0	0	0	10	12	0.00	3.000				
John Halama, L (6, 1) ERA: 3.93	0.2		4	2	0	0	0	0	0	0	0	0	0	9	10	0.00	1.500				
Chad Bradford, R (7, 1) ERA: 3.28	0.2	W	3	1	0	0	0	0	0	0	0	0	0	7	11	0.00	1.000				
Ricardo Rincon, L (8, 1) ERA: 3.45	1.0	H	4	1	0	0	1	0	0	0	0	0	0	7	11	0.00	1.000				
PITCHER	IP	WLS	BF	H	R	ER	SO	BB	IBB	HBP	BLK	WP	HR	S	P	ERA	WHIP				
Keith Foulke, R (9, 1) ERA: 2.28	1.0		4	1	0	0	2	0	0	0	1	0	0	18	27	0.00	1.000				

Oakland Athletics @ Boston Red Sox
Fenway Park, Boston, MA
Wed Aug 20 2003, 7:05 PM EDT
Att: 34,798 - Cloudy - 88 F

AB	42
R	6
H	17
RBI	6
BB	7
SO	5
LOB	36



Batter	1	2	3	4	5	6	7	8	9	AB	R	H	RBI	BB	SO	LOB	TOP								
Mark Ellis, R OBP: 0.324, SLG: 0.368 (1, 4)										5	2	3	1	0	0	0									
Jose Guillen, R OBP: 0.388, SLG: 0.590 (1, 9)										3	0	0	0	0	0	3									
Billy McMillon, L OBP: 0.353, SLG: 0.380 (9, FH)										1	0	0	0	0	1	0									
3 Eric Chavez, L OBP: 0.343, SLG: 0.499 (1, 5)										3	1	1	2	0	1	0									
Miguel Tejada, R OBP: 0.309, SLG: 0.430 (1, 6)										4	0	2	0	0	1	0									
Erubiel Durazo, L OBP: 0.383, SLG: 0.440 (1, 10)										4	0	0	1	0	1	2									
Ramon Hernandez, R OBP: 0.315, SLG: 0.448 (1, 2)										3	1	1	0	1	2	0									
17 Adam Melhuse, S OBP: 0.293, SLG: 0.463 (8, 2)										0	0	0	0	0	0	0									
Scott Hatteberg, L OBP: 0.340, SLG: 0.381 (1, 3)										3	0	0	0	1	1	3									
Eric Byrnes, R OBP: 0.335, SLG: 0.474 (1, 7)										4	1	2	1	0	0	0									
Chris Singleton, L OBP: 0.303, SLG: 0.367 (1, 8)										3	0	0	0	1	0	2									
Inning Stats	R: 1 E: 0 K: 0 S: 8	H: 1 LOB: 0 BB: 0 P: 14	R: 0 E: 0 K: 1 S: 9	H: 1 LOB: 2 BB: 1 P: 18	R: 2 E: 0 K: 1 S: 16	H: 3 LOB: 2 BB: 1 P: 23	R: 0 E: 0 K: 0 S: 5	H: 0 LOB: 0 BB: 0 P: 8	R: 0 E: 0 K: 0 S: 10	H: 1 LOB: 1 BB: 0 P: 15	R: 2 E: 0 K: 0 S: 12	H: 3 LOB: 1 BB: 1 P: 24	R: 0 E: 0 K: 3 S: 9	H: 0 LOB: 0 BB: 0 P: 11	R: 0 E: 0 K: 1 S: 9	H: 0 LOB: 0 BB: 0 P: 13	R: 0 E: 0 K: 1 S: 8	H: 0 LOB: 0 BB: 0 P: 13	1B: 4 2B: 4 3B: 1 HR: 0	SF: 1 SAC: 1 DP: 1 HBP: 0	WP: 0 PB: 0 SB: 0 CS: 0	PA: 38			
PITCHER	IP	WLS	BF	H	R	ER	SO	BB	IBB	HBP	BLK	WP	HR	S	P	ERA	WHIP								
Casey Fossum, L ERA: 5.54 (1, 1)	5.1	W	27	8	5	5	2	3	0	0	0	0	0	57	96	8.44	2.062								
50 Mike Timlin, R ERA: 3.42 (6, 1)	1.2	H	5	1	0	0	3	0	0	0	0	0	0	12	17	0.00	0.600								
Todd Jones, R ERA: 7.57 (8, 1)	1.0		3	0	0	0	1	0	0	0	0	0	0	9	13	0.00	0.000								
Byung-Hyun Kim, R ERA: 3.55 (9, 1)	1.0		3	0	0	0	1	0	0	0	0	0	0	8	13	0.00	0.000								

Oakland Athletics @ Boston Red Sox
Fenway Park, Boston, MA
Thu Aug 21 2003, 7:05 PM EDT
Att: 34,844 - Cloudy - 85 F

AB	33
R	5
H	9
RBI	5
BB	3
SO	7
LOB	10



Batter	1	2	3	4	5	6	7	8	9	AB	R	H	RBI	BB	SO	LOB	BOTTOM								
18 Johnny Damon, L OBP: 0.347, SLG: 0.424 (1, 8)										4	0	0	0	1	1	1									
Todd Walker, L OBP: 0.319, SLG: 0.397 (1, 4)										4	1	2	2	1	0	0									
Nomar Garciaparra, R OBP: 0.363, SLG: 0.557 (1, 6)										5	2	2	0	0	1	5									
Manny Ramirez, R OBP: 0.416, SLG: 0.577 (1, 7)										4	3	3	3	1	1	0									
Gabe Kapler, R OBP: 0.340, SLG: 0.379 (6, PR) (9, 7)										0	1	0	0	0	0	0									
34 David Ortiz, L OBP: 0.358, SLG: 0.545 (1, 10)										3	3	1	3	2	0	1									
Kevin Millar, R OBP: 0.354, SLG: 0.496 (1, 3)										4	1	1	1	1	1	1									
Trot Nixon, L OBP: 0.394, SLG: 0.575 (1, 9)										3	2	1	2	2	1	2									
Bill Mueller, S OBP: 0.397, SLG: 0.551 (1, 5)										3	1	2	2	2	0	2									
Jason Varitek, S OBP: 0.356, SLG: 0.538 (1, 2)										4	0	0	1	0	1	4									
Inning Stats	R: 3 E: 0 K: 0 S: 17	H: 2 LOB: 0 BB: 1 P: 29	R: 1 E: 0 K: 1 S: 9	H: 1 LOB: 2 BB: 2 P: 20	R: 4 E: 0 K: 2 S: 14	H: 2 LOB: 2 BB: 4 P: 35	R: 0 E: 0 K: 1 S: 8	H: 0 LOB: 0 BB: 0 P: 11	R: 0 E: 0 K: 1 S: 5	H: 0 LOB: 0 BB: 1 P: 12	R: 3 E: 0 K: 0 S: 16	H: 4 LOB: 2 BB: 1 P: 31	R: 0 E: 0 K: 1 S: 10	H: 0 LOB: 0 BB: 0 P: 15	R: 3 E: 0 K: 0 S: 12	H: 3 LOB: 2 BB: 1 P: 22	R: 0 E: 0 K: 1 S: 8	H: 0 LOB: 0 BB: 0 P: 13	1B: 6 2B: 4 3B: 0 HR: 2	SF: 1 SAC: 0 DP: 1 HBP: 0	WP: 1 PB: 0 SB: 0 CS: 0	PA: 45			
PITCHER	IP	WLS	BF	H	R	ER	SO	BB	IBB	HBP	BLK	WP	HR	S	P	ERA	WHIP								
40 Rich Harden, R ERA: 4.66 (1, 1)	2.2	L	19	4	8	8	2	7	0	0	0	0	2	36	78	27.00	4.125								
Mike Wood, R ERA: 8.1 (3, 1)	3.1		16	5	3	3	3	1	1	0	0	0	0	33	60	8.10	1.800								
Jim Mecir, R ERA: 5.79 (7, 1)	1.0		3	0	0	0	1	0	0	0	0	0	0	10	15	0.00	0.000								
Mike Neu, R ERA: 3.86 (8, 1)	1.0		7	3	3	3	0	1	0	0	0	0	0	12	22	27.00	4.000								

Oakland Athletics @ Boston Red Sox
Fenway Park, Boston, MA
Thu Aug 21 2003, 7:05 PM EDT
Att: 34,844 - Cloudy - 85 F

AB	34
R	14
H	12
RBI	14
BB	10
SO	6
LOB	16




Batter	1	2	3	4	5	6	7	8	9	AB	R	H	RBI	BB	SO	LOB	TOP										
51 Ichiro Suzuki, L (1,9) OBP: 0.375, SLG: 0.461	G5-3		F7		G1-3		2B		FC5-4 1B	5	2	1	0	0	0	2											
Mark McLemore, S (1,5) OBP: 0.304, SLG: 0.316	F9		K			F7	2B		1B	5	0	2	2	0	1	0											
Bret Boone, R (1,4) OBP: 0.364, SLG: 0.563	G6-3			F8		1B	K		1B	5	0	2	0	0	1	1											
Edgar Martinez, R (1,10) OBP: 0.419, SLG: 0.532		HBP 1B		G6-3		1B		1B	P3	5	0	3	0	0	0	2											
John Olerud, L (1,3) OBP: 0.361, SLG: 0.382	P5		F9			P5		K		4	0	0	0	0	1	4											
Mike Cameron, R (1,8) OBP: 0.347, SLG: 0.464	F9			F8	F9	F9		F8		4	0	0	0	0	0	4											
Randy Winn, S (1,7) OBP: 0.336, SLG: 0.415				WP SF9 2B		F8		K		3	1	1	0	0	1	1											
Rey Sanchez, R (1,6) OBP: 0.285, SLG: 0.276		HBP	G3		SF9		G4-3 3B		51 FC5-4 BB	2	1	1	1	1	0	2											
Dan Wilson, R (1,2) OBP: 0.292, SLG: 0.361			G6-3							3	0	1	1	0	0	0											
Ben Davis, S (9,PH) OBP: 0.315, SLG: 0.406							G4-3 1B		F9	1	0	0	0	0	0	1											
Inning Stats	R: 0 H: 0 E: 0 K: 0 S: 10	H: 0 R: 1 ER: 0 LOB: 2 BB: 0 P: 14	R: 0 H: 1 E: 0 K: 0 S: 10	H: 0 R: 0 ER: 0 LOB: 0 BB: 0 P: 16	R: 0 H: 0 E: 0 K: 1 S: 8	H: 0 R: 0 ER: 0 LOB: 0 BB: 0 P: 12	R: 0 H: 0 E: 0 K: 0 S: 4	H: 0 R: 0 ER: 0 LOB: 0 BB: 0 P: 6	R: 1 H: 2 E: 0 K: 0 S: 10	H: 2 R: 0 ER: 0 LOB: 1 BB: 0 P: 14	R: 0 H: 2 E: 0 K: 0 S: 13	H: 2 R: 0 ER: 0 LOB: 2 BB: 0 P: 19	R: 2 H: 3 E: 0 K: 1 S: 17	H: 3 R: 0 ER: 0 LOB: 1 BB: 0 P: 21	R: 0 H: 1 E: 0 K: 2 S: 11	H: 1 R: 0 ER: 0 LOB: 1 BB: 0 P: 15	R: 1 H: 2 E: 0 K: 0 S: 19	H: 2 R: 0 ER: 0 LOB: 2 BB: 1 P: 28	1B: 7 2B: 3 3B: 1 HR: 0	SF: 1 SAC: 0 DP: 0 HBP: 1	WP: 1 PB: 0 CS: 0	PA: 40					
PITCHER	IP	WLS	BF	H	R	ER	SO	BB	IBB	HBP	BLK	WP	HR	S	P	ERA	WHIP										
Jeff Suppan, R (1,1) ERA: 4.06	6.2	W	27	6	2	2	1	0	0	1	0	1	0	62	89	2.70	0.900										
Alan Embree, L (7,1) ERA: 3.8	0.0		2	2	1	1	0	0	0	0	0	0	0	7	10												
Scott Williamson, R (7,1) ERA: 3.46	1.1	H	5	1	0	0	3	0	0	0	0	0	0	14	18	0.00	0.750										
Byung-Hyun Kim, R (9,1) ERA: 3.6	1.0	S	6	2	1	1	0	1	0	0	0	0	0	19	28	9.00	3.000										

Seattle Mariners @ Boston Red Sox
 Fenway Park, Boston, MA
 Fri Aug 22 2003, 7:05 PM EDT
 Att: 34,379 - Cloudy - 89 F

livebaseballscorecards.com

AB	37
R	4
H	11
RBI	4
BB	1
SO	4
LOB	17




Batter	1	2	3	4	5	6	7	8	9	AB	R	H	RBI	BB	SO	LOB	BOTTOM										
18 Johnny Damon, L (1,8) OBP: 0.347, SLG: 0.423	S 1B BB	K		L6		L7		G4-6-3 1B		4	1	1	0	1	1	0											
Todd Walker, L (1,4) OBP: 0.317, SLG: 0.394	SAFE	E8 SF8		L6		G1-3		G4-6-3 1B		4	2	0	0	1	0	1											
Damian Jackson, R (9,4) OBP: 0.278, SLG: 0.311	1B BB									0	0	0	0	0	0	0											
Nomar Garciaparra, R (1,6) OBP: 0.362, SLG: 0.556	1B 2B	SF8		F8		F7				3	1	1	2	0	0	0											
Manny Ramirez, R (1,7) OBP: 0.417, SLG: 0.583	K	34 2B 1B		F8		HR				4	1	2	1	0	1	2											
34 David Ortiz, L (1,10) OBP: 0.360, SLG: 0.547	K			1B BB 1B		K				4	0	2	0	0	2	2											
Kevin Millar, R (1,3) OBP: 0.355, SLG: 0.495	2B 1B	F8		1B BB 1B		F8				3	0	1	1	1	0	2											
Trot Nixon, L (1,9) OBP: 0.393, SLG: 0.574	2B		F9		K		F9			4	0	1	1	0	1	2											
Bill Mueller, S (1,5) OBP: 0.398, SLG: 0.550	BB		K		1B			G5-3		3	0	1	0	1	1	0											
Jason Varitek, S (1,2) OBP: 0.355, SLG: 0.543	K		K		K		HR			4	1	1	1	0	3	6											
Inning Stats	R: 3 H: 3 E: 0 K: 3 S: 21	H: 3 R: 4 ER: 0 LOB: 3 BB: 3 P: 41	R: 1 H: 2 E: 1 K: 1 S: 16	H: 2 R: 0 ER: 0 LOB: 0 BB: 0 P: 26	R: 0 H: 0 E: 0 K: 2 S: 9	H: 0 R: 0 ER: 0 LOB: 0 BB: 0 P: 11	R: 0 H: 0 E: 0 K: 0 S: 7	H: 0 R: 0 ER: 0 LOB: 0 BB: 0 P: 12	R: 0 H: 2 E: 0 K: 2 S: 15	H: 2 R: 0 ER: 0 LOB: 3 BB: 1 P: 27	R: 0 H: 0 E: 0 K: 0 S: 6	H: 0 R: 0 ER: 0 LOB: 0 BB: 0 P: 8	R: 1 H: 1 E: 0 K: 1 S: 15	H: 1 R: 0 ER: 0 LOB: 0 BB: 0 P: 24	R: 1 H: 2 E: 0 K: 0 S: 11	H: 2 R: 0 ER: 0 LOB: 0 BB: 0 P: 16	1B: 6 2B: 2 3B: 0 HR: 2	SF: 1 SAC: 0 DP: 1 HBP: 0	WP: 0 PB: 0 CS: 0	PA: 38							
PITCHER	IP	WLS	BF	H	R	ER	SO	BB	IBB	HBP	BLK	WP	HR	S	P	ERA	WHIP										
Joel Pineiro, R (1,1) ERA: 3.69	4.2	L	26	7	4	3	7	4	0	0	0	0	0	64	112	5.79	2.357										
40 Julio Mateo, R (5,1) ERA: 2.79	2.1		8	1	1	1	2	0	0	0	0	0	1	25	37	3.86	0.429										
Shigetoshi Hasegawa, R (8,1) ERA: 0.76	1.0		4	2	1	1	0	0	0	0	0	0	1	11	16	9.00	2.000										

Seattle Mariners @ Boston Red Sox
 Fenway Park, Boston, MA
 Fri Aug 22 2003, 7:05 PM EDT
 Att: 34,379 - Cloudy - 89 F

livebaseballscorecards.com

AB	33
R	6
H	10
RBI	6
BB	4
SO	9
LOB	15

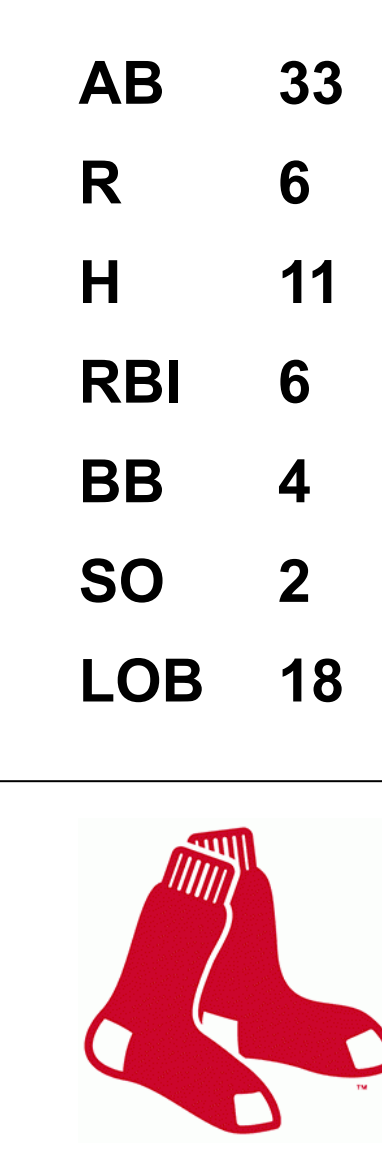


Batter	1	2	3	4	5	6	7	8	9	AB	R	H	RBI	BB	SO	LOB	TOP					
51 Ichiro Suzuki, L (1, 9) OBP: 0.373, SLG: 0.457	G6-3		G5-3				G4-3		G4-3	5	0	1	0	0	0	0	Seattle Mariners @ Boston Red Sox Fenway Park, Boston, MA Sun Aug 24 2003, 8:05 PM EDT Att: 34,344 - Cloudy - 73 F					
Carlos Guillen, S (1, 5) OBP: 0.360, SLG: 0.391	G4-3			G4-3				G4-3		3	0	0	0	1	0							
Bret Boone, R (1, 4) OBP: 0.360, SLG: 0.554	K			P3			G5-3			3	0	0	0	1	1	3						
John Olerud, L (1, 3) OBP: 0.367, SLG: 0.387										2	0	1	0	2	0							
Mike Cameron, R (1, 8) OBP: 0.349, SLG: 0.462										3	0	0	0	1	1	3						
Randy Winn, S (1, 7) OBP: 0.332, SLG: 0.410										4	0	1	0	0	1	3						
John Mabry, L (1, 10) OBP: 0.327, SLG: 0.372										4	1	1	0	0	2	4						
Rey Sanchez, R (1, 6) OBP: 0.286, SLG: 0.280										4	0	2	0	0	0	0						
Dan Wilson, R (1, 2) OBP: 0.292, SLG: 0.361										3	0	1	0	0	1	1						
Ben Davis, S (9, PH) OBP: 0.308, SLG: 0.398										1	0	0	0	0	0	1						
Inning Stats	R: 0 E: 0 K: 1 S: 10	H: 0 LOB: 0 BB: 0 P: 17	R: 0 E: 0 K: 1 S: 9	H: 1 LOB: 1 BB: 0 P: 13	R: 0 E: 0 K: 1 S: 6	H: 0 LOB: 0 BB: 0 P: 8	R: 0 E: 0 K: 1 S: 8	H: 0 LOB: 2 BB: 2 P: 16	R: 0 E: 0 K: 0 S: 11	H: 2 LOB: 3 BB: 1 P: 20	R: 0 E: 0 K: 0 S: 6	H: 0 LOB: 0 BB: 0 P: 9	R: 1 E: 0 K: 0 S: 8	H: 2 LOB: 0 BB: 0 P: 10	R: 0 E: 0 K: 2 S: 13	H: 1 LOB: 3 BB: 2 P: 24	R: 0 E: 0 K: 0 S: 7	H: 1 LOB: 0 BB: 0 P: 11	1B: 6 2B: 2 3B: 0 HR: 0	SF: 0 SAC: 0 DP: 2 HBP: 0	WP: 0 PB: 0 SB: 1 CS: 0	PA: 37
PITCHER	IP	WLS	BF	H	R	ER	SO	BB	IBB	HBP	BLK	WP	HR	S	P	ERA	WHIP					
Derek Lowe, R (1, 1) ERA: 4.85	7.1	W	31	5	1	1	4	5	0	0	0	0	0	64	107	1.23	1.364					
50 Mike Timlin, R (8, 1) ERA: 3.34	0.2		3	1	0	0	2	0	0	0	0	0	0	7	10	0.00	1.500					
Scott Williamson, R (9, 1) ERA: 3.4	1.0		3	1	0	0	0	0	0	0	0	0	0	7	11	0.00	1.000					

AB	32
R	1
H	7
RBI	0
BB	5
SO	6
LOB	15




Batter	1	2	3	4	5	6	7	8	9	AB	R	H	RBI	BB	SO	LOB	BOTTOM				
18 Johnny Damon, L (1, 8) OBP: 0.349, SLG: 0.420	1B 1B BB			1B 1B	G3-1			G3		3	1	1	1	2	0	1	Seattle Mariners @ Boston Red Sox Fenway Park, Boston, MA Sun Aug 24 2003, 8:05 PM EDT Att: 34,344 - Cloudy - 73 F				
Todd Walker, L (1, 4) OBP: 0.320, SLG: 0.396	P6			F8 34 HR 1B			F8			4	1	1	0	0	4						
Nomar Garciaparra, R (1, 6) OBP: 0.361, SLG: 0.591	1B			34 G6-3 1B G5-3 1B			L7			4	2	3	1	0	0	0					
Manny Ramirez, R (1, 7) OBP: 0.421, SLG: 0.582	34 G6-3 1B			F8 34 G6-3 1B			F8			4	0	2	0	0	0	2					
34 David Ortiz, L (1, 10) OBP: 0.361, SLG: 0.558	G6-3			G6-3 1B			L4			4	1	1	3	0	0	5					
Kevin Millar, R (1, 3) OBP: 0.354, SLG: 0.493				F8 G5-3			G6-3			4	0	0	1	0	0	1					
Trot Nixon, L (1, 9) OBP: 0.392, SLG: 0.575	2B 1B			K			K			3	0	1	0	1	2	1					
Bill Mueller, S (1, 5) OBP: 0.403, SLG: 0.560	F8			F8 18 1B 2B			F8			3	1	1	0	1	0	1					
Jason Varitek, S (1, 2) OBP: 0.355, SLG: 0.539	2B			G4-3			G6-4-3			4	0	1	0	0	0	3					
Inning Stats	R: 0 E: 0 K: 0 S: 12	H: 2 LOB: 2 BB: 1 P: 19	R: 0 E: 0 K: 0 S: 12	H: 2 LOB: 3 BB: 1 P: 21	R: 1 E: 0 K: 1 S: 16	H: 2 LOB: 1 BB: 0 P: 23	R: 5 E: 0 K: 0 S: 12	H: 5 LOB: 1 BB: 0 P: 16	R: 0 E: 0 K: 0 S: 9	H: 0 LOB: 0 BB: 0 P: 13	R: 0 E: 0 K: 1 S: 8	H: 0 LOB: 0 BB: 0 P: 13	R: 0 E: 0 K: 0 S: 9	H: 0 LOB: 0 BB: 0 P: 14	R: 0 E: 0 K: 0 S: 9	H: 0 LOB: 0 BB: 0 P: 14		1B: 8 2B: 2 3B: 0 HR: 1	SF: 0 SAC: 0 DP: 2 HBP: 0	WP: 0 PB: 0 SB: 0 CS: 0	PA: 37
PITCHER	IP	WLS	BF	H	R	ER	SO	BB	IBB	HBP	BLK	WP	HR	S	P	ERA	WHIP				
Ryan Franklin, R (1, 1) ERA: 3.92	6.0	L	31	11	6	6	1	4	0	0	0	0	0	17	27	9.00	2.500				
40 Julio Mateo, R (7, 1) ERA: 2.71	2.0		6	0	0	0	1	0	0	0	0	0	0	17	27	0.00	0.000				



Batter	1	2	3	4	5	6	7	8	9	AB	R	H	RBI	BB	SO	LOB	TOP				
51 Ichiro Suzuki, L OBP: 0.371, SLG: 0.454 16 Willie Bloomquist, R OBP: 0.322, SLG: 0.322	F8		F7		G3		G3-1		K	4	0	0	0	0	0	0					
Mark McLemore, S OBP: 0.313, SLG: 0.327	HBP		F9		K		1B			3	0	1	0	0	1	0					
Bret Boone, R OBP: 0.361, SLG: 0.554	1B		K			SF8	F7			4	1	2	0	0	1	1					
John Olerud, L OBP: 0.368, SLG: 0.387	F9				1B	BB	1B		F7	3	0	1	0	1	0	2					
Mike Cameron, R OBP: 0.350, SLG: 0.461	P3				1B	BB	FC5-4		FC3-6	3	0	1	0	1	0	4					
Randy Winn, S OBP: 0.331, SLG: 0.409					1B		SF8		FC3-6	3	0	1	1	0	0	1					
Carlos Guillen, S OBP: 0.362, SLG: 0.392					K				K	4	0	2	0	0	2	3					
Ben Davis, S OBP: 0.303, SLG: 0.390	F8		F9				FC4-6		G4-3	4	0	0	0	0	0	5					
Rey Sanchez, R OBP: 0.284, SLG: 0.275	FC6-4				K				P3	4	0	0	0	0	1	1					
Inning Stats	R: 0 H: 1 E: 0 K: 0 S: 13	H: 1 LOB: 2 BB: 0 P: 21	R: 0 H: 1 E: 0 K: 0 S: 7	H: 1 LOB: 1 BB: 0 P: 8	R: 0 H: 0 E: 0 K: 1 S: 6	H: 0 LOB: 0 BB: 0 P: 11	R: 0 H: 2 E: 0 K: 1 S: 10	H: 2 LOB: 2 BB: 1 P: 17	R: 0 H: 0 E: 0 K: 2 S: 8	H: 0 LOB: 0 BB: 0 P: 14	R: 1 H: 2 E: 0 K: 0 S: 9	H: 2 LOB: 2 BB: 1 P: 16	R: 0 H: 1 E: 0 K: 0 S: 9	H: 1 LOB: 1 BB: 0 P: 13	R: 0 H: 1 E: 0 K: 1 S: 7	H: 0 LOB: 0 BB: 0 P: 13	1B: 8 2B: 0 3B: 0 HR: 0	SF: 1 SAC: 0 DP: 0 HBP: 1	WP: 0 PB: 0 CS: 0	PA: 37	
PITCHER	IP	WLS	BF	H	R	ER	SO	BB	IBB	HBP	BLK	WP	HR	S	P	ERA	WHIP				
Pedro Martinez, R ERA: 2.29	6.0	W	26	6	1	1	4	2	0	1	0	0	0	53	87	1.50	1.333				
Bronson Arroyo, R ERA:	3.0	S	11	2	0	0	2	0	0	0	0	0	0	25	41	0.00	0.667				

Seattle Mariners @ Boston Red Sox
Fenway Park, Boston, MA
Mon Aug 25 2003, 1:05 PM EDT
Att: 33,007 - Cloudy - 75 F

AB 33
R 1
H 8
RBI 1
BB 2
SO 6
LOB 17



Batter	1	2	3	4	5	6	7	8	9	AB	R	H	RBI	BB	SO	LOB	BOTTOM				
18 Johnny Damon, L OBP: 0.350, SLG: 0.421	F8		G3-1	WP	G5-3		G4-3			4	2	1	0	1	0	2					
Todd Walker, L OBP: 0.320, SLG: 0.398	G6-3		G3-1			E8			G6-3	5	1	2	1	0	0	1					
Nomar Garciaparra, R OBP: 0.363, SLG: 0.553	1B		34 HR	1B		34 1B			G5-3	4	2	3	1	1	0	0					
Manny Ramirez, R OBP: 0.421, SLG: 0.579 Gabe Kapler, R OBP: 0.336, SLG: 0.376	1B		K			34 1B	F9		F8	4	1	1	0	1	1	3					
34 David Ortiz, L OBP: 0.362, SLG: 0.566	P6		1-H	HR		2B	K			4	2	2	4	0	1	4					
Kevin Millar, R OBP: 0.353, SLG: 0.491			P5			F6	F8			4	0	1	0	0	0	4					
Trot Nixon, L OBP: 0.390, SLG: 0.571					G6-3	F8			G3	3	0	0	0	1	0	2					
Bill Mueller, S OBP: 0.404, SLG: 0.561	F7				F8	WP	FC9-6			3	0	1	2	1	0	1					
Jason Varitek, S OBP: 0.354, SLG: 0.536	K				1B		FC9-6			4	0	1	0	0	1	3					
Inning Stats	R: 0 H: 2 E: 0 K: 0 S: 16	H: 1 LOB: 1 BB: 1 P: 13	R: 3 H: 2 E: 0 K: 1 S: 15	H: 2 LOB: 0 BB: 1 P: 28	R: 0 H: 1 E: 0 K: 0 S: 8	H: 1 LOB: 1 BB: 0 P: 11	R: 4 H: 4 E: 1 K: 0 S: 21	H: 4 LOB: 1 BB: 1 P: 36	R: 1 H: 2 E: 0 K: 1 S: 18	H: 2 LOB: 2 BB: 1 P: 29	R: 0 H: 0 E: 0 K: 0 S: 14	H: 0 LOB: 1 BB: 1 P: 21	R: 0 H: 0 E: 0 K: 0 S: 6	H: 0 LOB: 0 BB: 0 P: 10	1B: 8 2B: 3 3B: 0 HR: 1	SF: 0 SAC: 0 DP: 0 HBP: 0	WP: 2 PB: 0 CS: 0	PA: 40			
PITCHER	IP	WLS	BF	H	R	ER	SO	BB	IBB	HBP	BLK	WP	HR	S	P	ERA	WHIP				
Gil Meche, R ERA: 4.22	4.1	L	24	9	7	7	2	3	0	0	0	1	1	59	101	14.54	2.769				
Kazuhiko Sasaki, R ERA: 4.5	1.2		9	3	1	1	1	1	0	0	0	1	0	26	42	5.40	2.400				
Arthur Rhodes, L ERA: 4.08	1.0		4	0	0	0	0	1	0	0	0	0	0	14	21	0.00	1.000				
Shigetoshi Hasegawa, R ERA: 0.75	1.0		3	0	0	0	0	0	0	0	0	0	0	6	10	0.00	0.000				

Seattle Mariners @ Boston Red Sox
Fenway Park, Boston, MA
Mon Aug 25 2003, 1:05 PM EDT
Att: 33,007 - Cloudy - 75 F

AB 35
R 8
H 12
RBI 8
BB 5
SO 3
LOB 20



Batter	1	2	3	4	5	6	7	8	9	AB	R	H	RBI	BB	SO	LOB	TOP				
3 Reed Johnson, R OBP: 0.336, SLG: 0.393	1-2 G4-3		0-1 G4-6-3		0-0 F8		1-0 F8		0-3 K	5	0	0	0	0	1	2					
Frank Catalanotto, L OBP: 0.344, SLG: 0.464	1-1 HR		3-2 G5-3		1-2 10 2B		2-1 1B		0-3 K	5	1	3	0	0	1	1					
10 Vernon Wells, R OBP: 0.359, SLG: 0.560	3-2 G5-3			0-1 G4-3	0-1 1B		0-1 G5-3			4	0	1	0	0	0	2					
Carlos Delgado, L OBP: 0.433, SLG: 0.593	2-2 HR			0-1 G4-3	4-0 2B			0-3 K		3	1	1	2	1	1	0					
Greg Myers, L OBP: 0.378, SLG: 0.495	0-1 G4-3			0-0 2B	G4-3			0-1 1B		3	1	1	0	0	0	3					
Josh Phelps, R OBP: 0.355, SLG: 0.448										1	0	1	0	0	0	0					
Dave Berg, R OBP: 0.304, SLG: 0.394										0	0	0	0	0	0	0					
Eric Hinske, L OBP: 0.323, SLG: 0.430		0-1 G4-3		1-2 2H 2B		2-2 G3		1-3 K		4	0	1	1	0	1	1					
Chris Woodward, R OBP: 0.319, SLG: 0.409		2-3 K		0-2 E5		1-2 1B		3-3 K		4	0	1	0	0	2	2					
Orlando Hudson, S OBP: 0.328, SLG: 0.390		1-1 F7		0-0 G3		2-2 G4-3		2-2 P6		4	0	0	0	0	0	3					
Kevin Cash, R OBP: 0.182, SLG: 0.133			4-2 BB				1-2 G6-3		3-1 1B	2	0	0	0	1	0	0					
Tom Wilson, R OBP: 0.337, SLG: 0.407										1	0	1	0	0	0	0					
Inning Stats	R: 2 E: 0 K: 0 S: 15	H: 2 LOB: 0 BB: 0 P: 22	R: 0 E: 0 K: 1 S: 9	H: 0 LOB: 0 BB: 0 P: 12	R: 0 E: 0 K: 0 S: 10	H: 0 LOB: 0 BB: 1 P: 17	R: 1 E: 1 K: 0 S: 12	H: 2 LOB: 2 BB: 0 P: 13	R: 0 E: 0 K: 0 S: 11	H: 1 LOB: 0 BB: 0 P: 15	R: 0 E: 0 K: 0 S: 9	H: 1 LOB: 1 BB: 0 P: 13	R: 0 E: 0 K: 3 S: 14	H: 1 LOB: 1 BB: 0 P: 18	R: 0 E: 0 K: 2 S: 12	H: 1 LOB: 1 BB: 0 P: 17	1B: 5 2B: 4 3B: 0 HR: 1	SF: 0 SAC: 0 DP: 1 HBP: 0	WP: 0 PB: 0 SB: 0 CS: 1	PA: 38	
PITCHER	IP	WLS	BF	H	R	ER	SO	BB	IBB	HBP	BLK	WP	HR	S	P	ERA	WHIP				
John Burkett, R ERA: 4.97	6.0		26	7	3	3	1	1	1	0	0	0	1	68	98	4.50	1.333				
50 Mike Timlin, R ERA: 3.3	1.0	W	4	1	0	0	0	0	0	0	0	0	0	9	13	0.00	1.000				
Alan Embree, L ERA: 3.65	0.2	H	3	1	0	0	2	0	0	0	0	0	0	8	9	0.00	1.500				
Byung-Hyun Kim, R ERA: 3.58	1.1	S	5	1	0	0	3	0	0	0	0	0	0	18	26	0.00	0.750				

Toronto Blue Jays @ Boston Red Sox
Fenway Park, Boston, MA
Wed Aug 27 2003, 7:05 PM EDT
Att: 34,206 - Cloudy - 82 F

AB	36
R	3
H	10
RBI	3
BB	2
SO	6
LOB	14



Batter	1	2	3	4	5	6	7	8	9	AB	R	H	RBI	BB	SO	LOB	BOTTOM				
18 Johnny Damon, L OBP: 0.351, SLG: 0.421	1-0 G6-3		0-2 G4-6-3				1-0 HR			4	1	1	0	0	1	1					
Todd Walker, L OBP: 0.321, SLG: 0.407	0-2 P6		1-0 G6-3				0-2 1B			4	1	2	2	0	0	0					
Damian Jackson, R OBP: 0.279, SLG: 0.311							1-H HR			0	0	0	0	0	0	0					
Nomar Garciaparra, R OBP: 0.361, SLG: 0.545	1-3 K			0-0 G5-3	0-1 F8		0-1 F8			4	0	0	0	0	1	1					
Manny Ramirez, R OBP: 0.418, SLG: 0.573		1-0 G5-3		1-3 K		0-0 34 1B		1-3 K		4	0	1	0	0	2	0					
Gabe Kapler, R OBP: 0.335, SLG: 0.372							1B			0	0	0	0	0	0	0					
34 David Ortiz, L OBP: 0.363, SLG: 0.572		2-2 G4-3		3-3 K		1-1 1B	1-3 1B		1-2 HR	4	1	2	1	0	1	0					
Kevin Millar, R OBP: 0.355, SLG: 0.501		2-2 1B			4-0 HR		P4		2-2 G4-3	3	1	1	0	1	0	1					
Trot Nixon, L OBP: 0.390, SLG: 0.570		1-2 1B			0-3 K		1-3 K		4-2 BB	3	0	1	0	1	2	2					
Bill Mueller, S OBP: 0.405, SLG: 0.556		0-0 G5-3			2-0 HR				4-1 BB	3	1	1	0	1	0	2					
Jason Varitek, S OBP: 0.353, SLG: 0.541			0-1 18 G4-6-3		1-2 HR				2-3 K	4	1	2	3	0	1	2					
Inning Stats	R: 0 E: 0 K: 1 S: 8	H: 0 LOB: 0 BB: 0 P: 10	R: 0 E: 0 K: 0 S: 11	H: 2 LOB: 0 BB: 0 P: 17	R: 0 E: 0 K: 2 S: 10	H: 0 LOB: 0 BB: 0 P: 14	R: 0 E: 0 K: 2 S: 10	H: 2 LOB: 1 BB: 0 P: 13	R: 2 E: 0 K: 0 S: 12	H: 2 LOB: 0 BB: 0 P: 14	R: 1 E: 0 K: 2 S: 17	H: 1 LOB: 2 BB: 2 P: 31	1B: 7 2B: 1 3B: 0 HR: 3	SF: 0 SAC: 0 DP: 1 HBP: 0	WP: 0 PB: 0 SB: 1 CS: 0	PA: 36					
PITCHER	IP	WLS	BF	H	R	ER	SO	BB	IBB	HBP	BLK	WP	HR	S	P	ERA	WHIP				
32 Roy Halladay, R ERA: 3.88	7.1	L	32	11	6	6	7	1	0	0	0	0	3	75	104	7.36	1.636				
Pete Walker, R ERA: 5.79	0.2		4	0	0	0	1	2	0	0	0	0	0	11	23	0.00	3.000				

Toronto Blue Jays @ Boston Red Sox
Fenway Park, Boston, MA
Wed Aug 27 2003, 7:05 PM EDT
Att: 34,206 - Cloudy - 82 F

AB	33
R	6
H	11
RBI	6
BB	3
SO	8
LOB	9



Batter	1	2	3	4	5	6	7	8	9	AB R H RBI BB SO LOB	TOP									
Alfonso Soriano, R OBP: 0.329, SLG: 0.497	F7		G5-3	G6-3			G1-3		K	5 0 0 0 0 1 3	New York Yankees @ Boston Red Sox Fenway Park, Boston, MA Fri Aug 29 2003, 7:05 PM EDT Att: 34,854 - Cloudy - 79 F									
2 Derek Jeter, R OBP: 0.397, SLG: 0.457	G1-3 55 2B		G6-3						K	4 1 2 0 1 1 2										
25 Jason Giambi, L OBP: 0.424, SLG: 0.538	G1-3 55 2B		G6-3				G4-3			3 1 0 0 1 0 2										
Bernie Williams, S OBP: 0.377, SLG: 0.408	G1-3									4 1 1 0 0 0 3										
55 Hideki Matsui, L OBP: 0.351, SLG: 0.447										3 0 1 2 1 0 0										
20 Jorge Posada, S OBP: 0.399, SLG: 0.498	G4-3									3 1 0 0 1 0 3										
Nick Johnson, L OBP: 0.438, SLG: 0.514										2 1 0 0 1 1 1										
Aaron Boone, R OBP: 0.324, SLG: 0.434										4 0 1 3 0 0 2										
Karim Garcia, L OBP: 0.301, SLG: 0.453										4 0 1 0 0 0 1										
Inning Stats	R: 2 E: 0 K: 0 S: 12	H: 2 LOB: 1 BB: 1 P: 24	R: 0 E: 0 K: 0 S: 6	H: 0 LOB: 0 BB: 0 P: 8	R: 0 E: 0 K: 0 S: 6	H: 0 LOB: 0 BB: 0 P: 9	R: 3 E: 0 K: 0 S: 16	H: 2 LOB: 1 BB: 1 P: 30	R: 0 E: 0 K: 1 S: 10	H: 0 LOB: 1 BB: 1 P: 17	R: 0 E: 0 K: 0 S: 7	H: 0 LOB: 1 BB: 1 P: 14	R: 0 E: 0 K: 0 S: 8	H: 0 LOB: 0 BB: 0 P: 15	R: 0 E: 0 K: 2 S: 12	H: 1 LOB: 2 BB: 1 P: 22	1B: 2 2B: 4 3B: 0 HR: 0	SF: 0 SAC: 0 DP: 1 HBP: 1	WP: 1 PB: 0 SB: 0 CS: 0	PA: 38
PITCHER	IP WLS BF H R ER SO BB IBB HBP BLK WP HR S P ERA WHIP											IP WLS BF H R ER SO BB IBB HBP BLK WP HR S P ERA WHIP								
Derek Lowe, R ERA: 4.76	(1, 1) 6.0 W 26 5 5 5 1 3 0 1 0 0 0 0 57 98 7.50 1.333																			
50 Mike Timlin, R ERA: 3.25	(7, 1) 1.0 4 0 0 0 0 1 0 0 0 0 0 0 7 14 0.00 1.000																			
Scott Sauerbeck, L ERA: 4.25	(8, 1) 1.0 3 0 0 0 0 0 0 0 0 0 0 0 8 15 0.00 0.000																			
Scott Williamson, R ERA: 3.64	(9, 1) 1.0 5 1 0 0 2 1 0 0 0 1 0 0 12 22 0.00 2.000																			

Batter	1	2	3	4	5	6	7	8	9	AB R H RBI BB SO LOB	BOTTOM									
18 Johnny Damon, L OBP: 0.348, SLG: 0.418	K	K		SF7		F7	F7			4 0 0 1 0 2 2	New York Yankees @ Boston Red Sox Fenway Park, Boston, MA Fri Aug 29 2003, 7:05 PM EDT Att: 34,854 - Cloudy - 79 F									
Todd Walker, L OBP: 0.321, SLG: 0.406		G6-3								4 2 1 0 1 1 0										
Nomar Garciaparra, R OBP: 0.363, SLG: 0.552										5 2 3 2 0 2 0										
34 David Ortiz, L OBP: 0.363, SLG: 0.578										5 2 2 2 0 0 1										
Kevin Millar, R OBP: 0.357, SLG: 0.497										4 0 0 0 1 2 2										
Trot Nixon, L OBP: 0.397, SLG: 0.574										4 1 3 0 1 0 0										
Bill Mueller, S OBP: 0.407, SLG: 0.566										5 1 3 4 0 0 4										
Jason Varitek, S OBP: 0.355, SLG: 0.538										2 1 0 0 2 1 3										
Gabe Kapler, R OBP: 0.339, SLG: 0.383										4 1 2 1 0 1 2										
Inning Stats	R: 3 E: 0 K: 3 S: 19	H: 3 LOB: 2 BB: 2 P: 36	R: 0 E: 0 K: 1 S: 8	H: 0 LOB: 0 BB: 0 P: 11	R: 0 E: 0 K: 2 S: 7	H: 0 LOB: 0 BB: 0 P: 10	R: 4 E: 0 K: 2 S: 21	H: 3 LOB: 0 BB: 1 P: 37	R: 1 E: 0 K: 0 S: 12	H: 2 LOB: 2 BB: 1 P: 22	R: 2 E: 0 K: 0 S: 7	H: 2 LOB: 0 BB: 0 P: 13	R: 0 E: 0 K: 0 S: 13	H: 2 LOB: 2 BB: 0 P: 16	R: 0 E: 0 K: 0 S: 12	H: 2 LOB: 3 BB: 1 P: 21	1B: 7 2B: 4 3B: 0 HR: 3	SF: 1 SAC: 0 DP: 0 HBP: 0	WP: 1 PB: 2 SB: 0 CS: 0	PA: 43
PITCHER	IP WLS BF H R ER SO BB IBB HBP BLK WP HR S P ERA WHIP											IP WLS BF H R ER SO BB IBB HBP BLK WP HR S P ERA WHIP								
Jose Contreras, R ERA: 5.09	(1, 1) 3.0 L 18 6 7 7 6 3 0 0 0 0 1 2 33 54 9.00 1.333																			
Jeff Weaver, R ERA: 5.91	(4, 1) 3.0 14 4 3 3 3 0 1 0 0 1 2 33 54 9.00 1.333																			
Chris Hammond, L ERA: 3.13	(7, 1) 1.0 5 2 0 0 0 0 0 0 0 0 0 0 13 16 0.00 2.000																			
Felix Heredia, L ERA: 2.96	(8, 1) 1.0 6 2 0 0 0 0 0 1 0 0 0 0 12 21 0.00 2.000																			

Batter	1	2	3	4	5	6	7	8	9	AB	R	H	RBI	BB	SO	LOB	TOP				
2 Derek Jeter, R OBP: 0.389, SLG: 0.460 (1, 6)	F9		2B SF7 1B	FC6-4 25 F9 1B		HBP		1B 2B		4	2	2	0	0	0	2	New York Yankees @ Boston Red Sox Fenway Park, Boston, MA Sat Aug 30 2003, 1:20 PM EDT Att: 34,350 - Cloudy - 77 F				
Nick Johnson, L OBP: 0.444, SLG: 0.524 (1, 3)	1B		SF7 2B	1B		G5-3		1B		5	0	4	4	0	0	1					
25 Jason Giambi, L OBP: 0.422, SLG: 0.534 (1, 10)	P2		HBP	F9			F8	K		4	0	0	0	0	1	4					
Bernie Williams, S OBP: 0.373, SLG: 0.403 (1, 8)	K		SF7	G3			G4-3		G6-3	4	0	0	1	0	1	3					
55 Hideki Matsui, L OBP: 0.351, SLG: 0.445 (1, 7)		K	P5				G3		20 HR 1B	4	1	1	0	1	1	2					
20 Jorge Posada, S OBP: 0.399, SLG: 0.511 (1, 2)	K			HR	L4-3			K	HR	5	2	2	3	0	2	1					
Aaron Boone, R OBP: 0.324, SLG: 0.438 (1, 5)	F7			1B 2B	K			1B 2B	K	5	2	2	0	0	2	0					
Karim Garcia, L OBP: 0.302, SLG: 0.451 (8, PH)			F7	1B 1B			F9	F8	P2	3	1	1	0	0	0	0					
Ruben Sierra, S OBP: 0.334, SLG: 0.408 (8, PH)				1B						1	0	0	0	0	0	1					
Juan Rivera, R OBP: 0.281, SLG: 0.364 (8, 9)				1B						1	0	0	0	0	0	0					
Enrique Wilson, S OBP: 0.287, SLG: 0.366 (1, 4)			2B 1B	FC6-4 1B			F9	2B 1B		4	2	3	2	0	0	0					
Inning Stats	R: 0 E: 0 K: 1 S: 9	H: 1 LOB: 1 BB: 0 P: 13	R: 0 E: 0 K: 2 S: 8	H: 0 LOB: 0 BB: 0 P: 14	R: 2 E: 0 K: 0 S: 18	H: 3 LOB: 2 BB: 0 P: 27	R: 3 E: 0 K: 0 S: 23	H: 5 LOB: 2 BB: 0 P: 33	R: 0 E: 0 K: 1 S: 5	H: 0 LOB: 1 BB: 0 P: 15	R: 0 E: 0 K: 0 S: 7	H: 0 LOB: 0 BB: 0 P: 8	R: 3 E: 0 K: 2 S: 18	H: 4 LOB: 1 BB: 0 P: 24	R: 2 E: 0 K: 1 S: 13	H: 2 LOB: 0 BB: 0 P: 16	1B: 9 2B: 5 3B: 0 HR: 2	SF: 1 SAC: 0 DP: 1 HBP: 2	WP: 0 PB: 0 SB: 0 CS: 0	PA: 44	
PITCHER	IP	WLS	BF	H	R	ER	SO	BB	IBB	HBP	BLK	WP	HR	S	P	ERA	WHIP				
Pedro Martinez, R ERA: 2.52 (1, 1)	4.0	L	22	9	5	5	3	0	0	1	0	0	1	58	87	11.25	2.250				
Bronson Arroyo, R ERA: 1.42 (5, 1)	3.1		12	1	1	1	2	1	0	1	0	0	0	25	40	2.70	0.600				
Alan Embree, L ERA: 3.96 (8, 1)	0.2		5	3	2	2	1	0	0	0	0	0	0	14	17	27.00	4.500				
Byung-Hyun Kim, R ERA: 3.72 (9, 1)	1.0		5	2	2	2	1	0	0	0	0	0	1	13	16	18.00	2.000				

AB	40
R	10
H	15
RBI	10
BB	1
SO	7
LOB	14



Batter	1	2	3	4	5	6	7	8	9	AB	R	H	RBI	BB	SO	LOB	BOTTOM				
18 Johnny Damon, L OBP: 0.348, SLG: 0.416 (1, 8)	E 3B 1B		G3-1		F9		P4			4	1	1	1	1	0	0	New York Yankees @ Boston Red Sox Fenway Park, Boston, MA Sat Aug 30 2003, 1:20 PM EDT Att: 34,350 - Cloudy - 77 F				
Bill Mueller, S OBP: 0.403, SLG: 0.559 (1, 5)	E1 3B		P5		K		G6-3	K		5	1	0	0	0	2	4					
Nomar Garciaparra, R OBP: 0.393, SLG: 0.595 (1, 6)	1B 3B		F8		34 1B			FC6-4 2B	F7	5	2	3	2	0	0	0					
34 David Ortiz, L OBP: 0.369, SLG: 0.589 (1, 10)	G5-3		HR		1B			FC6-4 BB	G3 1B	4	1	3	1	1	0	1					
Kevin Millar, R OBP: 0.356, SLG: 0.493 (1, 3)	FC1-4 1B		G4-3		K			FC6-4 HBP 2B	G3	5	1	1	1	0	1	5					
Jason Varitek, S OBP: 0.353, SLG: 0.532 (1, 2)	FC1-4 1B		K				F9	2B 18 BB HBP	G3-1	4	1	0	0	0	1	2					
Gabe Kapler, R OBP: 0.395, SLG: 0.382 (1, 7)					K					3	0	1	0	0	1	0					
Todd Walker, L OBP: 0.321, SLG: 0.405 (8, PH) (9, 4)	1B				K					1	0	0	0	0	0	3					
Trot Nixon, L OBP: 0.395, SLG: 0.570 (1, 9)	G1-3				K					3	0	0	0	0	2	2					
Dave McCarty, R OBP: 0.308, SLG: 0.486 (8, PH) (9, 9)								18 BB		1	0	1	2	0	0	0					
Damian Jackson, R OBP: 0.279, SLG: 0.311 (9, 9)								1B 2B		0	0	0	0	0	0	0					
Lou Merloni, R OBP: 0.359, SLG: 0.357 (1, 4) (9, 7)	F9				F9			18 BB		3	0	0	0	1	1	0					
Inning Stats	R: 3 E: 1 K: 0 S: 21	H: 4 LOB: 2 BB: 0 P: 30	R: 0 E: 0 K: 0 S: 11	H: 0 LOB: 0 BB: 0 P: 19	R: 1 E: 0 K: 1 S: 8	H: 1 LOB: 0 BB: 0 P: 15	R: 0 E: 0 K: 2 S: 9	H: 0 LOB: 0 BB: 0 P: 11	R: 0 E: 0 K: 1 S: 7	H: 0 LOB: 0 BB: 0 P: 11	R: 0 E: 0 K: 1 S: 7	H: 0 LOB: 0 BB: 0 P: 12	R: 3 E: 0 K: 1 S: 28	H: 2 LOB: 3 BB: 3 P: 48	R: 0 E: 0 K: 0 S: 10	H: 1 LOB: 1 BB: 0 P: 12	1B: 6 2B: 2 3B: 1 HR: 1	SF: 0 SAC: 0 DP: 0 HBP: 1	WP: 0 PB: 0 SB: 0 CS: 0	PA: 42	
PITCHER	IP	WLS	BF	H	R	ER	SO	BB	IBB	HBP	BLK	WP	HR	S	P	ERA	WHIP				
Andy Pettitte, L ERA: 4.01 (1, 1)	7.0	W	29	7	4	3	7	0	0	0	0	0	0	9	17	81.00	6.000				
Jeff Nelson, R ERA: 3.97 (8, 1)	0.1		4	1	3	3	0	1	0	1	0	0	0	3	4	0.00	0.000				
Gabe White, L ERA: 4.25 (8, 1)	0.1	H	1	0	0	0	0	0	0	0	0	0	0	3	4	0.00	0.000				
42 Mariano Rivera, R ERA: 2.01 (8, 1)	1.1	S	8	2	0	0	1	2	0	0	0	0	0	26	39	0.00	3.000				

AB	38
R	7
H	10
RBI	7
BB	3
SO	8
LOB	17



Batter	1	2	3	4	5	6	7	8	9	AB	R	H	RBI	BB	SO	LOB	TOP				
18 Johnny Damon, L (1, 8) OBP: 0.348, SLG: 0.413	P3		P2			F7			K	4	0	0	0	0	1	0					
Todd Walker, L (1, 4) OBP: 0.322, SLG: 0.402 Damian Jackson, R (9, 4) OBP: 0.285, SLG: 0.317	K			P4		G3			G4-3	4	0	0	0	0	1	0					
Nomar Garciaparra, R (1, 6) OBP: 0.360, SLG: 0.547	K			G6-3			P4			3	0	0	0	0	1	0					
34 David Ortiz, L (1, 10) OBP: 0.373, SLG: 0.585		F7		G5-3			F7			3	0	0	0	0	0	0					
Kevin Millar, R (1, 3) OBP: 0.355, SLG: 0.485		P4			G3-6 BB		G1-3			2	0	0	0	1	0	0					
Trot Nixon, L (1, 9) OBP: 0.401, SLG: 0.585				G3-6 1-2				P5		3	1	1	1	0	0	1					
Bill Mueller, S (1, 5) OBP: 0.396, SLG: 0.546		F8			F8			G6-3		3	0	0	0	0	0	0					
Jason Varitek, S (1, 2) OBP: 0.352, SLG: 0.524			K				P5			3	0	0	0	0	1	0					
Gabe Kapler, R (1, 7) OBP: 0.335, SLG: 0.390			F8						K	3	1	1	1	0	1	0					
Inning Stats	R: 0 E: 0 K: 2 S: 10	H: 0 LOB: 0 BB: 0 P: 15	R: 1 E: 0 K: 0 S: 12	H: 1 LOB: 0 BB: 0 P: 19	R: 0 E: 0 K: 1 S: 7	H: 0 LOB: 0 BB: 0 P: 9	R: 0 E: 0 K: 0 S: 5	H: 0 LOB: 0 BB: 0 P: 9	R: 0 E: 0 K: 0 S: 5	H: 0 LOB: 0 BB: 1 P: 10	R: 1 E: 0 K: 0 S: 9	H: 1 LOB: 0 BB: 0 P: 15	R: 0 E: 0 K: 0 S: 9	H: 0 LOB: 0 BB: 0 P: 15	R: 0 E: 0 K: 2 S: 6	H: 0 LOB: 0 BB: 0 P: 9	R: 0 E: 0 K: 2 S: 11	H: 0 LOB: 0 BB: 0 P: 16	1B: 0 2B: 0 3B: 0 HR: 2	SF: 0 SAC: 0 DP: 1 HBP: 0	WP: 0 PA: 29 PB: 0 SB: 0 CS: 0
PITCHER Bartolo Colon, R (1, 1) ERA: 4.08	IP: 9.0 WLS: L BF: 29 H: 2 R: 2 ER: 2 SO: 5 BB: 1 IBB: 0 HBP: 0 BLK: 0 WP: 0 HR: 2 S: 74 P: 117 ERA: 2.00 WHIP: 0.333															PITCHER					

Boston Red Sox @ Chicago White Sox
U.S. Cellular Field, Chicago, IL
Tue Sep 02 2003, 8:05 PM EDT
Att: 23,943 - Sunny - 71 F

AB 28
R 2
H 2
RBI 2
BB 1
SO 5
LOB 1



Batter	1	2	3	4	5	6	7	8	9	AB	R	H	RBI	BB	SO	LOB	BOTTOM				
Roberto Alomar, S (1, 4) OBP: 0.338, SLG: 0.357	BB FC4-5 2B	K			L7				G4-6-3 HBP	3	1	1	0	0	1	1					
Carlos Lee, R (1, 7) OBP: 0.330, SLG: 0.494	F8				P6				G4-6-3 1-2	4	0	1	0	0	0	3					
Frank Thomas, R (1, 10) OBP: 0.390, SLG: 0.570	FC4-5 BB HBP		F9			K			K	3	0	0	0	0	2	1					
Magglio Ordonez, R (1, 9) OBP: 0.385, SLG: 0.556	FC4-5 BB		P6			G4-3			G5-3	3	0	0	0	1	0	1					
Carl Everett, S (1, 8) OBP: 0.368, SLG: 0.516	FC4-5		K2-3				14 1B HBP		G2-3	3	0	0	1	0	1	3					
14 Paul Konerko, R (1, 3) OBP: 0.308, SLG: 0.412	F9				F7				F7	4	0	1	0	0	0	2					
Jose Valentin, S (1, 6) OBP: 0.310, SLG: 0.444		G1-3 HBP			K				P5	3	0	0	0	0	1	2					
24 Joe Crede, R (1, 5) OBP: 0.307, SLG: 0.430	F8				F7				G4-3 2B	4	0	1	0	0	0	1					
Miguel Olivo, R (1, 2) OBP: 0.278, SLG: 0.356 Armando Rios, L (7, PH) OBP: 0.255, SLG: 0.310 Sandy Alomar Jr., R (8, 2) OBP: 0.284, SLG: 0.406	G1-3				G5-3				G4-3	2	0	0	0	0	0	1					
Inning Stats	R: 1 E: 0 K: 0 S: 15	H: 1 LOB: 2 BB: 1 P: 25	R: 0 E: 0 K: 1 S: 9	H: 0 LOB: 1 BB: 0 P: 14	R: 0 E: 0 K: 1 S: 14	H: 1 LOB: 1 BB: 0 P: 24	R: 0 E: 0 K: 1 S: 6	H: 0 LOB: 0 BB: 0 P: 13	R: 0 E: 0 K: 0 S: 13	H: 0 LOB: 0 BB: 0 P: 18	R: 0 E: 0 K: 1 S: 15	H: 1 LOB: 2 BB: 0 P: 22	R: 0 E: 0 K: 0 S: 6	H: 1 LOB: 1 BB: 0 P: 9	R: 0 E: 0 K: 1 S: 9	H: 0 LOB: 0 BB: 0 P: 14	R: 0 E: 0 K: 0 S: 11	H: 0 LOB: 0 BB: 0 P: 15	1B: 1 2B: 3 3B: 0 HR: 0	SF: 0 SAC: 0 DP: 1 HBP: 4	WP: 0 PA: 35 PB: 0 SB: 0 CS: 0
PITCHER John Burkett, R (1, 1) ERA: 4.84 Brandon Lyon, R (7, 1) ERA: 3.91 Scott Williamson, R (7, 1) ERA: 3.43 Byung-Hyun Kim, R (9, 1) ERA: 3.62	IP: 6.0 WLS: W BF: 25 H: 3 R: 1 ER: 1 SO: 4 BB: 1 IBB: 0 HBP: 0 BLK: 0 WP: 0 HR: 0 S: 0 P: 72 ERA: 1.50 WHIP: 0.667															PITCHER					

Boston Red Sox @ Chicago White Sox
U.S. Cellular Field, Chicago, IL
Tue Sep 02 2003, 8:05 PM EDT
Att: 23,943 - Sunny - 71 F

AB 30
R 1
H 4
RBI 1
BB 1
SO 5
LOB 16



Batter	1	2	3	4	5	6	7	8	9	10	AB	R	H	RBI	BB	SO	LOB	TOP	
18 Johnny Damon, L OBP: 0.348, SLG: 0.411	B1-3		P3		K		1B		G1-3		5	0	1	0	0	1	0		
Bill Mueller, S OBP: 0.394, SLG: 0.543	F9		P5			FC5-4 1B	K		G5-3		5	0	1	0	0	1	2		
Nomar Garciaparra, R OBP: 0.359, SLG: 0.544	1B 34 1B		F7			FC5-4 2B 1-2f	K		F8		5	1	1	0	0	1	3		
Manny Ramirez, R OBP: 0.419, SLG: 0.574	1B 34 1B			G5-3			2B			G6-3	4	1	2	0	1	0	0		
34 David Ortiz, L OBP: 0.375, SLG: 0.602	1B FC6-4 1-2 2-H		G6-3			P2		HR		HR	5	2	3	4	0	0	2		
Kevin Millar, R OBP: 0.355, SLG: 0.482	FC6-4 1-2f				BB		F7			F8	3	0	0	0	2	0	4		
Jason Varitek, S OBP: 0.352, SLG: 0.530		G5-3		L6				HR		G5-3	5	1	2	1	0	0	1		
Gabe Kapler, R OBP: 0.328, SLG: 0.380		K			L4			P2		K	4	0	0	0	0	2	2		
Damian Jackson, R OBP: 0.284, SLG: 0.315		L3			G4-3			F7			4	0	1	0	0	0	1		
Inning Stats	R: 1 E: 0 K: 0 S: 13	H: 3 LOB: 2 BB: 0 P: 15	R: 0 E: 0 K: 1 S: 10	H: 0 LOB: 0 BB: 0 P: 16	R: 0 E: 0 K: 0 S: 3	H: 0 LOB: 0 BB: 1 P: 4	R: 0 E: 0 K: 1 S: 7	H: 2 LOB: 2 BB: 0 P: 14	R: 1 E: 0 K: 2 S: 16	H: 3 LOB: 2 BB: 0 P: 24	R: 2 E: 0 K: 1 S: 14	H: 2 LOB: 1 BB: 2 P: 27	R: 0 E: 0 K: 0 S: 11	H: 0 LOB: 0 BB: 0 P: 15	R: 1 E: 0 K: 0 S: 11	H: 1 LOB: 0 BB: 0 P: 18	1B: 7 2B: 1 3B: 0 HR: 3	SF: 0 SAC: 0 DP: 0 HBP: 0	WP: 1 PA: 43
PITCHER	IP WLS BF H R ER SO BB IBB HBP BLK WP HR S P ERA WHIP	6.2 0.1 1.2 1.1	29 4 5 5	8 1 1 1	2 2 0 1	3 2 0 1	3 0 0 0	0 0 0 0	0 1 0 1	9 18 14 21	0.00 0.600 0.00 0.750	65 95	2.70 1.350						

Boston Red Sox @ Chicago White Sox
 U.S. Cellular Field, Chicago, IL
 Wed Sep 03 2003, 7:05 PM EDT
 Att: 20 082 - Cloudy - 81 F

livebaseballscorecards.com

AB 40
 R 5
 H 11
 RBI 5
 BB 3
 SO 5
 LOB 15




Batter	1	2	3	4	5	6	7	8	9	10	AB	R	H	RBI	BB	SO	LOB	BOTTOM			
Roberto Alomar, S OBP: 0.340, SLG: 0.358	B1-3		2B BB		E5 1B		2B 1B		G6-3		4	2	2	0	1	0	0				
Carlos Lee, R OBP: 0.330, SLG: 0.497	F8		2B		P4		1B 2B		K		5	0	2	1	0	1	2				
Frank Thomas, R OBP: 0.392, SLG: 0.569	K		G6-3		G6-3 IBB		1B IBB		2B 1B		3	0	1	0	2	1	1				
Aaron Rowand, R OBP: 0.307, SLG: 0.421											0	0	0	0	0	0	0				
Magglio Ordonez, R OBP: 0.366, SLG: 0.559		G4-3			G6-3		1B		2B 1B		5	0	3	1	0	0	3				
Carl Everett, S OBP: 0.285, SLG: 0.511		F7			F8-4-3		G6-3		F6		4	0	0	0	0	0	4				
Willie Harris, L OBP: 0.234, SLG: 0.217					F8-4-3		F6		K		1	0	0	0	0	1	2				
14 Paul Konerko, R OBP: 0.309, SLG: 0.410		1B			G5-3		K			F7	4	0	1	0	1	1	3				
Jose Valentin, S OBP: 0.311, SLG: 0.450		K			P3		1B		HR		5	1	2	1	0	1	2				
24 Joe Crede, R OBP: 0.308, SLG: 0.427			G5-3			G1-3		F9		F9	5	1	1	0	0	0	1				
Sandy Alomar Jr., R OBP: 0.285, SLG: 0.405					1B E 1B		G1-3				3	0	1	0	0	0	0				
Brian Daubach, L OBP: 0.374, SLG: 0.396			G3-1				G6-3		K		0	0	0	0	0	0	0				
Tony Graffanino, R OBP: 0.331, SLG: 0.451											1	0	0	0	0	1	0				
Miguel Olivo, R OBP: 0.278, SLG: 0.356											0	0	0	0	0	0	0				
Inning Stats	R: 0 E: 0 K: 1 S: 7	H: 0 LOB: 0 BB: 0 P: 10	R: 0 E: 0 K: 1 S: 7	H: 1 LOB: 1 BB: 0 P: 11	R: 1 E: 0 K: 0 S: 12	H: 1 LOB: 1 BB: 1 P: 20	R: 0 E: 0 K: 0 S: 7	H: 1 LOB: 1 BB: 1 P: 15	R: 1 E: 1 K: 0 S: 6	H: 3 LOB: 3 BB: 1 P: 10	R: 0 E: 0 K: 1 S: 6	H: 1 LOB: 1 BB: 0 P: 9	R: 1 E: 0 K: 2 S: 16	H: 2 LOB: 2 BB: 0 P: 28	R: 0 E: 0 K: 0 S: 14	H: 2 LOB: 2 BB: 0 P: 21	R: 0 E: 0 K: 0 S: 6	H: 0 LOB: 0 BB: 0 P: 9	1B: 9 2B: 4 3B: 0 HR: 1	SF: 0 SAC: 0 DP: 2 HBP: 0	WP: 0 PA: 44
PITCHER	IP WLS BF H R ER SO BB IBB HBP BLK WP HR S P ERA WHIP	7.0 0.1 0.2 2.0	33 2 0 7	10 3 0 2	3 1 0 0	3 0 0 2	0 0 0 0	0 0 0 0	0 1 0 0	6 8 6 20	0.00 0.000 0.00 1.000	61 103	3.86 1.714								

Boston Red Sox @ Chicago White Sox
 U.S. Cellular Field, Chicago, IL
 Wed Sep 03 2003, 7:05 PM EDT
 Att: 20 082 - Cloudy - 81 F

livebaseballscorecards.com

AB 40
 R 4
 H 13
 RBI 3
 BB 4
 SO 6
 LOB 18




Batter	1	2	3	4	5	6	7	8	9	AB	R	H	RBI	BB	SO	LOB	TOP										
18 Johnny Damon, L OBP: 0.348, SLG: 0.414	1-1 1B	3-2 G4-3	0-0 1B		0-0 F8		0-0 P6			5	2	2	3	0	0	3	Boston Red Sox @ New York Yankees Yankee Stadium, Bronx, NY Fri Sep 05 2003, 7:05 PM EDT Att: 55,261 - Sunny - 74 F										
Bill Mueller, S OBP: 0.394, SLG: 0.540	2-3 K	0-1 F9	0-0 1B		4-0 BB		2-0 G4-3			4	0	1	1	1	1	3											
Nomar Garciaparra, R OBP: 0.369, SLG: 0.544 Andy Abad, L	1-2 1B	0-0 BB	0-1 F9		1-0 F7		2-2 F8			4	1	2	1	0	0	3											
Damian Jackson, R OBP: 0.284, SLG: 0.315	1-2 1B	2-H 1B								1	0	0	0	0	0	1											
Manny Ramirez, R OBP: 0.421, SLG: 0.573 Gabe Kapler, R OBP: 0.326, SLG: 0.380	0-2 1B	4-0 BB	0-3 K		3-2 G6-3			1-2 HBP		3	1	1	1	1	1	1											
34 David Ortiz, L OBP: 0.376, SLG: 0.602	0-0 1B	2-3 K		1-0 G3		0-0 G5-3		0-0 L3		5	1	2	1	0	1	3											
Kevin Millar, R OBP: 0.354, SLG: 0.479	0-3 K		2-2 1B	1-0 G5-3		0-1 G5-3		3-2 L5		5	1	1	0	0	1	4											
Jason Varitek, S OBP: 0.353, SLG: 0.528	2-2 1B		1-3 K	0-3 K		2-0 1B			0-1 G4-3	5	0	2	2	0	2	1											
Trot Nixon, L OBP: 0.399, SLG: 0.581	0-3 K		0-0 1B		0-2 K		0-0 G1-3		0-1 F8	5	1	1	0	0	2	3											
Lou Merloni, R OBP: 0.378, SLG: 0.377		4-0 1B	4-2 1B		3-2 1B		0-2 2B		2-0 F8	3	2	2	0	2	0	0											
Inning Stats	R: 3 E: 0 K: 3 S: 23	H: 5 LOB: 2 BB: 0 P: 28	R: 1 E: 0 K: 1 S: 10	H: 1 LOB: 2 BB: 2 P: 23	R: 4 E: 0 K: 2 S: 18	H: 4 LOB: 1 BB: 1 P: 25	R: 0 E: 0 K: 1 S: 5	H: 0 LOB: 0 BB: 0 P: 7	R: 0 E: 0 K: 1 S: 8	H: 1 LOB: 2 BB: 1 P: 16	R: 1 E: 0 K: 0 S: 12	H: 2 LOB: 1 BB: 0 P: 17	R: 0 E: 0 K: 0 S: 11	H: 1 LOB: 0 BB: 0 P: 15	R: 0 E: 0 K: 0 S: 12	H: 0 LOB: 1 BB: 0 P: 16	R: 0 E: 0 K: 0 S: 5	H: 0 LOB: 0 BB: 0 P: 7	1B: 11 2B: 3 3B: 1 HR: 0	SF: 0 SAC: 0 DP: 1 HBP: 1	WP: 0 PB: 0 SB: 0 CS: 0	PA: 45					
PITCHER	IP WLS BF H R ER SO BB IBB HBP BLK WP HR S P ERA WHIP	2.1 L 19 9 8 8 5 3 0 0 0 0 0 45 70 30.86 5.143	3.1 L 20 5 1 1 3 1 0 0 0 0 0 42 61 1.93 1.286	8.1 L 6 0 0 0 0 0 0 1 0 0 0 17 23 0.00 0.000											IP WLS BF H R ER SO BB IBB HBP BLK WP HR S P ERA WHIP												
Andy Pettitte, L ERA: 4.35											2.1	L	19	9	8	8	5	3	0	0	0	0	0	45	70	30.86	5.143
Jeff Weaver, R ERA: 5.93											3.1	L	20	5	1	1	3	1	0	0	0	0	0	42	61	1.93	1.286
43 Jorge De Paula, R ERA:											8.1	L	6	0	0	0	0	0	0	1	0	0	0	17	23	0.00	0.000

Batter	1	2	3	4	5	6	7	8	9	AB	R	H	RBI	BB	SO	LOB	BOTTOM										
Alfonso Soriano, R OBP: 0.329, SLG: 0.497	1-2 G6-3		0-3 K			1-0 2B	0-1 1B			4	0	2	2	0	1	1	Boston Red Sox @ New York Yankees Yankee Stadium, Bronx, NY Fri Sep 05 2003, 7:05 PM EDT Att: 55,261 - Sunny - 74 F										
Nick Johnson, L OBP: 0.438, SLG: 0.508	2-3 K			2-3 K		3-2 F9	1-3 K			4	0	0	0	0	3	2											
Bernie Williams, S OBP: 0.368, SLG: 0.397	1-3 K			2-0 F7		4-2 BB		1-2 E6		3	0	0	0	1	1	0											
25 Jason Giambi, L OBP: 0.415, SLG: 0.522		1-3 K		0-0 F7		2-3 K		1-1 F8		4	0	0	0	0	2	3											
20 Jorge Posada, S OBP: 0.398, SLG: 0.514 John Flaherty, R OBP: 0.275, SLG: 0.453		2-3 K		1-2 55 G3		2-0 F7		0-3 K		3	0	1	0	0	1	2											
55 Hideki Matsui, L OBP: 0.348, SLG: 0.435		0-0 G6-3		1-0 G3		4-1 1B	2-1 FC6-4			3	1	0	0	1	0	2											
Aaron Boone, R OBP: 0.322, SLG: 0.432			1-0 L5		1-3 K		2-2 G4-6-3		3-2 F9	4	1	1	0	0	1	1											
Karim Garcia, L OBP: 0.308, SLG: 0.456 Juan Rivera, R OBP: 0.277, SLG: 0.355		2-2 G3-1		0-3 K		0-1 K	0-1 G4-6-3		0-2 F9	2	0	0	0	0	1	1											
Enrique Wilson, S OBP: 0.267, SLG: 0.348			1-2 2B		3-2 2B		2-2 G4-6-3		1-0 G3	4	1	2	0	0	0	2											
Inning Stats	R: 0 E: 0 K: 2 S: 10	H: 0 LOB: 0 BB: 0 P: 14	R: 0 E: 0 K: 2 S: 7	H: 0 LOB: 0 BB: 0 P: 10	R: 0 E: 0 K: 1 S: 11	H: 1 LOB: 1 BB: 0 P: 15	R: 0 E: 0 K: 1 S: 5	H: 0 LOB: 0 BB: 0 P: 9	R: 0 E: 0 K: 1 S: 14	H: 1 LOB: 1 BB: 0 P: 17	R: 1 E: 0 K: 1 S: 14	H: 2 LOB: 2 BB: 1 P: 29	R: 2 E: 0 K: 1 S: 22	H: 3 LOB: 1 BB: 1 P: 31	R: 0 E: 1 K: 1 S: 10	H: 0 LOB: 1 BB: 0 P: 14		R: 0 E: 0 K: 0 S: 7	H: 0 LOB: 0 BB: 0 P: 11	1B: 4 2B: 3 3B: 0 HR: 0	SF: 0 SAC: 0 DP: 1 HBP: 0	WP: 0 PB: 0 SB: 0 CS: 0	PA: 36				
PITCHER	IP WLS BF H R ER SO BB IBB HBP BLK WP HR S P ERA WHIP	6.0 W 23 4 1 1 1 1 0 0 0 0 0 22 31 18.00 4.000	7.1 L 6 3 2 2 1 1 0 0 0 0 0 22 31 18.00 4.000	8.1 L 4 0 0 0 1 0 0 0 0 0 0 10 14 0.00 0.000	9.1 L 3 0 0 0 0 0 0 0 0 0 0 7 11 0.00 0.000											IP WLS BF H R ER SO BB IBB HBP BLK WP HR S P ERA WHIP											
Pedro Martinez, R ERA: 2.48											6.0	W	23	4	1	1	1	1	0	0	0	0	0	22	31	18.00	4.000
Scott Sauerbeck, L ERA: 4.79											7.1	L	6	3	2	2	1	1	0	0	0	0	0	22	31	18.00	4.000
Alan Embree, L ERA: 3.81											8.1	L	4	0	0	0	1	0	0	0	0	0	0	10	14	0.00	0.000
Todd Jones, R ERA: 7.36											9.1	L	3	0	0	0	0	0	0	0	0	0	0	7	11	0.00	0.000

Batter	1	2	3	4	5	6	7	8	9	AB	R	H	RBI	BB	SO	LOB	TOP			
18 Johnny Damon, L OBP: 0.348, SLG: 0.414	P6		P5	1B		FC1-2		HR		5	1	2	2	0	0	2	Boston Red Sox @ New York Yankees Yankee Stadium, Bronx, NY Sat Sep 06 2003, 1:05 PM EDT Att: 55,237 - Sunny - 73 F			
Todd Walker, L OBP: 0.322, SLG: 0.408	K			HR		G3		HR		4	2	2	4	0	1	2				
Nomar Garciaparra, R OBP: 0.358, SLG: 0.546 Damian Jackson, R OBP: 0.284, SLG: 0.315	L6			HR				P3		5	1	1	2	0	1	3				
Manny Ramirez, R OBP: 0.419, SLG: 0.570 Gabe Kapler, R OBP: 0.326, SLG: 0.378		G4-3				P6				4	1	1	0	0	1	0				
34 David Ortiz, L OBP: 0.372, SLG: 0.595 Dave McCarty, R OBP: 0.356, SLG: 0.500	L9		E6	1B		G5-3		P6		4	1	0	0	0	0	1				
Kevin Millar, R OBP: 0.355, SLG: 0.485 Andy Abad, L	HR			1B		G6-3		P3		4	1	2	2	0	0	0				
Trot Nixon, L OBP: 0.402, SLG: 0.580	F7			BB				1B		2	2	1	0	1	0	0				
Bill Mueller, S OBP: 0.395, SLG: 0.540 Lou Merloni, R OBP: 0.376, SLG: 0.377			G1-3	BB		K		1B		4	1	2	1	0	1	1				
Doug Mirabeli, R OBP: 0.310, SLG: 0.442 Bill Haselman, R	K			SF9		FC1-2		P4		3	0	1	0	1	1	2				
				BB						0	0	0	0	0	0	0				
Inning Stats	R: 0 E: 0 K: 1 S: 7	H: 0 LOB: 0 BB: 0 P: 12	R: 1 E: 0 K: 0 S: 14	H: 1 LOB: 0 BB: 0 P: 21	R: 0 E: 0 K: 1 S: 9	H: 0 LOB: 0 BB: 0 P: 13	R: 6 E: 1 K: 0 S: 22	H: 6 LOB: 2 BB: 2 P: 35	R: 0 E: 0 K: 1 S: 8	H: 1 LOB: 2 BB: 0 P: 10	R: 0 E: 0 K: 2 S: 13	H: 0 LOB: 0 BB: 0 P: 17	R: 4 E: 0 K: 0 S: 15	H: 4 LOB: 1 BB: 0 P: 23	R: 0 E: 0 K: 1 S: 16	H: 0 LOB: 0 BB: 0 P: 22	1B: 8 2B: 1 3B: 0 HR: 3	SF: 1 SAC: 0 DP: 0 HBP: 1	WP: 0 PB: 0 CS: 0	PA: 42
PITCHER	IP WLS BF H R ER SO BB IBB HBP BLK WP HR S P ERA WHIP																			
Roger Clemens, R ERA: 4.18	3.1 L 19 7 7 5 2 2 0 0 0 0 0 2 48 77 13.50 2.700																			
Chris Hammond, L ERA: 3.0	2.0 8 1 0 0 1 0 0 1 0 0 0 0 18 23 0.00 0.500																			
Felix Heredia, L ERA: 2.93	0.2 2 0 0 0 0 0 0 0 0 0 0 0 3 4 0.00 0.000																			
Antonio Osuna, R ERA: 3.89	1.2 7 2 2 2 2 0 0 0 0 0 0 0 21 30 10.80 1.200																			
Gabe White, L ERA: 4.24	1.1 6 2 2 2 1 0 0 0 0 0 0 1 23 32 13.50 1.500																			

Batter	1	2	3	4	5	6	7	8	9	AB	R	H	RBI	BB	SO	LOB	BOTTOM					
Alfonso Soriano, R OBP: 0.328, SLG: 0.496	F8			P3		G5-3		L9		4	0	1	0	0	0	0	Boston Red Sox @ New York Yankees Yankee Stadium, Bronx, NY Sat Sep 06 2003, 1:05 PM EDT Att: 55,237 - Sunny - 73 F					
Nick Johnson, L OBP: 0.436, SLG: 0.502	B1-3			F8		G5-3		G4-3		3	0	0	0	1	0	0						
Bernie Williams, S OBP: 0.370, SLG: 0.399	G4-3					G5-3				3	0	1	0	1	0	2						
25 Jason Giambi, L OBP: 0.413, SLG: 0.518 Luis Sojo, R		P4		F9		P6		P5		3	0	0	0	0	0	2						
20 Jorge Posada, S OBP: 0.398, SLG: 0.512 Michel Hernandez, R	G4-3									2	0	0	0	1	1	0						
Aaron Boone, R OBP: 0.322, SLG: 0.431 38 Drew Henson, R	K					F8		P6		1	0	0	0	0	0	2						
55 Hideki Matsui, L OBP: 0.369, SLG: 0.436 Fernando Seguinot, S		G4-3								3	0	2	0	0	0	0						
Enrique Wilson, S OBP: 0.260, SLG: 0.339		L8								3	0	0	0	0	0	3						
Karim Garcia, L OBP: 0.303, SLG: 0.449				F8				F8		3	0	0	0	0	0	2						
Inning Stats	R: 0 E: 0 K: 0 S: 4	H: 0 LOB: 0 BB: 0 P: 5	R: 0 E: 0 K: 1 S: 7	H: 0 LOB: 0 BB: 0 P: 12	R: 0 E: 0 K: 0 S: 7	H: 0 LOB: 0 BB: 0 P: 10	R: 0 E: 0 K: 0 S: 14	H: 1 LOB: 1 BB: 0 P: 20	R: 0 E: 0 K: 1 S: 11	H: 1 LOB: 2 BB: 1 P: 20	R: 0 E: 0 K: 0 S: 10	H: 1 LOB: 1 BB: 1 P: 20	R: 0 E: 0 K: 0 S: 7	H: 1 LOB: 1 BB: 1 P: 13	R: 0 E: 0 K: 0 S: 6	H: 0 LOB: 0 BB: 0 P: 10	R: 0 E: 0 K: 1 S: 9	H: 0 LOB: 2 BB: 2 P: 21	1B: 3 2B: 1 3B: 0 HR: 0	SF: 0 SAC: 0 DP: 2 HBP: 0	WP: 0 PB: 0 CS: 0	PA: 34
PITCHER	IP WLS BF H R ER SO BB IBB HBP BLK WP HR S P ERA WHIP																					
49 Tim Wakefield, R ERA: 4.3	7.0 W 26 4 4 0 0 2 3 0 0 0 0 0 60 100 0.00 1.000																					
50 Mike Timlin, R ERA: 3.51	1.0 3 0 0 0 0 0 0 0 0 0 0 0 6 10 0.00 0.000																					
Casey Fossum, L ERA: 5.47	1.0 5 0 0 0 0 1 2 0 0 0 0 0 9 21 0.00 2.000																					



Batter	1	2	3	4	5	6	7	8	9	AB	R	H	RBI	BB	SO	LOB	TOP			
18 Johnny Damon, L (1, 8) OBP: 0.346, SLG: 0.411	B3		P4			L4		E6		4	1	0	0	0	0	1	Boston Red Sox @ New York Yankees Yankee Stadium, Bronx, NY Sun Sep.07 2003, 1:05 PM EDT Att: 55,212 - Sunny - 74 F			
Bill Mueller, S (1, 5) OBP: 0.395, SLG: 0.539	G5-3					F9		1B		4	0	2	0	0	0	0				
Nomar Garciaparra, R (1, 6) OBP: 0.356, SLG: 0.542	F9					L7		F9		4	0	0	0	0	0	3				
Manny Ramirez, R (1, 7) OBP: 0.420, SLG: 0.571		P4						FC6-4		4	0	2	1	0	0	1				
34 David Ortiz, L (1, 10) OBP: 0.369, SLG: 0.589	F8							FC4-6		4	0	0	0	0	1	4				
Kevin Millar, R (1, 3) OBP: 0.356, SLG: 0.489	F9							FC6-4		3	0	2	0	1	0	0				
Jason Varitek, S (1, 2) OBP: 0.350, SLG: 0.523			G4-3					FC6-4		4	0	0	0	0	0	4				
Gabe Kapler, R (1, 9) OBP: 0.326, SLG: 0.377								FC6-4		3	0	1	0	0	0	3				
Trot Nixon, L (9, PH) OBP: 0.401, SLG: 0.579								FC6-4		1	0	0	0	0	0	1				
Damian Jackson, R (1, 4) OBP: 0.279, SLG: 0.310								FC6-4		2	0	0	0	0	1	2				
Lou Merloni, R (8, PH) OBP: 0.376, SLG: 0.375								G1-3		1	0	0	0	0	1	0				
Todd Walker, L (9, PH) OBP: 0.322, SLG: 0.407										1	0	0	0	0	0	1				
Inning Stats	R: 0 E: 0 K: 0 S: 6	H: 0 LOB: 0 BB: 0 P: 7	R: 0 E: 0 K: 0 S: 6	H: 0 LOB: 0 BB: 0 P: 8	R: 0 E: 0 K: 0 S: 9	H: 1 LOB: 1 BB: 0 P: 13	R: 0 E: 0 K: 0 S: 7	H: 1 LOB: 1 BB: 0 P: 10	R: 0 E: 0 K: 1 S: 12	H: 0 LOB: 0 BB: 0 P: 13	R: 0 E: 0 K: 1 S: 13	H: 1 LOB: 2 BB: 1 P: 21	R: 1 E: 1 K: 1 S: 15	H: 2 LOB: 1 BB: 0 P: 22	R: 0 E: 0 K: 0 S: 8	H: 1 LOB: 1 BB: 0 P: 12	1B: 5 2B: 2 3B: 0 HR: 0	SF: 0 SAC: 0 DP: 0 HBP: 0	WP: 0 PB: 0 SB: 1 CS: 0	PA: 36
PITCHER	IP WLS BF H R ER SO BB IBB HBP BLK WP HR S P ERA WHIP																			
David Wells, L (1, 1) ERA: 4.27	7.1 W 29 5 1 0 3 1 0 0 0 0 0 70 99 0.00 0.818																			
42 Mariano Rivera, R (8, 1) ERA: 1.9	1.2 S 7 2 0 0 0 0 0 0 0 0 0 0 15 23 0.00 1.200																			

AB 35
R 1
H 7
RBI 1
BB 1
SO 3
LOB 20



Batter	1	2	3	4	5	6	7	8	9	AB	R	H	RBI	BB	SO	LOB	BOTTOM			
Alfonso Soriano, R (1, 4) OBP: 0.328, SLG: 0.496	G5-3		K			P4		S		4	1	1	0	0	1	0	Boston Red Sox @ New York Yankees Yankee Stadium, Bronx, NY Sun Sep.07 2003, 1:05 PM EDT Att: 55,212 - Sunny - 74 F			
Nick Johnson, L (1, 3) OBP: 0.437, SLG: 0.500	FC1-6					G6-3		2B		3	0	1	1	1	0	0				
2 Derek Jeter, R (1, 6) OBP: 0.391, SLG: 0.459	FC1-6							1B		3	0	1	0	1	0	1				
25 Jason Giambi, L (1, 10) OBP: 0.410, SLG: 0.514	K					F9		G6-3		4	0	0	0	0	1	4				
20 Jorge Posada, S (1, 2) OBP: 0.398, SLG: 0.509			K			G4-3		HR		2	1	0	0	1	1	1				
Bernie Williams, S (1, 8) OBP: 0.369, SLG: 0.406		G1-3				G4-3		HR		3	1	1	2	0	0	0				
55 Hideki Matsui, L (1, 7) OBP: 0.349, SLG: 0.437		G3				P4				3	0	1	0	0	0	0				
Aaron Boone, R (1, 5) OBP: 0.321, SLG: 0.428			F7			P2		F8		3	0	0	0	0	0	1				
Karim Garcia, L (1, 9) OBP: 0.300, SLG: 0.444			P5			F9				2	0	0	0	0	0	0				
Juan Rivera, R (8, PH) OBP: 0.275, SLG: 0.353								K		1	0	0	0	0	1	0				
Inning Stats	R: 0 E: 0 K: 1 S: 10	H: 0 LOB: 1 BB: 1 P: 17	R: 0 E: 0 K: 1 S: 8	H: 0 LOB: 0 BB: 0 P: 10	R: 0 E: 0 K: 1 S: 8	H: 0 LOB: 0 BB: 0 P: 9	R: 0 E: 0 K: 0 S: 5	H: 1 LOB: 1 BB: 0 P: 7	R: 0 E: 0 K: 0 S: 5	H: 0 LOB: 0 BB: 0 P: 10	R: 0 E: 0 K: 0 S: 8	H: 0 LOB: 0 BB: 0 P: 14	R: 2 E: 0 K: 0 S: 17	H: 2 LOB: 1 BB: 1 P: 33	R: 1 E: 0 K: 1 S: 9	H: 2 LOB: 1 BB: 1 P: 18	1B: 2 2B: 2 3B: 0 HR: 1	SF: 0 SAC: 0 DP: 1 HBP: 0	WP: 1 PB: 0 SB: 2 CS: 0	PA: 31
PITCHER	IP WLS BF H R ER SO BB IBB HBP BLK WP HR S P ERA WHIP																			
Jeff Suppan, R (1, 1) ERA: 4.04	7.0 L 26 3 2 2 2 3 2 0 0 0 0 0 61 100 2.57 0.714																			
Alan Embree, L (8, 1) ERA: 3.96	0.1 3 2 1 1 1 0 0 0 0 0 0 6 9 27.00 6.000																			
Scott Williamson, R (8, 1) ERA: 3.47	0.0 1 0 0 0 0 0 1 0 0 0 0 1 5 * *																			
Scott Sauerbeck, L (8, 1) ERA: 4.7	0.2 1 0 0 0 0 0 0 0 0 0 0 0 2 4 0.00 0.000																			

AB 28
R 3
H 5
RBI 3
BB 3
SO 4
LOB 7



Batter	1	2	3	4	5	6	7	8	9	AB	R	H	RBI	BB	SO	LOB	TOP								
18 Johnny Damon, L (1, 8) OBP: 0.345, SLG: 0.415										6	1	2	0	0	1	2									
Bill Mueller, S (1, 5) OBP: 0.403, SLG: 0.560										3	1	3	2	1	0	0									
Nomar Garciaparra, R (1, 6) OBP: 0.352, SLG: 0.540										5	1	0	0	0	0	7									
Manny Ramirez, R (1, 7) OBP: 0.426, SLG: 0.578										1	2	1	0	3	0	0									
34 David Ortiz, L (1, 10) OBP: 0.372, SLG: 0.597										5	1	2	4	0	0	5									
Kevin Millar, R (1, 3) OBP: 0.353, SLG: 0.480										5	0	0	0	0	3	4									
Jason Varitek, S (1, 2) OBP: 0.356, SLG: 0.532										3	2	2	1	2	0	0									
Trot Nixon, L (1, 9) OBP: 0.400, SLG: 0.574										1	0	1	0	0	0	0									
Gabe Kapler, R (2, PR) OBP: 0.374, SLG: 0.374										4	1	1	0	0	0	2									
Damian Jackson, R (1, 4) OBP: 0.284, SLG: 0.308										4	0	1	1	1	0	3									
Inning Stats	R: 0 E: 0 K: 1 S: 10	H: 1 LOB: 2 BB: 1 P: 23	R: 2 E: 1 K: 1 S: 14	H: 4 LOB: 3 BB: 0 P: 21	R: 2 E: 0 K: 1 S: 20	H: 2 LOB: 1 BB: 1 P: 35	R: 1 E: 0 K: 1 S: 12	H: 1 LOB: 2 BB: 1 P: 26	R: 0 E: 0 K: 0 S: 7	H: 0 LOB: 0 BB: 1 P: 13	R: 2 E: 0 K: 0 S: 11	H: 2 LOB: 1 BB: 1 P: 23	R: 0 E: 0 K: 0 S: 10	H: 1 LOB: 1 BB: 0 P: 14	R: 1 E: 1 K: 0 S: 9	H: 1 LOB: 1 BB: 1 P: 15	R: 1 E: 0 K: 0 S: 7	H: 1 LOB: 0 BB: 1 P: 11	1B: 9 2B: 1 3B: 0 HR: 3	SF: 1 SAC: 0 DP: 2 HBP: 1	WP: 0 PB: 0 SB: 0 CS: 0	PA: 46			
PITCHER	IP WLS BF H R ER SO BB IBB HBP BLK WP HR S P ERA WHIP	IP WLS BF H R ER SO BB IBB HBP BLK WP HR S P ERA WHIP	IP WLS BF H R ER SO BB IBB HBP BLK WP HR S P ERA WHIP	IP WLS BF H R ER SO BB IBB HBP BLK WP HR S P ERA WHIP	IP WLS BF H R ER SO BB IBB HBP BLK WP HR S P ERA WHIP	IP WLS BF H R ER SO BB IBB HBP BLK WP HR S P ERA WHIP	IP WLS BF H R ER SO BB IBB HBP BLK WP HR S P ERA WHIP	IP WLS BF H R ER SO BB IBB HBP BLK WP HR S P ERA WHIP	IP WLS BF H R ER SO BB IBB HBP BLK WP HR S P ERA WHIP	IP WLS BF H R ER SO BB IBB HBP BLK WP HR S P ERA WHIP	IP WLS BF H R ER SO BB IBB HBP BLK WP HR S P ERA WHIP	IP WLS BF H R ER SO BB IBB HBP BLK WP HR S P ERA WHIP	IP WLS BF H R ER SO BB IBB HBP BLK WP HR S P ERA WHIP	IP WLS BF H R ER SO BB IBB HBP BLK WP HR S P ERA WHIP	IP WLS BF H R ER SO BB IBB HBP BLK WP HR S P ERA WHIP	IP WLS BF H R ER SO BB IBB HBP BLK WP HR S P ERA WHIP	IP WLS BF H R ER SO BB IBB HBP BLK WP HR S P ERA WHIP	IP WLS BF H R ER SO BB IBB HBP BLK WP HR S P ERA WHIP	IP WLS BF H R ER SO BB IBB HBP BLK WP HR S P ERA WHIP	IP WLS BF H R ER SO BB IBB HBP BLK WP HR S P ERA WHIP	IP WLS BF H R ER SO BB IBB HBP BLK WP HR S P ERA WHIP	IP WLS BF H R ER SO BB IBB HBP BLK WP HR S P ERA WHIP	IP WLS BF H R ER SO BB IBB HBP BLK WP HR S P ERA WHIP	IP WLS BF H R ER SO BB IBB HBP BLK WP HR S P ERA WHIP	IP WLS BF H R ER SO BB IBB HBP BLK WP HR S P ERA WHIP

Boston Red Sox @ Baltimore Orioles
 Oriole Park at Camden Yards, Baltimore, MD
 Tue Sep 09 2003, 7:05 PM EDT
 Att: 25,265 - Sunny - 76 F

AB 37
 R 9
 H 13
 RBI 8
 BB 7
 SO 4
 LOB 23



Batter	1	2	3	4	5	6	7	8	9	AB	R	H	RBI	BB	SO	LOB	BOTTOM								
Luis Matos, R (1, 8) OBP: 0.360, SLG: 0.460										4	0	0	0	0	2	1									
16 Tim Lincecum, S (9, FH) OBP: 0.160, SLG: 0.240										1	0	0	0	0	0	0									
6 Melvin Mora, R (1, 9) OBP: 0.422, SLG: 0.503										3	0	1	0	1	1	0									
Larry Bigbie, L (1, 7) OBP: 0.371, SLG: 0.472										4	0	2	1	0	2	1									
31 Jay Gibbons, L (1, 3) OBP: 0.334, SLG: 0.466										4	0	0	0	0	1	5									
Tony Batista, R (1, 5) OBP: 0.278, SLG: 0.407										3	1	1	0	1	0	0									
Jack Cust, L (1, 10) OBP: 0.300, SLG: 0.452										4	0	1	1	0	2	1									
Deivi Cruz, R (1, 6) OBP: 0.278, SLG: 0.396										4	0	2	0	0	0	1									
Brook Fordyce, R (1, 2) OBP: 0.319, SLG: 0.391										4	1	2	0	0	0	3									
Jose Morban, S (1, 4) OBP: 0.203, SLG: 0.246										4	0	0	0	0	1	3									
Inning Stats	R: 0 E: 0 K: 2 S: 12	H: 1 LOB: 1 BB: 0 P: 17	R: 0 E: 0 K: 0 S: 13	H: 1 LOB: 2 BB: 1 P: 25	R: 0 E: 0 K: 1 S: 9	H: 1 LOB: 1 BB: 0 P: 15	R: 0 E: 0 K: 1 S: 9	H: 0 LOB: 0 BB: 0 P: 12	R: 1 E: 0 K: 0 S: 9	H: 2 LOB: 2 BB: 1 P: 19	R: 0 E: 0 K: 1 S: 11	H: 1 LOB: 1 BB: 0 P: 21	R: 0 E: 0 K: 1 S: 7	H: 0 LOB: 0 BB: 0 P: 8	R: 1 E: 0 K: 2 S: 16	H: 3 LOB: 2 BB: 0 P: 25	R: 0 E: 0 K: 1 S: 6	H: 0 LOB: 0 BB: 0 P: 11	1B: 7 2B: 3 3B: 0 HR: 0	SF: 0 SAC: 0 DP: 1 HBP: 1	WP: 0 PB: 0 SB: 1 CS: 0	PA: 38			
PITCHER	IP WLS BF H R ER SO BB IBB HBP BLK WP HR S P ERA WHIP	IP WLS BF H R ER SO BB IBB HBP BLK WP HR S P ERA WHIP	IP WLS BF H R ER SO BB IBB HBP BLK WP HR S P ERA WHIP	IP WLS BF H R ER SO BB IBB HBP BLK WP HR S P ERA WHIP	IP WLS BF H R ER SO BB IBB HBP BLK WP HR S P ERA WHIP	IP WLS BF H R ER SO BB IBB HBP BLK WP HR S P ERA WHIP	IP WLS BF H R ER SO BB IBB HBP BLK WP HR S P ERA WHIP	IP WLS BF H R ER SO BB IBB HBP BLK WP HR S P ERA WHIP	IP WLS BF H R ER SO BB IBB HBP BLK WP HR S P ERA WHIP	IP WLS BF H R ER SO BB IBB HBP BLK WP HR S P ERA WHIP	IP WLS BF H R ER SO BB IBB HBP BLK WP HR S P ERA WHIP	IP WLS BF H R ER SO BB IBB HBP BLK WP HR S P ERA WHIP	IP WLS BF H R ER SO BB IBB HBP BLK WP HR S P ERA WHIP	IP WLS BF H R ER SO BB IBB HBP BLK WP HR S P ERA WHIP	IP WLS BF H R ER SO BB IBB HBP BLK WP HR S P ERA WHIP	IP WLS BF H R ER SO BB IBB HBP BLK WP HR S P ERA WHIP	IP WLS BF H R ER SO BB IBB HBP BLK WP HR S P ERA WHIP	IP WLS BF H R ER SO BB IBB HBP BLK WP HR S P ERA WHIP	IP WLS BF H R ER SO BB IBB HBP BLK WP HR S P ERA WHIP	IP WLS BF H R ER SO BB IBB HBP BLK WP HR S P ERA WHIP	IP WLS BF H R ER SO BB IBB HBP BLK WP HR S P ERA WHIP	IP WLS BF H R ER SO BB IBB HBP BLK WP HR S P ERA WHIP	IP WLS BF H R ER SO BB IBB HBP BLK WP HR S P ERA WHIP	IP WLS BF H R ER SO BB IBB HBP BLK WP HR S P ERA WHIP	IP WLS BF H R ER SO BB IBB HBP BLK WP HR S P ERA WHIP

Boston Red Sox @ Baltimore Orioles
 Oriole Park at Camden Yards, Baltimore, MD
 Tue Sep 09 2003, 7:05 PM EDT
 Att: 25,265 - Sunny - 76 F

AB 35
 R 2
 H 9
 RBI 2
 BB 2
 SO 9
 LOB 15



Batter	1	2	3	4	5	6	7	8	9	AB	R	H	RBI	BB	SO	LOB	TOP				
18 Johnny Damon, L (1, 8) OBP: 0.347, SLG: 0.416	1-2 BB FC5-2 1B	1-1 G6-3		1-0 F8			0-1 G4-3 S 1B		0-0 F7 S 1B	5	2	3	0	0	0	1					
Todd Walker, L (1, 4) OBP: 0.325, SLG: 0.409	0-1 FC5-2 34 BB 1B	1-2			3-2 F7		3-1 G4-3 1B		1-2 F7	5	1	2	0	0	0	2					
Damian Jackson, R (9, 4) OBP: 0.284, SLG: 0.308	1-2 FC5-2 34 BB 1B						1-3		1-3	0	0	0	0	0	0	0					
Nomar Garciaparra, R (1, 6) OBP: 0.353, SLG: 0.536	4-0 34 BB FC5-2 1B	0-0 G4-3			1-0 G6-3		1-0		0-0 P2	4	1	1	1	1	0	2					
Manny Ramirez, R (1, 7) OBP: 0.428, SLG: 0.580	0-1 FC5-2 34 BB 1B			2-1 F9		0-0			3-2 1B	4	1	2	1	1	0	3					
34 David Ortiz, L (1, 10) OBP: 0.370, SLG: 0.591	4-2 1B 1B BB			1-1 F8		1-1 G4-3			3-2 1B	4	0	0	1	1	2	4					
Kevin Millar, R (1, 3) OBP: 0.352, SLG: 0.478	1-1 1B			2-3 K					2-3 K	4	0	1	2	0	3	0					
Bill Mueller, S (1, 5) OBP: 0.406, SLG: 0.560	1-0 1B			2-2 G4-6-3 1B		1-1 G3			4-2 FC6-4 BB	3	0	2	0	1	0	0					
Andy Abad, L (1, 9) OBP: 0.323, SLG: 0.372	0-3 K			1-0 G4-6-3		1-1 G4-3			1-3 K	3	0	0	0	0	1	4					
Gabe Kapler, R (8, PH) OBP: 0.352, SLG: 0.372				1-2 K						1	0	0	0	0	1	1					
Jason Varitek, S (1, 2) OBP: 0.355, SLG: 0.528	1-0 G4-3			4-2 BB					0-0 F8	3	0	0	0	1	0	4					
									1-2 FC6-4												
Inning Stats	R: 3 E: 0 K: 1 S: 18	H: 4 LOB: 3 BB: 2 P: 30	R: 0 E: 0 K: 0 S: 7	H: 1 LOB: 0 BB: 0 P: 9	R: 0 E: 0 K: 1 S: 7	H: 0 LOB: 0 BB: 1 P: 12	R: 0 E: 0 K: 0 S: 7	H: 1 LOB: 1 BB: 0 P: 15	R: 0 E: 0 K: 1 S: 8	H: 0 LOB: 0 BB: 0 P: 12	R: 1 E: 0 K: 1 S: 10	H: 2 LOB: 2 BB: 1 P: 19	R: 0 E: 0 K: 2 S: 10	H: 0 LOB: 1 BB: 1 P: 17	R: 1 E: 0 K: 1 S: 13	H: 2 LOB: 1 BB: 0 P: 19	1B: 10 2B: 1 3B: 0 HR: 0	SF: 0 SAC: 0 DP: 2 HBP: 0	WP: 0 PB: 0 SB: 3 CS: 0	PA: 41	
PITCHER	IP WLS BF H R ER SO BB IBB HBP BLK WP HR S P ERA WHIP	IP WLS BF H R ER SO BB IBB HBP BLK WP HR S P ERA WHIP	IP WLS BF H R ER SO BB IBB HBP BLK WP HR S P ERA WHIP	IP WLS BF H R ER SO BB IBB HBP BLK WP HR S P ERA WHIP	IP WLS BF H R ER SO BB IBB HBP BLK WP HR S P ERA WHIP	IP WLS BF H R ER SO BB IBB HBP BLK WP HR S P ERA WHIP	IP WLS BF H R ER SO BB IBB HBP BLK WP HR S P ERA WHIP	IP WLS BF H R ER SO BB IBB HBP BLK WP HR S P ERA WHIP	IP WLS BF H R ER SO BB IBB HBP BLK WP HR S P ERA WHIP	IP WLS BF H R ER SO BB IBB HBP BLK WP HR S P ERA WHIP	IP WLS BF H R ER SO BB IBB HBP BLK WP HR S P ERA WHIP	IP WLS BF H R ER SO BB IBB HBP BLK WP HR S P ERA WHIP	IP WLS BF H R ER SO BB IBB HBP BLK WP HR S P ERA WHIP	IP WLS BF H R ER SO BB IBB HBP BLK WP HR S P ERA WHIP	IP WLS BF H R ER SO BB IBB HBP BLK WP HR S P ERA WHIP	IP WLS BF H R ER SO BB IBB HBP BLK WP HR S P ERA WHIP	IP WLS BF H R ER SO BB IBB HBP BLK WP HR S P ERA WHIP	IP WLS BF H R ER SO BB IBB HBP BLK WP HR S P ERA WHIP	IP WLS BF H R ER SO BB IBB HBP BLK WP HR S P ERA WHIP	IP WLS BF H R ER SO BB IBB HBP BLK WP HR S P ERA WHIP	IP WLS BF H R ER SO BB IBB HBP BLK WP HR S P ERA WHIP

Boston Red Sox @ Baltimore Orioles
 Oriole Park at Camden Yards, Baltimore, MD
 Wed Sep 10 2003, 3:05 PM EDT
 Att: 25,143 - Sunny - 79 F

AB 36
 R 5
 H 11
 RBI 5
 BB 5
 SO 7
 LOB 21



Batter	1	2	3	4	5	6	7	8	9	AB	R	H	RBI	BB	SO	LOB	BOTTOM				
Jerry Hairston, R (1, 10) OBP: 0.376, SLG: 0.369	1-1 P6		0-3 K			0-1 G5-3		2-3 K		4	0	0	0	0	2	3					
Luis Matos, R (1, 9) OBP: 0.357, SLG: 0.455	2-3 K		2-2 G6-4-3			3-3 K			3-3 K	4	0	0	0	0	3	2					
Larry Bigbie, L (1, 7) OBP: 0.369, SLG: 0.473	2-1 G5-3			0-0 G3			1-1 2B		3-2 K	4	0	1	0	0	1	0					
31 Jay Gibbons, L (1, 3) OBP: 0.332, SLG: 0.463		0-2 P6		3-3 K			0-1 L8		0-0 F8	4	0	0	0	0	1	1					
Tony Batista, R (1, 5) OBP: 0.278, SLG: 0.405		4-2 BB		1-2 G5-3			0-1 G6-3			2	0	0	0	1	0	1					
6 Melvin Mora, R (1, 4) OBP: 0.419, SLG: 0.499		2-2 F7			2-2 F8		1-3 K			3	0	0	0	0	1	2					
Deivi Cruz, R (1, 6) OBP: 0.276, SLG: 0.394		0-3 K			2-2 G1-3				1-2 L3	3	0	0	0	0	1	1					
Geronimo Gil, R (1, 2) OBP: 0.309, SLG: 0.325			2-0 16 BB 1B			1-3 K			1-1 16 G3 1B	3	0	2	0	0	1	0					
16 Tim Lincecum, S (1, 8) OBP: 0.179, SLG: 0.222			4-0 G6-4-3 BB			0-3 K			0-2 G3	2	0	0	0	1	1	1					
									1-2												
Inning Stats	R: 0 E: 0 K: 1 S: 7	H: 0 LOB: 0 BB: 0 P: 12	R: 0 E: 0 K: 1 S: 13	H: 0 LOB: 1 BB: 1 P: 19	R: 0 E: 0 K: 1 S: 8	H: 1 LOB: 1 BB: 1 P: 16	R: 0 E: 0 K: 1 S: 9	H: 0 LOB: 0 BB: 0 P: 13	R: 0 E: 0 K: 2 S: 9	H: 0 LOB: 0 BB: 0 P: 12	R: 0 E: 0 K: 1 S: 9	H: 1 LOB: 1 BB: 0 P: 11	R: 0 E: 0 K: 1 S: 15	H: 1 LOB: 1 BB: 0 P: 19	R: 0 E: 0 K: 2 S: 7	H: 0 LOB: 0 BB: 0 P: 13	1B: 2 2B: 1 3B: 0 HR: 0	SF: 0 SAC: 0 DP: 1 HBP: 0	WP: 0 PB: 0 SB: 0 CS: 0	PA: 31	
PITCHER	IP WLS BF H R ER SO BB IBB HBP BLK WP HR S P ERA WHIP	IP WLS BF H R ER SO BB IBB HBP BLK WP HR S P ERA WHIP	IP WLS BF H R ER SO BB IBB HBP BLK WP HR S P ERA WHIP	IP WLS BF H R ER SO BB IBB HBP BLK WP HR S P ERA WHIP	IP WLS BF H R ER SO BB IBB HBP BLK WP HR S P ERA WHIP	IP WLS BF H R ER SO BB IBB HBP BLK WP HR S P ERA WHIP	IP WLS BF H R ER SO BB IBB HBP BLK WP HR S P ERA WHIP	IP WLS BF H R ER SO BB IBB HBP BLK WP HR S P ERA WHIP	IP WLS BF H R ER SO BB IBB HBP BLK WP HR S P ERA WHIP	IP WLS BF H R ER SO BB IBB HBP BLK WP HR S P ERA WHIP	IP WLS BF H R ER SO BB IBB HBP BLK WP HR S P ERA WHIP	IP WLS BF H R ER SO BB IBB HBP BLK WP HR S P ERA WHIP	IP WLS BF H R ER SO BB IBB HBP BLK WP HR S P ERA WHIP	IP WLS BF H R ER SO BB IBB HBP BLK WP HR S P ERA WHIP	IP WLS BF H R ER SO BB IBB HBP BLK WP HR S P ERA WHIP	IP WLS BF H R ER SO BB IBB HBP BLK WP HR S P ERA WHIP	IP WLS BF H R ER SO BB IBB HBP BLK WP HR S P ERA WHIP	IP WLS BF H R ER SO BB IBB HBP BLK WP HR S P ERA WHIP	IP WLS BF H R ER SO BB IBB HBP BLK WP HR S P ERA WHIP	IP WLS BF H R ER SO BB IBB HBP BLK WP HR S P ERA WHIP	IP WLS BF H R ER SO BB IBB HBP BLK WP HR S P ERA WHIP

Boston Red Sox @ Baltimore Orioles
 Oriole Park at Camden Yards, Baltimore, MD
 Wed Sep 10 2003, 3:05 PM EDT
 Att: 25,143 - Sunny - 79 F

AB 29
 R 0
 H 3
 RBI 0
 BB 2
 SO 11
 LOB 11



Batter	1	2	3	4	5	6	7	8	9	AB	R	H	RBI	BB	SO	LOB	TOP					
Roberto Alomar, S (1, 4) OBP: 0.336, SLG: 0.354	F7		F7		G5-3				G3	4	0	0	0	1	0	0	Chicago White Sox @ Boston Red Sox Fenway Park, Boston, MA Fri Sep 12 2003, 7:05 PM EDT Att: 34,890 - Cloudy - 64 F					
Carlos Lee, R (1, 7) OBP: 0.333, SLG: 0.498	F9		F8		1B WP BB		FC3-6 BB		G3-1	4	1	0	0	1	0	1						
Frank Thomas, R (1, 10) OBP: 0.391, SLG: 0.564			F8		FC4-6 1B		1B			3	0	2	0	1	0	0						
Magglio Ordonez, R (1, 9) OBP: 0.385, SLG: 0.558	K				F9 FC4-6		FC6-4 1B			4	0	1	1	0	1	3						
Carl Everett, S (1, 8) OBP: 0.369, SLG: 0.520		14 G1-3 2B		HR			F7 FC6-4			4	2	2	1	0	0	2						
14 Paul Konerko, R (1, 3) OBP: 0.321, SLG: 0.430	G1-3		G5-3		FC4-6 BB				G6-3	3	0	0	0	1	0	1						
Jose Valentin, S (1, 6) OBP: 0.309, SLG: 0.452	K		HR		FC4-6 1-2				F8	4	1	1	1	0	1	2						
24 Joe Crede, R (1, 5) OBP: 0.308, SLG: 0.431			L1		F8				G6-3	4	0	1	1	0	0	1						
Sandy Alomar Jr., R (1, 2) OBP: 0.279, SLG: 0.393			F8							3	0	0	0	0	0	1						
Armando Rios, L (9, PH) OBP: 0.252, SLG: 0.307					F8		P5		K	1	0	0	0	0	1	0						
Inning Stats	R: 0 E: 0 K: 1 S: 8	H: 0 LOB: 1 BB: 1 P: 15	R: 1 E: 0 K: 1 S: 12	H: 2 LOB: 1 BB: 0 P: 20	R: 0 E: 0 K: 0 S: 7	H: 0 LOB: 0 BB: 0 P: 14	R: 2 E: 0 K: 0 S: 7	H: 2 LOB: 0 BB: 0 P: 11	R: 0 E: 0 K: 0 S: 16	H: 1 LOB: 2 BB: 1 P: 25	R: 0 E: 0 K: 0 S: 10	H: 0 LOB: 1 BB: 1 P: 17	R: 1 E: 0 K: 0 S: 15	H: 2 LOB: 2 BB: 1 P: 25	R: 0 E: 0 K: 0 S: 11	H: 0 LOB: 0 BB: 0 P: 19	R: 0 E: 0 K: 1 S: 12	H: 0 LOB: 0 BB: 0 P: 14	1B: 3 2B: 2 3B: 0 HR: 2	SF: 0 SAC: 0 DP: 0 HBP: 0	WP: 1 PB: 0 SB: 0 CS: 0	PA: 38
PITCHER	IP WLS BF H R ER SO BB IBB HBP BLK WP HR S P ERA WHIP																					
Jeff Suppan, R (1, 1) ERA: 4.05	6.0 W 26 5 3 3 2 3 0 0 0 0 1 2 60 102 4.50 1.333																					
Todd Jones, R (7, 1) ERA: 7.34	0.2 5 2 1 1 0 1 0 0 0 0 0 0 14 24 13.50 4.500																					
50 Mike Timlin, R (7, 1) ERA: 3.73	1.1 H 4 0 0 0 0 0 0 0 0 0 0 0 12 20 0.00 0.000																					
Byung-Hyun Kim, R (9, 1) ERA: 3.49	1.0 S 3 0 0 0 1 0 0 0 0 0 0 0 12 14 0.00 0.000																					

Batter	1	2	3	4	5	6	7	8	9	AB	R	H	RBI	BB	SO	LOB	BOTTOM			
18 Johnny Damon, L (1, 8) OBP: 0.349, SLG: 0.415	G4-3 BB	FC4-6		1B BB				G1-3		2	0	0	2	3	0	1	Chicago White Sox @ Boston Red Sox Fenway Park, Boston, MA Fri Sep 12 2003, 7:05 PM EDT Att: 34,890 - Cloudy - 64 F			
Todd Walker, L (1, 4) OBP: 0.325, SLG: 0.411	G4-3	G5-3		BB	F9					5	0	2	1	0	0	5				
Damian Jackson, R (8, FR) OBP: 0.284, SLG: 0.308				1B				2B		0	0	0	0	0	0	0				
Nomar Garciaparra, R (1, 6) OBP: 0.352, SLG: 0.535	BB	K		F9		G5-3		F8		4	0	0	0	1	1	4				
Manny Ramirez, R (1, 7) OBP: 0.426, SLG: 0.575	K2		F8		K			F9		4	0	0	0	1	2	3				
34 David Ortiz, L (1, 10) OBP: 0.371, SLG: 0.588		1B BB BB	P2		BB BB BB		F7			2	2	0	0	2	0	1				
Kevin Millar, R (1, 3) OBP: 0.351, SLG: 0.475		BB 1B BB	G6-3		F7		L5			3	1	0	0	1	0	2				
Bill Mueller, S (1, 5) OBP: 0.406, SLG: 0.559		1B 18 FC4-6 1B		G4-3			BB 18 BB BB		P3	3	2	1	0	1	0	0				
Jason Varitek, S (1, 2) OBP: 0.356, SLG: 0.526		1B 18 E BB		F7			18 BB BB BB		G3-1	2	1	0	1	2	0	0				
Gabe Kapler, R (1, 9) OBP: 0.332, SLG: 0.377		1B 18 FC4-6 1B		1B			18 BB BB BB		G5-3	3	1	2	2	1	0	0				
Inning Stats	R: 0 E: 1 K: 1 S: 9	H: 0 LOB: 2 BB: 2 P: 22	R: 4 E: 1 K: 1 S: 20	H: 2 LOB: 1 BB: 3 P: 36	R: 0 E: 0 K: 0 S: 7	H: 0 LOB: 0 BB: 0 P: 12	R: 1 E: 0 K: 0 S: 13	H: 2 LOB: 2 BB: 1 P: 22	R: 2 E: 0 K: 1 S: 16	H: 0 LOB: 3 BB: 5 P: 44	R: 0 E: 0 K: 0 S: 9	H: 0 LOB: 1 BB: 1 P: 18	R: 0 E: 0 K: 0 S: 6	H: 0 LOB: 0 BB: 0 P: 9	R: 0 E: 0 K: 0 S: 8	H: 1 LOB: 1 BB: 0 P: 11	1B: 4 2B: 2 3B: 0 HR: 0	SF: 0 SAC: 0 DP: 1 HBP: 0	WP: 0 PB: 0 SB: 0 CS: 0	PA: 40
PITCHER	IP WLS BF H R ER SO BB IBB HBP BLK WP HR S P ERA WHIP																			
Dan Wright, R (1, 1) ERA: 3.68	1.0 L 9 2 4 3 1 5 0 0 0 0 0 0 24 50 27.00 7.000																			
Scott Schoeneweis, L (2, 1) ERA: 4.63	2.2 11 2 1 1 1 1 0 0 0 0 0 0 24 41 3.38 1.125																			
Billy Koch, R (4, 1) ERA: 5.72	1.0 7 0 2 2 1 4 0 0 0 0 0 0 12 34 18.00 4.000																			
Kelly Wunsch, L (5, 1) ERA: 1.83	2.1 9 0 0 0 0 2 0 0 0 0 0 0 20 38 0.00 0.857																			
Tom Gordon, R (8, 1) ERA: 3.25	1.0 4 1 0 0 0 0 0 0 0 0 0 0 8 11 0.00 1.000																			


Batter	1	2	3	4	5	6	7	8	9	AB	R	H	RBI	BB	SO	LOB	TOP					
Roberto Alomar, S (1,4) OBP: 0.333, SLG: 0.352	G4-3		K		G6-3		SF8			3	0	0	1	0	1	0	Chicago White Sox @ Boston Red Sox Fenway Park, Boston, MA Sat Sep 13 2003, 7:05 PM EDT Att: 34,414 - Cloudy - 66 F					
Carlos Lee, R (1,7) OBP: 0.336, SLG: 0.505	1B			HR	1B		FC5-4			4	1	3	1	0	0	1						
Frank Thomas, R (1,10) OBP: 0.388, SLG: 0.559	F7			K	K					4	0	0	0	0	3	2						
Magglio Ordonez, R (1,9) OBP: 0.384, SLG: 0.556	P3			F9		G5-3				4	0	1	0	0	0	1						
Carl Everett, S (1,8) OBP: 0.370, SLG: 0.519			K		14 BB					3	1	1	0	0	2	1						
Aaron Rowand, R (8,8) OBP: 0.305, SLG: 0.418				1B		HBP				0	0	0	0	0	0	0						
14 Paul Konerko, R (1,3) OBP: 0.320, SLG: 0.427			K		1B		G6-4-3			3	0	0	0	1	1	2						
Jose Valentin, S (1,6) OBP: 0.311, SLG: 0.452			L4		E9					3	1	1	1	1	0	0						
24 Joe Crede, R (1,5) OBP: 0.308, SLG: 0.429				G5-3	P6					4	0	1	0	0	0	2						
Miguel Olivo, R (1,2) OBP: 0.276, SLG: 0.354			K				K			4	0	0	0	0	4	2						
Inning Stats	R: 0 E: 0 K: 0 S: 11	H: 1 LOB: 1 BB: 0 P: 15	R: 0 E: 0 K: 2 S: 8	H: 0 LOB: 0 BB: 0 P: 12	R: 0 E: 0 K: 2 S: 8	H: 0 LOB: 0 BB: 0 P: 13	R: 2 E: 1 K: 1 S: 14	H: 3 LOB: 2 BB: 1 P: 22	R: 0 E: 0 K: 0 S: 13	H: 1 LOB: 1 BB: 0 P: 19	R: 0 E: 0 K: 0 S: 7	H: 0 LOB: 0 BB: 0 P: 12	R: 1 E: 0 K: 1 S: 13	H: 1 LOB: 1 BB: 1 P: 19	R: 0 E: 0 K: 2 S: 9	H: 1 LOB: 1 BB: 0 P: 12	R: 0 E: 0 K: 1 S: 6	H: 0 LOB: 0 BB: 0 P: 7	1B: 6 2B: 0 3B: 0 HR: 1	SF: 1 SAC: 0 DP: 1 HBP: 1	WP: 0 PB: 0 SB: 2 CS: 0	PA: 36
PITCHER	IP	WLS	BF	H	R	ER	SO	BB	IBB	HBP	BLK	WP	HR	S	P	ERA	WHIP					
49 Tim Wakefield, R (1,1) ERA: 4.28	7.0	L	29	6	3	3	8	2	0	1	0	0	1	74	112	3.86	1.143					
Scott Williamson, R (8,1) ERA: 3.53	1.0		4	1	0	0	2	0	0	0	0	0	0	9	12	0.00	1.000					
Brandon Lyon, R (9,1) ERA: 3.65	1.0		3	0	0	0	1	0	0	0	0	0	0	6	7	0.00	0.000					

Batter	1	2	3	4	5	6	7	8	9	AB	R	H	RBI	BB	SO	LOB	BOTTOM					
18 Johnny Damon, L (1,8) OBP: 0.353, SLG: 0.418	1B			E7		F8		2B		3	1	3	0	1	0	0	Chicago White Sox @ Boston Red Sox Fenway Park, Boston, MA Sat Sep 13 2003, 7:05 PM EDT Att: 34,414 - Cloudy - 66 F					
Todd Walker, L (1,4) OBP: 0.327, SLG: 0.413	F9			G4-3						4	0	2	0	0	0	2						
Damian Jackson, R (8,FR) OBP: 0.284, SLG: 0.308	1-2			G4-3						0	0	0	0	0	0	0						
Nomar Garciaparra, R (1,6) OBP: 0.349, SLG: 0.532	F7			SF8		F8		P4		3	0	0	1	0	0	4						
Manny Ramirez, R (1,7) OBP: 0.425, SLG: 0.572		G4-3				P3				3	0	0	0	1	0	2						
34 David Ortiz, L (1,10) OBP: 0.368, SLG: 0.582		G4-3								4	0	0	0	0	0	1						
Kevin Millar, R (1,3) OBP: 0.346, SLG: 0.471		F7				G6-3				4	0	0	0	0	0	0						
Bill Mueller, S (1,5) OBP: 0.404, SLG: 0.556				G4-3		F8		F7		3	0	0	0	0	0	0						
Doug Mirabeli, R (1,2) OBP: 0.304, SLG: 0.433										2	0	0	0	0	1	0						
Jason Varitek, S (8,PH) OBP: 0.355, SLG: 0.525				K		F9				1	0	0	0	0	0	0						
Gabe Kapler, R (1,9) OBP: 0.327, SLG: 0.371				K				L5		3	0	0	0	0	1	0						
Inning Stats	R: 0 E: 0 K: 0 S: 6	H: 1 LOB: 0 BB: 0 P: 10	R: 0 E: 0 K: 0 S: 5	H: 0 LOB: 0 BB: 0 P: 8	R: 0 E: 0 K: 2 S: 10	H: 0 LOB: 0 BB: 0 P: 10	R: 1 E: 1 K: 0 S: 9	H: 1 LOB: 1 BB: 1 P: 19	R: 0 E: 0 K: 0 S: 6	H: 0 LOB: 0 BB: 0 P: 13	R: 0 E: 0 K: 0 S: 10	H: 2 LOB: 2 BB: 0 P: 14	R: 0 E: 0 K: 0 S: 7	H: 0 LOB: 0 BB: 0 P: 10	R: 0 E: 0 K: 0 S: 14	H: 1 LOB: 2 BB: 1 P: 23	R: 0 E: 0 K: 0 S: 6	H: 0 LOB: 0 BB: 0 P: 9	1B: 4 2B: 1 3B: 0 HR: 0	SF: 1 SAC: 0 DP: 0 HBP: 0	WP: 0 PB: 0 SB: 0 CS: 1	PA: 33
PITCHER	IP	WLS	BF	H	R	ER	SO	BB	IBB	HBP	BLK	WP	HR	S	P	ERA	WHIP					
Bartolo Colon, R (1,1) ERA: 3.83	9.0	W	33	5	1	0	2	2	0	0	0	0	0	73	116	0.00	0.778					

Batter	1	2	3	4	5	6	7	8	9	AB	R	H	RBI	BB	SO	LOB	TOP								
Roberto Alomar, S (1, 4) OBP: 0.336, SLG: 0.354	0-1 HR 2B		3-2 F9		4-2 2B BB		0-0 G4-3		4-0 1B IBB	3	2	1	0	2	0	0									
Carlos Lee, R (1, 7) OBP: 0.337, SLG: 0.512	0-1		2-2 F7		3-2 2B BB		1-3 K		0-0 F6	4	2	2	3	0	1	0									
Aaron Rowand, R (7, 8) OBP: 0.305, SLG: 0.418										0	0	0	0	0	0	0									
Armando Rios, L (9, PH) OBP: 0.250, SLG: 0.304										1	0	0	0	0	0	3									
Willie Harris, L (9, 8) OBP: 0.234, SLG: 0.217	2-H HR									0	0	0	0	0	0	0									
Frank Thomas, R (1, 10) OBP: 0.387, SLG: 0.556	3-3 K		1-0 P2		1-1 F9				0-3 K	5	0	1	2	0	2	1									
Magglio Ordonez, R (1, 9) OBP: 0.388, SLG: 0.561	2-1 G4-3 1B			4-1 FC4-6 BB	1-0 2B			0-0 2B	0-1 F7	4	0	3	1	1	0	2									
Carl Everett, S (1, 8) OBP: 0.367, SLG: 0.514	1-2 G4-3			0-0 F7	2-1 F8			0-1 F9		4	0	0	0	0	0	4									
Brian Daubach, L (1, 3) OBP: 0.380, SLG: 0.378	3-3 K			0-0 FC4-6			2-3 K	0-2 G4-3		4	0	0	0	0	2	3									
Jose Valentin, S (1, 6) OBP: 0.310, SLG: 0.450		2-3 K		0-0 F9			3-2 G6-3		3-2 2B 1B	4	1	1	0	0	1	1									
24 Joe Crede, R (1, 5) OBP: 0.306, SLG: 0.426		2-0 P2			3-2 L5		3-2 P4		1-1 F8	4	0	0	0	0	0	1									
Sandy Alomar Jr., R (1, 2) OBP: 0.283, SLG: 0.418		1-2 P2			0-0 HR			1-3 K	0-1 1B 2B	4	2	2	1	0	1	0									
Inning Stats	R: 2 H: 3 E: 0 K: 2 S: 15	H: 3 LOB: 1 BB: 0 P: 24	R: 0 H: 0 E: 0 K: 1 S: 7	H: 0 LOB: 0 BB: 0 P: 12	R: 0 H: 0 E: 0 K: 0 S: 8	H: 0 LOB: 1 BB: 1 P: 14	R: 0 H: 0 E: 0 K: 0 S: 4	H: 0 LOB: 1 BB: 1 P: 8	R: 3 H: 3 E: 0 K: 1 S: 18	H: 3 LOB: 1 BB: 1 P: 32	R: 0 H: 0 E: 0 K: 1 S: 11	H: 0 LOB: 0 BB: 0 P: 19	R: 0 H: 0 E: 0 K: 2 S: 7	H: 0 LOB: 0 BB: 0 P: 9	R: 0 H: 1 E: 0 K: 1 S: 10	H: 1 LOB: 1 BB: 0 P: 10	R: 2 H: 3 E: 0 K: 0 S: 14	H: 3 LOB: 2 BB: 1 P: 21	1B: 3 2B: 5 3B: 0 HR: 2	SF: 0 SAC: 0 DP: 0 HBP: 0	WP: 0 PB: 0 SB: 0 CS: 0	PA: 40			
PITCHER	IP	WLS	BF	H	R	ER	SO	BB	IBB	HBP	BLK	WP	HR	S	P	ERA	WHIP								
John Burkett, R (1, 1) ERA: 5.04	6.0	L	26	6	5	5	4	2	0	0	0	0	2	63	109	7.50	1.333								
Bronson Arroyo, R (7, 1) ERA: 2.89	3.0		14	4	2	2	3	0	1	0	0	0	0	31	40	6.00	1.333								

Chicago White Sox @ Boston Red Sox
Fenway Park, Boston, MA
Sun Sep 14 2003, 2:05 PM EDT
Att: 34,174 - Cloudy - 71 F


AB 37
R 7
H 10
RBI 7
BB 3
SO 7
LOB 15



Batter	1	2	3	4	5	6	7	8	9	AB	R	H	RBI	BB	SO	LOB	BOTTOM								
18 Johnny Damon, L (1, 8) OBP: 0.351, SLG: 0.415	2-3 K		2-1 F7		3-1 G3		3-1 G3			4	0	0	0	0	1	4									
Bill Mueller, S (1, 5) OBP: 0.401, SLG: 0.552	2-3 K		1-0 SF8		2-3 K			3-3 K		3	0	0	1	0	3	1									
Todd Walker, L (1, 4) OBP: 0.328, SLG: 0.413	2-1 P6		3-H FC6-4 BB			0-2 34 G3-6-3 1B		1-3 K		3	0	1	0	1	1	0									
Manny Ramirez, R (1, 7) OBP: 0.427, SLG: 0.579		2-2 HR	1-1 FC6-4			1-0 34 G3-6-3 1B		1-0 1B		4	1	3	1	0	0	2									
34 David Ortiz, L (1, 10) OBP: 0.367, SLG: 0.579		1-2 G1-3		1-2 G4-3		1-2 G3-6-3		1-2 1B	0-1 G6-4-3 1B	4	0	1	0	0	0	2									
Kevin Millar, R (1, 3) OBP: 0.347, SLG: 0.467		2-2 F8		0-2 G4-3		1-2 G1-3		1-2 G1-3	0-2 G6-4-3	4	0	0	0	0	0	2									
Jason Varitek, S (1, 2) OBP: 0.354, SLG: 0.522		1-1 G6-3		1-1 F8			2-2 FC5-4 1B		2-2 G6-3	4	0	1	0	0	0	0									
Gabe Kapler, R (1, 9) OBP: 0.332, SLG: 0.381			3-2 1B SF8 1B		2-0 G4-3 2B		1-1 FC5-4 1B			3	1	2	0	0	0	1									
Damian Jackson, R (1, 6) OBP: 0.285, SLG: 0.309			3-1 1B BB		0-1 G4-3		1-2 FC5-4			3	0	1	0	0	0	2									
Inning Stats	R: 0 H: 0 E: 0 K: 2 S: 9	H: 0 LOB: 0 BB: 0 P: 15	R: 1 H: 1 E: 0 K: 0 S: 12	H: 1 LOB: 0 BB: 0 P: 18	R: 1 H: 2 E: 0 K: 0 S: 11	H: 2 LOB: 2 BB: 1 P: 25	R: 0 H: 0 E: 0 K: 0 S: 9	H: 0 LOB: 0 BB: 0 P: 11	R: 0 H: 1 E: 0 K: 1 S: 8	H: 1 LOB: 1 BB: 0 P: 15	R: 0 H: 2 E: 0 K: 0 S: 10	H: 2 LOB: 1 BB: 0 P: 13	R: 0 H: 1 E: 0 K: 0 S: 11	H: 1 LOB: 1 BB: 0 P: 18	R: 0 H: 1 E: 0 K: 2 S: 9	H: 1 LOB: 1 BB: 0 P: 14	R: 0 H: 1 E: 0 K: 0 S: 8	H: 1 LOB: 0 BB: 0 P: 10	1B: 7 2B: 1 3B: 0 HR: 1	SF: 1 SAC: 0 DP: 2 HBP: 0	WP: 0 PB: 0 SB: 0 CS: 0	PA: 34			
PITCHER	IP	WLS	BF	H	R	ER	SO	BB	IBB	HBP	BLK	WP	HR	S	P	ERA	WHIP								
56 Mark Buehrle, L (1, 1) ERA: 4.13	7.0		28	7	2	2	3	1	0	0	0	0	1	70	115	2.57	1.143								
Damaso Marte, L (8, 1) ERA: 1.61	2.0	S	6	2	0	0	2	0	0	0	0	0	0	17	24	0.00	1.000								

Chicago White Sox @ Boston Red Sox
Fenway Park, Boston, MA
Sun Sep 14 2003, 2:05 PM EDT
Att: 34,174 - Cloudy - 71 F

AB 32
R 2
H 9
RBI 2
BB 1
SO 5
LOB 14



Batter	1	2	3	4	5	6	7	8	9	AB	R	H	RBI	BB	SO	LOB	TOP																					
13 Carl Crawford, L (1, 7) OBP: 0.312, SLG: 0.366	G1-3		G1-3			G3		FC6		4	0	0	0	0	0	1	Tampa Bay Devil Rays @ Boston Red Sox Fenway Park, Boston, MA Mon Sep 15 2003, 7:05 PM EDT Att: 33,389 - Cloudy - 69 F																					
5 Rocco Baldelli, R (1, 8) OBP: 0.330, SLG: 0.422	FC6-4 BB					HR 2B		K		3	1	1	0	1	2	1																						
Aubrey Huff, L (1, 9) OBP: 0.368, SLG: 0.554	FC6-4 1-2					G4-3		G4-3		4	1	1	2	0	0	2																						
Travis Lee, L (1, 3) OBP: 0.347, SLG: 0.459	G3					G3		F9		4	0	0	0	0	0	1																						
Al Martin, L (1, 10) OBP: 0.297, SLG: 0.352 31 Jonny Gomes, R (9, PH) OBP: 0.333, SLG: 0.375		G3				K				2	0	0	0	1	1	0																						
Damian Rolis, R (1, 5) OBP: 0.296, SLG: 0.378		K				K		FC6-4 BB		4	0	0	0	0	2	2																						
Marlon Anderson, L (1, 4) Adam Platt, R (9, PH) OBP: 0.288, SLG: 0.461		G1-6-3				FC6 1B		G4-3		3	0	1	0	0	0	1																						
Toby Hall, R (1, 2) OBP: 0.302, SLG: 0.388						FC6 1-2		G6-3		3	0	0	0	0	1	2																						
Julio Lugo, R (1, 6) OBP: 0.327, SLG: 0.390						G5-3		G5-3		3	0	1	0	0	0	0																						
								13 FC6 1B																														
Inning Stats	R: 0 E: 0 K: 0 S: 12	H: 0 LOB: 1 BB: 1 P: 20	R: 0 E: 0 K: 1 S: 8	H: 0 LOB: 0 BB: 0 P: 11	R: 0 E: 0 K: 1 S: 11	H: 0 LOB: 0 BB: 0 P: 15	R: 0 E: 0 K: 1 S: 5	H: 0 LOB: 0 BB: 0 P: 9	R: 0 E: 0 K: 2 S: 10	H: 1 LOB: 1 BB: 0 P: 14	R: 2 E: 0 K: 0 S: 14	H: 2 LOB: 0 BB: 0 P: 22	R: 0 E: 0 K: 0 S: 7	H: 0 LOB: 1 BB: 1 P: 16	R: 0 E: 0 K: 1 S: 9	H: 0 LOB: 1 BB: 0 P: 11	R: 0 E: 0 K: 1 S: 11	H: 0 LOB: 1 BB: 0 P: 15	1B: 2 2B: 1 3B: 0 HR: 1	SF: 0 SAC: 0 DP: 0 HBP: 1	WP: 0 PB: 0 SB: 1 CS: 0	PA: 34																
PITCHER	IP	WLS	BF	H	R	ER	SO	BB	IBB	HBP	BLK	WP	HR	S	P	ERA	WHIP	PITCHER				IP	WLS	BF	H	R	ER	SO	BB	IBB	HBP	BLK	WP	HR	S	P	ERA	WHIP
Derek Lowe, R (1, 1) ERA: 4.52	8.0	W	30	4	2	2	6	2	0	0	0	0	1	76	118	2.25	0.750																					
Scott Sauerbeck, L (9, 1) ERA: 4.61	1.0		4	0	0	0	1	0	0	1	0	0	0	11	15	0.00	0.000																					

AB	31
R	2
H	4
RBI	2
BB	2
SO	7
LOB	11



Batter	1	2	3	4	5	6	7	8	9	AB	R	H	RBI	BB	SO	LOB	BOTTOM																					
18 Johnny Damon, L (1, 8) OBP: 0.350, SLG: 0.414	G6-3		K			F8		SF8		4	0	1	2	0	1	2	Tampa Bay Devil Rays @ Boston Red Sox Fenway Park, Boston, MA Mon Sep 15 2003, 7:05 PM EDT Att: 33,389 - Cloudy - 69 F																					
Todd Walker, L (1, 4) OBP: 0.332, SLG: 0.415	1B 2B					G4-6-3 1B		G4-6-3		2	0	1	0	3	0	2																						
Nomar Garciaparra, R (1, 6) OBP: 0.349, SLG: 0.529	G5-4-3 1B		G6-3			F7		F7		5	0	1	0	0	0	4																						
Manny Ramirez, R (1, 7) Adrian Brown, S (9, 7) OBP: 0.428, SLG: 0.587	G5-4-3 1-2					34 2B		F7		5	3	3	1	0	0	4																						
34 David Ortiz, L (1, 10) OBP: 0.368, SLG: 0.588						34 2B		HR		0	0	0	0	0	0	0																						
Kevin Millar, R (1, 3) OBP: 0.348, SLG: 0.467						34 2B		1B		4	2	2	2	0	0	2																						
Bill Mueller, S (1, 5) OBP: 0.402, SLG: 0.554						FC5-2-5 1B		L3		3	0	1	1	1	0	0																						
Jason Varitek, S (1, 2) OBP: 0.358, SLG: 0.525						G6-3		P3		4	2	2	0	0	1	2																						
Gabe Kapler, R (1, 9) OBP: 0.330, SLG: 0.378						G6-3		1B 18 1B		3	1	2	0	1	1	0																						
								18 1B		4	0	1	2	0	1	4																						
Inning Stats	R: 0 E: 0 K: 0 S: 6	H: 2 LOB: 1 BB: 0 P: 10	R: 1 E: 0 K: 2 S: 18	H: 1 LOB: 0 BB: 0 P: 24	R: 0 E: 0 K: 1 S: 10	H: 0 LOB: 1 BB: 1 P: 19	R: 2 E: 0 K: 0 S: 8	H: 2 LOB: 2 BB: 2 P: 24	R: 1 E: 0 K: 1 S: 6	H: 2 LOB: 2 BB: 1 P: 12	R: 1 E: 0 K: 0 S: 23	H: 3 LOB: 0 BB: 0 P: 31	R: 1 E: 0 K: 0 S: 4	H: 1 LOB: 0 BB: 0 P: 7	R: 2 E: 0 K: 0 S: 9	H: 3 LOB: 2 BB: 1 P: 18	R: 0 E: 0 K: 0 S: 9	H: 0 LOB: 1 BB: 0 P: 15	1B: 7 2B: 5 3B: 0 HR: 2	SF: 1 SAC: 0 DP: 2 HBP: 0	WP: 0 PB: 0 SB: 0 CS: 0	PA: 40																
PITCHER	IP	WLS	BF	H	R	ER	SO	BB	IBB	HBP	BLK	WP	HR	S	P	ERA	WHIP	PITCHER				IP	WLS	BF	H	R	ER	SO	BB	IBB	HBP	BLK	WP	HR	S	P	ERA	WHIP
Jorge Sosa, R (1, 1) ERA: 4.49	5.1	L	27	9	5	5	4	3	1	0	0	0	1	66	114	8.44	2.250																					
Mark Mataska, L (6, 1) ERA: 3.21	0.2		2	1	0	0	0	0	0	0	0	0	0	5	6	0.00	1.500																					
Chad Gaudin, R (7, 1) ERA: 4.15	2.0		11	4	3	3	0	1	0	0	0	0	1	13	25	13.50	2.500																					

AB	34
R	8
H	14
RBI	8
BB	5
SO	4
LOB	20



Batter	1	2	3	4	5	6	7	8	9	AB	R	H	RBI	BB	SO	LOB	TOP					
13 Carl Crawford, L (1, 10) OBP: 0.310, SLG: 0.363										4	0	0	0	0	2	2	Tampa Bay Devil Rays @ Boston Red Sox Fenway Park, Boston, MA Tue Sep 16 2003, 7:05 PM EDT Att: 33,618 - Cloudy - 76 F					
5 Rocco Baldelli, R (1, 8) OBP: 0.328, SLG: 0.420										4	0	0	0	0	0	2						
Aubrey Huff, L (1, 9) OBP: 0.368, SLG: 0.555										4	0	1	0	0	0	0						
Travis Lee, L (1, 3) OBP: 0.345, SLG: 0.455										4	0	0	0	0	1	1						
Marlon Anderson, L (1, 4) OBP: 0.335, SLG: 0.381										4	1	1	0	0	0	1						
Damian Rolis, R (1, 7) OBP: 0.296, SLG: 0.376										2	0	0	0	0	1	1						
Pete Laforest, L (9, PH) OBP: 0.185, SLG: 0.200										1	0	1	1	0	0	0						
Antonio Perez, R (9, PR) OBP: 0.340, SLG: 0.366										0	0	0	0	0	0	0						
Julio Lugo, R (1, 6) OBP: 0.327, SLG: 0.388										3	1	0	0	1	1	2						
Toby Hall, R (1, 2) OBP: 0.305, SLG: 0.392										3	0	2	0	0	0	1						
1B Jared Sandberg, R (1, 5) OBP: 0.305, SLG: 0.456										2	0	0	0	0	1	1						
Al Martin, L (8, PH) OBP: 0.300, SLG: 0.355										1	0	1	1	0	0	0						
Terry Shumpert, R (8, 5) OBP: 0.293, SLG: 0.388										0	0	0	0	0	0	0						
Inning Stats	R: 0 E: 0 K: 1 S: 8	H: 0 LOB: 0 BB: 0 P: 13	R: 0 E: 0 K: 0 S: 9	H: 0 LOB: 1 BB: 0 P: 12	R: 0 E: 0 K: 1 S: 6	H: 1 LOB: 0 BB: 0 P: 8	R: 0 E: 0 K: 1 S: 13	H: 0 LOB: 0 BB: 0 P: 19	R: 0 E: 0 K: 1 S: 9	H: 0 LOB: 0 BB: 0 P: 13	R: 0 E: 0 K: 1 S: 10	H: 1 LOB: 1 BB: 0 P: 15	R: 0 E: 0 K: 1 S: 6	H: 1 LOB: 1 BB: 0 P: 7	R: 1 E: 0 K: 1 S: 10	H: 1 LOB: 1 BB: 1 P: 17	R: 1 E: 0 K: 0 S: 14	H: 2 LOB: 2 BB: 0 P: 18	1B: 4 2B: 1 3B: 1 HR: 0	SF: 0 SAC: 0 DP: 0 HBP: 1	WP: 0 PB: 0 SB: 1 CS: 0	PA: 34
PITCHER Pedro Martinez, R (1, 1) ERA: 2.34	IP: 9.0 WLS: W BF: 34 H: 6 R: 2 ER: 2 SO: 6 BB: 1 IBB: 0 HBP: 1 BLK: 0 WP: 0 HR: 0 S: 85 P: 122 ERA: 2.00 WHIP: 0.778															PITCHER						

Batter	1	2	3	4	5	6	7	8	9	AB	R	H	RBI	BB	SO	LOB	BOTTOM			
18 Johnny Damon, L (1, 8) OBP: 0.348, SLG: 0.411										4	0	0	0	0	0	2	Tampa Bay Devil Rays @ Boston Red Sox Fenway Park, Boston, MA Tue Sep 16 2003, 7:05 PM EDT Att: 33,618 - Cloudy - 76 F			
Nomar Garciaparra, R (1, 6) OBP: 0.351, SLG: 0.531										2	1	1	0	2	0	0				
Todd Walker, L (1, 4) OBP: 0.331, SLG: 0.414										4	0	1	1	0	1	2				
Damian Jackson, R (9, 4) OBP: 0.285, SLG: 0.309										0	0	0	0	0	0	0				
Manny Ramirez, R (1, 7) OBP: 0.427, SLG: 0.583										3	0	0	0	1	0	2				
Adrian Brown, S (8, PR) (9, 7)										0	1	0	0	0	0	0				
34 David Ortiz, L (1, 10) OBP: 0.367, SLG: 0.585											4	0	1	1	0	1				
Bill Mueller, S (1, 5) OBP: 0.402, SLG: 0.554											2	0	1	1	1	0				
Jason Varitek, S (1, 2) OBP: 0.355, SLG: 0.520											4	0	0	0	1	4				
Andy Abad, L (1, 3) OBP: 0.335, SLG: 0.380											3	0	0	0	0	1				
Gabe Kapler, R (1, 9) OBP: 0.335, SLG: 0.380										2	1	1	0	1	0	0				
Inning Stats	R: 0 E: 0 K: 0 S: 14	H: 0 LOB: 0 BB: 0 P: 21	R: 0 E: 0 K: 1 S: 11	H: 1 LOB: 1 BB: 0 P: 16	R: 1 E: 0 K: 0 S: 16	H: 2 LOB: 2 BB: 1 P: 26	R: 0 E: 0 K: 1 S: 7	H: 0 LOB: 1 BB: 1 P: 12	R: 0 E: 0 K: 1 S: 17	H: 0 LOB: 1 BB: 1 P: 29	R: 0 E: 0 K: 1 S: 12	H: 0 LOB: 0 BB: 0 P: 18	R: 0 E: 0 K: 0 S: 8	H: 0 LOB: 1 BB: 1 P: 14	R: 2 E: 0 K: 0 S: 11	H: 2 LOB: 2 BB: 1 P: 19	1B: 4 2B: 1 3B: 0 HR: 0	SF: 1 SAC: 0 DP: 0 HBP: 0	WP: 0 PB: 0 SB: 0 CS: 0	PA: 34
PITCHER Geremi Gonzalez, R (1, 1) ERA: 3.81	IP: 6.0 WLS: L BF: 24 H: 3 R: 1 ER: 2 SO: 4 BB: 1 IBB: 1 HBP: 0 BLK: 0 WP: 0 HR: 0 S: 77 P: 122 ERA: 1.50 WHIP: 1.000															PITCHER				
Travis Harper, R (7, 1) ERA: 3.51	1.1 L 7 1 2 2 0 1 1 0 0 0 0 0 10 20 13.50 1.500																			
Joe Kennedy, L (8, 1) ERA: 6.36	0.2 3 1 0 0 0 0 0 0 0 0 0 0 9 13 0.00 1.500																			



Batter	1	2	3	4	5	6	7	8	9	AB	R	H	RBI	BB	SO	LOB	TOP						
13 Carl Crawford, L OBP: 0.312, SLG: 0.364	3-2 5 CS 1B	0-2 SAFE K		2-2 F8		2-1 SAFE F8	0-0 5 E 1B		4-2 5 F9-3 HBP	5	0	2	0	0	1	3	Tampa Bay Devil Rays @ Boston Red Sox Fenway Park, Boston, MA Wed Sep 17 2003, 7:05 PM EDT Att: 33,806 - Cloudy - 67 F						
5 Rocco Baldelli, R OBP: 0.333, SLG: 0.424	1-2 SAFE L9		1-0 HR	4-0 WP BB		1-2 SAFE 1B	0-0 BB 1B		1-2 F9-3	5	2	2	1	1	0	4							
Aubrey Huff, L OBP: 0.369, SLG: 0.554	3-1 1B		0-0 F8	4-2 SAFE BB		4-2 1B	0-0 G4-3			3	0	1	0	2	0	3							
Travis Lee, L OBP: 0.345, SLG: 0.456	1-3 SAFE K		4-2 1B BB	1-0 F8		1-3 K		1-2 1B SF9 2B		4	2	1	0	1	2	6							
Pete Laforest, L OBP: 0.200, SLG: 0.214 31 Jonny Gomes, R OBP: 0.333, SLG: 0.375 Al Martin, L OBP: 0.306, SLG: 0.361		2-3 K	0-0 G3 1B		1-3 K	3-2 1B		1-2 1B		3	0	1	0	0	2	0							
Julio Lugo, R OBP: 0.325, SLG: 0.385		0-0 E3 1B	3-2 G3 1B		1-3 K	0-0 P4		2-3 K		0	0	0	0	0	0	0							
Marlon Anderson, L OBP: 0.338, SLG: 0.391		3-2 1B	0-0 G3		2-2 3B		0-1 1B SF7 2B	0-0 SF9		4	1	3	1	0	0	2							
Toby Hall, R OBP: 0.304, SLG: 0.390		0-2 F9	1-0 F7		1-2 G5-3		0-2 5 E 13 1B 1B	2-3 K2-3		5	0	1	0	0	1	6							
Damian Rolls, R OBP: 0.298, SLG: 0.378		1-0 1B		1-1 G6-3		2-2 BB 5 1B 1B		0-0 G1-3		4	1	2	2	0	0	0							
Inning Stats	R: 0 E: 0 K: 1 S: 13	H: 2 LOB: 1 BB: 0 P: 20	R: 1 E: 1 K: 2 S: 14	H: 2 LOB: 2 BB: 0 P: 20	R: 2 E: 0 K: 0 S: 10	H: 3 LOB: 2 BB: 1 P: 19	R: 0 E: 0 K: 1 S: 8	H: 0 LOB: 2 BB: 2 P: 20	R: 0 E: 0 K: 2 S: 15	H: 1 LOB: 1 BB: 0 P: 20	R: 2 E: 0 K: 1 S: 15	H: 3 LOB: 2 BB: 1 P: 27	R: 1 E: 1 K: 0 S: 11	H: 3 LOB: 2 BB: 0 P: 12	R: 1 E: 0 K: 2 S: 13	H: 2 LOB: 1 BB: 0 P: 19		R: 0 E: 0 K: 0 S: 6	H: 0 LOB: 0 BB: 0 P: 11	1B: 12 2B: 3 3B: 1 HR: 1	SF: 2 SAC: 0 DP: 2 HBP: 1	WP: 1 PB: 0 CS: 0 SB: 0	PA: 47
PITCHER	IP WLS BF H R ER SO BB IBB HBP BLK WP HR S P ERA WHIP	5.1 L 29 10 5 4 5 3 0 0 0 1 1 66 109 6.75 2.438	0.1 2 0 0 0 1 1 0 0 0 0 0 0 5 10 0.00 3.000	0.1 2 1 0 0 0 0 0 0 0 0 0 0 4 7 0.00 3.000	0.1 5 3 1 1 0 0 0 0 0 0 0 0 10 11 27.00 9.000	0.2 1 0 0 0 0 0 0 0 0 0 0 0 1 1 0.00 0.000	1.0 L 5 2 1 1 2 0 0 0 0 0 0 0 0 0 0 9.00 2.000	1.0 3 0 0 0 0 0 0 0 1 0 0 0 0 0 6 11 0.00 0.000															
Adrian Brown, S OBP: 0.379, SLG: 0.379	0-1 G6-3		2-2 G1-3		4-1 34 BB BB	1-1 F8		0-0 2B 1B		3	0	0	0	1	0	1	Tampa Bay Devil Rays @ Boston Red Sox Fenway Park, Boston, MA Wed Sep 17 2003, 7:05 PM EDT Att: 33,806 - Cloudy - 67 F						
Nomar Garciaparra, R OBP: 0.350, SLG: 0.527	0-0 G6-3		3-2 G5-3 S HBP		0-0 P3		1-3 K		1-2 P6	4	0	0	0	0	1	2							
Todd Walker, L OBP: 0.333, SLG: 0.415	1-1 F8		4-2 BB		4-1 34 BB BB		0-0 F7		1-2 2B	3	0	1	0	2	0	0							
Manny Ramirez, R OBP: 0.424, SLG: 0.578		3-1 L6	2-1 G5-3		0-0 F3		3-2 L9		1-1 F9	5	0	0	0	0	0	6							
34 David Ortiz, L OBP: 0.368, SLG: 0.582		4-1 1B FC6 BB		3-3 K		4-2 1-2 2-3 BB		0-3 K		2	0	0	0	2	2	0							
Bill Mueller, S OBP: 0.401, SLG: 0.551		1-1 FC6 1B		3-0 L7		2-2 P3		0-2 1B		4	0	1	0	0	0	4							
Jason Varitek, S OBP: 0.356, SLG: 0.519		0-1 FC6-4 1B		2-2 FC5 1B HBP		0-1 G4-3		1-1 F8		3	0	1	0	0	0	1							
Andy Abad, L OBP: 0.083, SLG: 0.083		3-3 K		1-0 1B		2-1 G6-3		1-3 K		4	0	1	0	0	2	4							
Gabe Kapler, R OBP: 0.335, SLG: 0.384 Trot Nixon, L OBP: 0.399, SLG: 0.573		1-2 FC6-4		1-1 FC5		3-1 2B		0-0 P6		3	0	1	0	0	0	5							
Inning Stats	R: 0 E: 0 K: 0 S: 5	H: 0 LOB: 0 BB: 0 P: 6	R: 0 E: 0 K: 1 S: 13	H: 1 LOB: 3 BB: 1 P: 25	R: 0 E: 0 K: 0 S: 11	H: 0 LOB: 2 BB: 0 P: 21	R: 0 E: 0 K: 1 S: 12	H: 0 LOB: 3 BB: 3 P: 26	R: 0 E: 0 K: 0 S: 8	H: 1 LOB: 1 BB: 0 P: 14	R: 0 E: 0 K: 1 S: 7	H: 0 LOB: 0 BB: 0 P: 11	R: 0 E: 0 K: 2 S: 11	H: 1 LOB: 1 BB: 0 P: 13	R: 0 E: 0 K: 0 S: 11	H: 2 LOB: 2 BB: 0 P: 14		1B: 4 2B: 2 3B: 0 HR: 0	SF: 0 SAC: 0 DP: 1 HBP: 2	WP: 0 PB: 0 CS: 0 SB: 1	PA: 40		
PITCHER	IP WLS BF H R ER SO BB IBB HBP BLK WP HR S P ERA WHIP	7.0 W 31 3 0 0 2 0 0 0 0 0 0 22 27 0.00 1.500	2.0 9 3 0 0 0 2 0 0 0 0 0 0 22 27 0.00 1.500																				

AB	40
R	7
H	16
RBI	7
BB	4
SO	8
LOB	28

AB	33
R	0
H	6
RBI	0
BB	5
SO	5
LOB	23



Batter	1	2	3	4	5	6	7	8	9	AB	R	H	RBI	BB	SO	LOB	TOP										
13 Carl Crawford, L OBP: 0.310, SLG: 0.361 (1, 7)	G4-3		E6	FC4-6			F8		G6-3	5	0	0	1	0	0	5	Tampa Bay Devil Rays @ Boston Red Sox Fenway Park, Boston, MA Thu Sep 18 2003, 7:05 PM EDT Att: 34,042 - Cloudy - 72 F										
5 Rocco Baldelli, R OBP: 0.329, SLG: 0.422 (1, 8)	K		FC6				G6-3		F8	4	0	0	1	0	1	4											
Travis Lee, L OBP: 0.344, SLG: 0.454 (1, 3)	G4-3								F7	4	0	1	0	0	0	1											
Aubrey Huff, L OBP: 0.367, SLG: 0.551 (1, 9)		G1-3	G6-3						F9	4	0	0	0	0	0	3											
18 Jared Sandberg, R OBP: 0.310, SLG: 0.457 (1, 5)									K	4	1	2	0	0	1	1											
Pete Laforest, L OBP: 0.206, SLG: 0.250 (1, 10)	K								E4	4	0	1	0	0	2	1											
Marlon Anderson, L OBP: 0.337, SLG: 0.388 (1, 4)									FC1-6	3	1	0	0	1	0	3											
Toby Hall, R OBP: 0.303, SLG: 0.388 (9, PR)									BB	4	0	1	0	0	0	4											
Antonio Perez, R OBP: 0.340, SLG: 0.366 (9, PR)	FC6-4								G6-3	0	0	0	0	0	0	0											
Julio Lugo, R OBP: 0.327, SLG: 0.387 (9, PH)									BB	0	0	0	0	0	0	0											
Al Martin, L OBP: 0.308, SLG: 0.361 (9, PH)										3	1	2	1	0	0	0											
Inning Stats	R: 0 E: 0 K: 1 S: 9	H: 0 LOB: 0 BB: 0 P: 11	R: 0 E: 0 K: 1 S: 15	H: 1 LOB: 2 BB: 1 P: 23	R: 1 E: 1 K: 0 S: 13	H: 2 LOB: 1 BB: 0 P: 17	R: 1 E: 0 K: 0 S: 14	H: 3 LOB: 2 BB: 0 P: 17	R: 0 E: 0 K: 0 S: 7	H: 0 LOB: 1 BB: 0 P: 10	R: 0 E: 0 K: 1 S: 11	H: 0 LOB: 0 BB: 0 P: 14	R: 0 E: 0 K: 0 S: 5	H: 0 LOB: 0 BB: 0 P: 7	R: 0 E: 0 K: 1 S: 6	H: 0 LOB: 0 BB: 0 P: 12	R: 1 E: 1 K: 0 S: 11	H: 1 LOB: 3 BB: 1 P: 16	1B: 6 2B: 1 3B: 0 HR: 0	SF: 0 SAC: 0 DP: 1 HBP: 1	WP: 0 PB: 0 SB: 0 CS: 0	PA: 38					
PITCHER	IP	WLS	BF	H	R	ER	SO	BB	IBB	HBP	BLK	WP	HR	S	P	ERA	WHIP										
49 Tim Wakefield, R ERA: 4.14 (1, 1)	8.1	W	35	7	3	1	4	1	0	1	0	0	0	87	119	1.08	0.960										
Byung-Hyun Kim, R ERA: 3.44 (9, 1)	0.2	S	3	0	0	0	0	1	0	0	0	0	0	4	8	0.00	1.500										

AB	35
R	3
H	7
RBI	3
BB	2
SO	4
LOB	22



Batter	1	2	3	4	5	6	7	8	9	AB	R	H	RBI	BB	SO	LOB	BOTTOM										
Todd Walker, L OBP: 0.334, SLG: 0.418 (1, 4)	P4		G6-4-3				F9			4	2	2	0	0	0	0	Tampa Bay Devil Rays @ Boston Red Sox Fenway Park, Boston, MA Thu Sep 18 2003, 7:05 PM EDT Att: 34,042 - Cloudy - 72 F										
Nomar Garciaparra, R OBP: 0.349, SLG: 0.505 (1, 6)	P4						F9		G6-3	4	0	1	1	0	0	1											
Bill Mueller, S OBP: 0.402, SLG: 0.551 (1, 5)										2	0	1	1	0	0	2											
Lou Merloni, R OBP: 0.375, SLG: 0.374 (5, 5)									G5-3	2	0	0	0	0	0	0											
Manny Ramirez, R OBP: 0.426, SLG: 0.586 (1, 7)										3	1	2	2	1	1	1											
34 David Ortiz, L OBP: 0.367, SLG: 0.581 (1, 10)										4	0	1	0	0	1	2											
Kevin Millar, R OBP: 0.348, SLG: 0.466 (1, 3)										3	0	1	0	0	0	0											
Doug Mirabeli, R OBP: 0.299, SLG: 0.425 (1, 2)										3	0	0	0	0	2	1											
Gabe Kapler, R OBP: 0.330, SLG: 0.378 (1, 9)										3	0	0	0	0	0	0											
Damian Jackson, R OBP: 0.286, SLG: 0.309 (1, 8)										3	1	1	0	0	0	0											
Inning Stats	R: 1 E: 0 K: 1 S: 12	H: 3 LOB: 2 BB: 0 P: 19	R: 0 E: 0 K: 1 S: 8	H: 0 LOB: 0 BB: 0 P: 12	R: 2 E: 0 K: 0 S: 8	H: 4 LOB: 1 BB: 0 P: 11	R: 0 E: 0 K: 0 S: 9	H: 0 LOB: 0 BB: 0 P: 13	R: 0 E: 0 K: 2 S: 12	H: 2 LOB: 1 BB: 0 P: 19	R: 0 E: 0 K: 0 S: 9	H: 0 LOB: 0 BB: 0 P: 10	R: 0 E: 0 K: 0 S: 11	H: 0 LOB: 1 BB: 1 P: 20	1B: 5 2B: 3 3B: 0 HR: 1	SF: 0 SAC: 0 DP: 1 HBP: 0	WP: 0 PB: 0 SB: 0 CS: 0	PA: 32									
PITCHER	IP	WLS	BF	H	R	ER	SO	BB	IBB	HBP	BLK	WP	HR	S	P	ERA	WHIP										
Rob Bell, R ERA: 5.58 (1, 1)	3.0	L	14	7	3	3	2	0	0	0	0	0	1	28	42	9.00	2.333										
Chad Gaudin, R ERA: 3.82 (4, 1)	5.0		18	2	1	1	2	1	0	0	0	0	1	51	74	1.80	0.600										



Batter	1	2	3	4	5	6	7	8	9	AB	R	H	RBI	BB	SO	LOB	TOP										
Damian Jackson, R OBP: 0.285, SLG: 0.315 (1, 8)	F8		G4-3		P4			1B 2B		4	0	1	0	0	0	1	Boston Red Sox @ Cleveland Indians Jacobs Field, Cleveland, OH Fri Sep 19 2003, 7:05 PM EDT Att: 20,374 - Overcast - 67 F										
Todd Walker, L OBP: 0.332, SLG: 0.415 Adrian Brown, S (8, 8)	P4		SF8		F7			G1-3		3	0	0	1	0	0	1											
Nomar Garciaparra, R OBP: 0.351, SLG: 0.532 (1, 6)	K		HR		1B			1B		4	1	3	1	0	1	0											
Manny Ramirez, R OBP: 0.426, SLG: 0.585 (1, 7)		K	F8		1B			1B		3	0	1	0	1	1	0											
34 David Ortiz, L OBP: 0.364, SLG: 0.575 (1, 10)	G4-3				K			K		4	0	0	0	0	2	5											
Kevin Millar, R OBP: 0.347, SLG: 0.464 (1, 3)	2B 1B				K			K		4	0	1	0	0	2	5											
Jason Varitek, S OBP: 0.355, SLG: 0.519 (1, 2)	2B				G6-3			G3		4	0	1	0	0	0	0											
Lou Merloni, R OBP: 0.372, SLG: 0.367 (1, 5)	G5-3				G6-3			G6-3		3	0	0	0	1	0	2											
Gabe Kapler, R OBP: 0.329, SLG: 0.381 (1, 9)			SF8 2B		G5-3			G6-4-3		4	1	1	0	0	0	1											
Inning Stats	R: 0 E: 0 K: 1 S: 8	H: 0 LOB: 0 BB: 0 P: 10	R: 0 E: 0 K: 1 S: 10	H: 2 LOB: 2 BB: 0 P: 13	R: 2 E: 0 K: 0 S: 8	H: 2 LOB: 0 BB: 0 P: 12	R: 0 E: 0 K: 2 S: 9	H: 0 LOB: 0 BB: 0 P: 15	R: 0 E: 0 K: 0 S: 7	H: 0 LOB: 0 BB: 0 P: 10	R: 0 E: 0 K: 0 S: 12	H: 2 LOB: 2 BB: 0 P: 19	R: 0 E: 0 K: 2 S: 3	H: 0 LOB: 3 BB: 1 P: 8	R: 0 E: 0 K: 2 S: 15	H: 2 LOB: 3 BB: 1 P: 28	R: 0 E: 0 K: 0 S: 7	H: 0 LOB: 0 BB: 0 P: 10	1B: 4 2B: 3 3B: 0 HR: 1	SF: 1 SAC: 0 DP: 1 HBP: 0	WP: 0 PB: 0 SB: 0 CS: 0	PA: 36					
PITCHER	IP	WLS	BF	H	R	ER	SO	BB	IBB	HBP	BLK	WP	HR	S	P	ERA	WHIP										
Jason Stanford, L ERA: 4.09 (1, 1)	7.0	L	27	6	2	2	4	1	0	0	0	0	1	57	87	2.57	1.000										
Danys Baez, R ERA: 3.89 (8, 1)	1.0		6	2	0	0	2	1	0	0	0	0	0	15	28	0.00	3.000										
Jason Boyd, R ERA: 4.47 (9, 1)	1.0		3	0	0	0	0	0	0	0	0	0	0	7	10	0.00	0.000										

Batter	1	2	3	4	5	6	7	8	9	AB	R	H	RBI	BB	SO	LOB	BOTTOM										
Coco Crisp, S OBP: 0.316, SLG: 0.373 (1, 8)	G1-3		K			G4-6-3		K2-3		4	0	0	0	0	2	3	Boston Red Sox @ Cleveland Indians Jacobs Field, Cleveland, OH Fri Sep 19 2003, 7:05 PM EDT Att: 20,374 - Overcast - 67 F										
Casey Blake, R OBP: 0.315, SLG: 0.419 (1, 5)	L4				E4			G4-3		4	0	0	0	0	0	0											
Jody Gerut, L OBP: 0.335, SLG: 0.500 (1, 7)	1B				G6-3			G3		4	0	1	0	0	0	1											
41 Victor Martinez, S OBP: 0.335, SLG: 0.331 Zach Sorensen, S OBP: 0.273, SLG: 0.243 (9, PR)	G4-3				G6-3			48 HBP		3	0	1	0	0	0	1											
48 Travis Hafner, L OBP: 0.336, SLG: 0.498 Greg LaRocca, R OBP: 0.500, SLG: 0.400 (9, PR)	K				L3			HBP		3	0	0	0	0	1	1											
Ben Broussard, L OBP: 0.317, SLG: 0.435 (1, 3)	K				P5			HBP		4	0	0	0	0	1	2											
Chris Magruder, S OBP: 0.892, SLG: 1.182 (1, 9)	HBP				G4-3			E4 FC1-5 BB		1	0	0	0	1	0	0											
2 Johnny Peralta, R OBP: 0.291, SLG: 0.327 (1, 6)	CS				G5-3			FC1-5 BB		3	0	1	0	0	0	2											
Brandon Phillips, R OBP: 0.241, SLG: 0.306 Alex Escobar, R OBP: 0.316, SLG: 0.466 56 Angel Santos, S OBP: 0.281, SLG: 0.439 (9, 4)	G5-4-3				G5-4-3			K		2	0	0	0	0	0	1											
Inning Stats	R: 0 E: 0 K: 0 S: 7	H: 1 LOB: 1 BB: 0 P: 12	R: 0 E: 0 K: 2 S: 11	H: 0 LOB: 0 BB: 0 P: 18	R: 0 E: 0 K: 1 S: 10	H: 1 LOB: 0 BB: 0 P: 15	R: 0 E: 1 K: 0 S: 9	H: 0 LOB: 0 BB: 0 P: 12	R: 0 E: 0 K: 0 S: 5	H: 0 LOB: 0 BB: 0 P: 6	R: 0 E: 1 K: 0 S: 5	H: 0 LOB: 1 BB: 0 P: 9	R: 0 E: 0 K: 0 S: 10	H: 1 LOB: 1 BB: 0 P: 16	R: 0 E: 1 K: 2 S: 13	H: 0 LOB: 2 BB: 1 P: 22	R: 0 E: 0 K: 0 S: 10	H: 0 LOB: 2 BB: 0 P: 19	1B: 3 2B: 0 3B: 0 HR: 0	SF: 0 SAC: 0 DP: 3 HBP: 3	WP: 0 PB: 0 SB: 0 CS: 1	PA: 34					
PITCHER	IP	WLS	BF	H	R	ER	SO	BB	IBB	HBP	BLK	WP	HR	S	P	ERA	WHIP										
John Burkett, R ERA: 4.84 (1, 1)	7.0	W	25	3	0	0	3	1	0	1	0	0	0	9	13	0.00	0.571										
50 Mike Timlin, R ERA: 3.67 (8, 1)	1.0	H	3	0	0	0	2	0	0	0	0	0	0	9	13	0.00	0.000										
Byung-Hyun Kim, R ERA: 3.42 (9, 1)	0.2	H	4	0	0	0	0	0	0	2	0	0	0	9	17	0.00	0.000										
Alan Embree, L ERA: 3.98 (9, 1)	0.1	S	1	0	0	0	0	0	0	0	0	0	0	1	2	0.00	0.000										

Batter	1	2	3	4	5	6	7	8	9	AB	R	H	RBI	BB	SO	LOB	TOP								
Damian Jackson, R OBP: 0.288, SLG: 0.313 (1, 4)	4-1 BB BB		2-3 K		2-2 G6-4-3 1-2f		1-2 1B FC6-4 1B		1-2 F9	4	1	1	0	1	1	1	Boston Red Sox @ Cleveland Indians Jacobs Field, Cleveland, OH Sat Sep 20 2003, 7:05 PM EDT Att: 23,242 - Sunny - 63 F								
Lou Merton, R OBP: 0.398, SLG: 0.363 (1, 5)	1-3 K		0-1 G5-3		0-0 F9		1-3 FC6-4 1B		2-2 G1-4-3	5	0	1	0	0	1	1									
Nomar Garciaparra, R OBP: 0.349, SLG: 0.528 (1, 6)	0-3 K		0-1 G5-3		1-1 F9		2-2 FC6-4 1B 1-2f 3-H 2-2			4	0	0	1	0	1	2									
Manny Ramirez, R OBP: 0.427, SLG: 0.583 (1, 7)	4-2 BB 1-2			1-3 K		1-0 34 1B 1B		2-2 P4		3	1	1	0	1	1	1									
34 David Ortiz, L OBP: 0.363, SLG: 0.572 (1, 10)	1-1 P5			0-1 P4		1-1 1B 1B		3-3 K		4	0	1	0	0	1	2									
Kevin Millar, R OBP: 0.348, SLG: 0.466 (1, 3)		1-0 G6-3		0-2 2B		1-2 1B 1B		0-0 P4		4	0	2	1	0	0	0									
Trot Nixon, L OBP: 0.400, SLG: 0.578 (1, 9)		1-0 HR		3-3 K		1-2 3-H 0-0 F9		4-1 BB		3	1	1	1	1	1	3									
Jason Varitek, S OBP: 0.354, SLG: 0.519 (1, 2)		3-2 G6-3		0-1 F9		2-2 1B 2B		0-3 K		4	1	1	0	0	1	1									
Gabe Kapler, R OBP: 0.332, SLG: 0.383 (1, 8)		2-2 G6-3		1-1 G6-4-3 1B		0-0 2-H 1B CS		0-2 G6-3		4	0	2	1	0	0	0									
Inning Stats	R: 0 E: 0 K: 2 S: 12	H: 0 LOB: 2 BB: 2 P: 22	R: 1 E: 0 K: 0 S: 12	H: 1 LOB: 0 BB: 0 P: 19	R: 0 E: 0 K: 1 S: 7	H: 0 LOB: 0 BB: 0 P: 9	R: 0 E: 0 K: 2 S: 12	H: 1 LOB: 1 BB: 0 P: 16	R: 0 E: 0 K: 0 S: 7	H: 1 LOB: 0 BB: 0 P: 10	R: 1 E: 0 K: 0 S: 11	H: 3 LOB: 2 BB: 0 P: 14	R: 2 E: 0 K: 0 S: 14	H: 4 LOB: 1 BB: 0 P: 21	R: 0 E: 0 K: 2 S: 9	H: 0 LOB: 1 BB: 1 P: 16	R: 0 E: 0 K: 0 S: 10	H: 0 LOB: 0 BB: 0 P: 13	1B: 7 2B: 2 3B: 0 HR: 1	SF: 0 SAC: 0 DP: 1 HBP: 0	WP: 0 PB: 0 SB: 0 CS: 1	PA: 38			
PITCHER	IP	WLS	BF	H	R	ER	SO	BB	IBB	HBP	BLK	WP	HR	S	P	ERA	WHIP								
Terry Mulholland, L ERA: 4.89 (1, 1)	6.0		25	6	2	2	5	2	0	0	0	0	1	61	90	3.00	1.333								
Jack Cressend, R ERA: 2.57 (7, 1)	0.1	W	4	4	2	2	0	0	0	0	0	0	0	8	11	54.00	12.000								
David Lee, R ERA: 3.88 (7, 1)	0.2		2	0	0	0	0	0	0	0	0	0	0	6	10	0.00	0.000								
63 Rafael Betancourt, R ERA: 2.0 (8, 1)	1.0		4	0	0	0	2	1	0	0	0	0	0	9	16	0.00	1.000								
Jason Boyd, R ERA: 4.38 (9, 1)	1.0		3	0	0	0	0	0	0	0	0	0	0	10	13	0.00	0.000								

Batter	1	2	3	4	5	6	7	8	9	AB	R	H	RBI	BB	SO	LOB	BOTTOM								
Coco Crisp, S OBP: 0.315, SLG: 0.369 (1, 8)	0-2 G3			0-1 G6-3	0-0 G4-3		1-0 E4 2B WP	4-2 2B 1B BB		4	2	0	0	1	0	3	Boston Red Sox @ Cleveland Indians Jacobs Field, Cleveland, OH Sat Sep 20 2003, 7:05 PM EDT Att: 23,242 - Sunny - 63 F								
Casey Blake, R OBP: 0.317, SLG: 0.424 (1, 5)	2-3 K			0-2 1B		0-0 G5-3	3-2 41 BB HBP 2B 1-H 2-H 3-H 1-2	0-1 1B 2B 3-H		5	2	3	3	0	1	0									
Jody Gerut, L OBP: 0.336, SLG: 0.499 (1, 7)	0-0 G4-3			1-0 1B	1-2 1B	1-1 1B	1-1 S 1B	2-2 F7 2B	0-3 K	5	0	2	0	0	1	3									
Alex Escobar, R OBP: 0.320, SLG: 0.457 (1, 9)		3-2 G5-3		0-1 P4		2-3 K	4-0 HBP 41 BB 1B IBB	3-2 41 WP 3B 1B 2-H 3-H		4	2	1	2	1	1	3									
48 Travis Hafner, L OBP: 0.332, SLG: 0.493 41 Victor Martinez, S (7, PH) OBP: 0.344, SLG: 0.331 (7, PH)		2-2 G4-3		0-0 G4-3		1-3 K	4-1 HBP 1B BB	4-0 3B 1B BB		3	0	0	0	0	1	3									
Ben Broussard, L OBP: 0.320, SLG: 0.450 (1, 3)		1-1 G3			0-1 HR		F8	1-2 3B 1B		4	1	2	4	0	0	0									
Josh Bard, S OBP: 0.279, SLG: 0.353 (1, 2)			1-1 G3-1		0-0 G1-3		1-0 HR	2-3 K		5	1	2	3	0	1	1									
2 Jhonny Peralta, R OBP: 0.294, SLG: 0.330 (1, 6)			2-0 G6-3		0-0 56 FC4-6 1B		0-0 E 56 1B WP	1-1 G5-3		4	1	2	0	0	0	0									
56 Angel Santos, S OBP: 0.284, SLG: 0.435 Brandon Phillips, R OBP: 0.243, SLG: 0.311 (8, 4)			0-0 G6-3		0-0 FC4-6 1-2f		1-0 WP E 2B 1B	0-0 WP 2B 2B		3	1	1	0	0	0	1									
Inning Stats	R: 0 E: 0 K: 1 S: 8	H: 0 LOB: 0 BB: 0 P: 10	R: 0 E: 0 K: 0 S: 8	H: 0 LOB: 0 BB: 0 P: 14	R: 0 E: 0 K: 0 S: 4	H: 0 LOB: 0 BB: 0 P: 7	R: 0 E: 0 K: 0 S: 9	H: 2 LOB: 2 BB: 0 P: 10	R: 1 E: 0 K: 0 S: 6	H: 2 LOB: 1 BB: 0 P: 6	R: 0 E: 0 K: 2 S: 9	H: 1 LOB: 1 BB: 0 P: 13	R: 7 E: 1 K: 0 S: 23	H: 5 LOB: 2 BB: 2 P: 43	R: 5 E: 0 K: 2 S: 20	H: 4 LOB: 1 BB: 2 P: 35	1B: 8 2B: 3 3B: 1 HR: 2	SF: 0 SAC: 0 DP: 0 HBP: 1	WP: 3 PB: 0 SB: 1 CS: 0	PA: 43					
PITCHER	IP	WLS	BF	H	R	ER	SO	BB	IBB	HBP	BLK	WP	HR	S	P	ERA	WHIP								
Derek Lowe, R ERA: 4.56 (1, 1)	6.1	L	29	9	6	5	3	0	0	0	0	0	2	59	83	7.11	1.421								
Scott Sauerbeck, L ERA: 4.86 (7, 1)	0.2		5	1	2	1	0	1	1	1	0	0	0	8	20	13.50	3.000								
Scott Williamson, R ERA: 4.33 (8, 1)	0.2		7	3	5	5	1	2	0	0	0	2	0	14	26	67.50	7.500								
Brandon Lyon, R ERA: 3.95 (8, 1)	0.1		2	1	0	0	1	0	0	0	0	0	0	6	9	0.00	3.000								

AB	35
R	4
H	10
RBI	4
BB	3
SO	7
LOB	11



AB	38
R	13
H	14
RBI	12
BB	4
SO	5
LOB	14



Batter	1	2	3	4	5	6	7	8	9	AB	R	H	RBI	BB	SO	LOB	TOP										
18 Johnny Damon, L (1, 8) OBP: 0.346, SLG: 0.408	F9		P4		G6-3			F7		4	0	0	0	0	0	1	Boston Red Sox @ Cleveland Indians Jacobs Field, Cleveland, OH Sun Sep 21 2003, 1:05 PM EDT Att: 27,655 - Sunny - 68 F										
Nomar Garciaparra, R (1, 6) OBP: 0.349, SLG: 0.526 Lou Merloni, R (9, 4) OBP: 0.369, SLG: 0.363	F9		G6-3		P3			HBP		3	0	0	0	0	0	1											
Todd Walker, L (1, 4) OBP: 0.332, SLG: 0.413 Damian Jackson, R (8, 4) OBP: 0.288, SLG: 0.313	F9			E HBP	F9			F7		3	1	0	0	0	2												
Manny Ramirez, R (1, 10) OBP: 0.426, SLG: 0.583		K		E6 G6-3 2B				K		4	1	1	1	0	3												
Kevin Millar, R (1, 3) OBP: 0.349, SLG: 0.467		BB 1B		G6-3				F7		4	0	2	1	0	0												
Bill Mueller, S (1, 5) OBP: 0.401, SLG: 0.548		BB 1B		G6-3				P3		3	0	0	0	1	1												
Jason Varitek, S (1, 2) OBP: 0.353, SLG: 0.516		BB		G6-3				K		4	0	1	0	0	3												
Trot Nixon, L (1, 9) OBP: 0.396, SLG: 0.574		P6		K				K		3	0	0	0	0	2												
Gabe Kapler, R (1, 7) OBP: 0.332, SLG: 0.379			K		BB 18 G6-3			F8		2	0	0	0	1	1												
Inning Stats	R: 0 H: 0 E: 0 K: 0 S: 6	H: 0 LOB: 0 BB: 0 P: 10	R: 0 H: 1 E: 0 K: 2 S: 14	LOB: 2 BB: 1 P: 26	R: 0 H: 0 E: 0 K: 1 S: 6	H: 0 LOB: 0 BB: 0 P: 10	R: 2 H: 2 E: 1 K: 1 S: 14	H: 2 LOB: 1 BB: 0 P: 18	R: 0 H: 0 E: 0 K: 0 S: 5	H: 0 LOB: 0 BB: 0 P: 11	R: 0 H: 0 E: 0 K: 1 S: 9	H: 0 LOB: 0 BB: 0 P: 12	R: 0 H: 0 E: 0 K: 2 S: 9	H: 0 LOB: 0 BB: 0 P: 12	R: 0 H: 0 E: 0 K: 1 S: 6	H: 0 LOB: 1 BB: 0 P: 14	R: 0 H: 1 E: 0 K: 2 S: 8	H: 1 LOB: 0 BB: 0 P: 14	1B: 3 2B: 2 3B: 0 HR: 0	SF: 0 SAC: 0 DP: 1 HBP: 2	WP: 0 PB: 0 SB: 1 CS: 1	PA: 34					
PITCHER	IP	WLS	BF	H	R	ER	SO	BB	IBB	HBP	BLK	WP	HR	S	P	ERA	WHIP										
31 Cliff Lee, L (1, 1) ERA: 3.1	7.0	L	27	3	2	2	7	2	0	1	0	0	0	63	99	2.57	0.714										
Danys Baez, R (8, 1) ERA: 3.51	1.0		4	0	0	0	1	0	0	1	0	0	0	6	14	0.00	0.000										
David Riske, R (9, 1) ERA: 2.2	1.0	S	3	1	0	0	2	0	0	0	0	0	0	8	14	0.00	1.000										

Batter	1	2	3	4	5	6	7	8	9	AB	R	H	RBI	BB	SO	LOB	BOTTOM										
Coco Crisp, S (1, 8) OBP: 0.312, SLG: 0.365	K		F8			K		G3-1		4	0	0	0	0	2	0	Boston Red Sox @ Cleveland Indians Jacobs Field, Cleveland, OH Sun Sep 21 2003, 1:05 PM EDT Att: 27,655 - Sunny - 68 F										
Casey Blake, R (1, 5) OBP: 0.315, SLG: 0.421	K		K			L8		G6-3		4	0	0	0	0	2	0											
Jody Gerut, L (1, 7) OBP: 0.337, SLG: 0.500	BB 2B			G1-6-3		G3		BB		3	0	1	0	1	0	0											
Alex Escobar, R (1, 9) OBP: 0.308, SLG: 0.438	F9			K		K		F9		4	0	0	0	0	2	2											
Ben Broussard, L (1, 3) OBP: 0.320, SLG: 0.446		K		K		BB 48 F8 41 1B		K		3	0	0	0	1	3	0											
41 Victor Martinez, S (1, 2) OBP: 0.343, SLG: 0.332 Zach Sorensen, S (7, PR) OBP: 0.273, SLG: 0.243		F9			G3		BB 1B		P6	3	0	1	0	0	0	0											
Chris Magruder, S (9, PH) OBP: 0.843, SLG: 1.083					G4-3		BB 1B		F8	1	0	0	0	0	0	0											
48 Travis Hafner, L (1, 10) OBP: 0.331, SLG: 0.489		BB 1B			G4-3		F8		F8	4	0	1	0	0	2	AB 31 R 0 H 4 RBI 0 BB 3 SO 12 LOB 9											
2 Jhonny Peralta, R (1, 6) OBP: 0.296, SLG: 0.332 Josh Bard, S (7, PH) OBP: 0.292, SLG: 0.353		K					BB 1B			2	0	1	0	0	1	1											
Brandon Phillips, R (1, 4) OBP: 0.242, SLG: 0.309 56 Angel Santos, S (7, PH) OBP: 0.260, SLG: 0.429			L6		K		K		K	2	0	0	0	0	1	3											
Inning Stats	R: 0 H: 1 E: 0 K: 2 S: 12	H: 1 LOB: 1 BB: 0 P: 17	R: 0 H: 1 E: 0 K: 2 S: 11	LOB: 1 BB: 0 P: 15	R: 0 H: 0 E: 0 K: 1 S: 7	H: 0 LOB: 0 BB: 0 P: 11	R: 0 H: 0 E: 0 K: 2 S: 10	H: 0 LOB: 0 BB: 0 P: 17	R: 0 H: 1 E: 0 K: 1 S: 13	H: 1 LOB: 1 BB: 0 P: 20	R: 0 H: 0 E: 0 K: 1 S: 6	H: 0 LOB: 0 BB: 0 P: 6	R: 0 H: 1 E: 0 K: 2 S: 15	H: 1 LOB: 3 BB: 2 P: 29	R: 0 H: 0 E: 0 K: 0 S: 9	H: 0 LOB: 1 BB: 1 P: 19	R: 0 H: 0 E: 0 K: 1 S: 9	H: 0 LOB: 0 BB: 0 P: 11	1B: 3 2B: 1 3B: 0 HR: 0	SF: 0 SAC: 0 DP: 0 HBP: 0	WP: 0 PB: 0 SB: 0 CS: 0	PA: 34					
PITCHER	IP	WLS	BF	H	R	ER	SO	BB	IBB	HBP	BLK	WP	HR	S	P	ERA	WHIP										
Pedro Martinez, R (1, 1) ERA: 2.25	7.0	W	27	4	0	0	11	2	0	0	0	0	0	74	115	0.00	0.857										
50 Mike Timlin, R (8, 1) ERA: 3.62	1.0	H	4	0	0	0	0	1	0	0	0	0	0	9	19	0.00	1.000										
Byung-Hyun Kim, R (9, 1) ERA: 3.39	1.0	S	3	0	0	0	1	0	0	0	0	0	0	9	11	0.00	0.000										

Batter	1	2	3	4	5	6	7	8	9	AB	R	H	RBI	BB	SO	LOB	TOP										
1 Brian Roberts, S (1, 4) OBP: 0.344, SLG: 0.379	1-1 F7		2-0 F7		2-1 CS 1B		1-1 1B	2-2 SF7		4	0	2	1	0	0	0	Baltimore Orioles @ Boston Red Sox Fenway Park, Boston, MA Mon Sep 22 2003, 7:05 PM EDT Att: 33,821 - Cloudy - 66 F										
Luis Matos, R (1, 8) OBP: 0.389, SLG: 0.466	1-2 E6		1-2 P4		2-1 1-2 HR		1-3 1B	0-1 G1-3		3	1	1	1	0	0	0											
16 Tim Lincecum, S (7, PH) OBP: 0.167, SLG: 0.200										2	0	0	0	0	1	3											
Larry Bigbie, L (1, 7) OBP: 0.374, SLG: 0.483	0-3 K		2-3 K		2-3 K		0-1 1B		2-2 G1-3	5	0	1	0	0	3	1											
31 Jay Gibbons, L (1, 9) OBP: 0.334, SLG: 0.465	2-2 G4-1			0-0 2B 1B		0-0 1B	1-2 G6-3		0-2 F7	5	1	2	0	0	0	3											
Tony Batista, R (1, 5) OBP: 0.270, SLG: 0.395		1-0 P6		3-2 G5-3		0-0 P5		3-1 G5-3	2-2 G1-3	5	0	0	0	0	0	2											
B.J. Surhoff, L (1, 3) OBP: 0.355, SLG: 0.409		2-2 G6-3		2-0 2B		0-0 F8		0-2 1B 1B		4	1	2	1	0	0	1											
Deivi Cruz, R (1, 6) OBP: 0.273, SLG: 0.385		2-1 3B		2-1 G5-3		3-2 G6-3		0-2 1B 1B SF7		4	1	2	0	0	0	2											
Jack Cust, L (1, 10) OBP: 0.333, SLG: 0.529		4-1 BB		0-0 G3			0-1 HR	0-0 1B	1-2 2-3 1B	3	1	2	1	1	0	1											
Jose Morban, S (8, PR) OBP: 0.197, SLG: 0.239								1-2 2-3 1B		0	0	0	0	0	0	0											
Brook Fordyce, R (1, 2) OBP: 0.314, SLG: 0.382	3-2 F8				0-2 G1-3		0-1 G5-3	1-2 2-3 1B		4	0	1	1	0	0	2											
Inning Stats	R: 0 E: 1 K: 1 S: 13	H: 0 LOB: 1 BB: 0 P: 17	R: 0 E: 0 K: 0 S: 14	H: 1 LOB: 2 BB: 1 P: 26	R: 0 E: 0 K: 1 S: 8	H: 0 LOB: 0 BB: 0 P: 13	R: 1 E: 0 K: 0 S: 8	H: 2 LOB: 1 BB: 0 P: 15	R: 1 E: 0 K: 1 S: 11	H: 2 LOB: 0 BB: 0 P: 17	R: 0 E: 0 K: 0 S: 6	H: 1 LOB: 1 BB: 0 P: 9	R: 1 E: 0 K: 1 S: 14	H: 3 LOB: 2 BB: 0 P: 17	R: 2 E: 0 K: 0 S: 19	H: 4 LOB: 2 BB: 0 P: 26	R: 0 E: 0 K: 0 S: 11	H: 0 LOB: 0 BB: 0 P: 15	1B: 9 2B: 1 3B: 1 HR: 2	SF: 1 SAC: 0 DP: 0 HBP: 0	WP: 0 PB: 0 SB: 0 CS: 1	PA: 41					
PITCHER	IP	WLS	BF	H	R	ER	SO	BB	IBB	HBP	BLK	WP	HR	S	P	ERA	WHIP										
Jeff Suppan, R (1, 1) ERA: 4.09	6.0	W	25	6	2	2	3	1	0	0	0	0	1	60	97	3.00	1.167										
Todd Jones, R (7, 1) ERA: 7.4	0.2		4	2	1	1	1	0	0	0	0	0	1	9	11	13.50	3.000										
Alan Embree, L (7, 1) ERA: 4.25	0.2	H	6	4	2	2	0	0	0	0	0	0	0	14	18	27.00	6.000										
50 Mike Timlin, R (8, 1) ERA: 3.59	0.2	H	3	1	0	0	0	0	0	0	0	0	0	10	14	0.00	1.500										
Byung-Hyun Kim, R (9, 1) ERA: 3.37	1.0	S	3	0	0	0	0	0	0	0	0	0	0	11	15	0.00	0.000										

AB	39
R	5
H	13
RBI	5
BB	1
SO	4
LOB	15



Batter	1	2	3	4	5	6	7	8	9	AB	R	H	RBI	BB	SO	LOB	BOTTOM										
18 Johnny Damon, L (1, 8) OBP: 0.347, SLG: 0.409	3-2 3B 2B		2-2 E3		1-3 K		1-0 G6-3	3-2 G5-3		3	1	1	0	1	1	0	Baltimore Orioles @ Boston Red Sox Fenway Park, Boston, MA Mon Sep 22 2003, 7:05 PM EDT Att: 33,821 - Cloudy - 66 F										
Nomar Garciaparra, R (1, 6) OBP: 0.348, SLG: 0.523	4-2 3B BB		0-0 P5		0-3 K		4-2 BB			3	1	0	0	1	0	2											
Todd Walker, L (1, 4) OBP: 0.397, SLG: 0.417	2-2 1B		0-0 F9		0-0 P6		2-1 F8			4	2	2	2	0	0	2											
Damian Jackson, R (8, 4) OBP: 0.288, SLG: 0.313	1-1 3B		2-2 S		0-1 G4-3		0-1 G4-3			5	1	2	2	0	1	2											
Manny Ramirez, R (1, 7) OBP: 0.426, SLG: 0.587	1-0 34 G4-6-3 1B		2-2 S		1-0 E 1B		0-1 G4-3			4	1	2	2	0	0	1											
34 David Ortiz, L (1, 10) OBP: 0.364, SLG: 0.579	1-1 G4-6-3			2-2 HR		2-2 E4 FC1-2 1B		0-3 K		3	0	1	0	0	1	0											
Kevin Millar, R (1, 3) OBP: 0.350, SLG: 0.468	3-3 K		0-1 G4-3		1-1 FC1-2 HBP 1B		1-1 K			3	0	1	0	0	1	0											
Trot Nixon, L (1, 9) ERA: 4.05		0-3 K		3-1 P4		2-0 FC1-2 HBP		1-0 G6-3 2B		3	1	1	1	0	1	3											
Gabe Kapler, R (8, PH) OBP: 0.330, SLG: 0.377				0-2 HR		1-2 FC1-2 HBP		2-2 G6-3		1	0	0	0	0	0	1											
Bill Mueller, S (1, 5) OBP: 0.400, SLG: 0.544		0-2 F9		0-2 HR		0-1 FC1-2 G5-4-3		2-2 G6-3		3	0	0	0	1	0	3											
Jason Varitek, S (1, 2) OBP: 0.351, SLG: 0.511		1-2 F9		0-0 F7		1-2 2-3 3-H G5-4-3		4-2 BB		4	0	0	0	0	1	2											
Inning Stats	R: 3 E: 0 K: 1 S: 19	H: 3 LOB: 0 BB: 1 P: 33	R: 0 E: 0 K: 1 S: 13	H: 0 LOB: 0 BB: 0 P: 14	R: 0 E: 1 K: 0 S: 10	H: 0 LOB: 1 BB: 0 P: 14	R: 2 E: 0 K: 0 S: 11	H: 2 LOB: 0 BB: 0 P: 16	R: 0 E: 0 K: 2 S: 7	H: 0 LOB: 0 BB: 0 P: 8	R: 1 E: 1 K: 0 S: 9	H: 2 LOB: 2 BB: 0 P: 15	R: 0 E: 0 K: 0 S: 7	H: 0 LOB: 1 BB: 1 P: 14	R: 1 E: 0 K: 1 S: 14	H: 2 LOB: 2 BB: 1 P: 25	R: 0 E: 0 K: 0 S: 11	H: 0 LOB: 0 BB: 0 P: 15	1B: 3 2B: 2 3B: 1 HR: 3	SF: 0 SAC: 0 DP: 2 HBP: 1	WP: 0 PB: 0 SB: 1 CS: 0	PA: 37					
PITCHER	IP	WLS	BF	H	R	ER	SO	BB	IBB	HBP	BLK	WP	HR	S	P	ERA	WHIP										
Jason Johnson, R (1, 1) ERA: 4.05	5.0	L	25	7	6	5	4	1	0	1	0	0	0	10	17	0.00	0.500										
Buddy Groom, L (8, 1) ERA: 5.27	2.0		6	0	0	0	0	1	0	0	0	0	0	10	17	0.00	0.500										
Kerry Ligtenberg, R (8, 1) ERA: 3.43	0.1		3	2	1	1	1	0	0	0	0	0	1	6	8	27.00	6.000										
B.J. Ryan, L (8, 1) ERA: 3.56	0.2		3	0	0	0	0	1	0	0	0	0	0	8	17	0.00	1.500										

AB	33
R	7
H	9
RBI	7
BB	3
SO	5
LOB	16



Batter	1	2	3	4	5	6	7	8	9	10	AB	R	H	RBI	BB	SO	LOB	TOP			
1 Brian Roberts, S OBP: 0.342, SLG: 0.379 (1, 6) (9, 4)	G4-3	K		L7			P4		31 1B		5	1	1	0	0	1	3	Baltimore Orioles @ Boston Red Sox Fenway Park, Boston, MA Tue Sep 23 2003, 7:05 PM EDT Att: 33,723 - Cloudy - 72 F			
Jerry Hairston, R OBP: 0.353, SLG: 0.356 Deivi Cruz, R OBP: 0.273, SLG: 0.385 (1, 4) (9, 6)	K		G6-3		F8		F8		F8		5	0	0	0	0	1	1				
Larry Bigbie, L OBP: 0.374, SLG: 0.479 (1, 7)	G6-3		K	31 S	FC5-4 1B		F7		31 1B E	IBB	4	1	1	0	1	1	0				
31 Jay Gibbons, L OBP: 0.335, SLG: 0.464 (1, 9)		1B HR	P5		F7		F9		E9	1B	5	1	2	1	0	0	2				
Tony Batista, R OBP: 0.271, SLG: 0.395 (1, 5)		1B HR	F8		FC5-4		FC3-6 1B		G5-3		5	1	2	0	0	0	3				
B.J. Surhoff, L OBP: 0.353, SLG: 0.405 (1, 3)	P3			1B			G3-1		FC3-6 BB		5	0	1	0	0	0	3				
Luis Matos, R OBP: 0.359, SLG: 0.471 (1, 8)		1B HR	K		G5-3		G5-3		K		4	1	1	3	1	2	1				
Jack Cust, L OBP: 0.354, SLG: 0.554 (1, 10)		E6		1B			K		K		5	0	3	0	0	1	2				
Brook Fordyce, R OBP: 0.310, SLG: 0.376 (1, 2)	P2		F7		G3		K		K		5	0	0	0	0	1	5				
Inning Stats	R: 0 E: 0 K: 1 S: 6	H: 0 LOB: 0 BB: 0 P: 7	R: 3 E: 1 K: 1 S: 14	H: 3 LOB: 1 BB: 0 P: 20	R: 0 E: 0 K: 1 S: 14	H: 0 LOB: 1 BB: 0 P: 18	R: 0 E: 0 K: 1 S: 10	H: 1 LOB: 1 BB: 0 P: 14	R: 0 E: 0 K: 0 S: 6	H: 0 LOB: 0 BB: 0 P: 13	R: 0 E: 0 K: 1 S: 14	H: 1 LOB: 2 BB: 1 P: 24	R: 2 E: 1 K: 1 S: 14	H: 2 LOB: 1 BB: 1 P: 20	R: 0 E: 0 K: 1 S: 13	H: 1 LOB: 1 BB: 0 P: 20	1B: 8 2B: 2 3B: 0 HR: 1		SF: 0 SAC: 0 DP: 0 HBP: 0	WP: 0 PB: 1 SB: 1 CS: 0	PA: 45
PITCHER	IP	WLS	BF	H	R	ER	SO	BB	IBB	HBP	BLK	WP	HR	S	P	ERA	WHIP				
49 Tim Wakefield, R ERA: 4.13	7.0		30	7	3	3	4	0	0	0	0	0	0	1	14	24	0.00	2.000			
Scott Sauerbeck, L ERA: 4.77	1.0	5	1	0	0	1	1	0	0	0	0	0	0	14	20	9.00	2.000				
Bronson Arroyo, R ERA: 3.48	1.0	6	2	2	1	1	0	1	0	0	0	0	0	13	20	0.00	1.000				
Byung-Hyun Kim, R ERA: 3.34	1.0	W	4	1	0	0	1	0	0	0	0	0	0	13	20	0.00	1.000				

AB	43
R	5
H	11
RBI	4
BB	2
SO	7
LOB	20



Batter	1	2	3	4	5	6	7	8	9	10	AB	R	H	RBI	BB	SO	LOB	BOTTOM						
18 Johnny Damon, L OBP: 0.346, SLG: 0.407 (1, 8)	K	K			FC6-4 BB		G6-3		G4-3		4	0	0	0	1	2	2	Baltimore Orioles @ Boston Red Sox Fenway Park, Boston, MA Tue Sep 23 2003, 7:05 PM EDT Att: 33,723 - Cloudy - 72 F						
Nomar Garciaparra, R OBP: 0.349, SLG: 0.523 (1, 6)	E5		F8	FC5-2 2B	FC6-4 S		L8		DI HR BB		4	2	1	0	1	0	2							
Todd Walker, L OBP: 0.333, SLG: 0.425 (1, 4)	34 E		F8		SF7		F7		HR		4	1	2	4	0	0	1							
Manny Ramirez, R OBP: 0.428, SLG: 0.587 Adrian Brown, S (8, PR) (9, 7)	34 E		FC5-2						HR		2	0	1	0	2	0	1							
34 David Ortiz, L OBP: 0.362, SLG: 0.581 (1, 10)	E6		K		K		F8		HR		5	1	1	2	0	2	6							
Kevin Millar, R OBP: 0.349, SLG: 0.466 (1, 3)	G6-4-3			P3			G3 WP		K		4	0	1	0	0	1	4							
Bill Mueller, S OBP: 0.397, SLG: 0.540 (1, 5)		L4		K			G3		F8		4	0	0	0	0	1	3							
Gabe Kapler, R OBP: 0.326, SLG: 0.372 Trot Nixon, L OBP: 0.396, SLG: 0.578 (9, PH) (10, 9)		G6-3		F9			G5-3		P6		3	0	0	0	0	0	1							
Doug Mirabeli, R OBP: 0.305, SLG: 0.422 Jason Varitek, S OBP: 0.352, SLG: 0.513 (9, PH) (10, 2)					FC6-4 18 BB		G5-3		18 G4-3 HR	18 PB	1	1	1	0	0	0	0							
Inning Stats	R: 1 E: 2 K: 1 S: 9	H: 1 LOB: 2 BB: 1 P: 16	R: 0 E: 0 K: 1 S: 12	H: 0 LOB: 1 BB: 1 P: 17	R: 0 E: 0 K: 1 S: 11	H: 1 LOB: 1 BB: 0 P: 15	R: 0 E: 0 K: 1 S: 7	H: 0 LOB: 0 BB: 0 P: 12	R: 1 E: 0 K: 1 S: 11	H: 0 LOB: 2 BB: 3 P: 27	R: 0 E: 0 K: 0 S: 7	H: 1 LOB: 1 BB: 0 P: 8	R: 0 E: 0 K: 0 S: 8	H: 0 LOB: 0 BB: 0 P: 14	R: 0 E: 0 K: 1 S: 9	H: 1 LOB: 2 BB: 0 P: 17	R: 3 E: 0 K: 1 S: 18		H: 2 LOB: 0 BB: 1 P: 32	R: 1 E: 0 K: 0 S: 2	H: 1 LOB: 0 BB: 0 P: 4	1B: 3 2B: 2 3B: 0 HR: 2	SF: 1 SAC: 0 DP: 1 HBP: 0	WP: 1 PB: 1 SB: 3 CS: 0
PITCHER	IP	WLS	BF	H	R	ER	SO	BB	IBB	HBP	BLK	WP	HR	S	P	ERA	WHIP							
Eric DuBoise, L ERA: 3.71	5.0		23	2	2	0	1	5	3	2	0	0	0	0	50	87	1.80	1.000						
John Parrish, L ERA: 1.74	2.1	H	9	2	0	0	0	0	0	0	0	0	0	19	29	0.00	0.857							
Jorge Julio, R ERA: 4.45	1.2	B	8	2	3	3	2	1	0	0	0	0	1	23	42	16.20	1.800							
Kurt Ainsworth, R ERA: 3.9	0.0	L	1	1	1	1	0	0	0	0	0	0	1	2	4	∞	∞							

AB	34
R	6
H	7
RBI	6
BB	6
SO	7
LOB	21



Batter	1	2	3	4	5	6	7	8	9	AB	R	H	RBI	BB	SO	LOB	TOP										
Jerry Hairston, R OBP: 0.363, SLG: 0.374 (1, 4)										4	1	3	1	1	0	0	Baltimore Orioles @ Boston Red Sox Fenway Park, Boston, MA Wed Sep 24 2003, 7:05 PM EDT Att: 34,607 - Cloudy - 73 F										
Luis Matos, R OBP: 0.357, SLG: 0.468 (1, 8)										5	0	1	0	0	1	4											
Larry Bigbie, L OBP: 0.371, SLG: 0.474 (1, 7)										5	1	1	0	0	1	2											
31 Jay Gibbons, L OBP: 0.335, SLG: 0.464 (1, 9)											5	1	2	0	0	2		0									
Tony Batista, R OBP: 0.271, SLG: 0.398 (1, 5)											5	1	1	4	0	0		1									
B.J. Surhoff, L OBP: 0.355, SLG: 0.410 (1, 3)										4	1	2	0	0	0	0											
Jack Cust, L OBP: 0.348, SLG: 0.550 (1, 10)										4	1	1	1	0	2	2											
Deivi Cruz, R OBP: 0.273, SLG: 0.384 (1, 6)										4	0	1	0	0	1	0											
Brook Fordyce, R OBP: 0.309, SLG: 0.375 (1, 2)										4	1	1	1	0	1	1											
Inning Stats	R: 7 E: 1 K: 1 S: 33	H: 8 LOB: 1 BB: 0 P: 46	R: 0 E: 0 K: 2 S: 12	H: 2 LOB: 2 BB: 0 P: 17	R: 0 E: 0 K: 1 S: 9	H: 2 LOB: 2 BB: 0 P: 13	R: 0 E: 0 K: 1 S: 7	H: 0 LOB: 0 BB: 0 P: 11	R: 0 E: 0 K: 1 S: 10	H: 0 LOB: 0 BB: 0 P: 11	R: 0 E: 0 K: 0 S: 5	H: 0 LOB: 0 BB: 0 P: 9	R: 0 E: 0 K: 1 S: 11	H: 1 LOB: 2 BB: 1 P: 16	R: 0 E: 0 K: 1 S: 8	H: 0 LOB: 0 BB: 0 P: 12		1B: 8 2B: 4 3B: 0 HR: 1	SF: 0 SAC: 0 DP: 0 HBP: 0	WP: 0 PB: 0 SB: 0 CS: 0	PA: 41						
PITCHER	IP	WLS	BF	H	R	ER	SO	BB	IBB	HBP	BLK	WP	HR	S	P	ERA	WHIP										
John Burkett, R ERA: 5.14 (1, 1)	0.1	L	8	7	7	6	1	0	0	0	0	0	1	21	28	162.00	21.000										
Brandon Lyon, R ERA: 3.77 (1, 1)	2.2		13	5	0	0	3	0	0	0	0	0	0	33	48	0.00	1.875										
Bronson Arroyo, R ERA: 2.51 (4, 1)	4.0		12	0	0	0	2	0	0	0	0	0	0	31	43	0.00	0.000										
Todd Jones, R ERA: 7.29 (8, 1)	1.0		5	1	0	0	1	1	0	0	0	0	0	11	16	0.00	2.000										
Scott Williamson, R ERA: 4.28 (9, 1)	1.0		3	0	0	0	1	0	0	0	0	0	0	8	12	0.00	0.000										


Batter	1	2	3	4	5	6	7	8	9	AB	R	H	RBI	BB	SO	LOB	BOTTOM										
18 Johnny Damon, L OBP: 0.345, SLG: 0.406 (1, 8)										4	0	1	0	0	1	3	Baltimore Orioles @ Boston Red Sox Fenway Park, Boston, MA Wed Sep 24 2003, 7:05 PM EDT Att: 34,607 - Cloudy - 73 F										
Nomar Garciaparra, R OBP: 0.347, SLG: 0.500 (1, 6)										4	0	0	0	0	0	2											
Todd Walker, L OBP: 0.333, SLG: 0.424 (1, 4)										4	0	1	0	0	0	1											
Manny Ramirez, R OBP: 0.425, SLG: 0.583 (1, 7)										4	0	0	0	0	0	2											
34 David Ortiz, L OBP: 0.363, SLG: 0.594 (1, 10)										4	2	2	2	0	0	1											
Kevin Millar, R OBP: 0.347, SLG: 0.463 (1, 3)										4	0	0	0	0	0	2											
Bill Mueller, S OBP: 0.396, SLG: 0.538 (1, 5)										4	1	1	0	0	2	0											
Jason Varitek, S OBP: 0.355, SLG: 0.514 (1, 2)										3	0	2	0	1	0	0											
Gabe Kapler, R OBP: 0.325, SLG: 0.370 (1, 9)										4	0	1	1	0	1	2											
Inning Stats	R: 0 E: 0 K: 0 S: 12	H: 1 LOB: 1 BB: 0 P: 17	R: 0 E: 0 K: 1 S: 8	H: 0 LOB: 0 BB: 0 P: 14	R: 0 E: 0 K: 2 S: 12	H: 1 LOB: 1 BB: 0 P: 18	R: 1 E: 0 K: 1 S: 10	H: 1 LOB: 0 BB: 0 P: 16	R: 0 E: 0 K: 1 S: 13	H: 0 LOB: 0 BB: 0 P: 17	R: 2 E: 0 K: 0 S: 17	H: 3 LOB: 2 BB: 1 P: 29	R: 0 E: 0 K: 0 S: 8	H: 1 LOB: 1 BB: 0 P: 13	R: 0 E: 0 K: 1 S: 10	H: 1 LOB: 0 BB: 0 P: 13		1B: 6 2B: 0 3B: 0 HR: 2	SF: 0 SAC: 0 DP: 0 HBP: 0	WP: 0 PB: 0 SB: 1 CS: 0	PA: 36						
PITCHER	IP	WLS	BF	H	R	ER	SO	BB	IBB	HBP	BLK	WP	HR	S	P	ERA	WHIP										
Pat Hentgen, R ERA: 4.08 (7, 1)	1.0	H	4	1	0	0	0	0	0	0	0	0	0	11	18	0.00	1.000										
B.J. Ryan, L ERA: 3.54 (8, 1)	0.1		1	0	0	0	0	0	0	0	0	0	0	2	3	0.00	0.000										
Kerry Ligtenberg, R ERA: 3.38 (9, 1)	1.0		4	1	0	0	1	0	0	0	0	0	0	10	13	0.00	1.000										


AB 40
R 7
H 13
RBI 7
BB 1
SO 8
LOB 10



AB 35
R 3
H 8
RBI 3
BB 1
SO 6
LOB 11



Batter	1	2	3	4	5	6	7	8	9	AB	R	H	RBI	BB	SO	LOB	TOP										
1 Brian Roberts, S OBP: 0.341, SLG: 0.376	G5-3		L6		FC3-6			57 1B BB	K	4	1	0	1	1	1	4	<p>Baltimore Orioles @ Boston Red Sox Fenway Park, Boston, MA Thu Sep 25 2003, 7:05 PM EDT Att: 34,526 - Cloudy - 75 F</p> <p>livebaseballscorecards.com</p> <p>AB 30 R 3 H 4 RBI 3 BB 6 SO 7 LOB 16</p> 										
Jerry Hairston, R OBP: 0.358, SLG: 0.368 Jose Morban, S OBP: 0.194, SLG: 0.235	G6-3		G4-6-3		G6-3			K		3	0	0	0	0	3												
Larry Bigbie, L OBP: 0.368, SLG: 0.469 57 Pedro Swann, L OBP: 0.300, SLG: 0.700	G3			G1-3		E6 31 G6-3 SF8		BB 2-H 1B		3	1	0	0	0	0												
31 Jay Gibbons, L OBP: 0.333, SLG: 0.461		G6-3		F8		G6-3		K		4	0	0	0	1	2												
Tony Batista, R OBP: 0.271, SLG: 0.397		G4-3		P2		SF8				2	0	0	1	1	0												
B.J. Surhoff, L OBP: 0.355, SLG: 0.407 53 Carlos Mendez, R OBP: 0.220, SLG: 0.275					G4-3	G6-3		K		2	0	0	0	1	0												
Luis Matos, R OBP: 0.368, SLG: 0.469 16 Tim Raines, S OBP: 0.182, SLG: 0.214									FC3-6 1B	1	1	1	0	1	0												
Jack Cust, L OBP: 0.342, SLG: 0.531									FC3-6 1B	4	0	1	0	0	1												
Brook Fordyce, R OBP: 0.313, SLG: 0.375 Robert Machado, R OBP: 0.333, SLG: 0.333									G5-3	0	0	0	0	2	0												
Inning Stats	R: 0 E: 0 K: 0 S: 4	H: 0 LOB: 0 BB: 0 P: 5	R: 0 E: 0 K: 1 S: 9	H: 0 LOB: 2 BB: 21 P: 21	R: 0 E: 0 K: 0 S: 10	H: 0 LOB: 0 BB: 1 P: 14	R: 0 E: 0 K: 0 S: 9	H: 0 LOB: 0 BB: 0 P: 13	R: 1 E: 0 K: 0 S: 15	H: 2 LOB: 2 BB: 1 P: 24	R: 0 E: 1 K: 2 S: 8	H: 0 LOB: 0 BB: 0 P: 12	R: 1 E: 0 K: 3 S: 19	H: 1 LOB: 2 BB: 2 P: 29	R: 0 E: 1 K: 1 S: 7	H: 1 LOB: 1 BB: 0 P: 10		1B: 4 2B: 0 3B: 0 HR: 0	SF: 1 SAC: 0 DP: 1 HBP: 0	WP: 0 PB: 0 SB: 0 CS: 0	PA: 37						
PITCHER	IP	WLS	BF	H	R	ER	SO	BB	IBB	HBP	BLK	WP	HR	S	P	ERA	WHIP										
Derek Lowe, R ERA: 4.47	6.0	W	24	2	2	1	1	4	0	0	0	0	0	56	94	1.50	1.000										
Todd Jones, R ERA: 7.19	1.0		3	0	0	0	2	0	0	0	0	0	0	8	12	0.00	0.000										
Scott Sauerbeck, L ERA: 4.85	1.0		6	1	1	1	3	2	0	0	0	0	0	19	29	9.00	3.000										
Ramiro Mendoza, R ERA: 6.85	1.0		4	1	0	0	1	0	0	0	0	0	0	7	10	0.00	1.000										

Batter	1	2	3	4	5	6	7	8	9	AB	R	H	RBI	BB	SO	LOB	BOTTOM										
18 Johnny Damon, L OBP: 0.346, SLG: 0.406 Adrian Brown, S OBP: 0.286, SLG: 0.167	2B G6-3 1B	F8	2B 1B	K				F9		4	2	2	0	0	1	2	<p>Baltimore Orioles @ Boston Red Sox Fenway Park, Boston, MA Thu Sep 25 2003, 7:05 PM EDT Att: 34,526 - Cloudy - 75 F</p> <p>livebaseballscorecards.com</p> <p>AB 42 R 14 H 18 RBI 14 BB 4 SO 5 LOB 26</p> 										
Bill Mueller, S OBP: 0.399, SLG: 0.542	1B 34 FC6-4 2B	HR HBP	2B		F8		1B	F8		5	2	3	3	0	2												
Nomar Garciaparra, R OBP: 0.346, SLG: 0.523 Lou Merton, R OBP: 0.366, SLG: 0.360	G6-3	HR	F9		P3		K			4	1	1	4	0	2												
Manny Ramirez, R OBP: 0.426, SLG: 0.582 Dave McCarty, R OBP: 0.348, SLG: 0.488	34 FC6-4 1B	F9	HR		F9		K			4	1	2	0	0	0												
34 David Ortiz, L OBP: 0.367, SLG: 0.594 Bill Haselman, R	FC6-4			HR BB		FC6-4 1B	G3-1			2	1	1	1	2	0	1											
Kevin Millar, R OBP: 0.348, SLG: 0.468 Andy Abad, L OBP: 0.154, SLG: 0.083	FC5-4	F9		HR		FC6-4 1B		2B E BB		4	1	2	3	0	2												
Jason Varitek, S OBP: 0.355, SLG: 0.519 Doug Mirabeli, R OBP: 0.308, SLG: 0.429		HR	G6-3	G3		FC6-4 G5-4-3		2B		3	1	1	1	0	0												
Gabe Kapler, R OBP: 0.331, SLG: 0.377		2B				G5-4-3		K		4	1	2	0	1	1	4											
Damian Jackson, R OBP: 0.292, SLG: 0.322		2B	FC4-6 18 1B	K				E6		5	3	2	2	0	1	3											
Inning Stats	R: 2 E: 0 K: 0 S: 10	H: 3 LOB: 1 BB: 0 P: 12	R: 5 E: 0 K: 0 S: 20	H: 4 LOB: 1 BB: 1 P: 36	R: 2 E: 0 K: 0 S: 15	H: 3 LOB: 1 BB: 0 P: 20	R: 3 E: 0 K: 2 S: 17	H: 2 LOB: 2 BB: 2 P: 34	R: 0 E: 0 K: 0 S: 3	H: 0 LOB: 0 BB: 0 P: 5	R: 0 E: 0 K: 0 S: 14	H: 2 LOB: 2 BB: 0 P: 23	R: 1 E: 0 K: 2 S: 12	H: 3 LOB: 2 BB: 0 P: 16	R: 1 E: 1 K: 1 S: 17	H: 1 LOB: 2 BB: 1 P: 31		1B: 10 2B: 5 3B: 0 HR: 3	SF: 0 SAC: 0 DP: 1 HBP: 1	WP: 0 PB: 0 SB: 1 CS: 0	PA: 47						
PITCHER	IP	WLS	BF	H	R	ER	SO	BB	IBB	HBP	BLK	WP	HR	S	P	ERA	WHIP										
Omar Daal, L ERA: 6.34	1.2	L	14	7	7	7	0	1	0	0	0	0	1	35	57	19.29	3.000										
Sean Douglass, R ERA: 13.5	2.1		14	5	5	5	2	2	0	0	0	0	0	17	28	0.00	1.000										
Rick Bauer, R ERA: 4.65	2.0		7	2	0	0	0	0	0	0	0	0	0	24	39	13.50	3.750										
Kurt Ainsworth, R ERA: 4.08	1.1		10	4	2	2	3	1	0	0	0	0	0	5	8	0.00	0.000										
Buddy Groom, L ERA: 5.19	0.2		2	0	0	0	0	0	0	0	0	0	0	5	8	0.00	0.000										

Batter	1	2	3	4	5	6	7	8	9	AB	R	H	RBI	BB	SO	LOB	TOP										
18 Johnny Damon, L OBP: 0.346, SLG: 0.406 Adrian Brown, S OBP: 0.286, SLG: 0.231	1-0 HR	1-2 P4		2-2 G6-3		2-3 K			2-2 G4-3	3	1	1	0	0	0	1	Boston Red Sox @ Tampa Bay Devil Rays Tropicana Field, St. Petersburg, FL Sat Sep 27 2003, 6:15 PM EDT Att: 25,635 - Dome - 72 F livebaseballscorecards.com										
Todd Walker, L OBP: 0.333, SLG: 0.430 Dave McCarty, R OBP: 0.340, SLG: 0.469	0-0 HR	3-2 G4-3		2-2 1B			4-0 34 BB BB		1-1 F7	3	1	2	2	0	0	1											
Nomar Garciaparra, R OBP: 0.343, SLG: 0.524	1-2 P6		0-1 HR	2-2 P4			0-1 F8		0-0 G6-3	5	1	1	1	0	0	2											
Manny Ramirez, R OBP: 0.427, SLG: 0.587 Damian Jackson, R OBP: 0.301, SLG: 0.331	1-1 34 G1-3 1B		3-1 G6-3		2-1 34 1B 1B		1-2 L6			2	0	1	0	0	0	0											
34 David Ortiz, L OBP: 0.370, SLG: 0.593	2-2 G1-3		4-2 1B		1-0 G4-6-3 1B		4-2 1B			2	0	1	0	2	0	1											
Kevin Millar, R OBP: 0.346, SLG: 0.466 Andy Abad, L OBP: 0.167, SLG: 0.118	1-2 G5-3		1-3 K		0-1 F8		1-1 G6-3			3	0	0	0	0	1	4											
Bill Mueller, S OBP: 0.398, SLG: 0.541 Lou Merloni, R OBP: 0.362, SLG: 0.356		1-2 P3	0-1 1B		1-0 G4-6-3 1-2				0-0 G4-3	3	0	1	0	0	0	2											
Doug Mirabeli, R OBP: 0.309, SLG: 0.451 Bill Haselman, R (8, 2)		2-2 HR	0-1 G4-3				2-2 G4-3		0-0 G5-3	4	1	1	1	0	0	2											
Gabe Kapler, R OBP: 0.336, SLG: 0.392		1-1 1B		0-3 K		0-0 L7		3-2 G1-3	4	0	1	0	0	1	0												
Inning Stats	R: 2 E: 0 K: 0 S: 13	H: 3 LOB: 1 BB: 0 P: 19	R: 1 E: 0 K: 0 S: 16	H: 2 LOB: 1 BB: 0 P: 24	R: 1 E: 0 K: 1 S: 18	H: 2 LOB: 2 BB: 1 P: 26	R: 0 E: 0 K: 1 S: 18	H: 1 LOB: 1 BB: 0 P: 24	R: 0 E: 0 K: 0 S: 6	H: 2 LOB: 1 BB: 0 P: 10	R: 0 E: 0 K: 1 S: 8	H: 0 LOB: 0 BB: 0 P: 12	R: 0 E: 0 K: 0 S: 9	H: 0 LOB: 2 BB: 2 P: 19	R: 0 E: 0 K: 0 S: 5	H: 0 LOB: 0 BB: 0 P: 8		R: 0 E: 0 K: 0 S: 6	H: 0 LOB: 0 BB: 0 P: 9	1B: 7 2B: 0 3B: 0 HR: 3	SF: 0 SAC: 0 DP: 1 HBP: 0	WP: 0 PB: 0 SB: 0 CS: 0	PA: 39				
PITCHER	IP	WLS	BF	H	R	ER	SO	BB	IBB	HBP	BLK	WP	HR	S	P	ERA	WHIP										
Rob Bell, R ERA: 5.52	2.1		14	6	4	4	0	1	0	0	0	0	3	38	59	15.43	3.000										
Chad Gaudin, R ERA: 3.8	4.1	W	17	4	0	0	3	1	0	0	0	0	0	46	66	0.00	1.154										
Joe Kennedy, L ERA: 6.13	0.1	H	2	0	0	0	0	1	0	0	0	0	0	4	9	0.00	3.000										
Travis Harper, R ERA: 3.77	1.0	H	3	0	0	0	0	0	0	0	0	0	0	5	8	0.00	0.000										
Lance Carter, R ERA: 4.39	1.0	S	3	0	0	0	0	0	0	0	0	0	0	6	9	0.00	0.000										

Batter	1	2	3	4	5	6	7	8	9	AB	R	H	RBI	BB	SO	LOB	BOTTOM										
13 Carl Crawford, L OBP: 0.308, SLG: 0.358	0-2 S 2B	0-0 1B		2-1 L7			1-0 F8			4	1	2	0	0	0	0	Boston Red Sox @ Tampa Bay Devil Rays Tropicana Field, St. Petersburg, FL Sat Sep 27 2003, 6:15 PM EDT Att: 25,635 - Dome - 72 F livebaseballscorecards.com										
Julio Lugo, R OBP: 0.334, SLG: 0.411	3-2 1B	0-0 1B		3-2 G5-3			3-3 K			4	1	2	1	0	1	0											
Aubrey Huff, L OBP: 0.366, SLG: 0.554	0-0 5 3B 1B	1-3 K		2-3 K			0-0 P5			4	1	1	1	0	2	2											
5 Rocco Baldelli, R OBP: 0.326, SLG: 0.418	3-2 G4-3 3B	1-1 G4-3		1-0 P3			3-1 S 1B			4	1	2	1	0	0	2											
Travis Lee, L OBP: 0.349, SLG: 0.461	1-2 G4-3		3-1 HR		2-3 K		0-3 K			4	1	1	2	0	2	1											
Damian Rolis, R OBP: 0.299, SLG: 0.365	0-1 G4-3		0-2 G6-3		2-2 G5-3		2-1 G1-3			4	0	0	0	0	0	1											
Marlon Anderson, L OBP: 0.328, SLG: 0.377	3-2 1B		1-0 F9		0-1 B1-3					3	0	1	0	0	0	0											
Toby Hall, R OBP: 0.297, SLG: 0.383	0-1 P4		2-1 F8		2-1 L5					3	0	0	0	0	0	1											
Pete Laforest, L OBP: 0.196, SLG: 0.208 Terry Shumpert, R OBP: 0.298, SLG: 0.383		1-0 P5		0-0 F7			0-1 G5-3			2	0	0	0	0	0	0											
Inning Stats	R: 4 E: 0 K: 0 S: 24	H: 5 LOB: 1 BB: 0 P: 32	R: 0 E: 0 K: 1 S: 8	H: 2 LOB: 2 BB: 0 P: 11	R: 1 E: 0 K: 0 S: 8	H: 1 LOB: 0 BB: 0 P: 14	R: 0 E: 0 K: 0 S: 7	H: 0 LOB: 0 BB: 0 P: 12	R: 0 E: 0 K: 2 S: 8	H: 0 LOB: 0 BB: 0 P: 13	R: 0 E: 0 K: 0 S: 7	H: 0 LOB: 0 BB: 0 P: 11	R: 0 E: 0 K: 1 S: 6	H: 0 LOB: 0 BB: 0 P: 10	R: 0 E: 0 K: 1 S: 8	H: 1 LOB: 1 BB: 0 P: 13		R: 0 E: 0 K: 1 S: 8	H: 0 LOB: 0 BB: 0 P: 9	1B: 6 2B: 1 3B: 1 HR: 1	SF: 0 SAC: 0 DP: 0 HBP: 0	WP: 0 PB: 0 SB: 2 CS: 0	PA: 33				
PITCHER	IP	WLS	BF	H	R	ER	SO	BB	IBB	HBP	BLK	WP	HR	S	P	ERA	WHIP										
Jeff Suppan, R ERA: 4.19	6.0	L	26	8	5	5	3	0	0	0	0	0	1	62	93	7.50	1.333										
Scott Sauerbeck, L ERA: 4.79	1.0		3	0	0	0	1	0	0	0	0	0	0	6	10	0.00	0.000										
Todd Jones, R ERA: 7.08	1.0		4	1	0	0	1	0	0	0	0	0	0	8	13	0.00	1.000										

Batter	1	2	3	4	5	6	7	8	9	AB	R	H	RBI	BB	SO	LOB	TOP					
18 Johnny Damon, L OBP: 0.345, SLG: 0.405 Adrian Brown, S OBP: 0.250, SLG: 0.200	G6-3		G6-3			K		G3-1		2	0	0	0	0	0	1	Boston Red Sox @ Tampa Bay Devil Rays Tropicana Field, St. Petersburg, FL Sun Sep 28 2003, 1:15 PM EDT Att: 24,138 - Dome - 72 F livebaseballscorecards.com					
Damian Jackson, R OBP: 0.294, SLG: 0.323	F9			K		F8		G1-5-3		4	0	0	0	0	1							
Todd Walker, L OBP: 0.333, SLG: 0.428	G4-3			F7		G3-1		BB		3	0	0	0	1	0							
Kevin Millar, R OBP: 0.369, SLG: 0.472 Andy Abad, L OBP: 0.211, SLG: 0.118	F9	F9		34 1B		HR		FC6-4 BB		3	1	2	1	0	0	0						
34 David Ortiz, L OBP: 0.351, SLG: 0.592 Bill Mueller, S OBP: 0.398, SLG: 0.540	G3	G3		1B		K		FC6-4		3	0	1	0	0	1	0						
Jason Varitek, S OBP: 0.351, SLG: 0.512 Doug Mirabelli, R OBP: 0.307, SLG: 0.448	K	K		1B		F7			F8	3	0	0	0	0	1	2						
Dave McCarty, R OBP: 0.368, SLG: 0.491						1B			F7	4	0	3	0	0	0	0						
Lou Merloni, R OBP: 0.355, SLG: 0.348			FC5-4 1B			K			K	4	0	0	0	0	3	3						
Gabe Kapler, R OBP: 0.336, SLG: 0.391			F9			G1-6-3		G3-1 S 1B		3	0	1	0	0	0	2						
Inning Stats	R: 0 E: 0 K: 0 S: 4	H: 0 LOB: 0 BB: 0 P: 4	R: 0 E: 0 K: 1 S: 8	H: 0 LOB: 0 BB: 0 P: 11	R: 0 E: 0 K: 0 S: 4	H: 1 LOB: 1 BB: 0 P: 9	R: 0 E: 0 K: 1 S: 11	H: 2 LOB: 2 BB: 0 P: 18	R: 0 E: 0 K: 1 S: 10	H: 1 LOB: 0 BB: 0 P: 15	R: 0 E: 0 K: 1 S: 6	H: 0 LOB: 0 BB: 0 P: 10	R: 1 E: 0 K: 2 S: 11	H: 2 LOB: 1 BB: 0 P: 17	R: 0 E: 0 K: 1 S: 10	H: 1 LOB: 0 BB: 0 P: 23		R: 0 E: 0 K: 1 S: 10	H: 0 LOB: 0 BB: 0 P: 15	1B: 6 2B: 0 3B: 0 HR: 1	SF: 0 SAC: 0 DP: 1 HBP: 0	WP: 0 PB: 0 SB: 1 CS: 0
PITCHER	IP	WLS	BF	H	R	ER	SO	BB	IBB	HBP	BLK	WP	HR	S	P	ERA	WHIP					
Victor Zambrano, R ERA: 4.21	8.0	W	32	7	1	1	6	2	0	0	0	0	1	64	107	1.12	1.125					
Lance Carter, R ERA: 4.33	1.0	S	3	0	0	0	1	0	0	0	0	0	0	10	15	0.00	0.000					



Batter	1	2	3	4	5	6	7	8	9	AB	R	H	RBI	BB	SO	LOB	BOTTOM					
13 Carl Crawford, L OBP: 0.309, SLG: 0.362	G3-1		P5					1B S 2B 1B		4	1	2	0	0	0	0	Boston Red Sox @ Tampa Bay Devil Rays Tropicana Field, St. Petersburg, FL Sun Sep 28 2003, 1:15 PM EDT Att: 24,138 - Dome - 72 F livebaseballscorecards.com					
Julio Lugo, R OBP: 0.333, SLG: 0.410	B5-3		P3			K		2B SF8 1B		4	1	1	0	0	1	1						
Aubrey Huff, L OBP: 0.367, SLG: 0.555	FC6-4 1B		P6			K		1B 2B		4	1	2	1	0	1	0						
5 Rocco Baldelli, R OBP: 0.326, SLG: 0.416	FC6-4					K		1B IBB		3	0	0	0	1	2	1						
Travis Lee, L OBP: 0.348, SLG: 0.459		F7				K		SF8		2	0	0	1	1	1	0						
Damian Rolis, R OBP: 0.301, SLG: 0.365		1B HBP				K		1B		3	0	1	1	0	1	1						
Marlon Anderson, L OBP: 0.328, SLG: 0.376						P6		K		4	0	1	0	0	1	3						
Toby Hall, R OBP: 0.295, SLG: 0.380						K		G6-3		3	0	0	0	0	2	2						
Terry Shumpert, R OBP: 0.289, SLG: 0.369						K		P4		3	0	0	0	0	1	2						
Inning Stats	R: 0 E: 0 K: 0 S: 7	H: 1 LOB: 1 BB: 0 P: 10	R: 0 E: 0 K: 1 S: 8	H: 1 LOB: 2 BB: 0 P: 13	R: 0 E: 0 K: 0 S: 4	H: 0 LOB: 0 BB: 0 P: 4	R: 0 E: 0 K: 1 S: 7	H: 0 LOB: 1 BB: 1 P: 17	R: 0 E: 0 K: 3 S: 13	H: 1 LOB: 1 BB: 0 P: 19	R: 0 E: 0 K: 3 S: 13	H: 0 LOB: 0 BB: 0 P: 17	R: 0 E: 0 K: 1 S: 6	H: 0 LOB: 0 BB: 0 P: 7	R: 3 E: 0 K: 1 S: 20	H: 4 LOB: 2 BB: 1 P: 32		R: 0 E: 0 K: 1 S: 10	H: 0 LOB: 0 BB: 0 P: 15	1B: 5 2B: 1 3B: 1 HR: 0	SF: 1 SAC: 0 DP: 0 HBP: 1	WP: 0 PB: 0 SB: 1 CS: 0
PITCHER	IP	WLS	BF	H	R	ER	SO	BB	IBB	HBP	BLK	WP	HR	S	P	ERA	WHIP					
49 Tim Wakefield, R ERA: 4.09	2.0		9	2	0	0	1	0	0	0	0	0	0	15	23	0.00	1.000					
Bronson Arroyo, R ERA: 2.08	3.0		11	1	0	0	4	1	0	0	0	0	0	24	40	0.00	0.667					
Byung-Hyun Kim, R ERA: 3.31	1.0		3	0	0	0	3	0	0	0	0	0	0	13	17	0.00	0.000					
Ramiro Mendoza, R ERA: 6.75	1.0	H	3	0	0	0	1	0	0	0	0	0	0	6	7	0.00	0.000					
Brandon Lyon, R ERA: 4.12	0.2	L	7	4	3	3	0	0	1	0	0	0	0	17	29	40.50	6.000					



Batter	1	2	3	4	5	6	7	8	9	AB	R	H	RBI	BB	SO	LOB	TOP				
18 Johnny Damon, L (1, 8) OBP: 0.400, SLG: 0.444	G5-3		G3 2H				G4-3			4	0	2	1	0	0	0	Boston Red Sox @ Oakland Athletics Network Associates Coliseum, Oakland, CA Thu Oct 02 2003, 4:00 PM EDT Att: 36,305 - Overcast - 59 F				
Nomar Garciaparra, R (1, 6) OBP: 0.500, SLG: 0.375	P6		G3 BB					G6-3		3	0	1	0	1	0	0					
Todd Walker, L (1, 4) OBP: 0.444, SLG: 1.111	G4-3		G3					G3		4	0	0	0	0	0	4					
Manny Ramirez, R (1, 7) OBP: 0.300, SLG: 0.125			F7					K		3	0	1	0	1	1	2					
34 David Ortiz, L (1, 10)			K					F7		4	0	0	0	0	2	2					
Kevin Millar, R (1, 3) OBP: 0.200, SLG: 0.200	F7		K					K		4	0	0	0	0	2	2					
Bill Mueller, S (1, 5) OBP: 0.300, SLG: 0.333	F9		K					F7		4	0	1	0	0	1	2					
Gabe Kapler, R (1, 9) Jason Varitek, S (9, PH) OBP: 0.667, SLG: 1.250			F8					K		3	0	0	0	0	2	0					
Doug Mirabeli, R (1, 2) OBP: 0.333, SLG: 0.667			K 18 2B					K		1	0	0	0	0	0	1					
Inning Stats	R: 0 E: 0 K: 0 S: 12	H: 0 LOB: 0 BB: 0 P: 17	R: 0 E: 0 K: 1 S: 9	H: 0 LOB: 1 BB: 1 P: 17	R: 1 E: 0 K: 0 S: 12	H: 2 LOB: 2 BB: 1 P: 21	R: 0 E: 0 K: 3 S: 10	H: 0 LOB: 0 BB: 0 P: 16	R: 0 E: 0 K: 2 S: 14	H: 1 LOB: 1 BB: 0 P: 10	R: 0 E: 0 K: 1 S: 8	H: 0 LOB: 0 BB: 0 P: 10	R: 0 E: 0 K: 1 S: 11	H: 0 LOB: 0 BB: 0 P: 16	R: 0 E: 0 K: 0 S: 15	H: 1 LOB: 1 BB: 0 P: 20	1B: 4 2B: 2 3B: 0 HR: 0	SF: 0 SAC: 0 DP: 0 HBP: 0	WP: 0 PB: 0 SB: 0 CS: 0	PA: 35	
PITCHER	IP	WLS	BF	H	R	ER	SO	BB	IBB	HBP	BLK	WP	HR	S	P	ERA	WHIP				
Barry Zito, L (1, 1) ERA: 1.29	7.0	W	28	5	1	1	9	2	0	0	0	0	0	74	113	1.29	1.000				
Chad Bradford, R (8, 1) ERA:	1.0		3	0	0	0	1	0	0	0	0	0	0	11	16	0.00	0.000				
Keith Foulke, R (9, 1) ERA:	1.0		4	1	0	0	0	0	0	0	0	0	0	15	20	0.00	1.000				

AB 33
R 1
H 6
RBI 1
BB 2
SO 10
LOB 13



Batter	1	2	3	4	5	6	7	8	9	AB	R	H	RBI	BB	SO	LOB	BOTTOM				
Mark Ellis, R (1, 4) OBP: 0.500, SLG: 0.167	K		G3-1 BB							2	1	0	0	1	2	0	Boston Red Sox @ Oakland Athletics Network Associates Coliseum, Oakland, CA Thu Oct 02 2003, 4:00 PM EDT Att: 36,305 - Overcast - 59 F				
Erubiel Durazo, L (1, 10) OBP: 0.500, SLG: 0.500	FC6-4 1B	G3-1						G6-3		4	0	1	0	0	1	4					
3 Eric Chavez, L (1, 5)	K	E4						F8		4	0	0	0	0	1	3					
Miguel Tejada, R (1, 6) OBP: 0.100, SLG: 0.100	FC6-4	F8						G6-3		4	0	0	0	0	0	4					
Scott Hatteberg, L (1, 3) OBP: 0.300, SLG: 0.125		G3	F9					K		4	0	1	0	0	1	0					
Jose Guillen, R (1, 7) OBP: 0.500, SLG: 0.250		PB BB	F8 BB					P4		1	1	0	0	2	0	0					
Terrence Long, L (6, 7) OBP: 0.500, SLG: 0.333		1B BB	F8 BB					G4-3 1B		1	0	1	0	0	0	0					
Ramon Hernandez, R (1, 2) OBP: 0.500, SLG: 0.375		HBP 2B 1B	F8					P2		4	1	1	1	0	0	3					
Jemaine Dye, R (1, 9)		2B HBP	G6-3					K		3	1	0	0	0	1	3					
Eric Byrnes, R (1, 8) OBP: 0.400, SLG: 0.600		G3-1 1H 2H 2B	HBP 1B					K		4	1	2	2	0	2	2					
Inning Stats	R: 0 E: 0 K: 2 S: 10	H: 1 LOB: 1 BB: 0 P: 14	R: 5 E: 1 K: 0 S: 21	H: 2 LOB: 1 BB: 2 P: 38	R: 0 E: 0 K: 0 S: 7	H: 0 LOB: 1 BB: 1 P: 14	R: 0 E: 0 K: 1 S: 12	H: 1 LOB: 2 BB: 0 P: 17	R: 0 E: 0 K: 1 S: 8	H: 0 LOB: 0 BB: 0 P: 12	R: 0 E: 0 K: 3 S: 10	H: 0 LOB: 0 BB: 0 P: 16	R: 0 E: 0 K: 0 S: 5	H: 0 LOB: 0 BB: 0 P: 8	R: 0 E: 0 K: 1 S: 12	H: 2 LOB: 2 BB: 0 P: 20	1B: 5 2B: 1 3B: 0 HR: 0	SF: 0 SAC: 0 DP: 0 HBP: 2	WP: 0 PB: 1 SB: 0 CS: 0	PA: 36	
PITCHER	IP	WLS	BF	H	R	ER	SO	BB	IBB	HBP	BLK	WP	HR	S	P	ERA	WHIP				
49 Tim Wakefield, R (1, 1) ERA: 4.5	6.0	L	28	4	5	3	7	3	0	2	0	0	0	68	111	4.50	1.167				
Alan Embree, L (7, 1) ERA:	1.0		3	0	0	0	0	0	0	0	0	0	0	5	8	0.00	0.000				
Scott Williamson, R (8, 1) ERA:	1.0		5	2	0	0	1	0	0	0	0	0	0	12	20	0.00	2.000				

AB 31
R 5
H 6
RBI 3
BB 3
SO 8
LOB 19



Batter	1	2	3	4	5	6	7	8	9	AB	R	H	RBI	BB	SO	LOB	TOP								
Mark Ellis, R OBP: 0.368, SLG: 0.143 (1, 4)	F8	P3			G3	L3			K	4	0	0	0	1	1	4									
Erubiel Durazo, L OBP: 0.350, SLG: 0.294 (1, 10)	1B	P5			G3		G3		P5	5	0	1	0	0	0	4									
3 Eric Chavez, L OBP: 0.105, SLG: 0.111 (1, 5)	F8		G4-3		P2					4	0	1	0	0	0	2									
Miguel Tejada, R OBP: 0.053, SLG: 0.053 (1, 6)	F9		F8		G3-1				F8	4	0	0	0	0	0	3									
Scott Hatteberg, L OBP: 0.333, SLG: 0.200 (1, 3)		17 1B 1B 1B BB	K			17 3B 1B			P5	3	2	1	0	1	1	1									
Jose Guillen, R OBP: 0.500, SLG: 0.375 (1, 7)	1B				1B				F8	4	0	2	0	0	0	1									
17 Adam Melhuse, S OBP: 0.750, SLG: 1.250 (1, 2)	1B			1B	1B				G5-3	4	1	3	1	0	0	0									
Jermaine Dye, R OBP: 0.273, SLG: 0.500 (1, 9)	1B			L4					K	4	1	2	3	0	1	1									
Eric Byrnes, R OBP: 0.462, SLG: 0.538 (1, 8)	F4			G5-3					K	4	0	1	0	0	1	4									
Inning Stats	R: 0 E: 0 K: 0 S: 13	H: 1 LOB: 1 BB: 0 P: 23	R: 1 E: 0 K: 0 S: 19	H: 3 LOB: 3 BB: 1 P: 29	R: 0 E: 0 K: 1 S: 9	H: 0 LOB: 0 BB: 0 P: 12	R: 0 E: 0 K: 0 S: 8	H: 2 LOB: 1 BB: 0 P: 15	R: 0 E: 0 K: 0 S: 7	H: 0 LOB: 1 BB: 1 P: 18	R: 3 E: 0 K: 0 S: 11	H: 4 LOB: 0 BB: 0 P: 18	R: 0 E: 0 K: 0 S: 9	H: 1 LOB: 1 BB: 0 P: 11	R: 0 E: 0 K: 1 S: 11	H: 0 LOB: 0 BB: 0 P: 18	R: 0 E: 0 K: 2 S: 7	H: 0 LOB: 0 BB: 0 P: 10	1B: 8 2B: 2 3B: 1 HR: 1	SF: 0 SAC: 0 DP: 1 HBP: 0	WP: 0 PB: 0 SB: 0 CS: 0	PA: 38			
PITCHER	IP	WLS	BF	H	R	ER	SO	BB	IBB	HBP	BLK	WP	HR	S	P	ERA	WHIP								
John Burkett, R ERA: 6.75 (1, 1)	5.1		26	9	4	4	1	2	0	0	0	0	1	63	108	6.75	2.062								
49 Tim Wakefield, R ERA: 3.52 (6, 1)	1.2		6	2	0	0	0	0	0	0	0	0	0	13	18	0.00	1.200								
Scott Williamson, R ERA: (8, 1)	2.0	W	6	0	0	0	3	0	0	0	0	0	0	18	28	0.00	0.000								

Oakland Athletics @ Boston Red Sox
Fenway Park, Boston, MA
Sun Oct 05 2003, 1:00 PM EDT
Att: 35,048 - Cloudy - 55 F

AB	36
R	4
H	11
RBI	4
BB	2
SO	4
LOB	20



Batter	1	2	3	4	5	6	7	8	9	AB	R	H	RBI	BB	SO	LOB	BOTTOM								
18 Johnny Damon, L OBP: 0.368, SLG: 0.588 (1, 8)	G6-3		HR		G3-1			G6-3		4	1	1	2	0	0	0									
Nomar Garciaparra, R OBP: 0.474, SLG: 0.438 (1, 6)	K		F9		P3			1B 34 2B		4	1	1	0	0	1	0									
Todd Walker, L OBP: 0.357, SLG: 1.000 Damian Jackson, R (9, 4)	P6		G6-3			HR		F8		4	1	1	1	0	0	1									
Manny Ramirez, R OBP: 0.316, SLG: 0.188 (1, 7)		G4-3 34 G4-3 1B		G5-3		F8		34 2B 1B		4	1	2	0	0	0	0									
34 David Ortiz, L OBP: 0.158, SLG: 0.118 Adrian Brown, S (8, PR)		G4-3		K		F9		2B		4	0	1	2	0	1	1									
Kevin Millar, R OBP: 0.283, SLG: 0.176 (1, 3)		G4-3		BB		F7		F9		3	0	0	0	1	0	2									
Trot Nixon, L OBP: 0.429, SLG: 0.833 (1, 9)		L3		BB				G5-4-3 1B		2	0	1	0	1	0	1									
Bill Mueller, S OBP: 0.222, SLG: 0.188 (1, 5)			FC6-4 BB		G4-3			G5-4-3		2	0	0	0	1	0	3									
Jason Varitek, S OBP: 0.385, SLG: 0.545 (1, 2)			FC6-4 18 HR		F9			G1-3		3	1	0	0	0	0	1									
Inning Stats	R: 0 E: 0 K: 1 S: 7	H: 0 LOB: 0 BB: 0 P: 9	R: 0 E: 0 K: 0 S: 8	H: 1 LOB: 1 BB: 0 P: 14	R: 2 E: 1 K: 0 S: 12	H: 1 LOB: 0 BB: 1 P: 21	R: 0 E: 0 K: 1 S: 8	H: 0 LOB: 2 BB: 2 P: 23	R: 0 E: 0 K: 0 S: 7	H: 0 LOB: 0 BB: 0 P: 13	R: 1 E: 0 K: 0 S: 10	H: 1 LOB: 0 BB: 0 P: 17	R: 0 E: 0 K: 0 S: 6	H: 1 LOB: 0 BB: 0 P: 7	R: 2 E: 0 K: 0 S: 16	H: 3 LOB: 1 BB: 0 P: 24	1B: 3 2B: 2 3B: 0 HR: 2	SF: 0 SAC: 0 DP: 1 HBP: 0	WP: 0 PB: 0 SB: 0 CS: 0	PA: 33					
PITCHER	IP	WLS	BF	H	R	ER	SO	BB	IBB	HBP	BLK	WP	HR	S	P	ERA	WHIP								
Tim Hudson, R ERA: 3.52 (1, 1)	1.0		3	0	0	0	1	3	0	0	0	0	1	35	71	4.50	1.250								
Steve Sparks, R ERA: 4.5 (2, 1)	4.0		17	2	2	2	1	0	0	0	0	0	1	16	24	4.50	1.000								
Ricardo Rincon, L ERA: 5.4 (6, 1)	2.0	H	7	2	1	1	0	0	0	0	0	0	1	16	24	18.00	3.000								
Keith Foulke, R ERA: 3.6 (8, 1)	1.0	L	6	3	2	2	0	0	0	0	0	0	0	16	24										

Oakland Athletics @ Boston Red Sox
Fenway Park, Boston, MA
Sun Oct 05 2003, 1:00 PM EDT
Att: 35,048 - Cloudy - 55 F

AB	30
R	5
H	7
RBI	5
BB	3
SO	2
LOB	9



Batter	1	2	3	4	5	6	7	8	9	AB	R	H	RBI	BB	SO	LOB	TOP					
18 Johnny Damon, L (1, 8) OBP: 0.408, SLG: 0.579 Adrian Brown, S (8, FH) (8, 8)	2-1 L7			3-2 S 1B		4-2 HBP HR BB		1-0 G4-3		2	1	1	0	1	0	0						
Nomar Garciaparra, R (1, 6) OBP: 0.391, SLG: 0.350	0-0 G6-3			0-1 F7		2-1 P3		2-0 F8		4	0	0	0	0	0	2						
Todd Walker, L (1, 4) OBP: 0.353, SLG: 0.875 Damian Jackson, R (6, 4)	0-3 K2-3			3-2 F7		3-1 HR HBP		2-1 F9		2	1	0	0	0	1	1						
Manny Ramirez, R (1, 7) OBP: 0.304, SLG: 0.350		1-3 K		1-3 K		2-2 HR			2-3 K	4	1	1	3	0	3	1						
34 David Ortiz, L (1, 10) OBP: 0.174, SLG: 0.143 Gabe Kapler, R (9, PR)	0-1 F7				3-2 G4-3	1-3 K			0-1 1B	4	0	1	0	0	1	0						
Kevin Millar, R (1, 3) OBP: 0.304, SLG: 0.238	0-0 F8				0-2 1B	2-1 P4			2-1 1B	4	0	2	0	0	0	0						
Bill Mueller, S (1, 5) OBP: 0.227, SLG: 0.158			0-2 F9		4-2 BB			0-2 G6-3		3	0	0	0	1	0	2						
Trot Nixon, L (1, 9) OBP: 0.273, SLG: 0.500			2-1 F8		0-1 G3			1-3 K		4	0	0	0	0	2	3						
Jason Varitek, S (1, 2) OBP: 0.375, SLG: 0.714			1-1 G4-3			3-2 HR		1-3 K2-3		3	1	1	1	0	1	0						
Inning Stats	R: 0 E: 0 K: 1 S: 6	H: 0 LOB: 0 BB: 0 P: 8	R: 0 E: 0 K: 1 S: 7	H: 0 LOB: 0 BB: 0 P: 8	R: 0 E: 0 K: 0 S: 7	H: 0 LOB: 0 BB: 0 P: 10	R: 0 E: 0 K: 1 S: 12	H: 1 LOB: 1 BB: 0 P: 19	R: 0 E: 0 K: 0 S: 10	H: 1 LOB: 1 BB: 1 P: 17	R: 4 E: 0 K: 1 S: 20	H: 2 LOB: 0 BB: 1 P: 37	R: 0 E: 0 K: 2 S: 10	H: 0 LOB: 0 BB: 0 P: 12	R: 0 E: 0 K: 0 S: 4	H: 0 LOB: 0 BB: 0 P: 9	R: 0 E: 0 K: 2 S: 11	H: 2 LOB: 2 BB: 0 P: 17	1B: 4 2B: 0 3B: 0 HR: 2	SF: 0 SAC: 0 DP: 0 HBP: 1	WP: 0 PB: 0 SB: 1 CS: 0	PA: 35
PITCHER	IP WLS BF H R ER SO BB IBB HBP BLK WP HR S P ERA WHIP																					
Barry Zito, L (1, 1) ERA: 3.46	6.0 L 24 4 4 4 4 2 0 0 0 0 0 0 2 62 99 6.00 1.000																					
Ted Lilly, L (7, 1) ERA:	2.0 6 0 0 0 0 2 0 0 0 0 0 0 0 14 21 0.00 0.000																					
Chad Bradford, R (9, 1) ERA:	0.1 3 2 0 0 1 0 0 0 0 0 0 0 0 7 11 0.00 6.000																					
Ricardo Rincon, L (9, 1) ERA: 4.5	0.2 2 0 0 0 1 0 0 0 0 0 0 0 0 4 6 0.00 0.000																					

Boston Red Sox @ Oakland Athletics
Network Associates Coliseum, Oakland, CA
Mon Oct 06 2003, 8:00 PM EDT
Att: 49,397 - Sunny - 69 F

AB 32
R 4
H 6
RBI 4
BB 2
SO 8
LOB 9



Batter	1	2	3	4	5	6	7	8	9	AB	R	H	RBI	BB	SO	LOB	BOTTOM					
Mark Ellis, R (1, 4) OBP: 0.318, SLG: 0.118 Billy McMillon, L (8, FH) (8, 4) Frank Menechino, R (9, PR) (9, 4)	0-2 G6-3		2-2 P3			2-3 K		0-1 FC6-4 1B	1-3 K	3	0	0	0	0	1	0						
Terrence Long, L (9, PH) (9, 4) OBP: 0.333, SLG: 0.250								2H 1B		1	0	0	0	0	1	3						
Erubiel Durazo, L (1, 10) OBP: 0.333, SLG: 0.333	K		G3			2-1 2B		0-2 P5		4	1	1	0	0	1	1						
3 Eric Chavez, L (1, 5) OBP: 0.087, SLG: 0.091	K			0-0 G6-3		0-2 P6		1 SAFE 0-0 F7		4	0	0	0	0	1	2						
Miguel Tejada, R (1, 6) OBP: 0.087, SLG: 0.130		2-3 K		3-3 K		0-1 2B		1-2 FC6-4		4	0	1	1	0	2	1						
Scott Hatteberg, L (1, 3) OBP: 0.364, SLG: 0.176 Eric Byrnes, R (9, PR) (9, 4) OBP: 0.462, SLG: 0.538		1-0 G5-3		4-1 2B BB		0-1 G6-3			4-1 SH5-4 BB BB	2	1	0	0	2	0	1						
Jose Guillen, R (1, 7) OBP: 0.571, SLG: 0.545		1-1 HBP 1B		1-0 1H 2B					4-2 SH5-4 BB	3	0	2	1	1	0	0						
Ramon Hernandez, R (1, 2) OBP: 0.333, SLG: 0.200		2-2 FC6-4 HBP			1-2 G6-3				1-2 SH5-4	2	0	0	0	0	0	0						
Jermaine Dye, R (1, 9) OBP: 0.286, SLG: 0.462 17 Adam Melhuse, S (9, PH) (9, 4) OBP: 0.600, SLG: 1.000		1-1 FC6-4			2-1 G5-3				2-3 K	3	0	1	0	0	0	2						
Chris Singleton, L (1, 8) OBP: 0.344, SLG: 0.571			1-3 K		0-1 F8				4-2 1B 2B	3	1	1	0	1	1	0						
Inning Stats	R: 0 E: 0 K: 2 S: 10	H: 0 LOB: 0 BB: 0 P: 13	R: 0 E: 0 K: 1 S: 11	H: 1 LOB: 2 BB: 0 P: 18	R: 0 E: 0 K: 1 S: 9	H: 0 LOB: 0 BB: 0 P: 14	R: 1 E: 0 K: 1 S: 6	H: 1 LOB: 1 BB: 1 P: 14	R: 0 E: 0 K: 0 S: 9	H: 0 LOB: 0 BB: 0 P: 12	R: 1 E: 0 K: 1 S: 13	H: 2 LOB: 1 BB: 0 P: 17	R: 0 E: 0 K: 0 S: 5	H: 1 LOB: 1 BB: 0 P: 8	R: 1 E: 0 K: 0 S: 10	H: 2 LOB: 1 BB: 0 P: 12	R: 0 E: 0 K: 2 S: 13	H: 0 LOB: 3 BB: 3 P: 29	1B: 3 2B: 4 3B: 0 HR: 0	SF: 0 SAC: 1 DP: 0 HBP: 1	WP: 0 PB: 0 SB: 0 CS: 0	PA: 37
PITCHER	IP WLS BF H R ER SO BB IBB HBP BLK WP HR S P ERA WHIP																					
Pedro Martinez, R (1, 1) ERA: 3.86	7.0 W 28 7 3 3 3 1 0 1 0 0 0 0 0 66 100 3.86 1.143																					
Alan Embree, L (8, 1) ERA:	0.2 H 2 0 0 0 0 0 0 0 0 0 0 0 0 4 4 0.00 0.000																					
50 Mike Timlin, R (8, 1) ERA:	0.1 H 1 0 0 0 0 0 0 0 0 0 0 0 0 3 4 0.00 0.000																					
Scott Williamson, R (9, 1) ERA:	0.0 2 0 0 0 0 2 0 0 0 0 0 0 0 4 12 = =																					
Derek Lowe, R (9, 1) ERA: 0.93	1.0 S 4 0 0 0 2 1 0 0 0 0 0 0 0 9 17 0.00 1.000																					


Boston Red Sox @ Oakland Athletics
Network Associates Coliseum, Oakland, CA
Mon Oct 06 2003, 8:00 PM EDT
Att: 49,397 - Sunny - 69 F

AB 31
R 3
H 7
RBI 3
BB 4
SO 8
LOB 13



Batter	1	2	3	4	5	6	7	8	9	AB R H RBI BB SO LOB	TOP											
Alfonso Soriano, R (1,4) OBP: 0.278, SLG: 0.265	4-1 BB 2B		0-2 F8		0-1 2B 1B		0-0 P6		1-3 K	4 0 1 0 1 1 1	New York Yankees @ Boston Red Sox Fenway Park, Boston, MA Mon Oct 13 2003, 8:00 PM EDT Att: 34,599 - Sunny - 69 F											
2 Derek Jeter, R (1,6) OBP: 0.429, SLG: 0.581	0-0 1B 25 L3		0-0 F8		1-1 2B 1-3 2-H		0-1 P5			4 0 2 1 0 0 1												
25 Jason Giambi, L (1,10) OBP: 0.324, SLG: 0.276	1-1 L3		2-2 F7 2-3		1-1 F8			4-2 BB 20 G3-1		3 0 0 0 1 0 5												
Bernie Williams, S (1,8) OBP: 0.441, SLG: 0.444	4-1 BB			2-1 1B	4-1 BB			0-0 F8		2 0 1 0 2 0 1												
20 Jorge Posada, S (1,2) OBP: 0.273, SLG: 0.355	2-3 K			0-3 K	0-1 L7			1-2 G3-1 1-2		4 0 0 0 0 2 7												
55 Hideki Matsui, L (1,7) OBP: 0.313, SLG: 0.429		2-3 K		0-0 P5		0-3 K		2-3 K		4 0 0 0 0 3 2												
Nick Johnson, L (1,3) OBP: 0.250, SLG: 0.286		1-3 K		1-1 G3		1-3 K		1-3 K		4 0 0 0 0 3 1												
Aaron Boone, R (1,5) Ruben Sierra, S (9,PH) OBP: 0.160, SLG: 0.167 OBP: 0.250, SLG: 1.000	1-1 F7				2-3 K	2-3 K		1-2 HR		3 0 0 0 0 2 0 1 1 1 1 0 0 0												
David Dellucci, L (1,9) OBP: 0.500, SLG: 0.333			1-1 25 PB S HBP		0-1 2 2B 1B		0-0 G4-3	2-3 K		3 1 1 0 0 1 0												
Inning Stats	R: 0 E: 0 S: 9	H: 1 LOB: 2 BB: 2 P: 20	R: 0 E: 0 S: 9	H: 0 LOB: 0 BB: 0 P: 13	R: 0 E: 0 S: 8	H: 0 LOB: 1 BB: 0 P: 11	R: 0 E: 0 S: 8	H: 1 LOB: 1 BB: 0 P: 11	R: 1 E: 0 S: 14	H: 3 LOB: 3 BB: 1 P: 22		R: 0 E: 0 S: 10	H: 0 LOB: 0 BB: 0 P: 13	R: 0 E: 0 S: 4	H: 0 LOB: 0 BB: 0 P: 4	R: 0 E: 0 S: 10	H: 0 LOB: 1 BB: 1 P: 17	R: 1 E: 0 S: 12	H: 1 LOB: 0 BB: 0 P: 17	1B: 4 2B: 2 3B: 0 HR: 1	SF: 0 SAC: 0 DP: 1 HBP: 1	WP: 0 PB: 1 CS: 1
PITCHER	IP WLS BF H R ER SO BB IBB HBP BLK WP HR S P ERA WHIP											IP WLS BF H R ER SO BB IBB HBP BLK WP HR S P ERA WHIP										
49 Tim Wakefield, R (1,1) ERA: 2.67	7.0 W 30 5 1 1 8 4 0 1 0 0 0 0 64 100 1.29 1.286																					
50 Mike Timlin, R (8,1) ERA: 2.7	1.0 H 3 0 0 0 1 0 0 0 0 0 0 0 8 11 0.00 0.000																					
Scott Williamson, R (9,1) ERA: 1.29	1.0 S 4 1 1 1 3 0 0 0 0 0 0 1 12 17 9.00 1.000																					

AB	32
R	2
H	6
RBI	2
BB	4
SO	12
LOB	18



Batter	1	2	3	4	5	6	7	8	9	AB R H RBI BB SO LOB	BOTTOM									
18 Johnny Damon, L (1,8) OBP: 0.400, SLG: 0.519	2-3 K		3-3 K			1-0 F7	2-2 CS	3-2 G6-3		4 0 0 0 0 2 1	New York Yankees @ Boston Red Sox Fenway Park, Boston, MA Mon Oct 13 2003, 8:00 PM EDT Att: 34,599 - Sunny - 69 F									
Todd Walker, L (1,4) Damian Jackson, R (8,FR) OBP: 0.452, SLG: 0.964 OBP: 0.125, SLG: 0.125	1-2 F7			2-2 HR		1-2 1B	2-0 G6-4 HBP			3 1 2 1 0 0 0 0 0 0 0 0 0 0										
Nomar Garciaparra, R (1,6) OBP: 0.275, SLG: 0.243	0-1 F8			0-0 P6		1-3 K	1-1 G6-4-3	1-2		4 0 0 0 0 1 2										
Manny Ramirez, R (1,7) OBP: 0.333, SLG: 0.444		0-0 G5-3		0-1 E5 34 G4-6-3		2-3 K				3 0 0 0 0 1 1										
34 David Ortiz, L (1,10) OBP: 0.231, SLG: 0.212		2-3 K		0-0 G4-6-3			1-3 K			3 0 0 0 0 2 1										
Kevin Millar, R (1,3) OBP: 0.282, SLG: 0.222		0-3 K			0-3 K		4-1 2B FC6-4 BB			2 1 0 0 1 2 0										
Trot Nixon, L (1,9) OBP: 0.440, SLG: 0.682			1-1 CS 1B		0-0 HR		1-1 FC6-4 18 CS 2B			3 1 3 1 0 0 0										
Bill Mueller, S (1,5) OBP: 0.243, SLG: 0.156			3-3 K		0-3 K		4-0 FC6-4 IBB			2 0 0 0 1 2 1										
Doug Mirabeli, R (1,2) Jason Varitek, S (7,PH) OBP: 0.400, SLG: 0.500 OBP: 0.333, SLG: 0.727			1-0 1B		1-2 G6-3		1-0 FC6-4	1-2 2-3 3-H		2 0 1 0 0 0 0 1 0 0 1 0 0 2										
Inning Stats	R: 0 E: 0 S: 10	H: 0 LOB: 0 BB: 0 P: 13	R: 0 E: 0 S: 7	H: 0 LOB: 0 BB: 0 P: 9	R: 0 E: 0 S: 10	H: 2 LOB: 1 BB: 0 P: 18	R: 1 E: 1 S: 8	H: 1 LOB: 0 BB: 0 P: 10	R: 1 E: 0 S: 10	H: 1 LOB: 0 BB: 0 P: 11		R: 0 E: 0 S: 11	H: 1 LOB: 1 BB: 0 P: 16	R: 1 E: 0 S: 9	H: 1 LOB: 2 BB: 2 P: 22	R: 0 E: 0 S: 5	H: 0 LOB: 1 BB: 0 P: 11	1B: 3 2B: 2 3B: 0 HR: 2	SF: 0 SAC: 0 DP: 3 HBP: 1	WP: 0 PB: 0 CS: 2
PITCHER	IP WLS BF H R ER SO BB IBB HBP BLK WP HR S P ERA WHIP											IP WLS BF H R ER SO BB IBB HBP BLK WP HR S P ERA WHIP								
35 Mike Mussina, R (1,1) ERA: 4.66	6.2 L 27 6 3 3 3 10 1 1 0 0 0 0 63 95 4.05 1.050																			
Felix Heredia, L (7,1) ERA: 2.7	0.2 2 0 0 0 0 0 0 0 1 0 0 0 5 12 0.00 0.000																			
Jeff Nelson, R (8,1) ERA: 9.0	0.2 1 0 0 0 0 0 0 0 0 0 0 0 2 3 0.00 0.000																			

AB	27
R	3
H	6
RBI	3
BB	2
SO	10
LOB	8



