



Boston Red Sox - 2004

Batter	1	2	3	4	5	6	7	8	9	AB R H RBI BB SO LOB	TOP																									
											Boston College Eagles @ Boston Red Sox City of Palms Park, Ft. Myers, FL Fri Mar 05 2004, 1:05 PM EST livebaseballscorecards.com																									
Inning Stats											AB 0 R 0 H 0 RBI 0 BB 0 SO 0 LOB 0																									
PITCHER	IP	WLS	BF	H	R	ER	SO	BB	IBB	HBP	BLK	WP	HR	S	P	ERA	WHIP	PITCHER	IP	WLS	BF	H	R	ER	SO	BB	IBB	HBP	BLK	WP	HR	S	P	ERA	WHIP	1B: 0 SF: 0 2B: 0 SAC: 0 3B: 0 DP: 0 HR: 0 HBP: 0 WP: 0 PA: 0 PB: 0 SB: 0 CS: 0

Batter	1	2	3	4	5	6	7	8	9	AB R H RBI BB SO LOB	BOTTOM																									
											Boston College Eagles @ Boston Red Sox City of Palms Park, Ft. Myers, FL Fri Mar 05 2004, 1:05 PM EST livebaseballscorecards.com																									
Inning Stats											AB 0 R 0 H 0 RBI 0 BB 0 SO 0 LOB 0																									
PITCHER	IP	WLS	BF	H	R	ER	SO	BB	IBB	HBP	BLK	WP	HR	S	P	ERA	WHIP	PITCHER	IP	WLS	BF	H	R	ER	SO	BB	IBB	HBP	BLK	WP	HR	S	P	ERA	WHIP	1B: 0 SF: 0 2B: 0 SAC: 0 3B: 0 DP: 0 HR: 0 HBP: 0 WP: 0 PA: 0 PB: 0 SB: 0 CS: 0

Batter	1	2	3	4	5	6	7	8	9	AB R H RBI BB SO LOB	TOP																								
											<p style="text-align: center;">Northeastern Huskies @ Boston Red Sox City of Palms Park, Ft. Myers, FL Fri Mar 05 2004, 7:05 PM EST</p> <p style="text-align: right;">livebaseballscorecards.com</p> <p>AB 0 R 0 H 0 RBI 0 BB 0 SO 0 LOB 0</p> 																								
Inning Stats										1B: 0 SF: 0 2B: 0 SAC: 0 3B: 0 DP: 0 HR: 0 HBP: 0	WP: 0 PA: 0 PB: 0 SB: 0 CS: 0																								
PITCHER	IP	WLS	BF	H	R	ER	SO	BB	IBB	HBP	BLK	WP	HR	S	P	ERA	WHIP	PITCHER	IP	WLS	BF	H	R	ER	SO	BB	IBB	HBP	BLK	WP	HR	S	P	ERA	WHIP

Batter	1	2	3	4	5	6	7	8	9	AB R H RBI BB SO LOB	BOTTOM																								
											<p style="text-align: center;">Northeastern Huskies @ Boston Red Sox City of Palms Park, Ft. Myers, FL Fri Mar 05 2004, 7:05 PM EST</p> <p style="text-align: right;">livebaseballscorecards.com</p> <p>AB 0 R 0 H 0 RBI 0 BB 0 SO 0 LOB 0</p> 																								
Inning Stats										1B: 0 SF: 0 2B: 0 SAC: 0 3B: 0 DP: 0 HR: 0 HBP: 0	WP: 0 PA: 0 PB: 0 SB: 0 CS: 0																								
PITCHER	IP	WLS	BF	H	R	ER	SO	BB	IBB	HBP	BLK	WP	HR	S	P	ERA	WHIP	PITCHER	IP	WLS	BF	H	R	ER	SO	BB	IBB	HBP	BLK	WP	HR	S	P	ERA	WHIP

Batter	1	2	3	4	5	6	7	8	9	AB	R	H	RBI	BB	SO	LOB	TOP			
18 Johnny Damon, L (1, 8)	G6-3		B1-3		G4-3	G6-3		FC6-4		5	0	0	1	0	0	5	Boston Red Sox @ Baltimore Orioles Oriole Park at Camden Yards, Baltimore, MD Sun Apr 04 2004, 8:05 PM EDT Att: 47,683 - Cloudy - 43 F			
Bill Mueller, S (1, 5) OBP: 0.600, SLG: 0.600	G6-3		1B		1B		1B	G6-3		5	0	3	0	0	0	2				
Manny Ramirez, R (1, 7) OBP: 0.400, SLG: 0.400	1B		1B		L8		G4-6-3		5	0	2	1	0	1	2					
34 David Ortiz, L (1, 10) Ellis Burks, R (9, PH)	K		P5		HBP		BB		2	0	0	0	1	1	3					
Kevin Millar, R (1, 3) OBP: 0.200, SLG: 0.200		G6-3			K		F8		5	0	1	0	0	1	3					
Gabe Kapler, R (1, 9) OBP: 0.600, SLG: 0.600	E5				1B		G4-6-3		5	0	3	0	0	0	0					
Jason Varitek, S (1, 2)	K				P6		G4-6-3		4	1	0	0	1	2	5					
Mark Bellhorn, S (1, 4) OBP: 0.750, SLG: 1.000			F8		2B		BB		3	0	2	0	1	0	0					
Pokey Reese, R (1, 6) Brian Daubach, L (8, PH) Cesar Crespo, S (8, 6)			1B		B1-3		BB		1	1	0	0	2	0	2					
			BB				BB		0	0	0	0	1	0	0					
			BB				BB		0	0	0	0	0	0	0					
Inning Stats	R: 0 E: 0 K: 1 S: 14	H: 1 LOB: 1 BB: 0 P: 20	R: 0 E: 1 K: 1 S: 10	H: 0 LOB: 1 BB: 0 P: 14	R: 1 E: 0 K: 0 S: 15	H: 2 LOB: 2 BB: 1 P: 28	R: 0 E: 0 K: 0 S: 11	H: 2 LOB: 2 BB: 0 P: 15	R: 0 E: 0 K: 1 S: 10	H: 1 LOB: 2 BB: 0 P: 24	R: 0 E: 0 K: 0 S: 9	H: 1 LOB: 1 BB: 1 P: 18	R: 1 E: 0 K: 0 S: 13	H: 1 LOB: 2 BB: 0 P: 27	R: 0 E: 0 K: 2 S: 19	H: 2 LOB: 2 BB: 0 P: 24	1B: 10 2B: 2 3B: 0 HR: 0	SF: 0 SAC: 0 DP: 3 HBP: 1	WP: 0 PB: 0 SB: 0 CS: 1	PA: 43
PITCHER	IP WLS BF H R ER SO BB IBB HBP BLK WP HR S P ERA WHIP																			
Sidney Ponson, R (1, 1) ERA: 1.59	5.2 W 27 7 1 1 3 3 0 1 0 0 0 0 69 111 1.59 1.765																			
Rodrigo Lopez, R (6, 1) ERA:	1.1 H 5 1 0 0 0 1 0 0 0 0 0 0 11 23 0.00 1.500																			
Mike DeJean, R (8, 1) ERA: 27.0	0.1 4 1 1 0 0 2 0 0 0 0 0 0 9 21 27.00 9.000																			
B.J. Ryan, L (8, 1) ERA:	1.2 S 7 2 0 0 2 0 0 0 0 0 0 0 23 30 0.00 1.200																			


Batter	1	2	3	4	5	6	7	8	9	AB	R	H	RBI	BB	SO	LOB	BOTTOM			
1 Brian Roberts, S (1, 4)	G6-3	K			G6-3		CS	FC6-4		4	0	0	0	1	1	4	Boston Red Sox @ Baltimore Orioles Oriole Park at Camden Yards, Baltimore, MD Sun Apr 04 2004, 8:05 PM EDT Att: 47,683 - Cloudy - 43 F			
6 Melvin Mora, R (1, 5) OBP: 0.400, SLG: 0.250	1B	K			K		BB	G4-3		4	1	1	0	1	2	4				
10 Miguel Tejada, R (1, 6) OBP: 0.500, SLG: 0.500	F8	F8			BB		BB		4	1	2	0	0	0	3					
Rafael Palmeiro, L (1, 3) OBP: 0.750, SLG: 0.667	1B		F9		BB		BB		3	1	2	1	1	0	0					
Javy Lopez, R (1, 2) OBP: 0.750, SLG: 1.750		HR	1B		P6		BB		4	1	3	3	0	0	2					
31 Jay Gibbons, L (1, 9) OBP: 0.250, SLG: 0.250		1B	G4-6-3				F8		4	1	1	0	0	0	2					
David Segui, S (1, 10) ERA: 3.0 José Bautista, R (8, PR)		HBP			P4		F7		3	1	1	0	0	0	0					
Larry Bigbie, L (1, 7)	E1				G4-3		K		4	0	0	0	0	2	2					
Luis Matos, R (1, 8) OBP: 0.250, SLG: 0.250	1B				K		K		4	0	1	1	0	2	0					
Inning Stats	R: 3 E: 0 K: 0 S: 9	H: 3 LOB: 3 BB: 0 P: 13	R: 3 E: 1 K: 2 S: 23	H: 3 LOB: 0 BB: 0 P: 34	R: 0 E: 0 K: 0 S: 5	H: 1 LOB: 0 BB: 0 P: 11	R: 0 E: 0 K: 1 S: 6	H: 0 LOB: 0 BB: 0 P: 8	R: 0 E: 0 K: 1 S: 10	H: 1 LOB: 2 BB: 1 P: 17	R: 0 E: 0 K: 1 S: 5	H: 0 LOB: 0 BB: 0 P: 10	R: 3 E: 0 K: 1 S: 14	H: 3 LOB: 1 BB: 2 P: 28	R: 1 E: 1 K: 1 S: 11	H: 1 LOB: 2 BB: 0 P: 17	1B: 8 2B: 2 3B: 0 HR: 1	SF: 0 SAC: 0 DP: 1 HBP: 1	WP: 0 PB: 0 SB: 2 CS: 1	PA: 38
PITCHER	IP WLS BF H R ER SO BB IBB HBP BLK WP HR S P ERA WHIP																			
Pedro Martinez, R (1, 1) ERA: 3.0	6.0 L 26 7 3 2 5 1 0 1 0 0 0 0 58 93 3.00 1.333																			
50 Mike Timlin, R (7, 1) ERA: 40.5	0.2 6 3 3 3 1 2 0 0 0 0 0 0 11 22 40.50 7.500																			
Alan Embree, L (7, 1) ERA:	0.1 1 0 0 0 0 0 0 0 0 0 0 0 3 6 0.00 0.000																			
Scott Williamson, R (8, 1) ERA:	1.0 5 1 1 0 1 0 0 0 0 0 0 0 11 17 0.00 1.000																			


AB 36
R 2
H 11
RBI 2
BB 6
SO 5
LOB 22



AB 34
R 7
H 11
RBI 5
BB 3
SO 7
LOB 17



Batter	1	2	3	4	5	6	7	8	9	AB	R	H	RBI	BB	SO	LOB	TOP										
18 Johnny Damon, L (1, 8) C X	0-1 G1-3 SAFE	2-0 G1-3 SAFE				3-2 G6-3	2-1 F9		4-1 G3-6-1 BB	4	0	0	0	1	0	5	<p>Boston Red Sox @ Baltimore Orioles Oriole Park at Camden Yards, Baltimore, MD</p> <p>Tue Apr 06 2004, 3:05 PM EDT Att: 35,355 - Sunny - 59 F</p> <p>livebaseballscorecards.com</p> <p>AB 32 R 4 H 5 RBI 2 BB 8 SO 3 LOB 20</p> 										
Bill Mueller, S (1, 5) OBP: 0.400, SLG: 0.400 X	0-0 G6-4-3 1B		0-1 G6-3		2-3 K		2-1 G5-3	0-1 G3-6-1	1-2 2-3	5	0	1	0	0	1	2											
Ellis Burks, R (1, 10) SAFE X	2-2 G6-4-3 1-2		1-2 G4-3		4-1 FC6-4 BB		2-3 K	2-2 E5	2-2 E5	4	0	0	0	1	1	1											
Manny Ramirez, R (1, 7) Gabe Kapler, R (8, 7) OBP: 0.444, SLG: 0.286 OBP: 0.500, SLG: 0.500 X		4-1 FC1-6 34 1B WP BB	0-0 P4		0-0 FC6-4		4-2 K	2-1 G5-3	3-H 2-1 G5-3	2	1	0	0	2	0	1											
34 David Ortiz, L (1, 3) Dave McCarty, R (9, 3) X		0-2 FC1-6 1B		2-2 P5		1-2 F8	0-0 P4			4	0	1	0	0	0	1											
Kevin Millar, R (1, 9) Cesar Crespo, S (8, 7) X		2-2 FC1-6 WP 1B		3-2 K		2-1 E5		3-2 G4-3		4	2	1	1	0	0	2											
Jason Varitek, S (1, 2) X		1-2 FC4-6 1B		4-0 K		4-2 FC4-2 BB		2-1 G5-3		2	0	1	1	2	0	0											
Mark Bellhorn, S (1, 4) X		4-1 FC4-6 1B		2-3 K		4-2 FC4-2 BB		3-2 F8		2	0	0	0	2	1	1											
Pokey Reese, R (1, 6) X		2-1 FC4-6		1-0 F9		1-1 FC4-2		2-1 G3-6-1 18 BB E 1B		4	1	1	0	0	0	6											
Inning Stats	R: 0 E: 0 K: 0 S: 7	H: 1 LOB: 0 BB: 0 P: 9	R: 2 E: 0 K: 0 S: 15	H: 2 LOB: 2 BB: 2 P: 30	R: 0 E: 0 K: 0 S: 6	H: 0 LOB: 0 BB: 0 P: 7	R: 1 E: 0 K: 1 S: 10	H: 1 LOB: 1 BB: 1 P: 22	R: 0 E: 0 K: 1 S: 10	H: 0 LOB: 1 BB: 1 P: 19	R: 0 E: 1 K: 1 S: 9	H: 0 LOB: 1 BB: 1 P: 17	R: 0 E: 0 K: 0 S: 8	H: 0 LOB: 0 BB: 0 P: 16	R: 1 E: 1 K: 0 S: 10	H: 1 LOB: 1 BB: 1 P: 20		1B: 4 2B: 0 3B: 0 HR: 1	SF: 0 SAC: 0 DP: 2 HBP: 0	WP: 1 PB: 0 SB: 1 CS: 0	PA: 40						
PITCHER	IP	WLS	BF	H	R	ER	SO	BB	IBB	HBP	BLK	WP	HR	S	P	ERA	WHIP										
Eric DuBose, L (1, 1) ERA: 5.06	5.1	L	26	4	3	3	2	6	0	0	0	1	1	58	108	5.06	1.875										
John Parrish, L (6, 1) ERA:	2.2		11	1	1	0	1	2	0	0	0	0	0	24	49	0.00	1.125										
Mike DeJean, R (9, 1) ERA: 6.75	1.0		3	0	0	0	0	0	0	0	0	0	0	7	11	0.00	0.000										

Batter	1	2	3	4	5	6	7	8	9	AB	R	H	RBI	BB	SO	LOB	BOTTOM										
1 Brian Roberts, S (1, 4) C X	3-2 F7		2-2 G3		0-1 F7			3-2 G4-3		4	0	0	0	0	0	2	<p>Boston Red Sox @ Baltimore Orioles Oriole Park at Camden Yards, Baltimore, MD</p> <p>Tue Apr 06 2004, 3:05 PM EDT Att: 35,355 - Sunny - 59 F</p> <p>livebaseballscorecards.com</p> <p>AB 32 R 1 H 6 RBI 1 BB 1 SO 9 LOB 11</p> 										
6 Melvin Mora, R (1, 5) OBP: 0.222, SLG: 0.125 X	1-3 K		2-3 K		2-2 F8		2-0 F9			4	0	0	0	0	2	2											
10 Miguel Tejada, R (1, 6) OBP: 0.375, SLG: 0.375 X	1-1 G6-3			0-2 FC4-6 1B		0-1 G5-3		1-0 F8		4	0	1	0	0	0	0											
Rafael Palmeiro, L (1, 3) OBP: 0.500, SLG: 0.333 X		2-1 G5-3		2-2 FC4-6 31 S		4-2 K		1-2 G6-3		3	0	0	0	1	0	1											
Javy Lopez, R (1, 2) OBP: 0.500, SLG: 1.000 X		0-0 FC1-6 31 1B		1-1 F8		2-3 K		0-0 F9		4	0	1	0	0	1	2											
31 Jay Gibbons, L (1, 9) OBP: 0.250, SLG: 0.250 X		0-2 G1-6-3 1B		3-3 K		2-3 K		1-3 K		4	0	1	0	0	3	2											
B.J. Surhoff, L (1, 10) David Segui, S (7, PH) OBP: 0.400, SLG: 0.500 X		0-2 G1-6-3			0-3 K		2-3 K			2	0	0	0	0	1	2											
Larry Bigbie, L (1, 7) OBP: 0.143, SLG: 0.143 X			1-3 K		2-2 K		1-0 F8			3	1	1	0	0	1	0											
Luis Matos, R (1, 8) OBP: 0.429, SLG: 0.571 X			3-2 K		0-1 G3 1B		0-0 G5-3			3	0	2	1	0	0	0											
Inning Stats	R: 0 E: 0 K: 1 S: 9	H: 0 LOB: 0 BB: 0 P: 14	R: 0 E: 0 K: 0 S: 9	H: 2 LOB: 1 BB: 0 P: 11	R: 0 E: 0 K: 2 S: 16	H: 1 LOB: 1 BB: 0 P: 24	R: 0 E: 0 K: 1 S: 13	H: 1 LOB: 1 BB: 0 P: 19	R: 1 E: 0 K: 1 S: 16	H: 2 LOB: 1 BB: 0 P: 20	R: 0 E: 0 K: 2 S: 13	H: 0 LOB: 1 BB: 1 P: 21	R: 0 E: 0 K: 1 S: 5	H: 0 LOB: 0 BB: 0 P: 8	R: 0 E: 0 K: 0 S: 5	H: 0 LOB: 0 BB: 0 P: 11		R: 0 E: 0 K: 1 S: 7	H: 0 LOB: 0 BB: 0 P: 9	1B: 5 2B: 1 3B: 0 HR: 0	SF: 0 SAC: 0 DP: 1 HBP: 0	WP: 0 PB: 0 SB: 1 CS: 0	PA: 33				
PITCHER	IP	WLS	BF	H	R	ER	SO	BB	IBB	HBP	BLK	WP	HR	S	P	ERA	WHIP										
38 Curt Schilling, R (1, 1) ERA: 1.5	6.0	W	24	6	1	1	7	6	0	0	0	0	0	76	109	1.50	1.167										
Alan Embree, L (7, 1) ERA:	1.0	H	3	0	0	0	1	0	0	0	0	0	0	5	8	0.00	0.000										
50 Mike Timlin, R (8, 1) ERA: 16.2	1.0	H	3	0	0	0	0	0	0	0	0	0	0	5	11	0.00	0.000										
Keith Foulke, R (9, 1) ERA:	1.0	S	3	0	0	0	1	0	0	0	0	0	0	7	9	0.00	0.000										

Batter	1	2	3	4	5	6	7	8	9	AB	R	H	RBI	BB	SO	LOB	TOP	
18 Johnny Damon, L OBP: 0.400, SLG: 0.429	1-0 2B	1-0 1B		0-2 1B		3-2 1B 34 HR		0-1 1B		5	2	5	2	0	0	0	Boston Red Sox @ Baltimore Orioles Oriole Park at Camden Yards, Baltimore, MD Wed Apr 07 2004, 7:05 PM EDT Att: 28,373 - Sunny - 72 F	
Bill Mueller, S OBP: 0.400, SLG: 0.400	1-3 K	1-3 2B 34 BB		0-1 F7		0-0 1B 34 HR		0-0 P4		5	2	2	2	0	1	3		
34 David Ortiz, L OBP: 0.538, SLG: 0.625	1-0 P5	2-1 2B BB		4-0 BB		0-0 HR		4-0 HBP 1B BB		2	2	1	3	3	0	1		
Manny Ramirez, R OBP: 0.429, SLG: 0.417 Cesar Crespo, S (9, PR)	3-2 G4-3	3-1 1B 2B		2-3 K		3-1 G6-3		0-2 HBP 1B		5	1	2	2	0	1	3		
Kevin Millar, R OBP: 0.429, SLG: 0.692		0-1 2B			2-1 1B L6-3		0-0 F7		1-1 HBP	4	0	3	1	0	0	0		
Jason Varitek, S OBP: 0.357, SLG: 0.100		0-1 BB		3-1 F8		1-1 P3		3-2 P5		4	1	0	0	1	1	5		
Gabe Kapler, R OBP: 0.273, SLG: 0.273		0-1 G5-3	1-1 G4-3		0-1 L6-3		1-3 K		1-0 P2	5	0	0	0	0	1	6		
Mark Bellhorn, S OBP: 0.462, SLG: 0.333		4-0 1B 1B BB	0-3 K		0-2 P6		2-3 K		1-1 F8	4	1	0	0	1	2	3		
Pokey Reese, R OBP: 0.364, SLG: 0.222		0-1 1B 1B	2-3 K		2-2 G6-3		3-3 K			4	1	1	0	0	2	0		
Inning Stats	R: 0 E: 0 K: 1 S: 8	H: 1 LOB: 1 BB: 0 P: 14	R: 7 E: 0 K: 1 S: 21	H: 6 LOB: 1 BB: 3 P: 46	R: 0 E: 0 K: 2 S: 8	H: 0 LOB: 0 BB: 0 P: 11	R: 0 E: 0 K: 1 S: 8	H: 1 LOB: 1 BB: 1 P: 14	R: 0 E: 0 K: 0 S: 6	H: 0 LOB: 0 BB: 0 P: 8	R: 0 E: 0 K: 2 S: 9	H: 1 LOB: 1 BB: 0 P: 14	R: 0 E: 0 K: 0 S: 10	H: 1 LOB: 3 BB: 1 P: 20	1B: 10 2B: 4 3B: 0 HR: 1	SF: 0 SAC: 0 DP: 2 HBP: 1		WP: 0 PA: 44 PB: 0 SB: 1 CS: 0
PITCHER	IP WLS BF H R ER SO BB IBB HBP BLK WP HR S P ERA WHIP	IP WLS BF H R ER SO BB IBB HBP BLK WP HR S P ERA WHIP	IP WLS BF H R ER SO BB IBB HBP BLK WP HR S P ERA WHIP	IP WLS BF H R ER SO BB IBB HBP BLK WP HR S P ERA WHIP	IP WLS BF H R ER SO BB IBB HBP BLK WP HR S P ERA WHIP	IP WLS BF H R ER SO BB IBB HBP BLK WP HR S P ERA WHIP	IP WLS BF H R ER SO BB IBB HBP BLK WP HR S P ERA WHIP	IP WLS BF H R ER SO BB IBB HBP BLK WP HR S P ERA WHIP	IP WLS BF H R ER SO BB IBB HBP BLK WP HR S P ERA WHIP	IP WLS BF H R ER SO BB IBB HBP BLK WP HR S P ERA WHIP	IP WLS BF H R ER SO BB IBB HBP BLK WP HR S P ERA WHIP	IP WLS BF H R ER SO BB IBB HBP BLK WP HR S P ERA WHIP	IP WLS BF H R ER SO BB IBB HBP BLK WP HR S P ERA WHIP	IP WLS BF H R ER SO BB IBB HBP BLK WP HR S P ERA WHIP	IP WLS BF H R ER SO BB IBB HBP BLK WP HR S P ERA WHIP	IP WLS BF H R ER SO BB IBB HBP BLK WP HR S P ERA WHIP	IP WLS BF H R ER SO BB IBB HBP BLK WP HR S P ERA WHIP	
Kurt Ainsworth, R ERA: 37.8	1.2	14	7	7	7	1	3	0	0	0	0	0	0	0	0	0	37.80	6.000
Rick Bauer, R ERA: 8.23	4.1	17	5	3	3	4	1	0	0	0	0	0	1	45	69	6.23	1.385	
Buddy Groom, L ERA:	2.0	7	1	0	0	3	0	0	0	0	0	0	0	15	22	0.00	0.500	
Jorge Julio, R ERA:	1.0	6	1	0	0	0	1	0	1	0	0	0	0	10	20	0.00	2.000	

AB 38
R 10
H 14
RBI 10
BB 5
SO 8
LOB 21



Batter	1	2	3	4	5	6	7	8	9	AB	R	H	RBI	BB	SO	LOB	BOTTOM				
1 Brian Roberts, S Luis Lopez, S (9, FH)	1-3 K		2-2 G4-3		0-0 G4-3		1-2 F9		0-1 G4-6-3	4	0	0	0	0	1	0	Boston Red Sox @ Baltimore Orioles Oriole Park at Camden Yards, Baltimore, MD Wed Apr 07 2004, 7:05 PM EDT Att: 28,373 - Sunny - 72 F				
6 Melvin Mora, R OBP: 0.308, SLG: 0.250	3-2 1B 10 G6-4-3		2-0 1B 10 G4-3		2-2 G1-3		1-3 K			4	1	2	0	0	1	0					
10 Miguel Tejada, R OBP: 0.417, SLG: 0.417	1-1 G6-4-3		0-1 G4-3		1-2 1B	1-2 1B 31 1B	1-0 1B			4	1	2	0	0	0	2					
Rafael Palmeiro, L OBP: 0.500, SLG: 0.333		1-1 HBP 31 G3 1B	1-0 FC5-4 1B		0-0 F8	2-3 K				3	0	1	1	0	1	2					
Javy Lopez, R OBP: 0.583, SLG: 0.909 Keith Osik, R (9, 2)	0-2 1B 31 G3		0-1 FC5-4		2-0 F8 31 1B		4-1 BB 31 G3-6-3			3	0	2	0	1	0	1					
31 Jay Gibbons, L OBP: 0.333, SLG: 0.273	0-1 G3		4-2 BB G6-4-3		0-1 1B	1-2 1B	1-2 G3-6-3			3	0	1	1	1	0	3					
David Segui, S OBP: 0.222, SLG: 0.250	2-3 K		2-2 G6-4-3		1-2 F8	3-1 F8	1-1 G6-3			4	0	0	0	0	1	5					
Luis Matos, R OBP: 0.400, SLG: 0.444 Jose Bautista, R OBP: 1.000, SLG: 1.000 (9, PH)	4-2 BB		1-1 G6-3		1-0 F8		1-2 BB G4-6-3 1B			2	0	0	0	1	0	2					
Larry Bigbie, L OBP: 0.200, SLG: 0.500 Jack Cust, L (9, PH)	1-1 G3-1				2-3 K		0-0 HR		1-3 K	3	1	1	1	0	1	3					
Inning Stats	R: 0 E: 0 K: 1 S: 8	H: 1 LOB: 0 BB: 0 P: 13	R: 0 E: 0 K: 1 S: 15	H: 1 LOB: 3 BB: 1 P: 23	R: 1 E: 0 K: 0 S: 9	H: 2 LOB: 1 BB: 0 P: 14	R: 0 E: 0 K: 0 S: 9	H: 0 LOB: 0 BB: 1 P: 16	R: 0 E: 0 K: 1 S: 8	H: 0 LOB: 0 BB: 0 P: 12	R: 1 E: 0 K: 0 S: 10	H: 3 LOB: 1 BB: 0 P: 17	R: 1 E: 0 K: 2 S: 12	H: 2 LOB: 1 BB: 0 P: 17	R: 0 E: 0 K: 0 S: 6	H: 0 LOB: 0 BB: 1 P: 12		R: 0 E: 0 K: 1 S: 9	H: 1 LOB: 0 BB: 0 P: 11	1B: 9 2B: 0 3B: 0 HR: 1	SF: 0 SAC: 0 DP: 4 HBP: 1
PITCHER	IP WLS BF H R ER SO BB IBB HBP BLK WP HR S P ERA WHIP	IP WLS BF H R ER SO BB IBB HBP BLK WP HR S P ERA WHIP	IP WLS BF H R ER SO BB IBB HBP BLK WP HR S P ERA WHIP	IP WLS BF H R ER SO BB IBB HBP BLK WP HR S P ERA WHIP	IP WLS BF H R ER SO BB IBB HBP BLK WP HR S P ERA WHIP	IP WLS BF H R ER SO BB IBB HBP BLK WP HR S P ERA WHIP	IP WLS BF H R ER SO BB IBB HBP BLK WP HR S P ERA WHIP	IP WLS BF H R ER SO BB IBB HBP BLK WP HR S P ERA WHIP	IP WLS BF H R ER SO BB IBB HBP BLK WP HR S P ERA WHIP	IP WLS BF H R ER SO BB IBB HBP BLK WP HR S P ERA WHIP	IP WLS BF H R ER SO BB IBB HBP BLK WP HR S P ERA WHIP	IP WLS BF H R ER SO BB IBB HBP BLK WP HR S P ERA WHIP	IP WLS BF H R ER SO BB IBB HBP BLK WP HR S P ERA WHIP	IP WLS BF H R ER SO BB IBB HBP BLK WP HR S P ERA WHIP	IP WLS BF H R ER SO BB IBB HBP BLK WP HR S P ERA WHIP	IP WLS BF H R ER SO BB IBB HBP BLK WP HR S P ERA WHIP	IP WLS BF H R ER SO BB IBB HBP BLK WP HR S P ERA WHIP				
Derek Lowe, R ERA: 3.0	6.0	26	7	2	2	3	2	0	0	0	0	0	0	0	0	0	3.00	1.500			
Bobby Jones, L ERA: 4.5	2.0	8	2	1	1	2	1	0	0	0	0	1	18	29	4.50	1.500					
Ramiro Mendoza, R ERA:	1.0	3	1	0	0	1	0	0	0	0	0	0	9	11	0.00	1.000					

AB 33
R 3
H 10
RBI 3
BB 3
SO 6
LOB 20



Batter	1	2	3	4	5	6	7	8	9	AB	R	H	RBI	BB	SO	LOB	TOP				
3 Reed Johnson, R OBP: 0.353, SLG: 0.429										5	1	1	3	0	1	2					
Frank Catalanotto, L OBP: 0.353, SLG: 0.568										5	0	3	1	0	0	2					
10 Vernon Wells, R OBP: 0.353, SLG: 0.500										5	0	1	1	0	1	3					
Carlos Delgado, L OBP: 0.294, SLG: 0.600										5	1	2	1	0	0	1					
Josh Phelps, R OBP: 0.333, SLG: 0.231										3	1	1	0	1	1	0					
Eric Hinske, L OBP: 0.353, SLG: 0.286										4	3	2	0	1	0	3					
Orlando Hudson, S OBP: 0.313, SLG: 0.286										3	2	1	1	2	1	3					
Chris Woodward, R OBP: 0.214, SLG: 0.308										3	0	0	0	0	0	4					
Simon Pond, L (8, PH)										1	0	0	0	0	1	1					
Chris Gomez, R (8, 6)										0	1	0	0	1	0	0					
Kevin Cash, R OBP: 0.267, SLG: 0.400										5	1	3	3	0	1	3					
Inning Stats	R: 0 E: 0 K: 1 S: 7	H: 1 LOB: 1 BB: 0 P: 10	R: 2 E: 0 K: 1 S: 18	H: 2 LOB: 2 BB: 2 P: 31	R: 0 E: 0 K: 1 S: 8	H: 0 LOB: 1 BB: 0 P: 15	R: 2 E: 0 K: 0 S: 9	H: 3 LOB: 2 BB: 1 P: 14	R: 0 E: 0 K: 1 S: 11	H: 0 LOB: 0 BB: 0 P: 16	R: 0 E: 0 K: 0 S: 6	H: 0 LOB: 0 BB: 0 P: 10	R: 3 E: 0 K: 2 S: 25	H: 4 LOB: 2 BB: 0 P: 37	R: 3 E: 0 K: 0 S: 13	H: 2 LOB: 1 BB: 2 P: 26	1B: 7 2B: 6 3B: 1 HR: 1	SF: 0 SAC: 0 DP: 1 HBP: 2	WP: 1 PB: 0 SB: 0 CS: 1	PA: 46	
PITCHER	IP	WLS	BF	H	R	ER	SO	BB	IBB	HBP	BLK	WP	HR	S	P	ERA	WHIP				
Bronson Arroyo, R ERA: 6.0	(1, 1)	6.0		28	8	4	4	4	3	0	1	0	0	0	60	97	6.00	1.833			
Mark Mataska, L ERA:	(7, 1)	1.0	H	3	0	0	0	0	0	0	0	0	0	6	10	0.00	0.000				
50 Mike Timlin, R ERA: 16.2	(8, 1)	1.0	L	8	4	3	3	2	0	0	1	0	0	25	37	27.00	4.000				
Alan Embree, L ERA: 6.75	(9, 1)	0.1		3	1	2	2	0	1	0	0	0	1	6	12	54.00	6.000				
Dave McCarty, L ERA: 13.5	(9, 1)	0.2		4	1	1	1	0	1	0	0	0	1	7	14	13.50	3.000				

Toronto Blue Jays @ Boston Red Sox
Fenway Park, Boston, MA
Fri Apr 09 2004, 3:05 PM EDT
Att: 34,337 - Cloudy - 52 F

AB 39
R 10
H 14
RBI 10
BB 5
SO 6
LOB 22



Batter	1	2	3	4	5	6	7	8	9	AB	R	H	RBI	BB	SO	LOB	BOTTOM			
18 Johnny Damon, L OBP: 0.348, SLG: 0.364										2	0	1	1	0	0	0				
Gabe Kapler, R OBP: 0.214, SLG: 0.214										2	0	0	0	0	0	2				
Bill Mueller, S OBP: 0.240, SLG: 0.240										4	0	0	0	0	0	1				
Ellis Burks, R OBP: 0.125, SLG: 0.267										4	0	0	0	0	3	0				
Manny Ramirez, R OBP: 0.391, SLG: 0.400										4	1	1	0	0	0	0				
34 David Ortiz, L OBP: 0.500, SLG: 0.571										3	1	1	1	1	0	0				
Kevin Millar, R OBP: 0.333, SLG: 0.455										4	0	0	0	0	0	2				
Jason Varitek, S OBP: 0.476, SLG: 0.467										3	2	2	1	1	1	0				
Mark Bellhorn, S OBP: 0.391, SLG: 0.188										3	1	0	0	1	0	1				
Pokey Reese, R OBP: 0.313, SLG: 0.286										3	0	1	2	0	1	1				
Brian Daubach, L (9, PH)										1	0	0	0	0	0	0				
Inning Stats	R: 0 E: 0 K: 1 S: 7	H: 0 LOB: 0 BB: 0 P: 13	R: 0 E: 0 K: 0 S: 8	H: 0 LOB: 0 BB: 0 P: 12	R: 1 E: 0 K: 0 S: 13	H: 2 LOB: 1 BB: 0 P: 21	R: 3 E: 0 K: 1 S: 11	H: 3 LOB: 2 BB: 2 P: 22	R: 0 E: 0 K: 0 S: 9	H: 0 LOB: 0 BB: 0 P: 12	R: 1 E: 0 K: 0 S: 7	H: 1 LOB: 0 BB: 0 P: 14	R: 0 E: 0 K: 1 S: 10	H: 0 LOB: 1 BB: 1 P: 16	R: 0 E: 0 K: 1 S: 9	H: 0 LOB: 0 BB: 0 P: 15	1B: 2 2B: 3 3B: 0 HR: 1	SF: 0 SAC: 0 DP: 0 HBP: 0	WP: 0 PB: 0 SB: 0 CS: 0	PA: 36
PITCHER	IP	WLS	BF	H	R	ER	SO	BB	IBB	HBP	BLK	WP	HR	S	P	ERA	WHIP			
Ted Lilly, L ERA: 6.75	(1, 1)	5.1		23	5	4	4	3	2	0	0	0	0	49	82	6.75	1.312			
Justin Speier, R ERA: 2.25	(6, 1)	1.2	W	6	1	1	1	1	0	0	0	0	1	13	23	5.40	0.600			
Terry Adams, R ERA: 3.0	(8, 1)	0.2	H	3	0	0	0	0	1	0	0	0	0	7	13	0.00	1.500			
Aquilino Lopez, R ERA:	(8, 1)	0.1	H	1	0	0	0	0	0	0	0	0	0	3	3	0.00	0.000			
Kerry Ligtenberg, R ERA:	(9, 1)	1.0		3	0	0	0	1	0	0	0	0	0	9	15	0.00	0.000			

Toronto Blue Jays @ Boston Red Sox
Fenway Park, Boston, MA
Fri Apr 09 2004, 3:05 PM EDT
Att: 34,337 - Cloudy - 52 F

AB 33
R 5
H 6
RBI 5
BB 3
SO 5
LOB 7



Batter	1	2	3	4	5	6	7	8	9	AB	R	H	RBI	BB	SO	LOB	TOP				
3 Reed Johnson, R OBP: 0.381, SLG: 0.412	1-2 P3		3-2 HBP		1-2 FC6-4			2-2 FC6-4 10 1B		3	0	1	0	0	0	1					
Frank Catalanotto, L OBP: 0.333, SLG: 0.504	1-0 1B		2-3 K			0-0 G4-3		2-3 K		4	0	1	0	0	2	2					
10 Vernon Wells, R OBP: 0.286, SLG: 0.400	0-1 F8		0-0 G5-3			1-1 F8		1-0 FC6-4 1-2f		4	0	0	0	0	0	3					
Carlos Delgado, L OBP: 0.286, SLG: 0.500	1-2 F7			4-2 G6-4-3 BB		2-1 G4-3			0-0 F9	3	0	0	0	1	0	1					
Josh Phelps, R OBP: 0.316, SLG: 0.235 Dave Berg, R (9, PR)		0-0 F9		3-2 P4			0-0 F8		1-1 F9 G3 1B	4	0	1	0	0	0	1					
Eric Hinske, L OBP: 0.333, SLG: 0.278	1-0 1B		0-0 G6-4-3 1-2f			0-1 F8			0-0 G3 1-2	4	0	1	0	0	0	2					
Orlando Hudson, S OBP: 0.300, SLG: 0.444		2-3 K			0-0 F8		2-1 HR		2-1 F7	4	1	1	1	0	1	3					
Chris Woodward, R OBP: 0.176, SLG: 0.250		0-3 SAFE K			1-3 K		0-1 F9			3	0	0	0	0	2	1					
Kevin Cash, R OBP: 0.278, SLG: 0.353			1-3 K		4-2 FC6-4 BB			1-3 K		2	0	0	0	1	2	0					
Inning Stats	R: 0 E: 0 K: 0 S: 10	H: 1 LOB: 1 BB: 0 P: 13	R: 0 E: 0 K: 2 S: 10	H: 1 LOB: 1 BB: 0 P: 13	R: 0 E: 0 K: 2 S: 12	H: 0 LOB: 0 BB: 1 P: 18	R: 0 E: 0 K: 0 S: 6	H: 0 LOB: 0 BB: 1 P: 13	R: 0 E: 0 K: 1 S: 9	H: 0 LOB: 1 BB: 1 P: 15	R: 1 E: 0 K: 0 S: 7	H: 1 LOB: 0 BB: 0 P: 9	R: 0 E: 0 K: 2 S: 13	H: 1 LOB: 1 BB: 0 P: 19	R: 0 E: 0 K: 0 S: 6	H: 1 LOB: 2 BB: 0 P: 9	1B: 4 2B: 0 3B: 0 HR: 1	SF: 0 SAC: 0 DP: 1 HBP: 1	WP: 0 PB: 0 SB: 0 CS: 0	PA: 34	
PITCHER	IP	WLS	BF	H	R	ER	SO	BB	IBB	HBP	BLK	WP	HR	S	P	ERA	WHIP				
Pedro Martinez, R ERA: 1.98	(1, 1)	7.2	W	29	4	1	1	7	2	0	1	0	0	71	106	1.17	0.783				
Keith Foulke, R ERA:	(8, 1)	1.1	S	5	1	0	0	0	0	0	0	0	0	7	11	0.00	0.750				

Toronto Blue Jays @ Boston Red Sox
Fenway Park, Boston, MA
Sat Apr 10 2004, 7:05 PM EDT
Att: 35,305 - Cloudy - 55 F

AB 31
R 1
H 5
RBI 1
BB 2
SO 7
LOB 14



Batter	1	2	3	4	5	6	7	8	9	AB	R	H	RBI	BB	SO	LOB	BOTTOM				
Cesar Crespo, S OBP: 0.286, SLG: 0.286	0-3 K		0-1 G5-3 1-2			0-2 FC3-6 1B	2-1 G6-4-3 1B			4	0	2	0	0	1	1					
Bill Mueller, S OBP: 0.241, SLG: 0.214	1-2 F7		4-1 BB			2-1 FC3-6 34 HR 1-2f	1-1 G6-4-3 1-2f			3	1	0	0	1	0	2					
34 David Ortiz, L OBP: 0.458, SLG: 0.667	1-0 G4-3		1-3 K			1-2 HR		1-3 K		4	1	1	2	0	2	2					
Manny Ramirez, R OBP: 0.444, SLG: 0.583		0-1 G1-3 1B		1-1 F9		0-0 BB 1B		0-0 HR		4	1	3	1	0	0	0					
Kevin Millar, R OBP: 0.286, SLG: 0.385		1-3 K		2-3 K		3-1 F8		0-1 P2		4	0	0	0	0	2	2					
Jason Varitek, S OBP: 0.480, SLG: 0.412		1-1 G1-3 1-2		1-3 K		4-1 BB		4-2 1B BB		2	0	0	0	2	1	1					
Gabe Kapler, R OBP: 0.222, SLG: 0.222		0-1 P5			3-2 G4-3	2-3 K		1-1 1B		4	0	1	0	0	1	3					
Mark Bellhorn, S OBP: 0.370, SLG: 0.350			1-2 F8		3-3 K		0-0 HR	1-3 K		4	1	1	1	0	2	2					
Pokey Reese, R OBP: 0.316, SLG: 0.294			1-1 G5-3 1B		2-1 F8	2-2 F9				3	0	1	0	0	0	0					
Inning Stats	R: 0 E: 0 K: 1 S: 7	H: 0 LOB: 0 BB: 0 P: 9	R: 0 E: 0 K: 1 S: 9	H: 1 LOB: 1 BB: 0 P: 11	R: 0 E: 0 K: 1 S: 11	H: 1 LOB: 2 BB: 1 P: 18	R: 0 E: 0 K: 2 S: 9	H: 0 LOB: 0 BB: 0 P: 13	R: 0 E: 0 K: 1 S: 8	H: 0 LOB: 0 BB: 0 P: 16	R: 2 E: 0 K: 1 S: 17	H: 3 LOB: 2 BB: 1 P: 29	R: 1 E: 0 K: 0 S: 9	H: 2 LOB: 0 BB: 0 P: 14	R: 1 E: 0 K: 2 S: 13	H: 2 LOB: 2 BB: 1 P: 20	1B: 6 2B: 0 3B: 0 HR: 3	SF: 0 SAC: 0 DP: 1 HBP: 0	WP: 0 PB: 0 SB: 0 CS: 0	PA: 35	
PITCHER	IP	WLS	BF	H	R	ER	SO	BB	IBB	HBP	BLK	WP	HR	S	P	ERA	WHIP				
32 Roy Halladay, R ERA: 5.93	(1, 1)	7.0	L	29	7	3	3	7	2	0	0	0	0	0	110	3.86	1.286				
Valerio De Los Santos, L ERA:	(8, 1)	0.1		1	0	0	0	1	0	0	0	0	0	3	4	0.00	0.000				
Aquilino Lopez, R ERA: 4.5	(8, 1)	0.2		5	2	1	1	1	1	0	0	0	0	1	10	13.50	4.500				

Toronto Blue Jays @ Boston Red Sox
Fenway Park, Boston, MA
Sat Apr 10 2004, 7:05 PM EDT
Att: 35,305 - Cloudy - 55 F

AB 32
R 4
H 9
RBI 4
BB 3
SO 9
LOB 13



Batter	1	2	3	4	5	6	7	8	9	10	11	12	AB	R	H	RBI	BB	SO	LOB	TOP						
3 Reed Johnson, R OBP: 0.296, SLG: 0.304	F9		K		F9				F8		FC1-6 10 FC4-6		6	0	0	0	0	2	4							
Frank Catalanotto, L OBP: 0.333, SLG: 0.481	1B		G6-3		F8					BB 1B	K		6	0	2	0	0	1	2							
10 Vernon Wells, R OBP: 0.296, SLG: 0.423	1B			2B		F8		P3		F9	FC4-6		6	1	2	0	0	0	3							
Carlos Delgado, L OBP: 0.259, SLG: 0.391	K			2B G3 HBP		F8		F9		K		G6-3	5	1	0	0	0	2	3							
Josh Phelps, R OBP: 0.360, SLG: 0.318	K			G3 2B				G5-3		BB BB		G4-3	5	1	2	1	1	1	2							
Eric Hinske, L OBP: 0.353, SLG: 0.391		P5		G3				HR 1B		P4		F8	5	1	1	3	1	0	1							
Greg Myers, L OBP: 0.260, SLG: 0.400	G3			K				E6		1B BB	G1-3		3	0	0	0	0	1	1							
Kevin Cash, R OBP: 0.300, SLG: 0.333													1	0	0	0	1	0	3							
Orlando Hudson, S OBP: 0.280, SLG: 0.364	G4-3			K				K					4	0	0	0	1	3	3							
Chris Gomez, R OBP: 0.500, SLG: 0.250			K					K			FC1-6 BB		4	0	1	0	1	3	0							
Inning Stats	R: 0 E: 0 K: 2 S: 13	H: 2 LOB: 2 BB: 0 P: 20	R: 0 E: 0 K: 1 S: 5	H: 0 LOB: 0 BB: 0 P: 5	R: 0 E: 0 K: 1 S: 13	H: 0 LOB: 0 BB: 0 P: 19	R: 2 E: 0 K: 2 S: 11	H: 2 LOB: 1 BB: 0 P: 16	R: 0 E: 0 K: 1 S: 6	H: 0 LOB: 0 BB: 0 P: 7	R: 2 E: 1 K: 1 S: 16	H: 0 LOB: 0 BB: 0 P: 22	R: 0 E: 0 K: 2 S: 9	H: 0 LOB: 0 BB: 0 P: 11	R: 0 E: 0 K: 1 S: 13	H: 1 LOB: 2 BB: 1 P: 19	R: 0 E: 0 K: 1 S: 14	H: 1 LOB: 3 BB: 2 P: 27	R: 0 E: 0 K: 1 S: 10	H: 0 LOB: 2 BB: 2 P: 23	R: 0 E: 0 K: 0 S: 9	H: 0 LOB: 0 BB: 0 P: 17	1B: 5 2B: 2 3B: 0 HR: 1	SF: 0 SAC: 0 DP: 0 HBP: 1	WP: 0 PB: 0 SB: 0 CS: 0	PA: 51
PITCHER	IP WLS BF H R ER SO BB IBB HBP BLK WP HR S P ERA WHIP	PITCHER												IP WLS BF H R ER SO BB IBB HBP BLK WP HR S P ERA WHIP												
38 Curt Schilling, R ERA: 3.21	8.0	32	6	4	4	10	0	0	0	0	0	11	17	0.00	3.000											
Alan Embree, L ERA: 5.4	0.2	4	1	0	0	1	1	0	0	0	0	0	0	0	0	0										
Keith Foulke, R ERA: 5.4	1.1	7	1	0	0	1	2	0	0	0	0	0	0	16	29	0.00	2.250									
Bobby Jones, L ERA: 5.4	0.0	2	0	0	0	0	2	0	0	0	0	0	0	8	∞	∞										
Mark Malaska, L ERA: 5.4	2.0	W	6	0	0	0	1	0	0	0	0	0	0	19	32	0.00	0.000									

Toronto Blue Jays @ Boston Red Sox
Fenway Park, Boston, MA
Sun Apr 11 2004, 2:05 PM EDT
Att. 34,286 - Overcast - 43 F

AB 45
R 4
H 8
RBI 4
BB 5
SO 13
LOB 22



Batter	1	2	3	4	5	6	7	8	9	10	11	12	AB	R	H	RBI	BB	SO	LOB	BOTTOM						
Mark Bellhorn, S OBP: 0.424, SLG: 0.348	2B BB	G4-3						1B BB			G6-3		3	2	1	1	3	0	0							
Bill Mueller, S OBP: 0.229, SLG: 0.182	L6		G3-1		G4-3			P4		K		34 HR BB	5	1	0	0	1	1	4							
34 David Ortiz, L OBP: 0.467, SLG: 0.739	2B SF9 BB		K			G4-3		1B 1B		F8		HR	5	2	2	2	1	1	1							
Manny Ramirez, R OBP: 0.469, SLG: 0.621	SF9 2B		F9			G6-3		1B 1B			G4-6-3 1B		5	0	3	1	0	0	0							
Kevin Millar, R OBP: 0.303, SLG: 0.400	SF9			L5		F8		1B			G4-6-3 1B		4	0	2	2	0	0	0							
Jason Varitek, S OBP: 0.453, SLG: 0.333	BB		G1-3				F8	K			G4-6-3		4	0	0	0	1	1	5							
Gabe Kapler, R OBP: 0.217, SLG: 0.217	K		G5-3				1B	K			P5		5	0	1	0	0	2	6							
Cesar Crespo, S OBP: 0.250, SLG: 0.333		G4-3				K		F8		1B 2B		K	5	1	1	0	0	2	1							
Pokee Reese, R OBP: 0.296, SLG: 0.263					G6-3			P4				P6	2	0	0	0	0	1	0							
Dave McCarty, R ERA: 3.38													3	0	0	0	0	1	2							
Inning Stats	R: 2 E: 0 K: 1 S: 11	H: 1 LOB: 2 BB: 3 P: 26	R: 0 E: 0 K: 1 S: 8	H: 0 LOB: 0 BB: 0 P: 11	R: 0 E: 0 K: 1 S: 14	H: 0 LOB: 0 BB: 0 P: 14	R: 0 E: 0 K: 0 S: 6	H: 0 LOB: 0 BB: 0 P: 9	R: 0 E: 0 K: 1 S: 5	H: 0 LOB: 1 BB: 1 P: 11	R: 0 E: 0 K: 0 S: 10	H: 1 LOB: 0 BB: 0 P: 15	R: 1 E: 0 K: 2 S: 12	H: 3 LOB: 3 BB: 1 P: 31	R: 1 E: 0 K: 2 S: 12	H: 2 LOB: 1 BB: 0 P: 20	R: 0 E: 0 K: 0 S: 10	H: 2 LOB: 1 BB: 0 P: 13	R: 0 E: 0 K: 1 S: 7	H: 0 LOB: 0 BB: 0 P: 12	R: 2 E: 0 K: 0 S: 4	H: 1 LOB: 0 BB: 1 P: 10	1B: 7 2B: 2 3B: 0 HR: 1	SF: 1 SAC: 0 DP: 1 HBP: 0	WP: 0 PB: 0 SB: 1 CS: 0	PA: 48
PITCHER	IP WLS BF H R ER SO BB IBB HBP BLK WP HR S P ERA WHIP	PITCHER												IP WLS BF H R ER SO BB IBB HBP BLK WP HR S P ERA WHIP												
Miguel Batista, R ERA: 5.25	7.0	27	2	2	2	4	4	0	0	0	0	0	59	101	2.57	0.857										
Terry Adams, R ERA: 5.4	0.1	H	2	0	1	0	1	0	0	0	0	0	6	11	27.00	3.000										
Valerio De Los Santos, L ERA: 5.4	0.0	1	1	0	0	0	0	0	0	0	0	0	2	4	∞	∞										
Justin Speier, R ERA: 1.90	0.2	H	4	2	0	0	2	0	0	0	0	0	9	16	0.00	3.000										
Kerry Ligtenberg, R ERA: 3.38	0.2	B	4	2	1	1	2	0	0	0	0	0	0	11	17	13.50	3.000									
Jason Kershner, L ERA: 27.0	0.1	L	1	0	0	0	0	0	0	0	0	0	0	0	0	0	0	0	0							
Aquino Lopez, R ERA: 6.75	2.0	L	9	3	2	2	1	1	0	0	0	0	0	1	21	35	9.00	2.000								

Toronto Blue Jays @ Boston Red Sox
Fenway Park, Boston, MA
Sun Apr 11 2004, 2:05 PM EDT
Att. 34,286 - Overcast - 43 F

AB 41
R 6
H 10
RBI 6
BB 6
SO 9
LOB 19



Batter	1	2	3	4	5	6	7	8	9	10	11	AB	R	H	RBI	BB	SO	LOB	TOP
1 Brian Roberts, S OBP: 0.333, SLG: 0.303												6	1	2	2	1	2	2	
6 Melvin Mora, R OBP: 0.410, SLG: 0.486												5	0	2	1	1	0	1	
10 Miguel Tejada, R OBP: 0.389, SLG: 0.371												5	1	1	1	2	0	5	
Rafael Palmeiro, L OBP: 0.378, SLG: 0.300												6	1	1	0	0	1	5	
Javy Lopez, R OBP: 0.568, SLG: 0.813												6	1	1	0	0	1	3	
31 Jay Gibbons, L OBP: 0.389, SLG: 0.333												4	3	2	1	2	0	1	
David Segui, S OBP: 0.375, SLG: 0.524												4	1	3	3	1	0	1	
16 Tim Raines, S (9, PR)												0	1	0	0	1	0	0	
Luis Matos, R OBP: 0.286, SLG: 0.172												5	3	0	1	1	2	6	
Larry Bigbie, L OBP: 0.229, SLG: 0.412												6	0	2	2	0	0	4	

Batter	1	2	3	4	5	6	7	8	9	AB	R	H	RBI	BB	SO	LOB	TOP										
Kenny Lofton, L OBP: 0.310, SLG: 0.250 (1, 8)	G6-3		G5-3		G4-3		FC3-6		G1-3	5	0	0	0	0	0	4	New York Yankees @ Boston Red Sox Fenway Park, Boston, MA Fri Apr 16 2004, 8:05 PM EDT Att: 35,163 - Sunny - 43 F										
2 Derek Jeter, R OBP: 0.311, SLG: 0.317 (1, 6)	F8			25 BB 1B		G5-3		G4-3	F8	5	0	1	0	0	0	1											
13 Alex Rodriguez, R OBP: 0.286, SLG: 0.351 (1, 5)	G6-3			K		E6 25 BB CS		L5		4	0	0	0	0	1	1											
25 Jason Giambi, L OBP: 0.525, SLG: 0.560 (1, 3)		F9		G6-4-3 BB		CS BB		E7 20 WP WP		2	0	0	0	2	0	0											
Gary Sheffield, R OBP: 0.366, SLG: 0.457 (1, 9)	F7			G6-4-3 BB		K		20 WP BB		3	0	0	0	1	1	4											
20 Jorge Posada, S OBP: 0.342, SLG: 0.719 (1, 2)	HR									3	1	1	1	1	0	0											
55 Hideki Matsui, L OBP: 0.293, SLG: 0.314 (1, 7)	G1-3									3	1	1	0	1	1	3											
Bernie Williams, S OBP: 0.355, SLG: 0.200 (1, 10)										3	0	1	1	1	1	0											
Enrique Wilson, S OBP: 0.188, SLG: 0.138 (7, PH)										2	0	0	0	0	0	1											
Tony Clark, S OBP: 0.286, SLG: 0.667 (7, 4)										1	0	0	0	0	1	2											
Miguel Cairo, R (7, 4)										0	0	0	0	0	0	0											
Inning Stats	R: 0 H: 0 E: 0 K: 0 S: 7	H: 0 R: 0 ER: 0 LOB: 0 P: 8	R: 1 H: 1 E: 0 K: 0 S: 10	H: 1 R: 0 ER: 0 LOB: 0 P: 15	R: 0 H: 0 E: 0 K: 1 S: 5	H: 0 R: 0 ER: 0 LOB: 0 P: 7	R: 0 H: 1 E: 0 K: 1 S: 9	H: 1 R: 0 ER: 0 LOB: 1 P: 15	R: 1 H: 2 E: 0 K: 0 S: 13	H: 2 R: 0 ER: 0 LOB: 1 P: 20	R: 0 H: 0 E: 1 K: 1 S: 9	H: 0 R: 0 ER: 0 LOB: 1 P: 17	R: 0 H: 0 E: 0 K: 1 S: 11	H: 0 R: 0 ER: 0 LOB: 2 P: 24	R: 0 H: 0 E: 1 K: 1 S: 16	H: 0 R: 0 ER: 0 LOB: 3 P: 29	R: 0 H: 0 E: 0 K: 0 S: 7	H: 0 R: 0 ER: 0 LOB: 1 P: 11	1B: 3 2B: 0 3B: 0 HR: 1	SF: 0 SAC: 0 DP: 1 HBP: 1	WP: 2 PB: 1 SB: 0 CS: 2	PA: 38					
PITCHER	IP	WLS	BF	H	R	ER	SO	BB	IBB	HBP	BLK	WP	HR	S	P	ERA	WHIP										
49 Tim Wakefield, R ERA: 2.19	7.0	W	28	4	2	1	4	4	0	0	0	0	1	64	106	1.29	1.143										
Scott Williamson, R ERA: 0.00	0.2		5	0	0	0	0	2	0	0	0	2	0	13	26	0.00	3.000										
Alan Embree, L ERA: 3.86	0.1	H	1	0	0	0	1	0	0	0	0	0	0	3	3	0.00	0.000										
Keith Foulke, R ERA: 0.00	1.0		4	0	0	0	0	0	0	1	0	0	0	7	11	0.00	0.000										

AB	31
R	2
H	4
RBI	2
BB	6
SO	5
LOB	16



Batter	1	2	3	4	5	6	7	8	9	AB	R	H	RBI	BB	SO	LOB	BOTTOM										
18 Johnny Damon, L OBP: 0.364, SLG: 0.333 (1, 8)	E3 HR	F7		G3-1		F7				4	1	0	0	0	0	2	New York Yankees @ Boston Red Sox Fenway Park, Boston, MA Fri Apr 16 2004, 8:05 PM EDT Att: 35,163 - Sunny - 43 F										
Bill Mueller, S OBP: 0.289, SLG: 0.381 (1, 5)	HR	G1-6-3 1B			34 CS 1B		G4-6-3 BB			3	1	3	2	1	0	0											
34 David Ortiz, L OBP: 0.375, SLG: 0.545 (1, 3)	K	G1-6-3			K		F7			4	0	0	0	0	2	3											
Manny Ramirez, R OBP: 0.452, SLG: 0.632 (1, 7)	HR				G6-3		G4-6-3			4	1	1	1	0	1	1											
Kevin Millar, R OBP: 0.302, SLG: 0.385 Gabe Kapler, R OBP: 0.214, SLG: 0.214 (9, 9)	FC6-4 1B				K		L5		G6-3	4	0	1	0	0	1	0											
Ellis Burks, R OBP: 0.200, SLG: 0.278 (1, 10)	FC6-4 BB E				K					0	0	0	0	0	0	0											
Mark Bellhorn, S OBP: 0.476, SLG: 0.357 (1, 4)	E BB				F9		2B FC6-2 1B			2	0	1	0	2	0	0											
Doug Mirabeli, R OBP: 0.500, SLG: 1.200 (1, 2)	E6				HR		FC6-2 2B		G4-6-3 BB	3	1	2	2	1	0	1											
Pokey Reese, R OBP: 0.250, SLG: 0.231 (1, 6)	F8				P4		FC6-2		G4-6-3	4	0	0	0	0	0	7											
Inning Stats	R: 4 H: 3 E: 2 K: 1 S: 24	H: 3 R: 0 ER: 0 LOB: 1 P: 36	R: 0 H: 1 E: 0 K: 0 S: 5	H: 1 R: 0 ER: 0 LOB: 0 P: 9	R: 0 H: 0 E: 0 K: 3 S: 10	H: 0 R: 0 ER: 0 LOB: 0 P: 15	R: 1 H: 1 E: 0 K: 0 S: 9	H: 1 R: 0 ER: 0 LOB: 0 P: 11	R: 0 H: 3 E: 0 K: 0 S: 12	H: 3 R: 0 ER: 0 LOB: 2 P: 21	R: 0 H: 0 E: 0 K: 0 S: 6	H: 0 R: 0 ER: 0 LOB: 1 P: 12	R: 0 H: 0 E: 0 K: 0 S: 7	H: 0 R: 0 ER: 0 LOB: 2 P: 20	R: 0 H: 0 E: 0 K: 0 S: 7	H: 0 R: 0 ER: 0 LOB: 3 P: 20	1B: 5 2B: 2 3B: 0 HR: 3	SF: 0 SAC: 0 DP: 4 HBP: 0	WP: 0 PB: 0 SB: 0 CS: 1	PA: 36							
PITCHER	IP	WLS	BF	H	R	ER	SO	BB	IBB	HBP	BLK	WP	HR	S	P	ERA	WHIP										
Javier Vazquez, R ERA: 3.38	5.1	L	26	9	6	4	5	1	0	0	0	0	0	4	4	6.75	1.875										
Paul Quantrill, R ERA: 3.99	0.1		1	0	0	0	0	0	0	0	0	0	0	4	4	0.00	0.000										
Gabe White, L ERA: 2.7	0.2		3	0	0	0	0	1	0	0	0	0	0	4	10	0.00	1.500										
43 Jorge De Paula, R ERA: 5.0	1.0		5	0	0	0	0	3	0	0	0	0	0	7	20	0.00	3.000										
Donovan Osborne, L ERA: 0.00	0.2		1	0	0	0	0	0	0	0	0	0	0	3	4	0.00	0.000										

AB	31
R	6
H	9
RBI	5
BB	5
SO	5
LOB	15



Batter	1	2	3	4	5	6	7	8	9	AB	R	H	RBI	BB	SO	LOB	TOP				
2 Derek Jeter, R OBP: 0.300, SLG: 0.304										5	0	1	1	0	3	1	New York Yankees @ Boston Red Sox Fenway Park, Boston, MA Sat Apr 17 2004, 1:20 PM EDT Att: 35,023 - Cloudy - 51 F				
Bernie Williams, S OBP: 0.361, SLG: 0.241										4	0	1	0	1	1						
13 Alex Rodriguez, R OBP: 0.261, SLG: 0.317										4	0	0	0	0	2	3					
25 Jason Giambi, L OBP: 0.500, SLG: 0.500										3	0	0	0	1	1	0					
Gary Sheffield, R OBP: 0.356, SLG: 0.421										3	0	0	0	1	0	1					
55 Hideki Matsui, L OBP: 0.333, SLG: 0.342										3	0	2	0	1	0	0					
20 Jorge Posada, S OBP: 0.357, SLG: 0.714										3	0	1	0	1	0	2					
Tony Clark, S OBP: 0.273, SLG: 0.800										4	1	1	1	0	2	5					
Enrique Wilson, S OBP: 0.200, SLG: 0.156										3	0	1	0	0	0	0					
Ruben Sierra, S OBP: 0.111, SLG: 0.111										1	1	1	0	0	0	0					
Inning Stats	R: 0 E: 0 K: 2 S: 9	H: 0 LOB: 0 BB: 0 P: 11	R: 0 E: 0 K: 1 S: 13	H: 1 LOB: 2 BB: 1 P: 21	R: 0 E: 0 K: 1 S: 10	H: 1 LOB: 1 BB: 0 P: 14	R: 0 E: 0 K: 1 S: 14	H: 1 LOB: 1 BB: 1 P: 23	R: 1 E: 0 K: 1 S: 9	H: 1 LOB: 0 BB: 2 P: 13	R: 0 E: 0 K: 1 S: 17	H: 1 LOB: 1 BB: 1 P: 26	R: 0 E: 0 K: 0 S: 6	H: 0 LOB: 0 BB: 0 P: 8	R: 1 E: 0 K: 1 S: 14	H: 2 LOB: 1 BB: 0 P: 23	1B: 5 2B: 2 3B: 0 HR: 1	SF: 0 SAC: 0 DP: 2 HBP: 0	WP: 0 PB: 0 SB: 0 CS: 0	PA: 38	
PITCHER	IP	WLS	BF	H	R	ER	SO	BB	IBB	HBP	BLK	WP	HR	S	P	ERA	WHIP				
38 Curt Schilling, R ERA: 2.66	6.1	W	28	6	1	1	8	4	0	0	0	0	1	82	121	1.42	1.579				
50 Mike Timlin, R ERA: 9.53	1.2	H	5	0	0	0	0	1	0	0	0	0	0	9	18	0.00	0.600				
Keith Foulke, R ERA: 1.0	1.0		5	2	1	1	1	0	0	0	0	0	0	14	23	9.00	2.000				


Batter	1	2	3	4	5	6	7	8	9	AB	R	H	RBI	BB	SO	LOB	BOTTOM				
18 Johnny Damon, L OBP: 0.395, SLG: 0.382										4	0	2	2	1	2	0	New York Yankees @ Boston Red Sox Fenway Park, Boston, MA Sat Apr 17 2004, 1:20 PM EDT Att: 35,023 - Cloudy - 51 F				
Bill Mueller, S OBP: 0.300, SLG: 0.370										4	0	1	1	0	1	2					
34 David Ortiz, L OBP: 0.364, SLG: 0.514										4	0	1	0	0	1	5					
Manny Ramirez, R OBP: 0.457, SLG: 0.690										4	1	2	1	0	0	1					
Kevin Millar, R OBP: 0.298, SLG: 0.357										3	1	0	0	1	0	1					
Dave McCarty, R										0	0	0	0	0	0	0					
Jason Varitek, S OBP: 0.436, SLG: 0.345										3	1	2	0	1	0	1					
Mark Bellhorn, S OBP: 0.500, SLG: 0.367										2	1	1	0	1	0	2					
Gabe Kapler, R OBP: 0.219, SLG: 0.219										4	0	1	1	0	1	4					
Pokey Reese, R OBP: 0.219, SLG: 0.200										4	1	0	0	0	1	6					
Inning Stats	R: 0 E: 0 K: 1 S: 10	H: 1 LOB: 1 BB: 0 P: 14	R: 2 E: 0 K: 1 S: 20	H: 1 LOB: 3 BB: 3 P: 38	R: 1 E: 1 K: 0 S: 12	H: 2 LOB: 2 BB: 0 P: 19	R: 0 E: 0 K: 0 S: 6	H: 1 LOB: 0 BB: 0 P: 7	R: 1 E: 0 K: 0 S: 12	H: 2 LOB: 1 BB: 1 P: 21	R: 0 E: 0 K: 2 S: 11	H: 1 LOB: 1 BB: 0 P: 19	R: 0 E: 0 K: 0 S: 8	H: 1 LOB: 0 BB: 0 P: 13	R: 1 E: 0 K: 2 S: 10	H: 1 LOB: 1 BB: 0 P: 17	1B: 8 2B: 4 3B: 0 HR: 1	SF: 0 SAC: 0 DP: 3 HBP: 2	WP: 0 PB: 0 SB: 0 CS: 0	PA: 38	
PITCHER	IP	WLS	BF	H	R	ER	SO	BB	IBB	HBP	BLK	WP	HR	S	P	ERA	WHIP				
35 Mike Mussina, R ERA: 7.52	5.0	L	26	7	4	3	2	4	0	1	0	0	0	29	49	3.00	1.000				
Donovan Osborne, L ERA: 1.93	3.0		12	3	1	1	4	0	0	1	0	0	0	29	49	3.00	1.000				

Batter	1	2	3	4	5	6	7	8	9	AB	R	H	RBI	BB	SO	LOB	TOP										
2 Derek Jeter, R OBP: 0.339, SLG: 0.320	G4-3	FC3-6	G6-3		1B		BB		BB	4	0	2	2	2	0	1	New York Yankees @ Boston Red Sox Fenway Park, Boston, MA Sun Apr 18 2004, 2:05 PM EDT Att: 35,011 - Overcast - 54 F										
Bernie Williams, S OBP: 0.381, SLG: 0.273	K	FC3-6	2B			P3	BB		BB	4	0	1	1	2	1	3											
13 Alex Rodriguez, R OBP: 0.289, SLG: 0.289	BB		F8			K	BB		F8	4	1	0	0	2	1	7											
25 Jason Giambi, L OBP: 0.510, SLG: 0.484	FC6-4	BB	2B	F9		HBP			K2-3	3	1	1	0	1	1	0											
Gary Sheffield, R OBP: 0.360, SLG: 0.465	FC6-4		2B	2B		FC5-4			G6-3	5	1	2	1	0	0	3											
55 Hideki Matsui, L OBP: 0.340, SLG: 0.333		G4-3	1B	BB		F8			F8	4	1	1	1	1	0	1											
20 Jorge Posada, S OBP: 0.383, SLG: 0.711	1B	BB	2B	F4		FC5-4			BB	3	2	1	1	2	0	3											
Travis Lee, L OBP: 0.200, SLG: 0.200	1B	BB	2B	FC6-4					F8	5	0	1	0	0	1	5											
Enrique Wilson, S OBP: 0.200, SLG: 0.162	F7		1B			F8			F9	5	1	1	1	0	0	3											
Inning Stats	R: 0 E: 0 K: 1 S: 15	H: 0 LOB: 2 BB: 2 P: 28	R: 1 E: 0 K: 0 S: 9	H: 2 LOB: 2 BB: 1 P: 17	R: 6 E: 0 K: 1 S: 20	H: 6 LOB: 1 BB: 1 P: 31	R: 0 E: 0 K: 0 S: 10	H: 1 LOB: 2 BB: 1 P: 16	R: 0 E: 0 K: 1 S: 10	H: 1 LOB: 1 BB: 0 P: 15	R: 0 E: 0 K: 0 S: 4	H: 0 LOB: 1 BB: 0 P: 10	R: 0 E: 0 K: 0 S: 7	H: 0 LOB: 2 BB: 2 P: 22	R: 0 E: 0 K: 1 S: 7	H: 0 LOB: 0 BB: 0 P: 13	R: 0 E: 0 K: 0 S: 8	H: 0 LOB: 3 BB: 3 P: 24	1B: 6 2B: 4 3B: 0 HR: 0	SF: 0 SAC: 0 DP: 0 HBP: 1	WP: 0 PB: 0 SB: 0 CS: 0	PA: 48					
PITCHER	IP	WLS	BF	H	R	ER	SO	BB	IBB	HBP	BLK	WP	HR	S	P	ERA	WHIP										
Derek Lowe, R ERA: 9.35	2.2	L	20	8	7	7	2	4	0	0	0	0	0	43	75	23.62	4.500										
Mark Mataska, L ERA:	3.1		10	2	0	0	1	1	0	0	0	0	0	21	32	0.00	1.286										
Phil Seibel, L ERA:	6.1		16	0	0	0	1	4	0	1	0	0	0	22	59	0.00	1.091										
Frank Castillo, R ERA:	9.1		2	0	0	0	0	1	0	0	0	0	0	4	10	0.00	3.000										
Batter	1	2	3	4	5	6	7	8	9	AB	R	H	RBI	BB	SO	LOB	BOTTOM										
18 Johnny Damon, L OBP: 0.372, SLG: 0.359	K	CS	BB	FC6-4		FC4-6			F9	5	1	1	0	0	1	3	New York Yankees @ Boston Red Sox Fenway Park, Boston, MA Sun Apr 18 2004, 2:05 PM EDT Att: 35,011 - Overcast - 54 F										
Bill Mueller, S OBP: 0.327, SLG: 0.380	1B		2B	1B					G6-3	4	2	2	0	1	0	1											
34 David Ortiz, L OBP: 0.333, SLG: 0.463	K		F9	P6					G3	4	0	0	0	0	1	5											
Manny Ramirez, R OBP: 0.460, SLG: 0.696	1B		2B	2B		F9			F9	4	0	2	2	0	0	0											
Kevin Millar, R OBP: 0.314, SLG: 0.378	2B		BB	WP		K			P6	3	0	1	1	1	1	0											
Ellis Burks, R OBP: 0.167, SLG: 0.227	F7		FC5-2	BB		F7			F8	4	0	0	0	0	0	4											
Jason Varitek, S OBP: 0.442, SLG: 0.364	1B		G3-1			1B			F7	4	0	2	0	0	0	2											
Cesar Crespo, S OBP: 0.176, SLG: 0.235	K		G4-3			L4			G5-3	4	0	0	0	0	1	2											
Pokey Reese, R OBP: 0.229, SLG: 0.188	F7		BB			P3			DI	2	0	0	0	1	0	2											
Gabe Kapler, R (9, PH) OBP: 0.242, SLG: 0.242			BB						1B	1	0	1	0	0	0	0											
Inning Stats	R: 1 E: 0 K: 2 S: 13	H: 3 LOB: 0 BB: 0 P: 20	R: 0 E: 0 K: 1 S: 14	H: 1 LOB: 0 BB: 0 P: 21	R: 2 E: 0 K: 0 S: 15	H: 2 LOB: 2 BB: 2 P: 35	R: 0 E: 0 K: 0 S: 8	H: 1 LOB: 2 BB: 1 P: 14	R: 0 E: 0 K: 1 S: 10	H: 0 LOB: 0 BB: 0 P: 14	R: 0 E: 0 K: 0 S: 13	H: 1 LOB: 1 BB: 0 P: 19	R: 0 E: 0 K: 0 S: 3	H: 0 LOB: 0 BB: 0 P: 4	R: 0 E: 0 K: 0 S: 11	H: 0 LOB: 0 BB: 0 P: 14	R: 0 E: 0 K: 0 S: 8	H: 1 LOB: 1 BB: 0 P: 10	1B: 7 2B: 2 3B: 0 HR: 0	SF: 0 SAC: 0 DP: 0 HBP: 0	WP: 1 PB: 0 SB: 0 CS: 1	PA: 39					
PITCHER	IP	WLS	BF	H	R	ER	SO	BB	IBB	HBP	BLK	WP	HR	S	P	ERA	WHIP										
Jose Contreras, R ERA: 9.39	2.1		14	6	3	3	3	2	0	0	0	1	0	34	62	11.57	3.429										
Paul Quantrill, R ERA: 2.45	2.2	W	10	1	0	0	1	1	0	0	0	1	0	26	42	0.00	0.750										
Gabe White, L ERA: 1.8	1.2		6	1	0	0	0	0	0	0	0	0	0	15	22	0.00	0.600										
Tom Gordon, R ERA: 2.7	1.1		4	0	0	0	0	0	0	0	0	0	0	12	15	0.00	0.000										
42 Mariano Rivera, R ERA: 1.5	1.0		4	1	0	0	0	0	0	0	0	0	0	8	10	0.00	1.000										

Batter	1	2	3	4	5	6	7	8	9	AB	R	H	RBI	BB	SO	LOB	TOP										
2 Derek Jeter, R OBP: 0.328, SLG: 0.296	0-0 B5-3	1-2 G4-6-3 HBP		1-2 E5 13 FC6-4		3-2 E5			3-3 K	4	0	0	0	0	1	1											
Bernie Williams, S OBP: 0.362, SLG: 0.263	0-0	1-0 G4-6-3		1-0 F4		0-0 G6-3			1-0 F7	5	0	1	0	0	0	5											
13 Alex Rodriguez, R OBP: 0.263, SLG: 0.280	2-3 K		0-2 G5-3	2-2 FC6-4			0-3 K		0-1 1B	5	0	1	0	0	2	3											
25 Jason Giambi, L OBP: 0.500, SLG: 0.543	3-1 F7		2-2 HR		1-2 55 1B HBP		1-2 G6-3		1-3 K	4	1	1	1	0	1	2											
Gary Sheffield, R OBP: 0.352, SLG: 0.447		3-2 55 BB E 1B	0-3 K		0-2 P4		2-1 F8			4	1	1	0	0	1	1											
55 Hideki Matsui, L OBP: 0.389, SLG: 0.400		4-2 E 1B	2-1		0-0 G6-4-3 1B			0-2 1B		3	1	3	0	1	0	0											
Travis Lee, L OBP: 0.222, SLG: 0.333		1-2 E6 1B 2B	0-1 G3-1		0-1 G6-4-3 1B			0-3 K		4	1	1	2	0	1	4											
John Flaherty, R OBP: 0.333, SLG: 0.333		1-1 SH1-3 1B		0-3 K		0-3 K		2-3 K		3	0	1	1	0	2	0											
20 Jorge Posada, S OBP: 0.375, SLG: 0.692		3-H SH1-3 1B		0-0 G3		1-2 G3		1-2 G3		1	0	0	0	0	1	1											
Enrique Wilson, S OBP: 0.214, SLG: 0.179		0-0 SH1-3								2	0	1	0	0	0	0											
Ruben Sierra, S OBP: 0.105, SLG: 0.105		1-2								1	0	0	0	0	0	1											
Miguel Cairo, R OBP: 0.105, SLG: 0.105		1-2								0	0	0	0	0	0	0											
Inning Stats	R: 0 E: 0 K: 1 S: 7	H: 1 LOB: 1 BB: 0 P: 12	R: 3 E: 1 K: 0 S: 16	H: 3 LOB: 1 BB: 27	R: 1 E: 0 K: 1 S: 14	H: 2 LOB: 2 BB: 0 P: 18	R: 0 E: 1 K: 1 S: 12	H: 1 LOB: 2 BB: 0 P: 16	R: 0 E: 0 K: 1 S: 10	H: 0 LOB: 1 BB: 0 P: 14	R: 0 E: 0 K: 1 S: 8	H: 0 LOB: 1 BB: 0 P: 11	R: 0 E: 0 K: 2 S: 12	H: 1 LOB: 1 BB: 0 P: 15	R: 0 E: 0 K: 2 S: 9	H: 1 LOB: 1 BB: 0 P: 14	1B: 7 2B: 2 3B: 0 HR: 1	SF: 0 SAC: 1 DP: 2 HBP: 2	WP: 0 PB: 0 SB: 0 CS: 0	PA: 40							
PITCHER	IP	WLS	BF	H	R	ER	SO	BB	IBB	HBP	BLK	WP	HR	S	P	ERA	WHIP										
Bronson Arroyo, R ERA: 7.11	(1, 1)	6.1	30	8	4	4	5	1	0	2	0	0	1	70	99	5.68	1.421										
Alan Embree, L ERA: 3.19	(7, 1)	1.0	4	1	0	0	1	0	0	0	0	0	0	11	14	0.00	1.000										
50 Mike Timlin, R ERA: 8.53	(8, 1)	0.2	W	2	0	0	1	0	0	0	0	0	0	6	9	0.00	0.000										
Keith Foulke, R ERA: 0.9	(9, 1)	1.0	S	4	1	0	2	0	0	0	0	0	0	9	14	0.00	1.000										

New York Yankees @ Boston Red Sox
Fenway Park, Boston, MA
Mon Apr 19 2004, 11:05 AM EDT
Att: 35,027 - Cloudy - 71 F


AB 36
R 4
H 10
RBI 4
BB 1
SO 9
LOB 18



Batter	1	2	3	4	5	6	7	8	9	AB	R	H	RBI	BB	SO	LOB	BOTTOM										
18 Johnny Damon, L OBP: 0.362, SLG: 0.349	2-2 G3	1-1 F8			0-1 G6-3		1-3 34 E 1B			4	0	1	0	0	0	2											
Bill Mueller, S OBP: 0.339, SLG: 0.407	2-3 K		1-1 1B		3-2 34 1B 2B		2-3 K			4	1	2	0	0	2	2											
34 David Ortiz, L OBP: 0.365, SLG: 0.511	1-1 2B		2-3 K		2-0 1B		0-2 E5 G6-4-3 1B			4	0	3	2	0	1	1											
Manny Ramirez, R OBP: 0.426, SLG: 0.640	0-1 G6-3		1-2 F9		3-2 F8		0-0 G6-4-3			4	0	0	0	0	0	5											
Jason Varitek, S OBP: 0.447, SLG: 0.459		0-1 G1-3 1B	0-0 F8			1-1 HR		3-3 K		4	2	2	1	0	1	1											
Dave McCarty, R OBP: 0.182, SLG: 0.200		2-3 K		1-1 G5-3		2-0 G4-3		0-2 G4-3 1B 2B		4	1	1	0	0	1	1											
Cesar Crespo, S OBP: 0.143, SLG: 0.190	1-1 SAFE G1-3	2-1 G1-3		1-1 G4-3		1-3 K		0-2 G4-3		4	0	0	0	0	1	2											
Gabe Kapler, R OBP: 0.270, SLG: 0.270		0-1 1B		2-1 G5-3		2-2 G6-3		0-1 1B		4	0	2	2	0	0	0											
Pokey Reese, R OBP: 0.256, SLG: 0.222	1-1 SAFE 1B	1-2 1B			0-1 F8		1-1 18 1B 34 1B		1-3 K	4	1	2	0	0	1	1											
Inning Stats	R: 0 E: 0 K: 1 S: 12	H: 1 LOB: 1 BB: 0 P: 17	R: 1 E: 0 K: 1 S: 14	H: 3 LOB: 2 BB: 0 P: 20	R: 0 E: 0 K: 0 S: 10	H: 1 LOB: 1 BB: 0 P: 14	R: 0 E: 0 K: 0 S: 6	H: 0 LOB: 0 BB: 0 P: 10	R: 1 E: 0 K: 0 S: 13	H: 2 LOB: 1 BB: 0 P: 21	R: 1 E: 0 K: 1 S: 14	H: 1 LOB: 0 BB: 0 P: 20	R: 1 E: 1 K: 1 S: 10	H: 3 LOB: 1 BB: 0 P: 13	R: 1 E: 0 K: 2 S: 15	H: 2 LOB: 1 BB: 0 P: 19	1B: 9 2B: 3 3B: 0 HR: 1	SF: 0 SAC: 0 DP: 1 HBP: 0	WP: 0 PB: 0 SB: 0 CS: 0	PA: 36							
PITCHER	IP	WLS	BF	H	R	ER	SO	BB	IBB	HBP	BLK	WP	HR	S	P	ERA	WHIP										
Kevin Brown, R ERA: 2.33	(1, 1)	6.0	27	9	4	4	4	0	0	0	0	0	0	71	105	6.00	1.500										
Gabe White, L ERA: 1.69	(7, 1)	0.1	B	3	2	0	0	0	0	0	0	0	0	7	9	0.00	6.000										
Tom Gordon, R ERA: 3.24	(7, 1)	1.2	L	6	2	1	1	2	0	0	0	0	0	16	20	5.40	1.200										

New York Yankees @ Boston Red Sox
Fenway Park, Boston, MA
Mon Apr 19 2004, 11:05 AM EDT
Att: 35,027 - Cloudy - 71 F

AB 36
R 5
H 13
RBI 5
BB 0
SO 7
LOB 15



Batter	1	2	3	4	5	6	7	8	9	AB R H RBI BB SO LOB	TOP									
Mark Bellhorn, S OBP: 0.455, SLG: 0.297	4-1 34 G4-6-3 BB		1-3 K		2-3 K		1-3 K		1-1 F8	4 0 0 0 1 3 2	Boston Red Sox @ Toronto Blue Jays SkyDome, Toronto, ON Wed Apr 21 2004, 7:05 PM EDT Att: 16,163 - Dome - 68 F									
Bill Mueller, S OBP: 0.338, SLG: 0.403	3-3 K		4-1 34 FC4-6 BB		0-1 L3		1-2 F7			3 0 0 0 1 1 1										
34 David Ortiz, L OBP: 0.361, SLG: 0.519	1-1 SAFE G4-6-3		2-0 FC4-6		3-1 P6			0-2 F9 WP 2B		4 1 1 0 0 0 3										
Manny Ramirez, R OBP: 0.413, SLG: 0.586		3-2 K	1-1 F7			2-2 BB 1B		3-2 F9		4 0 1 0 0 1 3										
Kevin Millar, R OBP: 0.300, SLG: 0.370 Cesar Crespo, S OBP: 0.143, SLG: 0.190		2-3 K		1-1 HR 1B		0-2 SAFE P4		2-3 K		4 1 1 0 0 2 1 0 0 0 0 0 0 0										
Ellis Burks, R OBP: 0.179, SLG: 0.231		2-1 1B		1-0 F9		1-1 P6		3-H 2-2 F9		4 0 1 0 0 0 2										
Gabe Kapler, R OBP: 0.267, SLG: 0.250		1-1 F8		1-1 P2		4-2 BB		1-1 F9		3 0 0 0 1 0 2										
Doug Mirabeli, R OBP: 0.600, SLG: 1.667			0-1 HR	1-1 SAFE HR		3-3 K		2-2 1B		4 2 3 3 0 1 2										
Pokey Reese, R OBP: 0.234, SLG: 0.205			2-1 34 FC4-6 S 1B		2-3 K		2-2 P4		1-0 F9	4 0 1 0 0 1 1										
Inning Stats	R: 0 E: 0 K: 1 S: 9	H: 0 LOB: 0 BB: 1 P: 17	R: 0 E: 0 K: 2 S: 14	H: 1 LOB: 1 BB: 0 P: 22	R: 1 E: 0 K: 1 S: 11	H: 2 LOB: 2 BB: 1 P: 21	R: 2 E: 0 K: 1 S: 10	H: 2 LOB: 0 BB: 0 P: 16	R: 0 E: 0 K: 1 S: 16	H: 1 LOB: 2 BB: 1 P: 26		R: 0 E: 0 K: 1 S: 9	H: 0 LOB: 0 BB: 0 P: 13	R: 1 E: 0 K: 0 S: 15	H: 1 LOB: 1 BB: 0 P: 22	R: 0 E: 0 K: 0 S: 8	H: 1 LOB: 1 BB: 0 P: 13	1B: 5 2B: 1 3B: 0 HR: 2	SF: 0 SAC: 0 DP: 1 HBP: 0	WP: 1 PB: 0 SB: 1 CS: 0
PITCHER	IP WLS BF H R ER SO BB IBB HBP BLK WP HR S P ERA WHIP											IP WLS BF H R ER SO BB IBB HBP BLK WP HR S P ERA WHIP								
Ted Lilly, L ERA: 6.19	(1, 1) 5.2 L 25 6 3 3 6 3 0 0 0 0 0 2 67 111 4.76 1.588																			
54 Jason Frasor, R ERA: 9.35	(6, 1) 1.1 4 0 0 0 2 0 0 0 0 0 0 0 13 20 0.00 0.000																			
Valerio De Los Santos, L ERA: 9.35	(8, 1) 0.0 1 1 1 1 0 0 0 0 0 0 0 0 3 3 ∞ ∞																			
Kerry Ligtenberg, R ERA: 2.7	(8, 1) 1.0 3 0 0 0 1 0 0 0 0 0 1 0 12 19 0.00 0.000																			
Justin Speier, R ERA: 3.52	(9, 1) 1.0 4 1 0 0 0 0 0 0 0 0 0 0 8 13 0.00 1.000																			

Batter	1	2	3	4	5	6	7	8	9	AB R H RBI BB SO LOB	BOTTOM									
Frank Catalanotto, L OBP: 0.296, SLG: 0.412	2-2 F7		4-2 G6-4-3 BB		1-2 10 PB 2B		3-3 K			3 0 1 1 1 1 0	Boston Red Sox @ Toronto Blue Jays SkyDome, Toronto, ON Wed Apr 21 2004, 7:05 PM EDT Att: 16,163 - Dome - 68 F									
Eric Hinske, L OBP: 0.288, SLG: 0.327 Dave Berg, R	1-3 K		2-2 G6-4-3		2-2 F8			0-0 F9		3 0 0 0 0 1 2 1 0 0 0 0 0 0										
10 Vernon Wells, R OBP: 0.302, SLG: 0.386	1-0 P6			2-1 P4	3-1 F8			0-1 P4		4 0 0 0 0 0 1										
Carlos Delgado, L OBP: 0.300, SLG: 0.286		0-1 L6		4-1 2B BB		0-1 G3		1-2 F7		3 1 0 0 1 0 0										
Josh Phelps, R OBP: 0.339, SLG: 0.418		0-0 G4-3		2-3 K		0-2 1B		0-3 K		4 0 1 0 0 2 1										
Greg Myers, L OBP: 0.313, SLG: 0.400		3-2 3 2B 1B		0-2 1-H 2B		1-3 K		3-2 P6		4 0 2 1 0 1 1										
3 Reed Johnson, R OBP: 0.274, SLG: 0.357 Howie Clark, L		0-1 2B		0-3 K		2-2 G4-3		2-1 F9		3 0 1 0 0 1 2 1 0 0 0 0 0 0										
Orlando Hudson, S OBP: 0.245, SLG: 0.277		0-1 F8			0-1 G3		2-2 G1-3			3 0 0 0 0 0 2										
Chris Gomez, R OBP: 0.455, SLG: 0.444			1-0 G5-3		2-2 PB 2B		3-2 P2			3 1 1 0 0 0 0										
Inning Stats	R: 0 E: 0 K: 1 S: 7	H: 0 LOB: 0 BB: 0 P: 11	R: 0 E: 0 K: 0 S: 11	H: 2 LOB: 2 BB: 0 P: 14	R: 0 E: 0 K: 0 S: 6	H: 0 LOB: 1 BB: 1 P: 13	R: 1 E: 0 K: 2 S: 13	H: 1 LOB: 1 BB: 1 P: 21	R: 1 E: 0 K: 0 S: 14	H: 2 LOB: 1 BB: 0 P: 22		R: 0 E: 0 K: 1 S: 11	H: 1 LOB: 0 BB: 0 P: 14	R: 0 E: 0 K: 0 S: 7	H: 0 LOB: 0 BB: 0 P: 8	R: 0 E: 0 K: 1 S: 11	H: 0 LOB: 0 BB: 0 P: 16	1B: 2 2B: 4 3B: 0 HR: 0	SF: 0 SAC: 0 DP: 1 HBP: 0	WP: 0 PB: 2 SB: 0 CS: 0
PITCHER	IP WLS BF H R ER SO BB IBB HBP BLK WP HR S P ERA WHIP											IP WLS BF H R ER SO BB IBB HBP BLK WP HR S P ERA WHIP								
49 Tim Wakefield, R ERA: 2.37	(1, 1) 6.2 W 27 6 2 2 4 2 0 0 0 0 0 0 69 107 2.70 1.200																			
Alan Embree, L ERA: 2.57	(7, 1) 1.1 H 4 0 0 0 1 0 0 0 0 0 0 0 11 15 0.00 0.000																			
Keith Foulke, R ERA: 0.75	(9, 1) 1.0 S 3 0 0 0 1 0 0 0 0 0 0 0 11 16 0.00 0.000																			



Batter	1	2	3	4	5	6	7	8	9	AB	R	H	RBI	BB	SO	LOB	TOP				
18 Johnny Damon, L OBP: 0.351, SLG: 0.346	1-2 G3-1	2-2 2B		2-1 F8		4-1 BB		1-1 G3		4	0	1	0	1	0	1	Boston Red Sox @ Toronto Blue Jays SkyDome, Toronto, ON Thu Apr 22 2004, 7:05 PM EDT Att: 16,480 - Dome - 68 F				
Bill Mueller, S OBP: 0.342, SLG: 0.394	4-1 34 HR BB	0-2 G4-3		0-0 G4-3		2-3 K		2-0 34 WP 1B		4	1	1	0	1	1	4					
34 David Ortiz, L OBP: 0.364, SLG: 0.552	1-0 HR		4-1 G6-4-3 1B BB		0-0 F7		2-2 L9		3-3 K	4	2	1	2	1	1	3					
Manny Ramirez, R OBP: 0.456, SLG: 0.623	0-0 FC5-4 1B		1-1 G6-4-3 1B		4-1 1B BB		0-0 2B		4-2 BB	3	0	3	0	2	0	0					
Kevin Millar, R OBP: 0.292, SLG: 0.356	1-1 FC5-4 BB		2-2 G6-4-3		1-1 FC4-6 1B		0-0 G6-3		1-1 P3	5	0	1	0	0	0	5					
Jason Varitek, S OBP: 0.500, SLG: 0.535	4-1 BB		2-2 WP 1B		2-2 F7		4-0 IBB		3-3 K	3	0	1	1	2	1	3					
Mark Bellhorn, S OBP: 0.417, SLG: 0.262	3-3 K		1-2 G4-3		3-1 FC4-6		2-3 K		1-2 F8	5	0	0	0	0	2	8					
Gabe Kapler, R OBP: 0.265, SLG: 0.250		0-0 G1-3		2-2 1B		3-1 G3-1		2-2 F9		4	0	1	0	0	0	2					
Cesar Crespo, S OBP: 0.160, SLG: 0.280		2-0 G4-3		1-3 K		0-0 3B		0-0 G3-1		4	0	1	0	0	1	1					
Inning Stats	R: 2 E: 0 K: 1 S: 13	H: 2 LOB: 2 BB: 2 P: 27	R: 0 E: 0 K: 0 S: 8	H: 1 LOB: 1 BB: 0 P: 12	R: 1 E: 0 K: 0 S: 14	H: 2 LOB: 1 BB: 0 P: 24	R: 0 E: 0 K: 1 S: 9	H: 1 LOB: 2 BB: 1 P: 19	R: 0 E: 0 K: 1 S: 11	H: 1 LOB: 2 BB: 1 P: 22	R: 0 E: 0 K: 1 S: 10	H: 1 LOB: 2 BB: 1 P: 18	R: 0 E: 0 K: 1 S: 7	H: 1 LOB: 1 BB: 0 P: 13	R: 0 E: 0 K: 1 S: 14	H: 0 LOB: 1 BB: 1 P: 23	1B: 6 2B: 2 3B: 1 HR: 1	SF: 0 SAC: 0 DP: 1 HBP: 0	WP: 3 PA: 43 CS: 0		
PITCHER	IP WLS BF H R ER SO BB IBB HBP BLK WP HR S P ERA WHIP	5.1 28 8 3 3 2 5 0 0 0 0 1 1 57 107 5.06 2.438	(1, 1)	0.2 2 0 0 0 1 0 0 0 0 0 0 0 7 11 0.00 0.000	(6, 1)	1.0 5 1 0 0 1 0 1 0 0 0 0 10 18 0.00 1.000	(7, 1)	2.0 W 8 1 0 0 2 1 0 0 0 0 1 0 21 36 0.00 1.000	(8, 1)	1.86	PITCHER	IP WLS BF H R ER SO BB IBB HBP BLK WP HR S P ERA WHIP	5.1 28 8 3 3 2 5 0 0 0 0 1 1 57 107 5.06 2.438	(1, 1)	0.2 2 0 0 0 1 0 0 0 0 0 0 0 7 11 0.00 0.000	(6, 1)	1.0 5 1 0 0 1 0 1 0 0 0 0 10 18 0.00 1.000	(7, 1)	2.0 W 8 1 0 0 2 1 0 0 0 0 1 0 21 36 0.00 1.000	(8, 1)	1.86

Batter	1	2	3	4	5	6	7	8	9	AB	R	H	RBI	BB	SO	LOB	BOTTOM				
Howie Clark, L OBP: 0.667, SLG: 0.667	0-2 FC3-6 1B		2-2 1B 1B		1-3 K		0-0 1B	1-2 1B		5	0	4	1	0	1	0	Boston Red Sox @ Toronto Blue Jays SkyDome, Toronto, ON Thu Apr 22 2004, 7:05 PM EDT Att: 16,480 - Dome - 68 F				
3 Reed Johnson, R OBP: 0.274, SLG: 0.357			1-1 SAFE 1B			2-2 F8	0-1 1B	1-1 SAFE G3-1		5	0	2	1	0	0	2					
Frank Catalanotto, L OBP: 0.366, SLG: 0.411	0-1 FC3-6 1B		0-0 1-3 1B			1-1 G4-3	1-2 3H 1B	1-2 F8		4	0	0	0	0	1	4					
10 Vernon Wells, R OBP: 0.284, SLG: 0.361	1-3 K		0-0 F8			0-2 2B		1-2 BB HR 1B		4	1	2	0	0	0	1					
Carlos Delgado, L OBP: 0.313, SLG: 0.321	3-2 G3		0-1 G4-3			1-1 F7		0-3 K		4	0	0	0	0	1	2					
Josh Phelps, R OBP: 0.317, SLG: 0.390		0-1 P4		0-0 L9				1-1 K		4	0	0	0	0	1	2					
Eric Hinske, L OBP: 0.302, SLG: 0.340		0-2 F9		3-2 FC6-4 1B				0-0 BB HR 1B		4	1	2	0	0	1	0					
Kevin Cash, R OBP: 0.319, SLG: 0.465		0-0 F9		1-1 FC6-4				1-2 HR 1B		4	0	0	0	0	1	3					
Orlando Hudson, S OBP: 0.281, SLG: 0.340			2-2 S 1B 1B			2-3 K		4-2 HR BB		3	3	2	0	1	1	0					
Chris Gomez, R OBP: 0.467, SLG: 0.692			2-2 L5			3-2 G3-1		1-2 1B 1B		4	2	2	5	0	0	1					
Inning Stats	R: 0 E: 0 K: 1 S: 11	H: 1 LOB: 1 BB: 0 P: 15	R: 0 E: 0 K: 0 S: 6	H: 0 LOB: 0 BB: 0 P: 6	R: 1 E: 0 K: 0 S: 12	H: 3 LOB: 1 BB: 0 P: 18	R: 0 E: 0 K: 0 S: 9	H: 1 LOB: 1 BB: 0 P: 13	R: 0 E: 0 K: 2 S: 9	H: 0 LOB: 0 BB: 0 P: 15	R: 0 E: 0 K: 0 S: 13	H: 1 LOB: 1 BB: 0 P: 17	R: 2 E: 0 K: 2 S: 16	H: 4 LOB: 2 BB: 0 P: 20	R: 4 E: 0 K: 1 S: 18	H: 4 LOB: 1 BB: 1 P: 25	1B: 11 2B: 1 3B: 1 HR: 1	SF: 0 SAC: 0 DP: 0 HBP: 0	WP: 0 PA: 38 CS: 0		
PITCHER	IP WLS BF H R ER SO BB IBB HBP BLK WP HR S P ERA WHIP	7.2 L 36 13 7 7 6 1 0 0 0 0 0 5 6 0.00 3.000	(1, 1)	0.1 2 1 0 0 0 0 0 0 0 0 0 0 5 6 0.00 3.000	(8, 1)	0.1 2 1 0 0 0 0 0 0 0 0 0 5 6 0.00 3.000	(1, 1)	7.2 L 36 13 7 7 6 1 0 0 0 0 0 5 6 0.00 3.000	(8, 1)	0.1 2 1 0 0 0 0 0 0 0 0 0 5 6 0.00 3.000	PITCHER	IP WLS BF H R ER SO BB IBB HBP BLK WP HR S P ERA WHIP	7.2 L 36 13 7 7 6 1 0 0 0 0 0 5 6 0.00 3.000	(1, 1)	0.1 2 1 0 0 0 0 0 0 0 0 0 5 6 0.00 3.000	(8, 1)	0.1 2 1 0 0 0 0 0 0 0 0 0 5 6 0.00 3.000	(1, 1)	7.2 L 36 13 7 7 6 1 0 0 0 0 0 5 6 0.00 3.000	(8, 1)	0.1 2 1 0 0 0 0 0 0 0 0 0 5 6 0.00 3.000

Batter	1	2	3	4	5	6	7	8	9	AB	R	H	RBI	BB	SO	LOB	TOP					
18 Johnny Damon, L OBP: 0.381, SLG: 0.375	K		F8 S BB	HR BB		34 2B	BB 1B		G5-3	4	2	2	1	2	1	0	Boston Red Sox @ New York Yankees Yankee Stadium, Bronx, NY Fri Apr 23 2004, 7:05 PM EDT Att: 55,001 - Overcast - 53 F					
Bill Mueller, S OBP: 0.346, SLG: 0.429 Cesar Crespo, S OBP: 0.154, SLG: 0.269	P5		F7	HR		F8	BB		K	4	1	1	3	1	0	2						
34 David Ortiz, L OBP: 0.366, SLG: 0.548 Dave McCarty, R OBP: 0.182, SLG: 0.200	F8		F8 BB	F9		2B	K			4	0	1	1	1	1	2						
Manny Ramirez, R OBP: 0.438, SLG: 0.636		K	F8	P3		F9		HR		5	1	1	1	0	1	3						
Ellis Burks, R OBP: 0.212, SLG: 0.233		G1-3 1B	G5-3			K		F9		4	2	1	0	1	1	2						
Jason Varitek, S OBP: 0.459, SLG: 0.479 Doug Mirabelli, R OBP: 0.600, SLG: 1.667	G1-3			K		G4-3		E9 FC6-4		5	0	0	0	0	2	2						
Kevin Millar, R OBP: 0.314, SLG: 0.403				HR				FC6-4		3	1	1	1	2	0	2						
Mark Bellhorn, S OBP: 0.431, SLG: 0.362				HR		K		K		5	2	3	2	0	2	2						
Pokey Reese, R OBP: 0.250, SLG: 0.245	P3			HR 1B		G4-3		F8		5	2	2	2	0	0	2						
Inning Stats	R: 0 E: 0 K: 1 S: 10	H: 0 LOB: 0 BB: 0 P: 15	R: 1 E: 0 K: 1 S: 15	H: 2 LOB: 2 BB: 1 P: 31	R: 0 E: 0 K: 0 S: 11	H: 0 LOB: 2 BB: 2 P: 23	R: 5 E: 0 K: 1 S: 20	H: 4 LOB: 0 BB: 1 P: 36	R: 0 E: 0 K: 2 S: 14	H: 0 LOB: 1 BB: 1 P: 25	R: 1 E: 0 K: 0 S: 12	H: 2 LOB: 1 BB: 0 P: 17	R: 3 E: 0 K: 2 S: 18	H: 3 LOB: 2 BB: 2 P: 30	R: 1 E: 1 K: 1 S: 12	H: 1 LOB: 1 BB: 0 P: 17		R: 0 E: 0 K: 1 S: 9	H: 0 LOB: 0 BB: 0 P: 12	1B: 5 2B: 3 3B: 0 HR: 4	SF: 0 SAC: 0 DP: 0 HBP: 0	WP: 0 PB: 0 SB: 3 CS: 0
PITCHER	IP	WLS	BF	H	R	ER	SO	BB	IBB	HBP	BLK	WP	HR	S	P	ERA	WHIP					
Jose Contreras, R ERA: 10.64	3.1	L	19	5	5	5	3	4	0	0	0	0	2	48	93	13.50	2.700					
Donovan Osborne, L ERA: 3.95	2.1		11	3	2	2	2	1	0	0	0	0	1	33	53	7.71	1.714					
Scott Proctor, R ERA: 12.27	1.1		9	3	3	3	2	2	0	0	0	0	0	19	31	20.25	3.750					
Alex Graman, L ERA: 11.57	2.0		8	1	1	1	2	0	0	0	0	0	1	21	29	4.50	0.500					


Batter	1	2	3	4	5	6	7	8	9	AB	R	H	RBI	BB	SO	LOB	BOTTOM					
Bubba Crosby, L OBP: 0.231, SLG: 0.692	G4-3		K		G4-3			L6		4	0	0	0	0	1	1	Boston Red Sox @ New York Yankees Yankee Stadium, Bronx, NY Fri Apr 23 2004, 7:05 PM EDT Att: 55,001 - Overcast - 53 F					
2 Derek Jeter, R OBP: 0.295, SLG: 0.239	L9		G1-3			K		K		4	0	0	0	0	2	0						
13 Alex Rodriguez, R OBP: 0.307, SLG: 0.373					G1-3					4	0	2	0	0	0	0						
25 Jason Giambi, L OBP: 0.448, SLG: 0.468					G6-3			1B		3	0	0	0	1	1	1						
Gary Sheffield, R OBP: 0.380, SLG: 0.417	F8									3	1	1	0	1	0	2						
55 Hideki Matsui, L OBP: 0.414, SLG: 0.466					G5-3					4	1	2	2	0	1	1						
Bernie Williams, S OBP: 0.328, SLG: 0.235					L4					4	0	1	0	0	0	1						
John Flaherty, R OBP: 0.222, SLG: 0.222					G5-4-3					3	0	0	0	0	1	2						
Enrique Wilson, S OBP: 0.208, SLG: 0.178					G6-3					3	0	1	0	0	0	0						
Inning Stats	R: 0 E: 0 K: 0 S: 11	H: 1 LOB: 2 BB: 1 P: 22	R: 0 E: 0 K: 0 S: 9	H: 1 LOB: 0 BB: 0 P: 15	R: 0 E: 0 K: 1 S: 10	H: 0 LOB: 0 BB: 0 P: 12	R: 0 E: 0 K: 0 S: 8	H: 0 LOB: 1 BB: 1 P: 17	R: 0 E: 0 K: 0 S: 8	H: 2 LOB: 1 BB: 0 P: 14	R: 0 E: 0 K: 1 S: 8	H: 0 LOB: 0 BB: 0 P: 12	R: 2 E: 0 K: 1 S: 14	H: 2 LOB: 0 BB: 0 P: 25	R: 0 E: 0 K: 2 S: 11	H: 1 LOB: 1 BB: 0 P: 11		R: 0 E: 0 K: 1 S: 10	H: 0 LOB: 0 BB: 0 P: 16	1B: 5 2B: 1 3B: 0 HR: 1	SF: 0 SAC: 0 DP: 2 HBP: 0	WP: 0 PB: 0 SB: 0 CS: 0
PITCHER	IP	WLS	BF	H	R	ER	SO	BB	IBB	HBP	BLK	WP	HR	S	P	ERA	WHIP					
Derek Lowe, R ERA: 6.75	6.0	W	24	6	2	2	2	2	0	0	0	0	1	57	100	3.00	1.333					
50 Mike Timlin, R ERA: 6.49	2.0		7	1	0	0	3	0	0	0	0	0	0	22	28	0.00	0.500					
Lenny DiNardo, L ERA:	1.0		3	0	0	0	1	0	0	0	0	0	0	10	16	0.00	0.000					

Batter	1	2	3	4	5	6	7	8	9	AB	R	H	RBI	BB	SO	LOB	TOP										
18 Johnny Damon, L (1, 8) OBP: 0.370, SLG: 0.333	P2		K		L9			WP BB		3	0	0	0	1	1	1	Boston Red Sox @ New York Yankees Yankee Stadium, Bronx, NY Sun Apr 25 2004, 1:05 PM EDT Att: 55,338 - Cloudy - 55 F										
Mark Bellhorn, S (1, 5) OBP: 0.400, SLG: 0.315	K			HR BB		G4-3		F9		3	1	0	0	1	1												
34 David Ortiz, L (1, 10) OBP: 0.358, SLG: 0.542	1B					1B 2B		F8		4	0	2	0	0	1	2											
Manny Ramirez, R (1, 7) OBP: 0.446, SLG: 0.676	K			HR		1B		IBB		3	1	2	2	1	1												
Kevin Millar, R (1, 9) Gabe Kapler, R (8, 9) OBP: 0.313, SLG: 0.371 OBP: 0.273, SLG: 0.231		CS HBP		L6		K		K2-3		3	0	0	0	0	2	4											
Jason Varitek, S (1, 2) OBP: 0.408, SLG: 0.404	K			F8		F7		G1-4-3		4	0	0	0	0	1	3											
Dave McCarty, R (1, 3) OBP: 0.200, SLG: 0.154	K					G6-3		G1-3		3	0	0	0	1	1	0											
Cesar Crespo, S (1, 4) OBP: 0.133, SLG: 0.233			B2-3		L9			F8		4	0	0	0	0	1	1											
Pokey Reese, R (1, 6) OBP: 0.237, SLG: 0.236	K				E6			K		4	0	0	0	0	2	1											
Inning Stats	R: 0 H: 1 E: 0 K: 2 S: 14	H: 1 LOB: 1 BB: 0 P: 21	R: 0 H: 0 E: 0 K: 2 S: 7	H: 0 LOB: 0 BB: 0 P: 14	R: 0 H: 0 E: 0 K: 2 S: 8	H: 0 LOB: 0 BB: 0 P: 11	R: 2 H: 1 E: 0 K: 1 S: 15	H: 1 LOB: 1 BB: 0 P: 23	R: 0 H: 0 E: 1 K: 0 S: 11	H: 0 LOB: 1 BB: 0 P: 14	R: 0 H: 2 E: 0 K: 1 S: 14	H: 0 LOB: 2 BB: 0 P: 19	R: 0 H: 0 E: 0 K: 1 S: 8	H: 0 LOB: 0 BB: 2 P: 10	R: 0 H: 0 E: 0 K: 1 S: 11	H: 0 LOB: 1 BB: 2 P: 24	R: 0 H: 0 E: 0 K: 1 S: 11	H: 0 LOB: 1 BB: 1 P: 17	1B: 2 2B: 2 3B: 0 HR: 1	SF: 0 SAC: 0 DP: 1 HBP: 1	WP: 1 PB: 0 SB: 0 CS: 1	PA: 36					
PITCHER	IP	WLS	BF	H	R	ER	SO	BB	IBB	HBP	BLK	WP	HR	S	P	ERA	WHIP										
Javier Vazquez, R (1, 1) ERA: 2.63	6.0	L	24	4	2	2	8	1	0	1	0	0	1	69	102	3.00	0.833										
Paul Quantrill, R (7, 1) ERA: 3.18	1.0		3	0	0	0	1	0	0	0	0	0	0	8	10	0.00	0.000										
Gabe White, L (8, 1) ERA: 1.5	0.2		3	0	0	0	0	1	0	0	0	0	0	6	12	0.00	1.500										
Tom Gordon, R (8, 1) ERA: 2.31	0.1		2	0	0	0	1	0	1	0	0	1	0	5	12	0.00	0.000										
42 Mariano Rivera, R (9, 1) ERA: 0.82	1.0		4	0	0	0	1	1	0	0	0	0	0	11	17	0.00	1.000										

Batter	1	2	3	4	5	6	7	8	9	AB	R	H	RBI	BB	SO	LOB	BOTTOM										
2 Derek Jeter, R (1, 6) OBP: 0.250, SLG: 0.213	K		F9		K			K		4	0	0	0	0	3	2	Boston Red Sox @ New York Yankees Yankee Stadium, Bronx, NY Sun Apr 25 2004, 1:05 PM EDT Att: 55,338 - Cloudy - 55 F										
Bernie Williams, S (1, 8) OBP: 0.286, SLG: 0.200	G3-1			F8		K		G3		4	0	0	0	0	1	0											
13 Alex Rodriguez, R (1, 5) OBP: 0.345, SLG: 0.446	L9			1B		G4-3 2B		G5-3		4	0	2	0	0	0	0											
25 Jason Giambi, L (1, 3) OBP: 0.419, SLG: 0.426	K			F7		G4-3		G6-3		4	0	0	0	0	1	2											
Gary Sheffield, R (1, 9) OBP: 0.375, SLG: 0.397	1B			K		P2		K		4	0	1	0	0	2	2											
20 Jorge Posada, S (1, 2) OBP: 0.391, SLG: 0.719	P6			2B BB		G3-1				2	0	0	0	1	0	1											
55 Hideki Matsui, L (1, 7) OBP: 0.385, SLG: 0.415	F7			K		F8				3	0	0	0	0	1	2											
Ruben Sierra, S (1, 10) OBP: 0.219, SLG: 0.226			G1-4-3		2B			G5-3		3	0	1	0	0	0	0											
Enrique Wilson, S (1, 4) Travis Lee, L (8, PH) Miguel Cairo, R (9, 4) OBP: 0.212, SLG: 0.167 OBP: 0.150, SLG: 0.158 OBP: 0.417, SLG: 0.600	K			P6		P2		P2		2	0	0	0	0	1	2											
Inning Stats	R: 0 H: 0 E: 0 K: 1 S: 8	H: 1 LOB: 0 BB: 0 P: 14	R: 0 H: 1 E: 0 K: 1 S: 7	H: 0 LOB: 0 BB: 0 P: 12	R: 0 H: 0 E: 0 K: 1 S: 6	H: 0 LOB: 0 BB: 0 P: 8	R: 0 H: 1 E: 0 K: 1 S: 15	H: 1 LOB: 1 BB: 0 P: 25	R: 0 H: 1 E: 0 K: 2 S: 16	H: 1 LOB: 2 BB: 1 P: 24	R: 0 H: 1 E: 0 K: 1 S: 11	H: 1 LOB: 1 BB: 0 P: 14	R: 0 H: 0 E: 0 K: 0 S: 7	H: 0 LOB: 0 BB: 0 P: 8	R: 0 H: 0 E: 0 K: 1 S: 6	H: 0 LOB: 0 BB: 0 P: 7	R: 0 H: 0 E: 0 K: 1 S: 8	H: 0 LOB: 0 BB: 0 P: 12	1B: 2 2B: 2 3B: 0 HR: 0	SF: 0 SAC: 0 DP: 0 HBP: 0	WP: 0 PB: 0 SB: 1 CS: 0	PA: 32					
PITCHER	IP	WLS	BF	H	R	ER	SO	BB	IBB	HBP	BLK	WP	HR	S	P	ERA	WHIP										
Pedro Martinez, R (1, 1) ERA: 3.03	7.0	W	26	4	0	0	7	1	0	0	0	0	0	70	105	0.00	0.714										
Scott Williamson, R (8, 1) ERA:	2.0	S	6	0	0	0	2	0	0	0	0	0	0	14	19	0.00	0.000										

Batter	1	2	3	4	5	6	7	8	9	AB	R	H	RBI	BB	SO	LOB	TOP										
13 Carl Crawford, L OBP: 0.359, SLG: 0.380	F8		K		G4-3			K		4	0	0	0	0	2	0	Tampa Bay Devil Rays @ Boston Red Sox Fenway Park, Boston, MA Wed Apr 28 2004, 7:05 PM EDT Att: 35,120 - Sunny - 54 F										
5 Rocco Baldelli, R OBP: 0.329, SLG: 0.303	1B		G5-3				K	F9	4	0	1	0	0	1	0												
Aubrey Huff, L OBP: 0.264, SLG: 0.318	1B		P6				F8	G3-1	4	0	1	0	0	0	0												
Robert Fick, L OBP: 0.344, SLG: 0.500 Damian Rolls, R OBP: 0.237, SLG: 0.212	P5		L3				F8	K	3	0	0	0	0	0	2												
Tino Martinez, L OBP: 0.407, SLG: 0.500 Eduardo Perez, R OBP: 0.321, SLG: 0.400	K		K				K	G6-3	3	0	0	0	0	3	2												
Julio Lugo, R OBP: 0.336, SLG: 0.492		L5							3	0	2	0	0	0	0												
José Cruz Jr., S OBP: 0.313, SLG: 0.390		F8							3	0	0	0	0	2	2												
Toby Hall, R OBP: 0.388, SLG: 0.455					P6				3	0	1	0	0	1	1												
Rey Sanchez, R OBP: 0.289, SLG: 0.256		FC6			F7			F8	3	0	0	0	0	0	1												
Inning Stats	R: 0 H: 2 E: 0 K: 1 S: 15	H: 2 LOB: 2 BB: 0 P: 23	R: 0 H: 1 E: 0 K: 0 S: 12	H: 1 LOB: 1 BB: 0 P: 17	R: 0 H: 0 E: 0 K: 1 S: 11	H: 0 LOB: 0 BB: 0 P: 14	R: 0 H: 1 E: 0 K: 2 S: 11	H: 1 LOB: 1 BB: 0 P: 15	R: 0 H: 0 E: 0 K: 0 S: 6	H: 0 LOB: 0 BB: 0 P: 7	R: 0 H: 0 E: 0 K: 1 S: 8	H: 0 LOB: 0 BB: 0 P: 10	R: 0 H: 1 E: 0 K: 3 S: 11	H: 1 LOB: 1 BB: 0 P: 17	R: 0 H: 0 E: 0 K: 1 S: 11	H: 0 LOB: 0 BB: 0 P: 14	R: 0 H: 0 E: 0 K: 1 S: 6	H: 0 LOB: 0 BB: 0 P: 9	1B: 4 2B: 1 3B: 0 HR: 0	SF: 0 SAC: 0 DP: 0 HBP: 0	WP: 0 PB: 0 SB: 0 CS: 0	PA: 32					
PITCHER	IP	WLS	BF	H	R	ER	SO	BB	IBB	HBP	BLK	WP	HR	S	P	ERA	WHIP										
38 Curt Schilling, R ERA: 3.31	7.1	W	27	5	0	0	8	0	0	0	0	0	0	76	106	0.00	0.682										
Alan Embree, L ERA: 1.95	0.2		2	0	0	0	1	0	0	0	0	0	0	9	11	0.00	0.000										
Lenny DiNardo, L ERA:	1.0		3	0	0	0	1	0	0	0	0	0	0	6	9	0.00	0.000										

Batter	1	2	3	4	5	6	7	8	9	AB	R	H	RBI	BB	SO	LOB	BOTTOM										
18 Johnny Damon, L OBP: 0.359, SLG: 0.324	G4-3		F7		P5			G3-1		5	1	1	0	0	0	2	Tampa Bay Devil Rays @ Boston Red Sox Fenway Park, Boston, MA Wed Apr 28 2004, 7:05 PM EDT Att: 35,120 - Sunny - 54 F										
Bill Mueller, S OBP: 0.360, SLG: 0.443	P3		F8		G1-3			34 2B 1B		5	1	2	1	0	0	2											
34 David Ortiz, L OBP: 0.360, SLG: 0.539	K				G3			1B 2B		4	1	1	0	1	2	1											
Manny Ramirez, R OBP: 0.455, SLG: 0.679		G6-3			G3			1B 2B		4	2	2	0	1	0	1											
Jason Varitek, S OBP: 0.413, SLG: 0.459					G3			1B 2B		4	1	2	3	0	1	2											
Kevin Millar, R OBP: 0.310, SLG: 0.365 Dave McCarty, R OBP: 0.200, SLG: 0.154		F8			G4-3			1B		4	0	1	0	0	0	3											
Mark Bellhorn, S OBP: 0.430, SLG: 0.357					G5-3			P4		0	0	0	0	0	0	0											
Gabe Kapler, R OBP: 0.254, SLG: 0.214					G4-3			F8		2	0	2	2	2	0	0											
Cesar Crespo, S OBP: 0.147, SLG: 0.235					G4-3			G6-3		4	0	1	0	0	0	3											
Inning Stats	R: 0 H: 0 E: 0 K: 1 S: 9	H: 0 LOB: 0 BB: 0 P: 17	R: 0 H: 0 E: 0 K: 1 S: 6	H: 0 LOB: 0 BB: 0 P: 9	R: 0 H: 1 E: 0 K: 0 S: 13	H: 1 LOB: 2 BB: 1 P: 19	R: 2 H: 4 E: 0 K: 0 S: 16	H: 4 LOB: 2 BB: 0 P: 24	R: 0 H: 0 E: 0 K: 0 S: 7	H: 0 LOB: 1 BB: 1 P: 14	R: 3 H: 4 E: 0 K: 0 S: 14	H: 4 LOB: 2 BB: 1 P: 28	R: 1 H: 2 E: 0 K: 1 S: 12	H: 2 LOB: 1 BB: 0 P: 14	R: 0 H: 0 E: 0 K: 1 S: 6	H: 0 LOB: 0 BB: 0 P: 9	1B: 7 2B: 4 3B: 0 HR: 1	SF: 0 SAC: 0 DP: 0 HBP: 0	WP: 0 PB: 0 SB: 0 CS: 0	PA: 40							
PITCHER	IP	WLS	BF	H	R	ER	SO	BB	IBB	HBP	BLK	WP	HR	S	P	ERA	WHIP										
Paul Abbott, R ERA: 3.2	6.1	L	30	8	4	4	2	3	0	0	0	0	1	67	112	5.68	1.737										
Travis Harper, R ERA: 15.43	0.1		3	1	0	0	0	0	1	0	0	0	0	5	13	0.00	3.000										
Mark Hendrickson, L ERA: 6.75	1.1		7	3	2	2	1	0	0	0	0	0	0	16	20	13.50	2.250										



Batter	1	2	3	4	5	6	7	8	9	AB	R	H	RBI	BB	SO	LOB	TOP																								
13 Carl Crawford, L OBP: 0.341, SLG: 0.360	E3 WP		G4-3			F7		G1-3		4	0	0	0	0	0	1																									
5 Rocco Baldelli, R OBP: 0.312, SLG: 0.286	F8			F8		G3		G3-1		4	0	0	0	0	0	2																									
Robert Fick, L OBP: 0.306, SLG: 0.441	F8			F8		K		F8		4	0	0	0	0	1	2																									
Aubrey Huff, L OBP: 0.250, SLG: 0.300	F9			E7			P6	G6-3		4	0	0	0	0	0	1																									
José Cruz Jr., S OBP: 0.314, SLG: 0.377		1B BB		L8		G3-1		G3-1		2	0	0	0	1	0	1																									
Tino Martinez, L OBP: 0.421, SLG: 0.511		G6-3 1B		G4-3						3	0	2	0	0	0	0																									
Julio Lugo, R OBP: 0.324, SLG: 0.471		G6-3		G6-3				K		3	0	0	0	0	1	2																									
Brook Fordyce, R OBP: 0.211, SLG: 0.222				K		K		P6		3	0	0	0	0	2	0																									
Geoff Blum, S OBP: 0.188, SLG: 0.167				G4-3				G6-3		3	0	1	0	0	0	0																									
Inning Stats	R: 0 E: 1 K: 0 S: 8	H: 0 LOB: 1 BB: 0 P: 11	R: 0 E: 0 K: 0 S: 5	H: 1 LOB: 0 BB: 1 P: 11	R: 0 E: 0 K: 1 S: 11	H: 0 LOB: 0 BB: 0 P: 17	R: 0 E: 1 K: 0 S: 11	H: 0 LOB: 1 BB: 0 P: 17	R: 0 E: 0 K: 1 S: 9	H: 0 LOB: 0 BB: 0 P: 14	R: 0 E: 0 K: 1 S: 14	H: 1 LOB: 1 BB: 0 P: 16	R: 0 E: 0 K: 1 S: 10	H: 1 LOB: 1 BB: 0 P: 13	R: 0 E: 0 K: 0 S: 7	H: 0 LOB: 0 BB: 0 P: 10	R: 0 E: 0 K: 0 S: 9	H: 0 LOB: 0 BB: 0 P: 10	1B: 3 2B: 0 3B: 0 HR: 0	SF: 0 SAC: 0 DP: 1 HBP: 0	WP: 1 PB: 0 SB: 1 CS: 0	PA: 31																			
PITCHER	IP	WLS	BF	H	R	ER	SO	BB	IBB	HBP	BLK	WP	HR	S	P	ERA	WHIP	PITCHER				IP	WLS	BF	H	R	ER	SO	BB	IBB	HBP	BLK	WP	HR	S	P	ERA	WHIP			
Byung-Hyun Kim, R ERA: 2.14	5.0	W	17	1	0	0	2	1	0	0	0	1	0	44	70	0.00	0.400					5.0	W	17	1	0	0	2	1	0	0	2	1	0	2	1	0	2	1	0	2
49 Tim Wakefield, R ERA: 2.14	2.0	H	8	2	0	0	2	0	0	0	0	0	0	24	29	0.00	1.000					2.0	H	8	2	0	0	2	0	0	0	0	0	0	0	24	29	0.00	1.000		
50 Mike Timlin, R ERA: 5.06	1.1		4	0	0	0	0	0	0	0	0	0	0	10	13	0.00	0.000					1.1		4	0	0	0	0	0	0	0	0	0	0	10	13	0.00	0.000			
Alan Embree, L ERA: 1.74	0.2		2	0	0	0	0	0	0	0	0	0	0	6	7	0.00	0.000					0.2		2	0	0	0	0	0	0	0	0	0	6	7	0.00	0.000				

Tampa Bay Devil Rays @ Boston Red Sox
Fenway Park, Boston, MA
Thu Apr 29 2004, 1:05 PM EDT
Att: 35,614 - Cloudy - 68 F

AB	30
R	0
H	3
RBI	0
BB	1
SO	4
LOB	9



Batter	1	2	3	4	5	6	7	8	9	AB	R	H	RBI	BB	SO	LOB	BOTTOM																					
18 Johnny Damon, L OBP: 0.361, SLG: 0.319	CS BB		FC4-6 34 BB		FC4-6 1B		G6-4-3	G6-3		4	0	1	0	1	0	3																						
Bill Mueller, S OBP: 0.366, SLG: 0.432	K		34 BB		FC4-6 34 HR		34 BB HBP			2	2	0	0	2	1	2																						
34 David Ortiz, L OBP: 0.389, SLG: 0.620	2B		FC5-4 BB		HR		HBP 2B			3	1	3	2	1	0	0																						
Manny Ramirez, R OBP: 0.446, SLG: 0.654	K		K		K		HBP IBB			3	0	0	0	1	3	4																						
Brian Daubach, L OBP: 0.400, SLG: 0.500		G6-3				F8 SF8 2B				3	1	1	0	0	0	3																						
Dave McCarty, R OBP: 0.250, SLG: 0.154			FC5-4				HBP			0	0	0	1	0	0	0																						
Kevin Millar, R OBP: 0.295, SLG: 0.346										4	0	0	0	0	3	4																						
Gabe Kapler, R OBP: 0.254, SLG: 0.214										0	0	0	0	0	0	0																						
Mark Bellhorn, S OBP: 0.422, SLG: 0.345						SF8				2	0	0	1	1	2	0																						
Doug Mirabeli, R OBP: 0.500, SLG: 1.308										4	0	1	0	0	3	1																						
Cesar Crespo, S OBP: 0.184, SLG: 0.263										4	0	2	0	0	1	1																						
Inning Stats	R: 0 E: 0 K: 2 S: 9	H: 1 LOB: 1 BB: 1 P: 18	R: 0 E: 0 K: 2 S: 10	H: 0 LOB: 1 BB: 1 P: 20	R: 0 E: 0 K: 1 S: 18	H: 1 LOB: 3 BB: 2 P: 30	R: 0 E: 0 K: 3 S: 9	H: 0 LOB: 0 BB: 0 P: 15	R: 2 E: 0 K: 1 S: 11	H: 2 LOB: 0 BB: 0 P: 18	R: 1 E: 0 K: 1 S: 7	H: 1 LOB: 0 BB: 0 P: 12	R: 1 E: 0 K: 1 S: 14	H: 2 LOB: 3 BB: 2 P: 27	R: 0 E: 0 K: 2 S: 18	H: 1 LOB: 1 BB: 0 P: 24	R: 0 E: 0 K: 2 S: 18	H: 1 LOB: 1 BB: 0 P: 24	1B: 3 2B: 5 3B: 0 HR: 1	SF: 1 SAC: 0 DP: 2 HBP: 1	WP: 0 PB: 0 SB: 0 CS: 1	PA: 37																
PITCHER	IP	WLS	BF	H	R	ER	SO	BB	IBB	HBP	BLK	WP	HR	S	P	ERA	WHIP	PITCHER				IP	WLS	BF	H	R	ER	SO	BB	IBB	HBP	BLK	WP	HR	S	P	ERA	WHIP
Victor Zambrano, R ERA: 3.86	6.0	L	26	5	3	3	10	4	0	0	0	0	0	64	113	4.50	1.500					6.0	L	26	5	3	3	10	4	0	0	0	0	64	113	4.50	1.500	
John Halama, L ERA: 4.29	0.2		5	2	1	1	0	1	1	0	0	0	0	7	16	13.50	4.500					0.2		5	2	1	1	0	1	1	0	0	7	16	13.50	4.500		
Travis Harper, R ERA: 12.0	0.2		4	1	0	0	2	0	0	1	0	0	0	20	28	0.00	1.500					0.2		4	1	0	0	2	0	0	1	0	20	28	0.00	1.500		
Trever Miller, L ERA: 3.6	0.2		2	0	0	0	1	0	0	0	0	0	0	5	7	0.00	0.000					0.2		2	0	0	0	1	0	0	0	5	7	0.00	0.000			

Tampa Bay Devil Rays @ Boston Red Sox
Fenway Park, Boston, MA
Thu Apr 29 2004, 1:05 PM EDT
Att: 35,614 - Cloudy - 68 F


AB	29
R	4
H	8
RBI	4
BB	6
SO	13
LOB	18




Batter	1	2	3	4	5	6	7	8	9	AB	R	H	RBI	BB	SO	LOB	TOP			
13 Carl Crawford, L OBP: 0.356, SLG: 0.400										5	2	3	0	0	2	1	Tampa Bay Devil Rays @ Boston Red Sox Fenway Park, Boston, MA Thu Apr 29 2004, 7:05 PM EDT Att: 35,441 - Cloudy - 69 F			
Julio Lugo, R OBP: 0.347, SLG: 0.507										3	1	2	1	0	1	0				
Aubrey Huff, L OBP: 0.238, SLG: 0.284										4	0	0	0	0	0	6				
5 Rocco Baldelli, R OBP: 0.296, SLG: 0.270										4	0	0	1	0	0	4				
Robert Fick, L OBP: 0.325, SLG: 0.459										3	0	1	1	1	1	1				
Jose Cruz Jr., S OBP: 0.311, SLG: 0.359										3	0	0	0	1	2	3				
Geoff Blum, S OBP: 0.194, SLG: 0.176										4	0	1	0	0	0	1				
Toby Hall, R OBP: 0.377, SLG: 0.438										4	0	1	0	0	1	2				
Rey Sanchez, R OBP: 0.286, SLG: 0.255										4	0	1	0	0	0	1				
Inning Stats	R: 2 E: 1 K: 0 S: 12	H: 2 LOB: 1 BB: 0 P: 16	R: 0 E: 0 K: 12 S: 12	H: 1 LOB: 1 BB: 0 P: 20	R: 0 E: 0 K: 1 S: 12	H: 1 LOB: 2 BB: 1 P: 21	R: 0 E: 0 K: 0 S: 5	H: 1 LOB: 0 BB: 0 P: 5	R: 1 E: 0 K: 1 S: 7	H: 2 LOB: 1 BB: 0 P: 10	R: 0 E: 0 K: 0 S: 11	H: 1 LOB: 1 BB: 0 P: 16	R: 0 E: 0 K: 2 S: 10	H: 0 LOB: 1 BB: 1 P: 16	R: 0 E: 0 K: 2 S: 7	H: 0 LOB: 0 BB: 0 P: 12	1B: 5 2B: 3 3B: 1 HR: 0	SF: 0 SAC: 1 DP: 2 HBP: 1	WP: 0 PB: 0 CS: 0	PA: 38
PITCHER	IP WLS BF H R ER SO BB IBB HBP BLK WP HR S P ERA WHIP																			
Derek Lowe, R ERA: 4.98	(1, 1) 7.0 W 31 9 3 1 3 1 0 1 0 0 0 0 67 100 1.29 1.429																			
Scott Williamson, R ERA: 4.98	(8, 1) 1.0 4 0 0 0 2 1 0 0 0 0 0 0 10 16 0.00 1.000																			
Keith Foulke, R ERA: 0.6	(9, 1) 1.0 3 0 0 0 2 0 0 0 0 0 0 0 7 12 0.00 0.000																			

Batter	1	2	3	4	5	6	7	8	9	AB	R	H	RBI	BB	SO	LOB	BOTTOM	
18 Johnny Damon, L OBP: 0.364, SLG: 0.329										4	1	1	0	1	0	2	Tampa Bay Devil Rays @ Boston Red Sox Fenway Park, Boston, MA Thu Apr 29 2004, 7:05 PM EDT Att: 35,441 - Cloudy - 69 F	
Bill Mueller, S OBP: 0.357, SLG: 0.419										5	1	1	0	0	1	2		
34 David Ortiz, L OBP: 0.383, SLG: 0.602										4	1	1	1	0	1	0		
Cesar Crespo, S OBP: 0.184, SLG: 0.263										0	0	0	0	0	0	0		
Manny Ramirez, R OBP: 0.448, SLG: 0.647										4	1	2	1	0	0	0		
Jason Varitek, S OBP: 0.418, SLG: 0.508										4	1	2	3	0	0	0		
Dave McCarty, R OBP: 0.300, SLG: 0.188										3	1	1	0	1	0	0		
Mark Bellhorn, S OBP: 0.402, SLG: 0.323										4	0	0	0	0	2	4		
Gabe Kapler, R OBP: 0.270, SLG: 0.250										4	1	2	0	0	1	0		
Pokey Reese, R OBP: 0.254, SLG: 0.254										4	0	2	2	0	0	1		
Inning Stats	R: 7 E: 0 K: 1 S: 24	H: 7 LOB: 1 BB: 1 P: 40	R: 0 E: 0 K: 0 S: 6	H: 0 LOB: 0 BB: 0 P: 10	R: 0 E: 0 K: 1 S: 10	H: 1 LOB: 0 BB: 0 P: 14	R: 0 E: 0 K: 1 S: 7	H: 0 LOB: 0 BB: 0 P: 14	R: 0 E: 1 K: 0 S: 8	H: 1 LOB: 1 BB: 0 P: 13	R: 0 E: 0 K: 0 S: 15	H: 2 LOB: 3 BB: 1 P: 26	R: 0 E: 0 K: 2 S: 9	H: 1 LOB: 1 BB: 0 P: 18	1B: 9 2B: 2 3B: 0 HR: 1	SF: 0 SAC: 0 DP: 0 HBP: 0	WP: 1 PB: 0 SB: 1 CS: 0	PA: 38
PITCHER	IP WLS BF H R ER SO BB IBB HBP BLK WP HR S P ERA WHIP																	
Damian Moss, L ERA: 16.88	(1, 1) 0.1 L 8 6 7 1 20 33 189.00 21.000																	
John Halama, L ERA: 2.31	(1, 1) 5.1 19 3 0 0 2 0 0 0 0 0 0 39 62 0.00 0.562																	
Trever Miller, L ERA: 3.0	(6, 1) 1.0 5 2 0 0 0 0 0 0 0 0 0 13 19 0.00 2.000																	
Chad Gaudin, R ERA: 1.8	(7, 1) 1.1 6 1 0 0 2 1 0 0 0 0 0 0 15 31 0.00 1.500																	



Batter	1	2	3	4	5	6	7	8	9	AB	R	H	RBI	BB	SO	LOB	TOP																	
18 Johnny Damon, L (1, 8) OBP: 0.366, SLG: 0.338	G4-3		34 BB	F9			F9		2B	4	0	1	1	1	0	2	Boston Red Sox @ Texas Rangers The Ballpark at Arlington, Arlington, TX Sat May 01 2004, 6:05 PM EDT Overcast - 54 F livebaseballscorecards.com AB 32 R 3 H 9 RBI 3 BB 6 SO 10 LOB 15 																	
Bill Mueller, S (1, 5) OBP: 0.340, SLG: 0.396	G4-3		K	G3			G6-3		K	5	0	0	0	0	2	4																		
34 David Ortiz, L (1, 10) OBP: 0.388, SLG: 0.593	1B		BB				L6			3	0	1	0	1	1	0																		
Manny Ramirez, R (1, 7) OBP: 0.430, SLG: 0.618	K		K	K			K		K	4	0	0	0	0	4	3																		
Brian Daubach, L (1, 3) OBP: 0.444, SLG: 0.429	L3			1B			K		G6-4-3	3	1	1	0	1	1	0																		
Kevin Millar, R (1, 9) OBP: 0.304, SLG: 0.354	BB			1B			F8		G6-4-3	4	0	2	0	0	0	1																		
Mark Bellhorn, S (1, 4) OBP: 0.418, SLG: 0.354	BB			BB			BB		K	3	1	2	1	1	1	0																		
Doug Mirabeli, R (1, 2) OBP: 0.529, SLG: 1.214	BB			BB			BB		18 DI	1	0	0	0	2	0	2																		
Dave McCarty, R (9, PH) OBP: 0.333, SLG: 0.235	G4-6-3			BB			BB		18 DI	1	1	1	0	0	0	0																		
Pokey Reese, R (1, 6) OBP: 0.258, SLG: 0.258				BB			G6-4-3		K	3	0	1	1	0	0	2																		
Jason Varitek, S (9, PH) OBP: 0.413, SLG: 0.500				BB			G6-4-3		K	1	0	0	0	0	1	1																		
Inning Stats	R: 0 E: 0 K: 1 S: 9	H: 1 LOB: 1 BB: 0 P: 14	R: 0 E: 0 K: 0 S: 9	H: 1 LOB: 1 BB: 1 P: 17	R: 0 E: 0 K: 2 S: 22	H: 0 LOB: 2 BB: 2 P: 35	R: 2 E: 0 K: 0 S: 18	H: 4 LOB: 2 BB: 1 P: 26	R: 0 E: 0 K: 3 S: 13	H: 1 LOB: 1 BB: 1 P: 14	R: 0 E: 0 K: 10 S: 10	H: 0 LOB: 0 BB: 0 P: 12	R: 0 E: 0 K: 1 S: 8	H: 0 LOB: 0 BB: 1 P: 14	R: 1 E: 0 K: 3 S: 15	H: 2 LOB: 1 BB: 0 P: 23	1B: 7 2B: 2 3B: 0 HR: 0	SF: 0 SAC: 0 DP: 3 HBP: 0	WP: 0 PB: 0 SB: 0 CS: 0	PA: 38														
PITCHER	IP WLS BF H R ER SO BB IBB HBP BLK WP HR S P ERA WHIP																																	
Ryan Drese, R (1, 1) ERA: 2.91	6.0	27	7	2	2	6	5	0	0	0	0	0	0	0	78	118	3.00	2.000																
Erasmio Ramirez, L (7, 1) ERA: 4.91	1.0	W	3	0	0	0	0	0	0	0	0	0	0	0	10	12	0.00	0.000																
Jeff Nelson, R (8, 1) ERA: 2.79	1.0	H	3	0	0	0	1	0	0	0	0	0	0	8	14	0.00	1.000																	
Francisco Cordero, R (9, 1) ERA: 2.61	1.0	S	5	2	1	1	3	0	0	0	0	0	0	15	23	9.00	2.000																	

Batter	1	2	3	4	5	6	7	8	9	AB	R	H	RBI	BB	SO	LOB	BOTTOM																
10 Michael Young, R (1, 6) OBP: 0.404, SLG: 0.525	K		K		G3-1		L6			4	0	0	1	0	2	4	Boston Red Sox @ Texas Rangers The Ballpark at Arlington, Arlington, TX Sat May 01 2004, 6:05 PM EDT Overcast - 54 F livebaseballscorecards.com AB 29 R 4 H 6 RBI 4 BB 2 SO 7 LOB 11 																
9 Hank Blalock, L (1, 5) OBP: 0.383, SLG: 0.557	BB		G4-3		F9		SF8			2	0	0	1	1	0	2																	
Alfonso Soriano, R (1, 4) OBP: 0.376, SLG: 0.435	P4				P4		G4-3		2B	4	0	1	1	0	0	1																	
Brad Fullmer, L (1, 10) OBP: 0.300, SLG: 0.438	BB				G6-3		G5-3		K	4	0	1	0	0	1	1																	
Kevin Mench, R (1, 9) OBP: 0.323, SLG: 0.511	G1-3				K		BB		F9	4	0	1	0	0	1	2																	
23 Mark Teixeira, S (1, 3) OBP: 0.390, SLG: 0.485			K		G3-1		F8		L5	4	0	0	0	0	1	1																	
Eric Young Sr., R (1, 7) OBP: 0.460, SLG: 0.442			K		15 BB		15 BB		K	2	2	0	0	0	2	0																	
David Dellucci, L (1, 8) OBP: 0.345, SLG: 0.545			L9		10 G3-1		15 BB		9 SF8	3	1	2	0	0	0	0																	
15 Gerald Laird, R (1, 2) OBP: 0.400, SLG: 0.426			G3		10 G3-1		2B		BB	2	1	1	1	1	0	0																	
Inning Stats	R: 0 E: 0 K: 1 S: 10	H: 1 LOB: 2 BB: 1 P: 19	R: 0 E: 0 K: 2 S: 10	H: 0 LOB: 0 BB: 0 P: 12	R: 0 E: 0 K: 1 S: 5	H: 0 LOB: 0 BB: 0 P: 8	R: 0 E: 0 K: 1 S: 7	H: 0 LOB: 0 BB: 0 P: 11	R: 1 E: 0 K: 0 S: 12	H: 1 LOB: 2 BB: 1 P: 22	R: 0 E: 0 K: 0 S: 8	H: 1 LOB: 1 BB: 0 P: 12	R: 3 E: 0 K: 1 S: 17	H: 3 LOB: 1 BB: 0 P: 26	R: 0 E: 0 K: 1 S: 12	H: 0 LOB: 0 BB: 0 P: 19		1B: 5 2B: 1 3B: 0 HR: 0	SF: 1 SAC: 0 DP: 0 HBP: 2	WP: 0 PB: 0 SB: 0 CS: 0	PA: 34												
PITCHER	IP WLS BF H R ER SO BB IBB HBP BLK WP HR S P ERA WHIP																																
Bronson Arroyo, R (1, 1) ERA: 5.11	6.0	25	3	2	2	5	2	0	2	0	0	0	0	2	4	-	-																
Mark Matlock, L (7, 1) ERA: 1.38	0.0	L	1	1	0	0	0	0	0	0	0	0	0	2	4	-	-																
Scott Williamson, R (7, 1) ERA: 0.77	2.0	B	8	2	2	2	2	0	0	0	0	0	0	27	40	9.00	1.000																

Batter	1	2	3	4	5	6	7	8	9	AB	R	H	RBI	BB	SO	LOB	TOP					
18 Johnny Damon, L (1, 8) OBP: 0.367, SLG: 0.376			G4-3		G4-3		P5			5	1	2	2	0	0	1						
Bill Mueller, S (1, 5) OBP: 0.333, SLG: 0.389			G4-3		P6					4	0	1	1	0	0	2						
34 David Ortiz, L (1, 3) OBP: 0.379, SLG: 0.571			G3							5	0	1	0	0	2	3						
Manny Ramirez, R (1, 10) OBP: 0.423, SLG: 0.602										4	0	1	0	0	1	1						
Jason Varitek, S (1, 2) OBP: 0.429, SLG: 0.557										4	2	3	1	0	0	1						
Dave McCarty, R (1, 7)										4	1	2	0	0	1	2						
Mark Bellhorn, S (1, 4) OBP: 0.421, SLG: 0.353										3	1	1	1	1	1	3						
Gabe Kapler, R (1, 9) OBP: 0.258, SLG: 0.238										3	0	0	0	0	0	4						
Brian Daubach, L (9, PH) OBP: 0.500, SLG: 0.429										0	0	0	0	1	0	0						
Cesar Crespo, S (1, 6) OBP: 0.167, SLG: 0.238										4	0	0	0	0	1	5						
Inning Stats	R: 1 E: 0 K: 0 S: 10	H: 2 LOB: 1 BB: 0 P: 15	R: 0 E: 0 K: 0 S: 6	H: 1 LOB: 1 BB: 0 P: 12	R: 0 E: 0 K: 0 S: 9	H: 0 LOB: 0 BB: 0 P: 15	R: 0 E: 0 K: 1 S: 14	H: 2 LOB: 2 BB: 0 P: 22	R: 0 E: 0 K: 0 S: 8	H: 0 LOB: 0 BB: 0 P: 8	R: 1 E: 0 K: 2 S: 9	H: 1 LOB: 0 BB: 0 P: 16	R: 0 E: 0 K: 0 S: 7	H: 0 LOB: 1 BB: 1 P: 14	R: 0 E: 0 K: 1 S: 7	H: 1 LOB: 0 BB: 0 P: 12	R: 3 E: 0 K: 2 S: 21	H: 4 LOB: 2 BB: 1 P: 31	1B: 7 2B: 2 3B: 1 HR: 1	SF: 1 SAC: 0 DP: 1 HBP: 0	WP: 0 PB: 0 SB: 0 CS: 0	PA: 39
PITCHER	IP WLS BF H R ER SO BB IBB HBP BLK WP HR S P ERA WHIP																					
53 Joaquin Benoit, R (1, 1) ERA: 3.97	7.0 W 28 6 4 2 2 3 1 0 0 0 0 0 1 63 102 2.57 1.000																					
Carlos Almanzar, R (8, 1) ERA: 4.5	1.0 0 6 4 3 3 1 0 0 0 0 0 0 0 12 19 27.00 4.000																					
Jay Powell, R (9, 1) ERA: 1.8	0.1 3 1 0 0 1 1 0 0 0 0 0 0 0 8 13 0.00 6.000																					
Francisco Cordero, R (9, 1) ERA: 2.45	0.2 S 2 0 0 0 1 0 0 0 0 0 0 0 0 8 11 0.00 0.000																					

Boston Red Sox @ Texas Rangers
The Ballpark at Arlington, Arlington, TX
Sat May 01 2004, 6:10 PM EDT
Att: 44,598 - Sunny - 58 F

AB	36
R	5
H	11
RBI	5
BB	2
SO	6
LOB	22



Batter	1	2	3	4	5	6	7	8	9	AB	R	H	RBI	BB	SO	LOB	BOTTOM			
10 Michael Young, R (1, 6) OBP: 0.404, SLG: 0.529										5	1	2	2	0	0	2				
9 Hank Blalock, L (1, 5) OBP: 0.375, SLG: 0.569										5	1	1	1	0	2	5				
Alfonso Soriano, R (1, 4) OBP: 0.371, SLG: 0.438										4	1	1	2	0	0	1				
Brad Fullmer, L (1, 10) OBP: 0.298, SLG: 0.429										4	0	1	0	0	1	1				
Brian Jordan, R (1, 9) OBP: 0.167, SLG: 0.091										4	0	1	1	0	1	1				
David Dellucci, L (1, 8) OBP: 0.371, SLG: 0.569										3	1	2	0	1	0	1				
Herbert Perry, R (1, 3) OBP: 0.283, SLG: 0.341										4	0	0	0	0	1	4				
Kevin Mench, R (1, 7) OBP: 0.340, SLG: 0.543										4	2	3	0	0	0	0				
Rod Barajas, R (1, 2) OBP: 0.323, SLG: 0.600										4	2	3	2	0	0	1				
Inning Stats	R: 1 E: 0 K: 1 S: 13	H: 1 LOB: 0 BB: 0 P: 18	R: 0 E: 0 K: 1 S: 5	H: 1 LOB: 0 BB: 0 P: 10	R: 4 E: 0 K: 0 S: 15	H: 5 LOB: 2 BB: 1 P: 33	R: 1 E: 0 K: 1 S: 16	H: 2 LOB: 1 BB: 0 P: 26	R: 0 E: 0 K: 0 S: 12	H: 1 LOB: 1 BB: 0 P: 19	R: 0 E: 0 K: 0 S: 13	H: 1 LOB: 0 BB: 0 P: 17	R: 0 E: 0 K: 0 S: 4	H: 0 LOB: 0 BB: 0 P: 8	R: 2 E: 0 K: 1 S: 15	H: 3 LOB: 1 BB: 0 P: 20	1B: 6 2B: 7 3B: 0 HR: 1	SF: 0 SAC: 0 DP: 0 HBP: 0	WP: 0 PB: 0 SB: 1 CS: 0	PA: 38
PITCHER	IP WLS BF H R ER SO BB IBB HBP BLK WP HR S P ERA WHIP																			
Pedro Martinez, R (1, 1) ERA: 4.17	4.0 L 21 9 6 6 3 1 0 0 0 0 0 0 0 29 44 0.00 0.667																			
Lenny DiNardo, L (5, 1) ERA	3.0 0 11 2 0 0 1 0 0 0 0 0 0 0 15 20 18.00 3.000																			
Mark Malaska, L (8, 1) ERA: 3.52	1.0 6 3 2 2 1 0 0 0 0 0 0 0 0 15 20 18.00 3.000																			

Boston Red Sox @ Texas Rangers
The Ballpark at Arlington, Arlington, TX
Sat May 01 2004, 6:10 PM EDT
Att: 44,598 - Sunny - 58 F

AB	37
R	8
H	14
RBI	8
BB	1
SO	5
LOB	16



Batter	1	2	3	4	5	6	7	8	9	AB	R	H	RBI	BB	SO	LOB	TOP					
18 Johnny Damon, L (1, 8) OBP: 0.353, SLG: 0.360	1-3 K		0-2 G3-1		0-1 F7			2-2 FC6 WP		4	0	0	0	0	1	2						
Bill Mueller, S (1, 5) OBP: 0.321, SLG: 0.374	0-0 F9		1-0 F8			0-1 G4-3		3-3 K		4	0	0	0	0	1	2						
34 David Ortiz, L (1, 10) OBP: 0.374, SLG: 0.553	3-1 G4-3		4-0 BB			0-0 P3		1-2 K		3	0	0	0	1	1	0						
Manny Ramirez, R (1, 7)		4-2 1B BB	1-3 K			2-2 G4-3		3-2 BB DI BB 1B		3	1	1	0	1	1	2						
Brian Daubach, L (1, 3)	0-0 F7			2-2 L9			1-3 K	3-1 L9		4	0	0	0	0	1	2						
Kevin Millar, R (1, 9)	1 SAFE 1-1 BB		1-3 1B	3-2 F9			0-0 F8	4-0 BB BB		3	0	1	0	1	0	0						
Mark Bellhorn, S (1, 4)	4-1 G5-4-3 BB			2-2 P4			1-1 F8	4-2 BB		2	0	0	0	2	0	0						
Doug Mirabeli, R (1, 2) Jason Varitek, S (8, PH) OBP: 0.474, SLG: 1.063 OBP: 0.430, SLG: 0.549	0-1 G5-4-3			2-2 G4-3				0-1 G4-3		2	0	0	0	0	0	3						
Pokey Reese, R (1, 6) Dave McCarty, R (8, PH) Cesar Crespo, S (8, PR) OBP: 0.265, SLG: 0.266 OBP: 0.385, SLG: 0.364 OBP: 0.163, SLG: 0.233	1-1 F8		18 G3-1 1B	0-1 G3-1				3-1 FC6 18 1B		2	0	1	0	0	0	0						
Inning Stats	R: 0 H: 0 E: 0 K: 1 S: 7	H: 0 LOB: 0 BB: 0 P: 11	R: 0 H: 1 E: 0 K: 0 S: 10	LOB: 2 BB: 2 P: 19	R: 0 H: 1 E: 0 K: 1 S: 9	LOB: 2 BB: 1 P: 16	R: 0 H: 0 E: 0 K: 0 S: 10	H: 0 LOB: 0 BB: 0 P: 17	R: 0 H: 0 E: 0 K: 0 S: 7	H: 0 LOB: 0 BB: 0 P: 9	R: 0 H: 0 E: 0 K: 0 S: 8	H: 0 LOB: 0 BB: 0 P: 10	R: 0 H: 0 E: 0 K: 1 S: 6	H: 0 LOB: 0 BB: 0 P: 8	R: 0 H: 1 E: 0 K: 1 S: 11	LOB: 2 BB: 0 P: 19	R: 1 H: 1 E: 0 K: 1 S: 15	H: 1 LOB: 3 BB: 3 P: 37	1B: 4 2B: 0 3B: 0 HR: 0	SF: 0 SAC: 0 DP: 1 HBP: 0	WP: 1 PB: 0 SB: 0 CS: 0	PA: 36
PITCHER	IP WLS BF H R ER SO BB IBB HBP BLK WP HR S P ERA WHIP																					
R.A. Dickey, R (1, 1) ERA: 3.48	8.2 W 33 4 1 1 5 4 0 0 0 1 0 77 131 1.04 0.923																					
Francisco Cordero, R (8, 1) ERA: 2.38	0.1 S 3 0 0 0 0 2 0 0 0 0 0 6 15 0.00 6.000																					

Boston Red Sox @ Texas Rangers
The Ballpark at Arlington, Arlington, TX
Sun May 02 2004, 8:05 PM EDT
Att: 31,538 - Sunny - 70 F

AB	30
R	1
H	4
RBI	1
BB	6
SO	5
LOB	14



Batter	1	2	3	4	5	6	7	8	9	AB	R	H	RBI	BB	SO	LOB	BOTTOM	
10 Michael Young, R (1, 6) OBP: 0.398, SLG: 0.537	2-1 L8		2-2 P4		2-1 G6-3			0-2 9 SF7 3B		4	1	1	0	0	0	0		
9 Hank Blalock, L (1, 5) OBP: 0.371, SLG: 0.562	3-3 K		0-0 1B			1-2 F7		0-1 SF7		3	0	1	1	0	1	0		
Alfonso Soriano, R (1, 4) OBP: 0.367, SLG: 0.460	1-1 F9		0-1 F8			0-0 G5-3		3-H 2-1 HR		4	1	1	1	0	0	1		
Brad Fullmer, L (1, 10) OBP: 0.295, SLG: 0.444		1-0 P2		0-1 23 G3-1 3B		0-1 G6-3		0-0 L1		4	1	1	0	0	0	0		
23 Mark Teixeira, S (1, 3) OBP: 0.378, SLG: 0.444		2-1 2B HBP		1-1 G3-1			3-3 K2-3	3-3 K		3	0	0	1	0	2	0		
Brian Jordan, R (1, 9) OBP: 0.200, SLG: 0.214	1-1 F9		1-3 2B	1-1 G5-3			0-0 P5			3	0	1	0	0	0	0		
David Dellucci, L (1, 8) OBP: 0.369, SLG: 0.607	2-3 K			1-0 G3-1			3-2 HR			3	1	1	1	0	1	2		
Kevin Mench, R (1, 7) OBP: 0.340, SLG: 0.537		3-2 F8			2-1 L5		3-2 1B			3	0	1	0	0	0	2		
15 Gerald Laird, R (1, 2) OBP: 0.381, SLG: 0.404			0-0 F7		2-3 K2-3		0-0 P3			3	0	0	0	0	1	1		
Inning Stats	R: 0 H: 0 E: 0 K: 1 S: 9	H: 1 LOB: 2 BB: 0 P: 15	R: 0 H: 1 E: 0 K: 0 S: 8	H: 1 LOB: 0 BB: 0 P: 10	R: 1 H: 1 E: 0 K: 0 S: 8	H: 1 LOB: 0 BB: 0 P: 12	R: 0 H: 0 E: 0 K: 1 S: 7	H: 0 LOB: 0 BB: 0 P: 13	R: 0 H: 0 E: 0 K: 0 S: 6	H: 0 LOB: 0 BB: 0 P: 7	R: 1 H: 2 E: 0 K: 1 S: 15	H: 2 LOB: 1 BB: 0 P: 24	R: 2 H: 2 E: 0 K: 1 S: 13	H: 2 LOB: 0 BB: 0 P: 18	1B: 2 2B: 1 3B: 2 HR: 2	SF: 1 SAC: 0 DP: 0 HBP: 1	WP: 0 PB: 0 SB: 0 CS: 0	PA: 32
PITCHER	IP WLS BF H R ER SO BB IBB HBP BLK WP HR S P ERA WHIP																	
49 Tim Wakefield, R (1, 1) ERA: 2.25	7.0 L 27 5 2 2 2 4 0 0 0 0 0 1 13 18 2.57 0.714																	
Alan Embree, L (8, 1) ERA: 3.18	1.0 5 2 2 2 1 0 0 0 0 0 1 13 18 18.00 2.000																	

Boston Red Sox @ Texas Rangers
The Ballpark at Arlington, Arlington, TX
Sun May 02 2004, 8:05 PM EDT
Att: 31,538 - Sunny - 70 F

AB	30
R	4
H	7
RBI	4
BB	0
SO	5
LOB	6



Batter	1	2	3	4	5	6	7	8	9	AB R H RBI BB SO LOB	TOP											
18 Johnny Damon, L (1, 8) OBP: 0.355, SLG: 0.355	1-2 G4-3		0-0 G4-3		3-2 F8		4-1 BB 34 2B BB		1-2 E S 1B	4 1 1 0 1 0 2	Boston Red Sox @ Cleveland Indians Jacobs Field, Cleveland, OH Mon May 03 2004, 7:05 PM EDT Att: 16,285 - Cloudy - 46 F											
Bill Mueller, S (1, 5) OBP: 0.325, SLG: 0.363	1-1 G3		4-1 BB		0-3 K		4-2 BB 34 2B BB	2-3 K	3 0 0 0 2 2 2													
34 David Ortiz, L (1, 10) OBP: 0.366, SLG: 0.545	3-3 K		3-2 G3		2-2 G4-3		1-1 BB	2-0 G4-3	5 0 1 1 0 1 4													
Manny Ramirez, R (1, 7) OBP: 0.425, SLG: 0.576		1-1 G3		1-3 K		0-0 F9	4-0 IBB	4-2 BB	3 0 0 0 2 1 0													
Brian Daubach, L (1, 3) OBP: 0.316, SLG: 0.313		2-2 G4-3		3-1 E6 1B 1B		1-0 G3-1 2B	1-3 K	0-0 F7	5 0 1 0 0 1 5													
Jason Varitek, S (1, 2) OBP: 0.433, SLG: 0.560		3-1 2B		3-0 1B 1-2 1B		2-1 G3-1 2B	1-3 K		4 0 2 0 0 1 4													
Kevin Millar, R (1, 9) Cesar Crespo, S (8, 6) OBP: 0.320, SLG: 0.352 OBP: 0.163, SLG: 0.233	0-1 G5-3		2-2 G4-6-3 1B		4-1 BB			2-3 K	3 0 1 0 1 1 1 0 0 0 0 0 0 0													
Mark Bellhorn, S (1, 4) OBP: 0.417, SLG: 0.338			2-1 18 G4-3 SH5-3 1B	1-0 G4-6-3		1-1 G4-3	3-3 K		4 0 1 0 0 1 5													
Pokey Reese, R (1, 6) Dave McCarty, R (8, PH) OBP: 0.271, SLG: 0.273 OBP: 0.370, SLG: 0.348			0-0 SH5-3		0-2 34 S 1B		2-3 K	2-2 G1-3	2 0 1 0 0 1 0 1 0 0 0 0 0 0													
Inning Stats	R: 0 E: 0 K: 1 S: 8	H: 0 LOB: 0 BB: 0 P: 13	R: 0 E: 0 K: 0 S: 11	H: 1 LOB: 1 BB: 0 P: 17	R: 0 E: 0 K: 0 S: 10	H: 1 LOB: 2 BB: 1 P: 19	R: 0 E: 1 K: 1 S: 11	H: 2 LOB: 2 BB: 1 P: 21	R: 0 E: 0 K: 0 S: 13	H: 1 LOB: 2 BB: 0 P: 18		R: 0 E: 0 K: 0 S: 7	H: 1 LOB: 2 BB: 1 P: 15	R: 1 E: 0 K: 3 S: 18	H: 1 LOB: 3 BB: 3 P: 35	R: 0 E: 0 K: 2 S: 12	H: 0 LOB: 0 BB: 0 P: 19	R: 0 E: 1 K: 1 S: 13	H: 1 LOB: 2 BB: 1 P: 22	1B: 5 2B: 3 3B: 0 HR: 0	SF: 0 SAC: 1 DP: 1 HBP: 0	WP: 0 PB: 0 SB: 2 CS: 0
PITCHER	IP WLS BF H R ER SO BB IBB HBP BLK WP HR S P ERA WHIP											IP WLS BF H R ER SO BB IBB HBP BLK WP HR S P ERA WHIP										
37 Jake Westbrook, R (1, 1) ERA: 1.32	6.0 W 26 6 0 0 3 2 0 0 0 0 0 0 60 103 0.00 1.333																					
David Riske, R (7, 1) ERA: 12.91	0.1 H 3 0 1 1 1 2 0 0 0 0 0 0 8 18 27.00 6.000																					
Rick White, R (7, 1) ERA: 9.98	1.2 H 7 1 0 0 4 0 1 0 0 0 0 0 22 36 0.00 0.600																					
63 Rafael Betancourt, R (9, 1) ERA: 3.6	1.0 S 5 1 0 0 1 1 0 0 0 0 0 0 13 22 0.00 2.000																					

Batter	1	2	3	4	5	6	7	8	9	AB R H RBI BB SO LOB	BOTTOM									
Matt Lawton, L (1, 7) OBP: 0.355, SLG: 0.480	1-0 G4-3	1-3 K			0-0 G4-3		2-3 K			4 0 0 0 0 2 2	Boston Red Sox @ Cleveland Indians Jacobs Field, Cleveland, OH Mon May 03 2004, 7:05 PM EDT Att: 16,285 - Cloudy - 46 F									
Omar Vizquel, S (1, 6) OBP: 0.336, SLG: 0.368	0-0 G3		2-3 K		1-2 F9			2-3 K	4 0 0 0 0 2 0											
Jody Gerut, L (1, 9) OBP: 0.361, SLG: 0.409	2-1 41 HR 1B		3-1 F9			1-3 K		0-3 K	4 1 1 0 0 2 0											
41 Victor Martinez, S (1, 2) OBP: 0.367, SLG: 0.543	0-0 1H HR		0-1 48 1B 1B		0-2 48 F9 2B			0-2 G5-3	4 1 3 2 0 0 0											
48 Travis Hafner, L (1, 10) OBP: 0.420, SLG: 0.575	2-2 1B		1-2 1B		1-0 F9			2-3 F9	3 0 2 0 0 0 1											
Ronnie Belliard, R (1, 4) OBP: 0.467, SLG: 0.505	1-3 K			0-0 F7		0-2 G6-3			3 0 0 0 0 1 2											
Ben Broussard, L (1, 3) OBP: 0.397, SLG: 0.429		0-1 G3		3-2 G6-3			2-2 G3		3 0 0 0 0 0 0											
Casey Blake, R (1, 5) OBP: 0.347, SLG: 0.373		1-0 1B		2-2 F9			1-3 K		3 0 1 0 0 1 0											
Alex Escobar, R (1, 8) OBP: 0.347, SLG: 0.323		1-1 F8			0-0 G5-3		4-1 BB		2 0 0 0 1 0 1											
Inning Stats	R: 2 E: 0 K: 1 S: 12	H: 3 LOB: 1 BB: 0 P: 18	R: 0 E: 0 K: 1 S: 9	H: 1 LOB: 0 BB: 0 P: 12	R: 0 E: 0 K: 1 S: 11	H: 2 LOB: 0 BB: 0 P: 17	R: 0 E: 0 K: 0 S: 10	H: 0 LOB: 0 BB: 0 P: 15	R: 0 E: 0 K: 0 S: 6	H: 0 LOB: 0 BB: 0 P: 7		R: 0 E: 0 K: 1 S: 12	H: 1 LOB: 1 BB: 0 P: 14	R: 0 E: 0 K: 2 S: 11	H: 0 LOB: 1 BB: 1 P: 20	R: 0 E: 0 K: 2 S: 9	H: 0 LOB: 0 BB: 0 P: 11	1B: 5 2B: 1 3B: 0 HR: 1	SF: 0 SAC: 0 DP: 0 HBP: 0	WP: 0 PB: 0 SB: 0 CS: 0
PITCHER	IP WLS BF H R ER SO BB IBB HBP BLK WP HR S P ERA WHIP											IP WLS BF H R ER SO BB IBB HBP BLK WP HR S P ERA WHIP								
38 Curt Schilling, R (1, 1) ERA: 3.19	7.0 L 28 7 2 2 6 1 0 0 0 0 0 0 71 103 2.57 1.143																			
Alan Embree, L (8, 1) ERA: 2.92	1.0 3 0 0 0 2 0 0 0 0 0 0 0 9 11 0.00 0.000																			

AB	34
R	1
H	8
RBI	1
BB	6
SO	9
LOB	23



AB	30
R	2
H	7
RBI	2
BB	1
SO	8
LOB	6



Batter	1	2	3	4	5	6	7	8	9	AB	R	H	RBI	BB	SO	LOB	TOP				
18 Johnny Damon, L (1,8) OBP: 0.357, SLG: 0.381										4	1	1	3	1	2	2	Boston Red Sox @ Cleveland Indians Jacobs Field, Cleveland, OH Tue May 04 2004, 7:05 PM EDT Att: 16,070 - Unknown - 61 F				
Mark Bellhorn, S (1,4) OBP: 0.417, SLG: 0.333										4	0	1	0	1	1	3					
34 David Ortiz, L (1,10) OBP: 0.350, SLG: 0.519										5	0	0	0	0	1	4					
Manny Ramirez, R (1,7) OBP: 0.424, SLG: 0.596										5	1	2	1	0	1	2					
Jason Varitek, S (1,2) OBP: 0.426, SLG: 0.544										4	1	1	0	0	1	2					
Brian Daubach, L (1,9) OBP: 0.348, SLG: 0.400										4	1	2	0	0	0	0					
Dave McCarty, R (1,3) OBP: 0.355, SLG: 0.308										3	1	0	0	1	0	1					
Bill Mueller, S (1,5) OBP: 0.331, SLG: 0.368										4	0	2	0	0	0	2					
Pokey Reese, R (1,6) OBP: 0.274, SLG: 0.275										3	0	1	0	0	0	2					
Gabe Kapler, R (9,PH) OBP: 0.269, SLG: 0.250										1	1	1	1	0	0	0					
Inning Stats	R: 0 E: 0 K: 1 S: 11	H: 1 LOB: 2 BB: 1 P: 17	R: 0 E: 0 K: 0 S: 9	H: 1 LOB: 0 BB: 0 P: 13	R: 0 E: 0 K: 1 S: 16	H: 0 LOB: 1 BB: 1 P: 26	R: 1 E: 0 K: 0 S: 10	H: 2 LOB: 0 BB: 0 P: 13	R: 0 E: 0 K: 1 S: 12	H: 1 LOB: 1 BB: 0 P: 18	R: 1 E: 0 K: 0 S: 13	H: 1 LOB: 1 BB: 0 P: 20	R: 0 E: 0 K: 1 S: 9	H: 0 LOB: 0 BB: 0 P: 11	R: 0 E: 0 K: 1 S: 13	H: 0 LOB: 0 BB: 0 P: 20	R: 4 E: 0 K: 1 S: 13	H: 4 LOB: 1 BB: 1 P: 19	1B: 8 2B: 1 3B: 0 HR: 2	SF: 0 SAC: 0 DP: 1 HBP: 0	WP: 0 PA: 40 PB: 0 SB: 0 CS: 0
PITCHER	IP WLS BF H R ER SO BB IBB HBP BLK WP HR S P ERA WHIP																				
Jason Davis, R (1,1) ERA: 4.58	6.0 W 25 6 2 2 3 2 0 0 0 0 0 1 71 107 3.00 1.333																				
Kazuhito Tadano, R (7,1) ERA: 9.64	2.1 12 4 4 4 2 1 0 0 0 0 0 1 30 43 15.43 2.143																				
Scott Stewart, L (9,1) ERA: 9.64	0.1 H 2 1 0 0 0 0 0 0 0 0 0 0 2 3 0.00 3.000																				
63 Rafael Betancourt, R (9,1) ERA: 3.52	0.1 S 1 0 0 0 1 0 0 0 0 0 0 0 0 3 4 0.00 0.000																				

Batter	1	2	3	4	5	6	7	8	9	AB	R	H	RBI	BB	SO	LOB	BOTTOM		
Matt Lawton, L (1,7) OBP: 0.365, SLG: 0.495										5	1	3	0	0	0	1	Boston Red Sox @ Cleveland Indians Jacobs Field, Cleveland, OH Tue May 04 2004, 7:05 PM EDT Att: 16,070 - Unknown - 61 F		
Omar Vizquel, S (1,6) OBP: 0.348, SLG: 0.384										4	2	2	1	1	0	1			
Jody Gerut, L (1,9) OBP: 0.354, SLG: 0.408										5	1	1	1	0	0	4			
41 Victor Martinez, S (1,2) OBP: 0.373, SLG: 0.541										4	0	2	2	0	0	1			
48 Travis Hafner, L (1,10) OBP: 0.424, SLG: 0.571										4	0	2	0	0	0	0			
Ronnie Belliard, R (1,4) OBP: 0.488, SLG: 0.500										3	1	1	0	1	1	4			
Ben Broussard, L (1,3) OBP: 0.387, SLG: 0.404										3	1	0	0	1	0	2			
Casey Blake, R (1,5) OBP: 0.343, SLG: 0.368										4	1	1	1	0	0	3			
Alex Escobar, R (1,8) OBP: 0.329, SLG: 0.304										4	0	0	0	0	2	1			
Inning Stats	R: 2 E: 0 K: 1 S: 17	H: 4 LOB: 3 BB: 1 P: 28	R: 0 E: 0 K: 1 S: 7	H: 0 LOB: 0 BB: 0 P: 7	R: 0 E: 0 K: 0 S: 7	H: 0 LOB: 0 BB: 0 P: 11	R: 5 E: 2 K: 0 S: 14	H: 5 LOB: 2 BB: 1 P: 22	R: 0 E: 0 K: 0 S: 5	H: 0 LOB: 0 BB: 0 P: 10	R: 0 E: 0 K: 0 S: 9	H: 1 LOB: 1 BB: 0 P: 15	R: 0 E: 0 K: 0 S: 5	H: 0 LOB: 0 BB: 1 P: 10	R: 0 E: 0 K: 1 S: 11	H: 2 LOB: 2 BB: 0 P: 21	1B: 9 2B: 3 3B: 0 HR: 0	SF: 0 SAC: 0 DP: 2 HBP: 0	WP: 0 PA: 39 PB: 0 SB: 1 CS: 0
PITCHER	IP WLS BF H R ER SO BB IBB HBP BLK WP HR S P ERA WHIP																		
Derek Lowe, R (1,1) ERA: 4.73	5.0 L 28 10 7 2 2 2 0 0 0 0 0 0 0 13 24 0.00 0.500																		
Lenny DiNardo, L (6,1) ERA	2.0 6 0 0 0 0 1 0 0 0 0 0 0 0 6 11 0.00 1.500																		
50 Mike Timlin, R (8,1) ERA: 4.76	0.2 3 1 0 0 1 0 0 0 0 0 0 0 0 6 11 0.00 1.500																		
Mark Malaska, L (8,1) ERA: 3.38	0.1 2 1 0 0 0 0 0 0 0 0 0 0 0 5 10 0.00 3.000																		

Batter	1	2	3	4	5	6	7	8	9	AB	R	H	RBI	BB	SO	LOB	TOP					
18 Johnny Damon, L OBP: 0.342, SLG: 0.363	1-2 P2		1 SAFE 0-2 F7	2-2 P6				0-0 G4-3		5	0	0	0	0	0	3						
Mark Bellhorn, S OBP: 0.407, SLG: 0.325	1-3 K		2-1 1-2 34 HR						1-3 K	5	1	1	0	0	4	0						
34 David Ortiz, L OBP: 0.352, SLG: 0.569	1-1 HR		0-0 1-H 2-H						1-0 F7	5	2	2	4	0	1	0						
Manny Ramirez, R OBP: 0.431, SLG: 0.598	1-0 L8		4-2 1B						2-2 1B 2B	3	2	1	0	2	0	0						
Jason Varitek, S OBP: 0.434, SLG: 0.542		1-2 G6-3	2-2 1B						0-1 1B	4	1	2	1	1	1	1						
Kevin Millar, R OBP: 0.327, SLG: 0.359		1-2 G4-3	0-2 1B						2-3 1B	4	1	2	1	0	1	0						
Dave McCarty, R OBP: 0.344, SLG: 0.296			1-2 3-H						3-3 K	1	0	0	0	0	1	1						
Brian Daubach, L OBP: 0.296, SLG: 0.333			2-1 F8						2-2 G3-1	4	0	0	0	0	1	4						
Gabe Kapler, R OBP: 0.269, SLG: 0.250										0	0	0	0	0	0	0						
Bill Mueller, S OBP: 0.344, SLG: 0.404			0-1 FC4-6						4-1 1B BB	3	1	2	3	1	0	0						
Pokey Reese, R OBP: 0.273, SLG: 0.274			1 SAFE 1-2 FC4-6 34 HR						2-0 1B	4	1	1	0	0	0	1						
Inning Stats	R: 1 E: 0 K: 1 S: 12	H: 1 LOB: 0 BB: 0 P: 16	R: 0 E: 0 K: 0 S: 8	H: 0 LOB: 0 BB: 0 P: 12	R: 4 E: 0 K: 0 S: 24	H: 5 LOB: 2 BB: 1 P: 36	R: 0 E: 0 K: 0 S: 10	H: 0 LOB: 0 BB: 0 P: 16	R: 0 E: 0 K: 2 S: 9	H: 0 LOB: 0 BB: 0 P: 15	R: 3 E: 0 K: 1 S: 16	H: 2 LOB: 0 BB: 1 P: 24	R: 0 E: 0 K: 2 S: 9	H: 0 LOB: 1 BB: 1 P: 17	R: 0 E: 0 K: 1 S: 14	H: 1 LOB: 2 BB: 0 P: 24	R: 1 E: 0 K: 2 S: 13	H: 2 LOB: 1 BB: 0 P: 20	1B: 7 2B: 1 3B: 0 HR: 3	SF: 0 2B: 1 DP: 0 HBP: 0	WP: 0 PB: 0 SB: 0 CS: 0	PA: 42
PITCHER	IP	WLS	BF	H	R	ER	SO	BB	IBB	HBP	BLK	WP	HR	S	P	ERA	WHIP					
Jeff D'Amico, R ERA: 7.07	(1, 1)	5.0	L	24	7	7	3	2	0	0	0	0	2	66	102	12.60	1.800					
David Risko, R ERA: 11.17	(6, 1)	2.0		8	1	1	3	1	0	0	0	0	1	22	34	4.50	1.000					
Jack Cressend, R ERA: 6.32	(8, 1)	2.0		10	3	1	3	1	0	0	0	0	0	27	44	4.50	2.000					

Boston Red Sox @ Cleveland Indians
Jacobs Field, Cleveland, OH
Wed May 05 2004, 7:05 PM EDT
Att. 17,370 - Sunny - 56 F

AB 38
R 9
H 11
RBI 9
BB 4
SO 9
LOB 10



Batter	1	2	3	4	5	6	7	8	9	AB	R	H	RBI	BB	SO	LOB	BOTTOM					
Matt Lawton, L OBP: 0.367, SLG: 0.505	2-2 G1-3		0-0 SF7						1-3 K	4	1	2	1	0	1	0						
Omar Vizquel, S OBP: 0.350, SLG: 0.413	1-2 HR		2-1 F7						2-3 K	5	1	2	2	0	1	2						
Jody Gerut, L OBP: 0.364, SLG: 0.431	0-0 41 SF7		1-0 41 E						0-0 1B	4	2	2	0	0	0	1						
41 Victor Martinez, S OBP: 0.364, SLG: 0.519	0-0 SF7		2-2 E4						0-0 L9	3	0	0	2	1	0	1						
48 Travis Hafner, L OBP: 0.417, SLG: 0.550	3-H		1-0 F8							3	0	0	0	1	0	3						
Ronnie Belliard, R OBP: 0.461, SLG: 0.490	1 SAFE K		0-0 E9						2-3 K	4	0	1	0	0	3	1						
Ben Broussard, L OBP: 0.394, SLG: 0.411		2-1 1B	2-2 FC1-2						0-1 1B	4	1	2	0	0	0	2						
Casey Blake, R OBP: 0.330, SLG: 0.352		1-3 K	1-3 P2						2-3 K	4	0	0	0	0	3	4						
Alex Escobar, R OBP: 0.325, SLG: 0.301		0-2 1B							0-3 K	4	0	1	0	0	2	1						
Inning Stats	R: 2 E: 0 K: 1 S: 15	H: 2 LOB: 1 BB: 1 P: 23	R: 1 E: 0 K: 1 S: 11	H: 2 LOB: 1 BB: 0 P: 16	R: 1 E: 3 K: 0 S: 14	H: 1 LOB: 2 BB: 0 P: 21	R: 1 E: 0 K: 0 S: 11	H: 2 LOB: 1 BB: 1 P: 22	R: 0 E: 0 K: 2 S: 7	H: 0 LOB: 0 BB: 0 P: 12	R: 0 E: 0 K: 1 S: 9	H: 1 LOB: 0 BB: 0 P: 16	R: 0 E: 0 K: 3 S: 12	H: 1 LOB: 1 BB: 0 P: 16	R: 0 E: 0 K: 2 S: 12	H: 1 LOB: 1 BB: 0 P: 15	1B: 7 2B: 1 3B: 1 HR: 1	SF: 2 2B: 1 DP: 1 HBP: 1	WP: 0 PB: 0 SB: 2 CS: 0	PA: 40		
PITCHER	IP	WLS	BF	H	R	ER	SO	BB	IBB	HBP	BLK	WP	HR	S	P	ERA	WHIP					
Byung-Hyun Kim, R ERA: 4.32	(1, 1)	3.1		19	5	4	2	1	0	1	0	0	0	8	17	0.00	3.000					
Mark Malaska, L ERA: 3.12	(4, 1)	0.2		4	1	0	0	1	0	0	0	0	0	8	17	0.00	3.000					
Bronson Arroyo, R ERA: 4.73	(5, 1)	2.0	W	6	1	0	3	0	0	0	0	0	0	16	28	0.00	0.500					
Alan Embree, L ERA: 2.7	(7, 1)	1.0	H	3	0	0	0	0	0	0	0	0	0	9	14	0.00	0.000					
Scott Williamson, R ERA: 0.71	(8, 1)	1.0	H	4	1	0	3	0	0	0	0	0	0	12	16	0.00	1.000					
PITCHER	IP	WLS	BF	H	R	ER	SO	BB	IBB	HBP	BLK	WP	HR	S	P	ERA	WHIP					
Keith Foulke, R ERA: 0.56	(9, 1)	1.0		4	1	0	2	0	0	0	0	0	0	12	15	0.00	1.000					

Boston Red Sox @ Cleveland Indians
Jacobs Field, Cleveland, OH
Wed May 05 2004, 7:05 PM EDT
Att. 17,370 - Sunny - 56 F

AB 35
R 5
H 10
RBI 5
BB 2
SO 10
LOB 15



Batter	1	2	3	4	5	6	7	8	9	AB	R	H	RBI	BB	SO	LOB	TOP								
Mark Bellhorn, S OBP: 0.407, SLG: 0.352	1-1 P6		1-0 P6			0-2 1B 34 G4-6-3 2B	2-2 E9		1-3 K	5	1	2	1	0	1	1									
Gabe Kapler, R OBP: 0.288, SLG: 0.250	2-0 G6-3		0-1 P3			1-1 34 G4-6-3 1B	0-1 G5-3			4	0	1	0	0	0	2									
34 David Ortiz, L 18 Johnny Damon, L OBP: 0.342, SLG: 0.363	2-2 P6			1-0 G4-3		0-1 G4-6-3		4-1 1B BB		3	0	0	0	1	0	1									
Manny Ramirez, R OBP: 0.433, SLG: 0.622		2-2 G5-3		0-0 G5-3		1-2 HR		1-1 1B CS		4	1	2	2	0	0	0									
Jason Varitek, S OBP: 0.417, SLG: 0.517		2-1 G5-3		1-1 F9		2-2 L6		3-3 1B K		4	0	0	0	0	1	1									
Kevin Millar, R OBP: 0.352, SLG: 0.385		1-2 1B			3-2 FC5-4 1B		1-1 FC5-4 1B		1-2 1B	4	0	4	0	0	0	0									
Dave McCarty, R OBP: 0.306, SLG: 0.258		0-1 G5-3			2-2 FC5-4 1B		0-1 FC5-4 2B		0-0 G1-3	4	1	0	0	0	0	4									
Bill Mueller, S OBP: 0.333, SLG: 0.389			3-2 G4-3		2-2 F8		2-1 F7		3-2 F8	4	0	0	0	0	0	2									
Pokey Reese, R OBP: 0.284, SLG: 0.325			1-2 3B		1-2 F8		3-2 WP 1-H E 2B		0-3 K	4	1	2	1	0	1	1									
Inning Stats	R: 0 E: 0 K: 0 S: 6	H: 0 LOB: 0 BB: 0 P: 11	R: 0 E: 0 K: 0 S: 10	H: 1 LOB: 1 BB: 0 P: 15	R: 0 E: 0 K: 0 S: 11	H: 1 LOB: 1 BB: 0 P: 16	R: 0 E: 0 K: 0 S: 4	H: 0 LOB: 0 BB: 0 P: 6	R: 0 E: 0 K: 0 S: 16	H: 1 LOB: 1 BB: 0 P: 24	R: 2 E: 0 K: 0 S: 14	H: 3 LOB: 0 BB: 0 P: 18	R: 2 E: 1 K: 0 S: 17	H: 3 LOB: 1 BB: 0 P: 25	R: 1 E: 0 K: 1 S: 12	H: 2 LOB: 1 BB: 1 P: 21	R: 0 E: 0 K: 2 S: 10	H: 0 LOB: 0 BB: 0 P: 14	1B: 6 2B: 4 3B: 1 HR: 1	SF: 0 SAC: 0 DP: 2 HBP: 0	WP: 1 PB: 0 SB: 1 CS: 1	PA: 37			
PITCHER	IP	WLS	BF	H	R	ER	SO	BB	IBB	HBP	BLK	WP	HR	S	P	ERA	WHIP								
CC Sabathia, L ERA: 2.34	(1, 1)	6.2	L	27	8	4	4	0	0	0	0	0	1	72	107	5.40	1.200								
Rick White, R ERA: 4.5	(7, 1)	1.1		7	3	1	1	1	0	0	0	1	0	18	29	6.75	3.000								
David Riske, R ERA: 10.13	(9, 1)	1.0		3	0	0	0	2	0	0	0	0	0	10	14	0.00	0.000								

Boston Red Sox @ Cleveland Indians
Jacobs Field, Cleveland, OH
Thu May 06 2004, 7:05 PM EDT
Att: 26,825 - Cloudy - 82 F

AB 36
R 5
H 11
RBI 4
BB 1
SO 3
LOB 12



Batter	1	2	3	4	5	6	7	8	9	AB	R	H	RBI	BB	SO	LOB	BOTTOM								
Matt Lawton, L OBP: 0.363, SLG: 0.522	0-0 HR		0-0 G3			0-3 K		1-3 K		4	1	1	1	0	2	2									
Coco Crisp, S OBP: 0.274, SLG: 0.328										0	0	0	0	0	0	0									
Omar Vizquel, S OBP: 0.355, SLG: 0.417	1-2 1B 41 G4-3		2-3 K			0-1 P6		0-1 FC6-4 1B		4	1	2	0	0	1	0									
Jody Gerut, L OBP: 0.361, SLG: 0.425	0-2 48 L4-6 41 G4-3 1B			2-1 G4-3		0-1 P4		2-2 FC6-4 1B		4	0	1	0	0	0	1									
41 Victor Martinez, S OBP: 0.348, SLG: 0.494	0-0 G4-3			2-3 K		3-3 K		2-1 P4		4	0	0	1	0	2	2									
48 Travis Hafner, L OBP: 0.400, SLG: 0.524	1-2 L4-6			0-0 G1			2-2 K		2-3 K	4	0	0	0	0	2	1									
Ronnie Belliard, R OBP: 0.462, SLG: 0.485		0-0 P2			1-0 BB 1B		4-0 FC6-4 BB		2-3 K	3	0	1	0	1	1	0									
Ben Broussard, L OBP: 0.386, SLG: 0.390		0-3 K			1-3 K		4-2 FC6-4 BB		2-0 G6-3	3	0	0	0	1	2	1									
Lou Merloni, R OBP: 0.327, SLG: 0.304		0-1 G6-3			1-3 K		2-1 FC6-4 BB			3	0	0	0	0	1	3									
Alex Escobar, R OBP: 0.326, SLG: 0.293			0-1 G6-3		4-1 BB		0-0 F9			2	0	0	0	1	0	2									
Inning Stats	R: 2 E: 0 K: 0 S: 14	H: 3 LOB: 0 BB: 0 P: 16	R: 0 E: 0 K: 1 S: 6	H: 0 LOB: 0 BB: 0 P: 6	R: 0 E: 0 K: 1 S: 6	H: 0 LOB: 0 BB: 0 P: 8	R: 0 E: 0 K: 1 S: 6	H: 0 LOB: 0 BB: 0 P: 10	R: 0 E: 0 K: 3 S: 12	H: 1 LOB: 2 BB: 1 P: 19	R: 0 E: 0 K: 1 S: 7	H: 0 LOB: 0 BB: 0 P: 10	R: 0 E: 0 K: 1 S: 12	H: 0 LOB: 2 BB: 2 P: 24	R: 0 E: 0 K: 1 S: 10	H: 1 LOB: 0 BB: 0 P: 15	R: 0 E: 0 K: 2 S: 7	H: 0 LOB: 0 BB: 0 P: 13	1B: 4 2B: 1 3B: 0 HR: 1	SF: 0 SAC: 0 DP: 1 HBP: 0	WP: 0 PB: 0 SB: 0 CS: 0	PA: 34			
PITCHER	IP	WLS	BF	H	R	ER	SO	BB	IBB	HBP	BLK	WP	HR	S	P	ERA	WHIP								
Pedro Martinez, R ERA: 3.92	(1, 1)	7.0		27	4	2	2	8	3	0	0	0	0	63	93	2.57	1.000								
Alan Embree, L ERA: 2.51	(8, 1)	1.0	H	4	1	0	0	1	0	0	0	0	0	10	15	0.00	1.000								
Keith Foulke, R ERA: 0.53	(9, 1)	1.0	S	3	0	0	0	2	0	0	0	0	0	7	13	0.00	0.000								

Boston Red Sox @ Cleveland Indians
Jacobs Field, Cleveland, OH
Thu May 06 2004, 7:05 PM EDT
Att: 26,825 - Cloudy - 82 F


AB 31
R 2
H 5
RBI 2
BB 3
SO 11
LOB 12



Batter	1	2	3	4	5	6	7	8	9	AB	R	H	RBI	BB	SO	LOB	TOP						
4 Angel Berroa, R OBP: 0.254, SLG: 0.311	2-2 29 S G6-3 1B		1-0 F7		0-1 29 1B 1B	0-0 P3			0-3 K	5	2	2	0	0	1	1							
Carlos Beltrán, S OBP: 0.413, SLG: 0.644	0-2 G6-3		0-0 1B 29 S 1B		0-1 F7 1B	3-2 F8			1-1 G3-1	5	0	1	0	0	0	2							
29 Mike Sweeney, R OBP: 0.327, SLG: 0.452	1-1 G6-3 2-H		4-1 1B 1-2 BB		2-1 1B 1-3 2B 1B				0-0 F8	4	1	1	1	1	0	0							
Juan Gonzalez, R OBP: 0.330, SLG: 0.446	1-2 G6-3		1-0 1B 1-2 FC6 1B		2-1 1B 1-2 2B 1B				1-0 G5-3	4	1	2	1	0	0	0							
Matt Stairs, L OBP: 0.392, SLG: 0.524		0-2 G4-3	0-0 FC6 1-2		1-0 E 1-3 2-H 2B				1-1 FC6-4 HBP	3	1	1	1	0	0	3							
Joe Randa, R OBP: 0.358, SLG: 0.404		2-0 G5-3		3-1 G6-3	0-1 E5 1B				1-2 FC6-4 1-2	4	0	1	1	0	0	1							
Ken Harvey, R OBP: 0.411, SLG: 0.482		1-0 G4-3		3-2 HBP	0-1 G5-4-3 BB				1-3 K	2	0	0	0	1	1	0							
Benito Santiago, R OBP: 0.268, SLG: 0.367			1-2 G1-3	0-0 P2	0-0 G5-4-3				0-0 G6-3	4	0	0	0	0	0	3							
Desi Relaford, S OBP: 0.219, SLG: 0.281			0-0 1B 29 CS 1B	3-1 F9					3-3 K	4	1	1	0	0	2	1							
Inning Stats	R: 1 E: 0 K: 0 S: 12	H: 1 LOB: 0 BB: 0 P: 16	R: 0 E: 0 K: 0 S: 5	H: 0 LOB: 0 BB: 0 P: 8	R: 1 E: 0 K: 0 S: 9	H: 3 LOB: 3 BB: 1 P: 16	R: 0 E: 0 K: 0 S: 7	H: 0 LOB: 1 BB: 0 P: 16	R: 4 E: 1 K: 1 S: 15	H: 5 LOB: 1 BB: 1 P: 24	R: 0 E: 0 K: 1 S: 7	H: 0 LOB: 0 BB: 0 P: 10	R: 0 E: 0 K: 2 S: 8	H: 0 LOB: 0 BB: 0 P: 12	R: 0 E: 0 K: 2 S: 8	H: 0 LOB: 0 BB: 0 P: 12	R: 0 E: 0 K: 1 S: 7	H: 0 LOB: 0 BB: 0 P: 8	1B: 8 2B: 1 3B: 0 HR: 0	SF: 0 SAC: 0 DP: 1 HBP: 2	WP: 0 PB: 0 SB: 2 CS: 2	PA: 39	
PITCHER	IP WLS BF H R ER SO BB IBB HBP BLK WP HR S P ERA WHIP	IP WLS BF H R ER SO BB IBB HBP BLK WP HR S P ERA WHIP																	IP WLS BF H R ER SO BB IBB HBP BLK WP HR S P ERA WHIP				
49 Tim Wakefield, R ERA: 2.75	8.0	36	9	6	4	3	2	0	2	0	0	0	0	0	0	0	0	0	0	71	114	4.50	1.375
50 Mike Timlin, R ERA: 4.35	1.0	W	3	0	0	0	1	0	0	0	0	0	0	0	0	0	0	0	0	7	8	0.00	0.000

Kansas City Royals @ Boston Red Sox
Fenway Park, Boston, MA
Fri May 07 2004, 7:05 PM EDT
Att: 35,280 - Cloudy - 77 F


AB 35
R 6
H 9
RBI 4
BB 2
SO 4
LOB 11



Batter	1	2	3	4	5	6	7	8	9	AB	R	H	RBI	BB	SO	LOB	BOTTOM						
18 Johnny Damon, L OBP: 0.352, SLG: 0.406	1-2 F8		3-1 HR		2-1 G4-3				4-2 PB HR BB	4	2	2	1	1	0	0							
Mark Bellhorn, S OBP: 0.415, SLG: 0.391	0-1 G6-3		2-2 1B 2B 1B		1-1 34 G4-3 HBP				1-1 1-H HR	4	2	2	2	0	1	1							
34 David Ortiz, L OBP: 0.336, SLG: 0.530	2-2 F7		0-3 K		0-0 G4-3				0-3 K	5	0	0	0	0	3	3							
Manny Ramirez, R OBP: 0.447, SLG: 0.626		2-2 F9 WP 1B	0-0 2B 1-2 1B		2-2 F9				1-1 1B 1B 2B BB	4	2	3	0	1	0	1							
Kevin Millar, R OBP: 0.363, SLG: 0.400		4-0 BB	0-0 2B		2-1 FC6-4 1B				0-0 F9 P4	4	0	2	1	1	0	2							
Gabe Kapler, R OBP: 0.267, SLG: 0.250	0-1 F8		1-3 2-H 2B		0-0 FC6-4				3-1 1B 1-2 E 1B	4	1	1	0	0	0	5							
Jason Varitek, S OBP: 0.423, SLG: 0.534		1-2 BB	1-0 G5-3		1-2 1-2 E 1B				0-0 1-H 2B	1	0	1	1	0	0	0							
Doug Mirabeli, R OBP: 0.476, SLG: 0.950		1-1 F9		2-2 G5-4-3 1B					1-1 E7 1-H 2-H 1B	4	0	2	1	0	1	3							
Bill Mueller, S OBP: 0.323, SLG: 0.376		0-0 F7		1-0 G5-4-3					3-1 L7	4	0	0	0	0	0	5							
Pokey Reese, R OBP: 0.274, SLG: 0.313			1-2 G5-3		3-2 G1-3				0-3 K	3	0	0	0	0	0	0							
Brian Daubach, L OBP: 0.286, SLG: 0.320										1	0	0	0	0	1	1							
Cesar Crespo, S OBP: 0.163, SLG: 0.233										0	0	0	0	0	0	0							
Inning Stats	R: 0 E: 0 K: 0 S: 9	H: 0 LOB: 0 BB: 0 P: 12	R: 0 E: 0 K: 0 S: 9	H: 1 LOB: 2 BB: 1 P: 16	R: 2 E: 0 K: 1 S: 14	H: 4 LOB: 0 BB: 0 P: 21	R: 0 E: 0 K: 0 S: 7	H: 1 LOB: 0 BB: 0 P: 13	R: 0 E: 0 K: 1 S: 12	H: 0 LOB: 1 BB: 0 P: 12	R: 0 E: 0 K: 2 S: 11	H: 1 LOB: 1 BB: 0 P: 16	R: 0 E: 1 K: 1 S: 12	H: 3 LOB: 1 BB: 0 P: 20	R: 2 E: 0 K: 1 S: 11	H: 2 LOB: 1 BB: 2 P: 20	1B: 8 2B: 3 3B: 0 HR: 2	SF: 0 SAC: 0 DP: 1 HBP: 1	WP: 1 PB: 1 SB: 0 CS: 0	PA: 42			
PITCHER	IP WLS BF H R ER SO BB IBB HBP BLK WP HR S P ERA WHIP	IP WLS BF H R ER SO BB IBB HBP BLK WP HR S P ERA WHIP																	IP WLS BF H R ER SO BB IBB HBP BLK WP HR S P ERA WHIP				
Jeremy Affeldt, L ERA: 5.06	11	34	11	4	4	4	1	0	0	0	0	0	0	0	0	0	0	0	5	8	0.00	0.000	
Jason Grimsley, R ERA: 3.15	0.2	H	2	0	0	0	1	0	0	0	0	0	0	0	0	0	0	0	1	8	17	81.00	9.000
Mike MacDougal, R ERA: 11.57	0.1	L	4	1	3	3	1	2	0	0	0	0	0	0	0	0	0	0	1	8	17	81.00	9.000
Scott Sullivan, R ERA: 4.63	0.1	2	1	0	0	0	0	0	0	0	0	0	0	0	0	0	0	0	3	3	0.00	3.000	

Kansas City Royals @ Boston Red Sox
Fenway Park, Boston, MA
Fri May 07 2004, 7:05 PM EDT
Att: 35,280 - Cloudy - 77 F

AB 38
R 7
H 13
RBI 6
BB 3
SO 6
LOB 21



Batter	1	2	3	4	5	6	7	8	9	AB	R	H	RBI	BB	SO	LOB	TOP					
4 Angel Berroa, R OBP: 0.254, SLG: 0.308										4	0	1	0	0	1	3						
Carlos Beltrán, S OBP: 0.400, SLG: 0.620										4	0	0	0	0	2	3						
29 Mike Sweeney, R OBP: 0.314, SLG: 0.433										4	0	0	0	0	0	0						
Juan Gonzalez, R OBP: 0.320, SLG: 0.432 Aaron Guiel, L OBP: 0.292, SLG: 0.391										3	0	0	0	0	2	0						
Matt Stairs, L OBP: 0.377, SLG: 0.500 9 David DeJesus, L (9, PH) OBP: 0.167, SLG: 0.048										3	0	0	0	0	2	0						
Joe Randa, R OBP: 0.348, SLG: 0.392										3	0	0	0	0	1	0						
Ken Harvey, R OBP: 0.408, SLG: 0.477										3	0	1	0	0	0	0						
Benito Santiago, R OBP: 0.282, SLG: 0.415										3	1	2	1	0	0	0						
Desi Relaford, S OBP: 0.235, SLG: 0.294										2	0	1	0	0	0	0						
Inning Stats	R: 0 E: 0 K: 2 S: 8	H: 0 LOB: 0 BB: 0 P: 12	R: 0 E: 0 K: 2 S: 7	H: 0 LOB: 0 BB: 0 P: 7	R: 0 E: 0 K: 0 S: 10	H: 2 LOB: 2 BB: 0 P: 15	R: 0 E: 0 K: 2 S: 8	H: 0 LOB: 0 BB: 0 P: 12	R: 1 E: 0 K: 0 S: 12	H: 2 LOB: 1 BB: 0 P: 16	R: 0 E: 0 K: 0 S: 10	H: 0 LOB: 0 BB: 0 P: 15	R: 0 E: 0 K: 0 S: 7	H: 0 LOB: 0 BB: 0 P: 11	R: 0 E: 0 K: 1 S: 12	H: 1 LOB: 1 BB: 0 P: 17	R: 0 E: 0 K: 0 S: 11	H: 0 LOB: 0 BB: 0 P: 15	1B: 4 2B: 0 3B: 0 HR: 1	SF: 0 SAC: 1 DP: 0 HBP: 0	WP: 0 PB: 0 SB: 0 CS: 0	PA: 32
PITCHER 38 Curt Schilling, R ERA: 2.81	IP: 9.0 WLS: W BF: 32 H: 5 R: 1 ER: 1 SO: 8 BB: 0 IBB: 0 HBP: 0 BLK: 0 WP: 0 HR: 1 S: 85 P: 120 ERA: 1.00 WHIP: 0.556											PITCHER	IP: 9.0 WLS: W BF: 32 H: 5 R: 1 ER: 1 SO: 8 BB: 0 IBB: 0 HBP: 0 BLK: 0 WP: 0 HR: 1 S: 85 P: 120 ERA: 1.00 WHIP: 0.556									

Kansas City Royals @ Boston Red Sox
Fenway Park, Boston, MA
Sat May 08 2004, 1:20 PM EDT
Att: 34,929 - Cloudy - 49 F

AB 31
R 1
H 5
RBI 1
BB 0
SO 8
LOB 6

Batter	1	2	3	4	5	6	7	8	9	AB	R	H	RBI	BB	SO	LOB	BOTTOM			
18 Johnny Damon, L OBP: 0.354, SLG: 0.405										5	1	2	0	0	0	0				
Mark Bellhorn, S OBP: 0.409, SLG: 0.396										4	0	1	1	0	2	2				
Kevin Millar, R OBP: 0.359, SLG: 0.404										4	1	1	0	0	1	2				
Manny Ramirez, R OBP: 0.441, SLG: 0.622 Cesar Crespo, S OBP: 0.165, SLG: 0.233										4	1	1	1	0	0	2				
Jason Varitek, S OBP: 0.435, SLG: 0.538										3	1	2	1	1	0	0				
Bill Mueller, S OBP: 0.328, SLG: 0.375										3	1	1	1	1	0	2				
Dave McCarty, R OBP: 0.300, SLG: 0.343										4	1	1	2	0	1	3				
Gabe Kapler, R OBP: 0.253, SLG: 0.237										4	1	0	0	0	2					
Pokey Reese, R OBP: 0.284, SLG: 0.393										4	2	2	3	0	1	0				
Inning Stats	R: 0 E: 1 K: 1 S: 11	H: 0 LOB: 1 BB: 0 P: 15	R: 0 E: 0 K: 1 S: 12	H: 0 LOB: 1 BB: 1 P: 22	R: 1 E: 0 K: 0 S: 13	H: 2 LOB: 1 BB: 0 P: 18	R: 0 E: 0 K: 0 S: 3	H: 1 LOB: 0 BB: 0 P: 3	R: 1 E: 0 K: 1 S: 13	H: 1 LOB: 0 BB: 0 P: 19	R: 5 E: 0 K: 1 S: 21	H: 6 LOB: 1 BB: 0 P: 27	R: 0 E: 0 K: 0 S: 7	H: 0 LOB: 0 BB: 0 P: 9	R: 2 E: 0 K: 1 S: 12	H: 1 LOB: 0 BB: 1 P: 23	1B: 5 2B: 3 3B: 0 HR: 3	SF: 0 SAC: 0 DP: 1 HBP: 0	WP: 0 PB: 0 SB: 2 CS: 0	PA: 37
PITCHER 41 Jimmy Gobble, L ERA: 3.75 Jason Grimsley, R ERA: 3.75 Shawn Camp, R ERA: 3.86 Nate Field, R ERA: 2.53	IP: 5.0 WLS: L BF: 24 H: 8 R: 6 ER: 6 SO: 3 BB: 1 IBB: 0 HBP: 0 BLK: 0 WP: 0 HR: 0 S: 61 P: 89 ERA: 10.80 WHIP: 1.800											PITCHER	IP: 5.0 WLS: L BF: 24 H: 8 R: 6 ER: 6 SO: 3 BB: 1 IBB: 0 HBP: 0 BLK: 0 WP: 0 HR: 0 S: 61 P: 89 ERA: 10.80 WHIP: 1.800							

Kansas City Royals @ Boston Red Sox
Fenway Park, Boston, MA
Sat May 08 2004, 1:20 PM EDT
Att: 34,929 - Cloudy - 49 F

AB 35
R 9
H 11
RBI 9
BB 2
SO 5
LOB 13

Batter	1	2	3	4	5	6	7	8	9	AB	R	H	RBI	BB	SO	LOB	TOP										
Matt Lawton, L OBP: 0.349, SLG: 0.474 (1, 7)	2-3 SAFE K	1-3 SAFE K		2-3 SAFE K			1-1 G3-1			4	0	0	0	0	3	1	Cleveland Indians @ Boston Red Sox Fenway Park, Boston, MA Tue May 11 2004, 7:05 PM EDT Att: 35,401 - Sunny - 84 F										
Omar Vizquel, S OBP: 0.395, SLG: 0.405 (1, 6)	0-0 1B 2B	1-1 SAFE S			2-1 F7			0-1 G6-3		4	1	2	0	0	0	0											
Jody Gerut, L OBP: 0.384, SLG: 0.460 (1, 9)	3-2 1B 2B	4-2 1B			3-1 F8			3-1 G3		3	1	1	0	1	0	0											
41 Victor Martinez, S OBP: 0.342, SLG: 0.495 (1, 2)	0-0 1H 3H 2B	0-3 K			2-0 F9			1-1 HR		4	1	2	3	0	1	3											
48 Travis Hafner, L OBP: 0.390, SLG: 0.520 (1, 10)	0-3 K		1-2 F8			2-3 K		2-2 P5		4	0	0	0	0	2	1											
Ronnie Belliard, R OBP: 0.462, SLG: 0.472 (1, 4)	4-2 BB		3-3 K			2-0 F8			0-6 G5-3	3	0	0	0	1	1	0											
Ben Broussard, L OBP: 0.386, SLG: 0.408 (1, 3)	1-3 K		0-1 G5-3			2-3 K			2-3 K	4	0	0	0	0	3	2											
Lou Merloni, R OBP: 0.306, SLG: 0.316 (1, 5)		2-3 K		0-1 L8			2-0 G6-3		0-3 K	4	0	0	0	0	2	0											
Coco Crisp, S OBP: 0.270, SLG: 0.304 (1, 8)		0-0 1B		1-1 G6-3			3-3 K			3	0	1	0	0	1	0											
Inning Stats	R: 2 E: 0 K: 3 S: 17	H: 3 LOB: 2 BB: 1 P: 27	R: 0 E: 0 K: 3 S: 16	H: 2 LOB: 3 BB: 1 P: 24	R: 0 E: 0 K: 1 S: 12	H: 0 LOB: 0 BB: 0 P: 16	R: 0 E: 0 K: 1 S: 8	H: 0 LOB: 0 BB: 0 P: 11	R: 0 E: 0 K: 2 S: 5	H: 0 LOB: 0 BB: 0 P: 12	R: 0 E: 0 K: 1 S: 6	H: 0 LOB: 0 BB: 0 P: 12	R: 1 E: 0 K: 2 S: 9	H: 1 LOB: 0 BB: 0 P: 15	R: 0 E: 0 K: 2 S: 8	H: 0 LOB: 0 BB: 0 P: 10	1B: 4 2B: 1 3B: 0 HR: 1	SF: 0 SAC: 0 DP: 0 HBP: 0	WP: 0 PB: 0 SB: 1 CS: 0	PA: 35							
PITCHER	IP	WLS	BF	H	R	ER	SO	BB	IBB	HBP	BLK	WP	HR	S	P	ERA	WHIP										
Pedro Martinez, R ERA: 3.73 (1, 1)	7.0		28	5	2	2	11	2	0	0	0	0	0	71	115	2.57	1.000										
Alan Embree, L ERA: 3.95 (8, 1)	1.0	W	4	1	1	1	0	0	0	0	0	0	1	9	15	9.00	1.000										
Keith Foulke, R ERA: 0.47 (9, 1)	1.0	S	3	0	0	0	2	0	0	0	0	0	0	8	10	0.00	0.000										

AB	33
R	3
H	6
RBI	3
BB	2
SO	13
LOB	7



Batter	1	2	3	4	5	6	7	8	9	AB	R	H	RBI	BB	SO	LOB	BOTTOM										
18 Johnny Damon, L OBP: 0.359, SLG: 0.400 (1, 8)	3-2 F7		2-0 G4-3				0-1 F8	1-2 G3		5	0	0	0	0	0	2	Cleveland Indians @ Boston Red Sox Fenway Park, Boston, MA Tue May 11 2004, 7:05 PM EDT Att: 35,401 - Sunny - 84 F										
Mark Bellhorn, S OBP: 0.390, SLG: 0.394 (1, 4)	1-2 G5-3		1-1 2B		4-2 BB		2-2 G5-3			3	0	1	0	1	0	0											
Kevin Millar, R OBP: 0.357, SLG: 0.391 (1, 10)	2-2 F8		1-1 F9		0-0 F7		2-3 K			4	0	0	0	0	1	2											
Manny Ramirez, R OBP: 0.438, SLG: 0.624 (1, 7)		2-3 K		4-2 CS BB	1-2 G5-3			0-1 F9		3	0	0	0	1	1	1											
Jason Varitek, S OBP: 0.421, SLG: 0.539 (1, 2)		2-1 HBP		3-3 K		4-2 G1-3 BB		1-1 G6-3		2	0	0	0	1	1	1											
34 David Ortiz, L OBP: 0.340, SLG: 0.554 (8, FR)		0-1 FC4-6		1-1 HR		1-1 G1-3 1B		0-0 2B 2B		4	1	3	1	0	0	1											
Cesar Crespo, S OBP: 0.163, SLG: 0.233 (9, 6)		1-2 FC4-6		1-2 HR		1-2 1B		2B 2B		0	1	0	0	0	0	0											
Bill Mueller, S OBP: 0.322, SLG: 0.394 (1, 5)		1-0 FC6-4		1-2 1B 1B		3-1 F4		1-0 1B 3B 2B		4	1	2	1	0	0	3											
Gabe Kapler, R OBP: 0.274, SLG: 0.296 (1, 9)			0-1 HR		1-0 1B		1-1 G1-3		2-1 3B 1B	4	2	3	1	0	0	2											
Pokey Reese, R OBP: 0.283, SLG: 0.366 (1, 6)			1-2 G4-3		0-0 F8		2-2 L9		0-1 3B	3	0	0	0	0	0	4											
Brian Daubach, L OBP: 0.313, SLG: 0.483 (8, PH)										0	0	0	0	0	0	0											
Dave McCarty, R OBP: 0.327, SLG: 0.419 (9, 3)										1	0	1	2	0	0	0											
Inning Stats	R: 0 E: 0 K: 0 S: 10	H: 0 LOB: 0 BB: 0 P: 16	R: 0 E: 0 K: 1 S: 7	H: 0 LOB: 1 BB: 0 P: 12	R: 1 E: 0 K: 0 S: 10	H: 2 LOB: 1 BB: 0 P: 15	R: 1 E: 0 K: 1 S: 12	H: 3 LOB: 2 BB: 1 P: 22	R: 0 E: 0 K: 0 S: 10	H: 1 LOB: 2 BB: 1 P: 16	R: 0 E: 0 K: 1 S: 8	H: 0 LOB: 0 BB: 0 P: 12	R: 3 E: 0 K: 0 S: 13	H: 4 LOB: 2 BB: 0 P: 18	R: 0 E: 0 K: 1 S: 8	H: 0 LOB: 0 BB: 0 P: 10	1B: 4 2B: 3 3B: 1 HR: 2	SF: 0 SAC: 0 DP: 0 HBP: 1	WP: 0 PB: 0 SB: 0 CS: 1	PA: 37							
PITCHER	IP	WLS	BF	H	R	ER	SO	BB	IBB	HBP	BLK	WP	HR	S	P	ERA	WHIP										
CC Sabathia, L ERA: 2.38 (1, 1)	7.0		30	6	2	2	3	3	0	1	0	0	0	69	116	2.57	1.286										
Jose Jimenez, R ERA: 9.35 (8, 1)	0.2	L	5	3	3	3	0	0	0	0	0	0	0	8	12	40.50	4.500										
Scott Stewart, L ERA: 7.94 (8, 1)	0.1		2	1	0	0	0	0	0	0	0	0	0	5	6	0.00	3.000										


AB	33
R	5
H	10
RBI	5
BB	3
SO	3
LOB	16




Batter	1	2	3	4	5	6	7	8	9	AB	R	H	RBI	BB	SO	LOB	TOP								
Matt Lawton, L OBP: 0.357, SLG: 0.471 (1, 7)	G1	2H 1B			E S 1B HBP	G6-3			G5-4-3 BB	3	1	1	1	1	0	0	Cleveland Indians @ Boston Red Sox Fenway Park, Boston, MA Wed May 12 2004, 7:05 PM EDT Att: 35,371 - Cloudy - 70 F								
Omar Vizquel, S OBP: 0.361, SLG: 0.405 (1, 6)	1B	G6-3			G2-3 1B		L8		G5-4-3 1-2	5	1	2	1	0	0	2									
Jody Gerut, L OBP: 0.393, SLG: 0.485 (1, 9)	1B	1B			F8				48 F 1B	4	1	3	0	0	0	1									
Alex Escobar, R OBP: 0.340, SLG: 0.310 (1, 8)	1B	1B			G2-3				F8	4	0	1	1	0	1	3									
4B Travis Hafner, L OBP: 0.377, SLG: 0.505 (1, 10)	F9				G4-3				K	3	0	0	1	0	1	4									
Ronnie Belliard, R OBP: 0.449, SLG: 0.457 (1, 4)	G1-3				K				F9	4	0	0	0	0	2	2									
Ben Broussard, L OBP: 0.380, SLG: 0.392 (1, 3)		E S 1B BB			K				G1-3	3	1	0	0	1	1	0									
Lou Merloni, R OBP: 0.303, SLG: 0.328 (1, 5)		K			P3				G5-3	4	1	1	0	0	1	1									
Tim Laker, R OBP: 0.278, SLG: 0.375 (1, 2)		K			G6-3				G5-3	4	1	1	2	0	1	1									
Inning Stats	R: 1 E: 0 K: 0 S: 16	H: 3 LOB: 2 BB: 0 P: 19	R: 1 E: 1 K: 2 S: 17	H: 1 LOB: 1 BB: 1 P: 24	R: 1 E: 0 K: 2 S: 10	H: 1 LOB: 0 BB: 0 P: 15	R: 0 E: 0 K: 1 S: 6	H: 0 LOB: 0 BB: 0 P: 10	R: 1 E: 0 K: 0 S: 10	H: 1 LOB: 1 BB: 0 P: 13	R: 2 E: 0 K: 1 S: 7	H: 2 LOB: 0 BB: 0 P: 10	R: 0 E: 1 K: 1 S: 11	H: 1 LOB: 1 BB: 0 P: 18	R: 0 E: 0 K: 0 S: 4	H: 0 LOB: 0 BB: 0 P: 8	R: 0 E: 0 K: 0 S: 6	H: 0 LOB: 0 BB: 1 P: 14	1B: 6 2B: 1 3B: 1 HR: 1	SF: 1 SAC: 0 DP: 1 HBP: 1	WP: 0 PB: 0 SB: 3 CS: 0	PA: 38			
PITCHER	IP	WLS	BF	H	R	ER	SO	BB	IBB	HBP	BLK	WP	HR	S	P	ERA	WHIP								
49 Tim Wakefield, R ERA: 3.84 (1, 1)	6.0	L	28	8	6	6	6	1	0	1	0	0	1	66	91	9.00	1.500								
Lenny DiNardo, L ERA: 1.59 (7, 1)	1.0		4	1	0	0	1	0	0	0	0	0	0	11	18	0.00	1.000								
Scott Williamson, R ERA: 0.68 (8, 1)	1.0		3	0	0	0	0	0	0	0	0	0	0	4	8	0.00	0.000								
Mark Malaska, L ERA: 3.27 (9, 1)	1.0		3	0	0	0	0	1	0	0	0	0	0	6	14	0.00	1.000								

Batter	1	2	3	4	5	6	7	8	9	AB	R	H	RBI	BB	SO	LOB	BOTTOM								
18 Johnny Damon, L OBP: 0.361, SLG: 0.395 (1, 8)	L4	G4-3			BB		G3-6-3 1-2		DI 1B	4	0	1	1	1	0	2	Cleveland Indians @ Boston Red Sox Fenway Park, Boston, MA Wed May 12 2004, 7:05 PM EDT Att: 35,371 - Cloudy - 70 F								
Mark Bellhorn, S OBP: 0.384, SLG: 0.381 (1, 4)	2B BB				K		F7		K	4	1	0	0	1	3	2									
34 David Ortiz, L OBP: 0.331, SLG: 0.537 (1, 10)	K				F7				F9	4	0	0	0	0	1	2									
Manny Ramirez, R OBP: 0.432, SLG: 0.620 (1, 7)	1B 2B				G5-3				F8	4	0	1	1	0	1	0									
Kevin Millar, R OBP: 0.361, SLG: 0.398 (1, 3)	1B BB				F7				F8	3	1	1	0	1	0	0									
Bill Mueller, S OBP: 0.327, SLG: 0.404 (1, 5)	1B				K				F9	4	1	2	0	0	1	1									
Doug Mirabeli, R OBP: 0.481, SLG: 0.958 (1, 2)					2B				2B	4	0	2	1	0	2	1									
Gabe Kapler, R OBP: 0.264, SLG: 0.286 (1, 9)					G6-3				18 1B 2B	3	0	0	0	0	2	2									
Brian Daubach, L OBP: 0.333, SLG: 0.533 (9, PH)									K	1	1	1	1	0	0	0									
Pokey Reese, R OBP: 0.284, SLG: 0.365 (1, 6)					G6-3				K	3	0	1	0	0	0	0									
Jason Varitek, S OBP: 0.418, SLG: 0.534 (9, PH)									K	1	0	0	0	0	1	1									
Inning Stats	R: 1 E: 0 K: 1 S: 9	H: 2 LOB: 2 BB: 2 P: 19	R: 0 E: 0 K: 2 S: 12	H: 1 LOB: 0 BB: 0 P: 18	R: 0 E: 0 K: 1 S: 8	H: 0 LOB: 0 BB: 0 P: 10	R: 0 E: 0 K: 1 S: 12	H: 1 LOB: 0 BB: 0 P: 22	R: 0 E: 0 K: 0 S: 12	H: 0 LOB: 1 BB: 1 P: 20	R: 1 E: 0 K: 2 S: 13	H: 2 LOB: 1 BB: 0 P: 19	R: 0 E: 1 K: 0 S: 15	H: 0 LOB: 0 BB: 0 P: 21	R: 0 E: 0 K: 0 S: 5	H: 0 LOB: 0 BB: 0 P: 8	R: 2 E: 0 K: 3 S: 17	H: 3 LOB: 1 BB: 0 P: 22	1B: 3 2B: 6 3B: 0 HR: 0	SF: 0 SAC: 0 DP: 1 HBP: 0	WP: 0 PB: 0 SB: 0 CS: 0	PA: 38			
PITCHER	IP	WLS	BF	H	R	ER	SO	BB	IBB	HBP	BLK	WP	HR	S	P	ERA	WHIP								
31 Cliff Lee, L ERA: 3.1 (1, 1)	6.0	W	26	6	2	2	8	3	0	0	0	0	0	15	21	0.00	0.000								
David Riske, R ERA: 11.37 (7, 1)	1.0		3	0	0	0	0	0	0	0	0	0	0	5	8	0.00	0.000								
Rick White, R ERA: 9.72 (8, 1)	1.0		3	0	0	0	0	0	0	0	0	0	0	5	8	0.00	0.000								
63 Rafael Betancourt, R ERA: 4.08 (9, 1)	1.0		6	3	2	2	3	0	0	0	0	0	0	17	22	18.00	3.000								

AB 34
R 6
H 9
RBI 6
BB 2
SO 7
LOB 14



AB 35
R 4
H 9
RBI 4
BB 3
SO 11
LOB 11



Batter	1	2	3	4	5	6	7	8	9	AB	R	H	RBI	BB	SO	LOB	TOP			
18 Johnny Damon, L OBP: 0.363, SLG: 0.396	0-0 34 BLK WP BB 1B	1-0 1-3 1B		1-1 F7			1-2 G6-3	2-3 K		5	1	2	0	0	1	3				
Mark Bellhorn, S OBP: 0.391, SLG: 0.383	4-2 WP 34 BLK 1B BB	1-1 SF8			1-0 G5-3 1B		2-2 F8	4-0 34 2B BB		2	2	1	1	2	0	0				
34 David Ortiz, L OBP: 0.335, SLG: 0.552	2-3 K	1-0 F9			2-2 F8		2-3 K	0-0 1-H 3-H 2B		5	0	1	2	0	2	4				
Manny Ramirez, R OBP: 0.433, SLG: 0.616	0-3 K		2-3 K		1-2 G5-3			E6 1B		4	1	1	0	0	2	3				
Dave McCarty, R OBP: 0.320, SLG: 0.409					1-2 K			K		1	0	0	0	0	1	1				
Jason Varitek, S OBP: 0.409, SLG: 0.505	4-0 1B WP IBB		1-2 F7		1-2 G4-3			1-1 2B 1B HBP	0-2 P5	3	1	0	0	1	0	1				
Brian Daubach, L OBP: 0.341, SLG: 0.514	3-2 1-3 2-H 3-H 1B		0-0 F7			3-1 G4-3		2-0 1B WP 2B	0-3 K	4	0	2	2	0	0	0				
Gabe Kapler, R OBP: 0.261, SLG: 0.282								1-3 2-H 2B		1	1	0	0	0	1	0				
Kevin Millar, R OBP: 0.357, SLG: 0.381	0-3 K			3-2 G5-3		4-1 BB		1-0 E 2B 1B	4-1 BB	3	1	1	1	2	1	2				
Cesar Crespo, S OBP: 0.212, SLG: 0.288		0-3 K2-3		1-2 G4-3 S 1B		2-0 F8		1-2 SH1-4 34 2B 2B	2-1 G3	5	1	2	1	0	1	2				
Pokey Reese, R OBP: 0.287, SLG: 0.350		4-2 18 1B SF8 BB		2-1 G4-3		2-2 G1-3		1-0 SH1-4		2	1	0	0	1	0	2				
Inning Stats	R: 2 E: 0 K: 3 S: 16	H: 2 LOB: 2 BB: 2 P: 29	R: 1 E: 0 K: 1 S: 11	H: 1 LOB: 1 BB: 1 P: 17	R: 0 E: 0 K: 1 S: 7	H: 0 LOB: 0 BB: 0 P: 10	R: 0 E: 0 K: 0 S: 11	H: 1 LOB: 1 BB: 0 P: 18	R: 0 E: 0 K: 0 S: 7	H: 0 LOB: 1 BB: 0 P: 16	R: 0 E: 0 K: 1 S: 10	H: 0 LOB: 0 BB: 0 P: 15	R: 6 E: 1 K: 2 S: 16	H: 5 LOB: 1 BB: 1 P: 31	R: 0 E: 0 K: 1 S: 9	H: 0 LOB: 0 BB: 0 P: 15	1B: 7 2B: 3 3B: 0 HR: 0	SF: 1 SAC: 1 DP: 0 HBP: 1	WP: 2 PA: 44 PB: 0 SB: 1 CS: 0	
PITCHER	IP WLS BF H R ER SO BB IBB HBP BLK WP HR S P ERA WHIP	IP WLS BF H R ER SO BB IBB HBP BLK WP HR S P ERA WHIP	IP WLS BF H R ER SO BB IBB HBP BLK WP HR S P ERA WHIP	IP WLS BF H R ER SO BB IBB HBP BLK WP HR S P ERA WHIP	IP WLS BF H R ER SO BB IBB HBP BLK WP HR S P ERA WHIP	IP WLS BF H R ER SO BB IBB HBP BLK WP HR S P ERA WHIP	IP WLS BF H R ER SO BB IBB HBP BLK WP HR S P ERA WHIP	IP WLS BF H R ER SO BB IBB HBP BLK WP HR S P ERA WHIP	IP WLS BF H R ER SO BB IBB HBP BLK WP HR S P ERA WHIP	IP WLS BF H R ER SO BB IBB HBP BLK WP HR S P ERA WHIP	IP WLS BF H R ER SO BB IBB HBP BLK WP HR S P ERA WHIP	IP WLS BF H R ER SO BB IBB HBP BLK WP HR S P ERA WHIP	IP WLS BF H R ER SO BB IBB HBP BLK WP HR S P ERA WHIP	IP WLS BF H R ER SO BB IBB HBP BLK WP HR S P ERA WHIP	IP WLS BF H R ER SO BB IBB HBP BLK WP HR S P ERA WHIP	IP WLS BF H R ER SO BB IBB HBP BLK WP HR S P ERA WHIP	IP WLS BF H R ER SO BB IBB HBP BLK WP HR S P ERA WHIP	IP WLS BF H R ER SO BB IBB HBP BLK WP HR S P ERA WHIP	IP WLS BF H R ER SO BB IBB HBP BLK WP HR S P ERA WHIP	
Justin Miller, R ERA: 3.38	6.0 27 5 3 3 5 3 1 0 1 1 0 63 108 4.50 1.333	1.0 3 0 0 0 1 0 0 0 0 0 0 8 15 0.00 0.000	0.0 L 5 4 5 5 0 0 0 1 0 0 8 15 ∞ ∞	1.0 5 1 1 1 2 1 0 0 0 0 0 8 16 9.00 2.000	1.0 4 0 0 0 0 1 0 0 0 0 0 9 15 0.00 1.000															
Jason Kershner, L ERA: 6.23																				
Kerry Ligtenberg, R ERA: 5.27																				
Valerio De Los Santos, L ERA: 6.48																				
Aquilino Lopez, R ERA: 9.58																				

Boston Red Sox @ Toronto Blue Jays
SkyDome, Toronto, ON
Fri May 14 2004, 7:05 PM EDT
Att: 20,948 - Dome - 68 F

AB 35
R 9
H 10
RBI 7
BB 6
SO 9
LOB 18



Batter	1	2	3	4	5	6	7	8	9	AB	R	H	RBI	BB	SO	LOB	BOTTOM				
Orlando Hudson, S OBP: 0.386, SLG: 0.529	1-2 FC4-6 10 1B		2-2 P5		1-1 F7	1-2 FC5			0-1 F7	5	0	1	0	0	0	4					
Frank Catalanotto, L OBP: 0.390, SLG: 0.492	1-1 F7		1-0 G4-3			0-1 10 2B SF8 1B			0-3 K	5	1	1	0	0	1	2					
10 Vernon Wells, R OBP: 0.359, SLG: 0.415	1-1 FC4-6 1B		2-0 G6-3			0-0 SF8 FC6-4 2B			1-0 F9	5	1	2	0	0	0	1					
Carlos Delgado, L OBP: 0.329, SLG: 0.401	0-0 FC4-6			4-2 G4-3 BB		1-1 SF8			1-1 P1	2	0	0	1	1	0	2					
Josh Phelps, R OBP: 0.301, SLG: 0.357	3-3 K		0-1 G4-3			1-0 FC6-4 HBP			0-1 G6-3	3	0	0	0	0	1	3					
Eric Hinske, L OBP: 0.305, SLG: 0.351		3-1 G3-1		4-2 G4-6-3 BB		0-2 FC6-4			0-0 F8	3	1	0	1	1	0	1					
Simon Pond, L OBP: 0.387, SLG: 0.375		0-3 K		1-2 G4-6-3		1-2 9 EL BB			4-1 9 HBP BB	2	0	0	0	2	1	2					
9 Gregg Zaun, S OBP: 0.517, SLG: 0.654		2-2 G3-1				0-1 P4			1-1 E5	3	0	0	0	0	0	1					
Chris Gomez, R OBP: 0.387, SLG: 0.375			4-2 G4-3 BB		2-1 F9	3-0 FC5 HBP			3-2 P5	2	0	0	0	1	0	2					
Inning Stats	R: 0 E: 0 K: 1 S: 11	H: 2 LOB: 0 BB: 0 P: 17	R: 0 E: 0 K: 1 S: 8	H: 0 LOB: 0 BB: 0 P: 13	R: 0 E: 0 K: 0 S: 9	H: 0 LOB: 1 BB: 1 P: 18	R: 0 E: 0 K: 0 S: 13	H: 0 LOB: 2 BB: 2 P: 22	R: 0 E: 0 K: 0 S: 6	H: 0 LOB: 0 BB: 0 P: 9	R: 3 E: 1 K: 0 S: 14	H: 2 LOB: 3 BB: 1 P: 24	R: 0 E: 0 K: 0 S: 6	H: 0 LOB: 0 BB: 0 P: 7	R: 0 E: 0 K: 0 S: 8	H: 0 LOB: 2 BB: 1 P: 16	R: 0 E: 0 K: 1 S: 6	H: 0 LOB: 0 BB: 0 P: 7	1B: 3 2B: 1 3B: 0 HR: 0	SF: 1 SAC: 0 DP: 1 HBP: 3	WP: 0 PA: 39 PB: 0 SB: 1 CS: 0
PITCHER	IP WLS BF H R ER SO BB IBB HBP BLK WP HR S P ERA WHIP	IP WLS BF H R ER SO BB IBB HBP BLK WP HR S P ERA WHIP	IP WLS BF H R ER SO BB IBB HBP BLK WP HR S P ERA WHIP	IP WLS BF H R ER SO BB IBB HBP BLK WP HR S P ERA WHIP	IP WLS BF H R ER SO BB IBB HBP BLK WP HR S P ERA WHIP	IP WLS BF H R ER SO BB IBB HBP BLK WP HR S P ERA WHIP	IP WLS BF H R ER SO BB IBB HBP BLK WP HR S P ERA WHIP	IP WLS BF H R ER SO BB IBB HBP BLK WP HR S P ERA WHIP	IP WLS BF H R ER SO BB IBB HBP BLK WP HR S P ERA WHIP	IP WLS BF H R ER SO BB IBB HBP BLK WP HR S P ERA WHIP	IP WLS BF H R ER SO BB IBB HBP BLK WP HR S P ERA WHIP	IP WLS BF H R ER SO BB IBB HBP BLK WP HR S P ERA WHIP	IP WLS BF H R ER SO BB IBB HBP BLK WP HR S P ERA WHIP	IP WLS BF H R ER SO BB IBB HBP BLK WP HR S P ERA WHIP	IP WLS BF H R ER SO BB IBB HBP BLK WP HR S P ERA WHIP	IP WLS BF H R ER SO BB IBB HBP BLK WP HR S P ERA WHIP	IP WLS BF H R ER SO BB IBB HBP BLK WP HR S P ERA WHIP	IP WLS BF H R ER SO BB IBB HBP BLK WP HR S P ERA WHIP	IP WLS BF H R ER SO BB IBB HBP BLK WP HR S P ERA WHIP		
Derek Lowe, R ERA: 4.74	5.2 27 4 3 2 2 4 0 2 0 0 0 9 11 0.00 0.000	1.1 W 4 0 0 0 0 0 0 0 0 0 8 16 0.00 1.000	1.0 5 0 0 0 0 1 0 0 0 0 0 6 7 0.00 0.000																		
Alan Embree, L ERA: 3.5																					
Scott Williamson, R ERA: 1.2																					
Keith Foulke, R ERA: 0.45																					

Boston Red Sox @ Toronto Blue Jays
SkyDome, Toronto, ON
Fri May 14 2004, 7:05 PM EDT
Att: 20,948 - Dome - 68 F

AB 30
R 3
H 4
RBI 2
BB 5
SO 3
LOB 18



Batter	1	2	3	4	5	6	7	8	9	AB	R	H	RBI	BB	SO	LOB	TOP										
18 Johnny Damon, L (1, 8) OBP: 0.352, SLG: 0.382	G3	FC6-4		G4-3		F8			G4-3	5	0	0	0	0	0	3	Boston Red Sox @ Toronto Blue Jays SkyDome, Toronto, ON Sat May 15 2004, 1:05 PM EDT Att: 36,841 - Dome - 68 F										
Mark Bellhorn, S (1, 4) OBP: 0.398, SLG: 0.407	K			HR		P3	F8 WP BB			3	1	1	1	2	1	0											
34 David Ortiz, L (1, 3) Pokey Reese, R (9, 6) OBP: 0.287, SLG: 0.350			G3		HR		P4		F8	4	1	1	1	1	0	2											
Manny Ramirez, R (1, 10) OBP: 0.429, SLG: 0.603	FC5-4 BB			F9				F8		3	0	0	0	1	0	2											
Kevin Millar, R (1, 9) Gabe Kapler, R (7, 9) OBP: 0.261, SLG: 0.282										3	1	1	0	1	0	2											
Dave McCarty, R (1, 7) OBP: 0.315, SLG: 0.417										0	0	0	0	0	0	0											
Doug Mirabeli, R (1, 2) OBP: 0.419, SLG: 0.821										4	0	1	1	0	1	2											
20 Kevin Youkilis, R (1, 5) OBP: 0.500, SLG: 1.250										4	0	0	0	0	2	1											
Cesar Crespo, S (1, 6) OBP: 0.196, SLG: 0.268										4	1	2	1	0	0	2											
Inning Stats	R: 0 E: 0 K: 1 S: 12	H: 0 LOB: 1 BB: 1 P: 23	R: 1 E: 1 K: 0 S: 16	H: 2 LOB: 2 BB: 0 P: 27	R: 1 E: 0 K: 0 S: 7	H: 1 LOB: 1 BB: 1 P: 12	R: 1 E: 0 K: 2 S: 15	H: 1 LOB: 0 BB: 0 P: 24	R: 1 E: 0 K: 0 S: 11	H: 1 LOB: 1 BB: 0 P: 22	R: 0 E: 0 K: 1 S: 8	H: 1 LOB: 1 BB: 0 P: 13	R: 0 E: 0 K: 0 S: 11	H: 0 LOB: 1 BB: 1 P: 20	R: 0 E: 0 K: 1 S: 6	H: 0 LOB: 0 BB: 0 P: 7	R: 0 E: 0 K: 0 S: 7	H: 0 LOB: 1 BB: 1 P: 15	1B: 2 2B: 1 3B: 0 HR: 3	SF: 0 SAC: 0 DP: 0 HBP: 0	WP: 1 PB: 0 SB: 0 CS: 0	PA: 39					
PITCHER	IP	WLS	BF	H	R	ER	SO	BB	IBB	HBP	BLK	WP	HR	S	P	ERA	WHIP										
Pat Hentgen, R (1, 1) ERA: 5.79	5.0	L	24	5	4	4	3	3	0	0	0	0	3	61	108	7.20	1.600										
Michael Nakamura, R (6, 1) ERA: 2.7	2.0		8	1	0	0	1	1	0	0	0	1	0	19	33	0.00	1.000										
Kerry Ligtenberg, R (8, 1) ERA: 4.91	1.0		3	0	0	0	1	0	0	0	0	0	0	6	7	0.00	0.000										
Valerio De Los Santos, L (9, 1) ERA: 5.79	1.0		4	0	0	0	0	1	0	0	0	0	0	7	15	0.00	1.000										

Batter	1	2	3	4	5	6	7	8	9	AB	R	H	RBI	BB	SO	LOB	BOTTOM										
Orlando Hudson, S (1, 4) OBP: 0.375, SLG: 0.512	G4-3		K		K			P5		4	0	0	0	0	2	1	Boston Red Sox @ Toronto Blue Jays SkyDome, Toronto, ON Sat May 15 2004, 1:05 PM EDT Att: 36,841 - Dome - 68 F										
Frank Catalanotto, L (1, 7) OBP: 0.379, SLG: 0.477	G4-3		L6			G4-3			L7	4	0	0	0	0	1												
10 Vernon Wells, R (1, 8) OBP: 0.357, SLG: 0.411	E6		F9			F9				4	0	1	0	0	1												
Carlos Delgado, L (1, 3) OBP: 0.327, SLG: 0.393	F8			1B HBP		K			K	3	0	0	0	0	2	2											
Josh Phelps, R (1, 10) OBP: 0.294, SLG: 0.347		G6-3		F9			G5-3		K	4	0	0	0	0	1	2											
Eric Hinske, L (1, 5) OBP: 0.312, SLG: 0.358							L9			3	0	2	0	0	0	0											
Simon Pond, L (1, 9) OBP: 0.292, SLG: 0.365								F8		3	0	0	0	0	0	3											
Kevin Cash, R (1, 2) OBP: 0.292, SLG: 0.365										3	0	0	0	0	2	1											
Chris Gomez, R (1, 6) OBP: 0.385, SLG: 0.403										3	0	1	0	0	1	0											
Inning Stats	R: 0 E: 1 K: 0 S: 8	H: 0 LOB: 1 BB: 0 P: 12	R: 0 E: 0 K: 1 S: 11	H: 1 LOB: 1 BB: 0 P: 14	R: 0 E: 0 K: 1 S: 9	H: 1 LOB: 1 BB: 0 P: 13	R: 0 E: 0 K: 0 S: 13	H: 1 LOB: 1 BB: 0 P: 19	R: 0 E: 0 K: 3 S: 9	H: 0 LOB: 0 BB: 0 P: 12	R: 0 E: 0 K: 1 S: 5	H: 0 LOB: 0 BB: 0 P: 7	R: 0 E: 0 K: 0 S: 7	H: 0 LOB: 0 BB: 0 P: 9	R: 0 E: 0 K: 0 S: 8	H: 0 LOB: 0 BB: 0 P: 14	R: 0 E: 0 K: 2 S: 12	H: 1 LOB: 1 BB: 0 P: 13	1B: 3 2B: 0 3B: 1 HR: 0	SF: 0 SAC: 0 DP: 1 HBP: 1	WP: 0 PB: 0 SB: 0 CS: 0	PA: 32					
PITCHER	IP	WLS	BF	H	R	ER	SO	BB	IBB	HBP	BLK	WP	HR	S	P	ERA	WHIP										
Bronson Arroyo, R (1, 1) ERA: 3.53	8.0	W	28	3	0	0	6	0	0	1	0	0	0	70	100	0.00	0.375										
Keith Foulke, R (9, 1) ERA: 0.43	1.0		4	1	0	0	2	0	0	0	0	0	0	12	13	0.00	1.000										

AB	34
R	4
H	6
RBI	4
BB	5
SO	5
LOB	17



Batter	1	2	3	4	5	6	7	8	9	AB	R	H	RBI	BB	SO	LOB	TOP				
18 Johnny Damon, L (1, 8) OBP: 0.357, SLG: 0.388 Cesar Crespo, S (7, 8) OBP: 0.183, SLG: 0.250	F9	G1-3			G4-3		HR	K		4	1	1	1	0	0	3	Boston Red Sox @ Tampa Bay Devil Rays Tropicana Field, St. Petersburg, FL Tue May 18 2004, 7:15 PM EDT Att: 12,836 - Dome - 72 F livebaseballscorecards.com				
Mark Bellhorn, S (1, 4) OBP: 0.394, SLG: 0.415	K		G6-3		G5-4-3 BB		HR		P6	4	1	1	3	1	1	0					
Kevin Millar, R (1, 7) OBP: 0.346, SLG: 0.363	F8		K		G5-4-3		P4		G3	5	0	0	0	0	1	2					
Manny Ramirez, R (1, 10) OBP: 0.441, SLG: 0.615		FC6-4 1B	34 WP			F8-6-3 BB			K	4	1	3	0	1	1	0					
34 David Ortiz, L (1, 3) OBP: 0.333, SLG: 0.552 Dave McCarty, R (9, 3) OBP: 0.315, SLG: 0.417		FC6-4 BB	L9			P6	F7			3	0	0	0	1	0	3					
Doug Mirabeli, R (1, 2) OBP: 0.371, SLG: 0.719	FC6-4 1B WP				F8	F8-6-3	K			4	1	0	0	0	1	4					
Bill Mueller, S (1, 5) OBP: 0.342, SLG: 0.426		1B			G6-3		2B			4	1	3	1	0	0	0					
Gabe Kapler, R (1, 9) OBP: 0.261, SLG: 0.292	F8				F7		SH 18 2B	F7		4	1	1	1	0	0	3					
Pokey Reese, R (1, 6) OBP: 0.296, SLG: 0.355							SH 18 2B HR	L5		3	1	2	1	0	0	1					
Inning Stats	R: 0 E: 0 K: 1 S: 5	H: 0 LOB: 0 BB: 0 P: 6	R: 2 E: 0 K: 0 S: 18	H: 3 LOB: 2 BB: 1 P: 31	R: 0 E: 0 K: 1 S: 11	H: 1 LOB: 1 BB: 0 P: 18	R: 0 E: 0 K: 0 S: 6	H: 0 LOB: 0 BB: 0 P: 7	R: 0 E: 0 K: 0 S: 10	H: 0 LOB: 0 BB: 1 P: 14	R: 5 E: 0 K: 1 S: 25	H: 5 LOB: 1 BB: 0 P: 36	R: 0 E: 0 K: 1 S: 9	H: 1 LOB: 1 BB: 0 P: 15	R: 0 E: 0 K: 1 S: 9	H: 0 LOB: 0 BB: 0 P: 13		1B: 5 2B: 6 3B: 0 HR: 1	SF: 0 SAC: 1 DP: 2 HBP: 0	WP: 2 PB: 2 SB: 0 CS: 0	PA: 40
PITCHER	IP	WLS	BF	H	R	ER	SO	BB	IBB	HBP	BLK	WP	HR	S	P	ERA	WHIP				
Mark Hendrickson, L (1, 1) ERA: 5.36	6.0	L	28	8	6	6	2	3	0	0	0	2	0	64	103	9.00	1.833				
Geremi Gonzalez, R (7, 1) ERA: 6.69	1.0		5	2	1	1	1	0	0	0	0	0	1	18	27	9.00	2.000				
Travis Harper, R (8, 1) ERA: 4.97	2.0		7	1	0	0	2	0	0	0	0	0	0	18	28	0.00	0.500				

Batter	1	2	3	4	5	6	7	8	9	AB	R	H	RBI	BB	SO	LOB	BOTTOM					
13 Carl Crawford, L (1, 7) OBP: 0.353, SLG: 0.424	F9 G3		G4-3			G3		K		4	1	2	0	0	1	1	Boston Red Sox @ Tampa Bay Devil Rays Tropicana Field, St. Petersburg, FL Tue May 18 2004, 7:15 PM EDT Att: 12,836 - Dome - 72 F livebaseballscorecards.com					
5 Rocco Baldelli, R (1, 8) OBP: 0.340, SLG: 0.365	F9				F7	L8		WP BB		3	0	0	0	1	0	3						
Tino Martinez, L (1, 10) OBP: 0.393, SLG: 0.524	G3				F7	G3		SF9		3	0	0	2	0	0	2						
Julio Lugo, R (1, 6) OBP: 0.313, SLG: 0.471	F8				B2	P6		P6		4	0	0	0	0	0	3						
Aubrey Huff, L (1, 5) OBP: 0.276, SLG: 0.324		F8			G3-1		G1-3		FC3-6 BB	3	0	0	0	1	0	0						
José Cruz Jr., S (1, 9) OBP: 0.301, SLG: 0.376		F8			BB		S BB		FC3-6 DJ 2B	2	1	0	0	2	0	1						
Robert Fick, L (1, 3) OBP: 0.217, SLG: 0.276 Damian Rolls, R (8, 5) OBP: 0.263, SLG: 0.255		G6-3			F7		P6		G4-3 2B	3	0	0	0	0	0	2						
Geoff Blum, S (1, 4) OBP: 0.244, SLG: 0.370					P6		K		G4-3	4	0	0	0	0	1	3						
Brook Fordyce, R (1, 2) OBP: 0.273, SLG: 0.250 31 Jonny Gomes, R (9, PH)					K		G3 13 1B		WP 13 PB SF9 BB	2	1	1	0	1	1	0						
Inning Stats	R: 1 E: 0 K: 0 S: 17	H: 1 LOB: 0 BB: 0 P: 21	R: 0 E: 0 K: 0 S: 12	H: 0 LOB: 0 BB: 0 P: 17	R: 0 E: 0 K: 1 S: 9	H: 0 LOB: 0 BB: 0 P: 11	R: 0 E: 0 K: 0 S: 3	H: 0 LOB: 0 BB: 0 P: 4	R: 0 E: 0 K: 0 S: 6	H: 0 LOB: 1 BB: 1 P: 14	R: 0 E: 0 K: 0 S: 13	H: 2 LOB: 2 BB: 0 P: 16	R: 0 E: 0 K: 1 S: 12	H: 0 LOB: 1 BB: 1 P: 21	R: 1 E: 0 K: 1 S: 10	H: 0 LOB: 1 BB: 2 P: 22		R: 1 E: 0 K: 1 S: 13	H: 1 LOB: 1 BB: 1 P: 20	1B: 3 2B: 1 3B: 0 HR: 0	SF: 1 SAC: 0 DP: 0 HBP: 0	WP: 1 PB: 1 SB: 2 CS: 0
PITCHER	IP	WLS	BF	H	R	ER	SO	BB	IBB	HBP	BLK	WP	HR	S	P	ERA	WHIP					
49 Tim Wakefield, R (1, 1) ERA: 3.31	7.0	W	26	3	1	1	2	2	0	0	0	0	0	72	104	1.29	0.714					
Scott Williamson, R (8, 1) ERA: 1.69	1.0		5	0	1	1	1	2	0	0	0	0	1	10	22	9.00	2.000					
50 Mike Timlin, R (9, 1) ERA: 4.86	1.0		5	1	1	1	1	1	0	0	0	0	0	13	20	9.00	2.000					

Batter	1	2	3	4	5	6	7	8	9	AB	R	H	RBI	BB	SO	LOB	TOP					
18 Johnny Damon, L OBP: 0.364, SLG: 0.406	4-2 G3-1 WP 34 SF8 BB		1-2 HR			3-2 G6-3	1-2 G1-3		4-0 BB	3	2	1	1	2	0	1						
Mark Bellhorn, S OBP: 0.383, SLG: 0.400	1-1 G3-1		2-2 G3-1			1-0 G3		1-1 F8	1-3 BB	5	0	0	0	0	1	3						
34 David Ortiz, L OBP: 0.335, SLG: 0.557 Dave McCarty, R OBP: 0.315, SLG: 0.417	1-1 SF8		3-0 WP HR			1-1 BB 1B		0-1 F9	2-3 BB	4	1	2	1	0	1	2						
Manny Ramirez, R OBP: 0.443, SLG: 0.632	1-0 F8		2-1 HR			3-1 BB 1B		0-0 F9		4	1	2	2	0	0	0						
Jason Varitek, S OBP: 0.393, SLG: 0.475		1-1 G3	2-2 F7			4-2 BB		1-3 BB		3	0	0	0	1	1	0						
Brian Daubach, L OBP: 0.327, SLG: 0.455 Gabe Kapler, R OBP: 0.261, SLG: 0.292	3-1 G6-3			4-2 BB		1-3 BB		1-0 G3		3	0	0	0	1	1	3						
Kevin Millar, R OBP: 0.338, SLG: 0.353 Cesar Crespo, S OBP: 0.183, SLG: 0.250	2-1 E6			0-0 F9		0-0 G4-3		1-0 G6-3		4	0	0	0	0	0	1						
Bill Mueller, S OBP: 0.333, SLG: 0.414	0-0 G4-3			1-3 K		2-1 G3-1		0-0 E6 18 BB		4	0	0	0	0	1	2						
Pokey Reese, R OBP: 0.294, SLG: 0.360			1-0 G6-3		0-0 B1		0-2 2B	1-2 F9		4	0	1	0	0	0	2						
Inning Stats	R: 1 E: 0 K: 0 S: 8	H: 0 LOB: 0 BB: 1 P: 15	R: 0 E: 1 K: 0 S: 7	H: 0 LOB: 1 BB: 0 P: 13	R: 3 E: 0 K: 0 S: 17	H: 3 LOB: 0 BB: 0 P: 28	R: 0 E: 0 K: 1 S: 7	H: 0 LOB: 1 BB: 1 P: 12	R: 0 E: 0 K: 1 S: 9	H: 2 LOB: 3 BB: 1 P: 30	R: 0 E: 0 K: 0 S: 5	H: 0 LOB: 0 BB: 0 P: 6	R: 0 E: 1 K: 1 S: 6	H: 0 LOB: 2 BB: 1 P: 9	R: 0 E: 1 K: 2 S: 10	H: 0 LOB: 2 BB: 1 P: 18	1B: 2 2B: 2 3B: 0 HR: 2	SF: 1 SAC: 0 DP: 0 HBP: 0	WP: 2 PB: 0 SB: 0 CS: 0	PA: 39		
PITCHER	IP WLS BF H R ER SO BB IBB HBP BLK WP HR S P ERA WHIP	IP WLS BF H R ER SO BB IBB HBP BLK WP HR S P ERA WHIP	IP WLS BF H R ER SO BB IBB HBP BLK WP HR S P ERA WHIP	IP WLS BF H R ER SO BB IBB HBP BLK WP HR S P ERA WHIP	IP WLS BF H R ER SO BB IBB HBP BLK WP HR S P ERA WHIP	IP WLS BF H R ER SO BB IBB HBP BLK WP HR S P ERA WHIP	IP WLS BF H R ER SO BB IBB HBP BLK WP HR S P ERA WHIP	IP WLS BF H R ER SO BB IBB HBP BLK WP HR S P ERA WHIP	IP WLS BF H R ER SO BB IBB HBP BLK WP HR S P ERA WHIP	IP WLS BF H R ER SO BB IBB HBP BLK WP HR S P ERA WHIP	IP WLS BF H R ER SO BB IBB HBP BLK WP HR S P ERA WHIP	IP WLS BF H R ER SO BB IBB HBP BLK WP HR S P ERA WHIP	IP WLS BF H R ER SO BB IBB HBP BLK WP HR S P ERA WHIP	IP WLS BF H R ER SO BB IBB HBP BLK WP HR S P ERA WHIP	IP WLS BF H R ER SO BB IBB HBP BLK WP HR S P ERA WHIP	IP WLS BF H R ER SO BB IBB HBP BLK WP HR S P ERA WHIP	IP WLS BF H R ER SO BB IBB HBP BLK WP HR S P ERA WHIP	IP WLS BF H R ER SO BB IBB HBP BLK WP HR S P ERA WHIP	IP WLS BF H R ER SO BB IBB HBP BLK WP HR S P ERA WHIP	IP WLS BF H R ER SO BB IBB HBP BLK WP HR S P ERA WHIP	IP WLS BF H R ER SO BB IBB HBP BLK WP HR S P ERA WHIP	IP WLS BF H R ER SO BB IBB HBP BLK WP HR S P ERA WHIP

Boston Red Sox @ Tampa Bay Devil Rays
Tropicana Field, St. Petersburg, FL
Wed May 19, 2004, 7:15 PM EDT
Att. 13,960 - Dome - 72 F

livebaseballscorecards.com

AB 34
R 4
H 6
RBI 4
BB 4
SO 5
LOB 14



Batter	1	2	3	4	5	6	7	8	9	AB	R	H	RBI	BB	SO	LOB	BOTTOM					
13 Carl Crawford, L OBP: 0.350, SLG: 0.426	0-2 G3	0-0 P6				2-0 2B		1-2 L6		4	0	1	0	0	0	1						
5 Rocco Baldelli, R OBP: 0.338, SLG: 0.369	2-1 G4-3 2B		2-2 F8			1-1 G5-3		0-2 E4 F8 1B		4	1	1	0	0	0	2						
Aubrey Huff, L OBP: 0.276, SLG: 0.321	0-1 G4-3		0-3 K			0-2 G3		1-1 1B		4	0	1	0	0	1	3						
Tino Martinez, L OBP: 0.389, SLG: 0.523	0-2 2B		3-2 K			0-0 G4-3		1-1 F8		4	0	1	1	0	1	2						
Robert Fick, L OBP: 0.221, SLG: 0.269 José Cruz Jr., S OBP: 0.299, SLG: 0.373	4-1 BB			1-3 K		1-1 L9		3-2 G3-1		2	0	0	0	1	1	0						
Julio Lugo, R OBP: 0.305, SLG: 0.458	3-2 G6-3			2-1 F9		0-1 F9		2-1 F8		4	0	0	0	0	0	2						
Geoff Blum, S OBP: 0.244, SLG: 0.365		0-2 31 91 1B		1-1 P5		2-2 G6-3		1-2 G4-3		4	0	1	0	0	0	0						
31 Jonny Gomes, R OBP: 0.307, SLG: 0.337	2-3 K		1-2 K		0-0 P2		3-3 K	3-2 F8		4	0	0	0	0	2	1						
Toby Hall, R OBP: 0.307, SLG: 0.337	3-2 P6			1-2 13 2B 1B		1-2 F7				3	0	1	0	0	0	1						
Inning Stats	R: 1 E: 0 K: 0 S: 17	H: 2 LOB: 2 BB: 1 P: 26	R: 0 E: 1 K: 1 S: 11	H: 1 LOB: 1 BB: 0 P: 16	R: 0 E: 0 K: 2 S: 11	H: 0 LOB: 0 BB: 0 P: 16	R: 0 E: 0 K: 1 S: 10	H: 0 LOB: 0 BB: 0 P: 14	R: 0 E: 0 K: 0 S: 14	H: 2 LOB: 2 BB: 0 P: 18	R: 0 E: 0 K: 0 S: 5	H: 0 LOB: 0 BB: 0 P: 6	R: 0 E: 1 K: 1 S: 13	H: 1 LOB: 2 BB: 0 P: 19	R: 0 E: 0 K: 0 S: 9	H: 0 LOB: 0 BB: 0 P: 15	1B: 3 2B: 3 3B: 0 HR: 0	SF: 0 SAC: 0 DP: 0 HBP: 0	WP: 0 PB: 0 SB: 1 CS: 0	PA: 35		
PITCHER	IP WLS BF H R ER SO BB IBB HBP BLK WP HR S P ERA WHIP	IP WLS BF H R ER SO BB IBB HBP BLK WP HR S P ERA WHIP	IP WLS BF H R ER SO BB IBB HBP BLK WP HR S P ERA WHIP	IP WLS BF H R ER SO BB IBB HBP BLK WP HR S P ERA WHIP	IP WLS BF H R ER SO BB IBB HBP BLK WP HR S P ERA WHIP	IP WLS BF H R ER SO BB IBB HBP BLK WP HR S P ERA WHIP	IP WLS BF H R ER SO BB IBB HBP BLK WP HR S P ERA WHIP	IP WLS BF H R ER SO BB IBB HBP BLK WP HR S P ERA WHIP	IP WLS BF H R ER SO BB IBB HBP BLK WP HR S P ERA WHIP	IP WLS BF H R ER SO BB IBB HBP BLK WP HR S P ERA WHIP	IP WLS BF H R ER SO BB IBB HBP BLK WP HR S P ERA WHIP	IP WLS BF H R ER SO BB IBB HBP BLK WP HR S P ERA WHIP	IP WLS BF H R ER SO BB IBB HBP BLK WP HR S P ERA WHIP	IP WLS BF H R ER SO BB IBB HBP BLK WP HR S P ERA WHIP	IP WLS BF H R ER SO BB IBB HBP BLK WP HR S P ERA WHIP	IP WLS BF H R ER SO BB IBB HBP BLK WP HR S P ERA WHIP	IP WLS BF H R ER SO BB IBB HBP BLK WP HR S P ERA WHIP	IP WLS BF H R ER SO BB IBB HBP BLK WP HR S P ERA WHIP	IP WLS BF H R ER SO BB IBB HBP BLK WP HR S P ERA WHIP	IP WLS BF H R ER SO BB IBB HBP BLK WP HR S P ERA WHIP	IP WLS BF H R ER SO BB IBB HBP BLK WP HR S P ERA WHIP	IP WLS BF H R ER SO BB IBB HBP BLK WP HR S P ERA WHIP

Boston Red Sox @ Tampa Bay Devil Rays
Tropicana Field, St. Petersburg, FL
Wed May 19, 2004, 7:15 PM EDT
Att. 13,960 - Dome - 72 F

livebaseballscorecards.com

AB 34
R 1
H 6
RBI 1
BB 1
SO 5
LOB 14



Batter	1	2	3	4	5	6	7	8	9	AB	R	H	RBI	BB	SO	LOB	TOP							
18 Johnny Damon, L (1, 8) OBP: 0.365, SLG: 0.409										4	0	1	2	1	1	5	Boston Red Sox @ Tampa Bay Devil Rays Tropicana Field, St. Petersburg, FL Thu May 20 2004, 7:15 PM EDT Att: 12,401 - Dome - 72 F livebaseballscorecards.com							
Mark Bellhorn, S (1, 4) OBP: 0.389, SLG: 0.394										2	0	0	1	3	1	3								
34 David Ortiz, L (1, 3) OBP: 0.337, SLG: 0.547										3	0	0	1	2	1	3								
Manny Ramirez, R (1, 10) OBP: 0.430, SLG: 0.611										5	0	0	0	0	4	6								
Brian Daubach, L (1, 7) OBP: 0.333, SLG: 0.426											3	1	0	0	2	2		0						
Jason Varitek, S (1, 2) OBP: 0.400, SLG: 0.500											4	1	2	1	0	2		3						
Kevin Millar, R (1, 9) OBP: 0.346, SLG: 0.364										4	1	2	0	0	1	1								
20 Kevin Youkilis, R (1, 5) OBP: 0.385, SLG: 0.667										4	1	1	1	0	2	3								
Pokey Reese, R (1, 6) OBP: 0.301, SLG: 0.354										2	2	0	0	2	1	2								
Inning Stats	R: 0 E: 0 K: 3 S: 14	H: 0 LOB: 3 BB: 3 P: 31	R: 0 E: 0 K: 2 S: 13	H: 1 LOB: 1 BB: 0 P: 21	R: 0 E: 0 K: 1 S: 8	H: 0 LOB: 1 BB: 1 P: 16	R: 3 E: 0 K: 0 S: 20	H: 1 LOB: 3 BB: 4 P: 45	R: 3 E: 0 K: 2 S: 21	H: 3 LOB: 2 BB: 2 P: 34	R: 0 E: 0 K: 3 S: 10	H: 0 LOB: 0 BB: 0 P: 14	R: 0 E: 0 K: 1 S: 12	H: 1 LOB: 1 BB: 0 P: 16	R: 0 E: 0 K: 2 S: 7	H: 0 LOB: 1 BB: 0 P: 10		R: 0 E: 0 K: 1 S: 10	H: 0 LOB: 1 BB: 0 P: 12	1B: 3 2B: 3 3B: 0 HR: 1	SF: 1 SAC: 0 DP: 1 HBP: 2	WP: 0 PB: 0 SB: 0 CS: 0	PA: 44	
PITCHER	IP WLS BF H R ER SO BB IBB HBP BLK WP HR S P ERA WHIP	IP WLS BF H R ER SO BB IBB HBP BLK WP HR S P ERA WHIP	IP WLS BF H R ER SO BB IBB HBP BLK WP HR S P ERA WHIP	IP WLS BF H R ER SO BB IBB HBP BLK WP HR S P ERA WHIP	IP WLS BF H R ER SO BB IBB HBP BLK WP HR S P ERA WHIP	IP WLS BF H R ER SO BB IBB HBP BLK WP HR S P ERA WHIP	IP WLS BF H R ER SO BB IBB HBP BLK WP HR S P ERA WHIP	IP WLS BF H R ER SO BB IBB HBP BLK WP HR S P ERA WHIP	IP WLS BF H R ER SO BB IBB HBP BLK WP HR S P ERA WHIP	IP WLS BF H R ER SO BB IBB HBP BLK WP HR S P ERA WHIP	IP WLS BF H R ER SO BB IBB HBP BLK WP HR S P ERA WHIP	IP WLS BF H R ER SO BB IBB HBP BLK WP HR S P ERA WHIP	IP WLS BF H R ER SO BB IBB HBP BLK WP HR S P ERA WHIP	IP WLS BF H R ER SO BB IBB HBP BLK WP HR S P ERA WHIP	IP WLS BF H R ER SO BB IBB HBP BLK WP HR S P ERA WHIP	IP WLS BF H R ER SO BB IBB HBP BLK WP HR S P ERA WHIP	IP WLS BF H R ER SO BB IBB HBP BLK WP HR S P ERA WHIP	IP WLS BF H R ER SO BB IBB HBP BLK WP HR S P ERA WHIP	IP WLS BF H R ER SO BB IBB HBP BLK WP HR S P ERA WHIP	IP WLS BF H R ER SO BB IBB HBP BLK WP HR S P ERA WHIP	IP WLS BF H R ER SO BB IBB HBP BLK WP HR S P ERA WHIP	IP WLS BF H R ER SO BB IBB HBP BLK WP HR S P ERA WHIP	IP WLS BF H R ER SO BB IBB HBP BLK WP HR S P ERA WHIP	IP WLS BF H R ER SO BB IBB HBP BLK WP HR S P ERA WHIP
13 Carl Crawford, L (1, 7) OBP: 0.364, SLG: 0.441										4	2	3	0	1	0	1	Boston Red Sox @ Tampa Bay Devil Rays Tropicana Field, St. Petersburg, FL Thu May 20 2004, 7:15 PM EDT Att: 12,401 - Dome - 72 F livebaseballscorecards.com							
5 Rocco Baldelli, R (1, 8) OBP: 0.333, SLG: 0.363										5	1	1	2	0	3	3								
Aubrey Huff, L (1, 5) OBP: 0.286, SLG: 0.331										5	1	3	1	0	0	1								
Tino Martinez, L (1, 3) OBP: 0.389, SLG: 0.514										4	1	1	1	1	0	3								
José Cruz Jr., S (1, 9) OBP: 0.310, SLG: 0.385										4	1	2	2	0	0	1								
Julio Lugo, R (1, 6) OBP: 0.310, SLG: 0.466										4	1	2	1	0	1	3								
Geoff Blum, S (1, 4) OBP: 0.245, SLG: 0.371										4	1	1	0	0	1	3								
31 Jonny Gomes, R (1, 10) OBP: 0.111, SLG: 0.111										4	0	1	1	0	1	2								
Brook Fordyce, R (1, 2) OBP: 0.292, SLG: 0.273										4	1	2	1	0	1	1								
Inning Stats	R: 1 E: 0 K: 0 S: 11	H: 1 LOB: 0 BB: 0 P: 14	R: 0 E: 0 K: 1 S: 7	H: 0 LOB: 0 BB: 0 P: 8	R: 6 E: 0 K: 1 S: 30	H: 7 LOB: 1 BB: 0 P: 43	R: 0 E: 0 K: 1 S: 9	H: 1 LOB: 2 BB: 1 P: 18	R: 1 E: 0 K: 2 S: 12	H: 3 LOB: 1 BB: 0 P: 20	R: 0 E: 0 K: 1 S: 10	H: 1 LOB: 3 BB: 1 P: 17	R: 1 E: 0 K: 0 S: 13	H: 2 LOB: 0 BB: 0 P: 18	R: 0 E: 0 K: 1 S: 8	H: 1 LOB: 1 BB: 0 P: 13		1B: 12 2B: 5 3B: 0 HR: 0	SF: 0 SAC: 0 DP: 1 HBP: 1	WP: 0 PB: 0 SB: 2 CS: 3	PA: 42			
PITCHER	IP WLS BF H R ER SO BB IBB HBP BLK WP HR S P ERA WHIP	IP WLS BF H R ER SO BB IBB HBP BLK WP HR S P ERA WHIP	IP WLS BF H R ER SO BB IBB HBP BLK WP HR S P ERA WHIP	IP WLS BF H R ER SO BB IBB HBP BLK WP HR S P ERA WHIP	IP WLS BF H R ER SO BB IBB HBP BLK WP HR S P ERA WHIP	IP WLS BF H R ER SO BB IBB HBP BLK WP HR S P ERA WHIP	IP WLS BF H R ER SO BB IBB HBP BLK WP HR S P ERA WHIP	IP WLS BF H R ER SO BB IBB HBP BLK WP HR S P ERA WHIP	IP WLS BF H R ER SO BB IBB HBP BLK WP HR S P ERA WHIP	IP WLS BF H R ER SO BB IBB HBP BLK WP HR S P ERA WHIP	IP WLS BF H R ER SO BB IBB HBP BLK WP HR S P ERA WHIP	IP WLS BF H R ER SO BB IBB HBP BLK WP HR S P ERA WHIP	IP WLS BF H R ER SO BB IBB HBP BLK WP HR S P ERA WHIP	IP WLS BF H R ER SO BB IBB HBP BLK WP HR S P ERA WHIP	IP WLS BF H R ER SO BB IBB HBP BLK WP HR S P ERA WHIP	IP WLS BF H R ER SO BB IBB HBP BLK WP HR S P ERA WHIP	IP WLS BF H R ER SO BB IBB HBP BLK WP HR S P ERA WHIP	IP WLS BF H R ER SO BB IBB HBP BLK WP HR S P ERA WHIP	IP WLS BF H R ER SO BB IBB HBP BLK WP HR S P ERA WHIP	IP WLS BF H R ER SO BB IBB HBP BLK WP HR S P ERA WHIP	IP WLS BF H R ER SO BB IBB HBP BLK WP HR S P ERA WHIP	IP WLS BF H R ER SO BB IBB HBP BLK WP HR S P ERA WHIP	IP WLS BF H R ER SO BB IBB HBP BLK WP HR S P ERA WHIP	IP WLS BF H R ER SO BB IBB HBP BLK WP HR S P ERA WHIP

Batter	1	2	3	4	5	6	7	8	9	AB	R	H	RBI	BB	SO	LOB	BOTTOM
13 Carl Crawford, L (1, 7) OBP: 0.364, SLG: 0.441										4	2	3	0	1	0	1	Boston Red Sox @ Tampa Bay Devil Rays Tropicana Field, St. Petersburg, FL Thu May 20 2004, 7:15 PM EDT Att: 12,401 - Dome - 72 F livebaseballscorecards.com
5 Rocco Baldelli, R (1, 8) OBP: 0.333, SLG: 0.363										5	1	1	2	0	3	3	
Aubrey Huff, L (1, 5) OBP: 0.286, SLG: 0.331										5	1	3	1	0	0	1	
Tino Martinez, L (1, 3) OBP: 0.389, SLG: 0.514										4	1	1	1	1	0	3	
José Cruz Jr., S (1, 9) OBP: 0.310, SLG: 0.385										4	1	2	2	0	0	1	
Julio Lugo, R (1, 6) OBP: 0.310, SLG: 0.466										4	1	2	1	0	1	3	
Geoff Blum, S (1, 4) OBP: 0.245, SLG: 0.371										4	1	1	0	0	1	3	
31 Jonny Gomes, R (1, 10) OBP: 0.111, SLG: 0.111										4	0	1	1	0	1	2	
Brook Fordyce, R (1, 2) OBP: 0.292, SLG: 0.273										4	1	2	1	0	1	1	
Inning Stats	R: 1 E: 0 K: 0 S: 11	H: 1 LOB: 0 BB: 0 P: 14	R: 0 E: 0 K: 1 S: 7	H: 0 LOB: 0 BB: 0 P: 8													

Batter	1	2	3	4	5	6	7	8	9	AB	R	H	RBI	BB	SO	LOB	TOP		
3 Reed Johnson, R OBP: 0.354, SLG: 0.444	F8		F8														4 0 1 0 0 0 0		
Orlando Hudson, S OBP: 0.339, SLG: 0.448	L8		G3-1														4 0 0 0 0 0 1		
10 Vernon Wells, R OBP: 0.363, SLG: 0.442	F8		HR														4 1 1 1 0 0 1		
Carlos Delgado, L OBP: 0.326, SLG: 0.399		1B 2B BB	G6-3														3 1 0 0 1 1 1		
Josh Phelps, R OBP: 0.297, SLG: 0.377	K																4 1 1 1 0 1 1		
Eric Hinske, L OBP: 0.288, SLG: 0.333	F8																4 0 1 0 0 0 1		
Chris Gomez, R OBP: 0.363, SLG: 0.375		2B 1B															4 1 1 0 0 0 1		
Simon Pond, L OBP: 0.250, SLG: 0.333		2B 1H 2H															4 1 2 3 0 0 1		
Kevin Cash, R OBP: 0.286, SLG: 0.358	K																3 0 0 0 0 1 2		
Inning Stats	R: 0 E: 0 K: 0 S: 6	H: 0 LOB: 0 BB: 0 P: 9	R: 2 E: 0 K: 2 S: 18	H: 2 LOB: 1 BB: 1 P: 31	R: 1 E: 0 K: 0 S: 8	H: 1 LOB: 0 BB: 0 P: 14	R: 1 E: 0 K: 0 S: 15	H: 2 LOB: 1 BB: 0 P: 23	R: 0 E: 0 K: 0 S: 5	H: 0 LOB: 0 BB: 0 P: 8	R: 1 E: 0 K: 0 S: 9	H: 1 LOB: 0 BB: 0 P: 13	R: 0 E: 0 K: 1 S: 5	H: 0 LOB: 0 BB: 0 P: 8	R: 0 E: 0 K: 0 S: 8	H: 0 LOB: 0 BB: 0 P: 12	1B: 2 2B: 2 3B: 0 HR: 3	SF: 0 SAC: 0 DP: 0 HBP: 0	WP: 0 PA: 35 PB: 0 SB: 0 CS: 0
PITCHER	IP WLS BF H R ER SO BB IBB HBP BLK WP HR S P ERA WHIP																		
Bronson Arroyo, R ERA: 4.1	(1, 1) 6.0 26 7 5 5 2 1 0 0 0 0 0 3 62 98 7.50 1.333																		
50 Mike Timlin, R ERA: 4.05	(7, 1) 2.0 W 6 0 0 0 1 0 0 0 0 0 0 0 12 19 0.00 0.000																		
Lenny DiNardo, L ERA: 3.0	(9, 1) 1.0 3 0 0 0 0 0 0 0 0 0 0 0 8 12 0.00 0.000																		

Toronto Blue Jays @ Boston Red Sox
Fenway Park, Boston, MA
Fri May 21 2004, 7:05 PM EDT
Att: 35,287 - Sunny - 68 F

AB 34
R 5
H 7
RBI 5
BB 1
SO 3
LOB 9



Batter	1	2	3	4	5	6	7	8	9	AB	R	H	RBI	BB	SO	LOB	BOTTOM		
18 Johnny Damon, L OBP: 0.366, SLG: 0.401	FC6-4 BB	G4-6-3															3 0 0 0 2 0 2		
Mark Bellhorn, S OBP: 0.389, SLG: 0.401	FC6-4																5 1 2 2 0 1 2		
34 David Ortiz, L OBP: 0.339, SLG: 0.539	L6	F8															4 0 1 1 1 0 2		
Manny Ramirez, R OBP: 0.429, SLG: 0.621	K																4 1 1 1 1 1 3		
Cesar Crespo, S OBP: 0.163, SLG: 0.250																	0 0 0 0 0 0 0		
Jason Varitek, S OBP: 0.413, SLG: 0.508																	2 3 1 0 2 0 2		
Brian Daubach, L OBP: 0.351, SLG: 0.440																	3 1 2 0 0 0 1		
Dave McCarty, R OBP: 0.309, SLG: 0.408																	1 0 0 0 0 0 1		
Kevin Millar, R OBP: 0.349, SLG: 0.377																	3 1 2 2 0 1 0		
Gabe Kapler, R OBP: 0.261, SLG: 0.292																	0 1 0 0 0 0 0		
20 Kevin Youkilis, R OBP: 0.412, SLG: 0.571																	2 2 0 0 2 1 1		
Pokey Reese, R OBP: 0.307, SLG: 0.359																	4 1 2 3 0 0 1		
Inning Stats	R: 0 E: 0 K: 1 S: 7	H: 0 LOB: 1 BB: 1 P: 13	R: 4 E: 0 K: 0 S: 19	H: 4 LOB: 1 BB: 2 P: 31	R: 0 E: 0 K: 0 S: 5	H: 0 LOB: 0 BB: 1 P: 9	R: 0 E: 0 K: 1 S: 10	H: 0 LOB: 0 BB: 0 P: 13	R: 0 E: 0 K: 0 S: 9	H: 1 LOB: 1 BB: 1 P: 15	R: 1 E: 0 K: 1 S: 13	H: 2 LOB: 1 BB: 0 P: 17	R: 0 E: 0 K: 1 S: 8	H: 0 LOB: 0 BB: 0 P: 12	R: 6 E: 1 K: 0 S: 26	H: 4 LOB: 2 BB: 3 P: 51	1B: 7 2B: 3 3B: 0 HR: 1	SF: 1 SAC: 0 DP: 3 HBP: 1	WP: 0 PA: 41 PB: 1 SB: 0 CS: 0
PITCHER	IP WLS BF H R ER SO BB IBB HBP BLK WP HR S P ERA WHIP																		
32 Roy Halladay, R ERA: 4.02	(1, 1) 6.0 27 7 5 5 3 5 0 0 0 0 0 0 8 12 7.50 2.000																		
Jason Kershner, L ERA: 5.23	(7, 1) 1.0 3 0 0 0 1 0 0 0 0 0 0 0 6 12 * * * * *																		
Micheal Nakamura, R ERA: 5.02	(8, 1) 0.0 L 2 1 2 2 0 0 0 0 1 0 0 0 1 6 12 * * * * *																		
Valerio De Los Santos, L ERA: 6.52	(8, 1) 0.1 2 1 0 0 0 0 0 0 0 0 0 0 4 5 0.00 3.000																		
Kerry Ligtenberg, R ERA: 5.63	(8, 1) 0.0 3 1 1 1 0 1 1 0 0 0 0 0 7 15 * * * * *																		

Toronto Blue Jays @ Boston Red Sox
Fenway Park, Boston, MA
Fri May 21 2004, 7:05 PM EDT
Att: 35,287 - Sunny - 68 F

AB 31
R 11
H 11
RBI 9
BB 8
SO 4
LOB 15




Batter	1	2	3	4	5	6	7	8	9	AB	R	H	RBI	BB	SO	LOB	TOP					
3 Reed Johnson, R OBP: 0.391, SLG: 0.438										4	0	1	0	0	2	1	Toronto Blue Jays @ Boston Red Sox Fenway Park, Boston, MA Sat May 22 2004, 7:05 PM EDT Att: 35,196 - Sunny - 49 F					
Eric Hinske, L OBP: 0.287, SLG: 0.331										4	0	1	1	0	3	1						
10 Vernon Wells, R OBP: 0.360, SLG: 0.438										4	0	1	0	0	0	0						
Carlos Delgado, L OBP: 0.325, SLG: 0.391										3	0	0	0	1	0	2						
Josh Phelps, R OBP: 0.295, SLG: 0.370										3	0	0	0	1	0	3						
9 Gregg Zaun, S OBP: 0.526, SLG: 0.606										4	0	1	0	0	1	2						
Simon Pond, L OBP: 0.214, SLG: 0.280										4	0	0	0	0	2	2						
Orlando Hudson, S OBP: 0.339, SLG: 0.453										3	1	1	0	0	1	0						
Frank Menechino, R OBP: 0.271, SLG: 0.279										3	1	1	1	0	0	0						
Inning Stats	R: 0 E: 0 K: 2 S: 10	H: 0 LOB: 0 BB: 0 P: 16	R: 0 E: 0 K: 0 S: 10	H: 1 LOB: 1 BB: 0 P: 14	R: 2 E: 0 K: 1 S: 17	H: 4 LOB: 2 BB: 0 P: 25	R: 0 E: 0 K: 3 S: 12	H: 0 LOB: 0 BB: 0 P: 18	R: 0 E: 0 K: 1 S: 7	H: 0 LOB: 0 BB: 0 P: 10	R: 0 E: 0 K: 0 S: 14	H: 0 LOB: 1 BB: 1 P: 24	R: 0 E: 0 K: 1 S: 6	H: 0 LOB: 0 BB: 0 P: 9	R: 0 E: 0 K: 1 S: 8	H: 1 LOB: 0 BB: 0 P: 10	R: 0 E: 0 K: 0 S: 10	H: 0 LOB: 1 BB: 1 P: 16	1B: 4 2B: 1 3B: 1 HR: 0	SF: 0 SAC: 0 DP: 0 HBP: 0	WP: 0 PB: 0 SB: 0 CS: 1	PA: 34
PITCHER	IP	WLS	BF	H	R	ER	SO	BB	IBB	HBP	BLK	WP	HR	S	P	ERA	WHIP					
Pedro Martinez, R ERA: 3.68	(1, 1)	6.0	24	5	2	2	7	1	0	0	0	0	0	70	107	3.00	1.000					
Anastasio Martinez, R ERA: 3.2	(7, 1)	1.0	W	4	1	0	1	0	0	0	0	0	0	7	10	0.00	1.000					
Alan Embree, L ERA: 3.2	(8, 1)	1.0	H	2	0	0	1	0	0	0	0	0	0	7	9	0.00	0.000					
Keith Foulke, R ERA: 0.39	(9, 1)	1.0	S	4	0	0	0	1	0	0	0	0	0	10	16	0.00	1.000					

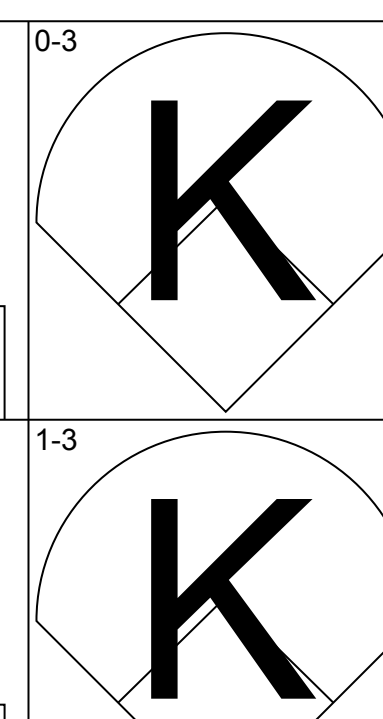
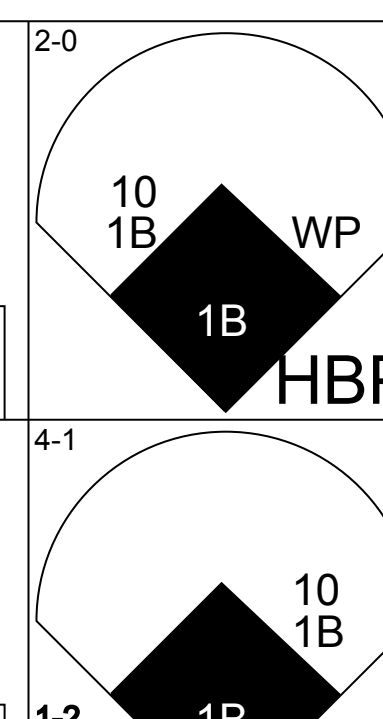
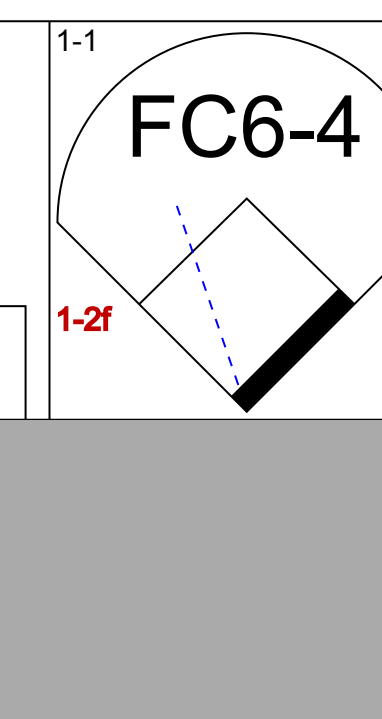
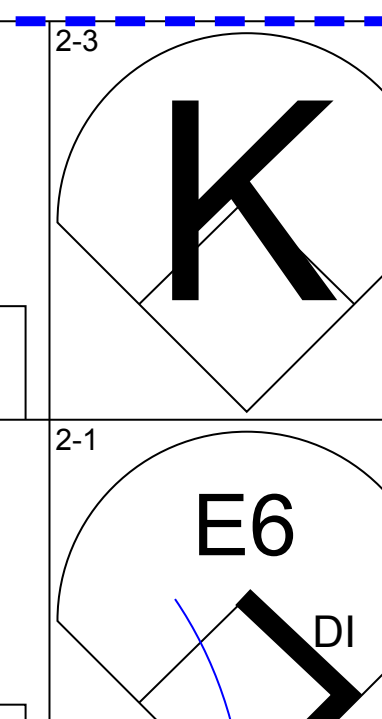
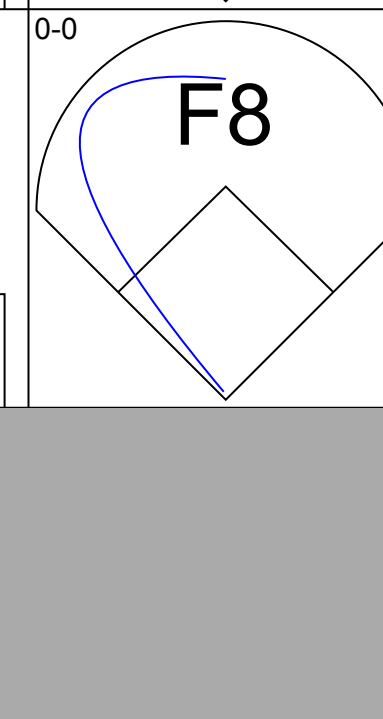
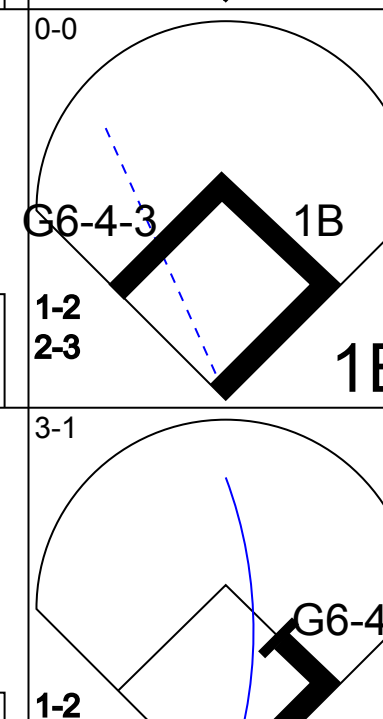
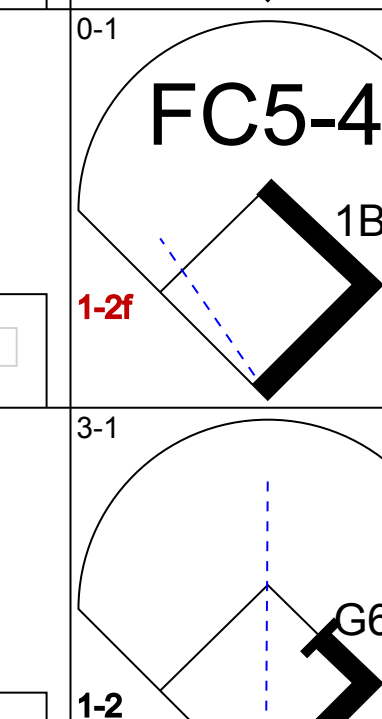
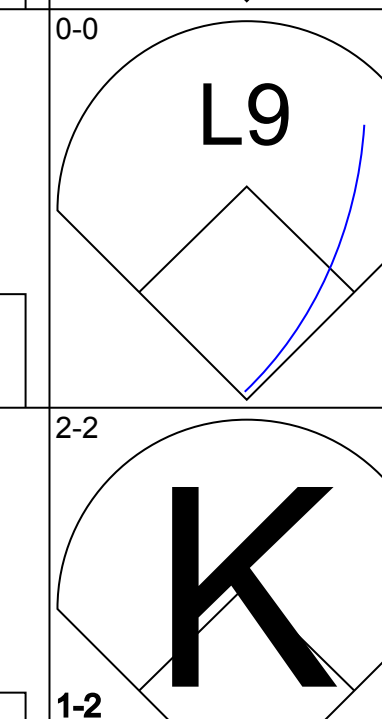

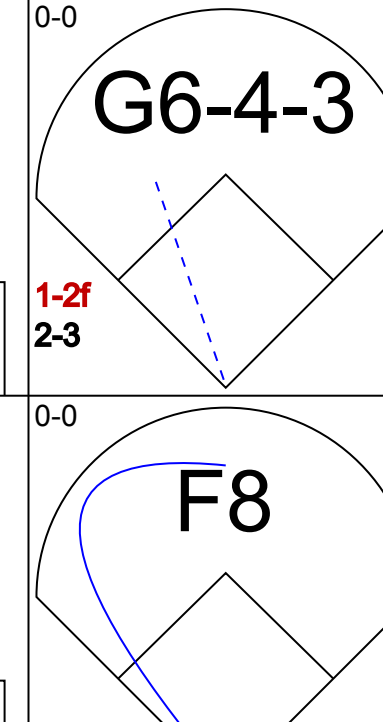
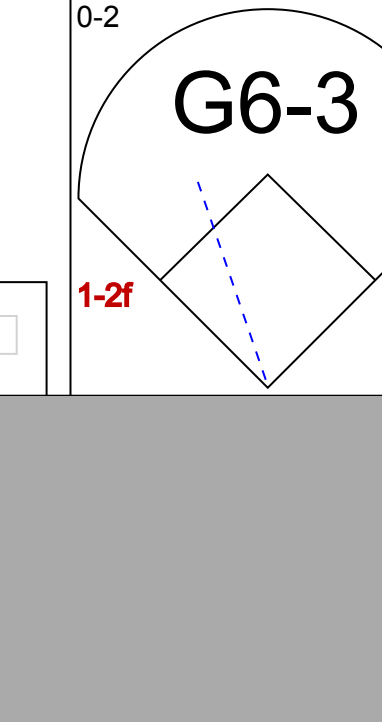

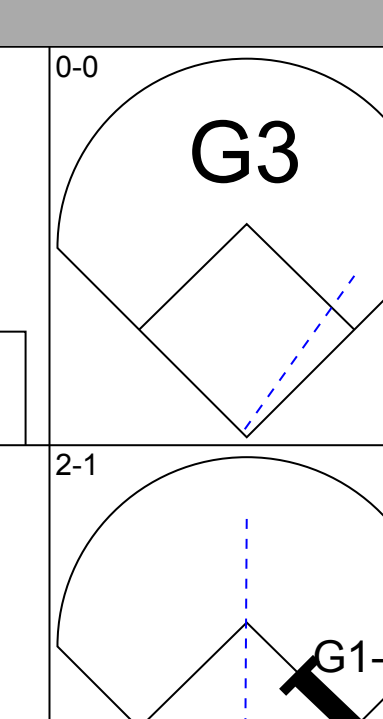
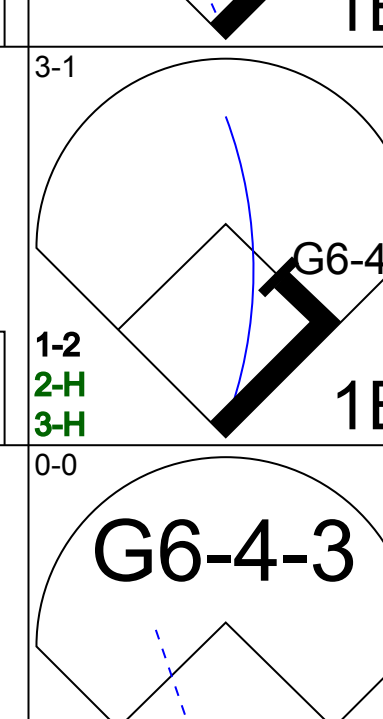
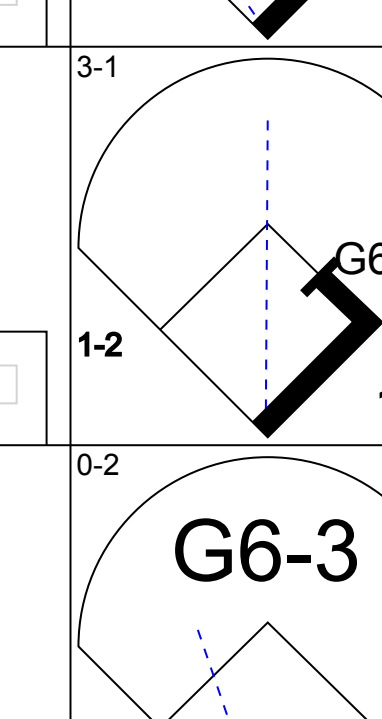
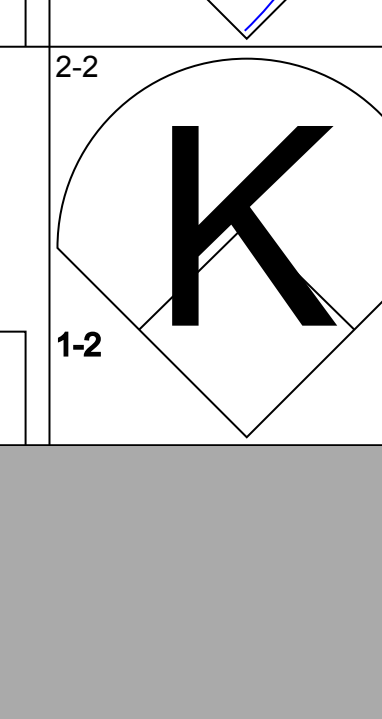
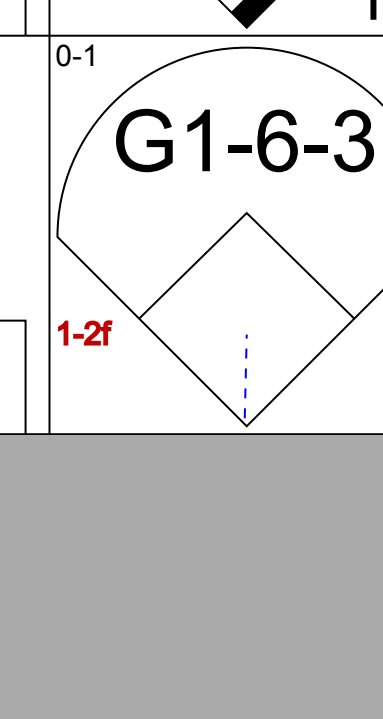
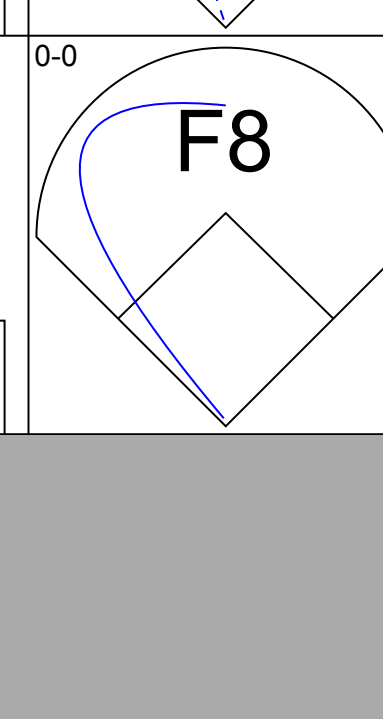

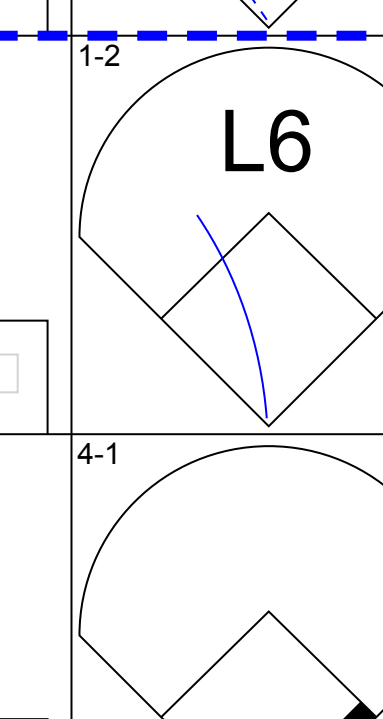


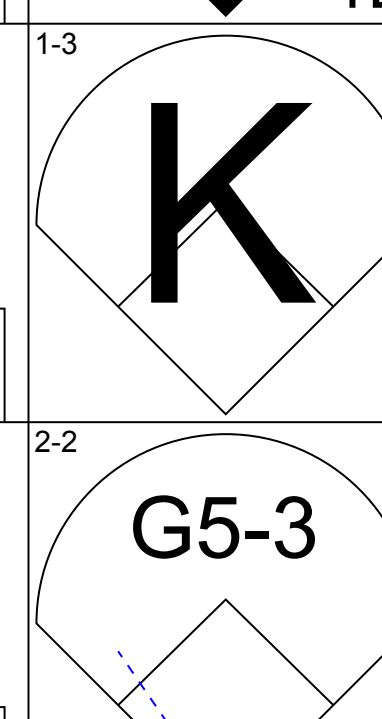
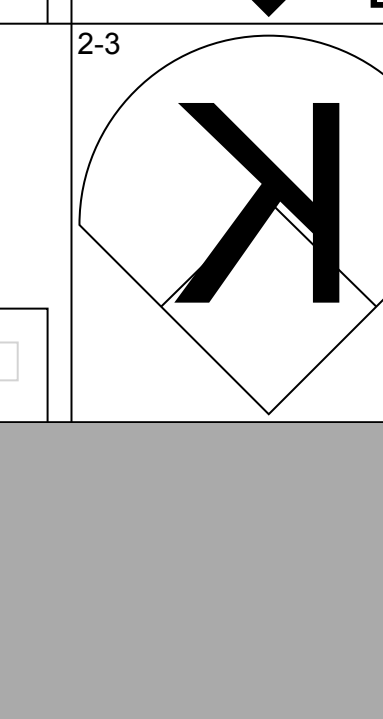
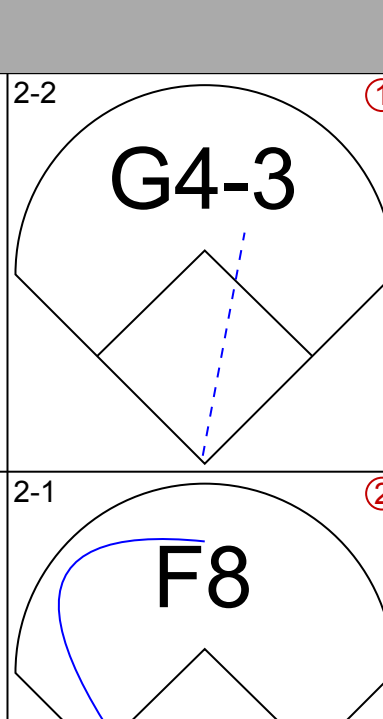
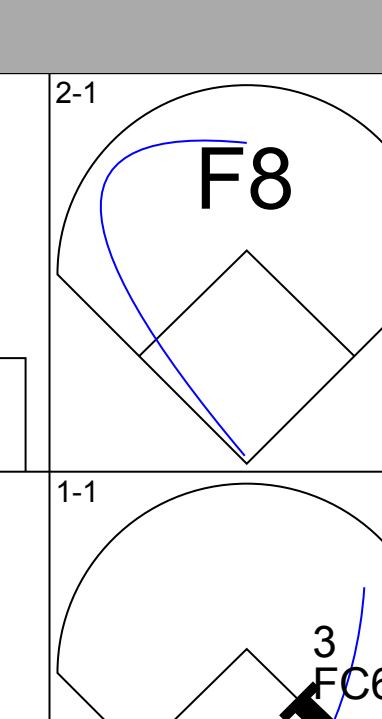
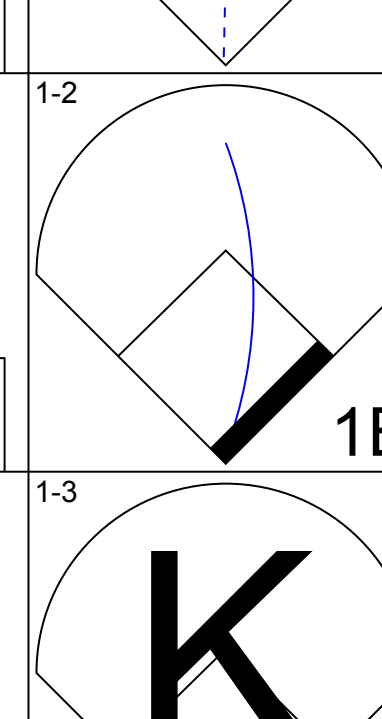
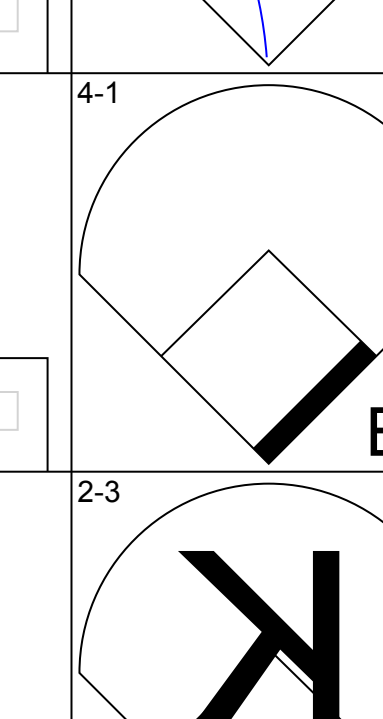
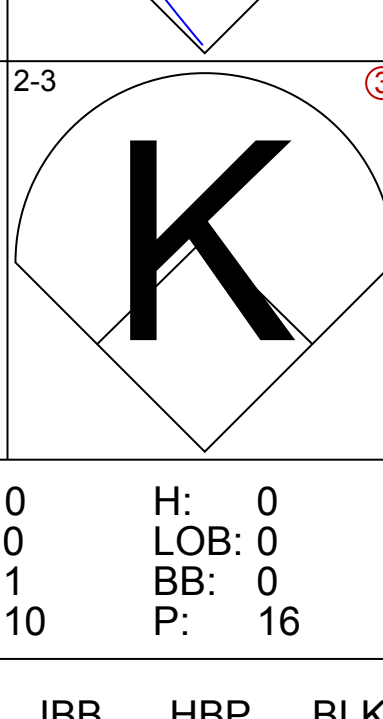
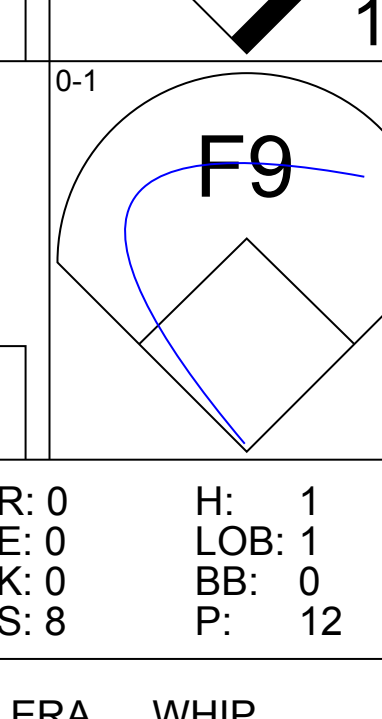
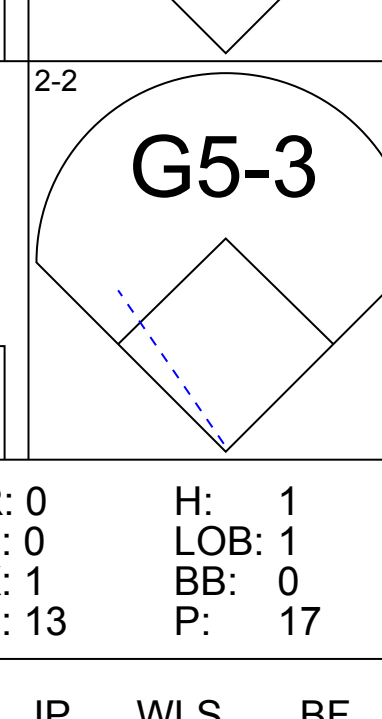
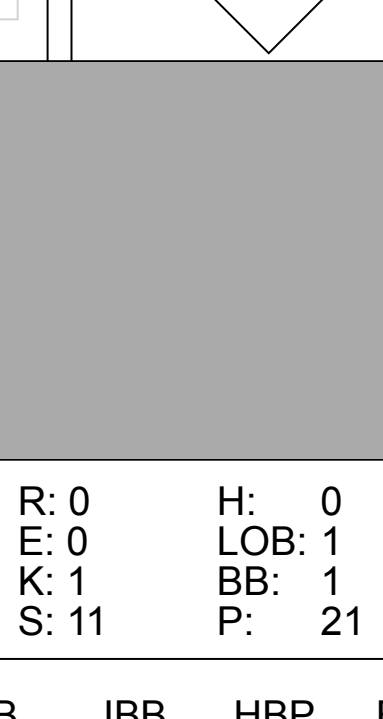


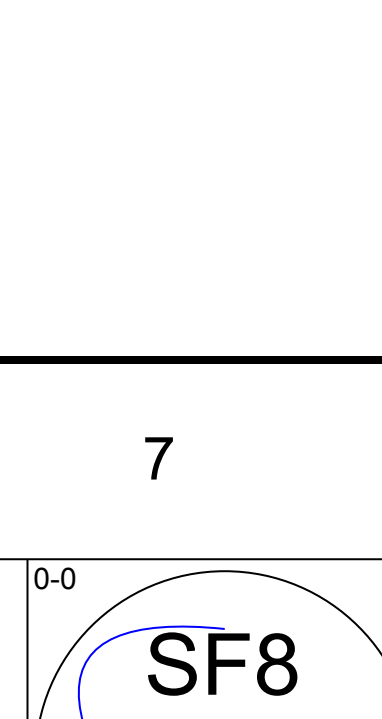
Batter	1	2	3	4	5	6	7	8	9	AB	R	H	RBI	BB	SO	LOB	BOTTOM				
18 Johnny Damon, L OBP: 0.374, SLG: 0.406										3	0	2	0	1	0	0	Toronto Blue Jays @ Boston Red Sox Fenway Park, Boston, MA Sat May 22 2004, 7:05 PM EDT Att: 35,196 - Sunny - 49 F				
Mark Bellhorn, S OBP: 0.392, SLG: 0.404										4	1	2	1	0	2	2					
Kevin Millar, R OBP: 0.347, SLG: 0.373										4	0	1	0	0	1	5					
Cesar Crespo, S OBP: 0.183, SLG: 0.250										0	0	0	0	0	0	0					
Manny Ramirez, R OBP: 0.431, SLG: 0.636										4	2	2	2	0	1	2					
Jason Varitek, S OBP: 0.416, SLG: 0.516										4	0	2	0	0	2	0					
Doug Mirabeli, R OBP: 0.376, SLG: 0.697										1	0	0	0	1	1	1					
34 David Ortiz, L OBP: 0.340, SLG: 0.539										2	1	1	1	0	1	0					
20 Kevin Youkilis, R OBP: 0.381, SLG: 0.500										4	1	1	0	0	1	4					
Gabe Kapler, R OBP: 0.255, SLG: 0.286										2	0	0	0	0	2	1					
Brian Daubach, L OBP: 0.351, SLG: 0.440										0	0	0	0	0	0	0					
Dave McCarty, R OBP: 0.316, SLG: 0.400										1	0	0	0	1	0	2					
Pokey Reese, R OBP: 0.298, SLG: 0.347										4	0	0	0	0	1	3					
Inning Stats	R: 0 E: 0 K: 1 S: 9	H: 2 LOB: 1 BB: 0 P: 11	R: 0 E: 0 K: 3 S: 11	H: 1 LOB: 1 BB: 0 P: 17	R: 0 E: 0 K: 2 S: 10	H: 0 LOB: 1 BB: 1 P: 16	R: 0 E: 0 K: 2 S: 9	H: 0 LOB: 1 BB: 1 P: 18	R: 0 E: 0 K: 1 S: 7	H: 0 LOB: 0 BB: 0 P: 12	R: 2 E: 0 K: 2 S: 19	H: 2 LOB: 0 BB: 0 P: 26	R: 1 E: 0 K: 1 S: 18	H: 3 LOB: 2 BB: 1 P: 27	R: 2 E: 0 K: 0 S: 13	H: 3 LOB: 1 BB: 0 P: 18	1B: 9 2B: 1 3B: 0 HR: 1	SF: 0 SAC: 0 DP: 2 HBP: 0	WP: 0 PB: 1 SB: 0 CS: 0	PA: 36	
PITCHER	IP	WLS	BF	H	R	ER	SO	BB	IBB	HBP	BLK	WP	HR	S	P	ERA	WHIP				
Ted Lilly, L ERA: 5.06	(1, 1)	5.2	23	5	2	2	10	2	0	0	1	0	0	9	12	27.00	3.000				
Kerry Ligtenberg, R ERA: 6.06	(6, 1)	0.1	L	2	1	1	1	0	0	0	0	0	0	9	12	27.00	3.000				
Jason Kershner, L ERA: 5.06	(7, 1)	0.1	4	2	0	0	1	1	0	0	0	0	0	11	19	0.00	9.000				
Terry Adams, R ERA: 4.94	(7, 1)	1.2	7	3	2	1	0	0	0	0	0	0	0	18	24	5.40	1.800				

AB	32
R	2
H	6
RBI	2
BB	2
SO	9
LOB	11



AB	33
R	5
H	11
RBI	4
BB	3
SO	12
LOB	20

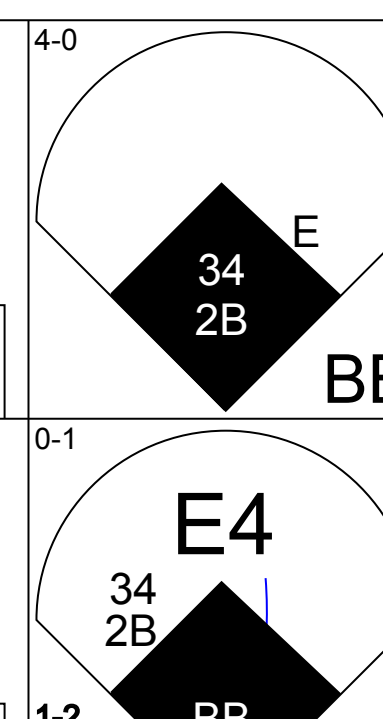
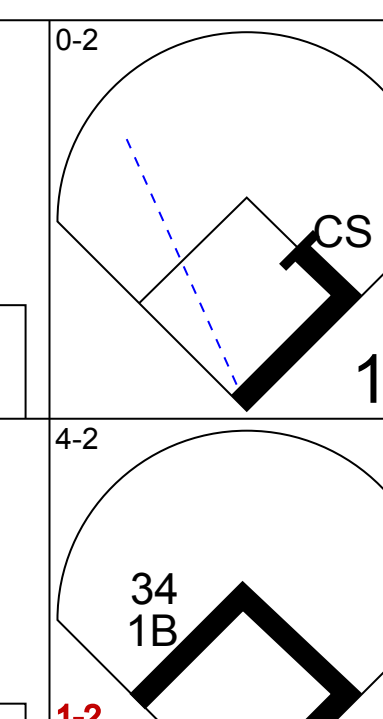
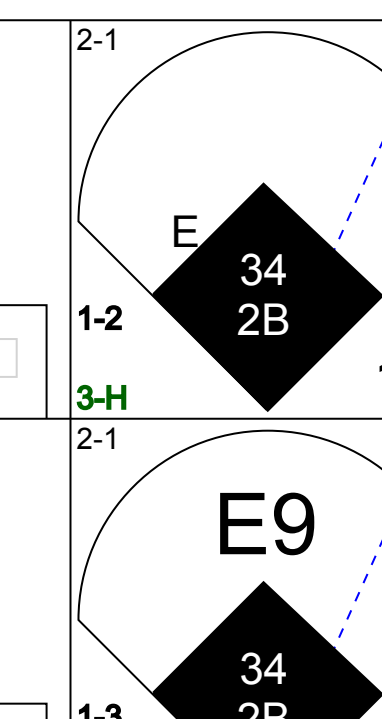
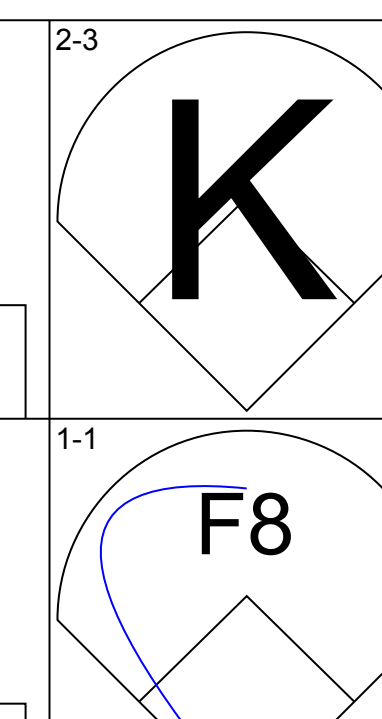
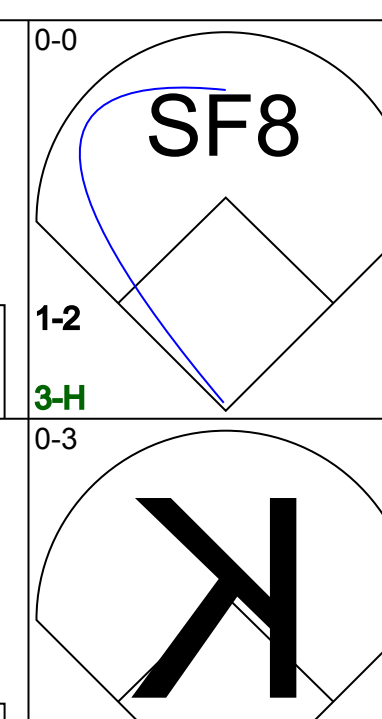
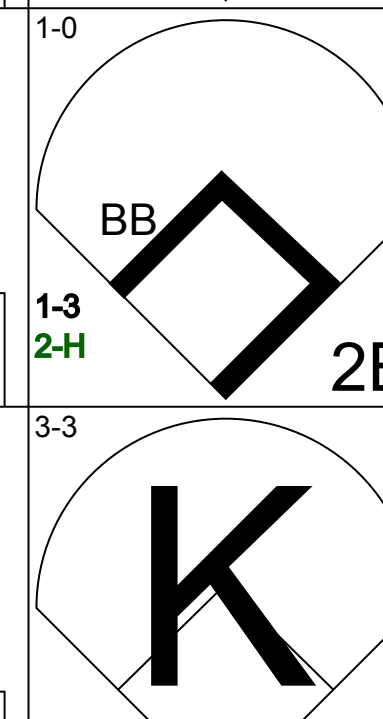
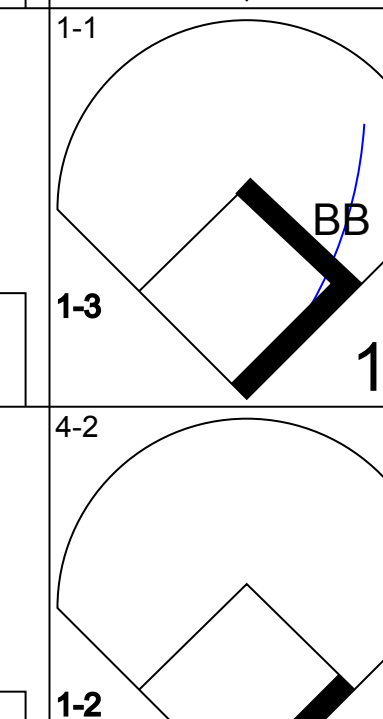
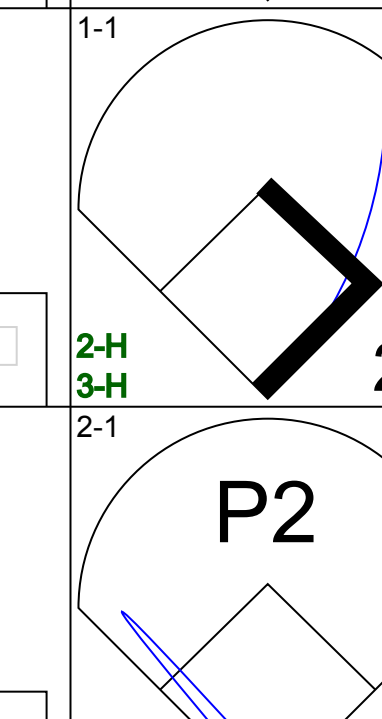


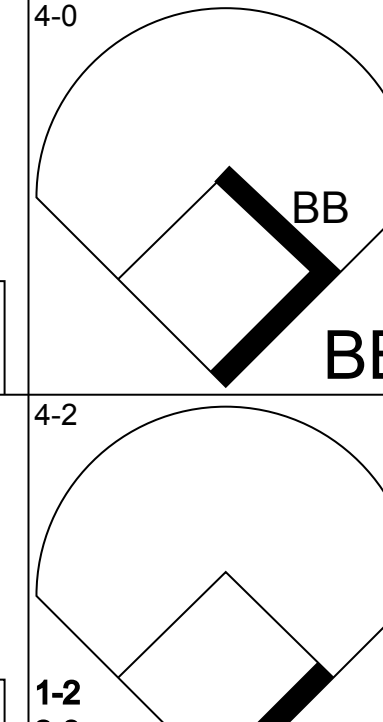

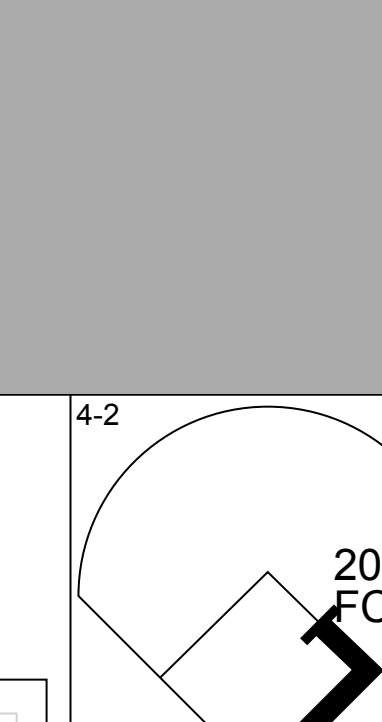
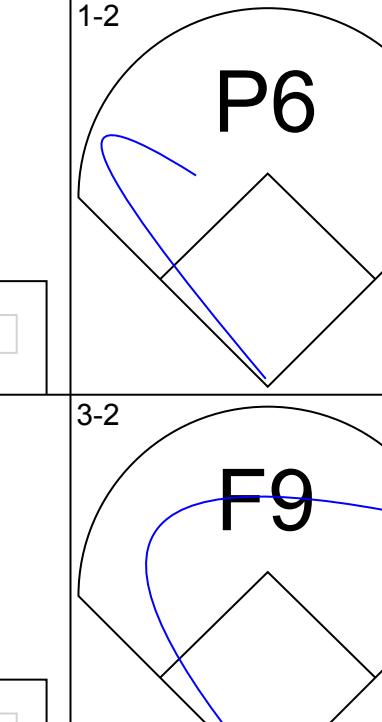
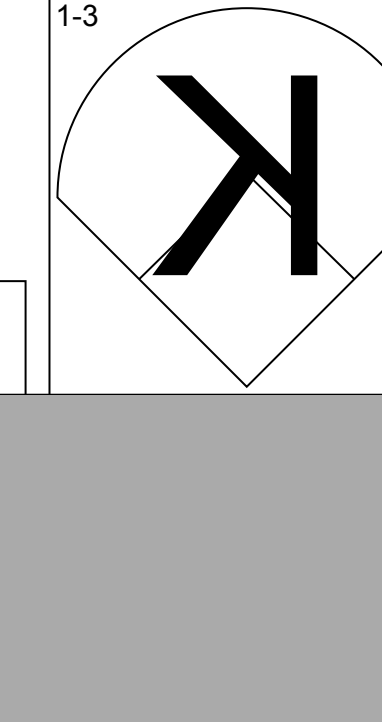
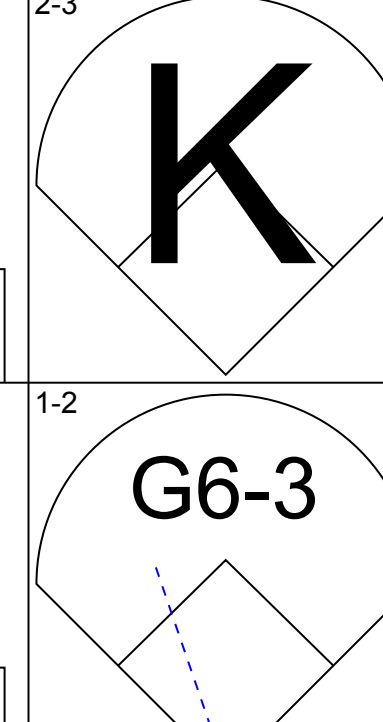

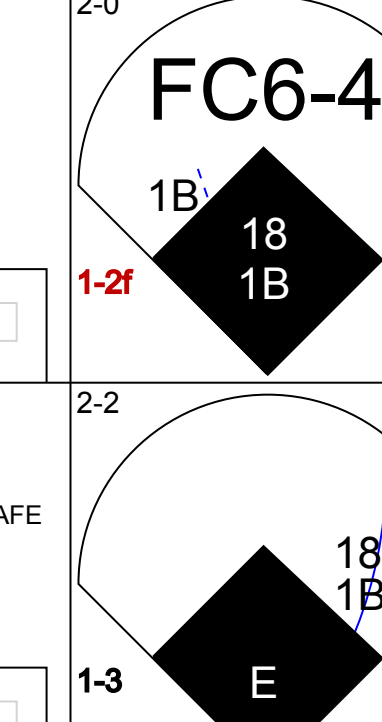


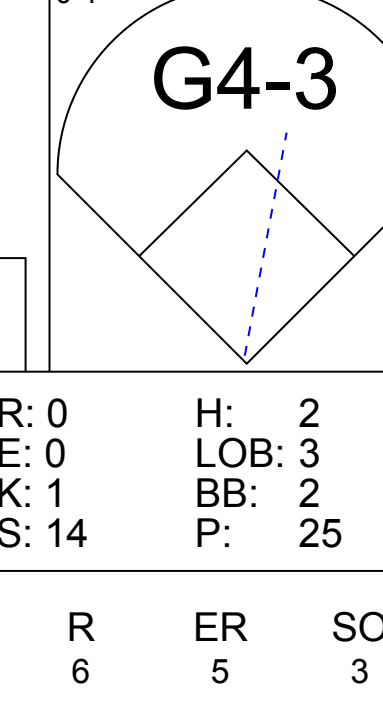
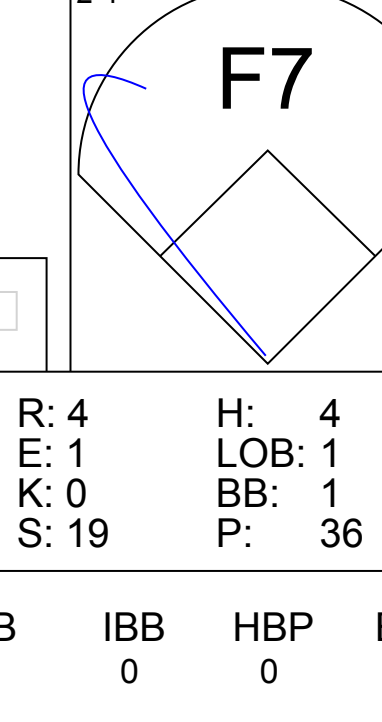
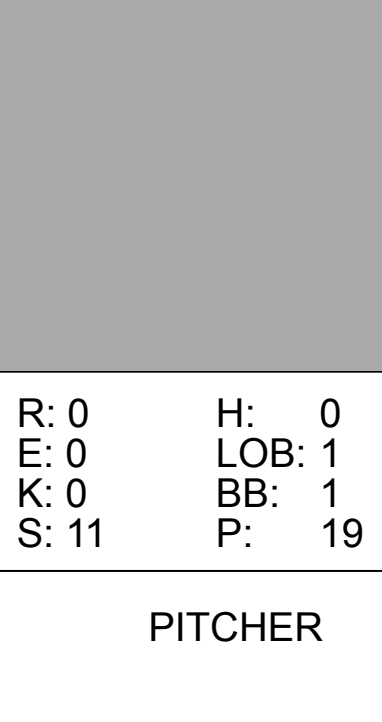








Batter	1	2	3	4	5	6	7	8	9	AB	R	H	RBI	BB	SO	LOB	TOP					
3 Reed Johnson, R OBP: 0.348, SLG: 0.429										3	1	0	0	0	2	1						
Frank Menechino, R OBP: 0.288, SLG: 0.283										3	1	1	0	1	1	0						
10 Vernon Wells, R OBP: 0.358, SLG: 0.433										4	0	1	0	0	0	2						
Carlos Delgado, L OBP: 0.328, SLG: 0.394										4	0	2	2	0	1	1						
Josh Phelps, R OBP: 0.294, SLG: 0.367										4	0	1	0	0	0	4						
Eric Hinske, L OBP: 0.281, SLG: 0.323										4	0	0	0	0	0	2						
Orlando Hudson, S OBP: 0.337, SLG: 0.450										1	0	0	0	0	0	0						
Chris Gomez, R OBP: 0.372, SLG: 0.378										2	0	1	0	1	0	0						
Simon Pond, L OBP: 0.226, SLG: 0.286										3	0	1	0	0	1	1						
Dave Berg, R OBP: 0.186, SLG: 0.133										1	0	0	0	0	1	1						
Kevin Cash, R OBP: 0.279, SLG: 0.348										3	0	0	0	0	1	2						
Inning Stats	R: 0 E: 0 K: 2 S: 7	H: 0 LOB: 0 BB: 0 P: 8	R: 0 E: 0 K: 0 S: 5	H: 1 LOB: 0 BB: 0 P: 7	R: 0 E: 0 K: 1 S: 10	H: 0 LOB: 0 BB: 0 P: 16	R: 2 E: 0 K: 0 S: 6	H: 2 LOB: 1 BB: 1 P: 15	R: 0 E: 0 K: 1 S: 8	H: 1 LOB: 1 BB: 0 P: 12	R: 0 E: 0 K: 0 S: 9	H: 2 LOB: 1 BB: 0 P: 14	R: 0 E: 1 K: 1 S: 13	H: 1 LOB: 1 BB: 0 P: 17	R: 0 E: 1 K: 2 S: 11	H: 0 LOB: 1 BB: 0 P: 17	R: 0 E: 0 K: 1 S: 11	H: 0 LOB: 1 BB: 1 P: 21	1B: 7 2B: 0 3B: 0 HR: 0	SF: 0 SAC: 0 DP: 3 HBP: 1	WP: 1 PB: 0 SB: 0 CS: 0	PA: 35
PITCHER	IP	WLS	BF	H	R	ER	SO	BB	IBB	HBP	BLK	WP	HR	S	P	ERA	WHIP					
49 Tim Wakefield, R ERA: 3.21	7.0	W	27	7	2	2	4	1	0	1	0	1	0	58	89	2.57	1.143					
50 Mike Timlin, R ERA: 3.5	1.1		5	0	0	0	2	0	0	0	0	0	0	15	24	0.00	0.000					
Alan Embree, L ERA: 3.1	0.2		3	0	0	0	1	1	0	0	0	0	0	7	14	0.00	1.500					

Toronto Blue Jays @ Boston Red Sox
Fenway Park, Boston, MA
Sun May 23 2004, 2:05 PM EDT
Att: 35,239 - Cloudy - 54 F

AB 32
R 2
H 7
RBI 2
BB 2
SO 7
LOB 14



Batter	1	2	3	4	5	6	7	8	9	AB	R	H	RBI	BB	SO	LOB	BOTTOM				
18 Johnny Damon, L OBP: 0.379, SLG: 0.411										3	2	2	2	1	1	0					
Mark Bellhorn, S OBP: 0.392, SLG: 0.400										4	2	1	1	1	1	2					
34 David Ortiz, L OBP: 0.547, SLG: 0.552										5	0	3	3	0	0	0					
Dave McCarty, R OBP: 0.316, SLG: 0.400										0	0	0	0	0	0	0					
Manny Ramirez, R OBP: 0.430, SLG: 0.625										3	0	0	0	2	1	3					
Brian Daubach, L OBP: 0.339, SLG: 0.407										4	0	0	0	1	2	4					
Pokey Reese, R OBP: 0.298, SLG: 0.347										0	0	0	0	0	0	0					
Kevin Millar, R OBP: 0.351, SLG: 0.368										2	0	0	1	2	0	1					
Gabe Kapler, R OBP: 0.255, SLG: 0.286										0	0	0	0	0	0	0					
20 Kevin Youkilis, R OBP: 0.400, SLG: 0.450										2	2	0	0	2	1	4					
Doug Mirabeli, R OBP: 0.390, SLG: 0.667										3	1	1	0	1	0	4					
Cesar Crespo, S OBP: 0.172, SLG: 0.234										4	0	0	0	0	0	4					
Inning Stats	R: 2 E: 1 K: 2 S: 14	H: 1 LOB: 3 BB: 3 P: 33	R: 0 E: 0 K: 1 S: 14	H: 2 LOB: 2 BB: 2 P: 25	R: 4 E: 1 K: 0 S: 19	H: 4 LOB: 1 BB: 1 P: 36	R: 0 E: 0 K: 0 S: 7	H: 0 LOB: 1 BB: 1 P: 13	R: 0 E: 0 K: 1 S: 7	H: 0 LOB: 0 BB: 0 P: 12	R: 0 E: 0 K: 0 S: 11	H: 0 LOB: 1 BB: 1 P: 19	R: 1 E: 0 K: 1 S: 8	H: 0 LOB: 1 BB: 2 P: 17	R: 0 E: 0 K: 1 S: 8	H: 0 LOB: 0 BB: 0 P: 10	1B: 5 2B: 2 3B: 0 HR: 0	SF: 1 SAC: 0 DP: 0 HBP: 0	WP: 0 PB: 1 SB: 0 CS: 1	PA: 41	
PITCHER	IP	WLS	BF	H	R	ER	SO	BB	IBB	HBP	BLK	WP	HR	S	P	ERA	WHIP				
Miguel Batista, R ERA: 5.5	3.0	L	22	7	6	5	3	6	0	0	0	0	0	47	94	15.00	4.333				
Aquilino Lopez, R ERA: 6.3	3.0		11	0	0	0	1	2	0	0	0	0	0	25	44	0.00	0.667				
Micheal Nakamura, R ERA: 5.28	1.0		5	0	1	1	1	2	0	0	0	0	0	8	17	9.00	2.000				
54 Jason Frasor, R ERA: 0.95	1.0		3	0	0	0	1	0	0	0	0	0	0	8	10	0.00	0.000				

Toronto Blue Jays @ Boston Red Sox
Fenway Park, Boston, MA
Sun May 23 2004, 2:05 PM EDT
Att: 35,239 - Cloudy - 54 F

AB 30
R 7
H 7
RBI 7
BB 10
SO 6
LOB 22



Batter	1	2	3	4	5	6	7	8	9	AB	R	H	RBI	BB	SO	LOB	TOP										
51 Ichiro Suzuki, L (1, 9) OBP: 0.374, SLG: 0.410	G4-3		G4-3				G5-3			5	0	2	1	0	0	1	Seattle Mariners @ Boston Red Sox Fenway Park, Boston, MA Fri May 28 2004, 7:05 PM EDT Att: 35,134 - Unknown - 60 F										
Scott Spiezio, S (1, 5) OBP: 0.306, SLG: 0.428	K		SF8				K			3	0	0	1	0	2	2											
Edgar Martinez, R (1, 10) OBP: 0.337, SLG: 0.406	K		G1-3				K			4	0	0	0	0	2	2											
Raul Ibanez, L (1, 7) OBP: 0.335, SLG: 0.480		G4-3				F9	P5			4	0	1	0	0	0	2											
Bret Boone, R (1, 4) OBP: 0.294, SLG: 0.415		HR						G6-3		4	1	2	1	0	1	1											
John Olerud, L (1, 3) OBP: 0.380, SLG: 0.366		FC5-4 1B						L6		4	0	2	0	0	0	0											
Rich Aurilia, R (1, 6) OBP: 0.284, SLG: 0.297		K								4	1	1	1	0	2	3											
Pat Borders, R (1, 2) OBP: 0.091, SLG: 0.091										2	0	0	0	0	1	1											
Dave Hansen, L (6, PH) OBP: 0.357, SLG: 0.371										1	0	0	0	0	1	2											
Dan Wilson, R (6, 2) OBP: 0.333, SLG: 0.395										1	0	1	0	0	0	0											
Randy Winn, S (1, 8) OBP: 0.305, SLG: 0.317			51 G4-3 SF8 2B							4	2	2	0	0	1	3											
Inning Stats	R: 0 E: 0 K: 2 S: 8	H: 0 LOB: 0 BB: 0 P: 11	R: 1 E: 0 K: 1 S: 12	H: 2 LOB: 1 BB: 0 P: 20	R: 1 E: 0 K: 0 S: 14	H: 1 LOB: 0 BB: 0 P: 20	R: 0 E: 0 K: 1 S: 5	H: 0 LOB: 0 BB: 0 P: 7	R: 2 E: 0 K: 2 S: 13	H: 3 LOB: 2 BB: 0 P: 20	R: 0 E: 0 K: 2 S: 15	H: 2 LOB: 2 BB: 0 P: 21	R: 0 E: 0 K: 1 S: 8	H: 0 LOB: 0 BB: 0 P: 13	R: 0 E: 0 K: 0 S: 6	H: 1 LOB: 0 BB: 0 P: 7	R: 0 E: 0 K: 1 S: 21	H: 2 LOB: 2 BB: 0 P: 30	1B: 6 2B: 3 3B: 0 HR: 2	SF: 1 SAC: 0 DP: 1 HBP: 1	WP: 0 PB: 0 SB: 2 CS: 0	PA: 38					
PITCHER	IP	WLS	BF	H	R	ER	SO	BB	IBB	HBP	BLK	WP	HR	S	P	ERA	WHIP										
Pedro Martinez, R (1, 1) ERA: 3.82	7.0	W	30	8	4	4	9	0	0	1	0	0	2	75	112	5.14	1.143										
Alan Embree, L (8, 1) ERA: 2.92	1.0	H	3	1	0	0	0	0	0	0	0	0	0	6	7	0.00	1.000										
Keith Foulke, R (9, 1) ERA: 0.36	1.0	5	2	0	0	0	1	0	0	0	0	0	0	21	30	0.00	2.000										

AB	36
R	4
H	11
RBI	4
BB	0
SO	10
LOB	17



Batter	1	2	3	4	5	6	7	8	9	AB	R	H	RBI	BB	SO	LOB	BOTTOM										
18 Johnny Damon, L (1, 8) OBP: 0.396, SLG: 0.413	F8									1	1	0	0	3	0	0	Seattle Mariners @ Boston Red Sox Fenway Park, Boston, MA Fri May 28 2004, 7:05 PM EDT Att: 35,134 - Unknown - 60 F										
Mark Bellhorn, S (1, 4) OBP: 0.383, SLG: 0.408	K									3	1	0	0	1	2	3											
34 David Ortiz, L (1, 10) OBP: 0.360, SLG: 0.571	K									4	1	1	4	0	1	0											
Manny Ramirez, R (1, 7) OBP: 0.443, SLG: 0.648		HR								4	2	2	1	0	1	0											
Brian Daubach, L (1, 3) OBP: 0.366, SLG: 0.417										4	0	2	0	0	2	0											
Dave McCarty, R (8, PR) OBP: 0.344, SLG: 0.429										0	1	0	0	0	0	0											
Jason Varitek, S (1, 2) OBP: 0.418, SLG: 0.525	G3									3	0	0	0	1	0	1											
Kevin Millar, R (1, 9) OBP: 0.344, SLG: 0.361										3	1	1	0	0	1	0											
Gabe Kapler, R (7, 9) OBP: 0.270, SLG: 0.298	P3									1	0	0	0	0	0	3											
20 Kevin Youkilis, R (1, 5) OBP: 0.452, SLG: 0.500										4	1	2	3	0	1	0											
Pokey Reese, R (1, 6) OBP: 0.293, SLG: 0.343										4	0	1	0	0	1	3											
Inning Stats	R: 0 E: 0 K: 2 S: 8	H: 0 LOB: 0 BB: 0 P: 12	R: 1 E: 0 K: 1 S: 9	H: 1 LOB: 0 BB: 0 P: 15	R: 0 E: 0 K: 2 S: 8	H: 0 LOB: 1 BB: 1 P: 15	R: 0 E: 0 K: 2 S: 7	H: 0 LOB: 0 BB: 0 P: 11	R: 5 E: 0 K: 1 S: 16	H: 3 LOB: 0 BB: 2 P: 29	R: 0 E: 0 K: 1 S: 8	H: 1 LOB: 1 BB: 0 P: 14	R: 0 E: 0 K: 0 S: 6	H: 1 LOB: 1 BB: 1 P: 13	R: 2 E: 0 K: 0 S: 19	H: 3 LOB: 2 BB: 1 P: 32	1B: 2 2B: 5 3B: 0 HR: 2	SF: 0 SAC: 0 DP: 2 HBP: 0	WP: 0 PB: 0 SB: 0 CS: 0	PA: 36							
PITCHER	IP	WLS	BF	H	R	ER	SO	BB	IBB	HBP	BLK	WP	HR	S	P	ERA	WHIP										
Joel Pineiro, R (1, 1) ERA: 5.74	6.1	L	27	6	6	6	9	3	0	0	0	0	2	61	104	8.53	1.421										
Mike Myers, L (7, 1) ERA: 4.05	1.0	3	0	0	0	0	0	1	0	0	0	0	0	4	8	0.00	1.000										
20 J.J. Putz, R (8, 1) ERA: 4.2	0.2	6	3	2	2	0	0	0	1	0	0	0	0	16	29	27.00	4.500										

AB	31
R	8
H	9
RBI	8
BB	5
SO	9
LOB	10



Batter	1	2	3	4	5	6	7	8	9	AB	R	H	RBI	BB	SO	LOB	TOP										
51 Ichiro Suzuki, L (1, 9) OBP: 0.375, SLG: 0.410	0-2 G4-3	0-1 P6		0-0 G3 S		1-2 F7		1-0 BB		5	0	2	0	0	0	3											
Randy Winn, S (1, 8) OBP: 0.308, SLG: 0.321	2-1 G4-3	1-3 K		1-2 G3		0-1 F8		4-2 BB		4	0	1	0	1	1	4											
Scott Spiezio, S (1, 5) OBP: 0.297, SLG: 0.413	0-1 G4-3	1-1 F9		0-0 P6				1-1 G4-6-3		5	0	0	0	0	1	6											
Raul Ibanez, L (1, 7) OBP: 0.332, SLG: 0.489	0-2 G6-3		0-1 HR	0-0 G4-3				1-2 G1-6-3		5	1	1	1	0	0	2											
Bret Boone, R (1, 4) OBP: 0.297, SLG: 0.417		0-0 1B	0-1 G1-3		1-2 G4-3			4-0 PB S		4	1	1	0	1	0	0											
John Olerud, L (1, 3) OBP: 0.386, SLG: 0.365		1-1 SH	1-0 F8		1-0 F7			4-2 PB		3	1	1	1	2	0	0											
Dave Hansen, L (1, 10) Edgar Martinez, R (9, PH) OBP: 0.340, SLG: 0.406		1-0 2B SH	3-2 1B		0-2 G1-3			4-1 1B		3	2	2	0	1	0	0											
Rich Aurilia, R (1, 6) OBP: 0.283, SLG: 0.296		0-0 SH	0-1 1B					1-2 2-3 IBB		4	0	1	1	0	1	5											
Dan Wilson, R (1, 2) OBP: 0.338, SLG: 0.406		1-2 2-3 2B	1-1 F9					1-1 1B		4	0	2	2	0	1	1											
Inning Stats	R: 0 E: 0 K: 0 S: 11	H: 1 LOB: 1 BB: 0 P: 13	R: 3 E: 1 K: 1 S: 13	H: 4 LOB: 2 BB: 0 P: 17	R: 2 E: 0 K: 0 S: 15	H: 3 LOB: 1 BB: 0 P: 20	R: 0 E: 0 K: 0 S: 6	H: 1 LOB: 1 BB: 0 P: 7	R: 0 E: 0 K: 0 S: 8	H: 0 LOB: 0 BB: 0 P: 10	R: 0 E: 0 K: 0 S: 9	H: 1 LOB: 1 BB: 0 P: 11	R: 0 E: 0 K: 1 S: 14	H: 0 LOB: 3 BB: 3 P: 27	R: 0 E: 0 K: 1 S: 8	H: 1 LOB: 1 BB: 2 P: 16	R: 0 E: 0 K: 1 S: 12	H: 0 LOB: 2 BB: 2 P: 26	1B: 6 2B: 4 3B: 0 HR: 1	SF: 0 SAC: 1 DP: 1 HBP: 0	WP: 0 PB: 1 CS: 2	PA: 44					
PITCHER	IP	WLS	BF	H	R	ER	SO	BB	IBB	HBP	BLK	WP	HR	S	P	ERA	WHIP										
49 Tim Wakefield, R (1, 1) ERA: 3.39	6.2	L	34	10	5	5	2	2	1	0	0	0	1	74	103	6.75	1.800										
50 Mike Timlin, R (7, 1) ERA: 3.33	2.0		8	1	0	0	1	2	0	0	0	0	0	17	34	0.00	1.500										
Lenny DiNardo, L (9, 1) ERA: 2.85	0.0		1	0	0	0	0	1	0	0	0	0	0	2	6	∞	∞										
Anastacio Martinez, R (9, 1) ERA: 2.7	0.1		1	0	0	0	1	0	0	0	0	0	0	3	4	0.00	0.000										

Seattle Mariners @ Boston Red Sox
Fenway Park, Boston, MA
Sat May 29 2004, 1:20 PM EDT
Att: 35,250 - Cloudy - 58 F

AB 37
R 5
H 11
RBI 5
BB 6
SO 4
LOB 21



Batter	1	2	3	4	5	6	7	8	9	AB	R	H	RBI	BB	SO	LOB	BOTTOM										
18 Johnny Damon, L (1, 8) OBP: 0.387, SLG: 0.402	0-3 K		2-0 P4		1-1 F7	3-3 K			0-1 L6	5	0	0	0	0	2	2											
Mark Bellhorn, S (1, 4) OBP: 0.388, SLG: 0.410	1-1 F7			1-0 HR	4-2 34 2B				1-1 BB	4	1	2	0	1	1	0											
34 David Ortiz, L (1, 10) OBP: 0.356, SLG: 0.567	1-0 P6			1-3 K	1-1 2B				1-0 F8	5	0	1	0	0	2	2											
Manny Ramirez, R (1, 7) OBP: 0.449, SLG: 0.665		2-3 K		1-1 HR	4-2 BB				2-2 1B	3	1	2	2	1	1	0											
Brian Daubach, L (1, 3) OBP: 0.360, SLG: 0.422		0-0 F9		2-0 1B	2-2 P6				3-3 K	4	1	1	0	0	1	4											
Kevin Millar, R (1, 9) OBP: 0.347, SLG: 0.371		3-2 G5-3		0-1 20 G1-3					0-0 P6	4	1	2	0	0	0	0											
20 Kevin Youkilis, R (1, 5) OBP: 0.413, SLG: 0.444			3-2 G4-3	0-1 G1-3					3-2 P4	4	0	0	1	0	0	2											
Doug Mirabeli, R (1, 2) Pokey Reese, R (6, PR) OBP: 0.383, SLG: 0.643 OBP: 0.291, SLG: 0.341			2-1 F7	0-1 G6-3					2-1 F9	3	0	1	1	0	0	1											
Cesar Crespo, S (1, 6) Jason Varitek, S (6, PH) OBP: 0.174, SLG: 0.232 OBP: 0.413, SLG: 0.517			0-1 1B		1-2 G4-3				1-2 F7	2	0	1	0	0	0	0											
Inning Stats	R: 0 E: 0 K: 1 S: 6	H: 0 LOB: 0 BB: 0 P: 8	R: 0 E: 0 K: 1 S: 7	H: 0 LOB: 0 BB: 0 P: 12	R: 0 E: 0 K: 0 S: 8	H: 1 LOB: 1 BB: 0 P: 15	R: 3 E: 0 K: 1 S: 13	H: 4 LOB: 1 BB: 0 P: 19	R: 0 E: 0 K: 0 S: 18	H: 1 LOB: 2 BB: 2 P: 31	R: 1 E: 0 K: 1 S: 13	H: 2 LOB: 1 BB: 0 P: 24	R: 0 E: 0 K: 3 S: 12	H: 1 LOB: 1 BB: 0 P: 18	R: 0 E: 0 K: 0 S: 7	H: 0 LOB: 0 BB: 0 P: 12	R: 0 E: 0 K: 0 S: 8	H: 1 LOB: 1 BB: 0 P: 11	1B: 5 2B: 4 3B: 0 HR: 1	SF: 0 SAC: 0 DP: 0 HBP: 0	WP: 0 PB: 0 CS: 0	PA: 39					
PITCHER	IP	WLS	BF	H	R	ER	SO	BB	IBB	HBP	BLK	WP	HR	S	P	ERA	WHIP										
Freddy Garcia, R (1, 1) ERA: 3.01	5.2	W	27	8	4	4	3	2	0	0	0	0	0	9	13	0.00	0.000										
Mike Myers, L (6, 1) ERA: 3.77	1.0	H	3	0	0	0	3	0	0	0	0	0	0	9	13	0.00	0.000										
Shigetoshi Hasegawa, R (7, 1) ERA: 5.32	1.1	H	5	1	0	0	1	0	0	0	0	0	0	13	23	0.00	0.750										
Eddie Guardado, L (9, 1) ERA: 1.17	1.0	S	4	1	0	0	0	0	0	0	0	0	0	8	11	0.00	1.000										

Seattle Mariners @ Boston Red Sox
Fenway Park, Boston, MA
Sat May 29 2004, 1:20 PM EDT
Att: 35,250 - Cloudy - 58 F

AB 37
R 4
H 10
RBI 4
BB 2
SO 7
LOB 12



Batter	1	2	3	4	5	6	7	8	9	AB	R	H	RBI	BB	SO	LOB	TOP				
1 Brian Roberts, S OBP: 0.336, SLG: 0.363			SH1-3			F8	F7			5	2	3	3	0	0	1	Baltimore Orioles @ Boston Red Sox Fenway Park, Boston, MA Mon May 31 2004, 1:05 PM EDT Att: 35,465 - Cloudy - 61 F				
6 Melvin Mora, R OBP: 0.466, SLG: 0.616	F9				F9	HR		F8	BB 1B	6	1	3	4	0	0	1					
10 Miguel Tejada, R OBP: 0.370, SLG: 0.495 Luis Lopez, S OBP: 0.294, SLG: 0.313	G4-3		G5-3			G6-3		E5	BB	5	1	1	0	0	0	2					
Rafael Palmeiro, L OBP: 0.396, SLG: 0.448	G3-1		G3-1			G3		SF8	BB	5	1	1	0	1	0	3					
Javy Lopez, R OBP: 0.363, SLG: 0.445 Robert Machado, R (9, PH)	F7				L1			SF8		3	1	0	1	1	0	0					
B.J. Surhoff, L OBP: 0.380, SLG: 0.462	HR				FC5-4	BB 1B	P6	1B		5	2	4	2	0	0	0					
Luis Matos, R OBP: 0.290, SLG: 0.370	G6-3		FC5-4			BB 1B	G6-3	F8		5	1	1	1	0	0	2					
Larry Bigbie, L OBP: 0.333, SLG: 0.424	G4-3					BB 1B			F7	2	2	0	0	3	0	0					
Jerry Hairston, R OBP: 0.314, SLG: 0.359			SH1-3		G6-3	BB			P3	4	2	2	2	1	0	2					
Inning Stats	R: 0 E: 0 K: 0 S: 8	H: 1 LOB: 1 BB: 0 P: 12	R: 1 E: 0 K: 0 S: 9	H: 1 LOB: 0 BB: 0 P: 10	R: 1 E: 0 K: 0 S: 9	H: 2 LOB: 1 BB: 0 P: 14	R: 0 E: 0 K: 0 S: 12	H: 1 LOB: 2 BB: 1 P: 19	R: 0 E: 0 K: 0 S: 6	H: 1 LOB: 1 BB: 0 P: 9	R: 1 E: 0 K: 0 S: 10	H: 1 LOB: 1 BB: 1 P: 19	R: 2 E: 1 K: 0 S: 13	H: 2 LOB: 1 BB: 0 P: 17	R: 1 E: 0 K: 1 S: 16	H: 3 LOB: 3 BB: 1 P: 28		1B: 9 2B: 5 3B: 0 HR: 2	SF: 1 SAC: 1 DP: 0 HBP: 0	WP: 0 PB: 0 SB: 3 CS: 0	PA: 50
PITCHER	IP	WLS	BF	H	R	ER	SO	BB	IBB	HBP	BLK	WP	HR	S	P	ERA	WHIP				
Derek Lowe, R ERA: 6.84	5.0	L	27	8	7	7	0	4	0	0	0	0	1	52	85	12.60	2.400				
Lenny DiNardo, L ERA: 3.79	2.0		10	3	3	3	0	1	0	0	0	0	1	19	34	13.50	2.000				
Jamie Brown, R ERA: 5.87	2.0		13	5	3	1	1	1	0	0	0	0	0	29	45	4.50	3.000				

Batter	1	2	3	4	5	6	7	8	9	AB	R	H	RBI	BB	SO	LOB	BOTTOM					
18 Johnny Damon, L OBP: 0.384, SLG: 0.405	1B		G6-3			F9		K		5	0	2	1	0	1	3	Baltimore Orioles @ Boston Red Sox Fenway Park, Boston, MA Mon May 31 2004, 1:05 PM EDT Att: 35,465 - Cloudy - 61 F					
Mark Bellhorn, S OBP: 0.389, SLG: 0.407 Brian Daubach, L OBP: 0.338, SLG: 0.391	1B		G4-3			F9	WP		F7	3	0	1	0	1	0	0						
34 David Ortiz, L OBP: 0.348, SLG: 0.542	K				FC4-6	BB		K	G4-3	3	1	0	0	2	2	4						
Manny Ramirez, R OBP: 0.442, SLG: 0.651 Andy Dominique, R OBP: 0.400, SLG: 0.490	K				K	G5-3		K	G5-3	3	0	0	0	1	3	5						
Jason Varitek, S OBP: 0.407, SLG: 0.500 Gabe Kapler, R OBP: 0.262, SLG: 0.289	G6-3				FC4-6	BB		F8		4	0	1	0	0	0	5						
Kevin Millar, R OBP: 0.395, SLG: 0.398 Cesar Crespo, S OBP: 0.169, SLG: 0.225	K				CS	G5-3		HR		4	1	1	2	0	1	2						
20 Kevin Youkilis, R OBP: 0.446, SLG: 0.477	K					K			G5-4-3	3	0	1	0	1	2	2						
Dave McCarty, R OBP: 0.352, SLG: 0.492	F9					K			G5-4-3	4	1	1	0	0	1	2						
Pokey Reese, R OBP: 0.297, SLG: 0.345			K			1B				4	1	2	0	0	1	1						
Inning Stats	R: 0 E: 0 K: 2 S: 15	H: 2 LOB: 2 BB: 0 P: 27	R: 0 E: 0 K: 2 S: 10	H: 0 LOB: 0 BB: 0 P: 14	R: 0 E: 0 K: 1 S: 10	H: 0 LOB: 0 BB: 0 P: 14	R: 0 E: 0 K: 1 S: 13	H: 0 LOB: 0 BB: 1 P: 21	R: 0 E: 0 K: 1 S: 14	H: 2 LOB: 2 BB: 0 P: 22	R: 1 E: 0 K: 0 S: 14	H: 1 LOB: 2 BB: 2 P: 26	R: 2 E: 1 K: 2 S: 14	H: 2 LOB: 2 BB: 1 P: 29	R: 1 E: 0 K: 1 S: 13	H: 2 LOB: 1 BB: 1 P: 21		R: 0 E: 0 K: 0 S: 5	H: 0 LOB: 0 BB: 0 P: 10	1B: 7 2B: 1 3B: 0 HR: 1	SF: 0 SAC: 0 DP: 1 HBP: 0	WP: 1 PB: 0 SB: 0 CS: 1
PITCHER	IP	WLS	BF	H	R	ER	SO	BB	IBB	HBP	BLK	WP	HR	S	P	ERA	WHIP					
Rodrigo Lopez, R ERA: 2.76	5.1	W	21	4	1	1	7	2	0	0	0	0	0	66	109	1.69	1.125					
Darwin Lubian, R ERA: 4.52	0.2		8	3	2	1	1	2	0	0	0	1	0	16	28	13.50	7.500					
Eddy Rodriguez, R ERA: 4.5	2.0		8	2	1	1	3	1	0	0	0	0	1	21	37	4.50	1.500					
Mike DeJean, R ERA: 8.24	1.0		3	0	0	0	0	0	0	0	0	0	0	5	10	0.00	0.000					

AB 42
R 13
H 16
RBI 13
BB 6
SO 1
LOB 14

AB 35
R 4
H 9
RBI 3
BB 5
SO 11
LOB 24



Batter	1	2	3	4	5	6	7	8	9	AB	R	H	RBI	BB	SO	LOB	TOP										
Mark Bellhorn, S OBP: 0.393, SLG: 0.411	G5-3		20 1B 34 SF8 2B	SAFE 0-1 20 2B 1B		G4-3			BB	4	2	2	0	1	0	0	Boston Red Sox @ Anaheim Angels Angel Stadium of Anaheim, Anaheim, CA Wed Jun 02 2004, 7:05 PM PDT Att: 43,205 - Sunny - 72 F										
20 Kevin Youkilis, R OBP: 0.431, SLG: 0.472	G6-3		BB	1-0 34 2B 2B		F8			K	5	1	2	2	0	1	1											
34 David Ortiz, L OBP: 0.342, SLG: 0.538	F9		SF8	1-1 2-H 2B					L9	4	0	1	2	0	1	1											
Manny Ramirez, R OBP: 0.449, SLG: 0.670		1-2 HR	4-2 BB	4-0 G6-4-3 IBB					K	3	1	1	1	2	2	1											
Kevin Millar, R OBP: 0.354, SLG: 0.411	G5-3		F9	2-2 G6-4-3					K	4	0	1	0	0	0	4											
Jason Varitek, S OBP: 0.408, SLG: 0.500	G5-3			1-0 P3		G6-3			P4	4	0	0	0	0	0	1											
Dave McCarty, R OBP: 0.373, SLG: 0.492		4-1 FC4-6 BB		1-1 WP 1B 1B		F9			18 L3 BB	2	1	1	0	2	0	0											
Gabe Kapler, R OBP: 0.264, SLG: 0.290				0-0 WP 1B					L3	3	1	1	0	0	0	1											
18 Johnny Damon, L OBP: 0.383, SLG: 0.400	FC4-6			2-2 WP 1B 1B		B1-3			L3	1	0	0	0	0	0	1											
Pokey Reese, R OBP: 0.290, SLG: 0.336			F8	3-2 1-H 2-H 1B 1B					P5	4	1	1	2	0	1	0											
Inning Stats	R: 0 E: 0 K: 0 S: 6	H: 0 LOB: 0 BB: 0 P: 10	R: 1 E: 0 K: 0 S: 14	H: 1 LOB: 1 BB: 1 P: 22	R: 1 E: 0 K: 0 S: 11	H: 2 LOB: 2 BB: 1 P: 22	R: 5 E: 0 K: 0 S: 16	H: 6 LOB: 1 BB: 1 P: 29	R: 0 E: 0 K: 1 S: 6	H: 0 LOB: 0 BB: 0 P: 9	R: 0 E: 0 K: 2 S: 8	H: 1 LOB: 1 BB: 0 P: 14	R: 0 E: 0 K: 0 S: 4	H: 0 LOB: 0 BB: 1 P: 9	R: 0 E: 0 K: 2 S: 9	H: 0 LOB: 1 BB: 1 P: 14	1B: 6 2B: 4 3B: 0 HR: 1	SF: 1 SAC: 0 DP: 2 HBP: 0	WP: 1 PB: 0 SB: 0 CS: 0	PA: 40							
PITCHER	IP	WLS	BF	H	R	ER	SO	BB	IBB	HBP	BLK	WP	HR	S	P	ERA	WHIP										
Jarrod Washburn, L ERA: 3.24	3.1	22	9	7	7	0	2	2	1	0	0	1	1	43	77	18.90	3.300										
Ramon Ortiz, R ERA: 6.23	2.2	7	0	0	0	1	0	0	0	0	0	0	0	15	22	0.00	0.000										
62 Scot Shields, R ERA: 2.95	2.0	7	1	0	0	2	1	0	0	0	0	0	0	12	23	0.00	1.000										
Francisco Rodriguez, R ERA: 0.62	1.0	4	0	0	0	2	1	0	0	0	0	0	0	9	14	0.00	1.000										

Batter	1	2	3	4	5	6	7	8	9	AB	R	H	RBI	BB	SO	LOB	BOTTOM										
David Eckstein, R OBP: 0.353, SLG: 0.351	27 HR 1B		9 1B 27 2B 1B	1-2 27 SF9 9 1B 1B		27 HR 1B			9 1B 27 1B 2B	5	4	5	1	0	0	0	Boston Red Sox @ Anaheim Angels Angel Stadium of Anaheim, Anaheim, CA Wed Jun 02 2004, 7:05 PM PDT Att: 43,205 - Sunny - 72 F										
9 Chone Figgins, S OBP: 0.343, SLG: 0.446	K		27 2B 1B	1-2 27 2B 1B		27 HR BB			27 1B 1B	4	2	3	0	1	1	1											
Alfredo Amezaga, S OBP: 0.233, SLG: 0.179			27 2B 1B	1-2 27 2B 1B		27 HR BB			27 1B 1B	0	0	0	0	0	0	0											
27 Vladimir Guerrero, R OBP: 0.402, SLG: 0.636	1-H HR		1-H 2-H 2B	2-3 3-H 1B		1-H 2-H HR			1-3 3-H 1B	4	2	4	9	0	0	0											
Jose Guillen, R OBP: 0.383, SLG: 0.529	FC6-4 BB		HBP	G3		G6-4-3 2B			K	3	0	1	0	1	1	4											
Jeff DaVanon, S OBP: 0.421, SLG: 0.490	F8		F9			1B			P5	4	0	1	0	1	0	5											
Raul Mondesi, R OBP: 0.350, SLG: 0.394	FC6-4		F8			1B			G6-4-3 BB	5	0	1	0	0	0	5											
Casey Kotchman, L OBP: 0.282, SLG: 0.292		G1-6-3	K			K			G3	5	0	0	0	0	2	5											
Bengie Molina, R OBP: 0.314, SLG: 0.445		G6-3		9 1B 27 SF9 1B		P4			2B 1B	5	2	2	0	0	0	2											
Adam Kennedy, L OBP: 0.296, SLG: 0.339	F9		K			G6-3			K	4	0	0	0	0	2	4											
Inning Stats	R: 2 E: 0 K: 1 S: 17	H: 2 LOB: 1 BB: 1 P: 26	R: 0 E: 0 K: 0 S: 8	H: 0 LOB: 0 BB: 0 P: 10	R: 2 E: 0 K: 1 S: 21	H: 3 LOB: 2 BB: 0 P: 29	R: 1 E: 0 K: 1 S: 14	H: 3 LOB: 2 BB: 0 P: 17	R: 0 E: 0 K: 1 S: 14	H: 2 LOB: 2 BB: 0 P: 16	R: 3 E: 0 K: 0 S: 12	H: 3 LOB: 1 BB: 2 P: 26	R: 2 E: 0 K: 2 S: 15	H: 4 LOB: 2 BB: 0 P: 23	R: 0 E: 0 K: 0 S: 5	H: 0 LOB: 0 BB: 0 P: 6	1B: 12 2B: 3 3B: 0 HR: 2	SF: 1 SAC: 0 DP: 1 HBP: 1	WP: 0 PB: 0 SB: 0 CS: 0	PA: 44							
PITCHER	IP	WLS	BF	H	R	ER	SO	BB	IBB	HBP	BLK	WP	HR	S	P	ERA	WHIP										
Pedro Martinez, R ERA: 4.4	5.0	29	11	7	7	4	0	2	0	1	0	0	1	78	107	12.60	2.600										
50 Mike Timlin, R ERA: 4.05	1.1	8	4	3	3	1	1	0	0	0	0	0	0	14	26	20.25	3.750										
Keith Foulke, R ERA: 0.95	1.2	7	2	0	0	1	0	0	0	0	0	0	0	14	20	0.00	1.200										

Batter	1	2	3	4	5	6	7	8	9	AB	R	H	RBI	BB	SO	LOB	TOP					
18 Johnny Damon, L (1, 8) OBP: 0.385, SLG: 0.407										4	1	2	0	0	0	0						
Mark Bellhorn, S (1, 4) OBP: 0.395, SLG: 0.412										4	0	2	0	0	0	1						
34 David Ortiz, L (1, 10) OBP: 0.340, SLG: 0.537										4	0	1	1	0	0	2						
Manny Ramirez, R (1, 7) OBP: 0.441, SLG: 0.657										4	0	0	0	0	1	3						
Kevin Millar, R (1, 9) OBP: 0.347, SLG: 0.402										4	0	0	0	0	1	0						
Dave McCarty, R (1, 3) OBP: 0.387, SLG: 0.471										3	0	0	0	1	0	0						
20 Kevin Youkilis, R (1, 5) OBP: 0.420, SLG: 0.446										3	0	0	0	1	0	0						
Doug Mirabeli, R (1, 2) OBP: 0.380, SLG: 0.689										3	1	1	1	0	1	2						
Cesar Crespo, S (7, 6) OBP: 0.160, SLG: 0.225										0	0	0	0	0	0	0						
Pokey Reese, R (1, 6) OBP: 0.287, SLG: 0.331										2	0	0	0	0	0	0						
Brian Daubach, L (7, PH) OBP: 0.329, SLG: 0.419										0	0	0	0	0	0	0						
Jason Varitek, S (7, PH) OBP: 0.406, SLG: 0.497										1	0	0	0	0	0	2						
Inning Stats	R: 0 E: 0 K: 1 S: 12	H: 1 LOB: 1 BB: 0 P: 19	R: 0 E: 0 K: 0 S: 9	H: 0 LOB: 0 BB: 0 P: 13	R: 0 E: 0 K: 0 S: 5	H: 0 LOB: 0 BB: 0 P: 7	R: 0 E: 0 K: 0 S: 4	H: 0 LOB: 0 BB: 0 P: 7	R: 0 E: 0 K: 0 S: 11	H: 0 LOB: 0 BB: 0 P: 17	R: 2 E: 0 K: 0 S: 11	H: 4 LOB: 1 BB: 0 P: 21	R: 0 E: 0 K: 2 S: 9	H: 0 LOB: 2 BB: 2 P: 23	R: 0 E: 0 K: 0 S: 7	H: 1 LOB: 1 BB: 0 P: 11	R: 0 E: 0 K: 0 S: 7	H: 0 LOB: 0 BB: 0 P: 8	1B: 3 2B: 2 3B: 0 HR: 1	SF: 0 SAC: 0 DP: 0 HBP: 0	WP: 0 PB: 0 SB: 0 CS: 0	PA: 34
PITCHER	IP WLS BF H R ER SO BB IBB HBP BLK WP HR S P ERA WHIP																					
41 Jimmy Gobble, L (1, 1) ERA: 4.76	6.0 W 22 5 2 2 1 0 0 0 0 0 0 1 52 84 3.00 0.833																					
Scott Sullivan, R (7, 1) ERA: 3.91	0.2 H 4 0 0 0 2 2 0 0 0 0 0 0 7 19 0.00 3.000																					
Jaime Cerda, L (7, 1) ERA: 3.18	1.0 H 4 1 0 0 0 0 0 0 0 0 0 0 8 13 0.00 1.000																					
Jason Grimsley, R (8, 1) ERA: 2.01	0.1 H 1 0 0 0 0 0 0 0 0 0 0 0 1 2 0.00 0.000																					
Jeremy Afeldt, L (9, 1) ERA: 4.55	1.0 S 3 0 0 0 0 0 0 0 0 0 0 0 7 8 0.00 0.000																					

Boston Red Sox @ Kansas City Royals
Kauffman Stadium, Kansas City, MO

AB 32
R 2
H 6
RBI 2
BB 2
SO 3
LOB 10



WP: 0 PA: 34
PB: 0
SB: 0
CS: 0

Batter	1	2	3	4	5	6	7	8	9	AB	R	H	RBI	BB	SO	LOB	BOTTOM			
Tony Graffanino, R (1, 4) OBP: 0.348, SLG: 0.387										5	1	1	0	0	0	2				
Carlos Beltrán, S (1, 8) OBP: 0.370, SLG: 0.547										4	1	2	1	0	0	0				
29 Mike Sweeney, R (1, 3) OBP: 0.338, SLG: 0.452										3	1	1	0	1	0	0				
Ken Harvey, R (1, 10) OBP: 0.415, SLG: 0.545										4	0	1	0	0	1	1				
Matt Stairs, L (1, 9) OBP: 0.342, SLG: 0.451										3	0	1	1	1	1	1				
Joe Randa, R (1, 5) OBP: 0.324, SLG: 0.352										3	1	1	1	1	0	1				
Benito Santiago, R (1, 2) OBP: 0.288, SLG: 0.383										2	1	0	0	2	0	4				
4 Angel Berroa, R (1, 6) OBP: 0.256, SLG: 0.342										4	0	2	2	0	1	4				
Desi Relaford, S (1, 7) OBP: 0.287, SLG: 0.242										4	0	0	0	0	1	3				
Inning Stats	R: 1 E: 0 K: 2 S: 16	H: 3 LOB: 1 BB: 0 P: 23	R: 1 E: 0 K: 1 S: 9	H: 1 LOB: 1 BB: 1 P: 18	R: 0 E: 0 K: 0 S: 8	H: 0 LOB: 0 BB: 0 P: 9	R: 1 E: 0 K: 0 S: 9	H: 1 LOB: 1 BB: 1 P: 18	R: 2 E: 0 K: 1 S: 19	H: 3 LOB: 3 BB: 2 P: 32	R: 0 E: 0 K: 0 S: 6	H: 0 LOB: 0 BB: 0 P: 8	R: 0 E: 0 K: 0 S: 6	H: 1 LOB: 1 BB: 0 P: 11	R: 0 E: 0 K: 0 S: 8	H: 0 LOB: 1 BB: 1 P: 18	1B: 7 2B: 1 3B: 1 HR: 0	SF: 0 SAC: 0 DP: 0 HBP: 0	WP: 0 PB: 2 SB: 2 CS: 1	PA: 37
PITCHER	IP WLS BF H R ER SO BB IBB HBP BLK WP HR S P ERA WHIP																			
49 Tim Wakefield, R (1, 1) ERA: 3.76	6.2 L 32 9 5 4 4 4 0 0 0 0 0 0 0 71 116 5.40 1.950																			
Anastacio Martinez, R (7, 1) ERA: 1.13	1.1 5 0 0 0 0 1 0 0 0 0 0 0 0 10 21 0.00 0.750																			

Boston Red Sox @ Kansas City Royals
Kauffman Stadium, Kansas City, MO

AB 32
R 5
H 9
RBI 5
BB 5
SO 4
LOB 16



WP: 0 PA: 37
PB: 2
SB: 2
CS: 1


Batter	1	2	3	4	5	6	7	8	9	AB	R	H	RBI	BB	SO	LOB	TOP									
18 Johnny Damon, L (1, 8) OBP: 0.377, SLG: 0.397	F8		E3 HR	K		G4-3		FC6-4 1-2		5	1	0	0	0	1	2	Boston Red Sox @ Kansas City Royals Kauffman Stadium, Kansas City, MO Sat Jun 05 2004, 6:10 PM CDT Att: 29,968 - Unknown - 78 F livebaseballscorecards.com									
Mark Bellhorn, S (1, 4) OBP: 0.399, SLG: 0.429	34 HR		HR	BB		K		G1-6-3		4	2	2	2	1	1											
34 David Ortiz, L (1, 3) OBP: 0.337, SLG: 0.543 Dave McCarty, R (9, 3) OBP: 0.367, SLG: 0.471	HR		K	F9			G3		P6	5	1	1	2	0	1	2										
Manny Ramirez, R (1, 10) OBP: 0.444, SLG: 0.659	P6		K		1-0 CS		1B 2B		G5-4-3 BB	4	1	2	0	1	1	0										
Jason Varitek, S (1, 2) OBP: 0.411, SLG: 0.506	1B		2B		1-2 K		20 FC5-4 1B		G5-4-3 1-2	5	0	3	1	0	1	2										
Kevin Millar, R (1, 7) OBP: 0.346, SLG: 0.399 Cesar Crespo, S (7, 7) OBP: 0.169, SLG: 0.225	F9		G6-3		2-0 20 HR		F9			4	1	1	0	0	0	3										
20 Kevin Youkilis, R (1, 5) OBP: 0.411, SLG: 0.483		P4		K2-3	1-0 HR		FC5-4 1-2			4	1	1	2	0	1	1										
Gabe Kapler, R (1, 9) OBP: 0.273, SLG: 0.317	F7		2-1 3B	3B	0-3 K		2-2 18 FC6-4 1B			4	1	2	0	0	1	0										
Pokey Reese, R (1, 6) OBP: 0.286, SLG: 0.342	G4-3		1-2 3B	2-2 3B	0-1 F9		F9		F8	4	0	1	1	0	0	1										
Inning Stats	R: 2 E: 0 K: 0 S: 11	H: 3 LOB: 1 BB: 0 P: 17	R: 0 E: 0 K: 0 S: 8	H: 0 LOB: 0 BB: 0 P: 13	R: 2 E: 1 K: 2 S: 14	H: 2 LOB: 1 BB: 0 P: 17	R: 1 E: 0 K: 2 S: 14	H: 2 LOB: 2 BB: 1 P: 25	R: 2 E: 0 K: 2 S: 9	H: 3 LOB: 0 BB: 0 P: 16	R: 0 E: 0 K: 1 S: 8	H: 0 LOB: 0 BB: 0 P: 11	R: 1 E: 0 K: 0 S: 13	H: 2 LOB: 1 BB: 0 P: 22	R: 0 E: 0 K: 0 S: 13	H: 1 LOB: 1 BB: 0 P: 19	R: 0 E: 0 K: 0 S: 5	H: 0 LOB: 0 BB: 1 P: 9	1B: 6 2B: 3 3B: 2 HR: 3	SF: 0 SAC: 0 DP: 2 HBP: 0	WP: 0 PB: 0 SB: 0 CS: 1	PA: 41				
PITCHER	IP	WLS	BF	H	R	ER	SO	BB	IBB	HBP	BLK	WP	HR	S	P	ERA	WHIP									
Darrell May, L (1, 1) ERA: 6.14	5.0	L	26	10	7	6	6	1	0	0	0	0	0	3	56	88	10.80	2.200								
Brian Anderson, L (6, 1) ERA: 7.35	4.0		15	3	1	1	1	1	0	0	0	0	0	0	39	61	2.25	1.000								

Batter	1	2	3	4	5	6	7	8	9	AB	R	H	RBI	BB	SO	LOB	BOTTOM									
Tony Graffanino, R (1, 4) OBP: 0.353, SLG: 0.385	F8		G4-3 WP 1B			G6-3		FC4-6 HBP		3	0	1	0	0	0	0	Boston Red Sox @ Kansas City Royals Kauffman Stadium, Kansas City, MO Sat Jun 05 2004, 6:10 PM CDT Att: 29,968 - Unknown - 78 F livebaseballscorecards.com									
Carlos Beltrán, S (1, 8) OBP: 0.384, SLG: 0.536	G4-3		G4-3 1-3			G4-3		P5		4	0	0	0	0	2											
29 Mike Sweeney, R (1, 3) OBP: 0.336, SLG: 0.464	HR		G6-3			F7		F8		4	1	1	1	0	2											
Ken Harvey, R (1, 10) OBP: 0.411, SLG: 0.544	K			1-3 K			G4-3 SF8 2B	FC4-6 1-2		4	1	1	0	0	2	1										
Matt Stairs, L (1, 9) OBP: 0.340, SLG: 0.441		G3		2-2 G3			G4-3 4 1B BB		F8	3	1	0	0	1	0	0										
Joe Randa, R (1, 5) OBP: 0.322, SLG: 0.350		4 FC6-4 1B		0-1 F9			G4-3 1-2 2-3		G4-3	4	0	1	0	0	2											
Benito Santiago, R (1, 2) OBP: 0.294, SLG: 0.408		F9			2-1 4 FC3-6 1B		SF8		HR	3	1	2	2	0	1											
4 Angel Berroa, R (1, 6) OBP: 0.262, SLG: 0.341		FC6-4 1-2			1-2 FC3-6 G6-3 1-2		3H 2H 1B		DJ HBP	3	0	1	1	0	2											
Desi Relaford, S (1, 7) OBP: 0.277, SLG: 0.232			K		0-0 G6-3 1-2		F8		K	4	0	0	0	2	3											
Inning Stats	R: 1 E: 0 K: 1 S: 11	H: 1 LOB: 0 BB: 0 P: 15	R: 0 E: 0 K: 0 S: 7	H: 1 LOB: 1 BB: 0 P: 8	R: 0 E: 0 K: 1 S: 12	H: 1 LOB: 1 BB: 0 P: 20	R: 0 E: 0 K: 1 S: 10	H: 0 LOB: 0 BB: 0 P: 13	R: 0 E: 0 K: 0 S: 6	H: 1 LOB: 0 BB: 0 P: 11	R: 2 E: 0 K: 0 S: 15	H: 2 LOB: 1 BB: 1 P: 25	R: 0 E: 0 K: 0 S: 11	H: 0 LOB: 1 BB: 0 P: 18	R: 1 E: 0 K: 1 S: 12	H: 1 LOB: 1 BB: 0 P: 17	1B: 4 2B: 1 3B: 0 HR: 2	SF: 1 SAC: 0 DP: 1 HBP: 2	WP: 1 PB: 0 SB: 0 CS: 0	PA: 36						
PITCHER	IP	WLS	BF	H	R	ER	SO	BB	IBB	HBP	BLK	WP	HR	S	P	ERA	WHIP									
38 Curt Schilling, R (1, 1) ERA: 3.07	7.0	W	27	6	3	3	3	1	0	0	0	0	0	1	69	103	3.86	1.000								
50 Mike Timlin, R (8, 1) ERA: 3.5	1.0		4	0	0	0	0	0	0	1	0	0	0	11	18	0.00	0.000									
Keith Foulke, R (9, 1) ERA: 1.23	1.0		5	1	1	1	1	0	0	1	0	0	1	12	17	9.00	1.000									

Batter	1	2	3	4	5	6	7	8	9	AB	R	H	RBI	BB	SO	LOB	TOP										
18 Johnny Damon, L OBP: 0.381, SLG: 0.416	1-2 G4-3 2B		0-2 K		3-1 2B	1-0 2B		3-2 G3		5	0	3	2	0	1	1	Boston Red Sox @ Kansas City Royals Kauffman Stadium, Kansas City, MO Sun Jun 06 2004, 1:10 PM CDT Att: 22,964 - Cloudy - 86 F										
20 Kevin Youkilis, R OBP: 0.397, SLG: 0.453	0-0 B1		1-1 F8		1-1 G5-3	1-3 2-H 3-H 4-2 G6-4-3 BB		2-3 K		4	0	0	0	1	1	2											
Jason Varitek, S OBP: 0.406, SLG: 0.494	1-1 G4-3		2-3 K			G6-4-3 BB		1-3 K		4	1	0	0	1	2	4											
Manny Ramirez, R OBP: 0.444, SLG: 0.649	4-2 BB			4-2 BB		2-2 F9	0-0 F7	0-2 P6		3	0	0	0	2	0	1											
Kevin Millar, R OBP: 0.348, SLG: 0.395	0-1 P4			4-2 BB		4-0 34 1B BB	1-3 K			2	1	0	0	2	1	2											
Dave McCarty, R OBP: 0.361, SLG: 0.451		0-3 K		3-2 F8		4-0 FC3 BB	1-0 G5-3			3	1	0	0	1	1	2											
Gabe Kapler, R OBP: 0.268, SLG: 0.311		0-0 L6		2-3 G6-3		1-2 2-3 3-H BB		0-0 P4		2	0	0	0	0	0	2											
34 David Ortiz, L OBP: 0.339, SLG: 0.543				1-2 G6-3		1-2 2-3 3-H 1B		1-2 2-3 3-H 1B		2	1	1	1	0	0	0											
Cesar Crespo, S OBP: 0.173, SLG: 0.227		2-1 1B			3-3 K	1-1 FC3 1B		0-3 K		4	1	1	1	0	2	2											
Pokey Reese, R OBP: 0.291, SLG: 0.346		2-3 K		1-1 G4-3		1-2 2-3 3-H 1B		0-0 18 WP 1B		4	0	2	1	0	1	1											
Inning Stats	R: 0 E: 0 K: 0 S: 11	H: 1 LOB: 2 BB: 1 P: 17	R: 0 E: 0 K: 2 S: 10	H: 1 LOB: 1 BB: 0 P: 14	R: 0 E: 0 K: 2 S: 9	H: 0 LOB: 0 BB: 0 P: 12	R: 0 E: 0 K: 0 S: 13	H: 0 LOB: 1 BB: 2 P: 24	R: 0 E: 0 K: 1 S: 10	H: 1 LOB: 1 BB: 0 P: 18	R: 5 E: 0 K: 0 S: 22	H: 3 LOB: 2 BB: 4 P: 47	R: 0 E: 0 K: 1 S: 6	H: 0 LOB: 0 BB: 0 P: 8	R: 0 E: 0 K: 1 S: 9	H: 1 LOB: 1 BB: 0 P: 12	R: 0 E: 0 K: 2 S: 11	H: 0 LOB: 0 BB: 0 P: 14	1B: 4 2B: 3 3B: 0 HR: 0	SF: 0 SAC: 0 DP: 2 HBP: 0	WP: 2 PB: 0 CS: 0	PA: 40					
PITCHER	IP	WLS	BF	H	R	ER	SO	BB	IBB	HBP	BLK	WP	HR	S	P	ERA	WHIP										
Chris George, L ERA: 3.75	5.1		23	3	2	2	5	5	0	0	0	0	0	59	101	3.38	1.500										
Jason Grimsley, R ERA: 3.22	0.0	L	3	1	0	0	0	1	0	0	0	0	0	4	12	∞	∞										
Jaime Cerda, L ERA: 3.06	0.2	B	4	2	3	3	0	1	0	0	0	0	0	12	19	40.50	4.500										
Scott Sullivan, R ERA: 3.62	2.0		7	1	0	0	2	0	0	0	0	1	0	15	20	0.00	0.500										
Curt Leskanic, R ERA: 8.79	1.0		3	0	0	0	2	0	0	0	0	0	0	11	14	0.00	0.000										

Batter	1	2	3	4	5	6	7	8	9	AB	R	H	RBI	BB	SO	LOB	BOTTOM										
Tony Graffanino, R OBP: 0.350, SLG: 0.389	1-2 G4-3 29 HR 2B		3-1 G6-3		0-1 G1-3			2-1 G5-3		4	1	1	1	0	0	1	Boston Red Sox @ Kansas City Royals Kauffman Stadium, Kansas City, MO Sun Jun 06 2004, 1:10 PM CDT Att: 22,964 - Cloudy - 86 F										
Carlos Beltrán, S OBP: 0.358, SLG: 0.526	1-2 G4-3		1-3 K		3-3 K			2-0 F8		4	0	0	0	0	2	2											
29 Mike Sweeney, R OBP: 0.335, SLG: 0.474	1-0 HR			2-1 F8		0-0 L7		2-1 F9		4	1	1	2	0	0	0											
Ken Harvey, R OBP: 0.412, SLG: 0.543	3-3 K			2-2 G4-3 1B		1-1 F7		1-1 F8		2	0	1	0	0	1	0											
Desi Relaford, S OBP: 0.272, SLG: 0.228	3-3 K			0-0 G4-3		0-1 G4-3		0-0 1B		2	0	0	0	0	0	0											
Matt Stairs, L OBP: 0.338, SLG: 0.436	3-3 K			1-2 G4-3						4	0	1	0	0	1	1											
Joe Randa, R OBP: 0.316, SLG: 0.342		3-1 G3-1		0-0 G3-1			3-1 F8		1-2 P2	4	0	0	0	0	0	2											
Kelly Stinnett, R OBP: 0.429, SLG: 0.558		2-2 F8			4-0 FC6-4 G1-3 BB		1-1 F9			2	1	0	0	1	0	0											
4 Angel Berroa, R OBP: 0.257, SLG: 0.335		3-1 G6-3			1-2 E1 FC6-4		1-2 L9			3	0	0	0	0	0	1											
Byron Gettis, R OBP: 0.348, SLG: 0.211			0-1 G5-3		3-2 FC6-4 G1-3			0-1 G5-3		3	0	0	0	0	0	2											
Inning Stats	R: 2 E: 0 K: 2 S: 14	H: 2 LOB: 0 BB: 0 P: 23	R: 0 E: 0 K: 0 S: 7	H: 0 LOB: 0 BB: 0 P: 15	R: 0 E: 0 K: 1 S: 7	H: 0 LOB: 0 BB: 0 P: 11	R: 0 E: 0 K: 0 S: 7	H: 1 LOB: 1 BB: 0 P: 11	R: 0 E: 0 K: 1 S: 13	H: 0 LOB: 1 BB: 1 P: 24	R: 0 E: 0 K: 0 S: 5	H: 0 LOB: 0 BB: 0 P: 6	R: 0 E: 0 K: 0 S: 7	H: 0 LOB: 0 BB: 0 P: 12	R: 0 E: 0 K: 0 S: 5	H: 0 LOB: 0 BB: 0 P: 9	R: 0 E: 0 K: 0 S: 10	H: 1 LOB: 1 BB: 0 P: 14	1B: 2 2B: 1 3B: 0 HR: 1	SF: 0 SAC: 0 DP: 0 HBP: 0	WP: 0 PB: 0 CS: 0	PA: 33					
PITCHER	IP	WLS	BF	H	R	ER	SO	BB	IBB	HBP	BLK	WP	HR	S	P	ERA	WHIP										
Derek Lowe, R ERA: 6.55	5.0	W	20	3	3	2	4	1	0	0	0	0	0	17	84	3.60	0.800										
50 Mike Timlin, R ERA: 3.52	3.0	H	9	0	0	0	0	0	0	0	0	0	0	10	14	0.00	1.000										
Keith Foulke, R ERA: 1.19	1.0	S	4	1	0	0	0	0	0	0	0	0	0	10	14	0.00	1.000										

AB	33
R	5
H	7
RBI	5
BB	7
SO	9
LOB	17




AB	32
R	3
H	4
RBI	3
BB	1
SO	4
LOB	9



Batter	1	2	3	4	5	6	7	8	9	AB	R	H	RBI	BB	SO	LOB	TOP					
Sean Burroughs, L (1,5) OBP: 0.361, SLG: 0.386	G3-1		F7			K			F8	4	0	0	0	0	1	2						
Mark Loretta, R (1,4) OBP: 0.360, SLG: 0.434	1B		K			G3			F8	4	0	1	0	0	1	2						
24 Brian Giles, L (1,9) OBP: 0.378, SLG: 0.479	K			G4-3		K			F7	4	0	0	0	0	2	1						
Phil Nevin, R (1,3) OBP: 0.362, SLG: 0.444	K			K			L5			3	0	0	0	0	2	1						
Jay Payton, R (1,8) OBP: 0.378, SLG: 0.415		F8		G6-3			P4			3	0	0	0	0	0	0						
Terrence Long, L (1,10) OBP: 0.342, SLG: 0.402		K				F9 2B			F8	3	0	1	0	0	1	0						
Ramon Hernandez, R (1,2) OBP: 0.329, SLG: 0.400		P3				F9			G4-3	3	0	0	0	0	0	1						
Kerry Robinson, L (1,7) OBP: 0.288, SLG: 0.259						G4-3			P5	2	0	0	0	0	0	1						
3 Khalil Greene, R (1,6) OBP: 0.350, SLG: 0.374									F9	2	0	0	0	1	1	1						
Inning Stats	R: 0 E: 0 K: 2 S: 10	H: 1 LOB: 1 BB: 0 P: 14	R: 0 E: 0 K: 1 S: 10	H: 0 LOB: 0 BB: 0 P: 16	R: 0 E: 0 K: 1 S: 10	H: 0 LOB: 2 BB: 1 P: 19	R: 0 E: 0 K: 1 S: 7	H: 0 LOB: 0 BB: 0 P: 12	R: 0 E: 0 K: 1 S: 10	H: 1 LOB: 1 BB: 0 P: 14	R: 0 E: 0 K: 2 S: 8	H: 0 LOB: 0 BB: 0 P: 11	R: 0 E: 0 K: 0 S: 9	H: 0 LOB: 0 BB: 0 P: 13	R: 0 E: 0 K: 0 S: 10	H: 0 LOB: 0 BB: 0 P: 16	R: 0 E: 0 K: 0 S: 7	H: 0 LOB: 0 BB: 0 P: 9	1B: 1 2B: 2 3B: 0 HR: 0	SF: 0 SAC: 0 DP: 1 HBP: 1	WP: 0 PB: 0 SB: 0 CS: 1	PA: 30
PITCHER	IP	WLS	BF	H	R	ER	SO	BB	IBB	HBP	BLK	WP	HR	S	P	ERA	WHIP					
Pedro Martinez, R (1,1) ERA: 3.98	8.0	W	27	2	0	0	8	1	0	1	0	0	0	74	115	0.00	0.375					
Keith Foulke, R (9,1) ERA: 1.15	1.0	S	3	0	0	0	0	0	0	0	0	0	0	7	9	0.00	0.000					

San Diego Padres @ Boston Red Sox
Fenway Park, Boston, MA
Tue Jun 08 2004, 7:05 PM EDT
Att: 35,205 - Cloudy - 83 F

AB 28
R 0
H 2
RBI 0
BB 1
SO 8
LOB 9



Batter	1	2	3	4	5	6	7	8	9	AB	R	H	RBI	BB	SO	LOB	BOTTOM				
18 Johnny Damon, L (1,8) OBP: 0.379, SLG: 0.418	B3	G4-3			G6-3					4	0	1	1	0	0	2					
Mark Bellhorn, S (1,4) OBP: 0.397, SLG: 0.426	1B		F8			G5-3	K			4	0	1	0	0	1	1					
34 David Ortiz, L (1,10) OBP: 0.341, SLG: 0.542	1B		G3			FC4-6 1B			F8	4	0	2	0	0	0	0					
Manny Ramirez, R (1,7) OBP: 0.437, SLG: 0.637	K		G4-3			FC4-6 1B			F8	4	0	0	0	0	1	3					
Jason Varitek, S (1,2) OBP: 0.408, SLG: 0.494	K				G5-3				F8	4	0	2	0	0	1	2					
Kevin Millar, R (1,3) OBP: 0.342, SLG: 0.387		F8			F8					4	0	0	0	0	1	3					
Dave McCarty, R (9,3) OBP: 0.361, SLG: 0.451							F9		K	0	0	0	0	0	0	0					
20 Kevin Youkilis, R (1,5) OBP: 0.395, SLG: 0.448			P3						F9	3	0	1	0	0	0	0					
Gabe Kapler, R (1,9) OBP: 0.278, SLG: 0.330					G6-3				F9 1B 2B	3	1	2	0	0	0	0					
Pokey Reese, R (1,6) OBP: 0.287, SLG: 0.341										2	0	0	0	0	0	2					
Brian Daubach, L (7,PH) ERA: 3.86					L5				F9	1	0	0	0	0	0	1					
Cesar Crespo, S (8,6) OBP: 0.173, SLG: 0.227										0	0	0	0	0	0	0					
Inning Stats	R: 0 E: 0 K: 2 S: 12	H: 2 LOB: 2 BB: 0 P: 20	R: 0 E: 0 K: 0 S: 13	H: 2 LOB: 2 BB: 0 P: 17	R: 0 E: 0 K: 0 S: 6	H: 0 LOB: 0 BB: 0 P: 10	R: 0 E: 0 K: 0 S: 5	H: 0 LOB: 0 BB: 0 P: 7	R: 0 E: 0 K: 0 S: 15	H: 2 LOB: 2 BB: 0 P: 20	R: 1 E: 0 K: 1 S: 10	H: 2 LOB: 1 BB: 0 P: 16	R: 0 E: 0 K: 1 S: 9	H: 1 LOB: 1 BB: 0 P: 13	1B: 7 2B: 2 3B: 0 HR: 0	SF: 0 SAC: 0 DP: 0 HBP: 0	WP: 0 PB: 0 SB: 1 CS: 0	PA: 33			
PITCHER	IP	WLS	BF	H	R	ER	SO	BB	IBB	HBP	BLK	WP	HR	S	P	ERA	WHIP				
David Wells, L (1,1) ERA: 3.4	5.2	L	23	6	0	0	2	0	0	0	0	0	0	55	81	0.00	1.059				
Antonio Osuna, R (6,1) ERA: 3.86	1.0		4	1	1	1	0	0	0	0	0	0	0	9	12	9.00	1.000				
Akinori Otsuka, R (7,1) ERA: 1.26	0.1		2	1	0	0	1	0	0	0	0	0	0	5	9	0.00	3.000				
Rod Beck, R (8,1) ERA: 1.59	1.0		4	1	0	0	1	0	0	0	0	0	0	9	13	0.00	1.000				

San Diego Padres @ Boston Red Sox
Fenway Park, Boston, MA
Tue Jun 08 2004, 7:05 PM EDT
Att: 35,205 - Cloudy - 83 F

AB 33
R 1
H 9
RBI 1
BB 0
SO 4
LOB 14



Batter	1	2	3	4	5	6	7	8	9	AB	R	H	RBI	BB	SO	LOB	TOP
Sean Burroughs, L (1, 5) OBP: 0.353, SLG: 0.378	G5-3		F7		F8	F7		G5-3		5	0	0	0	0	0	3	San Diego Padres @ Boston Red Sox Fenway Park, Boston, MA Wed Jun 09 2004, 7:05 PM EDT Att: 35,064 - Sunny - 91 F
Mark Loretta, R (1, 4) OBP: 0.364, SLG: 0.442	K		24 1B		24 1B	HR		G1-3		5	2	3	0	0	1	1	
24 Brian Giles, L (1, 9) OBP: 0.387, SLG: 0.481	BB		1B		E3	F7		FC6		3	1	2	1	2	0	1	
Phil Nevin, R (1, 3) OBP: 0.363, SLG: 0.454	BB		G3		G5-3	HR		K		4	1	1	2	1	1	4	
Jay Payton, R (1, 8) OBP: 0.369, SLG: 0.403	G3				G5-3	G1-3		FC6		5	0	0	0	0	0	3	
Terrence Long, L (1, 7) Jon Knott, R (9, 7)		G6-4-3			F7	E4		G5-3		4	1	1	0	0	0	0	
Ramon Hernandez, R (1, 2)		G6-4-3			P5	G5-3		G4-3		1	0	0	1	0	0	1	
Xavier Nady, R (1, 10)		G3-1			G6-3	G5-3		G4-3		4	0	0	1	0	0	2	
3 Khalil Greene, R (1, 6) OBP: 0.358, SLG: 0.382			F8		24 1B	S		G5-3		4	1	3	2	0	0	0	
Inning Stats	R: 0 E: 0 K: 1 S: 15	H: 0 LOB: 2 BB: 2 P: 24	R: 0 E: 0 K: 0 S: 12	H: 1 LOB: 0 BB: 0 P: 14	R: 0 E: 0 K: 0 S: 10	H: 2 LOB: 2 BB: 0 P: 13	R: 0 E: 0 K: 0 S: 5	H: 0 LOB: 0 BB: 0 P: 9	R: 2 E: 1 K: 0 S: 18	H: 3 LOB: 1 BB: 0 P: 30	R: 2 E: 0 K: 0 S: 15	H: 2 LOB: 0 BB: 0 P: 22	R: 1 E: 0 K: 2 S: 13	H: 0 LOB: 1 BB: 1 P: 26	1B: 9 2B: 2 3B: 0 HR: 1	SF: 0 SAC: 0 DP: 1 HBP: 0	WP: 0 PA: 43 PB: 0 SB: 1 CS: 0
PITCHER	IP WLS BF H R ER SO BB IBB HBP BLK WP HR S P ERA WHIP																
Bronson Arroyo, R (1, 1) ERA: 5.01	5.0 L 22 6 2 1 1 2 0 0 0 0 0 60 90 1.80 1.600																
49 Tim Wakefield, R (6, 1) ERA: 3.71	1.0 6 2 2 0 0 0 0 0 0 0 0 15 19 0.00 2.000																
Anastacio Martinez, R (7, 1) ERA: 3.0	1.0 5 2 2 2 0 0 0 0 0 0 0 1 11 22 18.00 2.000																
Lenny DiNardo, L (8, 1) ERA: 4.05	1.0 5 2 1 1 0 0 0 0 0 0 0 13 18 9.00 2.000																
Mark Malaska, L (9, 1) ERA: 4.15	1.0 5 0 1 0 2 1 0 0 0 0 0 0 13 26 0.00 1.000																

Batter	1	2	3	4	5	6	7	8	9	AB	R	H	RBI	BB	SO	LOB	BOTTOM				
18 Johnny Damon, L (1, 8) OBP: 0.375, SLG: 0.427	K		K		F7			HR	G4-3	5	1	1	1	0	2	5	San Diego Padres @ Boston Red Sox Fenway Park, Boston, MA Wed Jun 09 2004, 7:05 PM EDT Att: 35,064 - Sunny - 91 F				
Mark Bellhorn, S (1, 4) OBP: 0.395, SLG: 0.422	G4-3		G4-6-3		G4-3			1B		4	0	1	0	0	0	3					
34 David Ortiz, L (1, 10) OBP: 0.336, SLG: 0.532	F7				G4-3			K		4	0	0	0	0	2	1					
Manny Ramirez, R (1, 7) OBP: 0.438, SLG: 0.633		K			1B			F8		3	0	1	0	1	1	1					
Nomar Garciaparra, R (1, 6) OBP: 0.500, SLG: 0.500								FC5	G4-3	2	0	1	0	0	0	1					
Cesar Crespo, S (6, PH) OBP: 0.171, SLG: 0.224					L7			G4-3		1	0	0	0	0	0	1					
Dave McCarty, R (8, PH) OBP: 0.387, SLG: 0.444		2B						K		1	0	0	0	0	1	1					
Pokey Reese, R (9, 6) OBP: 0.287, SLG: 0.341		1B								0	0	0	0	0	0	0					
Jason Varitek, S (1, 2) OBP: 0.405, SLG: 0.486		K			K			FC5		3	0	0	0	1	2	3					
Kevin Millar, R (1, 9) OBP: 0.345, SLG: 0.394								20 WP	20 DI	4	0	2	0	0	1	1					
Kevin Millar, R (1, 9) OBP: 0.345, SLG: 0.394								F9		4	0	2	0	0	1	1					
Andy Dominique, R (1, 3) OBP: 0.200, SLG: 0.200								K		4	0	0	0	0	1	4					
20 Kevin Youkilis, R (1, 5) OBP: 0.400, SLG: 0.443								18 DI		3	0	1	0	1	0	0					
Inning Stats	R: 0 E: 0 K: 1 S: 6	H: 0 LOB: 0 BB: 0 P: 9	R: 0 E: 0 K: 2 S: 12	H: 2 LOB: 2 BB: 0 P: 16	R: 0 E: 1 K: 1 S: 8	H: 0 LOB: 0 BB: 0 P: 11	R: 0 E: 0 K: 1 S: 11	H: 1 LOB: 1 BB: 0 P: 17	R: 0 E: 0 K: 0 S: 13	H: 2 LOB: 2 BB: 0 P: 20	R: 0 E: 0 K: 1 S: 8	H: 0 LOB: 1 BB: 1 P: 13	R: 0 E: 0 K: 1 S: 10	H: 0 LOB: 0 BB: 0 P: 15	R: 1 E: 0 K: 2 S: 11	H: 2 LOB: 1 BB: 0 P: 18	R: 0 E: 0 K: 1 S: 17	H: 0 LOB: 2 BB: 2 P: 28	1B: 5 2B: 1 3B: 0 HR: 1	SF: 0 SAC: 0 DP: 1 HBP: 0	WP: 1 PA: 37 PB: 0 SB: 0 CS: 0
PITCHER	IP WLS BF H R ER SO BB IBB HBP BLK WP HR S P ERA WHIP																				
Brian Lawrence, R (1, 1) ERA: 3.79	5.0 W 20 5 0 0 0 5 0 0 0 0 0 50 73 0.00 1.000																				
Scott Linebrink, R (6, 1) ERA: 1.91	2.0 7 0 0 0 2 1 0 0 0 0 0 18 28 0.00 0.500																				
Jay Witasick, R (8, 1) ERA: 2.32	2.0 10 2 1 1 3 2 0 0 0 0 1 1 28 46 4.50 2.000																				



Batter	1	2	3	4	5	6	7	8	9	AB R H RBI BB SO LOB	TOP									
Sean Burroughs, L (1,5) OBP: 0.354, SLG: 0.383										5 1 2 0 0 0 2	San Diego Padres @ Boston Red Sox Fenway Park, Boston, MA Thu Jun 10 2004, 7:05 PM EDT Att: 35,068 - Sunny - 69 F									
Mark Loretta, R (1,4) OBP: 0.361, SLG: 0.436										5 0 1 0 0 0 5										
24 Brian Giles, L (1,9) OBP: 0.387, SLG: 0.480										5 1 2 1 0 1 1										
Phil Nevin, R (1,10) OBP: 0.368, SLG: 0.452										3 1 1 0 1 1 1										
Jay Payton, R (1,8) OBP: 0.370, SLG: 0.409										5 0 2 0 0 1 4										
Terrence Long, L (1,7) OBP: 0.331, SLG: 0.385 Jon Knott, R (8,7)										3 0 0 1 0 2 1 1 0 0 0 0 0 2										
Miguel Ojeda, R (1,2) OBP: 0.282, SLG: 0.292										4 0 1 1 0 0 1										
Jeff Cirillo, R (1,3) OBP: 0.250, SLG: 0.227										4 0 2 0 0 1 2										
3 Khalil Greene, R (1,6) OBP: 0.356, SLG: 0.376										3 0 0 0 1 3 2										
Inning Stats	R: 1 E: 0 K: 1 S: 11	H: 1 LOB: 1 BB: 1 P: 18	R: 0 E: 0 K: 2 S: 8	H: 0 LOB: 0 BB: 0 P: 9	R: 0 E: 0 K: 0 S: 5	H: 0 LOB: 1 BB: 1 P: 11	R: 0 E: 0 K: 2 S: 8	H: 0 LOB: 0 BB: 0 P: 12	R: 0 E: 0 K: 1 S: 12	H: 2 LOB: 2 BB: 0 P: 19	R: 0 E: 0 K: 1 S: 7	H: 1 LOB: 1 BB: 0 P: 9	R: 0 E: 0 K: 0 S: 12	H: 3 LOB: 2 BB: 0 P: 16	R: 0 E: 0 K: 1 S: 18	H: 2 LOB: 3 BB: 0 P: 29	1B: 8 2B: 3 3B: 0 HR: 0	SF: 0 SAC: 0 DP: 0 HBP: 1	WP: 0 PB: 0 SB: 0 CS: 0	PA: 41
PITCHER	IP WLS BF H R ER SO BB IBB HBP BLK WP HR S P ERA WHIP											IP WLS BF H R ER SO BB IBB HBP BLK WP HR S P ERA WHIP								
38 Curt Schilling, R (1,1) ERA: 3.03	7.0 W 29 6 2 2 8 2 0 0 0 0 0 0 62 91 2.57 1.143																			
Alan Embree, L (8,1) ERA: 3.75	0.2 4 2 1 1 0 0 0 0 0 0 0 0 7 10 13.50 3.000																			
50 Mike Timlin, R (8,1) ERA: 3.45	0.2 3 1 0 0 1 0 0 0 0 0 0 0 8 10 0.00 1.500																			
Lenny DiNardo, L (9,1) ERA: 3.92	0.2 5 2 0 0 0 0 0 0 1 0 0 0 15 25 0.00 3.000																			

Batter	1	2	3	4	5	6	7	8	9	AB R H RBI BB SO LOB	BOTTOM									
18 Johnny Damon, L (1,8) OBP: 0.374, SLG: 0.421 Cesar Crespo, S (7,8) OBP: 0.169, SLG: 0.221										3 1 0 0 1 0 0 1 0 0 0 0 1 1	San Diego Padres @ Boston Red Sox Fenway Park, Boston, MA Thu Jun 10 2004, 7:05 PM EDT Att: 35,068 - Sunny - 69 F									
20 Kevin Youkilis, R (1,5) OBP: 0.389, SLG: 0.440										5 1 1 1 0 1 1										
34 David Ortiz, L (1,10) OBP: 0.345, SLG: 0.538										5 1 4 0 0 1 2										
Manny Ramirez, R (1,7) OBP: 0.444, SLG: 0.653										4 2 3 3 1 1 1										
Nomar Garciaparra, R (1,6) OBP: 0.429, SLG: 0.500										4 1 1 2 0 0 2										
Jason Varitek, S (1,2) OBP: 0.402, SLG: 0.478										3 0 0 0 1 2 5										
Kevin Millar, R (1,3) OBP: 0.343, SLG: 0.396 Dave McCarty, R (8,3) OBP: 0.357, SLG: 0.444										4 0 1 2 0 0 4 0 0 0 0 0 0 0										
Gabe Kapler, R (1,9) OBP: 0.269, SLG: 0.319										4 0 0 0 0 1 5										
Pokey Reese, R (1,4) OBP: 0.298, SLG: 0.369										4 3 3 1 0 1 0										
Inning Stats	R: 0 E: 0 K: 2 S: 13	H: 1 LOB: 1 BB: 0 P: 19	R: 0 E: 0 K: 1 S: 9	H: 0 LOB: 0 BB: 0 P: 11	R: 1 E: 0 K: 0 S: 11	H: 1 LOB: 0 BB: 0 P: 16	R: 2 E: 0 K: 0 S: 13	H: 2 LOB: 1 BB: 1 P: 19	R: 5 E: 0 K: 2 S: 23	H: 4 LOB: 1 BB: 2 P: 44	R: 0 E: 0 K: 1 S: 10	H: 0 LOB: 0 BB: 0 P: 16	R: 0 E: 0 K: 1 S: 16	H: 2 LOB: 3 BB: 0 P: 27	R: 1 E: 0 K: 1 S: 17	H: 3 LOB: 2 BB: 0 P: 24	1B: 7 2B: 4 3B: 0 HR: 2	SF: 0 SAC: 0 DP: 0 HBP: 1	WP: 0 PB: 0 SB: 0 CS: 0	PA: 41
PITCHER	IP WLS BF H R ER SO BB IBB HBP BLK WP HR S P ERA WHIP											IP WLS BF H R ER SO BB IBB HBP BLK WP HR S P ERA WHIP								
Ismael Valdez, R (1,1) ERA: 4.88	4.0 L 20 6 6 6 3 2 0 0 0 0 0 0 42 75 6.00 1.333																			
Brandon Puffer, R (5,1) ERA: 5.06	3.0 15 4 2 2 4 0 1 1 0 0 0 0 42 75 6.00 1.333																			
Antonio Osuna, R (8,1) ERA: 4.12	1.0 6 3 1 1 1 0 0 0 0 0 0 0 17 24 9.00 3.000																			

Batter	1	2	3	4	5	6	7	8	9	AB R H RBI BB SO LOB	TOP											
Cesar Izturis, S (1, 6) OBP: 0.352, SLG: 0.397	1-1 1B		2-1 G4-3 1B	1-0 HR 2B	1-2 BB S 1B	0-3 K			2-2 G3	6 2 4 2 0 1 0	Los Angeles Dodgers @ Boston Red Sox Fenway Park, Boston, MA Sat Jun 12 2004, 3:15 PM EDT Att: 34,671 - Cloudy - 63 F											
Jayson Werth, R (1, 7) OBP: 0.353, SLG: 0.667	3-2 G4-6-3 1B		2-3 K	3-1 HR	4-2 BB 1B	0-2 L7			3-3 K	5 2 2 2 1 2 1												
Milton Bradley, S (1, 8) OBP: 0.349, SLG: 0.412	1-3 K		0-2 G4-3	2-0 P3	4-2 1B BB		2-2 L7		3-2 G5-3	5 1 0 1 1 1 3												
Shawn Green, L (1, 3) OBP: 0.341, SLG: 0.417	2-2 G4-6-3		4-2 BB		1-2 1B BB		1-1 F8			4 1 2 2 1 0 2												
Jason Grabowski, L (7, 3) OBP: 0.305, SLG: 0.432	1-2				2-3 1B		2-0 G5-3			0 0 0 0 0 0 0												
Paul Lo Duca, R (1, 2) OBP: 0.394, SLG: 0.477		1-1 G6-3		0-0 F9						5 1 2 1 0 0 2												
David Ross, R (8, 2) OBP: 0.217, SLG: 0.304										0 0 0 0 0 0 0												
Adrian Beltré, R (1, 5) OBP: 0.335, SLG: 0.548		2-2 G6-3			2-2 P3				1-1 WP 1B	5 0 1 0 0 0 4												
Juan Encarnacion, R (1, 9) OBP: 0.289, SLG: 0.448		0-1 1B 2B		2-1 HR	4-2 FC4-6 1B HBP BB	4-1 HR BB			1-3 K	3 4 2 1 2 1 1												
Olmedo Saenz, R (1, 10) OBP: 0.349, SLG: 0.556		1-1 2H 1B		4-0 2B BB	1-0 FC4-6 HBP	0-0 1H HR			1-3 K	3 2 2 4 1 1 1												
Alex Cora, L (1, 4) OBP: 0.371, SLG: 0.409		0-0 P3		1-2 F9	2-1 FC4-6 1B BB	2-2 G1-3			2-3 K	5 1 0 1 0 1 5												
Inning Stats	R: 0 E: 0 K: 1 S: 13	H: 2 LOB: 1 BB: 0 P: 20	R: 1 E: 0 K: 0 S: 10	H: 2 LOB: 1 BB: 0 P: 14	R: 0 E: 0 K: 1 S: 13	H: 1 LOB: 2 BB: 1 P: 21	R: 4 E: 0 K: 0 S: 12	H: 3 LOB: 0 BB: 1 P: 27	R: 7 E: 0 K: 0 S: 28	H: 5 LOB: 2 BB: 3 P: 52	R: 2 E: 0 K: 1 S: 13	H: 1 LOB: 0 BB: 1 P: 19	R: 0 E: 0 K: 3 S: 13	H: 1 LOB: 1 BB: 0 P: 18	R: 0 E: 0 K: 1 S: 11	H: 0 LOB: 0 BB: 0 P: 19	1B: 9 2B: 3 3B: 0 HR: 3	SF: 0 SAC: 0 DP: 1 HBP: 1	WP: 1 PB: 0 SB: 2 CS: 0	PA: 48		
PITCHER	IP WLS BF H R ER SO	IP WLS BF H R ER SO	IP WLS BF H R ER SO	IP WLS BF H R ER SO	IP WLS BF H R ER SO	IP WLS BF H R ER SO	IP WLS BF H R ER SO	IP WLS BF H R ER SO	IP WLS BF H R ER SO	IP WLS BF H R ER SO	IP WLS BF H R ER SO	IP WLS BF H R ER SO	IP WLS BF H R ER SO	IP WLS BF H R ER SO	IP WLS BF H R ER SO	IP WLS BF H R ER SO	BB IBB HBP BLK	WP HR S P	ERA WHIP	ERA WHIP		
49 Tim Wakefield, R (1, 1) ERA: 4.48	4.1	25	10	8	2	3	0	0	0	2	55	96	16.61	3.000								
Anastasio Martinez, R (5, 1) ERA: 6.75	0.1	5	1	1	1	0	2	0	0	0	11	23	27.00	9.000								
Mark Malaska, L (5, 1) ERA: 4.7	2.1	11	3	5	5	1	1	0	0	0	1	29	45	19.29	1.714							
Scott Williamson, R (8, 1) ERA: 1.59	1.0	4	1	0	0	3	0	0	0	1	0	13	18	0.00	1.000							
Dave McCarty, L (9, 1) ERA: 5.4	1.0	3	0	0	0	1	0	0	0	0	0	11	19	0.00	0.000							

Batter	1	2	3	4	5	6	7	8	9	AB R H RBI BB SO LOB	BOTTOM											
18 Johnny Damon, L (1, 8) OBP: 0.380, SLG: 0.423	4-2 34 G5-3 BB		4-1 34 FC3-6 BB		1-2 1B 34 SF9 2B	1-3 K			2-3 K	3 1 1 0 2 2 1	Los Angeles Dodgers @ Boston Red Sox Fenway Park, Boston, MA Sat Jun 12 2004, 3:15 PM EDT Att: 34,671 - Cloudy - 63 F											
Mark Bellhorn, S (1, 4) OBP: 0.392, SLG: 0.421	1-2 F9		4-1 34 FC3-6 BB		2-0 WP HR 1B	1-3 K			3-3 K	4 1 1 1 1 2 2												
34 David Ortiz, L (1, 3) OBP: 0.344, SLG: 0.545	1-1 G5-3		0-0 FC3-6 HBP		0-0 SF9		1-3 K		3-3 K	4 0 0 2 0 2 3												
Manny Ramirez, R (1, 7) OBP: 0.438, SLG: 0.653	2-2 F8		1-1 P4		2-2 HR		2-3 K			3 1 1 2 0 0 3												
Dave McCarty, R (7, 7) OBP: 0.341, SLG: 0.421					1-2 1B					1 0 0 0 0 1 0												
Nomar Garciaparra, R (1, 6) OBP: 0.455, SLG: 0.375		0-0 G1-3		2-1 HBP		1-3 K			4-2 DI BB	2 0 0 0 1 1 0												
Cesar Crespo, S (7, PR) OBP: 0.169, SLG: 0.221			1-2 HBP							0 0 0 0 0 0 0												
Jason Varitek, S (1, 10) OBP: 0.394, SLG: 0.465		2-2 F7		3-2 F9		0-0 1B			0-3 K	4 0 1 0 0 1 4												
Kevin Millar, R (9, 7) OBP: 0.339, SLG: 0.390									1-2 K	0 0 0 0 0 0 0												
20 Kevin Youkilis, R (1, 5) OBP: 0.381, SLG: 0.420		1-1 G5-3		1-3 K		2-1 G5-3			2-3 K	4 0 0 0 0 2 1												
Doug Mirabeli, R (1, 2) OBP: 0.370, SLG: 0.646			4-0 18 BB 1B BB		1-2 G6-3				0-1 G5-3	3 1 0 0 1 1 0												
Gabe Kapler, R (1, 9) OBP: 0.276, SLG: 0.319			2-2 18 BB 34 FC3-6 1B		1-2 G5-3				4-0 DI BB	3 1 1 0 1 0 0												
Inning Stats	R: 0 E: 0 K: 0 S: 11	H: 0 LOB: 0 BB: 1 P: 19	R: 0 E: 0 K: 0 S: 7	H: 0 LOB: 0 BB: 0 P: 10	R: 2 E: 0 K: 0 S: 13	H: 1 LOB: 3 BB: 3 P: 33	R: 0 E: 0 K: 1 S: 9	H: 0 LOB: 0 BB: 0 P: 12	R: 3 E: 0 K: 1 S: 16	H: 4 LOB: 1 BB: 0 P: 24	R: 0 E: 0 K: 2 S: 8	H: 0 LOB: 1 BB: 1 P: 14	R: 0 E: 0 K: 3 S: 11	H: 0 LOB: 2 BB: 1 P: 18	R: 0 E: 0 K: 2 S: 10	H: 0 LOB: 0 BB: 0 P: 15	R: 0 E: 0 K: 3 S: 12	H: 0 LOB: 0 BB: 0 P: 20	1B: 3 2B: 1 3B: 0 HR: 1	SF: 1 SAC: 0 DP: 0 HBP: 1	WP: 1 PB: 0 SB: 0 CS: 0	PA: 39
PITCHER	IP WLS BF H R ER SO	IP WLS BF H R ER SO	IP WLS BF H R ER SO	IP WLS BF H R ER SO	IP WLS BF H R ER SO	IP WLS BF H R ER SO	IP WLS BF H R ER SO	IP WLS BF H R ER SO	IP WLS BF H R ER SO	IP WLS BF H R ER SO	IP WLS BF H R ER SO	IP WLS BF H R ER SO	IP WLS BF H R ER SO	IP WLS BF H R ER SO	IP WLS BF H R ER SO	IP WLS BF H R ER SO	BB IBB HBP BLK	WP HR S P	ERA WHIP	ERA WHIP		
Jeff Weaver, R (1, 1) ERA: 4.54	5.0	25	5	5	2	4	0	1	0	0	19	98	9.00	1.800								
Guillermo Mota, R (6, 1) ERA: 1.8	2.0	8	0	0	0	5	2	0	0	0	0	19	32	0.00	1.000							
37 Darren Dreifort, R (8, 1) ERA: 5.13	1.0	3	0	0	0	2	0	0	0	0	0	10	15	0.00	0.000							
Eric Gagne, R (9, 1) ERA: 1.78	1.0	3	0	0	0	3	0	0	0	0	0	12	20	0.00	0.000							

Batter	1	2	3	4	5	6	7	8	9	AB	R	H	RBI	BB	SO	LOB	TOP								
Dave Roberts, L (1, 7) OBP: 0.393, SLG: 0.449										4	1	2	0	0	1	2									
Cesar Izturis, S (1, 6) OBP: 0.348, SLG: 0.393										3	0	0	0	0	0	1									
Milton Bradley, S (1, 8) OBP: 0.355, SLG: 0.413										2	0	1	1	1	0	0									
Shawn Green, L (1, 3) OBP: 0.344, SLG: 0.423										4	0	2	0	0	1	1									
Paul Lo Duca, R (1, 2) OBP: 0.391, SLG: 0.470										3	0	0	0	1	1	2									
Adrián Beltré, R (1, 5) OBP: 0.325, SLG: 0.538										4	0	0	0	0	1	2									
Juan Encarnacion, R (1, 9) OBP: 0.289, SLG: 0.446										3	0	1	0	1	1	2									
Olmedo Saenz, R (1, 10) OBP: 0.340, SLG: 0.525										4	0	1	0	0	1	1									
Alex Cora, L (1, 4) OBP: 0.370, SLG: 0.408										3	0	1	0	0	0	0									
Robin Ventura, L (9, PH) OBP: 0.281, SLG: 0.237										1	0	0	0	0	1	2									
Inning Stats	R: 1 E: 0 K: 1 S: 13	H: 3 LOB: 1 BB: 0 P: 17	R: 0 E: 0 K: 1 S: 9	H: 0 LOB: 0 BB: 0 P: 14	R: 0 E: 0 K: 1 S: 9	H: 0 LOB: 0 BB: 0 P: 15	R: 0 E: 0 K: 1 S: 13	H: 1 LOB: 2 BB: 0 P: 26	R: 0 E: 0 K: 0 S: 9	H: 0 LOB: 1 BB: 0 P: 12	R: 0 E: 0 K: 0 S: 7	H: 0 LOB: 0 BB: 0 P: 11	R: 0 E: 0 K: 1 S: 15	H: 2 LOB: 2 BB: 0 P: 18	R: 0 E: 0 K: 1 S: 6	H: 0 LOB: 0 BB: 0 P: 9	R: 0 E: 0 K: 1 S: 16	H: 1 LOB: 2 BB: 1 P: 27	1B: 6 2B: 2 3B: 1 HR: 0	SF: 0 SAC: 1 DP: 1 HBP: 1	WP: 0 PB: 0 SB: 0 CS: 0	PA: 36			
PITCHER	IP	WLS	BF	H	R	ER	SO	BB	IBB	HBP	BLK	WP	HR	S	P	ERA	WHIP								
Pedro Martínez, R (1, 1) ERA: 3.77	7.0	W	28	7	1	1	5	2	0	1	0	0	0	75	113	1.29	1.286								
50 Mike Timlin, R (8, 1) ERA: 3.27	0.2	H	2	0	0	0	0	0	0	0	0	0	0	3	5	0.00	0.000								
Alan Embree, L (8, 1) ERA: 3.7	0.1	H	1	0	0	0	1	0	0	0	0	0	0	3	4	0.00	0.000								
Keith Foulke, R (9, 1) ERA: 1.08	1.0	S	5	1	0	0	1	1	0	0	0	0	0	16	27	0.00	2.000								

Los Angeles Dodgers @ Boston Red Sox
 Fenway Park, Boston, MA
 Sun Jun 13 2004, 8:05 PM EDT
 Att: 35,068 - Sunny - 70 F

AB	31
R	1
H	8
RBI	1
BB	3
SO	7
LOB	13



Batter	1	2	3	4	5	6	7	8	9	AB	R	H	RBI	BB	SO	LOB	BOTTOM								
18 Johnny Damon, L (1, 8) OBP: 0.381, SLG: 0.422										3	1	1	0	1	0	1									
Mark Bellhorn, S (1, 5) OBP: 0.394, SLG: 0.424										3	0	1	0	1	0	2									
34 David Ortiz, L (1, 10) OBP: 0.343, SLG: 0.540										4	0	1	0	0	0	2									
Manny Ramírez, R (1, 7) OBP: 0.439, SLG: 0.649										3	0	1	1	1	0	2									
Nomar Garciaparra, R (1, 6) OBP: 0.400, SLG: 0.273										3	1	0	0	1	1	2									
Jason Varitek, S (1, 2) OBP: 0.396, SLG: 0.460										2	0	0	0	2	1	1									
Kevin Millar, R (1, 3) OBP: 0.359, SLG: 0.387										2	1	0	0	0	0	3									
Dave McCarty, R (8, 3) OBP: 0.337, SLG: 0.416										1	0	0	0	0	1	0									
Gabe Kapler, R (1, 9) OBP: 0.276, SLG: 0.325										4	1	1	1	0	0	1									
Pokey Reese, R (1, 4) OBP: 0.299, SLG: 0.374										3	0	1	2	0	2	1									
Inning Stats	R: 1 E: 0 K: 1 S: 11	H: 2 LOB: 1 BB: 1 P: 23	R: 0 E: 0 K: 1 S: 12	H: 0 LOB: 1 BB: 1 P: 21	R: 0 E: 0 K: 0 S: 6	H: 2 LOB: 1 BB: 0 P: 14	R: 3 E: 0 K: 1 S: 20	H: 2 LOB: 1 BB: 1 P: 33	R: 0 E: 0 K: 0 S: 10	H: 0 LOB: 2 BB: 2 P: 20	R: 0 E: 0 K: 1 S: 9	H: 0 LOB: 1 BB: 1 P: 17	R: 0 E: 0 K: 0 S: 7	H: 0 LOB: 0 BB: 0 P: 10	R: 0 E: 0 K: 1 S: 7	H: 0 LOB: 0 BB: 0 P: 10	1B: 3 2B: 3 3B: 0 HR: 0	SF: 0 SAC: 0 DP: 2 HBP: 1	WP: 0 PB: 1 SB: 2 CS: 0	PA: 35					
PITCHER	IP	WLS	BF	H	R	ER	SO	BB	IBB	HBP	BLK	WP	HR	S	P	ERA	WHIP								
Hideo Nomo, R (1, 1) ERA: 7.56	3.1	L	18	6	4	4	3	3	0	1	0	0	0	28	49	0.00	1.000								
Wilson Alvarez, L (4, 1) ERA: 3.04	3.0		12	0	0	0	1	3	0	0	0	0	0	10	14	0.00	0.000								
Duaner Sanchez, R (7, 1) ERA: 1.76	1.2		5	0	0	0	1	0	0	0	0	0	0	10	14	0.00	0.000								

Los Angeles Dodgers @ Boston Red Sox
 Fenway Park, Boston, MA
 Sun Jun 13 2004, 8:05 PM EDT
 Att: 35,068 - Sunny - 70 F

AB	28
R	4
H	6
RBI	4
BB	6
SO	5
LOB	15



Batter	1	2	3	4	5	6	7	8	9	AB	R	H	RBI	BB	SO	LOB	TOP								
18 Johnny Damon, L (1, 8) OBP: 0.382, SLG: 0.421										5	1	2	0	0	0	1									
Mark Bellhorn, S (1, 4) OBP: 0.401, SLG: 0.436										3	1	2	2	1	1	1									
Kevin Millar, R (1, 3) OBP: 0.343, SLG: 0.388										2	0	1	0	0	0	1									
34 David Ortiz, L (6, PH) OBP: 0.341, SLG: 0.536										2	0	0	0	0	0	3									
Manny Ramirez, R (1, 7) OBP: 0.446, SLG: 0.652										2	0	1	0	3	0	0									
Nomar Garciaparra, R (1, 6) OBP: 0.350, SLG: 0.267										4	0	1	1	0	0	4									
Jason Varitek, S (1, 2) OBP: 0.396, SLG: 0.453										3	0	0	0	2	2	6									
20 Kevin Youkilis, R (1, 5) OBP: 0.366, SLG: 0.400										4	0	0	0	0	1	8									
Gabe Kapler, R (1, 9) OBP: 0.282, SLG: 0.331										4	1	2	0	0	0	0									
Bronson Arroyo, R (1, 1)										2	0	0	0	0	2	1									
Scott Williamson, R (7, 1)										0	0	0	0	0	0	0									
Dave McCarty, R (8, PH) OBP: 0.333, SLG: 0.410										1	0	0	0	0	0	0									
Alan Embree, L (8, 1)										0	0	0	0	0	0	0									
Anastacio Martinez, R (8, 1)										0	0	0	0	0	0	0									
Inning Stats	R: 0 E: 0 K: 1 S: 8	H: 1 LOB: 0 BB: 0 P: 12	R: 0 E: 0 K: 1 S: 7	H: 1 LOB: 2 BB: 1 P: 16	R: 3 E: 0 K: 1 S: 19	H: 3 LOB: 3 BB: 2 P: 38	R: 0 E: 0 K: 1 S: 6	H: 0 LOB: 0 BB: 0 P: 9	R: 0 E: 0 K: 0 S: 13	H: 2 LOB: 3 BB: 1 P: 24	R: 0 E: 0 K: 0 S: 13	H: 1 LOB: 2 BB: 1 P: 24	R: 0 E: 0 K: 1 S: 6	H: 0 LOB: 0 BB: 0 P: 10	R: 0 E: 0 K: 0 S: 11	H: 0 LOB: 0 BB: 0 P: 19	R: 0 E: 0 K: 1 S: 18	H: 1 LOB: 3 BB: 1 P: 30	1B: 6 2B: 4 3B: 0 HR: 0	SF: 1 SAC: 1 DP: 2 HBP: 2	WP: 0 PB: 0 SB: 1 CS: 1	PA: 42			
PITCHER	IP	WLS	BF	H	R	ER	SO	BB	IBB	HBP	BLK	WP	HR	S	P	ERA	WHIP								
Joe Kennedy, L (1, 1) ERA: 4.15	5.0	W	25	7	3	3	4	4	0	1	0	0	0	53	99	5.40	2.200								
Allan Simpson, R (6, 1) ERA: 5.23	0.2	H	4	1	0	0	0	1	0	0	0	0	0	7	16	0.00	3.000								
Steve Reed, R (6, 1) ERA: 2.7	1.1	H	4	0	0	0	1	0	0	0	0	0	0	12	18	0.00	0.000								
Tim Harikkala, R (8, 1) ERA: 3.16	1.0	H	3	0	0	0	0	0	0	0	0	0	0	11	19	0.00	0.000								
Shawn Chacon, R (9, 1) ERA: 6.92	1.0	S	6	1	0	0	1	1	0	1	0	0	0	18	30	0.00	2.000								

Boston Red Sox @ Colorado Rockies
 Coors Field, Denver, CO
 Tue Jun 15 2004, 7:05 PM MDT
 Att. 40,489 - Overcast - 72 F

AB	32
R	3
H	9
RBI	3
BB	6
SO	6
LOB	25



Batter	1	2	3	4	5	6	7	8	9	AB	R	H	RBI	BB	SO	LOB	BOTTOM								
Aaron Miles, S (1, 4) OBP: 0.329, SLG: 0.423										4	1	1	0	0	0	0									
Royce Clayton, R (1, 6) OBP: 0.346, SLG: 0.461										4	1	2	0	0	1	1									
17 Todd Helton, L (1, 3) OBP: 0.465, SLG: 0.612										3	2	1	2	1	0	1									
Vinny Castilla, R (1, 5) OBP: 0.346, SLG: 0.583										4	2	3	2	0	1	0									
Jeremy Burnitz, L (1, 8) OBP: 0.367, SLG: 0.588										4	0	2	1	0	1	1									
5 Matt Holliday, R (1, 7) OBP: 0.340, SLG: 0.497										4	0	1	0	0	1	3									
Mark Sweeney, L (1, 9) ERA: 4.86										3	0	0	0	0	0	1									
Tim Harikkala, R (8, 1)										0	0	0	0	0	0	0									
Shawn Chacon, R (9, 1)										0	0	0	0	0	0	0									
Charles Johnson, R (1, 2) OBP: 0.357, SLG: 0.529										3	0	0	0	0	1	1									
Joe Kennedy, R (1, 1) OBP: 0.240, SLG: 0.250										2	0	0	0	0	1	0									
Allan Simpson, R (6, 1)										0	0	0	0	0	0	0									
Steve Reed, R (6, 1)										0	0	0	0	0	0	0									
Choo Freeman, R (7, PH) OBP: 0.300, SLG: 0.308										1	0	0	0	1	1	0									
Inning Stats	R: 0 E: 0 K: 0 S: 7	H: 1 LOB: 0 BB: 0 P: 9	R: 1 E: 0 K: 0 S: 10	H: 2 LOB: 1 BB: 0 P: 13	R: 3 E: 1 K: 0 S: 14	H: 3 LOB: 1 BB: 1 P: 21	R: 0 E: 0 K: 1 S: 11	H: 0 LOB: 0 BB: 0 P: 16	R: 0 E: 0 K: 2 S: 8	H: 1 LOB: 1 BB: 0 P: 18	R: 0 E: 0 K: 2 S: 8	H: 0 LOB: 0 BB: 0 P: 10	R: 2 E: 0 K: 1 S: 20	H: 3 LOB: 1 BB: 0 P: 30	1B: 6 2B: 3 3B: 0 HR: 2	SF: 0 SAC: 0 DP: 2 HBP: 0	WP: 0 PB: 0 SB: 1 CS: 1	PA: 33							
PITCHER	IP	WLS	BF	H	R	ER	SO	BB	IBB	HBP	BLK	WP	HR	S	P	ERA	WHIP								
Bronson Arroyo, R (1, 1) ERA: 1.5	6.0	L	24	7	4	3	4	1	0	0	0	0	0	61	90	4.50	1.333								
Scott Williamson, R (7, 1) ERA: 1.5	1.0		3	0	0	0	2	0	0	0	0	0	0	8	10	0.00	0.000								
Alan Embree, L (8, 1) ERA: 4.32	0.2		5	3	2	2	1	0	0	0	0	0	1	19	27	27.00	4.500								
Anastacio Martinez, R (8, 1) ERA: 6.52	0.1		1	0	0	0	0	0	0	0	0	0	0	1	3	0.00	0.000								

Boston Red Sox @ Colorado Rockies
 Coors Field, Denver, CO
 Tue Jun 15 2004, 7:05 PM MDT
 Att. 40,489 - Overcast - 72 F

AB	32
R	6
H	10
RBI	5
BB	1
SO	7
LOB	8



Batter	1	2	3	4	5	6	7	8	9	AB	R	H	RBI	BB	SO	LOB	TOP																			
18 Johnny Damon, L (1, 8) OBP: 0.386, SLG: 0.423	L6		G3-1 34	BB	1-2 2-H	1B	P4	1B		4	0	2	1	1	0	0	Boston Red Sox @ Colorado Rockies Coors Field, Denver, CO Wed Jun 16 2004, 7:05 PM MDT Att: 39,319 - Unknown - 49 F																			
Mark Bellhorn, S (1, 4) OBP: 0.398, SLG: 0.429	G3-1		K	BB	1-2 2-3	BB	G4-3	K		4	0	0	0	1	2	2																				
34 David Ortiz, L (1, 3) OBP: 0.338, SLG: 0.533	2B		G3-1	P5	2-3		G3		K	5	0	1	0	0	1	4																				
Manny Ramirez, R (1, 7) OBP: 0.448, SLG: 0.648	BB		F8		4-1	20 BB 38 BB FC1-2	HBP	K	1B 1B	3	1	1	0	1	1	1																				
Nomar Garciaparra, R (1, 6) OBP: 0.360, SLG: 0.300	F8			F8	L7			G6-3 1B	1B 20 1B 1B	5	1	2	0	0	0	3																				
Trot Nixon, L (1, 9) OBP: 0.400, SLG: 1.000		F8		HR	20 BB	BB		G6-3 1-2	K	4	1	1	1	1	1	3																				
Jason Varitek, S (1, 2) OBP: 0.396, SLG: 0.467	K			F7	K			HR	20 1B 1-2 2-H	5	1	2	2	0	2	2																				
20 Kevin Youkilis, R (1, 5) Pokey Reese, R (9, PR) OBP: 0.387, SLG: 0.449 OBP: 0.299, SLG: 0.374	HR			1B 18 1B	BB			K	1B	4	2	3	2	1	1	0																				
3B Curt Schilling, R (1, 1) 50 Mike Timlin, R (7, 1) Kevin Millar, R (8, PH) Keith Foulke, R (8, 1) Dave McCarty, R (9, PH) OBP: 0.333, SLG: 0.333 OBP: 0.342, SLG: 0.386	K			1B	FC1-2			K	F9	0	0	0	0	0	0	0																				
Inning Stats	R: 0 E: 0 K: 0 S: 7	H: 1 LOB: 2 BB: 1 P: 18	R: 1 E: 0 K: 2 S: 13	H: 1 LOB: 0 BB: 0 P: 18	R: 0 E: 0 K: 1 S: 8	H: 0 LOB: 1 BB: 1 P: 15	R: 2 E: 0 K: 0 S: 18	H: 4 LOB: 3 BB: 2 P: 29	R: 0 E: 0 K: 1 S: 6	H: 0 LOB: 0 BB: 0 P: 12	R: 0 E: 0 K: 1 S: 7	H: 1 LOB: 0 BB: 0 P: 10	R: 1 E: 0 K: 3 S: 16	H: 2 LOB: 1 BB: 0 P: 25	R: 2 E: 0 K: 2 S: 21	H: 4 LOB: 3 BB: 0 P: 30		1B: 9 2B: 1 3B: 0 HR: 3	SF: 0 SAC: 0 DP: 1 HBP: 1	WP: 0 PA: 45 PB: 0 SB: 2 CS: 0																
PITCHER	IP	WLS	BF	H	R	ER	SO	BB	IBB	HBP	BLK	WP	HR	S	P	ERA	WHIP	PITCHER		IP	WLS	BF	H	R	ER	SO	BB	IBB	HBP	BLK	WP	HR	S	P	ERA	WHIP
Jason Jennings, R (1, 1) ERA: 6.75	6.0	W	30	6	3	3	4	5	0	1	0	0	2	59	110	4.50	1.833																			
Steve Reed, R (7, 1) ERA: 2.5	1.0		3	1	0	0	1	0	0	0	0	0	0	7	10	0.00	1.000																			
Scott Dohmann, R (8, 1) ERA: 5.87	0.2		3	1	1	1	2	0	0	0	0	0	1	10	16	13.50	1.500																			
Javier López, L (8, 1) ERA: 8.46	0.1	H	2	1	0	0	1	0	0	0	0	0	0	6	9	0.00	3.000																			
Shawn Chacon, R (9, 1) ERA: 7.33	1.0	S	7	4	2	2	2	0	0	0	0	0	0	21	30	18.00	4.000																			

AB 39
R 6
H 13
RBI 6
BB 5
SO 10
LOB 20



Batter	1	2	3	4	5	6	7	8	9	AB	R	H	RBI	BB	SO	LOB	BOTTOM																			
Aaron Miles, S (1, 4) OBP: 0.327, SLG: 0.419	P4	FC6-4 1B		L6		SH1-4	FC6-4			4	0	1	0	0	0	1	Boston Red Sox @ Colorado Rockies Coors Field, Denver, CO Wed Jun 16 2004, 7:05 PM MDT Att: 39,319 - Unknown - 49 F																			
Royce Clayton, R (1, 6) OBP: 0.347, SLG: 0.458	1B	FC6-4		2B 17 BB		E6 17 BB G5-3		K		4	2	1	1	1	1	3																				
17 Todd Helton, L (1, 3) OBP: 0.467, SLG: 0.614	1B	K		2B		1B	2B	F7		4	2	2	1	1	1	2																				
Vinny Castilla, R (1, 5) OBP: 0.344, SLG: 0.579	F9		L6	2B		G5-3		K		5	0	1	3	0	1	3																				
Jeromy Burnitz, L (1, 8) (7, 9) OBP: 0.365, SLG: 0.583	K		G1	G5-3		FC5-4 1B				4	0	1	1	0	1	3																				
5 Matt Holliday, R (1, 7) OBP: 0.338, SLG: 0.489		K	HBP BB		F9	FC5-4				3	0	0	0	1	1	2																				
Charles Johnson, R (1, 2) OBP: 0.366, SLG: 0.531		E8 1B			K		FC6-4 1B			3	1	2	0	0	1	0																				
Kit Pellow, R (1, 9) Steve Reed, R (7, 1) Luis Gonzalez, R (7, PH) Scott Dohmann, R (8, 1) Javier López, L (8, 1) Shawn Chacon, R (9, 1) OBP: 0.340, SLG: 0.344 OBP: 0.298, SLG: 0.417		1B 1B FC6-4 BB		K		K2-3		K		2	1	0	0	1	2	2																				
Jason Jennings, L (1, 1) Choo Freeman, R (6, PR) OBP: 0.161, SLG: 0.258 OBP: 0.290, SLG: 0.296	FC6-4 1B			K		E 17 BB SH1-4 1B		L4		3	0	2	1	0	1	0																				
Inning Stats	R: 0 E: 1 K: 1 S: 14	H: 2 LOB: 0 BB: 0 P: 19	R: 2 E: 1 K: 2 S: 13	H: 3 LOB: 2 BB: 1 P: 22	R: 0 E: 0 K: 1 S: 12	H: 0 LOB: 2 BB: 1 P: 22	R: 2 E: 0 K: 1 S: 14	H: 1 LOB: 1 BB: 2 P: 24	R: 0 E: 0 K: 2 S: 8	H: 0 LOB: 0 BB: 0 P: 9	R: 3 E: 1 K: 0 S: 14	H: 3 LOB: 2 BB: 0 P: 17	R: 0 E: 0 K: 1 S: 11	H: 1 LOB: 1 BB: 0 P: 13	R: 0 E: 0 K: 2 S: 9	H: 0 LOB: 0 BB: 0 P: 13		1B: 8 2B: 2 3B: 0 HR: 0	SF: 0 SAC: 1 DP: 0 HBP: 1	WP: 0 PA: 40 PB: 0 SB: 0 CS: 0																
PITCHER	IP	WLS	BF	H	R	ER	SO	BB	IBB	HBP	BLK	WP	HR	S	P	ERA	WHIP	PITCHER		IP	WLS	BF	H	R	ER	SO	BB	IBB	HBP	BLK	WP	HR	S	P	ERA	WHIP
38 Curt Schilling, R (1, 1) ERA: 3.31	6.0	L	33	9	7	5	7	4	0	1	0	0	0	75	113	7.50	2.167																			
50 Mike Timlin, R (7, 1) ERA: 3.18	1.0		4	1	0	0	1	0	0	0	0	0	0	11	13	0.00	1.000																			
Keith Foulke, R (8, 1) ERA: 1.05	1.0		3	0	0	0	2	0	0	0	0	0	0	9	13	0.00	0.000																			

AB 34
R 7
H 10
RBI 7
BB 4
SO 10
LOB 18



Batter	1	2	3	4	5	6	7	8	9	AB	R	H	RBI	BB	SO	LOB	TOP					
18 Johnny Damon, L OBP: 0.388, SLG: 0.430	G6-3	G4-3				L7		34 2B	2B	5	3	2	0	1	0	3	Boston Red Sox @ Colorado Rockies Coors Field, Denver, CO Thu Jun 17 2004, 1:05 PM MDT Att. 40,088 - Overcast - 57 F					
Mark Bellhorn, S OBP: 0.400, SLG: 0.430	K		F9		K		34 HR	34 2B	2B	4	2	1	2	2	2	1						
34 David Ortiz, L Cesar Crespo, S OBP: 0.167, SLG: 0.218	K			G6-4-3	1B			1B	2B	4	1	3	5	1	1	0						
Manny Ramirez, R Dave McCarty, R OBP: 0.323, SLG: 0.400		K	G6-4-3		F8		F7	SF8	F8	4	0	0	0	0	1	2						
Nomar Garciaparra, R Scott Williamson, R Lenny DiNardo, L		BB			F7		G4-3	P3		5	2	3	0	0	0	1						
Trot Nixon, L Gabe Kapler, R OBP: 0.288, SLG: 0.331		BB			WP		G4-3	IBB	BB	3	1	2	0	1	1	2						
Jason Varitek, S OBP: 0.396, SLG: 0.460		1B			WP		P4	G4-3	P4	3	0	0	1	2	0	3						
Pokey Reese, R OBP: 0.307, SLG: 0.376		BB			K		G1-3		18 2B	4	1	2	2	1	1	4						
Derek Lowe, R Kevin Millar, R OBP: 0.343, SLG: 0.392		G4-3			K		SH1-4		K	2	0	0	0	0	1	4						
										2	1	1	0	0	1	1						
Inning Stats	R: 0 E: 0 K: 2 S: 10	H: 0 LOB: 0 BB: 0 P: 15	R: 2 E: 0 K: 1 S: 12	H: 3 LOB: 2 BB: 1 P: 25	R: 0 E: 0 K: 0 S: 6	H: 0 LOB: 0 BB: 1 P: 12	R: 0 E: 0 K: 2 S: 11	H: 1 LOB: 2 BB: 1 P: 21	R: 1 E: 0 K: 2 S: 16	H: 2 LOB: 2 BB: 1 P: 30	R: 0 E: 0 K: 0 S: 12	H: 0 LOB: 1 BB: 2 P: 21	R: 3 E: 0 K: 0 S: 19	H: 2 LOB: 2 BB: 2 P: 34	R: 3 E: 0 K: 0 S: 15	H: 3 LOB: 2 BB: 2 P: 32	R: 2 E: 0 K: 1 S: 13	H: 3 LOB: 1 BB: 0 P: 22	1B: 6 2B: 6 3B: 1 HR: 1	SF: 1 SAC: 1 DP: 1 HBP: 0	WP: 1 PB: 0 SB: 1 CS: 0	PA: 49
PITCHER	IP WLS BF H R ER SO BB IBB HBP BLK WP HR S P ERA WHIP																					
2B Aaron Cook, R ERA: 6.13	5.0 L 24 6 3 3 7 4 0 0 0 0 1 0 55 103 5.40 2.000																					
Marc Kroon, R ERA: 10.8	1.0 4 0 0 0 0 1 0 0 0 0 0 1 12 21 0.00 1.000																					
Kevin Jarvis, R ERA: 11.57	1.0 11 5 6 6 0 2 1 0 0 0 0 1 28 54 54.00 7.000																					
Scott Dohmann, R ERA: 6.52	2.0 10 3 2 2 1 1 0 0 0 0 0 0 19 34 9.00 2.000																					

Batter	1	2	3	4	5	6	7	8	9	AB	R	H	RBI	BB	SO	LOB	BOTTOM					
Aaron Miles, S OBP: 0.320, SLG: 0.409	G5-3		G4-3		G3			F8		4	0	0	0	0	0	2	Boston Red Sox @ Colorado Rockies Coors Field, Denver, CO Thu Jun 17 2004, 1:05 PM MDT Att. 40,088 - Overcast - 57 F					
Royce Clayton, R OBP: 0.342, SLG: 0.450	G1-3		G5-3			B3		G5-3		4	0	0	0	0	0	1						
17 Todd Helton, L OBP: 0.464, SLG: 0.606	G5-3			G4-3		G3	1B	G5-3		3	0	0	0	1	0	0						
Vinny Castilla, R Kit Pellow, R OBP: 0.337, SLG: 0.351		K			G4		G3	1B	1B	2	0	1	0	1	1	0						
Jeremy Burnitz, L Choo Freeman, R OBP: 0.281, SLG: 0.286		K			G4		G3		F8	1	0	0	0	0	0	1						
5 Matt Holliday, R Kevin Jarvis, L		1B			G4		G3		F8	3	0	1	0	0	0	3						
Scott Dohmann, R Charles Johnson, R OBP: 0.369, SLG: 0.534		1B			G6-3		G3		F8	1	0	0	0	0	0	1						
Todd Greene, R OBP: 0.286, SLG: 0.420	G5-4-3						G3		1B	4	0	0	0	0	0	4						
Luis Gonzalez, R OBP: 0.308, SLG: 0.418			G4-3						K	2	0	1	0	2	1	2						
2B Aaron Cook, R Mark Sweeney, L Marc Kroon, R Denny Hocking, S OBP: 0.270, SLG: 0.232				K			G4-6-3			1	0	0	0	0	1	1						
					K					1	0	0	0	0	0	1						
Inning Stats	R: 0 E: 0 K: 0 S: 10	H: 0 LOB: 0 BB: 0 P: 15	R: 0 E: 0 K: 1 S: 7	H: 2 LOB: 1 BB: 0 P: 11	R: 0 E: 0 K: 1 S: 8	H: 1 LOB: 1 BB: 0 P: 10	R: 0 E: 0 K: 0 S: 6	H: 0 LOB: 1 BB: 1 P: 11	R: 0 E: 0 K: 1 S: 11	H: 0 LOB: 1 BB: 1 P: 17	R: 0 E: 0 K: 0 S: 12	H: 1 LOB: 2 BB: 1 P: 19	R: 0 E: 0 K: 0 S: 5	H: 0 LOB: 0 BB: 1 P: 11	R: 0 E: 0 K: 0 S: 7	H: 0 LOB: 0 BB: 0 P: 11	R: 0 E: 0 K: 1 S: 8	H: 2 LOB: 2 BB: 0 P: 15	1B: 6 2B: 0 3B: 0 HR: 0	SF: 0 SAC: 0 DP: 2 HBP: 0	WP: 0 PB: 0 SB: 0 CS: 0	PA: 35
PITCHER	IP WLS BF H R ER SO BB IBB HBP BLK WP HR S P ERA WHIP																					
Derek Lowe, R ERA: 5.25	7.0 W 27 4 0 0 3 4 0 0 0 0 0 0 7 94 0.00 1.143																					
Scott Williamson, R ERA: 1.42	1.0 3 0 0 0 0 0 0 0 0 0 0 0 7 11 0.00 0.000																					
Lenny DiNardo, L ERA: 3.74	1.0 5 2 0 0 1 0 0 0 0 0 0 0 8 15 0.00 2.000																					



Batter	1	2	3	4	5	6	7	8	9	AB	R	H	RBI	BB	SO	LOB	TOP		
18 Johnny Damon, L (1, 8) OBP: 0.384, SLG: 0.429	G5-3		F7			F7		F9		4	0	0	0	0	0	3			
Mark Bellhorn, S (1, 4) OBP: 0.393, SLG: 0.426	K			G1-3		FC3-6		L8		4	0	0	0	0	1	2			
34 David Ortiz, L (1, 3) OBP: 0.346, SLG: 0.551	F9			G3		G3-1		G3		4	0	0	0	0	0	2			
Nomar Garciaparra, R (1, 6)		K		F7				F9		4	0	0	0	0	1	0			
Trot Nixon, L (1, 9) OBP: 0.444, SLG: 0.857		K			G4-3			K		3	0	0	0	0	2	0			
Jason Varitek, S (1, 2) OBP: 0.395, SLG: 0.454					K			K		2	0	0	0	1	2	0			
Kevin Millar, R (1, 7) OBP: 0.348, SLG: 0.404										2	0	0	0	1	0	1			
20 Kevin Youkilis, R (1, 5) OBP: 0.377, SLG: 0.438										3	0	1	0	0	0	1			
Bronson Arroyo, R (1, 1)										2	0	0	0	0	2	1			
Alan Embree, L (7, 1)										0	0	0	0	0	0	0			
50 Mike Timlin, R (7, 1)										0	0	0	0	0	0	0			
Dave McCarty, R (8, PH) OBP: 0.326, SLG: 0.402										1	0	0	0	0	1	1			
Lenny DiNardo, L (8, 1)										0	0	0	0	0	0	0			
Inning Stats	R: 0 E: 0 K: 1 S: 10	H: 0 LOB: 0 BB: 0 P: 17	R: 0 E: 0 K: 2 S: 10	H: 0 LOB: 1 BB: 1 P: 16	R: 0 E: 0 K: 1 S: 7	H: 0 LOB: 0 BB: 0 P: 10	R: 0 E: 0 K: 0 S: 8	H: 0 LOB: 0 BB: 0 P: 12	R: 0 E: 0 K: 1 S: 15	H: 1 LOB: 2 BB: 0 P: 21	R: 0 E: 0 K: 2 S: 9	H: 0 LOB: 0 BB: 0 P: 13	R: 0 E: 0 K: 1 S: 9	H: 0 LOB: 1 BB: 1 P: 17	R: 0 E: 0 K: 0 S: 8	H: 0 LOB: 0 BB: 0 P: 14	1B: 0 2B: 1 3B: 0 HR: 0	SF: 0 SAC: 0 DP: 0 HBP: 0	WP: 0 PA: 31 PB: 1 SB: 0 CS: 0
PITCHER Jason Schmidt, R (1, 1) ERA: 2.26	IP: 9.0 WLS: W BF: 31 H: 1 R: 0 ER: 0 SO: 9 BB: 2 IBB: 0 HBP: 0 BLK: 0 WP: 0 HR: 0 S: 84 P: 133 ERA: 0.00 WHIP: 0.333																		

Boston Red Sox @ San Francisco Giants
 SBC Park, San Francisco, CA
 Sun Jun 20 2004, 4:05 PM EDT
 Att: 42,568 - Cloudy - 59 F

AB	29
R	0
H	1
RBI	0
BB	2
SO	9
LOB	11



Batter	1	2	3	4	5	6	7	8	9	AB	R	H	RBI	BB	SO	LOB	BOTTOM		
Ray Durham, S (1, 4) OBP: 0.338, SLG: 0.402	G6-3				P5					4	0	0	0	0	1	0			
Michael Tucker, L (1, 9) OBP: 0.378, SLG: 0.473										3	1	1	0	1	1	2			
Marquis Grissom, R (1, 8) OBP: 0.346, SLG: 0.494										3	1	2	0	1	1	0			
Barry Bonds, L (1, 7) OBP: 0.616, SLG: 0.789										2	1	1	0	2	0	2			
Edgardo Alfonzo, R (1, 5) OBP: 0.345, SLG: 0.397										3	1	1	4	1	2	3			
A.J. Pierzynski, L (1, 2) OBP: 0.330, SLG: 0.406										4	0	0	0	0	0	4			
Damon Minor, L (1, 3) OBP: 0.400, SLG: 0.286										4	0	1	0	0	1	0			
Nelfi Perez, S (1, 6) OBP: 0.259, SLG: 0.289										4	0	0	0	0	2	1			
Jason Schmidt, R (1, 1) OBP: 0.154, SLG: 0.240										3	0	0	0	0	2	1			
Inning Stats	R: 0 E: 0 K: 0 S: 13	H: 1 LOB: 3 BB: 2 P: 26	R: 0 E: 1 K: 1 S: 14	H: 0 LOB: 2 BB: 0 P: 21	R: 0 E: 0 K: 2 S: 9	H: 0 LOB: 1 BB: 1 P: 15	R: 0 E: 0 K: 1 S: 10	H: 0 LOB: 0 BB: 0 P: 14	R: 0 E: 0 K: 2 S: 11	H: 1 LOB: 2 BB: 1 P: 21	R: 0 E: 0 K: 1 S: 8	H: 1 LOB: 0 BB: 0 P: 9	R: 4 E: 0 K: 0 S: 15	H: 3 LOB: 0 BB: 1 P: 29	R: 0 E: 0 K: 3 S: 10	H: 0 LOB: 0 BB: 0 P: 17	1B: 3 2B: 2 3B: 0 HR: 1	SF: 0 SAC: 1 DP: 0 HBP: 1	WP: 1 PA: 37 PB: 0 SB: 0 CS: 0
PITCHER Bronson Arroyo, R (1, 1) ERA: 4.76	IP: 6.1 WLS: L BF: 30 H: 4 R: 2 ER: 2 SO: 7 BB: 4 IBB: 2 HBP: 0 BLK: 0 WP: 0 HR: 0 S: 73 P: 124 ERA: 2.84 WHIP: 1.263																		
Alan Embree, L (7, 1) ERA: 5.33	0.0	1	1	0	0	0	0	0	0	0	0	2	2						
50 Mike Timlin, R (7, 1) ERA: 3.13	0.2	3	1	2	2	0	0	0	0	1	5	9	27.00	1.500					
Lenny DiNardo, L (8, 1) ERA: 3.57	1.0	3	0	0	0	3	0	0	0	0	10	17	0.00	0.000					

Boston Red Sox @ San Francisco Giants
 SBC Park, San Francisco, CA
 Sun Jun 20 2004, 4:05 PM EDT
 Att: 42,568 - Cloudy - 59 F

AB	30
R	4
H	6
RBI	4
BB	5
SO	10
LOB	13



Batter	1	2	3	4	5	6	7	8	9	AB	R	H	RBI	BB	SO	LOB	TOP							
Cristian Guzman, S OBP: 0.307, SLG: 0.341 (1, 6)	G6-3		G3			F8		FC6-4		4	0	0	0	0	0	1								
Doug Mientkiewicz, L OBP: 0.332, SLG: 0.345 5 Michael Cuddyer, R OBP: 0.313, SLG: 0.422 (1, 3)	K			G3-1		F8			1B 17 SF7	3	0	0	0	0	1	0								
20 Lew Ford, R OBP: 0.292, SLG: 0.496 Michael Restovich, R OBP: 0.250, SLG: 0.250 (1, 7)	G4-3			F7		K			1B BB	3	0	0	0	0	1	0								
Cory Koskie, L OBP: 0.335, SLG: 0.484 17 Alex Prieto, R OBP: 0.306, SLG: 0.375 (1, 5)		F9					G4-3		SF7	3	0	0	0	0	1	0								
Tori Hunter, R OBP: 0.326, SLG: 0.477 Jose Offerman, S OBP: 0.358, SLG: 0.386 (1, 8)	1B	1B		G3		G6-3			1B BB	3	0	1	0	0	0	0								
Jacque Jones, L OBP: 0.312, SLG: 0.457 (1, 9)	K			2B		K			1B	4	1	2	0	0	2	1								
Matthew LeCroy, R OBP: 0.357, SLG: 0.510 (1, 10)	1B			1B		2B			F7	4	0	2	1	0	1	3								
7 Joe Mauer, L OBP: 0.361, SLG: 0.519 (1, 2)			L5			L7			F7	3	0	0	0	1	0	4								
Luis Rivas, R OBP: 0.321, SLG: 0.467 (1, 4)	L4			G5-3					F9	3	0	0	0	0	0	2								
Inning Stats	R: 0 E: 0 K: 1 S: 7	H: 0 LOB: 0 BB: 0 P: 8	R: 0 E: 0 K: 1 S: 11	H: 2 LOB: 2 BB: 0 P: 13	R: 0 E: 0 K: 0 S: 6	H: 0 LOB: 0 BB: 0 P: 7	R: 0 E: 0 K: 1 S: 9	H: 0 LOB: 0 BB: 0 P: 14	R: 1 E: 0 K: 0 S: 22	H: 2 LOB: 1 BB: 0 P: 34	R: 0 E: 0 K: 1 S: 8	H: 0 LOB: 0 BB: 0 P: 12	R: 0 E: 0 K: 1 S: 8	H: 0 LOB: 0 BB: 0 P: 11	R: 0 E: 0 K: 1 S: 9	H: 0 LOB: 1 BB: 1 P: 17	R: 1 E: 0 K: 0 S: 15	H: 3 LOB: 3 BB: 1 P: 23	1B: 6 2B: 1 3B: 0 HR: 0	SF: 1 SAC: 0 DP: 0 HBP: 0	WP: 0 PB: 0 SB: 0 CS: 0	PA: 35		
PITCHER	IP	WLS	BF	H	R	ER	SO	BB	IBB	HBP	BLK	WP	HR	S	P	ERA	WHIP							
38 Curt Schilling, R ERA: 3.17 Scott Williamson, R ERA: 1.29 Keith Foulke, R ERA: 1.24	7.0	W	24	4	1	1	5	0	0	0	0	0	0	9	17	1.29	0.571							
PITCHER	IP	WLS	BF	H	R	ER	SO	BB	IBB	HBP	BLK	WP	HR	S	P	ERA	WHIP							

Minnesota Twins @ Boston Red Sox
Fenway Park, Boston, MA
Tue Jun 22 2004, 7:05 PM EDT
Att: 35,261 - Sunny - 72 F

AB 32
R 2
H 7
RBI 2
BB 2
SO 6
LOB 11



Batter	1	2	3	4	5	6	7	8	9	AB	R	H	RBI	BB	SO	LOB	BOTTOM							
18 Johnny Damon, L OBP: 0.387, SLG: 0.438 (1, 8)	K		G3 1B 2B		F8 2B					4	2	2	0	1	1	2								
Mark Bellhorn, S OBP: 0.390, SLG: 0.421 (1, 5)	G4-3		G3		F8			F9		5	1	1	0	0	0	2								
34 David Ortiz, L OBP: 0.350, SLG: 0.566 (1, 10)	HR		G3		G3		HR	1B		5	2	3	2	0	0	2								
Manny Ramirez, R OBP: 0.443, SLG: 0.649 Gabe Kapler, R OBP: 0.307, SLG: 0.354 (1, 7)	BB		1B			HR	HR	F9		3	2	2	2	2	0	1								
Nomar Garciaparra, R OBP: 0.318, SLG: 0.462 Cesar Crespo, S OBP: 0.197, SLG: 0.218 (1, 6)	F9		P4			G6-3	HR	F9		5	1	1	4	0	0	3								
Trot Nixon, L OBP: 0.409, SLG: 0.778 (1, 9)		P4		F9		F9	1B	2B		4	1	1	0	0	0	0								
Kevin Millar, R OBP: 0.350, SLG: 0.403 Dave McCarty, R OBP: 0.326, SLG: 0.402 (1, 3)	G5-3		G5-3		G5-3		1B	1B HBP		3	0	1	0	0	0	0								
Jason Varitek, S OBP: 0.397, SLG: 0.455 (1, 2)			K		K		K	1B		4	0	2	1	0	2	1								
Pokey Reese, R OBP: 0.299, SLG: 0.360 (1, 4)	FC6-4		P3				F8			4	0	0	0	0	0	3								
Inning Stats	R: 1 E: 0 K: 1 S: 11	H: 1 LOB: 1 BB: 1 P: 18	R: 0 E: 0 K: 0 S: 11	H: 1 LOB: 1 BB: 0 P: 13	R: 1 E: 0 K: 0 S: 11	H: 2 LOB: 1 BB: 0 P: 18	R: 0 E: 0 K: 1 S: 9	H: 0 LOB: 0 BB: 0 P: 14	R: 0 E: 0 K: 0 S: 10	H: 1 LOB: 1 BB: 0 P: 19	R: 1 E: 0 K: 0 S: 17	H: 2 LOB: 1 BB: 0 P: 26	R: 6 E: 0 K: 0 S: 26	H: 5 LOB: 2 BB: 2 P: 42	R: 0 E: 0 K: 0 S: 9	H: 1 LOB: 1 BB: 0 P: 13	1B: 6 2B: 4 3B: 0 HR: 3	SF: 0 SAC: 0 DP: 0 HBP: 1	WP: 0 PB: 0 SB: 0 CS: 0	PA: 41				
PITCHER	IP	WLS	BF	H	R	ER	SO	BB	IBB	HBP	BLK	WP	HR	S	P	ERA	WHIP							
Kyle Lohse, R ERA: 5.32 Aaron Fultz, L ERA: 4.53 Joe Roa, R ERA: 3.25 54 Matt Guerrier, R ERA: 3.6	6.0	L	26	7	3	3	3	1	1	0	0	0	0	13	27	108.00	9.000							
PITCHER	IP	WLS	BF	H	R	ER	SO	BB	IBB	HBP	BLK	WP	HR	S	P	ERA	WHIP							

Minnesota Twins @ Boston Red Sox
Fenway Park, Boston, MA
Tue Jun 22 2004, 7:05 PM EDT
Att: 35,261 - Sunny - 72 F

AB 37
R 9
H 13
RBI 9
BB 3
SO 3
LOB 14



Batter	1	2	3	4	5	6	7	8	9	AB	R	H	RBI	BB	SO	LOB	TOP										
Cristian Guzman, S OBP: 0.306, SLG: 0.338 (1, 6)										5	1	1	0	0	1	2											
Doug Mientkiewicz, L OBP: 0.335, SLG: 0.345 (1, 3)										3	1	1	0	1	0	0											
20 Lew Ford, R OBP: 0.380, SLG: 0.492 (1, 7)										4	0	1	0	0	2	2											
Cory Koskie, L OBP: 0.333, SLG: 0.484 (1, 5)										4	1	1	1	0	0	2											
Tori Hunter, R OBP: 0.329, SLG: 0.493 (1, 8)										4	1	2	3	0	0	1											
Jacque Jones, L OBP: 0.311, SLG: 0.454 (1, 9)										4	0	1	0	0	2	1											
Matthew LeCroy, R OBP: 0.345, SLG: 0.491 (1, 10)										4	0	0	0	0	3	2											
7 Joe Mauer, L OBP: 0.354, SLG: 0.500 (1, 2)										4	0	1	0	0	1	0											
Luis Rivas, R OBP: 0.319, SLG: 0.461 (1, 4)										4	0	1	0	0	1	1											
Inning Stats	R: 2 H: 3 E: 0 K: 1 S: 11	H: 3 R: 4 ER: 0 LOB: 1 BB: 0 P: 20	R: 0 H: 1 E: 0 K: 0 S: 11	H: 1 R: 4 ER: 0 LOB: 0 BB: 0 P: 17	R: 0 H: 0 E: 0 K: 1 S: 7	H: 0 R: 0 ER: 0 LOB: 0 BB: 0 P: 9	R: 0 H: 0 E: 0 K: 2 S: 8	H: 0 R: 1 ER: 0 LOB: 0 BB: 0 P: 13	R: 0 H: 1 E: 0 K: 2 S: 17	H: 2 R: 0 ER: 0 LOB: 0 BB: 1 P: 25	R: 2 H: 2 E: 0 K: 1 S: 13	H: 0 R: 0 ER: 0 LOB: 0 BB: 0 P: 15	R: 0 H: 0 E: 0 K: 0 S: 6	H: 0 R: 0 ER: 0 LOB: 0 BB: 0 P: 9	R: 0 H: 2 E: 0 K: 1 S: 13	H: 2 R: 0 ER: 0 LOB: 0 BB: 0 P: 20	R: 0 H: 0 E: 0 K: 2 S: 12	H: 0 R: 0 ER: 0 LOB: 0 BB: 0 P: 16	1B: 7 2B: 1 3B: 0 HR: 1	SF: 0 SAC: 0 DP: 0 HBP: 0	WP: 1 PB: 0 SB: 1 CS: 0	PA: 37					
PITCHER	IP	WLS	BF	H	R	ER	SO	BB	IBB	HBP	BLK	WP	HR	S	P	ERA	WHIP										
Derek Lowe, R ERA: 5.24 (1, 1)	7.0	L	29	7	4	4	7	1	0	0	0	1	1	73	108	5.14	1.143										
50 Mike Timlin, R ERA: 3.05 (8, 1)	1.0		5	2	0	0	1	0	0	0	0	0	0	13	20	0.00	2.000										
Alan Embree, L ERA: 5.14 (9, 1)	1.0		3	0	0	0	2	0	0	0	0	0	0	12	16	0.00	0.000										

Minnesota Twins @ Boston Red Sox
Fenway Park, Boston, MA
Wed Jun 23 2004, 7:05 PM EDT
Att: 35,233 - Sunny - 80 F

AB 36
R 4
H 9
RBI 4
BB 1
SO 10
LOB 11



Batter	1	2	3	4	5	6	7	8	9	AB	R	H	RBI	BB	SO	LOB	BOTTOM										
18 Johnny Damon, L OBP: 0.382, SLG: 0.431 (1, 8)										4	0	0	0	0	0	3											
Mark Bellhorn, S OBP: 0.392, SLG: 0.434 (1, 5) (3, 4)										4	1	2	1	0	1	0											
34 David Ortiz, L OBP: 0.352, SLG: 0.564 (1, 10)										3	0	1	0	1	0	0											
Manny Ramirez, R OBP: 0.438, SLG: 0.639 (1, 7)										4	0	0	0	0	0	3											
Nomar Garciaparra, R OBP: 0.313, SLG: 0.465 (1, 6)										4	0	1	0	0	1	1											
Trot Nixon, L OBP: 0.385, SLG: 0.818 (1, 9)										4	1	1	1	0	0	2											
Kevin Millar, R OBP: 0.352, SLG: 0.402 (1, 3)										3	0	1	0	1	0	1											
Jason Varitek, S OBP: 0.395, SLG: 0.456 (1, 2)										4	0	1	0	0	1	3											
Pokey Reese, R OBP: 0.299, SLG: 0.360 (1, 4) 20 Kevin Youkilis, R OBP: 0.376, SLG: 0.434 (3, 5)										0	0	0	0	0	0	0											
Inning Stats	R: 0 H: 2 E: 0 K: 0 S: 8	H: 0 R: 2 ER: 0 LOB: 1 BB: 0 P: 14	R: 0 H: 0 E: 0 K: 0 S: 10	H: 0 R: 2 ER: 0 LOB: 1 BB: 1 P: 16	R: 0 H: 0 E: 0 K: 0 S: 9	H: 0 R: 0 ER: 0 LOB: 1 BB: 1 P: 16	R: 0 H: 2 E: 0 K: 1 S: 10	H: 1 R: 0 ER: 0 LOB: 0 BB: 0 P: 13	R: 1 H: 2 E: 0 K: 0 S: 13	H: 0 R: 0 ER: 0 LOB: 0 BB: 0 P: 20	R: 0 H: 0 E: 0 K: 1 S: 12	H: 0 R: 0 ER: 0 LOB: 0 BB: 0 P: 19	R: 0 H: 1 E: 0 K: 0 S: 7	H: 1 R: 0 ER: 0 LOB: 1 BB: 0 P: 9	1B: 4 2B: 2 3B: 0 HR: 2	SF: 0 SAC: 0 DP: 2 HBP: 0	WP: 0 PB: 0 SB: 0 CS: 0	PA: 35									
PITCHER	IP	WLS	BF	H	R	ER	SO	BB	IBB	HBP	BLK	WP	HR	S	P	ERA	WHIP										
Carlos Silva, R ERA: 4.04 (1, 1)	6.1	W	26	7	2	2	2	2	0	0	0	0	2	60	96	2.84	1.421										
Juan Rincon, R ERA: 1.91 (7, 1)	1.2	H	5	0	0	0	1	0	0	0	0	0	0	18	29	0.00	0.000										
36 Joe Nathan, R ERA: 1.34 (9, 1)	1.0	S	4	1	0	0	0	0	0	0	0	0	0	7	9	0.00	1.000										

Minnesota Twins @ Boston Red Sox
Fenway Park, Boston, MA
Wed Jun 23 2004, 7:05 PM EDT
Att: 35,233 - Sunny - 80 F


AB 33
R 2
H 8
RBI 2
BB 2
SO 3
LOB 14



Batter	1	2	3	4	5	6	7	8	9	10	AB	R	H	RBI	BB	SO	LOB	TOP									
Cristian Guzman, S OBP: 0.300, SLG: 0.332 (1, 6)	G1-3		F9		F7			G4-3		E6 SH1-4 20 SF7	5	1	0	0	0	0	0										
Jose Offerman, S OBP: 0.346, SLG: 0.371 (1, 10)	G6-3		L6			P5		L6		SH1-4	4	0	0	0	0	0	0										
20 Lew Ford, R OBP: 0.380, SLG: 0.492 (1, 7)	K					K		1B		SF7	4	1	2	1	0	2	0										
Matthew LeCroy, R OBP: 0.342, SLG: 0.482 (8, PR)		G6-3		F7		F7				G4-3	4	0	1	0	0	0	1										
17 Alex Prieto, R OBP: 0.306, SLG: 0.375 (8, 5)											0	0	0	0	0	0	0										
Corey Koskie, L OBP: 0.332, SLG: 0.481 (10, PH)											1	0	0	0	0	0	0										
Torii Hunter, R OBP: 0.332, SLG: 0.493 (1, 8)					P3						4	0	2	0	0	1	3										
5 Michael Cuddyer, R OBP: 0.312, SLG: 0.424 (8, 3)											4	1	1	1	0	0	2										
Doug Mientkiewicz, L OBP: 0.335, SLG: 0.345 (10, 3)											0	0	0	0	0	0	0										
Michael Restovich, R OBP: 0.375, SLG: 0.429 (1, 9)											3	1	1	1	1	1	1										
Henny Blanco, R OBP: 0.289, SLG: 0.342 (1, 2)											3	0	1	1	0	0	2										
Luis Rivas, R OBP: 0.311, SLG: 0.449 (1, 4)											4	0	0	0	0	2	3										
Inning Stats	R: 0 E: 0 K: 1 S: 7	H: 0 LOB: 0 BB: 0 P: 11	R: 2 E: 0 K: 0 S: 9	H: 3 LOB: 1 BB: 0 P: 10	R: 0 E: 0 K: 0 S: 8	H: 0 LOB: 0 BB: 0 P: 9	R: 1 E: 0 K: 0 S: 10	H: 2 LOB: 1 BB: 0 P: 15	R: 0 E: 0 K: 0 S: 9	H: 0 LOB: 0 BB: 0 P: 13	R: 0 E: 0 K: 1 S: 5	H: 1 LOB: 2 BB: 1 P: 12	R: 0 E: 0 K: 1 S: 12	H: 2 LOB: 2 BB: 0 P: 17	R: 0 E: 0 K: 2 S: 11	H: 0 LOB: 1 BB: 0 P: 15	R: 1 E: 1 K: 0 S: 10	H: 0 LOB: 0 BB: 0 P: 12	1B: 6 2B: 2 3B: 0 HR: 0	SF: 1 SAC: 1 DP: 0 HBP: 1	WP: 0 PB: 1 SB: 2 CS: 1	PA: 40					
PITCHER	IP	WLS	BF	H	R	ER	SO	BB	IBB	HBP	BLK	WP	HR	S	P	ERA	WHIP										
49 Tim Wakefield, R ERA: 4.59	(1, 1)	7.2	31	8	3	1	4	1	0	0	0	0	0	64	91	1.17	1.174										
Scott Williamson, R ERA: 1.27	(8, 1)	0.1	1	0	0	0	1	0	0	0	0	0	0	3	4	0.00	0.000										
Keith Foulke, R ERA: 1.17	(9, 1)	2.0	L	8	0	1	0	2	0	0	1	0	0	21	27	0.00	0.000										

Minnesota Twins @ Boston Red Sox
Fenway Park, Boston, MA
Thu Jun 24, 2004, 1:05 PM EDT
Att: 34,827 - Cloudy - 68 F


AB 36
R 4
H 8
RBI 4
BB 1
SO 6
LOB 12



Batter	1	2	3	4	5	6	7	8	9	10	AB	R	H	RBI	BB	SO	LOB	BOTTOM									
18 Johnny Damon, L OBP: 0.379, SLG: 0.427 (1, 8)	G4-3	K			G3						5	1	1	0	0	2	1										
Mark Bellhorn, S OBP: 0.389, SLG: 0.430 (1, 4)	P6										5	0	1	0	0	2	2										
34 David Ortiz, L OBP: 0.352, SLG: 0.571 (1, 10)	HR				G4-3						5	1	2	3	0	0	1										
Manny Ramirez, R OBP: 0.434, SLG: 0.630 (1, 7)	1B										5	0	1	0	0	1	1										
Nomar Garciaparra, R OBP: 0.321, SLG: 0.458 (1, 6)	1B										5	0	2	0	0	0	0										
Trot Nixon, L OBP: 0.400, SLG: 0.780 (8, PR)	K										3	0	1	0	1	1	3										
Gabe Kapler, R OBP: 0.307, SLG: 0.354 (9, 9)											0	0	0	0	0	0	0										
Kevin Millar, R OBP: 0.347, SLG: 0.395 (1, 3)											4	0	0	0	0	1	3										
Doug Mirabeli, R OBP: 0.355, SLG: 0.643 (8, PH)											3	0	1	0	0	1	1										
Jason Varitek, S OBP: 0.393, SLG: 0.454 (9, 2)											1	0	0	0	0	0	1										
20 Kevin Youkilis, R OBP: 0.372, SLG: 0.427 (1, 5)	L7										4	1	1	0	0	0	1										
Inning Stats	R: 1 E: 0 K: 1 S: 15	H: 3 LOB: 2 BB: 0 P: 23	R: 0 E: 0 K: 1 S: 18	H: 1 LOB: 1 BB: 0 P: 24	R: 0 E: 0 K: 1 S: 11	H: 0 LOB: 0 BB: 0 P: 16	R: 0 E: 0 K: 1 S: 8	H: 1 LOB: 1 BB: 0 P: 12	R: 0 E: 0 K: 0 S: 10	H: 1 LOB: 1 BB: 0 P: 16	R: 0 E: 0 K: 0 S: 6	H: 0 LOB: 1 BB: 1 P: 13	R: 2 E: 0 K: 1 S: 17	H: 3 LOB: 1 BB: 0 P: 29	R: 0 E: 0 K: 0 S: 9	H: 1 LOB: 1 BB: 0 P: 17	R: 0 E: 0 K: 2 S: 11	H: 0 LOB: 0 BB: 0 P: 16	R: 0 E: 0 K: 1 S: 7	H: 0 LOB: 0 BB: 0 P: 11	1B: 9 2B: 0 3B: 0 HR: 1	SF: 0 SAC: 0 DP: 0 HBP: 0	WP: 0 PB: 0 SB: 0 CS: 0	PA: 41			
PITCHER	IP	WLS	BF	H	R	ER	SO	BB	IBB	HBP	BLK	WP	HR	S	P	ERA	WHIP										
Brad Radke, R ERA: 3.22	(1, 1)	6.2	29	8	3	3	5	1	0	0	0	0	0	79	121	4.05	1.350										
Aaron Fultz, L ERA: 4.83	(7, 1)	0.0	B	1	1	0	0	0	0	0	0	0	0	3	6	∞	∞										
Grant Balfour, R ERA: 5.54	(7, 1)	2.1	W	8	1	0	2	0	0	0	0	0	0	23	39	0.00	0.429										
36 Joe Nathan, R ERA: 1.3	(10, 1)	1.0	S	3	0	0	1	0	0	0	0	0	0	7	11	0.00	0.000										

Minnesota Twins @ Boston Red Sox
Fenway Park, Boston, MA
Thu Jun 24, 2004, 1:05 PM EDT
Att: 34,827 - Cloudy - 68 F

AB 40
R 3
H 10
RBI 3
BB 1
SO 8
LOB 14



Batter	1	2	3	4	5	6	7	8	9	AB	R	H	RBI	BB	SO	LOB	TOP	
11 Jimmy Rollins, S OBP: 0.328, SLG: 0.389	G4-3		F7			G4-3		F9		4	0	0	0	0	0	1	Philadelphia Phillies @ Boston Red Sox Fenway Park, Boston, MA Fri Jun 25 2004, 7:05 PM EDT Att: 35,059 - Sunny - 76 F	
Placido Polanco, R OBP: 0.308, SLG: 0.351	G5-3			1B		L3		P4		4	0	1	0	0	0	0		
Bobby Abreu, L OBP: 0.423, SLG: 0.549	F7			K		F7				3	0	0	0	0	1	1		
Jim Thome, L OBP: 0.425, SLG: 0.727		F7				F8		HR		3	1	1	1	0	0	1		
Pat Burrell, R OBP: 0.391, SLG: 0.476	F7					F8		26 G5-3 BB		2	0	0	0	1	0	1		
26 Chase Utley, L OBP: 0.254, SLG: 0.436						F7		G5-3		3	0	0	0	0	1	1		
David Bell, R OBP: 0.351, SLG: 0.425 Shawn Wooten, R OBP: 0.213, SLG: 0.227			F7					P4		2	0	0	0	1	0	1		
Mike Lieberthal, R OBP: 0.311, SLG: 0.423								BB		0	0	0	0	0	0	0		
Mike Lieberthal, R OBP: 0.311, SLG: 0.423						P2		F7		2	0	0	0	0	0	2		
Doug Glanville, R OBP: 0.231, SLG: 0.230						F9				3	0	0	0	0	1	2		
Inning Stats	R: 0 E: 0 K: 0 S: 5	H: 0 LOB: 0 BB: 0 P: 10	R: 0 E: 0 K: 1 S: 10	H: 0 LOB: 0 BB: 0 P: 15	R: 0 E: 0 K: 0 S: 8	H: 0 LOB: 1 BB: 0 P: 11	R: 0 E: 0 K: 1 S: 8	H: 1 LOB: 1 BB: 0 P: 12	R: 0 E: 0 K: 0 S: 14	H: 0 LOB: 1 BB: 1 P: 18	R: 0 E: 0 K: 0 S: 7	H: 0 LOB: 0 BB: 0 P: 11	R: 1 E: 0 K: 0 S: 14	H: 1 LOB: 1 BB: 1 P: 22	R: 0 E: 0 K: 1 S: 6	H: 0 LOB: 0 BB: 0 P: 7	1B: 1 SF: 0 2B: 0 SAC: 0 3B: 0 DP: 0 HR: 1 HBP: 1	WP: 0 PA: 29 PB: 0 SB: 0 CS: 0
PITCHER	IP WLS BF H R ER SO BB IBB HBP BLK WP HR S P ERA WHIP	PITCHER IP WLS BF H R ER SO BB IBB HBP BLK WP HR S P ERA WHIP																
Pedro Martinez, R ERA: 3.73	(1, 1) 7.0 W 26 2 1 1 2 2 0 0 1 0 0 1 66 99 1.29 0.571																	
Curt Lesknic, R ERA: 7.56	(8, 1) 1.0 3 0 0 0 1 0 0 0 0 0 0 6 7 0.00 0.000																	

Batter	1	2	3	4	5	6	7	8	9	AB	R	H	RBI	BB	SO	LOB	BOTTOM	
18 Johnny Damon, L OBP: 0.380, SLG: 0.424	G4-3		G4-6-3 1B			B5		P2		4	1	1	0	1	0	1	Philadelphia Phillies @ Boston Red Sox Fenway Park, Boston, MA Fri Jun 25 2004, 7:05 PM EDT Att: 35,059 - Sunny - 76 F	
Mark Bellhorn, S OBP: 0.389, SLG: 0.427	K		G4-6-3 1-2			K				4	1	1	1	1	2	1		
34 David Ortiz, L OBP: 0.356, SLG: 0.584	G6-3		2B					P6		4	3	2	1	1	0	2		
Manny Ramirez, R OBP: 0.438, SLG: 0.651 Gabe Kapler, R OBP: 0.304, SLG: 0.352		HR	2B					G6-3		4	1	3	5	0	0	0		
Nomar Garciaparra, R OBP: 0.298, SLG: 0.423 Cesar Crespo, S OBP: 0.197, SLG: 0.218										1	0	0	0	0	0	0		
4										4	0	0	0	0	0	2		
1										1	0	0	0	0	0	0		
Trot Nixon, L OBP: 0.412, SLG: 0.704	G3					F9				2	2	0	0	2	0	0		
Kevin Millar, R OBP: 0.349, SLG: 0.394						F8				3	1	1	0	1	1	1		
Jason Varitek, S OBP: 0.398, SLG: 0.459						F8				4	2	3	1	0	0	0		
20 Kevin Youkilis, R OBP: 0.376, SLG: 0.449	L5					K				4	1	2	4	0	1	2		
Inning Stats	R: 0 E: 0 K: 1 S: 11	H: 0 LOB: 0 BB: 0 P: 16	R: 1 E: 0 K: 0 S: 16	H: 2 LOB: 2 BB: 1 P: 30	R: 1 E: 0 K: 0 S: 7	H: 3 LOB: 1 BB: 0 P: 9	R: 0 E: 0 K: 0 S: 5	H: 0 LOB: 0 BB: 0 P: 7	R: 0 E: 0 K: 2 S: 8	H: 0 LOB: 0 BB: 0 P: 10	R: 8 E: 0 K: 0 S: 30	H: 6 LOB: 1 BB: 3 P: 54	R: 2 E: 0 K: 1 S: 13	H: 2 LOB: 2 BB: 2 P: 26	R: 0 E: 0 K: 0 S: 2	H: 0 LOB: 0 BB: 0 P: 4	1B: 6 SF: 0 2B: 5 SAC: 0 3B: 0 DP: 1 HR: 2 HBP: 0	WP: 1 PA: 41 PB: 0 SB: 0 CS: 0
PITCHER	IP WLS BF H R ER SO BB IBB HBP BLK WP HR S P ERA WHIP	PITCHER IP WLS BF H R ER SO BB IBB HBP BLK WP HR S P ERA WHIP																
Paul Abbott, R ERA: 6.42	(1, 1) 5.2 L 25 7 5 3 3 2 0 0 0 0 0 2 60 93 7.94 1.588																	
Roberto Hernandez, R ERA: 5.53	(6, 1) 0.0 3 2 1 1 0 1 0 0 0 0 0 0 10 15 - - -																	
Brian Powell, R ERA: 6.93	(6, 1) 1.1 11 4 6 6 1 3 0 0 0 0 1 0 20 44 40.50 5.250																	
Geoff Geary, R ERA: 6.43	(8, 1) 0.1 2 0 0 0 0 0 0 0 0 0 0 0 2 4 0.00 0.000																	

Batter	1	2	3	4	5	6	7	8	9	AB	R	H	RBI	BB	SO	LOB	TOP								
11 Jimmy Rollins, S OBP: 0.328, SLG: 0.386	F9	BB		E1 SH1-4 E		G4-3	E8 1B		K	5	1	2	1	1	1	1	Philadelphia Phillies @ Boston Red Sox Fenway Park, Boston, MA Sat Jun 26 2004, 1:20 PM EDT Att: 34,712 - Unknown - 68 F								
Placido Polanco, R OBP: 0.307, SLG: 0.349	G6-3	F8		SH1-4		HBP 1B	K			4	0	1	0	0	1	3									
Bobby Abreu, L OBP: 0.426, SLG: 0.547	BB			E3 HR		HBP		G5-3		3	1	1	1	1	0	0									
Jim Thome, L OBP: 0.425, SLG: 0.732	P4			HR		K		F8		4	1	1	2	1	1	3									
Pat Burrell, R OBP: 0.387, SLG: 0.470		P6		K		K		26 1B		5	0	1	0	0	2	4									
26 Chase Utley, L OBP: 0.269, SLG: 0.439	1B	1B		G3			2B 1B	1B		4	2	2	0	1	0	2									
David Bell, R OBP: 0.348, SLG: 0.425	K			P6		K	WP 11 E 2B	G4-3		5	1	1	0	0	2	5									
Jason Michaels, R OBP: 0.429, SLG: 0.474	1B E 1B			11 E 1B		F8	WP 11 1B 1B	F9		5	2	3	1	0	0	0									
Todd Pratt, R OBP: 0.362, SLG: 0.322	E8 1B			SH1-4 11 E 1B		K	K	K		5	1	2	1	0	3	2									
Inning Stats	R: 0 E: 0 K: 0 S: 10	H: 0 LOB: 1 BB: 1 P: 18	R: 2 E: 1 K: 1 S: 16	H: 3 LOB: 2 BB: 1 P: 24	R: 0 E: 0 K: 1 S: 13	H: 1 LOB: 2 BB: 1 P: 21	R: 5 E: 2 K: 1 S: 15	H: 3 LOB: 0 BB: 0 P: 20	R: 0 E: 0 K: 2 S: 9	H: 0 LOB: 0 BB: 0 P: 15	R: 0 E: 0 K: 1 S: 12	H: 1 LOB: 2 BB: 0 P: 18	R: 2 E: 1 K: 2 S: 14	H: 3 LOB: 1 BB: 1 P: 27	R: 0 E: 0 K: 0 S: 13	H: 2 LOB: 2 BB: 0 P: 16		R: 0 E: 0 K: 2 S: 10	H: 0 LOB: 0 BB: 0 P: 15	1B: 11 2B: 1 3B: 0 HR: 1	SF: 0 SAC: 1 DP: 0 HBP: 1	WP: 1 PB: 0 SB: 0 CS: 0	PA: 46		
PITCHER	IP	WLS	BF	H	R	ER	SO	BB	IBB	HBP	BLK	WP	HR	S	P	ERA	WHIP								
Bronson Arroyo, R ERA: 4.68	5.0	L	27	7	7	2	5	3	0	0	0	0	1	63	98	3.60	2.000								
Lenny DiNardo, L ERA: 4.07	1.2		10	4	2	2	2	1	0	1	0	1	0	23	40	10.80	3.000								
Curt Leskanic, R ERA: 7.0	1.1		6	2	0	0	1	0	0	0	0	0	0	16	21	0.00	1.500								
50 Mike Timlin, R ERA: 2.97	1.0		3	0	0	0	2	0	0	0	0	0	0	10	15	0.00	0.000								


Batter	1	2	3	4	5	6	7	8	9	AB	R	H	RBI	BB	SO	LOB	BOTTOM								
18 Johnny Damon, L OBP: 0.380, SLG: 0.424	K			G3			1B	G3		5	1	2	0	0	1	3	Philadelphia Phillies @ Boston Red Sox Fenway Park, Boston, MA Sat Jun 26 2004, 1:20 PM EDT Att: 34,712 - Unknown - 68 F								
Mark Bellhorn, S OBP: 0.386, SLG: 0.423	G5-3			F8		G6-4-3 1B	K	K		5	0	1	0	0	2	3									
34 David Ortiz, L OBP: 0.357, SLG: 0.580	1B			2B		K	F8	G3		4	0	1	0	1	1	3									
Manny Ramirez, R OBP: 0.438, SLG: 0.653	1B			BB			F8	G3		4	0	2	1	0	1	3									
Dave McCarty, R OBP: 0.323, SLG: 0.398	1B			2B		G6-4-3	K	P4		1	0	0	0	0	0	0									
Nomar Garciaparra, R OBP: 0.279, SLG: 0.393	F9			L5		K		P4		4	0	0	0	0	1	2									
Cesar Crespo, S OBP: 0.197, SLG: 0.218										0	0	0	0	0	0	0									
Kevin Millar, R OBP: 0.352, SLG: 0.396	F9			P6		1B		FC3-6 1B		4	0	2	0	0	0	2									
Jason Varitek, S OBP: 0.402, SLG: 0.466						K		FC3-6 2B		3	0	2	0	0	1	1									
Doug Mirabeli, R OBP: 0.349, SLG: 0.632	1B			2B		K		FC3-6 2B		1	1	0	0	0	0	1									
20 Kevin Youkilis, R OBP: 0.380, SLG: 0.450	1B			K		P3		2B		4	0	2	0	0	1	2									
Gabe Kapler, R OBP: 0.310, SLG: 0.364	F8			K				1B		4	0	2	1	0	1	3									
Inning Stats	R: 0 E: 0 K: 1 S: 10	H: 2 LOB: 2 BB: 0 P: 16	R: 0 E: 0 K: 0 S: 14	H: 2 LOB: 0 BB: 0 P: 24	R: 1 E: 0 K: 0 S: 12	H: 2 LOB: 1 BB: 1 P: 21	R: 0 E: 0 K: 2 S: 12	H: 1 LOB: 0 BB: 0 P: 16	R: 0 E: 0 K: 2 S: 8	H: 1 LOB: 0 BB: 0 P: 11	R: 0 E: 0 K: 2 S: 11	H: 1 LOB: 1 BB: 0 P: 16	R: 0 E: 0 K: 2 S: 15	H: 2 LOB: 2 BB: 0 P: 19	R: 1 E: 0 K: 0 S: 18	H: 3 LOB: 2 BB: 0 P: 24	R: 0 E: 0 K: 1 S: 8	H: 0 LOB: 0 BB: 0 P: 12	1B: 11 2B: 3 3B: 0 HR: 0	SF: 0 SAC: 0 DP: 1 HBP: 0	WP: 0 PB: 0 SB: 0 CS: 0	PA: 40			
PITCHER	IP	WLS	BF	H	R	ER	SO	BB	IBB	HBP	BLK	WP	HR	S	P	ERA	WHIP								
Randy Wolf, L ERA: 2.87	4.0		19	4	0	0	4	0	0	0	0	0	0	30	42	0.00	1.714								
63 Ryan Madson, R ERA: 2.51	2.1	W	10	4	0	0	4	0	0	0	0	0	0	22	28	5.40	1.800								
Rheal Cormier, L ERA: 4.54	1.2		8	3	1	1	1	0	0	0	0	0	0	8	12	0.00	0.000								
Tim Worrell, R ERA: 2.82	1.0		3	0	0	0	1	0	0	0	0	0	0	8	12	0.00	0.000								

Batter	1	2	3	4	5	6	7	8	9	AB	R	H	RBI	BB	SO	LOB	TOP				
11 Jimmy Rollins, S OBP: 0.326, SLG: 0.386	F8		1B 2B				G1-3	F8		5	1	1	0	0	0	2					
Placido Polanco, R OBP: 0.320, SLG: 0.358	P4		FC4-6 WP 2H 1B				FC4-6 E BB	1B 1B	1B 1B	4	0	3	1	1	0	0					
Bobby Abreu, L OBP: 0.425, SLG: 0.548	G6-3		K				E5 FC4-6	WP 1B	WP 1B	5	0	2	0	0	1	2					
Jim Thome, L OBP: 0.421, SLG: 0.720		F8	FC4-6 BB				FC4-6	P2		4	0	0	0	1	1	5					
Pat Burrell, R OBP: 0.384, SLG: 0.477		HR	FC4-6				K	K	K	5	1	1	1	0	3	6					
26 Chase Utley, L OBP: 0.274, SLG: 0.437	G4-3		F8				1B	FC5-4 1B	K	5	0	2	0	0	1	4					
David Bell, R OBP: 0.351, SLG: 0.439	HR			F7			1B	FC5-4 1B		4	1	2	1	0	0	1					
Jason Michaels, R OBP: 0.432, SLG: 0.467				K			K	1B		3	0	1	0	1	2	2					
Todd Pratt, R OBP: 0.342, SLG: 0.302				F8			K	K		4	0	0	0	0	3	5					
Inning Stats	R: 0 E: 0 K: 0 S: 6	H: 0 LOB: 0 BB: 0 P: 7	R: 2 E: 0 K: 1 S: 11	H: 2 LOB: 1 BB: 1 P: 18	R: 1 E: 0 K: 1 S: 15	H: 2 LOB: 2 BB: 1 P: 28	R: 0 E: 0 K: 1 S: 7	H: 0 LOB: 0 BB: 0 P: 8	R: 0 E: 0 K: 3 S: 13	H: 2 LOB: 1 BB: 0 P: 19	R: 0 E: 0 K: 1 S: 16	H: 0 LOB: 2 BB: 1 P: 21	R: 0 E: 0 K: 1 S: 13	H: 2 LOB: 2 BB: 0 P: 16	R: 0 E: 0 K: 2 S: 14	H: 2 LOB: 2 BB: 0 P: 22	1B: 8 2B: 2 3B: 0 HR: 2	SF: 0 SAC: 0 DP: 0 HBP: 0	WP: 2 PB: 0 SB: 0 CS: 1	PA: 42	
PITCHER	IP	WLS	BF	H	R	ER	SO	BB	IBB	HBP	BLK	WP	HR	S	P	ERA	WHIP				
38 Curt Schilling, R ERA: 3.24	6.0	W	27	8	3	3	7	2	0	0	0	1	2	72	110	4.50	1.667				
Alan Embree, L ERA: 5.02	0.2	H	4	0	0	0	0	1	0	0	0	0	0	12	17	0.00	1.500				
50 Mike Timlin, R ERA: 2.88	1.1	H	6	2	0	0	2	0	0	0	0	0	0	17	20	0.00	1.500				
Keith Foulke, R ERA: 1.14	1.0		5	2	0	0	2	0	0	0	0	1	0	14	22	0.00	2.000				

Philadelphia Phillies @ Boston Red Sox
Fenway Park, Boston, MA
Sun Jun 27 2004, 2:05 PM EDT
Att: 34,739 - Cloudy - 73 F

livebaseballscorecards.com

AB 39
R 3
H 12
RBI 3
BB 3
SO 11
LOB 27




Batter	1	2	3	4	5	6	7	8	9	AB	R	H	RBI	BB	SO	LOB	BOTTOM				
18 Johnny Damon, L OBP: 0.383, SLG: 0.425	G4-6-3 BB		1B 2B 1B				FC3-6 34 2B	HR 1B		4	3	2	0	1	0	1					
Mark Bellhorn, S OBP: 0.389, SLG: 0.435	G4-6-3		2B 1B				F7	HR		4	3	2	3	1	0	2					
34 David Ortiz, L OBP: 0.359, SLG: 0.592	F8		K				HR			4	2	2	3	0	1	3					
Dave McCarty, R OBP: 0.320, SLG: 0.393							2B	F9		1	0	0	0	0	0	1					
Manny Ramirez, R OBP: 0.442, SLG: 0.660		G3 BB	2B 2B				K			3	1	2	3	1	1	0					
Nomar Garciaparra, R OBP: 0.277, SLG: 0.400	F8		2B				G6-3	F9		4	0	1	2	0	0	2					
Trot Nixon, L OBP: 0.386, SLG: 0.613	G3		P5				F9	G5-3		4	0	0	0	0	0	2					
Jason Varitek, S OBP: 0.396, SLG: 0.458	G4-3			G3-1			F7	K		4	0	0	0	0	1	1					
Kevin Millar, R OBP: 0.350, SLG: 0.398			P5				F9	20 PB 20 1B		4	0	1	0	0	1	0					
Gabe Kapler, R OBP: 0.310, SLG: 0.364				K				18 FC3-6 1B		0	1	0	0	0	0	0					
20 Kevin Youkilis, R OBP: 0.391, SLG: 0.456			1B 18 1B 2B				K	HR 1B		3	2	2	1	1	1	0					
Inning Stats	R: 0 E: 0 K: 0 S: 5	H: 0 LOB: 1 BB: 1 P: 9	R: 0 E: 0 K: 0 S: 13	H: 0 LOB: 1 BB: 1 P: 22	R: 4 E: 0 K: 1 S: 19	H: 4 LOB: 1 BB: 1 P: 30	R: 0 E: 0 K: 2 S: 7	H: 0 LOB: 0 BB: 0 P: 10	R: 2 E: 0 K: 1 S: 10	H: 1 LOB: 0 BB: 1 P: 16	R: 0 E: 0 K: 0 S: 4	H: 0 LOB: 0 BB: 0 P: 7	R: 2 E: 0 K: 0 S: 10	H: 3 LOB: 1 BB: 0 P: 13	R: 4 E: 0 K: 1 S: 13	H: 4 LOB: 1 BB: 0 P: 20	1B: 5 2B: 5 3B: 0 HR: 2	SF: 0 SAC: 0 DP: 1 HBP: 0	WP: 0 PB: 1 SB: 0 CS: 0	PA: 39	
PITCHER	IP	WLS	BF	H	R	ER	SO	BB	IBB	HBP	BLK	WP	HR	S	P	ERA	WHIP				
39 Brett Myers, R ERA: 4.93	6.2	L	31	8	8	8	4	4	0	0	0	0	1	66	104	10.80	1.800				
Geoff Geary, R ERA: 6.29	0.1		1	0	0	0	0	0	0	0	0	0	0	2	3	0.00	0.000				
Billy Wagner, L ERA: 4.7	1.0		7	4	4	4	1	0	0	0	0	0	1	13	20	36.00	4.000				

Philadelphia Phillies @ Boston Red Sox
Fenway Park, Boston, MA
Sun Jun 27 2004, 2:05 PM EDT
Att: 34,739 - Cloudy - 73 F

livebaseballscorecards.com

AB 35
R 12
H 12
RBI 12
BB 4
SO 5
LOB 12



Batter	1	2	3	4	5	6	7	8	9	AB R H RBI BB SO LOB	TOP											
18 Johnny Damon, L (1, 8) OBP: 0.388, SLG: 0.449 Gabe Kapler, R (9, PH) OBP: 0.308, SLG: 0.361	1-0 HR		0-0 HR		3-2 G1-3		4-1 BB		3-3 K	3 2 2 2 1 0 2 1 0 0 0 0 1 0	Boston Red Sox @ New York Yankees Yankee Stadium, Bronx, NY Tue Jun 29 2004, 7:05 PM EDT Att: 55,231 - Cloudy - 77 F											
Mark Bellhorn, S (1, 5) OBP: 0.384, SLG: 0.429	2-0 P3		3-3 K			2-3 K	0-0 F8			4 0 0 0 0 2 2												
34 David Ortiz, L (1, 10) OBP: 0.357, SLG: 0.597	1-2 L8			2-1 F9		3-2 HR		1-1 F8		4 1 1 1 0 0 0												
Manny Ramirez, R (1, 7) OBP: 0.437, SLG: 0.651	3-3 K			0-0 F8		1-3 K		2-2 F8		4 0 0 0 0 2 0												
Nomar Garciaparra, R (1, 6) OBP: 0.290, SLG: 0.406		0-0 G5-3		0-0 P2		1-2 1B		1-2 1B		4 0 2 0 0 0 0												
Trot Nixon, L (1, 9) OBP: 0.381, SLG: 0.600		0-1 G4-3			2-1 1B	0-1 P6		1-2 1B		4 0 2 0 0 0 1												
Jason Varitek, S (1, 2) OBP: 0.390, SLG: 0.450		3-1 G4-3			1-3 K		2-3 K	0-3 K		4 0 0 0 0 3 3												
Kevin Millar, R (1, 3) OBP: 0.349, SLG: 0.395			3-3 K		0-2 F8		2-1 1B	0-0 F8		4 0 1 0 0 1 1												
Pokey Reese, R (1, 4) OBP: 0.298, SLG: 0.358			0-3 K		0-1 1B		1-1 F8	0-2 G1-3		4 0 1 0 0 1 1												
Inning Stats	R: 1 E: 0 K: 1 S: 9	H: 1 LOB: 0 BB: 0 P: 16	R: 0 E: 0 K: 0 S: 5	H: 0 LOB: 0 BB: 0 P: 8	R: 1 E: 0 K: 3 S: 20	H: 1 LOB: 0 BB: 0 P: 26	R: 0 E: 0 K: 0 S: 4	H: 0 LOB: 0 BB: 0 P: 6	R: 0 E: 0 K: 1 S: 14	H: 2 LOB: 2 BB: 0 P: 20		R: 1 E: 0 K: 1 S: 15	H: 2 LOB: 1 BB: 0 P: 22	R: 0 E: 0 K: 1 S: 9	H: 1 LOB: 2 BB: 1 P: 18	R: 0 E: 0 K: 1 S: 14	H: 2 LOB: 2 BB: 0 P: 19	R: 0 E: 0 K: 1 S: 7	H: 0 LOB: 0 BB: 0 P: 10	1B: 6 2B: 0 3B: 0 HR: 3	SF: 0 SAC: 0 DP: 0 HBP: 0	WP: 0 PB: 0 SB: 0 CS: 0
PITCHER	IP WLS BF H R ER SO BB IBB HBP BLK WP HR S P ERA WHIP											PITCHER	IP WLS BF H R ER SO BB IBB HBP BLK WP HR S P ERA WHIP									
Javier Vazquez, R (1, 1) ERA: 3.42	6.2 W 28 7 3 3 8 1 0 0 0 0 3 75 115 4.05 1.200																					
Paul Quantrill, R (7, 1) ERA: 3.19	1.1 6 2 0 0 1 0 0 0 0 0 0 15 20 0.00 1.500																					
Felix Heredia, L (9, 1) ERA: 7.45	1.0 3 0 0 0 1 0 0 0 0 0 0 7 10 0.00 0.000																					

AB 36
R 3
H 9
RBI 3
BB 1
SO 10
LOB 10



Batter	1	2	3	4	5	6	7	8	9	AB R H RBI BB SO LOB	BOTTOM									
Kenny Lofton, L (1, 8) OBP: 0.346, SLG: 0.415	0-2 E6 2 G6-3		0-2 E3 2 1B SF8	1-0 F8		0-0 BB 2 1B FC5	4-0 2 1B BB			4 2 1 0 1 0 1	Boston Red Sox @ New York Yankees Yankee Stadium, Bronx, NY Tue Jun 29 2004, 7:05 PM EDT Att: 55,231 - Cloudy - 77 F									
2 Derek Jeter, R (1, 6) OBP: 0.331, SLG: 0.454	1-0 G6-3		3-2 55 S 13 S 55 1B	1-2 E6 HR		1-0 13 FC5 BB	2-2 1B	1-3 2-H 1B		5 2 3 1 0 0 2										
Gary Sheffield, R (1, 9) OBP: 0.405, SLG: 0.504 Bubba Crosby, L (8, 9) OBP: 0.235, SLG: 0.424	3-2 G2-3		0-0 SF8	1-0 1-H 2-H HR		4-1 13 FC5 BB	3-2 L3			3 1 1 4 1 0 3 0 0 0 0 0 0 0										
13 Alex Rodriguez, R (1, 5) OBP: 0.379, SLG: 0.533	1-0 F9		3-H 1-2 55 1B	1-0 G4-3		0-0 FC5		4-1 G4-6-3 BB		4 1 1 1 1 0 3										
55 Hideki Matsui, L (1, 7) OBP: 0.382, SLG: 0.504		2-0 20 G6-4-3 1B	3-2 E: 1 LOB: 1 1-H 2-H 1B		0-1 G1-3	0-3 K	1-2 F9			5 1 2 2 0 1 3										
Bernie Williams, S (1, 10) OBP: 0.374, SLG: 0.439	1-0 20 G6-4-3 1B		0-0 G2-3		0-1 FC4-6 1B	0-1 F9		1-1 G4-6-3		5 0 2 0 0 0 4										
20 Jorge Posada, S (1, 2) OBP: 0.411, SLG: 0.505		3-1 G6-4-3	3-0 G4-3		0-0 FC4-6 HR		3-2 G5-3			4 1 0 0 0 0 4										
Tony Clark, S (1, 3) OBP: 0.340, SLG: 0.400		1-0 1B		2-3 K	0-1 HR		1-0 F9			4 1 2 3 0 1 0										
Miguel Cairo, R (1, 4) OBP: 0.336, SLG: 0.421		3-H 3-2 G1-3		4-1 2 HR	1-2 G1-3		4-1 2 BB			2 2 0 0 2 0 1										
Inning Stats	R: 0 E: 1 K: 0 S: 9	H: 0 LOB: 1 BB: 0 P: 14	R: 1 E: 0 K: 0 S: 8	H: 3 LOB: 1 BB: 0 P: 18	R: 3 E: 1 K: 0 S: 17	H: 3 LOB: 1 BB: 0 P: 27	R: 3 E: 1 K: 1 S: 12	H: 1 LOB: 0 BB: 1 P: 22	R: 2 E: 0 K: 0 S: 12	H: 2 LOB: 0 BB: 0 P: 13		R: 1 E: 0 K: 1 S: 9	H: 2 LOB: 2 BB: 1 P: 14	R: 1 E: 0 K: 0 S: 11	H: 1 LOB: 2 BB: 2 P: 28	R: 0 E: 0 K: 0 S: 7	H: 0 LOB: 0 BB: 1 P: 13	1B: 10 2B: 0 3B: 0 HR: 2	SF: 1 SAC: 0 DP: 2 HBP: 0	WP: 0 PB: 0 SB: 4 CS: 0
PITCHER	IP WLS BF H R ER SO BB IBB HBP BLK WP HR S P ERA WHIP											PITCHER	IP WLS BF H R ER SO BB IBB HBP BLK WP HR S P ERA WHIP							
Derek Lowe, R (1, 1) ERA: 5.47	5.0 L 27 9 9 5 1 3 0 0 0 0 0 0 17 36 10.80 3.600																			
Lenny DiNardo, L (6, 1) ERA: 4.5	1.2 11 3 2 2 1 3 0 0 0 0 0 0 17 36 10.80 3.600																			
Curt Leskanic, R (7, 1) ERA: 6.52	1.1 4 0 0 0 0 1 0 0 0 0 0 0 10 19 0.00 0.750																			

AB 36
R 11
H 12
RBI 11
BB 5
SO 2
LOB 21



Batter	1	2	3	4	5	6	7	8	9	AB	R	H	RBI	BB	SO	LOB	TOP					
18 Johnny Damon, L (1, 8) OBP: 0.386, SLG: 0.446			G3				K			4	1	1	0	0	1	4	Boston Red Sox @ New York Yankees Yankee Stadium, Bronx, NY Wed Jun 30 2004, 7:05 PM EDT Att: 55,023 - Sunny - 82 F					
Mark Bellhorn, S (1, 5) OBP: 0.386, SLG: 0.428			FC6-4			F8				3	0	1	0	1	0	4						
34 David Ortiz, L (1, 3) OBP: 0.359, SLG: 0.606			F8				HR			4	1	2	2	0	1	4						
Manny Ramirez, R (1, 7) OBP: 0.432, SLG: 0.641			FC6-4				G6-3			4	0	0	0	0	1	3						
Nomar Garciaparra, R (1, 6) OBP: 0.274, SLG: 0.382						F8				4	0	0	0	0	0	1						
Trot Nixon, L (1, 10) OBP: 0.370, SLG: 0.564						F8				4	0	1	0	0	1	0						
Kevin Millar, R (1, 9) Gabe Kapler, R (7, PR) OBP: 0.306, SLG: 0.358						K				2	0	1	0	0	1	0		AB 33 R 2 H 8 RBI 2 BB 2 SO 9 LOB 20				
Doug Mirabeli, R (1, 2) Jason Varitek, S (9, PH)							1B, FC3-2, BB			1	0	0	0	0	1	0						
Pokey Reese, R (1, 4) Dave McCarty, R (9, PH)							1B, FC3-2, BB			2	0	0	0	1	1	2						
Inning Stats	R: 1 E: 0 K: 0 S: 18	H: 3 LOB: 1 BB: 0 P: 22	R: 0 E: 0 K: 1 S: 14	H: 2 LOB: 1 BB: 0 P: 18	R: 0 E: 0 K: 0 S: 11	H: 0 LOB: 1 BB: 1 P: 21	R: 0 E: 0 K: 1 S: 5	H: 0 LOB: 0 BB: 0 P: 9	R: 0 E: 0 K: 1 S: 10	H: 1 LOB: 1 BB: 0 P: 14	R: 1 E: 0 K: 0 S: 4	H: 1 LOB: 0 BB: 0 P: 7	R: 0 E: 0 K: 1 S: 15	H: 1 LOB: 3 BB: 1 P: 26	R: 0 E: 0 K: 2 S: 12	H: 0 LOB: 0 BB: 0 P: 17			R: 0 E: 0 K: 3 S: 10	H: 0 LOB: 0 BB: 0 P: 12	1B: 7 2B: 0 3B: 0 HR: 1	SF: 0 SAC: 0 DP: 2 HBP: 1
PITCHER	IP WLS BF H R ER SO BB IBB HBP BLK WP HR S P ERA WHIP																					
Jon Lieber, R (1, 1) ERA: 5.06	6.0	26	8	2	2	3	1	0	0	0	0	0	0	0	1	66	99	3.00	1.500			
Bret Prinz, R (7, 1) ERA: 3.07	0.0	1	0	0	0	0	1	0	0	0	0	0	0	0	1	5						
Felix Heredia, L (7, 1) ERA: 7.08	1.0	3	0	0	0	1	0	0	0	0	0	0	0	0	10	13	0.00	0.000				
Tom Gordon, R (8, 1) ERA: 1.61	1.0	W 3	0	0	0	2	0	0	0	0	0	0	0	0	12	17	0.00	0.000				
42 Mariano Rivera, R (9, 1) ERA: 0.91	1.0	S 3	0	0	0	3	0	0	0	0	0	0	0	0	10	12	0.00	0.000				

Batter	1	2	3	4	5	6	7	8	9	AB	R	H	RBI	BB	SO	LOB	BOTTOM	
Kenny Lofton, L (1, 8) OBP: 0.351, SLG: 0.418			F7							4	1	2	0	0	0	2	Boston Red Sox @ New York Yankees Yankee Stadium, Bronx, NY Wed Jun 30 2004, 7:05 PM EDT Att: 55,023 - Sunny - 82 F	
2 Derek Jeter, R (1, 6) OBP: 0.331, SLG: 0.452										3	0	1	0	0	1	2		
Gary Sheffield, R (1, 9) OBP: 0.406, SLG: 0.506										3	2	1	1	0	0	2		
13 Alex Rodriguez, R (1, 5) OBP: 0.377, SLG: 0.527			F8							3	0	0	0	1	1	2		
55 Hideki Matsui, L (1, 7) OBP: 0.384, SLG: 0.502										3	1	1	1	1	0	0		
Bernie Williams, S (1, 10) OBP: 0.369, SLG: 0.432										4	0	0	0	0	2	3		
20 Jorge Posada, S (1, 2) OBP: 0.410, SLG: 0.500										2	0	0	0	1	0	0		
Tony Clark, S (1, 3) OBP: 0.340, SLG: 0.398										3	0	1	0	0	0	1		
Miguel Cairo, R (1, 4) OBP: 0.336, SLG: 0.414										2	0	0	0	0	0	3		
Inning Stats	R: 0 E: 0 K: 0 S: 5	H: 1 LOB: 0 BB: 0 P: 7	R: 0 E: 0 K: 0 S: 8	H: 0 LOB: 0 BB: 0 P: 12	R: 0 E: 0 K: 0 S: 9	H: 0 LOB: 1 BB: 0 P: 17	R: 0 E: 0 K: 0 S: 9	H: 1 LOB: 0 BB: 1 P: 16	R: 0 E: 0 K: 1 S: 11	H: 0 LOB: 0 BB: 0 P: 13	R: 2 E: 1 K: 2 S: 11	H: 0 LOB: 2 BB: 2 P: 24	R: 2 E: 1 K: 0 S: 19	H: 3 LOB: 1 BB: 0 P: 21	1B: 5 2B: 1 3B: 0 HR: 0	SF: 0 SAC: 1 DP: 1 HBP: 2		WP: 0 PB: 1 SB: 3 CS: 2
PITCHER	IP WLS BF H R ER SO BB IBB HBP BLK WP HR S P ERA WHIP																	
49 Tim Wakefield, R (1, 1) ERA: 4.27	6.1	23	3	2	0	3	2	0	0	0	0	0	0	5	11	0.00	3.000	
Scott Williamson, R (7, 1) ERA: 1.25	0.1	H 2	0	0	0	1	1	0	0	0	0	0	0	5	11	0.00	3.000	
50 Mike Timlin, R (7, 1) ERA: 3.24	1.0	L 6	2	2	2	0	0	0	0	0	0	0	0	17	18	18.00	2.000	
Alan Embree, L (8, 1) ERA: 4.97	0.1	2	1	0	0	0	0	0	0	0	0	0	0	4	5	0.00	3.000	

Batter	1	2	3	4	5	6	7	8	9	10	11	12	13	AB	R	H	RBI	BB	SO	LOB	TOP				
18 Johnny Damon, L OBP: 0.365, SLG: 0.462 (1, 8)	P6		K		K		HBP			G4-3		1B		5	0	1	0	0	2	0					
Mark Bellhorn, S OBP: 0.379, SLG: 0.418 (1, 4) (12, 5)	P3		G6-3		K		F8			K		P4		6	0	0	0	0	2	3					
34 David Ortiz, L OBP: 0.363, SLG: 0.612 (11, PR)			F9											5	1	3	0	0	0	0					
Gabe Kapler, R OBP: 0.306, SLG: 0.356 (12, PH)														0	0	0	0	0	0	0					
Trot Nixon, L OBP: 0.362, SLG: 0.550 (1, 7)	2B													1	0	0	0	0	0	2					
Manny Ramirez, R OBP: 0.436, SLG: 0.663 (1, 2)	F7													6	2	4	3	0	1	1					
Jason Varitek, S OBP: 0.384, SLG: 0.439 (1, 9)														5	0	0	0	1	3	1					
Kevin Millar, R OBP: 0.345, SLG: 0.387 (1, 3)														6	0	0	0	0	0	4					
Dave McCarty, R OBP: 0.327, SLG: 0.393 (1, 5)														4	1	1	0	2	0	4					
20 Kevin Youkilis, R OBP: 0.399, SLG: 0.453 (12, PR)														3	0	1	0	2	0	0					
Cesar Crespo, S OBP: 0.165, SLG: 0.216 (1, 6)														1	0	0	0	0	0	2					
Pokey Reese, R OBP: 0.292, SLG: 0.347 (1, 1)														4	0	0	0	0	1	3					
Inning Stats	R: 0 E: 0 K: 0 S: 11	H: 1 LOB: 1 BB: 0 P: 17	R: 0 E: 0 K: 1 S: 12	H: 0 LOB: 2 BB: 2 P: 23	R: 0 E: 0 K: 1 S: 10	H: 1 LOB: 1 BB: 0 P: 13	R: 0 E: 0 K: 1 S: 8	H: 0 LOB: 0 BB: 0 P: 13	R: 2 E: 0 K: 1 S: 10	H: 2 LOB: 0 BB: 0 P: 16	R: 1 E: 0 K: 0 S: 11	H: 2 LOB: 1 BB: 0 P: 16	R: 0 E: 0 K: 0 S: 8	H: 0 LOB: 0 BB: 0 P: 9	R: 0 E: 0 K: 2 S: 11	H: 2 LOB: 3 BB: 1 P: 12	R: 0 E: 0 K: 0 S: 12	H: 1 LOB: 1 BB: 1 P: 21	R: 1 E: 1 K: 1 S: 10	H: 1 LOB: 1 BB: 1 P: 18	1B: 5 2B: 3 3B: 0 HR: 2	SF: 0 SAC: 3 DP: 3 HBP: 1	W/P: 0 PB: 0 SB: 1 CS: 0	PA: 53	
PITCHER	IP WLS BF H R ER SO BB IBB HBP BLK WP HR S P ERA WHIP	Brad Halsey, L ERA: 6.28 Paul Quantill, R ERA: 3.28 Felix Heredia, L ERA: 6.86 Tom Gordon, R ERA: 1.55 42 Mariano Rivera, R ERA: 0.96	IP WLS BF H R ER SO BB IBB HBP BLK WP HR S P ERA WHIP	Tanyon Sturtze, R ERA: 4.88 Tanyon Sturtze, R ERA: 4.88	IP WLS BF H R ER SO BB IBB HBP BLK WP HR S P ERA WHIP	Brad Halsey, L ERA: 6.28 Paul Quantill, R ERA: 3.28 Felix Heredia, L ERA: 6.86 Tom Gordon, R ERA: 1.55 42 Mariano Rivera, R ERA: 0.96	Tanyon Sturtze, R ERA: 4.88 Tanyon Sturtze, R ERA: 4.88	IP WLS BF H R ER SO BB IBB HBP BLK WP HR S P ERA WHIP	Brad Halsey, L ERA: 6.28 Paul Quantill, R ERA: 3.28 Felix Heredia, L ERA: 6.86 Tom Gordon, R ERA: 1.55 42 Mariano Rivera, R ERA: 0.96	Tanyon Sturtze, R ERA: 4.88 Tanyon Sturtze, R ERA: 4.88	IP WLS BF H R ER SO BB IBB HBP BLK WP HR S P ERA WHIP	Brad Halsey, L ERA: 6.28 Paul Quantill, R ERA: 3.28 Felix Heredia, L ERA: 6.86 Tom Gordon, R ERA: 1.55 42 Mariano Rivera, R ERA: 0.96	Tanyon Sturtze, R ERA: 4.88 Tanyon Sturtze, R ERA: 4.88	IP WLS BF H R ER SO BB IBB HBP BLK WP HR S P ERA WHIP	Brad Halsey, L ERA: 6.28 Paul Quantill, R ERA: 3.28 Felix Heredia, L ERA: 6.86 Tom Gordon, R ERA: 1.55 42 Mariano Rivera, R ERA: 0.96	Tanyon Sturtze, R ERA: 4.88 Tanyon Sturtze, R ERA: 4.88	IP WLS BF H R ER SO BB IBB HBP BLK WP HR S P ERA WHIP	Brad Halsey, L ERA: 6.28 Paul Quantill, R ERA: 3.28 Felix Heredia, L ERA: 6.86 Tom Gordon, R ERA: 1.55 42 Mariano Rivera, R ERA: 0.96	Tanyon Sturtze, R ERA: 4.88 Tanyon Sturtze, R ERA: 4.88	IP WLS BF H R ER SO BB IBB HBP BLK WP HR S P ERA WHIP	Brad Halsey, L ERA: 6.28 Paul Quantill, R ERA: 3.28 Felix Heredia, L ERA: 6.86 Tom Gordon, R ERA: 1.55 42 Mariano Rivera, R ERA: 0.96	Tanyon Sturtze, R ERA: 4.88 Tanyon Sturtze, R ERA: 4.88	IP WLS BF H R ER SO BB IBB HBP BLK WP HR S P ERA WHIP	Brad Halsey, L ERA: 6.28 Paul Quantill, R ERA: 3.28 Felix Heredia, L ERA: 6.86 Tom Gordon, R ERA: 1.55 42 Mariano Rivera, R ERA: 0.96	Tanyon Sturtze, R ERA: 4.88 Tanyon Sturtze, R ERA: 4.88

Boston Red Sox @ New York Yankees
Yankee Stadium, Bronx, NY
Thu Jul 01 2004, 7:05 PM EDT
Att. 55,265 - Unknown - 77 F

AB 46
R 4
H 10
RBI 3
BB 5
SO 9
LOB 20



Batter	1	2	3	4	5	6	7	8	9	10	11	12	13	AB	R	H	RBI	BB	SO	LOB	BOTTOM			
Kenny Lofton, L OBP: 0.345, SLG: 0.402 (10, 4)	F8		2 L4-3 BB		P6		F7			G4-3		FC6-2	1B	4	0	0	1	0	5					
2 Derek Jeter, R OBP: 0.332, SLG: 0.450 25 Jason Giambi, L OBP: 0.376, SLG: 0.465 Tanyon Sturtze, R OBP: 0.219, SLG: 0.317 (1, 6)	K		L4-3							P4		K	2B	4	0	1	0	0	1	1				
Gary Sheffield, R OBP: 0.404, SLG: 0.498 (13, 5)			F7							P4		FC6-2	1B	4	0	0	0	0	2					
13 Alex Rodriguez, R OBP: 0.376, SLG: 0.525 (1, 5)	K				K					F9		FC6-2	IBB	5	0	1	0	1	2	2				
55 Hideki Matsui, L OBP: 0.362, SLG: 0.498 Bubba Crosby, L OBP: 0.250, SLG: 0.412 (1, 7)			K		K					G6-3		FC6-2		4	0	1	0	0	2	1				
Bernie Williams, S OBP: 0.362, SLG: 0.423 (1, 10)			F9		K					G1-3		FC6-2		1	0	0	0	1	0	3				
20 Jorge Posada, S OBP: 0.416, SLG: 0.519 (1, 2)														6	0	0	0	0	2	6				
Tony Clark, S OBP: 0.340, SLG: 0.414 (1, 3)														4	2	2	1	2	1	0				
Enrique Wilson, S OBP: 0.255, SLG: 0.338 Ruben Sierra, S OBP: 0.306, SLG: 0.440 (9, PH)														5	1	1	2	1	2	1				
Curt Leskanic, R ERA: 6.86 (1, 1)														3	0	1	0	0	0	0				
Inning Stats	R: 0 E: 0 K: 2 S: 10	H: 0 LOB: 1 BB: 0 P: 15	R: 2 E: 0 K: 1 S: 13	H: 1 LOB: 0 BB: 1 P: 22	R: 0 E: 0 K: 3 S: 10	H: 0 LOB: 0 BB: 0 P: 15	R: 1 E: 0 K: 1 S: 11	H: 1 LOB: 0 BB: 0 P: 18	R: 0 E: 0 K: 0 S: 8	H: 0 LOB: 0 BB: 0 P: 12	R: 0 E: 0 K: 1 S: 10	H: 1 LOB: 2 BB: 1 P: 16	R: 0 E: 0 K: 0 S: 8	H: 1 LOB: 3 BB: 1 P: 17	R: 0 E: 0 K: 0 S: 4	H: 0 LOB: 0 BB: 0 P: 7	R: 0 E: 0 K: 2 S: 10	H: 1 LOB: 3 BB: 1 P: 21	R: 2 E: 0 K: 1 S: 14	H: 3 LOB: 1 BB: 0 P: 20	1B: 5 2B: 4 3B: 1 HR: 2	SF: 0 SAC: 0 DP: 2 HBP: 3	W/P: 0 PB: 0 SB: 1 CS: 0	PA: 56
PITCHER	IP WLS BF H R ER SO BB IBB HBP BLK WP HR S P ERA WHIP	Pedro Martinez, R ERA: 3.74 Keith Foulke, R ERA: 1.09 50 Mike Timlin, R ERA: 3.19 Alan Embree, L ERA: 4.75 Curt Leskanic, R ERA: 6.86	IP WLS BF H R ER SO BB IBB HBP BLK WP HR S P ERA WHIP	Pedro Martinez, R ERA: 3.74 Keith Foulke, R ERA: 1.09 50 Mike Timlin, R ERA: 3.19 Alan Embree, L ERA: 4.75 Curt Leskanic, R ERA: 6.86	IP WLS BF H R ER SO BB IBB HBP BLK WP HR S P ERA WHIP	Pedro Martinez, R ERA: 3.74 Keith Foulke, R ERA: 1.09 50 Mike Timlin, R ERA: 3.19 Alan Embree, L ERA: 4.75 Curt Leskanic, R ERA: 6.86	IP WLS BF H R ER SO BB IBB HBP BLK WP HR S P ERA WHIP	Pedro Martinez, R ERA: 3.74 Keith Foulke, R ERA: 1.09 50 Mike Timlin, R ERA: 3.19 Alan Embree, L ERA: 4.75 Curt Leskanic, R ERA: 6.86	IP WLS BF H R ER SO BB IBB HBP BLK WP HR S P ERA WHIP	Pedro Martinez, R ERA: 3.74 Keith Foulke, R ERA: 1.09 50 Mike Timlin, R ERA: 3.19 Alan Embree, L ERA: 4.75 Curt Leskanic, R ERA: 6.86	IP WLS BF H R ER SO BB IBB HBP BLK WP HR S P ERA WHIP	Pedro Martinez, R ERA: 3.74 Keith Foulke, R ERA: 1.09 50 Mike Timlin, R ERA: 3.19 Alan Embree, L ERA: 4.75 Curt Leskanic, R ERA: 6.86	IP WLS BF H R ER SO BB IBB HBP BLK WP HR S P ERA WHIP	Pedro Martinez, R ERA: 3.74 Keith Foulke, R ERA: 1.09 50 Mike Timlin, R ERA: 3.19 Alan Embree, L ERA: 4.75 Curt Leskanic, R ERA: 6.86	IP WLS BF H R ER SO BB IBB HBP BLK WP HR S P ERA WHIP	Pedro Martinez, R ERA: 3.74 Keith Foulke, R ERA: 1.09 50 Mike Timlin, R ERA: 3.19 Alan Embree, L ERA: 4.75 Curt Leskanic, R ERA: 6.86	IP WLS BF H R ER SO BB IBB HBP BLK WP HR S P ERA WHIP	Pedro Martinez, R ERA: 3.74 Keith Foulke, R ERA: 1.09 50 Mike Timlin, R ERA: 3.19 Alan Embree, L ERA: 4.75 Curt Leskanic, R ERA: 6.86	IP WLS BF H R ER SO BB IBB HBP BLK WP HR S P ERA WHIP	Pedro Martinez, R ERA: 3.74 Keith Foulke, R ERA: 1.09 50 Mike Timlin, R ERA: 3.19 Alan Embree, L ERA: 4.75 Curt Leskanic, R ERA: 6.86	IP WLS BF H R ER SO BB IBB HBP BLK WP HR S P ERA WHIP	Pedro Martinez, R ERA: 3.74 Keith Foulke, R ERA: 1.09 50 Mike Timlin, R ERA: 3.19 Alan Embree, L ERA: 4.75 Curt Leskanic, R ERA: 6.86	IP WLS BF H R ER SO BB IBB HBP BLK WP HR S P ERA WHIP	Pedro Martinez, R ERA: 3.74 Keith Foulke, R ERA: 1.09 50 Mike Timlin, R ERA: 3.19 Alan Embree, L ERA: 4.75 Curt Leskanic, R ERA: 6.86

Boston Red Sox @ New York Yankees
Yankee Stadium, Bronx, NY
Thu Jul 01 2004, 7:05 PM EDT
Att. 55,265 - Unknown - 77 F

AB 47
R 5
H 11
RBI 5
BB 6
SO 12
LOB 25



Batter	1	2	3	4	5	6	7	8	9	10	11	12	AB	R	H	RBI	BB	SO	LOB	TOP
18 Johnny Damon, L OBP: 0.384, SLG: 0.438			F9		K			E4		SH2-4		BB	5	1	1	0	1	2	1	
Mark Bellhorn, S OBP: 0.379, SLG: 0.416	G5-3		G3			K		1B		SH2-4		BB	4	0	1	0	1	1	0	
34 David Ortiz, L OBP: 0.363, SLG: 0.617 Keith Foulke, R Gabe Kapler, R Manny Ramirez, R			L9			G3		F7		1B		BB	4	1	1	1	1	0	3	
Nomar Garciaparra, R Troil Nixon, L Anastacio Martinez, R						K		1B		1B		BB	4	1	1	1	1	0	3	
Jason Varitek, S Bill Mueller, S Pokey Reese, R						K		G4-6-3		1B		BB	1	0	0	0	0	2	4	
Bronson Arroyo, R 20 Kevin Youkilis, R Alan Embree, L Kevin Millar, R 50 Mike Timlin, R Dave McCarty, R						K		1B		1B		BB	5	1	1	0	0	2	3	
Inning Stats	R: 1 E: 0 K: 2 S: 17	H: 1 LOB: 0 BB: 0 P: 24	R: 1 E: 0 K: 0 S: 7	H: 2 LOB: 1 BB: 0 P: 12	R: 0 E: 0 K: 0 S: 9	H: 0 LOB: 0 BB: 0 P: 14	R: 0 E: 0 K: 1 S: 8	H: 1 LOB: 0 BB: 1 P: 14	R: 0 E: 0 K: 2 S: 13	H: 0 LOB: 0 BB: 0 P: 20	R: 0 E: 1 K: 1 S: 14	H: 2 LOB: 3 BB: 1 P: 23	R: 0 E: 0 K: 0 S: 11	H: 2 LOB: 1 BB: 1 P: 19	R: 0 E: 0 K: 3 S: 13	H: 0 LOB: 2 BB: 2 P: 23	1B: 9 2B: 0 3B: 0 HR: 1	SF: 0 SAC: 1 DP: 3 HBP: 0	WP: 1 PB: 0 SB: 1 CS: 1	PA: 49
PITCHER	IP WLS BF H R ER SO BB IBB HBP BLK WP HR S P ERA WHIP	IP WLS BF H R ER SO BB IBB HBP BLK WP HR S P ERA WHIP	IP WLS BF H R ER SO BB IBB HBP BLK WP HR S P ERA WHIP	IP WLS BF H R ER SO BB IBB HBP BLK WP HR S P ERA WHIP	IP WLS BF H R ER SO BB IBB HBP BLK WP HR S P ERA WHIP	IP WLS BF H R ER SO BB IBB HBP BLK WP HR S P ERA WHIP	IP WLS BF H R ER SO BB IBB HBP BLK WP HR S P ERA WHIP	IP WLS BF H R ER SO BB IBB HBP BLK WP HR S P ERA WHIP	IP WLS BF H R ER SO BB IBB HBP BLK WP HR S P ERA WHIP	IP WLS BF H R ER SO BB IBB HBP BLK WP HR S P ERA WHIP	IP WLS BF H R ER SO BB IBB HBP BLK WP HR S P ERA WHIP	IP WLS BF H R ER SO BB IBB HBP BLK WP HR S P ERA WHIP	IP WLS BF H R ER SO BB IBB HBP BLK WP HR S P ERA WHIP	IP WLS BF H R ER SO BB IBB HBP BLK WP HR S P ERA WHIP	IP WLS BF H R ER SO BB IBB HBP BLK WP HR S P ERA WHIP	IP WLS BF H R ER SO BB IBB HBP BLK WP HR S P ERA WHIP	IP WLS BF H R ER SO BB IBB HBP BLK WP HR S P ERA WHIP	IP WLS BF H R ER SO BB IBB HBP BLK WP HR S P ERA WHIP	IP WLS BF H R ER SO BB IBB HBP BLK WP HR S P ERA WHIP	IP WLS BF H R ER SO BB IBB HBP BLK WP HR S P ERA WHIP

Boston Red Sox @ Atlanta Braves
Turner Field, Atlanta, GA
Fri Jul 02 2004, 7:35 PM EDT
Att. 42,231 - Overcast - 79 F

AB	42
R	3
H	10
RBI	3
BB	6
SO	15
LOB	23



Batter	1	2	3	4	5	6	7	8	9	10	11	12	AB	R	H	RBI	BB	SO	LOB	BOTTOM				
Rafael Furcal, S Nick Green, R J.D. Drew, L 10 Chipper Jones, S Juan Cruz, R Johnny Estrada, S Jesse Garcia, R Eddie Pérez, R Adam LaRoche, L Andruw Jones, R Charles Thomas, L Javi Lopez, R Arroyo, R Embree, L Timlin, R Foulke, R Martinez, R	P6		G3		BB		K		G5-3	WP		HR	6	2	3	0	0	1	0					
	K		K		K			1B		SF8		2B	5	1	1	4	0	3	2					
	K		HR		BB			BB		K		HR	4	1	1	1	1	3	0					
	HR		G3-1		F7			1B		F9		BB	5	1	1	1	0	1	3					
	HR												4	0	1	0	0	0	0					
	L4				F8			L5		G3-1		SH2-3	4	0	1	0	0	0	0					
	G3-1				F7			1B		SH2-3		1B	4	0	2	0	0	0	0					
	HBP				L9			G1-4-3		G3-1		1B	3	0	0	0	2	1	2					
	HBP							G1-4-3		G3-1		IBB	4	0	1	0	0	0	3					
	F9				FC2-5			G4-3		G3-1		FC6	4	0	1	0	0	0	3					
					FC2-5			G5-3		G6-3		2B	2	0	0	0	0	0	0					
					BB							HR	2	0	0	0	0	0	0					
Inning Stats	R: 0 E: 0 K: 2 S: 10	H: 0 LOB: 0 BB: 0 P: 15	R: 1 E: 0 K: 0 S: 11	H: 1 LOB: 2 BB: 1 P: 21	R: 1 E: 0 K: 1 S: 6	H: 1 LOB: 0 BB: 0 P: 11	R: 0 E: 0 K: 1 S: 6	H: 0 LOB: 0 BB: 0 P: 9	R: 0 E: 0 K: 1 S: 10	H: 2 LOB: 3 BB: 1 P: 18	R: 0 E: 0 K: 1 S: 7	H: 0 LOB: 0 BB: 0 P: 10	R: 0 E: 0 K: 0 S: 6	H: 1 LOB: 3 BB: 1 P: 15	R: 1 E: 0 K: 2 S: 12	H: 1 LOB: 0 BB: 0 P: 18	R: 0 E: 0 K: 1 S: 8	H: 1 LOB: 1 BB: 0 P: 15	R: 3 E: 0 K: 0 S: 6	H: 3 LOB: 0 BB: 0 P: 10	1B: 5 2B: 3 3B: 0 HR: 3	SF: 1 SAC: 1 DP: 1 HBP: 1	WP: 1 PB: 0 SB: 0 CS: 0	PA: 47
PITCHER	IP WLS BF H R ER SO BB IBB HBP BLK WP HR S P ERA WHIP	IP WLS BF H R ER SO BB IBB HBP BLK WP HR S P ERA WHIP	IP WLS BF H R ER SO BB IBB HBP BLK WP HR S P ERA WHIP	IP WLS BF H R ER SO BB IBB HBP BLK WP HR S P ERA WHIP	IP WLS BF H R ER SO BB IBB HBP BLK WP HR S P ERA WHIP	IP WLS BF H R ER SO BB IBB HBP BLK WP HR S P ERA WHIP	IP WLS BF H R ER SO BB IBB HBP BLK WP HR S P ERA WHIP	IP WLS BF H R ER SO BB IBB HBP BLK WP HR S P ERA WHIP	IP WLS BF H R ER SO BB IBB HBP BLK WP HR S P ERA WHIP	IP WLS BF H R ER SO BB IBB HBP BLK WP HR S P ERA WHIP	IP WLS BF H R ER SO BB IBB HBP BLK WP HR S P ERA WHIP	IP WLS BF H R ER SO BB IBB HBP BLK WP HR S P ERA WHIP	IP WLS BF H R ER SO BB IBB HBP BLK WP HR S P ERA WHIP	IP WLS BF H R ER SO BB IBB HBP BLK WP HR S P ERA WHIP	IP WLS BF H R ER SO BB IBB HBP BLK WP HR S P ERA WHIP	IP WLS BF H R ER SO BB IBB HBP BLK WP HR S P ERA WHIP	IP WLS BF H R ER SO BB IBB HBP BLK WP HR S P ERA WHIP	IP WLS BF H R ER SO BB IBB HBP BLK WP HR S P ERA WHIP	IP WLS BF H R ER SO BB IBB HBP BLK WP HR S P ERA WHIP	IP WLS BF H R ER SO BB IBB HBP BLK WP HR S P ERA WHIP				

Boston Red Sox @ Atlanta Braves
Turner Field, Atlanta, GA
Fri Jul 02 2004, 7:35 PM EDT
Att. 42,231 - Overcast - 79 F

AB	41
R	6
H	11
RBI	6
BB	3
SO	9
LOB	16



Batter	1	2	3	4	5	6	7	8	9	AB	R	H	RBI	BB	SO	LOB	TOP											
18 Johnny Damon, L OBP: 0.388, SLG: 0.450	F9		2B				G5-3		G4-3	5	1	2	0	0	0	0	Boston Red Sox @ Atlanta Braves Turner Field, Atlanta, GA Sun Jul 04 2004, 1:05 PM EDT Att: 41,414 - Unknown - 86 F											
Mark Bellhorn, S OBP: 0.382, SLG: 0.421	1B		2B				1B		K	4	1	2	0	1	1	1												
Nomar Garciaparra, R OBP: 0.322, SLG: 0.444	L9		2B				1B		F9	4	1	1	0	1	0	1												
Manny Ramirez, R OBP: 0.436, SLG: 0.656	G5-3		G4-3				K			4	0	1	2	0	1	3												
Gabe Kapler, R OBP: 0.303, SLG: 0.356			2B							0	0	0	0	0	0	0												
Jason Varitek, S OBP: 0.378, SLG: 0.431		FC3-6	G4-3				F8			4	1	1	1	0	1	3												
Curt Leskanic, R (7.1)		1B	2B							0	0	0	0	0	0	0												
Kevin Millar, R OBP: 0.346, SLG: 0.387	1B	FC3-6	L1				E8		F8	4	0	2	0	0	0	1												
Dave McCarty, R OBP: 0.321, SLG: 0.383		1B	P4				1B			4	0	1	0	0	2	4												
Bill Mueller, S OBP: 0.329, SLG: 0.404	FC3-6						P4		G3	4	0	0	0	0	0	4												
Derek Lowe, R OBP: 0.250, SLG: 0.500	2B						F8			2	0	1	1	0	0	0												
Jimmy Anderson, L (5.1)							G6-3			0	0	0	0	0	0	0												
20 Kevin Youkilis, R OBP: 0.400, SLG: 0.449										1	0	0	0	0	0	1												
Lenny DiNardo, L (6.1)										0	0	0	0	0	0	0												
Doug Mirabeli, R OBP: 0.366, SLG: 0.656	2B									1	0	0	0	0	1	1												
Inning Stats	R: 0 E: 0 K: 0 S: 6	H: 1 LOB: 1 BB: 0 P: 7	R: 1 E: 0 K: 1 S: 10	H: 3 LOB: 2 BB: 0 P: 18	R: 3 E: 0 K: 0 S: 11	H: 3 LOB: 1 BB: 1 P: 17	R: 0 E: 0 K: 0 S: 9	H: 1 LOB: 1 BB: 0 P: 14	R: 0 E: 0 K: 1 S: 6	H: 0 LOB: 0 BB: 0 P: 8	R: 0 E: 1 K: 1 S: 9	H: 1 LOB: 1 BB: 0 P: 16	R: 0 E: 0 K: 1 S: 13	H: 1 LOB: 2 BB: 1 P: 24	R: 0 E: 0 K: 1 S: 8	H: 1 LOB: 1 BB: 0 P: 12	R: 0 E: 0 K: 1 S: 7	H: 0 LOB: 0 BB: 0 P: 8	1B: 8 2B: 3 3B: 0 HR: 0	SF: 0 SAC: 0 DP: 0 HBP: 0	WP: 0 PB: 0 SB: 0 CS: 0	PA: 39						
PITCHER	IP	WLS	BF	H	R	ER	SO	BB	IBB	HBP	BLK	WP	HR	S	P	ERA	WHIP	PITCHER										
Mike Hampton, L ERA: 5.56	(1.1)	6.1	W	29	9	4	4	3	1	1	0	0	0	0	55	90	5.68	1.579										
Antonio Alfonseca, R ERA: 2.95	(7.1)	0.2		3	1	0	0	1	0	0	0	0	0	0	9	14	0.00	1.500										
Chris Reitsma, R ERA: 3.45	(8.1)	1.0		4	1	0	0	1	0	0	0	0	0	8	12	0.00	1.000											
29 John Smoltz, R ERA: 2.55	(9.1)	1.0		3	0	0	0	1	0	0	0	0	0	7	8	0.00	0.000											

Batter	1	2	3	4	5	6	7	8	9	AB	R	H	RBI	BB	SO	LOB	BOTTOM											
Rafael Furcal, S OBP: 0.338, SLG: 0.397	G1-3		FC6-4				L7			4	1	2	2	1	0	0	Boston Red Sox @ Atlanta Braves Turner Field, Atlanta, GA Sun Jul 04 2004, 1:05 PM EDT Att: 41,414 - Unknown - 86 F											
Nick Green, R OBP: 0.337, SLG: 0.404	G1-3		1B				K			5	1	1	1	0	2	2												
J.D. Drew, L OBP: 0.425, SLG: 0.613	G4-3		FC6-4				1B		L8	4	1	1	2	1	0	1												
10 Chipper Jones, S OBP: 0.322, SLG: 0.429		G4-3					2B		G6-3	5	1	2	2	0	1	2												
Adam LaRoche, L OBP: 0.283, SLG: 0.377		K					HR			2	1	0	0	2	1	1												
Andruw Jones, R OBP: 0.342, SLG: 0.474		L8					BB			3	2	1	0	1	0	1												
Charles Thomas, L OBP: 0.424, SLG: 0.645			G6-3				BB			4	1	3	2	0	0	0												
Eddie Pérez, R OBP: 0.256, SLG: 0.250			G1-3				BB		G5-3	3	1	1	0	1	1	3												
Mike Hampton, R OBP: 0.235, SLG: 0.323	(1.1)	4.1	L	22	8	8	8	1	2	0	0	0	0	0	0	4												
Antonio Alfonseca, R ERA: 6.1	(7.1)	0.2		5	2	2	2	2	1	0	0	0	0	0	0	0												
Julio Franco, R OBP: 0.354, SLG: 0.426	(7. PH)	1.2		8	1	0	0	2	2	0	0	0	0	0	0	1												
Chris Reitsma, R ERA: 4.23	(8.1)	1.1		5	0	0	0	2	1	0	0	0	0	0	0	0												
29 John Smoltz, R ERA: 6.45	(9.1)	1.1		5	0	0	0	2	1	0	0	0	0	0	0	0												
Inning Stats	R: 0 E: 0 K: 0 S: 7	H: 0 LOB: 0 BB: 0 P: 10	R: 0 E: 0 K: 1 S: 8	H: 0 LOB: 0 BB: 0 P: 12	R: 1 E: 0 K: 0 S: 12	H: 2 LOB: 1 BB: 0 P: 19	R: 0 E: 0 K: 0 S: 8	H: 1 LOB: 0 BB: 0 P: 13	R: 0 E: 0 K: 2 S: 8	H: 0 LOB: 1 BB: 1 P: 15	R: 0 E: 0 K: 1 S: 11	H: 1 LOB: 2 BB: 1 P: 17	R: 0 E: 0 K: 1 S: 8	H: 0 LOB: 1 BB: 1 P: 15	R: 0 E: 0 K: 1 S: 8	H: 0 LOB: 1 BB: 1 P: 15	1B: 6 2B: 3 3B: 1 HR: 1	SF: 0 SAC: 0 DP: 1 HBP: 0	WP: 0 PB: 0 SB: 0 CS: 0	PA: 40								
PITCHER	IP	WLS	BF	H	R	ER	SO	BB	IBB	HBP	BLK	WP	HR	S	P	ERA	WHIP	PITCHER										
Derek Lowe, R ERA: 6.02	(1.1)	4.1	L	22	8	8	8	1	2	0	0	0	0	0	49	81	16.61	2.308										
Jimmy Anderson, L ERA: 6.1	(5.1)	0.2		5	2	2	2	2	1	0	0	0	0	0	12	20	27.00	4.500										
Lenny DiNardo, L ERA: 4.23	(6.1)	1.2		8	1	0	0	2	2	0	0	0	0	0	16	28	0.00	1.800										
Curt Leskanic, R ERA: 6.45	(7.1)	1.1		5	0	0	0	2	1	0	0	0	0	0	11	19	0.00	0.750										

Batter	1	2	3	4	5	6	7	8	9	AB	R	H	RBI	BB	SO	LOB	TOP								
21 Mark Kotsay, L OBP: 0.358, SLG: 0.402 (1, 8)	K2-3		G4-3			G4-3		F7		4	0	0	0	0	1	1									
Mark McLemore, S OBP: 0.375, SLG: 0.314 Ramon Castro, R OBP: 0.273, SLG: 0.300 (6, PH) (6, 5)	G3					G6-3			G6-3	2	0	0	0	0	0	0									
Scott Hatteberg, L OBP: 0.382, SLG: 0.471 Eric Karros, R OBP: 0.248, SLG: 0.323 (6, PH) (6, 3)	P2					G6-3			G6-3	2	0	0	0	0	0	0									
Jermaine Dye, R OBP: 0.350, SLG: 0.521 23 Bobby Kjetly, S OBP: 0.312, SLG: 0.409 (7, 9)		F9				G5-3			G4-6-3	3	0	0	0	0	1	0									
Erubiel Durazo, L OBP: 0.385, SLG: 0.494 (1, 10)		K								3	0	0	0	0	3	0									
7 Bobby Crosby, R OBP: 0.331, SLG: 0.472 (1, 6)		G4-3								2	0	0	0	1	1	0									
Damian Miller, R OBP: 0.350, SLG: 0.470 (1, 2)										3	0	1	0	0	0	1									
Eric Byrnes, R OBP: 0.352, SLG: 0.485 (1, 7)										3	0	1	0	0	1	0									
Marco Scutaro, R OBP: 0.292, SLG: 0.361 (1, 4)										3	0	1	0	0	0	2									
Inning Stats	R: 0 E: 0 K: 1 S: 8	H: 0 LOB: 0 BB: 0 P: 11	R: 0 E: 0 K: 1 S: 10	H: 0 LOB: 0 BB: 0 P: 12	R: 0 E: 0 K: 0 S: 6	H: 1 LOB: 1 BB: 0 P: 12	R: 0 E: 0 K: 0 S: 9	H: 0 LOB: 0 BB: 0 P: 14	R: 0 E: 0 K: 2 S: 11	H: 2 LOB: 2 BB: 0 P: 14	R: 0 E: 0 K: 0 S: 8	H: 0 LOB: 0 BB: 0 P: 12	R: 0 E: 0 K: 2 S: 13	H: 0 LOB: 1 BB: 1 P: 21	R: 0 E: 0 K: 1 S: 8	H: 0 LOB: 0 BB: 0 P: 9	R: 0 E: 0 K: 0 S: 5	H: 1 LOB: 0 BB: 0 P: 7	1B: 3 2B: 1 3B: 0 HR: 0	SF: 0 SAC: 0 DP: 1 HBP: 0	WP: 0 PB: 0 SB: 0 CS: 0	PA: 31			
PITCHER	IP	WLS	BF	H	R	ER	SO	BB	IBB	HBP	BLK	WP	HR	S	P	ERA	WHIP	PITCHER							
49 Tim Wakefield, R ERA: 3.97 Jimmy Anderson, L ERA: 5.11	(1, 1)	7.0	W	25	3	0	6	1	0	0	0	0	0	65	96	0.00	0.571								
(8, 1)	2.0	6	1	0	0	1	0	0	0	0	0	0	0	13	16	0.00	0.500								

Oakland Athletics @ Boston Red Sox
Fenway Park, Boston, MA
Tue Jul 06 2004, 7:05 PM EDT
Att: 35,302 - Unknown - 69 F

AB	30
R	0
H	4
RBI	0
BB	1
SO	7
LOB	5



Batter	1	2	3	4	5	6	7	8	9	AB	R	H	RBI	BB	SO	LOB	BOTTOM								
18 Johnny Damon, L OBP: 0.395, SLG: 0.457 (1, 8)	G4-3							P3		6	2	5	0	0	0	1									
Mark Bellhorn, S OBP: 0.384, SLG: 0.420 (1, 4)	F8							E4		5	2	2	2	1	0	3									
34 David Ortiz, L OBP: 0.353, SLG: 0.598 (1, 10)	G4-3							G3		6	0	0	0	0	0	12									
Manny Ramirez, R OBP: 0.435, SLG: 0.650 Gabe Kapler, R OBP: 0.301, SLG: 0.353 (8, 7)								K		3	0	0	2	2	1	2									
Nomar Garciaparra, R OBP: 0.326, SLG: 0.442 Pokey Reese, R OBP: 0.289, SLG: 0.338 (8, 6)								K		1	0	0	0	0	1	2									
Kevin Millar, R OBP: 0.383, SLG: 0.400 Dave McCarty, R OBP: 0.321, SLG: 0.383 (7, PR) (8, 3)										5	0	2	2	0	1	5									
Trot Nixon, L OBP: 0.306, SLG: 0.436 (1, 9)										0	0	0	0	0	0	0									
Doug Mirabeli, R OBP: 0.368, SLG: 0.638 (1, 2)										4	0	3	2	1	1	1									
Bill Mueller, S OBP: 0.339, SLG: 0.428 20 Kevin Youkilis, R OBP: 0.397, SLG: 0.445 (8, PH) (9, 5)										5	1	1	0	0	0	6									
Inning Stats	R: 0 E: 0 K: 1 S: 15	H: 1 LOB: 2 BB: 1 P: 23	R: 3 E: 1 K: 0 S: 17	H: 3 LOB: 1 BB: 0 P: 24	R: 0 E: 0 K: 1 S: 10	H: 1 LOB: 1 BB: 0 P: 16	R: 4 E: 0 K: 0 S: 23	H: 4 LOB: 2 BB: 2 P: 39	R: 4 E: 0 K: 0 S: 21	H: 5 LOB: 2 BB: 1 P: 32	R: 0 E: 0 K: 1 S: 12	H: 2 LOB: 0 BB: 0 P: 17	R: 0 E: 0 K: 2 S: 10	H: 1 LOB: 2 BB: 1 P: 17	R: 0 E: 1 K: 2 S: 17	H: 0 LOB: 2 BB: 0 P: 22	1B: 14 2B: 2 3B: 0 HR: 1	SF: 0 SAC: 0 DP: 0 HBP: 0	WP: 1 PB: 0 SB: 0 CS: 0	PA: 49					
PITCHER	IP	WLS	BF	H	R	ER	SO	BB	IBB	HBP	BLK	WP	HR	S	P	ERA	WHIP	PITCHER							
Barry Zito, L ERA: 4.78 Justin Lehr, R ERA: 8.59 58 Justin Duchschere, R ERA: 3.02 Jim Mecir, R ERA: 5.2 Ricardo Rincon, L ERA: 5.4	(1, 1)	4.0	L	25	9	7	6	2	3	0	0	0	0	19	30	54.00	9.000								
(5, 1)	0.2	8	5	4	4	0	1	0	0	0	0	0	0	14	19	0.00	1.500								
(5, 1)	1.1	6	2	0	0	1	0	0	0	0	0	0	0	10	17	0.00	2.000								
(7, 1)	1.0	5	1	0	0	2	1	0	0	0	0	1	0	17	22	0.00	0.000								
(8, 1)	1.0	5	0	0	0	2	0	0	0	0	0	1	0	17	22	0.00	0.000								

Oakland Athletics @ Boston Red Sox
Fenway Park, Boston, MA
Tue Jul 06 2004, 7:05 PM EDT
Att: 35,302 - Unknown - 69 F

AB	44
R	11
H	17
RBI	11
BB	5
SO	7
LOB	35



Batter	1	2	3	4	5	6	7	8	9	AB	R	H	RBI	BB	SO	LOB	TOP				
21 Mark Kotsay, L (1, 8) OBP: 0.360, SLG: 0.401	F8		FC4-6 BB		G4-3			G6-4-3 1B		3	0	1	0	1	0	0					
Mark McLemore, S (1, 5) OBP: 0.374, SLG: 0.324	G3-1		FC4-6 2B E			G3-1 2B		G6-4-3 1-2f		3	1	1	1	0	0	2					
Ramon Castro, R (7, 5) OBP: 0.250, SLG: 0.273										1	0	0	0	0	0	1					
Scott Hatteberg, L (1, 3) OBP: 0.381, SLG: 0.473	K		E7 2B			G3-1 2-3			F8	3	0	1	1	0	1	1					
Eric Karros, R (8, 3) OBP: 0.245, SLG: 0.319										1	0	0	0	0	0	0					
Jemaine Dye, R (1, 9) OBP: 0.346, SLG: 0.514		K	K			F9			P3	4	0	0	0	0	2	2					
Erubiel Durazo, L (1, 10) OBP: 0.383, SLG: 0.487		K			G4-3					3	0	0	0	0	1	1					
7 Bobby Crosby, R (1, 6) OBP: 0.330, SLG: 0.469																					
17 Adam Melhuse, S (1, 2) OBP: 0.310, SLG: 0.418																					
Eric Byrnes, R (1, 7) OBP: 0.349, SLG: 0.480																					
Marco Scutaro, R (1, 4) OBP: 0.292, SLG: 0.365																					
Inning Stats	R: 0 E: 0 K: 1 S: 12	H: 0 LOB: 0 BB: 0 P: 15	R: 0 E: 0 K: 2 S: 10	H: 0 LOB: 0 BB: 0 P: 14	R: 3 E: 1 K: 1 S: 23	H: 3 LOB: 1 BB: 1 P: 32	R: 0 E: 0 K: 0 S: 6	H: 1 LOB: 0 BB: 0 P: 10	R: 0 E: 0 K: 1 S: 5	H: 0 LOB: 0 BB: 0 P: 8	R: 0 E: 0 K: 2 S: 8	H: 0 LOB: 0 BB: 0 P: 9	R: 0 E: 0 K: 0 S: 7	H: 1 LOB: 0 BB: 0 P: 9	R: 0 E: 0 K: 0 S: 5	H: 0 LOB: 1 BB: 0 P: 8	1B: 3 2B: 3 3B: 0 HR: 0	SF: 0 SAC: 0 DP: 2 HBP: 1	WP: 0 PB: 0 SB: 0 CS: 0	PA: 33	
PITCHER	IP	WLS	BF	H	R	ER	SO	BB	IBB	HBP	BLK	WP	HR	S	P	ERA	WHIP				
Pedro Martinez, R (1, 1) ERA: 3.67	7.0	W	26	5	3	2	7	1	0	0	0	0	0	70	102	2.57	0.857				
Alan Embree, L (8, 1) ERA: 4.55	0.1		2	1	0	0	0	0	0	0	0	0	0	5	7	0.00	3.000				
50 Mike Timlin, R (8, 1) ERA: 3.07	0.2		1	0	0	0	0	0	0	0	0	0	0	2	2	0.00	0.000				
Keith Foulke, R (9, 1) ERA: 1.25	1.0		4	0	0	0	0	0	0	1	0	0	0	5	8	0.00	0.000				

Oakland Athletics @ Boston Red Sox
Fenway Park, Boston, MA
Wed Jul 07 2004, 7:05 PM EDT
Att: 35,012 - Cloudy - 72 F

AB 31
R 3
H 6
RBI 2
BB 1
SO 7
LOB 10



Batter	1	2	3	4	5	6	7	8	9	AB	R	H	RBI	BB	SO	LOB	BOTTOM				
18 Johnny Damon, L (1, 8) OBP: 0.395, SLG: 0.456	L7		K							5	1	2	3	0	1	4					
Mark Bellhorn, S (1, 4) OBP: 0.385, SLG: 0.430										5	1	2	1	0	0	0					
34 David Ortiz, L (1, 10) OBP: 0.348, SLG: 0.589										5	0	0	0	0	2	1					
Manny Ramirez, R (1, 7) OBP: 0.433, SLG: 0.654										4	1	1	1	0	0	1					
Dave McCarty, R (8, 3) OBP: 0.318, SLG: 0.379										1	0	0	0	0	1	1					
Nomar Garciaparra, R (1, 6) OBP: 0.333, SLG: 0.489										4	2	2	1	0	0	0					
Pokey Reese, R (8, 6) OBP: 0.288, SLG: 0.337										1	0	0	0	0	1	1					
Kevin Millar, R (1, 3) OBP: 0.385, SLG: 0.399										3	2	1	0	1	0	1					
Jason Varitek, S (1, 2) OBP: 0.380, SLG: 0.436										4	1	2	1	0	1	1					
Bill Mueller, S (1, 5) OBP: 0.348, SLG: 0.442										4	2	3	1	0	0	2					
20 Kevin Youkilis, R (9, 5) OBP: 0.397, SLG: 0.445										0	0	0	0	0	0	0					
Gabe Kapler, R (1, 9) OBP: 0.313, SLG: 0.367										3	1	2	1	1	0	2					
Inning Stats	R: 1 E: 0 K: 1 S: 8	H: 1 LOB: 0 BB: 0 P: 10	R: 5 E: 1 K: 0 S: 22	H: 5 LOB: 1 BB: 1 P: 38	R: 1 E: 0 K: 1 S: 12	H: 3 LOB: 2 BB: 0 P: 18	R: 0 E: 0 K: 0 S: 4	H: 0 LOB: 0 BB: 0 P: 6	R: 0 E: 0 K: 1 S: 8	H: 0 LOB: 0 BB: 0 P: 11	R: 2 E: 0 K: 0 S: 14	H: 2 LOB: 0 BB: 1 P: 24	R: 2 E: 0 K: 0 S: 11	H: 4 LOB: 2 BB: 0 P: 15	R: 0 E: 1 K: 2 S: 8	H: 0 LOB: 1 BB: 0 P: 11	1B: 8 2B: 4 3B: 0 HR: 3	SF: 0 SAC: 0 DP: 0 HBP: 0	WP: 2 PB: 0 SB: 1 CS: 0	PA: 41	
PITCHER	IP	WLS	BF	H	R	ER	SO	BB	IBB	HBP	BLK	WP	HR	S	P	ERA	WHIP				
Mark Redman, L (1, 1) ERA: 4.88	2.2	L	18	9	7	6	1	1	0	0	0	1	2	38	60	20.25	3.750				
58 Justin Duchschere, R (3, 1) ERA: 3.18	3.1		12	2	2	2	3	1	0	0	0	1	0	30	47	5.40	0.900				
Chad Bradford, R (7, 1) ERA: 5.26	1.0		7	4	2	2	0	0	0	0	0	0	1	11	15	18.00	4.000				
Justin Lehr, R (8, 1) ERA: 7.56	1.0		4	0	0	0	2	0	0	0	0	0	0	8	11	0.00	0.000				

Oakland Athletics @ Boston Red Sox
Fenway Park, Boston, MA
Wed Jul 07 2004, 7:05 PM EDT
Att: 35,012 - Cloudy - 72 F

AB 39
R 11
H 15
RBI 9
BB 2
SO 6
LOB 14



Batter	1	2	3	4	5	6	7	8	9	10	AB	R	H	RBI	BB	SO	LOB	TOP			
21 Mark Kotsay, L OBP: 0.359, SLG: 0.407 (1, 8)											6	0	2	0	0	0	3				
Eric Byrnes, R OBP: 0.345, SLG: 0.484 (1, 7)											6	1	1	1	0	3	5				
Scott Hatteberg, L OBP: 0.382, SLG: 0.471 (1, 3)											5	1	2	1	0	2	2				
Jermaine Dye, R OBP: 0.344, SLG: 0.516 (1, 9)											5	0	1	1	0	1	2				
Erubiel Durazo, L OBP: 0.357, SLG: 0.498 (1, 10)											5	2	3	0	0	1	1				
7 Bobby Crosby, R OBP: 0.331, SLG: 0.468 (1, 6)											5	1	2	1	0	1	1				
Damian Miller, R OBP: 0.355, SLG: 0.473 (1, 2)											5	0	3	1	0	2	1				
Marco Scutaro, R OBP: 0.294, SLG: 0.365 (1, 4)											5	1	2	0	0	0	3				
Ramon Castro, R OBP: 0.200, SLG: 0.214 17 Adam Melhuse, S OBP: 0.314, SLG: 0.430 (8, PH) (8, 5)											3	0	0	1	0	2	2				
											2	1	1	1	0	1	0				
Inning Stats	R: 0 E: 0 K: 3 S: 15	H: 1 LOB: 1 BB: 0 P: 22	R: 0 E: 0 K: 14 S: 14	H: 1 LOB: 1 BB: 0 P: 20	R: 0 E: 0 K: 3 S: 13	H: 2 LOB: 2 BB: 0 P: 18	R: 1 E: 0 K: 1 S: 17	H: 2 LOB: 1 BB: 0 P: 24	R: 2 E: 0 K: 0 S: 13	H: 4 LOB: 2 BB: 0 P: 19	R: 1 E: 0 K: 1 S: 13	H: 2 LOB: 1 BB: 0 P: 21	R: 3 E: 0 K: 2 S: 19	H: 4 LOB: 1 BB: 0 P: 26	R: 0 E: 0 K: 1 S: 6	H: 0 LOB: 0 BB: 0 P: 10	R: 0 E: 0 K: 1 S: 7	H: 0 LOB: 0 BB: 0 P: 11	1B: 10 2B: 5 3B: 1 HR: 1	SF: 0 SAC: 0 DP: 0 HBP: 0	WP: 0 PA: 47
PITCHER	IP WLS BF H R ER SO BB IBB HBP BLK WP HR S P ERA WHIP	IP WLS BF H R ER SO BB IBB HBP BLK WP HR S P ERA WHIP	IP WLS BF H R ER SO BB IBB HBP BLK WP HR S P ERA WHIP	IP WLS BF H R ER SO BB IBB HBP BLK WP HR S P ERA WHIP	IP WLS BF H R ER SO BB IBB HBP BLK WP HR S P ERA WHIP	IP WLS BF H R ER SO BB IBB HBP BLK WP HR S P ERA WHIP	IP WLS BF H R ER SO BB IBB HBP BLK WP HR S P ERA WHIP	IP WLS BF H R ER SO BB IBB HBP BLK WP HR S P ERA WHIP	IP WLS BF H R ER SO BB IBB HBP BLK WP HR S P ERA WHIP	IP WLS BF H R ER SO BB IBB HBP BLK WP HR S P ERA WHIP	IP WLS BF H R ER SO BB IBB HBP BLK WP HR S P ERA WHIP	IP WLS BF H R ER SO BB IBB HBP BLK WP HR S P ERA WHIP	IP WLS BF H R ER SO BB IBB HBP BLK WP HR S P ERA WHIP	IP WLS BF H R ER SO BB IBB HBP BLK WP HR S P ERA WHIP	IP WLS BF H R ER SO BB IBB HBP BLK WP HR S P ERA WHIP	IP WLS BF H R ER SO BB IBB HBP BLK WP HR S P ERA WHIP	IP WLS BF H R ER SO BB IBB HBP BLK WP HR S P ERA WHIP	IP WLS BF H R ER SO BB IBB HBP BLK WP HR S P ERA WHIP	IP WLS BF H R ER SO BB IBB HBP BLK WP HR S P ERA WHIP	IP WLS BF H R ER SO BB IBB HBP BLK WP HR S P ERA WHIP	

Oakland Athletics @ Boston Red Sox
 Fenway Park, Boston, MA
 Thu Jul 08 2004, 7:05 PM EDT
 Att: 35,144 - Unknown - 70 F

AB 47
 R 7
 H 17
 RBI 7
 BB 0
 SO 13
 LOB 20

Batter	1	2	3	4	5	6	7	8	9	10	AB	R	H	RBI	BB	SO	LOB	BOTTOM			
18 Johnny Damon, L OBP: 0.397, SLG: 0.457 (1, 8)											6	1	3	0	0	0	0				
Bill Mueller, S OBP: 0.358, SLG: 0.449 (1, 5)											4	2	2	1	2	0	2				
34 David Ortiz, L OBP: 0.351, SLG: 0.601 (1, 10)											5	3	3	1	0	1	1				
Manny Ramirez, R OBP: 0.435, SLG: 0.662 (1, 7)											4	2	2	3	1	1	0				
Nomar Garciaparra, R OBP: 0.327, SLG: 0.468 (1, 6)											4	0	0	0	1	2	5				
Tret Nixon, L OBP: 0.313, SLG: 0.466 (1, 9)											3	0	1	1	1	2	0				
Kevin Millar, R OBP: 0.360, SLG: 0.408 Dave McCarty, R OBP: 0.315, SLG: 0.375 (8, 3)											4	0	3	2	0	1	2				
Jason Varitek, S OBP: 0.377, SLG: 0.429 (1, 2)											4	0	0	0	1	3	2				
Pokey Reese, R OBP: 0.283, SLG: 0.330 Mark Bellhorn, S OBP: 0.364, SLG: 0.429 (10, PH)											4	0	0	0	0	4	3				
											1	0	0	0	0	0	0				
Inning Stats	R: 1 E: 0 K: 8 S: 8	H: 2 LOB: 0 BB: 0 P: 14	R: 0 E: 0 K: 2 S: 9	H: 1 LOB: 1 BB: 0 P: 15	R: 3 E: 0 K: 2 S: 16	H: 2 LOB: 2 BB: 3 P: 31	R: 0 E: 0 K: 1 S: 8	H: 0 LOB: 0 BB: 0 P: 12	R: 3 E: 0 K: 2 S: 21	H: 2 LOB: 2 BB: 3 P: 42	R: 0 E: 0 K: 3 S: 12	H: 1 LOB: 1 BB: 0 P: 15	R: 0 E: 0 K: 0 S: 10	H: 1 LOB: 0 BB: 0 P: 11	R: 0 E: 0 K: 2 S: 12	H: 1 LOB: 1 BB: 0 P: 20	R: 1 E: 0 K: 1 S: 8	H: 2 LOB: 1 BB: 0 P: 10	1B: 8 2B: 4 3B: 1 HR: 2	SF: 1 SAC: 0 DP: 2 HBP: 0	WP: 1 PA: 47
PITCHER	IP WLS BF H R ER SO BB IBB HBP BLK WP HR S P ERA WHIP	IP WLS BF H R ER SO BB IBB HBP BLK WP HR S P ERA WHIP	IP WLS BF H R ER SO BB IBB HBP BLK WP HR S P ERA WHIP	IP WLS BF H R ER SO BB IBB HBP BLK WP HR S P ERA WHIP	IP WLS BF H R ER SO BB IBB HBP BLK WP HR S P ERA WHIP	IP WLS BF H R ER SO BB IBB HBP BLK WP HR S P ERA WHIP	IP WLS BF H R ER SO BB IBB HBP BLK WP HR S P ERA WHIP	IP WLS BF H R ER SO BB IBB HBP BLK WP HR S P ERA WHIP	IP WLS BF H R ER SO BB IBB HBP BLK WP HR S P ERA WHIP	IP WLS BF H R ER SO BB IBB HBP BLK WP HR S P ERA WHIP	IP WLS BF H R ER SO BB IBB HBP BLK WP HR S P ERA WHIP	IP WLS BF H R ER SO BB IBB HBP BLK WP HR S P ERA WHIP	IP WLS BF H R ER SO BB IBB HBP BLK WP HR S P ERA WHIP	IP WLS BF H R ER SO BB IBB HBP BLK WP HR S P ERA WHIP	IP WLS BF H R ER SO BB IBB HBP BLK WP HR S P ERA WHIP	IP WLS BF H R ER SO BB IBB HBP BLK WP HR S P ERA WHIP	IP WLS BF H R ER SO BB IBB HBP BLK WP HR S P ERA WHIP	IP WLS BF H R ER SO BB IBB HBP BLK WP HR S P ERA WHIP	IP WLS BF H R ER SO BB IBB HBP BLK WP HR S P ERA WHIP		

Oakland Athletics @ Boston Red Sox
 Fenway Park, Boston, MA
 Thu Jul 08 2004, 7:05 PM EDT
 Att: 35,144 - Unknown - 70 F

AB 40
 R 8
 H 14
 RBI 8
 BB 6
 SO 14
 LOB 16

Batter	1	2	3	4	5	6	7	8	9	AB	R	H	RBI	BB	SO	LOB	TOP			
10 Michael Young, R OBP: 0.377, SLG: 0.509	1-1 L4-6 2B		4-2 L3 BB			1-1 G3			0-2 G4-3	3	0	1	0	1	0	0				
9 Hank Blalock, L OBP: 0.371, SLG: 0.574	3-2 L4-6 2-2		2-0 L3			1-2 L3-6 2B			1-2 G1-3	4	0	1	0	0	0	2				
Alfonso Soriano, R OBP: 0.328, SLG: 0.461	1-0 2B			1-0 F9		1-1 L3-6 2-2			2-3 K	4	0	1	0	0	1	1				
Brad Fuller, L OBP: 0.315, SLG: 0.459	1-0 HBP			1-3 K			2-2 G3-1			2	0	0	0	0	1	0				
23 Mark Teixeira, S OBP: 0.374, SLG: 0.552	2-3 K			3-2 HBP			2-3 K			2	0	0	0	0	2	2				
David Dellucci, L OBP: 0.355, SLG: 0.488		3-2 G4-3		0-0 G3			1-1 G3-1			3	0	0	0	0	0	1				
Kevin Mench, R OBP: 0.321, SLG: 0.521		0-2 G1-3			2-3 K			0-1 F7		3	0	0	0	0	1	0				
Gary Matthews, S OBP: 0.346, SLG: 0.455		0-1 G4-3			1-2 K			3-3 K		3	0	0	0	0	2	0				
Rod Barajas, R OBP: 0.286, SLG: 0.537			1-3 K		0-2 F8			1-2 G5-3		3	0	0	0	0	1	0				
Inning Stats	R: 0 E: 0 K: 1 S: 11	H: 2 LOB: 2 BB: 0 P: 19	R: 0 E: 0 K: 0 S: 10	H: 0 LOB: 0 BB: 0 P: 13	R: 0 E: 0 K: 1 S: 6	H: 0 LOB: 0 BB: 1 P: 13	R: 0 E: 0 K: 1 S: 7	H: 0 LOB: 1 BB: 0 P: 12	R: 0 E: 0 K: 2 S: 11	H: 0 LOB: 0 BB: 0 P: 14	R: 0 E: 0 K: 1 S: 9	H: 0 LOB: 0 BB: 0 P: 14	R: 0 E: 0 K: 1 S: 10	H: 0 LOB: 0 BB: 0 P: 14	R: 0 E: 0 K: 1 S: 9	H: 0 LOB: 0 BB: 0 P: 12	1B: 0 2B: 6 3B: 0 HR: 0	SF: 0 SAC: 0 DP: 3 HBP: 2	WP: 0 PB: 0 SB: 0 CS: 0	PA: 30
PITCHER	IP WLS BF H R ER SO BB IBB HBP BLK WP HR S P ERA WHIP	8.0 W 27 3 0 0 7 1 0 2 0 0 0 0 71 109 0.00 0.500	1.0 3 0 0 0 1 0 0 0 0 0 0 0 9 12 0.00 0.000																	

Texas Rangers @ Boston Red Sox
Fenway Park, Boston, MA
Fri Jul 09, 2004, 7:05 PM EDT
Att: 35,030 - Cloudy - 77 F

AB	27
R	0
H	3
RBI	0
BB	1
SO	8
LOB	6



Batter	1	2	3	4	5	6	7	8	9	AB	R	H	RBI	BB	SO	LOB	BOTTOM			
18 Johnny Damon, L OBP: 0.402, SLG: 0.483	2-2 34 1B SF8		0-2 P5			0-1 HR		2-1 HR		5	3	4	4	0	0	0				
Mark Bellhorn, S OBP: 0.381, SLG: 0.423	1-3 K		0-3 K		0-0 G3-1	2-1 F8		4-2 34 FC4-6 BB		4	0	0	0	1	2	2				
34 David Ortiz, L OBP: 0.352, SLG: 0.598	1-2 1B		2-2 1B		2-1 G3		0-2 G4-3	1-0 FC4-6		5	0	2	0	0	0	1				
Manny Ramirez, R OBP: 0.433, SLG: 0.659	3-2 SF8		0-0 G4-3		0-1 F9					3	1	1	1	0	0	1				
Gabe Kapler, R OBP: 0.313, SLG: 0.367	3-H									0	0	0	0	0	0	0				
Nomar Garciaparra, R OBP: 0.343, SLG: 0.480	3-2 F8			0-0 1B		1-0 HBP SF8 1B		1-0 1B		4	1	3	0	0	0	1				
Trot Nixon, L OBP: 0.324, SLG: 0.459		1-1 G4-3		1-2 SAFE P5		4-1 SF8 18 2B HBP BB		1-2 G6-4-3 1B		3	1	1	1	1	0	1				
Kevin Millar, R OBP: 0.362, SLG: 0.407		0-2 G1 1B		2-2 P6		2-2 18 2B SF8 HBP		0-0 G6-4-3		3	1	1	0	0	0	3				
Dave McCarty, R OBP: 0.315, SLG: 0.375						1-2 2-3 1-2 2-3				0	0	0	0	0	0	0				
Jason Varitek, S OBP: 0.375, SLG: 0.426		2-1 G1		2-2 1B		0-3 K		2-0 G1-3		4	0	1	0	0	1	4				
Bill Mueller, S OBP: 0.351, SLG: 0.441		2-3 K		0-1 P6		2-1 SF8		0-0 F7		3	0	0	1	0	1	3				
Inning Stats	R: 1 E: 0 K: 1 S: 15	H: 2 LOB: 1 BB: 0 P: 25	R: 0 E: 0 K: 1 S: 12	H: 1 LOB: 1 BB: 0 P: 17	R: 0 E: 0 K: 1 S: 11	H: 1 LOB: 1 BB: 0 P: 13	R: 0 E: 0 K: 0 S: 12	H: 2 LOB: 2 BB: 0 P: 17	R: 1 E: 0 K: 0 S: 7	H: 1 LOB: 0 BB: 0 P: 9	R: 3 E: 0 K: 1 S: 14	H: 2 LOB: 1 BB: 1 P: 27	R: 1 E: 0 K: 0 S: 9	H: 3 LOB: 1 BB: 0 P: 11	R: 1 E: 0 K: 0 S: 7	H: 1 LOB: 1 BB: 1 P: 16	1B: 10 2B: 1 3B: 0 HR: 2	SF: 2 SAC: 0 DP: 1 HBP: 1	WP: 0 PB: 0 SB: 1 CS: 0	PA: 39
PITCHER	IP WLS BF H R ER SO BB IBB HBP BLK WP HR S P ERA WHIP	5.2 L 27 1 0 0 0 0 0 0 0 0 0 8 12 0.00 1.588	0.2 4 3 1 1 0 0 0 0 0 0 0 0 6 8 13.50 4.500	1.0 5 1 1 1 0 1 0 0 0 0 0 1 7 16 9.00 2.000																

Texas Rangers @ Boston Red Sox
Fenway Park, Boston, MA
Fri Jul 09, 2004, 7:05 PM EDT
Att: 35,030 - Cloudy - 77 F


AB	34
R	7
H	13
RBI	7
BB	2
SO	4
LOB	16



Batter	1	2	3	4	5	6	7	8	9	AB	R	H	RBI	BB	SO	LOB	TOP										
10 Michael Young, R OBP: 0.377, SLG: 0.505	G6-3	4-1 9 HR BB		G5-4-3			G4-3		4-2 BB	3	1	0	1	2	0	2											
9 Hank Blalock, L OBP: 0.374, SLG: 0.580	G5-4-3 BB	3-2 1-H 2-H 3-H HR			3-2 P6		2-1 HBP		1-2 F7	3	1	1	4	1	0	2											
Alfonso Soriano, R OBP: 0.324, SLG: 0.455	G5-4-3	G6-3			0-3 K		0-3 K		2-3 K	5	0	0	0	0	3	4											
Brad Fuller, L OBP: 0.314, SLG: 0.455		0-1 1B E 23 1B		G6-3		0-0 G5-3		2-2 G3		4	1	1	0	0	0	0											
23 Mark Teixeira, S OBP: 0.372, SLG: 0.547		3-1 E4 E 10 BB 1B		2-2 F8		1-2 F9		1-0 1B		4	1	1	0	0	0	1											
David Dellucci, L OBP: 0.346, SLG: 0.477		1-3 K		1-2 G4-3		0-1 G6-3		1-2 F8		4	0	0	0	0	1	3											
Gary Matthews, S OBP: 0.343, SLG: 0.444		0-3 K			0-0 E1 1B		4-1 BB		1-1 F9	3	0	0	0	1	1	3											
Rod Barajas, R OBP: 0.290, SLG: 0.536		1-1 10 BB 9 HR E 1B		0-0 P4		0-0 P4			1-3 K	4	1	2	0	0	1	1											
Laynce Nix, L OBP: 0.333, SLG: 0.571		1-2 E4 10 BB 9 HR		0-2 L3			3-2 K		4-2 10 BB BB	3	1	0	0	1	1	4											
Inning Stats	R: 0 E: 0 K: 0 S: 8	H: 0 LOB: 0 BB: 1 P: 13	R: 6 E: 2 K: 2 S: 20	H: 3 LOB: 0 BB: 1 P: 34	R: 0 E: 0 K: 0 S: 7	H: 0 LOB: 0 BB: 0 P: 10	R: 0 E: 1 K: 0 S: 9	H: 1 LOB: 1 BB: 0 P: 11	R: 0 E: 0 K: 1 S: 10	H: 0 LOB: 1 BB: 1 P: 13	R: 0 E: 0 K: 2 S: 13	H: 0 LOB: 0 BB: 0 P: 20	R: 0 E: 0 K: 0 S: 11	H: 1 LOB: 1 BB: 0 P: 16	R: 0 E: 0 K: 2 S: 21	H: 0 LOB: 2 BB: 2 P: 33	1B: 4 2B: 0 3B: 0 HR: 1	SF: 0 SAC: 0 DP: 2 HBP: 1	WP: 0 PB: 0 SB: 0 CS: 0	PA: 39							
PITCHER	IP	WLS	BF	H	R	ER	SO	BB	IBB	HBP	BLK	WP	HR	S	P	ERA	WHIP										
Derek Lowe, R ERA: 5.57	7.0	W	30	4	6	0	5	3	0	1	0	0	1	74	113	0.00	1.000										
Alan Embree, L ERA: 4.32	1.0		4	1	0	0	0	0	0	0	0	0	0	11	16	0.00	1.000										
Joe Nelson, R ERA:	1.0		5	0	0	0	2	2	0	0	0	0	0	21	33	0.00	2.000										

Texas Rangers @ Boston Red Sox
Fenway Park, Boston, MA
Sat Jul 10 2004, 7:05 PM EDT
Att: 35,024 - Sunny - 83 F


AB 33
R 6
H 5
RBI 5
BB 5
SO 7
LOB 20





Batter	1	2	3	4	5	6	7	8	9	AB	R	H	RBI	BB	SO	LOB	BOTTOM										
18 Johnny Damon, L OBP: 0.404, SLG: 0.484	2B	HR	E S 2B 1B		F8	G3		FC1-6 1B 1B		6	3	3	0	0	0	3											
Mark Bellhorn, S OBP: 0.388, SLG: 0.445	HR	HR	K		4-2 BB		0-0 2B	1-2 1B		5	3	4	3	1	1	1											
Nomar Garciaparra, R OBP: 0.369, SLG: 0.534	HR	HR	HR		4-2 1B		1-1 F7	0-0 1B		5	3	4	3	1	0	1											
Manny Ramirez, R OBP: 0.438, SLG: 0.684	2B	HR	HR		1-0 1B		0-1 G6-3			5	2	4	5	0	0	1											
Kevin Millar, R OBP: 0.360, SLG: 0.404	G5-3	1B	K		2-2 F8		1-2 G1-3			5	1	1	0	0	1	4											
Gabe Kapler, R OBP: 0.313, SLG: 0.367		1B	K							0	0	0	0	0	0	0											
Dave McCarty, R OBP: 0.328, SLG: 0.396	G1-6-3	1B			2-1 G6-3		1-0 G3-1 2B	2-0 HR 1B		5	1	3	0	0	0	1											
Jason Varitek, S OBP: 0.379, SLG: 0.439	F7	1B			2-0 20 F8-6-3 HBP		2-2 G3-1	2-2 HR 1B		4	1	2	3	0	0	2											
20 Kevin Youkilis, R OBP: 0.397, SLG: 0.434		G6-3			3-2 F8-6-3		4-2 BB	4-1 18 FC1-6 BB		3	0	0	0	2	0	3											
Pokey Reese, R OBP: 0.276, SLG: 0.322	K	L4			2-3 K		0-3 K	1-0 F9		5	0	0	0	0	3	3											
Inning Stats	R: 3 E: 0 K: 0 S: 15	H: 4 LOB: 1 BB: 0 P: 26	R: 5 E: 0 K: 1 S: 23	H: 7 LOB: 2 BB: 0 P: 38	R: 3 E: 0 K: 2 S: 20	H: 3 LOB: 0 BB: 0 P: 29	R: 0 E: 0 K: 0 S: 5	H: 0 LOB: 0 BB: 0 P: 12	R: 1 E: 0 K: 1 S: 15	H: 1 LOB: 2 BB: 2 P: 28	R: 0 E: 0 K: 1 S: 14	H: 1 LOB: 1 BB: 1 P: 23	R: 0 E: 0 K: 0 S: 9	H: 1 LOB: 0 BB: 0 P: 11	R: 2 E: 0 K: 0 S: 12	H: 4 LOB: 2 BB: 1 P: 25	1B: 11 2B: 6 3B: 0 HR: 5	SF: 0 SAC: 0 DP: 1 HBP: 1	WP: 0 PB: 0 SB: 1 CS: 0	PA: 48							
PITCHER	IP	WLS	BF	H	R	ER	SO	BB	IBB	HBP	BLK	WP	HR	S	P	ERA	WHIP										
Kenny Rogers, L ERA: 4.21	1.2	L	14	9	8	8	1	0	0	0	0	0	1	39	66	12.00	2.000										
John Waddell, R ERA: 7.33	3.0		15	5	4	4	3	1	0	1	0	0	0	39	66	12.00	2.000										
Doug Brocail, R ERA: 7.45	1.1		8	2	0	0	1	2	0	0	0	0	0	22	38	0.00	3.000										
Carlos Almanzar, R ERA: 3.63	1.0		4	1	0	0	0	0	0	0	0	0	0	9	11	0.00	1.000										
Brian Shouse, L ERA: 2.7	1.0		7	4	2	2	0	1	0	0	0	0	1	12	25	18.00	5.000										


Texas Rangers @ Boston Red Sox
Fenway Park, Boston, MA
Sat Jul 10 2004, 7:05 PM EDT
Att: 35,024 - Sunny - 83 F

AB 43
R 14
H 21
RBI 14
BB 4
SO 5
LOB 19



Batter	1	2	3	4	5	6	7	8	9	AB	R	H	RBI	BB	SO	LOB	TOP								
18 Johnny Damon, L (1, 8) OBP: 0.397, SLG: 0.483	G4-3			G6-3	F8			P4		4	0	0	0	0	0	2	Boston Red Sox @ Anaheim Angels Angel Stadium of Anaheim, Anaheim, CA Thu Jul 15 2004, 7:05 PM PDT Att: 43,623 - Sunny - 80 F AB 30 R 1 H 4 RBI 1 BB 2 SO 4 LOB 11 								
Mark Bellhorn, S (1, 4) OBP: 0.387, SLG: 0.440	K			G5-3	F8			1B	4	0	1	0	0	1	0										
34 David Ortiz, L (1, 3) OBP: 0.355, SLG: 0.597	P6			FC5-4 BB	G5-4-3 BB			F7	2	0	0	0	2	0	1										
Manny Ramirez, R (1, 10)				G6-3	FC5-4 1-2			F7	4	0	0	0	0	0	3										
Nomar Garciaparra, R (1, 6) OBP: 0.353, SLG: 0.505	F8			L6				P3	4	0	0	0	0	0	1										
Kevin Millar, R (1, 7) OBP: 0.361, SLG: 0.400	K			E 2B 1B				K	3	1	1	0	0	2	0										
Jason Varitek, S (1, 2)				L6-3 1B	E5 2B 1-2			F9	3	0	1	0	0	0	1										
Bill Mueller, S (1, 5) OBP: 0.359, SLG: 0.446	L6-3			L6-3 1-1	2B			K	3	0	1	1	0	1	1										
Gabe Kapler, R (1, 9) OBP: 0.309, SLG: 0.362 Trot Nixon, L (8, PH) OBP: 0.303, SLG: 0.424	P2			P2	L4			G3	2	0	0	0	0	0	2										
										1	0	0	0	0	0										
Inning Stats	R: 0 E: 0 K: 1 S: 8	H: 0 LOB: 0 BB: 0 P: 14	R: 0 E: 0 K: 1 S: 9	H: 0 LOB: 0 BB: 0 P: 12	R: 0 E: 0 K: 0 S: 6	H: 1 LOB: 0 BB: 0 P: 13	R: 0 E: 0 K: 0 S: 12	H: 0 LOB: 1 BB: 1 P: 19	R: 1 E: 1 K: 0 S: 11	H: 2 LOB: 2 BB: 0 P: 18	R: 0 E: 0 K: 0 S: 6	H: 0 LOB: 0 BB: 0 P: 11	R: 0 E: 0 K: 1 S: 6	H: 0 LOB: 0 BB: 0 P: 11	R: 0 E: 0 K: 1 S: 7	H: 0 LOB: 0 BB: 0 P: 8	R: 0 E: 0 K: 0 S: 7	H: 1 LOB: 1 BB: 0 P: 12	1B: 3 2B: 2 3B: 0 HR: 0	SF: 0 SAC: 0 DP: 2 HBP: 0	WP: 0 PB: 0 SB: 0 CS: 0	PA: 32			
PITCHER	IP	WLS	BF	H	R	ER	SO	BB	IBB	HBP	BLK	WP	HR	S	P	ERA	WHIP								
Jarrod Washburn, L (1, 1) ERA: 4.32	7.0	W	25	3	1	0	3	2	0	0	0	0	0	58	98	0.00	0.714								
Kevin Gregg, R (8, 1) ERA: 3.35	1.0		3	0	0	0	1	0	0	0	0	0	0	7	8	0.00	0.000								
Ramon Ortiz, R (9, 1) ERA: 4.11	1.0		4	1	0	0	0	0	0	0	0	0	0	7	12	0.00	1.000								


Batter	1	2	3	4	5	6	7	8	9	AB	R	H	RBI	BB	SO	LOB	BOTTOM									
David Eckstein, R (1, 6) OBP: 0.353, SLG: 0.354	K	G6-3		1B	2B			1B		5	1	3	1	0	1	2	Boston Red Sox @ Anaheim Angels Angel Stadium of Anaheim, Anaheim, CA Thu Jul 15 2004, 7:05 PM PDT Att: 43,623 - Sunny - 80 F AB 37 R 8 H 16 RBI 8 BB 3 SO 5 LOB 16 									
9 Chone Figgins, S (1, 5)	L6			1B	2B			G5-4-3		5	0	3	3	0	0	1										
16 Garret Anderson, L (1, 8) OBP: 0.360, SLG: 0.473	2B			G1-3	L3			G4-3		5	0	1	0	0	0	3										
27 Vladimir Guerrero, R (1, 9) OBP: 0.395, SLG: 0.589	IBB			1B	BB			G1-3	1B	3	1	1	0	2	0	0										
Jose Guillen, R (1, 7) OBP: 0.368, SLG: 0.508	F9			1B				G1-3	F7	5	1	2	0	0	1	3										
Darin Erstad, L (1, 3)				1B				G6-3	G6-3	3	2	2	3	0	1	2										
Jeff DaVanon, S (1, 10) OBP: 0.390, SLG: 0.424				G6-3 HBP	K			G6-3	1B	4	0	1	0	0	2	2										
Bengie Molina, R (1, 2) OBP: 0.319, SLG: 0.436				K2-3	F8			G6-4-3	1B	4	2	2	1	0	0	2										
Adam Kennedy, L (1, 4) OBP: 0.329, SLG: 0.389				G6-3	1B			G6-4-3	1B	3	1	1	0	1	0	1										
Inning Stats	R: 0 E: 0 K: 1 S: 12	H: 1 LOB: 2 BB: 1 P: 22	R: 0 E: 0 K: 1 S: 12	H: 0 LOB: 2 BB: 1 P: 21	R: 0 E: 0 K: 1 S: 15	H: 2 LOB: 2 BB: 1 P: 24	R: 1 E: 0 K: 0 S: 19	H: 3 LOB: 0 BB: 0 P: 28	R: 5 E: 0 K: 1 S: 22	H: 6 LOB: 1 BB: 0 P: 34	R: 2 E: 0 K: 1 S: 16	H: 3 LOB: 0 BB: 0 P: 21	R: 0 E: 0 K: 0 S: 5	H: 1 LOB: 0 BB: 0 P: 9	R: 0 E: 0 K: 0 S: 9	H: 0 LOB: 0 BB: 0 P: 11	1B: 12 2B: 3 3B: 0 HR: 1	SF: 0 SAC: 0 DP: 2 HBP: 1	WP: 0 PB: 1 SB: 2 CS: 0	PA: 41						
PITCHER	IP	WLS	BF	H	R	ER	SO	BB	IBB	HBP	BLK	WP	HR	S	P	ERA	WHIP									
Derek Lowe, R (1, 1) ERA: 5.67	4.2	L	26	9	4	4	4	2	1	1	0	0	0	10	15	54.00	9.000									
Alan Embree, L (5, 1) ERA: 4.81	0.1		4	3	2	2	0	0	0	0	0	0	0	1	16	21	18.00	3.000								
Curt Leskanic, R (6, 1) ERA: 6.15	1.0		5	3	2	2	1	0	0	0	0	0	0	5	9	0.00	1.000									
Jimmy Anderson, L (7, 1) ERA: 4.73	1.0		3	1	0	0	0	0	0	0	0	0	0	9	11	0.00	0.000									
Ramiro Mendoza, R (8, 1) ERA:	1.0		3	0	0	0	0	0	0	0	0	0	0	9	11	0.00	0.000									

Batter	1	2	3	4	5	6	7	8	9	AB	R	H	RBI	BB	SO	LOB	TOP
18 Johnny Damon, L (1, 8) OBP: 0.394, SLG: 0.477	1-2 K		1-0 F7	1-1 F7		4-0 FC6-4 BB		1-2 G3-1		4	0	0	0	1	1	1	
Bill Mueller, S (1, 5) OBP: 0.350, SLG: 0.433	2-0 G4-3		2-2 G3		2-3 K	1-0 FC6-4			2-3 K	5	0	0	0	0	2	1	
34 David Ortiz, L (1, 10) Manny Ramirez, R (9, FH) Mark Bellhorn, S (9, FR) OBP: 0.434, SLG: 0.674	2-2 G4-3		4-2 FC6-4 BB		0-0 WP 1B				1-2 K 1B	3	0	1	0	1	1	0	
Nomar Garciaparra, R (1, 6) OBP: 0.347, SLG: 0.517		0-0 HR	0-1 FC6-4		1-3 K 1B				3-1 F9	5	1	1	1	0	1	3	
Trot Nixon, L (1, 9) OBP: 0.333, SLG: 0.457		1-1 FC5 1B		0-0 1B	0-0 WP				3-2 F7	4	1	3	0	1	0	1	
Jason Varitek, S (1, 2) OBP: 0.383, SLG: 0.440		2-1 FC5 1B		1-2 S 1B	4-2 FC6-4					3	1	2	1	1	0	1	
Kevin Millar, R (1, 3) Dave McCarty, R (8, 3) OBP: 0.317, SLG: 0.381		3-3 K		0-1 F9	0-1 FC6-4				0-1 F9	4	0	0	0	0	1	6	AB 37
Gabe Kapler, R (1, 7) OBP: 0.308, SLG: 0.379		0-0 FC5		3-3 K					3-2 HR	4	1	1	1	0	1	3	R 4
Pokey Reese, R (1, 4) OBP: 0.276, SLG: 0.321		1-2 2-3 K		1-2 E6 1B					1-3 K	4	0	1	1	0	2	2	H 10
																	RBI 4
																	BB 4
																	SO 9
																	LOB 18
																	
Inning Stats	R: 0 H: 0 E: 0 K: 1 S: 9	H: 0 R: 3 ER: 2 LOB: 0 BB: 0 P: 14	R: 1 H: 3 E: 0 K: 2 S: 13	H: 3 R: 3 ER: 1 LOB: 1 BB: 1 P: 15	R: 2 H: 3 E: 1 K: 1 S: 16	H: 2 R: 3 ER: 0 LOB: 3 BB: 1 P: 20	R: 0 H: 0 E: 0 K: 0 S: 5	H: 0 R: 1 ER: 0 LOB: 1 BB: 1 P: 10	R: 0 H: 0 E: 0 K: 1 S: 14	H: 1 R: 0 ER: 0 LOB: 0 BB: 0 P: 19	R: 0 H: 1 E: 0 K: 1 S: 12	H: 1 R: 0 ER: 0 LOB: 1 BB: 0 P: 21	1B: 7 2B: 1 3B: 0 HR: 2	SF: 0 SAC: 0 DP: 0 HBP: 0	WP: 1 PB: 0 SB: 1 CS: 0	PA: 41	
PITCHER	IP WLS BF H R ER SO BB IBB HBP BLK WP HR S P ERA WHIP																
45 Kelvin Escobar, R (1, 1) ERA: 3.98	6.0 L 29 8 3 3 6 3 0 0 0 0 1 1 64 102 4.50 1.833																
62 Scot Shields, R (7, 1) ERA: 3.12	2.0 8 1 1 1 2 1 0 0 0 0 0 1 22 35 4.50 1.000																
Brendan Donnelly, R (9, 1) ERA: 3.38	1.0 4 1 0 0 1 0 0 0 0 0 0 0 12 21 0.00 1.000																

Boston Red Sox @ Anaheim Angels
Angel Stadium of Anaheim, Anaheim, CA

Fri Jul 16 2004, 7:05 PM PDT
Att: 43,771 - Sunny - 85 F

AB	37
R	4
H	10
RBI	4
BB	4
SO	9
LOB	18

Batter	1	2	3	4	5	6	7	8	9	AB	R	H	RBI	BB	SO	LOB	BOTTOM	
David Eckstein, R (1, 6) OBP: 0.355, SLG: 0.356	2-2 16 F8 9 G4-3 1B		1-2 F9		2-3 K		2-1 K 1B			4	0	2	0	0	1	1		
9 Chone Figgins, S (1, 5) OBP: 0.368, SLG: 0.459	2-1 G4-3		3-2 G4-3		3-3 K		0-0 K 1B			4	0	1	0	0	1	2		
16 Garret Anderson, L (1, 8) OBP: 0.358, SLG: 0.468	1-1 F8			2-1 27 G4-6-3 1B		3-3 K		2-0 G4-3		4	0	1	0	0	1	3		
27 Vladimir Guerrero, R (1, 9) OBP: 0.391, SLG: 0.582	1-1 F7		2-0 G4-6-3		2-3 K		0-0 F7			4	0	0	0	0	1	2		
Jose Guillen, R (1, 7) OBP: 0.370, SLG: 0.515		2-3 K		0-2 HR		4-1 S 1B BB		1-1 G4-3		3	2	1	1	1	1	0		
Darin Erstad, L (1, 3) OBP: 0.354, SLG: 0.419		4-2 BB		1-0 BB		2-2 1-H 1B		1-3 K		3	0	2	1	1	1	0		
Jeff DaVanon, S (1, 10) OBP: 0.388, SLG: 0.417		4-0 G4-6-3 BB		3-3 K		1-1 G6-3			1-2 L7	3	0	0	0	1	1	2	AB 32	
Bengie Molina, R (1, 2) OBP: 0.313, SLG: 0.427		0-1 G4-6-3			0-3 K		1-0 F8		0-1 G6-3	4	0	0	0	0	1	2	R 2	
Adam Kennedy, L (1, 4) OBP: 0.328, SLG: 0.385			3-3 K		4-0 BB		3-2 L4		0-2 P4	3	0	0	0	1	1	0	H 7	
																	RBI 2	
																	BB 4	
																	SO 9	
																	LOB 12	
																		
Inning Stats	R: 0 H: 1 E: 0 K: 0 S: 9	H: 0 R: 0 ER: 0 LOB: 2 BB: 2 P: 19	R: 0 H: 0 E: 0 K: 1 S: 12	H: 0 R: 0 ER: 0 LOB: 0 BB: 0 P: 19	R: 1 H: 3 E: 0 K: 1 S: 10	H: 3 R: 0 ER: 0 LOB: 1 BB: 1 P: 18	R: 0 H: 0 E: 0 K: 3 S: 11	H: 0 R: 1 ER: 0 LOB: 1 BB: 1 P: 20	R: 0 H: 1 E: 0 K: 2 S: 12	H: 2 R: 0 ER: 0 LOB: 2 BB: 0 P: 16	R: 0 H: 0 E: 0 K: 1 S: 6	H: 0 R: 0 ER: 0 LOB: 0 BB: 0 P: 8	R: 0 H: 0 E: 0 K: 0 S: 8	H: 0 R: 0 ER: 0 LOB: 0 BB: 0 P: 9	1B: 5 2B: 1 3B: 0 HR: 1	SF: 0 SAC: 0 DP: 2 HBP: 0	WP: 0 PB: 0 SB: 1 CS: 0	PA: 36
PITCHER	IP WLS BF H R ER SO BB IBB HBP BLK WP HR S P ERA WHIP																	
Pedro Martinez, R (1, 1) ERA: 3.64	6.0 W 25 5 2 2 8 4 0 0 0 0 0 0 63 115 3.00 1.500																	
Curt Leskanic, R (7, 1) ERA: 6.0	0.2 H 3 1 0 0 0 0 0 0 0 0 0 0 6 12 0.00 1.500																	
Alan Embree, L (7, 1) ERA: 4.76	0.1 H 2 1 0 0 0 0 0 0 0 0 0 0 2 4 0.00 3.000																	
50 Mike Timlin, R (8, 1) ERA: 3.5	1.0 H 3 0 0 0 1 0 0 0 0 0 0 0 6 8 0.00 0.000																	
Keith Foulke, R (9, 1) ERA: 1.5	1.0 S 3 0 0 0 0 0 0 0 0 0 0 0 8 9 0.00 0.000																	

Boston Red Sox @ Anaheim Angels
Angel Stadium of Anaheim, Anaheim, CA


Fri Jul 16 2004, 7:05 PM PDT
Att: 43,771 - Sunny - 85 F

AB	32
R	2
H	7
RBI	2
BB	4
SO	9
LOB	12

Batter	1	2	3	4	5	6	7	8	9	AB	R	H	RBI	BB	SO	LOB	TOP					
18 Johnny Damon, L (1, 8) OBP: 0.396, SLG: 0.494	K2-3		FC3-6			34 HR BB	34 1B 2B	F8		4	2	1	0	1	1	2						
Mark Bellhorn, S (1, 4) OBP: 0.386, SLG: 0.434 Pokey Reese, R (9, 4) OBP: 0.275, SLG: 0.317	K		G4-3			34 HR 1B	P5		G3	5	1	1	0	0	1	2						
34 David Ortiz, L (1, 10) OBP: 0.361, SLG: 0.615	3B			G3		1-H 2-H HR	3B 1B		K	5	2	3	4	0	1	0						
Nomar Garciaparra, R (1, 6) OBP: 0.353, SLG: 0.520	K			L3		G3 1B	HBP		1B	4	0	2	1	0	1	1						
Trot Nixon, L (1, 9) OBP: 0.322, SLG: 0.430		G1-3		G4-3		1 SAFE	FC5 G3		F8	5	0	1	0	0	1	2						
Jason Varitek, S (1, 2) OBP: 0.379, SLG: 0.434	K				K		G3		G4-3	4	0	0	0	0	2	3						
Bill Mueller, S (1, 5) OBP: 0.348, SLG: 0.426	K				G1-3		IBB		F8	3	0	0	0	1	1	0						
Dave McCarty, R (1, 3) OBP: 0.315, SLG: 0.376					K	FC5			K	4	0	1	0	0	2	3						
Gabe Kapler, R (1, 7) OBP: 0.311, SLG: 0.399			F8			2-3	F8		HR	4	1	2	1	0	0	1						
Inning Stats	R: 0 E: 0 K: 3 S: 12	H: 1 LOB: 1 BB: 0 P: 15	R: 0 E: 0 K: 2 S: 11	H: 0 LOB: 0 BB: 0 P: 15	R: 0 E: 0 K: 0 S: 10	H: 1 LOB: 1 BB: 0 P: 18	R: 0 E: 0 K: 0 S: 7	H: 0 LOB: 0 BB: 0 P: 8	R: 0 E: 0 K: 2 S: 7	H: 0 LOB: 0 BB: 0 P: 11	R: 3 E: 0 K: 0 S: 10	H: 3 LOB: 3 BB: 2 P: 25	R: 3 E: 0 K: 1 S: 16	H: 4 LOB: 1 BB: 0 P: 25	R: 0 E: 0 K: 1 S: 8	H: 1 LOB: 1 BB: 0 P: 13	R: 0 E: 0 K: 1 S: 9	H: 1 LOB: 1 BB: 0 P: 15	1B: 6 2B: 1 3B: 2 HR: 2	SF: 0 SAC: 0 DP: 0 HBP: 1	WP: 0 PB: 0 SB: 0 CS: 0	PA: 41
PITCHER	IP	WLS	BF	H	R	ER	SO	BB	IBB	HBP	BLK	WP	HR	S	P	ERA	WHIP					
41 John Lackey, R (1, 1) ERA: 4.91	6.0	L	28	7	5	5	7	1	1	1	0	0	2	61	100	7.50	1.333					
62 Scott Shields, R (7, 1) ERA: 3.16	2.0		9	3	1	1	2	0	0	0	0	0	0	20	30	4.50	1.500					
Troy Percival, R (9, 1) ERA: 4.18	1.0		4	1	0	0	1	0	0	0	0	0	0	9	15	0.00	1.000					

Boston Red Sox @ Anaheim Angels
Angel Stadium of Anaheim, Anaheim, CA
 Sun Jul 18 2004, 1:05 PM PDT
 Att: 43,613 - Sunny - 90 F


AB	38
R	6
H	11
RBI	6
BB	2
SO	10
LOB	14



Batter	1	2	3	4	5	6	7	8	9	AB	R	H	RBI	BB	SO	LOB	BOTTOM					
David Eckstein, R (1, 6) OBP: 0.355, SLG: 0.358	G5-3		P5			9 F8		F9		4	0	1	0	0	0	2						
9 Chone Figgins, S (1, 5) OBP: 0.368, SLG: 0.457	F9		G4-3			2B			16 1B 27 SF8	4	1	1	0	0	0	2						
16 Garret Anderson, L (1, 10) OBP: 0.357, SLG: 0.462	K			P4		G3-1			FC5-4 1B	4	0	1	0	0	1	1						
27 Vladimir Guerrero, R (1, 9) OBP: 0.384, SLG: 0.581		P3		K2-3					SF8	3	0	0	1	0	2	0						
Darin Erstad, L (1, 3) OBP: 0.355, SLG: 0.417		G4-3		G6-3					FC5-4 FC4-6	4	0	0	0	0	1	1						
Jeff DaVanon, S (1, 8) OBP: 0.380, SLG: 0.408		F8			P6				FC4-6	4	0	0	0	0	1	1						
Tim Salmon, R (1, 7) OBP: 0.281, SLG: 0.314 39 Robb Quinlan, R (9, 7) OBP: 0.333, SLG: 0.338			F8		K				K	3	0	0	0	0	2	0						
Bengie Molina, R (1, 2) OBP: 0.318, SLG: 0.444					L7				HBP	2	1	1	1	0	0	0						
Adam Kennedy, L (1, 4) OBP: 0.333, SLG: 0.395						P6			F8	3	0	1	0	0	0	1						
Inning Stats	R: 0 E: 0 K: 1 S: 11	H: 0 LOB: 0 BB: 0 P: 14	R: 0 E: 0 K: 0 S: 7	H: 0 LOB: 0 BB: 0 P: 10	R: 1 E: 0 K: 0 S: 11	H: 2 LOB: 1 BB: 0 P: 18	R: 0 E: 0 K: 1 S: 14	H: 0 LOB: 0 BB: 0 P: 20	R: 0 E: 0 K: 1 S: 7	H: 0 LOB: 0 BB: 0 P: 11	R: 0 E: 0 K: 0 S: 8	H: 1 LOB: 1 BB: 0 P: 11	R: 0 E: 0 K: 3 S: 12	H: 0 LOB: 0 BB: 0 P: 18	R: 0 E: 0 K: 1 S: 8	H: 0 LOB: 1 BB: 0 P: 11	R: 1 E: 0 K: 0 S: 13	H: 2 LOB: 1 BB: 0 P: 20	1B: 3 2B: 1 3B: 0 HR: 1	SF: 1 SAC: 0 DP: 0 HBP: 1	WP: 0 PB: 0 SB: 1 CS: 0	PA: 33
PITCHER	IP	WLS	BF	H	R	ER	SO	BB	IBB	HBP	BLK	WP	HR	S	P	ERA	WHIP					
38 Curt Schilling, R (1, 1) ERA: 3.04	8.0	W	28	3	1	1	7	0	0	0	0	0	0	13	113	1.12	0.375					
50 Mike Timlin, R (9, 1) ERA: 3.61	1.0		5	2	1	1	0	0	0	0	0	0	0	13	20	9.00	2.000					

Boston Red Sox @ Anaheim Angels
Angel Stadium of Anaheim, Anaheim, CA
 Sun Jul 18 2004, 1:05 PM PDT
 Att: 43,613 - Sunny - 90 F

AB	31
R	2
H	5
RBI	2
BB	0
SO	7
LOB	8




Batter	1	2	3	4	5	6	7	8	9	10	11	AB	R	H	RBI	BB	SO	LOB	TOP								
18 Johnny Damon, L OBP: 0.392, SLG: 0.489	1-1 G5-3		1-2 1B		2-1 P4		3-2 P4		0-1 F9		0-2 F7	6	0	1	0	0	0	3									
Bill Mueller, S OBP: 0.344, SLG: 0.417	2-1 BB 34 BB HBP		0-0 F8		0-0 F9		2-2 F8		0-1 F9			4	0	0	0	0	0	3									
34 David Ortiz, L OBP: 0.362, SLG: 0.609	4-2 BB		1 SAFE 2-1 F9		4-1 BB				1-3 K		1-3 K	3	0	0	0	2	2	1									
Manny Ramirez, R OBP: 0.436, SLG: 0.671	4-1 BB			4-2 1B WP BB		0-0 F8			0-0 BB HR 1B		1-1 G3-1	3	2	1	0	2	0	2									
Nomar Garciaparra, R OBP: 0.362, SLG: 0.520	0-1 G5-4-3			2-0 1B		1-3 K		4-2 HR BB		1-0 1B		4	1	2	0	1	1	3									
Jason Varitek, S OBP: 0.379, SLG: 0.444		1-2 G6-3		0-2 1B		3-3 K		0-0 HR		1-2 1B		5	1	2	4	0	1	1									
Kevin Millar, R OBP: 0.348, SLG: 0.384		3-1 P5		1-3 1B		1-3 K		2-2 G5-3				4	0	0	0	0	1	2									
Dave McCarty, R OBP: 0.312, SLG: 0.373				2-2 P2								1	0	0	0	0	0	0									
Gabe Kapler, R OBP: 0.308, SLG: 0.392		1-2 CS 1B		0-1 L6-3				1-2 F7		0-3 K		5	0	1	0	0	1	3									
Pokey Reese, R OBP: 0.274, SLG: 0.315		1 SAFE 0-0 CS		0-0 P3				0-1 1B				1	0	0	0	0	0	0									
Mark Bellhorn, S OBP: 0.387, SLG: 0.438		1-2 CS			1-1 F9 2B						1-2 K	4	0	2	0	0	2	1									
Inning Stats	R: 0 E: 1 K: 0 S: 9	H: 0 LOB: 2 BB: 2 P: 20	R: 0 E: 0 K: 0 S: 8	H: 1 LOB: 0 BB: 0 P: 13	R: 0 E: 0 K: 0 S: 7	H: 1 LOB: 1 BB: 0 P: 10	R: 1 E: 0 K: 0 S: 12	H: 2 LOB: 1 BB: 1 P: 20	R: 0 E: 0 K: 3 S: 10	H: 0 LOB: 0 BB: 0 P: 15	R: 0 E: 0 K: 0 S: 13	H: 1 LOB: 1 BB: 0 P: 19	R: 3 E: 0 K: 2 S: 17	H: 2 LOB: 0 BB: 1 P: 24	R: 0 E: 0 K: 1 S: 7	H: 0 LOB: 0 BB: 0 P: 9	R: 0 E: 0 K: 1 S: 10	H: 1 LOB: 1 BB: 0 P: 14	R: 0 E: 1 K: 1 S: 9	H: 0 LOB: 1 BB: 0 P: 12	1B: 7 2B: 2 3B: 0 HR: 1	SF: 0 SAC: 0 DP: 2 HBP: 1	WP: 2 PB: 0 SB: 0 CS: 1	PA: 47			
PITCHER	IP ERA WLS BF H R ER SO BB IBB HBP BLK WP HR S P ERA WHIP	1.1 3.13 1.1 5 1 0 0 1 0 0 0 0 0 0 16 23 0.00 0.750	7.1 4.5 0.2 5 2 3 3 1 1 0 0 0 0 1 14 20 40.50 4.500	8.1 4.87 2.2 10 1 0 0 3 0 0 0 0 1 0 23 32 0.00 0.375	9.1 4.89 0.1 W 1 0 0 0 0 0 0 0 0 0 0 3 3 0.00 0.000																						

Boston Red Sox @ Seattle Mariners
Safeco Field, Seattle, WA
Mon Jul 19 2004, 7:05 PM PDT
Att. 42,898 - Unknown - 76 F

livebaseballscores.com

AB 40
R 4
H 9
RBI 4
BB 5
SO 8
LOB 19




Batter	1	2	3	4	5	6	7	8	9	10	11	AB	R	H	RBI	BB	SO	LOB	BOTTOM							
51 Ichiro Suzuki, L OBP: 0.369, SLG: 0.395	1-0 E4 FC3-6		2-2 1B			2-3 K		1-2 E FC4-6 1B	0-0 G6-3		0-0 SH5-3	5	1	2	0	0	1	0								
Randy Winn, S OBP: 0.346, SLG: 0.439	0-1 FC3-6 FC6-4 1-2f		1-3 K			2-1 WP 2B 2B		1-1 E5 FC4-6	0-1 F9		4-0 HR IBB	5	2	1	0	1	1	3								
Bret Boone, R OBP: 0.294, SLG: 0.387	0-0 FC6-4 1-2f			2-3 K		3-2 2B 2B		0-0 FC4-6 1B 1-2f 2H 3H		3-3 K	0-1 HR	6	1	2	6	0	2	2								
Bucky Jacobsen, R OBP: 0.447, SLG: 1.000	0-1 G4-3			2-3 K		1-3 K		0-0 S 1B		2-3 K		4	0	1	0	0	2	2								
16 Willie Bloomquist, R OBP: 0.275, SLG: 0.310								1-3 1B				1	0	0	0	0	1	0								
Scott Spiezio, S OBP: 0.294, SLG: 0.376		2-3 K		4-2 BB		4-0 IBB		0-2 P5		3-2 FC5 HBP 1B		3	0	1	0	2	1	2								
Jolbert Cabrera, R OBP: 0.327, SLG: 0.426		2-2 F7		3-3 K		0-2 K		1 SAFE 1-3 K		1-2 HBP		4	0	0	0	0	3	5								
Justin Leone, R OBP: 0.294, SLG: 0.484		0-0 G6-3				0-3 K		0-3 K		1-3 K		5	0	0	0	0	3	2								
Miguel Olivo, R OBP: 0.310, SLG: 0.500			0-2 F9			1-3 K		2-1 F7		2-1 HR		5	2	2	1	0	1	0								
Hiram Bocachica, R OBP: 0.427, SLG: 0.400			1-1 G5-3			0-3 K		0-0 F8		0-1 HR		3	0	0	0	0	1	0								
Edgar Martinez, R OBP: 0.337, SLG: 0.376											4-1 51 SH5-3 BB HR 1B	1	1	1	1	0	0	0								
Dave Hansen, L OBP: 0.427, SLG: 0.400											1-2 51 SH5-3 BB HR	0	1	0	0	1	0	0								
Inning Stats	R: 0 E: 1 K: 0 S: 6	H: 0 LOB: 1 BB: 0 P: 7	R: 0 E: 0 K: 1 S: 8	H: 0 LOB: 0 BB: 0 P: 12	R: 0 E: 0 K: 1 S: 11	H: 1 LOB: 1 BB: 0 P: 15	R: 1 E: 0 K: 3 S: 18	H: 2 LOB: 2 BB: 1 P: 30	R: 0 E: 0 K: 1 S: 6	H: 0 LOB: 0 BB: 0 P: 8	R: 1 E: 1 K: 1 S: 15	H: 2 LOB: 3 BB: 0 P: 18	R: 2 E: 0 K: 2 S: 11	H: 2 LOB: 0 BB: 0 P: 14	R: 0 E: 0 K: 2 S: 18	H: 1 LOB: 2 BB: 0 P: 27	R: 4 E: 0 K: 0 S: 6	H: 2 LOB: 0 BB: 2 P: 17	1B: 5 2B: 2 3B: 0 HR: 3	SF: 0 SAC: 1 DP: 0 HBP: 1	WP: 1 PB: 0 SB: 0 CS: 1	PA: 48				
PITCHER	IP ERA WLS BF H R ER SO BB IBB HBP BLK WP HR S P ERA WHIP	7.0 3.88 0.0 2 1 1 0 0 0 0 0 0 0 0 9 10 0.00 1.000	8.1 4.76 1.0 H 4 1 0 0 1 0 0 0 0 0 2 29 41 9.00 1.500	8.1 3.54 2.0 B 10 3 2 2 3 0 0 1 0 0 2 29 41 9.00 1.500	11.1 7.24 0.1 L 5 2 4 4 0 1 1 0 0 0 1 6 17 108.00 9.000																					

Boston Red Sox @ Seattle Mariners
Safeco Field, Seattle, WA
Mon Jul 19 2004, 7:05 PM PDT
Att. 42,898 - Unknown - 76 F

livebaseballscores.com


AB 42
R 8
H 10
RBI 8
BB 4
SO 16
LOB 16



Batter	1	2	3	4	5	6	7	8	9	AB	R	H	RBI	BB	SO	LOB	TOP					
18 Johnny Damon, L OBP: 0.392, SLG: 0.485	L9		K	G4-3	P2			2B 34 SF7		3	2	0	0	2	1	2						
Mark Bellhorn, S OBP: 0.385, SLG: 0.437	K		P6	G4-3		K		2B		5	0	1	1	0	2	2						
34 David Ortiz, L OBP: 0.362, SLG: 0.615			G4-3			F9		SF7		3	1	1	4	1	0	0						
Manny Ramirez, R OBP: 0.438, SLG: 0.677 Gabe Kapler, R OBP: 0.306, SLG: 0.392	F7							K		3	2	1	1	2	1	2						
Nomar Garciaparra, R OBP: 0.364, SLG: 0.523								F7		0	0	0	0	0	0	0						
Trot Nixon, L OBP: 0.326, SLG: 0.422										5	1	2	0	0	1	2						
Doug Mirabeli, R OBP: 0.364, SLG: 0.638 Jason Varitek, S OBP: 0.379, SLG: 0.444										4	1	1	2	1	1	0						
Bill Mueller, S OBP: 0.346, SLG: 0.414										5	1	2	0	0	2	2						
Dave McCarty, R OBP: 0.308, SLG: 0.365										0	0	0	0	0	0	0						
Inning Stats	R: 0 E: 0 K: 1 S: 8	H: 0 LOB: 1 BB: 1 P: 16	R: 0 E: 0 K: 2 S: 9	H: 1 LOB: 2 BB: 1 P: 15	R: 0 E: 0 K: 1 S: 8	H: 0 LOB: 0 BB: 0 P: 11	R: 8 E: 0 K: 1 S: 22	H: 6 LOB: 0 BB: 2 P: 40	R: 0 E: 1 K: 0 S: 7	H: 1 LOB: 2 BB: 0 P: 15	R: 0 E: 0 K: 2 S: 11	H: 0 LOB: 1 BB: 1 P: 23	R: 0 E: 0 K: 1 S: 12	H: 0 LOB: 1 BB: 1 P: 21	R: 1 E: 0 K: 1 S: 9	H: 1 LOB: 3 BB: 1 P: 21	R: 0 E: 0 K: 2 S: 9	H: 1 LOB: 0 BB: 0 P: 13	1B: 5 2B: 3 3B: 0 HR: 2	SF: 1 SAC: 0 DP: 0 HBP: 0	WP: 0 PB: 1 SB: 0 CS: 0	PA: 45
PITCHER	IP	WLS	BF	H	R	ER	SO	BB	IBB	HBP	BLK	WP	HR	S	P	ERA	WHIP					
Joel Pineiro, R ERA: 4.88	3.2	L	22	7	8	8	5	4	0	0	0	0	2	46	81	19.64	3.000					
George Sherrill, L ERA: 2.84	2.1		10	1	0	0	2	1	0	0	0	0	0	19	39	0.00	0.857					
Shigetoshi Hasegawa, R ERA: 5.57	2.0		9	1	1	1	2	2	0	0	0	0	0	21	42	4.50	1.500					
Mike Myers, L ERA: 4.07	1.0		4	1	0	0	2	0	0	0	0	0	0	9	13	0.00	1.000					

Boston Red Sox @ Seattle Mariners
Safeco Field, Seattle, WA
Tue Jul 20 2004, 1:35 PM PDT
Att: 46,024 - Unknown - 72 F


AB 37
R 9
H 10
RBI 9
BB 7
SO 11
LOB 20



Batter	1	2	3	4	5	6	7	8	9	AB	R	H	RBI	BB	SO	LOB	BOTTOM					
51 Ichiro Suzuki, L OBP: 0.375, SLG: 0.401	G4-3 1B		SH1-3 1B	S BB		1B S	G3		S 1B	5	1	4	0	1	0	2						
Randy Winn, S OBP: 0.348, SLG: 0.438	G4-3		SH1-3 1B	G3		SF8		2B 1B HBP	1B	3	1	1	1	1	0	3						
Bret Boone, R OBP: 0.298, SLG: 0.396	K		SH1-3			2B		1B FC5-4 2B		5	1	3	0	0	2	3						
Edgar Martinez, R OBP: 0.337, SLG: 0.375	BB 1B		K	G5-3		G6-3		FC5-4 1B		6	0	2	2	0	2	7						
Bucky Jacobsen, R OBP: 0.522, SLG: 0.706			F8	P3		P4		K		5	0	0	0	1	2	7						
Scott Spiezio, S OBP: 0.289, SLG: 0.369	G3-1			G4-3		P5		FC5-4 1B BB		5	0	0	1	0	0	4						
Miguel Olivo, R OBP: 0.324, SLG: 0.519			G6-3	G3 16 1B		1B 16 FC6-4		1B 2B		4	3	3	0	1	0	0						
Hiram Bocachica, R OBP: 0.314, SLG: 0.339 Raul Ibanez, L OBP: 0.321, SLG: 0.479			G1-3	G3		1B 16 FC6-4		1B 2B		3	0	1	0	0	0	1						
16 Willie Bloomquist, R OBP: 0.277, SLG: 0.311 Dave Hansen, L OBP: 0.453, SLG: 0.408 Jolbert Cabrera, R OBP: 0.326, SLG: 0.424			G6-3	51 1B		FC6-4 51 1B		1B 2B		2	0	2	1	0	0	0						
Inning Stats	R: 1 E: 0 K: 1 S: 20	H: 2 LOB: 2 BB: 1 P: 35	R: 0 E: 0 K: 0 S: 6	H: 0 LOB: 0 BB: 0 P: 7	R: 0 E: 0 K: 1 S: 11	H: 2 LOB: 2 BB: 0 P: 18	R: 0 E: 0 K: 0 S: 10	H: 2 LOB: 1 BB: 1 P: 21	R: 0 E: 0 K: 0 S: 7	H: 1 LOB: 1 BB: 0 P: 10	R: 2 E: 0 K: 0 S: 20	H: 4 LOB: 2 BB: 0 P: 35	R: 1 E: 0 K: 0 S: 18	H: 3 LOB: 2 BB: 0 P: 24	R: 2 E: 0 K: 1 S: 19	H: 3 LOB: 3 BB: 1 P: 32	R: 0 E: 0 K: 3 S: 14	H: 1 LOB: 2 BB: 1 P: 21	1B: 14 2B: 4 3B: 0 HR: 0	SF: 1 SAC: 1 DP: 0 HBP: 1	WP: 1 PB: 0 SB: 6 CS: 0	PA: 50
PITCHER	IP	WLS	BF	H	R	ER	SO	BB	IBB	HBP	BLK	WP	HR	S	P	ERA	WHIP					
Derek Lowe, R ERA: 5.75	5.0	W	26	9	4	4	2	2	0	0	0	0	0	16	26	0.00	2.000					
Curt Leskanic, R ERA: 6.99	1.0		5	2	0	0	0	0	0	0	0	0	0	16	26	0.00	2.000					
50 Mike Timlin, R ERA: 3.65	1.0		6	3	1	1	0	0	0	0	0	0	0	18	24	9.00	3.000					
Joe Nelson, R ERA: 16.88	0.1		4	2	2	2	1	0	0	1	0	0	0	9	14	54.00	6.000					
Alan Embree, L ERA: 4.67	0.2	H	4	1	0	0	0	1	0	0	0	0	0	10	18	0.00	3.000					

Boston Red Sox @ Seattle Mariners
Safeco Field, Seattle, WA
Tue Jul 20 2004, 1:35 PM PDT
Att: 46,024 - Unknown - 72 F

AB 43
R 7
H 18
RBI 7
BB 4
SO 6
LOB 31



Batter	1	2	3	4	5	6	7	8	9	AB	R	H	RBI	BB	SO	LOB	TOP							
1 Brian Roberts, S (1,4) OBP: 0.328, SLG: 0.352										5	1	1	0	0	2	4								
David Newhan, L (1,10) OBP: 0.476, SLG: 0.667										5	4	4	2	0	0	0								
6 Melvin Mora, R (1,5) OBP: 0.436, SLG: 0.567										4	3	3	1	1	1	0								
10 Miguel Tejada, R (1,6) OBP: 0.361, SLG: 0.519										5	1	3	5	0	1	1								
Rafael Palmeiro, L (1,3) OBP: 0.357, SLG: 0.412										4	0	1	1	0	0	3								
Javy Lopez, R (1,2) OBP: 0.372, SLG: 0.480										4	0	2	1	0	1	0								
Karim Garcia, L (1,9) OBP: 0.289, SLG: 0.421										5	0	0	0	0	2	4								
Larry Bigbie, L (1,7) OBP: 0.326, SLG: 0.399										4	1	1	0	0	1	2								
Luis Matos, R (1,8) OBP: 0.275, SLG: 0.333										2	0	0	0	1	1	0								
Inning Stats	R: 0 E: 0 K: 2 S: 11	H: 0 LOB: 0 BB: 0 P: 15	R: 0 E: 0 K: 1 S: 9	H: 0 LOB: 0 BB: 0 P: 16	R: 0 E: 0 K: 2 S: 8	H: 0 LOB: 0 BB: 0 P: 12	R: 3 E: 0 K: 1 S: 12	H: 3 LOB: 0 BB: 0 P: 16	R: 0 E: 0 K: 1 S: 5	H: 0 LOB: 0 BB: 0 P: 11	R: 3 E: 0 K: 0 S: 16	H: 3 LOB: 1 BB: 1 P: 26	R: 2 E: 0 K: 1 S: 14	H: 3 LOB: 1 BB: 0 P: 18	R: 0 E: 0 K: 1 S: 20	H: 2 LOB: 3 BB: 1 P: 34	R: 2 E: 0 K: 0 S: 15	H: 4 LOB: 1 BB: 0 P: 24	1B: 10 2B: 3 3B: 1 HR: 1	SF: 2 SAC: 1 DP: 1 HBP: 0	WP: 0 PB: 0 SB: 0 CS: 0	PA: 43		
PITCHER	IP	WLS	BF	H	R	ER	SO	BB	IBB	HBP	BLK	WP	HR	S	P	ERA	WHIP							
Pedro Martinez, R (1,1) ERA: 4.01	6.2	L	30	9	8	8	7	1	0	0	0	0	0	72	111	10.80	1.500							
Ramiro Mendoza, R (7,1) ERA:	0.1		3	2	0	0	1	0	0	0	0	0	0	10	14	0.00	6.000							
Mark Malaska, L (8,1) ERA: 4.32	1.0		4	0	0	0	1	1	0	0	0	0	0	13	23	0.00	1.000							
Jimmy Anderson, L (9,1) ERA: 5.17	1.0		6	4	2	2	0	0	0	0	0	0	0	15	24	18.00	4.000							

Baltimore Orioles @ Boston Red Sox
Fenway Park, Boston, MA
Wed Jul 21 2004, 7:05 PM EDT
Att: 35,023 - Sunny - 74 F

AB	38
R	10
H	15
RBI	10
BB	2
SO	9
LOB	14



Batter	1	2	3	4	5	6	7	8	9	AB	R	H	RBI	BB	SO	LOB	BOTTOM							
18 Johnny Damon, L (1,8) OBP: 0.390, SLG: 0.480										4	0	0	0	1	1	2								
Mark Bellhorn, S (1,6) OBP: 0.383, SLG: 0.435										4	0	1	0	0	3	0								
34 David Ortiz, L (1,10) OBP: 0.361, SLG: 0.610										3	0	0	0	1	1	2								
Manny Ramirez, R (1,7) OBP: 0.434, SLG: 0.669										4	0	0	0	0	2	3								
Jason Varitek, S (1,2) OBP: 0.374, SLG: 0.438										4	0	0	0	0	2	2								
20 Kevin Youkilis, R (1,5) OBP: 0.393, SLG: 0.429										4	1	1	0	0	0	0								
Kevin Millar, R (1,3) OBP: 0.356, SLG: 0.490										3	2	3	1	1	0	0								
Bill Mueller, S (1,4) OBP: 0.344, SLG: 0.410										4	1	1	0	0	1	3								
Gabe Kapler, R (1,9) OBP: 0.308, SLG: 0.410										3	1	1	3	0	0	1								
Trot Nixon, L (9,PH) OBP: 0.333, SLG: 0.429										1	0	1	1	0	0	0								
Inning Stats	R: 0 E: 0 K: 2 S: 16	H: 1 LOB: 2 BB: 1 P: 25	R: 0 E: 0 K: 0 S: 11	H: 0 LOB: 1 BB: 1 P: 17	R: 0 E: 0 K: 1 S: 9	H: 0 LOB: 1 BB: 1 P: 20	R: 3 E: 0 K: 1 S: 15	H: 3 LOB: 0 BB: 0 P: 20	R: 0 E: 0 K: 2 S: 7	H: 0 LOB: 0 BB: 0 P: 10	R: 1 E: 0 K: 2 S: 16	H: 1 LOB: 0 BB: 0 P: 24	R: 0 E: 0 K: 2 S: 8	H: 0 LOB: 0 BB: 0 P: 9	R: 0 E: 0 K: 0 S: 8	H: 0 LOB: 0 BB: 0 P: 11	R: 1 E: 0 K: 0 S: 10	H: 3 LOB: 1 BB: 0 P: 14	1B: 6 2B: 0 3B: 0 HR: 2	SF: 0 SAC: 0 DP: 1 HBP: 0	WP: 0 PB: 0 SB: 2 CS: 0	PA: 37		
PITCHER	IP	WLS	BF	H	R	ER	SO	BB	IBB	HBP	BLK	WP	HR	S	P	ERA	WHIP							
45 Erik Bedard, L (1,1) ERA: 4.04	6.0	W	26	5	4	4	8	3	0	0	0	0	0	74	116	6.00	1.333							
B.J. Ryan, L (7,1) ERA: 1.75	1.1		4	0	0	0	2	0	0	0	0	0	0	11	12	0.00	0.000							
Jason Grimsley, R (8,1) ERA: 4.84	0.2		2	0	0	0	0	0	0	0	0	0	0	5	8	0.00	0.000							
Todd Williams, R (9,1) ERA: 27.0	0.1		4	3	1	1	0	0	0	0	0	0	0	8	12	27.00	9.000							
Jorge Julio, R (9,1) ERA: 4.62	0.2		1	0	0	0	0	0	0	0	0	0	0	2	2	0.00	0.000							

Baltimore Orioles @ Boston Red Sox
Fenway Park, Boston, MA
Wed Jul 21 2004, 7:05 PM EDT
Att: 35,023 - Sunny - 74 F

AB	34
R	5
H	8
RBI	5
BB	3
SO	10
LOB	13



Batter	1	2	3	4	5	6	7	8	9	AB	R	H	RBI	BB	SO	LOB	TOP										
1 Brian Roberts, S OBP: 0.331, SLG: 0.358										3	1	1	1	2	0	2											
David Newhan, L OBP: 0.473, SLG: 0.653										4	1	1	0	0	1	4											
6 Melvin Mora, R OBP: 0.441, SLG: 0.595										4	3	3	4	1	0	2											
10 Miguel Tejada, R OBP: 0.364, SLG: 0.529										4	2	2	2	1	0	0											
Javy Lopez, R OBP: 0.367, SLG: 0.474										5	0	0	0	0	1	3											
Rafael Palmeiro, L OBP: 0.356, SLG: 0.410										4	0	1	0	0	0	2											
Jerry Hairston, R OBP: 0.371, SLG: 0.402										3	0	2	1	1	0	0											
Karim Garcia, L OBP: 0.269, SLG: 0.415										3	1	0	0	1	1	3											
Larry Bigbie, L OBP: 0.326, SLG: 0.401										3	0	1	0	0	1	2											
Inning Stats	R: 3 E: 0 K: 1 S: 17	H: 2 LOB: 0 BB: 1 P: 29	R: 0 E: 0 K: 0 S: 9	H: 2 LOB: 1 BB: 0 P: 15	R: 1 E: 0 K: 0 S: 7	H: 2 LOB: 0 BB: 0 P: 11	R: 0 E: 0 K: 1 S: 9	H: 1 LOB: 3 BB: 2 P: 23	R: 1 E: 0 K: 0 S: 10	H: 1 LOB: 2 BB: 2 P: 17	R: 0 E: 0 K: 0 S: 7	H: 0 LOB: 0 BB: 0 P: 9	R: 0 E: 0 K: 1 S: 9	H: 0 LOB: 0 BB: 0 P: 14	R: 2 E: 0 K: 1 S: 9	H: 2 LOB: 0 BB: 0 P: 11	1B: 3 2B: 5 3B: 1 HR: 3	SF: 0 SAC: 1 DP: 2 HBP: 1	WP: 0 PB: 0 SB: 1 CS: 0	PA: 41							
PITCHER	IP	WLS	BF	H	R	ER	SO	BB	IBB	HBP	BLK	WP	HR	S	P	ERA	WHIP										
Abe Alvarez, L ERA: 9.0	5.0	L	25	8	5	5	2	5	0	0	0	0	2	49	95	9.00	2.600										
Mark Mataska, L ERA: 4.12	3.0		11	1	1	1	1	1	0	1	0	0	0	26	39	3.00	0.667										
Ramiro Mendoza, R ERA: 3.86	1.0		5	2	2	2	1	0	0	0	0	0	1	9	11	18.00	2.000										

Baltimore Orioles @ Boston Red Sox
Fenway Park, Boston, MA
Thu Jul 22 2004, 1:05 PM EDT
Att: 34,697 - Sunny - 85 F

AB 33
R 8
H 11
RBI 8
BB 6
SO 4
LOB 18



Batter	1	2	3	4	5	6	7	8	9	AB	R	H	RBI	BB	SO	LOB	BOTTOM										
Mark Bellhorn, S OBP: 0.379, SLG: 0.429										5	0	0	0	0	1	2											
Bill Mueller, S OBP: 0.336, SLG: 0.400										5	0	0	0	0	0	0											
34 David Ortiz, L OBP: 0.365, SLG: 0.623										4	0	3	0	0	0	0											
Manny Ramirez, R OBP: 0.434, SLG: 0.666										3	1	1	0	1	0	2											
Nomar Garciaparra, R OBP: 0.361, SLG: 0.515										4	1	1	1	0	0	4											
Trot Nixon, L OBP: 0.340, SLG: 0.432										4	0	2	0	0	1	2											
Kevin Millar, R OBP: 0.355, SLG: 0.408										4	1	1	2	0	0	3											
Jason Varitek, S OBP: 0.379, SLG: 0.440										3	0	2	0	1	1	0											
Gabe Kapler, R OBP: 0.307, SLG: 0.406										4	0	1	1	0	0	3											
Inning Stats	R: 0 E: 0 K: 0 S: 10	H: 1 LOB: 1 BB: 0 P: 12	R: 1 E: 0 K: 0 S: 14	H: 2 LOB: 2 BB: 1 P: 21	R: 0 E: 0 K: 0 S: 12	H: 1 LOB: 1 BB: 0 P: 20	R: 0 E: 0 K: 0 S: 9	H: 2 LOB: 1 BB: 0 P: 11	R: 0 E: 0 K: 0 S: 13	H: 2 LOB: 2 BB: 0 P: 20	R: 0 E: 0 K: 0 S: 8	H: 0 LOB: 0 BB: 0 P: 8	R: 2 E: 0 K: 2 S: 12	H: 1 LOB: 1 BB: 1 P: 22	R: 0 E: 0 K: 1 S: 8	H: 0 LOB: 0 BB: 0 P: 11	1B: 8 2B: 0 3B: 2 HR: 1	SF: 0 SAC: 0 DP: 2 HBP: 0	WP: 0 PB: 0 SB: 0 CS: 0	PA: 38							
PITCHER	IP	WLS	BF	H	R	ER	SO	BB	IBB	HBP	BLK	WP	HR	S	P	ERA	WHIP										
Rodrigo Lopez, R ERA: 3.61	6.0	W	27	10	1	1	0	1	0	0	0	0	0	66	97	1.50	1.833										
Buddy Groom, L ERA: 5.22	2.0		8	1	2	2	2	1	0	0	0	0	1	19	30	9.00	1.000										
Jorge Julio, R ERA: 4.5	1.0		3	0	0	0	1	0	0	0	0	0	0	8	11	0.00	0.000										

Baltimore Orioles @ Boston Red Sox
Fenway Park, Boston, MA
Thu Jul 22 2004, 1:05 PM EDT
Att: 34,697 - Sunny - 85 F


AB 36
R 3
H 11
RBI 3
BB 2
SO 3
LOB 16



Batter	1	2	3	4	5	6	7	8	9	AB	R	H	RBI	BB	SO	LOB	TOP					
Bernie Williams, S (1, 10) OBP: 0.359, SLG: 0.404	G3-1		2B			FC5-4 BB		G3		4	0	2	2	1	0	0	New York Yankees @ Boston Red Sox Fenway Park, Boston, MA Fri Jul 23, 2004, 7:05 PM EDT Att: 34,933 - Sunny - 81 F					
2 Derek Jeter, R (1, 6) OBP: 0.333, SLG: 0.449	F8		L7			K		G5-3	F8	5	0	0	0	0	1	6						
Gary Sheffield, R (1, 9) OBP: 0.399, SLG: 0.521	HR			P2	FC5-4	G5-3			13 1B	5	2	2	1	0	0	5						
13 Alex Rodriguez, R (1, 5) OBP: 0.369, SLG: 0.519	K			1B			K		20 FC5	5	1	3	1	0	2	0						
25 Jason Giambi, L (1, 3) OBP: 0.359, SLG: 0.403		P5						G6-3		3	1	0	0	1	0	1						
Tony Clark, S (7, 3) OBP: 0.344, SLG: 0.479				G4-5-3		55 FC3-6			K	1	0	0	0	0	1	1						
20 Jorge Posada, S (1, 2) OBP: 0.408, SLG: 0.485		K				55 1B			FC5	5	1	3	1	0	1	1						
55 Hideki Matsui, L (1, 7) OBP: 0.378, SLG: 0.497		G3				1B				4	1	1	0	0	1	3						
Enrique Wilson, S (1, 4) OBP: 0.253, SLG: 0.355			G5-3					F9		2	0	0	0	0	0	2						
Ruben Sierra, S (6, PH) OBP: 0.318, SLG: 0.525										1	0	1	1	0	0	0						
Miguel Cairo, R (6, PH) OBP: 0.342, SLG: 0.433										1	1	0	0	0	0	0						
Kenny Lofton, L (1, 8) OBP: 0.374, SLG: 0.467		G3				1B		L3		4	1	2	2	0	0	0						
Inning Stats	R: 1 E: 0 K: 1 S: 9	H: 1 LOB: 0 BB: 0 P: 14	R: 0 E: 0 K: 1 S: 13	H: 0 LOB: 0 BB: 0 P: 17	R: 0 E: 0 K: 0 S: 11	H: 1 LOB: 1 BB: 0 P: 14	R: 0 E: 0 K: 0 S: 7	H: 1 LOB: 0 BB: 0 P: 9	R: 1 E: 0 K: 1 S: 13	H: 3 LOB: 3 BB: 1 P: 25	R: 5 E: 0 K: 0 S: 26	H: 5 LOB: 2 BB: 1 P: 40	R: 0 E: 0 K: 2 S: 9	H: 1 LOB: 1 BB: 0 P: 12	R: 0 E: 0 K: 0 S: 8	H: 0 LOB: 3 BB: 0 P: 12	R: 1 E: 0 K: 1 S: 17	H: 2 LOB: 1 BB: 0 P: 26	1B: 9 2B: 4 3B: 0 HR: 1	SF: 0 SAC: 0 DP: 1 HBP: 0	WP: 0 PB: 0 SB: 1 CS: 0	PA: 42
PITCHER	IP WLS BF H R ER SO BB IBB HBP BLK WP HR S P ERA WHIP																					
38 Curt Schilling, R (1, 1) ERA: 3.38	5.1	27	10	7	7	3	2	0	0	0	0	0	0	0	1	74	112	11.81	2.250			
50 Mike Timlin, R (6, 1) ERA: 3.46	1.2	7	2	0	0	2	0	0	0	0	0	0	0	0	14	19	0.00	1.200				
Curt Leskanic, R (8, 1) ERA: 6.75	1.0	3	0	0	0	0	0	0	0	0	0	0	0	8	12	0.00	0.000					
Keith Foulke, R (9, 1) ERA: 1.9	1.0	L 5	2	1	1	1	0	0	0	0	0	0	0	17	26	9.00	2.000					

Batter	1	2	3	4	5	6	7	8	9	AB	R	H	RBI	BB	SO	LOB	BOTTOM					
18 Johnny Damon, L (1, 8) OBP: 0.387, SLG: 0.476	G3	G6-3		P6				2B		5	1	2	0	0	0	1	New York Yankees @ Boston Red Sox Fenway Park, Boston, MA Fri Jul 23, 2004, 7:05 PM EDT Att: 34,933 - Sunny - 81 F					
Jason Varitek, S (1, 2) OBP: 0.376, SLG: 0.439	G3-1		K		E7		G6-4-3 1-H	K		5	0	1	1	0	2	3						
34 David Ortiz, L (1, 10) OBP: 0.367, SLG: 0.615	1B		FC5-4 BB		G6-3		G6-4-3 BB	K		3	0	1	0	2	1	4						
Manny Ramirez, R (1, 7) OBP: 0.425, SLG: 0.648	K		FC5-4		K		G6-4-3		F9	5	0	0	0	0	2	5						
Nomar Garciaparra, R (1, 6) OBP: 0.362, SLG: 0.507		2B 1B	FC5-4		G6-3		HBP		G5-3	4	1	1	0	0	0	2						
Trot Nixon, L (1, 9) OBP: 0.333, SLG: 0.427	HR			G3			F8	F7	P2	5	1	1	1	0	0	2						
Kevin Millar, R (1, 3) OBP: 0.359, SLG: 0.442	F9			HR			HR			4	3	3	3	0	0	1						
Bill Mueller, S (1, 5) OBP: 0.339, SLG: 0.422								HR		4	1	2	2	0	0	0						
Gabe Kapler, R (6, PH) OBP: 0.307, SLG: 0.406									E3	0	0	0	0	0	0	0						
20 Kevin Youkilis, R (9, 5) OBP: 0.399, SLG: 0.457		2H HR						FC1-6 18 2B		0	0	0	0	0	0	0						
Ricky Gutierrez, R (1, 4) OBP: 0.253, SLG: 0.221										2	0	0	0	0	1	1						
Mark Bellhorn, S (6, PH) OBP: 0.376, SLG: 0.422		G5-3			K		F8		FC1-6 18 2B	2	0	0	0	0	0	1						
Inning Stats	R: 0 E: 0 K: 1 S: 9	H: 1 LOB: 1 BB: 0 P: 13	R: 3 E: 0 K: 0 S: 14	H: 3 LOB: 0 BB: 0 P: 17	R: 0 E: 0 K: 1 S: 9	H: 0 LOB: 1 BB: 1 P: 15	R: 1 E: 0 K: 1 S: 15	H: 2 LOB: 1 BB: 0 P: 22	R: 0 E: 0 K: 1 S: 12	H: 0 LOB: 1 BB: 0 P: 16	R: 1 E: 0 K: 0 S: 10	H: 1 LOB: 2 BB: 0 P: 14	R: 1 E: 0 K: 0 S: 13	H: 2 LOB: 2 BB: 1 P: 19	R: 1 E: 1 K: 2 S: 16	H: 2 LOB: 3 BB: 0 P: 22	R: 0 E: 0 K: 0 S: 6	H: 0 LOB: 0 BB: 0 P: 9	1B: 3 2B: 4 3B: 0 HR: 4	SF: 0 SAC: 0 DP: 1 HBP: 1	WP: 0 PB: 0 SB: 0 CS: 0	PA: 42
PITCHER	IP WLS BF H R ER SO BB IBB HBP BLK WP HR S P ERA WHIP																					
Jon Lieber, R (1, 1) ERA: 4.94	5.0	23	6	4	4	4	1	0	0	0	0	0	0	0	1	14	18	18.00	3.000			
Paul Quantrill, R (6, 1) ERA: 3.19	1.0	H 6	3	2	2	0	0	0	0	0	0	0	0	3	7	∞	∞					
Felix Heredia, L (7, 1) ERA: 5.93	0.0	1	0	0	0	0	1	0	0	0	0	0	0	3	7	∞	∞					
Tom Gordon, R (7, 1) ERA: 1.76	2.0	W 9	2	1	1	2	0	0	1	0	0	1	22	30	4.50	1.000						
42 Mariano Rivera, R (9, 1) ERA: 0.89	1.0	S 3	0	0	0	0	0	0	0	0	0	0	6	9	0.00	0.000						

AB	40
R	8
H	14
RBI	8
BB	2
SO	6
LOB	19



Batter	1	2	3	4	5	6	7	8	9	AB	R	H	RBI	BB	SO	LOB	TOP										
Bernie Williams, S (1, 8) OBP: 0.359, SLG: 0.406	F8		G4-3 2B		P3	BB 1B	E6 FC1-2		F7	6	2	2	0	0	0	2											
2 Derek Jeter, R (1, 6) OBP: 0.333, SLG: 0.446	P4		G4-3 1B		G5-3	BB 1B	FC1-2			4	1	1	0	1	0	3											
Gary Sheffield, R (1, 9) OBP: 0.396, SLG: 0.515	F8		G4-3		F8	1B BB	K			4	0	0	1	1	1	4											
13 Alex Rodriguez, R (1, 5) OBP: 0.370, SLG: 0.518		E1 20 1B 55 2B								1	1	0	0	0	0	0											
Enrique Wilson, S (3, PR) (3, 4)			HBP							3	1	2	2	0	0	3											
20 Jorge Posada, S (1, 2) OBP: 0.411, SLG: 0.489		E1 55 2B G3-1 1B								4	2	2	0	1	0	1											
55 Hideki Matsui, L (1, 7) OBP: 0.380, SLG: 0.504										5	1	3	3	0	2	3											
Ruben Sierra, S (1, 10) OBP: 0.315, SLG: 0.532										5	1	1	1	0	0	4											
Tony Clark, S (1, 3) OBP: 0.335, SLG: 0.465										5	0	0	1	0	2	3											
Miguel Cairo, R (1, 4) (3, 5)										5	1	1	1	0	2	3											
Inning Stats	R: 0 E: 0 K: 0 S: 4	H: 0 LOB: 0 BB: 0 P: 5	R: 2 E: 1 K: 1 S: 19	H: 2 LOB: 1 BB: 0 P: 32	R: 1 E: 0 K: 0 S: 9	H: 2 LOB: 1 BB: 0 P: 17	R: 0 E: 0 K: 2 S: 8	H: 1 LOB: 1 BB: 0 P: 12	R: 0 E: 0 K: 0 S: 12	H: 0 LOB: 0 BB: 0 P: 17	R: 6 E: 0 K: 2 S: 27	H: 6 LOB: 3 BB: 3 P: 50	R: 1 E: 3 K: 1 S: 15	H: 1 LOB: 3 BB: 0 P: 22	R: 0 E: 0 K: 1 S: 7	H: 0 LOB: 0 BB: 0 P: 10	R: 0 E: 0 K: 0 S: 5	H: 0 LOB: 0 BB: 0 P: 8	1B: 7 2B: 4 3B: 0 HR: 1	SF: 0 SAC: 0 DP: 1 HBP: 1	WP: 0 PB: 0 SB: 0 CS: 0	PA: 46					
PITCHER	IP	WLS	BF	H	R	ER	SO	BB	IBB	HBP	BLK	WP	HR	S	P	ERA	WHIP										
Bronson Arroyo, R (1, 1) ERA: 4.2	5.2		28	10	8	6	4	0	0	1	0	0	0	68	104	9.53	1.765										
Curt Leskanic, R (6, 1) ERA: 7.09	0.0		4	1	1	1	0	3	0	0	0	0	0	7	22	∞	∞										
Mark Malaska, L (6, 1) ERA: 4.5	0.1		4	1	1	1	0	0	0	0	0	0	1	9	16	27.00	3.000										
Alan Embree, L (7, 1) ERA: 4.42	1.0		4	0	0	0	1	0	0	0	0	0	0	10	13	0.00	0.000										
Ramiro Mendoza, R (8, 1) ERA: 2.7	2.0	W	6	0	0	0	1	0	0	0	0	0	0	12	18	0.00	0.000										

New York Yankees @ Boston Red Sox
Fenway Park, Boston, MA
Sat Jul 24 2004, 3:15 PM EDT
Att: 34,501 - Unknown - 65 F

AB 42
R 10
H 12
RBI 9
BB 3
SO 7
LOB 26



Batter	1	2	3	4	5	6	7	8	9	AB	R	H	RBI	BB	SO	LOB	BOTTOM										
18 Johnny Damon, L (1, 8) OBP: 0.387, SLG: 0.475	K		G6-3			34 FC9-6 1B			G3-1	5	0	2	2	0	1	0											
Jason Varitek, S (1, 2) OBP: 0.375, SLG: 0.438	G6-3		P2							1	0	0	0	0	0	0											
Doug Mirabelli, R (3, 2) OBP: 0.347, SLG: 0.609										4	0	0	0	0	2	3											
34 David Ortiz, L (1, 10) OBP: 0.369, SLG: 0.613	G4-3									3	1	1	0	2	0	1											
Manny Ramirez, R (1, 7) OBP: 0.424, SLG: 0.646										4	1	1	1	1	1	2											
Nomar Garciaparra, R (1, 6) OBP: 0.369, SLG: 0.517										5	2	3	2	0	1	3											
Trot Nixon, L (1, 9) OBP: 0.345, SLG: 0.424										3	1	1	0	2	0	1											
Kevin Millar, R (1, 3) OBP: 0.365, SLG: 0.447										5	2	4	1	0	1	1											
Dave McCarty, R (9, PR) OBP: 0.316, SLG: 0.373										0	1	0	0	0	0	0											
Bill Mueller, S (1, 5) OBP: 0.340, SLG: 0.442										4	2	2	3	0	0	4											
Mark Bellhorn, S (1, 4) OBP: 0.374, SLG: 0.423										4	1	1	2	0	0	4											
Inning Stats	R: 0 E: 0 K: 1 S: 8	H: 0 LOB: 0 BB: 0 P: 13	R: 0 E: 0 K: 1 S: 6	H: 0 LOB: 0 BB: 0 P: 10	R: 2 E: 0 K: 0 S: 10	H: 4 LOB: 2 BB: 1 P: 13	R: 0 E: 0 K: 1 S: 17	H: 1 LOB: 1 BB: 0 P: 22	R: 4 E: 0 K: 2 S: 18	H: 4 LOB: 3 BB: 3 P: 39	R: 0 E: 0 K: 1 S: 11	H: 0 LOB: 1 BB: 1 P: 18	R: 0 E: 0 K: 0 S: 11	H: 1 LOB: 1 BB: 0 P: 15	R: 3 E: 0 K: 0 S: 8	H: 3 LOB: 1 BB: 0 P: 14	1B: 10 2B: 4 3B: 0 HR: 1	SF: 1 SAC: 0 DP: 1 HBP: 0	WP: 0 PB: 0 SB: 0 CS: 0	PA: 44							
PITCHER	IP	WLS	BF	H	R	ER	SO	BB	IBB	HBP	BLK	WP	HR	S	P	ERA	WHIP										
Tanyon Sturtze, R (1, 1) ERA: 5.12	3.0		11	2	2	2	2	0	0	0	0	0	0	24	45	6.00	0.667										
Juan Padilla, R (4, 1) ERA: 5.89	2.0		13	6	4	4	1	2	0	0	0	0	0	25	40	18.00	4.000										
Paul Quantrill, R (6, 1) ERA: 3.43	0.2		5	3	1	1	1	0	0	0	0	0	0	11	19	13.50	4.500										
Felix Heredia, L (6, 1) ERA: 5.93	0.0		2	0	1	1	0	2	0	0	0	0	0	3	11	∞	∞										
Scott Proctor, R (6, 1) ERA: 5.79	2.0	H	8	1	0	0	2	1	0	0	1	0	0	24	36	0.00	1.000										

New York Yankees @ Boston Red Sox
Fenway Park, Boston, MA
Sat Jul 24 2004, 3:15 PM EDT
Att: 34,501 - Unknown - 65 F

AB 38
R 11
H 15
RBI 11
BB 5
SO 6
LOB 19




Batter	1	2	3	4	5	6	7	8	9	AB	R	H	RBI	BB	SO	LOB	TOP												
Kenny Lofton, L OBP: 0.381, SLG: 0.486	2-2 SH1-3 1B	0-0 1B			2-2 G3		0-1 E4 20 BB 55 HR 13 S	2-2 1-3 2B		5	2	3	0	0	0	0													
2 Derek Jeter, R OBP: 0.330, SLG: 0.442	0-1 SH1-3	0-0 F9			1-3 K		0-1 F9	0-0 G1-2-3		4	0	0	0	0	1	4													
Gary Sheffield, R OBP: 0.396, SLG: 0.516	3-1 20 HBP 55 SF8 13 1B			1-0 P2		2-1 13 1B 2B	1-1 P2	1-0 L7		5	1	2	1	0	0	3													
13 Alex Rodriguez, R OBP: 0.372, SLG: 0.517	0-1 20 HBP 1B		3-2 G6-3		0-1 2B		4-2 20 BB 55 HR BB		0-1 P3	4	1	2	0	1	0	0													
20 Jorge Posada, S OBP: 0.414, SLG: 0.485	1-0 1B		4-2 BB		2-2 G5-3		4-2 55 HR BB		0-0 F8	2	1	0	0	2	0	2													
55 Hideki Matsui, L OBP: 0.378, SLG: 0.510	3-2 SF8		0-0 L8			2-3 K	0-1 HR		0-0 F8	4	1	1	5	0	1	1													
Bernie Williams, S OBP: 0.360, SLG: 0.405	2-1 F7			3-1 G4-6-3 1B		4-1 BB				3	0	1	0	1	1	2													
Tony Clark, S OBP: 0.328, SLG: 0.454			1-3 K		0-3 K		3-3 K		1-3 K	4	0	0	0	0	4	2													
Enrique Wilson, S OBP: 0.259, SLG: 0.355		2-1 G3-1		0-0 G4-6-3		1-2 G3		4-2 2B BB		3	0	0	0	1	0	2													
Inning Stats	R: 2 E: 0 K: 0 S: 15	H: 3 LOB: 2 BB: 0 P: 26	R: 0 E: 0 K: 1 S: 7	H: 1 LOB: 1 BB: 0 P: 10	R: 0 E: 0 K: 0 S: 7	H: 0 LOB: 1 BB: 1 P: 15	R: 0 E: 0 K: 1 S: 8	H: 1 LOB: 0 BB: 0 P: 11	R: 0 E: 0 K: 2 S: 13	H: 0 LOB: 2 BB: 1 P: 21	R: 0 E: 0 K: 1 S: 18	H: 1 LOB: 0 BB: 2 P: 29	R: 0 E: 0 K: 1 S: 12	H: 1 LOB: 2 BB: 1 P: 20	R: 0 E: 0 K: 0 S: 4	H: 0 LOB: 0 BB: 0 P: 4	1B: 5 2B: 3 3B: 0 HR: 1	SF: 1 SAC: 1 DP: 1 HBP: 1	WP: 0 PB: 0 SB: 1 CS: 0	PA: 42									
PITCHER	IP	WLS	BF	H	R	ER	SO	BB	IBB	HBP	BLK	WP	HR	S	P	ERA	WHIP												
Derek Lowe, R ERA: 5.56	(1, 1)	6.2	W	31	7	4	4	5	3	0	1	0	0	0	1	10	16	0.00	6.000										
50 Mike Timlin, R ERA: 3.75	(7, 1)	0.1		3	1	2	0	1	1	0	0	0	0	1	10	16	0.00	6.000											
Terry Adams, R ERA: 3.95	(8, 1)	0.1	H	3	1	0	0	1	1	0	0	0	0	0	10	17	0.00	6.000											
Keith Foulke, R ERA: 1.84	(8, 1)	1.2	S	5	0	0	0	0	0	0	0	0	0	6	7	0.00	0.000												

New York Yankees @ Boston Red Sox
Fenway Park, Boston, MA
Sun Jul 25 2004, 8:05 PM EDT
Att: 35,006 - Cloudy - 64 F

livebaseballscorecards.com

AB 34
R 6
H 9
RBI 6
BB 5
SO 7
LOB 16





Batter	1	2	3	4	5	6	7	8	9	AB	R	H	RBI	BB	SO	LOB	BOTTOM										
18 Johnny Damon, L OBP: 0.389, SLG: 0.485	0-1 34 BB FC5-2 1B	3-1 1-H 2-H HR	0-0 1B			1-3 K	1-0 F8			5	1	3	3	0	1	0											
Mark Bellhorn, S OBP: 0.377, SLG: 0.435	4-0 FC5-2 34 BB 1B	3-1 HR	2-1 F7			2-1 34 BB 2B	0-3 K			4	3	2	1	1	1	1											
34 David Ortiz, L OBP: 0.372, SLG: 0.615	4-2 FC5-2 1B	1-1 F7		2-0 G6-3		1-1 1B 2B	1-0 WP 1B			4	2	2	1	1	0	0											
Manny Ramirez, R OBP: 0.422, SLG: 0.640	1-0 FC5-2 1B	0-1 F9		0-0 F9		3-2 BB 1B	2-3 K			5	0	1	0	0	1	4											
Nomar Garciaparra, R OBP: 0.364, SLG: 0.507	0-2 L7	0-1 HBP 1B		1-2 G4-3		0-3 K	1-0 P6			5	0	1	0	0	1	6											
Kevin Millar, R OBP: 0.372, SLG: 0.461	0-1 1B	4-2 FC6-4 HBP			1-0 HR	2-1 BB 1B	3-2 G6-3			4	1	3	4	0	0	1											
Dave McCarty, R OBP: 0.316, SLG: 0.373	1-2 2-H 3-H 1B	1-2 HBP			1-3 K	1-2 3-H 4-0 BB				0	0	0	0	0	0	0											
Bill Mueller, S OBP: 0.339, SLG: 0.436	2-0 G4-3	1-0 FC6-4			1-3 K	1-2 2-3 BB				3	0	0	0	1	1	4											
Doug Mirabeli, R OBP: 0.343, SLG: 0.589		3-2 18 HR HBP		1-0 P3		3-2 K	0-2 G1-3			3	1	0	0	0	1	3											
Gabe Kapler, R OBP: 0.306, SLG: 0.402		0-1 18 HR 1B		0-2 G5-3		2-0 F9	0-0 P3			4	1	1	0	0	0	0											
Inning Stats	R: 2 E: 1 K: 0 S: 13	H: 2 LOB: 2 BB: 2 P: 24	R: 4 E: 0 K: 0 S: 21	H: 4 LOB: 2 BB: 0 P: 36	R: 0 E: 0 K: 0 S: 8	H: 1 LOB: 1 BB: 0 P: 11	R: 0 E: 0 K: 0 S: 6	H: 0 LOB: 0 BB: 0 P: 9	R: 1 E: 0 K: 2 S: 8	H: 1 LOB: 0 BB: 0 P: 15	R: 2 E: 0 K: 1 S: 5	H: 4 LOB: 3 BB: 1 P: 33	R: 0 E: 0 K: 1 S: 9	H: 1 LOB: 1 BB: 0 P: 16	R: 0 E: 0 K: 1 S: 4	H: 0 LOB: 0 BB: 0 P: 4	1B: 8 2B: 2 3B: 0 HR: 3	SF: 0 SAC: 0 DP: 0 HBP: 2	WP: 1 PB: 0 SB: 0 CS: 0	PA: 42							
PITCHER	IP	WLS	BF	H	R	ER	SO	BB	IBB	HBP	BLK	WP	HR	S	P	ERA	WHIP										
Jose Contreras, R ERA: 5.36	(1, 1)	5.1	L	29	9	8	8	3	2	0	0	0	0	2	3	10.33	2.062										
Felix Heredia, L ERA: 5.23	(6, 1)	0.0		1	1	0	0	0	0	0	0	0	0	2	3	∞	∞										
Bret Prinz, R ERA: 4.91	(6, 1)	2.1		11	3	1	1	3	1	0	0	0	0	24	38	3.86	1.714										
Scott Proctor, R ERA: 5.59	(8, 1)	0.1		1	0	0	0	0	0	0	0	1	0	3	6	0.00	0.000										


New York Yankees @ Boston Red Sox
Fenway Park, Boston, MA
Sun Jul 25 2004, 8:05 PM EDT
Att: 35,006 - Cloudy - 64 F

livebaseballscorecards.com

AB 37
R 9
H 13
RBI 9
BB 3
SO 6
LOB 19



Batter	1	2	3	4	5	6	7	8	9	AB	R	H	RBI	BB	SO	LOB	TOP			
18 Johnny Damon, L (1, 8) OBP: 0.386, SLG: 0.480	2-2 P6			1-1 G6-3		1-2 G3		2-2 G3-1	4 0 0 0 0 0 1								Boston Red Sox @ Baltimore Orioles Oriole Park at Camden Yards, Baltimore, MD Wed Jul 28 2004, 7:05 PM EDT Att: 45,780 - Unknown - 83 F AB 31 R 1 H 4 RBI 1 BB 0 SO 10 LOB 8 			
Mark Bellhorn, S (1, 4) OBP: 0.373, SLG: 0.430	2-2 F8			2-2 F8		0-1 P6		1-1 L9	4 0 0 0 0 0 1											
34 David Ortiz, L (1, 10) OBP: 0.376, SLG: 0.620	2-3 K			3-3 K			1-0 F7	2-2 HR	4 1 1 1 0 2 0											
Manny Ramirez, R (1, 7)		3-3 K			0-0 G4-3		1-3 K	0-3 K	4 0 0 0 0 3 0											
Nomar Garciaparra, R (1, 6) OBP: 0.367, SLG: 0.500		0-0 P3			1-1 G5-3 1B		1-1 G5-3		3 0 1 0 0 0 0											
Kevin Millar, R (1, 3) OBP: 0.372, SLG: 0.460		0-1 L5			3-2 G5-3 1-2			0-0 FC5-4 1B	3 0 1 0 0 0 1											
Jason Varitek, S (1, 2) OBP: 0.372, SLG: 0.431			2-3 K		1-3 K			2-3 K	3 0 0 0 0 3 2											
Bill Mueller, S (1, 5) OBP: 0.332, SLG: 0.429			3-2 P5			3-2 18 G3 2B		2-3 K	3 0 1 0 0 1 1											
Gabe Kapler, R (1, 9) OBP: 0.309, SLG: 0.407			1-0 F9			0-3 K		0-1 FC5-4 1-2	3 0 0 0 0 1 2											
Inning Stats	R: 0 E: 0 K: 1 S: 10	H: 0 LOB: 0 BB: 0 P: 16	R: 0 E: 0 K: 1 S: 8	H: 0 LOB: 0 BB: 0 P: 11	R: 0 E: 0 K: 1 S: 9	H: 0 LOB: 0 BB: 0 P: 15	R: 0 E: 0 K: 1 S: 8	H: 0 LOB: 0 BB: 0 P: 14	R: 0 E: 0 K: 1 S: 12	H: 1 LOB: 1 BB: 0 P: 16	R: 0 E: 0 K: 1 S: 6	H: 0 LOB: 0 BB: 0 P: 9	R: 0 E: 0 K: 2 S: 11	H: 1 LOB: 1 BB: 0 P: 15	R: 1 E: 0 K: 1 S: 11	H: 1 LOB: 0 BB: 0 P: 16	1B: 2 2B: 1 3B: 0 HR: 1	SF: 0 SAC: 0 DP: 0 HBP: 0	WP: 0 PB: 0 SB: 0 CS: 0	PA: 31
PITCHER	IP WLS BF H R ER SO BB IBB HBP BLK WP HR S P ERA WHIP																			
Dave Borkowski, R (1, 1) ERA: 3.07	7.0 W 24 3 0 0 7 0 0 0 0 0 0 0 63 96 0.00 0.429																			
B.J. Ryan, L (8, 1) ERA: 1.79	2.0 7 1 1 1 3 0 0 0 0 0 1 21 30 4.50 0.500																			

Batter	1	2	3	4	5	6	7	8	9	AB	R	H	RBI	BB	SO	LOB	BOTTOM			
1 Brian Roberts, S (1, 4) OBP: 0.338, SLG: 0.362	3-2 1B		0-3 K			1-0 SH5-4		1-2 F8	3 0 1 0 0 1 0								Boston Red Sox @ Baltimore Orioles Oriole Park at Camden Yards, Baltimore, MD Wed Jul 28 2004, 7:05 PM EDT Att: 45,780 - Unknown - 83 F AB 28 R 4 H 7 RBI 4 BB 0 SO 3 LOB 5 			
Luis Lopez, S (1, 10) OBP: 0.262, SLG: 0.328	0-2 F9			0-1 P5		2-3 SF9		0-3 K	3 0 0 1 0 1 1											
6 Melvin Mora, R (1, 5) OBP: 0.424, SLG: 0.565	2-1 F9			0-0 F8		3-H K		1-1 G6-3	4 0 0 0 0 1 1											
10 Miguel Tejada, R (1, 6) OBP: 0.365, SLG: 0.543	2-1 F9			0-1 F8			1-0 HR 2B		3 1 1 0 0 0 1											
Rafael Palmeiro, L (1, 3) OBP: 0.351, SLG: 0.402		1-1 F8			0-2 P5		0-0 P3		3 0 0 0 0 0 1											
Javy Lopez, R (1, 2) OBP: 0.368, SLG: 0.491		1-2 F8			0-0 HR		1-2 HR 2-H		3 2 2 3 0 0 0											
B.J. Surhoff, L (1, 7) OBP: 0.377, SLG: 0.436		1-1 G1-3			0-2 P5		2-2 1B 1B		3 0 1 0 0 0 0											
Karim Garcia, L (1, 8) OBP: 0.264, SLG: 0.399			0-1 P6		2-2 F7		0-1 F7		3 0 0 0 0 0 1											
Jerry Hairston, R (1, 9) OBP: 0.373, SLG: 0.403			1-1 F9			2-2 SH5-4 2B		0-1 1B	3 1 2 0 0 0 0											
Inning Stats	R: 0 E: 0 K: 0 S: 10	H: 1 LOB: 1 BB: 0 P: 17	R: 0 E: 0 K: 0 S: 7	H: 0 LOB: 0 BB: 0 P: 10	R: 0 E: 0 K: 1 S: 7	H: 0 LOB: 0 BB: 0 P: 8	R: 0 E: 0 K: 0 S: 5	H: 0 LOB: 0 BB: 0 P: 5	R: 1 E: 0 K: 0 S: 11	H: 1 LOB: 0 BB: 0 P: 13	R: 1 E: 0 K: 1 S: 12	H: 1 LOB: 0 BB: 0 P: 16	R: 2 E: 0 K: 0 S: 13	H: 4 LOB: 2 BB: 0 P: 17	R: 0 E: 0 K: 1 S: 8	H: 0 LOB: 0 BB: 0 P: 10	1B: 3 2B: 2 3B: 0 HR: 2	SF: 1 SAC: 1 DP: 0 HBP: 0	WP: 0 PB: 0 SB: 0 CS: 0	PA: 30
PITCHER	IP WLS BF H R ER SO BB IBB HBP BLK WP HR S P ERA WHIP																			
38 Curt Schilling, R (1, 1) ERA: 3.46	7.0 L 27 7 4 4 2 0 0 0 0 0 0 0 65 86 5.14 1.000																			
50 Mike Timlin, R (8, 1) ERA: 3.71	1.0 3 0 0 0 1 0 0 0 0 0 0 0 8 10 0.00 0.000																			

Batter	1	2	3	4	5	6	7	8	9	AB	R	H	RBI	BB	SO	LOB	TOP					
18 Johnny Damon, L (1, 8) OBP: 0.386, SLG: 0.483										4	0	2	1	0	0	2	Boston Red Sox @ Minnesota Twins Hubert H. Humphrey Metrodome, Minneapolis, MN Fri Jul 30, 2004, 8:10 PM EDT Att: 34,263 - Unknown - 70 F livebaseballscorecards.com					
Mark Bellhorn, S (1, 4) OBP: 0.372, SLG: 0.428										4	1	1	0	1	2	1						
34 David Ortiz, L (1, 10) OBP: 0.378, SLG: 0.622										5	0	3	2	0	1	3						
Manny Ramirez, R (1, 7) OBP: 0.418, SLG: 0.631										5	0	1	0	0	2	5						
Jason Varitek, S (1, 2) OBP: 0.378, SLG: 0.445										4	3	3	1	1	1	1						
Kevin Millar, R (1, 3) OBP: 0.372, SLG: 0.459										5	2	2	0	0	1	3						
Dave McCarty, R (9, 3) OBP: 0.321, SLG: 0.378										3	0	0	0	2	1	3						
Bill Mueller, S (1, 5) OBP: 0.333, SLG: 0.423										3	0	0	0	2	1	3						
Gabe Kapler, R (1, 9) OBP: 0.316, SLG: 0.412										5	1	3	3	0	0	0						
Ricky Gutierrez, R (1, 6) OBP: 0.250, SLG: 0.219										4	1	1	0	0	1	4						
Inning Stats	R: 0 E: 0 K: 2 S: 11	H: 1 LOB: 1 BB: 0 P: 19	R: 2 E: 0 K: 0 S: 16	H: 3 LOB: 1 BB: 1 P: 26	R: 0 E: 0 K: 3 S: 15	H: 3 LOB: 3 BB: 0 P: 20	R: 3 E: 0 K: 0 S: 9	H: 3 LOB: 0 BB: 1 P: 16	R: 2 E: 0 K: 0 S: 12	H: 2 LOB: 1 BB: 2 P: 21	R: 0 E: 0 K: 3 S: 14	H: 1 LOB: 0 BB: 0 P: 21	R: 0 E: 0 K: 0 S: 7	H: 0 LOB: 0 BB: 0 P: 10	R: 0 E: 0 K: 1 S: 10	H: 2 LOB: 2 BB: 0 P: 17	R: 1 E: 0 K: 0 S: 6	H: 1 LOB: 0 BB: 0 P: 8	1B: 13 2B: 3 3B: 0 HR: 1	SF: 1 SAC: 0 DP: 3 HBP: 0	WP: 0 PB: 0 SB: 0 CS: 0	PA: 44
PITCHER	IP WLS BF H R ER SO BB IBB HBP BLK WP HR S P ERA WHIP																					
Kyle Lohse, R (1, 1) ERA: 5.21	4.0 L 25 11 7 7 5 4 0 0 0 0 0 0 59 97 15.75 3.750																					
Joe Roa, R (5, 1) ERA: 4.18	3.1 13 4 0 0 4 0 0 0 0 0 0 0 32 49 0.00 1.200																					
Aaron Fultz, L (8, 1) ERA: 4.2	1.2 6 1 1 1 0 0 0 0 0 0 0 1 9 12 5.40 0.600																					

Batter	1	2	3	4	5	6	7	8	9	AB	R	H	RBI	BB	SO	LOB	BOTTOM			
Shannon Stewart, R (1, 7) OBP: 0.392, SLG: 0.414										4	0	0	0	0	1	2	Boston Red Sox @ Minnesota Twins Hubert H. Humphrey Metrodome, Minneapolis, MN Fri Jul 30, 2004, 8:10 PM EDT Att: 34,263 - Unknown - 70 F livebaseballscorecards.com			
Cristian Guzman, S (1, 6) OBP: 0.317, SLG: 0.395										4	0	1	0	0	1	2				
Corey Koskie, L (1, 5) OBP: 0.337, SLG: 0.444										4	0	0	0	0	1	3				
33 Justin Morneau, L (1, 10) OBP: 0.311, SLG: 0.506										4	0	1	0	0	2	1				
Tori Hunter, R (1, 8) OBP: 0.321, SLG: 0.457										4	1	1	0	0	1	0				
Jacque Jones, L (1, 9) OBP: 0.309, SLG: 0.433										4	0	1	0	0	1	1				
5 Michael Cuddyer, R (1, 4) OBP: 0.311, SLG: 0.424										4	1	1	0	0	2	2				
Doug Mientkiewicz, L (1, 3) OBP: 0.340, SLG: 0.363										3	0	3	2	0	0	0				
Henry Blanco, R (1, 2) OBP: 0.270, SLG: 0.356										2	0	0	0	0	1	2				
Jose Offerman, S (8, PH) ERA: 4.34										1	0	1	0	0	0	0				
Matthew LeCroy, R (9, 2) OBP: 0.328, SLG: 0.420										0	0	0	0	0	0	0				
Inning Stats	R: 0 E: 0 K: 1 S: 9	H: 1 LOB: 1 BB: 0 P: 13	R: 0 E: 0 K: 2 S: 8	H: 0 LOB: 0 BB: 0 P: 10	R: 0 E: 0 K: 1 S: 11	H: 1 LOB: 0 BB: 0 P: 18	R: 1 E: 0 K: 1 S: 15	H: 2 LOB: 1 BB: 0 P: 18	R: 0 E: 0 K: 1 S: 6	H: 0 LOB: 0 BB: 0 P: 8	R: 0 E: 0 K: 1 S: 6	H: 1 LOB: 0 BB: 0 P: 9	R: 1 E: 0 K: 2 S: 12	H: 3 LOB: 2 BB: 0 P: 18	R: 0 E: 0 K: 1 S: 10	H: 1 LOB: 1 BB: 0 P: 12	1B: 7 2B: 3 3B: 0 HR: 0	SF: 0 SAC: 0 DP: 1 HBP: 0	WP: 1 PB: 0 SB: 0 CS: 1	PA: 34
PITCHER	IP WLS BF H R ER SO BB IBB HBP BLK WP HR S P ERA WHIP																			
Bronson Arroyo, R (1, 1) ERA: 4.08	7.1 W 28 8 2 2 8 1 0 0 0 0 0 0 6 7 0.00 0.000																			
Alan Embree, L (8, 1) ERA: 4.34	0.2 2 0 0 0 1 0 0 0 0 0 0 0 6 7 0.00 0.000																			
Keith Foulke, R (9, 1) ERA: 1.81	1.0 4 1 0 0 1 0 0 0 0 0 0 0 10 12 0.00 1.000																			



Batter	1	2	3	4	5	6	7	8	9	AB	R	H	RBI	BB	SO	LOB	TOP									
18 Johnny Damon, L (1, 8) OBP: 0.387, SLG: 0.483	G4-3		1B			F8	1B			4	0	2	2	0	0	1	Boston Red Sox @ Minnesota Twins Hubert H. Humphrey Metrodome, Minneapolis, MN Sat Jul 31 2004, 7:10 PM EDT Att: 40,283 - Unknown - 70 F livebaseballscorecards.com									
Mark Bellhorn, S (1, 4) OBP: 0.372, SLG: 0.434	HR		P2			F9	1B			4	1	1	1	0	1	3										
34 David Ortiz, L (1, 10) OBP: 0.377, SLG: 0.617	L4					1B	BB			3	0	0	0	1	1	0										
Manny Ramirez, R (1, 7) OBP: 0.417, SLG: 0.627	G5-3					1B	BB			4	0	1	1	0	0	0										
Jason Varitek, S (1, 2) OBP: 0.374, SLG: 0.439						1B				4	0	0	0	0	2	2										
Doug Mientkiewicz, L (1, 3) OBP: 0.342, SLG: 0.365 Gabe Kapler, R (9, PH) OBP: 0.316, SLG: 0.412	G3-1					F9				4	1	2	0	0	0	0										
Kevin Millar, R (1, 9) OBP: 0.371, SLG: 0.456	G4-3					G4-6-3	1B			4	0	1	0	0	0	2										
Bill Mueller, S (1, 5) OBP: 0.332, SLG: 0.420						G4-6-3	1B			4	0	1	0	0	0	2										
Ricky Gutierrez, R (1, 6) OBP: 0.265, SLG: 0.237 20 Kevin Youkilis, R (9, PH) OBP: 0.394, SLG: 0.450						K				3	2	2	0	0	1	0										
						34 BB	1B			1	0	0	0	0	1	1										
Inning Stats	R: 1 E: 0 K: 0 S: 11	H: 1 LOB: 0 BB: 0 P: 19	R: 0 E: 0 K: 0 S: 8	H: 0 LOB: 0 BB: 0 P: 13	R: 0 E: 0 K: 1 S: 8	H: 1 LOB: 1 BB: 0 P: 10	R: 0 E: 0 K: 2 S: 9	H: 0 LOB: 0 BB: 0 P: 14	R: 0 E: 0 K: 0 S: 8	H: 1 LOB: 0 BB: 0 P: 12	R: 1 E: 0 K: 0 S: 13	H: 2 LOB: 2 BB: 1 P: 22	R: 2 E: 0 K: 1 S: 16	H: 3 LOB: 1 BB: 0 P: 25	R: 0 E: 0 K: 1 S: 7	H: 0 LOB: 0 BB: 0 P: 10	R: 0 E: 0 K: 1 S: 10	H: 2 LOB: 2 BB: 0 P: 15	1B: 9 2B: 2 3B: 0 HR: 1	SF: 0 SAC: 0 DP: 1 HBP: 0	WP: 2 PB: 2 SB: 0 CS: 1	PA: 36				
PITCHER	IP	WLS	BF	H	R	ER	SO	BB	IBB	HBP	BLK	WP	HR	S	P	ERA	WHIP									
Brad Radke, R (1, 1) ERA: 3.77	6.2	B	27	7	4	4	3	1	0	0	0	0	1	0	9	104	5.40	1.200								
J.C. Romero, L (7, 1) ERA: 3.99	0.2	B	3	1	0	0	1	0	0	0	0	1	0	9	13	0.00	1.500									
Juan Rincon, R (8, 1) ERA: 2.55	0.2	W	2	0	0	0	1	0	0	0	0	0	0	5	8	0.00	0.000									
36 Joe Nathan, R (9, 1) ERA: 0.94	1.0	S	4	2	0	0	1	0	0	0	0	1	0	10	15	0.00	2.000									

Batter	1	2	3	4	5	6	7	8	9	AB	R	H	RBI	BB	SO	LOB	BOTTOM								
Shannon Stewart, R (1, 7) OBP: 0.391, SLG: 0.418 5 Michael Cuddyer, R (6, 7) OBP: 0.314, SLG: 0.440	G3		G1-3			G3	2B			3	0	1	1	0	0	0	Boston Red Sox @ Minnesota Twins Hubert H. Humphrey Metrodome, Minneapolis, MN Sat Jul 31 2004, 7:10 PM EDT Att: 40,283 - Unknown - 70 F livebaseballscorecards.com								
Cristian Guzman, S (1, 6) OBP: 0.314, SLG: 0.391	G6-3		G4-3			G3				4	0	0	0	0	0	1									
20 Lew Ford, R (1, 8) OBP: 0.383, SLG: 0.488	K					33 FC4-6	1B			3	0	1	0	1	1	0									
33 Justin Morneau, L (1, 3) OBP: 0.319, SLG: 0.500						FC4-6	1B			3	1	1	0	1	0	1									
Tori Hunter, R (1, 10) OBP: 0.320, SLG: 0.454						FC6	BB			4	0	1	0	0	0	4									
Jacque Jones, L (1, 9) OBP: 0.311, SLG: 0.441						F8				4	1	2	1	0	1	3									
Corey Koskie, L (1, 5) OBP: 0.339, SLG: 0.443						G6-3	1B			3	1	1	1	1	1	1									
Henry Blanco, R (1, 2) OBP: 0.269, SLG: 0.359						2B	BB			4	1	1	1	0	3	2									
Luis Rivas, R (1, 4) OBP: 0.282, SLG: 0.403						G4-3	2B			3	0	0	0	0	0	2									
						G4-3	F7			1B: 5 2B: 2 3B: 0 HR: 2	SF: 0 SAC: 0 DP: 1 HBP: 0	WP: 0 PB: 0 SB: 0 CS: 0	PA: 35												
Inning Stats	R: 0 E: 0 K: 1 S: 10	H: 0 LOB: 0 BB: 0 P: 14	R: 1 E: 0 K: 1 S: 10	H: 3 LOB: 1 BB: 0 P: 13	R: 0 E: 0 K: 0 S: 7	H: 0 LOB: 0 BB: 0 P: 10	R: 0 E: 1 K: 1 S: 9	H: 1 LOB: 1 BB: 0 P: 13	R: 2 E: 0 K: 0 S: 13	H: 2 LOB: 3 BB: 3 P: 25	R: 0 E: 0 K: 1 S: 9	H: 1 LOB: 1 BB: 0 P: 14	R: 1 E: 0 K: 0 S: 9	H: 1 LOB: 0 BB: 0 P: 10	R: 1 E: 0 K: 2 S: 12	H: 1 LOB: 0 BB: 0 P: 18	1B: 5 2B: 2 3B: 0 HR: 2	SF: 0 SAC: 0 DP: 1 HBP: 0	WP: 0 PB: 0 SB: 0 CS: 0	PA: 35					
PITCHER	IP	WLS	BF	H	R	ER	SO	BB	IBB	HBP	BLK	WP	HR	S	P	ERA	WHIP								
Derek Lowe, R (1, 1) ERA: 5.52	7.1	L	32	8	4	4	4	3	0	0	0	0	1	68	100	4.91	1.500								
Alan Embree, L (8, 1) ERA: 4.54	0.1	L	2	1	1	1	1	0	0	0	0	0	1	5	10	27.00	3.000								
50 Mike Timlin, R (8, 1) ERA: 3.69	0.1		1	0	0	0	1	0	0	0	0	0	0	6	7	0.00	0.000								

Batter	1	2	3	4	5	6	7	8	9	AB	R	H	RBI	BB	SO	LOB	TOP								
18 Johnny Damon, L (1, 10) OBP: 0.384, SLG: 0.478	1-1 G6-3		2-2 G5-3			0-0 G4-3		2-3 K		4	0	0	0	0	1	0	Boston Red Sox @ Minnesota Twins Hubert H. Humphrey Metrodome, Minneapolis, MN Sun Aug 01 2004, 2:10 PM EDT Att: 38,751 - Unknown - 70 F livebaseballscorecards.com								
Mark Bellhorn, S (1, 4) OBP: 0.373, SLG: 0.432	1-3 K			3-2 P6		4-1 BB			2-0 G4-6-3 HBP	2	0	0	0	1	1	0									
Orlando Cabrera, R (1, 6) OBP: 0.297, SLG: 0.343	2-1 HR			1-0 P2		3-3 K			0-3 K	4	1	1	1	0	2	2									
Manny Ramirez, R (1, 7) OBP: 0.415, SLG: 0.631	1-0 F8			2-0 HR				0-3 K	2-1 G4-6-3	4	1	1	1	0	1	1									
Jason Varitek, S (1, 2)		1-3 K		2-3 K				1-2 SF9 HBP		2	1	0	0	0	2	0									
Kevin Millar, R (1, 9) OBP: 0.388, SLG: 0.454		1-2 G1-3			2-3 K			1-1 SF9		2	0	0	1	0	1	0									
Bill Mueller, S (1, 5) OBP: 0.328, SLG: 0.415		2-3 K			0-3 K			0-3 K		3	0	0	0	0	3	0									
Dave McCarty, R (1, 3) OBP: 0.314, SLG: 0.369			2-1 F8		1-0 F9			2-2 G5-3		3	0	0	0	0	0	0									
Gabe Kapler, R (1, 8) OBP: 0.311, SLG: 0.405		1-0 G5-3				1-3 K		3-3 K		3	0	0	0	0	2	0									
Inning Stats	R: 1 E: 0 K: 1 S: 8	H: 1 LOB: 0 BB: 0 P: 13	R: 0 E: 0 K: 2 S: 9	H: 0 LOB: 0 BB: 0 P: 13	R: 0 E: 0 K: 0 S: 6	H: 0 LOB: 0 BB: 0 P: 11	R: 1 E: 0 K: 1 S: 8	H: 1 LOB: 0 BB: 0 P: 16	R: 0 E: 0 K: 2 S: 9	H: 0 LOB: 0 BB: 0 P: 12	R: 0 E: 0 K: 2 S: 10	H: 0 LOB: 1 BB: 1 P: 18	R: 1 E: 0 K: 2 S: 10	H: 0 LOB: 0 BB: 0 P: 12	R: 0 E: 0 K: 2 S: 13	H: 0 LOB: 0 BB: 0 P: 20	R: 0 E: 0 K: 1 S: 5	H: 0 LOB: 0 BB: 0 P: 9	1B: 0 2B: 0 3B: 0 HR: 2	SF: 1 SAC: 0 DP: 1 HBP: 2	WP: 0 PB: 0 SB: 1 CS: 1	PA: 31			
PITCHER	IP	WLS	BF	H	R	ER	SO	BB	IBB	HBP	BLK	WP	HR	S	P	ERA	WHIP								
Johan Santana, L (1, 1) ERA: 3.3	8.0	W	28	2	3	2	12	1	0	1	0	0	2	73	115	2.25	0.375								
36 Joe Nathan, R (9, 1) ERA: 0.92	1.0	S	3	0	0	0	1	0	0	1	0	0	0	5	9	0.00	0.000								

Batter	1	2	3	4	5	6	7	8	9	AB	R	H	RBI	BB	SO	LOB	BOTTOM								
Shannon Stewart, R (1, 10) OBP: 0.388, SLG: 0.415	0-3 K		0-1 G6-3		2-1 20 CS		1-3 K			4	0	1	0	0	2	0	Boston Red Sox @ Minnesota Twins Hubert H. Humphrey Metrodome, Minneapolis, MN Sun Aug 01 2004, 2:10 PM EDT Att: 38,751 - Unknown - 70 F livebaseballscorecards.com								
Cristian Guzman, S (1, 6) OBP: 0.318, SLG: 0.397	1-2 1B		2-0 33 S		0-0 F7			1-0 33 S	20 1B	4	1	3	0	0	0	1									
20 Lew Ford, R (1, 7) OBP: 0.384, SLG: 0.491	2-0 F8		0-3 2B		2-2 CS		1-1 33 S	1-2 33 S	1B	4	2	2	0	0	1	2									
33 Justin Morneau, L (1, 3) OBP: 0.306, SLG: 0.484	0-3 K		3-1 F9		1-1 G4-3		1-1 33 S	1-2 33 S	1B	3	0	0	1	0	1	3									
Tori Hunter, R (1, 8) OBP: 0.319, SLG: 0.452		0-3 K		0-1 L3		0-0 PB		1-0 F9		4	0	1	1	0	1	0									
Jacque Jones, L (1, 9) OBP: 0.308, SLG: 0.437		0-0 F8		2-3 K		1-3 K		2-2 G6-3		4	0	0	0	0	2	1									
Corey Koskie, L (1, 5) OBP: 0.342, SLG: 0.446		2-1 1B		4-0 BB		3-3 K				2	1	1	0	1	1	1									
Matthew LeCroy, R (1, 2) OBP: 0.328, SLG: 0.418		1-2 2B		1-3 BB						3	0	1	1	0	1	1									
Henry Blanco, R (9, 2) OBP: 0.269, SLG: 0.359		2H								0	0	0	0	0	0	0									
Luis Rivas, R (1, 4) OBP: 0.280, SLG: 0.400		3-2 K			2-1 G6-3					2	0	0	0	0	1	1									
5 Michael Cuddyer, R (7, PH) OBP: 0.313, SLG: 0.438										1	0	0	0	0	1	0									
Inning Stats	R: 0 E: 0 K: 2 S: 10	H: 1 LOB: 1 BB: 0 P: 13	R: 1 E: 0 K: 2 S: 13	H: 2 LOB: 1 BB: 0 P: 19	R: 0 E: 0 K: 1 S: 8	H: 1 LOB: 1 BB: 0 P: 13	R: 0 E: 0 K: 2 S: 8	H: 0 LOB: 1 BB: 1 P: 15	R: 0 E: 0 K: 0 S: 8	H: 1 LOB: 0 BB: 0 P: 14	R: 1 E: 0 K: 2 S: 13	H: 2 LOB: 1 BB: 0 P: 19	R: 0 E: 0 K: 2 S: 7	H: 0 LOB: 0 BB: 0 P: 8	R: 2 E: 1 K: 0 S: 15	H: 2 LOB: 0 BB: 0 P: 22	1B: 6 2B: 3 3B: 0 HR: 0	SF: 1 SAC: 0 DP: 0 HBP: 0	WP: 0 PB: 1 SB: 4 CS: 1	PA: 34					
PITCHER	IP	WLS	BF	H	R	ER	SO	BB	IBB	HBP	BLK	WP	HR	S	P	ERA	WHIP								
Pedro Martinez, R (1, 1) ERA: 4.07	7.0	L	28	2	2	2	11	1	0	0	0	0	0	7	101	2.57	1.143								
50 Mike Timlin, R (8, 1) ERA: 4.02	0.0	L	2	2	2	2	0	0	0	0	0	0	0	7	8	∞	∞								
Alan Embree, L (8, 1) ERA: 4.42	1.0	B	3	0	0	0	0	0	0	0	0	0	0	8	14	0.00	0.000								



Batter	1	2	3	4	5	6	7	8	9	AB	R	H	RBI	BB	SO	LOB	TOP								
18 Johnny Damon, L (1, 8) OBP: 0.384, SLG: 0.477										5	0	2	0	0	1	2	Boston Red Sox @ Tampa Bay Devil Rays Tropicana Field, St. Petersburg, FL Mon Aug 02 2004, 7:15 PM EDT Att: 21,835 - Dome - 72 F livebaseballscorecards.com								
20 Kevin Youkilis, R (1, 5) OBP: 0.394, SLG: 0.452										4	1	1	2	1	0	3									
Orlando Cabrera, R (1, 6) OBP: 0.284, SLG: 0.338										5	0	0	0	0	0	3									
Manny Ramirez, R (1, 7) OBP: 0.414, SLG: 0.627										4	1	1	0	0	0	1									
Kevin Millar, R (1, 10) OBP: 0.369, SLG: 0.451										2	0	0	0	1	0	1									
Doug Mirabeli, R (1, 2) OBP: 0.350, SLG: 0.585										4	1	2	0	0	1	1									
Dave McCarty, R (1, 3) OBP: 0.312, SLG: 0.389										4	1	1	3	0	2	1									
Bill Mueller, S (1, 4) OBP: 0.331, SLG: 0.411										2	1	0	0	2	0	0									
Gabe Kapler, R (1, 9) OBP: 0.310, SLG: 0.402										4	1	1	0	0	1	1									
Inning Stats	R: 0 E: 0 K: 1 S: 10	H: 0 LOB: 0 BB: 0 P: 13	R: 3 E: 0 K: 0 S: 15	H: 3 LOB: 0 BB: 21 P: 21	R: 0 E: 0 K: 0 S: 9	H: 1 LOB: 1 BB: 1 P: 12	R: 0 E: 0 K: 0 S: 8	H: 0 LOB: 1 BB: 1 P: 18	R: 3 E: 1 K: 0 S: 17	H: 3 LOB: 2 BB: 1 P: 30	R: 0 E: 0 K: 0 S: 16	H: 1 LOB: 2 BB: 1 P: 30	R: 0 E: 0 K: 2 S: 9	H: 0 LOB: 0 BB: 0 P: 10	R: 0 E: 0 K: 2 S: 9	H: 0 LOB: 0 BB: 1 P: 18	R: 0 E: 0 K: 0 S: 9	H: 0 LOB: 1 BB: 1 P: 18	1B: 6 2B: 1 3B: 0 HR: 1	SF: 0 SAC: 0 DP: 0 HBP: 1	WP: 0 PB: 0 SB: 0 CS: 0	PA: 39			
PITCHER	IP	WLS	BF	H	R	ER	SO	BB	IBB	HBP	BLK	WP	HR	S	P	ERA	WHIP								
Mark Hendrickson, L (1, 1) ERA: 4.1	4.2	L	23	6	6	5	1	2	0	0	0	0	1	55	87	9.64	1.714								
John Webb, R (5, 1) ERA: 3.22	1.1		7	2	0	0	2	1	0	1	0	0	0	20	37	0.00	2.250								
Lance Carter, R (7, 1) ERA: 3.22	2.0		6	0	0	0	2	0	0	0	0	0	0	16	28	0.00	0.000								
Bobby Seay, L (9, 1) ERA: 1.93	1.0		4	0	0	0	0	1	0	0	0	0	0	9	18	0.00	1.000								

Batter	1	2	3	4	5	6	7	8	9	AB	R	H	RBI	BB	SO	LOB	BOTTOM								
13 Carl Crawford, L (1, 7) OBP: 0.333, SLG: 0.457										4	0	1	0	0	0	1	Boston Red Sox @ Tampa Bay Devil Rays Tropicana Field, St. Petersburg, FL Mon Aug 02 2004, 7:15 PM EDT Att: 21,835 - Dome - 72 F livebaseballscorecards.com								
5 Rocco Baldelli, R (1, 8) OBP: 0.333, SLG: 0.414										3	1	0	1	1	0	2									
Tino Martinez, L (1, 3) OBP: 0.373, SLG: 0.478										4	1	1	2	0	0	1									
Aubrey Huff, L (1, 5) OBP: 0.340, SLG: 0.458										4	0	0	0	0	0	0									
José Cruz Jr., S (1, 9) OBP: 0.360, SLG: 0.457										4	0	1	0	0	1	0									
Julio Lugo, R (1, 6) OBP: 0.345, SLG: 0.412										2	0	0	0	2	0	1									
Toby Hall, R (1, 2) OBP: 0.330, SLG: 0.392										4	0	0	0	0	0	3									
Geoff Blum, S (1, 4) OBP: 0.253, SLG: 0.344										4	0	0	0	0	2	0									
B.J. Upton, R (1, 10) OBP: 0.500, SLG: 0.333										3	1	1	0	1	1	0									
Inning Stats	R: 2 E: 0 K: 1 S: 10	H: 1 LOB: 0 BB: 1 P: 17	R: 0 E: 0 K: 1 S: 5	H: 0 LOB: 0 BB: 0 P: 8	R: 0 E: 0 K: 0 S: 7	H: 0 LOB: 0 BB: 0 P: 9	R: 0 E: 0 K: 0 S: 12	H: 1 LOB: 2 BB: 1 P: 21	R: 1 E: 0 K: 0 S: 13	H: 1 LOB: 1 BB: 1 P: 24	R: 0 E: 0 K: 0 S: 8	H: 0 LOB: 1 BB: 1 P: 17	R: 0 E: 0 K: 1 S: 8	H: 1 LOB: 1 BB: 0 P: 12	R: 0 E: 1 K: 0 S: 11	H: 0 LOB: 1 BB: 0 P: 19	R: 0 E: 0 K: 1 S: 8	H: 0 LOB: 0 BB: 0 P: 11	1B: 3 2B: 0 3B: 0 HR: 1	SF: 0 SAC: 0 DP: 0 HBP: 0	WP: 0 PB: 0 SB: 2 CS: 0	PA: 36			
PITCHER	IP	WLS	BF	H	R	ER	SO	BB	IBB	HBP	BLK	WP	HR	S	P	ERA	WHIP								
49 Tim Wakefield, R (1, 1) ERA: 4.15	7.0	W	29	4	3	3	3	4	0	0	0	0	0	63	108	3.86	1.143								
Alan Embree, L (8, 1) ERA: 4.35	0.2	H	2	0	0	0	0	0	0	0	0	0	0	6	11	0.00	0.000								
Keith Foulke, R (8, 1) ERA: 1.77	1.1	S	5	0	0	0	1	0	0	0	0	0	0	13	19	0.00	0.000								

Batter	1	2	3	4	5	6	7	8	9	AB R H RBI BB SO LOB	TOP											
Dave Roberts, L (1, 9) OBP: 0.333, SLG: 0.349	2-2 G5-3		2-2 G4-3		0-1 F7		0-0 B1-3		1-2 G1-3	5 0 0 0 0 0 2	Boston Red Sox @ Tampa Bay Devil Rays Tropicana Field, St. Petersburg, FL Tue Aug 03 2004, 7:15 PM EDT Att: 20,862 - Dome - 72 F livebaseballscorecards.com											
Orlando Cabrera, R (1, 6) OBP: 0.294, SLG: 0.336	2-1 G5-3		4-2 BB		3-2 P6		3-2 F8			3 0 0 0 1 0 0												
18 Johnny Damon, L (1, 8) OBP: 0.361, SLG: 0.472	0-2 P4		2-2 G3		0-3 K					4 0 0 0 0 1 1												
Manny Ramirez, R (1, 7)		2-1 G5-3		0-0 HR		1-1 G5-3		1-3 K		4 1 1 0 0 1 0												
Doug Mientkiewicz, L (1, 3) OBP: 0.344, SLG: 0.370		0-1 BB		3-2 L6		3-1 F9		1-2 F9		4 2 2 0 0 0 1												
Jason Varitek, S (1, 2) OBP: 0.378, SLG: 0.448		2-0 F7		0-0 HR		4-0 2B		2-2 20 FC5		3 2 2 2 1 0 1												
Kevin Millar, R (1, 10) OBP: 0.373, SLG: 0.456		4-2 1B		1-1 20 L5-4		0-1 F9		0-1 20 FC5		3 0 2 0 1 0 2												
Bill Mueller, S (1, 4) OBP: 0.337, SLG: 0.419		1-2 1B		4-2 BB		3-2 1-H		1-3 K		3 0 2 3 1 1 2												
20 Kevin Youkilis, R (1, 5) OBP: 0.384, SLG: 0.439			2-2 F7		2-1 L5-4		0-2 G6-3		3-2 FC5	4 0 0 0 0 0 4												
Inning Stats	R: 0 E: 0 K: 0 S: 10	H: 0 LOB: 0 BB: 0 P: 14	R: 1 E: 0 K: 0 S: 12	H: 2 LOB: 2 BB: 1 P: 21	R: 0 E: 0 K: 0 S: 16	H: 0 LOB: 1 BB: 1 P: 26	R: 2 E: 0 K: 0 S: 12	H: 3 LOB: 1 BB: 1 P: 22	R: 0 E: 0 K: 1 S: 8	H: 0 LOB: 0 BB: 0 P: 11	R: 2 E: 0 K: 0 S: 10	H: 2 LOB: 1 BB: 0 P: 21	R: 0 E: 0 K: 0 S: 8	H: 0 LOB: 0 BB: 0 P: 11	R: 0 E: 0 K: 1 S: 12	H: 0 LOB: 0 BB: 0 P: 15	R: 0 E: 0 K: 1 S: 14	H: 2 LOB: 2 BB: 0 P: 21	1B: 5 2B: 4 3B: 0 HR: 1	SF: 0 SAC: 0 DP: 1 HBP: 0	WP: 0 PB: 0 SB: 0 CS: 0	PA: 37
PITCHER	IP WLS BF H R ER SO BB IBB HBP BLK WP HR S P ERA WHIP											PITCHER	IP WLS BF H R ER SO BB IBB HBP BLK WP HR S P ERA WHIP									
Rob Bell, R (1, 1) ERA: 4.83	6.0 L 26 7 5 5 1 4 0 0 0 0 0 1 68 115 7.50 1.833																					
Bobby Seay, L (7, 1) ERA: 1.35	2.0 6 0 0 0 1 0 0 0 0 0 0 0 20 26 0.00 0.000																					
Lance Carter, R (9, 1) ERA: 3.16	1.0 5 2 0 0 1 0 0 0 0 0 0 0 14 21 0.00 2.000																					

Batter	1	2	3	4	5	6	7	8	9	AB R H RBI BB SO LOB	BOTTOM									
13 Carl Crawford, L (1, 7) OBP: 0.333, SLG: 0.455	0-1 F7		0-1 P5			0-0 F7		0-0 1B		4 0 1 0 0 0 0	Boston Red Sox @ Tampa Bay Devil Rays Tropicana Field, St. Petersburg, FL Tue Aug 03 2004, 7:15 PM EDT Att: 20,862 - Dome - 72 F livebaseballscorecards.com									
5 Rocco Baldelli, R (1, 8) OBP: 0.333, SLG: 0.421	0-1 F9			1-3 K		0-0 HR		1-3 K		4 1 1 1 0 2 1										
Aubrey Huff, L (1, 3) OBP: 0.341, SLG: 0.458	2-1 1B		0-2 G4-3		1-1 F7			1-1 G3		4 1 2 0 0 0 0										
Robert Fick, L (1, 10) OBP: 0.281, SLG: 0.340	3-2 G3			2-3 K		0-0 F7		2-2 G3		4 0 0 0 0 1 2										
Julio Lugo, R (1, 4) OBP: 0.344, SLG: 0.410		0-0 F9			0-0 F9		0-1 L5	1-2 1B		4 0 1 1 0 0 0										
Damian Rolis, R (1, 9) OBP: 0.277, SLG: 0.222	1-2 L8				1-3 K		4-1 BB	3-3 K		3 0 0 0 1 2 1										
Geoff Blum, S (1, 5) OBP: 0.253, SLG: 0.342	1-2 K				0-1 1B		1-2 G6-3	0-2 P5		4 0 1 0 0 1 2										
Toby Hall, R (1, 2) OBP: 0.326, SLG: 0.388			1-0 F9		0-1 G5-3			0-1 F7		3 0 0 0 0 0 1										
B.J. Upton, R (1, 6) OBP: 0.286, SLG: 0.167			2-2 G6-3			2-3 K		2-1 F9		3 0 0 0 0 1 0										
Inning Stats	R: 0 E: 0 K: 0 S: 11	H: 1 LOB: 1 BB: 0 P: 16	R: 0 E: 0 K: 1 S: 9	H: 0 LOB: 0 BB: 0 P: 11	R: 0 E: 0 K: 2 S: 10	H: 0 LOB: 0 BB: 0 P: 13	R: 0 E: 0 K: 1 S: 8	H: 1 LOB: 1 BB: 0 P: 9	R: 1 E: 0 K: 1 S: 7	H: 1 LOB: 0 BB: 0 P: 10	R: 0 E: 0 K: 0 S: 9	H: 0 LOB: 1 BB: 1 P: 14	R: 0 E: 0 K: 1 S: 8	H: 1 LOB: 1 BB: 0 P: 11	R: 1 E: 0 K: 1 S: 17	H: 2 LOB: 1 BB: 0 P: 22	1B: 5 2B: 0 3B: 0 HR: 1	SF: 0 SAC: 0 DP: 0 HBP: 0	WP: 0 PB: 0 SB: 0 CS: 0	PA: 34
PITCHER	IP WLS BF H R ER SO BB IBB HBP BLK WP HR S P ERA WHIP											PITCHER	IP WLS BF H R ER SO BB IBB HBP BLK WP HR S P ERA WHIP							
38 Curt Schilling, R (1, 1) ERA: 3.38	9.0 W 34 6 2 2 7 1 0 0 0 0 0 1 86 116 2.00 0.778																			

Batter	1	2	3	4	5	6	7	8	9	AB	R	H	RBI	BB	SO	LOB	TOP								
18 Johnny Damon, L (1, 8) OBP: 0.377, SLG: 0.467	0-1 G3		3-3 K		1-1 L9		2-2 P5		1-1 P3	5	0	0	0	0	1	2									
20 Kevin Youkilis, R (1, 5) OBP: 0.381, SLG: 0.430	1-1 G5-3		4-2 BB		3-1 G6-3		3-3 K			3	0	0	0	1	1	0									
Orlando Cabrera, R (1, 6) OBP: 0.293, SLG: 0.337	0-0 2B		1-3 K		0-0 E6 2B			2-3 K		4	1	1	0	0	2	1									
Manny Ramirez, R (1, 10) OBP: 0.411, SLG: 0.621	2-1 G5-3		0-0 L6		1-0 F9 1-H SF9 2B			1-3 K		4	1	1	1	0	1	2									
Jason Varitek, S (1, 2) OBP: 0.376, SLG: 0.446		2-2 G6-4-3 1B		3-1 P3		0-0 F9				4	0	1	0	0	1	1									
Kevin Millar, R (1, 7) OBP: 0.374, SLG: 0.456		1-0 G6-4-3		4-1 BB		1-0 SF9			1-2 PB 1B	2	0	1	1	1	0	1									
Dave Roberts, L (9, PR) OBP: 0.333, SLG: 0.349		1-2 1-2								0	0	0	0	0	0	0									
Doug Mientkiewicz, L (1, 3) OBP: 0.349, SLG: 0.373		3-2 2B HBP		1-0 F9		0-0 CS 1B			3-1 G4-3 1-H 1B	3	1	2	0	0	0	1									
Bill Mueller, S (1, 4) OBP: 0.339, SLG: 0.437		0-0 1-H 2B		0-1 L9		2-1 CS		0-0 HR	1-1 G4-3	4	1	2	2	0	0	3									
Gabe Kapler, R (1, 9) OBP: 0.309, SLG: 0.396		3-1 F8			2-2 F7			0-1 L5	1-0 HBP	3	0	0	0	0	0	1									
Inning Stats	R: 0 E: 0 K: 0 S: 7	H: 1 LOB: 1 BB: 0 P: 10	R: 1 E: 0 K: 0 S: 12	H: 2 LOB: 1 BB: 0 P: 21	R: 0 E: 0 K: 2 S: 12	H: 0 LOB: 1 BB: 1 P: 20	R: 0 E: 0 K: 0 S: 6	H: 0 LOB: 0 BB: 1 P: 14	R: 0 E: 0 K: 0 S: 7	H: 0 LOB: 0 BB: 0 P: 13	R: 2 E: 1 K: 0 S: 6	H: 2 LOB: 0 BB: 0 P: 10	R: 1 E: 0 K: 1 S: 15	H: 1 LOB: 0 BB: 0 P: 20	R: 0 E: 0 K: 3 S: 12	H: 0 LOB: 0 BB: 0 P: 16	R: 0 E: 0 K: 0 S: 9	H: 2 LOB: 2 BB: 0 P: 16	1B: 4 2B: 3 3B: 0 HR: 1	SF: 1 SAC: 0 DP: 1 HBP: 2	WP: 0 PB: 1 SB: 0 CS: 1	PA: 38			
PITCHER	IP	WLS	BF	H	R	ER	SO	BB	IBB	HBP	BLK	WP	HR	S	P	ERA	WHIP								
John Halama, L (1, 1) ERA: 4.39	6.0		26	6	4	2	2	2	0	0	0	0	1	51	89	3.00	1.333								
Travis Harper, R (7, 1) ERA: 4.56	1.0	W	3	0	0	0	1	0	0	0	0	0	0	14	19	0.00	0.000								
Jesus Colome, R (8, 1) ERA: 3.9	0.2	H	2	0	0	0	2	0	0	0	0	0	0	9	12	0.00	0.000								
Danys Baez, R (8, 1) ERA: 2.85	1.1	S	6	2	0	0	1	0	0	1	0	0	0	12	20	0.00	1.500								

Boston Red Sox @ Tampa Bay Devil Rays
Tropicana Field, St. Petersburg, FL
Wed Aug 04 2004, 7:05 PM EDT
Att: 18,133 - Dome - 72 F

AB 32
R 4
H 8
RBI 4
BB 2
SO 6
LOB 12



Batter	1	2	3	4	5	6	7	8	9	AB	R	H	RBI	BB	SO	LOB	BOTTOM								
13 Carl Crawford, L (1, 7) OBP: 0.332, SLG: 0.453	1-1 S 5 2B 1B		1-2 F7			0-0 G3	0-2 L4			4	1	1	0	0	0	0									
B.J. Upton, R (1, 6) OBP: 0.182, SLG: 0.100	2-3 K		3-2 F8			3-3 K	2-2 P4			4	0	0	0	0	2	1									
Aubrey Huff, L (1, 10) OBP: 0.343, SLG: 0.461	2-1 P3			0-1 1B		3-2 2B		1-3 K		4	0	2	0	0	1	1									
5 Rocco Baldelli, R (1, 8) OBP: 0.332, SLG: 0.421	1-1 2H 2B			0-0 F9		2-2 F8		1-3 K		4	0	1	1	0	1	2									
José Cruz Jr., S (1, 9) OBP: 0.359, SLG: 0.455	2-3 K			0-0 F7			0-1 E HR 1B	0-0 F9		4	1	1	0	0	1	2									
Tino Martinez, L (1, 3) OBP: 0.372, SLG: 0.475		1-2 G4-3		1-2 F7			4-2 E HR BB			2	1	0	0	1	0	1									
Julio Lugo, R (1, 4) OBP: 0.344, SLG: 0.498		4-0 CS BB			0-1 L9		1-1 E5 HR	1-2 2-3		2	1	0	0	1	0	2									
Toby Hall, R (1, 2) OBP: 0.326, SLG: 0.398		3-3 K			1-2 F9		1-2 HR			3	1	1	4	0	1	1									
Geoff Blum, S (1, 5) OBP: 0.250, SLG: 0.338			1-3 K			0-0 P4		1-0 G3		3	0	0	0	0	1	0									
Inning Stats	R: 1 E: 0 K: 2 S: 12	H: 2 LOB: 1 BB: 0 P: 20	R: 0 E: 0 K: 1 S: 7	H: 0 LOB: 0 BB: 1 P: 15	R: 0 E: 0 K: 1 S: 12	H: 0 LOB: 0 BB: 0 P: 17	R: 0 E: 0 K: 0 S: 7	H: 1 LOB: 1 BB: 0 P: 8	R: 0 E: 0 K: 1 S: 12	H: 1 LOB: 0 BB: 0 P: 20	R: 4 E: 1 K: 0 S: 18	H: 2 LOB: 0 BB: 1 P: 27	R: 0 E: 0 K: 2 S: 8	H: 0 LOB: 0 BB: 0 P: 10	R: 0 E: 0 K: 2 S: 8	H: 0 LOB: 0 BB: 0 P: 10	1B: 3 2B: 2 3B: 0 HR: 1	SF: 0 SAC: 0 DP: 0 HBP: 0	WP: 0 PB: 0 SB: 1 CS: 1	PA: 32					
PITCHER	IP	WLS	BF	H	R	ER	SO	BB	IBB	HBP	BLK	WP	HR	S	P	ERA	WHIP								
Bronson Arroyo, R (1, 1) ERA: 4.15	7.0	L	29	5	4	4	5	2	0	0	0	0	1	75	115	5.14	1.143								
50 Mike Timlin, R (8, 1) ERA: 3.95	1.0		3	0	0	0	2	0	0	0	0	0	0	8	10	0.00	0.000								

Boston Red Sox @ Tampa Bay Devil Rays
Tropicana Field, St. Petersburg, FL
Wed Aug 04 2004, 7:05 PM EDT
Att: 18,133 - Dome - 72 F

AB 30
R 5
H 6
RBI 5
BB 2
SO 7
LOB 10



Batter	1	2	3	4	5	6	7	8	9	AB	R	H	RBI	BB	SO	LOB	TOP								
18 Johnny Damon, L (1, 8) OBP: 0.377, SLG: 0.463	3-2 34 WP 20 G5-3 G3-1 1B	2-2 G4-3		0-1 F9			4-0 20 1B 1B BB		0-1 G4-6-3	4	2	1	0	1	0	2									
20 Kevin Youkilis, R (1, 5) OBP: 0.382, SLG: 0.416	1-2 G5-3		2-2 BB HBP		0-1 P4		1-1 34 1B 1B		2-2 G6-3	4	1	1	1	0	0	1									
Kevin Millar, R (1, 7) Gabe Kapler, R (7, PR) OBP: 0.309, SLG: 0.396	4-0 34 G3-1 34 WP BB		4-2 BB		2-0 F8		3-2 34 1B 1B			2	0	1	1	2	0	0									
34 David Ortiz, L (1, 10) OBP: 0.376, SLG: 0.613	2-0 G3-1 1-3 2-H		1-2 BB		3-2 G3-1		1-2 34 1B 1B		0-0 1-3 2-H 1B	4	0	1	2	0	0	3									
Jason Varitek, S (1, 2) OBP: 0.376, SLG: 0.458	3-3 K		1-0 F7		1-3 K		1-2 G6-3			4	0	0	0	0	2	4									
Doug Mientkiewicz, L (1, 3) OBP: 0.341, SLG: 0.363		2-0 G3-1	0-2 L6		1-0 G4-3		1-1 F8			4	0	0	0	0	0	2									
Orlando Cabrera, R (1, 6) OBP: 0.290, SLG: 0.333	1-1 G5-3		1-2 G4-3 S SF8 1B		0-1 P4		0-1 F7			4	1	1	0	0	0	0									
Bill Mueller, S (1, 4) OBP: 0.341, SLG: 0.439	1-0 2B 1B		3-2 G4-3		1-1 P5		1-2 F7			4	1	1	0	0	0	1									
Dave Roberts, L (1, 9) OBP: 0.339, SLG: 0.358	3-2 1-H 2B		1-2 SF8		4-1 18 BLK 20 1B BB		2-2 18 G4-6-3 1B			2	1	2	2	1	0	0									
Inning Stats	R: 1 E: 0 K: 1 S: 11	H: 1 LOB: 1 BB: 1 P: 24	R: 1 E: 0 K: 0 S: 11	H: 2 LOB: 1 BB: 0 P: 20	R: 0 E: 0 K: 0 S: 9	H: 0 LOB: 2 BB: 1 P: 17	R: 1 E: 0 K: 0 S: 13	H: 1 LOB: 0 BB: 0 P: 17	R: 0 E: 0 K: 1 S: 7	H: 0 LOB: 0 BB: 0 P: 12	R: 0 E: 0 K: 1 S: 7	H: 0 LOB: 0 BB: 0 P: 9	R: 4 E: 0 K: 0 S: 12	H: 3 LOB: 1 BB: 2 P: 26	R: 0 E: 0 K: 0 S: 7	H: 0 LOB: 0 BB: 0 P: 9	R: 0 E: 0 K: 0 S: 8	H: 1 LOB: 0 BB: 0 P: 12	1B: 7 2B: 1 3B: 0 HR: 0	SF: 1 SAC: 0 DP: 1 HBP: 1	WP: 1 PB: 0 SB: 1 CS: 0	PA: 38			
PITCHER	IP	WLS	BF	H	R	ER	SO	BB	IBB	HBP	BLK	WP	HR	S	P	ERA	WHIP								
38 Jeremy Bonderman, R (1, 1) ERA: 6.03	5.0	L	22	4	3	3	1	2	0	1	0	1	0	51	20	5.40	1.200								
John Ennis, R (6, 1) ERA: 16.88	1.1		6	0	2	2	1	2	0	0	1	0	0	10	21	13.50	1.500								
Al Levine, R (7, 1) ERA: 4.98	0.0		2	2	0	0	0	0	0	0	0	0	0	5	9	∞	∞								
Jamie Walker, L (7, 1) ERA: 2.98	1.2		5	1	2	2	0	0	0	0	0	0	0	11	14	10.80	0.600								
Esteban Yan, R (9, 1) ERA: 3.78	1.0		3	1	0	0	0	0	0	0	0	0	0	8	12	0.00	1.000								

Boston Red Sox @ Detroit Tigers
Comerica Park, Detroit, MI
Sat Aug 07 2004, 7:05 PM EDT
Att: 42,607 - Cloudy - 77 F

AB 32
R 7
H 8
RBI 6
BB 4
SO 2
LOB 13



Batter	1	2	3	4	5	6	7	8	9	AB	R	H	RBI	BB	SO	LOB	BOTTOM								
Alex Sanchez, L (1, 8) OBP: 0.339, SLG: 0.390	0-3 K		1-3 K		2-1 20 FC6-4 1-3 2-H 1B		0-1 L4			4	0	1	1	0	2	1									
20 Omar Infante, R (1, 4) OBP: 0.340, SLG: 0.478	1-3 K		2-3 K		1-2 FC6-4		1-0 9 G4-3 G3 2B			4	1	1	0	0	2	2									
9 Carlos Guillen, S (1, 6) OBP: 0.388, SLG: 0.560	3-3 K		1-0 E4 1B		0-2 F7		0-1 G4-3			4	1	1	0	0	1	1									
Dmitri Young, S (1, 3) OBP: 0.360, SLG: 0.464		2-3 K	0-0 CS 1B		1-0 WP HBP		0-0 G3			3	0	1	2	0	1	0									
Rondell White, R (1, 7) OBP: 0.338, SLG: 0.458	0-3 K		3-3 K		3-2 F9		2-1 F9			4	0	0	0	0	2	2									
Carlos Pena, L (1, 10) OBP: 0.313, SLG: 0.424	0-1 G4-3		1-1 15 BB 1B		4-2 BB				2-3 K	3	1	1	0	1	1	0									
Bobby Higginson, L (1, 9) OBP: 0.346, SLG: 0.353			2-3 K		1-1 F8		0-0 P5		1-1 P3	4	0	0	0	0	1	3									
Eric Munson, L (1, 5) OBP: 0.307, SLG: 0.457			0-0 P6		0-1 L9		1-3 K		2-2 HR	4	1	1	1	0	1	1									
15 Brandon Inge, R (1, 2) OBP: 0.340, SLG: 0.473			1-1 1B		4-1 1B		2-3 K		2-2 K	3	0	1	0	1	2	0									
Inning Stats	R: 0 E: 0 K: 3 S: 9	H: 0 LOB: 0 BB: 0 P: 13	R: 0 E: 0 K: 2 S: 11	H: 0 LOB: 0 BB: 0 P: 13	R: 0 E: 0 K: 2 S: 10	H: 1 LOB: 1 BB: 0 P: 14	R: 1 E: 1 K: 2 S: 10	H: 2 LOB: 1 BB: 0 P: 16	R: 1 E: 0 K: 0 S: 12	H: 2 LOB: 2 BB: 1 P: 21	R: 0 E: 0 K: 0 S: 13	H: 0 LOB: 2 BB: 1 P: 21	R: 0 E: 0 K: 2 S: 8	H: 0 LOB: 0 BB: 0 P: 11	R: 1 E: 0 K: 0 S: 6	H: 1 LOB: 0 BB: 0 P: 9	R: 1 E: 0 K: 2 S: 12	H: 1 LOB: 0 BB: 0 P: 19	1B: 5 2B: 2 3B: 0 HR: 1	SF: 0 SAC: 0 DP: 1 HBP: 1	WP: 1 PB: 0 SB: 0 CS: 1	PA: 36			
PITCHER	IP	WLS	BF	H	R	ER	SO	BB	IBB	HBP	BLK	WP	HR	S	P	ERA	WHIP								
Pedro Martinez, R (1, 1) ERA: 3.94	7.0		28	5	2	1	11	2	0	1	0	0	0	73	109	1.29	1.000								
50 Mike Timlin, R (8, 1) ERA: 4.04	1.0		4	1	1	1	0	0	0	0	0	0	0	6	9	9.00	1.000								
Keith Foulke, R (9, 1) ERA: 1.89	1.0		4	1	1	1	2	0	0	0	0	0	1	12	19	9.00	1.000								

Boston Red Sox @ Detroit Tigers
Comerica Park, Detroit, MI
Sat Aug 07 2004, 7:05 PM EDT
Att: 42,607 - Cloudy - 77 F

AB 33
R 4
H 7
RBI 4
BB 2
SO 13
LOB 10



Batter	1	2	3	4	5	6	7	8	9	AB	R	H	RBI	BB	SO	LOB	TOP					
13 Carl Crawford, L OBP: 0.336, SLG: 0.457 (1, 7)	1-2 F8		0-3 K		0-0 2B	3-3 K		0-2 G4-3		5	1	1	1	0	2	1	Tampa Bay Devil Rays @ Boston Red Sox Fenway Park, Boston, MA Mon Aug 09 2004, 7:05 PM EDT Att: 35,172 - Sunny - 81 F					
Julio Lugo, R OBP: 0.343, SLG: 0.416 (1, 4)	0-0 2B		0-0 G1-3		2-1 HR	0-2 HR		1-2 3-H K		5	2	3	2	0	1	1						
Aubrey Huff, L OBP: 0.348, SLG: 0.473 (1, 10)	0-0 1B		0-1 G3-1		0-1 HR	2-3 K			2-0 G3	5	1	2	2	0	1	0						
5 Rocco Baldelli, R OBP: 0.329, SLG: 0.409 (1, 8)	4-2 G4-6-3 BB			1-2 G6-3	4-2 BB		1-1 G6-3		1-2 F8	3	0	0	0	2	0	0						
Robert Fick, L OBP: 0.276, SLG: 0.332 (1, 9)				0-1 1B	2-1 F7		0-2 G1-3		2-3 K	4	0	1	0	0	0	4						
Damian Rolls, R OBP: 0.261, SLG: 0.208 (7, 9)	1-2 G4-6-3									1	0	0	0	0	1	0						
Tino Martinez, L OBP: 0.374, SLG: 0.489 (1, 3)		1-1 F9		2-3 K		1-0 HR			0-0 G3	4	1	1	1	0	1	1						
Geoff Blum, S OBP: 0.253, SLG: 0.340 (1, 5)		2-2 1B		2-2 L7		1-1 HR		2-1 1B 13 G4-3 2B		4	2	3	0	0	0	1						
Toby Hall, R OBP: 0.323, SLG: 0.399 (1, 2)	0-2 F8				0-2 G6-3	0-1 HR		2-0 F9		4	1	1	2	0	0	2						
B.J. Upton, R OBP: 0.261, SLG: 0.273 (1, 6)	3-2 K				2-2 F8	3-3 K		1-2 13 G4-3 1B		4	0	1	0	0	2	1						
Inning Stats	R: 0 E: 0 K: 0 S: 15	H: 2 LOB: 2 BB: 1 P: 22	R: 0 E: 0 K: 1 S: 11	H: 1 LOB: 1 BB: 0 P: 17	R: 0 E: 0 K: 1 S: 12	H: 0 LOB: 0 BB: 0 P: 12	R: 0 E: 0 K: 1 S: 12	H: 1 LOB: 1 BB: 0 P: 17	R: 3 E: 0 K: 0 S: 15	H: 3 LOB: 1 BB: 1 P: 25	R: 4 E: 0 K: 3 S: 17	H: 4 LOB: 0 BB: 0 P: 27	R: 0 E: 0 K: 0 S: 7	H: 0 LOB: 0 BB: 0 P: 8	R: 1 E: 0 K: 1 S: 13	H: 2 LOB: 1 BB: 0 P: 18	R: 0 E: 0 K: 1 S: 7	H: 0 LOB: 0 BB: 0 P: 12	1B: 5 2B: 4 3B: 0 HR: 4	SF: 0 SAC: 0 DP: 1 HBP: 0	WP: 0 PB: 0 CS: 0	PA: 41
PITCHER	IP	WLS	BF	H	R	ER	SO	BB	IBB	HBP	BLK	WP	HR	S	P	ERA	WHIP					
38 Curt Schilling, R ERA: 3.61 (1, 1)	5.0	L	26	10	6	6	3	2	0	0	0	0	0	3	70	100	10.80	2.400				
Tery Adams, R ERA: 3.95 (6, 1)	2.0		7	1	1	1	3	0	0	0	0	0	1	19	28	4.50	0.500					
Alan Embree, L ERA: 4.46 (8, 1)	1.0		5	2	1	1	1	0	0	0	0	0	0	13	18	9.00	2.000					
Ramiro Mendoza, R ERA: 1.99 (9, 1)	1.0		3	0	0	0	1	0	0	0	0	0	0	7	12	0.00	0.000					

Batter	1	2	3	4	5	6	7	8	9	AB	R	H	RBI	BB	SO	LOB	BOTTOM					
18 Johnny Damon, L OBP: 0.378, SLG: 0.466 (1, 8)	1-0 G4-3		1-0 F9		1-2 G3		3-2 20 FC6-4 1B		0-3 K	5	0	1	0	0	1	2	Tampa Bay Devil Rays @ Boston Red Sox Fenway Park, Boston, MA Mon Aug 09 2004, 7:05 PM EDT Att: 35,172 - Sunny - 81 F					
20 Kevin Youkilis, R OBP: 0.383, SLG: 0.456 (1, 5)	1-3 K		1-0 F8		1-1 1B		0-1 FC6-4		1-3 K	5	0	1	2	0	2	2						
Jason Varitek, S OBP: 0.378, SLG: 0.458 (1, 2)	2-1 34 FC6-4 1B		2-1 1B		0-1 F9		3-2 K			4	0	2	0	0	1	2						
34 David Ortiz, L OBP: 0.371, SLG: 0.610 (1, 10)	0-2 FC6-4		1-3 K		1-3 K		3-2 P5			4	0	0	0	0	2	4						
Kevin Millar, R OBP: 0.376, SLG: 0.449 (1, 7)		2-1 1B		1-3 K		1-2 F7		0-1 G3-6-1 1B		4	0	2	0	0	1	0						
Orlando Cabrera, R OBP: 0.293, SLG: 0.340 (1, 6)		0-1 P3		0-0 1B		1-0 F9		1-2 P3		4	0	1	0	0	0	2						
Doug Mientkiewicz, L OBP: 0.340, SLG: 0.362 (1, 3)		0-2 L7		1-3 K		0-0 1B		1-0 G3-6-1		4	0	1	0	0	1	3						
Bill Mueller, S OBP: 0.340, SLG: 0.431 (1, 4)		1-0 F7		2-1 F9		2-3 K		4-2 20 DI BB		3	0	0	0	1	1	3						
Gabe Kapler, R OBP: 0.325, SLG: 0.435 (1, 9)			3-1 HR		1-2 18 E 20 1B 18 G3 1B		3-2 18 1B 20 FC6-4 1B		2-2 F8	4	3	3	1	0	0	1						
Inning Stats	R: 0 E: 0 K: 1 S: 10	H: 1 LOB: 1 BB: 0 P: 14	R: 0 E: 0 K: 0 S: 8	H: 1 LOB: 0 BB: 0 P: 11	R: 1 E: 0 K: 1 S: 12	H: 2 LOB: 1 BB: 0 P: 20	R: 0 E: 0 K: 2 S: 10	H: 1 LOB: 1 BB: 0 P: 14	R: 1 E: 0 K: 1 S: 15	H: 2 LOB: 1 BB: 0 P: 19	R: 0 E: 0 K: 1 S: 9	H: 1 LOB: 0 BB: 0 P: 13	R: 1 E: 0 K: 1 S: 16	H: 2 LOB: 1 BB: 0 P: 28	R: 0 E: 0 K: 0 S: 7	H: 1 LOB: 0 BB: 0 P: 9		R: 0 E: 0 K: 2 S: 14	H: 0 LOB: 1 BB: 1 P: 21	1B: 10 2B: 0 3B: 0 HR: 1	SF: 0 SAC: 0 DP: 1 HBP: 0	WP: 0 PB: 0 CS: 0
PITCHER	IP	WLS	BF	H	R	ER	SO	BB	IBB	HBP	BLK	WP	HR	S	P	ERA	WHIP					
John Halama, L ERA: 4.4 (1, 1)	6.0		28	10	3	3	6	0	0	0	0	0	0	17	25	0.00	0.500					
Travis Harper, R ERA: 4.21 (7, 1)	2.0		6	1	0	0	1	0	0	0	0	0	0	14	21	0.00	1.000					
Lance Carter, R ERA: 3.1 (9, 1)	1.0		4	0	0	0	2	1	0	0	0	0	0	14	21	0.00	1.000					



Batter	1	2	3	4	5	6	7	8	9	AB R H RBI BB SO LOB	TOP										
13 Carl Crawford, L (1, 10) OBP: 0.333, SLG: 0.452	G3-1		K		G4-3		G4-3		F7	5 0 0 0 0 1 1	Tampa Bay Devil Rays @ Boston Red Sox Fenway Park, Boston, MA Tue Aug 10 2004, 7:05 PM EDT Att: 35,191 - Sunny - 82 F										
Julio Lugo, R (1, 6) OBP: 0.344, SLG: 0.416	G5-3		K			1B			K	5 1 2 0 0 2 1											
Aubrey Huff, L (1, 5) OBP: 0.351, SLG: 0.478	1B				SF9	1B			K	4 2 3 0 0 1 1											
5 Rocco Baldelli, R (1, 8) OBP: 0.333, SLG: 0.420	1B				G1-3				G3	4 1 3 2 0 0 1											
Tino Martinez, L (1, 3) OBP: 0.373, SLG: 0.484	P4				BB				G3	3 0 0 0 1 1 4											
José Cruz Jr., S (1, 9) OBP: 0.351, SLG: 0.441			K		SF9				SF8	1 0 0 2 1 1 0											
Robert Fick, L (1, 7) OBP: 0.271, SLG: 0.325	G4-1				G3				K	4 0 0 0 0 1 3											
Toby Hall, R (1, 2) OBP: 0.322, SLG: 0.400	K					F9			F7	4 0 1 0 0 1 2											
Geoff Blum, S (1, 4) OBP: 0.249, SLG: 0.335			G4-3		G3				F7	4 0 0 0 0 1 1											
Inning Stats	R: 0 H: 2 E: 0 K: 0 S: 10	H: 0 LOB: 2 BB: 0 P: 15	R: 0 H: 0 E: 0 K: 2 S: 8	H: 0 LOB: 0 BB: 0 P: 12	R: 0 H: 0 E: 0 K: 2 S: 9	H: 0 LOB: 1 BB: 0 P: 13	R: 1 H: 1 E: 0 K: 0 S: 7	H: 1 LOB: 1 BB: 1 P: 14	R: 0 H: 0 E: 0 K: 0 S: 7	H: 0 LOB: 0 BB: 0 P: 11	R: 2 H: 3 E: 0 K: 1 S: 14	H: 3 LOB: 2 BB: 1 P: 24	R: 0 H: 1 E: 0 K: 1 S: 9	H: 1 LOB: 0 BB: 0 P: 15	R: 1 H: 1 E: 0 K: 1 S: 8	H: 1 LOB: 1 BB: 0 P: 13	R: 0 H: 1 E: 0 K: 1 S: 13	H: 1 LOB: 1 BB: 0 P: 18	1B: 5 2B: 3 3B: 1 HR: 0	SF: 2 SAC: 0 DP: 0 HBP: 0	WP: 0 PA: 38 SB: 0 CS: 0
PITCHER	IP WLS BF H R ER SO BB IBB HBP BLK WP HR S P ERA WHIP											PITCHER	IP WLS BF H R ER SO BB IBB HBP BLK WP HR S P ERA WHIP								
Bronson Arroyo, R (1, 1) ERA: 4.14	6.2 W 29 7 3 3 6 2 0 0 0 0 0 0 61 99 4.05 1.350																				
Mike Myers, L (7, 1) ERA: 4.75	0.1 1 0 0 0 1 0 0 0 0 0 0 0 3 5 0.00 0.000																				
Terry Adams, R (8, 1) ERA: 3.97	1.0 4 1 1 1 1 0 0 0 0 0 0 0 8 13 9.00 1.000																				
Keith Foulke, R (9, 1) ERA: 1.83	1.0 4 1 0 0 1 0 0 0 0 0 0 0 13 18 0.00 1.000																				

Batter	1	2	3	4	5	6	7	8	9	AB R H RBI BB SO LOB	BOTTOM								
18 Johnny Damon, L (1, 8) OBP: 0.375, SLG: 0.462	F8			P6	F8	P3				4 0 0 0 0 0 2	Tampa Bay Devil Rays @ Boston Red Sox Fenway Park, Boston, MA Tue Aug 10 2004, 7:05 PM EDT Att: 35,191 - Sunny - 82 F								
Doug Mientkiewicz, L (1, 3) OBP: 0.336, SLG: 0.357	G4-3			F7		G6-3			F7	4 0 0 0 0 0 0									
Manny Ramirez, R (1, 7) OBP: 0.406, SLG: 0.611	K					F9			K	4 0 0 0 0 3 0									
Gabe Kapler, R (8, 9) OBP: 0.325, SLG: 0.435	K			K						0 0 0 0 0 0 0									
34 David Ortiz, L (1, 10) OBP: 0.374, SLG: 0.610			K		1B	1B			HBP	3 2 2 0 0 1 0									
Kevin Millar, R (1, 9) OBP: 0.377, SLG: 0.448			F7		1B	1B			F7	3 2 1 0 1 0 1									
Dave Roberts, L (8, 7) OBP: 0.339, SLG: 0.358					G4-3	1B				0 0 0 0 0 0 0									
Jason Varitek, S (1, 2) OBP: 0.375, SLG: 0.462			F8		G4-3	1B			K	4 2 2 2 0 1 0									
Orlando Cabrera, R (1, 6) OBP: 0.292, SLG: 0.339			F8		G4-3	1B			G4-3	4 1 1 2 0 0 1									
Bill Mueller, S (1, 4) OBP: 0.342, SLG: 0.432			G4-3			1B			K	4 1 2 2 0 1 0									
20 Kevin Youkilis, R (1, 5) OBP: 0.382, SLG: 0.460			K		K				1B	3 0 1 2 0 2 1									
Inning Stats	R: 0 H: 0 E: 0 K: 1 S: 12	H: 0 LOB: 0 BB: 0 P: 16	R: 0 H: 0 E: 0 K: 1 S: 7	H: 0 LOB: 0 BB: 0 P: 10	R: 0 H: 0 E: 0 K: 1 S: 6	H: 0 LOB: 0 BB: 0 P: 9	R: 0 H: 0 E: 0 K: 1 S: 9	H: 0 LOB: 0 BB: 0 P: 13	R: 3 H: 4 E: 0 K: 1 S: 16	H: 4 LOB: 1 BB: 0 P: 22	R: 5 H: 5 E: 0 K: 0 S: 20	H: 5 LOB: 1 BB: 1 P: 34	R: 0 H: 0 E: 0 K: 1 S: 10	H: 0 LOB: 1 BB: 0 P: 18	R: 0 H: 0 E: 0 K: 2 S: 7	H: 0 LOB: 0 BB: 0 P: 12	1B: 7 2B: 2 3B: 0 HR: 0	SF: 0 SAC: 0 DP: 0 HBP: 1	WP: 0 PA: 35 SB: 0 CS: 0
PITCHER	IP WLS BF H R ER SO BB IBB HBP BLK WP HR S P ERA WHIP											PITCHER	IP WLS BF H R ER SO BB IBB HBP BLK WP HR S P ERA WHIP						
Jorge Sosa, R (1, 1) ERA: 5.28	5.2 L 25 7 7 7 5 1 0 0 0 0 0 0 24 42 3.86 0.857																		
Bobby Seay, L (6, 1) ERA: 2.0	2.1 10 2 1 1 3 0 0 1 0 0 0 0 24 42 3.86 0.857																		

Batter	1	2	3	4	5	6	7	8	9	AB	R	H	RBI	BB	SO	LOB	TOP								
13 Carl Crawford, L (1, 7) Robert Fick, L (5, 7) OBP: 0.273, SLG: 0.327										3	1	1	0	0	0	2	Tampa Bay Devil Rays @ Boston Red Sox Fenway Park, Boston, MA Wed Aug 11 2004, 7:05 PM EDT Att: 35,091 - Sunny - 77 F								
Julio Lugo, R (1, 4) Rey Sanchez, R (6, PH) OBP: 0.341, SLG: 0.413										3	0	0	0	0	2	2									
Aubrey Huff, L (1, 10) OBP: 0.352, SLG: 0.479										5	1	2	1	0	0	2									
5 Rocco Baldelli, R (1, 8) Damian Rolls, R (5, PH) OBP: 0.294, SLG: 0.213										2	0	0	0	0	0	1									
José Cruz Jr., S (1, 9) OBP: 0.349, SLG: 0.436										4	0	0	0	1	1	3									
Tino Martinez, L (1, 3) OBP: 0.371, SLG: 0.480										5	1	1	1	0	1	2									
B.J. Upton, R (1, 6) OBP: 0.333, SLG: 0.320										3	1	2	0	1	1	1									
Brook Fordyce, R (1, 2) OBP: 0.233, SLG: 0.245										4	0	2	1	0	0	4									
Geoff Blum, S (1, 5) OBP: 0.249, SLG: 0.333										4	0	1	0	0	0	6									
Inning Stats	R: 1 E: 0 K: 1 S: 12	H: 2 LOB: 1 BB: 0 P: 18	R: 0 E: 0 K: 1 S: 11	H: 2 LOB: 2 BB: 0 P: 16	R: 0 E: 0 K: 0 S: 6	H: 0 LOB: 0 BB: 0 P: 10	R: 0 E: 0 K: 1 S: 14	H: 1 LOB: 2 BB: 1 P: 22	R: 0 E: 1 K: 0 S: 10	H: 0 LOB: 1 BB: 0 P: 13	R: 2 E: 1 K: 0 S: 10	H: 3 LOB: 2 BB: 0 P: 13	R: 1 E: 0 K: 1 S: 11	H: 2 LOB: 2 BB: 1 P: 21	R: 0 E: 0 K: 0 S: 8	H: 1 LOB: 1 BB: 0 P: 11		R: 0 E: 0 K: 0 S: 5	H: 0 LOB: 0 BB: 0 P: 11	1B: 10 2B: 1 3B: 0 HR: 0	SF: 0 SAC: 0 DP: 0 HBP: 0	WP: 0 PB: 0 SB: 1 CS: 0	PA: 42		
PITCHER	IP	WLS	BF	H	R	ER	SO	BB	IBB	HBP	BLK	WP	HR	S	P	ERA	WHIP								
Derek Lowe, R (1, 1) ERA: 5.33	5.2	W	28	8	3	1	4	1	0	0	0	0	0	61	89	1.59	1.588								
Ramiro Mendoza, R (6, 1) ERA: 2.13	1.1		7	2	1	1	1	1	0	0	0	0	0	13	24	6.75	2.250								
Mike Myers, L (8, 1) ERA: 4.45	2.0		7	1	0	0	0	0	0	0	0	0	0	13	22	0.00	0.500								

Batter	1	2	3	4	5	6	7	8	9	AB	R	H	RBI	BB	SO	LOB	BOTTOM									
18 Johnny Damon, L (1, 8) Dave McCarty, R (7, PH) OBP: 0.379, SLG: 0.468										3	1	3	2	1	0	0	Tampa Bay Devil Rays @ Boston Red Sox Fenway Park, Boston, MA Wed Aug 11 2004, 7:05 PM EDT Att: 35,091 - Sunny - 77 F									
Doug Mientkiewicz, L (1, 3) OBP: 0.337, SLG: 0.361										5	3	2	1	0	1	3										
Manny Ramirez, R (1, 7) Dave Roberts, L (5, PR) OBP: 0.338, SLG: 0.357										2	2	0	0	1	0	4										
34 David Ortiz, L (1, 10) OBP: 0.374, SLG: 0.611										3	1	1	2	1	0	3										
Kevin Millar, R (1, 9) Gabe Kapler, R (5, PR) OBP: 0.383, SLG: 0.466										4	3	4	4	0	0	0										
Jason Varitek, S (1, 2) Doug Mirabeli, R (7, 2) OBP: 0.383, SLG: 0.470										3	0	2	4	1	0	2										
Orlando Cabrera, R (1, 6) OBP: 0.291, SLG: 0.336										4	0	0	0	1	0	3										
Bill Mueller, S (1, 4) Ricky Gutierrez, R (6, 4) OBP: 0.346, SLG: 0.435										3	2	2	0	0	0	0										
20 Kevin Youkilis, R (1, 5) OBP: 0.383, SLG: 0.455										4	2	1	0	0	0	1										
Inning Stats	R: 3 E: 0 K: 1 S: 13	H: 2 LOB: 1 BB: 1 P: 22	R: 5 E: 1 K: 0 S: 27	H: 4 LOB: 1 BB: 1 P: 45	R: 5 E: 0 K: 0 S: 23	H: 5 LOB: 1 BB: 1 P: 39	R: 0 E: 0 K: 0 S: 8	H: 1 LOB: 1 BB: 0 P: 13	R: 0 E: 0 K: 0 S: 10	H: 1 LOB: 2 BB: 1 P: 16	R: 0 E: 0 K: 0 S: 4	H: 0 LOB: 0 BB: 0 P: 8	R: 1 E: 0 K: 1 S: 12	H: 2 LOB: 1 BB: 0 P: 15	R: 0 E: 0 K: 0 S: 12	H: 0 LOB: 1 BB: 1 P: 20		1B: 8 2B: 6 3B: 0 HR: 1	SF: 1 SAC: 0 DP: 1 HBP: 2	WP: 0 PB: 0 SB: 0 CS: 0	PA: 45					
PITCHER	IP	WLS	BF	H	R	ER	SO	BB	IBB	HBP	BLK	WP	HR	S	P	ERA	WHIP									
Dewon Brazelton, R (1, 1) ERA: 3.38	1.2	L	14	5	8	7	1	2	0	0	0	0	0	60	95	10.12	2.250									
Geremi Gonzalez, R (2, 1) ERA: 6.97	5.1		27	10	6	6	1	2	0	0	0	0	0	12	20	0.00	1.000									
Trever Miller, L (8, 1) ERA: 2.57	1.0		4	0	0	0	0	1	0	0	0	0	0	0	0	0	0.00	1.000								




Batter	1	2	3	4	5	6	7	8	9	AB	R	H	RBI	BB	SO	LOB	TOP			
13 Carl Crawford, L OBP: 0.332, SLG: 0.450	1-2 G6-3 SH5-3 1B		1-3 K		0-2 F8			0-0 F9		4	0	1	0	0	1	1	Tampa Bay Devil Rays @ Boston Red Sox Fenway Park, Boston, MA Thu Aug 12 2004, 1:05 PM EDT Att: 34,804 - Unknown - 79 F livebaseballscorecards.com			
Julio Lugo, R OBP: 0.341, SLG: 0.413	0-0 SH5-3			0-0 HBP 1B		2-1 L5		2-3 K		3	0	1	0	0	1	0				
Aubrey Huff, L OBP: 0.355, SLG: 0.483	2-1 G6-3			1-2 HBP		1-0 1B		1-2 2B		3	0	2	0	0	0	1				
5 Rocco Baldelli, R OBP: 0.328, SLG: 0.414	1-0 G6-3			1-0 F4		0-0 F7		3-3 K		4	0	0	0	0	1	5				
Tino Martinez, L OBP: 0.367, SLG: 0.474		0-0 G4-3		2-3 K		1-0 L3		3-2 P4		4	0	0	0	0	1	4				
Jose Cruz Jr., S OBP: 0.349, SLG: 0.434		2-3 K		1-2 F7			2-0 G6-4-3 1B		1-3 K	4	0	1	0	0	2	3				
Toby Hall, R OBP: 0.319, SLG: 0.396		2-1 P3			2-2 G4-3		0-0 G6-4-3 1B			3	0	0	0	0	0	1				
Rey Sanchez, R OBP: 0.293, SLG: 0.355			0-0 G6-3		0-0 1B		2-3 K			3	0	1	0	0	1	0				
Damian Rolls, R OBP: 0.255, SLG: 0.205			0-3 K		1-3 K			2-3 K		3	0	0	0	0	3	1				
Inning Stats	R: 0 E: 0 K: 0 S: 7	H: 1 LOB: 1 BB: 0 P: 11	R: 0 E: 0 K: 1 S: 6	H: 0 LOB: 0 BB: 0 P: 10	R: 0 E: 0 K: 2 S: 7	H: 0 LOB: 0 BB: 0 P: 8	R: 0 E: 0 K: 1 S: 10	H: 1 LOB: 2 BB: 0 P: 15	R: 0 E: 0 K: 1 S: 11	H: 1 LOB: 1 BB: 0 P: 14	R: 0 E: 0 K: 0 S: 5	H: 1 LOB: 0 BB: 0 P: 9	R: 0 E: 0 K: 1 S: 7	H: 0 LOB: 0 BB: 0 P: 11	R: 0 E: 0 K: 2 S: 12	H: 1 LOB: 1 BB: 0 P: 20	1B: 5 2B: 1 3B: 0 HR: 0	SF: 0 SAC: 1 DP: 1 HBP: 1	WP: 0 PB: 0 CS: 0	PA: 33
PITCHER Pedro Martinez, R ERA: 3.72	IP: 9.0 WLS: W BF: 33 H: 6 R: 0 ER: 0 SO: 10 BB: 0 IBB: 0 HBP: 1 BLK: 0 WP: 0 HR: 0 S: 72 P: 109 ERA: 0.00 WHIP: 0.667															PITCHER				

Batter	1	2	3	4	5	6	7	8	9	AB	R	H	RBI	BB	SO	LOB	BOTTOM			
Gabe Kapler, R OBP: 0.321, SLG: 0.427	1-2 P6		0-0 20 34 1B 2H	1-3 K		1-0 P6		3-1 G4-3		5	1	1	1	0	1	4	Tampa Bay Devil Rays @ Boston Red Sox Fenway Park, Boston, MA Thu Aug 12 2004, 1:05 PM EDT Att: 34,804 - Unknown - 79 F livebaseballscorecards.com			
20 Kevin Youkilis, R OBP: 0.383, SLG: 0.471	1-1 HR		2-1 G5-3		1-1 G6-3	1-1 34 1B		0-1 F9		5	1	2	1	0	0	1				
Manny Ramirez, R OBP: 0.409, SLG: 0.610	2-2 F9		4-0 34 1B IBB		0-1 2B	0-2 34 1B 2B		3-2 2B		4	1	2	0	1	0	3				
Dave Roberts, L OBP: 0.338, SLG: 0.357					0-1 2B	0-2 34 1B 2B		3-2 2B		0	0	0	0	0	0	0				
34 David Ortiz, L OBP: 0.377, SLG: 0.610	1-0 G4-3		0-0 1-3 2H 1B		0-1 2B	2-0 2B 1B		1-2 F8		5	1	3	2	0	0	1				
Kevin Millar, R OBP: 0.382, SLG: 0.466		2-2 F8	1-1 P4		3-2 1B	0-2 P1				4	0	1	1	0	0	5				
Doug Mientkiewicz, L OBP: 0.337, SLG: 0.361					1-3 2H 2B	0-2 P1				0	0	0	0	0	0	0				
Jason Varitek, S OBP: 0.381, SLG: 0.467		3-2 G5-3		1-3 K	1-2 2H 1B	1-0 G3				4	0	1	1	0	1	0				
Orlando Cabrera, R OBP: 0.291, SLG: 0.335		2-3 K		0-0 F8	1-2 2H 1B	1-2 G1-3				4	0	1	0	0	1	0				
Bill Mueller, S OBP: 0.355, SLG: 0.449			1-0 1B		0-0 1B	0-1 20 34 1B 2B		4-0 BB		3	2	3	0	1	0	0				
Dave McCarty, R OBP: 0.323, SLG: 0.384			0-3 K		0-1 1B	4-1 34 1B 20 1B BB		1-2 G1-3		3	0	1	0	1	1	2				
Inning Stats	R: 1 E: 0 K: 0 S: 10	H: 1 LOB: 0 BB: 0 P: 15	R: 0 E: 0 K: 1 S: 10	H: 0 LOB: 0 BB: 0 P: 17	R: 2 E: 0 K: 1 S: 10	H: 3 LOB: 2 BB: 1 P: 18	R: 0 E: 0 K: 2 S: 10	H: 2 LOB: 2 BB: 0 P: 12	R: 2 E: 0 K: 0 S: 16	H: 5 LOB: 3 BB: 1 P: 24	R: 1 E: 0 K: 0 S: 14	H: 3 LOB: 3 BB: 1 P: 22	R: 0 E: 0 K: 0 S: 7	H: 0 LOB: 1 BB: 1 P: 14	R: 0 E: 0 K: 0 S: 14	H: 1 LOB: 1 BB: 0 P: 21	1B: 10 2B: 4 3B: 0 HR: 1	SF: 0 SAC: 0 DP: 0 HBP: 0	WP: 0 PB: 0 CS: 0	PA: 40
PITCHER Mark Hendrickson, L ERA: 4.42 Lance Carter, R ERA: 3.13 Danyys Baez, R ERA: 2.88	IP: 4.2 WLS: L BF: 24 H: 10 R: 5 ER: 5 SO: 4 BB: 5 IBB: 1 HBP: 0 BLK: 0 WP: 0 HR: 1 S: 53 P: 80 ERA: 9.64 WHIP: 2.143															PITCHER				

Batter	1	2	3	4	5	6	7	8	9	AB	R	H	RBI	BB	SO	LOB	TOP			
Willie Harris, L (1,4) OBP: 0.358, SLG: 0.328	L6	P4			K		G1-3			4	0	0	0	0	1	1	Chicago White Sox @ Boston Red Sox Fenway Park, Boston, MA Sat Aug 14 2004, 7:05 PM EDT Att: 35,012 - Unknown - 80 F			
Timo Perez, L (1,9) OBP: 0.290, SLG: 0.339	HR		P3		K			G6-3		4	1	1	1	0	1	0				
Carlos Lee, R (1,7) OBP: 0.355, SLG: 0.510	HR			BB		SF9 2B		F8		3	2	2	1	1	0	0				
14 Paul Konerko, R (1,3) OBP: 0.365, SLG: 0.544	F8		L8		L7			BB		3	0	0	0	1	0	2				
Carl Everett, S (1,10) OBP: 0.323, SLG: 0.397	2B		L3		SF9 2B			L5		4	0	2	0	0	0	2				
Jose Valentin, S (1,6) OBP: 0.299, SLG: 0.522	G1-3				SF9			BB		2	0	0	1	1	0	1				
Aaron Rowand, R (1,8) OBP: 0.354, SLG: 0.551		P4		K		G5-3		F8		4	0	0	0	0	1	2				
Ben Davis, S (1,2) OBP: 0.250, SLG: 0.337		P5		G5-3			P6			3	0	0	0	0	0	0				
Joe Borchard, S (9,PH) OBP: 0.277, SLG: 0.241								K		1	0	0	0	0	1	1				
24 Joe Crede, R (1,5) OBP: 0.288, SLG: 0.407							G4-3			0	0	0	0	0	0	0				
5 Juan Uribe, R (2,PR) OBP: 0.313, SLG: 0.460	HBP						G5-3			3	0	0	0	0	1	1				
Inning Stats	R: 2 H: 3 E: 0 K: 0 S: 14	H: 3 LOB: 1 BB: 0 P: 22	R: 0 H: 0 E: 0 K: 0 S: 7	H: 0 LOB: 1 BB: 0 P: 11	R: 0 H: 0 E: 0 K: 0 S: 4	H: 0 LOB: 0 BB: 0 P: 8	R: 0 H: 0 E: 0 K: 1 S: 10	H: 0 LOB: 0 BB: 0 P: 13	R: 0 H: 0 E: 0 K: 2 S: 7	H: 0 LOB: 0 BB: 0 P: 10	R: 1 H: 2 E: 0 K: 0 S: 9	H: 2 LOB: 1 BB: 0 P: 11	R: 0 H: 0 E: 0 K: 0 S: 15	H: 0 LOB: 1 BB: 1 P: 24	R: 0 H: 0 E: 0 K: 2 S: 14	H: 0 LOB: 1 BB: 1 P: 22	1B: 1 2B: 2 3B: 0 HR: 2	SF: 1 SAC: 0 DP: 0 HBP: 1	WP: 0 PB: 0 SB: 0 CS: 0	PA: 36
PITCHER	IP WLS BF H R ER SO BB IBB HBP BLK WP HR S P ERA WHIP																			
38 Curt Schilling, R (1,1) ERA: 3.6	8.0 W 32 5 3 3 3 2 0 0 0 0 2 73 109 3.38 0.875																			
Keith Foulke, R (9,1) ERA: 1.6	1.0 S 4 0 0 0 2 1 0 0 0 0 0 14 22 0.00 1.000																			

Batter	1	2	3	4	5	6	7	8	9	AB	R	H	RBI	BB	SO	LOB	BOTTOM
18 Johnny Damon, L (1,8) OBP: 0.383, SLG: 0.466	F7		K				G5-3			4	0	1	0	0	1	1	Chicago White Sox @ Boston Red Sox Fenway Park, Boston, MA Sat Aug 14 2004, 7:05 PM EDT Att: 35,012 - Unknown - 80 F
20 Kevin Youkilis, R (1,5) OBP: 0.378, SLG: 0.458	G6-3			K	G6-4-3 1B		P5			4	0	0	0	0	1	3	
Manny Ramirez, R (1,7) OBP: 0.409, SLG: 0.623	G6-3			HR		G5-4-3 2B		K		4	1	2	1	0	1	0	
34 David Ortiz, L (1,10) OBP: 0.378, SLG: 0.621		F8		HR		G5-4-3 IBB		HR		3	2	2	2	1	0	0	
Kevin Millar, R (1,3) OBP: 0.381, SLG: 0.472		F9				G5-4-3		G4-3		4	1	1	0	0	0	2	
Doug Mientkiewicz, L (9,3) OBP: 0.337, SLG: 0.358				1B	2B					0	0	0	0	0	0	0	
Jason Varitek, S (1,2) OBP: 0.384, SLG: 0.468				1B				F8		3	0	2	1	1	0	0	
Orlando Cabrera, R (1,6) OBP: 0.286, SLG: 0.329		L8			G5-3			F7		3	0	0	0	0	0	3	
Bill Mueller, S (1,4) OBP: 0.355, SLG: 0.448				F8				K		2	0	0	0	1	1	0	
Gabe Kapler, R (1,9) OBP: 0.320, SLG: 0.429				K				K		3	0	1	0	0	2	1	
Inning Stats	R: 0 H: 0 E: 0 K: 0 S: 7	H: 1 LOB: 1 BB: 0 P: 12	R: 0 H: 0 E: 0 K: 2 S: 11	H: 0 LOB: 0 BB: 0 P: 16	R: 3 H: 4 E: 0 K: 1 S: 14	H: 4 LOB: 0 BB: 0 P: 21	R: 0 H: 1 E: 0 K: 0 S: 6	H: 1 LOB: 2 BB: 2 P: 18	R: 0 H: 1 E: 0 K: 1 S: 14	H: 1 LOB: 1 BB: 0 P: 20	R: 1 H: 1 E: 0 K: 1 S: 11	H: 1 LOB: 0 BB: 0 P: 14	1B: 3 2B: 3 3B: 0 HR: 3	SF: 0 SAC: 0 DP: 2 HBP: 0	WP: 0 PB: 0 SB: 0 CS: 0	PA: 33	
PITCHER	IP WLS BF H R ER SO BB IBB HBP BLK WP HR S P ERA WHIP																
Jon Garland, R (1,1) ERA: 4.69	6.0 3 1 0 0 1 0 0 0 0 0 0 8 12 0.00 1.500																
Neal Cotts, L (7,1) ERA: 5.53	0.2 3 1 0 0 1 0 0 0 0 0 0 8 12 0.00 1.500																
Jon Adkins, R (7,1) ERA: 3.4	1.1 L 5 1 1 1 1 0 0 0 0 0 0 1 17 22 6.75 0.750																

Batter	1	2	3	4	5	6	7	8	9	AB	R	H	RBI	BB	SO	LOB	TOP										
Willie Harris, L (1.4) OBP: 0.359, SLG: 0.326	P6			K		G3		SH1-3 HR		4	1	1	0	1	1	0	Chicago White Sox @ Boston Red Sox Fenway Park, Boston, MA Sun Aug 15 2004, 2:05 PM EDT Att: 34,405 - Unknown - 65 F										
Timo Perez, L (1.9) OBP: 0.293, SLG: 0.342	F8			2B		1B		SH1-3	BB	4	1	2	0	0	0	2											
Carlos Lee, R (1.7) OBP: 0.358, SLG: 0.522	P4			14 1-H G5-3		1B		HR		4	2	3	3	0	0	0											
14 Paul Konerko, R (1.3) OBP: 0.361, SLG: 0.538	F9			G5-3		F8		G6-3		4	0	0	1	0	0	2											
Carl Everett, S (1.10) OBP: 0.326, SLG: 0.399	F9			2H		G4-3				4	0	2	0	0	0	2											
Jose Valentin, S (1.6) OBP: 0.299, SLG: 0.519	G4-3			K				K		4	1	1	0	0	2	2											
Aaron Rowand, R (1.8) OBP: 0.350, SLG: 0.544	F9			F9		F8		F9		4	0	0	0	0	0	1											
5 Juan Uribe, R (1.5) OBP: 0.310, SLG: 0.457	G6-3			K		K		SF7		3	0	0	1	0	1	0											
Sandy Alomar Jr., R (1.2) OBP: 0.297, SLG: 0.291	P3			P5		P5		F7		1	0	0	0	0	0	0											
Ben Davis, S (4.2) OBP: 0.453, SLG: 0.337									BB	3	0	1	0	0	0	0											
Inning Stats	R: 0 E: 0 K: 0 S: 7	H: 0 LOB: 0 BB: 0 P: 9	R: 0 E: 0 K: 0 S: 10	H: 0 LOB: 0 BB: 0 P: 14	R: 0 E: 0 K: 0 S: 6	H: 3 LOB: 1 BB: 0 P: 8	R: 2 E: 0 K: 2 S: 19	H: 3 LOB: 0 BB: 0 P: 33	R: 0 E: 0 K: 1 S: 6	H: 0 LOB: 0 BB: 0 P: 9	R: 0 E: 0 K: 0 S: 7	H: 2 LOB: 2 BB: 0 P: 14	R: 1 E: 0 K: 0 S: 9	H: 1 LOB: 0 BB: 0 P: 15	R: 2 E: 0 K: 1 S: 15	H: 3 LOB: 1 BB: 0 P: 21		R: 0 E: 0 K: 0 S: 9	H: 1 LOB: 2 BB: 1 P: 17	1B: 8 2B: 1 3B: 0 HR: 1	SF: 1 SAC: 1 DP: 0 HBP: 0	WP: 0 PB: 0 SB: 2 CS: 0	PA: 38				
PITCHER	IP	WLS	BF	H	R	ER	SO	BB	IBB	HBP	BLK	WP	HR	S	P	ERA	WHIP										
Bronson Arroyo, R (1.1) ERA: 4.13	7.0	L	27	6	3	3	3	0	0	0	0	0	0	64	102	3.86	0.857										
Alan Embree, L (8.1) ERA: 4.51	0.1		2	1	1	1	0	0	0	0	0	0	0	4	5	27.00	3.000										
50 Mike Timlin, R (8.1) ERA: 4.4	0.1		3	2	1	1	0	0	0	0	0	0	1	8	11	27.00	6.000										
Mike Myers, L (8.1) ERA: 4.35	0.1		1	0	0	0	1	0	0	0	0	0	0	3	5	0.00	0.000										
Ramiro Mendoza, R (9.1) ERA: 1.79	1.0		5	1	0	0	0	1	0	0	0	0	0	9	17	0.00	2.000										

Batter	1	2	3	4	5	6	7	8	9	AB	R	H	RBI	BB	SO	LOB	BOTTOM										
18 Johnny Damon, L (1.8) OBP: 0.379, SLG: 0.461	G6-3			K		F7		G6-3		5	1	0	0	0	1	2	Chicago White Sox @ Boston Red Sox Fenway Park, Boston, MA Sun Aug 15 2004, 2:05 PM EDT Att: 34,405 - Unknown - 65 F										
20 Kevin Youkilis, R (1.5) OBP: 0.394, SLG: 0.461						P3		G6-3		1	0	1	0	1	0	0											
Bill Mueller, S (4.5) OBP: 0.355, SLG: 0.447	BB			1B		1B		G6-3		3	1	1	0	0	0	0											
Manny Ramirez, R (1.7) OBP: 0.407, SLG: 0.617	P3			K		G5-3		K		4	0	0	0	1	2	2											
34 David Ortiz, L (1.10) OBP: 0.378, SLG: 0.617	BB			K		F8		1B		4	0	1	0	1	2	4											
Jason Varitek, S (1.2) OBP: 0.389, SLG: 0.471	BB			1B		2B		F9		4	1	3	2	1	0	1											
Orlando Cabrera, R (1.6) OBP: 0.289, SLG: 0.334	G6-3			1B		1B		1B		5	1	3	0	0	0	5											
Doug Mientkiewicz, L (1.3) OBP: 0.337, SLG: 0.358				K		F7		G6-4-3		3	0	1	2	0	1	0											
Kevin Millar, R (8. PH) OBP: 0.382, SLG: 0.473								1B		1	0	1	0	0	0	0											
Gabe Kapler, R (1.9) OBP: 0.316, SLG: 0.423				K		F7		1B		3	0	0	0	0	1	1											
Dave Roberts, L (8. PH) OBP: 0.337, SLG: 0.355								G6-4-3		1	0	0	0	0	1	3											
Ricky Gutierrez, R (1.4) OBP: 0.270, SLG: 0.235						F8		L6		3	0	1	0	1	0	0											
Inning Stats	R: 0 E: 0 K: 0 S: 19	H: 0 LOB: 3 BB: 3 P: 37	R: 0 E: 0 K: 3 S: 13	H: 0 LOB: 1 BB: 1 P: 22	R: 0 E: 0 K: 2 S: 11	H: 3 LOB: 0 BB: 0 P: 15	R: 0 E: 0 K: 0 S: 6	H: 0 LOB: 0 BB: 0 P: 8	R: 0 E: 0 K: 0 S: 9	H: 3 LOB: 0 BB: 0 P: 11	R: 0 E: 0 K: 0 S: 5	H: 0 LOB: 0 BB: 0 P: 7	R: 0 E: 0 K: 2 S: 18	H: 3 LOB: 3 BB: 0 P: 28	R: 2 E: 0 K: 1 S: 14	H: 3 LOB: 2 BB: 1 P: 25	1B: 11 2B: 1 3B: 0 HR: 0	SF: 0 SAC: 0 DP: 1 HBP: 0	WP: 0 PB: 0 SB: 0 CS: 0	PA: 42							
PITCHER	IP	WLS	BF	H	R	ER	SO	BB	IBB	HBP	BLK	WP	HR	S	P	ERA	WHIP										
56 Mark Buehrle, L (1.1) ERA: 3.79	7.0	W	29	6	2	2	5	4	0	0	0	0	0	69	110	2.57	1.429										
Cliff Politte, R (8.1) ERA: 4.53	0.2	H	4	2	0	0	1	0	0	0	0	0	0	11	17	0.00	3.000										
Damaso Marte, L (8.1) ERA: 2.98	0.0		1	1	0	0	0	0	0	0	0	0	0	3	5	∞	∞										
Shingo Takatsu, R (8.1) ERA: 2.31	1.1	S	8	3	2	2	2	1	0	0	0	0	0	18	31	13.50	3.000										



Batter	1	2	3	4	5	6	7	8	9	AB	R	H	RBI	BB	SO	LOB	TOP										
3 Reed Johnson, R OBP: 0.324, SLG: 0.375	1-1 P6		3-3 K		0-1 G4-3		3-2 G4-3			4	0	0	0	0	1	0	Toronto Blue Jays @ Boston Red Sox Fenway Park, Boston, MA Tue Aug 17 2004, 7:05 PM EDT Att: 35,105 - Cloudy - 70 F										
Orlando Hudson, S OBP: 0.346, SLG: 0.427	0-0 10 2B		1-2 10 HR		0-1 F8		2-3 K			4	2	2	0	0	1	0											
10 Vernon Wells, R OBP: 0.344, SLG: 0.465	1-1 G4-3		2-1 1-H		2-2 F8			1-0 G4-3		4	1	2	3	0	0	0											
Carlos Delgado, L OBP: 0.340, SLG: 0.468	1-2 G4-3		2-3 K		1-1 F8			0-0 P3		4	0	0	0	0	1	1											
Frank Catalanotto, L OBP: 0.347, SLG: 0.399 Chris Gomez, R OBP: 0.342, SLG: 0.346	2-2 K			1-1 G5-3		0-1 F7		2-0 G6-3		3	0	0	0	0	1	1											
Eric Hinske, L OBP: 0.315, SLG: 0.380		2-2 G3-1		0-2 HR		1-1 9 1B		0-1 F8		4	1	2	1	0	0	0											
9 Gregg Zaun, S OBP: 0.376, SLG: 0.398 Kevin Cash, R OBP: 0.250, SLG: 0.302	1-1 P6		1-3 K		1-0 1B		1-2 1B	2-2 F9		3	0	1	0	0	1	0											
Gabe Gross, L OBP: 0.313, SLG: 0.393	0-0 F7		1-2 1B		0-3 K			1-2 K		4	0	1	0	0	2	2											
Chris Woodward, R OBP: 0.264, SLG: 0.345			1-0 G5-3		1-0 P3			0-0 G6-3		3	0	0	0	0	0	1											
Inning Stats	R: 1 E: 0 K: 1 S: 13	H: 2 LOB: 1 BB: 0 P: 18	R: 0 E: 0 K: 0 S: 6	H: 0 LOB: 0 BB: 0 P: 9	R: 2 E: 0 K: 2 S: 17	H: 2 LOB: 0 BB: 0 P: 26	R: 1 E: 0 K: 1 S: 13	H: 2 LOB: 1 BB: 0 P: 17	R: 0 E: 0 K: 0 S: 9	H: 2 LOB: 0 BB: 0 P: 11	R: 0 E: 0 K: 1 S: 10	H: 2 LOB: 2 BB: 0 P: 13	R: 0 E: 0 K: 1 S: 7	H: 0 LOB: 0 BB: 0 P: 12	R: 0 E: 0 K: 0 S: 3	H: 0 LOB: 0 BB: 0 P: 6		R: 0 E: 0 K: 1 S: 9	H: 0 LOB: 0 BB: 0 P: 12	1B: 5 2B: 1 3B: 0 HR: 2	SF: 0 SAC: 0 DP: 0 HBP: 0	WP: 0 PB: 0 SB: 0 CS: 0	PA: 35				
PITCHER	IP	WLS	BF	H	R	ER	SO	BB	IBB	HBP	BLK	WP	HR	S	P	ERA	WHIP										
Pedro Martinez, R ERA: 3.78	(1, 1)	7.0	29	8	4	4	6	0	0	0	0	0	2	75	106	5.14	1.143										
50 Mike Timlin, R ERA: 4.34	(8, 1)	0.2	2	0	0	0	0	0	0	0	0	0	0	2	3	0.00	0.000										
Mike Myers, L ERA: 4.31	(8, 1)	0.1	1	0	0	0	0	0	0	0	0	0	0	1	3	0.00	0.000										
Keith Foulke, R ERA: 1.71	(9, 1)	1.0	W	3	0	0	1	0	0	0	0	0	0	9	12	0.00	0.000										

Batter	1	2	3	4	5	6	7	8	9	AB	R	H	RBI	BB	SO	LOB	BOTTOM										
18 Johnny Damon, L OBP: 0.377, SLG: 0.468	2-1 HR		0-1 F7	1-2 P4			1-1 P6		2-2 FC4-6	5	2	1	1	0	0	3	Toronto Blue Jays @ Boston Red Sox Fenway Park, Boston, MA Tue Aug 17 2004, 7:05 PM EDT Att: 35,105 - Cloudy - 70 F										
Orlando Cabrera, R OBP: 0.290, SLG: 0.336	1-0 L4		4-1 G5-4-3		1-1 F7		2-1 F8		0-1 2B	4	0	1	1	1	0	0											
Manny Ramirez, R OBP: 0.408, SLG: 0.614	2-3 K		0-1 G5-4-3		1-1 BB		4-1 34 HBP			2	0	0	0	1	1	1											
34 David Ortiz, L OBP: 0.380, SLG: 0.613	0-0 F8		2-3 K		2-3 K		3-2 HBP			3	0	0	0	0	2	1											
Kevin Millar, R OBP: 0.387, SLG: 0.475		0-1 2B	3-3 K		4-0 FC4		3-3 K2-3			3	1	1	0	1	2	2											
Jason Varitek, S OBP: 0.391, SLG: 0.480	3-1 2B		0-0 HR		2-1 FC4		2-1 G4-3			4	1	2	1	0	0	2											
Bill Mueller, S OBP: 0.358, SLG: 0.442	0-1 P4		4-1 1B		0-0 F9		3-1 G4-3			3	1	0	0	1	0	2											
Gabe Kapler, R OBP: 0.314, SLG: 0.419	0-1 G6-3		1-2 1B		3-2 P3		1-2 P4			4	0	1	1	0	0	1											
Ricky Gutierrez, R OBP: 0.269, SLG: 0.235 Dave Roberts, L OBP: 0.340, SLG: 0.358	3-H G6-3		0-0 1B		0-1 G5-3			4-2 18 FC4-6		3	0	1	1	0	0	1											
Inning Stats	R: 1 E: 0 K: 1 S: 7	H: 1 LOB: 0 BB: 0 P: 12	R: 1 E: 0 K: 0 S: 10	H: 2 LOB: 1 BB: 0 P: 13	R: 0 E: 0 K: 0 S: 5	H: 0 LOB: 0 BB: 1 P: 9	R: 2 E: 0 K: 2 S: 19	H: 3 LOB: 2 BB: 1 P: 30	R: 0 E: 0 K: 1 S: 8	H: 0 LOB: 2 BB: 1 P: 18	R: 0 E: 0 K: 0 S: 6	H: 0 LOB: 0 BB: 0 P: 9	R: 0 E: 0 K: 1 S: 12	H: 0 LOB: 1 BB: 1 P: 25	R: 0 E: 0 K: 0 S: 7	H: 0 LOB: 0 BB: 0 P: 13		R: 1 E: 0 K: 0 S: 10	H: 1 LOB: 1 BB: 1 P: 15	1B: 3 2B: 2 3B: 0 HR: 2	SF: 0 SAC: 0 DP: 1 HBP: 2	WP: 0 PB: 0 SB: 0 CS: 0	PA: 38				
PITCHER	IP	WLS	BF	H	R	ER	SO	BB	IBB	HBP	BLK	WP	HR	S	P	ERA	WHIP										
Ted Lilly, L ERA: 3.88	(1, 1)	7.0	32	6	4	4	5	4	0	2	0	0	0	15	26	6.75	1.429										
Kevin Frederick, R ERA: 6.09	(8, 1)	1.1	L	5	0	1	1	1	0	0	0	0	0	2	2	∞	∞										
Justin Speier, R ERA: 4.5	(9, 1)	0.0	1	1	0	0	0	0	0	0	0	0	0	2	2	∞	∞										

Batter	1	2	3	4	5	6	7	8	9	AB	R	H	RBI	BB	SO	LOB	TOP					
15 Alex Rios, R OBP: 0.334, SLG: 0.403										5	1	2	1	0	1	0	Toronto Blue Jays @ Boston Red Sox Fenway Park, Boston, MA Wed Aug 18 2004, 7:05 PM EDT Att: 34,867 - Sunny - 78 F					
Frank Catalanotto, L OBP: 0.344, SLG: 0.593										4	1	0	0	0	1	3						
10 Vernon Wells, R OBP: 0.346, SLG: 0.468										4	0	2	1	0	0	0						
Carlos Delgado, L OBP: 0.336, SLG: 0.464										3	0	0	1	0	1	2						
Frank Menechino, R OBP: 0.370, SLG: 0.448										3	0	0	0	0	0	3						
Orlando Hudson, S OBP: 0.348, SLG: 0.429										1	1	1	0	0	0	0						
Eric Hinske, L OBP: 0.314, SLG: 0.378										3	0	0	0	1	1	1						
Chris Gomez, R OBP: 0.340, SLG: 0.344										4	0	1	0	0	1	1						
Gabe Gross, L OBP: 0.333, SLG: 0.406										4	1	2	0	0	0	2						
Kevin Cash, R OBP: 0.250, SLG: 0.301										4	0	1	1	0	1	3						
Inning Stats	R: 0 E: 1 K: 2 S: 15	H: 1 LOB: 2 BB: 0 P: 21	R: 0 E: 0 K: 0 S: 6	H: 1 LOB: 1 BB: 1 P: 11	R: 1 E: 0 K: 0 S: 6	H: 1 LOB: 1 BB: 0 P: 8	R: 0 E: 0 K: 0 S: 7	H: 0 LOB: 0 BB: 0 P: 10	R: 0 E: 0 K: 1 S: 6	H: 0 LOB: 0 BB: 0 P: 8	R: 0 E: 0 K: 0 S: 6	H: 0 LOB: 0 BB: 0 P: 9	R: 0 E: 0 K: 1 S: 13	H: 1 LOB: 1 BB: 0 P: 19	R: 1 E: 0 K: 1 S: 10	H: 1 LOB: 0 BB: 0 P: 17	R: 2 E: 0 K: 1 S: 16	H: 4 LOB: 2 BB: 0 P: 23	1B: 7 2B: 1 3B: 1 HR: 0	SF: 1 SAC: 0 DP: 1 HBP: 1	WP: 0 PB: 0 SB: 0 CS: 0	PA: 38
PITCHER	IP WLS BF H R ER SO BB IBB HBP BLK WP HR S P ERA WHIP																					
49 Tim Wakefield, R ERA: 4.53	(1, 1) 8.0 W 31 5 2 2 5 1 0 0 1 0 0 0 0 69 103 2.25 0.750																					
Keith Foulke, R ERA: 1.97	(9, 1) 1.0 7 4 2 2 1 0 0 0 0 0 0 0 0 16 23 18.00 4.000																					


Batter	1	2	3	4	5	6	7	8	9	AB	R	H	RBI	BB	SO	LOB	BOTTOM			
18 Johnny Damon, L OBP: 0.380, SLG: 0.468										2	1	1	0	2	0	0	Toronto Blue Jays @ Boston Red Sox Fenway Park, Boston, MA Wed Aug 18 2004, 7:05 PM EDT Att: 34,867 - Sunny - 78 F			
Doug Mientkiewicz, L OBP: 0.332, SLG: 0.356										4	0	0	0	0	0	3				
Manny Ramirez, R OBP: 0.404, SLG: 0.608										4	1	0	0	0	1	2				
34 David Ortiz, L OBP: 0.380, SLG: 0.610										2	1	0	0	2	0	0				
Kevin Millar, R OBP: 0.388, SLG: 0.477										3	1	1	2	1	0	2				
Gabe Kapler, R OBP: 0.314, SLG: 0.419										0	0	0	0	0	0	0				
Orlando Cabrera, R OBP: 0.290, SLG: 0.335										4	1	1	1	0	0	2				
Bill Mueller, S OBP: 0.363, SLG: 0.457										4	1	3	2	0	0	0				
Doug Mirabeli, R OBP: 0.359, SLG: 0.552										4	0	1	1	0	2	2				
Earl Snyder, R OBP: 0.250, SLG: 0.250										4	0	1	0	0	1	1				
Inning Stats	R: 4 E: 1 K: 0 S: 13	H: 3 LOB: 1 BB: 1 P: 28	R: 0 E: 0 K: 1 S: 8	H: 0 LOB: 0 BB: 0 P: 11	R: 0 E: 0 K: 1 S: 15	H: 0 LOB: 0 BB: 0 P: 21	R: 2 E: 0 K: 0 S: 13	H: 3 LOB: 1 BB: 1 P: 24	R: 0 E: 0 K: 1 S: 7	H: 0 LOB: 0 BB: 0 P: 10	R: 0 E: 0 K: 0 S: 8	H: 0 LOB: 2 BB: 2 P: 18	R: 0 E: 0 K: 1 S: 13	H: 2 LOB: 2 BB: 0 P: 20	R: 0 E: 0 K: 1 S: 13	H: 0 LOB: 0 BB: 0 P: 20	1B: 5 2B: 2 3B: 1 HR: 0	SF: 0 SAC: 0 DP: 1 HBP: 0	WP: 0 PB: 0 SB: 0 CS: 0	PA: 36
PITCHER	IP WLS BF H R ER SO BB IBB HBP BLK WP HR S P ERA WHIP																			
Miguel Batista, R ERA: 4.41	(1, 1) 4.0 L 20 6 6 3 2 2 0 0 0 0 0 0 0 49 84 6.75 2.000																			
Sean Douglass, R ERA: 6.46	(5, 1) 3.0 12 0 0 0 1 3 0 0 0 0 0 0 0 24 42 0.00 1.000																			
54 Jason Frasor, R ERA: 2.87	(8, 1) 1.0 4 2 0 0 0 1 0 0 0 0 0 0 0 13 20 0.00 2.000																			

Batter	1	2	3	4	5	6	7	8	9	AB	R	H	RBI	BB	SO	LOB	TOP							
18 Johnny Damon, L OBP: 0.381, SLG: 0.468 Dave Roberts, L OBP: 0.343, SLG: 0.364	E6 1B 34 G4-6-3	1-0 HR 1B		K			1-0 HR 1B		1-1 2B	4	3	2	0	0	1	0	4 3 2 0 0 1 0 1 1 1 0 0 0 0							
Orlando Cabrera, R OBP: 0.293, SLG: 0.345	4-0 34 G4-6-3 1B	0-1 P3		G5-3			1-2 HR		2-1 G5-3 2B	4	2	2	4	1	0	3	4 2 2 4 1 0 3							
Manny Ramirez, R OBP: 0.497, SLG: 0.616 Doug Mientkiewicz, L OBP: 0.332, SLG: 0.355	0-1 34 G4-6-3 1B	2-1 HR			4-2 BB G6-4-3		3-3 HR		0-1 G5-3	3	1	2	4	1	1	0	3 1 2 4 1 1 0 1 0 0 0 0 0 1							
34 David Ortiz, L OBP: 0.377, SLG: 0.604	0-1 G4-6-3			K	0-0 G6-4-3		3-3 K		3-3 K	5	0	0	0	0	3	4	5 0 0 0 0 3 4							
Jason Varitek, S OBP: 0.392, SLG: 0.480 Doug Mirabeli, R OBP: 0.359, SLG: 0.552	0-1 1B		1-2 FC5-4 1B		3-2 F8		1-0 P4			4	0	2	1	0	0	0	4 0 2 1 0 0 0 0 0 0 0 0 0 0							
Kevin Millar, R OBP: 0.384, SLG: 0.472	1-1 G6-3		0-1 SAFE F7		0-1 L9		2-1 P6			4	0	0	0	0	0	2	4 0 0 0 0 0 2							
Bill Mueller, S OBP: 0.365, SLG: 0.458		2-0 18 1B HR 1B		K	0-0 FC5-4 1B		0-1 G4-3			4	1	2	0	0	1	1	4 1 2 0 0 1 1							
Gabe Kapler, R OBP: 0.309, SLG: 0.412		0-3 K		0-1 FC5-4		1-1 FC5-4 CS		2-2 F9		4	0	0	0	0	1	3	4 0 0 0 0 1 3							
Ricky Gutierrez, R OBP: 0.278, SLG: 0.247	0-0 18 1B HR 1B			2-1 G1-3		0-1 CS		0-0 18 1B HR 1B		4	2	2	0	0	0	0	4 2 2 0 0 0 0							
Inning Stats	R: 2 E: 1 K: 0 S: 11	H: 2 LOB: 1 BB: 1 P: 16	R: 4 E: 0 K: 2 S: 14	H: 4 LOB: 0 BB: 0 P: 22	R: 0 E: 0 K: 1 S: 11	H: 1 LOB: 1 BB: 0 P: 12	R: 0 E: 0 K: 1 S: 7	H: 0 LOB: 0 BB: 0 P: 9	R: 0 E: 0 K: 0 S: 12	H: 1 LOB: 0 BB: 1 P: 19	R: 3 E: 0 K: 2 S: 14	H: 3 LOB: 0 BB: 0 P: 23	R: 0 E: 0 K: 0 S: 7	H: 0 LOB: 0 BB: 0 P: 11	R: 1 E: 0 K: 1 S: 13	H: 2 LOB: 1 BB: 0 P: 21	1B: 9 2B: 2 3B: 0 HR: 2	SF: 0 SAC: 0 DP: 2 HBP: 0	WP: 0 PB: 0 SB: 0 CS: 1	PA: 41				
PITCHER	IP WLS BF H R ER SO BB IBB HBP BLK WP HR S P ERA WHIP	IP WLS BF H R ER SO BB IBB HBP BLK WP HR S P ERA WHIP	IP WLS BF H R ER SO BB IBB HBP BLK WP HR S P ERA WHIP	IP WLS BF H R ER SO BB IBB HBP BLK WP HR S P ERA WHIP	IP WLS BF H R ER SO BB IBB HBP BLK WP HR S P ERA WHIP	IP WLS BF H R ER SO BB IBB HBP BLK WP HR S P ERA WHIP	IP WLS BF H R ER SO BB IBB HBP BLK WP HR S P ERA WHIP	IP WLS BF H R ER SO BB IBB HBP BLK WP HR S P ERA WHIP	IP WLS BF H R ER SO BB IBB HBP BLK WP HR S P ERA WHIP	IP WLS BF H R ER SO BB IBB HBP BLK WP HR S P ERA WHIP	IP WLS BF H R ER SO BB IBB HBP BLK WP HR S P ERA WHIP	IP WLS BF H R ER SO BB IBB HBP BLK WP HR S P ERA WHIP	IP WLS BF H R ER SO BB IBB HBP BLK WP HR S P ERA WHIP	IP WLS BF H R ER SO BB IBB HBP BLK WP HR S P ERA WHIP	IP WLS BF H R ER SO BB IBB HBP BLK WP HR S P ERA WHIP	IP WLS BF H R ER SO BB IBB HBP BLK WP HR S P ERA WHIP	IP WLS BF H R ER SO BB IBB HBP BLK WP HR S P ERA WHIP	IP WLS BF H R ER SO BB IBB HBP BLK WP HR S P ERA WHIP	IP WLS BF H R ER SO BB IBB HBP BLK WP HR S P ERA WHIP	IP WLS BF H R ER SO BB IBB HBP BLK WP HR S P ERA WHIP	IP WLS BF H R ER SO BB IBB HBP BLK WP HR S P ERA WHIP	IP WLS BF H R ER SO BB IBB HBP BLK WP HR S P ERA WHIP		
56 Mark Buehrle, L ERA: 4.0 Cliff Politte, R ERA: 4.34 Neal Cotts, L ERA: 5.24	6.0 L 29 11 9 7 4 2 0 0 0 0 0 2 66 92 10.50 2.167	2.0 6 0 0 0 2 0 0 0 0 0 0 0 16 27 0.00 0.000	1.0 5 2 1 1 1 0 0 0 0 0 0 0 13 21 9.00 2.000																					
Batter	1	2	3	4	5	6	7	8	9	AB	R	H	RBI	BB	SO	LOB	BOTTOM							
Timo Perez, L OBP: 0.295, SLG: 0.336	2-2 G5-4-3 HBP		3-2 G5-3			1-3 K		0-0 L4-6		3	0	0	0	0	1	2	3 0 0 0 0 1 2							
Roberto Alomar, S OBP: 0.329, SLG: 0.413 Willie Harris, L OBP: 0.357, SLG: 0.324	0-2 G5-4-3			1-0 B3		1-1 F7			2-2 G4-3	3	0	0	0	0	0	1	3 0 0 0 0 0 1 1 0 0 0 0 0 0							
Carlos Lee, R OBP: 0.359, SLG: 0.518 Joe Borchard, S OBP: 0.253, SLG: 0.265	0-1 1B			0-1 G5-3		1-2 P5			2-2 G4-3	3	0	1	0	0	0	0	3 0 1 0 0 0 0 1 0 0 0 0 0 0							
14 Paul Konerko, R OBP: 0.363, SLG: 0.532 Ross Gload, L OBP: 0.326, SLG: 0.383		1-2 FC4-6 1B		0-3 K		0-2 G5-3			4-1 BB	3	0	1	0	0	2	0	3 0 1 0 0 2 0 0 0 0 0 1 0 0							
Carl Everett, S OBP: 0.317, SLG: 0.392 Jamie Burke, R OBP: 0.371, SLG: 0.450		0-3 K			0-0 3B		0-2 G5-3		1-2 G5-3	3	0	1	0	0	1	1	3 0 1 0 0 1 1 1 0 0 0 0 0 1							
Jose Valentin, S OBP: 0.295, SLG: 0.507		2-1 FC4-6		1-3 K				0-1 F8		3	0	0	0	0	1	2	3 0 0 0 0 1 2							
Aaron Rowand, R OBP: 0.361, SLG: 0.564		1-2 L5			0-1 P4			0-0 WP 24 1B 2B		3	1	1	0	0	2		3 1 1 0 0 0 2							
Ben Davis, S OBP: 0.289, SLG: 0.411				0-2 G1-3		1-1 P5		4-2 L4-6 24 1B BB		2	0	0	0	1	0	1	2 0 0 0 1 0 1							
24 Joe Crede, R OBP: 0.293, SLG: 0.406				1-3 K2-3			1-0 G6-3		0-0 1-2 3H 1B	3	0	1	1	0	1	0	3 0 1 1 0 1 0							
Inning Stats	R: 0 E: 0 K: 0 S: 7	H: 1 LOB: 1 BB: 0 P: 9	R: 0 E: 0 K: 1 S: 12	H: 1 LOB: 0 BB: 0 P: 16	R: 0 E: 0 K: 1 S: 12	H: 0 LOB: 0 BB: 0 P: 16	R: 0 E: 0 K: 1 S: 6	H: 0 LOB: 0 BB: 0 P: 7	R: 0 E: 0 K: 1 S: 8	H: 1 LOB: 1 BB: 0 P: 10	R: 0 E: 0 K: 1 S: 6	H: 0 LOB: 0 BB: 0 P: 9	R: 0 E: 0 K: 1 S: 9	H: 0 LOB: 0 BB: 0 P: 13	R: 1 E: 0 K: 0 S: 7	H: 2 LOB: 1 BB: 1 P: 11	R: 0 E: 0 K: 0 S: 12	H: 0 LOB: 1 BB: 1 P: 21	1B: 3 2B: 2 3B: 1 HR: 0	SF: 0 SAC: 0 DP: 2 HBP: 1	WP: 1 PB: 0 SB: 0 CS: 0	PA: 32		
PITCHER	IP WLS BF H R ER SO BB IBB HBP BLK WP HR S P ERA WHIP	IP WLS BF H R ER SO BB IBB HBP BLK WP HR S P ERA WHIP	IP WLS BF H R ER SO BB IBB HBP BLK WP HR S P ERA WHIP	IP WLS BF H R ER SO BB IBB HBP BLK WP HR S P ERA WHIP	IP WLS BF H R ER SO BB IBB HBP BLK WP HR S P ERA WHIP	IP WLS BF H R ER SO BB IBB HBP BLK WP HR S P ERA WHIP	IP WLS BF H R ER SO BB IBB HBP BLK WP HR S P ERA WHIP	IP WLS BF H R ER SO BB IBB HBP BLK WP HR S P ERA WHIP	IP WLS BF H R ER SO BB IBB HBP BLK WP HR S P ERA WHIP	IP WLS BF H R ER SO BB IBB HBP BLK WP HR S P ERA WHIP	IP WLS BF H R ER SO BB IBB HBP BLK WP HR S P ERA WHIP	IP WLS BF H R ER SO BB IBB HBP BLK WP HR S P ERA WHIP	IP WLS BF H R ER SO BB IBB HBP BLK WP HR S P ERA WHIP	IP WLS BF H R ER SO BB IBB HBP BLK WP HR S P ERA WHIP	IP WLS BF H R ER SO BB IBB HBP BLK WP HR S P ERA WHIP	IP WLS BF H R ER SO BB IBB HBP BLK WP HR S P ERA WHIP	IP WLS BF H R ER SO BB IBB HBP BLK WP HR S P ERA WHIP	IP WLS BF H R ER SO BB IBB HBP BLK WP HR S P ERA WHIP	IP WLS BF H R ER SO BB IBB HBP BLK WP HR S P ERA WHIP	IP WLS BF H R ER SO BB IBB HBP BLK WP HR S P ERA WHIP	IP WLS BF H R ER SO BB IBB HBP BLK WP HR S P ERA WHIP	IP WLS BF H R ER SO BB IBB HBP BLK WP HR S P ERA WHIP	IP WLS BF H R ER SO BB IBB HBP BLK WP HR S P ERA WHIP	
38 Curt Schilling, R ERA: 3.45 Ramiro Mendoza, R ERA: 2.2 Curt Leskanic, R ERA: 6.82	7.0 W 23 3 0 0 0 1 0 0 0 1 0 7 11 9.00 3.000	1.0 5 2 1 1 0 1 0 0 0 0 0 0 12 21 0.00 1.000																						

Boston Red Sox @ Chicago White Sox
U.S. Cellular Field, Chicago, IL
Fri Aug 20 2004, 8:05 PM EDT
Att: 38,720 - Sunny - 71 F

livebaseballscorecards.com


AB 38
R 10
H 13
RBI 9
BB 2
SO 7
LOB 14



Boston Red Sox @ Chicago White Sox
U.S. Cellular Field, Chicago, IL
Fri Aug 20 2004, 8:05 PM EDT
Att: 38,720 - Sunny - 71 F

livebaseballscorecards.com

AB 29
R 1
H 5
RBI 1
BB 2
SO 6
LOB 10



Batter	1	2	3	4	5	6	7	8	9	AB	R	H	RBI	BB	SO	LOB	TOP			
18 Johnny Damon, L (1, 8) OBP: 0.381, SLG: 0.467	2-2 FC6-4 1B	2-2 L4			1-1 F7		0-1 G6-3		3-1 1-2 1B	5	1	2	0	0	0	0	Boston Red Sox @ Chicago White Sox U.S. Cellular Field, Chicago, IL Sun Aug 22 2004, 8:05 PM EDT Att: 34,355 - Cloudy - 80 F			
Orlando Cabrera, R (1, 6) OBP: 0.295, SLG: 0.348	2-1 FC6-4 1B	0-0 L7			2-2 2B		3-2 G6-3		2-3 K	5	0	2	0	0	1	2				
Manny Ramirez, R (1, 7) OBP: 0.409, SLG: 0.626	2-2 FC6-4 34 2B		3-2 G6-3		0-0 G5-3			0-0 HR	2-3 K	5	2	1	2	0	1	4				
34 David Ortiz, L (1, 10) OBP: 0.376, SLG: 0.606	1-0 2B		3-3 K		4-1 BB			0-0 HR		3	2	2	2	1	1	0				
Jason Varitek, S (1, 2)	0-0 2B		2-3 K1-3		1-1 F8			0-2 CS 1B		4	0	2	1	0	1	2				
Kevin Millar, R (1, 9) Gabe Kapler, R (8, 9) OBP: 0.384, SLG: 0.470 OBP: 0.311, SLG: 0.413	0-1 G6-3			4-0 BB		4-1 BB		3-1 F8		2	0	0	0	2	0	2				
Bill Mueller, S (1, 5)	2-1 F7			1-3 K		3-1 G4-6-3		1-0 G4-3		4	0	0	0	0	1	3				
Doug Mientkiewicz, L (1, 3) OBP: 0.330, SLG: 0.361		2-1 HR		0-3 K		1-1 F8			0-0 P6	4	1	1	1	0	1	1				
Mark Bellhorn, S (1, 4) OBP: 0.373, SLG: 0.429		2-3 K		1-3 K			2-3 K		1-1 1B	4	0	1	0	0	3	1				
Inning Stats	R: 3 E: 1 K: 0 S: 15	H: 4 LOB: 1 BB: 0 P: 24	R: 1 E: 0 K: 1 S: 9	H: 1 LOB: 0 BB: 0 P: 15	R: 0 E: 0 K: 2 S: 10	H: 0 LOB: 0 BB: 0 P: 18	R: 0 E: 0 K: 3 S: 9	H: 0 LOB: 1 BB: 1 P: 15	R: 0 E: 0 K: 0 S: 5	H: 0 LOB: 0 BB: 1 P: 13	R: 0 E: 0 K: 1 S: 10	H: 0 LOB: 0 BB: 0 P: 15	R: 2 E: 0 K: 0 S: 8	H: 3 LOB: 0 BB: 0 P: 12	R: 0 E: 0 K: 2 S: 11	H: 2 LOB: 2 BB: 0 P: 19		1B: 5 2B: 3 3B: 0 HR: 3	SF: 0 SAC: 0 DP: 1 HBP: 0	WP: 0 PB: 0 SB: 0 CS: 1
PITCHER	IP WLS BF H R ER SO	IP WLS BF H R ER SO	IP WLS BF H R ER SO	IP WLS BF H R ER SO	IP WLS BF H R ER SO	IP WLS BF H R ER SO	IP WLS BF H R ER SO	IP WLS BF H R ER SO	IP WLS BF H R ER SO	IP WLS BF H R ER SO	IP WLS BF H R ER SO	IP WLS BF H R ER SO	IP WLS BF H R ER SO	IP WLS BF H R ER SO	IP WLS BF H R ER SO	IP WLS BF H R ER SO	ERA WHIP	ERA WHIP		
Freddy Garcia, R (1, 1) ERA: 3.84	7.0 L 30 7 5 5 7																6.43 1.429			
Damaso Marte, L (8, 1) ERA: 3.29	0.0 L 2 2 1 1 0																∞ ∞			
Cliff Politte, R (8, 1) ERA: 4.37	1.0 L 2 0 0 0 0																0.00 0.000			
Neal Cotts, L (9, 1) ERA: 5.2	0.1 L 3 2 0 0 0																0.00 6.000			
Shingo Takatsu, R (9, 1) ERA: 2.23	0.2 L 2 0 0 0 2																0.00 0.000			


Batter	1	2	3	4	5	6	7	8	9	AB	R	H	RBI	BB	SO	LOB	BOTTOM					
Willie Harris, L (1, 4) OBP: 0.355, SLG: 0.323	K		0-1 G1-3		2-1 1B		0-2 G5-3		0-3 K	5	1	1	0	0	2	0	Boston Red Sox @ Chicago White Sox U.S. Cellular Field, Chicago, IL Sun Aug 22 2004, 8:05 PM EDT Att: 34,355 - Cloudy - 80 F					
Aaron Rowand, R (1, 8) OBP: 0.371, SLG: 0.568	F9		4-0 14 S BB		2-0 14 HR 1B		0-0 HR 1B		0-2 G5-3	4	2	2	0	1	0	0						
Carlos Lee, R (1, 7) OBP: 0.359, SLG: 0.523	1-2 14 BB 1B		1-1 F9		0-0 F8		0-0 1H HR		3-3 K	5	1	2	2	0	1	3						
14 Paul Konerko, R (1, 3) OBP: 0.364, SLG: 0.542	4-1 1-2 BB		2-2 G4-3		1-1 1H 2H HR		0-0 G4-3			3	1	1	3	1	0	1						
Carl Everett, S (1, 10) Roberto Alomar, S (8, PR) OBP: 0.312, SLG: 0.380 OBP: 0.329, SLG: 0.413	3-2 G3-1		1-2 G4-3		0-0 F8			4-2 2B BB		3	0	0	0	1	0	2						
Jose Valentin, S (1, 6) OBP: 0.294, SLG: 0.504		0-0 24 FC4-6 1B		0-3 K		2-2 G4-3		2-3 SAFE SAFE SAFE SAFE K		4	0	1	0	0	2	1						
Ben Davis, S (1, 2) OBP: 0.288, SLG: 0.414		0-0 F8		1-2 E4		2-2 G4-3		0-0 1-3 2B		4	0	1	0	0	0	1						
Joe Borchard, S (1, 9) Ross Gload, L (8, PH) OBP: 0.241, SLG: 0.240 OBP: 0.327, SLG: 0.388	D SAFE SAFE SAFE SAFE K		1-3 K		2-2 F7		0-0 G6-3		3-2 P5	3	0	0	0	0	1	2						
24 Joe Crede, R (1, 5) Timo Perez, L (8, PH) 5 Juan Uribe, R (8, 9) OBP: 0.293, SLG: 0.410 OBP: 0.333, SLG: 0.333 OBP: 0.313, SLG: 0.468	1-0 FC4-6 1-2		1-0 G6-3		0-2 G5-3		2-1 G5-3		3-2 F8	3	0	0	0	0	0	1						
Inning Stats	R: 0 E: 0 K: 1 S: 21	H: 1 LOB: 2 BB: 1 P: 31	R: 0 E: 0 K: 1 S: 6	H: 1 LOB: 0 BB: 0 P: 8	R: 0 E: 0 K: 0 S: 7	H: 0 LOB: 1 BB: 1 P: 14	R: 0 E: 0 K: 1 S: 12	H: 0 LOB: 1 BB: 0 P: 16	R: 3 E: 0 K: 0 S: 10	H: 3 LOB: 0 BB: 0 P: 15	R: 0 E: 0 K: 0 S: 9	H: 0 LOB: 0 BB: 0 P: 13	R: 2 E: 0 K: 0 S: 8	H: 2 LOB: 0 BB: 0 P: 10	R: 0 E: 0 K: 1 S: 20	H: 1 LOB: 3 BB: 1 P: 32		R: 0 E: 0 K: 2 S: 12	H: 0 LOB: 0 BB: 0 P: 15	1B: 5 2B: 1 3B: 0 HR: 2	SF: 0 SAC: 0 DP: 0 HBP: 0	WP: 0 PB: 0 SB: 1 CS: 0
PITCHER	IP WLS BF H R ER SO	IP WLS BF H R ER SO	IP WLS BF H R ER SO	IP WLS BF H R ER SO	IP WLS BF H R ER SO	IP WLS BF H R ER SO	IP WLS BF H R ER SO	IP WLS BF H R ER SO	IP WLS BF H R ER SO	IP WLS BF H R ER SO	IP WLS BF H R ER SO	IP WLS BF H R ER SO	IP WLS BF H R ER SO	IP WLS BF H R ER SO	IP WLS BF H R ER SO	IP WLS BF H R ER SO	ERA WHIP	ERA WHIP				
Derek Lowe, R (1, 1) ERA: 5.32	6.2 W 30 7 5 5 3																6.75 1.350					
Curt Leskanic, R (7, 1) ERA: 5.75	0.1 H 2 0 0 0 0																0.00 3.000					
Mike Myers, L (8, 1) ERA: 4.26	0.1 H 1 0 0 0 1																0.00 0.000					
50 Mike Timlin, R (8, 1) ERA: 4.35	0.2 H 3 1 0 0 0																0.00 1.500					
Keith Fouke, R (9, 1) ERA: 1.91	1.0 S 3 0 0 0 2																0.00 0.000					


AB	36
R	6
H	11
RBI	6
BB	3
SO	9
LOB	15



AB	36
R	5
H	8
RBI	5
BB	3
SO	6
LOB	17



Batter	1	2	3	4	5	6	7	8	9	AB	R	H	RBI	BB	SO	LOB	TOP										
18 Johnny Damon, L OBP: 0.380, SLG: 0.464	P3		FC5-4 BB		F8			K		3	0	0	0	1	1	1	Boston Red Sox @ Toronto Blue Jays SkyDome, Toronto, ON Mon Aug 23 2004, 7:05 PM EDT Att: 27,145 - Cloudy - 73 F										
Orlando Cabrera, R OBP: 0.297, SLG: 0.351	F8		FC5-4		F8			1B		4	0	2	0	0	0	1											
Manny Ramirez, R OBP: 0.406, SLG: 0.620	F8				G5-3			K		4	0	0	0	0	2	2											
34 David Ortiz, L OBP: 0.375, SLG: 0.602	K							K		3	0	0	0	1	2	1											
Kevin Millar, R OBP: 0.383, SLG: 0.466										3	0	0	0	0	2	1											
Doug Mirabeli, R OBP: 0.347, SLG: 0.532										4	0	0	0	0	2	2											
Bill Mueller, S OBP: 0.355, SLG: 0.446										3	0	0	0	0	1	1											
Gabe Kapler, R OBP: 0.307, SLG: 0.408										3	0	0	0	0	1	1											
Mark Bellhorn, S OBP: 0.373, SLG: 0.434								K		3	0	1	0	0	2	0											
Inning Stats	R: 0 H: 1 E: 0 K: 1 S: 10	H: 1 LOB: 1 BB: 0 P: 15	R: 0 H: 0 E: 0 K: 3 S: 9	H: 0 LOB: 0 BB: 0 P: 12	R: 0 H: 0 E: 0 K: 2 S: 10	H: 0 LOB: 1 BB: 1 P: 17	R: 0 H: 0 E: 0 K: 2 S: 10	H: 1 LOB: 1 BB: 0 P: 10	R: 0 H: 0 E: 0 K: 0 S: 5	H: 0 LOB: 0 BB: 0 P: 15	R: 0 H: 0 E: 0 K: 0 S: 8	H: 0 LOB: 1 BB: 0 P: 13	R: 0 H: 1 E: 0 K: 3 S: 12	H: 1 LOB: 1 BB: 0 P: 18	R: 0 H: 0 E: 0 K: 0 S: 6	H: 0 LOB: 0 BB: 0 P: 9		1B: 1 2B: 1 3B: 1 HR: 0	SF: 0 SAC: 0 DP: 0 HBP: 1	WP: 0 PB: 0 SB: 0 CS: 0	PA: 33						
PITCHER	IP	WLS	BF	H	R	ER	SO	BB	IBB	HBP	BLK	WP	HR	S	P	ERA	WHIP										
Ted Lilly, L ERA: 3.66	(1, 1)	9.0	W	33	3	0	0	13	2	0	1	0	0	80	126	0.00	0.556										
Ted Lilly, L ERA: 3.66	(9, 1)	9.0	W	33	3	0	0	13	2	0	1	0	0	80	126	0.00	0.556										

Batter	1	2	3	4	5	6	7	8	9	AB	R	H	RBI	BB	SO	LOB	BOTTOM										
3 Reed Johnson, R OBP: 0.331, SLG: 0.390	HR	K			F9			K		4	1	1	1	0	2	2	Boston Red Sox @ Toronto Blue Jays SkyDome, Toronto, ON Mon Aug 23 2004, 7:05 PM EDT Att: 27,145 - Cloudy - 73 F										
Orlando Hudson, S OBP: 0.350, SLG: 0.430	10 SF9							K		3	2	1	0	1	1	0											
10 Vernon Wells, R OBP: 0.340, SLG: 0.463	SF9							G6-3		3	0	0	1	0	0	1											
Ted Lilly, L ERA: 3.66										0	0	0	0	0	0	0											
Carlos Delgado, L OBP: 0.345, SLG: 0.473	G6-3							F9		4	0	1	0	0	0	0											
Eric Hinske, L OBP: 0.319, SLG: 0.393	K									3	0	1	1	0	2	0											
15 Alex Rios, R OBP: 0.337, SLG: 0.403										2	0	0	0	1	0	2											
9 Gregg Zaun, S OBP: 0.375, SLG: 0.397										3	0	0	0	0	2	3											
Gabe Gross, L OBP: 0.354, SLG: 0.366										3	0	0	0	0	3	1											
Chris Woodward, R OBP: 0.276, SLG: 0.361										2	0	0	0	1	1	0											
Inning Stats	R: 2 H: 2 E: 0 K: 1 S: 12	H: 2 LOB: 0 BB: 0 P: 16	R: 0 H: 0 E: 0 K: 2 S: 10	H: 0 LOB: 2 BB: 2 P: 23	R: 1 H: 2 E: 0 K: 1 S: 20	H: 2 LOB: 2 BB: 1 P: 31	R: 0 H: 0 E: 0 K: 2 S: 10	H: 0 LOB: 0 BB: 0 P: 12	R: 0 H: 0 E: 0 K: 0 S: 5	H: 0 LOB: 0 BB: 0 P: 6	R: 0 H: 0 E: 0 K: 2 S: 10	H: 0 LOB: 0 BB: 0 P: 13	R: 0 H: 0 E: 0 K: 2 S: 10	H: 0 LOB: 0 BB: 0 P: 16	R: 0 H: 0 E: 0 K: 1 S: 7	H: 0 LOB: 0 BB: 0 P: 8		1B: 2 2B: 0 3B: 1 HR: 1	SF: 1 SAC: 0 DP: 0 HBP: 0	WP: 0 PB: 0 SB: 0 CS: 0	PA: 31						
PITCHER	IP	WLS	BF	H	R	ER	SO	BB	IBB	HBP	BLK	WP	HR	S	P	ERA	WHIP										
Pedro Martinez, R ERA: 3.78	(1, 1)	7.0	L	28	4	3	3	10	3	0	0	0	0	77	117	3.86	1.000										
Curt Leskanic, R ERA: 5.61	(8, 1)	0.2		2	0	0	0	1	0	0	0	0	0	5	6	0.00	0.000										
Alan Embree, L ERA: 4.57	(8, 1)	0.1		1	0	0	0	0	0	0	0	0	0	2	2	0.00	0.000										

Batter	1	2	3	4	5	6	7	8	9	AB	R	H	RBI	BB	SO	LOB	TOP				
18 Johnny Damon, L (1, 8) OBP: 0.382, SLG: 0.463	4-2 1B BB		2-1 G4-3		0-0 WP 1B	4-2 E S BB		1 SAFE 2-3 K		3	1	1	0	2	1	1					
Dave Roberts, L (1, 9) OBP: 0.344, SLG: 0.360	0-0 B2		4-2 F7-3 BB		3-3 K	4-1 FC6-4 BB		0-0 B1-3		3	0	0	0	2	1	3					
Manny Ramirez, R (1, 7) OBP: 0.406, SLG: 0.618	1 SAFE 1-0 1B		0-1 F7-3		2-1 G6-5-3 1B	1-0 FC6-4 1-2		1-2 F7		5	0	2	2	0	0	3					
34 David Ortiz, L (1, 10) OBP: 0.371, SLG: 0.596	3-2 F7			0-0 G3	0-1 G6-5-3 1-2			2-3 K		5	0	0	0	0	2	3					
Kevin Millar, R (1, 3) OBP: 0.382, SLG: 0.463 Doug Mientkewicz, L (7, PR) OBP: 0.330, SLG: 0.361	2-3 K			3-2 G6-3		1-2 G6-3		4-2 G1-6-3 BB		3	0	0	0	1	1	2					
Orlando Cabrera, R (1, 6) OBP: 0.298, SLG: 0.355		2-0 G5-3		1-1 1B		1-2 HR 2B		0-0 G1-6-3 1-2		4	1	2	0	0	0	1					
Bill Mueller, S (1, 5) OBP: 0.357, SLG: 0.445		3-2 G3		1-0 1B		4-1 HR BB		0-1 G4-3		3	1	1	0	1	0	0					
Doug Mirabeli, R (1, 2) OBP: 0.352, SLG: 0.558		0-0 1B		2-1 F7		2-1 HR		0-1 G5-3		4	1	2	3	0	0	2					
Mark Bellhorn, S (1, 4) OBP: 0.374, SLG: 0.432		0-1 F8			4-2 WP 1B BB			4-2 F9		2	1	0	0	2	0	1					
Inning Stats	R: 0 E: 0 K: 1 S: 11	H: 1 LOB: 2 BB: 1 P: 21	R: 0 E: 0 K: 0 S: 8	H: 1 LOB: 1 BB: 0 P: 13	R: 0 E: 0 K: 0 S: 6	H: 0 LOB: 0 BB: 1 P: 12	R: 0 E: 0 K: 0 S: 13	H: 2 LOB: 2 BB: 0 P: 20	R: 2 E: 0 K: 1 S: 10	H: 2 LOB: 1 BB: 1 P: 19	R: 3 E: 0 K: 0 S: 16	H: 2 LOB: 2 BB: 3 P: 32	R: 0 E: 0 K: 1 S: 9	H: 0 LOB: 1 BB: 1 P: 15	R: 0 E: 0 K: 1 S: 7	H: 0 LOB: 0 BB: 0 P: 10	1B: 6 2B: 2 3B: 0 HR: 1	SF: 0 SAC: 0 DP: 3 HBP: 0	WP: 1 PB: 0 SB: 1 CS: 0	PA: 40	
PITCHER	IP WLS BF H R ER SO	IP WLS BF H R ER SO	IP WLS BF H R ER SO	IP WLS BF H R ER SO	IP WLS BF H R ER SO	IP WLS BF H R ER SO	IP WLS BF H R ER SO	IP WLS BF H R ER SO	IP WLS BF H R ER SO	IP WLS BF H R ER SO	IP WLS BF H R ER SO	IP WLS BF H R ER SO	IP WLS BF H R ER SO	IP WLS BF H R ER SO	IP WLS BF H R ER SO	IP WLS BF H R ER SO	ERA WHIP	ERA WHIP			
Miguel Batista, R (1, 1) ERA: 4.54	5.1 L 26	8 5 5 2	4 0 0 0	2 0 0 0	0 0 0 0	1 1 57 102	8.44 2.250														
Kevin Frederick, R (6, 1) ERA: 6.61	0.2	4 0 0 0	2 0 0 0	0 0 0 0	0 0 0 0	0 0 7 15	0.00 3.000														
Justin Speier, R (7, 1) ERA: 4.22	1.0	3 0 0 0	1 0 0 0	0 0 0 0	0 0 0 0	0 0 6 13	0.00 1.000														
Kerry Ligtenberg, R (8, 1) ERA: 5.59	1.0	4 0 0 0	1 0 0 0	0 0 0 0	0 0 0 0	0 0 9 15	0.00 1.000														
Vinnie Chulk, R (9, 1) ERA: 4.57	1.0	3 0 0 0	0 0 0 0	0 0 0 0	0 0 0 0	0 0 7 10	0.00 0.000														

Boston Red Sox @ Toronto Blue Jays
 SkyDome, Toronto, ON
 Tue Aug 24 2004, 7:05 PM EDT
 Att: 22,217 - Cloudy - 68 F

AB 32
 R 5
 H 8
 RBI 5
 BB 8
 SO 5
 LOB 16



Batter	1	2	3	4	5	6	7	8	9	AB	R	H	RBI	BB	SO	LOB	BOTTOM				
3 Reed Johnson, R (1, 8) OBP: 0.328, SLG: 0.386	1-1 G5-3		1-3 K2-3	1-1 P6		1-3 K		0-1 G5-3		5	0	0	0	0	2	5					
Orlando Hudson, S (1, 4) OBP: 0.348, SLG: 0.435	1-2 G4-3		2-2 HR		2-1 F7	1-3 K		3-2 G1-3		5	1	1	1	0	1	3					
15 Alex Rios, R (1, 9) OBP: 0.338, SLG: 0.407	2-2 F9		1-0 CS 1B		3-1 G4-3 2B	1-2 FC6-4 1-2		3-2 P3		5	0	2	0	0	0	3					
Carlos Delgado, L (1, 3) OBP: 0.343, SLG: 0.467		4-2 1B 9 WP BB	0-3 K		0-0 G4-3		2-3 K	0-0 F9		4	1	0	0	1	2	2					
Frank Menechino, R (1, 10) OBP: 0.383, SLG: 0.469		1-1 9 WP 1B	1-0 CS	0-1 1B 3B	1-0 HBP		1-1 9 1B 2B	4-2 BB		3	2	3	0	1	0	0					
Eric Hinske, L (1, 5) OBP: 0.320, SLG: 0.393		1-2 9 WP 1B		2-2 1B 3H	0-1 P5		0-0 F7	1-3 K		5	0	2	1	0	1	4					
9 Gregg Zaun, S (1, 2) OBP: 0.379, SLG: 0.490		2-3 K		3-1 E 1B		4-2 HBP 1B BB		3-2 1B		3	0	2	1	1	1	2					
Gabe Gross, L (1, 7) OBP: 0.346, SLG: 0.356		1-2 2-3 3H K		0-2 F7		1-0 HBP 1B		2-2 F9		4	0	1	0	0	1	4					
Chris Gomez, R (1, 6) OBP: 0.342, SLG: 0.344		0-0 P3		1-1 E1 1B		1-1 15 FC6-4 HBP		3-2 P3		3	0	1	0	0	0	2					
Inning Stats	R: 0 E: 0 K: 0 S: 11	H: 0 LOB: 0 BB: 0 P: 15	R: 1 E: 0 K: 2 S: 16	H: 2 LOB: 2 BB: 1 P: 27	R: 1 E: 0 K: 2 S: 12	H: 2 LOB: 0 BB: 0 P: 16	R: 1 E: 1 K: 0 S: 14	H: 4 LOB: 2 BB: 0 P: 21	R: 0 E: 0 K: 2 S: 14	H: 1 LOB: 1 BB: 1 P: 23	R: 1 E: 0 K: 1 S: 12	H: 2 LOB: 1 BB: 0 P: 20	R: 0 E: 0 K: 0 S: 12	H: 0 LOB: 0 BB: 0 P: 18	R: 0 E: 0 K: 1 S: 13	H: 0 LOB: 1 BB: 1 P: 21	1B: 8 2B: 2 3B: 1 HR: 1	SF: 0 SAC: 0 DP: 0 HBP: 2	WP: 1 PB: 0 SB: 0 CS: 1	PA: 43	
PITCHER	IP WLS BF H R ER SO	IP WLS BF H R ER SO	IP WLS BF H R ER SO	IP WLS BF H R ER SO	IP WLS BF H R ER SO	IP WLS BF H R ER SO	IP WLS BF H R ER SO	IP WLS BF H R ER SO	IP WLS BF H R ER SO	IP WLS BF H R ER SO	IP WLS BF H R ER SO	IP WLS BF H R ER SO	IP WLS BF H R ER SO	IP WLS BF H R ER SO	IP WLS BF H R ER SO	IP WLS BF H R ER SO	ERA WHIP	ERA WHIP			
49 Tim Wakefield, R (1, 1) ERA: 4.56	5.0 W 27	10 3 4 3	2 0 0 0	2 0 0 0	0 0 0 0	1 1 64 102	5.40 2.400														
50 Mike Timlin, R (6, 1) ERA: 4.35	2.0 H	8 2 1 1	3 0 0 0	3 0 0 0	0 0 0 0	0 0 22 33	4.50 1.000														
Ramiro Mendoza, R (8, 1) ERA: 2.12	0.2 H	2 0 0 0	0 0 0 0	0 0 0 0	0 0 0 0	0 0 7 10	0.00 0.000														
Keith Foulke, R (8, 1) ERA: 1.87	1.1 S	5 0 0 0	1 0 0 0	1 0 0 0	0 0 0 0	0 0 18 29	0.00 0.750														

Boston Red Sox @ Toronto Blue Jays
 SkyDome, Toronto, ON
 Tue Aug 24 2004, 7:05 PM EDT
 Att: 22,217 - Cloudy - 68 F

AB 37
 R 4
 H 12
 RBI 3
 BB 3
 SO 8
 LOB 25



Batter	1	2	3	4	5	6	7	8	9	AB	R	H	RBI	BB	SO	LOB	TOP										
20 Omar Infante, R OBP: 0.330, SLG: 0.449	0-2 1B 2B	2-3 K			3-3 K			0-1 G5-3		4	1	1	0	0	2	2											
Bobby Higginson, L OBP: 0.357, SLG: 0.390	2-2 F8		1-1 G6-3			1-2 G3-1		2-2 F8		4	0	0	0	0	0	1											
9 Carlos Guillen, S OBP: 0.300, SLG: 0.558 Jason Smith, L OBP: 0.314, SLG: 0.537	2-0 P5		1-1 G6-4-3 1B			0-1 F7		2-2 F8		3	0	1	0	0	0	1											
Dmitri Young, S OBP: 0.344, SLG: 0.461	1-2 2H 1B		0-0 G6-4-3			1-0 G4-3			0-1 1B 2B	4	0	2	1	0	0	1											
Carlos Pena, L OBP: 0.336, SLG: 0.473	0-0 F8			2-3 K			1-2 HR 1B		1-1 1B	4	1	2	0	0	1	1											
Craig Monroe, R OBP: 0.335, SLG: 0.444		0-3 K		0-1 G5-3			1-0 HR		0-3 K	4	1	1	2	0	2	2											
Eric Munson, L OBP: 0.406, SLG: 0.467 33 Marcus Thames, R (PH) OBP: 0.304, SLG: 0.500	1-0 15 1B 2B			0-3 K			3-3 K		2-3 K	3	0	1	0	0	2	0											
15 Brandon Inge, R OBP: 0.352, SLG: 0.474	1-2 1B				0-1 G4-3			0-0 G5-3		4	0	1	0	0	0	2											
Nook Logan, S OBP: 0.380, SLG: 0.381	2-3 1B				0-0 B1			0-2 G3		3	0	0	0	0	1	2											
Inning Stats	R: 1 E: 0 K: 0 S: 13	H: 2 LOB: 1 BB: 0 P: 18	R: 0 E: 0 K: 3 S: 15	H: 2 LOB: 2 BB: 0 P: 22	R: 0 E: 0 K: 0 S: 5	H: 1 LOB: 0 BB: 0 P: 7	R: 0 E: 0 K: 2 S: 8	H: 0 LOB: 0 BB: 0 P: 10	R: 0 E: 0 K: 1 S: 6	H: 0 LOB: 0 BB: 0 P: 9	R: 0 E: 0 K: 0 S: 6	H: 0 LOB: 0 BB: 0 P: 8	R: 2 E: 0 K: 1 S: 13	H: 2 LOB: 0 BB: 0 P: 18	R: 0 E: 0 K: 2 S: 11	H: 0 LOB: 2 BB: 0 P: 15	1B: 5 2B: 3 3B: 0 HR: 1	SF: 0 SAC: 0 DP: 1 HBP: 0	WP: 0 PB: 0 SB: 1 CS: 0	PA: 35							
PITCHER	IP	WLS	BF	H	R	ER	SO	BB	IBB	HBP	BLK	WP	HR	S	P	ERA	WHIP										
Derek Lowe, R ERA: 5.22	8.0	W	30	7	3	3	7	0	0	0	0	0	1	74	104	3.38	0.875										
50 Mike Timlin, R ERA: 4.29	0.1	H	3	2	0	0	1	0	0	0	0	0	0	7	8	0.00	6.000										
Alan Embree, L ERA: 4.54	0.1	H	1	0	0	0	1	0	0	0	0	0	0	3	5	0.00	0.000										
Curt Leskanic, R ERA: 6.54	0.1	S	1	0	0	0	0	0	0	0	0	0	0	1	2	0.00	0.000										

Detroit Tigers @ Boston Red Sox
Fenway Park, Boston, MA
Fri Aug 27 2004, 7:05 PM EDT
Att: 35,018 - Sunny - 80 F

AB	35
R	3
H	9
RBI	3
BB	0
SO	9
LOB	14



Batter	1	2	3	4	5	6	7	8	9	AB	R	H	RBI	BB	SO	LOB	BOTTOM										
18 Johnny Damon, L OBP: 0.384, SLG: 0.464	0-1 2B	1-3 K		2-3 K	0-0 F4			1-2 G4-3		5	1	1	0	0	2	5											
Mark Bellhorn, S OBP: 0.375, SLG: 0.440	1-0 1B FC9-6 2B	2-1 G5-3		2-2 1B	2-3 K			2-3 K		5	1	2	1	0	2	4											
Manny Ramirez, R OBP: 0.406, SLG: 0.619 Dave Roberts, L OBP: 0.341, SLG: 0.358	3-2 FC9-6 1B		0-0 E5 2B E	1-2 F7			1-3 K	2-3 K		3	1	1	0	0	0	2											
34 David Ortiz, L OBP: 0.375, SLG: 0.609	1-3 K		3-3 K	2-2 G3-4-1			0-1 F8			4	0	0	0	0	2	5											
Jason Varitek, S OBP: 0.396, SLG: 0.505	1-1 FC9-6		2-0 G6-3 2B		4-2 1B 1B BB		0-0 G5-3			3	1	1	1	1	0	1											
Kevin Millar, R OBP: 0.375, SLG: 0.459	1-2 F7		2-0 FC6 G6-3		0-3 K			0-0 SH1-3 2B		4	0	1	0	0	1	3											
Orlando Cabrera, R OBP: 0.299, SLG: 0.361		1-1 L5	1-2 G6-3		1-0 1B 1B			3-1 SH1-3		3	1	1	0	0	0	2											
Gabe Kapler, R OBP: 0.304, SLG: 0.402		2-1 E6 18 S 1B	1-1 F9		2-2 1B 1B			1-1 G6-3		4	0	1	0	0	0	3											
Ricky Gutierrez, R OBP: 0.297, SLG: 0.269		1-1 18 S 1B		1-1 1B	1-0 1B			2-2 G6-3		4	0	3	2	0	0	1											
Inning Stats	R: 2 E: 0 K: 1 S: 15	H: 3 LOB: 1 BB: 0 P: 22	R: 0 E: 1 K: 1 S: 12	H: 1 LOB: 2 BB: 0 P: 19	R: 1 E: 2 K: 1 S: 12	H: 1 LOB: 2 BB: 0 P: 21	R: 0 E: 0 K: 1 S: 17	H: 2 LOB: 2 BB: 0 P: 25	R: 2 E: 0 K: 2 S: 16	H: 3 LOB: 2 BB: 1 P: 26	R: 0 E: 0 K: 1 S: 6	H: 0 LOB: 0 BB: 0 P: 7	R: 0 E: 0 K: 0 S: 8	H: 1 LOB: 1 BB: 0 P: 14	R: 0 E: 0 K: 2 S: 10	H: 0 LOB: 0 BB: 0 P: 15	1B: 7 2B: 4 3B: 0 HR: 0	SF: 0 SAC: 1 DP: 0 HBP: 0	WP: 0 PB: 0 SB: 2 CS: 0	PA: 39							
PITCHER	IP	WLS	BF	H	R	ER	SO	BB	IBB	HBP	BLK	WP	HR	S	P	ERA	WHIP										
Mike Maroth, L ERA: 4.55	5.0	L	29	10	5	4	6	1	0	0	0	0	0	6	7	0.00	0.000										
Jamie Walker, L ERA: 2.5	1.0		3	0	0	0	1	0	0	0	0	0	0	6	7	0.00	0.000										
Craig Dingman, R ERA: 4.56	1.0		4	1	0	0	0	0	0	0	0	0	0	8	14	0.00	1.000										
Esteban Yan, R ERA: 3.59	1.0		3	0	0	0	2	0	0	0	0	0	0	10	15	0.00	0.000										

Detroit Tigers @ Boston Red Sox
Fenway Park, Boston, MA
Fri Aug 27 2004, 7:05 PM EDT
Att: 35,018 - Sunny - 80 F


AB	37
R	5
H	11
RBI	4
BB	1
SO	9
LOB	26



Batter	1	2	3	4	5	6	7	8	9	AB	R	H	RBI	BB	SO	LOB	TOP								
20 Omar Infante, R OBP: 0.328, SLG: 0.447	0-0 1B		0-3 K		0-1 G4-3		0-0 F9			4	0	1	0	0	1	2									
Bobby Higginson, L OBP: 0.356, SLG: 0.387	2-3 K		0-1 G6-3		4-0 BB			3-2 G4-3		3	0	0	0	1	1	1									
Carlos Pena, L OBP: 0.333, SLG: 0.468	3-2 K			2-2 L3	3-3 K			1-2 F9		4	0	0	0	0	2	2									
Dmitri Young, S OBP: 0.343, SLG: 0.458		1-3 K		0-0 2B		0-1 F7		3-2 G4-3		4	1	1	0	0	1	0									
Craig Monroe, R OBP: 0.337, SLG: 0.447		1-0 G6-3		3-2 1-H		1-2 K			2-2 FC4-6 HBP	3	0	1	1	0	1	0									
Eric Munson, L OBP: 0.303, SLG: 0.465		2-1 HBP		0-0 F9		0-0 1B			3-2 FC4-6 FC6-4 1-2	3	0	1	0	0	0	2									
33 Marcus Thames, R OBP: 0.302, SLG: 0.487		1-2 F8		4-2 15 PO BB		2-3 K			1-1 FC6-4 FC5-4 1-2	3	0	0	0	1	1	3									
15 Brandon Inge, R OBP: 0.351, SLG: 0.469			1-1 E5 SH1-4	1-0 SAFE PO	1-1 SH3-4 HBP		2-2 F9		2-2 FC5-4 1-2	3	0	0	0	0	0	1									
Jason Smith, L OBP: 0.310, SLG: 0.530			0-1 SH1-4		0-0 SH3-4		3-3 K			1	0	0	0	0	1	0									
Inning Stats	R: 0 E: 0 K: 2 S: 10	H: 1 LOB: 0 BB: 0 P: 15	R: 0 E: 0 K: 1 S: 8	H: 0 LOB: 1 BB: 0 P: 13	R: 0 E: 1 K: 1 S: 9	H: 0 LOB: 1 BB: 0 P: 10	R: 1 E: 0 K: 0 S: 12	H: 2 LOB: 1 BB: 1 P: 22	R: 0 E: 0 K: 1 S: 8	H: 0 LOB: 2 BB: 1 P: 16	R: 0 E: 0 K: 2 S: 11	H: 1 LOB: 1 BB: 0 P: 14	R: 0 E: 0 K: 1 S: 8	H: 0 LOB: 0 BB: 0 P: 13	R: 0 E: 0 K: 0 S: 10	H: 0 LOB: 0 BB: 0 P: 17	R: 0 E: 0 K: 0 S: 10	H: 0 LOB: 1 BB: 0 P: 18	1B: 3 2B: 1 3B: 0 HR: 0	SF: 0 SAC: 2 DP: 0 HBP: 3	WP: 0 PB: 0 SB: 0 CS: 0	PA: 36			
PITCHER	IP	WLS	BF	H	R	ER	SO	BB	IBB	HBP	BLK	WP	HR	S	P	ERA	WHIP								
Pedro Martinez, R ERA: 3.69	7.0	W	28	4	1	1	8	2	0	2	0	0	0	66	103	1.29	0.857								
Alan Embree, L ERA: 4.43	1.0		3	0	0	0	0	0	0	0	0	0	0	10	17	0.00	0.000								
Ramiro Mendoza, R ERA: 1.86	1.0		4	0	0	0	0	0	0	1	0	0	0	10	18	0.00	0.000								

Detroit Tigers @ Boston Red Sox
Fenway Park, Boston, MA
Sat Aug 28 2004, 7:05 PM EDT
Att: 35,032 - Cloudy - 86 F


AB 28
R 1
H 4
RBI 1
BB 2
SO 8
LOB 11



Batter	1	2	3	4	5	6	7	8	9	AB	R	H	RBI	BB	SO	LOB	BOTTOM								
Dave Roberts, L OBP: 0.339, SLG: 0.358	1-1 G3		1-2 G3		3-2 G4-3 1-3 2-H 2B		0-0 P3	0-3 K		5	0	1	1	0	1	3									
Mark Bellhorn, S OBP: 0.376, SLG: 0.442	1-1 F9		4-0 BB		0-0 G4-3		1-1 18 2B			3	1	1	2	1	0	1									
18 Johnny Damon, L OBP: 0.383, SLG: 0.465	1-1 G6-3		0-3 K		2-3 3-H 1-2 F8		1-2 34 1B 2B			4	1	1	1	0	1	3									
34 David Ortiz, L OBP: 0.375, SLG: 0.606		0-1 F7		3-3 K		0-1 F8	0-0 1B			4	0	1	1	0	1	0									
Jason Varitek, S OBP: 0.400, SLG: 0.509		1-0 2B		3-0 F8		4-2 BB	2-1 1B			3	0	2	0	1	0	0									
Kevin Millar, R OBP: 0.376, SLG: 0.454		2-3 K		1-3 K		0-2 P2	1-3 K			4	0	0	0	0	3	4									
Doug Mientkiewicz, L OBP: 0.331, SLG: 0.362										0	0	0	0	0	0	0									
Orlando Cabrera, R OBP: 0.297, SLG: 0.358		0-2 G6-3			0-0 F8	1-0 F9		2-1 E9 1B		4	0	0	0	0	0	2									
Bill Mueller, S OBP: 0.369, SLG: 0.453			0-0 G3 G1-3 1B		4-1 S 2B BB		3-1 SH5-3 2B 1B	0-0 FC6-4 1B		3	2	3	0	1	0	0									
Gabe Kapler, R OBP: 0.304, SLG: 0.398			2-2 G1-3		4-1 2B G4-3 BB		0-1 SH5-3	2-1 FC6-4		2	1	0	0	1	0	2									
Inning Stats	R: 0 E: 0 K: 0 S: 6	H: 0 LOB: 0 BB: 0 P: 9	R: 0 E: 0 K: 1 S: 10	H: 1 LOB: 1 BB: 0 P: 13	R: 0 E: 0 K: 1 S: 10	H: 1 LOB: 2 BB: 1 P: 17	R: 0 E: 0 K: 2 S: 7	H: 0 LOB: 0 BB: 0 P: 14	R: 2 E: 0 K: 0 S: 11	H: 1 LOB: 2 BB: 2 P: 23	R: 0 E: 0 K: 0 S: 9	H: 0 LOB: 1 BB: 1 P: 14	R: 3 E: 0 K: 1 S: 17	H: 5 LOB: 2 BB: 0 P: 25	R: 0 E: 1 K: 1 S: 9	H: 1 LOB: 1 BB: 0 P: 13	1B: 5 2B: 4 3B: 0 HR: 0	SF: 0 SAC: 1 DP: 0 HBP: 0	WP: 0 PB: 0 SB: 1 CS: 0	PA: 37					
PITCHER	IP	WLS	BF	H	R	ER	SO	BB	IBB	HBP	BLK	WP	HR	S	P	ERA	WHIP								
38 Jeremy Bonderman, R ERA: 5.6	1.1	L	27	4	3	3	4	4	0	0	0	0	0	9	13	54.00	12.000								
Jamie Walker, L ERA: 3.11	0.1		5	4	2	2	0	0	0	0	0	0	0	4	5	0.00	0.000								
Esteban Yan, R ERA: 0.98	0.1		1	0	0	0	1	0	0	0	0	0	0	9	13	0.00	1.000								
Al Levine, R ERA: 4.55	1.0		4	1	0	0	1	0	0	0	0	0	0	9	13	0.00	1.000								

Detroit Tigers @ Boston Red Sox
Fenway Park, Boston, MA
Sat Aug 28 2004, 7:05 PM EDT
Att: 35,032 - Cloudy - 86 F

AB 32
R 5
H 9
RBI 5
BB 4
SO 6
LOB 15



Batter	1	2	3	4	5	6	7	8	9	AB	R	H	RBI	BB	SO	LOB	TOP										
Jason Smith, L OBP: 0.297, SLG: 0.506 (1, 4)										4	0	0	0	0	2	2											
15 Brandon Inge, R OBP: 0.347, SLG: 0.462 (1, 2)										4	0	0	0	0	1	1											
9 Carlos Guillen, S OBP: 0.380, SLG: 0.554 (1, 6)										4	0	0	0	0	2	1											
Dmitri Young, S OBP: 0.339, SLG: 0.452 (1, 10)										4	0	0	0	0	1	0											
Carlos Pena, L OBP: 0.333, SLG: 0.465 (1, 3)										2	0	0	0	1	0	0											
Craig Monroe, R OBP: 0.337, SLG: 0.455 (1, 9)										3	1	1	1	0	0	1											
Eric Munson, L OBP: 0.300, SLG: 0.460 (1, 5)										3	0	0	0	0	0	0											
33 Marcus Thames, R OBP: 0.295, SLG: 0.475 (1, 7)										3	0	0	0	0	3	0											
Nook Logan, S OBP: 0.392, SLG: 0.409 (1, 8)										3	0	2	0	0	0	0											
Inning Stats	R: 0 E: 0 K: 2 S: 8	H: 0 LOB: 0 BB: 0 P: 9	R: 0 E: 0 K: 0 S: 6	H: 0 LOB: 0 BB: 0 P: 8	R: 0 E: 0 K: 1 S: 11	H: 1 LOB: 1 BB: 0 P: 13	R: 0 E: 0 K: 0 S: 8	H: 0 LOB: 0 BB: 0 P: 10	R: 1 E: 0 K: 1 S: 11	H: 1 LOB: 0 BB: 0 P: 16	R: 0 E: 0 K: 1 S: 9	H: 0 LOB: 0 BB: 1 P: 15	R: 0 E: 0 K: 1 S: 11	H: 0 LOB: 1 BB: 1 P: 15	R: 0 E: 0 K: 1 S: 8	H: 1 LOB: 1 BB: 0 P: 13	R: 0 E: 0 K: 2 S: 10	H: 0 LOB: 0 BB: 0 P: 15	1B: 1 2B: 1 3B: 0 HR: 1	SF: 0 SAC: 0 DP: 0 HBP: 0	WP: 1 PB: 0 SB: 0 CS: 0	PA: 31					
PITCHER	IP	WLS	BF	H	R	ER	SO	BB	IBB	HBP	BLK	WP	HR	S	P	ERA	WHIP										
49 Tim Wakefield, R ERA: 4.38 (1, 1)	8.0	W	28	3	1	1	7	1	0	0	0	1	1	72	99	1.12	0.500										
Curt Leskanic, R ERA: 6.34 (9, 1)	1.0		3	0	0	0	2	0	0	0	0	0	0	10	15	0.00	0.000										

Detroit Tigers @ Boston Red Sox
Fenway Park, Boston, MA
Sun Aug 29 2004, 2:05 PM EDT
Att: 34,268 - Cloudy - 85 F

AB	30
R	1
H	3
RBI	1
BB	1
SO	9
LOB	5



Batter	1	2	3	4	5	6	7	8	9	AB	R	H	RBI	BB	SO	LOB	BOTTOM										
18 Johnny Damon, L OBP: 0.383, SLG: 0.463 (1, 8)										4	2	1	0	1	0	1											
Mark Bellhorn, S OBP: 0.377, SLG: 0.450 (1, 4)										4	2	2	2	0	1	2											
Manny Ramirez, R ERA: 4.26 Doug Mientkiewicz, L OBP: 0.331, SLG: 0.362 (1, 7), (8, 3)										3	1	1	2	1	0	2											
34 David Ortiz, L OBP: 0.375, SLG: 0.605 (1, 10)										3	0	1	1	1	0	1											
Kevin Millar, R OBP: 0.379, SLG: 0.456 Dave Roberts, L OBP: 0.339, SLG: 0.358 (7, PR), (8, 7)										3	0	2	1	1	0	0											
Orlando Cabrera, R OBP: 0.296, SLG: 0.357 (1, 6)										4	0	1	0	0	1	3											
Doug Mirabeli, R OBP: 0.348, SLG: 0.528 (1, 2)										4	0	0	0	0	1	2											
Bill Mueller, S OBP: 0.365, SLG: 0.448 (1, 5)										4	0	0	0	0	0	0											
Gabe Kapler, R OBP: 0.307, SLG: 0.400 (1, 9)										4	1	2	0	0	1	0											
Inning Stats	R: 0 E: 0 K: 1 S: 9	H: 0 LOB: 1 BB: 1 P: 17	R: 0 E: 0 K: 0 S: 6	H: 0 LOB: 0 BB: 0 P: 7	R: 0 E: 0 K: 0 S: 9	H: 1 LOB: 2 BB: 0 P: 14	R: 0 E: 0 K: 0 S: 6	H: 1 LOB: 0 BB: 0 P: 9	R: 4 E: 0 K: 0 S: 23	H: 6 LOB: 2 BB: 1 P: 34	R: 0 E: 0 K: 2 S: 14	H: 0 LOB: 0 BB: 0 P: 20	R: 2 E: 0 K: 1 S: 16	H: 2 LOB: 2 BB: 2 P: 27	R: 0 E: 0 K: 0 S: 8	H: 0 LOB: 0 BB: 0 P: 10	1B: 9 2B: 0 3B: 0 HR: 1	SF: 0 SAC: 0 DP: 1 HBP: 0	WP: 0 PB: 0 SB: 0 CS: 0	PA: 37							
PITCHER	IP	WLS	BF	H	R	ER	SO	BB	IBB	HBP	BLK	WP	HR	S	P	ERA	WHIP										
Wilfredo Ledezma, L ERA: 4.26 Gary Knotts, R ERA: 5.9 Craig Dingman, R ERA: 5.26 Al Levine, R ERA: 4.5 Ugueth Urbina, R ERA: 4.05 (1, 1), (5, 1), (7, 1), (7, 1), (8, 1)	1.1	L	5	2	0	0	2	0	0	0	0	0	0	20	28	0.00	1.500										
	0.1		5	2	2	2	0	2	0	0	0	0	1	11	22	54.00	12.000										
	0.2		2	0	0	0	1	0	0	0	0	0	0	5	5	0.00	0.000										
	1.0		3	0	0	0	0	0	0	0	0	0	0	8	10	0.00	0.000										

Detroit Tigers @ Boston Red Sox
Fenway Park, Boston, MA
Sun Aug 29 2004, 2:05 PM EDT
Att: 34,268 - Cloudy - 85 F

AB	33
R	6
H	10
RBI	6
BB	4
SO	4
LOB	11



Batter	1	2	3	4	5	6	7	8	9	AB	R	H	RBI	BB	SO	LOB	TOP
David Eckstein, R (1, 6) OBP: 0.344, SLG: 0.343 Alfredo Amezaga, S (8, PH) OBP: 0.212, SLG: 0.213 (8, 6)	F8		G5-3			1B 27 G5-4-3 2B		FC4-6 1B	HR	3	1	1	0	0	0	0	
Darin Erstad, L (1, 3) OBP: 0.387, SLG: 0.433 Adam Riggs, R (8, PH) OBP: 0.167, SLG: 0.176 (8, 3)	1B		G5-3			1B		F8	K	3	0	2	0	0	0	0	
27 Vladimir Guerrero, R (1, 9) OBP: 0.394, SLG: 0.599 Curtis Pride, L (8, PH) OBP: 0.292, SLG: 0.348 (8, 9)	1B		G5-3			G5-4-3		FC4-6 1B	F7	3	0	1	0	0	0	1	
16 Garret Anderson, L (1, 8) OBP: 0.354, SLG: 0.449	F5			K		K		1B	2B	5	0	2	1	0	2	2	
Jose Guillen, R (1, 7) OBP: 0.363, SLG: 0.525	FC6-4			K				1B	G4-3	5	0	1	1	0	2	3	
Troy Glaus, R (1, 10) OBP: 0.394, SLG: 0.684		F9		F9		1B		F8		4	0	2	0	0	0	2	
Bengie Molina, R (1, 2) OBP: 0.328, SLG: 0.414 Josh Paul, R (8, 2)	F9			F9		F7		HR	1B	3	0	0	0	0	0	2	
Adam Kennedy, L (1, 4) OBP: 0.342, SLG: 0.390	P6			G3		F7		HR	1B	4	1	1	0	0	0	2	
9 Chone Figgins, S (1, 5) OBP: 0.351, SLG: 0.415	G5-3			F7				FC4-6 1B	HR	4	2	2	0	0	0	1	
Inning Stats	R: 0 H: 2 E: 0 K: 0 S: 9	H: 1 R: 3 ER: 0 LOB: 1 BB: 0 P: 16	R: 0 H: 0 E: 0 K: 0 S: 7	H: 0 R: 0 ER: 0 LOB: 0 BB: 0 P: 9	R: 0 H: 0 E: 0 K: 2 S: 8	H: 0 R: 0 ER: 0 LOB: 0 BB: 0 P: 11	R: 1 H: 2 E: 0 K: 1 S: 10	H: 1 R: 0 ER: 0 LOB: 1 BB: 0 P: 12	R: 2 H: 4 E: 0 K: 0 S: 20	H: 5 R: 4 ER: 0 LOB: 1 BB: 0 P: 30	1B: 10 2B: 4 3B: 0 HR: 1	SF: 0 SAC: 0 DP: 1 HBP: 0	WP: 0 PA: 41 PB: 0 SB: 0 CS: 0				
PITCHER	IP WLS BF H R ER SO BB IBB HBP BLK WP HR S P ERA WHIP																
38 Curt Schilling, R (1, 1) ERA: 3.39	7.2 W 31 9 3 3 4 0 0 0 0 0 0 76 104 3.52 1.174																
50 Mike Timlin, R (8, 1) ERA: 4.29	0.1 2 1 0 0 0 0 0 0 0 0 0 7 10 0.00 3.000																
Mike Myers, L (9, 1) ERA: 5.4	0.0 4 4 0 0 0 0 0 0 0 0 1 12 15 ∞ ∞																
Keith Foulke, R (9, 1) ERA: 1.82	1.0 S 4 1 0 0 1 0 0 0 0 0 0 10 15 0.00 1.000																

Anaheim Angels @ Boston Red Sox
Fenway Park, Boston, MA
Tue Aug 31 2004, 7:05 PM EDT
Att: 35,040 - Sunny - 80 F

AB	41
R	7
H	15
RBI	6
BB	0
SO	5
LOB	17

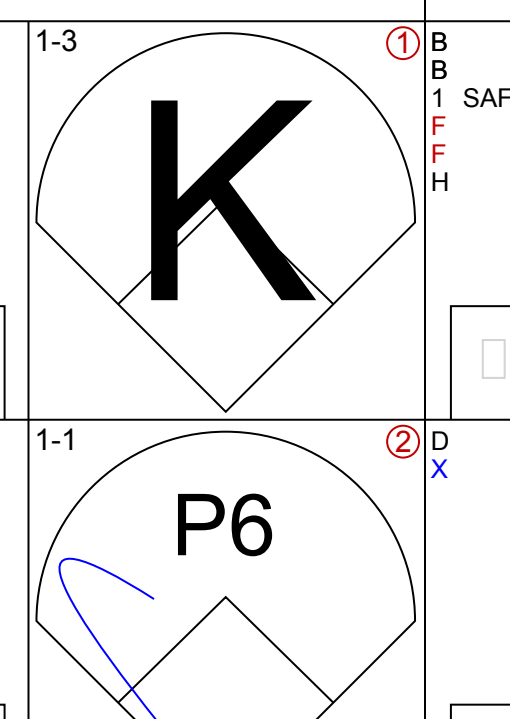
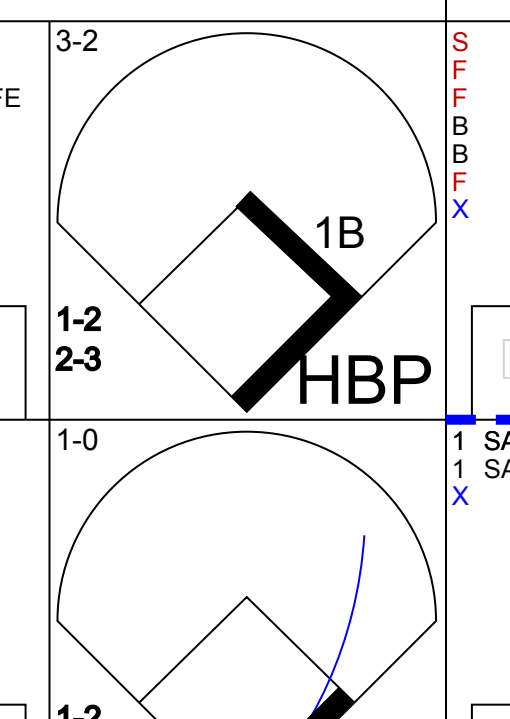
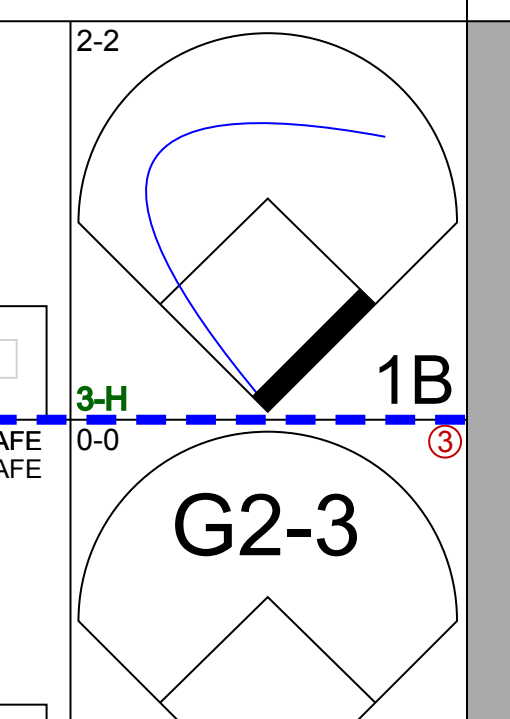
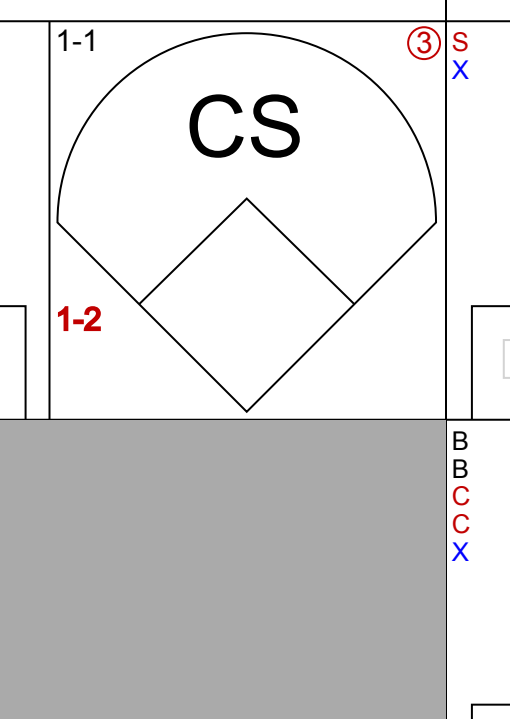
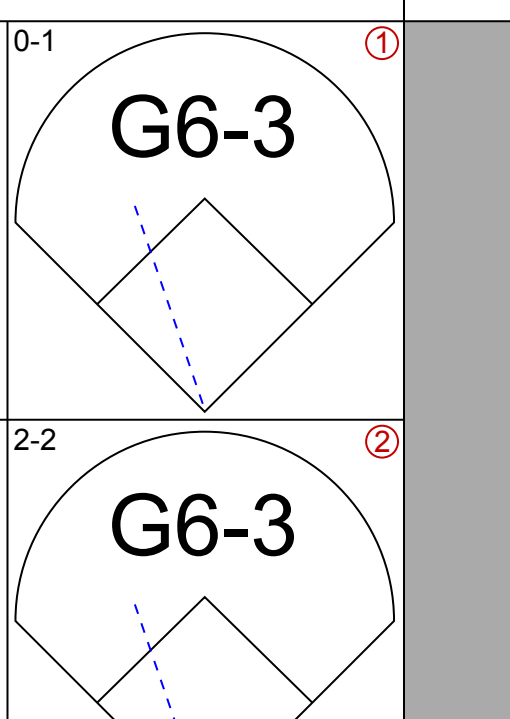
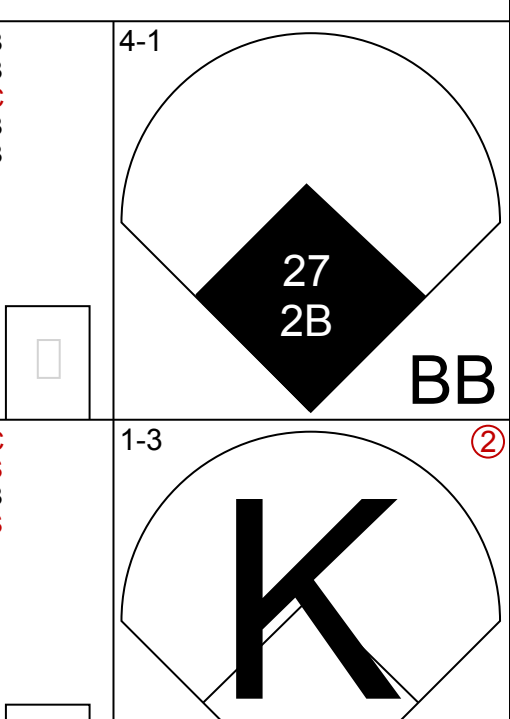
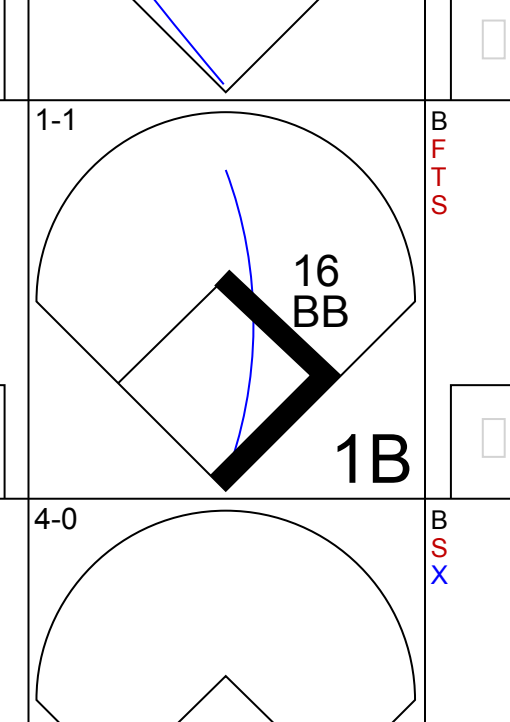
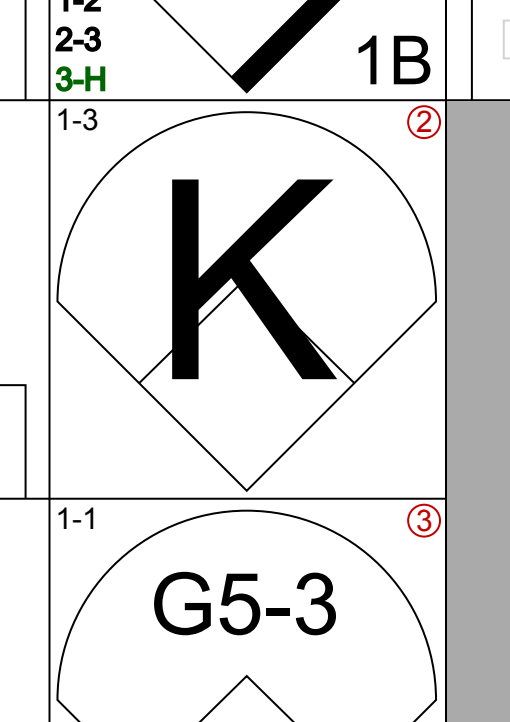

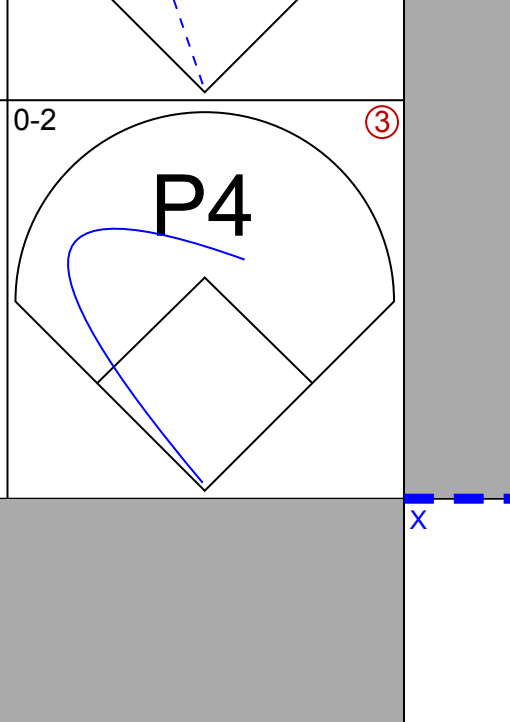
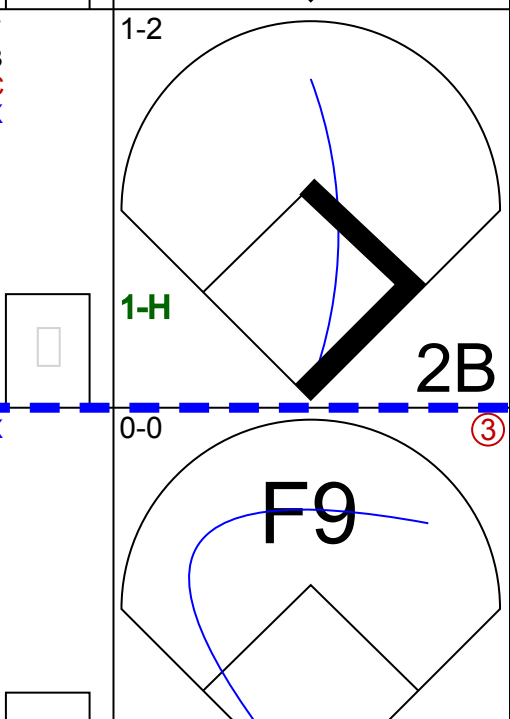
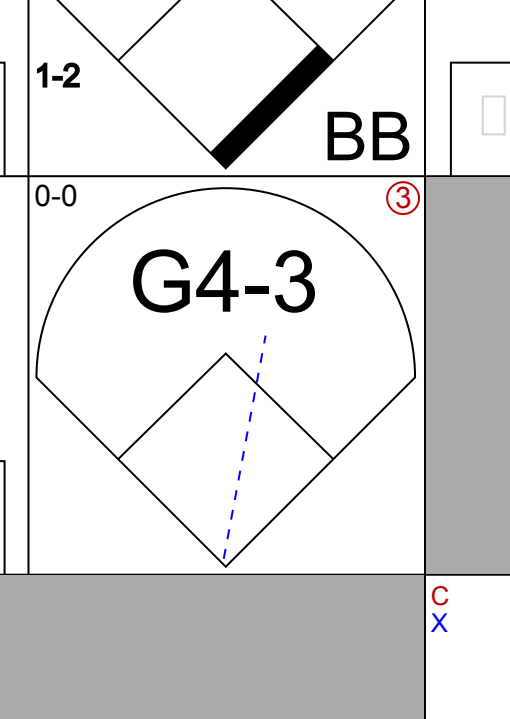
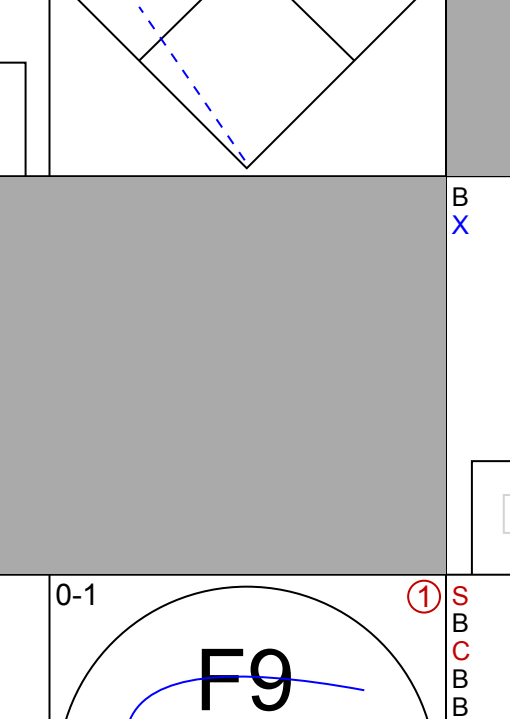
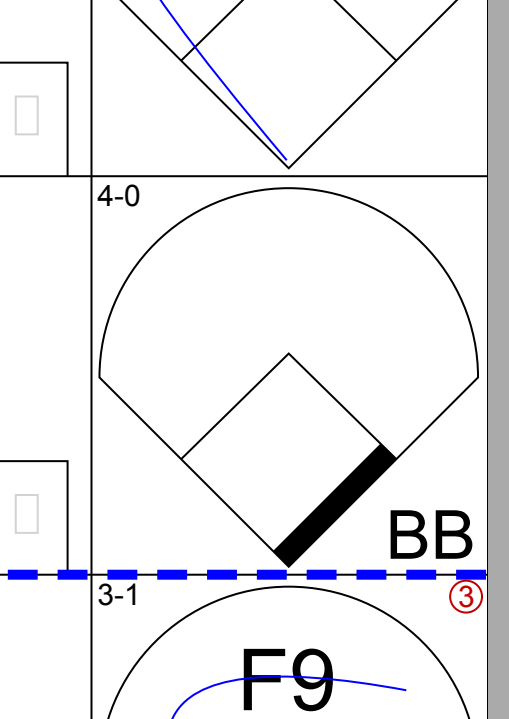
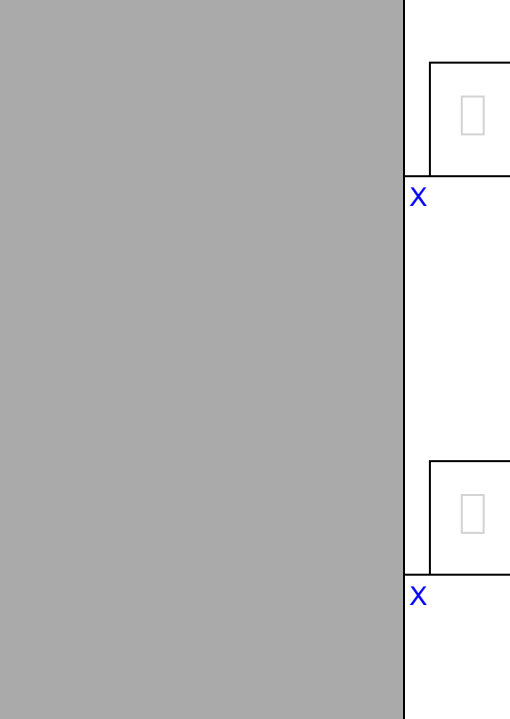

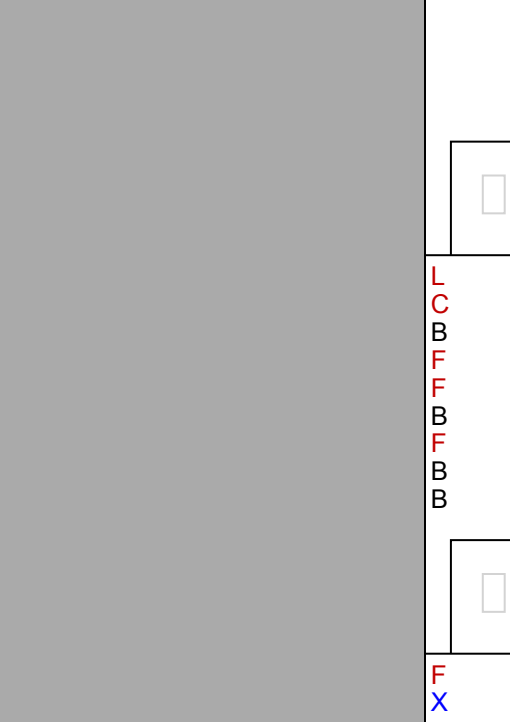
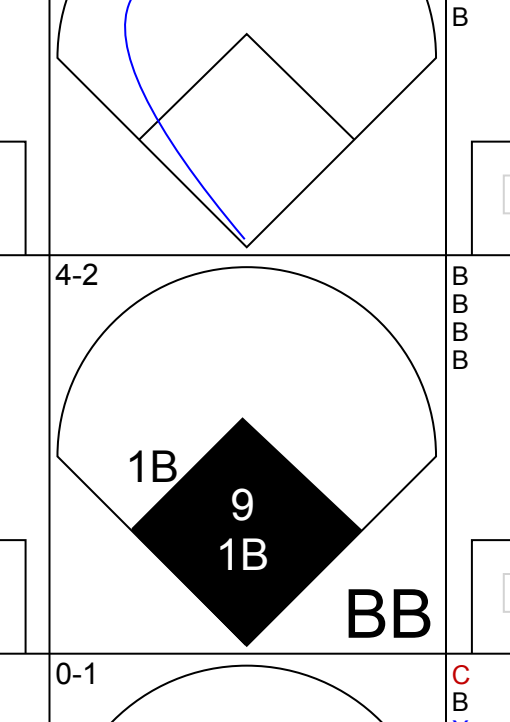
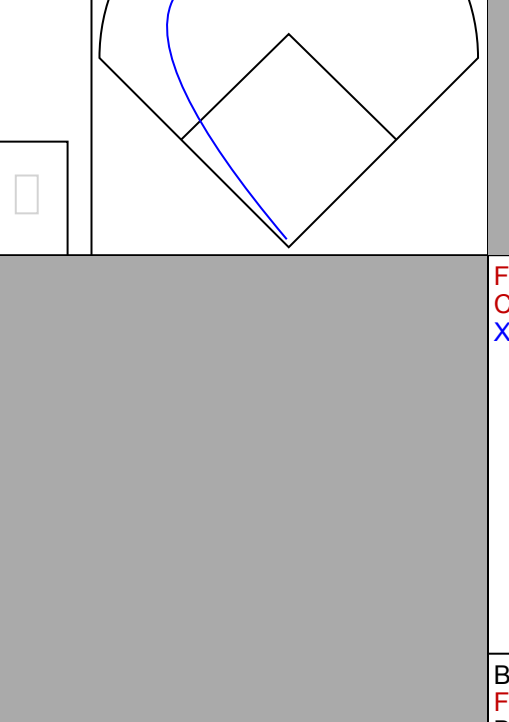
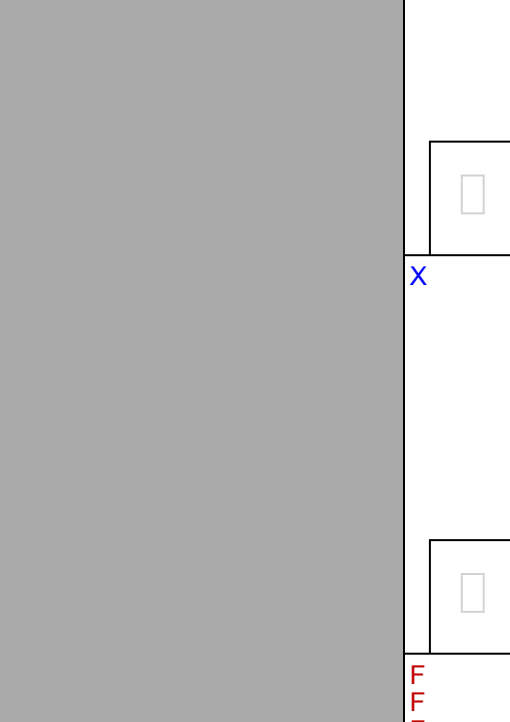

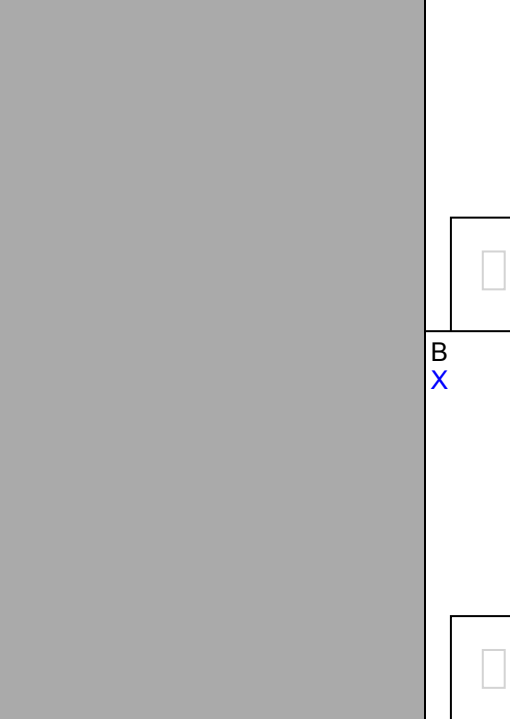
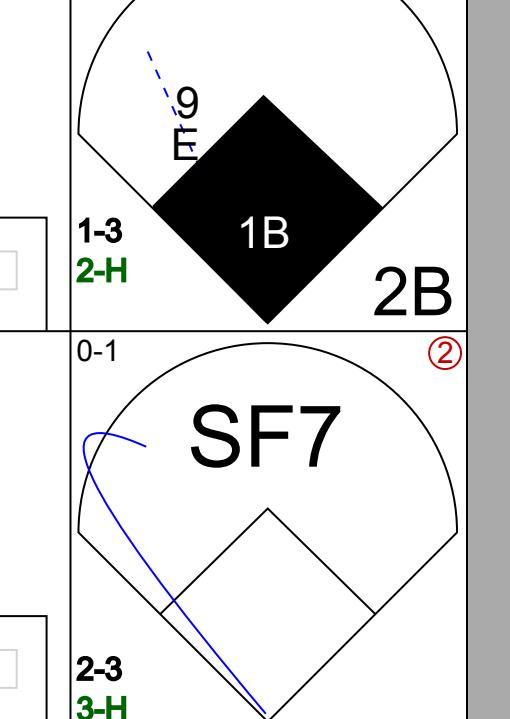


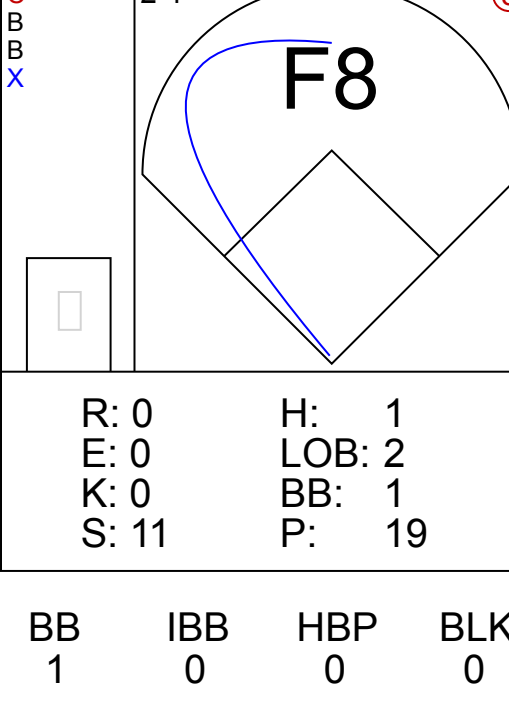
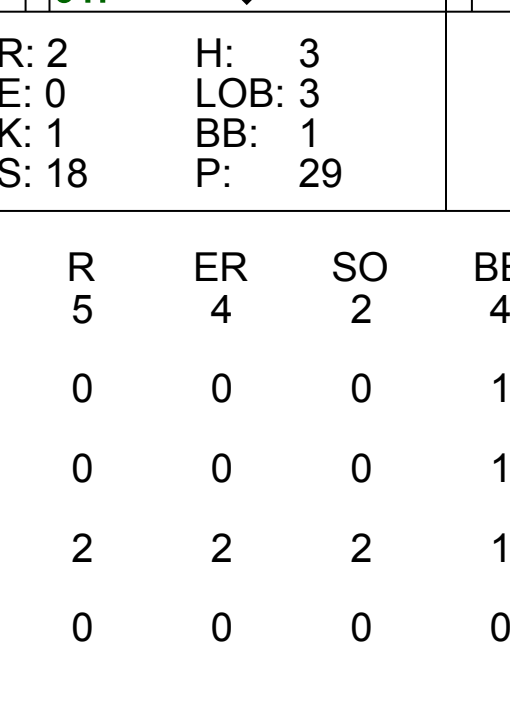
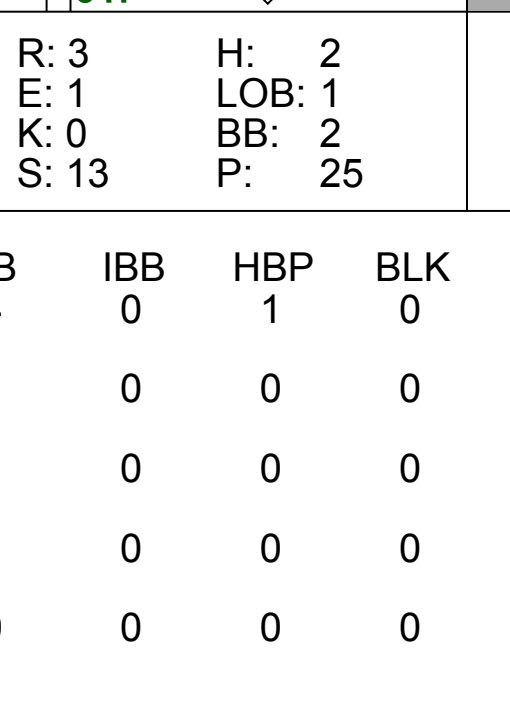
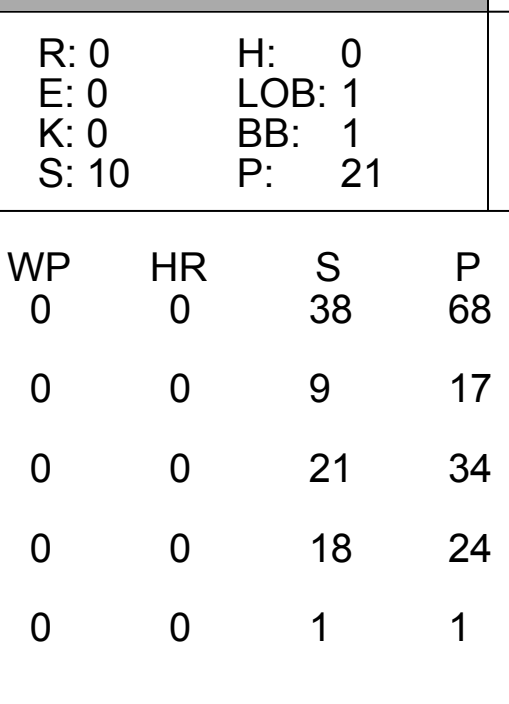
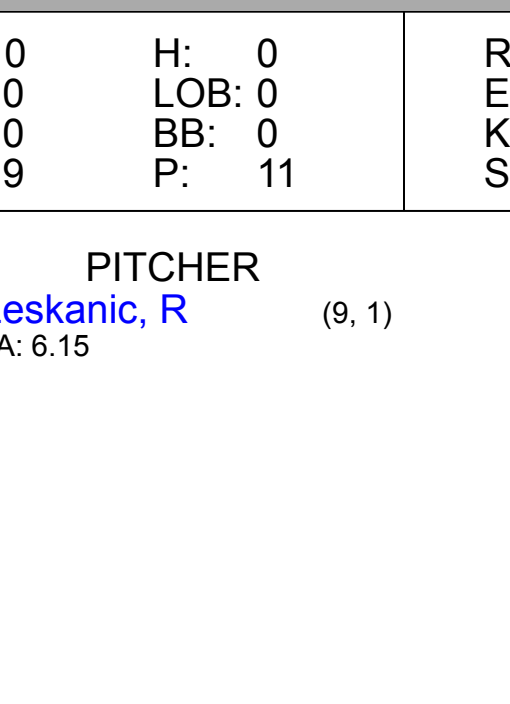
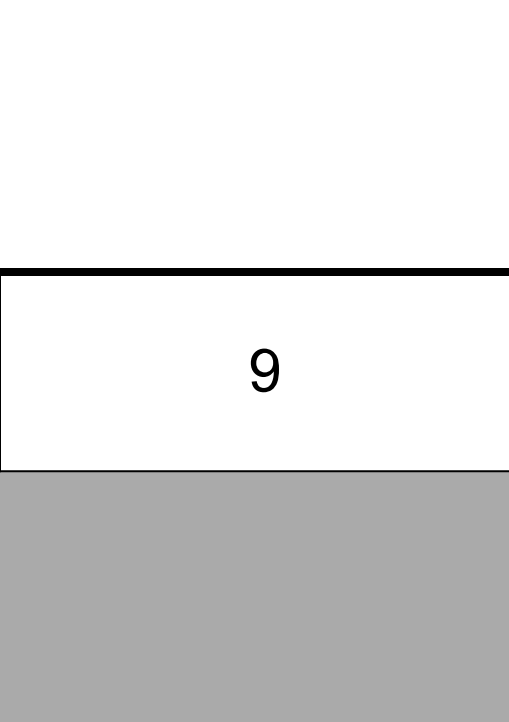
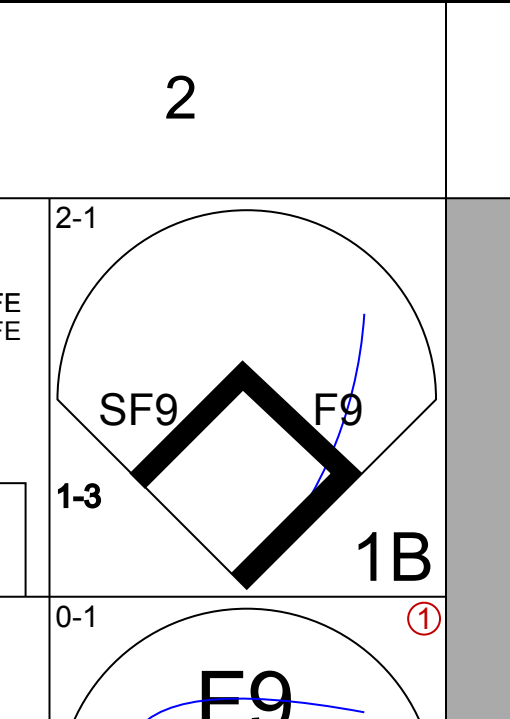

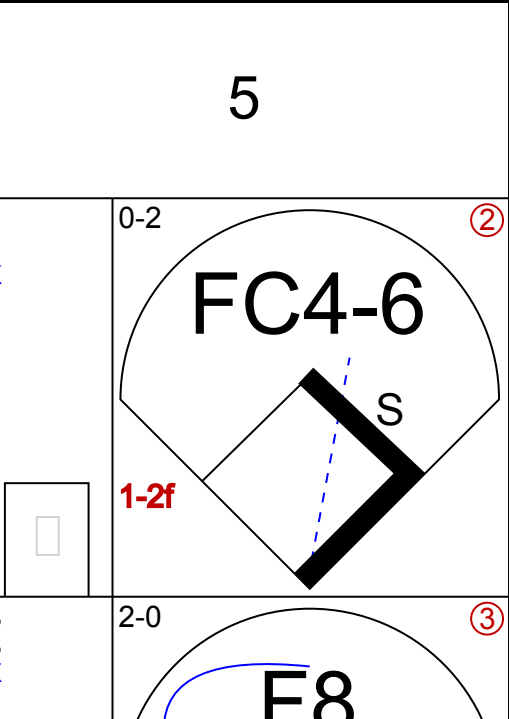
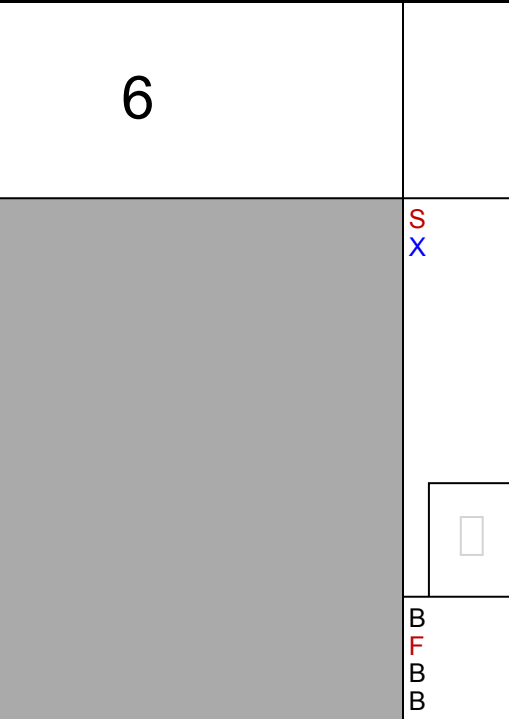

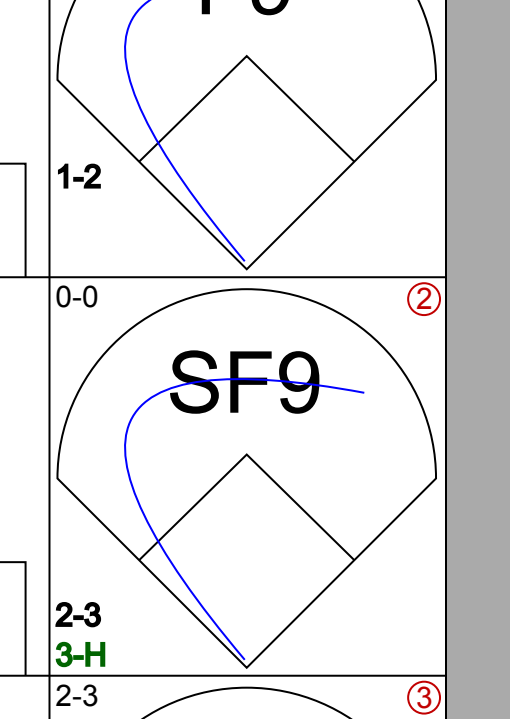
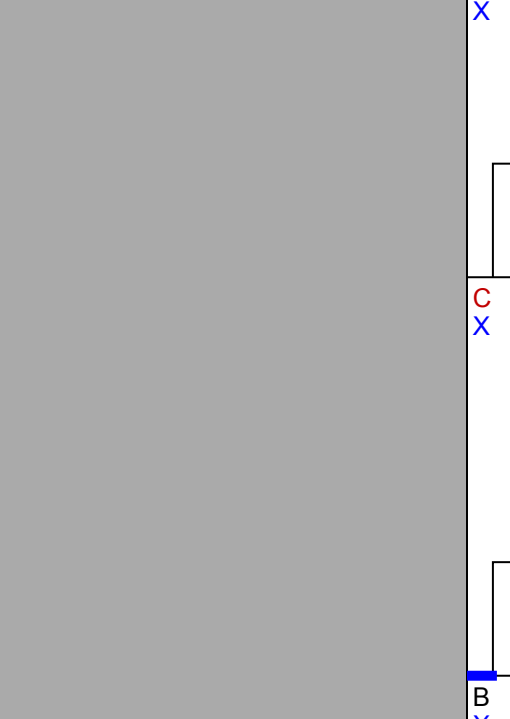
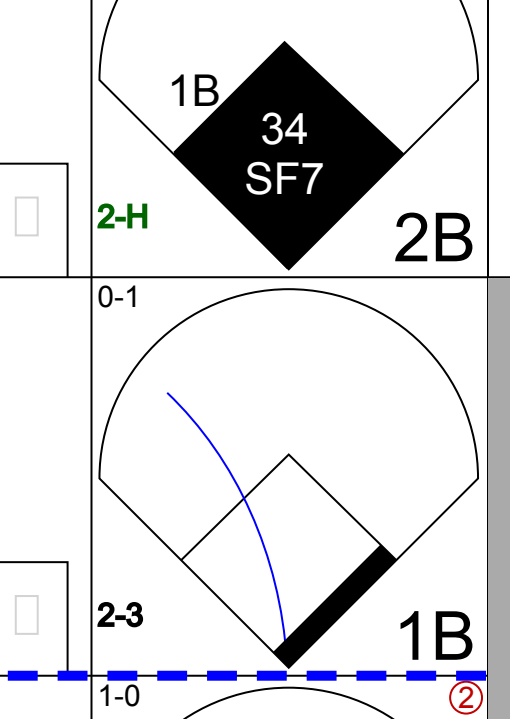
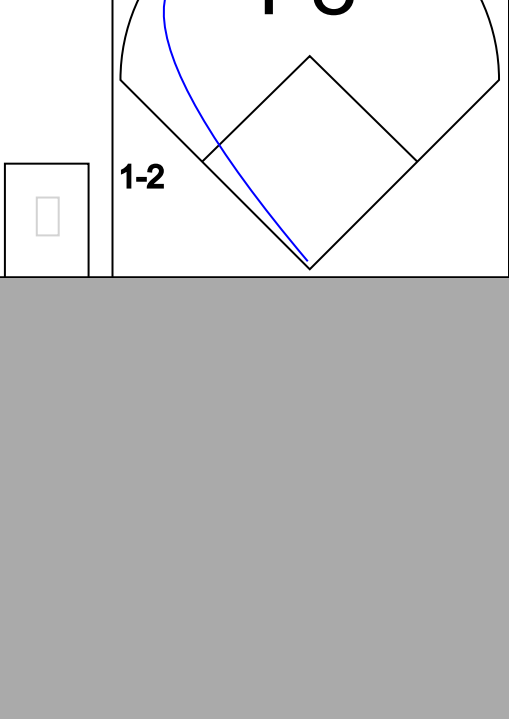
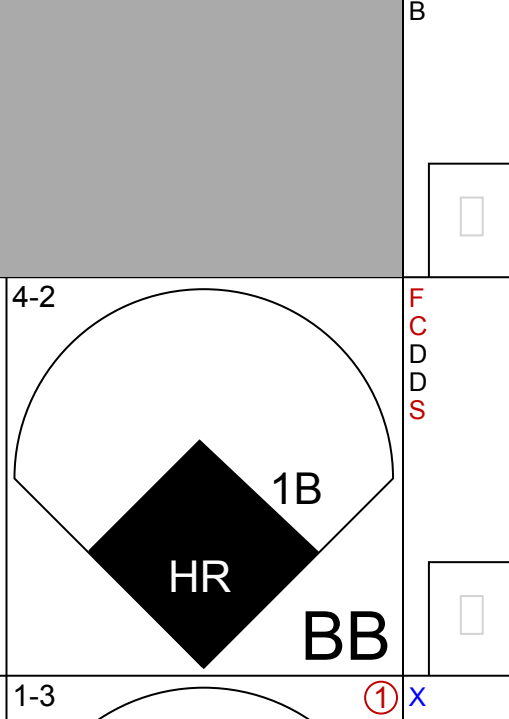
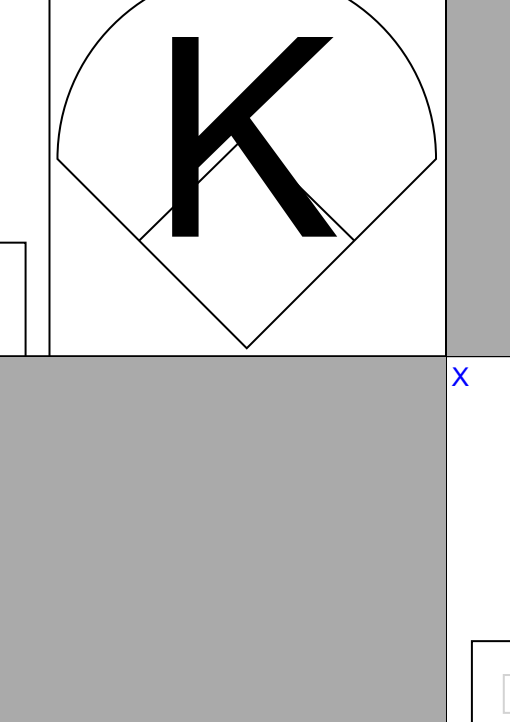
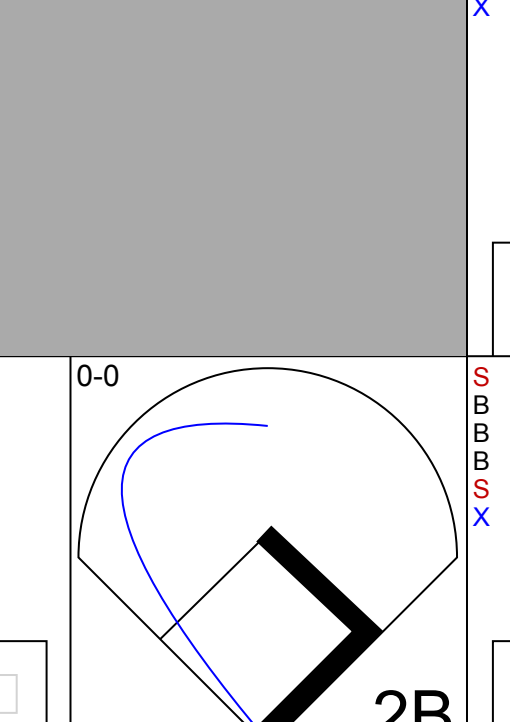
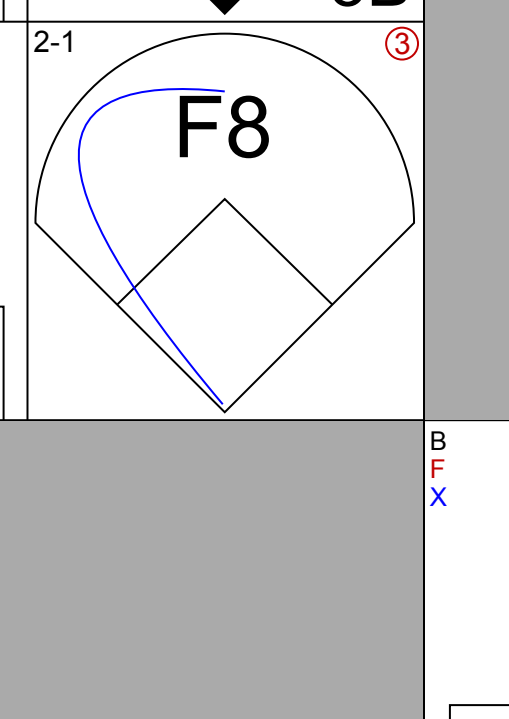
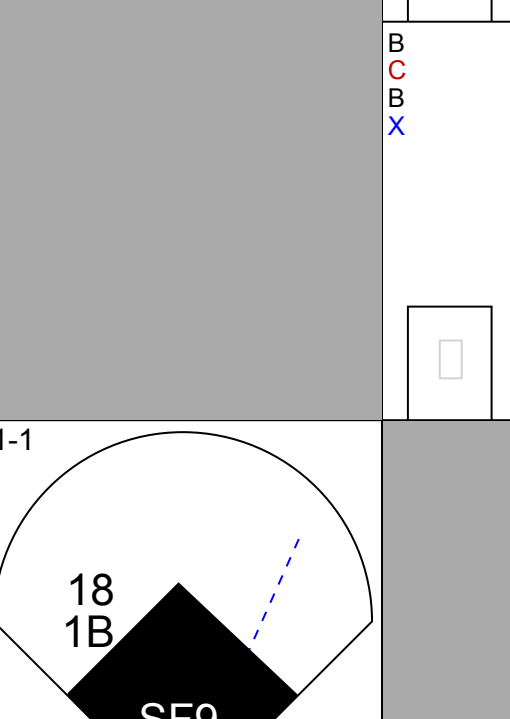
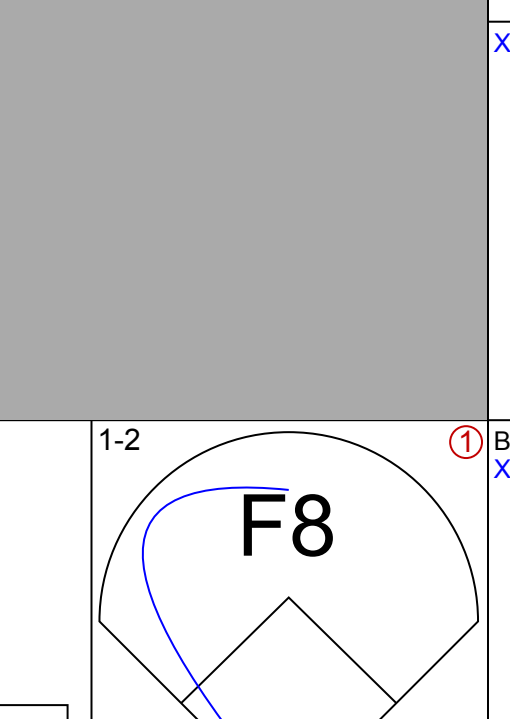
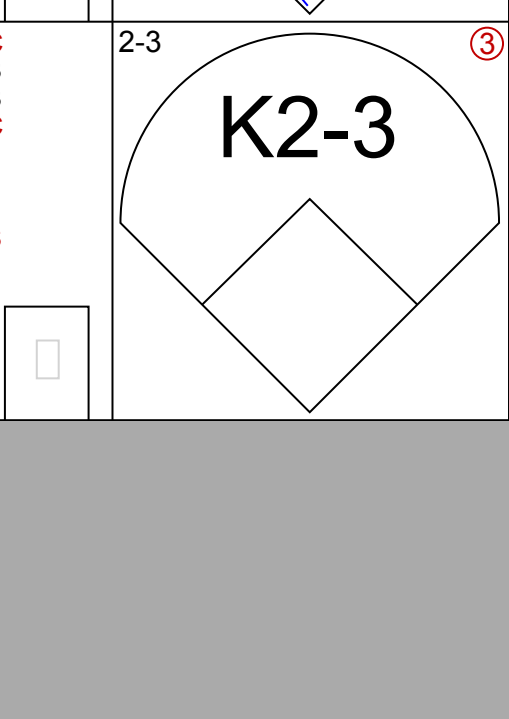



Batter	1	2	3	4	5	6	7	8	9	AB	R	H	RBI	BB	SO	LOB	BOTTOM
18 Johnny Damon, L (1, 8) OBP: 0.383, SLG: 0.462 Gabe Kapler, R (9, 9) OBP: 0.307, SLG: 0.400	HR			BLK		G6-3		G6-3		5	1	2	0	0	0	2	
Mark Bellhorn, S (1, 4) OBP: 0.377, SLG: 0.448	HR	G4-6-3		BLK		E5		G3-1		4	1	1	0	1	0	3	
Manny Ramirez, R (1, 7) OBP: 0.407, SLG: 0.628 Kevin Millar, R (9, 7) OBP: 0.379, SLG: 0.456	HR	HR		K		G6-4-3		G6-3		5	2	2	4	0	1	5	
34 David Ortiz, L (1, 10) OBP: 0.376, SLG: 0.602	G3-6	G3		G4-3				BB	1B	4	0	1	0	1	1	2	
Jason Varitek, S (1, 2) OBP: 0.400, SLG: 0.511	G3-6		K2-3		F7		1B	BB	1B	5	1	2	0	0	1	1	
Orlando Cabrera, R (1, 6) OBP: 0.299, SLG: 0.360	1B	2B	K2-3		K		HR	BB	BB	4	2	2	0	1	2	0	
Doug Mientkiewicz, L (1, 3) OBP: 0.329, SLG: 0.361	2B	1B	F8		F9		SF8	F7		4	0	1	1	0	0	3	
Bill Mueller, S (1, 5) OBP: 0.372, SLG: 0.456	2B			1B		2B		HR	1B	3	2	3	1	1	0	0	
Dave Roberts, L (1, 9) OBP: 0.341, SLG: 0.375 (9, 8)	K			G4-3		2B		HR	1B	4	1	2	3	0	1	3	
Inning Stats	R: 4 H: 4 E: 1 K: 1 S: 19	H: 2 R: 7 ER: 0 LOB: 0 BB: 0 P: 16	R: 0 H: 0 E: 0 K: 2 S: 8	H: 0 R: 0 ER: 0 LOB: 0 BB: 0 P: 14	R: 1 H: 2 E: 0 K: 1 S: 18	H: 2 R: 0 ER: 0 LOB: 2 BB: 1 P: 29	R: 0 H: 2 E: 1 K: 0 S: 8	H: 0 R: 0 ER: 0 LOB: 0 BB: 0 P: 15	R: 4 H: 4 E: 0 K: 1 S: 17	H: 2 R: 0 ER: 0 LOB: 3 BB: 1 P: 24	1B: 9 2B: 4 3B: 0 HR: 3	SF: 1 SAC: 0 DP: 3 HBP: 0	WP: 0 PA: 43 PB: 0 SB: 0 CS: 0				
PITCHER	IP WLS BF H R ER SO BB IBB HBP BLK WP HR S P ERA WHIP																
41 John Lackey, R (1, 1) ERA: 5.12	3.1 L 19 7 4 4 3 1 0 0 0 1 0 1 57 91 7.71 2.143																
Ramon Ortiz, R (4, 1) ERA: 4.54	4.2 24 9 4 4 3 1 0 0 0 1 0 1 57 91 7.71 2.143																

Anaheim Angels @ Boston Red Sox
Fenway Park, Boston, MA
Tue Aug 31 2004, 7:05 PM EDT
Att: 35,040 - Sunny - 80 F

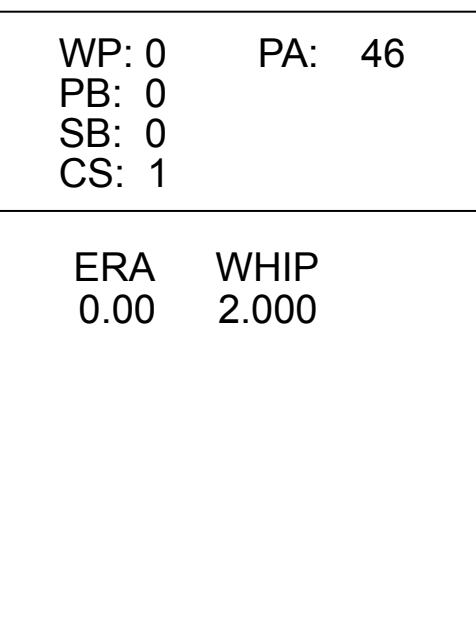
AB	38
R	10
H	16
RBI	9
BB	4
SO	6
LOB	19

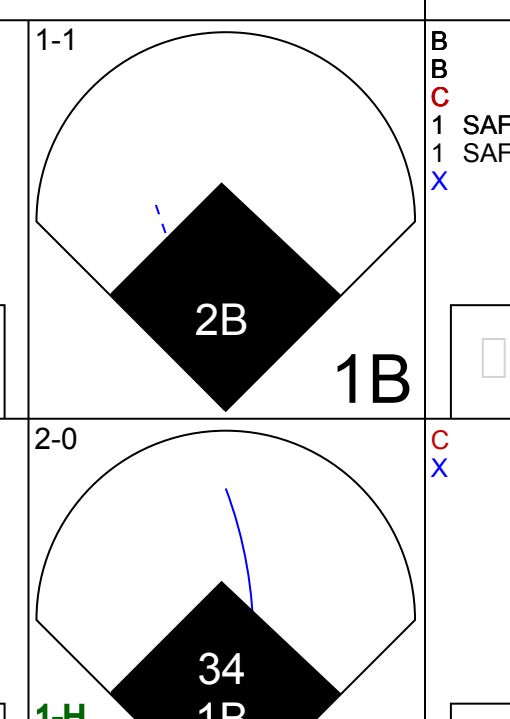
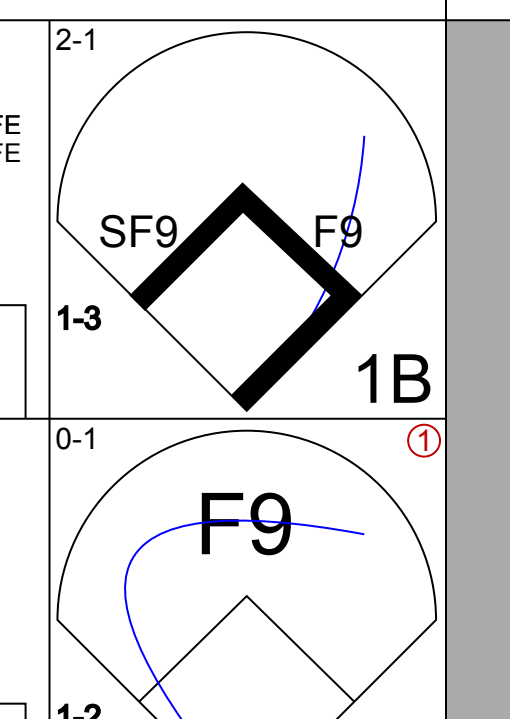
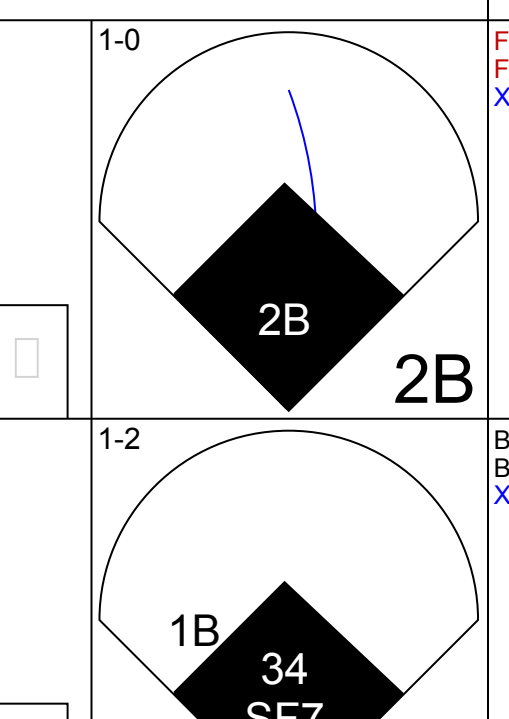
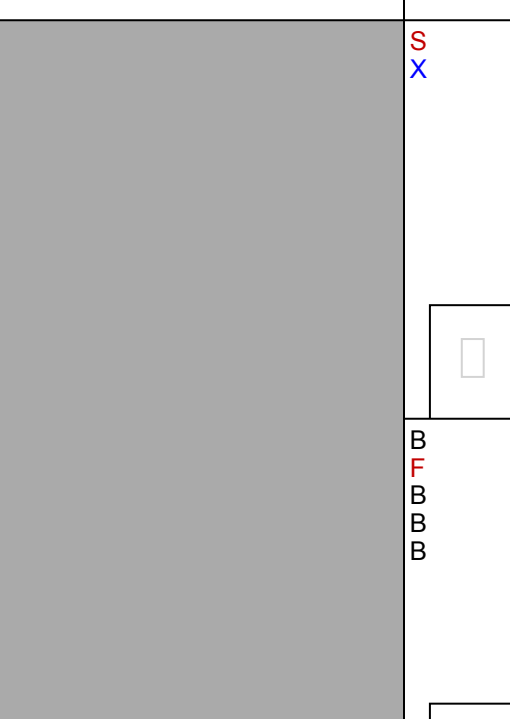

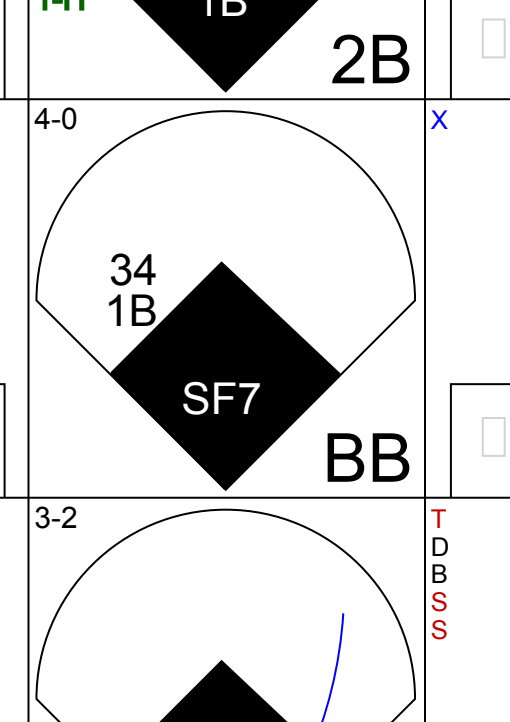
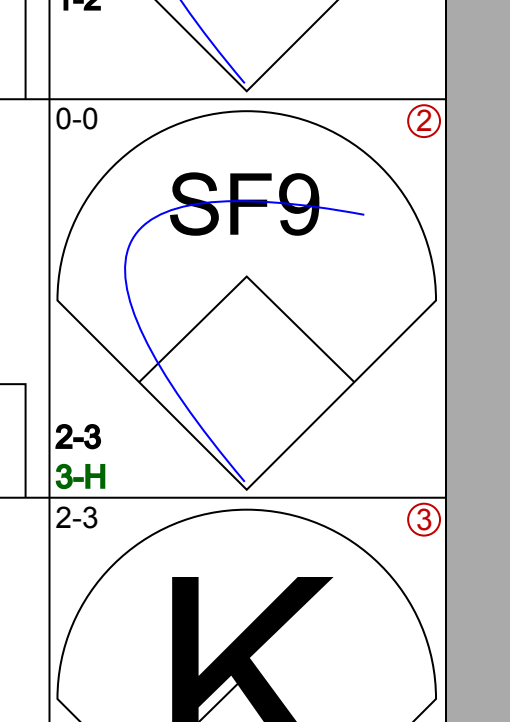
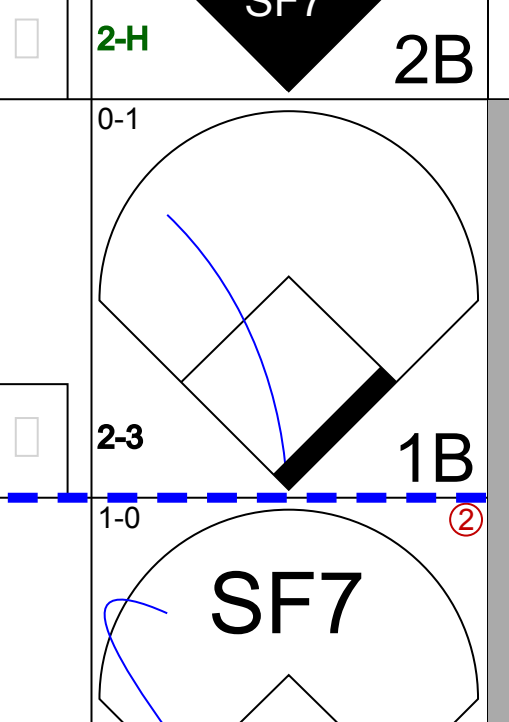
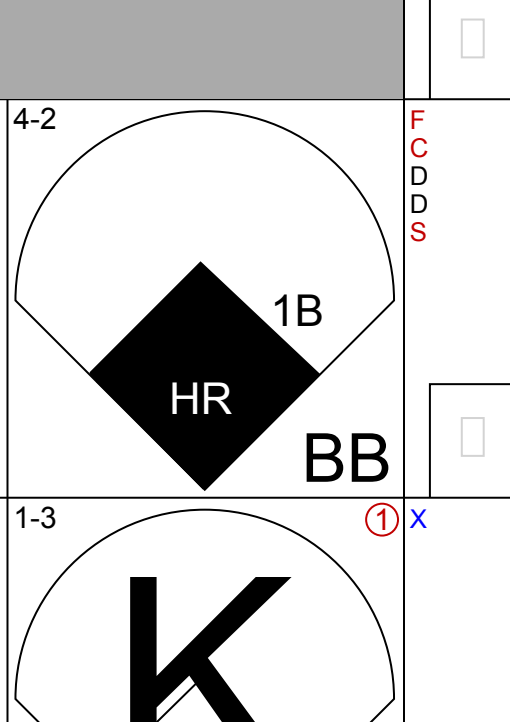

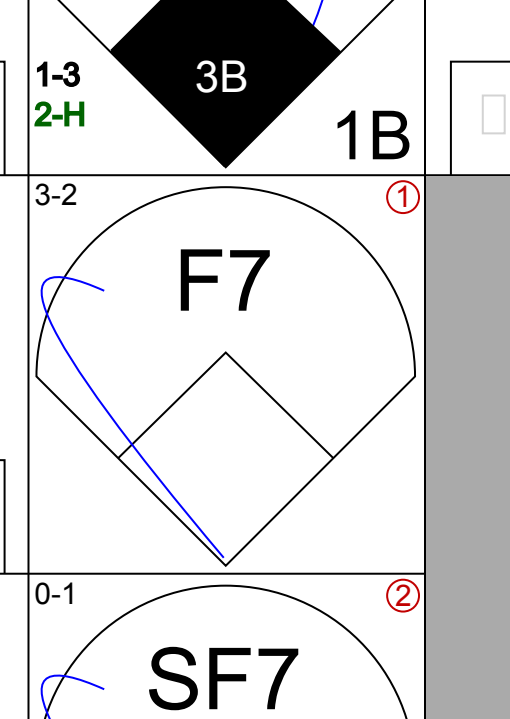
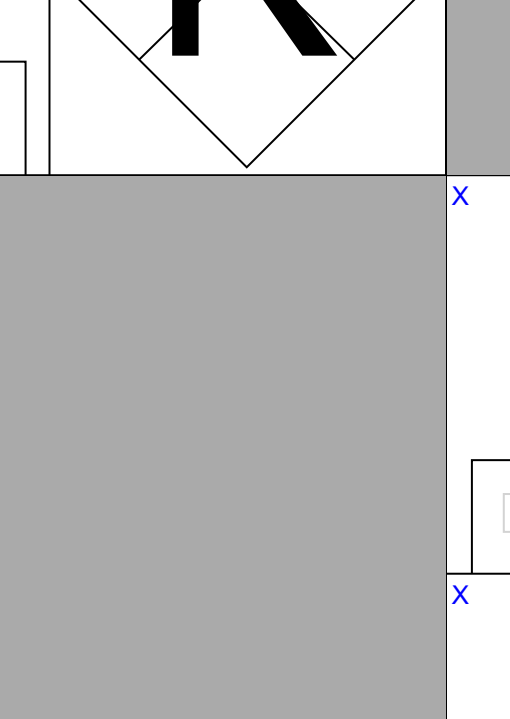
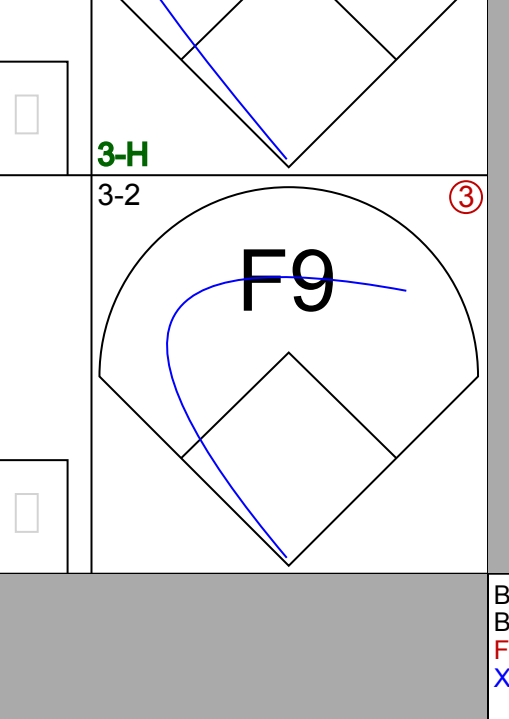
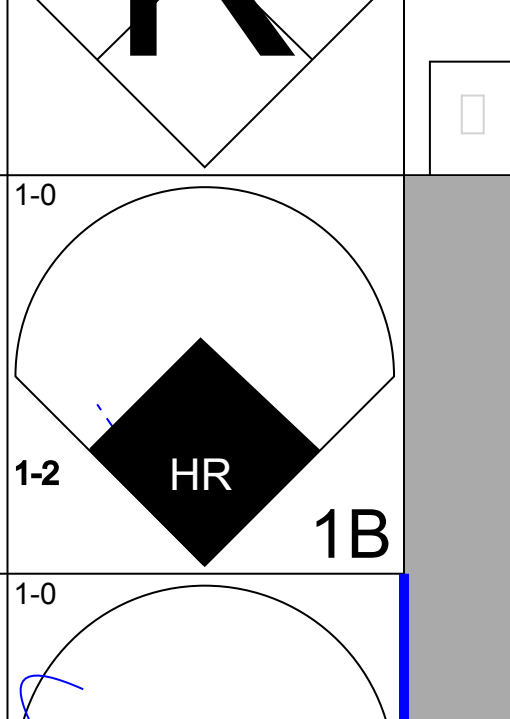
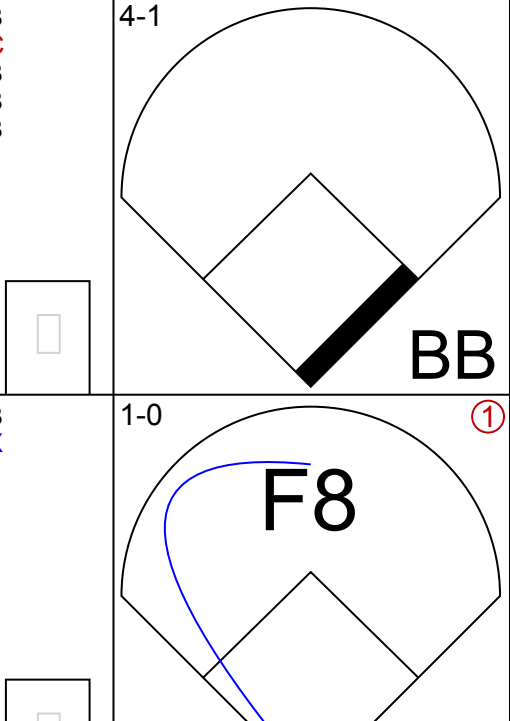
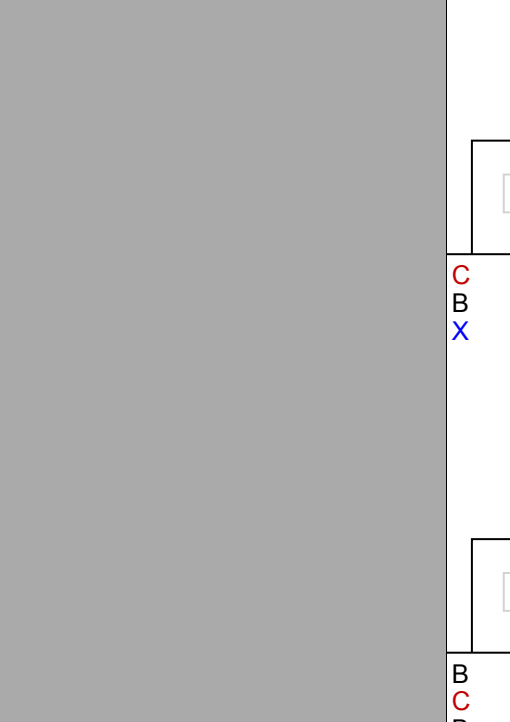
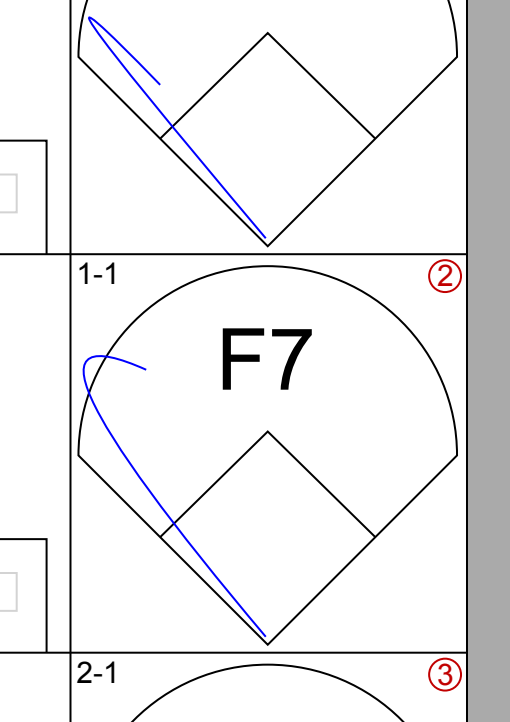

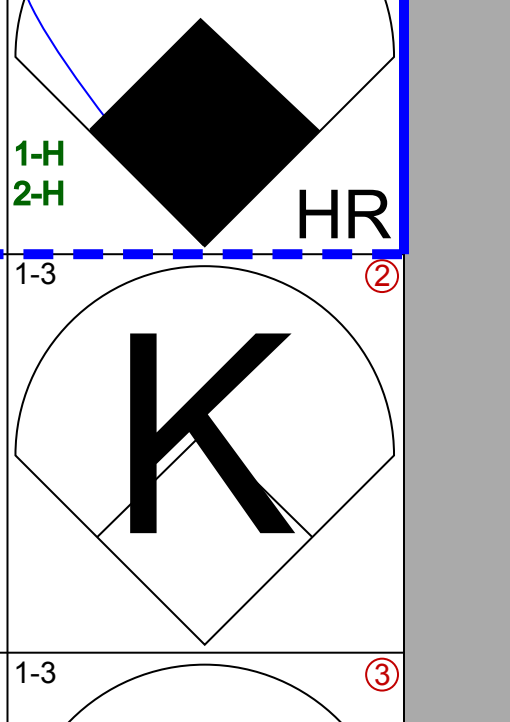
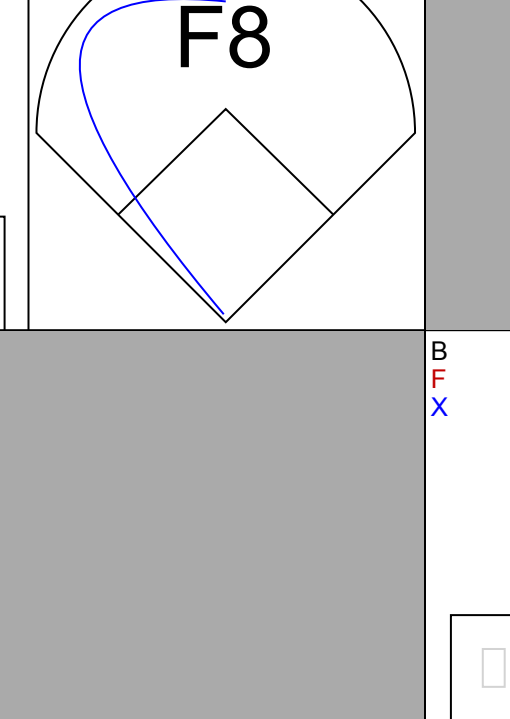
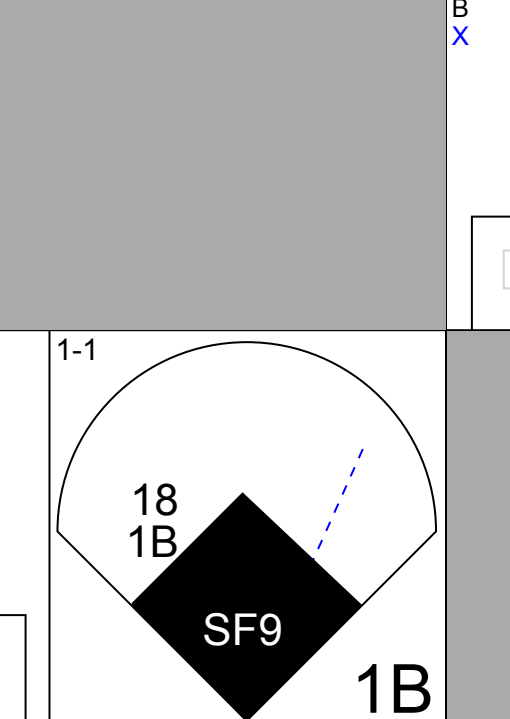
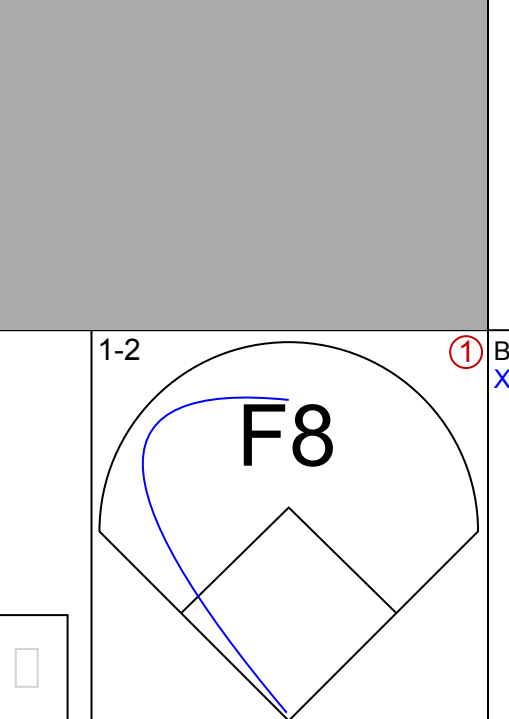
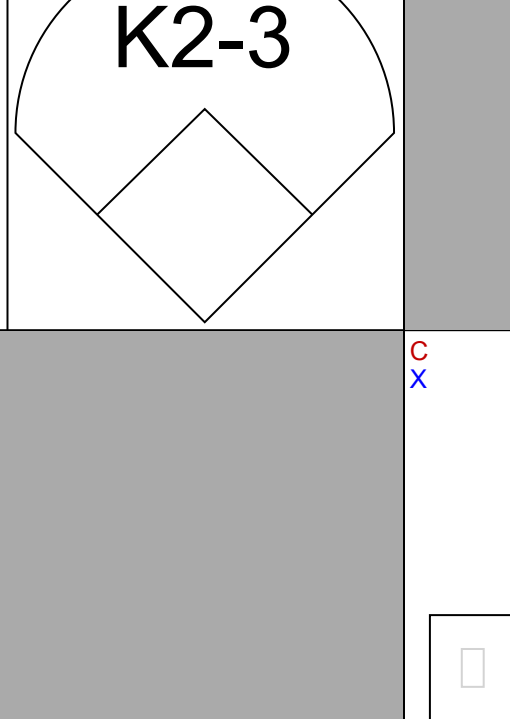
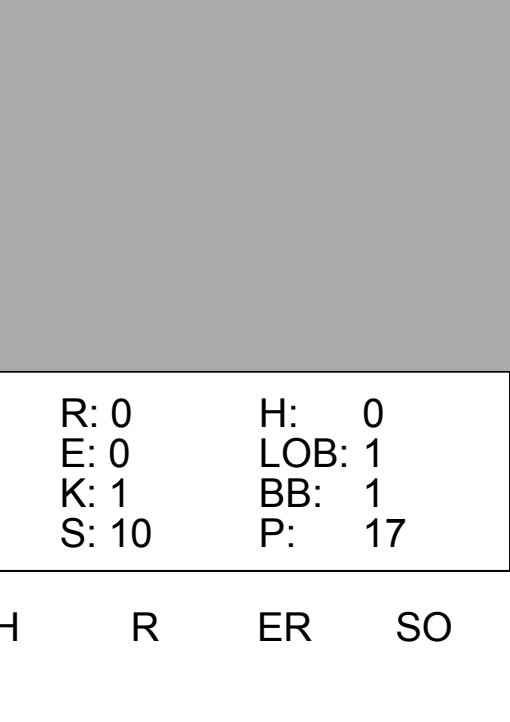
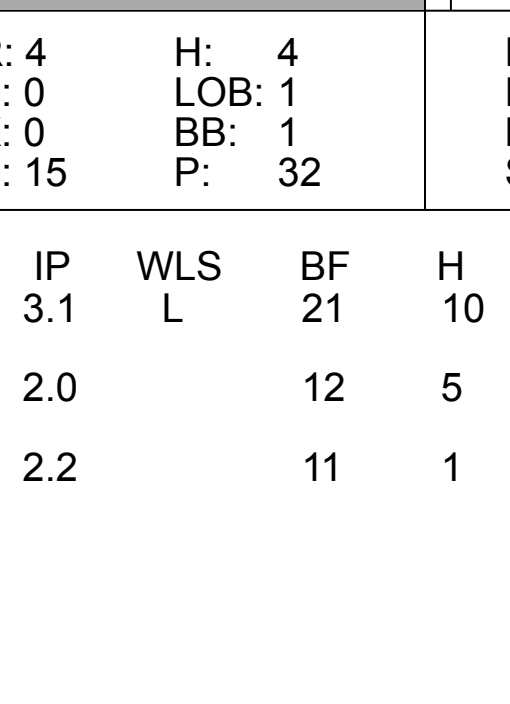
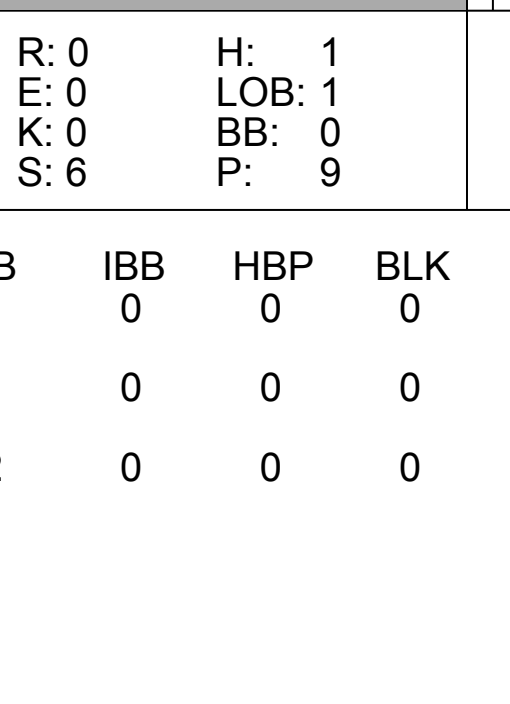
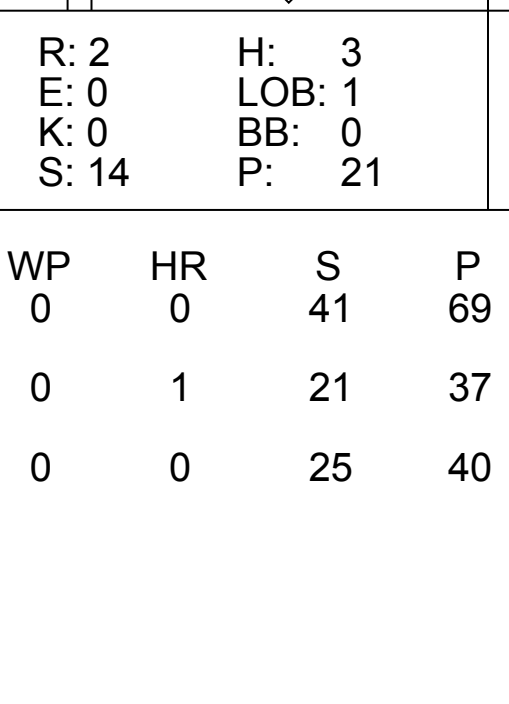
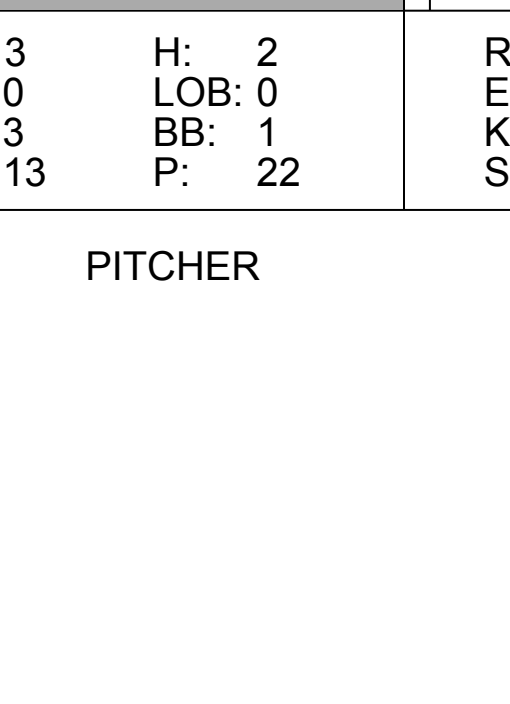



Batter	1	2	3	4	5	6	7	8	9	AB	R	H	RBI	BB	SO	LOB	TOP				
David Eckstein, R OBP: 0.347, SLG: 0.343										3	1	1	1	1	1	0					
Darin Erstad, L OBP: 0.355, SLG: 0.430										5	0	1	1	0	1	2					
27 Vladimir Guerrero, R OBP: 0.394, SLG: 0.599										5	0	2	1	0	1	3					
16 Garret Anderson, L OBP: 0.354, SLG: 0.447										4	1	1	0	1	0	4					
Jose Guillen, R OBP: 0.363, SLG: 0.524										4	0	1	0	1	0	2					
Troy Glaus, R OBP: 0.394, SLG: 0.669									4	1	1	1	1	0	2						
Adam Kennedy, L OBP: 0.345, SLG: 0.392									3	2	1	0	2	0	2		AB 35				
Bengie Molina, R OBP: 0.309, SLG: 0.431										4	2	2	1	1	1	2	R 7				
Josh Paul, R OBP: 0.326, SLG: 0.414										0	0	0	0	0	0	0	H 11				
9 Chone Figgins, S OBP: 0.351, SLG: 0.414										3	0	1	2	1	0	2	RBI 7				
Inning Stats	R: 0 E: 0 K: 1 S: 8	H: 1 LOB: 2 BB: 1 P: 15	R: 2 E: 0 K: 1 S: 18	H: 3 LOB: 3 BB: 1 P: 29	R: 3 E: 1 K: 0 S: 13	H: 2 LOB: 1 BB: 2 P: 25	R: 0 E: 0 K: 0 S: 10	H: 0 LOB: 0 BB: 1 P: 21	R: 0 E: 0 K: 0 S: 10	H: 1 LOB: 0 BB: 0 P: 18	R: 1 E: 0 K: 1 S: 8	H: 2 LOB: 1 BB: 0 P: 8	R: 1 E: 0 K: 1 S: 11	H: 1 LOB: 1 BB: 1 P: 17	R: 0 E: 0 K: 0 S: 11	H: 1 LOB: 2 BB: 1 P: 19	1B: 7 2B: 4 3B: 0 HR: 0	SF: 1 SAC: 0 DP: 0 HBP: 1	WP: 0 PB: 0 SB: 0 CS: 1	PA: 46	
PITCHER	IP	WLS	BF	H	R	ER	SO	BB	IBB	HBP	BLK	WP	HR	S	P	ERA	WHIP				
Bronson Arroyo, R ERA: 4.24	(1, 1)	2.2	19	6	5	4	2	4	0	1	0	0	0	0	38	68	13.50	3.750			
Mike Myers, L ERA: 5.23	(3, 1)	1.0	4	0	0	0	0	1	0	0	0	0	0	9	17	0.00	1.000				
Terry Adams, R ERA: 4.78	(4, 1)	2.1	7	1	0	0	0	1	0	0	0	0	0	21	34	0.00	0.857				
50 Mike Timlin, R ERA: 4.43	(7, 1)	1.2	9	3	2	2	2	1	0	0	0	0	0	18	24	10.80	2.400				
Alan Embree, L ERA: 4.4	(8, 1)	0.1	1	0	0	0	0	0	0	0	0	0	0	1	1	0.00	0.000				

Anaheim Angels @ Boston Red Sox
Fenway Park, Boston, MA
Wed Sep 01 2004, 7:05 PM EDT
Att: 35,076 - Sunny - 79 F

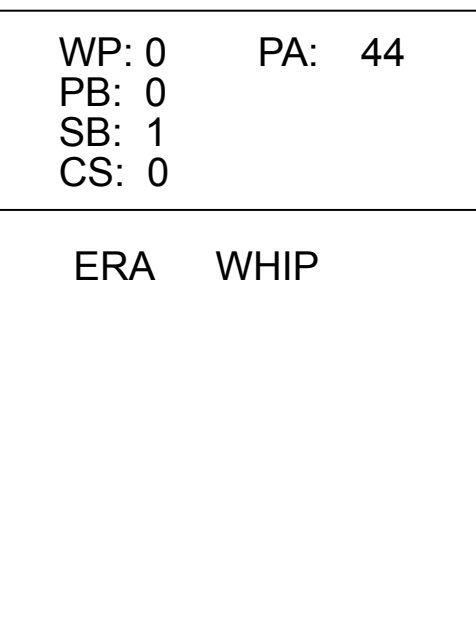
AB 35
R 7
H 11
RBI 7
BB 8
SO 4
LOB 19



Batter	1	2	3	4	5	6	7	8	9	AB	R	H	RBI	BB	SO	LOB	BOTTOM				
18 Johnny Damon, L OBP: 0.387, SLG: 0.467										5	2	4	0	0	0	1					
Mark Bellhorn, S OBP: 0.380, SLG: 0.453										4	2	2	2	1	0	3					
Manny Ramirez, R OBP: 0.409, SLG: 0.628										2	2	1	1	2	1	2					
Gabe Kapler, R OBP: 0.307, SLG: 0.400										0	0	0	0	0	0	0					
34 David Ortiz, L OBP: 0.374, SLG: 0.599										4	1	1	2	0	2	4					
Jason Varitek, S OBP: 0.402, SLG: 0.513										4	1	2	0	1	0	3					
Kevin Millar, R OBP: 0.380, SLG: 0.464										3	2	2	4	0	0	1					
Doug Mientkiewicz, L OBP: 0.329, SLG: 0.390										1	0	0	0	0	0	1					
Orlando Cabrera, R OBP: 0.300, SLG: 0.367										5	1	2	2	0	1	2					
Bill Mueller, S OBP: 0.370, SLG: 0.452										5	0	1	0	0	2	3					
Dave Roberts, L OBP: 0.340, SLG: 0.375										3	1	1	1	0	0	0					
Inning Stats	R: 4 E: 0 K: 0 S: 15	H: 4 LOB: 1 BB: 1 P: 32	R: 1 E: 0 K: 1 S: 10	H: 2 LOB: 0 BB: 0 P: 15	R: 0 E: 0 K: 0 S: 6	H: 1 LOB: 1 BB: 0 P: 9	R: 2 E: 0 K: 0 S: 14	H: 3 LOB: 1 BB: 0 P: 21	R: 2 E: 0 K: 3 S: 13	H: 2 LOB: 0 BB: 1 P: 22	R: 0 E: 0 K: 1 S: 9	H: 1 LOB: 2 BB: 1 P: 15	R: 0 E: 0 K: 1 S: 10	H: 0 LOB: 1 BB: 1 P: 17	1B: 9 2B: 5 3B: 1 HR: 1	SF: 4 SAC: 0 DP: 0 HBP: 0	WP: 0 PB: 0 SB: 1 CS: 0	PA: 44			
PITCHER	IP	WLS	BF	H	R	ER	SO	BB	IBB	HBP	BLK	WP	HR	S	P	ERA	WHIP				
Aaron Sele, R ERA: 4.77	(1, 1)	3.1	L	21	10	7	7	1	0	0	0	0	0	1	21	37	18.90	3.300			
62 Scott Shields, R ERA: 3.54	(4, 1)	2.0		12	5	5	5	1	1	0	0	0	1	21	37	22.50	3.000				
Kevin Gregg, R ERA: 3.82	(6, 1)	2.2		11	1	0	0	4	2	0	0	0	0	25	40	0.00	1.125				

Anaheim Angels @ Boston Red Sox
Fenway Park, Boston, MA
Wed Sep 01 2004, 7:05 PM EDT
Att: 35,076 - Sunny - 79 F

AB 36
R 12
H 16
RBI 12
BB 4
SO 6
LOB 20



Batter	1	2	3	4	5	6	7	8	9	AB	R	H	RBI	BB	SO	LOB	TOP				
Eric Young Sr. R OBP: 0.397, SLG: 0.382 (1, 10)	G6-3	F5		P1			10 HR BB	FC6-4		4	1	0	0	1	0	4					
10 Michael Young R OBP: 0.350, SLG: 0.462 (1, 6)	P3	F9			F8		1-H 2-H HR	G5-3		5	1	1	3	0	0	2					
9 Hank Blalock L OBP: 0.351, SLG: 0.511 (1, 5)	G4-3				F9			G6-3		5	0	0	0	0	0	0					
23 Mark Teixeira S OBP: 0.359, SLG: 0.555 (1, 3)		1B		K				G6-3		4	1	1	0	1	2	1					
Alfonso Soriano R OBP: 0.321, SLG: 0.468 (1, 4)		1B		G4-3				F9		5	1	1	0	0	0	1					
Brian Jordan R OBP: 0.284, SLG: 0.341 (1, 9)		1B		K				G6-3		3	1	1	0	0	1	0					
Kevin Mench R OBP: 0.329, SLG: 0.525 (1, 7)		1B		G3				FC6-4		3	1	3	1	1	0	0					
Laynce Nix L OBP: 0.306, SLG: 0.478 (1, 8)		FC3-6		G3				B1		4	0	0	1	0	1	6					
Rod Barajas R OBP: 0.269, SLG: 0.477 (1, 2)		1B		HR				F9		4	2	3	3	0	0	2					
Inning Stats	R: 0 E: 0 K: 0 S: 6	H: 0 LOB: 0 BB: 0 P: 8	R: 3 E: 0 K: 0 S: 21	H: 4 LOB: 2 BB: 0 P: 26	R: 0 E: 0 K: 1 S: 6	H: 0 LOB: 0 BB: 0 P: 11	R: 2 E: 0 K: 1 S: 13	H: 1 LOB: 0 BB: 1 P: 20	R: 0 E: 0 K: 1 S: 10	H: 1 LOB: 1 BB: 0 P: 11	R: 3 E: 1 K: 0 S: 10	H: 2 LOB: 0 BB: 1 P: 21	R: 0 E: 0 K: 0 S: 12	H: 2 LOB: 2 BB: 0 P: 14	R: 0 E: 0 K: 0 S: 8	H: 0 LOB: 1 BB: 1 P: 15	1B: 7 2B: 1 3B: 0 HR: 2	SF: 0 SAC: 0 DP: 1 HBP: 1	WP: 1 PB: 0 SB: 0 CS: 0	PA: 41	
PITCHER	IP	WLS	BF	H	R	ER	SO	BB	IBB	HBP	BLK	WP	HR	S	P	ERA	WHIP				
49 Tim Wakefield R ERA: 4.67 (1, 1)	6.0	L	29	8	8	8	4	2	0	0	0	1	2	67	96	12.00	1.667				
Terry Adams R ERA: 4.57 (7, 1)	1.1		6	2	0	0	0	0	0	0	0	0	0	13	20	0.00	1.500				
Ramiro Mendoza R ERA: 1.77 (8, 1)	1.0		3	0	0	0	0	0	0	0	0	0	0	8	9	0.00	0.000				
Mike Myers L ERA: 5.13 (9, 1)	0.1		1	0	0	0	0	0	0	0	0	0	0	3	5	0.00	0.000				
Curt Leskanic R ERA: 6.09 (9, 1)	0.1		2	0	0	0	0	1	0	0	0	0	0	2	7	0.00	3.000				

Texas Rangers @ Boston Red Sox
Fenway Park, Boston, MA
Sat Sep 04 2004, 1:20 PM EDT
Att: 34,670 - Cloudy - 81 F

AB	37
R	8
H	10
RBI	8
BB	3
SO	4
LOB	16



Batter	1	2	3	4	5	6	7	8	9	AB	R	H	RBI	BB	SO	LOB	BOTTOM				
Dave Roberts L OBP: 0.339, SLG: 0.378 (1, 8)	B1-3		G3		F7		HR BB		G4-3	4	1	1	0	1	0	0					
Mark Bellhorn S OBP: 0.379, SLG: 0.460 (1, 4)	K		K				G3		G4-3	5	1	1	4	0	2	1					
Manny Ramirez R OBP: 0.406, SLG: 0.624 (1, 7)	1B						F9		G5-3	3	0	1	0	1	0	0					
34 David Ortiz L OBP: 0.375, SLG: 0.603 (1, 10)	K				F8		FC5 BB		HR	3	1	1	1	1	1	2					
Kevin Millar R OBP: 0.380, SLG: 0.463 (1, 9)		G4-3		K			F7			3	1	1	0	1	1	1					
Orlando Cabrera R OBP: 0.298, SLG: 0.362 (1, 6)		G4-3		E5			FC5		P3	4	0	0	0	0	0	4					
Bill Mueller S OBP: 0.367, SLG: 0.464 (1, 5)		G4-3		F7			G3		G1-4-3	4	0	0	1	0	0	2					
Doug Mirabeli R OBP: 0.343, SLG: 0.512 (1, 2)		K					P4		K	3	1	0	0	1	2	0					
Doug Mientkiewicz L OBP: 0.327, SLG: 0.356 (1, 3)				F7			P5		K	3	1	0	0	1	1	0					
Inning Stats	R: 0 E: 0 K: 2 S: 11	H: 1 LOB: 1 BB: 0 P: 14	R: 1 E: 0 K: 1 S: 20	H: 1 LOB: 0 BB: 0 P: 29	R: 0 E: 0 K: 1 S: 8	H: 0 LOB: 0 BB: 0 P: 13	R: 0 E: 1 K: 1 S: 15	H: 0 LOB: 2 BB: 1 P: 23	R: 0 E: 0 K: 0 S: 5	H: 0 LOB: 0 BB: 3 P: 32	R: 0 E: 0 K: 1 S: 8	H: 0 LOB: 0 BB: 0 P: 16	R: 0 E: 0 K: 1 S: 10	H: 1 LOB: 0 BB: 0 P: 16	1B: 2 2B: 1 3B: 0 HR: 2	SF: 0 SAC: 0 DP: 1 HBP: 0	WP: 0 PB: 0 SB: 0 CS: 0	PA: 38			
PITCHER	IP	WLS	BF	H	R	ER	SO	BB	IBB	HBP	BLK	WP	HR	S	P	ERA	WHIP				
Chris Young R ERA: 4.05 (1, 1)	5.2	W	22	2	1	1	5	2	0	0	0	0	0	74	116	1.59	0.706				
Jeff Nelson R ERA: 6.61 (6, 1)	0.2		6	0	3	3	0	4	0	0	0	0	0	8	28	40.50	6.000				
32 Ron Mahay L ERA: 2.41 (7, 1)	0.1		3	2	2	2	0	0	0	0	0	0	2	5	9	54.00	6.000				
Doug Brocail R ERA: 6.73 (7, 1)	1.1	H	4	0	0	0	1	0	0	0	0	0	0	11	20	0.00	0.000				
Francisco Cordero R ERA: 2.01 (9, 1)	1.0	S	3	1	0	0	1	0	0	0	0	0	0	10	16	0.00	1.000				

Texas Rangers @ Boston Red Sox
Fenway Park, Boston, MA
Sat Sep 04 2004, 1:20 PM EDT
Att: 34,670 - Cloudy - 81 F

AB	32
R	6
H	5
RBI	6
BB	6
SO	7
LOB	10



Batter	1	2	3	4	5	6	7	8	9	AB	R	H	RBI	BB	SO	LOB	TOP		
Eric Young Sr. R (1, 10) OBP: 0.395, SLG: 0.380	1-3 K			0-0 F8		3-3 K			1-1 10 HR	4	1	1	0	0	2	0			
10 Michael Young R (1, 6) OBP: 0.351, SLG: 0.472	1-2 F8			3-2 HR			2-1 P4		0-0 HR	4	2	2	3	0	0	0			
9 Hank Blalock L (1, 5) OBP: 0.349, SLG: 0.507	0-1 P6			1-0 G3			1-3 K		0-0 P5	4	0	0	0	0	1	0			
23 Mark Teixeira S (1, 3) OBP: 0.358, SLG: 0.553		0-0 F7		2-3 K			3-3 K		2-0 2B 1B	4	1	1	0	0	2	0			
Alfonso Soriano R (1, 4) OBP: 0.322, SLG: 0.472		1-0 G4-3			0-2 G5-3			2-2 2B	0-2 1B 2B	4	1	2	0	0	0	0			
Gary Matthews S (1, 9) OBP: 0.348, SLG: 0.459		0-3 K2-3			0-0 1B			0-2 G6-3	1-1 1B	3	0	1	0	0	1	1			
David Dellucci L (9, PH) OBP: 0.361, SLG: 0.493									2-H 3-H 0-2 1B	1	0	1	2	0	0	0			
Kevin Mench R (1, 7) OBP: 0.325, SLG: 0.519				1-0 G3-1		1-2 K		1-3 K	0-2 L4	4	0	0	0	0	2	3			
Laynce Nix L (1, 8) OBP: 0.302, SLG: 0.472				1-2 G4-3			2-1 G4-3		0-0 F8	3	0	0	0	0	0	1			
Rod Barajas R (1, 2) OBP: 0.267, SLG: 0.474				1-3 K		2-3 K			0-0 G6-3	2	0	0	0	0	2	0			
Andy Fox L (9, PH) OBP: 0.089, SLG: 0.156										1	0	0	0	0	0	0			
Inning Stats	R: 0 E: 0 K: 1 S: 8	H: 0 LOB: 0 BB: 0 P: 10	R: 0 E: 0 K: 1 S: 6	H: 0 LOB: 0 BB: 0 P: 7	R: 0 E: 0 K: 1 S: 7	H: 0 LOB: 0 BB: 0 P: 10	R: 1 E: 0 K: 1 S: 9	H: 1 LOB: 0 BB: 0 P: 15	R: 0 E: 0 K: 1 S: 10	H: 0 LOB: 0 BB: 0 P: 17	R: 0 E: 0 K: 2 S: 8	H: 0 LOB: 0 BB: 0 P: 14	R: 0 E: 0 K: 1 S: 12	H: 1 LOB: 1 BB: 0 P: 15	R: 4 E: 0 K: 0 S: 14	H: 5 LOB: 1 BB: 0 P: 18	1B: 4 2B: 2 3B: 0 HR: 2	SF: 0 SAC: 0 DP: 0 HBP: 0	WP: 0 PA: 34 PB: 0 SB: 0 CS: 0
PITCHER	IP WLS BF H R ER SO BB IBB HBP BLK WP HR S P ERA WHIP	8.1 W 29 5 3 3 10 0 0 0 0 0 2 72 103 3.24 0.600	0.2 L 5 3 2 2 0 0 0 0 0 0 0 10 13 27.00 4.500																

Texas Rangers @ Boston Red Sox
Fenway Park, Boston, MA
Sun Sep 05 2004, 2:05 PM EDT
Att: 34,652 - Cloudy - 65 F

AB	34
R	5
H	8
RBI	5
BB	0
SO	10
LOB	5



Batter	1	2	3	4	5	6	7	8	9	AB	R	H	RBI	BB	SO	LOB	BOTTOM		
Dave Roberts L (1, 8) OBP: 0.340, SLG: 0.376	4-1 HBP BB	1-3 K		1-1 G3		1-1 1B	1-0 FC4			4	0	1	0	1	1	3			
Mark Bellhorn S (1, 4) OBP: 0.377, SLG: 0.456	1-2 HBP		1-0 G3	1-0 G4-3		0-3 K		2-3 K		4	0	0	0	0	2	1			
Manny Ramirez R (1, 7) OBP: 0.406, SLG: 0.623	3-2 K		1-2 34 2B BB	0-2 F9		2-1 F9		2-1 34 G3-1 2B		5	1	2	0	0	1	3			
Adam Hyzdu R (9, PR) (9, 7)										0	0	0	0	0	0	0			
34 David Ortiz L (1, 10) OBP: 0.375, SLG: 0.609	3-3 K		2-2 BB SF8		3-0 HR		0-3 K	2-1 G3-1		5	2	2	1	0	2	3			
Jason Varitek S (1, 2) OBP: 0.403, SLG: 0.506	1-3 K		4-1 SF8 BB IBB		2-2 L1		1-2 2B 1B	4-2 BB		3	1	1	0	2	1	2			
Kevin Millar R (1, 3) OBP: 0.383, SLG: 0.464		0-0 2B G3	4-2 BB		1-1 FC1-6		1-2 P4	2-3 K		3	1	2	1	1	0	1			
Doug Mientkiewicz L (8, 3) OBP: 0.320, SLG: 0.355			1-2 2-3 3-H BB		4-2 FC1-6		1-2 P4	2-3 K		1	0	0	0	0	1	3			
Orlando Cabrera R (1, 6) OBP: 0.300, SLG: 0.368		0-1 G3	0-2 SF8		0-0 FC1-6		0-1 K			3	1	2	1	0	0	1			
Bill Mueller S (1, 5) OBP: 0.368, SLG: 0.461		0-0 G3	4-2 FC6-4 BB		1-0 F7		2-2 1B			2	0	0	1	1	0	2			
Gabe Kapler R (1, 9) OBP: 0.307, SLG: 0.394		0-0 G6-3	2-0 FC6-4		2-2 G4-3		2-1 FC4			4	0	1	2	0	0	4			
Inning Stats	R: 0 E: 0 K: 3 S: 13	H: 2 LOB: 1 BB: 1 P: 25	R: 1 E: 0 K: 1 S: 8	H: 2 LOB: 1 BB: 0 P: 9	R: 2 E: 0 K: 0 S: 18	H: 2 LOB: 3 BB: 3 P: 36	R: 0 E: 0 K: 0 S: 6	H: 0 LOB: 0 BB: 0 P: 8	R: 1 E: 0 K: 0 S: 8	H: 2 LOB: 1 BB: 0 P: 15	R: 0 E: 0 K: 1 S: 10	H: 1 LOB: 1 BB: 0 P: 15	R: 2 E: 0 K: 1 S: 16	H: 3 LOB: 2 BB: 0 P: 23	R: 0 E: 0 K: 2 S: 12	H: 1 LOB: 3 BB: 1 P: 24	1B: 6 2B: 4 3B: 0 HR: 1	SF: 1 SAC: 0 DP: 0 HBP: 2	WP: 0 PA: 42 PB: 0 SB: 0 CS: 0
PITCHER	IP WLS BF H R ER SO BB IBB HBP BLK WP HR S P ERA WHIP	6.0 L 30 7 4 4 5 3 1 1 0 0 0 21 32 13.50 3.000	1.1 L 9 4 2 2 2 0 0 1 0 0 0 7 15 0.00 1.500																

Texas Rangers @ Boston Red Sox
Fenway Park, Boston, MA
Sun Sep 05 2004, 2:05 PM EDT
Att: 34,652 - Cloudy - 65 F

AB	34
R	6
H	11
RBI	6
BB	5
SO	8
LOB	23



Batter	1	2	3	4	5	6	7	8	9	AB	R	H	RBI	BB	SO	LOB	TOP					
18 Johnny Damon, L OBP: 0.389, SLG: 0.474 Gabe Kapler, R OBP: 0.312, SLG: 0.413	4-2 BB 34 1B BB BB	3-2 G4-3	2-1 FC4-6 1B		0-0 F7			1-1 G5-3		4	1	1	1	1	0	0						
Mark Bellhorn, S OBP: 0.376, SLG: 0.450 Pokey Reese, R OBP: 0.274, SLG: 0.315	4-2 BB 34 1B BB	1-3 K	0-0 FC4-6 1B		0-1 F8			2-1 F8		4	1	0	1	1	1	1						
Manny Ramirez, R OBP: 0.407, SLG: 0.626 Trot Nixon, L OBP: 0.339, SLG: 0.416	4-2 BB 34 1B BB	1-2 1B	0-0 FC6-4		0-0 F7			2-1 F7		3	1	1	0	1	0	1						
34 David Ortiz, L OBP: 0.374, SLG: 0.609 Doug Mirabeli, R OBP: 0.340, SLG: 0.508	1-1 BB 1B	1-0 G3		2-3 K				3-3 K		4	0	1	2	0	2	1						
Jason Varitek, S OBP: 0.402, SLG: 0.504 Sandy Martinez, L	0-1 BB 1B		2-0 1B 1B BB HBP	1-0 2B E 1B				1-0 G1-3		3	2	2	1	0	0	0						
Orlando Cabrera, R OBP: 0.303, SLG: 0.371	0-3 K		0-1 BB 1B FC4-6 1B	2-1 E7 G1-3 2B				4-2 F9 BB BB		4	1	2	0	1	1	2						
Doug Mientkiewicz, L OBP: 0.332, SLG: 0.358	4-0 BB		0-0 FC4-6 BB 18 1B 1B	0-2 G1-3				4-1 G6-4-3 BB		2	1	1	0	2	0	1						
Bill Mueller, S OBP: 0.361, SLG: 0.451 20 Kevin Youkilis, R OBP: 0.394, SLG: 0.461	1-3 K		4-1 FC4-6 BB	0-3 K				1-2 F9		3	0	0	1	1	2	6						
Dave Roberts, L OBP: 0.337, SLG: 0.375	0-2 G1-3		0-0 FC4-6 18 1B FC4-6	0-2 G4-3				1-1 G6-4-3		4	1	0	1	0	0	7						
Inning Stats	R: 3 E: 0 K: 2 S: 20	H: 2 LOB: 3 BB: 4 P: 38	R: 0 E: 0 K: 1 S: 15	H: 1 LOB: 1 BB: 0 P: 21	R: 4 E: 0 K: 0 S: 10	H: 3 LOB: 1 BB: 1 P: 20	R: 1 E: 1 K: 2 S: 13	H: 2 LOB: 1 BB: 0 P: 18	R: 0 E: 0 K: 1 S: 7	H: 0 LOB: 0 BB: 0 P: 11	R: 0 E: 0 K: 0 S: 10	H: 0 LOB: 1 BB: 2 P: 20	R: 0 E: 0 K: 0 S: 6	H: 0 LOB: 0 BB: 0 P: 11	R: 0 E: 0 K: 2 S: 9	H: 0 LOB: 0 BB: 0 P: 11	1B: 7 2B: 1 3B: 0 HR: 0	SF: 0 SAC: 0 DP: 1 HBP: 1	WP: 0 PB: 0 SB: 0 CS: 0	PA: 42		
PITCHER	IP WLS BF H R ER SO BB IBB HBP BLK WP HR S P ERA WHIP	IP WLS BF H R ER SO BB IBB HBP BLK WP HR S P ERA WHIP																				
Tim Hudson, R ERA: 3.3	3.0 L 21 6 7 7 3 5 0 0 0 0 0 0 45 79 21.00 3.667																					
Chris Hammond, L ERA: 2.98	2.0 8 2 1 0 2 0 0 0 0 0 0 0 19 24 0.00 1.000																					
Justin Lehr, R ERA: 4.67	1.0 3 0 0 0 1 0 0 0 0 0 0 0 7 11 0.00 0.000																					
Arthur Rhodes, L ERA: 5.25	1.0 4 0 0 0 0 2 0 0 0 0 0 0 10 20 0.00 2.000																					
Jim Mecir, R ERA: 3.43	1.0 3 0 0 0 0 0 0 0 0 0 0 0 6 11 0.00 0.000																					
Octavio Dotel, R ERA: 3.67	1.0 3 0 0 0 2 0 0 0 0 0 0 0 9 11 0.00 0.000																					
Batter	1	2	3	4	5	6	7	8	9	AB	R	H	RBI	BB	SO	LOB	BOTTOM					
21 Mark Kotsay, L OBP: 0.363, SLG: 0.457	4-2 BB		4-1 BB		1-1 G4-3			0-0 23 2B	0-0 1B 23 BB 1B	3	2	2	0	2	0	1						
Eric Byrnes, R OBP: 0.311, SLG: 0.482	0-1 L6		0-3 K					0-1 F9	2-2 23 BB 1B	5	0	2	0	0	1	4						
3 Eric Chavez, L OBP: 0.406, SLG: 0.531 Esteban German, R OBP: 0.310, SLG: 0.315	3-3 K		1-1 G4-3					2-3 2B	4-2 23 BB BB	3	0	0	0	0	2	4						
Scott Hatteberg, L OBP: 0.387, SLG: 0.452 23 Bobby Kielty, S OBP: 0.317, SLG: 0.368	0-0 F7				1-2 F7			0-2 P5	1-0 G4-3 2B	3	0	0	0	0	0	2						
Billy McMillon, L OBP: 0.275, SLG: 0.366			0-1 P6					2-3 K	1-1 G4-3	1	0	1	3	1	0	0						
7 Bobby Crosby, R OBP: 0.337, SLG: 0.442			0-0 L8						4-2 17 G4-3 17 WP BB	2	0	0	0	2	1	0						
Nick Swisher, S OBP: 0.368, SLG: 0.467			2-2 G5-3						1-3 K	4	0	0	0	0	1	3						
17 Adam Melhuse, S OBP: 0.310, SLG: 0.451			1-1 G3-1						4-2 G6-3	4	0	0	0	0	0	1						
Marco Scutaro, R OBP: 0.301, SLG: 0.391			0-0 21 BB 1B						0-1 L9	3	0	1	0	1	0	1						
Inning Stats	R: 0 E: 0 K: 1 S: 8	H: 0 LOB: 1 BB: 1 P: 15	R: 0 E: 0 K: 2 S: 10	H: 0 LOB: 0 BB: 0 P: 16	R: 0 E: 0 K: 1 S: 10	H: 1 LOB: 2 BB: 1 P: 16	R: 0 E: 0 K: 0 S: 7	H: 0 LOB: 0 BB: 0 P: 8	R: 0 E: 0 K: 0 S: 6	H: 0 LOB: 1 BB: 1 P: 12	R: 0 E: 0 K: 2 S: 12	H: 1 LOB: 1 BB: 0 P: 16	R: 0 E: 0 K: 1 S: 8	H: 0 LOB: 1 BB: 1 P: 15	R: 2 E: 0 K: 0 S: 16	H: 2 LOB: 2 BB: 2 P: 29	R: 1 E: 0 K: 0 S: 13	H: 3 LOB: 3 BB: 1 P: 24	1B: 4 2B: 3 3B: 0 HR: 0	SF: 0 SAC: 0 DP: 0 HBP: 0	WP: 1 PB: 0 SB: 0 CS: 0	PA: 41
PITCHER	IP WLS BF H R ER SO BB IBB HBP BLK WP HR S P ERA WHIP	IP WLS BF H R ER SO BB IBB HBP BLK WP HR S P ERA WHIP																				
Pedro Martinez, R ERA: 3.44	6.0 W 23 2 2 2 1 3 0 0 0 0 1 0 19 36 10.80 3.000																					
Pedro Astacio, R ERA: 10.8	1.2 10 2 2 2 1 3 0 0 0 0 1 0 19 36 10.80 3.000																					
Terry Adams, R ERA: 4.75	1.0 7 3 1 1 0 1 0 0 0 0 0 0 15 26 9.00 4.000																					
Keith Foulke, R ERA: 1.98	0.1 S 1 0 0 0 0 0 0 0 0 0 0 0 3 6 0.00 0.000																					

Boston Red Sox @ Oakland Athletics
Network Associates Coliseum, Oakland, CA
Wed Sep 08 2004, 10:05 PM EDT
Att: 39,575 - Sunny - 73 F

livebaseballscorecards.com

AB 34
R 8
H 8
RBI 7
BB 7
SO 8
LOB 19



Boston Red Sox @ Oakland Athletics
Network Associates Coliseum, Oakland, CA
Wed Sep 08 2004, 10:05 PM EDT
Att: 39,575 - Sunny - 73 F

livebaseballscorecards.com

AB 34
R 3
H 7
RBI 3
BB 7
SO 7
LOB 21



Batter	1	2	3	4	5	6	7	8	9	AB	R	H	RBI	BB	SO	LOB	TOP										
18 Johnny Damon, L (1, 8) OBP: 0.389, SLG: 0.471	2-1 P4		2-1 F8			1-0 G3		4-2 FC3-6 1B BB		3	0	0	0	1	0	0	Boston Red Sox @ Seattle Mariners Safeco Field, Seattle, WA Thu Sep 09 2004, 7:05 PM PDT Att: 29,656 - Cloudy - 68 F										
Mark Bellhorn, S (1, 4) OBP: 0.377, SLG: 0.452 Pokey Reese, R (8, 4) OBP: 0.274, SLG: 0.315	1-1 2B		1-0 F7			2-2 G5-3		0-1 FC3-6 1B		4	0	2	0	0	0	0											
Manny Ramirez, R (1, 7) OBP: 0.405, SLG: 0.621 Adam Hyzdu, R (8, 7)	1-0 F7			2-3 K		2-2 G1-3		2-2 FC3-6 1-2 2-3		4	0	0	0	0	1	3											
34 David Ortiz, L (1, 10) OBP: 0.373, SLG: 0.605	2-3 K			3-3 K			4-2 1B G1-3 BB	2-2 G1-6-3		3	0	0	0	1	2	3											
Kevin Millar, R (1, 3) OBP: 0.385, SLG: 0.471 Trot Nixon, L (9, PH) OBP: 0.336, SLG: 0.412	2-1 F7			0-3 K			1-1 P3		1-3 K	3	0	0	0	0	1	1											
Orlando Cabrera, R (1, 6) OBP: 0.304, SLG: 0.377	2-0 1B				1-0 F7		1-1 G1-3		1-2 HR	4	1	2	1	0	0	1											
Doug Mirabeli, R (1, 2) OBP: 0.351, SLG: 0.511	1-3 K			4-1 1B BB			3-2 1B		0-1 1B	3	0	2	0	1	1	1											
Bill Mueller, S (1, 5) OBP: 0.363, SLG: 0.451	0-1 G4-3			0-0 G6-4-3 1B			0-1 L5		1-1 G3-6-1 1B	4	0	2	0	0	0	3											
Gabe Kapler, R (1, 9) OBP: 0.309, SLG: 0.409 Doug Mientkiewicz, L (9, PH) OBP: 0.331, SLG: 0.357	1-2 G5-3		1-2 G5-3		1-2 G6-4-3 1-2			2-1 G5-3	2-2 G3-6-1 1-2	3	0	0	0	0	0	2											
										1	0	0	0	0	0	2											
Inning Stats	R: 0 E: 0 K: 1 S: 8	H: 1 LOB: 1 BB: 0 P: 14	R: 0 E: 0 K: 1 S: 8	H: 1 LOB: 1 BB: 0 P: 13	R: 0 E: 0 K: 0 S: 6	H: 0 LOB: 0 BB: 0 P: 10	R: 0 E: 0 K: 3 S: 11	H: 0 LOB: 0 BB: 0 P: 16	R: 0 E: 0 K: 0 S: 6	H: 1 LOB: 1 BB: 1 P: 12	R: 0 E: 0 K: 0 S: 7	H: 0 LOB: 0 BB: 0 P: 12	R: 0 E: 0 K: 0 S: 14	H: 1 LOB: 2 BB: 1 P: 23	R: 0 E: 0 K: 0 S: 16	H: 1 LOB: 2 BB: 1 P: 26	R: 1 E: 0 K: 1 S: 15	H: 3 LOB: 1 BB: 0 P: 20	1B: 6 2B: 1 3B: 0 HR: 1	SF: 0 SAC: 0 DP: 2 HBP: 0	WP: 0 PB: 0 SB: 1 CS: 0	PA: 36					
PITCHER	IP	WLS	BF	H	R	ER	SO	BB	IBB	HBP	BLK	WP	HR	S	P	ERA	WHIP										
Bobby Madritsch, L (1, 1) ERA: 3.15	8.0	W	31	5	0	0	5	3	0	0	0	0	0	76	126	0.00	1.000										
Scott Atchison, R (9, 1) ERA: 4.43	1.0		5	3	1	1	1	0	0	0	0	0	1	15	20	9.00	3.000										

Batter	1	2	3	4	5	6	7	8	9	AB	R	H	RBI	BB	SO	LOB	BOTTOM										
51 Ichiro Suzuki, L (1, 10) OBP: 0.417, SLG: 0.470	1-2 PB S 1B	0-0 B1-3		4-1 BB	3-2 F7			1-2 G1-3 1B		4	1	2	0	1	0	1	Boston Red Sox @ Seattle Mariners Safeco Field, Seattle, WA Thu Sep 09 2004, 7:05 PM PDT Att: 29,656 - Cloudy - 68 F										
Randy Winn, S (1, 7) OBP: 0.351, SLG: 0.435	4-2 HBP BB		1-2 2B	2-1 F5		1-0 G4-3 BLK 1B		1-1 G1-3		4	1	2	0	1	0	3											
Bret Boone, R (1, 4) OBP: 0.314, SLG: 0.422	0-0 P3		2-2 G4-3 2B	2-3 K		3-2 F9		3-1 G4-3		5	1	1	1	0	1	6											
Raul Ibanez, L (1, 9) OBP: 0.334, SLG: 0.446	0-0 P5		2-0 G4-3		2-2 BB 1B		2-0 G4-3			4	1	1	0	0	0	4											
Jolbert Cabrera, R (1, 3) OBP: 0.318, SLG: 0.401	3-1 1B SAFE		3-2 G4-3 S HBP		4-2 E BB		3-2 F7			1	1	0	0	1	0	1											
Greg Dobbs, L (1, 5) OBP: 0.200, SLG: 0.800	1-2 3-H F9		1-2 G4-3		0-0 P2		0-0 G4-3			4	0	0	1	0	0	5											
Dan Wilson, R (1, 2) OBP: 0.293, SLG: 0.305		1-3 K	0-2 G6-3		0-0 E7 4 HR		3-3 K			4	1	0	0	0	2	1											
7 Jeremy Reed, L (1, 8)	1-1 F8			0-0 G4-3	2-0 P5			3-2 G4-3		4	0	0	0	0	0	1											
4 Jose Lopez, R (1, 6) OBP: 0.275, SLG: 0.391	1-2 2B			2-1 2B	3-2 HR			0-1 P6		4	1	3	2	0	0	0											
Inning Stats	R: 1 E: 1 K: 0 S: 13	H: 1 LOB: 2 BB: 1 P: 21	R: 0 E: 0 K: 1 S: 11	H: 1 LOB: 1 BB: 0 P: 14	R: 2 E: 0 K: 0 S: 16	H: 2 LOB: 1 BB: 0 P: 25	R: 0 E: 0 K: 1 S: 9	H: 1 LOB: 2 BB: 1 P: 19	R: 4 E: 1 K: 0 S: 16	H: 2 LOB: 0 BB: 1 P: 30	R: 0 E: 0 K: 0 S: 8	H: 1 LOB: 1 BB: 0 P: 17	R: 0 E: 0 K: 1 S: 8	H: 0 LOB: 0 BB: 0 P: 14	R: 0 E: 0 K: 0 S: 9	H: 1 LOB: 1 BB: 0 P: 14	1B: 4 2B: 4 3B: 0 HR: 1	SF: 0 SAC: 0 DP: 0 HBP: 2	WP: 0 PB: 1 SB: 2 CS: 0	PA: 39							
PITCHER	IP	WLS	BF	H	R	ER	SO	BB	IBB	HBP	BLK	WP	HR	S	P	ERA	WHIP										
49 Tim Wakefield, R (1, 1) ERA: 4.64	4.2	L	27	7	2	2	2	3	0	2	0	0	0	12	24	0.00	0.750										
Ramiro Mendoza, R (5, 1) ERA: 1.59	1.1		5	1	0	0	0	0	0	0	1	0	0	8	14	0.00	0.000										
Terry Adams, R (7, 1) ERA: 4.66	1.0		3	0	0	0	1	0	0	0	0	0	0	9	14	0.00	1.000										
Mike Myers, L (8, 1) ERA: 4.84	1.0		4	1	0	0	0	0	0	0	0	0	0	9	14	0.00	1.000										



Batter	1	2	3	4	5	6	7	8	9	AB	R	H	RBI	BB	SO	LOB	TOP																		
18 Johnny Damon, L (1, 8) Gabe Kapler, R (7, 8) OBP: 0.389, SLG: 0.474 OBP: 0.308, SLG: 0.407	G5-3		K		F8	1B	HR		G3-1	5	2	3	0	1	1																				
Mark Bellhorn, S (1, 4) Pokey Reese, R (7, FR) OBP: 0.377, SLG: 0.451 OBP: 0.274, SLG: 0.315	K		G3		K	BB	HR			4	0	1	2	1	2	1																			
Manny Ramirez, R (1, 7) Adam Hyzdu, R (7, 9) OBP: 0.406, SLG: 0.632 OBP: 0.274, SLG: 0.315	G6-3			HR	G5-3	BB	HR			4	2	2	5	1	0	0																			
34 David Ortiz, L (1, 10) OBP: 0.375, SLG: 0.609		BB		G1	1B	BB	K			3	2	1	1	2	1	3																			
Jason Varitek, S (1, 2) Trot Nixon, L (8, PH) OBP: 0.403, SLG: 0.504 OBP: 0.333, SLG: 0.408	F8		SF9	G1	1B		P6		K	4	0	2	0	0	0	1																			
Kevin Millar, R (1, 3) Doug Mientkiewicz, L (7, 3) OBP: 0.382, SLG: 0.466 OBP: 0.330, SLG: 0.356	P4		G1		E6	1B	G5-4-3		G4-3	4	1	0	0	0	0	4																			
Orlando Cabrera, R (1, 6) Ricky Gutierrez, R (8, PH) OBP: 0.294, SLG: 0.266 OBP: 0.294, SLG: 0.266	F8		SF9		F8	BB	BB		F8	3	1	1	1	0	0	2																			
Bill Mueller, S (1, 5) 20 Kevin Youkilis, R (8, 5) OBP: 0.366, SLG: 0.452 OBP: 0.382, SLG: 0.458			L7			BB	2B		G4-3	2	2	1	0	2	0	0																			
Dave Roberts, L (1, 9) Doug Mirabeli, R (8, 2) OBP: 0.342, SLG: 0.379 OBP: 0.349, SLG: 0.507				HBP			1B		P4	2	2	1	1	1	1	2																			
Inning Stats	R: 0 E: 0 K: 1 S: 10	H: 0 LOB: 0 BB: 0 P: 15	R: 0 E: 0 K: 0 S: 8	H: 0 LOB: 1 BB: 1 P: 15	R: 0 E: 0 K: 1 S: 13	H: 0 LOB: 1 BB: 0 P: 18	R: 2 E: 0 K: 1 S: 13	H: 2 LOB: 2 BB: 2 P: 24	R: 0 E: 0 K: 1 S: 8	H: 0 LOB: 0 BB: 0 P: 11	R: 5 E: 1 K: 0 S: 22	H: 5 LOB: 1 BB: 1 P: 36	R: 6 E: 0 K: 1 S: 16	H: 4 LOB: 1 BB: 3 P: 39	R: 0 E: 0 K: 1 S: 6	H: 0 LOB: 0 BB: 0 P: 10	R: 0 E: 0 K: 0 S: 9	H: 0 LOB: 0 BB: 0 P: 14	1B: 6 2B: 1 3B: 1 HR: 3	SF: 1 SAC: 0 DP: 1 HBP: 1	WP: 0 PB: 0 CS: 0	PA: 46													
PITCHER	IP	WLS	BF	H	R	ER	SO	BB	IBB	HBP	BLK	WP	HR	S	P	ERA	WHIP																		
Ryan Franklin, R (1, 1) Masaoki Kida, R (8, 1) Aron Taylor, R (7, 1) Shigetoshi Hasegawa, R (8, 1) 20 J.J. Putz, R (9, 1)	5.2	L	28	6	7	3	4	3	0	1	0	0	2	64	101	4.76	1.588																		
																		PITCHER	IP	WLS	BF	H	R	ER	SO	BB	IBB	HBP	BLK	WP	HR	S	P	ERA	WHIP
																			5.0		25	4	2	0	1	0	0	0	0	0	0	17	37	27.00	6.000
																			0.1		4	2	3	3	1	1	0	0	0	0	1	9	20	81.00	9.000
																			1.0		3	0	0	0	1	0	0	0	0	0	0	6	10	0.00	0.000
																			1.0		3	0	0	0	0	0	0	0	0	0	0	9	14	0.00	0.000

Boston Red Sox @ Seattle Mariners
Safeco Field, Seattle, WA
Fri Sep 10 2004, 7:05 PM PDT
Att: 38,100 - Dome - 69 F

AB 37
R 13
H 11
RBI 13
BB 7
SO 6
LOB 14



Batter	1	2	3	4	5	6	7	8	9	AB	R	H	RBI	BB	SO	LOB	BOTTOM																		
51 Ichiro Suzuki, L (1, 9) Hiram Bocachica, R (8, FR) OBP: 0.414, SLG: 0.467 OBP: 0.337, SLG: 0.403	F7		G6-3		G1-3			FC3-6		4	0	0	0	0	0	2																			
Randy Winn, S (1, 8) 7 Jeremy Reed, L (8, 8) OBP: 0.349, SLG: 0.433 OBP: 0.167, SLG: 0.167	E5		K		G4-3			FC4		3	0	0	0	0	1	1																			
Edgar Martinez, R (1, 10) OBP: 0.359, SLG: 0.407	G5-4-3		K		P3			FC4		4	0	0	0	0	1	4																			
Raul Ibanez, L (1, 7) 16 Willie Bloomquist, R (8, 7) OBP: 0.334, SLG: 0.448 OBP: 0.276, SLG: 0.313		2B		F9		P6			K	3	1	1	0	0	0	0																			
Bret Boone, R (1, 4) Mickey Lopez, S (7, PH) OBP: 0.317, SLG: 0.432 OBP: 0.276, SLG: 0.313		G4-3		HR			G3		G4-3	2	1	2	2	0	0	0																			
Scott Spiezio, S (1, 3) OBP: 0.282, SLG: 0.344		G4-3		G3			K			3	0	0	0	1	1	1																			
Greg Dobbs, L (1, 5) OBP: 0.111, SLG: 0.444		K		G1-3			P5		G4-3	4	0	0	0	0	1	2																			
Dan Wilson, R (1, 2) OBP: 0.294, SLG: 0.306		K			G3-1					3	0	1	0	0	1	1																			
4 Jose Lopez, R (1, 6) OBP: 0.277, SLG: 0.390					G5-3				K	3	0	1	0	0	1	1																			
Inning Stats	R: 0 E: 1 K: 0 S: 8	H: 2 LOB: 1 BB: 0 P: 8	R: 1 E: 0 K: 2 S: 11	H: 2 LOB: 1 BB: 0 P: 17	R: 0 E: 0 K: 2 S: 11	H: 1 LOB: 1 BB: 0 P: 15	R: 1 E: 0 K: 0 S: 10	H: 1 LOB: 0 BB: 0 P: 18	R: 0 E: 0 K: 0 S: 7	H: 0 LOB: 0 BB: 0 P: 7	R: 0 E: 0 K: 0 S: 7	H: 0 LOB: 0 BB: 0 P: 10	R: 0 E: 0 K: 1 S: 11	H: 0 LOB: 0 BB: 0 P: 16	R: 0 E: 0 K: 1 S: 12	H: 2 LOB: 2 BB: 0 P: 18	R: 0 E: 0 K: 1 S: 7	H: 0 LOB: 1 BB: 1 P: 14	1B: 3 2B: 2 3B: 0 HR: 1	SF: 0 SAC: 0 DP: 1 HBP: 0	WP: 0 PB: 0 CS: 0	PA: 34													
PITCHER	IP	WLS	BF	H	R	ER	SO	BB	IBB	HBP	BLK	WP	HR	S	P	ERA	WHIP																		
38 Curt Schilling, R (1, 1) Curt Leskanen, R (8, 1) Scott Williamson, R (9, 1)	7.0	W	25	4	2	2	5	0	0	0	0	0	0	12	18	0.00	2.000																		
																		PITCHER	IP	WLS	BF	H	R	ER	SO	BB	IBB	HBP	BLK	WP	HR	S	P	ERA	WHIP
																			1.0		5	2	0	0	1	0	0	0	0	0	0	7	14	0.00	1.000

Boston Red Sox @ Seattle Mariners
Safeco Field, Seattle, WA
Fri Sep 10 2004, 7:05 PM PDT
Att: 38,100 - Dome - 69 F

AB 33
R 2
H 6
RBI 2
BB 1
SO 7
LOB 12



Batter	1	2	3	4	5	6	7	8	9	AB	R	H	RBI	BB	SO	LOB	TOP										
18 Johnny Damon, L (1, 8) Dave McCarty, R (8, 3) OBP: 0.388, SLG: 0.474 OBP: 0.327, SLG: 0.388	G4-3	L7					K			4	1	1	2	0	1	1											
Mark Bellhorn, S (1, 4) Pokey Reese, R (7, 4) OBP: 0.376, SLG: 0.455 OBP: 0.277, SLG: 0.315	G3		K			HR	G6-3			4	1	1	2	0	1	0											
Manny Ramirez, R (1, 7) Adam Hyzdu, R (7, 7) OBP: 0.302, SLG: 0.635 OBP: 1.000, SLG: 2.000	HR		G6-3			HR	K			4	1	1	1	0	2	0											
34 David Ortiz, L (1, 10) OBP: 0.373, SLG: 0.605	L3		F8			L7				4	0	0	0	1	0	0											
Jason Varitek, S (1, 2) Doug Mirabelli, R (8, 2) OBP: 0.404, SLG: 0.501 OBP: 0.353, SLG: 0.507		2B				L8	K			2	1	0	0	2	1	0											
Kevin Millar, R (1, 3) Dave Roberts, L (8, 8) OBP: 0.381, SLG: 0.467 OBP: 0.341, SLG: 0.378		1B				K	K			4	1	1	1	0	2	2											
Orlando Cabrera, R (1, 6) Ricky Gutierrez, R (9, 4) OBP: 0.302, SLG: 0.374 OBP: 0.294, SLG: 0.266	P4		G5-3			F9				4	0	0	0	0	0	2											
20 Kevin Youkilis, R (1, 5) OBP: 0.380, SLG: 0.451	K					1B	G5-3			3	1	0	0	1	1	1											
Gabe Kapler, R (1, 9) OBP: 0.310, SLG: 0.406						1B	G6-3			3	1	1	1	1	0	0											
Inning Stats	R: 1 E: 0 K: 0 S: 10	H: 1 LOB: 0 BB: 0 P: 12	R: 2 E: 0 K: 1 S: 17	H: 2 LOB: 1 BB: 1 P: 33	R: 0 E: 0 K: 1 S: 9	H: 0 LOB: 0 BB: 0 P: 11	R: 0 E: 0 K: 1 S: 8	H: 0 LOB: 0 BB: 0 P: 11	R: 4 E: 0 K: 3 S: 24	H: 2 LOB: 1 BB: 2 P: 39	R: 0 E: 0 K: 2 S: 5	H: 0 LOB: 0 BB: 0 P: 10	R: 0 E: 0 K: 1 S: 11	H: 0 LOB: 0 BB: 0 P: 14	R: 0 E: 0 K: 0 S: 10	H: 0 LOB: 1 BB: 1 P: 17	R: 2 E: 0 K: 1 S: 14	H: 2 LOB: 3 BB: 3 P: 34	1B: 2 2B: 3 3B: 0 HR: 2	SF: 0 SAC: 0 DP: 0 HBP: 0	WP: 1 PB: 0 SB: 0 CS: 0	PA: 42					
PITCHER	IP	WLS	BF	H	R	ER	SO	BB	IBB	HBP	BLK	WP	HR	S	P	ERA	WHIP										
Jamie Moyer, L (1, 1) ERA: 5.09	5.0	L	24	5	7	7	6	3	0	0	0	1	2	68	106	12.60	1.600										
Scott Atchison, R (6, 1) ERA: 4.24	1.0		3	0	0	0	0	0	0	0	0	0	0	5	10	0.00	0.000										
Ron Villone, L (7, 1) ERA: 4.31	1.0		3	0	0	0	2	0	0	0	0	0	0	11	14	0.00	0.000										
Masao Kida, R (8, 1) ERA: 2.45	1.0		4	0	0	0	0	1	0	0	0	0	0	10	17	0.00	1.000										
Randy Williams, L (9, 1) ERA: 27.0	0.2		7	2	2	2	0	3	0	0	0	0	0	11	31	27.00	7.500										
PITCHER	IP	WLS	BF	H	R	ER	SO	BB	IBB	HBP	BLK	WP	HR	S	P	ERA	WHIP										
Matt Thornton, L (9, 1) ERA: 5.33	0.1		1	0	0	0	1	0	0	0	0	0	0	3	3	0.00	0.000										

Boston Red Sox @ Seattle Mariners
Safeco Field, Seattle, WA
Sat Sep 11 2004, 7:05 PM PDT
Att: 44,401 - Unknown - 66 F

AB 35
R 9
H 7
RBI 9
BB 7
SO 9
LOB 9



Batter	1	2	3	4	5	6	7	8	9	AB	R	H	RBI	BB	SO	LOB	BOTTOM										
51 Ichiro Suzuki, L (1, 9) OBP: 0.412, SLG: 0.464	G4-3		FC6-4			F7		FC1-6		4	0	0	0	0	0	4											
Randy Winn, S (1, 8) OBP: 0.347, SLG: 0.429	G3-1		G5-3			L7		G6-4-3		4	0	0	0	0	0	4											
Edgar Martinez, R (1, 10) Mickey Lopez, S (9, PH) OBP: 0.357, SLG: 0.404	G5-3					K		G5-3		3	0	0	0	0	1	0											
Raul Ibanez, L (1, 7) OBP: 0.333, SLG: 0.446		F8				1B				4	0	1	0	0	1	0											
Bret Boone, R (1, 4) Hiram Bocachica, R (9, PH) OBP: 0.315, SLG: 0.429 OBP: 0.344, SLG: 0.423		G5-3				K		G5-3		3	0	0	0	0	1	1											
Jolbert Cabrera, R (1, 3) OBP: 0.317, SLG: 0.399						F7				4	0	1	0	0	2	2											
Greg Dobbs, L (1, 5) OBP: 0.167, SLG: 0.417						51 FC6-4				3	0	1	0	0	0	1											
Dan Wilson, R (1, 2) OBP: 0.294, SLG: 0.306						51 FC6-4				3	0	1	0	0	1	0											
4 Jose Lopez, R (1, 6) OBP: 0.271, SLG: 0.381						K		G6-3		3	0	0	0	0	1	3											
Inning Stats	R: 0 E: 0 K: 0 S: 8	H: 0 LOB: 0 BB: 0 P: 13	R: 0 E: 0 K: 1 S: 7	H: 0 LOB: 0 BB: 0 P: 12	R: 0 E: 0 K: 1 S: 11	H: 2 LOB: 2 BB: 0 P: 18	R: 0 E: 0 K: 2 S: 12	H: 1 LOB: 1 BB: 0 P: 16	R: 0 E: 0 K: 1 S: 7	H: 0 LOB: 0 BB: 0 P: 10	R: 0 E: 0 K: 0 S: 5	H: 0 LOB: 0 BB: 0 P: 7	R: 0 E: 0 K: 1 S: 9	H: 1 LOB: 1 BB: 0 P: 9	R: 0 E: 2 K: 0 S: 7	H: 0 LOB: 1 BB: 0 P: 10	R: 0 E: 0 K: 1 S: 9	H: 1 LOB: 1 BB: 0 P: 14	1B: 4 2B: 1 3B: 0 HR: 0	SF: 0 SAC: 0 DP: 1 HBP: 0	WP: 0 PB: 0 SB: 0 CS: 0	PA: 33					
PITCHER	IP	WLS	BF	H	R	ER	SO	BB	IBB	HBP	BLK	WP	HR	S	P	ERA	WHIP										
Bronson Arroyo, R (1, 1) ERA: 4.04	7.0	W	25	4	0	0	6	0	0	0	0	0	0	7	10	0.00	0.000										
50 Mike Timlin, R (8, 1) ERA: 4.25	1.0		4	0	0	0	0	0	0	0	0	0	0	7	10	0.00	0.000										
Alan Embree, L (9, 1) ERA: 4.17	1.0		4	1	0	0	1	0	0	0	0	0	0	9	14	0.00	1.000										
PITCHER	IP	WLS	BF	H	R	ER	SO	BB	IBB	HBP	BLK	WP	HR	S	P	ERA	WHIP										

Boston Red Sox @ Seattle Mariners
Safeco Field, Seattle, WA
Sat Sep 11 2004, 7:05 PM PDT
Att: 44,401 - Unknown - 66 F

AB 33
R 0
H 5
RBI 0
BB 0
SO 7
LOB 15



Batter	1	2	3	4	5	6	7	8	9	AB	R	H	RBI	BB	SO	LOB	TOP			
18 Johnny Damon, L (1, 8) OBP: 0.388, SLG: 0.474	1-2 2B 1B		0-2 P4			4-2 1B BB		3-2 P6		3	0	1	0	1	0	1				
Orlando Cabrera, R (1, 6) OBP: 0.302, SLG: 0.373	3-2 F9		0-2 FC4-6			2-1 1B		1-2 L6		4	0	1	0	0	0	2				
Manny Ramirez, R (1, 10) OBP: 0.404, SLG: 0.634	2-2 F9-6 2B			1-2 G1-3		0-0 L4		3-3 K		4	0	1	0	0	1	2				
Jason Varitek, S (1, 2) OBP: 0.400, SLG: 0.496	0-0 F9-6			0-2 F7		1-3 K			1-1 G4-3	4	0	0	0	0	1	4				
Kevin Millar, R (1, 7) OBP: 0.378, SLG: 0.463		2-1 F7		0-0 L8		0-1 P2			2-0 G5-3	4	0	0	0	0	0	2				
Trot Nixon, L (1, 9) OBP: 0.342, SLG: 0.425	1-1 P6				1-0 2B				2-2 P6	3	0	2	0	0	0	0				
Dave Roberts, L (7, PR) OBP: 0.340, SLG: 0.377 (7, 9)										1	0	0	0	0	0	0				
Bill Mueller, S (1, 5) OBP: 0.364, SLG: 0.448		2-2 K			2-0 G6-3			0-0 F8		3	0	0	0	0	1	2				
Dave McCarty, R (1, 3) OBP: 0.321, SLG: 0.380			2-0 G4-3		3-2 P3			0-3 K		3	0	0	0	0	1	2				
Pokey Reese, R (1, 4) OBP: 0.275, SLG: 0.313			0-1 E6		2-0 F9			1-2 L5		2	0	0	0	0	0	1				
34 David Ortiz, L (7, PH) OBP: 0.373, SLG: 0.603										1	0	0	0	0	0	1				
Mark Bellhorn, S (7, 4) OBP: 0.376, SLG: 0.455										0	0	0	0	0	0	0				
Inning Stats	R: 0 E: 0 K: 0 S: 15	H: 2 LOB: 1 BB: 0 P: 21	R: 0 E: 0 K: 1 S: 8	H: 0 LOB: 0 BB: 0 P: 13	R: 0 E: 1 K: 0 S: 10	H: 0 LOB: 1 BB: 0 P: 12	R: 0 E: 0 K: 0 S: 9	H: 0 LOB: 1 BB: 0 P: 10	R: 0 E: 0 K: 1 S: 12	H: 1 LOB: 2 BB: 1 P: 19	R: 0 E: 0 K: 1 S: 8	H: 1 LOB: 1 BB: 0 P: 10	R: 0 E: 0 K: 1 S: 11	H: 0 LOB: 0 BB: 0 P: 18	R: 0 E: 0 K: 0 S: 7	H: 0 LOB: 0 BB: 0 P: 12	1B: 3 2B: 3 3B: 0 HR: 0	SF: 0 SAC: 0 DP: 1 HBP: 0	WP: 0 PB: 0 SB: 0 CS: 0	PA: 33
PITCHER Gil Meche, R (1, 1) ERA: 4.92	IP: 9.0 WLS: W BF: 33 H: 5 R: 0 ER: 0 SO: 4 BB: 1 IBB: 0 HBP: 0 BLK: 0 WP: 0 HR: 0 S: 86 P: 129 ERA: 0.00 WHIP: 0.667															PITCHER				

Boston Red Sox @ Seattle Mariners
Safeco Field, Seattle, WA
Sun Sep 12 2004, 1:05 PM PDT
Att: 43,742 - Unknown - 62 F

AB 32
R 0
H 5
RBI 0
BB 1
SO 4
LOB 17



Batter	1	2	3	4	5	6	7	8	9	AB	R	H	RBI	BB	SO	LOB	BOTTOM			
51 Ichiro Suzuki, L (1, 9) OBP: 0.412, SLG: 0.464	2-2 SH5-3 1B		2-1 G6-3			2-2 G6-3		3-2 FC6-4 1B		4	0	2	0	0	0	0				
Randy Winn, S (1, 7) OBP: 0.346, SLG: 0.429 (8, 8)	0-0 SH5-3			0-1 G5-3 1B		1-2 G5-3		1-2 K		3	0	1	0	0	1	1				
Edgar Martinez, R (1, 10) OBP: 0.356, SLG: 0.402	1-0 G6-3			0-2 G5-3		2-1 HR 1B		1-1 FC6-4		4	1	1	0	0	0	3				
Raul Ibanez, L (1, 3) OBP: 0.333, SLG: 0.453 (8, 7)	2-0 G4-3			3-3 K		2-0 HR				3	1	1	2	0	1	2				
Bret Boone, R (1, 4) OBP: 0.314, SLG: 0.427		0-1 P2		1-0 G5-3		3-3 K				3	0	0	0	0	1	1				
Greg Dobbs, L (1, 5) OBP: 0.133, SLG: 0.333		3-1 F7			2-2 K			2-3 K		3	0	0	0	0	2	0				
Miguel Olivo, R (1, 2) OBP: 0.303, SLG: 0.469		2-3 K			3-3 K			4-2 G6-4-3 BB		2	0	0	0	1	2	0				
7 Jeremy Reed, L (1, 8) OBP: 0.222, SLG: 0.222			3-2 G6-3		0-0 4 S 1B			0-1 G6-4-3		3	0	1	0	0	0	1				
Scott Spiezio, S (8, 3) OBP: 0.282, SLG: 0.344								1-2 G6-4-3		0	0	0	0	0	0	0				
4 Jose Lopez, R (1, 6) OBP: 0.265, SLG: 0.373			0-2 P1		1-1 G1-3			0-0 G6-3		3	0	0	0	0	0	1				
Inning Stats	R: 0 E: 0 K: 0 S: 8	H: 1 LOB: 1 BB: 0 P: 13	R: 0 E: 0 K: 1 S: 9	H: 0 LOB: 0 BB: 0 P: 14	R: 0 E: 0 K: 0 S: 8	H: 0 LOB: 0 BB: 0 P: 13	R: 0 E: 0 K: 1 S: 9	H: 1 LOB: 1 BB: 0 P: 13	R: 0 E: 0 K: 2 S: 10	H: 1 LOB: 1 BB: 0 P: 16	R: 2 E: 0 K: 1 S: 15	H: 2 LOB: 0 BB: 0 P: 25	R: 0 E: 0 K: 1 S: 8	H: 0 LOB: 0 BB: 1 P: 14	R: 0 E: 0 K: 1 S: 11	H: 1 LOB: 1 BB: 0 P: 15	1B: 5 2B: 0 3B: 0 HR: 1	SF: 0 SAC: 1 DP: 1 HBP: 0	WP: 0 PB: 0 SB: 1 CS: 0	PA: 30
PITCHER Derek Lowe, R (1, 1) ERA: 4.91 Keith Foulke, R (8, 1) ERA: 1.95	IP: 7.0 WLS: L BF: 26 H: 5 R: 2 ER: 2 SO: 6 BB: 1 IBB: 0 HBP: 0 BLK: 0 WP: 0 HR: 1 S: 67 P: 108 ERA: 2.57 WHIP: 0.857															PITCHER				

Boston Red Sox @ Seattle Mariners
Safeco Field, Seattle, WA
Sun Sep 12 2004, 1:05 PM PDT
Att: 43,742 - Unknown - 62 F

AB 28
R 2
H 6
RBI 2
BB 1
SO 7
LOB 9



Batter	1	2	3	4	5	6	7	8	9	AB	R	H	RBI	BB	SO	LOB	TOP			
13 Carl Crawford, L OBP: 0.329, SLG: 0.443																	3 1 1 1 2 0 0			
Julio Lugo, R OBP: 0.345, SLG: 0.401																	3 1 2 0 2 1 2			
Aubrey Huff, L OBP: 0.360, SLG: 0.490																	4 1 1 2 1 1 3			
5 Rocco Baldelli, R OBP: 0.334, SLG: 0.439																	5 1 2 1 0 0 5			
Tino Martinez, L OBP: 0.359, SLG: 0.460																	5 0 1 0 0 0 4			
José Cruz Jr., S OBP: 0.332, SLG: 0.436																	5 0 1 1 0 4 3			
B.J. Upton, R OBP: 0.350, SLG: 0.438																	3 0 0 0 1 0 2			
Geoff Blum, S OBP: 0.271, SLG: 0.348																	1 0 0 0 0 0 1			
Toby Hall, R OBP: 0.311, SLG: 0.376																	5 1 2 0 0 2 2			
3 Jorge Cantu, R OBP: 0.316, SLG: 0.414																	4 0 0 0 0 3 4			
Inning Stats	R: 1 E: 0 K: 1 S: 11	H: 1 LOB: 2 BB: 2 P: 22	R: 0 E: 1 K: 3 S: 14	H: 0 LOB: 2 BB: 1 P: 23	R: 1 E: 0 K: 1 S: 8	H: 1 LOB: 0 BB: 0 P: 11	R: 0 E: 0 K: 2 S: 8	H: 0 LOB: 0 BB: 0 P: 12	R: 0 E: 0 K: 1 S: 12	H: 1 LOB: 1 BB: 1 P: 19	R: 2 E: 0 K: 0 S: 19	H: 4 LOB: 2 BB: 0 P: 28	R: 1 E: 0 K: 0 S: 9	H: 2 LOB: 2 BB: 1 P: 17	R: 0 E: 0 K: 1 S: 9	H: 1 LOB: 1 BB: 0 P: 14	1B: 7 2B: 1 3B: 0 HR: 2	SF: 0 SAC: 0 DP: 0 HBP: 0	WP: 0 PB: 0 SB: 3 CS: 3	PA: 44
PITCHER	IP WLS BF H R ER SO BB IBB HBP BLK WP HR S P ERA WHIP																			
Pedro Martínez, R ERA: 3.43	(1, 1) 6.0 L 27 3 2 2 2 10 5 0 0 0 0 0 2 69 113 3.00 1.333																			
Alan Embree, L ERA: 4.53	(7, 1) 0.1 3 2 2 2 0 0 0 0 0 0 0 0 8 15 54.00 6.000																			
50 Mike Timlin, R ERA: 4.21	(7, 1) 0.2 4 2 0 0 0 0 0 0 0 0 0 0 11 13 0.00 3.000																			
Ramiro Mendoza, R ERA: 1.96	(8, 1) 0.1 4 2 1 1 0 0 1 0 0 0 0 0 4 10 27.00 6.000																			
Mike Myers, L ERA: 4.79	(8, 1) 0.1 1 0 0 0 0 0 0 0 0 0 0 0 2 2 0.00 0.000																			

Tampa Bay Devil Rays @ Boston Red Sox
Fenway Park, Boston, MA
Tue Sep 14 2004, 7:05 PM EDT
Att: 35,118 - Cloudy - 59 F

AB 38
R 5
H 10
RBI 5
BB 6
SO 11
LOB 26





Batter	1	2	3	4	5	6	7	8	9	AB	R	H	RBI	BB	SO	LOB	BOTTOM					
18 Johnny Damon, L OBP: 0.388, SLG: 0.471										3 0 0 0 1 2 0												
Mark Bellhorn, S OBP: 0.373, SLG: 0.451										4 0 0 0 0 4 1												
Manny Ramirez, R OBP: 0.401, SLG: 0.629										4 0 0 0 0 1 1												
34 David Ortiz, L OBP: 0.374, SLG: 0.603										4 0 2 0 0 1 0												
Jason Varitek, S OBP: 0.399, SLG: 0.493										3 0 0 0 0 0 2												
Kevin Millar, R OBP: 0.381, SLG: 0.466										3 0 2 0 1 0 0												
Orlando Cabrera, R OBP: 0.303, SLG: 0.372										2 0 0 0 2 0 2												
Bill Mueller, S OBP: 0.363, SLG: 0.447										1 0 0 0 0 0 3												
20 Kevin Youkilis, R OBP: 0.376, SLG: 0.446										2 1 0 0 0 1 2												
Gabe Kapler, R OBP: 0.308, SLG: 0.403										2 0 0 0 0 1 2												
Trot Nixon, L OBP: 0.347, SLG: 0.458										1 1 1 2 0 0 0												
Inning Stats	R: 0 E: 0 K: 1 S: 9	H: 0 LOB: 0 BB: 1 P: 14	R: 0 E: 0 K: 0 S: 10	H: 2 LOB: 1 BB: 1 P: 19	R: 0 E: 0 K: 3 S: 10	H: 0 LOB: 0 BB: 0 P: 17	R: 0 E: 0 K: 2 S: 8	H: 0 LOB: 0 BB: 0 P: 11	R: 0 E: 0 K: 1 S: 8	H: 1 LOB: 1 BB: 1 P: 19	R: 0 E: 0 K: 2 S: 7	H: 0 LOB: 0 BB: 0 P: 12	R: 0 E: 0 K: 0 S: 9	H: 1 LOB: 0 BB: 0 P: 16	R: 2 E: 1 K: 1 S: 13	H: 1 LOB: 0 BB: 0 P: 20	R: 0 E: 0 K: 0 S: 8	H: 0 LOB: 2 BB: 1 P: 14	1B: 3 2B: 1 3B: 0 HR: 1	SF: 0 SAC: 0 DP: 2 HBP: 1	WP: 0 PB: 0 SB: 0 CS: 1	PA: 36
PITCHER	IP WLS BF H R ER SO BB IBB HBP BLK WP HR S P ERA WHIP																					
19 Scott Kazmir, L ERA: 4.09	(1, 1) 6.0 W 21 3 2 2 1 1 0 0 0 0 0 0 1 22 36 4.50 1.000																					
Travis Harper, R ERA: 3.91	(7, 1) 2.0 8 2 2 1 1 0 0 0 0 0 0 1 22 36 4.50 1.000																					
Danys Baez, R ERA: 3.47	(9, 1) 1.0 S 5 0 0 0 0 0 1 0 1 0 0 0 0 8 14 0.00 1.000																					

Tampa Bay Devil Rays @ Boston Red Sox
Fenway Park, Boston, MA
Tue Sep 14 2004, 7:05 PM EDT
Att: 35,118 - Cloudy - 59 F

AB 29
R 2
H 5
RBI 2
BB 4
SO 10
LOB 13



Batter	1	2	3	4	5	6	7	8	9	AB	R	H	RBI	BB	SO	LOB	TOP					
13 Carl Crawford, L OBP: 0.329, SLG: 0.443	F7		K		FC4-6			FC6-4 1B	K	5	0	1	0	0	2	3	Tampa Bay Devil Rays @ Boston Red Sox Fenway Park, Boston, MA Thu Sep 16 2004, 7:05 PM EDT Att: 35,048 - Sunny - 64 F					
Julio Lugo, R OBP: 0.343, SLG: 0.399	P2					F9		FC6-4 G3-1 2B		4	1	1	0	0	0	2						
Aubrey Huff, L OBP: 0.356, SLG: 0.483	P5			P6		K		G3-1		4	0	0	1	0	1	2						
5 Rocco Baldelli, R OBP: 0.335, SLG: 0.443		G4-3		K		HR		2B		3	2	1	1	1	1	1						
Geoff Blum, S OBP: 0.270, SLG: 0.350		P6		G4-3		F8		BB		4	0	1	2	0	0	1						
Tino Martinez, L OBP: 0.360, SLG: 0.455					K			F9		3	0	1	0	1	1	1						
José Cruz Jr., S OBP: 0.301, SLG: 0.433									G6-3	3	0	1	0	0	1	2						
Matt Diaz, R (9, PH)										1	0	0	0	0	0	0						
Toby Hall, R OBP: 0.313, SLG: 0.384					F8					3	0	1	0	0	0	0						
Midre Cummings, L OBP: 0.222, SLG: 0.235										1	0	1	0	0	0	0						
3 Jorge Cantu, R OBP: 0.333, SLG: 0.444					K					4	1	2	0	0	1	2						
																						
Inning Stats	R: 0 E: 0 K: 0 S: 5	H: 0 LOB: 0 BB: 0 P: 5	R: 0 E: 0 K: 1 S: 8	H: 0 LOB: 1 BB: 1 P: 16	R: 0 E: 0 K: 2 S: 10	H: 0 LOB: 0 BB: 0 P: 12	R: 0 E: 0 K: 1 S: 8	H: 1 LOB: 1 BB: 0 P: 10	R: 0 E: 0 K: 1 S: 11	H: 2 LOB: 2 BB: 0 P: 13	R: 1 E: 0 K: 1 S: 16	H: 1 LOB: 0 BB: 0 P: 24	R: 0 E: 0 K: 0 S: 8	H: 1 LOB: 0 BB: 0 P: 9	R: 3 E: 0 K: 0 S: 10	H: 3 LOB: 1 BB: 1 P: 16	R: 0 E: 0 K: 1 S: 12	H: 2 LOB: 1 BB: 0 P: 19	1B: 7 2B: 2 3B: 0 HR: 1	SF: 0 SAC: 0 DP: 1 HBP: 0	WP: 0 PB: 0 SB: 0 CS: 0	PA: 37
PITCHER	IP WLS BF H R ER SO BB IBB HBP BLK WP HR S P ERA WHIP																					
38 Curt Schilling, R ERA: 3.4	(1, 1) 7.2 W 32 8 4 4 6 2 0 0 0 0 0 1 75 104 4.70 1.304																					
Terry Adams, R ERA: 4.55	(8, 1) 1.1 5 2 0 0 1 0 0 0 0 0 0 0 13 20 0.00 1.500																					

Batter	1	2	3	4	5	6	7	8	9	AB	R	H	RBI	BB	SO	LOB	BOTTOM			
18 Johnny Damon, L OBP: 0.388, SLG: 0.474	G4-3				K					5	1	2	4	0	1	1	Tampa Bay Devil Rays @ Boston Red Sox Fenway Park, Boston, MA Thu Sep 16 2004, 7:05 PM EDT Att: 35,048 - Sunny - 64 F			
Dave Roberts, L OBP: 0.340, SLG: 0.377		G3								0	0	0	0	0	0	0				
Mark Bellhorn, S OBP: 0.374, SLG: 0.460					K					5	1	2	1	0	3	2				
Ricky Gutierrez, R OBP: 0.294, SLG: 0.266	34 1B									0	0	0	0	0	0	0				
Manny Ramirez, R OBP: 0.402, SLG: 0.625										2	1	0	0	2	0	2				
Adam Hyzdu, R OBP: 0.500, SLG: 1.000	34 1B				G6-3					1	0	0	0	0	0	0				
34 David Ortiz, L OBP: 0.373, SLG: 0.600										4	2	2	0	0	1	2				
Dave McCarty, R OBP: 0.319, SLG: 0.378	2B				K					1	0	0	0	0	1	0				
Kevin Millar, R OBP: 0.382, SLG: 0.484										4	1	2	4	0	0	2				
Doug Mientkiewicz, L OBP: 0.329, SLG: 0.354	G3-1				G5-3					1	0	0	0	0	0	0				
Jason Varitek, S OBP: 0.399, SLG: 0.493										3	2	1	1	1	0	1				
Doug Mirabeli, R OBP: 0.366, SLG: 0.519	G3-1				F9					0	0	0	0	0	0	0				
Orlando Cabrera, R OBP: 0.365, SLG: 0.374										4	2	2	0	0	0	1				
Pokey Reese, R OBP: 0.275, SLG: 0.313	F7				E6					0	0	0	0	0	0	0				
20 Kevin Youkilis, R OBP: 0.372, SLG: 0.437										4	0	1	1	0	1	3				
Gabe Kapler, R OBP: 0.307, SLG: 0.401										4	1	1	0	0	2	4				
																				
Inning Stats	R: 3 E: 0 K: 0 S: 19	H: 3 LOB: 1 BB: 1 P: 29	R: 0 E: 0 K: 1 S: 8	H: 0 LOB: 0 BB: 0 P: 12	R: 0 E: 0 K: 2 S: 8	H: 0 LOB: 0 BB: 0 P: 12	R: 0 E: 1 K: 1 S: 7	H: 0 LOB: 1 BB: 0 P: 13	R: 1 E: 0 K: 1 S: 9	H: 2 LOB: 2 BB: 1 P: 20	R: 2 E: 0 K: 2 S: 16	H: 4 LOB: 2 BB: 0 P: 20	R: 5 E: 0 K: 1 S: 20	H: 4 LOB: 0 BB: 1 P: 35	R: 0 E: 0 K: 1 S: 8	H: 0 LOB: 0 BB: 0 P: 11	1B: 7 2B: 4 3B: 0 HR: 2	SF: 0 SAC: 0 DP: 0 HBP: 0	WP: 0 PB: 0 SB: 1 CS: 0	PA: 41
PITCHER	IP WLS BF H R ER SO BB IBB HBP BLK WP HR S P ERA WHIP																			
Mark Hendrickson, L ERA: 5.11	(1, 1) 5.0 L 25 7 6 6 5 1 1 0 1 0 0 0 54 89 10.80 1.600																			
Chad Gaudin, R ERA: 5.2	(6, 1) 0.1 2 1 0 0 1 0 0 0 0 0 0 0 5 6 0.00 3.000																			
Bobby Seay, L ERA: 2.68	(6, 1) 0.1 2 1 0 0 1 0 0 0 0 0 0 0 5 6 0.00 3.000																			
John Webb, R ERA: 16.88	(6, 1) 1.1 9 4 5 5 1 1 0 0 0 0 0 2 23 40 33.75 3.750																			
Todd Ritchie, R ERA:	(8, 1) 1.0 3 0 0 0 1 0 0 0 0 0 0 0 8 11 0.00 0.000																			

Batter	1	2	3	4	5	6	7	8	9	AB	R	H	RBI	BB	SO	LOB	TOP			
18 Johnny Damon, L (1, 8) OBP: 0.389, SLG: 0.480	F8		HR				G3		1B	4	1	2	2	1	0	0	Boston Red Sox @ New York Yankees Yankee Stadium, Bronx, NY Fri Sep 17 2004, 7:05 PM EDT Att: 55,128 - Unknown - 73 F livebaseballscorecards.com			
Mark Bellhorn, S (1, 4) OBP: 0.372, SLG: 0.457 Pokey Reese, R (9, 4) OBP: 0.275, SLG: 0.313	34 1B FC1-2 1B							K	G4-3	5	0	1	0	0	3	3				
Manny Ramirez, R (1, 7) OBP: 0.403, SLG: 0.623	34 1B FC1-2 1B							G3		2	0	0	0	2	0	1				
34 David Ortiz, L (1, 10) OBP: 0.374, SLG: 0.598	FC1-2 1B		G1-3					K		3	0	1	0	1	1	1				
Trot Nixon, L (1, 9) OBP: 0.357, SLG: 0.474 Dave Roberts, L (9, PR) OBP: 0.340, SLG: 0.377 Doug Mientkiewicz, L (9, 3) OBP: 0.328, SLG: 0.354	FC1-2 1B		K				G1-4-3 1B		S 1B BB	3	0	1	0	1	1	4				
Jason Varitek, S (1, 2) OBP: 0.396, SLG: 0.488	K						K		S 1B BB	4	0	0	0	0	4	6				
Kevin Millar, R (1, 3) OBP: 0.381, SLG: 0.481 Gabe Kapler, R (9, PR) OBP: 0.307, SLG: 0.401		K		P3			G1-4-3		S 1B HBP	3	0	0	0	0	1	2				
Orlando Cabrera, R (1, 6) OBP: 0.305, SLG: 0.373		G3		L8					S 1B 1B	4	0	1	1	0	1	0				
20 Kevin Youkilis, R (1, 5) OBP: 0.365, SLG: 0.428	K						F9		K	4	0	0	0	0	3	2				
Inning Stats	R: 0 E: 0 K: 1 S: 13	H: 2 LOB: 3 BB: 1 P: 23	R: 0 E: 0 K: 2 S: 10	H: 0 LOB: 0 BB: 0 P: 15	R: 1 E: 0 K: 2 S: 15	H: 1 LOB: 1 BB: 1 P: 30	R: 0 E: 0 K: 1 S: 10	H: 0 LOB: 0 BB: 0 P: 16	R: 0 E: 0 K: 1 S: 12	H: 1 LOB: 1 BB: 1 P: 22	R: 0 E: 0 K: 2 S: 8	H: 0 LOB: 0 BB: 0 P: 14	R: 0 E: 0 K: 2 S: 9	H: 0 LOB: 0 BB: 0 P: 15	R: 2 E: 0 K: 2 S: 16	H: 2 LOB: 2 BB: 1 P: 27		1B: 5 2B: 0 3B: 0 HR: 1	SF: 0 SAC: 0 DP: 1 HBP: 1	WP: 0 PB: 0 CS: 0
PITCHER	IP WLS BF H R ER SO BB IBB HBP BLK WP HR S P ERA WHIP																			
Orlando Hernandez, R (1, 1) ERA: 2.91	3.0	14	3	1	1	5	2	0	0	0	0	0	1	38	68	3.00	1.667			
Tanyon Sturtze, R (4, 1) ERA: 6.13	3.2	13	1	0	0	5	2	0	0	0	0	0	0	36	59	0.00	0.818			
Tom Gordon, R (7, 1) ERA: 2.3	1.1	H	4	0	0	2	0	0	0	0	0	0	0	12	20	0.00	0.000			
42 Mariano Rivera, R (9, 1) ERA: 1.95	1.0	L	7	2	2	2	1	0	1	0	0	0	0	16	27	18.00	3.000			

Batter	1	2	3	4	5	6	7	8	9	AB	R	H	RBI	BB	SO	LOB	BOTTOM					
2 Derek Jeter, R (1, 6) OBP: 0.346, SLG: 0.464	P6		K				G5-3		L9	4	0	0	0	0	1	2	Boston Red Sox @ New York Yankees Yankee Stadium, Bronx, NY Fri Sep 17 2004, 7:05 PM EDT Att: 55,128 - Unknown - 73 F livebaseballscorecards.com					
13 Alex Rodriguez, R (1, 5) OBP: 0.380, SLG: 0.517	P6						1B 20 G3-1		K	3	1	1	0	1	1	0						
Gary Sheffield, R (1, 9) OBP: 0.402, SLG: 0.547	P4						20 G3-1		FC5	3	0	1	0	1	0	2						
55 Hideki Matsui, L (1, 7) OBP: 0.388, SLG: 0.505		G3-1					F9		P5	4	0	0	0	0	1	3						
20 Jorge Posada, S (1, 2) OBP: 0.400, SLG: 0.465		F9					G3-1		F8	4	0	0	1	0	0	1						
25 Jason Giambi, L (1, 10) OBP: 0.348, SLG: 0.384		K					G4-3		P6	4	0	0	0	0	2	1						
John Olerud, L (1, 3) OBP: 0.356, SLG: 0.373			K						K	4	1	1	1	0	3	0						
Miguel Cairo, R (1, 4) OBP: 0.341, SLG: 0.426									F7	2	0	0	0	0	0	0						
Kenny Lofton, L (1, 8) OBP: 0.346, SLG: 0.409									FC5 2 G5-3 1B	3	0	1	0	0	1	1						
Inning Stats	R: 0 E: 0 K: 0 S: 7	H: 0 LOB: 0 BB: 0 P: 10	R: 0 E: 0 K: 1 S: 6	H: 0 LOB: 0 BB: 0 P: 9	R: 0 E: 0 K: 2 S: 9	H: 0 LOB: 1 BB: 0 P: 15	R: 1 E: 0 K: 0 S: 9	H: 2 LOB: 1 BB: 0 P: 14	R: 1 E: 0 K: 0 S: 13	H: 2 LOB: 2 BB: 1 P: 23	R: 0 E: 0 K: 2 S: 11	H: 0 LOB: 0 BB: 0 P: 18	R: 0 E: 0 K: 2 S: 12	H: 0 LOB: 0 BB: 0 P: 16	R: 0 E: 0 K: 2 S: 10	H: 0 LOB: 1 BB: 1 P: 19		R: 0 E: 0 K: 2 S: 9	H: 0 LOB: 0 BB: 0 P: 16	1B: 2 2B: 1 3B: 0 HR: 1	SF: 0 SAC: 0 DP: 0 HBP: 1	WP: 0 PB: 0 CS: 0
PITCHER	IP WLS BF H R ER SO BB IBB HBP BLK WP HR S P ERA WHIP																					
Bronson Arroyo, R (1, 1) ERA: 4.01	6.0	24	4	2	2	3	1	0	1	0	0	0	0	12	16	0.00	0.833					
Alan Embree, L (7, 1) ERA: 4.44	1.0	3	0	0	0	2	0	0	0	0	0	0	0	10	19	0.00	1.000					
50 Mike Timlin, R (8, 1) ERA: 4.09	1.0	W	4	0	0	2	1	0	0	0	0	0	0	10	19	0.00	1.000					
Keith Foulke, R (9, 1) ERA: 1.9	1.0	S	3	0	0	2	0	0	0	0	0	0	0	9	16	0.00	0.000					

Batter	1	2	3	4	5	6	7	8	9	AB	R	H	RBI	BB	SO	LOB	TOP			
18 Johnny Damon, L OBP: 0.388, SLG: 0.477 Adam Hyzdu, R OBP: 0.333, SLG: 0.667	1-0 P6		1-2 FC6			2-2 G1-3			0-0 P6	3	0	0	0	0	0	1	Boston Red Sox @ New York Yankees Yankee Stadium, Bronx, NY Sat Sep 18 2004, 1:05 PM EDT Att: 55,153 - Cloudy - 68 F			
Mark Bellhorn, S OBP: 0.371, SLG: 0.455 20 Kevin Youkilis, R OBP: 0.366, SLG: 0.429	0-1 F7			0-0 F7			1-3 K		1-0 HR	2	0	0	0	0	0	0				
Manny Ramirez, R OBP: 0.401, SLG: 0.620 Dave Roberts, L OBP: 0.341, SLG: 0.387	2-2 G6-3			1-3 K			1-1 G4-3		0-1 HR	2	0	0	0	0	1	0				
34 David Ortiz, L OBP: 0.374, SLG: 0.603 Trot Nixon, L OBP: 0.354, SLG: 0.470		1-0 F8		0-0 G6-3			1-1 HR		2-2 F7	3	1	1	1	0	0	0				
Kevin Millar, R OBP: 0.380, SLG: 0.479 Dave McCarty, R OBP: 0.321, SLG: 0.379		0-3 K			2-2 F9				0-1 HR	2	0	0	0	0	1	0				
Jason Varitek, S OBP: 0.394, SLG: 0.486 Doug Mirabelli, R OBP: 0.368, SLG: 0.526		0-1 P4			3-3 K				3-2 L9	2	0	0	0	0	1	0				
Orlando Cabrera, R OBP: 0.401, SLG: 0.371 Ricky Gutierrez, R OBP: 0.288, SLG: 0.260			1-2 P4		1-2 G5-3				0-0 F9	2	0	0	0	0	0	1				
Doug Mientkiewicz, L OBP: 0.331, SLG: 0.357			4-1 FC6 BB			1-0 G6-3			1-1 HR	2	0	1	0	1	0	0				
Pokey Reese, R OBP: 0.272, SLG: 0.308			0-3 K			0-3 K			1-3 K	3	0	0	0	0	3	2				
Inning Stats	R: 0 E: 0 K: 0 S: 6	H: 0 LOB: 0 BB: 0 P: 9	R: 0 E: 0 K: 1 S: 7	H: 0 LOB: 0 BB: 1 P: 8	R: 0 E: 0 K: 1 S: 11	H: 0 LOB: 1 BB: 1 P: 17	R: 0 E: 0 K: 1 S: 5	H: 0 LOB: 0 BB: 0 P: 6	R: 0 E: 0 K: 1 S: 10	H: 0 LOB: 0 BB: 0 P: 16	R: 0 E: 0 K: 1 S: 10	H: 1 LOB: 0 BB: 0 P: 13	R: 0 E: 0 K: 1 S: 9	H: 1 LOB: 1 BB: 0 P: 14	R: 3 E: 0 K: 0 S: 15	H: 4 LOB: 1 BB: 0 P: 24		1B: 2 2B: 2 3B: 0 HR: 2	SF: 0 SAC: 0 DP: 0 HBP: 0	WP: 0 PB: 0 SB: 0 CS: 0
PITCHER	IP WLS BF H R ER SO BB IBB HBP BLK WP HR S P ERA WHIP																			
Jon Lieber, R ERA: 4.4	(1, 1) 8.1 W 30 4 3 3 7 1 0 0 0 0 2 69 98 3.24 0.600																			
Scott Proctor, R ERA: 5.32	(9, 1) 0.2 4 2 1 1 0 0 0 0 0 0 0 11 19 13.50 3.000																			

Batter	1	2	3	4	5	6	7	8	9	AB	R	H	RBI	BB	SO	LOB	BOTTOM			
2 Derek Jeter, R OBP: 0.349, SLG: 0.466 Enrique Wilson, S OBP: 0.256, SLG: 0.333	4-1 BB 13 1B				0-1 HR 13		2-1 HR 13 G6-4-3			3	3	2	0	2	0	3	Boston Red Sox @ New York Yankees Yankee Stadium, Bronx, NY Sat Sep 18 2004, 1:05 PM EDT Att: 55,153 - Cloudy - 68 F			
13 Alex Rodriguez, R OBP: 0.382, SLG: 0.523 Felix Escalona, R	1-1 BB 20 1B	1 SAFE 2-2 S 1B	0-2 K		1-1 HR 2H 3H		0-1 G6-4-3			5	3	3	3	0	1	1				
Gary Sheffield, R OBP: 0.401, SLG: 0.545 Bubba Crosby, L OBP: 0.213, SLG: 0.318	2-3 K	2-1 WP 1B	1-1 L7		2-3 HR 1B		1-3 K			4	1	1	1	0	1	2				
55 Hideki Matsui, L OBP: 0.390, SLG: 0.506	2-1 BB 20 1B	1-2 WP 1B	0-0 L3		0-2 P4					5	2	3	1	0	0	0				
Bernie Williams, S OBP: 0.351, SLG: 0.421	4-1 FC3-6 BB	2-2 HBP 1B		1-0 HR	1-1 G1-3				1-2 G6-3	4	2	2	3	1	0	1				
20 Jorge Posada, S OBP: 0.402, SLG: 0.472	0-0 FC1 E	2-3 K		2-3 K		4-2 G6-3 G3-1 BB			3-2 HR	4	2	2	3	1	2	2				
John Olerud, L OBP: 0.355, SLG: 0.372 Tony Clark, S OBP: 0.306, SLG: 0.481	2-2 FC1 FC3-6	2-0 HBP 1B		2-0 G4-3		1-0 G3-1			0-1 G6-3	4	0	1	0	0	0	3				
Ruben Sierra, S OBP: 0.306, SLG: 0.470	1-2 FC3-6 FC6-4	0-1 F7		0-0 G4-3		1-0 G6-3				4	0	0	1	0	0	5				
Miguel Cairo, R OBP: 0.343, SLG: 0.425	1-0 FC6-4				0-1 HR 2 13		0-1 F8			3	1	1	1	0	0	2				
Inning Stats	R: 5 E: 1 K: 1 S: 18	H: 3 LOB: 1 BB: 2 P: 35	R: 4 E: 0 K: 1 S: 24	H: 5 LOB: 3 BB: 1 P: 42	R: 0 E: 0 K: 1 S: 6	H: 0 LOB: 0 BB: 0 P: 7	R: 1 E: 0 K: 1 S: 6	H: 1 LOB: 0 BB: 0 P: 11	R: 3 E: 0 K: 0 S: 13	H: 3 LOB: 0 BB: 0 P: 18	R: 0 E: 0 K: 0 S: 7	H: 0 LOB: 1 BB: 1 P: 13	R: 0 E: 0 K: 1 S: 7	H: 1 LOB: 0 BB: 0 P: 10	R: 1 E: 0 K: 0 S: 14	H: 2 LOB: 0 BB: 0 P: 20		1B: 11 2B: 1 3B: 0 HR: 3	SF: 0 SAC: 0 DP: 2 HBP: 1	WP: 1 PB: 0 SB: 1 CS: 0
PITCHER	IP WLS BF H R ER SO BB IBB HBP BLK WP HR S P ERA WHIP																			
Derek Lowe, R ERA: 5.15	(1, 1) 1.0 L 11 4 7 6 1 3 0 0 0 0 0 0 25 48 54.00 7.000																			
Terry Adams, R ERA: 4.77	(2, 1) 3.0 15 5 3 3 3 0 0 0 1 0 1 1 29 47 9.00 1.667																			
Ramiro Mendoza, R ERA: 2.98	(5, 1) 1.0 6 3 3 3 0 0 0 0 0 0 1 13 18 27.00 3.000																			
Scott Williamson, R ERA: 1.09	(6, 1) 1.0 4 0 0 0 0 1 0 0 0 0 0 7 13 0.00 1.000																			
Curt Leskanic, R ERA: 5.97	(7, 1) 1.0 3 1 0 0 0 1 0 0 0 0 0 7 10 0.00 1.000																			

Batter	1	2	3	4	5	6	7	8	9	AB	R	H	RBI	BB	SO	LOB	TOP										
18 Johnny Damon, L (1, 8) OBP: 0.386, SLG: 0.475	F7		P6						G4-3	5	0	1	1	0	1	0	Boston Red Sox @ New York Yankees Yankee Stadium, Bronx, NY Sun Sep 19 2004, 1:05 PM EDT Att: 55,142 - Sunny - 62 F										
Mark Bellhorn, S (1, 4) OBP: 0.372, SLG: 0.454	1B		K							3	0	1	0	1	2	1											
Manny Ramirez, R (1, 7) Adam Hyzdu, R (8, 7) OBP: 0.333, SLG: 0.667	P5		G1-3							4	0	0	0	0	0	3											
34 David Ortiz, L (1, 10) OBP: 0.373, SLG: 0.600	K									4	0	1	0	0	1	1											
Kevin Millar, R (1, 3) OBP: 0.383, SLG: 0.480										3	0	2	0	1	0	1											
Jason Varitek, S (1, 2) OBP: 0.391, SLG: 0.481	K									4	0	0	0	0	3	4											
Trot Nixon, L (1, 9) OBP: 0.358, SLG: 0.471										4	0	2	0	0	0	2											
Orlando Cabrera, R (1, 6) OBP: 0.304, SLG: 0.372										4	1	1	0	0	0	4											
Bill Mueller, S (1, 5) OBP: 0.359, SLG: 0.442	G1-3									4	0	0	0	0	2	3											
Inning Stats	R: 0 E: 0 K: 1 S: 13	H: 1 LOB: 1 BB: 0 P: 20	R: 0 E: 0 K: 1 S: 11	H: 1 LOB: 2 BB: 1 P: 18	R: 0 E: 0 K: 1 S: 15	H: 0 LOB: 0 BB: 0 P: 21	R: 0 E: 0 K: 1 S: 10	H: 1 LOB: 1 BB: 0 P: 13	R: 1 E: 0 K: 1 S: 10	H: 2 LOB: 1 BB: 0 P: 13	R: 0 E: 0 K: 1 S: 11	H: 2 LOB: 1 BB: 0 P: 14	R: 0 E: 0 K: 1 S: 12	H: 0 LOB: 1 BB: 1 P: 18	R: 0 E: 0 K: 0 S: 7	H: 1 LOB: 0 BB: 0 P: 13		R: 0 E: 0 K: 1 S: 8	H: 0 LOB: 0 BB: 0 P: 13	1B: 7 2B: 1 3B: 0 HR: 0	SF: 0 SAC: 0 DP: 0 HBP: 0	WP: 0 PB: 0 SB: 0 CS: 0	PA: 37				
PITCHER	IP	WLS	BF	H	R	ER	SO	BB	IBB	HBP	BLK	WP	HR	S	P	ERA	WHIP										
35 Mike Mussina, R (1, 1) ERA: 4.6	7.0	W	30	7	1	1	8	2	0	0	0	0	0	82	117	1.29	1.286										
Paul Quantrill, R (8, 1) ERA: 4.29	1.0		4	1	0	0	0	0	0	0	0	0	0	7	13	0.00	1.000										
Steve Karsay, R (9, 1) ERA: 3.6	1.0		3	0	0	0	1	0	0	0	0	0	0	8	13	0.00	0.000										

AB 35
R 1
H 8
RBI 1
BB 2
SO 9
LOB 19



Batter	1	2	3	4	5	6	7	8	9	AB	R	H	RBI	BB	SO	LOB	BOTTOM											
2 Derek Jeter, R (1, 6) Enrique Wilson, S (9, 6) OBP: 0.351, SLG: 0.472 OBP: 0.256, SLG: 0.333	G6-3			L6						5	2	3	1	0	0	1	Boston Red Sox @ New York Yankees Yankee Stadium, Bronx, NY Sun Sep 19 2004, 1:05 PM EDT Att: 55,142 - Sunny - 62 F											
13 Alex Rodriguez, R (1, 5) OBP: 0.383, SLG: 0.529	HR		K							4	2	2	2	0	1	0												
Gary Sheffield, R (1, 9) Bubba Crosby, L (9, 9) OBP: 0.400, SLG: 0.548 OBP: 0.208, SLG: 0.311	HR		P5							4	1	1	2	0	0	2												
55 Hideki Matsui, L (1, 7) OBP: 0.389, SLG: 0.503	HR		G3-1							1	0	0	0	0	1	0												
Bernie Williams, S (1, 8) OBP: 0.353, SLG: 0.420	HR		1B							5	0	1	0	0	0	1												
20 Jorge Posada, S (1, 2) OBP: 0.403, SLG: 0.480										2	2	0	0	3	0	0												
John Olerud, L (1, 3) OBP: 0.361, SLG: 0.375										2	2	1	1	0	0	0												
Ruben Sierra, S (1, 10) OBP: 0.306, SLG: 0.470										4	1	1	0	0	1	3												
Miguel Cairo, R (1, 4) OBP: 0.342, SLG: 0.423										4	1	1	2	0	0	3												
Inning Stats	R: 2 E: 0 K: 0 S: 6	H: 2 LOB: 0 BB: 0 P: 8	R: 0 E: 0 K: 1 S: 10	H: 0 LOB: 0 BB: 0 P: 15	R: 1 E: 0 K: 2 S: 15	H: 2 LOB: 2 BB: 1 P: 27	R: 0 E: 0 K: 1 S: 12	H: 1 LOB: 1 BB: 0 P: 16	R: 0 E: 0 K: 0 S: 8	H: 0 LOB: 0 BB: 0 P: 10	R: 5 E: 0 K: 0 S: 14	H: 4 LOB: 1 BB: 2 P: 26	R: 1 E: 0 K: 0 S: 10	H: 2 LOB: 1 BB: 1 P: 17	R: 2 E: 0 K: 1 S: 17	H: 2 LOB: 0 BB: 0 P: 21		1B: 8 2B: 1 3B: 0 HR: 4	SF: 0 SAC: 0 DP: 1 HBP: 2	WP: 0 PB: 0 SB: 1 CS: 0	PA: 41							
PITCHER	IP	WLS	BF	H	R	ER	SO	BB	IBB	HBP	BLK	WP	HR	S	P	ERA	WHIP											
Pedro Martinez, R (1, 1) ERA: 3.69	5.0	L	27	8	8	8	4	3	0	1	0	0	0	3	59	92	14.40	2.200										
50 Mike Timlin, R (6, 1) ERA: 4.09	0.2		3	1	0	0	0	0	0	1	0	0	0	3	5	0.00	1.500											
Mike Myers, L (6, 1) ERA: 4.78	0.1		1	0	0	0	0	0	0	0	0	0	0	3	5	0.00	0.000											
Pedro Astacio, R (7, 1) ERA: 12.27	2.0		10	4	3	3	1	1	0	0	0	0	1	27	38	13.50	2.500											

AB 35
R 11
H 13
RBI 10
BB 4
SO 5
LOB 12



Batter	1	2	3	4	5	6	7	8	9	AB	R	H	RBI	BB	SO	LOB	TOP										
1 Brian Roberts, S (1.4) OBP: 0.352, SLG: 0.389	F9		K			10 S PB 1B	F9		F7	5	1	1	0	0	1	1											
David Newhan, L (1.9) OBP: 0.369, SLG: 0.453	G4-3			K		G4-3	P5		F9	5	0	0	0	0	1	2											
6 Melvin Mora, R (1.5) OBP: 0.423, SLG: 0.574		2B		BB 10 1B HBP		PB 10 S CS BB	G4-3		HR	3	3	2	1	1	0	1											
10 Miguel Tejada, R (1.6) OBP: 0.357, SLG: 0.521	K			BB HR 1B		PB 1B IBB			1B	4	2	2	0	1	2	1											
Rafael Palmeiro, L (1.10) OBP: 0.369, SLG: 0.432 Jose Leon, R (5, PR) OBP: 0.210, SLG: 0.322 Luis Lopez, S (9, PH) OBP: 0.235, SLG: 0.311	G6-3			BB HR BB		FC5-4 1B BB			K	1	1	0	0	2	0	0											
Javy Lopez, R (1.2) OBP: 0.367, SLG: 0.481	K2-3			HR BB		FC5-4 1B			K	1	0	0	0	0	1	0											
B.J. Surhoff, L (1.7) OBP: 0.361, SLG: 0.411	G4-3			HR BB		FC5-4 1B			K	1	0	0	0	0	1	1											
31 Jay Gibbons, L (1.3) OBP: 0.296, SLG: 0.362			K	G4-3		P5			G6-4-3	4	0	0	0	0	1	4											
Larry Bigbie, L (1.8) OBP: 0.349, SLG: 0.437			K	K		E4			G1-3	4	0	0	0	0	2	0											
Inning Stats	R: 0 E: 0 K: 1 S: 11	H: 1 LOB: 1 BB: 0 P: 18	R: 0 E: 0 K: 1 S: 12	H: 0 LOB: 0 BB: 0 P: 19	R: 0 E: 0 K: 3 S: 9	H: 0 LOB: 0 BB: 0 P: 11	R: 5 E: 0 K: 2 S: 13	H: 2 LOB: 2 BB: 2 P: 27	R: 3 E: 1 K: 0 S: 14	H: 0 LOB: 1 BB: 0 P: 12	R: 0 E: 0 K: 2 S: 8	H: 0 LOB: 0 BB: 0 P: 13	R: 0 E: 0 K: 2 S: 4	H: 1 LOB: 0 BB: 0 P: 5	R: 1 E: 0 K: 1 S: 14	H: 2 LOB: 1 BB: 0 P: 18	1B: 5 2B: 1 3B: 0 HR: 2	SF: 0 SAC: 0 DP: 1 HBP: 1	WP: 0 PB: 1 SB: 2 CS: 1	PA: 41							
PITCHER	IP	WLS	BF	H	R	ER	SO	BB	IBB	HBP	BLK	WP	HR	S	P	ERA	WHIP										
49 Tim Wakefield, R (1.1) ERA: 4.96	4.1	L	24	5	8	7	7	4	1	1	0	0	1	56	102	14.54	2.077										
Mike Myers, L (5.1) ERA: 4.92	1.1		5	0	0	0	0	0	0	0	0	0	0	8	13	0.00	0.000										
Curt Leskanic, R (6.1) ERA: 5.77	1.1		4	0	0	0	2	0	0	0	0	0	0	12	18	0.00	0.000										
Alan Embree, L (8.1) ERA: 4.34	1.0		3	1	0	0	0	0	0	0	0	0	0	4	5	0.00	1.000										
Keith Foulke, R (9.1) ERA: 2.0	1.0		5	2	1	1	1	0	0	0	0	0	1	14	18	9.00	2.000										

Baltimore Orioles @ Boston Red Sox
Fenway Park, Boston, MA
Mon Sep 20 2004, 7:05 PM EDT
Att: 34,758 - Sunny - 68 F

AB	35
R	9
H	8
RBI	7
BB	5
SO	10
LOB	12



Batter	1	2	3	4	5	6	7	8	9	AB	R	H	RBI	BB	SO	LOB	BOTTOM										
18 Johnny Damon, L (1.8) OBP: 0.386, SLG: 0.474	P4		P5			BB 2B 1B	FC5 FC5 1B		K	5	1	2	1	0	1	2											
Mark Bellhorn, S (1.4) OBP: 0.370, SLG: 0.451	K			K		2B BB	FC5		K	4	0	0	1	1	3	3											
Manny Ramirez, R (1.7) OBP: 0.397, SLG: 0.614	F9			E5 34 HR		2B	FC5		G6-3	5	1	1	2	0	0	2											
34 David Ortiz, L (1.10) OBP: 0.371, SLG: 0.602		F8		HR		P5			K	5	1	1	2	0	1	2											
Kevin Millar, R (1.3) OBP: 0.381, SLG: 0.477		K		G5-3		G5-3			P5	5	0	1	0	0	1	2											
Doug Mirabeli, R (1.2) OBP: 0.365, SLG: 0.514		K				L6			FC4-6	3	0	0	0	1	1	1											
Bill Mueller, S (1.5) OBP: 0.358, SLG: 0.440			G6-3		F9				G5-3	4	1	1	0	0	0	2											
Gabe Kapler, R (1.9) OBP: 0.314, SLG: 0.404			K			BB 18 1B 1B			G5-3	3	2	2	0	1	1	0											
Pokey Reese, R (1.6) OBP: 0.273, SLG: 0.314 Doug Mientkiewicz, L (6, PH) OBP: 0.331, SLG: 0.397 Jason Varitek, S (6, PH) OBP: 0.332, SLG: 0.483 Ricky Gutierrez, R (7.6) OBP: 0.286, SLG: 0.258						BB 18 1B 1B			G5-3	2	0	1	0	0	1	1											
Inning Stats	R: 0 E: 0 K: 1 S: 6	H: 0 LOB: 0 BB: 0 P: 9	R: 0 E: 0 K: 2 S: 10	H: 0 LOB: 0 BB: 0 P: 16	R: 0 E: 0 K: 1 S: 9	H: 1 LOB: 1 BB: 0 P: 11	R: 2 E: 1 K: 1 S: 12	H: 1 LOB: 1 BB: 1 P: 19	R: 2 E: 0 K: 0 S: 13	H: 3 LOB: 2 BB: 1 P: 23	R: 2 E: 0 K: 0 S: 13	H: 1 LOB: 1 BB: 0 P: 18	R: 0 E: 0 K: 2 S: 14	H: 1 LOB: 0 BB: 0 P: 21	R: 0 E: 0 K: 1 S: 10	H: 0 LOB: 0 BB: 0 P: 16	1B: 7 2B: 2 3B: 0 HR: 1	SF: 0 SAC: 0 DP: 0 HBP: 0	WP: 0 PB: 0 SB: 0 CS: 0	PA: 41							
PITCHER	IP	WLS	BF	H	R	ER	SO	BB	IBB	HBP	BLK	WP	HR	S	P	ERA	WHIP										
Matt Riley, L (1.1) ERA: 6.28	4.2		22	5	4	3	6	2	0	0	0	0	0	10	18	27.00	3.000										
Todd Williams, R (5.1) ERA: 3.65	0.2		4	1	2	2	0	1	0	0	0	0	0	4	6	0.00	6.000										
Buddy Groom, L (6.1) ERA: 5.36	0.1	H	3	2	0	0	0	0	0	0	0	0	0	4	6	0.00	6.000										
Jason Grimsley, R (6.1) ERA: 3.65	1.1	W	5	1	0	0	0	0	0	0	0	0	0	14	19	0.00	0.750										
B.J. Ryan, L (8.1) ERA: 2.02	1.0	H	4	1	0	0	2	0	0	0	0	0	0	14	21	0.00	1.000										

Baltimore Orioles @ Boston Red Sox
Fenway Park, Boston, MA
Mon Sep 20 2004, 7:05 PM EDT
Att: 34,758 - Sunny - 68 F

AB	38
R	6
H	10
RBI	6
BB	3
SO	9
LOB	16



Batter	1	2	3	4	5	6	7	8	9	AB	R	H	RBI	BB	SO	LOB	TOP								
1 Brian Roberts, S (1,4)	G3-1		G6-3			FC5-4 1B		K		4	0	1	0	0	1	1	Baltimore Orioles @ Boston Red Sox Fenway Park, Boston, MA Tue Sep 21 2004, 7:05 PM EDT Att: 35,083 - Sunny - 62 F								
David Newhan, L (1,9)	L5		K			B2		K		4	0	0	0	0	2	2									
6 Melvin Mora, R (1,5)	K			P2		K			G6-3	4	0	0	0	0	2	1									
10 Miguel Tejada, R (1,6)		K				FC5-4 1-2			G4-3 HR 1B	4	1	1	0	0	2	1									
B.J. Surhoff, L (1,7)		E 1B		K				G6-3	G4-3	4	0	1	0	0	1	1									
Javy Lopez, R (1,2)		E5 1-2			G6-3		F8		HR	4	1	1	2	0	0	1									
31 Jay Gibbons, L (1,3)		K					K		G3	3	0	0	0	1	2	2									
Larry Bigbie, L (1,8)		K			K			S 1B		3	0	1	0	0	2	3									
Luis Lopez, S (1,10)			K			F9		K2-3		3	0	0	0	0	2	2									
Inning Stats	R: 0 E: 0 K: 1 S: 8	H: 0 LOB: 0 BB: 0 P: 9	R: 0 E: 1 K: 3 S: 21	H: 1 LOB: 2 BB: 0 P: 28	R: 0 E: 0 K: 2 S: 10	H: 0 LOB: 0 BB: 0 P: 11	R: 0 E: 0 K: 2 S: 11	H: 0 LOB: 0 BB: 0 P: 15	R: 0 E: 0 K: 1 S: 14	H: 0 LOB: 1 BB: 1 P: 18	R: 0 E: 0 K: 1 S: 6	H: 1 LOB: 1 BB: 0 P: 6	R: 0 E: 0 K: 1 S: 8	H: 0 LOB: 0 BB: 0 P: 10	R: 0 E: 0 K: 3 S: 12	H: 1 LOB: 1 BB: 0 P: 17	R: 2 E: 0 K: 0 S: 14	H: 2 LOB: 0 BB: 0 P: 21	1B: 4 2B: 0 3B: 0 HR: 1	SF: 0 SAC: 0 DP: 0 HBP: 0	WP: 0 PB: 0 SB: 1 CS: 0	PA: 34			
PITCHER	IP	WLS	BF	H	R	ER	SO	BB	IBB	HBP	BLK	WP	HR	S	P	ERA	WHIP								
38 Curt Schilling, R (1,1)	8.0		29	3	0	0	14	1	0	0	0	0	0	90	114	0.00	0.500								
Keith Foulke, R (9,1)	1.0	W	5	2	2	2	0	0	0	0	0	0	1	14	21	18.00	2.000								

Batter	1	2	3	4	5	6	7	8	9	AB	R	H	RBI	BB	SO	LOB	BOTTOM								
18 Johnny Damon, L (1,8)	L6-3 BB		K		F8			G5-3 BB SF9	K	3	1	0	0	2	2	4	Baltimore Orioles @ Boston Red Sox Fenway Park, Boston, MA Tue Sep 21 2004, 7:05 PM EDT Att: 35,083 - Sunny - 62 F								
Mark Bellhorn, S (1,4)	L6-3 1-1		K		K			G5-3 BB		4	0	1	2	1	2	2									
Manny Ramirez, R (1,7)	34 BB 1B		G5-3					G5-3		4	0	1	0	0	1	2									
34 David Ortiz, L (1,10)	G4-3 1-2 BB			G4-3				K		2	0	0	0	2	1	0									
Trot Nixon, L (1,9)	G3			G4-3 2B				K		3	0	1	0	0	1	2									
Kevin Millar, R (8,PH)								SF9		0	0	0	1	0	0	0									
Gabe Kapler, R (9,9)										0	0	0	0	0	0	0									
Jason Varitek, S (1,2)		P4		G4-3 2-3				K		4	0	0	0	0	1	3									
Doug Mientkiewicz, L (1,3)										3	0	0	0	0	1	1									
20 Kevin Youkilis, R (9,PH)								G4-3		0	0	0	0	1	0	0									
Dave Roberts, L (9,PR)										0	1	0	0	0	0	0									
Bill Mueller, S (1,5)		2B							2B BB	4	1	4	0	0	0	0									
Pokey Reese, R (1,6)		2B						FC6-4 1B																	
Dave McCarty, R (9,PH)		P3						FC6-4 1-2		2	0	0	0	0	0	2									
Inning Stats	R: 0 E: 0 K: 0 S: 11	H: 1 LOB: 2 BB: 2 P: 21	R: 0 E: 0 K: 1 S: 9	H: 1 LOB: 1 BB: 0 P: 14	R: 0 E: 0 K: 2 S: 10	H: 0 LOB: 0 BB: 0 P: 16	R: 0 E: 0 K: 0 S: 7	H: 1 LOB: 1 BB: 0 P: 10	R: 0 E: 0 K: 1 S: 9	H: 1 LOB: 1 BB: 0 P: 12	R: 0 E: 0 K: 3 S: 9	H: 0 LOB: 0 BB: 0 P: 12	R: 0 E: 0 K: 0 S: 8	H: 1 LOB: 1 BB: 0 P: 8	R: 1 E: 0 K: 1 S: 13	H: 0 LOB: 2 BB: 3 P: 29	R: 2 E: 0 K: 1 S: 10	H: 2 LOB: 1 BB: 1 P: 19	1B: 4 2B: 4 3B: 0 HR: 0	SF: 1 SAC: 1 DP: 1 HBP: 0	WP: 0 PB: 0 SB: 0 CS: 0	PA: 38			
PITCHER	IP	WLS	BF	H	R	ER	SO	BB	IBB	HBP	BLK	WP	HR	S	P	ERA	WHIP								
Rodrigo Lopez, R (1,1)	7.0		29	5	1	1	7	4	0	0	0	0	0	66	104	1.29	1.286								
Jason Grimsley, R (8,1)	0.1		2	0	0	0	0	0	1	0	0	0	0	1	5	0.00	0.000								
B.J. Ryan, L (8,1)	1.1	L	6	1	2	2	2	1	0	0	0	0	0	17	28	13.50	1.500								
Jorge Julio, R (9,1)	0.0	B	1	1	0	0	0	0	0	0	0	0	0	2	4	∞	∞								

AB	33
R	2
H	5
RBI	2
BB	1
SO	14
LOB	14



AB	30
R	3
H	7
RBI	3
BB	6
SO	9
LOB	19



Batter	1	2	3	4	5	6	7	8	9	AB	R	H	RBI	BB	SO	LOB	TOP								
1 Brian Roberts, S (1,4) OBP: 0.353, SLG: 0.387										2	2	1	0	2	0	0	Baltimore Orioles @ Boston Red Sox Fenway Park, Boston, MA Thu Sep 23 2004, 7:05 PM EDT Att: 35,026 - Sunny - 66 F								
David Newhan, L (1,9) OBP: 0.364, SLG: 0.457										5	1	2	0	0	2	4									
6 Melvin Mora, R (1,5) OBP: 0.419, SLG: 0.569										5	0	2	2	0	0	2									
10 Miguel Tejada, R (1,6) OBP: 0.358, SLG: 0.521										5	1	1	3	0	1	3									
B.J. Surhoff, L (1,7) OBP: 0.360, SLG: 0.412										5	1	3	0	0	0	0									
Javy Lopez, R (1,10) OBP: 0.371, SLG: 0.491										4	2	2	0	1	2	1									
Larry Bigbie, L (1,8) OBP: 0.346, SLG: 0.433										5	1	1	1	0	2	3									
Geronomo Gil, R (1,2) OBP: 0.353, SLG: 0.333										4	0	1	1	1	1	1									
31 Jay Gibbons, L (1,3) Jose Leon, R (8,PH) OBP: 0.219, SLG: 0.328										3	1	1	0	0	0	0									
Inning Stats	R: 1 E: 0 K: 0 S: 11	H: 3 LOB: 0 BB: 0 P: 16	R: 0 E: 0 K: 2 S: 11	H: 0 LOB: 0 BB: 0 P: 16	R: 1 E: 1 K: 0 S: 18	H: 1 LOB: 2 BB: 1 P: 28	R: 0 E: 0 K: 1 S: 10	H: 1 LOB: 1 BB: 0 P: 13	R: 3 E: 0 K: 1 S: 18	H: 4 LOB: 1 BB: 0 P: 26	R: 0 E: 0 K: 1 S: 11	H: 0 LOB: 0 BB: 0 P: 17	R: 0 E: 0 K: 1 S: 9	H: 0 LOB: 0 BB: 0 P: 12	R: 2 E: 0 K: 1 S: 18	H: 3 LOB: 3 BB: 2 P: 34	R: 2 E: 1 K: 1 S: 15	H: 3 LOB: 2 BB: 1 P: 25	1B: 11 2B: 2 3B: 1 HR: 1	SF: 0 SAC: 1 DP: 1 HBP: 0	WP: 1 PB: 0 SB: 0 CS: 0	PA: 45			
PITCHER	IP	WLS	BF	H	R	ER	SO	BB	IBB	HBP	BLK	WP	HR	S	P	ERA	WHIP								
Derek Lowe, R (1,1) ERA: 5.25	5.0		24	9	5	4	4	1	0	0	0	0	1	68	99	7.20	2.000								
Terry Adams, R (6,1) ERA: 4.52	2.0		6	0	0	0	2	0	0	0	0	0	0	20	29	0.00	0.000								
Ramiro Mendoza, R (8,1) ERA: 3.46	0.1	L	3	2	2	2	0	0	0	0	0	0	0	7	12	54.00	6.000								
Mike Myers, L (8,1) ERA: 4.46	0.2		5	1	0	0	1	1	1	0	0	1	0	11	22	0.00	3.000								
Byung-Hyun Kim, R (9,1) ERA: 7.11	1.0		7	3	2	2	1	1	0	0	0	0	0	15	25	18.00	4.000								

Batter	1	2	3	4	5	6	7	8	9	AB	R	H	RBI	BB	SO	LOB	BOTTOM								
Dave Roberts, L (1,8) OBP: 0.344, SLG: 0.390										3	1	2	0	0	0	0	Baltimore Orioles @ Boston Red Sox Fenway Park, Boston, MA Thu Sep 23 2004, 7:05 PM EDT Att: 35,026 - Sunny - 66 F								
Gabe Kapler, R (7,PH) OBP: 0.309, SLG: 0.398										5	1	2	0	0	1	1									
Orlando Cabrera, R (1,6) OBP: 0.305, SLG: 0.376										4	1	1	2	1	0	0									
Manny Ramirez, R (1,7) OBP: 0.399, SLG: 0.609										4	1	1	1	2	1	2									
34 David Ortiz, L (1,10) OBP: 0.374, SLG: 0.602										4	1	1	1	1	2	2									
Kevin Millar, R (1,9) OBP: 0.380, SLG: 0.477										4	0	1	2	0	1	1									
Jason Varitek, S (1,2) OBP: 0.391, SLG: 0.477										3	1	1	1	1	2	2									
Doug Mientkiewicz, L (1,3) 20 Kevin Youkilis, R (9,PH) OBP: 0.368, SLG: 0.426										3	0	1	1	0	1	1									
Bill Mueller, S (1,5) OBP: 0.366, SLG: 0.453										4	1	1	0	0	1	1									
Pokey Reese, R (1,4) OBP: 0.267, SLG: 0.306										3	0	0	0	0	1	0									
Ellis Burks, R (9,PH) Ricky Gutierrez, R (9,PR) OBP: 0.257, SLG: 0.258										1	0	1	0	0	0	0									
Inning Stats	R: 0 E: 0 K: 0 S: 8	H: 0 LOB: 0 BB: 0 P: 13	R: 1 E: 0 K: 2 S: 13	H: 1 LOB: 1 BB: 1 P: 21	R: 0 E: 0 K: 1 S: 7	H: 1 LOB: 0 BB: 0 P: 9	R: 1 E: 0 K: 0 S: 8	H: 2 LOB: 1 BB: 0 P: 12	R: 3 E: 0 K: 1 S: 20	H: 3 LOB: 2 BB: 2 P: 36	R: 0 E: 0 K: 3 S: 11	H: 0 LOB: 0 BB: 0 P: 17	R: 0 E: 0 K: 0 S: 6	H: 0 LOB: 0 BB: 0 P: 9	R: 0 E: 0 K: 2 S: 9	H: 0 LOB: 0 BB: 0 P: 13	R: 2 E: 0 K: 2 S: 25	H: 4 LOB: 2 BB: 0 P: 34	1B: 10 2B: 1 3B: 0 HR: 0	SF: 0 SAC: 0 DP: 0 HBP: 0	WP: 0 PB: 0 SB: 1 CS: 1	PA: 40			
PITCHER	IP	WLS	BF	H	R	ER	SO	BB	IBB	HBP	BLK	WP	HR	S	P	ERA	WHIP								
40 Daniel Cabrera, R (1,1) ERA: 4.67	4.2		23	7	5	5	3	3	0	0	0	0	0	15	22	9.64	2.143								
John Parrish, L (5,1) ERA: 3.49	1.1		4	0	0	0	4	0	0	0	0	0	0	6	9	0.00	0.000								
Todd Williams, R (7,1) ERA: 3.51	1.0	W	3	0	0	0	0	0	0	0	0	0	0	6	9	0.00	0.000								
Buddy Groom, L (8,1) ERA: 5.25	0.1	H	1	0	0	0	1	0	0	0	0	0	0	5	8	0.00	0.000								
Jorge Julio, R (8,1) ERA: 4.06	0.2	H	2	0	0	0	1	0	0	0	0	0	0	4	5	0.00	0.000								
PITCHER	IP	WLS	BF	H	R	ER	SO	BB	IBB	HBP	BLK	WP	HR	S	P	ERA	WHIP								
B.J. Ryan, L (9,1) ERA: 2.4	1.0		7	4	2	2	2	0	0	0	0	0	0	25	34	18.00	4.000								

AB 40
R 9
H 15
RBI 9
BB 4
SO 8
LOB 16



AB 37
R 7
H 11
RBI 7
BB 3
SO 11
LOB 10



Batter	1	2	3	4	5	6	7	8	9	AB	R	H	RBI	BB	SO	LOB	TOP					
2 Derek Jeter, R OBP: 0.353, SLG: 0.473	G5-3		G1-3		G5-3		1B	2-1	G6-3	5	0	1	0	0	0	1						
13 Alex Rodriguez, R OBP: 0.382, SLG: 0.519	BB		E9 G4-3		K		F8		G5-3	5	1	2	1	0	1	1						
Gary Sheffield, R OBP: 0.396, SLG: 0.546	BB		G4-3		G6-3		F8			4	1	1	1	1	0	1						
55 Hideki Matsui, L OBP: 0.388, SLG: 0.505	FC4-6									4	2	3	2	1	0	2						
Bernie Williams, S OBP: 0.357, SLG: 0.429	K		G4-3							5	1	2	0	0	1	4						
20 Jorge Posada, S OBP: 0.402, SLG: 0.481		G6-3			F8		F9		K	4	0	0	0	0	1	3						
Ruben Sierra, S OBP: 0.301, SLG: 0.470		K			K		SF9		G5-3 2 2-1	3	0	1	2	0	2	0						
John Olerud, L OBP: 0.356, SLG: 0.373		F8			G6-3				G5-3	4	0	1	0	0	0	2						
Miguel Cairo, R OBP: 0.347, SLG: 0.423					G6-3					2	1	0	0	1	0	1						
Inning Stats	R: 0 E: 0 K: 1 S: 8	H: 1 LOB: 2 BB: 1 P: 14	R: 0 E: 0 K: 1 S: 7	H: 0 LOB: 0 BB: 0 P: 11	R: 2 E: 1 K: 0 S: 18	H: 2 LOB: 1 BB: 0 P: 30	R: 0 E: 0 K: 1 S: 11	H: 1 LOB: 1 BB: 0 P: 15	R: 0 E: 0 K: 1 S: 5	H: 0 LOB: 0 BB: 0 P: 8	R: 1 E: 0 K: 0 S: 8	H: 1 LOB: 1 BB: 1 P: 16	R: 0 E: 0 K: 0 S: 6	H: 1 LOB: 1 BB: 0 P: 7	R: 2 E: 0 K: 1 S: 17	H: 3 LOB: 2 BB: 1 P: 27	R: 1 E: 0 K: 0 S: 16	H: 2 LOB: 1 BB: 0 P: 21	1B: 7 2B: 3 3B: 0 HR: 1	SF: 1 SAC: 0 DP: 0 HBP: 1	WP: 0 PB: 0 SB: 2 CS: 0	PA: 41
PITCHER	IP	WLS	BF	H	R	ER	SO	BB	IBB	HBP	BLK	WP	HR	S	P	ERA	WHIP					
Pedro Martinez, R ERA: 3.78	7.1	L	34	9	5	5	5	2	0	1	0	0	1	74	117	6.14	1.500					
Alan Embree, L ERA: 4.2	0.1		1	0	0	0	0	0	0	0	0	0	0	3	3	0.00	0.000					
50 Mike Timlin, R ERA: 4.05	1.1		7	2	1	1	0	1	0	0	0	0	0	19	29	6.75	2.250					

New York Yankees @ Boston Red Sox
Fenway Park, Boston, MA
Fri Sep 24 2004, 7:05 PM EDT
Att: 35,022 - Cloudy - 65 F


AB 36
R 6
H 11
RBI 6
BB 3
SO 5
LOB 15



Batter	1	2	3	4	5	6	7	8	9	AB	R	H	RBI	BB	SO	LOB	BOTTOM				
18 Johnny Damon, L OBP: 0.384, SLG: 0.472	G4-3		K		F8		HR			4	1	1	1	0	1	0					
Mark Bellhorn, S OBP: 0.368, SLG: 0.443	K2-3		HR		1B		G3			2	1	0	0	2	1	0					
Manny Ramirez, R OBP: 0.399, SLG: 0.614	F9		HR		1B				G4-3	4	1	2	2	0	0	0					
34 David Ortiz, L OBP: 0.372, SLG: 0.597		F7	F9		F9				K	4	0	0	0	0	1	2					
Kevin Millar, R OBP: 0.381, SLG: 0.476		1B			F8		1B		F9	3	0	1	0	1	0	0					
Trot Nixon, L OBP: 0.372, SLG: 0.504										3	1	2	1	1	1	0					
Gabe Kapler, R OBP: 0.309, SLG: 0.398					HR		K		G1-6-3	0	0	0	0	0	0	0					
Jason Varitek, S OBP: 0.388, SLG: 0.473		K			G4-3		K		G1-6-3	4	0	0	0	0	2	3					
Orlando Cabrera, R OBP: 0.304, SLG: 0.377					F7				G5-3	4	0	1	0	0	1	2					
Bill Mueller, S OBP: 0.363, SLG: 0.449					G3		L5		G6-3	4	0	0	0	0	0	2					
Inning Stats	R: 0 E: 0 K: 1 S: 9	H: 0 LOB: 0 BB: 0 P: 13	R: 0 E: 0 K: 2 S: 12	H: 1 LOB: 2 BB: 1 P: 18	R: 2 E: 0 K: 1 S: 11	H: 1 LOB: 0 BB: 1 P: 17	R: 1 E: 0 K: 0 S: 12	H: 1 LOB: 0 BB: 0 P: 18	R: 0 E: 0 K: 2 S: 12	H: 1 LOB: 0 BB: 0 P: 15	R: 1 E: 0 K: 0 S: 11	H: 1 LOB: 0 BB: 0 P: 16	R: 0 E: 0 K: 1 S: 9	H: 0 LOB: 0 BB: 0 P: 14	R: 0 E: 0 K: 0 S: 7	H: 1 LOB: 2 BB: 1 P: 14	1B: 3 2B: 1 3B: 0 HR: 3	SF: 0 SAC: 0 DP: 1 HBP: 0	WP: 0 PB: 0 SB: 0 CS: 0	PA: 36	
PITCHER	IP	WLS	BF	H	R	ER	SO	BB	IBB	HBP	BLK	WP	HR	S	P	ERA	WHIP				
35 Mike Mussina, R ERA: 4.59	6.0		25	5	3	3	6	3	0	0	0	0	0	20	30	4.50	1.333				
Tom Gordon, R ERA: 2.27	2.0	W	7	1	1	1	1	0	0	0	0	0	1	20	30	4.50	0.500				
42 Mariano Rivera, R ERA: 2.02	1.0	S	4	1	0	0	0	1	0	0	0	0	0	7	14	0.00	2.000				

New York Yankees @ Boston Red Sox
Fenway Park, Boston, MA
Fri Sep 24 2004, 7:05 PM EDT
Att: 35,022 - Cloudy - 65 F

AB 32
R 4
H 7
RBI 4
BB 4
SO 7
LOB 9



Batter	1	2	3	4	5	6	7	8	9	AB	R	H	RBI	BB	SO	LOB	TOP								
2 Derek Jeter, R OBP: 0.391, SLG: 0.470										4	0	0	0	0	1	2	New York Yankees @ Boston Red Sox Fenway Park, Boston, MA Sat Sep 25 2004, 7:05 PM EDT Att: 34,856 - Cloudy - 71 F								
13 Alex Rodriguez, R OBP: 0.381, SLG: 0.516				 55 BB 20 2B				 BB	3	1	0	0	1	0	0										
Gary Sheffield, R OBP: 0.395, SLG: 0.544				 SAFE SAFE SAFE		 55 FC4-6 1B			4	0	1	0	0	1	2										
55 Hideki Matsui, L OBP: 0.388, SLG: 0.510				 20 2B BB		 20 2B BB			3	3	1	1	1	0	2										
Bernie Williams, S OBP: 0.358, SLG: 0.427						 BB		 BB	2	1	0	0	2	0	2										
20 Jorge Posada, S OBP: 0.403, SLG: 0.486									4	0	2	4	0	0	2										
John Olerud, L OBP: 0.356, SLG: 0.369									4	0	0	0	0	0	2										
Miguel Cairo, R OBP: 0.350, SLG: 0.424					 2 G4-6-3		 2 G6-4-3			2	0	1	0	0	0	0									
25 Jason Giambi, L OBP: 0.350, SLG: 0.394										1	0	0	0	0	0	0									
Kenny Lofton, L OBP: 0.345, SLG: 0.401										4	0	0	0	0	0	2									
Inning Stats	R: 0 E: 0 K: 0 S: 8	H: 0 LOB: 0 BB: 0 P: 10	R: 1 E: 0 K: 0 S: 6	H: 1 LOB: 0 BB: 0 P: 10	R: 0 E: 0 K: 1 S: 8	H: 0 LOB: 0 BB: 0 P: 14	R: 2 E: 1 K: 0 S: 16	H: 1 LOB: 1 BB: 0 P: 25	R: 0 E: 0 K: 0 S: 2	H: 0 LOB: 0 BB: 0 P: 4	R: 2 E: 0 K: 0 S: 14	H: 2 LOB: 1 BB: 0 P: 21	R: 0 E: 0 K: 1 S: 5	H: 1 LOB: 0 BB: 0 P: 8	R: 0 E: 0 K: 1 S: 8	H: 0 LOB: 2 BB: 2 P: 19	R: 0 E: 0 K: 0 S: 5	H: 0 LOB: 0 BB: 0 P: 9	1B: 2 2B: 2 3B: 0 HR: 1	SF: 0 SAC: 0 DP: 2 HBP: 1	WP: 0 PB: 0 SB: 0 CS: 0	PA: 36			
PITCHER	IP	WLS	BF	H	R	ER	SO	BB	IBB	HBP	BLK	WP	HR	S	P	ERA	WHIP								
49 Tim Wakefield, R ERA: 4.94	6.1		27	5	5	3	1	2	0	1	0	0	1	56	88	4.26	1.105								
Curt Leskanic, R ERA: 5.44	1.1		5	0	0	0	1	2	0	0	0	0	0	9	21	0.00	1.500								
Keith Foulke, R ERA: 2.25	1.1	W	4	0	0	0	0	0	0	0	0	0	0	7	11	0.00	0.000								

Batter	1	2	3	4	5	6	7	8	9	AB	R	H	RBI	BB	SO	LOB	BOTTOM								
18 Johnny Damon, L OBP: 0.382, SLG: 0.469								 2B		6	1	1	0	0	2	2	New York Yankees @ Boston Red Sox Fenway Park, Boston, MA Sat Sep 25 2004, 7:05 PM EDT Att: 34,856 - Cloudy - 71 F								
Mark Bellhorn, S OBP: 0.370, SLG: 0.444					 34 1B 2B			 BB	3	1	1	0	2	2	0										
Pokey Reese, R OBP: 0.267, SLG: 0.306								 BB	0	1	0	0	0	0	0										
Manny Ramirez, R OBP: 0.399, SLG: 0.614					 34 1B 1B			 2B	5	2	2	1	0	1	1										
Dave Roberts, L OBP: 0.344, SLG: 0.390					 1B			 2B	0	0	0	0	0	0	0										
34 David Ortiz, L OBP: 0.374, SLG: 0.599					 1B			 2B	4	1	2	1	1	0	1										
Kevin Millar, R OBP: 0.382, SLG: 0.475				 BB		 E		 2B	2	1	0	0	2	0	2										
Doug Mientkiewicz, L OBP: 0.320, SLG: 0.353					 1B			 2B	0	0	0	0	0	0	0										
Jason Varitek, S OBP: 0.390, SLG: 0.476		 HBP SF8 1B			 1B			 SF7 HBP	1	1	1	2	0	0	0										
Dave McCarty, R OBP: 0.319, SLG: 0.377					 1B			 HBP	0	0	0	0	0	0	0										
Trot Nixon, L OBP: 0.380, SLG: 0.504		 1B			 1B			 HBP	4	1	2	1	0	1	3										
Gabe Kapler, R OBP: 0.309, SLG: 0.398					 1B			 HBP	0	1	0	0	0	0	0										
Doug Mirabeli, R OBP: 0.376, SLG: 0.542					 1B			 2B	3	2	2	4	0	0	3										
Orlando Cabrera, R OBP: 0.304, SLG: 0.377									3	0	1	2	0	0	6										
Bill Mueller, S OBP: 0.361, SLG: 0.445									5	0	1	1	0	1	2										
Inning Stats	R: 0 E: 0 K: 0 S: 5	H: 0 LOB: 1 BB: 1 P: 13	R: 1 E: 0 K: 0 S: 14	H: 1 LOB: 0 BB: 0 P: 23	R: 0 E: 0 K: 2 S: 10	H: 0 LOB: 0 BB: 0 P: 15	R: 2 E: 0 K: 1 S: 15	H: 2 LOB: 1 BB: 1 P: 24	R: 2 E: 0 K: 1 S: 19	H: 4 LOB: 3 BB: 0 P: 28	R: 0 E: 0 K: 1 S: 7	H: 0 LOB: 0 BB: 0 P: 14	R: 0 E: 1 K: 1 S: 13	H: 1 LOB: 3 BB: 1 P: 21	R: 7 E: 0 K: 1 S: 18	H: 5 LOB: 2 BB: 2 P: 36	1B: 7 2B: 5 3B: 0 HR: 1	SF: 2 SAC: 0 DP: 0 HBP: 3	WP: 1 PB: 0 SB: 1 CS: 0	PA: 46					
PITCHER	IP	WLS	BF	H	R	ER	SO	BB	IBB	HBP	BLK	WP	HR	S	P	ERA	WHIP								
Javier Vazquez, R ERA: 4.89	4.2		24	7	5	5	4	2	0	1	0	0	0	17	34	0.00	1.200								
Tanyon Sturtze, R ERA: 5.77	1.2		8	1	0	0	2	1	0	1	0	0	0	2	3	∞	∞								
Felix Heredia, L ERA: 6.57	0.0		1	0	0	0	0	0	0	0	0	0	0	2	3	∞	∞								
Paul Quantrill, R ERA: 4.73	1.0	L	7	2	4	4	1	1	1	0	0	0	0	12	24	36.00	3.000								
C.J. Nitkowski, L ERA: 6.1	0.0		2	1	0	0	0	0	0	1	0	0	0	4	8	∞	∞								

Batter	1	2	3	4	5	6	7	8	9	AB	R	H	RBI	BB	SO	LOB	TOP					
2 Derek Jeter, R OBP: 0.350, SLG: 0.467 Felix Escalona, R OBP: 0.278, SLG: 0.467	G5-3			L3	G5-3			FC5-4 12 HR		3	0	0	0	0	0	0						
13 Alex Rodriguez, R OBP: 0.381, SLG: 0.515 12 Andy Phillips, R OBP: 1.000, SLG: 4.000	K			55 BB 20 1B BB			F9	HR		2	1	0	0	1	1	0						
Gary Sheffield, R OBP: 0.358, SLG: 0.542 Bubba Crosby, L OBP: 0.204, SLG: 0.304	P3			20 BB 55 BB 1B			K	F8		2	1	0	0	1	1	0						
55 Hideki Matsui, L OBP: 0.388, SLG: 0.508 Ruben Sierra, S OBP: 0.303, SLG: 0.471		G4-3		20 1B BB			F8	1B		2	0	0	0	1	0	0						
Bernie Williams, S OBP: 0.355, SLG: 0.424		K					F8	K		4	0	0	0	0	3	4						
20 Jorge Posada, S OBP: 0.402, SLG: 0.485 John Flaherty, R OBP: 0.278, SLG: 0.467 Dioner Navarro, S OBP: 0.500, SLG: 0.500		K		1B			F7			3	0	1	2	0	1	0						
John Olerud, L OBP: 0.355, SLG: 0.366				G3-1			BB	G4-3		3	0	0	0	1	1	2						
Miguel Cairo, R OBP: 0.346, SLG: 0.419				F9			L5	G5-3		4	0	0	0	0	0	1						
Kenny Lofton, L OBP: 0.344, SLG: 0.398				G4-3			F7	FC5-4 BB		2	0	0	0	1	0	0						
Inning Stats	R: 0 E: 0 K: 1 S: 10	H: 0 LOB: 0 BB: 0 P: 17	R: 0 E: 0 K: 2 S: 8	H: 0 LOB: 0 BB: 0 P: 14	R: 0 E: 0 K: 1 S: 8	H: 0 LOB: 0 BB: 0 P: 10	R: 2 E: 0 K: 1 S: 12	H: 1 LOB: 2 BB: 3 P: 28	R: 0 E: 0 K: 0 S: 5	H: 0 LOB: 0 BB: 0 P: 7	R: 0 E: 0 K: 1 S: 7	H: 0 LOB: 0 BB: 0 P: 9	R: 0 E: 0 K: 0 S: 9	H: 0 LOB: 1 BB: 1 P: 18	R: 2 E: 0 K: 1 S: 10	H: 2 LOB: 1 BB: 0 P: 18	R: 0 E: 0 K: 0 S: 8	H: 0 LOB: 0 BB: 0 P: 12	1B: 2 2B: 0 3B: 0 HR: 1	SF: 0 SAC: 0 DP: 0 HBP: 0	WP: 0 PB: 0 SB: 0 CS: 0	PA: 35
PITCHER	IP	WLS	BF	H	R	ER	SO	BB	IBB	HBP	BLK	WP	HR	S	P	ERA	WHIP					
38 Curt Schilling, R ERA: 3.26	7.0	W	26	1	2	2	6	4	0	0	0	0	0	59	103	2.57	0.714					
Pedro Astacio, R ERA: 14.73	0.0		0	0	0	0	0	0	0	0	0	0	0	0	0	∞	∞					
Terry Adams, R ERA: 4.69	1.0		6	2	2	2	1	1	0	0	0	0	1	10	18	18.00	3.000					
Ramiro Mendoza, R ERA: 3.33	1.0		3	0	0	0	0	0	0	0	0	0	0	8	12	0.00	0.000					

New York Yankees @ Boston Red Sox
Fenway Park, Boston, MA
Sun Sep 26 2004, 2:05 PM EDT
Att: 34,582 - Cloudy - 74 F

AB 30
R 4
H 3
RBI 4
BB 5
SO 7
LOB 8



Batter	1	2	3	4	5	6	7	8	9	AB	R	H	RBI	BB	SO	LOB	BOTTOM					
18 Johnny Damon, L OBP: 0.380, SLG: 0.466 Gabe Kapler, R OBP: 0.309, SLG: 0.398	G4-3	1B SF9 BB	P5		K		L3			4	1	0	0	1	1	0						
Mark Bellhorn, S OBP: 0.372, SLG: 0.446 Pokey Reese, R OBP: 0.267, SLG: 0.306	2B 2B	G5-3 34 BB 1B		BB 1B		K	K			5	2	3	0	0	2	0						
Manny Ramirez, R OBP: 0.399, SLG: 0.615 Dave Roberts, L OBP: 0.345, SLG: 0.394	34 2B	SF9		K		1B 2B		K		2	1	1	1	0	1	1						
34 David Ortiz, L OBP: 0.376, SLG: 0.600 Dave McCarty, R OBP: 0.323, SLG: 0.381	2B	E BB		F9		BB 1B WP BB		BB 1B		2	3	1	2	2	0	1						
Trot Nixon, L OBP: 0.390, SLG: 0.515 Adam Hyzdu, R OBP: 0.250, SLG: 0.500	1B 2B	G5-3				WP BB		K		3	2	2	2	1	0	2						
Jason Varitek, S OBP: 0.392, SLG: 0.478 Doug Mirabeli, R OBP: 0.380, SLG: 0.542	1B 2B	E6		K		WP BB		BB 1B		3	0	2	2	1	1	2						
Orlando Cabrera, R OBP: 0.302, SLG: 0.375 Ricky Gutierrez, R OBP: 0.283, SLG: 0.255	K	P5			F9	SF8		G3		3	0	0	1	0	1	2						
Bill Mueller, S OBP: 0.362, SLG: 0.454 20 Kevin Youkilis, R OBP: 0.358, SLG: 0.426	1B				F8	P5				4	1	2	1	0	0	1						
Doug Mientkiewicz, L OBP: 0.328, SLG: 0.349	L1			K		K		K		4	0	0	0	0	3	2						
Inning Stats	R: 4 E: 0 K: 1 S: 23	H: 6 LOB: 2 BB: 0 P: 34	R: 3 E: 1 K: 0 S: 14	H: 2 LOB: 1 BB: 2 P: 27	R: 0 E: 0 K: 1 S: 9	H: 0 LOB: 0 BB: 0 P: 14	R: 0 E: 0 K: 2 S: 11	H: 1 LOB: 2 BB: 1 P: 20	R: 1 E: 0 K: 2 S: 14	H: 1 LOB: 0 BB: 0 P: 22	R: 3 E: 0 K: 1 S: 17	H: 2 LOB: 1 BB: 2 P: 29	R: 0 E: 0 K: 2 S: 9	H: 0 LOB: 0 BB: 0 P: 13	R: 0 E: 0 K: 2 S: 10	H: 1 LOB: 2 BB: 1 P: 21	1B: 8 2B: 4 3B: 0 HR: 1	SF: 2 SAC: 0 DP: 0 HBP: 0	WP: 1 PB: 0 SB: 0 CS: 0	PA: 43		
PITCHER	IP	WLS	BF	H	R	ER	SO	BB	IBB	HBP	BLK	WP	HR	S	P	ERA	WHIP					
Kevin Brown, R ERA: 4.25	0.2	L	8	6	4	4	1	0	0	0	0	0	1	63	109	11.57	2.357					
Esteban Loaiza, R ERA: 5.61	4.2		25	6	7	6	6	5	0	0	0	0	0	3	5	0.00	0.000					
Steve Karsay, R ERA: 3.18	0.2		2	0	0	0	0	0	0	0	0	1	0	3	5	0.00	0.000					
Brad Halsey, L ERA: 7.33	1.0		3	0	0	0	2	0	0	0	0	0	0	9	13	0.00	0.000					
C.J. Nitkowski, L ERA: 5.91	1.0		5	1	0	0	2	1	0	0	0	0	0	10	21	0.00	2.000					

New York Yankees @ Boston Red Sox
Fenway Park, Boston, MA
Sun Sep 26 2004, 2:05 PM EDT
Att: 34,582 - Cloudy - 74 F

AB 35
R 11
H 13
RBI 9
BB 6
SO 11
LOB 14



Batter	1	2	3	4	5	6	7	8	9	AB	R	H	RBI	BB	SO	LOB	TOP					
18 Johnny Damon, L (1, 8) OBP: 0.380, SLG: 0.470	G5-3		P5			G4-6-3		1B		5	1	2	3	0	0	2	Boston Red Sox @ Tampa Bay Devil Rays Tropicana Field, St. Petersburg, FL Mon Sep 27 2004, 7:15 PM EDT Att: 17,602 - Dome - 72 F livebaseballscorecards.com					
Mark Bellhorn, S (1, 4) OBP: 0.371, SLG: 0.445 Pokey Reese, R (8, 4) OBP: 0.267, SLG: 0.306	K			P6		HR		K	K	5	1	1	0	0	3	2						
Manny Ramirez, R (1, 10) OBP: 0.400, SLG: 0.619 Adam Hyzdu, R (9, PH) OBP: 0.400, SLG: 0.500	K			HBP		HR		P5	1B	3	1	1	2	0	1	0						
Kevin Millar, R (1, 7) OBP: 0.381, SLG: 0.472 Dave Roberts, L (7, 7) OBP: 0.344, SLG: 0.393		K		HBP		G5-3		K	P3	3	0	0	0	0	2	0						
Jason Varitek, S (1, 2) OBP: 0.392, SLG: 0.486	K			HBP		HR		HR	F8	5	1	2	1	0	2	3						
Orlando Cabrera, R (1, 6) OBP: 0.304, SLG: 0.377	P2			P4		1B		1B	1B	5	0	3	0	0	0	2						
Dave McCarty, R (1, 3) OBP: 0.337, SLG: 0.404 Doug Mientkiewicz, L (9, PH) OBP: 0.325, SLG: 0.349			K			1B		HR	L9	4	2	2	1	0	2	2						
20 Kevin Youkilis, R (1, 5) OBP: 0.370, SLG: 0.422						BB		K		2	1	0	0	2	1	0						
Gabe Kapler, R (1, 9) OBP: 0.312, SLG: 0.397	K					F8		1B	1B	3	0	1	0	1	1	3						
						18 HR		18 G4-6-3														
Inning Stats	R: 0 H: 0 E: 0 K: 2 S: 12	H: 0 R: 0 ER: 0 LOB: 0 BB: 0 P: 18	R: 0 H: 0 E: 0 K: 2 S: 9	H: 0 R: 0 ER: 0 LOB: 1 BB: 0 P: 14	R: 0 H: 0 E: 0 K: 2 S: 8	H: 0 R: 0 ER: 0 LOB: 2 BB: 0 P: 16	R: 5 H: 6 E: 0 K: 1 S: 25	H: 6 R: 0 ER: 0 LOB: 0 BB: 1 P: 42	R: 0 H: 0 E: 0 K: 2 S: 5	H: 0 R: 0 ER: 0 LOB: 0 BB: 1 P: 12	R: 0 H: 0 E: 0 K: 2 S: 8	H: 0 R: 0 ER: 0 LOB: 0 BB: 0 P: 11	R: 2 H: 5 E: 0 K: 2 S: 19	H: 5 R: 0 ER: 0 LOB: 2 BB: 0 P: 29	R: 0 H: 1 E: 0 K: 0 S: 10	H: 1 R: 0 ER: 0 LOB: 2 BB: 1 P: 17	1B: 6 2B: 2 3B: 0 HR: 4	SF: 0 SAC: 0 DP: 1 HBP: 2	WP: 0 PB: 0 SB: 0 CS: 0	PA: 43		
PITCHER	IP WLS BF H R ER SO BB IBB HBP BLK WP HR S P ERA WHIP	IP WLS BF H R ER SO BB IBB HBP BLK WP HR S P ERA WHIP	IP WLS BF H R ER SO BB IBB HBP BLK WP HR S P ERA WHIP	IP WLS BF H R ER SO BB IBB HBP BLK WP HR S P ERA WHIP	IP WLS BF H R ER SO BB IBB HBP BLK WP HR S P ERA WHIP	IP WLS BF H R ER SO BB IBB HBP BLK WP HR S P ERA WHIP	IP WLS BF H R ER SO BB IBB HBP BLK WP HR S P ERA WHIP	IP WLS BF H R ER SO BB IBB HBP BLK WP HR S P ERA WHIP	IP WLS BF H R ER SO BB IBB HBP BLK WP HR S P ERA WHIP	IP WLS BF H R ER SO BB IBB HBP BLK WP HR S P ERA WHIP	IP WLS BF H R ER SO BB IBB HBP BLK WP HR S P ERA WHIP	IP WLS BF H R ER SO BB IBB HBP BLK WP HR S P ERA WHIP	IP WLS BF H R ER SO BB IBB HBP BLK WP HR S P ERA WHIP	IP WLS BF H R ER SO BB IBB HBP BLK WP HR S P ERA WHIP	IP WLS BF H R ER SO BB IBB HBP BLK WP HR S P ERA WHIP	IP WLS BF H R ER SO BB IBB HBP BLK WP HR S P ERA WHIP	IP WLS BF H R ER SO BB IBB HBP BLK WP HR S P ERA WHIP	IP WLS BF H R ER SO BB IBB HBP BLK WP HR S P ERA WHIP	IP WLS BF H R ER SO BB IBB HBP BLK WP HR S P ERA WHIP	IP WLS BF H R ER SO BB IBB HBP BLK WP HR S P ERA WHIP	IP WLS BF H R ER SO BB IBB HBP BLK WP HR S P ERA WHIP	IP WLS BF H R ER SO BB IBB HBP BLK WP HR S P ERA WHIP
19 Scott Kazmir, L (1, 1) ERA: 5.6	3.1	13	0	0	0	6	1	0	2	0	0	0	0	0	0	0	0.00	0.300				
Jorge Sosa, R (4, 1) ERA: 5.53	1.0	L 8	4	5	5	1	1	0	0	0	0	2	23	38	45.00	5.000						
Chad Gaudin, R (5, 1) ERA: 4.87	2.2	10	2	0	0	3	1	0	0	0	0	0	20	34	0.00	1.125						
Lance Carter, R (8, 1) ERA: 3.27	0.2	5	4	2	2	1	0	0	0	0	0	2	11	15	27.00	6.000						
Trever Miller, L (8, 1) ERA: 3.23	0.1	2	1	0	0	1	0	0	0	0	0	0	0	8	14	0.00	3.000					
PITCHER	IP WLS BF H R ER SO BB IBB HBP BLK WP HR S P ERA WHIP	IP WLS BF H R ER SO BB IBB HBP BLK WP HR S P ERA WHIP	IP WLS BF H R ER SO BB IBB HBP BLK WP HR S P ERA WHIP	IP WLS BF H R ER SO BB IBB HBP BLK WP HR S P ERA WHIP	IP WLS BF H R ER SO BB IBB HBP BLK WP HR S P ERA WHIP	IP WLS BF H R ER SO BB IBB HBP BLK WP HR S P ERA WHIP	IP WLS BF H R ER SO BB IBB HBP BLK WP HR S P ERA WHIP	IP WLS BF H R ER SO BB IBB HBP BLK WP HR S P ERA WHIP	IP WLS BF H R ER SO BB IBB HBP BLK WP HR S P ERA WHIP	IP WLS BF H R ER SO BB IBB HBP BLK WP HR S P ERA WHIP	IP WLS BF H R ER SO BB IBB HBP BLK WP HR S P ERA WHIP	IP WLS BF H R ER SO BB IBB HBP BLK WP HR S P ERA WHIP	IP WLS BF H R ER SO BB IBB HBP BLK WP HR S P ERA WHIP	IP WLS BF H R ER SO BB IBB HBP BLK WP HR S P ERA WHIP	IP WLS BF H R ER SO BB IBB HBP BLK WP HR S P ERA WHIP	IP WLS BF H R ER SO BB IBB HBP BLK WP HR S P ERA WHIP	IP WLS BF H R ER SO BB IBB HBP BLK WP HR S P ERA WHIP	IP WLS BF H R ER SO BB IBB HBP BLK WP HR S P ERA WHIP	IP WLS BF H R ER SO BB IBB HBP BLK WP HR S P ERA WHIP	IP WLS BF H R ER SO BB IBB HBP BLK WP HR S P ERA WHIP	IP WLS BF H R ER SO BB IBB HBP BLK WP HR S P ERA WHIP	IP WLS BF H R ER SO BB IBB HBP BLK WP HR S P ERA WHIP
13 Carl Crawford, L (1, 7) OBP: 0.331, SLG: 0.446	F7		5 WP 5 SF8							4	1	2	0	1	1	0	Boston Red Sox @ Tampa Bay Devil Rays Tropicana Field, St. Petersburg, FL Mon Sep 27 2004, 7:15 PM EDT Att: 17,602 - Dome - 72 F livebaseballscorecards.com					
José Cruz Jr., S (1, 9) OBP: 0.331, SLG: 0.429	FC6		K			1B		P3		3	0	0	0	1	2	4						
Aubrey Huff, L (1, 5) OBP: 0.364, SLG: 0.506 3 Jorge Cantu, R (3, PR) OBP: 0.331, SLG: 0.434	FC6		HBP					F9	FC6-4	1	0	0	0	0	0	1						
5 Rocco Baldelli, R (1, 8) OBP: 0.329, SLG: 0.435	G4-3		SF8					F7		2	0	0	0	0	0	3						
Tino Martinez, L (1, 3) OBP: 0.361, SLG: 0.458	G4-3		HBP					F9	G5-3	3	0	0	0	0	0	0						
Midre Cummings, L (1, 10) OBP: 0.381, SLG: 0.553	2B		F9					K	HR	4	2	2	1	0	1	2						
Julio Lugo, R (1, 6) OBP: 0.343, SLG: 0.403	1B		G4-6-3					F8	P2	4	0	2	1	0	0	0						
Geoff Blum, S (1, 4) OBP: 0.263, SLG: 0.349	P5		P6					K	F9	4	0	0	0	0	1	2						
Toby Hall, R (1, 2) OBP: 0.304, SLG: 0.371	P2		G4-6-3					2B	G5-3	4	0	1	0	0	0	2						
Inning Stats	R: 0 H: 0 E: 1 K: 0 S: 12	H: 2 R: 0 ER: 0 LOB: 1 BB: 0 P: 14	R: 1 H: 1 E: 0 K: 1 S: 15	H: 1 R: 0 ER: 0 LOB: 2 BB: 0 P: 25	R: 0 H: 1 E: 0 K: 0 S: 6	H: 1 R: 0 ER: 0 LOB: 0 BB: 0 P: 6	R: 0 H: 1 E: 0 K: 1 S: 8	H: 1 R: 0 ER: 0 LOB: 1 BB: 0 P: 9	R: 0 H: 0 E: 0 K: 1 S: 6	H: 0 R: 0 ER: 0 LOB: 0 BB: 0 P: 9	R: 0 H: 1 E: 0 K: 1 S: 11	H: 1 R: 0 ER: 0 LOB: 2 BB: 1 P: 18	R: 1 H: 1 E: 0 K: 0 S: 7	H: 1 R: 0 ER: 0 LOB: 0 BB: 0 P: 8	R: 0 H: 0 E: 0 K: 1 S: 6	H: 0 R: 0 ER: 0 LOB: 0 BB: 0 P: 6	1B: 4 2B: 2 3B: 0 HR: 1	SF: 1 SAC: 0 DP: 1 HBP: 2	WP: 1 PB: 0 SB: 0 CS: 0	PA: 37		
PITCHER	IP WLS BF H R ER SO BB IBB HBP BLK WP HR S P ERA WHIP	IP WLS BF H R ER SO BB IBB HBP BLK WP HR S P ERA WHIP	IP WLS BF H R ER SO BB IBB HBP BLK WP HR S P ERA WHIP	IP WLS BF H R ER SO BB IBB HBP BLK WP HR S P ERA WHIP	IP WLS BF H R ER SO BB IBB HBP BLK WP HR S P ERA WHIP	IP WLS BF H R ER SO BB IBB HBP BLK WP HR S P ERA WHIP	IP WLS BF H R ER SO BB IBB HBP BLK WP HR S P ERA WHIP	IP WLS BF H R ER SO BB IBB HBP BLK WP HR S P ERA WHIP	IP WLS BF H R ER SO BB IBB HBP BLK WP HR S P ERA WHIP	IP WLS BF H R ER SO BB IBB HBP BLK WP HR S P ERA WHIP	IP WLS BF H R ER SO BB IBB HBP BLK WP HR S P ERA WHIP	IP WLS BF H R ER SO BB IBB HBP BLK WP HR S P ERA WHIP	IP WLS BF H R ER SO BB IBB HBP BLK WP HR S P ERA WHIP	IP WLS BF H R ER SO BB IBB HBP BLK WP HR S P ERA WHIP	IP WLS BF H R ER SO BB IBB HBP BLK WP HR S P ERA WHIP	IP WLS BF H R ER SO BB IBB HBP BLK WP HR S P ERA WHIP	IP WLS BF H R ER SO BB IBB HBP BLK WP HR S P ERA WHIP	IP WLS BF H R ER SO BB IBB HBP BLK WP HR S P ERA WHIP	IP WLS BF H R ER SO BB IBB HBP BLK WP HR S P ERA WHIP	IP WLS BF H R ER SO BB IBB HBP BLK WP HR S P ERA WHIP	IP WLS BF H R ER SO BB IBB HBP BLK WP HR S P ERA WHIP	IP WLS BF H R ER SO BB IBB HBP BLK WP HR S P ERA WHIP
Bronson Arroyo, R (1, 1) ERA: 4.1	6.1	27	6	2	2	4	1	0	2	0	0	0	0	3	7	2.84	1.105					
Mike Myers, L (7, 1) ERA: 4.46	0.0	1	0	0	0	0	1	0	0	0	0	0	3	7	∞	∞						
Curt Leskanic, R (7, 1) ERA: 5.36	0.2	H 2	0	0	0	0	0	0	0	0	0	0	3	4	0.00	0.000						
50 Mike Timlin, R (8, 1) ERA: 4.12	1.0	4	1	1	1	0	0	0	0	0	0	1	7	8	9.00	1.000						
Keith Foulke, R (9, 1) ERA: 2.22	1.0	3	0	0	0	1	0	0	0	0	0	0	6	6	0.00	0.000						

Batter	1	2	3	4	5	6	7	8	9	10	11	AB	R	H	RBI	BB	SO	LOB	TOP					
18 Johnny Damon, L OBP: 0.379, SLG: 0.471	G1-3		G4-3	3B		K		P6		F7		6	0	1	3	0	1	2						
Orlando Cabrera, R OBP: 0.304, SLG: 0.378	34 1B		F8	G4-3		2B		F7			G5-3	6	2	2	0	0	0	1						
Manny Ramirez, R OBP: 0.398, SLG: 0.616	P6		F9			P3		F9			K	6	0	1	1	0	1	1						
34 David Ortiz, L OBP: 0.379, SLG: 0.602 Gabe Kapler, R OBP: 0.312, SLG: 0.397	1B		F7			2B		1B			HR	5	1	3	1	1	1	0						
Kevin Millar, R OBP: 0.262, SLG: 0.477 Adam Hyzduk, R OBP: 0.400, SLG: 0.500	1B		F8			K		1B			HR	5	1	2	2	0	2	1						
Doug Mirabeli, R OBP: 0.376, SLG: 0.547	G6-3		1B			2B		G6-4-3			K	6	2	2	1	0	2	6						
Bill Mueller, S OBP: 0.365, SLG: 0.451 Dave Roberts, L OBP: 0.344, SLG: 0.393 20 Kevin Youkilis, R OBP: 0.370, SLG: 0.422	G6-3		BB			1B		K			S	2	1	0	0	2	1	0						
Doug Mientkiewicz, L OBP: 0.326, SLG: 0.352	G3		BB			1B		F7			P4	5	1	2	1	0	0	1						
Pokey Reese, R OBP: 0.387, SLG: 0.511 Trot Nixon, L OBP: 0.371, SLG: 0.445 Mark Bellhorn, S OBP: 0.371, SLG: 0.445	P6		BB			P1		K			F7	3	1	0	1	1	1	2						
Inning Stats	R: 1 E: 0 K: 0 S: 14	H: 3 LOB: 2 BB: 0 P: 21	R: 0 E: 0 K: 0 S: 5	H: 0 LOB: 0 BB: 0 P: 10	R: 0 E: 0 K: 0 S: 6	H: 0 LOB: 0 BB: 0 P: 7	R: 4 E: 0 K: 0 S: 13	H: 3 LOB: 1 BB: 1 P: 29	R: 2 E: 0 K: 1 S: 14	H: 3 LOB: 2 BB: 1 P: 23	R: 0 E: 0 K: 2 S: 8	H: 0 LOB: 0 BB: 0 P: 9	R: 0 E: 0 K: 0 S: 9	H: 0 LOB: 0 BB: 0 P: 11	R: 0 E: 0 K: 3 S: 9	H: 0 LOB: 0 BB: 0 P: 12	R: 0 E: 0 K: 0 S: 9	H: 0 LOB: 2 BB: 1 P: 16	R: 2 E: 0 K: 2 S: 11	H: 2 LOB: 1 BB: 0 P: 13	1B: 5 2B: 6 3B: 1 HR: 1	SF: 0 SAC: 0 DP: 1 HBP: 2	WP: 0 PB: 0 SB: 1 CS: 0	PA: 51
PITCHER	IP ERA WLS BF H R ER SO BB IBB HBP BLK WP HR S P ERA WHIP	John Halama, L ERA: 4.75	Travis Harper, R ERA: 3.86	Bobby Seay, L ERA: 2.28	Danys Baez, R ERA: 3.63	PITCHER	IP ERA WLS BF H R ER SO BB IBB HBP BLK WP HR S P ERA WHIP	Ramiro Mendoza, R ERA: 3.1	Keith Foulke, R ERA: 2.2															

Boston Red Sox @ Tampa Bay Devil Rays
Tropicana Field, St. Petersburg, FL
Tue Sep 28 2004, 7:15 PM EDT
Att: 20,116 - Dome - 72 F

livebaseballscores.com

AB 45
R 10
H 13
RBI 10
BB 4
SO 9
LOB 16



Batter	1	2	3	4	5	6	7	8	9	10	11	AB	R	H	RBI	BB	SO	LOB	BOTTOM							
13 Carl Crawford, L OBP: 0.333, SLG: 0.448	G3-1			1B		P6		G3			K	6	2	3	0	0	1	0								
José Cruz Jr., S OBP: 0.330, SLG: 0.426	G3-1		G4-3			F7					K	5	0	1	1	0	1	3								
Aubrey Huff, L OBP: 0.364, SLG: 0.507	G6-4-3			P2		G4-3				F7		5	1	2	1	0	0	1								
5 Rocco Baldelli, R OBP: 0.328, SLG: 0.433	G6-4-3		SF9			F9		P5		F8		5	1	1	0	0	0	2								
Tino Martinez, L OBP: 0.362, SLG: 0.459 Damian Rolis, R OBP: 0.232, SLG: 0.212	BB		SF9			L1				F7		2	1	1	1	1	0	0								
Midre Cummings, L OBP: 0.383, SLG: 0.524	G6-4-3			F8		P4				F7		4	1	1	0	1	0	1								
Julio Lugo, R OBP: 0.343, SLG: 0.403	G6-4-3		SF8			F9				K		3	1	1	1	1	1	1								
Brook Fordyce, R OBP: 0.263, SLG: 0.290	G6-4-3			HR						F8		5	1	1	2	0	2	3								
Rey Sanchez, R OBP: 0.261, SLG: 0.337	E9			F8		G6-3				F7		5	0	1	1	0	0	0								
Inning Stats	R: 1 E: 0 K: 0 S: 4	H: 2 LOB: 0 BB: 0 P: 8	R: 2 E: 1 K: 0 S: 13	H: 4 LOB: 2 BB: 1 P: 23	R: 2 E: 0 K: 1 S: 10	H: 2 LOB: 1 BB: 1 P: 16	R: 1 E: 0 K: 0 S: 7	H: 2 LOB: 1 BB: 0 P: 8	R: 2 E: 0 K: 0 S: 7	H: 2 LOB: 0 BB: 0 P: 10	R: 0 E: 0 K: 0 S: 7	H: 0 LOB: 0 BB: 0 P: 9	R: 0 E: 0 K: 0 S: 12	H: 0 LOB: 0 BB: 1 P: 19	R: 0 E: 0 K: 0 S: 7	H: 0 LOB: 0 BB: 0 P: 8	R: 0 E: 0 K: 1 S: 8	H: 0 LOB: 0 BB: 0 P: 14	R: 0 E: 0 K: 1 S: 6	H: 0 LOB: 0 BB: 0 P: 9	R: 0 E: 0 K: 2 S: 8	H: 0 LOB: 0 BB: 0 P: 11	1B: 9 2B: 2 3B: 0 HR: 1	SF: 2 SAC: 0 DP: 2 HBP: 0	WP: 0 PB: 0 SB: 2 CS: 0	PA: 46
PITCHER	IP ERA WLS BF H R ER SO BB IBB HBP BLK WP HR S P ERA WHIP	Derek Lowe, R ERA: 5.43	Terry Adams, R ERA: 4.91	Alan Embree, L ERA: 4.11	Scott Williamson, R ERA: 1.01	Pedro Astacio, R ERA: 11.57	PITCHER	IP ERA WLS BF H R ER SO BB IBB HBP BLK WP HR S P ERA WHIP	Ramiro Mendoza, R ERA: 3.1	Keith Foulke, R ERA: 2.2																

Boston Red Sox @ Tampa Bay Devil Rays
Tropicana Field, St. Petersburg, FL
Tue Sep 28 2004, 7:15 PM EDT
Att: 20,116 - Dome - 72 F

livebaseballscores.com

AB 41
R 8
H 12
RBI 7
BB 3
SO 5
LOB 11



Batter	1	2	3	4	5	6	7	8	9	AB	R	H	RBI	BB	SO	LOB	TOP				
Gabe Kapler, R OBP: 0.308, SLG: 0.391 (1, 8)	G6-3	K			K		G6-3			4	0	0	0	0	2	1	Boston Red Sox @ Tampa Bay Devil Rays Tropicana Field, St. Petersburg, FL Wed Sep 29 2004, 7:05 PM EDT Att: 21,274 - Dome - 72 F livebaseballscorecards.com				
Mark Bellhorn, S OBP: 0.370, SLG: 0.442 (1, 4)	K				K			G4-3	3	0	0	0	1	2	0						
Manny Ramirez, R OBP: 0.399, SLG: 0.617 (1, 7)									2	1	1	0	1	1	1						
Adam Hyzdu, R OBP: 0.500, SLG: 1.200 (5, PR) (5, 7)	34 1B								1	1	1	1	0	0	0						
34 David Ortiz, L OBP: 0.378, SLG: 0.599 (1, 10)	2B								4	0	1	1	0	0	2						
Trot Nixon, L OBP: 0.384, SLG: 0.525 (1, 9)	1B								4	1	1	1	0	1	1						
Jason Varitek, S OBP: 0.393, SLG: 0.488 (1, 2)									4	1	2	0	0	0	0						
Orlando Cabrera, R OBP: 0.304, SLG: 0.377 (1, 6)									4	0	1	0	0	0	2						
Bill Mueller, S OBP: 0.361, SLG: 0.448 (1, 5)									3	0	0	1	0	0	2						
Doug Mientkiewicz, L OBP: 0.326, SLG: 0.350 (1, 3)									2	0	0	0	1	1	1						
Doug Mirabelli, R OBP: 0.376, SLG: 0.543 (9, PH)									1	0	0	0	0	0	1						
Inning Stats	R: 1 E: 0 K: 1 S: 10	H: 2 LOB: 1 BB: 0 P: 14	R: 1 E: 0 K: 1 S: 13	H: 1 LOB: 0 BB: 1 P: 22	R: 0 E: 0 K: 1 S: 6	H: 0 LOB: 0 BB: 1 P: 13	R: 1 E: 0 K: 0 S: 15	H: 2 LOB: 1 BB: 0 P: 23	R: 0 E: 0 K: 2 S: 8	H: 0 LOB: 1 BB: 0 P: 18	R: 0 E: 0 K: 1 S: 5	H: 0 LOB: 0 BB: 0 P: 8	R: 0 E: 0 K: 0 S: 7	H: 1 LOB: 0 BB: 0 P: 10	R: 0 E: 0 K: 0 S: 7	H: 1 LOB: 1 BB: 0 P: 9	1B: 3 2B: 2 3B: 0 HR: 2	SF: 1 SAC: 0 DP: 1 HBP: 0	WP: 0 PB: 0 SB: 0 CS: 0	PA: 36	
PITCHER	IP	WLS	BF	H	R	ER	SO	BB	IBB	HBP	BLK	WP	HR	S	P	ERA	WHIP				
Doug Waechter, R ERA: 6.01 (1, 1)	5.0	W	22	5	3	3	5	3	0	0	1	0	1	52	90	5.40	1.600				
Lance Carter, R ERA: 3.29 (6, 1)	2.1	H	8	1	1	1	2	0	0	0	0	0	1	18	29	3.86	0.429				
Trever Miller, L ERA: 3.12 (8, 1)	1.2	S	6	1	0	0	0	0	0	0	0	0	0	9	11	0.00	0.600				

Batter	1	2	3	4	5	6	7	8	9	AB	R	H	RBI	BB	SO	LOB	BOTTOM				
13 Carl Crawford, L OBP: 0.333, SLG: 0.452 (1, 8)	E6	SF8		K		G6-3				4	2	2	1	0	1	1	Boston Red Sox @ Tampa Bay Devil Rays Tropicana Field, St. Petersburg, FL Wed Sep 29 2004, 7:05 PM EDT Att: 21,274 - Dome - 72 F livebaseballscorecards.com				
Julio Lugo, R OBP: 0.343, SLG: 0.403 (1, 6)	F9	G6-3		E8				F8	5	0	2	0	0	0	1						
Aubrey Huff, L OBP: 0.365, SLG: 0.505 (1, 3)									4	1	1	0	1	1	2						
Tino Martinez, L OBP: 0.366, SLG: 0.468 (1, 10)									4	1	3	3	1	0	1						
Midre Cummings, L OBP: 0.385, SLG: 0.500 (1, 7)									4	1	1	0	0	1	3						
Damian Rolls, R OBP: 0.232, SLG: 0.212 (9, 7)									0	0	0	0	0	0	0						
José Cruz Jr., S OBP: 0.331, SLG: 0.428 (1, 9)									5	1	2	0	0	1	3						
3 Jorge Cantu, R OBP: 0.329, SLG: 0.439 (1, 4)									3	0	1	1	0	1	4						
Toby Hall, R OBP: 0.304, SLG: 0.370 (1, 2)									4	1	1	1	0	1	5						
B.J. Upton, R OBP: 0.331, SLG: 0.423 (1, 5)									3	2	1	1	1	0	2						
Inning Stats	R: 1 E: 1 K: 1 S: 11	H: 2 LOB: 1 BB: 0 P: 16	R: 3 E: 0 K: 1 S: 16	H: 3 LOB: 0 BB: 0 P: 23	R: 0 E: 0 K: 2 S: 17	H: 2 LOB: 3 BB: 0 P: 25	R: 1 E: 1 K: 1 S: 14	H: 1 LOB: 1 BB: 1 P: 25	R: 1 E: 0 K: 0 S: 14	H: 2 LOB: 1 BB: 0 P: 20	R: 0 E: 0 K: 1 S: 9	H: 1 LOB: 2 BB: 1 P: 18	R: 0 E: 0 K: 0 S: 6	H: 1 LOB: 0 BB: 0 P: 7	R: 3 E: 0 K: 0 S: 12	H: 2 LOB: 0 BB: 1 P: 21	1B: 9 2B: 2 3B: 2 HR: 1	SF: 2 SAC: 0 DP: 0 HBP: 1	WP: 0 PB: 0 SB: 4 CS: 0	PA: 42	
PITCHER	IP	WLS	BF	H	R	ER	SO	BB	IBB	HBP	BLK	WP	HR	S	P	ERA	WHIP				
Pedro Martinez, R ERA: 3.9 (1, 1)	5.0	L	27	10	6	5	5	1	0	1	0	0	0	9	18	0.00	2.000				
Mike Myers, L ERA: 4.35 (6, 1)	1.0		5	1	0	0	1	1	0	0	0	0	0	9	18	0.00	2.000				
Byung-Hyun Kim, R ERA: 7.71 (7, 1)	1.1		7	2	2	2	0	0	1	0	0	0	0	11	19	13.50	1.500				
Alan Embree, L ERA: 4.26 (8, 1)	0.1		2	1	1	1	0	0	0	0	0	0	1	6	7	27.00	3.000				
50 Mike Timlin, R ERA: 4.1 (8, 1)	0.1		1	0	0	0	0	0	0	0	0	0	0	1	2	0.00	0.000				

Batter	1	2	3	4	5	6	7	8	9	AB	R	H	RBI	BB	SO	LOB	TOP					
18 Johnny Damon, L (1, 8) OBP: 0.380, SLG: 0.476	P5		HR		G6-3		BB		34 HR	4	2	2	2	1	0	0	Boston Red Sox @ Baltimore Orioles Oriole Park at Camden Yards, Baltimore, MD Fri Oct 01 2004, 7:35 PM EDT Att: 39,086 - Sunny - 76 F					
Mark Bellhorn, S (1, 4) OBP: 0.372, SLG: 0.443	K		FC6-4			CS	BB		K	4	0	2	1	1	2	2						
Manny Ramirez, R (1, 7) Gabe Kapler, R (7, 7) OBP: 0.310, SLG: 0.394	1B		FC6-4			BB	BB		34 HR	4	0	1	0	0	1	5						
34 David Ortiz, L (1, 10) OBP: 0.377, SLG: 0.601	K		1-2						HR	5	1	1	3	0	1	1						
Kevin Millar, R (1, 9) Dave Roberts, L (8, 7) OBP: 0.380, SLG: 0.473 OBP: 0.346, SLG: 0.393	K				F7				FC5-4	4	0	0	0	0	1	0						
Orlando Cabrera, R (1, 6) OBP: 0.306, SLG: 0.378	F8						BB		FC5-4	4	1	2	0	1	0	1						
Bill Mueller, S (1, 5) OBP: 0.363, SLG: 0.447	G4-3				F7		BB		BB	3	2	1	0	1	0	1						
Doug Mirabeli, R (1, 2) OBP: 0.373, SLG: 0.535			G5-3						P5	4	0	1	1	0	0	1						
Doug Mientkiewicz, L (1, 3) OBP: 0.326, SLG: 0.347			G3-1		L5				BB	3	1	0	0	1	1	2						
Inning Stats	R: 0 E: 0 K: 2 S: 11	H: 1 LOB: 1 BB: 0 P: 15	R: 0 E: 0 K: 1 S: 8	H: 0 LOB: 0 BB: 0 P: 10	R: 1 E: 0 K: 0 S: 10	H: 2 LOB: 1 BB: 0 P: 19	R: 0 E: 0 K: 0 S: 12	H: 1 LOB: 1 BB: 0 P: 21	R: 0 E: 0 K: 0 S: 7	H: 0 LOB: 0 BB: 0 P: 10	R: 0 E: 0 K: 1 S: 10	H: 0 LOB: 0 BB: 1 P: 19	R: 2 E: 0 K: 1 S: 15	H: 3 LOB: 3 BB: 2 P: 30	R: 0 E: 0 K: 0 S: 8	H: 1 LOB: 0 BB: 0 P: 14		R: 5 E: 0 K: 1 S: 22	H: 3 LOB: 1 BB: 3 P: 39	1B: 9 2B: 1 3B: 0 HR: 2	SF: 0 SAC: 0 DP: 1 HBP: 0	WP: 0 PB: 1 SB: 0 CS: 2
PITCHER	IP	WLS	BF	H	R	ER	SO	BB	IBB	HBP	BLK	WP	HR	S	P	ERA	WHIP					
Rodrigo Lopez, R (1, 1) ERA: 3.59	6.1	L	25	5	3	3	4	2	0	0	0	0	1	65	108	4.26	1.105					
Jason Grimsley, R (7, 1) ERA: 3.45	1.2	B	8	3	0	0	1	1	0	0	0	0	0	16	30	0.00	2.400					
Jorge Julio, R (9, 1) ERA: 4.7	0.2		6	2	4	4	1	2	0	0	0	0	0	15	25	54.00	6.000					
John Parrish, L (9, 1) ERA: 3.46	0.1		3	1	1	1	0	1	0	0	0	0	1	7	14	27.00	6.000					

AB 36
R 8
H 11
RBI 8
BB 6
SO 6
LOB 13



Batter	1	2	3	4	5	6	7	8	9	AB	R	H	RBI	BB	SO	LOB	BOTTOM					
1 Brian Roberts, S (1, 4) OBP: 0.344, SLG: 0.375	F8		F9				L6		G1-6-3	5	0	1	1	0	0	2	Boston Red Sox @ Baltimore Orioles Oriole Park at Camden Yards, Baltimore, MD Fri Oct 01 2004, 7:35 PM EDT Att: 39,086 - Sunny - 76 F					
David Newhan, L (1, 9) OBP: 0.368, SLG: 0.463	L7				G3		B3		6 DI	5	0	1	1	0	0	2						
6 Melvin Mora, R (1, 5) OBP: 0.420, SLG: 0.565	P4				1B				G4-3	5	0	2	0	0	0	1						
10 Miguel Tejada, R (1, 6) OBP: 0.362, SLG: 0.534		K			K		PB		K	4	1	1	0	0	3	2						
Rafael Palmeiro, L (1, 3) OBP: 0.362, SLG: 0.440		G3-1			K		F9		G1-3	4	0	0	0	0	1	3						
B.J. Surhoff, L (1, 7) OBP: 0.364, SLG: 0.411		G4-3			G4-3		E		IBB	2	0	0	0	2	0	0						
Gerónimo Gil, R (1, 2) Alan Embree, L (7, 1) Javy Lopez, R (8, PH) OBP: 0.356, SLG: 0.357 OBP: 0.367, SLG: 0.490			G1-3		G6-3		E7		F8	3	0	1	1	0	0	0						
31 Jay Gibbons, L (1, 10) OBP: 0.304, SLG: 0.381			K		PB		K		G1-6-3	4	2	2	0	0	2	2						
Larry Bigbie, L (1, 8) OBP: 0.344, SLG: 0.430			1B		1B		L6		K	3	0	1	0	1	1	1						
Inning Stats	R: 0 E: 0 K: 0 S: 5	H: 0 LOB: 0 BB: 0 P: 8	R: 0 E: 0 K: 1 S: 7	H: 0 LOB: 0 BB: 0 P: 12	R: 0 E: 0 K: 1 S: 9	H: 1 LOB: 1 BB: 0 P: 15	R: 0 E: 0 K: 2 S: 13	H: 1 LOB: 1 BB: 0 P: 19	R: 1 E: 0 K: 1 S: 11	H: 2 LOB: 2 BB: 1 P: 18	R: 0 E: 0 K: 0 S: 5	H: 0 LOB: 0 BB: 0 P: 5	R: 0 E: 0 K: 1 S: 9	H: 1 LOB: 2 BB: 1 P: 18	R: 1 E: 0 K: 1 S: 13	H: 2 LOB: 1 BB: 0 P: 20		1B: 8 2B: 1 3B: 0 HR: 0	SF: 0 SAC: 0 DP: 0 HBP: 0	WP: 1 PB: 2 SB: 0 CS: 0	PA: 39	
PITCHER	IP	WLS	BF	H	R	ER	SO	BB	IBB	HBP	BLK	WP	HR	S	P	ERA	WHIP					
49 Tim Wakefield, R (1, 1) ERA: 4.87	6.0	W	26	6	2	2	5	2	0	0	0	0	0	5	5	0.00	0.000					
50 Mike Timlin, R (8, 1) ERA: 4.04	1.0	H	5	1	0	0	1	0	1	0	0	0	0	9	18	0.00	1.000					
Mike Myers, L (9, 1) ERA: 4.5	0.2		4	2	1	1	1	0	0	0	0	0	0	9	13	13.50	3.000					
Curt Leskanic, R (9, 1) ERA: 5.31	0.1		1	0	0	0	0	0	0	0	0	0	0	4	7	0.00	0.000					

AB 36
R 3
H 9
RBI 3
BB 3
SO 7
LOB 15



Batter	1	2	3	4	5	6	7	8	9	AB	R	H	RBI	BB	SO	LOB	TOP								
18 Johnny Damon, L (1, 8) OBP: 0.380, SLG: 0.475 Adam Hyzdu, R (6, PH) OBP: 0.500, SLG: 1.143 (6, 7)	F9	BB	G4-3			2B		G6-3		3	0	1	3	0	0	2									
Dave Roberts, L (1, 7) OBP: 0.341, SLG: 0.387 (6, 8)	K	1B	G6-3			L7			F7	5	0	0	0	0	2	4									
Doug Mientkiewicz, L (1, 3) OBP: 0.327, SLG: 0.346	G1-3	BB			G3-1				FC3-6 1B	4	0	1	0	1	1	1									
Jason Varitek, S (1, 2) OBP: 0.391, SLG: 0.484		BB			P4				FC3-6 20 BB	4	1	0	0	1	1	3									
Ellis Burks, R (1, 10) OBP: 0.270, SLG: 0.273 20 Kevin Youkilis, R (4, PH) OBP: 0.369, SLG: 0.418					F7				BB	2	1	1	0	0	0	2									
Orlando Cabrera, R (1, 6) OBP: 0.306, SLG: 0.379 Ricky Gutierrez, R (5, 4) OBP: 0.278, SLG: 0.250	1B	2B	F9			F7			K	3	1	1	1	0	0	0									
Bill Mueller, S (1, 5) OBP: 0.364, SLG: 0.445	1B	1B	G6-3			G6-3			F7	2	2	0	0	2	0	0									
Gabe Kapler, R (1, 9) OBP: 0.313, SLG: 0.395	1B	1B	G6-3			G6-3			G6-3	4	1	2	1	0	0	0									
Pokey Reese, R (1, 4) OBP: 0.270, SLG: 0.303 (5, 6)	1B	1B	E6			K			BB	3	1	1	1	1	1	2									
Inning Stats	R: 0 E: 0 K: 1 S: 13	H: 0 LOB: 0 BB: 0 P: 19	R: 6 E: 0 K: 1 S: 22	H: 5 LOB: 2 BB: 3 P: 44	R: 1 E: 1 K: 0 S: 17	H: 1 LOB: 2 BB: 1 P: 29	R: 0 E: 0 K: 0 S: 6	H: 0 LOB: 0 BB: 0 P: 9	R: 0 E: 0 K: 0 S: 8	H: 0 LOB: 0 BB: 0 P: 12	R: 0 E: 0 K: 2 S: 12	H: 1 LOB: 1 BB: 0 P: 18	R: 0 E: 0 K: 2 S: 7	H: 0 LOB: 0 BB: 0 P: 8	R: 0 E: 0 K: 0 S: 13	H: 0 LOB: 1 BB: 1 P: 24	R: 0 E: 0 K: 1 S: 13	H: 1 LOB: 2 BB: 1 P: 24	1B: 6 2B: 2 3B: 0 HR: 0	SF: 0 SAC: 0 DP: 0 HBP: 0	WP: 1 PB: 0 SB: 1 CS: 0	PA: 42			
PITCHER	IP	WLS	BF	H	R	ER	SO	BB	IBB	HBP	BLK	WP	HR	S	P	ERA	WHIP								
40 Daniel Cabrera, R (1, 1) ERA: 5.0	1.1	L	12	5	6	6	2	3	0	0	0	1	0	30	56	40.50	6.000								
Eddy Rodriguez, R (2, 1) ERA: 4.79	0.2		2	0	0	0	0	0	0	0	0	0	0	5	7	0.00	0.000								
45 Erik Bedard, L (3, 1) ERA: 4.59	4.0		16	2	1	0	2	1	0	0	0	0	0	43	68	0.00	0.750								
47 Aaron Rakers, R (7, 1) ERA: 4.15	2.1		9	1	0	0	2	1	0	0	0	0	0	26	40	0.00	0.857								
Todd Williams, R (9, 1) ERA: 2.93	0.2		3	0	0	0	1	1	0	0	0	0	0	7	16	0.00	1.500								

Boston Red Sox @ Baltimore Orioles
Oriole Park at Camden Yards, Baltimore, MD

Sat Oct 02 2004, 1:25 PM EDT
Att: 48,540 - Unknown - 76 F

AB 36
R 7
H 8
RBI 6
BB 6
SO 7
LOB 17



Batter	1	2	3	4	5	6	7	8	9	AB	R	H	RBI	BB	SO	LOB	BOTTOM								
1 Brian Roberts, S (1, 4) OBP: 0.343, SLG: 0.375	F9		F7			F7			K	5	1	1	0	0	1	2									
David Newhan, L (1, 9) OBP: 0.364, SLG: 0.458	G4-3				G4-3	F9			P4	4	0	0	0	0	0	1									
6 Melvin Mora, R (1, 5) OBP: 0.419, SLG: 0.565	10 WP				F8	G3-1			K	4	0	1	0	0	1	1									
10 Miguel Tejada, R (1, 6) OBP: 0.363, SLG: 0.539	G6-3				1B				F8	4	1	2	2	0	0	1									
Rafael Palmeiro, L (1, 10) OBP: 0.361, SLG: 0.440					P4				L6	4	1	1	0	0	0	1									
Javy Lopez, R (1, 2) OBP: 0.368, SLG: 0.497					P4				1B	4	1	2	1	0	0	1									
B.J. Surhoff, L (1, 7) OBP: 0.366, SLG: 0.421 16 Tim Raines, S (9, PR) OBP: 0.292, SLG: 0.319					F8				2B	4	1	2	2	0	1	0									
31 Jay Gibbons, L (1, 3) OBP: 0.303, SLG: 0.379					K				K	4	0	1	0	0	2	2									
Larry Bigbie, L (1, 8) OBP: 0.342, SLG: 0.427					G4-3				K	4	0	0	0	0	1	3									
Inning Stats	R: 0 E: 0 K: 0 S: 9	H: 1 LOB: 1 BB: 0 P: 14	R: 0 E: 0 K: 0 S: 6	H: 0 LOB: 0 BB: 0 P: 12	R: 0 E: 0 K: 1 S: 13	H: 0 LOB: 0 BB: 0 P: 19	R: 0 E: 0 K: 0 S: 10	H: 1 LOB: 1 BB: 0 P: 19	R: 1 E: 0 K: 1 S: 12	H: 1 LOB: 0 BB: 0 P: 19	R: 0 E: 0 K: 0 S: 8	H: 0 LOB: 0 BB: 0 P: 11	R: 2 E: 0 K: 0 S: 9	H: 3 LOB: 1 BB: 0 P: 13	R: 2 E: 0 K: 1 S: 18	H: 2 LOB: 0 BB: 0 P: 25	R: 0 E: 0 K: 3 S: 16	H: 2 LOB: 2 BB: 0 P: 22	1B: 3 2B: 4 3B: 0 HR: 3	SF: 0 SAC: 0 DP: 0 HBP: 0	WP: 1 PB: 0 SB: 0 CS: 0	PA: 37			
PITCHER	IP	WLS	BF	H	R	ER	SO	BB	IBB	HBP	BLK	WP	HR	S	P	ERA	WHIP								
Bronson Arroyo, R (1, 1) ERA: 4.03	3.0		10	1	0	0	1	0	0	0	0	0	1	22	38	4.50	1.000								
Terry Adams, R (4, 1) ERA: 4.5	2.0	W	8	2	1	1	1	0	0	0	0	0	1	22	38	4.50	1.000								
Ramiro Mendoza, R (6, 1) ERA: 3.52	1.2		7	2	2	2	0	0	0	0	0	0	1	14	20	10.80	1.200								
Mike Myers, L (7, 1) ERA: 4.64	0.2		4	2	1	1	0	0	0	0	0	0	0	13	19	13.50	3.000								
50 Mike Timlin, R (8, 1) ERA: 4.13	0.2		3	1	1	1	1	0	0	0	0	0	1	8	10	13.50	1.500								
PITCHER	IP	WLS	BF	H	R	ER	SO	BB	IBB	HBP	BLK	WP	HR	S	P	ERA	WHIP								
Keith Foulke, R (9, 1) ERA: 2.17	1.0	S	5	2	0	0	3	0	0	0	0	0	0	16	22	0.00	2.000								

Boston Red Sox @ Baltimore Orioles
Oriole Park at Camden Yards, Baltimore, MD

Sat Oct 02 2004, 1:25 PM EDT
Att: 48,540 - Unknown - 76 F

AB 37
R 5
H 10
RBI 5
BB 0
SO 6
LOB 12



Batter	1	2	3	4	5	6	7	8	9	AB	R	H	RBI	BB	SO	LOB	TOP										
Dave Roberts, L OBP: 0.339, SLG: 0.382 (1, 8)	F8		F8		G4-3		S 1B BB	K		4	1	0	0	1	1	3	Boston Red Sox @ Baltimore Orioles Oriole Park at Camden Yards, Baltimore, MD Sat Oct 02 2004, 7:05 PM EDT Att: 47,320 - Unknown - 76 F livebaseballscorecards.com										
Mark Bellhorn, S OBP: 0.374, SLG: 0.444 (1, 4)	K			G3-1		34 1B HR	3B HBP 1B	1B		5	2	3	1	0	1	0											
Kevin Millar, R OBP: 0.381, SLG: 0.472 (1, 10)	G6-3			34 2B G6-3	1B	F8	3B HBP	F7		3	1	1	0	0	0	1											
Adam Hyzdu, R OBP: 0.444, SLG: 1.000 (7, PR)										1	1	0	0	0	0	2											
34 David Ortiz, L OBP: 0.379, SLG: 0.604 (6, 3)		4-0 BB		G6-3	2B	HR	3B HBP		G3	2	1	2	0	1	0	0											
Doug Mientkiewicz, L OBP: 0.327, SLG: 0.352 (6, 3)				1-3 G6-3		1-2 HR	3B HBP			2	0	1	2	0	0	0											
Trot Nixon, L OBP: 0.372, SLG: 0.507 (1, 9)	G6-4-3			1-1 G6-3		F7	G4-3		G6-3	5	0	0	1	0	0	6											
Orlando Cabrera, R OBP: 0.306, SLG: 0.384 (1, 6)		0-1 BB		2-3 3-H G5-3	L8	1-2 HR	BB		G6-3	3	1	1	3	0	0	1											
Ricky Gutierrez, R OBP: 0.282, SLG: 0.248 (6, 6)						1-H 2-H HR				1	0	0	0	1	0	0											
Doug Mirabeli, R OBP: 0.372, SLG: 0.532 (1, 2)				2-2 G5-3		G5-3	K			3	0	1	0	0	0	0											
Sandy Martinez, L (6, 2)						1B				1	0	0	0	0	1	2											
20 Kevin Youkilis, R OBP: 0.371, SLG: 0.420 (1, 5)				0-1 G5-3		G1-3	G6-3		1B	4	0	2	0	0	0	1											
Gabe Kapler, R OBP: 0.312, SLG: 0.391 (1, 7)				4-2 WP BB		G1-3	K	F8		3	0	0	0	1	1	2											
Inning Stats	R: 0 E: 0 K: 1 S: 10	H: 0 LOB: 0 BB: 0 P: 13	R: 0 E: 0 K: 0 S: 3	H: 0 LOB: 0 BB: 1 P: 9	R: 0 E: 0 K: 0 S: 10	H: 0 LOB: 1 BB: 1 P: 17	R: 1 E: 0 K: 0 S: 12	H: 2 LOB: 1 BB: 0 P: 15	R: 0 E: 0 K: 0 S: 9	H: 1 LOB: 1 BB: 0 P: 13	R: 3 E: 0 K: 0 S: 20	H: 4 LOB: 1 BB: 0 P: 29	R: 3 E: 0 K: 2 S: 16	H: 2 LOB: 2 BB: 2 P: 30	R: 0 E: 0 K: 1 S: 7	H: 2 LOB: 2 BB: 0 P: 9	R: 0 E: 0 K: 0 S: 7	H: 0 LOB: 0 BB: 0 P: 15	1B: 8 2B: 1 3B: 1 HR: 1	SF: 0 SAC: 0 DP: 1 HBP: 1	WP: 1 PB: 0 SB: 1 CS: 0	PA: 42					
PITCHER	IP	WLS	BF	H	R	ER	SO	BB	IBB	HBP	BLK	WP	HR	S	P	ERA	WHIP										
Sidney Ponson, R ERA: 5.3 (1, 1)	6.0		26	7	4	4	1	2	0	0	0	1	1	64	96	6.00	1.500										
Jason Grimsley, R ERA: 3.95 (7, 1)	0.1	L	4	1	3	3	1	1	0	1	0	0	0	7	14	81.00	6.000										
Buddy Groom, L ERA: 4.78 (7, 1)	0.2		4	1	0	0	1	1	0	0	0	0	0	9	16	0.00	3.000										
Jorge Julio, R ERA: 4.57 (8, 1)	2.0		8	2	0	0	1	0	0	0	0	0	0	14	24	0.00	1.000										

Batter	1	2	3	4	5	6	7	8	9	AB	R	H	RBI	BB	SO	LOB	BOTTOM										
1 Brian Roberts, S OBP: 0.343, SLG: 0.375 (1, 4)	10 S 10 1B	F8		F9		P6			SH5-3	4	1	1	0	0	0	1	Boston Red Sox @ Baltimore Orioles Oriole Park at Camden Yards, Baltimore, MD Sat Oct 02 2004, 7:05 PM EDT Att: 47,320 - Unknown - 76 F livebaseballscorecards.com										
David Newhan, L OBP: 0.362, SLG: 0.454 (1, 9)	L9	G3-1			10 S FC3-6 1B	G5-3		K		5	1	1	0	0	1	4											
10 Miguel Tejada, R OBP: 0.361, SLG: 0.536 (1, 6)	1B HR	G4-3			1-3 K	G4-3		G4-3		5	1	1	1	0	1	4											
Rafael Palmeiro, L OBP: 0.362, SLG: 0.440 (1, 3)	HR			G4-3	FC3-6 BB	K		K		3	1	1	0	1	1	0											
Javy Lopez, R OBP: 0.369, SLG: 0.502 (1, 10)	HR			K	FC3-6 BB			G5-3		3	1	1	3	1	1	0											
Larry Bigbie, L OBP: 0.341, SLG: 0.427 (1, 7)	G6-3			2B	FC3-6 S	K		K		4	0	1	1	0	1	2											
Luis Lopez, S OBP: 0.213, SLG: 0.276 (1, 5)	1B			K	1-2 2-3 3-H F7			G3-1		4	0	1	0	0	1	3											
Geronimo Gil, R OBP: 0.343, SLG: 0.344 (1, 2)	K			F8		P5		SH5-3 6 BB 1B		4	0	1	0	0	1	1											
16 Tim Lincecum, S OBP: 0.293, SLG: 0.319 (1, 8)		G3-1 F8 1B		K		F7		SH5-3 1 BB		3	0	1	0	0	1	0											
6 Melvin Mora, R OBP: 0.420, SLG: 0.565 (9, PH)										0	0	0	0	0	1	0											
Inning Stats	R: 4 E: 0 K: 1 S: 17	H: 5 LOB: 1 BB: 0 P: 24	R: 0 E: 0 K: 0 S: 9	H: 1 LOB: 1 BB: 0 P: 14	R: 0 E: 0 K: 2 S: 15	H: 1 LOB: 1 BB: 0 P: 21	R: 0 E: 0 K: 1 S: 8	H: 0 LOB: 0 BB: 0 P: 10	R: 1 E: 0 K: 0 S: 17	H: 1 LOB: 2 BB: 2 P: 31	R: 0 E: 0 K: 0 S: 4	H: 0 LOB: 0 BB: 0 P: 5	R: 0 E: 0 K: 1 S: 11	H: 0 LOB: 0 BB: 0 P: 16	R: 0 E: 0 K: 1 S: 8	H: 0 LOB: 0 BB: 0 P: 11	R: 0 E: 0 K: 0 S: 16	H: 1 LOB: 2 BB: 1 P: 24	1B: 7 2B: 1 3B: 0 HR: 1	SF: 0 SAC: 1 DP: 0 HBP: 0	WP: 0 PB: 0 SB: 4 CS: 0	PA: 39					
PITCHER	IP	WLS	BF	H	R	ER	SO	BB	IBB	HBP	BLK	WP	HR	S	P	ERA	WHIP										
Pedro Astacio, R ERA: 10.36 (1, 1)	4.0		19	7	4	4	4	0	0	0	0	0	0	49	69	9.00	1.750										
Scott Williamson, R ERA: 1.3 (5, 1)	1.0		6	1	1	1	1	2	0	0	0	0	0	17	31	9.00	3.000										
Byung-Hyun Kim, R ERA: 6.61 (6, 1)	2.1	W	7	0	0	0	1	0	0	0	0	0	0	18	24	0.00	0.000										
Alan Embree, L ERA: 4.13 (8, 1)	0.2	H	3	1	0	0	1	0	0	0	0	0	0	11	16	0.00	1.500										
Curt Leskanic, R ERA: 5.19 (9, 1)	1.0	S	4	0	0	0	1	1	0	0	0	0	0	10	16	0.00	1.000										

Batter	1	2	3	4	5	6	7	8	9	AB	R	H	RBI	BB	SO	LOB	TOP					
Jason Varitek, S OBP: 0.390, SLG: 0.482 Sandy Martinez, L (3, 2)	G1-3		K		G3-1		G5-3			2	0	0	0	0	1	1	Boston Red Sox @ Baltimore Orioles Oriole Park at Camden Yards, Baltimore, MD Sun Oct 03 2004, 1:35 PM EDT Att: 42,104 - Sunny - 73 F					
Orlando Cabrera, R OBP: 0.306, SLG: 0.383 Pokey Reese, R OBP: 0.271, SLG: 0.303	G1-3		P3		L7			1B		1	0	0	0	0	0	0						
Manny Ramirez, R OBP: 0.397, SLG: 0.613 Adam Hyzdu, R OBP: 0.364, SLG: 0.800	G5-3			L9	G6-3			K		2	0	0	0	0	0	0						
34 David Ortiz, L OBP: 0.380, SLG: 0.603 Doug Mirabelli, R OBP: 0.308, SLG: 0.525		F8		1B BB		F7		F9		1	0	0	0	1	0	0						
Kevin Millar, R OBP: 0.383, SLG: 0.474 Doug Mientkiewicz, L OBP: 0.326, SLG: 0.350		E		1B 2B		L4		G6-3		2	1	2	0	0	0	0						
Trot Nixon, L OBP: 0.377, SLG: 0.510 Gabe Kapler, R OBP: 0.311, SLG: 0.390	E3		1B 18 G1-6-3						F8	3	0	2	1	0	0	1						
18 Johnny Damon, L OBP: 0.380, SLG: 0.477 Dave Roberts, L OBP: 0.337, SLG: 0.379	G1-6-3								K	2	0	1	1	0	0	2						
Bill Mueller, S OBP: 0.365, SLG: 0.446 20 Kevin Youkilis, R OBP: 0.307, SLG: 0.413					P4				F9	1	0	1	0	0	0	0						
Mark Bellhorn, S OBP: 0.373, SLG: 0.444 Ricky Gutierrez, R OBP: 0.277, SLG: 0.243			FC3-6		G5-3					2	0	0	0	0	1	3						
Inning Stats	R: 0 E: 0 K: 0 S: 7	H: 0 LOB: 0 BB: 0 P: 8	R: 0 E: 1 K: 0 S: 9	H: 1 LOB: 1 BB: 0 P: 14	R: 0 E: 0 K: 1 S: 10	H: 1 LOB: 1 BB: 0 P: 17	R: 2 E: 0 K: 0 S: 13	H: 3 LOB: 3 BB: 1 P: 25	R: 0 E: 0 K: 0 S: 7	H: 0 LOB: 0 BB: 0 P: 9	R: 0 E: 0 K: 1 S: 6	H: 0 LOB: 1 BB: 0 P: 9	R: 0 E: 0 K: 1 S: 11	H: 1 LOB: 1 BB: 0 P: 16	R: 0 E: 0 K: 1 S: 11	H: 0 LOB: 0 BB: 0 P: 14		1B: 6 2B: 1 3B: 0 HR: 0	SF: 0 SAC: 0 DP: 1 HBP: 0	WP: 0 PB: 0 SB: 0 CS: 0	PA: 35	
PITCHER	IP	WLS	BF	H	R	ER	SO	BB	IBB	HBP	BLK	WP	HR	S	P	ERA		WHIP				
Rick Bauer, R ERA: 4.7	4.0		18	5	2	2	1	1	0	0	0	0	0	39	64	4.50		1.500				
Bruce Chen, L ERA: 3.02	3.0	W	10	1	0	0	1	0	0	0	0	0	0	21	32	0.00	0.333					
Todd Williams, R ERA: 2.87	0.2	H	3	1	0	0	1	0	0	0	0	0	0	10	15	0.00	1.500					
B.J. Ryan, L ERA: 2.28	1.1	S	4	0	0	0	1	0	0	0	0	0	0	12	15	0.00	0.000					


AB 34
R 2
H 7
RBI 2
BB 1
SO 4
LOB 16




Batter	1	2	3	4	5	6	7	8	9	AB	R	H	RBI	BB	SO	LOB	BOTTOM					
1 Brian Roberts, S OBP: 0.344, SLG: 0.376	G5-3	L9			G6-3					3	0	1	0	1	0	3	Boston Red Sox @ Baltimore Orioles Oriole Park at Camden Yards, Baltimore, MD Sun Oct 03 2004, 1:35 PM EDT Att: 42,104 - Sunny - 73 F					
David Newhan, L OBP: 0.361, SLG: 0.453	G5-3				SF7					3	1	1	1	0	1	2						
6 Melvin Mora, R OBP: 0.419, SLG: 0.562	P4				G5-3					3	0	0	0	0	0	2						
10 Miguel Tejada, R OBP: 0.360, SLG: 0.534 Luis Lopez, S OBP: 0.211, SLG: 0.273	K				SF8					2	0	0	1	0	1	2						
Rafael Palmeiro, L OBP: 0.359, SLG: 0.436					G4-3					4	0	0	0	0	1	0						
Javy Lopez, R OBP: 0.370, SLG: 0.503										3	1	2	0	0	0	0						
B.J. Surhoff, L OBP: 0.365, SLG: 0.420 16 Tim Lincecum, S OBP: 0.293, SLG: 0.319					G4-6-3					3	0	1	0	0	0	1						
31 Jay Gibbons, L OBP: 0.303, SLG: 0.379					G3-1					0	0	0	0	0	0	0						
Larry Bigbie, L OBP: 0.341, SLG: 0.427										3	1	1	0	0	2	2						
Inning Stats	R: 0 E: 0 K: 1 S: 13	H: 0 LOB: 1 BB: 1 P: 24	R: 1 E: 0 K: 0 S: 15	H: 3 LOB: 2 BB: 0 P: 24	R: 1 E: 1 K: 0 S: 13	H: 1 LOB: 0 BB: 0 P: 22	R: 0 E: 0 K: 0 S: 4	H: 1 LOB: 0 BB: 0 P: 8	R: 1 E: 0 K: 0 S: 9	H: 1 LOB: 1 BB: 0 P: 16	R: 0 E: 0 K: 1 S: 9	H: 0 LOB: 0 BB: 0 P: 12	R: 0 E: 0 K: 2 S: 11	H: 1 LOB: 1 BB: 0 P: 19	R: 0 E: 0 K: 0 S: 4	H: 0 LOB: 0 BB: 0 P: 5		1B: 6 2B: 1 3B: 0 HR: 0	SF: 2 SAC: 0 DP: 1 HBP: 1	WP: 0 PB: 1 SB: 1 CS: 0	PA: 32	
PITCHER	IP	WLS	BF	H	R	ER	SO	BB	IBB	HBP	BLK	WP	HR	S	P	ERA		WHIP				
Derek Lowe, R ERA: 5.42	2.0		10	3	1	1	2	1	0	0	0	0	0	28	48	4.50		2.000				
Terry Adams, R ERA: 4.76	2.0		7	2	1	0	0	0	0	0	0	0	0	17	30	0.00	1.000					
Scott Williamson, R ERA: 1.26	1.0	L	5	1	1	0	0	0	0	1	0	0	0	9	16	0.00	1.000					
Dave McCarty, L ERA: 2.45	2.0		7	1	0	0	3	0	0	0	0	0	0	20	31	0.00	0.500					
Byung-Hyun Kim, R ERA: 5.23	1.0		3	0	0	0	0	0	0	0	0	0	0	4	5	0.00	0.000					

AB 28
R 3
H 7
RBI 3
BB 1
SO 5
LOB 12



Batter	1	2	3	4	5	6	7	8	9	AB	R	H	RBI	BB	SO	LOB	TOP			
18 Johnny Damon, L (1, 8) OBP: 0.400, SLG: 0.600	1-2 P6		1-3 K	2-2 E5 HR		1-0 2B		2-0 G1-4-3 1B		5	2	2	0	0	1	1	Boston Red Sox @ Anaheim Angels Angel Stadium of Anaheim, Anaheim, CA Tue Oct 05 2004, 1:00 PM PDT Att: 44,608 - Sunny - 73 F			
Mark Bellhorn, S (1, 4) Pokey Reese, R (8, 4)	2-1 F9		2-2 G5-3	K		4-2 2B		0-0 P3		4	0	0	0	1	1	3				
Manny Ramirez, R (1, 7) OBP: 0.400, SLG: 1.200	3-2 34 1B		1-3 K	1-0 HR		1-0 P3		2-1 G1-4-3		5	2	2	3	0	1	3				
34 David Ortiz, L (1, 10) OBP: 0.600, SLG: 0.333	0-0 2B			2-H 3-H HR		3-1 F7		4-0 1B		3	1	1	1	2	0	2				
Kevin Millar, R (1, 3) Doug Mientkewicz, L (7, PR) Doug Mientkewicz, L (7, 3)	1-2 F9			0-1 HR		2-0 G3		0-0 1B		4	1	2	2	0	0	1				
Jason Varitek, S (1, 2)				1-2 HR		0-3 K2-3		1-2 1B		1	0	1	1	0	0	0				
Orlando Cabrera, R (1, 6) OBP: 0.600, SLG: 0.333				4-1 1B 18 E		4-0 BB		1-1 F8		3	1	1	0	2	0	0				
Bill Mueller, S (1, 5)				1-2 1B 18 E		0-0 BB		2-1 F9		5	1	1	0	0	1	3				
Gabe Kapler, R (1, 9) OBP: 0.200, SLG: 0.200				0-3 K		0-0 F8		2-1 F8		4	0	0	0	1	1	5				
				2-1 G1-3		0-1 18 E HR		1-2 L5		5	1	1	0	0	0	3				
Inning Stats	R: 1 H: 2 E: 0 K: 0 S: 14	H: 2 LOB: 1 BB: 0 P: 21	R: 0 H: 0 E: 0 K: 0 S: 6	H: 0 LOB: 1 BB: 1 P: 14	R: 0 H: 0 E: 0 K: 2 S: 14	H: 0 LOB: 0 BB: 0 P: 18	R: 7 H: 4 E: 1 K: 2 S: 22	H: 4 LOB: 0 BB: 2 P: 40	R: 0 H: 0 E: 0 K: 1 S: 5	H: 1 LOB: 2 BB: 1 P: 11	R: 0 H: 2 E: 0 K: 0 S: 12	H: 2 LOB: 2 BB: 0 P: 20	R: 1 H: 2 E: 0 K: 0 S: 7	H: 2 LOB: 2 BB: 1 P: 17	R: 0 H: 0 E: 0 K: 0 S: 7	H: 0 LOB: 0 BB: 0 P: 11		1B: 7 2B: 2 3B: 0 HR: 2	SF: 0 SAC: 0 DP: 0 HBP: 0	WP: 1 PB: 0 SB: 1 CS: 0
PITCHER	IP WLS BF H R ER SO BB IBB HBP BLK WP HR S P ERA WHIP																			
Jarrod Washburn, L (1, 1) ERA: 8.1	3.1 L 19 5 7 4 3 3 0 0 0 0 0 1 49 79 10.80 2.400																			
62 Scott Shields, R (4, 1) ERA: 5.4	1.2 7 1 1 0 2 1 0 0 0 0 0 1 12 25 0.00 1.200																			
Kevin Gregg, R (6, 1) ERA:	2.0 10 3 0 0 0 1 0 0 0 0 1 0 21 39 0.00 2.000																			
Ramon Ortiz, R (8, 1) ERA: 4.5	2.0 9 2 1 1 0 0 1 0 0 0 0 0 14 28 4.50 1.000																			

Batter	1	2	3	4	5	6	7	8	9	AB	R	H	RBI	BB	SO	LOB	BOTTOM					
9 Chone Figgins, S (1, 5) OBP: 0.200, SLG: 0.200	0-3 K		2-1 27 F9							5	0	1	0	0	2	0	Boston Red Sox @ Anaheim Angels Angel Stadium of Anaheim, Anaheim, CA Tue Oct 05 2004, 1:00 PM PDT Att: 44,608 - Sunny - 73 F					
Darin Erstad, L (1, 3) OBP: 0.800, SLG: 1.500	1-1 1B		1 SAFE 4-2 BB							4	1	3	1	1	1	0						
27 Vladimir Guerrero, R (1, 9)	0-0 F7		0-0 F9							5	0	0	0	0	2	4						
16 Garret Anderson, L (1, 8)	1-2 F8		1-0 G6-3							4	1	0	0	0	0	3						
Troy Glaus, R (1, 10) OBP: 1.000, SLG: 2.667				0-1 HR						3	1	3	2	1	0	0						
Jeff DaVanon, S (1, 7) Adam Riggs, R (7, PH) (8, 7)	1-0 F7		1-2 G3-1							3	0	0	0	0	0	2						
Bengie Molina, R (1, 2) OBP: 0.250, SLG: 0.250	1-1 G5-3		3-2 G6-3							4	0	1	0	0	0	1						
David Eckstein, R (1, 6) OBP: 0.250, SLG: 0.250	2-1 F9		1-2 P5							4	0	1	0	0	0	1						
Alfredo Amezaga, S (1, 4) 8 Dallas McPherson, L (6, PH) (6, 5)			2-3 K							1	0	0	0	0	1	0						
										3	0	0	0	0	1	3						
Inning Stats	R: 0 H: 1 E: 0 K: 1 S: 9	H: 1 LOB: 0 BB: 0 P: 11	R: 0 H: 1 E: 0 K: 0 S: 6	H: 1 LOB: 0 BB: 0 P: 11	R: 0 H: 1 E: 0 K: 1 S: 10	H: 1 LOB: 2 BB: 1 P: 19	R: 1 H: 1 E: 0 K: 0 S: 11	H: 1 LOB: 0 BB: 0 P: 16	R: 0 H: 1 E: 0 K: 2 S: 16	H: 1 LOB: 1 BB: 0 P: 19	R: 0 H: 2 E: 0 K: 0 S: 13	H: 2 LOB: 3 BB: 1 P: 19	R: 2 H: 2 E: 1 K: 0 S: 11	H: 2 LOB: 1 BB: 0 P: 14	R: 0 H: 0 E: 0 K: 0 S: 11	H: 0 LOB: 0 BB: 0 P: 16		R: 0 H: 0 E: 0 K: 3 S: 10	H: 0 LOB: 0 BB: 0 P: 15	1B: 5 2B: 2 3B: 0 HR: 2	SF: 0 SAC: 0 DP: 0 HBP: 0	WP: 0 PB: 0 SB: 1 CS: 0
PITCHER	IP WLS BF H R ER SO BB IBB HBP BLK WP HR S P ERA WHIP																					
38 Curt Schilling, R (1, 1) ERA: 2.7	6.2 W 32 9 3 2 4 2 0 0 0 0 0 0 1 75 107 2.70 1.650																					
Alan Embree, L (7, 1) ERA:	0.1 1 0 0 0 0 0 0 0 0 0 0 0 1 2 0.00 0.000																					
50 Mike Timlin, R (8, 1) ERA:	2.0 6 0 0 0 0 3 0 0 0 0 0 0 0 21 31 0.00 0.000																					

Batter	1	2	3	4	5	6	7	8	9	AB	R	H	RBI	BB	SO	LOB	TOP					
18 Johnny Damon, L (1, 8) OBP: 0.400, SLG: 0.500	0-2 34 BB 1B	0-2 BB BB 1B			0-1 G5-3		0-2 FC6-4 WP SF8	2-2 G4-3		5	1	2	0	0	0	3						
Mark Bellhorn, S (1, 4) OBP: 0.400, SLG: 0.143 Pokey Reese, R (9, 4)	2-1 34 BB 1B	4-1 34 PO BB BB			1-1 L3		4-2 WP BB		0-0 F9	3	0	1	0	2	0	0						
Manny Ramirez, R (1, 7) OBP: 0.400, SLG: 1.000	1-3 K	4-2 BB			3-2 G4-3		3-2 SF8		2-2 1B 2B	3	1	1	2	1	1	2						
34 David Ortiz, L (1, 10) OBP: 0.700, SLG: 0.400	4-1 BB 1B	3-1 PO		1-1 F8		1-2 G4-6-3 1B	4-0 IBB		4-0 WP 1B 2B IBB	2	1	1	0	3	0	0						
Trot Nixon, L (1, 9) OBP: 0.200, SLG: 0.200 Gabe Kapler, R (9, PR) OBP: 0.200, SLG: 0.200	0-0 F7			0-0 F7		2-1 G4-6-3	0-1 G3		3-2 WP 2B 1B	5	0	1	1	0	0	6						
Kevin Millar, R (1, 3) OBP: 0.425, SLG: 0.857 Doug Mientkiewicz, L (7, 3) OBP: 0.667, SLG: 0.667	3-2 G6-3			3-2 L6		3-2 HR 1B		1-0 18 WP HBP 1B	1-0 G4 1-2 2-3	3	1	1	0	0	0	3						
Jason Varitek, S (1, 2) OBP: 0.400, SLG: 0.625		3-3 K		0-3 K		0-0 HR		2-2 18 WP HBP 1B	4-0 2B IBB	3	2	1	2	1	2	0						
Orlando Cabrera, R (1, 6) OBP: 0.400, SLG: 0.375		0-1 L8		2-2 F9		1-2 G5-3		0-3 K	0-1 2B	5	0	1	3	0	1	2						
Bill Mueller, S (1, 5) OBP: 0.375, SLG: 0.286 Dave Roberts, L (7, PR) 20 Kevin Youkilis, R (7, 5)	1-2 18 1B BB 1B			1-2 G6-3			1-2 18 FC6-4 1B	1-3 K	3-1 F9	3	1	2	0	0	0	0						
Inning Stats	R: 0 E: 0 K: 1 S: 14	H: 2 LOB: 3 BB: 1 P: 24	R: 1 E: 0 K: 1 S: 17	H: 2 LOB: 2 BB: 2 P: 32	R: 0 E: 0 K: 1 S: 8	H: 0 LOB: 0 BB: 0 P: 12	R: 0 E: 0 K: 1 S: 14	H: 0 LOB: 0 BB: 0 P: 17	R: 0 E: 0 K: 0 S: 7	H: 0 LOB: 0 BB: 0 P: 11	R: 2 E: 0 K: 0 S: 12	H: 3 LOB: 0 BB: 0 P: 19	R: 1 E: 0 K: 0 S: 14	H: 1 LOB: 2 BB: 2 P: 26	R: 0 E: 0 K: 2 S: 12	H: 1 LOB: 2 BB: 0 P: 18	R: 4 E: 0 K: 0 S: 14	H: 3 LOB: 2 BB: 2 P: 31	1B: 9 2B: 2 3B: 0 HR: 1	SF: 1 SAC: 0 DP: 1 HBP: 1	WP: 3 PB: 0 SB: 1 CS: 0	PA: 46
PITCHER	IP WLS BF H R ER SO BB IBB HBP BLK WP HR S P ERA WHIP	IP WLS BF H R ER SO BB IBB HBP BLK WP HR S P ERA WHIP	IP WLS BF H R ER SO BB IBB HBP BLK WP HR S P ERA WHIP	IP WLS BF H R ER SO BB IBB HBP BLK WP HR S P ERA WHIP	IP WLS BF H R ER SO BB IBB HBP BLK WP HR S P ERA WHIP	IP WLS BF H R ER SO BB IBB HBP BLK WP HR S P ERA WHIP	IP WLS BF H R ER SO BB IBB HBP BLK WP HR S P ERA WHIP	IP WLS BF H R ER SO BB IBB HBP BLK WP HR S P ERA WHIP	IP WLS BF H R ER SO BB IBB HBP BLK WP HR S P ERA WHIP	IP WLS BF H R ER SO BB IBB HBP BLK WP HR S P ERA WHIP	IP WLS BF H R ER SO BB IBB HBP BLK WP HR S P ERA WHIP	IP WLS BF H R ER SO BB IBB HBP BLK WP HR S P ERA WHIP	IP WLS BF H R ER SO BB IBB HBP BLK WP HR S P ERA WHIP	IP WLS BF H R ER SO BB IBB HBP BLK WP HR S P ERA WHIP	IP WLS BF H R ER SO BB IBB HBP BLK WP HR S P ERA WHIP	IP WLS BF H R ER SO BB IBB HBP BLK WP HR S P ERA WHIP	IP WLS BF H R ER SO BB IBB HBP BLK WP HR S P ERA WHIP	IP WLS BF H R ER SO BB IBB HBP BLK WP HR S P ERA WHIP	IP WLS BF H R ER SO BB IBB HBP BLK WP HR S P ERA WHIP			

Boston Red Sox @ Anaheim Angels
 Angel Stadium of Anaheim, Anaheim, CA
 Wed Oct 06 2004, 7:00 PM PDT
 Att: 45,118 - Sunny - 70 F

AB 36
 R 8
 H 12
 RBI 8
 BB 7
 SO 5
 LOB 22

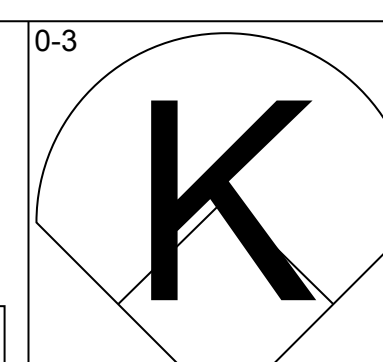
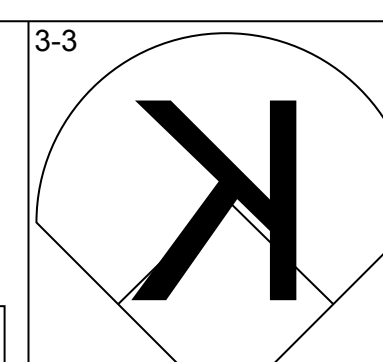
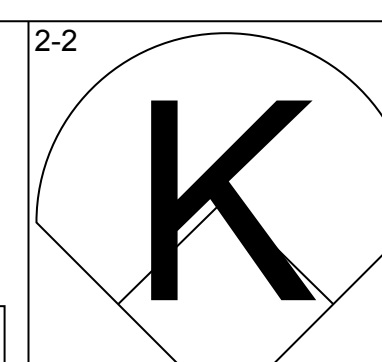
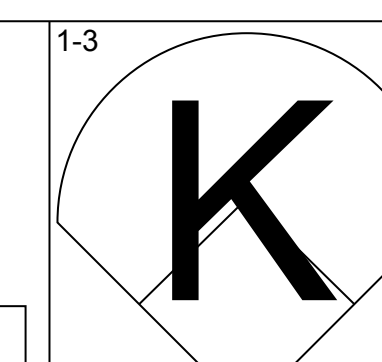
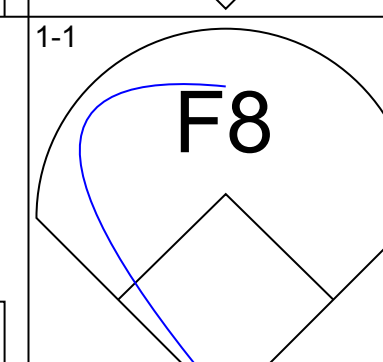
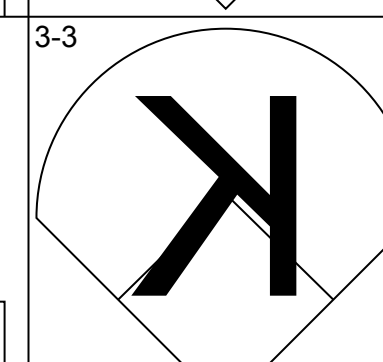
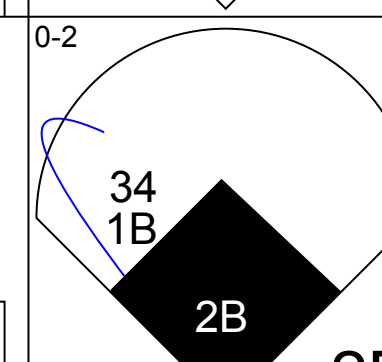
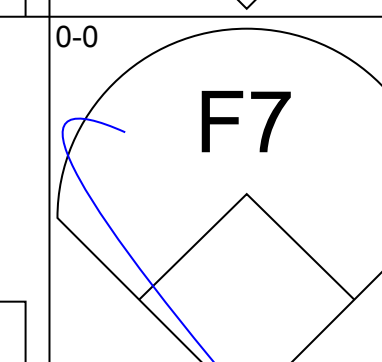
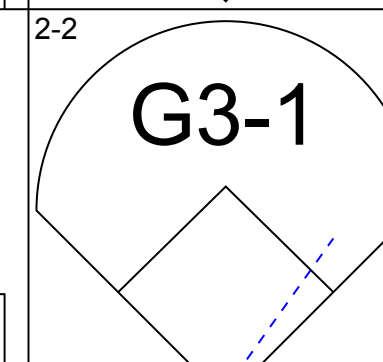
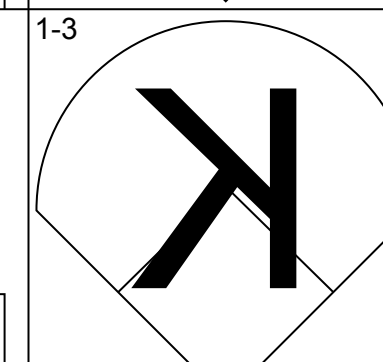
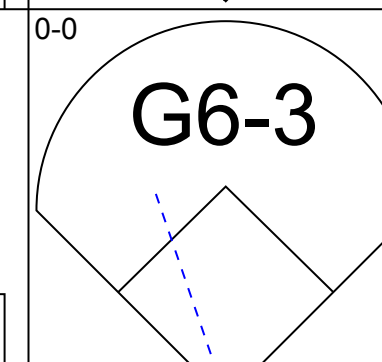
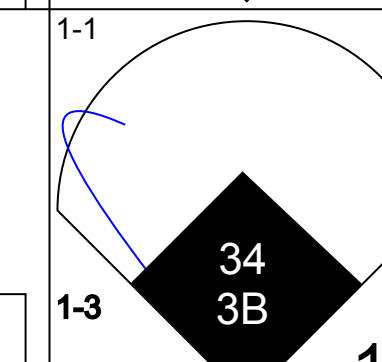
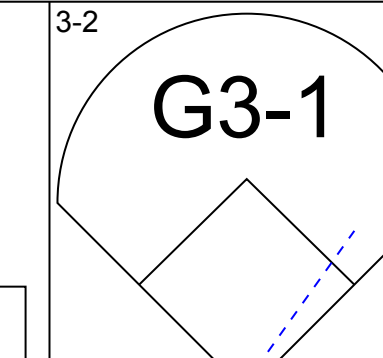
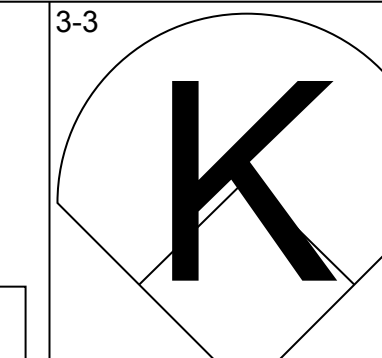
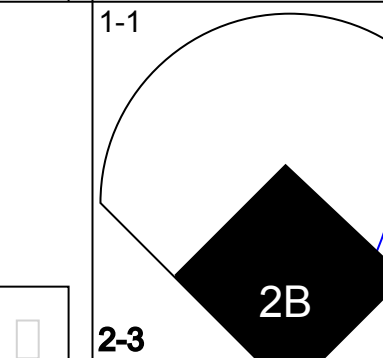
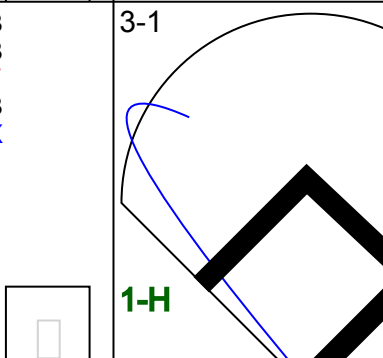
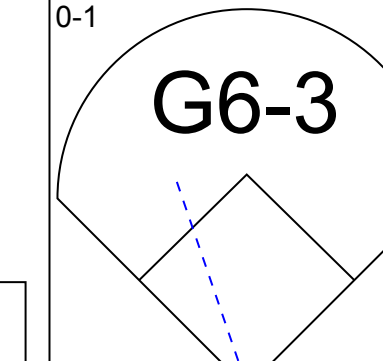
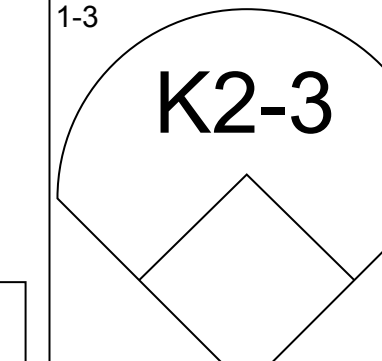
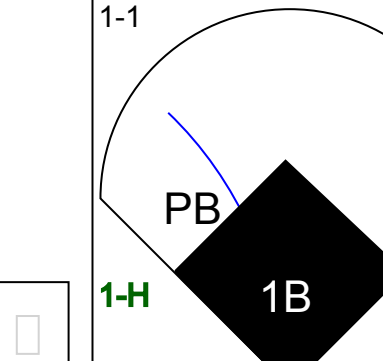
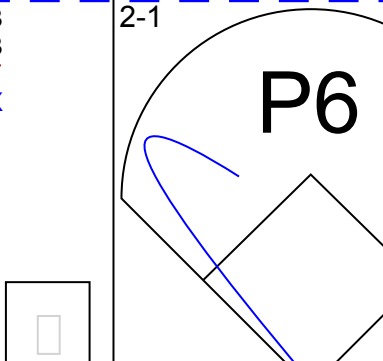
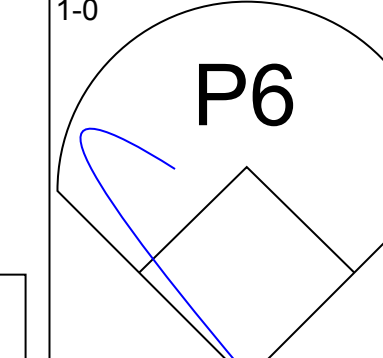
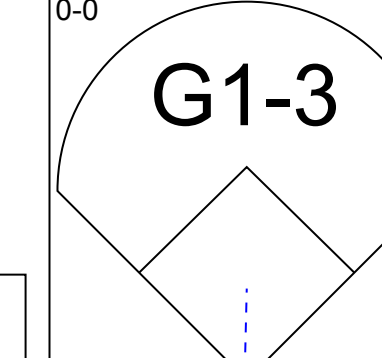
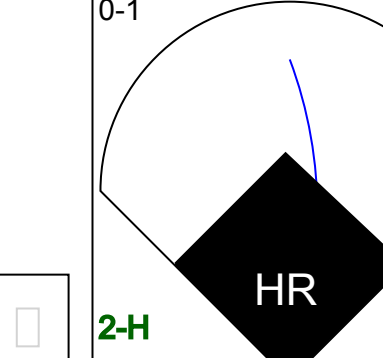
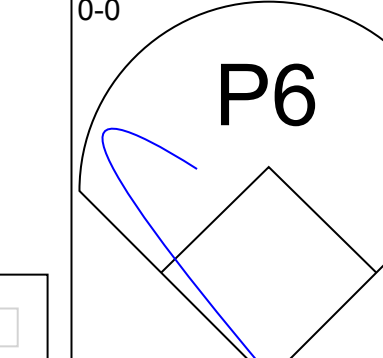
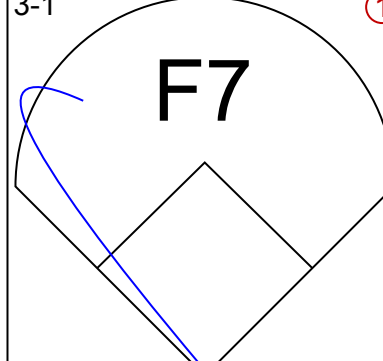
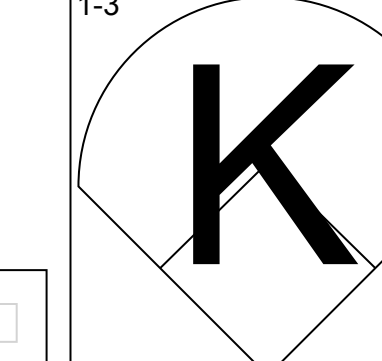
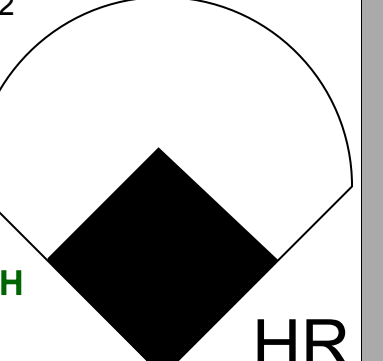
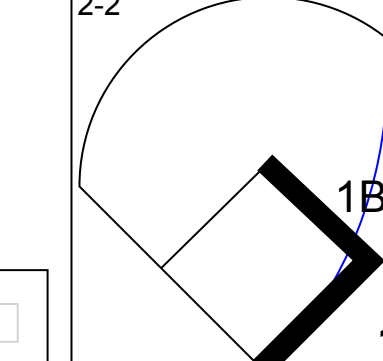
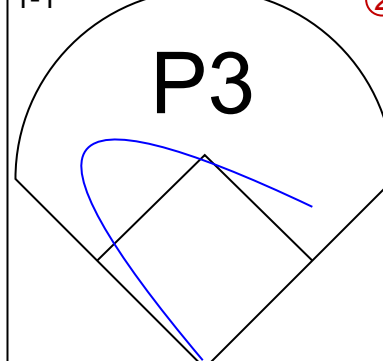
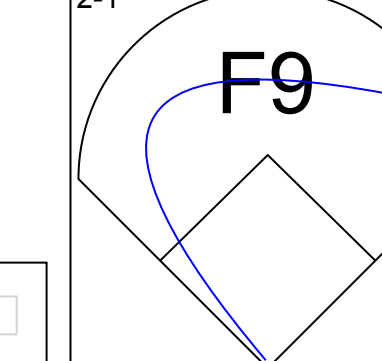

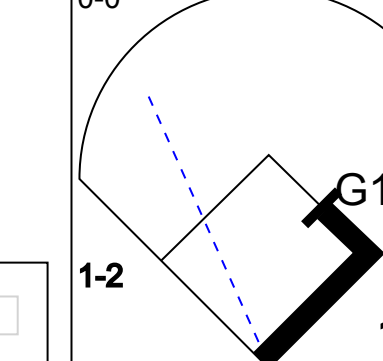
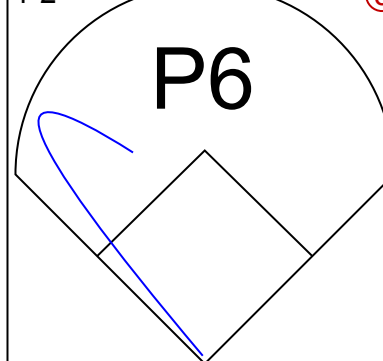
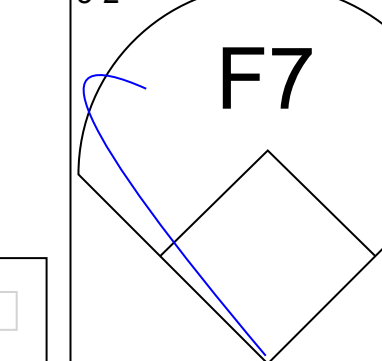
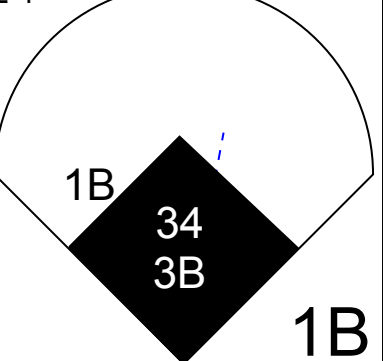
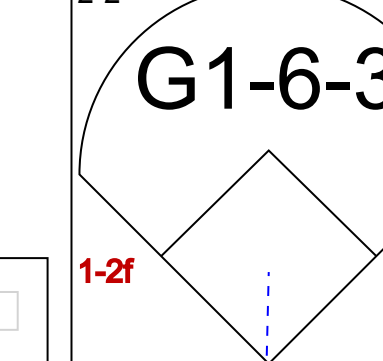


Batter	1	2	3	4	5	6	7	8	9	AB	R	H	RBI	BB	SO	LOB	BOTTOM			
9 Chone Figgins, S (1, 4) OBP: 0.111, SLG: 0.111	0-1 G4-3				0-0 B5					4	0	0	0	0	2	4				
Darin Erstad, L (1, 3) OBP: 0.667, SLG: 1.000	1-2 G3-1		0-2 F7		1-0 27 1B HBP			2-2 1B		3	0	1	0	0	0	0				
27 Vladimir Guerrero, R (1, 9) OBP: 0.222, SLG: 0.125	4-2 BB		1-1 F8		1-0 18 L3 1B			2-3 K		3	0	1	2	1	1	1				
16 Garret Anderson, L (1, 8)	0-3 K		2-1 G4-3		1-1 L3			1-3 K		4	0	0	0	0	2	4				
Troy Glaus, R (1, 10) OBP: 0.625, SLG: 1.333		4-2 8 1B BB		1-3 K		1-1 P3		2-3 K		3	1	0	0	1	2	1				
Jeff DaVanon, S (1, 7) OBP: 0.286, SLG: 0.286		1-2 FC1-5 8 1B		2-1 8 CS 1B		3-2 G4-3		0-2 G1-3		4	0	2	0	0	0	0				
8 Dallas McPherson, L (1, 5) OBP: 0.143, SLG: 0.143		1-2 FC1-5 1B		1-2 K		1-3 K		0-1 G4-3		4	0	1	1	0	2	1				
José Molina, R (1, 2) OBP: 0.500, SLG: 0.500 Casey Kotchman, L (7, PH) Bengie Molina, R (8, 2) Curtis Pride, L (9, PH)		0-0 FC1-5		1-1 HBP 27 1B 1B		1-1 L1		1-3 K		2	1	1	0	0	0	2				
David Eckstein, R (1, 6) OBP: 0.286, SLG: 0.286		2-1 F8		0-2 HBP 27 1B 1B		2-2 F7				3	1	1	0	0	0	2				
Inning Stats	R: 0 E: 0 K: 1 S: 11	H: 0 LOB: 1 BB: 1 P: 16	R: 1 E: 0 K: 1 S: 17	H: 2 LOB: 2 BB: 1 P: 26	R: 0 E: 0 K: 0 S: 7	H: 0 LOB: 0 BB: 0 P: 10	R: 0 E: 0 K: 2 S: 8	H: 1 LOB: 1 BB: 0 P: 12	R: 2 E: 0 K: 0 S: 8	H: 3 LOB: 1 BB: 0 P: 13	R: 0 E: 0 K: 1 S: 9	H: 0 LOB: 0 BB: 0 P: 14	R: 0 E: 0 K: 3 S: 16	H: 1 LOB: 1 BB: 0 P: 23	R: 0 E: 0 K: 1 S: 8	H: 0 LOB: 0 BB: 0 P: 9	1B: 7 2B: 2 3B: 0 HR: 0	SF: 0 SAC: 0 DP: 2 HBP: 1	WP: 0 PB: 0 SB: 0 CS: 1	PA: 35
PITCHER	IP WLS BF H R ER SO BB IBB HBP BLK WP HR S P ERA WHIP	IP WLS BF H R ER SO BB IBB HBP BLK WP HR S P ERA WHIP	IP WLS BF H R ER SO BB IBB HBP BLK WP HR S P ERA WHIP	IP WLS BF H R ER SO BB IBB HBP BLK WP HR S P ERA WHIP	IP WLS BF H R ER SO BB IBB HBP BLK WP HR S P ERA WHIP	IP WLS BF H R ER SO BB IBB HBP BLK WP HR S P ERA WHIP	IP WLS BF H R ER SO BB IBB HBP BLK WP HR S P ERA WHIP	IP WLS BF H R ER SO BB IBB HBP BLK WP HR S P ERA WHIP	IP WLS BF H R ER SO BB IBB HBP BLK WP HR S P ERA WHIP	IP WLS BF H R ER SO BB IBB HBP BLK WP HR S P ERA WHIP	IP WLS BF H R ER SO BB IBB HBP BLK WP HR S P ERA WHIP	IP WLS BF H R ER SO BB IBB HBP BLK WP HR S P ERA WHIP	IP WLS BF H R ER SO BB IBB HBP BLK WP HR S P ERA WHIP	IP WLS BF H R ER SO BB IBB HBP BLK WP HR S P ERA WHIP	IP WLS BF H R ER SO BB IBB HBP BLK WP HR S P ERA WHIP	IP WLS BF H R ER SO BB IBB HBP BLK WP HR S P ERA WHIP	IP WLS BF H R ER SO BB IBB HBP BLK WP HR S P ERA WHIP	IP WLS BF H R ER SO BB IBB HBP BLK WP HR S P ERA WHIP	IP WLS BF H R ER SO BB IBB HBP BLK WP HR S P ERA WHIP	

Boston Red Sox @ Anaheim Angels
 Angel Stadium of Anaheim, Anaheim, CA
 Wed Oct 06 2004, 7:00 PM PDT
 Att: 45,118 - Sunny - 70 F

AB 32
 R 3
 H 7
 RBI 3
 BB 2
 SO 10
 LOB 15

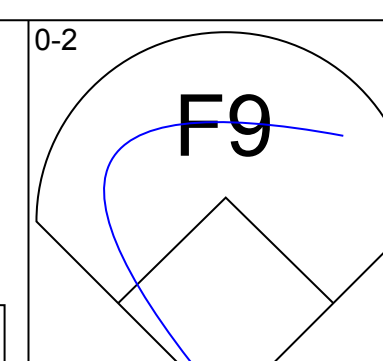
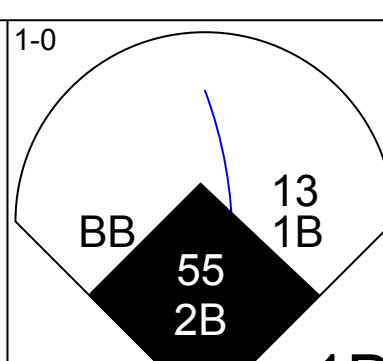
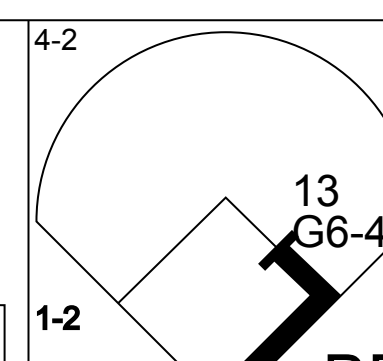
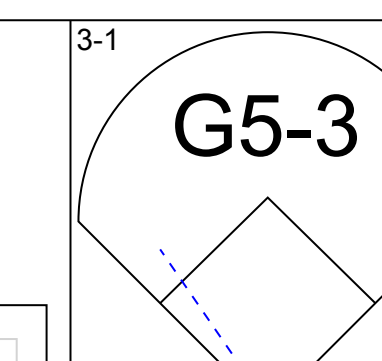
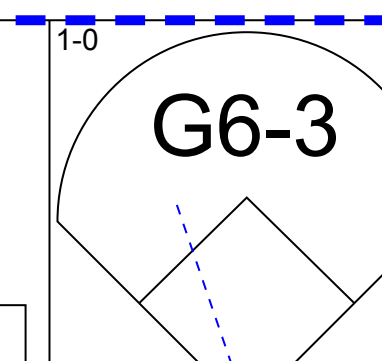
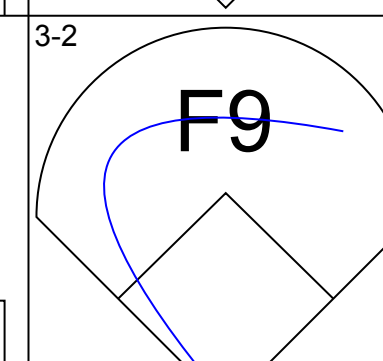
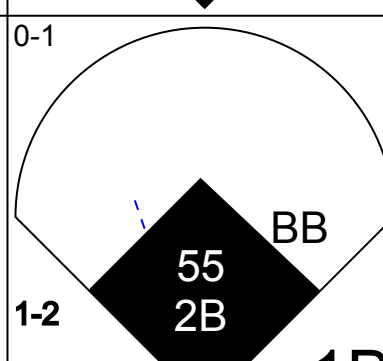
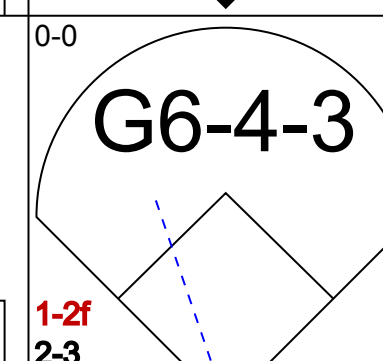
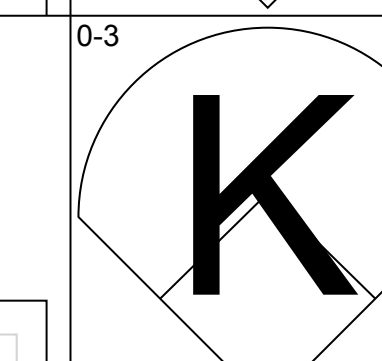
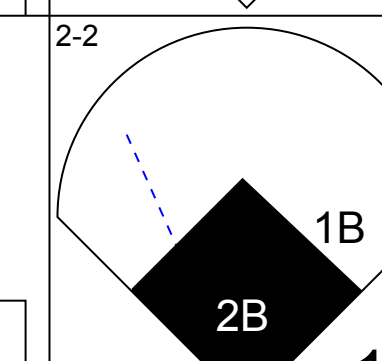
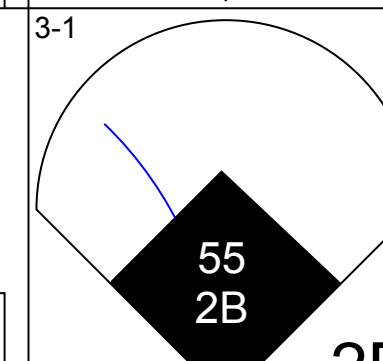
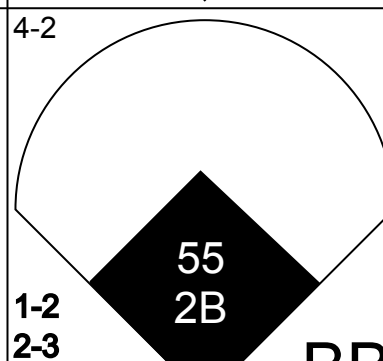
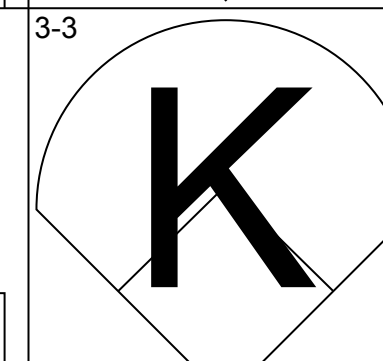
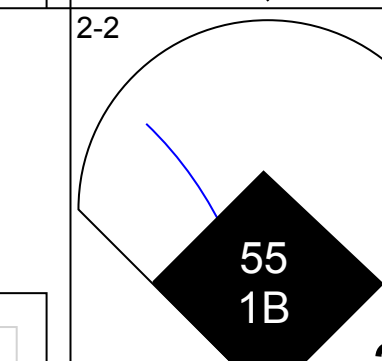
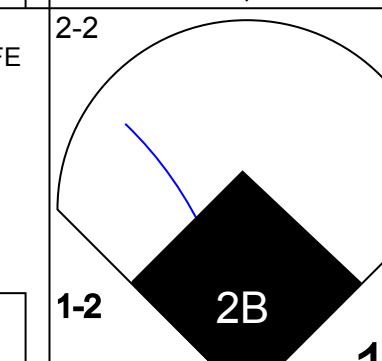
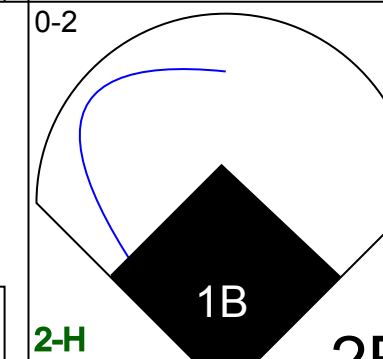
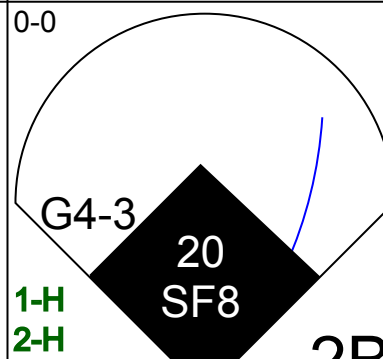
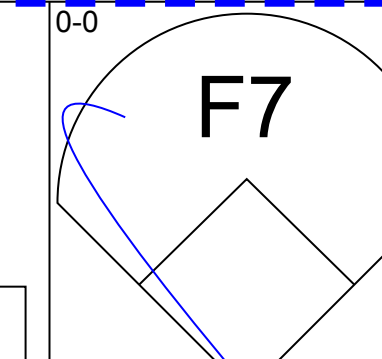
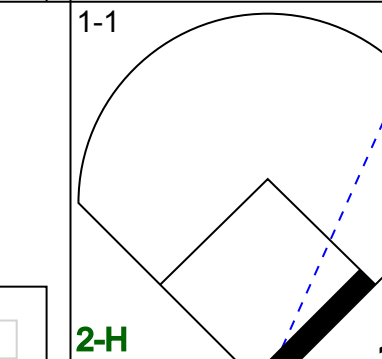
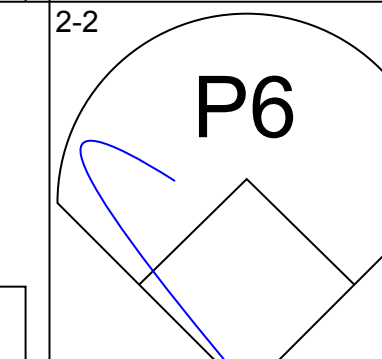
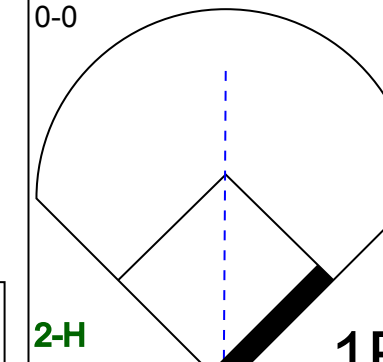
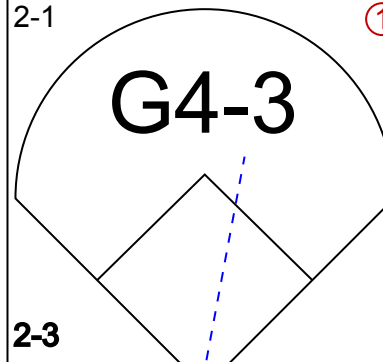
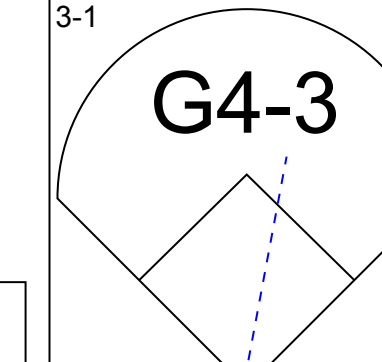
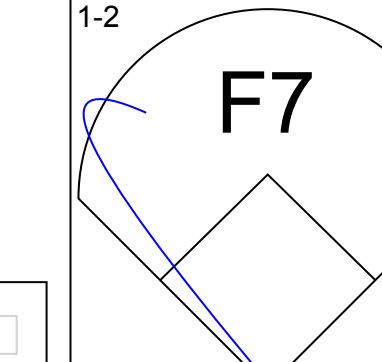
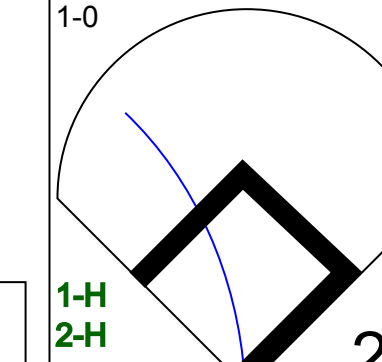
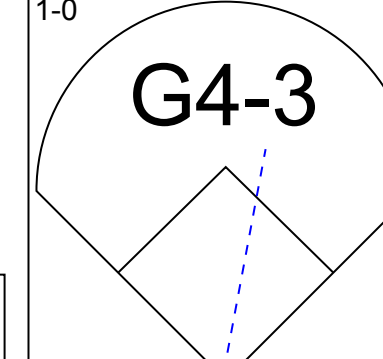
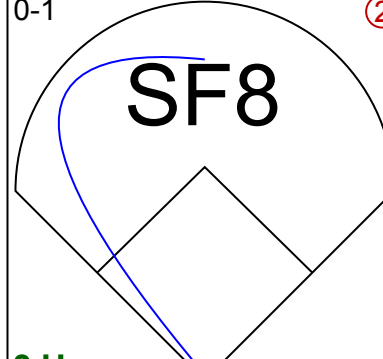
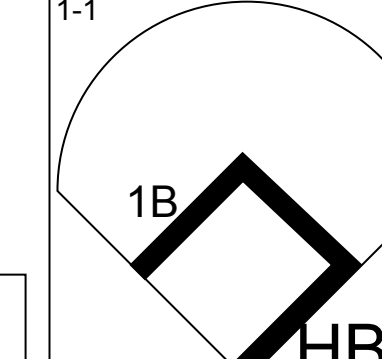

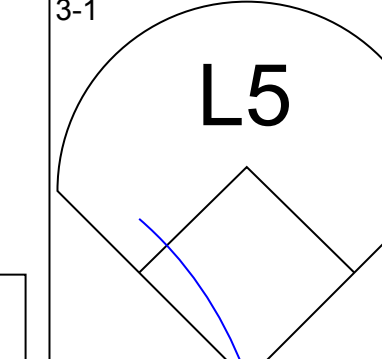
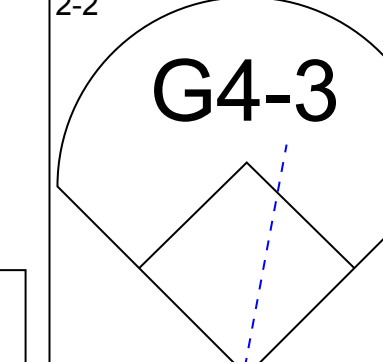
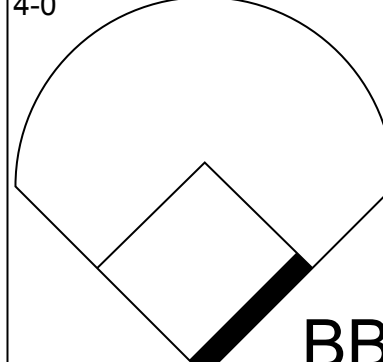
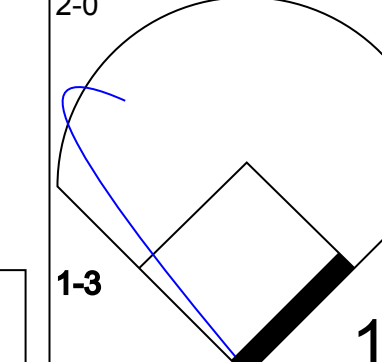
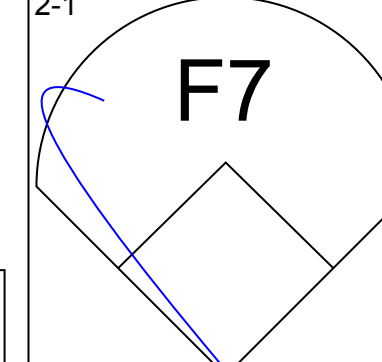
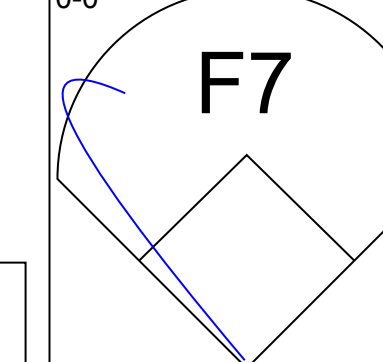
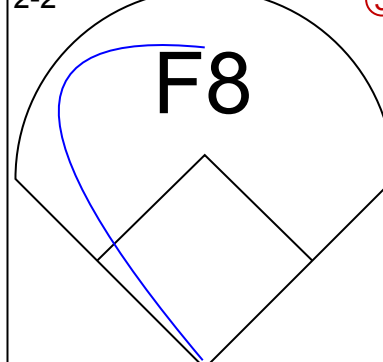
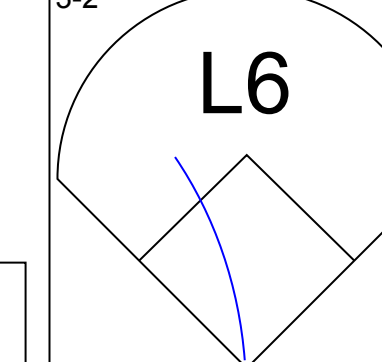
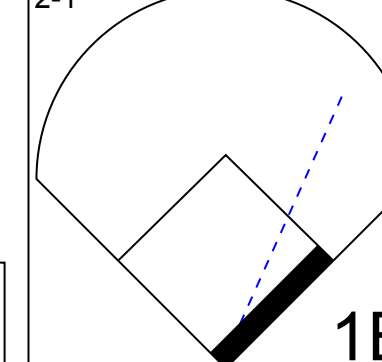
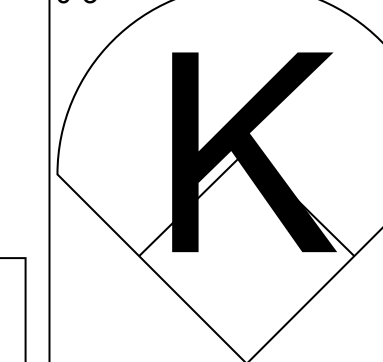
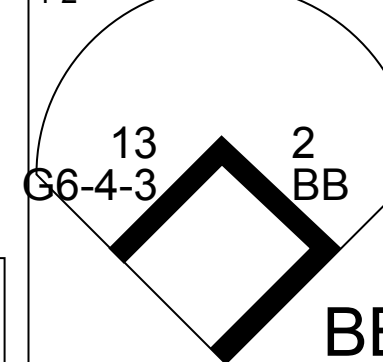
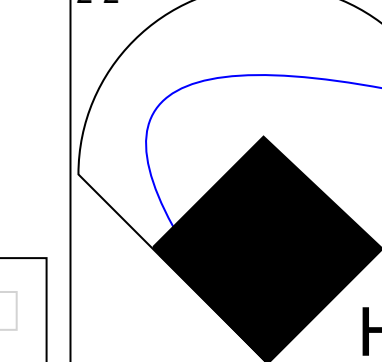
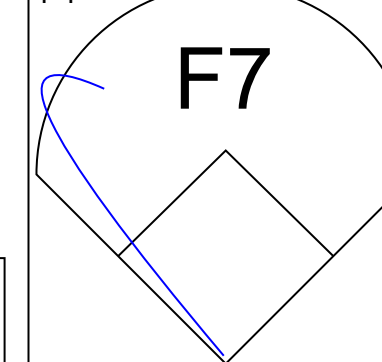


Batter	1	2	3	4	5	6	7	8	9	AB	R	H	RBI	BB	SO	LOB	TOP					
18 Johnny Damon, L (1.8) OBP: 0.400, SLG: 0.421										4	0	0	0	0	0	4	1					
Mark Bellhorn, S (1.4) OBP: 0.350, SLG: 0.200										4	1	1	0	0	0	1	1					
Manny Ramirez, R (1.7) OBP: 0.350, SLG: 0.647										4	1	1	0	0	0	1	1					
34 David Ortiz, L (1.10) OBP: 0.650, SLG: 1.000										4	1	2	2	0	1	0						
Kevin Millar, R (1.3) OBP: 0.333, SLG: 0.571										4	1	1	2	0	1	1						
Trot Nixon, L (1.9) OBP: 0.357, SLG: 0.250										4	1	1	1	0	0	0						
Jason Varitek, S (1.2) OBP: 0.368, SLG: 0.625										4	1	2	2	0	1	0						
Orlando Cabrera, R (1.6) OBP: 0.263, SLG: 0.235										4	0	1	0	0	1	0						
Bill Mueller, S (1.5) OBP: 0.353, SLG: 0.313										4	1	1	0	0	0	2						
Inning Stats	R: 0 E: 0 K: 1 S: 8	H: 0 LOB: 0 BB: 0 P: 11	R: 0 E: 0 K: 0 S: 7	H: 0 LOB: 0 BB: 0 P: 11	R: 0 E: 0 K: 0 S: 7	H: 0 LOB: 0 BB: 0 P: 12	R: 0 E: 0 K: 3 S: 9	H: 0 LOB: 0 BB: 0 P: 16	R: 0 E: 0 K: 2 S: 9	H: 0 LOB: 0 BB: 0 P: 13	R: 0 E: 0 K: 1 S: 9	H: 0 LOB: 0 BB: 0 P: 15	R: 5 E: 0 K: 2 S: 20	H: 5 LOB: 0 BB: 0 P: 24	R: 2 E: 0 K: 1 S: 12	H: 3 LOB: 1 BB: 0 P: 21	R: 0 E: 0 K: 0 S: 10	H: 2 LOB: 1 BB: 0 P: 14	1B: 6 2B: 2 3B: 1 HR: 1	SF: 0 SAC: 0 DP: 1 HBP: 0	WP: 0 PB: 1 SB: 0 CS: 0	PA: 36
PITCHER	IP	WLS	BF	H	R	ER	SO	BB	IBB	HBP	BLK	WP	HR	S	P	ERA	WHIP					
35 Mike Mussina, R (1.1) ERA: 3.95	6.2	W	24	4	4	4	8	0	0	0	0	0	0	62	95	5.40	0.600					
Tanyon Sturtze, R (7.1) ERA: 9.0	0.1		2	1	1	1	1	0	0	0	0	0	1	7	7	27.00	3.000					
Tom Gordon, R (8.1) ERA: 8.31	0.2	H	5	3	2	2	1	0	0	0	0	0	0	10	17	27.00	4.500					
42 Mariano Rivera, R (8.1) ERA:	1.1	S	5	2	0	0	0	0	0	0	0	0	0	12	18	0.00	1.500					

Boston Red Sox @ New York Yankees
Yankee Stadium, Bronx, NY
Tue Oct 12 2004, 8:00 PM EDT
Att: 56,135 - Cloudy - 59 F

AB 36
R 7
H 10
RBI 7
BB 0
SO 10
LOB 6



Batter	1	2	3	4	5	6	7	8	9	AB	R	H	RBI	BB	SO	LOB	BOTTOM				
2 Derek Jeter, R (1.6) OBP: 0.360, SLG: 0.478										4	1	1	0	1	0	0					
13 Alex Rodriguez, R (1.5) OBP: 0.482, SLG: 0.667										5	2	2	0	0	1	2					
Gary Sheffield, R (1.9) OBP: 0.423, SLG: 0.591										4	4	3	0	1	1	1					
55 Hideki Matsui, L (1.7) OBP: 0.500, SLG: 0.727										5	2	3	5	0	0	2					
Bernie Williams, S (1.8) OBP: 0.333, SLG: 0.522										5	0	2	3	0	0	2					
20 Jorge Posada, S (1.2) OBP: 0.217, SLG: 0.190										3	0	0	1	0	0	2					
John Olerud, L (1.3) OBP: 0.350, SLG: 0.353										3	0	1	0	1	0	0					
Miguel Cairo, R (1.4) OBP: 0.300, SLG: 0.278										4	0	1	0	0	0	3					
Kenny Lofton, L (1.10) OBP: 0.375, SLG: 0.714										3	1	1	1	1	1	1					
Inning Stats	R: 2 E: 0 K: 0 S: 14	H: 3 LOB: 1 BB: 0 P: 21	R: 0 E: 0 K: 1 S: 8	H: 0 LOB: 0 BB: 0 P: 10	R: 4 E: 0 K: 0 S: 14	H: 3 LOB: 1 BB: 2 P: 27	R: 0 E: 0 K: 1 S: 11	H: 0 LOB: 2 BB: 2 P: 22	R: 0 E: 0 K: 1 S: 16	H: 3 LOB: 1 BB: 0 P: 25	R: 0 E: 0 K: 0 S: 11	H: 1 LOB: 1 BB: 0 P: 18	R: 2 E: 0 K: 0 S: 14	H: 3 LOB: 1 BB: 0 P: 25	R: 0 E: 0 K: 0 S: 10	H: 2 LOB: 1 BB: 0 P: 14	1B: 8 2B: 5 3B: 0 HR: 1	SF: 1 SAC: 0 DP: 1 HBP: 1	WP: 0 PB: 0 SB: 0 CS: 0	PA: 42	
PITCHER	IP	WLS	BF	H	R	ER	SO	BB	IBB	HBP	BLK	WP	HR	S	P	ERA	WHIP				
38 Curt Schilling, R (1.1) ERA: 7.45	3.0	L	17	6	6	6	1	2	0	0	0	0	0	11	22	0.00	2.000				
Curt Leskanic, R (4.1) ERA:	1.0		4	0	0	0	1	2	0	0	0	0	0	8	17	0.00	1.000				
Ramiro Mendoza, R (5.1) ERA:	1.0		5	1	0	0	0	0	0	1	0	0	0	8	17	0.00	1.000				
49 Tim Wakefield, R (6.1) ERA: 18.0	1.0		6	3	2	2	1	0	0	0	0	0	1	16	25	18.00	3.000				
Alan Embree, L (7.1) ERA:	1.0		4	1	0	0	0	0	0	0	0	0	0	11	18	0.00	1.000				
50 Mike Timlin, R (8.1) ERA: 12.27	0.2		5	3	2	2	0	0	0	0	0	0	0	2	5	0.00	0.000				
Keith Foulke, R (8.1) ERA:	0.1		1	0	0	0	0	0	0	0	0	0	0	2	5	0.00	0.000				

Boston Red Sox @ New York Yankees
Yankee Stadium, Bronx, NY
Tue Oct 12 2004, 8:00 PM EDT
Att: 56,135 - Cloudy - 59 F

AB 36
R 10
H 14
RBI 10
BB 4
SO 3
LOB 13



Batter	1	2	3	4	5	6	7	8	9	AB	R	H	RBI	BB	SO	LOB	TOP			
18 Johnny Damon, L OBP: 0.333, SLG: 0.348	G3		G4-3			L8		K		4	0	0	0	0	1	2	Boston Red Sox @ New York Yankees Yankee Stadium, Bronx, NY Wed Oct 13 2004, 8:00 PM EDT Att: 56,136 - Sunny - 60 F			
Mark Bellhorn, S OBP: 0.292, SLG: 0.158	P6		F8			K		G3		4	0	0	0	0	1	1				
Manny Ramirez, R OBP: 0.333, SLG: 0.619	K				F8			G6-3		4	0	1	0	0	1	0				
34 David Ortiz, L OBP: 0.625, SLG: 0.889		BB			P4			G5-4-3 1B		3	0	1	0	1	1	1				
Kevin Millar, R OBP: 0.263, SLG: 0.444	P6				G1-3			G5-4-3 1B		4	0	0	0	0	1	3				
Trot Nixon, L OBP: 0.353, SLG: 0.267					F7			2B G6-3 1B		3	1	1	0	0	0	1				
Jason Varitek, S OBP: 0.364, SLG: 0.632					G4-3			G4-3 2B		3	0	1	0	0	0	1				
Orlando Cabrera, R OBP: 0.273, SLG: 0.250					1B G4-3 G3			G6-3		3	0	1	1	0	1	1				
Bill Mueller, S OBP: 0.300, SLG: 0.263					G3			G4-3		3	0	0	0	0	0	2				
Inning Stats	R: 0 E: 0 K: 1 S: 6	H: 0 LOB: 0 BB: 0 P: 9	R: 0 E: 0 K: 0 S: 5	H: 0 LOB: 1 BB: 1 P: 11	R: 0 E: 0 K: 0 S: 9	H: 1 LOB: 1 BB: 0 P: 10	R: 0 E: 0 K: 0 S: 4	H: 0 LOB: 0 BB: 0 P: 6	R: 0 E: 0 K: 1 S: 6	H: 0 LOB: 0 BB: 0 P: 9	R: 0 E: 0 K: 0 S: 7	H: 1 LOB: 0 BB: 0 P: 10	R: 1 E: 0 K: 1 S: 15	H: 2 LOB: 1 BB: 0 P: 25	R: 0 E: 0 K: 2 S: 12	H: 1 LOB: 1 BB: 0 P: 17	1B: 3 2B: 2 3B: 0 HR: 0	SF: 0 SAC: 0 DP: 1 HBP: 0	WP: 0 PB: 0 SB: 0 CS: 0	PA: 32
PITCHER	IP	WLS	BF	H	R	ER	SO	BB	IBB	HBP	BLK	WP	HR	S	P	ERA	WHIP			
Jon Lieber, R ERA: 2.63	(1, 1)	7.0	W	24	3	1	1	3	1	0	0	0	0	57	82	1.29	0.571			
Tom Gordon, R ERA: 7.2	(8, 1)	0.2	H	3	1	0	0	0	0	0	0	0	0	9	16	0.00	1.500			
42 Mariano Rivera, R ERA:	(8, 1)	1.1	S	5	1	0	0	3	0	0	0	0	0	16	23	0.00	0.750			

Batter	1	2	3	4	5	6	7	8	9	AB	R	H	RBI	BB	SO	LOB	BOTTOM			
2 Derek Jeter, R OBP: 0.367, SLG: 0.423	1B BB	F8			G6-3		G6-3	BB		3	1	0	0	2	0	2	Boston Red Sox @ New York Yankees Yankee Stadium, Bronx, NY Wed Oct 13 2004, 8:00 PM EDT Att: 56,136 - Sunny - 60 F			
13 Alex Rodriguez, R OBP: 0.452, SLG: 0.607	1B HBP	K			1B		L5	F9		4	0	1	0	0	1	5				
Gary Sheffield, R OBP: 0.433, SLG: 0.577	1B				P6		K	5B 1B		4	0	2	1	0	1	1				
55 Hideki Matsui, L OBP: 0.467, SLG: 0.654	K				G3		K	1B		4	0	1	0	0	2	3				
Bernie Williams, S OBP: 0.286, SLG: 0.444	K				G3-1		F8	F9		4	0	0	0	0	1	4				
20 Jorge Posada, S OBP: 0.296, SLG: 0.217	G4-3				BB		HR BB	2 BB HBP 1B		2	1	1	0	2	0	2				
John Olerud, L OBP: 0.333, SLG: 0.476					P4		HR	F8		4	1	1	2	0	0	2				
Miguel Cairo, R OBP: 0.333, SLG: 0.250		2 F8 1B BB			F7		K	2 BB HBP		2	0	0	0	1	1	1				
Kenny Lofton, L OBP: 0.333, SLG: 0.545	1B				K		P5	K		4	0	1	0	0	2	3				
Inning Stats	R: 1 E: 0 K: 2 S: 15	H: 1 LOB: 2 BB: 1 P: 26	R: 0 E: 0 K: 1 S: 10	H: 1 LOB: 2 BB: 1 P: 20	R: 0 E: 0 K: 0 S: 6	H: 0 LOB: 0 BB: 0 P: 10	R: 0 E: 0 K: 1 S: 9	H: 0 LOB: 1 BB: 1 P: 16	R: 0 E: 0 K: 2 S: 12	H: 1 LOB: 1 BB: 0 P: 19	R: 2 E: 0 K: 1 S: 12	H: 1 LOB: 1 BB: 1 P: 22	R: 0 E: 0 K: 0 S: 7	H: 2 LOB: 2 BB: 0 P: 10	R: 0 E: 0 K: 1 S: 11	H: 1 LOB: 3 BB: 1 P: 20	1B: 6 2B: 0 3B: 0 HR: 1	SF: 0 SAC: 0 DP: 0 HBP: 2	WP: 0 PB: 0 SB: 1 CS: 0	PA: 38
PITCHER	IP	WLS	BF	H	R	ER	SO	BB	IBB	HBP	BLK	WP	HR	S	P	ERA	WHIP			
Pedro Martinez, R ERA: 4.15	(1, 1)	6.0	L	27	4	3	3	7	4	3	1	0	0	64	113	4.50	1.333			
50 Mike Timlin, R ERA: 10.38	(7, 1)	0.2	3	1	0	0	0	0	0	0	0	0	0	5	8	0.00	1.500			
Alan Embree, L ERA:	(7, 1)	0.2	4	2	0	0	0	0	0	0	0	0	0	5	5	0.00	3.000			
Keith Foulke, R ERA:	(8, 1)	0.2	4	0	0	0	1	1	0	0	1	0	0	8	17	0.00	1.500			

Batter	1	2	3	4	5	6	7	8	9	AB	R	H	RBI	BB	SO	LOB	TOP					
2 Derek Jeter, R OBP: 0.389, SLG: 0.400										4	2	1	0	2	0	3	New York Yankees @ Boston Red Sox Fenway Park, Boston, MA Sat Oct 16 2004, 7:30 PM EDT Att: 35,126 - Unknown - 57 F					
13 Alex Rodriguez, R OBP: 0.496, SLG: 0.758										5	5	3	3	1	0	2						
Gary Sheffield, R OBP: 0.500, SLG: 0.742 Bubba Crosby, L OBP: 0.389, SLG: 0.400										5	3	4	4	1	0	1						
55 Hideki Matsui, L OBP: 0.528, SLG: 0.938										6	5	5	5	0	0	1						
Bernie Williams, S OBP: 0.353, SLG: 0.515										6	1	4	3	0	1	2						
20 Jorge Posada, S OBP: 0.333, SLG: 0.286										5	1	2	1	1	0	2						
Ruben Sierra, S OBP: 0.300, SLG: 0.556										6	0	2	2	0	2	4						
John Olerud, L OBP: 0.286, SLG: 0.400 Tony Clark, S OBP: 0.389, SLG: 0.400										4	0	0	0	0	0	3						
Miguel Cairo, R OBP: 0.345, SLG: 0.250										4	1	1	0	0	1	1						
Inning Stats	R: 3 E: 0 K: 0 S: 21	H: 3 LOB: 0 BB: 1 P: 31	R: 0 E: 0 K: 0 S: 8	H: 1 LOB: 1 BB: 0 P: 13	R: 3 E: 0 K: 1 S: 18	H: 3 LOB: 1 BB: 1 P: 35	R: 5 E: 0 K: 0 S: 14	H: 3 LOB: 1 BB: 2 P: 27	R: 2 E: 0 K: 1 S: 17	H: 2 LOB: 1 BB: 1 P: 28	R: 0 E: 0 K: 0 S: 9	H: 0 LOB: 1 BB: 0 P: 12	R: 4 E: 0 K: 0 S: 19	H: 5 LOB: 1 BB: 0 P: 27	R: 0 E: 0 K: 2 S: 12	H: 1 LOB: 1 BB: 0 P: 19		R: 2 E: 0 K: 1 S: 15	H: 4 LOB: 1 BB: 0 P: 23	1B: 9 2B: 9 3B: 1 HR: 4	SF: 0 SAC: 0 DP: 2 HBP: 1	WP: 0 PB: 0 SB: 0 CS: 0
PITCHER	IP	WLS	BF	H	R	ER	SO	BB	IBB	HBP	BLK	WP	HR	S	P	ERA	WHIP					
Bronson Arroyo, R ERA: 9.0	2.0		13	6	6	6	0	2	0	0	0	0	2	36	60	27.00	4.000					
Ramiro Mendoza, R ERA: 4.5	1.0	L	5	1	1	1	1	0	0	1	1	0	0	11	20	9.00	1.000					
Curt Leskanic, R ERA: 20.25	0.1		4	2	2	2	0	1	0	0	0	0	1	8	15	54.00	9.000					
49 Tim Wakefield, R ERA: 14.54	3.1		17	5	6	6	1	1	1	0	0	0	0	43	64	16.20	1.800					
Alan Embree, L ERA: 6.0	0.1		4	3	2	2	0	0	0	0	0	0	0	8	14	54.00	9.000					
Mike Myers, L ERA: 11.57	2.0		10	5	2	2	3	0	0	0	0	0	1	27	42	9.00	2.500					
Batter	1	2	3	4	5	6	7	8	9	AB	R	H	RBI	BB	SO	LOB	BOTTOM					
18 Johnny Damon, L OBP: 0.310, SLG: 0.321										5	1	1	1	0	0	4	New York Yankees @ Boston Red Sox Fenway Park, Boston, MA Sat Oct 16 2004, 7:30 PM EDT Att: 35,126 - Unknown - 57 F					
Mark Bellhorn, S OBP: 0.276, SLG: 0.130										4	0	0	0	1	4	1						
Manny Ramirez, R OBP: 0.345, SLG: 0.560										4	0	1	0	1	1	2						
34 David Ortiz, L OBP: 0.621, SLG: 0.826										5	1	3	0	0	1	2						
Jason Varitek, S OBP: 0.423, SLG: 0.773 Doug Mirabelli, R OBP: 0.389, SLG: 0.400										3	3	2	2	1	0	2						
Trot Nixon, L OBP: 0.384, SLG: 0.500										5	1	2	2	0	1	1						
Kevin Millar, R OBP: 0.250, SLG: 0.435										5	1	1	0	0	1	1						
Bill Mueller, S OBP: 0.360, SLG: 0.348										4	1	2	0	1	0	1						
Orlando Cabrera, R OBP: 0.346, SLG: 0.417										4	0	3	2	0	0	1						
Inning Stats	R: 0 E: 1 K: 1 S: 10	H: 2 LOB: 2 BB: 0 P: 19	R: 4 E: 1 K: 0 S: 19	H: 3 LOB: 2 BB: 2 P: 38	R: 2 E: 0 K: 1 S: 19	H: 3 LOB: 1 BB: 1 P: 34	R: 0 E: 0 K: 1 S: 16	H: 1 LOB: 1 BB: 1 P: 25	R: 0 E: 0 K: 2 S: 10	H: 0 LOB: 0 BB: 0 P: 12	R: 0 E: 0 K: 2 S: 10	H: 1 LOB: 1 BB: 0 P: 13	R: 2 E: 0 K: 0 S: 18	H: 4 LOB: 2 BB: 0 P: 27	R: 0 E: 0 K: 2 S: 9	H: 0 LOB: 0 BB: 0 P: 12		R: 0 E: 0 K: 1 S: 10	H: 1 LOB: 1 BB: 0 P: 17	1B: 8 2B: 6 3B: 0 HR: 2	SF: 0 SAC: 0 DP: 1 HBP: 0	WP: 2 PB: 0 SB: 0 CS: 0
PITCHER	IP	WLS	BF	H	R	ER	SO	BB	IBB	HBP	BLK	WP	HR	S	P	ERA	WHIP					
Kevin Brown, R ERA: 4.5	2.0		13	5	4	3	1	2	0	0	0	0	1	29	57	13.50	3.500					
Javier Vazquez, R ERA: 8.68	4.1	W	20	7	4	4	4	2	0	0	0	0	1	62	96	8.31	2.077					
Paul Quantrill, R ERA: 6.0	1.2		7	2	0	0	2	0	0	0	0	0	0	20	27	0.00	1.200					
Tom Gordon, R ERA: 6.0	1.0		4	1	0	0	1	0	0	0	0	1	0	10	17	0.00	1.000					

Batter	1	2	3	4	5	6	7	8	9	10	11	12	AB	R	H	RBI	BB	SO	LOB	TOP
2 Derek Jeter, R OBP: 0.390, SLG: 0.382	G1-5-3		1-2 13 HR		G5-3	G4-3			4-2 BB		1 SAFE 0-0 SH1-3		4	1	1	0	1	0	4	
13 Alex Rodriguez, R OBP: 0.465, SLG: 0.763	K		0-0 1-H HR		G5-3			4-0 55 G3 BB	1-2 P4		0-1 L6		5	1	1	2	1	1	3	
Gary Sheffield, R OBP: 0.452, SLG: 0.639	F9		0-3 K			G5-3	1 SAFE 2-2 SAFE P2		2-1 SAFE L7		4-0 55 BB IBB		5	0	0	0	1	1	2	
55 Hideki Matsui, L OBP: 0.524, SLG: 0.946			1-1 G4-3 20 FC6-2 2B		1-1 G4-3		2-1 SAFE G3		2-3 SAFE K		4-0 1-2-3 BB		5	1	2	0	1	1	2	
Bernie Williams, S OBP: 0.325, SLG: 0.462		2-2 G4-3		1-2 G3-1		3-2 1B 20 WP 1B	3-3 K			2-2 L9	0-1 F8		6	0	1	1	0	1	5	
20 Jorge Posada, S OBP: 0.385, SLG: 0.313		2-2 FC6-2		1-2 1B		4-0 1B 1B BB		4-2 FC4-6 BB		1-0 F8		1-0 G1-3 1B	4	1	2	0	2	0	1	
Ruben Sierra, S OBP: 0.308, SLG: 0.500		1 SAFE 3-3 K		3-2 F7		1-1 BB 1B		0-0 FC4-6		1-2 1B		2-1 G1-3	6	0	2	0	0	1	4	
Tony Clark, S OBP: 0.222, SLG: 0.222			3-2 F8		0-0 SH1-4 1B	0-0 BB 1B		1 SAFE 3-3 K		1 SAFE 2-1 F8		0-0 F7	6	0	2	1	0	1	3	
Miguel Cairo, R OBP: 0.353, SLG: 0.250			1-1 G6-3		1-0 SH1-4	1-2 2-3 BB		2-2 P6		1-2 55 BB 2 SH1-3 1B		1-3 K	4	0	1	0	1	1	2	
Inning Stats	R: 0 E: 0 K: 1 S: 7	H: 0 LOB: 0 BB: 0 P: 9	R: 0 E: 0 K: 1 S: 12	H: 1 LOB: 1 BB: 0 P: 20	R: 2 E: 0 K: 1 S: 16	H: 2 LOB: 0 BB: 0 P: 21	R: 0 E: 0 K: 0 S: 13	H: 1 LOB: 1 BB: 0 P: 19	R: 0 E: 0 K: 1 S: 20	H: 0 LOB: 1 BB: 1 P: 22	R: 0 E: 0 K: 1 S: 9	H: 1 LOB: 1 BB: 0 P: 18	R: 0 E: 0 K: 1 S: 7	H: 1 LOB: 3 BB: 2 P: 18	R: 0 E: 0 K: 1 S: 4	H: 1 LOB: 1 BB: 0 P: 11	1B: 9 2B: 1 3B: 1 HR: 1	SF: 0 SAC: 2 DP: 0 HBP: 0	WP: 1 PB: 0 SB: 0 CS: 0	PA: 54
PITCHER	IP WLS BF H R ER SO ERA WHIP	PITCHER												IP WLS BF H R ER SO ERA WHIP						
Derek Lowe, R ERA: 4.26	5.1 22 8 3 1 0 3 9.00 6.000	Curt Leskanic, R ERA: 10.13												11.1 5 1 0 0 1 9.00 1.125						
50 Mike Timlin, R ERA: 10.13	1.0 8 3 1 1 0 3 0.00 0.750													1.1 5 1 0 0 1 0.00 1.200						
Keith Foulke, R ERA: 3.86	2.2 10 0 0 0 3 2 0.00 0.750													0.0 0 0 0 0 0 4 ∞ ∞						
Alan Embree, L ERA: 3.86	1.2 8 2 0 0 0 1 0.00 1.200													0.0 0 0 0 0 0 4 ∞ ∞						
Mike Myers, L ERA: 11.57	0.0 1 0 0 0 0 1 0.00 1.200													0.0 0 0 0 0 0 4 ∞ ∞						

New York Yankees @ Boston Red Sox
Fenway Park, Boston, MA
Sun Oct 17 2004, 7:30 PM EDT
Att: 34,826 - Unknown - 54 F

AB 45
R 4
H 12
RBI 4
BB 7
SO 7
LOB 26



Batter	1	2	3	4	5	6	7	8	9	10	11	12	AB	R	H	RBI	BB	SO	LOB	BOTTOM						
18 Johnny Damon, L OBP: 0.286, SLG: 0.273	G5-3		0-1 L7		3-2 FC6-4 BB 34 1B		0-1 G1-3		1-0 E3		4-2 BB		5	1	0	0	1	0	4							
Orlando Cabrera, R OBP: 0.313, SLG: 0.367	K		2-1 F7		1 SAFE 2-2 BB 34 1B		1-0 F8		0-3 K		1 SAFE 2-1 SAFE G6-3		6	1	1	1	0	2	3							
Manny Ramirez, R OBP: 0.429, SLG: 0.571	34 BB BB		3-3 K		4-1 34 1B BB		1-0 G3 1B		4-2 BB		2-1 2-1 34 HR 1B		3	1	2	0	3	1	0							
34 David Ortiz, L OBP: 0.600, SLG: 0.857	4-2 BB			0-1 F9	0-1 F9		1-3 K		1-2 P4		2-1 1-H HR		5	1	2	4	1	1	4							
Jason Varitek, S OBP: 0.355, SLG: 0.630	1-3 K			2-3 K	3-3 K		0-2 G3			0-1 L6			5	0	0	0	0	3	5							
Trot Nixon, L OBP: 0.286, SLG: 0.400		1-1 F9		0-0 F8		3-2 F7		3-1 G3-1		0-1 G4-3			5	0	0	0	0	0	1							
Kevin Millar, R OBP: 0.321, SLG: 0.440		3-2 P4			4-0 FC3-6 BB	1-2 G6-4-3 1B		4-1 BB		1-3 K			2	0	1	0	2	0	0							
Dave Roberts, L Pokey Reese, R					1-2 FC3-6 BB	2-2 G6-4-3 1B		1-1 SAFE SAFE BB		1-3 K			0	1	0	0	0	0	0							
Bill Mueller, S OBP: 0.367, SLG: 0.357		1-1 1B			2-1 FC3-6 18 FC6-4 1B	2-2 G6-4-3		1-1 SAFE SAFE 1B			3-2 F7		5	1	2	1	0	0	2							
Mark Bellhorn, S OBP: 0.291, SLG: 0.120		0-2 K			4-1 18 FC6-4 BB		3-3 K		0-0 SH1-4 1B		0-0 L3		2	0	0	0	1	2	1							
Doug Mientkiewicz, L OBP: 0.400, SLG: 0.400					1-2 18 FC6-4 BB				1-2 K				1	0	0	0	0	0	0							
Inning Stats	R: 0 E: 0 K: 2 S: 11	H: 0 LOB: 2 BB: 2 P: 22	R: 0 E: 0 K: 1 S: 10	H: 1 LOB: 1 BB: 0 P: 15	R: 0 E: 0 K: 1 S: 7	H: 0 LOB: 0 BB: 0 P: 12	R: 0 E: 0 K: 1 S: 6	H: 0 LOB: 0 BB: 0 P: 8	R: 3 E: 0 K: 1 S: 16	H: 2 LOB: 2 BB: 3 P: 38	R: 0 E: 0 K: 0 S: 9	H: 1 LOB: 1 BB: 0 P: 15	R: 0 E: 0 K: 1 S: 10	H: 0 LOB: 0 BB: 0 P: 10	R: 0 E: 0 K: 1 S: 14	H: 1 LOB: 3 BB: 2 P: 25	R: 0 E: 0 K: 1 S: 7	H: 0 LOB: 0 BB: 0 P: 8	R: 0 E: 0 K: 0 S: 9	H: 0 LOB: 1 BB: 1 P: 18	R: 2 E: 0 K: 0 S: 4	H: 2 LOB: 0 BB: 0 P: 8	1B: 7 2B: 0 3B: 0 HR: 1	SF: 0 SAC: 1 DP: 1 HBP: 0	WP: 0 PB: 0 SB: 2 CS: 0	PA: 49
PITCHER	IP WLS BF H R ER SO ERA WHIP	PITCHER												IP WLS BF H R ER SO ERA WHIP												
Orlando Hernandez, R ERA: 5.4	5.0 23 3 3 3 6 5 0.00 1.600	Tanyon Sturtze, R ERA: 5.4												5.0 23 3 3 3 6 5 0.00 1.600												
Tanyon Sturtze, R ERA: 5.4	2.0 6 1 0 0 1 0 0.00 0.500	42 Mariano Rivera, R ERA: 0.87												2.0 6 1 0 0 1 0 0.00 0.500												
42 Mariano Rivera, R ERA: 0.87	2.0 6 1 0 0 1 0 0.00 0.500	Tom Gordon, R ERA: 4.5												2.0 6 1 0 0 1 0 0.00 0.500												
Tom Gordon, R ERA: 4.5	2.0 6 1 0 0 1 0 0.00 0.500	Paul Quantrill, R ERA: 4.51												2.0 6 1 0 0 1 0 0.00 0.500												
Paul Quantrill, R ERA: 4.51	2.0 6 1 0 0 1 0 0.00 0.500													2.0 6 1 0 0 1 0 0.00 0.500												

New York Yankees @ Boston Red Sox
Fenway Park, Boston, MA
Sun Oct 17 2004, 7:30 PM EDT
Att: 34,826 - Unknown - 54 F

AB 40
R 6
H 8
RBI 6
BB 8
SO 10
LOB 20



Batter	1	2	3	4	5	6	7	8	9	10	11	12	13	14	AB	R	H	RBI	BB	SO	LOB	TOP
2 Derek Jeter, R OBP: 0.354, SLG: 0.366															7	0	1	3	0	2	3	
13 Alex Rodriguez, R OBP: 0.460, SLG: 0.690															4	0	0	0	2	2	2	
Gary Sheffield, R OBP: 0.449, SLG: 0.575															4	0	0	0	3	3	2	
55 Hideki Matsui, L OBP: 0.469, SLG: 0.818															7	0	1	0	0	1	7	
Bernie Williams, S OBP: 0.319, SLG: 0.500															7	1	2	1	0	1	3	
20 Jorge Posada, S OBP: 0.391, SLG: 0.316															6	1	2	0	1	1	1	
Ruben Sierra, S OBP: 0.394, SLG: 0.517															5	1	3	0	2	2	3	
Tony Clark, S OBP: 0.188, SLG: 0.250															7	0	1	0	0	4	6	
Miguel Cairo, R OBP: 0.366, SLG: 0.294															6	1	2	0	0	0	5	
Inning Stats	R: 0 E: 0 K: 2 S: 8	H: 0 LOB: 1 BB: 1 P: 12	R: 1 E: 0 K: 0 S: 8	H: 2 LOB: 1 BB: 0 P: 10	R: 0 E: 0 K: 1 S: 10	H: 1 LOB: 2 BB: 1 P: 18	R: 0 E: 0 K: 1 S: 9	H: 0 LOB: 0 BB: 1 P: 16	R: 3 E: 0 K: 1 S: 14	H: 3 LOB: 3 BB: 1 P: 29	R: 0 E: 0 K: 0 S: 10	H: 1 LOB: 1 BB: 1 P: 20	R: 0 E: 0 K: 2 S: 11	H: 1 LOB: 1 BB: 0 P: 13	R: 0 E: 0 K: 1 S: 12	H: 0 LOB: 2 BB: 1 P: 26	R: 0 E: 0 K: 1 S: 9	H: 0 LOB: 0 BB: 0 P: 10	1B: 8 2B: 3 3B: 0 HR: 1	SF: 0 SAC: 1 DP: 1 HBP: 2	WP: 0 PB: 3 SB: 0 CS: 0	PA: 64
PITCHER	IP	WLS	BF	H	R	ER	SO	BB	IBB	HBP	BLK	WP	HR	S	P	ERA	WHIP					
Pedro Martinez, R ERA: 4.74	6.0		31	7	4	4	6	5	0	0	0	0	0	62	111	6.00	2.000					
50 Mike Timlin, R ERA: 7.71	1.2		8	2	0	0	1	1	0	0	0	0	0	11	20	0.00	1.800					
Keith Foulke, R ERA: 7.71	1.1		6	1	0	0	0	1	0	0	0	0	0	11	22	0.00	1.500					
Bronson Arroyo, R ERA: 8.0	1.0		3	0	0	0	2	0	0	0	0	0	0	10	17	0.00	0.000					
Mike Myers, L ERA: 10.13	0.1		1	0	0	0	1	0	0	0	0	0	0	3	4	0.00	0.000					
PITCHER	IP	WLS	BF	H	R	ER	SO	BB	IBB	HBP	BLK	WP	HR	S	P	ERA	WHIP					
Alan Embree, L ERA: 3.38	0.2		12	1	0	0	4	0	1	0	0	0	0	27	43	0.00	0.333					
49 Tim Wakefield, R ERA: 6.59	3.0		12	1	0	0	4	0	1	0	0	0	0	27	43	0.00	0.333					

New York Yankees @ Boston Red Sox
Fenway Park, Boston, MA
Mon Oct 18 2004, 5:00 PM EDT
Att: 35,120 - Cloudy - 58 F

livebaseballscorecards.com

AB 53
R 12
H 14
RBI 4
BB 8
SO 16
LOB 32

Batter	1	2	3	4	5	6	7	8	9	10	11	12	13	14	AB	R	H	RBI	BB	SO	LOB	BOTTOM		
18 Johnny Damon, L OBP: 0.286, SLG: 0.256															6	1	1	0	1	2	3			
Orlando Cabrera, R OBP: 0.333, SLG: 0.361															6	1	2	0	1	1	4			
Manny Ramirez, R OBP: 0.429, SLG: 0.529															6	0	2	0	1	0	3			
34 David Ortiz, L OBP: 0.995, SLG: 0.882															6	2	3	3	1	3	2			
Kevin Millar, R OBP: 0.344, SLG: 0.407															2	0	0	0	2	0	2			
Dave Roberts, L OBP: 0.429, SLG: 0.571															0	1	0	0	0	0	0			
Trot Nixon, L OBP: 0.290, SLG: 0.379															4	0	1	0	0	1	5			
Gabe Kapler, R OBP: 0.143, SLG: 0.143															2	0	0	0	0	0	1			
Jason Varitek, S OBP: 0.324, SLG: 0.548															4	0	0	2	1	1	3			
Bill Mueller, S OBP: 0.333, SLG: 0.324															6	0	1	0	0	1	4			
Mark Bellhorn, S OBP: 0.289, SLG: 0.194															6	0	2	0	0	2	2			
Inning Stats	R: 2 E: 0 K: 1 S: 19	H: 3 LOB: 3 BB: 2 P: 34	R: 0 E: 0 K: 1 S: 7	H: 0 LOB: 0 BB: 0 P: 9	R: 0 E: 0 K: 1 S: 12	H: 1 LOB: 1 BB: 0 P: 14	R: 0 E: 0 K: 1 S: 13	H: 0 LOB: 0 BB: 0 P: 13	R: 0 E: 0 K: 0 S: 13	H: 1 LOB: 1 BB: 1 P: 21	R: 2 E: 0 K: 0 S: 13	H: 2 LOB: 2 BB: 1 P: 24	R: 0 E: 0 K: 0 S: 6	H: 1 LOB: 1 BB: 0 P: 11	R: 0 E: 0 K: 1 S: 8	H: 2 LOB: 1 BB: 0 P: 10	R: 0 E: 0 K: 1 S: 7	H: 0 LOB: 0 BB: 0 P: 9	R: 1 E: 0 K: 2 S: 18	H: 1 LOB: 2 BB: 2 P: 31	1B: 10 2B: 2 3B: 0 HR: 1	SF: 1 SAC: 0 DP: 2 HBP: 0	WP: 0 PB: 0 SB: 0 CS: 2	PA: 58
PITCHER	IP	WLS	BF	H	R	ER	SO	BB	IBB	HBP	BLK	WP	HR	S	P	ERA	WHIP							
35 Mike Mussina, R ERA: 3.66	6.0		27	6	2	2	7	2	0	0	0	0	0	73	105	3.00	1.333							
Tanyon Sturtz, R ERA: 0.06	0.1		4	0	0	0	0	1	0	0	0	0	0	7	13	0.00	3.000							
Tom Gordon, R ERA: 6.23	0.2		4	2	2	2	0	1	0	0	0	1	10	19	27.00	4.500								
42 Mariano Rivera, R ERA: 0.73	2.0		6	1	0	0	1	0	0	0	0	0	0	13	22	0.00	0.500							
Felix Heredia, L ERA: 27.0	0.1		2	1	0	0	1	0	0	0	0	0	0	9	14	0.00	3.000							
PITCHER	IP	WLS	BF	H	R	ER	SO	BB	IBB	HBP	BLK	WP	HR	S	P	ERA	WHIP							
Paul Quantrill, R ERA: 3.86	1.0		5	2	0	0	0	0	0	0	0	0	0	9	13	0.00	2.000							
Esteban Loaiza, R ERA: 1.69	3.1		12	1	1	1	3	3	0	0	0	0	0	35	59	2.70	1.200							

New York Yankees @ Boston Red Sox
Fenway Park, Boston, MA
Mon Oct 18 2004, 5:00 PM EDT
Att: 35,120 - Cloudy - 58 F

livebaseballscorecards.com

AB 50
R 13
H 15
RBI 5
BB 7
SO 12
LOB 30

Batter	1	2	3	4	5	6	7	8	9	AB	R	H	RBI	BB	SO	LOB	TOP										
18 Johnny Damon, L (1, 8) OBP: 0.277, SLG: 0.250										5	0	1	0	0	1	2	Boston Red Sox @ New York Yankees Yankee Stadium, Bronx, NY Tue Oct 19 2004, 8:00 PM EDT Att: 56,128 - Unknown - 49 F livebaseballscorecards.com										
Bill Mueller, S (1, 5) OBP: 0.317, SLG: 0.289										4	0	0	0	0	0	3											
Manny Ramirez, R (1, 7) OBP: 0.413, SLG: 0.500										4	0	1	0	0	0	1											
34 David Ortiz, L (1, 10) OBP: 0.543, SLG: 0.789										4	0	0	0	0	0	2											
Trot Nixon, L (1, 9) OBP: 0.265, SLG: 0.344 Gabe Kapler, R (8, PH) OBP: 0.250, SLG: 0.250 (8, 9)										3	0	0	0	0	1	0											
Kevin Millar, R (1, 3) OBP: 0.381, SLG: 0.452 Doug Mientkiewicz, L (8, 3) OBP: 0.429, SLG: 0.571										4	1	2	0	0	0	2											
Jason Varitek, S (1, 2) OBP: 0.366, SLG: 0.571										4	1	3	1	0	0	0											
Orlando Cabrera, R (1, 6) OBP: 0.349, SLG: 0.375										4	1	2	0	0	0	1											
Mark Bellhorn, S (1, 4) OBP: 0.310, SLG: 0.294 Pokey Reese, R (9, PR) (9, 4)										3	1	1	3	1	0	3											
Inning Stats	R: 0 E: 0 K: 1 S: 12	H: 0 LOB: 1 BB: 0 P: 19	R: 0 E: 0 K: 0 S: 14	H: 3 LOB: 2 BB: 0 P: 19	R: 0 E: 0 K: 0 S: 7	H: 1 LOB: 0 BB: 0 P: 12	R: 4 E: 0 K: 0 S: 20	H: 4 LOB: 0 BB: 0 P: 26	R: 0 E: 0 K: 0 S: 6	H: 0 LOB: 0 BB: 0 P: 10	R: 0 E: 0 K: 1 S: 13	H: 0 LOB: 0 BB: 0 P: 21	R: 0 E: 0 K: 0 S: 6	H: 0 LOB: 0 BB: 0 P: 8	R: 0 E: 0 K: 0 S: 15	H: 2 LOB: 2 BB: 0 P: 24		R: 0 E: 0 K: 0 S: 14	H: 1 LOB: 2 BB: 1 P: 25	1B: 9 2B: 1 HR: 1	SF: 0 SAC: 0 DP: 2 HBP: 1	WP: 1 PB: 0 SB: 1 CS: 0	PA: 38				
PITCHER	IP	WLS	BF	H	R	ER	SO	BB	IBB	HBP	BLK	WP	HR	S	P	ERA	WHIP										
Jon Lieber, R (1, 1) ERA: 3.43	7.1	L	30	9	4	4	2	0	0	1	0	1	1	84	124	4.91	1.227										
Felix Heredia, L (8, 1) ERA: 18.0	0.1		1	0	0	0	0	0	0	0	0	0	0	4	7	0.00	0.000										
Paul Quantrill, R (8, 1) ERA: 3.38	0.2		4	2	0	0	0	0	0	0	0	0	0	13	19	0.00	3.000										
Tanyon Sturtze, R (9, 1) ERA: 4.5	0.2		3	0	0	0	0	1	0	0	0	0	0	6	14	0.00	1.500										

Batter	1	2	3	4	5	6	7	8	9	AB	R	H	RBI	BB	SO	LOB	BOTTOM										
2 Derek Jeter, R (1, 6) OBP: 0.346, SLG: 0.356										4	0	1	1	0	0	1	Boston Red Sox @ New York Yankees Yankee Stadium, Bronx, NY Tue Oct 19 2004, 8:00 PM EDT Att: 56,128 - Unknown - 49 F livebaseballscorecards.com										
13 Alex Rodriguez, R (1, 5) OBP: 0.444, SLG: 0.652										4	0	1	0	0	0	1											
Gary Sheffield, R (1, 9) OBP: 0.434, SLG: 0.545										4	0	1	0	0	0	1											
55 Hideki Matsui, L (1, 7) OBP: 0.453, SLG: 0.766										3	0	0	0	1	0	2											
Bernie Williams, S (1, 8) OBP: 0.314, SLG: 0.540										4	1	1	1	0	1	3											
20 Jorge Posada, S (1, 2) OBP: 0.380, SLG: 0.286										4	0	0	0	0	0	3											
Ruben Sierra, S (1, 10) OBP: 0.378, SLG: 0.469										3	0	0	0	1	3	0											
Tony Clark, S (1, 3) OBP: 0.150, SLG: 0.200										4	0	0	0	0	3	2											
Miguel Cairo, R (1, 4) OBP: 0.386, SLG: 0.378										3	1	2	0	0	0	0											
Inning Stats	R: 0 E: 0 K: 0 S: 9	H: 0 LOB: 0 BB: 0 P: 11	R: 0 E: 0 K: 0 S: 6	H: 0 LOB: 0 BB: 0 P: 12	R: 0 E: 0 K: 1 S: 10	H: 1 LOB: 1 BB: 0 P: 15	R: 0 E: 0 K: 0 S: 13	H: 2 LOB: 2 BB: 0 P: 16	R: 0 E: 0 K: 2 S: 10	H: 0 LOB: 0 BB: 0 P: 13	R: 0 E: 0 K: 0 S: 8	H: 0 LOB: 0 BB: 0 P: 14	R: 1 E: 0 K: 1 S: 11	H: 1 LOB: 0 BB: 0 P: 18	R: 1 E: 0 K: 1 S: 16	H: 2 LOB: 1 BB: 0 P: 23		R: 0 E: 0 K: 2 S: 15	H: 0 LOB: 2 BB: 2 P: 28	1B: 3 2B: 2 HR: 1	SF: 0 SAC: 0 DP: 0 HBP: 0	WP: 0 PB: 0 SB: 0 CS: 0	PA: 35				
PITCHER	IP	WLS	BF	H	R	ER	SO	BB	IBB	HBP	BLK	WP	HR	S	P	ERA	WHIP										
38 Curt Schilling, R (1, 1) ERA: 4.86	7.0	W	25	4	1	1	4	0	0	0	0	0	0	16	23	9.00	2.000										
Bronson Arroyo, R (8, 1) ERA: 8.1	1.0	H	5	2	1	1	1	0	0	0	0	0	0	15	28	0.00	2.000										
Keith Foulke, R (9, 1) ERA:	1.0	S	5	0	0	0	2	2	0	0	0	0	0	15	28	0.00	2.000										

Batter	1	2	3	4	5	6	7	8	9	AB	R	H	RBI	BB	SO	LOB	TOP			
Edgar Renteria, R OBP: 0.380, SLG: 0.333 (1, 6)	G6-3		G6-3		G6-4-3			5 1B 27 SF8 G1-3 BB		3	1	0	0	1	0	1				
Larry Walker, L OBP: 0.373, SLG: 0.698 (1, 9)	F9		K			K		G1-3		4	0	0	0	0	2	1				
5 Albert Pujols, R OBP: 0.525, SLG: 0.880 (1, 3)					2B E	F9		1B		4	1	3	0	0	0	0				
27 Scott Rolen, R OBP: 0.293, SLG: 0.408 (1, 5)	L5				F9	E5 FC5 15 E		SF8		3	0	0	1	0	0	2				
15 Jim Edmonds, L OBP: 0.321, SLG: 0.489 (1, 8)			G3		K			K		4	0	0	0	0	2	3				
Reggie Sanders, R OBP: 0.283, SLG: 0.317 (1, 7)		L5 1B BB			E5 FC6					3	0	0	0	1	1	2				
Tony Womack, L OBP: 0.250, SLG: 0.280 (1, 4)		1B			FC6					4	0	1	0	0	1	1				
Mike Matheny, R OBP: 0.214, SLG: 0.282 (1, 2)	L5									4	0	1	0	0	1	2				
Marion Anderson, L OBP: 0.333, SLG: 0.400 So Taguchi, R OBP: 0.167, SLG: 0.167 (7, PH)				P3						2	0	0	0	0	1	1				
Inning Stats	R: 0 H: 1 E: 0 K: 0 S: 16	H: 1 LOB: 1 BB: 0 P: 24	R: 0 H: 1 E: 0 K: 0 S: 8	H: 1 LOB: 1 BB: 1 P: 16	R: 0 H: 0 E: 0 K: 1 S: 7	H: 0 LOB: 0 BB: 0 P: 9	R: 1 H: 1 E: 1 K: 1 S: 11	H: 1 LOB: 1 BB: 0 P: 16	R: 0 H: 1 E: 0 K: 1 S: 6	H: 0 LOB: 0 BB: 0 P: 8	R: 0 H: 0 E: 0 K: 3 S: 13	H: 0 LOB: 0 BB: 0 P: 18	R: 1 H: 1 E: 0 K: 1 S: 12	H: 1 LOB: 1 BB: 1 P: 21	R: 0 H: 0 E: 0 K: 1 S: 9	H: 0 LOB: 0 BB: 0 P: 14	1B: 3 2B: 3 3B: 0 HR: 0	SF: 1 SAC: 0 DP: 2 HBP: 0	WP: 0 PA: 35 PB: 0 SB: 0 CS: 0	
PITCHER	IP	WLS	BF	H	R	ER	SO	BB	IBB	HBP	BLK	WP	HR	S	P	ERA	WHIP			
38 Curt Schilling, R ERA: 3.57 (1, 1)	6.0	W	24	4	1	0	4	1	0	0	0	0	0	61	94	0.00	0.833			
Alan Embree, L ERA: 2.7 (7, 1)	1.0		3	0	0	0	3	0	0	0	0	0	0	13	18	0.00	0.000			
50 Mike Timlin, R ERA: 6.75 (8, 1)	0.2		4	1	1	1	0	1	0	0	0	0	0	9	16	13.50	3.000			
Keith Foulke, R ERA: (8, 1)	1.1		4	0	0	0	2	0	0	0	0	0	0	12	19	0.00	0.000			

St. Louis Cardinals @ Boston Red Sox
Fenway Park, Boston, MA
Sun Oct 24 2004, 7:30 PM EDT
Att: 35,001 - Unknown - 48 F

AB 32
R 2
H 5
RBI 1
BB 2
SO 9
LOB 13



Batter	1	2	3	4	5	6	7	8	9	AB	R	H	RBI	BB	SO	LOB	BOTTOM			
18 Johnny Damon, L OBP: 0.297, SLG: 0.393 (1, 8)	G5-3		K		G4-3			G6-3		5	1	1	0	0	1	1				
Orlando Cabrera, R OBP: 0.380, SLG: 0.360 (1, 6)	G6-3				G5-3		HBP BB	P2		4	0	1	2	1	0	0				
Manny Ramirez, R OBP: 0.410, SLG: 0.462 Gabe Kapler, R OBP: 0.222, SLG: 0.222 (9, 7)					K		F9	G4-3		4	1	1	0	1	1	1				
34 David Ortiz, L OBP: 0.533, SLG: 0.813 (1, 10)					G3		F9			3	1	0	0	1	1	3				
Jason Varitek, S OBP: 0.346, SLG: 0.533 (1, 2)					G4-3		HBP	F8		3	0	1	2	0	0	0				
Kevin Millar, R OBP: 0.388, SLG: 0.425 Doug Mientkiewicz, L OBP: 0.500, SLG: 0.625 (8, 3)					2B HBP		K			1	1	0	0	2	1	2				
Trot Nixon, L OBP: 0.295, SLG: 0.295 (1, 9)	G5-3				K			F8		4	1	1	0	0	1	4				
Bill Mueller, S OBP: 0.400, SLG: 0.354 (1, 5)								F9		3	1	2	0	1	0	1				
Mark Bellhorn, S OBP: 0.382, SLG: 0.488 Pokey Reese, R (7, 4)										3	0	1	2	0	0	2				
Inning Stats	R: 2 H: 1 E: 0 K: 0 S: 15	H: 1 LOB: 2 BB: 3 P: 32	R: 0 H: 1 E: 0 K: 1 S: 9	H: 1 LOB: 0 BB: 0 P: 13	R: 0 H: 0 E: 0 K: 1 S: 9	H: 0 LOB: 0 BB: 0 P: 14	R: 2 H: 2 E: 0 K: 1 S: 15	H: 2 LOB: 1 BB: 0 P: 22	R: 0 H: 4 E: 0 K: 1 S: 18	H: 0 LOB: 2 BB: 2 P: 28	R: 0 H: 0 E: 0 K: 0 S: 12	H: 0 LOB: 2 BB: 2 P: 25	R: 0 H: 0 E: 0 K: 0 S: 6	H: 0 LOB: 0 BB: 0 P: 12	1B: 5 2B: 2 3B: 1 HR: 0	SF: 0 SAC: 0 DP: 1 HBP: 2	WP: 0 PA: 39 PB: 0 SB: 0 CS: 0			
PITCHER	IP	WLS	BF	H	R	ER	SO	BB	IBB	HBP	BLK	WP	HR	S	P	ERA	WHIP			
Matt Morris, R ERA: 5.91 (5, 1)	1.1		9	4	2	2	1	0	0	1	0	0	0	20	35	13.50	3.000			
Ray King, L ERA: 3.86 (6, 1)	0.1		1	0	0	0	1	0	0	0	0	0	0	4	5	0.00	0.000			
Jason Marquis, R ERA: 6.48 (7, 1)	1.0		5	0	0	0	0	2	0	0	0	0	0	12	25	0.00	2.000			
Al Reyes, R ERA: (8, 1)	1.0		3	0	0	0	0	0	0	0	0	0	0	6	12	0.00	0.000			

St. Louis Cardinals @ Boston Red Sox
Fenway Park, Boston, MA
Sun Oct 24 2004, 7:30 PM EDT
Att: 35,001 - Unknown - 48 F

AB 31
R 6
H 8
RBI 6
BB 6
SO 5
LOB 16



