

Boston Red Sox - 2005

| Batter | 1 | 2 | 3 | 4 | 5 | 6 | 7 | 8 | 9 | AB R H RBI BB SO LOB | TOP |
|---|--|---|---|---|---|--|--|--|---|--|--|
| 18 Johnny Damon, L (1, 8) F B B C C X | 3-2 G4-3 | | 2-0 E3 | | 0-3 K | | 1-0 G3-1 | | | 4 0 0 0 0 1 1 | |
| Edgar Renteria, R (1, 6) B C F B C | 2-3 K | | 0-0 G5-4-3 | | 2-2 G6-3 | | | 1-1 G5-3 | | 4 0 0 0 0 1 2 | |
| Manny Ramirez, R (1, 7) C F C | 0-3 K | | 0-1 F8 | | | 1-3 K | | 1-1 F8 | | 4 0 0 0 0 2 0 | |
| 34 David Ortiz, L (1, 10) OBP: 0.250, SLG: 0.500 | | 1-0 G6-3 1B 2B | | 0-3 K | | 3-2 G6-3 | | 3-3 K | | 4 1 1 0 0 2 0 | |
| Kevin Millar, R (1, 3) F B X | | 1-1 F7 | | 1-2 P6 | | 4-0 1B BB | | 4-1 1B SF8 BB | | 2 1 0 0 2 0 1 | |
| Jason Varitek, S (1, 2) O B C X C D | | 1-1 G6-3 | | 2-2 2B | | 0-1 FC4-6 1B | | 1-2 1B | | 4 0 3 0 0 0 1 | |
| Jay Payton, R (1, 9) OBP: 0.333, SLG: 0.333 Trot Nixon, L (9, PH) | | 1-2 BB 1B | | 1-1 G6-3 | | 1-0 FC4-6 | | 1-2 SF8 | | 3 0 1 1 0 0 3 0 0 0 1 0 0 0 | |
| Bill Mueller, S (1, 5) B T C B B B | | 3-H 4-2 1-2 BB | | | 2-0 G6-3 | | 3-3 K | | 3-H 1-2 F9 | 3 0 0 0 1 1 1 | |
| Mark Bellhorn, S (1, 4) O B P S | | 1-3 K | | | 2-0 2B | | 2-3 K | | 2-3 K | 4 0 1 0 0 3 3 | |
| Inning Stats | R: 0 E: 0 K: 2 S: 9 H: 0 LOB: 0 BB: 0 P: 14 | R: 1 E: 0 K: 1 S: 13 H: 2 LOB: 2 BB: 1 P: 22 | R: 0 E: 1 K: 0 S: 4 H: 0 LOB: 0 BB: 0 P: 6 | R: 0 E: 0 K: 1 S: 14 H: 1 LOB: 1 BB: 0 P: 18 | R: 0 E: 0 K: 1 S: 11 H: 1 LOB: 1 BB: 0 P: 17 | R: 0 E: 0 K: 1 S: 9 H: 1 LOB: 2 BB: 1 P: 18 | R: 0 E: 0 K: 2 S: 7 H: 0 LOB: 0 BB: 0 P: 13 | R: 0 E: 0 K: 1 S: 7 H: 0 LOB: 0 BB: 0 P: 12 | R: 1 E: 0 K: 1 S: 16 H: 1 LOB: 1 BB: 1 P: 25 | 1B: 3 2B: 3 3B: 0 HR: 0 SF: 1 SAC: 0 DP: 1 HBP: 0 | WP: 0 PB: 0 SB: 0 CS: 0 PA: 36 |
| PITCHER | IP WLS BF H R ER SO BB IBB HBP BLK WP HR S P ERA WHIP | | | | | | | | | | |
| Randy Johnson, L (1, 1) ERA: 1.5 | 6.0 W 25 5 1 1 6 2 0 0 0 0 0 60 95 1.50 1.167 | | | | | | | | | | |
| Tanyon Sturtze, R (7, 1) ERA: | 2.0 6 0 0 0 3 0 0 0 0 0 0 14 25 0.00 0.000 | | | | | | | | | | |
| Tom Gordon, R (9, 1) ERA: 9.0 | 1.0 5 1 1 1 1 1 0 0 0 0 0 16 25 9.00 2.000 | | | | | | | | | | |

Boston Red Sox @ New York Yankees
 Yankee Stadium, Bronx, NY
 Sun Apr 03 2005, 8:05 PM EDT
 Att. 54,818 - Cloudy - 43 F

livebaseballscorecards.com

| | |
|-----|----|
| AB | 32 |
| R | 2 |
| H | 6 |
| RBI | 2 |
| BB | 3 |
| SO | 10 |
| LOB | 12 |



| Batter | 1 | 2 | 3 | 4 | 5 | 6 | 7 | 8 | 9 |
|---|----------------------|---------------------------|-------------------------------------|----------------------|-----------------------|---------------------------|------------------|------------------------|---|
| 2 Derek Jeter, R OBP: 0.500, SLG: 0.600 (1, 6) | 1-0 FC5-4 1B | | 1-0 2B | 1-0 F9 | | 4-1 13 S 13 E BB | 3-2 G5-3 | 1-0 E1 | |
| 13 Alex Rodriguez, R OBP: 0.333, SLG: 0.333 (1, 5) | 1-2 F8 | | 1-3 K | 0-1 FC6-4 1B | | 1-1 F7 2B 1B | 3-2 F9 | 1-1 G5-3 | |
| Gary Sheffield, R OBP: 0.400, SLG: 0.500 (1, 9) | 0-1 FC5-4 1-2f | | 1-1 G6-3 55 1B 2B | 0-1 L6 | | 0-1 F7 2-3 | | 4-2 55 HR BB | |
| Ruben Sierra, S OBP: 0.200, SLG: 0.400 (1, 10) | 2-3 K | | 1-0 G6-3 | 0-0 FC6-4 1-2f | | 0-0 2B | | 0-0 F8 | |
| 55 Hideki Matsui, L OBP: 0.600, SLG: 1.200 (1, 7) | | 3-2 25 1B SF7 1B | 3-2 25 HBP 20 1B BLK 1B | | 0-2 K | 2-2 P2 | | 3-1 HR | |
| 20 Jorge Posada, S OBP: 0.600, SLG: 0.750 (1, 2) | | 0-1 F9 | 0-0 BLK 25 HBP 1B | | 1-0 BB 2B | 4-1 BB | | 1-3 K | |
| 25 Jason Giambi, L OBP: 0.750, SLG: 0.500 (1, 3) Tino Martinez, L (7, 3) | | 1-1 FC6-4 1B | 1-2 BLK HBP | | 2-0 BB HBP | 3-1 L7 | | 4-2 1B 2 E BB | |
| Bernie Williams, S (1, 8) Bubba Crosby, L (8, PR) (9, 8) | | 1-2 SF7 | 3-3 K | | 4-1 G6-4-3 BB | | 2-3 K | 4-2 2 E 1B BB | |
| Tony Womack, L (1, 4) | | 0-1 FC6-4 1-2f | | 0-2 13 1B | 1-0 G6-4-3 1-2f | | 2-2 2 S 1B | 1-1 2 E 1B | |

| Inning Stats | R: 0 E: 0 K: 1 S: 9 | H: 1 LOB: 1 BB: 0 P: 13 | R: 1 E: 0 K: 0 S: 13 | H: 2 LOB: 1 BB: 0 P: 18 | R: 3 E: 0 K: 2 S: 16 | H: 4 LOB: 2 BB: 0 P: 27 | R: 0 E: 0 K: 0 S: 9 | H: 2 LOB: 2 BB: 0 P: 10 | R: 0 E: 0 K: 1 S: 6 | H: 1 LOB: 2 BB: 1 P: 14 | R: 2 E: 1 K: 0 S: 12 | H: 2 LOB: 2 BB: 2 P: 26 | R: 0 E: 0 K: 1 S: 15 | H: 1 LOB: 1 BB: 0 P: 25 | R: 3 E: 1 K: 1 S: 18 | H: 2 LOB: 3 BB: 3 P: 37 |
|--------------|------------------------------|----------------------------------|-------------------------------|----------------------------------|-------------------------------|----------------------------------|------------------------------|----------------------------------|------------------------------|----------------------------------|-------------------------------|----------------------------------|-------------------------------|----------------------------------|-------------------------------|----------------------------------|
|--------------|------------------------------|----------------------------------|-------------------------------|----------------------------------|-------------------------------|----------------------------------|------------------------------|----------------------------------|------------------------------|----------------------------------|-------------------------------|----------------------------------|-------------------------------|----------------------------------|-------------------------------|----------------------------------|

| PITCHER | IP | WLS | BF | H | R | ER | SO | BB | IBB | HBP | BLK | WP | HR | S | P | ERA | WHIP |
|---|-----|-----|----|----|---|----|----|----|-----|-----|-----|----|----|----|----|-------|-------|
| David Wells, L (1, 1) ERA: 8.31 | 4.1 | L | 26 | 10 | 4 | 4 | 4 | 1 | 0 | 0 | 1 | 0 | 0 | 52 | 80 | 8.31 | 2.538 |
| Mike Myers, L (5, 1) ERA: | 0.2 | | 1 | 0 | 0 | 0 | 0 | 0 | 0 | 0 | 0 | 0 | 0 | 1 | 2 | 0.00 | 0.000 |
| Blaine Neal, R (6, 1) ERA: 27.0 | 0.1 | | 3 | 1 | 2 | 1 | 0 | 1 | 0 | 0 | 0 | 0 | 0 | 5 | 10 | 27.00 | 6.000 |
| Alan Embree, L (6, 1) ERA: | 0.2 | | 4 | 1 | 0 | 0 | 0 | 1 | 0 | 0 | 0 | 0 | 0 | 7 | 16 | 0.00 | 3.000 |
| 50 Mike Timlin, R (7, 1) ERA: | 1.0 | | 4 | 1 | 0 | 0 | 1 | 0 | 0 | 0 | 0 | 0 | 0 | 15 | 25 | 0.00 | 1.000 |

AB R H RBI BB SO LOB

| | | | | | | |
|---|---|---|---|---|---|---|
| 5 | 2 | 2 | 0 | 1 | 0 | 4 |
| 6 | 1 | 2 | 1 | 0 | 1 | 6 |
| 4 | 2 | 1 | 1 | 1 | 0 | 4 |
| 5 | 0 | 1 | 1 | 0 | 1 | 5 |
| 5 | 3 | 3 | 3 | 0 | 1 | 1 |
| 4 | 0 | 2 | 0 | 1 | 1 | 1 |
| 2 | 0 | 1 | 0 | 0 | 0 | 2 |
| 0 | 1 | 0 | 0 | 1 | 0 | 0 |
| 2 | 0 | 0 | 1 | 2 | 2 | 2 |
| 0 | 0 | 0 | 0 | 0 | 0 | 0 |
| 5 | 0 | 3 | 0 | 0 | 0 | 4 |

AB 38
R 9
H 15
RBI 7
BB 6
SO 6
LOB 29

1B: 10 **SF: 1**
2B: 4 **SAC: 0**
3B: 0 **DP: 1**
HR: 1 **HBP: 2**

WP: 0 **PA: 47**
PB: 0
SB: 2
CS: 0

Boston Red Sox @ New York Yankees
Yankee Stadium, Bronx, NY

Sun Apr 03 2005, 8:05 PM EDT
Att: 54,818 - Cloudy - 43 F



| PITCHER | IP | WLS | BF | H | R | ER | SO | BB | IBB | HBP | BLK | WP | HR | S | P | ERA | WHIP |
|---|-----|-----|----|---|---|----|----|----|-----|-----|-----|----|----|----|----|-------|-------|
| Matt Mantei, R (8, 1) ERA: 27.0 | 0.2 | | 6 | 1 | 3 | 2 | 1 | 3 | 0 | 0 | 0 | 0 | 0 | 13 | 29 | 27.00 | 6.000 |
| John Halama, L (8, 1) ERA: | 0.1 | | 3 | 1 | 0 | 0 | 0 | 0 | 0 | 0 | 0 | 0 | 0 | 5 | 8 | 0.00 | 3.000 |

| Batter | 1 | 2 | 3 | 4 | 5 | 6 | 7 | 8 | 9 | AB R H RBI BB SO LOB | TOP | | | | | | | | | | | | | | | | |
|---|---|----------------------------------|------------------------------|----------------------------------|-------------------------------|----------------------------------|------------------------------|----------------------------------|------------------------------|---------------------------------|------------------------------|----------------------------------|-------------------------------|----------------------------------|-------------------------------|----------------------------------|-------------------------------|----------------------------------|----------------------------------|------------------------------------|----------------------------------|--------|--|--|--|--|--|
| 18 Johnny Damon, L (1, 8) OBP: 0.222, SLG: 0.222 | 1-0 P4 | | 0-1 1B | | 1 SAFE 0-1 F8 | | 1 SAFE 2-2 G4-3 | | 1-1 F9 | 5 0 2 1 0 0 2 | | | | | | | | | | | | | | | | | |
| Trot Nixon, L (1, 9) OBP: 0.222, SLG: 0.222 | 1-3 K | | 1-3 K | | 1 SAFE 0-0 G4-3 | | 2-2 G4-3 | | | 4 0 0 0 0 2 5 | | | | | | | | | | | | | | | | | |
| Manny Ramirez, R (1, 7) OBP: 0.222, SLG: 0.222 | 1-3 K | | | 2-3 K | | 1-1 G4-3 | | 3-2 F9 | | 4 0 0 0 0 2 0 | | | | | | | | | | | | | | | | | |
| 34 David Ortiz, L (1, 10) OBP: 0.375, SLG: 0.875 | | 2-3 K | | 0-0 HR | | 2-0 1B | | 0-2 P5 | | 4 1 2 1 0 1 0 | | | | | | | | | | | | | | | | | |
| Kevin Millar, R (1, 3) OBP: 0.500, SLG: 0.200 | | 2-3 K | | 4-1 BB | | 1-1 G6-4-3 | | 0-2 L7 | | 3 0 1 0 1 1 0 | | | | | | | | | | | | | | | | | |
| Edgar Renteria, R (1, 6) OBP: 0.222, SLG: 0.222 | | 1-1 G6-3 | | 2-1 F8 | | 0-1 G6-4-3 | | | 0-3 K | 4 0 0 0 0 1 3 | | | | | | | | | | | | | | | | | |
| Jason Varitek, S (1, 2) OBP: 0.500, SLG: 1.000 | | | 2-2 G6-3 | 2-1 F9 | | | 3-2 G4-3 | | 1-2 HR | 4 1 1 1 0 0 1 | | | | | | | | | | | | | | | | | |
| Bill Mueller, S (1, 5) OBP: 0.500, SLG: 0.429 | | | 2-0 1B | | 1-1 G6-3 | | 0-0 1B | | 2-1 1B | 4 1 3 0 0 0 0 | | | | | | | | | | | | | | | | | |
| Mark Bellhorn, S (1, 4) OBP: 0.375, SLG: 0.500 | | | 1 SAFE 0-3 K | | 0-0 1B | | 0-1 1B | | 1 SAFE 3-3 K | 4 0 2 0 0 2 2 | | | | | | | | | | | | | | | | | |
| Inning Stats | R: 0 E: 0 K: 2 S: 7 | H: 0 LOB: 0 BB: 0 P: 10 | R: 0 E: 0 K: 2 S: 9 | H: 0 LOB: 0 BB: 0 P: 14 | R: 0 E: 0 K: 2 S: 12 | H: 2 LOB: 2 BB: 0 P: 17 | R: 1 E: 0 K: 1 S: 9 | H: 1 LOB: 1 BB: 1 P: 19 | R: 0 E: 0 K: 0 S: 6 | H: 1 LOB: 1 BB: 0 P: 7 | R: 0 E: 0 K: 0 S: 7 | H: 2 LOB: 1 BB: 0 P: 11 | R: 1 E: 0 K: 0 S: 12 | H: 3 LOB: 1 BB: 0 P: 19 | R: 0 E: 0 K: 0 S: 11 | H: 0 LOB: 0 BB: 0 P: 14 | R: 1 E: 0 K: 2 S: 14 | H: 2 LOB: 1 BB: 0 P: 21 | 1B: 9 2B: 0 3B: 0 HR: 2 | SF: 0 SAC: 0 DP: 2 HBP: 0 | WP: 0 PB: 0 SB: 0 CS: 0 | PA: 37 | | | | | |
| PITCHER | IP WLS BF H R ER SO BB IBB HBP BLK WP HR S P ERA WHIP | | | | | | | | | | | | | | | | | | | | | | | | | | |
| Carl Pavano, R (1, 1) ERA: 2.84 | 6.1 | | 27 | 8 | 2 | 2 | 7 | 1 | 0 | 0 | 0 | 0 | 1 | 56 | 87 | 2.84 | 1.421 | | | | | | | | | | |
| Mike Stanton, L (7, 1) ERA: | 0.2 | H | 2 | 1 | 0 | 0 | 0 | 0 | 0 | 0 | 0 | 0 | 0 | 6 | 10 | 0.00 | 1.500 | | | | | | | | | | |
| Tom Gordon, R (8, 1) ERA: 4.5 | 1.0 | H | 3 | 0 | 0 | 0 | 0 | 0 | 0 | 0 | 0 | 0 | 0 | 11 | 14 | 0.00 | 0.000 | | | | | | | | | | |
| 42 Mariano Rivera, R (9, 1) ERA: 9.0 | 1.0 | W | 5 | 2 | 1 | 1 | 2 | 0 | 0 | 0 | 0 | 0 | 1 | 14 | 21 | 9.00 | 2.000 | | | | | | | | | | |

Boston Red Sox @ New York Yankees
 Yankee Stadium, Bronx, NY
 Tue Apr 05 2005, 1:05 PM EDT
 Att: 54,690 - Partly Cloudy - 55 F

livebaseballscorecards.com

| | |
|-----|----|
| AB | 36 |
| R | 3 |
| H | 11 |
| RBI | 3 |
| BB | 1 |
| SO | 9 |
| LOB | 13 |



| Batter | 1 | 2 | 3 | 4 | 5 | 6 | 7 | 8 | 9 | AB R H RBI BB SO LOB |
|---|------|---|---------------------|----|---|------|---|---|----|----------------------|
| 2 Derek Jeter, R OBP: 0.545, SLG: 0.875 (1, 6) | G6-3 | | G5-3 13 E HBP | BB | | G5-3 | | | HR | 3 2 1 1 1 0 0 |
| 13 Alex Rodriguez, R OBP: 0.300, SLG: 0.222 (1, 5) | K | | E6 55 HR | K | | | | | BB | 3 1 0 0 1 2 3 |
| Gary Sheffield, R OBP: 0.333, SLG: 0.375 (1, 9) | F7 | | G5-3 | | | | | | BB | 4 0 1 1 0 0 2 |
| 55 Hideki Matsui, L OBP: 0.667, SLG: 1.333 (1, 7) | | | | | | | | | | 4 1 3 2 0 0 1 |
| 20 Jorge Posada, S OBP: 0.556, SLG: 0.571 (1, 2) | | | | | | | | | | 3 0 1 0 1 1 2 |
| 25 Jason Giambi, L OBP: 0.500, SLG: 0.200 (1, 10) | | | | | | | | | | 3 0 0 0 0 2 4 |
| Bernie Williams, S (1, 8) | | | | | | | | | | 3 0 0 0 1 0 3 |
| Tino Martinez, L (1, 3) | | | | | | | | | | 4 0 0 0 0 1 3 |
| Tony Womack, L (1, 4) | | | | | | | | | | 4 0 1 0 0 0 3 |

| Inning Stats | R: 0 | H: 0 | E: 0 | K: 1 | S: 7 | H: 0 | LOB: 0 | BB: 0 | P: 11 | R: 0 | H: 1 | E: 0 | K: 1 | S: 13 | R: 3 | H: 1 | E: 1 | K: 1 | S: 12 | R: 0 | H: 1 | E: 0 | K: 1 | S: 11 | R: 0 | H: 2 | E: 0 | K: 0 | S: 10 | R: 0 | H: 0 | E: 0 | K: 0 | S: 8 | R: 0 | H: 1 | E: 0 | K: 1 | S: 13 | R: 0 | H: 0 | E: 0 | K: 1 | S: 8 | R: 1 | H: 1 | E: 0 | K: 0 | S: 4 | 1B: 5 | 2B: 0 | 3B: 0 | HR: 2 | SF: 0 | SAC: 0 | DP: 1 | HBP: 2 | WP: 0 | PB: 0 | SB: 1 | CS: 0 | PA: 37 |
|--------------|------|------|------|------|------|------|--------|-------|-------|------|------|------|------|-------|------|------|------|------|-------|------|------|------|------|-------|------|------|------|------|-------|------|------|------|------|------|------|------|------|------|-------|------|------|------|------|------|------|------|------|------|------|-------|-------|-------|-------|-------|--------|-------|--------|-------|-------|-------|-------|--------|
|--------------|------|------|------|------|------|------|--------|-------|-------|------|------|------|------|-------|------|------|------|------|-------|------|------|------|------|-------|------|------|------|------|-------|------|------|------|------|------|------|------|------|------|-------|------|------|------|------|------|------|------|------|------|------|-------|-------|-------|-------|-------|--------|-------|--------|-------|-------|-------|-------|--------|

| PITCHER | IP | WLS | BF | H | R | ER | SO | BB | IBB | HBP | BLK | WP | HR | S | P | ERA | WHIP |
|--|-----|-----|----|---|---|----|----|----|-----|-----|-----|----|----|----|----|------|-------|
| 30 Matt Clement, R ERA: 4.15 (1, 1) | 4.1 | | 23 | 5 | 3 | 2 | 4 | 3 | 0 | 1 | 0 | 0 | 0 | 51 | 91 | 4.15 | 1.846 |
| John Halama, L ERA: (5, 1) | 1.1 | | 4 | 0 | 0 | 0 | 0 | 0 | 0 | 1 | 0 | 0 | 0 | 7 | 14 | 0.00 | 0.000 |
| Matt Mantei, R ERA: 13.5 (6, 1) | 0.2 | | 3 | 0 | 0 | 0 | 0 | 1 | 0 | 0 | 0 | 0 | 0 | 7 | 15 | 0.00 | 1.500 |
| Mike Myers, L ERA: (7, 1) | 0.0 | | 1 | 1 | 0 | 0 | 0 | 0 | 0 | 0 | 0 | 0 | 0 | 3 | 3 | ∞ | ∞ |
| Alan Embree, L ERA: (7, 1) | 0.2 | | 2 | 0 | 0 | 0 | 1 | 0 | 0 | 0 | 0 | 0 | 0 | 6 | 9 | 0.00 | 0.000 |

BOTTOM

Boston Red Sox @ New York Yankees
 Yankee Stadium, Bronx, NY

Tue Apr 05 2005, 1:05 PM EDT
 Att. 54,690 - Partly Cloudy - 55 F

livebaseballscorecards.com

| | |
|-----|----|
| AB | 31 |
| R | 4 |
| H | 7 |
| RBI | 4 |
| BB | 4 |
| SO | 6 |
| LOB | 21 |



| Batter | 1 | 2 | 3 | 4 | 5 | 6 | 7 | 8 | 9 | AB R H RBI BB SO LOB | TOP | |
|---|---|---|---|---|---|---|---|---|---|---|---|--|
| 18 Johnny Damon, L (1, 8) OBP: 0.286, SLG: 0.286 | 0-1 F8 | | 3-1 F7 | | 2-2 BB 1B | | 0-0 FC3-6 BB | | 3-2 34 G1-3 E 1B 1B | 5 1 2 0 0 0 1 | | |
| Trot Nixon, L (1, 9) | 1-0 G4-3 | | | 4-1 34 1B 1B BB | 4-1 SAFE SAFE SAFE G1-4-3 BB | | 4-1 SAFE SAFE SAFE BB | | 2-3 K 1B | 2 1 0 0 3 1 3 | | |
| Manny Ramirez, R (1, 7) OBP: 0.077, SLG: 0.077 | 1-1 G4-3 | | | 0-0 34 1B 1B | 1-1 G1-4-3 | | 2-1 L5 | | 1-2 E5 34 G1-3 1B | 5 2 1 1 0 0 5 | | |
| 34 David Ortiz, L (1, 10) OBP: 0.462, SLG: 0.846 | | 3-1 G5-4-3 1B 1B | | 2-2 L4-6 1B 1B | | 1-1 F7 | | 1-0 G4-3 2B | 1-0 G1-3 | 5 0 3 1 0 0 2 | | |
| Kevin Millar, R (1, 3) OBP: 0.636, SLG: 0.500 Dave McCarty, R (6, PR) (6, 3) | | 1-1 G5-4-3 1B 1B | | 0-2 1B 1B | | 2-2 1B 1B | | 2-0 F9 | 4-0 BB 1B WP BB | 3 0 3 2 0 0 0 1 1 0 0 1 0 1 | | |
| Edgar Renteria, R (1, 6) OBP: 0.154, SLG: 0.154 | | 2-1 G5-4-3 1-2f 2-3 | | 0-2 L4-6 2-2 | | 1-2 1B | | 0-0 G4-3 2-3 | 0-0 WP BB 1B | 5 0 2 2 0 0 5 | | |
| Doug Mirabeli, R (1, 2) OBP: 0.400, SLG: 0.250 | | 2-1 G4-3 | | 0-2 1-3 1B | | 2-1 F7 | | 2-0 P4 | 4-1 WP BB | 4 0 1 0 1 0 4 | | |
| Bill Mueller, S (1, 5) OBP: 0.385, SLG: 0.273 | | | 3-1 F7 | 1-0 G4-3 | | 0-0 G4-3 | | | 1-2 1B BB E BB | 4 1 0 0 1 1 6 | | |
| Mark Bellhorn, S (1, 4) OBP: 0.417, SLG: 0.500 | | | 1-3 K | | 3-3 K | | 3-2 18 FC3-6 1B | | 1-1 E 18 1B 34 G1-3 1B | 4 1 2 0 0 2 0 | | |
| Inning Stats | R: 0 E: 0 K: 0 S: 5 H: 0 LOB: 0 BB: 0 P: 7 | R: 0 E: 0 K: 0 S: 8 H: 2 LOB: 1 BB: 0 P: 16 | R: 0 E: 0 K: 1 S: 7 H: 0 LOB: 0 BB: 0 P: 14 | R: 2 E: 0 K: 0 S: 15 H: 4 LOB: 2 BB: 1 P: 22 | R: 0 E: 0 K: 1 S: 9 H: 1 LOB: 1 BB: 1 P: 19 | R: 0 E: 0 K: 0 S: 12 H: 2 LOB: 2 BB: 0 P: 18 | R: 0 E: 0 K: 0 S: 10 H: 1 LOB: 1 BB: 1 P: 19 | R: 0 E: 0 K: 0 S: 4 H: 1 LOB: 1 BB: 0 P: 9 | R: 5 E: 1 K: 2 S: 21 H: 3 LOB: 2 BB: 3 P: 44 | 1B: 13 2B: 2 3B: 0 HR: 0 SF: 0 SAC: 0 DP: 3 HBP: 0 | WP: 1 PB: 0 SB: 0 CS: 0 PA: 44 | |
| PITCHER | IP WLS BF H R ER SO BB IBB HBP BLK WP HR S P ERA WHIP | IP WLS BF H R ER SO BB IBB HBP BLK WP HR S P ERA WHIP | IP WLS BF H R ER SO BB IBB HBP BLK WP HR S P ERA WHIP | IP WLS BF H R ER SO BB IBB HBP BLK WP HR S P ERA WHIP | IP WLS BF H R ER SO BB IBB HBP BLK WP HR S P ERA WHIP | IP WLS BF H R ER SO BB IBB HBP BLK WP HR S P ERA WHIP | IP WLS BF H R ER SO BB IBB HBP BLK WP HR S P ERA WHIP | IP WLS BF H R ER SO BB IBB HBP BLK WP HR S P ERA WHIP | IP WLS BF H R ER SO BB IBB HBP BLK WP HR S P ERA WHIP | IP WLS BF H R ER SO BB IBB HBP BLK WP HR S P ERA WHIP | IP WLS BF H R ER SO BB IBB HBP BLK WP HR S P ERA WHIP | |
| 35 Mike Mussina, R (1, 1) ERA: 3.0 | 6.0 | | | | | | | | | | | |
| Tanyon Sturtze, R (7, 1) ERA: | 2.0 | | | | | | | | | | | |
| 42 Mariano Rivera, R (9, 1) ERA: 10.8 | 0.2 | L | | | | | | | | | | |
| Felix Rodriguez, R (9, 1) ERA: | 0.1 | | | | | | | | | | | |

Boston Red Sox @ New York Yankees
Yankee Stadium, Bronx, NY
 Wed Apr 06 2005, 1:05 PM EDT
 Att. 55,165 - Sunny - 67 F

livebaseballscorecards.com

| | |
|------------|-----------|
| AB | 38 |
| R | 7 |
| H | 14 |
| RBI | 6 |
| BB | 6 |
| SO | 4 |
| LOB | 27 |



| Batter | 1 | 2 | 3 | 4 | 5 | 6 | 7 | 8 | 9 | AB | R | H | RBI | BB | SO | LOB |
|---|-------------------------------|---|-------------|-------------|-------------|-------------|------------------------------------|----------------------------------|-----------|----|---|---|-----|----|----|-----|
| 2 Derek Jeter, R OBP: 0.533, SLG: 0.727 Rey Sanchez, R (9, 6) | 0-1 CS 13 G1-3 1B | | | 3-1 G5-3 | | 3-3 K | | 1-0 55 BB 13 BB HBP | | 3 | 0 | 1 | 0 | 0 | 1 | 0 |
| 13 Alex Rodriguez, R OBP: 0.357, SLG: 0.500 (1, 5) | 3-2 SAFE G1-3 1-2 | | | 2-1 HR | | 1-0 G5-3 | | 4-0 55 BB 1-2 2-3 BB | | 3 | 1 | 1 | 1 | 1 | 0 | 1 |
| Gary Sheffield, R OBP: 0.231, SLG: 0.273 (1, 9) | 1-2 G5-3 2-3 | | | 1-1 F8 | | 0-2 F7 | | 0-1 SF7 | | 3 | 0 | 0 | 1 | 0 | 0 | 1 |
| 55 Hideki Matsui, L OBP: 0.538, SLG: 1.000 (1, 7) | | | 0-1 F7 | | 2-3 K | | 1-1 F9 | 4-2 3-H 1-2 2-3 BB | | 3 | 0 | 0 | 0 | 1 | 1 | 0 |
| 20 Jorge Posada, S OBP: 0.385, SLG: 0.364 (1, 2) | | | 3-2 G1-3 | | 2-1 G3-1 | | 0-2 L8 | 1-2 G3-1 | | 4 | 0 | 0 | 0 | 0 | 0 | 3 |
| 25 Jason Giambi, L OBP: 0.455, SLG: 0.143 Bubba Crosby, L (7, PR) (8, 10) Ruben Sierra, S OBP: 0.333, SLG: 0.667 (9, PH) | | | 1-1 F8 | | 2-3 K | | 4-2 BB | | 0-1 2B | 2 | 0 | 0 | 0 | 1 | 1 | 0 |
| Tino Martinez, L OBP: 0.222, SLG: 0.500 (1, 3) | | | 3-1 G4-3 | | 1-2 HR | | 1-1 F9 | | 0-1 F8 | 4 | 1 | 1 | 1 | 0 | 0 | 2 |
| Bernie Williams, S (1, 8) | | | 1-3 K | | 4-1 BB | | 2-2 F9 | | 2-2 F9 | 3 | 0 | 0 | 0 | 1 | 1 | 1 |
| Tony Womack, L OBP: 0.385, SLG: 0.333 (1, 4) | | | 0-2 G3-1 | | 1-1 G4-3 | | 4-1 13 BB 2 HBP SF7 BB | | 2-2 F8 | 3 | 1 | 0 | 0 | 1 | 0 | 2 |

| Inning Stats | R: 0 | H: 1 | E: 0 | K: 0 | S: 8 | H: 0 | LOB: 0 | BB: 0 | P: 12 | R: 0 | H: 0 | E: 0 | K: 0 | S: 7 | H: 0 | LOB: 0 | BB: 0 | P: 11 | R: 0 | H: 0 | E: 0 | K: 1 | S: 8 | H: 1 | LOB: 0 | BB: 0 | P: 12 | R: 1 | H: 1 | E: 0 | K: 1 | S: 10 | H: 1 | LOB: 1 | BB: 1 | P: 21 | R: 0 | H: 0 | E: 0 | K: 1 | S: 9 | H: 0 | LOB: 0 | BB: 0 | P: 13 | R: 0 | H: 0 | E: 0 | K: 0 | S: 9 | H: 0 | LOB: 1 | BB: 1 | P: 15 | R: 1 | H: 0 | E: 0 | K: 0 | S: 11 | H: 0 | LOB: 3 | BB: 3 | P: 27 | R: 0 | H: 1 | E: 0 | K: 0 | S: 12 | H: 1 | LOB: 1 | BB: 0 | P: 16 | 1B: 1 | SF: 1 | 2B: 1 | SAC: 0 | 3B: 0 | DP: 0 | HR: 2 | HBP: 1 | WP: 0 | PA: 36 |
|---------------------------------|--------|------|------|------|------|------|--------|-------|-------|------|------|------|------|------|------|--------|-------|-------|------|------|------|------|------|------|--------|-------|-------|------|------|------|------|-------|------|--------|-------|-------|------|------|------|------|------|------|--------|-------|-------|------|------|------|------|------|------|--------|-------|-------|------|------|------|------|-------|------|--------|-------|-------|------|------|------|------|-------|------|--------|-------|-------|-------|-------|-------|--------|-------|-------|-------|--------|-------|--------|
| PITCHER | IP | WLS | BF | H | R | ER | SO | BB | IBB | HBP | BLK | WP | HR | S | P | ERA | WHIP | | | | | | | | | | | | | | | | | | | | | | | | | | | | | | | | | | | | | | | | | | | | | | | | | | | | | | | | | | | | | | | | | |
| 49 Tim Wakefield, R ERA: 2.7 | (1, 1) | 6.2 | | 24 | 3 | 2 | 4 | 2 | 0 | 0 | 0 | 0 | 0 | 60 | 99 | 2.70 | 0.750 | | | | | | | | | | | | | | | | | | | | | | | | | | | | | | | | | | | | | | | | | | | | | | | | | | | | | | | | | | | | | | | | | |
| Alan Embree, L ERA: 4.5 | (7, 1) | 0.2 | | 3 | 0 | 1 | 0 | 1 | 0 | 0 | 0 | 0 | 0 | 6 | 13 | 13.50 | 1.500 | | | | | | | | | | | | | | | | | | | | | | | | | | | | | | | | | | | | | | | | | | | | | | | | | | | | | | | | | | | | | | | | | |
| 50 Mike Timlin, R ERA: | (8, 1) | 0.2 | W | 5 | 0 | 0 | 0 | 2 | 0 | 1 | 0 | 0 | 0 | 7 | 17 | 0.00 | 3.000 | | | | | | | | | | | | | | | | | | | | | | | | | | | | | | | | | | | | | | | | | | | | | | | | | | | | | | | | | | | | | | | | | |
| Keith Foulke, R ERA: 4.5 | (9, 1) | 1.0 | | 4 | 1 | 0 | 0 | 0 | 0 | 0 | 0 | 0 | 0 | 12 | 16 | 0.00 | 1.000 | | | | | | | | | | | | | | | | | | | | | | | | | | | | | | | | | | | | | | | | | | | | | | | | | | | | | | | | | | | | | | | | | |


BOTTOM

Boston Red Sox @ New York Yankees
 Yankee Stadium, Bronx, NY
 Wed Apr 06 2005, 1:05 PM EDT
 Att: 55,165 - Sunny - 67 F

livebaseballscorecards.com

| | |
|-----|----|
| AB | 29 |
| R | 3 |
| H | 4 |
| RBI | 3 |
| BB | 5 |
| SO | 4 |
| LOB | 10 |



| Batter | 1 | 2 | 3 | 4 | 5 | 6 | 7 | 8 | 9 | AB R H RBI BB SO LOB | TOP | | | | | | | | | | | |
|---|---|----------------------------------|-------------------------------|----------------------------------|-------------------------------|---|--------------------------------|----------------------------------|------------------------------|----------------------------------|---|----------------------------------|-------------------------------|----------------------------------|------------------------------|----------------------------------|------------------------------|---------------------------------|----------------------------------|------------------------------------|----------------------------------|--------|
| 18 Johnny Damon, L (1, 8) OBP: 0.316, SLG: 0.316 Jay Payton, R (9, 8) OBP: 0.333, SLG: 0.333 | 0-2 34 BB SF7 1B | 2-2 G4-3 | | | 2-1 F7 | | 0-0 E FC1 1B | | 0-2 F7 | 5 2 2 0 0 0 0 0 0 0 0 0 0 0 | | | | | | | | | | | | |
| Trot Nixon, L (1, 9) OBP: 0.267, SLG: 0.364 | 1-1 F7 | | 3-2 HR | | 2-2 G4-3 | | 2-0 FC1 34 2B | | 0-0 F9 | 5 2 1 1 0 0 2 | | | | | | | | | | | | |
| Manny Ramirez, R (1, 7) OBP: 0.222, SLG: 0.125 | 4-1 34 BB 1-2 BB | | 1-0 G5-3 | | | 4-2 1B FC1-2 BB | 1-1 34 2B | | 2-3 K | 3 0 1 1 2 1 0 | | | | | | | | | | | | |
| 34 David Ortiz, L (1, 10) OBP: 0.529, SLG: 0.875 | 4-2 1-2 2-3 BB | | 1-0 F9 | | | 0-2 FC1-2 1B 1-2 FC4-6 1B | 2-2 3-H 1-3 2-H 2B | | | 3 1 2 1 1 0 0 | | | | | | | | | | | | |
| Kevin Millar, R (1, 3) OBP: 0.533, SLG: 0.455 | 2-1 SF7 3-H | | 3-2 P3 | | | 1-0 FC4-6 FC1-2 1B 1-2 2-3 | 0-1 G5-3 | | | 3 0 1 1 0 0 2 | | | | | | | | | | | | |
| Edgar Renteria, R (1, 6) OBP: 0.118, SLG: 0.118 | 0-1 F7 | | | 1-1 G5-3 | | 0-1 FC1-2 FC4-6 1-2 2-3 3-H | 1-1 G4-3 | | | 4 0 0 0 0 0 7 | | | | | | | | | | | | |
| Jason Varitek, S (1, 2) OBP: 0.500, SLG: 1.091 | | 3-1 HR | | 0-1 L8 | | 1-0 FC4-6 FC6-4 1-2f 2-3 3-H | | 4-2 G3-6-1 BB | | 3 1 1 2 1 0 2 | AB 34 R 6 H 9 RBI 6 BB 4 SO 3 LOB 17 | | | | | | | | | | | |
| Bill Mueller, S (1, 5) OBP: 0.353, SLG: 0.267 | | 1-2 G4-6-3 1B | | 2-2 L7 | | 2-0 FC6-4 1-2f | | 1-2 G3-6-1 1-2f | | 4 0 1 0 0 0 3 | | | | | | | | | | | | |
| Mark Bellhorn, S (1, 4) OBP: 0.313, SLG: 0.375 | | 1-0 G4-6-3 1-2f | | | 2-3 K | | 3-2 G5-3 | 2-3 K | | 4 0 0 0 0 2 1 |  | | | | | | | | | | | |
| Inning Stats | R: 1 E: 0 K: 0 S: 14 | H: 1 LOB: 2 BB: 2 P: 25 | R: 1 E: 0 K: 0 S: 10 | H: 2 LOB: 0 BB: 0 P: 17 | R: 1 E: 0 K: 0 S: 10 | H: 1 LOB: 0 BB: 0 P: 18 | R: 0 E: 0 K: 0 S: 7 | H: 0 LOB: 0 BB: 0 P: 10 | R: 0 E: 0 K: 1 S: 8 | H: 0 LOB: 0 BB: 0 P: 14 | R: 1 E: 0 K: 0 S: 10 | H: 2 LOB: 2 BB: 1 P: 18 | R: 2 E: 1 K: 0 S: 14 | H: 3 LOB: 2 BB: 0 P: 23 | R: 0 E: 0 K: 1 S: 9 | H: 0 LOB: 0 BB: 1 P: 16 | R: 0 E: 0 K: 1 S: 7 | H: 0 LOB: 0 BB: 0 P: 9 | 1B: 6 2B: 1 3B: 0 HR: 2 | SF: 1 SAC: 0 DP: 2 HBP: 0 | WP: 0 PB: 0 SB: 1 CS: 0 | PA: 39 |
| PITCHER | IP WLS BF H R ER SO BB IBB HBP BLK WP HR S P ERA WHIP | | | | | | | | | | | | | | | | | | | | | |
| Dave Bush, R (1, 1) ERA: 5.4 | 5.0 L 20 4 3 3 1 2 0 0 0 0 2 49 84 5.40 1.200 | | | | | | | | | | | | | | | | | | | | | |
| 22 Brandon League, R (6, 1) ERA: 12.0 | 1.1 11 5 3 2 0 1 0 0 0 0 0 20 36 13.50 4.500 | | | | | | | | | | | | | | | | | | | | | |
| Vinnie Chulk, R (7, 1) ERA: | 2.2 8 0 0 0 2 1 0 0 0 0 0 20 30 0.00 0.375 | | | | | | | | | | | | | | | | | | | | | |

Boston Red Sox @ Toronto Blue Jays
Rogers Centre, Toronto, ON
 Fri Apr 08 2005, 7:15 PM EDT
 Att. 50,560 - Roof Closed - 68 F

livebaseballscorecards.com

BOTTOM

Boston Red Sox @ Toronto Blue Jays
Rogers Centre, Toronto, ON

AB 35
R 5
H 8
RBI 5
BB 2
SO 5
LOB 8



WP: 0 PA: 38
PB: 0
SB: 0
CS: 0

Fri Apr 08 2005, 7:15 PM EDT
Att. 50,560 - Roof Closed - 68 F


AB R H RBI BB SO LOB

| | | | | | | | | | | | | | | |
|---|---|---|---|---|---|---|---|---|---|---|---|---|---|---|
| 3 | 0 | 0 | 0 | 0 | 1 | 1 | 1 | 0 | 0 | 0 | 0 | 0 | | |
| 5 | 0 | 0 | 0 | 0 | 1 | 3 | 4 | 0 | 0 | 0 | 0 | 0 | | |
| 4 | 1 | 1 | 0 | 0 | 1 | 0 | 4 | 1 | 1 | 0 | 0 | 1 | | |
| 4 | 1 | 1 | 0 | 0 | 1 | 0 | 4 | 2 | 3 | 2 | 0 | 0 | | |
| 4 | 0 | 1 | 2 | 0 | 1 | 1 | 2 | 0 | 0 | 0 | 0 | 1 | | |
| 2 | 0 | 1 | 0 | 0 | 0 | 1 | 2 | 0 | 1 | 0 | 0 | 1 | | |
| 1 | 1 | 1 | 1 | 1 | 1 | 0 | 0 | 1 | 1 | 1 | 1 | 1 | 0 | 0 |
| 1 | 0 | 0 | 0 | 1 | 0 | 1 | 1 | 0 | 0 | 0 | 1 | 0 | 1 | |

| Batter | 1 | 2 | 3 | 4 | 5 | 6 | 7 | 8 | 9 |
|--|----------|------------|----------|----------|--------|----------|--------|----------|-------------|
| Frank Catalanotto, L (1, 7) 3 Reed Johnson, R (8, PH) OBP: 0.286, SLG: 0.333 OBP: 0.333, SLG: 0.455 | 1-2 P6 | | 3-3 K | | 3-2 F8 | | | 1-2 F8 | 1-2 HBP |
| Orlando Hudson, S (1, 4) OBP: 0.235, SLG: 0.529 | 2-1 G4-3 | | 1-0 G4-3 | | | 1-2 G3 | | 1-3 K | 1-0 G4-3 |
| 10 Vernon Wells, R (1, 8) OBP: 0.235, SLG: 0.500 | 1-1 F8 | | 2-0 F7 | | | 1-2 G4-3 | | 0-0 G6-3 | |
| 47 Corey Koskie, L (1, 5) OBP: 0.235, SLG: 0.133 | | 0-0 G3 | | 2-2 G6-3 | | 0-3 K | | | 2-2 1B |
| Shea Hillenbrand, R (1, 10) OBP: 0.313, SLG: 0.313 | | 3-3 K | | 1-2 F8 | | | 3-2 F9 | | 1-0 1B |
| Eric Hinske, L (1, 3) OBP: 0.385, SLG: 0.917 | | 1-2 9 1B | | 2-0 G4-3 | | | 1-1 HR | | 1-2 15 9 1B |
| 9 Gregg Zaun, S (1, 2) OBP: 0.250, SLG: 0.200 | | 0-1 2-H 1B | | | 2-3 K | | 2-2 P4 | | 3-2 G4-3 |
| Gabe Gross, L (1, 9) 15 Alex Rios, R (7, PH) OBP: 0.300, SLG: 0.556 | | 1-1 F7 | | 1-2 F7 | | | 0-1 1B | | 0-0 F9 |
| 8 Russ Adams, L (1, 6) Frank Menechino, R (7, PH) OBP: 0.429, SLG: 1.000 OBP: 0.429, SLG: 0.200 | | | 2-1 HR | | 4-2 BB | | 1-2 L6 | | 4-1 3 HBP |

| Inning Stats | R: 0 E: 0 K: 8 | H: 0 LOB: 0 BB: 12 | R: 1 E: 0 K: 12 | H: 2 LOB: 1 BB: 17 | R: 1 E: 0 K: 7 | H: 1 LOB: 0 BB: 15 | R: 0 E: 0 K: 11 | H: 0 LOB: 0 BB: 16 | R: 0 E: 0 K: 14 | H: 0 LOB: 1 BB: 24 | R: 0 E: 0 K: 9 | H: 0 LOB: 0 BB: 11 | R: 1 E: 0 K: 13 | H: 2 LOB: 1 BB: 20 | R: 0 E: 0 K: 7 | H: 0 LOB: 0 BB: 9 | R: 2 E: 0 K: 16 | H: 3 LOB: 3 BB: 29 | 1B: 5 2B: 1 3B: 0 HR: 2 | SF: 0 SAC: 0 DP: 0 HBP: 1 |
|--------------|----------------------|--------------------------|-----------------------|--------------------------|----------------------|--------------------------|-----------------------|--------------------------|-----------------------|--------------------------|----------------------|--------------------------|-----------------------|--------------------------|----------------------|-------------------------|-----------------------|--------------------------|----------------------------------|------------------------------------|
|--------------|----------------------|--------------------------|-----------------------|--------------------------|----------------------|--------------------------|-----------------------|--------------------------|-----------------------|--------------------------|----------------------|--------------------------|-----------------------|--------------------------|----------------------|-------------------------|-----------------------|--------------------------|----------------------------------|------------------------------------|

| PITCHER | IP | WLS | BF | H | R | ER | SO | BB | IBB | HBP | BLK | WP | HR | S | P | ERA | WHIP |
|--------------------------------------|-----|-----|----|---|---|----|----|----|-----|-----|-----|----|----|----|----|-------|-------|
| Bronson Arroyo, R (1, 1) ERA: 3.0 | 6.0 | W | 22 | 3 | 2 | 2 | 4 | 1 | 0 | 0 | 0 | 0 | 1 | 61 | 95 | 3.00 | 0.667 |
| Alan Embree, L (7, 1) ERA: 6.0 | 1.0 | | 5 | 2 | 1 | 1 | 0 | 0 | 0 | 0 | 0 | 0 | 1 | 13 | 20 | 9.00 | 2.000 |
| 50 Mike Timlin, R (8, 1) ERA: | 1.0 | H | 3 | 0 | 0 | 0 | 1 | 0 | 0 | 0 | 0 | 0 | 0 | 7 | 9 | 0.00 | 0.000 |
| Keith Foulke, R (9, 1) ERA: 9.0 | 1.0 | S | 8 | 3 | 2 | 2 | 0 | 1 | 0 | 1 | 0 | 0 | 0 | 16 | 29 | 18.00 | 4.000 |

| Batter | 1 | 2 | 3 | 4 | 5 | 6 | 7 | 8 | 9 | AB R H RBI BB SO LOB | TOP | | | | | | | | | | | | | | | |
|---|---|--|--|--|--|---|---|--|--|---|---|----------------|---|----|------|-------|--|--|--|--|--|--|--|--|--|--|
| Mark Bellhorn, S (1, 4) OBP: 0.350, SLG: 0.421 | 2-1 G3 2B | | 2-0 G3 1-2 | | | 2-2 G1-3 | 4-1 G3-6-3 BB | | | 3 0 1 0 1 0 1 | | | | | | | | | | | | | | | | |
| Trot Nixon, L (1, 9) OBP: 0.316, SLG: 0.400 | 0-0 F7 | | 1-1 G5-4-3 1B 2-H | | | 2-1 34 HR 1B | 1-0 G3-6-3 1-2 2-3 3-H | | | 4 1 2 2 0 0 3 | | | | | | | | | | | | | | | | |
| Manny Ramirez, R (1, 7) OBP: 0.227, SLG: 0.150 | 0-2 G3 2-3 | | 0-2 G5-4-3 1-2f | | | 3-2 34 HR 1B | 1-3 K | | | 4 1 1 0 0 1 4 | | | | | | | | | | | | | | | | |
| 34 David Ortiz, L (1, 10) OBP: 0.524, SLG: 0.947 | 4-2 BB | | | 3-1 G3 | | 2-0 1-H 2-H HR | 1-1 P5 | | | 3 1 1 3 1 0 0 | | | | | | | | | | | | | | | | |
| Kevin Millar, R (1, 3) OBP: 0.421, SLG: 0.333 | 0-2 G4-3 | | | 1-0 G4-3 | | 0-2 G5-3 | 2-2 F9 | | | 4 0 0 0 0 0 2 | | | | | | | | | | | | | | | | |
| Jason Varitek, S (1, 2) OBP: 0.375, SLG: 0.800 | | 1-2 G6-3 | | 3-3 K | | 2-2 G4-3 | 3-2 P6 | | | 4 0 0 0 0 1 0 | | | | | | | | | | | | | | | | |
| Jay Payton, R (1, 8) OBP: 0.286, SLG: 0.286 | | 0-0 G5-3 | | | 1-3 K | | 0-1 1B G3-6-3 1B | 3-1 F9 | 4 1 1 0 0 1 0 | AB 34 R 5 H 8 RBI 5 BB 2 SO 4 LOB 11 | | | | | | | | | | | | | | | | |
| Bill Mueller, S (1, 5) OBP: 0.286, SLG: 0.211 | | 3-1 G4-3 | | | 2-2 F8 | | 2-3 K | 2-1 G4-3 | 4 0 0 0 0 1 1 | | | | | | | | | | | | | | | | | |
| Ramón Vázquez, L (1, 6) OBP: 0.500, SLG: 0.500 Edgar Rentería, R (7, PH) OBP: 0.158, SLG: 0.158 (7, 6) | | | 0-0 G3 1B | | 1-1 G4-3 | | 1-2 G3-6-3 BB 1-3 1B | 3-1 G5-3 | 2 1 1 0 0 0 0 2 0 1 0 0 0 0 |  | | | | | | | | | | | | | | | | |
| Inning Stats | R: 0 H: 1 E: 0 LOB: 2 K: 0 BB: 1 S: 11 P: 17 | R: 0 H: 0 E: 0 LOB: 0 K: 0 BB: 0 S: 6 P: 10 | R: 1 H: 2 E: 0 LOB: 0 K: 0 BB: 0 S: 8 P: 11 | R: 0 H: 0 E: 0 LOB: 0 K: 1 BB: 0 S: 8 P: 15 | R: 0 H: 0 E: 0 LOB: 0 K: 1 BB: 0 S: 8 P: 12 | R: 3 H: 3 E: 0 LOB: 0 K: 0 BB: 0 S: 16 P: 27 | R: 1 H: 2 E: 0 LOB: 2 K: 2 BB: 1 S: 14 P: 23 | R: 0 H: 0 E: 0 LOB: 0 K: 0 BB: 0 S: 9 P: 15 | R: 0 H: 0 E: 0 LOB: 0 K: 0 BB: 0 S: 6 P: 14 | 1B: 6 SF: 0 2B: 1 SAC: 0 3B: 0 DP: 1 HR: 1 HBP: 0 | WP: 0 PA: 36 PB: 0 SB: 0 CS: 0 | | | | | | | | | | | | | | | |
| PITCHER | IP WLS BF H R ER SO BB IBB HBP BLK WP HR S P ERA WHIP | | | | | | | | | | | PITCHER | IP WLS BF H R ER SO BB IBB HBP BLK WP HR S P ERA WHIP | | | | | | | | | | | | | |
| 32 Roy Halladay, R (1, 1) ERA: 4.85 | 6.0 | 25 | 7 | 5 | 5 | 2 | 1 | 0 | 0 | 0 | 0 | 1 | 59 | 94 | 7.50 | 1.333 | | | | | | | | | | |
| Scott Schoeneweis, L (7, 1) ERA: 18.0 | 0.2 | B | 4 | 1 | 0 | 0 | 1 | 0 | 0 | 0 | 0 | 0 | 9 | 17 | 0.00 | 3.000 | | | | | | | | | | |
| 54 Jason Frasor, R (7, 1) ERA: 3.86 | 1.1 | W | 4 | 0 | 0 | 0 | 0 | 0 | 0 | 0 | 0 | 0 | 12 | 19 | 0.00 | 0.000 | | | | | | | | | | |
| Justin Speier, R (9, 1) ERA: 6.75 | 1.0 | | 3 | 0 | 0 | 0 | 0 | 0 | 0 | 0 | 0 | 0 | 6 | 14 | 0.00 | 0.000 | | | | | | | | | | |

Boston Red Sox @ Toronto Blue Jays
 Rogers Centre, Toronto, ON
 Sat Apr 09 2005, 1:07 PM EDT
 Att. 28,765 - Roof Closed - 68 F

livebaseballscorecards.com

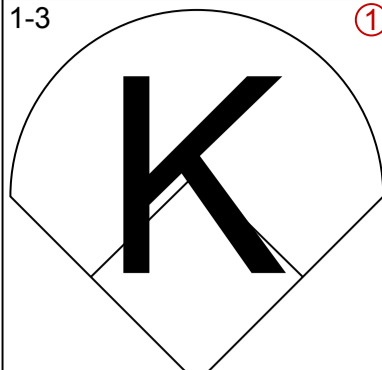
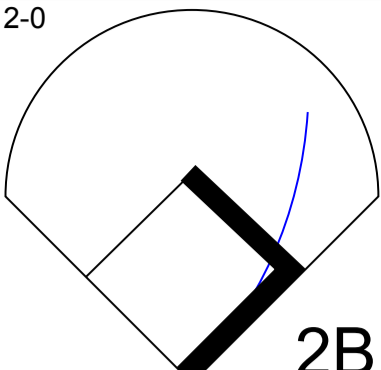
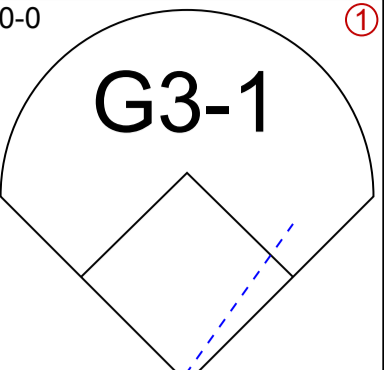
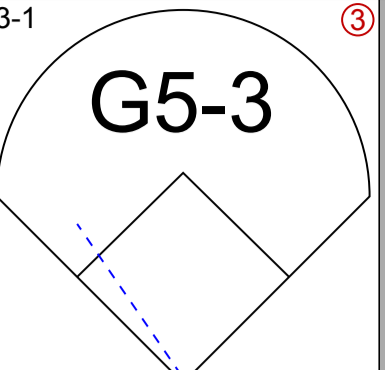
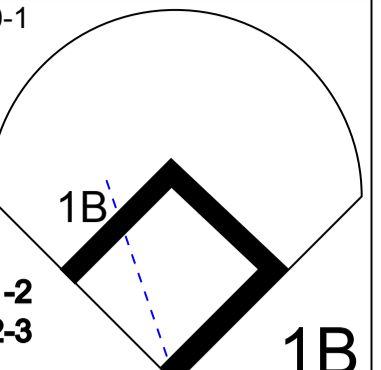
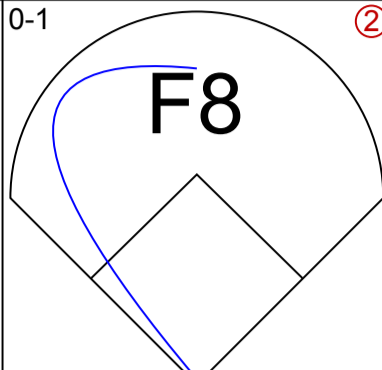
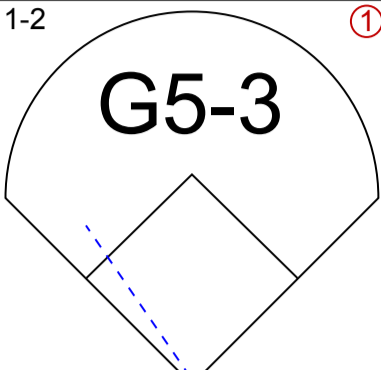
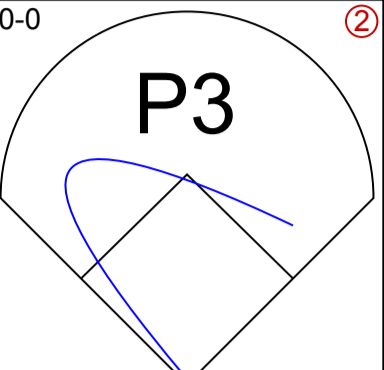
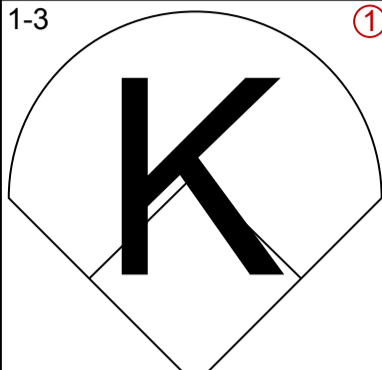
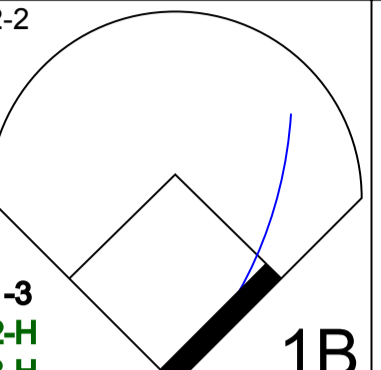
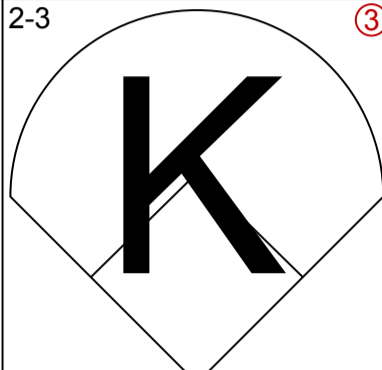
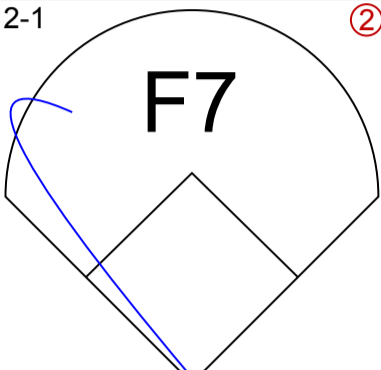
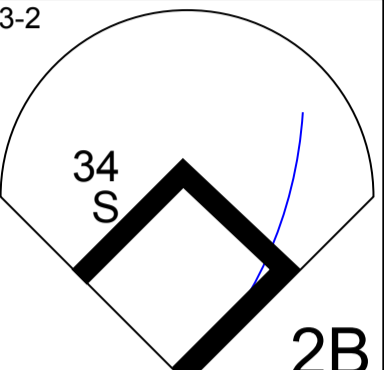
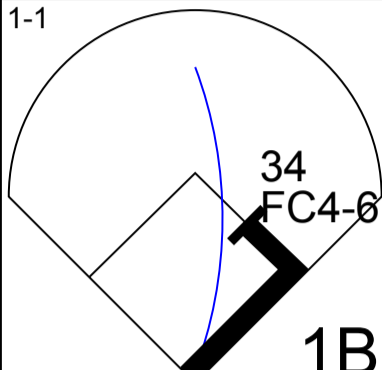
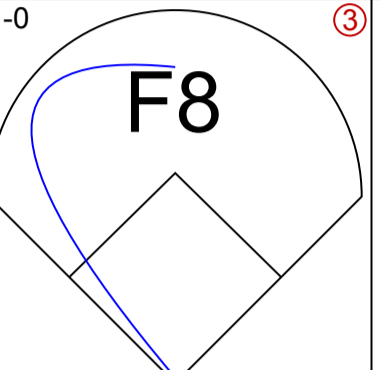
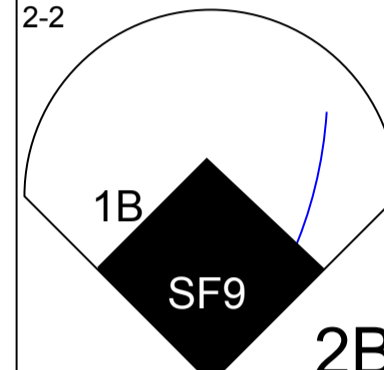
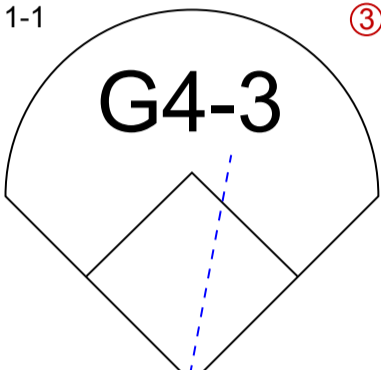
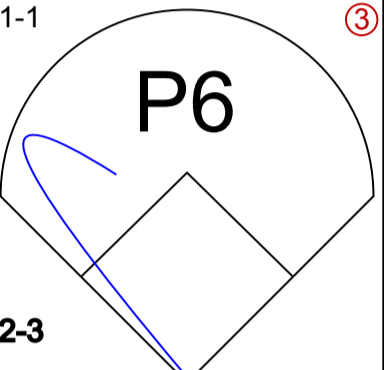
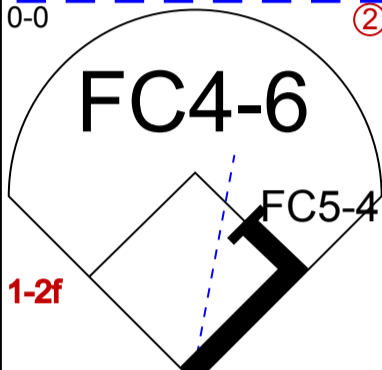
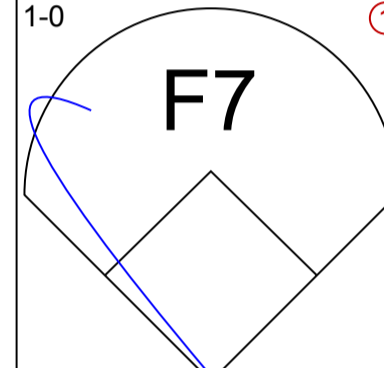
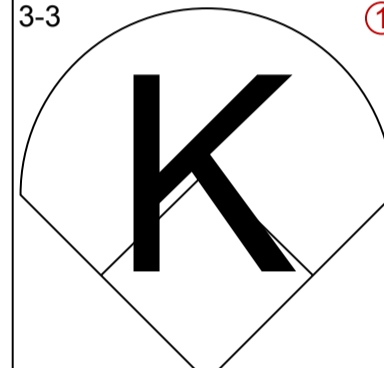
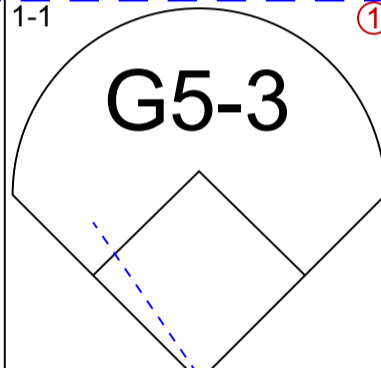
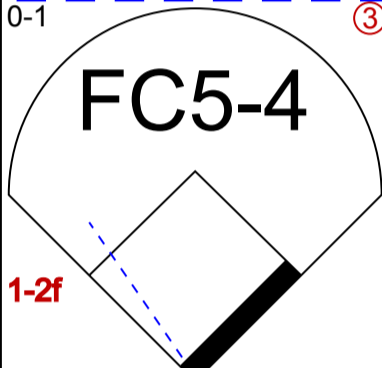
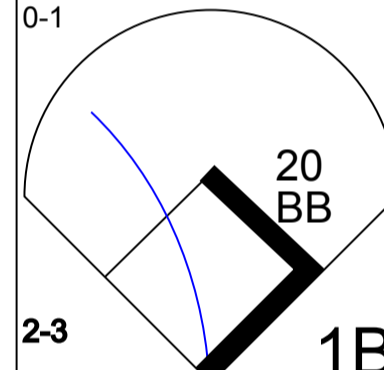
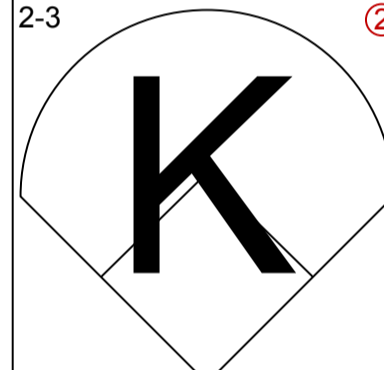
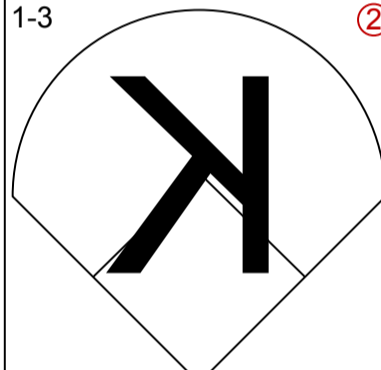
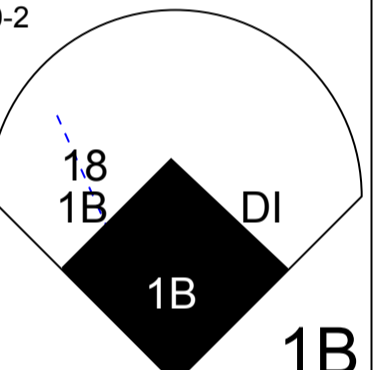
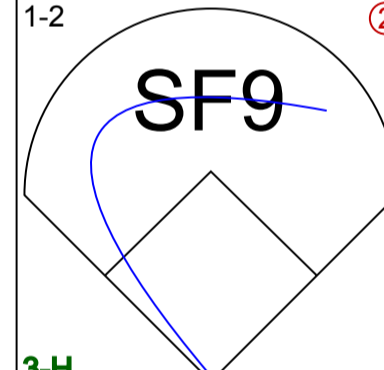
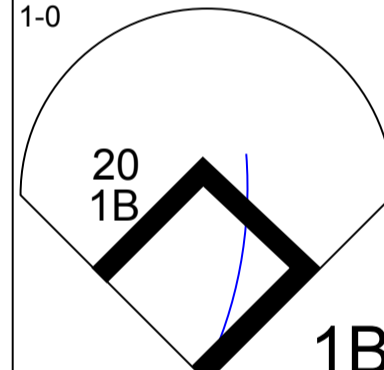
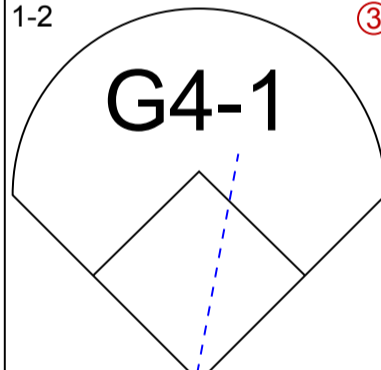
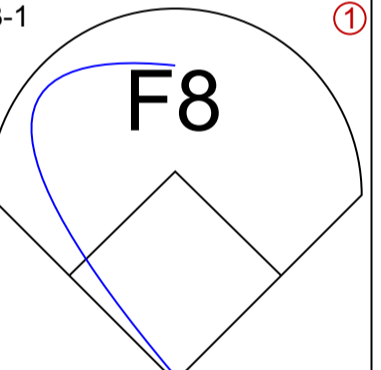
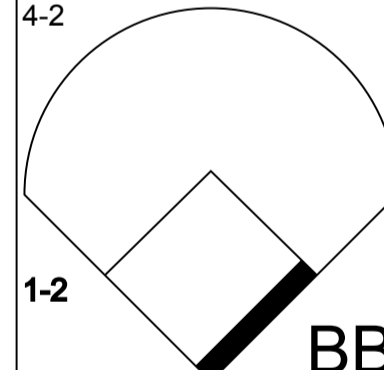
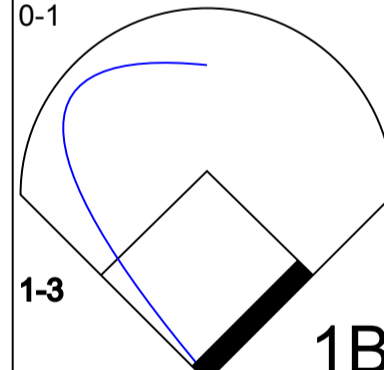

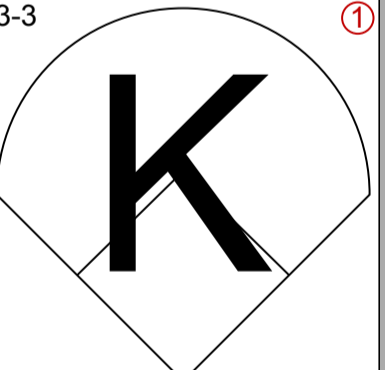
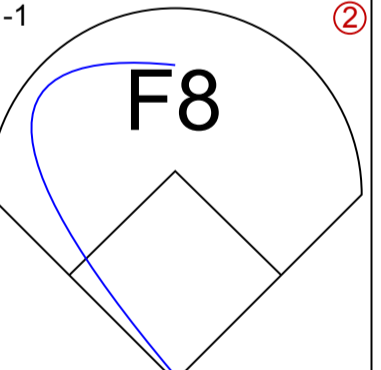
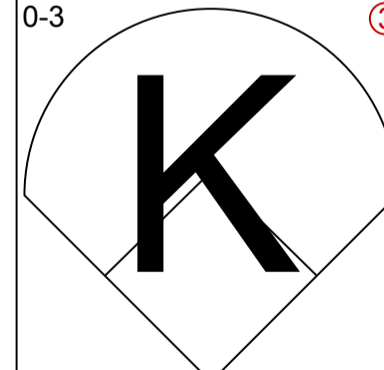
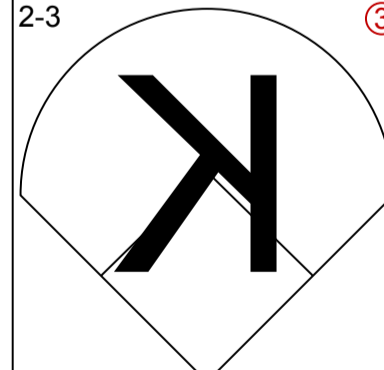
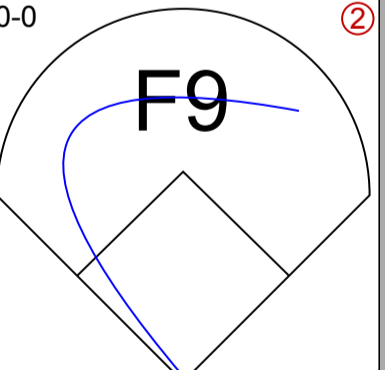
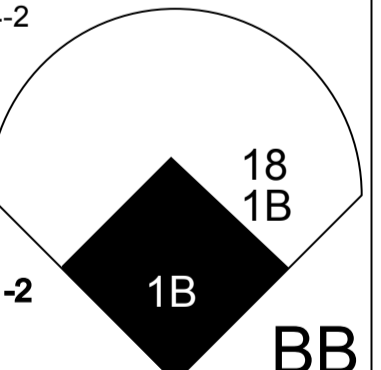
| Batter | 1 | 2 | 3 | 4 | 5 | 6 | 7 | 8 | 9 | AB | R | H | RBI | BB | SO | LOB | BOTTOM | | | |
|--|-------------------------------|----------------------------------|-------------------------------|----------------------------------|-------------------------------|----------------------------------|---------------------------------------|---|------------------------------|---------------------------------|------------------------------|----------------------------------|-------------------------------|----------------------------------|-------------------------------|----------------------------------|-----------------------------------|------------------------------------|----------------------------------|--------|
| 3 Reed Johnson, R (1, 7) <small>OBP: 0.333, SLG: 0.429</small> Frank Catalanotto, L (7, PH) <small>OBP: 0.444, SLG: 0.500</small> (8, 7) Gabe Gross, L (9, 7) | 1-2 10 G6-4-3 1B | | 2-1 G3 | | 0-0 G3 | | 2-2 1-3 3-H 1B | 3-1 1B | | 3 | 0 | 1 | 0 | 0 | 0 | 0 | | | | |
| Orlando Hudson, S (1, 4) <small>OBP: 0.182, SLG: 0.409</small> | 0-0 P6 | | 2-2 G6-3 | | 1-2 F9 | | 2-3 K | 1-0 F8 | | 5 | 0 | 0 | 0 | 0 | 1 | 3 | | | | |
| 10 Vernon Wells, R (1, 8) <small>OBP: 0.273, SLG: 0.619</small> | 1-0 G6-4-3 1-2f | | 1-0 HR | | 1-0 G4-3 | | | HBP 1B | L6 | 5 | 2 | 2 | 1 | 0 | 0 | 2 | | | | |
| 47 Corey Koskie, L (1, 5) <small>OBP: 0.333, SLG: 0.389</small> | | 0-0 2B G4-3 1B | 1-1 HR | | 0-0 F9 | | | 4-2 HBP 15 1B BB | | 3 | 3 | 2 | 1 | 1 | 0 | 0 | | | | |
| Shea Hillenbrand, R (1, 10) <small>OBP: 0.400, SLG: 0.600</small> | | 0-2 G4-3 9 1B 2B | 1-0 HR | | 1-3 K | | | 1-0 15 1B HBP 9 HR 1B | | 4 | 3 | 3 | 1 | 0 | 1 | 0 | | | | |
| Eric Hinske, L (1, 3) <small>OBP: 0.353, SLG: 0.733</small> | | 1-1 G4-3 2-3 3-H | 0-1 G4-3 | | 2-3 K | | | 3-1 15 1B 9 HR HBP | | 3 | 1 | 0 | 2 | 0 | 1 | 1 | | | | |
| 15 Alex Rios, R (1, 9) <small>OBP: 0.429, SLG: 0.692</small> | | 0-0 L5 | | 2-2 9 CS 1B | | | 2-2 8 1B 2B | 0-0 9 HR 1B | | 4 | 2 | 3 | 1 | 0 | 0 | 1 | | | | |
| 9 Gregg Zaun, S (1, 2) <small>OBP: 0.300, SLG: 0.421</small> | | 0-0 3-H 1B | | 1-2 G4-3 1-2 | | | 1-3 K | 0-0 HR | | 4 | 1 | 2 | 5 | 0 | 1 | 2 | | | | |
| John McDonald, R (1, 6) <small>OBP: 0.429, SLG: 0.571</small> Frank Menechino, R (7, PH) <small>OBP: 0.429, SLG: 0.200</small> 8 Russ Adams, L (7, PH) <small>OBP: 0.444, SLG: 0.875</small> (8, 6) | | 2-3 K | | 0-1 P3 | | | 0-1 1B 2-3 1B | 0-0 G4-3 | | 2 | 0 | 0 | 0 | 0 | 1 | 1 | | | | |
| Inning Stats | R: 0 E: 0 K: 5 S: 5 | H: 1 LOB: 0 BB: 0 P: 7 | R: 2 E: 0 K: 1 S: 11 | H: 3 LOB: 1 BB: 0 P: 14 | R: 3 E: 0 K: 0 S: 12 | H: 3 LOB: 0 BB: 0 P: 19 | R: 0 E: 0 K: 0 S: 8 | H: 1 LOB: 0 BB: 0 P: 11 | R: 0 E: 0 K: 2 S: 8 | H: 0 LOB: 0 BB: 0 P: 7 | R: 0 E: 0 K: 2 S: 8 | H: 0 LOB: 0 BB: 0 P: 11 | R: 1 E: 0 K: 2 S: 14 | H: 3 LOB: 1 BB: 0 P: 21 | R: 6 E: 0 K: 0 S: 17 | H: 5 LOB: 1 BB: 1 P: 30 | 1B: 10 2B: 2 3B: 0 HR: 4 | SF: 0 SAC: 0 DP: 1 HBP: 1 | WP: 0 PB: 0 SB: 0 CS: 1 | PA: 39 |
| PITCHER | IP WLS L | BF H R ER SO | BB IBB HBP BLK | WP HR S P | ERA WHIP | PITCHER | IP WLS BF H R ER SO | BB IBB HBP BLK | WP HR S P | ERA WHIP | | | | | | | | | | |
| David Wells, L (1, 1) <small>ERA: 8.44</small> | 6.1 | 26 | 9 | 6 | 6 | 4 | 0 | 0 | 0 | 0 | 0 | 0 | 0 | 0 | 0 | 0 | 8.53 | 1.421 | | |
| Matt Mantei, R (7, 1) <small>ERA: 13.5</small> | 0.2 | 4 | 3 | 1 | 1 | 1 | 0 | 0 | 0 | 0 | 0 | 0 | 0 | 0 | 0 | 0 | 13.50 | 4.500 | | |
| John Halama, L (8, 1) <small>ERA: 16.2</small> | 0.0 | 3 | 1 | 0 | 0 | 0 | 1 | 0 | 1 | 0 | 0 | 0 | 0 | 0 | 0 | 0 | ∞ | ∞ | | |
| Blaine Neal, R (8, 1) <small>ERA: 20.25</small> | 1.0 | 6 | 3 | 5 | 5 | 0 | 0 | 0 | 0 | 0 | 0 | 0 | 0 | 0 | 0 | 0 | 45.00 | 3.000 | | |

Boston Red Sox @ Toronto Blue Jays
 Rogers Centre, Toronto, ON
 Sat Apr 09 2005, 1:07 PM EDT
 Att. 28,765 - Roof Closed - 68 F

livebaseballscorecards.com

AB 37
R 12
H 16
RBI 12
BB 1
SO 5
LOB 10



| Batter | 1 | 2 | 3 | 4 | 5 | 6 | 7 | 8 | 9 | AB R H RBI BB SO LOB | TOP | | | | | | | | | | | | | | | | | | |
|---|--|---|--|--|--|--|--|--|---|----------------------------------|------------------------------|----------------------------------|------------------------------|----------------------------------|-------------------------------|----------------------------------|----------------------------------|------------------------------------|----------------------------------|--------|--|--|--|--|--|--|--|--|--|
| 18 Johnny Damon, L (1, 8) OBP: 0.333, SLG: 0.375 | 1-3  | | 2-0  2B | | 0-0  G3-1 | | 3-1  G5-3 | | 0-1  1B 1-2 2-3 | 5 0 2 0 0 1 0 | | | | | | | | | | | | | | | | | | | |
| Edgar Renteria, R (1, 6) OBP: 0.167, SLG: 0.167 | 0-1  | | 1-2  G5-3 | | 0-0  P3 | | | 1-3  | 2-2  1B 1-3 2-H 3-H | 5 0 1 2 0 1 1 | | | | | | | | | | | | | | | | | | | |
| Manny Ramirez, R (1, 7) OBP: 0.259, SLG: 0.240 | 2-3  | | 2-1  F7 SAFE | | 3-2  34 S 2B | | | 1-1  34 FC4-8 1B | 1-0  F8 | 5 0 2 0 0 1 3 | | | | | | | | | | | | | | | | | | | |
| 34 David Ortiz, L (1, 10) OBP: 0.480, SLG: 0.870 | | 2-2  1B SF9 2B | 1-1  G4-3 | | 1-1  P6 2-3 | | | 0-0  FC4-6 1-2f FC5-4 | | 4 1 1 0 0 0 3 | | | | | | | | | | | | | | | | | | | |
| Kevin Millar, R (1, 3) OBP: 0.348, SLG: 0.263 | | 1-0  | | 3-3  | | 1-1  G5-3 | | 0-1  FC5-4 1-2f | | 4 0 0 0 0 1 2 | | | | | | | | | | | | | | | | | | | |
| Jason Varitek, S (1, 2) OBP: 0.400, SLG: 0.737 | | 0-1  20 BB 1B | | 2-3  | | 1-3  | | | 0-2  18 1B DI 1B | 4 1 2 0 0 2 0 | | | | | | | | | | | | | | | | | | | |
| Jay Payton, R (1, 9) OBP: 0.300, SLG: 0.333 Trot Nixon, L (9, PH) OBP: 0.300, SLG: 0.375 (9, 9) | | 1-2  SF9 | | 1-0  20 1B 1B | | 1-2  G4-1 | | | 3-1  F8 | 2 0 1 1 0 0 0 1 0 0 0 0 0 1 | | | | | | | | | | | | | | | | | | | |
| 20 Kevin Youkilis, R (1, 5) OBP: 0.667, SLG: 0.500 Bill Mueller, S (9, PH) OBP: 0.273, SLG: 0.200 (9, 5) | | 4-2  3-H BB | | 0-1  | | 0-1  | | 3-3  | 1-1  F8 | 2 0 1 0 1 1 0 1 0 0 0 0 0 1 | | | | | | | | | | | | | | | | | | | |
| Mark Bellhorn, S (1, 4) OBP: 0.333, SLG: 0.364 | | 0-3  | | 2-3  | | 0-0  F9 | | | 4-2  18 1B BB | 3 1 0 0 1 2 4 | | | | | | | | | | | | | | | | | | | |
| Inning Stats | R: 0 E: 0 K: 2 S: 8 | H: 0 LOB: 0 BB: 0 P: 11 | R: 1 E: 0 K: 1 S: 15 | H: 2 LOB: 2 BB: 1 P: 23 | R: 0 E: 0 K: 3 S: 12 | H: 1 LOB: 1 BB: 0 P: 14 | R: 0 E: 0 K: 3 S: 10 | H: 2 LOB: 2 BB: 0 P: 20 | R: 0 E: 0 K: 1 S: 8 | H: 0 LOB: 0 BB: 0 P: 11 | R: 0 E: 0 K: 1 S: 6 | H: 0 LOB: 0 BB: 0 P: 12 | R: 0 E: 0 K: 1 S: 8 | H: 1 LOB: 1 BB: 0 P: 10 | R: 2 E: 0 K: 0 S: 16 | H: 3 LOB: 2 BB: 1 P: 27 | 1B: 7 2B: 3 3B: 0 HR: 0 | SF: 1 SAC: 0 DP: 0 HBP: 0 | WP: 0 PB: 0 SB: 1 CS: 0 | PA: 39 | | | | | | | | | |
| PITCHER | IP WLS BF H R ER SO BB IBB HBP BLK WP HR S P ERA WHIP | | | | | | | | | | | | | | | | | | | | | | | | | | | | |
| Ted Lilly, L (1, 1) ERA: 1.8 | 5.0 | | 22 | 6 | 1 | 1 | 6 | 1 | 0 | 0 | 0 | 0 | 0 | 0 | 53 | 82 | 1.80 | 1.400 | | | | | | | | | | | |
| Pete Walker, R (6, 1) ERA: | 2.1 | H | 8 | 1 | 0 | 0 | 3 | 0 | 0 | 0 | 0 | 0 | 0 | 19 | 30 | 0.00 | 0.429 | | | | | | | | | | | | |
| Scott Schoeneweis, L (8, 1) ERA: 15.43 | 0.1 | H | 1 | 0 | 0 | 0 | 0 | 0 | 0 | 0 | 0 | 0 | 1 | 1 | 0.00 | 0.000 | | | | | | | | | | | | | |
| Miguel Batista, R (8, 1) ERA: 4.91 | 1.1 | W | 8 | 3 | 2 | 2 | 0 | 1 | 0 | 0 | 0 | 0 | 0 | 18 | 29 | 13.50 | 3.000 | | | | | | | | | | | | |

Boston Red Sox @ Toronto Blue Jays
Rogers Centre, Toronto, ON
Sun Apr 10 2005, 1:07 PM EDT
Att. 22,845 - Roof Closed - 68 F

livebaseballscorecards.com

| | |
|------------|----|
| AB | 36 |
| R | 3 |
| H | 10 |
| RBI | 3 |
| BB | 2 |
| SO | 9 |
| LOB | 15 |



| Batter | 1 | 2 | 3 | 4 | 5 | 6 | 7 | 8 | 9 | AB R H RBI BB SO LOB |
|---|-----------|-------------------------|-------------|-------------------------------------|-----------------------------|-------------------------|-------------|-------------|------------------|--------------------------------|
| Frank Catalanotto, L (1, 7) <small>OBP: 0.385, SLG: 0.364</small> 3 Reed Johnson, R (8, 7) <small>OBP: 0.375, SLG: 0.467</small> | 4-0 BB | | 0-1 F7 | | 2-0 F8 | 0-1 F9 | | | 1-2 2B 1B | 3 0 0 0 1 0 2 1 1 1 0 0 0 0 |
| Orlando Hudson, S (1, 4) <small>OBP: 0.259, SLG: 0.481</small> | 0-3 K | | 1-0 1B | | 1-2 47 BB 10 1B 1B | | 1-0 P3 | | 0-0 1-H 2B | 5 1 3 1 0 1 1 |
| 10 Vernon Wells, R (1, 8) <small>OBP: 0.269, SLG: 0.560</small> | 2-3 K | | 2-3 K | | 0-0 47 BB 1B | | 0-0 F8 | | | 4 1 1 0 0 2 3 |
| 47 Corey Koskie, L (1, 10) <small>OBP: 0.320, SLG: 0.333</small> | 3-2 F9 | | 0-0 G4-3 | | 4-0 1B 1B BB | | 0-2 G4-3 | | | 3 0 0 0 1 0 3 |
| Shea Hillenbrand, R (1, 5) <small>OBP: 0.375, SLG: 0.522</small> | | 3-2 G3 | | 2-0 15 BB 1B G4-6-3 HBP | | 0-3 K | | 2-2 F8 | | 3 1 0 0 0 1 3 |
| Eric Hinske, L (1, 3) <small>OBP: 0.429, SLG: 0.737</small> | | 3-2 15 G4-3 1B | | 0-0 G4-6-3 15 BB 1B | | 3-1 1B | | 2-1 G4-3 | | 4 0 3 2 0 0 0 |
| 15 Alex Rios, R (1, 9) <small>OBP: 0.444, SLG: 0.688</small> | | 1-0 G4-3 | | 4-2 G4-6-3 1B BB | | 2-2 F8 | | 2-2 2B | | 3 0 1 0 1 0 1 |
| Greg Myers, L (1, 2) | | 3-3 K | | 0-1 G4-6-3 | | 4-2 8 FC3-6 BB | | 0-1 G3-1 | | 3 0 0 0 1 1 4 |
| 8 Russ Adams, L (1, 6) <small>OBP: 0.385, SLG: 0.636</small> | | 4-1 1B BB | | 1-3 K | | 0-1 FC3-6 | | 1-1 P4 | | 3 0 0 0 1 1 2 |

| Inning Stats | R: 0 | H: 0 | E: 0 | K: 2 | S: 11 | R: 0 | H: 1 | E: 0 | K: 1 | S: 10 | R: 0 | H: 1 | E: 0 | K: 1 | S: 10 | R: 1 | H: 1 | E: 0 | K: 1 | S: 8 | R: 2 | H: 3 | E: 0 | K: 1 | S: 10 | R: 0 | H: 0 | E: 0 | K: 0 | S: 10 | R: 0 | H: 0 | E: 0 | K: 0 | S: 5 | R: 0 | H: 1 | E: 0 | K: 0 | S: 10 | R: 1 | H: 2 | E: 0 | K: 0 | S: 6 | 1B: 7 | 2B: 2 | 3B: 0 | HR: 0 | SF: 0 | SAC: 0 | DP: 1 | HBP: 1 | WP: 0 | PB: 0 | SB: 0 | CS: 0 | PA: 38 |
|--------------|------|------|------|------|-------|------|------|------|------|-------|------|------|------|------|-------|------|------|------|------|------|------|------|------|------|-------|------|------|------|------|-------|------|------|------|------|------|------|------|------|------|-------|------|------|------|------|------|-------|-------|-------|-------|-------|--------|-------|--------|-------|-------|-------|-------|--------|
|--------------|------|------|------|------|-------|------|------|------|------|-------|------|------|------|------|-------|------|------|------|------|------|------|------|------|------|-------|------|------|------|------|-------|------|------|------|------|------|------|------|------|------|-------|------|------|------|------|------|-------|-------|-------|-------|-------|--------|-------|--------|-------|-------|-------|-------|--------|

| PITCHER | IP | WLS | BF | H | R | ER | SO | BB | IBB | HBP | BLK | WP | HR | S | P | ERA | WHIP |
|--|-----|-----|----|---|---|----|----|----|-----|-----|-----|----|----|----|-----|------|-------|
| 30 Matt Clement, R (1, 1) <small>ERA: 4.35</small> | 6.0 | | 28 | 6 | 3 | 3 | 6 | 5 | 0 | 1 | 0 | 0 | 0 | 59 | 108 | 4.50 | 1.833 |
| Alan Embree, L (7, 1) <small>ERA: 4.5</small> | 1.0 | | 3 | 0 | 0 | 0 | 0 | 0 | 0 | 0 | 0 | 0 | 0 | 5 | 6 | 0.00 | 0.000 |
| 50 Mike Timlin, R (8, 1) <small>ERA: 2.25</small> | 1.1 | L | 7 | 3 | 1 | 1 | 0 | 0 | 0 | 0 | 0 | 0 | 0 | 16 | 24 | 6.75 | 2.250 |

BOTTOM

Boston Red Sox @ Toronto Blue Jays
 Rogers Centre, Toronto, ON
 Sun Apr 10 2005, 1:07 PM EDT
 Att. 22,845 - Roof Closed - 68 F

livebaseballscorecards.com

| | |
|------------|-----------|
| AB | 32 |
| R | 4 |
| H | 9 |
| RBI | 3 |
| BB | 5 |
| SO | 6 |
| LOB | 19 |



| Batter | 1 | 2 | 3 | 4 | 5 | 6 | 7 | 8 | 9 | AB R H RBI BB SO LOB | TOP | | | | | | | | | | | | | |
|---|---|----------------------------------|-------------------------------|--------------------------------------|-------------------------------|----------------------------------|-------------------------------|----------------------------------|-------------------------------|----------------------------------|------------------------------|----------------------------------|------------------------------|----------------------------------|-------------------------------|----------------------------------|-------------------------------|----------------------------------|-------------------------------|----------------------------------|----------------------------------|------------------------------------|----------------------------------|--------|
| 2 Derek Jeter, R OBP: 0.485, SLG: 0.519 (1, 6) | 0-0 G1-3 | | 2-3 K | | 0-3 K | | 3-2 G5-3 | | | 4 0 0 0 0 2 2 | | | | | | | | | | | | | | |
| 13 Alex Rodriguez, R OBP: 0.313, SLG: 0.367 (1, 5) | 2-3 K | | | 1-1 E 1B | 2-2 G6-3 | | | 1-3 K | | 4 1 1 0 0 2 1 | | | | | | | | | | | | | | |
| Gary Sheffield, R OBP: 0.290, SLG: 0.393 (1, 9) | 4-2 BB | | | 2-2 E6 55 G4-3 1-H 1B | | 0-0 1B | | 3-3 K | | 3 0 2 0 1 1 0 | | | | | | | | | | | | | | |
| 55 Hideki Matsui, L OBP: 0.367, SLG: 0.704 (1, 7) | 1-3 K | | | 2-2 G4-3 | | 1-1 F8 | | 2-0 1B | | 4 0 1 0 0 1 3 | | | | | | | | | | | | | | |
| Tino Martinez, L OBP: 0.235, SLG: 0.333 (1, 3) | | | | 0-0 P2 | | 0-2 P5 | | 2-1 F7 | | 4 0 0 0 0 0 3 | | | | | | | | | | | | | | |
| 20 Jorge Posada, S OBP: 0.400, SLG: 0.333 (1, 2) | | 0-2 G3 | | 4-1 BB | | 2-0 G4-3 | | 1-1 F9 | | 3 0 0 0 1 0 1 | | | | | | | | | | | | | | |
| 25 Jason Giambi, L OBP: 0.370, SLG: 0.333 (1, 10) | | 2-3 K | | 0-0 P5 | | | 2-2 G4-3 | | 0-3 K | 4 0 0 0 0 2 2 | | | | | | | | | | | | | | |
| Bernie Williams, S OBP: 0.269, SLG: 0.143 (1, 8) | | | 3-1 P2 | | 0-0 G4-3 | | 1-0 1B | | 2-2 P6 | 4 0 1 0 0 0 0 | | | | | | | | | | | | | | |
| Tony Womack, L OBP: 0.346, SLG: 0.333 (1, 4) | | | 1-2 L9 | | 2-2 13 WP 2B | | 1-1 L6 | | | 3 0 1 0 0 0 1 | | | | | | | | | | | | | | |
| Inning Stats | R: 0 E: 0 K: 2 S: 9 | H: 0 LOB: 1 BB: 1 P: 16 | R: 0 E: 0 K: 1 S: 10 | H: 0 LOB: 0 BB: 0 P: 14 | R: 0 E: 0 K: 1 S: 11 | H: 0 LOB: 0 BB: 0 P: 17 | R: 1 E: 1 K: 0 S: 11 | H: 2 LOB: 2 BB: 1 P: 20 | R: 0 E: 0 K: 1 S: 13 | H: 1 LOB: 1 BB: 0 P: 17 | R: 0 E: 0 K: 0 S: 7 | H: 1 LOB: 1 BB: 0 P: 10 | R: 0 E: 0 K: 0 S: 9 | H: 1 LOB: 1 BB: 0 P: 16 | R: 0 E: 0 K: 2 S: 10 | H: 1 LOB: 1 BB: 0 P: 18 | R: 0 E: 0 K: 1 S: 10 | H: 0 LOB: 0 BB: 0 P: 13 | R: 0 E: 0 K: 1 S: 10 | H: 0 LOB: 0 BB: 0 P: 13 | 1B: 5 2B: 1 3B: 0 HR: 0 | SF: 0 SAC: 0 DP: 0 HBP: 0 | WP: 1 PB: 0 SB: 1 CS: 0 | PA: 35 |
| PITCHER | IP WLS BF H R ER SO BB IBB HBP BLK WP HR S P ERA WHIP | | | | | | | | | | | | | | | | | | | | | | | |
| 49 Tim Wakefield, R ERA: 1.32 (1, 1) | 7.0 W 28 5 1 0 5 2 0 0 0 0 1 0 70 110 0.00 1.000 | | | | | | | | | | | | | | | | | | | | | | | |
| Matt Mantei, R ERA: 9.0 (8, 1) | 1.0 4 1 0 0 2 0 0 0 0 0 0 0 10 18 0.00 1.000 | | | | | | | | | | | | | | | | | | | | | | | |
| Keith Foulke, R ERA: 6.75 (9, 1) | 1.0 3 0 0 0 1 0 0 0 0 0 0 0 10 13 0.00 0.000 | | | | | | | | | | | | | | | | | | | | | | | |

New York Yankees @ Boston Red Sox
 Fenway Park, Boston, MA
 Mon Apr 11 2005, 3:05 PM EDT
 Att. 33,702 - Sunny - 46 F

livebaseballscorecards.com

| | |
|------------|-----------|
| AB | 33 |
| R | 1 |
| H | 6 |
| RBI | 0 |
| BB | 2 |
| SO | 8 |
| LOB | 13 |



| Batter | 1 | 2 | 3 | 4 | 5 | 6 | 7 | 8 | 9 |
|--|-----------|------------------|--------------------------------|-----------------------|---------------------|-----------|-------------|-----------|---|
| 18 Johnny Damon, L OBP: 0.321, SLG: 0.357 Jay Payton, R OBP: 0.273, SLG: 0.300 (1, 8) (8, PH) (9, 8) | 0-1 1B | | 1-1 F9 | 0-2 E5 2B | | 1-0 F8 | | 2-1 P6 | |
| Trot Nixon, L OBP: 0.375, SLG: 0.474 (1, 9) | 1-2 F8 | | 3-2 34 BB 1B | 1-1 1B 2B | | | 4-1 BB | | |
| Manny Ramirez, R OBP: 0.290, SLG: 0.250 (1, 7) | 3-3 K | | 4-1 34 BB 1B | 1-1 2-H 1B | | | 3-2 F7 | | |
| 34 David Ortiz, L OBP: 0.448, SLG: 0.769 (1, 10) | 3-1 F7 | | 4-0 L6-4 1B BB | 2-3 K | | | 3-2 F8 | | |
| Kevin Millar, R OBP: 0.370, SLG: 0.273 Dave McCarty, R (8, 3) | | 1-0 G5-3 | 1-1 1-2 2-H 3-H 1B | | 4-1 G4-6-3 BB | | 2-3 K | | |
| Edgar Renteria, R OBP: 0.179, SLG: 0.214 (1, 6) | | 1-0 G4-3 | 3-2 L6-4 | | 1-3 K | | 1-0 2B | | |
| Bill Mueller, S OBP: 0.308, SLG: 0.261 (1, 5) | | 2-1 HR HBP | | 1-2 F7 | 0-0 G4-6-3 | | 1-0 2B | | |
| Doug Mirabelli, R OBP: 0.333, SLG: 0.625 (1, 2) | | 0-0 HR | | 2-3 K | | 3-3 K | 0-1 G5-3 | | |
| Mark Bellhorn, S OBP: 0.321, SLG: 0.346 (1, 4) | | 1-3 K | | 1-2 18 2B 1B | | 2-1 F7 | 3-3 K | | |

| Inning Stats | R: 0 | H: 1 | E: 0 | K: 1 | S: 11 | R: 2 | H: 1 | E: 0 | K: 1 | S: 7 | R: 2 | H: 2 | E: 0 | K: 0 | S: 11 | R: 3 | H: 3 | E: 1 | K: 2 | S: 19 | R: 0 | H: 0 | E: 0 | K: 1 | S: 6 | R: 0 | H: 0 | E: 0 | K: 1 | S: 12 | R: 1 | H: 2 | E: 0 | K: 1 | S: 9 |
|--------------|------|--------|------|-------|-------|------|--------|------|-------|-------|------|--------|------|-------|-------|------|--------|------|-------|-------|------|--------|------|-------|-------|------|--------|------|-------|-------|------|--------|------|-------|-------|
| | | LOB: 1 | | BB: 0 | P: 18 | | LOB: 0 | | BB: 0 | P: 12 | | LOB: 1 | | BB: 2 | P: 27 | | LOB: 1 | | BB: 1 | P: 27 | | LOB: 0 | | BB: 1 | P: 11 | | LOB: 1 | | BB: 1 | P: 24 | | LOB: 1 | | BB: 0 | P: 16 |

| PITCHER | IP | WLS | BF | H | R | ER | SO | BB | IBB | HBP | BLK | WP | HR | S | P | ERA | WHIP |
|---------------------------------|--------|-----|----|----|---|----|----|----|-----|-----|-----|----|----|----|----|------|-------|
| 35 Mike Mussina, R ERA: 4.91 | (1, 1) | 5.0 | L | 25 | 7 | 7 | 4 | 5 | 3 | 0 | 1 | 0 | 0 | 54 | 95 | 7.20 | 2.000 |
| Felix Rodriguez, R ERA: 2.25 | (6, 1) | 2.0 | | 7 | 0 | 0 | 2 | 1 | 0 | 0 | 0 | 0 | 0 | 18 | 36 | 0.00 | 0.500 |
| Mike Stanton, L ERA: 6.0 | (8, 1) | 1.0 | | 5 | 2 | 1 | 1 | 0 | 0 | 0 | 0 | 0 | 0 | 9 | 16 | 9.00 | 2.000 |

AB R H RBI BB SO LOB

| | | | | | | |
|---|---|---|---|---|---|---|
| 4 | 1 | 1 | 0 | 0 | 0 | 1 |
| 1 | 0 | 0 | 0 | 0 | 0 | 1 |
| 3 | 2 | 2 | 2 | 1 | 0 | 1 |
| 3 | 1 | 1 | 1 | 1 | 1 | 2 |
| 3 | 0 | 0 | 0 | 1 | 1 | 3 |
| 3 | 0 | 1 | 2 | 1 | 1 | 1 |
| 0 | 0 | 0 | 0 | 0 | 0 | 0 |
| 4 | 1 | 1 | 0 | 0 | 1 | 3 |
| 3 | 1 | 1 | 1 | 0 | 0 | 1 |
| 4 | 1 | 1 | 2 | 0 | 2 | 1 |
| 4 | 1 | 1 | 0 | 0 | 2 | 1 |

| WP | PA | ERA | WHIP |
|----|----|-----|------|
| 0 | 37 | | |

New York Yankees @ Boston Red Sox
 Fenway Park, Boston, MA
 Mon Apr 11 2005, 3:05 PM EDT
 Att: 33,702 - Sunny - 46 F

livebaseballscorecards.com

| | |
|-----|----|
| AB | 32 |
| R | 8 |
| H | 9 |
| RBI | 8 |
| BB | 4 |
| SO | 8 |
| LOB | 15 |



| Batter | 1 | 2 | 3 | 4 | 5 | 6 | 7 | 8 | 9 | AB R H RBI BB SO LOB | TOP | | | | | | | | | | | | |
|--|---|----------------------------------|-------------------------------|----------------------------------|-------------------------------|----------------------------------|------------------------------|----------------------------------|-------------------------------|----------------------------------|-------------------------------|----------------------------------|--|----------------------------------|------------------------------|----------------------------------|------------------------------|----------------------------------|----------------------------------|------------------------------------|----------------------------------|--------|--|
| Tony Womack, L (1, 4) OBP: 0.355, SLG: 0.357 | 0-3 K | | 1-2 G5-3 | | 4-2 SF8 2 1B BB | 0-1 2B | | 0-1 G1-4-3 1-2f | | 4 0 1 0 1 1 3 | | | | | | | | | | | | | |
| 2 Derek Jeter, R (1, 6) OBP: 0.447, SLG: 0.469 | 3-3 K | | 0-2 G5-3 | | 1-1 1B | 0-1 G6-3 | | | 2-0 G4-3 | 5 0 1 1 0 1 2 | | | | | | | | | | | | | |
| Gary Sheffield, R (1, 9) OBP: 0.278, SLG: 0.375 | 1-2 P2 | | | | 0-1 F8 | 1-2 SF8 | | 0-0 55 F8 55 S 1B | 2-1 E4 13 FC1-4-6 | 4 0 1 1 0 0 0 | | | | | | | | | | | | | |
| 55 Hideki Matsui, L (1, 7) OBP: 0.343, SLG: 0.656 | | 2-2 F7 | | | 1-1 13 F8 2B | | | 2-0 F8 | 0-3 K | 5 0 1 0 0 2 4 | | | | | | | | | | | | | |
| 13 Alex Rodriguez, R (1, 5) OBP: 0.270, SLG: 0.314 | | 2-3 K | | | 0-1 F8 | | 0-0 G6-3 | 2-3 K | 1-0 FC1-4-6 1-2f | 5 0 0 0 0 2 3 | | | | | | | | | | | | | |
| 20 Jorge Posada, S (1, 2) OBP: 0.414, SLG: 0.360 | | 1-2 1B | | | 1-2 G4-3 | | 1-1 25 HR 1B | 2-3 K | | 4 1 2 0 0 1 2 | | | | | | | | | | | | | |
| 25 Jason Giambi, L (1, 10) OBP: 0.387, SLG: 0.480 | | 1-2 F8 | | | | 1-0 2B 2 1B 1B | 2-1 1-H HR | | 0-1 F7 | 4 2 2 2 0 0 1 | | | | | | | | | | | | | |
| Tino Martinez, L (1, 3) OBP: 0.286, SLG: 0.389 | | | 1-3 K | | 2-0 2 1B SF8 2B | 0-2 G6-3 | | 4-0 1B BB | | 3 1 1 0 1 1 0 | | | | | | | | | | | | | |
| Bernie Williams, S (1, 8) OBP: 0.333, SLG: 0.400 | | | 1-2 2B | | 0-0 F7 | 1-1 HR | | 1-2 G1-4-3 1B | | 4 1 3 1 0 0 2 | | | | | | | | | | | | | |
| Inning Stats | R: 0 E: 0 K: 2 S: 14 | H: 0 LOB: 0 BB: 0 P: 18 | R: 0 E: 0 K: 1 S: 16 | H: 1 LOB: 1 BB: 0 P: 22 | R: 0 E: 0 K: 1 S: 15 | H: 1 LOB: 1 BB: 0 P: 18 | R: 0 E: 0 K: 0 S: 9 | H: 1 LOB: 1 BB: 0 P: 11 | R: 2 E: 0 K: 1 S: 14 | H: 3 LOB: 2 BB: 1 P: 25 | R: 3 E: 0 K: 2 S: 14 | H: 4 LOB: 1 BB: 0 P: 18 | R: 0 E: 0 K: 2 S: 8 | H: 1 LOB: 1 BB: 0 P: 14 | R: 0 E: 0 K: 0 S: 7 | H: 1 LOB: 1 BB: 1 P: 12 | R: 0 E: 1 K: 1 S: 7 | H: 0 LOB: 1 BB: 0 P: 12 | 1B: 6 2B: 4 3B: 0 HR: 2 | SF: 1 SAC: 0 DP: 1 HBP: 0 | WP: 0 PB: 0 SB: 1 CS: 0 | PA: 41 | |
| 38 Curt Schilling, R (1, 1) ERA: 7.94 | IP: 5.2 WLS: L BF: 27 H: 9 R: 5 ER: 5 SO: 5 BB: 1 IBB: 0 HBP: 0 BLK: 0 WP: 0 HR: 2 S: 78 P: 108 ERA: 7.94 WHIP: 1.765 | | | | | | | | | | | PITCHER | IP: 0.1 WLS: L BF: 2 H: 1 R: 0 ER: 0 SO: 0 BB: 0 IBB: 0 HBP: 0 BLK: 0 WP: 0 HR: 0 S: 4 P: 4 ERA: 0.00 WHIP: 3.000 | | | | | | | | | | |
| 50 Mike Timlin, R (6, 1) ERA: 2.08 | IP: 1.0 WLS: L BF: 4 H: 1 R: 0 ER: 0 SO: 2 BB: 0 IBB: 0 HBP: 0 BLK: 0 WP: 0 HR: 0 S: 8 P: 14 ERA: 0.00 WHIP: 1.000 | | | | | | | | | | | PITCHER | IP: 1.0 WLS: L BF: 4 H: 1 R: 0 ER: 0 SO: 0 BB: 1 IBB: 0 HBP: 0 BLK: 0 WP: 0 HR: 0 S: 7 P: 12 ERA: 0.00 WHIP: 2.000 | | | | | | | | | | |
| Blaine Neal, R (7, 1) ERA: 11.57 | IP: 1.0 WLS: L BF: 4 H: 1 R: 0 ER: 0 SO: 1 BB: 0 IBB: 0 HBP: 0 BLK: 0 WP: 0 HR: 0 S: 7 P: 12 ERA: 0.00 WHIP: 2.000 | | | | | | | | | | | PITCHER | IP: 1.0 WLS: L BF: 4 H: 0 R: 0 ER: 0 SO: 1 BB: 0 IBB: 0 HBP: 0 BLK: 0 WP: 0 HR: 0 S: 7 P: 12 ERA: 0.00 WHIP: 0.000 | | | | | | | | | | |
| Mike Myers, L (8, 1) ERA: 11.57 | IP: 1.0 WLS: L BF: 4 H: 0 R: 0 ER: 0 SO: 1 BB: 0 IBB: 0 HBP: 0 BLK: 0 WP: 0 HR: 0 S: 7 P: 12 ERA: 0.00 WHIP: 0.000 | | | | | | | | | | | PITCHER | IP: 1.0 WLS: L BF: 4 H: 0 R: 0 ER: 0 SO: 1 BB: 0 IBB: 0 HBP: 0 BLK: 0 WP: 0 HR: 0 S: 7 P: 12 ERA: 0.00 WHIP: 0.000 | | | | | | | | | | |
| John Halama, L (9, 1) ERA: 10.13 | IP: 1.0 WLS: L BF: 4 H: 0 R: 0 ER: 0 SO: 1 BB: 0 IBB: 0 HBP: 0 BLK: 0 WP: 0 HR: 0 S: 7 P: 12 ERA: 0.00 WHIP: 0.000 | | | | | | | | | | | PITCHER | IP: 1.0 WLS: L BF: 4 H: 0 R: 0 ER: 0 SO: 1 BB: 0 IBB: 0 HBP: 0 BLK: 0 WP: 0 HR: 0 S: 7 P: 12 ERA: 0.00 WHIP: 0.000 | | | | | | | | | | |

New York Yankees @ Boston Red Sox
Fenway Park, Boston, MA
 Wed Apr 13 2005, 7:05 PM EDT
 Att: 35,115 - Clear - 46 F

livebaseballscorecards.com

| | |
|------------|-----------|
| AB | 38 |
| R | 5 |
| H | 12 |
| RBI | 5 |
| BB | 2 |
| SO | 8 |
| LOB | 17 |



| Batter | 1 | 2 | 3 | 4 | 5 | 6 | 7 | 8 | 9 | AB R H RBI BB SO LOB | TOP | | | | | | | | | | | | |
|---|---|--|--|---|--|----------------------------------|-------------------------------|----------------------------------|------------------------------|--|---|----------------------------------|-------------------------------|----------------------------------|-------------------------------|----------------------------------|-------------------------------|----------------------------------|----------------------------------|------------------------------------|----------------------------------|--------|--|
| Tony Womack, L (1, 4) OBP: 0.306, SLG: 0.303 | 0-1 G6-3 | 0-1 L4 | | 0-2 FC6-4 BB 2 BB 55 1B | | 2-2 F8 | | 2-3 K | | 5 1 0 0 0 1 6 | | | | | | | | | | | | | |
| 2 Derek Jeter, R (1, 6) OBP: 0.442, SLG: 0.472 | 0-1 G3 | | 1-0 55 2B | 4-2 55 1B BB | | 1-3 K | | 3-1 F9 | | 4 2 1 0 1 1 2 | | | | | | | | | | | | | |
| Gary Sheffield, R (1, 9) OBP: 0.341, SLG: 0.444 | 1-2 55 1B 1B | | 0-0 F9 | 4-2 55 1B 13 1B BB | | 1-1 1B | | | 1-2 25 BB 2B | 4 1 3 1 1 0 1 | | | | | | | | | | | | | |
| 55 Hideki Matsui, L (1, 7) OBP: 0.400, SLG: 0.694 | 1-1 1B | | 0-0 2B | 0-1 13 1B 1B | | 1-0 F8 | | | 4-2 25 BB BB | 4 0 3 3 1 0 1 | | | | | | | | | | | | | |
| 13 Alex Rodriguez, R (1, 5) OBP: 0.262, SLG: 0.300 | 1-0 F7 | | 1-1 P3 | 2-2 1B | | 1-3 K | | | 3-2 F7 | 5 0 1 1 0 1 5 | | | | | | | | | | | | | |
| 20 Jorge Posada, S (1, 2) OBP: 0.353, SLG: 0.300 | | | 1-1 P5 | 1-1 G4-3 | | 3-1 L9 | | | 3-2 F6 | 5 0 0 0 0 0 5 | | | | | | | | | | | | | |
| 25 Jason Giambi, L (1, 10) OBP: 0.389, SLG: 0.448 Rey Sanchez, R (9, PR) OBP: 0.500, SLG: 0.500 | | | 1-1 FC4-6 1B | 2-2 G6-3 | 2-1 G4-3 | | 2-2 F9 | | 4-2 BB | 4 0 1 0 1 0 0 0 0 0 0 0 0 0 | AB 37 R 5 H 10 RBI 5 BB 7 SO 4 LOB 26 | | | | | | | | | | | | |
| Tino Martinez, L (1, 3) OBP: 0.360, SLG: 0.400 Bubba Crosby, L (8, PR) OBP: 0.250, SLG: 0.250 12 Andy Phillips, R (8, 3) Ruben Sierra, S (9, PH) OBP: 0.250, SLG: 0.533 | | | 4-2 FC4-6 BB | 1-1 FC6-4 BB 1B | 0-1 G4-3 | | 4-1 S BB | | 1-0 P2 | 2 1 1 0 2 0 0 0 0 0 0 0 0 0 0 0 0 0 0 0 0 1 0 0 0 0 0 3 | | | | | | | | | | | | | |
| Bernie Williams, S (1, 8) OBP: 0.324, SLG: 0.357 | | | 2-2 FC4-6 | 4-2 FC6-4 BB | 0-1 G3-1 | | 0-3 K | | | 3 0 0 0 1 1 3 | | | | | | | | | | | | | |
| Inning Stats | R: 0 E: 0 K: 0 S: 10 | H: 2 LOB: 2 BB: 0 P: 13 | R: 0 E: 0 K: 0 S: 12 | H: 1 LOB: 2 BB: 1 P: 20 | R: 1 E: 0 K: 0 S: 7 | H: 2 LOB: 1 BB: 0 P: 10 | R: 4 E: 0 K: 0 S: 23 | H: 3 LOB: 2 BB: 3 P: 41 | R: 0 E: 0 K: 0 S: 6 | H: 0 LOB: 0 BB: 0 P: 8 | R: 0 E: 0 K: 1 S: 9 | H: 1 LOB: 1 BB: 0 P: 14 | R: 0 E: 0 K: 1 S: 10 | H: 0 LOB: 0 BB: 0 P: 16 | R: 0 E: 0 K: 2 S: 10 | H: 0 LOB: 2 BB: 1 P: 19 | R: 0 E: 0 K: 0 S: 18 | H: 1 LOB: 3 BB: 2 P: 34 | 1B: 7 2B: 3 3B: 0 HR: 0 | SF: 0 SAC: 0 DP: 0 HBP: 0 | WP: 0 PB: 0 SB: 1 CS: 0 | PA: 44 | |
| PITCHER Bronson Arroyo, R (1, 1) ERA: 5.4 Alan Embree, L (6, 1) ERA: 3.38 Keith Foulke, R (8, 1) ERA: 4.5 | IP WLS BF H R ER SO BB IBB HBP BLK WP HR S P ERA WHIP | 5.2 4 30 9 5 5 1 4 0 0 0 0 0 66 104 7.94 2.294 | 1.1 4 0 0 0 1 0 0 0 0 0 0 0 11 18 0.00 0.000 | 2.0 W 10 1 0 0 2 3 0 0 0 0 0 28 53 0.00 2.000 | PITCHER IP WLS BF H R ER SO BB IBB HBP BLK WP HR S P ERA WHIP | | | | | | | | | | | | | | | | | | |

New York Yankees @ Boston Red Sox
 Fenway Park, Boston, MA
 Thu Apr 14 2005, 7:05 PM EDT
 Att: 35,251 - Partly Cloudy - 45 F

livebaseballscorecards.com



| Batter | 1 | 2 | 3 | 4 | 5 | 6 | 7 | 8 | 9 | AB | R | H | RBI | BB | SO | LOB |
|---|-----------|------------------|----------------------|-----------|-------------|---|---|-------------------------|---|----|---|---|-----|----|----|-----|
| 18 Johnny Damon, L OBP: 0.324, SLG: 0.361 (1, 8) | 2-3 K | | 4-1 S HR BB | | 1-1 G4-3 | | | 0-2 2B 1B | | 3 | 2 | 1 | 0 | 1 | 1 | 0 |
| Edgar Renteria, R OBP: 0.250, SLG: 0.389 (1, 6) | 1-0 F9 | | 1-0 1-H HR | | 0-2 G5-3 | | | 2-1 1-H 3B 2B | | 4 | 2 | 2 | 3 | 0 | 0 | 0 |
| Manny Ramirez, R OBP: 0.300, SLG: 0.257 (1, 7) | 1-0 P3 | | 2-3 K | | | | | 1-1 L7 | | 3 | 0 | 0 | 0 | 1 | 1 | 1 |
| 34 David Ortiz, L OBP: 0.378, SLG: 0.625 (1, 10) | | 0-0 P6 | 2-3 K | | | | | 4-0 3B IBB | | 3 | 1 | 0 | 0 | 1 | 1 | 1 |
| Kevin Millar, R OBP: 0.371, SLG: 0.250 (1, 3) | | 3-2 HR 1B | | 2-1 P6 | | | | 1-0 F7 | | 4 | 1 | 1 | 0 | 0 | 1 | 3 |
| Dave McCarty, R (9, 3) | | | | | | | | | | 0 | 0 | 0 | 0 | 0 | 0 | 0 |
| Jason Varitek, S OBP: 0.393, SLG: 0.815 (1, 2) | | 0-3 K | | 0-0 HR | | | | 2-1 1-H 2-H 3B | | 4 | 1 | 2 | 3 | 0 | 1 | 2 |
| Jay Payton, R OBP: 0.286, SLG: 0.538 (1, 9) | | 1-2 1-H HR | | 1-3 K | | | | 1-3 K | | 3 | 1 | 1 | 2 | 0 | 2 | 0 |
| Trot Nixon, L OBP: 0.433, SLG: 0.591 (8, PH) | | | | | | | | | | 1 | 0 | 0 | 0 | 0 | 1 | 1 |
| Bill Mueller, S OBP: 0.303, SLG: 0.267 (1, 5) | | 0-0 G6-3 | | 2-2 F9 | | | | 1-2 G5-4-3 1B | | 3 | 0 | 1 | 0 | 0 | 0 | 0 |
| Mark Bellhorn, S OBP: 0.281, SLG: 0.300 (1, 4) | | | 2-3 K | | 2-3 K | | | 0-0 G5-4-3 1-2f | | 3 | 0 | 0 | 0 | 0 | 2 | 1 |

| Inning Stats | R: 0 | H: 0 | E: 0 | K: 1 | S: 5 | R: 2 | H: 2 | E: 0 | K: 1 | S: 12 | R: 2 | H: 1 | E: 0 | K: 3 | S: 12 | R: 1 | H: 1 | E: 0 | K: 1 | S: 11 | R: 0 | H: 0 | E: 0 | K: 1 | S: 8 | R: 0 | H: 0 | E: 0 | K: 1 | S: 10 | R: 0 | H: 1 | E: 0 | K: 1 | S: 10 | R: 3 | H: 3 | E: 0 | K: 1 | S: 13 | |
|--------------|--------|-------|------|------|------|--------|-------|------|------|-------|--------|-------|------|------|-------|--------|-------|------|------|-------|--------|-------|------|--------|-------|------|--------|-------|------|--------|-------|------|--------|-------|-------|--------|-------|------|--------|-------|--|
| | LOB: 0 | BB: 0 | | | | LOB: 0 | BB: 0 | | | | LOB: 0 | BB: 1 | | | | LOB: 0 | BB: 0 | | | | LOB: 1 | BB: 1 | | LOB: 0 | BB: 0 | | LOB: 0 | BB: 0 | | LOB: 0 | BB: 1 | | LOB: 0 | BB: 0 | | LOB: 1 | BB: 1 | | LOB: 1 | BB: 1 | |
| | P: 9 | | | | | P: 16 | | | | | P: 23 | | | | | P: 16 | | | | | P: 15 | | | | | | P: 13 | | | | | | | | | | | | | | |


| PITCHER | IP | WLS | BF | H | R | ER | SO | BB | IBB | HBP | BLK | WP | HR | S | P | ERA | WHIP |
|--------------------------------------|-----|-----|----|---|---|----|----|----|-----|-----|-----|----|----|----|-----|-------|-------|
| Randy Johnson, L ERA: 4.74 (1, 1) | 7.0 | | 27 | 5 | 5 | 5 | 9 | 2 | 0 | 0 | 0 | 0 | 3 | 68 | 103 | 6.43 | 1.000 |
| Tom Gordon, R ERA: 7.71 (8, 1) | 0.2 | L | 6 | 3 | 3 | 3 | 0 | 0 | 1 | 0 | 0 | 0 | 0 | 10 | 20 | 40.50 | 4.500 |
| Mike Stanton, L ERA: 5.4 (8, 1) | 0.1 | | 1 | 0 | 0 | 0 | 1 | 0 | 0 | 0 | 0 | 0 | 0 | 3 | 4 | 0.00 | 0.000 |

BOTTOM

New York Yankees @ Boston Red Sox
 Fenway Park, Boston, MA
 Thu Apr 14 2005, 7:05 PM EDT
 Att. 35,251 - Partly Cloudy - 45 F

livebaseballscorecards.com

| | |
|------------|-----------|
| AB | 31 |
| R | 8 |
| H | 8 |
| RBI | 8 |
| BB | 3 |
| SO | 10 |
| LOB | 9 |



| | | | |
|-------|--------|-------|--------|
| 1B: 3 | SF: 0 | WP: 0 | PA: 34 |
| 2B: 1 | SAC: 0 | PB: 0 | |
| 3B: 1 | DP: 1 | SB: 1 | |
| HR: 3 | HBP: 0 | CS: 0 | |

| Batter | 1 | 2 | 3 | 4 | 5 | 6 | 7 | 8 | 9 | AB R H RBI BB SO LOB | TOP | | | | | | | | | |
|--|---|----------------------------------|------------------------------|---------------------------------|-------------------------------|----------------------------------|-------------------------------|----------------------------------|------------------------------|----------------------------------|-------------------------------|----------------------------------|-------------------------------|----------------------------------|------------------------------|----------------------------------|----------------------------------|------------------------------------|----------------------------------|--------|
| 13 Carl Crawford, L (1, 8) OBP: 0.333, SLG: 0.553 | 0-1 G5-3 | | 3-2 L6 | | 0-0 F8 | | | 3-1 1B | | 4 0 1 0 0 0 1 | | | | | | | | | | |
| Julio Lugo, R (1, 6) OBP: 0.366, SLG: 0.333 | 0-0 B5-3 | | 0-2 G5-3 | | | 2-1 2B | | 3-2 F9 | | 4 0 1 0 0 0 1 | | | | | | | | | | |
| 3 Jorge Cantu, R (1, 4) OBP: 0.333, SLG: 0.610 | 2-1 2B | | | 1-0 1B | | 1-1 G5-3 | | 1-0 P3 | | 4 0 2 0 0 0 2 | | | | | | | | | | |
| Aubrey Huff, L (1, 9) OBP: 0.372, SLG: 0.500 | 3-2 F7 | | | 3-2 P6 | | 1-3 K | | | 2-2 G6-3 | 4 0 0 0 0 1 3 | | | | | | | | | | |
| Josh Phelps, R (1, 10) OBP: 0.368, SLG: 0.528 | | 1-2 1B | | 2-3 K | | 2-0 G5-3 | | | 3-3 K | 4 0 1 0 0 2 2 | | | | | | | | | | |
| Eduardo Perez, R (1, 7) OBP: 0.250, SLG: 0.200 | | 0-0 L4 | | 1-3 K | | | 2-2 G5-3 | | 1-2 F8 | 4 0 0 0 0 1 2 | | | | | | | | | | |
| Travis Lee, L (1, 3) OBP: 0.364, SLG: 0.367 | | 0-0 G4-6-3 | | | 2-1 G4-3 | | 3-2 F8 | | | 3 0 1 0 0 0 0 | | | | | | | | | | |
| Toby Hall, R (1, 2) OBP: 0.258, SLG: 0.207 | | 0-1 G4-6-3 | | | 0-0 L9 | | 0-2 G3 | | | 3 0 0 0 0 0 2 | | | | | | | | | | |
| Alex Gonzalez, R (1, 5) OBP: 0.357, SLG: 0.400 | | | 1-2 G4-3 | | 1-2 1B | | | 0-0 F8 | | 3 0 1 0 0 0 0 | | | | | | | | | | |
| Inning Stats | R: 0 E: 0 K: 0 S: 8 | H: 1 LOB: 1 BB: 0 P: 13 | R: 0 E: 0 K: 0 S: 7 | H: 2 LOB: 1 BB: 0 P: 8 | R: 0 E: 0 K: 2 S: 13 | H: 0 LOB: 0 BB: 0 P: 13 | R: 0 E: 0 K: 2 S: 13 | H: 1 LOB: 1 BB: 0 P: 20 | R: 0 E: 0 K: 1 S: 8 | H: 1 LOB: 1 BB: 0 P: 14 | R: 0 E: 0 K: 0 S: 11 | H: 0 LOB: 0 BB: 0 P: 16 | R: 0 E: 0 K: 0 S: 14 | H: 1 LOB: 1 BB: 0 P: 21 | R: 0 E: 0 K: 1 S: 9 | H: 0 LOB: 0 BB: 0 P: 15 | 1B: 5 2B: 2 3B: 0 HR: 0 | SF: 0 SAC: 0 DP: 1 HBP: 0 | WP: 0 PB: 0 SB: 0 CS: 0 | PA: 33 |
| PITCHER | IP WLS BF H R ER SO BB IBB HBP BLK WP HR S P ERA WHIP | | | | | | | | | | | | | | | | | | | |
| David Wells, L (1, 1) ERA: 5.09 | 7.0 W 26 6 0 0 3 0 0 0 0 0 0 0 65 96 0.00 0.857 | | | | | | | | | | | | | | | | | | | |
| Matt Mantei, R (8, 1) ERA: 6.75 | 1.0 4 1 0 0 0 0 0 0 0 0 0 0 14 21 0.00 1.000 | | | | | | | | | | | | | | | | | | | |
| John Halama, L (9, 1) ERA: 7.36 | 1.0 3 0 0 0 0 1 0 0 0 0 0 0 9 15 0.00 0.000 | | | | | | | | | | | | | | | | | | | |

Tampa Bay Devil Rays @ Boston Red Sox
 Fenway Park, Boston, MA
 Fri Apr 15 2005, 7:05 PM EDT
 Att. 35,023 - Clear - 43 F

| | |
|-----|----|
| AB | 33 |
| R | 0 |
| H | 7 |
| RBI | 0 |
| BB | 0 |
| SO | 4 |
| LOB | 13 |



| | |
|-------|--------|
| WP: 0 | PA: 33 |
| PB: 0 | |
| SB: 0 | |
| CS: 0 | |

| | |
|------|-------|
| ERA | WHIP |
| 0.00 | 0.857 |

BOTTOM

Tampa Bay Devil Rays @ Boston Red Sox

Fenway Park, Boston, MA

Fri Apr 15 2005, 7:05 PM EDT
Att. 35,023 - Clear - 43 F

livebaseballscorecards.com

| | |
|------------|-----------|
| AB | 34 |
| R | 10 |
| H | 10 |
| RBI | 9 |
| BB | 7 |
| SO | 7 |
| LOB | 22 |



| | | | |
|-----|---|-----|----|
| WP: | 0 | PA: | 41 |
| PB: | 1 | SB: | 0 |
| CS: | 0 | | |

AB R H RBI BB SO LOB

| | | | | | | | |
|-----|---|------|---|-----|---|-----|----|
| 3 | 0 | 0 | 0 | 1 | 1 | 4 | |
| 1 | 0 | 1 | 2 | 0 | 0 | 0 | |
| 3 | 1 | 0 | 0 | 2 | 2 | 3 | |
| 3 | 1 | 1 | 1 | 1 | 1 | 4 | |
| 1 | 0 | 1 | 0 | 0 | 0 | 0 | |
| 5 | 1 | 1 | 4 | 0 | 1 | 4 | |
| 4 | 1 | 0 | 0 | 1 | 0 | 3 | |
| 4 | 2 | 2 | 0 | 0 | 1 | 0 | |
| 4 | 0 | 2 | 0 | 0 | 0 | 2 | |
| 0 | 0 | 0 | 0 | 0 | 0 | 0 | |
| 3 | 1 | 0 | 0 | 1 | 1 | 2 | |
| 0 | 1 | 0 | 0 | 0 | 0 | 0 | |
| 3 | 2 | 2 | 2 | 1 | 0 | 0 | |
| 1B: | 6 | SF: | 0 | WP: | 0 | PA: | 41 |
| 2B: | 2 | SAC: | 0 | PB: | 1 | SB: | 0 |
| 3B: | 1 | DP: | 1 | CS: | 0 | | |
| HR: | 1 | HBP: | 0 | | | | |

| Batter | 1 | 2 | 3 | 4 | 5 | 6 | 7 | 8 | 9 | | | | | | | | | |
|--|---|---|---|---|---|---|---|---|---|---|---|---|---|---|----------------------------------|------------------------------------|----------------------------------|--------|
| 18 Johnny Damon, L (1, 8) OBP: 0.317, SLG: 0.333 Dave McCarty, R (7, PH) OBP: 0.667, SLG: 0.500 (8, 7) | 4-1 G1-3 BB | 0-0 G5-3 | 0-2 L3 | | | 1-3 K 1B | 1-1 1B | | | | | | | | | | | |
| Trot Nixon, L (1, 9) OBP: 0.429, SLG: 0.520 | 3-2 G1-3 1-2 | 4-2 34 HR BB BB | 4-2 1-2 2-3 BB | | | 0-3 K | 2-3 K | | | | | | | | | | | |
| Manny Ramirez, R (1, 7) OBP: 0.318, SLG: 0.263 Jay Payton, R (6, PR) OBP: 0.333, SLG: 0.571 (7, 7) (8, 8) | 3-2 P3 | 4-2 34 HR BB | 1-3 K | | | 3-2 1B | | 0-1 1B | | | | | | | | | | |
| 34 David Ortiz, L (1, 10) OBP: 0.357, SLG: 0.649 | 1-3 K | 1-2 HR | | 0-2 F9 | | 2-0 F6 | | 1-1 F7 | | | | | | | | | | |
| Kevin Millar, R (1, 3) OBP: 0.350, SLG: 0.219 | | 1-2 2B BB | | 0-1 P4 | | 1-2 F7 | | 1-2 G6-4-3 | | | | | | | | | | |
| Edgar Renteria, R (1, 6) OBP: 0.275, SLG: 0.450 | | 0-1 2B 1B | 0-0 E 3B | 0-3 K | | | 2-1 G6-3 | | | | | | | | | | | |
| Jason Varitek, S (1, 2) OBP: 0.406, SLG: 0.774 Doug Mirabelli, R (8, 2) OBP: 0.333, SLG: 0.625 | | 2-0 P2 | 2-2 FC4-6 1B | | 2-1 L5 | | 0-1 FC1-6 1B | | | | | | | | | | | |
| Bill Mueller, S (1, 5) OBP: 0.297, SLG: 0.242 Ramón Vázquez, L (7, PR) OBP: 0.200, SLG: 0.200 (8, 5) | | 4-2 2B BB | 0-0 FC4-6 BB BB | | 1-3 K | | 2-1 FC1-6 2B 1B | | | | | | | | | | | |
| Mark Bellhorn, S (1, 4) OBP: 0.333, SLG: 0.394 | | 2-2 BB 34 HR 2B | 4-2 BB | | 1-2 F9 | | 2-2 1B 2B | | | | | | | | | | | |
| Inning Stats | R: 0 E: 0 K: 1 S: 12 | H: 0 LOB: 1 BB: 1 P: 23 | R: 7 E: 0 K: 0 S: 23 | H: 3 LOB: 0 BB: 4 P: 46 | R: 1 E: 1 K: 1 S: 21 | H: 2 LOB: 3 BB: 2 P: 32 | R: 0 E: 0 K: 1 S: 8 | H: 0 LOB: 0 BB: 0 P: 8 | R: 0 E: 0 K: 2 S: 14 | H: 1 LOB: 2 BB: 0 P: 21 | R: 2 E: 0 K: 1 S: 14 | H: 3 LOB: 1 BB: 0 P: 23 | R: 0 E: 0 K: 0 S: 7 | H: 1 LOB: 0 BB: 0 P: 9 | 1B: 6 2B: 2 3B: 1 HR: 1 | SF: 0 SAC: 0 DP: 1 HBP: 0 | WP: 0 PB: 1 SB: 0 CS: 0 | PA: 41 |
| PITCHER | IP WLS BF H R ER SO BB IBB HBP BLK WP HR S P ERA WHIP | IP WLS BF H R ER SO BB IBB HBP BLK WP HR S P ERA WHIP | IP WLS BF H R ER SO BB IBB HBP BLK WP HR S P ERA WHIP | IP WLS BF H R ER SO BB IBB HBP BLK WP HR S P ERA WHIP | IP WLS BF H R ER SO BB IBB HBP BLK WP HR S P ERA WHIP | IP WLS BF H R ER SO BB IBB HBP BLK WP HR S P ERA WHIP | IP WLS BF H R ER SO BB IBB HBP BLK WP HR S P ERA WHIP | IP WLS BF H R ER SO BB IBB HBP BLK WP HR S P ERA WHIP | IP WLS BF H R ER SO BB IBB HBP BLK WP HR S P ERA WHIP | IP WLS BF H R ER SO BB IBB HBP BLK WP HR S P ERA WHIP | IP WLS BF H R ER SO BB IBB HBP BLK WP HR S P ERA WHIP | IP WLS BF H R ER SO BB IBB HBP BLK WP HR S P ERA WHIP | IP WLS BF H R ER SO BB IBB HBP BLK WP HR S P ERA WHIP | IP WLS BF H R ER SO BB IBB HBP BLK WP HR S P ERA WHIP | | | | |

| | | | | | | | | | | | | | | | |
|-------------------------------------|----------|---------|--------|--------|--------|--------|--------|--------|--------|--------|--------|----------|----------|---------------|----------------|
| Hideo Nomo, R (1, 1) ERA: 10.13 | 2.0 L | 16 5 | 8 8 | 8 8 | 1 1 | 5 5 | 0 0 | 0 0 | 0 0 | 0 0 | 0 0 | 1 1 | 39 75 | 36.00 3.00 | 5.000 0.750 |
| Casey Fossum, L (3, 1) ERA: 2.25 | 4.0 | 16 1 | 0 0 | 0 0 | 5 5 | 2 2 | 0 0 | 0 0 | 0 0 | 0 0 | 0 0 | 47 21 | 67 32 | 0.00 9.00 | 0.750 2.000 |
| Lance Carter, R (7, 1) ERA: 7.2 | 2.0 | 9 4 | 2 2 | 2 2 | 1 1 | 0 0 | 0 0 | 0 0 | 0 0 | 0 0 | 0 0 | 21 21 | 32 32 | 9.00 9.00 | 2.000 2.000 |

| Batter | 1 | 2 | 3 | 4 | 5 | 6 | 7 | 8 | 9 | AB R H RBI BB SO LOB | TOP | | | | | | | | | | | |
|---|---|----------------------------------|-------------------------------|----------------------------------|------------------------------|----------------------------------|-------------------------------|----------------------------------|--------------------------------|----------------------------------|---|----------------------------------|------------------------------|----------------------------------|-------------------------------|----------------------------------|-------------------------------|----------------------------------|----------------------------------|------------------------------------|----------------------------------|--------|
| 13 Carl Crawford, L OBP: 0.320, SLG: 0.500 (1, 7) | 1-1 G3 | 3-2 P6 | | | 4-1 FC6-4 BB | | 1-1 F9 | | 1-0 G1-3 | 4 0 0 1 1 0 4 | Tampa Bay Devil Rays @ Boston Red Sox Fenway Park, Boston, MA Sat Apr 16 2005, 7:05 PM EDT Att. 35,106 - Clear - 46 F | | | | | | | | | | | |
| Julio Lugo, R OBP: 0.348, SLG: 0.317 (1, 6) | 0-3 K | | 0-1 G4-6-3 1B | | 0-1 FC6-4 | 2-2 F8 | 2-3 | 0-3 K | 5 0 1 0 0 2 4 | | | | | | | | | | | | | |
| Alex Sanchez, L OBP: 0.333, SLG: 0.667 (1, 8) | 0-0 3B | | 0-0 G4-6-3 1-2f | | 2-3 K | | 0-2 G5-3 | | 4 0 1 0 0 1 3 | | | | | | | | | | | | | |
| Aubrey Huff, L OBP: 0.383, SLG: 0.488 (1, 9) | 0-3 K | | 4-2 BB | | 3-1 P5 | | 0-1 1B | | 3 0 1 0 0 1 3 | | | | | | | | | | | | | |
| Josh Phelps, R OBP: 0.333, SLG: 0.475 (1, 10) | | 0-3 K | 0-2 G1-3 | | 1-2 G6-3 | | 1-1 F9 | | 4 0 0 0 0 1 2 | | | | | | | | | | | | | |
| Travis Lee, L OBP: 0.324, SLG: 0.324 (1, 3) | | 1-0 G3 | | 3-2 F9 | | 0-0 G4-3 | | 0-3 K | 4 0 0 0 0 1 1 | | | | | | | | | | | | | |
| 3 Jorge Cantu, R OBP: 0.326, SLG: 0.600 (1, 4) | | 0-2 1B 2B | | 1-3 K | | 0-3 K | | 0-0 G6-3 | 4 1 1 0 0 2 0 | | | | | | | | | | | | | |
| Toby Hall, R OBP: 0.265, SLG: 0.219 (1, 2) | | 0-0 1B 2-H | | 3-2 G1-3 | | 0-1 G6-3 | | 2-1 1B 13 G1-3 1B | 3 0 1 1 0 0 0 1 1 1 0 0 0 0 | | | | | | | | | | | | | |
| Chris Singleton, L OBP: 0.267, SLG: 0.267 (9, PH) | | | | | | | | | | | | | | | | | | | | | | |
| Alex Gonzalez, R OBP: 0.438, SLG: 0.517 (1, 5) | | 3-2 1B | | 1-1 FC6-4 13 BB 1B | | 1-1 WP 2B | | 3-2 13 G1-3 1B | 4 0 4 0 0 0 0 | | | | | | | | | | | | | |
| Inning Stats | R: 0 E: 0 K: 2 S: 9 | H: 1 LOB: 1 BB: 0 P: 10 | R: 1 E: 0 K: 1 S: 15 | H: 3 LOB: 2 BB: 0 P: 22 | R: 0 E: 0 K: 0 S: 9 | H: 1 LOB: 1 BB: 1 P: 13 | R: 0 E: 0 K: 1 S: 12 | H: 0 LOB: 0 BB: 0 P: 19 | R: 0 E: 0 K: 1 S: 10 | H: 1 LOB: 2 BB: 1 P: 20 | R: 0 E: 0 K: 1 S: 10 | H: 0 LOB: 0 BB: 0 P: 11 | R: 0 E: 0 K: 0 S: 9 | H: 1 LOB: 1 BB: 0 P: 13 | R: 0 E: 0 K: 1 S: 10 | H: 1 LOB: 1 BB: 0 P: 11 | R: 1 E: 0 K: 1 S: 12 | H: 2 LOB: 1 BB: 0 P: 18 | 1B: 7 2B: 2 3B: 1 HR: 0 | SF: 0 SAC: 0 DP: 1 HBP: 0 | WP: 1 PB: 0 SB: 0 CS: 0 | PA: 38 |
| 30 Matt Clement, R ERA: 3.12 (1, 1) | IP: 7.0 WLS: W BF: 29 H: 7 R: 1 ER: 1 SO: 6 BB: 2 IBB: 0 HBP: 0 BLK: 0 WP: 1 HR: 0 S: 74 P: 108 ERA: 1.29 WHIP: 1.286 | | | | | | | | | | | | | | | | | | | | | |
| Alan Embree, L ERA: 2.84 (8, 1) | IP: 1.0 WLS: BF: 4 H: 1 R: 0 ER: 0 SO: 1 BB: 0 IBB: 0 HBP: 0 BLK: 0 WP: 0 HR: 0 S: 10 P: 11 ERA: 0.00 WHIP: 1.000 | | | | | | | | | | | | | | | | | | | | | |
| 50 Mike Timlin, R ERA: 3.38 (9, 1) | IP: 1.0 WLS: BF: 5 H: 2 R: 1 ER: 1 SO: 1 BB: 0 IBB: 0 HBP: 0 BLK: 0 WP: 0 HR: 0 S: 12 P: 18 ERA: 9.00 WHIP: 2.000 | | | | | | | | | | | | | | | | | | | | | |
| PITCHER | IP | WLS | BF | H | R | ER | SO | BB | IBB | HBP | BLK | WP | HR | S | P | ERA | WHIP | | | | | |

| | |
|------------|----|
| AB | 36 |
| R | 2 |
| H | 10 |
| RBI | 2 |
| BB | 2 |
| SO | 8 |
| LOB | 17 |



| Batter | 1 | 2 | 3 | 4 | 5 | 6 | 7 | 8 | 9 | AB | R | H | RBI | BB | SO | LOB |
|--|-------------------------------|-------------|----------------------------|--------------------------------|-------------------|---|-------------|--------------------|---|----|---|---|-----|----|----|-----|
| 18 Johnny Damon, L OBP: 0.304, SLG: 0.318 (1, 8) | F7 0-2 | | WP E HR 1B 3-2 | P5 1-1 | F8 1-0 | | | G6-3 0-0 1-2 | | 5 | 1 | 1 | 0 | 0 | 0 | 4 |
| Trot Nixon, L OBP: 0.425, SLG: 0.533 (1, 9) | BB 2B 0-0 | | P2 1-3 | HR 1B 0-2 | | | | G4-3 2-1 | | 5 | 1 | 2 | 0 | 0 | 0 | 2 |
| Manny Ramirez, R OBP: 0.354, SLG: 0.439 (1, 7) | BB BB 4-2 | | HR 3-H 0-1 | HR 1-H 2-H 3-H 0-1 | | | F9 1-1 | | | 3 | 2 | 2 | 6 | 1 | 0 | 0 |
| 34 David Ortiz, L OBP: 0.348, SLG: 0.634 (1, 10) | P6 2-1 | | 2B 3-0 | G3-1 2-2 | | | K 1-3 | | | 4 | 0 | 1 | 0 | 0 | 1 | 2 |
| Kevin Millar, R OBP: 0.364, SLG: 0.206 Dave McCarty, R OBP: 0.667, SLG: 0.500 (1, 3) (8, 3) | BB 1-2 2-3 BB 4-0 | | G5-3 3-2 | BB BB BB BB 4-1 | | | G5-3 1-2 | | | 2 | 0 | 0 | 0 | 2 | 0 | 1 |
| Edgar Renteria, R OBP: 0.273, SLG: 0.419 (1, 6) | F8 2-1 | | BB 4-0 | F8 0-2 | | | F8 3-2 | | | 3 | 0 | 0 | 0 | 1 | 0 | 4 |
| Jason Varitek, S OBP: 0.361, SLG: 0.686 (1, 2) | | G4-3 0-2 | F8 2-1 | | E8 G4-3 2-1 | | P5 0-0 | | | 4 | 0 | 0 | 0 | 0 | 0 | 2 |
| Bill Mueller, S OBP: 0.317, SLG: 0.250 (1, 5) | | G6-3 2-2 | | 1B BB HR BB 4-0 | G4-3 1-1 | | G4-3 2-0 | | | 3 | 1 | 1 | 0 | 1 | 0 | 1 |
| Mark Bellhorn, S OBP: 0.325, SLG: 0.361 (1, 4) | | K 2-3 | | 1B HR BB 1-2 | P6 2-1 | | K 1-3 | | | 3 | 1 | 0 | 0 | 1 | 2 | 2 |

| Inning Stats | R: 0 | H: 1 | E: 0 | K: 10 | S: 10 | R: 0 | H: 0 | E: 0 | K: 1 | S: 10 | R: 2 | H: 3 | E: 1 | K: 0 | S: 12 | R: 4 | H: 2 | E: 0 | K: 0 | S: 14 | R: 0 | H: 0 | E: 1 | K: 0 | S: 7 | R: 0 | H: 0 | E: 0 | K: 0 | S: 7 | R: 0 | H: 1 | E: 0 | K: 1 | S: 7 |
|--------------|--------|-------|-------|-------|-------|--------|-------|-------|------|-------|--------|-------|-------|------|-------|--------|-------|-------|------|-------|------|------|--------|-------|-------|------|------|--------|-------|-------|------|------|------|------|------|
| | LOB: 3 | BB: 2 | P: 22 | | | LOB: 0 | BB: 0 | P: 14 | | | LOB: 1 | BB: 3 | P: 29 | | | LOB: 0 | BB: 0 | P: 13 | | | | | LOB: 1 | BB: 0 | P: 11 | | | LOB: 1 | BB: 0 | P: 12 | | | | | |

| PITCHER | IP | WLS | BF | H | R | ER | SO | BB | IBB | HBP | BLK | WP | HR | S | P | ERA | WHIP |
|---|-----|-----|----|---|---|----|----|----|-----|-----|-----|----|----|----|----|-------|-------|
| Dewon Brazelton, R ERA: 6.75 (1, 1) | 3.2 | L | 23 | 6 | 6 | 6 | 1 | 6 | 0 | 0 | 0 | 1 | 2 | 43 | 91 | 14.73 | 3.273 |
| Travis Harper, R ERA: 5.4 (4, 1) | 3.1 | | 11 | 0 | 0 | 0 | 1 | 0 | 0 | 0 | 0 | 0 | 0 | 24 | 39 | 0.00 | 0.000 |
| Danys Baez, R ERA: (8, 1) | 1.0 | | 4 | 1 | 0 | 0 | 1 | 0 | 0 | 0 | 0 | 0 | 0 | 7 | 12 | 0.00 | 1.000 |

BOTTOM

Tampa Bay Devil Rays @ Boston Red Sox
Fenway Park, Boston, MA

Sat Apr 16 2005, 7:05 PM EDT
Att. 35,106 - Clear - 46 F

| | |
|-----|----|
| AB | 32 |
| R | 6 |
| H | 7 |
| RBI | 6 |
| BB | 6 |
| SO | 3 |
| LOB | 18 |



| WP | HR | S | P | ERA | WHIP |
|----|----|----|----|------|-------|
| 18 | 1 | 12 | 12 | 0.00 | 1.000 |

| Batter | 1 | 2 | 3 | 4 | 5 | 6 | 7 | 8 | 9 | AB R H RBI BB SO LOB | TOP |
|--|---|---|---|--|--|---|--|--|--|--|--|
| 13 Carl Crawford, L OBP: 0.333, SLG: 0.522 (1, 7) | 2-2 | 1-2 | | | 1-2 | | 1-2 | | | 4 0 2 1 0 1 1 | |
| Julio Lugo, R OBP: 0.340, SLG: 0.311 (1, 6) | 0-0 | 2-2 | | | 2-3 | | | 1-0 | | 4 0 1 0 0 1 2 | |
| Alex Sanchez, L OBP: 0.231, SLG: 0.462 (1, 8) | 1-3 | | | | 0-0 | | | 3-3 | | 4 0 0 0 0 2 2 | |
| Aubrey Huff, L OBP: 0.353, SLG: 0.444 (1, 9) | 0-2 | | | | 2-3 | | | 1-3 | | 4 0 0 0 0 2 2 | |
| Josh Phelps, R OBP: 0.304, SLG: 0.432 (1, 10) | 1-3 | | | | 0-1 | | | | 1-2 | 4 0 0 0 0 1 2 | |
| Travis Lee, L OBP: 0.317, SLG: 0.342 (1, 3) | | 0-1 | | | 1-0 | | | 2-2 | | 4 1 1 0 0 0 0 | |
| 3 Jorge Cantu, R OBP: 0.320, SLG: 0.563 (1, 4) | | 2-0 | | | 4-1 | | | 2-1 | | 3 0 0 0 1 0 1 | |
| Charles Johnson, R OBP: 0.571, SLG: 0.600 (1, 2) | | 4-1 | | | 4-2 | | | 1-0 | | 1 0 0 0 2 0 0 | |
| Alex Gonzalez, R OBP: 0.429, SLG: 0.484 (1, 5) | | 1-3 | | | 0-1 | | | 2-1 | | 2 0 0 0 0 1 4 | |
| Inning Stats | R: 0 E: 0 K: 2 S: 15 H: 2 LOB: 2 BB: 0 P: 19 | R: 1 E: 0 K: 1 S: 14 H: 2 LOB: 2 BB: 1 P: 24 | R: 0 E: 0 K: 1 S: 10 H: 0 LOB: 0 BB: 0 P: 13 | R: 0 E: 0 K: 0 S: 6 H: 0 LOB: 1 BB: 2 P: 15 | R: 0 E: 0 K: 1 S: 8 H: 0 LOB: 0 BB: 0 P: 11 | R: 0 E: 0 K: 0 S: 12 H: 0 LOB: 0 BB: 0 P: 18 | R: 0 E: 0 K: 1 S: 7 H: 0 LOB: 1 BB: 0 P: 13 | R: 0 E: 0 K: 2 S: 8 H: 0 LOB: 0 BB: 0 P: 13 | R: 0 E: 0 K: 0 S: 9 H: 0 LOB: 0 BB: 0 P: 13 | 1B: 2 2B: 2 3B: 0 HR: 0 SF: 0 SAC: 0 DP: 1 HBP: 1 | WP: 0 PB: 0 SB: 1 CS: 0 PA: 34 |
| PITCHER 49 Tim Wakefield, R ERA: 1.37 Matt Mantei, R ERA: 5.79 Alan Embree, L ERA: 2.35 Keith Foulke, R ERA: 3.86 | IP WLS BF H R ER SO BB IBB HBP BLK WP HR S P ERA WHIP | 6.0 W 24 4 1 1 5 3 0 0 0 0 0 65 100 1.50 1.167 | 0.2 H 3 0 0 0 0 0 0 0 1 0 0 0 4 9 0.00 0.000 | 1.1 H 4 0 0 0 3 0 0 0 0 0 0 0 11 17 0.00 0.000 | 1.0 S 3 0 0 0 0 0 0 0 0 0 0 0 9 13 0.00 0.000 | PITCHER IP WLS BF H R ER SO BB IBB HBP BLK WP HR S P ERA WHIP | | | | | |

Tampa Bay Devil Rays @ Boston Red Sox
Fenway Park, Boston, MA
 Sun Apr 17 2005, 2:05 PM EDT
 Att. 35,232 - Sunny - 67 F

| | |
|-----|----|
| AB | 30 |
| R | 1 |
| H | 4 |
| RBI | 1 |
| BB | 3 |
| SO | 8 |
| LOB | 14 |



| Batter | 1 | 2 | 3 | 4 | 5 | 6 | 7 | 8 | 9 |
|--|----------------------------|----------------------------|----------------------------------|-------------------------|----------------------|----------------------------|-------------|---|---|
| 18 Johnny Damon, L OBP: 0.320, SLG: 0.340 | 4-2 FC6-4 BB | 3-3 | | 0-0 G4-3 | | 1-1 2B | | | |
| Edgar Renteria, R OBP: 0.271, SLG: 0.468 | 0-1 F9 | | 1-2 HR | 0-0 F8 | | 0-0 G2 | | | |
| Manny Ramirez, R OBP: 0.327, SLG: 0.400 | 2-0 FC6-4 BB 1-2f | | 1-0 F9 | 1-0 G5-3 | | 3-3 K | | | |
| 34 David Ortiz, L OBP: 0.360, SLG: 0.614 | 4-2 BB 1-2 | | 1-0 E 1B 1B | | 3-1 G4-3 | | 1-3 K | | |
| Kevin Millar, R OBP: 0.396, SLG: 0.243 Dave McCarty, R OBP: 0.667, SLG: 0.500 | 4-2 BB 1-2 2-3 | | 0-1 E6 1B | | 3-0 FC5-4 1B | | 0-1 F9 | | |
| Jay Payton, R OBP: 0.316, SLG: 0.500 | 3-3 K | | 1-2 FC4-6 1B 2-H 3-H | | 0-0 FC5-4 1-2f | | 1-0 F7 | | |
| Doug Mirabelli, R OBP: 0.308, SLG: 0.455 | | 4-2 FC3-6 BB 1-2f | 2-2 FC4-6 FC6-4 1-2f | | 1-0 F8 | | 2-3 K | | |
| Bill Mueller, S OBP: 0.311, SLG: 0.231 | | 1-1 FC3-6 1-2f | 1-0 FC6-4 1-2f | | | 4-2 FC4-6 BB | 1-1 F9 | | |
| Mark Bellhorn, S OBP: 0.318, SLG: 0.375 | | 3-3 K | | 2-1 18 G4-3 2B | | 1-2 FC4-6 1-2f 2B | 0-1 G6-3 | | |

| Inning Stats | R: 0 | H: 0 | E: 0 | K: 1 | S: 15 | LOB: 3 | BB: 3 | P: 32 |
|--------------|------|------|------|------|-------|--------|-------|-------|
| | R: 0 | H: 0 | E: 0 | K: 2 | S: 13 | LOB: 1 | BB: 1 | P: 24 |
| | R: 3 | H: 4 | E: 1 | K: 0 | S: 14 | LOB: 1 | BB: 0 | P: 21 |
| | R: 0 | H: 1 | E: 0 | K: 0 | S: 5 | LOB: 1 | BB: 0 | P: 8 |
| | R: 0 | H: 1 | E: 0 | K: 0 | S: 5 | LOB: 1 | BB: 0 | P: 12 |
| | R: 0 | H: 1 | E: 0 | K: 1 | S: 12 | LOB: 2 | BB: 1 | P: 21 |
| | R: 0 | H: 0 | E: 0 | K: 1 | S: 6 | LOB: 0 | BB: 0 | P: 8 |
| | R: 0 | H: 0 | E: 0 | K: 1 | S: 7 | LOB: 0 | BB: 0 | P: 10 |

| PITCHER | IP | WLS | BF | H | R | ER | SO | BB | IBB | HBP | BLK | WP | HR | S | P | ERA | WHIP |
|--------------------------------|--------|-----|----|----|---|----|----|----|-----|-----|-----|----|----|----|----|------|-------|
| 19 Scott Kazmir, L ERA: 4.8 | (1, 1) | 5.0 | L | 25 | 6 | 3 | 3 | 3 | 4 | 0 | 0 | 0 | 0 | 1 | 97 | 5.40 | 2.000 |
| Doug Waechter, R ERA: | (6, 1) | 3.0 | | 11 | 1 | 0 | 3 | 1 | 0 | 0 | 0 | 0 | 0 | 25 | 39 | 0.00 | 0.667 |

AB R H RBI BB SO LOB

| | | | | | | |
|---|---|---|---|---|---|---|
| 3 | 0 | 1 | 0 | 1 | 1 | 2 |
| 4 | 1 | 1 | 1 | 0 | 0 | 4 |
| 4 | 0 | 0 | 0 | 0 | 1 | 4 |
| 3 | 1 | 1 | 0 | 1 | 1 | 0 |
| 3 | 1 | 2 | 0 | 1 | 0 | 0 |
| 0 | 0 | 0 | 0 | 0 | 0 | 0 |
| 4 | 0 | 1 | 2 | 0 | 1 | 4 |
| 3 | 0 | 0 | 0 | 1 | 1 | 2 |
| 3 | 0 | 0 | 0 | 1 | 0 | 2 |
| 4 | 0 | 1 | 0 | 0 | 1 | 2 |

| | |
|-----|----|
| AB | 31 |
| R | 3 |
| H | 7 |
| RBI | 3 |
| BB | 5 |
| SO | 6 |
| LOB | 20 |



| WP | PA |
|----|----|
| 0 | 36 |

Tampa Bay Devil Rays @ Boston Red Sox
Fenway Park, Boston, MA
Sun Apr 17 2005, 2:05 PM EDT
Att: 35,232 - Sunny - 67 F

livebaseballscorecards.com

| Batter | 1 | 2 | 3 | 4 | 5 | 6 | 7 | 8 | 9 | AB R H RBI BB SO LOB | TOP | | | | | | | | | | |
|---|---|--|---|--|---|--|-------------------------------------|---|---|---|------------------------------|----------------------------------|-------------------------------|----------------------------------|------------------------------|---------------------------------|-------------------------------|----------------------------------|-----------------------------------|------------------------------------|--|
| Frank Catalanotto, L (1, 7) OBP: 0.349, SLG: 0.513 3 Reed Johnson, R (7, PH) OBP: 0.394, SLG: 0.464 | 0-3 K | 3-3 K | | 0-0 1B 1-3 2B | 0-2 1B 2-H 3-H | | 1-2 F8 | | | 4 0 2 2 0 2 3 1 0 0 0 0 0 1 | | | | | | | | | | | |
| 9 Gregg Zaun, S (1, 2) OBP: 0.417, SLG: 0.579 | 2-3 K | | 0-2 G3-1 | 0-1 SF7 | 1-3 K | | | 0-1 G3 | | 4 0 0 1 0 2 1 | | | | | | | | | | | |
| Shea Hillenbrand, R (1, 5) OBP: 0.467, SLG: 0.643 | 0-0 1B | | 1-0 10 2B HBP | 0-0 47 BB 1B | | 1-1 10 G6-4-3 1B | | 1-2 47 G4-6-3 1B | | 4 1 4 0 0 0 0 | | | | | | | | | | | |
| 47 Corey Koskie, L (1, 10) OBP: 0.309, SLG: 0.277 | 2-3 K | | 2-3 SAFE | 4-1 BB | 1-2 BB | 1-3 SAFE | 1-3 K | 0-0 G4-6-3 | | 4 0 0 0 1 3 4 | | | | | | | | | | | |
| 10 Vernon Wells, R (1, 8) OBP: 0.228, SLG: 0.377 | | 2-2 1B 1B | 0-2 1B 2B | 0-3 K | | 0-2 G6-4-3 | | 1-2 1B 1B | | 5 1 3 1 0 1 4 | | | | | | | | | | | |
| Eric Hinske, L (1, 3) OBP: 0.377, SLG: 0.521 | | 2-3 K | 0-2 P3 | | 1-0 15 1B 1B | | 2-0 G4-3 15 WP 1B 1B | 1-0 1B 1-3 1B | | 5 2 3 0 0 1 2 | | | | | | | | | | | |
| 15 Alex Rios, R (1, 9) OBP: 0.327, SLG: 0.400 | | 0-2 F9 | | 1-3 K | 3-2 G3 1B 1B | | 3-2 F9 | 0-3 K | | 5 1 1 0 0 2 4 | | | | | | | | | | | |
| Orlando Hudson, S (1, 4) OBP: 0.254, SLG: 0.365 | | 1-2 8 BB 1B | | 0-2 8 1B 2B | 1-0 G3 | | 0-2 G4-3 | 1-1 G6-4-3 1B | | 5 1 3 1 0 0 3 | | | | | | | | | | | |
| 8 Russ Adams, L (1, 6) OBP: 0.314, SLG: 0.387 John McDonald, R (7, PH) OBP: 0.400, SLG: 0.500 Greg Myers, L (9, PH) | | 4-2 1B BB | | 1-1 2B 9 SF7 1B | 2-3 K | | 3-2 1B | 0-0 G6-4-3 | | 2 1 1 1 1 1 2 1 0 1 1 0 0 0 1 0 0 0 0 0 2 | | | | | | | | | | | |
| Inning Stats | R: 0 E: 0 K: 3 S: 12 | H: 1 LOB: 1 BB: 0 P: 16 | R: 0 E: 0 K: 2 S: 28 | H: 2 LOB: 3 BB: 1 P: 40 | R: 1 E: 0 K: 1 S: 12 | H: 1 LOB: 1 BB: 0 P: 15 | R: 2 E: 0 K: 2 S: 18 | H: 4 LOB: 3 BB: 1 P: 24 | R: 2 E: 0 K: 2 S: 15 | H: 3 LOB: 1 BB: 0 P: 23 | R: 0 E: 0 K: 1 S: 9 | H: 1 LOB: 0 BB: 0 P: 11 | R: 1 E: 0 K: 0 S: 13 | H: 2 LOB: 1 BB: 0 P: 22 | R: 0 E: 0 K: 0 S: 7 | H: 1 LOB: 0 BB: 0 P: 8 | R: 1 E: 0 K: 1 S: 10 | H: 3 LOB: 1 BB: 0 P: 13 | 1B: 15 2B: 3 3B: 0 HR: 0 | SF: 1 SAC: 0 DP: 3 HBP: 1 | WP: 1 PA: 45 PB: 0 SB: 0 CS: 0 |
| PITCHER | IP WLS BF H R ER SO BB IBB HBP BLK WP HR S P ERA WHIP | 5.0 W 29 11 5 5 10 2 0 1 0 0 0 85 118 9.00 2.600 | 1.0 3 1 0 0 1 0 0 0 0 0 0 0 9 11 0.00 1.000 | 0.2 3 1 1 1 0 0 0 0 0 0 1 0 7 12 13.50 1.500 | 0.0 1 1 0 0 0 0 0 0 0 0 0 0 3 6 ∞ ∞ | 0.0 4 1 0 0 0 0 0 0 0 0 0 0 10 12 0.00 0.750 | PITCHER | IP WLS BF H R ER SO BB IBB HBP BLK WP HR S P ERA WHIP | 1.0 5 5 3 1 1 1 0 0 0 0 0 0 5 13 9.00 3.000 | | | | | | | | | | | | |

Toronto Blue Jays @ Boston Red Sox
Fenway Park, Boston, MA
Mon Apr 18 2005, 11:05 AM EDT
Att. 35,243 - Sunny - 60 F

livebaseballscorecards.com

AB 41
R 7
H 18
RBI 7
BB 2
SO 12
LOB 26



| Batter | 1 | 2 | 3 | 4 | 5 | 6 | 7 | 8 | 9 | AB | R | H | RBI | BB | SO | LOB |
|---|--------------|----------------|------------------|----------------|-------------|-----------|---------------|----------|---|----|---|---|-----|----|----|-----|
| 18 Johnny Damon, L (1, 8) OBP: 0.345, SLG: 0.365 | 2-2 F9 | 3-2 SAFE 1B HR | 2-0 1B | | 3-3 K | | 2-2 SF8 WP 1B | | | 5 | 1 | 3 | 2 | 0 | 1 | 2 |
| Trot Nixon, L (1, 9) OBP: 0.422, SLG: 0.529 | 2-3 K | 0-0 1B HR | 3-3 K | | | 2-1 HR 1B | 3-2 SF8 | | | 4 | 2 | 2 | 2 | 0 | 2 | 0 |
| Manny Ramirez, R (1, 7) Jay Payton, R (7, 7) OBP: 0.375, SLG: 0.553 OBP: 0.300, SLG: 0.474 | 4-2 34 1B BB | 2-1 1B HR | | 4-0 34 L4-3 BB | | 2-2 HR 1B | 0-0 G3-1 | | | 2 | 3 | 2 | 5 | 2 | 0 | 0 |
| 34 David Ortiz, L (1, 10) Ramón Vázquez, L (8, PH) (9, 10) OBP: 0.352, SLG: 0.583 OBP: 0.167, SLG: 0.167 | 3-2 1B | 0-2 L7 | | 2-2 L4-3 | | 1-3 K | | 3-2 F7 | | 4 | 0 | 1 | 0 | 0 | 1 | 1 |
| Kevin Millar, R (1, 3) Dave McCarty, R (8, PH) (9, 3) OBP: 0.423, SLG: 0.300 OBP: 0.500, SLG: 0.333 | 1-2 FC6-4 1B | | 4-1 2B BB | 0-3 K | | 1-0 2B | | 1-1 G5-3 | | 3 | 1 | 2 | 1 | 1 | 1 | 0 |
| Edgar Rentería, R (1, 6) OBP: 0.264, SLG: 0.462 | 1-0 FC6-4 | | 3-2 2B BB | | 1-1 G6-3 | 1-1 G5-3 | | 2-2 F8 | | 5 | 1 | 1 | 0 | 0 | 0 | 3 |
| Jason Varitek, S (1, 2) OBP: 0.350, SLG: 0.641 | | 2-3 K | 2-2 G5-3 | | 0-0 HBP 1B | 2-3 K | | | | 4 | 0 | 1 | 0 | 0 | 2 | 3 |
| Bill Mueller, S (1, 5) OBP: 0.367, SLG: 0.293 | | 0-1 18 1B 1B | 4-0 2B 18 1B IBB | | 2-2 1-2 HBP | | 0-0 WP SF8 2B | | | 2 | 3 | 2 | 0 | 1 | 0 | 0 |
| Mark Bellhorn, S (1, 4) OBP: 0.313, SLG: 0.386 | | 1 SAFE 2-3 K | 2-0 18 1B 2B | | 2-3 K | | 0-0 F9 | | | 4 | 1 | 1 | 2 | 0 | 2 | 4 |

| Inning Stats | R: 1 | H: 2 | E: 0 | K: 1 | S: 16 | LOB: 2 | BB: 1 | P: 29 | R: 4 | H: 4 | E: 0 | K: 2 | S: 19 | LOB: 0 | BB: 0 | P: 28 | R: 4 | H: 3 | E: 0 | K: 1 | S: 16 | LOB: 0 | BB: 2 | P: 36 | R: 0 | H: 0 | E: 0 | K: 1 | S: 10 | LOB: 0 | BB: 1 | P: 16 | R: 0 | H: 1 | E: 0 | K: 2 | S: 13 | LOB: 2 | BB: 0 | P: 21 | R: 2 | H: 3 | E: 0 | K: 2 | S: 20 | LOB: 1 | BB: 0 | P: 29 | R: 1 | H: 2 | E: 0 | K: 0 | S: 10 | LOB: 1 | BB: 0 | P: 15 | R: 0 | H: 0 | E: 0 | K: 0 | S: 8 | LOB: 0 | BB: 0 | P: 14 |
|--------------|------|------|------|------|-------|--------|-------|-------|------|------|------|------|-------|--------|-------|-------|------|------|------|------|-------|--------|-------|-------|------|------|------|------|-------|--------|-------|-------|------|------|------|------|-------|--------|-------|-------|------|------|------|------|-------|--------|-------|-------|------|------|------|------|-------|--------|-------|-------|------|------|------|------|------|--------|-------|-------|
|--------------|------|------|------|------|-------|--------|-------|-------|------|------|------|------|-------|--------|-------|-------|------|------|------|------|-------|--------|-------|-------|------|------|------|------|-------|--------|-------|-------|------|------|------|------|-------|--------|-------|-------|------|------|------|------|-------|--------|-------|-------|------|------|------|------|-------|--------|-------|-------|------|------|------|------|------|--------|-------|-------|

| PITCHER | IP | WLS | BF | H | R | ER | SO | BB | IBB | HBP | BLK | WP | HR | S | P | ERA | WHIP |
|--|-----|-----|----|---|---|----|----|----|-----|-----|-----|----|----|----|----|-------|-------|
| Dave Bush, R (1, 1) ERA: 7.71 | 2.0 | L | 15 | 7 | 7 | 7 | 3 | 2 | 2 | 0 | 0 | 0 | 1 | 40 | 69 | 31.50 | 4.500 |
| 22 Brandon League, R (3, 1) ERA: 6.75 | 2.2 | | 12 | 3 | 2 | 2 | 3 | 1 | 1 | 1 | 0 | 0 | 0 | 29 | 53 | 6.75 | 1.500 |
| 54 Jason Frasor, R (5, 1) ERA: 9.0 | 1.1 | | 7 | 3 | 2 | 2 | 3 | 0 | 0 | 0 | 0 | 0 | 1 | 25 | 37 | 13.50 | 2.250 |
| Vinnie Chulk, R (7, 1) ERA: 1.35 | 1.0 | | 5 | 2 | 1 | 1 | 0 | 0 | 0 | 0 | 0 | 1 | 0 | 10 | 15 | 9.00 | 2.000 |
| Justin Speier, R (8, 1) ERA: 4.76 | 1.0 | | 3 | 0 | 0 | 0 | 0 | 0 | 0 | 0 | 0 | 0 | 0 | 8 | 14 | 0.00 | 0.000 |

| BOTTOM | | | | | | | | | | | | | | | | | |
|--|----|----|----|--|--|--|--|--|--|--|--|--|--|--|--|-----|----|
| <p style="text-align: center;">Toronto Blue Jays @ Boston Red Sox Fenway Park, Boston, MA Mon Apr 18 2005, 11:05 AM EDT Att: 35,243 - Sunny - 60 F</p> | | | | | | | | | | | | | | | | AB | 36 |
| | | | | | | | | | | | | | | | | R | 12 |
| | | | | | | | | | | | | | | | | H | 15 |
| | | | | | | | | | | | | | | | | RBI | 12 |
| | | | | | | | | | | | | | | | | BB | 4 |
| SO | 9 | | | | | | | | | | | | | | | | |
| LOB | 14 | | | | | | | | | | | | | | | | |
|  | | | | | | | | | | | | | | | | | |
| WP | 1 | PA | 42 | | | | | | | | | | | | | | |
| PB | 0 | SB | 0 | | | | | | | | | | | | | | |
| CS | 0 | | | | | | | | | | | | | | | | |

| PITCHER | IP | WLS | BF | H | R | ER | SO | BB | IBB | HBP | BLK | WP | HR | S | P | ERA | WHIP |
|---------|----|-----|----|---|---|----|----|----|-----|-----|-----|----|----|---|---|-----|------|
|---------|----|-----|----|---|---|----|----|----|-----|-----|-----|----|----|---|---|-----|------|

| Batter | 1 | 2 | 3 | 4 | 5 | 6 | 7 | 8 | 9 | AB R H RBI BB SO LOB | TOP | | | | | | | | | | | |
|---|---|----------------------------------|-------------------------------|----------------------------------|------------------------------|---------------------------------|-------------------------------|----------------------------------|------------------------------|----------------------------------|------------------------------|----------------------------------|-------------------------------|----------------------------------|-------------------------------|----------------------------------|-------------------------------|----------------------------------|-----------------------------------|------------------------------------|----------------------------------|--------|
| Frank Catalanotto, L (1, 7) <small>OBP: 0.333, SLG: 0.465</small> 3 Reed Johnson, R (9, PR) <small>OBP: 0.394, SLG: 0.464</small> | 0-2 L3 | 0-0 F7 | | | 0-1 F8 | | 1-1 G6-3 | | 1-2 9 BB 1B HBP | 4 0 0 0 0 0 2 0 0 0 0 0 0 0 | | | | | | | | | | | | |
| 9 Gregg Zaun, S (1, 2) <small>OBP: 0.415, SLG: 0.548</small> | 0-1 G4-3 | | 0-1 F8 | | 0-2 G6-3 | | 1-2 FC6-4 1B | | 4-2 1B 47 1B BB | 4 1 1 0 1 0 0 | | | | | | | | | | | | |
| Shea Hillenbrand, R (1, 3) <small>OBP: 0.462, SLG: 0.623</small> | 1-0 47 1B 1B | | 1-0 G4-3 | | 2-3 K | | 1-1 FC6-4 1-2f | | 0-0 47 1B 1B | 5 0 2 0 0 1 1 | | | | | | | | | | | | |
| 47 Corey Koskie, L (1, 5) <small>OBP: 0.350, SLG: 0.385</small> | 1-1 1-3 1B | | 1-2 G6-3 | | | 0-1 HR | | 1-1 10 HR 1B | 2-1 1-2 3-H 1B | 5 2 4 2 0 0 0 | | | | | | | | | | | | |
| 10 Vernon Wells, R (1, 8) <small>OBP: 0.226, SLG: 0.414</small> | 1-3 K | | | 0-2 P4 | | 0-0 G6-3 | | 0-1 1-H HR | 0-0 F9 | 5 1 1 2 0 1 4 | | | | | | | | | | | | |
| Eric Hinske, L (1, 10) <small>OBP: 0.404, SLG: 0.549</small> | | 3-2 F9 | | 4-2 1B BB | | 0-1 15 G4-3 2B | | 0-1 15 G4-6-3 1B | | 3 0 2 0 1 0 0 | | | | | | | | | | | | |
| 15 Alex Rios, R (1, 9) <small>OBP: 0.302, SLG: 0.367</small> | | 0-3 K | | 1-0 F9 | | 0-0 G4-3 2-3 | | 2-1 SAFE G4-6-3 1-2f | | 4 0 0 0 0 1 3 | | | | | | | | | | | | |
| Orlando Hudson, S (1, 4) <small>OBP: 0.269, SLG: 0.373</small> | | 1-2 8 1B 1B | | 1-2 1-3 1B | | 3-1 G3-1 | | 2-1 P3 | | 4 0 2 0 0 0 1 | | | | | | | | | | | | |
| 8 Russ Adams, L (1, 6) <small>OBP: 0.308, SLG: 0.371</small> | | 0-1 1-2 1B | | 2-1 G3 | | | 3-2 F7 | | 0-2 F7 | 4 0 1 0 0 0 2 | | | | | | | | | | | | |
| Inning Stats | R: 0 E: 0 K: 1 S: 14 | H: 2 LOB: 2 BB: 0 P: 17 | R: 0 E: 0 K: 1 S: 13 | H: 2 LOB: 2 BB: 0 P: 17 | R: 0 E: 0 K: 0 S: 6 | H: 0 LOB: 0 BB: 0 P: 8 | R: 0 E: 0 K: 0 S: 11 | H: 1 LOB: 2 BB: 1 P: 19 | R: 0 E: 0 K: 1 S: 9 | H: 0 LOB: 0 BB: 0 P: 11 | R: 1 E: 0 K: 0 S: 8 | H: 2 LOB: 1 BB: 0 P: 11 | R: 0 E: 0 K: 0 S: 14 | H: 1 LOB: 1 BB: 0 P: 20 | R: 2 E: 0 K: 0 S: 10 | H: 3 LOB: 0 BB: 0 P: 15 | R: 1 E: 0 K: 0 S: 14 | H: 2 LOB: 2 BB: 1 P: 21 | 1B: 10 2B: 1 3B: 0 HR: 2 | SF: 0 SAC: 0 DP: 1 HBP: 1 | WP: 0 PB: 0 SB: 0 CS: 0 | PA: 41 |
| PITCHER | IP WLS BF H R ER SO BB IBB HBP BLK WP HR S P ERA WHIP | | | | | | | | | | | | | | | | | | | | | |
| Bronson Arroyo, R (1, 1) <small>ERA: 3.86</small> Alan Embree, L (8, 1) <small>ERA: 4.15</small> Keith Foulke, R (9, 1) <small>ERA: 4.5</small> | 7.0 30 8 1 1 3 1 0 0 0 0 1 75 103 1.29 1.286 | | | | | | | | | | | | | | | | | | | | | |
| | 1.0 B 5 3 2 2 0 0 0 0 0 0 0 1 10 15 18.00 3.000 | | | | | | | | | | | | | | | | | | | | | |
| | 1.0 L 6 2 1 1 0 1 0 1 0 0 0 0 14 21 9.00 3.000 | | | | | | | | | | | | | | | | | | | | | |

Toronto Blue Jays @ Boston Red Sox
 Fenway Park, Boston, MA
 Tue Apr 19 2005, 7:05 PM EDT
 Att. 35,598 - Clear - 65 F

livebaseballscorecards.com

| | |
|------------|-----------|
| AB | 38 |
| R | 4 |
| H | 13 |
| RBI | 4 |
| BB | 2 |
| SO | 3 |
| LOB | 13 |



| Batter | 1 | 2 | 3 | 4 | 5 | 6 | 7 | 8 | 9 | AB | R | H | RBI | BB | SO | LOB |
|---|------------------|------------------|------------------|---------------------------------|--------------------|------------------|-------------------------|-----------------------------------|------------------|----|---|---|-----|----|----|-----|
| 18 Johnny Damon, L OBP: 0.339, SLG: 0.357 (1, 8) | 1-0 G6-3 ① | | 3-2 K ③ | | | 0-1 G4-3 ③ | | 0-1 WP BLK 1B | | 4 | 0 | 1 | 0 | 0 | 1 | 0 |
| Trot Nixon, L OBP: 0.429, SLG: 0.514 (1, 9) | 1-2 G4-3 ② | | | 0-0 G5-4-3 1B | | | 2-2 L4 ① | 4-2 SAFE SAFE 1-3 IBB | | 3 | 0 | 1 | 0 | 1 | 0 | 0 |
| Manny Ramirez, R OBP: 0.390, SLG: 0.612 Jay Payton, R OBP: 0.286, SLG: 0.450 (1, 7) (8, 7) | 2-1 HR | | | 0-0 G5-4-3 1-2f ① ② | | | 4-0 34 HR BB | 0-0 F7 ③ | | 2 | 2 | 1 | 1 | 1 | 0 | 1 |
| 34 David Ortiz, L OBP: 0.345, SLG: 0.615 (1, 10) | 2-2 F7 ③ | | | 0-0 G1-3 ③ | | | 2-2 1-H HR | | 2-2 F7 ① | 4 | 1 | 1 | 2 | 0 | 0 | 0 |
| Kevin Millar, R OBP: 0.416, SLG: 0.286 Dave McCarty, R OBP: 0.600, SLG: 0.500 (1, 3) (7, PR) (8, 3) | | 1-0 L6 ① | | | 0-2 G6-3 ① | | 1-2 FC6 HBP | | 3-2 1B 1B | 2 | 0 | 0 | 0 | 0 | 0 | 0 |
| Edgar Renteria, R OBP: 0.246, SLG: 0.429 (1, 6) | | 1-2 G5-3 ② | | | 3-1 G1-6-3 ② | | 0-3 K | | 2-0 F7 ② | 4 | 0 | 0 | 0 | 0 | 1 | 2 |
| Jason Varitek, S OBP: 0.341, SLG: 0.605 (1, 2) | | 1-2 K ③ | | | 0-0 G1-3 ③ | | 0-2 FC6 1-2f ③ | | 0-0 1-3 1B | 4 | 0 | 1 | 0 | 0 | 1 | 1 |
| Ramón Vázquez, L OBP: 0.100, SLG: 0.100 (1, 5) | | | 0-0 G1-3 ① | | | 1-1 G3 ① | | 2-2 G5-3 ① | 0-2 F8 ③ | 4 | 0 | 0 | 0 | 0 | 0 | 2 |
| Mark Bellhorn, S OBP: 0.294, SLG: 0.362 (1, 4) | | | 2-0 G1-3 ② | | | 2-1 F8 ② | | 0-2 G4-3 ② | | 3 | 0 | 0 | 0 | 0 | 0 | 0 |

| Inning Stats | R: 1 | H: 1 | E: 0 | K: 0 | S: 9 | LOB: 0 | BB: 0 | P: 15 | R: 0 | H: 0 | E: 0 | K: 1 | S: 7 | LOB: 0 | BB: 0 | P: 10 | R: 0 | H: 1 | E: 0 | K: 0 | S: 3 | LOB: 0 | BB: 0 | P: 3 | R: 0 | H: 0 | E: 0 | K: 0 | S: 6 | LOB: 0 | BB: 0 | P: 9 | R: 0 | H: 0 | E: 0 | K: 0 | S: 6 | LOB: 0 | BB: 0 | P: 9 | R: 2 | H: 1 | E: 0 | K: 1 | S: 18 | LOB: 1 | BB: 1 | P: 27 | R: 0 | H: 1 | E: 0 | K: 0 | S: 11 | LOB: 2 | BB: 1 | P: 17 | R: 0 | H: 2 | E: 0 | K: 0 | S: 13 | LOB: 2 | BB: 0 | P: 20 | 1B: 4 | 2B: 0 | 3B: 0 | HR: 2 | SF: 0 | SAC: 0 | DP: 1 | HBP: 1 | WP: 1 | PA: 35 |
|---|--------|------|------|------|------|--------|-------|-------|------|------|------|------|------|--------|-------|-------|-------|------|------|------|------|--------|-------|------|------|------|------|------|------|--------|-------|------|------|------|--------|------|------|--------|-------|------|------|------|------|------|-------|--------|-------|-------|------|------|-------|------|-------|--------|-------|-------|------|------|------|------|-------|--------|-------|-------|-------|-------|-------|-------|-------|--------|-------|--------|-------|--------|
| PITCHER | IP | WLS | BF | H | R | ER | SO | BB | IBB | HBP | BLK | WP | HR | S | P | ERA | WHIP | | | | | | | | | | | | | | | | | | IP | WLS | BF | H | R | ER | SO | BB | IBB | HBP | BLK | WP | HR | S | P | ERA | WHIP | | | | | | | | | | | | | | | | | | | | | | | |
| 32 Roy Halladay, R ERA: 3.3 Miguel Batista, R ERA: 2.7 | (1, 1) | 8.0 | W | 30 | 4 | 3 | 3 | 3 | 1 | 1 | 1 | 1 | 2 | 65 | 100 | 3.38 | 0.625 | | | | | | | | | | | | | | | | | | (9, 1) | 1.0 | S | 5 | 2 | 0 | 0 | 0 | 0 | 0 | 0 | 0 | 0 | 13 | 20 | 0.00 | 2.000 | | | | | | | | | | | | | | | | | | | | | | | |

BOTTOM

Toronto Blue Jays @ Boston Red Sox
Fenway Park, Boston, MA
Tue Apr 19 2005, 7:05 PM EDT
Att. 35,598 - Clear - 65 F

livebaseballscorecards.com

| | |
|-----|----|
| AB | 32 |
| R | 3 |
| H | 6 |
| RBI | 3 |
| BB | 2 |
| SO | 3 |
| LOB | 8 |



| Batter | 1 | 2 | 3 | 4 | 5 | 6 | 7 | 8 | 9 | AB | R | H | RBI | BB | SO | LOB |
|---|-----------------|---|-----------------|-----------------|-------------------------------|---------------------|----------------------|---------------|------------------------------|----|---|---|-----|----|----|-----|
| 18 Johnny Damon, L (1, 8) OBP: 0.344, SLG: 0.367 | 2-3 | | 0-2 G4-3 | | 4-2 BLK BB | | 1-2 1B 2B | 3-2 G3 | | 4 | 1 | 1 | 1 | 1 | 1 | 1 |
| Edgar Renteria, R (1, 6) OBP: 0.226, SLG: 0.393 | 0-0 G6-3 | | | 3-1 G5-3 | 0-2 G5-3 | | 1-3 | 3-3 K | | 5 | 0 | 0 | 0 | 0 | 2 | 5 |
| Manny Ramirez, R (1, 7) Trot Nixon, L (8, 9) OBP: 0.429, SLG: 0.647 OBP: 0.440, SLG: 0.514 | 4-1 | | | 4-0 BB | | 2-2 HR 2B | 0-0 | | 4-1 BB WP BB | 2 | 1 | 2 | 1 | 2 | 0 | 0 |
| 34 David Ortiz, L (1, 10) OBP: 0.317, SLG: 0.561 | 3-0 F7 | | | 1-3 K | | 1-1 G3 | 2-0 P5 | | 0-0 F7 | 5 | 0 | 0 | 0 | 0 | 1 | 5 |
| Kevin Millar, R (1, 3) Dave McCarty, R (8, PR) OBP: 0.424, SLG: 0.289 OBP: 0.667, SLG: 0.500 | | | 1-1 F8 | | 0-1 F9 | | 1-0 HR HBP | | 0-1 BB 2B 1B | 3 | 1 | 1 | 0 | 0 | 0 | 1 |
| Jason Varitek, S (1, 2) Doug Mirabelli, R (9, 2) OBP: 0.367, SLG: 0.660 OBP: 0.308, SLG: 0.455 | | | 0-3 | | 1-2 1B BLK 1B | | 0-1 HR | | 4-1 2B 1B BB | 4 | 3 | 2 | 3 | 1 | 1 | 2 |
| Jay Payton, R (1, 9) OBP: 0.308, SLG: 0.417 | | | 0-0 F7 | | 2-2 BLK 18 BB 1B | | 2-0 F9 | | 0-2 L7 | 4 | 0 | 1 | 0 | 1 | 0 | 2 |
| Bill Mueller, S (1, 5) OBP: 0.352, SLG: 0.304 | | | 2-2 P5 | | 3-2 P6 | | 0-2 G1-3 | | 0-0 1B 18 G3 2B | 5 | 1 | 1 | 1 | 0 | 0 | 5 |
| Mark Bellhorn, S (1, 4) OBP: 0.291, SLG: 0.353 | | | 3-2 P6 | | 2-3 | | 0-0 G6-3 | | 2-0 WP 18 G3 1B | 4 | 0 | 1 | 1 | 0 | 1 | 2 |

| Inning Stats | R: 0 | H: 0 | R: 0 | H: 0 | R: 0 | H: 0 | R: 1 | H: 2 | R: 3 | H: 2 | R: 1 | H: 2 | R: 3 | H: 3 | R: 0 | H: 0 | 1B: 5 | SF: 0 |
|--------------|------|--------|------|--------|-------|--------|-------|--------|-------|--------|-------|--------|-------|--------|-------|--------|-------|--------|
| | E: 0 | LOB: 1 | E: 0 | LOB: 0 | E: 0 | LOB: 1 | E: 0 | LOB: 2 | E: 0 | LOB: 0 | E: 0 | LOB: 1 | E: 0 | LOB: 2 | E: 0 | LOB: 3 | 2B: 3 | SAC: 0 |
| | K: 1 | BB: 1 | K: 1 | BB: 0 | K: 0 | BB: 1 | K: 1 | BB: 1 | K: 1 | BB: 0 | K: 1 | BB: 0 | K: 1 | BB: 1 | K: 0 | BB: 3 | 3B: 0 | DP: 0 |
| | S: 9 | P: 18 | S: 7 | P: 8 | S: 10 | P: 15 | S: 21 | P: 33 | S: 11 | P: 17 | S: 14 | P: 18 | S: 17 | P: 29 | S: 12 | P: 26 | HR: 1 | HBP: 1 |


| PITCHER | IP | WLS | BF | H | R | ER | SO | BB | IBB | HBP | BLK | WP | HR | S | P | ERA | WHIP |
|-------------------------------------|-----|-----|----|---|---|----|----|----|-----|-----|-----|----|----|----|-----|-------|-------|
| Bruce Chen, L (1, 1) ERA: 3.38 | 6.1 | L | 28 | 5 | 5 | 5 | 4 | 3 | 0 | 1 | 1 | 0 | 1 | 71 | 113 | 7.11 | 1.263 |
| Steve Reed, R (7, 1) ERA: 13.5 | 1.0 | | 8 | 4 | 3 | 3 | 1 | 1 | 0 | 0 | 0 | 0 | 0 | 16 | 25 | 27.00 | 5.000 |
| John Parrish, L (8, 1) ERA: 1.35 | 1.0 | | 5 | 0 | 0 | 0 | 1 | 2 | 0 | 0 | 0 | 2 | 0 | 14 | 28 | 0.00 | 2.000 |
| Rick Bauer, R (9, 1) ERA: 12.15 | 0.2 | | 3 | 0 | 0 | 0 | 0 | 1 | 0 | 0 | 0 | 0 | 0 | 7 | 13 | 0.00 | 1.500 |

Boston Red Sox @ Baltimore Orioles

Oriole Park at Camden Yards, Baltimore, MD

Wed Apr 20 2005, 7:05 PM EDT
Att: 36,478 - Partly Cloudy - 82 F

AB 36
R 8
H 9
RBI 7
BB 7
SO 6
LOB 23



| Batter | 1 | 2 | 3 | 4 | 5 | 6 | 7 | 8 | 9 | AB R H RBI BB SO LOB |
|---|---|---|---|---|---|---|---|--------------------------------------|---------------|----------------------|
| 1 Brian Roberts, S OBP: 0.493, SLG: 0.817 (1, 4) F X 0-1 ① F9 | | | | X 0-0 ① B1-3 | | 1 SAFE F B 1 SAFE F B 1 SAFE F B 1-2 10 FC6-4 BB | | B B X C 3-2 ① L3 | 3 0 0 0 1 0 0 | |
| 6 Melvin Mora, R OBP: 0.303, SLG: 0.393 (1, 5) C X 0-1 ② F8 | | | | B C B X 2-1 ② G6-3 | | F C F D B S 2-3 ② K | | B X 1-0 ② P3 | 4 0 0 0 0 1 2 | |
| 10 Miguel Tejada, R OBP: 0.388, SLG: 0.633 (1, 6) B B C S 3-3 ③ K | | | | F B B X 2-1 ③ G6-3 | | F X 0-1 ③ FC6-4 | | C B X 1-1 ③ P5 | 4 0 0 0 0 1 2 | |
| Sammy Sosa, R OBP: 0.328, SLG: 0.483 (1, 9) B S X 2-1 ① G5-4-3 1B | | | | B X 1-0 ① G6-3 | | S B S B 3-3 ① K | | S B S B 3-3 ① K | 3 0 1 0 0 1 0 | |
| Rafael Palmeiro, L OBP: 0.263, SLG: 0.275 (1, 3) C T B C 1-3 ① K | | | | B X 0-2 ② F7 | | B X 1-1 ② G6-3 | | B X 1-1 ② G6-3 | 3 0 0 0 0 1 1 | |
| Javy Lopez, R OBP: 0.345, SLG: 0.453 (1, 10) B 1 F SAFE 2-2 ② G5-4-3 1-2f | | | | B X 2-2 ② G5-4-3 1-2f | | B B T C X 2-2 ② 1B | | B X 0-1 ③ G6-3 | 3 0 1 0 0 0 1 | |
| B.J. Surhoff, L OBP: 0.095, SLG: 0.095 (1, 7) B X 1-0 ① L6 | | | | B X 1-0 ① L6 | | B X 1-0 ③ F9 | | B C S X 1-2 ① P6 | 3 0 0 0 0 0 1 | |
| Luis Matos, R OBP: 0.408, SLG: 0.476 (1, 8) C T B C X 1-2 ② G6-3 | | | | C T B C X 1-2 ② G6-3 | | C S B B X 2-2 ② 1B 1B | | S X 0-1 ② G6-3 | 3 0 1 0 0 0 0 | |
| Geronimo Gil, R OBP: 0.353, SLG: 0.353 (1, 2) F B B F X 3-2 ③ G3 | | | | F B B F X 3-2 ③ G3 | | S T F S 0-3 ① K | | F F B X 1-2 ③ G4-3 | 3 0 0 0 0 1 1 | |

| BOTTOM | | | | | | | | | | | | | | |
|---|--|--|--|--|--|--|--|--|--|-----|----|-----|----|--|
| Boston Red Sox @ Baltimore Orioles Oriole Park at Camden Yards, Baltimore, MD Wed Apr 20 2005, 7:05 PM EDT Att. 36,478 - Partly Cloudy - 82 F | | | | | | | | | | | | | | |
| | | | | | | | | | | AB | 29 | | | |
| | | | | | | | | | | R | 0 | | | |
| | | | | | | | | | | H | 3 | | | |
| | | | | | | | | | | RBI | 0 | | | |
| | | | | | | | | | | BB | 1 | | | |
| | | | | | | | | | | SO | 5 | | | |
| | | | | | | | | | | LOB | 8 | | | |
| | | | | | | | | | | WP: | 0 | PA: | 30 | |
| | | | | | | | | | | PB: | 0 | | | |
| | | | | | | | | | | SB: | 0 | | | |
| | | | | | | | | | | CS: | 0 | | | |

| Inning Stats | | R: 0 E: 0 K: 1 S: 7 | H: 0 LOB: 0 BB: 0 P: 10 | R: 0 E: 0 K: 1 S: 8 | H: 1 LOB: 0 BB: 0 P: 13 | R: 0 E: 0 K: 0 S: 8 | H: 0 LOB: 0 BB: 0 P: 13 | R: 0 E: 0 K: 0 S: 8 | H: 0 LOB: 0 BB: 0 P: 13 | R: 0 E: 0 K: 0 S: 5 | H: 0 LOB: 0 BB: 0 P: 9 | R: 0 E: 0 K: 0 S: 12 | H: 1 LOB: 1 BB: 0 P: 16 | R: 0 E: 0 K: 2 S: 19 | H: 1 LOB: 2 BB: 1 P: 27 | R: 0 E: 0 K: 1 S: 7 | H: 0 LOB: 0 BB: 0 P: 11 | R: 0 E: 0 K: 0 S: 8 | H: 0 LOB: 0 BB: 0 P: 10 | R: 0 E: 0 K: 0 S: 6 | H: 0 LOB: 0 BB: 0 P: 11 | 1B: 3 2B: 0 3B: 0 HR: 0 | SF: 0 SAC: 0 DP: 1 HBP: 0 | WP: 0 PB: 0 SB: 0 CS: 0 | PA: 30 |
|-----------------------|--------|------------------------------|----------------------------------|------------------------------|----------------------------------|------------------------------|----------------------------------|------------------------------|----------------------------------|------------------------------|---------------------------------|-------------------------------|----------------------------------|-------------------------------|----------------------------------|------------------------------|----------------------------------|------------------------------|----------------------------------|------------------------------|----------------------------------|----------------------------------|------------------------------------|----------------------------------|--------|
| PITCHER | | IP | WLS | BF | H | R | ER | SO | BB | IBB | HBP | BLK | WP | HR | S | P | ERA | WHIP | | | | | | | |
| David Wells, L | (1, 1) | 8.0 | W | 27 | 3 | 0 | 0 | 5 | 1 | 0 | 0 | 0 | 0 | 0 | 74 | 109 | 0.00 | 0.500 | | | | | | | |
| Blaine Neal, R | (9, 1) | 1.0 | | 3 | 0 | 0 | 0 | 0 | 0 | 0 | 0 | 0 | 0 | 0 | 6 | 11 | 0.00 | 0.000 | | | | | | | |



| Batter | 1 | 2 | 3 | 4 | 5 | 6 | 7 | 8 | 9 | AB R H RBI BB SO LOB | TOP | |
|---|--|---|--|---|--|--|---|---|--|--|--|--|
| 18 Johnny Damon, L (1, 8) OBP: 0.324, SLG: 0.344 | 0-1 F7 | 1-1 L7 | | | 2-3 K | | | 1-2 F7 | | 4 0 0 0 0 1 2 | | |
| Trot Nixon, L (1, 9) OBP: 0.426, SLG: 0.488 | 2-2 P5 | | 1-0 F8 | | 1-0 L6 | | | 2-2 1B | | 4 0 1 0 0 0 0 | | |
| Manny Ramirez, R (1, 7) OBP: 0.418, SLG: 0.611 | 4-2 BB | | 2-3 K | | 3-2 G3-1 | | | 3-3 K | | 3 0 0 0 1 2 1 | | |
| 34 David Ortiz, L (1, 10) OBP: 0.299, SLG: 0.525 | 1-1 L4 | | 0-3 K | | | 2-2 G1-3 | | 1-0 F9 | | 4 0 0 0 0 1 2 | | |
| Kevin Millar, R (1, 3) OBP: 0.413, SLG: 0.306 | | 0-0 E G4-3 2B | | 0-0 G5-3 | | 1-1 F8 | | 0-0 L6 | | 4 1 1 0 0 0 0 | | |
| Dave McCarty, R (9, 3) OBP: 0.667, SLG: 0.500 | | | | | | | | | | 0 0 0 0 0 0 0 | | |
| Jason Varitek, S (1, 2) OBP: 0.377, SLG: 0.647 | | 0-0 E6 G4-3 1B | | 1-1 BB 1B | | 0-2 G5-3 | | 0-3 K | | 4 0 2 0 0 1 0 | | |
| Edgar Renteria, R (1, 6) OBP: 0.227, SLG: 0.375 | | 2-3 G5-3 | | 4-1 SAFE 1-2 BB | | 0-0 G6-3 | | 2-2 F9 | | 3 0 0 0 1 0 2 | | |
| Ramón Vázquez, L (1, 5) OBP: 0.154, SLG: 0.154 | | 0-2 G4-3 | | 0-3 K | | 0-2 G4-6-3 1B | | | | 3 0 1 1 0 1 3 | | |
| Mark Bellhorn, S (1, 4) OBP: 0.293, SLG: 0.340 | | 2-3 3-H 4-1 BB | | 3-3 K | | 0-0 G4-6-3 1-2f | | | | 2 0 0 0 1 1 3 | | |
| Inning Stats | R: 0 E: 0 K: 0 S: 9 H: 0 LOB: 1 BB: 1 P: 16 | R: 1 E: 1 K: 0 S: 10 H: 2 LOB: 2 BB: 1 P: 17 | R: 0 E: 0 K: 2 S: 8 H: 0 LOB: 0 BB: 0 P: 11 | R: 0 E: 0 K: 2 S: 11 H: 1 LOB: 2 BB: 1 P: 19 | R: 0 E: 0 K: 1 S: 7 H: 0 LOB: 0 BB: 0 P: 13 | R: 0 E: 0 K: 0 S: 8 H: 0 LOB: 0 BB: 0 P: 11 | R: 0 E: 0 K: 0 S: 5 H: 1 LOB: 0 BB: 0 P: 5 | R: 0 E: 0 K: 1 S: 11 H: 1 LOB: 1 BB: 0 P: 18 | R: 0 E: 0 K: 1 S: 8 H: 0 LOB: 0 BB: 0 P: 10 | 1B: 4 2B: 1 3B: 0 HR: 0 SF: 0 SAC: 0 DP: 1 HBP: 0 | WP: 0 PB: 0 SB: 0 CS: 0 PA: 34 | |
| PITCHER | IP WLS BF H R ER SO BB IBB HBP BLK WP HR S P ERA WHIP | | | | | | | | | | | |
| Rodrigo Lopez, R (1, 1) ERA: 1.91 | 8.0 L 31 5 1 0 6 3 0 0 0 0 0 0 69 110 0.00 1.000 | | | | | | | | | | | |
| B.J. Ryan, L (9, 1) ERA: 2.35 | 1.0 3 0 0 0 1 0 0 0 0 0 0 0 8 10 0.00 0.000 | | | | | | | | | | | |

Boston Red Sox @ Baltimore Orioles
 Oriole Park at Camden Yards, Baltimore, MD

Thu Apr 21 2005, 7:05 PM EDT
 Att. 40,419 - Overcast - 67 F

livebaseballscorecards.com

AB 31
R 1
H 5
RBI 1
BB 3
SO 7
LOB 13



BOTTOM

Boston Red Sox @ Baltimore Orioles
Oriole Park at Camden Yards, Baltimore, MD

Thu Apr 21 2005, 7:05 PM EDT
Att. 40,419 - Overcast - 67 F

livebaseballscorecards.com

| | |
|-----|----|
| AB | 34 |
| R | 0 |
| H | 9 |
| RBI | 0 |
| BB | 1 |
| SO | 7 |
| LOB | 14 |



| | | | |
|-----|---|-----|----|
| WP: | 0 | PA: | 35 |
| PB: | 0 | SB: | 0 |
| CS: | 0 | | |

AB R H RBI BB SO LOB

4 0 0 0 0 3 1

4 0 3 0 0 0 0

4 0 1 0 0 0 3

3 0 1 0 1 1 2

4 0 1 0 0 1 2

4 0 1 0 0 1 2

4 0 1 0 0 1 2

3 0 1 0 0 0 0

1B: 7 SF: 0

2B: 2 SAC: 0

3B: 0 DP: 1

HR: 0 HBP: 0

| Batter | 1 | 2 | 3 | 4 | 5 | 6 | 7 | 8 | 9 |
|---|-------------|-----------|-------------------------|-----------------------|-------------|---------------------|-------------|-----------------|---|
| 1 Brian Roberts, S OBP: 0.467, SLG: 0.766 (1, 4) | 1-3 K | | 2-3 K | | 1-0 P4 | | | 0-3 K | |
| 6 Melvin Mora, R OBP: 0.329, SLG: 0.415 (1, 5) | 0-2 L5 | | 1-1 FC5-4 1B | | | 1-0 G4-6-3 1B | | 0-2 10 1B | |
| 10 Miguel Tejada, R OBP: 0.380, SLG: 0.609 (1, 6) | 1-0 G6-3 | | 1-0 FC5-4 | | | 1-2 G4-6-3 | | 0-2 1B | |
| Sammy Sosa, R OBP: 0.338, SLG: 0.476 (1, 9) | | 1-1 1B | | 2-3 K | | 4-2 BB | | 2-1 G1-3 | |
| Rafael Palmeiro, L OBP: 0.262, SLG: 0.273 (1, 3) | | 1-3 K | | 1-1 31 2B 1B | | 1-2 F8 | | 1-1 P5 | |
| Javy Lopez, R OBP: 0.339, SLG: 0.456 David Newhan, L OBP: 0.167, SLG: 0.167 (9, PR) | | 1-2 F8 | | 0-0 P3 | | | 0-1 G3-1 | 0-0 2B | |
| 31 Jay Gibbons, L OBP: 0.308, SLG: 0.370 (1, 10) | | 1-3 K | | 1-1 2B | | | 1-2 F9 | 1-0 F8 | |
| Luis Matos, R OBP: 0.404, SLG: 0.467 B.J. Surhoff, L OBP: 0.091, SLG: 0.091 (9, PH) | | | 1-0 FC6-4 1B | | 3-1 G6-3 | | 0-1 P3 | 2-1 F7 | |
| Larry Bigbie, L OBP: 0.268, SLG: 0.333 (1, 7) | | | 0-0 FC6-4 6 1B | | 3-3 K | | | 2-0 F8 | |

| Inning Stats | R: 0 | H: 0 | R: 0 | H: 1 | R: 0 | H: 2 | R: 0 | H: 0 | R: 0 | H: 1 | R: 0 | H: 0 | R: 0 | H: 2 | R: 0 | H: 1 | 1B: 7 | SF: 0 |
|--------------|------|--------|-------|--------|------|--------|------|--------|-------|--------|------|--------|-------|--------|------|--------|-------|--------|
| | E: 0 | LOB: 0 | E: 0 | LOB: 1 | E: 0 | LOB: 2 | E: 0 | LOB: 0 | E: 0 | LOB: 1 | E: 0 | LOB: 0 | E: 0 | LOB: 2 | E: 0 | LOB: 1 | 2B: 2 | SAC: 0 |
| | K: 1 | BB: 0 | K: 2 | BB: 0 | K: 1 | BB: 0 | K: 1 | BB: 0 | K: 0 | BB: 1 | K: 0 | BB: 0 | K: 1 | BB: 0 | K: 0 | BB: 0 | 3B: 0 | DP: 1 |
| | S: 9 | P: 11 | S: 14 | P: 18 | S: 8 | P: 13 | S: 7 | P: 14 | S: 10 | P: 17 | S: 8 | P: 9 | S: 12 | P: 16 | S: 6 | P: 10 | HR: 0 | HBP: 0 |

| PITCHER | IP | WLS | BF | H | R | ER | SO | BB | IBB | HBP | BLK | WP | HR | S | P | ERA | WHIP |
|---|-----|-----|----|---|---|----|----|----|-----|-----|-----|----|----|----|-----|------|-------|
| 30 Matt Clement, R ERA: 2.13 (1, 1) | 8.0 | W | 31 | 8 | 0 | 0 | 7 | 1 | 0 | 0 | 0 | 0 | 0 | 76 | 110 | 0.00 | 1.125 |
| Keith Foulke, R ERA: 4.0 (9, 1) | 1.0 | S | 4 | 1 | 0 | 0 | 0 | 0 | 0 | 0 | 0 | 0 | 0 | 6 | 10 | 0.00 | 1.000 |

| WP: | 0 | PA: | 35 |
|-----|---|-----|----|
| PB: | 0 | SB: | 0 |
| CS: | 0 | | |

| Batter | 1 | 2 | 3 | 4 | 5 | 6 | 7 | 8 | 9 | AB R H RBI BB SO LOB | TOP | | | | | | | | | | | | | | |
|---|------------------------------|---------------------------------|------------------------------|----------------------------------|---------------------------------|----------------------------------|-------------------------------|----------------------------------|--------------------------------|----------------------------------|------------------------------|---------------------------------|-------------------------------|----------------------------------|-------------------------------|----------------------------------|------------------------------|----------------------------------|----------------------------------|------------------------------------|----------------------------------|--------|--|--|--|
| 18 Johnny Damon, L (1, 8) OBP: 0.329, SLG: 0.353 | 1-2 G5-3 | | 2-2 G5-3 | | 3-2 SF9 | | 2-2 1B | | 1-1 L1-3 | 4 0 2 2 0 0 1 | | | | | | | | | | | | | | | |
| Edgar Renteria, R (1, 6) OBP: 0.225, SLG: 0.362 | 1-1 G1-3 | | | 1-2 G6-3 | 1-1 HBP 1B | | 0-1 F8 | | 1-0 L1-3 | 5 0 1 0 0 0 2 | | | | | | | | | | | | | | | |
| Manny Ramirez, R (1, 7) OBP: 0.423, SLG: 0.632 | 0-0 P4 | | | 3-3 K | 4-2 HBP | | | 1-2 1B 3B | | 3 1 1 0 0 1 0 | | | | | | | | | | | | | | | |
| 34 David Ortiz, L (1, 10) OBP: 0.296, SLG: 0.508 | | 0-3 K | | 0-0 E9 BB 1B | 1-1 G3 | | | 1-3 K | | 4 0 1 0 0 2 3 | | | | | | | | | | | | | | | |
| Kevin Millar, R (1, 3) OBP: 0.433, SLG: 0.314 | | 1-0 HBP | | 4-1 BB BB | | 0-0 F8 | | 2-0 G6-4-3 1B | | 2 0 1 1 1 0 0 | | | | | | | | | | | | | | | |
| Doug Mirabelli, R (1, 2) OBP: 0.313, SLG: 0.385 | | 2-3 K | | 4-2 BB | | 2-2 K | | 3-H 0-2 G6-4-3 | | 2 0 0 0 1 2 1 | | | | | | | | | | | | | | | |
| Jason Varitek, S (8, PH) OBP: 0.370, SLG: 0.635 | | | | 1-2 2-3 BB | | | | 0-2 1-2f | | 1 0 0 0 0 0 1 | | | | | | | | | | | | | | | |
| Jay Payton, R (1, 9) OBP: 0.276, SLG: 0.370 | | 2-0 P3 | | 2-1 F9 | | 1-0 G6-3 | | | 4-2 BB 2B | 3 0 0 0 0 0 4 | | | | | | | | | | | | | | | |
| Trot Nixon, L (9, PH) OBP: 0.436, SLG: 0.488 | | | | | | | | | | 0 1 0 0 1 0 0 | | | | | | | | | | | | | | | |
| Mark Bellhorn, S (1, 4) OBP: 0.323, SLG: 0.393 | | | 4-2 18 G5-3 S BB | | 0-0 SH1-3 18 SF9 2B | | 1-3 K | | 0-1 SH2-3 18 1B 2B | 3 2 2 1 1 1 0 | | | | | | | | | | | | | | | |
| Ramón Vázquez, L (1, 5) OBP: 0.133, SLG: 0.133 | | | 1 SAFE 0-0 F7 | | 1-1 SH1-3 | | 2-2 G4-3 | | 1-0 SH2-3 | 2 0 0 0 0 0 1 | | | | | | | | | | | | | | | |
| Inning Stats | R: 0 E: 0 K: 0 S: 6 | H: 0 LOB: 0 BB: 0 P: 8 | R: 0 E: 0 K: 2 S: 8 | H: 0 LOB: 1 BB: 0 P: 13 | R: 0 E: 0 K: 0 S: 6 | H: 0 LOB: 0 BB: 1 P: 12 | R: 0 E: 1 K: 1 S: 14 | H: 1 LOB: 3 BB: 2 P: 28 | R: 1 E: 0 K: 0 S: 13 | H: 2 LOB: 2 BB: 0 P: 23 | R: 0 E: 0 K: 1 S: 5 | H: 0 LOB: 0 BB: 0 P: 8 | R: 0 E: 0 K: 1 S: 11 | H: 1 LOB: 1 BB: 0 P: 16 | R: 1 E: 0 K: 1 S: 10 | H: 2 LOB: 0 BB: 0 P: 14 | R: 2 E: 0 K: 0 S: 9 | H: 2 LOB: 0 BB: 1 P: 16 | 1B: 5 2B: 3 3B: 1 HR: 0 | SF: 1 SAC: 2 DP: 2 HBP: 2 | WP: 0 PB: 0 SB: 1 CS: 0 | PA: 38 | | | |
| PITCHER | IP | WLS | BF | H | R | ER | SO | BB | IBB | HBP | BLK | WP | HR | S | P | ERA | WHIP | | | | | | | | |
| 19 Scott Kazmir, L (1, 1) ERA: 3.68 | 7.0 | | 29 | 4 | 1 | 1 | 5 | 3 | 0 | 2 | 0 | 0 | 0 | 63 | 108 | 1.29 | 1.000 | | | | | | | | |
| Travis Harper, R (8, 1) ERA: 4.38 | 0.1 | H | 3 | 2 | 1 | 1 | 1 | 0 | 0 | 0 | 0 | 0 | 0 | 7 | 11 | 27.00 | 6.000 | | | | | | | | |
| Danys Baez, R (8, 1) ERA: 1.8 | 1.2 | W | 6 | 2 | 2 | 2 | 0 | 1 | 0 | 0 | 0 | 0 | 0 | 12 | 19 | 10.80 | 1.800 | | | | | | | | |

Boston Red Sox @ Tampa Bay Devil Rays
Tropicana Field, St. Petersburg, FL
Fri Apr 22 2005, 7:15 PM EDT
Att: 30,530 - Dome - 72 F

| | |
|-----|----|
| AB | 29 |
| R | 4 |
| H | 8 |
| RBI | 4 |
| BB | 4 |
| SO | 6 |
| LOB | 13 |



livebaseballscorecards.com

| Batter | 1 | 2 | 3 | 4 | 5 | 6 | 7 | 8 | 9 | AB | R | H | RBI | BB | SO | LOB |
|--|-----------|----------------------------|-----------------------------|-------------------|--|------------------------|-----------------|--------------------------|-----------|----|---|---|-----|----|----|-----|
| 13 Carl Crawford, L OBP: 0.354, SLG: 0.493 (1, 7) | 3-3 K | | 1-0 2B 1B | | 1-0 G4-3 1-3 | | 1-3 K | | 0-0 HR | 4 | 1 | 1 | 0 | 0 | 2 | 1 |
| Julio Lugo, R OBP: 0.370, SLG: 0.388 (1, 6) | 0-1 F9 | | 0-2 2B | | 0-0 BB S 1B | | 0-0 WP 1B | | | 4 | 0 | 3 | 3 | 0 | 0 | 0 |
| Travis Lee, L OBP: 0.368, SLG: 0.327 (1, 3) | 1-1 F7 | | 0-0 G4-3 | | 4-1 BB 1-2 BB | | 1-1 F8 | | | 3 | 0 | 0 | 0 | 1 | 0 | 1 |
| Josh Phelps, R OBP: 0.365, SLG: 0.421 Nick Green, R OBP: 0.190, SLG: 0.150 (1, 10) (8, PR) | | 0-0 3 1B 1B | | 3-2 F9 | 4-2 3 FC6-4 BB | | 2-1 WP | | | 4 | 0 | 2 | 0 | 1 | 0 | 1 |
| 3 Jorge Cantu, R OBP: 0.319, SLG: 0.486 (1, 4) | | 2-1 1-2 G1-4-3 1B | | 1-2 F9 | 2-2 FC6-4 | | | 1-0 3 FC2-8 1B | | 4 | 0 | 1 | 0 | 0 | 0 | 4 |
| 31 Jonny Gomes, R OBP: 0.571, SLG: 0.250 Chris Singleton, L OBP: 0.318, SLG: 0.286 (1, 9) (7, 9) | | 2-1 F8 | | 4-0 BB | | 3-1 CS 1B HBP | | 1-0 FC2-6 WP WP | | 1 | 0 | 0 | 0 | 1 | 0 | 2 |
| Charles Johnson, R OBP: 0.533, SLG: 0.545 Aubrey Huff, L OBP: 0.310, SLG: 0.417 Toby Hall, R OBP: 0.326, SLG: 0.279 (1, 2) (8, PH) (9, 2) | | 1-1 G1-4-3 1-2f | | 2-2 SAFE P6 | | 0-0 CS E 1B | | 4-0 WP BB | | 3 | 1 | 1 | 0 | 0 | 0 | 3 |
| Alex Gonzalez, R OBP: 0.375, SLG: 0.395 (1, 5) | | | 2-3 K2-3 | | 2-2 F9 | 3-1 G5-3 | | 4-1 G5-4-3 IBB | | 4 | 0 | 0 | 0 | 0 | 1 | 4 |
| Alex Sanchez, L OBP: 0.296, SLG: 0.385 Eduardo Perez, R OBP: 0.435, SLG: 0.800 (1, 8) (9, PH) | | | 2-1 E4 13 2B 1B | | 2-0 13 G4-3 13 S 1B 1B | 0-0 B1-3 | | 2-2 G5-4-3 | | 3 | 2 | 1 | 0 | 0 | 0 | 0 |

| Inning Stats | R: 0 | H: 0 | E: 0 | K: 1 | S: 7 | H: 0 | LOB: 0 | BB: 0 | P: 11 | R: 0 | H: 2 | E: 0 | K: 0 | S: 7 | H: 2 | LOB: 1 | BB: 0 | P: 12 | R: 2 | H: 2 | E: 1 | K: 1 | S: 13 | R: 0 | H: 0 | E: 0 | K: 0 | S: 13 | R: 1 | H: 2 | E: 0 | K: 0 | S: 14 | R: 1 | H: 1 | E: 1 | K: 0 | S: 5 | R: 0 | H: 1 | E: 0 | K: 1 | S: 7 | R: 0 | H: 1 | E: 0 | K: 0 | S: 7 | R: 0 | H: 1 | E: 0 | K: 0 | S: 7 | R: 1 | H: 1 | E: 0 | K: 0 | S: 1 | 1B: 8 | 2B: 1 | 3B: 0 | HR: 1 | SF: 0 | SAC: 0 | DP: 2 | HBP: 1 | WP: 3 | PB: 0 | SB: 2 | CS: 2 | PA: 37 |
|--------------|------|------|------|------|------|------|--------|-------|-------|------|------|------|------|------|------|--------|-------|-------|------|------|------|------|-------|------|------|------|------|-------|------|------|------|------|-------|------|------|------|------|------|------|------|------|------|------|------|------|------|------|------|------|------|------|------|------|------|------|------|------|------|-------|-------|-------|-------|-------|--------|-------|--------|-------|-------|-------|-------|--------|
|--------------|------|------|------|------|------|------|--------|-------|-------|------|------|------|------|------|------|--------|-------|-------|------|------|------|------|-------|------|------|------|------|-------|------|------|------|------|-------|------|------|------|------|------|------|------|------|------|------|------|------|------|------|------|------|------|------|------|------|------|------|------|------|------|-------|-------|-------|-------|-------|--------|-------|--------|-------|-------|-------|-------|--------|

| PITCHER | IP | WLS | BF | H | R | ER | SO | BB | IBB | HBP | BLK | WP | HR | S | P | ERA | WHIP |
|---|-----|-----|----|---|---|----|----|----|-----|-----|-----|----|----|----|-----|------|-------|
| 49 Tim Wakefield, R ERA: 1.75 (1, 1) | 6.0 | | 27 | 7 | 4 | 2 | 2 | 3 | 0 | 1 | 0 | 0 | 0 | 59 | 103 | 3.00 | 1.667 |
| Mike Myers, L ERA: (7, 1) | 0.2 | | 3 | 1 | 0 | 0 | 1 | 0 | 0 | 0 | 0 | 0 | 0 | 6 | 8 | 0.00 | 1.500 |
| Matt Mantei, R ERA: 5.4 (7, 1) | 1.1 | | 6 | 1 | 0 | 0 | 0 | 1 | 1 | 0 | 0 | 3 | 0 | 8 | 22 | 0.00 | 1.500 |
| Alan Embree, L ERA: 5.19 (9, 1) | 0.0 | L | 1 | 1 | 1 | 1 | 0 | 0 | 0 | 0 | 0 | 0 | 1 | 1 | 1 | ∞ | ∞ |

BOTTOM

Boston Red Sox @ Tampa Bay Devil Rays
Tropicana Field, St. Petersburg, FL

livebaseballscorecards.com

| | |
|------------|-----------|
| AB | 31 |
| R | 5 |
| H | 10 |
| RBI | 4 |
| BB | 5 |
| SO | 3 |
| LOB | 16 |



Fri Apr 22 2005, 7:15 PM EDT
Att: 30,530 - Dome - 72 F

| Batter | 1 | 2 | 3 | 4 | 5 | 6 | 7 | 8 | 9 | AB R H RBI BB SO LOB | TOP | | | | | | | | | | |
|---|---|---|-------------------------------------|--|--|---|--------------------------------------|--|-------------------------------------|---|------------------------------|----------------------------------|------------------------------|----------------------------------|------------------------------|----------------------------------|------------------------------|----------------------------------|----------------------------------|------------------------------------|--|
| 18 Johnny Damon, L OBP: 0.333, SLG: 0.356 (1, 8) | 2-2 X 2B 1B | 0-1 F 1-2 2-3 3-H 1B | | 1-0 F7 | | 1 SAFE 2-0 L3 1-1 | | | 0-0 P5 | 5 1 2 1 0 0 1 | | | | | | | | | | | |
| Trot Nixon, L OBP: 0.417, SLG: 0.467 (1, 9) | 0-0 F8 | 0-0 SF9 2-3 3-H 1B | | 0-2 1B | | | 1-2 P3 | | 1-3 K | 4 0 1 1 0 1 1 | | | | | | | | | | | |
| Manny Ramirez, R OBP: 0.408, SLG: 0.613 (1, 7) | 3-2 SAFE SAFE 1-H 2B | 1-1 F8 | | 1-3 K | | | 2-3 K | | 3-2 G4-3 | 5 0 1 1 0 2 3 | | | | | | | | | | | |
| 34 David Ortiz, L OBP: 0.307, SLG: 0.594 (1, 10) | 1-2 L5 | | 1-1 HR | | 3-2 HR | | 3-2 G5-3 | | | 4 2 2 2 0 0 1 | | | | | | | | | | | |
| Kevin Millar, R OBP: 0.437, SLG: 0.315 (1, 3) | 0-2 F9 | | 1-2 1B 1B | | 2-2 F9 | | | 1-1 F7 WP HBP | | 3 0 1 0 0 0 1 | | | | | | | | | | | |
| Jason Varitek, S OBP: 0.345, SLG: 0.589 (1, 2) | | | 1-1 F8 | | 0-1 F7 | | | 3-1 F7 | | 4 0 0 0 0 1 2 | | | | | | | | | | | |
| Edgar Renteria, R OBP: 0.253, SLG: 0.375 (1, 6) | | 1-2 2B 18 1B 1B | 3-2 1B | | 2-2 P3 | | | 4-1 G3 BB | | 3 1 2 0 1 0 0 | | | | | | | | | | | |
| Ramón Vázquez, L OBP: 0.158, SLG: 0.211 (1, 5) | | 2-0 18 1B SF9 2B | 0-3 K | | 3-3 K | | | 1-0 G3 | | 4 1 1 0 0 2 3 | | | | | | | | | | | |
| Mark Bellhorn, S OBP: 0.333, SLG: 0.390 (1, 4) | | 4-2 SF9 18 1B BB | | 1-2 F7 | | 1-2 18 L3 1B | | 2-3 K | | 3 0 1 0 1 1 2 | | | | | | | | | | | |
| Inning Stats | R: 1 E: 0 K: 0 S: 18 | H: 2 LOB: 1 BB: 0 P: 24 | R: 2 E: 0 K: 1 S: 15 | H: 3 LOB: 2 BB: 1 P: 24 | R: 1 E: 0 K: 1 S: 13 | H: 3 LOB: 1 BB: 0 P: 19 | R: 0 E: 0 K: 1 S: 11 | H: 1 LOB: 1 BB: 0 P: 14 | R: 1 E: 0 K: 0 S: 15 | H: 1 LOB: 0 BB: 0 P: 22 | R: 0 E: 0 K: 1 S: 9 | H: 1 LOB: 0 BB: 0 P: 15 | R: 0 E: 0 K: 1 S: 9 | H: 0 LOB: 0 BB: 0 P: 15 | R: 0 E: 0 K: 1 S: 8 | H: 0 LOB: 2 BB: 1 P: 19 | R: 0 E: 0 K: 1 S: 7 | H: 0 LOB: 0 BB: 0 P: 11 | 1B: 7 2B: 3 3B: 0 HR: 2 | SF: 1 SAC: 0 DP: 1 HBP: 1 | WP: 1 PA: 39 PB: 0 SB: 0 CS: 0 |
| PITCHER Doug Waechter, R ERA: 5.4 (1, 1) | IP WLS BF H R ER SO BB IBB HBP BLK WP HR S P ERA WHIP | 5.0 25 10 5 5 3 1 0 0 0 0 2 72 103 9.00 2.200 | Casey Fossum, L ERA: 3.75 (6, 1) | 2.0 6 1 0 0 2 0 0 0 0 0 0 18 30 0.00 0.500 | 37 Seth McClung, R ERA: 9.72 (8, 1) | 0.2 4 0 0 0 0 1 0 1 0 1 0 5 14 0.00 1.500 | Trever Miller, L ERA: 1.93 (8, 1) | 0.1 1 0 0 0 1 0 0 0 0 0 0 3 5 0.00 0.000 | Lance Carter, R ERA: 7.84 (9, 1) | 1.0 3 0 0 0 1 0 0 0 0 0 0 7 11 0.00 0.000 | | | | | | | | | | | |

Boston Red Sox @ Tampa Bay Devil Rays
Tropicana Field, St. Petersburg, FL
Sat Apr 23 2005, 6:15 PM EDT
Att. 33,220 - Dome - 72 F

| | |
|-----|----|
| AB | 35 |
| R | 5 |
| H | 11 |
| RBI | 5 |
| BB | 2 |
| SO | 7 |
| LOB | 14 |



| Batter | 1 | 2 | 3 | 4 | 5 | 6 | 7 | 8 | 9 |
|--|-------------|-------------|---------------------------|--------------------------|-----------------|-----------------------|-----------------|------------------------|---|
| 13 Carl Crawford, L OBP: 0.349, SLG: 0.473 (1, 7) | 1-2 F7 | | 2-2 G4-3 | | 0-3 K | | 1-0 E HBP | | |
| Alex Sanchez, L OBP: 0.290, SLG: 0.367 (1, 8) | 0-3 K | | | 2-1 G4-3 | | 2-2 3B 1B 2B | 2-0 G4-3 | | |
| Julio Lugo, R OBP: 0.364, SLG: 0.408 (1, 6) | 1-1 G5-3 | | | 2-2 1B 3B | | 0-0 F7 | | 1-0 P3 | |
| Aubrey Huff, L OBP: 0.320, SLG: 0.438 (1, 9) | | 1-1 F9 | | 3-1 3 G6-4-3 1B | | 2-3 K | | 0-1 3 G5-3 2B | |
| 3 Jorge Cantu, R OBP: 0.316, SLG: 0.473 (1, 4) | | 1-3 K | | 1-2 3-H G6-4-3 | | 0-1 2B 1B | | 0-1 G5-3 | |
| Travis Lee, L OBP: 0.361, SLG: 0.340 (1, 3) | | 1-1 G4-3 | | | 0-0 F7 | 0-2 2B | | 1-3 K | |
| Josh Phelps, R OBP: 0.379, SLG: 0.450 (1, 10) | | | 0-1 1B G5-4-3 1B | | 1-2 HR 2B | 0-1 G5-3 | | | |
| Toby Hall, R OBP: 0.327, SLG: 0.283 (1, 2) | | | 0-1 G5-4-3 1B | | 1-3 K | | 0-1 F9 | | |
| Alex Gonzalez, R OBP: 0.373, SLG: 0.457 (1, 5) | | | 0-2 G5-4-3 | | 1-0 HR | | 0-0 L4 | | |

| Inning Stats | R: 0 | H: 0 | E: 0 | LOB: 0 | K: 1 | S: 11 | P: 13 |
|--------------|------|------|------|--------|------|-------|-------|
| | R: 0 | H: 0 | E: 0 | LOB: 0 | K: 1 | S: 7 | P: 10 |
| | R: 1 | H: 2 | E: 0 | LOB: 0 | K: 0 | S: 10 | P: 12 |
| | R: 1 | H: 2 | E: 0 | LOB: 0 | K: 0 | S: 11 | P: 19 |
| | R: 2 | H: 2 | E: 0 | LOB: 0 | K: 2 | S: 11 | P: 14 |
| | R: 2 | H: 3 | E: 0 | LOB: 1 | K: 1 | S: 15 | P: 19 |
| | R: 0 | H: 0 | E: 1 | LOB: 1 | K: 0 | S: 4 | P: 7 |
| | R: 0 | H: 1 | E: 0 | LOB: 1 | K: 1 | S: 9 | P: 11 |

| PITCHER | IP | WLS | BF | H | R | ER | SO | BB | IBB | HBP | BLK | WP | HR | S | P | ERA | WHIP |
|--|-----|-----|----|---|---|----|----|----|-----|-----|-----|----|----|----|----|------|-------|
| 38 Curt Schilling, R ERA: 8.15 (1, 1) | 7.0 | L | 29 | 9 | 6 | 6 | 5 | 0 | 0 | 1 | 0 | 0 | 1 | 69 | 94 | 7.71 | 1.286 |
| 50 Mike Timlin, R ERA: 2.35 (8, 1) | 1.0 | | 4 | 1 | 0 | 0 | 1 | 0 | 0 | 0 | 0 | 0 | 0 | 9 | 11 | 0.00 | 1.000 |

BOTTOM

Boston Red Sox @ Tampa Bay Devil Rays
Tropicana Field, St. Petersburg, FL

Sat Apr 23 2005, 6:15 PM EDT
Att: 33,220 - Dome - 72 F


| | | | | | | |
|----|---|---|-----|----|----|-----|
| AB | R | H | RBI | BB | SO | LOB |
| 3 | 0 | 0 | 0 | 0 | 1 | 0 |
| 4 | 1 | 1 | 0 | 0 | 1 | 1 |
| 4 | 1 | 1 | 0 | 0 | 0 | 1 |
| 4 | 0 | 2 | 1 | 0 | 1 | 1 |
| 4 | 1 | 1 | 0 | 0 | 1 | 2 |
| 4 | 0 | 1 | 2 | 0 | 1 | 1 |
| 3 | 2 | 2 | 0 | 0 | 0 | 1 |
| 3 | 0 | 1 | 0 | 0 | 1 | 1 |
| 3 | 1 | 1 | 2 | 0 | 0 | 1 |

| | |
|-----|----|
| AB | 32 |
| R | 6 |
| H | 10 |
| RBI | 5 |
| BB | 0 |
| SO | 6 |
| LOB | 9 |

WP: 0 PA: 33
PB: 0
SB: 0
CS: 0



| Batter | 1 | 2 | 3 | 4 | 5 | 6 | 7 | 8 | 9 | AB R H RBI BB SO LOB | | | | | | | | | | | | |
|--|-------------------------------|------------------------------------|-------------------------------|----------------------------------|------------------------------|----------------------------------|-------------------------------|--|------------------------------|---------------------------------|-------------------------------|----------------------------------|------------------------------|----------------------------------|-------------------------------|----------------------------------|------------------------------|----------------------------------|----------------------------------|------------------------------------|----------------------------------|--------|
| 18 Johnny Damon, L OBP: 0.369, SLG: 0.397 (1, 8) | 1-1 E S SF7 1B | 0-0 2B | | 4-2 BB | | 1-1 G3 | | 3-2 HR 1B | 2-2 G6-4-3 1B | 5 2 4 2 1 0 1 | | | | | | | | | | | | |
| Trot Nixon, L OBP: 0.422, SLG: 0.447 (1, 9) | 4-1 1B 34 G1-6-3 | 4-2 BB | | 2-1 L3 | | | 1-0 P3 | 1-0 HR | 3-2 G6-4-3 | 2 1 0 0 2 0 1 2 1 1 4 0 0 2 | | | | | | | | | | | | |
| Jay Payton, R OBP: 0.290, SLG: 0.483 (7, 9) | 1-3 BB | | | | | | | 1-H 2-H 3-H | 1-2f 2-3 | | | | | | | | | | | | | |
| Manny Ramirez, R OBP: 0.390, SLG: 0.627 (1, 7) | 0-0 SF7 | 0-0 P3 | | | | 1-0 G5-3 | 1-0 HR | 0-3 K | 1-0 G6-3 | 5 1 1 2 0 1 3 | | | | | | | | | | | | |
| 34 David Ortiz, L OBP: 0.300, SLG: 0.608 (1, 10) | 2-2 G1-6-3 | | 3-3 K | | | 2-1 F8 | 2-3 K | 1-1 HR | | 5 1 1 1 0 2 1 | | | | | | | | | | | | |
| Kevin Millar, R OBP: 0.447, SLG: 0.328 (1, 3) | 3-2 1B | | 0-1 FC5 G6-3 1B | | | 0-1 G4-3 | | 4-2 WP 1B | | 4 0 2 1 1 0 0 0 0 0 0 0 0 0 | | | | | | | | | | | | |
| Dave McCarty, R OBP: 0.667, SLG: 0.500 (8, 3) | 2-H | | | | | | | BB | | | | | | | | | | | | | | |
| Jason Varitek, S OBP: 0.349, SLG: 0.567 (1, 2) | 2-2 G5-3 | | 0-0 G6-3 | | | | 1-3 K | FC4-6 1B BB | WP 1B | 4 1 1 0 1 1 2 | | | | | | | | | | | | |
| Edgar Renteria, R OBP: 0.288, SLG: 0.387 (1, 6) | | 2-2 G1-3 S 18 2B 1B | 0-0 FC5 | | | | 3-1 2B 1B | FC4-6 1B BB | FC4-6 1B BB | 3 2 2 0 2 0 1 | | | | | | | | | | | | |
| Ramón Vázquez, L OBP: 0.167, SLG: 0.250 (1, 5) | | 1-1 F8 | | 3-2 F7 | | | 1-0 F8 1H 2B | FC4-6 1B BB | F8 | 5 1 1 1 0 0 6 | | | | | | | | | | | | |
| Mark Bellhorn, S OBP: 0.338, SLG: 0.371 (1, 4) | 1 SAFE G1-3 | 2-2 G1-3 | | 1-0 F8 | | | 3-3 K | 1 SAFE BB 1 SAFE BB BB BB | 4-1 18 1B HR BB | 4-1 G6-4-3 18 1B BB | 3 1 0 0 2 1 2 | | | | | | | | | | | |
| Inning Stats | R: 2 E: 0 K: 0 S: 16 | H: 2 LOB: 1 BB: 1 P: 28 | R: 1 E: 0 K: 0 S: 14 | H: 2 LOB: 2 BB: 1 P: 23 | R: 0 E: 0 K: 1 S: 9 | H: 1 LOB: 1 BB: 0 P: 12 | R: 0 E: 0 K: 0 S: 11 | H: 0 LOB: 1 BB: 1 P: 21 | R: 0 E: 0 K: 0 S: 5 | H: 0 LOB: 0 BB: 0 P: 8 | R: 1 E: 0 K: 2 S: 12 | H: 2 LOB: 1 BB: 0 P: 21 | R: 1 E: 0 K: 1 S: 9 | H: 1 LOB: 0 BB: 0 P: 14 | R: 6 E: 0 K: 1 S: 26 | H: 4 LOB: 3 BB: 5 P: 53 | R: 0 E: 0 K: 0 S: 8 | H: 1 LOB: 1 BB: 1 P: 18 | 1B: 8 2B: 2 3B: 0 HR: 3 | SF: 1 SAC: 0 DP: 1 HBP: 0 | WP: 1 PB: 0 SB: 2 CS: 0 | PA: 48 |

| Boston Red Sox @ Tampa Bay Devil Rays | | | | | | | | | | | | | |
|---|----|---|----|---|----|-----|----|----|---|----|---|-----|----|
| Tropicana Field, St. Petersburg, FL | | | | | | | | | | | | | |
| Sun Apr 24 2005, 2:15 PM EDT | | | | | | | | | | | | | |
| Att: 30,236 - Dome - 72 F | | | | | | | | | | | | | |
| AB | 38 | R | 11 | H | 13 | RBI | 11 | BB | 9 | SO | 5 | LOB | 19 |
|  | | | | | | | | | | | | | |

| Batter | 1 | 2 | 3 | 4 | 5 | 6 | 7 | 8 | 9 | AB R H RBI BB SO LOB |
|--|-------------|--------------------------|-----------------------|---|-------------|--------------------------|------------------------|----------------|--------------------------|--------------------------------|
| 13 Carl Crawford, L OBP: 0.330, SLG: 0.443 (1, 7) | 2-2 F7 | | 1-1 G4-3 | | 0-1 F7 | | 1-3 K | | 3-2 FC6-4 G3-1 | 5 0 0 0 0 1 4 |
| Alex Sanchez, L OBP: 0.294, SLG: 0.364 Eduardo Perez, R OBP: 0.440, SLG: 0.773 (1, 10) (7, PH) (8, 10) | 2-3 K | | | 0-0 1B FC4-6 1B | | 2-1 P2 | 1-2 1B | | 1-2 G3-1 | 3 1 1 0 0 1 0 2 0 1 1 0 0 1 |
| Julio Lugo, R OBP: 0.341, SLG: 0.382 (1, 6) | 2-1 G4-3 | | 1-1 F8 | | 2-2 G6-3 | | 0-0 F8 | | 2-0 F9 | 5 0 0 0 0 0 4 |
| Aubrey Huff, L OBP: 0.354, SLG: 0.463 (1, 9) | | 1-2 3 G5-4-3 1B | | 0-0 1B FC4-6 1B | | 2-0 1B HBP | | 0-1 3 1B | | 3 0 3 0 0 0 0 |
| Travis Lee, L OBP: 0.354, SLG: 0.333 (1, 3) | | 0-3 K | | 2-2 FC4-6 3 FC6-4 1-2f 3-H | | 2-2 1B FC5-4 1B | | 1-3 K | | 4 0 1 1 0 2 3 |
| 3 Jorge Cantu, R OBP: 0.313, SLG: 0.462 (1, 4) | | 0-2 G5-4-3 1-2f | | 1-2 FC6-4 1-2f | | 2-0 FC5-4 1-2f | | 0-0 1B | | 4 0 1 0 0 0 4 |
| Chris Singleton, L OBP: 0.346, SLG: 0.292 (1, 8) | | | 0-1 G4-6-3 1B | | 1-1 G3 | | 2-0 BB 1B HBP | | 2-3 K | 3 1 1 0 0 1 2 |
| Charles Johnson, R OBP: 0.533, SLG: 0.545 Toby Hall, R OBP: 0.321, SLG: 0.265 (1, 2) (3, PH) (4, 2) | | | 0-1 G4-6-3 1-2f | | 1-2 F8 | | 4-2 1B BB | | 1-1 F7 | 0 0 0 0 0 0 0 3 0 0 0 1 0 3 |
| Nick Green, R OBP: 0.280, SLG: 0.375 (1, 5) | | | 0-0 1B | | 1-1 HR | | 3-3 K | | 2-2 13 FC6-4 1B | 4 1 3 1 0 1 2 |

| Inning Stats | R: 0 E: 0 K: 1 S: 11 | H: 0 LOB: 0 BB: 0 P: 17 | R: 0 E: 0 K: 1 S: 9 | H: 1 LOB: 0 BB: 0 P: 10 | R: 0 E: 0 K: 0 S: 7 | H: 2 LOB: 1 BB: 0 P: 8 | R: 1 E: 0 K: 0 S: 12 | H: 2 LOB: 1 BB: 0 P: 16 | R: 1 E: 0 K: 0 S: 9 | H: 1 LOB: 0 BB: 0 P: 12 | R: 0 E: 0 K: 0 S: 10 | H: 1 LOB: 2 BB: 0 P: 20 | R: 1 E: 0 K: 2 S: 14 | H: 1 LOB: 2 BB: 1 P: 25 | R: 0 E: 0 K: 2 S: 11 | H: 2 LOB: 2 BB: 0 P: 15 | R: 0 E: 0 K: 0 S: 11 | H: 1 LOB: 1 BB: 0 P: 19 | 1B: 10 2B: 0 3B: 0 HR: 1 | SF: 0 SAC: 0 DP: 2 HBP: 2 |
|--------------|-------------------------------|----------------------------------|------------------------------|----------------------------------|------------------------------|---------------------------------|-------------------------------|----------------------------------|------------------------------|----------------------------------|-------------------------------|----------------------------------|-------------------------------|----------------------------------|-------------------------------|----------------------------------|-------------------------------|----------------------------------|-----------------------------------|------------------------------------|
|--------------|-------------------------------|----------------------------------|------------------------------|----------------------------------|------------------------------|---------------------------------|-------------------------------|----------------------------------|------------------------------|----------------------------------|-------------------------------|----------------------------------|-------------------------------|----------------------------------|-------------------------------|----------------------------------|-------------------------------|----------------------------------|-----------------------------------|------------------------------------|

BOTTOM

Boston Red Sox @ Tampa Bay Devil Rays
Tropicana Field, St. Petersburg, FL

Sun Apr 24 2005, 2:15 PM EDT
Att: 30,236 - Dome - 72 F

| | |
|------------|-----------|
| AB | 36 |
| R | 3 |
| H | 11 |
| RBI | 3 |
| BB | 1 |
| SO | 6 |
| LOB | 23 |

WP: 0 PA: 39
PB: 0
SB: 0
CS: 0



| PITCHER | IP | WLS | BF | H | R | ER | SO | BB | IBB | HBP | BLK | WP | HR | S | P | ERA | WHIP |
|---|-----|-----|----|---|---|----|----|----|-----|-----|-----|----|----|----|----|------|-------|
| Bronson Arroyo, R ERA: 4.01 (1, 1) | 6.0 | W | 25 | 7 | 3 | 3 | 2 | 0 | 0 | 0 | 0 | 0 | 1 | 58 | 85 | 4.50 | 1.167 |
| Matt Mantei, R ERA: 5.14 (7, 1) | 0.1 | H | 2 | 0 | 0 | 0 | 1 | 1 | 0 | 0 | 0 | 0 | 0 | 7 | 14 | 0.00 | 3.000 |
| Mike Myers, L ERA: (7, 1) | 0.1 | H | 1 | 0 | 0 | 0 | 1 | 0 | 0 | 0 | 0 | 0 | 0 | 3 | 4 | 0.00 | 0.000 |
| 50 Mike Timlin, R ERA: 2.25 (7, 1) | 0.1 | H | 2 | 1 | 0 | 0 | 0 | 0 | 0 | 0 | 0 | 0 | 0 | 4 | 5 | 0.00 | 3.000 |
| John Halama, L ERA: 4.05 (8, 1) | 2.0 | | 9 | 3 | 0 | 0 | 2 | 0 | 0 | 0 | 0 | 0 | 0 | 22 | 34 | 0.00 | 1.500 |

| Batter | 1 | 2 | 3 | 4 | 5 | 6 | 7 | 8 | 9 | AB R H RBI BB SO LOB | TOP | | | | | | | | | | | |
|--|---|----------------------------------|-------------------------------|----------------------------------|------------------------------|----------------------------------|---------------------------------------|----------------------------------|------------------------------|----------------------------------|-------------------------------|----------------------------------|-------------------------------|----------------------------------|-------------------------------|----------------------------------|-------------------------------|----------------------------------|----------------------------------|------------------------------------|----------------------------------|---|
| 1 Brian Roberts, S OBP: 0.463, SLG: 0.732 (1, 4) | 0-0 10 S 6 S G6-3 1B | 0-0 G6-4-3 | | 2-1 2-H 1B | | 3-2 2B | | 0-3 K | | 5 1 3 2 0 1 2 | | | | | | | | | | | | |
| 6 Melvin Mora, R OBP: 0.333, SLG: 0.488 (1, 5) | 0-3 K 1-2 | | 2-1 F9 | 1-2 P4 | | 2-1 G5-3 | | 0-0 10 F9 2B | | 5 0 1 0 0 1 3 | | | | | | | | | | | | |
| 10 Miguel Tejada, R OBP: 0.367, SLG: 0.585 (1, 6) | 2-2 G6-3 2-H | | 2-1 CS 1B | | 2-0 P4 | | 3-2 L4 | | 2-1 F9 2-3 | 5 0 1 1 0 0 1 | | | | | | | | | | | | |
| Sammy Sosa, R OBP: 0.333, SLG: 0.512 (1, 9) | 3-3 K | | 3-3 K 1-2 | | 1-1 FC6 1B | | 2-3 K | | 3-3 K | 5 0 1 0 0 4 2 | | | | | | | | | | | | |
| Javy Lopez, R OBP: 0.395, SLG: 0.544 (1, 10) | | | | | 1-1 P4 | | 1-0 P4 2B | | 4-2 BB | 3 2 2 0 2 0 1 | | | | | | | | | | | | |
| B.J. Surhoff, L OBP: 0.194, SLG: 0.290 (1, 7) | | | | | 0-2 FC6 1-2f | | 0-3 K | | 1-1 P5 | 5 2 2 2 0 1 4 | | | | | | | | | | | | |
| Luis Matos, R OBP: 0.406, SLG: 0.458 (1, 8) | | | | | 0-0 G1-6-3 | | 0-1 G4-3 SH1-3 1 2B 1B | | 4-1 S E BB | 3 2 2 1 1 0 0 | | | | | | | | | | | | |
| Chris Gomez, R OBP: 0.500, SLG: 0.375 (1, 3) | | | | | 1-2 K 1B | | 0-0 SH1-3 1-2 | | 1-3 K | 2 1 1 0 0 1 2 1 0 0 0 0 1 1 | | | | | | | | | | | | |
| Rafael Palmeiro, L OBP: 0.270, SLG: 0.279 (6, 3) | | | | | 1-2 G4-3 1B | | 0-0 G4-3 | | 1-2 K | | | | | | | | | | | | | |
| Geronimo Gil, R OBP: 0.280, SLG: 0.320 (1, 2) | | | | | 1-1 G4-3 | | 0-0 G4-3 | | 0-3 K 2-H | 4 0 0 1 0 1 3 | | | | | | | | | | | | |
| Inning Stats | R: 1 E: 0 K: 2 S: 10 | H: 1 LOB: 0 BB: 0 P: 15 | R: 2 E: 1 K: 1 S: 12 | H: 2 LOB: 1 BB: 1 P: 20 | R: 0 E: 0 K: 1 S: 7 | H: 1 LOB: 0 BB: 0 P: 14 | R: 3 E: 0 K: 0 S: 18 | H: 4 LOB: 1 BB: 0 P: 24 | R: 0 E: 0 K: 0 S: 6 | H: 1 LOB: 1 BB: 0 P: 11 | R: 1 E: 0 K: 0 S: 10 | H: 2 LOB: 1 BB: 0 P: 15 | R: 0 E: 0 K: 2 S: 11 | H: 1 LOB: 1 BB: 0 P: 17 | R: 1 E: 1 K: 3 S: 11 | H: 0 LOB: 0 BB: 1 P: 16 | R: 0 E: 0 K: 1 S: 11 | H: 1 LOB: 2 BB: 1 P: 21 | 1B: 8 2B: 4 3B: 0 HR: 1 | SF: 0 SAC: 1 DP: 1 HBP: 0 | WP: 0 PB: 0 SB: 4 CS: 1 | PA: 42 |
| PITCHER | IP WLS BF H R ER SO BB IBB HBP BLK WP HR S P ERA WHIP | | | | | | | | | | | | | | | | | | | | PITCHER | IP WLS BF H R ER SO BB IBB HBP BLK WP HR S P ERA WHIP |
| David Wells, L ERA: 4.91 (1, 1) | 3.2 L 19 8 6 6 4 1 0 0 0 0 1 44 69 14.73 2.455 | | | | | | | | | | | | | | | | | | | | | |
| Blaine Neal, R ERA: 6.75 (4, 1) | 2.1 10 3 1 1 0 0 0 0 0 0 0 0 19 30 3.86 1.286 | | | | | | | | | | | | | | | | | | | | | |
| Matt Mantei, R ERA: 4.7 (7, 1) | 0.2 3 1 0 0 1 0 0 0 0 0 0 0 8 14 0.00 1.500 | | | | | | | | | | | | | | | | | | | | | |
| Alan Embree, L ERA: 4.5 (7, 1) | 1.1 5 0 1 0 4 1 0 0 0 0 0 0 14 19 0.00 0.750 | | | | | | | | | | | | | | | | | | | | | |
| John Halama, L ERA: 3.52 (9, 1) | 1.0 5 1 0 0 1 1 0 0 0 0 0 0 11 21 0.00 2.000 | | | | | | | | | | | | | | | | | | | | | |

Baltimore Orioles @ Boston Red Sox
Fenway Park, Boston, MA
Mon Apr 25 2005, 7:05 PM EDT
Att. 35,003 - Cloudy - 49 F

livebaseballscorecards.com

| | |
|-----|----|
| AB | 38 |
| R | 8 |
| H | 13 |
| RBI | 7 |
| BB | 3 |
| SO | 10 |
| LOB | 19 |



| Batter | 1 | 2 | 3 | 4 | 5 | 6 | 7 | 8 | 9 | AB | R | H | RBI | BB | SO | LOB |
|--|--------------------------------|-----------------------|-------------------|---|--------------------------------|-----------|---------------------------------|--------------------------------|-------------------------------|----|---|---|-----|----|----|-----|
| 18 Johnny Damon, L OBP: 0.404, SLG: 0.420 | 4-2 WP 1B BB | 0-0 1-3 1B | | | 4-2 BB BB BB BB BB BB BB BB | | 1-1 1-2 G5-4-3 1B | | 2-2 FC4-6 1B | 3 | 1 | 3 | 0 | 2 | 0 | 0 |
| Edgar Renteria, R OBP: 0.282, SLG: 0.375 | 2-1 1-H 34 1B 1B | 2-2 G5-3 | | | 1-3 K | | 2-2 G5-4-3 | | 1-2 FC4-6 FC5-4 1-2f | 5 | 1 | 1 | 1 | 0 | 1 | 6 |
| Manny Ramirez, R OBP: 0.368, SLG: 0.583 | 2-1 F9 | | 0-2 G6-3 | | 2-2 L7 | | 0-1 G6-3 | | 0-1 FC5-4 1-2f | 5 | 0 | 0 | 0 | 0 | 0 | 4 |
| 34 David Ortiz, L OBP: 0.321, SLG: 0.615 | 2-1 F8-4 1-2 1B 1B | | 1-2 G2-3 1B | | 2-2 G3-4-3 | | | 0-2 2B E 1B | | 4 | 1 | 3 | 0 | 0 | 0 | 1 |
| Kevin Millar, R OBP: 0.436, SLG: 0.323 | 0-1 1-2 2-H 1B | | 1-2 G2-3 | | | 0-0 F9 | | 2-2 F9 | | 4 | 0 | 1 | 1 | 0 | 0 | 2 |
| Jason Varitek, S OBP: 0.358, SLG: 0.625 | 1-2 F8-4 2-2 | | 0-3 K | | | 0-0 HR | | 0-0 E8 G5-3 1-H 2B | | 4 | 1 | 2 | 1 | 0 | 1 | 3 |
| Jay Payton, R OBP: 0.257, SLG: 0.424 | | 3-1 G4-3 | | | 0-0 G6-3 | | 0-1 P6 | | 2-2 G5-3 | 4 | 0 | 0 | 0 | 0 | 0 | 1 |
| Mark Bellhorn, S OBP: 0.320, SLG: 0.348 | | 0-1 F8 | | | 3-3 K | | 0-0 G6-3 | | 3-2 P5 | 4 | 0 | 0 | 0 | 0 | 1 | 1 |
| Ramón Vázquez, L OBP: 0.259, SLG: 0.308 | | 1-1 18 1B 1B | | | 2-1 1B | | 4-1 G5-4-3 18 1B BB | | 1-3 K | 2 | 0 | 2 | 0 | 1 | 0 | 0 |
| Bill Mueller, S OBP: 0.345, SLG: 0.298 | | | | | | | | | | 1 | 0 | 0 | 0 | 0 | 1 | 0 |

| Inning Stats | R: 2 | H: 3 | E: 0 | K: 0 | S: 13 | LOB: 1 | BB: 1 | P: 24 | R: 0 | H: 2 | E: 0 | K: 0 | S: 10 | LOB: 2 | BB: 0 | P: 16 | R: 0 | H: 1 | E: 0 | K: 1 | S: 12 | LOB: 1 | BB: 0 | P: 14 | R: 0 | H: 1 | E: 0 | K: 1 | S: 6 | LOB: 1 | BB: 0 | P: 11 | R: 0 | H: 0 | E: 0 | K: 1 | S: 15 | LOB: 1 | BB: 1 | P: 24 | R: 1 | H: 1 | E: 0 | K: 0 | S: 5 | LOB: 0 | BB: 0 | P: 5 | R: 0 | H: 1 | E: 0 | K: 0 | S: 8 | LOB: 1 | BB: 1 | P: 15 | R: 1 | H: 2 | E: 1 | K: 0 | S: 15 | LOB: 1 | BB: 0 | P: 22 | R: 0 | H: 1 | E: 0 | K: 1 | S: 13 | LOB: 1 | BB: 0 | P: 17 | 1B: 10 | SF: 0 | 2B: 2 | SAC: 0 | 3B: 0 | DP: 2 | HR: 1 | HBP: 0 | WP: 1 | PA: 39 |
|--------------|------|------|------|------|-------|--------|-------|-------|------|------|------|------|-------|--------|-------|-------|------|------|------|------|-------|--------|-------|-------|------|------|------|------|------|--------|-------|-------|------|------|------|------|-------|--------|-------|-------|------|------|------|------|------|--------|-------|------|------|------|------|------|------|--------|-------|-------|------|------|------|------|-------|--------|-------|-------|------|------|------|------|-------|--------|-------|-------|--------|-------|-------|--------|-------|-------|-------|--------|-------|--------|
|--------------|------|------|------|------|-------|--------|-------|-------|------|------|------|------|-------|--------|-------|-------|------|------|------|------|-------|--------|-------|-------|------|------|------|------|------|--------|-------|-------|------|------|------|------|-------|--------|-------|-------|------|------|------|------|------|--------|-------|------|------|------|------|------|------|--------|-------|-------|------|------|------|------|-------|--------|-------|-------|------|------|------|------|-------|--------|-------|-------|--------|-------|-------|--------|-------|-------|-------|--------|-------|--------|

| PITCHER | IP | WLS | BF | H | R | ER | SO | BB | IBB | HBP | BLK | WP | HR | S | P | ERA | WHIP |
|----------------------------|--------|-----|----|----|---|----|----|----|-----|-----|-----|----|----|----|-----|------|-------|
| Bruce Chen, L ERA: 3.62 | (1, 1) | 6.0 | W | 28 | 9 | 3 | 3 | 3 | 3 | 0 | 0 | 1 | 1 | 64 | 102 | 4.50 | 2.000 |
| Todd Williams, R ERA: | (7, 1) | 2.0 | H | 7 | 2 | 1 | 0 | 0 | 0 | 0 | 0 | 0 | 0 | 20 | 29 | 0.00 | 1.000 |
| B.J. Ryan, L ERA: 2.79 | (9, 1) | 1.0 | | 4 | 1 | 0 | 0 | 1 | 0 | 0 | 0 | 0 | 0 | 13 | 17 | 0.00 | 1.000 |

BOTTOM

Baltimore Orioles @ Boston Red Sox
Fenway Park, Boston, MA
Mon Apr 25 2005, 7:05 PM EDT
Att: 35,003 - Cloudy - 49 F

livebaseballscorecards.com

| | |
|-----|----|
| AB | 36 |
| R | 4 |
| H | 12 |
| RBI | 3 |
| BB | 3 |
| SO | 4 |
| LOB | 18 |



| Batter | 1 | 2 | 3 | 4 | 5 | 6 | 7 | 8 | 9 | AB R H RBI BB SO LOB | TOP | | | | | | | | | | | | | | | | |
|--|---|----------------------------------|-------------------------------|----------------------------------|---------------------------------|----------------------------------|-------------------------------|----------------------------------|-------------------------------|----------------------------------|-------------------------------|----------------------------------|------------------------------|----------------------------------|-------------------------------|----------------------------------|-------------------------------|----------------------------------|-----------------------------------|------------------------------------|----------------------------------|--------|--|--|--|--|--|
| 1 Brian Roberts, S OBP: 0.450, SLG: 0.713 (1, 4) | 0-0 F9 | 2-3 K | | 2-1 2B | 2-2 G4-3 | | 1-3 K | | 1-2 SH 6 1B | 5 0 1 1 0 2 3 | | | | | | | | | | | | | | | | | |
| 6 Melvin Mora, R OBP: 0.365, SLG: 0.517 (1, 5) | 2-2 10 1B 1B | | 1-1 G5-4-3 2B 1B | 0-1 P2 | | 4-2 1B BB | | 2-2 10 HR 2B | 1-2 G4-6-3 1B | 5 3 4 0 1 0 1 | | | | | | | | | | | | | | | | | |
| 10 Miguel Tejada, R OBP: 0.385, SLG: 0.636 (1, 6) | 1-0 G1-3 1B 1-3 1B | | 2-2 G5-4-3 1B | | 2-1 1B 2B | 2-3 K | | 0-2 HR | 2-3 K | 6 2 4 2 0 2 4 | | | | | | | | | | | | | | | | | |
| Sammy Sosa, R OBP: 0.333, SLG: 0.500 (1, 9) | 1-2 G1-3 1B | | 3-1 G5-4-3 1-2f 2-3 | | 0-2 31 FC3-6 1B 2-H | 1-3 K | | 3-2 F8 | 1-0 G4-6-3 | 6 1 2 2 0 1 6 | | | | | | | | | | | | | | | | | |
| Rafael Palmeiro, L OBP: 0.291, SLG: 0.315 (1, 3) | 2-1 G1-3 1-2 2-3 | | 1-1 2B | | 2-2 L5 | 1-0 1B | | 2-0 HR 1B | | 5 1 3 1 0 0 3 | | | | | | | | | | | | | | | | | |
| Javy Lopez, R OBP: 0.395, SLG: 0.575 (1, 2) | 0-0 G5-3 | | 2-2 F8 | | 0-0 31 FC3-6 1B | 1-0 F7 | | 1-1 HR | | 5 1 2 2 0 0 5 | | | | | | | | | | | | | | | | | |
| Geronimo Gil, R OBP: 0.280, SLG: 0.320 (9, 2) | | | | | | | | | | 0 0 0 0 0 0 0 | | | | | | | | | | | | | | | | | |
| 31 Jay Gibbons, L OBP: 0.282, SLG: 0.385 (1, 10) | | | 2-2 G4-3 | | 1-2 G4-3 1 2B 2B | 0-0 FC3-6 1B E | | 1-0 G1-3 | 0-0 P6 | 5 2 1 0 0 0 2 | | | | | | | | | | | | | | | | | |
| Luis Matos, R OBP: 0.419, SLG: 0.452 (1, 8) | | | 4-1 G4-3 BB | | 1-2 F7 | 1-1 E 1B | | 4-0 1 S BB | 0-2 F9 | 3 1 1 1 2 0 1 | | | | | | | | | | | | | | | | | |
| Larry Bigbie, L OBP: 0.309, SLG: 0.377 (1, 7) | | | 3-2 G4-3 | | 0-1 G4-3 | 2-0 E6 2B | | 0-1 F7 | | 5 0 2 2 0 0 3 | | | | | | | | | | | | | | | | | |
| | | | 1-2 1B SH 1B | | | | | | | | | | | | | | | | | | | | | | | | |
| Inning Stats | R: 1 E: 0 K: 0 S: 11 | H: 3 LOB: 2 BB: 0 P: 17 | R: 0 E: 0 K: 1 S: 11 | H: 0 LOB: 1 BB: 1 P: 22 | R: 1 E: 0 K: 0 S: 14 | H: 3 LOB: 1 BB: 0 P: 23 | R: 1 E: 0 K: 0 S: 13 | H: 2 LOB: 1 BB: 0 P: 17 | R: 4 E: 1 K: 0 S: 18 | H: 5 LOB: 1 BB: 0 P: 27 | R: 0 E: 0 K: 2 S: 14 | H: 1 LOB: 2 BB: 1 P: 23 | R: 0 E: 0 K: 1 S: 6 | H: 0 LOB: 1 BB: 1 P: 12 | R: 4 E: 0 K: 0 S: 18 | H: 4 LOB: 0 BB: 0 P: 26 | R: 0 E: 1 K: 1 S: 12 | H: 2 LOB: 2 BB: 0 P: 19 | 1B: 12 2B: 6 3B: 0 HR: 2 | SF: 0 SAC: 1 DP: 2 HBP: 0 | WP: 0 PB: 0 SB: 1 CS: 0 | PA: 49 | | | | | |
| PITCHER | IP WLS BF H R ER SO BB IBB HBP BLK WP HR S P ERA WHIP | | | | | | | | | | | | | | | | | | | | | | | | | | |
| 30 Matt Clement, R ERA: 3.9 (1, 1) | 4.2 | | 26 | 12 | 7 | 7 | 1 | 1 | 0 | 0 | 0 | 0 | 0 | 61 | 96 | 13.50 | 2.786 | | | | | | | | | | |
| Alan Embree, L ERA: 4.35 (5, 1) | 0.1 | | 2 | 1 | 0 | 0 | 0 | 0 | 0 | 0 | 0 | 0 | 0 | 6 | 10 | 0.00 | 3.000 | | | | | | | | | | |
| 50 Mike Timlin, R ERA: 1.8 (6, 1) | 2.0 | H | 9 | 1 | 0 | 0 | 3 | 2 | 0 | 0 | 0 | 0 | 0 | 20 | 35 | 0.00 | 1.500 | | | | | | | | | | |
| Keith Foulke, R ERA: 7.2 (8, 1) | 1.0 | L | 7 | 4 | 4 | 4 | 0 | 0 | 0 | 0 | 0 | 0 | 2 | 18 | 26 | 36.00 | 4.000 | | | | | | | | | | |
| Lenny DiNardo, L ERA: (9, 1) | 1.0 | | 5 | 2 | 0 | 0 | 1 | 0 | 0 | 0 | 0 | 0 | 0 | 12 | 19 | 0.00 | 2.000 | | | | | | | | | | |

Baltimore Orioles @ Boston Red Sox

Fenway Park, Boston, MA

Tue Apr 26 2005, 7:05 PM EDT
Att. 35,670 - Clear - 59 F

| | |
|-----|----|
| AB | 45 |
| R | 11 |
| H | 20 |
| RBI | 11 |
| BB | 3 |
| SO | 5 |
| LOB | 28 |



livebaseballscorecards.com

| Batter | 1 | 2 | 3 | 4 | 5 | 6 | 7 | 8 | 9 | AB R H RBI BB SO LOB |
|---|----------|---------------------|-----|-----------|--------------|-------------------|----------|-----------------|---|----------------------|
| 18 Johnny Damon, L (1, 8) OBP: 0.404, SLG: 0.442 | 2-2 F7 | 0-0 1B 2B | | 2-2 HR 2B | 1-2 L1-3 | | 2-2 G6-3 | | | 5 2 2 2 0 0 3 |
| Trot Nixon, L (1, 9) OBP: 0.435, SLG: 0.440 | 0-0 F8 | 4-2 1B BB | | 4-0 HR BB | | 2-2 34 G3 G6-3 1B | | 3-1 G3 | | 3 1 1 0 2 0 0 |
| Manny Ramirez, R (1, 7) OBP: 0.380, SLG: 0.623 | 0-0 G6-3 | 0-0 1B | | 3-2 HR | | 2-2 G6-3 | | 2-2 34 FC3-5 1B | | 5 1 3 5 0 0 1 |
| 34 David Ortiz, L (1, 10) OBP: 0.315, SLG: 0.602 | | 1-2 1B 2B | | 0-0 F8 | | 1-0 G3 | | 3-2 FC3-5 | | 5 1 1 0 0 0 4 |
| Kevin Millar, R (1, 3) OBP: 0.412, SLG: 0.299 | | 1-1 F8 | 0-3 | 3-3 | | 0-0 L1-3 | | 2-3 K | | 5 0 0 0 0 3 3 |
| Jason Varitek, S (1, 2) OBP: 0.361, SLG: 0.603 | | 2-0 1B BB 18 2B HBP | 3-2 | 2-2 F7 | | 1-2 L7 | | 0-1 G6-3 | | 4 1 1 0 0 0 0 |
| Edgar Renteria, R (1, 6) OBP: 0.289, SLG: 0.381 | | 4-0 1B 18 2B BB | 2-3 | | 2-2 G6-3 | 2-2 18 WP 2B | | 1-1 G6-3 | | 4 1 1 0 1 1 1 |
| Bill Mueller, S (1, 5) OBP: 0.367, SLG: 0.314 | | 3-2 18 2B 1B | 4-1 | | 2-2 F7 | 2-3 K | | 2-0 | | 4 1 2 1 1 1 1 |
| Mark Bellhorn, S (1, 4) OBP: 0.325, SLG: 0.357 | | 2-3 K | 1-2 | | 2-2 18 WP 2B | 4-2 18 WP BB | | 1-3 K | | 4 0 1 0 1 2 6 |

| Inning Stats | R: 0 | H: 0 | E: 0 | K: 5 | S: 5 | H: 0 | LOB: 0 | BB: 0 | P: 7 | R: 5 | H: 4 | E: 0 | K: 1 | S: 16 | H: 1 | LOB: 2 | BB: 1 | P: 24 | R: 0 | H: 1 | E: 0 | K: 2 | S: 14 | R: 3 | H: 2 | E: 0 | K: 1 | S: 18 | H: 1 | LOB: 1 | BB: 0 | P: 23 | R: 0 | H: 1 | E: 0 | K: 0 | S: 8 | H: 1 | LOB: 1 | BB: 0 | P: 13 | R: 0 | H: 1 | E: 0 | K: 1 | S: 17 | H: 1 | LOB: 2 | BB: 1 | P: 28 | R: 0 | H: 1 | E: 1 | K: 1 | S: 12 | H: 1 | LOB: 1 | BB: 0 | P: 22 | R: 0 | H: 1 | E: 0 | K: 1 | S: 8 | H: 1 | LOB: 1 | BB: 0 | P: 12 | 1B: 6 | 2B: 5 | 3B: 0 | HR: 1 | SF: 0 | SAC: 0 | DP: 0 | HBP: 1 | WP: 2 | PB: 0 | SB: 0 | CS: 0 | PA: 45 |
|--------------|------|------|------|------|------|------|--------|-------|------|------|------|------|------|-------|------|--------|-------|-------|------|------|------|------|-------|------|------|------|------|-------|------|--------|-------|-------|------|------|------|------|------|------|--------|-------|-------|------|------|------|------|-------|------|--------|-------|-------|------|------|------|------|-------|------|--------|-------|-------|------|------|------|------|------|------|--------|-------|-------|-------|-------|-------|-------|-------|--------|-------|--------|-------|-------|-------|-------|--------|
|--------------|------|------|------|------|------|------|--------|-------|------|------|------|------|------|-------|------|--------|-------|-------|------|------|------|------|-------|------|------|------|------|-------|------|--------|-------|-------|------|------|------|------|------|------|--------|-------|-------|------|------|------|------|-------|------|--------|-------|-------|------|------|------|------|-------|------|--------|-------|-------|------|------|------|------|------|------|--------|-------|-------|-------|-------|-------|-------|-------|--------|-------|--------|-------|-------|-------|-------|--------|

| PITCHER | IP | WLS | BF | H | R | ER | SO | BB | IBB | HBP | BLK | WP | HR | S | P | ERA | WHIP |
|--------------------------------------|-----|-----|----|---|---|----|----|----|-----|-----|-----|----|----|----|----|-------|-------|
| Rodrigo Lopez, R (1, 1) ERA: 3.98 | 3.1 | | 22 | 7 | 8 | 8 | 3 | 4 | 0 | 1 | 0 | 0 | 1 | 45 | 85 | 21.60 | 3.300 |
| Steve Reed, R (4, 1) ERA: 9.72 | 1.1 | | 5 | 1 | 0 | 0 | 1 | 0 | 0 | 0 | 0 | 0 | 0 | 20 | 31 | 0.00 | 0.750 |
| Steve Kline, L (5, 1) ERA: 10.5 | 1.1 | | 5 | 1 | 0 | 0 | 0 | 0 | 0 | 0 | 0 | 1 | 0 | 12 | 18 | 0.00 | 0.750 |
| Jorge Julio, R (7, 1) ERA: 0.77 | 2.0 | W | 9 | 2 | 0 | 0 | 2 | 1 | 0 | 0 | 0 | 1 | 0 | 29 | 50 | 0.00 | 1.500 |
| B.J. Ryan, L (9, 1) ERA: 2.53 | 1.0 | S | 4 | 1 | 0 | 0 | 1 | 0 | 0 | 0 | 0 | 0 | 0 | 8 | 12 | 0.00 | 1.000 |

BOTTOM

Baltimore Orioles @ Boston Red Sox
Fenway Park, Boston, MA
Tue Apr 26 2005, 7:05 PM EDT
Att. 35,670 - Clear - 59 F

livebaseballscorecards.com

| | |
|-----|----|
| AB | 39 |
| R | 8 |
| H | 12 |
| RBI | 8 |
| BB | 5 |
| SO | 7 |
| LOB | 19 |



| Batter | 1 | 2 | 3 | 4 | 5 | 6 | 7 | 8 | 9 | AB R H RBI BB SO LOB | TOP | |
|--|---|--|--|---|--|---|---|--|---|--|---|--|
| 18 Johnny Damon, L (1, 8) OBP: 0.398, SLG: 0.433 | 0-1 G6-4-3 1B | | | 0-0 G4-3 | 0-0 FC1-6 | | | 2-2 G3 | | 4 0 1 0 0 0 1 | | |
| Trot Nixon, L (1, 9) OBP: 0.417, SLG: 0.415 Jay Payton, R (8, PH) OBP: 0.250, SLG: 0.412 (8, 9) | 2-2 F8 | | | 3-2 P5 | 0-1 F8 | | | 1-0 L9 | | 3 0 0 0 0 0 2 1 0 0 0 0 0 0 | | |
| Manny Ramirez, R (1, 7) OBP: 0.375, SLG: 0.600 | 3-2 G6-4-3 1-2f | | | 4-1 34 BB 3B BB | | | | 2-2 G4-3 | | 3 1 0 0 1 1 1 | | |
| 34 David Ortiz, L (1, 10) OBP: 0.312, SLG: 0.581 | | | | 4-1 3B BB | | | | 0-0 G3 | | 3 1 0 0 1 1 0 | | |
| Kevin Millar, R (1, 3) OBP: 0.416, SLG: 0.329 | | | | 1-1 3B | | | | 0-0 F9 | | 3 0 1 2 1 0 0 | | |
| Edgar Renteria, R (1, 6) OBP: 0.287, SLG: 0.368 | | | | 4-2 BB | | | | 3-3 K | | 3 0 0 0 1 2 1 | | |
| Bill Mueller, S (1, 5) OBP: 0.349, SLG: 0.296 | | | | 1-3 K | | | | 0-2 G4-3 | | 3 0 0 0 0 1 2 | | |
| Doug Mirabeli, R (1, 2) OBP: 0.316, SLG: 0.375 | | | | 2-3 K | | | | 0-0 G5-3 | | 3 0 1 0 0 1 0 | | |
| Ramón Vázquez, L (1, 4) OBP: 0.233, SLG: 0.276 | | | | 2-2 G4-3 | | | | 1-3 K | | 3 0 0 0 0 2 1 | | |
| Inning Stats | R: 0 H: 1 E: 0 LOB: 0 K: 0 BB: 0 S: 10 P: 15 | R: 0 H: 0 E: 0 LOB: 0 K: 1 BB: 0 S: 6 P: 11 | R: 0 H: 0 E: 0 LOB: 0 K: 1 BB: 0 S: 7 P: 11 | R: 2 H: 1 E: 0 LOB: 2 K: 1 BB: 3 S: 13 P: 30 | R: 0 H: 1 E: 0 LOB: 1 K: 1 BB: 0 S: 7 P: 10 | R: 0 H: 0 E: 0 LOB: 1 K: 2 BB: 1 S: 15 P: 25 | R: 0 H: 0 E: 0 LOB: 0 K: 1 BB: 0 S: 8 P: 9 | R: 0 H: 0 E: 0 LOB: 0 K: 0 BB: 0 S: 8 P: 13 | R: 0 H: 0 E: 0 LOB: 0 K: 1 BB: 0 S: 5 P: 8 | 1B: 2 SF: 0 2B: 0 SAC: 0 3B: 1 DP: 1 HR: 0 HBP: 0 | WP: 0 PA: 33 PB: 0 SB: 0 CS: 0 | |
| PITCHER Chan Ho Park, R (1, 1) ERA: 3.86 32 Ron Mahay, L (8, 1) ERA: 3.09 | IP WLS BF H R ER SO BB IBB HBP BLK WP HR S P ERA WHIP | 7.0 W 27 3 2 2 7 4 0 0 0 0 0 0 66 111 2.57 1.000 | 2.0 S 6 0 0 0 1 0 0 0 0 0 0 0 0 13 21 0.00 0.000 | PITCHER IP WLS BF H R ER SO BB IBB HBP BLK WP HR S P ERA WHIP | | | | | | | | |

Boston Red Sox @ Texas Rangers
 Ameriquest Field, Arlington, TX

Fri Apr 29 2005, 8:05 PM EDT
 Att: 43,933 - Clear - 66 F

AB 29
R 2
H 3
RBI 2
BB 4
SO 8
LOB 8



livebaseballscorecards.com

| Batter | 1 | 2 | 3 | 4 | 5 | 6 | 7 | 8 | 9 |
|--|-------------------|-------------|-----------|-----------|-------------|---------------------------------|---------------------|------------------------|---|
| David Dellucci, L OBP: 0.479, SLG: 0.615 Chad Allen, R OBP: 0.375, SLG: 0.318 (7, PH) (8, 10) | 0-2 F7 | | 3-2 F7 | | | 1-2 23 F8 10 G6-3 9 1B | 1-2 2-H 1B | | |
| 10 Michael Young, R OBP: 0.321, SLG: 0.410 (1, 6) | 1-2 P3 | | 0-2 L9 | | | 1-2 SAFE 3-2 G6-3 | 3-3 K | | |
| 23 Mark Teixeira, S OBP: 0.324, SLG: 0.495 (1, 3) | 0-1 9 2B 1B | | 1-3 K | | | 1-2 F8 | | 2-0 9 FC5-4 1B | |
| 9 Hank Blalock, L OBP: 0.352, SLG: 0.447 (1, 5) | 1-1 1-H 2B | | | 1-0 F7 | | 0-1 HR 1B | | 1-2 FC5-4 1B | |
| Alfonso Soriano, R OBP: 0.299, SLG: 0.500 (1, 4) | 1-1 F8 | | | 2-3 K | | 0-1 1-H HR | | 1-3 K | |
| Laynce Nix, L OBP: 0.406, SLG: 0.594 (1, 8) | | 2-1 2B | | 3-3 K | | 0-1 F8 | | 2-0 1-H 2B 1B | |
| Kevin Mench, R OBP: 0.363, SLG: 0.507 (1, 7) | | 2-2 G5-3 | | | 2-2 F7 | | 4-2 FC3-6 HBP | 1-2 1-H 2B | |
| Gary Matthews, S OBP: 0.260, SLG: 0.271 (1, 9) | | 2-3 K | | | 0-0 G3 | | 2-2 FC3-6 1B | 1-1 G6-3 | |
| Rod Barajas, R OBP: 0.286, SLG: 0.389 (1, 2) | | 2-2 P2 | | | 1-1 G5-3 | | 1-1 G5-3 | | |

| Inning Stats | R: 1 | H: 2 | E: 0 | K: 0 | S: 12 | LOB: 1 | BB: 0 | P: 15 | R: 0 | H: 1 | E: 0 | K: 1 | S: 14 | LOB: 1 | BB: 0 | P: 22 | R: 0 | H: 0 | E: 0 | K: 1 | S: 10 | LOB: 0 | BB: 0 | P: 14 | R: 0 | H: 0 | E: 0 | K: 2 | S: 8 | LOB: 0 | BB: 0 | P: 11 | R: 3 | H: 3 | E: 0 | K: 0 | S: 15 | LOB: 0 | BB: 0 | P: 20 | R: 1 | H: 1 | E: 0 | K: 1 | S: 15 | LOB: 1 | BB: 0 | P: 26 | R: 2 | H: 3 | E: 0 | K: 1 | S: 13 | LOB: 1 | BB: 0 | P: 21 |
|--------------|------|------|------|------|-------|--------|-------|-------|------|------|------|------|-------|--------|-------|-------|------|------|------|------|-------|--------|-------|-------|------|------|------|------|------|--------|-------|-------|------|------|------|------|-------|--------|-------|-------|------|------|------|------|-------|--------|-------|-------|------|------|------|------|-------|--------|-------|-------|
|--------------|------|------|------|------|-------|--------|-------|-------|------|------|------|------|-------|--------|-------|-------|------|------|------|------|-------|--------|-------|-------|------|------|------|------|------|--------|-------|-------|------|------|------|------|-------|--------|-------|-------|------|------|------|------|-------|--------|-------|-------|------|------|------|------|-------|--------|-------|-------|

| PITCHER | IP | WLS | BF | H | R | ER | SO | BB | IBB | HBP | BLK | WP | HR | S | P | ERA | WHIP |
|----------------------------------|--------|-----|----|----|---|----|----|----|-----|-----|-----|----|----|----|-----|-------|-------|
| 49 Tim Wakefield, R ERA: 2.78 | (1, 1) | 6.2 | L | 27 | 6 | 5 | 5 | 4 | 0 | 0 | 0 | 0 | 1 | 74 | 110 | 6.75 | 0.900 |
| Mike Myers, L ERA: | (7, 1) | 0.0 | | 1 | 1 | 0 | 0 | 0 | 0 | 0 | 0 | 0 | 0 | 3 | 4 | ∞ | ∞ |
| Matt Mantei, R ERA: 4.5 | (7, 1) | 0.1 | | 1 | 0 | 0 | 1 | 0 | 0 | 0 | 0 | 0 | 0 | 5 | 8 | 0.00 | 0.000 |
| John Halama, L ERA: 5.19 | (8, 1) | 1.0 | | 6 | 3 | 2 | 2 | 1 | 0 | 0 | 0 | 0 | 0 | 13 | 21 | 18.00 | 3.000 |

AB R H RBI BB SO LOB

| | | | | | | |
|---|---|---|---|---|---|---|
| 3 | 1 | 1 | 0 | 0 | 0 | 0 |
| 1 | 0 | 1 | 1 | 0 | 0 | 0 |
| 4 | 0 | 0 | 0 | 0 | 1 | 2 |
| 4 | 1 | 2 | 0 | 0 | 1 | 1 |
| 4 | 2 | 2 | 2 | 0 | 0 | 1 |
| 4 | 1 | 1 | 2 | 0 | 2 | 2 |
| 4 | 1 | 2 | 1 | 0 | 1 | 0 |
| 3 | 0 | 1 | 1 | 0 | 0 | 1 |
| 4 | 1 | 0 | 0 | 0 | 1 | 3 |
| 3 | 0 | 0 | 0 | 0 | 0 | 2 |

| AB | R | H | RBI | BB | SO | LOB |
|----|---|----|-----|----|----|-----|
| 34 | 7 | 10 | 7 | 0 | 6 | 12 |

| WP | PA | ERA | WHIP |
|----|----|-----|------|
| 0 | 35 | | |

Boston Red Sox @ Texas Rangers
 Ameriquet Field, Arlington, TX
 Fri Apr 29 2005, 8:05 PM EDT
 Att. 43,933 - Clear - 66 F

livebaseballscorecards.com



| Batter | 1 | 2 | 3 | 4 | 5 | 6 | 7 | 8 | 9 | AB R H RBI BB SO LOB | TOP | | | | | | | | | | | |
|---|---|-----------------------------------|-------------------------------|----------------------------------|------------------------------------|----------------------------------|--|-----------------------------------|-------------------------------|----------------------------------|-------------------------------|----------------------------------|------------------------------|---------------------------------|-------------------------------|----------------------------------|-------------------------------|----------------------------------|----------------------------------|------------------------------------|----------------------------------|--------|
| 18 Johnny Damon, L OBP: 0.404, SLG: 0.479 (1, 8) C X | 0-1 G4-3 1-3 2-H 2B | 1-2 2B | | | 0-1 HR | 1-2 G3 2-3 | | 0-0 1B 1-2 2-H 3-H | 1-0 P2 | 6 1 3 4 0 0 2 | | | | | | | | | | | | |
| Trot Nixon, L OBP: 0.429, SLG: 0.474 (1, 9) B B F C B B | 4-2 2B 34 G6-3 BB | 1-3 K | | | 1-1 HR | 2-0 F7 | | 0-1 1B 1-2 2-3 | | 4 2 2 1 1 1 3 | | | | | | | | | | | | |
| Manny Ramirez, R OBP: 0.386, SLG: 0.607 (1, 7) B X | 1-0 2B 1-3 | | | | 4-2 F7 34 BB | | X 0-0 34 G6-3 1B | 0-3 K | | 4 0 2 0 1 1 3 | | | | | | | | | | | | |
| 34 David Ortiz, L OBP: 0.306, SLG: 0.556 (1, 10) X | 0-0 G6-3 3-H | | | | 4-0 G6-4-3 BB | | S X 0-1 G6-3 1-2f | 2-3 K | | 4 0 0 1 1 1 5 | | | | | | | | | | | | |
| Kevin Millar, R OBP: 0.394, SLG: 0.307 (1, 3) Dave McCarty, R OBP: 0.667, SLG: 0.500 (8, 3) B F F B X | 2-2 F8 | | | | 1-1 F7 | | B X 1-0 G5-3 | 1-1 F8 | | 5 0 0 0 0 0 6 0 0 0 0 0 0 0 | | | | | | | | | | | | |
| Jason Varitek, S OBP: 0.364, SLG: 0.630 (1, 2) B C C C C | | 1-3 K | | | X 0-0 F7 | | D C X 1-1 G6-4-3 1-2f | 3-1 BB 20 1B 1B | 2-2 HR | 5 2 2 1 0 1 2 | | | | | | | | | | | | |
| Edgar Renteria, R OBP: 0.283, SLG: 0.359 (1, 6) C X | | 0-1 G5-3 | | | F B F X 1-2 F9 | | B F X 1-1 F9 | 1-1 20 1B 18 1B 1B | 0-1 F8 | 5 1 1 0 0 0 0 | | | | | | | | | | | | |
| Bill Mueller, S OBP: 0.397, SLG: 0.309 (1, 4) B B B B | | 4-0 20 1B 18 2B BB | | | B B B B B 4-1 BB | | B C X 1-1 20 2B 1B | 4-2 20 1B 18 1B BB | 4-2 BB | 1 3 1 0 4 0 0 | | | | | | | | | | | | |
| 20 Kevin Youkilis, R OBP: 0.625, SLG: 0.714 (1, 5) B C C C X | | 1-2 18 2B 1B | | | B B B C C 2-3 K | | B 1 SAFE B C X 3-1 18 G3 2B | 2-1 1B 18 1B 1B | 2-1 F8 | 5 0 3 2 0 1 2 | | | | | | | | | | | | |
| Inning Stats | R: 1 E: 0 K: 0 S: 11 | H: 1 LOB: 1 BB: 1 P: 18 | R: 1 E: 0 K: 2 S: 14 | H: 2 LOB: 2 BB: 1 P: 22 | R: 0 E: 0 K: 0 S: 9 | H: 0 LOB: 0 BB: 0 P: 12 | R: 0 E: 0 K: 1 S: 10 | H: 0 LOB: 1 BB: 1 P: 17 | R: 2 E: 0 K: 0 S: 11 | H: 2 LOB: 1 BB: 2 P: 22 | R: 1 E: 0 K: 0 S: 10 | H: 2 LOB: 1 BB: 0 P: 18 | R: 0 E: 0 K: 0 S: 4 | H: 1 LOB: 0 BB: 0 P: 5 | R: 3 E: 0 K: 2 S: 20 | H: 5 LOB: 3 BB: 1 P: 33 | R: 1 E: 0 K: 0 S: 12 | H: 1 LOB: 1 BB: 1 P: 21 | 1B: 8 2B: 3 3B: 0 HR: 3 | SF: 0 SAC: 0 DP: 2 HBP: 0 | WP: 0 PB: 0 SB: 0 CS: 0 | PA: 46 |
| PITCHER | IP WLS BF H R ER SO BB IBB HBP BLK WP HR S P ERA WHIP | | | | | | | | | | | | | | | | | | | | | |
| Pedro Astacio, R ERA: 4.5 (1, 1) | 5.1 L 27 7 5 5 3 5 0 0 0 0 0 2 61 102 8.44 2.250 | | | | | | | | | | | | | | | | | | | | | |
| Matt Riley, L ERA: 9.53 (6, 1) | 1.2 11 6 3 3 0 1 0 0 0 0 0 0 20 34 16.20 4.200 | | | | | | | | | | | | | | | | | | | | | |
| Doug Brocail, R ERA: 7.45 (8, 1) | 1.0 3 0 0 0 2 0 0 0 0 0 0 0 8 11 0.00 0.000 | | | | | | | | | | | | | | | | | | | | | |
| Carlos Almanzar, R ERA: 14.4 (9, 1) | 1.0 5 1 1 1 0 1 0 0 0 0 0 1 12 21 9.00 2.000 | | | | | | | | | | | | | | | | | | | | | |

Boston Red Sox @ Texas Rangers
 Ameriquet Field, Arlington, TX
 Sat Apr 30 2005, 8:05 PM EDT
 Att. 44,114 - Clear - 65 F

livebaseballscorecards.com

| | |
|-----|----|
| AB | 39 |
| R | 9 |
| H | 14 |
| RBI | 9 |
| BB | 7 |
| SO | 5 |
| LOB | 23 |



| Batter | 1 | 2 | 3 | 4 | 5 | 6 | 7 | 8 | 9 | AB R H RBI BB SO LOB |
|--|-------------|-----------|-------------|----------------------------|-----------|-----------------------------------|-------------|-----------------------|---|----------------------|
| David Dellucci, L (1, 10) OBP: 0.467, SLG: 0.589 | 0-3 K | | 2-2 G3-1 | | 0-3 K | | | 1-0 G3-6-3 1B | | 4 0 1 0 0 2 0 |
| 10 Michael Young, R (1, 6) OBP: 0.327, SLG: 0.423 | 3-2 G6-3 | | | 1-1 23 F9 9 1B 2B | | 0-1 9 F8 23 1B SF9 1B | | 2-0 F9 1B | | 4 2 2 0 0 0 1 |
| 23 Mark Teixeira, S (1, 3) OBP: 0.321, SLG: 0.485 | 1-2 F8 | | | 0-0 F9 2B | | 1-1 1B | | 0-1 G3-6-3 1-2f | | 4 0 1 0 0 0 2 |
| 9 Hank Blalock, L (1, 5) OBP: 0.357, SLG: 0.459 | | 0-2 2B | | 3-2 BB 1B | | 0-1 F8 2B | | 0-3 K | | 4 0 2 1 0 1 2 |
| Alfonso Soriano, R (1, 4) OBP: 0.288, SLG: 0.486 | | 2-3 K | | 0-3 K | | 0-0 SF9 | | 1-0 F7 | | 3 0 0 1 0 2 2 |
| Laynce Nix, L (1, 8) OBP: 0.389, SLG: 0.543 | | 2-1 F8 | | 4-1 1B BB | | 3-H 0-2 F8 | | 2-3 K | | 3 0 0 0 1 1 2 |
| Kevin Mench, R (1, 7) OBP: 0.349, SLG: 0.487 | | 3-1 P2 | | 0-1 G1-3 | | | 1-3 K | | | 3 0 0 0 0 1 3 |
| Gary Matthews, S (1, 9) OBP: 0.250, SLG: 0.260 | | | 2-2 P4 | | 2-2 P3 | | 1-1 G3-1 | | | 3 0 0 0 0 0 0 |
| Rod Barajas, R (1, 2) OBP: 0.275, SLG: 0.373 | | | 2-2 L9 | | 1-0 P2 | | 3-2 G4-3 | | | 3 0 0 0 0 0 0 |

| Inning Stats | R: 0 E: 0 K: 1 S: 9 | H: 0 LOB: 0 BB: 0 P: 13 | R: 0 E: 0 K: 1 S: 10 | H: 1 LOB: 1 BB: 0 P: 17 | R: 0 E: 0 K: 0 S: 9 | H: 0 LOB: 0 BB: 0 P: 15 | R: 1 E: 0 K: 1 S: 12 | H: 2 LOB: 2 BB: 1 P: 20 | R: 0 E: 0 K: 1 S: 7 | H: 0 LOB: 0 BB: 0 P: 10 | R: 1 E: 0 K: 0 S: 10 | H: 2 LOB: 1 BB: 0 P: 11 | R: 0 E: 0 K: 1 S: 8 | H: 0 LOB: 0 BB: 0 P: 13 | R: 0 E: 0 K: 0 S: 4 | H: 1 LOB: 0 BB: 0 P: 7 | R: 0 E: 0 K: 2 S: 7 | H: 0 LOB: 0 BB: 0 P: 10 | 1B: 4 2B: 2 3B: 0 HR: 0 | SF: 1 SAC: 0 DP: 1 HBP: 0 | WP: 0 PB: 0 SB: 0 CS: 0 | PA: 33 |
|--------------|------------------------------|----------------------------------|-------------------------------|----------------------------------|------------------------------|----------------------------------|-------------------------------|----------------------------------|------------------------------|----------------------------------|-------------------------------|----------------------------------|------------------------------|----------------------------------|------------------------------|---------------------------------|------------------------------|----------------------------------|----------------------------------|------------------------------------|----------------------------------|--------|
|--------------|------------------------------|----------------------------------|-------------------------------|----------------------------------|------------------------------|----------------------------------|-------------------------------|----------------------------------|------------------------------|----------------------------------|-------------------------------|----------------------------------|------------------------------|----------------------------------|------------------------------|---------------------------------|------------------------------|----------------------------------|----------------------------------|------------------------------------|----------------------------------|--------|

| PITCHER | IP | WLS | BF | H | R | ER | SO | BB | IBB | HBP | BLK | WP | HR | S | P | ERA | WHIP |
|---------------------------------------|-----|-----|----|---|---|----|----|----|-----|-----|-----|----|----|----|----|------|-------|
| Bronson Arroyo, R (1, 1) ERA: 3.69 | 7.0 | W | 27 | 5 | 2 | 2 | 5 | 1 | 0 | 0 | 0 | 0 | 0 | 65 | 99 | 2.57 | 0.857 |
| 50 Mike Timlin, R (8, 1) ERA: 1.64 | 1.0 | | 3 | 1 | 0 | 0 | 0 | 0 | 0 | 0 | 0 | 0 | 0 | 4 | 7 | 0.00 | 1.000 |
| Keith Foulke, R (9, 1) ERA: 6.55 | 1.0 | | 3 | 0 | 0 | 0 | 2 | 0 | 0 | 0 | 0 | 0 | 0 | 7 | 10 | 0.00 | 0.000 |

BOTTOM

Boston Red Sox @ Texas Rangers
 Ameriquet Field, Arlington, TX

Sat Apr 30 2005, 8:05 PM EDT
 Att. 44,114 - Clear - 65 F

livebaseballscorecards.com

| | |
|-----|----|
| AB | 31 |
| R | 2 |
| H | 6 |
| RBI | 2 |
| BB | 1 |
| SO | 7 |
| LOB | 12 |



| Batter | 1 | 2 | 3 | 4 | 5 | 6 | 7 | 8 | 9 | AB R H RBI BB SO LOB | TOP | | |
|--|---|--|--|--|--|--|--|--|--|--|--------------------------------|----------------|---|
| 18 Johnny Damon, L (1, 8) OBP: 0.394, SLG: 0.465 | 0-1 G4-3 | 2-2 FC4-6 | | 1-2 BB 1B | 0-0 F8 | | 0-3 K | | | 5 0 1 1 0 1 5 | | | |
| Trot Nixon, L (1, 9) OBP: 0.427, SLG: 0.484 | 3-3 K | 0-0 L7 | | 2-2 BB 1B | 1-0 2B | | | 3-3 K | | 5 0 2 2 0 2 2 | | | |
| Manny Ramirez, R (1, 7) OBP: 0.396, SLG: 0.598 | 4-2 WP 34 1B BB | | 3-2 34 2B G6-3 1B | 4-1 BB | 3-2 F8 | | | 3-2 G5-3 | | 3 1 1 0 2 0 1 | | | |
| 34 David Ortiz, L (1, 10) OBP: 0.320, SLG: 0.568 | 1-2 WP 1B | | 2-2 2B | 3-2 F7 | | 2-2 P6 | | 1-0 FC5-4 1B | | 5 0 3 0 0 0 3 | | | |
| Kevin Millar, R (1, 3) Dave McCarty, R (8, 3) OBP: 0.384, SLG: 0.300 OBP: 0.667, SLG: 0.500 | 3-2 G4-3 | | 1-1 G6-3 | | 2-0 1B BB SF7 1B | | 1-1 G5-3 | 3-1 FC5-4 | | 5 1 1 1 0 0 4 0 0 0 0 0 0 0 | | | |
| Jason Varitek, S (1, 2) OBP: 0.366, SLG: 0.623 | | 2-1 1B 18 FC4-6 2B | 3-3 K | | 4-1 SF7 20 1B BB | | 1-1 G1-3 | | 2-1 P5 | 4 2 1 0 1 1 1 | | | |
| Edgar Renteria, R (1, 6) OBP: 0.279, SLG: 0.351 | | 1-1 G5-3 | 1-0 G6-3 | | 0-1 18 F8 20 1B 2B | | 0-1 F8 | | 2-2 G1-3 | 5 1 1 0 0 0 2 | | | |
| Bill Mueller, S (1, 4) OBP: 0.397, SLG: 0.322 | | 0-1 18 FC4-6 20 BB 1B | | 0-1 L4 | 1-0 SF7 | | 1-1 F8 | | 1-1 1B | 4 0 2 1 0 0 0 | | | |
| 20 Kevin Youkilis, R (1, 5) OBP: 0.615, SLG: 0.600 | | 4-2 18 FC4-6 BB | | 3-2 F9 | 2-2 2B 1B | | 4-1 BB | | 3-3 K | 3 1 1 1 2 1 1 | | | |
| Inning Stats | R: 0 H: 1 E: 0 LOB: 2 K: 1 BB: 1 S: 14 P: 25 | R: 1 H: 2 E: 0 LOB: 2 K: 0 BB: 1 P: 24 | R: 1 H: 2 E: 0 LOB: 1 K: 1 BB: 0 P: 25 | R: 0 H: 2 E: 0 LOB: 3 K: 0 BB: 1 P: 29 | R: 4 H: 4 E: 0 LOB: 1 K: 0 BB: 1 P: 28 | R: 0 H: 0 E: 0 LOB: 0 K: 0 BB: 0 P: 11 | R: 0 H: 0 E: 0 LOB: 1 K: 1 BB: 1 P: 13 | R: 0 H: 1 E: 0 LOB: 1 K: 1 BB: 0 P: 22 | R: 0 H: 1 E: 0 LOB: 1 K: 1 BB: 0 P: 20 | 1B: 10 SF: 1 2B: 3 SAC: 0 3B: 0 DP: 0 HR: 0 HBP: 0 | WP: 1 PA: 45 PB: 0 SB: 0 CS: 0 | | |
| PITCHER | IP WLS BF H R ER SO BB IBB HBP BLK WP HR S P ERA WHIP | | | | | | | | | | | PITCHER | IP WLS BF H R ER SO BB IBB HBP BLK WP HR S P ERA WHIP |
| Ryan Drese, R (1, 1) ERA: 6.56 | 4.0 L 24 8 4 4 2 4 0 0 0 1 0 62 111 9.00 3.000 | | | | | | | | | | | | |
| Nick Regilio, R (5, 1) ERA: 4.66 | 2.2 12 3 2 2 0 1 0 0 0 0 0 25 41 6.75 1.500 | | | | | | | | | | | | |
| Brian Shouse, L (7, 1) ERA: 3.12 | 1.0 4 1 0 0 2 0 0 0 0 0 0 13 20 0.00 1.000 | | | | | | | | | | | | |
| Doug Brocail, R (8, 1) ERA: 6.55 | 1.1 5 1 0 0 1 0 0 0 0 0 0 14 25 0.00 0.750 | | | | | | | | | | | | |

Boston Red Sox @ Texas Rangers
Ameriquet Field, Arlington, TX
 Sun May 01 2005, 2:05 PM EDT
 Att. 49,342 - Sunny - 71 F

livebaseballscorecards.com

| | |
|------------|-----------|
| AB | 39 |
| R | 6 |
| H | 13 |
| RBI | 6 |
| BB | 5 |
| SO | 5 |
| LOB | 19 |



BOTTOM

Boston Red Sox @ Texas Rangers
Ameriquet Field, Arlington, TX
Sun May 01 2005, 2:05 PM EDT
Att. 49,342 - Sunny - 71 F

livebaseballscorecards.com

AB 34
R 5
H 6
RBI 5
BB 4
SO 5
LOB 16



WP: 2 PA: 40
PB: 0
SB: 0
CS: 0

AB R H RBI BB SO LOB

| | | | | | | | | | | | | | | | |
|---|---|---|---|---|---|---|---|---|----|----|----|----|-----|---|---|
| 1 | 2 | 3 | 4 | 5 | 6 | 7 | 8 | 9 | 1B | SF | BB | SO | LOB | | |
| 1 | 2 | 1 | 1 | 3 | 0 | 0 | | | 1 | 2 | 1 | 1 | 3 | 0 | 0 |
| 4 | 1 | 1 | 0 | 1 | 0 | 5 | | | 4 | 1 | 1 | 0 | 1 | 0 | 5 |
| 5 | 1 | 1 | 3 | 0 | 0 | 4 | | | 5 | 1 | 1 | 3 | 0 | 0 | 4 |
| 5 | 0 | 0 | 1 | 0 | 2 | 0 | | | 5 | 0 | 0 | 1 | 0 | 2 | 0 |
| 4 | 0 | 1 | 0 | 0 | 0 | 1 | | | 4 | 0 | 1 | 0 | 0 | 0 | 1 |
| 4 | 0 | 0 | 0 | 0 | 1 | 2 | | | 4 | 0 | 0 | 0 | 0 | 1 | 2 |
| 1 | 1 | 1 | 0 | 0 | 0 | 0 | | | 1 | 1 | 1 | 0 | 0 | 0 | 0 |
| 2 | 0 | 0 | 0 | 0 | 1 | 0 | | | 2 | 0 | 0 | 0 | 0 | 1 | 0 |
| 4 | 0 | 0 | 0 | 0 | 1 | 2 | | | 4 | 0 | 0 | 0 | 0 | 1 | 2 |
| 4 | 0 | 1 | 0 | 0 | 0 | 2 | | | 4 | 0 | 1 | 0 | 0 | 0 | 2 |

| Batter | 1 | 2 | 3 | 4 | 5 | 6 | 7 | 8 | 9 |
|--|-------------------------------|-------------------------------------|-------------|-----------------------------|-----------|------------------------|-----------|-------------|-----------------------------|
| David Dellucci, L OBP: 0.488, SLG: 0.596 (1, 10) | 4-1 10 1B 23 G4-3 BB | 4-2 10 BB BB | | 1-1 SF7 3-H | | 4-2 10 G5-4-3 BB | | | 1-2 23 DI 23 HR 1B |
| 10 Michael Young, R OBP: 0.331, SLG: 0.417 (1, 6) | 1-1 23 G4-3 9 E 1B | 4-2 BB | | 1-2 FC5-4 1-2f | | 0-0 G5-4-3 | | | 1-1 F9 |
| 23 Mark Teixeira, S OBP: 0.316, SLG: 0.500 (1, 3) | 3-2 G4-3 | 3-2 F8 | | | 0-0 G3 | | 0-0 P4 | | 1-1 HR |
| 9 Hank Blalock, L OBP: 0.342, SLG: 0.437 (1, 5) | 3-1 E4 3-H | | 1-3 K | | 3-2 L9 | | 2-2 P5 | | 1-3 K |
| Alfonso Soriano, R OBP: 0.287, SLG: 0.486 (1, 4) | 1-0 F7 | | 3-0 F8 | | 1-0 2B | | 1-0 P3 | | |
| Laynce Nix, L OBP: 0.350, SLG: 0.487 (1, 8) | 0-3 K | | 2-0 G6-3 | | 1-2 L3 | | 2-1 L3 | | |
| Kevin Mench, R OBP: 0.365, SLG: 0.494 Chad Allen, R OBP: 0.346, SLG: 0.292 (6, PH) (7, 7) | | 1-2 FC6-4 HBP | | 0-0 1B G6-3 SF7 1B | | 0-3 K | | 0-0 G4-3 | |
| Gary Matthews, S OBP: 0.238, SLG: 0.247 (1, 9) | | 2-1 FC6-4 10 BB WP 1-2f | | 1-0 G6-3 | | 1-3 K BB E | | 0-0 G4-3 | |
| Sandy Alomar Jr., R OBP: 0.400, SLG: 0.368 (1, 2) | | 2-2 F9 | | 2-2 10 FC5-4 1B | | 1-0 E6 BB | | 1-0 G6-3 | |

| Inning Stats | R | H | E | K | S | R | H | E | K | S | R | H | E | K | S | R | H | E | K | S | R | H | E | K | S | R | H | E | K | S | R | H | E | K | S | R | H | E | K | S | R | H | E | K | S | 1B | SF | WP | HR | S | P | ERA | WHIP |
|--------------|---|---|---|----|----|---|---|---|----|----|---|---|---|---|----|---|---|---|---|----|---|---|---|----|----|---|---|---|---|---|---|---|---|---|---|---|---|---|----|----|---|---|---|---|----|------|-------|----|----|---|---|-----|------|
| | 2 | 1 | 1 | 12 | 24 | 0 | 0 | 0 | 15 | 31 | 0 | 0 | 0 | 5 | 11 | 0 | 1 | 0 | 8 | 13 | 0 | 0 | 0 | 11 | 17 | 0 | 0 | 0 | 5 | 8 | 0 | 0 | 0 | 4 | 6 | 2 | 2 | 0 | 11 | 16 | 4 | 2 | 0 | 1 | 16 | 4.50 | 1.333 | | | | | | |

| PITCHER | IP | WLS | BF | H | R | ER | SO | BB | IBB | HBP | BLK | WP | HR | S | P | ERA | WHIP |
|--|-----|-----|----|---|---|----|----|----|-----|-----|-----|----|----|----|-----|-------|-------|
| 30 Matt Clement, R ERA: 4.0 (1, 1) | 6.0 | W | 29 | 4 | 3 | 3 | 4 | 4 | 0 | 1 | 0 | 2 | 0 | 61 | 111 | 4.50 | 1.333 |
| Alan Embree, L ERA: 3.86 (7, 1) | 1.1 | H | 4 | 0 | 0 | 0 | 0 | 0 | 0 | 0 | 0 | 0 | 0 | 7 | 12 | 0.00 | 0.000 |
| 50 Mike Timlin, R ERA: 1.54 (8, 1) | 0.2 | H | 2 | 0 | 0 | 0 | 0 | 0 | 0 | 0 | 0 | 0 | 0 | 2 | 2 | 0.00 | 0.000 |
| Keith Foulke, R ERA: 7.5 (9, 1) | 1.0 | S | 5 | 2 | 2 | 2 | 1 | 0 | 0 | 0 | 0 | 0 | 1 | 11 | 16 | 18.00 | 2.000 |

| Batter | 1 | 2 | 3 | 4 | 5 | 6 | 7 | 8 | 9 | AB R H RBI BB SO LOB | TOP | | | | | | | | | | | |
|---|---|---------------------------------|------------------------------|----------------------------------|-------------------------------|----------------------------------|-------------------------------|----------------------------------|-------------------------------|----------------------------------|---|----------------------------------|-------------------------------|----------------------------------|-------------------------------|----------------------------------|-------------------------------|----------------------------------|----------------------------------|------------------------------------|----------------------------------|--------|
| 18 Johnny Damon, L (1, 8) OBP: 0.404, SLG: 0.491 | 0-3 K | | 0-0 2B 3B | 1-2 1B | | 0-2 G4-3 | | 3-2 1B | | 5 1 3 1 0 1 0 | Boston Red Sox @ Detroit Tigers Comerica Park, Detroit, MI Mon May 02 2005, 7:05 PM EDT Att. 17,497 - Cloudy - 48 F | | | | | | | | | | | |
| Trot Nixon, L (1, 9) OBP: 0.425, SLG: 0.485 | 1-2 P6 | | 4-0 2B 3B 1B BB | 1-1 F7 | | 1-0 E8 2B | | 2-2 F8 | | 4 1 1 0 1 0 4 | | | | | | | | | | | | |
| Manny Ramirez, R (1, 7) OBP: 0.396, SLG: 0.593 | 0-0 G5-3 | | 1-2 3B 1B 2B | 0-3 K | | 4-2 BB | | 3-3 K | | 4 0 1 1 1 2 4 | | | | | | | | | | | | |
| 34 David Ortiz, L (1, 10) OBP: 0.315, SLG: 0.550 | | 1-1 F8 | 3-2 FC5-4 1B | 1-2 G4-3 | | 0-1 F8 | | 3-3 K | | 5 0 1 1 0 1 5 | | | | | | | | | | | | |
| Kevin Millar, R (1, 3) OBP: 0.385, SLG: 0.318 | | 0-1 E8 G4-3 1B | 1-1 P3 | | 3-3 K | | 0-3 K | | 1-2 F8 2B | 5 0 2 0 0 2 2 | | | | | | | | | | | | |
| Jason Varitek, S (1, 2) OBP: 0.356, SLG: 0.610 | | 2-1 G4-3 | 3-3 K | | 2-3 K | | 0-0 FC5 2B | | 3-2 F8 | 5 0 1 0 0 2 4 | | | | | | | | | | | | |
| Edgar Renteria, R (1, 6) OBP: 0.284, SLG: 0.347 | | 4-0 BB | 1-2 FC5-4 | | 0-0 1B | | 2-2 FC5 | | 1-0 P3 | 4 0 1 0 1 0 4 | | | | | | | | | | | | |
| Bill Mueller, S (1, 4) OBP: 0.390, SLG: 0.333 | 0-0 L6 | | | 3-1 18 1B 2B | 1 SAFE G4-3 | | 1-3 K | | | 4 0 1 0 0 1 4 | | | | | | | | | | | | |
| 20 Kevin Youkilis, R (1, 5) OBP: 0.588, SLG: 0.500 | | | 4-1 18 3B BB | 4-1 18 1B BB | | 1-3 K | | 0-1 G6-3 | | 2 1 0 0 2 1 0 | | | | | | | | | | | | |
| Inning Stats | R: 0 E: 0 K: 1 S: 7 | H: 0 LOB: 0 BB: 0 P: 8 | R: 0 E: 1 K: 0 S: 7 | H: 1 LOB: 2 BB: 1 P: 14 | R: 3 E: 0 K: 1 S: 16 | H: 3 LOB: 2 BB: 2 P: 33 | R: 0 E: 0 K: 1 S: 14 | H: 2 LOB: 3 BB: 1 P: 24 | R: 0 E: 0 K: 2 S: 10 | H: 1 LOB: 1 BB: 0 P: 15 | R: 0 E: 1 K: 1 S: 12 | H: 1 LOB: 2 BB: 1 P: 18 | R: 0 E: 0 K: 2 S: 10 | H: 1 LOB: 1 BB: 0 P: 13 | R: 0 E: 0 K: 1 S: 16 | H: 1 LOB: 1 BB: 0 P: 24 | R: 0 E: 0 K: 1 S: 12 | H: 1 LOB: 1 BB: 0 P: 20 | 1B: 5 2B: 5 3B: 1 HR: 0 | SF: 0 SAC: 0 DP: 0 HBP: 0 | WP: 0 PB: 0 SB: 1 CS: 0 | PA: 43 |
| PITCHER | IP WLS BF H R ER SO BB IBB HBP BLK WP HR S P ERA WHIP | | | | | | | | | | | | | | | | | | | | | |
| 38 Jeremy Bolderman, R (1, 1) ERA: 3.92 | 6.0 W 31 8 3 3 6 5 0 0 0 0 0 0 66 112 4.50 2.167 | | | | | | | | | | | | | | | | | | | | | |
| Kyle Farnsworth, R (7, 1) ERA: 4.15 | 1.0 H 4 1 0 0 2 0 0 0 0 0 0 0 10 13 0.00 1.000 | | | | | | | | | | | | | | | | | | | | | |
| Ugueth Urbina, R (8, 1) ERA: 4.05 | 2.0 S 8 2 0 0 2 0 0 0 0 0 0 0 28 44 0.00 1.000 | | | | | | | | | | | | | | | | | | | | | |

livebaseballscorecards.com

| | |
|------------|-----------|
| AB | 38 |
| R | 3 |
| H | 11 |
| RBI | 3 |
| BB | 5 |
| SO | 10 |
| LOB | 27 |



| Batter | 1 | 2 | 3 | 4 | 5 | 6 | 7 | 8 | 9 | AB R H RBI BB SO LOB | TOP | | | | | | | | | | |
|--|---|----------------------------------|-------------------------------|----------------------------------|---------------------------------|----------------------------------|------------------------------|----------------------------------|-------------------------------|----------------------------------|-------------------------------|----------------------------------|-------------------------------|----------------------------------|------------------------------|----------------------------------|------------------------------|----------------------------------|----------------------------------|------------------------------------|--|
| 18 Johnny Damon, L (1, 8) OBP: 0.395, SLG: 0.486 | 1-0 1B 2B | 1-3 SAFE SAFE | | 1-0 F9 | | 2-2 P5 | | | 2-3 K | 5 1 1 0 0 2 2 | | | | | | | | | | | |
| Edgar Renteria, R (1, 6) OBP: 0.298, SLG: 0.352 | 0-1 1B 2-3 1B | | 4-2 BB BB | | 1-1 FC5 BB 1B | 1-3 K | | | 1-1 G6-3 | 4 0 2 0 1 1 0 | | | | | | | | | | | |
| Manny Ramirez, R (1, 7) OBP: 0.391, SLG: 0.574 | 0-0 P6 | | 1-3 SAFE | | 4-2 BB FC5 FC3-2 BB | | | | 0-3 K | 3 0 0 0 1 2 3 | | | | | | | | | | | |
| Jason Varitek, S (1, 2) OBP: 0.363, SLG: 0.600 | 0-1 FC6-4 1-3 3-H 1B | | 4-0 SAFE | | 1-2 FC5 FC3-2 BB HR | | | | 3-2 F7 | 3 1 1 1 1 0 2 | | | | | | | | | | | |
| Kevin Millar, R (1, 3) OBP: 0.380, SLG: 0.307 | 0-1 P3 | | 1-1 SAFE | | 4-0 FC3-2 HR BB | | | | 1-2 F9 | 3 1 0 0 1 0 4 | | | | | | | | | | | |
| Jay Payton, R (1, 9) OBP: 0.290, SLG: 0.395 | 3-1 FC6-4 1-2f | | 1-1 SAFE | | 0-1 FC3-2 HR | | | | 3-1 G4-6-3 1B | 4 1 1 0 0 0 7 | | | | | | | | | | | |
| Doug Mirabelli, R (1, 10) OBP: 0.318, SLG: 0.526 | | 2-2 P3 | | 1-3 SAFE | 2-1 HR | | | | 2-1 P2 | 3 1 1 4 0 1 0 | | | | | | | | | | | |
| 34 David Ortiz, L (8, PH) (8, 10) OBP: 0.312, SLG: 0.545 | | 2-3 K | | 0-0 SAFE | 0-3 HR | | | | 1-0 G4-6-3 1-2f | 1 0 0 0 0 0 1 | | | | | | | | | | | |
| Bill Mueller, S (1, 5) OBP: 0.370, SLG: 0.313 | | | | | | | | | | 4 0 0 0 0 2 1 | | | | | | | | | | | |
| Mark Bellhorn, S (1, 4) OBP: 0.333, SLG: 0.347 | | 4-1 BB | | 4-1 BB | | 3-2 G5-3 | | | 2-3 K | 2 0 0 0 2 1 0 | | | | | | | | | | | |
| Inning Stats | R: 1 E: 0 K: 0 S: 10 | H: 3 LOB: 2 BB: 0 P: 14 | R: 0 E: 0 K: 2 S: 12 | H: 0 LOB: 1 BB: 1 P: 21 | R: 0 E: 0 K: 1 S: 9 | H: 0 LOB: 2 BB: 2 P: 20 | R: 0 E: 0 K: 1 S: 6 | H: 0 LOB: 1 BB: 1 P: 12 | R: 4 E: 0 K: 1 S: 14 | H: 2 LOB: 0 BB: 2 P: 26 | R: 0 E: 0 K: 1 S: 10 | H: 0 LOB: 0 BB: 0 P: 16 | R: 0 E: 0 K: 1 S: 11 | H: 0 LOB: 0 BB: 0 P: 15 | R: 0 E: 0 K: 0 S: 5 | H: 1 LOB: 0 BB: 0 P: 11 | R: 0 E: 0 K: 2 S: 8 | H: 0 LOB: 0 BB: 0 P: 13 | 1B: 4 2B: 1 3B: 0 HR: 1 | SF: 0 SAC: 0 DP: 1 HBP: 0 | WP: 0 PA: 38 PB: 0 SB: 0 CS: 0 |
| PITCHER | IP WLS BF H R ER SO BB IBB HBP BLK WP HR S P ERA WHIP | | | | | | | | | | | | | | | | | | | | |
| Mike Maroth, L (1, 1) ERA: 4.46 | 6.0 L 29 5 5 5 6 6 0 0 0 0 0 1 61 109 7.50 1.833 | | | | | | | | | | | | | | | | | | | | |
| Franklyn German, R (7, 1) ERA: 2.53 | 2.0 6 1 0 0 1 0 0 0 0 0 0 0 16 26 0.00 0.500 | | | | | | | | | | | | | | | | | | | | |
| Jamie Walker, L (9, 1) ERA: 1.8 | 1.0 3 0 0 0 2 0 0 0 0 0 0 0 8 13 0.00 0.000 | | | | | | | | | | | | | | | | | | | | |

Boston Red Sox @ Detroit Tigers
Comerica Park, Detroit, MI
Tue May 03 2005, 7:05 PM EDT
Att. 19,121 - Partly Cloudy - 47 F

livebaseballscorecards.com

AB 32
R 5
H 6
RBI 5
BB 6
SO 9
LOB 20



| Batter | 1 | 2 | 3 | 4 | 5 | 6 | 7 | 8 | 9 | AB R H RBI BB SO LOB |
|---|---------------------|------------------------|-------------|-------------------------|--------------------|-----------------|---------------------|-------------|-----------|----------------------|
| 15 Brandon Inge, R OBP: 0.402, SLG: 0.495 | 1-3 | | 3-1 L9 | | 1-2 F9 | | 4-1 1B BB | | 2-0 P3 | 4 0 0 0 1 1 0 |
| Ivan Rodriguez, R OBP: 0.323, SLG: 0.479 | 1-2 | | 3-2 G5-3 | | 3-2 E6 FC5-4 | | 1-1 1B G6-4-3 | | | 4 1 2 1 0 0 0 |
| 9 Carlos Guillen, S OBP: 0.469, SLG: 0.570 | 2-1 E6 G6-3 | | | 0-0 33 2B 3B | 2-1 FC5-4 | | 1-2 G6-4-3 | | | 4 1 1 0 0 0 3 |
| Rondell White, R OBP: 0.287, SLG: 0.461 | SAFE 2-1 G6-3 | | | 3-2 K | | 2-1 F8 | | 1-1 G4-3 | | 4 0 0 0 0 1 2 |
| Craig Monroe, R OBP: 0.309, SLG: 0.400 | | 2-1 P4 | | 2-2 F8 | | 4-1 BB BB | | 0-0 G5-3 | | 3 0 0 0 1 0 1 |
| Carlos Pena, L OBP: 0.347, SLG: 0.364 | | 2-0 F7 | | 1-2 33 2B HBP | | 4-2 BB | | 2-3 K | | 2 0 0 0 1 1 0 |
| 33 Marcus Thames, R OBP: 0.263, SLG: 0.429 | | 0-1 20 FC4 1B | | 1-1 1-3 3-H 2B | | 1-3 K | | 0-2 HR | | 4 1 3 2 0 1 2 |
| 20 Omar Infante, R OBP: 0.283, SLG: 0.372 | | 0-1 FC4 | | 2-1 G6-3 | | 0-0 F9 | | 1-0 P2 | | 4 0 0 0 0 0 5 |
| Nook Logan, S OBP: 0.379, SLG: 0.500 | | | 2-1 G6-3 | | 2-2 L6 | | 0-1 G4-3 | | 1-1 F7 | 4 0 0 0 0 0 0 |

| Inning Stats | R: 1 | H: 1 | E: 1 | K: 1 | S: 10 | LOB: 0 | BB: 0 | P: 16 | R: 0 | H: 1 | E: 0 | K: 0 | S: 7 | LOB: 1 | BB: 0 | P: 11 | R: 0 | H: 0 | E: 0 | K: 0 | S: 8 | LOB: 0 | BB: 0 | P: 16 | R: 1 | H: 2 | E: 0 | K: 1 | S: 15 | LOB: 2 | BB: 0 | P: 24 | R: 0 | H: 0 | E: 1 | K: 0 | S: 12 | LOB: 1 | BB: 0 | P: 20 | R: 0 | H: 0 | E: 0 | K: 1 | S: 10 | LOB: 2 | BB: 2 | P: 21 | R: 0 | H: 1 | E: 0 | K: 0 | S: 8 | LOB: 1 | BB: 1 | P: 14 | R: 0 | H: 0 | E: 0 | K: 1 | S: 7 | LOB: 0 | BB: 0 | P: 10 | R: 1 | H: 1 | E: 0 | K: 0 | S: 7 | LOB: 0 | BB: 0 | P: 11 | 1B: 2 | 2B: 1 | 3B: 1 | SF: 0 | SAC: 0 | DP: 1 | HBP: 1 | WP: 0 | PB: 0 | SB: 0 | CS: 0 | PA: 37 |
|--------------|------|------|------|------|-------|--------|-------|-------|------|------|------|------|------|--------|-------|-------|------|------|------|------|------|--------|-------|-------|------|------|------|------|-------|--------|-------|-------|------|------|------|------|-------|--------|-------|-------|------|------|------|------|-------|--------|-------|-------|------|------|------|------|------|--------|-------|-------|------|------|------|------|------|--------|-------|-------|------|------|------|------|------|--------|-------|-------|-------|-------|-------|-------|--------|-------|--------|-------|-------|-------|-------|--------|
|--------------|------|------|------|------|-------|--------|-------|-------|------|------|------|------|------|--------|-------|-------|------|------|------|------|------|--------|-------|-------|------|------|------|------|-------|--------|-------|-------|------|------|------|------|-------|--------|-------|-------|------|------|------|------|-------|--------|-------|-------|------|------|------|------|------|--------|-------|-------|------|------|------|------|------|--------|-------|-------|------|------|------|------|------|--------|-------|-------|-------|-------|-------|-------|--------|-------|--------|-------|-------|-------|-------|--------|

| PITCHER | IP | WLS | BF | H | R | ER | SO | BB | IBB | HBP | BLK | WP | HR | S | P | ERA | WHIP |
|--------------------------------|--------|-----|----|----|---|----|----|----|-----|-----|-----|----|----|----|----|------|-------|
| John Halama, L ERA: 4.61 | (1, 1) | 5.0 | W | 21 | 4 | 2 | 2 | 2 | 0 | 0 | 0 | 0 | 1 | 52 | 87 | 3.60 | 0.800 |
| Matt Mantei, R ERA: 3.38 | (6, 1) | 1.0 | H | 5 | 0 | 0 | 1 | 2 | 0 | 0 | 0 | 0 | 0 | 10 | 21 | 0.00 | 2.000 |
| 50 Mike Timlin, R ERA: 1.32 | (7, 1) | 2.0 | H | 7 | 1 | 0 | 1 | 1 | 0 | 0 | 0 | 0 | 0 | 15 | 24 | 0.00 | 1.000 |
| Keith Foulke, R ERA: 7.62 | (9, 1) | 1.0 | S | 4 | 1 | 1 | 0 | 0 | 0 | 0 | 0 | 0 | 1 | 7 | 11 | 9.00 | 1.000 |

BOTTOM

Boston Red Sox @ Detroit Tigers
Comerica Park, Detroit, MI

Tue May 03 2005, 7:05 PM EDT
Att. 19,121 - Partly Cloudy - 47 F

livebaseballscorecards.com

| | |
|-----|----|
| AB | 33 |
| R | 3 |
| H | 6 |
| RBI | 3 |
| BB | 3 |
| SO | 4 |
| LOB | 13 |

| Batter | 1 | 2 | 3 | 4 | 5 | 6 | 7 | 8 | 9 | AB | R | H | RBI | BB | SO | LOB | TOP | | | | | | | | |
|---|------------------------------|----------------------------------|---------------------------------|----------------------------------|-------------------------------|----------------------------------|-------------------------------|----------------------------------|------------------------------|----------------------------------|------------------------------|----------------------------------|------------------------------|----------------------------------|-------------------------------|----------------------------------|-------------------------------|----------------------------------|-----------------------------------|------------------------------------|----------------------------------|--------|--|--|--|
| 18 Johnny Damon, L (1, 8) OBP: 0.403, SLG: 0.491 | 0-1 G6-4-3 1B | | 0-1 34 G6-3 1B | 0-1 BB 1B | | 1-1 FC4-6 1-2f | | 1-2 F8 | | 5 | 1 | 3 | 0 | 0 | 0 | 3 | | | | | | | | | |
| Edgar Renteria, R (1, 6) OBP: 0.303, SLG: 0.349 | 2-1 G6-4-3 1-2f | | 2-1 34 G6-3 1B | 4-0 FC5-4 BB | | | 1-1 G5-3 | 1-3 K | | 4 | 0 | 1 | 1 | 1 | 1 | 3 | | | | | | | | | |
| Manny Ramirez, R (1, 7) OBP: 0.383, SLG: 0.561 | 1-3 K | | 0-0 SF7 | 2-1 FC5-4 1-2f | | | 3-2 1B | | 3-3 K | 4 | 0 | 1 | 1 | 0 | 2 | 3 | | | | | | | | | |
| 34 David Ortiz, L (1, 10) OBP: 0.307, SLG: 0.524 | | 0-3 K | 0-1 G6-3 | | 4-2 G5-4-3 BB | | 0-0 F9 | | 2-3 K | 4 | 0 | 0 | 0 | 1 | 2 | 3 | | | | | | | | | |
| Kevin Millar, R (1, 3) OBP: 0.372, SLG: 0.301 | | 0-0 E5 1B | 2-0 E5 | | 0-2 G5-4-3 1-2f | | 0-1 F7 | | 0-3 K | 5 | 0 | 1 | 0 | 0 | 1 | 3 | | | | | | | | | |
| Jay Payton, R (1, 9) OBP: 0.250, SLG: 0.366 | | 1-2 F9 | 0-1 F8 | | 0-0 F9 | | | | | 3 | 1 | 0 | 0 | 1 | 0 | 3 | | | | | | | | | |
| Doug Mirabelli, R (1, 2) OBP: 0.269, SLG: 0.435 | | 0-1 F8 | | 3-2 F8 | | 1-2 G4-3 | | 0-1 P6 | | 4 | 0 | 0 | 0 | 0 | 0 | 2 | | | | | | | | | |
| Mark Bellhorn, S (1, 4) OBP: 0.352, SLG: 0.360 | | | 1-2 18 1B 20 BB 1B | 0-0 18 1B 1B | | 2-0 G5-3 | | 4-2 18 F8 20 1B BB | | 3 | 1 | 2 | 0 | 1 | 0 | 0 | | | | | | | | | |
| 20 Kevin Youkilis, R (1, 5) OBP: 0.619, SLG: 0.533 | | | 4-0 1B 18 1B SF7 BB | 0-3 K | | 2-1 18 FC4-6 1B | | 2-2 1B | | 3 | 1 | 2 | 1 | 1 | 1 | 1 | | | | | | | | | |
| Inning Stats | R: 0 E: 0 K: 1 S: 7 | H: 1 LOB: 0 BB: 0 P: 10 | R: 0 E: 1 K: 1 S: 9 | H: 1 LOB: 1 BB: 0 P: 10 | R: 3 E: 1 K: 0 S: 13 | H: 3 LOB: 2 BB: 1 P: 22 | R: 0 E: 0 K: 1 S: 11 | H: 2 LOB: 3 BB: 1 P: 20 | R: 0 E: 0 K: 0 S: 6 | H: 0 LOB: 0 BB: 1 P: 10 | R: 0 E: 0 K: 0 S: 8 | H: 1 LOB: 1 BB: 0 P: 14 | R: 0 E: 0 K: 0 S: 8 | H: 1 LOB: 1 BB: 0 P: 12 | R: 1 E: 0 K: 1 S: 14 | H: 1 LOB: 2 BB: 2 P: 26 | R: 0 E: 0 K: 3 S: 10 | H: 0 LOB: 0 BB: 0 P: 15 | 1B: 10 2B: 0 3B: 0 HR: 0 | SF: 1 SAC: 0 DP: 2 HBP: 0 | WP: 0 PB: 0 SB: 0 CS: 0 | PA: 41 | | | |
| PITCHER 29 Nate Robertson, L (1, 1) ERA: 4.18 | IP: 6.2 | WLS: 31 | H: 9 | R: 3 | ER: 2 | SO: 3 | BB: 3 | IBB: 0 | HBP: 0 | BLK: 0 | WP: 0 | HR: 0 | S: 60 | P: 96 | ERA: 2.70 | WHIP: 1.800 | | | | | | | | | |
| Kyle Farnsworth, R (7, 1) ERA: 4.4 | IP: 1.1 | L: 7 | H: 1 | R: 1 | ER: 1 | SO: 1 | BB: 2 | IBB: 0 | HBP: 0 | BLK: 0 | WP: 0 | HR: 0 | S: 16 | P: 28 | ERA: 6.75 | WHIP: 2.250 | | | | | | | | | |
| Troy Percival, R (9, 1) ERA: 3.97 | IP: 1.0 | 3 | H: 0 | R: 0 | ER: 0 | SO: 3 | BB: 0 | IBB: 0 | HBP: 0 | BLK: 0 | WP: 0 | HR: 0 | S: 10 | P: 15 | ERA: 0.00 | WHIP: 0.000 | | | | | | | | | |

Boston Red Sox @ Detroit Tigers

Comerica Park, Detroit, MI

Wed May 04 2005, 7:05 PM EDT

Att. 23,295 - Clear - 56 F

livebaseballscorecards.com

AB 35
R 4
H 10
RBI 3
BB 5
SO 7
LOB 21



| Batter | 1 | 2 | 3 | 4 | 5 | 6 | 7 | 8 | 9 | AB R H RBI BB SO LOB |
|--|-------------|---------------------------|-------------|------------------------------|-------------------|-------------|-------------|-------------|---|---|
| 15 Brandon Inge, R OBP: 0.396, SLG: 0.485 (1, 5) | 2-2 F8 | 3-0 G5-3 | | | 0-2 G1-4-3 | | 1-2 1B | | | 4 0 1 0 0 0 3 |
| Ivan Rodriguez, R OBP: 0.320, SLG: 0.470 (1, 2) | 2-2 G1-3 | | 3-3 K | | 0-0 9 1B 2B | | 0-3 K | | | 4 1 1 0 0 2 1 |
| 9 Carlos Guillen, S OBP: 0.471, SLG: 0.567 (1, 10) | 1-1 1B | | 1-3 K | | 0-0 1-2 2B | | 1-0 F8 | | | 4 0 2 0 0 1 0 |
| Rondell White, R OBP: 0.286, SLG: 0.462 (1, 7) | 1-1 F8 | | 1-2 G5-3 | | 1-0 1-1 2B | | 3-2 G6-3 | | | 4 0 1 1 0 0 1 |
| Craig Monroe, R OBP: 0.320, SLG: 0.432 Nook Logan, S OBP: 0.373, SLG: 0.491 (1, 8) (7, 8) | | 1-1 L8 20 SF9 2B | | 1-2 33 CS 2B | | 0-0 G5-3 | | 1-1 G4-3 | | 3 1 2 0 0 0 0 1 0 0 0 0 0 0 |
| Carlos Pena, L OBP: 0.333, SLG: 0.346 (1, 3) | | 1-2 L8 | | 0-1 P4 | | 2-1 G3-1 | | 3-3 K | | 4 0 0 0 0 1 2 |
| 33 Marcus Thames, R OBP: 0.262, SLG: 0.395 (1, 9) | | 4-2 1B BB | | 0-3 K | | 1-1 F8 | | 3-2 F8 | | 3 0 0 0 1 1 1 |
| 20 Omar Infante, R OBP: 0.284, SLG: 0.386 Dmitri Young, S OBP: 0.379, SLG: 0.570 Jason Smith, L OBP: 0.150, SLG: 0.200 (1, 4) (9, PH) (9, PR) | | 0-1 SF9 | | 2-1 1B 15 G1-4-3 2B | | 3-3 K | | 0-1 1B | | 2 1 1 1 0 1 0 1 0 1 0 0 0 0 0 0 0 0 0 0 0 |
| Ramon Martinez, R OBP: 0.333, SLG: 0.333 (1, 6) | | 0-1 1-2 1B | | 0-0 15 G1-4-3 1B | | 2-2 G5-3 | | 2-2 F9 | | 4 0 2 0 0 0 1 |

| Inning Stats | R: 0 E: 0 K: 0 S: 11 | H: 1 LOB: 1 BB: 0 P: 17 | R: 1 E: 0 K: 0 S: 15 | H: 2 LOB: 2 BB: 1 P: 24 | R: 0 E: 0 K: 2 S: 12 | H: 0 LOB: 0 BB: 0 P: 17 | R: 0 E: 0 K: 1 S: 10 | H: 1 LOB: 0 BB: 0 P: 11 | R: 2 E: 0 K: 0 S: 9 | H: 5 LOB: 2 BB: 0 P: 12 | R: 0 E: 0 K: 0 S: 5 | H: 0 LOB: 0 BB: 0 P: 8 | R: 0 E: 0 K: 2 S: 15 | H: 1 LOB: 1 BB: 0 P: 21 | R: 0 E: 0 K: 0 S: 7 | H: 0 LOB: 0 BB: 0 P: 12 | R: 0 E: 0 K: 1 S: 13 | H: 1 LOB: 1 BB: 0 P: 21 | 1B: 7 2B: 4 3B: 0 HR: 0 | SF: 1 SAC: 0 DP: 1 HBP: 0 |
|--------------|-------------------------------|----------------------------------|-------------------------------|----------------------------------|-------------------------------|----------------------------------|-------------------------------|----------------------------------|------------------------------|----------------------------------|------------------------------|---------------------------------|-------------------------------|----------------------------------|------------------------------|----------------------------------|-------------------------------|----------------------------------|----------------------------------|------------------------------------|
|--------------|-------------------------------|----------------------------------|-------------------------------|----------------------------------|-------------------------------|----------------------------------|-------------------------------|----------------------------------|------------------------------|----------------------------------|------------------------------|---------------------------------|-------------------------------|----------------------------------|------------------------------|----------------------------------|-------------------------------|----------------------------------|----------------------------------|------------------------------------|

| PITCHER | IP | WLS | BF | H | R | ER | SO | BB | IBB | HBP | BLK | WP | HR | S | P | ERA | WHIP |
|---|-----|-----|----|----|---|----|----|----|-----|-----|-----|----|----|----|-----|------|-------|
| 49 Tim Wakefield, R ERA: 2.97 (1, 1) | 7.0 | W | 29 | 10 | 3 | 3 | 5 | 1 | 0 | 0 | 0 | 0 | 0 | 77 | 110 | 3.86 | 1.571 |
| 50 Mike Timlin, R ERA: 1.23 (8, 1) | 1.0 | H | 3 | 0 | 0 | 0 | 0 | 0 | 0 | 0 | 0 | 0 | 0 | 7 | 12 | 0.00 | 0.000 |
| Keith Foulke, R ERA: 7.07 (9, 1) | 1.0 | S | 4 | 1 | 0 | 0 | 1 | 0 | 0 | 0 | 0 | 0 | 0 | 13 | 21 | 0.00 | 1.000 |

BOTTOM

Boston Red Sox @ Detroit Tigers
Comerica Park, Detroit, MI

Wed May 04 2005, 7:05 PM EDT
Att. 23,295 - Clear - 56 F

livebaseballscorecards.com

| | |
|------------|-----------|
| AB | 34 |
| R | 3 |
| H | 11 |
| RBI | 2 |
| BB | 1 |
| SO | 6 |
| LOB | 9 |



| WP | PA | ERA | WHIP |
|----|----|-----|------|
| 0 | 36 | | |
| 0 | | | |
| 0 | | | |
| 1 | | | |

| Batter | 1 | 2 | 3 | 4 | 5 | 6 | 7 | 8 | 9 | AB R H RBI BB SO LOB | TOP | | | | | | | | |
|---|---|-------------------------|---------------------------|-------------------------|---------------------------|-------------------------|---------------------------|-------------------------|--------------------------|-------------------------|---|-------------------------|---------------------------|-------------------------|---------------------------|-------------------------|---|---|--|
| 18 Johnny Damon, L (1, 8) OBP: 0.395, SLG: 0.479 | 1-2 F7 | 0-1 G1-3 | | | 1-1 G3 | | 1-0 1B | | 0-1 F7 | 5 0 1 0 0 0 2 | <p>Boston Red Sox @ Detroit Tigers</p> <p>Comerica Park, Detroit, MI</p> <p>Thu May 05 2005, 1:05 PM EDT</p> <p>Att. 24,870 - Sunny - 58 F</p> | | | | | | | | |
| Trot Nixon, L (1, 9) OBP: 0.446, SLG: 0.507 | 0-0 1B | | 2-1 G3 | | 0-0 34 BB 1B | | 1-0 1B | 1-0 34 2B 1B | 5 1 4 0 0 0 0 | | | | | | | | | | |
| 34 David Ortiz, L (1, 10) OBP: 0.311, SLG: 0.523 | 3-1 F7 | | 1-3 K | | 4-0 1B | | 1-1 G3-1 | 2-2 2B | 4 0 1 1 1 1 3 | | | | | | | | | | |
| Kevin Millar, R (1, 3) OBP: 0.364, SLG: 0.296 | 3-2 G5-3 | | 2-3 K | | 1-2 G6-3 | | 2-1 WP 1B | 1-2 F9 | 5 0 1 0 0 1 4 | | | | | | | | | | |
| Jason Varitek, S (1, 2) OBP: 0.379, SLG: 0.618 | | 3-1 1B 2B | | 1-2 FC4-6 1B | | 2-3 K | 0-0 1B | | 4 1 3 0 0 1 0 | | | | | | | | | | |
| Edgar Renteria, R (1, 6) OBP: 0.303, SLG: 0.349 | | 0-1 FC6-4 1B | | 0-0 F8 | | 1-2 G4-6-3 1B | 3-2 P2 | | 0 0 0 0 0 0 0 | | | | | | | | | | |
| Ramón Vázquez, L (2, PH) OBP: 0.265, SLG: 0.303 | | 2-H | | 1-2 F8 | | | 1-1 F7 | | 4 0 2 1 0 0 3 | | | | | | | | | | |
| Bill Mueller, S (1, 5) OBP: 0.353, SLG: 0.296 | | 1 SAFE FC6-4 | | 0-1 FC4-6 | | 1 SAFE G4-6-3 | 1-1 F7 | | 4 0 0 0 0 0 5 | | | | | | | | | | |
| Jay Payton, R (1, 7) OBP: 0.229, SLG: 0.333 | | 1 SAFE FC5-4 | | 1-2 F8 | | 1 SAFE G4-3 | 3-3 K | | 4 0 0 0 0 1 4 | | | | | | | | | | |
| Mark Bellhorn, S (1, 4) OBP: 0.348, SLG: 0.346 | | 4-2 BB | | 2-3 K | | 2-1 F8 | 2-3 | 1-2 G4-3 | 3 0 0 0 1 1 0 | | | | | | | | | | |
| Inning Stats | R: 0 H: 1 E: 0 K: 0 S: 12 | H: 1 LOB: 1 BB: 0 P: 19 | R: 1 H: 2 E: 0 K: 0 S: 12 | H: 2 LOB: 2 BB: 1 P: 19 | R: 0 H: 0 E: 0 K: 2 S: 10 | H: 0 LOB: 0 BB: 0 P: 15 | R: 0 H: 1 E: 0 K: 1 S: 10 | H: 1 LOB: 1 BB: 0 P: 12 | R: 0 H: 1 E: 0 K: 1 S: 8 | H: 1 LOB: 0 BB: 0 P: 12 | R: 0 H: 2 E: 0 K: 0 S: 7 | H: 2 LOB: 2 BB: 0 P: 13 | R: 0 H: 2 E: 0 K: 1 S: 11 | H: 2 LOB: 2 BB: 0 P: 20 | R: 1 H: 2 E: 0 K: 0 S: 14 | H: 2 LOB: 1 BB: 0 P: 19 | 1B: 10 SF: 0 2B: 2 SAC: 0 3B: 0 DP: 1 HR: 0 HBP: 0 | WP: 1 PA: 40 PB: 0 SB: 0 CS: 0 | |
| PITCHER | IP WLS BF H R ER SO BB IBB HBP BLK WP HR S P ERA WHIP | | | | | | | | | | | | | | | | | | |
| Jason Johnson, R (1, 1) ERA: 3.93 | 7.0 | 30 | 8 | 1 | 1 | 4 | 2 | 0 | 0 | 0 | 0 | 0 | 0 | 68 | 107 | 1.29 | 1.429 | | |
| Ugueth Urbina, R (8, 1) ERA: 4.11 | 2.0 | L | 10 | 4 | 1 | 1 | 1 | 0 | 0 | 0 | 0 | 1 | 0 | 25 | 39 | 4.50 | 2.000 | | |

livebaseballscorecards.com

| | |
|------------|----|
| AB | 38 |
| R | 2 |
| H | 12 |
| RBI | 2 |
| BB | 2 |
| SO | 5 |
| LOB | 21 |



| Batter | 1 | 2 | 3 | 4 | 5 | 6 | 7 | 8 | 9 | AB R H RBI BB SO LOB | TOP | |
|---|---|---|---|---|---|---|--|---|---|--|---|--|
| 51 Ichiro Suzuki, L (1, 9) OBP: 0.374, SLG: 0.458 | 0-1 F7 | | 1-2 CS 1B | | 0-0 SF8 | | 2-0 G1-3 | | 0-1 G4-3 | 4 0 1 1 0 0 4 | | |
| Randy Winn, S (1, 7) OBP: 0.412, SLG: 0.406 | 2-1 29 F9 2B | | 3-1 29 1B HBP | | 2-2 P5 | | | 1-1 G3 | | 3 0 1 0 0 0 0 | | |
| 29 Adrián Beltré, R (1, 5) OBP: 0.246, SLG: 0.308 | 1-1 F9 | | 1-0 1B | | | 2-2 G6-3 | | 3-2 L8 | | 4 0 1 0 0 0 1 | | |
| Raul Ibanez, L (1, 3) OBP: 0.356, SLG: 0.388 | 3-2 G4-3 | | 3-3 K | | | 0-3 K | | 1-3 K | | 4 0 0 0 0 3 3 | | |
| Bret Boone, R (1, 4) OBP: 0.303, SLG: 0.373 | | | | | 0-1 F8 | | 2-2 G6-3 | | 1-0 1B 7 BB SF7 1B | 4 1 1 0 0 1 0 | | |
| 7 Jeremy Reed, L (1, 8) OBP: 0.358, SLG: 0.347 | | | | | 1-1 L1 | | 1-1 39 FC6-4 BB 1B | | 4-1 1B 1-2 BB | 3 0 2 0 1 0 0 | | |
| Greg Dobbs, L (1, 10) OBP: 0.222, SLG: 0.333 | | | | | 0-3 K | | 0-0 F7 | | 1-2 1-2 2-3 1B | 4 0 1 0 0 1 2 | | |
| Miguel Olivo, R (1, 2) OBP: 0.189, SLG: 0.188 Dave Hansen, L (9, PH) | | | | | 2-2 39 G4-3 51 SF8 | | 4-1 39 FC6-4 1-2 BB | | 0-1 SF7 3-H | 2 1 0 0 1 1 1 0 0 0 1 0 0 0 | | |
| 39 Wilson Valdez, R (1, 6) OBP: 0.225, SLG: 0.241 16 Willie Bloomquist, R (9, PH) OBP: 0.190, SLG: 0.250 | | | | | 0-3 K | | 0-0 G4-3 | | 2-2 FC6-4 1-2f 2-3 | 3 0 0 0 0 1 3 1 0 0 0 0 0 2 | | |
| Inning Stats | R: 0 H: 1 E: 0 LOB: 1 K: 0 BB: 0 S: 10 P: 16 | R: 0 H: 1 E: 0 LOB: 1 K: 2 BB: 0 S: 13 P: 16 | R: 0 H: 2 E: 0 LOB: 2 K: 2 BB: 0 S: 13 P: 21 | R: 0 H: 0 E: 0 LOB: 0 K: 1 BB: 0 S: 7 P: 8 | R: 1 H: 0 E: 1 LOB: 0 K: 0 BB: 0 S: 11 P: 15 | R: 0 H: 0 E: 0 LOB: 0 K: 1 BB: 0 S: 10 P: 14 | R: 0 H: 1 E: 0 LOB: 2 K: 0 BB: 1 S: 8 P: 17 | R: 0 H: 0 E: 0 LOB: 0 K: 1 BB: 0 S: 10 P: 15 | R: 1 H: 2 E: 0 LOB: 2 K: 0 BB: 1 S: 14 P: 21 | 1B: 5 SF: 2 2B: 2 SAC: 0 3B: 0 DP: 0 HR: 0 HBP: 1 | WP: 0 PA: 37 PB: 0 SB: 0 CS: 1 | |
| PITCHER | IP WLS BF H R ER SO BB IBB HBP BLK WP HR S P ERA WHIP | | | | | | | | | | | |
| 30 Matt Clement, R (1, 1) ERA: 3.35 | 7.0 W 28 5 1 0 6 1 0 1 0 0 0 0 72 107 0.00 0.857 | | | | | | | | | | | |
| Alan Embree, L (8, 1) ERA: 5.4 | 1.0 3 0 0 0 1 0 0 0 0 0 0 0 10 15 0.00 0.000 | | | | | | | | | | | |
| Blaine Neal, R (9, 1) ERA: 9.0 | 1.0 6 2 1 1 0 1 0 0 0 0 0 0 14 21 9.00 3.000 | | | | | | | | | | | |

Seattle Mariners @ Boston Red Sox
Fenway Park, Boston, MA
Fri May 06 2005, 7:05 PM EDT
Att. 35,229 - Cloudy - 48 F

livebaseballscorecards.com

| | |
|-----|----|
| AB | 32 |
| R | 2 |
| H | 7 |
| RBI | 2 |
| BB | 2 |
| SO | 7 |
| LOB | 16 |



| Batter | 1 | 2 | 3 | 4 | 5 | 6 | 7 | 8 | 9 |
|--|-------------|------------------|-----------------------|-----------------|-----------|-------------|-------------|-----------|---|
| Mark Bellhorn, S OBP: 0.340, SLG: 0.329 (1, 4) | 0-1 G1-3 | 1-1 L8 | 4-1 WP BB | | 2-3 K | | 2-3 K | | |
| Trot Nixon, L OBP: 0.443, SLG: 0.493 (1, 9) | 1-3 K | 2-2 HBP | 2-2 F9 | | 2-2 1B | | | 0-3 K | |
| Manny Ramirez, R OBP: 0.376, SLG: 0.539 (1, 7) | 0-0 G5-3 | 1-2 G6-3 | | 4-2 1B BB | 1-3 K | | | 0-2 G3 | |
| 34 David Ortiz, L OBP: 0.315, SLG: 0.553 (1, 10) | | 2-2 1B 2B | 2-2 HR | 1-2 F8 | 1-3 K | | | 2-3 K | |
| Kevin Millar, R OBP: 0.369, SLG: 0.297 (1, 3) | | 1-1 G6-3 | 4-1 1B 2B BB | 0-1 BB 1B | | 1-1 F8 | | | |
| Jason Varitek, S OBP: 0.384, SLG: 0.613 (1, 2) | | 1-1 BB 1B | 0-3 K | 2-2 BB 1B | | 1-2 G4-3 | | | |
| Jay Payton, R OBP: 0.269, SLG: 0.340 (1, 8) | | 4-2 1B BB | 2-2 2B 1B | 4-1 BB | | 1-1 L8 | | | |
| Bill Mueller, S OBP: 0.360, SLG: 0.320 (1, 5) | | 1-2 HBP 1B | 1-0 G4-3 2B | 2-1 F9 | | | 1-2 G4-3 | | |
| Ramón Vázquez, L OBP: 0.263, SLG: 0.297 (1, 6) | | 0-1 HBP 1B | 0-1 G4-3 | 1-1 G3 | | | 1-3 K | | |

| Inning Stats | R: 0 E: 0 K: 1 S: 6 | H: 0 LOB: 0 BB: 0 P: 7 | R: 3 E: 0 K: 0 S: 23 | H: 4 LOB: 3 BB: 1 P: 36 | R: 3 E: 0 K: 1 S: 19 | H: 3 LOB: 2 BB: 2 P: 34 | R: 1 E: 0 K: 0 S: 16 | H: 2 LOB: 3 BB: 2 P: 30 | R: 0 E: 0 K: 3 S: 12 | H: 1 LOB: 1 BB: 0 P: 18 | R: 0 E: 0 K: 0 S: 8 | H: 0 LOB: 0 BB: 0 P: 11 | R: 0 E: 0 K: 2 S: 12 | H: 0 LOB: 0 BB: 0 P: 16 | R: 0 E: 0 K: 2 S: 9 | H: 0 LOB: 0 BB: 0 P: 11 |
|--------------|------------------------------|---------------------------------|-------------------------------|----------------------------------|-------------------------------|----------------------------------|-------------------------------|----------------------------------|-------------------------------|----------------------------------|------------------------------|----------------------------------|-------------------------------|----------------------------------|------------------------------|----------------------------------|
|--------------|------------------------------|---------------------------------|-------------------------------|----------------------------------|-------------------------------|----------------------------------|-------------------------------|----------------------------------|-------------------------------|----------------------------------|------------------------------|----------------------------------|-------------------------------|----------------------------------|------------------------------|----------------------------------|

| PITCHER | IP | WLS | BF | H | R | ER | SO | BB | IBB | HBP | BLK | WP | HR | S | P | ERA | WHIP |
|--|-----|-----|----|---|---|----|----|----|-----|-----|-----|----|----|----|----|-------|-------|
| Jamie Moyer, L ERA: 4.7 (1, 1) | 2.2 | L | 19 | 7 | 6 | 6 | 2 | 3 | 0 | 1 | 0 | 0 | 1 | 45 | 72 | 20.25 | 3.750 |
| Matt Thornton, L ERA: 4.05 (3, 1) | 2.1 | | 12 | 3 | 1 | 1 | 3 | 2 | 0 | 0 | 0 | 1 | 0 | 31 | 53 | 3.86 | 2.143 |
| 40 Julio Mateo, R ERA: 0.59 (6, 1) | 2.0 | | 6 | 0 | 0 | 0 | 2 | 0 | 0 | 0 | 0 | 0 | 0 | 20 | 27 | 0.00 | 0.000 |
| 20 J.J. Putz, R ERA: 1.13 (8, 1) | 1.0 | | 3 | 0 | 0 | 0 | 2 | 0 | 0 | 0 | 0 | 0 | 0 | 9 | 11 | 0.00 | 0.000 |

AB R H RBI BB SO LOB

| | | | | | | |
|---|---|---|---|---|---|---|
| 4 | 0 | 0 | 0 | 1 | 2 | 2 |
| 4 | 0 | 1 | 0 | 0 | 2 | 2 |
| 4 | 1 | 0 | 0 | 1 | 1 | 4 |
| 5 | 2 | 2 | 1 | 0 | 2 | 2 |
| 3 | 1 | 1 | 0 | 1 | 0 | 1 |
| 4 | 1 | 2 | 0 | 0 | 1 | 1 |
| 2 | 2 | 1 | 1 | 2 | 0 | 0 |
| 4 | 0 | 2 | 4 | 0 | 0 | 3 |
| 4 | 0 | 1 | 1 | 0 | 1 | 4 |

| AB | 34 |
|-----|----|
| R | 7 |
| H | 10 |
| RBI | 7 |
| BB | 5 |
| SO | 9 |
| LOB | 19 |



| WP | 1 | PA | 40 |
|----|---|----|----|
| PB | 0 | | |
| SB | 0 | | |
| CS | 0 | | |

Seattle Mariners @ Boston Red Sox
 Fenway Park, Boston, MA
 Fri May 06 2005, 7:05 PM EDT
 Att. 35,229 - Cloudy - 48 F

livebaseballscorecards.com

| Batter | 1 | 2 | 3 | 4 | 5 | 6 | 7 | 8 | 9 | AB R H RBI BB SO LOB | TOP | | | | | | | | | |
|--|---|----------------------------------|------------------------------|----------------------------------|-------------------------------|----------------------------------|------------------------------|----------------------------------|-------------------------------|----------------------------------|--|----------------------------------|-------------------------------|----------------------------------|-------------------------------|----------------------------------|----------------------------------|------------------------------------|----------------------------------|--------|
| 51 Ichiro Suzuki, L (1, 9) OBP: 0.385, SLG: 0.463 | 2-2 SF8 1B | | 4-0 S BB | | | 3-2 29 2B 1B | | 0-3 1 | | 3 2 2 0 1 1 0 | | | | | | | | | | |
| Randy Winn, S (1, 7) OBP: 0.407, SLG: 0.400 | 1-3 K | | 0-3 K | | | 0-0 29 2B 1B | | 0-0 2 | | 4 1 1 0 0 2 2 | | | | | | | | | | |
| 29 Adrian Beltré, R (1, 5) OBP: 0.262, SLG: 0.325 | 4-2 SF8 1-3 BB | | 3-2 P3 | | | 1-2 G5-3 1-3 2-H 2B | | 0-2 1B | | 3 0 2 1 1 0 1 | | | | | | | | | | |
| Richie Sexson, R (1, 3) OBP: 0.336, SLG: 0.495 | 0-0 SF8 1-2 3-H | | | 1-2 G4-3 | | 2-2 G6-3 | | 2-1 G4-3 | | 3 0 0 2 0 0 2 | | | | | | | | | | |
| Bret Boone, R (1, 4) OBP: 0.293, SLG: 0.360 | 2-2 F8 | | | 1-3 K | | 0-0 G5-3 | | 0-0 F9 | | 4 0 0 0 0 1 2 | | | | | | | | | | |
| Raul Ibanez, L (1, 10) OBP: 0.352, SLG: 0.383 | | 2-3 K | | 3-1 F7 | | 1-2 G5-3 | | 3-2 7 S 1B | | 4 0 1 0 0 1 1 | | | | | | | | | | |
| 7 Jeremy Reed, L (1, 8) OBP: 0.345, SLG: 0.333 | | 0-3 K | | | 2-2 P6 | | 1-1 G1-3 | | 2-2 F7 | 4 0 0 0 0 1 1 | AB 32 R 3 H 6 RBI 3 BB 2 SO 8 LOB 10 | | | | | | | | | |
| 16 Willie Bloomquist, R (1, 6) Dave Hansen, L (9, PH) | | 0-2 P4 | | | 1-0 P2 | | 3-2 G5-3 | | 0-3 K | 3 0 0 0 0 0 0 1 0 0 0 0 1 1 | | | | | | | | | | |
| Miguel Olivo, R (1, 2) OBP: 0.182, SLG: 0.181 | | | 1-1 F7 | | 2-3 K | | 0-0 G1-3 | | | 3 0 0 0 0 1 0 | | | | | | | | | | |
| Inning Stats | R: 1 E: 0 K: 1 S: 17 | H: 1 LOB: 1 BB: 1 P: 26 | R: 0 E: 0 K: 2 S: 9 | H: 0 LOB: 0 BB: 0 P: 11 | R: 0 E: 0 K: 1 S: 10 | H: 0 LOB: 1 BB: 1 P: 18 | R: 0 E: 0 K: 1 S: 7 | H: 0 LOB: 0 BB: 0 P: 12 | R: 2 E: 0 K: 0 S: 15 | H: 3 LOB: 1 BB: 0 P: 22 | R: 0 E: 0 K: 0 S: 6 | H: 0 LOB: 0 BB: 0 P: 10 | R: 0 E: 0 K: 1 S: 10 | H: 1 LOB: 1 BB: 0 P: 12 | R: 0 E: 0 K: 1 S: 14 | H: 1 LOB: 1 BB: 0 P: 19 | 1B: 5 2B: 1 3B: 0 HR: 0 | SF: 1 SAC: 0 DP: 0 HBP: 0 | WP: 0 PB: 0 SB: 3 CS: 0 | PA: 35 |
| PITCHER | IP WLS BF H R ER SO BB IBB HBP BLK WP HR S P ERA WHIP | | | | | | | | | | | | | | | | | | | |
| Geremi Gonzalez, R (1, 1) ERA: 4.22 | 5.2 W 23 4 3 2 6 2 0 0 0 0 0 0 65 100 3.18 1.059 | | | | | | | | | | | | | | | | | | | |
| Mike Myers, L (6, 1) ERA: | 0.2 H 2 0 0 0 0 0 0 0 0 0 0 0 5 7 0.00 0.000 | | | | | | | | | | | | | | | | | | | |
| Matt Mantei, R (7, 1) ERA: 3.18 | 0.2 H 2 0 0 0 0 0 0 0 0 0 0 0 4 7 0.00 0.000 | | | | | | | | | | | | | | | | | | | |
| 50 Mike Timlin, R (8, 1) ERA: 1.15 | 1.0 H 4 1 0 0 1 0 0 0 0 0 0 0 10 12 0.00 1.000 | | | | | | | | | | | | | | | | | | | |
| Keith Foulke, R (9, 1) ERA: 6.19 | 1.0 S 4 1 0 0 1 0 0 0 0 0 0 0 14 19 0.00 1.000 | | | | | | | | | | | | | | | | | | | |

Seattle Mariners @ Boston Red Sox
Fenway Park, Boston, MA
Sun May 08 2005, 12:00 PM EDT
Att. 34,848 - Drizzle - 46 F

livebaseballscorecards.com



| Batter | 1 | 2 | 3 | 4 | 5 | 6 | 7 | 8 | 9 |
|--|--|---------------------------|-----------------------|-----------------------------|-------------|-------------|-------------|---|---|
| 18 Johnny Damon, L OBP: 0.398, SLG: 0.480 (1, 8) | 1-0 34 BB 2B HBP 1B | 0-0 L9 | | 1-2 WP 1B 1B | | 1-1 G4-3 | | | |
| Trot Nixon, L OBP: 0.426, SLG: 0.474 (1, 9) | 0-0 P6 | 0-1 SF7 | | 1-2 P6 | | | 0-1 G4-3 | | |
| Manny Ramirez, R OBP: 0.378, SLG: 0.534 Jay Payton, R OBP: 0.278, SLG: 0.347 (1, 7) (4, PH) (5, 7) | 4-2 34 BB 2B HBP 1-2 | 2-2 FC5-4 1-2f | | 2-0 1B 1-H 2-H | | | 2-2 F9 | | |
| 34 David Ortiz, L OBP: 0.320, SLG: 0.556 (1, 10) | 4-1 2B BB 1-2 2-3 | | 3-2 P5 | 1-1 G1-3 | | | 0-0 2B | | |
| Kevin Millar, R OBP: 0.373, SLG: 0.314 (1, 3) | 3-2 FC5 2B 1-H 2-H 3-H 2-3 | | 0-1 20 1B 1B | | 2-1 F9 | | 0-3 K | | |
| 20 Kevin Youkilis, R OBP: 0.560, SLG: 0.474 Mark Bellhorn, S OBP: 0.340, SLG: 0.329 (1, 5) (9, 4) | K | | 0-1 G6-4-3 1B | | 2-1 G6-3 | | 2-2 G6-3 | | |
| Bill Mueller, S OBP: 0.344, SLG: 0.304 (1, 4) (9, 5) | 1-1 FC5 2-3 | | 1-0 G6-4-3 1-2f | | 0-0 G4-3 | | 2-2 F7 | | |
| Doug Mirabelli, R OBP: 0.300, SLG: 0.481 (1, 2) | | 2-1 1B SF7 2B | | 0-0 WP 18 1B 1B | | 2-3 K | 3-1 F9 | | |
| Ramón Vázquez, L OBP: 0.268, SLG: 0.300 (1, 6) | | 2-2 FC5-4 1B 2-3 | | 0-1 L3 | | 1-3 K | | | |

| Inning Stats | R: 3 | H: 2 | E: 0 | K: 1 | S: 14 | LOB: 1 | BB: 1 | P: 29 |
|--------------|------|------|------|------|-------|--------|-------|-------|
| | R: 1 | H: 2 | E: 0 | K: 0 | S: 11 | LOB: 1 | BB: 0 | P: 17 |
| | R: 0 | H: 2 | E: 0 | K: 0 | S: 8 | LOB: 1 | BB: 0 | P: 12 |
| | R: 2 | H: 3 | E: 0 | K: 0 | S: 12 | LOB: 1 | BB: 0 | P: 17 |
| | R: 0 | H: 0 | E: 0 | K: 0 | S: 5 | LOB: 0 | BB: 0 | P: 9 |
| | R: 0 | H: 0 | E: 0 | K: 2 | S: 8 | LOB: 0 | BB: 0 | P: 12 |
| | R: 0 | H: 1 | E: 0 | K: 1 | S: 11 | LOB: 1 | BB: 0 | P: 13 |
| | R: 0 | H: 0 | E: 0 | K: 0 | S: 8 | LOB: 0 | BB: 0 | P: 15 |

| PITCHER | IP | WLS | BF | H | R | ER | SO | BB | IBB | HBP | BLK | WP | HR | S | P | ERA | WHIP |
|---|-----|-----|----|----|---|----|----|----|-----|-----|-----|----|----|----|-----|------|-------|
| Joel Pineiro, R ERA: 5.66 (1, 1) | 7.0 | L | 32 | 10 | 6 | 6 | 4 | 1 | 0 | 1 | 0 | 1 | 0 | 69 | 109 | 7.71 | 1.571 |
| Shigetoshi Hasegawa, R ERA: 1.29 (8, 1) | 1.0 | | 3 | 0 | 0 | 0 | 0 | 0 | 0 | 0 | 0 | 0 | 0 | 8 | 15 | 0.00 | 0.000 |

AB R H RBI BB SO LOB

| | | | | | | |
|---|---|---|---|---|---|---|
| 4 | 2 | 2 | 0 | 0 | 0 | 2 |
| 3 | 0 | 0 | 1 | 0 | 0 | 3 |
| 1 | 1 | 0 | 0 | 0 | 0 | 1 |
| 2 | 0 | 1 | 2 | 0 | 0 | 0 |
| 3 | 1 | 1 | 0 | 1 | 0 | 1 |
| 4 | 0 | 2 | 3 | 0 | 1 | 1 |
| 4 | 0 | 1 | 0 | 0 | 1 | 1 |
| 0 | 0 | 0 | 0 | 0 | 0 | 0 |
| 4 | 0 | 0 | 0 | 0 | 0 | 3 |
| 4 | 2 | 2 | 0 | 0 | 1 | 0 |
| 3 | 0 | 1 | 0 | 0 | 1 | 1 |

| | |
|-------|--------|
| WP: 1 | PA: 35 |
| PB: 0 | |
| SB: 0 | |
| CS: 0 | |

Seattle Mariners @ Boston Red Sox
 Fenway Park, Boston, MA
 Sun May 08 2005, 12:00 PM EDT
 Att: 34,848 - Drizzle - 46 F

livebaseballscorecards.com

| | |
|-----|----|
| AB | 32 |
| R | 6 |
| H | 10 |
| RBI | 6 |
| BB | 1 |
| SO | 4 |
| LOB | 13 |



| Batter | 1 | 2 | 3 | 4 | 5 | 6 | 7 | 8 | 9 | AB R H RBI BB SO LOB | TOP | | | | | | | | | | | | | | | | |
|--|---|----------------------------------|-------------------------------|----------------------------------|-------------------------------|----------------------------------|--------------------------------|---|-------------------------------|----------------------------------|------------------------------|----------------------------------|-------------------------------|----------------------------------|------------------------------|----------------------------------|------------------------------|----------------------------------|----------------------------------|------------------------------------|----------------------------------|--------|--|--|--|--|--|
| 51 Ichiro Suzuki, L (1, 9) OBP: 0.386, SLG: 0.457 | 2-0 G3 | | 1-0 29 2B G4-3 1B | | 2-2 SAFE K | | 1-0 SAFE G3 | 4-0 IBB | | 4 1 1 0 1 1 2 | | | | | | | | | | | | | | | | | |
| Randy Winn, S (1, 7) OBP: 0.398, SLG: 0.385 | 3-2 G4-3 | | 0-0 G4-3 | | 1-2 G4-3 | | 4-2 29 BB HR | 1-0 F9 | | 4 1 0 1 1 0 4 | | | | | | | | | | | | | | | | | |
| 29 Adrian Beltré, R (1, 5) OBP: 0.275, SLG: 0.339 | 2-3 K | | 3-2 2-H 2B | | | 3-1 1B | 4-1 1-2 2-3 HR BB | | 0-2 L1 | 4 1 2 1 1 1 0 | | | | | | | | | | | | | | | | | |
| Richie Sexson, R (1, 3) OBP: 0.330, SLG: 0.510 | | | 1-1 G4-3 | | | 1-0 F9 | 0-1 1-H 2-H 3-H HR | | 1-3 K | 5 1 1 4 0 2 1 | | | | | | | | | | | | | | | | | |
| Raul Ibanez, L (1, 10) OBP: 0.354, SLG: 0.402 | | | | | 1-0 P5 | | 0-1 2B | 0-0 2B | 1-1 G6-3 | 5 0 2 0 0 1 0 | | | | | | | | | | | | | | | | | |
| Bret Boone, R (1, 4) OBP: 0.291, SLG: 0.350 | | | | | 0-0 F8 | | 4-0 IBB | 2-0 F8 | | 3 0 0 0 1 0 1 | | | | | | | | | | | | | | | | | |
| 7 Jeremy Reed, L (1, 8) OBP: 0.333, SLG: 0.320 | | | | | 3-3 K | | 3-2 G4-3 | | 0-2 G6-3 | 4 0 0 0 0 2 3 | | | | | | | | | | | | | | | | | |
| Wiki Gonzalez, R (1, 2) OBP: 0.750, SLG: 1.250 | | | 1-1 51 1B G4-3 2B | | | 2-2 G3-1 | | 1-0 16 FC2-6 1B | 1-0 2B | 4 1 3 0 0 0 0 | | | | | | | | | | | | | | | | | |
| 16 Willie Bloomquist, R (1, 6) OBP: 0.179, SLG: 0.192 | | | 2-2 G5-3 | | | 4-2 51 S BB | | 1-0 SAFE 29 BB 51 G3 HR | 0-2 G1-3 | 3 1 0 0 1 0 3 | | | | | | | | | | | | | | | | | |
| Inning Stats | R: 0 E: 0 K: 1 S: 10 | H: 0 LOB: 0 BB: 0 P: 17 | R: 0 E: 1 K: 3 S: 14 | H: 0 LOB: 1 BB: 0 P: 19 | R: 2 E: 0 K: 0 S: 13 | H: 3 LOB: 1 BB: 0 P: 21 | R: 0 E: 0 K: 1 S: 10 | H: 0 LOB: 0 BB: 0 P: 14 | R: 0 E: 0 K: 1 S: 11 | H: 0 LOB: 1 BB: 1 P: 20 | R: 0 E: 0 K: 0 S: 9 | H: 2 LOB: 2 BB: 1 P: 20 | R: 4 E: 0 K: 0 S: 11 | H: 3 LOB: 1 BB: 2 P: 23 | R: 0 E: 0 K: 0 S: 9 | H: 1 LOB: 2 BB: 1 P: 15 | R: 0 E: 0 K: 1 S: 8 | H: 0 LOB: 0 BB: 0 P: 10 | 1B: 3 2B: 5 3B: 0 HR: 1 | SF: 0 SAC: 0 DP: 0 HBP: 0 | WP: 0 PB: 0 SB: 1 CS: 0 | PA: 41 | | | | | |
| PITCHER | IP WLS BF H R ER SO BB IBB HBP BLK WP HR S P ERA WHIP | | | | | | | | | | | | | | | | | | | | | | | | | | |
| Wade Miller, R (1, 1) ERA: 3.6 | 5.0 | | 20 | 3 | 2 | 2 | 6 | 1 | 0 | 0 | 0 | 0 | 0 | 58 | 91 | 3.60 | 0.800 | | | | | | | | | | |
| John Halama, L (6, 1) ERA: 4.7 | 1.2 | L | 8 | 3 | 1 | 1 | 0 | 0 | 1 | 0 | 0 | 0 | 0 | 13 | 26 | 5.40 | 1.800 | | | | | | | | | | |
| Cla Meredith, R (7, 1) ERA: 81.0 | 0.1 | | 5 | 2 | 3 | 3 | 0 | 2 | 0 | 0 | 0 | 0 | 1 | 7 | 17 | 81.00 | 12.000 | | | | | | | | | | |
| Alan Embree, L (8, 1) ERA: 4.7 | 2.0 | | 8 | 1 | 0 | 0 | 1 | 0 | 1 | 0 | 0 | 0 | 0 | 17 | 25 | 0.00 | 0.500 | | | | | | | | | | |

Seattle Mariners @ Boston Red Sox
Fenway Park, Boston, MA
Sun May 08 2005, 5:00 PM EDT
Att. 34,671 - Drizzle - 48 F

livebaseballscorecards.com

| | |
|-----|----|
| AB | 36 |
| R | 6 |
| H | 9 |
| RBI | 6 |
| BB | 5 |
| SO | 7 |
| LOB | 14 |



| Batter | 1 | 2 | 3 | 4 | 5 | 6 | 7 | 8 | 9 | AB R H RBI BB SO LOB |
|--|-------------|-------------|--------------------|-------------|-----------|--------------------|--------------------|-------------|-------------|--------------------------------|
| 18 Johnny Damon, L OBP: 0.399, SLG: 0.485 (1, 8) | 1-1 2B | | 1-2 1B | | 2-1 P6 | | 0-1 P4 | | 0-1 G6-3 | 5 0 2 0 0 0 1 |
| Trot Nixon, L OBP: 0.413, SLG: 0.457 Manny Ramirez, R OBP: 0.380, SLG: 0.529 (7, PH) (8, 7) | 1-1 F7 | | 0-2 P5 | | | 1-1 F9 | 4-1 34 2B BB | | 3-3 K | 3 0 0 0 0 0 3 1 0 0 0 1 1 0 |
| 20 Kevin Youkilis, R OBP: 0.517, SLG: 0.478 (1, 5) | 2-2 G1-3 | | 0-1 G6-3 | | | 2-2 34 2B 2B | 1-2 F7 | | | 4 1 1 0 0 0 5 |
| 34 David Ortiz, L OBP: 0.333, SLG: 0.603 (1, 10) | 1-0 F9 | | | 3-1 HR | | 2-1 2B | 1-1 2B | | | 4 1 3 3 0 0 1 |
| Kevin Millar, R OBP: 0.362, SLG: 0.303 (1, 3) | | 0-2 P1 | | 1-2 G5-3 | | 0-1 P6 | 1-1 F9 | | | 4 0 0 0 0 0 3 |
| Jason Varitek, S OBP: 0.379, SLG: 0.594 (1, 2) | | 2-2 G5-3 | | 2-1 G4-3 | | 4-0 IBB | | 1-3 K | | 3 0 0 0 1 1 0 |
| Jay Payton, R OBP: 0.259, SLG: 0.321 (8, 9) | | 2-1 G6-3 | | 2-3 K | | 0-0 F8 | | 0-2 G1-3 | | 4 0 0 0 0 1 2 |
| Bill Mueller, S OBP: 0.340, SLG: 0.313 (1, 4) | | | 2-3 K | | 2-1 L5 | | 3-1 2B | 3-1 G1-3 | | 4 1 1 0 0 1 0 |
| Mark Bellhorn, S OBP: 0.347, SLG: 0.349 (1, 6) | | | 1-1 18 1B 1B | | 0-1 F7 | | 2-1 34 2B 2B | | 3-3 K | 4 1 2 1 0 1 0 |

| Inning Stats | R: 0 | H: 1 | E: 0 | K: 0 | S: 8 | LOB: 1 | BB: 0 | P: 13 | R: 0 | H: 0 | E: 0 | K: 0 | S: 9 | LOB: 0 | BB: 0 | P: 13 | R: 0 | H: 2 | E: 0 | K: 1 | S: 14 | LOB: 2 | BB: 0 | P: 18 | R: 1 | H: 1 | E: 0 | K: 1 | S: 11 | LOB: 0 | BB: 0 | P: 19 | R: 0 | H: 0 | E: 0 | K: 0 | S: 6 | LOB: 0 | BB: 0 | P: 10 | R: 1 | H: 2 | E: 0 | K: 0 | S: 13 | LOB: 2 | BB: 1 | P: 22 | R: 2 | H: 3 | E: 0 | K: 0 | S: 14 | LOB: 2 | BB: 1 | P: 26 | R: 0 | H: 0 | E: 0 | K: 1 | S: 9 | LOB: 0 | BB: 0 | P: 13 | R: 0 | H: 0 | E: 0 | K: 2 | S: 8 | LOB: 0 | BB: 0 | P: 14 | 1B: 2 | SF: 0 | 2B: 6 | SAC: 0 | 3B: 0 | DP: 0 | HR: 1 | HBP: 0 | WP: 0 | PA: 38 |
|--------------|------|------|------|------|------|--------|-------|-------|------|------|------|------|------|--------|-------|-------|------|------|------|------|-------|--------|-------|-------|------|------|------|------|-------|--------|-------|-------|------|------|------|------|------|--------|-------|-------|------|------|------|------|-------|--------|-------|-------|------|------|------|------|-------|--------|-------|-------|------|------|------|------|------|--------|-------|-------|------|------|------|------|------|--------|-------|-------|-------|-------|-------|--------|-------|-------|-------|--------|-------|--------|
|--------------|------|------|------|------|------|--------|-------|-------|------|------|------|------|------|--------|-------|-------|------|------|------|------|-------|--------|-------|-------|------|------|------|------|-------|--------|-------|-------|------|------|------|------|------|--------|-------|-------|------|------|------|------|-------|--------|-------|-------|------|------|------|------|-------|--------|-------|-------|------|------|------|------|------|--------|-------|-------|------|------|------|------|------|--------|-------|-------|-------|-------|-------|--------|-------|-------|-------|--------|-------|--------|

| PITCHER | IP | WLS | BF | H | R | ER | SO | BB | IBB | HBP | BLK | WP | HR | S | P | ERA | WHIP |
|--|-----|-----|----|---|---|----|----|----|-----|-----|-----|----|----|----|----|-------|-------|
| Ryan Franklin, R ERA: 4.5 (1, 1) | 6.0 | W | 25 | 6 | 2 | 2 | 2 | 0 | 0 | 0 | 0 | 0 | 1 | 61 | 95 | 3.00 | 1.000 |
| Ron Villone, L ERA: 2.61 (7, 1) | 0.2 | | 6 | 3 | 2 | 2 | 0 | 1 | 0 | 0 | 0 | 0 | 0 | 12 | 23 | 27.00 | 6.000 |
| 20 J.J. Putz, R ERA: 0.96 (7, 1) | 1.1 | H | 4 | 0 | 0 | 0 | 1 | 0 | 0 | 0 | 0 | 0 | 0 | 11 | 16 | 0.00 | 0.000 |
| Eddie Guardado, L ERA: 2.77 (9, 1) | 1.0 | S | 3 | 0 | 0 | 0 | 2 | 0 | 0 | 0 | 0 | 0 | 0 | 8 | 14 | 0.00 | 0.000 |

BOTTOM

Seattle Mariners @ Boston Red Sox
Fenway Park, Boston, MA
Sun May 08 2005, 5:00 PM EDT
Att: 34,671 - Drizzle - 48 F

livebaseballscorecards.com

| | |
|-----|----|
| AB | 36 |
| R | 4 |
| H | 9 |
| RBI | 4 |
| BB | 2 |
| SO | 5 |
| LOB | 15 |



| Batter | 1 | 2 | 3 | 4 | 5 | 6 | 7 | 8 | 9 | AB | R | H | RBI | BB | SO | LOB | TOP | | | | | |
|---|---|---|---|---|---|---|---|---|---|---|---|---|---|---|---|---|---|----------------------------------|----------------------------------|------------------------------------|----------------------------------|--------|
| 21 Mark Kotsay, L (1, 8) <small>OBP: 0.352, SLG: 0.405</small> Charles Thomas, L (8, 8) <small>OBP: 0.256, SLG: 0.094</small> | 1-1 | | 0-0 | 0-0 | | 1-0 | | 1-1 | | 5 | 0 | 2 | 1 | 0 | 0 | 3 | | | | | | |
| Jason Kendall, R (1, 2) <small>OBP: 0.310, SLG: 0.254</small> 17 Adam Melhuse, S (8, PH) <small>OBP: 0.154, SLG: 0.231</small> | 4-2 | | 1-1 | | 0-0 | 0-1 | | 0-0 | | 3 | 0 | 0 | 0 | 1 | 0 | 3 | | | | | | |
| 3 Eric Chavez, L (1, 5) <small>OBP: 0.277, SLG: 0.280</small> | 0-0 | | 4-0 | | 3-3 | | 2-3 | 0-2 | | 4 | 1 | 1 | 0 | 1 | 2 | 2 | | | | | | |
| Scott Hatteberg, L (1, 3) <small>OBP: 0.328, SLG: 0.364</small> | 0-2 | | 0-1 | | 4-1 | | 1-0 | | 0-1 | 4 | 1 | 1 | 0 | 1 | 0 | 2 | | | | | | |
| 23 Bobby Kielty, S (1, 9) <small>OBP: 0.351, SLG: 0.365</small> | 0-2 | | 3-2 | | 0-2 | | 2-0 | | 0-2 | 5 | 0 | 1 | 2 | 0 | 0 | 3 | | | | | | |
| Erubiel Durazo, L (1, 10) <small>OBP: 0.325, SLG: 0.395</small> | | 1-1 | 0-2 | | 0-0 | | 0-1 | 0-0 | | 5 | 0 | 1 | 0 | 0 | 0 | 1 | | | | | | |
| Eric Byrnes, R (1, 7) <small>OBP: 0.300, SLG: 0.363</small> | | 2-2 | | 0-0 | | 4-2 | 4-1 | 1-2 | | 3 | 2 | 1 | 0 | 2 | 0 | 0 | | | | | | |
| 14 Mark Ellis, R (1, 4) <small>OBP: 0.348, SLG: 0.358</small> | | 1-0 | | 4-0 | | 1-2 | 1-1 | 0-2 | | 4 | 0 | 2 | 0 | 1 | 0 | 3 | | | | | | |
| Marco Scutaro, R (1, 6) <small>OBP: 0.355, SLG: 0.376</small> Jermaine Clark, L (8, PH) <small>OBP: 0.256, SLG: 0.094</small> | | 2-3 | | 1-2 | | 1-0 | 4-1 | | | 3 | 0 | 1 | 1 | 0 | 1 | 2 | | | | | | |
| | | | | 1-2 | | | | | | 0 | 1 | 0 | 0 | 1 | 0 | 0 | | | | | | |
| Inning Stats | R: 0 E: 0 K: 0 S: 15 | H: 1 LOB: 2 BB: 1 P: 20 | R: 0 E: 0 K: 1 S: 11 | H: 1 LOB: 1 BB: 0 P: 17 | R: 2 E: 0 K: 0 S: 11 | H: 3 LOB: 1 BB: 1 P: 19 | R: 0 E: 0 K: 0 S: 5 | H: 0 LOB: 1 BB: 1 P: 10 | R: 0 E: 0 K: 1 S: 11 | H: 0 LOB: 1 BB: 1 P: 18 | R: 1 E: 0 K: 0 S: 11 | H: 2 LOB: 2 BB: 1 P: 18 | R: 0 E: 0 K: 1 S: 8 | H: 0 LOB: 0 BB: 0 P: 13 | R: 2 E: 0 K: 0 S: 12 | H: 2 LOB: 2 BB: 2 P: 22 | R: 0 E: 0 K: 0 S: 12 | H: 2 LOB: 2 BB: 0 P: 13 | 1B: 8 2B: 3 3B: 0 HR: 0 | SF: 0 SAC: 0 DP: 0 HBP: 0 | WP: 2 PB: 0 SB: 0 CS: 1 | PA: 44 |
| 49 Tim Wakefield, R (1, 1) <small>ERA: 3.18</small> Mike Myers, L (7, 1) <small>ERA: 1.13</small> 50 Mike Timlin, R (7, 1) <small>ERA: 33.75</small> Cla Meredith, R (8, 1) <small>ERA: 4.41</small> John Halama, L (9, 1) <small>ERA: 4.41</small> | IP WLS BF H R ER SO BB IBB HBP BLK WP HR S P ERA WHIP | IP WLS BF H R ER SO BB IBB HBP BLK WP HR S P ERA WHIP | IP WLS BF H R ER SO BB IBB HBP BLK WP HR S P ERA WHIP | IP WLS BF H R ER SO BB IBB HBP BLK WP HR S P ERA WHIP | IP WLS BF H R ER SO BB IBB HBP BLK WP HR S P ERA WHIP | IP WLS BF H R ER SO BB IBB HBP BLK WP HR S P ERA WHIP | IP WLS BF H R ER SO BB IBB HBP BLK WP HR S P ERA WHIP | IP WLS BF H R ER SO BB IBB HBP BLK WP HR S P ERA WHIP | IP WLS BF H R ER SO BB IBB HBP BLK WP HR S P ERA WHIP | IP WLS BF H R ER SO BB IBB HBP BLK WP HR S P ERA WHIP | IP WLS BF H R ER SO BB IBB HBP BLK WP HR S P ERA WHIP | IP WLS BF H R ER SO BB IBB HBP BLK WP HR S P ERA WHIP | IP WLS BF H R ER SO BB IBB HBP BLK WP HR S P ERA WHIP | IP WLS BF H R ER SO BB IBB HBP BLK WP HR S P ERA WHIP | IP WLS BF H R ER SO BB IBB HBP BLK WP HR S P ERA WHIP | IP WLS BF H R ER SO BB IBB HBP BLK WP HR S P ERA WHIP | IP WLS BF H R ER SO BB IBB HBP BLK WP HR S P ERA WHIP | | | | | |

Oakland Athletics @ Boston Red Sox
 Fenway Park, Boston, MA
 Mon May 09 2005, 7:05 PM EDT
 Att. 35,000 - Cloudy - 49 F

| | |
|-----|----|
| AB | 37 |
| R | 5 |
| H | 11 |
| RBI | 5 |
| BB | 7 |
| SO | 3 |
| LOB | 19 |



| Batter | 1 | 2 | 3 | 4 | 5 | 6 | 7 | 8 | 9 |
|---|--|-----------------------|-------------|-----------------------------|-----------|------------------|-----------------------------|-----------|---|
| 18 Johnny Damon, L OBP: 0.406, SLG: 0.485 (1, 8) | 2-2 HBP 34 G3-6-1 1B | | 2-1 G3-1 | 4-2 2B BB | | 0-1 P2 | 0-0 HR 1B | | |
| Trot Nixon, L OBP: 0.422, SLG: 0.506 (1, 9) | 4-1 34 G3-6-1 HBP 1-2 BB | | 2-0 G3-1 | 2-2 1-H 2B | | 3-3 K | 2-1 1-H HR | | |
| Manny Ramirez, R OBP: 0.385, SLG: 0.529 Jay Payton, R OBP: 0.258, SLG: 0.316 (1, PR) (2, 7) | 1-0 34 G3-6-1 1-2 2-3 HBP | | 0-1 L4 | 0-0 P4 | | | 34 HR 1B G6-3 | | |
| 34 David Ortiz, L OBP: 0.343, SLG: 0.597 (1, 10) | 2-2 G3-6-1 1-2f 2-3 3-H | | | 0-1 1B E 1B | 1-0 G3 | | 4-2 1-2 HR BB | 4-2 BB | |
| Kevin Millar, R OBP: 0.370, SLG: 0.336 (1, 3) | 4-2 BB | | | 2-2 E 1B | 0-0 F8 | | 1-1 1-H 2-H HR | 0-0 F8 | |
| Edgar Renteria, R OBP: 0.298, SLG: 0.342 (1, 6) | 1-0 G6-3 | | | 2-0 E 18 WP 1B | 2-3 K | | 1-0 F8 | 1-3 K | |
| Bill Mueller, S OBP: 0.343, SLG: 0.310 20 Kevin Youkilis, R OBP: 0.517, SLG: 0.478 (1, 5) (9, 5) | | 4-2 G1-6-3 BB | | 3-2 E3 18 WP 2B | | 0-0 1B | 2-1 G4-3 | 1-3 K | |
| Doug Mirabelli, R OBP: 0.294, SLG: 0.452 (1, 2) | | 1-1 G1-6-3 1-2f | | 0-3 K | | 1-1 1-2 1B | 1-2 E6 2B 18 1B | | |
| Mark Bellhorn, S OBP: 0.343, SLG: 0.356 (1, 4) | | 2-2 G3-1 | | 3-3 K | | 0-3 K | 2-0 18 1B 2B | | |

| Inning Stats | R: 1 | H: 1 | E: 0 | K: 0 | S: 10 | LOB: 2 | BB: 2 | P: 24 | R: 0 | H: 0 | E: 0 | K: 0 | S: 8 | LOB: 0 | BB: 1 | P: 15 | R: 0 | H: 0 | E: 0 | K: 0 | S: 5 | LOB: 0 | BB: 0 | P: 9 | R: 5 | H: 4 | E: 1 | K: 2 | S: 23 | LOB: 1 | BB: 1 | P: 39 | R: 0 | H: 0 | E: 0 | K: 1 | S: 6 | LOB: 0 | BB: 0 | P: 9 | R: 0 | H: 2 | E: 0 | K: 2 | S: 11 | LOB: 2 | BB: 0 | P: 15 | R: 7 | H: 5 | E: 1 | K: 0 | S: 18 | LOB: 0 | BB: 1 | P: 34 | R: 0 | H: 0 | E: 0 | K: 2 | S: 11 | LOB: 1 | BB: 1 | P: 17 |
|--------------|------|------|------|------|-------|--------|-------|-------|------|------|------|------|------|--------|-------|-------|------|------|------|------|------|--------|-------|------|------|------|------|------|-------|--------|-------|-------|------|------|------|------|------|--------|-------|------|------|------|------|------|-------|--------|-------|-------|------|------|------|------|-------|--------|-------|-------|------|------|------|------|-------|--------|-------|-------|
|--------------|------|------|------|------|-------|--------|-------|-------|------|------|------|------|------|--------|-------|-------|------|------|------|------|------|--------|-------|------|------|------|------|------|-------|--------|-------|-------|------|------|------|------|------|--------|-------|------|------|------|------|------|-------|--------|-------|-------|------|------|------|------|-------|--------|-------|-------|------|------|------|------|-------|--------|-------|-------|

| PITCHER | IP | WLS | BF | H | R | ER | SO | BB | IBB | HBP | BLK | WP | HR | S | P | ERA | WHIP |
|--|-----|-----|----|---|---|----|----|----|-----|-----|-----|----|----|----|----|-------|-------|
| Dan Haren, R ERA: 5.21 (1, 1) | 3.2 | L | 20 | 5 | 6 | 1 | 2 | 4 | 0 | 0 | 0 | 1 | 0 | 45 | 86 | 2.46 | 2.455 |
| 58 Justin Duchschere, R ERA: 1.33 (4, 1) | 1.2 | | 7 | 2 | 0 | 0 | 2 | 0 | 0 | 0 | 0 | 0 | 0 | 13 | 17 | 0.00 | 1.200 |
| Ricardo Rincon, L ERA: 4.15 (6, 1) | 0.2 | | 2 | 0 | 0 | 0 | 1 | 0 | 0 | 0 | 0 | 0 | 0 | 5 | 8 | 0.00 | 0.000 |
| Keiichi Yabu, R ERA: 3.29 (7, 1) | 1.0 | | 10 | 5 | 7 | 3 | 0 | 1 | 0 | 0 | 0 | 0 | 2 | 18 | 34 | 27.00 | 6.000 |
| Juan Cruz, R ERA: 8.44 (8, 1) | 1.0 | | 4 | 0 | 0 | 0 | 2 | 1 | 0 | 0 | 0 | 0 | 0 | 11 | 17 | 0.00 | 1.000 |

BOTTOM

Oakland Athletics @ Boston Red Sox
Fenway Park, Boston, MA
 Mon May 09 2005, 7:05 PM EDT
 Att: 35,000 - Cloudy - 49 F

| AB | R | H | RBI | BB | SO | LOB |
|----|---|---|-----|----|----|-----|
| 4 | 3 | 2 | 2 | 1 | 0 | 2 |
| 4 | 1 | 2 | 4 | 1 | 1 | 2 |
| 0 | 0 | 0 | 0 | 0 | 0 | 0 |
| 4 | 1 | 1 | 0 | 0 | 0 | 1 |
| 3 | 2 | 1 | 0 | 2 | 0 | 2 |
| 4 | 2 | 2 | 3 | 1 | 0 | 1 |
| 5 | 1 | 1 | 0 | 0 | 2 | 3 |
| 4 | 1 | 1 | 0 | 1 | 1 | 2 |
| 0 | 0 | 0 | 0 | 0 | 0 | 0 |
| 4 | 1 | 1 | 0 | 0 | 1 | 3 |
| 4 | 1 | 1 | 0 | 0 | 2 | 4 |

| AB | 36 |
|-----|----|
| R | 13 |
| H | 12 |
| RBI | 9 |
| BB | 6 |
| SO | 7 |
| LOB | 20 |



| WP | HR | S | P | ERA | WHIP |
|----|----|---|---|------|-------|
| 1 | 2 | 3 | 4 | 3.29 | 1.000 |

| 1B | 2B | 3B | HR | SF | SAC | DP | HBP | WP | HR | S | P | ERA | WHIP |
|----|----|----|----|----|-----|----|-----|----|----|---|---|------|-------|
| 8 | 2 | 0 | 2 | 0 | 0 | 2 | 1 | 1 | 2 | 3 | 4 | 3.29 | 1.000 |

| WP | HR | S | P | ERA | WHIP |
|----|----|---|---|------|-------|
| 1 | 2 | 3 | 4 | 3.29 | 1.000 |

livebaseballscorecards.com

| Batter | 1 | 2 | 3 | 4 | 5 | 6 | 7 | 8 | 9 | AB R H RBI BB SO LOB |
|---|---------------------------|---|----------------|--------------------------------|----------------|------------------|---|--|----------------|----------------------|
| 21 Mark Kotsay, L (1, 8) OBP: 0.349, SLG: 0.396 | 4-2 BB E 3 1B | | 2-3 K ① | | 0-1 G3 ③ | | 2-1 G3 ③ | | | 3 1 0 0 1 1 2 |
| 14 Mark Ellis, R (1, 4) OBP: 0.333, SLG: 0.341 | 1-3 K ① | | 0-2 F9 ② | | | 0-2 F9 ① | | 1-1 G5-3 ① | | 4 0 0 0 0 1 1 |
| 3 Eric Chavez, L (1, 5) OBP: 0.276, SLG: 0.279 | 1-1 E 1B 1-3 | | 3-2 L4 ③ | | | 2-2 G3-1 ② | | 1-1 G6-3 ② | | 4 0 1 0 0 0 0 |
| Erubiel Durazo, L (1, 10) OBP: 0.323, SLG: 0.385 | 0-1 FC3 1-2 3-H | | | 4-2 23 G4-6-3 BB ① | | 1-1 F8 ③ | | 1-2 F8 ③ | | 3 0 0 0 1 0 1 |
| 23 Bobby Kielty, S (1, 9) OBP: 0.346, SLG: 0.373 | 0-0 L3 ② | | | 2-2 G4-6-3 1-2f ① ② | | | 0-2 1B 17 FC1 2B ① | | 3-2 F9 ① | 4 1 1 0 0 0 3 |
| Scott Hatteberg, L (1, 3) OBP: 0.333, SLG: 0.364 | 2-1 F7 ③ | | | 4-0 BB ① | | | 1-2 FC4-6 17 FC1 1B 2-3 ① | | 3-1 F8 ② | 3 0 1 0 1 0 2 |
| Eric Byrnes, R (1, 7) OBP: 0.287, SLG: 0.345 | | | | 0-2 F9 ③ | | | 1-3 K ① | | 2-3 K ③ | 4 0 0 0 0 2 3 |
| 17 Adam Melhuse, S (1, 2) OBP: 0.125, SLG: 0.188 | | | | | 1-0 P4 ① | | | 2-2 FC1 FC4-6 1-2 3-H ① | | 3 0 0 1 0 1 1 |
| Marco Scutaro, R (1, 6) OBP: 0.345, SLG: 0.365 | | | | | 2-2 F8 ② | | | 2-2 FC4-6 1-2f 2-3 ② | | 3 0 0 0 0 0 2 |

| Inning Stats | R: 1 | H: 1 | E: 1 | K: 1 | S: 13 | P: 21 | R: 0 | H: 0 | E: 0 | K: 1 | S: 7 | P: 9 | R: 0 | H: 0 | E: 0 | K: 1 | S: 9 | P: 14 | R: 0 | H: 0 | E: 0 | K: 0 | S: 10 | P: 20 | R: 0 | H: 0 | E: 0 | K: 0 | S: 6 | P: 9 | R: 0 | H: 0 | E: 0 | K: 0 | S: 8 | P: 11 | R: 1 | H: 2 | E: 0 | K: 1 | S: 18 | P: 26 | R: 0 | H: 0 | E: 0 | K: 0 | S: 9 | P: 12 | R: 0 | H: 0 | E: 0 | K: 1 | S: 8 | P: 16 | 1B: 2 | 2B: 1 | 3B: 0 | HR: 0 | SF: 0 | SAC: 0 | DP: 1 | HBP: 0 | WP: 0 | PB: 0 | SB: 0 | CS: 0 | PA: 34 |
|--------------|------|------|------|------|-------|-------|------|------|------|------|------|------|------|------|------|------|------|-------|------|------|------|------|-------|-------|------|------|------|------|------|------|------|------|------|------|------|-------|------|------|------|------|-------|-------|------|------|------|------|------|-------|------|------|------|------|------|-------|-------|-------|-------|-------|-------|--------|-------|--------|-------|-------|-------|-------|--------|
|--------------|------|------|------|------|-------|-------|------|------|------|------|------|------|------|------|------|------|------|-------|------|------|------|------|-------|-------|------|------|------|------|------|------|------|------|------|------|------|-------|------|------|------|------|-------|-------|------|------|------|------|------|-------|------|------|------|------|------|-------|-------|-------|-------|-------|-------|--------|-------|--------|-------|-------|-------|-------|--------|

| PITCHER | IP | WLS | BF | H | R | ER | SO | BB | IBB | HBP | BLK | WP | HR | S | P | ERA | WHIP |
|---------------------------------------|-----|-----|----|---|---|----|----|----|-----|-----|-----|----|----|----|-----|------|-------|
| Bronson Arroyo, R (1, 1) ERA: 2.91 | 6.2 | | 27 | 3 | 2 | 1 | 4 | 3 | 0 | 0 | 0 | 0 | 0 | 69 | 106 | 1.35 | 0.900 |
| Alan Embree, L (7, 1) ERA: 4.32 | 1.1 | | 4 | 0 | 0 | 0 | 0 | 0 | 0 | 0 | 0 | 0 | 0 | 11 | 16 | 0.00 | 0.000 |
| Matt Mantei, R (9, 1) ERA: 2.92 | 1.0 | W | 3 | 0 | 0 | 0 | 1 | 0 | 0 | 0 | 0 | 0 | 0 | 8 | 16 | 0.00 | 0.000 |

Oakland Athletics @ Boston Red Sox
 Fenway Park, Boston, MA
 Tue May 10 2005, 7:05 PM EDT
 Att. 35,644 - Clear - 57 F

| | |
|-----|----|
| AB | 31 |
| R | 2 |
| H | 3 |
| RBI | 1 |
| BB | 3 |
| SO | 5 |
| LOB | 15 |



| | |
|-------|--------|
| WP: 0 | PA: 34 |
| PB: 0 | |
| SB: 0 | |
| CS: 0 | |

| Batter | 1 | 2 | 3 | 4 | 5 | 6 | 7 | 8 | 9 | AB R H RBI BB SO LOB |
|---|-----------------------------|-------------|-------------|------------------------|-------------------------------|-------------|---|-----------------------|-----------------|--------------------------------|
| 18 Johnny Damon, L OBP: 0.422, SLG: 0.511 (1, 8) | 0-1 F8 BB 1B | | 0-0 3B | | 3-2 1-3 2-H 1B | | | 4-2 G5-4-3 BB | | 3 0 3 1 1 0 0 |
| Trot Nixon, L OBP: 0.420, SLG: 0.494 Jay Payton, R OBP: 0.254, SLG: 0.310 (1, 9) (8, PH) (9, 9) | 4-0 34 G6-3 1-2 BB | | 0-0 F9 | | 0-1 L7 | | | 0-1 G5-4-3 1-2f | | 2 0 0 0 1 0 3 1 0 0 0 0 0 1 |
| Manny Ramirez, R OBP: 0.381, SLG: 0.514 (1, 7) | 2-0 F8 2-3 | | | 4-2 34 G5-4-3 BB | | 1-1 G6-3 | | | 2-3 K | 3 0 0 0 1 1 2 |
| 34 David Ortiz, L OBP: 0.340, SLG: 0.583 (1, 10) | 1-2 G6-3 1-2f | | | 2-1 G5-4-3 1-2f | | 3-3 K | | | 4-2 HR BB | 3 1 0 0 1 1 3 |
| Kevin Millar, R OBP: 0.367, SLG: 0.359 (1, 3) | | 2-3 K | | 2-2 G5-3 | | 3-3 K | | | 2-2 HR | 4 1 1 2 0 2 0 |
| Jason Varitek, S OBP: 0.377, SLG: 0.582 (1, 2) | | 3-2 G4-3 | | | 1-2 F7 | | | 4-1 G6-3 BB | | 2 0 0 0 1 0 0 |
| Edgar Renteria, R OBP: 0.299, SLG: 0.342 (1, 6) | | 0-1 F8 | | | 3-2 BB 18 1B 1B | | | 2-1 F7 | | 3 1 1 0 0 0 1 |
| Bill Mueller, S OBP: 0.343, SLG: 0.303 (1, 5) | | | 0-1 G4-3 | | 4-2 SAFE 18 1B BB | | | 0-0 G6-3 1-2f | | 2 0 0 0 1 0 1 |
| Mark Bellhorn, S OBP: 0.333, SLG: 0.344 (1, 4) | | | 3-1 F9 | | 0-3 K | | | 3-2 G3 | | 3 0 0 0 0 1 2 |

| Inning Stats | R: 0 E: 0 K: 0 S: 6 | H: 1 LOB: 1 BB: 1 P: 13 | R: 0 E: 0 K: 1 S: 10 | H: 0 LOB: 0 BB: 0 P: 15 | R: 0 E: 0 K: 0 S: 6 | H: 1 LOB: 1 BB: 0 P: 9 | R: 0 E: 0 K: 0 S: 8 | H: 0 LOB: 0 BB: 1 P: 16 | R: 1 E: 0 K: 1 S: 21 | H: 2 LOB: 2 BB: 1 P: 32 | R: 0 E: 0 K: 2 S: 8 | H: 0 LOB: 0 BB: 0 P: 15 | R: 0 E: 0 K: 0 S: 4 | H: 0 LOB: 0 BB: 1 P: 10 | R: 0 E: 0 K: 0 S: 9 | H: 0 LOB: 0 BB: 1 P: 16 | R: 2 E: 0 K: 1 S: 8 | H: 1 LOB: 0 BB: 1 P: 16 | 1B: 3 2B: 0 3B: 1 HR: 1 | SF: 0 SAC: 0 DP: 4 HBP: 0 | WP: 0 PB: 0 SB: 0 CS: 0 | PA: 32 |
|--------------|------------------------------|----------------------------------|-------------------------------|----------------------------------|------------------------------|---------------------------------|------------------------------|----------------------------------|-------------------------------|----------------------------------|------------------------------|----------------------------------|------------------------------|----------------------------------|------------------------------|----------------------------------|------------------------------|----------------------------------|----------------------------------|------------------------------------|----------------------------------|--------|
|--------------|------------------------------|----------------------------------|-------------------------------|----------------------------------|------------------------------|---------------------------------|------------------------------|----------------------------------|-------------------------------|----------------------------------|------------------------------|----------------------------------|------------------------------|----------------------------------|------------------------------|----------------------------------|------------------------------|----------------------------------|----------------------------------|------------------------------------|----------------------------------|--------|


| PITCHER | IP | WLS | BF | H | R | ER | SO | BB | IBB | HBP | BLK | WP | HR | S | P | ERA | WHIP |
|--|-----|-----|----|---|---|----|----|----|-----|-----|-----|----|----|----|----|-------|-------|
| Kirk Saarloos, R ERA: 5.09 (1, 1) | 5.0 | | 20 | 4 | 1 | 1 | 2 | 3 | 0 | 0 | 0 | 0 | 0 | 51 | 85 | 1.80 | 1.400 |
| 20 Huston Street, R ERA: 2.45 (6, 1) | 2.1 | | 7 | 0 | 0 | 0 | 2 | 1 | 0 | 0 | 0 | 0 | 0 | 16 | 32 | 0.00 | 0.429 |
| Ricardo Rincon, L ERA: 3.86 (8, 1) | 0.2 | H | 2 | 0 | 0 | 0 | 0 | 1 | 0 | 0 | 0 | 0 | 0 | 5 | 9 | 0.00 | 1.500 |
| Octavio Dotel, R ERA: 2.77 (9, 1) | 0.1 | L | 3 | 1 | 2 | 2 | 1 | 1 | 0 | 0 | 0 | 0 | 1 | 8 | 16 | 54.00 | 6.000 |

BOTTOM

Oakland Athletics @ Boston Red Sox
Fenway Park, Boston, MA
Tue May 10 2005, 7:05 PM EDT
Att. 35,644 - Clear - 57 F

livebaseballscorecards.com

| | |
|------------|-----------|
| AB | 26 |
| R | 3 |
| H | 5 |
| RBI | 3 |
| BB | 6 |
| SO | 5 |
| LOB | 13 |



| Batter | 1 | 2 | 3 | 4 | 5 | 6 | 7 | 8 | 9 | AB R H RBI BB SO LOB | TOP | | | | | | | | | | | | | | | | | | | | | | | | | |
|---|---|---------------------------------|------------------------------|----------------------------------|-------------------------------|----------------------------------|-------------------------------|----------------------------------|-------------------------------|---|-------------------------------|----------------------------------|------------------------------|----------------------------------|------------------------------|----------------------------------|-------------------------------|----------------------------------|----------------------------------|------------------------------------|----------------------------------|--------|--|--|--|--|--|--|--|--|--|--|--|--|--|--|
| 21 Mark Kotsay, L (1, 8) OBP: 0.351, SLG: 0.391 | 0-0 G3-1 | | 2-2 G4-3 | | 2-2 G4-3 | | | 0-2 F8 1B | 4-2 BB | 4 0 1 0 1 0 1 | | | | | | | | | | | | | | | | | | | | | | | | | | |
| Jason Kendall, R (1, 2) OBP: 0.299, SLG: 0.244 | 0-1 F9 | | | 3-3 K | | 1-2 L6 | | 0-0 F8 | 1-1 F9 | 5 0 0 0 0 1 3 | | | | | | | | | | | | | | | | | | | | | | | | | | |
| 3 Eric Chavez, L (1, 5) OBP: 0.275, SLG: 0.278 | 0-1 1B | | | 0-0 F9 | | 2-3 K | | 0-0 G4-3 | | 4 0 1 0 0 1 2 | | | | | | | | | | | | | | | | | | | | | | | | | | |
| Erubiel Durazo, L (1, 10) OBP: 0.321, SLG: 0.388 | 0-0 P6 | | | 1-2 23 1B 2B | | 0-0 G3-1 | | | 0-3 K | 4 1 1 0 0 1 1 | | | | | | | | | | | | | | | | | | | | | | | | | | |
| 23 Bobby Kielty, S (1, 9) OBP: 0.378, SLG: 0.391 | | 4-2 G3-6-1 BB | | 2-2 1B | | 1-0 G6-3 1B | | | 4-2 FC4-6 BB | 2 0 2 1 2 0 0 | | | | | | | | | | | | | | | | | | | | | | | | | | |
| Scott Hatteberg, L (1, 3) OBP: 0.324, SLG: 0.352 | | 2-2 G3-6-1 1-2f | | 2-1 G6-3 | | 1-2 G6-3 1-2f | | | 2-1 FC4-6 2B 1B | 4 1 0 0 0 0 4 | | | | | | | | | | | | | | | | | | | | | | | | | | |
| Marco Scutaro, R (1, 6) OBP: 0.342, SLG: 0.370 | | 0-3 K | | | 1-2 F9 | | 2-3 K | | 2-2 1B 2B | 4 1 1 0 0 2 0 | | | | | | | | | | | | | | | | | | | | | | | | | | |
| Keith Ginter, R (1, 4) OBP: 0.268, SLG: 0.306 | | | 2-2 P5 | | 2-0 P6 | | 2-2 F8 21 1B HBP | | 2-0 HR 1B | 3 0 1 2 0 0 0 0 1 0 0 0 0 0 0 0 0 0 0 0 0 | | | | | | | | | | | | | | | | | | | | | | | | | | |
| Jermaine Clark, L (9, PR) | | | | | | | | | 2-H 3-H | | | | | | | | | | | | | | | | | | | | | | | | | | | |
| 14 Mark Ellis, R (9, 4) OBP: 0.333, SLG: 0.341 | | | | | | | | | 1-H | | | | | | | | | | | | | | | | | | | | | | | | | | | |
| Eric Byrnes, R (1, 7) OBP: 0.296, SLG: 0.398 | | | 1-1 G1-3 | | 1-1 2B | | 1-1 P4 | | 2-2 HR | 4 1 2 2 0 0 1 | | | | | | | | | | | | | | | | | | | | | | | | | | |
| Inning Stats | R: 0 E: 0 K: 0 S: 6 | H: 1 LOB: 1 BB: 0 P: 6 | R: 0 E: 0 K: 1 S: 9 | H: 0 LOB: 0 BB: 1 P: 15 | R: 0 E: 0 K: 0 S: 10 | H: 0 LOB: 0 BB: 0 P: 15 | R: 1 E: 0 K: 1 S: 15 | H: 2 LOB: 1 BB: 0 P: 23 | R: 0 E: 0 K: 0 S: 10 | H: 1 LOB: 1 BB: 0 P: 16 | R: 0 E: 0 K: 1 S: 11 | H: 0 LOB: 0 BB: 0 P: 14 | R: 0 E: 0 K: 1 S: 7 | H: 1 LOB: 0 BB: 0 P: 11 | R: 0 E: 0 K: 0 S: 9 | H: 1 LOB: 2 BB: 0 P: 12 | R: 4 E: 0 K: 1 S: 22 | H: 3 LOB: 1 BB: 2 P: 39 | 1B: 5 2B: 3 3B: 0 HR: 1 | SF: 0 SAC: 0 DP: 2 HBP: 1 | WP: 0 PB: 0 SB: 0 CS: 0 | PA: 38 | | | | | | | | | | | | | | |
| PITCHER | IP WLS BF H R ER SO BB IBB HBP BLK WP HR S P ERA WHIP | | | | | | | | | | | | | | | | | | | | | | | | | | | | | | | | | | | |
| 30 Matt Clement, R (1, 1) ERA: 3.06 | 7.0 | | 25 | 5 | 1 | 1 | 4 | 1 | 0 | 0 | 0 | 0 | 0 | 68 | 100 | 1.29 | 0.857 | | | | | | | | | | | | | | | | | | | |
| 50 Mike Timlin, R (8, 1) ERA: 1.08 | 0.2 | H | 4 | 1 | 0 | 0 | 0 | 0 | 0 | 1 | 0 | 0 | 0 | 8 | 11 | 0.00 | 1.500 | | | | | | | | | | | | | | | | | | | |
| Mike Myers, L (8, 1) ERA: | 0.1 | H | 1 | 0 | 0 | 0 | 0 | 0 | 0 | 0 | 0 | 0 | 0 | 1 | 1 | 0.00 | 0.000 | | | | | | | | | | | | | | | | | | | |
| Keith Foulke, R (9, 1) ERA: 7.94 | 1.0 | W | 8 | 3 | 4 | 4 | 1 | 2 | 0 | 0 | 0 | 0 | 1 | 22 | 39 | 36.00 | 5.000 | | | | | | | | | | | | | | | | | | | |

Oakland Athletics @ Boston Red Sox
 Fenway Park, Boston, MA
 Wed May 11 2005, 1:05 PM EDT
 Att: 35,375 - Partly Cloudy - 72 F

livebaseballscorecards.com

| | |
|-----|----|
| AB | 34 |
| R | 5 |
| H | 9 |
| RBI | 5 |
| BB | 3 |
| SO | 5 |
| LOB | 12 |



| Batter | 1 | 2 | 3 | 4 | 5 | 6 | 7 | 8 | 9 | AB | R | H | RBI | BB | SO | LOB |
|--|-----------|-----------------|------------------|--------------|---|-----------------------------|---|-------------------------|---|----|---|---|-----|----|----|-----|
| 18 Johnny Damon, L OBP: 0.421, SLG: 0.511 | 2-0 F8 | | 2-1 F8 HR | 1-1 FC5-4 | | 0-1 G1-3 | | 4-0 1B IBB | | 4 | 1 | 1 | 0 | 1 | 0 | 1 |
| Edgar Renteria, R OBP: 0.303, SLG: 0.344 | 1-1 F9 | | 2-2 F8 | 0-3 K | | 1-2 1B | | 0-0 1B | | 5 | 0 | 2 | 0 | 0 | 1 | 2 |
| Manny Ramirez, R OBP: 0.374, SLG: 0.527 | 0-3 K | | 0-0 HR | | | 2-1 L7 | | 0-0 G1-3 | | 5 | 1 | 1 | 2 | 0 | 2 | 4 |
| 34 David Ortiz, L OBP: 0.349, SLG: 0.588 | | 2-2 2B | 0-1 G4-3 | | | 1-1 BB FC6-2 1B | | 2-2 K | | 4 | 2 | 2 | 0 | 1 | 1 | 0 |
| Kevin Millar, R OBP: 0.366, SLG: 0.350 | | 3-3 K | 3-0 1B HBP | | | 4-1 FC6-2 BB | | 2-3 K | | 3 | 0 | 0 | 0 | 1 | 2 | 2 |
| Jason Varitek, S OBP: 0.396, SLG: 0.627 | | 1-2 1B 2B | 2-2 1B | | | 4-0 FC6-2 BB | | 2-3 K | | 4 | 2 | 3 | 3 | 1 | 1 | 0 |
| Jay Payton, R OBP: 0.239, SLG: 0.290 | | 2-0 G5-3 | 2-3 K | | | 0-1 FC6-2 FC5-4 | | 1-0 F8 | | 4 | 0 | 0 | 0 | 0 | 1 | 6 |
| Bill Mueller, S OBP: 0.358, SLG: 0.315 | | 2-0 1B | | | | 1-2 FC5-4 1B | | 4-2 1B G1-3 BB | | 3 | 0 | 2 | 1 | 1 | 0 | 3 |
| Mark Bellhorn, S OBP: 0.321, SLG: 0.330 | | 3-3 K | | | | 0-1 FC5-4 18 FC5-4 | | 2-2 G1-3 | | 4 | 0 | 0 | 0 | 0 | 2 | 3 |

| Inning Stats | R: 0 | H: 0 | E: 0 | K: 1 | S: 6 | R: 2 | H: 3 | E: 0 | K: 2 | S: 17 | R: 2 | H: 3 | E: 0 | K: 1 | S: 15 | R: 0 | H: 1 | E: 0 | K: 1 | S: 12 | R: 0 | H: 1 | E: 0 | K: 0 | S: 8 | R: 0 | H: 1 | E: 0 | K: 3 | S: 10 | R: 0 | H: 1 | E: 0 | K: 1 | S: 12 | R: 2 | H: 1 | E: 0 | K: 0 | S: 7 | 1B: 6 | 2B: 3 | 3B: 0 | HR: 2 | SF: 0 | SAC: 0 | DP: 0 | HBP: 1 | WP: 0 | PB: 0 | SB: 0 | CS: 0 | PA: 42 |
|--------------|------|------|------|------|------|------|------|------|------|-------|------|------|------|------|-------|------|------|------|------|-------|------|------|------|------|------|------|------|------|------|-------|------|------|------|------|-------|------|------|------|------|------|-------|-------|-------|-------|-------|--------|-------|--------|-------|-------|-------|-------|--------|
|--------------|------|------|------|------|------|------|------|------|------|-------|------|------|------|------|-------|------|------|------|------|-------|------|------|------|------|------|------|------|------|------|-------|------|------|------|------|-------|------|------|------|------|------|-------|-------|-------|-------|-------|--------|-------|--------|-------|-------|-------|-------|--------|

| PITCHER | IP | WLS | BF | H | R | ER | SO | BB | IBB | HBP | BLK | WP | HR | S | P | ERA | WHIP |
|-------------------------------|--------|-----|-----|---|---|----|----|----|-----|-----|-----|----|----|----|-----|-------|-------|
| Barry Zito, L ERA: 5.54 | (1, 1) | 6.0 | 30 | 9 | 4 | 4 | 6 | 2 | 0 | 1 | 0 | 0 | 1 | 67 | 109 | 6.00 | 1.833 |
| Juan Cruz, R ERA: 7.11 | (7, 1) | 2.0 | 9 | 1 | 0 | 0 | 4 | 1 | 1 | 0 | 0 | 0 | 0 | 22 | 39 | 0.00 | 1.000 |
| Octavio Dotel, R ERA: 4.05 | (9, 1) | 0.1 | L 3 | 1 | 2 | 2 | 0 | 1 | 0 | 0 | 0 | 0 | 1 | 7 | 15 | 54.00 | 6.000 |

BOTTOM

Oakland Athletics @ Boston Red Sox
Fenway Park, Boston, MA
Wed May 11 2005, 1:05 PM EDT
Att. 35,375 - Partly Cloudy - 72 F

livebaseballscorecards.com

| | |
|-----|----|
| AB | 36 |
| R | 6 |
| H | 11 |
| RBI | 6 |
| BB | 5 |
| SO | 10 |
| LOB | 21 |



| Batter | 1 | 2 | 3 | 4 | 5 | 6 | 7 | 8 | 9 | AB R H RBI BB SO LOB | TOP | | | | | | | | | | | | | | | |
|--|---|----------------------------------|--------------------------------------|----------------------------------|-------------------------------|----------------------------------|-------------------------------|----------------------------------|------------------------------|----------------------------------|-------------------------------|----------------------------------|------------------------------|----------------------------------|-------------------------------|----------------------------------|-------------------------------|----------------------------------|----------------------------------|------------------------------------|----------------------------------|--------|--|--|--|--|
| 18 Johnny Damon, L (1, 8) OBP: 0.424, SLG: 0.507 | 1-1 L9 | | 0-1 G2-3 34 1B | 2-0 G3 | 0-0 P6 | | | 4-2 2B SF8 | 0-0 1B | 5 2 2 0 1 0 2 | | | | | | | | | | | | | | | | |
| Trot Nixon, L (1, 9) OBP: 0.422, SLG: 0.527 Jay Payton, R (8, PH) OBP: 0.246, SLG: 0.313 | 2-2 FC8-4 1B | | 0-1 G2-3 | 1-0 HR | | | 1-0 F7 | 1-0 2B | 1-2 L3 | 4 1 2 2 0 0 1 2 0 1 0 0 0 3 | | | | | | | | | | | | | | | | |
| Manny Ramirez, R (1, 7) OBP: 0.375, SLG: 0.530 20 Kevin Youkilis, R (8, 3) OBP: 0.517, SLG: 0.478 | 1-1 FC8-4 34 BB 1B | | 3-0 34 E 34 1B 1B HBP | 1-0 L5 | | | 3-2 2B | 0-2 SF8 | | 3 1 1 1 0 0 1 0 0 0 0 0 0 0 | | | | | | | | | | | | | | | | |
| 34 David Ortiz, L (1, 10) OBP: 0.364, SLG: 0.586 | 4-2 1B 1-2 BB | | 0-0 E8 1B 1-3 2-H 1B | 4-1 E BB | | | 1-0 F7 | 4-1 BB | | 2 1 1 1 3 0 1 | | | | | | | | | | | | | | | | |
| Kevin Millar, R (1, 3) OBP: 0.362, SLG: 0.344 | 0-2 1-2 2-H 1B | | 1-0 G1-3 | 0-1 E6 1-2 | | | 1-2 K | 0-3 K | | 5 0 1 0 0 2 6 | | | | | | | | | | | | | | | | |
| Jason Varitek, S (1, 2) OBP: 0.388, SLG: 0.604 | | 3-2 G4-3 | 4-0 1B 1B IBB | 2-2 G3 | | | 2-2 F7 | 1-2 G5-3 | | 4 0 0 0 1 0 2 | | | | | | | | | | | | | | | | |
| Edgar Renteria, R (1, 6) OBP: 0.307, SLG: 0.354 | | 3-2 G5-3 | 2-1 1B 1-2 2-3 3-H 1B | | 1-3 K | | 1-2 F8 | 2-1 18 1B 2B | | 5 0 2 1 0 1 0 | | | | | | | | | | | | | | | | |
| Bill Mueller, S (1, 5) OBP: 0.368, SLG: 0.323 | | 1-2 F7 | 1-1 1-2 2-H 3-H 1B | | 2-1 1B | | 0-0 F8 | 4-1 18 1B BB | | 4 0 2 1 1 0 0 | | | | | | | | | | | | | | | | |
| Mark Bellhorn, S (1, 4) OBP: 0.325, SLG: 0.356 | | | 2-0 HR | 4-2 18 G3 HR BB | 0-0 F8 | | | 2-3 K | 2-3 K | 4 2 1 1 1 2 3 | | | | | | | | | | | | | | | | |
| Inning Stats | R: 0 E: 0 K: 0 S: 13 | H: 2 LOB: 2 BB: 1 P: 21 | R: 0 E: 0 K: 0 S: 9 | H: 0 LOB: 0 BB: 0 P: 16 | R: 4 E: 1 K: 0 S: 11 | H: 5 LOB: 2 BB: 1 P: 24 | R: 2 E: 1 K: 0 S: 13 | H: 1 LOB: 2 BB: 2 P: 27 | R: 0 E: 0 K: 1 S: 7 | H: 1 LOB: 1 BB: 0 P: 10 | R: 0 E: 0 K: 1 S: 10 | H: 1 LOB: 1 BB: 0 P: 16 | R: 0 E: 0 K: 0 S: 8 | H: 0 LOB: 0 BB: 0 P: 11 | R: 1 E: 0 K: 2 S: 14 | H: 1 LOB: 2 BB: 2 P: 25 | R: 0 E: 0 K: 1 S: 16 | H: 2 LOB: 3 BB: 1 P: 26 | 1B: 8 2B: 3 3B: 0 HR: 2 | SF: 1 SAC: 0 DP: 0 HBP: 1 | WP: 0 PB: 0 SB: 0 CS: 0 | PA: 47 | | | | |
| PITCHER | IP WLS BF H R ER SO BB IBB HBP BLK WP HR S P ERA WHIP | | | | | | | | | | | | | | | | | | | | | | | | | |
| Joel Pineiro, R (1, 1) ERA: 6.52 | 3.2 | | 8 | 6 | 6 | 0 | 3 | 1 | 1 | 0 | 0 | 2 | 41 | 81 | 14.73 | 3.000 | | | | | | | | | | |
| 40 Julio Mateo, R (4, 1) ERA: 0.41 | 3.1 | W | 12 | 2 | 0 | 0 | 2 | 0 | 0 | 0 | 0 | 0 | 30 | 44 | 0.00 | 0.600 | | | | | | | | | | |
| Ron Villone, L (8, 1) ERA: 3.09 | 1.0 | | 6 | 1 | 1 | 1 | 2 | 2 | 0 | 0 | 0 | 0 | 14 | 25 | 9.00 | 3.000 | | | | | | | | | | |
| Eddie Guardado, L (9, 1) ERA: 2.57 | 1.0 | | 6 | 2 | 0 | 0 | 1 | 1 | 0 | 0 | 0 | 0 | 16 | 26 | 0.00 | 3.000 | | | | | | | | | | |

Boston Red Sox @ Seattle Mariners
Safeco Field, Seattle, WA
 Fri May 13 2005, 7:05 PM PDT
 Att. 44,534 - Cloudy - 69 F

livebaseballscorecards.com

| | |
|-----|----|
| AB | 38 |
| R | 7 |
| H | 13 |
| RBI | 7 |
| BB | 7 |
| SO | 5 |
| LOB | 19 |



| Batter | 1 | 2 | 3 | 4 | 5 | 6 | 7 | 8 | 9 | AB | R | H | RBI | BB | SO | LOB |
|---|-------------------------|-----------|---------------------|--------------------|------------------|--------------------|-----------|-----------|---|----|---|---|-----|----|----|-----|
| 51 Ichiro Suzuki, L OBP: 0.403, SLG: 0.510 | 2-0 G3 29 1B | 2-1 F7 | | 2-2 1B 29 HR | 4-0 2B IBB | 3-1 3B | | | | 4 | 3 | 3 | 1 | 1 | 0 | 0 |
| Randy Winn, S OBP: 0.388, SLG: 0.386 | 3-1 G3 | 0-1 1B | | 1-0 29 HR 1B | 0-1 2B | 2-1 P5 | | | | 5 | 1 | 3 | 3 | 0 | 0 | 2 |
| 29 Adrian Beltré, R OBP: 0.275, SLG: 0.380 Dave Hansen, L (8, 5) | 1-1 F8 7 1B WP | 2-3 K | | 0-0 HR 1B | 2-2 F7 | | 3-1 F8 | | | 5 | 2 | 2 | 4 | 0 | 1 | 2 |
| Richie Sexson, R OBP: 0.353, SLG: 0.536 | 4-2 7 1B BB | | 1-0 HR | 1-3 K | 4-0 IBB | | 2-2 F9 | | | 3 | 2 | 1 | 1 | 2 | 1 | 0 |
| Raul Ibanez, L OBP: 0.338, SLG: 0.419 | 0-0 F8 | | 3-2 HR | 2-2 P6 | 0-1 L9 | | 2-0 F8 | | | 5 | 1 | 1 | 1 | 0 | 0 | 4 |
| Bret Boone, R OBP: 0.310, SLG: 0.402 | 4-1 7 1B BB | | 2-1 G5-3 | | 3-2 2B 2B | 3-2 2B HBP | | 4-2 BB | | 2 | 2 | 1 | 0 | 2 | 0 | 0 |
| 7 Jeremy Reed, L OBP: 0.344, SLG: 0.322 | 0-0 1B | | 1-2 G5-4-3 1B | | 1-0 2B HBP | 2-0 F9 | | 2-3 K | | 4 | 1 | 2 | 2 | 0 | 1 | 2 |
| Wiki Gonzalez, R OBP: 0.462, SLG: 0.769 | 0-2 G1-3 | | 0-2 G5-4-3 | | 0-0 2B 2B | 2-0 51 3B 2B | | 0-0 P6 | | 5 | 2 | 2 | 2 | 0 | 0 | 4 |
| 39 Wilson Valdez, R OBP: 0.231, SLG: 0.248 | | 2-1 P3 | | 0-0 B5-3 | 0-0 F9 | 0-1 G1-3 | | 2-3 K | | 5 | 0 | 0 | 0 | 0 | 1 | 4 |

| Inning Stats | R: 3 | H: 3 | LOB: 2 | K: 0 | S: 15 | R: 0 | H: 1 | LOB: 1 | K: 1 | S: 11 | R: 0 | H: 3 | LOB: 0 | K: 0 | S: 15 | R: 3 | H: 3 | LOB: 0 | K: 1 | S: 17 | R: 4 | H: 3 | LOB: 2 | K: 0 | S: 14 | R: 2 | H: 2 | LOB: 1 | K: 0 | S: 10 | R: 0 | H: 0 | LOB: 0 | K: 0 | S: 6 | R: 0 | H: 0 | LOB: 1 | K: 2 | S: 12 | R: 0 | H: 0 | LOB: 0 | K: 0 | S: 13 | R: 0 | H: 0 | LOB: 1 | K: 2 | S: 20 | 1B: 7 | 2B: 4 | 3B: 1 | HR: 3 | SF: 0 | SAC: 0 | DP: 1 | HBP: 2 | WP: 1 | PB: 0 | SB: 1 | CS: 0 | PA: 45 |
|--------------|------|------|--------|------|-------|------|------|--------|------|-------|------|------|--------|------|-------|------|------|--------|------|-------|------|------|--------|------|-------|------|------|--------|------|-------|------|------|--------|------|------|------|------|--------|------|-------|------|------|--------|------|-------|------|------|--------|------|-------|-------|-------|-------|-------|-------|--------|-------|--------|-------|-------|-------|-------|--------|
|--------------|------|------|--------|------|-------|------|------|--------|------|-------|------|------|--------|------|-------|------|------|--------|------|-------|------|------|--------|------|-------|------|------|--------|------|-------|------|------|--------|------|------|------|------|--------|------|-------|------|------|--------|------|-------|------|------|--------|------|-------|-------|-------|-------|-------|-------|--------|-------|--------|-------|-------|-------|-------|--------|


| PITCHER | IP | WLS | BF | H | R | ER | SO | BB | IBB | HBP | BLK | WP | HR | S | P | ERA | WHIP |
|---------------------------------|--------|-----|----|----|---|----|----|----|-----|-----|-----|----|----|----|----|-------|-------|
| Geremi Gonzalez, R ERA: 7.71 | (1, 1) | 3.1 | L | 20 | 9 | 7 | 7 | 1 | 0 | 2 | 0 | 0 | 1 | 22 | 39 | 27.00 | 2.400 |
| John Halama, L ERA: 6.5 | (4, 1) | 1.2 | | 12 | 4 | 5 | 5 | 1 | 0 | 1 | 0 | 0 | 0 | 10 | 22 | 18.00 | 2.000 |
| Cla Meredith, R ERA: 27.0 | (6, 1) | 1.0 | | 6 | 2 | 2 | 0 | 0 | 0 | 0 | 0 | 0 | 0 | 6 | 13 | 0.00 | 0.000 |
| Matt Mantei, R ERA: 2.7 | (7, 1) | 1.0 | | 3 | 0 | 0 | 0 | 0 | 0 | 0 | 0 | 0 | 0 | 6 | 13 | 0.00 | 0.000 |
| Keith Foulke, R ERA: 7.5 | (8, 1) | 1.0 | | 4 | 0 | 0 | 0 | 2 | 1 | 0 | 0 | 0 | 0 | 12 | 20 | 0.00 | 1.000 |

BOTTOM

Boston Red Sox @ Seattle Mariners
Safeco Field, Seattle, WA

Fri May 13 2005, 7:05 PM PDT
Att. 44,534 - Cloudy - 69 F

| | |
|------------|-----------|
| AB | 38 |
| R | 14 |
| H | 15 |
| RBI | 14 |
| BB | 5 |
| SO | 4 |
| LOB | 18 |



| Batter | 1 | 2 | 3 | 4 | 5 | 6 | 7 | 8 | 9 | AB R H RBI BB SO LOB | TOP | | | | | | | | | | | | | | | | |
|---|---|----------------------------------|-------------------------------|----------------------------------|------------------------------|----------------------------------|-------------------------------|----------------------------------|-------------------------------|----------------------------------|------------------------------|----------------------------------|-------------------------------|----------------------------------|-------------------------------|----------------------------------|------------------------------|----------------------------------|----------------------------------|------------------------------------|----------------------------------|--------|--|--|--|--|--|
| 18 Johnny Damon, L (1, 8) OBP: 0.411, SLG: 0.490 | 3-2 X G6-3 | | 2-1 F8 | | 0-2 E5 | | 1-2 G1-3 | | 1-2 F8 | 5 0 0 0 0 0 2 | | | | | | | | | | | | | | | | | |
| Edgar Renteria, R (1, 6) OBP: 0.310, SLG: 0.356 | 1-1 G6-3 | | 0-0 1B | | 3-3 K | | 1-2 HR 1B | | 1-2 G5-3 | 5 1 2 0 0 1 1 | | | | | | | | | | | | | | | | | |
| 34 David Ortiz, L (1, 10) OBP: 0.372, SLG: 0.578 | 4-2 BB | | 2-3 K | | | 3-1 P6 | 1-0 HR HBP | | 4-1 BB | 2 1 0 0 2 1 2 | | | | | | | | | | | | | | | | | |
| Manny Ramirez, R (1, 7) OBP: 0.369, SLG: 0.542 | 1-3 K | | | 1-1 F8 | | 0-1 HR | 1-3 K | | 0-0 G1-5-3 | 5 1 1 1 0 2 5 | | | | | | | | | | | | | | | | | |
| Trot Nixon, L (1, 9) OBP: 0.433, SLG: 0.564 | | 2-2 F7 | | 4-1 F8 1B BB | | 0-0 1B | 0-1 HR | | | 3 1 2 4 1 0 0 | | | | | | | | | | | | | | | | | |
| Jay Payton, R (7, 9) OBP: 0.246, SLG: 0.313 | | | | | | | | | | 0 0 0 0 0 0 0 | | | | | | | | | | | | | | | | | |
| Kevin Miller, R (1, 3) OBP: 0.359, SLG: 0.341 | | 3-3 K | | 1-1 F8 1B | | 1-1 F8 | 2-2 L5 | | | 4 0 1 0 0 1 1 | | | | | | | | | | | | | | | | | |
| Jason Varitek, S (1, 2) OBP: 0.375, SLG: 0.582 | | 3-3 K | | 2-1 F8 | | 1-1 G4-3 | | 3-3 K | | 4 0 0 0 0 2 3 | | | | | | | | | | | | | | | | | |
| Bill Mueller, S (1, 5) OBP: 0.373, SLG: 0.323 | | | 4-1 1B BB | | 3-3 K | | 2-0 2B 1B | 1-3 K | | 3 1 1 0 1 2 2 | | | | | | | | | | | | | | | | | |
| Mark Bellhorn, S (1, 4) OBP: 0.322, SLG: 0.362 | | | 1-0 F9 | | 3-2 F7 | | 1-2 1B HR 2B | 0-1 G4-3 | | 4 1 1 1 0 0 1 | | | | | | | | | | | | | | | | | |
| Inning Stats | R: 0 E: 0 K: 1 S: 14 | H: 0 LOB: 1 BB: 1 P: 23 | R: 0 E: 0 K: 2 S: 15 | H: 0 LOB: 0 BB: 0 P: 23 | R: 0 E: 0 K: 1 S: 9 | H: 1 LOB: 2 BB: 1 P: 18 | R: 0 E: 0 K: 1 S: 11 | H: 1 LOB: 2 BB: 1 P: 22 | R: 0 E: 1 K: 1 S: 10 | H: 0 LOB: 1 BB: 0 P: 16 | R: 1 E: 0 K: 0 S: 9 | H: 2 LOB: 1 BB: 0 P: 14 | R: 5 E: 0 K: 1 S: 20 | H: 4 LOB: 0 BB: 0 P: 29 | R: 0 E: 0 K: 2 S: 10 | H: 0 LOB: 0 BB: 0 P: 14 | R: 0 E: 0 K: 0 S: 9 | H: 0 LOB: 1 BB: 1 P: 15 | 1B: 5 2B: 2 3B: 0 HR: 2 | SF: 0 SAC: 0 DP: 1 HBP: 1 | WP: 0 PB: 0 SB: 0 CS: 1 | PA: 40 | | | | | |
| PITCHER | IP WLS BF H R ER SO BB IBB HBP BLK WP HR S P ERA WHIP | | | | | | | | | | | | | | | | | | | | | | | | | | |
| Ryan Franklin, R (1, 1) ERA: 4.2 | 5.1 | | 23 | 4 | 1 | 1 | 6 | 3 | 0 | 0 | 0 | 0 | 1 | 64 | 110 | 1.69 | 1.312 | | | | | | | | | | |
| Shigetoshi Hasegawa, R (6, 1) ERA: 1.56 | 0.2 | | 3 | 1 | 1 | 1 | 0 | 0 | 0 | 0 | 0 | 0 | 0 | 5 | 9 | 13.50 | 1.500 | | | | | | | | | | |
| Ron Villone, L (7, 1) ERA: 5.25 | 0.1 | L | 4 | 2 | 0 | 0 | 0 | 0 | 0 | 1 | 0 | 0 | 0 | 10 | 14 | 0.00 | 6.000 | | | | | | | | | | |
| 20 J.J. Putz, R (7, 1) ERA: 2.08 | 1.2 | B | 6 | 1 | 4 | 4 | 3 | 0 | 0 | 0 | 0 | 0 | 1 | 19 | 26 | 21.60 | 0.600 | | | | | | | | | | |
| Jeff Nelson, R (9, 1) ERA: 3.6 | 1.0 | | 4 | 0 | 0 | 0 | 0 | 1 | 0 | 0 | 0 | 0 | 0 | 9 | 15 | 0.00 | 1.000 | | | | | | | | | | |

Boston Red Sox @ Seattle Mariners
Safeco Field, Seattle, WA
 Sat May 14 2005, 7:05 PM PDT
 Att. 46,229 - Cloudy - 67 F

livebaseballscorecards.com

AB 35
R 6
H 8
RBI 6
BB 4
SO 9
LOB 17



| Batter | 1 | 2 | 3 | 4 | 5 | 6 | 7 | 8 | 9 | AB R H RBI BB SO LOB |
|---|-----------|-----------|---------------------|--------------------------|-------------|--------------------|-------------|-----------|-------------|--|
| 51 Ichiro Suzuki, L OBP: 0.405, SLG: 0.507 (1, 9) | 3-3 K | | 1 SAFE 4-0 BB | | 0-0 G6-3 | | 0-1 1B | | | 3 0 1 0 1 1 0 |
| Randy Winn, S OBP: 0.377, SLG: 0.374 (1, 7) | 2-2 L9 | | 2-2 F7 | | | 2-0 G3-1 | 1-0 F7 | | | 4 0 0 0 0 0 3 |
| 29 Adrián Beltré, R OBP: 0.275, SLG: 0.377 (1, 5) | 3-2 G3 | | | 1-2 F7 WP 2B 1B | | 1-2 G4-3 | | 0-0 F9 | | 4 1 1 0 0 0 0 |
| Richie Sexson, R OBP: 0.350, SLG: 0.553 (1, 3) | | 3-2 P3 | | 3-1 F7 | | 1-0 HR | | 2-3 K | | 4 1 1 1 0 1 1 |
| Raul Ibanez, L OBP: 0.342, SLG: 0.444 (1, 10) | | 1-2 G3 | | 0-3 K | | 1-1 HR | | 0-2 1B | | 4 1 2 1 0 1 1 |
| Bret Boone, R OBP: 0.315, SLG: 0.412 (1, 4) | | 3-3 K | | 1-1 2B | | 1-2 7 S 1B | | 3-3 K | | 4 0 2 1 0 2 1 |
| 7 Jeremy Reed, L OBP: 0.333, SLG: 0.311 (1, 8) | | | 2-3 K | 2-3 K | | 1 SAFE 2-3 K | | | 0-0 F8 | 4 0 0 0 0 3 2 |
| Wiki Gonzalez, R OBP: 0.375, SLG: 0.625 Miguel Olivo, R OBP: 0.165, SLG: 0.163 (1, 2) (8, 2) | | | 1-1 G4-3 | | 0-0 F8 | | 0-0 G1-3 | | 1-1 G5-3 | 3 0 0 0 0 0 0 1 0 0 0 0 0 0 |
| 39 Wilson Valdez, R OBP: 0.236, SLG: 0.245 Greg Dobbs, L OBP: 0.227, SLG: 0.318 16 Willie Bloomquist, R OBP: 0.161, SLG: 0.172 Dave Hansen, L (7, PH) (8, 6) (9, PH) | | | 4-2 51 WP BB | | 2-1 F9 | | 3-3 K | | 2-3 K | 1 0 0 0 1 0 0 1 0 0 0 0 1 0 0 0 0 0 0 0 0 1 0 0 0 0 1 0 |

| Inning Stats | R: 0 E: 0 K: 1 S: 11 | H: 0 LOB: 0 BB: 0 P: 19 | R: 0 E: 0 K: 1 S: 13 | H: 0 LOB: 0 BB: 0 P: 20 | R: 0 E: 0 K: 1 S: 10 | H: 0 LOB: 2 BB: 2 P: 23 | R: 1 E: 0 K: 2 S: 14 | H: 2 LOB: 1 BB: 0 P: 21 | R: 0 E: 0 K: 0 S: 4 | H: 0 LOB: 0 BB: 0 P: 6 | R: 2 E: 0 K: 1 S: 14 | H: 3 LOB: 1 BB: 0 P: 22 | R: 0 E: 0 K: 1 S: 7 | H: 1 LOB: 1 BB: 0 P: 11 | R: 0 E: 0 K: 2 S: 10 | H: 1 LOB: 1 BB: 0 P: 15 | R: 0 E: 0 K: 1 S: 6 | H: 0 LOB: 0 BB: 0 P: 9 | 1B: 4 2B: 1 3B: 0 HR: 2 | SF: 0 SAC: 0 DP: 0 HBP: 0 |
|--------------|-------------------------------|----------------------------------|-------------------------------|----------------------------------|-------------------------------|----------------------------------|-------------------------------|----------------------------------|------------------------------|---------------------------------|-------------------------------|----------------------------------|------------------------------|----------------------------------|-------------------------------|----------------------------------|------------------------------|---------------------------------|----------------------------------|------------------------------------|
|--------------|-------------------------------|----------------------------------|-------------------------------|----------------------------------|-------------------------------|----------------------------------|-------------------------------|----------------------------------|------------------------------|---------------------------------|-------------------------------|----------------------------------|------------------------------|----------------------------------|-------------------------------|----------------------------------|------------------------------|---------------------------------|----------------------------------|------------------------------------|

| PITCHER | IP | WLS | BF | H | R | ER | SO | BB | IBB | HBP | BLK | WP | HR | S | P | 105 | ERA | 4.76 | WHIP | 1.235 |
|---|-----|-----|----|---|---|----|----|----|-----|-----|-----|----|----|----|----|-----|------|-------|------|-------|
| Wade Miller, R ERA: 4.22 (1, 1) | 5.2 | | 24 | 5 | 3 | 3 | 5 | 2 | 0 | 0 | 0 | 2 | 2 | 62 | | | | | | |
| Mike Myers, L ERA: (6, 1) | 0.1 | W | 1 | 0 | 0 | 0 | 1 | 0 | 0 | 0 | 0 | 0 | 0 | 4 | 6 | | 0.00 | 0.000 | | |
| Matt Mantei, R ERA: 2.57 (7, 1) | 0.2 | H | 3 | 1 | 0 | 0 | 1 | 0 | 0 | 0 | 0 | 0 | 0 | 6 | 9 | | 0.00 | 1.500 | | |
| 50 Mike Timlin, R ERA: 1.0 (7, 1) | 1.1 | H | 5 | 1 | 0 | 0 | 2 | 0 | 0 | 0 | 0 | 0 | 0 | 11 | 17 | | 0.00 | 0.750 | | |
| Keith Foulke, R ERA: 7.11 (9, 1) | 1.0 | S | 3 | 0 | 0 | 0 | 1 | 0 | 0 | 0 | 0 | 0 | 0 | 6 | 9 | | 0.00 | 0.000 | | |

BOTTOM

Boston Red Sox @ Seattle Mariners
Safeco Field, Seattle, WA

Sat May 14 2005, 7:05 PM PDT
Att. 46,229 - Cloudy - 67 F

livebaseballscorecards.com

| | |
|-----|----|
| AB | 34 |
| R | 3 |
| H | 7 |
| RBI | 3 |
| BB | 2 |
| SO | 10 |
| LOB | 8 |



| | |
|-------|--------|
| WP: 2 | PA: 36 |
| PB: 0 | |
| SB: 1 | |
| CS: 0 | |

| Batter | 1 | 2 | 3 | 4 | 5 | 6 | 7 | 8 | 9 | AB R H RBI BB SO LOB | TOP | | | | | | | | | | | |
|---|---|----------------------------------|-------------------------------|-----------------------------------|------------------------------|----------------------------------|------------------------------|----------------------------------|-------------------------------|----------------------------------|-------------------------------|----------------------------------|-------------------------------|----------------------------------|------------------------------|----------------------------------|------------------------------|----------------------------------|----------------------------------|------------------------------------|----------------------------------|--------|
| 18 Johnny Damon, L (1, 8) OBP: 0.411, SLG: 0.487 | 0-2 G1-3 | | 0-1 G6-3 | | 3-1 HR 1B | 2-0 G3-1 | | | 1-1 34 G5-3 1B | 5 1 2 0 0 0 1 | | | | | | | | | | | | |
| Edgar Renteria, R (1, 6) OBP: 0.299, SLG: 0.343 | 2-2 G6-3 | | 1-0 G5-3 | | 0-3 K | | 2-2 G4-3 | 1-2 SAFE P3 | 5 0 0 0 0 1 3 | | | | | | | | | | | | | |
| 34 David Ortiz, L (1, 10) OBP: 0.373, SLG: 0.593 | 0-1 1B | | 0-0 HR | | 3-2 F8 | | 1-3 K | 2-1 G5-3 | 5 1 2 1 0 1 3 | | | | | | | | | | | | | |
| Manny Ramirez, R (1, 7) OBP: 0.370, SLG: 0.560 | 2-2 F8 | | 3-2 G4-3 | | 1-1 HR | | 2-1 2B 1B | 2-1 F9 | 5 1 2 3 0 0 2 | | | | | | | | | | | | | |
| Trot Nixon, L (1, 9) OBP: 0.444, SLG: 0.592 | | 2-2 FC5-4 1B | | 1-1 G1-3 | 0-0 2B | | 2-0 2B | | 4 0 3 0 0 0 0 | | | | | | | | | | | | | |
| Kevin Millar, R (1, 3) OBP: 0.350, SLG: 0.331 | | 1-2 F9 | | 1-2 L4 | 3-1 F9 | | 1-1 F8 | | 4 0 0 0 0 0 4 | | | | | | | | | | | | | |
| Bill Mueller, S (1, 5) OBP: 0.369, SLG: 0.314 | | 0-0 FC5-4 BB | | 4-0 BB | | 1-2 F8 | | 3-2 F8 | 3 0 0 0 1 0 1 | | | | | | | | | | | | | |
| Doug Mirabelli, R (1, 2) OBP: 0.289, SLG: 0.412 | | 4-0 SAFE BB | | 0-3 K | | 3-3 K | | 1-2 G1-3 | 3 0 0 0 1 2 1 | | | | | | | | | | | | | |
| Mark Bellhorn, S (1, 4) OBP: 0.328, SLG: 0.361 | | 2-3 K | | 2-2 34 F8 18 1B HR | | 4-2 BB | | 1-3 K | 3 1 1 0 1 2 2 | | | | | | | | | | | | | |
| Inning Stats | R: 0 E: 0 K: 0 S: 11 | H: 1 LOB: 1 BB: 0 P: 15 | R: 0 E: 0 K: 1 S: 10 | H: 1 LOB: 2 BB: 1 P: 19 | R: 1 E: 0 K: 0 S: 7 | H: 1 LOB: 0 BB: 1 P: 11 | R: 0 E: 0 K: 1 S: 8 | H: 0 LOB: 1 BB: 1 P: 14 | R: 3 E: 0 K: 1 S: 19 | H: 4 LOB: 1 BB: 0 P: 31 | R: 0 E: 0 K: 1 S: 10 | H: 0 LOB: 1 BB: 1 P: 20 | R: 0 E: 0 K: 1 S: 11 | H: 2 LOB: 2 BB: 0 P: 19 | R: 0 E: 0 K: 1 S: 9 | H: 0 LOB: 0 BB: 0 P: 14 | R: 0 E: 0 K: 0 S: 9 | H: 1 LOB: 1 BB: 0 P: 15 | 1B: 6 2B: 2 3B: 0 HR: 2 | SF: 0 SAC: 0 DP: 0 HBP: 0 | WP: 0 PB: 0 SB: 0 CS: 0 | PA: 40 |
| PITCHER | IP WLS BF H R ER SO BB IBB HBP BLK WP HR S P ERA WHIP | | | | | | | | | | | | | | | | | | | | | |
| Gil Meche, R (1, 1) ERA: 5.25 | 6.0 W 28 7 4 4 4 3 0 0 0 0 2 65 110 6.00 1.667 | | | | | | | | | | | | | | | | | | | | | |
| Shigetoshi Hasegawa, R (7, 1) ERA: 1.47 | 1.0 H 5 2 0 0 1 0 0 0 0 0 0 0 11 19 0.00 2.000 | | | | | | | | | | | | | | | | | | | | | |
| 20 J.J. Putz, R (8, 1) ERA: 1.93 | 1.0 H 3 0 0 0 1 0 0 0 0 0 0 0 9 14 0.00 0.000 | | | | | | | | | | | | | | | | | | | | | |
| Eddie Guardado, L (9, 1) ERA: 2.4 | 1.0 S 4 1 0 0 0 0 0 0 0 0 0 0 9 15 0.00 1.000 | | | | | | | | | | | | | | | | | | | | | |

Boston Red Sox @ Seattle Mariners
Safeco Field, Seattle, WA
 Sun May 15 2005, 1:05 PM PDT
 Att. 46,145 - Cloudy - 63 F

livebaseballscorecards.com

AB 37
R 4
H 10
RBI 4
BB 3
SO 6
LOB 17



| Batter | 1 | 2 | 3 | 4 | 5 | 6 | 7 | 8 | 9 |
|--|------------------|-------------------------------------|-----------|-----------------------|-----------------|-----------------------|---------------------|-------------|---|
| 51 Ichiro Suzuki, L OBP: 0.405, SLG: 0.500 (1, 9) | 0-1 F8 1B | 2-2 G4-3 | | 1-0 FC4-6 2B | | 1-1 FC4-6 2B | | 4-0 IBB | |
| Randy Winn, S OBP: 0.385, SLG: 0.393 (1, 7) | 1-2 F8 1-3 | 1-0 2B | | 0-0 2B | | 4-2 29 FC6-4 BB | | 0-0 F7 | |
| 29 Adrian Beltré, R OBP: 0.268, SLG: 0.367 (1, 5) | 2-2 L6 | 0-1 F7 | | 0-2 F8 | | 0-2 FC6-4 | | | |
| Richie Sexson, R OBP: 0.348, SLG: 0.542 (1, 3) | 2-1 P4 | | 0-0 F8 | | 1-3 K | | 0-0 G3-6-3 1B | | |
| Raul Ibanez, L OBP: 0.346, SLG: 0.441 (1, 10) | | 1-0 G1-3 | 4-1 BB | | 0-2 WP 1B | | 0-0 G3-6-3 | | |
| Bret Boone, R OBP: 0.314, SLG: 0.407 (1, 4) | | 1-0 7 1B 1B | 1-1 P3 | | 1-3 K | | 0-0 G3-1 | | |
| 7 Jeremy Reed, L OBP: 0.331, SLG: 0.309 (1, 8) | | 1-0 E 16 2B 1B | 2-1 F7 | | 2-3 K2-3 | | 1-3 K | | |
| Miguel Olivo, R OBP: 0.191, SLG: 0.238 (1, 2) | | 1-2 E4 16 2B 51 G4-3 1B | | 3-1 HR | | 0-3 K2-3 | | 0-2 2B | |
| 16 Willie Bloomquist, R OBP: 0.229, SLG: 0.250 39 Wilson Valdez, R OBP: 0.236, SLG: 0.245 (1, 6) (9, 6) | | 1-0 51 G4-3 2B 2B | | 1-2 51 FC4-6 1B | | 4-1 51 FC4-6 BB | | 2-2 G5-3 | |

| AB | R | H | RBI | BB | SO | LOB |
|-------|--------|---|-----|----|----|-----|
| 4 | 0 | 1 | 1 | 1 | 0 | 3 |
| 4 | 0 | 2 | 1 | 1 | 0 | 3 |
| 4 | 0 | 0 | 0 | 0 | 0 | 5 |
| 4 | 0 | 1 | 0 | 0 | 1 | 1 |
| 3 | 0 | 1 | 0 | 1 | 0 | 1 |
| 4 | 1 | 1 | 0 | 0 | 1 | 2 |
| 4 | 1 | 1 | 0 | 0 | 2 | 2 |
| 4 | 2 | 3 | 2 | 0 | 1 | 0 |
| 3 | 1 | 2 | 1 | 1 | 0 | 1 |
| 0 | 0 | 0 | 0 | 0 | 0 | 0 |
| 1B: 7 | SF: 0 | | | | | |
| 2B: 4 | SAC: 0 | | | | | |
| 3B: 0 | DP: 1 | | | | | |
| HR: 1 | HBP: 0 | | | | | |

BOTTOM

Boston Red Sox @ Seattle Mariners
Safeco Field, Seattle, WA
Sun May 15 2005, 1:05 PM PDT
Att. 46,145 - Cloudy - 63 F

| | |
|------------|-----------|
| AB | 34 |
| R | 5 |
| H | 12 |
| RBI | 5 |
| BB | 4 |
| SO | 5 |
| LOB | 18 |



| Inning Stats | R: 0 | H: 1 | E: 0 | K: 10 | S: 15 | R: 4 | H: 5 | E: 1 | K: 10 | S: 14 | R: 0 | H: 0 | E: 0 | K: 0 | S: 6 | R: 1 | H: 3 | E: 0 | K: 0 | S: 11 | R: 0 | H: 1 | E: 0 | K: 3 | S: 12 | R: 0 | H: 0 | E: 0 | K: 11 | S: 11 | R: 0 | H: 1 | E: 0 | K: 0 | S: 3 | R: 0 | H: 1 | E: 0 | K: 11 | S: 18 |
|---|------|------|------|-------|-------|------|------|------|-------|-------|------|------|------|------|------|------|-------|------|------|-------|------|------|------|------|-------|------|------|------|-------|-------|------|------|------|------|------|------|------|------|-------|-------|
| 49 Tim Wakefield, R ERA: 3.61 Alan Embree, L ERA: 4.08 | IP | WLS | BF | H | R | ER | SO | BB | IBB | HBP | BLK | WP | HR | S | P | ERA | WHIP | | | | | | | | | | | | | | | | | | | | | | | |
| | 7.0 | L | 33 | 11 | 5 | 5 | 4 | 3 | 0 | 0 | 0 | 1 | 1 | 67 | 104 | 6.43 | 2.000 | | | | | | | | | | | | | | | | | | | | | | | |
| | 1.0 | | 5 | 1 | 0 | 0 | 1 | 0 | 1 | 0 | 0 | 0 | 0 | 11 | 18 | 0.00 | 1.000 | | | | | | | | | | | | | | | | | | | | | | | |

| WP | PA | ERA | WHIP |
|----|----|-----|------|
| 1 | 38 | | |
| 0 | | | |
| 2 | | | |
| 0 | | | |

Batter 1 2 3 4 5 6 7 8 9 AB R H RBI BB SO LOB TOP

Main table containing player names, statistics, and play diagrams for each batter across 9 innings.

Boston Red Sox @ Oakland Athletics
McAfee Coliseum, Oakland, CA
Mon May 16 2005, 10:05 PM EDT
Att. 30,281 - Party Cloudy - 58 F

Summary statistics table including AB, R, H, RBI, BB, SO, LOB.



Inning Stats table with columns for R, H, E, K, S, P for each inning.

Pitcher stats table with columns for PITCHER, IP, WLS, BF, H, R, ER, SO, BB, IBB, HBP, BLK, WP, HR, S, P, ERA, WHIP.

| Batter | 1 | 2 | 3 | 4 | 5 | 6 | 7 | 8 | 9 | AB R H RBI BB SO LOB |
|---|----------|--------|----------|----------|-------------------------------|--------|--------------------|-----------------------|---|----------------------|
| 21 Mark Kotsay, L (1, 8) OBP: 0.343, SLG: 0.388 | 1-1 F7 | | 3-2 G4-3 | | 1-1 G6-3 1-H 2-H 3-H 3B | | 4-2 G6-4-3 BB | | | 3 1 1 3 1 0 0 |
| Jason Kendall, R (1, 2) OBP: 0.302, SLG: 0.271 | 2-2 G6-3 | | | 0-1 B1 | 0-1 G6-3 3-H | | 1-2 G6-4-3 1-2f | | | 4 0 0 1 0 0 1 |
| 3 Eric Chavez, L (1, 5) OBP: 0.276, SLG: 0.288 | 0-3 K | | | 2-2 2B | 1-1 HBP 1B | | | 1-2 SH5-4 1B 1B | | 4 1 3 0 0 1 0 |
| Erubiel Durazo, L (1, 10) OBP: 0.318, SLG: 0.387 | | 1-0 F9 | | 0-2 P4 | 1-0 HBP 1B | | | 1-1 SH5-4 1B 1B | | 3 1 1 0 0 0 1 |
| Keith Ginter, R (1, 4) OBP: 0.254, SLG: 0.281 | | 2-2 F8 | | 2-2 G5-3 | 1-0 F8 | | | 0-1 SH5-4 | | 3 0 0 0 0 0 3 |
| Scott Hatteberg, L (1, 3) OBP: 0.338, SLG: 0.362 | | 2-0 1B | | | 0-0 2B 21 3B 1B | 1-1 G3 | | 4-0 1B IBB | | 3 1 2 0 1 0 0 |
| Matt Watson, L (1, 7) OBP: 0.222, SLG: 0.333 | | 0-3 K | | | 0-0 2B 21 3B | 2-1 P2 | | 1-0 1B 1-2 2-H 3-H | | 4 1 2 2 0 1 1 |
| Marco Scutaro, R (1, 6) OBP: 0.326, SLG: 0.360 | | | 1-1 F9 | | 2-0 G5-3 | 2-1 P4 | | 0-2 K | | 4 0 0 0 0 1 4 |
| Charles Thomas, L (1, 9) OBP: 0.271, SLG: 0.103 | | | 0-3 K | | 2-1 2B 21 3B HBP | | 3-2 K | 0-1 G4-3 | | 3 1 0 0 0 2 2 |

| Inning Stats | R: 0 E: 0 K: 1 S: 8 | H: 0 LOB: 0 BB: 0 P: 11 | R: 0 E: 0 K: 1 S: 9 | H: 1 LOB: 1 BB: 0 P: 14 | R: 0 E: 0 K: 1 S: 9 | H: 0 LOB: 0 BB: 0 P: 13 | R: 0 E: 0 K: 0 S: 11 | H: 1 LOB: 1 BB: 0 P: 15 | R: 4 E: 0 K: 0 S: 11 | H: 4 LOB: 2 BB: 0 P: 19 | R: 0 E: 0 K: 0 S: 6 | H: 0 LOB: 0 BB: 0 P: 11 | R: 0 E: 0 K: 1 S: 13 | H: 0 LOB: 0 BB: 1 P: 21 | R: 2 E: 0 K: 1 S: 13 | H: 3 LOB: 2 BB: 1 P: 20 |
|--------------|------------------------------|----------------------------------|------------------------------|----------------------------------|------------------------------|----------------------------------|-------------------------------|----------------------------------|-------------------------------|----------------------------------|------------------------------|----------------------------------|-------------------------------|----------------------------------|-------------------------------|----------------------------------|
|--------------|------------------------------|----------------------------------|------------------------------|----------------------------------|------------------------------|----------------------------------|-------------------------------|----------------------------------|-------------------------------|----------------------------------|------------------------------|----------------------------------|-------------------------------|----------------------------------|-------------------------------|----------------------------------|

| PITCHER | IP | WLS | BF | H | R | ER | SO | BB | IBB | HBP | BLK | WP | HR | S | P | ERA | WHIP |
|---------------------------------------|-----|-----|----|---|---|----|----|----|-----|-----|-----|----|----|----|-----|------|-------|
| Bronson Arroyo, R (1, 1) ERA: 3.21 | 7.0 | | 29 | 6 | 4 | 4 | 4 | 1 | 0 | 2 | 0 | 0 | 0 | 67 | 104 | 5.14 | 1.000 |
| Mike Myers, L (8, 1) ERA: 3.86 | 0.0 | L | 2 | 2 | 2 | 2 | 0 | 0 | 0 | 0 | 0 | 0 | 0 | 5 | 7 | ∞ | ∞ |
| 50 Mike Timlin, R (8, 1) ERA: 0.95 | 1.0 | | 5 | 1 | 0 | 0 | 1 | 0 | 1 | 0 | 0 | 0 | 0 | 8 | 13 | 0.00 | 1.000 |

BOTTOM

Boston Red Sox @ Oakland Athletics
 McAfee Coliseum, Oakland, CA

Mon May 16 2005, 10:05 PM EDT
 Att. 30,281 - Partly Cloudy - 58 F

| | |
|-----|----|
| AB | 31 |
| R | 6 |
| H | 9 |
| RBI | 6 |
| BB | 2 |
| SO | 5 |
| LOB | 12 |

livebaseballscorecards.com



| | | | |
|-------|--------|-------|--------|
| 1B: 6 | SF: 0 | WP: 0 | PA: 36 |
| 2B: 2 | SAC: 1 | PB: 0 | |
| 3B: 1 | DP: 1 | SB: 0 | |
| HR: 0 | HBP: 2 | CS: 0 | |


| Batter | 1 | 2 | 3 | 4 | 5 | 6 | 7 | 8 | 9 | AB | R | H | RBI | BB | SO | LOB | TOP | | | | | | | | | | |
|--|--------------------------------|----------------------------------|------------------------------|----------------------------------|-------------------------------|----------------------------------|-------------------------------|----------------------------------|-------------------------------|----------------------------------|------------------------------|----------------------------------|------------------------------|----------------------------------|-------------------------------|----------------------------------|------------------------------|----------------------------------|----------------------------------|------------------------------------|----------------------------------|--------|--|--|--|--|--|
| 18 Johnny Damon, L (1, 8) OBP: 0.404, SLG: 0.466 | 4-2 2B 34 G4-3 BB | 1-1 FC4-6 1-2f | | 3-3 K | | 1-1 L6 | | 0-0 E3 1B E | | 4 | 2 | 0 | 1 | 1 | 1 | 6 | | | | | | | | | | | |
| Edgar Renteria, R (1, 6) OBP: 0.306, SLG: 0.349 | 3-2 34 G4-3 1-3 2B | | 0-1 G5-3 | | 4-2 34 2B BB | 1-2 F9 | | 0-0 E9 1B | | 4 | 2 | 2 | 2 | 1 | 0 | 1 | | | | | | | | | | | |
| 34 David Ortiz, L (1, 10) OBP: 0.363, SLG: 0.580 | 0-2 G4-3 | | 2-2 E6 BB | | 1-1 FC6-5 2B | | 2-2 F7 | | 1-3 K | 5 | 0 | 1 | 2 | 0 | 1 | 2 | | | | | | | | | | | |
| Manny Ramirez, R (1, 7) OBP: 0.366, SLG: 0.534 | 4-2 SF7 BB | | 4-2 G5-4-3 BB | | 3-0 FC6-5 1B | | 1-3 K | | 0-3 K | 3 | 0 | 0 | 0 | 2 | 2 | 2 | | | | | | | | | | | |
| Kevin Millar, R (1, 3) OBP: 0.344, SLG: 0.321 | 0-0 SF7 | | 3-2 G5-4-3 | | 2-1 F7 | | 3-2 F8 | | 4-2 BB | 3 | 0 | 0 | 1 | 1 | 0 | 3 | | | | | | | | | | | |
| Jason Varitek, S (1, 2) OBP: 0.377, SLG: 0.563 | 1-2 F8 | | 1-0 P6 | | 1-0 1B | | | | 2-2 BB 18 E HBP | 4 | 1 | 1 | 0 | 0 | 1 | 2 | | | | | | | | | | | |
| Bill Mueller, S (1, 5) OBP: 0.371, SLG: 0.309 | | 1-1 G6-3 | | 3-2 G6-3 | | 2-3 K | | 4-2 BB 18 E 1B BB | 2-1 F9 | 4 | 1 | 0 | 0 | 1 | 1 | 3 | | | | | | | | | | | |
| Jay Payton, R (1, 9) OBP: 0.257, SLG: 0.299 | | 2-3 K | | 4-2 BB BB | | 0-0 P3 | | 4-0 BB 18 E 1B BB | 1-0 F7 | 3 | 1 | 0 | 0 | 2 | 1 | 1 | | | | | | | | | | | |
| Mark Bellhorn, S (1, 4) OBP: 0.346, SLG: 0.372 | | 4-0 18 FC4-6 BB | | 4-0 1B BB | | 4-0 BB | | 3-3 K | | 1 | 0 | 0 | 0 | 3 | 1 | 3 | | | | | | | | | | | |
| Inning Stats | R: 2 E: 0 K: 0 S: 15 | H: 1 LOB: 1 BB: 2 P: 27 | R: 0 E: 0 K: 1 S: 7 | H: 0 LOB: 1 BB: 1 P: 15 | R: 0 E: 1 K: 0 S: 12 | H: 0 LOB: 2 BB: 2 P: 21 | R: 0 E: 0 K: 1 S: 11 | H: 0 LOB: 2 BB: 2 P: 26 | R: 1 E: 0 K: 1 S: 13 | H: 2 LOB: 2 BB: 1 P: 26 | R: 0 E: 0 K: 0 S: 6 | H: 0 LOB: 1 BB: 1 P: 12 | R: 0 E: 0 K: 1 S: 9 | H: 0 LOB: 0 BB: 0 P: 15 | R: 4 E: 2 K: 3 S: 19 | H: 1 LOB: 1 BB: 2 P: 33 | R: 0 E: 0 K: 1 S: 8 | H: 0 LOB: 1 BB: 1 P: 15 | 1B: 2 2B: 2 3B: 0 HR: 0 | SF: 1 SAC: 0 DP: 1 HBP: 1 | WP: 0 PB: 0 SB: 0 CS: 0 | PA: 44 | | | | | |
| PITCHER | IP | WLS | BF | H | R | ER | SO | BB | IBB | HBP | BLK | WP | HR | S | P | ERA | WHIP | | | | | | | | | | |
| Barry Zito, L (1, 1) ERA: 5.53 | 5.0 | | 25 | 3 | 3 | 3 | 3 | 7 | 0 | 0 | 0 | 0 | 0 | 58 | 115 | 5.40 | 2.000 | | | | | | | | | | |
| Juan Cruz, R (6, 1) ERA: 8.44 | 2.0 | L | 10 | 0 | 3 | 3 | 1 | 3 | 0 | 1 | 0 | 0 | 0 | 22 | 44 | 13.50 | 1.500 | | | | | | | | | | |
| Ricardo Rincon, L (8, 1) ERA: 4.63 | 0.1 | H | 2 | 0 | 0 | 0 | 1 | 0 | 0 | 0 | 0 | 0 | 0 | 4 | 7 | 0.00 | 0.000 | | | | | | | | | | |
| 20 Huston Street, R (8, 1) ERA: 2.01 | 1.2 | B | 7 | 1 | 1 | 0 | 3 | 1 | 0 | 0 | 0 | 0 | 0 | 16 | 24 | 0.00 | 1.200 | | | | | | | | | | |

Boston Red Sox @ Oakland Athletics
McAfee Coliseum, Oakland, CA
Tue May 17 2005, 10:05 PM EDT
Att. 29,494 - Cloudy - 60 F

livebaseballscorecards.com

AB 31
R 7
H 4
RBI 6
BB 11
SO 8
LOB 23



| Batter | 1 | 2 | 3 | 4 | 5 | 6 | 7 | 8 | 9 | AB R H RBI BB SO LOB | TOP |
|---|---|---|--|--|---|---|--|---|--|--|---|
| 18 Johnny Damon, L (1, 8) OBP: 0.396, SLG: 0.455 | 2-2 P2 | | 3-1 F7 | | | 1-0 P4 | | 1-2 FC6-4 20 2B | | 4 1 0 0 0 0 2 | |
| 20 Kevin Youkilis, R (1, 5) OBP: 0.486, SLG: 0.467 | 0-2 F9 | | | 0-2 F9 | | 0-2 P4 | | 1-2 34 F8 1B 2B | | 4 1 1 2 0 0 0 | |
| 34 David Ortiz, L (1, 10) OBP: 0.354, SLG: 0.565 | 0-2 F7 | | | 2-3 K | | 3-3 K | | 3-2 F8 | | 4 0 0 0 0 2 1 | |
| Manny Ramirez, R (1, 7) Jay Payton, R (6, 7) OBP: 0.361, SLG: 0.526 OBP: 0.263, SLG: 0.304 | | 1-1 L5 | | 2-1 G4-3 | | | 0-0 L8 | 1-0 DI 1B | | 2 0 0 0 0 0 0 2 1 1 1 0 0 0 | |
| Trot Nixon, L (1, 9) OBP: 0.444, SLG: 0.575 | | 0-2 G3 | | | 0-0 P6 | | 2-2 P2 | 3-2 FC6-4 1B | | 4 0 1 1 0 0 0 | |
| Kevin Millar, R (1, 3) OBP: 0.341, SLG: 0.326 | | 1-0 G5-3 | | | 1-1 F8 | | 0-0 2B | 1-2 FC6-4 | | 4 0 1 0 0 0 1 | |
| Jason Varitek, S (1, 2) Doug Mirabelli, R (5, 2) OBP: 0.396, SLG: 0.595 OBP: 0.275, SLG: 0.389 | | | 1-0 HR | | 0-1 1B | | 3-1 G6-3 | | 0-2 K | 2 1 2 1 0 0 0 2 0 0 0 0 1 1 | AB 35 R 6 H 8 RBI 6 BB 1 SO 4 LOB 6 |
| Ramón Vázquez, L (1, 6) OBP: 0.267, SLG: 0.279 | | | 0-1 G3 | | 1-1 F8 | | | 4-2 18 FC6-4 20 2B BB | 1-2 K | 3 1 0 0 1 1 1 | |
| Mark Bellhorn, S (1, 4) OBP: 0.350, SLG: 0.402 | | | 3-1 P5 | | | 2-0 HR | | 1-2 18 FC6-4 1B | 3-1 F8 | 4 1 2 1 0 0 0 |  |
| Inning Stats | R: 0 H: 0 E: 0 LOB: 0 K: 0 BB: 0 S: 12 P: 14 | R: 0 H: 0 E: 0 LOB: 0 K: 0 BB: 0 S: 6 P: 8 | R: 1 H: 1 E: 0 LOB: 0 K: 0 BB: 0 S: 7 P: 14 | R: 0 H: 0 E: 0 LOB: 0 K: 1 BB: 0 S: 9 P: 13 | R: 0 H: 1 E: 0 LOB: 1 K: 0 BB: 0 S: 7 P: 9 | R: 1 H: 1 E: 0 LOB: 0 K: 1 BB: 0 S: 10 P: 16 | R: 0 H: 1 E: 0 LOB: 1 K: 0 BB: 0 S: 7 P: 12 | R: 4 H: 4 E: 0 LOB: 1 K: 0 BB: 1 S: 29 P: 44 | R: 0 H: 0 E: 0 LOB: 0 K: 2 BB: 0 S: 8 P: 12 | 1B: 4 SF: 0 2B: 2 SAC: 0 3B: 0 DP: 0 HR: 2 HBP: 0 | WP: 0 PA: 36 PB: 0 SB: 0 CS: 0 |
| PITCHER Seth Etherton, R (1, 1) ERA: 4.91 Tim Harikkala, R (8, 1) ERA: 12.0 | IP WLS BF H R ER SO BB IBB HBP BLK WP HR S P ERA WHIP | 7.1 W 28 5 4 4 2 1 0 0 0 0 0 2 71 105 4.91 0.818 | 1.2 8 3 2 2 2 0 0 0 0 0 0 0 24 37 10.80 1.800 | | | | | | | | |

Boston Red Sox @ Oakland Athletics
 McAfee Coliseum, Oakland, CA
 Wed May 18 2005, 3:35 PM EDT
 Att. 42,705 - Overcast - 66 F

livebaseballscorecards.com

| Batter | 1 | 2 | 3 | 4 | 5 | 6 | 7 | 8 | 9 | AB | R | H | RBI | BB | SO | LOB | BOTTOM |
|--------|---|---|---|---|---|---|---|---|---|----|---|---|-----|----|----|-----|--------|
|--------|---|---|---|---|---|---|---|---|---|----|---|---|-----|----|----|-----|--------|

| | | | | | | | | | | | | | | | | | |
|--|---------|---------|--|--|---------|---------|--|--|--|---|---|---|---|---|---|---|--|
| 21 Mark Kotsay, L OBP: 0.347, SLG: 0.391 Charles Thomas, L OBP: 0.271, SLG: 0.103 | 0-0 | 0-0 | | | 1-3 | 3-2 | | | | 5 | 2 | 2 | 2 | 0 | 1 | 2 | |
|--|---------|---------|--|--|---------|---------|--|--|--|---|---|---|---|---|---|---|--|

| | | | | | | | | | | | | | | | | | |
|---|---------|---------|---------|--|---------|---------|--|--|--|---|---|---|---|---|---|---|--|
| Eric Byrnes, R OBP: 0.333, SLG: 0.452 | 2-1 | 2-2 | 2-2 | | 1-0 | 2-1 | | | | 5 | 3 | 4 | 1 | 0 | 0 | 0 | |
|---|---------|---------|---------|--|---------|---------|--|--|--|---|---|---|---|---|---|---|--|

| | | | | | | | | | | | | | | | | | |
|---|---------|---------|---------|--|---------|---------|--|--|--|---|---|---|---|---|---|---|--|
| Jason Kendall, R OBP: 0.321, SLG: 0.284 | 2-1 | 1-1 | 1-2 | | 2-2 | 2-1 | | | | 5 | 1 | 3 | 1 | 0 | 0 | 1 | |
|---|---------|---------|---------|--|---------|---------|--|--|--|---|---|---|---|---|---|---|--|

| | | | | | | | | | | | | | | | | | |
|---|---------|---------|---------|--|---------|--|---------|--|--|---|---|---|---|---|---|---|--|
| 3 Eric Chavez, L OBP: 0.272, SLG: 0.321 | 1-1 | 2-0 | 2-1 | | 3-2 | | 1-3 | | | 5 | 2 | 1 | 4 | 0 | 1 | 3 | |
|---|---------|---------|---------|--|---------|--|---------|--|--|---|---|---|---|---|---|---|--|

| | | | | | | | | | | | | | | | | | |
|--|---------|---------|--|---------|---------|--|---------|--|--|---|---|---|---|---|---|---|--|
| Keith Ginter, R OBP: 0.263, SLG: 0.266 | 0-0 | 4-1 | | 2-0 | 1-2 | | 1-2 | | | 3 | 1 | 0 | 1 | 1 | 0 | 1 | |
|--|---------|---------|--|---------|---------|--|---------|--|--|---|---|---|---|---|---|---|--|

| | | | | | | | | | | | | | | | | | |
|---|---------|---------|--|---------|--|---------|---------|--|--|---|---|---|---|---|---|---|--|
| Scott Hatteberg, L OBP: 0.344, SLG: 0.374 | 1-1 | 1-2 | | 1-1 | | 1-2 | 1-2 | | | 5 | 2 | 3 | 1 | 0 | 0 | 0 | |
|---|---------|---------|--|---------|--|---------|---------|--|--|---|---|---|---|---|---|---|--|

| | | | | | | | | | | | | | | | | | |
|---|---------|---------|--|---------|--|---------|--|---------|--|---|---|---|---|---|---|---|--|
| Erubiel Durazo, L OBP: 0.321, SLG: 0.389 17 Adam Melhuse, S OBP: 0.105, SLG: 0.158 | 2-1 | 1-1 | | 4-1 | | 0-0 | | 1-2 | | 3 | 1 | 2 | 1 | 1 | 0 | 2 | |
|---|---------|---------|--|---------|--|---------|--|---------|--|---|---|---|---|---|---|---|--|

| | | | | | | | | | | | | | | | | | |
|---|---------|---------|--|---------|--|---------|--|---------|--|---|---|---|---|---|---|---|--|
| 14 Mark Ellis, R OBP: 0.340, SLG: 0.340 | 0-2 | 1-0 | | 3-2 | | 2-2 | | 0-1 | | 5 | 1 | 3 | 1 | 0 | 0 | 2 | |
|---|---------|---------|--|---------|--|---------|--|---------|--|---|---|---|---|---|---|---|--|

| | | | | | | | | | | | | | | | | | |
|---|---------|---------|--|---------|--|---------|--|---------|--|---|---|---|---|---|---|---|--|
| Matt Watson, L OBP: 0.278, SLG: 0.294 | 0-1 | 0-0 | | 2-1 | | 3-2 | | 3-3 | | 5 | 0 | 1 | 1 | 0 | 1 | 6 | |
|---|---------|---------|--|---------|--|---------|--|---------|--|---|---|---|---|---|---|---|--|

| | | | | | | | | | | | | | | | | | | | | |
|---------------------|-------------------------------|----------------------------------|-------------------------------|----------------------------------|------------------------------|----------------------------------|-------------------------------|----------------------------------|-------------------------------|----------------------------------|-------------------------------|----------------------------------|------------------------------|----------------------------------|------------------------------|----------------------------------|-----------------------------------|------------------------------------|----------------------------------|--------|
| Inning Stats | R: 4 E: 0 K: 0 S: 18 | H: 6 LOB: 2 BB: 0 P: 26 | R: 5 E: 0 K: 0 S: 24 | H: 6 LOB: 2 BB: 1 P: 40 | R: 0 E: 0 K: 0 S: 9 | H: 0 LOB: 0 BB: 0 P: 14 | R: 0 E: 0 K: 0 S: 10 | H: 1 LOB: 2 BB: 0 P: 22 | R: 1 E: 0 K: 1 S: 14 | H: 2 LOB: 1 BB: 0 P: 22 | R: 3 E: 0 K: 0 S: 17 | H: 4 LOB: 1 BB: 0 P: 30 | R: 0 E: 0 K: 1 S: 9 | H: 0 LOB: 0 BB: 0 P: 12 | R: 0 E: 0 K: 1 S: 8 | H: 0 LOB: 0 BB: 0 P: 12 | 1B: 14 2B: 4 3B: 0 HR: 1 | SF: 1 SAC: 0 DP: 0 HBP: 0 | WP: 0 PB: 0 SB: 0 CS: 0 | PA: 45 |
|---------------------|-------------------------------|----------------------------------|-------------------------------|----------------------------------|------------------------------|----------------------------------|-------------------------------|----------------------------------|-------------------------------|----------------------------------|-------------------------------|----------------------------------|------------------------------|----------------------------------|------------------------------|----------------------------------|-----------------------------------|------------------------------------|----------------------------------|--------|

| PITCHER | IP | WLS | BF | H | R | ER | SO | BB | IBB | HBP | BLK | WP | HR | S | P | ERA | WHIP |
|--|-----|-----|----|---|---|----|----|----|-----|-----|-----|----|----|----|----|-------|-------|
| David Wells, L ERA: 6.75 | 1.1 | L | 13 | 9 | 7 | 7 | 0 | 0 | 0 | 0 | 0 | 0 | 1 | 33 | 49 | 47.25 | 6.750 |
| Geremi Gonzalez, R ERA: 7.64 | 3.2 | | 19 | 6 | 3 | 3 | 1 | 2 | 0 | 0 | 0 | 0 | 0 | 42 | 75 | 7.36 | 2.182 |
| John Halama, L ERA: 7.2 | 2.0 | | 10 | 4 | 3 | 3 | 1 | 0 | 0 | 0 | 0 | 0 | 0 | 26 | 42 | 13.50 | 2.000 |
| Mike Myers, L ERA: 3.18 | 1.0 | | 3 | 0 | 0 | 0 | 1 | 0 | 0 | 0 | 0 | 0 | 0 | 8 | 12 | 0.00 | 0.000 |

Boston Red Sox @ Oakland Athletics
 McAfee Coliseum, Oakland, CA
 Wed May 18 2005, 3:35 PM EDT
 Att: 42,705 - Overcast - 66 F

| | |
|------------|-----------|
| AB | 42 |
| R | 13 |
| H | 19 |
| RBI | 13 |
| BB | 2 |
| SO | 3 |
| LOB | 17 |



| | |
|-----------|-----------|
| WP | 0 |
| PA | 45 |

| WP | HR | S | P | ERA | WHIP |
|----|----|---|---|------|-------|
| 0 | 0 | 0 | 0 | 0.00 | 0.000 |

| Batter | 1 | 2 | 3 | 4 | 5 | 6 | 7 | 8 | 9 | AB R H RBI BB SO LOB | TOP | | | | | | | | | | | |
|--|---|----------------------------------|-------------------------------|----------------------------------|-------------------------------|----------------------------------|------------------------------|----------------------------------|-------------------------------|----------------------------------|------------------------------|----------------------------------|-------------------------------|----------------------------------|------------------------------|----------------------------------|-------------------------------|----------------------------------|----------------------------------|------------------------------------|----------------------------------|--------|
| Rafael Furcal, S (1, 6) OBP: 0.261, SLG: 0.310 | 0-1 G4-3 | | 3-2 G4-3 | | 2-2 G1-3 | | | 1-0 F7 | | 4 0 0 0 0 0 2 | | | | | | | | | | | | |
| Marcus Giles, R (1, 4) OBP: 0.331, SLG: 0.397 4 Pete Orr, L (8, 4) OBP: 0.370, SLG: 0.510 | 2-1 P3 | | | 1-0 G6-3 | | 1-0 F9 | | 3-3 K | | 4 0 0 0 0 1 0 0 0 0 0 0 0 0 | | | | | | | | | | | | |
| 10 Chipper Jones, S (1, 5) OBP: 0.465, SLG: 0.632 | 1-3 K | | | 4-1 BB | | 3-2 G1-3 | | | 1-0 3B 2B | 3 1 1 0 1 1 0 | | | | | | | | | | | | |
| Adam LaRoche, L (1, 3) OBP: 0.336, SLG: 0.513 | | 1-1 F8 | | 3-3 K | | 1-3 K | | 0-2 G6-3 | | 4 0 0 0 0 2 2 | | | | | | | | | | | | |
| Andrew Jones, R (1, 8) OBP: 0.359, SLG: 0.605 | | 0-2 F8 | | 0-0 F7 | | | 1-3 K | 1-2 1B 3B | | 4 1 1 1 0 1 1 | | | | | | | | | | | | |
| Johnny Estrada, S (1, 2) OBP: 0.313, SLG: 0.393 | | 1-3 K | | | 3-2 2B G4-3 1B | | 2-2 2B | 0-2 G6-3 1B | | 4 1 3 1 0 1 0 | | | | | | | | | | | | |
| Julio Franco, R (1, 10) OBP: 0.279, SLG: 0.313 | | | 1-1 G5-3 | | 1-0 F9 | | 0-3 K | 0-0 G6-3 | | 4 0 0 0 0 1 3 | | | | | | | | | | | | |
| Brian Jordan, R (1, 7) OBP: 0.286, SLG: 0.310 | | 2-1 G6-3 | | 2-1 2B | | 0-0 G5-3 | | | | 3 0 1 0 0 0 1 | | | | | | | | | | | | |
| Raul Mondesi, R (1, 9) OBP: 0.259, SLG: 0.354 | | | 4-0 BB | | 0-1 G4-3 | | | 1-3 K | | 2 0 0 1 1 1 1 | | | | | | | | | | | | |
| Inning Stats | R: 0 E: 0 K: 1 S: 7 | H: 0 LOB: 0 BB: 0 P: 10 | R: 0 E: 0 K: 1 S: 11 | H: 0 LOB: 0 BB: 0 P: 13 | R: 0 E: 0 K: 0 S: 10 | H: 0 LOB: 1 BB: 1 P: 20 | R: 0 E: 0 K: 1 S: 7 | H: 0 LOB: 1 BB: 1 P: 15 | R: 1 E: 0 K: 0 S: 14 | H: 2 LOB: 1 BB: 0 P: 22 | R: 0 E: 0 K: 1 S: 9 | H: 0 LOB: 0 BB: 0 P: 14 | R: 0 E: 0 K: 2 S: 13 | H: 1 LOB: 1 BB: 0 P: 16 | R: 0 E: 0 K: 2 S: 7 | H: 0 LOB: 0 BB: 0 P: 12 | R: 2 E: 0 K: 0 S: 13 | H: 3 LOB: 0 BB: 0 P: 15 | 1B: 2 2B: 3 3B: 1 HR: 0 | SF: 0 SAC: 0 DP: 1 HBP: 0 | WP: 0 PB: 0 SB: 0 CS: 0 | PA: 34 |
| PITCHER | IP WLS BF H R ER SO BB IBB HBP BLK WP HR S P ERA WHIP | | | | | | | | | | | | | | | | | | | | | |
| Wade Miller, R (1, 1) ERA: 3.18 | 6.1 W 24 3 1 1 5 2 0 0 0 0 0 0 67 106 1.42 0.789 | | | | | | | | | | | | | | | | | | | | | |
| 50 Mike Timlin, R (7, 1) ERA: 0.86 | 1.2 H 5 0 0 0 3 0 0 0 0 0 0 0 11 16 0.00 0.000 | | | | | | | | | | | | | | | | | | | | | |
| Keith Foulke, R (9, 1) ERA: 7.29 | 1.0 S 5 3 2 2 0 0 0 0 0 0 0 0 13 15 18.00 3.000 | | | | | | | | | | | | | | | | | | | | | |

Atlanta Braves @ Boston Red Sox
 Fenway Park, Boston, MA
 Fri May 20 2005, 7:05 PM EDT
 Att. 35,332 - Cloudy - 61 F

| | |
|-----|----|
| AB | 32 |
| R | 3 |
| H | 6 |
| RBI | 3 |
| BB | 2 |
| SO | 8 |
| LOB | 10 |



| Batter | 1 | 2 | 3 | 4 | 5 | 6 | 7 | 8 | 9 | AB | R | H | RBI | BB | SO | LOB |
|--|---------------------|-----------------------------------|---------------------|------------------|-------------|---------------------------|-------------|-----------|---|----|---|---|-----|----|----|-----|
| 18 Johnny Damon, L OBP: 0.409, SLG: 0.473 (1, 8) | 2-1 G4-3 3B | 1-1 1B | | 4-0 IBB | | 4-0 BB | | | | 2 | 1 | 2 | 0 | 2 | 0 | 0 |
| Edgar Renteria, R OBP: 0.298, SLG: 0.340 (1, 6) | 1-0 G4-3 | 1-2 SAFE SAFE SAFE F8 | | 0-2 G6-3 | | 0-2 FC5 | | | | 4 | 0 | 0 | 1 | 0 | 0 | 7 |
| 34 David Ortiz, L OBP: 0.358, SLG: 0.561 (1, 10) | 4-1 G6-3 BB | | 2-2 G3-6-1 1B | | 2-1 F8 | | 1-1 G4-3 | | | 3 | 0 | 1 | 0 | 1 | 0 | 0 |
| Manny Ramirez, R OBP: 0.353, SLG: 0.511 (1, 7) | 1-0 G6-3 1-2f | | 2-2 L5 | | 1-2 G5-3 | | 2-1 G5-3 | | | 4 | 0 | 0 | 0 | 0 | 0 | 2 |
| Trot Nixon, L OBP: 0.434, SLG: 0.560 (1, 9) | | 1-0 G3 | 0-0 G3-6-1 | | 0-3 K | | 1-2 P4 | | | 3 | 0 | 0 | 0 | 0 | 1 | 1 |
| Jay Payton, R OBP: 0.260, SLG: 0.300 (7, PH) (8, 9) | | | 1-2f | | | | | | | 1 | 0 | 0 | 0 | 0 | 0 | 0 |
| Jason Varitek, S OBP: 0.390, SLG: 0.624 (1, 2) | | 3-1 HR | | 1-3 K | | 0-1 G4-3 2B | | 3-3 K | | 4 | 1 | 2 | 1 | 0 | 2 | 0 |
| Kevin Millar, R OBP: 0.345, SLG: 0.326 (1, 3) | | 1-2 HR 1B | | 4-1 2B BB | | 2-0 G5-3 | | 3-2 P4 | | 3 | 1 | 1 | 0 | 1 | 0 | 1 |
| Bill Mueller, S OBP: 0.382, SLG: 0.354 (1, 5) | | 0-0 1-H HR | | 1-1 1-3 2B | | 3-2 G4-3 | | 4-2 BB | | 3 | 1 | 2 | 2 | 1 | 0 | 1 |
| Mark Bellhorn, S OBP: 0.348, SLG: 0.392 (1, 4) | | 3-3 K | | 1-0 L4 | | 4-2 FC5 18 BB BB | | 1-3 K | | 3 | 0 | 0 | 0 | 1 | 2 | 3 |

| Inning Stats | R: 1 | H: 1 | E: 0 | K: 0 | S: 5 | LOB: 0 | BB: 1 | P: 13 | R: 3 | H: 4 | E: 0 | K: 1 | S: 15 | LOB: 1 | BB: 0 | P: 25 | R: 0 | H: 1 | E: 0 | K: 0 | S: 9 | LOB: 0 | BB: 0 | P: 13 | R: 0 | H: 1 | E: 0 | K: 1 | S: 10 | LOB: 3 | BB: 2 | P: 21 | R: 0 | H: 0 | E: 0 | K: 1 | S: 8 | LOB: 0 | BB: 0 | P: 11 | R: 0 | H: 1 | E: 0 | K: 0 | S: 12 | LOB: 3 | BB: 2 | P: 25 | R: 0 | H: 0 | E: 0 | K: 0 | S: 7 | LOB: 0 | BB: 0 | P: 11 | R: 0 | H: 0 | E: 0 | K: 2 | S: 13 | LOB: 1 | BB: 1 | P: 24 | | | | | |
|--------------|-------|-------|--------|-------|-------|--------|--------|-------|-------|-------|--------|-----------|-------------|--------|-------|-------|--------|-------|-------|-------|--------|--------|-------|-------|--------|-----------|-------------|-------|-------|--------|--------|-------|-------|-------|--------|-------|-------|--------|--------|-----------|-------------|-------|-------|-------|--------|--------|-------|-------|--------|-------|-------|-------|--------|-----------|-------------|-------|-------|-------|--------|-------|-------|--------|--------|-------|-------|-------|--------|-----------|-------------|
| 1B: 3 | SF: 0 | 2B: 2 | SAC: 0 | 3B: 1 | DP: 2 | HR: 2 | HBP: 0 | WP: 0 | HR: 2 | S: 59 | P: 108 | ERA: 6.00 | WHIP: 2.000 | 1B: 3 | SF: 0 | 2B: 2 | SAC: 0 | 3B: 1 | DP: 2 | HR: 2 | HBP: 0 | WP: 0 | HR: 2 | S: 25 | P: 108 | ERA: 6.00 | WHIP: 2.000 | 1B: 3 | SF: 0 | 2B: 2 | SAC: 0 | 3B: 1 | DP: 2 | HR: 2 | HBP: 0 | WP: 0 | HR: 2 | S: 21 | P: 108 | ERA: 6.00 | WHIP: 2.000 | 1B: 3 | SF: 0 | 2B: 2 | SAC: 0 | 3B: 1 | DP: 2 | HR: 2 | HBP: 0 | WP: 0 | HR: 2 | S: 25 | P: 108 | ERA: 6.00 | WHIP: 2.000 | 1B: 3 | SF: 0 | 2B: 2 | SAC: 0 | 3B: 1 | DP: 2 | HR: 2 | HBP: 0 | WP: 0 | HR: 2 | S: 24 | P: 108 | ERA: 6.00 | WHIP: 2.000 |


| PITCHER | IP | WLS | BF | H | R | ER | SO | BB | IBB | HBP | BLK | WP | HR | S | P | ERA | WHIP |
|---|-----|-----|----|---|---|----|----|----|-----|-----|-----|----|----|----|------|-------|-------|
| 15 Tim Hudson, R ERA: 3.47 (1, 1) | 6.0 | L | 29 | 8 | 4 | 4 | 3 | 4 | 1 | 0 | 0 | 0 | 2 | 59 | 108 | 6.00 | 2.000 |
| John Foster, L ERA: (7, 1) | 1.0 | | 3 | 0 | 0 | 0 | 0 | 0 | 0 | 0 | 0 | 0 | 7 | 11 | 0.00 | 0.000 | |
| Adam Bernero, R ERA: 2.66 (8, 1) | 1.0 | | 4 | 0 | 0 | 0 | 2 | 1 | 0 | 0 | 0 | 0 | 13 | 24 | 0.00 | 1.000 | |

BOTTOM

Atlanta Braves @ Boston Red Sox
Fenway Park, Boston, MA
 Fri May 20 2005, 7:05 PM EDT
 Att. 35,332 - Cloudy - 61 F

livebaseballscorecards.com

| | |
|------------|-----------|
| AB | 30 |
| R | 4 |
| H | 8 |
| RBI | 4 |
| BB | 6 |
| SO | 5 |
| LOB | 15 |



| | |
|-------|--------|
| WP: 0 | PA: 36 |
| PB: 0 | |
| SB: 0 | |
| CS: 0 | |

| Batter | 1 | 2 | 3 | 4 | 5 | 6 | 7 | 8 | 9 | AB R H RBI BB SO LOB | TOP | | |
|---|---|--|---|---|---|---|---|--|---|--|---|---------|---|
| Rafael Furcal, S OBP: 0.259, SLG: 0.303 (1, 6) C X | 0-1 E6 F9 10 S | | 4-2 CS BB | 0-0 F8 | | 0-0 E6 WP E | | 1-0 E4 FC5-4 | | 4 1 0 0 1 0 2 | | | |
| Marcus Giles, R OBP: 0.340, SLG: 0.418 (1, 4) F X | 0-1 F9 | | 2-2 10 1B 2B | | 0-0 10 1B WP 2B | 2-1 E5 10 F9 1B | | 2-2 FC5-4 | | 5 2 3 0 0 0 2 | | | |
| 10 Chipper Jones, S OBP: 0.469, SLG: 0.627 (1, 5) Wilson Betemit, S OBP: 0.447, SLG: 0.581 (8, 5) 1 SAFE 1 SAFE 1 SAFE C B B B B B B B | 4-2 BB | | 2-2 1B | | 2-0 WP 1B | 3-1 F9 | | 1-0 G3 | | 4 1 2 1 1 0 2 0 0 0 0 0 0 0 | | | |
| Adam LaRoche, L OBP: 0.331, SLG: 0.496 (1, 3) X | 0-0 F9 | | 0-0 F8 | | 4-0 1B 2B BB | 1-2 G3 | | | 1-3 K | 4 1 0 0 1 1 4 | | | |
| Andruw Jones, R OBP: 0.349, SLG: 0.586 (1, 8) F B F S | 1-3 K | | | 2-3 K | 1-2 K | 3-3 K | | | 1-2 G6-3 | 5 0 0 0 0 4 5 | | | |
| Johnny Estrada, S OBP: 0.309, SLG: 0.386 (1, 2) B X | | 1-0 F9 | | 0-3 K | 0-0 2B SF7 1B | | 1-1 G3-1 | | 1-1 F7 | 5 1 1 1 0 1 0 | | | |
| Julio Franco, R OBP: 0.292, SLG: 0.328 (1, 10) B B B B C C C B C C X | | 3-2 F8 | | 4-0 1B 2B BB | 1-0 2B | | 1-3 K | | | 3 1 1 1 1 1 0 | | | |
| Brian Jordan, R OBP: 0.285, SLG: 0.311 (1, 7) C B B X | | 1-1 P2 | | 0-0 2B 1B | 1-1 SF7 | | 0-0 G1-3 | | | 3 0 1 1 0 0 0 | | | |
| Raul Mondesi, R OBP: 0.261, SLG: 0.362 (1, 9) Ryan Langerhans, L OBP: 0.232, SLG: 0.453 (6, 9) B C F S C F S C | | | 1-3 K | 1-0 2B | 0-0 P4 | | | 1-3 K | | 3 0 1 1 0 1 1 1 0 0 0 0 1 0 | | | |
| Inning Stats | R: 0 H: 0 E: 1 LOB: 2 K: 1 BB: 1 S: 10 P: 15 | R: 0 H: 0 E: 0 LOB: 0 K: 0 BB: 0 S: 6 P: 11 | R: 1 H: 2 E: 0 LOB: 1 K: 1 BB: 1 S: 15 P: 23 | R: 1 H: 2 E: 0 LOB: 2 K: 2 BB: 1 S: 10 P: 17 | R: 4 H: 4 E: 0 LOB: 1 K: 1 BB: 1 S: 12 P: 21 | R: 1 H: 1 E: 2 LOB: 1 K: 1 BB: 0 S: 14 P: 23 | R: 0 H: 0 E: 0 LOB: 0 K: 1 BB: 0 S: 7 P: 9 | R: 0 H: 0 E: 1 LOB: 1 K: 1 BB: 0 S: 8 P: 13 | R: 0 H: 0 E: 0 LOB: 0 K: 1 BB: 0 S: 11 P: 14 | 1B: 5 SF: 1 2B: 4 SAC: 0 3B: 0 DP: 0 HR: 0 HBP: 0 | WP: 2 PA: 42 PB: 0 SB: 1 CS: 1 | | |
| PITCHER | IP WLS BF H R ER SO BB IBB HBP BLK WP HR S P ERA WHIP | | | | | | | | | | | PITCHER | IP WLS BF H R ER SO BB IBB HBP BLK WP HR S P ERA WHIP |
| 49 Tim Wakefield, R ERA: 4.24 (1, 1) | 5.0 L 27 8 6 6 5 4 0 0 0 0 1 0 53 87 10.80 2.400 | | | | | | | | | | | | |
| John Halama, L ERA: 6.26 (6, 1) | 3.0 12 1 1 0 3 0 0 0 0 1 0 29 45 0.00 0.333 | | | | | | | | | | | | |
| Matt Mantei, R ERA: 2.35 (9, 1) | 1.0 3 0 0 0 1 0 0 0 0 0 0 0 11 14 0.00 0.000 | | | | | | | | | | | | |

Atlanta Braves @ Boston Red Sox
Fenway Park, Boston, MA
Sat May 21 2005, 7:05 PM EDT
Att. 35,008 - Rain - 48 F

livebaseballscorecards.com

| | |
|-----|----|
| AB | 37 |
| R | 7 |
| H | 9 |
| RBI | 5 |
| BB | 4 |
| SO | 9 |
| LOB | 16 |



| Batter | 1 | 2 | 3 | 4 | 5 | 6 | 7 | 8 | 9 | AB R H RBI BB SO LOB | BOTTOM | | | | | | | | | | | | | | | | | | | | | | | | | |
|---|---|----------------------------------|------------------------------|----------------------------------|--------------------------------|---------------------------------------|----------------------------------|----------------------------------|---------------------------------|----------------------------------|---|----------------------------------|------------------------------|----------------------------------|-------------------------------|----------------------------------|----------------------------------|------------------------------------|----------------------------------|--------|----------------|---|--|--|--|--|--|--|--|--|--|--|--|--|--|--|
| 18 Johnny Damon, L (1, 8) OBP: 0.419, SLG: 0.480 | 0-1 F9 WP 1B | | 2-2 34 FC6-4 1B | | 4-2 34 1B BB | | 1-2 G4-3 | | 0-2 34 BB 1B | 4 1 3 0 1 0 0 | <p>Atlanta Braves @ Boston Red Sox Fenway Park, Boston, MA Sat May 21 2005, 7:05 PM EDT Att. 35,008 - Rain - 48 F</p> | | | | | | | | | | | | | | | | | | | | | | | | | |
| Edgar Renteria, R (1, 6) OBP: 0.295, SLG: 0.342 | 2-2 F9 1-3 | | 2-2 P6 | | 1-3 BB | | 0-0 34 1B FC4-6 2B | | 0-3 BB | 5 1 1 0 0 2 5 | | | | | | | | | | | | | | | | | | | | | | | | | | |
| 34 David Ortiz, L (1, 10) OBP: 0.364, SLG: 0.559 | 2-3 BB 1-3 | | 0-0 FC6-4 | | 3-2 SAFE 1-3 1B | | 1-1 FC4-6 1B | | 4-0 2B 1-2 G6-3 BB | 4 1 2 0 1 1 3 | | | | | | | | | | | | | | | | | | | | | | | | | | |
| Manny Ramirez, R (1, 7) OBP: 0.349, SLG: 0.507 | 1-2 F9 | | | 0-3 K | 0-3 K | | 2-2 FC4-6 | | 0-0 G6-3 1-3 2-H 2B | 5 0 1 2 0 2 4 | | | | | | | | | | | | | | | | | | | | | | | | | | |
| Trot Nixon, L (1, 9) OBP: 0.426, SLG: 0.540 | | 0-1 F8 | | 3-3 K | | 4-1 PB 1B BB | | 0-0 F7 | 0-1 G6-3 | 4 1 0 1 1 1 2 | | | | | | | | | | | | | | | | | | | | | | | | | | |
| Jason Varitek, S (1, 2) OBP: 0.390, SLG: 0.612 | | 1-2 G4-3 | | 4-1 1B BB | | 1-2 1B 1-2 G6-3 1B | | 0-2 G3-1 | 0-0 F7 | 4 1 1 0 1 0 1 | | | | | | | | | | | | | | | | | | | | | | | | | | |
| Kevin Millar, R (1, 3) OBP: 0.349, SLG: 0.331 20 Kevin Youkilis, R (9, 3) OBP: 0.486, SLG: 0.467 | | 2-1 F9 | | 3-1 1B | | 1-2 G6-3 1B 1-3 2-H 1B | | 2-2 G6-3 | | 4 0 2 1 0 0 0 0 0 0 0 0 0 0 | | | | | | | | | | | | | | | | | | | | | | | | | | |
| Bill Mueller, S (1, 5) OBP: 0.386, SLG: 0.353 | | | 4-1 18 1B BB | | 0-0 G4-3 | | 1-1 G6-3 1-2f 3-H 1B | | 1-0 1B | 3 0 1 0 1 0 3 | | | | | | | | | | | | | | | | | | | | | | | | | | |
| Mark Bellhorn, S (1, 4) OBP: 0.338, SLG: 0.379 | | | 2-3 K | | 2-0 F7 | | 1-2 P5 | | 1-0 G3 | 4 0 0 0 0 1 2 | | | | | | | | | | | | | | | | | | | | | | | | | | |
| Inning Stats | R: 0 E: 0 K: 13 | H: 1 LOB: 1 BB: 0 P: 18 | R: 0 E: 0 K: 0 S: 7 | H: 0 LOB: 0 BB: 0 P: 10 | R: 0 E: 0 K: 11 S: 11 | H: 1 LOB: 2 BB: 1 P: 21 | R: 0 E: 0 K: 2 S: 15 | H: 1 LOB: 2 BB: 1 P: 25 | R: 2 E: 0 K: 0 S: 17 | H: 2 LOB: 0 BB: 1 P: 25 | R: 1 E: 0 K: 0 S: 11 | H: 2 LOB: 1 BB: 0 P: 15 | R: 0 E: 0 K: 0 S: 9 | H: 1 LOB: 1 BB: 0 P: 13 | R: 2 E: 0 K: 1 S: 10 | H: 2 LOB: 1 BB: 1 P: 14 | 1B: 9 2B: 2 3B: 0 HR: 0 | SF: 0 SAC: 0 DP: 1 HBP: 0 | WP: 1 PB: 1 SB: 0 CS: 0 | PA: 42 | | | | | | | | | | | | | | | | |
| PITCHER | IP WLS BF H R ER SO BB IBB HBP BLK WP HR S P ERA WHIP | | | | | | | | | | | | | | | | | | | | PITCHER | IP WLS BF H R ER SO BB IBB HBP BLK WP HR S P ERA WHIP | | | | | | | | | | | | | | |
| 26 Kyle Davies, R (1, 1) ERA: 5.0 | 5.0 | W | 22 | 4 | 0 | 0 | 6 | 3 | 0 | 0 | 0 | 1 | 0 | 57 | 95 | 0.00 | 1.400 | | | | | | | | | | | | | | | | | | | |
| Jorge Sosa, R (6, 1) ERA: 3.12 | 1.0 | | 5 | 2 | 2 | 1 | 0 | 1 | 0 | 0 | 0 | 0 | 0 | 17 | 25 | 9.00 | 3.000 | | | | | | | | | | | | | | | | | | | |
| Roman Colon, R (7, 1) ERA: 6.75 | 1.0 | | 5 | 2 | 1 | 1 | 0 | 0 | 0 | 0 | 0 | 0 | 0 | 11 | 15 | 9.00 | 2.000 | | | | | | | | | | | | | | | | | | | |
| Adam Bernero, R (8, 1) ERA: 2.55 | 1.0 | | 4 | 1 | 0 | 0 | 0 | 0 | 0 | 0 | 0 | 0 | 0 | 9 | 13 | 0.00 | 1.000 | | | | | | | | | | | | | | | | | | | |
| Chris Reitsma, R (9, 1) ERA: 4.95 | 1.0 | | 6 | 2 | 2 | 2 | 1 | 1 | 0 | 0 | 0 | 0 | 0 | 10 | 14 | 18.00 | 3.000 | | | | | | | | | | | | | | | | | | | |

livebaseballscorecards.com

AB 37
R 5
H 11
RBI 4
BB 5
SO 7
LOB 20



| Batter | 1 | 2 | 3 | 4 | 5 | 6 | 7 | 8 | 9 | AB R H RBI BB SO LOB | TOP | |
|--|---|---|--|---|--|--|--|--|---|--|---|--|
| Rafael Furcal, S (1, 6) OBP: 0.259, SLG: 0.307 | 2-3 K | | | 3-2 G4-3 1B 2B | 1-2 G3 | | | 1-2 P2 | | 4 1 1 0 0 1 0 | | |
| 4 Pete Orr, L (1, 7) OBP: 0.362, SLG: 0.491 | 0-3 K | | | 1-2 G4-3 | | 0-1 G6-3 | | | 1-1 G3 1B | 4 0 1 0 0 1 1 | | |
| Marcus Giles, R (1, 4) OBP: 0.338, SLG: 0.414 | 2-1 F9 | | | 0-0 1B HBP SF8 1B | | 1-3 K | | | 0-1 F8 | 4 1 1 1 0 1 1 | | |
| Adam LaRoche, L (1, 3) OBP: 0.328, SLG: 0.484 | | 0-0 P5 | | 2-2 1B HBP | | 1-1 G5-3 | | | 2-2 G3 | 3 0 0 0 0 0 1 | | |
| Andrew Jones, R (1, 8) OBP: 0.347, SLG: 0.577 | | 1-2 L7 | | 1-1 1B | | 1-0 G5-3 | | | 2-1 G4-3 | 4 0 1 0 0 0 1 | | |
| Johnny Estrada, S (1, 2) OBP: 0.303, SLG: 0.380 | | 0-0 P5 | | 0-0 SF8 | | 1-3 K | | | | 2 0 0 1 0 1 0 | | |
| Julio Franco, R (1, 10) OBP: 0.280, SLG: 0.314 | | | 0-0 G4-3 | 2-2 F9 | | 1-3 K | | | | 3 0 0 0 0 1 2 | | |
| Ryan Langerhans, L (1, 9) OBP: 0.222, SLG: 0.433 | | | 1-3 K | | 1-0 P6 | | | 2-2 G3 | | 3 0 0 0 0 1 0 | | |
| Wilson Betemit, S (1, 5) OBP: 0.415, SLG: 0.529 | | | 2-3 K | | 1-0 P5 | | | 1-2 G4-3 | | 3 0 0 0 0 1 0 | | |
| Inning Stats | R: 0 H: 0 E: 0 LOB: 0 K: 2 BB: 0 S: 8 P: 12 | R: 0 H: 0 E: 0 LOB: 0 K: 0 BB: 0 S: 5 P: 6 | R: 0 H: 0 E: 0 LOB: 0 K: 2 BB: 0 S: 7 P: 10 | R: 2 H: 3 E: 0 LOB: 2 K: 0 BB: 0 S: 15 P: 24 | R: 0 H: 0 E: 0 LOB: 0 K: 1 BB: 0 S: 7 P: 10 | R: 0 H: 0 E: 0 LOB: 0 K: 1 BB: 0 S: 8 P: 10 | R: 0 H: 0 E: 0 LOB: 0 K: 2 BB: 0 S: 7 P: 10 | R: 0 H: 0 E: 0 LOB: 0 K: 0 BB: 0 S: 9 P: 13 | R: 0 H: 1 E: 0 LOB: 1 K: 0 BB: 0 S: 10 P: 15 | 1B: 3 SF: 1 2B: 1 SAC: 0 3B: 0 DP: 0 HR: 0 HBP: 1 | WP: 0 PA: 32 PB: 0 SB: 0 CS: 0 | |
| PITCHER 30 Matt Clement, R (1, 1) ERA: 3.34 | IP WLS BF H R ER SO BB IBB HBP BLK WP HR S P ERA WHIP | 9.0 W 32 4 2 2 7 0 0 1 0 0 0 0 76 110 2.00 0.444 | | | | | | | | | | |

Atlanta Braves @ Boston Red Sox
Fenway Park, Boston, MA
Sun May 22 2005, 2:05 PM EDT
Att. 34,844 - Cloudy - 53 F

livebaseballscorecards.com

| | |
|-----|----|
| AB | 30 |
| R | 2 |
| H | 4 |
| RBI | 2 |
| BB | 0 |
| SO | 7 |
| LOB | 6 |



| Batter | 1 | 2 | 3 | 4 | 5 | 6 | 7 | 8 | 9 | AB | R | H | RBI | BB | SO | LOB |
|--|--------------------|--------------------|-----------------|-------------------------|-----------------------------|----------------------|--------------------------|-------------|---|----|---|---|-----|----|----|-----|
| 18 Johnny Damon, L OBP: 0.418, SLG: 0.475 | 1-1 G6-3 | 4-2 BB | | 0-1 G6-3 | | 0-2 G4-3 34 2B | 1-2f FC4-6 | | | 4 | 1 | 1 | 0 | 1 | 0 | 3 |
| Edgar Renteria, R OBP: 0.292, SLG: 0.333 | 4-2 34 1B BB | 0-3 K | | 0-0 P3 | | 0-0 G4-3 | | 1-0 G6-3 | | 4 | 0 | 0 | 0 | 1 | 1 | 5 |
| 34 David Ortiz, L OBP: 0.370, SLG: 0.564 | 1-2 1B | | 1-1 G3 | | 4-1 FC6-4 20 1B BB | 1-2 HR 2B | | 2-3 K | | 4 | 2 | 2 | 1 | 1 | 1 | 0 |
| Manny Ramirez, R OBP: 0.356, SLG: 0.530 | 1-2 L4 | | 2-2 1B 1B | | 3-2 F9 | 0-0 HR | | 2-1 1B | | 5 | 1 | 3 | 2 | 0 | 0 | 3 |
| Trot Nixon, L OBP: 0.418, SLG: 0.525 | 3-2 G3-1 | | 2-3 K | | 0-0 E5 FC6-4 | 2-0 G6-3 | | 2-2 1B | | 5 | 0 | 1 | 0 | 0 | 1 | 4 |
| Jason Varitek, S OBP: 0.390, SLG: 0.604 | | 0-2 1B 1B | 1-2 1B | | 1-2 FC6-4 20 1B 1B | 2-2 F7 | | 3-3 K | | 5 | 1 | 2 | 0 | 0 | 1 | 4 |
| 20 Kevin Youkilis, R OBP: 0.463, SLG: 0.441 | | 0-2 P4 | 2-3 K | | 2-2 1B 1B | | 0-1 F9 | | | 4 | 0 | 1 | 1 | 0 | 1 | 3 |
| Bill Mueller, S OBP: 0.396, SLG: 0.367 | | 1-2 18 BB 1B | | 0-0 18 G6-3 1B | 2-1 1B | 1-2 2-H 1B | | 1-2 G4-3 | | 4 | 0 | 3 | 1 | 0 | 0 | 0 |
| Mark Bellhorn, S OBP: 0.342, SLG: 0.378 | | 2-3 K | | 0-2 18 G6-3 1B | 1-3 K | | 4-2 18 FC4-6 BB | | | 3 | 0 | 1 | 0 | 1 | 2 | 4 |

| Inning Stats | R: 0 | H: 1 | E: 0 | K: 0 | S: 17 | R: 0 | H: 2 | E: 0 | K: 2 | S: 16 | R: 0 | H: 2 | E: 0 | K: 2 | S: 14 | R: 0 | H: 2 | E: 0 | K: 0 | S: 8 | R: 2 | H: 2 | E: 1 | K: 1 | S: 21 | R: 3 | H: 3 | E: 0 | K: 0 | S: 15 | R: 0 | H: 0 | E: 0 | K: 0 | S: 9 | R: 0 | H: 2 | E: 0 | K: 2 | S: 15 |
|--------------|--------|-------|--------|-------|--------|-------|--------|-------|--------|-------|--------|-------|--------|-------|--------|-------|--------|-------|--------|-------|--------|-------|--------|-------|--------|-------|--------|-------|--------|-------|--------|-------|--------|-------|--------|-------|--------|-------|--------|-------|
| | LOB: 2 | BB: 1 | LOB: 3 | BB: 1 | LOB: 2 | BB: 0 | LOB: 1 | BB: 1 | LOB: 2 | BB: 1 | LOB: 0 | BB: 1 | LOB: 2 | BB: 0 | LOB: 2 | BB: 1 | LOB: 0 | BB: 1 | LOB: 1 | BB: 0 | LOB: 2 | BB: 1 | LOB: 2 | BB: 1 | LOB: 1 | BB: 1 | LOB: 0 | BB: 0 | LOB: 1 | BB: 1 | LOB: 2 | BB: 0 | LOB: 2 | BB: 0 | LOB: 2 | BB: 0 | LOB: 2 | BB: 0 | LOB: 2 | |

| PITCHER | IP | WLS | BF | H | R | ER | SO | BB | IBB | HBP | BLK | WP | HR | S | P | ERA | WHIP |
|--------------------------------|-----|-----|----|---|---|----|----|----|-----|-----|-----|----|----|----|-----|-------|-------|
| 29 John Smoltz, R ERA: 2.61 | 4.2 | | 26 | 9 | 2 | 0 | 4 | 3 | 0 | 0 | 0 | 0 | 0 | 73 | 111 | 0.00 | 2.571 |
| Roman Colon, R ERA: 8.1 | 1.1 | L | 7 | 3 | 3 | 3 | 1 | 0 | 0 | 0 | 0 | 0 | 1 | 18 | 24 | 20.25 | 2.250 |
| Matt Childers, R ERA: 3.0 | 1.0 | | 4 | 0 | 0 | 0 | 0 | 1 | 0 | 0 | 0 | 0 | 0 | 9 | 14 | 0.00 | 1.000 |
| Dan Kolb, R ERA: 6.11 | 1.0 | | 5 | 2 | 0 | 0 | 2 | 0 | 0 | 0 | 0 | 0 | 0 | 15 | 25 | 0.00 | 2.000 |

BOTTOM

Atlanta Braves @ Boston Red Sox
Fenway Park, Boston, MA
 Sun May 22 2005, 2:05 PM EDT
 Att: 34,844 - Cloudy - 53 F

| | |
|-----|----|
| AB | 38 |
| R | 5 |
| H | 14 |
| RBI | 5 |
| BB | 4 |
| SO | 7 |
| LOB | 26 |



| WP | HR | S | P | ERA | WHIP |
|----|----|---|---|-------|-------|
| 0 | 0 | 0 | 0 | 0.00 | 2.571 |
| 0 | 0 | 0 | 0 | 20.25 | 2.250 |
| 0 | 0 | 0 | 0 | 0.00 | 1.000 |
| 0 | 0 | 0 | 0 | 0.00 | 2.000 |

| Batter | 1 | 2 | 3 | 4 | 5 | 6 | 7 | 8 | 9 | AB R H RBI BB SO LOB | TOP |
|---|------------------------------|---|--|---|-------------|---|--------------|--------------------------|-----------|----------------------|-----|
| 18 Johnny Damon, L (1, 8) OBP: 0.413, SLG: 0.464 | 4-1 1B 34 S G4-6-3 BB | | 2-0 FC3-6 FC5-2 1-2f 2-3 | | 1-3 K | | 0-1 FC4-6 | | 0-1 L4 | 4 2 0 0 1 1 4 | |
| Edgar Renteria, R (1, 6) OBP: 0.297, SLG: 0.350 | 3-1 34 G4-6-3 1B | | 0-1 FC5-2 34 1B 1-3 3-H | | 2-1 G5-3 | | | 1-2 34 1B 3B | | 4 2 2 0 0 0 2 | |
| 34 David Ortiz, L (1, 10) OBP: 0.373, SLG: 0.562 | 2-2 G4-6-3 1-2f 3-H | | 2-0 2B 1B 2-H 3-H | | 3-2 P2 | | | 0-0 G4-3 1B 3-H | | 4 0 2 3 0 0 1 | |
| Manny Ramirez, R (1, 7) OBP: 0.353, SLG: 0.529 | 1-0 L6 | | 1-1 2B 1-H | | 1-1 G6-3 | | | 1-2 L4 | | 4 0 1 0 0 0 1 | |

| | | | | | | | | | | | |
|---|--|-----------------------|--------------------------------------|-----------|-------------|--|--------------------------|-------------|-------------|--------------------------------|--|
| Trot Nixon, L (1, 9) OBP: 0.413, SLG: 0.516 | | 0-1 F7 | | 2-1 G3 | | | 2-0 G4-3 HR 1B | 1-0 G4-3 | | 4 1 1 0 0 0 1 | |
| Jason Varitek, S (1, 2) OBP: 0.387, SLG: 0.594 | | 3-2 G6-4-3 1B | | 1-3 K | | | 0-1 G4-3 1-2 | 2-3 K | | 4 0 1 0 0 2 2 | |
| Kevin Millar, R (1, 3) OBP: 0.341, SLG: 0.322 | | 1-0 G6-4-3 1-2f | | 1-3 K | | | 3-2 P4 | | 0-0 G4-3 | 4 0 0 0 0 1 2 | |
| Bill Mueller, S (1, 5) OBP: 0.405, SLG: 0.398 20 Kevin Youkilis, R (9, PR) OBP: 0.463, SLG: 0.441 (9, 5) | | | 2-2 18 FC3-6 FC5-2 1B BB | | 0-1 G6-3 | | 1-0 G4-3 HR 2-H | 2-1 HBP | | 3 1 2 2 0 0 0 0 0 0 0 0 0 0 | |

| | | | | | | | | | | | |
|---|---|--|---|--|---|--|---|---|---|--|---|
| Mark Bellhorn, S (1, 4) OBP: 0.346, SLG: 0.377 | | 1-2 18 FC3-6 BB | | 1-0 G5-3 | | | 3-1 18 FC4-6 1B | 1-1 P3 | | 3 0 1 0 1 0 1 | |
| Inning Stats | R: 1 H: 1 E: 0 LOB: 0 K: 0 BB: 1 S: 10 P: 20 | R: 0 H: 1 E: 0 LOB: 0 K: 0 BB: 0 S: 9 P: 13 | R: 2 H: 3 E: 0 LOB: 2 K: 0 BB: 1 S: 10 P: 21 | R: 0 H: 0 E: 0 LOB: 0 K: 2 BB: 0 S: 8 P: 12 | R: 0 H: 0 E: 0 LOB: 0 K: 1 BB: 0 S: 6 P: 8 | R: 0 H: 0 E: 0 LOB: 0 K: 0 BB: 0 S: 7 P: 13 | R: 2 H: 3 E: 0 LOB: 1 K: 0 BB: 0 S: 12 P: 21 | R: 1 H: 2 E: 0 LOB: 1 K: 1 BB: 0 S: 12 P: 17 | R: 0 H: 0 E: 0 LOB: 1 K: 0 BB: 0 S: 6 P: 9 | 1B: 7 SF: 0 2B: 1 SAC: 0 3B: 1 DP: 2 HR: 1 HBP: 1 | WP: 0 PA: 37 PB: 0 SB: 1 CS: 0 |

| PITCHER | | | | | | | | | | | | | | | | | PITCHER | | | | | | | | | | | | | | | | |
|---------|-----|----|---|---|----|----|----|-----|-----|-----|----|----|----|----|-------|-------|---------|-----|----|---|---|----|----|----|-----|-----|-----|----|----|-------|-------|-------|-------|
| IP | WLS | BF | H | R | ER | SO | BB | IBB | HBP | BLK | WP | HR | S | P | ERA | WHIP | IP | WLS | BF | H | R | ER | SO | BB | IBB | HBP | BLK | WP | HR | S | P | ERA | WHIP |
| 1.1 | 0 | 5 | 0 | 0 | 0 | 1 | 0 | 0 | 1 | 0 | 0 | 0 | 9 | 14 | 0.00 | 0.000 | 3.0 | 0 | 13 | 5 | 3 | 3 | 0 | 2 | 0 | 0 | 0 | 0 | 0 | 29 | 54 | 9.00 | 2.333 |
| 4.1 | 0 | 14 | 3 | 2 | 2 | 3 | 0 | 0 | 0 | 0 | 0 | 1 | 31 | 52 | 4.91 | 0.818 | 4.1 | 0 | 14 | 3 | 2 | 2 | 3 | 0 | 0 | 0 | 0 | 0 | 31 | 52 | 4.91 | 0.818 | |
| 7.1 | 0 | 4 | 2 | 1 | 1 | 0 | 0 | 0 | 0 | 0 | 0 | 0 | 10 | 12 | 13.50 | 3.000 | 7.1 | 0 | 4 | 2 | 1 | 1 | 0 | 0 | 0 | 0 | 0 | 10 | 12 | 13.50 | 3.000 | | |
| 8.1 | 0 | 1 | 0 | 0 | 0 | 0 | 0 | 0 | 0 | 0 | 0 | 0 | 1 | 2 | 0.00 | 0.000 | 8.1 | 0 | 1 | 0 | 0 | 0 | 0 | 0 | 0 | 0 | 0 | 1 | 2 | 0.00 | 0.000 | | |
| 8.1 | W | 5 | 0 | 0 | 0 | 1 | 0 | 0 | 1 | 0 | 0 | 0 | 9 | 14 | 0.00 | 0.000 | 8.1 | 0 | 5 | 0 | 0 | 0 | 1 | 0 | 0 | 0 | 0 | 9 | 14 | 0.00 | 0.000 | | |

Boston Red Sox @ Toronto Blue Jays

Rogers Centre, Toronto, ON

Tue May 24 2005, 7:07 PM EDT
Att. 34,280 - Roof Closed - 68 F

livebaseballscorecards.com

| | |
|-----|----|
| AB | 34 |
| R | 6 |
| H | 10 |
| RBI | 5 |
| BB | 2 |
| SO | 4 |
| LOB | 14 |



| Batter | 1 | 2 | 3 | 4 | 5 | 6 | 7 | 8 | 9 | AB R H RBI BB SO LOB |
|--|----------|--------------|----------|--------------|--------|-------------|----------|----------|----------------|--------------------------------|
| 3 Reed Johnson, R OBP: 0.382, SLG: 0.489 (1, 7) | 1-2 P4 | | 1-2 G6-3 | 1-1 F8 | | | 1-1 HR | | 0-1 HR | 5 2 2 5 0 0 2 |
| Frank Menechino, R OBP: 0.339, SLG: 0.277 Eric Hinske, L OBP: 0.364, SLG: 0.473 (7, PH) (8, 10) | 0-3 K | | 1-0 G5-3 | | 1-0 F9 | | 1-1 1B | | | 3 0 0 0 0 1 1 1 0 1 0 0 0 0 |
| 15 Alex Rios, R OBP: 0.337, SLG: 0.455 (1, 9) | 2-1 G5-3 | | | 1-0 FC6-5 2B | 0-2 K | | 2-2 G5-3 | | | 4 0 1 0 0 1 1 |
| Shea Hillenbrand, R OBP: 0.380, SLG: 0.477 (1, 3) | | 0-1 L5 | | 0-0 FC6-5 3B | 1-0 P3 | | | 0-0 G5-3 | | 4 1 0 0 0 0 1 |
| 10 Vernon Wells, R OBP: 0.282, SLG: 0.404 (1, 8) | | 3-2 FC4-6 1B | | 4-0 2 3B | | 0-0 P4 | | 2-2 P4 | | 3 1 1 0 1 0 0 |
| 2 Aaron Hill, R OBP: 0.438, SLG: 0.750 (1, 5) | | 0-0 FC4-6 3B | | 2-0 9 HR | | 2-2 G4-3 | | 1-1 G3 | | 4 1 1 2 0 0 1 |
| 9 Gregg Zaun, S OBP: 0.385, SLG: 0.474 (1, 2) | | 0-0 FC6-4 | | 0-2 HR | | 0-1 G6-3 | | | 1-0 G6-3 | 4 1 1 2 0 0 1 |
| Orlando Hudson, S OBP: 0.330, SLG: 0.389 (1, 4) | | 2-1 F9 | | 1-0 G6-3 | | 3-1 F9 | | | 1-2 BB 3 HR 1B | 4 1 1 0 0 0 0 |
| John McDonald, R OBP: 0.377, SLG: 0.388 (1, 6) | | 0-1 G6-3 2B | | 1-2 1B | | 1-2 3 HR 1B | | | 4-0 3 HR BB | 3 2 3 0 1 0 0 |

| Inning Stats | R: 0 E: 0 K: 1 S: 10 | H: 0 LOB: 0 BB: 0 P: 13 | R: 0 E: 0 K: 0 S: 8 | H: 1 LOB: 1 BB: 0 P: 11 | R: 0 E: 0 K: 0 S: 8 | H: 1 LOB: 1 BB: 0 P: 12 | R: 4 E: 0 K: 0 S: 13 | H: 4 LOB: 1 BB: 1 P: 23 | R: 0 E: 0 K: 1 S: 5 | H: 0 LOB: 0 BB: 0 P: 7 | R: 0 E: 0 K: 0 S: 7 | H: 0 LOB: 0 BB: 0 P: 9 | R: 2 E: 0 K: 0 S: 12 | H: 3 LOB: 0 BB: 0 P: 20 | R: 0 E: 0 K: 0 S: 6 | H: 0 LOB: 0 BB: 0 P: 9 | R: 3 E: 0 K: 0 S: 9 | H: 2 LOB: 0 BB: 1 P: 15 | 1B: 5 2B: 2 3B: 1 HR: 3 | SF: 0 SAC: 0 DP: 0 HBP: 0 |
|--------------|-------------------------------|----------------------------------|------------------------------|----------------------------------|------------------------------|----------------------------------|-------------------------------|----------------------------------|------------------------------|---------------------------------|------------------------------|---------------------------------|-------------------------------|----------------------------------|------------------------------|---------------------------------|------------------------------|----------------------------------|----------------------------------|------------------------------------|
|--------------|-------------------------------|----------------------------------|------------------------------|----------------------------------|------------------------------|----------------------------------|-------------------------------|----------------------------------|------------------------------|---------------------------------|------------------------------|---------------------------------|-------------------------------|----------------------------------|------------------------------|---------------------------------|------------------------------|----------------------------------|----------------------------------|------------------------------------|

| PITCHER | IP | WLS | BF | H | R | ER | SO | BB | IBB | HBP | BLK | WP | HR | S | P | ERA | WHIP |
|--|-----|-----|----|---|---|----|----|----|-----|-----|-----|----|----|----|----|-------|-------|
| David Wells, L ERA: 6.81 (1, 1) | 6.1 | | 27 | 7 | 5 | 5 | 2 | 1 | 0 | 0 | 0 | 0 | 1 | 56 | 84 | 7.11 | 1.263 |
| 50 Mike Timlin, R ERA: 1.19 (7, 1) | 1.2 | B | 6 | 2 | 1 | 1 | 0 | 0 | 0 | 0 | 0 | 0 | 1 | 13 | 20 | 5.40 | 1.200 |
| Alan Embree, L ERA: 5.03 (9, 1) | 0.1 | L | 4 | 2 | 3 | 3 | 0 | 1 | 0 | 0 | 0 | 0 | 1 | 9 | 15 | 81.00 | 9.000 |

BOTTOM

Boston Red Sox @ Toronto Blue Jays
Rogers Centre, Toronto, ON

Tue May 24 2005, 7:07 PM EDT
Att. 34,280 - Roof Closed - 68 F

livebaseballscorecards.com

| | |
|-----|----|
| AB | 35 |
| R | 9 |
| H | 11 |
| RBI | 9 |
| BB | 2 |
| SO | 2 |
| LOB | 7 |



| WP | PA | ERA | WHIP |
|----|----|-----|------|
| 0 | 37 | | |
| 0 | | | |
| 1 | | | |
| 1 | | | |

| Batter | 1 | 2 | 3 | 4 | 5 | 6 | 7 | 8 | 9 | AB R H RBI BB SO LOB | TOP | | | | | | | | | |
|---|---|---------------------------------|------------------------------|----------------------------------|-------------------------------|----------------------------------|-------------------------------|----------------------------------|------------------------------|----------------------------------|-------------------------------|----------------------------------|------------------------------|---------------------------------|------------------------------|----------------------------------|----------------------------------|------------------------------------|----------------------------------|--------|
| 18 Johnny Damon, L (1, 8) OBP: 0.405, SLG: 0.454 | 0-0 F9 | | 3-2 F8 | | 0-2 K | | 0-2 G5-3 | | | 4 0 0 1 0 1 2 | | | | | | | | | | |
| Edgar Renteria, R (1, 6) OBP: 0.296, SLG: 0.347 | 0-1 F9 | | 0-2 F9 | | 0-0 F9 | | 0-0 G5-3 | | | 4 0 1 0 0 0 2 | | | | | | | | | | |
| 34 David Ortiz, L (1, 10) OBP: 0.371, SLG: 0.552 | 0-2 G3 | | 2-2 F7 | | | | | | | 3 0 0 0 1 0 1 | | | | | | | | | | |
| Manny Ramirez, R (1, 7) OBP: 0.346, SLG: 0.516 | | 0-0 F9 | | 2-2 E3 | | 4-1 G5-4-3 | | 0-0 F7 | | 4 0 0 0 0 0 1 | | | | | | | | | | |
| Jason Varitek, S (1, 2) OBP: 0.383, SLG: 0.582 | | 4-0 BLK | | 1-3 K | | 0-0 G5-4-3 | | 0-1 F8 | | 3 0 0 0 1 2 1 | | | | | | | | | | |
| Kevin Millar, R (1, 3) OBP: 0.333, SLG: 0.314 | | 2-2 G5-3 | | 1-1 F9 | | 1-3 K | | 1-0 G6-3 | | 4 0 0 0 0 0 2 | | | | | | | | | | |
| Bill Mueller, S (1, 5) OBP: 0.414, SLG: 0.400 | | 2-0 HBP | | 4-2 BB | | 0-1 G6-3 | | 0-0 G5-3 | | 2 1 1 0 1 0 0 | | | | | | | | | | |
| Trot Nixon, L (1, 9) OBP: 0.409, SLG: 0.508 | 2-2 G3 | | 1-2 BB | | 1-2 F7 | | 2-1 1B | | 2-1 G1-3 | 4 0 1 0 0 0 4 | | | | | | | | | | |
| Mark Bellhorn, S (1, 4) OBP: 0.346, SLG: 0.376 | | | 0-3 K | | 2-1 P6 | | 0-1 G5-3 | | 2-2 P4 | 3 0 1 0 0 1 0 | | | | | | | | | | |
| Inning Stats | R: 0 E: 0 K: 0 S: 6 | H: 0 LOB: 0 BB: 0 P: 6 | R: 0 E: 0 K: 0 S: 9 | H: 0 LOB: 2 BB: 1 P: 19 | R: 0 E: 0 K: 1 S: 13 | H: 1 LOB: 1 BB: 0 P: 18 | R: 0 E: 1 K: 1 S: 15 | H: 0 LOB: 2 BB: 1 P: 24 | R: 0 E: 0 K: 1 S: 8 | H: 0 LOB: 0 BB: 0 P: 10 | R: 1 E: 0 K: 0 S: 12 | H: 3 LOB: 2 BB: 0 P: 15 | R: 0 E: 0 K: 0 S: 4 | H: 0 LOB: 0 BB: 0 P: 5 | R: 0 E: 0 K: 0 S: 6 | H: 0 LOB: 0 BB: 0 P: 10 | 1B: 4 2B: 0 3B: 0 HR: 0 | SF: 0 SAC: 0 DP: 1 HBP: 1 | WP: 0 PB: 0 SB: 0 CS: 0 | PA: 35 |
| PITCHER | IP WLS BF H R ER SO BB IBB HBP BLK WP HR S P ERA WHIP | | | | | | | | | | | | | | | | | | | |
| Ted Lilly, L (1, 1) ERA: 7.59 | 6.2 W 28 4 1 1 4 3 0 1 1 0 0 68 102 1.35 1.050 | | | | | | | | | | | | | | | | | | | |
| Vinnie Chulk, R (7, 1) ERA: 3.91 | 1.1 H 4 0 0 0 0 0 0 0 0 0 0 5 6 0.00 0.000 | | | | | | | | | | | | | | | | | | | |
| Justin Speier, R (9, 1) ERA: 4.3 | 1.0 3 0 0 0 0 0 0 0 0 0 0 6 10 0.00 0.000 | | | | | | | | | | | | | | | | | | | |

Boston Red Sox @ Toronto Blue Jays
Rogers Centre, Toronto, ON
 Wed May 25 2005, 7:07 PM EDT
 Att. 23,221 - Clear - 77 F

livebaseballscorecards.com

| | |
|-----|----|
| AB | 31 |
| R | 1 |
| H | 4 |
| RBI | 1 |
| BB | 3 |
| SO | 4 |
| LOB | 13 |



BOTTOM

Boston Red Sox @ Toronto Blue Jays
Rogers Centre, Toronto, ON

Wed May 25 2005, 7:07 PM EDT
Att. 23,221 - Clear - 77 F

livebaseballscorecards.com

AB 30
R 6
H 8
RBI 4
BB 0
SO 2
LOB 9



WP: 0 PA: 33
PB: 1
SB: 0
CS: 0

| AB | R | H | RBI | BB | SO | LOB |
|-----|---|------|-----|----|----|-----|
| 3 | 2 | 2 | 1 | 0 | 0 | 1 |
| 3 | 1 | 0 | 1 | 0 | 0 | 2 |
| 4 | 0 | 1 | 1 | 0 | 0 | 1 |
| 4 | 0 | 0 | 0 | 0 | 0 | 1 |
| 4 | 0 | 1 | 0 | 0 | 1 | 0 |
| 4 | 1 | 1 | 0 | 0 | 1 | 1 |
| 2 | 0 | 1 | 1 | 0 | 0 | 0 |
| 2 | 0 | 0 | 0 | 0 | 0 | 2 |
| 1 | 0 | 0 | 0 | 0 | 0 | 0 |
| 3 | 2 | 2 | 0 | 0 | 0 | 1 |
| 1B: | 3 | SF: | 1 | | | |
| 2B: | 4 | SAC: | 0 | | | |
| 3B: | 1 | DP: | 2 | | | |
| HR: | 0 | HBP: | 2 | | | |

| Batter | 1 | 2 | 3 | 4 | 5 | 6 | 7 | 8 | 9 |
|---|-------------------------------------|-----------------|---------------------|---|------------------------|---|----------------------|---|---|
| 3 Reed Johnson, R OBP: 0.396, SLG: 0.505 (1, 7) | 2-2 9 PB E 1B HBP | 3-2 G6-3 | | | 1-0 E1 SF9 1B | | 2-2 F8 2B | | |
| Orlando Hudson, S OBP: 0.322, SLG: 0.382 (1, 4) | 0-0 E3 9 1B 9 PB G5-4-3 | | 1-1 F7 | | 2-2 SF9 | | 0-2 F8 | | |
| 9 Gregg Zaun, S OBP: 0.380, SLG: 0.465 (1, 2) | 3-2 G5-4-3 1B | | 1-2 G4-3 | | 0-0 G3-1 | | 0-2 G3-1 | | |
| Shea Hillenbrand, R OBP: 0.372, SLG: 0.467 (1, 5) | 1-1 G5-4-3 | | 0-1 F7 | | 1-1 P5 | | 0-0 L7 | | |
| Eric Hinske, L OBP: 0.361, SLG: 0.467 (1, 3) | 0-0 G4-3 | | 0-2 G5-4-3 1B | | 1-1 G3 | | 3-3 K | | |
| 10 Vernon Wells, R OBP: 0.281, SLG: 0.406 (1, 8) | | 2-1 2 2B | 2-2 G5-4-3 | | 2-3 K | | 2-1 F8 | | |
| 2 Aaron Hill, R OBP: 0.474, SLG: 0.778 (1, 10) | | 0-2 F8 2B | 2-2 HBP | | 2-2 G6-3 | | | | |
| Gabe Gross, L (1, 9) | | 2-1 F8 | 0-0 G4-3 | | | | 1-1 G4-3 | | |
| 15 Alex Rios, R OBP: 0.335, SLG: 0.452 (7, PH) (8, 9) | | 2-3 F8 | | | | | | | |
| 8 Russ Adams, L OBP: 0.308, SLG: 0.421 (1, 6) | | 0-0 L6 | | | 1-1 3 E 2B | | 2-1 3 2B 3B | | |

| Inning | R | H | E | K | S | R | H | E | K | S | R | H | E | K | S | R | H | E | K | S |
|--------|---|---|---|---|----|---|---|---|---|----|---|---|---|---|----|---|---|---|---|----|
| 1 | 2 | 1 | 1 | 0 | 9 | 1 | 0 | 0 | 0 | 11 | 2 | 0 | 0 | 1 | 10 | 1 | 0 | 0 | 1 | 15 |
| 2 | 1 | 2 | 0 | 0 | 13 | 0 | 1 | 0 | 0 | 20 | 0 | 0 | 0 | 0 | 11 | 0 | 0 | 0 | 0 | 15 |
| 3 | 0 | 0 | 0 | 0 | 7 | 0 | 0 | 0 | 0 | 11 | 0 | 0 | 0 | 0 | 11 | 0 | 0 | 0 | 0 | 16 |
| 4 | 0 | 1 | 0 | 0 | 11 | 0 | 1 | 0 | 0 | 15 | 0 | 0 | 0 | 0 | 10 | 0 | 0 | 0 | 0 | 15 |
| 5 | 2 | 2 | 1 | 0 | 11 | 0 | 2 | 0 | 0 | 16 | 0 | 0 | 0 | 0 | 10 | 0 | 0 | 0 | 0 | 15 |
| 6 | 0 | 0 | 0 | 1 | 10 | 0 | 0 | 0 | 0 | 15 | 0 | 0 | 0 | 0 | 10 | 0 | 0 | 0 | 0 | 15 |
| 7 | 1 | 2 | 0 | 0 | 13 | 0 | 2 | 0 | 0 | 18 | 0 | 0 | 0 | 0 | 13 | 0 | 0 | 0 | 0 | 18 |
| 8 | 0 | 0 | 0 | 0 | 6 | 0 | 0 | 0 | 0 | 11 | 0 | 0 | 0 | 0 | 6 | 0 | 0 | 0 | 0 | 11 |
| 9 | 0 | 0 | 0 | 0 | 6 | 0 | 0 | 0 | 0 | 11 | 0 | 0 | 0 | 0 | 6 | 0 | 0 | 0 | 0 | 11 |

| PITCHER | IP | WLS | BF | H | R | ER | SO | BB | IBB | HBP | BLK | WP | HR | S | P | ERA | WHIP |
|---|-----|-----|----|---|---|----|----|----|-----|-----|-----|----|----|----|----|-------|-------|
| Bronson Arroyo, R ERA: 3.19 (1, 1) | 6.0 | L | 25 | 6 | 5 | 2 | 1 | 0 | 0 | 0 | 0 | 0 | 0 | 61 | 90 | 3.00 | 1.000 |
| John Halama, L ERA: 6.56 (7, 1) | 0.1 | | 2 | 1 | 1 | 1 | 0 | 0 | 0 | 0 | 0 | 0 | 0 | 4 | 7 | 27.00 | 3.000 |
| Matt Mantei, R ERA: 2.25 (7, 1) | 0.2 | | 3 | 1 | 0 | 0 | 0 | 0 | 0 | 0 | 0 | 0 | 0 | 9 | 11 | 0.00 | 1.500 |
| Keith Foulke, R ERA: 6.95 (8, 1) | 1.0 | | 3 | 0 | 0 | 0 | 1 | 0 | 0 | 0 | 0 | 0 | 0 | 6 | 11 | 0.00 | 0.000 |

| Batter | 1 | 2 | 3 | 4 | 5 | 6 | 7 | 8 | 9 | AB R H RBI BB SO LOB | TOP | | | | | | | | | | | |
|--|--|----------------------------------|-------------------------------|----------------------------------|------------------------------|----------------------------------|-------------------------------|----------------------------------|------------------------------|----------------------------------|------------------------------|----------------------------------|------------------------------|----------------------------------|------------------------------|----------------------------------|------------------------------|----------------------------------|----------------------------------|------------------------------------|----------------------------------|--------|
| 18 Johnny Damon, L (1, 8) OBP: 0.397, SLG: 0.447 | 1-0 F8 | | 1-2 L7 | | 0-0 SF7 | | 0-0 G4-3 | | | 3 0 0 1 0 0 0 | | | | | | | | | | | | |
| Edgar Renteria, R (1, 6) OBP: 0.306, SLG: 0.357 | 0-1 34 S 1B | | 1-0 1B | | 0-0 P3 | | 2-1 1B | | | 4 0 3 0 0 0 1 | | | | | | | | | | | | |
| Ramón Vázquez, L (7, 6) OBP: 0.267, SLG: 0.279 | | | | | | | | | | 0 0 0 0 0 0 0 | | | | | | | | | | | | |
| 34 David Ortiz, L (1, 10) OBP: 0.363, SLG: 0.540 | 1-3 K 1-2 | | 1-1 L7 | | 1-0 P2 | | 0-0 G3 | | | 4 0 0 0 0 1 4 | | | | | | | | | | | | |
| Manny Ramirez, R (1, 7) OBP: 0.339, SLG: 0.503 | 0-1 F8 | | | | 3-2 F9 | | 2-0 G5-3 | | 2-1 F9 | 4 0 0 0 0 0 1 | | | | | | | | | | | | |
| Jason Varitek, S (1, 2) OBP: 0.389, SLG: 0.580 | | | | | | | | | | 2 0 1 0 1 0 0 | | | | | | | | | | | | |
| 10 Shawn Wooten, R (7, 2) | | | | | 3-1 G4-3 | | 4-0 BB 1B BB | | 1-1 G1 | 1 0 0 0 0 0 0 | | | | | | | | | | | | |
| Kevin Millar, R (1, 3) OBP: 0.342, SLG: 0.331 | | | | | 1-2 1B | | 2-0 1B | | 0-0 20 PC 2B | 4 0 3 0 0 0 1 | | | | | | | | | | | | |
| Bill Mueller, S (1, 5) OBP: 0.413, SLG: 0.394 | | | | | 1-1 F9 | | 4-2 BB | | 1-1 PO | 2 0 0 0 1 1 2 | | | | | | | | | | | | |
| 20 Kevin Youkilis, R (8, PH) OBP: 0.452, SLG: 0.429 | | | | | | | 1-2 BB | | 3-3 K | 1 0 0 0 0 1 0 | | | | | | | | | | | | |
| Jay Payton, R (1, 9) OBP: 0.259, SLG: 0.297 | | | | | 3-2 E 18 SF7 1B | | 0-1 G6-4-3 | | 0-1 G5-3 | 4 1 1 0 0 0 4 | | | | | | | | | | | | |
| Mark Bellhorn, S (1, 4) OBP: 0.344, SLG: 0.372 | | | | | 0-0 E5 1B | | 2-3 K | | 2-1 P3 | 4 0 1 0 0 1 0 | | | | | | | | | | | | |
| Inning Stats | R: 0 E: 0 K: 1 S: 8 | H: 1 LOB: 1 BB: 0 P: 10 | R: 0 E: 0 K: 1 S: 11 | H: 1 LOB: 1 BB: 0 P: 17 | R: 0 E: 0 K: 0 S: 9 | H: 1 LOB: 1 BB: 0 P: 15 | R: 0 E: 0 K: 0 S: 10 | H: 1 LOB: 1 BB: 0 P: 18 | R: 1 E: 1 K: 0 S: 7 | H: 2 LOB: 1 BB: 0 P: 11 | R: 0 E: 0 K: 0 S: 8 | H: 1 LOB: 2 BB: 2 P: 20 | R: 0 E: 0 K: 1 S: 7 | H: 1 LOB: 1 BB: 0 P: 11 | R: 0 E: 0 K: 0 S: 6 | H: 1 LOB: 0 BB: 0 P: 10 | R: 0 E: 0 K: 1 S: 9 | H: 0 LOB: 0 BB: 0 P: 14 | 1B: 8 2B: 1 3B: 0 HR: 0 | SF: 1 SAC: 0 DP: 1 HBP: 0 | WP: 0 PB: 0 SB: 1 CS: 0 | PA: 37 |
| PITCHER 39 Gustavo Chacin, L (1, 1) ERA: 3.34 | IP: 6.0 WLS: W BF: 26 H: 7 R: 1 ER: 0 SO: 2 BB: 2 IBB: 0 HBP: 0 BLK: 0 WP: 0 HR: 0 S: 53 P: 91 ERA: 0.00 WHIP: 1.500 | | | | | | | | | | | | | | | | | | | | | |
| PITCHER Pete Walker, R (7, 1) ERA: 1.42 | IP: 3.0 WLS: S BF: 10 H: 2 R: 0 ER: 0 SO: 2 BB: 0 IBB: 0 HBP: 0 BLK: 0 WP: 0 HR: 0 S: 22 P: 35 ERA: 0.00 WHIP: 0.667 | | | | | | | | | | | | | | | | | | | | | |

Boston Red Sox @ Toronto Blue Jays
Rogers Centre, Toronto, ON
 Thu May 26 2005, 7:07 PM EDT
 Att. 26,255 - Cloudy - 73 F

livebaseballscorecards.com

| | |
|-----|----|
| AB | 33 |
| R | 1 |
| H | 9 |
| RBI | 1 |
| BB | 2 |
| SO | 4 |
| LOB | 13 |



| Batter | 1 | 2 | 3 | 4 | 5 | 6 | 7 | 8 | 9 |
|---|-----------------------|---------|-----------|---------|---------------|---------------|---------------|---|---|
| 3 Reed Johnson, R OBP: 0.391, SLG: 0.515 (1, 7) | L6 | | | C X | | B F F F X | | | |
| Orlando Hudson, S OBP: 0.321, SLG: 0.381 (1, 4) | 3-H | 0-2 | | X | | | X | | |
| 15 Alex Rios, R OBP: 0.328, SLG: 0.441 (1, 9) | 1-1 | 3-3 | | | B B C C X | | 1-2 | | |
| Shea Hillenbrand, R OBP: 0.380, SLG: 0.470 (1, 5) (9, 3) | 4-2 | 1-1 | | | X | | B B C C X | | |
| Eric Hinske, L OBP: 0.360, SLG: 0.484 Frank Menechino, R OBP: 0.351, SLG: 0.277 (8, PH) (9, 5) | 1-H | 0-1 | | | B B F F X | | 3-1 | | |
| 10 Vernon Wells, R OBP: 0.281, SLG: 0.399 (1, 8) | 4-0 | | C X | | | C X | X | | |
| 9 Gregg Zaun, S OBP: 0.384, SLG: 0.476 (1, 2) | 1 SAFE 1 SAFE | 2-2 | | 1-2 | | 3-1 | 0-1 | | |
| 2 Aaron Hill, R OBP: 0.478, SLG: 0.700 (1, 10) | 4-0 | | B B X | | | 1-2 | 4-2 | | |
| 8 Russ Adams, L OBP: 0.315, SLG: 0.432 (1, 6) | 1-H 2-H 3-H | | | 1-2 | | 2-H | 1-2 | | |

| Inning Stats | R: 6 | H: 4 | E: 0 | LOB: 1 | K: 0 | S: 24 | R: 1 | H: 2 | E: 0 | LOB: 0 | K: 1 | S: 13 | R: 0 | H: 0 | E: 0 | LOB: 0 | K: 0 | S: 6 | R: 0 | H: 1 | E: 0 | LOB: 0 | K: 0 | S: 6 | R: 1 | H: 2 | E: 0 | LOB: 1 | K: 0 | S: 12 | R: 0 | H: 0 | E: 0 | LOB: 0 | K: 0 | S: 7 | R: 0 | H: 0 | E: 0 | LOB: 0 | K: 0 | S: 10 | R: 0 | H: 0 | E: 0 | LOB: 2 | K: 0 | S: 10 | 1B: 5 | SF: 1 | 2B: 2 | SAC: 0 | 3B: 1 | DP: 1 | HR: 1 | HBP: 1 |
|--------------|------|------|------|--------|------|-------|------|------|------|--------|------|-------|------|------|------|--------|------|------|------|------|------|--------|------|------|------|------|------|--------|------|-------|------|------|------|--------|------|------|------|------|------|--------|------|-------|------|------|------|--------|------|-------|-------|-------|-------|--------|-------|-------|-------|--------|
|--------------|------|------|------|--------|------|-------|------|------|------|--------|------|-------|------|------|------|--------|------|------|------|------|------|--------|------|------|------|------|------|--------|------|-------|------|------|------|--------|------|------|------|------|------|--------|------|-------|------|------|------|--------|------|-------|-------|-------|-------|--------|-------|-------|-------|--------|

| PITCHER | IP | WLS | BF | H | R | ER | SO | BB | IBB | HBP | BLK | WP | HR | S | P | ERA | WHIP |
|--|-----|-----|----|---|---|----|----|----|-----|-----|-----|----|----|----|----|-------|-------|
| Wade Miller, R ERA: 6.16 (1, 1) | 2.0 | L | 14 | 6 | 7 | 7 | 1 | 3 | 0 | 0 | 0 | 0 | 1 | 37 | 60 | 31.50 | 4.500 |
| Geremi Gonzalez, R ERA: 6.65 (3, 1) | 4.0 | | 14 | 3 | 1 | 1 | 0 | 0 | 0 | 0 | 0 | 0 | 0 | 31 | 45 | 2.25 | 0.750 |
| Alan Embree, L ERA: 4.79 (7, 1) | 1.0 | | 3 | 0 | 0 | 0 | 0 | 0 | 0 | 0 | 0 | 0 | 0 | 7 | 11 | 0.00 | 0.000 |
| Mike Myers, L ERA: 2.7 (8, 1) | 1.0 | | 5 | 0 | 0 | 0 | 0 | 1 | 0 | 1 | 0 | 0 | 0 | 10 | 18 | 0.00 | 1.000 |

BOTTOM

Boston Red Sox @ Toronto Blue Jays
Rogers Centre, Toronto, ON

Thu May 26 2005, 7:07 PM EDT
Att. 26,255 - Cloudy - 73 F

livebaseballscorecards.com

| | |
|------------|-----------|
| AB | 30 |
| R | 8 |
| H | 9 |
| RBI | 8 |
| BB | 4 |
| SO | 1 |
| LOB | 9 |

| WP | HR | S | P | ERA | WHIP |
|----|----|---|---|-----|------|
| 0 | 0 | 0 | 0 | 0 | 0 |

| Batter | 1 | 2 | 3 | 4 | 5 | 6 | 7 | 8 | 9 | AB R H RBI BB SO LOB | TOP | | | | | | | | | | | |
|--|---|----------------------------------|------------------------------|----------------------------------|------------------------------|----------------------------------|-------------------------------|----------------------------------|-------------------------------|----------------------------------|-------------------------------|----------------------------------|------------------------------|----------------------------------|-------------------------------|----------------------------------|-------------------------------|----------------------------------|----------------------------------|------------------------------------|----------------------------------|--------|
| 18 Johnny Damon, L (1, 8) OBP: 0.393, SLG: 0.440 | 1-2 E4 BB S | 2-0 G6-3 | | 3-1 F7 | | 0-0 34 1B 1B | | 0-1 P3 | | 5 0 1 1 0 0 4 | | | | | | | | | | | | |
| Edgar Renteria, R (1, 6) OBP: 0.319, SLG: 0.371 | 4-2 BB 1-2 BB | | 1-1 2B | | 1-1 FC6-4 1B | 1-0 34 1B 1B | | 2-3 K | | 4 0 3 0 1 1 1 | | | | | | | | | | | | |
| 34 David Ortiz, L (1, 10) OBP: 0.359, SLG: 0.530 | 1-0 F8 | | 0-0 F7 | | 2-1 P6 | 1-1 1B | | | 1-3 K | 5 0 1 0 0 1 4 | | | | | | | | | | | | |
| Manny Ramirez, R (1, 7) OBP: 0.335, SLG: 0.491 | 0-0 F7 | | 1-3 K | | 3-2 FC6-4 HR | | 2-2 G4-3 | | 4-0 1B BB | 4 1 0 0 1 1 4 | | | | | | | | | | | | |
| Jason Varitek, S (1, 2) OBP: 0.389, SLG: 0.592 | 4-1 1-2 2-3 BB | | 0-0 G3 | | 2-2 HR | | 1-1 G3 | | 3-3 K | 4 1 1 2 1 1 2 | | | | | | | | | | | | |
| Kevin Millar, R (1, 3) OBP: 0.344, SLG: 0.333 | 1-1 F8 | | | 0-1 F8 | 0-3 K2-3 | | 1-2 FC6 1B | | 1-2 1B | 5 0 2 0 0 1 3 | | | | | | | | | | | | |
| Bill Mueller, S (1, 5) OBP: 0.406, SLG: 0.382 | | 0-2 F7 | | 4-2 1B BB | | 0-2 G4-3 | 0-0 FC6 | | 1-3 K | 4 0 0 0 1 1 3 | | | | | | | | | | | | |
| Jay Payton, R (1, 9) OBP: 0.274, SLG: 0.325 | | 0-2 G4-3 | | 0-1 1B | | 0-0 1B 18 1B 2B | | 1-3 K | | 3 1 2 0 0 0 0 | | | | | | | | | | | | |
| Trot Nixon, L (8, PH) OBP: 0.406, SLG: 0.504 (8, 9) | | | | 1-2 1B | | | | | | 1 0 0 0 0 1 0 | | | | | | | | | | | | |
| Mark Bellhorn, S (1, 4) OBP: 0.354, SLG: 0.374 | | 4-1 18 WP BB | | 0-3 K | | 0-1 18 1B 1B | | 4-2 BB | | 2 0 1 0 2 1 2 | | | | | | | | | | | | |
| Inning Stats | R: 0 E: 1 K: 0 S: 12 | H: 0 LOB: 3 BB: 2 P: 23 | R: 0 E: 0 K: 0 S: 9 | H: 0 LOB: 1 BB: 1 P: 15 | R: 0 E: 0 K: 1 S: 8 | H: 1 LOB: 1 BB: 0 P: 10 | R: 0 E: 0 K: 1 S: 12 | H: 1 LOB: 2 BB: 1 P: 19 | R: 2 E: 0 K: 1 S: 16 | H: 2 LOB: 0 BB: 0 P: 24 | R: 1 E: 0 K: 0 S: 11 | H: 5 LOB: 2 BB: 0 P: 13 | R: 0 E: 0 K: 0 S: 9 | H: 1 LOB: 1 BB: 0 P: 13 | R: 0 E: 0 K: 2 S: 11 | H: 0 LOB: 1 BB: 1 P: 18 | R: 0 E: 0 K: 3 S: 14 | H: 1 LOB: 2 BB: 1 P: 24 | 1B: 8 2B: 2 3B: 0 HR: 1 | SF: 0 SAC: 0 DP: 0 HBP: 0 | WP: 1 PB: 0 SB: 1 CS: 0 | PA: 43 |
| PITCHER | IP WLS BF H R ER SO BB IBB HBP BLK WP HR S P ERA WHIP | | | | | | | | | | | | | | | | | | | | | |
| Randy Johnson, L (1, 1) ERA: 3.99 | 6.0 W 30 9 3 3 3 4 0 0 0 1 1 68 104 4.50 2.167 | | | | | | | | | | | | | | | | | | | | | |
| Tanyon Sturtze, R (7, 1) ERA: 3.32 | 1.0 H 4 1 0 0 0 0 0 0 0 0 0 0 9 13 0.00 1.000 | | | | | | | | | | | | | | | | | | | | | |
| Buddy Groom, L (8, 1) ERA: 5.4 | 0.2 H 3 0 0 0 1 1 0 0 0 0 0 0 8 13 0.00 1.500 | | | | | | | | | | | | | | | | | | | | | |
| Tom Gordon, R (8, 1) ERA: 3.33 | 0.2 H 3 0 0 0 2 1 0 0 0 0 0 0 6 13 0.00 1.500 | | | | | | | | | | | | | | | | | | | | | |
| 42 Mariano Rivera, R (9, 1) ERA: 1.47 | 0.2 S 3 1 0 0 2 0 0 0 0 0 0 0 11 16 0.00 1.500 | | | | | | | | | | | | | | | | | | | | | |

Boston Red Sox @ New York Yankees
 Yankee Stadium, Bronx, NY
 Fri May 27 2005, 7:05 PM EDT
 Att: 55,051 - Overcast - 70 F

livebaseballscorecards.com

| | |
|-----|----|
| AB | 37 |
| R | 3 |
| H | 11 |
| RBI | 3 |
| BB | 6 |
| SO | 8 |
| LOB | 23 |



| Batter | 1 | 2 | 3 | 4 | 5 | 6 | 7 | 8 | 9 |
|---|-----------|--------------------------|------------------------------|------------------------------|---------------------------|-------------------------|-----------------------|-------------|---|
| 2 Derek Jeter, R OBP: 0.394, SLG: 0.426 (1, 6) BTX | 1-1 F9 | | 0-1 FC3-6 1-2f | | 2-1 G4-3 3B | 0-0 1B HR 1B | | 0-1 F8 | |
| Tony Womack, L OBP: 0.315, SLG: 0.306 (1, 7) BTX | 2-0 F8 | | 1-2 K 1 SAFE 1 SAFE | | 2-2 G4-3 3-H | 3-2 1B HR 1B | | 1-1 G4-3 | |
| Gary Sheffield, R OBP: 0.411, SLG: 0.523 (1, 9) CFT | 1-2 K | | 4-1 BB 1-2 | | 4-2 BB 13 HBP BB | 0-1 HR 1-H 2-H | | 3-2 G6-3 | |
| 55 Hideki Matsui, L OBP: 0.326, SLG: 0.398 (1, 8) X | | 0-0 G1 | 0-2 P5 | | 0-0 F7 | 2-3 K | | | |
| 13 Alex Rodriguez, R OBP: 0.432, SLG: 0.659 (1, 5) BBB | | 4-1 20 BB 1B BB | | 4-1 20 BB BB | 2-2 BB HBP | 4-1 G4-6-3 BB | | | |
| Tino Martinez, L OBP: 0.359, SLG: 0.574 (1, 3) FX | | 0-1 P2 | | 1-3 K 1 SAFE 1 SAFE | 4-2 BB 1-2 2-3 | 1-1 G4-6-3 1-2f | | | |
| 20 Jorge Posada, S OBP: 0.376, SLG: 0.483 (1, 2) BBX | | 2-0 1B 1-3 | | 4-1 BB 1-2 | 1-0 F8 | | 0-0 G4-6-3 1B | | |
| Bernie Williams, S OBP: 0.309, SLG: 0.319 (1, 10) BCX | | 1-1 F8 | | 0-0 P2 | | 4-2 24 HR BB | 1-2 G4-6-3 1-2f | | |
| 24 Robinson Canó, L OBP: 0.275, SLG: 0.421 (1, 4) CFTX | | | 0-2 E4 FC3-8 | | 2-1 G4-3 | 0-0 HR 1-H | 0-3 K | | |

| Inning Stats | R: 0 | H: 0 | E: 0 | K: 1 | S: 6 | R: 0 | H: 1 | E: 0 | K: 0 | S: 7 | R: 0 | H: 0 | E: 1 | K: 1 | S: 14 | R: 0 | H: 0 | E: 0 | K: 1 | S: 9 | R: 1 | H: 1 | E: 0 | K: 0 | S: 13 | R: 5 | H: 4 | E: 0 | K: 1 | S: 15 | R: 0 | H: 1 | E: 0 | K: 1 | S: 7 | R: 0 | H: 0 | E: 0 | K: 0 | S: 7 |
|--------------|--------|-------|--------|-------|-------|--------|-------|--------|-------|-------|--------|-------|--------|-------|-------|--------|-------|--------|-------|------|--------|-------|--------|-------|-------|--------|-------|--------|-------|-------|--------|-------|--------|-------|-------|--------|-------|--------|-------|-------|
| | LOB: 0 | BB: 0 | LOB: 2 | BB: 1 | P: 10 | LOB: 2 | BB: 1 | LOB: 2 | BB: 1 | P: 14 | LOB: 2 | BB: 2 | LOB: 3 | BB: 2 | P: 28 | LOB: 0 | BB: 0 | LOB: 0 | BB: 0 | P: 8 | LOB: 0 | BB: 0 | LOB: 0 | BB: 0 | P: 11 | LOB: 0 | BB: 0 | LOB: 0 | BB: 0 | P: 11 | LOB: 0 | BB: 0 | LOB: 0 | BB: 0 | P: 11 | LOB: 0 | BB: 0 | LOB: 0 | BB: 0 | P: 11 |

| PITCHER | IP | WLS | BF | H | R | ER | SO | BB | IBB | HBP | BLK | WP | HR | S | P | ERA | WHIP |
|--|-----|-----|----|---|---|----|----|----|-----|-----|-----|----|----|----|----|-------|-------|
| 49 Tim Wakefield, R ERA: 4.48 (1, 1) | 5.0 | L | 28 | 4 | 4 | 4 | 3 | 7 | 0 | 1 | 0 | 0 | 1 | 53 | 99 | 7.20 | 2.200 |
| Alan Embree, L ERA: 5.4 (6, 1) | 1.0 | | 5 | 2 | 2 | 2 | 1 | 1 | 0 | 0 | 0 | 0 | 1 | 11 | 21 | 18.00 | 3.000 |
| Matt Mantei, R ERA: 2.12 (7, 1) | 1.0 | | 3 | 1 | 0 | 0 | 1 | 0 | 0 | 0 | 0 | 0 | 0 | 7 | 8 | 0.00 | 1.000 |
| John Halama, L ERA: 6.29 (8, 1) | 1.0 | | 3 | 0 | 0 | 0 | 0 | 0 | 0 | 0 | 0 | 0 | 0 | 7 | 11 | 0.00 | 0.000 |

BOTTOM

Boston Red Sox @ New York Yankees
Yankee Stadium, Bronx, NY

Fri May 27 2005, 7:05 PM EDT
Att. 55,051 - Overcast - 70 F

| AB | R | H | RBI | BB | SO | LOB |
|----|---|---|-----|----|----|-----|
| 5 | 2 | 2 | 0 | 0 | 0 | 1 |
| 5 | 1 | 1 | 1 | 0 | 1 | 1 |
| 3 | 1 | 1 | 3 | 2 | 1 | 0 |
| 4 | 0 | 0 | 0 | 0 | 1 | 3 |
| 0 | 0 | 0 | 0 | 3 | 0 | 0 |
| 3 | 0 | 0 | 0 | 1 | 1 | 3 |
| 3 | 0 | 2 | 0 | 1 | 0 | 3 |
| 3 | 1 | 0 | 0 | 1 | 0 | 5 |
| 4 | 1 | 1 | 2 | 0 | 1 | 2 |

| AB | 30 |
|-----|----|
| R | 6 |
| H | 7 |
| RBI | 6 |
| BB | 8 |
| SO | 5 |
| LOB | 18 |

WP: 0 PA: 39
PB: 0
SB: 1
CS: 0



| PITCHER | IP | WLS | BF | H | R | ER | SO | BB | IBB | HBP | BLK | WP | HR | S | P | ERA | WHIP |
|--|-----|-----|----|---|---|----|----|----|-----|-----|-----|----|----|----|----|-------|-------|
| 49 Tim Wakefield, R ERA: 4.48 (1, 1) | 5.0 | L | 28 | 4 | 4 | 4 | 3 | 7 | 0 | 1 | 0 | 0 | 1 | 53 | 99 | 7.20 | 2.200 |
| Alan Embree, L ERA: 5.4 (6, 1) | 1.0 | | 5 | 2 | 2 | 2 | 1 | 1 | 0 | 0 | 0 | 0 | 1 | 11 | 21 | 18.00 | 3.000 |
| Matt Mantei, R ERA: 2.12 (7, 1) | 1.0 | | 3 | 1 | 0 | 0 | 1 | 0 | 0 | 0 | 0 | 0 | 0 | 7 | 8 | 0.00 | 1.000 |
| John Halama, L ERA: 6.29 (8, 1) | 1.0 | | 3 | 0 | 0 | 0 | 0 | 0 | 0 | 0 | 0 | 0 | 0 | 7 | 11 | 0.00 | 0.000 |

| Batter | 1 | 2 | 3 | 4 | 5 | 6 | 7 | 8 | 9 | AB R H RBI BB SO LOB | TOP | | |
|---|---|--|--|--|--|--|--|--|--|--|--------------------------------|----------------|---|
| 18 Johnny Damon, L (1, 8) OBP: 0.398, SLG: 0.450 | 1-0 SH1-3 34 SF7 2B | 2-1 1B | | 3-2 G4-3 | 2-0 HR 1B | 1-1 F8 | | 0-0 34 1B FC5-4 1B | 0-1 F7 | 7 3 4 1 0 0 2 | | | |
| Edgar Renteria, R (1, 6) OBP: 0.330, SLG: 0.399 Ramón Vázquez, L (6, PH) OBP: 0.271, SLG: 0.283 (6, 6) | 0-0 SH1-3 | 0-0 1B | | 2-2 34 BB 1B | 1-0 HR | 0-3 K | | 1-1 FC5-4 34 1B 1B | 1-2 L5 | 3 2 3 5 0 0 0 3 1 1 0 0 1 2 | | | |
| 34 David Ortiz, L (1, 10) OBP: 0.366, SLG: 0.530 | 0-0 SF7 | 1-3 K | | 4-1 1B 1B | 4-2 HR BB | | 0-0 HR 1B | 0-0 FC5-4 1B | 0-1 F7 | 4 3 2 1 2 1 3 | | | |
| Manny Ramirez, R (1, 7) OBP: 0.348, SLG: 0.503 Jay Payton, R (6, 7) OBP: 0.279, SLG: 0.367 | 0-0 1B | | | 1-0 G1-6-3 1B | 2-2 HR 1B | | 0-0 HR 1B | 0-0 FC5-4 HBP 1B | | 4 1 4 1 0 0 0 2 2 1 3 0 0 2 | | | |
| Trot Nixon, L (1, 9) OBP: 0.410, SLG: 0.526 | 3-2 G4-3 | | | 2-2 1B | 0-0 HR | | 0-1 G4-3 | 3-2 1B HBP 1B | | 6 1 3 5 0 0 2 | | | |
| Jason Varitek, S (1, 2) OBP: 0.389, SLG: 0.586 Kelly Shoppach, R (7, 2) | | | | 1-2 K | 1-1 P5 | | 0-2 G4-3 | 1-1 1B HBP | | 5 1 2 0 0 1 2 0 0 0 0 0 0 0 | | | |
| John Olerud, L (1, 3) OBP: 0.500, SLG: 0.500 | | | | 1-2 FC4-6 1B | 3-2 G1-6-3 | | 0-1 1B | 1-1 1B HBP | | 6 0 3 1 0 0 2 | | | |
| Bill Mueller, S (1, 5) OBP: 0.409, SLG: 0.385 20 Kevin Youkilis, R (6, PR) OBP: 0.432, SLG: 0.405 (6, 5) | | | | 0-3 K | 0-1 G3 | | 1-1 G2-3 | 2-0 F8 | | 4 1 2 0 0 1 4 2 0 0 0 0 0 4 | | | |
| Mark Bellhorn, S (1, 4) OBP: 0.353, SLG: 0.372 | | | | 1-2 FC4-6 18 1B 1B | 1-0 F8 | | 2-3 K | 1-2 F7 | 2-0 1B | 6 2 2 0 0 1 3 | | | |
| Inning Stats | R: 1 H: 2 E: 0 LOB: 1 K: 0 BB: 0 S: 9 P: 13 | R: 2 H: 4 E: 0 LOB: 2 K: 2 BB: 0 P: 28 | R: 0 H: 2 E: 0 LOB: 2 K: 0 BB: 0 P: 21 | R: 2 H: 3 E: 0 LOB: 2 K: 1 BB: 1 P: 30 | R: 7 H: 6 E: 0 LOB: 0 K: 0 BB: 1 P: 29 | R: 0 H: 1 E: 0 LOB: 1 K: 2 BB: 0 P: 13 | R: 2 H: 3 E: 0 LOB: 1 K: 0 BB: 0 P: 12 | R: 3 H: 5 E: 0 LOB: 3 K: 0 BB: 0 P: 25 | R: 0 H: 1 E: 0 LOB: 1 K: 0 BB: 0 P: 12 | 1B: 23 SF: 1 2B: 1 SAC: 1 3B: 0 DP: 0 HR: 3 HBP: 1 | WP: 0 PA: 57 PB: 0 SB: 0 CS: 0 | | |
| PITCHER | IP WLS BF H R ER SO BB IBB HBP BLK WP HR S P ERA WHIP | | | | | | | | | | | PITCHER | IP WLS BF H R ER SO BB IBB HBP BLK WP HR S P ERA WHIP |
| Carl Pavano, R (1, 1) ERA: 4.18 | 3.2 L 23 11 5 5 2 1 0 0 0 0 0 0 57 88 12.27 3.273 | | | | | | | | | | | | |
| Mike Stanton, L (4, 1) ERA: 7.36 | 0.2 5 3 3 3 1 0 0 0 0 0 0 9 12 40.50 4.500 | | | | | | | | | | | | |
| Paul Quantrill, R (5, 1) ERA: 6.53 | 2.2 16 7 6 6 2 1 0 0 0 0 3 32 46 20.25 3.000 | | | | | | | | | | | | |
| Buddy Groom, L (8, 1) ERA: 6.59 | 2.0 13 6 3 3 0 0 0 0 1 0 0 0 25 37 13.50 3.000 | | | | | | | | | | | | |

Boston Red Sox @ New York Yankees
 Yankee Stadium, Bronx, NY
 Sat May 28 2005, 1:20 PM EDT
 Att: 55,315 - Partly Cloudy - 77 F

livebaseballscorecards.com

| | |
|------------|----|
| AB | 52 |
| R | 17 |
| H | 27 |
| RBI | 17 |
| BB | 2 |
| SO | 5 |
| LOB | 26 |



| Batter | 1 | 2 | 3 | 4 | 5 | 6 | 7 | 8 | 9 | AB | R | H | RBI | BB | SO | LOB |
|--|----------|--------------------|-----------------------|------------------------------|--------------------|----------------------|------------------------------|---------------|-------------|----|---|---|-----|----|----|-----|
| 2 Derek Jeter, R OBP: 0.395, SLG: 0.424 Rey Sanchez, R OBP: 0.364, SLG: 0.355 (1, 6) (5, PH) (6, 6) | 1-3 K | | H 1-0 FC6-4 HBP | | 2-1 G1-3 | 3-2 G4-3 | | X 0-0 G6-3 | | 1 | 0 | 0 | 0 | 0 | 1 | 0 |
| Tony Womack, L OBP: 0.317, SLG: 0.309 (1, 7) | 3-3 K | | 1-2 FC6-4 1-2f | | 1-1 1B 1B | | 1-1 G3 1B | | 0-1 P5 | 5 | 1 | 2 | 0 | 0 | 1 | 1 |
| Gary Sheffield, R OBP: 0.412, SLG: 0.520 Ruben Sierra, S OBP: 0.265, SLG: 0.563 (1, 9) (5, PH) (6, 9) | 1-3 K | | 4-1 1-2 BB | | 2-0 F7 | | 3-2 G3 1-2 | | 1-2 G4-3 | 1 | 0 | 0 | 0 | 1 | 1 | 0 |
| 55 Hideki Matsui, L OBP: 0.323, SLG: 0.394 Bernie Williams, S OBP: 0.316, SLG: 0.326 (1, 8) (5, PH) (6, 8) | | 3-2 F8 | 0-3 K | | 1-0 13 BB 1B | | 3-1 1B DI 1B 2-H | | 3-2 F8 | 2 | 0 | 0 | 0 | 0 | 1 | 2 |
| 13 Alex Rodriguez, R OBP: 0.440, SLG: 0.669 Russ Johnson, R OBP: 0.400, SLG: 0.250 (1, 5) (6, 5) | | 0-0 G3-1 2B | | 0-2 25 FC3-6 WP 1B | 4-0 1-2 BB | | 0-1 1-3 1B | | 0-1 F8 | 2 | 0 | 2 | 0 | 1 | 0 | 0 |
| Tino Martinez, L OBP: 0.357, SLG: 0.561 (1, 3) | | 0-0 G3-1 2-3 | | 4-0 1-2 25 FC3-6 BB | 3-2 G3-1 | | 0-0 F8 | | | 3 | 0 | 0 | 0 | 1 | 0 | 6 |
| 25 Jason Giambi, L OBP: 0.377, SLG: 0.347 (1, 10) | | 4-0 BB | | 0-1 FC3-6 1-2f 2-3 | | 1-1 24 G4-3 1B | | 0-2 K | | 3 | 0 | 1 | 0 | 1 | 1 | 4 |
| John Flaherty, R OBP: 0.263, SLG: 0.278 (1, 2) | | 0-1 F9 | | 3-3 K | | 1-3 K | | 1-2 G5-3 | | 4 | 0 | 0 | 0 | 0 | 2 | 5 |
| 24 Robinson Canó, L OBP: 0.262, SLG: 0.400 (1, 4) | | | 0-3 K | | 0-0 F9 | | 1-0 G4-3 1-2 | | 0-1 F8 | 4 | 0 | 0 | 0 | 0 | 1 | 3 |

| Inning Stats | R: 0 | H: 0 | E: 0 | K: 3 | S: 11 | H: 0 | LOB: 0 | BB: 0 | P: 16 | R: 0 | H: 1 | E: 0 | K: 2 | S: 10 | H: 0 | LOB: 2 | BB: 1 | P: 18 | R: 0 | H: 1 | E: 1 | K: 1 | S: 9 | H: 2 | LOB: 3 | BB: 1 | P: 22 | R: 0 | H: 1 | E: 0 | K: 1 | S: 11 | R: 1 | H: 3 | E: 0 | K: 1 | S: 14 | R: 0 | H: 0 | E: 0 | K: 0 | S: 6 | R: 0 | H: 0 | E: 0 | K: 0 | S: 8 | 1B: 7 | SF: 0 | 2B: 1 | 3B: 0 | HR: 0 | SAC: 0 | DP: 0 | HBP: 1 |
|--------------|------|------|------|------|-------|------|--------|-------|-------|------|------|------|------|-------|------|--------|-------|-------|------|------|------|------|------|------|--------|-------|-------|------|------|------|------|-------|------|------|------|------|-------|------|------|------|------|------|------|------|------|------|------|-------|-------|-------|-------|-------|--------|-------|--------|
|--------------|------|------|------|------|-------|------|--------|-------|-------|------|------|------|------|-------|------|--------|-------|-------|------|------|------|------|------|------|--------|-------|-------|------|------|------|------|-------|------|------|------|------|-------|------|------|------|------|------|------|------|------|------|------|-------|-------|-------|-------|-------|--------|-------|--------|

| PITCHER | IP | WLS | BF | H | R | ER | SO | BB | IBB | HBP | BLK | WP | HR | S | P | ERA | WHIP |
|---|-----|-----|----|---|---|----|----|----|-----|-----|-----|----|----|----|-----|------|-------|
| 30 Matt Clement, R ERA: 3.06 (1, 1) | 6.0 | W | 28 | 5 | 0 | 0 | 7 | 4 | 0 | 1 | 0 | 1 | 0 | 61 | 105 | 0.00 | 1.500 |
| 50 Mike Timlin, R ERA: 1.52 (7, 1) | 1.0 | | 6 | 3 | 1 | 1 | 1 | 0 | 0 | 0 | 0 | 0 | 0 | 14 | 21 | 9.00 | 3.000 |
| Mike Myers, L ERA: 2.35 (8, 1) | 1.0 | | 3 | 0 | 0 | 0 | 0 | 0 | 0 | 0 | 0 | 0 | 0 | 6 | 7 | 0.00 | 0.000 |
| Keith Foulke, R ERA: 6.65 (9, 1) | 1.0 | | 3 | 0 | 0 | 0 | 0 | 0 | 0 | 0 | 0 | 0 | 0 | 8 | 12 | 0.00 | 0.000 |

BOTTOM

Boston Red Sox @ New York Yankees
 Yankee Stadium, Bronx, NY

Sat May 28 2005, 1:20 PM EDT
 Att. 55,315 - Partly Cloudy - 77 F

livebaseballscorecards.com

| | |
|-----|----|
| AB | 35 |
| R | 1 |
| H | 8 |
| RBI | 1 |
| BB | 4 |
| SO | 8 |
| LOB | 24 |



| WP | PA | ERA | WHIP |
|----|----|-----|------|
| 1 | 40 | | |
| 0 | | | |
| 1 | | | |
| 0 | | | |

| Batter | 1 | 2 | 3 | 4 | 5 | 6 | 7 | 8 | 9 | AB R H RBI BB SO LOB | TOP | | |
|---|---|---|---|---|--|---|---|---|--|---|---|----------------|---|
| 18 Johnny Damon, L (1, 8) OBP: 0.398, SLG: 0.449 | 1-3 K | 1-2 G6-4-3 | | 1-0 F8 | | 1-1 G1-4-3 1B | | 0-0 34 1B 1B | | 5 1 2 0 0 1 2 | | | |
| Edgar Renteria, R (1, 6) OBP: 0.342, SLG: 0.426 | 3-2 34 HR 1B | | 1-2 HR | 2-0 34 1B 1B | | 1-1 G1-4-3 1-2f | | 1-0 34 1B 1B | | 5 3 4 1 0 0 1 | | | |
| 34 David Ortiz, L (1, 10) OBP: 0.376, SLG: 0.568 | 3-2 HR | | 0-0 HR | 1-1 1B 1B | | 1-1 P6 | | 2-2 FC5-4 1B | | 5 2 4 4 0 0 0 | | | |
| Manny Ramirez, R (1, 7) OBP: 0.354, SLG: 0.506 | 3-2 1B | | 2-1 2B 1B | 1-0 BB 1B | | | 2-3 K | 0-0 FC5-4 | | 5 1 3 1 0 1 2 | | | |
| Trot Nixon, L (1, 9) OBP: 0.416, SLG: 0.529 | 0-0 L8 | | 1-2 1-H 2B | 4-1 1-2 BB | | | 0-0 G4-3 | 1-1 G4-6-3 HBP | | 3 0 1 1 1 0 1 | | | |
| Kevin Miller, R (1, 3) John Olerud, L (7, 3) OBP: 0.337, SLG: 0.325 OBP: 0.429, SLG: 0.429 | 3-2 P4 | | 2-1 G6-3 | 1-3 K | | | 1-2 E5 | 3-2 K | | 4 0 0 0 0 1 5 1 0 0 0 0 1 1 | | | |
| Bill Mueller, S (1, 5) OBP: 0.402, SLG: 0.374 | | | 2-2 F7 | | 1-1 G3 | | 3-2 F8 | 0-2 G4-6-3 | | 4 0 0 0 1 0 3 | | | |
| Kelly Shoppach, R (1, 2) | | | 2-3 K | 1-0 G6-3 | | 2-2 G5-3 | | 2-2 G3 | | 4 0 0 0 0 1 2 | | | |
| Mark Bellhorn, S (1, 4) OBP: 0.351, SLG: 0.365 | | | 4-2 18 G6-4-3 BB | | 2-1 F7 | | 2-1 G4-3 | 1-0 G4-3 | | 3 0 0 0 1 0 0 | | | |
| Inning Stats | R: 2 H: 3 E: 0 LOB: 1 K: 1 BB: 0 S: 22 P: 35 | R: 0 H: 0 E: 0 LOB: 1 K: 1 BB: 2 S: 12 P: 23 | R: 3 H: 4 E: 0 LOB: 1 K: 1 BB: 1 S: 16 P: 25 | R: 1 H: 3 E: 0 LOB: 3 K: 1 BB: 1 S: 11 P: 22 | R: 0 H: 0 E: 0 LOB: 0 K: 0 BB: 0 S: 7 P: 12 | R: 0 H: 1 E: 0 LOB: 0 K: 0 BB: 0 S: 6 P: 9 | R: 0 H: 0 E: 1 LOB: 1 K: 1 BB: 0 S: 14 P: 20 | R: 1 H: 3 E: 0 LOB: 2 K: 0 BB: 0 S: 12 P: 18 | R: 0 H: 0 E: 0 LOB: 0 K: 1 BB: 0 S: 8 P: 12 | 1B: 10 SF: 0 2B: 1 SAC: 0 3B: 0 DP: 3 HR: 3 HBP: 1 | WP: 0 PA: 43 PB: 0 SB: 0 CS: 0 | | |
| PITCHER | IP WLS BF H R ER SO BB IBB HBP BLK WP HR S P ERA WHIP | | | | | | | | | | | PITCHER | IP WLS BF H R ER SO BB IBB HBP BLK WP HR S P ERA WHIP |
| 35 Mike Mussina, R (1, 1) ERA: 3.9 | 3.0 L 17 7 5 5 2 2 0 0 0 0 0 3 50 83 15.00 3.000 | | | | | | | | | | | | |
| 40 Chien-Ming Wang, R (4, 1) ERA: 4.06 | 4.2 21 6 2 2 2 1 0 0 0 0 0 0 44 73 3.86 1.500 | | | | | | | | | | | | |
| Mike Stanton, L (8, 1) ERA: 7.36 | 0.0 1 1 0 0 0 0 0 0 0 0 0 0 5 7 ∞ ∞ | | | | | | | | | | | | |
| Tanyon Sturtze, R (8, 1) ERA: 3.13 | 1.1 4 0 0 0 0 1 0 0 1 0 0 0 9 13 0.00 0.000 | | | | | | | | | | | | |

Boston Red Sox @ New York Yankees
 Yankee Stadium, Bronx, NY
 Sun May 29 2005, 8:05 PM EDT
 Att. 55,235 - Party Cloudy - 70 F

livebaseballscorecards.com

AB 39
R 7
H 14
RBI 7
BB 3
SO 5
LOB 17



| Batter | 1 | 2 | 3 | 4 | 5 | 6 | 7 | 8 | 9 | AB | R | H | RBI | BB | SO | LOB | BOTTOM | | | |
|--|---|---|------------------------------|---------------------------------|------------------------------|---------------------------------|------------------------------|---------------------------------|-------------------------------|----------------------------------|------------------------------|----------------------------------|------------------------------|---------------------------------|------------------------------|---------------------------------|---|----------------------------------|--|------------------------------------|
| 2 Derek Jeter, R OBP: 0.392, SLG: 0.436 (1, 6) | 2-2 HR | | 2-2 E1 G6-4-3 | | | 0-1 G5-3 | | 0-0 G4-3 | | 4 | 1 | 1 | 1 | 0 | 0 | 0 | Boston Red Sox @ New York Yankees Yankee Stadium, Bronx, NY Sun May 29 2005, 8:05 PM EDT Att. 55,235 - Partly Cloudy - 70 F livebaseballscorecards.com AB 32 R 2 H 6 RBI 2 BB 0 SO 2 LOB 7 | | | |
| Tony Womack, L OBP: 0.313, SLG: 0.304 (1, 7) Ruben Sierra, S OBP: 0.257, SLG: 0.545 (9, PH) | 0-2 F8 | | 0-1 G6-4-3 1-2f | | | 2-3 K | | 2-2 G5-3 | | 3 | 0 | 0 | 0 | 0 | 1 | 1 | | | WP: 0 PA: 32 PB: 0 SB: 0 CS: 0 | |
| Gary Sheffield, R OBP: 0.419, SLG: 0.541 (1, 9) | 0-0 HR | | | 0-3 K | | 1-1 1B | | 2-1 1B | | 4 | 1 | 3 | 1 | 0 | 1 | 0 | | | | |
| 13 Alex Rodriguez, R OBP: 0.436, SLG: 0.659 (1, 5) | 3-2 1B 20 G6-4-3 | | | 0-2 P3 | | 1-0 G5-3 | | 0-1 F8 | | 4 | 0 | 1 | 0 | 0 | 0 | 2 | | | | |
| 20 Jorge Posada, S OBP: 0.367, SLG: 0.471 (1, 2) | 0-2 G6-4-3 1-2f | | | 0-0 G1-3 | | | 2-0 L4 | | 2-0 F7 | 4 | 0 | 0 | 0 | 0 | 0 | 2 | | | | |
| 55 Hideki Matsui, L OBP: 0.318, SLG: 0.388 (1, 10) | | 0-0 F8 | | | 0-2 F8 | | 0-2 F7 | | | 3 | 0 | 0 | 0 | 0 | 0 | 0 | | | | |
| Bernie Williams, S OBP: 0.316, SLG: 0.333 (1, 8) | | 0-0 L8 | | | 3-2 2B | | 0-0 G5-3 | | | 3 | 0 | 1 | 0 | 0 | 0 | 0 | | | | |
| Russ Johnson, R OBP: 0.250, SLG: 0.143 (1, 3) | | 1-0 F9 | | | 0-0 L9 | | | 2-2 L4 | | 3 | 0 | 0 | 0 | 0 | 0 | 1 | | | | |
| Rey Sanchez, R OBP: 0.333, SLG: 0.324 (1, 4) | | | 0-0 L4 | | 3-2 G6-3 | | | 1-0 F9 | | 3 | 0 | 0 | 0 | 0 | 0 | 1 | | | | |
| Inning Stats | R: 2 E: 0 K: 0 S: 16 | H: 3 LOB: 0 BB: 0 P: 21 | R: 0 E: 0 K: 0 S: 3 | H: 0 LOB: 0 BB: 0 P: 4 | R: 0 E: 1 K: 0 S: 6 | H: 0 LOB: 0 BB: 0 P: 8 | R: 0 E: 0 K: 1 S: 7 | H: 0 LOB: 0 BB: 0 P: 7 | R: 0 E: 0 K: 0 S: 11 | H: 1 LOB: 1 BB: 0 P: 17 | R: 0 E: 0 K: 1 S: 8 | H: 1 LOB: 1 BB: 0 P: 12 | R: 0 E: 0 K: 0 S: 6 | H: 0 LOB: 0 BB: 0 P: 8 | R: 0 E: 0 K: 0 S: 6 | H: 0 LOB: 0 BB: 0 P: 9 | R: 0 E: 0 K: 0 S: 8 | H: 1 LOB: 1 BB: 0 P: 14 | 1B: 3 2B: 1 3B: 0 HR: 2 | SF: 0 SAC: 0 DP: 2 HBP: 0 |
| PITCHER | IP WLS BF H R ER SO BB IBB HBP BLK WP HR S P ERA WHIP | IP WLS BF H R ER SO BB IBB HBP BLK WP HR S P ERA WHIP | | | | | | | | | | | | | | | | | | |
| David Wells, L ERA: 5.96 (1, 1) | 8.1 W 30 6 2 2 2 0 0 0 0 0 2 68 2.16 0.720 | | | | | | | | | | | | | | | | | | | |
| Keith Foulke, R ERA: 6.46 (9, 1) | 0.2 W 2 0 0 0 0 0 0 0 0 0 0 3 5 0.00 0.000 | | | | | | | | | | | | | | | | | | | |

| Batter | 1 | 2 | 3 | 4 | 5 | 6 | 7 | 8 | 9 | AB R H RBI BB SO LOB |
|---|-------------------------------------|------------------------------|--------------------------------|-------------|-----------------------|----------------------|---------------------------|-----------------------|-------------|----------------------|
| 1 Brian Roberts, S OBP: 0.452, SLG: 0.650 (1, 4) | 2-1 SH1-3 6 10 1B 2B | 0-0 G3-1 | 0-3 K | | | 1-2 FC6-4 1-2f | | 1-0 FC4-6 1-2f | | 5 1 1 0 0 1 4 |
| 6 Melvin Mora, R OBP: 0.350, SLG: 0.510 (1, 5) | 0-1 SH1-3 2-3 | 3-2 1B 2-H 3-H | | 2-1 G6-3 | | 3-3 K | | 1-1 10 1B 1B | | 4 0 2 1 0 1 1 |
| 10 Miguel Tejada, R OBP: 0.364, SLG: 0.595 (1, 6) | 0-0 1B 1B 3-H | | 2-1 1B 3B | 0-1 G4-3 | | 1-1 G2-3 | | 1-2 1B 1-3 | | 5 1 3 1 0 0 0 |
| Sammy Sosa, R OBP: 0.310, SLG: 0.405 (1, 9) | 1-0 1B 1B 1-2 | | 3-3 K | 3-2 G6-3 | | 3-3 K | | 3-1 F8 | | 5 0 1 0 0 2 2 |
| Rafael Palmeiro, L OBP: 0.363, SLG: 0.453 (1, 3) | 0-0 P5 | | 0-1 2B HR 1B 3-H | | 2-2 G1-6-3 HBP | | 0-1 G3 | | 1-2 G6-3 | 4 1 1 1 0 0 3 |
| B.J. Surhoff, L OBP: 0.306, SLG: 0.448 (1, 7) | 0-1 1B 1-2 2-H | | 2-0 HR 2B 1-3 | | 1-2 G1-6-3 1-2f | | 0-0 G6-3 | | | 4 1 2 0 0 0 1 |
| 31 Jay Gibbons, L OBP: 0.320, SLG: 0.538 (1, 10) | | 2-2 G3-1 6 1B 2B | 4-0 HR IBB | | 2-2 G4-3 | | 0-0 1B 2B | | | 3 3 2 0 1 0 0 |
| Sal Fasano, R OBP: 0.300, SLG: 0.556 (1, 2) | | 1-3 K | 1-3 K | | | 4-2 FC6-4 BB | | 0-0 F9 | | 3 0 0 0 1 2 5 |
| David Newhan, L OBP: 0.239, SLG: 0.371 (1, 8) | | 4-1 1B BB G3-1 | 3-2 HR 1-H 2-H 3-H | | 2-2 P6 | | 1-0 FC4-6 1B 2-H | | | 3 1 2 5 1 0 1 |

| Inning Stats | R: 1 E: 0 K: 0 S: 9 | H: 4 LOB: 2 BB: 0 P: 12 | R: 1 E: 0 K: 1 S: 12 | H: 2 LOB: 2 BB: 1 P: 22 | R: 5 E: 0 K: 3 S: 17 | H: 4 LOB: 0 BB: 1 P: 32 | R: 0 E: 0 K: 0 S: 8 | H: 0 LOB: 0 BB: 0 P: 13 | R: 0 E: 0 K: 0 S: 9 | H: 0 LOB: 0 BB: 0 P: 14 | R: 0 E: 0 K: 1 S: 13 | H: 0 LOB: 1 BB: 1 P: 23 | R: 0 E: 0 K: 1 S: 7 | H: 0 LOB: 0 BB: 0 P: 11 | R: 1 E: 0 K: 0 S: 5 | H: 2 LOB: 1 BB: 0 P: 7 | R: 0 E: 0 K: 0 S: 12 | H: 2 LOB: 1 BB: 0 P: 18 | 1B: 8 2B: 4 3B: 1 HR: 1 | SF: 0 SAC: 1 DP: 1 HBP: 1 | WP: 0 PB: 0 SB: 0 CS: 0 | PA: 41 |
|--------------|------------------------------|----------------------------------|-------------------------------|----------------------------------|-------------------------------|----------------------------------|------------------------------|----------------------------------|------------------------------|----------------------------------|-------------------------------|----------------------------------|------------------------------|----------------------------------|------------------------------|---------------------------------|-------------------------------|----------------------------------|----------------------------------|------------------------------------|----------------------------------|--------|
|--------------|------------------------------|----------------------------------|-------------------------------|----------------------------------|-------------------------------|----------------------------------|------------------------------|----------------------------------|------------------------------|----------------------------------|-------------------------------|----------------------------------|------------------------------|----------------------------------|------------------------------|---------------------------------|-------------------------------|----------------------------------|----------------------------------|------------------------------------|----------------------------------|--------|

| PITCHER | IP | WLS | BF | H | R | ER | SO | BB | IBB | HBP | BLK | WP | HR | S | P | ERA | WHIP |
|--|-----|-----|----|----|---|----|----|----|-----|-----|-----|----|----|----|----|-------|-------|
| Bronson Arroyo, R ERA: 4.06 (1, 1) | 2.2 | L | 18 | 10 | 7 | 7 | 3 | 1 | 1 | 0 | 0 | 0 | 1 | 35 | 63 | 23.62 | 4.125 |
| John Halama, L ERA: 5.34 (3, 1) | 4.1 | | 14 | 0 | 0 | 0 | 3 | 1 | 0 | 1 | 0 | 0 | 0 | 40 | 64 | 0.00 | 0.231 |
| Alan Embree, L ERA: 5.56 (8, 1) | 1.0 | | 5 | 2 | 1 | 1 | 0 | 0 | 0 | 0 | 0 | 0 | 0 | 5 | 7 | 9.00 | 2.000 |
| Mike Myers, L ERA: 2.08 (9, 1) | 1.0 | | 4 | 2 | 0 | 0 | 0 | 0 | 0 | 0 | 0 | 0 | 0 | 12 | 18 | 0.00 | 2.000 |


TOP


Baltimore Orioles @ Boston Red Sox

Fenway Park, Boston, MA

Mon May 30 2005, 7:05 PM EDT
Att. 35,483 - Cloudy - 63 F

| | |
|-----|----|
| AB | 36 |
| R | 8 |
| H | 14 |
| RBI | 8 |
| BB | 3 |
| SO | 6 |
| LOB | 17 |



| Batter | 1 | 2 | 3 | 4 | 5 | 6 | 7 | 8 | 9 | AB R H RBI BB SO LOB | BOTTOM | |
|--|---|--|--|--|---|---|--|---|--|--|--|---|
| 18 Johnny Damon, L (1, 8) <small>OBP: 0.406, SLG: 0.459</small> Jay Payton, R (7, 8) <small>OBP: 0.276, SLG: 0.363</small> | | | | | | | | | | 2 0 2 0 1 0 0 1 1 0 0 0 0 0 | <p>Baltimore Orioles @ Boston Red Sox</p> <p>Fenway Park, Boston, MA</p> <p>Mon May 30 2005, 7:05 PM EDT Att: 35,483 - Cloudy - 63 F</p> | |
| Edgar Renteria, R (1, 6) <small>OBP: 0.335, SLG: 0.417</small> | | | | | | | | | | 4 0 0 0 0 0 4 | | <p>livebaseballscorecards.com</p> <p>AB 34 R 1 H 6 RBI 1 BB 2 SO 5 LOB 14</p>  |
| 34 David Ortiz, L (1, 10) <small>OBP: 0.374, SLG: 0.560</small> | | | | | | | | | | 3 0 0 0 1 1 2 | | |
| Manny Ramirez, R (1, 7) <small>OBP: 0.352, SLG: 0.500</small> | | | | | | | | | | 4 0 1 1 0 2 2 | | |
| Trot Nixon, L (1, 9) <small>OBP: 0.412, SLG: 0.521</small> | | | | | | | | | | 4 0 1 0 0 1 0 | | |
| Jason Varitek, S (1, 2) 20 Kevin Youkilis, R (8, 4) <small>OBP: 0.382, SLG: 0.574</small> <small>OBP: 0.422, SLG: 0.395</small> | | | | | | | | | | 3 0 0 0 0 1 0 1 0 0 0 0 0 3 | | |
| John Olerud, L (1, 3) <small>OBP: 0.455, SLG: 0.545</small> | | | | | | | | | | 4 0 2 0 0 0 0 | | |
| Bill Mueller, S (1, 5) <small>OBP: 0.395, SLG: 0.366</small> Kelly Shoppach, R (8, 2) | | | | | | | | | | 3 0 0 0 0 0 2 1 0 0 0 0 0 0 | | |
| Ramón Vázquez, L (1, 4) <small>OBP: 0.250, SLG: 0.260</small> | | | | | | | | | | 4 0 0 0 0 0 1 | | |
| Inning Stats | R: 0 H: 1 E: 0 LOB: 1 K: 2 BB: 0 S: 11 P: 19 | R: 0 H: 0 E: 0 LOB: 0 K: 0 BB: 0 S: 8 P: 10 | R: 0 H: 1 E: 0 LOB: 1 K: 0 BB: 0 S: 8 P: 12 | R: 0 H: 0 E: 0 LOB: 0 K: 1 BB: 0 S: 8 P: 12 | R: 0 H: 1 E: 0 LOB: 1 K: 1 BB: 0 S: 11 P: 12 | R: 0 H: 0 E: 0 LOB: 1 K: 1 BB: 1 S: 11 P: 22 | R: 0 H: 1 E: 0 LOB: 1 K: 0 BB: 0 S: 7 P: 14 | R: 1 H: 2 E: 1 LOB: 3 K: 0 BB: 1 S: 14 P: 23 | R: 0 H: 0 E: 0 LOB: 0 K: 0 BB: 0 S: 9 P: 12 | 1B: 4 SF: 0 2B: 2 SAC: 0 3B: 0 DP: 0 HR: 0 HBP: 0 | WP: 0 PA: 36 PB: 0 SB: 1 CS: 0 | |
| PITCHER | IP WLS BF H R ER SO BB IBB HBP BLK WP HR S P ERA WHIP | Rodrigo Lopez, R (1, 1) <small>ERA: 3.91</small> | | | | | | | | | | |
| | IP WLS BF H R ER SO BB IBB HBP BLK WP HR S P ERA WHIP | Steve Kline, L (9, 1) <small>ERA: 5.3</small> | | | | | | | | | | |

| Batter | 1 | 2 | 3 | 4 | 5 | 6 | 7 | 8 | 9 | AB R H RBI BB SO LOB | TOP | | | | | | | | | | | | | |
|--|---|----------------------------------|------------------------------|----------------------------------|-------------------------------|----------------------------------|------------------------------|----------------------------------|-------------------------------|----------------------------------|------------------------------|----------------------------------|-------------------------------|----------------------------------|------------------------------|---------------------------------|------------------------------|---------------------------------|------------------------------|---------------------------------|----------------------------------|------------------------------------|----------------------------------|--------|
| 1 Brian Roberts, S OBP: 0.449, SLG: 0.642 (1, 4) | 0-2 10 CS 1B | | 1-2 G4-3 | | 2-0 G1-3 | | | 1-3 K | | 4 0 1 0 0 1 2 | | | | | | | | | | | | | | |
| 6 Melvin Mora, R OBP: 0.344, SLG: 0.500 (1, 5) | 0-0 F8 | | 2-2 G5-3 | | | 2-2 F9 | | 0-1 F7 | | 4 0 0 0 0 0 2 | | | | | | | | | | | | | | |
| 10 Miguel Tejada, R OBP: 0.362, SLG: 0.587 (1, 6) | 3-3 K | | | 4-0 L3-6 WP BB | | 1-2 G1-3 | | 1-1 G1-3 | | 3 0 0 0 1 1 1 | | | | | | | | | | | | | | |
| Sammy Sosa, R OBP: 0.309, SLG: 0.396 (1, 9) | | 1-0 F8 | | 4-2 1-2 BB | | 0-1 G5-3 | | | 0-1 P2 | 3 0 0 0 1 0 0 | | | | | | | | | | | | | | |
| Rafael Palmeiro, L OBP: 0.360, SLG: 0.448 (1, 3) | | 3-2 P6 | | 2-2 F9 | | 2-2 31 F9 1B 1B | | 0-1 G1-3 | | 4 0 1 0 0 0 2 | | | | | | | | | | | | | | |
| B.J. Surhoff, L OBP: 0.304, SLG: 0.440 (1, 7) | | 2-1 F7 | | 2-0 L3-6 2-2 | | 0-2 1-2 1B | | 2-1 G1-3 | | 4 0 1 0 0 0 2 | | | | | | | | | | | | | | |
| 31 Jay Gibbons, L OBP: 0.320, SLG: 0.547 (1, 10) | | | 1-1 2B 3B | | 0-0 L9 | | 1-0 F9 2-3 | | | 3 1 1 0 0 0 2 | | | | | | | | | | | | | | |
| Sal Fasano, R OBP: 0.304, SLG: 0.571 (1, 2) | | | 0-1 G3 2B | | 3-3 K | | 1-2 L8 | | | 3 0 1 1 0 1 2 | | | | | | | | | | | | | | |
| David Newhan, L OBP: 0.243, SLG: 0.359 (1, 8) | | | 0-0 G3 | | 4-2 BB | | 2-3 K | | | 2 0 0 0 1 1 3 | | | | | | | | | | | | | | |
| Inning Stats | R: 0 E: 0 K: 1 S: 9 | H: 1 LOB: 0 BB: 0 P: 12 | R: 0 E: 0 K: 0 S: 7 | H: 0 LOB: 0 BB: 0 P: 13 | R: 1 E: 0 K: 0 S: 11 | H: 2 LOB: 1 BB: 0 P: 15 | R: 0 E: 0 K: 0 S: 6 | H: 0 LOB: 1 BB: 2 P: 18 | R: 0 E: 0 K: 1 S: 10 | H: 0 LOB: 1 BB: 1 P: 19 | R: 0 E: 0 K: 0 S: 9 | H: 0 LOB: 0 BB: 0 P: 12 | R: 0 E: 0 K: 1 S: 13 | H: 2 LOB: 2 BB: 0 P: 19 | R: 0 E: 0 K: 1 S: 7 | H: 0 LOB: 0 BB: 0 P: 9 | R: 0 E: 0 K: 0 S: 6 | H: 0 LOB: 0 BB: 0 P: 8 | R: 0 E: 0 K: 0 S: 6 | H: 0 LOB: 0 BB: 0 P: 8 | 1B: 3 2B: 2 3B: 1 HR: 0 | SF: 0 SAC: 0 DP: 1 HBP: 0 | WP: 1 PB: 0 SB: 0 CS: 1 | PA: 33 |
| PITCHER | IP WLS BF H R ER SO BB IBB HBP BLK WP HR S P ERA WHIP | | | | | | | | | | | | | | | | | | | | | | | |
| Wade Miller, R ERA: 4.85 (1, 1) | 7.0 W 27 5 1 1 3 3 0 0 0 1 0 65 108 1.29 1.143 | | | | | | | | | | | | | | | | | | | | | | | |
| 50 Mike Timlin, R ERA: 1.44 (8, 1) | 1.1 4 0 0 0 1 0 0 0 0 0 0 9 11 0.00 0.000 | | | | | | | | | | | | | | | | | | | | | | | |
| Mike Myers, L ERA: 1.93 (9, 1) | 0.2 2 0 0 0 0 0 0 0 0 0 0 4 6 0.00 0.000 | | | | | | | | | | | | | | | | | | | | | | | |

Baltimore Orioles @ Boston Red Sox
Fenway Park, Boston, MA
 Tue May 31 2005, 7:05 PM EDT
 Att. 35,147 - Cloudy - 53 F

livebaseballscorecards.com

AB 30
R 1
H 5
RBI 1
BB 3
SO 4
LOB 16



| Batter | 1 | 2 | 3 | 4 | 5 | 6 | 7 | 8 | 9 |
|--|---------|---------|---------|---------|---------|---------|---------|---------|---|
| 18 Johnny Damon, L <small>(1, 8) OBP: 0.404, SLG: 0.457</small> John Olerud, L <small>(3, PH) OBP: 0.429, SLG: 0.571</small> <small>(4, 3)</small> | 1-1 | | 0-1 | | 2-1 | 0-0 | | | |
| Edgar Renteria, R <small>(1, 6) OBP: 0.338, SLG: 0.419</small> | 0-1 | | 2-3 | | 0-0 | | 1-2 | | |
| 34 David Ortiz, L <small>(1, 10) OBP: 0.381, SLG: 0.561</small> | 4-2 | | 1-2 | | 1-0 | | 1-1 | | |
| Trot Nixon, L <small>(1, 9) OBP: 0.414, SLG: 0.514</small> | 4-2 | | | 2-0 | 1-0 | | 4-1 | | |
| Jason Varitek, S <small>(1, 2) OBP: 0.374, SLG: 0.563</small> | 0-0 | | | 2-1 | 2-3 | | 3-1 | | |
| Kevin Millar, R <small>(1, 3) OBP: 0.330, SLG: 0.318</small> <small>(4, 7)</small> | | 0-1 | | 2-3 | | 3-2 | 0-1 | | |
| Bill Mueller, S <small>(1, 5) OBP: 0.392, SLG: 0.359</small> | | 2-2 | | | 4-2 | 1-1 | | 1-1 | |
| Jay Payton, R <small>(1, 7) OBP: 0.275, SLG: 0.357</small> <small>(4, 8)</small> | | 1-2 | | | 1-0 | 0-0 | | 3-2 | |
| Mark Bellhorn, S <small>(1, 4) OBP: 0.354, SLG: 0.368</small> | | 3-2 | | | 0-0 | 3-1 | | 2-3 | |

| Inning Stats | R: 0 | H: 0 | E: 0 | K: 0 | S: 9 | R: 0 | H: 0 | E: 1 | K: 0 | S: 12 | R: 0 | H: 0 | E: 0 | K: 1 | S: 9 | R: 0 | H: 0 | E: 0 | K: 1 | S: 6 | R: 4 | H: 4 | E: 0 | K: 1 | S: 14 | R: 0 | H: 2 | E: 0 | K: 0 | S: 9 | R: 1 | H: 2 | E: 0 | K: 0 | S: 12 | R: 0 | H: 0 | E: 0 | K: 1 | S: 8 | | | | |
|--------------|------|------|------|------|------|------|------|------|------|-------|------|------|------|------|------|------|------|------|------|------|------|------|------|------|-------|------|------|------|------|------|------|------|------|------|-------|------|------|------|------|------|---|---|---|---|
| | 0 | 0 | 0 | 0 | 9 | 0 | 0 | 1 | 0 | 12 | 0 | 0 | 0 | 1 | 6 | 0 | 0 | 0 | 0 | 6 | 4 | 0 | 0 | 0 | 14 | 0 | 2 | 0 | 0 | 9 | 1 | 0 | 0 | 0 | 8 | 0 | 0 | 0 | 0 | 0 | 0 | 0 | 0 | 0 |

| PITCHER | | | | | | | | | | | | | | | PITCHER | | | | | | | | | | | | | | | | | | | | | | | | | | | | | | | | | | | | | | | | | | | | |
|----------------------|--------|-----|---|----|----|----|----|-----|-----|-----|----|----|---|-----|---------|-------|-------|-----|----|---|---|----|----|----|-----|-----|-----|----|----|---|---|-----|------|--|--|--|--|--|--|--|--|--|--|--|--|--|--|--|--|--|--|--|--|--|--|--|--|--|--|
| IP | WLS | BF | H | R | ER | SO | BB | IBB | HBP | BLK | WP | HR | S | P | ERA | WHIP | IP | WLS | BF | H | R | ER | SO | BB | IBB | HBP | BLK | WP | HR | S | P | ERA | WHIP | | | | | | | | | | | | | | | | | | | | | | | | | | |
| 40 Daniel Cabrera, R | (1, 1) | 5.2 | L | 27 | 6 | 4 | 3 | 3 | 0 | 0 | 0 | 0 | 0 | 100 | 6.35 | 1.588 | | | | | | | | | | | | | | | | | | | | | | | | | | | | | | | | | | | | | | | | | | | |
| John Parrish, L | (6, 1) | 0.1 | | 4 | 2 | 1 | 0 | 1 | 0 | 0 | 0 | 0 | 0 | 9 | 15 | 27.00 | 9.000 | | | | | | | | | | | | | | | | | | | | | | | | | | | | | | | | | | | | | | | | | | |
| Steve Reed, R | (7, 1) | 1.0 | | 2 | 0 | 0 | 0 | 0 | 0 | 0 | 0 | 0 | 0 | 4 | 7 | 0.00 | 0.000 | | | | | | | | | | | | | | | | | | | | | | | | | | | | | | | | | | | | | | | | | | |
| B.J. Ryan, L | (8, 1) | 1.0 | | 3 | 0 | 0 | 1 | 0 | 0 | 0 | 0 | 0 | 0 | 8 | 14 | 0.00 | 0.000 | | | | | | | | | | | | | | | | | | | | | | | | | | | | | | | | | | | | | | | | | | |

BOTTOM

Baltimore Orioles @ Boston Red Sox
 Fenway Park, Boston, MA

Tue May 31 2005, 7:05 PM EDT
 Att: 35,147 - Cloudy - 53 F

| | |
|-----|----|
| AB | 31 |
| R | 5 |
| H | 8 |
| RBI | 5 |
| BB | 4 |
| SO | 4 |
| LOB | 10 |

| | | | |
|-------|--------|-------|--------|
| 1B: 7 | SF: 1 | WP: 0 | PA: 36 |
| 2B: 1 | SAC: 0 | PB: 0 | |
| 3B: 0 | DP: 1 | SB: 0 | |
| HR: 0 | HBP: 0 | CS: 0 | |

| Batter | 1 | 2 | 3 | 4 | 5 | 6 | 7 | 8 | 9 | AB R H RBI BB SO LOB | TOP |
|--|---|--|---|--|---|--|--|--|---|--|---|
| David Newhan, L (1, 8) OBP: 0.240, SLG: 0.348 | 1-2 G4-3 | 0-0 L9 | | 1-1 L3 | | 0-1 6 1B | | 0-2 L6 | | 5 1 1 0 0 0 1 | |
| 6 Melvin Mora, R (1, 5) OBP: 0.345, SLG: 0.495 | 0-2 F7 | | 1-2 P2 | | 1-3 K | 2-0 2-H 1B | | | 4-2 10 2B SF8 BB | 4 1 1 1 1 1 0 | |
| 10 Miguel Tejada, R (1, 6) OBP: 0.371, SLG: 0.620 | 2-1 2B | | 0-1 HR | | 3-1 1B 2B | 0-1 F8 | | | 1 SAFE 1-2 SF8 2B | 5 3 4 1 0 0 1 | |
| Sammy Sosa, R (1, 9) OBP: 0.312, SLG: 0.413 | 0-2 P4 | | 3-2 HR | | 0-1 G5-3 | | | | 4-2 31 FC1-6 BB | 4 1 1 1 1 0 2 | |
| Rafael Palmeiro, L (1, 3) OBP: 0.356, SLG: 0.440 | | 1-0 G1-3 | 0-0 E3 31 FC6-4 | | 4-0 1B BB | | | | 3-1 SF8 | 3 0 0 1 1 0 0 | |
| B.J. Surhoff, L (1, 7) OBP: 0.308, SLG: 0.437 | | 4-0 2B HR BB | 1-3 K | | 0-2 1B | | | | 2-3 3-H SF8 | 3 1 1 2 1 2 1 | |
| 31 Jay Gibbons, L (1, 10) OBP: 0.311, SLG: 0.530 | | 0-1 P6 | 0-0 FC6-4 | | 1-0 F7 | | | | 3-H 0-2 F8 FC1-6 | 5 0 0 0 0 0 5 | |
| Chris Gomez, R (1, 4) OBP: 0.531, SLG: 0.550 | | 0-2 1-3 HR 2B | | 3-2 F8 | | 2-0 S 1B HBP | | | 2-0 F8 | 3 1 1 0 0 0 0 | |
| Geronimo Gil, R (1, 2) OBP: 0.226, SLG: 0.322 | | 0-1 2-H 3-H HR | | 0-0 F7 | | 3-3 K | | | 2-0 1B | 4 1 2 3 0 1 1 | |
| Inning Stats | R: 0 H: 1 E: 0 LOB: 1 K: 0 BB: 0 S: 12 P: 15 | R: 3 H: 2 E: 0 LOB: 0 K: 0 BB: 1 S: 9 P: 14 | R: 2 H: 2 E: 1 LOB: 1 K: 1 BB: 0 S: 14 P: 19 | R: 0 H: 0 E: 0 LOB: 0 K: 0 BB: 0 S: 7 P: 11 | R: 1 H: 2 E: 0 LOB: 2 K: 1 BB: 1 S: 11 P: 20 | R: 1 H: 2 E: 0 LOB: 1 K: 1 BB: 0 S: 9 P: 16 | R: 0 H: 0 E: 0 LOB: 0 K: 1 BB: 0 S: 6 P: 11 | R: 0 H: 1 E: 0 LOB: 1 K: 0 BB: 0 S: 8 P: 12 | R: 2 H: 1 E: 0 LOB: 1 K: 0 BB: 2 S: 20 P: 32 | 1B: 4 SF: 2 2B: 4 SAC: 0 3B: 0 DP: 0 HR: 3 HBP: 1 | WP: 0 PA: 43 PB: 0 SB: 1 CS: 0 |
| PITCHER | IP WLS BF H R ER SO BB IBB HBP BLK WP HR S P ERA WHIP | | | | | | | | | | |
| 49 Tim Wakefield, R (1, 1) ERA: 5.03 | 5.2 L 29 9 7 7 3 2 0 1 0 0 0 3 60 93 11.12 1.941 | | | | | | | | | | |
| Bronson Arroyo, R (6, 1) ERA: 3.98 | 1.1 4 0 0 0 1 0 0 0 0 0 0 0 8 13 0.00 0.000 | | | | | | | | | | |
| Matt Mantei, R (8, 1) ERA: 3.0 | 1.0 7 2 2 2 0 2 0 0 0 0 0 0 17 30 18.00 4.000 | | | | | | | | | | |
| Alan Embree, L (9, 1) ERA: 5.32 | 1.0 3 0 0 0 0 0 0 0 0 0 0 0 11 14 0.00 0.000 | | | | | | | | | | |

Baltimore Orioles @ Boston Red Sox
Fenway Park, Boston, MA
Wed Jun 01 2005, 7:05 PM EDT
Att. 35,527 - Clear - 59 F

livebaseballscorecards.com

| | |
|-----|----|
| AB | 36 |
| R | 9 |
| H | 11 |
| RBI | 9 |
| BB | 4 |
| SO | 4 |
| LOB | 11 |



| Batter | 1 | 2 | 3 | 4 | 5 | 6 | 7 | 8 | 9 | AB | R | H | RBI | BB | SO | LOB |
|--|-----------------------|-----------|-------------|---|--------------------|---|------------------------------|----------------------|---|----|---|---|-----|----|----|-----|
| 18 Johnny Damon, L OBP: 0.404, SLG: 0.458 | 0-1 G6-4-3 1B | | 0-0 F8 | | 1-1 1B | | 0-0 SF7 | 0-1 F5 | | 4 | 0 | 2 | 1 | 0 | 0 | 2 |
| Edgar Renteria, R OBP: 0.330, SLG: 0.408 | 0-1 G6-4-3 1-2f | | 2-1 P2 | | 0-3 K2-3 | | 1-0 F9 | 1-0 FC6-4 1-2f | | 5 | 0 | 0 | 0 | 0 | 1 | 6 |
| 34 David Ortiz, L OBP: 0.390, SLG: 0.563 | 4-0 BB | | | | 0-0 FC1-6 1B | | 1-2 1B | 4-2 BB 1B | | 3 | 0 | 2 | 0 | 2 | 1 | 0 |
| Manny Ramirez, R OBP: 0.353, SLG: 0.497 | 0-3 K | | | | 3-2 FC1-6 1B | | 3-2 F9 | 2-0 BB 1B | | 5 | 0 | 2 | 2 | 0 | 1 | 2 |
| Trot Nixon, L OBP: 0.412, SLG: 0.510 | | 1-1 1B | | | 3-1 F7 | | 0-0 F8 | 4-2 BB | | 3 | 0 | 1 | 0 | 0 | 0 | 3 |
| Jay Payton, R OBP: 0.280, SLG: 0.353 | | | | | | | | | | 1 | 0 | 0 | 0 | 1 | 0 | 0 |
| Jason Varitek, S OBP: 0.367, SLG: 0.553 | | 0-1 F9 | | | 1-1 FC1-6 | | 0-1 G3 | 3-2 G4-3 | | 3 | 0 | 0 | 0 | 0 | 0 | 4 |
| Kelly Shoppach, R | | | | | 1-2f 2-3 | | | | | 1 | 0 | 0 | 0 | 0 | 0 | 3 |
| Kevin Millar, R OBP: 0.328, SLG: 0.316 | | 1-1 P4 | | | 3-2 G5-3 | | 1-1 E6 1B 18 SF7 | 0-0 1B | | 4 | 1 | 1 | 0 | 0 | 0 | 3 |
| Bill Mueller, S OBP: 0.389, SLG: 0.351 | | 0-1 P4 | | | 0-3 K | | 4-0 34 BB 1B BB | 0-3 K | | 3 | 1 | 0 | 0 | 1 | 2 | 2 |
| Mark Bellhorn, S OBP: 0.352, SLG: 0.365 | | | 1-0 G5-3 | | 0-0 G1-3 | | 2-1 34 BB 1B 1B | 3-2 E4 FC6-4 | | 4 | 1 | 1 | 0 | 0 | 0 | 1 |

| Inning Stats | R: 0 | H: 1 | E: 0 | LOB: 1 | K: 1 | S: 7 | P: 11 | R: 0 | H: 1 | E: 0 | LOB: 1 | K: 0 | S: 8 | P: 10 | R: 0 | H: 0 | E: 0 | LOB: 0 | K: 0 | S: 4 | P: 7 | R: 0 | H: 2 | E: 0 | LOB: 2 | K: 0 | S: 11 | P: 21 | R: 0 | H: 1 | E: 0 | LOB: 1 | K: 2 | S: 9 | P: 10 | R: 0 | H: 1 | E: 0 | LOB: 1 | K: 0 | S: 10 | P: 14 | R: 3 | H: 2 | E: 1 | LOB: 3 | K: 0 | S: 16 | P: 37 | R: 0 | H: 1 | E: 1 | LOB: 2 | K: 1 | S: 11 | P: 15 | R: 0 | H: 0 | E: 0 | LOB: 0 | K: 1 | S: 7 | P: 12 | 1B: 9 | SF: 1 | 2B: 0 | SAC: 0 | 3B: 0 | DP: 1 | HR: 0 | HBP: 0 | WP: 0 | PA: 41 |
|--------------|------|------|------|--------|------|------|-------|------|------|------|--------|------|------|-------|------|------|------|--------|------|------|------|------|------|------|--------|------|-------|-------|------|------|------|--------|------|------|-------|------|------|------|--------|------|-------|-------|------|------|------|--------|------|-------|-------|------|------|------|--------|------|-------|-------|------|------|------|--------|------|------|-------|-------|-------|-------|--------|-------|-------|-------|--------|-------|--------|
|--------------|------|------|------|--------|------|------|-------|------|------|------|--------|------|------|-------|------|------|------|--------|------|------|------|------|------|------|--------|------|-------|-------|------|------|------|--------|------|------|-------|------|------|------|--------|------|-------|-------|------|------|------|--------|------|-------|-------|------|------|------|--------|------|-------|-------|------|------|------|--------|------|------|-------|-------|-------|-------|--------|-------|-------|-------|--------|-------|--------|

| PITCHER | IP | WLS | BF | H | R | ER | SO | BB | IBB | HBP | BLK | WP | HR | S | P | ERA | WHIP |
|-------------------------------|--------|-----|----|---|---|----|----|----|-----|-----|-----|----|----|----|----|------|-------|
| Sidney Ponson, R ERA: 5.11 | (1, 1) | 6.2 | 31 | 8 | 3 | 0 | 3 | 3 | 0 | 0 | 0 | 0 | 0 | 59 | 97 | 0.00 | 1.650 |
| Steve Kline, L ERA: 5.3 | (7, 1) | 0.0 | 1 | 0 | 0 | 0 | 0 | 1 | 0 | 0 | 0 | 0 | 0 | 3 | 7 | ∞ | ∞ |
| Todd Williams, R ERA: 3.27 | (7, 1) | 0.1 | H | 1 | 0 | 0 | 0 | 0 | 0 | 0 | 0 | 0 | 0 | 3 | 6 | 0.00 | 0.000 |
| Jorge Julio, R ERA: 2.36 | (8, 1) | 1.0 | 5 | 1 | 0 | 0 | 1 | 0 | 0 | 0 | 0 | 0 | 0 | 11 | 15 | 0.00 | 1.000 |
| James Baldwin, R ERA: | (9, 1) | 1.0 | 3 | 0 | 0 | 0 | 1 | 0 | 0 | 0 | 0 | 0 | 0 | 7 | 12 | 0.00 | 0.000 |

BOTTOM

Baltimore Orioles @ Boston Red Sox
Fenway Park, Boston, MA
Wed Jun 01 2005, 7:05 PM EDT
Att. 35,527 - Clear - 59 F

livebaseballscorecards.com

| | |
|-----|----|
| AB | 36 |
| R | 3 |
| H | 9 |
| RBI | 3 |
| BB | 4 |
| SO | 5 |
| LOB | 26 |



| Batter | 1 | 2 | 3 | 4 | 5 | 6 | 7 | 8 | 9 | AB R H RBI BB SO LOB | TOP | | | | | | | | | | | | | | | | |
|--|---|----------------------------------|------------------------------|----------------------------------|-------------------------------|---------------------------------------|------------------------------|----------------------------------|------------------------------|----------------------------------|-------------------------------|----------------------------------|-------------------------------|----------------------------------|-------------------------------|----------------------------------|------------------------------|----------------------------------|----------------------------------|------------------------------------|----------------------------------|--------|--|--|--|--|--|
| David Newhan, L (1, 8) OBP: 0.250, SLG: 0.351 | 1-1 G4-3 | | 2-2 G3-1 | | 2-0 6 WP 1B | | 3-1 G5-3 | | 1-2 SH1-4 FC4-6 1B | 5 1 2 0 0 0 0 | | | | | | | | | | | | | | | | | |
| 6 Melvin Mora, R (1, 5) OBP: 0.348, SLG: 0.493 | 2-1 10 FC6-4 1B | | 1-3 K | | 4-0 1-2 BB | | 2-2 P2 | | 0-1 SH1-4 | 3 0 1 0 1 1 0 | | | | | | | | | | | | | | | | | |
| 10 Miguel Tejada, R (1, 6) OBP: 0.372, SLG: 0.618 | 0-2 FC6-4 1-2f | | | 3-2 G5-3 | 0-1 G6-3 | | 2-2 2B | | 4-0 FC4-6 IBB | 4 0 1 0 1 0 3 | | | | | | | | | | | | | | | | | |
| Sammy Sosa, R (1, 10) OBP: 0.321, SLG: 0.407 | 0-3 K | | | 4-1 FC3-6 BB | | 4-2 1B 2B BB | 2-2 G6-3 | | 4-2 FC4-6 BB | 2 1 0 0 3 1 2 | | | | | | | | | | | | | | | | | |
| Rafael Palmeiro, L (1, 3) OBP: 0.352, SLG: 0.433 | | 3-2 F7 | | 0-0 FC3-6 1B 1-2f | | 1-2 2B 31 G4-3 1B | | 2-2 G3-1 | 2-0 FC4-6 | 5 1 1 1 0 0 3 | | | | | | | | | | | | | | | | | |
| B.J. Surhoff, L (1, 7) OBP: 0.321, SLG: 0.454 | | 0-1 G4-3 | | 0-0 2-3 1B | | 2-2 31 G4-3 2B 1-3 2-H | | 2-2 31 FC8-6 1B | 1-0 G4-3 | 5 0 3 1 0 0 2 | | | | | | | | | | | | | | | | | |
| 31 Jay Gibbons, L (1, 9) OBP: 0.309, SLG: 0.542 | | 1-0 HR | | 1-1 G6-3 | | 0-1 G4-3 2-3 3-H | | 0-1 FC8-6 1B 1-2f | | 4 1 1 2 0 0 4 | | | | | | | | | | | | | | | | | |
| Chris Gomez, R (1, 4) OBP: 0.509, SLG: 0.523 | | 2-0 G5-3 | | | 2-1 G6-3 | | 1-0 G4-3 | | 0-1 1-2 1B | 4 0 1 0 0 0 1 | | | | | | | | | | | | | | | | | |
| Sal Fasano, R (1, 2) OBP: 0.259, SLG: 0.480 | | | 1-3 K | | 2-3 K | | 0-2 F8 | | 0-0 F9 | 4 0 0 0 0 2 3 | | | | | | | | | | | | | | | | | |
| Inning Stats | R: 0 E: 0 K: 1 S: 10 | H: 1 LOB: 1 BB: 0 P: 13 | R: 1 E: 0 K: 0 S: 8 | H: 1 LOB: 0 BB: 0 P: 14 | R: 0 E: 0 K: 2 S: 11 | H: 0 LOB: 0 BB: 0 P: 15 | R: 0 E: 1 K: 0 S: 8 | H: 1 LOB: 2 BB: 1 P: 16 | R: 0 E: 0 K: 1 S: 8 | H: 1 LOB: 2 BB: 1 P: 18 | R: 2 E: 0 K: 0 S: 17 | H: 2 LOB: 1 BB: 1 P: 25 | R: 0 E: 0 K: 0 S: 14 | H: 1 LOB: 1 BB: 0 P: 23 | R: 0 E: 0 K: 0 S: 13 | H: 2 LOB: 2 BB: 0 P: 17 | R: 1 E: 0 K: 0 S: 9 | H: 1 LOB: 2 BB: 2 P: 21 | 1B: 7 2B: 2 3B: 0 HR: 1 | SF: 0 SAC: 1 DP: 0 HBP: 0 | WP: 1 PB: 0 SB: 1 CS: 0 | PA: 42 | | | | | |
| PITCHER | IP WLS BF H R ER SO BB IBB HBP BLK WP HR S P ERA WHIP | | | | | | | | | | | | | | | | | | | | | | | | | | |
| 30 Matt Clement, R (1, 1) ERA: 3.17 | 6.0 | | 27 | 6 | 3 | 3 | 4 | 3 | 0 | 0 | 0 | 1 | 1 | 62 | 101 | 4.50 | 1.500 | | | | | | | | | | |
| 50 Mike Timlin, R (7, 1) ERA: 1.38 | 1.0 | | 4 | 1 | 0 | 0 | 0 | 0 | 0 | 0 | 0 | 0 | 0 | 14 | 23 | 0.00 | 1.000 | | | | | | | | | | |
| Mike Myers, L (8, 1) ERA: 1.8 | 0.2 | | 3 | 1 | 0 | 0 | 0 | 0 | 0 | 0 | 0 | 0 | 0 | 10 | 14 | 0.00 | 1.500 | | | | | | | | | | |
| Keith Foulke, R (8, 1) ERA: 6.48 | 1.1 | W | 8 | 2 | 1 | 1 | 0 | 1 | 1 | 0 | 0 | 0 | 0 | 12 | 24 | 6.75 | 2.250 | | | | | | | | | | |

Baltimore Orioles @ Boston Red Sox
Fenway Park, Boston, MA
Thu Jun 02 2005, 1:05 PM EDT
Att. 35,138 - Sunny - 63 F

livebaseballscorecards.com

| | |
|-----|----|
| AB | 36 |
| R | 4 |
| H | 10 |
| RBI | 4 |
| BB | 5 |
| SO | 4 |
| LOB | 18 |



| Batter | 1 | 2 | 3 | 4 | 5 | 6 | 7 | 8 | 9 | AB R H RBI BB SO LOB |
|--|-------------------------------|-------------|-------------|-------------------------------|-------------|------------------------------------|-------------------------|-----------------------|-------------------------|--------------------------------|
| 20 Kevin Youkilis, R OBP: 0.420, SLG: 0.405 (1, 5) | 1-2 F9 34 G3-1 2B | | 0-1 F9 | | 1-1 F8 | | 2-1 34 1B HBP | | 1-3 K | 4 1 1 0 0 1 2 |
| Edgar Renteria, R OBP: 0.327, SLG: 0.403 (1, 6) | 2-0 F9 2-3 | | 1-1 G5-3 | | 1-2 G6-3 | | 0-1 F8 | | 0-0 34 HR 1B | 5 1 1 0 0 0 4 |
| 34 David Ortiz, L OBP: 0.394, SLG: 0.576 (1, 10) | 3-2 G3-1 | | | 4-1 G1-3 1B 2B BB | 2-2 F7 | | 0-0 1-2 2-3 1B | | 3-2 1-H 2-H HR | 4 2 2 4 1 0 0 |
| Manny Ramirez, R OBP: 0.352, SLG: 0.492 (1, 7) | 1-0 F9 | | | 1-1 G1-3 2B 1B | | 0-3 K | 1-1 G5-3 | | | 4 1 1 0 0 1 3 |
| Trot Nixon, L OBP: 0.403, SLG: 0.497 (1, 9) | | 0-0 F7 | | 1-0 G1-3 | | 2-2 F7 | | 2-0 G4-3 | | 4 0 0 0 0 0 2 |
| Jason Varitek, S OBP: 0.370, SLG: 0.564 (1, 2) | | 3-3 K | | 1-2 BB 2B | | 3-1 2B | | 0-1 F8 | | 4 0 2 2 0 1 0 |
| John Olerud, L OBP: 0.389, SLG: 0.471 (1, 3) | | 3-1 G1-3 | | 4-0 BB IBB | | 2-1 P3 | | 0-0 G5-3 | | 3 0 0 0 1 0 1 |
| Jay Payton, R OBP: 0.295, SLG: 0.372 18 Johnny Damon, L OBP: 0.401, SLG: 0.453 (7, PH) (8, 8) | | 2-1 2B | | 4-2 G4-6-3 BB | | 1-1 F9 | | 2-2 F8 | | 1 0 1 0 1 0 0 2 0 0 0 0 0 0 |
| Mark Bellhorn, S OBP: 0.355, SLG: 0.369 (1, 4) | | 0-3 K | | 0-0 G4-6-3 | | 1-1 34 1B 20 HBP 1B | | 2-2 34 HR 1B | | 4 1 2 0 0 1 4 |

| Inning Stats | R: 1 | H: 1 | E: 0 | K: 8 | S: 8 | LOB: 0 | BB: 0 | P: 15 | R: 0 | H: 0 | E: 0 | K: 1 | S: 6 | LOB: 0 | BB: 0 | P: 12 | R: 0 | H: 1 | E: 0 | K: 1 | S: 9 | LOB: 1 | BB: 0 | P: 12 | R: 2 | H: 2 | E: 0 | K: 0 | S: 10 | LOB: 2 | BB: 3 | P: 25 | R: 0 | H: 0 | E: 0 | K: 0 | S: 11 | LOB: 0 | BB: 0 | P: 15 | R: 0 | H: 1 | E: 0 | K: 1 | S: 10 | LOB: 1 | BB: 0 | P: 17 | R: 0 | H: 2 | E: 0 | K: 0 | S: 10 | LOB: 3 | BB: 0 | P: 15 | R: 0 | H: 0 | E: 0 | K: 0 | S: 4 | LOB: 0 | BB: 0 | P: 6 | R: 3 | H: 3 | E: 0 | K: 1 | S: 18 | LOB: 0 | BB: 0 | P: 26 | 1B: 5 | SF: 0 | 2B: 4 | SAC: 0 | 3B: 0 | DP: 1 | HR: 1 | HBP: 1 | WP: 0 | PA: 39 |
|--------------|------|------|------|------|------|--------|-------|-------|------|------|------|------|------|--------|-------|-------|------|------|------|------|------|--------|-------|-------|------|------|------|------|-------|--------|-------|-------|------|------|------|------|-------|--------|-------|-------|------|------|------|------|-------|--------|-------|-------|------|------|------|------|-------|--------|-------|-------|------|------|------|------|------|--------|-------|------|------|------|------|------|-------|--------|-------|-------|-------|-------|-------|--------|-------|-------|-------|--------|-------|--------|
|--------------|------|------|------|------|------|--------|-------|-------|------|------|------|------|------|--------|-------|-------|------|------|------|------|------|--------|-------|-------|------|------|------|------|-------|--------|-------|-------|------|------|------|------|-------|--------|-------|-------|------|------|------|------|-------|--------|-------|-------|------|------|------|------|-------|--------|-------|-------|------|------|------|------|------|--------|-------|------|------|------|------|------|-------|--------|-------|-------|-------|-------|-------|--------|-------|-------|-------|--------|-------|--------|

| PITCHER | IP | WLS | BF | H | R | ER | SO | BB | IBB | HBP | BLK | WP | HR | S | P | ERA | WHIP |
|---|-----|-----|----|---|---|----|----|----|-----|-----|-----|----|----|----|----|-------|-------|
| 49 Hayden Penn, R ERA: 3.6 (1, 1) | 5.1 | | 22 | 4 | 3 | 3 | 3 | 2 | 1 | 0 | 0 | 0 | 0 | 47 | 82 | 5.06 | 1.125 |
| John Parrish, L ERA: 1.35 (6, 1) | 0.2 | | 3 | 1 | 0 | 0 | 0 | 0 | 0 | 0 | 0 | 0 | 0 | 7 | 14 | 0.00 | 1.500 |
| Steve Reed, R ERA: 6.53 (7, 1) | 0.2 | | 4 | 1 | 0 | 0 | 0 | 0 | 0 | 1 | 0 | 0 | 0 | 7 | 11 | 0.00 | 1.500 |
| Steve Kline, L ERA: 5.3 (7, 1) | 0.0 | | 1 | 1 | 0 | 0 | 0 | 0 | 0 | 0 | 0 | 0 | 0 | 1 | 1 | ∞ | ∞ |
| Todd Williams, R ERA: 3.22 (7, 1) | 0.1 | | 1 | 0 | 0 | 0 | 0 | 0 | 0 | 0 | 0 | 0 | 0 | 2 | 3 | 0.00 | 0.000 |
| PITCHER | IP | WLS | BF | H | R | ER | SO | BB | IBB | HBP | BLK | WP | HR | S | P | ERA | WHIP |
| Jorge Julio, R ERA: 2.28 (8, 1) | 1.0 | | 3 | 0 | 0 | 0 | 0 | 0 | 0 | 0 | 0 | 0 | 0 | 4 | 6 | 0.00 | 0.000 |
| B.J. Ryan, L ERA: 2.28 (9, 1) | 0.2 | L | 5 | 3 | 3 | 3 | 1 | 0 | 0 | 0 | 0 | 0 | 1 | 18 | 26 | 40.50 | 4.500 |

BOTTOM

Baltimore Orioles @ Boston Red Sox
Fenway Park, Boston, MA
Thu Jun 02 2005, 1:05 PM EDT
Att. 35,138 - Sunny - 63 F

livebaseballscorecards.com

| | |
|-----|----|
| AB | 35 |
| R | 6 |
| H | 10 |
| RBI | 6 |
| BB | 3 |
| SO | 4 |
| LOB | 16 |



| Batter | 1 | 2 | 3 | 4 | 5 | 6 | 7 | 8 | 9 | AB R H RBI BB SO LOB | TOP | | | | | | | | | | | | | | | | |
|--|---|----------------------------------|------------------------------|---------------------------------|-------------------------------|----------------------------------|------------------------------|----------------------------------|-------------------------------|----------------------------------|------------------------------|---------------------------------|------------------------------|---------------------------------|-------------------------------|----------------------------------|-------------------------------|----------------------------------|-----------------------------------|------------------------------------|----------------------------------|--------|--|--|--|--|--|
| 9 Chone Figgins, S OBP: 0.333, SLG: 0.410 (1, 9) | 1-1 G4-3 | | 2-2 G4-3 1-3 2B | | 0-0 HR | | 0-0 G5-4-3 1-2f | | 2-2 1B | 5 1 3 2 0 0 1 | | | | | | | | | | | | | | | | | |
| Darin Erstad, L OBP: 0.326, SLG: 0.382 (1, 3) | 1-3 K | | 0-2 G4-3 | | 1-2 G1-3 1B | | | 1-3 K | 1-1 1B | 5 0 2 1 0 2 1 | | | | | | | | | | | | | | | | | |
| Steve Finley, L OBP: 0.289, SLG: 0.423 (1, 8) | 2-3 K | | 0-1 P2 | | 1-0 G1-3 1-2 | | | 3-2 16 G4-3 1B | 2-3 K | 5 0 1 0 0 2 5 | | | | | | | | | | | | | | | | | |
| 16 Garret Anderson, L OBP: 0.321, SLG: 0.445 (1, 7) | | 0-0 1B | | 1-1 G6-3 | 0-1 G4-3 | | | 0-1 G4-3 | | 4 0 1 0 0 0 2 | | | | | | | | | | | | | | | | | |
| Bengie Molina, R OBP: 0.344, SLG: 0.447 (1, 2) | | 1-0 20 G5-4-3 1B | | 1-2 E6 8 CS | | 0-1 F8 | | 4-0 IBB | | 3 0 1 0 1 0 0 | | | | | | | | | | | | | | | | | |
| 8 Dallas McPherson, L OBP: 0.299, SLG: 0.435 (1, 5) | | 0-3 K | | 3-3 K 1-2 | | 0-0 G4-1 | | 2-3 K | | 4 0 0 0 0 3 5 | | | | | | | | | | | | | | | | | |
| 20 Juan Rivera, R OBP: 0.258, SLG: 0.355 (1, 10) | | 0-1 G5-4-3 1-2f | | | 1-2 L9 | 1-2 G3 | | | 0-2 F8 | 4 0 0 0 0 0 2 | | | | | | | | | | | | | | | | | |
| Orlando Cabrera, R OBP: 0.300, SLG: 0.350 (1, 6) | | | 1-0 G6-3 | | 1-2 1B 2B | | 1-2 F7 | | 1-3 K | 4 1 1 0 0 1 0 | | | | | | | | | | | | | | | | | |
| Adam Kennedy, L OBP: 0.315, SLG: 0.326 (1, 4) | | | 0-1 9 2B G4-3 1B | | 3-2 9 HR 1B | | 0-2 9 G5-4-3 1B | | 0-0 1B 9 1B 1B | 4 2 4 1 0 0 0 | | | | | | | | | | | | | | | | | |
| Inning Stats | R: 0 E: 0 K: 2 S: 14 | H: 0 LOB: 0 BB: 0 P: 18 | R: 0 E: 0 K: 1 S: 7 | H: 2 LOB: 1 BB: 0 P: 8 | R: 1 E: 0 K: 0 S: 11 | H: 2 LOB: 1 BB: 0 P: 14 | R: 0 E: 1 K: 1 S: 9 | H: 0 LOB: 0 BB: 0 P: 14 | R: 3 E: 0 K: 0 S: 16 | H: 4 LOB: 1 BB: 0 P: 23 | R: 0 E: 0 K: 0 S: 8 | H: 0 LOB: 0 BB: 0 P: 9 | R: 0 E: 0 K: 0 S: 8 | H: 1 LOB: 0 BB: 0 P: 9 | R: 0 E: 0 K: 2 S: 14 | H: 1 LOB: 2 BB: 1 P: 24 | R: 0 E: 0 K: 2 S: 18 | H: 3 LOB: 3 BB: 0 P: 24 | 1B: 10 2B: 2 3B: 0 HR: 1 | SF: 0 SAC: 0 DP: 2 HBP: 0 | WP: 0 PB: 0 SB: 0 CS: 1 | PA: 39 | | | | | |
| PITCHER | IP WLS BF H R ER SO BB IBB HBP BLK WP HR S P ERA WHIP | | | | | | | | | | | | | | | | | | | | | | | | | | |
| David Wells, L ERA: 5.85 (1, 1) | 7.0 | | 28 | 9 | 4 | 4 | 4 | 0 | 0 | 0 | 0 | 0 | 1 | 73 | 95 | 5.14 | 1.286 | | | | | | | | | | |
| Mike Myers, L ERA: 1.64 (8, 1) | 1.0 | W | 5 | 1 | 0 | 0 | 2 | 0 | 1 | 0 | 0 | 0 | 0 | 14 | 24 | 0.00 | 1.000 | | | | | | | | | | |
| Keith Foulke, R ERA: 6.23 (9, 1) | 1.0 | S | 6 | 3 | 0 | 0 | 2 | 0 | 0 | 0 | 0 | 0 | 0 | 18 | 24 | 0.00 | 3.000 | | | | | | | | | | |

Los Angeles Angels @ Boston Red Sox
Fenway Park, Boston, MA
Fri Jun 03 2005, 7:05 PM EDT
Att. 35,328 - Cloudy - 72 F

livebaseballscorecards.com

| | |
|-----|----|
| AB | 38 |
| R | 4 |
| H | 13 |
| RBI | 4 |
| BB | 1 |
| SO | 8 |
| LOB | 16 |



| Batter | 1 | 2 | 3 | 4 | 5 | 6 | 7 | 8 | 9 |
|---|--------|-----------|----------|--------|----------|-------------|---------------------|-------------------|---|
| 18 Johnny Damon, L OBP: 0.397, SLG: 0.452 (1, 8) | 3-2 F8 | 0-2 L3 | | | 1-1 P6 | | 0-0 G3 | 1-2 2B | |
| Edgar Renteria, R OBP: 0.324, SLG: 0.395 (1, 6) | 3-3 K | | 2-3 K | | 3-1 G5-3 | | 2-3 BB | 2-3 K | |
| 34 David Ortiz, L OBP: 0.388, SLG: 0.568 (1, 10) | 0-3 K | | 0-3 K | | | 2-3 K | 3-2 SF7 | | |
| Manny Ramirez, R OBP: 0.350, SLG: 0.492 (1, 7) | | 1-3 K | 0-1 G4-3 | | | 2-2 G4-3 2B | 1-1 G1-3 | | |
| Trot Nixon, L OBP: 0.400, SLG: 0.490 (1, 9) | | 1-2 G4-3 | | 0-2 F9 | | 2-0 G4-3 | | 1-2 BB 18 2B S 1B | |
| Jason Varitek, S OBP: 0.368, SLG: 0.554 (1, 2) | | 4-1 1B BB | | 0-1 F7 | | 1-0 G4-3 | | 3-3 K | |
| Kevin Millar, R OBP: 0.327, SLG: 0.320 John Olerud, L OBP: 0.389, SLG: 0.471 (1, 3) (9, 3) | | 1-0 E5 1B | | 2-2 K | | | 0-0 2B 2B | 0-1 F7 | |
| Bill Mueller, S OBP: 0.402, SLG: 0.360 (1, 5) | | 2-0 BB 1B | | | 2-0 1B | | 4-1 2B 18 G3 BB | 4-0 18 2B IBB | |
| Mark Bellhorn, S OBP: 0.363, SLG: 0.377 (1, 4) | | 4-2 BB | | | 1-3 K | | 0-0 18 G3 34 SF7 2B | 4-0 18 2B BB | |

| Inning Stats | R: 0 | H: 0 | E: 0 | K: 2 | S: 10 | R: 1 | H: 1 | E: 1 | K: 1 | S: 14 | R: 0 | H: 0 | E: 0 | K: 2 | S: 8 | R: 0 | H: 0 | E: 0 | K: 1 | S: 9 | R: 0 | H: 1 | E: 0 | K: 1 | S: 9 | R: 0 | H: 1 | E: 0 | K: 1 | S: 8 | R: 3 | H: 2 | E: 0 | K: 0 | S: 12 | R: 3 | H: 2 | E: 0 | K: 2 | S: 16 | | | |
|--------------|------|------|------|------|-------|------|------|------|------|-------|------|------|------|------|------|------|------|------|------|------|------|------|------|------|------|------|------|------|------|------|------|------|------|------|-------|------|------|------|------|-------|---|---|----|
| | 0 | 0 | 0 | 2 | 10 | 1 | 1 | 1 | 1 | 14 | 0 | 0 | 0 | 2 | 8 | 0 | 1 | 0 | 1 | 9 | 0 | 1 | 0 | 0 | 0 | 0 | 0 | 0 | 1 | 0 | 0 | 0 | 0 | 0 | 3 | 2 | 0 | 0 | 16 | 3 | 2 | 0 | 16 |

| PITCHER | IP | WLS | BF | H | R | ER | SO | BB | IBB | HBP | BLK | WP | HR | S | P | ERA | WHIP |
|---|-----|-----|----|---|---|----|----|----|-----|-----|-----|----|----|----|----|-------|--------|
| 45 Kelvim Escobar, R ERA: 2.97 (1, 1) | 6.0 | | 24 | 3 | 1 | 0 | 8 | 2 | 0 | 0 | 0 | 0 | 0 | 58 | 95 | 0.00 | 0.833 |
| Brendan Donnelly, R ERA: 4.07 (7, 1) | 0.1 | H | 5 | 2 | 3 | 3 | 0 | 2 | 0 | 0 | 0 | 0 | 0 | 6 | 14 | 81.00 | 12.000 |
| 62 Scot Shields, R ERA: 2.73 (7, 1) | 1.1 | L | 8 | 2 | 3 | 3 | 1 | 1 | 1 | 0 | 0 | 0 | 0 | 18 | 36 | 20.25 | 2.250 |
| Joel Peralta, R ERA: (8, 1) | 0.1 | | 1 | 0 | 0 | 0 | 1 | 0 | 0 | 0 | 0 | 0 | 0 | 4 | 6 | 0.00 | 0.000 |

BOTTOM

Los Angeles Angels @ Boston Red Sox
Fenway Park, Boston, MA
 Fri Jun 03 2005, 7:05 PM EDT
 Att: 35,328 - Cloudy - 72 F

| | | | | | | |
|----|---|---|-----|----|----|-----|
| AB | R | H | RBI | BB | SO | LOB |
| 5 | 0 | 1 | 4 | 0 | 0 | 5 |
| 4 | 0 | 0 | 0 | 1 | 3 | 2 |
| 3 | 0 | 0 | 1 | 0 | 3 | 0 |
| 4 | 0 | 1 | 0 | 0 | 1 | 1 |
| 4 | 1 | 1 | 0 | 0 | 0 | 1 |
| 3 | 1 | 0 | 0 | 1 | 1 | 2 |
| 4 | 1 | 1 | 0 | 0 | 1 | 2 |
| 0 | 0 | 0 | 0 | 0 | 0 | 0 |
| 2 | 2 | 2 | 1 | 2 | 0 | 0 |
| 2 | 2 | 1 | 1 | 2 | 1 | 1 |

| | |
|-----|----|
| AB | 31 |
| R | 7 |
| H | 7 |
| RBI | 7 |
| BB | 6 |
| SO | 10 |
| LOB | 14 |



| | | | |
|-------|--------|-------|--------|
| 1B: 3 | SF: 1 | WP: 0 | PA: 38 |
| 2B: 4 | SAC: 0 | PB: 0 | |
| 3B: 0 | DP: 0 | SB: 1 | |
| HR: 0 | HBP: 0 | CS: 0 | |

| PITCHER | IP | WLS | BF | H | R | ER | SO | BB | IBB | HBP | BLK | WP | HR | S | P | ERA | WHIP |
|---|-----|-----|----|---|---|----|----|----|-----|-----|-----|----|----|----|----|-------|--------|
| 45 Kelvim Escobar, R ERA: 2.97 (1, 1) | 6.0 | | 24 | 3 | 1 | 0 | 8 | 2 | 0 | 0 | 0 | 0 | 0 | 58 | 95 | 0.00 | 0.833 |
| Brendan Donnelly, R ERA: 4.07 (7, 1) | 0.1 | H | 5 | 2 | 3 | 3 | 0 | 2 | 0 | 0 | 0 | 0 | 0 | 6 | 14 | 81.00 | 12.000 |
| 62 Scot Shields, R ERA: 2.73 (7, 1) | 1.1 | L | 8 | 2 | 3 | 3 | 1 | 1 | 1 | 0 | 0 | 0 | 0 | 18 | 36 | 20.25 | 2.250 |
| Joel Peralta, R ERA: (8, 1) | 0.1 | | 1 | 0 | 0 | 0 | 1 | 0 | 0 | 0 | 0 | 0 | 0 | 4 | 6 | 0.00 | 0.000 |

| Batter | 1 | 2 | 3 | 4 | 5 | 6 | 7 | 8 | 9 | AB R H RBI BB SO LOB | TOP | | | | | | | | | | | | | | | | | | | | | | | | | |
|---|---|----------------------------------|------------------------------|---------------------------------|-------------------------------|----------------------------------|------------------------------|----------------------------------|-------------------------------|----------------------------------|-------------------------------|----------------------------------|-------------------------------|----------------------------------|-------------------------------|----------------------------------|-------------------------------|----------------------------------|-----------------------------------|------------------------------------|----------------------------------|--------|--|--|--|--|--|--|--|--|--|--|--|--|--|--|
| 9 Chone Figgins, S OBP: 0.330, SLG: 0.420 (1, 9) | 2-2 HR | 1-1 L6 | | | 1-2 FC3-6 | | 0-3 K | 0-1 SH1-4 | 2-1 P4 | 5 1 1 1 0 1 6 | | | | | | | | | | | | | | | | | | | | | | | | | | |
| Darin Erstad, L OBP: 0.331, SLG: 0.385 (1, 3) | 1-1 G6-3 | | 3-2 F8 | | 1-2 F8 | | 0-0 16 HR 1B | 0-2 S 1B | 1-2 3B 1B | 6 2 3 4 0 0 1 | | | | | | | | | | | | | | | | | | | | | | | | | | |
| Steve Finley, L OBP: 0.290, SLG: 0.431 (1, 8) | 2-1 F8 | | 2-2 F8 | | 1-1 G3 | | 2-2 16 HR 1B | 1-1 F9 | 0-0 16 1B 3B | 6 2 2 2 0 0 2 | | | | | | | | | | | | | | | | | | | | | | | | | | |
| 16 Garret Anderson, L OBP: 0.330, SLG: 0.476 (1, 7) | 2-1 3B | | 1-1 1B | | | 2-2 G4-3 | 2-2 HR | 1-2 P6 | 1-2 3B 1B | 6 1 4 4 0 0 1 | | | | | | | | | | | | | | | | | | | | | | | | | | |
| 8 Dallas McPherson, L OBP: 0.300, SLG: 0.426 (1, 5) | 3-2 HBP | | 1-0 F8 | | | 1-2 1B WP 1B | 0-1 L5 | | F9 K | 5 1 1 0 0 1 2 | | | | | | | | | | | | | | | | | | | | | | | | | | |
| Jeff DaVanon, S OBP: 0.310, SLG: 0.265 (1, 10) | 1-1 F7 | | | 3-2 F8 | | 1-1 WP 1B | 1-0 WP 1B | | 4-2 E S 1B BB | 4 1 2 0 1 0 2 | | | | | | | | | | | | | | | | | | | | | | | | | | |
| José Molina, R OBP: 0.344, SLG: 0.400 (1, 2) | | | | | 1-3 K | | | | 4-2 BB 1B 1B BB | 3 1 1 0 2 1 1 | | | | | | | | | | | | | | | | | | | | | | | | | | |
| Orlando Cabrera, R OBP: 0.297, SLG: 0.346 (1, 6) | | | | | 0-0 L8 | | | | 1-0 BB 1B 1B | 5 1 1 1 0 1 4 | | | | | | | | | | | | | | | | | | | | | | | | | | |
| Adam Kennedy, L OBP: 0.340, SLG: 0.359 (1, 4) | | | | | | | | | 4-1 1B 3B BB | 3 3 2 0 2 0 1 | | | | | | | | | | | | | | | | | | | | | | | | | | |
| Inning Stats | R: 1 E: 0 K: 0 S: 14 | H: 2 LOB: 2 BB: 0 P: 25 | R: 0 E: 0 K: 0 S: 6 | H: 1 LOB: 1 BB: 0 P: 8 | R: 0 E: 0 K: 1 S: 10 | H: 1 LOB: 1 BB: 0 P: 17 | R: 0 E: 0 K: 1 S: 7 | H: 0 LOB: 0 BB: 0 P: 11 | R: 0 E: 0 K: 0 S: 10 | H: 0 LOB: 1 BB: 1 P: 17 | R: 1 E: 0 K: 1 S: 16 | H: 2 LOB: 1 BB: 0 P: 25 | R: 4 E: 0 K: 1 S: 22 | H: 5 LOB: 2 BB: 1 P: 33 | R: 1 E: 0 K: 0 S: 12 | H: 2 LOB: 1 BB: 0 P: 14 | R: 6 E: 0 K: 1 S: 24 | H: 4 LOB: 1 BB: 3 P: 47 | 1B: 11 2B: 2 3B: 2 HR: 2 | SF: 0 SAC: 1 DP: 0 HBP: 1 | WP: 2 PB: 0 SB: 3 CS: 0 | PA: 50 | | | | | | | | | | | | | | |
| PITCHER | IP WLS BF H R ER SO BB IBB HBP BLK WP HR S P ERA WHIP | | | | | | | | | | | | | | | | | | | | | | | | | | | | | | | | | | | |
| Bronson Arroyo, R ERA: 3.89 (1, 1) | 6.0 | | 26 | 6 | 2 | 2 | 2 | 1 | 0 | 1 | 0 | 1 | 1 | 63 | 103 | 3.00 | 1.167 | | | | | | | | | | | | | | | | | | | |
| Alan Embree, L ERA: 6.75 (7, 1) | 0.1 | L | 5 | 4 | 4 | 4 | 1 | 0 | 0 | 0 | 0 | 0 | 1 | 17 | 23 | 108.00 | 12.000 | | | | | | | | | | | | | | | | | | | |
| 50 Mike Timlin, R ERA: 1.67 (7, 1) | 1.0 | | 7 | 3 | 1 | 1 | 0 | 1 | 0 | 0 | 0 | 1 | 0 | 12 | 17 | 9.00 | 4.000 | | | | | | | | | | | | | | | | | | | |
| Mike Myers, L ERA: 1.54 (8, 1) | 0.2 | | 2 | 0 | 0 | 0 | 0 | 0 | 0 | 0 | 0 | 0 | 0 | 5 | 7 | 0.00 | 0.000 | | | | | | | | | | | | | | | | | | | |
| Matt Mantei, R ERA: 4.91 (9, 1) | 0.1 | | 5 | 1 | 4 | 4 | 0 | 3 | 0 | 0 | 0 | 0 | 0 | 11 | 27 | 108.00 | 12.000 | | | | | | | | | | | | | | | | | | | |
| PITCHER | IP WLS BF H R ER SO BB IBB HBP BLK WP HR S P ERA WHIP | | | | | | | | | | | | | | | | | | | | | | | | | | | | | | | | | | | |
| John Halama, L ERA: 5.83 (9, 1) | 0.2 | | 5 | 3 | 2 | 2 | 1 | 0 | 0 | 0 | 0 | 0 | 0 | 13 | 20 | 27.00 | 4.500 | | | | | | | | | | | | | | | | | | | |

Los Angeles Angels @ Boston Red Sox
Fenway Park, Boston, MA
 Sat Jun 04 2005, 1:20 PM EDT
 Att. 34,754 - Sunny - 80 F

| | |
|-----|----|
| AB | 43 |
| R | 13 |
| H | 17 |
| RBI | 12 |
| BB | 5 |
| SO | 4 |
| LOB | 20 |



| Batter | 1 | 2 | 3 | 4 | 5 | 6 | 7 | 8 | 9 | AB | R | H | RBI | BB | SO | LOB |
|--|-------------------|-----------------|------------|--------|--------|----------|----------|----------|---|----|---|---|-----|----|----|-----|
| 18 Johnny Damon, L OBP: 0.397, SLG: 0.455 (1, 8) | 2-2 L6 1-3 2-H | 0-2 2B | | 2-1 1B | | 1-2 G4-3 | | 2-1 F7 | | 5 | 0 | 2 | 1 | 0 | 0 | 1 |
| Mark Bellhorn, S OBP: 0.359, SLG: 0.367 (1, 4) | 2-3 K | 4-2 BB | | 1-3 K | | 3-3 K | | 2-3 K | | 4 | 0 | 0 | 0 | 1 | 4 | 1 |
| 34 David Ortiz, L OBP: 0.380, SLG: 0.555 (1, 10) | 2-2 G4-3 | 1-3 K | | 2-3 K | | 3-3 K | | 1-1 F7 | | 5 | 0 | 0 | 0 | 0 | 3 | 4 |
| Manny Ramirez, R OBP: 0.346, SLG: 0.485 (1, 7) | | 3-2 L3 | 2-2 2B 1B | 2-0 P5 | | 1-2 P3 | | 0-2 F9 | | 5 | 1 | 1 | 0 | 0 | 0 | 1 |
| Trot Nixon, L OBP: 0.402, SLG: 0.497 (1, 9) | | 0-0 2B 1B | 3-2 1B 2B | | 1-0 F8 | | 1-1 G3-1 | | | 4 | 1 | 2 | 1 | 0 | 0 | 0 |
| Kevin Millar, R OBP: 0.335, SLG: 0.368 (1, 3) | | 3-0 1-H E 2B | 0-3 K | | 0-0 HR | | | 0-0 HR | | 4 | 3 | 3 | 3 | 0 | 1 | 1 |
| Bill Mueller, S OBP: 0.404, SLG: 0.364 (1, 5) | | 0-1 E4 18 2B 1B | 0-1 2-3 1B | | 1-0 F8 | | | 1-0 G6-3 | | 4 | 1 | 2 | 0 | 0 | 0 | 0 |
| Ramón Vázquez, L OBP: 0.250, SLG: 0.259 (1, 6) | | 2-1 18 2B 1B | 1-3 K | | 2-3 K | | | 1-3 K | | 4 | 0 | 1 | 0 | 0 | 3 | 2 |
| Kelly Shoppach, R Jason Varitek, S OBP: 0.371, SLG: 0.554 (8, PH) (9, 2) | | 0-3 K | 1-3 K | | | 2-3 K | | 4-1 BB | | 3 | 0 | 0 | 0 | 0 | 3 | 4 |
| | | | | | | | | | | 0 | 0 | 0 | 0 | 1 | 0 | 0 |

| Inning Stats | R: 0 | H: 0 | E: 0 | K: 1 | S: 9 | LOB: 0 | BB: 0 | P: 15 | R: 3 | H: 5 | E: 1 | K: 2 | S: 20 | LOB: 3 | BB: 1 | P: 33 | R: 1 | H: 3 | E: 0 | K: 3 | S: 17 | LOB: 2 | BB: 0 | P: 24 | R: 0 | H: 1 | E: 0 | K: 2 | S: 12 | LOB: 1 | BB: 0 | P: 19 | R: 1 | H: 1 | E: 0 | K: 1 | S: 8 | LOB: 0 | BB: 0 | P: 12 | R: 0 | H: 0 | E: 0 | K: 2 | S: 10 | LOB: 0 | BB: 0 | P: 16 | R: 0 | H: 0 | E: 0 | K: 1 | S: 9 | LOB: 0 | BB: 0 | P: 14 | R: 1 | H: 1 | E: 0 | K: 1 | S: 8 | LOB: 1 | BB: 1 | P: 16 | R: 0 | H: 0 | E: 0 | K: 1 | S: 8 | LOB: 0 | BB: 0 | P: 11 | 1B: 6 | SF: 0 | 2B: 3 | SAC: 0 | 3B: 0 | DP: 0 | HR: 2 | HBP: 0 | WP: 0 | PA: 40 | PB: 0 | SB: 0 | CS: 0 |
|--------------|------|------|------|------|------|--------|-------|-------|------|------|------|------|-------|--------|-------|-------|------|------|------|------|-------|--------|-------|-------|------|------|------|------|-------|--------|-------|-------|------|------|------|------|------|--------|-------|-------|------|------|------|------|-------|--------|-------|-------|------|------|------|------|------|--------|-------|-------|------|------|------|------|------|--------|-------|-------|------|------|------|------|------|--------|-------|-------|-------|-------|-------|--------|-------|-------|-------|--------|-------|--------|-------|-------|-------|
|--------------|------|------|------|------|------|--------|-------|-------|------|------|------|------|-------|--------|-------|-------|------|------|------|------|-------|--------|-------|-------|------|------|------|------|-------|--------|-------|-------|------|------|------|------|------|--------|-------|-------|------|------|------|------|-------|--------|-------|-------|------|------|------|------|------|--------|-------|-------|------|------|------|------|------|--------|-------|-------|------|------|------|------|------|--------|-------|-------|-------|-------|-------|--------|-------|-------|-------|--------|-------|--------|-------|-------|-------|

| PITCHER | IP | WLS | BF | H | R | ER | SO | BB | IBB | HBP | BLK | WP | HR | S | P | ERA | WHIP |
|--|-----|-----|----|----|---|----|----|----|-----|-----|-----|----|----|----|-----|------|-------|
| 40 Bartolo Colon, R ERA: 3.1 (1, 1) | 6.0 | W | 29 | 10 | 5 | 5 | 11 | 1 | 0 | 0 | 0 | 0 | 0 | 76 | 119 | 7.50 | 1.833 |
| Brendan Donnelly, R ERA: 3.91 (7, 1) | 1.0 | H | 3 | 0 | 0 | 0 | 1 | 0 | 0 | 0 | 0 | 0 | 0 | 9 | 14 | 0.00 | 0.000 |
| 62 Scot Shields, R ERA: 2.91 (8, 1) | 1.0 | H | 5 | 1 | 1 | 1 | 1 | 1 | 0 | 0 | 0 | 0 | 1 | 8 | 16 | 9.00 | 2.000 |
| Joel Peralta, R ERA: (9, 1) | 1.0 | | 3 | 0 | 0 | 0 | 1 | 0 | 0 | 0 | 0 | 0 | 0 | 8 | 11 | 0.00 | 0.000 |

Los Angeles Angels @ Boston Red Sox
Fenway Park, Boston, MA
 Sat Jun 04 2005, 1:20 PM EDT
 Att. 34,754 - Sunny - 80 F

| | |
|-----|----|
| AB | 38 |
| R | 6 |
| H | 11 |
| RBI | 5 |
| BB | 2 |
| SO | 14 |
| LOB | 14 |



| WP | HR | S | P | ERA | WHIP |
|----|----|---|---|-----|------|
| 0 | 0 | 0 | 0 | 0 | 0 |

| Batter | 1 | 2 | 3 | 4 | 5 | 6 | 7 | 8 | 9 | AB R H RBI BB SO LOB | TOP |
|--|---|---|---|--|---|---|---|---|---|--|---|
| 9 Chone Figgins, S <small>(1, 9) X OBP: 0.328, SLG: 0.414 (8, 5)</small> | | | | | | | | | | 5 0 1 0 0 0 3 | |
| Darin Erstad, L <small>(1, 3) C X OBP: 0.332, SLG: 0.386</small> | | | | | | | | | | 5 0 2 2 0 0 1 | |
| Steve Finley, L <small>(1, 8) B C C C X OBP: 0.289, SLG: 0.424</small> | | | | | | | | | | 3 0 0 0 1 1 4 | |
| 16 Garret Anderson, L <small>(1, 7) B X OBP: 0.329, SLG: 0.471</small> | | | | | | | | | | 4 0 1 0 0 0 3 | |
| 8 Dallas McPherson, L <small>(1, 5) F B B X OBP: 0.301, SLG: 0.432</small> 20 Juan Rivera, R <small>(8, PH) C X OBP: 0.255, SLG: 0.351 (8, 9)</small> | | | | | | | | | | 3 0 1 0 0 0 1 1 0 0 0 0 0 0 | |
| Jeff DaVanon, S <small>(1, 10) B C C C C X OBP: 0.308, SLG: 0.257</small> | | | | | | | | | | 3 0 0 0 1 2 0 | |
| Bengie Molina, R <small>(1, 2) B S B B X OBP: 0.361, SLG: 0.500</small> | | | | | | | | | | 3 1 2 1 1 0 2 | |
| Orlando Cabrera, R <small>(1, 6) C X OBP: 0.296, SLG: 0.344</small> | | | | | | | | | | 4 1 1 0 0 0 2 | |
| Adam Kennedy, L <small>(1, 4) C B B X OBP: 0.347, SLG: 0.375</small> | | | | | | | | | | 4 1 2 0 0 0 1 | |
| Inning Stats | R: 0 H: 0 E: 0 LOB: 0 K: 0 BB: 0 S: 6 P: 9 | R: 0 H: 1 E: 0 LOB: 0 K: 0 BB: 0 S: 8 P: 13 | R: 0 H: 2 E: 0 LOB: 3 K: 1 BB: 1 S: 13 P: 23 | R: 0 H: 1 E: 0 LOB: 1 K: 0 BB: 1 S: 5 P: 10 | R: 1 H: 2 E: 0 LOB: 2 K: 0 BB: 1 S: 12 P: 24 | R: 1 H: 1 E: 0 LOB: 0 K: 1 BB: 0 S: 10 P: 17 | R: 1 H: 2 E: 0 LOB: 1 K: 0 BB: 0 S: 14 P: 20 | R: 0 H: 1 E: 0 LOB: 1 K: 1 BB: 0 S: 14 P: 18 | R: 0 H: 0 E: 0 LOB: 0 K: 0 BB: 0 S: 5 P: 7 | 1B: 6 SF: 0 2B: 3 SAC: 0 3B: 0 DP: 2 HR: 1 HBP: 0 | WP: 0 PA: 38 PB: 0 SB: 0 CS: 0 |
| PITCHER Wade Miller, R <small>(1, 1) ERA: 4.73</small> Mike Myers, L <small>(7, 1) ERA: 1.46</small> 50 Mike Timlin, R <small>(8, 1) ERA: 1.61</small> Keith Foulke, R <small>(9, 1) ERA: 6.0</small> | IP WLS BF H R ER SO BB IBB HBP BLK WP HR S P ERA WHIP 6.1 0 29 9 3 3 2 3 0 0 0 0 1 64 110 4.26 1.895 0.2 W 2 0 0 0 0 0 0 0 0 0 0 0 4 6 0.00 0.000 1.0 H 4 1 0 0 1 0 0 0 0 0 0 0 14 18 0.00 1.000 1.0 S 3 0 0 0 0 0 0 0 0 0 0 0 5 7 0.00 0.000 | PITCHER IP WLS BF H R ER SO BB IBB HBP BLK WP HR S P ERA WHIP | | | | | | | | | |

Los Angeles Angels @ Boston Red Sox
 Fenway Park, Boston, MA
 Sun Jun 05 2005, 2:05 PM EDT
 Att. 35,008 - Sunny - 84 F

livebaseballscorecards.com

| | |
|------------|-----------|
| AB | 35 |
| R | 3 |
| H | 10 |
| RBI | 3 |
| BB | 3 |
| SO | 3 |
| LOB | 17 |



BOTTOM

Los Angeles Angels @ Boston Red Sox
Fenway Park, Boston, MA
Sun Jun 05 2005, 2:05 PM EDT
Att. 35,008 - Sunny - 84 F

livebaseballscorecards.com

AB 27
R 6
H 8
RBI 6
BB 4
SO 8
LOB 10



WP: 0 PA: 34
PB: 0
SB: 0
CS: 0

AB R H RBI BB SO LOB

3 0 0 1 0 2 0

4 0 1 0 0 2 2

3 1 1 2 1 1 1

4 1 1 0 0 2 1

3 1 2 1 0 0 0
0 0 0 0 1 0 0

2 0 0 0 2 1 2

3 1 1 1 0 0 2

2 1 1 1 0 0 0

3 1 1 0 0 0 2

1B: 6 SF: 2
2B: 2 SAC: 0
3B: 0 DP: 3
HR: 0 HBP: 1

| Batter | 1 | 2 | 3 | 4 | 5 | 6 | 7 | 8 | 9 |
|--|-----------------|-----------|--------|----------------|--------|-----------------|-------------------|-----------------|---|
| Mark Bellhorn, S OBP: 0.352, SLG: 0.361 (1, 4) | 1-3 K | | 1-3 K | | 0-0 F8 | | 3-2 SF8 | | |
| Edgar Renteria, R OBP: 0.323, SLG: 0.392 (1, 6) | 1-1 G4-6-3 1B | | | 0-1 B2 | 2-3 K | | 1-3 K | | |
| 34 David Ortiz, L OBP: 0.382, SLG: 0.556 (1, 10) | 2-2 G4-6-3 1-2f | | | 4-1 1B 2B BB | 3-3 K | | 1-0 1-H 2-H 2B | | |
| Manny Ramirez, R OBP: 0.345, SLG: 0.480 (1, 7) | | 0-1 F8 | | 2-1 2B 1B 1B | | 1-3 K | 2-3 K | | |
| Kevin Millar, R OBP: 0.340, SLG: 0.378 (1, 9) | | 2-1 P6 | | 1-0 1B 1B 2B | | 1-1 G5-4-3 1B | | 4-1 G4-6-3 BB | |
| Trot Nixon, L OBP: 0.405, SLG: 0.497 (6, PR) (7, 9) | | | | 1-3 3-H SF7 2B | | | | | |
| Jason Varitek, S OBP: 0.374, SLG: 0.547 (1, 2) | | 4-2 | | 4-2 1B BB | | 0-0 G5-4-3 1-2f | | 2-3 K | |
| Bill Mueller, S OBP: 0.406, SLG: 0.363 (1, 5) | | 0-1 F8 BB | | 1-0 1B BB | | | 2-2 1B 1B SF8 HBP | 0-0 G4-6-3 1-2f | |
| John Olerud, L OBP: 0.381, SLG: 0.474 (1, 3) | | | 2-2 F7 | 0-1 SF7 | | | 2-2 34 2B 1B | | |
| Jay Payton, R OBP: 0.296, SLG: 0.371 (1, 8) | | | 2-1 P3 | 2-2 L5 | | | 3-2 34 2B 1B | | |

| Inning Stats | R: 0 | H: 1 | E: 0 | K: 1 | S: 9 | LOB: 0 | BB: 0 | P: 13 | R: 0 | H: 0 | E: 0 | K: 0 | S: 9 | LOB: 1 | BB: 1 | P: 15 | R: 0 | H: 0 | E: 0 | K: 1 | S: 9 | LOB: 0 | BB: 0 | P: 14 | R: 3 | H: 3 | E: 0 | K: 0 | S: 15 | LOB: 2 | BB: 2 | P: 29 | R: 0 | H: 0 | E: 0 | K: 2 | S: 8 | LOB: 0 | BB: 0 | P: 13 | R: 0 | H: 1 | E: 0 | K: 1 | S: 6 | LOB: 1 | BB: 0 | P: 8 | R: 3 | H: 3 | E: 0 | K: 2 | S: 22 | LOB: 1 | BB: 0 | P: 36 | R: 0 | H: 0 | E: 0 | K: 1 | S: 5 | LOB: 0 | BB: 1 | P: 11 |
|--------------|------|------|------|------|------|--------|-------|-------|------|------|------|------|------|--------|-------|-------|------|------|------|------|------|--------|-------|-------|------|------|------|------|-------|--------|-------|-------|------|------|------|------|------|--------|-------|-------|------|------|------|------|------|--------|-------|------|------|------|------|------|-------|--------|-------|-------|------|------|------|------|------|--------|-------|-------|
|--------------|------|------|------|------|------|--------|-------|-------|------|------|------|------|------|--------|-------|-------|------|------|------|------|------|--------|-------|-------|------|------|------|------|-------|--------|-------|-------|------|------|------|------|------|--------|-------|-------|------|------|------|------|------|--------|-------|------|------|------|------|------|-------|--------|-------|-------|------|------|------|------|------|--------|-------|-------|

| PITCHER | IP | WLS | BF | H | R | ER | SO | BB | IBB | HBP | BLK | WP | HR | S | P | ERA | WHIP |
|--|-----|-----|----|---|---|----|----|----|-----|-----|-----|----|----|----|----|------|-------|
| Jarrod Washburn, L ERA: 3.86 (1, 1) | 6.0 | | 24 | 5 | 3 | 3 | 5 | 3 | 0 | 0 | 0 | 0 | 0 | 56 | 92 | 4.50 | 1.333 |
| Jake Woods, L ERA: 3.12 (7, 1) | 0.0 | L | 2 | 1 | 2 | 2 | 0 | 0 | 0 | 1 | 0 | 0 | 0 | 5 | 9 | ∞ | ∞ |
| Joel Peralta, R ERA: 1.35 (7, 1) | 1.0 | | 5 | 2 | 1 | 1 | 2 | 0 | 0 | 0 | 0 | 0 | 0 | 17 | 27 | 9.00 | 2.000 |
| Esteban Yan, R ERA: 5.16 (8, 1) | 1.0 | | 3 | 0 | 0 | 0 | 1 | 1 | 0 | 0 | 0 | 0 | 0 | 5 | 11 | 0.00 | 1.000 |

| PITCHER | IP | WLS | BF | H | R | ER | SO | BB | IBB | HBP | BLK | WP | HR | S | P | ERA | WHIP |
|---------|----|-----|----|---|---|----|----|----|-----|-----|-----|----|----|---|---|-----|------|
|---------|----|-----|----|---|---|----|----|----|-----|-----|-----|----|----|---|---|-----|------|

| Batter | 1 | 2 | 3 | 4 | 5 | 6 | 7 | 8 | 9 | AB R H RBI BB SO LOB | TOP | |
|---|---|---|--|---|---|---|--|--|---|---|---|--|
| Mark Bellhorn, S (1, 4) OBP: 0.355, SLG: 0.360 | 3-2 G4-6-3 1B | | 2-2 P2 | | | 4-0 G6-4-3 BB | | | 0-0 L9 | 3 0 1 0 1 0 0 | | |
| Edgar Renteria, R (1, 6) OBP: 0.317, SLG: 0.385 | 0-1 G4-6-3 1-2f | | 2-2 P3 | | | 0-1 G6-4-3 1-2f | | | 1-2 G5-3 | 4 0 0 0 0 0 2 | | |
| 34 David Ortiz, L (1, 3) OBP: 0.379, SLG: 0.550 | 1-2 F7 | | | | | | | | 0-0 F7 | 4 0 1 0 0 0 0 | | |
| Manny Ramirez, R (1, 7) OBP: 0.345, SLG: 0.483 | | 0-2 G4-3 1B 2B | | | | | | | 1-2 F7 | 3 1 1 0 0 0 1 | | |
| Trot Nixon, L (1, 9) OBP: 0.399, SLG: 0.488 | | 0-1 G4-3 2-3 | | | | | | | 0-0 F7 | 3 0 0 0 0 0 2 | | |
| Jason Varitek, S (1, 2) OBP: 0.373, SLG: 0.543 | | 0-1 G4-3 3-H 1B | | | | | | | 3-3 K | 3 0 1 1 0 1 1 | | |
| Jay Payton, R (1, 8) OBP: 0.287, SLG: 0.359 | | 3-2 F8 | | | | | | | 2-2 G4-3 | 3 0 0 0 0 0 1 | | |
| Bill Mueller, S (1, 5) OBP: 0.400, SLG: 0.356 | | 0-2 F8 | | | | | | | 1-1 F8 | 3 0 0 0 0 0 1 | | |
| 49 Tim Wakefield, R (1, 1) Matt Mantei, R (6, 1) Alan Embree, L (7, 1) 20 Kevin Youkilis, R (8, PH) John Halama, L (8, 1) | | | 1-1 G6-3 | | | | | | 1-2 G5-3 | 2 0 1 0 0 0 0 0 0 0 0 0 0 0 0 0 | | |
| Inning Stats | R: 0 H: 1 E: 0 LOB: 0 K: 0 BB: 0 S: 10 P: 14 | R: 1 H: 2 E: 0 LOB: 1 K: 0 BB: 0 S: 14 P: 17 | R: 0 H: 0 E: 0 LOB: 0 K: 0 BB: 0 S: 9 P: 14 | R: 0 H: 0 E: 0 LOB: 0 K: 0 BB: 0 S: 4 P: 7 | R: 0 H: 0 E: 0 LOB: 0 K: 0 BB: 0 S: 4 P: 7 | R: 0 H: 0 E: 0 LOB: 0 K: 1 BB: 1 S: 3 P: 8 | R: 0 H: 1 E: 0 LOB: 1 K: 1 BB: 0 S: 8 P: 13 | R: 0 H: 0 E: 0 LOB: 0 K: 0 BB: 0 S: 9 P: 13 | R: 0 H: 0 E: 0 LOB: 0 K: 0 BB: 0 S: 7 P: 8 | 1B: 3 SF: 0 2B: 1 SAC: 0 3B: 0 DP: 2 HR: 0 HBP: 0 | WP: 0 PA: 30 PB: 0 SB: 0 CS: 0 | |
| PITCHER Matt Morris, R (1, 1) ERA: 3.43 | IP WLS BF H R ER SO BB IBB HBP BLK WP HR S P ERA WHIP | 9.0 W 30 4 1 1 1 1 1 0 0 0 0 0 68 101 1.00 0.556 | | | | | | | | | | |

Boston Red Sox @ St. Louis Cardinals
 Busch Stadium, St. Louis, MO
 Mon Jun 06 2005, 7:10 PM CDT
 Att: 50,270 - Partly Cloudy - 84 F

livebaseballscorecards.com

| | |
|-----|----|
| AB | 29 |
| R | 1 |
| H | 4 |
| RBI | 1 |
| BB | 1 |
| SO | 1 |
| LOB | 8 |



| Batter | 1 | 2 | 3 | 4 | 5 | 6 | 7 | 8 | 9 | AB | R | H | RBI | BB | SO | LOB |
|--|----------|-----------|---|---|------------|----------|---|-----------|---|----|---|---|-----|----|----|-----|
| 22 David Eckstein, R OBP: 0.387, SLG: 0.406 (1, 6) | 2-1 G4-3 | 2-2 1B | | | | 0-0 F9 | | 0-0 3B | | 5 | 0 | 3 | 3 | 0 | 0 | 0 |
| Mark Grudzielanek, R OBP: 0.367, SLG: 0.460 (1, 4) | 1-1 F9 | | | | 0-2 G6-3 | 4-1 BB | | 2-0 G4-3 | | 4 | 0 | 0 | 0 | 1 | 0 | 3 |
| 5 Albert Pujols, R OBP: 0.418, SLG: 0.590 (1, 3) | 0-2 K | | | | 0-2 G6-3 | 4-0 BB | | 3-1 F8 | | 3 | 0 | 0 | 0 | 1 | 1 | 0 |
| 15 Jim Edmonds, L OBP: 0.394, SLG: 0.525 (1, 8) | | 1-2 G4-3 | | | 2-3 K | 0-1 F9 | | 1-3 K | | 4 | 0 | 0 | 0 | 0 | 2 | 2 |
| Reggie Sanders, R OBP: 0.335, SLG: 0.531 (1, 7) | | 1-2 1B S | | | 3-2 S 4 PB | 0-0 G5-3 | | 0-0 F9 | | 4 | 2 | 2 | 0 | 0 | 0 | 2 |
| Larry Walker, L OBP: 0.344, SLG: 0.422 (1, 9) | | 1-2 1B 4 | | | 3-3 K | | | 0-0 F9 | | 2 | 2 | 1 | 0 | 0 | 1 | 1 |
| So Taguchi, R OBP: 0.289, SLG: 0.375 (8, PH) (9, 9) | | 1-3 1B 4 | | | 1-2 K | | | 0-0 F7 | | 1 | 0 | 0 | 0 | 0 | 0 | 0 |
| Abraham Nunez, S OBP: 0.342, SLG: 0.407 (1, 5) | | 0-1 4 1B | | | 4-1 PB 4 | | | 0-0 F7 | | 3 | 1 | 1 | 1 | 1 | 0 | 1 |
| 4 Yadier Molina, R OBP: 0.295, SLG: 0.341 (1, 2) | | 1-3 SH1-4 | | | 2-3 PB | | | 1-2 F7 | | 3 | 1 | 2 | 2 | 1 | 0 | 1 |
| Matt Morris, R OBP: 0.091, SLG: 0.091 (1, 1) | | 3-1 22 1B | | | 1-0 G6-3 | | | 4-1 22 1B | | 3 | 1 | 0 | 1 | 0 | 0 | 1 |
| | | 1-3 3-H | | | 1-2 1B | | | 0-2 22 3B | | | | | | | | |
| | | 1-1 SH1-4 | | | 2-2 G5-3 | | | 0-2 F8 | | 3 | 1 | 0 | 1 | 0 | 0 | 4 |
| | | 1-2 3-H | | | 2-3 | | | 1-2 22 3B | | | | | | | | |

| Inning Stats | R: 0 | H: 0 | E: 0 | K: 1 | S: 7 | H: 0 | LOB: 0 | BB: 0 | P: 10 | R: 3 | H: 5 | E: 0 | K: 0 | S: 18 | R: 0 | H: 0 | E: 0 | K: 1 | S: 12 | R: 1 | H: 1 | E: 0 | K: 1 | S: 12 | R: 0 | H: 0 | E: 0 | K: 0 | S: 5 | R: 1 | H: 1 | E: 0 | K: 0 | S: 8 | R: 0 | H: 0 | E: 0 | K: 1 | S: 6 | R: 2 | H: 2 | E: 1 | K: 0 | S: 11 | H: 2 | LOB: 1 | BB: 0 | P: 13 |
|--------------|------|------|------|------|------|------|--------|-------|-------|------|------|------|------|-------|------|------|------|------|-------|------|------|------|------|-------|------|------|------|------|------|------|------|------|------|------|------|------|------|------|------|------|------|------|------|-------|------|--------|-------|-------|
|--------------|------|------|------|------|------|------|--------|-------|-------|------|------|------|------|-------|------|------|------|------|-------|------|------|------|------|-------|------|------|------|------|------|------|------|------|------|------|------|------|------|------|------|------|------|------|------|-------|------|--------|-------|-------|

| PITCHER | IP | WLS | BF | H | R | ER | SO | BB | IBB | HBP | BLK | WP | HR | S | P | ERA | WHIP |
|---|-----|-----|----|---|---|----|----|----|-----|-----|-----|----|----|----|-----|------|-------|
| 49 Tim Wakefield, R ERA: 5.13 (1, 1) | 5.2 | L | 28 | 7 | 5 | 4 | 3 | 4 | 0 | 0 | 0 | 0 | 0 | 61 | 102 | 6.35 | 1.941 |
| Matt Mantei, R ERA: 4.74 (6, 1) | 0.2 | | 2 | 0 | 0 | 0 | 0 | 0 | 0 | 0 | 0 | 0 | 0 | 3 | 6 | 0.00 | 0.000 |
| Alan Embree, L ERA: 6.57 (7, 1) | 0.2 | | 2 | 0 | 0 | 0 | 1 | 0 | 0 | 0 | 0 | 0 | 0 | 4 | 5 | 0.00 | 0.000 |
| John Halama, L ERA: 5.64 (8, 1) | 1.0 | | 6 | 2 | 2 | 0 | 0 | 0 | 0 | 0 | 0 | 0 | 0 | 11 | 13 | 0.00 | 2.000 |


BOTTOM

Boston Red Sox @ St. Louis Cardinals
 Busch Stadium, St. Louis, MO
 Mon Jun 06 2005, 7:10 PM CDT
 Att. 50,270 - Partly Cloudy - 84 F

| | |
|-----|----|
| AB | 32 |
| R | 7 |
| H | 9 |
| RBI | 7 |
| BB | 4 |
| SO | 4 |
| LOB | 14 |



| WP | HR | S | P | ERA | WHIP |
|----|----|---|---|------|-------|
| 0 | 0 | 0 | 0 | 0.00 | 0.000 |
| 0 | 0 | 0 | 0 | 0.00 | 0.000 |
| 0 | 0 | 0 | 0 | 0.00 | 2.000 |

| Batter | 1 | 2 | 3 | 4 | 5 | 6 | 7 | 8 | 9 | AB R H RBI BB SO LOB | TOP | |
|--|---|---|--|--|---|--|---|--|---|---|---|--|
| 18 Johnny Damon, L (1, 8) OBP: 0.394, SLG: 0.452 | 0-1 G6-4-3 1B | | 2-0 F9 | | 3-2 P6 | | | 0-3 K | | 4 0 1 0 0 1 2 | | |
| Edgar Renteria, R (1, 6) OBP: 0.316, SLG: 0.382 | 0-0 G6-4-3 1-2f | | | 1-0 G5-3 | | 3-2 G6-4-3 34 1B 1B | | 0-0 G5-4-3 1-2f | | 4 0 1 0 0 0 2 | | |
| 34 David Ortiz, L (1, 3) OBP: 0.381, SLG: 0.550 | 1-1 L9 | | | 2-1 F7 | | 1-1 G6-4-3 1B | | | 0-0 1B 1B | 4 0 2 0 0 0 0 | | |
| Manny Ramirez, R (1, 7) OBP: 0.345, SLG: 0.478 Kevin Millar, R (9, PH) OBP: 0.338, SLG: 0.376 | | 2-2 G6-3 | | 4-2 BB | | 1-0 G6-4-3 1-2f 2-3 | | | 1-0 F9 | 2 0 0 0 1 0 2 1 0 0 0 0 0 1 | | |
| Trot Nixon, L (1, 9) OBP: 0.393, SLG: 0.479 Jay Payton, R (9, PH) OBP: 0.294, SLG: 0.366 | | 0-1 P6 | | 2-1 P6 | | 2-0 P3 | | | 1-2 1B 1B | 3 0 0 0 0 0 2 1 0 1 0 0 0 0 | | |
| Jason Varitek, S (1, 2) OBP: 0.386, SLG: 0.568 | | 3-2 HR | | | 2-2 FC6-4 1B | | 1-0 L1-3 HBP | | 3-2 1B 1-2 2-3 | 3 1 3 1 0 0 0 | | |
| Bill Mueller, S (1, 5) OBP: 0.394, SLG: 0.350 Alan Embree, L (7, 1) Ramón Vázquez, L (9, PH) OBP: 0.246, SLG: 0.255 | | 0-1 G6-3 | | | 0-2 FC6-4 1-2f 2B | | 0-0 L1-3 | | 0-1 L8 | 3 1 0 0 0 0 2 0 0 0 0 0 0 0 1 0 0 0 0 0 3 | AB 32 R 2 H 9 RBI 2 BB 1 SO 3 LOB 18 | |
| Mark Bellhorn, S (1, 4) OBP: 0.353, SLG: 0.364 | | | 2-2 P5 | | 0-1 G3-1 1-H 2B | | 1-1 G4-3 | | 2-3 K | 4 0 1 1 0 1 3 | | |
| 30 Matt Clement, R (1, 1) John Olerud, L (5, PH) OBP: 0.364, SLG: 0.450 John Halama, L (5, 1) Matt Mantei, R (7, 1) 20 Kevin Youkilis, R (7, 5) OBP: 0.423, SLG: 0.395 | | | 1-3 K | | 1-2 G3-1 2-3 | | | 4-2 G5-4-3 HBP | | 1 0 0 0 0 1 0 1 0 0 0 0 0 1 0 |  | |
| Inning Stats | R: 0 H: 1 E: 0 LOB: 0 K: 0 BB: 0 S: 5 P: 6 | R: 1 H: 1 E: 0 LOB: 0 K: 0 BB: 0 S: 12 P: 17 | R: 0 H: 0 E: 0 LOB: 0 K: 1 BB: 0 S: 8 P: 13 | R: 0 H: 0 E: 0 LOB: 1 K: 0 BB: 1 S: 7 P: 16 | R: 1 H: 2 E: 0 LOB: 1 K: 0 BB: 0 S: 18 P: 24 | R: 0 H: 2 E: 0 LOB: 1 K: 0 BB: 0 S: 7 P: 14 | R: 0 H: 0 E: 0 LOB: 0 K: 0 BB: 0 S: 3 P: 5 | R: 0 H: 0 E: 0 LOB: 0 K: 1 BB: 0 S: 7 P: 11 | R: 0 H: 3 E: 0 LOB: 3 K: 1 BB: 0 S: 15 P: 22 | 1B: 7 SF: 0 2B: 2 SAC: 0 3B: 0 DP: 4 HR: 1 HBP: 2 | WP: 0 PA: 35 PB: 0 SB: 0 CS: 0 | |
| PITCHER | IP WLS BF H R ER SO BB IBB HBP BLK WP HR S P ERA WHIP | | | | | | | | | | | |
| Jeff Suppan, R (1, 1) ERA: 4.28 | 6.0 W 23 6 2 2 1 1 0 0 0 0 0 1 57 90 3.00 1.167 | | | | | | | | | | | |
| Al Reyes, R (7, 1) ERA: 1.85 | 1.0 4 0 0 0 0 0 0 0 2 0 0 0 6 12 0.00 0.000 | | | | | | | | | | | |
| Ray King, L (8, 1) ERA: 3.07 | 1.0 2 0 0 0 0 1 0 0 0 0 0 0 4 4 0.00 0.000 | | | | | | | | | | | |
| Gabe White, L (9, 1) ERA: 2.16 | 0.2 5 3 0 0 0 0 0 0 0 0 0 0 11 16 0.00 4.500 | | | | | | | | | | | |
| Julian Tavarez, R (9, 1) ERA: 2.4 | 0.1 1 0 0 0 0 1 0 0 0 0 0 0 4 6 0.00 0.000 | | | | | | | | | | | |

Boston Red Sox @ St. Louis Cardinals
 Busch Stadium, St. Louis, MO
 Tue Jun 07 2005, 7:10 PM CDT
 Att: 47,496 - Partly Cloudy - 83 F

livebaseballscorecards.com

| Batter | 1 | 2 | 3 | 4 | 5 | 6 | 7 | 8 | 9 | AB R H RBI BB SO LOB | TOP | | | | | | | | | | | |
|---|---|----------------------------------|----------------------------------|----------------------------------|------------------------------|---------------------------------|-------------------------------|----------------------------------|-------------------------------|----------------------------------|-------------------------------|----------------------------------|------------------------------|---|------------------------------|----------------------------------|-------------------------------|----------------------------------|----------------------------------|------------------------------------|----------------------------------|--------|
| 18 Johnny Damon, L (1, 8) OBP: 0.387, SLG: 0.442 | 1-3 K | | 0-1 L5-3 | | 2-3 K | 1-0 G3-1 | | | 2-2 G3 | 5 0 0 0 0 2 6 | | | | | | | | | | | | |
| Edgar Renteria, R (1, 6) OBP: 0.314, SLG: 0.392 | 2-0 G5-3 | | 1-2 F9 | | | 0-1 F7 | 1-2 G6-3 | | 1-1 HR | 5 1 1 1 0 0 1 | | | | | | | | | | | | |
| 34 David Ortiz, L (1, 3) John Olerud, L (7, 3) OBP: 0.383, SLG: 0.562 OBP: 0.348, SLG: 0.429 | 1-3 K | | | 1-1 1B | | 1-0 HR | 0-0 G3 | | 0-2 F7 | 4 1 2 1 0 1 0 1 0 0 0 0 0 0 | | | | | | | | | | | | |
| Kevin Millar, R (1, 7) Jay Payton, R (7, PR) OBP: 0.341, SLG: 0.375 OBP: 0.291, SLG: 0.362 | | 0-1 F8 | | 0-3 K | | 2-1 1B 2B | 3-2 PB BB | | 1-2 F8 | 3 1 1 0 1 1 1 1 0 0 0 0 0 0 | | | | | | | | | | | | |
| Trot Nixon, L (1, 9) OBP: 0.390, SLG: 0.473 | | 3-2 G4-3 | | 2-1 F8 | | 1-0 2B 1B | 0-3 K | | | 4 1 1 0 0 1 2 | | | | | | | | | | | | |
| Jason Varitek, S (1, 2) OBP: 0.388, SLG: 0.572 | | 2-2 1B | | 3-3 K | | 1-1 BB 2B | | 1-2 E5 G6-4-3 | | 4 0 2 2 0 1 1 | | | | | | | | | | | | |
| Bill Mueller, S (1, 5) OBP: 0.396, SLG: 0.349 | | 0-1 G1-3 | | | 2-2 1B | 4-1 BB BB | | 1-0 G6-4-3 | | 3 0 1 0 1 0 2 | | | | | | | | | | | | |
| Mark Bellhorn, S (1, 4) OBP: 0.360, SLG: 0.365 | | | 0-0 E 1B | | 2-3 K | 4-2 BB | | 4-1 BB | | 2 0 1 0 2 1 1 | | | | | | | | | | | | |
| David Wells, L (1, 1) Keith Foulke, R (9, 1) | | | 0-0 SAFE FC2 18 L5-3 | | 0-3 K | 1-3 K | | 1-1 G4-3 | | 4 0 0 0 0 2 6 0 0 0 0 0 0 0 | | | | | | | | | | | | |
| Inning Stats | R: 0 E: 0 K: 2 S: 7 | H: 0 LOB: 0 BB: 0 P: 11 | R: 0 E: 0 K: 0 S: 14 | H: 1 LOB: 1 BB: 0 P: 19 | R: 0 E: 1 K: 0 S: 7 | H: 1 LOB: 1 BB: 0 P: 8 | R: 0 E: 0 K: 2 S: 12 | H: 1 LOB: 1 BB: 0 P: 18 | R: 0 E: 0 K: 3 S: 13 | H: 1 LOB: 1 BB: 0 P: 19 | R: 3 E: 0 K: 1 S: 17 | H: 4 LOB: 3 BB: 2 P: 32 | R: 0 E: 0 K: 1 S: 9 | H: 0 LOB: 2 BB: 1 P: 13 | R: 0 E: 1 K: 0 S: 7 | H: 0 LOB: 1 BB: 1 P: 14 | R: 1 E: 0 K: 0 S: 13 | H: 1 LOB: 0 BB: 0 P: 17 | 1B: 6 2B: 2 3B: 0 HR: 2 | SF: 0 SAC: 0 DP: 2 HBP: 0 | WP: 0 PB: 1 SB: 0 CS: 0 | PA: 40 |
| PITCHER | IP WLS BF H R ER SO BB IBB HBP BLK WP HR S P ERA WHIP | | | | | | | | | | | | PITCHER | IP WLS BF H R ER SO BB IBB HBP BLK WP HR S P ERA WHIP | | | | | | | | |
| 29 Chris Carpenter, R (1, 1) ERA: 3.49 | 6.0 L 28 8 3 3 8 2 0 0 0 0 1 70 107 4.50 1.667 | | | | | | | | | | | | | | | | | | | | | |
| 48 Brad Thompson, R (7, 1) ERA: 2.87 | 2.0 8 0 0 0 1 2 0 0 0 0 0 0 16 27 0.00 1.000 | | | | | | | | | | | | | | | | | | | | | |
| Ray King, L (9, 1) ERA: 3.45 | 1.0 4 1 1 1 0 0 0 0 0 0 0 1 13 17 9.00 1.000 | | | | | | | | | | | | | | | | | | | | | |

Boston Red Sox @ St. Louis Cardinals
 Busch Stadium, St. Louis, MO
 Wed Jun 08 2005, 6:10 PM CDT
 Att. 46,928 - Cloudy - 70 F

livebaseballscorecards.com

| | |
|-----|----|
| AB | 36 |
| R | 4 |
| H | 9 |
| RBI | 4 |
| BB | 4 |
| SO | 9 |
| LOB | 20 |



| Batter | 1 | 2 | 3 | 4 | 5 | 6 | 7 | 8 | 9 | AB R H RBI BB SO LOB | TOP | |
|---|---|--|---|---|---|---|---|--|---|--|---|--|
| 18 Johnny Damon, L (1, 8) OBP: 0.388, SLG: 0.441 John Olerud, L (9, PH) OBP: 0.375, SLG: 0.429 | 2-3 | | 4-2 | | X 0-0 | | 1-0 | | 4-2 | 3 0 1 1 1 1 0 0 1 0 0 1 0 0 | | |
| Edgar Renteria, R (1, 6) OBP: 0.313, SLG: 0.389 Ramón Vázquez, L (7, 6) OBP: 0.241, SLG: 0.250 | 2-1 | | 1-1 | | | 0-2 | 2-2 | | 1-1 | 4 0 1 1 0 0 2 1 0 0 0 0 0 1 | | |
| 34 David Ortiz, L (1, 3) OBP: 0.383, SLG: 0.584 | 2-2 | | 0-0 | | | 0-0 | | 1-0 | 2-2 | 5 2 2 3 0 0 2 | | |
| Manny Ramirez, R (1, 7) | | 1-1 | | X 0-0 | | 0-2 | | 4-0 | 1-1 | 4 0 0 0 1 0 0 | | |
| Trot Nixon, L (1, 9) OBP: 0.384, SLG: 0.465 Jay Payton, R (8, PH) OBP: 0.288, SLG: 0.358 | | 2-1 | | 0-2 | | 0-0 | | 0-0 | | 3 0 0 0 0 0 0 1 0 0 0 0 0 1 | | |
| Jason Varitek, S (1, 2) OBP: 0.392, SLG: 0.579 Alan Embree, L (7, 1) Kevin Millar, R (8, PH) OBP: 0.344, SLG: 0.378 50 Mike Timlin, R (8, 1) | | 2-2 | | 1-1 | | | 0-1 | 3-1 | | 3 0 2 0 0 0 0 0 0 0 0 0 0 0 1 0 1 0 0 0 0 0 0 0 0 0 0 0 | | |
| Bill Mueller, S (1, 5) OBP: 0.393, SLG: 0.353 | | | 0-0 | X 0-1 | | | 0-0 | 0-2 | | 4 2 1 0 0 0 4 | | |
| Mark Bellhorn, S (1, 4) OBP: 0.363, SLG: 0.385 | | | 2-2 | | 1-3 | | 3-1 | | 1-0 | 4 1 2 1 0 1 1 | | |
| Bronson Arroyo, R (1, 1) 20 Kevin Youkilis, R (5, PH) OBP: 0.415, SLG: 0.386 John Halama, L (5, 1) Kelly Shoppach, R (7, PH) (7, 2) | | | 0-3 | | 0-3 | | 1-3 | | 2-3 | 1 0 0 0 0 1 1 1 0 0 0 0 1 0 0 0 0 0 0 0 0 2 0 0 0 0 2 2 | | |
| Inning Stats | R: 0 H: 0 E: 0 LOB: 0 K: 1 BB: 0 S: 9 P: 15 | R: 0 H: 0 E: 0 LOB: 0 K: 0 BB: 0 S: 7 P: 12 | R: 1 H: 2 E: 0 LOB: 2 K: 1 BB: 1 S: 12 P: 19 | R: 0 H: 1 E: 0 LOB: 1 K: 0 BB: 0 S: 8 P: 9 | R: 0 H: 0 E: 0 LOB: 0 K: 2 BB: 0 S: 8 P: 9 | R: 1 H: 1 E: 0 LOB: 0 K: 0 BB: 0 S: 8 P: 8 | R: 1 H: 3 E: 0 LOB: 2 K: 1 BB: 0 S: 12 P: 19 | R: 0 H: 1 E: 0 LOB: 2 K: 0 BB: 1 S: 7 P: 15 | R: 3 H: 2 E: 0 LOB: 0 K: 1 BB: 1 S: 13 P: 24 | 1B: 5 SF: 0 2B: 2 SAC: 0 3B: 0 DP: 0 HR: 3 HBP: 0 | WP: 0 PA: 40 PB: 0 SB: 0 CS: 0 | |
| PITCHER | IP WLS BF H R ER SO BB IBB HBP BLK WP HR S P ERA WHIP | | | | | | | | | | | |
| Greg Maddux, R (1, 1) ERA: 4.11 | 6.2 W 28 7 3 3 5 1 0 0 0 0 0 1 61 86 4.05 1.200 | | | | | | | | | | | |
| 43 Michael Wuerz, R (7, 1) ERA: 3.45 | 0.1 1 0 0 0 0 0 0 0 0 0 0 0 3 5 0.00 0.000 | | | | | | | | | | | |
| 13 Will Ohman, L (8, 1) ERA: 2.08 | 1.0 5 1 0 0 0 1 0 0 0 0 0 0 7 15 0.00 2.000 | | | | | | | | | | | |
| Cliff Bartosh, L (9, 1) ERA: 5.17 | 1.0 6 2 3 3 1 1 0 0 0 0 0 2 13 24 27.00 3.000 | | | | | | | | | | | |

Boston Red Sox @ Chicago Cubs
Wrigley Field, Chicago, IL
Fri Jun 10 2005, 1:20 PM CDT
Att. 39,215 - Sunny - 89 F

livebaseballscorecards.com

| | |
|-----|----|
| AB | 37 |
| R | 6 |
| H | 10 |
| RBI | 6 |
| BB | 3 |
| SO | 6 |
| LOB | 14 |



| Batter | 1 | 2 | 3 | 4 | 5 | 6 | 7 | 8 | 9 | AB R H RBI BB SO LOB | TOP | | | | | | | | | | | | | | | | | | | | | | | | | |
|---|---|----------------------------------|-------------------------------|----------------------------------|-------------------------------|----------------------------------|-------------------------------|----------------------------------|-------------------------------|----------------------------------|------------------------------|----------------------------------|-------------------------------|----------------------------------|-------------------------------|----------------------------------|----------------------------------|------------------------------------|----------------------------------|--------|--|--|--|--|--|--|--|--|--|--|--|--|--|--|--|--|
| 18 Johnny Damon, L (1, 8) OBP: 0.389, SLG: 0.442 | 4-2 HR 34 BB | 3-1 FC6-4 WP | | 1-0 2B | | 3-3 K | | | 1-0 F8 | 4 1 1 0 1 1 4 | | | | | | | | | | | | | | | | | | | | | | | | | | |
| Edgar Renteria, R (1, 6) OBP: 0.314, SLG: 0.387 | 1-3 K | 4-2 BB | | 1-1 G6-3 | | | 0-0 P3 | | 0-0 WP 34 G3 2B | 4 1 1 1 1 1 3 | | | | | | | | | | | | | | | | | | | | | | | | | | |
| 34 David Ortiz, L (1, 3) OBP: 0.380, SLG: 0.574 | 4-2 HR BB | 1-3 K2-3 | | | 2-0 F9 | | 1-3 K | | 0-1 G3 | 4 1 0 0 1 2 3 | | | | | | | | | | | | | | | | | | | | | | | | | | |
| Manny Ramirez, R (1, 7) OBP: 0.339, SLG: 0.467 | 1-3 K | | 1-3 K | | 0-0 G6-3 | | 1-2 F7 | | 2-2 2B | 5 0 1 1 0 2 2 | | | | | | | | | | | | | | | | | | | | | | | | | | |
| Trot Nixon, L (1, 9) OBP: 0.385, SLG: 0.480 | 2-2 HR | | 1-2 G3 | | 2-0 G4-3 | | | 0-0 G1-3 1B | 2-1 P5 | 5 1 2 3 0 0 1 | | | | | | | | | | | | | | | | | | | | | | | | | | |
| Jason Varitek, S (1, 2) OBP: 0.389, SLG: 0.570 | 1-2 G6-3 | | 3-3 K | | | 4-0 BB BB | | 2-2 G1-3 | | 3 0 0 0 1 1 1 | | | | | | | | | | | | | | | | | | | | | | | | | | |
| Bill Mueller, S (1, 5) OBP: 0.390, SLG: 0.368 | | 1-1 HR | | 2-3 K | | 1-3 K | | 3-3 K | | 4 1 1 1 0 3 2 | | | | | | | | | | | | | | | | | | | | | | | | | | |
| Mark Bellhorn, S (1, 4) OBP: 0.361, SLG: 0.378 | | 2-3 K | | 0-3 K | | 4-0 BB | | 2-2 F9 | | 3 0 0 0 1 2 1 | | | | | | | | | | | | | | | | | | | | | | | | | | |
| Wade Miller, R (1, 1) OBP: 0.667, SLG: 0.667 | | 0-0 1B | | 0-1 1B | | 1-3 K | | | 2-1 18 F8 1B 2B | 3 0 2 0 0 1 2 | | | | | | | | | | | | | | | | | | | | | | | | | | |
| Mike Myers, L (8, 1) | | | | | | | | | | 0 0 0 0 0 0 0 | | | | | | | | | | | | | | | | | | | | | | | | | | |
| Matt Mantei, R (8, 1) | | | | | | | | | | 0 0 0 0 0 0 0 | | | | | | | | | | | | | | | | | | | | | | | | | | |
| John Olerud, L (9, PH) OBP: 0.400, SLG: 0.500 | | | | | | | | | | 1 1 1 0 0 0 0 | | | | | | | | | | | | | | | | | | | | | | | | | | |
| Inning Stats | R: 3 E: 0 K: 2 S: 19 | H: 1 LOB: 0 BB: 2 P: 32 | R: 1 E: 0 K: 2 S: 16 | H: 2 LOB: 2 BB: 1 P: 27 | R: 0 E: 0 K: 2 S: 10 | H: 0 LOB: 0 BB: 0 P: 15 | R: 0 E: 0 K: 2 S: 13 | H: 2 LOB: 2 BB: 0 P: 17 | R: 0 E: 0 K: 3 S: 10 | H: 0 LOB: 2 BB: 2 P: 23 | R: 0 E: 0 K: 1 S: 8 | H: 0 LOB: 0 BB: 0 P: 10 | R: 0 E: 0 K: 1 S: 12 | H: 1 LOB: 1 BB: 0 P: 19 | R: 2 E: 0 K: 0 S: 11 | H: 3 LOB: 1 BB: 0 P: 18 | 1B: 4 2B: 3 3B: 0 HR: 2 | SF: 0 SAC: 0 DP: 0 HBP: 0 | WP: 2 PB: 0 SB: 0 CS: 0 | PA: 41 | | | | | | | | | | | | | | | | |
| PITCHER | IP WLS BF H R ER SO BB IBB HBP BLK WP HR S P ERA WHIP | | | | | | | | | | | | | | | | | | | | | | | | | | | | | | | | | | | |
| 38 Carlos Zambrano, R (1, 1) ERA: 3.19 | 5.0 | | 23 | 5 | 4 | 4 | 8 | 3 | 0 | 0 | 0 | 1 | 2 | 61 | 98 | 7.20 | 1.600 | | | | | | | | | | | | | | | | | | | |
| Todd Wellemeyer, R (6, 1) ERA: 2.37 | 1.0 | W | 5 | 0 | 0 | 0 | 3 | 2 | 0 | 0 | 0 | 0 | 0 | 10 | 23 | 0.00 | 2.000 | | | | | | | | | | | | | | | | | | | |
| Mike Remlinger, L (7, 1) ERA: 4.3 | 1.0 | H | 4 | 1 | 0 | 0 | 1 | 0 | 0 | 0 | 0 | 0 | 0 | 9 | 11 | 0.00 | 1.000 | | | | | | | | | | | | | | | | | | | |
| 43 Michael Wuerzt, R (8, 1) ERA: 3.34 | 1.0 | H | 3 | 0 | 0 | 0 | 1 | 0 | 0 | 0 | 0 | 0 | 0 | 11 | 18 | 0.00 | 0.000 | | | | | | | | | | | | | | | | | | | |
| 46 Ryan Dempster, R (9, 1) ERA: 4.91 | 1.0 | S | 6 | 3 | 2 | 2 | 0 | 0 | 0 | 0 | 0 | 1 | 0 | 11 | 18 | 18.00 | 3.000 | | | | | | | | | | | | | | | | | | | |

Boston Red Sox @ Chicago Cubs
Wrigley Field, Chicago, IL
Sat Jun 11 2005, 2:15 PM CDT
Att: 39,096 - Partly Cloudy - 84 F

livebaseballscorecards.com

| | |
|-----|----|
| AB | 36 |
| R | 6 |
| H | 9 |
| RBI | 6 |
| BB | 5 |
| SO | 13 |
| LOB | 19 |



| Batter | 1 | 2 | 3 | 4 | 5 | 6 | 7 | 8 | 9 | AB | R | H | RBI | BB | SO | LOB |
|---|----|--------------------------------|----|------------|---------------------------------|-----------------|------|------------------|---|----|---|---|-----|----|----|-----|
| Neifi Perez, S OBP: 0.332, SLG: 0.452 (1, 6) | K | G4-3 | | | FC3-6 FC4-6 25 BB 1-2f | | L7 | | | 4 | 0 | 0 | 0 | 0 | 1 | 2 |
| Corey Patterson, L OBP: 0.298, SLG: 0.429 (1, 8) | P6 | | P2 | | K | | P6 | | | 4 | 0 | 0 | 0 | 0 | 1 | 1 |
| 25 Derrek Lee, R OBP: 0.461, SLG: 0.688 (1, 3) | P3 | | P4 | | FC4-6 BB | | G4-3 | | | 3 | 0 | 0 | 0 | 1 | 0 | 0 |
| Jeremy Burnitz, L OBP: 0.320, SLG: 0.474 (1, 9) | | 16 1B 1B | G3 | | FC4-6 | | | 16 2B 1B | | 4 | 2 | 2 | 0 | 0 | 0 | 2 |
| 16 Aramis Ramirez, R OBP: 0.347, SLG: 0.526 (1, 5) | | 1B 1B | | F9 | | L6 | | G4-3 1B 2B | | 4 | 2 | 2 | 1 | 0 | 0 | 0 |
| Todd Walker, L OBP: 0.351, SLG: 0.521 (1, 4) | | 24 1B 38 G6-4-3 1B | | G5-3 3B | | 2B SF8 1B | | G4-3 | | 4 | 3 | 3 | 1 | 0 | 0 | 1 |
| 46 Ryan Dempster, R OBP: 0.077, SLG: 0.077 (9, 1) | | 38 G6-4-3 24 1B | | G5-3 | | 24 SF8 2B | | | | 0 | 0 | 0 | 0 | 0 | 0 | 0 |
| Todd Hollandsworth, L OBP: 0.319, SLG: 0.377 (1, 7) | | 38 G6-4-3 24 1B | | G6-3 | | SF8 | | 24 CS 1B | | 4 | 0 | 3 | 3 | 0 | 0 | 0 |
| 24 Henry Blanco, R OBP: 0.179, SLG: 0.283 (1, 2) | | 38 G6-4-3 1B | | G6-3 | | | | K | | 3 | 0 | 1 | 1 | 0 | 1 | 1 |
| 38 Carlos Zambrano, S OBP: 0.250, SLG: 0.375 (1, 1) | | G6-4-3 | | | FC3-6 1B | | G3 | | | 2 | 0 | 1 | 0 | 0 | 0 | 2 |
| Todd Wellemeeyer, R OBP: 0.333, SLG: 0.333 (6, 1) | | | | | | | | | | 0 | 0 | 0 | 0 | 0 | 0 | 0 |
| Jose Maciejko, S OBP: 0.271, SLG: 0.304 (6, PH) | | | | | | | | | | 1 | 0 | 0 | 0 | 0 | 0 | 1 |
| Mike Remlinger, L OBP: 0.271, SLG: 0.304 (7, 1) | | | | | | | | | | 0 | 0 | 0 | 0 | 0 | 0 | 0 |
| 43 Michael Wuerz, R OBP: 0.250, SLG: 0.273 (8, 1) | | | | | | | | | | 0 | 0 | 0 | 0 | 0 | 0 | 0 |
| Enrique Wilson, S OBP: 0.250, SLG: 0.273 (9, 4) | | | | | | | | | | 0 | 0 | 0 | 0 | 0 | 0 | 0 |

| Inning Stats | R: 0 | H: 0 | E: 0 | K: 1 | S: 11 | R: 3 | H: 5 | E: 0 | K: 0 | S: 12 | R: 0 | H: 0 | E: 0 | K: 0 | S: 6 | R: 1 | H: 1 | E: 0 | K: 0 | S: 13 | R: 0 | H: 1 | E: 0 | K: 1 | S: 11 | R: 1 | H: 2 | E: 0 | K: 0 | S: 8 | R: 0 | H: 0 | E: 0 | K: 0 | S: 5 | R: 2 | H: 3 | E: 0 | K: 1 | S: 13 | 1B: 9 | SF: 1 | 2B: 2 | SAC: 0 | 3B: 1 | DP: 1 | HR: 0 | HBP: 0 | WP: 0 | PA: 35 |
|--------------|------|------|------|------|-------|------|------|------|------|-------|------|------|------|------|------|------|------|------|------|-------|------|------|------|------|-------|------|------|------|------|------|------|------|------|------|------|------|------|------|------|-------|-------|-------|-------|--------|-------|-------|-------|--------|-------|--------|
|--------------|------|------|------|------|-------|------|------|------|------|-------|------|------|------|------|------|------|------|------|------|-------|------|------|------|------|-------|------|------|------|------|------|------|------|------|------|------|------|------|------|------|-------|-------|-------|-------|--------|-------|-------|-------|--------|-------|--------|

| PITCHER | IP | WLS | BF | H | R | ER | SO | BB | IBB | HBP | BLK | WP | HR | S | P | ERA | WHIP |
|---|-----|-----|----|---|---|----|----|----|-----|-----|-----|----|----|----|-----|------|-------|
| Wade Miller, R ERA: 5.03 (1, 1) | 7.0 | L | 30 | 9 | 5 | 5 | 2 | 1 | 0 | 0 | 0 | 0 | 0 | 66 | 103 | 6.43 | 1.429 |
| Mike Myers, L ERA: 2.19 (8, 1) | 0.0 | | 1 | 1 | 1 | 0 | 0 | 0 | 0 | 0 | 0 | 0 | 2 | 5 | ∞ | ∞ | |
| Matt Mantei, R ERA: 5.66 (8, 1) | 1.0 | | 4 | 2 | 1 | 1 | 1 | 0 | 0 | 0 | 0 | 0 | 0 | 11 | 17 | 9.00 | 2.000 |


BOTTOM

Boston Red Sox @ Chicago Cubs
Wrigley Field, Chicago, IL

Sat Jun 11 2005, 2:15 PM CDT
Att. 39,096 - Partly Cloudy - 84 F

livebaseballscorecards.com

| | |
|------------|-----------|
| AB | 33 |
| R | 7 |
| H | 12 |
| RBI | 6 |
| BB | 1 |
| SO | 3 |
| LOB | 10 |



| Batter | 1 | 2 | 3 | 4 | 5 | 6 | 7 | 8 | 9 | AB R H RBI BB SO LOB | TOP | | | | | | | | | |
|---|---|----------------------------------|-------------------------------|----------------------------------|-------------------------------|----------------------------------|-------------------------------|----------------------------------|-------------------------------|--|-------------------------------|----------------------------------|-------------------------------|----------------------------------|-------------------------------|----------------------------------|-----------------------------------|------------------------------------|----------------------------------|--------|
| 18 Johnny Damon, L (1, 8) OBP: 0.395, SLG: 0.469 | 0-0 F7 | | 1-2 2B | | 1-1 HR | 1-2 3B | | 4-0 1B HBP BB | 0-0 F9 | 5 1 3 3 1 0 1 | | | | | | | | | | |
| Edgar Renteria, R (1, 6) OBP: 0.312, SLG: 0.380 | 0-1 G5-3 | | 2-3 K | | 0-1 F9 | 0-0 F8 | | 1-2 1B HBP | | 4 0 0 0 0 1 2 | | | | | | | | | | |
| 20 Kevin Youkilis, R (1, 5) OBP: 0.431, SLG: 0.490 | 3-2 HR | | 2-1 F8 | | 0-1 1B | | 2-2 HR 2B | 0-2 F9 | | 5 2 3 1 0 0 3 | | | | | | | | | | |
| Manny Ramirez, R (1, 7) OBP: 0.340, SLG: 0.479 | 1-1 G4-3 | | 1-3 K | | 2-2 P3 | | 0-1 HR | 1-0 G4-6-3 1B | | 5 1 2 2 0 1 2 | | | | | | | | | | |
| Kevin Millar, R (1, 3) John Olerud, L (7, 3) OBP: 0.347, SLG: 0.381 OBP: 0.385, SLG: 0.478 | | 2-2 49 1B 1B | | 0-0 G6-3 | | 1-1 1B 49 FC4-6 1B | 1-0 G6-3 | 2-1 G4-6-3 1-2f | | 4 1 2 0 0 0 0 1 0 0 0 0 0 3 | | | | | | | | | | |
| Jay Payton, R (1, 9) OBP: 0.294, SLG: 0.390 | | 0-0 P4 | | 2-2 1B | | 0-3 K | 1-2 F8 | 3-2 HR | | 5 1 2 1 0 1 2 | | | | | | | | | | |
| Doug Mirabeli, R (1, 2) OBP: 0.311, SLG: 0.400 | | 1-2 49 1B 1B | | 1-3 K | 1 SAFE | 4-2 49 FC4-6 18 3B BB | 3-1 BB 1B | 2-0 G6-3 | | 4 1 2 0 1 1 1 | | | | | | | | | | |
| Mark Bellhorn, S (1, 4) OBP: 0.362, SLG: 0.376 | | 2-3 K | | 1-3 K | | 0-2 49 FC4-6 1B | 4-2 BB 1B | 0-3 K | | 4 0 1 0 1 3 3 | | | | | | | | | | |
| 49 Tim Wakefield, R (1, 1) 50 Mike Timlin, R (8, 1) Bill Mueller, S (9, PH) Mike Myers, L (9, 1) OBP: 0.167, SLG: 0.167 OBP: 0.393, SLG: 0.371 | | 1-2 1B | | 2-3 K | | 2-3 K | 2-2 FC4-6 18 3B | 0-1 G3 | 3-2 1B | 4 1 1 1 0 1 4 0 0 0 0 0 0 0 1 0 1 0 0 0 0 0 0 0 0 0 0 0 | | | | | | | | | | |
| Inning Stats | R: 1 E: 0 K: 0 S: 11 | H: 1 LOB: 0 BB: 0 P: 15 | R: 0 E: 0 K: 1 S: 13 | H: 3 LOB: 2 BB: 0 P: 19 | R: 0 E: 0 K: 2 S: 12 | H: 1 LOB: 1 BB: 0 P: 18 | R: 0 E: 0 K: 2 S: 13 | H: 1 LOB: 1 BB: 0 P: 18 | R: 1 E: 0 K: 1 S: 19 | H: 2 LOB: 1 BB: 1 P: 27 | R: 2 E: 0 K: 0 S: 17 | H: 3 LOB: 2 BB: 1 P: 28 | R: 0 E: 0 K: 0 S: 11 | H: 1 LOB: 2 BB: 1 P: 19 | R: 1 E: 0 K: 1 S: 11 | H: 2 LOB: 1 BB: 0 P: 19 | 1B: 10 2B: 2 3B: 1 HR: 4 | SF: 0 SAC: 0 DP: 1 HBP: 1 | WP: 0 PB: 0 SB: 0 CS: 0 | PA: 46 |
| PITCHER | IP WLS BF H R ER SO BB IBB HBP BLK WP HR S P ERA WHIP | | | | | | | | | | | | | | | | | | | |
| Glendon Rusch, L (1, 1) ERA: 2.57 | 5.2 L 28 11 5 5 7 1 0 0 0 0 2 80 114 7.94 2.118 | | | | | | | | | | | | | | | | | | | |
| Joe Borowski, R (6, 1) ERA: 4.7 | 1.1 8 3 2 2 0 1 0 0 0 0 1 18 29 13.50 3.000 | | | | | | | | | | | | | | | | | | | |
| Cliff Bartosh, L (8, 1) ERA: 5.09 | 2.0 10 3 1 1 1 1 0 1 0 0 1 22 38 4.50 2.000 | | | | | | | | | | | | | | | | | | | |

Boston Red Sox @ Chicago Cubs
Wrigley Field, Chicago, IL
Sun Jun 12 2005, 7:05 PM CDT
Att. 39,138 - Clear - 75 F

livebaseballscorecards.com

AB 42
R 8
H 17
RBI 8
BB 3
SO 8
LOB 21



BOTTOM

Boston Red Sox @ Chicago Cubs

Wrigley Field, Chicago, IL

Sun Jun 12 2005, 7:05 PM CDT

Att. 39,138 - Clear - 75 F

livebaseballscorecards.com

| | |
|------------|-----------|
| AB | 30 |
| R | 1 |
| H | 5 |
| RBI | 1 |
| BB | 0 |
| SO | 3 |
| LOB | 6 |



| AB | R | H | RBI | BB | SO | LOB |
|----|---|---|-----|----|----|-----|
| 4 | 0 | 1 | 0 | 0 | 1 | 0 |
| 3 | 0 | 0 | 0 | 0 | 1 | 1 |
| 1 | 0 | 0 | 0 | 0 | 0 | 0 |
| 4 | 1 | 2 | 0 | 0 | 0 | 0 |
| 3 | 0 | 0 | 0 | 0 | 0 | 2 |
| 3 | 0 | 0 | 1 | 0 | 1 | 0 |
| 3 | 0 | 1 | 0 | 0 | 0 | 0 |
| 0 | 0 | 0 | 0 | 0 | 0 | 0 |
| 2 | 0 | 0 | 0 | 0 | 0 | 1 |
| 0 | 0 | 0 | 0 | 0 | 0 | 0 |
| 1 | 0 | 1 | 0 | 0 | 0 | 0 |
| 3 | 0 | 0 | 0 | 0 | 0 | 1 |
| 1 | 0 | 0 | 0 | 0 | 0 | 0 |
| 2 | 0 | 0 | 0 | 0 | 0 | 1 |

| Batter | 1 | 2 | 3 | 4 | 5 | 6 | 7 | 8 | 9 |
|--|--------------------|---|-------------------------------------|--------------------|--------------------|------------------|---|---|---|
| Neifi Perez, S (1, 6) OBP: 0.331, SLG: 0.449 | 0-3 K | | 0-2 1B | | | 0-0 P2 | | | 0-0 P3 |
| Corey Patterson, L (1, 8) OBP: 0.294, SLG: 0.423 Jerry Hairston, R (9, PH) OBP: 0.367, SLG: 0.359 | 2-0 F7 | | 2-0 G4-3 | | | 2-3 K | | | 1-0 G6-3 |
| 25 Derrek Lee, R (1, 3) OBP: 0.461, SLG: 0.693 | 0-1 2B | | | 0-2 G5-3 | | | 3-2 G4-3 16 G6-3 2B | | 2-1 G4-3 |
| Jeremy Burnitz, L (1, 9) OBP: 0.316, SLG: 0.468 | 3-2 G4-3 | | | 1-0 G3-1 | | | 0-0 G4-3 | | |
| 16 Aramis Ramirez, R (1, 5) OBP: 0.343, SLG: 0.518 | | | 1-3 K | | 1-1 F8 | | | | |
| Todd Walker, L (1, 4) OBP: 0.350, SLG: 0.514 Cliff Bartosh, L (8, 1) OBP: 1.000, SLG: 1.000 | | | 0-1 G5-4-3 1B | | 1-0 G3-1 | | | | 1-1 P3 |
| Jason Dubois, R (1, 7) OBP: 0.308, SLG: 0.482 Joe Borowski, R (6, 1) Jose Macias, S (8, 4) OBP: 0.283, SLG: 0.316 | | | 1-2 G5-4-3 1-2f | | 2-2 L1 | | | | 2-1 FC5-4 1B |
| Michael Barrett, R (1, 2) OBP: 0.337, SLG: 0.506 | | | 1-0 G4-3 | | 0-0 P3 | | | | 0-0 FC5-4 G5-4-3 1-2f |
| Glendon Rusch, L (1, 1) OBP: 0.200, SLG: 0.211 Todd Hollandsworth, L (6, 7) OBP: 0.315, SLG: 0.371 | | | 2-2 G6-3 | | 2-1 F8 | | | | 1-0 G5-4-3 1-2f |

| Inning | R | H | E | K | S | H | LOB | BB | P |
|--------|---|---|---|---|----|---|-----|----|---|
| 1 | 0 | 1 | 0 | 1 | 16 | 1 | 0 | 0 | 1 |
| 2 | 0 | 1 | 0 | 1 | 11 | 1 | 0 | 0 | 1 |
| 3 | 0 | 1 | 0 | 1 | 14 | 1 | 0 | 0 | 1 |
| 4 | 0 | 0 | 0 | 0 | 11 | 0 | 0 | 0 | 0 |
| 5 | 0 | 0 | 0 | 0 | 8 | 0 | 0 | 0 | 0 |
| 6 | 0 | 0 | 0 | 1 | 12 | 0 | 0 | 0 | 0 |
| 7 | 1 | 1 | 0 | 0 | 14 | 1 | 0 | 0 | 1 |
| 8 | 0 | 0 | 0 | 0 | 7 | 0 | 0 | 0 | 0 |
| 9 | 0 | 0 | 0 | 0 | 7 | 0 | 0 | 0 | 0 |

| PITCHER | IP | WLS | BF | H | R | ER | SO | BB | IBB | HBP | BLK | WP | HR | S | P | ERA | WHIP |
|---------------------------------|-----|-----|----|---|---|----|----|----|-----|-----|-----|----|----|----|----|------|-------|
| 49 Tim Wakefield, R ERA: 4.8 | 7.0 | W | 24 | 4 | 1 | 1 | 3 | 0 | 0 | 0 | 0 | 0 | 0 | 60 | 86 | 1.29 | 0.571 |
| 50 Mike Timlin, R ERA: 1.5 | 1.0 | | 3 | 1 | 0 | 0 | 0 | 0 | 0 | 0 | 0 | 0 | 0 | 4 | 7 | 0.00 | 1.000 |
| Mike Myers, L ERA: 2.03 | 1.0 | | 3 | 0 | 0 | 0 | 0 | 0 | 0 | 0 | 0 | 0 | 0 | 4 | 7 | 0.00 | 0.000 |

| | |
|-------|--------|
| WP: 0 | PA: 30 |
| PB: 0 | |
| SB: 0 | |
| CS: 0 | |

| Batter | 1 | 2 | 3 | 4 | 5 | 6 | 7 | 8 | 9 | AB R H RBI BB SO LOB | TOP | |
|--|---|--|---|--|---|--|--|---|---|--|--|--|
| 6 Ryan Freel, R OBP: 0.410, SLG: 0.427 (1, 8) | 1-2 G6-3 | | 2-2 2-5 | 0-0 G3-1 | | 0-1 G6-3 | | 2-2 L1 | | 4 0 0 0 0 0 0 | | |
| Joe Randa, R OBP: 0.367, SLG: 0.474 (1, 5) | 1-1 G6-3 1B | | | 1-3 K | | 1-0 G6-3 | | 2-1 F8 | | 4 0 1 0 0 1 0 | | |
| Sean Casey, L OBP: 0.379, SLG: 0.434 (1, 3) Jacob Cruz, L OBP: 0.357, SLG: 0.500 (8, 3) | 1-2 G6-3 1-2f | | | 1-0 1B | | 0-0 F7 | | | 4-2 HBP BB | 3 0 1 0 0 0 1 0 0 0 0 1 0 0 | | |
| Ken Griffey Jr., L OBP: 0.345, SLG: 0.498 (1, 10) Kenny Kelly, R OBP: 0.500, SLG: 0.500 (9, PH) | | 2-3 K | | 3-3 K | | 2-2 P6 | | | 1-2 K | 3 0 0 0 0 2 1 1 0 0 0 0 1 1 | | |
| Wily Mo Peña, R OBP: 0.324, SLG: 0.761 (1, 9) | | 2-1 F8 | | | 1-3 K | | 0-3 K | | 2-3 K | 4 0 0 0 0 3 1 | | |
| Adam Dunn, L OBP: 0.403, SLG: 0.559 (1, 7) | | 2-3 K | | | 4-0 3B BB | | 1-1 1B | | 2-0 FC3-6 HBP | 2 1 1 0 1 1 0 | | |
| Felipe Lopez, S OBP: 0.356, SLG: 0.562 (1, 6) | | | 1-2 G6-3 | | 0-0 SF7 3B | | 1-3 K | | 1-0 FC3-6 1-2f | 4 1 1 1 0 1 3 | | |
| Rich Aurilia, R OBP: 0.277, SLG: 0.432 (1, 4) | | | 1-3 K | | 1-0 SF7 | | | 0-0 F7 | | 2 0 0 1 0 1 0 | | |
| Javier Valentin, S OBP: 0.329, SLG: 0.362 (1, 2) | | | 1-0 2-5 2B | | 0-3 K | | | 0-0 HR | | 3 1 2 1 0 1 0 | | |
| Inning Stats | R: 0 E: 0 K: 0 S: 8 H: 1 LOB: 0 P: 11 | R: 0 E: 0 K: 2 S: 10 H: 0 LOB: 0 P: 16 | R: 0 E: 0 K: 1 S: 11 H: 1 LOB: 1 P: 16 | R: 0 E: 0 K: 2 S: 12 H: 1 LOB: 1 P: 17 | R: 2 E: 0 K: 2 S: 9 H: 1 LOB: 0 P: 15 | R: 0 E: 0 K: 0 S: 4 H: 0 LOB: 0 P: 5 | R: 0 E: 0 K: 2 S: 13 H: 1 LOB: 1 P: 17 | R: 1 E: 0 K: 0 S: 7 H: 1 LOB: 0 P: 11 | R: 0 E: 0 K: 2 S: 9 H: 0 LOB: 2 P: 19 | 1B: 3 2B: 1 3B: 1 HR: 1 SF: 1 SAC: 0 DP: 1 HBP: 1 | WP: 0 PB: 0 SB: 0 CS: 0 PA: 34 | |
| PITCHER 30 Matt Clement, R ERA: 3.76 (1, 1) Matt Mantei, R ERA: 5.4 (9, 1) | IP 8.0 WLS W BF 30 H 6 R 3 ER 3 SO 9 BB 1 IBB 0 HBP 0 BLK 0 WP 0 HR 1 S 74 P 108 ERA 3.38 WHIP 0.875 | IP 1.0 WLS 5 BF 0 H 0 R 0 ER 0 SO 2 BB 1 IBB 0 HBP 1 BLK 0 WP 0 HR 0 S 9 P 19 ERA 0.00 WHIP 1.000 | PITCHER IP WLS BF H R ER SO BB IBB HBP BLK WP HR S P ERA WHIP | | | | | | | | | |

Cincinnati Reds @ Boston Red Sox
 Fenway Park, Boston, MA
 Mon Jun 13 2005, 7:05 PM EDT
 Att. 35,478 - Overcast - 91 F

livebaseballscorecards.com

| | |
|-----|----|
| AB | 30 |
| R | 3 |
| H | 6 |
| RBI | 3 |
| BB | 2 |
| SO | 11 |
| LOB | 7 |



| Batter | 1 | 2 | 3 | 4 | 5 | 6 | 7 | 8 | 9 |
|---|------|----|------|------|------|-------|----|----|---|
| 18 Johnny Damon, L (1, 8) OBP: 0.400, SLG: 0.474 Trot Nixon, L (7, 9) OBP: 0.383, SLG: 0.477 | F9 | | 2B | 1B | | 34 1B | F9 | | |
| Edgar Renteria, R (1, 6) OBP: 0.318, SLG: 0.387 | G6-3 | | 2B | G5-3 | | 34 1B | | 1B | |
| 34 David Ortiz, L (1, 10) OBP: 0.377, SLG: 0.567 | P2 | | K | | G3 | HR | | K | |
| Manny Ramirez, R (1, 7) OBP: 0.341, SLG: 0.496 | | F9 | | 1B | G5-3 | HR | | F9 | |
| Kevin Millar, R (1, 3) OBP: 0.349, SLG: 0.388 John Olerud, L (7, 3) OBP: 0.407, SLG: 0.500 | | F7 | | K | | 2B | | 1B | |
| Jason Varitek, S (1, 2) OBP: 0.392, SLG: 0.574 Doug Mirabelli, R (8, PH) OBP: 0.304, SLG: 0.390 (9, 2) | | F8 | | 2B | G5-3 | 2B | | L6 | |
| Bill Mueller, S (1, 5) OBP: 0.391, SLG: 0.374 | | | P5 | 1B | | K | | | |
| Jay Payton, R (1, 9) OBP: 0.310, SLG: 0.408 (7, 8) | | | 2B | 1B | | 34 1B | F9 | | |
| Mark Bellhorn, S (1, 4) OBP: 0.355, SLG: 0.368 | | | G6-3 | P5 | | F8 | F8 | | |

| AB | R | H | RBI | BB | SO | LOB |
|----|---|---|-----|----|----|-----|
| 4 | 2 | 3 | 1 | 0 | 0 | 0 |
| 1 | 0 | 0 | 0 | 0 | 0 | 0 |
| 4 | 1 | 2 | 2 | 1 | 0 | 2 |
| 5 | 1 | 1 | 2 | 0 | 2 | 2 |
| 5 | 2 | 2 | 3 | 0 | 0 | 1 |
| 4 | 0 | 2 | 0 | 0 | 1 | 1 |
| 1 | 0 | 1 | 0 | 0 | 0 | 0 |
| 4 | 1 | 2 | 1 | 0 | 0 | 1 |
| 1 | 0 | 0 | 0 | 0 | 0 | 2 |
| 4 | 1 | 1 | 1 | 0 | 1 | 2 |
| 3 | 2 | 2 | 0 | 1 | 0 | 0 |
| 4 | 0 | 0 | 0 | 0 | 0 | 4 |

| BOTTOM | |
|--|---|
| AB 40 R 10 H 16 RBI 10 BB 2 SO 4 LOB 15 |  |

Cincinnati Reds @ Boston Red Sox
 Fenway Park, Boston, MA
 Mon Jun 13 2005, 7:05 PM EDT
 Att. 35,478 - Overcast - 91 F

| Inning Stats | | R | H | E | K | S | R | H | E | K | S | R | H | E | K | S | R | H | E | K | S | R | H | E | K | S | | | | | | |
|--------------------|--------|-----|-----|----|---|---|----|----|----|-----|-----|-----|----|----|----|----|------|-------|---|---|---|---|---|---|---|---|--|--|--|--|--|--|
| 22 Eric Milton, L | (1, 1) | 5.2 | WLS | BF | H | R | ER | SO | BB | IBB | HBP | BLK | WP | HR | S | P | ERA | WHIP | | | | | | | | | | | | | | |
| 31 Matt Belisle, R | (6, 1) | 2.1 | | 12 | 5 | 1 | 1 | 1 | 0 | 0 | 0 | 0 | 0 | 1 | 25 | 36 | 3.86 | 2.143 | | | | | | | | | | | | | | |

| PITCHER | | IP | WLS | BF | H | R | ER | SO | BB | IBB | HBP | BLK | WP | HR | S | P | ERA | WHIP |
|--------------------|--------|-----|-----|----|----|---|----|----|----|-----|-----|-----|----|----|----|----|-------|-------|
| 22 Eric Milton, L | (1, 1) | 5.2 | | 30 | 11 | 9 | 9 | 3 | 2 | 0 | 0 | 0 | 1 | 0 | 67 | 99 | 14.29 | 2.294 |
| 31 Matt Belisle, R | (6, 1) | 2.1 | | 12 | 5 | 1 | 1 | 1 | 0 | 0 | 0 | 0 | 0 | 1 | 25 | 36 | 3.86 | 2.143 |

| Batter | 1 | 2 | 3 | 4 | 5 | 6 | 7 | 8 | 9 | AB R H RBI BB SO LOB | TOP | | | | | | | | | | | |
|---|---|----------------------------------|------------------------------|----------------------------------|-------------------------------|----------------------------------|------------------------------|----------------------------------|------------------------------|----------------------------------|-------------------------------|----------------------------------|-------------------------------|----------------------------------|-------------------------------|----------------------------------|-------------------------------|----------------------------------|----------------------------------|------------------------------------|----------------------------------|--------|
| 6 Ryan Freel, R OBP: 0.407, SLG: 0.423 (1, 7) | 2-2 F7 | | | 0-2 G5-3 | | 0-2 1B | | 1-2 F9 | | 4 0 1 0 0 0 0 | | | | | | | | | | | | |
| Joe Randa, R OBP: 0.361, SLG: 0.465 (1, 5) | 0-3 K | | | 1-1 G5-3 | | 2-2 G4-3 | | 0-1 F9 | | 4 0 0 0 0 1 1 | | | | | | | | | | | | |
| Sean Casey, L OBP: 0.377, SLG: 0.429 (1, 10) | 1-3 K | | | 1-1 FC6-5 HBP | | | 0-0 F7 | | 0-2 F7 | 3 0 0 0 0 1 0 | | | | | | | | | | | | |
| Ken Griffey Jr., L OBP: 0.340, SLG: 0.489 (1, 8) | | 2-1 G6-3 | | 2-2 FC6-5 1-2f | | | 3-2 F8 | | 1-3 K | 4 0 0 0 0 1 1 | | | | | | | | | | | | |
| Wily Mo Peña, R OBP: 0.325, SLG: 0.740 (1, 9) | | 2-3 K | | | 0-3 K | | 4-2 BB BB | | | 2 0 0 0 1 2 0 | | | | | | | | | | | | |
| Adam Dunn, L OBP: 0.402, SLG: 0.553 (1, 3) | | 2-2 F9 | | | 3-1 G6-3 | | 4-2 BB BB | | | 2 0 0 0 1 0 0 | | | | | | | | | | | | |
| Felipe Lopez, S OBP: 0.351, SLG: 0.553 (1, 6) | | | 2-1 G4-3 | | 1-3 K | | 0-0 F8 | | | 3 0 0 0 0 1 2 | | | | | | | | | | | | |
| Rich Aurilia, R OBP: 0.271, SLG: 0.422 (1, 4) | | | 3-2 G4-3 | | | 0-2 G4-3 | | 1-3 K | | 3 0 0 0 0 1 0 | | | | | | | | | | | | |
| Dane Sardinha, R (1, 2) | | | 1-2 F7 | | | 0-1 F8 | | 0-3 K | | 3 0 0 0 0 1 0 | | | | | | | | | | | | |
| Inning Stats | R: 0 E: 0 K: 2 S: 11 | H: 0 LOB: 0 BB: 0 P: 14 | R: 0 E: 0 K: 1 S: 9 | H: 0 LOB: 0 BB: 0 P: 15 | R: 0 E: 0 K: 0 S: 11 | H: 0 LOB: 0 BB: 0 P: 17 | R: 0 E: 0 K: 0 S: 9 | H: 0 LOB: 1 BB: 0 P: 13 | R: 0 E: 0 K: 2 S: 9 | H: 0 LOB: 0 BB: 0 P: 13 | R: 0 E: 0 K: 0 S: 13 | H: 1 LOB: 1 BB: 0 P: 15 | R: 0 E: 0 K: 0 S: 12 | H: 0 LOB: 2 BB: 2 P: 23 | R: 0 E: 0 K: 2 S: 10 | H: 0 LOB: 0 BB: 0 P: 12 | R: 0 E: 0 K: 1 S: 10 | H: 0 LOB: 0 BB: 0 P: 11 | 1B: 1 2B: 0 3B: 0 HR: 0 | SF: 0 SAC: 0 DP: 0 HBP: 1 | WP: 0 PB: 0 SB: 0 CS: 0 | PA: 31 |
| PITCHER | IP WLS BF H R ER SO BB IBB HBP BLK WP HR S P ERA WHIP | | | | | | | | | | | | | | | | | | | | | |
| David Wells, L ERA: 4.54 (1, 1) | 7.0 W 25 1 0 0 5 2 0 1 0 0 0 0 74 110 0.00 0.429 | | | | | | | | | | | | | | | | | | | | | |
| 50 Mike Timlin, R ERA: 1.45 (8, 1) | 1.0 3 0 0 0 2 0 0 0 0 0 0 0 10 12 0.00 0.000 | | | | | | | | | | | | | | | | | | | | | |
| Keith Foulke, R ERA: 5.59 (9, 1) | 1.0 3 0 0 0 1 0 0 0 0 0 0 0 10 11 0.00 0.000 | | | | | | | | | | | | | | | | | | | | | |

Cincinnati Reds @ Boston Red Sox
 Fenway Park, Boston, MA
 Tue Jun 14 2005, 7:05 PM EDT
 Att. 35,387 - Cloudy - 54 F

livebaseballscorecards.com

| | |
|-----|----|
| AB | 28 |
| R | 0 |
| H | 1 |
| RBI | 0 |
| BB | 2 |
| SO | 8 |
| LOB | 4 |



| Batter | 1 | 2 | 3 | 4 | 5 | 6 | 7 | 8 | 9 |
|---|----------|-----------------|--------|---------------|-----------------|--------------|-----------|-------|---|
| 18 Johnny Damon, L OBP: 0.396, SLG: 0.472 (1, 8) | 2-2 F7 | 0-0 2B | | | 0-1 FC4-6 | 1-0 F9 | | 2-3 K | |
| Edgar Renteria, R OBP: 0.313, SLG: 0.380 (1, 6) | 2-2 G6-3 | 3-2 P4 | | | 0-0 G6-4-3 | | 0-0 L4 | | |
| 34 David Ortiz, L OBP: 0.375, SLG: 0.560 (1, 10) | 1-3 K | | 2-2 L6 | | | 4-2 FC6-4 BB | 1-1 L3 | | |
| Manny Ramirez, R OBP: 0.344, SLG: 0.507 (1, 7) | | 4-0 1B BB | 1-3 K | | | 2-2 FC6-4 1B | 0-1 HR | | |
| Jay Payton, R OBP: 0.310, SLG: 0.408 (9, 7) | | | | | | | | | |
| Trot Nixon, L OBP: 0.385, SLG: 0.478 (1, 9) | | 3-2 P5 | 2-3 K | | | 0-0 BB 1B | 0-1 2B 1B | | |
| Kevin Millar, R OBP: 0.358, SLG: 0.394 (1, 3) | | 4-1 1B BB | | 0-2 G4-6-3 1B | | 1-1 1B BB | 1-1 2B | | |
| John Olerud, L OBP: 0.429, SLG: 0.560 (7, 3) | | 1-2 1B BB | | | | 1-2 2-H 1B | 1-H 2B | | |
| Jason Varitek, S OBP: 0.394, SLG: 0.570 (1, 2) | | 0-0 1B 18 2B 1B | | 0-3 K | | 4-2 1B BB | 2-2 G5-3 | | |
| Bill Mueller, S OBP: 0.393, SLG: 0.377 (1, 5) | | 1-1 18 2B 1B | | 0-0 G4-6-3 | | 2-0 1B | 0-3 K | | |
| Mark Bellhorn, S OBP: 0.353, SLG: 0.362 (1, 4) | | 1-2 K | | | 4-0 18 FC4-6 BB | 1-2 L3 | 2-2 L6 | | |

| Inning Stats | R: 0 | H: 0 | E: 0 | K: 1 | S: 12 | LOB: 0 | BB: 0 | P: 17 | R: 3 | H: 3 | E: 0 | K: 1 | S: 16 | LOB: 2 | BB: 2 | P: 32 | R: 0 | H: 0 | E: 0 | K: 2 | S: 12 | LOB: 0 | BB: 0 | P: 17 | R: 0 | H: 0 | E: 0 | K: 0 | S: 3 | LOB: 0 | BB: 1 | P: 7 | R: 2 | H: 3 | E: 0 | K: 0 | S: 18 | LOB: 3 | BB: 2 | P: 33 | R: 2 | H: 3 | E: 0 | K: 0 | S: 12 | LOB: 1 | BB: 0 | P: 16 | R: 0 | H: 0 | E: 0 | K: 2 | S: 9 | LOB: 0 | BB: 0 | P: 13 | R: 0 | H: 0 | E: 0 | K: 1 | S: 12 | LOB: 0 | BB: 0 | P: 17 | R: 3 | H: 3 | E: 0 | K: 1 | S: 16 | LOB: 2 | BB: 2 | P: 32 | R: 0 | H: 0 | E: 0 | K: 2 | S: 12 | LOB: 0 | BB: 0 | P: 17 | R: 0 | H: 0 | E: 0 | K: 0 | S: 3 | LOB: 0 | BB: 1 | P: 7 | R: 2 | H: 3 | E: 0 | K: 0 | S: 18 | LOB: 3 | BB: 2 | P: 33 | R: 2 | H: 3 | E: 0 | K: 0 | S: 12 | LOB: 1 | BB: 0 | P: 16 | R: 0 | H: 0 | E: 0 | K: 2 | S: 9 | LOB: 0 | BB: 0 | P: 13 |
|--------------|------|------|------|------|-------|--------|-------|-------|------|------|------|------|-------|--------|-------|-------|------|------|------|------|-------|--------|-------|-------|------|------|------|------|------|--------|-------|------|------|------|------|------|-------|--------|-------|-------|------|------|------|------|-------|--------|-------|-------|------|------|------|------|------|--------|-------|-------|------|------|------|------|-------|--------|-------|-------|------|------|------|------|-------|--------|-------|-------|------|------|------|------|-------|--------|-------|-------|------|------|------|------|------|--------|-------|------|------|------|------|------|-------|--------|-------|-------|------|------|------|------|-------|--------|-------|-------|------|------|------|------|------|--------|-------|-------|
|--------------|------|------|------|------|-------|--------|-------|-------|------|------|------|------|-------|--------|-------|-------|------|------|------|------|-------|--------|-------|-------|------|------|------|------|------|--------|-------|------|------|------|------|------|-------|--------|-------|-------|------|------|------|------|-------|--------|-------|-------|------|------|------|------|------|--------|-------|-------|------|------|------|------|-------|--------|-------|-------|------|------|------|------|-------|--------|-------|-------|------|------|------|------|-------|--------|-------|-------|------|------|------|------|------|--------|-------|------|------|------|------|------|-------|--------|-------|-------|------|------|------|------|-------|--------|-------|-------|------|------|------|------|------|--------|-------|-------|


| PITCHER | IP | WLS | BF | H | R | ER | SO | BB | IBB | HBP | BLK | WP | HR | S | P | ERA | WHIP |
|--|-----|-----|----|---|---|----|----|----|-----|-----|-----|----|----|----|----|-------|--------|
| Luke Hudson, R ERA: 6.55 (1, 1) | 5.0 | L | 20 | 4 | 3 | 3 | 5 | 3 | 0 | 0 | 0 | 0 | 0 | 51 | 81 | 5.40 | 1.400 |
| Ryan Wagner, R ERA: 5.5 (6, 1) | 0.1 | | 6 | 3 | 2 | 2 | 0 | 2 | 0 | 0 | 0 | 0 | 0 | 14 | 27 | 54.00 | 15.000 |
| Ricky Stone, R ERA: 4.87 (6, 1) | 0.2 | | 2 | 0 | 0 | 0 | 0 | 0 | 0 | 0 | 0 | 0 | 0 | 4 | 6 | 0.00 | 0.000 |
| Kent Mercker, L ERA: 2.96 (7, 1) | 1.0 | | 6 | 3 | 2 | 2 | 0 | 0 | 0 | 0 | 0 | 0 | 1 | 12 | 16 | 18.00 | 3.000 |
| 25 David Weathers, R ERA: 4.28 (8, 1) | 1.0 | | 3 | 0 | 0 | 0 | 2 | 0 | 0 | 0 | 0 | 0 | 0 | 9 | 13 | 0.00 | 0.000 |

BOTTOM

Cincinnati Reds @ Boston Red Sox
Fenway Park, Boston, MA
 Tue Jun 14 2005, 7:05 PM EDT
 Att: 35,387 - Cloudy - 54 F

| AB | R | H | RBI | BB | SO | LOB |
|----|---|---|-----|----|----|-----|
| 5 | 0 | 1 | 1 | 0 | 1 | 4 |
| 4 | 0 | 0 | 0 | 0 | 0 | 3 |
| 3 | 0 | 0 | 0 | 1 | 1 | 0 |
| 3 | 3 | 1 | 1 | 1 | 1 | 1 |
| 0 | 0 | 0 | 0 | 0 | 0 | 0 |
| 4 | 2 | 2 | 0 | 0 | 1 | 1 |
| 2 | 1 | 2 | 1 | 1 | 0 | 0 |
| 1 | 0 | 1 | 1 | 0 | 0 | 0 |
| 3 | 1 | 1 | 0 | 1 | 1 | 2 |
| 4 | 0 | 2 | 3 | 0 | 1 | 1 |
| 3 | 0 | 0 | 0 | 1 | 1 | 5 |

| AB | 32 |
|-----|----|
| R | 7 |
| H | 10 |
| RBI | 7 |
| BB | 5 |
| SO | 7 |
| LOB | 17 |



| WP | PA |
|----|----|
| 0 | 37 |
| PB | 0 |
| SB | 0 |
| CS | 0 |

| WP | PA | ERA | WHIP |
|----|----|-----|------|
| 0 | 37 | | |

| Batter | 1 | 2 | 3 | 4 | 5 | 6 | 7 | 8 | 9 | AB R H RBI BB SO LOB | TOP | | | | | | | | | | | |
|---|---|----------------------------------|-------------------------------|----------------------------------|------------------------------|----------------------------------|------------------------------|----------------------------------|-------------------------------|----------------------------------|---|----------------------------------|-------------------------------|----------------------------------|-------------------------------|----------------------------------|-------------------------------|----------------------------------|----------------------------------|------------------------------------|----------------------------------|--------|
| 6 Ryan Freel, R OBP: 0.409, SLG: 0.418 (1, 4) | 4-2 BB | | 3-3 K | | | 2-2 G1-3 | | 4-0 FC6-4 BB | | 2 0 0 0 2 1 1 | Cincinnati Reds @ Boston Red Sox Fenway Park, Boston, MA Wed Jun 15 2005, 7:05 PM EDT Att. 35,265 - Overcast - 49 F | | | | | | | | | | | |
| Joe Randa, R OBP: 0.359, SLG: 0.462 (1, 10) | 0-2 P3 | | | 3-2 L3 1B | | 1-3 K | | 0-3 K | | 4 0 1 0 0 2 3 | | | | | | | | | | | | |
| Ken Griffey Jr., L OBP: 0.338, SLG: 0.485 (1, 8) | 1-3 SAFE K | | | 1-1 L3 | | | 2-2 1B WP 1B | 1-2 FC6-4 | | 4 1 1 0 0 1 4 | | | | | | | | | | | | |
| Wily Mo Peña, R OBP: 0.321, SLG: 0.714 (1, 9) | | 3-3 K | | 1-1 P3 | | | 0-1 1B | 1-3 K | | 4 0 1 0 0 2 2 | | | | | | | | | | | | |
| Adam Dunn, L OBP: 0.404, SLG: 0.550 (1, 3) | | 0-3 K | | | 2-2 G3 | | 4-1 FC6 BB | | 1-1 1B | 3 0 1 0 1 1 0 | | | | | | | | | | | | |
| Felipe Lopez, S OBP: 0.344, SLG: 0.542 (1, 6) | | 1-3 K | | | 0-1 F9 | | 1-1 FC6 1B | | 2-3 K | 4 0 0 0 0 2 2 | | | | | | | | | | | | |
| Jacob Cruz, L OBP: 0.367, SLG: 0.519 (1, 7) | | | 1-1 P6 | | 0-1 2B | | 2-0 1B | | 1-3 K | 4 0 2 0 0 1 1 | | | | | | | | | | | | |
| Jason LaRue, R OBP: 0.331, SLG: 0.374 (1, 2) | | | 1-3 K | | 1-3 K | | 1-0 F9 | | 1-2 K | 4 0 0 0 0 3 4 | | | | | | | | | | | | |
| Luis Lopez, S OBP: 0.250, SLG: 0.304 (1, 5) | | | 0-0 1B | | | 3-2 F8 | | 0-1 FC6-4 6 BB 1B | | 3 0 2 0 0 0 0 | | | | | | | | | | | | |
| Inning Stats | R: 0 E: 0 K: 1 S: 9 | H: 0 LOB: 0 BB: 1 P: 14 | R: 0 E: 0 K: 3 S: 13 | H: 0 LOB: 0 BB: 0 P: 17 | R: 0 E: 0 K: 2 S: 9 | H: 1 LOB: 1 BB: 0 P: 14 | R: 0 E: 0 K: 0 S: 7 | H: 1 LOB: 0 BB: 0 P: 12 | R: 0 E: 0 K: 1 S: 10 | H: 1 LOB: 1 BB: 0 P: 13 | R: 0 E: 0 K: 1 S: 11 | H: 0 LOB: 0 BB: 0 P: 17 | R: 1 E: 0 K: 0 S: 10 | H: 3 LOB: 2 BB: 1 P: 20 | R: 0 E: 0 K: 2 S: 12 | H: 1 LOB: 2 BB: 1 P: 18 | R: 0 E: 0 K: 3 S: 11 | H: 1 LOB: 1 BB: 0 P: 16 | 1B: 7 2B: 2 3B: 0 HR: 0 | SF: 0 SAC: 0 DP: 1 HBP: 0 | WP: 1 PB: 0 SB: 0 CS: 0 | PA: 35 |
| PITCHER | IP WLS BF H R ER SO BB IBB HBP BLK WP HR S P ERA WHIP | | | | | | | | | | | | | | | | | | | | | |
| Bronson Arroyo, R ERA: 4.26 (1, 1) | 7.0 W 26 6 1 1 8 2 0 0 0 1 0 69 107 1.29 1.143 | | | | | | | | | | | | | | | | | | | | | |
| 50 Mike Timlin, R ERA: 1.41 (8, 1) | 1.0 5 1 0 0 2 1 0 0 0 0 0 12 18 0.00 2.000 | | | | | | | | | | | | | | | | | | | | | |
| Keith Foulke, R ERA: 5.4 (9, 1) | 1.0 4 1 0 0 3 0 0 0 0 0 0 11 16 0.00 1.000 | | | | | | | | | | | | | | | | | | | | | |

livebaseballscorecards.com

| | |
|------------|-----------|
| AB | 32 |
| R | 1 |
| H | 8 |
| RBI | 0 |
| BB | 3 |
| SO | 13 |
| LOB | 17 |



| Batter | 1 | 2 | 3 | 4 | 5 | 6 | 7 | 8 | 9 |
|---|-------------|-----------|--------------------|-----------------|-------------------------------|-----------------------------|-------------|-------------|---|
| 18 Johnny Damon, L (1, 8) OBP: 0.393, SLG: 0.467 | 2-1 G5-3 | | 0-1 B2 | | 0-0 34 2B 1B | 2-2 E5 34 F9 BB 1B | | 3-2 G6-3 | |
| Edgar Renteria, R (1, 6) OBP: 0.318, SLG: 0.386 | 0-1 G6-3 | | 3-1 34 2B 2B | | 3-1 34 2B 1B | 4-1 1B BB | | 3-1 P5 | |
| 34 David Ortiz, L (1, 10) OBP: 0.379, SLG: 0.567 | 3-3 K | | 1-2 2-H 2B | | 2-1 1B 1B 1-H 2-H | 0-0 F9 | | 4-2 BB | |
| Manny Ramirez, R (1, 7) OBP: 0.348, SLG: 0.506 | | 1-3 K | 4-2 BB | | 3-2 1B 1B | 1-1 G4-6-3 1B | | 1-0 L5 | |
| Trot Nixon, L (1, 9) OBP: 0.382, SLG: 0.478 | | 1-0 2B | 1-2 G4-3 | | 2-1 G6-3 | 2-2 G4-6-3 | | | |
| Kevin Millar, R (1, 3) OBP: 0.364, SLG: 0.400 | | 4-2 BB | | 0-2 F8 2B | 4-1 1B BB | | 1-1 G1-3 | | |
| John Olerud, L (8, 3) OBP: 0.429, SLG: 0.560 | | | | | | | | | |
| Jason Varitek, S (1, 2) OBP: 0.391, SLG: 0.561 | | 2-3 K | | 3-3 K | 1-3 K | | 4-0 BB | | |
| Bill Mueller, S (1, 5) OBP: 0.390, SLG: 0.374 | | 1-3 K | | 0-0 F8 | 3-1 1B | | 1-2 F8 | | |
| Mark Bellhorn, S (1, 4) OBP: 0.347, SLG: 0.355 | | | 2-3 K | 3-1 F8 | 0-0 F7 | | 1-1 G1-3 | | |

| Inning Stats | R: 0 E: 0 K: 1 S: 7 | H: 0 LOB: 0 BB: 0 P: 12 | R: 0 E: 0 K: 3 S: 12 | H: 1 LOB: 2 BB: 1 P: 21 | R: 1 E: 0 K: 1 S: 17 | H: 2 LOB: 2 BB: 1 P: 28 | R: 0 E: 0 K: 1 S: 10 | H: 1 LOB: 1 BB: 0 P: 16 | R: 4 E: 0 K: 1 S: 17 | H: 5 LOB: 2 BB: 1 P: 35 | R: 1 E: 1 K: 0 S: 10 | H: 1 LOB: 1 BB: 1 P: 19 | R: 0 E: 0 K: 0 S: 8 | H: 0 LOB: 1 BB: 1 P: 15 | R: 0 E: 0 K: 0 S: 8 | H: 0 LOB: 1 BB: 1 P: 19 |
|--------------|------------------------------|----------------------------------|-------------------------------|----------------------------------|-------------------------------|----------------------------------|-------------------------------|----------------------------------|-------------------------------|----------------------------------|-------------------------------|----------------------------------|------------------------------|----------------------------------|------------------------------|----------------------------------|
|--------------|------------------------------|----------------------------------|-------------------------------|----------------------------------|-------------------------------|----------------------------------|-------------------------------|----------------------------------|-------------------------------|----------------------------------|-------------------------------|----------------------------------|------------------------------|----------------------------------|------------------------------|----------------------------------|


| PITCHER | IP | WLS | BF | H | R | ER | SO | BB | IBB | HBP | BLK | WP | HR | S | P | ERA | WHIP |
|--|-----|-----|----|---|---|----|----|----|-----|-----|-----|----|----|----|-----|------|-------|
| 39 Aaron Harang, R (1, 1) ERA: 3.86 | 4.2 | L | 26 | 9 | 5 | 5 | 7 | 3 | 0 | 0 | 0 | 0 | 0 | 62 | 111 | 9.64 | 2.571 |
| Randy Keisler, L (5, 1) ERA: 2.5 | 3.0 | | 13 | 1 | 1 | 0 | 0 | 3 | 0 | 0 | 0 | 0 | 0 | 26 | 52 | 0.00 | 1.333 |
| 56 Todd Coffey, R (8, 1) ERA: 5.4 | 0.1 | | 1 | 0 | 0 | 0 | 0 | 0 | 0 | 0 | 0 | 0 | 0 | 1 | 2 | 0.00 | 0.000 |

BOTTOM

Cincinnati Reds @ Boston Red Sox
Fenway Park, Boston, MA
 Wed Jun 15 2005, 7:05 PM EDT
 Att. 35,265 - Overcast - 49 F

| AB | R | H | RBI | BB | SO | LOB |
|----|---|---|-----|----|----|-----|
| 5 | 2 | 1 | 0 | 0 | 0 | 0 |
| 4 | 2 | 2 | 0 | 1 | 0 | 0 |
| 4 | 1 | 2 | 3 | 1 | 1 | 2 |
| 4 | 1 | 2 | 1 | 1 | 1 | 1 |
| 4 | 0 | 1 | 0 | 0 | 0 | 6 |
| 2 | 0 | 1 | 0 | 2 | 0 | 0 |
| 0 | 0 | 0 | 0 | 0 | 0 | 0 |
| 3 | 0 | 0 | 0 | 1 | 3 | 6 |
| 4 | 0 | 1 | 2 | 0 | 1 | 4 |
| 4 | 0 | 0 | 0 | 0 | 1 | 4 |

| AB | 34 |
|-----|----|
| R | 6 |
| H | 10 |
| RBI | 6 |
| BB | 6 |
| SO | 7 |
| LOB | 23 |



| WP | PA |
|----|----|
| 0 | 40 |
| PB | 0 |
| SB | 0 |
| CS | 0 |

| WP | PA | ERA | WHIP |
|----|----|-----|------|
| 0 | 40 | | |

| Batter | 1 | 2 | 3 | 4 | 5 | 6 | 7 | 8 | 9 | AB R H RBI BB SO LOB | TOP | | | | | | | | | | | | | | | | |
|--|---|----------------------------------|------------------------------|---|-------------------------------|----------------------------------|-------------------------------|----------------------------------|------------------------------|----------------------------------|------------------------------|---------------------------------|-------------------------------|----------------------------------|-------------------------------|----------------------------------|------------------------------|----------------------------------|----------------------------------|------------------------------------|----------------------------------|--------|--|--|--|--|--|
| Matt Lawton, L (1, 9) OBP: 0.374, SLG: 0.445 | 2-2 F8 | 1-2 HBP | | 4-1 12 1B BB | | | 1-2 2B G4-3 1B | 4-1 12 1B BB | | 2 1 1 0 2 0 0 | | | | | | | | | | | | | | | | | |
| 12 Freddy Sanchez, R (1, 5) OBP: 0.338, SLG: 0.389 | 1-2 G4-3 | 0-0 F7 | | 3-1 FC6-4 1B | | | 1-1 P4 | 1-1 1B | | 5 0 2 1 0 0 2 | | | | | | | | | | | | | | | | | |
| Jason Bay, R (1, 7) OBP: 0.386, SLG: 0.555 | 1-2 2B 41 2B 1B | 3-2 G4-3 | | 0-0 FC6-4 1-2f | | | 1-0 G4-3 2B | | 0-1 G6-3 | 5 1 2 0 0 0 3 | | | | | | | | | | | | | | | | | |
| Daryle Ward, L (1, 3) OBP: 0.344, SLG: 0.517 | 1-1 41 2B 2B | | 3-2 G3-1 | | 3-3 K | | 2-1 G4-3 | | 3-3 K | 5 1 1 1 0 2 1 | | | | | | | | | | | | | | | | | |
| 41 Ryan Doumit, S (1, 10) OBP: 0.324, SLG: 0.500 | 2-0 S 2B | | 0-3 K | | 0-0 G4-3 | | 2-2 HBP | | 2-3 K | 4 1 1 2 0 2 0 | | | | | | | | | | | | | | | | | |
| Rob Mackowiak, L (1, 8) OBP: 0.409, SLG: 0.497 | 4-2 S BB | | 3-3 K | | 2-3 K | | 1-3 K | | | 3 0 0 0 1 3 2 | | | | | | | | | | | | | | | | | |
| Jose Castillo, R (1, 4) OBP: 0.310, SLG: 0.381 | 4-1 SAFE BB | | | 4-2 2 11 G5-3 G4-3 12 1B BB | | 0-1 F8 | | 0-2 G4-3 | | 2 1 0 0 2 0 0 | | | | | | | | | | | | | | | | | |
| 11 Humberto Cota, R (1, 2) OBP: 0.305, SLG: 0.424 | 1-2 3-H P3 | | | 1-0 G4-3 | | 0-0 F9 | | 1-0 2 FC1-4 1B | | 4 0 1 0 0 0 3 | | | | | | | | | | | | | | | | | |
| 2 Jack Wilson, R (1, 6) OBP: 0.265, SLG: 0.352 | | 1-0 G6-3 | | 3-2 G5-3 | | 1-2 G4-3 | | 1-2 FC1-4 BB | | 4 0 0 0 0 0 2 | | | | | | | | | | | | | | | | | |
| Inning Stats | R: 3 E: 0 K: 0 S: 17 | H: 3 LOB: 2 BB: 2 P: 33 | R: 0 E: 0 K: 0 S: 8 | H: 0 LOB: 1 BB: 0 P: 12 | R: 0 E: 0 K: 2 S: 13 | H: 0 LOB: 0 BB: 0 P: 19 | R: 1 E: 0 K: 0 S: 10 | H: 1 LOB: 2 BB: 2 P: 25 | R: 0 E: 0 K: 2 S: 8 | H: 0 LOB: 0 BB: 0 P: 13 | R: 0 E: 0 K: 0 S: 6 | H: 0 LOB: 0 BB: 0 P: 7 | R: 1 E: 0 K: 1 S: 13 | H: 2 LOB: 2 BB: 0 P: 21 | R: 0 E: 0 K: 0 S: 10 | H: 2 LOB: 2 BB: 1 P: 17 | R: 0 E: 0 K: 2 S: 9 | H: 0 LOB: 0 BB: 0 P: 14 | 1B: 5 2B: 3 3B: 0 HR: 0 | SF: 0 SAC: 0 DP: 0 HBP: 2 | WP: 0 PB: 0 SB: 3 CS: 0 | PA: 41 | | | | | |
| PITCHER | IP WLS BF H R ER SO BB IBB HBP BLK WP HR S P ERA WHIP | | | | | | | | | | | | | | | | | | | | | | | | | | |
| Wade Miller, R (1, 1) ERA: 5.16 | 6.0 | | 27 | 4 | 4 | 4 | 4 | 4 | 0 | 1 | 0 | 0 | 0 | 62 | 109 | 6.00 | 1.333 | | | | | | | | | | |
| Matt Mantei, R (7, 1) ERA: 5.73 | 0.1 | H | 3 | 2 | 1 | 1 | 0 | 0 | 0 | 0 | 0 | 0 | 0 | 6 | 9 | 27.00 | 6.000 | | | | | | | | | | |
| Mike Myers, L (7, 1) ERA: 1.93 | 0.2 | B | 3 | 0 | 0 | 0 | 1 | 0 | 0 | 1 | 0 | 0 | 0 | 7 | 12 | 0.00 | 0.000 | | | | | | | | | | |
| 50 Mike Timlin, R (8, 1) ERA: 1.36 | 1.0 | | 5 | 2 | 0 | 0 | 0 | 1 | 0 | 0 | 0 | 0 | 0 | 10 | 17 | 0.00 | 3.000 | | | | | | | | | | |
| Keith Foulke, R (9, 1) ERA: 5.23 | 1.0 | W | 3 | 0 | 0 | 0 | 2 | 0 | 0 | 0 | 0 | 0 | 0 | 9 | 14 | 0.00 | 0.000 | | | | | | | | | | |

Pittsburgh Pirates @ Boston Red Sox
Fenway Park, Boston, MA
 Fri Jun 17 2005, 7:05 PM EDT
 Att: 35,377 - Partly Cloudy - 57 F

| | |
|-----|----|
| AB | 34 |
| R | 5 |
| H | 8 |
| RBI | 4 |
| BB | 5 |
| SO | 7 |
| LOB | 13 |



| Batter | 1 | 2 | 3 | 4 | 5 | 6 | 7 | 8 | 9 | AB R H RBI BB SO LOB |
|--|--------|----------------|---------------|----------------|----------|----------|----------|-----------------|--------|----------------------|
| 18 Johnny Damon, L (1, 8) OBP: 0.390, SLG: 0.462 | 2-0 F8 | 1-1 F8 | | | 2-0 P3 | | 1-1 G4-3 | | 2-1 1B | 5 0 1 1 0 0 0 |
| Edgar Renteria, R (1, 6) OBP: 0.317, SLG: 0.392 | 3-3 K | | 3-2 G6-3 | | 0-0 P3 | | | 1-1 3B | | 4 0 1 0 0 1 0 |
| 34 David Ortiz, L (1, 10) OBP: 0.381, SLG: 0.566 | 3-2 F8 | | 2-1 G5-4-3 1B | | 2-1 1B | | 1-1 P4 | | | 4 0 2 0 0 0 1 |
| Manny Ramirez, R (1, 7) OBP: 0.351, SLG: 0.504 | | 3-1 FC1-6 1B | 0-1 G5-4-3 | | 0-0 F7 | | 4-0 IBB | | | 3 0 1 0 1 0 2 |
| Trot Nixon, L (1, 9) OBP: 0.382, SLG: 0.476 | | 0-0 FC1-6 1B | | 1-2 G6-3 3B 1B | | 0-0 G1-3 | | 1-1 G6-4-3 1-2f | | 3 2 1 0 0 0 1 |
| Jay Payton, R (8, PH) OBP: 0.307, SLG: 0.404 (9, 9) | | | | | | | | | | 1 0 0 0 0 0 2 |
| Kevin Millar, R (1, 3) OBP: 0.363, SLG: 0.402 | | 1-1 F7 | 3-2 G6-3 | | 2-2 G5-3 | | | 3-2 SH FC3-2 2B | | 4 0 1 0 0 0 2 |
| 20 Kevin Youkilis, R (9, PR) OBP: 0.431, SLG: 0.490 | | | | | | | | | | 0 0 0 0 0 0 0 |
| Jason Varitek, S (1, 2) OBP: 0.390, SLG: 0.558 | | 3-2 2B HR 1B | 1-3 K | | 0-3 K | | | | | 3 2 1 0 0 2 1 |
| Bill Mueller, S (1, 5) OBP: 0.396, SLG: 0.395 | | 1-2 1-3 HR 2B | 2-2 2-H 3B | | | | 3-2 G4-3 | | | 3 1 2 2 1 0 0 |
| Mark Bellhorn, S (1, 4) OBP: 0.346, SLG: 0.368 | | 3-2 2-H 3-H HR | 2-2 F8 | | | | 1-2 G3-1 | | | 4 1 1 3 0 0 4 |


| Inning Stats | R: 0 | H: 0 | E: 0 | K: 1 | S: 7 | LOB: 0 | BB: 0 | P: 15 | R: 4 | H: 4 | E: 0 | K: 0 | S: 17 | LOB: 0 | BB: 0 | P: 29 | R: 0 | H: 1 | E: 0 | K: 0 | S: 9 | LOB: 0 | BB: 0 | P: 14 | R: 1 | H: 2 | E: 0 | K: 1 | S: 16 | LOB: 1 | BB: 0 | P: 25 | R: 0 | H: 1 | E: 0 | K: 0 | S: 5 | LOB: 1 | BB: 0 | P: 9 | R: 0 | H: 0 | E: 0 | K: 1 | S: 10 | LOB: 0 | BB: 0 | P: 12 | R: 0 | H: 0 | E: 0 | K: 0 | S: 11 | LOB: 0 | BB: 0 | P: 16 | R: 0 | H: 1 | E: 0 | K: 0 | S: 6 | LOB: 1 | BB: 1 | P: 13 | R: 1 | H: 2 | E: 1 | K: 0 | S: 13 | LOB: 3 | BB: 1 | P: 22 | 1B: 6 | SF: 0 | 2B: 2 | SAC: 1 | 3B: 2 | DP: 2 | HR: 1 | HBP: 0 | WP: 0 | PA: 37 |
|--------------|------|------|------|------|------|--------|-------|-------|------|------|------|------|-------|--------|-------|-------|------|------|------|------|------|--------|-------|-------|------|------|------|------|-------|--------|-------|-------|------|------|------|------|------|--------|-------|------|------|------|------|------|-------|--------|-------|-------|------|------|------|------|-------|--------|-------|-------|------|------|------|------|------|--------|-------|-------|------|------|------|------|-------|--------|-------|-------|-------|-------|-------|--------|-------|-------|-------|--------|-------|--------|
|--------------|------|------|------|------|------|--------|-------|-------|------|------|------|------|-------|--------|-------|-------|------|------|------|------|------|--------|-------|-------|------|------|------|------|-------|--------|-------|-------|------|------|------|------|------|--------|-------|------|------|------|------|------|-------|--------|-------|-------|------|------|------|------|-------|--------|-------|-------|------|------|------|------|------|--------|-------|-------|------|------|------|------|-------|--------|-------|-------|-------|-------|-------|--------|-------|-------|-------|--------|-------|--------|

| PITCHER | IP | WLS | BF | H | R | ER | SO | BB | IBB | HBP | BLK | WP | HR | S | P | ERA | WHIP |
|---|-----|-----|----|---|---|----|----|----|-----|-----|-----|----|----|----|-----|------|-------|
| Josh Fogg, R (1, 1) ERA: 4.52 | 7.0 | | 28 | 8 | 5 | 5 | 3 | 0 | 0 | 0 | 0 | 0 | 1 | 75 | 120 | 6.43 | 1.143 |
| 16 Salomon Torres, R (8, 1) ERA: 2.6 | 0.0 | | 1 | 1 | 0 | 0 | 0 | 0 | 0 | 0 | 0 | 0 | 0 | 2 | 3 | ∞ | ∞ |
| 34 John Grabow, L (8, 1) ERA: 2.37 | 0.1 | | 2 | 0 | 0 | 0 | 0 | 0 | 1 | 0 | 0 | 0 | 0 | 2 | 7 | 0.00 | 0.000 |
| Rick White, R (8, 1) ERA: 2.53 | 1.0 | L | 5 | 1 | 1 | 0 | 0 | 0 | 1 | 0 | 0 | 0 | 0 | 13 | 21 | 0.00 | 1.000 |
| Michael Gonzalez, L (9, 1) ERA: 3.2 | 0.0 | | 1 | 1 | 0 | 0 | 0 | 0 | 0 | 0 | 0 | 0 | 0 | 2 | 4 | ∞ | ∞ |

BOTTOM

Pittsburgh Pirates @ Boston Red Sox
 Fenway Park, Boston, MA
 Fri Jun 17 2005, 7:05 PM EDT
 Att. 35,377 - Partly Cloudy - 57 F

| | |
|-----|----|
| AB | 34 |
| R | 6 |
| H | 11 |
| RBI | 6 |
| BB | 2 |
| SO | 3 |
| LOB | 13 |



| PITCHER | IP | WLS | BF | H | R | ER | SO | BB | IBB | HBP | BLK | WP | HR | S | P | ERA | WHIP |
|---------|----|-----|----|---|---|----|----|----|-----|-----|-----|----|----|---|---|-----|------|
|---------|----|-----|----|---|---|----|----|----|-----|-----|-----|----|----|---|---|-----|------|

| Batter | 1 | 2 | 3 | 4 | 5 | 6 | 7 | 8 | 9 | AB R H RBI BB SO LOB | TOP | | | | | | | | | | |
|--|-------------------------------|----------------------------------|-------------------------------|----------------------------------|-------------------------------|----------------------------------|-------------------------------------|-----------------------------------|-------------------------------|----------------------------------|------------------------------|----------------------------------|-------------------------------|----------------------------------|-------------------------------|----------------------------------|----------------------------------|------------------------------------|----------------------------------|--------|--|
| Matt Lawton, L (1, 9) OBP: 0.371, SLG: 0.438 | 0-1 G3 | | 0-1 G1-3 | | 1-2 G4-3 | | 4-0 12 WP BB | 0-1 F9 | | 4 0 0 0 1 0 2 | | | | | | | | | | | |
| 12 Freddy Sanchez, R (1, 5) OBP: 0.347, SLG: 0.393 | 3-2 G4-3 | | 0-2 G6-3 | | 1-0 HBP 1B | | 3-2 SAFE SAFE G5-4-3 1B | 4-2 FC6-4 BB | | 4 0 2 0 1 0 0 | | | | | | | | | | | |
| Jason Bay, R (1, 7) OBP: 0.390, SLG: 0.556 | 0-0 2B | | 4-2 BB | | 1-1 HBP | | 3-1 F8 | 1-0 FC6-4 1B | | 3 1 1 0 1 0 3 | | | | | | | | | | | |
| Daryle Ward, L (1, 3) OBP: 0.341, SLG: 0.510 | 0-2 G4-3 | | 0-2 G3 | | 0-0 F9 | | 3-1 G5-4-3 | 1-2 HBP FC4-2 1B | | 5 0 1 0 0 0 6 | | | | | | | | | | | |
| 41 Ryan Doumit, S (1, 10) OBP: 0.359, SLG: 0.486 | | 1-3 K | | 4-2 G4-6-3 BB | 1-3 K | | | 1-1 G5-3 SH1-4 HBP 1B | 1-2 FC4-2 HBP 1B | 3 1 1 1 1 2 2 | | | | | | | | | | | |
| Rob Mackowiak, L (1, 8) OBP: 0.406, SLG: 0.489 | | 1-0 P4 | | 0-1 G4-6-3 1-2f | | 3-3 K | | 1-1 SH1-4 | 1-1 FC4-2 HBP | 3 0 0 0 0 1 1 | | | | | | | | | | | |
| Jose Castillo, R (1, 4) OBP: 0.312, SLG: 0.381 | | 3-2 11 1B 1B | | 2-2 11 1B 1B | | 1-1 E6 | | 1-0 G5-3 | 0-1 FC4-2 | 5 0 2 0 0 0 4 | | | | | | | | | | | |
| 11 Humberto Cota, R (1, 2) OBP: 0.316, SLG: 0.439 | | 0-0 2 FC5-4 1B | | 1-1 1B | | 0-3 K | | 2-1 2B | 1-2 2-3 3-Hf F9 | 5 0 3 1 0 1 4 | | | | | | | | | | | |
| 2 Jack Wilson, R (1, 6) OBP: 0.265, SLG: 0.347 | | 1-0 FC5-4 | | 1-0 P6 | | 2-3 K2-3 | | 4-2 BB | | 3 0 0 0 1 1 5 | | | | | | | | | | | |
| Inning Stats | R: 0 E: 0 K: 0 S: 11 | H: 1 LOB: 1 BB: 0 P: 14 | R: 0 E: 0 K: 1 S: 10 | H: 2 LOB: 2 BB: 0 P: 16 | R: 0 E: 0 K: 0 S: 10 | H: 2 LOB: 2 BB: 1 P: 14 | R: 0 E: 0 K: 1 S: 10 | H: 1 LOB: 2 BB: 0 P: 14 | R: 0 E: 1 K: 3 S: 12 | H: 0 LOB: 1 BB: 0 P: 17 | R: 0 E: 0 K: 0 S: 7 | H: 1 LOB: 1 BB: 1 P: 20 | R: 1 E: 0 K: 0 S: 14 | H: 1 LOB: 2 BB: 1 P: 23 | R: 1 E: 0 K: 0 S: 17 | H: 2 LOB: 3 BB: 1 P: 25 | 1B: 8 2B: 2 3B: 0 HR: 0 | SF: 0 SAC: 1 DP: 2 HBP: 3 | WP: 1 PB: 0 SB: 0 CS: 0 | PA: 44 | |
| 49 Tim Wakefield, R (1, 1) ERA: 4.41 | IP: 7.0 | WLS: L | BF: 31 | H: 7 | R: 0 | ER: 0 | SO: 5 | BB: 3 | IBB: 0 | HBP: 1 | BLK: 0 | WP: 1 | HR: 0 | S: 71 | P: 114 | ERA: 0.00 | WHIP: 1.429 | | | | |
| Alan Embree, L (8, 1) ERA: 7.24 | IP: 0.1 | WLS: L | BF: 2 | H: 0 | R: 1 | ER: 1 | SO: 0 | BB: 0 | IBB: 0 | HBP: 1 | BLK: 0 | WP: 0 | HR: 0 | S: 3 | P: 5 | ERA: 27.00 | WHIP: 0.000 | | | | |
| Matt Mantei, R (8, 1) ERA: 5.64 | IP: 0.1 | WLS: L | BF: 3 | H: 1 | R: 0 | ER: 0 | SO: 0 | BB: 1 | IBB: 0 | HBP: 0 | BLK: 0 | WP: 0 | HR: 0 | S: 9 | P: 16 | ERA: 0.00 | WHIP: 6.000 | | | | |
| Mike Myers, L (8, 1) ERA: 1.88 | IP: 0.1 | WLS: L | BF: 1 | H: 0 | R: 0 | ER: 0 | SO: 0 | BB: 0 | IBB: 0 | HBP: 0 | BLK: 0 | WP: 0 | HR: 0 | S: 2 | P: 2 | ERA: 0.00 | WHIP: 0.000 | | | | |
| John Halama, L (9, 1) ERA: 6.11 | IP: 1.0 | WLS: L | BF: 7 | H: 2 | R: 1 | ER: 1 | SO: 0 | BB: 1 | IBB: 0 | HBP: 1 | BLK: 0 | WP: 0 | HR: 0 | S: 17 | P: 25 | ERA: 9.00 | WHIP: 3.000 | | | | |

Pittsburgh Pirates @ Boston Red Sox
Fenway Park, Boston, MA
 Sat Jun 18 2005, 7:05 PM EDT
 Att: 35,216 - Partly Cloudy - 55 F

| | |
|-----|----|
| AB | 35 |
| R | 2 |
| H | 10 |
| RBI | 2 |
| BB | 5 |
| SO | 5 |
| LOB | 27 |



| Batter | 1 | 2 | 3 | 4 | 5 | 6 | 7 | 8 | 9 | AB R H RBI BB SO LOB |
|---|-----------------------|-----------------|--------------------|--------------------------|-------------|-----------------|---------------------------|-------------|-------------|--------------------------------|
| 18 Johnny Damon, L OBP: 0.386, SLG: 0.457 (1, 8) | 2-3 K | | 2-2 G1-3 1B | 1-1 FC4-6 1-2f | | 0-1 G3-1 | | | 1-1 E1 | 5 0 1 0 0 1 4 |
| Edgar Renteria, R OBP: 0.319, SLG: 0.390 (1, 6) | 4-0 34 1B BB | | 3-2 G1-3 1-2 | | 1-0 G6-3 | | 2-0 34 G4-6-3 1B | | 1-0 G5-3 | 4 0 1 0 1 0 2 |
| 34 David Ortiz, L OBP: 0.382, SLG: 0.563 (1, 10) | 2-2 1-3 1B | | 1-1 L8 | | 4-2 BB | | 1-1 G4-6-3 1-2f | | | 3 0 1 0 1 0 2 |
| Manny Ramirez, R OBP: 0.352, SLG: 0.502 20 Kevin Youkilis, R OBP: 0.417, SLG: 0.471 (5, PH) (6, 3) | 0-0 F7 | | 1-0 HBP | | 1-3 K | | 0-3 K | | | 1 0 0 0 0 0 2 2 0 0 0 0 2 1 |
| Kevin Millar, R OBP: 0.357, SLG: 0.394 (1, 3) (6, 7) | 2-3 K | | 2-0 F7 | | 0-0 F9 | | | 1-2 P4 | | 4 0 0 0 0 1 5 |
| Jay Payton, R OBP: 0.314, SLG: 0.426 (1, 9) | | 0-1 G3 2B | | 0-1 2B | | 3-3 K | | 0-0 F9 | | 4 0 2 0 0 1 0 |
| Bill Mueller, S OBP: 0.394, SLG: 0.389 (1, 5) | | 3-0 P4 | | 0-2 P5 | | 4-0 2B BB | | 1-1 G4-3 | | 3 0 0 0 1 0 2 |
| Doug Mirabelli, R OBP: 0.306, SLG: 0.409 Jason Varitek, S OBP: 0.388, SLG: 0.555 (9, PH) | | 3-2 G3 | | 2-0 F7 | | 1-0 2B | | 1-0 F7 | | 3 0 1 0 0 0 2 1 0 0 0 0 0 0 |
| Mark Bellhorn, S OBP: 0.344, SLG: 0.362 (1, 4) | | 2-2 G1-3 | | 4-1 18 FC4-6 BB | | 2-2 G5-3 | | 2-2 F9 | | 3 0 0 0 1 0 3 |

| Inning Stats | R: 0 E: 0 K: 2 S: 11 | H: 1 LOB: 2 BB: 1 P: 21 | R: 0 E: 0 K: 0 S: 11 | H: 1 LOB: 1 BB: 0 P: 19 | R: 0 E: 0 K: 0 S: 11 | H: 1 LOB: 2 BB: 0 P: 20 | R: 0 E: 0 K: 0 S: 9 | H: 1 LOB: 2 BB: 1 P: 16 | R: 0 E: 0 K: 1 S: 10 | H: 0 LOB: 1 BB: 1 P: 16 | R: 0 E: 0 K: 1 S: 11 | H: 1 LOB: 2 BB: 1 P: 21 | R: 0 E: 0 K: 1 S: 6 | H: 1 LOB: 0 BB: 0 P: 9 | R: 0 E: 0 K: 0 S: 7 | H: 0 LOB: 0 BB: 0 P: 9 | R: 0 E: 1 K: 0 S: 7 | H: 0 LOB: 1 BB: 0 P: 12 | 1B: 3 2B: 3 3B: 0 HR: 0 | SF: 0 SAC: 0 DP: 1 HBP: 1 |
|--------------|-------------------------------|----------------------------------|-------------------------------|----------------------------------|-------------------------------|----------------------------------|------------------------------|----------------------------------|-------------------------------|----------------------------------|-------------------------------|----------------------------------|------------------------------|---------------------------------|------------------------------|---------------------------------|------------------------------|----------------------------------|----------------------------------|------------------------------------|
|--------------|-------------------------------|----------------------------------|-------------------------------|----------------------------------|-------------------------------|----------------------------------|------------------------------|----------------------------------|-------------------------------|----------------------------------|-------------------------------|----------------------------------|------------------------------|---------------------------------|------------------------------|---------------------------------|------------------------------|----------------------------------|----------------------------------|------------------------------------|


| PITCHER | IP | WLS | BF | H | R | ER | SO | BB | IBB | HBP | BLK | WP | HR | S | P | ERA | WHIP |
|---|-----|-----|----|---|---|----|----|----|-----|-----|-----|----|----|----|-----|------|-------|
| Dave Williams, L ERA: 3.71 (1, 1) | 6.0 | | 28 | 5 | 0 | 0 | 4 | 4 | 0 | 0 | 0 | 0 | 0 | 63 | 113 | 0.00 | 1.500 |
| Rick White, R ERA: 2.38 (7, 1) | 2.0 | W | 6 | 1 | 0 | 0 | 1 | 0 | 0 | 0 | 0 | 0 | 0 | 13 | 18 | 0.00 | 0.500 |
| Jose Mesa, R ERA: 4.39 (9, 1) | 1.0 | S | 4 | 0 | 0 | 0 | 0 | 0 | 0 | 0 | 0 | 0 | 0 | 7 | 12 | 0.00 | 0.000 |

BOTTOM

Pittsburgh Pirates @ Boston Red Sox
Fenway Park, Boston, MA
Sat Jun 18 2005, 7:05 PM EDT
Att. 35,216 - Partly Cloudy - 55 F

livebaseballscorecards.com

| | |
|-----|----|
| AB | 33 |
| R | 0 |
| H | 6 |
| RBI | 0 |
| BB | 4 |
| SO | 5 |
| LOB | 23 |



| | |
|-------|--------|
| WP: 0 | PA: 38 |
| PB: 0 | |
| SB: 0 | |
| CS: 0 | |

| Batter | 1 | 2 | 3 | 4 | 5 | 6 | 7 | 8 | 9 | AB R H RBI BB SO LOB | TOP |
|--|---|---|---|---|--|---|---|---|--|--|--|
| Matt Lawton, L (1, 9) OBP: 0.367, SLG: 0.433 Michael Restovich, R (6, 9) OBP: 0.320, SLG: 0.449 | 2-1 | | 2-0 | | | 3-2 | | 1-3 | | 3 0 0 0 0 0 1 1 0 0 0 0 1 1 | Pittsburgh Pirates @ Boston Red Sox Fenway Park, Boston, MA Sun Jun 19 2005, 2:05 PM EDT Att. 35,046 - Cloudy - 57 F |
| Tike Redman, L (1, 8) OBP: 0.331, SLG: 0.411 | 2-2 | | | 3-2 | | 4-2 | | 0-2 | | 3 0 1 0 1 0 1 | |
| Jason Bay, R (1, 7) OBP: 0.384, SLG: 0.547 | 1-1 | | | 1-1 | | 3-3 | | 3-3 | | 4 0 0 0 0 2 2 | |
| Daryle Ward, L (1, 3) OBP: 0.339, SLG: 0.505 | | 2-3 | | 1-1 | | 3-3 | | 1-1 | | 4 0 1 0 0 2 1 | |
| 41 Ryan Doumit, S (1, 10) OBP: 0.326, SLG: 0.436 | | 1-3 | | 1-3 | | 1-3 | | 0-0 | | 4 0 0 0 0 3 2 | |
| Rob Mackowiak, L (1, 5) OBP: 0.400, SLG: 0.481 (6, 4) | | 3-1 | | 1-3 | | 1-1 | | | | 3 0 0 0 0 1 2 | |
| Jose Castillo, R (1, 4) OBP: 0.309, SLG: 0.377 Bobby Hill, S (6, 5) OBP: 0.295, SLG: 0.271 | | | 1-3 | | 2-2 | | 0-1 | | | 2 0 0 0 0 1 0 1 0 0 0 0 0 0 | |
| 11 Humberto Cota, R (1, 2) OBP: 0.309, SLG: 0.429 | | | 0-2 | | 2-3 | | 1-3 | | | 3 0 0 0 0 2 0 | |
| 2 Jack Wilson, R (1, 6) OBP: 0.270, SLG: 0.360 | | | 1-1 | | 1-2 | | 2-1 | | | 3 0 2 0 0 0 0 | |
| Inning Stats | R: 0 H: 0 E: 0 LOB: 0 K: 0 BB: 0 S: 7 P: 12 | R: 0 H: 0 E: 0 LOB: 0 K: 2 BB: 0 S: 8 P: 14 | R: 0 H: 1 E: 0 LOB: 1 K: 1 BB: 0 S: 10 P: 14 | R: 0 H: 2 E: 0 LOB: 2 K: 2 BB: 0 S: 14 P: 21 | R: 0 H: 0 E: 0 LOB: 0 K: 1 BB: 0 S: 9 P: 14 | R: 0 H: 0 E: 0 LOB: 1 K: 2 BB: 1 S: 14 P: 27 | R: 0 H: 0 E: 0 LOB: 0 K: 1 BB: 0 S: 7 P: 9 | R: 0 H: 1 E: 0 LOB: 1 K: 2 BB: 0 S: 11 P: 15 | R: 0 H: 0 E: 0 LOB: 0 K: 1 BB: 0 S: 6 P: 10 | 1B: 3 SF: 0 2B: 0 SAC: 0 3B: 1 DP: 0 HR: 0 HBP: 0 | WP: 0 PA: 32 PB: 0 SB: 0 CS: 0 |
| PITCHER 30 Matt Clement, R (1, 1) ERA: 3.48 Alan Embree, L (8, 1) ERA: 6.75 | IP WLS BF H R ER SO BB IBB HBP BLK WP HR S P ERA WHIP 7.0 W 25 3 0 0 9 1 0 0 0 0 0 0 69 111 0.00 0.571 2.0 7 1 0 0 3 0 0 0 0 0 0 0 17 25 0.00 0.500 | PITCHER IP WLS BF H R ER SO BB IBB HBP BLK WP HR S P ERA WHIP | | | | | | | | | |

livebaseballscorecards.com

| | |
|-----|----|
| AB | 31 |
| R | 0 |
| H | 4 |
| RBI | 0 |
| BB | 1 |
| SO | 12 |
| LOB | 10 |



| Batter | 1 | 2 | 3 | 4 | 5 | 6 | 7 | 8 | 9 |
|--|-------------|------------------------|--------------------------------|---------------------------|------------------|-------------|-------------|-------------|---|
| Trot Nixon, L OBP: 0.387, SLG: 0.482 (1, 9) | 2-1 G4-3 | | 1-1 34 PB 34 3B 1B | 1-2 34 F8 SF8 2B | 2-3 K | | | 4-1 BB | |
| Edgar Renteria, R OBP: 0.318, SLG: 0.388 (1, 6) Ramón Vázquez, L OBP: 0.237, SLG: 0.246 (7, 6) | 1-2 P3 | | 1-0 34 PB 34 3B 1B | 1-2 34 F8 E5 | | 1-2 G6-3 | | 1-1 G1-3 | |
| 34 David Ortiz, L OBP: 0.380, SLG: 0.566 (1, 10) | 0-3 K | | 3-2 1-H 2-H SF7 3B | 2-2 F8 | | 2-3 K | | | |
| Kevin Millar, R OBP: 0.355, SLG: 0.395 (1, 7) | | 1-2 BB SF9 1B | 0-0 SF7 | 3-2 SF8 | | 0-2 F9 | | | |
| John Olerud, L OBP: 0.406, SLG: 0.500 (1, 3) | | 4-2 BB BB | 3-H F7 | 3-H F7 | | 2-2 G5-3 | | | |
| Jason Varitek, S OBP: 0.388, SLG: 0.552 (1, 2) Doug Mirabelli, R OBP: 0.300, SLG: 0.400 (7, PH) (8, 2) | | 0-1 F9 | 2-2 HR 1B | | 0-1 G4-3 | | 1-2 G1-3 | | |
| Jay Payton, R OBP: 0.328, SLG: 0.459 (1, 8) | | 4-1 BB | 0-1 HR | | 1-2 3B 1B | | 2-3 K | | |
| Bill Mueller, S OBP: 0.397, SLG: 0.410 (1, 5) 20 Kevin Youkilis, R OBP: 0.410, SLG: 0.462 (8, 5) | | 0-0 SF9 | 0-0 2B | | 3-2 1-H 3B | | 1-0 F8 | | |
| Mark Bellhorn, S OBP: 0.339, SLG: 0.355 (1, 4) | | 3-2 G4-3 | 0-0 F7 | | 3-3 K | | 0-3 K | | |

| Inning Stats | R: 0 | H: 0 | E: 0 | K: 1 | S: 9 | R: 1 | H: 1 | E: 0 | K: 0 | S: 12 | R: 5 | H: 6 | E: 0 | K: 0 | S: 20 | R: 1 | H: 1 | E: 1 | K: 0 | S: 15 | R: 1 | H: 2 | E: 0 | K: 1 | S: 14 | R: 0 | H: 0 | E: 0 | K: 1 | S: 10 | R: 0 | H: 0 | E: 0 | K: 1 | S: 9 | R: 0 | H: 0 | E: 0 | K: 1 | S: 7 | R: 0 | H: 0 | E: 0 | K: 1 | S: 7 |
|--------------|--------|-------|-------|--------|-------|-------|--------|-------|-------|--------|-------|-------|--------|-------|-------|--------|-------|-------|--------|-------|-------|--------|-------|-------|--------|-------|-------|--------|-------|-------|--------|-------|-------|--------|-------|-------|--------|-------|-------|--------|-------|-------|------|------|------|
| | LOB: 0 | BB: 0 | P: 12 | LOB: 2 | BB: 2 | P: 24 | LOB: 1 | BB: 0 | P: 28 | LOB: 1 | BB: 0 | P: 24 | LOB: 1 | BB: 0 | P: 23 | LOB: 0 | BB: 0 | P: 13 | LOB: 0 | BB: 0 | P: 14 | LOB: 1 | BB: 1 | P: 13 | LOB: 0 | BB: 0 | P: 14 | LOB: 0 | BB: 0 | P: 13 | LOB: 0 | BB: 0 | P: 13 | LOB: 0 | BB: 0 | P: 13 | LOB: 0 | BB: 0 | P: 13 | LOB: 0 | BB: 0 | P: 13 | | | |

| AB | R | H | RBI | BB | SO | LOB |
|----|---|---|-----|----|----|-----|
| 4 | 2 | 2 | 0 | 1 | 1 | 1 |
| 4 | 1 | 1 | 0 | 0 | 0 | 1 |
| 1 | 0 | 0 | 0 | 0 | 0 | 1 |
| 4 | 1 | 1 | 2 | 0 | 2 | 2 |
| 2 | 1 | 1 | 2 | 0 | 0 | 0 |
| 3 | 0 | 0 | 0 | 1 | 0 | 1 |
| 3 | 1 | 1 | 0 | 0 | 0 | 2 |
| 1 | 0 | 0 | 0 | 0 | 0 | 0 |
| 3 | 2 | 2 | 2 | 1 | 1 | 0 |
| 2 | 0 | 2 | 2 | 0 | 0 | 0 |
| 1 | 0 | 0 | 0 | 0 | 0 | 0 |
| 4 | 0 | 0 | 0 | 0 | 2 | 4 |


BOTTOM

Pittsburgh Pirates @ Boston Red Sox
Fenway Park, Boston, MA

Sun Jun 19 2005, 2:05 PM EDT
Att: 35,046 - Cloudy - 57 F

livebaseballscorecards.com

| | |
|------------|-----------|
| AB | 32 |
| R | 8 |
| H | 10 |
| RBI | 8 |
| BB | 3 |
| SO | 6 |
| LOB | 12 |



| | |
|-------|--------|
| WP: 0 | PA: 38 |
| PB: 1 | SB: 0 |
| CS: 0 | |

| PITCHER | IP | WLS | BF | H | R | ER | SO | BB | IBB | HBP | BLK | WP | HR | S | P | ERA | WHIP |
|---|-----|-----|----|---|---|----|----|----|-----|-----|-----|----|----|----|----|-------|-------|
| Kip Wells, R ERA: 4.3 (1, 1) | 3.0 | L | 20 | 8 | 7 | 6 | 1 | 2 | 0 | 0 | 0 | 0 | 1 | 47 | 72 | 18.00 | 3.333 |
| Ryan Vogelsong, R ERA: 5.01 (4, 1) | 3.0 | | 11 | 2 | 1 | 1 | 3 | 0 | 0 | 0 | 0 | 0 | 0 | 33 | 52 | 3.00 | 0.667 |
| 16 Salomon Torres, R ERA: 2.51 (7, 1) | 1.0 | | 3 | 0 | 0 | 0 | 1 | 0 | 0 | 0 | 0 | 0 | 0 | 9 | 14 | 0.00 | 0.000 |
| Brian Meadows, R ERA: 5.46 (8, 1) | 1.0 | | 4 | 0 | 0 | 0 | 1 | 1 | 0 | 0 | 0 | 0 | 0 | 7 | 13 | 0.00 | 1.000 |

| Batter | 1 | 2 | 3 | 4 | 5 | 6 | 7 | 8 | 9 | AB R H RBI BB SO LOB | TOP |
|--|-------------|-----------|-----------------|--------------------------|------------------------------|-------------|-----------|-------------|---------------|----------------------|-----|
| 18 Johnny Damon, L (1, 8) OBP: 0.387, SLG: 0.467 | 1-2 G3 | | 1-3 K | | 1-0 34 FC5 2B 1B | 2-2 G4-3 | | | 2-0 HR | 5 2 2 2 0 1 1 | |
| Edgar Renteria, R (1, 6) OBP: 0.319, SLG: 0.395 | 1-0 G5-3 | | | 3-2 34 1B HR 2B | 3-3 K | | 0-1 2B | 1-0 F9 | 5 1 2 0 0 1 2 | | |
| 34 David Ortiz, L (1, 10) OBP: 0.377, SLG: 0.559 | 1-3 K | | | 2-2 HR 1B | 1-2 FC5 2B HR | 1-2 L5 | 1-2 P6 | 1-0 P6 | 5 2 1 1 0 1 2 | | |
| Manny Ramirez, R (1, 7) OBP: 0.356, SLG: 0.521 | | 2-0 P5 | | 2-0 HR 1B | 3-2 HR 2B | 2-2 P3 | 2-1 P3 | 2-1 1B | 5 2 3 4 0 0 1 | | |
| Kevin Millar, R (1, 3) OBP: 0.349, SLG: 0.388 | | 0-0 F8 | | 2-0 P3 | 3-1 G1-3 | 1-2 F7 | | | 4 0 0 0 0 0 3 | | |
| John Olerud, L (7, 3) OBP: 0.406, SLG: 0.500 | | | | 1-1 L3 | 2-1 HR | | | | 0 0 0 0 0 0 0 | | |
| Jason Varitek, S (1, 2) OBP: 0.385, SLG: 0.560 | | 3-2 K | | 1-1 L3 | 2-1 HR | | | 3-2 G4-3 | 4 1 1 3 0 1 0 | | |
| Jay Payton, R (1, 9) OBP: 0.325, SLG: 0.452 | | | 3-1 E7 1B | 0-0 G5-3 | 1-3 K | | | 0-0 F9 | 4 0 1 0 0 1 0 | | |
| Bill Mueller, S (1, 5) OBP: 0.399, SLG: 0.412 | | 0-1 F7 | | 0-1 2B 18 1B 1B | 0-1 F7 | | | 3-2 1B | 4 1 2 0 0 0 1 | | |
| Mark Bellhorn, S (1, 4) OBP: 0.337, SLG: 0.358 | | | 2-3 K | | 2-1 18 1B 34 FC5 2B | 3-3 K | | 0-0 F7 | 4 1 1 0 0 2 2 | | |

| | | | | | | | | | | | | | | | | | | | | | |
|---------------------|------------------------------|----------------------------------|------------------------------|----------------------------------|-------------------------------|----------------------------------|-------------------------------|----------------------------------|-------------------------------|----------------------------------|------------------------------|----------------------------------|-------------------------------|----------------------------------|-------------------------------|----------------------------------|------------------------------|----------------------------------|----------------------------------|------------------------------------|-----------------|
| Inning Stats | R: 0 E: 0 K: 1 S: 7 | H: 0 LOB: 0 BB: 0 P: 10 | R: 0 E: 0 K: 1 S: 5 | H: 0 LOB: 0 BB: 0 P: 10 | R: 0 E: 1 K: 2 S: 10 | H: 1 LOB: 1 BB: 0 P: 16 | R: 3 E: 0 K: 0 S: 11 | H: 3 LOB: 0 BB: 0 P: 21 | R: 6 E: 0 K: 2 S: 22 | H: 5 LOB: 0 BB: 0 P: 38 | R: 0 E: 0 K: 1 S: 8 | H: 0 LOB: 0 BB: 0 P: 13 | R: 0 E: 0 K: 0 S: 12 | H: 1 LOB: 1 BB: 0 P: 16 | R: 0 E: 0 K: 0 S: 10 | H: 1 LOB: 1 BB: 0 P: 16 | R: 1 E: 0 K: 0 S: 5 | H: 2 LOB: 1 BB: 0 P: 11 | 1B: 6 2B: 4 3B: 0 HR: 3 | SF: 0 SAC: 0 DP: 0 HBP: 0 | WP: 0 PA: 40 |
|---------------------|------------------------------|----------------------------------|------------------------------|----------------------------------|-------------------------------|----------------------------------|-------------------------------|----------------------------------|-------------------------------|----------------------------------|------------------------------|----------------------------------|-------------------------------|----------------------------------|-------------------------------|----------------------------------|------------------------------|----------------------------------|----------------------------------|------------------------------------|-----------------|

| PITCHER | | | | | | | | | | | | | | | | | IP | WLS | BF | H | R | ER | SO | BB | IBB | HBP | BLK | WP | HR | S | P | ERA | WHIP | |
|--|--|--|--|--|--|--|--|--|--|--|--|--|--|--|--|--|----|-----|----|----|---|----|----|----|-----|-----|-----|----|----|---|----|------|-------|-------|
| CC Sabathia, L (1, 1) ERA: 4.66 | | | | | | | | | | | | | | | | | | 4.2 | L | 24 | 9 | 9 | 9 | 5 | 0 | 0 | 0 | 0 | 0 | 2 | 52 | 91 | 17.36 | 1.929 |
| 63 Rafael Betancourt, R (5, 1) ERA: 2.38 | | | | | | | | | | | | | | | | | | 2.1 | | 8 | 1 | 0 | 0 | 2 | 0 | 0 | 0 | 0 | 0 | 0 | 23 | 33 | 0.00 | 0.429 |
| David Riske, R (8, 1) ERA: 2.1 | | | | | | | | | | | | | | | | | | 1.1 | | 6 | 2 | 1 | 1 | 0 | 0 | 0 | 0 | 0 | 0 | 1 | 12 | 21 | 6.75 | 1.500 |
| Arthur Rhodes, L (9, 1) ERA: 0.94 | | | | | | | | | | | | | | | | | | 0.1 | | 1 | 0 | 0 | 0 | 0 | 0 | 0 | 0 | 0 | 0 | 1 | 2 | 0.00 | 0.000 | |
| Bob Howry, R (9, 1) ERA: 3.0 | | | | | | | | | | | | | | | | | | 0.1 | | 1 | 1 | 0 | 0 | 0 | 0 | 0 | 0 | 0 | 0 | 0 | 2 | 4 | 0.00 | 3.000 |

Boston Red Sox @ Cleveland Indians
Jacobs Field, Cleveland, OH
 Mon Jun 20 2005, 7:05 PM EDT
 Att: 30,562 - Partly Cloudy - 76 F

livebaseballscorecards.com

| | |
|------------|----|
| AB | 40 |
| R | 10 |
| H | 13 |
| RBI | 10 |
| BB | 0 |
| SO | 7 |
| LOB | 12 |



| Batter | 1 | 2 | 3 | 4 | 5 | 6 | 7 | 8 | 9 | AB | R | H | RBI | BB | SO | LOB |
|--|-----------------------------|-----------|---|---------------------------------|---|-----------------------------|---|--------------------|-----------|----|---|---|-----|----|----|-----|
| 24 Grady Sizemore, L (1, 8) OBP: 0.349, SLG: 0.476 | 3-1 G5-3 | 2-1 1B | | 4-1 1B BB | | 1-2 E4 G4-6-3 | | 1-3 K | 0-0 L9 | 5 | 0 | 1 | 0 | 1 | 1 | 1 |
| Coco Crisp, S (1, 7) OBP: 0.340, SLG: 0.459 | 0-2 G5-3 | 2-3 K | | 2-2 1B | | 1-1 G4-6-3 | | 4-2 48 HR BB | 2-1 F8 | 5 | 1 | 1 | 1 | 1 | 1 | 4 |
| Ronnie Belliard, R (1, 4) OBP: 0.336, SLG: 0.450 | 4-0 48 1B 41 1B BB | | | 1-1 SF8 | | 2-1 48 BB 41 1B 1B | | 2-3 K | | 3 | 2 | 1 | 1 | 1 | 2 | 1 |
| 48 Travis Hafner, L (1, 10) OBP: 0.393, SLG: 0.502 | 0-0 41 1B 1B | | | 1-1 G4-3 | | 4-2 41 1B BB | | 3-2 HR | | 4 | 1 | 2 | 2 | 1 | 0 | 2 |
| 41 Victor Martinez, S (1, 2) OBP: 0.308, SLG: 0.370 | 2-2 1B | | | 1-1 F7 | | 0-0 1B | | 3-1 HR | | 5 | 1 | 3 | 3 | 0 | 1 | 0 |
| José Hernández, R (1, 3) OBP: 0.261, SLG: 0.298 | 2-1 P2 | | | 2-0 1B FC4-6 2B | | 1-1 G5-3 | | 1-3 K | | 3 | 1 | 1 | 0 | 0 | 0 | 2 |
| Ben Broussard, L (6, PH) (7, 3) | | | | | | | | | | 2 | 0 | 0 | 0 | 0 | 1 | 2 |
| Casey Blake, R (1, 9) OBP: 0.288, SLG: 0.378 | | | | 2-1 FC4-6 1B | | 2-1 1B | | 1-1 G4-3 | | 4 | 1 | 2 | 0 | 1 | 1 | 0 |
| Aaron Boone, R (1, 5) OBP: 0.257, SLG: 0.348 | | | | 0-0 FC4-6 24 BB 1B | | 3-2 1B | | 0-0 L7 | | 5 | 1 | 1 | 1 | 0 | 0 | 2 |
| 2 Jhonny Peralta, R (1, 6) OBP: 0.326, SLG: 0.519 | | | | 1-2 1B 24 BB SF8 1B | | 1-2 F8 | | 1-3 K | | 5 | 1 | 3 | 1 | 0 | 1 | 2 |
| Alex Cora, L (9, PR) | | | | | | | | | | 0 | 0 | 0 | 0 | 0 | 0 | 0 |
| 2B | | | | | | | | | | | | | | | | |

| Inning Stats | R: 1 | H: 2 | E: 0 | K: 0 | S: 12 | LOB: 2 | BB: 1 | P: 23 | R: 0 | H: 2 | E: 0 | K: 2 | S: 17 | LOB: 2 | BB: 0 | P: 22 | R: 0 | H: 0 | E: 0 | K: 1 | S: 10 | LOB: 0 | BB: 0 | P: 13 | R: 3 | H: 4 | E: 0 | K: 0 | S: 14 | LOB: 2 | BB: 1 | P: 26 | R: 0 | H: 2 | E: 0 | K: 1 | S: 18 | LOB: 2 | BB: 0 | P: 27 | R: 1 | H: 2 | E: 1 | K: 0 | S: 13 | LOB: 2 | BB: 1 | P: 22 | R: 0 | H: 0 | E: 0 | K: 1 | S: 6 | LOB: 0 | BB: 0 | P: 8 | R: 3 | H: 2 | E: 0 | K: 3 | S: 23 | LOB: 0 | BB: 1 | P: 37 | R: 1 | H: 1 | E: 0 | K: 0 | S: 9 | LOB: 1 | BB: 1 | P: 16 | 1B: 11 | SF: 1 | 2B: 2 | SAC: 0 | 3B: 0 | DP: 1 | HR: 2 | HBP: 0 |
|--------------|------|------|------|------|-------|--------|-------|-------|------|------|------|------|-------|--------|-------|-------|------|------|------|------|-------|--------|-------|-------|------|------|------|------|-------|--------|-------|-------|------|------|------|------|-------|--------|-------|-------|------|------|------|------|-------|--------|-------|-------|------|------|------|------|------|--------|-------|------|------|------|------|------|-------|--------|-------|-------|------|------|------|------|------|--------|-------|-------|--------|-------|-------|--------|-------|-------|-------|--------|
|--------------|------|------|------|------|-------|--------|-------|-------|------|------|------|------|-------|--------|-------|-------|------|------|------|------|-------|--------|-------|-------|------|------|------|------|-------|--------|-------|-------|------|------|------|------|-------|--------|-------|-------|------|------|------|------|-------|--------|-------|-------|------|------|------|------|------|--------|-------|------|------|------|------|------|-------|--------|-------|-------|------|------|------|------|------|--------|-------|-------|--------|-------|-------|--------|-------|-------|-------|--------|

| PITCHER | IP | WLS | BF | H | R | ER | SO | BB | IBB | HBP | BLK | WP | HR | S | P | ERA | WHIP |
|---------------------------------------|-----|-----|----|----|---|----|----|----|-----|-----|-----|----|----|----|-----|-------|-------|
| David Wells, L (1, 1) ERA: 4.73 | 5.0 | | 27 | 10 | 4 | 4 | 4 | 2 | 0 | 0 | 0 | 0 | 0 | 71 | 111 | 7.20 | 2.400 |
| Mike Myers, L (6, 1) ERA: 2.4 | 0.2 | | 4 | 1 | 1 | 1 | 0 | 1 | 0 | 0 | 0 | 0 | 0 | 10 | 18 | 13.50 | 3.000 |
| 50 Mike Timlin, R (6, 1) ERA: 1.31 | 1.1 | | 5 | 1 | 0 | 0 | 1 | 0 | 0 | 0 | 0 | 0 | 0 | 9 | 12 | 0.00 | 0.750 |
| Alan Embree, L (8, 1) ERA: 7.2 | 0.2 | | 4 | 1 | 2 | 2 | 2 | 1 | 0 | 0 | 0 | 0 | 1 | 18 | 28 | 27.00 | 3.000 |
| Keith Foulke, R (8, 1) ERA: 5.57 | 1.1 | S | 7 | 2 | 2 | 2 | 1 | 1 | 0 | 0 | 0 | 0 | 1 | 14 | 25 | 13.50 | 2.250 |

BOTTOM

Boston Red Sox @ Cleveland Indians
 Jacobs Field, Cleveland, OH
 Mon Jun 20 2005, 7:05 PM EDT
 Att. 30,562 - Partly Cloudy - 76 F

| | |
|-----|----|
| AB | 41 |
| R | 9 |
| H | 15 |
| RBI | 9 |
| BB | 5 |
| SO | 8 |
| LOB | 16 |



| WP | PA |
|-------|----|
| 0 | 47 |
| PB: 0 | |
| SB: 0 | |
| CS: 0 | |

| Batter | 1 | 2 | 3 | 4 | 5 | 6 | 7 | 8 | 9 | AB R H RBI BB SO LOB | TOP | | | | | | | | | | | |
|---|---|----------------------------------|-------------------------------|----------------------------------|------------------------------|----------------------------------|------------------------------|----------------------------------|------------------------------|----------------------------------|-------------------------------|----------------------------------|-------------------------------|----------------------------------|-------------------------------|----------------------------------|-------------------------------|----------------------------------|----------------------------------|------------------------------------|----------------------------------|--------|
| 18 Johnny Damon, L (1, 8) OBP: 0.387, SLG: 0.468 | 1-0 G4-3 | 4-0 E 34 SF9 BB | | 2-3 K | | 1-1 2B | | 1-0 G4-3 | | 4 1 1 1 1 1 1 | | | | | | | | | | | | |
| Edgar Renteria, R (1, 6) OBP: 0.317, SLG: 0.390 | 4-2 34 HR BB | 1 SAFE 0-1 E4 S | | | 0-3 K | 1-2 G6-3 | | 3-3 K | | 4 1 0 0 1 2 3 | | | | | | | | | | | | |
| 34 David Ortiz, L (1, 10) OBP: 0.381, SLG: 0.584 | 1-1 HR | 1-2 SF9 | | | 0-0 HR | | 1-3 K | | 0-1 HR 1B | 4 3 3 4 0 1 0 | | | | | | | | | | | | |
| Manny Ramirez, R (1, 7) OBP: 0.357, SLG: 0.531 | 2-0 BB 1B | 1-3 K | | | 2-2 G6-3 | | 3-2 G6-3 | | 0-0 HR | 5 1 2 2 0 1 1 | | | | | | | | | | | | |
| Trot Nixon, L (1, 9) OBP: 0.387, SLG: 0.477 | 0-0 BB 1B | | | 3-1 F7 | | 3-1 F8 | | 4-2 BB | 3-2 G4-3 | 4 0 1 0 1 0 0 | | | | | | | | | | | | |
| Kevin Miller, R (1, 3) OBP: 0.348, SLG: 0.386 | 2-1 F4 | | | 0-0 P4 | | 0-1 2B SF9 1B | | 3-3 K | 1-0 F7 | 4 1 1 0 0 1 3 1 0 0 0 0 0 0 | | | | | | | | | | | | |
| John Olerud, L (7, 3) OBP: 0.394, SLG: 0.483 | | | | | | | | | | | | | | | | | | | | | | |
| Jason Varitek, S (1, 2) OBP: 0.386, SLG: 0.559 | 4-0 1-2 2-3 BB | | | 2-3 K | | 1-1 SF9 18 2B 2B | | 1-2 G4-3 | 3-3 K | 4 1 1 0 1 2 0 | | | | | | | | | | | | |
| Bill Mueller, S (1, 5) OBP: 0.397, SLG: 0.409 | 2-1 G3 | | | 0-2 F9 | | 0-2 P6 | | 0-0 2B 1B | | 4 1 1 0 0 0 5 | | | | | | | | | | | | |
| Mark Bellhorn, S (1, 4) OBP: 0.336, SLG: 0.362 | | | | 0-3 K | | 2-1 SF9 | | 0-0 18 G4-3 2B | | 3 0 1 2 0 2 0 | | | | | | | | | | | | |
| Inning Stats | R: 2 E: 0 K: 0 S: 11 | H: 3 LOB: 3 BB: 2 P: 27 | R: 1 E: 1 K: 2 S: 12 | H: 0 LOB: 1 BB: 1 P: 20 | R: 0 E: 0 K: 1 S: 7 | H: 0 LOB: 0 BB: 0 P: 12 | R: 0 E: 0 K: 2 S: 9 | H: 0 LOB: 0 BB: 0 P: 11 | R: 1 E: 0 K: 1 S: 9 | H: 1 LOB: 0 BB: 0 P: 14 | R: 2 E: 0 K: 0 S: 14 | H: 3 LOB: 1 BB: 0 P: 19 | R: 0 E: 0 K: 2 S: 13 | H: 0 LOB: 1 BB: 1 P: 24 | R: 1 E: 0 K: 1 S: 11 | H: 2 LOB: 1 BB: 0 P: 16 | R: 2 E: 0 K: 1 S: 13 | H: 2 LOB: 0 BB: 0 P: 20 | 1B: 5 2B: 3 3B: 0 HR: 3 | SF: 2 SAC: 0 DP: 0 HBP: 0 | WP: 0 PB: 0 SB: 1 CS: 0 | PA: 43 |
| PITCHER | IP WLS BF H R ER SO BB IBB HBP BLK WP HR S P ERA WHIP | | | | | | | | | | | | | | | | | | | | | |
| Kevin Millwood, R (1, 1) ERA: 3.34 | 6.0 L 29 7 6 5 6 3 0 0 0 0 0 2 62 103 7.50 1.667 | | | | | | | | | | | | | | | | | | | | | |
| Scott Sauerbeck, L (7, 1) ERA: 3.15 | 0.2 3 0 0 0 1 1 0 0 0 0 0 0 10 18 0.00 1.500 | | | | | | | | | | | | | | | | | | | | | |
| 59 Matt Miller, R (7, 1) ERA: 1.69 | 1.1 6 2 1 1 2 0 0 0 0 0 0 0 14 22 6.75 1.500 | | | | | | | | | | | | | | | | | | | | | |
| David Riske, R (9, 1) ERA: 2.55 | 1.0 5 2 2 2 1 0 0 0 0 0 0 1 13 20 18.00 2.000 | | | | | | | | | | | | | | | | | | | | | |

Boston Red Sox @ Cleveland Indians
Jacobs Field, Cleveland, OH
 Tue Jun 21 2005, 7:05 PM EDT
 Att. 28,450 - Cloudy - 84 F

livebaseballscorecards.com

| | |
|------------|----|
| AB | 37 |
| R | 9 |
| H | 11 |
| RBI | 9 |
| BB | 4 |
| SO | 10 |
| LOB | 13 |



| Batter | 1 | 2 | 3 | 4 | 5 | 6 | 7 | 8 | 9 | AB R H RBI BB SO LOB |
|---|------------------|----------------------|---------------------------|----------------------------|--------------------|------------------------|---|-------------------------------|---|----------------------|
| 24 Grady Sizemore, L (1, 8) OBP: 0.348, SLG: 0.473 | 1-3 K | | 2-1 FC3-6 | | | 0-2 F8 | | 0-0 SF9 1B | | 4 0 1 0 0 1 2 |
| Coco Crisp, S (1, 7) OBP: 0.343, SLG: 0.460 | 1-2 P6 | | 1-0 G6-3 | | | 3-1 E9 1B | | 0-2 SF9 1B | | 4 0 2 0 0 0 2 |
| Ben Broussard, L (1, 3) OBP: 0.297, SLG: 0.437 | 0-1 F8 | | | | 1-2 G4-3 | 2-2 P5 | | 0-1 SF9 | | 3 0 0 1 0 0 1 |
| 48 Travis Hafner, L (1, 10) OBP: 0.391, SLG: 0.498 | | 2-3 K | | 3-2 41 G3-6-1 1B | | 1-2 F9 | | 2-3 K | | 4 0 1 0 0 2 2 |
| 41 Victor Martinez, S (1, 2) OBP: 0.307, SLG: 0.373 | | 0-1 F8 | | 1-1 G3-6-1 | | 0-0 G3 WP 2B | | 1-0 G3 | | 4 1 1 0 0 0 2 |
| Ronnie Belliard, R (1, 4) OBP: 0.335, SLG: 0.443 | | 1-0 G6-4-3 | | 1-3 K | | 0-1 G3 | | 4-1 G1-3 BB | | 3 0 0 0 1 1 2 |
| Jody Gerut, L (1, 9) OBP: 0.359, SLG: 0.390 | | | 2-3 K | | 2-2 G6-3 | 3-2 F9 | | 1-2 G1-3 | | 4 0 0 0 0 1 1 |
| Casey Blake, R (1, 5) OBP: 0.287, SLG: 0.380 | | | 3-2 24 FC3-6 2B | | 1-2 G4-3 | 3-H | | 0-1 G6-3 | | 4 0 1 0 0 0 1 |
| Alex Cora, L (1, 6) OBP: 0.267, SLG: 0.302 | | | 4-1 24 FC3-6 BB | | | 2-2 L9 | | 1-2 1B 24 1B SF9 1B | | 2 1 1 0 1 0 0 |

| Inning Stats | R: 0 E: 0 K: 1 S: 8 | H: 0 LOB: 0 BB: 0 P: 10 | R: 0 E: 0 K: 1 S: 8 | H: 0 LOB: 0 BB: 0 P: 11 | R: 0 E: 0 K: 1 S: 13 | H: 1 LOB: 2 BB: 1 P: 25 | R: 0 E: 0 K: 0 S: 11 | H: 1 LOB: 0 BB: 0 P: 16 | R: 0 E: 0 K: 1 S: 9 | H: 0 LOB: 0 BB: 0 P: 13 | R: 0 E: 1 K: 0 S: 11 | H: 1 LOB: 1 BB: 0 P: 18 | R: 1 E: 0 K: 0 S: 10 | H: 1 LOB: 0 BB: 0 P: 14 | R: 1 E: 0 K: 1 S: 14 | H: 3 LOB: 2 BB: 0 P: 17 | R: 0 E: 0 K: 0 S: 8 | H: 0 LOB: 1 BB: 1 P: 15 | 1B: 5 2B: 2 3B: 0 HR: 0 | SF: 1 SAC: 0 DP: 2 HBP: 0 |
|--------------|------------------------------|----------------------------------|------------------------------|----------------------------------|-------------------------------|----------------------------------|-------------------------------|----------------------------------|------------------------------|----------------------------------|-------------------------------|----------------------------------|-------------------------------|----------------------------------|-------------------------------|----------------------------------|------------------------------|----------------------------------|----------------------------------|------------------------------------|
|--------------|------------------------------|----------------------------------|------------------------------|----------------------------------|-------------------------------|----------------------------------|-------------------------------|----------------------------------|------------------------------|----------------------------------|-------------------------------|----------------------------------|-------------------------------|----------------------------------|-------------------------------|----------------------------------|------------------------------|----------------------------------|----------------------------------|------------------------------------|

| PITCHER | IP | WLS | BF | H | R | ER | SO | BB | IBB | HBP | BLK | WP | HR | S | P | ERA | WHIP |
|--|-----|-----|----|---|---|----|----|----|-----|-----|-----|----|----|----|-----|------|-------|
| Bronson Arroyo, R (1, 1) ERA: 4.02 | 7.0 | W | 25 | 4 | 1 | 1 | 4 | 1 | 0 | 0 | 0 | 2 | 0 | 70 | 107 | 1.29 | 0.714 |
| John Halama, L (8, 1) ERA: 6.19 | 1.0 | | 6 | 3 | 1 | 1 | 1 | 0 | 0 | 0 | 0 | 0 | 0 | 14 | 17 | 9.00 | 3.000 |
| Matt Mantei, R (9, 1) ERA: 5.4 | 1.0 | | 4 | 0 | 0 | 0 | 0 | 1 | 0 | 0 | 0 | 0 | 0 | 8 | 15 | 0.00 | 1.000 |

BOTTOM


Boston Red Sox @ Cleveland Indians
 Jacobs Field, Cleveland, OH
 Tue Jun 21 2005, 7:05 PM EDT
 Att: 28,450 - Cloudy - 84 F

livebaseballscorecards.com

| | |
|------------|-----------|
| AB | 32 |
| R | 2 |
| H | 7 |
| RBI | 1 |
| BB | 2 |
| SO | 5 |
| LOB | 13 |



| | |
|--------------|---------------|
| WP: 2 | PA: 35 |
| PB: 0 | |
| SB: 0 | |
| CS: 0 | |

| Batter | 1 | 2 | 3 | 4 | 5 | 6 | 7 | 8 | 9 | AB R H RBI BB SO LOB | TOP | | | | | | | | | | | | | | | | |
|--|-------------------------------|----------------------------------|------------------------------|----------------------------------|-------------------------------|----------------------------------|------------------------------|----------------------------------|-------------------------------|---|---|----------------------------------|-------------------------------|----------------------------------|-------------------------------|----------------------------------|-------------------------------|----------------------------------|----------------------------------|------------------------------------|--|--|--|--|--|--|--|
| Jay Payton, R OBP: 0.321, SLG: 0.450 (1, 8) (8, 9) (9, 8) | 1-2 F8 | | 0-0 G5-3 | | | 1-2 F9 | 0-1 F9 | | 2-2 E8 2B | 5 1 1 0 0 0 1 | | | | | | | | | | | | | | | | | |
| Edgar Renteria, R OBP: 0.318, SLG: 0.404 (1, 6) | 1-0 L4 | | 3-1 HR | | | 1-1 F7 | 0-1 F8 | | 1-2 S 2B | 5 1 2 2 0 0 1 | | | | | | | | | | | | | | | | | |
| 34 David Ortiz, L OBP: 0.385, SLG: 0.590 (1, 10) | 0-0 2B | | 0-2 G6-3 | | | 0-0 1B 2B | | 0-0 F8 | 4-0 DI IBB | 4 0 2 0 1 0 0 | | | | | | | | | | | | | | | | | |
| Manny Ramirez, R OBP: 0.361, SLG: 0.528 (1, 7) | 4-1 BB | | | 2-2 F8 | | 4-1 1B IBB | | 1-2 1B 1B | 0-3 K | 3 1 1 0 2 1 2 | | | | | | | | | | | | | | | | | |
| Kevin Millar, R OBP: 0.350, SLG: 0.388 18 Johnny Damon, L OBP: 0.387, SLG: 0.468 Trot Nixon, L OBP: 0.385, SLG: 0.474 (1, 9) (8, PR) (8, 8) (9, PH) (9, 9) | 0-3 K | | | 0-1 F7 | | 1-1 1-2 2-3 1B | | 0-1 1B 1B | 0-0 L4 | 4 0 2 0 0 1 2 0 1 0 0 0 0 0 1 0 0 0 0 0 2 | | | | | | | | | | | | | | | | | |
| Jason Varitek, S OBP: 0.378, SLG: 0.546 (1, 2) | | 0-1 G6-3 | | 1-3 K | | 3-3 K | | 2-0 F6 | 3-2 P5 | 5 0 0 0 0 2 7 | | | | | | | | | | | | | | | | | |
| John Olerud, L OBP: 0.432, SLG: 0.606 (1, 3) | | 2-2 F8 | | | 1-2 G6-4-3 1B | | 1-2 HR | 0-1 1B 1B | | 4 1 3 2 0 0 0 | AB 38 R 5 H 12 RBI 5 BB 4 SO 7 LOB 18 | | | | | | | | | | | | | | | | |
| Bill Mueller, S OBP: 0.394, SLG: 0.406 (1, 5) | | 0-3 K | | | 0-0 G6-4-3 1-2f | | 1-1 F9 | 3-2 1B | | 4 0 1 1 0 1 1 | | | | | | | | | | | | | | | | | |
| Mark Bellhorn, S OBP: 0.335, SLG: 0.357 (1, 4) | | | 2-3 K | | 2-3 K | | 4-2 BB | 3-2 F9 | | 3 0 0 0 1 2 2 |  | | | | | | | | | | | | | | | | |
| Inning Stats | R: 0 E: 0 K: 1 S: 10 | H: 1 LOB: 2 BB: 1 P: 16 | R: 0 E: 0 K: 1 S: 8 | H: 0 LOB: 0 BB: 0 P: 10 | R: 1 E: 0 K: 1 S: 10 | H: 1 LOB: 0 BB: 0 P: 15 | R: 0 E: 0 K: 1 S: 8 | H: 0 LOB: 0 BB: 0 P: 11 | R: 0 E: 0 K: 1 S: 13 | H: 1 LOB: 0 BB: 0 P: 11 | R: 0 E: 0 K: 1 S: 13 | H: 2 LOB: 3 BB: 1 P: 23 | R: 1 E: 0 K: 0 S: 11 | H: 1 LOB: 1 BB: 1 P: 17 | R: 2 E: 0 K: 0 S: 18 | H: 4 LOB: 2 BB: 0 P: 27 | R: 1 E: 1 K: 1 S: 16 | H: 2 LOB: 2 BB: 1 P: 26 | 1B: 6 2B: 4 3B: 0 HR: 2 | SF: 0 SAC: 0 DP: 1 HBP: 0 | WP: 0 PA: 42 PB: 0 SB: 1 CS: 0 | | | | | | |
| PITCHER | IP | WLS | BF | H | R | ER | SO | BB | IBB | HBP | BLK | WP | HR | S | P | ERA | WHIP | | | | | | | | | | |
| 31 Cliff Lee, L ERA: 3.28 (1, 1) | 7.0 | | 29 | 6 | 2 | 2 | 6 | 2 | 1 | 0 | 0 | 0 | 2 | 68 | 103 | 2.57 | 1.143 | | | | | | | | | | |
| Scott Sauerbeck, L ERA: 3.1 (8, 1) | 0.1 | H | 1 | 0 | 0 | 0 | 0 | 0 | 0 | 0 | 0 | 0 | 0 | 1 | 1 | 0.00 | 0.000 | | | | | | | | | | |
| Bob Howry, R ERA: 3.56 (8, 1) | 0.1 | H | 3 | 2 | 0 | 0 | 0 | 0 | 0 | 0 | 0 | 0 | 0 | 7 | 10 | 0.00 | 6.000 | | | | | | | | | | |
| Arthur Rhodes, L ERA: 0.93 (8, 1) | 0.1 | B | 3 | 2 | 2 | 2 | 0 | 0 | 0 | 0 | 0 | 0 | 0 | 10 | 16 | 54.00 | 6.000 | | | | | | | | | | |
| Bob Wickman, R ERA: 2.89 (9, 1) | 1.0 | L | 6 | 2 | 1 | 1 | 1 | 0 | 1 | 0 | 0 | 0 | 0 | 16 | 26 | 9.00 | 2.000 | | | | | | | | | | |

Boston Red Sox @ Cleveland Indians
Jacobs Field, Cleveland, OH
 Wed Jun 22 2005, 7:05 PM EDT
 Att. 29,915 - Clear - 75 F

livebaseballscorecards.com

BOTTOM

Boston Red Sox @ Cleveland Indians
Jacobs Field, Cleveland, OH
Wed Jun 22 2005, 7:05 PM EDT
Att. 29,915 - Clear - 75 F

livebaseballscorecards.com

AB 38
R 4
H 11
RBI 4
BB 3
SO 6
LOB 22



WP: 0 PA: 41
PB: 0
SB: 0
CS: 0

AB R H RBI BB SO LOB

5 0 2 0 0 1 3

5 1 1 0 0 0 4

5 1 1 0 0 0 2

4 1 0 1 1 1 2

4 1 1 1 1 0 0

4 0 1 0 0 1 2

4 0 3 1 0 0 0

2 0 1 1 0 0 1

2 0 0 0 0 2 3

3 0 1 0 1 1 5

1B: 9 SF: 0
2B: 2 SAC: 0
3B: 0 DP: 1
HR: 0 HBP: 0

| Batter | 1 | 2 | 3 | 4 | 5 | 6 | 7 | 8 | 9 |
|---|-----------|------------------------|-------------|-------------|-------------------------------|--------------------------------|--|-----------------------|---|
| 24 Grady Sizemore, L (1, 8) OBP: 0.349, SLG: 0.479 | 2-1 2B | 1-3 K | | | 2-2 SAFE 1-2 G3 | | 2-2 SAFE 1-3 G6-3 2B | | |
| Alex Cora, L (1, 4) OBP: 0.264, SLG: 0.298 | 2-2 F7 | | 0-1 F7 | | 0-2 2-3 G6-3 | | 0-1 1B 48 G6-3 1B | 1-0 F9 | |
| Coco Crisp, S (1, 7) OBP: 0.340, SLG: 0.454 | 0-1 L6 | | 0-2 G4-3 | | 1-2 G1-6-3 | | 0-0 48 G6-3 41 1B 2-3 1B | 1-0 F8 | |
| 48 Travis Hafner, L (1, 10) OBP: 0.387, SLG: 0.488 | 3-3 K | | 0-0 P5 | | | 4-1 1B 41 BB 1B | 1-1 G6-3 | 1-1 F7 | |
| 41 Victor Martinez, S (1, 2) OBP: 0.309, SLG: 0.371 | | 2-1 1B 1B E7 | | 3-2 F8 | | 4-1 1B 1B BB 1-2 | 3-1 1B | 1-1 P5 | |
| Ben Broussard, L (1, 3) OBP: 0.297, SLG: 0.434 | | 0-0 P6 | | 1-3 K2-3 | | 1-1 1B | 0-0 G5-3 | | |
| Casey Blake, R (1, 5) (7, 9) OBP: 0.295, SLG: 0.386 | | 3-2 1B 2-3 1B | | 1-1 1B | | 3-2 1-2 2-3 3-H 1B | | 0-1 G5-3 | |
| Jody Gerut, L (1, 9) José Hernández, R (6, PH) (7, 5) OBP: 0.362, SLG: 0.393 OBP: 0.257, SLG: 0.292 | | 3-2 1B | | 1-0 G3 | | 0-3 K | 0-3 K | 0-3 K | |
| 2 Jhonny Peralta, R (1, 6) OBP: 0.330, SLG: 0.515 | | 2-3 K | | | 4-2 G6-3 24 G3 BB | 0-2 1-2f G6-4-3 | | 1-0 24 2B 1B | |

| Inning Stats | R: 0 | H: 1 | E: 0 | K: 1 | S: 11 | H: 2 | LOB: 1 | BB: 0 | P: 18 | R: 1 | H: 2 | E: 1 | K: 2 | S: 16 | H: 0 | LOB: 0 | BB: 0 | P: 6 | R: 0 | H: 1 | E: 0 | K: 1 | S: 15 | H: 0 | LOB: 1 | BB: 1 | P: 21 | R: 1 | H: 2 | E: 0 | K: 1 | S: 13 | H: 2 | LOB: 2 | BB: 2 | P: 25 | R: 2 | H: 3 | E: 1 | K: 0 | S: 11 | H: 0 | LOB: 0 | BB: 0 | P: 8 | R: 0 | H: 0 | E: 0 | K: 0 | S: 5 | 1B: 9 | SF: 0 | 2B: 2 | SAC: 0 | 3B: 0 | DP: 1 | HR: 0 | HBP: 0 | WP: 0 | PA: 41 |
|--------------|------|------|------|------|-------|------|--------|-------|-------|------|------|------|------|-------|------|--------|-------|------|------|------|------|------|-------|------|--------|-------|-------|------|------|------|------|-------|------|--------|-------|-------|------|------|------|------|-------|------|--------|-------|------|------|------|------|------|------|-------|-------|-------|--------|-------|-------|-------|--------|-------|--------|
|--------------|------|------|------|------|-------|------|--------|-------|-------|------|------|------|------|-------|------|--------|-------|------|------|------|------|------|-------|------|--------|-------|-------|------|------|------|------|-------|------|--------|-------|-------|------|------|------|------|-------|------|--------|-------|------|------|------|------|------|------|-------|-------|-------|--------|-------|-------|-------|--------|-------|--------|

| PITCHER | IP | WLS | BF | H | R | ER | SO | BB | IBB | HBP | BLK | WP | HR | S | P | ERA | WHIP |
|---------------------------------------|-----|-----|----|---|---|----|----|----|-----|-----|-----|----|----|----|-----|-------|-------|
| Wade Miller, R (1, 1) ERA: 4.83 | 5.0 | | 25 | 6 | 2 | 1 | 4 | 3 | 0 | 0 | 0 | 0 | 0 | 69 | 112 | 1.80 | 1.800 |
| Alan Embree, L (6, 1) ERA: 7.47 | 1.1 | | 5 | 2 | 2 | 1 | 0 | 0 | 0 | 0 | 0 | 0 | 0 | 12 | 14 | 13.50 | 1.500 |
| Mike Myers, L (7, 1) ERA: 2.35 | 0.1 | | 1 | 0 | 0 | 0 | 0 | 0 | 0 | 0 | 0 | 0 | 0 | 2 | 3 | 0.00 | 0.000 |
| 50 Mike Timlin, R (7, 1) ERA: 1.27 | 1.0 | | 5 | 2 | 0 | 0 | 1 | 0 | 0 | 0 | 0 | 0 | 0 | 9 | 13 | 0.00 | 2.000 |
| Keith Foulke, R (8, 1) ERA: 5.35 | 1.1 | W | 5 | 1 | 0 | 0 | 0 | 0 | 0 | 0 | 0 | 0 | 0 | 9 | 15 | 0.00 | 0.750 |

| Batter | 1 | 2 | 3 | 4 | 5 | 6 | 7 | 8 | 9 | AB R H RBI BB SO LOB | TOP | |
|---|---|---|--|---|---|---|--|--|---|--|---|--|
| 18 Johnny Damon, L (1, 8) OBP: 0.387, SLG: 0.466 | 1-1 P5 | 1-1 P4 | | | 1-0 HR | 1-1 F9 | | | 1-1 34 HR | 5 2 2 0 0 0 2 | | |
| Edgar Renteria, R (1, 6) OBP: 0.316, SLG: 0.401 | 3-2 G5-3 | | 0-3 K | | 2-2 HR | 2-2 G4-3 | | | 2-1 F7 | 5 1 1 0 0 1 2 | | |
| 34 David Ortiz, L (1, 3) John Olerud, L (9, 3) OBP: 0.382, SLG: 0.594 OBP: 0.432, SLG: 0.606 | 0-1 P6 | | 1-1 L6 | | 0-3 K | | | | 1-1 HR | 5 1 1 2 0 1 2 0 0 0 0 0 0 0 | | |
| Manny Ramirez, R (1, 7) OBP: 0.362, SLG: 0.538 | | | 1-3 K | | 1-2 HR | | | | 2-3 K | 5 1 2 3 0 2 0 | | |
| Trot Nixon, L (1, 9) OBP: 0.387, SLG: 0.480 | | | 1-1 HR | | 0-2 1B | | | | | 4 1 2 0 0 2 1 | | |
| Bill Mueller, S (1, 5) OBP: 0.392, SLG: 0.403 | | | 2-1 HR | | 0-0 L4 | | | | 2-3 K | 4 1 1 0 0 1 1 | | |
| Doug Mirabeli, R (1, 2) OBP: 0.315, SLG: 0.469 | | | 0-1 HR | | 2-2 F7 | | | | 1-1 P6 | 4 1 2 3 0 0 0 | | |
| Mark Bellhorn, S (1, 4) OBP: 0.337, SLG: 0.354 | | | 4-2 BB | | 4-2 BB | | | | 2-2 G3-1 | 2 0 0 0 2 0 0 | | |
| 49 Tim Wakefield, R (1, 1) 20 Kevin Youkilis, R (9, PH) Alan Embree, L (9, 1) OBP: 0.250, SLG: 0.250 OBP: 0.403, SLG: 0.453 | | 0-1 SH2-4 | 0-3 K | | 0-3 K | | | | 2-2 L5 | 2 0 1 0 0 1 1 1 0 0 0 0 0 0 0 0 0 0 0 0 0 | | |
| Inning Stats | R: 0 H: 0 E: 0 LOB: 0 K: 0 BB: 0 S: 7 P: 11 | R: 3 H: 3 E: 0 LOB: 1 K: 1 BB: 1 S: 17 P: 26 | R: 0 H: 1 E: 0 LOB: 1 K: 2 BB: 0 S: 9 P: 11 | R: 0 H: 0 E: 0 LOB: 1 K: 1 BB: 1 S: 10 P: 16 | R: 3 H: 5 E: 0 LOB: 2 K: 1 BB: 0 S: 17 P: 22 | R: 0 H: 1 E: 0 LOB: 1 K: 0 BB: 0 S: 10 P: 16 | R: 0 H: 0 E: 0 LOB: 0 K: 1 BB: 0 S: 7 P: 11 | R: 0 H: 0 E: 0 LOB: 0 K: 1 BB: 0 S: 9 P: 14 | R: 2 H: 2 E: 0 LOB: 0 K: 1 BB: 0 S: 12 P: 20 | 1B: 8 SF: 0 2B: 1 SAC: 1 3B: 0 DP: 0 HR: 3 HBP: 0 | WP: 0 PA: 40 PB: 0 SB: 0 CS: 0 | |
| PITCHER | IP WLS BF H R ER SO BB IBB HBP BLK WP HR S P ERA WHIP | | | | | | | | | | | |
| 21 Jon Lieber, R (1, 1) ERA: 4.93 | 5.0 L 25 9 6 6 5 2 0 0 0 0 0 2 60 86 10.80 2.200 | | | | | | | | | | | |
| Amaury Telemaco, R (6, 1) ERA: 1.35 | 3.0 10 1 0 0 2 0 0 0 0 0 0 0 26 41 0.00 0.333 | | | | | | | | | | | |
| Aaron Fultz, L (9, 1) ERA: 3.46 | 1.0 5 2 2 2 1 0 0 0 0 0 0 1 12 20 18.00 2.000 | | | | | | | | | | | |

Boston Red Sox @ Philadelphia Phillies
Citizens Bank Park, Philadelphia, PA

| | |
|-----|----|
| AB | 37 |
| R | 8 |
| H | 12 |
| RBI | 8 |
| BB | 2 |
| SO | 8 |
| LOB | 9 |



Fri Jun 24 2005, 7:05 PM EDT
Att. 45,090 - Clear - 84 F

livebaseballscorecards.com

| Batter | 1 | 2 | 3 | 4 | 5 | 6 | 7 | 8 | 9 | AB | R | H | RBI | BB | SO | LOB |
|---|------------------|-----------|-------------|----------------|-------------|-------------|-----------|-------------------------|-------------|----|---|---|-----|----|----|-----|
| 11 Jimmy Rollins, S OBP: 0.317, SLG: 0.401 (1, 6) | 1-3 K | | 2-1 P6 | | | 0-1 G4-3 | | 0-2 G3-1 | | 4 | 0 | 0 | 0 | 0 | 1 | 3 |
| Kenny Lofton, L OBP: 0.446, SLG: 0.471 (1, 8) Jason Michaels, R OBP: 0.400, SLG: 0.391 (6, PH) (7, 8) | 1-3 K G6-3 | | 2-1 G1-3 | | | 1-2 G3-1 | | 4-1 BB | | 2 | 0 | 0 | 0 | 0 | 1 | 1 |
| Bobby Abreu, L OBP: 0.433, SLG: 0.546 (1, 9) | 1-1 G6-3 | | | 2-1 S 1B | | 0-1 G3-1 | | 2-3 K | | 4 | 0 | 1 | 0 | 0 | 1 | 4 |
| Jim Thome, L OBP: 0.364, SLG: 0.373 (1, 3) | 0-0 G4-3 | | | 2-1 F7 | | | 0-3 K | | 1-1 G1-3 | 4 | 0 | 0 | 0 | 0 | 1 | 2 |
| Pat Burrell, R OBP: 0.382, SLG: 0.525 (1, 7) | | 3-2 P6 | | 1-0 G1-3 | | | 0-3 K | | 1-3 K | 4 | 0 | 0 | 0 | 0 | 2 | 1 |
| 26 Chase Utley, L OBP: 0.378, SLG: 0.529 (1, 4) | | 1-2 P5 | | 0-3 K | | | 0-0 F7 | | 2-0 1B | 4 | 0 | 1 | 0 | 0 | 1 | 1 |
| David Bell, R OBP: 0.313, SLG: 0.337 (1, 5) | | 0-0 L5 | | | 1-2 F7 | | | 0-2 E5 G3-1 PB | 0-0 L8 | 4 | 0 | 0 | 0 | 0 | 0 | 1 |
| Mike Lieberthal, R OBP: 0.316, SLG: 0.381 (1, 2) | | | 2-1 F8 | | 1-0 G6-3 | | | 2-0 L9 | | 3 | 0 | 0 | 0 | 0 | 0 | 1 |
| 21 Jon Lieber, L OBP: 0.061, SLG: 0.094 (1, 1) Ramon Martinez, R OBP: 0.275, SLG: 0.262 (5, PH) Amaury Telemaco, R OBP: 0.250, SLG: 0.250 (8, PH) Endy Chavez, L OBP: 0.500, SLG: 0.500 (9, 1) Aaron Fultz, L | | | 2-1 1B | | 1-2 G6-3 | | | 4-2 G3-1 BB | | 1 | 0 | 1 | 0 | 0 | 0 | 0 |

| Inning Stats | R: 0 E: 0 K: 2 S: 9 | H: 0 LOB: 1 BB: 0 P: 12 | R: 0 E: 0 K: 0 S: 9 | H: 0 LOB: 0 BB: 0 P: 13 | R: 0 E: 0 K: 0 S: 8 | H: 1 LOB: 1 BB: 0 P: 16 | R: 0 E: 0 K: 1 S: 8 | H: 1 LOB: 1 BB: 0 P: 13 | R: 0 E: 0 K: 0 S: 7 | H: 0 LOB: 0 BB: 0 P: 10 | R: 0 E: 0 K: 0 S: 7 | H: 0 LOB: 0 BB: 0 P: 8 | R: 0 E: 1 K: 1 S: 14 | H: 0 LOB: 3 BB: 2 P: 26 | R: 0 E: 0 K: 1 S: 7 | H: 1 LOB: 1 BB: 0 P: 11 | 1B: 3 2B: 0 3B: 0 HR: 0 | SF: 0 SAC: 0 DP: 0 HBP: 0 |
|--------------|------------------------------|----------------------------------|------------------------------|----------------------------------|------------------------------|----------------------------------|------------------------------|----------------------------------|------------------------------|----------------------------------|------------------------------|---------------------------------|-------------------------------|----------------------------------|------------------------------|----------------------------------|----------------------------------|------------------------------------|
|--------------|------------------------------|----------------------------------|------------------------------|----------------------------------|------------------------------|----------------------------------|------------------------------|----------------------------------|------------------------------|----------------------------------|------------------------------|---------------------------------|-------------------------------|----------------------------------|------------------------------|----------------------------------|----------------------------------|------------------------------------|

| PITCHER | IP | WLS | BF | H | R | ER | SO | BB | IBB | HBP | BLK | WP | HR | S | P | ERA | WHIP |
|---|-----|-----|----|---|---|----|----|----|-----|-----|-----|----|----|----|-----|------|-------|
| 49 Tim Wakefield, R ERA: 4.05 (1, 1) | 8.0 | | 30 | 2 | 0 | 0 | 6 | 2 | 0 | 0 | 0 | 0 | 0 | 70 | 106 | 0.00 | 0.500 |
| Alan Embree, L ERA: 7.24 (9, 1) | 1.0 | | 4 | 1 | 0 | 0 | 1 | 0 | 0 | 0 | 0 | 0 | 0 | 7 | 11 | 0.00 | 1.000 |

BOTTOM

| | |
|----------------------|---------------|
| AB R H RBI BB SO LOB | |
| 4 | 0 0 0 0 0 1 3 |
| 2 | 0 0 0 0 0 1 1 |
| 1 | 0 0 0 0 1 0 0 |
| 4 | 0 1 0 0 0 1 4 |
| 4 | 0 0 0 0 0 1 2 |
| 4 | 0 0 0 0 0 2 1 |
| 4 | 0 1 0 0 0 1 1 |
| 4 | 0 0 0 0 0 0 1 |
| 3 | 0 0 0 0 0 0 1 |
| 1 | 0 0 0 0 0 0 0 |
| 1 | 0 0 0 0 0 0 0 |
| 0 | 0 0 0 0 0 0 0 |
| 0 | 0 0 0 0 1 0 0 |
| 0 | 0 0 0 0 0 0 0 |

| | |
|-----|----|
| AB | 32 |
| R | 0 |
| H | 3 |
| RBI | 0 |
| BB | 2 |
| SO | 7 |
| LOB | 14 |



| | |
|-------|--------|
| WP: 0 | PA: 34 |
| PB: 2 | |
| SB: 2 | |
| CS: 0 | |

Boston Red Sox @ Philadelphia Phillies
Citizens Bank Park, Philadelphia, PA
Fri Jun 24 2005, 7:05 PM EDT
Att. 45,090 - Clear - 84 F

livebaseballscorecards.com

| Batter | 1 | 2 | 3 | 4 | 5 | 6 | 7 | 8 | 9 | AB R H RBI BB SO LOB | TOP |
|--|---|---|--|--|---|--|---|--|--|---|--------------------------------|
| 18 Johnny Damon, L (1, 8) OBP: 0.384, SLG: 0.469 | 1-2 L5 | 2-1 G5-3 | 0-0 P6 | | | 1-1 P4 | | 1-2 1B 3B | | 5 1 1 0 0 0 4 | |
| Edgar Renteria, R (1, 6) OBP: 0.321, SLG: 0.404 | 2-2 34 2B 1B | | 0-1 1B 2B 1B | 2-2 G1-3 | | 0-1 F7 | | 3-2 1B | | 5 2 3 1 0 0 0 | |
| 34 David Ortiz, L (1, 3) OBP: 0.379, SLG: 0.591 | 3-2 2B | | 2-2 F8 | 1-2 P6 | | 2-1 F9 | | 0-0 P6 | | 5 1 1 1 0 0 2 | |
| Matt Mantei, R (8, 1) | 1-H 2B | | | | | | | | | 0 0 0 0 0 0 0 | |
| Mike Myers, L (8, 1) | | | | | | | | | | 0 0 0 0 0 0 0 | |
| Keith Foulke, R (9, 1) | | | | | | | | | | 0 0 0 0 0 0 0 | |
| Manny Ramirez, R (1, 7) OBP: 0.362, SLG: 0.547 | 0-3 K | | 2-2 2B E 1B | 2-3 K | | | 0-1 P4 | | 3-2 HR | 5 2 2 1 0 2 1 | |
| Trot Nixon, L (1, 9) OBP: 0.388, SLG: 0.488 | 2-1 2B | | 2-3 K | | 0-0 2B | | 3-3 K | | 1-1 F8 | 5 0 2 1 0 2 2 | |
| Jason Varitek, S (1, 2) OBP: 0.382, SLG: 0.548 | 3-3 K | | 0-0 E4 2B | 1-H 3-H 2B | 0-1 F7 | | 4-1 FC6-4 BB | | 4-0 BB | 3 1 1 1 2 1 2 | |
| Bill Mueller, S (1, 5) OBP: 0.396, SLG: 0.414 | | 2-1 2B | 0-0 30 BB 2B | 3-H 2B | 4-1 BB | | 0-0 FC6-4 | | 2-1 F7 | 4 0 2 1 1 0 2 | |
| Mark Bellhorn, S (1, 4) OBP: 0.335, SLG: 0.348 | | 2-3 K | 4-0 30 BB IBB | | 1-0 F8 | | | 2-1 G5-3 | 0-3 K | 4 0 0 0 1 2 4 | |
| 30 Matt Clement, R (1, 1) | | 0-0 G4-3 | 4-2 BB | | 1-3 K | | | 2-3 K | | 2 0 0 0 1 1 3 | |
| 20 Kevin Youkilis, R (8, PH) OBP: 0.397, SLG: 0.444 | | | 1-2 2-3 BB | | | | | | | 1 0 0 0 0 1 0 | |
| John Olerud, L (8, 3) OBP: 0.432, SLG: 0.606 | | | | | | | | | | 0 0 0 0 0 0 0 | |
| Inning Stats | R: 2 H: 3 E: 0 LOB: 1 K: 2 BB: 0 S: 20 P: 31 | R: 0 H: 1 E: 0 LOB: 1 K: 1 BB: 0 S: 9 P: 15 | R: 3 H: 4 E: 1 LOB: 3 K: 1 BB: 0 S: 21 P: 35 | R: 0 H: 0 E: 0 LOB: 0 K: 1 BB: 0 S: 16 P: 21 | R: 0 H: 1 E: 0 LOB: 2 K: 1 BB: 1 S: 8 P: 14 | R: 0 H: 0 E: 0 LOB: 0 K: 0 BB: 0 S: 6 P: 9 | R: 0 H: 0 E: 0 LOB: 1 K: 1 BB: 1 S: 7 P: 14 | R: 1 H: 2 E: 0 LOB: 1 K: 1 BB: 0 S: 15 P: 23 | R: 1 H: 1 E: 0 LOB: 1 K: 1 BB: 1 S: 11 P: 21 | 1B: 4 SF: 0 2B: 6 SAC: 0 3B: 1 DP: 0 HR: 1 HBP: 0 | WP: 0 PA: 44 PB: 0 SB: 0 CS: 0 |
| PITCHER | IP WLS BF H R ER SO BB IBB HBP BLK WP HR S P ERA WHIP | | | | | | | | | | |
| Vicente Padilla, R (1, 1) ERA: 6.79 | 2.2 L 18 8 5 5 4 1 1 0 0 0 0 49 80 16.88 3.375 | | | | | | | | | | |
| Geoff Geary, R (3, 1) ERA: 3.28 | 3.1 12 1 0 0 2 1 0 0 0 0 0 31 45 0.00 0.600 | | | | | | | | | | |
| Aaron Fultz, L (7, 1) ERA: 3.54 | 2.0 9 2 1 1 2 1 0 0 0 0 0 22 37 4.50 1.500 | | | | | | | | | | |
| Ugueth Urbina, R (9, 1) ERA: 4.41 | 1.0 5 1 1 1 1 1 0 0 0 0 0 1 11 9.00 2.000 | | | | | | | | | | |

Boston Red Sox @ Philadelphia Phillies
Citizens Bank Park, Philadelphia, PA
Sat Jun 25 2005, 1:20 PM EDT
Att. 44,868 - Sunny - 87 F

livebaseballscorecards.com

AB 39
R 7
H 12
RBI 6
BB 5
SO 9
LOB 20



| Batter | 1 | 2 | 3 | 4 | 5 | 6 | 7 | 8 | 9 | AB | R | H | RBI | BB | SO | LOB |
|---|-------------|-------------|-------------|---------------------|---------------------|-----------------------|-------------------------|------------------|---------------------|----|---|---|-----|----|----|-----|
| 11 Jimmy Rollins, S OBP: 0.316, SLG: 0.397 (1, 6) | 0-2 G3-1 | | 2-0 P5 | | | 0-0 F8 | | 3-1 BB HBP | | 3 | 0 | 0 | 0 | 0 | 0 | 1 |
| Jason Michaels, R OBP: 0.396, SLG: 0.387 (1, 8) | 2-2 L4 | | | 0-0 G3-6-1 1B | | 0-1 G5-3 | | 1-1 F9 | | 4 | 0 | 1 | 0 | 0 | 0 | 1 |
| Bobby Abreu, L OBP: 0.437, SLG: 0.548 (1, 9) | 2-2 G3-1 | | | 3-2 G3-6-1 1B | | | 1-1 26 2B 1B | 4-1 BB | | 3 | 1 | 2 | 0 | 1 | 0 | 0 |
| Jim Thome, L OBP: 0.362, SLG: 0.370 (1, 3) | | 2-2 L4 | | 1-2 G3-6-1 | | 0-0 26 2B 1B | | 2-3 K | | 4 | 0 | 1 | 0 | 0 | 1 | 4 |
| Pat Burrell, R OBP: 0.376, SLG: 0.516 (1, 7) | | 2-3 K | | 3-3 K | | | 0-3 K | | 0-3 K | 4 | 0 | 0 | 0 | 0 | 4 | 3 |
| 26 Chase Utley, L OBP: 0.385, SLG: 0.538 (1, 4) | | 2-2 G4-3 | | | 1-1 G6-4-3 1B | | 3-1 1-3 2-H 2B | | 0-2 G5-4-3 1B | 4 | 0 | 3 | 1 | 0 | 0 | 0 |
| David Bell, R OBP: 0.308, SLG: 0.332 (1, 5) | | | 2-2 G5-3 | | 1-0 L9 | | 0-0 F7 | | 1-1 G5-4-3 | 4 | 0 | 0 | 0 | 0 | 0 | 4 |
| Todd Pratt, R OBP: 0.291, SLG: 0.425 (1, 2) | | | 1-3 K | | 0-0 G6-4-3 | | 2-1 F8 | | | 3 | 0 | 0 | 0 | 0 | 1 | 3 |
| Vicente Padilla, R OBP: 0.154, SLG: 0.231 Geoff Gentry, R OBP: 0.500, SLG: 0.500 Ender Chavez, L OBP: 0.254, SLG: 0.245 Aaron Fultz, L OBP: 0.500, SLG: 0.500 Kenny Lofton, L OBP: 0.443, SLG: 0.468 Ugueth Urbina, R (1, 1) (3, 1) (6, PH) (7, 1) (8, PH) (9, 1) | | | 1-1 1B | | | 1-2 G4-3 | | 3-3 K | | 0 | 0 | 0 | 0 | 0 | 0 | 0 |

| Inning Stats | R: 0 | H: 0 | E: 0 | K: 11 | S: 11 | R: 0 | H: 0 | E: 0 | K: 9 | S: 9 | R: 0 | H: 2 | E: 0 | K: 1 | S: 11 | R: 0 | H: 1 | E: 0 | K: 4 | S: 6 | R: 1 | H: 3 | E: 0 | K: 1 | S: 11 | R: 0 | H: 0 | E: 0 | K: 12 | S: 12 | R: 0 | H: 1 | E: 0 | K: 8 | S: 8 | 1B: 7 | 2B: 1 | 3B: 0 | HR: 0 | SF: 0 | SAC: 0 | DP: 3 | HBP: 1 | WP: 0 | PA: 34 |
|--------------|------|------|------|-------|-------|------|------|------|------|------|------|------|------|------|-------|------|------|------|------|------|------|------|------|------|-------|------|------|------|-------|-------|------|------|------|------|------|-------|-------|-------|-------|-------|--------|-------|--------|-------|--------|
|--------------|------|------|------|-------|-------|------|------|------|------|------|------|------|------|------|-------|------|------|------|------|------|------|------|------|------|-------|------|------|------|-------|-------|------|------|------|------|------|-------|-------|-------|-------|-------|--------|-------|--------|-------|--------|

| PITCHER | IP | WLS | BF | H | R | ER | SO | BB | IBB | HBP | BLK | WP | HR | S | P | ERA | WHIP |
|---|-----|-----|----|---|---|----|----|----|-----|-----|-----|----|----|----|----|------|-------|
| 30 Matt Clement, R ERA: 3.33 (1, 1) | 7.0 | | 26 | 7 | 1 | 1 | 4 | 0 | 0 | 0 | 0 | 0 | 0 | 61 | 93 | 1.29 | 1.000 |
| Matt Mantei, R ERA: 5.25 (8, 1) | 0.2 | | 3 | 0 | 0 | 0 | 1 | 0 | 0 | 1 | 0 | 0 | 0 | 7 | 14 | 0.00 | 0.000 |
| Mike Myers, L ERA: 2.3 (8, 1) | 0.1 | | 2 | 0 | 0 | 0 | 1 | 1 | 0 | 0 | 0 | 0 | 0 | 5 | 11 | 0.00 | 3.000 |
| Keith Foulke, R ERA: 5.19 (9, 1) | 1.0 | | 3 | 1 | 0 | 0 | 1 | 0 | 0 | 0 | 0 | 0 | 0 | 8 | 9 | 0.00 | 1.000 |

BOTTOM

Boston Red Sox @ Philadelphia Phillies
Citizens Bank Park, Philadelphia, PA

Sat Jun 25 2005, 1:20 PM EDT
Att. 44,868 - Sunny - 87 F

livebaseballscorecards.com

| | |
|-----|----|
| AB | 32 |
| R | 1 |
| H | 8 |
| RBI | 1 |
| BB | 1 |
| SO | 7 |
| LOB | 16 |



| Batter | 1 | 2 | 3 | 4 | 5 | 6 | 7 | 8 | 9 | AB R H RBI BB SO LOB | TOP | | | | | | | | | | | | | | | | | | | | | | | | |
|--|---|-------------------------------------|-------------------------------|----------------------------------|-------------------------------|----------------------------------|-------------------------------|----------------------------------|-------------------------------|---|------------------------------|----------------------------------|------------------------------|----------------------------------|-------------------------------|----------------------------------|------------------------------|----------------------------------|----------------------------------|------------------------------------|----------------------------------|---|--|--|--|--|--|--|--|--|--|--|--|--|--|
| 18 Johnny Damon, L (1, 8) OBP: 0.383, SLG: 0.466 | 2-1 F8 | 0-2 FC4-6 | | 0-3 K | 1-2 1B | | | 0-0 2B 1B | 0-0 G6-4-3 | 6 1 2 0 0 1 4 | | | | | | | | | | | | | | | | | | | | | | | | | |
| Mark Bellhorn, S (1, 4) OBP: 0.343, SLG: 0.372 | 4-1 FC3-6 34 BB 1B BB | | 3-2 HR | 0-0 34 1B HR 1B | 1-1 G3 | | | 0-0 34 1B SF8 2B | | 4 4 3 3 1 0 2 | | | | | | | | | | | | | | | | | | | | | | | | | |
| 34 David Ortiz, L (1, 3) OBP: 0.385, SLG: 0.592 John Olerud, L (8, 3) OBP: 0.432, SLG: 0.606 | 4-2 FC3-6 1-2 BB | | 4-0 BB | 3-1 HR 1B | | 2-3 K | | 0-0 FC4-6 2-3 1B | | 3 1 2 0 2 1 0 0 0 0 0 0 0 0 | | | | | | | | | | | | | | | | | | | | | | | | | |
| Manny Ramirez, R (1, 7) OBP: 0.360, SLG: 0.553 | 0-2 FC3-6 1-2f 2-3 1B | | 2-0 L8 | 2-0 HR | | 3-1 F7 | | 0-0 SF8 | | 4 1 1 5 0 0 3 | | | | | | | | | | | | | | | | | | | | | | | | | |
| Trot Nixon, L (1, 9) OBP: 0.384, SLG: 0.481 | 0-0 1-2 3-H 1B | | 1-1 F9 | 3-3 K | | 1-0 F8 | | 0-0 FC4-6 1-2f HR | | 5 1 1 1 0 1 2 | | | | | | | | | | | | | | | | | | | | | | | | | |
| Jason Varitek, S (1, 2) OBP: 0.386, SLG: 0.567 | 3-3 K | | 3-3 K | | 1-0 G3 G6-3 2B | | 0-1 1B | 1-1 HR | | 5 2 3 2 0 2 3 | | | | | | | | | | | | | | | | | | | | | | | | | |
| Bill Mueller, S (1, 5) OBP: 0.396, SLG: 0.418 | | 1-1 FC6-4 1B | | 0-1 1B 2B | 0-0 G3 | | 2-0 L9 | 3-3 K | | 5 1 2 0 0 1 2 | | | | | | | | | | | | | | | | | | | | | | | | | |
| Ramón Vázquez, L (1, 6) OBP: 0.238, SLG: 0.233 Edgar Rentería, R (9, PH) (9, 6) OBP: 0.320, SLG: 0.403 | | 2-3 K | | 0-0 F8 | 4-1 18 1B G6-3 BB | | 1-2 L6 | 1-3 K | | 3 0 0 0 1 1 3 1 0 0 0 0 1 0 | | | | | | | | | | | | | | | | | | | | | | | | | |
| David Wells, L (1, 1) OBP: 0.143, SLG: 0.143 Matt Mantel, R (6, 1) 20 Kevin Youkilis, R (7, PH) OBP: 0.391, SLG: 0.436 Alan Embree, L (7, 1) 50 Mike Timlin, R (7, 1) Kevin Millar, R (9, PH) OBP: 0.352, SLG: 0.388 Keith Foulke, R (9, 1) | | 0-1 FC6-4 18 FC4-6 1-2f | | 1-1 34 1B HR 1B | 3-2 G6-3 | | 0-3 K | 4-2 18 G6-4-3 BB | | 3 1 1 1 1 0 0 2 0 0 0 0 0 0 0 0 1 0 0 0 0 1 1 0 1 0 0 0 0 0 0 0 0 0 0 0 | | | | | | | | | | | | | | | | | | | | | | | | | |
| Inning Stats | R: 1 E: 0 K: 1 S: 12 | H: 1 LOB: 2 BB: 2 P: 25 | R: 0 E: 0 K: 1 S: 11 | H: 1 LOB: 1 BB: 0 P: 14 | R: 1 E: 0 K: 1 S: 9 | H: 1 LOB: 1 BB: 1 P: 22 | R: 5 E: 0 K: 2 S: 15 | H: 5 LOB: 0 BB: 0 P: 24 | R: 1 E: 0 K: 0 S: 12 | H: 2 LOB: 2 BB: 1 P: 22 | R: 0 E: 0 K: 1 S: 6 | H: 0 LOB: 0 BB: 0 P: 12 | R: 0 E: 0 K: 1 S: 9 | H: 1 LOB: 1 BB: 0 P: 12 | R: 4 E: 0 K: 1 S: 10 | H: 4 LOB: 0 BB: 0 P: 14 | R: 0 E: 0 K: 1 S: 6 | H: 0 LOB: 0 BB: 1 P: 11 | 1B: 9 2B: 3 3B: 0 HR: 3 | SF: 1 SAC: 0 DP: 1 HBP: 0 | WP: 0 PB: 0 SB: 0 CS: 0 | PA: 46 | | | | | | | | | | | | | |
| PITCHER | IP WLS BF H R ER SO BB IBB HBP BLK WP HR S P ERA WHIP | | | | | | | | | | | | | | | | | | | | PITCHER | IP WLS BF H R ER SO BB IBB HBP BLK WP HR S P ERA WHIP | | | | | | | | | | | | | |
| 39 Brett Myers, R (1, 1) ERA: 3.18 | 4.0 | | 8 | 7 | 7 | 5 | 3 | 0 | 0 | 0 | 0 | 2 | 47 | 85 | 15.75 | 2.750 | | | | | | | | | | | | | | | | | | | |
| 63 Ryan Madson, R (5, 1) ERA: 3.5 | 2.0 | | 9 | 2 | 1 | 1 | 1 | 0 | 0 | 0 | 0 | 0 | 18 | 34 | 4.50 | 1.500 | | | | | | | | | | | | | | | | | | | |
| Rheal Cormier, L (7, 1) ERA: 5.47 | 2.0 | L | 11 | 5 | 4 | 4 | 2 | 0 | 0 | 0 | 0 | 1 | 19 | 26 | 18.00 | 2.500 | | | | | | | | | | | | | | | | | | | |
| Billy Wagner, L (9, 1) ERA: 2.34 | 1.0 | | 3 | 0 | 0 | 0 | 1 | 1 | 0 | 0 | 0 | 0 | 6 | 11 | 0.00 | 1.000 | | | | | | | | | | | | | | | | | | | |

Boston Red Sox @ Philadelphia Phillies
Citizens Bank Park, Philadelphia, PA
Sun Jun 26 2005, 1:35 PM EDT
Att. 45,042 - Sunny - 87 F

livebaseballscorecards.com

| | |
|-----|----|
| AB | 40 |
| R | 12 |
| H | 15 |
| RBI | 12 |
| BB | 5 |
| SO | 9 |
| LOB | 22 |



| Batter | 1 | 2 | 3 | 4 | 5 | 6 | 7 | 8 | 9 | AB | R | H | RBI | BB | SO | LOB |
|--|--------------------|-------------|-----------|-----------------|---------------------------|---------------------|------------------------|-----------------|-------------|----|---|---|-----|----|----|-----|
| 11 Jimmy Rollins, S OBP: 0.320, SLG: 0.407 | 0-0 B1-3 | | 2-2 P4 | | | | 0-1 1B 2B 1B | 2-1 1B 2B | 2-1 2B | 5 | 2 | 3 | 0 | 0 | 0 | 0 |
| Jason Michaels, R OBP: 0.402, SLG: 0.390 | 1-1 1B 1B | | | 1-2 L9 | 2-2 2B 1B | | 4-1 1B BB | 0-1 G5-3 | | 4 | 2 | 2 | 0 | 1 | 0 | 1 |
| Bobby Abreu, L OBP: 0.442, SLG: 0.567 | 1-2 FC6-4 1B | | | 3-2 HR | 1-0 HR 2B | | 1-2 1B SF9 1B | | 1-2 G4-3 | 5 | 3 | 4 | 4 | 0 | 0 | 0 |
| Pat Burrell, R OBP: 0.377, SLG: 0.526 | 2-0 FC6-4 | | | 0-3 K | 2-2 HR | | 3-1 1B | | 0-0 G6-3 | 5 | 1 | 2 | 3 | 0 | 1 | 1 |
| Jim Thome, L OBP: 0.367, SLG: 0.372 | | 2-2 F8 | | 1-2 1B 1B | 4-2 BB | | 0-0 SF9 | | 4-2 BB | 2 | 0 | 1 | 1 | 2 | 0 | 0 |
| David Bell, R OBP: 0.306, SLG: 0.329 | | 0-3 K | | 0-0 1B | 0-2 K | | 3-H 2-0 P6 | | 2-2 F9 | 5 | 0 | 1 | 0 | 0 | 2 | 3 |
| 26 Chase Utley, L OBP: 0.382, SLG: 0.531 | | 0-2 G4-3 | | 3-1 F7 | | 4-0 BB G4-6-3 | 1-2 F7 | | | 3 | 0 | 0 | 0 | 1 | 0 | 3 |
| Mike Lieberthal, R OBP: 0.315, SLG: 0.378 | | | 1-1 L7 | | 0-1 63 B1-6-3 1B | 0-2 F7 | | 2-1 F9 | | 4 | 0 | 1 | 0 | 0 | 0 | 1 |
| 39 Brett Myers, R 63 Ryan Madson, L Endy Chavez, L Rheal Cormier, L Kenny Lofton, L Billy Wagner, L | | | 1-2 G3 | | 0-0 B1-6-3 | 1-0 G4-6-3 | | 1-0 G4-3 | | 1 | 0 | 0 | 0 | 0 | 0 | 0 |

| Inning Stats | R: 0 | H: 2 | E: 0 | LOB: 1 | K: 0 | BB: 0 | S: 7 | R: 0 | H: 0 | E: 0 | LOB: 0 | K: 1 | BB: 0 | S: 9 | R: 0 | H: 0 | E: 0 | LOB: 0 | K: 0 | BB: 0 | S: 9 | R: 1 | H: 3 | E: 0 | LOB: 2 | K: 1 | BB: 0 | S: 19 | R: 4 | H: 5 | E: 0 | LOB: 1 | K: 2 | BB: 1 | S: 22 | R: 0 | H: 0 | E: 0 | LOB: 0 | K: 0 | BB: 1 | S: 5 | R: 3 | H: 3 | E: 0 | LOB: 1 | K: 0 | BB: 1 | S: 15 | R: 0 | H: 1 | E: 0 | LOB: 1 | K: 0 | BB: 0 | S: 7 | R: 0 | H: 0 | E: 0 | LOB: 1 | K: 0 | BB: 1 | S: 10 | 1B: 9 | SF: 1 | 2B: 3 | SAC: 0 | 3B: 0 | DP: 2 | HR: 2 | HBP: 0 | WP: 0 | PA: 42 |
|--------------|------|------|------|--------|------|-------|------|------|------|------|--------|------|-------|------|------|------|------|--------|------|-------|------|------|------|------|--------|------|-------|-------|------|------|------|--------|------|-------|-------|------|------|------|--------|------|-------|------|------|------|------|--------|------|-------|-------|------|------|------|--------|------|-------|------|------|------|------|--------|------|-------|-------|-------|-------|-------|--------|-------|-------|-------|--------|-------|--------|
|--------------|------|------|------|--------|------|-------|------|------|------|------|--------|------|-------|------|------|------|------|--------|------|-------|------|------|------|------|--------|------|-------|-------|------|------|------|--------|------|-------|-------|------|------|------|--------|------|-------|------|------|------|------|--------|------|-------|-------|------|------|------|--------|------|-------|------|------|------|------|--------|------|-------|-------|-------|-------|-------|--------|-------|-------|-------|--------|-------|--------|

| PITCHER | IP | WLS | BF | H | R | ER | SO | BB | IBB | HBP | BLK | WP | HR | S | P | ERA | WHIP |
|--------------------------------|--------|-----|----|----|---|----|----|----|-----|-----|-----|----|----|----|----|------|-------|
| David Wells, L ERA: 5.0 | (1, 1) | 5.0 | | 10 | 5 | 5 | 3 | 1 | 0 | 0 | 0 | 0 | 2 | 66 | 93 | 9.00 | 2.200 |
| Matt Mantei, R ERA: 5.04 | (6, 1) | 1.0 | H | 3 | 0 | 0 | 0 | 1 | 0 | 0 | 0 | 0 | 0 | 5 | 10 | 0.00 | 1.000 |
| Alan Embree, L ERA: 8.07 | (7, 1) | 0.0 | | 3 | 2 | 3 | 0 | 1 | 0 | 0 | 0 | 0 | 0 | 8 | 15 | ∞ | ∞ |
| 50 Mike Timlin, R ERA: 1.21 | (7, 1) | 2.0 | W | 8 | 2 | 0 | 0 | 0 | 0 | 0 | 0 | 0 | 0 | 14 | 25 | 0.00 | 1.000 |
| Keith Foulke, R ERA: 5.05 | (9, 1) | 1.0 | | 4 | 0 | 0 | 0 | 1 | 0 | 0 | 0 | 0 | 0 | 10 | 17 | 0.00 | 1.000 |


BOTTOM

Boston Red Sox @ Philadelphia Phillies
Citizens Bank Park, Philadelphia, PA

Sun Jun 26 2005, 1:35 PM EDT
Att. 45,042 - Sunny - 87 F

livebaseballscorecards.com

| | |
|-----|----|
| AB | 37 |
| R | 8 |
| H | 14 |
| RBI | 8 |
| BB | 4 |
| SO | 3 |
| LOB | 11 |



| Batter | 1 | 2 | 3 | 4 | 5 | 6 | 7 | 8 | 9 | AB R H RBI BB SO LOB | TOP |
|---|---|---|---|---|---|--|---|---|---|--|--|
| 24 Grady Sizemore, L (1, 8) OBP: 0.359, SLG: 0.502 | 3-1 F8 | | 2-0 G5-3 | | 0-1 G6-3 | | 1-1 HR | | 0-0 41 E 48 WP 1B | 5 1 2 2 0 0 0 | |
| Coco Crisp, S (1, 7) OBP: 0.342, SLG: 0.449 | 0-0 F9 | | | 3-3 K | 1-0 48 2B 1B | | 0-0 G6-3 | | 0-0 SAFE P6 | 5 1 1 0 0 1 1 | |
| 48 Travis Hafner, L (1, 10) OBP: 0.397, SLG: 0.526 | 2-3 K | | | 0-2 BB FC5 2B | 1-0 1-H 2B | | 0-1 HR | | 1-3 K | 5 2 3 2 0 2 1 | |
| 41 Victor Martinez, S (1, 2) OBP: 0.320, SLG: 0.391 | | 3-2 1B | | 4-1 FC5 BB E BB | 0-2 F8 | | 1-2 G5-3 | | 2-2 E4 | 4 1 1 0 1 0 1 | |
| Ben Broussard, L (1, 3) OBP: 0.303, SLG: 0.453 | | 3-2 P5 | | 4-2 E G3-1 BB | | 0-1 G4-3 | | 1-3 K | 1-3 K | 4 1 0 0 1 2 3 | |
| Ronnie Belliard, R (1, 4) OBP: 0.336, SLG: 0.439 | | 0-0 F8 | | 0-0 FC5 G3-1 | | 1-2 F8 | | 3-2 P4 | | 4 0 0 1 0 0 2 | |
| Jody Gerut, L (1, 9) OBP: 0.364, SLG: 0.406 | | 1-0 F8 | | 0-1 G3-1 | | 2-3 K | | 0-1 BB 1B | | 4 0 1 1 0 1 2 | |
| Aaron Boone, R (1, 5) OBP: 0.263, SLG: 0.341 | | | 0-3 K | 3-2 HBP | | | 2-2 G2-3 | 4-2 BB | | 2 0 0 0 1 1 0 | |
| 2 Jhonny Peralta, R (1, 6) OBP: 0.323, SLG: 0.492 | | | 1-0 F9 | 0-1 P6 | | | 4-1 24 HR BB | 1-0 G5-3 | | 3 1 0 0 1 0 4 | |
| Inning Stats | R: 0 E: 0 K: 1 S: 6 H: 0 LOB: 0 BB: 0 P: 11 | R: 0 E: 0 K: 0 S: 10 H: 1 LOB: 1 BB: 0 P: 17 | R: 0 E: 0 K: 1 S: 5 H: 0 LOB: 0 BB: 0 P: 8 | R: 3 E: 1 K: 1 S: 21 H: 1 LOB: 2 BB: 2 P: 35 | R: 1 E: 0 K: 0 S: 7 H: 2 LOB: 0 BB: 0 P: 9 | R: 0 E: 0 K: 1 S: 8 H: 0 LOB: 0 BB: 0 P: 11 | R: 3 E: 0 K: 0 S: 13 H: 2 LOB: 0 BB: 1 P: 21 | R: 0 E: 0 K: 1 S: 12 H: 1 LOB: 2 BB: 1 P: 21 | R: 0 E: 1 K: 2 S: 12 H: 1 LOB: 2 BB: 0 P: 16 | 1B: 4 2B: 2 3B: 0 HR: 2 SF: 0 SAC: 0 DP: 0 HBP: 1 | WP: 1 PB: 0 SB: 0 CS: 0 PA: 41 |
| PITCHER Bronson Arroyo, R (1, 1) ERA: 4.21 John Halama, L (7, 1) ERA: 5.82 | IP 6.2 WLS L BF 30 H 6 R 7 ER 5 SO 4 BB 3 IBB 0 HBP 1 BLK 0 WP 0 HR 2 S 66 P 107 ERA 6.75 WHIP 1.350 | | | | | PITCHER IP 2.1 WLS L BF 11 H 2 R 0 ER 0 SO 3 BB 1 IBB 0 HBP 0 BLK 0 WP 1 HR 0 S 28 P 42 ERA 0.00 WHIP 1.286 | | | | | |

Cleveland Indians @ Boston Red Sox
 Fenway Park, Boston, MA
 Mon Jun 27 2005, 7:05 PM EDT
 Att. 35,458 - Clear - 75 F

livebaseballscorecards.com

AB 36
 R 7
 H 8
 RBI 6
 BB 4
 SO 7
 LOB 14



| Batter | 1 | 2 | 3 | 4 | 5 | 6 | 7 | 8 | 9 | AB R H RBI BB SO LOB |
|--|----------------------|-----------|----------------|---|----------------|---|---|-------------|---|--------------------------------|
| 18 Johnny Damon, L OBP: 0.383, SLG: 0.465 Jay Payton, R OBP: 0.318, SLG: 0.446 (1, 8) (8, PH) (9, 8) | 2-2 F8 S 1B | | 0-2 K | | 0-1 P3 | | | 1-1 G6-3 | | 3 0 1 0 0 1 1 1 0 0 0 0 0 0 |
| Edgar Renteria, R OBP: 0.322, SLG: 0.402 (1, 6) | 4-2 G5-3 BB | | 0-0 S 1B | | 2-2 G6-3 | | | 3-1 F9 | | 3 0 1 0 1 0 1 |
| 34 David Ortiz, L OBP: 0.384, SLG: 0.585 (1, 10) | 3-2 F8 | | 4-0 BB | | 2-2 G4-3 | | | 2-2 G5-3 | | 3 0 0 0 1 0 2 |
| Manny Ramirez, R OBP: 0.355, SLG: 0.545 (1, 7) | 1-1 G5-3 | | 1-2 K | | 3-3 K | | | 2-0 L9 | | 4 0 0 0 0 2 4 |
| Trot Nixon, L OBP: 0.378, SLG: 0.472 (1, 9) | 0-0 G4-3 | | 2-2 G3-1 | | 1-0 F9 | | | 1-3 K | | 4 0 0 0 0 1 2 |
| Kevin Millar, R OBP: 0.348, SLG: 0.383 (1, 3) | | 0-1 F8 | 1-3 K | | 1-0 F7 | | | | | 3 0 0 0 0 1 0 |
| Jason Varitek, S OBP: 0.382, SLG: 0.559 (1, 2) | | 1-3 K | 2-0 P3 | | 2-1 L6 | | | | | 3 0 0 0 0 1 0 |
| Bill Mueller, S OBP: 0.392, SLG: 0.413 (1, 5) | | 3-2 F9 | 3-2 F7 | | 2-3 K | | | | | 3 0 0 0 0 1 0 |
| Mark Bellhorn, S OBP: 0.343, SLG: 0.372 Ramón Vázquez, L OBP: 0.238, SLG: 0.233 (1, 4) (9, 4) | | | 2-3 K | | 3-2 S 1B | | | 0-0 F7 | | 3 0 1 0 0 1 0 0 0 0 0 0 0 0 |

| Inning Stats | R: 0 E: 0 K: 0 S: 13 | H: 1 LOB: 2 BB: 1 P: 23 | R: 0 E: 0 K: 1 S: 10 | H: 0 LOB: 0 BB: 0 P: 14 | R: 0 E: 0 K: 3 S: 14 | H: 1 LOB: 2 BB: 1 P: 21 | R: 0 E: 0 K: 1 S: 9 | H: 0 LOB: 0 BB: 0 P: 14 | R: 0 E: 0 K: 1 S: 8 | H: 0 LOB: 0 BB: 0 P: 14 | R: 0 E: 0 K: 1 S: 9 | H: 0 LOB: 0 BB: 0 P: 14 | R: 0 E: 0 K: 0 S: 5 | H: 0 LOB: 0 BB: 0 P: 9 | R: 0 E: 0 K: 1 S: 7 | H: 0 LOB: 0 BB: 0 P: 12 | 1B: 3 2B: 0 3B: 0 HR: 0 | SF: 0 SAC: 0 DP: 0 HBP: 0 | WP: 0 PB: 0 SB: 3 CS: 0 | PA: 32 |
|--------------|-------------------------------|----------------------------------|-------------------------------|----------------------------------|-------------------------------|----------------------------------|------------------------------|----------------------------------|------------------------------|----------------------------------|------------------------------|----------------------------------|------------------------------|---------------------------------|------------------------------|----------------------------------|----------------------------------|------------------------------------|----------------------------------|--------|
|--------------|-------------------------------|----------------------------------|-------------------------------|----------------------------------|-------------------------------|----------------------------------|------------------------------|----------------------------------|------------------------------|----------------------------------|------------------------------|----------------------------------|------------------------------|---------------------------------|------------------------------|----------------------------------|----------------------------------|------------------------------------|----------------------------------|--------|

| PITCHER | IP | WLS | BF | H | R | ER | SO | BB | IBB | HBP | BLK | WP | HR | S | P | ERA | WHIP |
|---|-----|-----|----|---|---|----|----|----|-----|-----|-----|----|----|----|-----|------|-------|
| Kevin Millwood, R ERA: 3.08 (1, 1) | 6.0 | W | 23 | 3 | 0 | 0 | 6 | 2 | 0 | 0 | 0 | 0 | 0 | 67 | 107 | 0.00 | 0.833 |
| Bob Howry, R ERA: 3.48 (7, 1) | 2.0 | | 6 | 0 | 0 | 0 | 1 | 0 | 0 | 0 | 0 | 0 | 0 | 14 | 23 | 0.00 | 0.000 |
| Scott Sauerbeck, L ERA: 3.18 (9, 1) | 1.0 | | 3 | 0 | 0 | 0 | 1 | 0 | 0 | 0 | 0 | 0 | 0 | 7 | 12 | 0.00 | 0.000 |

BOTTOM

Cleveland Indians @ Boston Red Sox
Fenway Park, Boston, MA
Mon Jun 27 2005, 7:05 PM EDT
Att. 35,458 - Clear - 75 F

livebaseballscorecards.com

| | |
|------------|-----------|
| AB | 30 |
| R | 0 |
| H | 3 |
| RBI | 0 |
| BB | 2 |
| SO | 8 |
| LOB | 10 |



| Batter | 1 | 2 | 3 | 4 | 5 | 6 | 7 | 8 | 9 | AB R H RBI BB SO LOB | TOP | | | | | | | | | | | | | | | | | | | | | | | | | |
|---|---|----------------------------------|-------------------------------|----------------------------------|------------------------------|---------------------------------|-------------------------------|--|--------------------------------|----------------------------------|-------------------------------|----------------------------------|-------------------------------|----------------------------------|-------------------------------|----------------------------------|-------------------------------|----------------------------------|----------------------------------|------------------------------------|----------------------------------|--------|--|--|--|--|--|--|--|--|--|--|--|--|--|--|
| 24 Grady Sizemore, L (1, 8) OBP: 0.362, SLG: 0.496 | 4-0 1B 2B BB | 0-2 G4-3 | | 2-2 G3 1-2 | | 4-0 2B BB | | 2-1 FC4-6 2B 48 G4-3 1-2f | 4-1 BB 48 HR BB | 3 4 0 0 3 0 2 | | | | | | | | | | | | | | | | | | | | | | | | | | |
| Casey Blake, R (1, 9) OBP: 0.298, SLG: 0.390 | 1-1 48 2B 41 G4-3 1B | 2-2 E6 | | 3-3 K | | 3-1 2B 1-H | | 1-1 48 G4-3 41 1B 2B | 4-2 48 HR BB | 5 3 3 1 1 1 1 | | | | | | | | | | | | | | | | | | | | | | | | | | |
| 48 Travis Hafner, L (1, 10) OBP: 0.403, SLG: 0.549 | 0-0 41 G4-3 1-3 2-H | 4-0 BB | | | 3-2 1B 2B | 3-3 K | | 1-1 G4-3 | 0-2 1-H 2-H 3-H HR | 5 2 3 6 1 1 2 | | | | | | | | | | | | | | | | | | | | | | | | | | |
| 41 Victor Martinez, S (1, 2) OBP: 0.317, SLG: 0.385 | 2-1 G4-3 | 1-2 G4-3 | | | 2-1 G1-3 | | 3-2 G5-3 | 2-1 1B | 3-1 F8 | 6 0 1 2 0 0 5 | | | | | | | | | | | | | | | | | | | | | | | | | | |
| Ben Broussard, L (1, 3) OBP: 0.309, SLG: 0.453 | 4-2 BB | | X 0-0 F8 | | 2-2 1B 2-H | | 2-2 FC6-4 1B | 1-3 K | | 4 0 2 1 1 1 1 | | | | | | | | | | | | | | | | | | | | | | | | | | |
| Ronnie Belliard, R (1, 4) OBP: 0.333, SLG: 0.434 | 1-0 F4 | | X 0-0 F8 | | 3-3 K | | 2-0 FC6-4 1B | 1-3 K | | 5 0 1 0 0 2 3 | | | | | | | | | | | | | | | | | | | | | | | | | | |
| Jody Gerut, L (1, 7) OBP: 0.357, SLG: 0.406 Coco Crisp, S (9, PR) OBP: 0.342, SLG: 0.449 | 2-2 G3 | | 1-2 L4 | | 1-0 F9 | | 0-0 FC6-4 | | 0-1 2 1B 2B | 5 0 1 0 0 0 5 0 1 0 0 0 0 0 | | | | | | | | | | | | | | | | | | | | | | | | | | |
| Aaron Boone, R (1, 5) OBP: 0.262, SLG: 0.351 | | X 0-0 HR | | 2-2 F8 | | 2-2 G5-3 | 0-0 F8 | | 1-2 F8 | 5 1 1 1 0 0 3 | | | | | | | | | | | | | | | | | | | | | | | | | | |
| 2 Jhonny Peralta, R (1, 6) OBP: 0.330, SLG: 0.495 | | 2-3 K | | 0-0 24 G3 1B | | 1-3 K | | 0-1 24 FC4-6 1B | 3-2 BB 48 HR 1B | 5 1 3 1 0 2 0 | | | | | | | | | | | | | | | | | | | | | | | | | | |
| Inning Stats | R: 2 E: 0 K: 0 S: 13 | H: 2 LOB: 2 BB: 2 P: 27 | R: 1 E: 1 K: 1 S: 13 | H: 1 LOB: 2 BB: 1 P: 22 | R: 0 E: 0 K: 0 S: 6 | H: 0 LOB: 0 BB: 0 P: 7 | R: 0 E: 0 K: 1 S: 11 | H: 1 LOB: 1 BB: 0 P: 18 | R: 1 E: 0 K: 1 S: 13 | H: 2 LOB: 1 BB: 0 P: 24 | R: 1 E: 0 K: 2 S: 14 | H: 1 LOB: 1 BB: 1 P: 27 | R: 0 E: 0 K: 0 S: 10 | H: 2 LOB: 2 BB: 0 P: 17 | R: 2 E: 0 K: 1 S: 13 | H: 3 LOB: 1 BB: 0 P: 20 | R: 5 E: 0 K: 1 S: 20 | H: 3 LOB: 1 BB: 2 P: 36 | 1B: 8 2B: 5 3B: 0 HR: 2 | SF: 0 SAC: 0 DP: 0 HBP: 0 | WP: 0 PB: 0 SB: 0 CS: 0 | PA: 49 | | | | | | | | | | | | | | |
| PITCHER | IP WLS BF H R ER SO BB IBB HBP BLK WP HR S P ERA WHIP | | | | | | | | | | | | | | | | | | | | | | | | | | | | | | | | | | | |
| Wade Miller, R (1, 1) ERA: 5.14 | 5.2 | | 29 | 7 | 5 | 5 | 4 | 4 | 0 | 0 | 0 | 0 | 1 | 65 | 117 | 7.94 | 1.941 | | | | | | | | | | | | | | | | | | | |
| Mike Myers, L (6, 1) ERA: 2.2 | 0.2 | | 3 | 1 | 0 | 0 | 1 | 0 | 0 | 0 | 0 | 0 | 0 | 12 | 20 | 0.00 | 1.500 | | | | | | | | | | | | | | | | | | | |
| 50 Mike Timlin, R (7, 1) ERA: 1.64 | 1.0 | H | 6 | 3 | 2 | 2 | 0 | 0 | 0 | 0 | 0 | 0 | 0 | 9 | 14 | 18.00 | 3.000 | | | | | | | | | | | | | | | | | | | |
| Keith Foulke, R (8, 1) ERA: 6.03 | 1.2 | L | 11 | 4 | 5 | 5 | 2 | 2 | 0 | 0 | 0 | 0 | 1 | 27 | 47 | 27.00 | 3.600 | | | | | | | | | | | | | | | | | | | |

Cleveland Indians @ Boston Red Sox
Fenway Park, Boston, MA
 Tue Jun 28 2005, 7:05 PM EDT
 Att: 35,445 - Partly Cloudy - 76 F

livebaseballscorecards.com

| | |
|------------|-----------|
| AB | 43 |
| R | 12 |
| H | 15 |
| RBI | 12 |
| BB | 6 |
| SO | 7 |
| LOB | 22 |



| Batter | 1 | 2 | 3 | 4 | 5 | 6 | 7 | 8 | 9 | AB | R | H | RBI | BB | SO | LOB |
|---|--------|-------------------|--------|-----------------|-----------------------|-----------------|---------------------|--------------------|----------|----|---|---|-----|----|----|-----|
| 18 Johnny Damon, L (1, 8) OBP: 0.383, SLG: 0.464 | 0-2 F8 | | 1-3 K | | 2-0 G3 | 1-2 BB 34 1B | 0-0 FC6-4 1-2 1B | | | 5 | 1 | 2 | 0 | 0 | 1 | 2 |
| Edgar Renteria, R (1, 6) OBP: 0.324, SLG: 0.403 | 1-2 F8 | | 2-3 K | | 0-0 SF8 34 1B | 4-2 BB 34 1B | 0-1 FC6-4 1-2f | | | 4 | 2 | 1 | 1 | 1 | 1 | 3 |
| 34 David Ortiz, L (1, 10) OBP: 0.387, SLG: 0.586 | 1-1 F8 | | 2-1 F8 | | 0-0 1B | 1-2 BB 1B | | 1-2 G6-4-3 1B | | 5 | 1 | 3 | 1 | 0 | 0 | 1 |
| Manny Ramirez, R (1, 7) OBP: 0.359, SLG: 0.545 | | 4-0 BB 2B G6-3 | | 4-2 BB F8 1B | 0-0 SF8 | 2-1 BB 1B | | 1-2 G6-4-3 1-2f | | 2 | 1 | 1 | 2 | 2 | 0 | 1 |
| Kevin Millar, R (1, 3) OBP: 0.353, SLG: 0.385 | | 1-0 P6 | | 0-2 BB 1B | 2-3 K | 0-2 BB 1B | | 1-1 FC4-6 HBP | | 4 | 0 | 2 | 1 | 0 | 1 | 2 |
| Ramón Vázquez, L (8, PR) OBP: 0.238, SLG: 0.233 | | | | 1-2 BB 1B | | | | | | 0 | 0 | 0 | 0 | 0 | 0 | 0 |
| John Olerud, L (9, 3) OBP: 0.432, SLG: 0.606 | | | | | | | | | | 0 | 0 | 0 | 0 | 0 | 0 | 0 |
| Jason Varitek, S (1, 2) OBP: 0.378, SLG: 0.556 | | 1-2 BB G6-3 | | 1-3 BB K | | | | 0-0 FC4-6 1-2f | | 5 | 0 | 1 | 0 | 0 | 2 | 5 |
| Jay Payton, R (1, 9) OBP: 0.314, SLG: 0.437 | | 3-2 BB G6-3 | | 0-0 BB F8 | | 0-0 BB 20 2B | 1-0 G3 | | 0-0 L8 | 5 | 1 | 1 | 1 | 0 | 0 | 3 |
| 20 Kevin Youkilis, R (1, 5) OBP: 0.382, SLG: 0.441 | | 1-2 BB P4 | | 1-0 BB F8 | | 1-1 BB SF8 | 2-2 G6-3 | | 0-0 G4-3 | 4 | 1 | 1 | 1 | 0 | 0 | 3 |
| Bill Mueller, S (9, PH) OBP: 0.390, SLG: 0.411 | | | | | | | | | | 1 | 0 | 0 | 0 | 0 | 0 | 0 |
| Mark Bellhorn, S (1, 4) OBP: 0.348, SLG: 0.377 | | | 4-2 BB | | 2-1 BB 18 G3 2B | 3-0 BB SF8 | 4-2 BB 18 1B | | 0-0 G3-1 | 2 | 1 | 1 | 1 | 2 | 0 | 0 |

| Inning Stats | R: 0 | H: 0 | E: 0 | K: 8 | S: 8 | H: 0 | LOB: 0 | BB: 10 | R: 1 | H: 1 | E: 0 | K: 0 | S: 11 | H: 1 | LOB: 1 | BB: 1 | P: 21 | R: 0 | H: 0 | E: 0 | K: 2 | S: 15 | H: 0 | LOB: 1 | BB: 1 | P: 24 | R: 0 | H: 1 | E: 0 | K: 1 | S: 10 | H: 1 | LOB: 2 | BB: 1 | P: 16 | R: 2 | H: 3 | E: 0 | K: 1 | S: 16 | H: 6 | LOB: 2 | BB: 1 | P: 36 | R: 5 | H: 6 | E: 0 | K: 1 | S: 23 | H: 1 | LOB: 2 | BB: 1 | P: 16 | R: 0 | H: 1 | E: 0 | K: 0 | S: 9 | H: 1 | LOB: 1 | BB: 0 | P: 11 | R: 0 | H: 0 | E: 0 | K: 0 | S: 3 | H: 0 | LOB: 0 | BB: 0 | P: 3 | 1B: 9 | SF: 2 | 2B: 4 | SAC: 0 | 3B: 0 | DP: 1 | HR: 0 | HBP: 1 | WP: 0 | PA: 45 |
|--------------|------|------|------|------|------|------|--------|--------|------|------|------|------|-------|------|--------|-------|-------|------|------|------|------|-------|------|--------|-------|-------|------|------|------|------|-------|------|--------|-------|-------|------|------|------|------|-------|------|--------|-------|-------|------|------|------|------|-------|------|--------|-------|-------|------|------|------|------|------|------|--------|-------|-------|------|------|------|------|------|------|--------|-------|------|-------|-------|-------|--------|-------|-------|-------|--------|-------|--------|
|--------------|------|------|------|------|------|------|--------|--------|------|------|------|------|-------|------|--------|-------|-------|------|------|------|------|-------|------|--------|-------|-------|------|------|------|------|-------|------|--------|-------|-------|------|------|------|------|-------|------|--------|-------|-------|------|------|------|------|-------|------|--------|-------|-------|------|------|------|------|------|------|--------|-------|-------|------|------|------|------|------|------|--------|-------|------|-------|-------|-------|--------|-------|-------|-------|--------|-------|--------|


| PITCHER | IP | WLS | BF | H | R | ER | SO | BB | IBB | HBP | BLK | WP | HR | S | P | ERA | WHIP |
|---------------------------------------|-----|-----|----|---|---|----|----|----|-----|-----|-----|----|----|----|-----|-------|-------|
| 31 Cliff Lee, L (1, 1) ERA: 3.56 | 5.1 | | 26 | 7 | 5 | 5 | 4 | 3 | 0 | 0 | 0 | 0 | 0 | 66 | 101 | 8.44 | 1.875 |
| Arthur Rhodes, L (6, 1) ERA: 1.72 | 0.1 | B | 4 | 2 | 1 | 1 | 0 | 1 | 0 | 0 | 0 | 0 | 0 | 9 | 18 | 27.00 | 9.000 |
| 59 Matt Miller, R (6, 1) ERA: 1.46 | 2.1 | W | 12 | 4 | 2 | 2 | 1 | 1 | 0 | 1 | 0 | 0 | 0 | 25 | 37 | 7.71 | 2.143 |
| Bob Wickman, R (9, 1) ERA: 2.7 | 1.0 | | 3 | 0 | 0 | 0 | 0 | 0 | 0 | 0 | 0 | 0 | 0 | 3 | 3 | 0.00 | 0.000 |

BOTTOM

Cleveland Indians @ Boston Red Sox
 Fenway Park, Boston, MA
 Tue Jun 28 2005, 7:05 PM EDT
 Att. 35,445 - Partly Cloudy - 76 F

livebaseballscorecards.com

| | |
|-----|----|
| AB | 37 |
| R | 8 |
| H | 13 |
| RBI | 8 |
| BB | 5 |
| SO | 5 |
| LOB | 20 |



| Batter | 1 | 2 | 3 | 4 | 5 | 6 | 7 | 8 | 9 | AB R H RBI BB SO LOB | TOP | | | | | | | | | | | |
|--|---|----------------------------------|------------------------------|----------------------------------|-------------------------------|----------------------------------|------------------------------|----------------------------------|-------------------------------|----------------------------------|--|----------------------------------|------------------------------|----------------------------------|------------------------------|----------------------------------|-------------------------------|----------------------------------|----------------------------------|------------------------------------|----------------------------------|--------|
| Coco Crisp, S OBP: 0.339, SLG: 0.444 (1, 8) | 1-1 F7 | 1-1 P3 | | | 0-2 G5-3 | | 1-1 P4 | | 1-0 2-3 1B | 5 0 1 0 0 0 2 | Cleveland Indians @ Boston Red Sox Fenway Park, Boston, MA Wed Jun 29 2005, 1:05 PM EDT Att. 35,069 - Sunny - 83 F | | | | | | | | | | | |
| Casey Blake, R OBP: 0.300, SLG: 0.400 (1, 9) | 2-3 K | | 4-2 BB | | 0-0 HR | | 3-2 F9 | | 1-2 F8 | 4 1 1 1 1 1 2 | | | | | | | | | | | | |
| 48 Travis Hafner, L OBP: 0.404, SLG: 0.544 (1, 10) | 4-1 41 2B BB | | 1-3 SAFE K | | 3-2 G4-3 | | | 4-0 BB | | 2 0 0 0 2 1 1 | | | | | | | | | | | | |
| 41 Victor Martinez, S OBP: 0.319, SLG: 0.403 (1, 2) | 1-2 2B | | 1-3 SAFE K | | | 1-0 HR | | 2-1 F7 | | 4 1 2 1 0 1 2 | | | | | | | | | | | | |
| José Hernández, R OBP: 0.267, SLG: 0.363 (1, 3) | 0-2 F7 | | 0-2 SAFE G1-3 | | | 3-1 F8 2B | | 1-3 K | | 4 0 1 0 0 1 4 | | | | | | | | | | | | |
| Jody Gerut, L OBP: 0.362, SLG: 0.404 (1, 7) | | 1-0 S 1B | | 2-1 F9 | | 4-2 G4-6-3 BB | | 0-1 P6 | | 3 0 1 0 1 0 1 | | | | | | | | | | | | |
| Aaron Boone, R OBP: 0.258, SLG: 0.345 (1, 5) | | 1-2 G6-3 | | 0-1 F9 | | 1-1 F8 | | 1-3 K | | 4 0 0 0 0 1 3 | | | | | | | | | | | | |
| Alex Cora, L OBP: 0.257, SLG: 0.283 (1, 4) | | 4-2 SAFE BB | | 2-2 F9 | | 1-1 G4-6-3 | | 2-2 G4-3 | | 3 0 0 0 1 0 2 | | | | | | | | | | | | |
| 2 Jhonny Peralta, R OBP: 0.329, SLG: 0.495 (1, 6) | | 0-0 F7 | | 0-2 G5-3 | | 0-0 F7 | | 3-1 1B 2B | | 4 0 1 0 0 0 2 | | | | | | | | | | | | |
| Inning Stats | R: 0 E: 0 K: 1 S: 18 | H: 1 LOB: 2 BB: 1 P: 26 | R: 0 E: 0 K: 0 S: 9 | H: 1 LOB: 2 BB: 1 P: 16 | R: 0 E: 0 K: 2 S: 12 | H: 0 LOB: 1 BB: 1 P: 18 | R: 0 E: 0 K: 0 S: 8 | H: 0 LOB: 0 BB: 0 P: 12 | R: 1 E: 0 K: 0 S: 11 | H: 1 LOB: 0 BB: 0 P: 14 | R: 1 E: 0 K: 0 S: 9 | H: 2 LOB: 1 BB: 1 P: 19 | R: 0 E: 0 K: 0 S: 6 | H: 0 LOB: 0 BB: 0 P: 10 | R: 0 E: 0 K: 1 S: 7 | H: 0 LOB: 1 BB: 1 P: 14 | R: 0 E: 0 K: 1 S: 14 | H: 2 LOB: 2 BB: 0 P: 22 | 1B: 2 2B: 3 3B: 0 HR: 2 | SF: 0 SAC: 0 DP: 1 HBP: 0 | WP: 0 PB: 0 SB: 1 CS: 0 | PA: 38 |
| PITCHER | IP WLS BF H R ER SO BB IBB HBP BLK WP HR S P ERA WHIP | | | | | | | | | | | | | | | | | | | | | |
| 49 Tim Wakefield, R ERA: 3.94 (1, 1) | 7.0 W 29 5 2 2 3 4 0 0 0 0 0 2 73 115 2.57 1.286 | | | | | | | | | | | | | | | | | | | | | |
| Matt Mantei, R ERA: 4.85 (8, 1) | 1.0 H 4 0 0 0 1 1 0 0 0 0 0 0 7 14 0.00 1.000 | | | | | | | | | | | | | | | | | | | | | |
| 50 Mike Timlin, R ERA: 1.6 (9, 1) | 1.0 S 5 2 0 0 1 0 0 0 0 0 0 0 14 22 0.00 2.000 | | | | | | | | | | | | | | | | | | | | | |

livebaseballscorecards.com

| | |
|-----|----|
| AB | 33 |
| R | 2 |
| H | 7 |
| RBI | 2 |
| BB | 5 |
| SO | 5 |
| LOB | 19 |



| Batter | 1 | 2 | 3 | 4 | 5 | 6 | 7 | 8 | 9 | AB | R | H | RBI | BB | SO | LOB | BOTTOM | | | |
|---|------------------------------|----------------------------------|-------------------------------|----------------------------------|-------------------------------|----------------------------------|-------------------------------|----------------------------------|-------------------------------|----------------------------------|-------------------------------|----------------------------------|-------------------------------|----------------------------------|-------------------------------|----------------------------------|--|------------------------------------|----------------------------------|--------|
| 18 Johnny Damon, L OBP: 0.383, SLG: 0.463 (1, 8) | 1-3 K | | 1-2 SAFE 1B | | 1-1 F7 | 0-0 1B | | 0-2 P6 | | 5 | 0 | 2 | 0 | 0 | 1 | 0 | Cleveland Indians @ Boston Red Sox Fenway Park, Boston, MA Wed Jun 29 2005, 1:05 PM EDT Att: 35,069 - Sunny - 83 F | | | |
| Edgar Renteria, R OBP: 0.322, SLG: 0.400 (1, 6) | 0-0 F9 | | 1-1 F7 | | 2-2 E5 | 1 SAFE 1B | | 2-3 K | | 5 | 0 | 1 | 0 | 0 | 1 | 2 | | | | |
| 34 David Ortiz, L OBP: 0.382, SLG: 0.578 (1, 10) | 1-2 F9 | | | | 0-0 F9 | 1-0 F8 | | | | 4 | 0 | 0 | 0 | 0 | 0 | 3 | | | | |
| Manny Ramirez, R OBP: 0.361, SLG: 0.548 (1, 7) | | 1-3 K | | | 1-0 2B | 0-1 2B | | 0-1 2B | | 4 | 1 | 2 | 0 | 0 | 2 | 0 | | | | |
| Trot Nixon, L OBP: 0.379, SLG: 0.482 (1, 9) | | 2-3 K | | | 1-0 1B 2B | 0-1 F9 HR 2B | | 0-1 F8 | | 4 | 2 | 2 | 1 | 0 | 1 | 1 | | | | |
| Bill Mueller, S OBP: 0.388, SLG: 0.405 (1, 5) | | 1-3 K | | | 4-0 1B BB | 0-0 P5 | | 0-3 K | | 3 | 0 | 0 | 0 | 1 | 2 | 2 | | | | |
| John Olerud, L OBP: 0.439, SLG: 0.622 (1, 3) | | | 0-2 G4-3 | | 0-0 1B 2-H | 2-0 F9 | | 3-2 2B | | 4 | 0 | 2 | 1 | 0 | 0 | 1 | | | | |
| Doug Mirabelli, R OBP: 0.328, SLG: 0.519 (1, 2) | | | 1-1 1B HBP | | 3-2 F9 | 3-1 HR | | 0-3 K | | 3 | 1 | 1 | 2 | 0 | 1 | 4 | | | | |
| Mark Bellhorn, S OBP: 0.346, SLG: 0.388 (1, 4) | | | 1-0 F8 | | 2-3 K | 3-1 HR | | 1-3 K | | 4 | 1 | 1 | 1 | 0 | 2 | 1 | | | | |
| Inning Stats | R: 0 E: 0 K: 1 S: 8 | H: 0 LOB: 0 BB: 0 P: 10 | R: 0 E: 0 K: 3 S: 12 | H: 0 LOB: 0 BB: 0 P: 16 | R: 0 E: 0 K: 0 S: 11 | H: 1 LOB: 2 BB: 0 P: 15 | R: 1 E: 0 K: 1 S: 14 | H: 2 LOB: 2 BB: 1 P: 27 | R: 0 E: 1 K: 1 S: 10 | H: 0 LOB: 1 BB: 0 P: 15 | R: 4 E: 0 K: 0 S: 12 | H: 6 LOB: 2 BB: 0 P: 22 | R: 0 E: 0 K: 2 S: 14 | H: 2 LOB: 2 BB: 0 P: 17 | R: 0 E: 0 K: 2 S: 10 | H: 0 LOB: 0 BB: 0 P: 13 | 1B: 5 2B: 4 3B: 0 HR: 2 | SF: 0 SAC: 0 DP: 0 HBP: 1 | WP: 0 PB: 0 SB: 0 CS: 0 | PA: 38 |
| PITCHER Scott Elarton, R (1, 1) ERA: 4.99 63 Rafael Betancourt, R (6, 1) ERA: 2.21 David Riske, R (8, 1) ERA: 3.38 | IP 5.2 1.1 1.0 | WLS L | BF 27 8 3 | H 7 4 0 | R 5 0 0 | ER 5 0 0 | SO 6 2 2 | BB 1 0 0 | IBB 0 0 0 | HBP 1 0 0 | BLK 0 0 0 | WP 0 0 0 | HR 2 0 0 | S 64 17 10 | P 101 21 13 | ERA 7.94 0.00 0.00 | WHIP 1.412 3.000 0.000 | | | |

livebaseballscorecards.com

AB 36
R 5
H 11
RBI 5
BB 1
SO 10
LOB 14



| Batter | 1 | 2 | 3 | 4 | 5 | 6 | 7 | 8 | 9 | AB R H RBI BB SO LOB | TOP | | | | | | | | | | | |
|---|---|---|---|---|---|---|---------------------------------|--|------------------------------|----------------------------------|--|---|---|-------------------------------|----------------------------------|------------------------------|----------------------------------|------------------------------|----------------------------------|----------------------------------|------------------------------------|----------------------------------|
| 8 Russ Adams, L OBP: 0.298, SLG: 0.439 (1, 6) C S F S F X | 1-2 F9 ① | | 0-0 2B 1B | 0-2 P3 | | 2-2 3 HR 1B | 0-1 3 1B 2B | | 0-3 K ① | 6 3 3 4 0 1 0 | Toronto Blue Jays @ Boston Red Sox Fenway Park, Boston, MA Fri Jul 01 2005, 7:05 PM EDT Att. 35,302 - Partly Cloudy - 68 F | | | | | | | | | | | |
| Frank Catalanotto, L OBP: 0.357, SLG: 0.396 3 Reed Johnson, R OBP: 0.336, SLG: 0.437 (1, 7) C S S (6, PH) (6, 7) (7, 8) | 2-3 K ② | | 3-2 2 1B 2B | | 3-1 G5-3 ① | 3-2 HR | 1-1 10 FC6-4 1B | | 2-2 L4 ② | 3 1 1 2 0 1 0 3 1 2 6 0 0 0 | | | | | | | | | | | | |
| 10 Vernon Wells, R OBP: 0.313, SLG: 0.468 Gabe Gross, L OBP: 0.250, SLG: 0.269 (1, 8) C S B B X (7, 7) | 3-1 F9 ③ | | 0-0 P3 | | 3-1 G5-3 ② | 3-2 F9 | 1-0 FC6-4 BB 1-2f | | 3-3 K ③ | 5 0 0 0 0 0 2 1 0 0 0 0 1 0 | | | | | | | | | | | | |
| Shea Hillenbrand, R OBP: 0.364, SLG: 0.450 Frank Menechino, R OBP: 0.359, SLG: 0.347 (1, 5) B X (8, 5) | | 1-0 2B | 1-2 F7 ② | | 0-2 G4-3 ③ | | 9 BB 2 BB 2B | | | 3 1 1 0 2 0 1 0 0 0 0 0 0 0 | | | | | | | | | | | | |
| 2 Aaron Hill, R OBP: 0.424, SLG: 0.489 (1, 10) C S S B C S | 2-3 K ① | | 0-0 9 BB 1B | | | 0-1 G4-3 ① | 9 BB 2 BB 2B | | | 4 1 1 1 1 1 3 | | | | | | | | | | | | |
| 9 Gregg Zaun, S OBP: 0.389, SLG: 0.412 Ken Huckaby, R OBP: 0.210, SLG: 0.158 (1, 2) C S B B B (8, PH) (8, 2) | 1-3 K ② | | 4-0 1B BB | | | 2-2 BB 8 BB 1B | 4-2 2B FC5-2 BB | 1-1 G3 1B | | 2 1 1 0 2 1 1 1 0 1 0 0 0 0 | | | | | | | | | | | | |
| Eric Hinske, L OBP: 0.327, SLG: 0.390 (1, 3) C S S S | 1-3 K ③ | | 3-2 G3-1 ③ | | | 4-2 8 BB 3 HR BB | 0-1 FC5-2 8 2B 2B | 0-1 G3 ① | | 4 2 1 2 1 1 4 | | | | | | | | | | | | |
| 15 Alex Rios, R OBP: 0.325, SLG: 0.435 (1, 9) C B X | | | 1-1 8 WP 1B 1B | | 0-0 G5-3 ① | | 2-3 K 8 FC5-2 2B BB | 1-2 G5-3 ② | | 4 2 1 0 1 1 3 | | | | | | | | | | | | |
| Orlando Hudson, S OBP: 0.305, SLG: 0.374 (1, 4) C S B X | | | 1-1 8 BB 2B 1B | | 2-3 K ② | | 4-2 8 BB 3 HR BB | 2-1 FC5-2 8 2B 3 1B 1-2 2-3 3-Hf | 0-0 G5-3 ③ | 4 3 1 0 1 1 4 | | | | | | | | | | | | |
| Inning Stats | R: 0 E: 0 K: 1 S: 9 | H: 0 LOB: 0 BB: 0 P: 15 | R: 0 E: 0 K: 3 S: 10 | H: 1 LOB: 1 BB: 0 P: 15 | R: 4 E: 0 K: 0 S: 17 | H: 5 LOB: 2 BB: 1 P: 30 | R: 0 E: 0 K: 1 S: 9 | H: 0 LOB: 0 BB: 0 P: 11 | R: 0 E: 0 K: 0 S: 7 | H: 0 LOB: 0 BB: 0 P: 13 | | R: 5 E: 0 K: 1 S: 27 | H: 3 LOB: 0 BB: 2 P: 47 | R: 6 E: 0 K: 0 S: 20 | H: 3 LOB: 2 BB: 5 P: 44 | R: 0 E: 0 K: 0 S: 9 | H: 1 LOB: 1 BB: 0 P: 11 | R: 0 E: 0 K: 2 S: 9 | H: 0 LOB: 0 BB: 0 P: 14 | 1B: 8 2B: 4 3B: 0 HR: 1 | SF: 0 SAC: 0 DP: 0 HBP: 0 | WP: 1 PB: 0 SB: 0 CS: 0 |
| 30 Matt Clement, R ERA: 3.82 Mike Myers, L ERA: 2.76 Matt Mantei, R ERA: 6.49 John Halama, L ERA: 5.75 John Halama, L ERA: 5.75 (1, 1) (6, 1) (6, 1) (7, 1) (8, 1) | IP WLS BF H R ER SO BB IBB HBP BLK WP HR S P ERA WHIP | 5.2 L 28 8 8 8 6 3 0 0 0 1 0 72 118 12.71 1.941 | 0.0 1 1 1 1 0 0 0 0 0 0 0 1 4 7 ∞ ∞ | 0.1 6 1 5 5 0 4 0 0 0 0 0 0 13 32 135.00 15.000 | 2.0 10 3 1 1 0 1 0 0 0 0 0 0 19 29 4.50 2.000 | 2.0 10 3 1 1 0 1 0 0 0 0 0 0 19 29 4.50 2.000 | | | | | PITCHER Alan Embree, L ERA: 7.83 (9, 1) | IP WLS BF H R ER SO BB IBB HBP BLK WP HR S P ERA WHIP | 1.0 3 3 0 0 0 2 0 0 0 0 0 0 9 14 0.00 0.000 | | | | | | | | | |



| Batter | 1 | 2 | 3 | 4 | 5 | 6 | 7 | 8 | 9 | AB | R | H | RBI | BB | SO | LOB |
|--|------|------|----------|---|--------|---|--------|---|------------------|----|---|---|-----|----|----|-----|
| 18 Johnny Damon, L OBP: 0.386, SLG: 0.474 Trot Nixon, L OBP: 0.376, SLG: 0.477 (1, 8) (7, PH) (8, 9) | G1-3 | | BB 1B | | HR | | L4 | | K | 3 | 1 | 2 | 1 | 0 | 0 | 0 |
| Edgar Renteria, R OBP: 0.322, SLG: 0.399 Ramón Vázquez, L OBP: 0.234, SLG: 0.230 (1, 6) (7, PH) (8, 6) | G5-3 | | P3 | | 1B | | G3 | | | 3 | 0 | 1 | 0 | 0 | 0 | 2 |
| Doug Mirabelli, R OBP: 0.339, SLG: 0.509 (1, 10) (8, 2) | F7 | | BB | | 1B | | F9 | | | 3 | 0 | 1 | 0 | 1 | 0 | 0 |
| Manny Ramirez, R OBP: 0.357, SLG: 0.542 John Olerud, L OBP: 0.429, SLG: 0.605 (1, 7) (8, 3) | | F8 | F9 | | G6-4-3 | | G4-3 | | | 3 | 0 | 0 | 0 | 0 | 0 | 5 |
| Jason Varitek, S OBP: 0.378, SLG: 0.551 John Halama, L (8, 1) | | | | | | | | | | 2 | 0 | 0 | 0 | 1 | 0 | 1 |
| 20 Kevin Youkilis, R OBP: 0.377, SLG: 0.433 Alan Embree, L (8, PH) (9, 1) | | BB | | | L7 | | G6-3 | | | 0 | 0 | 0 | 0 | 0 | 0 | 0 |
| Kevin Millar, R OBP: 0.352, SLG: 0.382 (1, 3) (8, 7) | | F9 | | | E6 | | K | | G4-3 1B WP | 4 | 1 | 1 | 0 | 0 | 1 | 1 |
| Jay Payton, R OBP: 0.319, SLG: 0.438 (1, 9) (8, 8) | | G5-3 | | | 1B | | G5-4-3 | | K | 4 | 0 | 2 | 0 | 0 | 1 | 2 |
| Bill Mueller, S OBP: 0.386, SLG: 0.403 (1, 5) | | | BB 1B | | K | | G5-4-3 | | G4-3 | 4 | 0 | 1 | 0 | 0 | 1 | 4 |
| Mark Bellhorn, S OBP: 0.345, SLG: 0.385 (1, 4) | | | K | | G5-3 | | F7 | | 1B | 4 | 0 | 1 | 1 | 0 | 1 | 3 |

| Inning Stats | R: 0 | H: 0 | E: 0 | K: 0 | S: 9 | R: 0 | H: 0 | E: 0 | K: 0 | S: 13 | R: 0 | H: 2 | E: 0 | K: 1 | S: 14 | R: 0 | H: 1 | E: 1 | K: 1 | S: 11 | R: 1 | H: 3 | E: 0 | K: 0 | S: 15 | R: 0 | H: 1 | E: 0 | K: 1 | S: 7 | R: 0 | H: 0 | E: 0 | K: 0 | S: 7 | R: 0 | H: 0 | E: 0 | K: 0 | S: 9 | R: 1 | H: 2 | E: 0 | K: 2 | S: 11 | 1B: 8 | 2B: 0 | 3B: 0 | HR: 1 | SF: 0 | SAC: 0 | DP: 2 | HBP: 0 | WP: 1 | PA: 37 |
|--------------|------|------|------|------|------|------|------|------|------|-------|------|------|------|------|-------|------|------|------|------|-------|------|------|------|------|-------|------|------|------|------|------|------|------|------|------|------|------|------|------|------|------|------|------|------|------|-------|-------|-------|-------|-------|-------|--------|-------|--------|-------|--------|
|--------------|------|------|------|------|------|------|------|------|------|-------|------|------|------|------|-------|------|------|------|------|-------|------|------|------|------|-------|------|------|------|------|------|------|------|------|------|------|------|------|------|------|------|------|------|------|------|-------|-------|-------|-------|-------|-------|--------|-------|--------|-------|--------|

| PITCHER | IP | WLS | BF | H | R | ER | SO | BB | IBB | HBP | BLK | WP | HR | S | P | ERA | WHIP |
|---|-----|-----|----|---|---|----|----|----|-----|-----|-----|----|----|----|-----|------|-------|
| Ted Lilly, L ERA: 5.89 (1, 1) | 6.0 | W | 26 | 7 | 1 | 1 | 3 | 2 | 0 | 0 | 0 | 0 | 1 | 69 | 100 | 1.50 | 1.500 |
| Vinnie Chulk, R ERA: 3.89 (7, 1) | 1.0 | | 3 | 0 | 0 | 0 | 0 | 0 | 0 | 0 | 0 | 0 | 0 | 7 | 11 | 0.00 | 0.000 |
| Scott Schoeneweis, L ERA: 5.18 (8, 1) | 1.0 | | 3 | 0 | 0 | 0 | 0 | 0 | 0 | 0 | 0 | 0 | 0 | 9 | 16 | 0.00 | 0.000 |
| 54 Jason Frasor, R ERA: 2.88 (9, 1) | 1.0 | | 5 | 2 | 1 | 1 | 2 | 0 | 0 | 0 | 0 | 1 | 0 | 11 | 15 | 9.00 | 2.000 |

BOTTOM

Toronto Blue Jays @ Boston Red Sox
 Fenway Park, Boston, MA
 Fri Jul 01 2005, 7:05 PM EDT
 Att. 35,302 - Partly Cloudy - 68 F

livebaseballscorecards.com

| | |
|------------|-----------|
| AB | 35 |
| R | 2 |
| H | 9 |
| RBI | 2 |
| BB | 2 |
| SO | 5 |
| LOB | 19 |



| Batter | 1 | 2 | 3 | 4 | 5 | 6 | 7 | 8 | 9 | AB R H RBI BB SO LOB | TOP | | | | | | | | | | | | | | | | |
|---|---|----------------------------------|-------------------------------|----------------------------------|------------------------------|----------------------------------|-------------------------------|------------------------------------|------------------------------|----------------------------------|---|---------------------------------|-------------------------------|----------------------------------|-------------------------------|----------------------------------|-------------------------------|----------------------------------|-----------------------------------|------------------------------------|----------------------------------|--------|--|--|--|--|--|
| 3 Reed Johnson, R OBP: 0.338, SLG: 0.433 (1, 7) | 1-2 G1-3 | | 2-2 FC5-4 15 HBP | 0-2 1B | | 1-0 F7 | | 1-2 F9 | | 4 0 1 0 0 0 2 | | | | | | | | | | | | | | | | | |
| 15 Alex Rios, R OBP: 0.323, SLG: 0.430 (1, 9) | 1-0 FC6-4 1B | | 0-0 FC5-4 10 1B | 0-2 K | | | 1-2 G6-3 | | 1-3 K | 5 0 1 0 0 2 3 | | | | | | | | | | | | | | | | | |
| 10 Vernon Wells, R OBP: 0.311, SLG: 0.463 (1, 8) | 1-3 K | | 0-1 G6-3 1B | 0-0 G3 | | | 2-2 G4-3 | | 2-1 F9 | 5 0 1 0 0 1 3 | | | | | | | | | | | | | | | | | |
| Shea Hillenbrand, R OBP: 0.365, SLG: 0.449 (1, 3) | 1-0 FC6-4 1-2f | | 1-0 G6-3 | | 1-2 F9 | | 2-1 1B | | 1-2 2 1B 1B | 5 0 2 0 0 0 3 | | | | | | | | | | | | | | | | | |
| 2 Aaron Hill, R OBP: 0.423, SLG: 0.493 (1, 5) | | 3-2 L5 | | 1-1 G4-3 9 1B 2B | 0-1 E1 9 G3 | | 1-2 F8 | | 1-0 1B 1-2 1B | 5 1 2 0 0 0 1 | | | | | | | | | | | | | | | | | |
| 9 Gregg Zaun, S OBP: 0.369, SLG: 0.409 (1, 2) | | 0-2 3B 1B | | 0-0 G4-3 | 1-2 G3 | | | 4-1 FC4-6 BB | 3-2 P4 | 4 1 1 0 1 0 4 | | | | | | | | | | | | | | | | | |
| Frank Menechino, R OBP: 0.358, SLG: 0.338 (1, 10) | | 2-3 K | | 4-2 1B 1B BB | 0-0 G6-3 | | | 1-1 FC4-6 G6-3 1B 1-2f | | 2 1 0 0 1 1 2 1 0 0 0 0 0 1 | AB 39 R 4 H 12 RBI 4 BB 2 SO 6 LOB 22 | | | | | | | | | | | | | | | | |
| Frank Catalanotto, L OBP: 0.356, SLG: 0.394 (8, PH) (8, 10) | | | | | | | | | | | | | | | | | | | | | | | | | | | |
| Orlando Hudson, S OBP: 0.310, SLG: 0.366 (1, 4) | | 3-2 SAFE 1-H 3B | | 2-0 1B 1-2 1B 1B | | 0-3 K | | 0-1 G6-3 1B | | 4 1 3 2 0 1 0 | | | | | | | | | | | | | | | | | |
| John McDonald, R OBP: 0.333, SLG: 0.321 (1, 6) | | 0-2 K | | 0-0 3 1B 1B | | 0-0 G6-3 | | 3-2 G6-3 | | 4 0 1 2 0 1 3 | | | | | | | | | | | | | | | | | |
| Inning Stats | R: 0 E: 0 K: 1 S: 12 | H: 1 LOB: 1 BB: 0 P: 16 | R: 1 E: 0 K: 2 S: 22 | H: 2 LOB: 1 BB: 0 P: 30 | R: 0 E: 0 K: 0 S: 8 | H: 1 LOB: 1 BB: 0 P: 11 | R: 3 E: 0 K: 1 S: 17 | H: 4 LOB: 2 BB: 1 P: 24 | R: 0 E: 1 K: 0 S: 9 | H: 0 LOB: 1 BB: 0 P: 11 | R: 0 E: 0 K: 1 S: 5 | H: 0 LOB: 0 BB: 0 P: 6 | R: 0 E: 0 K: 0 S: 13 | H: 1 LOB: 1 BB: 0 P: 19 | R: 0 E: 0 K: 0 S: 12 | H: 1 LOB: 2 BB: 1 P: 21 | R: 0 E: 0 K: 1 S: 12 | H: 2 LOB: 2 BB: 0 P: 20 | 1B: 10 2B: 1 3B: 1 HR: 0 | SF: 0 SAC: 0 DP: 1 HBP: 1 | WP: 0 PB: 0 SB: 0 CS: 0 | PA: 42 | | | | | |
| PITCHER | IP WLS BF H R ER SO BB IBB HBP BLK WP HR S P ERA WHIP | | | | | | | | | | | | | | | | | | | | | | | | | | |
| David Wells, L ERA: 5.04 (1, 1) | 6.2 | | 31 | 9 | 4 | 4 | 5 | 1 | 0 | 1 | 0 | 0 | 0 | 83 | 113 | 5.40 | 1.500 | | | | | | | | | | |
| 50 Mike Timlin, R ERA: 1.59 (7, 1) | 0.1 | W | 2 | 0 | 0 | 0 | 0 | 1 | 0 | 0 | 0 | 0 | 0 | 4 | 9 | 0.00 | 3.000 | | | | | | | | | | |
| Alan Embree, L ERA: 7.68 (8, 1) | 0.2 | H | 3 | 1 | 0 | 0 | 0 | 0 | 0 | 0 | 0 | 0 | 0 | 7 | 11 | 0.00 | 1.500 | | | | | | | | | | |
| Keith Foulke, R ERA: 5.82 (8, 1) | 1.1 | S | 6 | 2 | 0 | 0 | 1 | 0 | 0 | 0 | 0 | 0 | 0 | 16 | 25 | 0.00 | 1.500 | | | | | | | | | | |

Toronto Blue Jays @ Boston Red Sox
Fenway Park, Boston, MA
Sat Jul 02 2005, 7:05 PM EDT
Att. 35,268 - Partly Cloudy - 80 F

livebaseballscorecards.com



| Batter | 1 | 2 | 3 | 4 | 5 | 6 | 7 | 8 | 9 |
|---|---------------|------------|------------|--------------------|----------------|----------------|----------|----------------|---|
| 18 Johnny Damon, L OBP: 0.386, SLG: 0.479 (1, 8) | B3 (1-1) | | 2B (0-1) | | 1B 34 1B (2-0) | P4 (1-0) | | K (3-3) | |
| Edgar Renteria, R OBP: 0.323, SLG: 0.399 (1, 6) | 34 S 1B (0-1) | | G6-3 (1-1) | | 34 1B (0-1) | G5-3 (3-1) | | K (2-3) | |
| 34 David Ortiz, L OBP: 0.388, SLG: 0.579 (1, 10) | K (2-3) | | | 1B WP SF9 BB (4-2) | 1B (1-2) | | HR (0-2) | IBB (4-0) | |
| Manny Ramirez, R OBP: 0.358, SLG: 0.550 (1, 7) | G6-3 (3-2) | | | 1B (1-2) | F8 (0-0) | | HR (2-2) | L7 (1-1) | |
| Jason Varitek, S OBP: 0.376, SLG: 0.549 (1, 2) | | G5-3 (1-1) | | SF9 (0-0) | | 1B 2B 1B (1-1) | F8 (0-1) | | |
| Kevin Millar, R OBP: 0.354, SLG: 0.382 (1, 3) | | | | F9 (1-0) | | 2B 1B (2-2) | | | |
| Ramón Vázquez, L OBP: 0.234, SLG: 0.230 (7, PR) | | P3 (3-2) | | | | 2B 1B (1-2) | | FC1-4 BB (4-0) | |
| John Olerud, L OBP: 0.429, SLG: 0.605 (8, 3) | | | | | | 2B 1B (1-2) | | | |
| Jay Payton, R OBP: 0.315, SLG: 0.432 (1, 9) | | | | | | 2B 1B (0-0) | | | |
| Trot Nixon, L OBP: 0.377, SLG: 0.477 (6, PH) (7, 9) | | G5-3 (0-0) | | K (2-3) | | 2B 1B (1-2) | | K (1-3) | |
| Bill Mueller, S OBP: 0.384, SLG: 0.404 (1, 5) | | | | P4 (0-0) | | F8 (2-0) | | FC1-4 (2-1) | |
| Mark Bellhorn, S OBP: 0.344, SLG: 0.387 (1, 4) | | | | | | F7 (3-1) | | K (1-1) | |

| Inning Stats | | R: 0 | H: 1 | E: 0 | K: 1 | S: 11 | R: 0 | H: 0 | E: 0 | K: 0 | S: 7 | R: 0 | H: 1 | E: 0 | K: 1 | S: 8 | R: 1 | H: 1 | E: 0 | K: 1 | S: 10 | R: 1 | H: 3 | E: 0 | K: 0 | S: 10 | R: 2 | H: 4 | E: 0 | K: 1 | S: 17 | R: 2 | H: 2 | E: 0 | K: 1 | S: 14 | R: 0 | H: 1 | E: 0 | K: 2 | S: 12 | | | | | | | | | | | | | | | | | | |
|---|-------|--------|-------|--------|-------|--------|-------|--------|-------|--------|-------|--------|-------|--------|-------|--------|--------|-------|--------|-------|--------|-------|--------|-------|--------|-------|--------|-------|--------|-------|--------|-------|--------|-------|--------|-------|--------|-------|--------|-------|--------|-------|--------|-----|----|----|---|---|-----|------|--|--|--|--|--|--|--|--|--|
| LOB: 1 | BB: 0 | LOB: 0 | BB: 0 | LOB: 1 | BB: 0 | LOB: 0 | BB: 0 | LOB: 2 | BB: 0 | LOB: 2 | BB: 0 | LOB: 1 | BB: 0 | LOB: 1 | BB: 1 | LOB: 2 | LOB: 1 | BB: 1 | LOB: 2 | BB: 0 | LOB: 2 | BB: 1 | LOB: 1 | BB: 1 | LOB: 2 | BB: 1 | LOB: 2 | BB: 1 | LOB: 2 | BB: 1 | LOB: 2 | BB: 1 | LOB: 2 | BB: 1 | LOB: 2 | BB: 1 | LOB: 2 | BB: 1 | LOB: 2 | BB: 1 | LOB: 2 | BB: 1 | LOB: 2 | | | | | | | | | | | | | | | | |
| IP | WLS | BF | H | R | ER | SO | BB | IBB | HBP | BLK | WP | HR | S | P | ERA | WHIP | IP | WLS | BF | H | R | ER | SO | BB | IBB | HBP | BLK | WP | HR | S | P | ERA | WHIP | IP | WLS | BF | H | R | ER | SO | BB | IBB | HBP | BLK | WP | HR | S | P | ERA | WHIP | | | | | | | | | |
| 39 Gustavo Chacin, L ERA: 3.59 (1, 1) | 5.0 | | 24 | 8 | 4 | 4 | 3 | 1 | 0 | 0 | 1 | 0 | 54 | 85 | 7.20 | 1.800 | | | | | | | | | | | | | | | | | | | | | | | | | | | | | | | | | | | | | | | | | | | |
| Pete Walker, R ERA: 2.39 (6, 1) | 1.1 | L | 9 | 4 | 2 | 2 | 1 | 1 | 0 | 0 | 0 | 0 | 1 | 17 | 30 | 13.50 | 3.750 | | | | | | | | | | | | | | | | | | | | | | | | | | | | | | | | | | | | | | | | | | |
| Scott Schoeneweis, L ERA: 4.97 (7, 1) | 1.0 | | 4 | 1 | 0 | 0 | 2 | 0 | 0 | 0 | 0 | 0 | 0 | 13 | 19 | 0.00 | 1.000 | | | | | | | | | | | | | | | | | | | | | | | | | | | | | | | | | | | | | | | | | | |
| Vinnie Chulk, R ERA: 3.82 (8, 1) | 0.2 | | 3 | 0 | 0 | 0 | 1 | 0 | 1 | 0 | 0 | 0 | 0 | 5 | 12 | 0.00 | 0.000 | | | | | | | | | | | | | | | | | | | | | | | | | | | | | | | | | | | | | | | | | | |

AB R H RBI BB SO LOB

| | | | | | | |
|---|---|---|---|---|---|---|
| 5 | 1 | 2 | 0 | 0 | 1 | 3 |
| 5 | 0 | 2 | 0 | 0 | 1 | 4 |
| 3 | 2 | 2 | 1 | 2 | 1 | 1 |
| 5 | 1 | 2 | 2 | 0 | 0 | 5 |
| 3 | 1 | 1 | 1 | 0 | 0 | 0 |
| 3 | 1 | 1 | 0 | 1 | 0 | 1 |
| 0 | 0 | 0 | 0 | 0 | 0 | 0 |
| 0 | 0 | 0 | 0 | 0 | 0 | 0 |
| 2 | 0 | 0 | 0 | 0 | 1 | 1 |
| 2 | 0 | 1 | 0 | 0 | 1 | 1 |
| 4 | 0 | 1 | 2 | 0 | 0 | 1 |
| 4 | 0 | 1 | 0 | 0 | 2 | 2 |

| | |
|------------|-----------|
| AB | 36 |
| R | 6 |
| H | 13 |
| RBI | 6 |
| BB | 3 |
| SO | 7 |
| LOB | 19 |



| | |
|-------|--------|
| WP: 1 | PA: 40 |
| PB: 0 | CS: 0 |
| SB: 1 | |

Toronto Blue Jays @ Boston Red Sox
Fenway Park, Boston, MA
 Sat Jul 02 2005, 7:05 PM EDT
 Att. 35,268 - Partly Cloudy - 80 F

livebaseballscorecards.com

| Batter | 1 | 2 | 3 | 4 | 5 | 6 | 7 | 8 | 9 | AB R H RBI BB SO LOB | TOP | | | | | | | | | | |
|---|---|----------------------------------|-------------------------------|----------------------------------|------------------------------|----------------------------------|-------------------------------|----------------------------------|--|---------------------------------|-------------------------------|----------------------------------|------------------------------|----------------------------------|-------------------------------|----------------------------------|---|----------------------------------|----------------------------------|------------------------------------|--|
| 8 Russ Adams, L (1, 6) OBP: 0.300, SLG: 0.435 | 0-2 P4 | 1-1 FC3-6 2-H 1B | | 2-3 K | | | 2-2 F8 | | 4-2 3 3B 2-3 BB | 4 1 1 1 1 1 1 | | | | | | | | | | | |
| Frank Catalanotto, L (1, 7) OBP: 0.354, SLG: 0.388 | 4-1 2 2B 1B BB | 0-0 FC3-6 1-2f | | | 1-0 G6-3 | | 1-0 P5 | | 2-1 1-H 3-H 3B | 3 1 0 0 1 0 1 1 0 1 2 0 0 0 | | | | | | | | | | | |
| 3 Reed Johnson, R (7, 9) OBP: 0.341, SLG: 0.446 | | | | | | | | | | | | | | | | | | | | | |
| 10 Vernon Wells, R (1, 8) OBP: 0.309, SLG: 0.462 | 2-3 K | 0-1 F8 | | | 0-1 2B | | 0-2 P4 | | 0-2 G6-3 | 5 0 1 0 0 1 3 | | | | | | | | | | | |
| Shea Hillenbrand, R (1, 5) OBP: 0.364, SLG: 0.447 | 1-1 2 2B 1-2 1B | | | 0-1 G4-3 | | 0-0 P2 | | 3-2 F8 | | 4 0 1 0 0 0 1 | | | | | | | | | | | |
| 2 Aaron Hill, R (1, 10) OBP: 0.419, SLG: 0.493 | 0-0 1-3 2-H 2B | | | 2-1 F9 | | 1-2 F8 | | 2-2 P3 | | 4 0 1 1 0 0 1 | | | | | | | | | | | |
| 9 Gregg Zaun, S (1, 2) OBP: 0.363, SLG: 0.401 | 1-1 F8 | | | 2-1 F7 | | | 0-0 L6 | | 3-2 G5-3 | 4 0 0 0 0 0 2 | | | | | | | | | | | |
| Eric Hinske, L (1, 3) OBP: 0.326, SLG: 0.391 | | | | 1-2 G3-1 2B | | 2-2 P6 | | | 1-1 P6 | 4 0 1 0 0 0 0 | | | | | | | | | | | |
| Gabe Gross, L (1, 9) OBP: 0.290, SLG: 0.310 | | | | | | | | | | | | | | | | | | | | | |
| 15 Alex Rios, R (9, PH) OBP: 0.325, SLG: 0.432 | | 2-2 BLK 2B 1B | | 3-3 K | | 0-2 1B | | | 2-1 8 S 3 3B G5-3 1B | 3 1 2 0 0 1 1 1 1 1 0 0 0 0 | | | | | | | | | | | |
| Orlando Hudson, S (1, 4) OBP: 0.310, SLG: 0.388 | | 1-0 8 1B 2B | | 1-1 G3-1 | | 3-2 F8 | | | 1-1 G5-3 | 4 1 1 1 0 0 3 | | | | | | | | | | | |
| Inning Stats | R: 1 E: 0 K: 1 S: 15 | H: 2 LOB: 2 BB: 1 P: 23 | R: 2 E: 0 K: 0 S: 11 | H: 3 LOB: 1 BB: 0 P: 15 | R: 0 E: 0 K: 0 S: 6 | H: 0 LOB: 0 BB: 0 P: 10 | R: 0 E: 0 K: 2 S: 15 | H: 1 LOB: 1 BB: 0 P: 22 | R: 0 E: 0 K: 0 S: 7 | H: 1 LOB: 1 BB: 0 P: 9 | R: 0 E: 0 K: 0 S: 11 | H: 1 LOB: 1 BB: 0 P: 16 | R: 0 E: 0 K: 0 S: 7 | H: 0 LOB: 0 BB: 0 P: 10 | R: 0 E: 0 K: 0 S: 10 | H: 0 LOB: 0 BB: 0 P: 18 | R: 2 E: 0 K: 0 S: 15 | H: 2 LOB: 1 BB: 1 P: 27 | 1B: 5 2B: 4 3B: 1 HR: 0 | SF: 0 SAC: 0 DP: 0 HBP: 0 | WP: 0 PA: 39 PB: 0 SB: 1 CS: 0 |
| PITCHER | IP WLS BF H R ER SO BB IBB HBP BLK WP HR S P ERA WHIP | | | | | | | | | | | | | | | PITCHER | IP WLS BF H R ER SO BB IBB HBP BLK WP HR S P ERA WHIP | | | | |
| Bronson Arroyo, R (1, 1) ERA: 4.15 | 8.0 L 33 8 3 3 3 1 0 0 1 0 0 82 123 3.38 1.125 | | | | | | | | | | | | | | | | | | | | |
| Alan Embree, L (9, 1) ERA: 8.05 | 0.2 4 1 2 2 0 1 0 0 0 0 0 0 10 18 27.00 3.000 | | | | | | | | | | | | | | | | | | | | |
| 50 Mike Timlin, R (9, 1) ERA: 1.58 | 0.1 2 1 0 0 0 0 0 0 0 0 0 0 5 9 0.00 3.000 | | | | | | | | | | | | | | | | | | | | |

Toronto Blue Jays @ Boston Red Sox
Fenway Park, Boston, MA
Sun Jul 03 2005, 2:05 PM EDT
Att. 34,794 - Sunny - 76 F

livebaseballscorecards.com

| | |
|-----|----|
| AB | 37 |
| R | 5 |
| H | 10 |
| RBI | 5 |
| BB | 2 |
| SO | 3 |
| LOB | 13 |



| Batter | 1 | 2 | 3 | 4 | 5 | 6 | 7 | 8 | 9 | AB R H RBI BB SO LOB |
|--------|---|---|---|---|---|---|---|---|---|----------------------|
|--------|---|---|---|---|---|---|---|---|---|----------------------|

| | | | | | | | | | | |
|---|----------------------|--|--------------------|--------------------|--------------------|------------------|--------------------|--------------------|------------------|---------------|
| 18 Johnny Damon, L (1, 8) <small>OBP: 0.383, SLG: 0.475</small> | 0-2 | | 2-0 G5-3 | | 0-0 G1-3 | | | 1-1 G4-3 | 2-2 P4 | 5 1 1 0 0 0 5 |
| Edgar Renteria, R (1, 6) <small>OBP: 0.325, SLG: 0.401</small> | 0-1 | | 2-1 F9 | | | 0-2 | | 1-0 G6-3 | | 4 0 2 0 0 0 0 |
| 34 David Ortiz, L (1, 10) <small>OBP: 0.390, SLG: 0.578</small> | 3-2 | | | 0-0 G3-1 | | 1-2 | | 2-1 G3 | | 4 0 2 1 0 0 0 |
| Manny Ramirez, R (1, 7) <small>OBP: 0.357, SLG: 0.544</small> | 2-2 P4 | | | 2-3 K | | 4-2 | | 1-2 P4 | | 3 0 0 0 1 1 2 |
| Trot Nixon, L (1, 9) <small>OBP: 0.375, SLG: 0.471</small> | 2-0 G4-6-3 | | | 0-0 G3 | | 0-0 | | 4-1 | | 3 1 0 0 1 0 5 |
| Jason Varitek, S (1, 2) <small>OBP: 0.374, SLG: 0.544</small> | | | 0-3 K | | 3-2 | 0-0 F7 | | 1-1 | | 4 0 1 0 0 1 2 |
| John Olerud, L (1, 3) <small>OBP: 0.435, SLG: 0.585</small> | | | 1-2 G5-3 | | 4-0 | | 0-0 G4-3 | | 0-1 | 3 0 1 1 1 0 0 |
| Bill Mueller, S (1, 5) <small>OBP: 0.382, SLG: 0.402</small> | | | 0-1 G6-3 | | 0-0 F8 | | 2-2 K | | 2-2 | 4 0 1 0 0 1 2 |
| Mark Bellhorn, S (1, 4) <small>OBP: 0.339, SLG: 0.381</small> | | | 0-3 K | | 1-3 K | | 1-3 K | | 0-0 F4 | 4 0 0 0 0 3 5 |

| Inning Stats | R: 1 | H: 3 | E: 0 | K: 0 | S: 13 | LOB: 1 | BB: 0 | P: 20 | R: 0 | H: 0 | E: 0 | K: 1 | S: 8 | LOB: 0 | BB: 0 | P: 9 | R: 0 | H: 0 | E: 0 | K: 1 | S: 6 | LOB: 0 | BB: 0 | P: 10 | R: 0 | H: 2 | E: 0 | K: 0 | S: 11 | LOB: 2 | BB: 1 | P: 17 | R: 0 | H: 0 | E: 0 | K: 2 | S: 10 | LOB: 0 | BB: 0 | P: 13 | R: 0 | H: 0 | E: 0 | K: 0 | S: 5 | LOB: 0 | BB: 0 | P: 9 | R: 1 | H: 3 | E: 0 | K: 0 | S: 21 | LOB: 3 | BB: 1 | P: 31 | 1B: 8 | SF: 0 | 2B: 1 | SAC: 0 | 3B: 0 | DP: 2 | HR: 0 | HBP: 0 | WP: 0 | PA: 37 |
|--------------|------|------|------|------|-------|--------|-------|-------|------|------|------|------|------|--------|-------|------|------|------|------|------|------|--------|-------|-------|------|------|------|------|-------|--------|-------|-------|------|------|------|------|-------|--------|-------|-------|------|------|------|------|------|--------|-------|------|------|------|------|------|-------|--------|-------|-------|-------|-------|-------|--------|-------|-------|-------|--------|-------|--------|
|--------------|------|------|------|------|-------|--------|-------|-------|------|------|------|------|------|--------|-------|------|------|------|------|------|------|--------|-------|-------|------|------|------|------|-------|--------|-------|-------|------|------|------|------|-------|--------|-------|-------|------|------|------|------|------|--------|-------|------|------|------|------|------|-------|--------|-------|-------|-------|-------|-------|--------|-------|-------|-------|--------|-------|--------|

| PITCHER | IP | WLS | BF | H | R | ER | SO | BB | IBB | HBP | BLK | WP | HR | S | P | ERA | WHIP |
|--|-----|-----|----|---|---|----|----|----|-----|-----|-----|----|----|----|-----|-------|-------|
| 32 Roy Halladay, R (1, 1) <small>ERA: 2.33</small> | 8.0 | W | 30 | 5 | 1 | 1 | 6 | 2 | 0 | 0 | 0 | 0 | 0 | 67 | 101 | 1.12 | 0.875 |
| Miguel Batista, R (9, 1) <small>ERA: 2.5</small> | 0.2 | | 6 | 3 | 1 | 1 | 0 | 1 | 0 | 0 | 0 | 0 | 0 | 18 | 26 | 13.50 | 6.000 |
| Scott Schoeneweis, L (9, 1) <small>ERA: 4.91</small> | 0.1 | S | 1 | 0 | 0 | 0 | 0 | 0 | 0 | 0 | 0 | 0 | 0 | 3 | 5 | 0.00 | 0.000 |

BOTTOM

Toronto Blue Jays @ Boston Red Sox
 Fenway Park, Boston, MA
 Sun Jul 03 2005, 2:05 PM EDT
 Att. 34,794 - Sunny - 76 F

livebaseballscorecards.com

| | |
|------------|-----------|
| AB | 34 |
| R | 2 |
| H | 8 |
| RBI | 2 |
| BB | 3 |
| SO | 6 |
| LOB | 21 |



| Batter | 1 | 2 | 3 | 4 | 5 | 6 | 7 | 8 | 9 | AB R H RBI BB SO LOB | TOP | | | | | | | | | | | | | | | | | |
|---|---|--|---|---|--|---|--|--|--|--|---|----------------|---|----|----|-------|-------|--|--|--|--|--|--|--|--|--|--|--|
| 18 Johnny Damon, L (1, 8) OBP: 0.381, SLG: 0.471 | 3-2 G5-4-3 1B | | 0-2 FC1-6 34 BB BB | | 3-1 G3-6 | | 3-2 F8 | | 2-2 P5 | 5 1 1 0 0 0 3 | | | | | | | | | | | | | | | | | | |
| Edgar Renteria, R (1, 6) OBP: 0.323, SLG: 0.395 | 2-1 G5-4-3 1-2f | | 4-1 BB WP BB 34 BB | | 0-0 G4-3 | | 2-1 FC6-4 1-2f | | 2-0 F8 | 4 1 0 0 1 0 2 | | | | | | | | | | | | | | | | | | |
| 34 David Ortiz, L (1, 10) OBP: 0.393, SLG: 0.580 | 0-1 G4-3 | | 4-1 WP BB BB 1-2 2-3 | | | 0-2 2B | | 0-0 HR 1B | 0-1 G3 | 4 2 2 0 1 0 0 | | | | | | | | | | | | | | | | | | |
| Manny Ramirez, R (1, 7) OBP: 0.358, SLG: 0.552 | | 2-1 E6 | 4-2 WP BB 1-2 2-3 3-H | | 2-2 L3 | | 2-0 HR | | | 3 1 1 3 1 0 1 | | | | | | | | | | | | | | | | | | |
| Trot Nixon, L (1, 9) OBP: 0.377, SLG: 0.476 | | 1-0 F8 | 3-2 L3 1-2 2-3 3-H | | 0-1 2B | | 0-0 G3-1 G1-3 1B | | | 4 0 2 1 0 0 2 | | | | | | | | | | | | | | | | | | |
| Kevin Miller, R (1, 3) OBP: 0.352, SLG: 0.380 | | 2-1 1B | | 2-3 K | | 0-1 G6-3 | | 1-0 G1-3 | | 4 0 1 0 0 1 2 | | | | | | | | | | | | | | | | | | |
| John Olerud, L (8, 3) OBP: 0.435, SLG: 0.585 | | | | | | | | 1-2 | | 0 0 0 0 0 0 0 | | | | | | | | | | | | | | | | | | |
| Jason Varitek, S (1, 2) OBP: 0.369, SLG: 0.535 | | 2-1 G3 | | 0-0 P6 | | 1-3 K | | 0-0 G3-1 | | 4 0 0 0 0 1 3 | | | | | | | | | | | | | | | | | | |
| Bill Mueller, S (1, 5) OBP: 0.384, SLG: 0.401 | | | 1-1 FC1-6 1B | | 2-2 F8 | | 3-2 F8 | | 4-1 BB | 3 0 1 0 1 0 0 | | | | | | | | | | | | | | | | | | |
| Mark Bellhorn, S (1, 4) OBP: 0.341, SLG: 0.378 | | | 0-1 F8 | | 4-2 G3-6 18 BB | | 4-1 FC6-4 BB | | 1-3 K | 2 0 0 0 2 1 3 | | | | | | | | | | | | | | | | | | |
| Inning Stats | R: 0 H: 1 E: 0 LOB: 0 K: 0 BB: 0 S: 8 P: 13 | R: 0 H: 1 E: 1 LOB: 1 K: 0 BB: 0 S: 7 P: 14 | R: 2 H: 1 E: 0 LOB: 2 K: 0 BB: 3 S: 15 P: 31 | R: 0 H: 0 E: 0 LOB: 0 K: 1 BB: 0 S: 10 P: 14 | R: 0 H: 0 E: 0 LOB: 0 K: 0 BB: 1 S: 6 P: 13 | R: 1 H: 2 E: 0 LOB: 1 K: 1 BB: 0 S: 15 P: 18 | R: 0 H: 0 E: 0 LOB: 1 K: 0 BB: 1 S: 9 P: 21 | R: 2 H: 3 E: 0 LOB: 2 K: 1 BB: 1 S: 9 P: 17 | R: 0 H: 0 E: 0 LOB: 0 K: 0 BB: 0 S: 7 P: 11 | 1B: 5 SF: 0 2B: 2 SAC: 0 3B: 0 DP: 2 HR: 1 HBP: 0 | WP: 1 PA: 39 PB: 0 SB: 0 CS: 0 | | | | | | | | | | | | | | | | | |
| PITCHER | IP WLS BF H R ER SO BB IBB HBP BLK WP HR S P ERA WHIP | | | | | | | | | | | PITCHER | IP WLS BF H R ER SO BB IBB HBP BLK WP HR S P ERA WHIP | | | | | | | | | | | | | | | |
| Ricardo Rodriguez, R (1, 1) ERA: 3.9 | 5.1 | | 22 | 4 | 3 | 3 | 1 | 4 | 0 | 0 | 0 | 1 | 0 | 53 | 94 | 5.06 | 1.500 | | | | | | | | | | | |
| Juan Dominguez, R (6, 1) ERA: 1.64 | 1.0 | B | 5 | 1 | 0 | 0 | 1 | 1 | 0 | 0 | 0 | 0 | 0 | 12 | 20 | 0.00 | 2.000 | | | | | | | | | | | |
| Brian Shouse, L (7, 1) ERA: 4.08 | 0.2 | | 3 | 1 | 1 | 1 | 0 | 0 | 0 | 0 | 0 | 0 | 0 | 6 | 11 | 13.50 | 1.500 | | | | | | | | | | | |
| 53 Joaquin Benoit, R (8, 1) ERA: 0.93 | 2.0 | W | 9 | 2 | 1 | 1 | 1 | 1 | 0 | 0 | 0 | 0 | 1 | 15 | 27 | 4.50 | 1.500 | | | | | | | | | | | |

Boston Red Sox @ Texas Rangers
Ameriquet Field, Arlington, TX

Mon Jul 04 2005, 8:05 PM EDT
 Att. 50,492 - Clear - 95 F

livebaseballscorecards.com

| | |
|------------|-----------|
| AB | 33 |
| R | 5 |
| H | 8 |
| RBI | 4 |
| BB | 6 |
| SO | 3 |
| LOB | 16 |



BOTTOM

Boston Red Sox @ Texas Rangers
Ameriquet Field, Arlington, TX
Mon Jul 04 2005, 8:05 PM EDT
Att. 50,492 - Clear - 95 F

livebaseballscorecards.com

AB 35
R 6
H 10
RBI 6
BB 6
SO 8
LOB 20



WP: 0 PA: 42
PB: 0
SB: 0
CS: 0

AB R H RBI BB SO LOB

4 1 1 0 1 2 2

5 2 1 0 0 1 5

3 2 2 1 2 0 0

4 0 1 2 1 1 6

4 1 2 1 0 0 0

5 0 1 1 0 1 3

4 0 0 0 0 1 2

3 0 2 1 1 0 0

3 0 0 0 1 2 2

1B: 7 SF: 0
2B: 3 SAC: 0
3B: 1 DP: 1
HR: 0 HBP: 1

| Batter | 1 | 2 | 3 | 4 | 5 | 6 | 7 | 8 | 9 |
|---|--|-----------------------------|-------------|---------------------------|-------------|----------|-------------|----------------------------|-----------------------------|
| David Dellucci, L OBP: 0.419, SLG: 0.535 (1, 10) | 4-0 23 1B 10 E 9 1B BB | 3-1 10 G1-3 1-3 1B | | 0-3 K | | 3-3 K | | | 0-2 P5 |
| 10 Michael Young, R OBP: 0.368, SLG: 0.499 (1, 6) | 0-1 FC1 23 1B 9 1B 1-2 | 1-2 G1-3 | | 1-2 K | | | 2-2 L9 | | 2-0 23 2B 3B |
| 23 Mark Teixeira, S OBP: 0.360, SLG: 0.556 (1, 3) | 1-2 9 1B 1-2 2-3 1B | 4-2 BB | | 4-2 1-2 2-3 BB | | | 2-1 G4-3 | | 1-2 HBP 1B 2B |
| 9 Hank Blalock, L OBP: 0.343, SLG: 0.471 (1, 5) | 1-0 L6-4 1B 1-2 2-H 2-H 3-H 1B | 1-0 G3-1 | | 2-3 K | | | 1-1 F9 | | 4-2 1B HBP BB |
| Alfonso Soriano, R OBP: 0.308, SLG: 0.537 (1, 4) | 2-2 1-2 2-H 1B | | 0-0 F8 | | 1-1 G5-3 | | | 0-1 F8 G1-3 2B 1B | 1-2 1B 1-2 2-3 HBP |
| Kevin Mench, R OBP: 0.357, SLG: 0.551 (1, 7) | 1-2 L6-4 2-2 | | 3-2 G5-3 | | 2-3 K | | | 0-1 G1-3 | 0-0 1-2 2-3 3-H 1B |
| Laynce Nix, L OBP: 0.271, SLG: 0.406 (1, 8) | SAFE P5 | | 2-2 F9 | | 2-3 K | | | 2-2 F8 | |
| Rod Barajas, R OBP: 0.326, SLG: 0.429 (1, 2) | | 4-2 1B BB | | 1-1 23 BB BB 1B | | | 2-0 F9 | | 1-2 3-H 2B |
| Gary Matthews, S OBP: 0.281, SLG: 0.391 (1, 9) | | 2-3 K | | 4-2 23 BB 1-2 BB | | | 2-3 K | | 0-1 G6-3 |

| Inning Stats | R: 3 | H: 3 | E: 1 | LOB: 1 | K: 0 | BB: 1 | S: 15 | R: 0 | H: 1 | E: 0 | LOB: 3 | K: 1 | BB: 2 | S: 13 | R: 0 | H: 0 | E: 0 | LOB: 0 | K: 0 | BB: 0 | S: 7 | R: 0 | H: 1 | E: 0 | LOB: 3 | K: 3 | BB: 2 | S: 17 | R: 0 | H: 0 | E: 0 | LOB: 0 | K: 2 | BB: 0 | S: 8 | R: 0 | H: 0 | E: 0 | LOB: 0 | K: 0 | BB: 0 | S: 8 | R: 1 | H: 2 | E: 0 | LOB: 1 | K: 0 | BB: 0 | S: 14 | R: 2 | H: 3 | E: 0 | LOB: 3 | K: 0 | BB: 1 | S: 12 | 1B: 7 | SF: 0 | 2B: 3 | SAC: 0 | 3B: 1 | DP: 1 | HR: 0 | HBP: 1 | WP: 0 | PA: 42 |
|--------------|------|------|------|--------|------|-------|-------|------|------|------|--------|------|-------|-------|------|------|------|--------|------|-------|------|------|------|------|--------|------|-------|-------|------|------|------|--------|------|-------|------|------|------|------|--------|------|-------|------|------|------|------|--------|------|-------|-------|------|------|------|--------|------|-------|-------|-------|-------|-------|--------|-------|-------|-------|--------|-------|--------|
|--------------|------|------|------|--------|------|-------|-------|------|------|------|--------|------|-------|-------|------|------|------|--------|------|-------|------|------|------|------|--------|------|-------|-------|------|------|------|--------|------|-------|------|------|------|------|--------|------|-------|------|------|------|------|--------|------|-------|-------|------|------|------|--------|------|-------|-------|-------|-------|-------|--------|-------|-------|-------|--------|-------|--------|

| PITCHER | IP | WLS | BF | H | R | ER | SO | BB | IBB | HBP | BLK | WP | HR | S | P | ERA | WHIP |
|---|-----|-----|----|---|---|----|----|----|-----|-----|-----|----|----|----|-----|-------|-------|
| Wade Miller, R ERA: 4.94 (1, 1) | 6.0 | | 28 | 5 | 3 | 2 | 8 | 5 | 0 | 0 | 0 | 0 | 0 | 68 | 121 | 3.00 | 1.667 |
| Geremi Gonzalez, R ERA: 6.45 (7, 1) | 0.2 | | 2 | 0 | 0 | 0 | 0 | 0 | 0 | 0 | 0 | 0 | 0 | 6 | 10 | 0.00 | 0.000 |
| John Halama, L ERA: 5.71 (7, 1) | 0.1 | | 1 | 0 | 0 | 0 | 0 | 0 | 0 | 0 | 0 | 0 | 0 | 2 | 3 | 0.00 | 0.000 |
| 50 Mike Timlin, R ERA: 1.77 (8, 1) | 0.2 | H | 4 | 2 | 1 | 1 | 0 | 0 | 0 | 0 | 0 | 0 | 0 | 12 | 15 | 13.50 | 3.000 |
| Alan Embree, L ERA: 7.97 (8, 1) | 0.1 | H | 1 | 0 | 0 | 0 | 0 | 0 | 0 | 0 | 0 | 0 | 0 | 2 | 2 | 0.00 | 0.000 |

| PITCHER | IP | WLS | BF | H | R | ER | SO | BB | IBB | HBP | BLK | WP | HR | S | P | ERA | WHIP |
|--|-----|-----|----|---|---|----|----|----|-----|-----|-----|----|----|----|----|-------|--------|
| Keith Foulke, R ERA: 6.23 (9, 1) | 0.1 | | 6 | 3 | 2 | 2 | 0 | 1 | 0 | 1 | 0 | 0 | 0 | 12 | 20 | 54.00 | 12.000 |

Batter 1 2 3 4 5 6 7 8 9 AB R H RBI BB SO LOB TOP

18 Johnny Damon, L (1, 8)
OBP: 0.381, SLG: 0.468

Edgar Renteria, R (1, 6)
OBP: 0.330, SLG: 0.400

34 David Ortiz, L (1, 10)
OBP: 0.393, SLG: 0.585

Manny Ramirez, R (1, 7)
OBP: 0.357, SLG: 0.559

Trot Nixon, L (1, 9)
OBP: 0.372, SLG: 0.468

Bill Mueller, S (1, 5)

John Olerud, L (1, 3)

Doug Mirabeli, R (1, 2)

Mark Bellhorn, S (1, 4)
OBP: 0.337, SLG: 0.372

Inning Stats

PITCHER
Chris Young, R (1, 1)
ERA: 3.8
32 Ron Mahay, L (3, 1)
ERA: 6.92
Doug Brocail, R (7, 1)
ERA: 4.82

3-2
34 HR
1B

1-3
K

2-0
1-H
HR

3-2
F7

1-2
F7

BB

0-2
F8

1-3
K

0-1
P3

1-2
E8
34 BB
1B
HR

0-0
SAFE
1-2
34 BB
HR
1B

4-2
1-2
HR
BB

1-1
1-H
2-H
3-H
HR

0-3
K

2-0
HR

1-3
K

3-3
K

0-1
P3

0-0
P5

3-2
1B

2-2
G5-3

1-3
K

0-1
L9

0-3
K

2-2
F7

1-3
K

0-1
L9

4-1
1B
BB

0-1
SAFE
1-2
G4-6-3
1B

0-0
P6

0-0
G4-6-3
1-2f

2-1
F8

4-0
BB

0-2
L6

1-3
K

0-3
K

4-1
G3-1

4-2
BB

1-3
K

4-1
1
4
0
1
2

4-0
0
0
0
0
1
0

2-1
1
1
1
2
1
0

4-0
0
0
0
0
1
2

4-0
0
0
0
0
4
2

4-0
0
0
0
0
1
1

4 2 1 0 1 0 0

4 1 3 0 1 1 1

4 2 1 2 1 1 4

4 1 1 4 0 1 2

4 0 0 0 0 1 0

2 1 1 1 2 1 0

4 0 0 0 0 1 2

4 0 0 0 0 4 2

4 0 0 0 0 1 1

4 2 1 0 1 0 0

4 1 3 0 1 1 1

4 2 1 2 1 1 4

4 1 1 4 0 1 2

4 0 0 0 0 1 0

2 1 1 1 2 1 0

4 0 0 0 0 1 2

4 0 0 0 0 4 2

4 0 0 0 0 1 1

4 2 1 0 1 0 0

4 1 3 0 1 1 1

4 2 1 2 1 1 4

4 1 1 4 0 1 2

4 0 0 0 0 1 0

2 1 1 1 2 1 0

4 0 0 0 0 1 2

4 0 0 0 0 4 2

4 0 0 0 0 1 1

4 2 1 0 1 0 0

4 1 3 0 1 1 1

4 2 1 2 1 1 4

4 1 1 4 0 1 2

4 0 0 0 0 1 0

2 1 1 1 2 1 0

4 0 0 0 0 1 2

4 0 0 0 0 4 2

4 0 0 0 0 1 1

4 2 1 0 1 0 0

4 1 3 0 1 1 1

4 2 1 2 1 1 4

4 1 1 4 0 1 2

4 0 0 0 0 1 0

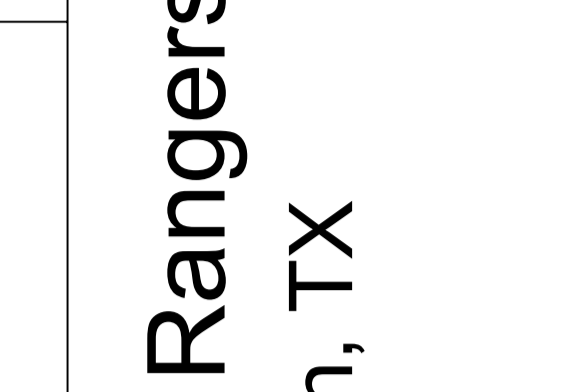
2 1 1 1 2 1 0

4 0 0 0 0 1 2

4 0 0 0 0 4 2

4 0 0 0 0 1 1

AB 34
R 7
H 7
RBI 7
BB 5
SO 11
LOB 12



WP: 0 PA: 39
PB: 0
SB: 0
CS: 0

1B: 4 SF: 0
2B: 0 SAC: 0
3B: 0 DP: 1
HR: 3 HBP: 0

WP: 0 PA: 39
PB: 0
SB: 0
CS: 0

ERA: 23.14 WHIP: 3.000

ERA: 0.00 WHIP: 0.273

ERA: 0.00 WHIP: 1.333

ERA: 3.8

ERA: 6.92

ERA: 4.82

TOP

Boston Red Sox @ Texas Rangers
Ameritrust Field, Arlington, TX
Tue Jul 05 2005, 8:05 PM EDT
Att. 33,356 - Clear - 91 F

livebaseballscorecards.com

| Batter | 1 | 2 | 3 | 4 | 5 | 6 | 7 | 8 | 9 | AB R H RBI BB SO LOB |
|--|----------------------|-----------|-------------|-----------|-----------------|------------------------|-----------|---|-----------|----------------------|
| David Dellucci, L (1, 10) OBP: 0.412, SLG: 0.523 | 2-2 G3-1 | | 1-3 K | | 0-2 P6 | | 0-1 F9 | | 0-3 K | 5 0 0 0 0 2 0 |
| 10 Michael Young, R (1, 6) OBP: 0.372, SLG: 0.503 | 2-0 FC3-6 HBP | | 2-0 2B | | 2-0 F8 | | 0-2 1B | | | 3 0 2 0 0 0 0 |
| 23 Mark Teixeira, S (1, 3) OBP: 0.359, SLG: 0.552 | 2-1 FC3-6 1-2f | | 2-2 G3-1 | | | 1-0 2B 1B | 1-1 F8 | | | 4 1 1 0 0 0 3 |
| 9 Hank Blalock, L (1, 5) OBP: 0.342, SLG: 0.468 | 0-0 G3-1 | | | 0-0 F9 | | 0-0 2B SF9 1B | 1-1 P5 | | | 4 1 1 0 0 0 1 |
| Alfonso Soriano, R (1, 4) OBP: 0.307, SLG: 0.532 | | 2-3 K | | 2-0 L7 | | 2-2 F7 | 4-2 BB | | | 3 0 0 0 1 1 2 |
| Kevin Mench, R (1, 7) OBP: 0.356, SLG: 0.550 | | 3-3 K | | 3-2 L7 | | 0-0 SF9 2B | 1-3 K | | | 4 0 1 1 0 2 1 |
| Laynce Nix, L (1, 8) OBP: 0.271, SLG: 0.409 | | 0-2 2B | | | 2-1 F7 | 0-0 SF9 | 1-1 F8 | | | 3 0 1 1 0 0 1 |
| Rod Barajas, R (1, 2) OBP: 0.325, SLG: 0.426 | | 2-3 K | | | 1-0 HR 1B | 0-1 L7 | | | | 4 1 1 0 0 1 2 |
| Gary Matthews, S (1, 9) OBP: 0.280, SLG: 0.405 | | | 0-0 P4 | | 1-1 HR | | 0-2 F7 | | 0-0 L8 | 4 1 1 2 0 0 0 |

| Inning Stats | R: 0 | H: 0 | E: 1 | K: 0 | S: 6 | LOB: 1 | BB: 0 | P: 12 | R: 0 | H: 1 | E: 0 | K: 3 | S: 15 | LOB: 1 | BB: 0 | P: 22 | R: 0 | H: 1 | E: 0 | K: 1 | S: 9 | LOB: 1 | BB: 0 | P: 14 | R: 0 | H: 0 | E: 0 | K: 0 | S: 5 | LOB: 0 | BB: 0 | P: 10 | R: 2 | H: 2 | E: 0 | K: 0 | S: 10 | LOB: 0 | BB: 0 | P: 16 | R: 2 | H: 3 | E: 0 | K: 0 | S: 10 | LOB: 1 | BB: 0 | P: 13 | R: 0 | H: 1 | E: 0 | K: 0 | S: 10 | LOB: 1 | BB: 0 | P: 11 | R: 0 | H: 0 | E: 0 | K: 1 | S: 10 | LOB: 1 | BB: 1 | P: 17 | R: 0 | H: 0 | E: 0 | K: 1 | S: 6 | LOB: 0 | BB: 0 | P: 6 | 1B: 4 | SF: 1 | 2B: 3 | SAC: 0 | 3B: 0 | DP: 0 | HR: 1 | HBP: 1 | WP: 0 | PA: 37 |
|--------------|------|------|------|------|------|--------|-------|-------|------|------|------|------|-------|--------|-------|-------|------|------|------|------|------|--------|-------|-------|------|------|------|------|------|--------|-------|-------|------|------|------|------|-------|--------|-------|-------|------|------|------|------|-------|--------|-------|-------|------|------|------|------|-------|--------|-------|-------|------|------|------|------|-------|--------|-------|-------|------|------|------|------|------|--------|-------|------|-------|-------|-------|--------|-------|-------|-------|--------|-------|--------|
|--------------|------|------|------|------|------|--------|-------|-------|------|------|------|------|-------|--------|-------|-------|------|------|------|------|------|--------|-------|-------|------|------|------|------|------|--------|-------|-------|------|------|------|------|-------|--------|-------|-------|------|------|------|------|-------|--------|-------|-------|------|------|------|------|-------|--------|-------|-------|------|------|------|------|-------|--------|-------|-------|------|------|------|------|------|--------|-------|------|-------|-------|-------|--------|-------|-------|-------|--------|-------|--------|

| PITCHER | IP | WLS | BF | H | R | ER | SO | BB | IBB | HBP | BLK | WP | HR | S | P | ERA | WHIP |
|---|-----|-----|----|---|---|----|----|----|-----|-----|-----|----|----|----|-----|------|-------|
| 49 Tim Wakefield, R (1, 1) ERA: 3.98 | 8.0 | W | 34 | 8 | 4 | 4 | 5 | 1 | 0 | 1 | 0 | 0 | 1 | 75 | 115 | 4.50 | 1.125 |
| 50 Mike Timlin, R (9, 1) ERA: 1.73 | 1.0 | S | 3 | 0 | 0 | 0 | 1 | 0 | 0 | 0 | 0 | 0 | 0 | 6 | 6 | 0.00 | 0.000 |

BOTTOM

Boston Red Sox @ Texas Rangers
 Ameriquet Field, Arlington, TX

Tue Jul 05 2005, 8:05 PM EDT
 Att. 33,356 - Clear - 91 F

livebaseballscorecards.com

| | |
|------------|-----------|
| AB | 34 |
| R | 4 |
| H | 8 |
| RBI | 4 |
| BB | 1 |
| SO | 6 |
| LOB | 10 |



| Batter | 1 | 2 | 3 | 4 | 5 | 6 | 7 | 8 | 9 | AB R H RBI BB SO LOB | TOP | | |
|--|---|---|---|--|--|---|---|--|---|--|---|----------------|---|
| 18 Johnny Damon, L (1, 8) OBP: 0.380, SLG: 0.465 John Olerud, L (7, 3) OBP: 0.392, SLG: 0.522 | 1-2 P6 | | 0-1 F7 | | 2-1 G4-3 | | 1-0 G5-3 34 1B | 3-3 | | 4 1 1 0 0 0 1 1 0 0 0 0 1 0 | | | |
| Edgar Renteria, R (1, 6) OBP: 0.331, SLG: 0.398 | 4-2 BB BB | | 3-2 34 CS 1B | | | 3-2 F9 | 0-1 G5-3 | 1-1 G6-3 | | 4 0 1 0 1 0 2 | | | |
| 34 David Ortiz, L (1, 10) OBP: 0.393, SLG: 0.592 | 1-1 F8 | | 3-3 K 1-2 | | | 1-2 HR | 0-0 2B FC7-5 1B | | 3-3 K | 5 2 2 3 0 2 2 | | | |
| Manny Ramirez, R (1, 7) OBP: 0.361, SLG: 0.560 | 4-2 BB 1-2 BB | | | 3-3 K | | 2-1 G6-3 | 0-1 FC7-5 2B | | 4-2 F8 1B BB | 3 0 1 0 2 1 0 | | | |
| Trot Nixon, L (1, 9) OBP: 0.376, SLG: 0.473 | 0-0 G4-3 | | | 0-0 F9 | | 1-2 2B | 4-0 PB 1B IBB | | 0-1 1B 1-2 1B | 4 2 2 0 1 0 2 | | | |
| Kevin Millar, R (1, 3) Jay Payton, R (7, 8) OBP: 0.351, SLG: 0.382 OBP: 0.313, SLG: 0.429 | | | 3-2 P4 | | 0-1 P3 | | 0-0 1B 2B | 0-2 FC7-5 1B | 0-1 F8 2-3 | 4 1 1 2 0 0 2 1 0 0 0 0 0 2 | | | |
| Jason Varitek, S (1, 2) OBP: 0.369, SLG: 0.532 | | | 1-3 K | | | 0-0 B1-3 | 2-2 2B 1B | 0-2 1B 1B | 2-3 K2-3 | 5 0 2 2 0 2 2 | | | |
| Bill Mueller, S (1, 5) OBP: 0.390, SLG: 0.411 | | | 3-2 BB | | | 4-2 BB | 0-1 F7 | 1-2 K | | 2 0 0 0 2 1 3 | | | |
| Mark Bellhorn, S (1, 4) OBP: 0.335, SLG: 0.368 | | | 0-3 K | | | 1-3 K | | 4-2 G5-3 34 1B BB | 3-3 K | 3 1 0 0 1 3 2 | | | |
| Inning Stats | R: 0 H: 0 E: 0 LOB: 2 K: 0 BB: 2 S: 10 P: 20 | R: 0 H: 0 E: 0 LOB: 1 K: 2 BB: 1 S: 15 P: 22 | R: 0 H: 1 E: 0 LOB: 1 K: 1 BB: 0 S: 10 P: 16 | R: 0 H: 0 E: 0 LOB: 0 K: 1 BB: 0 S: 8 P: 11 | R: 0 H: 0 E: 0 LOB: 1 K: 1 BB: 1 S: 8 P: 15 | R: 3 H: 4 E: 0 LOB: 1 K: 0 BB: 0 S: 18 P: 27 | R: 4 H: 4 E: 0 LOB: 2 K: 1 BB: 2 S: 23 P: 33 | R: 0 H: 0 E: 0 LOB: 0 K: 2 BB: 0 S: 9 P: 16 | R: 0 H: 1 E: 0 LOB: 2 K: 2 BB: 1 S: 13 P: 22 | 1B: 6 SF: 0 2B: 4 SAC: 0 3B: 0 DP: 1 HR: 1 HBP: 0 | WP: 0 PA: 43 PB: 1 SB: 0 CS: 1 | | |
| PITCHER | IP WLS BF H R ER SO BB IBB HBP BLK WP HR S P ERA WHIP | | | | | | | | | | | PITCHER | IP WLS BF H R ER SO BB IBB HBP BLK WP HR S P ERA WHIP |
| Chan Ho Park, R (1, 1) ERA: 5.46 | 5.2 L 25 5 3 3 5 4 0 0 0 0 0 1 67 109 4.76 1.588 | | | | | | | | | | | | |
| 43 Kameron Loe, R (6, 1) ERA: 4.44 | 1.0 9 4 4 3 0 1 1 0 0 0 0 0 18 27 27.00 5.000 | | | | | | | | | | | | |
| Juan Dominguez, R (7, 1) ERA: 1.46 | 1.1 4 0 0 0 3 0 0 0 0 0 0 0 16 24 0.00 0.000 | | | | | | | | | | | | |
| Francisco Cordero, R (9, 1) ERA: 3.57 | 1.0 5 1 0 0 2 1 0 0 0 0 0 0 13 22 0.00 2.000 | | | | | | | | | | | | |

Boston Red Sox @ Texas Rangers
Ameriquest Field, Arlington, TX

Wed Jul 06 2005, 8:05 PM EDT
Att. 34,962 - Clear - 91 F

livebaseballscorecards.com

| | |
|-----|----|
| AB | 36 |
| R | 7 |
| H | 10 |
| RBI | 7 |
| BB | 7 |
| SO | 10 |
| LOB | 18 |



| Batter | 1 | 2 | 3 | 4 | 5 | 6 | 7 | 8 | 9 | AB R H RBI BB SO LOB |
|---|-------------------------|--------------------|-----------|-------------|-------------|-------------|-----------------|-------------|----------|----------------------|
| David Dellucci, L (1, 10) OBP: 0.413, SLG: 0.549 | 3-3 K | | 1-0 HR | | 2-1 G3 | | 1-1 HR | | | 4 2 2 3 0 1 0 |
| 10 Michael Young, R (1, 6) OBP: 0.373, SLG: 0.512 | 1-0 23 G3-1 1B | | 1-0 HR | | 2-0 F7 | | 1-0 F9 | | | 4 1 2 1 0 0 0 |
| 23 Mark Teixeira, S (1, 3) OBP: 0.355, SLG: 0.546 | 3-2 G3-1 | | 0-3 K | | 2-1 G4-3 | | 0-3 K | | | 4 0 0 0 0 2 1 |
| 9 Hank Blalock, L (1, 5) OBP: 0.341, SLG: 0.466 | 1-2 F7 | | 0-1 F7 | | 1-1 1B | | 0-0 G3 | | | 4 0 1 0 0 0 1 |
| Alfonso Soriano, R (1, 4) OBP: 0.307, SLG: 0.529 | | 1-0 FC6-4 1B | 0-2 F8 | | 0-0 P4 | | 1-1 G5-3 | | | 4 0 1 0 0 0 1 |
| Kevin Mench, R (1, 7) OBP: 0.354, SLG: 0.546 | | 0-1 FC6-4 1B | | 0-0 G1-3 | | 1-3 K | | 0-3 K | | 4 0 1 0 0 2 1 |
| Laynce Nix, L (1, 8) OBP: 0.266, SLG: 0.402 | | 2-2 FC6-4 | | 1-3 K | | 2-2 G3-1 | | 1-2 G4-3 | | 4 0 0 0 0 1 2 |
| Rod Barajas, R (1, 2) OBP: 0.322, SLG: 0.422 | | 0-3 K | | 2-3 K | | 2-3 K | | 1-0 1B | | 2 0 0 0 0 2 2 |
| Sandy Alomar Jr., R (7, PH) OBP: 0.329, SLG: 0.342 | | | | | | | | | | 2 0 1 0 0 1 0 |
| Gary Matthews, S (1, 9) OBP: 0.280, SLG: 0.401 | | 3-1 F9 | | | 0-0 G4-3 | | 2-1 HR 1B | | 0-3 K | 4 1 1 0 0 1 3 |

| Inning Stats | R: 0 | H: 1 | E: 0 | K: 1 | S: 15 | LOB: 1 | BB: 0 | P: 23 | R: 0 | H: 2 | E: 0 | K: 1 | S: 13 | LOB: 2 | BB: 0 | P: 19 | R: 2 | H: 2 | E: 0 | K: 1 | S: 11 | LOB: 0 | BB: 0 | P: 13 | R: 0 | H: 0 | E: 0 | K: 2 | S: 7 | LOB: 0 | BB: 0 | P: 10 | R: 0 | H: 1 | E: 0 | K: 1 | S: 8 | LOB: 1 | BB: 0 | P: 12 | R: 2 | H: 2 | E: 0 | K: 1 | S: 13 | LOB: 0 | BB: 0 | P: 21 | R: 0 | H: 0 | E: 0 | K: 1 | S: 6 | LOB: 0 | BB: 0 | P: 7 | R: 0 | H: 1 | E: 0 | K: 2 | S: 10 | LOB: 1 | BB: 0 | P: 12 | 1B: 6 | SF: 0 | 2B: 0 | SAC: 0 | 3B: 0 | DP: 0 | HR: 3 | HBP: 0 | WP: 0 | PA: 36 |
|--|------|------|------|------|-------|--------|-------|-------|------|------|------|------|-------|--------|-------|-------|-------|------|------|------|-------|--------|-------|-------|------|------|------|------|------|--------|-------|-------|------|------|------|------|------|--------|-------|-------|------|------|------|------|-------|--------|-------|-------|------|------|------|------|------|--------|-------|------|------|------|------|------|-------|--------|-------|-------|-------|-------|-------|--------|-------|-------|-------|--------|-------|--------|
| 30 Matt Clement, R (1, 1) ERA: 3.85 | IP | WLS | BF | H | R | ER | SO | BB | IBB | HBP | BLK | WP | HR | S | P | ERA | WHIP | | | | | | | | | | | | | | | | | | | | | | | | | | | | | | | | | | | | | | | | | | | | | | | | | | | | | | | | | |
| Alan Embree, L (9, 1) ERA: 7.9 | 0.1 | S | 1 | 0 | 0 | 0 | 1 | 0 | 0 | 0 | 0 | 0 | 0 | 3 | 3 | 0.00 | 0.000 | | | | | | | | | | | | | | | | | | | | | | | | | | | | | | | | | | | | | | | | | | | | | | | | | | | | | | | | | |

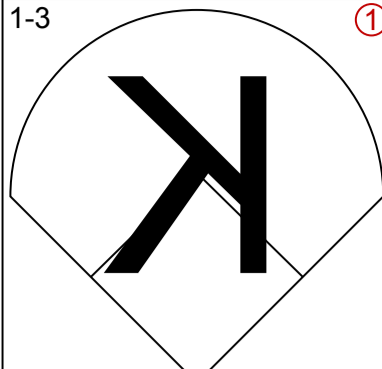
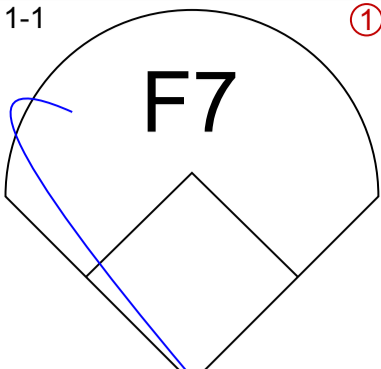
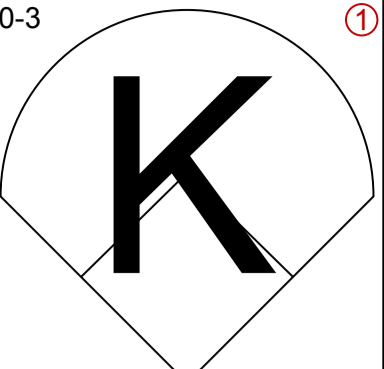
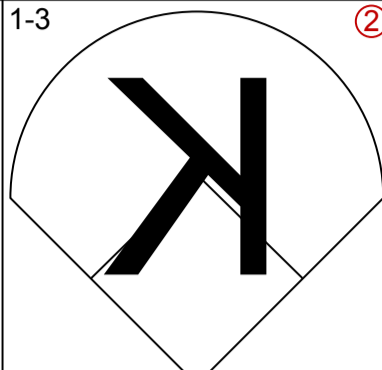
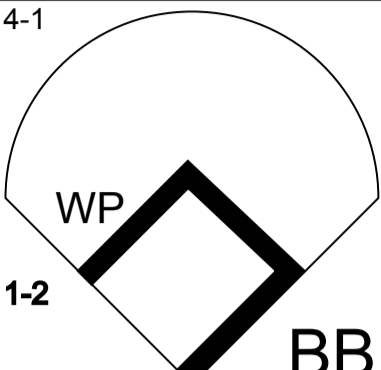
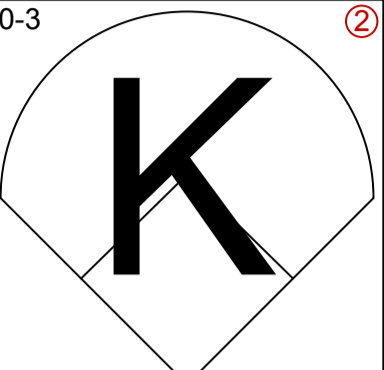
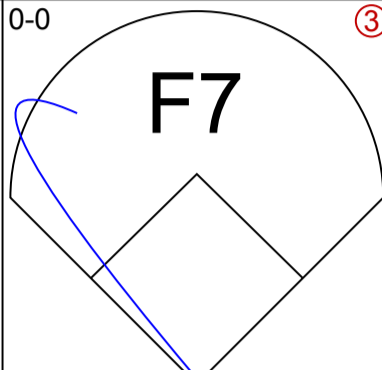
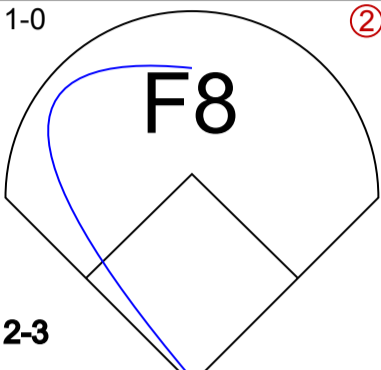
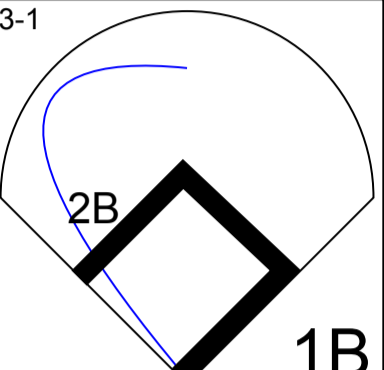
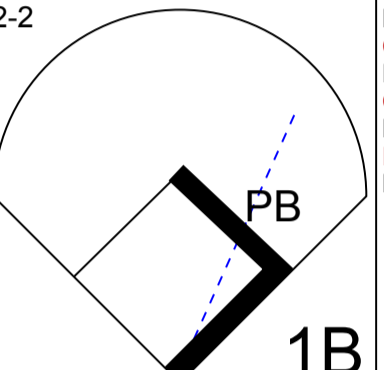
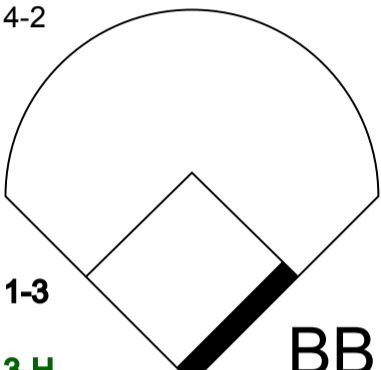
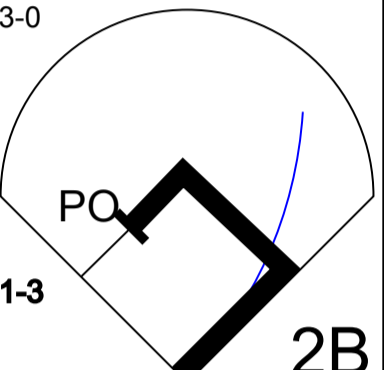
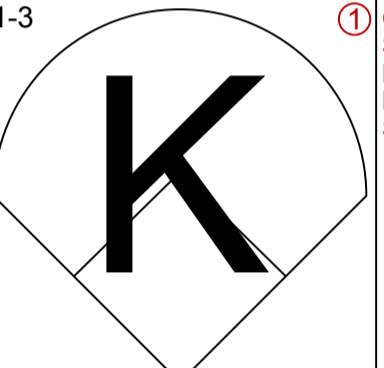
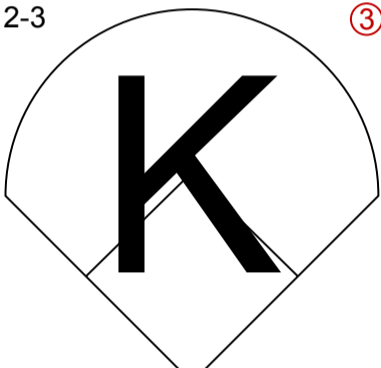
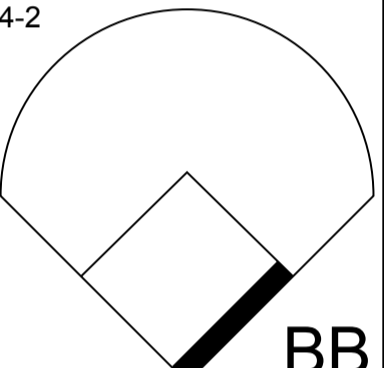
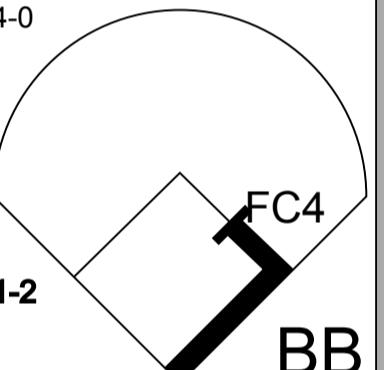
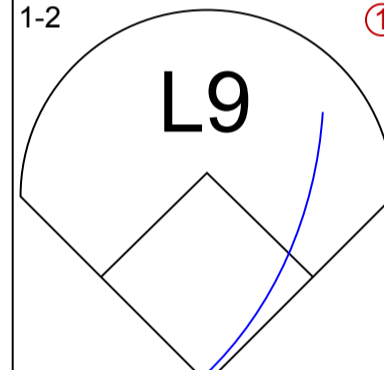
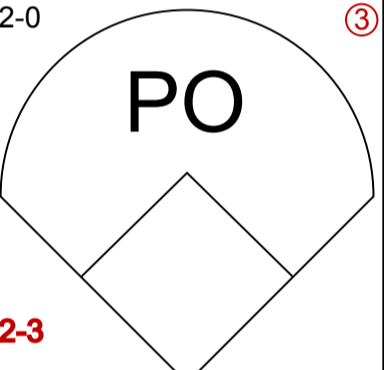
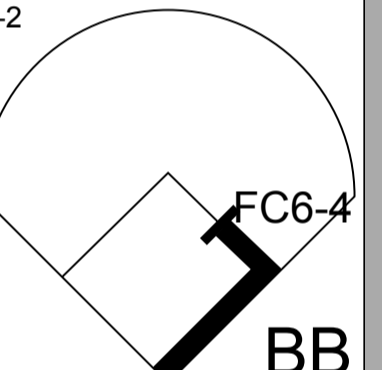
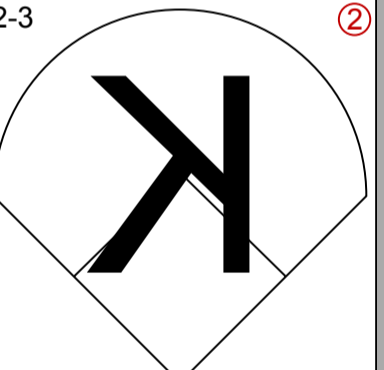
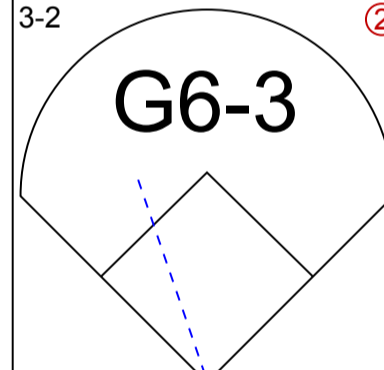
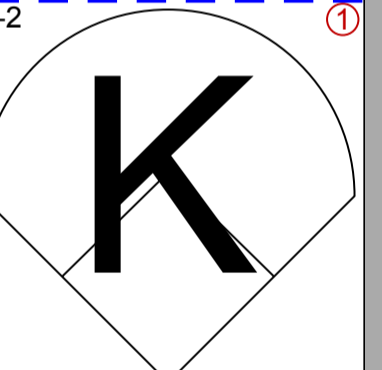
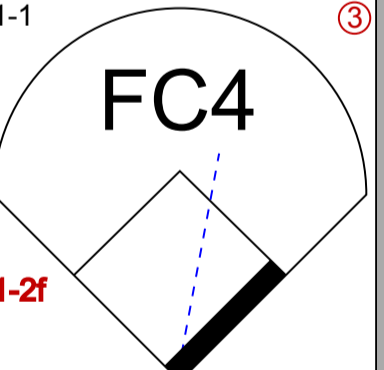
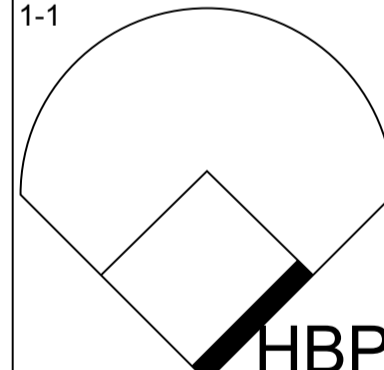
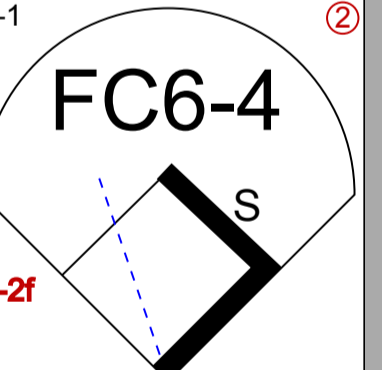
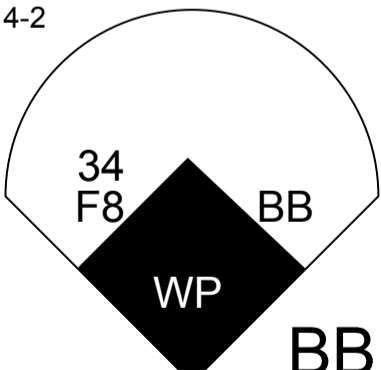
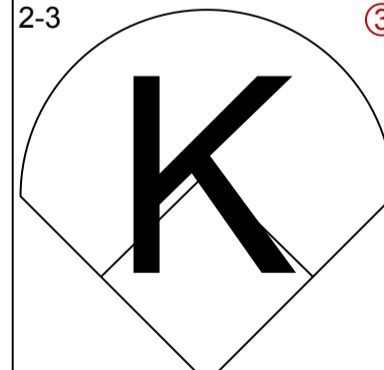
BOTTOM

Boston Red Sox @ Texas Rangers
 Ameriquet Field, Arlington, TX
 Wed Jul 06 2005, 8:05 PM EDT
 Att. 34,962 - Clear - 91 F

livebaseballscorecards.com

| | |
|-----|----|
| AB | 36 |
| R | 4 |
| H | 9 |
| RBI | 4 |
| BB | 0 |
| SO | 10 |
| LOB | 11 |



| Batter | 1 | 2 | 3 | 4 | 5 | 6 | 7 | 8 | 9 | AB R H RBI BB SO LOB | TOP |
|---|---|---|---|---|---|--|----------------|---|---|--|---|
| 13 Alex Cora, L (1, 6) OBP: 0.245, SLG: 0.282 | 1-3  | | 1-1 SAFE F7  | | 0-3 K  | | | | | 3 0 0 0 0 2 1 | <p>Boston Red Sox @ Baltimore Orioles Oriole Park at Camden Yards, Baltimore, MD</p> <p>Thu Jul 07 2005, 7:05 PM EDT Att. 47,389 - Cloudy - 82 F</p> |
| Bill Mueller, S (1, 5) OBP: 0.390, SLG: 0.407 | 1-3  | | 4-1 WP 1-2 BB  | | 0-3 K  | | | | | 2 0 0 0 1 2 0 | |
| 34 David Ortiz, L (1, 10) OBP: 0.392, SLG: 0.589 | 0-0 F7  | | 1-0 F8 2-3  | | 3-1 2B 1B  | | | | | 3 0 1 0 0 0 2 | |
| Trot Nixon, L (1, 9) OBP: 0.383, SLG: 0.481 | | 2-2 PB 1B  | 4-2 1-3 3-H BB  | | 3-0 PO 1-3 2B  | | | | | 2 0 2 0 1 0 0 | |
| Kevin Millar, R (1, 7) OBP: 0.351, SLG: 0.378 | | 1-3 K  | 2-3 K  | | 4-2 BB  | | | | | 2 0 0 0 1 2 3 | |
| John Olerud, L (1, 3) OBP: 0.407, SLG: 0.511 | | 4-0 FC4 1-2 BB  | | 1-2 L9 SAFE  | 2-0 PO 2-3  | 4-2 FC6-4 BB  | | | | 1 0 0 0 2 0 0 | |
| Doug Mirabelli, R (1, 2) OBP: 0.304, SLG: 0.452 | | 2-3 K  | | 3-2 G6-3  | | 1-2 K  | | | | 3 0 0 0 0 2 3 | |
| Adam Stern, L (1, 8) OBP: 0.335, SLG: 0.365 | | 1-1 FC4 1-2f  | | 1-1 HBP  | | 0-1 FC6-4 S 1-2f  | | | | 2 0 0 0 0 0 3 | |
| Mark Bellhorn, S (1, 4) OBP: 0.335, SLG: 0.365 | | | 4-2 34 F8 WP BB BB  | | 2-3 K  | | | | | 2 1 0 0 1 1 2 | |
| Inning Stats | R: 0 E: 0 K: 2 S: 8 H: 0 LOB: 0 BB: 0 P: 10 | R: 0 E: 0 K: 2 S: 15 H: 1 LOB: 2 BB: 1 P: 25 | R: 1 E: 0 K: 1 S: 12 H: 0 LOB: 2 BB: 3 P: 28 | R: 0 E: 0 K: 1 S: 10 H: 0 LOB: 1 BB: 0 P: 17 | R: 0 E: 0 K: 2 S: 14 H: 2 LOB: 2 BB: 1 P: 26 | R: 0 E: 0 K: 1 S: 11 H: 0 LOB: 1 BB: 1 P: 19 | | | | 1B: 2 SF: 0 2B: 1 SAC: 0 3B: 0 DP: 0 HR: 0 HBP: 1 | WP: 2 PA: 28 PB: 1 SB: 1 CS: 0 |
| PITCHER 40 Daniel Cabrera, R (1, 1) ERA: 4.9 | IP: 5.0 WLS: W BF: 23 H: 3 R: 1 ER: 1 SO: 8 BB: 5 IBB: 0 HBP: 1 BLK: 0 WP: 1 HR: 0 S: 59 P: 106 ERA: 1.80 WHIP: 1.600 | | | | | | PITCHER | IP: 1.0 WLS: S BF: 4 H: 0 R: 0 ER: 0 SO: 1 BB: 1 IBB: 0 HBP: 0 BLK: 0 WP: 0 HR: 0 S: 11 P: 19 ERA: 0.00 WHIP: 1.000 | | | |

livebaseballscorecards.com

| | |
|------------|----|
| AB | 20 |
| R | 1 |
| H | 3 |
| RBI | 0 |
| BB | 6 |
| SO | 9 |
| LOB | 14 |



| Batter | 1 | 2 | 3 | 4 | 5 | 6 | 7 | 8 | 9 | AB R H RBI BB SO LOB |
|--|----------------------|-----------|-------------|-------------|-----------|------------------|---|---|---|----------------------|
| 1 Brian Roberts, S OBP: 0.424, SLG: 0.603 (1, 4) | 0-0 G4-3 | | 0-1 P3 | | 0-2 F9 | | | | | 3 0 0 0 0 0 1 |
| 6 Melvin Mora, R OBP: 0.355, SLG: 0.519 (1, 5) | 1-0 FC6-5 1B | | 1-0 HR | | | 0-2 G5-3 | | | | 3 1 2 1 0 0 0 |
| 10 Miguel Tejada, R OBP: 0.370, SLG: 0.595 (1, 6) | 2-0 F7 | | 0-2 G6-3 | | | 0-2 1B 2B | | | | 3 1 1 0 0 0 1 |
| Rafael Palmeiro, L OBP: 0.335, SLG: 0.429 (1, 3) | 0-1 FC6-5 1-2f | | | 0-0 G3-1 | | 1-0 F7 | | | | 3 0 0 0 0 0 2 |
| Sammy Sosa, R OBP: 0.305, SLG: 0.395 (1, 10) | | 0-0 F9 | | 2-0 G6-3 | | 1-2 2-H 1B | | | | 3 0 1 1 0 0 0 |
| 31 Jay Gibbons, L OBP: 0.295, SLG: 0.500 (1, 9) | | 1-3 K | | 0-1 L9 | | 0-1 P6 | | | | 3 0 0 0 0 1 1 |
| Luis Matos, R OBP: 0.353, SLG: 0.399 (1, 8) | | 0-1 F9 | | | 0-0 F8 | | | | | 2 0 0 0 0 0 0 |
| Eli Marrero, R OBP: 0.247, SLG: 0.415 (1, 7) | | | 2-1 HR | | 1-3 K | | | | | 2 1 1 1 0 1 0 |
| Sal Fasano, R OBP: 0.323, SLG: 0.478 (1, 2) | | | 0-1 G5-3 | | 4-2 BB | | | | | 1 0 0 0 1 0 0 |

| Inning Stats | R: 0 E: 0 K: 0 S: 5 | H: 1 LOB: 1 BB: 0 P: 8 | R: 0 E: 0 K: 1 S: 7 | H: 0 LOB: 0 BB: 0 P: 8 | R: 2 E: 0 K: 0 S: 10 | H: 2 LOB: 0 BB: 0 P: 13 | R: 0 E: 0 K: 0 S: 4 | H: 0 LOB: 0 BB: 0 P: 6 | R: 0 E: 0 K: 1 S: 9 | H: 0 LOB: 1 BB: 1 P: 14 | R: 1 E: 0 K: 0 S: 12 | H: 2 LOB: 1 BB: 0 P: 14 |
|----------------------------------|------------------------------------|--|------------------------------|---------------------------------|-------------------------------|----------------------------------|------------------------------|---------------------------------|------------------------------|----------------------------------|-------------------------------|----------------------------------|
| 1B: 2 2B: 1 3B: 0 HR: 2 | SF: 0 SAC: 0 DP: 0 HBP: 0 | WP: 0 PA: 24 PB: 0 SB: 0 CS: 0 | | | | | | | | | | |

| PITCHER | IP | WLS | BF | H | R | ER | SO | BB | IBB | HBP | BLK | WP | HR | S | P | ERA | WHIP |
|-----------------------------------|-----|-----|----|---|---|----|----|----|-----|-----|-----|----|----|----|----|------|-------|
| David Wells, L ERA: 5.0 (1, 1) | 6.0 | L | 24 | 5 | 3 | 3 | 2 | 1 | 0 | 0 | 0 | 0 | 2 | 47 | 63 | 4.50 | 1.000 |


BOTTOM

Boston Red Sox @ Baltimore Orioles
Oriole Park at Camden Yards, Baltimore, MD
 Thu Jul 07 2005, 7:05 PM EDT
 Att: 47,389 - Cloudy - 82 F

livebaseballscorecards.com

| | |
|------------|-----------|
| AB | 23 |
| R | 3 |
| H | 5 |
| RBI | 3 |
| BB | 1 |
| SO | 2 |
| LOB | 5 |



| Batter | 1 | 2 | 3 | 4 | 5 | 6 | 7 | 8 | 9 | AB R H RBI BB SO LOB | TOP | | | | | | | | | | | |
|---|---|----------------------------------|-------------------------------|----------------------------------|------------------------------|----------------------------------|-------------------------------|----------------------------------|-------------------------------|----------------------------------|---|----------------------------------|-------------------------------|----------------------------------|-------------------------------|----------------------------------|------------------------------|----------------------------------|-----------------------------------|------------------------------------|----------------------------------|--------|
| 18 Johnny Damon, L (1, 8) OBP: 0.387, SLG: 0.476 | 0-2 FC6-4 1B | 0-1 34 1B 1-3 1B | | 2-1 1-3 2B | | 4-1 1-2 34 BB 1B BB | 1-1 1-3 2B | | 1-0 L1-3 | 5 1 4 0 1 0 0 | | | | | | | | | | | | |
| Edgar Renteria, R (1, 6) OBP: 0.331, SLG: 0.393 | 1-2 FC6-4 34 BB 1-2f 1B | 4-0 34 1B 1-2 BB | | 4-1 FC4-6 BB | | 3-3 SAFE 1-2 BB | 0-1 G4-3 | | 0-0 G6-3 | 4 1 0 0 2 1 5 | | | | | | | | | | | | |
| 34 David Ortiz, L (1, 10) OBP: 0.399, SLG: 0.595 | 4-1 1B 1-2 BB | 1-0 1-2 2-3 3-H 1B | | 2-1 SF7 | | 4-1 1B 1-2 2-3 BB | | 0-0 1B 2B | 4-2 FC4-6 BB | 2 1 2 2 3 0 0 | | | | | | | | | | | | |
| Manny Ramirez, R (1, 7) OBP: 0.363, SLG: 0.557 Adam Stern, L (9, 7) | 0-0 1-2 2-H 1B | 1-0 P6 | | 0-2 FC4-6 1-2f | | 3-0 1-2 2-H 3-H 1B | | 4-0 1B 1B IBB | 0-1 FC4-6 | 5 1 2 3 1 0 6 0 0 0 0 0 0 0 | | | | | | | | | | | | |
| Trot Nixon, L (1, 9) OBP: 0.376, SLG: 0.471 | 3-3 SAFE 1-2 BB | | 1-0 G1-3 | | 0-2 F9 | 0-0 L1 | | 1-3 K | | 5 0 0 0 0 2 6 | | | | | | | | | | | | |
| Jason Varitek, S (1, 2) OBP: 0.366, SLG: 0.529 | 0-2 F7 | | 3-1 G4-3 | | 2-2 2B | 3-1 F7 | | 2-3 K | | 5 0 1 0 0 1 6 | | | | | | | | | | | | |
| Kevin Millar, R (1, 3) OBP: 0.346, SLG: 0.373 John Olerud, L (7, 3) OBP: 0.418, SLG: 0.521 | | 0-2 L6 | 2-1 L5 | | 1-0 G6-3 | | 1-3 K | 0-2 1B 1-2 2-3 1B | | 4 0 0 0 0 1 1 1 0 1 0 0 0 0 | AB 41 R 7 H 15 RBI 7 BB 7 SO 8 LOB 29 | | | | | | | | | | | |
| Bill Mueller, S (1, 5) OBP: 0.393, SLG: 0.411 | | 0-1 18 1B 34 1B 1B | | 0-1 G4-3 | 0-3 K | | 2-2 18 2B 1B | 1-0 1-2 2-H 3-H 1B | | 5 1 3 2 0 1 1 | | | | | | | | | | | | |
| Mark Bellhorn, S (1, 4) OBP: 0.336, SLG: 0.366 | | 2-0 L8 | | 0-0 18 2B 34 SF7 1B | | 1-0 34 BB 18 S 1B | 1-3 K | 3-3 K | | 5 2 2 0 0 2 4 |  | | | | | | | | | | | |
| Inning Stats | R: 1 E: 0 K: 1 S: 15 | H: 2 LOB: 2 BB: 1 P: 23 | R: 1 E: 0 K: 0 S: 10 | H: 3 LOB: 3 BB: 1 P: 18 | R: 0 E: 0 K: 0 S: 5 | H: 0 LOB: 0 BB: 0 P: 11 | R: 1 E: 0 K: 0 S: 11 | H: 2 LOB: 2 BB: 1 P: 19 | R: 0 E: 0 K: 1 S: 11 | H: 1 LOB: 1 BB: 0 P: 14 | R: 2 E: 0 K: 1 S: 11 | H: 2 LOB: 2 BB: 2 P: 29 | R: 0 E: 0 K: 2 S: 13 | H: 2 LOB: 2 BB: 0 P: 18 | R: 2 E: 0 K: 3 S: 17 | H: 3 LOB: 2 BB: 1 P: 28 | R: 0 E: 0 K: 0 S: 6 | H: 0 LOB: 1 BB: 1 P: 11 | 1B: 11 2B: 4 3B: 0 HR: 0 | SF: 1 SAC: 0 DP: 0 HBP: 0 | WP: 0 PB: 0 SB: 2 CS: 0 | PA: 49 |
| PITCHER | IP WLS BF H R ER SO BB IBB HBP BLK WP HR S P ERA WHIP | | | | | | | | | | | | | | | | | | | | | |
| Sidney Ponson, R (1, 1) ERA: 5.93 | 5.1 L 30 9 5 5 3 5 0 0 0 0 0 0 59 104 8.44 2.625 | | | | | | | | | | | | | | | | | | | | | |
| 37 Chris Ray, R (6, 1) ERA: 0.77 | 1.2 8 3 0 0 2 0 0 0 0 0 0 0 17 28 0.00 1.800 | | | | | | | | | | | | | | | | | | | | | |
| Tim Byrdak, L (8, 1) ERA: 4.15 | 1.0 7 3 2 2 3 0 1 0 0 0 0 0 17 28 18.00 3.000 | | | | | | | | | | | | | | | | | | | | | |
| Steve Kline, L (9, 1) ERA: 5.57 | 1.0 4 0 0 0 0 1 0 0 0 0 0 0 6 11 0.00 1.000 | | | | | | | | | | | | | | | | | | | | | |

Boston Red Sox @ Baltimore Orioles
 Oriole Park at Camden Yards, Baltimore, MD

Fri Jul 08 2005, 7:35 PM EDT
 Att: 49,174 - Partly Cloudy - 81 F

livebaseballscorecards.com

| Batter | 1 | 2 | 3 | 4 | 5 | 6 | 7 | 8 | 9 | AB | R | H | RBI | BB | SO | LOB | BOTTOM | | | | | |
|--|------------------------------|----------------------------------|-------------------------------|----------------------------------|-------------------------------|----------------------------------|------------------------------|---------------------------------|-------------------------------|----------------------------------|------------------------------|---------------------------------|------------------------------|---------------------------------|------------------------------|----------------------------------|-------------------------------|----------------------------------|----------------------------------|------------------------------------|----------------------------------|--------|
| 1 Brian Roberts, S OBP: 0.424, SLG: 0.605 (1, 4) | 1-0 1B | | 3-2 G6-3 2B | | | | 0-1 P4 | | | 4 | 1 | 2 | 0 | 0 | 0 | 0 | | | | | | |
| 6 Melvin Mora, R OBP: 0.354, SLG: 0.514 (1, 5) | 2-2 P6 | | 2-2 G6-3 | | | | 4-1 BB | | 1-3 K | 3 | 0 | 0 | 0 | 1 | 1 | 2 | | | | | | |
| 10 Miguel Tejada, R OBP: 0.366, SLG: 0.588 (1, 6) | 1-3 K | | 3-0 G6-3 | | | | 3-1 F8 | | 1-1 F8 | 4 | 0 | 0 | 1 | 0 | 1 | 2 | | | | | | |
| Rafael Palmeiro, L OBP: 0.338, SLG: 0.440 (1, 3) | 0-0 F8 | | 1-1 1B 1B | | | | 0-1 P2 | | 3-1 HR | 4 | 1 | 2 | 1 | 0 | 0 | 2 | | | | | | |
| Sammy Sosa, R OBP: 0.308, SLG: 0.394 (1, 10) | | | 1-2 1B | | | | 1-1 L4 | | 0-0 P4 | 3 | 0 | 1 | 0 | 1 | 0 | 0 | | | | | | |
| 31 Jay Gibbons, L OBP: 0.291, SLG: 0.492 (1, 9) | | | 1-2 1B | | | | 0-0 F8 | | 3-2 F8 | 4 | 0 | 0 | 0 | 0 | 0 | 3 | | | | | | |
| Luis Matos, R OBP: 0.350, SLG: 0.395 (1, 8) | | | 1-2 1B | | | | 3-1 F8 | | 2-1 1B | 4 | 0 | 1 | 0 | 0 | 0 | 1 | | | | | | |
| Larry Bigbie, L OBP: 0.326, SLG: 0.381 (1, 7) | | | 1-2 1B | | | | 1-0 F8 | | 3-3 K | 4 | 0 | 1 | 0 | 0 | 1 | 1 | | | | | | |
| Sal Fasano, R OBP: 0.314, SLG: 0.462 (1, 2) | | | 0-0 L6 | | | | 0-0 G3 | | 0-1 G4-3 | 3 | 0 | 0 | 0 | 0 | 1 | 2 | | | | | | |
| B.J. Surhoff, L OBP: 0.303, SLG: 0.429 (9, PH) | | | 1-2 1B | | | | 1-0 F7 | | | 1 | 0 | 0 | 0 | 0 | 0 | 1 | | | | | | |
| Inning Stats | R: 0 E: 0 K: 1 S: 9 | H: 1 LOB: 1 BB: 0 P: 13 | R: 0 E: 0 K: 1 S: 13 | H: 1 LOB: 2 BB: 1 P: 22 | R: 1 E: 0 K: 0 S: 17 | H: 3 LOB: 2 BB: 0 P: 28 | R: 0 E: 0 K: 0 S: 4 | H: 0 LOB: 0 BB: 0 P: 6 | R: 0 E: 0 K: 0 S: 10 | H: 0 LOB: 1 BB: 1 P: 19 | R: 0 E: 0 K: 0 S: 5 | H: 0 LOB: 0 BB: 0 P: 9 | R: 0 E: 0 K: 0 S: 4 | H: 0 LOB: 0 BB: 0 P: 5 | R: 1 E: 0 K: 1 S: 8 | H: 1 LOB: 0 BB: 0 P: 13 | R: 0 E: 0 K: 1 S: 11 | H: 1 LOB: 1 BB: 0 P: 19 | 1B: 5 2B: 1 3B: 0 HR: 1 | SF: 0 SAC: 0 DP: 0 HBP: 0 | WP: 0 PB: 0 SB: 0 CS: 0 | PA: 36 |
| PITCHER | IP WLS W | BF 31 | H 6 | R 2 | ER 2 | SO 3 | BB 2 | IBB 0 | HBP 0 | BLK 0 | WP 0 | HR 1 | S 69 | P 114 | ERA 2.35 | WHIP 1.043 | | | | | | |
| Bronson Arroyo, R ERA: 4.02 (1, 1) | 7.2 | | | | | | | | | | | | | | | | | | | | | |
| Geremi Gonzalez, R ERA: 6.17 (8, 1) | 1.0 | | | | | | | | | | | | | | | | | | | | | |
| Alan Embree, L ERA: 7.82 (9, 1) | 0.1 | | | | | | | | | | | | | | | | | | | | | |

Boston Red Sox @ Baltimore Orioles
 Oriole Park at Camden Yards, Baltimore, MD

livebaseballscorecards.com

| | |
|------------|-----------|
| AB | 34 |
| R | 2 |
| H | 7 |
| RBI | 2 |
| BB | 2 |
| SO | 4 |
| LOB | 14 |



Fri Jul 08 2005, 7:35 PM EDT
 Att. 49,174 - Partly Cloudy - 81 F

| Batter | 1 | 2 | 3 | 4 | 5 | 6 | 7 | 8 | 9 | AB R H RBI BB SO LOB | TOP | | |
|---|--|--|---|--|--|---|---|---|---|--|--|----------------|---|
| 18 Johnny Damon, L (1, 8) OBP: 0.387, SLG: 0.475 | 3-3 | | 0-0 | | 2-0 | | | 1-2 | 2-2 | 5 0 2 0 0 1 2 | | | |
| Edgar Renteria, R (1, 6) OBP: 0.331, SLG: 0.391 | 1-1 | | 2-1 | | | 0-2 | | 0-0 | | 4 0 1 1 0 0 1 | | | |
| 34 David Ortiz, L (1, 10) OBP: 0.398, SLG: 0.590 | 3-1 | | 2-2 | | | 4-2 | | 2-1 | | 3 0 0 0 1 0 3 | | | |
| Manny Ramirez, R (1, 7) OBP: 0.362, SLG: 0.553 | | 1-3 | | 1-2 | | 0-3 | | 2-0 | | 4 0 1 0 0 2 1 | | | |
| Jason Varitek, S (1, 2) OBP: 0.368, SLG: 0.527 | | 1-2 | | 4-1 | | 0-1 | | 1-3 | | 3 0 1 0 1 1 3 | | | |
| Kevin Miller, R (1, 3) OBP: 0.342, SLG: 0.368 Adam Stern, L (9, PH) | | 1-2 | | 2-1 | | 0-2 | | 0-1 | | 3 0 0 0 0 0 2 1 0 0 0 0 0 0 | | | |
| Trot Nixon, L (1, 9) OBP: 0.378, SLG: 0.474 | | | 1-0 | 1-0 | | 0-1 | | 4-2 | | 3 1 1 0 1 0 1 | | | |
| 20 Kevin Youkilis, R (1, 5) OBP: 0.384, SLG: 0.429 | | | 0-1 | | 2-2 | | 4-1 | 3-2 | | 3 0 1 0 1 0 1 | | | |
| Mark Bellhorn, S (1, 4) OBP: 0.332, SLG: 0.360 | | | 2-3 | | 1-3 | | 3-2 | 1-1 | | 4 0 0 0 0 2 4 | | | |
| Inning Stats | R: 0 E: 0 K: 1 S: 7 H: 0 LOB: 0 BB: 0 P: 14 | R: 0 E: 0 K: 1 S: 9 H: 1 LOB: 0 BB: 0 P: 12 | R: 1 E: 0 K: 1 S: 12 H: 3 LOB: 2 BB: 0 P: 19 | R: 0 E: 0 K: 0 S: 7 H: 0 LOB: 1 BB: 1 P: 15 | R: 0 E: 0 K: 1 S: 7 H: 0 LOB: 0 BB: 0 P: 12 | R: 0 E: 0 K: 1 S: 11 H: 0 LOB: 1 BB: 1 P: 15 | R: 0 E: 0 K: 0 S: 10 H: 0 LOB: 1 BB: 1 P: 17 | R: 0 E: 0 K: 1 S: 10 H: 2 LOB: 2 BB: 0 P: 16 | R: 0 E: 0 K: 0 S: 15 H: 1 LOB: 2 BB: 1 P: 25 | 1B: 6 2B: 1 3B: 0 HR: 0 SF: 0 SAC: 0 DP: 1 HBP: 0 | WP: 0 PB: 0 SB: 0 CS: 0 PA: 37 | | |
| PITCHER | IP WLS BF H R ER SO BB IBB HBP BLK WP HR S P ERA WHIP | | | | | | | | | | | PITCHER | IP WLS BF H R ER SO BB IBB HBP BLK WP HR S P ERA WHIP |
| Bruce Chen, L (1, 1) ERA: 3.87 | 7.0 W 28 5 1 1 5 3 0 0 0 0 0 0 66 108 1.29 1.143 | | | | | | | | | | | | |
| Jorge Julio, R (8, 1) ERA: 4.24 | 1.0 4 1 0 0 1 0 0 0 0 0 0 0 7 12 0.00 1.000 | | | | | | | | | | | | |
| Todd Williams, R (9, 1) ERA: 3.23 | 1.0 5 1 0 0 0 1 0 0 0 0 0 0 15 25 0.00 2.000 | | | | | | | | | | | | |

Boston Red Sox @ Baltimore Orioles
Oriole Park at Camden Yards, Baltimore, MD

Sat Jul 09 2005, 1:05 PM EDT
 Att: 49,331 - Partly Cloudy - 85 F

livebaseballscorecards.com

| | |
|-----|----|
| AB | 33 |
| R | 1 |
| H | 7 |
| RBI | 1 |
| BB | 4 |
| SO | 6 |
| LOB | 18 |



| Batter | 1 | 2 | 3 | 4 | 5 | 6 | 7 | 8 | 9 | AB R H RBI BB SO LOB | BOTTOM |
|--------|---|---|---|---|---|---|---|---|---|----------------------|--------|
|--------|---|---|---|---|---|---|---|---|---|----------------------|--------|

| | | | | | | | | | | | |
|---|--|--|-------------------------------|----------------|--|----------------|--|----------------|--|---------------|--|
| 1 Brian Roberts, S OBP: 0.421, SLG: 0.599 (1, 4) | | | 0-2 10 1B HR | 2-0 | | 3-2 | | 3-1 | | 5 1 1 0 0 0 3 | |
|---|--|--|-------------------------------|----------------|--|----------------|--|----------------|--|---------------|--|

| | | | | | | | | | | | |
|--|------------------|--|------------------------|--|----------------|--|----------------|--------------------------------|--|--------------------------------|--|
| 6 Melvin Mora, R OBP: 0.355, SLG: 0.512 Chris Gomez, R OBP: 0.354, SLG: 0.362 (1, 5) (9, 5) 10 2B SF8 | 10 2B SF8 | | 2-3 SAFE | | 2-1 | | 2-2 | 2-2 10 2B SF7 | | 5 2 2 0 0 1 1 0 0 0 0 0 0 0 | |
|--|------------------|--|------------------------|--|----------------|--|----------------|--------------------------------|--|--------------------------------|--|

| | | | | | | | | | | | |
|--|----------------------|--|-----------------------------------|--|----------------------------|--|----------------------------|----------------------------------|--|---------------|--|
| 10 Miguel Tejada, R OBP: 0.375, SLG: 0.605 (1, 6) SF8 1-3 2B | SF8 1-3 2B | | 0-0 1-2 HR 1B | | 2-1 BB 1B | | 3-2 1B 3B | 0-1 1-3 E 2B | | 5 2 5 1 0 0 0 | |
|--|----------------------|--|-----------------------------------|--|----------------------------|--|----------------------------|----------------------------------|--|---------------|--|

| | | | | | | | | | | | |
|--|-----------------------|--|------------------------------------|--|---------------------|--|-------------------------------|------------------------------|--|---------------|--|
| Rafael Palmeiro, L OBP: 0.339, SLG: 0.454 (1, 3) SF8 2-3 3-H | SF8 2-3 3-H | | 1-2 1-H 2-H HR | | 1-3 K | | 0-2 FC5-4 1B | 3-1 3-H SF7 | | 3 1 2 6 0 1 1 | |
|--|-----------------------|--|------------------------------------|--|---------------------|--|-------------------------------|------------------------------|--|---------------|--|

| | | | | | | | | | | | |
|--|---------------|--|------------------------------------|--|-----------------------------|--|---------------------------------------|------------------------------|--|---------------|--|
| Sammy Sosa, R OBP: 0.310, SLG: 0.390 (1, 10) BB 4-1 | BB 4-1 | | 1-1 F7 2-3 3-H | | 4-2 BB 1-2 | | 2-2 FC5-4 1-2f 2B | 0-1 FC6 2-3 | | 3 1 0 0 2 0 2 | |
|--|---------------|--|------------------------------------|--|-----------------------------|--|---------------------------------------|------------------------------|--|---------------|--|

| | | | | | | | | | | | |
|---|---------------|--|-------------------------------|--|-----------------------------|--|-----------------------------|-----------------------------|--|---------------|--|
| B.J. Surhoff, L OBP: 0.299, SLG: 0.428 (1, 9) P4 1-0 | P4 1-0 | | 2-0 G3-1 1-H | | 1-0 F7 1-H | | 1-1 1-H 2B | 1-1 P4 3-H | | 5 0 1 1 0 0 6 | |
|---|---------------|--|-------------------------------|--|-----------------------------|--|-----------------------------|-----------------------------|--|---------------|--|

| | | | | | | | | | | | |
|---|--|-------------------------------|--|-------------------------------|--|--------------------------------|--|-----------------------------|--|---------------|--|
| Luis Matos, R OBP: 0.348, SLG: 0.388 (1, 8) G4-3 0-1 | | 0-1 G4-3 0-1 | | 0-0 G5-3 1-H | | 4-0 S E BB | | 2-1 F8 1-H | | 3 0 0 0 1 0 1 | |
|---|--|-------------------------------|--|-------------------------------|--|--------------------------------|--|-----------------------------|--|---------------|--|

| | | | | | | | | | | | |
|--|--|----------------------------|--|----------------------------|--|----------------------------|--|----------------------------|--|---------------|--|
| Larry Bigbie, L OBP: 0.330, SLG: 0.395 (1, 7) K 3-3 | | 3-3 K 3-3 | | 0-2 G3 1B | | 1-3 K 1-2 | | 3-2 1B 3B | | 4 1 2 0 0 2 1 | |
|--|--|----------------------------|--|----------------------------|--|----------------------------|--|----------------------------|--|---------------|--|

| | | | | | | | | | | | |
|---|--|----------------------------|--|-----------------------------|--|-----------------------------|--|---|--|---------------|--|
| Eli Whiteside, R OBP: 0.200, SLG: 0.200 (1, 2) K 0-3 | | 0-3 K 0-3 | | 1-2 G3 1-2 | | 2-1 F7 2-3 | | 0-0 6 1B 10 2B 1B | | 4 1 1 1 0 1 2 | |
|---|--|----------------------------|--|-----------------------------|--|-----------------------------|--|---|--|---------------|--|

| Inning Stats | R: 1 E: 0 K: 0 S: 12 | H: 2 LOB: 2 BB: 1 P: 22 | R: 0 E: 0 K: 2 S: 9 | H: 0 LOB: 0 BB: 0 P: 12 | R: 3 E: 0 K: 1 S: 15 | H: 3 LOB: 0 BB: 0 P: 21 | R: 0 E: 0 K: 0 S: 8 | H: 1 LOB: 1 BB: 0 P: 11 | R: 0 E: 0 K: 1 S: 13 | H: 1 LOB: 2 BB: 1 P: 23 | R: 0 E: 2 K: 1 S: 9 | H: 0 LOB: 1 BB: 1 P: 19 | R: 2 E: 0 K: 0 S: 18 | H: 3 LOB: 1 BB: 0 P: 28 | R: 3 E: 1 K: 0 S: 17 | H: 4 LOB: 2 BB: 0 P: 29 | 1B: 8 2B: 3 3B: 2 HR: 1 | SF: 2 SAC: 0 DP: 0 HBP: 0 | WP: 0 PB: 0 SB: 1 CS: 0 | PA: 42 |
|--------------|-------------------------------|----------------------------------|------------------------------|----------------------------------|-------------------------------|----------------------------------|------------------------------|----------------------------------|-------------------------------|----------------------------------|------------------------------|----------------------------------|-------------------------------|----------------------------------|-------------------------------|----------------------------------|----------------------------------|------------------------------------|----------------------------------|--------|
|--------------|-------------------------------|----------------------------------|------------------------------|----------------------------------|-------------------------------|----------------------------------|------------------------------|----------------------------------|-------------------------------|----------------------------------|------------------------------|----------------------------------|-------------------------------|----------------------------------|-------------------------------|----------------------------------|----------------------------------|------------------------------------|----------------------------------|--------|

| PITCHER | IP | WLS | BF | H | R | ER | SO | BB | IBB | HBP | BLK | WP | HR | S | P | ERA | WHIP |
|--|-----|-----|----|---|---|----|----|----|-----|-----|-----|----|----|----|-----|-------|-------|
| Wade Miller, R ERA: 5.03 (1, 1) | 6.0 | L | 28 | 7 | 4 | 4 | 5 | 3 | 0 | 0 | 0 | 0 | 1 | 66 | 108 | 6.00 | 1.667 |
| John Halama, L ERA: 6.05 (7, 1) | 0.2 | | 5 | 3 | 2 | 2 | 0 | 0 | 0 | 0 | 0 | 0 | 0 | 16 | 24 | 27.00 | 4.500 |
| Scott Cassidy, R ERA: 40.5 (7, 1) | 0.2 | | 6 | 4 | 3 | 3 | 0 | 0 | 0 | 0 | 0 | 0 | 0 | 13 | 23 | 40.50 | 6.000 |
| Mike Myers, L ERA: 2.65 (8, 1) | 0.2 | | 3 | 0 | 0 | 0 | 0 | 0 | 0 | 0 | 0 | 0 | 0 | 6 | 10 | 0.00 | 0.000 |

Boston Red Sox @ Baltimore Orioles
Oriole Park at Camden Yards, Baltimore, MD
Sat Jul 09 2005, 1:05 PM EDT
Att. 49,331 - Partly Cloudy - 85 F

livebaseballscorecards.com

| | |
|-----|----|
| AB | 37 |
| R | 9 |
| H | 14 |
| RBI | 9 |
| BB | 3 |
| SO | 5 |
| LOB | 17 |



| Batter | 1 | 2 | 3 | 4 | 5 | 6 | 7 | 8 | 9 | AB R H RBI BB SO LOB | TOP | |
|---|---|---|--|---|--|--|---|---|---|--|---|--|
| 18 Johnny Damon, L (1, 8) OBP: 0.386, SLG: 0.473 | 0-0 F9 | | 2-3 K | | | 1-1 G6-3 | | | 0-0 FC5-4 34 1B | 4 0 1 0 0 1 0 | | |
| Edgar Renteria, R (1, 6) OBP: 0.327, SLG: 0.387 | 0-3 K | | | 1-3 K | | 1-1 G6-3 | | | 3-2 F8 | 4 0 0 0 0 2 1 | | |
| 34 David Ortiz, L (1, 10) OBP: 0.396, SLG: 0.585 | 2-2 G6-3 | | | 2-1 1B 1B | | 2-1 F7 | | | 0-0 FC5-4 1-2f S | 4 0 1 0 0 0 1 | | |
| Manny Ramirez, R (1, 7) OBP: 0.361, SLG: 0.549 | | 2-1 P4 | | 0-2 1B 1-2 1B | | 1-2 F8 | | | 1-3 K | 4 0 1 0 0 1 1 | | |
| Trot Nixon, L (1, 9) OBP: 0.377, SLG: 0.484 | | 2-2 HR | | 1-1 F3 | | 1-0 F8 | | | | 3 1 1 1 0 0 2 | | |
| Bill Mueller, S (1, 5) OBP: 0.389, SLG: 0.406 | 0-0 G3-1 | | 2-3 K | | | 0-1 G4-3 | | | | 3 0 0 0 0 1 2 | | |
| John Olerud, L (1, 3) OBP: 0.397, SLG: 0.490 | 3-2 G5-3 | | | | 0-1 L7 | | | 0-0 L7 | | 3 0 0 0 0 0 0 | | |
| Doug Mirabelli, R (1, 2) OBP: 0.296, SLG: 0.438 Jason Varitek, S (8, PH) OBP: 0.367, SLG: 0.525 (8, 2) | | | 1-3 K | | 2-2 G1-3 | | | 2-3 K | | 2 0 0 0 0 1 0 1 0 0 0 0 1 0 | | |
| 13 Alex Cora, L (1, 4) OBP: 0.241, SLG: 0.276 | | | 0-1 L6 | | 1-1 G6-3 | | | 0-1 G4-3 | | 3 0 0 0 0 0 0 | | |
| Inning Stats | R: 0 H: 0 E: 0 LOB: 0 K: 1 BB: 0 S: 7 P: 9 | R: 1 H: 1 E: 0 LOB: 0 K: 0 BB: 0 S: 12 P: 19 | R: 0 H: 0 E: 0 LOB: 0 K: 2 BB: 0 S: 8 P: 11 | R: 0 H: 2 E: 0 LOB: 2 K: 2 BB: 0 S: 13 P: 19 | R: 0 H: 0 E: 0 LOB: 0 K: 0 BB: 0 S: 7 P: 10 | R: 0 H: 0 E: 0 LOB: 0 K: 0 BB: 0 S: 6 P: 10 | R: 0 H: 0 E: 0 LOB: 0 K: 0 BB: 0 S: 6 P: 8 | R: 0 H: 0 E: 0 LOB: 0 K: 1 BB: 0 S: 6 P: 8 | R: 0 H: 1 E: 0 LOB: 1 K: 1 BB: 0 S: 10 P: 14 | 1B: 3 SF: 0 2B: 0 SAC: 0 3B: 0 DP: 0 HR: 1 HBP: 0 | WP: 0 PA: 31 PB: 0 SB: 1 CS: 0 | |
| PITCHER | IP WLS BF H R ER SO BB IBB HBP BLK WP HR S P ERA WHIP | | | | | | | | | | | |
| Rodrigo Lopez, R (1, 1) ERA: 4.47 | 8.0 W 27 3 1 1 6 0 0 0 0 0 1 65 94 1.12 0.375 | | | | | | | | | | | |
| B.J. Ryan, L (9, 1) ERA: 2.52 | 1.0 S 4 1 0 0 1 0 0 0 0 0 0 0 10 14 0.00 1.000 | | | | | | | | | | | |

Boston Red Sox @ Baltimore Orioles
Oriole Park at Camden Yards, Baltimore, MD

livebaseballscorecards.com

| | |
|-----|----|
| AB | 31 |
| R | 1 |
| H | 4 |
| RBI | 1 |
| BB | 0 |
| SO | 7 |
| LOB | 7 |



Sun Jul 10 2005, 1:35 PM EDT
 Att. 49,828 - Sunny - 93 F

| Batter | 1 | 2 | 3 | 4 | 5 | 6 | 7 | 8 | 9 |
|--|----------|----------|----------------|------------------|----------|----------|--------------|---|---|
| 1 Brian Roberts, S OBP: 0.416, SLG: 0.591 (1, 4) | 0-0 F9 | | 2-2 L8 | | 0-0 F8 | | 1-2 K | | |
| 6 Melvin Mora, R OBP: 0.353, SLG: 0.508 (1, 5) | 1-1 G6-3 | | | 1-2 10 2B SF8 1B | | 1-3 K2-3 | 0-3 K | | |
| 10 Miguel Tejada, R OBP: 0.373, SLG: 0.604 (1, 6) | 0-2 G6-3 | | | 0-1 SF8 2B | | 2-0 F7 | 2-2 G5-3 | | |
| Rafael Palmeiro, L OBP: 0.337, SLG: 0.463 (1, 3) | | 0-2 P4 | | 0-1 SF8 | | 0-0 HR | 0-0 G1-3 | | |
| Sammy Sosa, R OBP: 0.305, SLG: 0.383 (1, 10) | | 2-2 F9 | | 2-3 K | | 0-0 P5 | 1-3 K | | |
| B.J. Surhoff, L OBP: 0.294, SLG: 0.419 (1, 7) | | 2-2 G1-3 | | 0-2 F8 | | 1-0 P2 | | | |
| Luis Matos, R OBP: 0.353, SLG: 0.393 (1, 8) | | | 2-1 31 G6-3 1B | | 0-1 G6-3 | | 0-0 31 1B 1B | | |
| 31 Jay Gibbons, L OBP: 0.295, SLG: 0.506 (1, 9) | | | 0-2 G6-3 | | 0-0 HR | | 1-2 1B 1B | | |
| Sal Fasano, R OBP: 0.324, SLG: 0.469 (1, 2) | | | 1-2 1B | | 2-0 P6 | | 1-0 1B | | |

| Inning Stats | R: 0 | H: 0 | E: 0 | K: 0 | S: 6 | R: 0 | H: 0 | E: 0 | K: 0 | S: 11 | R: 0 | H: 2 | E: 0 | K: 0 | S: 14 | R: 1 | H: 2 | E: 0 | K: 1 | S: 14 | R: 1 | H: 1 | E: 0 | K: 0 | S: 5 | R: 1 | H: 1 | E: 0 | K: 1 | S: 6 | R: 1 | H: 3 | E: 0 | K: 2 | S: 13 | R: 0 | H: 0 | E: 0 | K: 1 | S: 7 | | |
|--------------|--------|-------|------|--------|-------|-------|--------|-------|-------|--------|-------|--------|-------|------|--------|-------|--------|-------|------|--------|-------|--------|-------|-------|--------|-------|--------|-------|-------|--------|-------|--------|-------|--------|-------|--------|-------|--------|-------|--------|-------|--------|
| | LOB: 0 | BB: 0 | P: 7 | LOB: 0 | BB: 0 | P: 15 | LOB: 1 | BB: 0 | P: 19 | LOB: 0 | BB: 0 | LOB: 0 | BB: 0 | P: 7 | LOB: 0 | BB: 0 | LOB: 0 | BB: 0 | P: 9 | LOB: 2 | BB: 0 | LOB: 0 | BB: 0 | P: 17 | LOB: 2 | BB: 0 | LOB: 0 | BB: 0 | P: 10 | LOB: 0 | BB: 0 | LOB: 0 | BB: 0 | LOB: 0 | BB: 0 | LOB: 0 | BB: 0 | LOB: 0 | BB: 0 | LOB: 0 | BB: 0 | LOB: 0 |

| PITCHER | IP | WLS | BF | H | R | ER | SO | BB | IBB | HBP | BLK | WP | HR | S | P | ERA | WHIP |
|---|-----|-----|----|---|---|----|----|----|-----|-----|-----|----|----|----|----|------|-------|
| 49 Tim Wakefield, R ERA: 4.05 (1, 1) | 7.0 | L | 29 | 9 | 4 | 4 | 4 | 0 | 0 | 0 | 0 | 0 | 2 | 69 | 91 | 5.14 | 1.286 |
| 50 Mike Timlin, R ERA: 1.69 (8, 1) | 1.0 | | 3 | 0 | 0 | 0 | 1 | 0 | 0 | 0 | 0 | 0 | 0 | 7 | 10 | 0.00 | 0.000 |

AB R H RBI BB SO LOB

| | | | | | | |
|---|---|---|---|---|---|---|
| 4 | 0 | 0 | 0 | 0 | 1 | 3 |
| 4 | 1 | 1 | 0 | 0 | 2 | 2 |
| 4 | 0 | 1 | 0 | 0 | 0 | 0 |
| 3 | 1 | 1 | 2 | 0 | 0 | 0 |
| 4 | 0 | 0 | 0 | 0 | 2 | 1 |
| 3 | 0 | 0 | 0 | 0 | 0 | 1 |
| 3 | 1 | 2 | 0 | 0 | 0 | 0 |
| 3 | 1 | 2 | 1 | 0 | 0 | 1 |
| 3 | 0 | 2 | 1 | 0 | 0 | 0 |

| | | | |
|-------|--------|-------|--------|
| 1B: 6 | SF: 1 | WP: 0 | PA: 32 |
| 2B: 1 | SAC: 0 | PB: 0 | |
| 3B: 0 | DP: 1 | SB: 0 | |
| HR: 2 | HBP: 0 | CS: 0 | |

WP: 0 PA: 32
PB: 0
SB: 0
CS: 0

Boston Red Sox @ Baltimore Orioles
Oriole Park at Camden Yards, Baltimore, MD
 Sun Jul 10 2005, 1:35 PM EDT
 Att. 49,828 - Sunny - 93 F

livebaseballscorecards.com

| | |
|-----|----|
| AB | 31 |
| R | 4 |
| H | 9 |
| RBI | 4 |
| BB | 0 |
| SO | 5 |
| LOB | 8 |



| Batter | 1 | 2 | 3 | 4 | 5 | 6 | 7 | 8 | 9 | AB R H RBI BB SO LOB | TOP | | | | | | | | | | | | | | | | |
|---|---|----------------------------------|-------------------------------|----------------------------------|-------------------------------|----------------------------------|------------------------------|---------------------------------|------------------------------|---------------------------------|---|----------------------------------|---|----------------------------------|------------------------------|---------------------------------|-------------------------------|----------------------------------|----------------------------------|------------------------------------|----------------------------------|--------|--|--|--|--|--|
| 2 Derek Jeter, R OBP: 0.393, SLG: 0.451 (1, 6) | 1-1 F8 | 0-2 G6-3 | | 0-0 1B | | 1-1 E5 | | 1-0 G3-1 | | 5 0 2 0 0 0 1 | New York Yankees @ Boston Red Sox Fenway Park, Boston, MA Thu Jul 14 2005, 7:05 PM EDT Att: 35,232 - Partly Cloudy - 85 F | | | | | | | | | | | | | | | | |
| 24 Robinson Canó, L OBP: 0.315, SLG: 0.463 (1, 4) | 1-1 2B | | 0-2 2B 1B | 0-1 P3 | | 1-1 F7 | | 0-0 P6 | | 5 1 2 0 0 0 4 | | | | | | | | | | | | | | | | | |
| Gary Sheffield, R OBP: 0.405, SLG: 0.540 (1, 9) | 4-2 13 1B BB | | 0-2 55 F8 1-H 2B | | 0-1 HR | | 1-2 G1-3 | | 2-2 13 HR 2B | 4 2 3 2 1 0 0 | | | | | | | | | | | | | | | | | |
| 13 Alex Rodriguez, R OBP: 0.419, SLG: 0.590 (1, 5) | 3-2 1B | | 1-3 K | | 0-0 P3 | | 4-0 BB | | 0-0 HR | 4 1 2 2 1 1 1 | | | | | | | | | | | | | | | | | |
| 55 Hideki Matsui, L OBP: 0.379, SLG: 0.523 (1, 7) | 0-1 F8 | | 2-1 F8 | | 2-2 G4-3 | | 0-0 F9 | | 3-3 HR | 5 0 0 0 0 1 4 | | | | | | | | | | | | | | | | | |
| 25 Jason Giambi, L OBP: 0.427, SLG: 0.476 (1, 3) | | 3-2 HR | 3-2 HBP | | 0-0 G3 | | 0-0 G4-3 | | 0-2 F7 | 3 1 1 1 0 0 1 | | | | | | | | | | | | | | | | | |
| Tino Martinez, L OBP: 0.316, SLG: 0.459 (7, 3) | | | | | | | | | | 1 0 0 0 0 0 0 | | | | | | | | | | | | | | | | | |
| 20 Jorge Posada, S OBP: 0.351, SLG: 0.421 (1, 2) | | 1-0 G3-1 | 1-2 F7 | | | 3-1 28 PB E 1B | | 0-0 G3-1 2B | | 4 1 2 0 0 0 2 | | | | | | | | | | | | | | | | | |
| Tony Womack, L OBP: 0.275, SLG: 0.265 (8, PR) (8, 8) | | | | | | | | | 0-0 P6 | 1 1 0 0 0 0 0 | | | | | | | | | | | | | | | | | |
| Bernie Williams, S OBP: 0.347, SLG: 0.386 (1, 10) | | 1-2 HR | | 1-2 G6-3 | | 1-1 P5 | | 1-0 G3-1 | | 4 1 1 1 0 0 2 | | | | | | | | | | | | | | | | | |
| 28 Melky Cabrera, S OBP: 0.188, SLG: 0.188 (1, 8) | | 0-1 G4-3 | | 0-0 F7 | | 2-2 F8 | | 1-1 2 G3-1 2B | | 3 0 0 0 0 0 1 | | | | | | | | | | | | | | | | | |
| Ruben Sierra, S OBP: 0.327, SLG: 0.500 (8, PH) | | | | | | | | | | 1 0 1 1 0 0 0 | | | | | | | | | | | | | | | | | |
| John Flaherty, R OBP: 0.197, SLG: 0.194 (8, 2) | | | | | | | | | | 0 0 0 0 0 0 0 | | | | | | | | | | | | | | | | | |
| Inning Stats | R: 0 E: 0 K: 0 S: 14 | H: 2 LOB: 2 BB: 1 P: 23 | R: 2 E: 0 K: 0 S: 13 | H: 2 LOB: 0 BB: 0 P: 18 | R: 1 E: 0 K: 1 S: 20 | H: 2 LOB: 2 BB: 0 P: 27 | R: 0 E: 0 K: 0 S: 7 | H: 1 LOB: 1 BB: 0 P: 8 | R: 1 E: 0 K: 0 S: 7 | H: 1 LOB: 0 BB: 0 P: 9 | R: 1 E: 1 K: 0 S: 11 | H: 2 LOB: 1 BB: 0 P: 19 | R: 0 E: 0 K: 0 S: 5 | H: 0 LOB: 1 BB: 1 P: 10 | R: 1 E: 0 K: 0 S: 6 | H: 2 LOB: 2 BB: 0 P: 9 | R: 2 E: 0 K: 1 S: 14 | H: 2 LOB: 0 BB: 0 P: 19 | 1B: 5 2B: 5 3B: 0 HR: 4 | SF: 0 SAC: 0 DP: 0 HBP: 1 | WP: 0 PB: 1 SB: 0 CS: 0 | PA: 43 | | | | | |
| PITCHER | IP WLS BF H R ER SO BB IBB HBP BLK WP HR S P ERA WHIP | | | | | | | | | | | PITCHER | IP WLS BF H R ER SO BB IBB HBP BLK WP HR S P ERA WHIP | | | | | | | | | | | | | | |
| Bronson Arroyo, R ERA: 4.14 (1, 1) | 5.2 | | 28 | 10 | 5 | 4 | 1 | 1 | 0 | 1 | 0 | 0 | 3 | 70 | 101 | 6.35 | 1.941 | | | | | | | | | | |
| Mike Myers, L ERA: 2.6 (6, 1) | 0.1 | | 1 | 0 | 0 | 0 | 0 | 0 | 0 | 0 | 0 | 0 | 2 | 3 | 0.00 | 0.000 | | | | | | | | | | | |
| Chad Bradford, R ERA: (7, 1) | 0.1 | | 2 | 0 | 0 | 0 | 0 | 1 | 0 | 0 | 0 | 0 | 3 | 8 | 0.00 | 3.000 | | | | | | | | | | | |
| Alan Embree, L ERA: 7.93 (7, 1) | 0.2 | | 3 | 1 | 1 | 1 | 0 | 0 | 0 | 0 | 0 | 0 | 3 | 3 | 13.50 | 1.500 | | | | | | | | | | | |
| 50 Mike Timlin, R ERA: 1.65 (8, 1) | 1.0 | B | 4 | 1 | 0 | 0 | 0 | 0 | 0 | 0 | 0 | 0 | 5 | 8 | 0.00 | 1.000 | | | | | | | | | | | |
| 38 Curt Schilling, R ERA: 8.68 (9, 1) | 1.0 | L | 5 | 2 | 2 | 2 | 1 | 0 | 0 | 0 | 0 | 0 | 1 | 14 | 19 | 18.00 | 2.000 | | | | | | | | | | |

livebaseballscores.com

| | |
|------------|----|
| AB | 40 |
| R | 8 |
| H | 14 |
| RBI | 7 |
| BB | 2 |
| SO | 2 |
| LOB | 16 |



| Batter | 1 | 2 | 3 | 4 | 5 | 6 | 7 | 8 | 9 | AB R H RBI BB SO LOB |
|--|-----------------|------------------|----------------|--------|--------------------|--------------|----------|-----------|----------|---|
| 18 Johnny Damon, L (1, 8) OBP: 0.383, SLG: 0.469 | 1-1 SH2-3 34 1B | 0-3 K | | 1-0 F8 | | 3-3 K | | | 2-3 K | 5 1 1 0 0 3 2 |
| Edgar Renteria, R (1, 6) OBP: 0.326, SLG: 0.385 | 2-0 SH2-3 1-3 | 3-2 34 G3-6-3 1B | | 1-0 P4 | | | 3-3 K | | 1-3 K | 4 0 1 0 0 2 0 |
| 34 David Ortiz, L (1, 10) OBP: 0.396, SLG: 0.592 | 0-0 HR 1B | 0-2 G3-6-3 1-2f | | | 0-3 K | | 1-2 HR | | 1-3 K | 5 2 2 2 0 2 1 |
| Manny Ramirez, R (1, 7) OBP: 0.359, SLG: 0.544 | 4-1 HR 1B | | 3-0 G6-3 | | 1-0 L5 | | 3-2 G6-3 | | | 3 1 0 0 1 0 0 |
| Trot Nixon, L (1, 9) OBP: 0.379, SLG: 0.496 | 3-2 HR | | 3-2 2B G6-3 1B | | 0-0 F9 | | 1-1 G4-3 | | | 4 2 2 3 0 0 0 |
| Kevin Millar, R (1, 3) OBP: 0.351, SLG: 0.377 Adam Stern, L (8, PR) | 4-0 BB | | 0-1 1-3 2B | | | 3-2 FC6-4 1B | | 4-2 G3 BB | | 2 0 2 0 2 0 0 0 0 0 0 0 0 0 0 0 0 0 0 0 0 |
| 13 Alex Cora, L (9, 4) OBP: 0.241, SLG: 0.276 | BB | | 1-3 2B | | | | | | | |
| Jason Varitek, S (1, 2) OBP: 0.365, SLG: 0.521 | 1-3 K | | 3-1 G6-3 3-H | | 0-0 FC6-4 1B | | 0-0 F7 | | 0-0 F7 | 4 0 1 1 0 1 3 |
| Bill Mueller, S (1, 5) OBP: 0.388, SLG: 0.402 | 4-2 BB | | 0-0 P5 | | 0-0 FC6-4 1-2f 2-3 | | 0-1 G3 | | 0-1 G3 | 3 0 0 0 1 0 4 |
| Mark Bellhorn, S (1, 4) OBP: 0.329, SLG: 0.356 John Olerud, L (8, PH) OBP: 0.390, SLG: 0.481 (9, 3) | 0-0 F7 | | 1-3 K | | 1-3 K | | 1-3 G6-3 | | 1-0 G6-3 | 3 0 0 0 0 2 4 1 0 0 0 0 0 2 |

| Inning Stats | R: 4 | H: 3 | E: 0 | K: 1 | S: 15 | LOB: 2 | BB: 3 | P: 34 | R: 0 | H: 1 | E: 0 | K: 1 | S: 10 | LOB: 0 | BB: 0 | P: 13 | R: 1 | H: 2 | E: 0 | K: 0 | S: 11 | LOB: 1 | BB: 0 | P: 20 | R: 0 | H: 0 | E: 0 | K: 1 | S: 6 | LOB: 0 | BB: 0 | P: 9 | R: 0 | H: 0 | E: 0 | K: 1 | S: 5 | LOB: 0 | BB: 0 | P: 6 | R: 0 | H: 2 | E: 0 | K: 2 | S: 12 | LOB: 2 | BB: 0 | P: 19 | R: 1 | H: 1 | E: 0 | K: 1 | S: 14 | LOB: 0 | BB: 0 | P: 22 | R: 0 | H: 0 | E: 0 | K: 0 | S: 6 | LOB: 2 | BB: 1 | P: 11 | R: 0 | H: 0 | E: 0 | K: 3 | S: 9 | LOB: 0 | BB: 0 | P: 13 | 1B: 6 | SF: 0 | 2B: 1 | SAC: 1 | 3B: 0 | DP: 1 | HR: 2 | HBP: 0 | WP: 0 | PA: 39 |
|--|------|------|------|------|-------|--------|-------|-------|------|------|------|------|-------|--------|-------|-------|-------|------|------|------|-------|--------|-------|-------|------|------|------|------|------|--------|-------|------|------|------|------|------|------|--------|-------|------|------|------|------|------|-------|--------|-------|-------|------|------|------|------|-------|--------|-------|-------|------|------|------|------|------|--------|-------|-------|------|------|------|------|------|--------|-------|-------|-------|-------|-------|--------|-------|-------|-------|--------|-------|--------|
| PITCHER | IP | WLS | BF | H | R | ER | SO | BB | IBB | HBP | BLK | WP | HR | S | P | ERA | WHIP | | | | | | | | | | | | | | | | | | | | | | | | | | | | | | | | | | | | | | | | | | | | | | | | | | | | | | | | | | | | | | | | | |
| 35 Mike Mussina, R (1, 1) ERA: 4.15 | 6.0 | | 28 | 8 | 5 | 5 | 6 | 3 | 0 | 0 | 0 | 0 | 1 | 59 | 101 | 7.50 | 1.833 | | | | | | | | | | | | | | | | | | | | | | | | | | | | | | | | | | | | | | | | | | | | | | | | | | | | | | | | | | | | | | | | | |
| Tanyon Sturtze, R (7, 1) ERA: 4.01 | 1.0 | | 4 | 1 | 1 | 1 | 1 | 0 | 0 | 0 | 0 | 0 | 1 | 14 | 22 | 9.00 | 1.000 | | | | | | | | | | | | | | | | | | | | | | | | | | | | | | | | | | | | | | | | | | | | | | | | | | | | | | | | | | | | | | | | | |
| Tom Gordon, R (8, 1) ERA: 2.72 | 1.0 | W | 4 | 0 | 0 | 0 | 0 | 1 | 0 | 0 | 0 | 0 | 0 | 6 | 11 | 0.00 | 1.000 | | | | | | | | | | | | | | | | | | | | | | | | | | | | | | | | | | | | | | | | | | | | | | | | | | | | | | | | | | | | | | | | | |
| 42 Mariano Rivera, R (9, 1) ERA: 0.98 | 1.0 | S | 3 | 0 | 0 | 0 | 3 | 0 | 0 | 0 | 0 | 0 | 0 | 9 | 13 | 0.00 | 0.000 | | | | | | | | | | | | | | | | | | | | | | | | | | | | | | | | | | | | | | | | | | | | | | | | | | | | | | | | | | | | | | | | | |

NEW YORK YANKEES @ BOSTON RED SOX
Fenway Park, Boston, MA
 Thu Jul 14 2005, 7:05 PM EDT
 Att. 35,232 - Partly Cloudy - 85 F

| | |
|------------|-----------|
| AB | 34 |
| R | 6 |
| H | 9 |
| RBI | 6 |
| BB | 4 |
| SO | 10 |
| LOB | 16 |

| Batter | 1 | 2 | 3 | 4 | 5 | 6 | 7 | 8 | 9 | AB R H RBI BB SO LOB | TOP | | | | | | | | | | | |
|---|---|----------------------------------|------------------------------|----------------------------------|------------------------------|---------------------------------|------------------------------|---------------------------------|------------------------------|----------------------------------|-------------------------------|----------------------------------|------------------------------|----------------------------------|------------------------------|----------------------------------|-------------------------------|----------------------------------|----------------------------------|------------------------------------|----------------------------------|--------|
| 2 Derek Jeter, R (1, 6) OBP: 0.389, SLG: 0.446 | 0-3 K | | 1-0 F8 | | | 3-2 G6-3 | 1-2 G6-3 | | | 4 0 0 0 0 1 3 | | | | | | | | | | | | |
| 24 Robinson Canó, L (1, 4) OBP: 0.318, SLG: 0.463 | 2-3 K | | | 0-0 WP 1B | | 0-0 2B 1B | | 3-3 K | | 4 1 2 0 0 2 0 | | | | | | | | | | | | |
| Gary Sheffield, R (1, 9) Tony Womack, L (6, 9) OBP: 0.407, SLG: 0.544 OBP: 0.274, SLG: 0.264 | 0-1 F8 | | | 1-1 13 G5-4-3 1B | | 1-1 1-3 2B | | 1-1 G6-3 | | 3 0 2 1 0 0 0 1 0 0 0 0 0 0 | | | | | | | | | | | | |
| 13 Alex Rodriguez, R (1, 5) Russ Johnson, R (6, 5) OBP: 0.415, SLG: 0.584 OBP: 0.300, SLG: 0.333 | | 1-0 L6 | | 2-1 G5-4-3 1B | | 2-3 K | | 0-1 G4-3 | | 3 0 0 0 0 1 3 1 0 0 0 0 0 0 | | | | | | | | | | | | |
| 55 Hideki Matsui, L (1, 7) OBP: 0.375, SLG: 0.516 | | 3-2 G4-3 | | 0-0 G4-3 | | 2-0 G4-3 | | 1-2 G4-3 | | 4 0 0 0 0 0 2 | | | | | | | | | | | | |
| Ruben Sierra, S (1, 10) OBP: 0.315, SLG: 0.480 | | 1-2 F8 | | | 2-3 K | | 1-0 F9 | | 3-3 K | 4 0 0 0 0 2 0 | | | | | | | | | | | | |
| 25 Jason Giambi, L (1, 3) Tino Martinez, L (5, 3) OBP: 0.428, SLG: 0.474 OBP: 0.313, SLG: 0.455 | | | 0-0 F8 | | 2-1 HBP | | 0-1 G4-3 | | 0-0 L3 | 1 0 0 0 0 0 0 2 0 0 0 0 0 0 | | | | | | | | | | | | |
| 20 Jorge Posada, S (1, 2) John Flaherty, R (7, 2) OBP: 0.348, SLG: 0.416 OBP: 0.197, SLG: 0.194 | | | 1-0 G5-3 | | 0-3 K | | 0-0 E5 2B 1B | | | 3 0 0 0 0 1 1 0 0 0 0 0 0 0 | | | | | | | | | | | | |
| 28 Melky Cabrera, S (1, 8) OBP: 0.211, SLG: 0.211 | | | 1-2 E1 | | 0-0 P4 | | 0-0 1B | | | 3 0 1 0 0 0 1 | | | | | | | | | | | | |
| Inning Stats | R: 0 E: 0 K: 2 S: 9 | H: 0 LOB: 0 BB: 0 P: 11 | R: 0 E: 0 K: 0 S: 7 | H: 0 LOB: 0 BB: 0 P: 12 | R: 0 E: 1 K: 0 S: 6 | H: 0 LOB: 1 BB: 0 P: 9 | R: 1 E: 0 K: 0 S: 6 | H: 2 LOB: 0 BB: 0 P: 9 | R: 0 E: 0 K: 2 S: 9 | H: 0 LOB: 1 BB: 0 P: 13 | R: 0 E: 0 K: 1 S: 13 | H: 2 LOB: 2 BB: 0 P: 21 | R: 0 E: 1 K: 0 S: 8 | H: 1 LOB: 2 BB: 0 P: 10 | R: 0 E: 0 K: 1 S: 8 | H: 0 LOB: 0 BB: 0 P: 12 | R: 0 E: 0 K: 1 S: 12 | H: 0 LOB: 0 BB: 0 P: 16 | 1B: 4 2B: 1 3B: 0 HR: 0 | SF: 0 SAC: 0 DP: 1 HBP: 1 | WP: 1 PB: 0 SB: 0 CS: 0 | PA: 34 |
| PITCHER | IP WLS BF H R ER SO BB IBB HBP BLK WP HR S P ERA WHIP | | | | | | | | | | | | | | | | | | | | | |
| David Wells, L (1, 1) ERA: 4.73 | 7.0 W 28 5 1 1 5 0 0 1 0 1 0 0 58 85 1.29 0.714 | | | | | | | | | | | | | | | | | | | | | |
| John Halama, L (8, 1) ERA: 5.91 | 1.0 3 0 0 0 1 0 0 0 0 0 0 0 8 12 0.00 0.000 | | | | | | | | | | | | | | | | | | | | | |
| Geremi Gonzalez, R (9, 1) ERA: 5.92 | 1.0 3 0 0 0 1 0 0 0 0 0 0 0 12 16 0.00 0.000 | | | | | | | | | | | | | | | | | | | | | |

New York Yankees @ Boston Red Sox
 Fenway Park, Boston, MA
 Fri Jul 15 2005, 7:05 PM EDT
 Att: 35,083 - Partly Cloudy - 76 F

livebaseballscorecards.com

| | |
|------------|-----------|
| AB | 33 |
| R | 1 |
| H | 5 |
| RBI | 1 |
| BB | 0 |
| SO | 7 |
| LOB | 10 |



| Batter | 1 | 2 | 3 | 4 | 5 | 6 | 7 | 8 | 9 | AB R H RBI BB SO LOB | TOP | | | | | | | | | | | |
|---|---|----------------------------------|-------------------------------|----------------------------------|-------------------------------|----------------------------------|--|----------------------------------|-------------------------------|----------------------------------|------------------------------|---------------------------------|-------------------------------|----------------------------------|-------------------------------|----------------------------------|------------------------------|----------------------------------|----------------------------------|------------------------------------|----------------------------------|--------|
| 2 Derek Jeter, R OBP: 0.387, SLG: 0.442 (1, 6) | 1-3 K | | F9 | | | G6-3 | | F9 | | 5 0 1 1 0 1 0 | | | | | | | | | | | | |
| 24 Robinson Canó, L OBP: 0.324, SLG: 0.466 (1, 4) | 0-1 G5-3 1B | | G4-3 | | | G5-4-3 1B | | 1B 1B | | 5 0 3 0 0 0 2 | | | | | | | | | | | | |
| Gary Sheffield, R OBP: 0.407, SLG: 0.545 (1, 9) | 3-2 G5-3 | | 3-1 13 HR 2B | | 2-2 G6-3 | | 0-0 G5-4-3 1-2f | | | 5 1 2 0 0 0 2 | | | | | | | | | | | | |
| 13 Alex Rodriguez, R OBP: 0.415, SLG: 0.589 (1, 5) | 1-2 G6-3 | | 0-0 2-H HR | | 0-2 F9 | | 4-2 55 BLK 55 E BB | | | 4 2 1 2 1 1 3 | | | | | | | | | | | | |
| 55 Hideki Matsui, L OBP: 0.376, SLG: 0.512 (1, 7) | | 4-1 WP 25 BB BB | 4-2 25 BB 1B BB | | 3-2 F9 | | SAFE 0-2 E3 CS 25 BB 1B 1-H | | | 3 1 0 0 2 1 0 | | | | | | | | | | | | |
| 25 Jason Giambi, L OBP: 0.435, SLG: 0.481 (1, 10) | | 4-1 WP BB | 4-1 BB 1B 2B BB | | 2-2 | | 0-0 CS 1B | | | 3 1 2 0 2 0 0 | | | | | | | | | | | | |
| Bernie Williams, S OBP: 0.345, SLG: 0.382 (1, 8) | | 3-3 K | 1-2 2-H 2B 1B BB | | 3-2 P5 | | 1-3 K 1-2 2-3 | | | 5 1 1 1 0 2 5 | | | | | | | | | | | | |
| Tino Martinez, L OBP: 0.312, SLG: 0.447 (1, 3) | | 2-3 K | 4-1 2B 2 1B BB | | 3-2 G6-3 | | 0-1 G4-3 | | | 3 1 0 0 1 1 4 | | | | | | | | | | | | |
| John Flaherty, R OBP: 0.200, SLG: 0.211 (1, 2) | | 1-3 K | 1-1 2 1B | | 0-0 P5 | | | 2-3 K | | 4 0 1 2 0 2 3 | | | | | | | | | | | | |
| Inning Stats | R: 0 E: 0 K: 1 S: 12 | H: 1 LOB: 1 BB: 0 P: 17 | R: 0 E: 0 K: 3 S: 12 | H: 0 LOB: 2 BB: 2 P: 26 | R: 6 E: 0 K: 0 S: 24 | H: 5 LOB: 2 BB: 3 P: 48 | R: 0 E: 0 K: 0 S: 10 | H: 0 LOB: 0 BB: 0 P: 15 | R: 0 E: 0 K: 0 S: 10 | H: 1 LOB: 1 BB: 0 P: 18 | R: 0 E: 0 K: 0 S: 6 | H: 1 LOB: 0 BB: 0 P: 9 | R: 1 E: 1 K: 1 S: 12 | H: 1 LOB: 1 BB: 1 P: 17 | R: 0 E: 0 K: 2 S: 14 | H: 2 LOB: 2 BB: 0 P: 25 | R: 0 E: 0 K: 1 S: 8 | H: 0 LOB: 0 BB: 0 P: 11 | 1B: 7 2B: 4 3B: 0 HR: 1 | SF: 0 SAC: 0 DP: 2 HBP: 0 | WP: 1 PB: 0 SB: 0 CS: 2 | PA: 43 |
| PITCHER | IP WLS BF H R ER SO BB IBB HBP BLK WP HR S P ERA WHIP | | | | | | | | | | | | | | | | | | | | | |
| 30 Matt Clement, R ERA: 4.21 (1, 1) | 2.2 L 18 5 6 6 4 5 0 0 0 1 1 43 83 20.25 3.750 | | | | | | | | | | | | | | | | | | | | | |
| Geremi Gonzalez, R ERA: 5.53 (3, 1) | 3.1 13 3 1 1 0 1 0 0 0 0 0 33 56 2.70 1.200 | | | | | | | | | | | | | | | | | | | | | |
| Alan Embree, L ERA: 7.71 (7, 1) | 1.0 4 1 0 0 1 0 0 0 0 1 0 0 10 11 0.00 1.000 | | | | | | | | | | | | | | | | | | | | | |
| 50 Mike Timlin, R ERA: 1.61 (8, 1) | 1.0 5 2 0 0 2 0 0 0 0 0 0 14 25 0.00 2.000 | | | | | | | | | | | | | | | | | | | | | |
| 38 Curt Schilling, R ERA: 8.24 (9, 1) | 1.0 3 0 0 0 1 0 0 0 0 0 0 8 11 0.00 0.000 | | | | | | | | | | | | | | | | | | | | | |

New York Yankees @ Boston Red Sox
 Fenway Park, Boston, MA
 Sat Jul 16 2005, 1:20 PM EDT
 Att: 34,694 - Partly Cloudy - 82 F

livebaseballscorecards.com

| | |
|------------|----|
| AB | 37 |
| R | 7 |
| H | 11 |
| RBI | 6 |
| BB | 6 |
| SO | 8 |
| LOB | 19 |



| Batter | 1 | 2 | 3 | 4 | 5 | 6 | 7 | 8 | 9 | AB R H RBI BB SO LOB |
|---|-------------|---|-----------|---|------------------------|-------------------------|---|---|-------------|---|
| 18 Johnny Damon, L (1, 8) OBP: 0.389, SLG: 0.475 | 2-2 G1-3 | | 4-0 BB | | 3-3 K | 1-0 1B | | | 0-2 L3 | 4 0 1 0 1 1 0 |
| Edgar Renteria, R (1, 6) OBP: 0.330, SLG: 0.387 | 3-3 K | | 1-3 K | | 0-0 34 F8 2B | 2-3 K | | | 1-3 K | 5 1 1 0 0 4 3 |
| 34 David Ortiz, L (1, 3) OBP: 0.388, SLG: 0.584 | 0-2 G6-3 | | 0-3 K | | 2-0 F8 | | | | 2-1 P6 | 5 0 0 0 0 1 2 |
| Manny Ramirez, R (1, 7) OBP: 0.362, SLG: 0.557 | | | | | 1-0 HR | 1-1 1B 2B | | | 2-0 F7 | 4 2 2 2 0 1 0 |
| Kevin Millar, R (1, 9) OBP: 0.357, SLG: 0.386 | | | | | 4-0 1B 1B BB | 0-1 2-H 1B | | | 3-2 F9 | 3 0 1 1 1 0 0 |
| Jason Varitek, S (1, 2) OBP: 0.369, SLG: 0.519 | | | | | 1-3 K | 2-2 F8 | | | 4-0 BB | 3 0 0 0 1 1 2 |
| Doug Mirabeli, R (1, 10) OBP: 0.307, SLG: 0.433 Trot Nixon, L (8, PH) OBP: 0.378, SLG: 0.508 | | | | | 2-1 1B 1-2 1B | | | | 2-1 F8 | 2 0 1 0 1 1 1 1 0 0 0 0 0 1 |
| Bill Mueller, S (1, 5) OBP: 0.385, SLG: 0.402 | | | | | 1-1 G5-3 | 1-1 1-3 2-3 1B | | | 0-1 F9 | 4 0 1 0 0 0 2 |
| Mark Bellhorn, S (1, 4) OBP: 0.330, SLG: 0.363 John Olerud, L (8, PH) OBP: 0.377, SLG: 0.463 13 Alex Cora, L (9, 4) OBP: 0.244, SLG: 0.279 | | | | | 3-3 K | | | | 3-2 G5-3 | 3 1 1 1 0 2 3 1 0 0 0 0 0 1 0 0 0 0 0 0 0 |

| Inning Stats | R: 0 E: 0 K: 1 S: 9 | H: 0 LOB: 0 BB: 0 P: 14 | R: 0 E: 1 K: 2 S: 11 | H: 0 LOB: 1 BB: 0 P: 18 | R: 1 E: 0 K: 2 S: 11 | H: 1 LOB: 1 BB: 1 P: 17 | R: 1 E: 0 K: 2 S: 11 | H: 3 LOB: 2 BB: 1 P: 23 | R: 2 E: 0 K: 1 S: 12 | H: 3 LOB: 1 BB: 0 P: 20 | R: 0 E: 0 K: 2 S: 10 | H: 1 LOB: 2 BB: 1 P: 19 | R: 0 E: 0 K: 0 S: 6 | H: 0 LOB: 0 BB: 0 P: 12 | R: 0 E: 0 K: 0 S: 8 | H: 0 LOB: 1 BB: 1 P: 19 | R: 0 E: 0 K: 1 S: 9 | H: 0 LOB: 0 BB: 0 P: 12 | 1B: 4 2B: 2 3B: 0 HR: 2 | SF: 0 SAC: 0 DP: 0 HBP: 0 |
|--------------|------------------------------|----------------------------------|-------------------------------|----------------------------------|-------------------------------|----------------------------------|-------------------------------|----------------------------------|-------------------------------|----------------------------------|-------------------------------|----------------------------------|------------------------------|----------------------------------|------------------------------|----------------------------------|------------------------------|----------------------------------|----------------------------------|------------------------------------|
|--------------|------------------------------|----------------------------------|-------------------------------|----------------------------------|-------------------------------|----------------------------------|-------------------------------|----------------------------------|-------------------------------|----------------------------------|-------------------------------|----------------------------------|------------------------------|----------------------------------|------------------------------|----------------------------------|------------------------------|----------------------------------|----------------------------------|------------------------------------|


| PITCHER | IP | WLS | BF | H | R | ER | SO | BB | IBB | HBP | BLK | WP | HR | S | P | ERA | WHIP |
|--|-----|-----|----|---|---|----|----|----|-----|-----|-----|----|----|----|-----|------|-------|
| Randy Johnson, L (1, 1) ERA: 4.23 | 6.1 | W | 30 | 8 | 4 | 4 | 10 | 3 | 0 | 0 | 0 | 0 | 2 | 66 | 114 | 5.68 | 1.737 |
| Tom Gordon, R (7, 1) ERA: 2.62 | 1.2 | H | 6 | 0 | 0 | 0 | 0 | 1 | 0 | 0 | 0 | 0 | 0 | 12 | 28 | 0.00 | 0.600 |
| 42 Mariano Rivera, R (9, 1) ERA: 0.96 | 1.0 | S | 3 | 0 | 0 | 0 | 1 | 0 | 0 | 0 | 0 | 0 | 0 | 9 | 12 | 0.00 | 0.000 |

BOTTOM

New York Yankees @ Boston Red Sox
 Fenway Park, Boston, MA
 Sat Jul 16 2005, 1:20 PM EDT
 Att. 34,694 - Partly Cloudy - 82 F

livebaseballscorecards.com

| | |
|------------|-----------|
| AB | 35 |
| R | 4 |
| H | 8 |
| RBI | 4 |
| BB | 4 |
| SO | 11 |
| LOB | 15 |



| | |
|--------------|---------------|
| WP: 0 | PA: 39 |
| PB: 0 | |
| SB: 0 | |
| CS: 0 | |

| Batter | 1 | 2 | 3 | 4 | 5 | 6 | 7 | 8 | 9 | AB R H RBI BB SO LOB | TOP |
|--|---|---|---|---|--|--|--|--|---|--|--|
| 2 Derek Jeter, R OBP: 0.383, SLG: 0.437 (1, 6) X | 0-0 G6-3 | | 1-3 K | | 1-1 P3 | | 1-2 G5-3 | | | 4 0 0 0 0 1 0 | New York Yankees @ Boston Red Sox Fenway Park, Boston, MA Sun Jul 17 2005, 6:05 PM EDT Att. 34,802 - Cloudy - 82 F |
| 24 Robinson Canó, L OBP: 0.323, SLG: 0.467 (1, 4) C X | 1-1 G3-1 | | 1-0 HR 2B | | 0-1 G6-3 | | | 0-0 F8 | | 4 1 1 0 0 0 0 | |
| Gary Sheffield, R OBP: 0.405, SLG: 0.551 (1, 9) F S B X | 1-2 G6-3 | | 0-2 HR | | 3-2 P6 | | | 0-0 F7 | | 4 1 1 2 0 0 0 | |
| 13 Alex Rodriguez, R OBP: 0.414, SLG: 0.594 (1, 5) C X | | 1-2 F8 | 0-1 G5-3 | | | 0-0 G5-3 | | 1-0 HR | | 4 1 1 1 0 0 0 | |
| 55 Hideki Matsui, L OBP: 0.377, SLG: 0.513 (1, 7) B B X | | 2-0 HR 2B | 4-0 BB | | | 0-0 G6-3 | | 3-3 K | | 3 1 1 0 1 1 0 | |
| 20 Jorge Posada, S OBP: 0.350, SLG: 0.426 (1, 2) S X | | 0-1 HR | 0-0 G3 | | | 4-2 BB | | 0-0 P3 | | 3 1 1 2 1 0 1 | |
| 25 Jason Giambi, L OBP: 0.432, SLG: 0.474 (1, 10) B B C C X | | 4-1 BB | | 0-2 G4-3 | | 2-3 K | | 0-1 P1 | | 3 0 0 0 1 1 1 | |
| Bernie Williams, S OBP: 0.340, SLG: 0.376 (1, 8) C B X | 1-2 F9 | | 1-3 K | | | | 1-0 G3-1 | | 1-2 F7 | 4 0 0 0 0 1 1 | |
| Tino Martinez, L OBP: 0.308, SLG: 0.440 (1, 3) X C | 0-1 G1-3 | | 0-0 G3 | | | | 2-3 K | | | 3 0 0 0 0 1 1 | |
| Inning Stats | R: 0 E: 0 K: 0 S: 6 H: 0 LOB: 0 BB: 0 P: 8 | R: 2 E: 0 K: 0 S: 13 H: 2 LOB: 1 BB: 1 P: 21 | R: 2 E: 0 K: 1 S: 10 H: 2 LOB: 1 BB: 1 P: 16 | R: 0 E: 0 K: 1 S: 7 H: 0 LOB: 0 BB: 0 P: 8 | R: 0 E: 0 K: 0 S: 8 H: 0 LOB: 0 BB: 0 P: 12 | R: 0 E: 0 K: 1 S: 7 H: 0 LOB: 1 BB: 1 P: 13 | R: 0 E: 0 K: 1 S: 7 H: 0 LOB: 0 BB: 0 P: 11 | R: 1 E: 0 K: 1 S: 9 H: 1 LOB: 0 BB: 0 P: 13 | R: 0 E: 0 K: 0 S: 6 H: 0 LOB: 0 BB: 0 P: 7 | 1B: 0 2B: 2 3B: 0 HR: 3 SF: 0 SAC: 0 DP: 0 HBP: 0 | WP: 0 PB: 0 SB: 0 CS: 0 PA: 35 |
| PITCHER 49 Tim Wakefield, R ERA: 4.12 (1, 1) | IP 9.0 WLS L BF 35 H 5 R 5 ER 5 SO 5 BB 3 IBB 0 HBP 0 BLK 0 WP 0 HR 3 S 73 P 109 ERA 5.00 WHIP 0.889 | PITCHER IP WLS BF H R ER SO BB IBB HBP BLK WP HR S P ERA WHIP | | | | | | | | | |

livebaseballscorecards.com

| | |
|------------|----|
| AB | 32 |
| R | 5 |
| H | 5 |
| RBI | 5 |
| BB | 3 |
| SO | 5 |
| LOB | 4 |



| Batter | 1 | 2 | 3 | 4 | 5 | 6 | 7 | 8 | 9 | AB | R | H | RBI | BB | SO | LOB |
|--|-----------|-----------------------------|-----------------------|-------------|-------------|-------------|-----------------------|-----------|---|----|---|---|-----|----|----|-----|
| 18 Johnny Damon, L OBP: 0.386, SLG: 0.474 (1, 8) | 0-3 K | | 1-3 K2-3 | | 3-2 L4 | | | 1-0 2B | 0-0 G4-3 | 5 | 0 | 1 | 0 | 0 | 2 | 2 |
| Edgar Renteria, R OBP: 0.332, SLG: 0.384 (1, 6) | 4-2 BB | | 4-2 34 2B BB | | | 2-1 P2 | | 0-1 P6 | | 2 | 1 | 0 | 0 | 2 | 0 | 1 |
| 34 David Ortiz, L OBP: 0.387, SLG: 0.583 (1, 10) | 1-3 K | | 0-1 1-H 2B | | | 3-1 G3-1 | | 0-1 P3 | | 4 | 0 | 1 | 1 | 0 | 1 | 2 |
| Manny Ramirez, R OBP: 0.364, SLG: 0.566 (1, 7) | 2-1 L6 | | 2-0 P3 | | | 3-1 1B | | | 1-2 HR | 4 | 1 | 2 | 1 | 0 | 0 | 2 |
| Kevin Millar, R OBP: 0.359, SLG: 0.385 (1, 3) | | 3-1 FC4 1B | | 2-3 K | | 3-2 K | | | 4-2 E FC4 1B BB | 3 | 1 | 1 | 0 | 1 | 2 | 1 |
| Trot Nixon, L OBP: 0.373, SLG: 0.500 (1, 9) | | 0-1 FC4 FC5-4 1-2f | | 0-0 G4-3 | | | 0-1 F7 | | 2-2 FC4 1B 13 G5-2-3 1-3 | 4 | 0 | 0 | 0 | 0 | 0 | 2 |
| Doug Mirabelli, R OBP: 0.308, SLG: 0.420 Jason Varitek, S OBP: 0.371, SLG: 0.520 (9, PH) | | 1-3 K | | 0-3 K | | | 4-1 G4-6-3 BB | | 1-0 13 G5-2-3 1B 1-2 1B | 2 | 0 | 0 | 0 | 1 | 2 | 1 |
| Bill Mueller, S OBP: 0.384, SLG: 0.400 (1, 5) | | 0-0 FC5-4 1-2f | | | 1-0 P3 | | 1-1 G4-6-3 1-2f | | 0-1 13 G5-2-3 1B 1-2 2-3 1B | 4 | 0 | 1 | 0 | 0 | 0 | 2 |
| Mark Bellhorn, S OBP: 0.328, SLG: 0.360 13 Alex Cora, L OBP: 0.241, SLG: 0.276 (8, 4) | | | 2-3 K | | 2-0 G5-3 | | | 2-2 L6 | 2-2 G5-2-3 | 2 | 0 | 0 | 0 | 0 | 1 | 0 |
| | | | | | | | | | 1-2 2-3 3-Hf | 2 | 0 | 0 | 0 | 0 | 0 | 3 |


| Inning Stats | R: 0 | H: 0 | E: 0 | K: 2 | S: 13 | H: 0 | LOB: 1 | BB: 1 | P: 20 | R: 0 | H: 1 | E: 0 | K: 1 | S: 8 | H: 1 | LOB: 1 | BB: 0 | P: 12 | R: 1 | H: 1 | E: 0 | K: 2 | S: 13 | H: 0 | LOB: 0 | BB: 0 | P: 10 | R: 0 | H: 1 | E: 0 | K: 1 | S: 9 | H: 0 | LOB: 0 | BB: 1 | P: 10 | R: 0 | H: 1 | E: 0 | K: 0 | S: 16 | H: 3 | LOB: 2 | BB: 1 | P: 26 | 1B: 4 | SF: 0 | 2B: 2 | SAC: 0 | 3B: 0 | DP: 2 | HR: 1 | HBP: 0 | WP: 0 | PA: 37 |
|--------------|------|------|------|------|-------|------|--------|-------|-------|------|------|------|------|------|------|--------|-------|-------|------|------|------|------|-------|------|--------|-------|-------|------|------|------|------|------|------|--------|-------|-------|------|------|------|------|-------|------|--------|-------|-------|-------|-------|-------|--------|-------|-------|-------|--------|-------|--------|
|--------------|------|------|------|------|-------|------|--------|-------|-------|------|------|------|------|------|------|--------|-------|-------|------|------|------|------|-------|------|--------|-------|-------|------|------|------|------|------|------|--------|-------|-------|------|------|------|------|-------|------|--------|-------|-------|-------|-------|-------|--------|-------|-------|-------|--------|-------|--------|

| PITCHER | IP | WLS | BF | H | R | ER | SO | BB | IBB | HBP | BLK | WP | HR | S | P | ERA | WHIP |
|---|-----|-----|----|---|---|----|----|----|-----|-----|-----|----|----|----|-----|-------|-------|
| Al Leiter, L ERA: 6.25 (1, 1) | 6.1 | W | 25 | 3 | 1 | 1 | 8 | 3 | 0 | 0 | 0 | 0 | 0 | 59 | 102 | 1.42 | 0.947 |
| Tanyon Sturtze, R ERA: 3.93 (7, 1) | 1.0 | H | 3 | 1 | 0 | 0 | 0 | 0 | 0 | 0 | 0 | 0 | 0 | 7 | 11 | 0.00 | 1.000 |
| Tom Gordon, R ERA: 2.78 (8, 1) | 0.2 | | 4 | 1 | 2 | 1 | 0 | 1 | 0 | 0 | 0 | 0 | 1 | 10 | 15 | 13.50 | 3.000 |
| 42 Mariano Rivera, R ERA: 0.93 (9, 1) | 1.0 | S | 5 | 2 | 0 | 0 | 0 | 0 | 0 | 0 | 0 | 0 | 0 | 10 | 15 | 0.00 | 2.000 |

BOTTOM

New York Yankees @ Boston Red Sox
Fenway Park, Boston, MA
 Sun Jul 17 2005, 6:05 PM EDT
 Att: 34,802 - Cloudy - 82 F

| | |
|------------|-----------|
| AB | 33 |
| R | 3 |
| H | 7 |
| RBI | 3 |
| BB | 4 |
| SO | 8 |
| LOB | 16 |



| Batter | 1 | 2 | 3 | 4 | 5 | 6 | 7 | 8 | 9 | AB R H RBI BB SO LOB | TOP |
|---|---|---|---|--|---|---|---|---|---|--|---|
| Joey Gathright, L (1, 8) OBP: 0.362, SLG: 0.377 | 1-3 | 1-2 | | | 0-3 | 1-0 | | | 2-3 | 5 0 1 2 0 3 1 | |
| 13 Carl Crawford, L (1, 7) OBP: 0.314, SLG: 0.440 | 4-2 | | 0-0 | | 1-2 | 0-3 | | | 0-0 | 4 0 2 0 0 1 2 | |
| Julio Lugo, R (1, 6) OBP: 0.351, SLG: 0.379 | 2-1 | | 2-0 | | 2-2 | | 0-1 | | 1-1 | 4 0 1 0 0 0 2 | |
| 3 Jorge Cantu, R (1, 5) OBP: 0.316, SLG: 0.494 Alex Gonzalez, R (9, 5) OBP: 0.327, SLG: 0.384 | 2-2 | | 1-1 | | 1-2 | | 0-2 | | 2-3 | 4 0 1 0 0 0 4 0 0 0 0 0 0 0 | |
| Aubrey Huff, L (1, 3) OBP: 0.314, SLG: 0.383 Travis Lee, L (8, 3) OBP: 0.313, SLG: 0.329 | 0-0 | | 1-3 | | | 3-1 | 2-1 | | | 4 0 0 0 0 1 4 0 0 0 0 0 0 0 | |
| Damon Hollins, R (1, 9) OBP: 0.330, SLG: 0.472 | | 3-2 | | 0-0 | | 4-2 | | 0-1 | | 3 2 1 0 1 0 0 | |
| 31 Jonny Gomes, R (1, 10) OBP: 0.359, SLG: 0.571 | | 3-3 | | 2-0 | | 1-0 | | 1-1 | | 4 1 1 0 0 1 1 | |
| Toby Hall, R (1, 2) OBP: 0.309, SLG: 0.365 | | 0-0 | | 4-1 | | 1-0 | | 1-0 | | 2 0 0 1 1 0 2 | |
| Nick Green, R (1, 4) OBP: 0.347, SLG: 0.386 | | 2-1 | | 0-0 | | 4-1 | | 0-3 | | 3 0 1 0 1 1 1 | |
| Inning Stats | R: 0 H: 1 E: 0 LOB: 2 K: 1 BB: 0 S: 15 P: 24 | R: 1 H: 2 E: 0 LOB: 1 K: 1 BB: 0 S: 13 P: 22 | R: 0 H: 1 E: 0 LOB: 1 K: 1 BB: 0 S: 7 P: 11 | R: 0 H: 0 E: 0 LOB: 1 K: 0 BB: 1 S: 4 P: 10 | R: 0 H: 0 E: 0 LOB: 1 K: 1 BB: 0 S: 12 P: 16 | R: 2 H: 2 E: 0 LOB: 2 K: 1 BB: 2 S: 12 P: 26 | R: 0 H: 1 E: 0 LOB: 0 K: 0 BB: 0 S: 7 P: 9 | R: 0 H: 0 E: 0 LOB: 0 K: 0 BB: 0 S: 5 P: 7 | R: 0 H: 1 E: 0 LOB: 1 K: 2 BB: 0 S: 12 P: 15 | 1B: 6 SF: 1 2B: 1 SAC: 0 3B: 1 DP: 1 HR: 0 HBP: 2 | WP: 0 PA: 39 PB: 0 SB: 3 CS: 0 |
| PITCHER Wade Miller, R (1, 1) ERA: 5.01 Alan Embree, L (6, 1) ERA: 7.65 Chad Bradford, R (7, 1) ERA: Mike Myers, L (7, 1) ERA: 2.5 50 Mike Timlin, R (8, 1) ERA: 1.58 | IP WLS BF H R ER SO BB IBB HBP BLK WP HR S P ERA WHIP 5.2 L 28 6 3 3 4 3 0 2 0 0 0 0 60 106 4.76 1.588 | PITCHER 38 Curt Schilling, R (9, 1) ERA: 7.84 | IP WLS BF H R ER SO BB IBB HBP BLK WP HR S P ERA WHIP 1.0 4 1 0 0 2 0 0 0 0 0 0 0 3 3 0.00 0.000 | | | | | | | | |

Tampa Bay Devil Rays @ Boston Red Sox
 Fenway Park, Boston, MA
 Mon Jul 18 2005, 7:05 PM EDT
 Att. 35,405 - Cloudy - 82 F

| | |
|-----|----|
| AB | 33 |
| R | 3 |
| H | 8 |
| RBI | 3 |
| BB | 3 |
| SO | 7 |
| LOB | 17 |



| Batter | 1 | 2 | 3 | 4 | 5 | 6 | 7 | 8 | 9 | AB R H RBI BB SO LOB |
|---|-------------------------------------|-----------|-----------|-----------|-------------|----------|---------------------|-------------|-----------|---|
| 18 Johnny Damon, L OBP: 0.382, SLG: 0.468 (1, 8) | 3-2 E5 34 BB 1B G5-4-3 | 1-0 P6 | | 3-3 K | | | 1-0 F7 | | 0-1 F9 | 5 1 0 0 0 1 2 |
| Edgar Renteria, R OBP: 0.331, SLG: 0.383 (1, 6) | 0-0 G5-4-3 34 BB 1-2 1B | 1-0 P4 | | | 1-2 G5-3 | | 2-2 K | | | 4 0 1 0 0 1 1 |
| 34 David Ortiz, L OBP: 0.385, SLG: 0.578 (1, 10) | 4-1 G5-4-3 1-2 2-3 BB | | 3-3 K | | 1-3 K | | 1-1 F8 | | | 3 0 0 0 1 2 0 |
| Manny Ramirez, R OBP: 0.363, SLG: 0.560 (1, 7) | 0-1 G5-4-3 1-2 2-3 3-H | | 1-3 K | | 4-1 BB | | 2-2 P3 | | | 3 0 0 0 1 1 2 |
| Kevin Millar, R OBP: 0.364, SLG: 0.384 Adam Stern, L OBP: 0.400, SLG: 0.250 John Olerud, L OBP: 0.377, SLG: 0.463 (1, 3) (8, PR) (9, 3) | 4-2 BB BB | | 4-2 BB | | 1-2 F7 | | 4-2 FC4-6 BB | | | 1 0 0 0 3 0 1 0 0 0 0 0 0 0 0 0 0 0 0 0 0 |
| Jason Varitek, S OBP: 0.369, SLG: 0.515 (1, 2) | 4-1 1-2 BB | | 1-2 F8 | | 2-1 P4 | | 0-1 FC4-6 1-2 | | | 3 0 0 0 1 0 2 |
| Trot Nixon, L OBP: 0.371, SLG: 0.494 (1, 9) | 1-2 K | | 3-2 G3 | | 4-1 BB | | 1-1 F8 | | | 3 0 0 0 1 1 4 |
| Bill Mueller, S OBP: 0.379, SLG: 0.394 (1, 5) | | 0-2 F8 | | 2-2 F8 | | 0-3 K | | 0-0 G1-3 | | 4 0 0 0 0 1 1 |
| 13 Alex Cora, L OBP: 0.247, SLG: 0.281 (1, 4) | | 1-2 1B | | 0-1 1B | | 3-3 K | | 1-1 F7 | | 4 0 2 0 0 1 1 |

| Inning Stats | R: 1 | H: 1 | E: 1 | K: 1 | S: 13 | LOB: 3 | BB: 3 | P: 29 | R: 0 | H: 0 | E: 0 | K: 0 | S: 8 | LOB: 1 | BB: 0 | P: 11 | R: 0 | H: 0 | E: 0 | K: 2 | S: 15 | LOB: 1 | BB: 1 | P: 24 | R: 0 | H: 1 | E: 0 | K: 1 | S: 12 | LOB: 1 | BB: 0 | P: 20 | R: 0 | H: 0 | E: 0 | K: 1 | S: 11 | LOB: 1 | BB: 1 | P: 18 | R: 0 | H: 0 | E: 0 | K: 1 | S: 10 | LOB: 0 | BB: 0 | P: 12 | R: 0 | H: 0 | E: 0 | K: 0 | S: 9 | LOB: 1 | BB: 1 | P: 16 | R: 0 | H: 0 | E: 0 | K: 0 | S: 5 | LOB: 0 | BB: 0 | P: 6 | 1B: 3 | 2B: 0 | 3B: 0 | HR: 0 | SF: 0 | SAC: 0 | DP: 1 | HBP: 0 | WP: 0 | PA: 37 |
|--------------|------|------|------|------|-------|--------|-------|-------|------|------|------|------|------|--------|-------|-------|------|------|------|------|-------|--------|-------|-------|------|------|------|------|-------|--------|-------|-------|------|------|------|------|-------|--------|-------|-------|------|------|------|------|-------|--------|-------|-------|------|------|------|------|------|--------|-------|-------|------|------|------|------|------|--------|-------|------|-------|-------|-------|-------|-------|--------|-------|--------|-------|--------|
|--------------|------|------|------|------|-------|--------|-------|-------|------|------|------|------|------|--------|-------|-------|------|------|------|------|-------|--------|-------|-------|------|------|------|------|-------|--------|-------|-------|------|------|------|------|-------|--------|-------|-------|------|------|------|------|-------|--------|-------|-------|------|------|------|------|------|--------|-------|-------|------|------|------|------|------|--------|-------|------|-------|-------|-------|-------|-------|--------|-------|--------|-------|--------|

| PITCHER | IP | WLS | BF | H | R | ER | SO | BB | IBB | HBP | BLK | WP | HR | S | P | ERA | WHIP |
|---|-----|-----|----|---|---|----|----|----|-----|-----|-----|----|----|----|-----|------|-------|
| 19 Scott Kazmir, L ERA: 4.33 (1, 1) | 6.0 | W | 27 | 3 | 1 | 0 | 7 | 6 | 0 | 0 | 0 | 0 | 0 | 69 | 121 | 0.00 | 1.500 |
| Travis Harper, R ERA: 7.38 (7, 1) | 1.0 | H | 3 | 0 | 0 | 0 | 1 | 0 | 0 | 0 | 0 | 0 | 0 | 8 | 12 | 0.00 | 0.000 |
| Joe Borowski, R ERA: 5.27 (8, 1) | 1.0 | H | 4 | 0 | 0 | 0 | 0 | 1 | 0 | 0 | 0 | 0 | 0 | 9 | 16 | 0.00 | 1.000 |
| Danys Baez, R ERA: 2.4 (9, 1) | 1.0 | S | 3 | 0 | 0 | 0 | 0 | 0 | 0 | 0 | 0 | 0 | 0 | 5 | 6 | 0.00 | 0.000 |

BOTTOM

Tampa Bay Devil Rays @ Boston Red Sox
Fenway Park, Boston, MA
 Mon Jul 18 2005, 7:05 PM EDT
 Att: 35,405 - Cloudy - 82 F

| | |
|------------|-----------|
| AB | 30 |
| R | 1 |
| H | 3 |
| RBI | 0 |
| BB | 7 |
| SO | 8 |
| LOB | 14 |



| PITCHER | IP | WLS | BF | H | R | ER | SO | BB | IBB | HBP | BLK | WP | HR | S | P | ERA | WHIP |
|---------|----|-----|----|---|---|----|----|----|-----|-----|-----|----|----|---|---|-----|------|
|---------|----|-----|----|---|---|----|----|----|-----|-----|-----|----|----|---|---|-----|------|

| Batter | 1 | 2 | 3 | 4 | 5 | 6 | 7 | 8 | 9 | AB R H RBI BB SO LOB |
|--------|---|---|---|---|---|---|---|---|---|----------------------|
|--------|---|---|---|---|---|---|---|---|---|----------------------|

| | | | | | | | | | | |
|---|---------|---------|---------|---------|---------|---------|---------|---------|---------|---------------|
| Joey Gathright, L (1, 8) <small>OBP: 0.339, SLG: 0.351</small> | 2-2 | | 1-0 | | | 1-3 | 1-0 | | | 4 0 0 0 0 1 2 |
| 13 Carl Crawford, L (1, 7) <small>OBP: 0.316, SLG: 0.443</small> | 1-0 | | 0-1 | | | 0-1 | | 0-0 | | 4 1 2 0 0 0 0 |
| Julio Lugo, R (1, 6) <small>OBP: 0.350, SLG: 0.381</small> | 3-2 | | | 1-3 | | 2-1 | | 1-3 | | 4 0 1 0 0 2 2 |
| 3 Jorge Cantu, R (1, 5) <small>OBP: 0.318, SLG: 0.494</small> | 0-0 | | | 1-2 | | 0-1 | | 1-0 | | 4 0 2 1 0 0 1 |
| Aubrey Huff, L (1, 10) <small>OBP: 0.316, SLG: 0.385</small> | 0-0 | | | 1-1 | | 3-2 | | 0-0 | | 4 1 2 0 0 0 1 |
| Travis Lee, L (1, 3) <small>OBP: 0.308, SLG: 0.323</small> | | 0-0 | | | 3-2 | | 2-1 | | 0-3 | 4 0 0 0 0 1 3 |
| 31 Jonny Gomes, R (1, 9) <small>OBP: 0.364, SLG: 0.565</small> | | 0-2 | | | 4-2 | | 2-2 | | 2-3 | 3 0 1 0 1 1 0 |
| Fernando Cortez, L (1, 4) <small>OBP: 0.154, SLG: 0.083</small> | | 1-0 | | | 1-1 | | 1-1 | | 0-1 | 4 0 0 1 0 0 2 |
| Kevin Cash, R (1, 2) <small>OBP: 0.212, SLG: 0.387</small> Damon Hollins, R (7, PH) <small>OBP: 0.329, SLG: 0.469</small> Toby Hall, R (7, 2) <small>OBP: 0.308, SLG: 0.363</small> | | | 0-0 | | 3-2 | | 3-3 | | 0-1 | 2 0 0 0 0 0 2 |

| Inning Stats | R: 1 | H: 2 | R: 0 | H: 0 | R: 0 | H: 0 | R: 0 | H: 0 | R: 0 | H: 1 | R: 1 | H: 2 | R: 0 | H: 3 | R: 0 | H: 0 | 1B: 6 | SF: 0 | WP: 0 | PA: 36 |
|--------------|-------|--------|------|--------|------|--------|------|--------|-------|--------|------|--------|-------|--------|------|--------|-------|--------|-------|--------|
| | E: 0 | LOB: 1 | E: 0 | LOB: 0 | E: 0 | LOB: 0 | E: 1 | LOB: 1 | E: 0 | LOB: 1 | E: 1 | LOB: 2 | E: 0 | LOB: 2 | E: 0 | LOB: 0 | 2B: 2 | SAC: 0 | PB: 0 | |
| | K: 0 | BB: 0 | K: 0 | BB: 0 | K: 1 | BB: 0 | K: 0 | BB: 1 | K: 1 | BB: 0 | K: 1 | BB: 0 | K: 2 | BB: 0 | K: 1 | BB: 0 | 3B: 0 | DP: 1 | SB: 0 | |
| | S: 10 | P: 16 | S: 5 | P: 6 | S: 4 | P: 5 | S: 8 | P: 11 | S: 13 | P: 24 | S: 9 | P: 12 | S: 16 | P: 28 | S: 9 | P: 11 | HR: 0 | HBP: 0 | CS: 0 | |

| PITCHER | IP | WLS | BF | H | R | ER | SO | BB | IBB | HBP | BLK | WP | HR | S | P | ERA | WHIP |
|--|-----|-----|----|---|---|----|----|----|-----|-----|-----|----|----|----|-----|------|-------|
| Bronson Arroyo, R (1, 1) <small>ERA: 4.05</small> | 7.0 | W | 28 | 5 | 2 | 2 | 3 | 1 | 0 | 0 | 0 | 0 | 0 | 65 | 102 | 2.57 | 0.857 |
| 50 Mike Timlin, R (8, 1) <small>ERA: 1.54</small> | 1.0 | H | 5 | 3 | 0 | 0 | 2 | 0 | 0 | 0 | 0 | 0 | 0 | 9 | 11 | 0.00 | 3.000 |
| 38 Curt Schilling, R (9, 1) <small>ERA: 7.48</small> | 1.0 | S | 3 | 0 | 0 | 0 | 1 | 0 | 0 | 0 | 0 | 0 | 0 | 7 | 9 | 0.00 | 0.000 |

TOP

Tampa Bay Devil Rays @ Boston Red Sox
 Fenway Park, Boston, MA
 Tue Jul 19 2005, 7:05 PM EDT
 Att. 35,428 - Cloudy - 83 F

| | |
|------------|-----------|
| AB | 35 |
| R | 2 |
| H | 8 |
| RBI | 2 |
| BB | 1 |
| SO | 6 |
| LOB | 15 |



| Batter | 1 | 2 | 3 | 4 | 5 | 6 | 7 | 8 | 9 | AB R H RBI BB SO LOB |
|---|---------|--------|----------|--------|------------|---|----------|---|---|----------------------|
| 18 Johnny Damon, L OBP: 0.380, SLG: 0.465 (1, 8) | 2-1 F9 | | 1-2 G6-3 | | 2-2 1B | | 1-1 P6 | | | 4 1 1 0 0 0 0 |
| Edgar Renteria, R OBP: 0.330, SLG: 0.381 (1, 6) | 2-1 F9 | | 3-3 K | | 1-0 1B | | 0-1 G5-3 | | | 4 0 1 0 0 1 0 |
| 34 David Ortiz, L OBP: 0.386, SLG: 0.580 (1, 10) | 0-0 1B | | 2-2 F7 | | 0-0 1B | | 1-3 K | | | 4 1 2 1 0 1 0 |
| Manny Ramirez, R OBP: 0.369, SLG: 0.571 (1, 7) | 4-2 1B | | | 1-2 HR | 4-1 1B | | 4-0 1B | | | 1 2 1 1 2 0 0 |
| Jason Varitek, S OBP: 0.371, SLG: 0.514 (1, 2) | 2-3 HBP | | | 1-2 BB | 1-2 2-3 BB | | 2-1 BB | | | 4 1 2 1 0 0 3 |
| Kevin Millar, R OBP: 0.364, SLG: 0.381 (1, 9) | 1-2 1B | | | 0-0 F9 | 0-1 G3-1 | | 1-3 1B | | | 4 1 2 1 0 0 3 |
| Adam Stern, L OBP: 0.400, SLG: 0.250 (7, 9) | 1-2 L6 | | | 4-2 CS | | | 3-3 K | | | 2 0 0 0 1 0 2 |
| Trot Nixon, L OBP: 0.370, SLG: 0.493 (8, PH) | | | | BB | | | | | | 0 0 0 0 0 0 0 |
| Adam Hyzdu, R OBP: 0.250, SLG: 0.200 (9, 9) | | | | | | | | | | 1 0 0 0 0 1 2 |
| John Olerud, L OBP: 0.354, SLG: 0.431 (1, 3) | | 1-2 P5 | | 3-2 K | | | 0-0 F7 | | | 4 0 0 1 0 1 2 |
| Bill Mueller, S OBP: 0.380, SLG: 0.396 (1, 5) | | 0-2 F9 | | 1-2 K | | | 1-2 G6-3 | | | 4 0 2 1 0 0 0 |
| 13 Alex Cora, L OBP: 0.243, SLG: 0.276 (1, 4) | | 1-2 F7 | | | 3-2 G5-3 | | 0-1 1B | | | 4 0 2 1 0 0 0 |
| | | | | | 2-3 K | | 2-2 G4-3 | | | 3 0 0 0 0 1 1 |

| Inning Stats | R: 1 | H: 2 | E: 0 | K: 0 | S: 13 | LOB: 2 | BB: 0 | P: 25 | R: 0 | H: 0 | E: 0 | K: 0 | S: 9 | LOB: 0 | BB: 0 | P: 11 | R: 0 | H: 0 | E: 0 | K: 1 | S: 11 | LOB: 0 | BB: 0 | P: 17 | R: 1 | H: 1 | E: 0 | K: 1 | S: 16 | LOB: 1 | BB: 1 | P: 24 | R: 1 | H: 3 | E: 0 | K: 1 | S: 14 | LOB: 3 | BB: 1 | P: 26 | R: 0 | H: 1 | E: 0 | K: 0 | S: 10 | LOB: 1 | BB: 0 | P: 14 | R: 0 | H: 0 | E: 0 | K: 1 | S: 8 | LOB: 0 | BB: 0 | P: 10 | R: 2 | H: 2 | E: 0 | K: 1 | S: 11 | LOB: 1 | BB: 1 | P: 23 | 1B: 7 | SF: 0 | 2B: 2 | SAC: 0 | 3B: 0 | DP: 1 | HR: 1 | HBP: 1 | WP: 0 | PA: 35 |
|--------------|------|------|------|------|-------|--------|-------|-------|------|------|------|------|------|--------|-------|-------|------|------|------|------|-------|--------|-------|-------|------|------|------|------|-------|--------|-------|-------|------|------|------|------|-------|--------|-------|-------|------|------|------|------|-------|--------|-------|-------|------|------|------|------|------|--------|-------|-------|------|------|------|------|-------|--------|-------|-------|-------|-------|-------|--------|-------|-------|-------|--------|-------|--------|
|--------------|------|------|------|------|-------|--------|-------|-------|------|------|------|------|------|--------|-------|-------|------|------|------|------|-------|--------|-------|-------|------|------|------|------|-------|--------|-------|-------|------|------|------|------|-------|--------|-------|-------|------|------|------|------|-------|--------|-------|-------|------|------|------|------|------|--------|-------|-------|------|------|------|------|-------|--------|-------|-------|-------|-------|-------|--------|-------|-------|-------|--------|-------|--------|

| PITCHER | IP | WLS | BF | H | R | ER | SO | BB | IBB | HBP | BLK | WP | HR | S | P | ERA | WHIP |
|--|-----|-----|----|---|---|----|----|----|-----|-----|-----|----|----|----|----|-------|-------|
| Casey Fossum, L ERA: 4.01 (1, 1) | 4.2 | L | 21 | 6 | 3 | 2 | 3 | 1 | 0 | 1 | 0 | 0 | 0 | 60 | 96 | 3.86 | 1.500 |
| 54 Chad Orvella, R ERA: 4.56 (5, 1) | 2.1 | | 9 | 1 | 0 | 0 | 1 | 1 | 0 | 0 | 0 | 0 | 0 | 21 | 31 | 0.00 | 0.857 |
| Lance Carter, R ERA: 5.32 (8, 1) | 1.0 | | 5 | 2 | 2 | 2 | 1 | 1 | 0 | 0 | 0 | 0 | 0 | 11 | 23 | 18.00 | 3.000 |

BOTTOM

Tampa Bay Devil Rays @ Boston Red Sox
 Fenway Park, Boston, MA
 Tue Jul 19 2005, 7:05 PM EDT
 Att: 35,428 - Cloudy - 83 F

| AB | R | H | RBI | BB | SO | LOB |
|----|---|---|-----|----|----|-----|
| 31 | 5 | 9 | 5 | 3 | 5 | 10 |



| PITCHER | IP | WLS | BF | H | R | ER | SO | BB | IBB | HBP | BLK | WP | HR | S | P | ERA | WHIP |
|---------|----|-----|----|---|---|----|----|----|-----|-----|-----|----|----|---|---|-----|------|
|---------|----|-----|----|---|---|----|----|----|-----|-----|-----|----|----|---|---|-----|------|

| Batter | 1 | 2 | 3 | 4 | 5 | 6 | 7 | 8 | 9 | AB R H RBI BB SO LOB | TOP | |
|--|---|---|--|---|--|---|--|---|---|--|---|---------------|
| Julio Lugo, R (1, 6) OBP: 0.348, SLG: 0.378 Fernando Cortez, L (8, PH) OBP: 0.143, SLG: 0.077 (8, 6) | 1-1 G6-3 | | 3-2 G4-3 | | 2-1 G4-3 | | | 0-1 G6-3 | | 3 0 0 0 0 0 0 1 0 0 0 0 0 0 | Tampa Bay Devil Rays @ Boston Red Sox Fenway Park, Boston, MA Wed Jul 20 2005, 1:05 PM EDT Att. 35,123 - Sunny - 86 F | |
| Nick Green, R (1, 4) OBP: 0.346, SLG: 0.381 | 2-0 F8 | | 0-1 G5-3 | | | 4-2 G4-6-3 BB | | 0-2 F9 | | 3 0 0 0 1 0 0 | | |
| 3 Jorge Cantu, R (1, 10) OBP: 0.317, SLG: 0.491 | 0-1 1B | | | 0-1 F7 | | 1-2 G4-6-3 1-2f | | 0-1 G5-3 | | 4 0 1 0 0 0 1 | | |
| 31 Jonny Gomes, R (1, 7) OBP: 0.375, SLG: 0.571 | 1-1 1B | | | 0-1 G6-3 1B | | 2-3 K | | 1-0 HR 1B | | 4 2 3 0 0 1 0 | | |
| Eduardo Perez, R (1, 3) OBP: 0.347, SLG: 0.486 | 1-0 G6-3 | | | 1-1 G6-3 1-2 | | 2-2 G6-3 | | 1-2 HR 1-H | | 4 1 1 2 0 0 3 | | |
| Aubrey Huff, L (1, 9) OBP: 0.320, SLG: 0.398 | | 1-0 G6-3 1B | | 1-0 1B 2-H | | 1-0 HR | | 1-3 K | | 4 1 3 2 0 1 0 | | |
| Alex Gonzalez, R (1, 5) OBP: 0.326, SLG: 0.381 | | | 1-1 G6-3 1-2f | | 1-3 K | | 2-3 K | | 2-2 1B | | | 4 0 1 0 0 2 2 |
| Toby Hall, R (1, 2) OBP: 0.303, SLG: 0.357 | | | 0-1 F8 | | 0-0 L6 | | 0-0 F7 | | 0-2 P6 | | | 4 0 0 0 0 0 1 |
| Damon Hollins, R (1, 8) OBP: 0.324, SLG: 0.462 | | | 1-3 K | | 1-2 G5-3 | | | 0-1 G6-3 | | 3 0 0 0 0 1 0 | | |
| Inning Stats | R: 0 H: 2 E: 0 LOB: 2 K: 0 BB: 0 S: 8 P: 13 | R: 0 H: 1 E: 0 LOB: 0 K: 0 BB: 0 S: 5 P: 7 | R: 0 H: 0 E: 0 LOB: 0 K: 1 BB: 0 S: 9 P: 13 | R: 1 H: 2 E: 0 LOB: 1 K: 1 BB: 0 S: 11 P: 14 | R: 0 H: 0 E: 0 LOB: 0 K: 0 BB: 0 S: 7 P: 10 | R: 0 H: 0 E: 0 LOB: 0 K: 1 BB: 1 S: 15 P: 22 | R: 1 H: 1 E: 0 LOB: 0 K: 1 BB: 0 S: 8 P: 13 | R: 0 H: 0 E: 0 LOB: 0 K: 0 BB: 0 S: 7 P: 7 | R: 2 H: 3 E: 0 LOB: 1 K: 1 BB: 0 S: 15 P: 20 | 1B: 7 SF: 0 2B: 0 SAC: 0 3B: 0 DP: 2 HR: 2 HBP: 0 | WP: 0 PA: 35 PB: 0 SB: 0 CS: 0 | |
| PITCHER David Wells, L (1, 1) ERA: 4.59 Chad Bradford, R (8, 1) ERA: John Halama, L (9, 1) ERA: 6.18 | IP WLS BF H R ER SO BB IBB HBP BLK WP HR S P ERA WHIP 7.0 W 26 6 2 2 4 1 0 0 0 0 1 63 92 2.57 1.000 1.0 3 0 0 0 0 0 0 0 0 0 0 7 7 0.00 0.000 1.0 6 3 2 2 1 0 0 0 0 0 0 1 15 20 18.00 3.000 | PITCHER IP WLS BF H R ER SO BB IBB HBP BLK WP HR S P ERA WHIP | | | | | | | | | | |

| | |
|-----|----|
| AB | 34 |
| R | 4 |
| H | 9 |
| RBI | 4 |
| BB | 1 |
| SO | 5 |
| LOB | 7 |



| Batter | 1 | 2 | 3 | 4 | 5 | 6 | 7 | 8 | 9 |
|---|-------------------------|-------------------------|------------------------------------|-------------|-----------------|--------------------|-----------|-------------|---|
| 18 Johnny Damon, L OBP: 0.381, SLG: 0.474 13 Alex Cora, L OBP: 0.241, SLG: 0.274 | 3-1 BB 1B | 0-0 F8 | | 2-0 HR | 0-3 K | | 1-3 K | | |
| Edgar Renteria, R OBP: 0.334, SLG: 0.384 Adam Stern, L OBP: 0.333, SLG: 0.200 | 4-1 SAFE 2B BB | 1-0 34 CS 1B | | 0-2 G4-3 | | 1-2 E 1B | | 0-1 G1-3 | |
| 34 David Ortiz, L OBP: 0.387, SLG: 0.578 Trot Nixon, L OBP: 0.372, SLG: 0.493 | 1-1 2B 1B | 4-2 1-2 2-H BB | | 0-0 P5 | | 2-0 P6 | | 4-0 BB | |
| Manny Ramirez, R OBP: 0.370, SLG: 0.574 John Olerud, L OBP: 0.338, SLG: 0.410 | 3-2 2B 2B | 1-3 K | | 0-1 G6-3 | | 1-1 F8 | | 3-2 P6 | |
| Kevin Millar, R OBP: 0.367, SLG: 0.386 | 4-2 2B PB BB | | 1-1 HBP E G4-6-3 1B | | 0-0 2B 2B | 3-2 E5 FC4-6 | | 1-0 L7 | |
| Doug Mirabelli, R OBP: 0.305, SLG: 0.425 | 1-0 PB G3-1 2B | | 1-2 E5 G4-6-3 HBP 1-2 | | 0-2 P4 | 1-1 FC4-6 | | | |
| Tony Graffanino, R OBP: 0.379, SLG: 0.397 | 2-2 G6-3 | | 3-2 G4-6-3 HBP 1-2 2-3 | | 0-0 2B | | 1-2 P3 | | |
| Bill Mueller, S OBP: 0.382, SLG: 0.399 | 2-2 G3-1 | | 0-0 G4-6-3 | | 4-1 BB | | 2-1 2B | | |
| Adam Hyzdu, R OBP: 0.214, SLG: 0.167 | 1-2 F9 | | 0-1 P4 | | 0-1 L8 | | 2-0 F7 | | |

| Inning Stats | R: 6 | H: 4 | E: 0 | LOB: 0 | K: 0 | S: 28 | P: 49 | R: 0 | H: 1 | E: 0 | LOB: 1 | K: 1 | S: 8 | P: 14 | R: 1 | H: 1 | E: 1 | LOB: 1 | K: 0 | S: 11 | P: 16 | R: 1 | H: 2 | E: 0 | LOB: 2 | K: 1 | S: 12 | P: 16 | R: 0 | H: 1 | E: 2 | LOB: 3 | K: 0 | S: 12 | P: 20 | R: 0 | H: 1 | E: 0 | LOB: 1 | K: 1 | S: 10 | P: 16 | R: 0 | H: 0 | E: 0 | LOB: 1 | K: 0 | S: 7 | P: 15 |
|--------------|------|------|------|--------|------|-------|-------|------|------|------|--------|------|------|-------|------|------|------|--------|------|-------|-------|------|------|------|--------|------|-------|-------|------|------|------|--------|------|-------|-------|------|------|------|--------|------|-------|-------|------|------|------|--------|------|------|-------|
|--------------|------|------|------|--------|------|-------|-------|------|------|------|--------|------|------|-------|------|------|------|--------|------|-------|-------|------|------|------|--------|------|-------|-------|------|------|------|--------|------|-------|-------|------|------|------|--------|------|-------|-------|------|------|------|--------|------|------|-------|

| PITCHER | IP | WLS | BF | H | R | ER | SO | BB | IBB | HBP | BLK | WP | HR | S | P | ERA | WHIP |
|----------------------------------|--------|-----|----|----|---|----|----|----|-----|-----|-----|----|----|----|----|------|-------|
| Mark Hendrickson, L ERA: 6.82 | (1, 1) | 0.0 | L | 6 | 4 | 6 | 5 | 0 | 2 | 0 | 0 | 0 | 0 | 14 | 30 | ∞ | ∞ |
| Dewon Brazelton, R ERA: 6.53 | (1, 1) | 5.2 | | 26 | 6 | 3 | 2 | 2 | 2 | 0 | 1 | 0 | 0 | 62 | 91 | 3.18 | 1.412 |
| Lance Carter, R ERA: 5.16 | (6, 1) | 1.1 | | 5 | 1 | 0 | 0 | 1 | 0 | 0 | 0 | 0 | 0 | 12 | 19 | 0.00 | 0.750 |
| Trever Miller, L ERA: 4.76 | (8, 1) | 1.0 | | 4 | 0 | 0 | 0 | 0 | 1 | 0 | 0 | 0 | 0 | 7 | 15 | 0.00 | 1.000 |

AB R H RBI BB SO LOB

4 2 2 1 0 1 2
1 0 0 0 0 1 1

3 1 2 0 1 0 0
1 0 0 0 0 0 0

3 1 1 1 1 0 1
0 0 0 0 1 0 0

2 1 1 1 0 1 1
3 0 0 0 0 0 2

4 3 2 0 1 0 2

4 1 1 2 0 0 5

3 0 1 1 0 0 1

3 0 1 1 1 0 2

4 0 0 0 0 0 4

| AB | R | H | RBI | BB | SO | LOB | WP | PA |
|----|---|----|-----|----|----|-----|----|----|
| 35 | 9 | 11 | 7 | 5 | 3 | 21 | 0 | 41 |



Tampa Bay Devil Rays @ Boston Red Sox
Fenway Park, Boston, MA
Wed Jul 20 2005, 1:05 PM EDT
Att: 35,123 - Sunny - 86 F

livebaseballscorecards.com

| Batter | 1 | 2 | 3 | 4 | 5 | 6 | 7 | 8 | 9 | AB R H RBI BB SO LOB | TOP | | | | | | | | | | | | | | | | | | | | | | | | | |
|---|---|----------------------------------|-------------------------------|----------------------------------|-------------------------------|----------------------------------|------------------------------|---------------------------------|-------------------------------|----------------------------------|------------------------------|---------------------------------|-------------------------------|----------------------------------|-------------------------------|----------------------------------|-------------------------------|----------------------------------|----------------------------------|------------------------------------|----------------------------------|--------|--|--|--|--|--|--|--|--|--|--|--|--|--|--|
| 18 Johnny Damon, L OBP: 0.382, SLG: 0.475 (1, 8) | 0-2 G5-3 | 1-2 G1-3 | | | 1-2 2B | | 3-2 34 BB E 1B | 2-2 F6 | | 5 2 2 0 0 0 4 | | | | | | | | | | | | | | | | | | | | | | | | | | |
| Edgar Renteria, R OBP: 0.340, SLG: 0.391 (1, 6) | 0-0 1B | | 0-1 FC5-4 BB 1B | | 1-0 34 BB 1B 2B | | 4-2 34 BB E SF9-5 BB | 2-2 P3 | | 4 2 3 1 1 0 2 | | | | | | | | | | | | | | | | | | | | | | | | | | |
| 34 David Ortiz, L OBP: 0.385, SLG: 0.573 (1, 10) | 2-1 F8 | | 1-2 F8 | | 2-2 FC5-4 1B | | 0-1 SF9-5 E4 | | 1-0 G1-3 | 5 0 1 1 0 0 3 | | | | | | | | | | | | | | | | | | | | | | | | | | |
| Manny Ramirez, R OBP: 0.373, SLG: 0.581 (1, 7) | 1-0 SAFE SAFE P4 | | 4-0 FC5-4 BB | | 1-2 FC5-4 1B | | 4-0 IBB | | 1-1 HR | 3 1 1 1 2 0 2 | | | | | | | | | | | | | | | | | | | | | | | | | | |
| Jason Varitek, S OBP: 0.371, SLG: 0.516 (1, 2) | | | 2-2 FC5-4 1B | | 1-0 P3 | | 1-3 K | | 3-2 2B | 5 0 2 0 0 1 6 | | | | | | | | | | | | | | | | | | | | | | | | | | |
| Kevin Miller, R OBP: 0.363, SLG: 0.382 (1, 3) | | | 1-2 FC5-4 1B | | 2-3 K | | 2-2 SF9-5 | | 0-1 G6-4-3 1B | 3 1 0 1 0 1 4 | | | | | | | | | | | | | | | | | | | | | | | | | | |
| John Olerud, L OBP: 0.348, SLG: 0.419 (7, 3) | | | FC5-4 2B | | | | | | | 1 0 1 0 0 0 0 | | | | | | | | | | | | | | | | | | | | | | | | | | |
| Trot Nixon, L OBP: 0.373, SLG: 0.491 (1, 9) | | | 1-1 2B FC6-2 1B | | 0-1 G3 | | 0-1 G6-3 1B | | 2-3 G6-4-3 1B | 5 0 2 0 0 1 2 | | | | | | | | | | | | | | | | | | | | | | | | | | |
| Bill Mueller, S OBP: 0.383, SLG: 0.401 (1, 5) | | | 0-0 1-3 2-H 2B | | 0-2 F9 | | 0-0 F7 | | 4-1 1B BB | 3 0 1 1 1 0 1 | | | | | | | | | | | | | | | | | | | | | | | | | | |
| Tony Graffanino, R OBP: 0.377, SLG: 0.394 (1, 4) | | | 1-0 FC6-2 | | 1-0 G6-3 | | 0-2 G6-3 | | 0-0 1B | 4 0 1 0 0 0 3 | | | | | | | | | | | | | | | | | | | | | | | | | | |
| Adam Stern, L OBP: 0.333, SLG: 0.200 (8, PR) | | | | | | | | | | 0 0 0 0 0 0 0 | | | | | | | | | | | | | | | | | | | | | | | | | | |
| 13 Alex Cora, L OBP: 0.241, SLG: 0.274 (8, 4) | | | | | | | | | | 0 0 0 0 0 0 0 | | | | | | | | | | | | | | | | | | | | | | | | | | |
| Inning Stats | R: 0 E: 0 K: 0 S: 7 | H: 1 LOB: 1 BB: 0 P: 10 | R: 1 E: 0 K: 0 S: 13 | H: 3 LOB: 2 BB: 0 P: 17 | R: 0 E: 0 K: 0 S: 11 | H: 1 LOB: 0 BB: 1 P: 18 | R: 0 E: 0 K: 0 S: 8 | H: 0 LOB: 0 BB: 0 P: 9 | R: 2 E: 0 K: 1 S: 15 | H: 3 LOB: 1 BB: 0 P: 23 | R: 0 E: 0 K: 0 S: 6 | H: 1 LOB: 0 BB: 0 P: 6 | R: 2 E: 1 K: 1 S: 16 | H: 1 LOB: 1 BB: 2 P: 30 | R: 0 E: 0 K: 1 S: 11 | H: 1 LOB: 2 BB: 1 P: 21 | R: 1 E: 0 K: 0 S: 13 | H: 3 LOB: 1 BB: 0 P: 19 | 1B: 9 2B: 5 3B: 0 HR: 1 | SF: 1 SAC: 0 DP: 3 HBP: 0 | WP: 0 PB: 0 SB: 0 CS: 0 | PA: 43 | | | | | | | | | | | | | | |
| PITCHER | IP WLS BF H R ER SO BB IBB HBP BLK WP HR S P ERA WHIP | | | | | | | | | | | | | | | | | | | | | | | | | | | | | | | | | | | |
| 56 Mark Buehrle, L ERA: 2.66 (1, 1) | 6.0 | | 31 | 10 | 5 | 3 | 1 | 2 | 1 | 0 | 0 | 0 | 0 | 69 | 103 | 4.50 | 2.000 | | | | | | | | | | | | | | | | | | | |
| Cliff Politte, R ERA: 1.59 (7, 1) | 1.0 | | 2 | 0 | 0 | 0 | 1 | 0 | 0 | 0 | 0 | 0 | 0 | 7 | 10 | 0.00 | 0.000 | | | | | | | | | | | | | | | | | | | |
| Damaso Marte, L ERA: 2.6 (8, 1) | 0.2 | | 4 | 1 | 0 | 0 | 1 | 1 | 0 | 0 | 0 | 0 | 0 | 8 | 16 | 0.00 | 3.000 | | | | | | | | | | | | | | | | | | | |
| Luis Vizcaino, R ERA: 4.11 (8, 1) | 0.2 | L | 4 | 2 | 1 | 0 | 0 | 0 | 0 | 0 | 0 | 0 | 1 | 11 | 18 | 0.00 | 3.000 | | | | | | | | | | | | | | | | | | | |
| Neal Cotts, L ERA: 2.45 (9, 1) | 0.2 | | 2 | 1 | 0 | 0 | 0 | 0 | 0 | 0 | 0 | 0 | 0 | 5 | 6 | 0.00 | 1.500 | | | | | | | | | | | | | | | | | | | |

Boston Red Sox @ Chicago White Sox
 U.S. Cellular Field, Chicago, IL
 Thu Jul 21 2005, 8:05 PM EDT
 Att. 36,784 - Cloudy - 78 F

| | |
|-----|----|
| AB | 38 |
| R | 6 |
| H | 14 |
| RBI | 5 |
| BB | 4 |
| SO | 3 |
| LOB | 27 |



| | |
|-------|--------|
| WP: 0 | PA: 43 |
| PB: 0 | |
| SB: 0 | |
| CS: 0 | |

| PITCHER | IP | WLS | BF | H | R | ER | SO | BB | IBB | HBP | BLK | WP | HR | S | P | ERA | WHIP |
|--------------------|-----|-----|----|----|---|----|----|----|-----|-----|-----|----|----|----|-----|------|-------|
| 56 Mark Buehrle, L | 6.0 | | 31 | 10 | 5 | 3 | 1 | 2 | 1 | 0 | 0 | 0 | 0 | 69 | 103 | 4.50 | 2.000 |
| Cliff Politte, R | 1.0 | | 2 | 0 | 0 | 0 | 1 | 0 | 0 | 0 | 0 | 0 | 0 | 7 | 10 | 0.00 | 0.000 |
| Damaso Marte, L | 0.2 | | 4 | 1 | 0 | 0 | 1 | 1 | 0 | 0 | 0 | 0 | 0 | 8 | 16 | 0.00 | 3.000 |
| Luis Vizcaino, R | 0.2 | L | 4 | 2 | 1 | 0 | 0 | 0 | 0 | 0 | 0 | 0 | 1 | 11 | 18 | 0.00 | 3.000 |
| Neal Cotts, L | 0.2 | | 2 | 1 | 0 | 0 | 0 | 0 | 0 | 0 | 0 | 0 | 0 | 5 | 6 | 0.00 | 1.500 |

| Batter | 1 | 2 | 3 | 4 | 5 | 6 | 7 | 8 | 9 | AB R H RBI BB SO LOB |
|--|---------------------------|---|-------------|-------------------|--------------------------|--------------------------|-------------|-----------------------------|-------------|----------------------|
| 22 Scott Podsednik, L (1, 7) OBP: 0.361, SLG: 0.345 | 2-2 G6-3 S HR 1B | | 0-2 F7 | | 1-1 SAFE SH1-3 1-2 | | 0-0 G4-3 | | 0-2 P6 | 4 1 1 0 0 0 0 |
| Tadahito Iguchi, R (1, 4) OBP: 0.330, SLG: 0.410 | 1-2 G6-3 1-3 | | 1-3 K | | 0-0 P4 | | 0-1 2B | | 1-3 K | 5 0 1 0 0 2 2 |
| Carl Everett, S (1, 10) OBP: 0.310, SLG: 0.473 | 3-1 HR | | 2-2 G4-3 | | 2-2 G3 | | 4-0 BB | | 3-3 K | 4 1 1 2 1 1 1 |
| 14 Paul Konerko, R (1, 3) OBP: 0.350, SLG: 0.485 | 1-3 K | | | 1-1 HR | | 3-3 K | | 2-2 P3 | | 4 1 1 1 0 2 2 |
| 12 A.J. Pierzynski, L (1, 2) OBP: 0.293, SLG: 0.418 | 1-2 G5-3 | | | 2-1 G4-3 | | 3-2 G3-1 | | 1-3 K | | 4 0 0 0 0 1 0 |
| Aaron Rowand, R (1, 8) | | | | 2-2 HR | | 1-0 BB 1B | | 3-2 G3 24 2B 2B | | 4 2 3 1 0 0 0 |
| Timo Perez, L (1, 9) OBP: 0.304, SLG: 0.353 | | | | 0-1 G1-3 1B | | 4-2 SAFE 1-2 BB | | 0-2 G3 2-3 | | 3 0 1 0 1 0 1 |
| 24 Joe Crede, R (1, 5) OBP: 0.301, SLG: 0.440 | | | | 0-0 P6 | | 1-3 K | | 2-2 2B | | 4 0 1 1 0 1 3 |
| 5 Juan Uribe, R (1, 6) OBP: 0.266, SLG: 0.365 | | | | | 4-0 22 SH1-3 BB | | 3-3 K | | 0-0 G6-3 | 3 0 0 0 1 2 2 |

| Inning Stats | R: 2 E: 0 K: 1 S: 15 | H: 2 LOB: 0 BB: 0 P: 23 | R: 0 E: 0 K: 1 S: 10 | H: 1 LOB: 1 BB: 0 P: 15 | R: 0 E: 0 K: 1 S: 9 | H: 0 LOB: 0 BB: 0 P: 12 | R: 2 E: 0 K: 0 S: 10 | H: 2 LOB: 0 BB: 0 P: 15 | R: 0 E: 0 K: 0 S: 7 | H: 0 LOB: 1 BB: 1 P: 14 | R: 0 E: 0 K: 2 S: 19 | H: 1 LOB: 2 BB: 1 P: 30 | R: 0 E: 0 K: 1 S: 10 | H: 1 LOB: 2 BB: 1 P: 19 | R: 1 E: 0 K: 1 S: 19 | H: 2 LOB: 1 BB: 0 P: 25 | R: 0 E: 0 K: 2 S: 10 | H: 0 LOB: 0 BB: 0 P: 14 | 1B: 3 2B: 3 3B: 0 HR: 3 | SF: 0 SAC: 1 DP: 0 HBP: 0 | WP: 0 PB: 0 SB: 2 CS: 0 | PA: 39 |
|--------------|-------------------------------|----------------------------------|-------------------------------|----------------------------------|------------------------------|----------------------------------|-------------------------------|----------------------------------|------------------------------|----------------------------------|-------------------------------|----------------------------------|-------------------------------|----------------------------------|-------------------------------|----------------------------------|-------------------------------|----------------------------------|----------------------------------|------------------------------------|----------------------------------|--------|
|--------------|-------------------------------|----------------------------------|-------------------------------|----------------------------------|------------------------------|----------------------------------|-------------------------------|----------------------------------|------------------------------|----------------------------------|-------------------------------|----------------------------------|-------------------------------|----------------------------------|-------------------------------|----------------------------------|-------------------------------|----------------------------------|----------------------------------|------------------------------------|----------------------------------|--------|

| PITCHER | IP | WLS | BF | H | R | ER | SO | BB | IBB | HBP | BLK | WP | HR | S | P | ERA | WHIP |
|--|-----|-----|----|---|---|----|----|----|-----|-----|-----|----|----|----|-----|------|-------|
| 30 Matt Clement, R (1, 1) ERA: 4.3 | 6.0 | | 26 | 6 | 4 | 4 | 5 | 2 | 0 | 0 | 0 | 0 | 3 | 70 | 109 | 6.00 | 1.333 |
| 50 Mike Timlin, R (7, 1) ERA: 1.51 | 1.0 | H | 5 | 1 | 0 | 0 | 1 | 1 | 0 | 0 | 0 | 0 | 0 | 10 | 19 | 0.00 | 2.000 |
| 38 Curt Schilling, R (8, 1) ERA: 7.23 | 2.0 | W | 8 | 2 | 1 | 1 | 3 | 0 | 0 | 0 | 0 | 0 | 0 | 29 | 39 | 4.50 | 1.000 |

BOTTOM

Boston Red Sox @ Chicago White Sox
U.S. Cellular Field, Chicago, IL

livebaseballscorecards.com

| | |
|-----|----|
| AB | 35 |
| R | 5 |
| H | 9 |
| RBI | 5 |
| BB | 3 |
| SO | 9 |
| LOB | 11 |



Thu Jul 21 2005, 8:05 PM EDT
Att: 36,784 - Cloudy - 78 F

| Batter | 1 | 2 | 3 | 4 | 5 | 6 | 7 | 8 | 9 | AB R H RBI BB SO LOB | TOP | |
|---|---|--|---|---|---|---|---|---|---|--|---|--|
| 18 Johnny Damon, L (1, 8) OBP: 0.380, SLG: 0.481 Adam Stern, L (7, 8) OBP: 0.429, SLG: 0.833 | 2-2 F7 | | 1-3 K | | 1 SAFE 0-0 P3 | | 0-2 HR | | 1-1 HR | 4 1 1 1 0 1 3 1 1 1 2 0 0 0 | | |
| Edgar Renteria, R (1, 6) OBP: 0.337, SLG: 0.386 13 Alex Cora, L (8, 6) OBP: 0.240, SLG: 0.273 | 0-1 L4 | | | 2-2 G6-3 | 1-0 P3 | | 1-1 G4-3 | | 1-1 G6-3 | 4 0 0 0 0 0 2 1 0 0 0 0 0 0 | | |
| 34 David Ortiz, L (1, 10) OBP: 0.383, SLG: 0.567 | 1-3 K | | | 1-0 F9 | 2-2 F8 | | 2-2 G6-3 | | 4-2 BB | 4 0 0 0 1 1 2 | | |
| Manny Ramirez, R (1, 7) OBP: 0.374, SLG: 0.577 Adam Hyzdu, R (8, 7) OBP: 0.214, SLG: 0.167 John Olerud, L (9, PH) OBP: 0.343, SLG: 0.413 | | 4-2 G4-6-3 BB | | 4-2 1B BB | | 0-0 P4 | | 3-2 G4-3 | 1-1 F9 | 2 1 0 0 2 0 0 0 0 0 0 0 0 0 1 0 0 0 0 0 1 | | |
| Trot Nixon, L (1, 9) OBP: 0.377, SLG: 0.493 | 1 SAFE 0-1 G4-6-3 | | 1 SAFE 0-0 1B | 1-2 1B | | 2-1 PB 1B | | 4-2 BB | | 3 0 2 0 1 0 1 | | |
| Kevin Millar, R (1, 3) OBP: 0.364, SLG: 0.382 | 0-1 L6 | | 1-1 1B | 1-2 2-H 1B | | 4-2 SAFE SAFE 1-2 BB | | 1-3 K | | 3 0 1 1 1 1 1 | | |
| Doug Mirabeli, R (1, 2) OBP: 0.302, SLG: 0.416 | | | 1-2 1B | 0-3 K | | 0-3 K | | 1-3 K | | 4 0 1 0 0 3 5 | | |
| Bill Mueller, S (1, 5) OBP: 0.382, SLG: 0.399 | | | 1-1 F7 | | 1-2 1B 1B | 2-2 F8 | | | 1-0 F7 | 4 0 1 0 0 0 3 | | |
| Tony Graffanino, R (1, 4) OBP: 0.379, SLG: 0.396 | | | 1-3 K | | 0-2 1B | | 3-2 L9 | | 0-2 HR 1B | 4 1 2 0 0 1 1 | | |
| Inning Stats | R: 0 H: 0 E: 0 LOB: 0 K: 1 BB: 0 S: 8 P: 11 | R: 0 H: 0 E: 0 LOB: 0 K: 0 BB: 1 S: 9 P: 13 | R: 0 H: 1 E: 0 LOB: 1 K: 2 BB: 0 S: 12 P: 16 | R: 1 H: 2 E: 0 LOB: 2 K: 1 BB: 1 S: 13 P: 21 | R: 0 H: 2 E: 0 LOB: 2 K: 0 BB: 0 S: 12 P: 16 | R: 0 H: 1 E: 0 LOB: 2 K: 1 BB: 1 S: 17 P: 25 | R: 1 H: 1 E: 0 LOB: 0 K: 0 BB: 0 S: 14 P: 20 | R: 0 H: 0 E: 0 LOB: 1 K: 2 BB: 1 S: 13 P: 22 | R: 2 H: 2 E: 0 LOB: 1 K: 0 BB: 1 S: 12 P: 20 | 1B: 7 SF: 0 2B: 0 SAC: 0 3B: 0 DP: 1 HR: 2 HBP: 0 | WP: 0 PA: 40 PB: 1 SB: 0 CS: 0 | |
| PITCHER | IP WLS BF H R ER SO BB IBB HBP BLK WP HR S P ERA WHIP | | | | | | | | | | | |
| Jon Garland, R (1, 1) ERA: 3.19 | 6.2 W 29 7 2 2 5 3 0 0 0 0 0 1 82 117 2.70 1.500 | | | | | | | | | | | |
| Damaso Marte, L (7, 1) ERA: 2.54 | 0.2 3 0 0 0 0 1 0 0 0 0 0 0 9 18 0.00 1.500 | | | | | | | | | | | |
| 45 Bobby Jenks, R (8, 1) ERA: 6.23 | 0.2 2 0 0 0 2 0 0 0 0 0 0 0 7 9 0.00 0.000 | | | | | | | | | | | |
| Dustin Hermanson, R (9, 1) ERA: 1.95 | 1.0 6 2 2 2 0 1 0 0 0 0 0 1 12 20 18.00 3.000 | | | | | | | | | | | |

Boston Red Sox @ Chicago White Sox
 U.S. Cellular Field, Chicago, IL

Fri Jul 22 2005, 8:05 PM EDT
 Att: 37,511 - Clear - 79 F

livebaseballscorecards.com

| | |
|-----|----|
| AB | 35 |
| R | 4 |
| H | 9 |
| RBI | 4 |
| BB | 5 |
| SO | 7 |
| LOB | 19 |



| Batter | 1 | 2 | 3 | 4 | 5 | 6 | 7 | 8 | 9 | AB R H RBI BB SO LOB |
|--|------------|---|--------------|------------|------------------------|------------------------|----------------|---|---|--------------------------------|
| 22 Scott Podsednik, L (1, 7) OBP: 0.360, SLG: 0.344 | 2-2 P4 | | | 0-1 G3 | | 0-1 G3 | 3-2 SF8 1B | | | 4 1 1 0 0 0 0 |
| Aaron Rowand, R (1, 8) OBP: 0.346, SLG: 0.415 | 0-2 P3 | | | 1-0 HR | | 2-2 14 1B 12 HR 1B | 1-2 SF8 | | | 3 2 2 2 0 0 0 |
| Carl Everett, S (1, 10) OBP: 0.306, SLG: 0.466 | 0-3 K | | | 1-1 F8 | | 1-1 P4 | 1-1 G1-3 | | | 4 0 0 0 0 1 1 |
| 14 Paul Konerko, R (1, 3) OBP: 0.352, SLG: 0.485 | | | 2-1 F7 | | 1-1 12 BB 24 1B 1B | 1-0 12 HR 1B | 0-0 F7 | | | 4 1 2 0 0 0 0 0 0 0 0 0 0 0 |
| Ross Gload, L (8, 3) OBP: 0.154, SLG: 0.154 | | | | | | | | | | |
| 12 A.J. Pierzynski, L (1, 2) OBP: 0.296, SLG: 0.429 | | | 1-2 G6-3 | | 4-1 24 1B BB | 2-2 1-H HR | | | | 3 1 1 3 1 0 0 |
| 24 Joe Crede, R (1, 5) OBP: 0.304, SLG: 0.441 | | | 2-1 P5 | | 0-1 1-2 2-H 1B | 0-0 5 HR 1B | | | | 4 1 2 0 0 0 0 |
| Timo Perez, L (1, 9) OBP: 0.302, SLG: 0.348 | | | | | | | | | | |
| 5 Juan Uribe, R (1, 6) OBP: 0.266, SLG: 0.374 | | | 3-2 P4 | | 1-2 G1 | 2-2 5 HR 1B | 2-2 E7 | | | 4 1 1 0 0 0 0 |
| Willie Harris, L (1, 4) OBP: 0.283, SLG: 0.205 | | | 1-1 G5-3 | | 2-2 F8 | 1-2 1-H 2-H HR | 3-2 P5 | | | 4 1 1 3 0 0 1 |
| | | | 1-3 K | | 3-2 F8 | 1-3 K | | | | 3 0 0 0 0 2 0 |

BOTTOM

Boston Red Sox @ Chicago White Sox
U.S. Cellular Field, Chicago, IL

Fri Jul 22 2005, 8:05 PM EDT
Att. 37,511 - Clear - 79 F

livebaseballscorecards.com

| | |
|------------|-----------|
| AB | 33 |
| R | 8 |
| H | 10 |
| RBI | 8 |
| BB | 1 |
| SO | 3 |
| LOB | 2 |



| Inning Stats | R: 0 E: 0 K: 1 S: 9 | H: 0 LOB: 0 BB: 0 P: 11 | R: 0 E: 0 K: 0 S: 7 | H: 0 LOB: 0 BB: 0 P: 12 | R: 0 E: 0 K: 1 S: 9 | H: 0 LOB: 0 BB: 0 P: 14 | R: 1 E: 0 K: 0 S: 10 | H: 3 LOB: 2 BB: 1 P: 17 | R: 0 E: 0 K: 0 S: 9 | H: 0 LOB: 0 BB: 0 P: 15 | R: 6 E: 0 K: 1 S: 23 | H: 6 LOB: 0 BB: 0 P: 33 | R: 1 E: 0 K: 0 S: 12 | H: 1 LOB: 0 BB: 0 P: 17 | R: 0 E: 1 K: 0 S: 15 | H: 0 LOB: 1 BB: 0 P: 22 | 1B: 7 2B: 0 3B: 0 HR: 3 | SF: 1 SAC: 0 DP: 0 HBP: 0 | WP: 0 PB: 0 SB: 1 CS: 0 | PA: 35 |
|--------------|------------------------------|----------------------------------|------------------------------|----------------------------------|------------------------------|----------------------------------|-------------------------------|----------------------------------|------------------------------|----------------------------------|-------------------------------|----------------------------------|-------------------------------|----------------------------------|-------------------------------|----------------------------------|----------------------------------|------------------------------------|----------------------------------|--------|
|--------------|------------------------------|----------------------------------|------------------------------|----------------------------------|------------------------------|----------------------------------|-------------------------------|----------------------------------|------------------------------|----------------------------------|-------------------------------|----------------------------------|-------------------------------|----------------------------------|-------------------------------|----------------------------------|----------------------------------|------------------------------------|----------------------------------|--------|

| PITCHER | IP | WLS | BF | H | R | ER | SO | BB | IBB | HBP | BLK | WP | HR | S | P | ERA | WHIP |
|---|-----|-----|----|---|---|----|----|----|-----|-----|-----|----|----|----|----|-------|-------|
| 49 Tim Wakefield, R (1, 1) ERA: 4.42 | 5.2 | L | 26 | 9 | 7 | 7 | 2 | 1 | 0 | 0 | 0 | 0 | 3 | 64 | 98 | 11.12 | 1.765 |
| Mike Myers, L (6, 1) ERA: 2.45 | 0.1 | | 2 | 1 | 1 | 0 | 1 | 0 | 0 | 0 | 0 | 0 | 0 | 9 | 13 | 0.00 | 3.000 |
| Geremi Gonzalez, R (7, 1) ERA: 5.16 | 2.0 | | 7 | 0 | 0 | 0 | 0 | 0 | 0 | 0 | 0 | 0 | 0 | 21 | 30 | 0.00 | 0.000 |

| PITCHER | IP | WLS | BF | H | R | ER | SO | BB | IBB | HBP | BLK | WP | HR | S | P | ERA | WHIP |
|---|-----|-----|----|---|---|----|----|----|-----|-----|-----|----|----|----|----|-------|-------|
| 49 Tim Wakefield, R (1, 1) ERA: 4.42 | 5.2 | L | 26 | 9 | 7 | 7 | 2 | 1 | 0 | 0 | 0 | 0 | 3 | 64 | 98 | 11.12 | 1.765 |
| Mike Myers, L (6, 1) ERA: 2.45 | 0.1 | | 2 | 1 | 1 | 0 | 1 | 0 | 0 | 0 | 0 | 0 | 0 | 9 | 13 | 0.00 | 3.000 |
| Geremi Gonzalez, R (7, 1) ERA: 5.16 | 2.0 | | 7 | 0 | 0 | 0 | 0 | 0 | 0 | 0 | 0 | 0 | 0 | 21 | 30 | 0.00 | 0.000 |

| Batter | 1 | 2 | 3 | 4 | 5 | 6 | 7 | 8 | 9 | AB R H RBI BB SO LOB | TOP | | | | | | | | | | | |
|---|---|----------------------------------|------------------------------|---------------------------------|------------------------------|----------------------------------|------------------------------|----------------------------------|------------------------------|----------------------------------|---|-------------------------------|----------------------------------|-------------------------------|----------------------------------|-------------------------------|----------------------------------|-------------------------------|----------------------------------|----------------------------------|------------------------------------|----------------------------------|
| 18 Johnny Damon, L (1, 8) OBP: 0.379, SLG: 0.478 | 0-2 L3 | | 0-1 P3 | | | 2-2 34 G5-3 1B | 0-3 K | | | 4 0 1 0 0 1 2 | Boston Red Sox @ Chicago White Sox U.S. Cellular Field, Chicago, IL Sat Jul 23 2005, 7:05 PM EDT Att: 39,408 - Clear - 81 F | | | | | | | | | | | |
| Edgar Renteria, R (1, 6) OBP: 0.333, SLG: 0.382 | 1-3 K | | 2-3 K | | | 0-0 F9 | | 0-1 F8 | | 4 0 0 0 0 2 1 | | | | | | | | | | | | |
| 34 David Ortiz, L (1, 10) OBP: 0.382, SLG: 0.562 | 4-1 HR BB | | | 3-3 K | | 3-2 G5-3 | | 1-3 K | | 3 1 0 0 1 2 1 | | | | | | | | | | | | |
| Manny Ramirez, R (1, 7) OBP: 0.376, SLG: 0.584 | 2-2 1-H HR | | | 1-2 G4-3 | | 4-2 BB | | 2-2 L7 | | 3 1 1 2 1 0 0 | | | | | | | | | | | | |
| Trot Nixon, L (1, 9) OBP: 0.373, SLG: 0.486 | 3-1 P6 | | | 1-0 L3 | | 2-1 G4-3 | | | 3-3 K | 4 0 0 0 0 1 2 | | | | | | | | | | | | |
| Jason Varitek, S (1, 2) OBP: 0.373, SLG: 0.525 | | 1-1 P6 | | | 1-2 F7 | | 4-0 13 1B BB | | 2-2 HR | 3 1 1 1 1 0 0 | | | | | | | | | | | | |
| John Olerud, L (1, 3) OBP: 0.324, SLG: 0.388 | | 1-1 F8 | | | 0-0 G1-3 | | 0-2 SAFE L5 | | 3-1 G6-3 | 4 0 0 0 0 0 1 | | | | | | | | | | | | |
| Bill Mueller, S (1, 5) OBP: 0.380, SLG: 0.397 | | 1-1 P4 | | | 0-0 1B | | 1-1 P4 | | 2-0 G5-3 | 4 0 1 0 0 0 1 | | | | | | | | | | | | |
| 13 Alex Cora, L (1, 4) OBP: 0.242, SLG: 0.274 | | | 1-2 L8 | | 2-1 G5-3 | | 2-2 SAFE 1B | | | 3 0 1 0 0 0 1 | | | | | | | | | | | | |
| Inning Stats | R: 2 E: 0 K: 1 S: 12 | H: 1 LOB: 0 BB: 1 P: 22 | R: 0 E: 0 K: 0 S: 6 | H: 0 LOB: 0 BB: 0 P: 9 | R: 0 E: 0 K: 1 S: 8 | H: 0 LOB: 0 BB: 0 P: 11 | R: 0 E: 0 K: 1 S: 8 | H: 0 LOB: 0 BB: 0 P: 13 | R: 0 E: 0 K: 0 S: 7 | H: 1 LOB: 1 BB: 0 P: 10 | | R: 0 E: 0 K: 0 S: 13 | H: 1 LOB: 2 BB: 1 P: 24 | R: 0 E: 0 K: 1 S: 11 | H: 1 LOB: 2 BB: 1 P: 18 | R: 0 E: 0 K: 1 S: 10 | H: 0 LOB: 0 BB: 0 P: 13 | R: 1 E: 0 K: 1 S: 10 | H: 1 LOB: 0 BB: 0 P: 20 | 1B: 3 2B: 0 3B: 0 HR: 2 | SF: 0 SAC: 0 DP: 0 HBP: 0 | WP: 0 PB: 0 SB: 0 CS: 0 |
| PITCHER | IP WLS BF H R ER SO BB IBB HBP BLK WP HR S P ERA WHIP | | | | | | | | | | | | | | | | | | | | | |
| Orlando Hernandez, R (1, 1) ERA: 4.78 | 6.2 L 27 4 2 2 3 3 0 0 0 0 0 1 62 104 2.70 1.050 | | | | | | | | | | | | | | | | | | | | | |
| Neal Cotts, L (7, 1) ERA: 2.43 | 0.1 1 0 0 0 1 0 0 0 0 0 0 0 3 3 0.00 0.000 | | | | | | | | | | | | | | | | | | | | | |
| Cliff Politte, R (8, 1) ERA: 1.55 | 1.0 3 0 0 0 1 0 0 0 0 0 0 0 10 13 0.00 0.000 | | | | | | | | | | | | | | | | | | | | | |
| Damaso Marte, L (9, 1) ERA: 2.76 | 1.0 4 1 1 1 1 0 0 0 0 0 0 1 10 20 9.00 1.000 | | | | | | | | | | | | | | | | | | | | | |

livebaseballscorecards.com

| | |
|------------|----|
| AB | 32 |
| R | 3 |
| H | 5 |
| RBI | 3 |
| BB | 3 |
| SO | 6 |
| LOB | 9 |



| Batter | 1 | 2 | 3 | 4 | 5 | 6 | 7 | 8 | 9 | AB | R | H | RBI | BB | SO | LOB |
|--|----------------------------|----------------------|-------------------------------|------------------|------------------|-------------|-------------------------------|------------------------------|---|----|---|---|-----|----|----|-----|
| 22 Scott Podsednik, L (1, 7) OBP: 0.362, SLG: 0.344 | 2-2 CS 1B | | 4-2 WP BB | | 1-3 K | | | 3-2 G1-3 | | 3 | 0 | 1 | 0 | 1 | 1 | 0 |
| Tadahito Iguchi, R (1, 4) OBP: 0.335, SLG: 0.414 | 4-2 CS 1-2 BB | | 4-0 1-2 2-3 BB | | 1-1 2B | | | 1-3 K | | 2 | 0 | 1 | 0 | 2 | 1 | 0 |
| Carl Everett, S (1, 10) OBP: 0.302, SLG: 0.460 | 1-2 SAFE 1-2 G4-3 | | 1-3 K | | 3-3 SAFE K | | | 0-0 F9 | | 4 | 0 | 0 | 0 | 0 | 2 | 5 |
| 14 Paul Konerko, R (1, 3) OBP: 0.353, SLG: 0.486 | | 1-0 FC5-4 1B | 3-1 F9 | | 3-1 P4 | | | 0-2 G1-4-3 12 1B | | 4 | 0 | 2 | 0 | 0 | 0 | 3 |
| 12 A.J. Pierzynski, L (1, 2) OBP: 0.299, SLG: 0.430 | | 0-0 F8 | | 0-0 G3 1B | | 2-1 L3 | | 0-1 G1-4-3 1B | | 4 | 0 | 2 | 0 | 0 | 0 | 1 |
| Aaron Rowand, R (1, 8) OBP: 0.342, SLG: 0.410 | | 2-1 FC5-4 1-2f | | 0-0 F9 | | 3-2 F9 | | 0-0 G1-4-3 1-2f 2-3 | | 4 | 0 | 0 | 0 | 0 | 0 | 4 |
| Timo Perez, L (1, 9) OBP: 0.290, SLG: 0.333 | | 0-3 K | | 2-2 G3 1-2 | | 2-1 G4-3 | | 0-0 F7 | | 4 | 0 | 0 | 0 | 0 | 1 | 3 |
| 24 Joe Crede, R (1, 5) OBP: 0.307, SLG: 0.441 | | | 0-1 WP 5 SH5-3 1B | | 2-1 L4 | | 4-2 B 5 G6-4-3 BB | | | 2 | 0 | 1 | 0 | 1 | 0 | 1 |
| 5 Juan Uribe, R (1, 6) OBP: 0.264, SLG: 0.371 | | | 0-0 SH5-3 1-2 | | 1-0 G6-3 | | 0-0 G6-4-3 1-2f | | | 2 | 0 | 0 | 0 | 0 | 0 | 1 |

BOTTOM

Boston Red Sox @ Chicago White Sox
U.S. Cellular Field, Chicago, IL

Sat Jul 23 2005, 7:05 PM EDT
Att. 39,408 - Clear - 81 F

| | |
|------------|-----------|
| AB | 29 |
| R | 0 |
| H | 7 |
| RBI | 0 |
| BB | 4 |
| SO | 5 |
| LOB | 18 |



| Inning Stats | R: 0 | H: 1 | E: 0 | K: 10 | S: 10 | R: 0 | H: 1 | E: 0 | K: 7 | S: 7 | R: 0 | H: 1 | E: 0 | K: 11 | S: 11 | R: 0 | H: 0 | E: 0 | K: 7 | S: 7 | R: 0 | H: 0 | E: 0 | K: 9 | S: 9 | R: 0 | H: 2 | E: 0 | K: 7 | S: 7 | 1B: 6 | 2B: 1 | 3B: 0 | HR: 0 | SF: 0 | SAC: 1 | DP: 2 | HBP: 0 | WP: 1 | PB: 0 | SB: 0 | CS: 2 | PA: 34 |
|--------------|------|------|------|-------|-------|------|------|------|------|------|------|------|------|-------|-------|------|------|------|------|------|------|------|------|------|------|------|------|------|------|------|-------|-------|-------|-------|-------|--------|-------|--------|-------|-------|-------|-------|--------|
|--------------|------|------|------|-------|-------|------|------|------|------|------|------|------|------|-------|-------|------|------|------|------|------|------|------|------|------|------|------|------|------|------|------|-------|-------|-------|-------|-------|--------|-------|--------|-------|-------|-------|-------|--------|

| PITCHER | IP | WLS | BF | H | R | ER | SO | BB | IBB | HBP | BLK | WP | HR | S | P | ERA | WHIP |
|--|-----|-----|----|---|---|----|----|----|-----|-----|-----|----|----|----|-----|------|-------|
| Wade Miller, R (1, 1) ERA: 4.57 | 7.0 | W | 27 | 5 | 0 | 0 | 4 | 4 | 0 | 0 | 0 | 1 | 0 | 62 | 108 | 0.00 | 1.286 |
| Mike Myers, L (8, 1) ERA: 2.41 | 0.1 | H | 1 | 0 | 0 | 0 | 0 | 0 | 0 | 0 | 0 | 0 | 0 | 4 | 7 | 0.00 | 0.000 |
| 50 Mike Timlin, R (8, 1) ERA: 1.49 | 0.2 | H | 2 | 0 | 0 | 0 | 1 | 0 | 0 | 0 | 0 | 0 | 0 | 4 | 5 | 0.00 | 0.000 |
| 38 Curt Schilling, R (9, 1) ERA: 6.93 | 1.0 | S | 4 | 2 | 0 | 0 | 0 | 0 | 0 | 0 | 0 | 0 | 0 | 7 | 7 | 0.00 | 2.000 |

| PITCHER | IP | WLS | BF | H | R | ER | SO | BB | IBB | HBP | BLK | WP | HR | S | P | ERA | WHIP |
|---------|----|-----|----|---|---|----|----|----|-----|-----|-----|----|----|---|---|-----|------|
|---------|----|-----|----|---|---|----|----|----|-----|-----|-----|----|----|---|---|-----|------|

| Batter | 1 | 2 | 3 | 4 | 5 | 6 | 7 | 8 | 9 | AB R H RBI BB SO LOB | TOP | | | | | | | | | | | | | | | |
|---|---|--|---|--|---|--|---|--|---|--|---|--|---|--|---|--|---|--|---|--|---|--|---|--|---|--|
| 18 Johnny Damon, L (1, 8) OBP: 0.377, SLG: 0.473 | 1-1 F7 | | 1-2 F9 | | 3-2 G4-3 | 3-2 F7 | | | 4-1 34 BB 1B | 4 1 0 0 1 0 2 | | | | | | | | | | | | | | | | |
| Bill Mueller, S (1, 5) OBP: 0.380, SLG: 0.395 | 2-2 L7 | | 0-1 34 G6-3 1B | | 4-1 BB | | 2-3 K | | 1-2 F7 | 4 0 1 0 1 1 1 | | | | | | | | | | | | | | | | |
| 34 David Ortiz, L (1, 10) OBP: 0.382, SLG: 0.567 | 2-2 HR | | 1-2 G6-3 | | 0-2 P4 | | 1-3 K | | 4-2 1B BB | 4 1 1 1 1 1 2 | | | | | | | | | | | | | | | | |
| Manny Ramirez, R (1, 7) OBP: 0.373, SLG: 0.578 | 3-2 K | | 0-3 K | | 2-3 K | | 1-0 G4-3 | | 1-2 BB 1B | 5 0 1 1 0 3 2 | | | | | | | | | | | | | | | | |
| Trot Nixon, L (1, 9) OBP: 0.373, SLG: 0.482 | | 1-0 2B 13 SF7 1B | | 3-2 F7 | | 2-2 F8 | | 4-2 1B BB | 1-0 F7 | 4 1 1 0 1 0 2 | | | | | | | | | | | | | | | | |
| Kevin Miller, R (1, 3) OBP: 0.369, SLG: 0.385 | | 2-3 K | | 4-2 13 1B BB | | 1-2 1B | | 1-1 1B | 3-2 G4-3 | 3 0 2 0 1 1 1 | | | | | | | | | | | | | | | | |
| Adam Stern, L (8, PR) OBP: 0.429, SLG: 0.833 | | | | | | | | | | 0 0 0 0 0 0 0 | | | | | | | | | | | | | | | | |
| John Olerud, L (8, 3) OBP: 0.320, SLG: 0.382 | | | | | | | | | | 1 0 0 0 0 0 2 | | | | | | | | | | | | | | | | |
| Jason Varitek, S (1, 2) OBP: 0.375, SLG: 0.538 | | 3-1 1-3 2B | | 1-3 K | | 1-0 HR | | 1-0 F3 | | 4 1 2 1 0 1 3 | | | | | | | | | | | | | | | | |
| 13 Alex Cora, L (1, 6) OBP: 0.247, SLG: 0.281 | | 3-1 SF7 | | 1-2 1-3 1B | | 0-0 BB 1B | | 1-3 K | | 3 0 2 1 0 1 2 | | | | | | | | | | | | | | | | |
| Tony Graffanino, R (1, 4) OBP: 0.377, SLG: 0.390 | | 1-1 F9 | | 0-3 K | | 4-2 BB | | 3-2 F8 | | 3 0 0 0 1 1 5 | | | | | | | | | | | | | | | | |
| Inning Stats | R: 1 E: 0 K: 1 S: 17 | H: 1 LOB: 0 BB: 0 P: 25 | R: 1 E: 0 K: 1 S: 10 | H: 2 LOB: 1 BB: 0 P: 20 | R: 0 E: 0 K: 1 S: 11 | H: 1 LOB: 1 BB: 1 P: 13 | R: 0 E: 0 K: 2 S: 16 | H: 1 LOB: 2 BB: 1 P: 25 | R: 0 E: 0 K: 1 S: 12 | H: 0 LOB: 1 BB: 1 P: 21 | R: 1 E: 0 K: 0 S: 13 | H: 3 LOB: 2 BB: 1 P: 24 | R: 0 E: 0 K: 2 S: 7 | H: 0 LOB: 0 BB: 0 P: 11 | R: 0 E: 0 K: 1 S: 12 | H: 1 LOB: 2 BB: 1 P: 22 | R: 1 E: 0 K: 0 S: 17 | H: 1 LOB: 2 BB: 2 P: 31 | 1B: 7 2B: 1 3B: 0 HR: 2 | SF: 1 SAC: 0 DP: 0 HBP: 0 | WP: 0 PB: 0 SB: 0 CS: 0 | PA: 42 | | | | |
| PITCHER | IP WLS BF H R ER SO BB IBB HBP BLK WP HR S P ERA WHIP | 5.2 W 26 8 3 3 6 2 0 0 0 0 2 74 116 4.76 1.765 | IP WLS BF H R ER SO BB IBB HBP BLK WP HR S P ERA WHIP | 0.2 S 3 1 0 0 0 0 0 0 0 0 0 8 17 27.00 6.000 | IP WLS BF H R ER SO BB IBB HBP BLK WP HR S P ERA WHIP | 0.2 S 3 1 0 0 0 0 0 0 0 0 0 8 17 27.00 6.000 | IP WLS BF H R ER SO BB IBB HBP BLK WP HR S P ERA WHIP | 0.2 S 3 1 0 0 0 0 0 0 0 0 0 8 17 27.00 6.000 | IP WLS BF H R ER SO BB IBB HBP BLK WP HR S P ERA WHIP | 0.2 S 3 1 0 0 0 0 0 0 0 0 0 8 17 27.00 6.000 | IP WLS BF H R ER SO BB IBB HBP BLK WP HR S P ERA WHIP | 0.2 S 3 1 0 0 0 0 0 0 0 0 0 8 17 27.00 6.000 | IP WLS BF H R ER SO BB IBB HBP BLK WP HR S P ERA WHIP | 0.2 S 3 1 0 0 0 0 0 0 0 0 0 8 17 27.00 6.000 | IP WLS BF H R ER SO BB IBB HBP BLK WP HR S P ERA WHIP | 0.2 S 3 1 0 0 0 0 0 0 0 0 0 8 17 27.00 6.000 | IP WLS BF H R ER SO BB IBB HBP BLK WP HR S P ERA WHIP | 0.2 S 3 1 0 0 0 0 0 0 0 0 0 8 17 27.00 6.000 | IP WLS BF H R ER SO BB IBB HBP BLK WP HR S P ERA WHIP | 0.2 S 3 1 0 0 0 0 0 0 0 0 0 8 17 27.00 6.000 | IP WLS BF H R ER SO BB IBB HBP BLK WP HR S P ERA WHIP | 0.2 S 3 1 0 0 0 0 0 0 0 0 0 8 17 27.00 6.000 | IP WLS BF H R ER SO BB IBB HBP BLK WP HR S P ERA WHIP | 0.2 S 3 1 0 0 0 0 0 0 0 0 0 8 17 27.00 6.000 | IP WLS BF H R ER SO BB IBB HBP BLK WP HR S P ERA WHIP | 0.2 S 3 1 0 0 0 0 0 0 0 0 0 8 17 27.00 6.000 |

Boston Red Sox @ Chicago White Sox
U.S. Cellular Field, Chicago, IL

Sun Jul 24 2005, 3:05 PM EDT
Att. 37,168 - Sunny - 100 F

| | |
|-----|----|
| AB | 35 |
| R | 4 |
| H | 10 |
| RBI | 4 |
| BB | 6 |
| SO | 9 |
| LOB | 22 |



| Batter | 1 | 2 | 3 | 4 | 5 | 6 | 7 | 8 | 9 |
|--|-------------------|-----------------|---|-----------------|-------------|---------------------|---------------------|----------|---|
| 22 Scott Podsednik, L (1, 7) OBP: 0.366, SLG: 0.355 | 0-1 G6-3 | 1-1 HR 2B | | 2-2 CS 1B | | | 2-1 1B 2B | | |
| Tadahito Iguchi, R (1, 4) OBP: 0.340, SLG: 0.428 | 2-1 1B 2B | 3-2 HR | | 3-0 CS | 0-0 G1-3 | | 0-0 1B | | |
| Carl Everett, S (1, 9) OBP: 0.305, SLG: 0.460 | 1-2 1B 2B | 1-0 F8 | | | 1-1 P2 | | 3-2 1B | | |
| 14 Paul Konerko, R (1, 10) OBP: 0.355, SLG: 0.487 | 3-2 G1-3 2B | | | 4-0 2B BB | | 1-1 P6 | 2-2 F8 | | |
| 12 A.J. Pierzynski, L (1, 2) OBP: 0.298, SLG: 0.425 | 1-1 G1-3 | | | 0-0 F8 | | 4-2 G6-4-3 BB | | 2-3 K | |
| Aaron Rowand, R (1, 8) OBP: 0.344, SLG: 0.408 | 4-2 BB | | | 1-1 P5 | | 0-1 G6-4-3 | 4-2 G6-4-3 BB | | |
| Ross Gload, L (1, 3) OBP: 0.176, SLG: 0.235 | 0-1 F7 | | | 0-1 2B | | 1-3 K | 0-0 G6-4-3 | | |
| 24 Joe Crede, R (1, 5) OBP: 0.304, SLG: 0.436 | | 1-2 P3 | | 1-1 F7 | | 1-3 K | | | |
| 38 Pablo Ozuna, R (1, 6) OBP: 0.333, SLG: 0.314 | | 0-0 G6-3 | | 3-2 G6-3 | | 0-0 G4-3 | | | |
| 5 Juan Uribe, R (8, 6) OBP: 0.264, SLG: 0.371 | | | | | | | | | |

| Inning Stats | R: 2 E: 0 K: 0 S: 17 | H: 3 LOB: 2 BB: 1 P: 28 | R: 2 E: 0 K: 0 S: 12 | H: 2 LOB: 0 BB: 0 P: 18 | R: 1 E: 0 K: 0 S: 5 | H: 1 LOB: 1 BB: 1 P: 10 | R: 0 E: 0 K: 0 S: 12 | H: 1 LOB: 0 BB: 0 P: 21 | R: 0 E: 0 K: 1 S: 8 | H: 0 LOB: 0 BB: 1 P: 13 | R: 1 E: 0 K: 1 S: 14 | H: 3 LOB: 2 BB: 0 P: 22 | R: 0 E: 0 K: 1 S: 8 | H: 0 LOB: 0 BB: 1 P: 14 |
|--------------|-------------------------------|----------------------------------|-------------------------------|----------------------------------|------------------------------|----------------------------------|-------------------------------|----------------------------------|------------------------------|----------------------------------|-------------------------------|----------------------------------|------------------------------|----------------------------------|
|--------------|-------------------------------|----------------------------------|-------------------------------|----------------------------------|------------------------------|----------------------------------|-------------------------------|----------------------------------|------------------------------|----------------------------------|-------------------------------|----------------------------------|------------------------------|----------------------------------|

| PITCHER | IP | WLS | BF | H | R | ER | SO | BB | IBB | HBP | BLK | WP | HR | S | P | ERA | WHIP |
|---------------------------------------|-----|-----|----|---|---|----|----|----|-----|-----|-----|----|----|----|-----|------|-------|
| Bronson Arroyo, R (1, 1) ERA: 4.26 | 6.2 | L | 28 | 8 | 6 | 6 | 2 | 3 | 0 | 0 | 0 | 0 | 1 | 66 | 107 | 8.10 | 1.650 |
| Geremi Gonzalez, R (7, 1) ERA: 5.1 | 0.1 | | 3 | 2 | 0 | 0 | 0 | 0 | 0 | 0 | 0 | 0 | 0 | 7 | 12 | 0.00 | 6.000 |
| Mike Myers, L (8, 1) ERA: 2.29 | 1.0 | | 3 | 0 | 0 | 0 | 1 | 1 | 0 | 0 | 0 | 0 | 0 | 8 | 14 | 0.00 | 1.000 |

BOTTOM

Boston Red Sox @ Chicago White Sox
 U.S. Cellular Field, Chicago, IL

Sun Jul 24 2005, 3:05 PM EDT
 Att. 37,168 - Sunny - 100 F


| AB | R | H | RBI | BB | SO | LOB |
|----|---|---|-----|----|----|-----|
| 4 | 2 | 3 | 0 | 0 | 0 | 0 |
| 4 | 2 | 3 | 3 | 0 | 0 | 0 |
| 4 | 1 | 2 | 0 | 0 | 0 | 0 |
| 3 | 1 | 1 | 2 | 1 | 0 | 2 |
| 3 | 0 | 0 | 0 | 1 | 1 | 2 |
| 2 | 0 | 0 | 0 | 2 | 0 | 2 |
| 4 | 0 | 1 | 1 | 0 | 1 | 3 |
| 3 | 0 | 0 | 0 | 0 | 1 | 0 |
| 3 | 0 | 0 | 0 | 0 | 0 | 0 |
| 0 | 0 | 0 | 0 | 0 | 0 | 0 |

| AB | 30 |
|-----|----|
| R | 6 |
| H | 10 |
| RBI | 6 |
| BB | 4 |
| SO | 3 |
| LOB | 9 |

WP: 0 PA: 35
 PB: 0
 SB: 0
 CS: 1



| PITCHER | IP | WLS | BF | H | R | ER | SO | BB | IBB | HBP | BLK | WP | HR | S | P | ERA | WHIP |
|---------|----|-----|----|---|---|----|----|----|-----|-----|-----|----|----|---|---|-----|------|
|---------|----|-----|----|---|---|----|----|----|-----|-----|-----|----|----|---|---|-----|------|

| Batter | 1 | 2 | 3 | 4 | 5 | 6 | 7 | 8 | 9 | 10 | AB R H RBI BB SO LOB | TOP | | | | | | | | | | | | |
|---|---|----------------------------------|-------------------------------|----------------------------------|------------------------------|----------------------------------|-------------------------------|----------------------------------|------------------------------|---------------------------------|-------------------------------|--|-------------------------------|----------------------------------|------------------------------|----------------------------------|------------------------------|----------------------------------|------------------------------|----------------------------------|----------------------------------|------------------------------------|----------------------------------|--------|
| 18 Johnny Damon, L (1, 8) OBP: 0.377, SLG: 0.480 | 2-3 K | | 0-1 G4-3 | | 2-0 P6 | | 2-0 1-H HR | | 1-0 34 BB FC1 1B | | 5 1 2 2 0 1 1 | Boston Red Sox @ Tampa Bay Devil Rays Tropicana Field, St. Petersburg, FL Mon Jul 25 2005, 7:05 PM EDT Att. 21,550 - Dome - 72 F livebaseballscorecards.com AB 40 R 3 H 11 RBI 3 BB 4 SO 10 LOB 22  | | | | | | | | | | | | |
| Edgar Renteria, R (1, 6) OBP: 0.332, SLG: 0.380 | 0-3 K | | 0-0 G5-3 | | 0-3 K | | 1-1 1B | | 1-0 FC1 34 BB | | 5 0 1 0 0 2 3 | | | | | | | | | | | | | |
| 34 David Ortiz, L (1, 10) OBP: 0.382, SLG: 0.566 | 0-1 F8 | | 3-2 2B | | 0-0 F9 | | 2-3 K | | 4-0 1B BB | | 4 0 1 0 1 1 2 | | | | | | | | | | | | | |
| Manny Ramirez, R (1, 7) OBP: 0.371, SLG: 0.571 | | 4-2 1B BB | 0-3 K | | | 2-2 G5-3 | 1-2 F8 | | 2-2 F9 | | 4 1 0 0 1 1 5 | | | | | | | | | | | | | |
| Trot Nixon, L (1, 9) OBP: 0.373, SLG: 0.481 | | 3-2 P5 | | 1-1 FC4-6 1B | | 1-0 F9 | | 1-0 F9 | | 2-0 1B S 1B | 5 0 2 0 0 0 1 | | | | | | | | | | | | | |
| Jason Varitek, S (1, 2) OBP: 0.375, SLG: 0.534 | | 4-2 1B BB | | 1-3 K | | 3-2 1B | | 1-2 F9 | | 3-3 K | 4 0 1 0 1 2 2 | | | | | | | | | | | | | |
| Kevin Millar, R (1, 3) OBP: 0.365, SLG: 0.379 | | 2-3 K | | 0-3 K | | 3-2 F8 | | 3-3 K | | 2-0 1B | 4 0 0 0 0 3 4 | | | | | | | | | | | | | |
| John Olerud, L (8, 3) OBP: 0.329, SLG: 0.391 | | | | | | | | | | | 1 0 1 0 0 0 0 | | | | | | | | | | | | | |
| Bill Mueller, S (1, 5) OBP: 0.378, SLG: 0.392 | | 1-1 1-2 2-H 1B | | 1-1 FC4-6 1-2F | | | 3-1 F7 | | 1-2 G4-3 | 0-0 F8 | 5 0 1 1 0 0 2 | | | | | | | | | | | | | |
| Tony Graffanino, R (1, 4) OBP: 0.383, SLG: 0.394 | | 1-0 P4 | | | 0-1 1B | | 4-0 18 WP 18 HR BB | | 0-0 18 1B FC1 1B | | 3 1 2 0 1 0 2 | | | | | | | | | | | | | |
| Adam Stern, L (9, PR) OBP: 0.429, SLG: 0.833 | | | | | | | | | | | 0 0 0 0 0 0 0 | | | | | | | | | | | | | |
| 13 Alex Cora, L (9, 4) OBP: 0.247, SLG: 0.281 | | | | | | | | | | | 0 0 0 0 0 0 0 | | | | | | | | | | | | | |
| Inning Stats | R: 0 E: 0 K: 2 S: 15 | H: 0 LOB: 0 BB: 0 P: 17 | R: 1 E: 0 K: 1 S: 17 | H: 1 LOB: 2 BB: 2 P: 32 | R: 0 E: 0 K: 1 S: 9 | H: 1 LOB: 1 BB: 0 P: 12 | R: 0 E: 0 K: 2 S: 10 | H: 1 LOB: 1 BB: 0 P: 13 | R: 0 E: 0 K: 1 S: 7 | H: 1 LOB: 1 BB: 0 P: 9 | R: 0 E: 0 K: 0 S: 14 | H: 1 LOB: 1 BB: 0 P: 23 | R: 2 E: 0 K: 1 S: 12 | H: 2 LOB: 1 BB: 1 P: 25 | R: 0 E: 0 K: 1 S: 7 | H: 0 LOB: 0 BB: 0 P: 12 | R: 0 E: 0 K: 0 S: 9 | H: 2 LOB: 3 BB: 1 P: 18 | R: 0 E: 0 K: 1 S: 9 | H: 2 LOB: 1 BB: 0 P: 16 | 1B: 9 2B: 1 3B: 0 HR: 1 | SF: 0 SAC: 0 DP: 0 HBP: 0 | WP: 1 PB: 0 SB: 1 CS: 0 | PA: 44 |
| PITCHER | IP WLS BF H R ER SO BB IBB HBP BLK WP HR S P ERA WHIP | | | | | | | | | | | | | | | | | | | | | | | |
| Doug Waechter, R (1, 1) ERA: 5.3 | 5.2 | | 5 | 1 | 1 | 7 | 2 | 0 | 0 | 0 | 0 | 0 | 0 | 68 | 99 | 1.59 | 1.235 | | | | | | | |
| 54 Chad Orvella, R (6, 1) ERA: 4.33 | 0.2 | H | 2 | 0 | 0 | 0 | 0 | 0 | 0 | 0 | 0 | 0 | 0 | 6 | 12 | 0.00 | 0.000 | | | | | | | |
| Travis Harper, R (7, 1) ERA: 7.41 | 0.0 | B | 3 | 2 | 2 | 0 | 1 | 0 | 0 | 0 | 1 | 1 | 3 | 10 | ∞ | ∞ | | | | | | | | |
| Trever Miller, L (7, 1) ERA: 4.5 | 1.1 | | 4 | 0 | 0 | 1 | 0 | 0 | 0 | 0 | 0 | 0 | 11 | 16 | 0.00 | 0.000 | | | | | | | | |
| Jesus Colome, R (8, 1) ERA: 6.27 | 2.1 | W | 11 | 4 | 0 | 2 | 1 | 0 | 0 | 0 | 0 | 0 | 21 | 40 | 0.00 | 2.143 | | | | | | | | |

BOTTOM

Boston Red Sox @ Tampa Bay Devil Rays
Tropicana Field, St. Petersburg, FL

Mon Jul 25 2005, 7:05 PM EDT
Att: 21,550 - Dome - 72 F

livebaseballscorecards.com



WP: 0 PA: 41
PB: 0
SB: 2
CS: 0

AB R H RBI BB SO LOB

5 0 3 1 0 0 0

5 0 3 0 0 0 3

5 1 0 0 0 1 7

5 0 1 0 0 2 3

5 1 2 1 0 1 3

4 1 2 0 0 1 1

4 0 1 1 0 0 2

2 0 1 1 0 0 1

0 1 0 0 0 0 0

1 0 0 0 0 1 0

4 0 1 0 0 1 0

AB 40
R 4
H 14
RBI 4
BB 0
SO 7
LOB 20

1B: 9 SF: 1
2B: 5 SAC: 0
3B: 0 DP: 2
HR: 0 HBP: 0

| Batter | 1 | 2 | 3 | 4 | 5 | 6 | 7 | 8 | 9 | 10 |
|---|------------------------------|--------------------------|-------------------------|-------------|------------------------------|------------------------|-----------------------|---------------------|----------------------------|----|
| Julio Lugo, R OBP: 0.351, SLG: 0.386 (1, 6) | 1-0 13 1B 2B | | 1-2 P4 | | 0-0 13 G6-3 13 S 1B | | 2-2 1-2 2-H 1B | | 0-0 G5-3 | |
| 13 Carl Crawford, L OBP: 0.316, SLG: 0.444 (1, 7) | 0-2 2-3 1B | | 0-0 3 G4-6-3 1B | | 2-0 G6-3 | | 1-1 F7 | | 1-2 FC1-6 1B | |
| 3 Jorge Cantu, R OBP: 0.317, SLG: 0.485 (1, 10) | 0-3 K | | 0-1 G4-6-3 1-2f | | 2-2 G6-3 | | 0-2 F9 | | 0-0 FC1-6 2B | |
| 31 Jonny Gomes, R OBP: 0.362, SLG: 0.534 (1, 9) | 0-3 1 SAFE 1 SAFE K | | | 2-2 G1-3 | | 1-3 K | | 1-1 G4-6-3 1B | 0-0 P4 | |
| Aubrey Huff, L OBP: 0.322, SLG: 0.409 (1, 3) | 1-2 G4-3 | | 0-1 G4-3 2B 1B | | 2-3 K | | 0-0 G4-6-3 1-2f | | 0-1 G4-6-3 1-H 2B | |
| Alex Gonzalez, R OBP: 0.328, SLG: 0.410 (1, 5) | | 0-0 G4-3 SF7 2B | | 1-0 G4-3 | | 2-3 K | | 0-0 2B | | |
| Damon Hollins, R OBP: 0.333, SLG: 0.486 (1, 8) | | 2-2 G4-3 | | 1-0 2B | | 1-1 P6 | | 0-1 F9 | | |
| Toby Hall, R OBP: 0.310, SLG: 0.366 Joey Gathright, L OBP: 0.333, SLG: 0.344 Pete Laforest, L (8, 2) | | 0-0 SF7 | | 2-1 F9 | | 1-2 1B 1B | | 2-3 K | | |
| Nick Green, R OBP: 0.343, SLG: 0.374 (1, 4) | | 2-0 G4-3 | | 1-1 P4 | | 1-0 1B 1-2 1B | | 0-3 K | | |

| Inning Stats | R: 0 | H: 2 | E: 0 | LOB: 2 | K: 2 | S: 14 | P: 16 | R: 1 | H: 1 | E: 0 | LOB: 0 | K: 0 | S: 6 | P: 10 | R: 0 | H: 1 | E: 0 | LOB: 1 | K: 0 | S: 7 | P: 8 | R: 1 | H: 2 | E: 0 | LOB: 1 | K: 0 | S: 10 | P: 16 | R: 0 | H: 1 | E: 0 | LOB: 0 | K: 0 | S: 8 | P: 13 | R: 0 | H: 0 | E: 0 | LOB: 0 | K: 3 | S: 11 | P: 16 | R: 1 | H: 3 | E: 0 | LOB: 2 | K: 0 | S: 14 | P: 20 | R: 0 | H: 2 | E: 0 | LOB: 1 | K: 0 | S: 6 | P: 7 | R: 0 | H: 0 | E: 0 | LOB: 0 | K: 2 | S: 7 | P: 9 | R: 1 | H: 2 | E: 0 | LOB: 1 | K: 0 | S: 8 | P: 9 | 1B: 9 | SF: 1 | 2B: 5 | SAC: 0 | 3B: 0 | DP: 2 | HR: 0 | HBP: 0 |
|--------------|------|------|------|--------|------|-------|-------|------|------|------|--------|------|------|-------|------|------|------|--------|------|------|------|------|------|------|--------|------|-------|-------|------|------|------|--------|------|------|-------|------|------|------|--------|------|-------|-------|------|------|------|--------|------|-------|-------|------|------|------|--------|------|------|------|------|------|------|--------|------|------|------|------|------|------|--------|------|------|------|-------|-------|-------|--------|-------|-------|-------|--------|
|--------------|------|------|------|--------|------|-------|-------|------|------|------|--------|------|------|-------|------|------|------|--------|------|------|------|------|------|------|--------|------|-------|-------|------|------|------|--------|------|------|-------|------|------|------|--------|------|-------|-------|------|------|------|--------|------|-------|-------|------|------|------|--------|------|------|------|------|------|------|--------|------|------|------|------|------|------|--------|------|------|------|-------|-------|-------|--------|-------|-------|-------|--------|

| PITCHER | IP | WLS | BF | H | R | ER | SO | BB | IBB | HBP | BLK | WP | HR | S | P | ERA | WHIP |
|---|-----|-----|----|---|---|----|----|----|-----|-----|-----|----|----|----|----|------|-------|
| David Wells, L ERA: 4.57 (1, 1) | 6.1 | | 27 | 9 | 3 | 3 | 5 | 0 | 0 | 0 | 0 | 0 | 0 | 62 | 88 | 4.26 | 1.421 |
| 50 Mike Timlin, R ERA: 1.44 (7, 1) | 1.2 | B | 7 | 3 | 0 | 0 | 0 | 0 | 0 | 0 | 0 | 0 | 0 | 14 | 18 | 0.00 | 1.800 |
| 38 Curt Schilling, R ERA: 6.84 (9, 1) | 1.2 | L | 7 | 2 | 1 | 1 | 2 | 0 | 0 | 0 | 0 | 0 | 0 | 15 | 18 | 5.40 | 1.200 |

| Batter | 1 | 2 | 3 | 4 | 5 | 6 | 7 | 8 | 9 | 10 | AB R H RBI BB SO LOB | TOP | | | | | | | | | | | | | | | |
|--|---|---|--------------------------------------|----------------------------------|-------------------------------|----------------------------------|------------------------------|----------------------------------|-------------------------------|----------------------------------|---|----------------------------------|---|----------------------------------|-------------------------------|----------------------------------|-------------------------------|----------------------------------|-----------------------------------|------------------------------------|----------------------------------|--------|--|--|--|--|--|
| 18 Johnny Damon, L OBP: 0.381, SLG: 0.491 | 0-2 FC8-4 1B | | 1-0 SH5-3 1B 2B | 0-0 F7 | | 1-2 S HBP | | 1-2 G6-3 | | 0-0 HR | 5 2 3 1 0 0 1 | | | | | | | | | | | | | | | | |
| Edgar Renteria, R OBP: 0.335, SLG: 0.379 | 0-0 FC8-4 HR | | 1-0 SH5-3 2-3 | 4-2 BB | | 4-1 BB | | 1-1 G6-3 | | 0-0 2B 1B | 3 2 1 0 2 0 1 | | | | | | | | | | | | | | | | |
| Doug Mirabelli, R OBP: 0.300, SLG: 0.407 | 1-1 G4-3 | | 2-1 1B 1B | 0-3 K | | 0-1 F8 | | 0-0 P5 | | 1-1 F7 | 4 1 1 1 0 1 4 2 0 0 0 0 0 1 | | | | | | | | | | | | | | | | |
| 34 David Ortiz, L OBP: 0.380, SLG: 0.563 | 1-2 | | 3-H 1B | | | | | | | | | | | | | | | | | | | | | | | | |
| Manny Ramirez, R OBP: 0.371, SLG: 0.576 | 0-0 HR | | 1-1 1B BB 1-3 WP 1B | | | 2-3 K | | 1-3 K | | 0-0 FC4 2B | 6 2 2 2 0 3 1 | | | | | | | | | | | | | | | | |
| Jason Varitek, S OBP: 0.383, SLG: 0.549 | 1-1 G6-3 | | 4-1 WP 1B 1-2 BB | | | 4-2 S BB | | 4-1 BB 1B BB | | 3-2 HR 2B | 3 2 2 2 3 0 0 | | | | | | | | | | | | | | | | |
| Kevin Millar, R OBP: 0.371, SLG: 0.384 | | 1-2 1B | 3-0 WP 1-2 2-3 3-H 1B | | | 3-3 K | | 4-1 1B BB | | 0-2 P5 | 4 0 3 1 1 1 1 1 1 0 0 0 0 2 | | | | | | | | | | | | | | | | |
| Adam Stern, L OBP: 0.375, SLG: 0.714 | | | | | | | | | | | | | | | | | | | | | | | | | | | |
| Trot Nixon, L OBP: 0.372, SLG: 0.479 | | 2-3 K | 3-3 K | | | 2-2 F9 | | 1-3 K | | 0-1 2B 1B | 1 0 0 0 0 1 1 2 0 0 0 0 1 4 3 0 1 0 0 1 4 | | | | | | | | | | | | | | | | |
| Adam Hyzdu, R OBP: 0.200, SLG: 0.154 | | | | | | | | | | | | | | | | | | | | | | | | | | | |
| John Olerud, L OBP: 0.329, SLG: 0.389 | | | | | | | | | | | | | | | | | | | | | | | | | | | |
| Bill Mueller, S OBP: 0.378, SLG: 0.395 | | 0-0 P6 | 2-1 P2 | | | 2-1 F8 | | 0-0 FC4-6 1B | | 2-0 2B | 5 0 2 2 0 0 3 | | | | | | | | | | | | | | | | |
| Tony Graffanino, R OBP: 0.379, SLG: 0.390 | | 2-1 F7 | | 1-2 CS 1B | | 3-2 G1-3 | | 0-1 FC4-6 | | 3-3 K | 5 0 1 0 0 1 5 | | | | | | | | | | | | | | | | |
| Inning Stats | R: 2 E: 0 K: 0 S: 9 | H: 2 LOB: 0 BB: 0 P: 11 | R: 0 E: 0 K: 1 S: 10 | H: 1 LOB: 1 BB: 0 P: 15 | R: 3 E: 0 K: 1 S: 13 | H: 4 LOB: 2 BB: 1 P: 30 | R: 0 E: 0 K: 1 S: 9 | H: 1 LOB: 1 BB: 1 P: 14 | R: 0 E: 0 K: 2 S: 12 | H: 0 LOB: 2 BB: 1 P: 22 | R: 1 E: 0 K: 2 S: 11 | H: 1 LOB: 2 BB: 2 P: 21 | R: 0 E: 0 K: 0 S: 9 | H: 0 LOB: 0 BB: 0 P: 11 | R: 2 E: 0 K: 2 S: 15 | H: 4 LOB: 2 BB: 0 P: 25 | R: 2 E: 1 K: 0 S: 13 | H: 3 LOB: 2 BB: 0 P: 17 | 1B: 10 2B: 3 3B: 0 HR: 3 | SF: 0 SAC: 1 DP: 0 HBP: 1 | WP: 1 PB: 0 SB: 2 CS: 1 | PA: 52 | | | | | |
| PITCHER | IP WLS BF H R ER SO BB IBB HBP BLK WP HR S P ERA WHIP | IP WLS BF H R ER SO BB IBB HBP BLK WP HR S P ERA WHIP | | | | | | | | | | | IP WLS BF H R ER SO BB IBB HBP BLK WP HR S P ERA WHIP | | | | | | | | | | | | | | |
| Mark Hendrickson, L ERA: 7.07 | 3.0 | 17 | 7 | 5 | 5 | 2 | 1 | 0 | 0 | 0 | 0 | 1 | 1 | 32 | 56 | 15.00 | 2.667 | | | | | | | | | | |
| Dewon Brazelton, R ERA: 6.33 | 4.1 | 16 | 1 | 1 | 1 | 4 | 5 | 0 | 1 | 0 | 0 | 0 | 0 | 38 | 73 | 2.70 | 1.800 | | | | | | | | | | |
| Trevor Miller, L ERA: 4.44 | 7.1 | 2 | 1 | 0 | 0 | 1 | 0 | 0 | 0 | 0 | 0 | 0 | 0 | 4 | 5 | 0.00 | 3.000 | | | | | | | | | | |
| Travis Harper, R ERA: 7.36 | 7.1 | 1 | 0 | 0 | 0 | 0 | 0 | 0 | 0 | 0 | 0 | 0 | 0 | 2 | 2 | 0.00 | 0.000 | | | | | | | | | | |
| Joe Borowski, R ERA: 4.08 | 8.1 | 3 | 0 | 0 | 0 | 0 | 0 | 0 | 0 | 0 | 0 | 0 | 0 | 9 | 11 | 0.00 | 0.000 | | | | | | | | | | |
| Danys Baez, R ERA: 3.18 | 2.0 | 13 | 7 | 4 | 3 | 2 | 0 | 0 | 0 | 0 | 0 | 0 | 0 | 28 | 42 | 13.50 | 3.500 | | | | | | | | | | |

Boston Red Sox @ Tampa Bay Devil Rays
Tropicana Field, St. Petersburg, FL
Tue Jul 26 2005, 7:15 PM EDT
Att. 24,029 - Dome - 72 F

| | |
|-----|----|
| AB | 44 |
| R | 10 |
| H | 16 |
| RBI | 9 |
| BB | 6 |
| SO | 9 |
| LOB | 28 |



| Batter | 1 | 2 | 3 | 4 | 5 | 6 | 7 | 8 | 9 | 10 | AB | R | H | RBI | BB | SO | LOB |
|--|------|------|-----------------------|------|---|-------------------|-----------|---|------|-------------|----|---|---|-----|----|----|-----|
| Joey Gathright, L OBP: 0.319, SLG: 0.328 (1, 8) | G4-3 | | 1B HR 13 1B | B1-3 | | | K | | G6-3 | FC3-6 | 6 | 1 | 1 | 0 | 0 | 1 | 2 |
| 13 Carl Crawford, L OBP: 0.317, SLG: 0.444 (1, 7) | G3-1 | | 1B HR 1B | | | G5-3 | S 1B | | K | | 5 | 2 | 2 | 1 | 0 | 1 | 0 |
| Julio Lugo, R OBP: 0.356, SLG: 0.391 (1, 6) | 1B | | 1B HR 1B | | | G4-3 | 3 2B | | 1B | | 5 | 2 | 4 | 1 | 0 | 0 | 0 |
| 3 Jorge Cantu, R OBP: 0.316, SLG: 0.483 (1, 4) | G1-3 | | K | | | G6-3 | 1-H 2B | | F8 | | 5 | 0 | 1 | 1 | 0 | 1 | 5 |
| Aubrey Huff, L OBP: 0.327, SLG: 0.422 (1, 3) | | G4-1 | 1B HR 31 SF8 | | | 2B | | | | F9 | 3 | 2 | 2 | 4 | 1 | 0 | 0 |
| Toby Hall, R OBP: 0.309, SLG: 0.365 (8, 2) | | | HR | | | IBB | | | | | 1 | 0 | 0 | 0 | 0 | 0 | 0 |
| Damon Hollins, R OBP: 0.339, SLG: 0.488 (1, 9) | | G6-3 | 1B | | | L4-6 31 SF8 | | | G5-3 | DI 2B | 5 | 1 | 3 | 0 | 0 | 0 | 2 |
| 31 Jonny Gomes, R OBP: 0.351, SLG: 0.519 (1, 10) | | | G4-3 | | | 1B | | | K | P3 | 4 | 0 | 0 | 1 | 0 | 2 | 2 |
| Pete Laforest, L OBP: 0.315, SLG: 0.335 (1, 2) | | | K | | | SF8 | | | K | | | | | | | | |
| Travis Lee, L OBP: 0.315, SLG: 0.335 (8, 3) | | | K | | | L4-6 | | | G4-3 | 2B | 3 | 0 | 0 | 0 | 0 | 1 | 1 |
| Alex Gonzalez, R OBP: 0.330, SLG: 0.412 (1, 5) | | | K | | | P5 | | | | | 2 | 0 | 1 | 1 | 0 | 0 | 0 |
| Nick Green, R OBP: 0.343, SLG: 0.374 (10, PR) | | | 1B 13 1B | | | G6-3 | | | F8 | G1-6-3 | 4 | 1 | 1 | 0 | 1 | 0 | 0 |
| | | | 2B | | | | | | | FC3-6 BB | 0 | 0 | 0 | 0 | 0 | 0 | 0 |

| Inning Stats | R: 0 | H: 1 | E: 0 | K: 0 | S: 9 | R: 0 | H: 0 | E: 0 | K: 1 | S: 7 | R: 5 | H: 6 | E: 0 | K: 2 | S: 18 | R: 0 | H: 0 | E: 0 | K: 0 | S: 3 | R: 0 | H: 0 | E: 0 | K: 0 | S: 10 | R: 1 | H: 2 | E: 0 | K: 0 | S: 11 | R: 2 | H: 3 | E: 0 | K: 1 | S: 16 | R: 0 | H: 0 | E: 0 | K: 1 | S: 9 | R: 0 | H: 1 | E: 0 | K: 1 | S: 11 | R: 1 | H: 2 | E: 0 | K: 0 | S: 12 | 1B: 10 | SF: 1 | 2B: 5 | 3B: 0 | HR: 1 |
|--------------|--------|-------|-------|--------|-------|--------|-------|--------|-------|-------|--------|-------|--------|-------|-------|--------|-------|--------|-------|-------|--------|-------|--------|-------|-------|--------|-------|-------|--------|-------|-------|--------|-------|-------|--------|-------|-------|--------|-------|-------|--------|-------|--------|------|-------|------|------|------|------|-------|--------|-------|-------|-------|-------|
| | LOB: 1 | BB: 0 | P: 14 | LOB: 0 | BB: 0 | LOB: 1 | BB: 0 | LOB: 0 | BB: 0 | P: 12 | LOB: 0 | BB: 0 | LOB: 0 | BB: 0 | P: 5 | LOB: 0 | BB: 0 | LOB: 0 | BB: 0 | P: 13 | LOB: 0 | BB: 0 | LOB: 0 | BB: 0 | P: 15 | LOB: 2 | BB: 1 | P: 30 | LOB: 0 | BB: 0 | P: 14 | LOB: 1 | BB: 0 | P: 14 | LOB: 2 | BB: 0 | P: 18 | LOB: 2 | BB: 1 | P: 18 | SAC: 0 | DP: 1 | HBP: 0 | | | | | | | | | | | | |

| PITCHER | IP | WLS | BF | H | R | ER | SO | BB | IBB | HBP | BLK | WP | HR | S | P | ERA | WHIP |
|--|-----|-----|----|---|---|----|----|----|-----|-----|-----|----|----|----|----|-------|-------|
| 30 Matt Clement, R ERA: 4.43 (1, 1) | 2.1 | | 11 | 4 | 3 | 3 | 2 | 0 | 0 | 0 | 0 | 0 | 0 | 25 | 38 | 11.57 | 1.714 |
| Chad Bradford, R ERA: 7.71 (3, 1) | 0.2 | | 5 | 3 | 2 | 2 | 1 | 0 | 0 | 0 | 0 | 0 | 1 | 9 | 14 | 27.00 | 4.500 |
| Mike Myers, L ERA: 2.49 (4, 1) | 2.0 | | 7 | 1 | 1 | 1 | 0 | 0 | 0 | 0 | 0 | 0 | 0 | 16 | 22 | 4.50 | 0.500 |
| Geremi Gonzalez, R ERA: 5.34 (6, 1) | 2.0 | | 10 | 4 | 2 | 2 | 1 | 0 | 1 | 0 | 0 | 0 | 0 | 24 | 41 | 9.00 | 2.000 |
| 17 Manny Delcarmen, R (8, 1) | 1.0 | | 3 | 0 | 0 | 0 | 1 | 0 | 0 | 0 | 0 | 0 | 0 | 9 | 14 | 0.00 | 0.000 |

BOTTOM

Boston Red Sox @ Tampa Bay Devil Rays

Tropicana Field, St. Petersburg, FL

Tue Jul 26 2005, 7:15 PM EDT

Att: 24,029 - Dome - 72 F


| AB | R | H | RBI |
|----|---|----|-----|
| 43 | 9 | 15 | 9 |
| 2 | 6 | 12 | |

WP: 0 PA: 46

PB: 0

SB: 2

CS: 0



| Batter | 1 | 2 | 3 | 4 | 5 | 6 | 7 | 8 | 9 | AB R H RBI BB SO LOB | TOP |
|--|---|---|--|---|---|---|--|--|--|--|--|
| 18 Johnny Damon, L (1, 8) OBP: 0.380, SLG: 0.489 | 2-2 F8 | | | 2-1 34 BB BB G3-6-1 1B | 2-3 K2-3 | | 1-3 K | | | 4 1 1 0 0 2 1 | Boston Red Sox @ Tampa Bay Devil Rays Tropicana Field, St. Petersburg, FL Wed Jul 27 2005, 4:15 PM EDT Att. 22,079 - Dome - 72 F livebaseballscorecards.com |
| Edgar Renteria, R (1, 6) OBP: 0.339, SLG: 0.378 | 3-3 K | | | 4-2 SAFE 34 BB G3-6-1 1-2 BB | | 4-2 PB 34 P2 SF8 BB | | 4-1 CS BB | 1 1 0 0 3 1 0 | | |
| 34 David Ortiz, L (1, 10) OBP: 0.379, SLG: 0.559 | 2-3 K | | | 4-2 G3-6-1 1-2 2-3 BB | | 1-2 P2 | | 1-0 SAFE P6 | 3 0 0 0 1 1 2 | | |
| John Olerud, L (1, 3) OBP: 0.313, SLG: 0.373 | | 1-1 F7 | | 2-2 G3-6-1 1-2f 2-3 3-H | | 2-1 SF8 | | 2-3 SAFE SAFE K | 3 0 0 1 0 1 3 | | |
| Bill Mueller, S (1, 5) OBP: 0.380, SLG: 0.400 | | 1-3 K | | 1-1 L7 | | 0-2 BB 1B | | 1-1 2B | 4 1 2 0 0 1 1 | | |
| Kevin Miller, R (1, 7) OBP: 0.372, SLG: 0.387 Adam Hyzdu, R (9, PR) OBP: 0.200, SLG: 0.154 (9, 7) | | 2-3 K | | | 0-0 F7 | 4-2 BB | | 0-1 13 G4-3 2-H 2B | 3 0 1 1 1 1 0 0 0 0 0 0 0 0 | | |
| 13 Alex Cora, L (1, 4) OBP: 0.247, SLG: 0.297 | | | 2-2 G4-3 | | 3-1 HR | 2-2 G3 | | 0-0 G4-3 | 4 1 1 1 0 0 3 | | |
| Doug Mirabelli, R (1, 2) OBP: 0.298, SLG: 0.400 | | | 1-0 F9 | | 0-1 18 S 1B | | 1-2 K | 0-3 K | 4 0 1 0 0 2 2 | | |
| Adam Stern, L (1, 9) OBP: 0.250, SLG: 0.455 | | | 3-3 K | | 2-3 K | | 1-0 G4-3 | 2-0 L3 | 4 0 0 0 0 2 3 | | |
| Inning Stats | R: 0 H: 0 E: 0 LOB: 0 K: 2 BB: 0 S: 10 P: 17 | R: 0 H: 0 E: 0 LOB: 0 K: 2 BB: 0 S: 11 P: 15 | R: 0 H: 0 E: 0 LOB: 0 K: 1 BB: 0 S: 9 P: 15 | R: 1 H: 1 E: 0 LOB: 1 K: 0 BB: 2 S: 14 P: 27 | R: 1 H: 2 E: 0 LOB: 1 K: 2 BB: 0 S: 11 P: 18 | R: 1 H: 1 E: 0 LOB: 2 K: 0 BB: 2 S: 16 P: 29 | R: 0 H: 0 E: 0 LOB: 0 K: 2 BB: 0 S: 8 P: 11 | R: 0 H: 0 E: 0 LOB: 0 K: 1 BB: 1 S: 5 P: 12 | R: 1 H: 2 E: 0 LOB: 2 K: 1 BB: 0 S: 9 P: 12 | 1B: 3 SF: 1 2B: 2 SAC: 0 3B: 0 DP: 1 HR: 1 HBP: 0 | WP: 0 PA: 36 PB: 1 SB: 1 CS: 1 |
| PITCHER 37 Seth McClung, R (1, 1) ERA: 6.63 Trevor Miller, L (7, 1) ERA: 4.1 Jesus Colome, R (9, 1) ERA: 6.41 | IP WLS BF H R ER SO BB IBB HBP BLK WP HR S P ERA WHIP | | | | | | | | | | |
| | 6.0 L 25 4 3 2 7 4 0 0 0 0 0 1 71 121 3.00 1.333 | | | | | | | | | | |
| | 2.0 6 0 0 0 3 1 0 0 0 0 0 0 13 23 0.00 0.500 | | | | | | | | | | |
| | 1.0 5 2 1 1 1 0 0 0 0 0 0 0 9 12 9.00 2.000 | | | | | | | | | | |

Boston Red Sox @ Tampa Bay Devil Rays
 Tropicana Field, St. Petersburg, FL
 Wed Jul 27 2005, 4:15 PM EDT
 Att. 22,079 - Dome - 72 F

| | |
|-----|----|
| AB | 30 |
| R | 4 |
| H | 6 |
| RBI | 3 |
| BB | 5 |
| SO | 11 |
| LOB | 15 |



| Batter | 1 | 2 | 3 | 4 | 5 | 6 | 7 | 8 | 9 | AB R H RBI BB SO LOB |
|--|------------------------------|---------------|----------|-------------------|----------|--------|----------|--------|--------------|---|
| Joey Gathright, L (1, 8) OBP: 0.303, SLG: 0.310 Eduardo Perez, R (9, PH) OBP: 0.352, SLG: 0.468 | 1-1 F8 | | 1-1 F8 | | 1-1 G5-3 | | 0-3 K | | 4-1 BB | 4 0 0 0 0 1 1 0 0 0 0 1 0 0 |
| 13 Carl Crawford, L (1, 7) OBP: 0.316, SLG: 0.441 | 0-1 FC6-4 1B | | 0-0 F8 | | 0-0 F8 | | | 1-2 F7 | 0-2 G3 | 5 0 1 0 0 0 3 |
| Julio Lugo, R (1, 6) OBP: 0.355, SLG: 0.388 | 2-3 K SAFE SAFE SAFE SAFE | | 1-1 G5-3 | | | | 3-3 K | 4-2 BB | | 3 0 0 0 1 2 1 |
| 3 Jorge Cantu, R (1, 5) OBP: 0.315, SLG: 0.481 | 0-1 FC6-4 1-2f | | | 0-1 1B PB 1B | | 2-2 P6 | | 1-2 F8 | | 4 1 1 0 0 0 2 |
| Travis Lee, L (1, 3) OBP: 0.322, SLG: 0.342 | | 2-2 CS 1B | | 2-2 PB 1B | | 0-2 1B | | 1-1 F7 | | 4 0 3 0 0 0 1 |
| Damon Hollins, R (1, 9) OBP: 0.333, SLG: 0.480 | | 1-2 F7 1-2 | | 3-2 F8 1-2 3-H | | 0-1 P5 | | | 2-2 G6-3 | 4 0 0 0 0 0 3 |
| 31 Jonny Gomes, R (1, 10) OBP: 0.348, SLG: 0.511 | | 1-1 BB 1B | | 0-0 F9 | | | 2-3 K | | 0-0 G5-3 | 4 0 1 0 0 1 1 |
| Toby Hall, R (1, 2) OBP: 0.309, SLG: 0.362 Pete Laforest, L (9, PH) OBP: 0.333, SLG: 0.200 | | 4-2 SAFE BB | | 0-1 P3 | | | 1-1 G6-3 | | 0-0 BB BB 1B | 2 0 0 0 1 0 1 1 0 1 0 0 0 0 |
| Nick Green, R (1, 4) OBP: 0.343, SLG: 0.371 Aubrey Huff, L (9, PH) OBP: 0.327, SLG: 0.422 Alex Gonzalez, R (9, PH) OBP: 0.333, SLG: 0.412 | | 0-2 G5-3 | | | 1-2 P4 | | | | 4-2 BB BB | 2 0 0 0 1 0 2 0 0 0 0 0 0 0 0 0 0 0 1 0 0 |

| Inning Stats | R: 0 E: 0 K: 12 S: 12 | H: 1 LOB: 1 BB: 0 P: 15 | R: 0 E: 0 K: 16 S: 16 | H: 2 LOB: 2 BB: 1 P: 24 | R: 0 E: 0 K: 5 S: 5 | H: 0 LOB: 0 BB: 0 P: 7 | R: 1 E: 0 K: 12 S: 12 | H: 2 LOB: 1 BB: 0 P: 17 | R: 0 E: 0 K: 6 S: 6 | H: 0 LOB: 0 BB: 0 P: 8 | R: 0 E: 0 K: 13 S: 13 | H: 1 LOB: 1 BB: 0 P: 18 | R: 0 E: 0 K: 10 S: 10 | H: 0 LOB: 1 BB: 1 P: 17 | R: 0 E: 0 K: 12 S: 12 | H: 0 LOB: 1 BB: 1 P: 19 | R: 0 E: 0 K: 15 S: 15 | H: 1 LOB: 3 BB: 2 P: 25 | 1B: 7 2B: 0 3B: 0 HR: 0 | SF: 0 SAC: 0 DP: 0 HBP: 0 |
|--------------|--------------------------------|----------------------------------|--------------------------------|----------------------------------|------------------------------|---------------------------------|--------------------------------|----------------------------------|------------------------------|---------------------------------|--------------------------------|----------------------------------|--------------------------------|----------------------------------|--------------------------------|----------------------------------|--------------------------------|----------------------------------|----------------------------------|------------------------------------|
|--------------|--------------------------------|----------------------------------|--------------------------------|----------------------------------|------------------------------|---------------------------------|--------------------------------|----------------------------------|------------------------------|---------------------------------|--------------------------------|----------------------------------|--------------------------------|----------------------------------|--------------------------------|----------------------------------|--------------------------------|----------------------------------|----------------------------------|------------------------------------|

| PITCHER | IP | WLS | BF | H | R | ER | SO | BB | IBB | HBP | BLK | WP | HR | S | P | ERA | WHIP |
|--|-----|-----|----|---|---|----|----|----|-----|-----|-----|----|----|----|-----|------|-------|
| 49 Tim Wakefield, R (1, 1) ERA: 4.19 | 7.1 | W | 30 | 6 | 1 | 0 | 4 | 3 | 0 | 0 | 0 | 0 | 0 | 81 | 118 | 0.00 | 1.227 |
| Chad Bradford, R (8, 1) ERA: 4.91 | 1.1 | H | 5 | 1 | 0 | 0 | 0 | 0 | 0 | 0 | 0 | 0 | 0 | 10 | 14 | 0.00 | 0.750 |
| Mike Myers, L (9, 1) ERA: 2.49 | 0.0 | | 1 | 0 | 0 | 0 | 0 | 1 | 0 | 0 | 0 | 0 | 0 | 2 | 6 | ∞ | ∞ |
| 38 Curt Schilling, R (9, 1) ERA: 6.59 | 0.1 | S | 2 | 0 | 0 | 0 | 0 | 1 | 0 | 0 | 0 | 0 | 0 | 8 | 12 | 0.00 | 3.000 |

BOTTOM

Boston Red Sox @ Tampa Bay Devil Rays
Tropicana Field, St. Petersburg, FL

livebaseballscorecards.com

| | |
|-----|----|
| AB | 33 |
| R | 1 |
| H | 7 |
| RBI | 0 |
| BB | 5 |
| SO | 4 |
| LOB | 15 |

| WP | PA |
|----|----|
| 0 | 38 |



Wed Jul 27 2005, 4:15 PM EDT
Att: 22,079 - Dome - 72 F

| Batter | 1 | 2 | 3 | 4 | 5 | 6 | 7 | 8 | 9 | AB R H RBI BB SO LOB | TOP | | | |
|---|--|--|---|--|---|---|--|--|---|--|--|--|----------------|---|
| Shannon Stewart, R (1, 7) OBP: 0.337, SLG: 0.405 | 0-1 F8 | | 1-1 F7 | | | 1-2 F8 | | 1-0 G6-3 | | 4 0 0 1 0 0 0 | | | | |
| 8 Nick Punto, S (1, 6) OBP: 0.315, SLG: 0.355 | 2-1 G1-3 | | | 2-2 G1-3 | | 1-2 L4 | | 3-H 2-1 F7 | | 4 0 0 0 0 0 0 | | | | |
| 7 Joe Mauer, L (1, 2) OBP: 0.378, SLG: 0.444 | 2-2 G3 | | | 1-0 G4-3 | | | 2-1 HR | | 4-2 20 FC6-4 BB | 3 1 1 1 1 0 0 | | | | |
| Torii Hunter, R (1, 8) OBP: 0.337, SLG: 0.452 20 Lew Ford, R (1, 8) OBP: 0.334, SLG: 0.369 | | 2-2 P2 | | 3-2 P4 | | | 0-0 FC6-5 2B | | 2-1 FC6-4 1-2f HR | 0 0 0 0 0 0 0 4 1 1 0 0 0 1 | | | | |
| Jacque Jones, L (1, 9) OBP: 0.355, SLG: 0.459 | | 1-0 1B | | | 1-2 F8 | | 2-1 FC6-5 33 G4-6-3 2-3 | | 0-1 1-H HR | 4 1 2 2 0 0 1 | | | | |
| 33 Justin Morneau, L (1, 3) OBP: 0.325, SLG: 0.460 | | 1-0 F8 | | | 1-2 2B | | 1-0 G4-6-3 1-2f | | 0-1 1B | 4 0 2 0 0 0 2 | | | | |
| Bret Boone, R (1, 4) OBP: 0.289, SLG: 0.350 | | 0-1 G6-3 | | | 3-1 P6 | | | 4-2 3B BB | 2-3 K | 3 1 0 0 1 1 3 | | | | |
| Terry Tiffee, S (1, 10) OBP: 0.234, SLG: 0.319 | | | 0-1 G4-3 | | 2-1 F8 | | | 1-0 1-H G6-3 3B | 0-2 L6 | 4 1 1 1 0 0 2 | | | | |
| 38 Luis Antonio Rodriguez, R (8, 5) OBP: 0.346, SLG: 0.417 Matthew LeCroy, R (8, PH) OBP: 0.376, SLG: 0.473 Juan Castro, R (8, 5) OBP: 0.268, SLG: 0.383 | | | 0-1 G6-3 | | | 1-2 F8 | | 1-1 G5-3 | | 2 0 0 0 0 0 0 1 0 0 0 0 0 1 0 0 0 0 0 0 0 | | | | |
| Inning Stats | R: 0 E: 0 K: 0 S: 7 H: 0 LOB: 0 BB: 0 P: 11 | R: 0 E: 0 K: 0 S: 8 H: 1 LOB: 1 BB: 0 P: 12 | R: 0 E: 0 K: 0 S: 6 H: 0 LOB: 0 BB: 0 P: 7 | R: 0 E: 0 K: 0 S: 7 H: 0 LOB: 0 BB: 0 P: 13 | R: 0 E: 0 K: 0 S: 11 H: 1 LOB: 1 BB: 0 P: 18 | R: 0 E: 0 K: 0 S: 10 H: 0 LOB: 0 BB: 0 P: 13 | R: 1 E: 0 K: 0 S: 6 H: 2 LOB: 0 BB: 0 P: 11 | R: 2 E: 0 K: 0 S: 8 H: 1 LOB: 0 BB: 1 P: 17 | R: 2 E: 0 K: 1 S: 19 H: 2 LOB: 1 BB: 1 P: 27 | 1B: 2 2B: 2 3B: 1 HR: 2 SF: 0 SAC: 0 DP: 1 HBP: 0 | WP: 0 PB: 0 SB: 0 CS: 0 PA: 35 | | | |
| PITCHER | IP WLS BF H R ER SO BB IBB HBP BLK WP HR S P ERA WHIP | | | | | | | | | | | | PITCHER | IP WLS BF H R ER SO BB IBB HBP BLK WP HR S P ERA WHIP |
| Bronson Arroyo, R (1, 1) ERA: 4.22 | 7.1 W 27 5 3 3 0 1 0 0 0 0 0 1 60 96 3.68 0.818 | | | | | | | | | | | | | |
| 50 Mike Timlin, R (8, 1) ERA: 1.42 | 0.2 H 2 0 0 0 0 0 0 0 0 0 0 0 3 6 0.00 0.000 | | | | | | | | | | | | | |
| Mike Myers, L (9, 1) ERA: 3.27 | 0.1 4 2 2 2 0 1 0 0 0 0 0 1 9 15 54.00 9.000 | | | | | | | | | | | | | |
| 38 Curt Schilling, R (9, 1) ERA: 6.44 | 0.2 S 2 0 0 0 1 0 0 0 0 0 0 0 10 12 0.00 0.000 | | | | | | | | | | | | | |

Minnesota Twins @ Boston Red Sox
Fenway Park, Boston, MA
Fri Jul 29 2005, 7:05 PM EDT
Att. 35,211 - Partly Cloudy - 79 F

livebaseballscorecards.com

| | |
|-----|----|
| AB | 33 |
| R | 5 |
| H | 7 |
| RBI | 5 |
| BB | 2 |
| SO | 1 |
| LOB | 10 |



| Batter | 1 | 2 | 3 | 4 | 5 | 6 | 7 | 8 | 9 |
|--|-------------|-----------|-------------|-------------|-------------------------|-----------------|-------------|--------------------------|---|
| 18 Johnny Damon, L OBP: 0.379, SLG: 0.487 | 1-1 G4-3 | | 2-1 F7 | | 0-0 E2 1B | | 1-1 G1-3 | | |
| Edgar Renteria, R OBP: 0.336, SLG: 0.374 | 1-2 L6 | | 0-1 G5-3 | | 0-0 F8 | | | 1-2 E5 34 BB HR | |
| 34 David Ortiz, L OBP: 0.383, SLG: 0.562 | 0-0 2B | | | 1-3 K | | 2-0 PB 1B | | 4-0 BB HR BB | |
| Manny Ramirez, R OBP: 0.370, SLG: 0.571 | 1-2 G5-3 | | | 1-3 K | | 1-2 L6 | | 4-2 HR BB | |
| John Olerud, L OBP: 0.310, SLG: 0.405 | | 0-2 F9 | | 0-0 G1-3 | | 2-2 F7 | | 2-1 HR | |
| Kevin Millar, R OBP: 0.369, SLG: 0.383 | | 3-2 F9 | | | 0-0 F7 | | 0-2 G6-3 | 2-3 K | |
| Adam Stern, L OBP: 0.231, SLG: 0.417 | | | | | | | | | |
| Jason Varitek, S OBP: 0.385, SLG: 0.550 | | 2-2 2B | | | 1-3 K | | 1-2 F8 | 4-1 FC5-4 BB | |
| Bill Mueller, S OBP: 0.381, SLG: 0.411 | | 1-0 F8 | | | 1-1 1B 18 E 1B | | 1-2 HR | 0-1 FC5-4 | |
| Tony Graffanino, R OBP: 0.377, SLG: 0.387 | | | 1-1 G5-3 | | 1-0 1B 18 E 1B | | 0-1 G5-3 | 1-3 K | |

| Inning Stats | R: 0 | H: 1 | E: 0 | K: 10 | LOB: 1 | BB: 0 | P: 13 | R: 0 | H: 1 | E: 0 | K: 12 | LOB: 1 | BB: 0 | P: 18 | R: 0 | H: 0 | E: 0 | K: 6 | LOB: 0 | BB: 0 | P: 9 | R: 3 | H: 3 | E: 1 | K: 9 | LOB: 0 | BB: 0 | P: 12 | R: 0 | H: 1 | E: 0 | K: 12 | LOB: 1 | BB: 0 | P: 17 | R: 1 | H: 1 | E: 0 | K: 12 | LOB: 0 | BB: 0 | P: 15 | R: 4 | H: 1 | E: 1 | K: 17 | LOB: 1 | BB: 3 | P: 35 |
|--------------|------|------|------|-------|--------|-------|-------|------|------|------|-------|--------|-------|-------|------|------|------|------|--------|-------|------|------|------|------|------|--------|-------|-------|------|------|------|-------|--------|-------|-------|------|------|------|-------|--------|-------|-------|------|------|------|-------|--------|-------|-------|
|--------------|------|------|------|-------|--------|-------|-------|------|------|------|-------|--------|-------|-------|------|------|------|------|--------|-------|------|------|------|------|------|--------|-------|-------|------|------|------|-------|--------|-------|-------|------|------|------|-------|--------|-------|-------|------|------|------|-------|--------|-------|-------|

| PITCHER | IP | WLS | BF | H | R | ER | SO | BB | IBB | HBP | BLK | WP | HR | S | P | ERA | WHIP |
|--------------------------------|--------|-----|----|---|---|----|----|----|-----|-----|-----|----|----|----|----|------|-------|
| Carlos Silva, R ERA: 3.33 | (1, 1) | 7.0 | 28 | 7 | 4 | 2 | 3 | 0 | 0 | 0 | 0 | 0 | 1 | 68 | 93 | 2.57 | 1.000 |
| 28 Jesse Crain, R ERA: 2.87 | (8, 1) | 0.0 | 3 | 0 | 3 | 3 | 0 | 2 | 0 | 0 | 0 | 0 | 0 | 6 | 15 | ∞ | ∞ |
| J.C. Romero, L ERA: 2.25 | (8, 1) | 1.0 | 5 | 1 | 1 | 0 | 2 | 1 | 0 | 0 | 0 | 0 | 1 | 11 | 20 | 0.00 | 2.000 |


BOTTOM

Minnesota Twins @ Boston Red Sox
Fenway Park, Boston, MA

Fri Jul 29 2005, 7:05 PM EDT
Att. 35,211 - Partly Cloudy - 79 F


| AB | R | H | RBI | BB | SO | LOB |
|----|---|---|-----|----|----|-----|
| 4 | 1 | 1 | 1 | 0 | 0 | 0 |
| 4 | 1 | 0 | 0 | 0 | 0 | 0 |
| 3 | 1 | 2 | 0 | 1 | 1 | 0 |
| 3 | 1 | 0 | 0 | 1 | 1 | 2 |
| 4 | 1 | 1 | 4 | 0 | 0 | 1 |
| 3 | 0 | 0 | 0 | 0 | 0 | 1 |
| 1 | 0 | 0 | 0 | 0 | 1 | 0 |
| 3 | 0 | 1 | 0 | 1 | 1 | 0 |
| 4 | 2 | 2 | 1 | 0 | 0 | 2 |
| 4 | 1 | 1 | 0 | 0 | 1 | 1 |

| AB | 33 |
|-----|----|
| R | 8 |
| H | 8 |
| RBI | 6 |
| BB | 3 |
| SO | 5 |
| LOB | 7 |



| WP | PA |
|----|----|
| 0 | 36 |

| WP | PA | ERA | WHIP |
|----|----|-----|------|
| 0 | 36 | | |

| Batter | 1 | 2 | 3 | 4 | 5 | 6 | 7 | 8 | 9 | AB R H RBI BB SO LOB | TOP | | | |
|--|---|---|---|---|--|--|---|---|---|--|---|--|----------------|---|
| Shannon Stewart, R (1, 7) OBP: 0.336, SLG: 0.404 | 0-2 G5-4-3 1B | | 1-3 K | | | 0-0 P4 | | 0-3 K | | 4 0 1 0 0 2 1 | | | | |
| 5 Michael Cuddyer, R (1, 5) OBP: 0.340, SLG: 0.394 Terry Tiffee, S (8, PH) OBP: 0.231, SLG: 0.315 | 1-3 K | | 0-2 1B | | | 1-1 F8 | | 1-2 L3 | | 3 0 1 0 0 1 1 1 0 0 0 0 0 1 | | | | |
| 20 Lew Ford, R (1, 8) OBP: 0.331, SLG: 0.365 | 0-0 G5-4-3 1-2f | | 1-1 G5-3 | | | 3-2 G5-3 | | | 1-2 G5-3 | 4 0 0 0 0 0 2 | | | | |
| Matthew LeCroy, R (1, 10) OBP: 0.369, SLG: 0.464 Michael Ryan, L (9, PH) OBP: 0.304, SLG: 0.381 | | 2-3 K | | 2-2 G4-3 | | 1-2 G5-3 | | | 3-2 F9 | 3 0 0 0 0 1 0 1 0 0 0 0 0 0 | | | | |
| Jacque Jones, L (1, 9) OBP: 0.354, SLG: 0.457 | | 2-2 FC3-6 1B | | 1-0 G1-3 | | 1-1 G4-3 | | | 3-2 G4-3 | 4 0 1 0 0 0 0 | | | | |
| Bret Boone, R (1, 4) OBP: 0.290, SLG: 0.350 | | 2-0 FC3-6 1B | | 0-1 F8 | | 0-0 L9 | | | | 3 0 1 0 0 0 0 | | | | |
| 33 Justin Morneau, L (1, 3) OBP: 0.325, SLG: 0.462 | | 2-1 FC3-6 55 FC6-4 1-2f 2-3 | | 0-1 G3 | | 0-0 G3 | | 0-0 55 2B | | 3 1 1 0 0 0 2 | AB 32 R 2 H 7 RBI 2 BB 0 SO 4 LOB 9 | | | |
| 55 Mike Redmond, R (1, 2) OBP: 0.319, SLG: 0.343 | | 1-2 FC6-4 1-2f | | 2-0 G6-3 | | 2-0 G6-3 | | 0-2 1B 2B | | 3 1 1 1 0 0 2 | | | | |
| Juan Castro, R (1, 6) OBP: 0.269, SLG: 0.382 | | | 0-1 G3 | | 2-2 F9 | | | 0-0 L3 1B | | 3 0 1 1 0 0 0 |  | | | |
| Inning Stats | R: 0 E: 0 K: 1 S: 8 H: 1 LOB: 0 BB: 0 P: 9 | R: 0 E: 0 K: 1 S: 17 H: 2 LOB: 2 BB: 0 P: 26 | R: 0 E: 0 K: 1 S: 11 H: 1 LOB: 1 BB: 0 P: 13 | R: 0 E: 0 K: 0 S: 6 H: 0 LOB: 0 BB: 0 P: 9 | R: 0 E: 0 K: 0 S: 7 H: 0 LOB: 0 BB: 0 P: 11 | R: 0 E: 0 K: 0 S: 9 H: 0 LOB: 0 BB: 0 P: 13 | R: 0 E: 0 K: 0 S: 7 H: 0 LOB: 0 BB: 0 P: 9 | R: 2 E: 0 K: 1 S: 12 H: 3 LOB: 0 BB: 0 P: 13 | R: 0 E: 0 K: 0 S: 11 H: 0 LOB: 0 BB: 0 P: 18 | 1B: 5 2B: 3 3B: 0 HR: 0 SF: 0 SAC: 0 DP: 2 HBP: 0 | WP: 0 PB: 0 SB: 0 CS: 0 PA: 32 | | | |
| PITCHER | IP WLS BF H R ER SO BB IBB HBP BLK WP HR S P ERA WHIP | | | | | | | | | | | | PITCHER | IP WLS BF H R ER SO BB IBB HBP BLK WP HR S P ERA WHIP |
| David Wells, L (1, 1) ERA: 4.45 | 7.0 W 27 7 2 2 3 0 0 0 0 0 0 0 70 95 2.57 1.000 | | | | | | | | | | | | | |
| Chad Bradford, R (8, 1) ERA: 3.6 | 1.1 3 0 0 0 1 0 0 0 0 0 0 0 10 12 0.00 0.000 | | | | | | | | | | | | | |
| Mike Myers, L (9, 1) ERA: 3.18 | 0.2 2 0 0 0 0 0 0 0 0 0 0 0 8 14 0.00 0.000 | | | | | | | | | | | | | |

Minnesota Twins @ Boston Red Sox
Fenway Park, Boston, MA
Sat Jul 30 2005, 7:05 PM EDT
Att. 35,167 - Clear - 72 F

livebaseballscorecards.com

| Batter | 1 | 2 | 3 | 4 | 5 | 6 | 7 | 8 | 9 |
|---|-------------------------|-----------------------|-----------------|-------------|--------------------------|--------------------------------|-----------------|---|---|
| 18 Johnny Damon, L OBP: 0.381, SLG: 0.490 (1, 8) | 3-2 G6-3 | 1-0 1B | | 2-3 K | | 0-1 SH1-3 1B | 1-2 2B | | |
| Edgar Renteria, R OBP: 0.337, SLG: 0.376 (1, 6) | 0-1 34 BB 1B | 3-2 34 BB 1B | | 2-2 G5-3 | | 0-0 SH1-3 | 2-2 K | | |
| 34 David Ortiz, L OBP: 0.387, SLG: 0.561 (1, 10) | 4-2 1B BB | 4-2 FC6-4 BB | | 0-0 F9 | | 4-0 1B 1B IBB | 4-1 BB | | |
| John Olerud, L OBP: 0.315, SLG: 0.405 (1, 3) | 2-2 1-2 2-H 1B | 0-1 FC6-4 | | | 1-2 G5-3 | 3-1 1B 1B 1B | 2-2 G2-3 | | |
| Kevin Millar, R OBP: 0.373, SLG: 0.385 Adam Stern, L OBP: 0.231, SLG: 0.417 (1, 7) (8, PR) (9, 9) | 3-2 P3 | | 1-1 G5-3 | | 4-2 FC6-4 BB BB | 0-0 1B 1B | 1-2 CS 1B | | |
| Jason Varitek, S OBP: 0.385, SLG: 0.546 (1, 2) | 2-2 G5-3 | | 0-0 F8 | | 4-1 FC6-4 BB | 2-1 FC6-4 1B | 2-3 K | | |
| Tony Graffanino, R OBP: 0.373, SLG: 0.383 (1, 4) | | 1-1 G6-3 | 1-0 3B 1B | | 2-1 FC6-4 | 2-0 P4 | 1-3 K | | |
| Bill Mueller, S OBP: 0.379, SLG: 0.415 (1, 5) | | 0-1 G6-3 | 0-0 3B | | 2-3 K | 1-2 FC6-4 | | | |
| Gabe Kapler, R OBP: 0.500, SLG: 0.500 (1, 9) (9, 7) | | 1-1 18 1B 1B | 1-1 L7 | | | 0-2 SH1-3 18 1B 1B | 0-1 G6-3 | | |

| Inning Stats | R: 1 | H: 2 | E: 0 | K: 0 | S: 24 | L: 26 | BB: 1 | P: 38 |
|--------------|------|------|------|------|-------|--------|-------|-------|
| | R: 1 | H: 3 | E: 0 | K: 0 | S: 14 | LOB: 3 | BB: 1 | P: 24 |
| | R: 1 | H: 2 | E: 0 | K: 0 | S: 7 | LOB: 1 | BB: 0 | P: 10 |
| | R: 0 | H: 0 | E: 0 | K: 1 | S: 7 | LOB: 0 | BB: 0 | P: 11 |
| | R: 0 | H: 0 | E: 0 | K: 1 | S: 14 | LOB: 2 | BB: 2 | P: 27 |
| | R: 3 | H: 5 | E: 0 | K: 0 | S: 17 | LOB: 3 | BB: 1 | P: 29 |
| | R: 0 | H: 1 | E: 0 | K: 1 | S: 12 | LOB: 2 | BB: 1 | P: 21 |
| | R: 0 | H: 1 | E: 0 | K: 2 | S: 10 | LOB: 1 | BB: 0 | P: 14 |

| PITCHER | IP | WLS | BF | H | R | ER | SO | BB | IBB | HBP | BLK | WP | HR | S | P | ERA | WHIP |
|---|-----|-----|----|---|---|----|----|----|-----|-----|-----|----|----|----|-----|-------|-------|
| Kyle Lohse, R ERA: 4.49 (1, 1) | 5.0 | L | 26 | 7 | 3 | 3 | 2 | 4 | 0 | 0 | 0 | 0 | 0 | 66 | 110 | 5.40 | 2.200 |
| Terry Mulholland, L ERA: 5.98 (6, 1) | 0.1 | | 5 | 3 | 3 | 3 | 0 | 0 | 1 | 0 | 0 | 0 | 0 | 10 | 17 | 81.00 | 9.000 |
| 54 Matt Guerrier, R ERA: 3.07 (6, 1) | 1.2 | | 9 | 3 | 0 | 0 | 1 | 1 | 0 | 0 | 0 | 0 | 0 | 19 | 33 | 0.00 | 2.400 |
| Juan Rincon, R ERA: 2.51 (8, 1) | 1.0 | | 3 | 1 | 0 | 0 | 2 | 0 | 0 | 0 | 0 | 0 | 0 | 10 | 14 | 0.00 | 1.000 |

| AB | R | H | RBI | BB | SO | LOB |
|----|---|---|-----|----|----|-----|
| 5 | 1 | 3 | 0 | 0 | 1 | 0 |
| 4 | 1 | 2 | 1 | 0 | 1 | 1 |
| 1 | 1 | 0 | 0 | 4 | 0 | 0 |
| 5 | 0 | 2 | 3 | 0 | 0 | 5 |
| 4 | 0 | 2 | 0 | 1 | 0 | 2 |
| 0 | 0 | 0 | 0 | 0 | 0 | 0 |
| 4 | 0 | 1 | 1 | 1 | 1 | 3 |
| 5 | 1 | 1 | 0 | 0 | 1 | 6 |
| 4 | 0 | 1 | 1 | 0 | 1 | 5 |
| 4 | 2 | 2 | 0 | 0 | 0 | 1 |

| WP | HR | S | P | ERA | WHIP |
|----|----|---|----|-----|------|
| 0 | 0 | 0 | 43 | | |
| 0 | 0 | 0 | 0 | | |
| 0 | 0 | 0 | 0 | | |
| 0 | 0 | 0 | 0 | | |
| 0 | 0 | 0 | 0 | | |
| 0 | 0 | 0 | 0 | | |
| 0 | 0 | 0 | 0 | | |

Minnesota Twins @ Boston Red Sox
 Fenway Park, Boston, MA
 Sat Jul 30 2005, 7:05 PM EDT
 Att. 35,167 - Clear - 72 F

livebaseballscorecards.com

AB 36
R 6
H 14
RBI 6
BB 6
SO 5
LOB 23



| Batter | 1 | 2 | 3 | 4 | 5 | 6 | 7 | 8 | 9 | AB | R | H | RBI | BB | SO | LOB | TOP | | | | | | | | | | |
|--|------------------------------|----------------------------------|-------------------------------|----------------------------------|------------------------------|----------------------------------|-------------------------------|----------------------------------|-------------------------------|----------------------------------|-------------------------------|----------------------------------|-------------------------------|----------------------------------|-------------------------------|----------------------------------|------------------------------|----------------------------------|----------------------------------|------------------------------------|----------------------------------|--------|--|--|--|--|--|
| Shannon Stewart, R (1, 7) OBP: 0.335, SLG: 0.404 | 0-3 K | | 0-3 K | | | 2-2 P6 | | 0-0 FC5 38 BB | | 1-0 2B | | | | | | | 5 0 1 0 0 2 2 | | | | | | | | | | |
| 38 Luis Antonio Rodriguez, B (4) OBP: 0.356, SLG: 0.410 | 3-3 K | | 4-1 7 FC1-6 BB | | | 4-1 7 BB | | 4-1 7 FC6-4 BB | | 0-1 P2 | | | | | | | 2 0 0 0 3 1 2 | | | | | | | | | | |
| 7 Joe Mauer, L (1, 2) OBP: 0.379, SLG: 0.440 | 0-0 F7 | | 1-2 FC1-6 | | | 4-0 BB | | 0-2 FC6-4 | | 4-0 IBB | | | | | | | 3 0 0 0 2 0 4 | | | | | | | | | | |
| Terry Tiffee, S (1, 5) | | 1-1 HBP 1B | | | 2-2 G3 | | | 0-0 F9 | | 2-1 SH1 2B | | | | | | | 5 0 2 0 0 1 6 | | | | | | | | | | |
| Jacque Jones, L (1, 9) OBP: 0.355, SLG: 0.464 | | 2-0 HBP | | | 1-1 G4-3 | | | 0-0 HR | | 0-0 SH1 | | | | | | | 3 1 1 1 0 0 0 | | | | | | | | | | |
| 33 Justin Morneau, L (1, 3) OBP: 0.326, SLG: 0.469 | | 0-2 F4 | | | 0-0 HR | | | 0-3 K | | 3-1 G1-3 | | | | | | | 4 1 1 1 1 1 3 | | | | | | | | | | |
| 5 Michael Cuddyer, R (9, PR) OBP: 0.340, SLG: 0.394 | | | | | | | | | | | | | | | | | 0 0 0 0 0 0 0 | | | | | | | | | | |
| 20 Lew Ford, R (1, 8) OBP: 0.329, SLG: 0.362 | | 0-3 K | | | 1-3 K | | | 3-2 FC5 E 1B | | 1-2 F9 | | | | | | | 5 1 1 0 0 2 4 | | | | | | | | | | |
| Michael Ryan, L (1, 10) OBP: 0.294, SLG: 0.348 | | 2-3 K | | | | 0-2 G4-3 | | 4-2 E BB | | 2-1 G4-3 | | | | | | | 4 0 0 0 1 1 3 | | | | | | | | | | |
| 8 Nick Punto, S (1, 6) OBP: 0.318, SLG: 0.354 | | | 2-1 G4-3 | | | 4-2 7 BB 38 BB BB | | 3-3 K | | 0-1 2B 1B | | | | | | | 3 0 1 0 1 1 2 | | | | | | | | | | |
| Inning Stats | R: 0 E: 0 K: 2 S: 7 | H: 0 LOB: 0 BB: 0 P: 10 | R: 0 E: 0 K: 2 S: 12 | H: 1 LOB: 2 BB: 0 P: 17 | R: 0 E: 0 K: 1 S: 9 | H: 0 LOB: 1 BB: 1 P: 16 | R: 1 E: 0 K: 1 S: 10 | H: 1 LOB: 0 BB: 0 P: 14 | R: 0 E: 0 K: 0 S: 11 | H: 0 LOB: 3 BB: 3 P: 25 | R: 2 E: 1 K: 2 S: 20 | H: 2 LOB: 3 BB: 2 P: 34 | R: 0 E: 0 K: 0 S: 11 | H: 1 LOB: 1 BB: 0 P: 17 | R: 0 E: 0 K: 1 S: 10 | H: 2 LOB: 3 BB: 1 P: 19 | R: 0 E: 0 K: 0 S: 9 | H: 0 LOB: 1 BB: 1 P: 15 | 1B: 3 2B: 2 3B: 0 HR: 2 | SF: 0 SAC: 1 DP: 0 HBP: 1 | WP: 0 PB: 0 SB: 1 CS: 0 | PA: 44 | | | | | |
| PITCHER | IP | WLS | BF | H | R | ER | SO | BB | IBB | HBP | BLK | WP | HR | S | P | ERA | WHIP | | | | | | | | | | |
| 58 Jonathan Papelbon, R (1, 1) ERA: 3.38 | 5.1 | | 26 | 4 | 3 | 2 | 7 | 5 | 0 | 1 | 0 | 0 | 2 | 60 | 100 | 3.38 | 1.688 | | | | | | | | | | |
| 17 Manny Delcarmen, R (6, 1) ERA: | 0.1 | | 3 | 0 | 0 | 0 | 1 | 1 | 0 | 0 | 0 | 0 | 0 | 6 | 13 | 0.00 | 3.000 | | | | | | | | | | |
| Mike Myers, L (6, 1) ERA: 3.04 | 1.0 | | 4 | 1 | 0 | 0 | 0 | 0 | 0 | 0 | 0 | 0 | 0 | 8 | 13 | 0.00 | 1.000 | | | | | | | | | | |
| 50 Mike Timlin, R (7, 1) ERA: 1.38 | 1.1 | W | 7 | 2 | 0 | 0 | 1 | 0 | 1 | 0 | 0 | 0 | 0 | 16 | 26 | 0.00 | 1.500 | | | | | | | | | | |
| 38 Curt Schilling, R (9, 1) ERA: 6.23 | 1.0 | S | 4 | 0 | 0 | 0 | 0 | 1 | 0 | 0 | 0 | 0 | 0 | 9 | 15 | 0.00 | 1.000 | | | | | | | | | | |

Minnesota Twins @ Boston Red Sox
Fenway Park, Boston, MA
Sun Jul 31 2005, 2:05 PM EDT
Att. 34,929 - Cloudy - 70 F

livebaseballscorecards.com

| | |
|-----|----|
| AB | 34 |
| R | 3 |
| H | 7 |
| RBI | 2 |
| BB | 8 |
| SO | 9 |
| LOB | 26 |



| Batter | 1 | 2 | 3 | 4 | 5 | 6 | 7 | 8 | 9 |
|---|--------------------|-----------|-------------|-------------|-------------|------------------------|-------------|-------------------------|---|
| 18 Johnny Damon, L (1, 8) OBP: 0.380, SLG: 0.488 | 1-2 L5-3 1B | | 1-0 P6 | | | 2-0 G1-3 | | 1-0 G5-3 | |
| Edgar Renteria, R (1, 6) OBP: 0.336, SLG: 0.377 | 1-0 L5-3 1-1 | | | 0-0 G5-3 | | 1-3 K | | 2-2 1B 2B | |
| 34 David Ortiz, L (1, 10) OBP: 0.388, SLG: 0.567 | 3-2 F7 | | | 2-1 HR | | 1-1 F9 | | 4-0 1B IBB | |
| John Olerud, L (1, 3) OBP: 0.326, SLG: 0.448 | | 1-1 F8 | | 2-1 HR | | 1-1 2B SF8 1B | | 1-2 1-2 2-H 1B | |
| Adam Stern, L (8, 9) OBP: 0.231, SLG: 0.417 | | | | | | | | | |
| Manny Ramirez, R (8, PH) OBP: 0.371, SLG: 0.572 | | | | | | | | | |
| Jason Varitek, S (1, 2) OBP: 0.383, SLG: 0.546 | | 1-2 F8 | | 2-3 K | | 0-0 2B | | 2-2 SAFE G3 | |
| Kevin Millar, R (1, 7) OBP: 0.369, SLG: 0.382 | | 0-0 F7 | | 0-2 G6-3 | | 1-2 SF8 3-H | | | |
| Bill Mueller, S (1, 5) OBP: 0.376, SLG: 0.411 | | | 1-2 G5-3 | | 1-0 G1-3 | | 1-2 P6 | | |
| 13 Alex Cora, L (1, 4) OBP: 0.249, SLG: 0.298 | | | 0-1 1B | | 3-2 F9 | | 1-1 G4-3 | | |
| Gabe Kapler, R (1, 9) OBP: 0.286, SLG: 0.286 | | | 2-3 K | | 2-2 G1-3 | | 2-3 K | | |

| Inning Stats | R: 0 | H: 1 | E: 0 | LOB: 0 | K: 0 | S: 7 | R: 0 | H: 0 | E: 0 | LOB: 0 | K: 0 | S: 6 | R: 0 | H: 1 | E: 0 | LOB: 1 | K: 1 | S: 12 | R: 2 | H: 2 | E: 0 | LOB: 0 | K: 1 | S: 12 | R: 0 | H: 0 | E: 0 | LOB: 0 | K: 0 | S: 10 | R: 0 | H: 0 | E: 0 | LOB: 0 | K: 0 | S: 7 | R: 1 | H: 2 | E: 0 | LOB: 1 | K: 0 | S: 14 | R: 1 | H: 2 | E: 0 | LOB: 2 | K: 1 | S: 14 |
|--------------|------|------|------|--------|------|------|------|------|------|--------|------|------|------|------|------|--------|------|-------|------|------|------|--------|------|-------|------|------|------|--------|------|-------|------|------|------|--------|------|------|------|------|------|--------|------|-------|------|------|------|--------|------|-------|
| | 7 | 12 | 0 | 0 | 0 | 12 | 0 | 0 | 0 | 0 | 0 | 8 | 0 | 1 | 0 | 1 | 1 | 16 | 0 | 2 | 0 | 0 | 0 | 18 | 0 | 0 | 0 | 0 | 0 | 0 | 0 | 0 | 0 | 0 | 11 | 1 | 2 | 0 | 1 | 0 | 18 | 1 | 2 | 0 | 2 | 1 | 26 | |

| PITCHER | IP | WLS | BF | H | R | ER | SO | BB | IBB | HBP | BLK | WP | HR | S | P | ERA | WHIP |
|------------------------------------|-----|-----|----|---|---|----|----|----|-----|-----|-----|----|----|----|----|------|-------|
| Brad Radke, R (1, 1) ERA: 3.88 | 7.0 | | 26 | 6 | 3 | 3 | 3 | 0 | 0 | 0 | 0 | 0 | 2 | 68 | 99 | 3.86 | 0.857 |
| Juan Rincon, R (8, 1) ERA: 2.64 | 1.0 | L | 6 | 2 | 1 | 1 | 1 | 0 | 1 | 0 | 0 | 0 | 0 | 14 | 26 | 9.00 | 2.000 |

BOTTOM

AB R H RBI BB SO LOB

| | | | | | | |
|---|---|---|---|---|---|---|
| 4 | 0 | 1 | 0 | 0 | 0 | 1 |
| 4 | 1 | 1 | 0 | 0 | 1 | 1 |
| 3 | 1 | 1 | 1 | 1 | 0 | 0 |
| 3 | 2 | 2 | 1 | 0 | 0 | 0 |
| 0 | 0 | 0 | 0 | 0 | 0 | 0 |
| 1 | 0 | 1 | 1 | 0 | 0 | 0 |
| 4 | 0 | 1 | 0 | 0 | 1 | 2 |
| 2 | 0 | 0 | 1 | 0 | 0 | 0 |
| 3 | 0 | 0 | 0 | 0 | 0 | 1 |
| 3 | 0 | 1 | 0 | 0 | 0 | 1 |
| 3 | 0 | 0 | 0 | 0 | 2 | 1 |

WP: 0 PA: 32
PB: 0
SB: 0
CS: 0

Minnesota Twins @ Boston Red Sox
Fenway Park, Boston, MA
Sun Jul 31 2005, 2:05 PM EDT
Att: 34,929 - Cloudy - 70 F

livebaseballscorecards.com

AB 30
R 4
H 8
RBI 4
BB 1
SO 4
LOB 7



| Batter | 1 | 2 | 3 | 4 | 5 | 6 | 7 | 8 | 9 | AB R H RBI BB SO LOB | TOP | | | | | | | | | |
|--|---|----------------------------------|-------------------------------|----------------------------------|------------------------------|----------------------------------|------------------------------|---------------------------------|------------------------------|----------------------------------|------------------------------|----------------------------------|-------------------------------|----------------------------------|-------------------------------|----------------------------------|----------------------------------|------------------------------------|----------------------------------|--------|
| 9 David DeJesus, L (1, 8) OBP: 0.357, SLG: 0.441 | 0-3 K | 0-1 G4-3 | | | 0-1 G4-3 | | | 0-0 G5-3 | | 4 0 0 0 0 1 1 | | | | | | | | | | |
| Chip Ambres, R (1, 7) OBP: 0.484, SLG: 0.654 Terrence Long, L (8, PH) OBP: 0.320, SLG: 0.401 (8, 7) | 1-2 29 1B HR | | 2-2 HR | | 1-3 K | | | 1-0 G4-3 | | 3 2 2 1 0 1 0 1 0 0 0 0 0 0 | | | | | | | | | | |
| 29 Mike Sweeney, R (1, 10) OBP: 0.352, SLG: 0.544 | 1-2 HR | | 2-2 G6-3 | | | 1-2 G6-3 | | 2-2 1B | | 4 1 2 0 0 0 0 | | | | | | | | | | |
| Matt Stairs, L (1, 3) OBP: 0.360, SLG: 0.451 | 0-1 HR | | 0-0 P2 | | | 0-1 G3 | | 3-1 1B | | 4 1 2 3 0 0 0 | | | | | | | | | | |
| Emil Brown, R (1, 9) OBP: 0.343, SLG: 0.434 | 0-2 F8 | | 2-0 F8 | | | 1-3 K | | 2-2 F9 | | 4 0 0 0 0 1 2 | | | | | | | | | | |
| 24 Mark Teahen, L (1, 5) OBP: 0.308, SLG: 0.368 | 3-3 K | | | 0-0 F8 | | | 2-1 G4-3 | | 4-2 4 F9 4 BLK BB | 3 0 0 0 1 1 0 | | | | | | | | | | |
| 4 Angel Berroa, R (1, 6) OBP: 0.297, SLG: 0.363 | | 0-0 E 1B | | 0-0 G4-3 | | | 2-0 2B | | 1-0 F9 | 4 0 2 0 0 0 1 | | | | | | | | | | |
| 14 John Buck, R (1, 2) OBP: 0.275, SLG: 0.352 | | 0-3 K | | 2-2 G5-3 | | | 1-3 K | | 3-3 K | 4 0 0 0 0 3 3 | | | | | | | | | | |
| Donnie Murphy, R (1, 4) OBP: 0.333, SLG: 0.387 Ruben Gotay, S (9, PH) OBP: 0.289, SLG: 0.347 | | 3-3 SAFE K | | | 3-2 G6-3 | | 0-1 P2 | | 2-3 K | 3 0 0 0 0 1 2 1 0 0 0 0 1 1 | | | | | | | | | | |
| Inning Stats | R: 3 E: 0 K: 2 S: 19 | H: 3 LOB: 0 BB: 0 P: 24 | R: 0 E: 1 K: 2 S: 11 | H: 1 LOB: 1 BB: 0 P: 14 | R: 1 E: 0 K: 0 S: 9 | H: 1 LOB: 0 BB: 0 P: 15 | R: 0 E: 0 K: 0 S: 6 | H: 0 LOB: 0 BB: 0 P: 8 | R: 0 E: 0 K: 1 S: 8 | H: 0 LOB: 0 BB: 0 P: 12 | R: 0 E: 0 K: 1 S: 8 | H: 1 LOB: 1 BB: 0 P: 13 | R: 0 E: 0 K: 0 S: 11 | H: 2 LOB: 2 BB: 0 P: 19 | R: 0 E: 0 K: 2 S: 17 | H: 0 LOB: 1 BB: 1 P: 27 | 1B: 5 2B: 1 3B: 0 HR: 2 | SF: 0 SAC: 0 DP: 0 HBP: 0 | WP: 0 PB: 0 SB: 0 CS: 0 | PA: 36 |
| PITCHER | IP WLS BF H R ER SO BB IBB HBP BLK WP HR S P ERA WHIP | | | | | | | | | | | | | | | | | | | |
| 49 Tim Wakefield, R (1, 1) ERA: 4.23 | 7.0 W 27 6 4 4 7 0 0 0 0 0 2 69 96 5.14 0.857 | | | | | | | | | | | | | | | | | | | |
| 50 Mike Timlin, R (8, 1) ERA: 1.36 | 1.0 H 5 2 0 0 0 0 0 0 0 0 0 0 11 19 0.00 2.000 | | | | | | | | | | | | | | | | | | | |
| 38 Curt Schilling, R (9, 1) ERA: 6.03 | 1.0 S 4 0 0 0 2 1 0 0 0 1 0 0 17 27 0.00 1.000 | | | | | | | | | | | | | | | | | | | |

Kansas City Royals @ Boston Red Sox
 Fenway Park, Boston, MA
 Tue Aug 02 2005, 7:05 PM EDT
 Att. 35,386 - Clear - 89 F

| | |
|-----|----|
| AB | 35 |
| R | 4 |
| H | 8 |
| RBI | 4 |
| BB | 1 |
| SO | 9 |
| LOB | 10 |



| Batter | 1 | 2 | 3 | 4 | 5 | 6 | 7 | 8 | 9 | AB | R | H | RBI | BB | SO | LOB |
|--------|---|---|---|---|---|---|---|---|---|----|---|---|-----|----|----|-----|
|--------|---|---|---|---|---|---|---|---|---|----|---|---|-----|----|----|-----|

| | | | | | | | | | | | | | | | | |
|---|--|--|--|--|--|--|--|--|--|---|---|---|---|---|---|---|
| 18 Johnny Damon, L <small>(1, 8) OBP: 0.380, SLG: 0.486</small> | | | | | | | | | | 4 | 1 | 1 | 1 | 1 | 0 | 2 |
| Edgar Renteria, R <small>(1, 6) OBP: 0.337, SLG: 0.376</small> | | | | | | | | | | 4 | 1 | 1 | 0 | 1 | 0 | 3 |
| 34 David Ortiz, L <small>(1, 10) OBP: 0.391, SLG: 0.570</small> | | | | | | | | | | 3 | 1 | 2 | 0 | 1 | 0 | 2 |
| Manny Ramirez, R <small>(1, 7) OBP: 0.372, SLG: 0.580</small> | | | | | | | | | | 4 | 1 | 2 | 4 | 0 | 1 | 1 |
| Kevin Millar, R <small>(1, 3) OBP: 0.365, SLG: 0.377</small> | | | | | | | | | | 4 | 0 | 0 | 0 | 0 | 1 | 2 |
| Bill Mueller, S <small>(1, 5) OBP: 0.375, SLG: 0.412</small> | | | | | | | | | | 4 | 0 | 1 | 0 | 0 | 1 | 2 |
| Doug Mirabelli, R <small>(1, 2) OBP: 0.286, SLG: 0.382</small> | | | | | | | | | | 4 | 0 | 0 | 0 | 0 | 1 | 1 |
| José Cruz Jr., S <small>(1, 9) OBP: 0.347, SLG: 0.431</small> | | | | | | | | | | 2 | 0 | 0 | 0 | 1 | 0 | 0 |
| Adam Stern, L <small>(7, PR) OBP: 0.231, SLG: 0.417</small> | | | | | | | | | | 0 | 1 | 0 | 0 | 0 | 0 | 0 |
| Gabe Kapler, R <small>(8, PH) OBP: 0.375, SLG: 0.375</small> | | | | | | | | | | 1 | 0 | 1 | 0 | 0 | 0 | 0 |
| Tony Graffanino, R <small>(1, 4) OBP: 0.375, SLG: 0.389</small> | | | | | | | | | | 4 | 1 | 2 | 0 | 0 | 1 | 0 |

| Inning Stats | R: 0 | H: 1 | E: 0 | K: 0 | S: 12 | LOB: 1 | BB: 0 | P: 18 | R: 0 | H: 0 | E: 0 | K: 0 | S: 7 | LOB: 0 | BB: 0 | P: 10 | R: 0 | H: 0 | E: 0 | K: 1 | S: 8 | LOB: 0 | BB: 0 | P: 9 | R: 3 | H: 1 | E: 0 | K: 1 | S: 10 | LOB: 0 | BB: 2 | P: 24 | R: 0 | H: 1 | E: 0 | K: 0 | S: 9 | LOB: 2 | BB: 1 | P: 20 | R: 0 | H: 1 | E: 0 | K: 1 | S: 8 | LOB: 1 | BB: 0 | P: 13 | R: 3 | H: 4 | E: 1 | K: 1 | S: 13 | LOB: 2 | BB: 1 | P: 26 | R: 0 | H: 2 | E: 0 | K: 1 | S: 13 | LOB: 2 | BB: 0 | P: 21 | 1B: 6 | SF: 0 | 2B: 3 | SAC: 0 | 3B: 0 | DP: 0 | HR: 1 | HBP: 0 |
|--------------|------|------|------|------|-------|--------|-------|-------|------|------|------|------|------|--------|-------|-------|------|------|------|------|------|--------|-------|------|------|------|------|------|-------|--------|-------|-------|------|------|------|------|------|--------|-------|-------|------|------|------|------|------|--------|-------|-------|------|------|------|------|-------|--------|-------|-------|------|------|------|------|-------|--------|-------|-------|-------|-------|-------|--------|-------|-------|-------|--------|
|--------------|------|------|------|------|-------|--------|-------|-------|------|------|------|------|------|--------|-------|-------|------|------|------|------|------|--------|-------|------|------|------|------|------|-------|--------|-------|-------|------|------|------|------|------|--------|-------|-------|------|------|------|------|------|--------|-------|-------|------|------|------|------|-------|--------|-------|-------|------|------|------|------|-------|--------|-------|-------|-------|-------|-------|--------|-------|-------|-------|--------|

| PITCHER | IP | WLS | BF | H | R | ER | SO | BB | IBB | HBP | BLK | WP | HR | S | P | ERA | WHIP |
|--|--------|-----|----|---|---|----|----|----|-----|-----|-----|----|----|----|----|-------|-------|
| Runelvys Hernandez, R <small>ERA: 4.49</small> | (1, 1) | 6.0 | 25 | 4 | 3 | 3 | 3 | 3 | 0 | 0 | 0 | 0 | 1 | 54 | 94 | 4.50 | 1.167 |
| Ambiorix Burgos, R <small>ERA: 4.68</small> | (7, 1) | 1.0 | 8 | 4 | 3 | 3 | 1 | 1 | 0 | 0 | 0 | 0 | 0 | 13 | 26 | 27.00 | 5.000 |
| Andrew Sisco, L <small>ERA: 2.44</small> | (8, 1) | 1.0 | 5 | 2 | 0 | 0 | 1 | 0 | 0 | 0 | 0 | 0 | 0 | 13 | 21 | 0.00 | 2.000 |

BOTTOM

Kansas City Royals @ Boston Red Sox

Fenway Park, Boston, MA

Tue Aug 02 2005, 7:05 PM EDT
Att. 35,386 - Clear - 89 F

livebaseballscorecards.com

| | |
|------------|-----------|
| AB | 34 |
| R | 6 |
| H | 10 |
| RBI | 5 |
| BB | 4 |
| SO | 5 |
| LOB | 13 |

| | |
|-------|--------|
| WP: 0 | PA: 38 |
| PB: 0 | |
| SB: 0 | |
| CS: 0 | |

| Batter | 1 | 2 | 3 | 4 | 5 | 6 | 7 | 8 | 9 | AB R H RBI BB SO LOB | TOP | | |
|--|--|---|---|---|---|--|---|--|--|--|---|---------|---|
| 9 David DeJesus, L (1, 8) OBP: 0.354, SLG: 0.436 | 1-2 F7 | | 0-1 F9 | 0-0 G4-3 | | | 2-0 G6-3 | | | 4 0 0 0 0 0 4 | | | |
| Terrence Long, L (1, 7) OBP: 0.316, SLG: 0.395 | 2-2 G6-3 | | 2-3 K | | | | 0-1 G4-3 | | | 4 0 0 1 0 2 0 | | | |
| 29 Mike Sweeney, R (1, 10) OBP: 0.350, SLG: 0.550 | 1-1 L7 | | | 2-0 HR | 2-3 K | | 3-H 0-0 B1-3 | | | 4 1 1 1 0 1 0 | | | |
| Matt Stairs, L (1, 3) OBP: 0.359, SLG: 0.446 | | 4-0 WP HR BB | | 1-1 G6-3 | 0-1 G1-3 | | | 2-1 P6 | | 3 1 0 0 1 0 0 | | | |
| Emil Brown, R (1, 9) OBP: 0.345, SLG: 0.450 | | 3-2 HR | | 2-2 4 1B 3B | | 0-1 L6 | | 0-1 L3 | | 4 2 2 2 0 0 0 | | | |
| 24 Mark Teahan, L (1, 5) OBP: 0.311, SLG: 0.371 | | 0-2 F7 | | 4-2 14 S 4 1B BB | | 1-0 2B | | 2-2 G4-3 | | 3 0 1 0 1 0 0 | | | |
| 4 Angel Berroa, R (1, 6) OBP: 0.296, SLG: 0.362 | | 0-2 F8 | | 0-0 14 BB 1B | | 3-3 K | | | 1-1 P4 | 4 0 1 1 0 1 1 | AB 33 R 5 H 6 RBI 5 BB 3 SO 5 LOB 8 | | |
| Ruben Gotay, S (1, 4) OBP: 0.286, SLG: 0.342 | | 1-1 F7 | | 2-2 K | | 1-2 P6 | | | 1-2 G6-3 | 4 0 0 0 0 1 3 | | | |
| 14 John Buck, R (1, 2) OBP: 0.278, SLG: 0.356 | | 0-1 F8 | | 4-2 1-2 2-3 BB | | 0-0 9 G6-3 G4-3 2B | | | 1-2 L6 | 3 1 1 0 1 0 0 | | | |
| Inning Stats | R: 0 E: 0 K: 0 S: 9 H: 0 LOB: 0 BB: 0 P: 13 | R: 2 E: 0 K: 0 S: 15 H: 1 LOB: 0 BB: 1 P: 23 | R: 0 E: 0 K: 1 S: 7 H: 0 LOB: 0 BB: 0 P: 9 | R: 2 E: 0 K: 1 S: 17 H: 3 LOB: 3 BB: 2 P: 32 | R: 0 E: 0 K: 2 S: 10 H: 0 LOB: 0 BB: 0 P: 13 | R: 0 E: 0 K: 1 S: 9 H: 1 LOB: 1 BB: 0 P: 14 | R: 1 E: 0 K: 0 S: 5 H: 1 LOB: 0 BB: 0 P: 7 | R: 0 E: 0 K: 0 S: 7 H: 0 LOB: 0 BB: 0 P: 11 | R: 0 E: 0 K: 0 S: 9 H: 0 LOB: 0 BB: 0 P: 12 | 1B: 1 2B: 2 3B: 1 HR: 2 SF: 0 SAC: 0 DP: 0 HBP: 0 | WP: 1 PB: 0 SB: 1 CS: 0 PA: 36 | | |
| PITCHER | IP WLS BF H R ER SO BB IBB HBP BLK WP HR S P ERA WHIP | | | | | | | | | | | PITCHER | IP WLS BF H R ER SO BB IBB HBP BLK WP HR S P ERA WHIP |
| Wade Miller, R (1, 1) ERA: 4.78 | 6.0 W 27 6 5 5 5 3 0 0 0 1 2 68 105 7.50 1.500 | | | | | | | | | | | | |
| Mike Myers, L (7, 1) ERA: 2.96 | 0.2 H 2 0 0 0 0 0 0 0 0 0 0 0 3 5 0.00 0.000 | | | | | | | | | | | | |
| Chad Bradford, R (7, 1) ERA: 3.38 | 0.1 H 1 0 0 0 0 0 0 0 0 0 0 0 1 1 0.00 0.000 | | | | | | | | | | | | |
| 50 Mike Timlin, R (8, 1) ERA: 1.33 | 1.0 H 3 0 0 0 0 0 0 0 0 0 0 0 7 11 0.00 0.000 | | | | | | | | | | | | |
| 38 Curt Schilling, R (9, 1) ERA: 5.85 | 1.0 S 3 0 0 0 0 0 0 0 0 0 0 0 9 12 0.00 0.000 | | | | | | | | | | | | |

Kansas City Royals @ Boston Red Sox
 Fenway Park, Boston, MA
 Wed Aug 03 2005, 7:05 PM EDT
 Att: 35,055 - Partly Cloudy - 76 F

livebaseballscorecards.com



| Batter | 1 | 2 | 3 | 4 | 5 | 6 | 7 | 8 | 9 | AB | R | H | RBI | BB | SO | LOB |
|--|-----------------------------|-------------|-----------|--------------------------|-----------------------------|-------------------------|-----------------|-------------|---|----|---|---|-----|----|----|-----|
| 18 Johnny Damon, L OBP: 0.383, SLG: 0.485 (1, 8) | 4-2 1B 34 1B BB | 0-2 P5 | | 1-1 1B 34 BB | 4-0 BB | | 2-2 P5 | | | 3 | 0 | 1 | 0 | 2 | 0 | 2 |
| Edgar Renteria, R OBP: 0.339, SLG: 0.376 (1, 6) | 0-1 1B 34 1B HR | 1-2 G6-3 | | 2-1 1B SF8 | 4-0 BB | | 4-2 BB | | | 2 | 1 | 1 | 1 | 1 | 0 | 0 |
| Doug Mirabelli, R OBP: 0.293, SLG: 0.382 (7, PH) | | | | | | | | | | 0 | 0 | 0 | 0 | 1 | 0 | 0 |
| 13 Alex Cora, L OBP: 0.249, SLG: 0.298 (7, PR) | | | | | | | | | | 0 | 0 | 0 | 0 | 0 | 0 | 0 |
| (8, 6) | | | | | | | | | | | | | | | | |
| 34 David Ortiz, L OBP: 0.391, SLG: 0.567 (1, 10) | 1-0 1B HR | | 2-3 K | 4-1 1B FC6-4 BB | 1-0 G4-3 | | 3-2 F8 | | | 4 | 1 | 1 | 0 | 1 | 1 | 5 |
| Manny Ramirez, R OBP: 0.374, SLG: 0.589 (1, 7) | 0-0 HR | | 3-2 F9 | 0-0 FC6-4 | | 4-1 BB G1-6-3 | | 3-3 K | | 1 | 1 | 1 | 3 | 0 | 0 | 0 |
| Gabe Kapler, R OBP: 0.333, SLG: 0.273 (3, 7) | | | | | | | | | | 3 | 0 | 0 | 0 | 1 | 1 | 3 |
| Jason Varitek, S OBP: 0.381, SLG: 0.540 (1, 2) | 3-2 G3 | | 1-1 F8 | | 3-2 1B S E | 1 SAFE 2-2 G1-6-3 | | 0-1 G4-3 | | 5 | 1 | 1 | 0 | 0 | 0 | 1 |
| Kevin Millar, R OBP: 0.366, SLG: 0.384 (1, 3) | 1-1 2B E | | | 0-1 2B G3-1 | 1-2 F8 | 1-2 G5-3 | | 1-3 K | | 5 | 1 | 2 | 0 | 0 | 1 | 1 |
| Bill Mueller, S OBP: 0.374, SLG: 0.413 (1, 5) | 3-1 E6 | | | 2-1 2B G3-1 | 1-0 F8 | | 0-1 2B WP | | | 4 | 1 | 1 | 0 | 0 | 0 | 3 |
| Tony Graffanino, R OBP: 0.377, SLG: 0.391 (1, 4) | 0-1 L7 | | | 3-2 1B 1B SF8 | 0-2 E6 1B 18 WP | | 0-0 1B S | | | 4 | 2 | 2 | 1 | 0 | 0 | 2 |
| José Cruz Jr., S OBP: 0.349, SLG: 0.433 (1, 9) | | 2-2 L4 | | 2-0 1B 34 BB | 0-0 1B BB 18 WP | | 2-3 K | | | 4 | 0 | 2 | 0 | 0 | 1 | 2 |

| Inning Stats | R: 3 | H: 4 | E: 1 | K: 0 | S: 16 | LOB: 2 | BB: 1 | P: 28 | R: 0 | H: 0 | E: 0 | K: 0 | S: 10 | LOB: 0 | BB: 0 | P: 13 | R: 0 | H: 0 | E: 0 | K: 1 | S: 8 | LOB: 0 | BB: 0 | P: 14 | R: 2 | H: 4 | E: 0 | K: 0 | S: 15 | LOB: 3 | BB: 1 | P: 29 | R: 2 | H: 2 | E: 1 | K: 0 | S: 13 | LOB: 0 | BB: 1 | P: 14 | R: 1 | H: 2 | E: 0 | K: 1 | S: 15 | LOB: 2 | BB: 1 | P: 26 | R: 0 | H: 0 | E: 0 | K: 2 | S: 8 | LOB: 0 | BB: 0 | P: 12 |
|--------------|------|------|------|------|-------|--------|-------|-------|------|------|------|------|-------|--------|-------|-------|------|------|------|------|------|--------|-------|-------|------|------|------|------|-------|--------|-------|-------|------|------|------|------|-------|--------|-------|-------|------|------|------|------|-------|--------|-------|-------|------|------|------|------|------|--------|-------|-------|
|--------------|------|------|------|------|-------|--------|-------|-------|------|------|------|------|-------|--------|-------|-------|------|------|------|------|------|--------|-------|-------|------|------|------|------|-------|--------|-------|-------|------|------|------|------|-------|--------|-------|-------|------|------|------|------|-------|--------|-------|-------|------|------|------|------|------|--------|-------|-------|

| PITCHER | IP | WLS | BF | H | R | ER | SO | BB | IBB | HBP | BLK | WP | HR | S | P | ERA | WHIP |
|---|-----|-----|----|---|---|----|----|----|-----|-----|-----|----|----|----|----|-------|-------|
| Kyle Snyder, R ERA: 9.24 (1, 1) | 3.1 | L | 19 | 8 | 5 | 5 | 1 | 1 | 0 | 0 | 0 | 0 | 1 | 45 | 74 | 13.50 | 2.700 |
| Shawn Camp, R ERA: 8.49 (4, 1) | 1.1 | | 8 | 2 | 2 | 0 | 0 | 1 | 0 | 0 | 0 | 0 | 0 | 16 | 27 | 0.00 | 2.250 |
| Andrew Sisco, L ERA: 2.42 (5, 1) | 0.1 | | 3 | 0 | 0 | 0 | 0 | 2 | 0 | 0 | 0 | 1 | 0 | 1 | 10 | 0.00 | 6.000 |
| 46 Juan Carlos Oviedo, R ERA: 7.68 (6, 1) | 1.0 | | 5 | 2 | 1 | 1 | 0 | 1 | 0 | 0 | 0 | 0 | 0 | 10 | 17 | 9.00 | 3.000 |
| 41 Jimmy Gobble, L ERA: 4.87 (7, 1) | 1.0 | | 4 | 0 | 0 | 0 | 1 | 1 | 0 | 0 | 0 | 1 | 0 | 12 | 23 | 0.00 | 1.000 |

BOTTOM

Kansas City Royals @ Boston Red Sox
Fenway Park, Boston, MA
 Wed Aug 03 2005, 7:05 PM EDT
 Att: 35,055 - Partly Cloudy - 76 F

| | |
|-----|----|
| AB | 35 |
| R | 8 |
| H | 12 |
| RBI | 5 |
| BB | 6 |
| SO | 4 |
| LOB | 19 |



| | | | | | | | |
|----|---|-----|---|----|---|----|----|
| 1B | 8 | SF | 1 | WP | 2 | PA | 42 |
| 2B | 3 | SAC | 0 | PB | 0 | | |
| 3B | 0 | DP | 1 | SB | 2 | | |
| HR | 1 | HBP | 0 | CS | 0 | | |

| PITCHER | IP | WLS | BF | H | R | ER | SO | BB | IBB | HBP | BLK | WP | HR | S | P | ERA | WHIP |
|--|-----|-----|----|---|---|----|----|----|-----|-----|-----|----|----|---|----|------|-------|
| Mike MacDougal, R ERA: 3.62 (8, 1) | 1.0 | | 3 | 0 | 0 | 0 | 2 | 0 | 0 | 0 | 0 | 0 | 0 | 8 | 12 | 0.00 | 0.000 |

| Batter | 1 | 2 | 3 | 4 | 5 | 6 | 7 | 8 | 9 | AB R H RBI BB SO LOB | TOP | |
|--|---|--|---|--|---|---|---|--|---|--|---|---|
| 9 David DeJesus, L (1, 8) OBP: 0.355, SLG: 0.435 Chip Ambres, R (3, 8) OBP: 0.471, SLG: 0.655 | | | | | | | | | | 1 1 0 0 1 1 0 3 0 1 0 0 2 1 | Kansas City Royals @ Boston Red Sox Fenway Park, Boston, MA Thu Aug 04 2005, 1:05 PM EDT Att: 35,060 - Partly Cloudy - 81 F | |
| Ruben Gotay, S (1, 4) OBP: 0.288, SLG: 0.344 | | | | | | | | | | 4 2 1 0 1 0 3 | | |
| 29 Mike Sweeney, R (1, 10) OBP: 0.351, SLG: 0.556 | | | | | | | | | | 4 2 1 1 1 1 3 | | |
| Matt Stairs, L (1, 3) OBP: 0.366, SLG: 0.458 | | | | | | | | | | 4 3 3 1 1 0 0 | | |
| Emil Brown, R (1, 9) OBP: 0.346, SLG: 0.447 | | | | | | | | | | 4 1 1 3 0 1 2 | | |
| Terrence Long, L (1, 7) OBP: 0.314, SLG: 0.395 | | | | | | | | | | 5 0 1 4 0 2 1 | | |
| 4 Angel Berroa, R (1, 6) OBP: 0.298, SLG: 0.364 | | | | | | | | | | 4 0 2 0 0 1 1 | | |
| 24 Mark Teahen, L (1, 5) OBP: 0.310, SLG: 0.367 | | | | | | | | | | 3 0 0 0 1 0 2 | | |
| Alberto Castillo, R (1, 2) OBP: 0.292, SLG: 0.310 | | | | | | | | | | 2 0 0 0 1 0 0 | | |
| Inning Stats | R: 1 H: 2 E: 0 LOB: 1 K: 1 BB: 0 S: 14 P: 24 | R: 0 H: 0 E: 0 LOB: 0 K: 1 BB: 0 S: 7 P: 11 | R: 4 H: 1 E: 0 LOB: 1 K: 1 BB: 3 S: 20 P: 36 | R: 0 H: 0 E: 0 LOB: 1 K: 1 BB: 1 S: 9 P: 15 | R: 1 H: 2 E: 0 LOB: 0 K: 1 BB: 0 S: 11 P: 17 | R: 0 H: 2 E: 0 LOB: 2 K: 0 BB: 1 S: 11 P: 20 | R: 2 H: 2 E: 1 LOB: 1 K: 0 BB: 1 S: 19 P: 32 | R: 0 H: 0 E: 0 LOB: 0 K: 1 BB: 0 S: 7 P: 11 | R: 1 H: 1 E: 0 LOB: 0 K: 2 BB: 0 S: 12 P: 15 | 1B: 4 SF: 0 2B: 5 SAC: 1 3B: 0 DP: 1 HR: 1 HBP: 1 | | WP: 1 PA: 42 PB: 0 SB: 1 CS: 0 |
| PITCHER 30 Matt Clement, R (1, 1) ERA: 4.67 Geremi Gonzalez, R (6, 1) ERA: 5.73 Chad Bradford, R (7, 1) ERA: 2.45 38 Curt Schilling, R (9, 1) ERA: 5.94 | IP WLS BF H R ER SO BB IBB HBP BLK WP HR S P ERA WHIP | | | | | | | | | | | PITCHER IP WLS BF H R ER SO BB IBB HBP BLK WP HR S P ERA WHIP |

livebaseballscorecards.com

| | |
|-----|----|
| AB | 34 |
| R | 9 |
| H | 10 |
| RBI | 9 |
| BB | 6 |
| SO | 8 |
| LOB | 13 |



| Batter | 1 | 2 | 3 | 4 | 5 | 6 | 7 | 8 | 9 |
|--|---------------------|-------------|--------------------|--------------------------------|-----------|-----------------------|-------------|-------------------|---|
| 18 Johnny Damon, L OBP: 0.385, SLG: 0.484 (1, 8) | 0-3 K | | 4-0 2B BB | 4-1 2B BB | 1-1 1B | | 1-2 G4-3 | | |
| Edgar Renteria, R OBP: 0.344, SLG: 0.385 (1, 6) | 4-2 34 BB BB | | 1-1 34 WP 2B | 0-1 BB HR 2B | 2-2 P4 | | | 0-0 2B 1B | |
| 34 David Ortiz, L OBP: 0.394, SLG: 0.564 (1, 10) | 4-0 G4-6-3 BB | | 4-2 2-3 BB | 4-0 BB HR IBB | 2-0 G3 | | | 2-2 P6 | |
| Roberto Petagine, L Doug Mirabelli, R Adam Stern, L OBP: 0.290, SLG: 0.378 OBP: 0.231, SLG: 0.417 (1, 3) (8, PH) (9, 9) | 2-0 G4-6-3 | | 0-0 G4-3 | 4-1 1-2 2-3 HR BB | | 0-1 G3 | | 0-3 K | |
| Jason Varitek, S OBP: 0.384, SLG: 0.552 (1, 2) | | 1-3 K | | 4-2 BB BB | | 0-0 G4-3 | | 1-1 1-H 2B | |
| Kevin Millar, R OBP: 0.361, SLG: 0.378 (1, 7) (9, 3) | | 0-1 G3-1 | | L4 | | 2-3 K | | 0-0 G6-3 | |
| Bill Mueller, S OBP: 0.375, SLG: 0.413 (1, 5) | | 2-1 G5-3 | | 4-2 13 E 1-2 2B BB | | 0-0 F9 | | 1-1 G5-3 1B | |
| 13 Alex Cora, L OBP: 0.249, SLG: 0.297 (1, 4) | | | 3-2 G3 | 1-2 E4 2B | | 0-1 2B 18 1B | | 0-3 K | |
| José Cruz Jr., S Gabe Kapler, R OBP: 0.349, SLG: 0.436 OBP: 0.308, SLG: 0.250 (1, 9) (7, PH) (8, 9) (9, 7) | | | 0-3 K | 2-3 K | | 1-1 1-3 2B | | 2-1 G5-3 | |

| Inning Stats | R: 0 E: 0 K: 1 S: 7 | H: 0 LOB: 1 BB: 2 P: 17 | R: 0 E: 0 K: 1 S: 8 | H: 0 LOB: 0 BB: 0 P: 11 | R: 1 E: 0 K: 1 S: 11 | H: 1 LOB: 2 BB: 2 P: 23 | R: 8 E: 1 K: 1 S: 20 | H: 2 LOB: 0 BB: 5 P: 46 | R: 1 E: 0 K: 0 S: 12 | H: 3 LOB: 2 BB: 0 P: 18 | R: 0 E: 0 K: 1 S: 8 | H: 0 LOB: 0 BB: 0 P: 10 | R: 0 E: 0 K: 1 S: 10 | H: 1 LOB: 1 BB: 0 P: 14 | R: 1 E: 0 K: 1 S: 11 | H: 2 LOB: 1 BB: 0 P: 14 |
|--------------|------------------------------|----------------------------------|------------------------------|----------------------------------|-------------------------------|----------------------------------|-------------------------------|----------------------------------|-------------------------------|----------------------------------|------------------------------|----------------------------------|-------------------------------|----------------------------------|-------------------------------|----------------------------------|
|--------------|------------------------------|----------------------------------|------------------------------|----------------------------------|-------------------------------|----------------------------------|-------------------------------|----------------------------------|-------------------------------|----------------------------------|------------------------------|----------------------------------|-------------------------------|----------------------------------|-------------------------------|----------------------------------|

| PITCHER | IP | WLS | BF | H | R | ER | SO | BB | IBB | HBP | BLK | WP | HR | S | P | ERA | WHIP |
|---|-----|-----|----|---|---|----|----|----|-----|-----|-----|----|----|----|----|-------|-------|
| D.J. Carrasco, R ERA: 4.29 (1, 1) | 3.2 | | 19 | 1 | 5 | 4 | 4 | 7 | 0 | 0 | 0 | 1 | 0 | 39 | 79 | 9.82 | 2.182 |
| 46 Juan Carlos Oviedo, R ERA: 8.54 (4, 1) | 0.1 | L | 5 | 2 | 4 | 1 | 0 | 1 | 1 | 0 | 0 | 0 | 1 | 7 | 18 | 27.00 | 9.000 |
| Shawn Camp, R ERA: 7.9 (5, 1) | 2.0 | | 9 | 3 | 1 | 1 | 1 | 0 | 0 | 0 | 0 | 0 | 0 | 20 | 28 | 4.50 | 1.500 |
| Jeremy Affeldt, L ERA: 2.74 (7, 1) | 1.1 | | 6 | 2 | 1 | 1 | 1 | 0 | 0 | 0 | 0 | 0 | 0 | 15 | 21 | 6.75 | 1.500 |
| Ambiorix Burgos, R ERA: 4.59 (8, 1) | 0.2 | | 3 | 1 | 0 | 0 | 1 | 0 | 0 | 0 | 0 | 0 | 0 | 6 | 7 | 0.00 | 1.500 |

BOTTOM

Kansas City Royals @ Boston Red Sox
Fenway Park, Boston, MA
 Thu Aug 04 2005, 1:05 PM EDT
 Att. 35,060 - Partly Cloudy - 81 F

| AB | R | H | RBI | BB | SO | LOB |
|----|---|---|-----|----|----|-----|
| 3 | 2 | 1 | 1 | 2 | 1 | 1 |
| 4 | 2 | 3 | 4 | 1 | 0 | 2 |
| 2 | 1 | 0 | 0 | 3 | 0 | 3 |
| 3 | 1 | 0 | 0 | 1 | 0 | 4 |
| 1 | 0 | 0 | 0 | 0 | 1 | 1 |
| 0 | 0 | 0 | 0 | 0 | 0 | 0 |
| 4 | 2 | 2 | 5 | 1 | 1 | 0 |
| 5 | 0 | 0 | 0 | 0 | 1 | 2 |
| 3 | 1 | 1 | 0 | 1 | 0 | 0 |
| 4 | 2 | 1 | 0 | 0 | 1 | 2 |
| 3 | 0 | 1 | 0 | 0 | 2 | 2 |
| 1 | 0 | 0 | 0 | 0 | 0 | 1 |

| AB | 33 |
|-----|----|
| R | 11 |
| H | 9 |
| RBI | 10 |
| BB | 9 |
| SO | 7 |
| LOB | 18 |

WP: 1 PA: 42
 PB: 0
 SB: 0
 CS: 0



| PITCHER | IP | WLS | BF | H | R | ER | SO | BB | IBB | HBP | BLK | WP | HR | S | P | ERA | WHIP |
|---------|----|-----|----|---|---|----|----|----|-----|-----|-----|----|----|---|---|-----|------|
|---------|----|-----|----|---|---|----|----|----|-----|-----|-----|----|----|---|---|-----|------|

| Batter | 1 | 2 | 3 | 4 | 5 | 6 | 7 | 8 | 9 | AB R H RBI BB SO LOB | TOP | | |
|---|---|---|---|--|--|--|---|--|---|--|---|----------------|---|
| 18 Johnny Damon, L (1, 8) OBP: 0.385, SLG: 0.487 13 Alex Cora, L (6, 6) OBP: 0.247, SLG: 0.295 | 0-2 3B | | 1-2 G3-1 | | | 3-2 L8 | | 2-2 G6-3 | | 3 0 1 0 0 0 0 1 0 0 0 0 0 0 | | | |
| Edgar Renteria, R (1, 6) OBP: 0.344, SLG: 0.385 Adam Stern, L (6, 8) OBP: 0.214, SLG: 0.385 | 1-3 K | | 1-2 P4 | | | 2-1 1B | | 0-1 G6-3 | | 3 0 1 0 0 1 1 1 0 0 0 0 0 0 | | | |
| 34 David Ortiz, L (1, 10) OBP: 0.393, SLG: 0.561 Roberto Petagine, L (9, PH) | 4-1 BB | | | | | 0-0 L7 | | | | 2 0 0 0 1 1 1 1 0 0 0 0 1 0 | | | |
| Manny Ramirez, R (1, 7) OBP: 0.374, SLG: 0.587 Doug Mirabelli, R (7, 2) OBP: 0.287, SLG: 0.374 | 0-3 K | | | | | 0-1 F9 | | 2-2 1B 1B | | 3 0 1 0 0 1 2 1 0 0 0 0 0 0 | | | |
| Jason Varitek, S (1, 2) OBP: 0.381, SLG: 0.547 Gabe Kapler, R (7, 7) OBP: 0.286, SLG: 0.231 | 2-3 K | | | | | 3-2 K | | 2-2 F7 | | 3 0 0 0 0 2 3 1 0 0 0 0 0 0 | | | |
| Kevin Millar, R (1, 3) OBP: 0.357, SLG: 0.373 | | | 0-1 F8 | | | 0-1 G6-3 | | 0-0 F8 | | 4 0 0 0 0 1 2 | | | |
| Bill Mueller, S (1, 5) OBP: 0.375, SLG: 0.412 | | | 0-0 P5 | | | 1-3 K | | 0-0 1-2 1B | | 3 0 1 0 0 1 0 | | | |
| Tony Graffanino, R (1, 4) OBP: 0.373, SLG: 0.386 | | | 2-2 P1 | | | 1-3 K | | 2-3 K | | 3 0 0 0 0 2 2 | | | |
| José Cruz Jr., S (1, 9) OBP: 0.345, SLG: 0.430 | | | 0-2 P5 | | | 0-1 P5 | | 2-3 K | | 3 0 0 0 0 1 0 | | | |
| Inning Stats | R: 0 H: 1 E: 0 LOB: 2 K: 3 BB: 1 S: 15 P: 22 | R: 0 H: 0 E: 0 LOB: 0 K: 0 BB: 0 S: 7 P: 9 | R: 0 H: 0 E: 0 LOB: 0 K: 0 BB: 0 S: 12 P: 14 | R: 0 H: 0 E: 0 LOB: 0 K: 2 BB: 0 S: 9 P: 15 | R: 0 H: 0 E: 0 LOB: 0 K: 2 BB: 0 S: 9 P: 11 | R: 0 H: 1 E: 0 LOB: 1 K: 0 BB: 0 S: 8 P: 13 | R: 0 H: 2 E: 0 LOB: 2 K: 1 BB: 0 S: 14 P: 20 | R: 0 H: 0 E: 0 LOB: 0 K: 1 BB: 0 S: 8 P: 12 | R: 0 H: 0 E: 1 LOB: 1 K: 2 BB: 0 S: 10 P: 17 | 1B: 3 SF: 0 2B: 0 SAC: 0 3B: 1 DP: 0 HR: 0 HBP: 0 | WP: 0 PA: 33 PB: 0 SB: 0 CS: 0 | | |
| PITCHER | IP WLS BF H R ER SO BB IBB HBP BLK WP HR S P ERA WHIP | | | | | | | | | | | PITCHER | IP WLS BF H R ER SO BB IBB HBP BLK WP HR S P ERA WHIP |
| Brad Radke, R (1, 1) ERA: 3.71 | 7.0 W 26 4 0 0 8 1 0 0 0 0 0 0 74 104 0.00 0.714 | | | | | | | | | | | | |
| Terry Mulholland, L (8, 1) ERA: 5.65 | 1.0 3 0 0 0 1 0 0 0 0 0 0 0 8 12 0.00 0.000 | | | | | | | | | | | | |
| 54 Matt Guerrier, R (9, 1) ERA: 2.93 | 1.0 4 0 0 0 2 0 0 0 0 0 0 0 10 17 0.00 0.000 | | | | | | | | | | | | |

Boston Red Sox @ Minnesota Twins
 Hubert H. Humphrey Metrodome, Minneapolis, MN

Fri Aug 05 2005, 8:10 PM EDT
 Att: 38,161 - Dome - 70 F

| | |
|-----|----|
| AB | 32 |
| R | 0 |
| H | 4 |
| RBI | 0 |
| BB | 1 |
| SO | 11 |
| LOB | 11 |



livebaseballscorecards.com

| Batter | 1 | 2 | 3 | 4 | 5 | 6 | 7 | 8 | 9 |
|--|-------------------------------|-------------|-----------|-------------------------|----------------------------|---------------------------|-------------------------------|-------------------------------|---|
| 20 Lew Ford, R OBP: 0.332, SLG: 0.377 (1, 8) | 3-1 8 G4-3 3B | 2-2 G3-1 | | 2-2 7 2B 1B | | 1-2 G6-4-3 1-2f | | 0-1 38 1B 7 1B | |
| 8 Nick Punto, S OBP: 0.318, SLG: 0.346 (1, 4) | 3-2 G4-3 | 2-3 K | | 0-3 K | | 3-2 1B | | 1-0 7 1B 2B 1B | |
| 38 Luis Antonio Rodriguez, S OBP: 0.361, SLG: 0.415 (9, 4) | 3-H 1B 33 FC1 1B | 0-1 G1-3 | | 2-1 2B 1-H 3-H | | 3-2 G6-3 | | 3-1 2B 1B 1-2 2-H | |
| 7 Joe Mauer, L OBP: 0.372, SLG: 0.432 (1, 2) | 3-2 33 FC1 1B 1-3 | | 2-2 P3 | 1-1 2B 2-H | | | 0-1 5 G4-3 BB 1B | 0-1 HR 1-H 2-H | |
| Matthew LeCroy, R OBP: 0.366, SLG: 0.476 (1, 10) | 0-0 33 E 1B 1-2 | | 3-2 2B | 0-0 F7 | | | 4-1 5 G4-3 BB 1-2 | 0-0 HR 2-H | |
| Terry Tiffee, S OBP: 0.241, SLG: 0.341 (7, PR) (8, 10) | 0-0 FC1 | | 3-2 F7 | | 0-0 G5-3 | | 3-3 K | 1-2 L4 | |
| Jacque Jones, L OBP: 0.355, SLG: 0.473 (1, 9) | 1-H 2-H 3-H 1B | | 1-3 K | | 4-1 BB G3-6-3 | | 2-2 G4-3 | 1-2 2B | |
| 33 Justin Moreneau, L OBP: 0.323, SLG: 0.468 (1, 3) | 2-2 G5-3 | | | | 0-0 E5 F9 7 2B | | 1-0 G3-6-3 | 1-0 G6-3 | |
| 5 Michael Cuddyer, R OBP: 0.340, SLG: 0.425 (1, 5) | 4-2 BB | | 0-0 F9 | | | 4-2 20 G6-4-3 BB | | 0-3 K | |
| Michael Ryan, L OBP: 0.283, SLG: 0.302 (1, 7) | 1-2 P3 | | | | | | | | |
| Jason Bartlett, R OBP: 0.287, SLG: 0.333 (1, 6) | | | | | | | | | |

AB R H RBI BB SO LOB

| | | | | | | |
|---|---|---|---|---|---|---|
| 5 | 3 | 3 | 0 | 0 | 0 | 1 |
| 4 | 0 | 1 | 1 | 0 | 2 | 2 |
| 1 | 1 | 1 | 0 | 0 | 0 | 0 |
| 5 | 3 | 3 | 3 | 0 | 0 | 1 |
| 4 | 1 | 3 | 1 | 0 | 0 | 0 |
| 1 | 1 | 1 | 2 | 0 | 0 | 0 |
| 4 | 2 | 3 | 2 | 1 | 0 | 1 |
| 5 | 0 | 0 | 1 | 0 | 1 | 3 |
| 4 | 0 | 1 | 0 | 1 | 1 | 4 |
| 4 | 1 | 0 | 0 | 1 | 1 | 5 |
| 3 | 0 | 0 | 0 | 1 | 1 | 3 |

| | | | |
|-------|--------|-------|--------|
| 1B: 9 | SF: 0 | WP: 0 | PA: 44 |
| 2B: 5 | SAC: 0 | PB: 0 | |
| 3B: 1 | DP: 2 | SB: 0 | |
| HR: 1 | HBP: 0 | CS: 0 | |

| PITCHER | IP | WLS | BF | H | R | ER | SO | BB | IBB | HBP | BLK | WP | HR | S | P | ERA | WHIP |
|---|-----|-----|----|---|---|----|----|----|-----|-----|-----|----|----|----|------|-------|-------|
| Bronson Arroyo, R ERA: 4.24 (1, 1) | 3.2 | L | 22 | 8 | 7 | 2 | 3 | 1 | 0 | 0 | 0 | 0 | 0 | 57 | 91 | 4.91 | 2.455 |
| Mike Myers, L ERA: 2.81 (4, 1) | 1.1 | | 4 | 0 | 0 | 0 | 0 | 1 | 0 | 0 | 0 | 0 | 4 | 9 | 0.00 | 0.750 | |
| 17 Manny Delcarmen, R ERA: (6, 1) | 1.2 | | 8 | 2 | 0 | 0 | 1 | 2 | 0 | 0 | 0 | 0 | 0 | 23 | 43 | 0.00 | 2.400 |
| Geremi Gonzalez, R ERA: 6.82 (7, 1) | 1.1 | | 10 | 6 | 5 | 5 | 2 | 0 | 0 | 0 | 0 | 0 | 1 | 24 | 32 | 33.75 | 4.500 |

Boston Red Sox @ Minnesota Twins
Hubert H. Humphrey Metrodome, Minneapolis, MN

Fri Aug 05 2005, 8:10 PM EDT
Att: 38,161 - Dome - 70 F

livebaseballscorecards.com

| | |
|-----|----|
| AB | 40 |
| R | 12 |
| H | 16 |
| RBI | 10 |
| BB | 4 |
| SO | 6 |
| LOB | 20 |



| Batter | 1 | | 2 | | 3 | | 4 | | 5 | | 6 | | 7 | | 8 | | 9 | | AB | R | H | RBI | BB | SO | LOB | TOP | |
|---|----------------------------------|----------------------------------|------------------------------|---------------------------------|------------------------------|----------------------------------|-------------------------------|----------------------------------|--|----------------------------------|------------------------------|----------------------------------|--------------------------------------|----------------------------------|-------------------------------|----------------------------------|------------------------------|----------------------------------|----------------------------------|------------------------------------|----------------------------------|--------|----|----|-----|-----|--|
| 18 Johnny Damon, L (1, 8) OBP: 0.387, SLG: 0.489 | 1-1 BB 1B | | | | 1-1 B1 | | | | 1-1 FC6-4 1B | | | | 1-2 34 BB FC1-5 1B | | | | 2-2 G4-3 | 5 | 1 | 3 | 1 | 0 | 0 | 0 | | | |
| Edgar Renteria, R (1, 6) OBP: 0.340, SLG: 0.380 | 1-0 F8 | | | | 1-0 P4 | | | | 2-0 FC6-4 34 G4-3 1-2f 3-H | | | | 0-0 FC1-5 34 BB 1-2 2-3f | | | | 2-3 K | 5 | 0 | 0 | 1 | 0 | 1 | 4 | | | |
| 34 David Ortiz, L (1, 10) OBP: 0.392, SLG: 0.557 | 0-1 F7 | | | | 3-3 K | | | | 1-1 G4-3 2-3 | | | | 4-2 G5-4-3 BB 1-2 2-3 | | | | | | 3 | 0 | 0 | 0 | 1 | 1 | 2 | | |
| Manny Ramirez, R (1, 7) OBP: 0.372, SLG: 0.582 | 4-2 1B BB 1-2 | | | | | | | 2-2 G6-3 | 2-2 G5-3 | | | | 0-0 G5-4-3 1-2f | | | | | | 3 | 0 | 0 | 0 | 1 | 0 | 4 | | |
| Jason Varitek, S (1, 2) OBP: 0.385, SLG: 0.550 | 0-1 FC4-6 1B 1-2 2-H | | | | | | | 2-2 WP 1B | | | | 1-0 1B | | | | | 0-3 K2-3 | | 4 | 0 | 3 | 1 | 0 | 1 | 0 | | |
| Kevin Millar, R (1, 3) Adam Stern, L (8, PR) Roberto Petagine, L (8, 3) OBP: 0.358, SLG: 0.370 OBP: 0.214, SLG: 0.385 | 1-2 FC4-6 1-2f | | | | 1-2 L4 | | | 1-2 L7 | | | | 2-1 L7 | | | | | 4-0 1B BB | | 3 | 0 | 0 | 0 | 1 | 0 | 4 | | |
| Bill Mueller, S (1, 5) OBP: 0.373, SLG: 0.410 | | | | | 0-2 G1-3 | | | 2-1 P6 | | | | 3-2 F8 | | | | 1 SAFE 3-2 1B | | 4 | 0 | 1 | 0 | 0 | 0 | 2 | | | |
| Tony Graffanino, R (1, 4) OBP: 0.371, SLG: 0.384 | | | | | 0-0 G6-3 | | | | 0-2 2B 18 1B 1B | | | 0-3 K | | | | 1-1 L7 | | 4 | 1 | 1 | 0 | 0 | 1 | 2 | | | |
| Gabe Kapler, R (1, 9) OBP: 0.333, SLG: 0.353 | | | | | 1-2 G5-3 | | | | 0-0 18 1B FC6-4 2B | | | | 0-0 FC1-5 18 1B 1B | | | | 1-2 P6 | | 4 | 1 | 2 | 0 | 0 | 0 | | | |
| Inning Stats | R: 1 E: 0 K: 0 S: 12 | H: 2 LOB: 2 BB: 1 P: 19 | R: 0 E: 0 K: 0 S: 8 | H: 0 LOB: 0 BB: 0 P: 9 | R: 0 E: 0 K: 1 S: 7 | H: 0 LOB: 0 BB: 0 P: 12 | R: 0 E: 0 K: 0 S: 14 | H: 1 LOB: 1 BB: 0 P: 21 | R: 2 E: 1 K: 0 S: 12 | H: 3 LOB: 1 BB: 0 P: 18 | R: 0 E: 0 K: 1 S: 9 | H: 1 LOB: 1 BB: 0 P: 15 | R: 0 E: 0 K: 0 S: 8 | H: 2 LOB: 2 BB: 1 P: 13 | R: 0 E: 0 K: 1 S: 11 | H: 1 LOB: 1 BB: 1 P: 19 | R: 0 E: 0 K: 1 S: 9 | H: 0 LOB: 0 BB: 0 P: 14 | 1B: 9 2B: 1 3B: 0 HR: 0 | SF: 0 SAC: 0 DP: 1 HBP: 0 | WP: 1 PB: 0 SB: 0 CS: 0 | PA: 38 | | | | | |
| PITCHER | IP | WLS | BF | H | R | ER | SO | BB | IBB | HBP | BLK | WP | HR | S | P | ERA | WHIP | | | | | | | | | | |
| Johan Santana, L (1, 1) ERA: 3.68 | 6.0 | | 26 | 7 | 3 | 3 | 2 | 1 | 0 | 0 | 0 | 1 | 0 | 62 | 94 | 4.50 | 1.333 | | | | | | | | | | |
| 28 Jesse Crain, R (7, 1) ERA: 2.94 | 1.0 | | 5 | 2 | 0 | 0 | 0 | 1 | 0 | 0 | 0 | 0 | 0 | 8 | 13 | 0.00 | 3.000 | | | | | | | | | | |
| Juan Rincon, R (8, 1) ERA: 2.82 | 1.0 | | 4 | 1 | 0 | 0 | 1 | 1 | 0 | 0 | 0 | 0 | 0 | 11 | 19 | 0.00 | 2.000 | | | | | | | | | | |
| 36 Joe Nathan, R (9, 1) ERA: 2.89 | 1.0 | W | 3 | 0 | 0 | 0 | 1 | 0 | 0 | 0 | 0 | 0 | 0 | 9 | 14 | 0.00 | 0.000 | | | | | | | | | | |

Boston Red Sox @ Minnesota Twins
 Hubert H. Humphrey Metrodome, Minneapolis, MN
 Sat Aug 06 2005, 7:10 PM EDT
 Att: 40,626 - Dome - 70 F

| | |
|-----|----|
| AB | 35 |
| R | 3 |
| H | 10 |
| RBI | 3 |
| BB | 3 |
| SO | 4 |
| LOB | 18 |



| Batter | 1 | 2 | 3 | 4 | 5 | 6 | 7 | 8 | 9 | AB | R | H | RBI | BB | SO | LOB |
|--|-------------|-------------|-------------|---------------------------------|-------------|----------------------------------|----------------------------------|----------------|----------------------------|----|---|---|-----|----|----|-----|
| Shannon Stewart, R (1, 7) OBP: 0.331, SLG: 0.395 | 1-0 G4-3 | | | 1-2 B1-3 20 G6-3 1B | | 3-1 7 1B | 0-0 G3-1 | | | 4 | 1 | 2 | 0 | 0 | 0 | 1 |
| 20 Lew Ford, R (1, 8) OBP: 0.334, SLG: 0.379 | 2-2 G5-3 | | | 3-2 G6-3 | | 0-0 7 1B | | 0-1 S 1B | | 4 | 1 | 2 | 0 | 0 | 0 | 1 |
| 7 Joe Mauer, L (1, 2) OBP: 0.370, SLG: 0.429 | 1-2 G3 | | | 0-0 B1-3 | | 1-1 1B | | 1-2 L8 | | 4 | 0 | 1 | 2 | 0 | 0 | 2 |
| Matthew LeCroy, R (1, 10) OBP: 0.364, SLG: 0.471 | | | 3-3 K | 0-0 G5-3 | | 1-2 33 1B | | 1-1 G5-3 | | 4 | 0 | 1 | 1 | 0 | 1 | 2 |
| Jacque Jones, L (1, 9) OBP: 0.354, SLG: 0.469 | | 1-2 F7 | | | 0-3 K | 0-3 K | | 4-0 IBB | | 3 | 0 | 0 | 0 | 1 | 2 | 2 |
| 33 Justin Morneau, L (1, 3) OBP: 0.322, SLG: 0.465 | | 1-3 K | | | 0-0 P5 | 2-1 1B | | 0-1 G4-1 | | 4 | 0 | 1 | 0 | 0 | 1 | 2 |
| 5 Michael Cuddyer, R (1, 5) OBP: 0.342, SLG: 0.424 | | | 0-2 G5-3 | | 2-1 G4-3 | | 1-0 G4-3 8 SH1-4 HBP | | 1-0 E5 8 SH 1B | 3 | 1 | 1 | 0 | 0 | 0 | 0 |
| 8 Nick Punto, S (1, 4) OBP: 0.316, SLG: 0.343 | | 2-2 G4-3 | | | | 0-3 K | 1-0 SH1-4 | | 0-0 SH | 2 | 0 | 0 | 0 | 0 | 1 | 0 |
| Juan Castro, R (1, 6) Terry Tiffie, S (7, PH) Jason Bartlett, R (8, 6) | | 1-2 P4 | | | | 1-0 20 1B 7 1B 1B | 1-2 G4-3 | | | 2 | 1 | 1 | 0 | 0 | 0 | 0 |

| Inning Stats | R: 0 | H: 0 | E: 0 | K: 0 | S: 7 | R: 0 | H: 0 | E: 0 | K: 2 | S: 9 | R: 0 | H: 0 | E: 0 | K: 0 | S: 11 | R: 0 | H: 1 | E: 0 | K: 0 | S: 11 | R: 0 | H: 0 | E: 0 | K: 1 | S: 6 | R: 3 | H: 6 | E: 0 | K: 2 | S: 18 | R: 0 | H: 0 | E: 0 | K: 0 | S: 5 | R: 0 | H: 1 | E: 2 | K: 0 | S: 2 | 1B: 9 | 2B: 0 | 3B: 0 | HR: 0 | SF: 0 | SAC: 2 | DP: 0 | HBP: 1 | WP: 0 | PB: 0 | SB: 1 | CS: 0 | PA: 35 |
|--------------|------|------|------|------|------|------|------|------|------|------|------|------|------|------|-------|------|------|------|------|-------|------|------|------|------|------|------|------|------|------|-------|------|------|------|------|------|------|------|------|------|------|-------|-------|-------|-------|-------|--------|-------|--------|-------|-------|-------|-------|--------|
|--------------|------|------|------|------|------|------|------|------|------|------|------|------|------|------|-------|------|------|------|------|-------|------|------|------|------|------|------|------|------|------|-------|------|------|------|------|------|------|------|------|------|------|-------|-------|-------|-------|-------|--------|-------|--------|-------|-------|-------|-------|--------|

| PITCHER | IP | WLS | BF | H | R | ER | SO | BB | IBB | HBP | BLK | WP | HR | S | P | ERA | WHIP |
|---------------------------------------|-----|-----|----|---|---|----|----|----|-----|-----|-----|----|----|----|----|------|-------|
| David Wells, L (1, 1) ERA: 4.45 | 6.0 | | 24 | 7 | 3 | 3 | 5 | 0 | 0 | 0 | 0 | 0 | 0 | 62 | 88 | 4.50 | 1.167 |
| Chad Bradford, R (7, 1) ERA: 2.16 | 1.0 | | 5 | 1 | 0 | 0 | 0 | 0 | 0 | 1 | 0 | 0 | 0 | 7 | 10 | 0.00 | 1.000 |
| Mike Myers, L (8, 1) ERA: 2.77 | 0.1 | | 1 | 0 | 0 | 0 | 0 | 0 | 0 | 0 | 0 | 0 | 0 | 3 | 4 | 0.00 | 0.000 |
| 50 Mike Timlin, R (8, 1) ERA: 1.32 | 0.2 | L | 5 | 1 | 1 | 0 | 0 | 0 | 1 | 0 | 0 | 0 | 0 | 6 | 12 | 0.00 | 1.500 |

BOTTOM

Boston Red Sox @ Minnesota Twins
 Hubert H. Humphrey Metrodome, Minneapolis, MN
 Sat Aug 06 2005, 7:10 PM EDT
 Att: 40,626 - Dome - 70 F

livebaseballscorecards.com

| | |
|-----|----|
| AB | 31 |
| R | 4 |
| H | 9 |
| RBI | 3 |
| BB | 1 |
| SO | 5 |
| LOB | 11 |



| Batter | 1 | 2 | 3 | 4 | 5 | 6 | 7 | 8 | 9 | AB R H RBI BB SO LOB | TOP | | | | | | | | | | | |
|---|---|----------------------------------|------------------------------|----------------------------------|--------------------------------|----------------------------------|------------------------------|----------------------------------|------------------------------|----------------------------------|-------------------------------|----------------------------------|-------------------------------|----------------------------------|-------------------------------|----------------------------------|------------------------------|---------------------------------|-----------------------------------|------------------------------------|----------------------------------|--------|
| Tony Graffanino, R (1, 4) OBP: 0.368, SLG: 0.380 | 0-1 1B 34 2B | 2-3 K | | 3-3 K2 1-1f | | 1-1 F9 | | 2-3 K | | 5 1 1 0 0 3 2 | | | | | | | | | | | | |
| Edgar Renteria, R (1, 6) OBP: 0.343, SLG: 0.385 | 1-0 1B 34 2B | 0-2 1B 34 L1-3 | | | 0-0 2B | 2-2 G6-3 | | 0-0 E6 | | 5 2 3 0 0 0 1 | | | | | | | | | | | | |
| 34 David Ortiz, L (1, 10) OBP: 0.394, SLG: 0.558 | 3-2 2B 1-H 2-H | 0-1 L1-3 | | | 4-1 2B 1B | | 4-0 HR BB | 3-3 K | | 3 3 1 2 2 1 2 | | | | | | | | | | | | |
| Manny Ramirez, R (1, 7) OBP: 0.378, SLG: 0.598 Adam Stern, L (7, 7) OBP: 0.200, SLG: 0.357 | 2-2 1B 2-H | | 1-1 1B | | 0-0 2B 1-2 2-3 | | 3-2 HR 1-H | 0-0 F8 | | 4 3 4 3 0 0 0 1 0 0 0 0 0 1 | | | | | | | | | | | | |
| Kevin Millar, R (1, 9) OBP: 0.359, SLG: 0.373 | 1-1 1B 2-H | | 2-0 1B 1-2 | | 0-0 P3 | | 2-1 WP 1B | | 0-0 G2-3 | 5 1 3 1 0 0 3 | | | | | | | | | | | | |
| Roberto Petagine, L (1, 3) OBP: 0.200, SLG: 0.222 | 0-0 F7 | | 2-1 L1 | | 2-1 2B 1-H 2-H 3-H | | 0-3 K | 1-1 F7 | | 5 0 1 3 0 1 4 | | | | | | | | | | | | |
| Doug Mirabeli, R (1, 2) OBP: 0.292, SLG: 0.368 | 0-1 1B 13 E | | 0-0 G6-4-3 | | 1-3 K | | 4-2 13 G4-3 BB | 1-3 K | | 4 0 1 0 1 2 2 | | | | | | | | | | | | |
| 13 Alex Cora, L (1, 5) OBP: 0.242, SLG: 0.289 | 2-1 F7 1-3 2-H | | | 1-1 F7 | | 0-1 F8 | | 3-2 G4-3 | | 4 0 0 0 0 0 3 | | | | | | | | | | | | |
| Gabe Kapler, R (1, 8) OBP: 0.409, SLG: 0.571 | 2-3 K | | 1-2 1B 34 2B | | 0-1 1B S | | | 0-1 HR | | 4 1 3 1 0 1 1 | | | | | | | | | | | | |
| Inning Stats | R: 5 E: 1 K: 1 S: 19 | H: 6 LOB: 1 BB: 0 P: 30 | R: 0 E: 0 K: 1 S: 8 | H: 1 LOB: 0 BB: 0 P: 10 | R: 0 E: 0 K: 0 S: 6 | H: 2 LOB: 1 BB: 0 P: 11 | R: 0 E: 0 K: 1 S: 9 | H: 1 LOB: 1 BB: 0 P: 14 | R: 3 E: 0 K: 1 S: 9 | H: 3 LOB: 0 BB: 1 P: 16 | R: 0 E: 0 K: 0 S: 10 | H: 1 LOB: 1 BB: 0 P: 12 | R: 2 E: 0 K: 1 S: 15 | H: 2 LOB: 1 BB: 2 P: 31 | R: 1 E: 1 K: 2 S: 11 | H: 1 LOB: 1 BB: 0 P: 16 | R: 0 E: 0 K: 1 S: 6 | H: 0 LOB: 0 BB: 0 P: 8 | 1B: 11 2B: 6 3B: 0 HR: 2 | SF: 0 SAC: 0 DP: 4 HBP: 0 | WP: 1 PB: 0 SB: 1 CS: 0 | PA: 43 |
| PITCHER | IP WLS BF H R ER SO BB IBB HBP BLK WP HR S P ERA WHIP | | | | | | | | | | | | | | | | | | | | | |
| Joe Mays, R (1, 1) ERA: 4.95 | 4.2 L 24 13 8 7 3 1 0 0 0 0 0 0 48 77 13.50 3.000 | | | | | | | | | | | | | | | | | | | | | |
| 54 Matt Guerrier, R (5, 1) ERA: 2.84 | 1.1 5 1 0 0 1 0 0 0 0 0 0 0 13 16 0.00 0.750 | | | | | | | | | | | | | | | | | | | | | |
| J.C. Romero, L (7, 1) ERA: 3.27 | 1.0 6 2 2 2 1 2 0 0 0 0 1 1 15 31 18.00 4.000 | | | | | | | | | | | | | | | | | | | | | |
| Terry Mulholland, L (8, 1) ERA: 5.6 | 2.0 8 1 1 1 3 0 0 0 0 0 0 1 17 24 4.50 0.500 | | | | | | | | | | | | | | | | | | | | | |

Boston Red Sox @ Minnesota Twins
 Hubert H. Humphrey Metrodome, Minneapolis, MN
 Sun Aug 07 2005, 2:10 PM EDT
 Att. 40,982 - Dome - 70 F

| | |
|-----|----|
| AB | 40 |
| R | 11 |
| H | 17 |
| RBI | 10 |
| BB | 3 |
| SO | 8 |
| LOB | 19 |



| Batter | 1 | 2 | 3 | 4 | 5 | 6 | 7 | 8 | 9 | AB R H RBI BB SO LOB |
|--|----------|----------|------------------------|----------|----------|---|----------------|-------------|----------------------|--------------------------------|
| Shannon Stewart, R (1, 7) OBP: 0.332, SLG: 0.398 | 1-1 F9 | | 1-2 8 1B 20 E 1B | | 0-2 G5-3 | | | 0-3 K 20 BB | 0-2 8 1B BB 2B | 5 2 2 2 0 1 0 |
| 8 Nick Punto, S (1, 4) OBP: 0.317, SLG: 0.344 | 0-3 K | | 3-1 20 E 1B | | 0-1 G5-3 | | | 1-0 F8 | 1-0 BB 20 DI 1B | 5 0 2 2 0 1 1 |
| 20 Lew Ford, R (1, 8) OBP: 0.335, SLG: 0.375 | 2-2 G5-3 | | 0-0 FC9-4-5-4 S | | 2-2 F8 | | | 4-2 BB | 4-1 BB BB | 3 0 0 0 2 0 1 |
| Matthew LeCroy, R (1, 10) OBP: 0.360, SLG: 0.460 38 Luis Antonio Rodriguez, R (9, 9) OBP: 0.361, SLG: 0.415 | | 1-3 K | 1-3 K | | 3-3 K | | | 0-2 F9 | 4-2 BB BB | 4 0 0 1 1 3 3 0 0 0 0 0 0 0 |
| Jacque Jones, L (1, 9) OBP: 0.350, SLG: 0.463 | | 0-3 K2-3 | | 0-0 G3-1 | | | 2-3 K | 1-3 K | 0-3 K | 5 0 0 0 0 4 5 |
| 5 Michael Cuddyer, R (1, 3) OBP: 0.342, SLG: 0.423 Terry Tiffee, S (8, 3) OBP: 0.236, SLG: 0.333 | | 2-1 P4 | | 0-3 K | | | 1-1 E 1B 1B | | 1-0 F8 | 3 1 1 0 0 1 0 1 0 0 0 0 0 0 |
| 55 Mike Redmond, R (1, 2) OBP: 0.300, SLG: 0.321 | | | 0-3 K | 1-1 F9 | | | 1-3 K | | 0-2 K | 4 0 0 0 0 3 1 |
| Juan Castro, R (1, 5) OBP: 0.275, SLG: 0.380 | | | 1-0 1B 8 1B 1B | | 0-0 G1-3 | | 0-1 E6 1B | | 4-2 E 1B 2B BB | 3 2 2 0 1 0 0 |
| Jason Bartlett, R (1, 6) OBP: 0.294, SLG: 0.339 | | | 3-1 1B 8 1B 1B | | 3-2 F8 | | 1-0 F9 | | 1-2 E5 2B 1B | 4 2 2 0 0 0 1 |

| Inning Stats | R: 0 E: 0 K: 1 S: 8 | H: 0 LOB: 0 BB: 0 P: 11 | R: 0 E: 0 K: 2 S: 8 | H: 0 LOB: 0 BB: 0 P: 11 | R: 3 E: 1 K: 2 S: 15 | H: 4 LOB: 1 BB: 0 P: 24 | R: 0 E: 0 K: 1 S: 6 | H: 0 LOB: 0 BB: 0 P: 7 | R: 0 E: 0 K: 0 S: 9 | H: 0 LOB: 0 BB: 0 P: 12 | R: 0 E: 0 K: 1 S: 13 | H: 0 LOB: 0 BB: 0 P: 18 | R: 1 E: 1 K: 2 S: 11 | H: 2 LOB: 1 BB: 0 P: 16 | R: 0 E: 0 K: 2 S: 13 | H: 0 LOB: 2 BB: 1 P: 19 | R: 3 E: 1 K: 2 S: 22 | H: 3 LOB: 3 BB: 3 P: 37 | 1B: 8 2B: 1 3B: 0 HR: 0 | SF: 0 SAC: 0 DP: 0 HBP: 0 |
|--------------|------------------------------|----------------------------------|------------------------------|----------------------------------|-------------------------------|----------------------------------|------------------------------|---------------------------------|------------------------------|----------------------------------|-------------------------------|----------------------------------|-------------------------------|----------------------------------|-------------------------------|----------------------------------|-------------------------------|----------------------------------|----------------------------------|------------------------------------|
|--------------|------------------------------|----------------------------------|------------------------------|----------------------------------|-------------------------------|----------------------------------|------------------------------|---------------------------------|------------------------------|----------------------------------|-------------------------------|----------------------------------|-------------------------------|----------------------------------|-------------------------------|----------------------------------|-------------------------------|----------------------------------|----------------------------------|------------------------------------|

| PITCHER | IP | WLS | BF | H | R | ER | SO | BB | IBB | HBP | BLK | WP | HR | S | P | ERA | WHIP |
|---|-----|-----|----|---|---|----|----|----|-----|-----|-----|----|----|----|-----|-------|-------|
| 49 Tim Wakefield, R (1, 1) ERA: 4.13 | 8.0 | W | 32 | 6 | 4 | 2 | 11 | 1 | 0 | 0 | 0 | 1 | 0 | 83 | 118 | 2.25 | 0.875 |
| 17 Manny Delcarmen, R (9, 1) ERA: 7.36 | 0.2 | | 7 | 3 | 3 | 3 | 1 | 2 | 0 | 0 | 0 | 0 | 0 | 16 | 27 | 40.50 | 7.500 |
| 38 Curt Schilling, R (9, 1) ERA: 5.88 | 0.1 | S | 2 | 0 | 0 | 0 | 1 | 1 | 0 | 0 | 0 | 0 | 0 | 6 | 10 | 0.00 | 3.000 |

BOTTOM

Boston Red Sox @ Minnesota Twins
 Hubert H. Humphrey Metrodome, Minneapolis, MN

Sun Aug 07 2005, 2:10 PM EDT
 Att: 40,982 - Dome - 70 F

livebaseballscorecards.com

| | |
|-----|----|
| AB | 37 |
| R | 7 |
| H | 9 |
| RBI | 5 |
| BB | 4 |
| SO | 13 |
| LOB | 12 |



| | |
|-------|--------|
| WP: 1 | PA: 41 |
| PB: 0 | |
| SB: 1 | |
| CS: 0 | |

| Batter | 1 | 2 | 3 | 4 | 5 | 6 | 7 | 8 | 9 | AB R H RBI BB SO LOB | TOP | | | | | | | | | | | | | | | | | | | | | | | | |
|--|---|----------------------------------|-------------------------------|----------------------------------|------------------------------|----------------------------------|-------------------------------|----------------------------------|-------------------------------|----------------------------------|---|----------------------------------|-------------------------------|----------------------------------|-------------------------------|----------------------------------|------------------------------|----------------------------------|-----------------------------------|------------------------------------|----------------------------------|--------|--|--|--|--|--|--|--|--|--|--|--|--|--|
| David Dellucci, L (1, 7) OBP: 0.395, SLG: 0.502 | 3-2 10 1B 2B | 1-1 10 FC5-4 1B | | 3-2 G4-3 | 2-1 G4-6-3 | | | 1-3 K | 1-1 G4-3 | 6 1 2 0 0 1 3 | | | | | | | | | | | | | | | | | | | | | | | | | |
| 10 Michael Young, R (1, 6) OBP: 0.386, SLG: 0.508 | 0-1 9 2B 1B | 3-2 23 BB E 1B | | 3-3 K | | 1-0 G1-3 | | 1-1 23 2B 9 SF7 1B | | 5 2 2 1 0 1 2 | | | | | | | | | | | | | | | | | | | | | | | | | |
| 23 Mark Teixeira, S (1, 3) OBP: 0.354, SLG: 0.542 | 4-0 9 2B G3-1 BB | 0-1 E3 | | 4-2 9 1B BB | | 2-3 K | | 0-0 1B 2B | | 3 1 1 0 2 1 1 | | | | | | | | | | | | | | | | | | | | | | | | | |
| 9 Hank Blalock, L (1, 5) OBP: 0.342, SLG: 0.487 | 0-1 G3-1 2B | 3-2 L9 | | 1-2 1B | | 3-2 1B | | 0-0 SF7 | | 4 0 3 2 0 0 2 | | | | | | | | | | | | | | | | | | | | | | | | | |
| Alfonso Soriano, R (1, 4) OBP: 0.325, SLG: 0.549 | 0-0 G3-1 2B | | 2-0 G6-4-3 1B | 1-0 P4 | | 2-2 G6-3 | | 1-0 2B 1B | | 5 0 2 1 0 0 4 | | | | | | | | | | | | | | | | | | | | | | | | | |
| Phil Nevin, R (1, 10) OBP: 0.305, SLG: 0.409 | 2-3 K | | 1-1 G6-4-3 1B | | 2-2 WP 1B 2B | | 1-2 F8 | 1-2 F8 | | 5 1 1 0 0 1 4 | | | | | | | | | | | | | | | | | | | | | | | | | |
| Kevin Mench, R (1, 9) OBP: 0.341, SLG: 0.503 | 2-0 G5-3 | | 2-2 BB 1B | | 1-1 FC1 1B | | 0-0 G3 1B | | 1-2 G6-3 | 5 0 2 0 0 0 2 | AB 42 R 6 H 16 RBI 5 BB 3 SO 4 LOB 25 | | | | | | | | | | | | | | | | | | | | | | | | |
| Gary Matthews, S (1, 8) OBP: 0.321, SLG: 0.479 | | 3-1 10 FC5-4 23 E 1B | | 4-0 1B BB | | 1-1 P5 | | 2-2 G3 | 1-1 F7 | 4 1 1 0 1 0 3 | | | | | | | | | | | | | | | | | | | | | | | | | |
| Rod Barajas, R (1, 2) OBP: 0.312, SLG: 0.423 | | 0-0 L5 | | 1-1 G3 | | 1-0 G4-6-3 1B | | 0-1 G6-3 | 0-0 1B | 5 0 2 1 0 0 4 | | | | | | | | | | | | | | | | | | | | | | | | | |
| Inning Stats | R: 3 E: 0 K: 1 S: 12 | H: 3 LOB: 1 BB: 1 P: 23 | R: 1 E: 1 K: 0 S: 13 | H: 2 LOB: 2 BB: 0 P: 23 | R: 0 E: 0 K: 0 S: 8 | H: 2 LOB: 2 BB: 1 P: 18 | R: 0 E: 0 K: 1 S: 14 | H: 1 LOB: 2 BB: 1 P: 26 | R: 1 E: 0 K: 0 S: 11 | H: 2 LOB: 1 BB: 0 P: 18 | R: 0 E: 0 K: 1 S: 13 | H: 1 LOB: 1 BB: 0 P: 21 | R: 0 E: 0 K: 0 S: 12 | H: 1 LOB: 1 BB: 0 P: 15 | R: 1 E: 0 K: 1 S: 12 | H: 3 LOB: 2 BB: 0 P: 16 | R: 0 E: 0 K: 0 S: 8 | H: 1 LOB: 1 BB: 0 P: 11 | 1B: 12 2B: 4 3B: 0 HR: 0 | SF: 1 SAC: 0 DP: 2 HBP: 0 | WP: 1 PB: 0 SB: 0 CS: 0 | PA: 46 | | | | | | | | | | | | | |
| PITCHER | IP WLS BF H R ER SO BB IBB HBP BLK WP HR S P ERA WHIP | | | | | | | | | | | | | | | | | | | | | | | | | | | | | | | | | | |
| Wade Miller, R (1, 1) ERA: 4.95 | 4.1 | | 10 | 5 | 4 | 2 | 3 | 0 | 0 | 0 | 1 | 0 | 56 | 104 | 8.31 | 3.000 | | | | | | | | | | | | | | | | | | | |
| Geremi Gonzalez, R (5, 1) ERA: 6.32 | 2.2 | W | 9 | 2 | 0 | 1 | 0 | 0 | 0 | 0 | 0 | 0 | 27 | 40 | 0.00 | 0.750 | | | | | | | | | | | | | | | | | | | |
| 50 Mike Timlin, R (8, 1) ERA: 1.46 | 1.0 | | 6 | 3 | 1 | 1 | 0 | 0 | 0 | 0 | 0 | 0 | 12 | 16 | 9.00 | 3.000 | | | | | | | | | | | | | | | | | | | |
| Chad Bradford, R (9, 1) ERA: 1.93 | 1.0 | | 4 | 1 | 0 | 0 | 0 | 0 | 0 | 0 | 0 | 0 | 8 | 11 | 0.00 | 1.000 | | | | | | | | | | | | | | | | | | | |

Texas Rangers @ Boston Red Sox
Fenway Park, Boston, MA
Mon Aug 08 2005, 7:05 PM EDT
Att. 35,453 - Overcast - 83 F

livebaseballscorecards.com



| Batter | 1 | 2 | 3 | 4 | 5 | 6 | 7 | 8 | 9 | 10 | AB R H RBI BB SO LOB | TOP | | | | | | | | | | | | |
|--|---|---|---|---|---|---|---|---|---|---|---|---|---|---|---|---|---|---|---|---|---|---|---|---|
| David Dellucci, L (1, 7) OBP: 0.394, SLG: 0.500 | 0-0 F8 | | 2-3 K | | 4-2 9 1B WP BB | | 10 WP 2B L5 | | | 2-2 F8 | 5 2 1 0 1 1 3 | | | | | | | | | | | | | |
| 10 Michael Young, R (1, 6) OBP: 0.384, SLG: 0.502 | 2-0 G3 | | 3-1 G6-3 | | 0-0 F8 | | 4-2 9 E 23 1B BB | 0-1 G6-3 | | 1-3 K | 5 1 0 0 1 1 3 | | | | | | | | | | | | | |
| 23 Mark Teixeira, S (1, 3) OBP: 0.355, SLG: 0.539 | 4-2 BB | | 2-3 K | | 2-3 K | | 3-2 1 SAFE 1B FC6-4 9 E | 1-3 K | | | 4 1 1 1 1 3 1 | | | | | | | | | | | | | |
| 9 Hank Blalock, L (1, 5) OBP: 0.341, SLG: 0.484 | 1-1 L3 | | | 0-0 F7 | 1-0 WP 1B | | 2-1 FC5 FC6-4 1B G5-3 | 1-2 L7 | | | 5 1 1 0 0 0 3 | | | | | | | | | | | | | |
| Alfonso Soriano, R (1, 4) OBP: 0.326, SLG: 0.546 | | 4-2 H FC4-6 HBP | | 2-3 K | 2-2 G6-3 | | 2-0 FC6-4 1B | 1-3 K | | | 4 0 1 1 0 2 1 | | | | | | | | | | | | | |
| Phil Nevin, R (1, 10) OBP: 0.303, SLG: 0.406 | | 1-3 SAFE K | | 2-2 1B E6 1B | | 1-1 G5-4-3 1B | 3-2 FC6-4 2B G5-3 | 1-2 F9 | | | 5 2 1 1 0 1 3 | | | | | | | | | | | | | |
| Kevin Mench, R (1, 9) OBP: 0.340, SLG: 0.499 | | 0-0 FC4-6 1B 1-2f | | 2-2 1B 1B | | 2-1 G5-4-3 1-2f | 0-2 G5-3 3-H | 0-0 F9 | | | 5 0 1 1 0 0 3 | | | | | | | | | | | | | |
| Gary Matthews, S (1, 8) OBP: 0.329, SLG: 0.483 | | 1-1 1-3 1B | | 1-0 1-3 1B | | 3-1 1B | 4-0 2B IBB | | | 3-2 F8 | 4 0 3 1 1 0 0 | | | | | | | | | | | | | |
| Rod Barajas, R (1, 2) OBP: 0.313, SLG: 0.430 Marshall McDougall, R (10, PR) OBP: 0.400, SLG: 0.400 Sandy Alomar Jr., R (10, 2) OBP: 0.309, SLG: 0.324 | | 1-2 G4-3 | | 3-2 P6 | | 0-3 K | 0-1 1-3 2H 2B | | | 0-0 F8 2B | 5 0 2 1 0 1 5 0 0 0 0 0 0 0 0 0 0 0 0 0 0 | | | | | | | | | | | | | |
| Inning Stats | R: 0 E: 0 K: 0 S: 7 | H: 0 LOB: 1 BB: 1 P: 14 | R: 0 E: 0 K: 1 S: 15 | H: 1 LOB: 2 BB: 0 P: 22 | R: 0 E: 0 K: 2 S: 9 | H: 0 LOB: 0 BB: 0 P: 16 | R: 1 E: 1 K: 1 S: 14 | H: 2 LOB: 2 BB: 0 P: 24 | R: 1 E: 0 K: 1 S: 11 | H: 1 LOB: 1 BB: 1 P: 20 | R: 5 E: 1 K: 0 S: 30 | H: 4 LOB: 2 BB: 2 P: 51 | R: 0 E: 0 K: 1 S: 8 | H: 0 LOB: 0 BB: 0 P: 10 | R: 0 E: 0 K: 1 S: 8 | H: 0 LOB: 0 BB: 0 P: 10 | R: 0 E: 0 K: 1 S: 14 | H: 1 LOB: 2 BB: 0 P: 20 | 1B: 8 2B: 3 3B: 0 HR: 0 | SF: 0 SAC: 0 DP: 1 HBP: 1 | WP: 2 PB: 0 SB: 0 CS: 0 | PA: 47 | | |
| PITCHER | IP WLS BF H R ER SO BB IBB HBP BLK WP HR S P ERA WHIP | IP WLS BF H R ER SO BB IBB HBP BLK WP HR S P ERA WHIP | IP WLS BF H R ER SO BB IBB HBP BLK WP HR S P ERA WHIP | IP WLS BF H R ER SO BB IBB HBP BLK WP HR S P ERA WHIP | IP WLS BF H R ER SO BB IBB HBP BLK WP HR S P ERA WHIP | IP WLS BF H R ER SO BB IBB HBP BLK WP HR S P ERA WHIP | IP WLS BF H R ER SO BB IBB HBP BLK WP HR S P ERA WHIP | IP WLS BF H R ER SO BB IBB HBP BLK WP HR S P ERA WHIP | IP WLS BF H R ER SO BB IBB HBP BLK WP HR S P ERA WHIP | IP WLS BF H R ER SO BB IBB HBP BLK WP HR S P ERA WHIP | IP WLS BF H R ER SO BB IBB HBP BLK WP HR S P ERA WHIP | IP WLS BF H R ER SO BB IBB HBP BLK WP HR S P ERA WHIP | IP WLS BF H R ER SO BB IBB HBP BLK WP HR S P ERA WHIP | IP WLS BF H R ER SO BB IBB HBP BLK WP HR S P ERA WHIP | IP WLS BF H R ER SO BB IBB HBP BLK WP HR S P ERA WHIP | IP WLS BF H R ER SO BB IBB HBP BLK WP HR S P ERA WHIP | IP WLS BF H R ER SO BB IBB HBP BLK WP HR S P ERA WHIP | IP WLS BF H R ER SO BB IBB HBP BLK WP HR S P ERA WHIP | IP WLS BF H R ER SO BB IBB HBP BLK WP HR S P ERA WHIP | IP WLS BF H R ER SO BB IBB HBP BLK WP HR S P ERA WHIP | IP WLS BF H R ER SO BB IBB HBP BLK WP HR S P ERA WHIP | IP WLS BF H R ER SO BB IBB HBP BLK WP HR S P ERA WHIP | IP WLS BF H R ER SO BB IBB HBP BLK WP HR S P ERA WHIP | IP WLS BF H R ER SO BB IBB HBP BLK WP HR S P ERA WHIP |
| 30 Matt Clement, R (1, 1) ERA: 4.53 | 6.0 | | | | | | | | | | | | | | | | | | | | | | | |
| Mike Remlinger, L (7, 1) ERA: 5.45 | 0.0 | B | | | | | | | | | | | | | | | | | | | | | | |
| Chad Bradford, R (7, 1) ERA: 2.7 | 0.2 | | | | | | | | | | | | | | | | | | | | | | | |
| Mike Myers, L (7, 1) ERA: 2.73 | 0.1 | | | | | | | | | | | | | | | | | | | | | | | |
| 50 Mike Timlin, R (8, 1) ERA: 1.43 | 1.0 | | | | | | | | | | | | | | | | | | | | | | | |

Texas Rangers @ Boston Red Sox
Fenway Park, Boston, MA
 Tue Aug 09 2005, 7:05 PM EDT
 Att: 35,308 - Cloudy - 82 F

livebaseballscorecards.com

| | |
|-----|----|
| AB | 42 |
| R | 7 |
| H | 11 |
| RBI | 6 |
| BB | 4 |
| SO | 9 |
| LOB | 22 |



BOTTOM

Texas Rangers @ Boston Red Sox
 Fenway Park, Boston, MA

Tue Aug 09 2005, 7:05 PM EDT
 Att. 35,308 - Cloudy - 82 F

livebaseballscorecards.com

| | |
|------------|-----------|
| AB | 37 |
| R | 8 |
| H | 11 |
| RBI | 8 |
| BB | 7 |
| SO | 4 |
| LOB | 14 |



| | |
|--------------|---------------|
| WP: 0 | PA: 47 |
| PB: 0 | |
| SB: 1 | |
| CS: 0 | |

AB R H RBI BB SO LOB

| | | | | | | |
|---|---|---|---|---|---|---|
| 5 | 1 | 2 | 0 | 1 | 0 | 4 |
| 6 | 0 | 1 | 1 | 0 | 0 | 3 |
| 3 | 1 | 0 | 0 | 2 | 1 | 2 |
| 4 | 2 | 2 | 1 | 1 | 1 | 1 |
| 5 | 1 | 1 | 1 | 0 | 1 | 2 |
| 3 | 1 | 1 | 1 | 1 | 0 | 0 |
| 0 | 0 | 0 | 0 | 0 | 0 | 0 |
| 0 | 0 | 0 | 0 | 0 | 0 | 0 |
| 2 | 0 | 1 | 2 | 1 | 0 | 0 |
| 2 | 0 | 0 | 0 | 0 | 0 | 1 |
| 4 | 2 | 2 | 1 | 1 | 1 | 1 |
| 3 | 0 | 1 | 1 | 0 | 0 | 0 |

| Batter | 1 | 2 | 3 | 4 | 5 | 6 | 7 | 8 | 9 | 10 |
|--|--------|----------|--------|------------|------------------|----------|----------|--------------|---|-----------------|
| 18 Johnny Damon, L OBP: 0.387, SLG: 0.484 (1, 8) | 0-2 P5 | | 0-0 1B | | 1-2 1B | | | 0-0 P6 | | 4-0 1B IBB |
| Edgar Renteria, R OBP: 0.341, SLG: 0.381 (1, 6) | 3-2 F8 | | 1-0 F7 | | 0-0 P2 | 0-1 F7 | | 1-2 FC6-4 | | 3-2 1B |
| 34 David Ortiz, L OBP: 0.394, SLG: 0.558 (1, 10) | 4-2 BB | | 2-3 K | | 4-1 1B 2B BB | 0-0 G6-3 | | 1-2 F8 | | |
| Manny Ramirez, R OBP: 0.379, SLG: 0.593 (1, 7) | 2-3 K | | | 3-2 SF9 2B | 3-2 2B 1B 1B | 4-0 BB | | 2-1 G5-3 | | |
| Jason Varitek, S OBP: 0.380, SLG: 0.541 (1, 2) | | 3-2 G4-3 | | 2-2 G3 | 1-2 1B 2B | 3-3 K | | 0-1 F8 | | |
| Kevin Millar, R OBP: 0.361, SLG: 0.375 (1, 9) | | 2-2 P5 | | 0-0 SF9 | 4-2 1B 13 HBP BB | | 1-1 G5-3 | 1-0 FC5-4 1B | | |
| Adam Stern, L OBP: 0.200, SLG: 0.357 (9, PR) | | | | | | | | | | |
| 20 Kevin Youkilis, R OBP: 0.384, SLG: 0.429 (10, 3) | | | | | | | | | | |
| Roberto Petagine, L OBP: 0.375, SLG: 0.357 (1, 3) | | 0-1 F9 | | 4-2 BB | 2-2 13 HBP 1B | | 3-2 G6-3 | 0-0 FC5-4 | | |
| Gabe Kapler, R OBP: 0.360, SLG: 0.500 (5, PR) | | | | | | | | | | |
| Bill Mueller, S OBP: 0.376, SLG: 0.420 (1, 5) | | | 2-2 HR | 1-3 K | 4-1 13 HBP BB | | 0-0 G4-3 | | | 3-2 13 SH2-4 1B |
| 13 Alex Cora, L OBP: 0.257, SLG: 0.295 (1, 4) | | | 2-2 F7 | | | | | 2-2 FC6-4 1B | | 0-0 SH2-4 |

| Inning Stats | R: 0 | H: 0 | E: 0 | K: 1 | S: 15 | P: 24 | R: 0 | H: 0 | E: 0 | K: 0 | S: 9 | P: 14 | R: 1 | H: 2 | E: 0 | K: 1 | S: 12 | R: 5 | H: 4 | E: 0 | K: 0 | S: 29 | P: 50 | R: 0 | H: 0 | E: 0 | K: 1 | S: 6 | R: 0 | H: 0 | E: 0 | K: 0 | S: 6 | R: 0 | H: 1 | E: 0 | K: 0 | S: 10 | P: 14 | R: 0 | H: 1 | E: 0 | K: 0 | S: 6 | P: 9 | R: 1 | H: 2 | E: 0 | K: 0 | S: 10 | P: 20 | 1B: 8 | SF: 1 | 2B: 2 | SAC: 1 | 3B: 0 | DP: 0 | HR: 1 | HBP: 1 | WP: 0 | PA: 47 |
|--------------|------|------|------|------|-------|-------|------|------|------|------|------|-------|------|------|------|------|-------|------|------|------|------|-------|-------|------|------|------|------|------|------|------|------|------|------|------|------|------|------|-------|-------|------|------|------|------|------|------|------|------|------|------|-------|-------|-------|-------|-------|--------|-------|-------|-------|--------|-------|--------|
|--------------|------|------|------|------|-------|-------|------|------|------|------|------|-------|------|------|------|------|-------|------|------|------|------|-------|-------|------|------|------|------|------|------|------|------|------|------|------|------|------|------|-------|-------|------|------|------|------|------|------|------|------|------|------|-------|-------|-------|-------|-------|--------|-------|-------|-------|--------|-------|--------|

| PITCHER | IP | WLS | BF | H | R | ER | SO | BB | IBB | HBP | BLK | WP | HR | S | P | ERA | WHIP |
|--|-----|-----|----|---|---|----|----|----|-----|-----|-----|----|----|----|-----|------|-------|
| 53 Joaquin Benoit, R ERA: 3.14 (1, 1) | 4.2 | | 22 | 5 | 5 | 5 | 3 | 3 | 0 | 0 | 0 | 0 | 1 | 62 | 102 | 9.64 | 1.714 |
| Doug Brocail, R ERA: 4.47 (5, 1) | 0.0 | | 5 | 2 | 2 | 2 | 0 | 2 | 0 | 1 | 0 | 0 | 0 | 14 | 26 | ∞ | ∞ |
| Erasmio Ramirez, L ERA: 3.88 (5, 1) | 1.1 | | 5 | 0 | 0 | 0 | 1 | 1 | 0 | 0 | 0 | 0 | 0 | 10 | 17 | 0.00 | 0.750 |
| 43 Kameron Loe, R ERA: 3.98 (7, 1) | 2.0 | | 7 | 1 | 0 | 0 | 0 | 0 | 0 | 0 | 0 | 0 | 0 | 16 | 24 | 0.00 | 0.500 |
| Kevin Gryboski, R ERA: 4.25 (9, 1) | 1.1 | L | 8 | 3 | 1 | 1 | 0 | 0 | 1 | 0 | 0 | 0 | 0 | 16 | 29 | 6.75 | 2.250 |

| Batter | 1 | 2 | 3 | 4 | 5 | 6 | 7 | 8 | 9 | AB R H RBI BB SO LOB | TOP | | |
|---|---|--|--|---|---|---|---|---|---|--|---|----------------|---|
| David Dellucci, L (1, 7) OBP: 0.392, SLG: 0.498 | 1-2 F8 | | 0-2 F9 | | | 1-3 K | | 2-1 10 F9 9 2B 2B | 0-1 FC4-6 | 5 1 1 1 0 1 2 | | | |
| 10 Michael Young, R (1, 6) Marshall McDougall, R (9, PH) OBP: 0.333, SLG: 0.333 | 0-2 F8 | | 2-0 G5-3 | | | 0-3 K | | 3-1 F9 | 3-3 K | 4 0 0 0 0 1 2 1 0 0 0 0 1 1 | | | |
| 23 Mark Teixeira, S (1, 3) OBP: 0.358, SLG: 0.539 | 2-2 F8 | | | 1-0 9 1B 1B | | 4-1 9 1B BB | | 1-1 9 2B 1B HBP | | 2 1 1 0 1 0 0 | | | |
| 9 Hank Blalock, L (1, 5) OBP: 0.344, SLG: 0.488 | | 0-1 P5 | | 0-0 1B | | 0-0 1B | | 2-0 1B G5-3 2B | | 4 1 3 1 0 0 0 | | | |
| Alfonso Soriano, R (1, 4) OBP: 0.325, SLG: 0.544 | | 1-1 F9 | | 1-0 P4 | | 2-3 K | | 3-2 2-3 3-H 1B | | 4 0 1 1 0 1 3 | | | |
| Phil Nevin, R (1, 10) OBP: 0.300, SLG: 0.401 | | 2-3 K | | 1-1 G6-3 | | | 2-2 F9 | 0-2 G5-3 | | 4 0 0 1 0 1 2 | | | |
| Kevin Mench, R (1, 9) OBP: 0.339, SLG: 0.499 | | | 1-0 2B 2B | | 1-1 G3-1 | | 2-2 P3 | 0-0 L7 | | 4 1 1 0 0 0 1 | | | |
| Gary Matthews, S (1, 8) OBP: 0.331, SLG: 0.486 | | | 0-0 SH1-3 2B | | 0-1 F9 | | 1-1 G4-3 | | 2-0 FC4-6 1B | 4 0 2 1 0 0 0 | | | |
| Sandy Alomar Jr., R (1, 2) Mark DeRosa, R (9, PH) OBP: 0.293, SLG: 0.403 | | | 0-0 SH1-3 | | 0-2 F8 | | | 0-1 2B 2B | 3-3 K | 2 1 1 0 0 0 0 1 0 0 0 0 1 1 | | | |
| Inning Stats | R: 0 H: 0 E: 0 LOB: 0 K: 0 BB: 0 S: 10 P: 13 | R: 0 H: 0 E: 0 LOB: 0 K: 1 BB: 0 S: 7 P: 10 | R: 1 H: 2 E: 0 LOB: 1 K: 0 BB: 0 S: 7 P: 10 | R: 0 H: 2 E: 0 LOB: 1 K: 0 BB: 0 S: 5 P: 8 | R: 0 H: 0 E: 0 LOB: 0 K: 0 BB: 0 S: 7 P: 8 | R: 0 H: 1 E: 0 LOB: 2 K: 3 BB: 1 S: 12 P: 19 | R: 0 H: 0 E: 0 LOB: 0 K: 0 BB: 0 S: 11 P: 16 | R: 4 H: 4 E: 0 LOB: 1 K: 0 BB: 0 S: 16 P: 27 | R: 0 H: 1 E: 0 LOB: 1 K: 2 BB: 0 S: 10 P: 18 | 1B: 5 SF: 0 2B: 5 SAC: 1 3B: 0 DP: 0 HR: 0 HBP: 1 | WP: 0 PA: 38 PB: 0 SB: 1 CS: 0 | | |
| PITCHER | IP WLS BF H R ER SO BB IBB HBP BLK WP HR S P ERA WHIP | | | | | | | | | | | PITCHER | IP WLS BF H R ER SO BB IBB HBP BLK WP HR S P ERA WHIP |
| Bronson Arroyo, R (1, 1) ERA: 4.28 | 7.1 W 30 7 4 4 4 1 0 1 0 0 0 0 66 97 4.91 1.091 | | | | | | | | | | | | |
| Mike Myers, L (8, 1) ERA: 3.08 | 0.0 1 1 0 0 0 0 0 0 0 0 0 0 1 3 ∞ ∞ | | | | | | | | | | | | |
| Chad Bradford, R (8, 1) ERA: 2.61 | 0.1 H 2 1 1 1 0 0 0 0 0 0 0 0 7 10 27.00 3.000 | | | | | | | | | | | | |
| 50 Mike Timlin, R (8, 1) ERA: 1.42 | 0.1 H 1 0 0 0 0 0 0 0 0 0 0 0 1 1 0.00 0.000 | | | | | | | | | | | | |
| 17 Manny Delcarmen, R (9, 1) ERA: 5.79 | 1.0 4 1 0 0 2 0 0 0 0 0 0 0 0 10 18 0.00 1.000 | | | | | | | | | | | | |

Texas Rangers @ Boston Red Sox
 Fenway Park, Boston, MA
 Wed Aug 10 2005, 7:05 PM EDT
 Att. 35,379 - Clear - 83 F

livebaseballscorecards.com

AB 35
 R 5
 H 10
 RBI 5
 BB 1
 SO 6
 LOB 12



| Batter | 1 | 2 | 3 | 4 | 5 | 6 | 7 | 8 | 9 |
|--|-------------|-------------|-------------|-------------------------|-------------|--------------------------|---------------------------------|---------------------------|---|
| 18 Johnny Damon, L OBP: 0.386, SLG: 0.481 | 0-1 F8 | | 2-1 L4 | 3-3 K | | 2-1 FC4-6 | | E1 1B | |
| Edgar Renteria, R OBP: 0.343, SLG: 0.385 | 3-2 G6-3 | | | 3-2 34 HR 1B | 0-3 K | | 0-0 34 WP 2B | E8 1B | |
| 34 David Ortiz, L OBP: 0.392, SLG: 0.554 | 2-2 G1-3 | | | 1-0 HR 1B | 2-3 K | | 1-2 G3 | SF8 1B | |
| Manny Ramirez, R OBP: 0.383, SLG: 0.602 | | 2-3 K | | 1-1 HR | 4-1 BB | | 4-2 1B WP FC5-4 BB | 1-1 2B 1B | |
| Adam Stern, L OBP: 0.200, SLG: 0.357 | | | | | | | | | |
| Jason Varitek, S OBP: 0.380, SLG: 0.536 | | 2-1 G4-3 | | 1-1 F8 | 1-1 G4-3 | | 4-2 FC5-4 1B 1-2 BB | 4-0 2B HBP IBB | |
| Kevin Millar, R OBP: 0.362, SLG: 0.375 | | | 0-3 K | 0-2 2B 1B | | 0-3 K | 2-2 FC5-4 1B | 0-0 F4 | |
| Tony Graffanino, R OBP: 0.378, SLG: 0.408 | | | 2-2 G1-3 | 0-1 1B G5-3 2B | | 0-1 L7 | 1-2 FC5-4 | 0-0 HBP 18 BB 2B | |
| Bill Mueller, S OBP: 0.379, SLG: 0.421 | | | 0-0 G6-3 | 1-0 G5-3 1B | | 2-0 BB 1B | 2-2 G3 | 4-1 18 BB HBP BB | |
| 20 Kevin Youkilis, R OBP: 0.384, SLG: 0.429 | | | | 2-3 3-H 1B | | | | | |
| Gabe Kapler, R OBP: 0.433, SLG: 0.556 | | | 2-1 2B | 3-2 G5-3 | | 4-0 18 FC4-6 BB | | 1-2 1B HBP | |

| Inning Stats | R: 0 | H: 0 | E: 0 | K: 0 | S: 8 | R: 0 | H: 0 | E: 0 | K: 2 | S: 9 | R: 0 | H: 1 | E: 0 | K: 0 | S: 8 | R: 5 | H: 6 | E: 0 | K: 1 | S: 20 | R: 0 | H: 0 | E: 0 | K: 2 | S: 9 | R: 0 | H: 1 | E: 0 | K: 1 | S: 9 | R: 2 | H: 2 | E: 0 | K: 0 | S: 29 | R: 9 | H: 5 | E: 2 | K: 0 | S: 21 |
|--------------|--------|-------|-------|--------|-------|-------|--------|-------|-------|--------|-------|--------|-------|-------|--------|-------|-------|--------|-------|-------|--------|-------|-------|--------|-------|------|--------|-------|------|--------|-------|------|--------|-------|-------|--------|-------|------|------|-------|
| | LOB: 0 | BB: 0 | P: 13 | LOB: 0 | BB: 0 | P: 13 | LOB: 1 | BB: 0 | P: 14 | LOB: 1 | BB: 0 | LOB: 1 | BB: 1 | P: 16 | LOB: 2 | BB: 1 | P: 17 | LOB: 2 | BB: 2 | P: 43 | LOB: 1 | BB: 3 | P: 43 | LOB: 1 | BB: 0 | P: 2 | LOB: 1 | BB: 0 | P: 2 | LOB: 1 | BB: 0 | P: 2 | LOB: 1 | BB: 0 | P: 2 | LOB: 1 | BB: 0 | P: 2 | | |

| PITCHER | IP | WLS | BF | H | R | ER | SO | BB | IBB | HBP | BLK | WP | HR | S | P | ERA | WHIP |
|-------------------------------|--------|-----|----|---|---|----|----|----|-----|-----|-----|----|----|----|----|--------|--------|
| Kenny Rogers, L ERA: 2.99 | (1, 1) | 5.0 | 23 | 7 | 5 | 5 | 5 | 1 | 0 | 0 | 0 | 0 | 1 | 54 | 89 | 9.00 | 1.600 |
| Doug Brocail, R ERA: 4.69 | (6, 1) | 1.1 | 9 | 2 | 2 | 2 | 1 | 3 | 0 | 0 | 0 | 1 | 0 | 26 | 43 | 13.50 | 3.750 |
| Steve Karsay, R ERA: 6.75 | (7, 1) | 0.2 | 4 | 2 | 1 | 1 | 0 | 0 | 0 | 0 | 0 | 0 | 0 | 15 | 21 | 13.50 | 3.000 |
| Brian Shouse, L ERA: 4.81 | (8, 1) | 0.1 | 3 | 2 | 1 | 1 | 0 | 0 | 0 | 0 | 0 | 0 | 0 | 6 | 11 | 27.00 | 6.000 |
| Kevin Gryboski, R ERA: 5.1 | (8, 1) | 0.1 | 8 | 2 | 7 | 4 | 0 | 2 | 1 | 1 | 0 | 0 | 0 | 10 | 26 | 108.00 | 12.000 |

| AB | R | H | RBI | BB | SO | LOB |
|----|---|---|-----|----|----|-----|
| 5 | 2 | 1 | 1 | 1 | 1 | 4 |
| 6 | 3 | 3 | 1 | 0 | 1 | 0 |
| 5 | 1 | 1 | 1 | 0 | 1 | 2 |
| 3 | 3 | 2 | 3 | 2 | 1 | 0 |
| 0 | 0 | 0 | 0 | 0 | 0 | 0 |
| 3 | 1 | 0 | 0 | 2 | 0 | 1 |
| 5 | 1 | 2 | 0 | 0 | 2 | 3 |
| 5 | 2 | 2 | 3 | 0 | 0 | 2 |
| 4 | 1 | 2 | 1 | 1 | 0 | 2 |
| 0 | 0 | 0 | 0 | 0 | 0 | 0 |
| 3 | 2 | 2 | 2 | 1 | 0 | 1 |

| WP | PA | 1B | 2B | 3B | HR | SF | SAC | DP | HBP |
|----|----|----|----|----|----|----|-----|----|-----|
| 1 | 48 | 10 | 4 | 0 | 1 | 1 | 0 | 0 | 1 |
| 0 | | 0 | 0 | 0 | 0 | 0 | 0 | 0 | 0 |
| 0 | | 0 | 0 | 0 | 0 | 0 | 0 | 0 | 0 |
| 0 | | 0 | 0 | 0 | 0 | 0 | 0 | 0 | 0 |
| 0 | | 0 | 0 | 0 | 0 | 0 | 0 | 0 | 0 |
| 0 | | 0 | 0 | 0 | 0 | 0 | 0 | 0 | 0 |

Texas Rangers @ Boston Red Sox
Fenway Park, Boston, MA
 Wed Aug 10 2005, 7:05 PM EDT
 Att. 35,379 - Clear - 83 F

| | |
|-----|----|
| AB | 39 |
| R | 16 |
| H | 15 |
| RBI | 12 |
| BB | 7 |
| SO | 6 |
| LOB | 15 |



| Batter | 1 | 2 | 3 | 4 | 5 | 6 | 7 | 8 | 9 | AB R H RBI BB SO LOB | TOP | |
|---|---|---|---|--|---|---|--|--|---|--|---|---|
| 22 Scott Podsednik, L (1, 7) OBP: 0.348, SLG: 0.337 | 1-1 14 E 3B 1B | 0-2 HBP 1B 1B | | 2-0 F8 | | 0-0 L6 | | | 0-2 G3-1 | 5 2 2 0 0 0 2 | | |
| Tadahito Iguchi, R (1, 4) OBP: 0.351, SLG: 0.449 | 0-3 K | 1-2 1B HBP | | 0-2 G4-3 | | | 0-1 G1-3 | | 1-0 HR | 4 1 1 1 0 1 2 | | |
| Carl Everett, S (1, 10) OBP: 0.315, SLG: 0.469 | 0-0 F8 | 0-2 1B | | | 1-1 HR | | 2-2 G4-3 | | 0-2 14 HR 1B | 5 2 3 3 0 0 1 | | |
| 14 Paul Konerko, R (1, 3) OBP: 0.367, SLG: 0.520 | 0-1 E7 3B | 2-1 G5-3 | | | 1-2 F9 | | 0-1 WP 1B | | 0-2 1-H HR | 5 2 2 2 0 0 3 | | |
| Aaron Rowand, R (1, 8) OBP: 0.336, SLG: 0.409 | 2-1 3B | | 2-3 K | | 1-2 K | | 1-1 G6-3 | | 0-3 K | 5 0 1 2 0 0 3 1 | | |
| 23 Jermaine Dye, R (1, 9) OBP: 0.327, SLG: 0.486 | 3-3 K | | 2-3 K | | 3-1 G5-3 | | | 0-1 G5-3 | | 4 0 0 0 0 2 1 | | |
| 12 A.J. Pierzynski, L (1, 2) OBP: 0.324, SLG: 0.472 | | 0-0 HBP 22 1B 1B | 1-2 G3 | | 1-1 G3 | | | 1-3 K | | 4 1 1 0 0 1 0 | | |
| 24 Joe Crede, R (1, 5) OBP: 0.297, SLG: 0.430 | | 0-1 F9 | | 0-2 L9 | | 0-0 G6-3 | | 2-3 K | | 4 0 0 0 0 1 1 | | |
| 5 Juan Uribe, R (1, 6) OBP: 0.285, SLG: 0.387 Geoff Blum, S (9, PH) OBP: 0.310, SLG: 0.355 | | 1-1 P6 | | 2-1 1B | | 0-2 1B | | 0-1 G6-3 | | 3 0 2 0 0 0 1 1 0 0 0 0 0 0 | | |
| Inning Stats | R: 2 H: 2 E: 1 LOB: 1 K: 2 BB: 0 S: 14 P: 20 | R: 2 H: 3 E: 0 LOB: 2 K: 0 BB: 0 S: 15 P: 19 | R: 0 H: 0 E: 0 LOB: 0 K: 2 BB: 0 S: 13 P: 18 | R: 0 H: 1 E: 0 LOB: 1 K: 0 BB: 0 S: 9 P: 13 | R: 1 H: 1 E: 0 LOB: 0 K: 1 BB: 0 S: 10 P: 16 | R: 0 H: 1 E: 0 LOB: 1 K: 0 BB: 0 S: 7 P: 8 | R: 0 H: 1 E: 0 LOB: 1 K: 0 BB: 0 S: 9 P: 12 | R: 0 H: 0 E: 0 LOB: 0 K: 2 BB: 0 S: 8 P: 11 | R: 3 H: 3 E: 0 LOB: 0 K: 1 BB: 0 S: 17 P: 18 | 1B: 8 SF: 0 2B: 0 SAC: 0 3B: 1 DP: 0 HR: 3 HBP: 1 | WP: 1 PA: 41 PB: 0 SB: 0 CS: 0 | |
| PITCHER David Wells, L (1, 1) ERA: 4.43 Chad Bradford, R (7, 1) ERA: 2.45 Mike Myers, L (8, 1) ERA: 3.04 50 Mike Timlin, R (8, 1) ERA: 1.41 38 Curt Schilling, R (9, 1) ERA: 6.14 | IP WLS BF H R ER SO BB IBB HBP BLK WP HR S P ERA WHIP | | | | | | | | | | | PITCHER IP WLS BF H R ER SO BB IBB HBP BLK WP HR S P ERA WHIP |
| | 6.2 0 31 9 5 3 5 0 0 1 0 0 1 75 103 4.05 1.350 | | | | | | | | | | | |

Chicago White Sox @ Boston Red Sox
 Fenway Park, Boston, MA
 Fri Aug 12 2005, 7:05 PM EDT
 Att. 35,132 - Cloudy - 79 F

livebaseballscorecards.com

| | |
|------------|-----------|
| AB | 40 |
| R | 8 |
| H | 12 |
| RBI | 8 |
| BB | 0 |
| SO | 8 |
| LOB | 12 |



| Batter | 1 | 2 | 3 | 4 | 5 | 6 | 7 | 8 | 9 |
|---|----------|-------------|--------------|-----------------|--------|----------|---------------|-----------|---|
| 18 Johnny Damon, L OBP: 0.384, SLG: 0.478 Adam Stern, L OBP: 0.200, SLG: 0.357 | 1-0 P6 | | 1-2 F7 | 1-0 FC3-2 | | 1-2 1B | | 3-3 K | |
| Edgar Renteria, R OBP: 0.344, SLG: 0.386 | 1-3 K | | 3-2 34 2B | 0-1 L6 | | 0-1 G5-3 | | 4-2 34 HR | |
| 34 David Ortiz, L OBP: 0.396, SLG: 0.573 | 1-2 G4-3 | | 0-1 2B | | 0-0 HR | | 2-2 HR | 1-1 HR | |
| Manny Ramirez, R OBP: 0.384, SLG: 0.598 | | 4-2 G4-3 BB | 1-2 G4-3 | | 1-3 K | | 0-1 G5-4-3 1B | 2-3 K | |
| Jason Varitek, S OBP: 0.381, SLG: 0.544 | | 1-2 G4-3 | | 0-1 G6-3 | 1-0 HR | | 1-1 G5-4-3 1B | | |
| Kevin Millar, R OBP: 0.360, SLG: 0.374 | | 1-1 F9 | | 0-1 BB 1B | 0-2 G3 | | 1-2 G5-4-3 | | |
| Tony Graffanino, R OBP: 0.376, SLG: 0.406 | | 1-1 G5-3 | | 0-0 1B 18 BB | 0-0 L1 | | 2-1 G5-3 | | |
| Bill Mueller, S OBP: 0.380, SLG: 0.420 | | | 3-2 2B 34 2B | 4-2 18 FC3-2 1B | | 0-0 F7 | | 2-2 G6-3 | |
| Gabe Kapler, R OBP: 0.441, SLG: 0.533 | | | 0-2 F7 | 0-0 18 FC3-2 1B | | 1-2 G6-3 | | 4-2 34 HR | |


| Inning Stats | R: 0 | H: 0 | E: 0 | K: 1 | S: 7 | R: 0 | H: 0 | E: 0 | K: 0 | S: 9 | R: 2 | H: 3 | E: 0 | K: 0 | S: 20 | R: 1 | H: 3 | E: 0 | K: 0 | S: 11 | R: 2 | H: 2 | E: 0 | K: 1 | S: 10 | R: 0 | H: 1 | E: 0 | K: 0 | S: 9 | R: 1 | H: 3 | E: 0 | K: 0 | S: 14 | R: 3 | H: 1 | E: 0 | K: 2 | S: 17 | |
|--------------|--------|-------|-------|--------|-------|-------|--------|-------|-------|--------|-------|-------|--------|-------|-------|--------|-------|-------|--------|-------|--------|-------|--------|-------|--------|-------|--------|-------|--------|-------|--------|-------|--------|-------|--------|-------|--------|-------|--------|-------|--------|
| | LOB: 0 | BB: 0 | P: 10 | LOB: 1 | BB: 1 | P: 16 | LOB: 1 | BB: 0 | P: 28 | LOB: 3 | BB: 1 | P: 16 | LOB: 0 | BB: 0 | P: 12 | LOB: 1 | BB: 0 | P: 11 | LOB: 1 | BB: 0 | LOB: 1 | BB: 0 | LOB: 1 | BB: 0 | LOB: 1 | BB: 0 | LOB: 0 | BB: 0 | LOB: 0 | BB: 0 | LOB: 0 | BB: 0 | LOB: 0 | BB: 0 | LOB: 0 | BB: 2 | LOB: 0 | BB: 2 | LOB: 0 | BB: 2 | LOB: 0 |

| AB | R | H | RBI | BB | SO | LOB |
|----|---|---|-----|----|----|-----|
| 5 | 0 | 1 | 0 | 0 | 1 | 5 |
| 0 | 0 | 0 | 0 | 0 | 0 | 0 |
| 4 | 2 | 1 | 0 | 1 | 1 | 4 |
| 5 | 3 | 4 | 6 | 0 | 0 | 0 |
| 4 | 0 | 1 | 0 | 1 | 2 | 2 |
| 4 | 1 | 2 | 2 | 0 | 0 | 1 |
| 4 | 1 | 1 | 0 | 0 | 0 | 3 |
| 4 | 0 | 1 | 0 | 0 | 0 | 2 |
| 3 | 1 | 1 | 0 | 1 | 0 | 0 |
| 3 | 1 | 1 | 1 | 1 | 0 | 1 |

| AB | R | H | RBI | BB | SO | LOB |
|----|---|----|-----|----|----|-----|
| 36 | 9 | 13 | 9 | 4 | 4 | 18 |

Chicago White Sox @ Boston Red Sox
 Fenway Park, Boston, MA
 Fri Aug 12 2005, 7:05 PM EDT
 Att: 35,132 - Cloudy - 79 F

| WP | PA |
|----|----|
| 0 | 40 |



| PITCHER | IP | WLS | BF | H | R | ER | SO | BB | IBB | HBP | BLK | WP | HR | S | P | ERA | WHIP |
|---------------------------------|-----|-----|----|----|---|----|----|----|-----|-----|-----|----|----|----|-----|-------|-------|
| 56 Mark Buehrle, L ERA: 2.99 | 7.0 | L | 34 | 12 | 6 | 6 | 2 | 2 | 0 | 0 | 0 | 0 | 2 | 80 | 113 | 7.71 | 2.000 |
| Luis Vizcaino, R ERA: 3.96 | 0.1 | | 2 | 0 | 1 | 1 | 0 | 1 | 0 | 0 | 0 | 0 | 0 | 6 | 12 | 27.00 | 3.000 |
| Neal Cotts, L ERA: 2.06 | 0.1 | | 1 | 0 | 0 | 0 | 1 | 0 | 0 | 0 | 0 | 0 | 0 | 4 | 7 | 0.00 | 0.000 |
| 45 Bobby Jenks, R ERA: 3.86 | 0.1 | | 3 | 1 | 2 | 2 | 1 | 1 | 0 | 0 | 0 | 0 | 1 | 7 | 14 | 54.00 | 6.000 |

| Batter | 1 | 2 | 3 | 4 | 5 | 6 | 7 | 8 | 9 | AB R H RBI BB SO LOB | TOP | |
|--|--|--|---|---|---|---|---|---|---|--|--|--|
| 38 Pablo Ozuna, R (1, 7) OBP: 0.311, SLG: 0.320 | 0-3 K | | 0-0 G4-6-3 1-2f | | | 1-0 G6-3 | | 1-1 G1-3 | | 4 0 0 0 0 1 2 | | |
| Tadahito Iguchi, R (1, 4) OBP: 0.347, SLG: 0.444 | 3-3 K | | | 0-1 G6-3 | | 1-1 G5-3 | | 0-1 F9 | | 4 0 0 0 0 1 0 | | |
| Carl Everett, S (1, 10) OBP: 0.318, SLG: 0.467 | 0-1 G4-3 | | | 3-1 2B 1B | | 1-2 G3-1 | | 4-2 14 2B 14 E BB | | 3 1 1 0 1 0 0 | | |
| 14 Paul Konerko, R (1, 3) OBP: 0.368, SLG: 0.529 | | 1-2 P4 | | 1-1 P2 | | 1-2 HR | | 1-1 E7 1-H 2B | | 4 1 2 1 0 0 1 | | |
| Aaron Rowand, R (1, 8) OBP: 0.337, SLG: 0.419 | | 1-2 F9 | | 1-2 SAFE SAFE 2B | | 3-1 HR | | 0-3 K | | 4 1 2 1 0 1 1 | | |
| 23 Jermaine Dye, R (1, 9) OBP: 0.326, SLG: 0.492 | | 0-3 K | | 2-1 F8 | | 1-3 K | | 2-2 HR | | 4 1 1 1 0 2 2 | | |
| 12 A.J. Pierzynski, L (1, 2) OBP: 0.323, SLG: 0.469 | | | 0-0 5 1B 1B | | 1-2 G3-1 | | 2-2 G3 | | 1-2 G3 | 4 0 1 0 0 0 0 | | |
| 24 Joe Crede, R (1, 5) OBP: 0.296, SLG: 0.431 | | | 1-1 SAFE 1B X | | 0-3 K | | 0-0 2B | | 0-1 G6-3 | 4 0 1 0 0 1 1 | | |
| 5 Juan Uribe, R (1, 6) OBP: 0.285, SLG: 0.385 | | | 0-1 38 G4-6-3 1B | | 0-2 P4 | | 1-2 F9 | | 1-1 G6-3 | 4 0 1 0 0 0 1 | | |
| Inning Stats | R: 0 E: 0 K: 2 S: 8 H: 0 LOB: 0 BB: 0 P: 11 | R: 0 E: 0 K: 1 S: 9 H: 0 LOB: 0 BB: 0 P: 11 | R: 0 E: 0 K: 0 S: 6 H: 2 LOB: 1 BB: 0 P: 7 | R: 0 E: 0 K: 0 S: 13 H: 2 LOB: 2 BB: 0 P: 20 | R: 0 E: 0 K: 1 S: 11 H: 0 LOB: 0 BB: 0 P: 12 | R: 0 E: 0 K: 0 S: 6 H: 0 LOB: 0 BB: 0 P: 9 | R: 2 E: 0 K: 1 S: 22 H: 3 LOB: 1 BB: 0 P: 30 | R: 1 E: 1 K: 1 S: 12 H: 1 LOB: 1 BB: 1 P: 18 | R: 1 E: 0 K: 0 S: 11 H: 1 LOB: 0 BB: 0 P: 15 | 1B: 3 2B: 3 3B: 0 HR: 3 SF: 0 SAC: 0 DP: 1 HBP: 0 | WP: 0 PB: 0 SB: 0 CS: 0 PA: 36 | |
| PITCHER | IP WLS BF H R ER SO BB IBB HBP BLK WP HR S P ERA WHIP | | | | | | | | | | | |
| 49 Tim Wakefield, R (1, 1) ERA: 4.07 | 6.2 W 26 7 2 2 5 0 0 0 0 0 2 70 94 2.70 1.050 | | | | | | | | | | | |
| Geremi Gonzalez, R (7, 1) ERA: 6.16 | 1.0 H 3 0 0 0 0 0 0 0 0 0 0 9 11 0.00 0.000 | | | | | | | | | | | |
| Mike Remlinger, L (8, 1) ERA: 5.45 | 0.0 2 1 1 0 0 1 0 0 0 0 0 5 10 ∞ ∞ | | | | | | | | | | | |
| 38 Curt Schilling, R (8, 1) ERA: 6.16 | 1.1 5 1 1 1 1 0 0 0 0 0 1 14 18 6.75 0.750 | | | | | | | | | | | |

Chicago White Sox @ Boston Red Sox
Fenway Park, Boston, MA
Sat Aug 13 2005, 7:05 PM EDT
Att: 35,055 - Partly Cloudy - 91 F

livebaseballscorecards.com

AB 35
R 4
H 9
RBI 3
BB 1
SO 6
LOB 8



| Batter | 1 | 2 | 3 | 4 | 5 | 6 | 7 | 8 | 9 | AB R H RBI BB SO LOB | TOP |
|---|-------------|--------------------------|-------------|--------------------------------|-----------------------------|-------------|-----------|-----------|-----------|----------------------|-----|
| 18 Johnny Damon, L OBP: 0.382, SLG: 0.474 (1, 8) | 2-2 G5-3 | | 1-1 F8 | | 4-1 34 2B BB | 1-1 F7 | | | 1-1 G3 | 4 1 0 0 1 0 1 | |
| Edgar Renteria, R OBP: 0.344, SLG: 0.385 (1, 6) | 0-1 F7 | | 1-0 L9 | | 1-0 34 2B FC5-2 1B | | 2-2 F9 | | 3-1 P4 | 5 0 1 0 0 0 0 | |
| 34 David Ortiz, L OBP: 0.400, SLG: 0.584 (1, 10) | 1-1 G3-1 | | 3-1 G4-3 | | 0-0 1B G3-2-3 2B | | 3-2 HR | | 0-3 K | 5 1 2 2 0 1 0 | |
| Manny Ramirez, R OBP: 0.385, SLG: 0.595 (1, 7) | | 0-0 G6-3 SF8 2B | | 4-1 1B 13 FC4-6 BB | 3-2 FC5-2 1B | | 1-2 F9 | | | 3 2 1 0 1 0 2 | |
| Jason Varitek, S OBP: 0.382, SLG: 0.543 (1, 2) | | 1-1 G6-3 | | 4-2 13 FC4-6 1B BB | 0-2 1-2 2-3 1B | | 1-2 G3 | | | 3 0 1 0 1 0 1 | |
| Roberto Petagine, L OBP: 0.375, SLG: 0.476 (1, 3) | | 4-2 13 HR BB | | 0-0 L7 | 0-0 G3-2-3 | | | 3-2 F8 | | 3 1 0 0 1 0 5 | |
| Bill Mueller, S OBP: 0.380, SLG: 0.427 (1, 5) | | 3-2 SF8 | | 0-1 13 FC4-6 1B | | 1-0 G3 | | 2-2 2B | | 3 0 2 1 0 0 0 | |
| 13 Alex Cora, L OBP: 0.257, SLG: 0.310 (1, 4) | | 1-1 1-H HR | | 1-2 FC4-6 | | 1-0 G4-3 | | 0-3 K | | 4 1 1 3 0 1 3 | |
| Gabe Kapler, R OBP: 0.372, SLG: 0.436 (1, 9) | | 1-3 K | | 1-2 SAFE P6 | | 2-0 E6 | | 1-1 F7 | | 4 0 0 0 0 1 3 | |

Boston Red Sox @ Detroit Tigers
Comerica Park, Detroit, MI
Mon Aug 15 2005, 7:05 PM EDT
Att. 30,426 - Partly Cloudy - 78 F

livebaseballscorecards.com

| | |
|-----|----|
| AB | 34 |
| R | 6 |
| H | 8 |
| RBI | 6 |
| BB | 4 |
| SO | 3 |
| LOB | 15 |



| Inning Stats | R: 0 | H: 0 | E: 0 | K: 0 | S: 9 | P: 12 | R: 3 | H: 2 | E: 0 | K: 1 | S: 15 | P: 25 | R: 0 | H: 0 | E: 0 | K: 0 | S: 5 | R: 1 | H: 1 | E: 0 | K: 0 | S: 14 | P: 24 | R: 1 | H: 3 | E: 0 | K: 0 | S: 12 | P: 20 | R: 0 | H: 0 | E: 1 | K: 0 | S: 5 | P: 10 | R: 1 | H: 1 | E: 0 | K: 0 | S: 12 | P: 19 | R: 0 | H: 1 | E: 0 | K: 1 | S: 11 | P: 17 | R: 0 | H: 0 | E: 0 | K: 1 | S: 7 | P: 11 | 1B: 3 | SF: 1 | 2B: 3 | SAC: 0 | 3B: 0 | DP: 1 | HR: 2 | HBP: 0 | WP: 0 | PA: 39 |
|--------------|------|------|------|------|------|-------|------|------|------|------|-------|-------|------|------|------|------|------|------|------|------|------|-------|-------|------|------|------|------|-------|-------|------|------|------|------|------|-------|------|------|------|------|-------|-------|------|------|------|------|-------|-------|------|------|------|------|------|-------|-------|-------|-------|--------|-------|-------|-------|--------|-------|--------|
|--------------|------|------|------|------|------|-------|------|------|------|------|-------|-------|------|------|------|------|------|------|------|------|------|-------|-------|------|------|------|------|-------|-------|------|------|------|------|------|-------|------|------|------|------|-------|-------|------|------|------|------|-------|-------|------|------|------|------|------|-------|-------|-------|-------|--------|-------|-------|-------|--------|-------|--------|

| PITCHER | IP | WLS | BF | H | R | ER | SO | BB | IBB | HBP | BLK | WP | HR | S | P | ERA | WHIP |
|--|-----|-----|----|---|---|----|----|----|-----|-----|-----|----|----|----|----|-------|-------|
| Sean Douglass, R ERA: 4.65 (1, 1) | 4.0 | | 21 | 5 | 5 | 5 | 1 | 4 | 0 | 0 | 0 | 0 | 1 | 46 | 79 | 11.25 | 2.250 |
| 43 Roman Colon, R ERA: 5.68 (5, 1) | 4.0 | | 15 | 3 | 1 | 1 | 1 | 0 | 0 | 0 | 0 | 0 | 1 | 37 | 58 | 2.25 | 0.750 |
| Jamie Walker, L ERA: 2.54 (9, 1) | 1.0 | W | 3 | 0 | 0 | 0 | 1 | 0 | 0 | 0 | 0 | 0 | 0 | 7 | 11 | 0.00 | 0.000 |

| PITCHER | IP | WLS | BF | H | R | ER | SO | BB | IBB | HBP | BLK | WP | HR | S | P | ERA | WHIP |
|---------|----|-----|----|---|---|----|----|----|-----|-----|-----|----|----|---|---|-----|------|
|---------|----|-----|----|---|---|----|----|----|-----|-----|-----|----|----|---|---|-----|------|

| Batter | 1 | 2 | 3 | 4 | 5 | 6 | 7 | 8 | 9 | AB R H RBI BB SO LOB |
|--|--------|-------------------------|------------------|----------|----------------|----------|----------------------|--------------|--------------------------------|----------------------|
| 14 Placido Polanco, R (1, 4) OBP: 0.388, SLG: 0.427 | 3-2 L7 | 3-2 F8 | | | 2-2 30 1B 1B | 1-2 G5-3 | | | 0-1 3B 1B | 5 1 2 0 0 0 2 |
| 31 Chris Shelton, R (1, 3) OBP: 0.388, SLG: 0.528 | 1-2 3B | | 0-1 G3 30 SF9 2B | | 1-1 F9 | | 2-3 K | 2-0 P3 | 5 1 2 0 0 1 2 | |
| Dmitri Young, S (1, 10) Nook Logan, S (9, PR) OBP: 0.319, SLG: 0.474 OBP: 0.311, SLG: 0.345 | 3-3 K | | 0-0 G3 2-3 | | 1-2 30 1B 1B | | 2-2 G1-3 | 1-1 30 1B 3B | 5 0 2 1 0 1 2 0 1 0 0 0 0 0 | |
| 30 Magglio Ordonez, R (1, 9) OBP: 0.357, SLG: 0.476 | 0-0 F9 | | 0-1 SF9 | | 3-1 1-2 2-3 1B | | 0-1 F9 | 1-0 BB 1B | 4 1 2 2 0 0 1 | |
| Craig Monroe, R (1, 7) OBP: 0.334, SLG: 0.437 | | 2-2 15 1B 20 2B 1B | 0-1 G4-3 | | 1-1 P2 | | 1-3 K | 4-0 1B BB | 4 1 1 0 1 1 3 | |
| 15 Brandon Inge, R (1, 5) OBP: 0.344, SLG: 0.410 | | 2-2 20 2B 1B | | 2-2 G6-3 | 0-0 F7 | | 1-2 20 13 1B G5-3 1B | 1-3 K | 5 2 2 0 0 1 6 | |
| 20 Omar Infante, R (1, 6) John McDonald, R (9, 6) OBP: 0.269, SLG: 0.395 OBP: 0.339, SLG: 0.321 | | 1-2 13 SH1-3 1-H 2-H 2B | | 0-1 F8 | | 2-3 K | 1-2 G5-3 | 0-2 1B | 4 0 1 2 0 1 1 1 0 1 1 0 0 0 | |
| 13 Vance Wilson, R (1, 2) OBP: 0.283, SLG: 0.269 | | 0-0 SH1-3 | | 1-1 1B | | 1-2 G3-1 | 2-2 2-H 1B | | 3 0 2 1 0 0 0 | |
| 28 Curtis Granderson, L (1, 8) OBP: 0.333, SLG: 0.692 | | 2-2 P6 | | 0-1 G6-3 | | 2-2 1B | 1-2 K | | 4 0 1 0 0 1 3 | |

| Inning Stats | R: 0 | H: 1 | E: 0 | LOB: 1 | K: 1 | S: 13 | P: 20 | R: 2 | H: 3 | E: 0 | LOB: 1 | K: 0 | S: 18 | P: 28 | R: 1 | H: 1 | E: 0 | LOB: 0 | K: 0 | S: 7 | P: 7 | R: 0 | H: 1 | E: 0 | LOB: 1 | K: 0 | S: 9 | P: 12 | R: 0 | H: 3 | E: 0 | LOB: 3 | K: 0 | S: 13 | P: 21 | R: 0 | H: 1 | E: 0 | LOB: 1 | K: 1 | S: 13 | P: 19 | R: 0 | H: 0 | E: 0 | LOB: 0 | K: 1 | S: 12 | P: 16 | R: 1 | H: 2 | E: 0 | LOB: 1 | K: 2 | S: 16 | P: 22 | R: 3 | H: 4 | E: 0 | LOB: 3 | K: 1 | S: 13 | P: 22 | 1B: 12 | SF: 1 | 2B: 2 | SAC: 1 | 3B: 2 | DP: 0 | HR: 0 | HBP: 0 | WP: 0 | PA: 43 |
|--------------|------|------|------|--------|------|-------|-------|------|------|------|--------|------|-------|-------|------|------|------|--------|------|------|------|------|------|------|--------|------|------|-------|------|------|------|--------|------|-------|-------|------|------|------|--------|------|-------|-------|------|------|------|--------|------|-------|-------|------|------|------|--------|------|-------|-------|------|------|------|--------|------|-------|-------|--------|-------|-------|--------|-------|-------|-------|--------|-------|--------|
|--------------|------|------|------|--------|------|-------|-------|------|------|------|--------|------|-------|-------|------|------|------|--------|------|------|------|------|------|------|--------|------|------|-------|------|------|------|--------|------|-------|-------|------|------|------|--------|------|-------|-------|------|------|------|--------|------|-------|-------|------|------|------|--------|------|-------|-------|------|------|------|--------|------|-------|-------|--------|-------|-------|--------|-------|-------|-------|--------|-------|--------|

| PITCHER | IP | WLS | BF | H | R | ER | SO | BB | IBB | HBP | BLK | WP | HR | S | P | ERA | WHIP |
|--|-----|-----|----|----|---|----|----|----|-----|-----|-----|----|----|----|-----|-------|-------|
| Bronson Arroyo, R (1, 1) ERA: 4.28 | 6.0 | | 28 | 10 | 3 | 3 | 2 | 0 | 0 | 0 | 0 | 0 | 0 | 73 | 107 | 4.50 | 1.667 |
| 50 Mike Timlin, R (7, 1) ERA: 1.39 | 1.0 | H | 3 | 0 | 0 | 0 | 1 | 0 | 0 | 0 | 0 | 0 | 0 | 12 | 16 | 0.00 | 0.000 |
| Chad Bradford, R (8, 1) ERA: 3.09 | 0.2 | H | 4 | 2 | 1 | 1 | 1 | 0 | 0 | 0 | 0 | 0 | 0 | 13 | 18 | 13.50 | 3.000 |
| 38 Curt Schilling, R (8, 1) ERA: 6.69 | 1.0 | L | 8 | 4 | 3 | 3 | 2 | 1 | 0 | 0 | 0 | 0 | 0 | 16 | 26 | 27.00 | 5.000 |

BOTTOM

Boston Red Sox @ Detroit Tigers
Comerica Park, Detroit, MI
Mon Aug 15 2005, 7:05 PM EDT
Att. 30,426 - Partly Cloudy - 78 F

livebaseballscorecards.com

| | |
|-----|----|
| AB | 40 |
| R | 7 |
| H | 16 |
| RBI | 7 |
| BB | 1 |
| SO | 6 |
| LOB | 20 |



| Batter | 1 | 2 | 3 | 4 | 5 | 6 | 7 | 8 | 9 | 10 | AB R H RBI BB SO LOB | TOP | | | | | | | | | | |
|---|------------------------------|---------------------------------|-------------------------------|----------------------------------|------------------------------|---------------------------------|------------------------------|---------------------------------|------------------------------|----------------------------------|------------------------------|----------------------------------|------------------------------|---------------------------------|-------------------------------|----------------------------------|-------------------------------|----------------------------------|----------------------------------|------------------------------------|----------------------------------|--------|
| 18 Johnny Damon, L (1, 8) OBP: 0.380, SLG: 0.471 | 1-1 F8 | | 1-0 G2-3 | | | 1-3 K | | 1-0 F9 | | 0-1 1B 34 HR 1B | 5 1 1 1 0 1 0 | | | | | | | | | | | |
| Edgar Renteria, R (1, 6) OBP: 0.344, SLG: 0.385 | 2-2 G5-3 | | 1-1 L6 | | | 1-1 34 CS 1B | | | 2-2 F7 | 1-0 34 HR 1B | 5 1 2 0 0 0 0 | | | | | | | | | | | |
| 34 David Ortiz, L (1, 10) OBP: 0.400, SLG: 0.596 | 0-0 G6-3 | | | | 0-0 G1-3 | | | 3-3 K 1-2 | 3-1 HR | 0-0 HR | 5 2 2 4 0 1 1 | | | | | | | | | | | |
| Manny Ramirez, R (1, 7) OBP: 0.385, SLG: 0.594 | | 4-1 HR BB | | | 0-0 F8 | | | 1-0 L5 | 3-2 L3 | 1-1 HR 2B | 4 2 1 0 1 0 0 | | | | | | | | | | | |
| Jason Varitek, S (1, 2) OBP: 0.383, SLG: 0.558 | | 2-1 HR | | | 3-2 L8 | | | 0-0 E3 BB | 3-1 P5 | 0-1 HR | 5 2 2 4 0 0 0 | | | | | | | | | | | |
| Kevin Millar, R (1, 3) OBP: 0.355, SLG: 0.365 | | 1-3 K | | | 0-1 G5-3 | | | 4-2 G1-4-3 BB | | L4 P2 | 4 0 0 0 1 1 0 | | | | | | | | | | | |
| Tony Graffanino, R (1, 4) OBP: 0.379, SLG: 0.416 | | 1-1 P4 | | | 1-3 K | | | 0-0 G1-4-3 1-2f | | 0-0 20 1B G4-3 1B | 4 1 1 0 0 1 2 | | | | | | | | | | | |
| 20 Kevin Youkilis, R (1, 5) OBP: 0.390, SLG: 0.424 | | 0-2 L5 | | | 4-2 BB | | | 0-1 G6-3 | | 1-1 18 1B G4-3 1B | 3 1 1 0 1 0 0 | | | | | | | | | | | |
| Gabe Kapler, R (1, 9) OBP: 0.348, SLG: 0.405 | | | 1-0 F8 | | | 0-3 K | | 0-1 F8 | | 2-2 G4-3 | 3 0 0 0 0 1 1 | | | | | | | | | | | |
| Bill Mueller, S (10, PH) OBP: 0.379, SLG: 0.426 | | | | | | | | | | 1-2 3-H | 1 0 0 1 0 0 1 | | | | | | | | | | | |
| Adam Stern, L (10, 9) OBP: 0.188, SLG: 0.333 | | | | | | | | | | | 0 0 0 0 0 0 0 | | | | | | | | | | | |
| Inning Stats | R: 0 E: 0 K: 0 S: 6 | H: 0 LOB: 0 BB: 0 P: 9 | R: 2 E: 0 K: 1 S: 11 | H: 1 LOB: 0 BB: 1 P: 19 | R: 0 E: 0 K: 0 S: 4 | H: 0 LOB: 0 BB: 0 P: 7 | R: 0 E: 0 K: 0 S: 6 | H: 0 LOB: 0 BB: 0 P: 9 | R: 0 E: 0 K: 2 S: 8 | H: 1 LOB: 1 BB: 0 P: 13 | R: 0 E: 1 K: 0 S: 6 | H: 0 LOB: 1 BB: 1 P: 11 | R: 0 E: 0 K: 0 S: 5 | H: 0 LOB: 0 BB: 0 P: 6 | R: 1 E: 0 K: 0 S: 11 | H: 1 LOB: 0 BB: 0 P: 22 | R: 7 E: 0 K: 0 S: 21 | H: 7 LOB: 0 BB: 0 P: 29 | 1B: 5 2B: 2 3B: 0 HR: 4 | SF: 0 SAC: 0 DP: 2 HBP: 0 | WP: 0 PB: 0 SB: 1 CS: 1 | PA: 42 |
| PITCHER | IP | WLS | BF | H | R | ER | SO | BB | IBB | HBP | BLK | WP | HR | S | P | ERA | WHIP | | | | | |
| 29 Nate Robertson, L (1, 1) ERA: 4.0 | 8.0 | | 28 | 2 | 2 | 2 | 5 | 3 | 0 | 0 | 0 | 0 | 1 | 57 | 90 | 2.25 | 0.625 | | | | | |
| 56 Fernando Rodney, R (9, 1) ERA: 2.33 | 1.0 | B | 4 | 1 | 1 | 1 | 0 | 0 | 0 | 0 | 0 | 0 | 0 | 11 | 22 | 9.00 | 1.000 | | | | | |
| Craig Dingman, R (10, 1) ERA: 3.29 | 0.2 | L | 4 | 2 | 2 | 2 | 0 | 0 | 0 | 0 | 0 | 0 | 0 | 10 | 15 | 27.00 | 3.000 | | | | | |
| Jamie Walker, L (10, 1) ERA: 3.46 | 0.0 | | 4 | 4 | 3 | 3 | 0 | 0 | 0 | 0 | 0 | 0 | 1 | 6 | 8 | ∞ | ∞ | | | | | |
| Franklyn German, R (10, 1) ERA: 3.02 | 0.1 | | 2 | 1 | 2 | 2 | 0 | 0 | 0 | 0 | 0 | 0 | 1 | 5 | 6 | 54.00 | 3.000 | | | | | |

Boston Red Sox @ Detroit Tigers
Comerica Park, Detroit, MI
Tue Aug 16 2005, 7:05 PM EDT
Att: 32,129 - Cloudy - 72 F

livebaseballscorecards.com

| | |
|-----|----|
| AB | 39 |
| R | 10 |
| H | 10 |
| RBI | 10 |
| BB | 3 |
| SO | 5 |
| LOB | 5 |



BOTTOM

Boston Red Sox @ Detroit Tigers
Comerica Park, Detroit, MI
Tue Aug 16 2005, 7:05 PM EDT
Att. 32,129 - Cloudy - 72 F

livebaseballscorecards.com

AB 35
R 7
H 9
RBI 7
BB 4
SO 8
LOB 13



WP: 2 PA: 42
PB: 0
SB: 0
CS: 0

AB R H RBI BB SO LOB

| | | | | | | |
|---|---|---|---|---|---|---|
| 5 | 0 | 2 | 2 | 0 | 0 | 0 |
| 4 | 2 | 3 | 0 | 1 | 1 | 1 |
| 4 | 1 | 1 | 0 | 1 | 2 | 3 |
| 2 | 1 | 0 | 1 | 2 | 0 | 3 |
| 5 | 1 | 2 | 4 | 0 | 1 | 2 |
| 5 | 0 | 0 | 0 | 0 | 2 | 3 |
| 4 | 1 | 1 | 0 | 0 | 0 | 1 |
| 3 | 1 | 0 | 0 | 0 | 1 | 0 |
| 3 | 0 | 0 | 0 | 0 | 1 | 0 |

| Batter | 1 | 2 | 3 | 4 | 5 | 6 | 7 | 8 | 9 | 10 |
|--|------------------|---|-----------|--------------------------|-------------------------|------------------------------------|-------------|-----------------------------|-------------|--------------------------------|
| 14 Placido Polanco, R (1, 4) OBP: 0.388, SLG: 0.427 | 1-0 1B | | 1-2 F9 | | 2-0 1B 2-H 3-H | | 1-0 G6-3 | | | 1-1 F8 |
| 31 Chris Shelton, R (1, 3) OBP: 0.396, SLG: 0.536 | 1-2 K | | | 2-2 1B WP 30 BB | 0-0 1B E7 | | | 2-1 2B G4-3 30 SF8 | | 4-1 1B BB HR 30 WP |
| Dmitri Young, S (1, 10) OBP: 0.320, SLG: 0.472 | 2-3 SAFE K | | | 0-3 1B K | 4-2 BB | | | 0-0 G4-3 | | 1-1 1B HR 30 WP |
| 30 Magglio Ordonez, R (1, 9) OBP: 0.358, SLG: 0.470 | 1-2 F8 | | | 4-2 1B BB WP | 1-2 P6 | | | 2-2 SF8 | | 4-2 1B BB HR |
| Craig Monroe, R (1, 7) OBP: 0.335, SLG: 0.444 | | | | 1-3 1B K | | 1-2 P3 | | 1-2 G5-3 | | 1-1 HR 1-H 2-H 3-H |
| 15 Brandon Inge, R (1, 5) OBP: 0.341, SLG: 0.405 | | | | 0-3 K | | 3-2 F9 | | | 1-2 G4-3 | 2-2 F9 |
| 20 Omar Infante, R (1, 6) OBP: 0.269, SLG: 0.393 | | | | 0-0 G6-4-3 | | 0-2 1B SH5-4 13 HBP 14 | | 3-2 F8 | 2-2 G6-3 | |
| 13 Vance Wilson, R (1, 2) OBP: 0.282, SLG: 0.260 | | | | 2-1 F8 | | 2-1 1B HBP 28 SH5-4 14 | | 2-2 F9 | 3-3 K | |
| 28 Curtis Granderson, L (1, 8) OBP: 0.300, SLG: 0.621 | | | | 3-2 F8 | | 0-0 SH5-4 | | 1-1 G4-3 | | 0-3 K2-3 |

| Inning Stats | R: 0 | H: 1 | R: 0 | H: 1 | R: 0 | H: 0 | R: 0 | H: 1 | R: 2 | H: 3 | R: 0 | H: 0 | R: 0 | H: 0 | R: 1 | H: 1 | R: 0 | H: 0 | R: 0 | H: 2 | 1B: 7 | SF: 1 |
|--------------|-------|--------|------|--------|-------|--------|-------|--------|-------|--------|-------|--------|------|--------|------|--------|-------|--------|-------|--------|-------|--------|
| | E: 0 | LOB: 1 | E: 0 | LOB: 0 | E: 0 | LOB: 0 | E: 0 | LOB: 2 | E: 1 | LOB: 2 | E: 0 | LOB: 0 | E: 0 | LOB: 0 | E: 0 | LOB: 0 | E: 0 | LOB: 0 | E: 0 | LOB: 0 | 2B: 1 | SAC: 1 |
| | K: 2 | BB: 0 | K: 1 | BB: 0 | K: 3 | BB: 1 | K: 0 | BB: 1 | K: 0 | BB: 1 | K: 0 | BB: 0 | K: 0 | BB: 0 | K: 0 | BB: 0 | K: 1 | BB: 2 | K: 1 | BB: 2 | 3B: 0 | DP: 1 |
| | S: 11 | P: 16 | S: 5 | P: 6 | S: 10 | P: 16 | S: 16 | P: 23 | S: 14 | P: 23 | S: 11 | P: 18 | S: 6 | P: 10 | S: 9 | P: 14 | S: 10 | P: 16 | S: 15 | P: 28 | HR: 1 | HBP: 1 |

| PITCHER | IP | WLS | BF | H | R | ER | SO | BB | IBB | HBP | BLK | WP | HR | S | P | ERA | WHIP |
|---|-----|-----|----|---|---|----|----|----|-----|-----|-----|----|----|----|----|-------|-------|
| 58 Jonathan Papelbon, R (1, 1) ERA: 3.48 | 5.0 | | 22 | 6 | 2 | 2 | 6 | 2 | 0 | 1 | 0 | 1 | 0 | 56 | 84 | 3.60 | 1.600 |
| Geremi Gonzalez, R (6, 1) ERA: 5.85 | 2.0 | | 6 | 0 | 0 | 0 | 0 | 0 | 0 | 0 | 0 | 0 | 0 | 17 | 28 | 0.00 | 0.000 |
| 50 Mike Timlin, R (8, 1) ERA: 1.52 | 1.0 | | 4 | 1 | 1 | 1 | 0 | 0 | 0 | 0 | 0 | 0 | 0 | 9 | 14 | 9.00 | 1.000 |
| Chad Bradford, R (9, 1) ERA: 2.84 | 1.0 | W | 3 | 0 | 0 | 0 | 1 | 0 | 0 | 0 | 0 | 0 | 0 | 10 | 16 | 0.00 | 0.000 |
| Mike Remlinger, L (10, 1) ERA: 6.35 | 1.0 | | 7 | 2 | 4 | 4 | 1 | 2 | 0 | 0 | 0 | 1 | 1 | 15 | 28 | 36.00 | 4.000 |

| PITCHER | IP | WLS | BF | H | R | ER | SO | BB | IBB | HBP | BLK | WP | HR | S | P | ERA | WHIP |
|---|-----|-----|----|---|---|----|----|----|-----|-----|-----|----|----|----|----|-------|-------|
| 58 Jonathan Papelbon, R (1, 1) ERA: 3.48 | 5.0 | | 22 | 6 | 2 | 2 | 6 | 2 | 0 | 1 | 0 | 1 | 0 | 56 | 84 | 3.60 | 1.600 |
| Geremi Gonzalez, R (6, 1) ERA: 5.85 | 2.0 | | 6 | 0 | 0 | 0 | 0 | 0 | 0 | 0 | 0 | 0 | 0 | 17 | 28 | 0.00 | 0.000 |
| 50 Mike Timlin, R (8, 1) ERA: 1.52 | 1.0 | | 4 | 1 | 1 | 1 | 0 | 0 | 0 | 0 | 0 | 0 | 0 | 9 | 14 | 9.00 | 1.000 |
| Chad Bradford, R (9, 1) ERA: 2.84 | 1.0 | W | 3 | 0 | 0 | 0 | 1 | 0 | 0 | 0 | 0 | 0 | 0 | 10 | 16 | 0.00 | 0.000 |
| Mike Remlinger, L (10, 1) ERA: 6.35 | 1.0 | | 7 | 2 | 4 | 4 | 1 | 2 | 0 | 0 | 0 | 1 | 1 | 15 | 28 | 36.00 | 4.000 |

| Batter | 1 | 2 | 3 | 4 | 5 | 6 | 7 | 8 | 9 | AB R H RBI BB SO LOB | TOP | | | | | | | | | |
|---|---|----------------------------------|-------------------------------|----------------------------------|-------------------------------|----------------------------------|-------------------------------|----------------------------------|-------------------------------|----------------------------------|-------------------------------|----------------------------------|------------------------------|----------------------------------|------------------------------|----------------------------------|----------------------------------|------------------------------------|----------------------------------|--------|
| 18 Johnny Damon, L (1, 8) OBP: 0.381, SLG: 0.471 | 1-2 G1-3 | | 0-1 G4-3 | | 0-0 G6-3 2B | | 4-1 2B 34 1B BB | | 1-1 G4-3 | 4 1 1 0 1 0 1 | | | | | | | | | | |
| Edgar Renteria, R (1, 6) OBP: 0.347, SLG: 0.392 | 2-2 L1 | | 1-2 1B 2B | | 0-0 G6-3 | | 1-1 34 1B 2B | | 1-1 34 G4-5-3 1B | 5 2 3 1 0 0 1 | | | | | | | | | | |
| 34 David Ortiz, L (1, 10) OBP: 0.400, SLG: 0.593 | 3-2 P5 | | 0-3 K | | 4-2 G4-6-3 BB | | 1-1 1B | | 1-1 G4-5-3 | 4 0 1 2 1 1 2 | | | | | | | | | | |
| John Olerud, L (1, 3) OBP: 0.333, SLG: 0.451 | | 1-2 G5-4-3 2B 1B | 0-0 2-H 1B | | 2-0 G4-6-3 1-2f | | 0-1 F7 | | | 4 1 2 1 0 0 3 | | | | | | | | | | |
| Jason Varitek, S (1, 2) OBP: 0.384, SLG: 0.555 | | 4-0 G5-4-3 1-2 BB | 1-3 K | | 4-2 1B BB | | 2-2 G4-3 | | | 2 0 0 0 2 1 2 | | | | | | | | | | |
| Kevin Millar, R (1, 7) OBP: 0.354, SLG: 0.364 | | 0-1 G5-4-3 1-2f 2-3 | | 1-2 F8 | | 0-3 K | | 1-2 G5-4-3 1B | | 4 0 1 0 0 1 3 | | | | | | | | | | |
| Bill Mueller, S (1, 5) OBP: 0.380, SLG: 0.429 | | 0-1 1B 2B 3-H | | 1-3 K | | 0-1 G6-4-3 1-2 1B | | 2-2 P6 | | 4 0 2 1 0 1 1 | | | | | | | | | | |
| Tony Graffanino, R (1, 4) OBP: 0.381, SLG: 0.417 | | 1-1 2-3 1B | | 0-0 1B | | 2-2 G6-4-3 1-2f | | 0-0 G5-4-3 1-2f | | 4 0 2 0 0 0 3 | | | | | | | | | | |
| Gabe Kapler, R (1, 9) OBP: 0.340, SLG: 0.413 | | 1-3 K | | 1-2 F8 | | 0-1 G6-3 | | | 1-2 18 G4-3 1B 2B | 4 1 1 0 0 1 3 | | | | | | | | | | |
| Inning Stats | R: 0 E: 0 K: 0 S: 12 | H: 0 LOB: 0 BB: 0 P: 18 | R: 1 E: 0 K: 1 S: 13 | H: 3 LOB: 2 BB: 1 P: 20 | R: 1 E: 0 K: 2 S: 12 | H: 2 LOB: 1 BB: 0 P: 14 | R: 0 E: 0 K: 1 S: 11 | H: 1 LOB: 1 BB: 0 P: 14 | R: 0 E: 0 K: 0 S: 7 | H: 1 LOB: 1 BB: 1 P: 13 | R: 2 E: 0 K: 0 S: 18 | H: 2 LOB: 1 BB: 1 P: 26 | R: 0 E: 0 K: 0 S: 9 | H: 1 LOB: 0 BB: 0 P: 12 | R: 1 E: 0 K: 0 S: 9 | H: 2 LOB: 0 BB: 0 P: 13 | 1B: 8 2B: 5 3B: 0 HR: 0 | SF: 0 SAC: 0 DP: 5 HBP: 0 | WP: 0 PB: 0 SB: 0 CS: 0 | PA: 39 |
| PITCHER | IP WLS BF H R ER SO BB IBB HBP BLK WP HR S P ERA WHIP | | | | | | | | | | | | | | | | | | | |
| 38 Jeremy Bolderman, R (1, 1) ERA: 4.02 | 6.1 W 29 9 4 4 5 4 0 0 0 0 0 0 71 106 5.68 2.053 | | | | | | | | | | | | | | | | | | | |
| Vic Darenbourg, L (7, 1) ERA: 4.05 | 0.1 H 2 1 0 0 0 0 0 0 0 0 0 0 4 5 0.00 3.000 | | | | | | | | | | | | | | | | | | | |
| Craig Dingman, R (7, 1) ERA: 3.0 | 1.1 H 4 1 0 0 0 0 0 0 0 0 0 0 18 23 0.00 0.750 | | | | | | | | | | | | | | | | | | | |
| 56 Fernando Rodney, R (9, 1) ERA: 2.57 | 1.0 S 4 2 1 1 0 0 0 0 0 0 0 0 9 13 9.00 2.000 | | | | | | | | | | | | | | | | | | | |

Boston Red Sox @ Detroit Tigers

Comerica Park, Detroit, MI

Wed Aug 17 2005, 1:05 PM EDT
Att: 30,634 - Partly Cloudy - 77 F

livebaseballscorecards.com

| | |
|-----|----|
| AB | 35 |
| R | 5 |
| H | 13 |
| RBI | 5 |
| BB | 4 |
| SO | 5 |
| LOB | 19 |



| Batter | 1 | 2 | 3 | 4 | 5 | 6 | 7 | 8 | 9 | AB | R | H | RBI | BB | SO | LOB |
|---|---|---------------------------|-------------|-------------|---------------------------|----------------------------|-------------|-----------|---|----|---|---|-----|----|----|-----|
| 14 Placido Polanco, R OBP: 0.389, SLG: 0.428 | 0-1 31 E 31 1B 1B | 1-0 31 G5-4-3 1B | | 1-1 G5-3 | | 1 SAFE 2-1 P3 1-2 | | | | 4 | 1 | 2 | 0 | 0 | 0 | 2 |
| 31 Chris Shelton, R OBP: 0.398, SLG: 0.548 | 3-1 E5 30 1B 1B 1-3 2B | 0-1 G5-4-3 1-2f | | | 2-2 HR | | 0-3 K | | | 4 | 2 | 2 | 1 | 0 | 1 | 1 |
| Dmitri Young, S OBP: 0.322, SLG: 0.473 | 3-2 30 1B 1B 1-2 2B | 3-3 K | | | 1-0 F9 30 1B 1B | | 0-2 G6-3 | | | 4 | 1 | 2 | 1 | 0 | 1 | 0 |
| 30 Magglio Ordonez, R OBP: 0.361, SLG: 0.471 | 0-2 2B 15 1B 1B 1-2 2-3 | | 1-1 G5-3 | | 1-2 15 G6-4-3 1B | | 2-1 G6-3 | | | 4 | 1 | 2 | 0 | 0 | 0 | 0 |
| Craig Monroe, R OBP: 0.334, SLG: 0.444 | 0-0 15 1B 1B 1-3 2-H 3-H 2B | | 0-2 G4-3 | | 3-2 F9 | | 0-0 G5-3 | | | 4 | 1 | 1 | 2 | 0 | 0 | 2 |
| 15 Brandon Inge, R OBP: 0.342, SLG: 0.406 | 0-0 P6-4 1B 2-3 3-H 1B | | 3-2 F9 | | 2-1 G6-4-3 1-2f | | 3-1 1B | | | 4 | 0 | 2 | 1 | 0 | 0 | 2 |
| 13 Vance Wilson, R OBP: 0.272, SLG: 0.250 | 2-3 K SAFE | | 2-3 K2-3 | | | 0-1 F9 | | 0-2 P5 | | 4 | 0 | 0 | 0 | 0 | 2 | 3 |
| John McDonald, R OBP: 0.352, SLG: 0.336 | 1-0 1-2 3-H 1B | | 3-2 1B | | 2-1 14 S 1B | | 0-1 P2 | | | 4 | 0 | 3 | 1 | 0 | 0 | 1 |
| Nook Logan, S OBP: 0.308, SLG: 0.341 | 3-2 P6-4 2-2f | | 0-0 F9 | | 0-0 F9 | | | | | 3 | 0 | 0 | 0 | 0 | 0 | 4 |

| Inning Stats | R: 5 | H: 7 | E: 1 | LOB: 1 | K: 1 | BB: 0 | S: 22 | P: 34 | R: 0 | H: 1 | E: 0 | LOB: 0 | K: 1 | BB: 0 | S: 6 | P: 10 | R: 0 | H: 0 | E: 0 | LOB: 0 | K: 0 | BB: 0 | S: 9 | P: 13 | R: 0 | H: 1 | E: 0 | LOB: 1 | K: 1 | BB: 0 | S: 14 | R: 1 | H: 3 | E: 0 | LOB: 1 | K: 0 | BB: 0 | S: 16 | P: 25 | R: 0 | H: 1 | E: 0 | LOB: 1 | K: 0 | BB: 0 | S: 7 | P: 11 | R: 0 | H: 0 | E: 0 | LOB: 0 | K: 1 | BB: 0 | S: 9 | P: 11 | R: 0 | H: 1 | E: 0 | LOB: 1 | K: 0 | BB: 0 | S: 9 | P: 12 |
|--------------|------|------|------|--------|------|-------|-------|-------|------|------|------|--------|------|-------|------|-------|------|------|------|--------|------|-------|------|-------|------|------|------|--------|------|-------|-------|------|------|------|--------|------|-------|-------|-------|------|------|------|--------|------|-------|------|-------|------|------|------|--------|------|-------|------|-------|------|------|------|--------|------|-------|------|-------|
|--------------|------|------|------|--------|------|-------|-------|-------|------|------|------|--------|------|-------|------|-------|------|------|------|--------|------|-------|------|-------|------|------|------|--------|------|-------|-------|------|------|------|--------|------|-------|-------|-------|------|------|------|--------|------|-------|------|-------|------|------|------|--------|------|-------|------|-------|------|------|------|--------|------|-------|------|-------|

| PITCHER | IP | WLS | BF | H | R | ER | SO | BB | IBB | HBP | BLK | WP | HR | S | P | ERA | WHIP |
|---------------------------------|--------|-----|----|----|---|----|----|----|-----|-----|-----|----|----|----|----|-------|-------|
| David Wells, L ERA: 4.7 | (1, 1) | 4.0 | 22 | 12 | 6 | 6 | 3 | 0 | 0 | 0 | 0 | 0 | 1 | 61 | 91 | 13.50 | 3.000 |
| Geremi Gonzalez, R ERA: 5.57 | (5, 1) | 2.0 | 6 | 1 | 0 | 0 | 0 | 0 | 0 | 0 | 0 | 0 | 0 | 13 | 22 | 0.00 | 0.500 |
| Mike Reminger, L ERA: 6.06 | (7, 1) | 1.2 | 6 | 1 | 0 | 0 | 1 | 0 | 0 | 0 | 0 | 0 | 0 | 16 | 21 | 0.00 | 0.600 |
| Chad Bradford, R ERA: 2.77 | (8, 1) | 0.1 | 1 | 0 | 0 | 0 | 0 | 0 | 0 | 0 | 0 | 0 | 0 | 2 | 2 | 0.00 | 0.000 |

BOTTOM

| AB | R | H | RBI | BB | SO | LOB |
|----|---|---|-----|----|----|-----|
| 4 | 1 | 2 | 0 | 0 | 0 | 2 |
| 4 | 2 | 2 | 1 | 0 | 1 | 1 |
| 4 | 1 | 2 | 1 | 0 | 1 | 0 |
| 4 | 1 | 2 | 0 | 0 | 0 | 0 |
| 4 | 1 | 1 | 2 | 0 | 0 | 2 |
| 4 | 0 | 2 | 1 | 0 | 0 | 2 |
| 4 | 0 | 0 | 0 | 0 | 2 | 3 |
| 4 | 0 | 3 | 1 | 0 | 0 | 1 |
| 3 | 0 | 0 | 0 | 0 | 0 | 4 |


| | |
|-----|----|
| AB | 35 |
| R | 6 |
| H | 14 |
| RBI | 6 |
| BB | 0 |
| SO | 4 |
| LOB | 15 |



| WP | PA | ERA | WHIP |
|----|----|-----|------|
| 0 | 35 | | |

Boston Red Sox @ Detroit Tigers
Comerica Park, Detroit, MI
Wed Aug 17 2005, 1:05 PM EDT
Att. 30,634 - Partly Cloudy - 77 F

livebaseballscorecards.com

| Batter | 1 | 2 | 3 | 4 | 5 | 6 | 7 | 8 | 9 | AB R H RBI BB SO LOB | TOP | | | | | | | | | | | |
|---|---|----------------------------------|------------------------------|----------------------------------|-------------------------------|----------------------------------|------------------------------|---------------------------------|-------------------------------|----------------------------------|--|----------------------------------|-------------------------------|----------------------------------|-------------------------------|----------------------------------|------------------------------|----------------------------------|----------------------------------|------------------------------------|----------------------------------|--------|
| 18 Johnny Damon, L OBP: 0.380, SLG: 0.470 Roberto Petagine, L OBP: 0.375, SLG: 0.476 | 2-2 G6-3 | | 0-1 1B | | | 1-0 F8 | 0-1 F7 | | | 4 0 1 0 0 0 2 0 0 0 0 0 0 0 | Boston Red Sox @ Los Angeles Angels Angel Stadium of Anaheim, Anaheim, CA Thu Aug 18 2005, 7:05 PM PDT Att. 44,050 - Clear - 73 F AB 35 R 4 H 9 RBI 4 BB 0 SO 5 LOB 7  | | | | | | | | | | | |
| Edgar Renteria, R OBP: 0.344, SLG: 0.388 | 0-1 G6-3 | | 3-3 K | | | 0-0 G4-3 | | 2-2 F7 | | 4 0 0 0 0 1 2 | | | | | | | | | | | | |
| 34 David Ortiz, L OBP: 0.397, SLG: 0.587 | 0-3 K | | | | | | 3-3 K | 3-2 G6-3 | | 4 0 0 0 0 2 0 | | | | | | | | | | | | |
| Manny Ramirez, R OBP: 0.384, SLG: 0.593 Adam Stern, L OBP: 0.188, SLG: 0.333 | | 1-3 K | | | | 0-3 K | 1-2 1B 2B | 3-2 P4 | | 4 1 1 0 0 2 0 0 0 0 0 0 0 0 | | | | | | | | | | | | |
| Tony Graffanino, R OBP: 0.379, SLG: 0.415 | | 1-0 G5-4-3 1B | | | | 1-1 G6-3 | 0-2 P3 | | 1-2 G3-1 | 4 0 1 0 0 0 1 | | | | | | | | | | | | |
| Kevin Miller, R OBP: 0.353, SLG: 0.363 | | 1-2 G5-4-3 | | | | 0-0 P3 | 0-2 1B 1B 1B | | 0-1 P4 | 4 1 1 1 0 0 1 | | | | | | | | | | | | |
| Bill Mueller, S OBP: 0.382, SLG: 0.438 | | | | | | 3-2 G5-3 | 1-2 1B 1B | | 1-0 HR | 4 2 2 1 0 0 0 | | | | | | | | | | | | |
| Doug Mirabeli, R OBP: 0.307, SLG: 0.366 | | | | | | 3-2 F9 | 1-2 1B 1B | | 1-1 P3 | 4 0 2 0 0 0 0 | | | | | | | | | | | | |
| Gabe Kapler, R OBP: 0.340, SLG: 0.408 | | | | | | 1-1 F9 | 2-2 P5 | | | 3 0 1 2 0 0 1 | | | | | | | | | | | | |
| Inning Stats | R: 0 E: 0 K: 1 S: 9 | H: 0 LOB: 0 BB: 0 P: 11 | R: 0 E: 0 K: 1 S: 9 | H: 1 LOB: 0 BB: 0 P: 12 | R: 0 E: 0 K: 1 S: 11 | H: 2 LOB: 2 BB: 0 P: 16 | R: 0 E: 0 K: 1 S: 7 | H: 0 LOB: 0 BB: 0 P: 8 | R: 0 E: 0 K: 0 S: 10 | H: 0 LOB: 0 BB: 0 P: 16 | R: 0 E: 0 K: 0 S: 10 | H: 0 LOB: 0 BB: 0 P: 13 | R: 3 E: 0 K: 1 S: 22 | H: 5 LOB: 2 BB: 0 P: 28 | R: 0 E: 0 K: 0 S: 14 | H: 0 LOB: 0 BB: 0 P: 22 | R: 1 E: 0 K: 0 S: 9 | H: 1 LOB: 0 BB: 0 P: 12 | 1B: 7 2B: 1 3B: 0 HR: 1 | SF: 0 SAC: 0 DP: 1 HBP: 0 | WP: 0 PB: 0 SB: 0 CS: 0 | PA: 35 |
| PITCHER | IP WLS BF H R ER SO BB IBB HBP BLK WP HR S P ERA WHIP | | | | | | | | | | | | | | | | | | | | | |
| 40 Bartolo Colon, R ERA: 3.46 | (1, 1) 7.0 W 28 8 3 3 5 0 0 0 0 0 0 0 78 104 3.86 1.143 | | | | | | | | | | | | | | | | | | | | | |
| Brendan Donnelly, R ERA: 3.78 | (8, 1) 1.0 3 0 0 0 0 0 0 0 0 0 0 0 14 22 0.00 0.000 | | | | | | | | | | | | | | | | | | | | | |
| 37 Greg Jones, R ERA: 9.0 | (9, 1) 1.0 4 1 1 1 0 0 0 0 0 0 0 0 1 9 12 9.00 1.000 | | | | | | | | | | | | | | | | | | | | | |

| Batter | 1 | 2 | 3 | 4 | 5 | 6 | 7 | 8 | 9 | AB | R | H | RBI | BB | SO | LOB |
|--|-------------------|-----------|-----------|-----------------------------------|-------------------------|-------------------|--------------------------------|--------------------------|---|----|---|---|-----|----|----|-----|
| 9 Chone Figgins, S OBP: 0.342, SLG: 0.402 (1, 5) | 3-3 K | | 1-3 K | | 0-2 F8 | 1-0 G6-3 2B | 0-0 1-3 2-H 3-H 1B | | | 5 | 1 | 2 | 2 | 0 | 2 | 0 |
| Orlando Cabrera, R OBP: 0.307, SLG: 0.352 (1, 6) | 0-0 G3-1 2B | | 2-3 K | | 4-2 S BB | 2-0 G6-3 | 2-0 G5-3 | | | 4 | 1 | 1 | 0 | 1 | 1 | 3 |
| Darin Erstad, L OBP: 0.341, SLG: 0.378 Jeff DaVanon, S OBP: 0.355, SLG: 0.311 (1, 3) (9, 9) | 2-2 G3-1 | | 3-2 1B | | 1-2 E7 1B | 0-0 G5-3 | | 2-1 F8 | | 5 | 1 | 2 | 2 | 0 | 0 | 1 |
| 27 Vladimir Guerrero, R OBP: 0.388, SLG: 0.585 37 Greg Jones, R (1, 9) (9, 1) | 4-0 IBB | | 0-0 F9 | | 4-0 1B 1B IBB | 2-3 K | | 2-2 G3 | | 3 | 1 | 0 | 0 | 2 | 1 | 1 |
| Bengie Molina, R OBP: 0.346, SLG: 0.484 (1, 2) | 0-1 G6-3 | | | 2-3 K | 1-1 20 HR 1B | | 1-0 BB 9 1B 1B | 1-1 1B 20 HR 2B | | 5 | 3 | 3 | 1 | 0 | 1 | 2 |
| Casey Kotchman, L OBP: 0.368, SLG: 0.553 (1, 10) (9, 3) | | 3-1 HR | | 4-1 20 1B 20 PB BB | 1-2 20 HR 1B | | 2-2 K | 0-0 20 HR 1B | | 4 | 3 | 3 | 2 | 1 | 1 | 1 |
| 20 Juan Rivera, R OBP: 0.317, SLG: 0.472 (1, 7) | | 1-0 F7 | | 0-2 1B | 1-2 1-H 2-H HR | | 2-1 9 BB 1B 1B | 0-0 1-H HR | | 5 | 3 | 4 | 6 | 0 | 0 | 0 |
| Steve Finley, L OBP: 0.270, SLG: 0.362 (1, 8) | | 0-2 F9 | | 0-3 K | 1-0 G3-1 | | 4-0 9 1B BB | 2-3 K | | 4 | 0 | 0 | 0 | 1 | 2 | 2 |
| Adam Kennedy, L OBP: 0.382, SLG: 0.400 (1, 4) | | 0-1 G3 | | 1-2 G3-1 | 1-3 K | | 1-1 F7 | | | 4 | 0 | 0 | 0 | 0 | 1 | 5 |

| Inning Stats | R: 0 | H: 1 | E: 0 | K: 1 | S: 10 | R: 1 | H: 1 | E: 0 | K: 0 | S: 10 | R: 0 | H: 1 | E: 0 | K: 2 | S: 12 | R: 6 | H: 4 | E: 1 | K: 1 | S: 18 | R: 1 | H: 1 | E: 0 | K: 1 | S: 6 | R: 2 | H: 3 | E: 0 | K: 1 | S: 12 | R: 3 | H: 3 | E: 0 | K: 1 | S: 16 |
|--------------|--------|-------|-------|--------|-------|-------|--------|-------|-------|--------|-------|-------|--------|-------|-------|--------|-------|-------|--------|-------|-------|--------|-------|-------|--------|-------|-------|--------|-------|-------|--------|-------|-------|------|-------|
| | LOB: 2 | BB: 1 | P: 19 | LOB: 0 | BB: 0 | P: 14 | LOB: 1 | BB: 0 | P: 18 | LOB: 2 | BB: 1 | P: 20 | LOB: 0 | BB: 2 | P: 31 | LOB: 0 | BB: 0 | P: 11 | LOB: 2 | BB: 1 | P: 24 | LOB: 0 | BB: 0 | P: 23 | LOB: 2 | BB: 1 | P: 24 | LOB: 0 | BB: 0 | P: 23 | LOB: 0 | BB: 0 | P: 23 | | |

| PITCHER | IP | WLS | BF | H | R | ER | SO | BB | IBB | HBP | BLK | WP | HR | S | P | ERA | WHIP |
|----------------------------------|-----|-----|----|---|---|----|----|----|-----|-----|-----|----|----|----|----|-------|-------|
| 49 Tim Wakefield, R ERA: 4.29 | 4.1 | L | 24 | 7 | 6 | 6 | 5 | 2 | 2 | 0 | 0 | 0 | 1 | 58 | 94 | 12.46 | 2.077 |
| Mike Myers, L ERA: 3.49 | 1.2 | | 7 | 2 | 2 | 2 | 0 | 0 | 0 | 0 | 0 | 0 | 1 | 11 | 19 | 10.80 | 1.200 |
| Mike Reminger, L ERA: 6.93 | 2.0 | | 13 | 6 | 5 | 5 | 2 | 1 | 0 | 0 | 0 | 0 | 1 | 28 | 47 | 22.50 | 3.500 |

BOTTOM

Boston Red Sox @ Los Angeles Angels
Angel Stadium of Anaheim, Anaheim, CA


Thu Aug 18 2005, 7:05 PM PDT
Att. 44,050 - Clear - 73 F

| | |
|-----|----|
| AB | 39 |
| R | 13 |
| H | 15 |
| RBI | 13 |
| BB | 5 |
| SO | 9 |
| LOB | 15 |

WP: 0 PA: 44
PB: 1
SB: 1
CS: 0



| 1B | 2B | 3B | HR | SF | SAC | DP | HBP | WP | HR | S | P | ERA | WHIP |
|----|----|----|----|----|-----|----|-----|----|----|----|----|-------|-------|
| 9 | 3 | 0 | 3 | 0 | 0 | 0 | 0 | 0 | 1 | 28 | 47 | 22.50 | 3.500 |

| Batter | 1 | 2 | 3 | 4 | 5 | 6 | 7 | 8 | 9 | 10 | AB R H RBI BB SO LOB | TOP | | | | | | | | | | |
|--|---|--------------------------------------|------------------------------|----------------------------------|-------------------------------|----------------------------------|------------------------------|----------------------------------|-------------------------------|----------------------------------|---|---|----------------------------------|-------------------------------|----------------------------------|-------------------------------|----------------------------------|-------------------------------|----------------------------------|-----------------------------------|------------------------------------|----------------------------------|
| 18 Johnny Damon, L (1, 8) OBP: 0.383, SLG: 0.472 | 0-1 BB BB 1B | 0-0 G3 2-3 3-H | | 1-1 1B | | 1-2 S 1B | | 1-2 F9 | | 0-0 G5-3 BB 1-2 1B | 6 0 4 1 0 0 1 | <p>Boston Red Sox @ Los Angeles Angels Angel Stadium of Anaheim, Anaheim, CA</p> <p>Fri Aug 19 2005, 7:05 PM PDT Att. 43,896 - Clear - 75 F</p> <p>livebaseballscorecards.com</p> <p>AB 43 R 4 H 14 RBI 4 BB 6 SO 9 LOB 38</p>  | | | | | | | | | | |
| Edgar Renteria, R (1, 6) OBP: 0.342, SLG: 0.384 | 4-2 SAFE BB 1-2 BB | 2-1 G5-3 | | 2-3 SAFE K | | 3-3 K | | 1-2 F7 | 2 SAFE | 1-3 K | 5 0 0 0 1 3 5 | | | | | | | | | | | |
| 34 David Ortiz, L (1, 10) OBP: 0.395, SLG: 0.582 Roberto Petagine, L (10, PH) OBP: 0.400, SLG: 0.476 | 2-2 F7 | | 4-2 1B BB | | 0-1 F8 | 2-2 F9 | | 1-3 K | | 4-2 G5-3 1-2 2-3 BB | 4 0 0 0 1 1 3 0 0 0 0 1 0 0 | | | | | | | | | | | |
| Manny Ramirez, R (1, 7) OBP: 0.387, SLG: 0.595 | 4-2 FC4-6 BB 1-2 2-3 | | 1-3 K | | 2-2 WP 2B | 4-0 IBB | | | 1-2 FC4-6 1B | 2-2 G5-3 | 4 1 2 1 2 1 3 | | | | | | | | | | | |
| Jason Varitek, S (1, 2) OBP: 0.383, SLG: 0.550 | 2-3 K | | 0-0 1B | | 4-2 2B BB | 1-3 K | | | 2-2 FC4-6 1B | 1-0 G5-3 | 5 1 1 0 1 2 8 | | | | | | | | | | | |
| John Olerud, L (1, 3) OBP: 0.346, SLG: 0.469 Adam Stern, L (9, PR) OBP: 0.188, SLG: 0.333 Kevin Millar, R (9, 3) OBP: 0.353, SLG: 0.363 | 0-1 FC4-6 | | 1-2 F8 | | 2-2 1B 2B | | 1-1 1B | | 1-0 1-2 1B | | 5 0 3 2 0 0 5 0 0 0 0 0 0 0 0 0 0 0 0 0 0 | | | | | | | | | | | |
| Bill Mueller, S (1, 5) OBP: 0.382, SLG: 0.438 | | 2-2 SH1-3 13 G3 18 1B | | 0-0 P6 | | 1-1 1B | | 1-1 F8 | | 3-3 K | 5 1 2 0 0 1 5 | | | | | | | | | | | |
| 13 Alex Cora, L (1, 4) OBP: 0.256, SLG: 0.307 | | 0-0 SH1-3 18 G3 1B | | 0-0 G6-3 | | 3-1 L7 | | 1-2 L8 | | 2-2 G3-1 | 5 0 1 0 0 0 5 | | | | | | | | | | | |
| Gabe Kapler, R (1, 9) OBP: 0.333, SLG: 0.396 | | 0-0 SH1-3 | | 0-0 K | | 0-0 P3 | | 2-1 L9 | | 1-1 BB 18 G5-3 1B | 4 1 1 0 0 1 3 | | | | | | | | | | | |
| Inning Stats | R: 0 E: 0 K: 1 S: 16 | H: 1 LOB: 3 BB: 2 P: 28 | R: 1 E: 0 K: 0 S: 8 | H: 2 LOB: 1 BB: 0 P: 12 | R: 0 E: 0 K: 1 S: 11 | H: 1 LOB: 2 BB: 1 P: 17 | R: 0 E: 0 K: 2 S: 9 | H: 1 LOB: 1 BB: 0 P: 15 | R: 2 E: 0 K: 0 S: 15 | H: 3 LOB: 2 BB: 1 P: 27 | R: 0 E: 0 K: 2 S: 14 | | H: 1 LOB: 1 BB: 0 P: 14 | R: 0 E: 0 K: 1 S: 11 | H: 2 LOB: 2 BB: 0 P: 14 | R: 0 E: 0 K: 1 S: 14 | H: 2 LOB: 2 BB: 1 P: 23 | R: 1 E: 0 K: 1 S: 16 | H: 2 LOB: 2 BB: 1 P: 25 | 1B: 12 2B: 2 3B: 0 HR: 0 | SF: 0 SAC: 1 DP: 0 HBP: 0 | WP: 1 PB: 0 SB: 1 CS: 0 |
| PITCHER | IP WLS BF H R ER SO BB IBB HBP BLK WP HR S P ERA WHIP | | | | | | | | | | | | | | | | | | | | | |
| 41 John Lackey, R (1, 1) ERA: 3.66 | 6.0 | 32 | 9 | 3 | 3 | 6 | 4 | 1 | 0 | 0 | 0 | 0 | 0 | 0 | 73 | 124 | 4.50 | 2.167 | | | | |
| Kevin Gregg, R (7, 1) ERA: 5.05 | 2.0 | 7 | 1 | 0 | 0 | 1 | 0 | 0 | 0 | 0 | 0 | 0 | 0 | 20 | 28 | 0.00 | 0.500 | | | | | |
| Francisco Rodriguez, R (9, 1) ERA: 2.85 | 1.0 | 5 | 2 | 0 | 0 | 1 | 0 | 0 | 0 | 0 | 0 | 0 | 0 | 14 | 23 | 0.00 | 2.000 | | | | | |
| 62 Scot Shields, R (10, 1) ERA: 2.42 | 1.0 | L 6 | 2 | 1 | 1 | 1 | 1 | 0 | 0 | 0 | 0 | 0 | 0 | 16 | 25 | 9.00 | 3.000 | | | | | |

| Batter | 1 | 2 | 3 | 4 | 5 | 6 | 7 | 8 | 9 | AB R H RBI BB SO LOB | TOP | | | | | | | | | | | |
|---|---|----------------------------------|------------------------------|----------------------------------|------------------------------|----------------------------------|------------------------------|----------------------------------|------------------------------|---------------------------------|------------------------------|----------------------------------|------------------------------|----------------------------------|-------------------------------|----------------------------------|-------------------------------|----------------------------------|----------------------------------|------------------------------------|----------------------------------|--------|
| 18 Johnny Damon, L (1, 8) OBP: 0.382, SLG: 0.470 | 1-3 K | | | 0-1 F7 | | 3-2 P6 | | 2-2 1B 1-2 2-3 1B | | 4 0 1 0 0 1 0 | | | | | | | | | | | | |
| Edgar Renteria, R (1, 6) OBP: 0.343, SLG: 0.387 | 1-3 K | | | 2-2 G5-3 | | | 1-0 2B | 1-1 1B 1-2 2-H 3-H 1B | | 4 0 2 2 0 1 0 | | | | | | | | | | | | |
| 34 David Ortiz, L (1, 10) OBP: 0.394, SLG: 0.581 | 1-3 K | | | 0-1 2B | | | 1-2 P6 | 2-3 K | | 4 0 1 0 0 2 3 | | | | | | | | | | | | |
| Manny Ramirez, R (1, 7) OBP: 0.384, SLG: 0.589 | | 1-0 G5-3 | | 0-0 F8 | | | 2-2 G5-3 | | 1-2 G6-3 | 4 0 0 0 0 0 2 | | | | | | | | | | | | |
| Jason Varitek, S (1, 2) OBP: 0.382, SLG: 0.546 | | 3-3 K | | | 1-1 G4-3 | | 2-1 F7 | | 0-2 WP 1B | 4 0 1 0 0 1 1 | | | | | | | | | | | | |
| Kevin Miller, R (1, 3) OBP: 0.353, SLG: 0.362 | | 1-3 K | | | 0-2 F8 | | | 0-1 1B 18 1B 1B | 2-1 F7 | 3 1 1 0 0 1 0 | | | | | | | | | | | | |
| John Olerud, L (9, PH) OBP: 0.343, SLG: 0.464 | | | | | | | | | | 1 0 0 0 0 0 1 | | | | | | | | | | | | |
| Bill Mueller, S (1, 5) OBP: 0.381, SLG: 0.436 | | | | 3-2 F8 | | 1-1 F8 | | 3-2 1B 18 1B 1B | 2-1 G4-3 | 4 1 1 0 0 0 1 | | | | | | | | | | | | |
| Tony Graffanino, R (1, 4) OBP: 0.375, SLG: 0.410 | | | | 0-1 G1-3 | | | 1-0 F9 | 1-1 F9 | | 3 0 0 0 0 0 2 | | | | | | | | | | | | |
| Gabe Kapler, R (1, 9) OBP: 0.322, SLG: 0.382 | | | | 2-2 P3 | | | 0-1 G5-3 | 3-2 F7 | | 2 0 0 0 0 0 0 | | | | | | | | | | | | |
| Roberto Petagine, L (8, PH) OBP: 0.385, SLG: 0.455 | | | | | | | | | | 1 0 0 0 0 0 2 | | | | | | | | | | | | |
| Inning Stats | R: 0 E: 0 K: 3 S: 14 | H: 0 LOB: 0 BB: 0 P: 17 | R: 0 E: 0 K: 2 S: 7 | H: 0 LOB: 0 BB: 0 P: 12 | R: 0 E: 0 K: 0 S: 8 | H: 0 LOB: 0 BB: 0 P: 13 | R: 0 E: 0 K: 0 S: 9 | H: 1 LOB: 1 BB: 0 P: 11 | R: 0 E: 0 K: 0 S: 7 | H: 0 LOB: 0 BB: 0 P: 9 | R: 0 E: 0 K: 0 S: 6 | H: 0 LOB: 0 BB: 0 P: 10 | R: 0 E: 0 K: 0 S: 9 | H: 1 LOB: 1 BB: 0 P: 15 | R: 2 E: 0 K: 1 S: 20 | H: 4 LOB: 2 BB: 0 P: 32 | R: 0 E: 0 K: 0 S: 10 | H: 1 LOB: 1 BB: 0 P: 15 | 1B: 5 2B: 2 3B: 0 HR: 0 | SF: 0 SAC: 0 DP: 0 HBP: 0 | WP: 1 PB: 0 SB: 0 CS: 0 | PA: 34 |
| PITCHER | IP WLS BF H R ER SO BB IBB HBP BLK WP HR S P ERA WHIP | | | | | | | | | | | | | | | | | | | | | |
| 54 Ervin Santana, R (1, 1) ERA: 4.41 | 7.2 W 28 5 2 2 5 0 0 0 0 0 0 0 75 111 2.35 0.652 | | | | | | | | | | | | | | | | | | | | | |
| 62 Scot Shields, R (8, 1) ERA: 2.41 | 0.1 H 2 1 0 0 1 0 0 0 0 0 0 0 5 8 0.00 3.000 | | | | | | | | | | | | | | | | | | | | | |
| Francisco Rodriguez, R (9, 1) ERA: 2.79 | 1.0 S 4 1 0 0 0 0 0 0 0 0 1 0 10 15 0.00 1.000 | | | | | | | | | | | | | | | | | | | | | |

Boston Red Sox @ Los Angeles Angels
Angel Stadium of Anaheim, Anaheim, CA

Sat Aug 20 2005, 1:05 PM PDT
 Att. 44,014 - Sunny - 80 F

| | |
|-----|----|
| AB | 34 |
| R | 2 |
| H | 7 |
| RBI | 2 |
| BB | 0 |
| SO | 6 |
| LOB | 12 |



BOTTOM

Boston Red Sox @ Los Angeles Angels
Angel Stadium of Anaheim, Anaheim, CA

Sat Aug 20 2005, 1:05 PM PDT
Att. 44,014 - Sunny - 80 F

livebaseballscorecards.com

| | |
|-----|----|
| AB | 31 |
| R | 4 |
| H | 7 |
| RBI | 2 |
| BB | 3 |
| SO | 5 |
| LOB | 15 |



| | | | |
|-----|---|-----|----|
| WP: | 1 | PA: | 36 |
| PB: | 0 | | |
| SB: | 2 | | |
| CS: | 0 | | |

AB R H RBI BB SO LOB

| | | | | | | |
|-----|---|------|---|---|---|---|
| 3 | 1 | 1 | 0 | 1 | 1 | 1 |
| 2 | 1 | 0 | 1 | 1 | 0 | 1 |
| 4 | 0 | 1 | 1 | 0 | 1 | 2 |
| 3 | 0 | 2 | 0 | 1 | 0 | 0 |
| 4 | 0 | 0 | 0 | 0 | 1 | 6 |
| 4 | 0 | 1 | 0 | 0 | 0 | 2 |
| 4 | 0 | 1 | 0 | 0 | 1 | 1 |
| 4 | 0 | 0 | 0 | 0 | 1 | 1 |
| 3 | 2 | 1 | 0 | 0 | 0 | 1 |
| 1B: | 6 | SF: | 1 | | | |
| 2B: | 1 | SAC: | 0 | | | |
| 3B: | 0 | DP: | 0 | | | |
| HR: | 0 | HBP: | 1 | | | |

| Batter | 1 | 2 | 3 | 4 | 5 | 6 | 7 | 8 | 9 |
|---|---------------|-------------|-----------------------|-----------|--------------------|-------------|---------------------------------|-----------|-------------|
| 9 Chone Figgins, S OBP: 0.341, SLG: 0.399 (1, 8) | 2-3 K | | 0-0 F9 | | 4-2 27 1B BB | | 3-2 27 1B WP 1B | | |
| Orlando Cabrera, R OBP: 0.307, SLG: 0.351 (1, 6) | 0-1 G1-4-3 | | 4-2 1B E BB | | 0-1 F7 | | 1-1 SF8 | | |
| Darin Erstad, L OBP: 0.339, SLG: 0.375 (1, 10) | 3-3 K | | 2-1 E8 1B | | 2-2 P5 | | 0-1 E6 WP 27 1B | | |
| 27 Vladimir Guerrero, R OBP: 0.388, SLG: 0.561 (1, 9) | | 2-2 F8 | 4-0 IBB | | 0-0 1B | | 0-0 WP 1B | | |
| Casey Kotchman, L OBP: 0.369, SLG: 0.537 (1, 3) | | 3-2 G4-3 | 2-2 F8 | | 0-1 P6 | | 1-3 K | | |
| 6 Maicer Izturis, S OBP: 0.304, SLG: 0.348 (1, 5) | | 2-2 1B | | 2-1 F9 | | 2-2 G4-3 | | 2-2 F8 | |
| Jeff DaVanon, S OBP: 0.353, SLG: 0.315 (1, 7) | | 2-2 G6-3 | | 1-0 2B | | 0-3 K | | 3-2 F9 | |
| José Molina, R OBP: 0.275, SLG: 0.331 (1, 2) | | | 2-1 F9 | | 2-2 G6-3 | | 2-3 K | | 2-2 G5-3 |
| Adam Kennedy, L OBP: 0.382, SLG: 0.397 (1, 4) | | | 1-2 1B S HBP | | 2-2 G3-1 | | 1-2 9 1B 9 S SF8 1B | | 1-0 G4-3 |

| Inning Stats | R: 0 | H: 0 | E: 0 | K: 2 | S: 12 | H: 0 | LOB: 0 | BB: 0 | P: 17 | R: 0 | H: 1 | E: 0 | K: 0 | S: 14 | H: 1 | LOB: 1 | BB: 0 | P: 23 | R: 2 | H: 1 | E: 1 | K: 0 | S: 14 | H: 1 | LOB: 2 | BB: 2 | P: 29 | R: 0 | H: 1 | E: 0 | K: 0 | S: 10 | R: 0 | H: 1 | E: 0 | K: 0 | S: 11 | R: 0 | H: 0 | E: 0 | K: 2 | S: 9 | R: 2 | H: 3 | E: 1 | K: 1 | S: 18 | R: 0 | H: 0 | E: 0 | K: 0 | S: 9 | R: 0 | H: 0 | E: 0 | K: 0 | S: 15 | 1B: 6 | SF: 1 | 3B: 0 | HR: 0 | WP: 1 | PB: 0 | SB: 2 | CS: 0 | PA: 36 |
|--------------|------|------|------|------|-------|------|--------|-------|-------|------|------|------|------|-------|------|--------|-------|-------|------|------|------|------|-------|------|--------|-------|-------|------|------|------|------|-------|------|------|------|------|-------|------|------|------|------|------|------|------|------|------|-------|------|------|------|------|------|------|------|------|------|-------|-------|-------|-------|-------|-------|-------|-------|-------|--------|
|--------------|------|------|------|------|-------|------|--------|-------|-------|------|------|------|------|-------|------|--------|-------|-------|------|------|------|------|-------|------|--------|-------|-------|------|------|------|------|-------|------|------|------|------|-------|------|------|------|------|------|------|------|------|------|-------|------|------|------|------|------|------|------|------|------|-------|-------|-------|-------|-------|-------|-------|-------|-------|--------|

| PITCHER | IP | WLS | BF | H | R | ER | SO | BB | IBB | HBP | BLK | WP | HR | S | P | ERA | WHIP |
|--|-----|-----|----|---|---|----|----|----|-----|-----|-----|----|----|----|-----|-------|-------|
| Bronson Arroyo, R ERA: 4.18 (1, 1) | 6.0 | L | 26 | 4 | 2 | 1 | 4 | 2 | 1 | 1 | 0 | 0 | 0 | 70 | 116 | 1.50 | 1.000 |
| Lenny DiNardo, L ERA: 10.8 (7, 1) | 0.1 | | 3 | 2 | 2 | 2 | 0 | 0 | 0 | 0 | 0 | 0 | 0 | 8 | 13 | 54.00 | 6.000 |
| Mike Myers, L ERA: 3.49 (7, 1) | 0.0 | | 1 | 0 | 0 | 0 | 0 | 0 | 0 | 0 | 0 | 0 | 0 | 2 | 2 | ∞ | ∞ |
| Chad Bradford, R ERA: 2.7 (7, 1) | 0.1 | | 2 | 1 | 0 | 0 | 1 | 0 | 0 | 0 | 0 | 1 | 0 | 4 | 5 | 0.00 | 3.000 |
| Mike Remlinger, L ERA: 6.87 (7, 1) | 0.1 | | 1 | 0 | 0 | 0 | 0 | 0 | 0 | 0 | 0 | 0 | 0 | 4 | 6 | 0.00 | 0.000 |

| PITCHER | IP | WLS | BF | H | R | ER | SO | BB | IBB | HBP | BLK | WP | HR | S | P | ERA | WHIP |
|---|-----|-----|----|---|---|----|----|----|-----|-----|-----|----|----|---|----|------|-------|
| Geremi Gonzalez, R ERA: 5.44 (8, 1) | 1.0 | | 3 | 0 | 0 | 0 | 0 | 0 | 0 | 0 | 0 | 0 | 0 | 9 | 15 | 0.00 | 0.000 |

| Batter | 1 | 2 | 3 | 4 | 5 | 6 | 7 | 8 | 9 | AB R H RBI BB SO LOB | TOP | | | | | | | | |
|---|---|----------------------------------|-------------------------------|----------------------------------|------------------------------|----------------------------------|------------------------------|----------------------------------|------------------------------|----------------------------------|---|----------------------------------|------------------------------|----------------------------------|----------------------------------|------------------------------------|----------------------------------|--------|--|
| 18 Johnny Damon, L (1, 8) OBP: 0.379, SLG: 0.466 | 3-2 F8 | | 0-2 G4-3 | | | 2-1 G3 | | 0-0 G5-3 | | 4 0 0 0 0 0 2 | Boston Red Sox @ Los Angeles Angels Angel Stadium of Anaheim, Anaheim, CA Sun Aug 21 2005, 1:05 PM PDT Att. 44,022 - Sunny - 78 F livebaseballscorecards.com | | | | | | | | |
| Edgar Renteria, R (1, 6) OBP: 0.344, SLG: 0.397 | 1-2 2B | | 1-2 F8 | | | 3-2 P6 | | 1-0 HR | | 4 1 2 3 0 0 0 | | | | | | | | | |
| 34 David Ortiz, L (1, 10) OBP: 0.393, SLG: 0.579 | 0-1 F9 | | 2-2 P5 | | | 3-2 G6-3 | | 0-0 HR | | 4 1 1 0 0 0 1 | | | | | | | | | |
| Manny Ramirez, R (1, 7) OBP: 0.383, SLG: 0.593 | 0-3 K | | | | 0-1 F7 | | 2-3 K | 1-1 HR | | 4 1 1 2 0 2 1 | | | | | | | | | |
| Jason Varitek, S (1, 2) | | 2-2 P5 | | | 2-2 G4-3 | | 1-2 G6-4-3 1B | 0-3 K | | 4 0 1 0 0 1 0 | | | | | | | | | |
| John Olerud, L (1, 3) OBP: 0.339, SLG: 0.455 | | 1-2 FC5 1B | | | 2-1 G3 | | 2-2 G6-4-3 1-2f | 1-1 L6 | | 4 0 1 0 0 0 1 | | | | | | | | | |
| Bill Mueller, S (1, 5) OBP: 0.382, SLG: 0.437 | | 0-1 1B | | | 0-1 P4 | | | 0-0 FC5-6 1B | 0-2 F8 | 4 0 2 0 0 0 0 | | | | | | | | | |
| Tony Graffanino, R (1, 4) OBP: 0.374, SLG: 0.408 | | 1-1 F8 | | | 0-1 G3-1 | | | 0-0 18 G5-3 FC5-6 HR | 2-1 G5-3 | 4 1 1 0 0 0 2 | | | | | | | | | |
| Gabe Kapler, R (1, 9) OBP: 0.306, SLG: 0.362 | | 0-2 FC5 2-3f | | | 1-2 F8 | | | 0-1 FC5-6 18 G5-3 HR | | 3 1 0 0 0 0 4 | | | | | | | | | |
| Inning Stats | R: 0 E: 0 K: 1 S: 13 | H: 1 LOB: 1 BB: 0 P: 17 | R: 0 E: 0 K: 0 S: 13 | H: 2 LOB: 2 BB: 0 P: 17 | R: 0 E: 0 K: 0 S: 9 | H: 0 LOB: 0 BB: 0 P: 12 | R: 0 E: 0 K: 0 S: 7 | H: 0 LOB: 0 BB: 0 P: 8 | R: 0 E: 0 K: 1 S: 9 | H: 1 LOB: 0 BB: 0 P: 14 | R: 5 E: 0 K: 1 S: 12 | H: 5 LOB: 0 BB: 0 P: 14 | R: 0 E: 0 K: 0 S: 7 | H: 0 LOB: 0 BB: 0 P: 10 | 1B: 6 2B: 1 3B: 0 HR: 2 | SF: 0 SAC: 0 DP: 1 HBP: 0 | WP: 0 PB: 0 SB: 0 CS: 0 | PA: 35 | |
| PITCHER | IP WLS BF H R ER SO BB IBB HBP BLK WP HR S P ERA WHIP | | | | | | | | | | | | | | | | | | |
| Paul Byrd, R (1, 1) ERA: 3.92 | 7.2 L 30 8 4 4 2 0 0 0 0 0 1 74 104 4.70 1.043 | | | | | | | | | | | | | | | | | | |
| Brendan Donnelly, R (8, 1) ERA: 3.93 | 0.1 2 1 1 1 1 0 0 0 0 0 1 5 6 27.00 3.000 | | | | | | | | | | | | | | | | | | |
| Esteban Yan, R (9, 1) ERA: 3.74 | 1.0 3 0 0 0 0 0 0 0 0 0 0 7 10 0.00 0.000 | | | | | | | | | | | | | | | | | | |

Boston Red Sox @ Los Angeles Angels
 Angel Stadium of Anaheim, Anaheim, CA
 Sun Aug 21 2005, 1:05 PM PDT
 Att. 44,022 - Sunny - 78 F

| | |
|-----|----|
| AB | 35 |
| R | 5 |
| H | 9 |
| RBI | 5 |
| BB | 0 |
| SO | 3 |
| LOB | 11 |



BOTTOM

Boston Red Sox @ Los Angeles Angels
Angel Stadium of Anaheim, Anaheim, CA

Sun Aug 21 2005, 1:05 PM PDT
 Att. 44,022 - Sunny - 78 F

livebaseballscorecards.com

| | |
|------------|-----------|
| AB | 33 |
| R | 1 |
| H | 8 |
| RBI | 1 |
| BB | 4 |
| SO | 4 |
| LOB | 19 |



| | |
|-------|--------|
| WP: 0 | PA: 38 |
| PB: 0 | |
| SB: 0 | |
| CS: 2 | |

AB R H RBI BB SO LOB

4 0 0 0 1 0 3

4 0 2 0 0 0 1

3 0 1 0 1 1 2

3 0 0 0 1 2 3

3 1 2 0 1 0 2

4 0 1 0 0 0 3

4 0 0 0 0 1 2

4 0 2 1 0 0 0

4 0 0 0 0 0 3

1B: 6 SF: 0
 2B: 2 SAC: 0
 3B: 0 DP: 0
 HR: 0 HBP: 0

| Batter | 1 | 2 | 3 | 4 | 5 | 6 | 7 | 8 | 9 |
|--|----------------------|-----------|--------------------|------------------|-------------------|----------------------------|-------------|-----------------------|-----------|
| 9 Chone Figgins, S OBP: 0.340, SLG: 0.396 (1, 5) | 1-2 G3-1 | | 4-1 CS BB | | 2-2 G3-1 | | | 2-1 G4-3 | 2-2 F8 |
| Orlando Cabrera, R OBP: 0.309, SLG: 0.355 (1, 6) | 1-0 G6-3 2B | | 1-0 F8 | | | 2-2 27 FC5-4 1B | | 0-0 F7 | |
| Darin Erstad, L OBP: 0.340, SLG: 0.375 (1, 10) | 1-1 G6-3 | | 2-1 CS 1-2 | 3-1 CS 1B | | 2-2 K | | 4-1 BB | |
| 27 Vladimir Guerrero, R OBP: 0.387, SLG: 0.576 (1, 9) | 4-0 FC6-4 IBB | | | 2-3 K | | 0-0 FC5-4 1B 1-2f | | 1-3 K | |
| Bengie Molina, R OBP: 0.350, SLG: 0.483 (1, 2) | 1-1 FC6-4 1-2f | | 1 SAFE BB BB | 4-1 BB 1-2 | | 0-2 1B | | 1-2 1B 2B 1B | |
| Casey Kotchman, L OBP: 0.362, SLG: 0.517 (1, 3) | | 2-1 F7 | | 2-2 G4-3 | | 0-1 P4 | | 0-1 2B 1B | |
| 20 Juan Rivera, R OBP: 0.307, SLG: 0.456 (1, 7) | | 2-2 P3 | | | 2-2 G4-3 | | 1-3 K | 1-2 F6 | |
| Steve Finley, L OBP: 0.270, SLG: 0.362 (1, 8) | | 1-2 P2 | | | 1-2 G5-3 1B | | 3-2 G1-3 | 3-1 2B | |
| Adam Kennedy, L OBP: 0.377, SLG: 0.392 (1, 4) | | | | | 0-0 G1-3 | | 3-2 G4-3 | 0-0 P4 | |

| Inning Stats | R: 0 | H: 1 | E: 0 | K: 10 | S: 10 | LOB: 2 | BB: 1 | P: 18 | R: 0 | H: 0 | E: 0 | K: 9 | S: 9 | LOB: 0 | BB: 0 | P: 14 | R: 0 | H: 0 | E: 0 | K: 0 | S: 4 | LOB: 0 | BB: 1 | P: 11 | R: 0 | H: 1 | E: 0 | K: 1 | S: 10 | LOB: 1 | BB: 1 | P: 20 | R: 0 | H: 1 | E: 0 | K: 16 | S: 16 | LOB: 1 | BB: 0 | P: 23 | R: 0 | H: 2 | E: 0 | K: 1 | S: 12 | LOB: 2 | BB: 0 | P: 16 | R: 0 | H: 0 | E: 0 | K: 13 | S: 13 | LOB: 0 | BB: 0 | P: 20 | R: 0 | H: 0 | E: 0 | K: 1 | S: 7 | LOB: 1 | BB: 1 | P: 14 | R: 1 | H: 3 | E: 0 | K: 0 | S: 17 | LOB: 2 | BB: 0 | P: 24 | 1B: 6 | SF: 0 | 2B: 2 | SAC: 0 | 3B: 0 | DP: 0 | HR: 0 | HBP: 0 | WP: 0 | PA: 38 |
|--------------|------|------|------|-------|-------|--------|-------|-------|------|------|------|------|------|--------|-------|-------|------|------|------|------|------|--------|-------|-------|------|------|------|------|-------|--------|-------|-------|------|------|------|-------|-------|--------|-------|-------|------|------|------|------|-------|--------|-------|-------|------|------|------|-------|-------|--------|-------|-------|------|------|------|------|------|--------|-------|-------|------|------|------|------|-------|--------|-------|-------|-------|-------|-------|--------|-------|-------|-------|--------|-------|--------|
|--------------|------|------|------|-------|-------|--------|-------|-------|------|------|------|------|------|--------|-------|-------|------|------|------|------|------|--------|-------|-------|------|------|------|------|-------|--------|-------|-------|------|------|------|-------|-------|--------|-------|-------|------|------|------|------|-------|--------|-------|-------|------|------|------|-------|-------|--------|-------|-------|------|------|------|------|------|--------|-------|-------|------|------|------|------|-------|--------|-------|-------|-------|-------|-------|--------|-------|-------|-------|--------|-------|--------|

| PITCHER | IP | WLS | BF | H | R | ER | SO | BB | IBB | HBP | BLK | WP | HR | S | P | ERA | WHIP |
|---|-----|-----|----|---|---|----|----|----|-----|-----|-----|----|----|----|-----|------|-------|
| 58 Jonathan Papelbon, R ERA: 2.25 (1, 1) | 5.2 | | 23 | 5 | 0 | 0 | 2 | 2 | 2 | 0 | 0 | 0 | 0 | 59 | 100 | 0.00 | 1.235 |
| Mike Myers, L ERA: 3.45 (6, 1) | 0.1 | | 1 | 0 | 0 | 0 | 0 | 0 | 0 | 0 | 0 | 0 | 0 | 2 | 2 | 0.00 | 0.000 |
| 50 Mike Timlin, R ERA: 1.73 (7, 1) | 2.0 | W | 7 | 0 | 0 | 0 | 2 | 1 | 0 | 0 | 0 | 0 | 0 | 20 | 34 | 0.00 | 0.500 |
| 38 Curt Schilling, R ERA: 6.43 (9, 1) | 1.0 | | 6 | 3 | 1 | 1 | 0 | 0 | 0 | 0 | 0 | 0 | 0 | 17 | 24 | 9.00 | 3.000 |

| Batter | 1 | 2 | 3 | 4 | 5 | 6 | 7 | 8 | 9 | AB R H RBI BB SO LOB | TOP | |
|--|---|---|---|---|---|---|--|---|--|--|--|--|
| 18 Johnny Damon, L (1, 8) OBP: 0.377, SLG: 0.466 | 0-1 L3 | | 2-1 1B 2B | 0-2 P5 | | 1-0 G4-3 | | | 1-1 F7 | 5 1 1 1 0 0 2 | Boston Red Sox @ Kansas City Royals Kauffman Stadium, Kansas City, MO Tue Aug 23 2005, 7:10 PM CDT Att. 21,323 - Cloudy - 72 F livebaseballscorecards.com | |
| Edgar Renteria, R (1, 6) OBP: 0.347, SLG: 0.401 | 2-2 F8 | | 1-0 34 2B 1B | | 2-2 34 G2-3 2B 1B | | 0-0 34 G3 2B | 1-2 L9 | 5 2 3 1 0 0 0 | | | |
| 34 David Ortiz, L (1, 10) OBP: 0.392, SLG: 0.578 | 1-0 F9 | | 2-2 2B | | 3-2 G2-3 1-2 | | 2-2 G3 2-3 | | 4 0 1 1 0 0 2 | | | |
| Manny Ramirez, R (1, 7) OBP: 0.382, SLG: 0.588 | | 0-0 P3 | 4-1 BB | | 0-0 F7 | | 0-1 G1-3 | | 3 0 0 0 1 0 2 | | | |
| Trot Nixon, L (1, 9) OBP: 0.371, SLG: 0.480 | | 3-1 G3 | 0-1 L7 | | 1-0 2B | | 3-3 K | | 4 0 1 1 0 1 3 | | | |
| Jason Varitek, S (1, 2) OBP: 0.379, SLG: 0.548 | | 1-3 K | | 2-2 HR | 0-1 G3-1 | | 0-3 K | | 4 1 1 1 0 2 1 | | | |
| John Olerud, L (1, 3) OBP: 0.345, SLG: 0.452 | | | 1-3 K | 4-2 BB | | 0-0 1B | 0-3 K | | 3 0 1 0 1 2 0 | | | |
| Bill Mueller, S (1, 5) OBP: 0.380, SLG: 0.437 | | | 2-1 18 2B 2B | 1-1 F7 | | 0-0 L7 | 0-0 P6 | | 4 1 1 0 0 0 2 | | | |
| Tony Graffanino, R (1, 4) OBP: 0.369, SLG: 0.402 | | | 0-2 F8 | 0-0 F7 | | 0-0 F8 | | 3-1 P3 | 4 0 0 0 0 0 3 | | | |
| Inning Stats | R: 0 E: 0 K: 0 S: 6 H: 0 LOB: 0 P: 9 | R: 0 E: 0 K: 1 S: 6 H: 0 LOB: 0 P: 10 | R: 3 E: 0 K: 1 S: 17 H: 4 LOB: 2 BB: 1 P: 29 | R: 1 E: 0 K: 0 S: 13 H: 1 LOB: 1 BB: 1 P: 20 | R: 1 E: 0 K: 0 S: 14 H: 2 LOB: 1 BB: 0 P: 20 | R: 0 E: 0 K: 0 S: 4 H: 1 LOB: 1 BB: 0 P: 5 | R: 0 E: 0 K: 1 S: 9 H: 1 LOB: 1 BB: 0 P: 14 | R: 0 E: 0 K: 2 S: 7 H: 0 LOB: 0 BB: 0 P: 7 | R: 0 E: 0 K: 0 S: 7 H: 0 LOB: 0 BB: 0 P: 12 | 1B: 3 2B: 5 3B: 0 HR: 1 SF: 0 SAC: 0 DP: 0 HBP: 0 | WP: 0 PB: 0 SB: 0 CS: 0 PA: 38 | |
| PITCHER 23 Zack Greinke, R (1, 1) ERA: 6.04 Jonah Bayliss, R (8, 1) ERA: 4.15 | IP 7.0 WLS L BF 32 H 9 R 5 ER 5 SO 3 BB 2 IBB 0 HBP 0 BLK 0 WP 0 HR 1 S 69 P 107 ERA 6.43 WHIP 1.571 | IP 2.0 WLS L BF 6 H 0 R 0 ER 0 SO 2 BB 0 IBB 0 HBP 0 BLK 0 WP 0 HR 0 S 14 P 19 ERA 0.00 WHIP 0.000 | PITCHER IP WLS BF H R ER SO BB IBB HBP BLK WP HR S P ERA WHIP | | | | | | | | | |



| Batter | 1 | 2 | 3 | 4 | 5 | 6 | 7 | 8 | 9 | 10 | 11 | AB R H RBI BB SO LOB | TOP | | | | | | | | | | | | | | | | |
|--|--|----------------------------------|---------------------------------|----------------------------------|------------------------------|----------------------------------|-------------------------------|----------------------------------|------------------------------|----------------------------------|------------------------------|----------------------------------|-------------------------------|----------------------------------|-------------------------------|----------------------------------|------------------------------|----------------------------------|------------------------------|----------------------------------|------------------------------|----------------------------------|----------------------------------|------------------------------------|----------------------------------|--------|--|--|--|
| 18 Johnny Damon, L OBP: 0.379, SLG: 0.463 | 2-2 34 G4-3 1B HBP | | 4-2 1B 34 G4-6-3 BB | | 4-0 34 BB 1B BB | 1-0 G4-3 | | 1-2 SAFE 2-1 G3 | | 2-0 P5 | | 3 2 0 0 2 0 4 | | | | | | | | | | | | | | | | | |
| Edgar Renteria, R OBP: 0.350, SLG: 0.403 | 3-2 G5-3 | | 0-0 34 G4-6-3 1B | | 1-1 34 BB 1B | | 1-2 1B WP | | | | 2-1 F9 | 5 0 3 0 1 0 1 | | | | | | | | | | | | | | | | | |
| 34 David Ortiz, L OBP: 0.389, SLG: 0.572 | 1-0 G4-3 | | 0-0 G4-6-3 | | 4-0 G6-4-3 BB | | 1-1 F8 | | 1-2 SAFE 0-0 P2 | | 0-3 K | 5 0 0 0 1 1 5 | | | | | | | | | | | | | | | | | |
| Manny Ramirez, R OBP: 0.383, SLG: 0.586 | 1-1 1B | | 2-2 F8 | | 0-0 G6-4-3 | | 4-0 1B BB | | 0-1 1B | | 0-2 G2-3 | 5 0 2 1 1 0 3 | | | | | | | | | | | | | | | | | |
| Trot Nixon, L OBP: 0.368, SLG: 0.475 | 1-2 G4-3 | | | | | | 2-1 F8 | | 1-0 1B | | 1-0 F7 | 5 0 1 0 0 0 2 | | | | | | | | | | | | | | | | | |
| Jason Varitek, S OBP: 0.375, SLG: 0.541 | | 2-1 F9 | | | | | 1-3 K | | 3-3 K | | 1-1 F9 | 5 0 0 0 0 2 4 | | | | | | | | | | | | | | | | | |
| Kevin Millar, R OBP: 0.356, SLG: 0.372 | | 1-0 HR | | | | | 4-0 1B BB | | 1-0 L7 | | 2-3 K | 4 1 2 1 1 1 4 | | | | | | | | | | | | | | | | | |
| Bill Mueller, S OBP: 0.378, SLG: 0.434 | | 1-0 G3-1 | | | | | 0-0 1B | | 1-1 F9 | | 2-2 L6 | 5 0 1 0 0 0 1 | | | | | | | | | | | | | | | | | |
| Tony Graffanino, R OBP: 0.366, SLG: 0.399 | | 2-0 G4-3 | | | | | 3-1 G6-3 | | 2-0 E4 | | 3-2 G5-3 | 5 0 1 0 0 0 2 | | | | | | | | | | | | | | | | | |
| Inning Stats | R: 1 E: 0 K: 0 S: 11 | H: 1 LOB: 1 BB: 0 P: 19 | R: 1 E: 0 K: 0 S: 5 | H: 1 LOB: 0 BB: 0 P: 11 | R: 1 E: 0 K: 0 S: 9 | H: 1 LOB: 1 BB: 1 P: 15 | R: 0 E: 0 K: 0 S: 11 | H: 1 LOB: 1 BB: 0 P: 20 | R: 0 E: 0 K: 0 S: 5 | H: 1 LOB: 2 BB: 2 P: 17 | R: 0 E: 0 K: 1 S: 8 | H: 1 LOB: 3 BB: 1 P: 18 | R: 0 E: 0 K: 1 S: 11 | H: 2 LOB: 3 BB: 1 P: 22 | R: 0 E: 0 K: 0 S: 11 | H: 1 LOB: 2 BB: 1 P: 19 | R: 0 E: 0 K: 1 S: 8 | H: 1 LOB: 1 BB: 0 P: 12 | R: 0 E: 0 K: 0 S: 8 | H: 0 LOB: 0 BB: 0 P: 15 | R: 0 E: 0 K: 1 S: 8 | H: 0 LOB: 0 BB: 0 P: 10 | 1B: 9 2B: 0 3B: 0 HR: 1 | SF: 0 SAC: 0 DP: 2 HBP: 1 | WP: 1 PB: 0 SB: 0 CS: 0 | PA: 49 | | | |
| PITCHER | IP WLS BF H R ER SO BB IBB HBP BLK WP HR S P ERA WHIP | | | | | | | | | | | | | | | | | | | | | | | | | | | | |
| D.J. Carrasco, R ERA: 4.88 | (1, 1) 5.2 0 25 5 3 3 1 4 0 1 0 0 0 1 46 94 4.76 1.588 | | | | | | | | | | | | | | | | | | | | | | | | | | | | |
| Ambiorix Burgos, R ERA: 3.68 | (6, 1) 1.1 0 9 3 0 0 1 1 0 0 0 1 0 14 28 0.00 3.000 | | | | | | | | | | | | | | | | | | | | | | | | | | | | |
| Jeremy Affeldt, L ERA: 4.35 | (8, 1) 1.0 0 5 1 0 0 0 1 0 0 0 0 0 11 19 0.00 2.000 | | | | | | | | | | | | | | | | | | | | | | | | | | | | |
| Mike MacDougal, R ERA: 3.79 | (9, 1) 1.0 0 4 1 0 0 1 0 0 0 0 0 0 8 12 0.00 1.000 | | | | | | | | | | | | | | | | | | | | | | | | | | | | |
| Andrew Sisco, L ERA: 2.52 | (10, 1) 2.0 W 6 0 0 0 1 0 0 0 0 0 0 0 16 25 0.00 0.000 | | | | | | | | | | | | | | | | | | | | | | | | | | | | |

Boston Red Sox @ Kansas City Royals
Kauffman Stadium, Kansas City, MO
 Wed Aug 24 2005, 7:10 PM CDT
 Att: 18,871 - Cloudy - 76 F

livebaseballscorecards.com

| | |
|-----|----|
| AB | 42 |
| R | 3 |
| H | 10 |
| RBI | 2 |
| BB | 6 |
| SO | 4 |
| LOB | 26 |



| Batter | 1 | 2 | 3 | 4 | 5 | 6 | 7 | 8 | 9 | 10 | 11 | AB R H RBI BB SO LOB | BOTTOM | | | | | | | | | | | | | |
|--|---|----------------------------------|-------------------------------|----------------------------------|-------------------------------|----------------------------------|------------------------------|----------------------------------|-------------------------------|----------------------------------|-------------------------------|----------------------------------|--|-------------------------------|----------------------------------|-------------------------------|----------------------------------|------------------------------|----------------------------------|------------------------------|----------------------------------|----------------------------------|------------------------------------|-----------------|--|--|
| 9 David DeJesus, L (1, 8) OBP: 0.359, SLG: 0.447 | 2-3 K | | 0-0 1B 29 SF8 | | 1-0 HR | | 1-1 1B | | 4-2 1B BB | | 4-1 29 BB 1B SF7 | 4 3 3 2 2 1 0 | Boston Red Sox @ Kansas City Royals Kauffman Stadium, Kansas City, MO Wed Aug 24 2005, 7:10 PM CDT Att: 18,871 - Cloudy - 76 F | | | | | | | | | | | | | |
| Terrence Long, L (1, 7) OBP: 0.319, SLG: 0.387 | 0-2 G6-3 | | 0-1 1B 29 WP | | 2-1 F9 | | 2-0 F7 | | 3-1 1B 29 IBB | | 1-2 1B 29 BB | 6 0 3 0 0 0 1 | | | | | | | | | | | | | | |
| 29 Mike Sweeney, R (1, 3) OBP: 0.340, SLG: 0.515 | 1-0 F8 | | 3-2 SF8 | | 2-2 L3 | | 1-2 F8 | | 4-0 1B IBB | | 4-0 1B 2-3 BB | 3 0 0 1 2 0 1 | | | | | | | | | | | | | | |
| Matt Stairs, L (1, 10) Chip Ambres, R (8, PH) OBP: 0.368, SLG: 0.445 OBP: 0.369, SLG: 0.425 | | 1-1 F8 | 1-0 F8 | | 0-0 F7 | | | 4-2 24 FC4-6 1B BB | | 2-3 K | 2-2 SF7 | 3 0 0 0 0 0 1 1 0 0 1 1 1 3 | | | | | | | | | | | | | | |
| Emil Brown, R (1, 9) OBP: 0.332, SLG: 0.424 | | 2-2 L4 | | 0-1 G5-3 | | 1-2 4 HBP 2B | | 1-2 24 FC4-6 1B | | 2-1 P3 | | 5 0 2 0 0 0 3 | | | | | | | | | | | | | | |
| 24 Mark Teahen, L (1, 5) OBP: 0.301, SLG: 0.349 | | 0-2 2B | | 1-2 G3-1 | | 4-2 4 HBP BB | | 1-2 FC4-6 | | 1-1 F9 | | 4 0 1 0 1 0 2 | | | | | | | | | | | | | | |
| 4 Angel Berroa, R (1, 6) OBP: 0.301, SLG: 0.361 | | 1-0 HBP | | 0-2 G6-3 | | 1-2 14 G6-3 HBP | | 0-3 K | | 1-2 G4-3 | | 3 0 0 0 0 1 2 | | | | | | | | | | | | | | |
| 14 John Buck, R (1, 2) OBP: 0.271, SLG: 0.342 | | 2-1 L6 | | 2-1 FC4-6 HBP | | 0-0 G6-3 | | 2-3 K | | 2-3 K | | 4 0 0 0 0 2 7 | | | | | | | | | | | | | | |
| Donnie Murphy, R (1, 4) Denny Hocking, S (3, 4) OBP: 0.270, SLG: 0.303 OBP: 0.300, SLG: 0.222 | | | 2-2 G1-3 | | 2-2 FC4-6 9 HR | | 1-3 K | | 0-0 F8 | | 1-1 F7 | 0 0 0 0 0 0 0 5 1 0 0 0 1 1 | | | | | | | | | | | | | | |
| Inning Stats | R: 0 E: 0 K: 1 S: 7 | H: 0 LOB: 0 BB: 0 P: 10 | R: 0 E: 0 K: 0 S: 10 | H: 1 LOB: 1 BB: 0 P: 16 | R: 1 E: 0 K: 0 S: 10 | H: 2 LOB: 1 BB: 0 P: 16 | R: 0 E: 0 K: 0 S: 9 | H: 0 LOB: 0 BB: 0 P: 10 | R: 2 E: 0 K: 0 S: 12 | H: 1 LOB: 0 BB: 0 P: 21 | R: 0 E: 0 K: 1 S: 11 | H: 1 LOB: 1 BB: 0 P: 15 | | R: 0 E: 0 K: 2 S: 15 | H: 1 LOB: 2 BB: 1 P: 22 | R: 0 E: 0 K: 1 S: 11 | H: 1 LOB: 3 BB: 2 P: 26 | R: 0 E: 0 K: 1 S: 9 | H: 0 LOB: 0 BB: 0 P: 13 | R: 1 E: 0 K: 0 S: 9 | H: 1 LOB: 2 BB: 2 P: 21 | 1B: 6 2B: 2 3B: 0 HR: 1 | SF: 2 SAC: 0 DP: 1 HBP: 3 | WP: 1 PA: 49 | | |
| PITCHER | IP WLS BF H R ER SO BB IBB HBP BLK WP HR S P ERA WHIP | | | | | | | | | | | | | | | | | | | | | | | | | |
| 30 Matt Clement, R (1, 1) ERA: 4.35 | 7.0 | 30 | 6 | 3 | 3 | 2 | 1 | 0 | 3 | 0 | 1 | 1 | 68 | 103 | 3.86 | 1.000 | | | | | | | | | | |
| Mike Myers, L (8, 1) ERA: 3.41 | 0.1 | 3 | 1 | 0 | 0 | 0 | 1 | 0 | 0 | 0 | 0 | 0 | 9 | 14 | 0.00 | 6.000 | | | | | | | | | | |
| Chad Bradford, R (8, 1) ERA: 2.57 | 0.2 | 2 | 0 | 0 | 0 | 2 | 0 | 0 | 0 | 0 | 0 | 0 | 6 | 8 | 0.00 | 0.000 | | | | | | | | | | |
| 50 Mike Timlin, R (9, 1) ERA: 1.96 | 1.0 | 6 | 1 | 0 | 0 | 1 | 1 | 1 | 0 | 0 | 0 | 0 | 11 | 26 | 0.00 | 2.000 | | | | | | | | | | |
| Bronson Arroyo, R (10, 1) ERA: 4.19 | 1.2 | L 8 | 1 | 1 | 1 | 1 | 2 | 0 | 0 | 0 | 0 | 0 | 18 | 34 | 5.40 | 1.800 | | | | | | | | | | |

livebaseballscores.com

| | |
|-----|----|
| AB | 38 |
| R | 4 |
| H | 9 |
| RBI | 4 |
| BB | 6 |
| SO | 6 |
| LOB | 21 |



| Batter | 1 | 2 | 3 | 4 | 5 | 6 | 7 | 8 | 9 | AB R H RBI BB SO LOB | TOP | | |
|--|---|--|--|---|--|--|---|---|--|--|---|---|---|
| 18 Johnny Damon, L (1, 8) OBP: 0.377, SLG: 0.460 | 0-1 G6-4-3 BB 1B | | 1-1 E6 | | 2-1 G6-3 | | 0-3 K | | 1-0 G3 | 5 0 1 0 0 1 0 | Boston Red Sox @ Kansas City Royals Kauffman Stadium, Kansas City, MO Thu Aug 25 2005, 7:10 PM CDT Att. 21,815 - Partly Cloudy - 78 F | | |
| Edgar Renteria, R (1, 6) OBP: 0.349, SLG: 0.400 | 4-2 G6-4-3 BB | | 0-0 F7 | | 3-1 L7 | | 0-1 G1-3 | | 2-3 K | 4 0 0 0 1 1 1 | | | |
| John Olerud, L (1, 3) OBP: 0.333, SLG: 0.435 | 1-1 G6-4-3 1-2f 2-3 | | 2-2 L4 | | 1-1 L5 | | | 0-1 G4-3 | | 4 0 0 0 0 0 3 | | | |
| Manny Ramirez, R (1, 10) OBP: 0.384, SLG: 0.587 | 4-0 BB | | | 2-1 F9 | | 1-1 2B | | 2-2 G4-3 | | 3 1 1 0 1 0 0 | | | |
| Jason Varitek, S (1, 2) OBP: 0.376, SLG: 0.542 | 1-0 G3 | | | 3-1 G3-1 | | 0-0 FC6-4 13 FC4-6 2B | | 4-1 1B BB BB | | 3 1 1 1 1 0 2 | | | |
| Kevin Millar, R (1, 7) OBP: 0.359, SLG: 0.373 | | 2-2 L5 | | 0-2 2B 1B | | 4-1 FC6-4 BB | | 4-2 1B 1-2 BB | | 2 1 1 0 2 0 0 | | | |
| Bill Mueller, S (1, 5) OBP: 0.379, SLG: 0.437 | | 1-3 K | | 3-2 13 2B | | 0-1 FC6-4 13 FC4-6 2B | | 1-0 1-2 2-3 1B | | 4 1 2 1 0 1 2 | | | |
| 13 Alex Cora, L (1, 4) OBP: 0.257, SLG: 0.312 Doug Mirabelli, R (8, PH) OBP: 0.304, SLG: 0.363 Tony Graffanino, R (8, 4) OBP: 0.366, SLG: 0.399 | | 0-1 G4-3 | | 3-1 2B | | 2-1 FC4-6 CS | | 2-2 G4-3 | | 3 0 1 2 0 0 1 1 0 0 0 0 0 3 0 0 0 0 0 0 0 | | | |
| Gabe Kapler, R (1, 9) OBP: 0.292, SLG: 0.344 Trot Nixon, L (9, PH) OBP: 0.367, SLG: 0.473 | | | 1-0 P4 | | 1-1 G5-3 | | 2-0 CS | | 1-0 G6-3 | | | 2-0 G3 | 3 0 0 0 0 0 1 1 0 0 0 0 0 0 |
| Inning Stats | R: 0 H: 1 E: 0 LOB: 2 K: 0 BB: 2 S: 9 P: 19 | R: 0 H: 0 E: 0 LOB: 0 K: 1 BB: 0 S: 9 P: 12 | R: 0 H: 0 E: 1 LOB: 1 K: 0 BB: 0 S: 7 P: 11 | R: 2 H: 3 E: 0 LOB: 1 K: 0 BB: 0 S: 15 P: 27 | R: 0 H: 0 E: 0 LOB: 0 K: 0 BB: 0 S: 6 P: 12 | R: 2 H: 2 E: 0 LOB: 0 K: 0 BB: 1 S: 8 P: 17 | R: 0 H: 0 E: 0 LOB: 0 K: 1 BB: 0 S: 7 P: 8 | R: 0 H: 1 E: 0 LOB: 3 K: 0 BB: 2 S: 12 P: 25 | R: 0 H: 0 E: 0 LOB: 0 K: 1 BB: 0 S: 6 P: 11 | 1B: 3 SF: 0 2B: 4 SAC: 0 3B: 0 DP: 1 HR: 0 HBP: 0 | | WP: 0 PA: 39 PB: 0 SB: 0 CS: 1 | |
| PITCHER | IP WLS BF H R ER SO BB IBB HBP BLK WP HR S P ERA WHIP | | | | | | | | | | | PITCHER | IP WLS BF H R ER SO BB IBB HBP BLK WP HR S P ERA WHIP |
| Jose Lima, R (1, 1) ERA: 6.43 | 5.0 W 22 5 3 3 1 2 0 0 0 0 0 0 48 84 5.40 1.400 | | | | | | | | | | | | |
| Shawn Camp, R (6, 1) ERA: 7.24 | 2.0 7 1 1 1 1 1 0 0 0 0 0 0 13 22 4.50 1.000 | | | | | | | | | | | | |
| Ambiorix Burgos, R (8, 1) ERA: 3.63 | 0.2 H 4 0 0 0 0 2 0 0 0 0 0 0 8 18 0.00 3.000 | | | | | | | | | | | | |
| Jeremy Affeldt, L (8, 1) ERA: 4.31 | 0.1 H 2 1 0 0 0 0 0 0 0 0 0 0 4 7 0.00 3.000 | | | | | | | | | | | | |
| Mike MacDougal, R (9, 1) ERA: 3.72 | 1.0 S 3 0 0 0 1 0 0 0 0 0 0 0 6 11 0.00 0.000 | | | | | | | | | | | | |

| | |
|-----|----|
| AB | 33 |
| R | 4 |
| H | 7 |
| RBI | 4 |
| BB | 5 |
| SO | 3 |
| LOB | 13 |



| Batter | 1 | 2 | 3 | 4 | 5 | 6 | 7 | 8 | 9 | AB | R | H | RBI | BB | SO | LOB |
|--|-----------|--------------------|---|--------------------------------|---|---------------------|-----------|---|---|----|---|---|-----|----|----|-----|
| 9 David DeJesus, L (1, 8) OBP: 0.358, SLG: 0.448 | 1-3 K | 1-1 F8 | | 0-0 SF9 2B | | 0-0 G4-3 | | | | 4 | 1 | 1 | 1 | 0 | 1 | 3 |
| Terrence Long, L (1, 7) OBP: 0.319, SLG: 0.386 | 0-1 P5 | 0-1 1B | | 0-0 SF9 | | 2-1 G1-3 | | | | 3 | 0 | 1 | 2 | 0 | 0 | 1 |
| 29 Mike Sweeney, R (1, 10) OBP: 0.341, SLG: 0.517 | 2-2 1B | | | 2-2 F8 24 FC3-6 2B | | | 0-2 P3 | | | 4 | 1 | 2 | 0 | 0 | 0 | 0 |
| Matt Stairs, L (1, 3) OBP: 0.366, SLG: 0.442 | 3-3 K | | | 1-1 F8 | | 2-2 L3 | | | | 2 | 0 | 0 | 0 | 0 | 1 | 2 |
| Joe McEwing, R (4, 3) OBP: 0.273, SLG: 0.306 | | | | 2-3 | | | | | | 2 | 0 | 0 | 0 | 0 | 1 | 0 |
| Emil Brown, R (1, 9) OBP: 0.336, SLG: 0.436 | | | | 1-0 24 FC4-6 1B | | 1-0 4 S 1B | | | | 3 | 1 | 3 | 1 | 0 | 0 | 0 |
| Aaron Guiel, L (8, 9) | | | | 24 FC3-6 HBP | | | | | | 0 | 0 | 0 | 0 | 0 | 0 | 0 |
| 24 Mark Teahen, L (1, 5) OBP: 0.301, SLG: 0.348 | | 0-1 FC4-6 1B | | 0-0 FC3-6 | | 0-3 K | | | | 4 | 1 | 1 | 1 | 0 | 1 | 3 |
| 4 Angel Berroa, R (1, 6) OBP: 0.301, SLG: 0.360 | | 0-1 1B | | 1-2f 3-H K | | 2-3 K | | | | 4 | 1 | 1 | 0 | 0 | 2 | 2 |
| Denny Hocking, S (1, 4) OBP: 0.333, SLG: 0.238 | | 1-1 F8 1B | | 4-1 9 2B BB | | 2-1 G5-3 | | | | 3 | 2 | 1 | 1 | 1 | 1 | 0 |
| Paul Phillips, R (1, 2) OBP: 0.208, SLG: 0.417 | | 2-2 1B | | 0-2 P6 | | 1-2 3B | | | | 4 | 0 | 2 | 1 | 0 | 0 | 1 |

| Inning Stats | R: 0 | H: 1 | E: 0 | K: 2 | S: 12 | LOB: 1 | BB: 0 | P: 18 | R: 3 | H: 5 | E: 0 | K: 0 | S: 15 | LOB: 2 | BB: 0 | P: 19 | R: 1 | H: 1 | E: 0 | K: 1 | S: 9 | LOB: 1 | BB: 0 | P: 12 | R: 2 | H: 1 | E: 0 | K: 0 | S: 12 | LOB: 0 | BB: 1 | P: 18 | R: 0 | H: 1 | E: 0 | K: 2 | S: 10 | LOB: 1 | BB: 0 | P: 15 | R: 0 | H: 1 | E: 0 | K: 0 | S: 13 | LOB: 1 | BB: 0 | P: 18 | R: 1 | H: 2 | E: 0 | K: 1 | S: 15 | LOB: 0 | BB: 0 | P: 20 | R: 0 | H: 0 | E: 0 | K: 1 | S: 6 | LOB: 0 | BB: 0 | P: 7 |
|--------------|------|------|------|------|-------|--------|-------|-------|------|------|------|------|-------|--------|-------|-------|------|------|------|------|------|--------|-------|-------|------|------|------|------|-------|--------|-------|-------|------|------|------|------|-------|--------|-------|-------|------|------|------|------|-------|--------|-------|-------|------|------|------|------|-------|--------|-------|-------|------|------|------|------|------|--------|-------|------|
|--------------|------|------|------|------|-------|--------|-------|-------|------|------|------|------|-------|--------|-------|-------|------|------|------|------|------|--------|-------|-------|------|------|------|------|-------|--------|-------|-------|------|------|------|------|-------|--------|-------|-------|------|------|------|------|-------|--------|-------|-------|------|------|------|------|-------|--------|-------|-------|------|------|------|------|------|--------|-------|------|

| PITCHER | IP | WLS | BF | H | R | ER | SO | BB | IBB | HBP | BLK | WP | HR | S | P | ERA | WHIP |
|--|-----|-----|----|---|---|----|----|----|-----|-----|-----|----|----|----|----|-------|-------|
| 38 Curt Schilling, R (1, 1) ERA: 6.89 | 5.0 | L | 25 | 9 | 6 | 6 | 5 | 1 | 0 | 1 | 0 | 0 | 0 | 58 | 82 | 10.80 | 2.000 |
| Mike Remlinger, L (6, 1) ERA: 6.69 | 1.0 | | 4 | 1 | 0 | 0 | 0 | 0 | 0 | 0 | 0 | 0 | 0 | 13 | 18 | 0.00 | 1.000 |
| 58 Jonathan Papelbon, R (7, 1) ERA: 2.5 | 2.0 | | 7 | 2 | 1 | 1 | 2 | 0 | 0 | 0 | 0 | 0 | 1 | 21 | 27 | 4.50 | 1.000 |

BOTTOM

Boston Red Sox @ Kansas City Royals
Kauffman Stadium, Kansas City, MO

Thu Aug 25 2005, 7:10 PM CDT
Att. 21,815 - Partly Cloudy - 78 F

livebaseballscorecards.com

| | |
|-----|----|
| AB | 33 |
| R | 7 |
| H | 12 |
| RBI | 7 |
| BB | 1 |
| SO | 7 |
| LOB | 12 |



| | |
|-------|--------|
| WP: 0 | PA: 37 |
| PB: 0 | |
| SB: 1 | |
| CS: 1 | |

| Batter | 1 | 2 | 3 | 4 | 5 | 6 | 7 | 8 | 9 | AB R H RBI BB SO LOB | TOP | | |
|--|---|--|---|---|---|--|---|---|---|--|---|----------------|---|
| 14 Placido Polanco, R (1, 4) OBP: 0.394, SLG: 0.432 | 1-1 E3 31 F9 31 PB 1B | 4-1 BB | | 1-2 P4 | | 3-2 F9 | | 0-1 SF8 | | 3 1 0 1 1 0 0 | | | |
| 31 Chris Shelton, R (1, 3) OBP: 0.378, SLG: 0.525 | 2-2 F9 | 1-1 P4 | | 1-0 P2 | | | 1-1 G6-3 | 1-1 G4-3 | | 5 0 0 0 0 0 4 | | | |
| Ivan Rodriguez, R (1, 2) OBP: 0.296, SLG: 0.463 | 1-0 1B 1B | | 0-1 P3 | 0-0 P4 | | | 1-2 HR | 1-2 G5-3 | | 5 1 2 2 0 0 1 | | | |
| 30 Magglio Ordonez, R (1, 9) OBP: 0.365, SLG: 0.474 | 3-2 F7 | | 1-2 G3 | | 0-1 WP 1B | | 2-2 HR | 2-1 F8 | | 5 1 2 1 0 0 1 | | | |
| Dmitri Young, S (1, 10) OBP: 0.325, SLG: 0.473 | 0-2 1B | | 0-0 P3 | | 0-2 P4 | | 2-2 1B | 0-2 1B | | 5 0 3 0 0 0 1 | | | |
| Craig Monroe, R (1, 7) OBP: 0.333, SLG: 0.450 | 1-1 F9 | | | 4-1 15 HR BB | 1-2 P2 | | 0-3 K | 1-2 F9 | | 4 1 0 0 1 1 5 | | | |
| 15 Brandon Inge, R (1, 5) OBP: 0.342, SLG: 0.411 | | | | 0-1 HR | 1-3 K | | 2-2 G5-3 | 0-3 K | | 5 1 1 2 0 2 3 | | | |
| John McDonald, R (1, 6) OBP: 0.348, SLG: 0.352 | | | | 3-2 23 HR 2B | | 0-1 P4 | | 3-2 14 S 28 1B 14 SF8 1B | | 3 1 1 0 0 0 0 | | | |
| Nook Logan, S (8, PH) OBP: 0.311, SLG: 0.342 | | | | | | | | | | 1 1 1 0 0 0 0 | | | |
| 20 Omar Infante, R (8, 6) OBP: 0.266, SLG: 0.386 | | | | | | | | | | 0 0 0 0 0 0 0 | | | |
| 28 Curtis Granderson, L (1, 8) OBP: 0.352, SLG: 0.627 | | 1-1 14 BB 1B | | 2-2 HR | | 0-1 F8 | | 2-2 31 G4-3 14 S 1B | | 4 1 3 2 0 0 0 | | | |
| Inning Stats | R: 1 H: 2 E: 1 LOB: 2 K: 0 BB: 0 S: 16 P: 24 | R: 0 H: 1 E: 0 LOB: 2 K: 0 BB: 1 S: 8 P: 17 | R: 0 H: 0 E: 0 LOB: 0 K: 0 BB: 0 S: 7 P: 8 | R: 4 H: 3 E: 0 LOB: 0 K: 0 BB: 1 S: 16 P: 27 | R: 0 H: 1 E: 0 LOB: 1 K: 1 BB: 0 S: 11 P: 13 | R: 0 H: 0 E: 0 LOB: 0 K: 0 BB: 0 S: 9 P: 12 | R: 2 H: 3 E: 0 LOB: 1 K: 1 BB: 0 S: 20 P: 28 | R: 1 H: 2 E: 0 LOB: 1 K: 0 BB: 0 S: 18 P: 25 | R: 0 H: 1 E: 0 LOB: 1 K: 1 BB: 0 S: 12 P: 15 | 1B: 8 SF: 1 2B: 1 SAC: 0 3B: 0 DP: 0 HR: 4 HBP: 0 | WP: 1 PA: 43 PB: 1 SB: 2 CS: 0 | | |
| PITCHER | IP WLS BF H R ER SO BB IBB HBP BLK WP HR S P ERA WHIP | | | | | | | | | | | PITCHER | IP WLS BF H R ER SO BB IBB HBP BLK WP HR S P ERA WHIP |
| 49 Tim Wakefield, R (1, 1) ERA: 4.35 | 6.0 W 28 7 5 4 1 2 0 0 0 0 1 2 67 101 6.00 1.500 | | | | | | | | | | | | |
| Geremi Gonzalez, R (7, 1) ERA: 5.44 | 0.1 4 3 2 2 0 0 0 0 0 0 0 2 11 17 54.00 9.000 | | | | | | | | | | | | |
| Chad Bradford, R (7, 1) ERA: 2.87 | 1.2 H 7 2 1 1 1 0 0 0 0 0 0 0 27 36 5.40 1.200 | | | | | | | | | | | | |
| 50 Mike Timlin, R (9, 1) ERA: 1.93 | 1.0 S 4 1 0 0 1 0 0 0 0 0 0 0 12 15 0.00 1.000 | | | | | | | | | | | | |

Detroit Tigers @ Boston Red Sox
 Fenway Park, Boston, MA
 Fri Aug 26 2005, 8:05 PM EDT
 Att: 35,056 - Partly Cloudy - 75 F

livebaseballscorecards.com

| | |
|-----|----|
| AB | 40 |
| R | 8 |
| H | 13 |
| RBI | 8 |
| BB | 2 |
| SO | 3 |
| LOB | 15 |



| Batter | 1 | 2 | 3 | 4 | 5 | 6 | 7 | 8 | 9 |
|---|-------------------------|-------------|---------------------------|-------------|----------------------|--------------------------------|-------------|-----------------|---|
| 18 Johnny Damon, L (1, 8) OBP: 0.374, SLG: 0.457 | 2-0 F8 | | 1-1 SF9 | | 0-0 L3 | 1-3 K | | 1-2 P6 | |
| Tony Graffanino, R (1, 4) OBP: 0.373, SLG: 0.403 | 1-2 34 G3, 34 WP, 1B | | 1-0 BB, 34 BB, SF8, 1B | | 4-2 34 2B, BB | 0-0 E, 1B | | 2-1 G1-3 | |
| 34 David Ortiz, L (1, 10) OBP: 0.389, SLG: 0.571 | 3-2 G3 | | 4-1 SF8, BB, BB | | 0-0 1B, FC1-6, 2B | 2-0 F9 | | 2-3 K | |
| Manny Ramirez, R (1, 7) OBP: 0.387, SLG: 0.590 | 0-0 F9 | | 4-1 BB, BB | | 1-0 FC1-6, 1B | 0-0 E6, 2B | | | |
| Trot Nixon, L (1, 9) OBP: 0.383, SLG: 0.469 | | 1-1 P5 | 3-2 SF8 | | 2-1 FC1-6 | 1-0 F7 | | | |
| Kevin Millar, R (1, 3) OBP: 0.356, SLG: 0.369 | | 0-3 K | 3-3 K | | 1-1 L7 | | 0-2 G4-3 | | |
| John Olerud, L (8, 3) OBP: 0.333, SLG: 0.435 | | | | | | | | | |
| Bill Mueller, S (1, 5) OBP: 0.378, SLG: 0.438 | | 0-1 G4-3 | | 1-0 F7 | | 0-1 13 SH5-4, 18 WP, 2B | 1-1 F9 | | |
| Doug Mirabelli, R (1, 2) OBP: 0.311, SLG: 0.371 | | | 0-2 13 1B, 18 SF9, 2B | 2-1 F8 | | 4-2 18 WP, 13 SH5-4, 1B, BB | 0-2 F8 | | |
| 13 Alex Cora, L (1, 6) OBP: 0.259, SLG: 0.314 | | | 0-0 34 BB, 1B | 0-0 G6-3 | | 0-0 SH5-4 | | 1-0 G1-3, 1B | |
| Edgar Renteria, R (8, PH) OBP: 0.350, SLG: 0.401 | | | | | | | | | |

| Inning Stats | R: 0 | H: 1 | E: 0 | K: 0 | S: 8 | R: 0 | H: 0 | E: 0 | K: 1 | S: 7 | R: 3 | H: 3 | E: 0 | K: 1 | S: 16 | R: 0 | H: 0 | E: 0 | K: 0 | S: 4 | R: 2 | H: 2 | E: 0 | K: 0 | S: 9 | R: 4 | H: 3 | E: 1 | K: 1 | S: 14 | R: 0 | H: 0 | E: 0 | K: 0 | S: 9 | R: 0 | H: 1 | E: 0 | K: 1 | S: 9 |
|--------------|--------|-------|-------|--------|-------|------|--------|-------|-------|--------|-------|------|--------|-------|-------|--------|-------|--------|-------|-------|--------|-------|--------|-------|-------|--------|-------|--------|-------|-------|--------|-------|--------|-------|-------|--------|-------|-------|------|------|
| | LOB: 1 | BB: 0 | P: 14 | LOB: 0 | BB: 0 | P: 8 | LOB: 2 | BB: 2 | P: 32 | LOB: 0 | BB: 0 | P: 7 | LOB: 1 | BB: 1 | P: 17 | LOB: 0 | BB: 1 | LOB: 0 | BB: 0 | P: 10 | LOB: 0 | BB: 0 | LOB: 0 | BB: 0 | P: 15 | LOB: 0 | BB: 0 | LOB: 1 | BB: 0 | P: 15 | LOB: 0 | BB: 0 | LOB: 0 | BB: 0 | P: 15 | LOB: 0 | BB: 0 | P: 15 | | |

| PITCHER | IP | WLS | BF | H | R | ER | SO | BB | IBB | HBP | BLK | WP | HR | S | P | ERA | WHIP |
|---------------------------------------|-----|-----|----|---|---|----|----|----|-----|-----|-----|----|----|----|----|-------|-------|
| Jason Johnson, R (1, 1) ERA: 4.43 | 5.2 | L | 31 | 9 | 9 | 9 | 3 | 4 | 0 | 0 | 0 | 2 | 0 | 57 | 98 | 14.29 | 2.294 |
| Chris Spurling, R (6, 1) ERA: 3.28 | 1.1 | | 4 | 0 | 0 | 0 | 0 | 0 | 0 | 0 | 0 | 0 | 0 | 10 | 12 | 0.00 | 0.000 |
| Jamie Walker, L (8, 1) ERA: 3.27 | 1.0 | | 4 | 1 | 0 | 0 | 1 | 0 | 0 | 0 | 0 | 0 | 0 | 9 | 15 | 0.00 | 1.000 |

AB R H RBI BB SO LOB


BOTTOM

Detroit Tigers @ Boston Red Sox
Fenway Park, Boston, MA

Fri Aug 26 2005, 8:05 PM EDT
Att. 35,056 - Partly Cloudy - 75 F

livebaseballscorecards.com

AB 32
R 9
H 10
RBI 8
BB 4
SO 4
LOB 13



WP: 2 PA: 39
PB: 0
SB: 0
CS: 0

| PITCHER | IP | WLS | BF | H | R | ER | SO | BB | IBB | HBP | BLK | WP | HR | S | P | ERA | WHIP |
|---------------------------------------|-----|-----|----|---|---|----|----|----|-----|-----|-----|----|----|----|----|-------|-------|
| Jason Johnson, R (1, 1) ERA: 4.43 | 5.2 | L | 31 | 9 | 9 | 9 | 3 | 4 | 0 | 0 | 0 | 2 | 0 | 57 | 98 | 14.29 | 2.294 |
| Chris Spurling, R (6, 1) ERA: 3.28 | 1.1 | | 4 | 0 | 0 | 0 | 0 | 0 | 0 | 0 | 0 | 0 | 0 | 10 | 12 | 0.00 | 0.000 |
| Jamie Walker, L (8, 1) ERA: 3.27 | 1.0 | | 4 | 1 | 0 | 0 | 1 | 0 | 0 | 0 | 0 | 0 | 0 | 9 | 15 | 0.00 | 1.000 |

| Batter | 1 | 2 | 3 | 4 | 5 | 6 | 7 | 8 | 9 | AB R H RBI BB SO LOB | TOP |
|--|---|---|---|---|---|---|---|---|---|---|---|
| 14 Placido Polanco, R (1, 4) OBP: 0.395, SLG: 0.431 | 2-2 P3 | | | 1-2 30 BB 1B HR 1B | 1-0 L7 | 0-3 K | | 2-1 31 2B HBP | 1-0 1B | 5 2 2 0 0 1 1 | |
| 31 Chris Shelton, R (1, 3) OBP: 0.377, SLG: 0.524 | 2-1 F9 | | | 2-2 L4 | 1-2 F8 | | 2-2 30 2B 1B | 2-2 SAFE SAFE SAFE SAFE SAFE SAFE SAFE SAFE SAFE SAFE SAFE 3B 2B | 0-3 K | 6 2 2 1 0 1 2 | |
| Ivan Rodriguez, R (1, 2) OBP: 0.298, SLG: 0.467 | 0-0 P6 | | | 0-0 30 BB 1B HR 1B | 2-2 L9 | | 0-1 L8 | 1-2 30 1B 3B | | 5 2 2 1 0 0 1 | |
| 30 Magglio Ordonez, R (1, 9) OBP: 0.375, SLG: 0.490 | | 0-0 G6-3 | | 4-1 HR BB | | 0-0 2B | 0-1 BB 2B | 3-2 1B 1B | | 4 2 3 1 1 0 0 | |
| Dmitri Young, S (1, 7) OBP: 0.328, SLG: 0.480 Nook Logan, S (8, PR) OBP: 0.311, SLG: 0.342 (8, 8) | | 2-3 K | | 0-0 HR | | 1-0 F9 | 4-0 BB IBB | 2-1 1B | | 4 1 2 4 1 1 1 0 0 0 0 0 0 0 | |
| Carlos Pena, L (1, 10) OBP: 0.333, SLG: 0.437 | | 1-1 F9 | | 2-2 P2 | | 3-2 15 E 2B | 4-1 BB | 0-3 K | | 4 1 1 2 1 1 2 | |
| 15 Brandon Inge, R (1, 5) OBP: 0.345, SLG: 0.417 | | | 0-1 20 CS 1B | 1-2 20 2B 2B | | 0-0 E8 20 2B 2B | 1-3 K | 0-1 G5-3 | | 5 2 3 1 0 1 5 | |
| 20 Omar Infante, R (1, 6) OBP: 0.268, SLG: 0.393 | | | 0-1 L3 | 1-2 2B | | 0-1 2B | 1-2 L4 | | 0-1 F8 | 5 0 2 2 0 0 4 | |
| 28 Curtis Granderson, L (1, 8) OBP: 0.322, SLG: 0.571 (8, 7) | | | 2-1 F7 | 2-1 G3-1 | | 3-3 K | | 1-1 G3-1 | 1-3 K | 5 0 0 0 0 2 2 | |
| Inning Stats | R: 0 E: 0 K: 0 S: 7 H: 0 LOB: 0 BB: 0 P: 11 | R: 0 E: 0 K: 1 S: 7 H: 0 LOB: 0 BB: 0 P: 10 | R: 0 E: 0 K: 0 S: 6 H: 1 LOB: 0 BB: 0 P: 8 | R: 5 E: 0 K: 0 S: 26 H: 5 LOB: 1 BB: 1 P: 39 | R: 0 E: 0 K: 0 S: 7 H: 0 LOB: 0 BB: 0 P: 11 | R: 3 E: 1 K: 2 S: 16 H: 4 LOB: 1 BB: 0 P: 23 | R: 1 E: 0 K: 1 S: 15 H: 2 LOB: 3 BB: 2 P: 27 | R: 3 E: 0 K: 1 S: 25 H: 4 LOB: 2 BB: 0 P: 36 | R: 0 E: 0 K: 2 S: 11 H: 1 LOB: 1 BB: 0 P: 13 | 1B: 7 2B: 8 3B: 1 HR: 1 SF: 0 SAC: 0 DP: 0 HBP: 1 | WP: 0 PB: 0 SB: 0 CS: 1 PA: 47 |
| PITCHER | IP WLS BF H R ER SO BB IBB HBP BLK WP HR S P ERA WHIP | IP WLS BF H R ER SO BB IBB HBP BLK WP HR S P ERA WHIP | IP WLS BF H R ER SO BB IBB HBP BLK WP HR S P ERA WHIP | IP WLS BF H R ER SO BB IBB HBP BLK WP HR S P ERA WHIP | IP WLS BF H R ER SO BB IBB HBP BLK WP HR S P ERA WHIP | IP WLS BF H R ER SO BB IBB HBP BLK WP HR S P ERA WHIP | IP WLS BF H R ER SO BB IBB HBP BLK WP HR S P ERA WHIP | IP WLS BF H R ER SO BB IBB HBP BLK WP HR S P ERA WHIP | IP WLS BF H R ER SO BB IBB HBP BLK WP HR S P ERA WHIP | IP WLS BF H R ER SO BB IBB HBP BLK WP HR S P ERA WHIP | IP WLS BF H R ER SO BB IBB HBP BLK WP HR S P ERA WHIP |
| Bronson Arroyo, R (1, 1) ERA: 4.44 | 5.1 | | | | | | | | | | |
| 58 Jonathan Papelbon, R (6, 1) ERA: 3.32 | 1.0 | L | 9 | 4 | 2 | 2 | 2 | 1 | 1 | 0 | 0 |
| Geremi Gonzalez, R (7, 1) ERA: 5.89 | 1.0 | | 6 | 2 | 3 | 3 | 1 | 0 | 0 | 1 | 0 |
| Mike Remlinger, L (8, 1) ERA: 6.58 | 0.2 | | 4 | 2 | 0 | 0 | 1 | 0 | 0 | 0 | 0 |
| Mike Myers, L (9, 1) ERA: 3.3 | 1.0 | | 4 | 1 | 0 | 0 | 2 | 0 | 0 | 0 | 0 |

Detroit Tigers @ Boston Red Sox
Fenway Park, Boston, MA

Sat Aug 27 2005, 7:05 PM EDT
Att. 35,228 - Clear - 76 F

| | |
|------------|-----------|
| AB | 43 |
| R | 12 |
| H | 17 |
| RBI | 12 |
| BB | 3 |
| SO | 7 |
| LOB | 18 |



livebaseballscorecards.com

| Batter | 1 | 2 | 3 | 4 | 5 | 6 | 7 | 8 | 9 | AB R H RBI BB SO LOB |
|--|------------|-----------------|----------------|-------------------|------------|----------|---------------|----------|--------|--------------------------------|
| 18 Johnny Damon, L (1, 8) OBP: 0.372, SLG: 0.454 | 1-1 F9 | | 1-1 34 HR 1B | 3-2 G4-3 | | 2-1 G4-3 | | 0-2 G5-3 | | 5 1 1 0 0 0 1 |
| Edgar Renteria, R (1, 6) OBP: 0.351, SLG: 0.401 | 1-1 BB 1B | | 1-0 34 HR 1B | 2-3 K | | 1-2 G6-3 | | | 1-1 G3 | 5 1 2 1 0 1 0 |
| 34 David Ortiz, L (1, 10) OBP: 0.388, SLG: 0.574 | 2-2 F8 | | 0-0 1-H 2-H HR | 1-3 K | | | 2-3 K | | 2-3 K | 5 1 1 3 0 3 1 |
| Manny Ramirez, R (1, 7) OBP: 0.387, SLG: 0.586 | 4-2 1-2 BB | | 2-3 K | | 1-3 K | | 1-2 1B SF8 1B | | 3-3 K | 4 1 1 0 1 3 0 |
| Trot Nixon, L (1, 9) OBP: 0.365, SLG: 0.479 | 1-2 L3 | | 2-1 HR | | 0-1 P5 | | 1-0 1-3 1B | | | 4 1 2 1 0 0 2 |
| Jason Varitek, S (1, 2) OBP: 0.377, SLG: 0.545 | | 0-3 K | 0-1 1B 2B | | 0-0 2B 1B | | 0-1 SF8 | | | 3 1 2 1 0 1 0 |
| Roberto Petagine, L (1, 3) Kevin Millar, R (7, PH) (8, 3) OBP: 0.414, SLG: 0.520 OBP: 0.355, SLG: 0.368 | | 1-1 G4-6-3 1B | 2-3 K | | 1-2 1-3 2B | | 1-0 3-H P3 | | | 3 0 2 0 0 1 1 1 0 0 0 0 0 1 |
| Bill Mueller, S (1, 5) OBP: 0.377, SLG: 0.436 | | 1-2 G4-6-3 1-2f | 1-1 2-H 1B | | 3-2 F8 | | | 3-3 K | | 4 0 1 1 0 1 3 |
| Tony Graffanino, R (1, 4) OBP: 0.375, SLG: 0.403 | | | 2-2 18 1B 1B | 4-1 18 G4-3 WP BB | | 1-3 K | | 1-2 G6-3 | | 3 2 1 0 1 1 0 |

| Inning Stats | R: 0 | H: 1 | E: 0 | LOB: 2 | K: 0 | BB: 1 | S: 13 | R: 0 | H: 1 | E: 0 | LOB: 0 | K: 1 | BB: 0 | S: 8 | R: 6 | H: 7 | E: 0 | LOB: 1 | K: 2 | BB: 0 | S: 21 | R: 1 | H: 0 | E: 0 | LOB: 0 | K: 2 | BB: 1 | S: 11 | R: 0 | H: 2 | E: 0 | LOB: 2 | K: 1 | BB: 0 | S: 15 | R: 1 | H: 2 | E: 0 | LOB: 1 | K: 1 | BB: 0 | S: 10 | R: 0 | H: 0 | E: 0 | LOB: 0 | K: 1 | BB: 0 | S: 9 | R: 1 | H: 2 | E: 0 | LOB: 0 | K: 1 | BB: 0 | S: 11 | R: 0 | H: 0 | E: 0 | LOB: 0 | K: 2 | BB: 0 | S: 12 | R: 0 | H: 0 | E: 0 | LOB: 0 | K: 1 | BB: 0 | S: 15 | R: 0 | H: 0 | E: 0 | LOB: 0 | K: 2 | BB: 0 | S: 12 | 1B: 9 | SF: 1 | 2B: 2 | SAC: 0 | 3B: 0 | DP: 1 | HR: 2 | HBP: 0 |
|--------------|------|------|------|--------|------|-------|-------|------|------|------|--------|------|-------|------|------|------|------|--------|------|-------|-------|------|------|------|--------|------|-------|-------|------|------|------|--------|------|-------|-------|------|------|------|--------|------|-------|-------|------|------|------|--------|------|-------|------|------|------|------|--------|------|-------|-------|------|------|------|--------|------|-------|-------|------|------|------|--------|------|-------|-------|------|------|------|--------|------|-------|-------|-------|-------|-------|--------|-------|-------|-------|--------|
|--------------|------|------|------|--------|------|-------|-------|------|------|------|--------|------|-------|------|------|------|------|--------|------|-------|-------|------|------|------|--------|------|-------|-------|------|------|------|--------|------|-------|-------|------|------|------|--------|------|-------|-------|------|------|------|--------|------|-------|------|------|------|------|--------|------|-------|-------|------|------|------|--------|------|-------|-------|------|------|------|--------|------|-------|-------|------|------|------|--------|------|-------|-------|-------|-------|-------|--------|-------|-------|-------|--------|


| PITCHER | IP | WLS | BF | H | R | ER | SO | BB | IBB | HBP | BLK | WP | HR | S | P | ERA | WHIP |
|---|-----|-----|----|---|---|----|----|----|-----|-----|-----|----|----|----|----|-------|-------|
| Sean Douglass, R (1, 1) ERA: 5.58 | 3.0 | | 18 | 9 | 7 | 7 | 3 | 2 | 0 | 0 | 0 | 0 | 2 | 43 | 69 | 21.00 | 3.667 |
| 43 Roman Colon, R (4, 1) ERA: 5.77 | 3.1 | W | 13 | 3 | 1 | 1 | 5 | 0 | 0 | 0 | 0 | 1 | 0 | 40 | 58 | 2.70 | 0.900 |
| Jamie Walker, L (7, 1) ERA: 3.24 | 0.1 | H | 2 | 1 | 0 | 0 | 0 | 0 | 0 | 0 | 0 | 0 | 0 | 3 | 4 | 0.00 | 3.000 |
| Craig Dingman, R (7, 1) ERA: 3.2 | 1.1 | H | 4 | 0 | 0 | 0 | 1 | 0 | 0 | 0 | 0 | 0 | 0 | 12 | 17 | 0.00 | 0.000 |
| 56 Fernando Rodney, R (9, 1) ERA: 2.32 | 1.0 | | 3 | 0 | 0 | 0 | 2 | 0 | 0 | 0 | 0 | 0 | 0 | 12 | 18 | 0.00 | 0.000 |

BOTTOM

Detroit Tigers @ Boston Red Sox
Fenway Park, Boston, MA

Sat Aug 27 2005, 7:05 PM EDT
Att. 35,228 - Clear - 76 F

| | |
|-----|----|
| AB | 37 |
| R | 8 |
| H | 13 |
| RBI | 7 |
| BB | 2 |
| SO | 11 |
| LOB | 9 |



WP: 2 PA: 40
PB: 0
SB: 0
CS: 0

| Batter | 1 | 2 | 3 | 4 | 5 | 6 | 7 | 8 | 9 | AB R H RBI BB SO LOB | TOP |
|--|---|---|---|---|---|--|--|---|--|--|---|
| 14 Placido Polanco, R (1, 4) OBP: 0.393, SLG: 0.428 | 2-2 31 G6-3 30 WP 2B 1B | | 2-2 E5 15 2B 31 SF8 | | 1-1 G5-3 | | 1-1 F8 | | 3-2 F9 | 5 2 1 0 0 0 0 | Detroit Tigers @ Boston Red Sox Fenway Park, Boston, MA Sun Aug 28 2005, 2:05 PM EDT Att: 34,658 - Partly Cloudy - 83 F |
| 15 Brandon Inge, R (1, 5) OBP: 0.347, SLG: 0.423 | 1-1 F9 | | 1-2 31 SF8 1-3 2B | | 2-2 31 2B 1B | | 0-1 2B | 1-1 P3 | 5 1 3 0 0 0 1 | | |
| 31 Chris Shelton, R (1, 3) OBP: 0.376, SLG: 0.526 | 3-2 G6-3 1-3 | | 2-2 SF8 2-3 3-H | | 1-1 30 E3 1-H 2B | | 3-3 K | | 3 0 1 2 0 1 2 | | |
| 30 Magglio Ordonez, R (1, 9) OBP: 0.373, SLG: 0.490 | 0-1 2B 3-H | | 0-0 G6-3 | | 2-2 E3 1B 2-H | | 0-0 G4-3 | | 4 0 1 1 0 0 3 | | |
| Dmitri Young, S (1, 10) OBP: 0.327, SLG: 0.478 | 1-3 K | | 0-3 K | | 1-0 1B 1-2 | | 2-2 P3 | | 4 0 1 0 0 2 2 | | |
| Craig Monroe, R (1, 7) OBP: 0.333, SLG: 0.448 | | 0-0 1B | | 0-0 G5-3 | | 0-3 K | | 2-2 G5-3 | 4 0 1 0 0 1 2 | | |
| John McDonald, R (1, 6) OBP: 0.345, SLG: 0.349 | | 1-3 K | | 0-1 G4-3 | | 0-2 G3 | | 1-2 1B | 4 0 1 0 0 1 1 | | |
| 13 Vance Wilson, R (1, 2) OBP: 0.278, SLG: 0.257 | | 1-3 K | | 1-2 1B | | 1-2 G5-3 | | 1-0 F8 | 4 0 1 0 0 1 2 | | |
| Nook Logan, S (1, 8) OBP: 0.307, SLG: 0.338 | | 1-3 SAFE 1-2 K | | 0-0 P4 | | 1-0 G5-3 | | 1-1 F9 | 4 0 0 0 0 1 2 | | |
| Inning Stats | R: 1 H: 2 E: 0 LOB: 1 K: 1 BB: 0 S: 15 P: 22 | R: 0 H: 1 E: 0 LOB: 1 K: 3 BB: 0 S: 16 P: 19 | R: 1 H: 1 E: 1 LOB: 1 K: 1 BB: 0 S: 13 P: 18 | R: 0 H: 1 E: 0 LOB: 1 K: 0 BB: 0 S: 7 P: 8 | R: 1 H: 3 E: 1 LOB: 2 K: 1 BB: 0 S: 14 P: 21 | R: 0 H: 0 E: 0 LOB: 0 K: 0 BB: 0 S: 8 P: 10 | R: 0 H: 1 E: 0 LOB: 1 K: 1 BB: 0 S: 8 P: 12 | R: 0 H: 1 E: 0 LOB: 1 K: 0 BB: 0 S: 11 P: 17 | R: 0 H: 0 E: 0 LOB: 0 K: 0 BB: 0 S: 7 P: 12 | 1B: 6 SF: 1 2B: 4 SAC: 0 3B: 0 DP: 0 HR: 0 HBP: 0 | |
| PITCHER | IP WLS BF H R ER SO BB IBB HBP BLK WP HR S P ERA WHIP | | | | | | | | | | |
| David Wells, L (1, 1) ERA: 4.44 | 7.0 W 31 9 3 2 7 0 0 0 0 0 1 0 81 110 2.57 1.286 | | | | | | | | | | |
| Chad Bradford, R (8, 1) ERA: 2.7 | 1.0 4 1 0 0 0 0 0 0 0 0 0 0 11 17 0.00 1.000 | | | | | | | | | | |
| Abe Alvarez, L (9, 1) ERA: | 1.0 3 0 0 0 0 0 0 0 0 0 0 0 7 12 0.00 0.000 | | | | | | | | | | |

livebaseballscorecards.com

| | |
|------------|----|
| AB | 37 |
| R | 3 |
| H | 10 |
| RBI | 3 |
| BB | 0 |
| SO | 7 |
| LOB | 15 |



| Batter | 1 | 2 | 3 | 4 | 5 | 6 | 7 | 8 | 9 | AB | R | H | RBI | BB | SO | LOB | BOTTOM | | | | |
|--|-------------------------------|----------------------------------|-------------------------------|----------------------------------|-------------------------------------|----------------------------------|------------------------------|----------------------------------|------------------------------|----------------------------------|-------------------------------|----------------------------------|------------------------------|----------------------------------|-------------------------------------|----------------------------------|---|------------------------------------|----------------------------------|--------|---|
| 18 Johnny Damon, L OBP: 0.374, SLG: 0.455 | | | [Greyed out] | | | | [Greyed out] | | | 4 | 1 | 2 | 3 | 1 | 1 | 0 | Detroit Tigers @ Boston Red Sox Fenway Park, Boston, MA Sun Aug 28 2005, 2:05 PM EDT Att. 34,658 - Partly Cloudy - 83 F | | | | |
| Edgar Renteria, R OBP: 0.349, SLG: 0.399 | | [Greyed out] | | | | | | | | | | 5 | 0 | 1 | 0 | 0 | | 2 | 2 | | |
| 13 Alex Cora, L OBP: 0.259, SLG: 0.314 | | | | | | | | | | | | 0 | 1 | 0 | 0 | 0 | | 0 | 0 | | |
| 34 David Ortiz, L OBP: 0.389, SLG: 0.580 | | [Greyed out] | | | | | | | | [Greyed out] | | | 5 | 2 | 3 | 3 | | 0 | 1 | 0 | |
| Manny Ramirez, R OBP: 0.387, SLG: 0.587 | | | | | | | | | | | | | | 5 | 1 | 2 | | 0 | 0 | 0 | 2 |
| Jason Varitek, S OBP: 0.377, SLG: 0.545 | | [Greyed out] | | | | | | | | [Greyed out] | | | 4 | 1 | 1 | 1 | | 1 | 1 | 2 | |
| Kevin Millar, R OBP: 0.357, SLG: 0.367 | [Greyed out] | | | | | | | | | | | | | 3 | 2 | 1 | | 0 | 1 | 0 | 3 |
| John Olerud, L OBP: 0.333, SLG: 0.435 | | | | | | | | | | | | | 0 | 0 | 0 | 0 | | 0 | 0 | 0 | |
| Bill Mueller, S OBP: 0.380, SLG: 0.449 | | | | | | | | | | | | | 4 | 2 | 3 | 2 | | 0 | 0 | 2 | |
| Tony Graffanino, R OBP: 0.376, SLG: 0.405 | | [Greyed out] | | | | | | | | [Greyed out] | | | 3 | 1 | 1 | 1 | | 1 | 0 | 5 | |
| Gabe Kapler, R OBP: 0.275, SLG: 0.328 | | | | | | | | | 3 | | 0 | 0 | 1 | 0 | 1 | 6 | | | | | |
| Inning Stats | R: 1 E: 0 K: 1 S: 14 | H: 1 LOB: 1 BB: 1 P: 22 | R: 2 E: 0 K: 0 S: 11 | H: 3 LOB: 1 BB: 0 P: 16 | R: 0 E: 0 K: 1 S: 6 | H: 0 LOB: 0 BB: 0 P: 9 | R: 1 E: 0 K: 0 S: 8 | H: 1 LOB: 1 BB: 1 P: 16 | R: 0 E: 0 K: 2 S: 7 | H: 0 LOB: 0 BB: 0 P: 10 | R: 4 E: 0 K: 2 S: 20 | H: 4 LOB: 1 BB: 1 P: 30 | R: 1 E: 0 K: 0 S: 9 | H: 3 LOB: 3 BB: 1 P: 16 | R: 2 E: 1 K: 0 S: 10 | H: 2 LOB: 1 BB: 0 P: 17 | 1B: 8 2B: 4 3B: 0 HR: 2 | SF: 1 SAC: 0 DP: 1 HBP: 0 | WP: 1 PB: 0 SB: 0 CS: 0 | PA: 41 | |
| 29 Nate Robertson, L ERA: 4.16 | (1, 1) | IP: 5.2 WLS: L | BF: 28 | H: 9 R: 8 ER: 8 SO: 5 | BB: 3 IBB: 0 HBP: 0 BLK: 0 | WP: 0 HR: 1 S: 62 P: 97 | ERA: 12.71 WHIP: 2.118 | PITCHER | | | | IP: 5.2 WLS: L | BF: 28 | H: 9 R: 8 ER: 8 SO: 5 | BB: 3 IBB: 0 HBP: 0 BLK: 0 | WP: 0 HR: 1 S: 62 P: 97 | ERA: 12.71 WHIP: 2.118 | | | | |
| Franklyn German, R ERA: 3.12 | (6, 1) | 0.2 | 6 | 3 | 1 | 1 | 1 | 1 | 0 | 0 | 0 | 0 | 1 | 0 | 11 | 20 | 13.50 | 6.000 | | | |
| Chris Spurling, R ERA: 3.53 | (7, 1) | 1.2 | 7 | 2 | 2 | 2 | 0 | 0 | 0 | 0 | 0 | 0 | 0 | 1 | 12 | 19 | 10.80 | 1.200 | | | |

Detroit Tigers @ Boston Red Sox
 Fenway Park, Boston, MA
 Sun Aug 28 2005, 2:05 PM EDT
 Att. 34,658 - Partly Cloudy - 83 F

AB 36
 R 11
 H 14
 RBI 11
 BB 4
 SO 6
 LOB 22



| Batter | 1 | 2 | 3 | 4 | 5 | 6 | 7 | 8 | 9 | AB R H RBI BB SO LOB | TOP | | | |
|--|---|--|---|--|---|--|---|---|---|--|---|--|----------------|---|
| Julio Lugo, R (1, 6) OBP: 0.358, SLG: 0.389 | 1-1 F8 | | 2-3 K | | | 4-1 FC3-6 BB | 0-0 FC6-4 | | 2-1 13 1B 3 FC1-4 1B | 4 1 1 0 1 1 2 | | | | |
| 13 Carl Crawford, L (1, 7) OBP: 0.315, SLG: 0.450 | 0-2 F8 | | | 1-2 3 F9-3 1B | | 2-2 FC3-6 S BB 1-2f | | 1-3 K | 1-2 3 FC1-4 1B | 5 0 2 0 0 1 1 | | | | |
| 3 Jorge Cantu, R (1, 4) OBP: 0.322, SLG: 0.504 | 2-2 F9 | | | 0-0 F9-3 1-1 | | 4-1 G1-6-3 BB 1-2 | | 1-0 F9 | 0-0 FC1-4 1-2f | 4 0 0 1 1 0 2 | | | | |
| Aubrey Huff, L (1, 9) OBP: 0.320, SLG: 0.438 | | 0-3 K | | 2-1 F8 | | 3-2 G1-6-3 BB 1-2f 2-3 | | 2-2 31 2B 1B | 0-0 F8 | 5 1 1 0 0 1 3 | | | | |
| 31 Jonny Gomes, R (1, 10) OBP: 0.386, SLG: 0.568 | | 1-0 BB HBP | | | 1-1 E G6-4-3 2B | | 0-0 F9 | 0-1 1B 2B | | 3 2 2 0 0 0 0 | | | | |
| Travis Lee, L (1, 3) OBP: 0.348, SLG: 0.424 | | 4-2 G5-4-3 BB | | | 0-0 E8 G6-4-3 | | 1-1 HBP FC5-4 1B | 3-2 FC6-4 1B | | 3 1 2 2 1 0 1 | | | | |
| Pete Laforest, L (8, 2) OBP: 0.310, SLG: 0.410 | | 1-2 BB | | 2-3 G6-4-3 | | 2-3 G6-4-3 1-2f 3-H | | 2-2 FC5-4 HBP 1B | 0-1 FC6-4 1-2f | 0 0 0 0 0 0 0 | | | | |
| Alex Gonzalez, R (1, 5) OBP: 0.318, SLG: 0.414 | | 2-0 G5-4-3 1-2f | | 2-1 G6-4-3 | | 2-2 FC5-4 HBP 1B | | 0-1 FC6-4 | | 4 0 1 0 0 0 4 | | | | |
| Toby Hall, R (1, 2) OBP: 0.318, SLG: 0.376 | | | 2-2 F8 | | 2-2 1B | | 1-2 FC5-4 HBP | | 3-2 HR | 2 0 1 0 0 0 0 | | | | |
| Eduardo Perez, R (8, 3) OBP: 0.382, SLG: 0.567 | | | 1-1 B3 | | 2-3 K | | 1-2 FC5-4 HBP | | | 1 1 1 1 0 0 0 | | | | |
| Joey Gathright, L (1, 8) OBP: 0.326, SLG: 0.368 | | | | | | | 0-0 FC5-4 FC6-4 | | 0-0 G1-3 | 3 0 0 1 0 1 3 | | | | |
| Nick Green, R (9, PH) OBP: 0.333, SLG: 0.358 | | | | | | | 1-2f 2-3 3-H | | | 1 0 0 0 0 0 0 | | | | |
| Inning Stats | R: 0 H: 0 E: 0 LOB: 0 K: 0 BB: 0 S: 8 P: 11 | R: 0 H: 0 E: 0 LOB: 1 K: 1 BB: 1 S: 8 P: 15 | R: 0 H: 0 E: 0 LOB: 0 K: 1 BB: 0 S: 10 P: 15 | R: 0 H: 1 E: 0 LOB: 0 K: 0 BB: 0 S: 7 P: 10 | R: 1 H: 2 E: 1 LOB: 1 K: 1 BB: 0 S: 15 P: 22 | R: 0 H: 0 E: 0 LOB: 1 K: 0 BB: 2 S: 9 P: 22 | R: 1 H: 2 E: 0 LOB: 2 K: 0 BB: 0 S: 15 P: 19 | R: 2 H: 3 E: 0 LOB: 1 K: 1 BB: 0 S: 16 P: 23 | R: 2 H: 3 E: 0 LOB: 1 K: 0 BB: 0 S: 13 P: 19 | 1B: 8 SF: 0 2B: 3 SAC: 0 3B: 0 DP: 4 HR: 1 HBP: 2 | WP: 0 PA: 40 PB: 0 SB: 1 CS: 0 | | | |
| PITCHER | IP WLS BF H R ER SO BB IBB HBP BLK WP HR S P ERA WHIP | | | | | | | | | | | | PITCHER | IP WLS BF H R ER SO BB IBB HBP BLK WP HR S P ERA WHIP |
| 30 Matt Clement, R (1, 1) ERA: 4.27 | 5.0 W 19 3 1 1 3 2 0 1 0 0 0 0 49 78 1.80 1.000 | | | | | | | | | | | | | |
| Mike Myers, L (6, 1) ERA: 3.19 | 1.0 3 0 0 0 0 1 0 0 0 0 0 0 8 17 0.00 1.000 | | | | | | | | | | | | | |
| 58 Jonathan Papelbon, R (7, 1) ERA: 3.6 | 1.0 6 2 1 1 0 0 0 0 1 0 0 0 15 19 9.00 2.000 | | | | | | | | | | | | | |
| Abe Alvarez, L (8, 1) ERA: 15.43 | 1.1 10 6 4 4 1 0 0 0 0 0 1 27 40 27.00 4.500 | | | | | | | | | | | | | |
| 50 Mike Timlin, R (9, 1) ERA: 1.91 | 0.2 2 0 0 0 0 0 0 0 0 0 0 0 2 2 0.00 0.000 | | | | | | | | | | | | | |

Tampa Bay Devil Rays @ Boston Red Sox

Fenway Park, Boston, MA

Mon Aug 29 2005, 7:05 PM EDT

Att. 35,007 - Overcast - 76 F

livebaseballscorecards.com

| | |
|-----|----|
| AB | 35 |
| R | 6 |
| H | 11 |
| RBI | 5 |
| BB | 3 |
| SO | 4 |
| LOB | 16 |



| Batter | 1 | 2 | 3 | 4 | 5 | 6 | 7 | 8 | 9 |
|--|-------------|---------------------------|-------------|------------------------------|----------------------------|----------|-------------------------|-------------|---|
| 18 Johnny Damon, L OBP: 0.373, SLG: 0.460 Gabe Kapler, R OBP: 0.271, SLG: 0.323 | 2-2 HR | | 2-2 L8 | | 1-1 SF7 | 1-3 K | 2-2 P3 | | |
| Edgar Renteria, R OBP: 0.348, SLG: 0.399 | 1-2 G1-3 | | 2-0 F8 | | 0-0 34 G4-3 WP 2B | | 0-0 G6-3 | 0-0 G1-3 | |
| 34 David Ortiz, L OBP: 0.390, SLG: 0.592 Roberto Petagine, L OBP: 0.400, SLG: 0.500 | 1-0 HR | | 3-2 G4-3 | | 0-0 G4-3 | | 0-0 HR | 3-2 P6 | |
| Manny Ramirez, R OBP: 0.388, SLG: 0.585 Kevin Millar, R OBP: 0.356, SLG: 0.366 | 0-3 K | | | 3-2 G5-3 | 4-0 WP IBB | | 1-1 2B 1B | 0-1 F8 | |
| Trot Nixon, L OBP: 0.366, SLG: 0.481 | 2-1 G4-3 | | | 2-2 F8 | 4-2 1-2 3-H BB | | 2-1 1B 1B | | |
| Jason Varitek, S OBP: 0.378, SLG: 0.543 | | 4-2 1B G4-6-3 BB | | 2-3 K2-3 | 1-0 P3 | | 0-2 13 BB 1B | | |
| John Olerud, L OBP: 0.347, SLG: 0.446 | | 0-1 G4-6-3 1B | | 3-2 2B 13 1B | 0-1 G3 | | 0-0 1-2 3-H 1B | | |
| Bill Mueller, S OBP: 0.379, SLG: 0.450 | | 0-1 G4-6-3 | | 2-2 13 18 SF7 2B | 3-3 K | | 1-0 F7 | | |
| 13 Alex Cora, L OBP: 0.268, SLG: 0.319 | | 2-1 F7 | | 3-1 2B | 0-1 1B | | 4-2 1-2 2-3 BB | | |

| Inning Stats | R: 2 | H: 2 | E: 0 | K: 1 | S: 12 | R: 1 | H: 1 | E: 0 | K: 0 | S: 9 | R: 0 | H: 0 | E: 0 | K: 0 | S: 7 | R: 0 | H: 0 | E: 0 | K: 1 | S: 11 | R: 4 | H: 4 | E: 0 | K: 0 | S: 16 | R: 0 | H: 1 | E: 0 | K: 2 | S: 15 | R: 3 | H: 5 | E: 0 | K: 0 | S: 24 | R: 0 | H: 0 | E: 0 | K: 0 | S: 7 |
|--------------|--------|-------|--------|-------|--------|--------|-------|--------|-------|--------|--------|-------|--------|-------|--------|--------|--------|--------|-------|--------|--------|--------|--------|--------|--------|--------|--------|--------|--------|--------|--------|--------|--------|--------|--------|--------|--------|--------|--------|--------|
| | LOB: 0 | BB: 0 | LOB: 0 | BB: 0 | LOB: 0 | LOB: 0 | BB: 1 | LOB: 0 | BB: 0 | LOB: 0 | LOB: 0 | BB: 0 | LOB: 0 | BB: 0 | LOB: 0 | LOB: 3 | LOB: 3 | LOB: 0 | BB: 0 | LOB: 0 | LOB: 0 | LOB: 0 | LOB: 0 | LOB: 0 | LOB: 0 | LOB: 0 | LOB: 1 | LOB: 1 | LOB: 3 | LOB: 3 | LOB: 0 | LOB: 0 | LOB: 0 | LOB: 0 | LOB: 0 | LOB: 0 | LOB: 0 | LOB: 0 | LOB: 0 | LOB: 0 |

| PITCHER | IP | WLS | BF | H | R | ER | SO | BB | IBB | HBP | BLK | WP | HR | S | P | ERA | WHIP |
|---------------------------------|-----|-----|----|---|---|----|----|----|-----|-----|-----|----|----|----|----|-------|-------|
| 37 Seth McClung, R ERA: 6.54 | 1.0 | L | 5 | 2 | 2 | 2 | 1 | 0 | 0 | 0 | 0 | 0 | 0 | 12 | 18 | 18.00 | 2.000 |
| 56 Tim Corcoran, R ERA: 3.46 | 3.0 | | 13 | 4 | 4 | 4 | 1 | 1 | 0 | 0 | 0 | 0 | 0 | 35 | 63 | 12.00 | 1.667 |
| Trevar Miller, L ERA: 4.84 | 2.0 | | 10 | 2 | 1 | 1 | 2 | 1 | 1 | 0 | 0 | 1 | 0 | 23 | 37 | 4.50 | 1.500 |
| Travis Harper, R ERA: 7.67 | 1.0 | | 9 | 5 | 3 | 3 | 0 | 1 | 0 | 0 | 0 | 0 | 1 | 24 | 34 | 27.00 | 6.000 |
| Jesus Colome, R ERA: 5.61 | 1.0 | | 3 | 0 | 0 | 0 | 0 | 0 | 0 | 0 | 0 | 0 | 0 | 7 | 10 | 0.00 | 0.000 |

AB R H RBI BB SO LOB

| | | | | | | |
|---|---|---|---|---|---|---|
| 3 | 1 | 1 | 2 | 0 | 1 | 1 |
| 1 | 0 | 0 | 0 | 0 | 0 | 3 |
| 5 | 1 | 1 | 1 | 0 | 0 | 0 |
| 4 | 2 | 2 | 2 | 0 | 0 | 1 |
| 1 | 0 | 0 | 0 | 0 | 0 | 0 |
| 3 | 1 | 1 | 0 | 1 | 1 | 0 |
| 1 | 0 | 0 | 0 | 0 | 0 | 0 |
| 3 | 1 | 1 | 0 | 1 | 0 | 0 |
| 3 | 1 | 1 | 1 | 1 | 1 | 2 |
| 4 | 1 | 3 | 1 | 0 | 0 | 0 |
| 4 | 1 | 1 | 0 | 0 | 1 | 3 |
| 3 | 1 | 2 | 1 | 1 | 0 | 0 |

AB 35
R 10
H 13
RBI 8
BB 4
SO 4
LOB 10



WP: 1 **PA: 40**
PB: 0
SB: 0
CS: 0

Tampa Bay Devil Rays @ Boston Red Sox
Fenway Park, Boston, MA
Mon Aug 29 2005, 7:05 PM EDT
Att. 35,007 - Overcast - 76 F

livebaseballscorecards.com

| Batter | 1 | 2 | 3 | 4 | 5 | 6 | 7 | 8 | 9 | AB R H RBI BB SO LOB | TOP | | | | | | | | | | | | | | | | | |
|--|---|----------------------------------|-------------------------------|----------------------------------|------------------------------|----------------------------------|-------------------------------|----------------------------------|-------------------------------|----------------------------------|-------------------------------|----------------------------------|------------------------------|----------------------------------|------------------------------|---------------------------------|----------------------------------|------------------------------------|----------------------------------|--------|--|--|--|--|--|--|--|--|
| Julio Lugo, R (1, 6) OBP: 0.360, SLG: 0.397 | 0-1 SH3-4 3 1B 2B | 0-0 SAFE 13 2B 1-H 3B | | 0-1 13 1B | | 3-2 F9 | | 1-0 L7 | | 5 2 3 1 0 0 2 | | | | | | | | | | | | | | | | | | |
| 13 Carl Crawford, L (1, 7) OBP: 0.318, SLG: 0.454 | 1-0 SH3-4 2-3 | 1-1 3 2B 2B | | 1-0 1-2 1B | | 0-0 F7 | | 0-1 2-H 1B | | 4 1 3 1 0 0 0 | | | | | | | | | | | | | | | | | | |
| 3 Jorge Cantu, R (1, 4) OBP: 0.325, SLG: 0.509 | 0-1 1B | 2-2 2-H 2B | | 2-2 F8 | | 3-2 G4-3 1B 2B | | 0-1 F9 | | 5 1 3 2 0 0 2 | | | | | | | | | | | | | | | | | | |
| Aubrey Huff, L (1, 9) OBP: 0.317, SLG: 0.433 | 2-3 K | 0-1 G6-3 | | 1-3 K | | 2-2 G4-3 2-3 | | 1-0 F7 | | 5 0 0 0 0 2 3 | | | | | | | | | | | | | | | | | | |
| 31 Jonny Gomes, R (1, 10) OBP: 0.383, SLG: 0.559 | 2-3 K | | 0-3 K | | 0-0 F9 | | 2-2 1B HBP | | 0-3 K | 4 0 0 0 0 3 1 | | | | | | | | | | | | | | | | | | |
| Travis Lee, L (1, 3) OBP: 0.347, SLG: 0.422 | | 1-2 G4-3 | 3-2 G4-3 | | 1-1 F8 | | 0-0 1-2 3-H 1B | | | 4 0 1 1 0 0 0 | | | | | | | | | | | | | | | | | | |
| Alex Gonzalez, R (1, 5) OBP: 0.321, SLG: 0.417 | | 2-1 1B 2B | 0-1 G5-3 | | 4-2 FC6-4 BB | | 2-1 G1-3 | | | 3 1 1 0 1 0 2 | | | | | | | | | | | | | | | | | | |
| Toby Hall, R (1, 2) OBP: 0.320, SLG: 0.377 | | 2-1 FC6-4 1B | | 0-0 P4 | | 0-1 FC6-4 1-2f | | 2-1 G4-3 13 1B 1B | | 4 0 2 1 0 0 1 | | | | | | | | | | | | | | | | | | |
| Joey Gathright, L (1, 8) OBP: 0.317, SLG: 0.358 | | 1-0 FC6-4 1-2f 3B | | 0-1 G5-3 | | 0-1 P5 | | 3-2 G4-3 | | 4 1 0 0 0 0 3 | | | | | | | | | | | | | | | | | | |
| Inning Stats | R: 1 E: 0 K: 2 S: 13 | H: 2 LOB: 1 BB: 0 P: 18 | R: 4 E: 0 K: 0 S: 20 | H: 5 LOB: 1 BB: 0 P: 29 | R: 0 E: 0 K: 1 S: 8 | H: 0 LOB: 0 BB: 0 P: 11 | R: 0 E: 0 K: 0 S: 11 | H: 2 LOB: 2 BB: 0 P: 14 | R: 0 E: 0 K: 0 S: 10 | H: 0 LOB: 1 BB: 1 P: 17 | R: 1 E: 0 K: 0 S: 15 | H: 2 LOB: 2 BB: 0 P: 24 | R: 0 E: 0 K: 0 S: 9 | H: 2 LOB: 2 BB: 0 P: 15 | R: 0 E: 0 K: 1 S: 6 | H: 0 LOB: 0 BB: 0 P: 7 | 1B: 7 2B: 5 3B: 1 HR: 0 | SF: 0 SAC: 1 DP: 0 HBP: 1 | WP: 0 PB: 0 SB: 0 CS: 0 | PA: 41 | | | | | | | | |
| PITCHER | IP WLS BF H R ER SO BB IBB HBP BLK WP HR S P ERA WHIP | | | | | | | | | | | | | | | | | | | | | | | | | | | |
| 38 Curt Schilling, R (1, 1) ERA: 6.96 | 6.0 | | 28 | 9 | 5 | 5 | 4 | 1 | 0 | 0 | 0 | 0 | 0 | 68 | 97 | 7.50 | 1.667 | | | | | | | | | | | |
| Mike Myers, L (7, 1) ERA: 3.41 | 0.2 | | 3 | 1 | 1 | 1 | 0 | 0 | 0 | 0 | 0 | 0 | 0 | 10 | 15 | 13.50 | 1.500 | | | | | | | | | | | |
| Chad Bradford, R (7, 1) ERA: 2.65 | 0.1 | | 3 | 1 | 0 | 0 | 0 | 0 | 0 | 1 | 0 | 0 | 0 | 5 | 9 | 0.00 | 3.000 | | | | | | | | | | | |
| 17 Manny Delcarmen, R (8, 1) ERA: 4.76 | 1.0 | | 4 | 2 | 0 | 0 | 0 | 0 | 0 | 0 | 0 | 0 | 0 | 9 | 15 | 0.00 | 2.000 | | | | | | | | | | | |
| 50 Mike Timlin, R (9, 1) ERA: 1.88 | 1.0 | W | 3 | 0 | 0 | 0 | 1 | 0 | 0 | 0 | 0 | 0 | 0 | 6 | 7 | 0.00 | 0.000 | | | | | | | | | | | |

Tampa Bay Devil Rays @ Boston Red Sox
 Fenway Park, Boston, MA
 Tue Aug 30 2005, 7:05 PM EDT
 Att. 35,101 - Drizzle - 71 F

| | |
|-----|----|
| AB | 38 |
| R | 6 |
| H | 13 |
| RBI | 6 |
| BB | 1 |
| SO | 5 |
| LOB | 14 |



| Batter | 1 | 2 | 3 | 4 | 5 | 6 | 7 | 8 | 9 | AB R H RBI BB SO LOB |
|--|----------------------------|---|---------------------------------------|-----------|--------------------------|-------------------|----------------|-----------------------|-------------------------|----------------------|
| Tony Graffanino, R (1, 4) OBP: 0.377, SLG: 0.401 | 1-0 HBP 34 G6-4-3 | | 4-0 2B BB | 1-2 P4 | | 0-2 SAFE F7 | | 1-1 1-2f G6-4-3 | | 3 1 0 0 1 0 3 |
| Edgar Renteria, R (1, 6) OBP: 0.348, SLG: 0.400 | 2-3 SAFE K | | 3-2 34 G4-3 1-H 2-H 2B | | 0-0 G6-3 | | 4-1 S BB | | 1-3 K | 4 0 1 2 1 2 1 |
| 34 David Ortiz, L (1, 10) OBP: 0.389, SLG: 0.587 | 2-1 1-2f G6-4-3 | | 1-0 G4-3 | | 2-1 F9 | | 0-0 P3 | | 4-2 1B BB | 4 1 0 0 1 0 3 |
| Manny Ramirez, R (1, 7) OBP: 0.388, SLG: 0.583 | | | 0-1 G6-3 | | 0-0 BB 1B | | 0-0 F7 | | 1-1 1B BB 1B | 5 0 2 0 0 0 2 |
| Jason Varitek, S (1, 2) OBP: 0.383, SLG: 0.543 | | | 4-1 BB | | 2-2 2B G6-3 1B | | 4-1 BB | | 4-2 1B BB | 2 1 1 0 3 0 1 |
| Kevin Millar, R (1, 3) OBP: 0.356, SLG: 0.369 | | | 0-1 P4 | | 3-2 G6-3 SF8 2B | | 0-1 G5-3 | | 4-2 2B G3-1 BB | 3 1 1 0 0 0 3 |
| 18 Johnny Damon, L (8, PH) OBP: 0.374, SLG: 0.459 | | | 0-1 G4-3 | | 2-1 G6-3 | | 2-3 K | | 1-2 F9 | 1 1 0 0 1 0 3 |
| Trot Nixon, L (1, 9) OBP: 0.367, SLG: 0.483 | | | 0-1 G4-3 | | 2-1 G6-3 | | 0-0 K | | 1-3 G3-1 1B 2B | 5 1 2 2 0 1 2 |
| Bill Mueller, S (1, 5) OBP: 0.378, SLG: 0.451 | | | 1-1 2B 2B | | 1-2 SF8 | | 0-0 G5-3 | | 2-0 G3-1 | 3 1 1 2 0 0 1 |
| Gabe Kapler, R (1, 8) OBP: 0.288, SLG: 0.353 | | | 0-3 K | | 1-0 2B | | 2-2 1B | | 3-1 G6-4-3 1B | 3 0 2 0 0 1 1 |
| John Olerud, L (8, PH) OBP: 0.352, SLG: 0.451 | | | | | | | | | | 1 0 1 1 0 0 0 |

| Inning Stats | R: 0 | H: 0 | E: 0 | K: 1 | S: 5 | LOB: 0 | BB: 0 | P: 10 |
|--------------|-------|-------|-------|--------|-------|--------|-------|--------|
| | R: 0 | H: 0 | E: 0 | K: 0 | S: 8 | LOB: 1 | BB: 1 | P: 13 |
| | R: 2 | H: 2 | E: 0 | K: 1 | S: 11 | LOB: 1 | BB: 1 | P: 20 |
| | R: 2 | H: 3 | E: 0 | K: 0 | S: 17 | LOB: 1 | BB: 0 | P: 27 |
| | R: 0 | H: 1 | E: 0 | K: 0 | S: 7 | LOB: 2 | BB: 1 | P: 13 |
| | R: 0 | H: 1 | E: 0 | K: 1 | S: 12 | LOB: 1 | BB: 0 | P: 16 |
| | R: 0 | H: 0 | E: 0 | K: 0 | S: 6 | LOB: 1 | BB: 1 | P: 12 |
| | R: 2 | H: 2 | E: 0 | K: 0 | S: 9 | LOB: 0 | BB: 1 | P: 19 |
| | R: 1 | H: 2 | E: 0 | K: 1 | S: 14 | LOB: 3 | BB: 2 | P: 25 |
| | 1B: 6 | SF: 1 | 2B: 5 | SAC: 0 | 3B: 0 | DP: 2 | HR: 0 | HBP: 1 |

BOTTOM

Tampa Bay Devil Rays @ Boston Red Sox
 Fenway Park, Boston, MA
 Tue Aug 30 2005, 7:05 PM EDT
 Att: 35,101 - Drizzle - 71 F

livebaseballscorecards.com

| | |
|-----|----|
| AB | 34 |
| R | 7 |
| H | 11 |
| RBI | 7 |
| BB | 7 |
| SO | 4 |
| LOB | 20 |



| PITCHER | IP | WLS | BF | H | R | ER | SO | BB | IBB | HBP | BLK | WP | HR | S | P | ERA | WHIP |
|---------------------------------------|-----|-----|----|---|---|----|----|----|-----|-----|-----|----|----|----|----|-------|-------|
| 19 Scott Kazmir, L (1, 1) ERA: 4.2 | 5.2 | | 26 | 6 | 4 | 4 | 3 | 3 | 0 | 1 | 0 | 0 | 0 | 52 | 89 | 6.35 | 1.588 |
| 54 Chad Orvella, R (6, 1) ERA: 3.3 | 1.1 | H | 6 | 1 | 0 | 0 | 0 | 1 | 0 | 0 | 0 | 0 | 0 | 14 | 22 | 0.00 | 1.500 |
| Joe Borowski, R (8, 1) ERA: 2.97 | 1.1 | L | 7 | 2 | 3 | 3 | 1 | 2 | 0 | 0 | 0 | 0 | 0 | 14 | 29 | 20.25 | 3.000 |
| Danys Baez, R (9, 1) ERA: 2.7 | 0.1 | | 4 | 2 | 0 | 0 | 0 | 1 | 0 | 0 | 0 | 0 | 0 | 9 | 15 | 0.00 | 9.000 |

| Batter | 1 | 2 | 3 | 4 | 5 | 6 | 7 | 8 | 9 | AB R H RBI BB SO LOB | TOP | | | | | | | | | |
|---|---|----------------------------------|----------------------------------|----------------------------------|-------------------------------|----------------------------------|------------------------------|---------------------------------|------------------------------|----------------------------------|--|----------------------------------|------------------------------|---------------------------------|------------------------------|---------------------------------|----------------------------------|------------------------------------|----------------------------------|--------|
| Julio Lugo, R (1, 6) OBP: 0.361, SLG: 0.404 | 0-1 HR | | 1 SAFE 0-0 13 HR 1-2 1B | | 2-2 G5-3 | | | 0-2 G1-3 | | 4 2 2 1 0 0 0 | Tampa Bay Devil Rays @ Boston Red Sox Fenway Park, Boston, MA Wed Aug 31 2005, 7:05 PM EDT Att. 35,253 - Cloudy - 79 F | | | | | | | | | |
| 13 Carl Crawford, L (1, 7) OBP: 0.318, SLG: 0.458 | 1-1 P2 | | 0-0 HR | | 1-1 G4-3 | | | 1-0 F7 | | 4 1 1 3 0 0 0 | | | | | | | | | | |
| 3 Jorge Cantu, R (1, 4) OBP: 0.322, SLG: 0.505 | 0-2 P4 | | 0-0 G5-3 | | 0-2 F8 | | | 0-2 G4-3 | | 4 0 0 0 0 0 0 | | | | | | | | | | |
| Travis Lee, L (1, 3) OBP: 0.348, SLG: 0.435 | 1-0 P2 | | 0-1 HR | | | 2-2 G3 | | | 0-0 31 F9 SF9 2B | 4 2 2 1 0 0 0 | | | | | | | | | | |
| 31 Jonny Gomes, R (1, 10) OBP: 0.384, SLG: 0.560 | | 3-2 FC6-5 2B | 4-0 FC5-4 BB | | | 3-3 K | | | 0-0 F9 | 3 0 1 0 1 1 1 | | | | | | | | | | |
| Alex Gonzalez, R (1, 5) OBP: 0.316, SLG: 0.412 | | 1-2 FC6-5 2-3 | 1-1 FC5-4 1-2f | | | 2-3 K | | | 1-1 SF9 | 3 0 0 1 0 1 2 | | | | | | | | | | |
| Damon Hollins, R (1, 9) Aubrey Huff, L (9, PH) OBP: 0.305, SLG: 0.430 OBP: 0.316, SLG: 0.432 | | 1-2 G5-4-3 1-2f | | 0-1 G5-3 | | | 0-3 K | | 3-H 0-2 G1-3 | 3 0 0 0 0 1 1 1 0 0 0 0 0 0 | | | | | | | | | | |
| Pete Laforest, L (1, 2) OBP: 0.289, SLG: 0.381 | | | 1-3 K | 2-2 G3-1 | | | 1-3 K | | | 3 0 0 0 0 2 0 | | | | | | | | | | |
| Joey Gathright, L (1, 8) OBP: 0.318, SLG: 0.357 | | | 0-2 13 HR 1B 1B | 1-0 F8 | | | 2-2 F9 | | | 3 1 1 0 0 0 0 | | | | | | | | | | |
| Inning Stats | R: 1 E: 0 K: 0 S: 8 | H: 1 LOB: 0 BB: 0 P: 10 | R: 0 E: 0 K: 0 S: 11 | H: 1 LOB: 0 BB: 0 P: 16 | R: 4 E: 0 K: 1 S: 13 | H: 4 LOB: 1 BB: 1 P: 19 | R: 0 E: 0 K: 0 S: 6 | H: 0 LOB: 0 BB: 0 P: 9 | R: 0 E: 0 K: 2 S: 9 | H: 0 LOB: 0 BB: 0 P: 16 | R: 0 E: 0 K: 2 S: 9 | H: 0 LOB: 0 BB: 0 P: 12 | R: 0 E: 0 K: 0 S: 7 | H: 0 LOB: 0 BB: 0 P: 8 | R: 1 E: 0 K: 0 S: 7 | H: 1 LOB: 0 BB: 0 P: 8 | 1B: 2 2B: 2 3B: 0 HR: 3 | SF: 1 SAC: 0 DP: 1 HBP: 0 | WP: 0 PB: 0 SB: 0 CS: 0 | PA: 34 |
| PITCHER | IP WLS BF H R ER SO BB IBB HBP BLK WP HR S P ERA WHIP | | | | | | | | | | | | | | | | | | | |
| 49 Tim Wakefield, R (1, 1) ERA: 4.41 | 8.0 W 30 6 5 5 5 1 0 0 0 0 0 3 71 101 5.62 0.875 | | | | | | | | | | | | | | | | | | | |
| 50 Mike Timlin, R (9, 1) ERA: 1.99 | 1.0 S 4 1 1 1 0 0 0 0 0 0 0 0 7 8 9.00 1.000 | | | | | | | | | | | | | | | | | | | |

| | |
|-----|----|
| AB | 32 |
| R | 6 |
| H | 7 |
| RBI | 6 |
| BB | 1 |
| SO | 5 |
| LOB | 4 |




| Batter | 1 | 2 | 3 | 4 | 5 | 6 | 7 | 8 | 9 | AB | R | H | RBI | BB | SO | LOB |
|---|------------|----------------------------|-----------|--------------------------------------|----------------|-------------|---------------------|-------------|---|----|---|---|-----|----|----|-----|
| 18 Johnny Damon, L OBP: 0.370, SLG: 0.455 (1, 8) | 2-2 F8 | | 2-2 G3 | 1-2 SF7 | | 0-0 L6 | | 1-1 F7 | | 4 | 0 | 0 | 1 | 0 | 0 | 1 |
| Edgar Renteria, R OBP: 0.349, SLG: 0.400 (1, 6) | 1-0 HBP | | 1-0 2B | 1-2 G4-3 | | | 0-3 K | 0-0 G5-3 | | 4 | 0 | 1 | 0 | 0 | 1 | 1 |
| 34 David Ortiz, L OBP: 0.389, SLG: 0.591 (1, 10) | 1-3 K | | 4-0 BB | | 2-2 HR | | 1-1 F8 | | | 3 | 1 | 1 | 1 | 1 | 1 | 1 |
| Manny Ramirez, R OBP: 0.387, SLG: 0.579 (1, 7) | 0-1 F7 | | 1-3 K | | 1-3 K | | 1-1 HR | HBP | | 3 | 1 | 0 | 0 | 0 | 2 | 3 |
| Kevin Millar, R OBP: 0.357, SLG: 0.386 John Olerud, L OBP: 0.352, SLG: 0.451 (1, 3) (8, 3) | | 2-2 HR | 1-2 K | | 3-1 F8 | | 3-1 HR | | | 4 | 2 | 2 | 3 | 0 | 1 | 2 |
| Doug Mirabelli, R OBP: 0.333, SLG: 0.411 (1, 2) | | 1-2 FC6-5 G5-3 1B | | 2-1 HR | 4-0 BB | | 4-2 E S BB | | | 2 | 1 | 2 | 1 | 2 | 0 | 0 |
| Bill Mueller, S OBP: 0.377, SLG: 0.449 (1, 5) | | 0-1 G5-3 | | 0-2 2B 13 G4-3 1B | 3-1 FC1-4-6 | | 2-3 K | | | 4 | 1 | 1 | 0 | 0 | 1 | 3 |
| Gabe Kapler, R OBP: 0.286, SLG: 0.361 (1, 9) | | 3-2 FC6-5 | | 0-0 13 G4-3 18 SF7 2B | | 1-2 G5-3 | | 2-2 P4 | | 4 | 1 | 1 | 0 | 0 | 0 | 1 |
| 13 Alex Cora, L OBP: 0.268, SLG: 0.315 (1, 4) | | 3-1 G6-3 | | 0-1 G4-3 | | 0-1 G1-3 | | 4-2 BB | | 3 | 0 | 0 | 1 | 1 | 0 | 2 |

| Inning Stats | R: 0 | H: 0 | E: 0 | K: 1 | S: 8 | H: 0 | LOB: 1 | BB: 0 | P: 12 | R: 1 | H: 2 | E: 0 | K: 0 | S: 13 | H: 1 | LOB: 2 | BB: 1 | P: 22 | R: 0 | H: 1 | E: 0 | K: 2 | S: 13 | R: 3 | H: 3 | E: 0 | K: 0 | S: 15 | R: 1 | H: 1 | E: 0 | K: 1 | S: 10 | R: 0 | H: 0 | E: 0 | K: 0 | S: 7 | R: 2 | H: 1 | E: 0 | K: 2 | S: 14 | R: 0 | H: 0 | E: 0 | K: 0 | S: 9 | H: 0 | LOB: 1 | BB: 1 | P: 16 |
|--------------|--------|-------|--------|------|------|------|--------|-------|-------|------|------|------|------|-------|------|--------|-------|-------|------|------|------|------|-------|------|------|------|------|-------|------|------|------|------|-------|------|------|------|------|------|------|------|------|------|-------|------|------|------|------|------|------|--------|-------|-------|
| 1B: 2 | SF: 1 | WP: 0 | PA: 38 | | | | | | | | | | | | | | | | | | | | | | | | | | | | | | | | | | | | | | | | | | | | | | | | | |
| 2B: 2 | SAC: 0 | PB: 0 | | | | | | | | | | | | | | | | | | | | | | | | | | | | | | | | | | | | | | | | | | | | | | | | | | |
| 3B: 0 | DP: 0 | SB: 1 | | | | | | | | | | | | | | | | | | | | | | | | | | | | | | | | | | | | | | | | | | | | | | | | | | |
| HR: 4 | HBP: 2 | CS: 0 | | | | | | | | | | | | | | | | | | | | | | | | | | | | | | | | | | | | | | | | | | | | | | | | | | |

| PITCHER | IP | WLS | BF | H | R | ER | SO | BB | IBB | HBP | BLK | WP | HR | S | P | ERA | WHIP |
|--|-----|-----|----|---|---|----|----|----|-----|-----|-----|----|----|----|-----|-------|-------|
| Casey Fossum, L ERA: 4.92 (1, 1) | 6.2 | L | 31 | 7 | 6 | 6 | 5 | 2 | 0 | 2 | 0 | 0 | 3 | 72 | 114 | 8.10 | 1.350 |
| Jesus Colome, R ERA: 5.77 (7, 1) | 0.2 | | 4 | 1 | 1 | 1 | 1 | 1 | 0 | 0 | 0 | 0 | 1 | 11 | 22 | 13.50 | 3.000 |
| Joe Beimel, L ERA: (8, 1) | 0.2 | | 3 | 0 | 0 | 0 | 0 | 1 | 0 | 0 | 0 | 0 | 0 | 6 | 11 | 0.00 | 1.500 |

Tampa Bay Devil Rays @ Boston Red Sox
Fenway Park, Boston, MA
Wed Aug 31 2005, 7:05 PM EDT
Att: 35,253 - Cloudy - 79 F

| | |
|------------|-----------|
| AB | 31 |
| R | 7 |
| H | 8 |
| RBI | 7 |
| BB | 4 |
| SO | 6 |
| LOB | 14 |



| Batter | 1 | 2 | 3 | 4 | 5 | 6 | 7 | 8 | 9 | AB R H RBI BB SO LOB | TOP | | | | | | | | | | | |
|--|---|---------------------------------|-------------------------------|----------------------------------|------------------------------|----------------------------------|-------------------------------|----------------------------------|------------------------------|----------------------------------|------------------------------|---------------------------------|------------------------------|----------------------------------|-------------------------------|----------------------------------|-------------------------------|----------------------------------|----------------------------------|------------------------------------|----------------------------------|--------|
| Julio Lugo, R (1, 6) OBP: 0.363, SLG: 0.405 | 0-0 13 CS 1B | | 2-2 HBP | 1-3 K | | 2-3 K | | | 0-1 1-2 1B | 4 0 2 0 0 2 2 | | | | | | | | | | | | |
| 13 Carl Crawford, L (1, 7) OBP: 0.315, SLG: 0.454 | 0-2 F8 1-2 | | 1-1 P4 | | 0-1 G4-3 | | 1-2 F8 | | 0-3 K | 5 0 0 0 0 1 4 | | | | | | | | | | | | |
| 3 Jorge Cantu, R (1, 5) OBP: 0.321, SLG: 0.502 | 2-2 F9 | | 2-1 F8 | | 0-1 2B 1B | | 0-0 P5 | | 0-1 F8 2-3 | 5 0 1 0 0 0 3 | | | | | | | | | | | | |
| Aubrey Huff, L (1, 10) OBP: 0.319, SLG: 0.437 | | 0-1 31 HR 2B | | 3-1 HR HBP | 1-0 2B | | 1-3 K | | 0-1 G6-3 1-2 | 4 2 2 0 0 1 2 | | | | | | | | | | | | |
| 31 Jonny Gomes, R (1, 9) OBP: 0.383, SLG: 0.567 | | 0-0 2-H HR | | 1-2 F8 | 1-0 P4 | | | 0-3 K | | 4 1 1 2 0 1 3 | | | | | | | | | | | | |
| Travis Lee, L (1, 3) OBP: 0.350, SLG: 0.443 | | 0-1 G6-3 | | 0-0 1-H HR | 4-0 IBB | | | 2-3 K | | 3 1 1 2 1 1 0 | | | | | | | | | | | | |
| Nick Green, R (1, 4) OBP: 0.332, SLG: 0.354 | | 1-3 K | | 2-1 G6-3 | 3-3 K | | | 4-1 BB | | 3 0 0 0 1 2 3 | | | | | | | | | | | | |
| Toby Hall, R (1, 2) OBP: 0.322, SLG: 0.379 | | 0-2 G3 | | 1-2 1B 1B | | 0-0 K2-6 1B | | 3-3 K | | 4 0 2 0 0 1 1 | | | | | | | | | | | | |
| Joey Gathright, L (1, 8) OBP: 0.322, SLG: 0.361 | | | 0-0 G3 | 1-0 1-2 1B | | 0-3 K2-6 1-2f | | | 1-2 3 F8 1B 1B | 4 0 2 0 0 1 1 | | | | | | | | | | | | |
| Inning Stats | R: 0 E: 0 K: 0 S: 7 | H: 1 LOB: 0 BB: 0 P: 9 | R: 2 E: 0 K: 1 S: 12 | H: 2 LOB: 0 BB: 0 P: 13 | R: 0 E: 0 K: 0 S: 7 | H: 0 LOB: 1 BB: 0 P: 12 | R: 2 E: 0 K: 1 S: 15 | H: 3 LOB: 2 BB: 0 P: 24 | R: 0 E: 0 K: 1 S: 9 | H: 2 LOB: 3 BB: 1 P: 18 | R: 0 E: 0 K: 2 S: 7 | H: 1 LOB: 0 BB: 0 P: 9 | R: 0 E: 0 K: 1 S: 8 | H: 0 LOB: 0 BB: 0 P: 10 | R: 0 E: 0 K: 3 S: 12 | H: 0 LOB: 1 BB: 1 P: 21 | R: 0 E: 0 K: 1 S: 13 | H: 2 LOB: 2 BB: 0 P: 14 | 1B: 7 2B: 3 3B: 0 HR: 2 | SF: 0 SAC: 0 DP: 1 HBP: 2 | WP: 0 PB: 0 SB: 0 CS: 1 | PA: 40 |
| PITCHER | IP WLS BF H R ER SO BB IBB HBP BLK WP HR S P ERA WHIP | | | | | | | | | | | | | | | | | | | | | |
| Bronson Arroyo, R (1, 1) ERA: 4.47 | 7.0 W 31 9 4 4 6 0 1 2 0 0 2 65 95 5.14 1.286 | | | | | | | | | | | | | | | | | | | | | |
| 58 Jonathan Papelbon, R (8, 1) ERA: 3.43 | 1.0 H 6 2 0 0 3 1 0 0 0 0 0 0 18 28 0.00 3.000 | | | | | | | | | | | | | | | | | | | | | |
| 50 Mike Timlin, R (9, 1) ERA: 1.96 | 1.0 S 3 0 0 0 1 0 0 0 0 0 0 0 7 7 0.00 0.000 | | | | | | | | | | | | | | | | | | | | | |

Tampa Bay Devil Rays @ Boston Red Sox
Fenway Park, Boston, MA
 Thu Sep 01 2005, 7:05 PM EDT
 Att: 35,337 - Partly Cloudy - 80 F

| | |
|-----|----|
| AB | 36 |
| R | 4 |
| H | 11 |
| RBI | 4 |
| BB | 2 |
| SO | 10 |
| LOB | 19 |



| Batter | 1 | 2 | 3 | 4 | 5 | 6 | 7 | 8 | 9 | AB R H RBI BB SO LOB | TOP | | | | | | | | | | | | | | |
|---|------------------------------|----------------------------------|-------------------------------|----------------------------------|------------------------------|----------------------------------|--|----------------------------------|---------------------------------|----------------------------------|------------------------------|----------------------------------|-------------------------------|----------------------------------|------------------------------|---------------------------------|-------------------------------|----------------------------------|----------------------------------|------------------------------------|----------------------------------|--------|--|--|--|
| 1 Brian Roberts, S OBP: 0.384, SLG: 0.511 (1, 4) | 1-1 F9 | 0-0 G5-3 | | 0-3 K | | | 1-1 SAFE SAFE SAFE 1-H 10 1B 2B | | 1-0 F8 | 5 1 1 1 0 1 3 | | | | | | | | | | | | | | | |
| 6 Melvin Mora, R OBP: 0.338, SLG: 0.452 (1, 5) | 2-2 10 G5-4-3 1B | | 3-2 G5-3 | | 0-3 K | | 0-1 G5-3 | | 2-3 SAFE SAFE 1-2 K | 5 0 1 0 0 2 2 | | | | | | | | | | | | | | | |
| 10 Miguel Tejada, R OBP: 0.359, SLG: 0.547 (1, 6) | 0-1 G5-4-3 1-2f | | 1-0 G5-3 | | 1-3 K | | 0-1 31 1B 2-H 1B | | 4-0 31 1B IBB | 4 0 1 1 1 1 1 | | | | | | | | | | | | | | | |
| 31 Jay Gibbons, L OBP: 0.299, SLG: 0.496 (1, 9) | | | 1-3 K | | 2-0 1B | | 0-2 G5-3 | | 2-1 HBP 1-3 2-H 1B | 5 0 3 1 0 1 0 0 0 0 0 0 0 0 | | | | | | | | | | | | | | | |
| Javy Lopez, R OBP: 0.327, SLG: 0.475 (1, 2) | | | 1-0 E5 FC6-4 | | 1-3 K | | 1-1 G6-3 | | 3-1 HBP 1-2 HBP | 4 0 0 0 0 1 3 0 0 0 0 0 0 0 | | | | | | | | | | | | | | | |
| Sal Fasano, R OBP: 0.309, SLG: 0.450 (9, 2) | | | | | | | 3-2 F9 | | | | | | | | | | | | | | | | | | |
| Alejandro Freire, R OBP: 0.382, SLG: 0.467 (1, 10) | | | 0-1 FC6-4 1B | | 1-1 HR | | 3-3 K | | 0-1 G6-3 | 3 2 1 1 0 1 1 2 0 0 0 0 0 3 | | | | | | | | | | | | | | | |
| Bernie Castro, S OBP: 0.429, SLG: 0.667 (8, PH) | | | | | | | | | | | | | | | | | | | | | | | | | |
| Eric Byrnes, R OBP: 0.318, SLG: 0.409 (1, 7) | | | 4-2 1B E BB | | 0-2 G6-4-3 1B | | 1-1 F8 | | 2-0 P2 | 3 1 1 0 1 0 0 | | | | | | | | | | | | | | | |
| Chris Gomez, R OBP: 0.359, SLG: 0.356 (1, 3) | | | 3-2 E 1B | | 0-0 G6-4-3 1-2f | | 4-2 FC1-6 BB | | 1-0 G5-3 | 3 1 1 1 1 0 1 | | | | | | | | | | | | | | | |
| Luis Matos, R OBP: 0.351, SLG: 0.391 (1, 8) | | | 1-2 E4 2B | | 0-2 1B | | 0-1 FC1-6 1 2B | | 2-1 6 S 31 1B 1B | 4 2 3 2 0 0 1 | | | | | | | | | | | | | | | |
| Inning Stats | R: 0 E: 0 K: 0 S: 7 | H: 1 LOB: 0 BB: 0 P: 10 | R: 3 E: 2 K: 1 S: 17 | H: 2 LOB: 1 BB: 1 P: 27 | R: 0 E: 0 K: 1 S: 9 | H: 1 LOB: 1 BB: 0 P: 16 | R: 1 E: 0 K: 1 S: 13 | H: 3 LOB: 1 BB: 0 P: 14 | R: 0 E: 0 K: 2 S: 10 | H: 0 LOB: 0 BB: 0 P: 11 | R: 0 E: 0 K: 1 S: 8 | H: 0 LOB: 0 BB: 0 P: 13 | R: 2 E: 0 K: 0 S: 17 | H: 3 LOB: 2 BB: 1 P: 25 | R: 0 E: 0 K: 0 S: 4 | H: 0 LOB: 0 BB: 0 P: 7 | R: 1 E: 0 K: 1 S: 13 | H: 2 LOB: 3 BB: 1 P: 27 | 1B: 9 2B: 2 3B: 0 HR: 1 | SF: 0 SAC: 0 DP: 2 HBP: 1 | WP: 0 PB: 0 SB: 1 CS: 0 | PA: 42 | | | |
| PITCHER | IP | WLS | BF | H | R | ER | SO | BB | IBB | HBP | BLK | WP | HR | S | P | ERA | WHIP | | | | | | | | |
| Lenny DiNardo, L ERA: 3.52 (1, 1) | 6.0 | L | 25 | 7 | 4 | 1 | 6 | 1 | 0 | 0 | 0 | 0 | 1 | 64 | 91 | 1.50 | 1.333 | | | | | | | | |
| Chad Harville, R ERA: 4.66 (7, 1) | 0.1 | | 2 | 0 | 1 | 1 | 0 | 1 | 0 | 0 | 0 | 0 | 0 | 4 | 8 | 27.00 | 3.000 | | | | | | | | |
| Matt Perisho, L ERA: 2.57 (7, 1) | 0.0 | | 1 | 1 | 0 | 0 | 0 | 0 | 0 | 0 | 0 | 0 | 0 | 2 | 3 | ∞ | ∞ | | | | | | | | |
| Chad Bradford, R ERA: 2.6 (7, 1) | 0.1 | | 2 | 1 | 1 | 1 | 0 | 0 | 0 | 0 | 0 | 0 | 0 | 4 | 4 | 27.00 | 3.000 | | | | | | | | |
| Keith Foulke, R ERA: 6.18 (7, 1) | 0.1 | | 2 | 1 | 0 | 0 | 0 | 0 | 0 | 0 | 0 | 0 | 0 | 7 | 10 | 0.00 | 3.000 | | | | | | | | |
| PITCHER | IP | WLS | BF | H | R | ER | SO | BB | IBB | HBP | BLK | WP | HR | S | P | ERA | WHIP | | | | | | | | |
| Geremi Gonzalez, R ERA: 5.84 (8, 1) | 2.0 | | 10 | 2 | 1 | 1 | 1 | 0 | 1 | 1 | 0 | 0 | 0 | 17 | 34 | 4.50 | 1.000 | | | | | | | | |

Baltimore Orioles @ Boston Red Sox
 Fenway Park, Boston, MA
 Fri Sep 02 2005, 7:05 PM EDT
 Att: 35,156 - Partly Cloudy - 82 F

livebaseballscorecards.com

AB 38
 R 7
 H 12
 RBI 7
 BB 3
 SO 7
 LOB 15



| Batter | 1 | 2 | 3 | 4 | 5 | 6 | 7 | 8 | 9 | AB R H RBI BB SO LOB |
|--|--------------|----------|------------------------|------------------|----------|--------|-------|----------|----------------|---|
| 18 Johnny Damon, L OBP: 0.369, SLG: 0.453 (1, 8) | 1-1 F8 | 1-1 F7 | | 1-1 SF8 | | | 1-3 K | | 3-1 E5 | 4 0 1 1 0 1 0 |
| Edgar Renteria, R OBP: 0.347, SLG: 0.397 (1, 6) | 4-1 BB 1B BB | | 2-2 G6-3 | 2-3 K | | | 1-3 K | | 0-0 P4 | 4 1 0 0 1 2 4 |
| 34 David Ortiz, L OBP: 0.386, SLG: 0.583 (1, 10) | 3-3 K | | 4-2 BB | | 3-2 G6-3 | | | 0-2 F8 | | 3 0 0 0 1 1 1 |
| Manny Ramirez, R OBP: 0.386, SLG: 0.576 (1, 7) | 0-0 BB | | 1-3 K | | 2-3 K | | | 2-2 F8 | | 4 1 1 0 0 2 1 |
| Trot Nixon, L OBP: 0.365, SLG: 0.475 20 Kevin Youkilis, R OBP: 0.397, SLG: 0.424 Alejandro Machado, S (8, PH) (9, 4) | 4-2 2B BB | | 0-1 F7 | | 2-2 P2 | | | 4-2 BB | | 2 0 0 0 1 0 1 0 0 0 0 1 0 0 0 0 0 0 0 0 0 |
| Jason Varitek, S OBP: 0.381, SLG: 0.539 (1, 2) | 0-0 2B | | | 2-3 K | | 1-2 F7 | | 2-1 G3-1 | | 4 0 1 2 0 1 1 |
| John Olerud, L OBP: 0.357, SLG: 0.508 Kevin Millar, R OBP: 0.360, SLG: 0.391 (9, PH) | 0-1 G5-3 | | 1-1 E5 13 BB 18 SF8 | | 3-2 F7 | | | | 1-1 18 E 18 1B | 3 1 0 0 0 0 2 1 0 1 0 0 0 0 |
| Bill Mueller, S OBP: 0.373, SLG: 0.442 (1, 5) | | 3-2 P3 | | 4-2 18 SF8 13 BB | | 0-1 L5 | | | 0-0 L7 | 3 0 0 0 1 0 1 |
| 13 Alex Cora, L OBP: 0.272, SLG: 0.312 Gabe Kapler, R OBP: 0.282, SLG: 0.356 (9, 9) | | 0-1 G6-3 | | 4-1 BB | | 1-2 BB | | | 2-3 K | 2 0 0 0 1 0 0 1 0 0 0 0 1 1 |

| Inning Stats | R: 2 | H: 2 | E: 0 | K: 1 | S: 13 | H: 2 | LOB: 2 | BB: 2 | P: 25 | R: 0 | H: 0 | E: 0 | K: 0 | S: 8 | R: 0 | H: 0 | E: 0 | K: 1 | S: 10 | R: 1 | H: 0 | E: 1 | K: 2 | S: 13 | R: 0 | H: 0 | E: 0 | K: 1 | S: 12 | R: 0 | H: 0 | E: 0 | K: 0 | S: 9 | R: 0 | H: 0 | E: 0 | K: 2 | S: 17 | R: 0 | H: 0 | E: 0 | K: 1 | S: 10 | R: 0 | H: 2 | E: 1 | K: 1 | S: 9 | 1B: 3 | 2B: 1 | 3B: 0 | HR: 0 | SF: 1 | SAC: 0 | DP: 0 | HBP: 0 | WP: 0 | PB: 0 | SB: 0 | CS: 0 | PA: 38 |
|--------------|------|------|------|------|-------|------|--------|-------|-------|------|------|------|------|------|------|------|------|------|-------|------|------|------|------|-------|------|------|------|------|-------|------|------|------|------|------|------|------|------|------|-------|------|------|------|------|-------|------|------|------|------|------|-------|-------|-------|-------|-------|--------|-------|--------|-------|-------|-------|-------|--------|
|--------------|------|------|------|------|-------|------|--------|-------|-------|------|------|------|------|------|------|------|------|------|-------|------|------|------|------|-------|------|------|------|------|-------|------|------|------|------|------|------|------|------|------|-------|------|------|------|------|-------|------|------|------|------|------|-------|-------|-------|-------|-------|--------|-------|--------|-------|-------|-------|-------|--------|

| PITCHER | IP | WLS | BF | H | R | ER | SO | BB | IBB | HBP | BLK | WP | HR | S | P | ERA | WHIP |
|---|-----|-----|----|---|---|----|----|----|-----|-----|-----|----|----|----|-----|------|-------|
| John Maine, R ERA: 2.91 (1, 1) | 5.0 | W | 23 | 2 | 3 | 2 | 5 | 5 | 0 | 0 | 0 | 0 | 0 | 56 | 100 | 3.60 | 1.400 |
| Eric DuBose, L ERA: 6.88 (6, 1) | 1.0 | H | 3 | 0 | 0 | 0 | 0 | 0 | 0 | 0 | 0 | 0 | 0 | 9 | 13 | 0.00 | 0.000 |
| 37 Chris Ray, R ERA: 2.35 (7, 1) | 1.0 | H | 3 | 0 | 0 | 0 | 2 | 0 | 0 | 0 | 0 | 0 | 0 | 17 | 22 | 0.00 | 0.000 |
| Steve Kline, L ERA: 4.37 (8, 1) | 0.2 | H | 2 | 0 | 0 | 0 | 0 | 0 | 0 | 0 | 0 | 0 | 0 | 6 | 8 | 0.00 | 0.000 |
| Todd Williams, R ERA: 3.41 (8, 1) | 0.1 | H | 2 | 0 | 0 | 0 | 0 | 1 | 0 | 0 | 0 | 0 | 0 | 4 | 10 | 0.00 | 3.000 |


BOTTOM

Baltimore Orioles @ Boston Red Sox
Fenway Park, Boston, MA

Fri Sep 02 2005, 7:05 PM EDT
Att. 35,156 - Partly Cloudy - 82 F

livebaseballscorecards.com

| | |
|-----|----|
| AB | 31 |
| R | 3 |
| H | 4 |
| RBI | 3 |
| BB | 6 |
| SO | 8 |
| LOB | 12 |



| Batter | 1 | 2 | 3 | 4 | 5 | 6 | 7 | 8 | 9 | AB R H RBI BB SO LOB | TOP | |
|---|---|---|--|---|--|---|--|--|---|--|---|----------|
| 1 Brian Roberts, S (1, 4) OBP: 0.386, SLG: 0.514 | 4-2 10 1B BB | | 2-1 SF7 1-H | | 0-0 CS 1B | | 3-2 G3 1-2 | | 0-0 6 SF9 1-3 2-H 2B | 3 0 2 2 1 0 1 | | |
| Bernie Castro, S (1, 10) OBP: 0.273, SLG: 0.400 David Newhan, L (9, PH) OBP: 0.273, SLG: 0.325 | 0-1 F7 | | 0-0 G6-3 | | 2-2 F8 1-2 | | 0-0 G3 | | 4-2 BB | 4 0 0 0 0 0 3 0 0 0 0 1 0 0 | | |
| 6 Melvin Mora, R (1, 5) OBP: 0.335, SLG: 0.448 | 2-2 F8 | | 3-2 F8 | | 2-0 P5 | | | 0-3 K | 0-1 SF9 2-3 3-H | 4 0 0 1 0 1 1 | | |
| 10 Miguel Tejada, R (1, 6) OBP: 0.359, SLG: 0.548 | 1-0 1-3 1B | | | 2-1 1B 2B | | 2-2 K | | 1-3 K | 0-2 F9 | 5 1 2 0 0 2 2 | | |
| 31 Jay Gibbons, L (1, 9) OBP: 0.301, SLG: 0.504 | 2-0 F7 | | | 2-1 E7 1B E | | 0-0 HR | | 1-0 1B | | 4 2 2 1 0 0 3 | | |
| Javy Lopez, R (1, 2) OBP: 0.326, SLG: 0.472 | | 0-1 G5-3 | | 0-1 E8 G3 1-H 2-H 1B | | 1-2 P2 | | 2-0 G5-3 | | 4 0 1 1 0 0 1 | | |
| B.J. Surhoff, L (1, 3) OBP: 0.279, SLG: 0.382 | | 0-1 F7 | | 0-0 G3 | | 1-3 K | | 3-2 E 1B 2B 1B | | 4 1 1 0 0 1 1 | | |
| Eric Byrnes, R (1, 7) OBP: 0.314, SLG: 0.405 | | 0-1 G5-3 | | 0-0 G4-3 | | 2-2 G5-3 | | 1-3 K | | 4 0 0 0 0 1 2 | | |
| Luis Matos, R (1, 8) OBP: 0.353, SLG: 0.389 | | | 2-2 1 PB 1 WP SF7 HBP | | 1-1 G6-3 | | 4-0 G3 BB | | 0-1 FC6 1 2B 6 SF9 | 2 2 0 0 1 0 2 | | |
| Inning Stats | R: 0 H: 1 E: 0 LOB: 2 K: 0 BB: 1 S: 10 P: 19 | R: 0 H: 0 E: 0 LOB: 0 K: 0 BB: 0 S: 6 P: 6 | R: 1 H: 0 E: 0 LOB: 0 K: 0 BB: 0 S: 8 P: 15 | R: 2 H: 2 E: 2 LOB: 1 K: 0 BB: 0 S: 10 P: 15 | R: 0 H: 1 E: 0 LOB: 0 K: 2 BB: 0 S: 7 P: 10 | R: 1 H: 1 E: 0 LOB: 0 K: 2 BB: 0 S: 13 P: 17 | R: 0 H: 0 E: 0 LOB: 1 K: 0 BB: 1 S: 7 P: 16 | R: 0 H: 1 E: 0 LOB: 1 K: 2 BB: 0 S: 8 P: 12 | R: 2 H: 2 E: 1 LOB: 2 K: 1 BB: 1 S: 18 P: 26 | 1B: 5 SF: 2 2B: 2 SAC: 0 3B: 0 DP: 0 HR: 1 HBP: 1 | WP: 1 PA: 40 PB: 1 SB: 0 CS: 1 | |
| PITCHER 30 Matt Clement, R (1, 1) ERA: 4.17 50 Mike Timlin, R (9, 1) ERA: 1.93 | IP WLS BF H R ER SO BB IBB HBP BLK WP HR S P ERA WHIP | 8.0 W 33 6 4 2 4 2 0 1 0 1 1 69 110 2.25 1.000 | 1.0 S 7 2 2 0 1 1 0 0 0 0 0 0 18 26 0.00 3.000 | | | | | | | | | ERA WHIP |

Baltimore Orioles @ Boston Red Sox
Fenway Park, Boston, MA
Sat Sep 03 2005, 7:05 PM EDT
Att. 35,142 - Partly Cloudy - 79 F

livebaseballscorecards.com

| | |
|-----|----|
| AB | 34 |
| R | 6 |
| H | 8 |
| RBI | 5 |
| BB | 3 |
| SO | 5 |
| LOB | 16 |



| Batter | 1 | 2 | 3 | 4 | 5 | 6 | 7 | 8 | 9 | AB R H RBI BB SO LOB |
|---|--------------------------|------------------|--------------------------------|-----------------|-------------------------------|---------------------------|-------------|-------------|---|----------------------|
| 18 Johnny Damon, L OBP: 0.368, SLG: 0.452 (1, 8) | 3-2 G6-3 | | 0-2 G4-3 | | 1-2 34 F8 1B | 1-1 G4-6-3 | | | | 4 1 1 0 0 0 2 |
| Edgar Renteria, R OBP: 0.348, SLG: 0.398 (1, 6) | 0-0 F9 34 BB 1B | | 1-0 SF9 | | 2-0 1B WP 1B | | 3-2 G4-3 | | | 3 1 2 1 0 0 0 |
| 34 David Ortiz, L OBP: 0.388, SLG: 0.590 (1, 10) | 4-0 1-2 BB | | 3-2 1B | | 1-1 F8 | | 0-1 HR | | | 3 1 2 1 1 0 2 |
| Manny Ramirez, R OBP: 0.385, SLG: 0.573 (1, 7) | 3-2 F9 | | 0-1 L5 | | 2-2 WP BB G6-3 1B | | 1-2 G5-3 | | | 4 1 1 1 0 0 3 |
| Jason Varitek, S OBP: 0.382, SLG: 0.537 (1, 2) | 3-3 K | | | 4-0 HR BB | 4-2 20 WP WP BB | | 3-3 K | | | 2 1 0 0 2 2 2 |
| Kevin Millar, R OBP: 0.359, SLG: 0.397 (1, 3) | | 1-2 F9 | | 0-1 HR | 2-0 G6-3 | | 2-1 P5 | | | 4 1 1 3 0 0 1 |
| John Olerud, L OBP: 0.357, SLG: 0.508 (9, 3) | | | | 1-H | 1-2 2-H 3-H | | | | | 0 0 0 0 0 0 0 |
| 20 Kevin Youkilis, R OBP: 0.395, SLG: 0.412 (1, 4) | | 4-0 CS BB | | 2-2 F7 | 1-2 K | | 3-2 G5-3 | | | 2 0 0 0 1 1 1 |
| Alejandro Machado, S (6, 4) | | | | 1-0 F9 | 2-3 | | | | | 1 0 0 0 0 0 0 |
| Bill Mueller, S OBP: 0.372, SLG: 0.440 (1, 5) | | 3-3 SAFE K | | 1-0 F9 | | 2-1 18 G4-6-3 1B | | 0-0 G4-3 | | 4 0 1 0 0 1 1 |
| Gabe Kapler, R OBP: 0.284, SLG: 0.368 (1, 9) | | | 0-1 18 G4-3 SF9 2B | 1-1 G5-3 | | 2-3 K | | | | 3 1 1 0 0 1 1 |

| Inning Stats | R: 0 E: 0 K: 1 S: 10 | H: 1 LOB: 2 BB: 1 P: 23 | R: 0 E: 0 K: 1 S: 8 | H: 0 LOB: 1 BB: 1 P: 16 | R: 1 E: 0 K: 0 S: 11 | H: 2 LOB: 1 BB: 0 P: 15 | R: 2 E: 0 K: 0 S: 9 | H: 1 LOB: 0 BB: 1 P: 17 | R: 3 E: 0 K: 1 S: 17 | H: 3 LOB: 1 BB: 1 P: 30 | R: 0 E: 0 K: 1 S: 7 | H: 1 LOB: 0 BB: 0 P: 12 | R: 1 E: 0 K: 1 S: 11 | H: 1 LOB: 0 BB: 0 P: 18 | R: 0 E: 0 K: 0 S: 9 | H: 0 LOB: 0 BB: 0 P: 14 | 1B: 6 2B: 2 3B: 0 HR: 2 | SF: 1 SAC: 0 DP: 2 HBP: 0 | WP: 2 PB: 0 SB: 0 CS: 1 | PA: 35 |
|--------------|-------------------------------|----------------------------------|------------------------------|----------------------------------|-------------------------------|----------------------------------|------------------------------|----------------------------------|-------------------------------|----------------------------------|------------------------------|----------------------------------|-------------------------------|----------------------------------|------------------------------|----------------------------------|----------------------------------|------------------------------------|----------------------------------|--------|
|--------------|-------------------------------|----------------------------------|------------------------------|----------------------------------|-------------------------------|----------------------------------|------------------------------|----------------------------------|-------------------------------|----------------------------------|------------------------------|----------------------------------|-------------------------------|----------------------------------|------------------------------|----------------------------------|----------------------------------|------------------------------------|----------------------------------|--------|

| PITCHER | IP | WLS | BF | H | R | ER | SO | BB | IBB | HBP | BLK | WP | HR | S | P | ERA | WHIP | IP | WLS | BF | H | R | ER | SO | BB | IBB | HBP | BLK | WP | HR | S | P | ERA | WHIP | | | |
|---------------------------------------|-----|-----|----|---|---|----|----|----|-----|-----|-----|----|----|----|----|-------|-------|----|-----|----|---|---|----|----|----|-----|-----|-----|----|----|---|---|-----|------|--|--|--|
| 45 Erik Bedard, L ERA: 3.76 (1, 1) | 4.1 | L | 23 | 7 | 6 | 6 | 2 | 4 | 0 | 0 | 0 | 0 | 1 | 50 | 93 | 12.46 | 2.538 | | | | | | | | | | | | | | | | | | | | |
| Jorge Julio, R ERA: 5.46 (5, 1) | 2.2 | | 9 | 2 | 1 | 1 | 3 | 0 | 0 | 0 | 0 | 2 | 1 | 23 | 38 | 3.38 | 0.750 | | | | | | | | | | | | | | | | | | | | |
| Jason Grimsley, R ERA: 7.47 (8, 1) | 1.0 | | 3 | 0 | 0 | 0 | 0 | 0 | 0 | 0 | 0 | 0 | 0 | 9 | 14 | 0.00 | 0.000 | | | | | | | | | | | | | | | | | | | | |


BOTTOM

Baltimore Orioles @ Boston Red Sox
Fenway Park, Boston, MA
Sat Sep 03 2005, 7:05 PM EDT
Att. 35,142 - Partly Cloudy - 79 F

livebaseballscorecards.com

| | |
|-----|----|
| AB | 30 |
| R | 7 |
| H | 9 |
| RBI | 6 |
| BB | 4 |
| SO | 5 |
| LOB | 13 |



| Batter | 1 | 2 | 3 | 4 | 5 | 6 | 7 | 8 | 9 | AB R H RBI BB SO LOB | TOP | | | | | | | | | | | | | | |
|---|---|---|--|--|--|---|--|---|--|--|---|----|----|---|---|---|---|-----|---|----|---|----|---|-----|----|
| 1 Brian Roberts, S OBP: 0.385, SLG: 0.512 (1, 4) C X | 0-1 G3 ① | | 3-2 6 CS 1B | | 3-2 F8 ③ | | | 0-2 G4-3 ① | | 4 0 1 0 0 0 0 | <p>Baltimore Orioles @ Boston Red Sox Fenway Park, Boston, MA Sun Sep 04 2005, 2:05 PM EDT Att. 35,003 - Partly Cloudy - 72 F</p> <p>livebaseballscorecards.com</p> <table border="0"> <tr><td>AB</td><td>32</td></tr> <tr><td>R</td><td>1</td></tr> <tr><td>H</td><td>7</td></tr> <tr><td>RBI</td><td>1</td></tr> <tr><td>BB</td><td>0</td></tr> <tr><td>SO</td><td>4</td></tr> <tr><td>LOB</td><td>14</td></tr> </table>  | AB | 32 | R | 1 | H | 7 | RBI | 1 | BB | 0 | SO | 4 | LOB | 14 |
| AB | 32 | | | | | | | | | | | | | | | | | | | | | | | | |
| R | 1 | | | | | | | | | | | | | | | | | | | | | | | | |
| H | 7 | | | | | | | | | | | | | | | | | | | | | | | | |
| RBI | 1 | | | | | | | | | | | | | | | | | | | | | | | | |
| BB | 0 | | | | | | | | | | | | | | | | | | | | | | | | |
| SO | 4 | | | | | | | | | | | | | | | | | | | | | | | | |
| LOB | 14 | | | | | | | | | | | | | | | | | | | | | | | | |
| 6 Melvin Mora, R OBP: 0.336, SLG: 0.450 (1, 5) C B S H | 2-2 31 1B HBP | | 2-2 F8 ② ③ | | | 3-2 10 2B 2B | | 0-3 K ② | | 3 1 1 0 0 1 1 | | | | | | | | | | | | | | | |
| 10 Miguel Tejada, R OBP: 0.360, SLG: 0.549 (1, 6) B C C C X | 1-2 F9 | | | 0-0 31 1B 1B | | 2-2 2H 2B | | 0-1 P6 ③ | | 4 0 2 1 0 0 1 | | | | | | | | | | | | | | | |
| 31 Jay Gibbons, L OBP: 0.303, SLG: 0.504 (1, 9) S X | 0-1 FC6-4 1B | | | 1-1 FC6-4 1B | | 1-1 P3 ① | | 1-2 P3 ① | | 4 0 2 0 0 0 1 | | | | | | | | | | | | | | | |
| Javy Lopez, R OBP: 0.322, SLG: 0.466 (1, 10) X | 0-0 FC6-4 ③ | | | 1-0 F9 ① | | 1-1 F9 ② | | 2-3 K ② | | 4 0 0 0 0 1 5 | | | | | | | | | | | | | | | |
| B.J. Surhoff, L OBP: 0.278, SLG: 0.380 (1, 3) C B F B T B X | | 1-2 G6-4-3 1B | | 2-1 L3 ② | | 0-0 P5 ③ | | 0-2 G3 ③ | | 4 0 1 0 0 0 3 | | | | | | | | | | | | | | | |
| Eric Byrnes, R OBP: 0.312, SLG: 0.402 (1, 7) B X | | 1-0 G6-4-3 ① ② | | 0-1 FC6-4 ③ | | | 2-3 K ① | | | 3 0 0 0 0 1 3 | | | | | | | | | | | | | | | |
| Luis Matos, R OBP: 0.350, SLG: 0.385 (1, 8) C B T C C X | | 1-3 K ③ | | | 0-1 G4-3 ① | | 1-2 F9 ② | | | 3 0 0 0 0 1 0 | | | | | | | | | | | | | | | |
| Geronimo Gil, R OBP: 0.210, SLG: 0.340 (1, 2) F X | | | 0-1 L5 ① | | 1-2 G6-3 ② | | 0-2 G3 ③ | | | 3 0 0 0 0 0 0 | | | | | | | | | | | | | | | |
| Inning Stats | R: 0 H: 1 E: 0 LOB: 2 K: 0 BB: 0 S: 10 P: 13 | R: 0 H: 1 E: 0 LOB: 0 K: 1 BB: 0 S: 10 P: 13 | R: 0 H: 1 E: 0 LOB: 0 K: 0 BB: 0 S: 9 P: 14 | R: 0 H: 2 E: 0 LOB: 2 K: 0 BB: 0 S: 8 P: 12 | R: 0 H: 0 E: 0 LOB: 0 K: 0 BB: 0 S: 8 P: 12 | R: 1 H: 2 E: 0 LOB: 1 K: 0 BB: 0 S: 11 P: 18 | R: 0 H: 0 E: 0 LOB: 0 K: 1 BB: 0 S: 9 P: 12 | R: 0 H: 0 E: 0 LOB: 0 K: 1 BB: 0 S: 8 P: 8 | R: 0 H: 0 E: 0 LOB: 0 K: 1 BB: 0 S: 9 P: 12 | 1B: 5 SF: 0 2B: 2 SAC: 0 3B: 0 DP: 1 HR: 0 HBP: 1 | WP: 0 PA: 33 PB: 0 SB: 0 CS: 1 | | | | | | | | | | | | | | |
| PITCHER David Wells, L (1, 1) ERA: 4.24 | IP WLS BF H R ER SO BB IBB HBP BLK WP HR S P ERA WHIP | 9.0 W 33 7 1 1 4 0 0 1 0 0 0 82 114 1.00 0.778 | | | | | | | | | | | | | | | | | | | | | | | |

| Batter | 1 | 2 | 3 | 4 | 5 | 6 | 7 | 8 | 9 |
|--|--|---|--|--|--|--|--|---|---|
| 18 Johnny Damon, L <small>OBP: 0.368, SLG: 0.453</small> Gabe Kapler, R <small>OBP: 0.280, SLG: 0.364</small> <small>(1, 8)</small> <small>(7, PH)</small> <small>(8, 8)</small> | 1-1 F8 <small>①</small> | | | 0-0 L5 <small>①</small> | 0-0 2B <small>①</small> <small>1-H</small> <small>3-H</small> | | 0-0 B1-3 <small>③</small> | | |
| Edgar Renteria, R <small>OBP: 0.346, SLG: 0.395</small> <small>(1, 6)</small> | 0-0 G5-3 <small>②</small> | | | 1-0 G6-3 <small>②</small> | 1-3 K <small>②</small> | | | 0-0 F9 <small>①</small> | |
| 34 David Ortiz, L <small>OBP: 0.391, SLG: 0.589</small> <small>(1, 10)</small> | 1-0 F7 <small>③</small> | | | 2-1 1B <small>③</small> | 4-2 BB <small>③</small> <small>FC6-4</small> | | | 4-0 BB <small>③</small> <small>G4-6-3</small> | |
| Manny Ramirez, R <small>OBP: 0.382, SLG: 0.568</small> <small>(1, 7)</small> | | | 2-2 G6-3 <small>①</small> | 3-2 L4 <small>③</small> | 2-2 FC6-4 <small>③</small> <small>1-2f</small> | | | 0-2 G4-6-3 <small>②</small> <small>③</small> <small>1-2f</small> | |
| Trot Nixon, L <small>OBP: 0.365, SLG: 0.474</small> <small>(1, 9)</small> | | | 3-2 F7 <small>②</small> | | 3-2 1B <small>①</small> <small>HR</small> | 3-2 G4-3 <small>①</small> | | | |
| Bill Mueller, S <small>OBP: 0.372, SLG: 0.439</small> <small>(1, 5)</small> | | | 2-1 F8 <small>③</small> | | 1-0 1B <small>②</small> <small>HR</small> | 2-2 F7 <small>②</small> | | | |
| John Olerud, L <small>OBP: 0.356, SLG: 0.528</small> <small>(1, 3)</small> | | | | 2-3 K <small>①</small> | 0-0 HR <small>①</small> <small>1-H</small> <small>3-H</small> | 1-0 F9 <small>③</small> | | | |
| Doug Mirabelli, R <small>OBP: 0.333, SLG: 0.418</small> <small>(1, 2)</small> | | | | 2-2 F9 <small>②</small> | 3-2 1B <small>②</small> <small>18 2B</small> | | 2-3 K <small>①</small> | | |
| Tony Graffanino, R <small>OBP: 0.376, SLG: 0.401</small> 13 Alex Cora, L <small>OBP: 0.272, SLG: 0.312</small> <small>(8, 4)</small> | | | | 3-3 K <small>③</small> | 2-0 1B <small>②</small> <small>18 2B</small> | | 3-3 K <small>②</small> | | |

| Inning Stats | R: 0 | H: 0 | E: 0 | K: 0 | S: 4 | P: 6 | R: 0 | H: 0 | E: 0 | K: 0 | S: 8 | P: 15 | R: 0 | H: 0 | E: 0 | K: 2 | S: 12 | R: 0 | H: 1 | E: 0 | K: 0 | S: 7 | P: 13 | R: 5 | H: 6 | E: 0 | K: 1 | S: 19 | P: 35 | R: 0 | H: 0 | E: 0 | K: 0 | S: 8 | P: 14 | R: 0 | H: 0 | E: 0 | K: 2 | S: 7 | P: 12 | R: 0 | H: 0 | E: 0 | K: 0 | S: 5 | P: 9 |
|--------------|------|------|------|------|------|------|------|------|------|------|------|-------|------|------|------|------|-------|------|------|------|------|------|-------|------|------|------|------|-------|-------|------|------|------|------|------|-------|------|------|------|------|------|-------|------|------|------|------|------|------|
| | 0 | 0 | 0 | 0 | 4 | 6 | 0 | 0 | 0 | 0 | 8 | 15 | 0 | 0 | 0 | 0 | 12 | 0 | 1 | 0 | 0 | 7 | 13 | 5 | 6 | 0 | 0 | 0 | 19 | 35 | 0 | 0 | 0 | 0 | 8 | 14 | 0 | 0 | 0 | 7 | 12 | 0 | 0 | 0 | 9 | | |


| PITCHER | IP | WLS | BF | H | R | ER | SO | BB | IBB | HBP | BLK | WP | HR | S | P | ERA | WHIP |
|---|--------|-----|----|---|---|----|----|----|-----|-----|-----|----|----|----|----|------|-------|
| Rodrigo Lopez, R <small>ERA: 4.97</small> | (1, 1) | 5.0 | 22 | 7 | 5 | 5 | 3 | 1 | 0 | 0 | 0 | 0 | 1 | 50 | 88 | 9.00 | 1.600 |
| Eric DuBose, L <small>ERA: 6.16</small> | (6, 1) | 2.0 | 6 | 0 | 0 | 0 | 2 | 0 | 0 | 0 | 0 | 0 | 0 | 15 | 26 | 0.00 | 0.000 |
| James Baldwin, R <small>ERA: 3.57</small> | (8, 1) | 1.0 | 3 | 0 | 0 | 0 | 0 | 1 | 0 | 0 | 0 | 0 | 0 | 5 | 9 | 0.00 | 1.000 |

BOTTOM

| AB | R | H | RBI | BB | SO | LOB |
|----|---|---|-----|----|----|-----|
| 3 | 0 | 1 | 2 | 0 | 0 | 0 |
| 1 | 0 | 0 | 0 | 0 | 0 | 0 |
| 4 | 0 | 0 | 0 | 0 | 1 | 0 |
| 2 | 0 | 1 | 0 | 2 | 0 | 0 |
| 4 | 0 | 0 | 0 | 0 | 0 | 3 |
| 3 | 1 | 1 | 0 | 0 | 0 | 0 |
| 3 | 1 | 1 | 0 | 0 | 0 | 0 |
| 3 | 1 | 1 | 3 | 0 | 1 | 0 |
| 3 | 1 | 1 | 0 | 0 | 1 | 0 |
| 3 | 1 | 1 | 0 | 0 | 2 | 0 |
| 0 | 0 | 0 | 0 | 0 | 0 | 0 |

Baltimore Orioles @ Boston Red Sox
 Fenway Park, Boston, MA
 Sun Sep 04 2005, 2:05 PM EDT
 Att. 35,003 - Partly Cloudy - 72 F

| AB | 29 |
|-----|----|
| R | 5 |
| H | 7 |
| RBI | 5 |
| BB | 2 |
| SO | 5 |
| LOB | 3 |



| WP | PA | 31 |
|-----|----|--------|
| 1B: | 4 | SF: 0 |
| 2B: | 2 | SAC: 0 |
| 3B: | 0 | DP: 1 |
| HR: | 1 | HBP: 0 |
| WP: | 0 | PA: |
| PB: | 0 | 31 |
| SB: | 0 | |
| CS: | 0 | |

| Batter | 1 | 2 | 3 | 4 | 5 | 6 | 7 | 8 | 9 | AB R H RBI BB SO LOB | TOP | | |
|--|--|--|---|---|---|---|---|---|---|--|--|----------------|---|
| 22 Scott Podsednik, L (1, 7) OBP: 0.348, SLG: 0.343 | 1-0 G4-3 | | 4-2 L6 BB | | 0-0 SH1-3 | | 2-2 S 1B | | 0-0 G4-3 | 3 0 1 0 1 0 0 | | | |
| Tadahito Iguchi, R (1, 4) OBP: 0.353, SLG: 0.451 | 4-1 BB | | 1-2 L6 | | 0-0 SH1-3 | | 4-2 BB 1B | | 1-2 G1-3 | 2 0 0 1 2 0 2 | | | |
| Carl Everett, S (1, 10) OBP: 0.312, SLG: 0.463 | 1-1 P5 | | | 0-3 K | 2-2 K | | 0-3 K | | 1-1 1B | 5 0 1 0 0 3 3 | | | |
| 14 Paul Konerko, R (1, 3) OBP: 0.368, SLG: 0.527 | 3-2 F9 | | | 0-0 G3 1B 2B | | 1-2 HR | 3-2 G5-3 | | | 4 2 2 1 0 0 3 | | | |
| Aaron Rowand, R (1, 8) OBP: 0.332, SLG: 0.420 | | 0-3 K | | 1-0 G3 | | 0-1 G3-1 2B | | 3-2 SH3 HBP | | 3 0 1 0 0 1 1 | | | |
| Timo Perez, L (1, 9) OBP: 0.273, SLG: 0.305 | | 2-2 F9 | | 0-0 1B | | 0-0 G3-1 | | 1-0 SH3 | | 3 0 1 1 0 0 1 | | | |
| Chris Widger, R (1, 2) OBP: 0.289, SLG: 0.387 | | 2-3 K | | 3-2 F9 | | 0-0 P3 | | 0-1 P3 | | 4 0 0 0 0 1 3 | | | |
| Geoff Blum, S (1, 5) OBP: 0.303, SLG: 0.356 | | | 0-2 3B | | 2-2 5 2B 1B | 2-1 F9 | | 2-1 P5 | | 4 1 2 0 0 0 2 | | | |
| 5 Juan Uribe, R (1, 6) OBP: 0.299, SLG: 0.393 | | | 3-2 G5-3 | | 0-0 SH1-3 2B | | 0-2 BB 22 1B | | 0-0 HR | 4 2 3 2 0 0 1 | | | |
| Inning Stats | R: 0 E: 0 K: 0 S: 8 H: 0 LOB: 1 BB: 1 P: 17 | R: 0 E: 0 K: 2 S: 9 H: 0 LOB: 0 BB: 0 P: 13 | R: 0 E: 0 K: 2 S: 14 H: 1 LOB: 1 BB: 1 P: 22 | R: 1 E: 0 K: 1 S: 14 H: 2 LOB: 1 BB: 0 P: 18 | R: 2 E: 0 K: 1 S: 12 H: 2 LOB: 0 BB: 0 P: 16 | R: 1 E: 0 K: 0 S: 11 H: 2 LOB: 1 BB: 0 P: 14 | R: 0 E: 0 K: 1 S: 21 H: 2 LOB: 2 BB: 1 P: 30 | R: 0 E: 0 K: 0 S: 12 H: 0 LOB: 1 BB: 0 P: 18 | R: 1 E: 0 K: 0 S: 7 H: 2 LOB: 1 BB: 0 P: 9 | 1B: 5 2B: 3 3B: 1 HR: 2 SF: 0 SAC: 3 DP: 0 HBP: 1 | WP: 0 PB: 0 SB: 1 CS: 0 PA: 39 | | |
| PITCHER | IP WLS BF H R ER SO BB IBB HBP BLK WP HR S P ERA WHIP | | | | | | | | | | | PITCHER | IP WLS BF H R ER SO BB IBB HBP BLK WP HR S P ERA WHIP |
| 38 Curt Schilling, R (1, 1) ERA: 6.83 | 6.1 L 29 9 4 4 4 3 0 0 0 0 0 1 79 117 5.68 1.895 | | | | | | | | | | | | |
| Keith Foulke, R (7, 1) ERA: 5.93 | 1.2 6 0 0 0 1 0 0 1 0 0 0 22 31 0.00 0.000 | | | | | | | | | | | | |
| Chad Harville, R (9, 1) ERA: 4.76 | 1.0 4 2 1 1 0 0 0 0 0 0 0 1 7 9 9.00 2.000 | | | | | | | | | | | | |

Chicago White Sox @ Boston Red Sox
Fenway Park, Boston, MA
Mon Sep 05 2005, 12:05 PM EDT
Att. 35,673 - Sunny - 70 F

livebaseballscorecards.com

| | |
|-----|----|
| AB | 32 |
| R | 5 |
| H | 11 |
| RBI | 5 |
| BB | 3 |
| SO | 5 |
| LOB | 16 |



| Batter | 1 | 2 | 3 | 4 | 5 | 6 | 7 | 8 | 9 | AB R H RBI BB SO LOB |
|--|------------------|------------------|----------------|--------------------|--------------------|----------------|----------------|-----------------------|----------------------|----------------------|
| 20 Kevin Youkilis, R OBP: 0.376, SLG: 0.389 (1, 5) | 3-2 G6-3 ① | | 1-3 K ② | | 1-1 FC5-4 ③ | | | 2-3 K ① | | 4 0 0 0 0 2 3 |
| Edgar Renteria, R OBP: 0.343, SLG: 0.392 (1, 6) | 0-3 K ② | | 0-3 K ③ | | | 1-3 K ① | | 2-1 F9 ② | | 4 0 0 0 0 3 2 |
| 34 David Ortiz, L OBP: 0.390, SLG: 0.586 (1, 10) | 1-1 F7 ③ | | | 4-1 FC4-6 BB | | 1-0 L4 ② | | 3-3 K ③ | | 3 0 0 0 1 1 1 |
| Manny Ramirez, R OBP: 0.381, SLG: 0.565 (1, 7) | | 0-1 G6-3 ① | | 1-2 F9 ① | | 1-2 1B | | 0-3 K ① | | 4 0 1 0 0 1 1 |
| Trot Nixon, L OBP: 0.364, SLG: 0.474 (1, 9) | | 1-2 F8 2B | | 0-0 FC4-6 ② | | 2-3 K ③ | | 2-1 E4 2B HR | | 4 1 1 0 0 1 2 |
| Jason Varitek, S OBP: 0.379, SLG: 0.531 (1, 2) | | 2-2 F8 ② | | 2-2 F8 ③ | | | 2-3 K ① | | 0-3 K ② | 4 0 0 0 0 2 3 |
| Kevin Millar, R OBP: 0.358, SLG: 0.398 (1, 3) | | 1-1 F8 ③ | | | 2-1 F8 ① | | 2-3 K ② | | 1-2 K HR 2B | 4 1 1 0 0 1 1 |
| Tony Graffanino, R OBP: 0.375, SLG: 0.408 (1, 4) | | | 3-1 F9 ① | | 3-2 F9 ② | | 1-2 F9 ③ | | 1-1 K HR | 4 1 1 3 0 0 0 |
| Gabe Kapler, R OBP: 0.291, SLG: 0.363 (1, 8) | | | 2-2 E5 | | 3-2 FC5-4 1B | | | 3-2 HBP | 0-1 G3 ③ | 3 0 1 0 0 0 0 |

| Inning Stats | R: 0 E: 0 K: 1 S: 12 | H: 0 LOB: 0 BB: 0 P: 16 | R: 0 E: 0 K: 0 S: 10 | H: 1 LOB: 1 BB: 0 P: 14 | R: 0 E: 1 K: 2 S: 12 | H: 0 LOB: 1 BB: 0 P: 18 | R: 0 E: 0 K: 0 S: 9 | H: 0 LOB: 1 BB: 1 P: 16 | R: 0 E: 0 K: 0 S: 15 | H: 1 LOB: 1 BB: 0 P: 24 | R: 0 E: 0 K: 2 S: 12 | H: 1 LOB: 1 BB: 0 P: 17 | R: 0 E: 0 K: 2 S: 11 | H: 0 LOB: 0 BB: 0 P: 16 | R: 0 E: 0 K: 2 S: 15 | H: 0 LOB: 1 BB: 0 P: 25 | R: 3 E: 1 K: 2 S: 16 | H: 2 LOB: 0 BB: 0 P: 20 | 1B: 2 2B: 2 3B: 0 HR: 1 | SF: 0 SAC: 0 DP: 0 HBP: 1 | WP: 0 PB: 0 SB: 0 CS: 0 | PA: 36 |
|--------------|-------------------------------|----------------------------------|-------------------------------|----------------------------------|-------------------------------|----------------------------------|------------------------------|----------------------------------|-------------------------------|----------------------------------|-------------------------------|----------------------------------|-------------------------------|----------------------------------|-------------------------------|----------------------------------|-------------------------------|----------------------------------|----------------------------------|------------------------------------|----------------------------------|--------|
|--------------|-------------------------------|----------------------------------|-------------------------------|----------------------------------|-------------------------------|----------------------------------|------------------------------|----------------------------------|-------------------------------|----------------------------------|-------------------------------|----------------------------------|-------------------------------|----------------------------------|-------------------------------|----------------------------------|-------------------------------|----------------------------------|----------------------------------|------------------------------------|----------------------------------|--------|


| PITCHER | IP | WLS | BF | H | R | ER | SO | BB | IBB | HBP | BLK | WP | HR | S | P | ERA | WHIP |
|--|-----|-----|----|---|---|----|----|----|-----|-----|-----|----|----|----|-----|------|-------|
| Brandon McCarthy, R ERA: 5.08 (1, 1) | 7.0 | W | 26 | 3 | 0 | 0 | 7 | 1 | 0 | 0 | 0 | 0 | 0 | 81 | 121 | 0.00 | 0.571 |
| Cliff Politte, R ERA: 2.2 (8, 1) | 0.2 | | 3 | 0 | 0 | 0 | 1 | 0 | 0 | 1 | 0 | 0 | 0 | 11 | 18 | 0.00 | 0.000 |
| Damaso Marte, L ERA: 3.02 (8, 1) | 0.1 | | 1 | 0 | 0 | 0 | 1 | 0 | 0 | 0 | 0 | 0 | 0 | 4 | 7 | 0.00 | 0.000 |
| 45 Bobby Jenks, R ERA: 2.22 (9, 1) | 1.0 | | 6 | 2 | 3 | 0 | 2 | 0 | 0 | 0 | 0 | 0 | 1 | 16 | 20 | 0.00 | 2.000 |


BOTTOM

Chicago White Sox @ Boston Red Sox
Fenway Park, Boston, MA
 Mon Sep 05 2005, 12:05 PM EDT
 Att: 35,673 - Sunny - 70 F

livebaseballscorecards.com

| | |
|-----|----|
| AB | 34 |
| R | 3 |
| H | 5 |
| RBI | 3 |
| BB | 1 |
| SO | 11 |
| LOB | 13 |



| Batter | 1 | 2 | 3 | 4 | 5 | 6 | 7 | 8 | 9 | AB R H RBI BB SO LOB | TOP | | | | | | | | | | | |
|---|--|----------------------------------|------------------------------|----------------------------------|-------------------------------|----------------------------------|------------------------------|---------------------------------|-------------------------------|---|---|---|------------------------------|---------------------------------|------------------------------|----------------------------------|------------------------------|----------------------------------|----------------------------------|------------------------------------|----------------------------------|--------|
| 9 Chone Figgins, S OBP: 0.343, SLG: 0.390 (1, 8) (9, 5) | 1-3 K | | 0-2 G6-3 | | | 0-1 F7 | 2-0 2-H 1B | | | 4 0 1 1 0 1 0 | | | | | | | | | | | | |
| Orlando Cabrera, R OBP: 0.311, SLG: 0.365 (1, 6) | 0-1 F8 | | 3-2 F8 | | | 0-0 HR | | 4-2 16 G3-6-3 BB | | 3 1 1 1 1 0 0 | | | | | | | | | | | | |
| 16 Garret Anderson, L OBP: 0.318, SLG: 0.430 (1, 7) | 0-1 2B | | | 0-1 G4-3 | | 1-0 2B | | 0-0 1-2f G3-6-3 | | 4 0 2 0 0 0 1 | | | | | | | | | | | | |
| 27 Vladimir Guerrero, R OBP: 0.394, SLG: 0.569 (1, 9) | 4-0 IBB | | | 0-0 F9 2B | | 4-0 FC5-4 IBB | | 0-0 1B | | 2 0 2 0 2 0 0 | | | | | | | | | | | | |
| Darin Erstad, L OBP: 0.336, SLG: 0.372 (1, 3) | 2-3 K | | | 0-0 F9 2-3 | | 0-3 K | | 1-1 F7 | | 4 0 0 0 0 2 6 | | | | | | | | | | | | |
| Bengie Molina, R OBP: 0.340, SLG: 0.458 Zach Sorensen, S (9, PR) José Molina, R OBP: 0.279, SLG: 0.333 (9, 2) | | 2-1 F8 | | 0-0 G5-3 | | 1-2 FC5-4 1-2f | | 2-1 G3-1 FC4-2-5 2B | | 4 0 1 0 0 0 3 0 0 0 0 0 0 0 0 0 0 0 0 0 0 | | | | | | | | | | | | |
| Casey Kotchman, L OBP: 0.333, SLG: 0.532 (1, 10) | | 1-2 P6 | | | 3-3 K | | 0-1 G3-1 | | 0-0 G3-1 | 4 0 0 0 0 1 1 | AB 33 R 2 H 8 RBI 2 BB 3 SO 7 LOB 14 | | | | | | | | | | | |
| 39 Robb Quinlan, R OBP: 0.272, SLG: 0.402 Steve Finley, L OBP: 0.267, SLG: 0.356 (9, PH) (9, 8) | | 0-3 K | | | 1-3 K | | 1-0 G6-3 | | 0-1 FC4-2-5 | 3 0 0 0 0 2 0 1 0 0 0 0 0 2 | | | | | | | | | | | | |
| Adam Kennedy, L OBP: 0.357, SLG: 0.366 (1, 4) | | | 0-1 L5 | | 1-2 F7 | | 0-0 9 1B 2B | | 1-3 K | 4 1 1 0 0 1 1 |  | | | | | | | | | | | |
| Inning Stats | R: 0 E: 0 K: 2 S: 12 | H: 1 LOB: 2 BB: 1 P: 19 | R: 0 E: 0 K: 1 S: 8 | H: 0 LOB: 0 BB: 0 P: 11 | R: 0 E: 0 K: 0 S: 10 | H: 0 LOB: 0 BB: 0 P: 13 | R: 0 E: 0 K: 0 S: 5 | H: 1 LOB: 1 BB: 0 P: 5 | R: 0 E: 0 K: 2 S: 11 | H: 0 LOB: 0 BB: 0 P: 16 | R: 1 E: 0 K: 1 S: 11 | H: 2 LOB: 2 BB: 1 P: 17 | R: 1 E: 0 K: 0 S: 5 | H: 2 LOB: 1 BB: 0 P: 8 | R: 0 E: 0 K: 0 S: 6 | H: 1 LOB: 1 BB: 1 P: 11 | R: 0 E: 0 K: 1 S: 8 | H: 1 LOB: 1 BB: 0 P: 11 | 1B: 2 2B: 5 3B: 0 HR: 1 | SF: 0 SAC: 0 DP: 1 HBP: 0 | WP: 0 PB: 0 SB: 0 CS: 0 | PA: 36 |
| PITCHER 49 Tim Wakefield, R ERA: 4.29 (1, 1) | IP 9.0 WLS W BF 36 H 8 R 2 ER 2 SO 7 BB 1 IBB 2 HBP 0 BLK 0 WP 0 HR 1 S 76 P 111 ERA 2.00 WHIP 1.000 | | | | | | | | | | | PITCHER IP WLS BF H R ER SO BB IBB HBP BLK WP HR S P ERA WHIP | | | | | | | | | | |

Los Angeles Angels @ Boston Red Sox
 Fenway Park, Boston, MA
 Tue Sep 06 2005, 7:05 PM EDT
 Att. 35,061 - Clear - 69 F

livebaseballscorecards.com

| Batter | 1 | 2 | 3 | 4 | 5 | 6 | 7 | 8 | 9 | AB | R | H | RBI | BB | SO | LOB |
|---|----------|----------|----------------------------|---------|---------------------------------|----------|------------------------------|----------|----------|----|---|---|-----|----|----|-----|
| 18 Johnny Damon, L (1, 8) OBP: 0.370, SLG: 0.454 | 1-2 L6 | | 2-0 E 1B | | 2-2 BB 34 BB BB 1B | | 2-1 FC5-2 34 PB 1B 1B | 0-0 G6-3 | | 5 | 1 | 3 | 0 | 0 | 0 | 1 |
| Edgar Renteria, R (1, 6) OBP: 0.344, SLG: 0.391 | 1-1 G5-3 | | 0-2 E8 34 G4-6-3 1-2 | | 4-2 BB 34 BB WP BB 1-2 | | 2-2 FC5-2 34 PB 1-2 1B | | 2-3 K2-3 | 4 | 1 | 1 | 0 | 1 | 1 | 1 |
| 34 David Ortiz, L (1, 10) OBP: 0.391, SLG: 0.591 | 2-1 1B | | 3-2 G4-6-3 1-2f | | 4-0 WP BB 1-2 BB 2-3 | | 3-3 K 1-2 1B 2-3 | | 3-2 HR | 4 | 1 | 2 | 1 | 1 | 1 | 4 |
| Manny Ramirez, R (1, 7) OBP: 0.382, SLG: 0.566 | 2-3 K | | | 0-0 2B | 4-2 WP BB 1-2 BB 2-3 | | 1-2 FC5-2 BB 2-3 | | | 3 | 0 | 1 | 1 | 1 | 1 | 3 |
| Trot Nixon, L (1, 9) OBP: 0.362, SLG: 0.470 | | 3-1 G4-3 | | 0-1 P5 | 2-2 G1-3 | | 4-2 BB | | | 3 | 0 | 0 | 0 | 1 | 0 | 3 |
| Bill Mueller, S (1, 5) OBP: 0.369, SLG: 0.435 | | 1-1 L5 | | 2-3 K | 2-2 G3 | | 0-3 K | | | 4 | 0 | 0 | 0 | 0 | 2 | 6 |
| John Olerud, L (1, 3) OBP: 0.360, SLG: 0.524 | | 2-2 1B | | 4-0 IBB | | 1-1 P4 | | 1-2 G4-3 | | 3 | 0 | 1 | 0 | 1 | 0 | 0 |
| Doug Mirabelli, R (1, 2) OBP: 0.323, SLG: 0.404 | | 1-1 F9 | | 1-1 F8 | | 1-0 P6 | | 1-3 K | | 4 | 0 | 0 | 0 | 0 | 1 | 3 |
| Tony Graffanino, R (1, 4) OBP: 0.373, SLG: 0.406 | | | 3-3 K | | 0-0 G2-3 | 0-2 G4-3 | | 1-1 1B | | 4 | 0 | 1 | 0 | 0 | 1 | 0 |

| Inning Stats | R: 0 | H: 1 | E: 0 | LOB: 1 | K: 1 | S: 11 | R: 0 | H: 1 | E: 0 | LOB: 1 | K: 0 | S: 9 | R: 0 | H: 1 | E: 1 | LOB: 1 | K: 1 | S: 10 | R: 0 | H: 1 | E: 0 | LOB: 2 | K: 1 | S: 8 | R: 2 | H: 1 | E: 0 | LOB: 2 | K: 0 | S: 18 | R: 0 | H: 0 | E: 0 | LOB: 0 | K: 0 | S: 6 | R: 0 | H: 2 | E: 0 | LOB: 3 | K: 2 | S: 19 | R: 0 | H: 1 | E: 0 | LOB: 1 | K: 1 | S: 9 | R: 1 | H: 1 | E: 0 | LOB: 0 | K: 1 | S: 7 | 1B: 7 | SF: 0 | 2B: 1 | SAC: 0 | 3B: 0 | DP: 1 | HR: 1 | HBP: 0 | WP: 1 | PA: 39 |
|--------------|------|------|------|--------|------|-------|------|------|------|--------|------|------|------|------|------|--------|------|-------|------|------|------|--------|------|------|------|------|------|--------|------|-------|------|------|------|--------|------|------|------|------|------|--------|------|-------|------|------|------|--------|------|------|------|------|------|--------|------|------|-------|-------|-------|--------|-------|-------|-------|--------|-------|--------|
|--------------|------|------|------|--------|------|-------|------|------|------|--------|------|------|------|------|------|--------|------|-------|------|------|------|--------|------|------|------|------|------|--------|------|-------|------|------|------|--------|------|------|------|------|------|--------|------|-------|------|------|------|--------|------|------|------|------|------|--------|------|------|-------|-------|-------|--------|-------|-------|-------|--------|-------|--------|

| PITCHER | IP | WLS | BF | H | R | ER | SO | BB | IBB | HBP | BLK | WP | HR | S | P | ERA | WHIP |
|---|-----|-----|----|---|---|----|----|----|-----|-----|-----|----|----|----|-----|-------|-------|
| 41 John Lackey, R (1, 1) ERA: 3.43 | 6.0 | | 27 | 5 | 2 | 2 | 3 | 3 | 1 | 0 | 0 | 1 | 0 | 62 | 110 | 3.00 | 1.333 |
| Brendan Donnelly, R (7, 1) ERA: 3.86 | 0.1 | | 3 | 2 | 0 | 0 | 1 | 0 | 0 | 0 | 0 | 0 | 0 | 9 | 16 | 0.00 | 6.000 |
| 45 Kelvin Escobar, R (7, 1) ERA: 3.4 | 1.2 | | 7 | 1 | 0 | 0 | 2 | 1 | 0 | 0 | 0 | 0 | 0 | 19 | 27 | 0.00 | 1.200 |
| 62 Scot Shields, R (9, 1) ERA: 2.93 | 0.1 | L | 2 | 1 | 1 | 1 | 1 | 0 | 0 | 0 | 0 | 0 | 1 | 7 | 12 | 27.00 | 3.000 |

BOTTOM

Los Angeles Angels @ Boston Red Sox
 Fenway Park, Boston, MA
 Tue Sep 06 2005, 7:05 PM EDT
 Att. 35,061 - Clear - 69 F

livebaseballscorecards.com

| | |
|------------|-----------|
| AB | 34 |
| R | 3 |
| H | 9 |
| RBI | 2 |
| BB | 5 |
| SO | 7 |
| LOB | 21 |



| Batter | 1 | 2 | 3 | 4 | 5 | 6 | 7 | 8 | 9 | AB | R | H | RBI | BB | SO | LOB |
|--|-------------|----------|------------------------------------|---------------------|---|---|---------------------|---|-------------------|----|---|---|-----|----|----|-----|
| 18 Johnny Damon, L OBP: 0.369, SLG: 0.453 (1, 8) | 2-2 G3-1 | | 4-2 34 1B 1-2 BB | 0-0 SF8 | | | 1-2 G5-3 | | | 2 | 1 | 0 | 1 | 1 | 0 | 0 |
| Edgar Renteria, R OBP: 0.343, SLG: 0.390 (1, 6) | 2-2 G5-3 | | 0-2 34 1B 2B 1B G4-6-3 | 0-1 G6-3 | | | 0-0 F9 | | | 4 | 1 | 1 | 0 | 0 | 0 | 0 |
| 34 David Ortiz, L OBP: 0.394, SLG: 0.591 (1, 10) | 4-2 BB | | 2-2 G4-6-3 1B | | | | 3-2 G4-6-3 1B | | 1-0 P4 | 3 | 0 | 2 | 2 | 1 | 0 | 0 |
| Manny Ramirez, R OBP: 0.380, SLG: 0.561 (1, 7) | 1-3 K | | 1-1 G4-6-3 | | | | 0-2 G4-6-3 | | 1-0 G4-3 | 4 | 0 | 0 | 0 | 0 | 1 | 4 |
| Trot Nixon, L OBP: 0.364, SLG: 0.471 Gabe Kapler, R OBP: 0.291, SLG: 0.363 (8, PR) (9, 9) | | 1-3 K | 1-0 2B | | | | 2-2 G4-3 | | 4-2 BB BB | 3 | 0 | 1 | 1 | 1 | 1 | 0 |
| Jason Varitek, S OBP: 0.377, SLG: 0.527 (1, 2) | 0-3 K | | 1-2 F8 | | | | 1-1 G4-3 | | 4-2 SAFE BB | 3 | 0 | 0 | 0 | 1 | 1 | 1 |
| Kevin Millar, R OBP: 0.357, SLG: 0.404 John Olerud, L OBP: 0.360, SLG: 0.524 (9, 3) | 1-1 HR | | | 2-0 F8 | | | 1-2 F7 | | 0-0 P2 | 4 | 1 | 1 | 1 | 0 | 0 | 2 |
| Bill Mueller, S OBP: 0.368, SLG: 0.433 (1, 5) | 3-3 K | | | 4-1 13 3B BB | | | 0-1 F8 | | | 2 | 1 | 0 | 0 | 1 | 1 | 0 |
| 13 Alex Cora, L OBP: 0.277, SLG: 0.323 (1, 4) | | | 4-2 1B 18 BB 34 1B BB | 1-2 18 SF8 3B | | | 0-1 L6 | | | 2 | 2 | 1 | 1 | 1 | 0 | 0 |

| Inning Stats | R: 0 | H: 0 | E: 0 | K: 1 | S: 14 | H: 0 | LOB: 1 | BB: 1 | P: 23 | R: 1 | H: 1 | E: 0 | K: 3 | S: 12 | H: 3 | LOB: 1 | BB: 2 | P: 17 | R: 3 | H: 3 | E: 0 | K: 0 | S: 16 | H: 1 | LOB: 0 | BB: 1 | P: 15 | R: 0 | H: 1 | E: 0 | K: 0 | S: 10 | H: 0 | LOB: 0 | BB: 0 | P: 15 | R: 0 | H: 0 | E: 0 | K: 0 | S: 9 | H: 0 | LOB: 0 | BB: 0 | P: 11 | R: 0 | H: 0 | E: 0 | K: 0 | S: 6 | H: 0 | LOB: 0 | BB: 0 | P: 7 | R: 0 | H: 0 | E: 0 | K: 0 | S: 7 | H: 0 | LOB: 2 | BB: 2 | P: 17 |
|--------------|------|------|------|------|-------|------|--------|-------|-------|------|------|------|------|-------|------|--------|-------|-------|------|------|------|------|-------|------|--------|-------|-------|------|------|------|------|-------|------|--------|-------|-------|------|------|------|------|------|------|--------|-------|-------|------|------|------|------|------|------|--------|-------|------|------|------|------|------|------|------|--------|-------|-------|
|--------------|------|------|------|------|-------|------|--------|-------|-------|------|------|------|------|-------|------|--------|-------|-------|------|------|------|------|-------|------|--------|-------|-------|------|------|------|------|-------|------|--------|-------|-------|------|------|------|------|------|------|--------|-------|-------|------|------|------|------|------|------|--------|-------|------|------|------|------|------|------|------|--------|-------|-------|

| PITCHER | | | | | | | | | | | | | | | | | 1B | 2B | 3B | HR | SF | SAC | DP | HBP | WP | HR | S | P | ERA | WHIP |
|--|-----|-----|----|---|---|----|----|----|-----|-----|-----|----|----|----|----|------|-------|-------|-------|-------|--------|-------|-------|-------|--------|-------|--------|---|-----|------|
| 54 Ervin Santana, R ERA: 4.87 (1, 1) | IP | WLS | BF | H | R | ER | SO | BB | IBB | HBP | BLK | WP | HR | S | P | ERA | WHIP | 1B: 3 | SF: 1 | 2B: 1 | SAC: 0 | 3B: 1 | DP: 2 | HR: 1 | HBP: 0 | WP: 0 | PA: 34 | | | |
| Kevin Gregg, R ERA: 5.61 (5, 1) | 3.0 | | 9 | 1 | 0 | 0 | 0 | 0 | 0 | 0 | 0 | 0 | 0 | 25 | 33 | 0.00 | 0.333 | PB: 0 | | | | | | | | SB: 0 | | | | |
| Jason Christiansen, L ERA: 5.48 (8, 1) | 0.2 | | 3 | 0 | 0 | 0 | 0 | 1 | 0 | 0 | 0 | 0 | 0 | 4 | 10 | 0.00 | 1.500 | CS: 0 | | | | | | | | | | | | |
| 37 Greg Jones, R ERA: 6.75 (8, 1) | 0.1 | | 2 | 0 | 0 | 0 | 0 | 1 | 0 | 0 | 0 | 0 | 0 | 3 | 7 | 0.00 | 3.000 | | | | | | | | | | | | | |

BOTTOM

Los Angeles Angels @ Boston Red Sox
Fenway Park, Boston, MA
Wed Sep 07 2005, 7:05 PM EDT
Att. 35,423 - Clear - 78 F

livebaseballscorecards.com

| | |
|-----|----|
| AB | 27 |
| R | 6 |
| H | 6 |
| RBI | 6 |
| BB | 6 |
| SO | 4 |
| LOB | 7 |



| Batter | 1 | 2 | 3 | 4 | 5 | 6 | 7 | 8 | 9 | AB R H RBI BB SO LOB | TOP | | | | | | | | | | | | |
|---|---|---------------------------------|------------------------------|----------------------------------|------------------------------|----------------------------------|------------------------------|----------------------------------|------------------------------|---------------------------------|--|----------------------------------|-------------------------------|----------------------------------|------------------------------|----------------------------------|-------------------------------|----------------------------------|----------------------------------|------------------------------------|----------------------------------|----------------|---|
| 9 Chone Figgins, S OBP: 0.342, SLG: 0.389 (1, 8) X | 0-0 B3 | | | 1-1 2B | | 2-1 F8 | 4-1 BB | | 0-0 L3 | 4 1 1 0 1 0 3 | | | | | | | | | | | | | |
| Orlando Cabrera, R OBP: 0.310, SLG: 0.365 (1, 6) S S | 1-3 K | | | 0-0 2B | | 2-2 G1-3 | 1-0 G5-3 | | | 4 0 1 1 0 1 4 | | | | | | | | | | | | | |
| 16 Garret Anderson, L OBP: 0.317, SLG: 0.427 (1, 7) B B X | 2-0 P4 | | | 2-2 F9-1-6 | | 1-3 K | | 3-2 1B | | 4 0 1 0 0 1 2 | | | | | | | | | | | | | |
| 27 Vladimir Guerrero, R OBP: 0.391, SLG: 0.567 (1, 9) B B X | | 3-1 F9 | | 1-0 F9 | | | 3-1 1B | 1-0 G6-4-3 | | 3 1 0 0 0 0 1 | | | | | | | | | | | | | |
| Darin Erstad, L OBP: 0.334, SLG: 0.370 (1, 3) B B X | | 3-2 G3-1 | | | 0-1 G3 | | 0-2 1B | 2-1 G3-1 | | 4 1 1 0 0 0 0 | | | | | | | | | | | | | |
| Bengie Molina, R OBP: 0.335, SLG: 0.451 (1, 2) B X | | 1-0 F8 | | | 0-2 G5-3 | | 0-1 1B | | 3-3 K | 4 0 1 1 0 1 0 | | | | | | | | | | | | | |
| Casey Kotchman, L OBP: 0.347, SLG: 0.540 Jeff DaVanon, S OBP: 0.354, SLG: 0.322 (1, 10) (9, PR) (9, 10) B F B X | | | 2-1 G4-3 | | 0-0 1B | | 0-0 FC3-6 | | 0-2 2B | 4 0 2 0 0 0 2 0 0 0 0 0 0 0 | AB 33 R 3 H 8 RBI 3 BB 3 SO 5 LOB 15 | | | | | | | | | | | | |
| 39 Robb Quinlan, R OBP: 0.262, SLG: 0.386 (1, 5) B B S S B X | | | 3-2 G6-3 | | 0-1 G4-3 | | 2-0 FC6-4 | | 0-3 K | 4 0 0 1 0 1 3 | | | | | | | | | | | | | |
| Adam Kennedy, L OBP: 0.360, SLG: 0.364 (1, 4) S F C B X | | | 2-3 K | | | 1-0 1B | 1-2 BB | | 4-2 BB | 2 0 1 0 2 1 0 | | | | | | | | | | | | | |
| Inning Stats | R: 0 E: 0 K: 1 S: 5 | H: 0 LOB: 0 BB: 0 P: 8 | R: 0 E: 0 K: 0 S: 6 | H: 0 LOB: 0 BB: 0 P: 13 | R: 0 E: 0 K: 1 S: 9 | H: 0 LOB: 0 BB: 0 P: 16 | R: 1 E: 0 K: 0 S: 9 | H: 2 LOB: 0 BB: 0 P: 13 | R: 0 E: 0 K: 0 S: 8 | H: 1 LOB: 1 BB: 0 P: 8 | R: 0 E: 0 K: 1 S: 14 | H: 1 LOB: 1 BB: 0 P: 19 | R: 2 E: 0 K: 0 S: 14 | H: 2 LOB: 3 BB: 2 P: 28 | R: 0 E: 0 K: 0 S: 7 | H: 1 LOB: 0 BB: 0 P: 13 | R: 0 E: 0 K: 2 S: 15 | H: 1 LOB: 2 BB: 1 P: 22 | 1B: 5 2B: 4 3B: 0 HR: 0 | SF: 0 SAC: 0 DP: 2 HBP: 1 | WP: 1 PB: 0 SB: 0 CS: 0 | PA: 37 | |
| PITCHER | IP WLS BF H R ER SO BB IBB HBP BLK WP HR S P ERA WHIP | | | | | | | | | | | | | | | | | | | | | PITCHER | IP WLS BF H R ER SO BB IBB HBP BLK WP HR S P ERA WHIP |
| 30 Matt Clement, R ERA: 4.17 (1, 1) | 6.2 L 28 6 3 3 3 2 0 1 0 1 0 64 103 4.05 1.200 | | | | | | | | | | | | | | | | | | | | | | |
| Chad Bradford, R ERA: 2.55 (7, 1) | 0.1 1 0 0 0 0 0 0 0 0 0 0 0 1 2 0.00 0.000 | | | | | | | | | | | | | | | | | | | | | | |
| Mike Myers, L ERA: 3.41 (8, 1) | 0.0 1 1 0 0 0 0 0 0 0 0 0 0 4 7 ∞ ∞ | | | | | | | | | | | | | | | | | | | | | | |
| 58 Jonathan Papelbon, R ERA: 3.27 (8, 1) | 1.0 2 0 0 0 0 0 0 0 0 0 0 0 3 6 0.00 0.000 | | | | | | | | | | | | | | | | | | | | | | |
| Keith Foulke, R ERA: 5.79 (9, 1) | 1.0 5 1 0 0 2 1 0 0 0 0 0 0 15 22 0.00 2.000 | | | | | | | | | | | | | | | | | | | | | | |

Los Angeles Angels @ Boston Red Sox
 Fenway Park, Boston, MA
 Thu Sep 08 2005, 7:05 PM EDT
 Att: 35,351 - Clear - 83 F

livebaseballscorecards.com



| Batter | 1 | 2 | 3 | 4 | 5 | 6 | 7 | 8 | 9 | AB | R | H | RBI | BB | SO | LOB |
|--|-------------|--------------|--------------------|-------------|-----------|-----------|-------------------|--------------------|-----------------------|----|---|---|-----|----|----|-----|
| 18 Johnny Damon, L OBP: 0.369, SLG: 0.450 (1, 8) | 1-1 G3-1 | | 1-0 F8 | | | 2-2 P6 | | 4-1 BB | | 3 | 0 | 0 | 0 | 1 | 0 | 0 |
| Edgar Renteria, R OBP: 0.342, SLG: 0.391 (1, 6) | 2-1 2B | | 0-3 K | | | 0-0 F8 | | 1-3 K | | 4 | 0 | 1 | 0 | 0 | 2 | 3 |
| 34 David Ortiz, L OBP: 0.393, SLG: 0.588 (1, 10) | 4-2 BB | | 0-1 F7 | | | 1-0 F7 | | 3-3 K | | 3 | 0 | 0 | 0 | 1 | 1 | 3 |
| John Olerud, L OBP: 0.357, SLG: 0.515 (1, 3) | 2-2 F8 | | | 2-2 F9 | | | 0-1 G3-6 1B | | 1-3 K | 4 | 0 | 1 | 0 | 0 | 1 | 2 |
| Trot Nixon, L OBP: 0.363, SLG: 0.469 (1, 9) | 0-3 K | | | 3-2 G3 | | | 0-0 F8 | | 1-0 BB WP 1B | 4 | 0 | 1 | 0 | 0 | 1 | 3 |
| Jason Varitek, S OBP: 0.376, SLG: 0.523 (1, 2) | | 2-2 G4-3 | | 1-2 G6-3 | | | 2-2 G3-6 | | 4-1 BB BB | 3 | 0 | 0 | 0 | 1 | 0 | 1 |
| Kevin Millar, R OBP: 0.356, SLG: 0.405 (1, 7) | | | 1-3 K | | 0-3 K | | | 0-1 18 BB 2B | 3-3 K | 4 | 0 | 1 | 0 | 0 | 3 | 2 |
| Bill Mueller, S OBP: 0.371, SLG: 0.433 (1, 5) | | | 0-0 FC5-4 1B | | 1-1 F7 | | | 4-1 18 BB BB | 4-1 BB | 2 | 0 | 1 | 0 | 2 | 0 | 0 |
| Adam Stern, L OBP: 0.188, SLG: 0.333 (9, PR) | | | | | 0-0 P3 | | | BB | 1-2 2-3 BB | 0 | 0 | 0 | 0 | 0 | 0 | 0 |
| Tony Graffanino, R OBP: 0.371, SLG: 0.404 (1, 4) | | 0-2 FC5-4 | | | | | | 2-3 K | 0-3 K | 2 | 0 | 0 | 0 | 0 | 0 | 1 |
| Manny Ramirez, R OBP: 0.379, SLG: 0.560 (8, PH) | | | | | | | | | | 1 | 0 | 0 | 0 | 0 | 1 | 2 |
| 13 Alex Cora, L OBP: 0.277, SLG: 0.323 (9, 4) | | | | | | | | | | 0 | 0 | 0 | 0 | 0 | 0 | 0 |
| Roberto Petagine, L OBP: 0.387, SLG: 0.481 (9, PH) | | | | | | | | | | 1 | 0 | 0 | 0 | 0 | 1 | 3 |

| Inning Stats | | R: 0 | H: 1 | R: 0 | H: 1 | R: 0 | H: 0 | R: 0 | H: 0 | R: 0 | H: 0 | R: 0 | H: 1 | R: 0 | H: 1 | R: 0 | H: 3 | R: 0 | H: 1 | 1B: 3 | SF: 0 | WP: 1 | PA: 36 |
|--------------|--|-------|--------|-------|--------|------|--------|-------|--------|------|--------|------|--------|------|--------|-------|--------|-------|-------|-------|--------|-------|--------|
| Inning Stats | | E: 0 | LOB: 2 | E: 0 | LOB: 1 | E: 0 | LOB: 0 | E: 0 | LOB: 0 | E: 0 | LOB: 0 | E: 0 | LOB: 0 | E: 0 | LOB: 3 | E: 0 | LOB: 3 | K: 1 | BB: 1 | 2B: 2 | SAC: 0 | PB: 0 | |
| Inning Stats | | K: 1 | BB: 1 | K: 1 | BB: 0 | K: 0 | BB: 0 | K: 0 | BB: 0 | K: 0 | BB: 0 | K: 0 | BB: 0 | K: 3 | BB: 2 | K: 3 | BB: 2 | S: 14 | P: 23 | 3B: 0 | DP: 1 | SB: 0 | |
| Inning Stats | | S: 14 | P: 23 | S: 12 | P: 15 | S: 6 | P: 7 | S: 11 | P: 17 | S: 6 | P: 7 | S: 5 | P: 8 | S: 7 | P: 9 | S: 14 | P: 28 | S: 13 | P: 26 | HR: 0 | HBP: 0 | CS: 0 | |

| PITCHER | IP | WLS | BF | H | R | ER | SO | BB | IBB | HBP | BLK | WP | HR | S | P | ERA | WHIP |
|---|-----|-----|----|---|---|----|----|----|-----|-----|-----|----|----|----|----|------|-------|
| Paul Byrd, R ERA: 3.81 (1, 1) | 7.0 | W | 26 | 4 | 0 | 0 | 4 | 2 | 0 | 0 | 0 | 0 | 0 | 64 | 93 | 0.00 | 0.857 |
| 62 Scot Shields, R ERA: 2.89 (8, 1) | 1.0 | H | 4 | 0 | 0 | 0 | 3 | 1 | 0 | 0 | 0 | 0 | 0 | 11 | 21 | 0.00 | 1.000 |
| Francisco Rodriguez, R ERA: 2.77 (9, 1) | 1.0 | S | 6 | 1 | 0 | 0 | 3 | 2 | 0 | 0 | 0 | 1 | 0 | 13 | 26 | 0.00 | 3.000 |

| PITCHER | IP | WLS | BF | H | R | ER | SO | BB | IBB | HBP | BLK | WP | HR | S | P | ERA | WHIP |
|---|-----|-----|----|---|---|----|----|----|-----|-----|-----|----|----|----|----|------|-------|
| Paul Byrd, R ERA: 3.81 (1, 1) | 7.0 | W | 26 | 4 | 0 | 0 | 4 | 2 | 0 | 0 | 0 | 0 | 0 | 64 | 93 | 0.00 | 0.857 |
| 62 Scot Shields, R ERA: 2.89 (8, 1) | 1.0 | H | 4 | 0 | 0 | 0 | 3 | 1 | 0 | 0 | 0 | 0 | 0 | 11 | 21 | 0.00 | 1.000 |
| Francisco Rodriguez, R ERA: 2.77 (9, 1) | 1.0 | S | 6 | 1 | 0 | 0 | 3 | 2 | 0 | 0 | 0 | 1 | 0 | 13 | 26 | 0.00 | 3.000 |

Los Angeles Angels @ Boston Red Sox

Fenway Park, Boston, MA

Thu Sep 08 2005, 7:05 PM EDT

Att. 35,351 - Clear - 83 F

| | |
|-----|----|
| AB | 31 |
| R | 0 |
| H | 5 |
| RBI | 0 |
| BB | 5 |
| SO | 10 |
| LOB | 20 |



| | | | |
|----|---|----|----|
| WP | 1 | PA | 36 |
| PB | 0 | | |
| SB | 0 | | |
| CS | 0 | | |

livebaseballscorecards.com

| Batter | 1 | 2 | 3 | 4 | 5 | 6 | 7 | 8 | 9 | AB R H RBI BB SO LOB | TOP | | | | | | | | | | | |
|---|---|----------------------------------|-------------------------------|----------------------------------|-------------------------------|----------------------------------|--|---------------------------------|------------------------------|---------------------------------|------------------------------|----------------------------------|-------------------------------|----------------------------------|-------------------------------|----------------------------------|-------------------------------|----------------------------------|----------------------------------|------------------------------------|----------------------------------|--------|
| 18 Johnny Damon, L OBP: 0.369, SLG: 0.450 (1, 8) | 1-0 1B | 1-0 SF8 | | 0-1 P6 | | | 0-1 FC6-4 1B | 1-3 K | | 4 0 2 1 0 1 1 | | | | | | | | | | | | |
| Edgar Renteria, R OBP: 0.343, SLG: 0.393 (1, 6) | 0-3 K | 0-0 2B | | | 0-1 P6 | | 2-1 FC6-4 HBP E 1-2f | | 2-1 FC6-4 1B | 5 1 2 2 0 1 2 | | | | | | | | | | | | |
| 34 David Ortiz, L OBP: 0.391, SLG: 0.583 (1, 10) | 2-2 K | 2-2 G6-3 | | | 0-1 P4 | | 4-2 E HBP BB 1-2 | | 0-0 F9 | 4 0 0 0 1 1 3 | | | | | | | | | | | | |
| Manny Ramirez, R OBP: 0.379, SLG: 0.557 (1, 7) | 1-2 1B | | 1-0 G6-3 | | 2-0 L6 | | 1-2 E HBP 1-2 2-3 | | 2-2 FC6-4 1-2f | 4 0 1 0 0 0 1 | | | | | | | | | | | | |
| Trot Nixon, L OBP: 0.358, SLG: 0.462 (1, 9) | 1-2 P6 | | 3-3 K | | | 0-0 G3 | 1-2 E4 G4-6-3 1-2 2-3 3-H | | 3-3 K | 5 0 0 1 0 2 5 | | | | | | | | | | | | |
| Jason Varitek, S OBP: 0.377, SLG: 0.522 (1, 2) | | 1-2 1B 18 SF8 1B | 4-2 2B BB | | | 1-1 F8 | 1-2 G4-6-3 1-2f | | | 3 1 1 0 1 0 3 | | | | | | | | | | | | |
| Kevin Millar, R OBP: 0.357, SLG: 0.407 (1, 3) | | 2-0 P2 | 0-2 2B | | | 1-1 1B HBP | | 2-2 F7 | | 3 0 1 0 0 0 1 | | | | | | | | | | | | |
| Bill Mueller, S OBP: 0.375, SLG: 0.439 (1, 5) | | 0-2 2B 1B | | 0-0 F7 | | 1-1 1B | | 3-1 2B | | 4 1 3 0 0 0 0 | | | | | | | | | | | | |
| Tony Graffanino, R OBP: 0.370, SLG: 0.402 (1, 4) | | 0-0 2B 1B | | 1-1 G6-3 | | 1-2 L7 | | 3-3 K | | 4 1 1 0 0 1 3 | | | | | | | | | | | | |
| Inning Stats | R: 0 E: 0 K: 2 S: 15 | H: 2 LOB: 2 BB: 0 P: 20 | R: 3 E: 0 K: 0 S: 15 | H: 4 LOB: 1 BB: 0 P: 21 | R: 0 E: 0 K: 1 S: 12 | H: 1 LOB: 2 BB: 1 P: 20 | R: 0 E: 0 K: 0 S: 5 | H: 0 LOB: 0 BB: 0 P: 6 | R: 0 E: 0 K: 0 S: 5 | H: 0 LOB: 0 BB: 0 P: 7 | R: 0 E: 0 K: 0 S: 9 | H: 1 LOB: 2 BB: 0 P: 13 | R: 1 E: 1 K: 0 S: 20 | H: 1 LOB: 2 BB: 1 P: 30 | R: 0 E: 0 K: 2 S: 12 | H: 1 LOB: 1 BB: 0 P: 21 | R: 0 E: 0 K: 1 S: 10 | H: 1 LOB: 1 BB: 0 P: 17 | 1B: 8 2B: 3 3B: 0 HR: 0 | SF: 1 SAC: 0 DP: 1 HBP: 2 | WP: 0 PB: 0 SB: 0 CS: 0 | PA: 41 |
| PITCHER | IP WLS BF H R ER SO BB IBB HBP BLK WP HR S P ERA WHIP | | | | | | | | | | | | | | | | | | | | | |
| Aaron Small, R ERA: 2.82 (1, 1) | 6.1 W 30 9 4 4 3 2 0 1 0 0 0 0 68 100 5.68 1.737 | | | | | | | | | | | | | | | | | | | | | |
| Tanyon Sturtze, R ERA: 4.29 (7, 1) | 0.0 1 0 0 0 0 0 0 0 1 0 0 0 6 7 ∞ ∞ | | | | | | | | | | | | | | | | | | | | | |
| Alan Embree, L ERA: 7.13 (7, 1) | 0.0 1 0 0 0 0 0 0 0 0 0 0 0 3 5 ∞ ∞ | | | | | | | | | | | | | | | | | | | | | |
| Tom Gordon, R ERA: 2.51 (7, 1) | 1.2 H 5 1 0 0 2 0 0 0 0 0 0 0 16 26 0.00 0.600 | | | | | | | | | | | | | | | | | | | | | |
| 42 Mariano Rivera, R ERA: 1.47 (9, 1) | 1.0 4 1 0 0 1 0 0 0 0 0 0 0 10 17 0.00 1.000 | | | | | | | | | | | | | | | | | | | | | |

Boston Red Sox @ New York Yankees
 Yankee Stadium, Bronx, NY

livebaseballscorecards.com

| | |
|-----|----|
| AB | 36 |
| R | 4 |
| H | 11 |
| RBI | 4 |
| BB | 2 |
| SO | 6 |
| LOB | 19 |



Fri Sep 09 2005, 7:05 PM EDT
 Att: 55,024 - Partly Cloudy - 77 F

| Batter | 1 | 2 | 3 | 4 | 5 | 6 | 7 | 8 | 9 |
|---|---------------------------|------------------|---------------------------|-------------------------------------|----------------|-----------------------------------|------------------|---------------------------------|---|
| 2 Derek Jeter, R OBP: 0.390, SLG: 0.451 (1, 6) | 2-2 G6-3 X | 0-0 G5-3 3 | | 0-1 2-H 1B | | 4-2 1B 13 1B BB | | 1-2 L9 1 | |
| Bernie Williams, S OBP: 0.332, SLG: 0.390 Bubba Crosby, L OBP: 0.255, SLG: 0.208 (8, PR) (9, 8) | 1-1 G5-3 2 | | 0-3 K 1 SAFE | 3-2 G4-3 3 | | 1-2 13 1B 25 1B 1B | | 1-2 13 E 13 S 1B | |
| 13 Alex Rodriguez, R OBP: 0.423, SLG: 0.608 (1, 5) | 1-2 25 E 2B | | 3-2 HR | | 2-3 K | 2-1 25 1B 1B | | 3-2 P2 2 | |
| 25 Jason Ciambi, L OBP: 0.446, SLG: 0.546 12 Andy Phillips, R OBP: 0.184, SLG: 0.351 (1, 3) (9, 3) | 3-2 E4 1B | | 1-0 FC6-4 1B | | 3-2 F7 2 | 1-1 1B | | 3-2 G4-3 3 | |
| 55 Hideki Matsui, L OBP: 0.357, SLG: 0.491 (1, 7) | 4-1 FC6-4 BB | | 0-0 P3 2 | | 1-0 F7 3 | 1-0 F9 3 | | | |
| Ruben Sierra, S OBP: 0.281, SLG: 0.435 (1, 10) | 0-0 FC6-4 1-2f 3 | | 1-1 FC6-4 1-2f 3 | | 2-1 L7 1 | 1-3 K 1 | | | |
| 20 Jorge Posada, S OBP: 0.342, SLG: 0.415 (1, 2) | | 0-2 HR | | 0-0 24 SH1-3 2 1B 1B | | 2-2 24 E 24 E 1B | 3-3 K 2 | | |
| 24 Robinson Canó, L OBP: 0.309, SLG: 0.417 (1, 4) | | 1-1 G3 1 | | 0-0 SH1-3 1-2 | | 0-2 E8 1B 1B | 1-0 1B | | |
| Matt Lawton, L OBP: 0.356, SLG: 0.397 (1, 9) | | 1-1 G4-3 2 | | 1-1 L6 2 | | 1-2 G3 2 1 SAFE | 3-2 G6-3 3 | | |

| Inning Stats | R: 1 E: 1 K: 0 S: 16 | H: 2 LOB: 2 BB: 1 P: 27 | R: 1 E: 0 K: 0 S: 8 | H: 1 LOB: 0 BB: 0 P: 10 | R: 1 E: 0 K: 1 S: 12 | H: 2 LOB: 1 BB: 0 P: 17 | R: 1 E: 0 K: 0 S: 12 | H: 2 LOB: 1 BB: 0 P: 16 | R: 0 E: 0 K: 1 S: 10 | H: 0 LOB: 0 BB: 0 P: 16 | R: 4 E: 1 K: 0 S: 26 | H: 5 LOB: 2 BB: 1 P: 40 | R: 0 E: 0 K: 2 S: 13 | H: 1 LOB: 1 BB: 0 P: 21 | R: 0 E: 0 K: 0 S: 15 | H: 1 LOB: 2 BB: 0 P: 23 |
|-----------------------------------|------------------------------------|--|------------------------------|----------------------------------|-------------------------------|----------------------------------|-------------------------------|----------------------------------|-------------------------------|----------------------------------|-------------------------------|----------------------------------|-------------------------------|----------------------------------|-------------------------------|----------------------------------|
| 1B: 11 2B: 1 3B: 0 HR: 2 | SF: 0 SAC: 1 DP: 0 HBP: 0 | WP: 0 PA: 40 PB: 0 SB: 1 CS: 0 | | | | | | | | | | | | | | |

| PITCHER | IP | WLS | BF | H | R | ER | SO | BB | IBB | HBP | BLK | WP | HR | S | P | ERA | WHIP |
|---|-----|-----|----|---|---|----|----|----|-----|-----|-----|----|----|----|-----|-------|-------|
| David Wells, L ERA: 4.37 (1, 1) | 5.2 | L | 27 | 9 | 6 | 5 | 2 | 1 | 0 | 0 | 0 | 0 | 2 | 70 | 103 | 7.94 | 1.765 |
| Chad Bradford, R ERA: 3.57 (6, 1) | 0.0 | | 3 | 2 | 1 | 1 | 0 | 1 | 0 | 0 | 0 | 0 | 0 | 11 | 18 | ∞ | ∞ |
| Mike Myers, L ERA: 3.38 (6, 1) | 0.1 | | 2 | 1 | 1 | 1 | 0 | 0 | 0 | 0 | 0 | 0 | 0 | 3 | 5 | 27.00 | 3.000 |
| Chad Harville, R ERA: 4.65 (7, 1) | 1.0 | | 4 | 1 | 0 | 0 | 2 | 0 | 0 | 0 | 0 | 0 | 0 | 13 | 21 | 0.00 | 1.000 |
| Geremi Gonzalez, R ERA: 5.72 (8, 1) | 1.0 | | 4 | 1 | 0 | 0 | 0 | 0 | 0 | 0 | 0 | 0 | 0 | 15 | 23 | 0.00 | 1.000 |

BOTTOM

Boston Red Sox @ New York Yankees
 Yankee Stadium, Bronx, NY


Fri Sep 09 2005, 7:05 PM EDT
 Att. 55,024 - Partly Cloudy - 77 F

livebaseballscorecards.com

| | |
|-----|----|
| AB | 37 |
| R | 8 |
| H | 14 |
| RBI | 6 |
| BB | 2 |
| SO | 4 |
| LOB | 13 |



| WP | PA | ERA | WHIP |
|----|----|-----|------|
| 0 | 40 | | |

| Batter | 1 | 2 | 3 | 4 | 5 | 6 | 7 | 8 | 9 | AB R H RBI BB SO LOB | TOP | | |
|---|---|---|--|---|--|---|---|--|--|---|---|---------|---|
| Tony Graffanino, R (1, 4) OBP: 0.373, SLG: 0.411 13 Alex Cora, L (8, PR) OBP: 0.276, SLG: 0.321 (8, 4) | 3-2 G6-3 | 0-0 1B | | 1-2 34 SF FC1-2 1B | 0-1 L1-4 | | | 0-0 SF8 3B | 2-3 K | 5 1 3 0 0 0 1 1 1 0 0 0 1 2 | | | |
| Edgar Renteria, R (1, 6) OBP: 0.342, SLG: 0.392 | 1-0 F8 | 1-2 F9 | | 3-2 FC1-2 1B 34 SF 1B | | 2-0 FC5-4 34 1B 1B | | 1-0 SF8 | | 4 1 1 1 0 0 5 | | | |
| 34 David Ortiz, L (1, 10) OBP: 0.391, SLG: 0.582 | 4-2 HR BB | | 0-0 G3 | 2-1 SF 1B | | 1-0 FC5-4 1B | | 2-1 F8 | | 3 2 1 1 1 0 1 | | | |
| Manny Ramirez, R (1, 7) OBP: 0.381, SLG: 0.563 | 2-2 HR | | 2-2 G2-3 | 3-1 1B FC6-4 1B | | 0-0 FC5-4 G3-6-3 1B | | 4-2 BB | | 4 2 2 3 1 0 2 | | | |
| Trot Nixon, L (1, 9) OBP: 0.361, SLG: 0.462 | 3-2 FC4-6 1B | | 4-0 BB | 0-1 FC6-4 1B | | 1-1 G3-6-3 | | 1-0 F8 | | 4 0 2 2 1 0 4 | | | |
| Jason Varitek, S (1, 2) OBP: 0.376, SLG: 0.518 | 0-1 FC4-6 | | 1-1 G4-3 | 1-1 FC6-4 | | | 2-2 G5-3 | | 1-0 FC6-4 1B | 5 0 1 1 0 0 3 | | | |
| John Olerud, L (1, 3) OBP: 0.366, SLG: 0.537 | | 4-0 1B BB | | HR | | | 2-3 K | | 1-1 FC6-4 1B | 4 1 2 1 1 1 1 | AB 40 R 9 H 16 RBI 9 BB 4 SO 4 LOB 26 | | |
| Bill Mueller, S (1, 5) OBP: 0.375, SLG: 0.438 | | 3-2 F8 | | 0-0 1B FC1-2 1B | 3-3 K | | 3-1 1B | | 1-1 P6 | 5 0 2 0 0 1 3 | | | |
| Gabe Kapler, R (1, 8) OBP: 0.297, SLG: 0.376 | | 2-3 K | | 3-1 FC1-2 34 SF 1B | 1-1 L1-4 2B | | 1-1 P5 | | 2-0 FC6-4 13 DI | 5 1 2 0 0 1 4 |  | | |
| Inning Stats | R: 2 H: 2 E: 0 LOB: 1 K: 0 BB: 1 S: 18 P: 31 | R: 0 H: 1 E: 0 LOB: 2 K: 1 BB: 1 S: 13 P: 23 | R: 0 H: 0 E: 0 LOB: 1 K: 0 BB: 1 S: 6 P: 13 | R: 6 H: 6 E: 2 LOB: 1 K: 0 BB: 0 S: 22 P: 39 | R: 0 H: 1 E: 0 LOB: 0 K: 1 BB: 0 S: 7 P: 11 | R: 0 H: 2 E: 0 LOB: 1 K: 0 BB: 0 S: 5 P: 9 | R: 0 H: 1 E: 0 LOB: 1 K: 1 BB: 0 S: 10 P: 18 | R: 1 H: 1 E: 0 LOB: 2 K: 0 BB: 1 S: 7 P: 15 | R: 0 H: 2 E: 0 LOB: 2 K: 1 BB: 0 S: 9 P: 16 | 1B: 12 SF: 2 2B: 2 SAC: 0 3B: 1 DP: 2 HR: 2 HBP: 0 | WP: 0 PA: 46 PB: 0 SB: 0 CS: 0 | | |
| PITCHER | IP WLS BF H R ER SO BB IBB HBP BLK WP HR S P ERA WHIP | | | | | | | | | | | PITCHER | IP WLS BF H R ER SO BB IBB HBP BLK WP HR S P ERA WHIP |
| Shawn Chacon, R (1, 1) ERA: 3.93 | 3.0 L 18 6 5 5 1 3 0 0 0 0 0 2 42 77 15.00 3.000 | | | | | | | | | | | | |
| Felix Rodriguez, R (4, 1) ERA: 4.5 | 0.1 2 1 0 0 0 0 0 0 0 0 0 0 7 11 0.00 3.000 | | | | | | | | | | | | |
| Al Leiter, L (4, 1) ERA: 5.95 | 5.2 26 9 4 2 3 1 0 0 0 0 0 0 48 87 3.18 1.765 | | | | | | | | | | | | |

Boston Red Sox @ New York Yankees
Yankee Stadium, Bronx, NY
 Sat Sep 10 2005, 1:20 PM EDT
 Att. 55,076 - Sunny - 77 F

livebaseballscorecards.com

| Batter | 1 | 2 | 3 | 4 | 5 | 6 | 7 | 8 | 9 | AB R H RBI BB SO LOB |
|---|-------------|-----------|-----------|-------------|-----------|-----------------------|-----------------|-----------------|-----------|--------------------------------|
| 2 Derek Jeter, R OBP: 0.388, SLG: 0.449 (1, 6) B C B X | 2-1 F9 | | 0-0 F8 | | | 2-1 G6-3 | | 0-1 1B 1B | 0-2 F9 | 5 0 1 0 0 0 3 |
| Bernie Williams, S OBP: 0.331, SLG: 0.389 (1, 8) S C X | 0-2 G1-3 | | | 0-2 F9 | | 2-3 K | | 1-0 1B 1B | | 4 0 1 1 0 1 0 |
| 25 Jason Giambi, L OBP: 0.445, SLG: 0.551 (1, 3) X | 0-0 F9 | | | 3-2 HR | | 3-3 K | | 1-0 F9 | | 4 1 1 1 0 1 2 |
| 13 Alex Rodriguez, R OBP: 0.420, SLG: 0.603 (1, 5) B X | | 1-0 F8 | | 1-0 G1-3 | | 0-1 F8 | | 1-0 F8 | | 4 0 0 0 0 0 2 |
| 55 Hideki Matsui, L OBP: 0.357, SLG: 0.489 (1, 7) B X | | 1-0 F8 | | 1-1 P2 | | 1-0 24 1B 1B | | 0-0 P5 | | 4 0 1 0 0 0 2 |
| Ruben Sierra, S OBP: 0.273, SLG: 0.422 (1, 10) S C C B B B C | | 2-3 K | | 0-3 K | | 0-3 K | | 0-0 P6 | | 4 0 0 0 0 3 1 |
| 24 Robinson Canó, L OBP: 0.313, SLG: 0.418 (1, 4) F C T | | | 0-2 K | | 4-0 BB | | 0-1 1B 1B | 0-1 BB 1B | | 3 0 2 0 1 1 0 |
| John Flaherty, R OBP: 0.203, SLG: 0.225 (1, 2) Mark Bellhorn, S OBP: 0.327, SLG: 0.361 (9, PH) B B B B F F C X | | | 3-2 P4 | | 1-1 L5 | | 2-2 P3 | 4-2 BB | | 3 0 0 0 0 0 3 0 0 0 0 1 0 0 |
| Matt Lawton, L OBP: 0.356, SLG: 0.395 (1, 9) C B B S X | | | 2-2 E1 | | 1-2 P6 | | 4-2 1B BB | 3-3 K | | 3 1 0 0 1 1 3 |

| Inning Stats | R: 0 | H: 0 | E: 0 | K: 0 | S: 6 | R: 0 | H: 0 | E: 0 | K: 1 | S: 5 | R: 0 | H: 0 | E: 1 | K: 1 | S: 12 | R: 1 | H: 1 | E: 0 | K: 0 | S: 9 | R: 0 | H: 0 | E: 0 | K: 1 | S: 8 | R: 0 | H: 0 | E: 0 | K: 2 | S: 8 | R: 0 | H: 2 | E: 0 | K: 1 | S: 11 | R: 1 | H: 2 | E: 0 | K: 0 | S: 10 | R: 0 | H: 1 | E: 0 | K: 1 | S: 11 | 1B: 5 | 2B: 0 | 3B: 0 | HR: 1 | SF: 0 | SAC: 0 | DP: 0 | HBP: 0 | WP: 0 | PB: 0 | SB: 0 | CS: 0 | PA: 37 |
|--------------|------|------|------|------|------|------|------|------|------|------|------|------|------|------|-------|------|------|------|------|------|------|------|------|------|------|------|------|------|------|------|------|------|------|------|-------|------|------|------|------|-------|------|------|------|------|-------|-------|-------|-------|-------|-------|--------|-------|--------|-------|-------|-------|-------|--------|
|--------------|------|------|------|------|------|------|------|------|------|------|------|------|------|------|-------|------|------|------|------|------|------|------|------|------|------|------|------|------|------|------|------|------|------|------|-------|------|------|------|------|-------|------|------|------|------|-------|-------|-------|-------|-------|-------|--------|-------|--------|-------|-------|-------|-------|--------|

| PITCHER | IP | WLS | BF | H | R | ER | SO | BB | IBB | HBP | BLK | WP | HR | S | P | ERA | WHIP |
|--|-----|-----|----|---|---|----|----|----|-----|-----|-----|----|----|----|-----|------|-------|
| 38 Curt Schilling, R ERA: 6.28 (1, 1) | 8.0 | W | 32 | 5 | 2 | 2 | 6 | 2 | 0 | 0 | 0 | 0 | 1 | 69 | 108 | 2.25 | 0.875 |
| 58 Jonathan Papelbon, R ERA: 3.13 (9, 1) | 1.0 | | 5 | 1 | 0 | 0 | 1 | 1 | 0 | 0 | 0 | 0 | 0 | 11 | 18 | 0.00 | 2.000 |


BOTTOM

Boston Red Sox @ New York Yankees
Yankee Stadium, Bronx, NY

Sat Sep 10 2005, 1:20 PM EDT
Att. 55,076 - Sunny - 77 F

livebaseballscorecards.com

| | |
|------------|-----------|
| AB | 34 |
| R | 2 |
| H | 6 |
| RBI | 2 |
| BB | 3 |
| SO | 7 |
| LOB | 16 |



| Batter | 1 | 2 | 3 | 4 | 5 | 6 | 7 | 8 | 9 | AB R H RBI BB SO LOB | TOP | |
|---|---|--|--|---|--|---|---|---|---|--|---|--|
| 18 Johnny Damon, L (1, 10) OBP: 0.368, SLG: 0.448 | 2-3 K | | 4-1 BB | | | 0-1 G5-3 | | 3-2 G3 | | 3 0 0 0 1 1 2 | | |
| Edgar Renteria, R (1, 6) OBP: 0.339, SLG: 0.389 | 3-1 F7 | | 1-3 K | | | 1-3 K | | | 0-0 L1 | 4 0 0 0 0 2 1 | | |
| 20 Kevin Youkilis, R (1, 3) Trot Nixon, L (9, PH) OBP: 0.386, SLG: 0.392 OBP: 0.360, SLG: 0.461 | 4-1 BB | | | | 1-2 G6-4-3 1B | | 2-2 F9 | | 2-2 G3 | 2 0 1 0 1 0 0 1 0 0 0 0 0 0 | | |
| Manny Ramirez, R (1, 7) OBP: 0.380, SLG: 0.559 | 0-0 F8 | | | | 2-2 G6-4-3 1-2f | | 1-2 F8 | | 4-2 1B BB | 3 0 0 0 1 0 2 | | |
| Kevin Millar, R (1, 9) OBP: 0.356, SLG: 0.405 | | | | | 3-2 P2 | | 2-3 K | | 2-0 1B | 4 0 1 0 0 2 0 | | |
| Tony Graffanino, R (1, 4) Adam Stern, L (8, PR) Alejandro Machado, S (8, 8) John Olerud, L (9, PH) OBP: 0.373, SLG: 0.410 OBP: 0.188, SLG: 0.333 OBP: 0.363, SLG: 0.533 | | | | | 0-1 G4-3 | | 1-1 FC5-4 1B | | 2-3 K | 3 0 1 0 0 0 0 0 0 0 0 0 0 0 0 0 0 0 0 0 0 1 0 0 0 0 1 2 | | |
| Doug Mirabelli, R (1, 2) OBP: 0.316, SLG: 0.393 | | | | | 3-3 K | | 1-0 FC5-4 34 BB 1-2f | | | 3 0 0 0 0 2 1 | | |
| Bill Mueller, S (1, 5) OBP: 0.373, SLG: 0.435 | | | | | 0-3 K | | 0-1 F7 | | | 3 0 0 0 0 1 1 | | |
| Gabe Kapler, R (1, 8) 34 David Ortiz, L (8, PH) 13 Alex Cora, L (8, PR) OBP: 0.290, SLG: 0.368 OBP: 0.392, SLG: 0.582 OBP: 0.276, SLG: 0.321 | | | | | 1-2 G4-3 | | 0-1 G4-3 | | 4-2 BB | 2 0 0 0 0 0 0 0 0 0 0 1 0 0 0 0 0 0 0 0 0 | | |
| | | | | | 0-1 F8 | | | | | | | |
| Inning Stats | R: 0 H: 0 E: 0 LOB: 1 K: 1 BB: 1 S: 9 P: 18 | R: 0 H: 0 E: 0 LOB: 0 K: 2 BB: 0 S: 8 P: 11 | R: 0 H: 0 E: 0 LOB: 1 K: 1 BB: 1 S: 9 P: 15 | R: 0 H: 1 E: 0 LOB: 0 K: 0 BB: 0 S: 12 P: 18 | R: 0 H: 0 E: 0 LOB: 0 K: 2 BB: 0 S: 8 P: 11 | R: 0 H: 0 E: 0 LOB: 0 K: 1 BB: 0 S: 6 P: 8 | R: 0 H: 0 E: 0 LOB: 0 K: 1 BB: 0 S: 14 P: 19 | R: 0 H: 1 E: 0 LOB: 2 K: 0 BB: 1 S: 15 P: 24 | R: 0 H: 1 E: 0 LOB: 2 K: 1 BB: 1 S: 10 P: 20 | 1B: 3 SF: 0 2B: 0 SAC: 0 3B: 0 DP: 1 HR: 0 HBP: 0 | WP: 0 PA: 33 PB: 0 SB: 0 CS: 0 | |
| PITCHER | IP WLS BF H R ER SO BB IBB HBP BLK WP HR S P ERA WHIP | | | | | | | | | | | |
| Randy Johnson, L (1, 1) ERA: 3.91 | 7.0 W 23 1 0 0 8 2 0 0 0 0 0 0 66 100 0.00 0.429 | | | | | | | | | | | |
| Tom Gordon, R (8, 1) ERA: 2.49 | 0.2 H 3 1 0 0 0 0 0 0 0 0 0 0 5 7 0.00 1.500 | | | | | | | | | | | |
| 42 Mariano Rivera, R (8, 1) ERA: 1.44 | 1.1 S 7 1 0 0 1 2 0 0 0 0 0 0 20 37 0.00 2.250 | | | | | | | | | | | |

Boston Red Sox @ New York Yankees
Yankee Stadium, Bronx, NY
 Sun Sep 11 2005, 1:05 PM EDT
 Att. 55,123 - Partly Cloudy - 73 F

livebaseballscorecards.com

| | |
|-----|----|
| AB | 29 |
| R | 0 |
| H | 3 |
| RBI | 0 |
| BB | 4 |
| SO | 9 |
| LOB | 9 |



| Batter | 1 | 2 | 3 | 4 | 5 | 6 | 7 | 8 | 9 | AB | R | H | RBI | BB | SO | LOB | | |
|---|-------------------------------|----------------------------------|-------------------------------|----------------------------------|-------------------------------|----------------------------------|------------------------------|----------------------------------|-------------------------------|----------------------------------|-------------------------------|----------------------------------|------------------------------|---------------------------------|------------------------------|---------------------------------|----------------------------------|------------------------------------|
| 2 Derek Jeter, R OBP: 0.386, SLG: 0.446 (1, 6) | F9 | | K | | | K | | F9 | | 4 | 0 | 0 | 0 | 0 | 2 | 1 | | |
| 24 Robinson Canó, L OBP: 0.313, SLG: 0.420 (1, 4) | G6-3 | | K | | | 2B | | | | 3 | 0 | 1 | 0 | 0 | 1 | 1 | | |
| 25 Jason Giambi, L OBP: 0.444, SLG: 0.557 (1, 3) | HR | | | | | K | | | | 3 | 1 | 1 | 1 | 0 | 2 | 1 | | |
| 12 Andy Phillips, R OBP: 0.184, SLG: 0.351 (9, 3) | | | | | | K | | | | 0 | 0 | 0 | 0 | 0 | 0 | 0 | | |
| 13 Alex Rodriguez, R OBP: 0.418, SLG: 0.600 (1, 5) | G1-3 | | | | | G6-3 | | | | 3 | 0 | 0 | 0 | 0 | 1 | 1 | | |
| 55 Hideki Matsui, L OBP: 0.355, SLG: 0.486 (1, 7) | | G4-3 | | | | G4-3 | | | | 3 | 0 | 0 | 0 | 0 | 0 | 0 | | |
| 20 Jorge Posada, S OBP: 0.342, SLG: 0.413 (1, 10) | | | K | | | BB | | | | 2 | 0 | 0 | 0 | 1 | 1 | 0 | | |
| Bernie Williams, S OBP: 0.329, SLG: 0.386 (1, 8) | | | K | | | K | | | | 3 | 0 | 0 | 0 | 0 | 2 | 1 | | |
| John Flaherty, R OBP: 0.198, SLG: 0.219 (1, 2) | | | K | | | K | | | | 3 | 0 | 0 | 0 | 0 | 2 | 1 | | |
| Bubba Crosby, L OBP: 0.259, SLG: 0.255 (1, 9) | | | 3B | | | K | | | | 3 | 0 | 1 | 0 | 0 | 1 | 1 | | |
| Inning Stats | R: 1 E: 0 K: 0 S: 13 | H: 1 LOB: 0 BB: 0 P: 19 | R: 0 E: 0 K: 2 S: 10 | H: 0 LOB: 0 BB: 0 P: 16 | R: 0 E: 0 K: 3 S: 10 | H: 1 LOB: 1 BB: 0 P: 13 | R: 0 E: 0 K: 1 S: 8 | H: 0 LOB: 0 BB: 0 P: 11 | R: 0 E: 0 K: 3 S: 12 | H: 0 LOB: 1 BB: 1 P: 20 | R: 0 E: 0 K: 3 S: 13 | H: 1 LOB: 1 BB: 0 P: 18 | R: 0 E: 0 K: 0 S: 5 | H: 0 LOB: 0 BB: 0 P: 9 | R: 0 E: 0 K: 0 S: 6 | H: 0 LOB: 0 BB: 0 P: 7 | 1B: 0 2B: 1 3B: 1 HR: 1 | SF: 0 SAC: 0 DP: 0 HBP: 0 |

BOTTOM

Boston Red Sox @ New York Yankees
 Yankee Stadium, Bronx, NY
 Sun Sep 11 2005, 1:05 PM EDT
 Att. 55,123 - Partly Cloudy - 73 F

livebaseballscorecards.com

| | |
|------------|-----------|
| AB | 27 |
| R | 1 |
| H | 3 |
| RBI | 1 |
| BB | 1 |
| SO | 12 |
| LOB | 7 |



| PITCHER | IP | WLS | BF | H | R | ER | SO | BB | IBB | HBP | BLK | WP | HR | S | P | ERA | WHIP |
|---|-----|-----|----|---|---|----|----|----|-----|-----|-----|----|----|----|-----|------|-------|
| 49 Tim Wakefield, R ERA: 4.16 (1, 1) | 8.0 | L | 28 | 3 | 1 | 1 | 12 | 1 | 0 | 0 | 0 | 0 | 1 | 77 | 113 | 1.12 | 0.500 |

| | |
|-------|--------|
| WP: 0 | PA: 28 |
| PB: 0 | |
| SB: 0 | |
| CS: 0 | |

| Batter | 1 | 2 | 3 | 4 | 5 | 6 | 7 | 8 | 9 | 10 | 11 | AB | R | H | RBI | BB | SO | LOB | TOP | | | | | | | | |
|--|------------------------------|----------------------------------|-------------------------------|----------------------------------|------------------------------|---------------------------------|-------------------------------|----------------------------------|-------------------------------|----------------------------------|-------------------------------|----------------------------------|-------------------------------|----------------------------------|------------------------------|----------------------------------|-------------------------------|----------------------------------|-------------------------------|----------------------------------|-------------------------------|----------------------------------|----------------------------------|------------------------------------|----------------------------------|--------|--|
| Tony Graffanino, R (1, 4) OBP: 0.369, SLG: 0.406 | F9 | | P3 | | | K | 1B FC3-6 | | L8 | | G4-3 | 6 | 1 | 1 | 0 | 0 | 1 | 0 | | | | | | | | | |
| Edgar Renteria, R (1, 6) OBP: 0.338, SLG: 0.387 | G5-3 | | | F7 | | G5-3 | 1B FC3-6 | | F7 | | K | 6 | 0 | 1 | 1 | 0 | 1 | 0 | | | | | | | | | |
| 34 David Ortiz, L (1, 10) OBP: 0.395, SLG: 0.594 | K | | | HR | | HR | 1B | | BB | | HR | 5 | 3 | 3 | 3 | 1 | 1 | 1 | | | | | | | | | |
| Manny Ramirez, R (1, 7) OBP: 0.381, SLG: 0.565 | | F8 | | F9 | | HR | 1B | | 1B | | P3 | 6 | 1 | 3 | 2 | 0 | 0 | 0 | | | | | | | | | |
| Jason Varitek, S (1, 2) OBP: 0.374, SLG: 0.514 | | K | | G6-3 | | 1B | 1B | | K | | | 5 | 0 | 1 | 0 | 0 | 2 | 4 | | | | | | | | | |
| Kevin Millar, R (1, 3) Adam Stern, L (8, PR) John Olerud, L (8, 3) OBP: 0.360, SLG: 0.407 OBP: 0.188, SLG: 0.333 OBP: 0.361, SLG: 0.529 | | 1B | | | | F8 | BB | | BB | | G6-3 | 3 | 0 | 2 | 0 | 1 | 0 | 0 | | | | | | | | | |
| Trot Nixon, L (1, 9) OBP: 0.358, SLG: 0.456 | | P6 | | | | G4-3 | BB | | FC4-6 | | F7 | 4 | 0 | 0 | 0 | 1 | 0 | 2 | | | | | | | | | |
| Bill Mueller, S (1, 5) OBP: 0.373, SLG: 0.432 | | | F8 | | | BB | FC4-6 | | F8 | | BB | 3 | 0 | 0 | 0 | 2 | 0 | 4 | | | | | | | | | |
| Gabe Kapler, R (1, 8) OBP: 0.286, SLG: 0.359 | | | P4 | | | G5-3 | 1B | | K | | F8 | 5 | 1 | 1 | 0 | 0 | 1 | 3 | | | | | | | | | |
| Inning Stats | R: 0 E: 0 K: 1 S: 8 | H: 0 LOB: 0 BB: 0 P: 12 | R: 0 E: 0 K: 1 S: 12 | H: 1 LOB: 1 BB: 0 P: 20 | R: 0 E: 0 K: 0 S: 5 | H: 0 LOB: 0 BB: 0 P: 9 | R: 1 E: 0 K: 0 S: 13 | H: 1 LOB: 0 BB: 0 P: 21 | R: 0 E: 0 K: 0 S: 13 | H: 0 LOB: 1 BB: 1 P: 23 | R: 2 E: 0 K: 1 S: 16 | H: 4 LOB: 3 BB: 1 P: 29 | R: 2 E: 0 K: 0 S: 18 | H: 4 LOB: 1 BB: 0 P: 26 | R: 0 E: 0 K: 1 S: 8 | H: 0 LOB: 1 BB: 1 P: 14 | R: 0 E: 0 K: 1 S: 12 | H: 1 LOB: 2 BB: 1 P: 20 | R: 0 E: 0 K: 0 S: 12 | H: 0 LOB: 1 BB: 1 P: 23 | R: 1 E: 0 K: 1 S: 13 | H: 1 LOB: 0 BB: 0 P: 21 | 1B: 9 2B: 0 3B: 0 HR: 3 | SF: 0 SAC: 0 DP: 1 HBP: 0 | WP: 0 PB: 0 SB: 0 CS: 0 | PA: 49 | |
| PITCHER | IP | WLS | BF | H | R | ER | SO | BB | IBB | HBP | BLK | WP | HR | S | P | ERA | WHIP | | | | | | | | | | |
| Ted Lilly, L (1, 1) ERA: 5.61 | 5.2 | | 23 | 5 | 3 | 3 | 3 | 1 | 0 | 0 | 0 | 0 | 2 | 63 | 104 | 4.76 | 1.059 | | | | | | | | | | |
| Vinnie Chulk, R (6, 1) ERA: 3.68 | 0.2 | | 8 | 5 | 2 | 2 | 0 | 1 | 0 | 0 | 0 | 0 | 0 | 20 | 34 | 27.00 | 9.000 | | | | | | | | | | |
| 22 Brandon League, R (7, 1) ERA: 7.62 | 0.2 | | 2 | 0 | 0 | 0 | 0 | 1 | 0 | 0 | 0 | 0 | 0 | 4 | 8 | 0.00 | 1.500 | | | | | | | | | | |
| Scott Schoeneweis, L (8, 1) ERA: 3.81 | 0.2 | | 2 | 0 | 0 | 0 | 0 | 0 | 0 | 0 | 0 | 0 | 0 | 3 | 3 | 0.00 | 0.000 | | | | | | | | | | |
| Justin Speier, R (8, 1) ERA: 2.64 | 1.0 | | 4 | 0 | 0 | 0 | 1 | 1 | 0 | 0 | 0 | 0 | 0 | 9 | 17 | 0.00 | 1.000 | | | | | | | | | | |
| PITCHER | IP | WLS | BF | H | R | ER | SO | BB | IBB | HBP | BLK | WP | HR | S | P | ERA | WHIP | | | | | | | | | | |
| 54 Jason Frasor, R (9, 1) ERA: 3.56 | 1.1 | | 6 | 1 | 0 | 0 | 1 | 1 | 0 | 0 | 0 | 0 | 0 | 18 | 31 | 0.00 | 1.500 | | | | | | | | | | |
| Pete Walker, R (11, 1) ERA: 3.0 | 1.0 | L | 4 | 1 | 1 | 1 | 1 | 0 | 0 | 0 | 0 | 0 | 1 | 13 | 21 | 9.00 | 1.000 | | | | | | | | | | |

Boston Red Sox @ Toronto Blue Jays
Rogers Centre, Toronto, ON
 Mon Sep 12 2005, 7:07 PM EDT
 Att: 24,617 - Partly Cloudy - 86 F

livebaseballscorecards.com

| | |
|-----|----|
| AB | 44 |
| R | 6 |
| H | 12 |
| RBI | 6 |
| BB | 5 |
| SO | 6 |
| LOB | 14 |



| Batter | 1 | 2 | 3 | 4 | 5 | 6 | 7 | 8 | 9 | 10 | 11 | AB R H RBI BB SO LOB | BOTTOM | | | | | | | | | | | | | | |
|---|--|----------------------------------|-------------------------------|----------------------------------|------------------------------|---|------------------------------|----------------------------------|-------------------------------|----------------------------------|-------------------------------|------------------------------------|--|-------------------------------|----------------------------------|------------------------------|----------------------------------|------------------------------|----------------------------------|------------------------------|----------------------------------|-------------------------------|----------------------------------|----------------------------------|------------------------------------|----------------------------------|--------|
| 8 Russ Adams, L OBP: 0.332, SLG: 0.403 | 1-1 G4-3 | | 1-1 G1-3 | | 1-2 F8 | | 0-2 SF9 | | 0-2 F9 | | | 4 0 0 1 0 0 1 | <p>Boston Red Sox @ Toronto Blue Jays Rogers Centre, Toronto, ON Mon Sep 12 2005, 7:07 PM EDT Att: 24,617 - Partly Cloudy - 86 F</p> | | | | | | | | | | | | | | |
| Frank Catalanotto, L OBP: 0.360, SLG: 0.423 3 Reed Johnson, R OBP: 0.334, SLG: 0.422 | 0-1 L8 | | 2-2 F9 | | 3-2 47 G4-6-3 2B | | 0-3 K | | | 0-1 L3 | | 5 0 1 1 0 0 1 2 0 0 0 0 0 0 0 0 | | | | | | | | | | | | | | | |
| 10 Vernon Wells, R OBP: 0.318, SLG: 0.471 | 1-0 47 BB 1B | | 0-2 P6 | | 4-2 47 G4-6-3 BB | | 2-0 1-H 3-H HR | | | 2-1 F7 | | 4 1 2 3 1 0 0 | | | | | | | | | | | | | | | |
| 47 Corey Koskie, L OBP: 0.323, SLG: 0.399 | 4-2 1-2 BB | | 4-2 L3 BB | | 3-1 G4-6-3 1-2f 2-3 | | 2-3 K | | | 4-2 BB | | 2 0 0 0 3 1 2 | | | | | | | | | | | | | | | |
| Shea Hillenbrand, R OBP: 0.345, SLG: 0.456 | 0-0 F8 | | 2-1 L3 1-1 | | 0-1 G6-3 | | | | | 0-1 P6 | | 5 0 0 0 0 0 5 | | | | | | | | | | | | | | | |
| Eric Hinske, L OBP: 0.342, SLG: 0.423 | | 0-1 9 G1-3 1B | | 0-1 F7 | | 4-2 9 1B BB | | 2-1 9 G6-3 1B | | 3-2 G4-3 | | 4 1 2 0 1 0 0 | | | | | | | | | | | | | | | |
| 9 Gregg Zaun, S OBP: 0.359, SLG: 0.379 | | 2-2 G1-3 1-2 | | 2-1 8 F 8 S 1B | | 2-1 1B 2 BB 8 SF9 1B | | 3-1 G6-3 1-2f | | 1-2 G5-3 | | 5 1 2 0 0 0 2 | | | | | | | | | | | | | | | |
| 2 Aaron Hill, R OBP: 0.331, SLG: 0.385 | | 2-1 G5-3 | | 0-1 F8 | | 4-2 8 SF9 1B 10 HR BB | | | | 2-2 P2 | | 4 1 0 0 1 0 2 | | | | | | | | | | | | | | | |
| Gabe Gross, L OBP: 0.328, SLG: 0.302 | | 0-2 P6 | | 2-2 F9 | | 1-2 10 HR 1B | | | | 2-3 K | | 4 1 1 1 0 1 2 | | | | | | | | | | | | | | | |
| | | | | | | | | | | | | | | | | | | | | | | | | | | | |
| Inning Stats | R: 0 E: 0 K: 0 S: 8 | H: 1 LOB: 2 BB: 1 P: 14 | R: 0 E: 0 K: 0 S: 10 | H: 1 LOB: 1 BB: 0 P: 14 | R: 0 E: 0 K: 0 S: 9 | H: 0 LOB: 0 BB: 0 P: 12 | R: 0 E: 0 K: 0 S: 9 | H: 0 LOB: 0 BB: 1 P: 15 | R: 0 E: 0 K: 0 S: 11 | H: 1 LOB: 1 BB: 0 P: 16 | R: 0 E: 0 K: 0 S: 11 | H: 1 LOB: 1 BB: 1 P: 21 | | R: 5 E: 0 K: 2 S: 24 | H: 3 LOB: 0 BB: 2 P: 39 | R: 0 E: 0 K: 0 S: 9 | H: 1 LOB: 0 BB: 0 P: 14 | R: 0 E: 0 K: 1 S: 9 | H: 0 LOB: 0 BB: 0 P: 13 | R: 0 E: 0 K: 0 S: 8 | H: 0 LOB: 1 BB: 1 P: 14 | R: 0 E: 0 K: 0 S: 13 | H: 0 LOB: 0 BB: 0 P: 18 | 1B: 6 2B: 2 3B: 0 HR: 1 | SF: 1 SAC: 0 DP: 3 HBP: 0 | WP: 0 PB: 0 SB: 1 CS: 0 | PA: 44 |
| PITCHER | IP WLS BF H R ER SO BB IBB HBP BLK WP HR S P ERA WHIP | | | | | | | | | | | | | | | | | | | | | | | | | | |
| Bronson Arroyo, R ERA: 4.42 | (1, 1) 6.0 26 5 3 3 0 5 0 0 0 0 0 66 110 4.50 1.667 | | | | | | | | | | | | | | | | | | | | | | | | | | |
| Keith Foulke, R ERA: 5.91 | (7, 1) 0.2 H 3 1 0 0 1 0 0 0 0 0 0 10 11 0.00 1.500 | | | | | | | | | | | | | | | | | | | | | | | | | | |
| 50 Mike Timlin, R ERA: 1.99 | (7, 1) 1.1 B 5 2 2 2 1 0 0 0 0 0 0 1 15 24 13.50 1.500 | | | | | | | | | | | | | | | | | | | | | | | | | | |
| 58 Jonathan Papelbon, R ERA: 2.77 | (9, 1) 3.0 W 10 0 0 0 0 1 1 0 0 0 0 0 30 45 0.00 0.333 | | | | | | | | | | | | | | | | | | | | | | | | | | |

livebaseballscores.com

| | |
|-----|----|
| AB | 37 |
| R | 5 |
| H | 8 |
| RBI | 5 |
| BB | 6 |
| SO | 3 |
| LOB | 16 |



| Batter | 1 | 2 | 3 | 4 | 5 | 6 | 7 | 8 | 9 | AB R H RBI BB SO LOB | TOP | | | | | | | | | | | |
|--|---|----------------------------------|-------------------------------|----------------------------------|------------------------------|----------------------------------|------------------------------|---------------------------------|-------------------------------|----------------------------------|-------------------------------|----------------------------------|------------------------------|----------------------------------|------------------------------|---------------------------------|------------------------------|---------------------------------|----------------------------------|------------------------------------|----------------------------------|--------|
| Tony Graffanino, R (1, 4) OBP: 0.368, SLG: 0.404 | 2-3 K | | 0-0 G6-3 | | 2-0 G5-4-3 | | 0-0 1B | | | 4 0 1 0 0 1 2 | | | | | | | | | | | | |
| Edgar Renteria, R (1, 6) OBP: 0.336, SLG: 0.384 | 2-0 F7 | | 1-1 G5-3 | | | 1-2 G5-3 | 1-0 G6-3 | | | 4 0 0 0 0 0 1 | | | | | | | | | | | | |
| 34 David Ortiz, L (1, 10) OBP: 0.397, SLG: 0.600 | 4-2 BB | | | 1-0 G3-1 | | 1-1 HR | | 1-2 FC6-4 1B | | 3 1 2 1 1 0 0 | | | | | | | | | | | | |
| Manny Ramirez, R (1, 7) OBP: 0.380, SLG: 0.562 | 2-2 G5-3 | | | 0-1 F8 | | 3-2 1B WP SF8 1B | | 1-0 FC6-4 G1-6-3 1-2f | | 4 1 1 0 0 0 2 | | | | | | | | | | | | |
| Jason Varitek, S (1, 2) OBP: 0.373, SLG: 0.512 | | 2-3 K | | 0-2 P3 | | 1-2 1B | 1-3 1B | 1-0 G1-6-3 1-2f | | 4 0 1 0 0 1 1 | | | | | | | | | | | | |
| Kevin Miller, R (1, 9) OBP: 0.359, SLG: 0.409 | | 1-2 G5-3 | | | 2-2 1B 1B 2B | 2-2 SF8 | | 0-0 G6-3 | | 3 1 1 1 0 0 0 | | | | | | | | | | | | |
| 20 Kevin Youkilis, R (1, 3) OBP: 0.385, SLG: 0.403 Roberto Petagine, L (9, PH) OBP: 0.375, SLG: 0.464 | | 2-2 2B | | | 3-1 F9 | 3-3 K | | 1-3 K | | 3 0 1 0 0 1 2 1 0 0 0 0 1 0 | | | | | | | | | | | | |
| Bill Mueller, S (1, 5) OBP: 0.372, SLG: 0.431 | | 1-1 F9 | | | 3-2 1B 1B | | 1-2 G4-3 | | 0-0 F8 | 4 0 1 0 0 0 1 | | | | | | | | | | | | |
| Gabe Kapler, R (1, 8) OBP: 0.287, SLG: 0.358 | | | 3-2 G6-3 | | 1-0 G5-4-3 1B | | 0-1 G4-3 | | | 3 0 1 1 0 0 0 | | | | | | | | | | | | |
| Inning Stats | R: 0 E: 0 K: 1 S: 10 | H: 0 LOB: 1 BB: 1 P: 20 | R: 0 E: 0 K: 1 S: 15 | H: 1 LOB: 1 BB: 0 P: 21 | R: 0 E: 0 K: 0 S: 7 | H: 0 LOB: 0 BB: 0 P: 11 | R: 0 E: 0 K: 0 S: 6 | H: 0 LOB: 0 BB: 0 P: 7 | R: 1 E: 0 K: 1 S: 11 | H: 3 LOB: 1 BB: 0 P: 22 | R: 2 E: 0 K: 1 S: 19 | H: 3 LOB: 1 BB: 0 P: 30 | R: 0 E: 0 K: 0 S: 8 | H: 1 LOB: 1 BB: 0 P: 10 | R: 0 E: 0 K: 0 S: 5 | H: 1 LOB: 0 BB: 0 P: 8 | R: 0 E: 0 K: 1 S: 5 | H: 0 LOB: 0 BB: 0 P: 6 | 1B: 6 2B: 2 3B: 0 HR: 1 | SF: 1 SAC: 0 DP: 2 HBP: 0 | WP: 1 PB: 0 SB: 0 CS: 0 | PA: 35 |
| PITCHER | IP WLS BF H R ER SO BB IBB HBP BLK WP HR S P ERA WHIP | | | | | | | | | | | | | | | | | | | | | |
| 37 Scott Downs, L (1, 1) ERA: 4.25 | 5.1 W 22 6 3 3 2 1 0 0 0 0 0 1 59 96 5.06 1.312 | | | | | | | | | | | | | | | | | | | | | |
| Pete Walker, R (6, 1) ERA: 2.98 | 0.2 3 1 0 0 1 0 0 0 0 0 1 0 9 15 0.00 1.500 | | | | | | | | | | | | | | | | | | | | | |
| Justin Speier, R (7, 1) ERA: 2.6 | 1.0 H 4 1 0 0 0 0 0 0 0 0 0 0 8 10 0.00 1.000 | | | | | | | | | | | | | | | | | | | | | |
| Scott Schoeneweis, L (8, 1) ERA: 3.73 | 1.0 3 1 0 0 0 0 0 0 0 0 0 0 5 8 0.00 1.000 | | | | | | | | | | | | | | | | | | | | | |
| Miguel Batista, R (9, 1) ERA: 3.63 | 1.0 3 0 0 0 0 1 0 0 0 0 0 0 5 6 0.00 0.000 | | | | | | | | | | | | | | | | | | | | | |

Boston Red Sox @ Toronto Blue Jays
Rogers Centre, Toronto, ON
 Tue Sep 13 2005, 7:07 PM EDT
 Att. 25,253 - Partly Cloudy - 84 F

livebaseballscorecards.com

| | |
|------------|-----------|
| AB | 33 |
| R | 3 |
| H | 9 |
| RBI | 3 |
| BB | 1 |
| SO | 4 |
| LOB | 9 |



| Batter | 1 | 2 | 3 | 4 | 5 | 6 | 7 | 8 | 9 |
|--|-------------|----------------------------|-------------|-------------|----------------------|-----------|--------------------------|----------------------|---|
| 8 Russ Adams, L OBP: 0.331, SLG: 0.400 (1, 6) | 1-1 G4-3 | 1-0 G3 | | | 2-2 F9 | | 1-0 L8 | 4-0 3 2B BB | |
| Frank Catalanotto, L OBP: 0.361, SLG: 0.425 (1, 7) | 3-2 P4 | 0-0 F7 | | | 1-2 47 E 2B | | 4-0 10 1B BB | 3-1 1-H 2B | |
| 3 Reed Johnson, R OBP: 0.336, SLG: 0.426 (8, 7) | | | | | | | | | |
| 10 Vernon Wells, R OBP: 0.317, SLG: 0.468 (1, 8) | 0-0 G5-3 | | 0-0 F7 | | 3-3 K | | 2-1 E6 1B | 2-1 G5-3 | |
| 47 Corey Koskie, L OBP: 0.328, SLG: 0.399 (1, 5) | | 4-2 2B 9 2B BB | 1-0 G4-3 | | 1-2 E6 1B | | 4-1 HBP 1B BB | | |
| Shea Hillenbrand, R OBP: 0.346, SLG: 0.458 (1, 10) | | 2-1 9 2B 2B | 2-3 K | | 0-1 G6-3 | | 1-1 HBP 1B | | |
| Eric Hinske, L OBP: 0.341, SLG: 0.420 (1, 3) | | 2-3 K | | 1-2 G4-3 | | 3-2 F7 | 1-0 1-2 2-3 HBP | | |
| 9 Gregg Zaun, S OBP: 0.359, SLG: 0.380 (1, 2) | | 1-2 2 1B 2B | | 1-0 G3 | | 2-2 K | 2-1 L9 | | |
| 2 Aaron Hill, R OBP: 0.333, SLG: 0.385 (1, 4) | | 1-0 HR 1B | | 4-0 BB | | 2-2 F9 | | 0-1 G4-3 | |
| Gabe Gross, L OBP: 0.323, SLG: 0.351 (1, 9) | | 0-1 HR | | 0-2 F8 | | | 1-2 P6 | 3-2 G1-3 | |

| AB | R | H | RBI | BB | SO | LOB |
|----|---|---|-----|----|----|-----|
| 4 | 1 | 0 | 0 | 1 | 0 | 0 |
| 3 | 2 | 1 | 0 | 1 | 0 | 0 |
| 1 | 0 | 1 | 1 | 0 | 0 | 0 |
| 5 | 1 | 1 | 0 | 0 | 1 | 2 |
| 2 | 1 | 1 | 1 | 2 | 0 | 0 |
| 4 | 1 | 2 | 1 | 0 | 1 | 1 |
| 3 | 0 | 0 | 0 | 0 | 1 | 2 |
| 4 | 1 | 1 | 2 | 0 | 1 | 3 |
| 3 | 1 | 1 | 1 | 1 | 0 | 0 |
| 4 | 1 | 1 | 2 | 0 | 0 | 1 |

BOTTOM

Boston Red Sox @ Toronto Blue Jays
 Rogers Centre, Toronto, ON
 Tue Sep 13 2005, 7:07 PM EDT
 Att. 25,253 - Partly Cloudy - 84 F

livebaseballscorecards.com

| | |
|------------|-----------|
| AB | 33 |
| R | 9 |
| H | 9 |
| RBI | 8 |
| BB | 5 |
| SO | 4 |
| LOB | 9 |



| Inning Stats | R: 0 | H: 0 | E: 0 | K: 0 | S: 8 | LOB: 0 | BB: 0 | P: 12 |
|--------------|------|------|------|------|-------|--------|-------|-------|
| | R: 5 | H: 4 | E: 0 | K: 1 | S: 16 | LOB: 0 | BB: 1 | P: 27 |
| | R: 0 | H: 0 | E: 0 | K: 1 | S: 5 | LOB: 0 | BB: 0 | P: 8 |
| | R: 0 | H: 0 | E: 0 | K: 0 | S: 9 | LOB: 1 | BB: 1 | P: 15 |
| | R: 1 | H: 2 | E: 1 | K: 1 | S: 15 | LOB: 1 | BB: 0 | P: 22 |
| | R: 0 | H: 0 | E: 0 | K: 1 | S: 10 | LOB: 0 | BB: 0 | P: 17 |
| | R: 2 | H: 2 | E: 1 | K: 0 | S: 11 | LOB: 3 | BB: 2 | P: 27 |
| | R: 1 | H: 1 | E: 0 | K: 0 | S: 9 | LOB: 1 | BB: 1 | P: 21 |

| PITCHER | IP | WLS | BF | H | R | ER | SO | BB | IBB | HBP | BLK | WP | HR | S | P | ERA | WHIP |
|---|-----|-----|----|---|---|----|----|----|-----|-----|-----|----|----|----|-----|-------|-------|
| 30 Matt Clement, R ERA: 4.33 (1, 1) | 6.0 | L | 26 | 6 | 6 | 6 | 4 | 2 | 0 | 0 | 0 | 0 | 1 | 63 | 101 | 9.00 | 1.333 |
| Keith Foulke, R ERA: 6.18 (7, 1) | 1.0 | | 8 | 2 | 2 | 2 | 0 | 2 | 0 | 1 | 0 | 0 | 0 | 11 | 27 | 18.00 | 4.000 |
| Chad Harville, R ERA: 4.75 (8, 1) | 1.0 | | 5 | 1 | 1 | 1 | 0 | 1 | 0 | 0 | 0 | 0 | 0 | 9 | 21 | 9.00 | 2.000 |

| WP | PA | ERA | WHIP |
|----|----|-----|------|
| 0 | 39 | | |
| 0 | | | |
| 0 | | | |
| 0 | | | |

| Batter | 1 | 2 | 3 | 4 | 5 | 6 | 7 | 8 | 9 | AB R H RBI BB SO LOB | TOP | | |
|---|---|---|--|--|--|--|--|---|--|--|--|----------------|---|
| Tony Graffano, R (1, 4) OBP: 0.372, SLG: 0.420 | 1-2 F8 34 G3-1 2B | | 0-0 34 G4-5-3 1B | | 1-0 1-H HR | | | 0-1 F9 2 | | 4 2 3 2 0 0 0 | <p>Boston Red Sox @ Toronto Blue Jays Rogers Centre, Toronto, ON Wed Sep 14 2005, 7:07 PM EDT Att. 25,865 - Roof Closed - 68 F</p> | | |
| Bill Mueller, S (1, 5) OBP: 0.371, SLG: 0.429 | 2-0 F8 2-3 | | 2-1 L5 | | 3-0 G3-1 | | | 0-0 34 HR 1B | | 4 1 1 0 0 0 3 | | | |
| 34 David Ortiz, L (1, 10) OBP: 0.396, SLG: 0.603 | 0-0 G3-1 | | 2-2 G4-5-3 1-2f | | 2-3 K | | | 1-1 1-H HR | | 4 1 1 3 0 1 1 | | | |
| Manny Ramirez, R (1, 7) OBP: 0.378, SLG: 0.558 | 2-2 F9 | | | 1-2 P4 | | 0-0 G6-3 | | 0-2 G6-3 | | 4 0 0 0 0 0 0 | | | |
| Trot Nixon, L (1, 9) OBP: 0.360, SLG: 0.455 | | | | 0-1 G4-3 | | 0-3 K | | 1-0 G4-6-3 HBP | | 3 0 1 0 0 1 0 | | | |
| Jason Varitek, S (1, 2) OBP: 0.372, SLG: 0.508 | | | | 2-3 K | | 4-2 G4-6-3 BB | | 3-2 G4-6-3 1-2f | | 3 0 0 0 1 2 2 | | | |
| John Olerud, L (1, 3) OBP: 0.358, SLG: 0.521 | | | | | 2-0 G4-3 | | 1-0 G4-6-3 1-2f | | 3-2 G1-3 | | | 4 0 1 0 0 0 1 | |
| 13 Alex Cora, L (1, 6) OBP: 0.273, SLG: 0.317 | | | | | 2-1 G3 | | 1-2 G3-1 | | | 3 0 0 0 0 0 2 | | | |
| Gabe Kapler, R (1, 8) OBP: 0.282, SLG: 0.351 Alejandro Machado, S (5, PR) (5, 8) | | | | | 0-2 E5 HR | | | 3-2 G4-3 | | 2 0 0 0 0 1 2 1 1 0 0 0 0 0 | | | |
| Inning Stats | R: 1 H: 1 E: 0 LOB: 0 K: 0 BB: 0 S: 9 P: 14 | R: 0 H: 2 E: 0 LOB: 2 K: 2 BB: 0 S: 12 P: 14 | R: 0 H: 1 E: 0 LOB: 0 K: 1 BB: 0 S: 9 P: 12 | R: 0 H: 0 E: 0 LOB: 0 K: 1 BB: 0 S: 9 P: 12 | R: 2 H: 1 E: 1 LOB: 1 K: 0 BB: 0 S: 8 P: 16 | R: 0 H: 0 E: 0 LOB: 0 K: 2 BB: 0 S: 8 P: 10 | R: 0 H: 0 E: 0 LOB: 0 K: 0 BB: 1 S: 7 P: 13 | R: 2 H: 2 E: 0 LOB: 0 K: 0 BB: 0 S: 11 P: 15 | R: 0 H: 0 E: 0 LOB: 0 K: 0 BB: 0 S: 7 P: 14 | 1B: 4 SF: 0 2B: 1 SAC: 0 3B: 0 DP: 3 HR: 2 HBP: 1 | WP: 0 PA: 34 PB: 0 SB: 0 CS: 0 | | |
| PITCHER | IP WLS BF H R ER SO BB IBB HBP BLK WP HR S P ERA WHIP | | | | | | | | | | | PITCHER | IP WLS BF H R ER SO BB IBB HBP BLK WP HR S P ERA WHIP |
| Josh Towers, R (1, 1) ERA: 3.86 | 8.0 L 31 7 5 3 5 1 0 0 0 0 2 70 104 3.38 1.000 | | | | | | | | | | | | |
| Scott Schoeneweis, L (9, 1) ERA: 3.66 | 1.0 3 0 0 0 0 0 0 0 1 0 0 0 7 14 0.00 0.000 | | | | | | | | | | | | |

livebaseballscorecards.com

| | |
|------------|----|
| AB | 32 |
| R | 5 |
| H | 7 |
| RBI | 5 |
| BB | 1 |
| SO | 5 |
| LOB | 11 |



| Batter | 1 | 2 | 3 | 4 | 5 | 6 | 7 | 8 | 9 | AB | R | H | RBI | BB | SO | LOB |
|--|-------------|-------------------------------------|-----------|----------------------|-------------|---------------------------------------|-------------|-----------------------|---|----|---|---|-----|----|----|-----|
| 3 Reed Johnson, R OBP: 0.332, SLG: 0.421 (1, 7) | 0-1 G6-3 | | 0-1 P5 | | 1-2 G4-3 | | 0-2 F8 | | | 4 | 0 | 0 | 0 | 0 | 0 | 1 |
| 15 Alex Rios, R OBP: 0.301, SLG: 0.381 (1, 9) | 1-3 K | | 1-0 F9 | | 1-1 G6-3 | | 3-1 G5-3 | | | 4 | 0 | 0 | 0 | 0 | 1 | 1 |
| 10 Vernon Wells, R OBP: 0.315, SLG: 0.465 (1, 8) | 0-1 G5-3 | | 1-0 F7 | | | | | | | 4 | 0 | 0 | 0 | 0 | 0 | 0 |
| 47 Corey Koskie, L OBP: 0.336, SLG: 0.409 (1, 5) | | 0-1 S 1B | | 0-0 2 2B 1B | | 3-2 1B 2B | | 3-1 G6-4-3 HBP | | 3 | 2 | 3 | 0 | 0 | 0 | 0 |
| Shea Hillenbrand, R OBP: 0.347, SLG: 0.458 (1, 3) | | 1-2 2 G4-3 1-H 2B 1B | | 1-0 F7 | | 0-1 2 BB 1B | | 0-1 G6-4-3 1-2f | | 4 | 1 | 2 | 2 | 0 | 0 | 2 |
| 2 Aaron Hill, R OBP: 0.335, SLG: 0.388 (1, 6) | | 1-2 G4-3 2-3 | | 0-0 1-3 2B | | 4-1 SAFE 1-2 9 G6-3 BB | | 0-1 P3 | | 3 | 0 | 1 | 0 | 1 | 0 | 1 |
| 9 Gregg Zaun, S OBP: 0.355, SLG: 0.376 (1, 2) | | 3-2 P6 | | 1-2 G5-3 | | 0-2 G6-3 1-2f | | 1-2 P6 | | 4 | 0 | 0 | 0 | 0 | 0 | 5 |
| Frank Menechino, R OBP: 0.366, SLG: 0.366 (1, 4) | | 0-2 2B | | 3-1 G6-3 | | | | 0-0 F7 | | 3 | 0 | 1 | 1 | 0 | 0 | 2 |
| 8 Russ Adams, L OBP: 0.330, SLG: 0.399 (9, PH) | | 3-H 2B | | | | | | 1-3 K | | 1 | 0 | 0 | 0 | 0 | 1 | 0 |
| Guillermo Quiroz, R OBP: 0.200, SLG: 0.167 (1, 10) | | 1-0 G6-3 | | | | | | 4-1 BB | | 2 | 0 | 0 | 0 | 1 | 0 | 1 |
| John-Ford Griffin, L OBP: 1.000, SLG: 2.000 (7, PR) (8, 10) | | | | 0-0 G3-1 | | | | | | 0 | 0 | 0 | 0 | 0 | 0 | 0 |

| Inning Stats | R: 0 | H: 0 | E: 0 | K: 1 | S: 7 | LOB: 0 | BB: 0 | P: 8 | R: 2 | H: 3 | E: 0 | K: 0 | S: 16 | LOB: 1 | BB: 0 | P: 22 | R: 0 | H: 0 | E: 0 | K: 0 | S: 4 | LOB: 0 | BB: 0 | P: 6 | R: 0 | H: 2 | E: 0 | K: 0 | S: 8 | LOB: 2 | BB: 0 | P: 13 | R: 0 | H: 0 | E: 0 | K: 0 | S: 6 | LOB: 0 | BB: 0 | P: 8 | R: 1 | H: 2 | E: 0 | K: 0 | S: 14 | LOB: 1 | BB: 1 | P: 24 | R: 0 | H: 0 | E: 0 | K: 0 | S: 7 | LOB: 1 | BB: 1 | P: 14 | R: 0 | H: 0 | E: 0 | K: 0 | S: 6 | LOB: 0 | BB: 0 | P: 9 | R: 0 | H: 0 | E: 0 | K: 1 | S: 8 | LOB: 0 | BB: 0 | P: 10 | 1B: 4 | 2B: 3 | 3B: 0 | HR: 0 | SF: 0 | SAC: 0 | DP: 2 | HBP: 1 | WP: 0 | PB: 0 | SB: 1 | CS: 0 | PA: 35 |
|--------------|------|------|------|------|------|--------|-------|------|------|------|------|------|-------|--------|-------|-------|------|------|------|------|------|--------|-------|------|------|------|------|------|------|--------|-------|-------|------|------|------|------|------|--------|-------|------|------|------|------|------|-------|--------|-------|-------|------|------|------|------|------|--------|-------|-------|------|------|------|------|------|--------|-------|------|------|------|------|------|------|--------|-------|-------|-------|-------|-------|-------|-------|--------|-------|--------|-------|-------|-------|-------|--------|
|--------------|------|------|------|------|------|--------|-------|------|------|------|------|------|-------|--------|-------|-------|------|------|------|------|------|--------|-------|------|------|------|------|------|------|--------|-------|-------|------|------|------|------|------|--------|-------|------|------|------|------|------|-------|--------|-------|-------|------|------|------|------|------|--------|-------|-------|------|------|------|------|------|--------|-------|------|------|------|------|------|------|--------|-------|-------|-------|-------|-------|-------|-------|--------|-------|--------|-------|-------|-------|-------|--------|

| PITCHER | IP | WLS | BF | H | R | ER | SO | BB | IBB | HBP | BLK | WP | HR | S | P | ERA | WHIP |
|--|-----|-----|----|---|---|----|----|----|-----|-----|-----|----|----|----|----|------|-------|
| David Wells, L ERA: 4.35 (1, 1) | 7.0 | W | 29 | 7 | 3 | 3 | 1 | 2 | 0 | 0 | 0 | 0 | 0 | 62 | 95 | 3.86 | 1.286 |
| Chad Bradford, R ERA: 3.38 (8, 1) | 1.0 | H | 3 | 0 | 0 | 0 | 0 | 0 | 0 | 1 | 0 | 0 | 0 | 6 | 9 | 0.00 | 0.000 |
| 50 Mike Timlin, R ERA: 1.96 (9, 1) | 1.0 | S | 3 | 0 | 0 | 0 | 1 | 0 | 0 | 0 | 0 | 0 | 0 | 8 | 10 | 0.00 | 0.000 |

BOTTOM

Boston Red Sox @ Toronto Blue Jays
Rogers Centre, Toronto, ON

Wed Sep 14 2005, 7:07 PM EDT
Att: 25,865 - Roof Closed - 68 F

livebaseballscorecards.com

| | |
|------------|-----------|
| AB | 32 |
| R | 3 |
| H | 7 |
| RBI | 3 |
| BB | 2 |
| SO | 2 |
| LOB | 13 |



| Batter | 1 | 2 | 3 | 4 | 5 | 6 | 7 | 8 | 9 | AB R H RBI BB SO LOB | TOP | | | | | | | | | | |
|--|---|----------------------------------|-------------------------------|----------------------------------|-------------------------------|----------------------------------|-------------------------------|----------------------------------|------------------------------|---------------------------------|-------------------------------|----------------------------------|-------------------------------|----------------------------------|------------------------------|----------------------------------|-----------------------------------|------------------------------------|----------------------------------|----------------|---|
| 14 Mark Ellis, R OBP: 0.380, SLG: 0.463 (1, 4) X | 0-0 2B 21 1B 1B | 2-2 1-3 2-H 1B | | 0-0 F9 | | | 2-2 G4-3 | 0-2 G5-3 1B | | 5 1 3 2 0 0 0 | | | | | | | | | | | |
| Jason Kendall, R OBP: 0.338, SLG: 0.310 (1, 2) F X | 0-1 2B 21 1B | 1-2 G4-6-3 | | 2-1 | | | 2-1 G4-3 | 2-2 G5-3 | | 5 1 2 0 0 0 3 | | | | | | | | | | | |
| 21 Mark Kotsay, L OBP: 0.326, SLG: 0.420 (1, 8) C X | 0-1 1B 2-H 3-H | | 0-0 G5-3 | 3-2 G3 | | | 1-1 1B 3 BB 1B | 2-2 G6-3 | | 5 1 2 2 0 0 2 | | | | | | | | | | | |
| 3 Eric Chavez, L OBP: 0.334, SLG: 0.457 (1, 5) B B B B C S F F B | 3-3 K | | 4-2 29 BB 1B BB | | 1-0 F7 | | 4-2 1B 1-2 BB | 4-1 G6-3 BB | | 2 0 0 0 3 1 1 | | | | | | | | | | | |
| Jay Payton, R OBP: 0.311, SLG: 0.472 (1, 7) 1 SAFE S 1 B 1 SAFE F S | 1-3 K | | 1-1 F9 | | 0-0 F9-6 1B | | 0-0 1B | 1-1 F9 | | 5 0 2 1 0 1 3 | | | | | | | | | | | |
| Scott Hatteberg, L OBP: 0.345, SLG: 0.366 (1, 10) C F X | 0-2 G5-3 | | 0-0 29 BB 1B | | 1-1 F9-6 | | 0-0 F9 | 1-1 G6-3 | | 5 0 1 0 0 0 5 | | | | | | | | | | | |
| 29 Dan Johnson, L OBP: 0.371, SLG: 0.470 (1, 3) C C C X | | 0-2 G3-1 | 4-1 1-2 2-3 BB | | 0-2 G4-3 | | | 3-3 K | | 3 0 0 0 1 1 0 | | | | | | | | | | | |
| Nick Swisher, S OBP: 0.316, SLG: 0.433 (1, 9) C B B B C B B B X | | 3-2 14 1B 1B | 1-3 K | | 1-2 G4-3 | | | 3-2 2B 2B | | 4 2 2 0 0 1 3 | | | | | | | | | | | |
| Marco Scutaro, R OBP: 0.305, SLG: 0.366 (1, 6) B C 1 SAFE X | 1-1 14 1B 1B | | | 0-2 G4-3 | | | 0-0 G5-3 | 0-1 14 1B 2B | | 4 1 2 1 0 0 0 | | | | | | | | | | | |
| Inning Stats | R: 2 E: 0 K: 2 S: 14 | H: 3 LOB: 1 BB: 0 P: 18 | R: 1 E: 0 K: 0 S: 18 | H: 3 LOB: 1 BB: 0 P: 25 | R: 0 E: 0 K: 1 S: 11 | H: 1 LOB: 3 BB: 2 P: 21 | R: 0 E: 0 K: 0 S: 11 | H: 1 LOB: 1 BB: 0 P: 16 | R: 0 E: 0 K: 0 S: 7 | H: 0 LOB: 0 BB: 0 P: 8 | R: 1 E: 0 K: 0 S: 13 | H: 2 LOB: 2 BB: 1 P: 22 | R: 2 E: 0 K: 1 S: 21 | H: 3 LOB: 1 BB: 0 P: 31 | R: 0 E: 0 K: 0 S: 5 | H: 0 LOB: 0 BB: 1 P: 11 | 1B: 11 2B: 4 3B: 0 HR: 0 | SF: 0 SAC: 0 DP: 3 HBP: 0 | WP: 0 PB: 0 SB: 0 CS: 0 | PA: 42 | |
| PITCHER | IP WLS BF H R ER SO BB IBB HBP BLK WP HR S P ERA WHIP | | | | | | | | | | | | | | | | | | | PITCHER | IP WLS BF H R ER SO BB IBB HBP BLK WP HR S P ERA WHIP |
| 38 Curt Schilling, R ERA: 6.2 (1, 1) | 6.2 L 32 11 4 4 3 3 0 0 0 0 0 0 77 115 5.40 2.100 | | | | | | | | | | | | | | | | | | | | |
| Mike Myers, L ERA: 3.58 (7, 1) | 0.2 3 1 1 1 1 0 0 0 0 0 0 0 9 15 13.50 1.500 | | | | | | | | | | | | | | | | | | | | |
| Chad Bradford, R ERA: 3.79 (8, 1) | 0.1 3 2 1 1 0 0 0 0 0 0 0 0 10 12 27.00 6.000 | | | | | | | | | | | | | | | | | | | | |
| Geremi Gonzalez, R ERA: 5.68 (8, 1) | 0.1 1 0 0 0 0 0 0 0 0 0 0 0 3 5 0.00 0.000 | | | | | | | | | | | | | | | | | | | | |
| 17 Manny Delcarmen, R (9, 1) ERA: 4.05 | 1.0 3 0 0 0 0 1 0 0 0 0 0 0 5 11 0.00 1.000 | | | | | | | | | | | | | | | | | | | | |

Oakland Athletics @ Boston Red Sox
Fenway Park, Boston, MA
Thu Sep 15 2005, 7:05 PM EDT
Att. 35,079 - Overcast - 73 F

livebaseballscorecards.com

AB 38
R 6
H 14
RBI 6
BB 4
SO 4
LOB 17



| Batter | 1 | 2 | 3 | 4 | 5 | 6 | 7 | 8 | 9 | AB R H RBI BB SO LOB |
|--|-------------|-------------|-------------|---|-------------|-----------------------|---------------------------------------|-------------|---|----------------------|
| 18 Johnny Damon, L OBP: 0.367, SLG: 0.448 (1, 8) | 1-2 G4-3 | | 1-0 P6 | | | 1-0 G6-3 34 SF8 | 1-2 G6-3 | | | 4 1 1 1 0 0 1 |
| Edgar Renteria, R OBP: 0.333, SLG: 0.381 (1, 6) | 3-1 L9 | | 1-0 G6-3 | | | 0-1 G6-3 | 1-1 G3 | | | 4 0 0 0 0 0 2 |
| 34 David Ortiz, L OBP: 0.395, SLG: 0.601 (1, 10) | 1-0 1B | | | | 2-1 F7 | 0-1 SF8 | | 1-0 L3 | | 3 0 1 1 0 0 0 |
| Manny Ramirez, R OBP: 0.379, SLG: 0.557 (1, 7) | 0-2 1B | | | | 3-3 K | 0-0 WP 1B | | 2-3 K | | 4 0 2 0 0 2 0 |
| Trot Nixon, L OBP: 0.361, SLG: 0.454 (1, 9) | 0-0 F9 | | | | 3-1 1B | 4-2 1B BB | | 1-3 K | | 3 0 1 0 1 1 2 |
| Jason Varitek, S OBP: 0.369, SLG: 0.503 (1, 2) | | 0-0 G3 | | | 1-0 L3 | 2-3 K | | 3-3 K | | 4 0 0 0 0 2 3 |
| John Olerud, L OBP: 0.355, SLG: 0.510 (1, 3) | | 2-1 G6-3 | | | 2-2 G5-3 | | 4-1 G4-3 18 G6-3 1B BB | 2-2 F7 | | 3 1 0 0 1 0 0 |
| Bill Mueller, S OBP: 0.372, SLG: 0.432 (1, 5) | | 2-1 G4-3 | | | 0-0 L7 | | 0-2 18 G6-3 G4-3 1B | 3-1 2B | | 4 0 2 0 0 0 0 |
| Tony Graffanino, R OBP: 0.368, SLG: 0.415 (1, 4) | | | 2-3 K2-3 | | 0-0 F8 | | 1-0 G4-3 | 1-2 G4-3 | | 4 0 0 0 0 1 3 |

| Inning Stats | R: 0 | H: 2 | E: 0 | LOB: 2 | K: 0 | BB: 0 | S: 11 | R: 0 | H: 0 | E: 0 | LOB: 0 | K: 0 | BB: 0 | S: 5 | R: 0 | H: 0 | E: 0 | LOB: 0 | K: 1 | BB: 0 | S: 5 | R: 0 | H: 1 | E: 0 | LOB: 1 | K: 1 | BB: 0 | S: 10 | R: 0 | H: 0 | E: 0 | LOB: 0 | K: 0 | BB: 0 | S: 5 | R: 1 | H: 2 | E: 0 | LOB: 2 | K: 1 | BB: 1 | S: 14 | R: 1 | H: 1 | E: 0 | LOB: 1 | K: 0 | BB: 1 | S: 10 | R: 0 | H: 0 | E: 0 | LOB: 0 | K: 2 | BB: 0 | S: 9 | R: 0 | H: 1 | E: 0 | LOB: 1 | K: 1 | BB: 0 | S: 11 | 1B: 5 | SF: 1 | 2B: 2 | SAC: 0 | 3B: 0 | DP: 0 | HR: 0 | HBP: 0 | WP: 1 | PA: 36 |
|--|------|------|------|--------|------|-------|-------|------|------|------|--------|------|-------|------|------|------|-------|--------|------|-------|------|------|------|------|--------|------|-------|-------|------|------|------|--------|------|-------|------|---------|------|------|--------|------|-------|-------|------|------|------|--------|------|-------|-------|------|------|------|--------|------|-------|------|------|------|------|--------|------|-------|-------|-------|-------|-------|--------|-------|-------|-------|--------|-------|--------|
| PITCHER | IP | WLS | BF | H | R | ER | SO | BB | IBB | HBP | BLK | WP | HR | S | P | ERA | WHIP | | | | | | | | | | | | | | | | | | | PITCHER | IP | WLS | BF | H | R | ER | SO | BB | IBB | HBP | BLK | WP | HR | S | P | ERA | WHIP | | | | | | | | | | | | | | | | | | | | |
| Joe Blanton, R ERA: 3.57 (1, 1) | 6.1 | W | 27 | 6 | 2 | 2 | 3 | 2 | 0 | 0 | 0 | 1 | 0 | 55 | 91 | 2.84 | 1.263 | | | | | | | | | | | | | | | | | | | | | | | | | | | | | | | | | | | | | | | | | | | | | | | | | | | | | | | | |
| Ricardo Rincon, L ERA: 4.72 (7, 1) | 0.1 | H | 1 | 0 | 0 | 0 | 0 | 0 | 0 | 0 | 0 | 0 | 0 | 3 | 4 | 0.00 | 0.000 | | | | | | | | | | | | | | | | | | | | | | | | | | | | | | | | | | | | | | | | | | | | | | | | | | | | | | | | |
| 58 Justin Duchschere, R ERA: 2.34 (7, 1) | 1.1 | H | 4 | 0 | 0 | 0 | 2 | 0 | 0 | 0 | 0 | 0 | 0 | 11 | 16 | 0.00 | 0.000 | | | | | | | | | | | | | | | | | | | | | | | | | | | | | | | | | | | | | | | | | | | | | | | | | | | | | | | | |
| 20 Huston Street, R ERA: 1.36 (9, 1) | 1.0 | | 4 | 1 | 0 | 0 | 1 | 0 | 0 | 0 | 0 | 0 | 0 | 11 | 20 | 0.00 | 1.000 | | | | | | | | | | | | | | | | | | | | | | | | | | | | | | | | | | | | | | | | | | | | | | | | | | | | | | | | |


BOTTOM

Oakland Athletics @ Boston Red Sox
 Fenway Park, Boston, MA
 Thu Sep 15 2005, 7:05 PM EDT
 Att. 35,079 - Overcast - 73 F

livebaseballscorecards.com

| | |
|-----|----|
| AB | 33 |
| R | 2 |
| H | 7 |
| RBI | 2 |
| BB | 2 |
| SO | 6 |
| LOB | 11 |



| Batter | 1 | 2 | 3 | 4 | 5 | 6 | 7 | 8 | 9 | 10 | AB R H RBI BB SO LOB | TOP | | | | | | | | | | | | | |
|--|---|----------------------------------|------------------------------|----------------------------------|------------------------------|----------------------------------|-------------------------------|----------------------------------|------------------------------|----------------------------------|--------------------------------|---|--|---|------------------------------|----------------------------------|------------------------------|---------------------------------|-------------------------------|----------------------------------|----------------------------------|------------------------------------|----------------------------------|--------|--|
| 14 Mark Ellis, R OBP: 0.380, SLG: 0.463 (1, 4) | 4-1 G6-4-3 BB | | | 0-1 1B 21 FC8-6 2B | 1-1 P2 | | | 1-1 F8 | | 3-2 G6-3 2-3 | 4 1 1 0 1 0 2 | | | | | | | | | | | | | | |
| Jason Kendall, R OBP: 0.339, SLG: 0.312 (1, 2) | 0-2 G6-4-3 1-2f | | | 1-2 21 FC8-6 1B | | | 3-2 3 G3 1B | 2-2 G5-3 | | | 4 0 2 0 0 0 1 | | | | | | | | | | | | | | |
| 21 Mark Kotsay, L OBP: 0.324, SLG: 0.416 (1, 8) | 1-1 G6-3 | | | 0-2 FC8-6 1B | | | 1-2 F7 | 1-0 G3-1 | | | 4 1 0 1 0 0 2 | | | | | | | | | | | | | | |
| 3 Eric Chavez, L OBP: 0.334, SLG: 0.456 (1, 5) | | 2-2 G4-3 | | 1-1 1B 1-3 1B | | | 0-2 G3 | | 0-0 G4-3 | | 4 0 1 0 0 0 1 | | | | | | | | | | | | | | |
| Jay Payton, R OBP: 0.311, SLG: 0.469 Keith Ginter, R OBP: 0.238, SLG: 0.269 (1, 7) (10, 7) | | 1-0 G5-3 | | 0-0 G4-6-3 1B | | | 0-2 G4-3 | | 1-0 G4-3 | | 4 0 1 1 0 0 1 0 0 0 0 0 0 0 | | | | | | | | | | | | | | |
| Scott Hatteberg, L OBP: 0.342, SLG: 0.362 (1, 10) | | 1-2 F7 | | 1-1 G4-6-3 1-2f | | | 2-2 P5 | | 2-2 F8 | | 4 0 0 0 0 0 2 | | | | | | | | | | | | | | |
| 29 Dan Johnson, L OBP: 0.370, SLG: 0.468 (1, 3) | | | 2-3 K | | 2-1 G3 | | 1-0 1B | | | 0-0 G6-3 | 4 0 1 0 0 1 0 | AB 36 R 2 H 8 RBI 2 BB 1 SO 3 LOB 11 | | | | | | | | | | | | | |
| Hiram Bocachica, R OBP: 0.143, SLG: 0.143 Nick Swisher, S OBP: 0.316, SLG: 0.432 (1, 9) (10, PH) (10, 9) | | | 1-1 G5-3 | | 1-0 G6-3 | | 0-2 K | | | 3-2 F8 | 3 0 0 0 0 1 1 1 0 0 0 0 0 0 | | | | | | | | | | | | | | |
| Marco Scutaro, R OBP: 0.307, SLG: 0.370 (1, 6) | | | 0-1 G6-3 | | 2-1 1B | | 0-3 K | | | 0-1 14 WP 2B | 4 0 2 0 0 1 1 |  | | | | | | | | | | | | | |
| Inning Stats | R: 0 E: 0 K: 0 S: 6 | H: 0 LOB: 0 BB: 1 P: 11 | R: 0 E: 0 K: 0 S: 8 | H: 0 LOB: 0 BB: 0 P: 12 | R: 0 E: 0 K: 1 S: 7 | H: 0 LOB: 0 BB: 0 P: 10 | R: 2 E: 0 K: 0 S: 14 | H: 4 LOB: 1 BB: 0 P: 17 | R: 0 E: 0 K: 0 S: 7 | H: 1 LOB: 1 BB: 0 P: 13 | R: 0 E: 0 K: 0 S: 13 | H: 1 LOB: 1 BB: 0 P: 17 | R: 0 E: 0 K: 2 S: 11 | H: 1 LOB: 1 BB: 0 P: 14 | R: 0 E: 0 K: 0 S: 6 | H: 0 LOB: 0 BB: 0 P: 10 | R: 0 E: 0 K: 0 S: 5 | H: 0 LOB: 0 BB: 0 P: 8 | R: 0 E: 0 K: 0 S: 10 | H: 1 LOB: 1 BB: 0 P: 16 | 1B: 6 2B: 2 3B: 0 HR: 0 | SF: 0 SAC: 0 DP: 2 HBP: 0 | WP: 1 PB: 0 SB: 0 CS: 0 | PA: 37 | |
| PITCHER | IP WLS BF H R ER SO BB IBB HBP BLK WP HR S P ERA WHIP | | | | | | | | | | | | 49 Tim Wakefield, R ERA: 4.07 50 Mike Timlin, R ERA: 1.94 | IP WLS BF H R ER SO BB IBB HBP BLK WP HR S P ERA WHIP | | | | | | | | | | | |

Oakland Athletics @ Boston Red Sox
Fenway Park, Boston, MA
Fri Sep 16 2005, 7:05 PM EDT
Att. 35,249 - Rain - 65 F

livebaseballscores.com

| Batter | 1 | 2 | 3 | 4 | 5 | 6 | 7 | 8 | 9 | 10 | AB | R | H | RBI | BB | SO | LOB |
|---|------|----|----------------|------|------|--------------|-------------------|---|------|-------------------------|----|---|---|-----|----|----|-----|
| 18 Johnny Damon, L OBP: 0.368, SLG: 0.446 (1, 8) | G4-3 | | G4-3 BB | | G4-3 | | G4-3 FC6 BB | | | G4-3 | 3 | 0 | 0 | 0 | 2 | 0 | 2 |
| Edgar Renteria, R OBP: 0.332, SLG: 0.379 (1, 6) | G2 | | G6-4-3 1-2f | | | G6-3 | FC6 | | | HBP 34 HBP | 4 | 0 | 0 | 0 | 0 | 0 | 4 |
| 34 David Ortiz, L OBP: 0.395, SLG: 0.604 (1, 10) | G3 | | | F8 | | HR | | | G5-3 | HBP IBB | 4 | 1 | 1 | 1 | 1 | 0 | 0 |
| Manny Ramirez, R OBP: 0.381, SLG: 0.558 (1, 7) | | K | | 2B | | G6-4-3 BB | | | K | HBP | 3 | 0 | 1 | 1 | 1 | 2 | 0 |
| Kevin Millar, R OBP: 0.358, SLG: 0.410 (1, 9) | | 2B | | K | | G6-4-3 | | | F9 | | 4 | 1 | 1 | 0 | 0 | 1 | 2 |
| John Olerud, L OBP: 0.355, SLG: 0.510 (8, 3) | | 2B | | K | | | | | | | 0 | 0 | 0 | 0 | 0 | 0 | 0 |
| 20 Kevin Youkilis, R OBP: 0.394, SLG: 0.405 (1, 3) | | 1B | | K | | | | | | | 2 | 0 | 1 | 0 | 1 | 1 | 1 |
| Adam Stern, L OBP: 0.188, SLG: 0.333 (7, PR) | | | | | | | | | | | 0 | 0 | 0 | 0 | 0 | 0 | 0 |
| Trot Nixon, L OBP: 0.360, SLG: 0.453 (8, 9) | | 1B | | | | | | | | | 1 | 0 | 0 | 0 | 0 | 1 | 0 |
| Doug Mirabelli, R OBP: 0.314, SLG: 0.388 (1, 2) | | K | | G4-3 | | | | | | | 4 | 0 | 1 | 0 | 0 | 2 | 1 |
| Bill Mueller, S OBP: 0.369, SLG: 0.428 (1, 5) | | K | | G5-3 | | | | | | | 4 | 0 | 0 | 0 | 0 | 3 | 3 |
| Tony Graffanino, R OBP: 0.369, SLG: 0.422 (1, 4) | | | | | | | | | | | | | | | | | |
| Alejandro Machado, S ERA: 2.27 (10, PR) | | | L7 | | | | | | | HBP 18 G4-3 2B | 4 | 0 | 2 | 0 | 0 | 1 | 2 |
| | | | | | | | | | | | 0 | 1 | 0 | 0 | 0 | 0 | 0 |

| BOTTOM | |
|---|---------------|
| Oakland Athletics @ Boston Red Sox Fenway Park, Boston, MA Fri Sep 16 2005, 7:05 PM EDT Att. 35,249 - Rain - 65 F | |
| livebaseballscorecards.com | |
| AB | 33 |
| R | 3 |
| H | 7 |
| RBI | 2 |
| BB | 5 |
| SO | 11 |
| LOB | 15 |
| WP: 0 | PA: 40 |
| PB: 1 | |
| SB: 0 | |
| CS: 0 | |



| Inning Stats | | | | | | | | | | | | | | | | | | | | | | | | | | | | | | | | | | | | | | | | | | | | | | | | | | | | | | | | | | | |
|--------------|----|----|----|----|----|----|----|----|----|----|----|----|----|----|----|----|----|----|----|----|----|----|----|----|----|----|----|----|----|---|---|---|---|----|---|---|---|---|----|---|---|---|---|---|---|---|---|---|----|---|---|---|---|----|---|---|---|---|----|
| R: | H: | E: | K: | S: | R: | H: | E: | K: | S: | R: | H: | E: | K: | S: | R: | H: | E: | K: | S: | R: | H: | E: | K: | S: | R: | H: | E: | K: | S: | | | | | | | | | | | | | | | | | | | | | | | | | | | | | | |
| 0 | 0 | 0 | 0 | 6 | 1 | 2 | 0 | 3 | 16 | 0 | 0 | 0 | 0 | 5 | 0 | 1 | 0 | 2 | 13 | 0 | 1 | 0 | 0 | 11 | 1 | 1 | 0 | 0 | 17 | 0 | 0 | 0 | 0 | 16 | 0 | 3 | 0 | 0 | 10 | 0 | 0 | 0 | 0 | 9 | 0 | 0 | 0 | 0 | 12 | 0 | 0 | 0 | 0 | 12 | 1 | 3 | 0 | 0 | 22 |

| PITCHER | | | | | | | | | | | | | | | | |
|---------|-----|----|---|---|----|----|----|-----|-----|-----|----|----|----|-----|-------|-------|
| IP | WLS | BF | H | R | ER | SO | BB | IBB | HBP | BLK | WP | HR | S | P | ERA | WHIP |
| 6.0 | | 25 | 6 | 2 | 1 | 5 | 3 | 0 | 0 | 0 | 0 | 1 | 67 | 104 | 1.50 | 1.500 |
| 0.2 | | 2 | 0 | 0 | 0 | 2 | 0 | 0 | 0 | 0 | 0 | 0 | 6 | 7 | 0.00 | 0.000 |
| 0.0 | | 1 | 0 | 0 | 0 | 0 | 1 | 0 | 0 | 0 | 0 | 0 | 2 | 6 | ∞ | ∞ |
| 2.1 | | 7 | 0 | 0 | 0 | 4 | 0 | 0 | 0 | 0 | 0 | 0 | 21 | 27 | 0.00 | 0.000 |
| 0.1 | L | 4 | 1 | 1 | 1 | 0 | 0 | 1 | 1 | 0 | 0 | 0 | 8 | 19 | 27.00 | 3.000 |

| PITCHER | | | | | | | | | | | | | | | | |
|---------|-----|----|---|---|----|----|----|-----|-----|-----|----|----|---|---|-----|------|
| IP | WLS | BF | H | R | ER | SO | BB | IBB | HBP | BLK | WP | HR | S | P | ERA | WHIP |
| 0.0 | | 1 | 0 | 0 | 0 | 0 | 0 | 0 | 1 | 0 | 0 | 0 | 1 | 3 | ∞ | ∞ |

| Batter | 1 | 2 | 3 | 4 | 5 | 6 | 7 | 8 | 9 | AB R H RBI BB SO LOB | TOP | | | | | | | | | | | |
|---|---|----------------------------------|------------------------------|----------------------------------|---|----------------------------------|-------------------------------|----------------------------------|-------------------------------|---|--|----------------------------------|------------------------------|----------------------------------|------------------------------|----------------------------------|------------------------------|---------------------------------|----------------------------------|------------------------------------|----------------------------------|--------|
| Jason Kendall, R (1, 2) OBP: 0.340, SLG: 0.315 | 3-2 G6-3 | | | 2-1 L4 | | 2-1 G4-6-3 1B | | 1-0 E6 2B | | 4 0 2 0 0 0 0 | <p>Oakland Athletics @ Boston Red Sox</p> <p>Fenway Park, Boston, MA</p> <p>Sat Sep 17 2005, 7:05 PM EDT</p> <p>Att. 35,220 - Cloudy - 64 F</p> | | | | | | | | | | | |
| 21 Mark Kotsay, L (1, 8) OBP: 0.323, SLG: 0.415 | 1-0 P4 | | | 1-2 G3-1 | | 0-0 G4-6-3 1B | | 0-0 F7 | | 4 0 1 0 0 0 1 | | | | | | | | | | | | |
| 3 Eric Chavez, L (1, 5) OBP: 0.332, SLG: 0.453 | 2-2 P5 | | | 0-2 L7 | | 0-1 G4-6-3 1-2f 2-3 | | 0-3 K | | 4 0 0 0 0 1 2 | | | | | | | | | | | | |
| Scott Hatteberg, L (1, 10) OBP: 0.342, SLG: 0.360 | | 0-2 G1-3 | | | 4-2 G4-6-3 1B BB | 3-2 G4-3 | | 0-1 G6-3 | | 3 1 0 0 1 0 1 | | | | | | | | | | | | |
| Jay Payton, R (1, 7) OBP: 0.310, SLG: 0.465 | | 3-2 F8 | | | 4-2 1 SAFE F BB G4-6-3 1-2 | | 2-3 K | 0-3 K | | 3 0 0 0 1 2 0 | | | | | | | | | | | | |
| 29 Dan Johnson, L (1, 3) OBP: 0.367, SLG: 0.463 | | 1-1 G4-3 | | | 2-2 G4-6-3 1-2f 2-3 | | 3-2 G4-3 | | | 3 0 0 0 0 0 2 | | | | | | | | | | | | |
| Nick Swisher, S (1, 9) OBP: 0.316, SLG: 0.430 | | | 2-3 K | | 4-1 BB BB D 1B BB | | 3-2 F8 | | | 2 0 0 0 1 1 0 | | | | | | | | | | | | |
| Marco Scutaro, R (1, 6) OBP: 0.307, SLG: 0.370 | | | 1-1 F7 | | 1-0 BB X 1-2 1B | | 3-2 F9 | | | 3 0 1 1 0 0 0 | | | | | | | | | | | | |
| Keith Ginter, R (1, 4) OBP: 0.235, SLG: 0.265 17 Adam Melhuse, S (8, PH) OBP: 0.287, SLG: 0.393 Freddie Bynum, L (8, 4) | | | 1-1 G4-3 | | 0-1 G5-3 | | 1-2 K | | | 2 0 0 0 0 0 2 1 0 0 0 0 1 0 0 0 0 0 0 0 0 | | | | | | | | | | | | |
| Inning Stats | R: 0 E: 0 K: 0 S: 7 | H: 0 LOB: 0 BB: 0 P: 13 | R: 0 E: 0 K: 0 S: 8 | H: 0 LOB: 0 BB: 0 P: 12 | R: 0 E: 0 K: 1 S: 7 | H: 0 LOB: 0 BB: 0 P: 11 | R: 0 E: 0 K: 0 S: 11 | H: 0 LOB: 0 BB: 0 P: 14 | R: 1 E: 0 K: 0 S: 15 | H: 1 LOB: 2 BB: 3 P: 30 | R: 0 E: 0 K: 0 S: 9 | H: 2 LOB: 1 BB: 0 P: 14 | R: 0 E: 0 K: 1 S: 9 | H: 0 LOB: 0 BB: 0 P: 17 | R: 0 E: 1 K: 1 S: 8 | H: 1 LOB: 1 BB: 0 P: 13 | R: 0 E: 0 K: 2 S: 9 | H: 0 LOB: 0 BB: 0 P: 9 | 1B: 3 2B: 1 3B: 0 HR: 0 | SF: 0 SAC: 0 DP: 2 HBP: 0 | WP: 0 PB: 0 SB: 0 CS: 0 | PA: 32 |
| PITCHER | IP WLS BF H R ER SO BB IBB HBP BLK WP HR S P ERA WHIP | | | | | | | | | | | | | | | | | | | | | |
| Bronson Arroyo, R (1, 1) ERA: 4.31 | 7.0 W 25 3 1 1 2 3 0 0 0 0 0 0 66 111 1.29 0.857 | | | | | | | | | | | | | | | | | | | | | |
| 58 Jonathan Papelbon, R (8, 1) ERA: 2.67 | 1.0 H 4 1 0 0 1 0 0 0 0 0 0 0 8 13 0.00 1.000 | | | | | | | | | | | | | | | | | | | | | |
| 50 Mike Timlin, R (9, 1) ERA: 1.91 | 1.0 S 3 0 0 0 2 0 0 0 0 0 0 0 9 9 0.00 0.000 | | | | | | | | | | | | | | | | | | | | | |

livebaseballscorecards.com

| | |
|------------|----|
| AB | 29 |
| R | 1 |
| H | 4 |
| RBI | 1 |
| BB | 3 |
| SO | 5 |
| LOB | 8 |



| Batter | 1 | 2 | 3 | 4 | 5 | 6 | 7 | 8 | 9 | AB R H RBI BB SO LOB |
|---|-------------------------|-------------|-------------|---|----------------------|-------------|---------------------------|---------------------|---|--|
| 18 Johnny Damon, L (1, 8) OBP: 0.368, SLG: 0.446 | 0-3 K | 1-1 G4-3 | | | 0-0 FC4-6 1B | | | 1-2 E6 1B | | 4 0 2 0 0 1 0 |
| Edgar Renteria, R (1, 6) OBP: 0.332, SLG: 0.378 | 0-2 34 1B | | 2-1 G6-3 | | 0-0 FC4-6 1-2f | | | 2-3 K | | 4 1 1 0 0 1 2 |
| 34 David Ortiz, L (1, 10) OBP: 0.394, SLG: 0.601 | 3-0 BB 1B | | 0-0 F9 | | | 2-2 G3 | | 2-1 F7 | | 4 0 1 0 0 0 1 |
| Manny Ramirez, R (1, 7) OBP: 0.383, SLG: 0.565 | 0-0 1-2 3-H 1B | | 2-3 K | | | 0-0 HR | | 4-0 IBB | | 3 1 2 2 1 1 0 |
| Trot Nixon, L (1, 9) OBP: 0.360, SLG: 0.450 20 Kevin Youkilis, R (8, PH) OBP: 0.394, SLG: 0.405 Roberto Petagine, L (8, PH) OBP: 0.364, SLG: 0.448 Adam Hyzdu, R (9, 9) OBP: 0.200, SLG: 0.154 | 4-2 1-2 2-3 BB | | 2-1 F9 | | | 3-1 F7 | | 1-2 SAFE G6-3 | | 2 0 0 0 1 0 0 0 0 0 0 0 0 0 1 0 0 0 0 0 2 0 0 0 0 0 0 0 |
| Jason Varitek, S (1, 2) OBP: 0.366, SLG: 0.500 | 2-3 K | | 1-3 K | | | 3-2 G6-3 | | | | 3 0 0 0 0 2 3 |
| Kevin Millar, R (1, 3) OBP: 0.356, SLG: 0.407 John Olerud, L (8, 3) OBP: 0.355, SLG: 0.510 | 1-2 K | | 3-3 K | | | | 0-3 K | | | 3 0 0 0 0 3 3 0 0 0 0 0 0 0 |
| Bill Mueller, S (1, 5) OBP: 0.369, SLG: 0.428 | | 1-1 G3-1 | | | 1-3 K | | 3-1 13 G6-4-3 1B | | | 3 0 1 0 0 1 0 |
| 13 Alex Cora, L (1, 4) OBP: 0.269, SLG: 0.313 | | 2-2 F8 | | | 1-0 F9 | | 0-1 G6-4-3 1-2f | | | 3 0 0 0 0 0 1 |

| Inning Stats | R: 1 | H: 3 | E: 0 | K: 3 | S: 20 | LOB: 3 | BB: 1 | P: 30 | R: 0 | H: 0 | E: 0 | K: 0 | S: 7 | LOB: 0 | BB: 0 | P: 11 | R: 0 | H: 0 | E: 0 | K: 1 | S: 6 | LOB: 0 | BB: 0 | P: 10 | R: 0 | H: 0 | E: 0 | K: 2 | S: 10 | LOB: 0 | BB: 0 | P: 16 | R: 0 | H: 1 | E: 0 | K: 1 | S: 6 | LOB: 1 | BB: 0 | P: 8 | R: 1 | H: 1 | E: 0 | K: 0 | S: 11 | LOB: 0 | BB: 0 | P: 19 | R: 0 | H: 1 | E: 0 | K: 1 | S: 7 | LOB: 0 | BB: 0 | P: 10 | R: 0 | H: 1 | E: 1 | K: 1 | S: 11 | LOB: 2 | BB: 1 | P: 21 |
|--------------|------|------|------|------|-------|--------|-------|-------|------|------|------|------|------|--------|-------|-------|------|------|------|------|------|--------|-------|-------|------|------|------|------|-------|--------|-------|-------|------|------|------|------|------|--------|-------|------|------|------|------|------|-------|--------|-------|-------|------|------|------|------|------|--------|-------|-------|------|------|------|------|-------|--------|-------|-------|
|--------------|------|------|------|------|-------|--------|-------|-------|------|------|------|------|------|--------|-------|-------|------|------|------|------|------|--------|-------|-------|------|------|------|------|-------|--------|-------|-------|------|------|------|------|------|--------|-------|------|------|------|------|------|-------|--------|-------|-------|------|------|------|------|------|--------|-------|-------|------|------|------|------|-------|--------|-------|-------|

| PITCHER | IP | WLS | BF | H | R | ER | SO | BB | IBB | HBP | BLK | WP | HR | S | P | ERA | WHIP |
|---------------------------------------|-----|-----|----|---|---|----|----|----|-----|-----|-----|----|----|----|-----|------|-------|
| Dan Haren, R (1, 1) ERA: 3.86 | 7.0 | L | 27 | 6 | 2 | 2 | 8 | 1 | 0 | 0 | 0 | 0 | 1 | 67 | 104 | 2.57 | 1.000 |
| Ricardo Rincon, L (8, 1) ERA: 4.63 | 0.2 | | 4 | 1 | 0 | 0 | 1 | 0 | 1 | 0 | 0 | 0 | 0 | 8 | 17 | 0.00 | 1.500 |
| 50 Kiko Calero, R (8, 1) ERA: 3.42 | 0.1 | | 1 | 0 | 0 | 0 | 0 | 0 | 0 | 0 | 0 | 0 | 0 | 3 | 4 | 0.00 | 0.000 |

BOTTOM

Oakland Athletics @ Boston Red Sox
Fenway Park, Boston, MA

Sat Sep 17 2005, 7:05 PM EDT
Att: 35,220 - Cloudy - 64 F

| | |
|-----|----|
| AB | 30 |
| R | 2 |
| H | 7 |
| RBI | 2 |
| BB | 2 |
| SO | 9 |
| LOB | 12 |



| WP | HR | S | P | ERA | WHIP |
|----|----|----|---|------|-------|
| 0 | 1 | 10 | 1 | 2.57 | 1.000 |
| 0 | 0 | 1 | 1 | 0.00 | 1.500 |
| 0 | 0 | 0 | 1 | 0.00 | 0.000 |

| Batter | 1 | 2 | 3 | 4 | 5 | 6 | 7 | 8 | 9 | AB R H RBI BB SO LOB | TOP | | | | | | | | | | | | |
|---|---|---|--|--|--|----------------------------------|------------------------------|----------------------------------|-------------------------------|----------------------------------|-------------------------------|----------------------------------|-------------------------------|----------------------------------|------------------------------|----------------------------------|------------------------------|----------------------------------|----------------------------------|------------------------------------|----------------------------------|--------|--|
| 14 Mark Ellis, R OBP: 0.383, SLG: 0.468 Freddie Bynum, L (8, 4) | 1-1 21 WP 21 2B 1B | 0-1 G4-3 21 1B 2B | 1-1 F7 | | 0-1 21 BB 3 HR 1B | | 0-2 G1-3 | | 2-2 F8 | 5 3 3 0 0 0 1 1 0 0 0 0 0 0 | | | | | | | | | | | | | |
| Jason Kendall, R OBP: 0.341, SLG: 0.316 (1, 2) | 1-2 21 WP 21 2B 1B | 0-2 G4-3 2-3 | 2-2 F9 | | 1-0 L8 | | 0-0 21 1B 1B | | | 5 1 2 0 0 0 3 | | | | | | | | | | | | | |
| 21 Mark Kotsay, L OBP: 0.328, SLG: 0.419 Hiram Bocachica, R OBP: 0.143, SLG: 0.143 (7, 8) | 2-2 3 1B 1B 1-H 2-H | 2-0 3 HR 1B | | 0-0 G5-3 | 4-0 3 HR BB | | 1-2 1-3 1B | | | 4 3 3 3 1 0 0 0 0 0 0 0 0 0 | | | | | | | | | | | | | |
| 3 Eric Chavez, L OBP: 0.334, SLG: 0.465 Keith Ginter, R OBP: 0.234, SLG: 0.263 (7, 5) | 0-0 1B FC6-4 2-3 1B | 0-0 1-H HR | | 2-1 G1-3 | 0-0 1-H 2-H HR | | 0-1 F9 | | | 4 3 3 5 0 0 0 1 0 0 0 0 0 2 | | | | | | | | | | | | | |
| Scott Hatteberg, L OBP: 0.345, SLG: 0.362 17 Adam Melhuse, S OBP: 0.284, SLG: 0.389 (8, 10) | 3-1 FC6-4 1B 1-3 3-H | 2-2 1B | | 4-0 BB | 1-1 F8 | | 1-3 K | | | 3 0 2 1 1 0 0 1 0 0 0 0 1 0 | | | | | | | | | | | | | |
| Jay Payton, R OBP: 0.306, SLG: 0.459 (1, 7) | 2-0 FC6-4 BB 1-2 3-H | 1-2 P4 | | 2-3 K | | 1-2 G6-3 | | 2-0 F8 | | 5 0 0 1 0 1 3 | | | | | | | | | | | | | |
| 29 Dan Johnson, L OBP: 0.363, SLG: 0.458 Matt Watson, L OBP: 0.178, SLG: 0.186 (8, 9) | 0-0 F9 | 0-0 P3 | | | 1-2 G5-3 | 0-2 F9 | | 1-1 P6 | | 4 0 0 0 0 0 2 1 0 0 0 0 0 0 | | | | | | | | | | | | | |
| Nick Swisher, S OBP: 0.319, SLG: 0.432 (8, 3) | 4-1 BB | | 4-2 BB | | 1-0 HR 2B | 3-3 K | | 3-2 L4 | | 3 1 1 0 2 1 0 | | | | | | | | | | | | | |
| Marco Scutaro, R OBP: 0.306, SLG: 0.376 (1, 6) | 2-2 L6 | | 0-0 P4 | | 0-2 2-H HR | | 2-1 G5-3 | | 0-0 G6-3 | 5 1 1 2 0 0 3 | | | | | | | | | | | | | |
| Inning Stats | R: 4 E: 0 K: 0 S: 17 | H: 5 LOB: 2 BB: 1 P: 32 | R: 3 E: 0 K: 0 S: 14 | H: 4 LOB: 1 BB: 0 P: 19 | R: 0 E: 0 K: 0 S: 8 | H: 0 LOB: 1 BB: 1 P: 15 | R: 0 E: 0 K: 1 S: 6 | H: 0 LOB: 1 BB: 1 P: 14 | R: 5 E: 0 K: 0 S: 13 | H: 4 LOB: 0 BB: 1 P: 21 | R: 0 E: 0 K: 1 S: 11 | H: 0 LOB: 0 BB: 0 P: 15 | R: 0 E: 0 K: 0 S: 11 | H: 2 LOB: 2 BB: 0 P: 14 | R: 0 E: 0 K: 1 S: 7 | H: 0 LOB: 0 BB: 0 P: 11 | R: 0 E: 0 K: 0 S: 8 | H: 0 LOB: 0 BB: 0 P: 13 | 1B: 9 2B: 3 3B: 0 HR: 3 | SF: 0 SAC: 0 DP: 0 HBP: 0 | WP: 1 PB: 0 SB: 0 CS: 0 | PA: 46 | |
| PITCHER | IP WLS BF H R ER SO BB IBB HBP BLK WP HR S P ERA WHIP | IP WLS BF H R ER SO BB IBB HBP BLK WP HR S P ERA WHIP | | | | | | | | | | | | | | | | | | | | | |
| 30 Matt Clement, R ERA: 4.65 (1, 1) | 1.1 L 13 8 7 7 0 1 0 0 0 1 1 24 41 47.25 6.750 | 3.2 19 5 5 5 1 3 0 0 0 0 0 2 34 60 12.27 2.182 | 2.0 8 2 0 0 1 0 0 0 0 0 0 0 22 29 0.00 1.000 | 1.0 3 0 0 0 1 0 0 0 0 0 0 7 11 0.00 0.000 | 1.0 3 0 0 0 0 0 0 0 0 0 0 8 13 0.00 0.000 | | | | | | | | | | | | | | | | | | |
| Geremi Gonzalez, R ERA: 6.13 (2, 1) | | | | | | | | | | | | | | | | | | | | | | | |
| Keith Foulke, R ERA: 5.91 (6, 1) | | | | | | | | | | | | | | | | | | | | | | | |
| Lenny DiNardo, L ERA: 3.12 (8, 1) | | | | | | | | | | | | | | | | | | | | | | | |
| Chad Harville, R ERA: 4.64 (9, 1) | | | | | | | | | | | | | | | | | | | | | | | |

Oakland Athletics @ Boston Red Sox
Fenway Park, Boston, MA
Sun Sep 18 2005, 2:05 PM EDT
Att. 34,849 - Cloudy - 73 F

livebaseballscorecards.com

| | |
|-----|----|
| AB | 42 |
| R | 12 |
| H | 15 |
| RBI | 12 |
| BB | 4 |
| SO | 3 |
| LOB | 14 |



| Batter | 1 | 2 | 3 | 4 | 5 | 6 | 7 | 8 | 9 | AB R H RBI BB SO LOB |
|--|-------------|-------------|-------------|-----------------|-------------|-----------|-------------------------|-----------------|-----------------|---|
| 18 Johnny Damon, L OBP: 0.367, SLG: 0.444 Adam Hyzdu, R OBP: 0.219, SLG: 0.179 | 0-1 F7 | | 1-1 G6-3 | | 2-2 G4-3 | | 0-0 FC5-4 1B | | 0-0 DI 1B | 3 0 0 0 0 0 2 0 1 0 0 0 2 |
| Bill Mueller, S OBP: 0.369, SLG: 0.433 20 Kevin Youkilis, R OBP: 0.394, SLG: 0.405 Roberto Petagine, L OBP: 0.371, SLG: 0.452 | 0-0 G3-1 | | 0-3 K | | | 2-0 HR | 1-0 1B | | 3-1 F7 | 3 1 1 1 0 1 0 0 0 0 0 0 0 0 2 0 1 1 0 0 1 |
| 34 David Ortiz, L OBP: 0.394, SLG: 0.602 Kelly Shoppach, R | 1-0 2B | | | 2-2 K | | 1-2 F7 | 0-1 F8 | | 1-1 F8 | 3 0 1 0 0 1 0 2 0 0 0 0 0 3 |
| Manny Ramirez, R OBP: 0.383, SLG: 0.564 Doug Mirabelli, R OBP: 0.317, SLG: 0.398 | 2-1 G5-3 | | | 0-0 1B 1B | | 1-3 K | | 0-2 G3 2B | | 2 0 1 0 0 0 1 2 0 1 0 0 1 0 |
| Trot Nixon, L OBP: 0.359, SLG: 0.448 | | 1-2 F9 | | 0-0 1B | | 0-0 F7 | | 2-3 K | | 4 0 1 0 0 1 1 |
| Jason Varitek, S OBP: 0.365, SLG: 0.498 Alejandro Machado, S OBP: 0.500, SLG: 0.667 | | 0-1 L7 | | 0-1 F8 | | | 1-2 G3-1 2B 2B | 4-0 G3 BB | | 2 0 0 0 0 0 2 1 1 1 0 1 0 0 |
| John Olerud, L OBP: 0.352, SLG: 0.503 | | 2-2 1B | | 1-0 F7 | | | 0-0 G3-1 | 3-1 G3 | | 4 0 1 0 0 0 5 |
| Tony Graffanino, R OBP: 0.368, SLG: 0.423 | | 3-2 G3-1 | | | 0-2 G5-3 | | 0-1 13 1B 2B | 1-1 F9 | | 4 1 1 1 0 0 3 |
| 13 Alex Cora, L OBP: 0.269, SLG: 0.312 | | | 0-1 F7 | | 3-3 K | | 3-1 FC5-4 1B | | 2-2 F8 | 4 0 1 0 0 1 0 |

| Inning Stats | R: 0 E: 0 K: 0 S: 6 | H: 1 LOB: 1 BB: 0 P: 9 | R: 0 E: 0 K: 0 S: 12 | H: 1 LOB: 1 BB: 0 P: 18 | R: 0 E: 0 K: 1 S: 7 | H: 0 LOB: 0 BB: 0 P: 8 | R: 0 E: 0 K: 1 S: 8 | H: 2 LOB: 2 BB: 0 P: 11 | R: 0 E: 0 K: 1 S: 9 | H: 0 LOB: 0 BB: 0 P: 14 | R: 1 E: 0 K: 1 S: 8 | H: 1 LOB: 0 BB: 0 P: 12 | R: 2 E: 0 K: 0 S: 12 | H: 4 LOB: 2 BB: 0 P: 17 | R: 0 E: 0 K: 1 S: 10 | H: 1 LOB: 2 BB: 1 P: 20 | R: 0 E: 0 K: 0 S: 10 | H: 1 LOB: 1 BB: 0 P: 16 | 1B: 6 2B: 4 3B: 0 HR: 1 | SF: 0 SAC: 0 DP: 0 HBP: 0 |
|--------------|------------------------------|---------------------------------|-------------------------------|----------------------------------|------------------------------|---------------------------------|------------------------------|----------------------------------|------------------------------|----------------------------------|------------------------------|----------------------------------|-------------------------------|----------------------------------|-------------------------------|----------------------------------|-------------------------------|----------------------------------|----------------------------------|------------------------------------|
|--------------|------------------------------|---------------------------------|-------------------------------|----------------------------------|------------------------------|---------------------------------|------------------------------|----------------------------------|------------------------------|----------------------------------|------------------------------|----------------------------------|-------------------------------|----------------------------------|-------------------------------|----------------------------------|-------------------------------|----------------------------------|----------------------------------|------------------------------------|

BOTTOM

Oakland Athletics @ Boston Red Sox
Fenway Park, Boston, MA


Sun Sep 18 2005, 2:05 PM EDT
Att. 34,849 - Cloudy - 73 F

livebaseballscorecards.com

| | |
|-----|----|
| AB | 38 |
| R | 3 |
| H | 11 |
| RBI | 3 |
| BB | 1 |
| SO | 5 |
| LOB | 18 |



| PITCHER | IP | WLS | BF | H | R | ER | SO | BB | IBB | HBP | BLK | WP | HR | S | P | ERA | WHIP |
|------------------------------|--------|-----|----|---|---|----|----|----|-----|-----|-----|----|----|----|----|------|-------|
| Kirk Saarloos, R ERA: 3.9 | (1, 1) | 6.2 | 28 | 8 | 3 | 3 | 4 | 0 | 0 | 0 | 0 | 0 | 1 | 59 | 85 | 4.05 | 1.200 |
| 47 Ron Flores, L ERA: 1.5 | (7, 1) | 0.1 | 2 | 1 | 0 | 0 | 0 | 0 | 0 | 0 | 0 | 0 | 0 | 3 | 4 | 0.00 | 3.000 |
| Jay Witasick, R ERA: 2.97 | (8, 1) | 1.0 | 5 | 1 | 0 | 0 | 1 | 1 | 0 | 0 | 0 | 0 | 0 | 10 | 20 | 0.00 | 2.000 |
| Keiichi Yabu, R ERA: 4.02 | (9, 1) | 1.0 | 4 | 1 | 0 | 0 | 0 | 0 | 0 | 0 | 0 | 0 | 0 | 10 | 16 | 0.00 | 1.000 |

| Batter | 1 | 2 | 3 | 4 | 5 | 6 | 7 | 8 | 9 | AB R H RBI BB SO LOB | TOP | | | |
|---|---|---|---|---|--|--|---|--|--|--|--|--|---------|---|
| 18 Johnny Damon, L (1, 8) OBP: 0.367, SLG: 0.445 | 0-1 G4-3 34 SF8 2B | | 1-0 F9 | | 0-0 1B | | 0-1 FC5-4 34 1B 2B | | 0-1 G3-1 | 5 2 2 0 0 0 3 | Boston Red Sox @ Tampa Bay Devil Rays Tropicana Field, St. Petersburg, FL Mon Sep 19 2005, 7:15 PM EDT Att. 16,124 - Dome - 72 F livebaseballscorecards.com AB 34 R 7 H 11 RBI 7 BB 4 SO 5 LOB 16  | | | |
| Edgar Renteria, R (1, 6) OBP: 0.331, SLG: 0.377 | 1-2 G4-3 | | 1-2 SF8 | | 2-1 F7 | | 1-0 34 2B 1B | | 3-2 G5-3 | 4 1 1 1 0 0 2 | | | | |
| 34 David Ortiz, L (1, 10) OBP: 0.394, SLG: 0.608 | 1-2 SF8 | | 1-3 K | | 2-3 K | | 0-0 2B | | 2-0 HR | 4 1 2 4 0 2 2 | | | | |
| Manny Ramirez, R (1, 7) OBP: 0.380, SLG: 0.559 | 0-0 G5-3 | | | | 0-0 F9 | | 3-3 K | | 1-3 K | 5 0 0 0 0 2 2 | | | | |
| Jason Varitek, S (1, 2) OBP: 0.366, SLG: 0.495 | | | | | 1-2 F9 | | 4-2 BB | | | 2 0 0 0 2 0 0 | | | | |
| Kevin Millar, R (1, 3) OBP: 0.355, SLG: 0.404 | | | | | 4-2 BB | | 1-1 BB | | | 3 1 0 0 1 0 4 | | | | |
| Alejandro Machado, S (8, 9) OBP: 0.500, SLG: 0.667 | | | | | BB | | 0-0 F7 | | | 0 0 0 0 0 0 0 | | | | |
| Bill Mueller, S (1, 5) OBP: 0.370, SLG: 0.433 | | | | | 4-2 BB | | 1-0 1B | | 0-0 G3 | 3 1 1 0 1 0 0 | | | | |
| Tony Graffanino, R (1, 4) OBP: 0.370, SLG: 0.425 | | | | | 1-1 3B | | 2-2 G1-3 | | 1-2 CS | 1 1 1 0 0 0 0 | | | | |
| 13 Alex Cora, L (3, 4) OBP: 0.274, SLG: 0.325 | | | | | 1-H 2-H | | | | 1-2 1B | 3 0 2 2 0 0 1 | | | | |
| Adam Hyzdu, R (1, 9) OBP: 0.257, SLG: 0.226 | | | | | 1-1 1B | | 1-2 18 FC5-4 1B | | 3-3 K | 3 0 2 0 0 0 1 | | | | |
| John Olerud, L (8, PH) OBP: 0.350, SLG: 0.500 | | | | | 0-2 G5-3 | | | | 1-2 1B | 1 0 0 0 0 1 1 | | | | |
| Inning Stats | R: 1 H: 1 E: 0 LOB: 0 K: 0 BB: 0 S: 10 P: 12 | R: 0 H: 0 E: 1 LOB: 0 K: 0 BB: 0 S: 6 P: 6 | R: 1 H: 2 E: 0 LOB: 1 K: 1 BB: 0 S: 14 P: 19 | R: 2 H: 1 E: 0 LOB: 1 K: 0 BB: 2 S: 18 P: 30 | R: 0 H: 1 E: 0 LOB: 1 K: 1 BB: 0 S: 8 P: 12 | R: 0 H: 1 E: 0 LOB: 1 K: 0 BB: 1 S: 9 P: 17 | R: 2 H: 3 E: 0 LOB: 2 K: 1 BB: 1 S: 14 P: 23 | R: 0 H: 1 E: 0 LOB: 1 K: 1 BB: 0 S: 8 P: 12 | R: 1 H: 1 E: 0 LOB: 0 K: 1 BB: 0 S: 9 P: 15 | 1B: 7 SF: 2 2B: 3 SAC: 0 3B: 1 DP: 3 HR: 1 HBP: 0 | WP: 0 PA: 40 PB: 0 SB: 0 CS: 1 | | | |
| PITCHER | IP WLS BF H R ER SO BB IBB HBP BLK WP HR S P ERA WHIP | | | | | | | | | | | | PITCHER | IP WLS BF H R ER SO BB IBB HBP BLK WP HR S P ERA WHIP |
| Mark Hendrickson, L (1, 1) ERA: 6.14 | 6.1 W 29 8 6 6 2 3 0 0 0 0 0 0 71 104 8.53 1.737 | | | | | | | | | | | | | |
| Trevor Miller, L (7, 1) ERA: 4.43 | 0.0 1 1 0 0 0 0 0 0 0 0 0 0 1 1 ∞ ∞ | | | | | | | | | | | | | |
| Jesus Colome, R (7, 1) ERA: 5.03 | 0.2 H 3 0 0 0 1 1 0 0 0 0 0 0 7 14 0.00 1.500 | | | | | | | | | | | | | |
| Joe Borowski, R (8, 1) ERA: 3.35 | 1.0 H 3 1 0 0 1 0 0 0 0 0 0 0 8 12 0.00 1.000 | | | | | | | | | | | | | |
| Danys Baez, R (9, 1) ERA: 2.9 | 1.0 S 4 1 1 1 1 0 0 0 0 0 0 1 9 15 9.00 1.000 | | | | | | | | | | | | | |

| Batter | 1 | 2 | 3 | 4 | 5 | 6 | 7 | 8 | 9 | AB R H RBI BB SO LOB |
|--|------------------------------|---------------------------|---------------------------------|-----------------------|-----------|-------------------|---------------------|----------------------------------|---|--------------------------------|
| Julio Lugo, R (1, 6) OBP: 0.358, SLG: 0.396 | 1-2 G5-3 | 4-2 BB | 0-0 13 BB 1B | | 2-3 K | | 2-1 G6-4-3 | | | 4 0 1 0 1 1 2 |
| 13 Carl Crawford, L (1, 7) OBP: 0.331, SLG: 0.476 | 0-0 31 FC5-4 3 1B | 0-0 G3 | 4-0 1-2 2-3 BB | | | 1-2 3 HR 2B | | 1-2 31 E G5-3 3 S 1B | | 4 2 3 0 1 0 3 |
| 3 Jorge Cantu, R (1, 4) OBP: 0.315, SLG: 0.499 | 1-0 31 FC5-4 1-2 1B | | G6-3 P3 | | | 0-0 2-H HR | | 0-1 G5-3 | | 5 1 2 2 0 0 4 |
| 31 Jonny Gomes, R (1, 10) OBP: 0.383, SLG: 0.540 | 2-2 FC5-4 | | 1-0 1B WP 1B | 0-1 1B FC5-4 2B | | 3-3 K | | 0-0 E6 1B | | 5 2 2 1 0 1 2 |
| Eduardo Perez, R (1, 3) OBP: 0.381, SLG: 0.527 | 1-3 K | | 1-1 1B 2B 1B | 0-0 FC5-4 1B | | 3-3 K | | 1-3 K | | 4 1 2 0 0 2 2 1 0 0 0 0 1 1 |
| Joey Gathright, L (8, 8) OBP: 0.323, SLG: 0.349 | | | | | | | | | | |
| Aubrey Huff, L (1, 9) OBP: 0.316, SLG: 0.417 | | 2-2 L8 | 2-0 2B SF8 1B | 3-2 FC5-4 CS | | 0-2 F8 | | 3-2 1B | | 5 1 2 2 0 0 1 |
| Alex Gonzalez, R (1, 5) OBP: 0.320, SLG: 0.408 | | 0-0 BB 1B 1B | 1-1 1B 2B | 2-2 F9 | | | | | | 4 1 3 1 0 0 1 |
| Toby Hall, R (1, 2) OBP: 0.313, SLG: 0.367 | | 1 SAFE 0-1 BB 1B | 1-2 SF8 | | 1-3 K | | 1-0 SH1-4 1B | | | 2 0 1 1 0 1 0 |
| Damon Hollins, R (1, 8) OBP: 0.303, SLG: 0.428 | | BB 3-1 F7 | 1-2 13 BB 1B 2-H 1B | | 3-2 P6 | | 0-2 G6-4-3 1B | | | 3 0 1 1 0 0 2 1 0 1 0 0 0 0 |
| Travis Lee, L (7, PH) OBP: 0.333, SLG: 0.427 (8, 3) | | | | | | | | | | |

| Inning Stats | R: 0 | H: 2 | E: 0 | LOB: 2 | K: 1 | BB: 0 | P: 18 | R: 0 | H: 2 | E: 0 | LOB: 3 | K: 0 | BB: 1 | P: 21 | R: 4 | H: 6 | E: 0 | LOB: 3 | K: 0 | BB: 1 | P: 41 | R: 1 | H: 2 | E: 0 | LOB: 0 | K: 0 | BB: 0 | P: 15 | R: 0 | H: 0 | E: 0 | LOB: 0 | K: 2 | BB: 0 | P: 19 | R: 2 | H: 2 | E: 0 | LOB: 0 | K: 2 | BB: 0 | P: 25 | R: 0 | H: 2 | E: 0 | LOB: 1 | K: 0 | BB: 0 | P: 15 | R: 1 | H: 2 | E: 1 | LOB: 2 | K: 1 | BB: 0 | P: 20 |
|--------------|-------|------|-------|--------|-------|-------|-------|------|-------|------|--------|------|-------|-------|------|------|------|--------|------|-------|-------|------|------|------|--------|------|-------|-------|------|------|------|--------|------|-------|-------|------|------|------|--------|------|-------|-------|------|------|------|--------|------|-------|-------|------|------|------|--------|------|-------|-------|
| | S: 13 | | S: 12 | | S: 25 | | S: 10 | | S: 13 | | S: 9 | | S: 15 | | | | | | | | | | | | | | | | | | | | | | | | | | | | | | | | | | | | | | | | | | | |

| PITCHER | IP | WLS | BF | H | R | ER | SO | BB | IBB | HBP | BLK | WP | HR | S | P | ERA | WHIP |
|---|-----|-----|----|----|---|----|----|----|-----|-----|-----|----|----|----|----|-------|-------|
| David Wells, L (1, 1) ERA: 4.49 | 2.2 | | 20 | 10 | 4 | 4 | 1 | 2 | 0 | 0 | 0 | 1 | 0 | 48 | 76 | 13.50 | 4.500 |
| Chad Harville, R (3, 1) ERA: 4.7 | 1.1 | L | 5 | 2 | 1 | 1 | 0 | 0 | 0 | 0 | 0 | 0 | 0 | 12 | 19 | 6.75 | 1.500 |
| 56 Craig Hansen, R (5, 1) ERA: | 1.0 | | 3 | 0 | 0 | 0 | 2 | 0 | 0 | 0 | 0 | 0 | 0 | 13 | 19 | 0.00 | 0.000 |
| 58 Jonathan Papelbon, R (6, 1) ERA: 3.21 | 1.0 | | 5 | 2 | 2 | 2 | 2 | 0 | 0 | 0 | 0 | 0 | 1 | 18 | 25 | 18.00 | 2.000 |
| Chad Bradford, R (7, 1) ERA: 3.98 | 1.1 | | 7 | 3 | 1 | 1 | 0 | 0 | 0 | 0 | 0 | 0 | 0 | 17 | 24 | 6.75 | 2.250 |

| BOTTOM | AB | R | H | RBI | BB | SO | LOB |
|--------|----|---|---|-----|----|----|-----|
| | 4 | 0 | 1 | 0 | 1 | 1 | 2 |
| | 4 | 2 | 3 | 0 | 1 | 0 | 3 |
| | 5 | 1 | 2 | 2 | 0 | 0 | 4 |
| | 5 | 2 | 2 | 1 | 0 | 1 | 2 |
| | 4 | 1 | 2 | 0 | 0 | 2 | 2 |
| | 1 | 0 | 0 | 0 | 0 | 1 | 1 |
| | 5 | 1 | 2 | 2 | 0 | 0 | 1 |
| | 4 | 1 | 3 | 1 | 0 | 0 | 1 |
| | 2 | 0 | 1 | 1 | 0 | 1 | 0 |
| | 3 | 0 | 1 | 1 | 0 | 0 | 2 |
| | 1 | 0 | 1 | 0 | 0 | 0 | 0 |

| AB | 38 | R | 8 | H | 18 | RBI | 8 | BB | 2 | SO | 6 | LOB | 18 |
|-------|--------|-------|-------|-------|-------|--------|---|----|---|----|---|-----|----|
| WP: 1 | PA: 42 | PB: 0 | SB: 1 | CS: 1 | WP: 1 | PA: 42 | | | | | | | |

Boston Red Sox @ Tampa Bay Devil Rays
Tropicana Field, St. Petersburg, FL

Mon Sep 19 2005, 7:15 PM EDT
Att. 16,124 - Dome - 72 F



| Batter | 1 | 2 | 3 | 4 | 5 | 6 | 7 | 8 | 9 | AB | R | H | RBI | BB | SO | LOB | TOP | | | | | | | | | | |
|--|-------------------------------|----------------------------------|-------------------------------|----------------------------------|-------------------------------|----------------------------------|-------------------------------|----------------------------------|-------------------------------|----------------------------------|------------------------------|----------------------------------|-------------------------------|----------------------------------|-------------------------------|----------------------------------|------------------------------|----------------------------------|-----------------------------------|------------------------------------|----------------------------------|--------|--|--|--|--|--|
| 18 Johnny Damon, L Alejandro Machado, S OBP: 0.366, SLG: 0.443 OBP: 0.400, SLG: 0.500 | 2-2 34 HR 1B | 0-2 G4-3 | | 2-3 K | 0-1 G5-3 | 2-2 G5-3 | 3-1 G4-3 | | | 5 | 1 | 1 | 0 | 0 | 1 | 0 | | | | | | | | | | | |
| Edgar Renteria, R Hanley Ramirez, R OBP: 0.330, SLG: 0.374 | 1-0 F8 | | 4-2 34 HR BB | 0-0 F8 | 1-1 F8 | 0-0 G6-3 | | 3-3 K | | 4 | 1 | 0 | 0 | 1 | 0 | 1 | | | | | | | | | | | |
| 34 David Ortiz, L Doug Mirabelli, R OBP: 0.397, SLG: 0.621 OBP: 0.314, SLG: 0.395 | 0-0 HR | | 2-0 HR | 1-0 1B | 2-0 HR | 1-2 G3 | | 0-2 G6-3 | | 5 | 4 | 4 | 4 | 0 | 0 | 0 | | | | | | | | | | | |
| Manny Ramirez, R Adam Hyzdu, R OBP: 0.384, SLG: 0.574 OBP: 0.243, SLG: 0.212 | 2-1 HR | | 1-2 HR | 3-2 WP 1B | 2-1 HR | | 0-1 F8 | 0-1 F7 | | 4 | 4 | 4 | 3 | 0 | 0 | 0 | | | | | | | | | | | |
| Trot Nixon, L OBP: 0.363, SLG: 0.465 | 3-2 K | | 3-2 HR | 2-1 1B | 1-0 1B | | 2-2 1B | | 3-1 F7 | 6 | 4 | 4 | 3 | 0 | 1 | 0 | | | | | | | | | | | |
| Jason Varitek, S Kelly Shoppach, R OBP: 0.370, SLG: 0.499 | 0-0 1B | | 3-2 FC5-4 1B | 3-2 BB | 2-2 1B | | 0-3 K | | 0-0 P3 | 5 | 0 | 4 | 2 | 0 | 1 | 1 | | | | | | | | | | | |
| John Olerud, L OBP: 0.361, SLG: 0.497 | 1-3 K | | 3-1 F8 | 1-1 BB | 4-2 1B | | 4-1 1B | | 4-1 BB | 3 | 1 | 1 | 1 | 3 | 1 | 2 | | | | | | | | | | | |
| Bill Mueller, S Roberto Petagine, L OBP: 0.372, SLG: 0.433 OBP: 0.361, SLG: 0.438 | | 3-1 G1-3 | 1-0 FC5-4 | 4-0 BB | 1-2 1B | | 0-1 13 1B | | 1-0 G4-3 | 4 | 0 | 2 | 0 | 1 | 0 | 1 | | | | | | | | | | | |
| 13 Alex Cora, L OBP: 0.272, SLG: 0.322 | | 2-2 G5-3 | 0-0 P6 | 1-1 P5 | 2-2 F8 | | 0-1 1B | | | 5 | 0 | 1 | 2 | 0 | 0 | 7 | | | | | | | | | | | |
| Inning Stats | R: 3 E: 0 K: 2 S: 15 | H: 4 LOB: 1 BB: 0 P: 24 | R: 0 E: 0 K: 0 S: 12 | H: 0 LOB: 0 BB: 0 P: 17 | R: 4 E: 0 K: 0 S: 19 | H: 4 LOB: 1 BB: 1 P: 36 | R: 3 E: 0 K: 1 S: 18 | H: 5 LOB: 3 BB: 1 P: 35 | R: 3 E: 0 K: 0 S: 21 | H: 5 LOB: 3 BB: 1 P: 36 | R: 0 E: 0 K: 0 S: 7 | H: 0 LOB: 0 BB: 0 P: 10 | R: 2 E: 0 K: 1 S: 15 | H: 3 LOB: 2 BB: 1 P: 24 | R: 0 E: 0 K: 1 S: 10 | H: 0 LOB: 0 BB: 0 P: 13 | R: 0 E: 0 K: 0 S: 5 | H: 0 LOB: 1 BB: 1 P: 13 | 1B: 15 2B: 0 3B: 1 HR: 5 | SF: 0 SAC: 0 DP: 0 HBP: 0 | WP: 1 PB: 0 SB: 0 CS: 0 | PA: 53 | | | | | |
| PITCHER | IP | WLS | BF | H | R | ER | SO | BB | IBB | HBP | BLK | WP | HR | S | P | ERA | WHIP | | | | | | | | | | |
| 37 Seth McClung, R ERA: 7.11 | 2.0 | L | 14 | 7 | 7 | 7 | 2 | 1 | 0 | 0 | 0 | 0 | 4 | 37 | 61 | 31.50 | 4.000 | | | | | | | | | | |
| Dewon Brazelton, R ERA: 7.61 | 3.1 | | 12 | 6 | 3 | 3 | 1 | 1 | 0 | 0 | 0 | 1 | 0 | 25 | 48 | 16.20 | 4.200 | | | | | | | | | | |
| Joe Beimel, L ERA: 2.61 | 4.1 | | 10 | 5 | 3 | 3 | 0 | 1 | 0 | 0 | 0 | 0 | 1 | 23 | 39 | 20.25 | 4.500 | | | | | | | | | | |
| 56 Tim Corcoran, R ERA: 6.75 | 6.1 | | 17 | 3 | 2 | 2 | 2 | 2 | 0 | 0 | 0 | 0 | 0 | 37 | 60 | 4.50 | 1.250 | | | | | | | | | | |

Boston Red Sox @ Tampa Bay Devil Rays
Tropicana Field, St. Petersburg, FL
Tue Sep 20 2005, 7:15 PM EDT
Att: 18,723 - Dome - 72 F

| | |
|-----|----|
| AB | 48 |
| R | 15 |
| H | 21 |
| RBI | 15 |
| BB | 5 |
| SO | 5 |
| LOB | 15 |



| | | | |
|----|---|----|----|
| WP | 1 | PA | 53 |
| PB | 0 | | |
| SB | 0 | | |
| CS | 0 | | |

| | | | | | | | | | | | |
|-----|------|--|--|--|--|--|--|--|--|--|--|
| ERA | WHIP | | | | | | | | | | |
|-----|------|--|--|--|--|--|--|--|--|--|--|

| Batter | 1 | 2 | 3 | 4 | 5 | 6 | 7 | 8 | 9 | AB | R | H | RBI | BB | SO | LOB |
|---|----|----|---------------------|---|------|---|----------|-----|------|----|---|---|-----|----|----|-----|
| Julio Lugo, R OBP: 0.356, SLG: 0.395 Eric Munson, L OBP: 0.357, SLG: 0.182 (1, 6) (5, PH) (6, 5) | L9 | | G6-3 | | P6 | | F8 | | | 2 | 0 | 0 | 0 | 0 | 0 | 0 |
| 13 Carl Crawford, L OBP: 0.331, SLG: 0.476 31 Jonny Gomes, R OBP: 0.381, SLG: 0.537 (1, 7) (5, PH) (6, 9) | F7 | | 3 WP 3 SF8 1B | | K | | | K | | 2 | 1 | 1 | 0 | 0 | 0 | 0 |
| 3 Jorge Cantu, R OBP: 0.316, SLG: 0.505 Nick Green, R OBP: 0.330, SLG: 0.344 (1, 4) (6, 4) | HR | | SF8 | | K | | | HBP | | 1 | 1 | 1 | 2 | 0 | 0 | 0 |
| Aubrey Huff, L OBP: 0.316, SLG: 0.418 (1, 10) | 2B | | F7 | | G4-3 | | | K | | 4 | 0 | 1 | 0 | 0 | 1 | 1 |
| Damon Hollins, R OBP: 0.300, SLG: 0.422 (1, 9) (6, 7) | K | | | | P3 | | | K | | 4 | 0 | 0 | 0 | 0 | 3 | 2 |
| Alex Gonzalez, R OBP: 0.316, SLG: 0.403 (1, 5) (6, 6) | | L7 | | | P6 | | G6-3 | | K | 4 | 0 | 0 | 0 | 0 | 1 | 0 |
| Travis Lee, L OBP: 0.333, SLG: 0.427 Eduardo Perez, R OBP: 0.379, SLG: 0.523 (1, 3) (9, PH) | | K | | | F7 | | BB 1B | | G5-3 | 3 | 0 | 1 | 0 | 0 | 1 | 0 |
| Toby Hall, R OBP: 0.315, SLG: 0.369 Pete Laforest, L OBP: 0.258, SLG: 0.298 (1, 2) (5, 2) | | 1B | | | P5 | | BB 1B | | K | 1 | 0 | 1 | 0 | 0 | 0 | 0 |
| Joey Gathright, L OBP: 0.323, SLG: 0.348 (1, 8) | | K | | | 1B | | K | | | 2 | 0 | 0 | 0 | 1 | 1 | 0 |
| | | | | | | | | | | 3 | 0 | 1 | 0 | 0 | 2 | 3 |

| Inning Stats | R: 1 | H: 2 | E: 0 | K: 1 | S: 12 | H: 2 | LOB: 1 | BB: 0 | P: 15 | R: 0 | H: 1 | E: 0 | K: 2 | S: 16 | H: 1 | LOB: 1 | BB: 0 | P: 21 | R: 1 | H: 1 | E: 0 | K: 0 | S: 9 | H: 1 | LOB: 0 | BB: 0 | P: 11 | R: 0 | H: 0 | E: 0 | K: 0 | S: 6 | R: 0 | H: 1 | E: 0 | K: 1 | S: 15 | H: 0 | LOB: 0 | BB: 0 | P: 12 | R: 0 | H: 1 | E: 0 | K: 1 | S: 23 | R: 0 | H: 0 | E: 0 | K: 3 | S: 13 | H: 0 | LOB: 1 | BB: 0 | P: 19 | R: 0 | H: 0 | E: 0 | K: 2 | S: 11 | H: 0 | LOB: 0 | BB: 0 | P: 18 | 1B: 4 | SF: 1 | 2B: 1 | SAC: 0 | 3B: 0 | DP: 0 | HR: 1 | HBP: 1 | WP: 1 | PA: 35 |
|--|------|------|------|------|-------|------|--------|-------|-------|------|------|------|------|-------|------|--------|-------|-------|------|------|------|------|------|------|--------|-------|-------|------|------|------|------|------|------|------|------|------|-------|------|--------|-------|-------|------|------|------|------|-------|------|------|------|------|-------|------|--------|-------|-------|------|------|------|------|-------|------|--------|-------|-------|-------|-------|-------|--------|-------|-------|-------|--------|-------|--------|
| PITCHER | IP | WLS | BF | H | R | ER | SO | BB | IBB | HBP | BLK | WP | HR | S | P | ERA | WHIP | | | | | | | | | | | | | | | | | | | | | | | | | | | | | | | | | | | | | | | | | | | | | | | | | | | | | | | | | |
| 38 Curt Schilling, R ERA: 5.89 (1, 1) | 7.0 | | 28 | 6 | 2 | 2 | 7 | 1 | 0 | 0 | 0 | 1 | 1 | 79 | 114 | 2.57 | 1.000 | | | | | | | | | | | | | | | | | | | | | | | | | | | | | | | | | | | | | | | | | | | | | | | | | | | | | | | | | |
| 17 Manny Delcarmen, R ERA: 3.52 (8, 1) | 1.0 | | 4 | 0 | 0 | 0 | 3 | 0 | 0 | 1 | 0 | 0 | 0 | 13 | 19 | 0.00 | 0.000 | | | | | | | | | | | | | | | | | | | | | | | | | | | | | | | | | | | | | | | | | | | | | | | | | | | | | | | | | |
| Lenny DiNardo, L ERA: 2.79 (9, 1) | 1.0 | | 3 | 0 | 0 | 0 | 2 | 0 | 0 | 0 | 0 | 0 | 0 | 11 | 18 | 0.00 | 0.000 | | | | | | | | | | | | | | | | | | | | | | | | | | | | | | | | | | | | | | | | | | | | | | | | | | | | | | | | | |

BOTTOM

Boston Red Sox @ Tampa Bay Devil Rays
Tropicana Field, St. Petersburg, FL

livebaseballscores.com

AB 32
R 2
H 6
RBI 2
BB 1
SO 12
LOB 10



Tue Sep 20 2005, 7:15 PM EDT
Att. 18,723 - Dome - 72 F

| Batter | 1 | 2 | 3 | 4 | 5 | 6 | 7 | 8 | 9 | AB R H RBI BB SO LOB | TOP | | | | | | | | | | | | | | |
|---|---|----------------------------------|-------------------------------|----------------------------------|-------------------------------|----------------------------------|------------------------------|----------------------------------|------------------------------|----------------------------------|------------------------------|----------------------------------|-------------------------------|----------------------------------|-------------------------------|----------------------------------|------------------------------|----------------------------------|----------------------------------|------------------------------------|----------------------------------|--------|--|--|--|
| Bill Mueller, S (1, 5) OBP: 0.376, SLG: 0.436 | 4-2 BB | 0-1 1B | | 1-0 1B | | 3-1 L5 | | 0-0 1B | | 4 0 3 1 1 0 1 | | | | | | | | | | | | | | | |
| Edgar Renteria, R (1, 6) OBP: 0.329, SLG: 0.373 | 1-1 L4 | 2-0 1B | | 2-3 K | | 2-0 L6 | | 3-2 L6-3 | | 5 0 1 1 0 1 4 | | | | | | | | | | | | | | | |
| 34 David Ortiz, L (1, 10) OBP: 0.396, SLG: 0.616 | 2-3 K | 4-1 1B | | 3-1 L4-3 | | | 3-2 K | | 0-0 G4-1 | 4 0 0 0 1 2 2 | | | | | | | | | | | | | | | |
| Manny Ramirez, R (1, 7) OBP: 0.384, SLG: 0.577 | 0-1 G1-3 | 1-2 P4 | | | 0-0 HR | | 4-2 1B BB | | 2-3 K | 4 1 1 1 1 1 4 | | | | | | | | | | | | | | | |
| Kevin Millar, R (1, 3) OBP: 0.354, SLG: 0.403 | | 3-2 P3 | 2-2 G4-3 | | 3-1 F8 | | 2-0 1B | | 2-2 F8 | 4 0 1 0 0 0 0 | | | | | | | | | | | | | | | |
| Adam Stern, L (7, PR) OBP: 0.188, SLG: 0.333 | | | | | | | 1-3 1B | | | 0 0 0 0 0 0 0 | | | | | | | | | | | | | | | |
| John Olerud, L (7, 3) OBP: 0.359, SLG: 0.493 | | | | | | | | | | 1 0 0 0 0 0 0 | | | | | | | | | | | | | | | |
| Doug Mirabelli, R (1, 2) OBP: 0.319, SLG: 0.406 | | 3-1 1B 13 SF9 2B | 0-0 BB 1B | | 1-2 F8 | | 0-3 K | | | 4 1 2 0 0 1 2 | | | | | | | | | | | | | | | |
| Trot Nixon, L (1, 9) OBP: 0.367, SLG: 0.465 | | 0-1 1B 13 SF9 BB 1B | 4-2 BB 1B | | 2-0 G4-3 | | 4-2 BB | | | 2 1 1 0 2 0 0 | | | | | | | | | | | | | | | |
| Adam Hyzdu, R (1, 8) OBP: 0.268, SLG: 0.200 | | 4-0 1B 1B BB | 3-3 K | | | 4-1 13 SH5-3 BB | 0-3 K | | | 2 1 0 0 2 2 5 | | | | | | | | | | | | | | | |
| 13 Alex Cora, L (1, 4) OBP: 0.269, SLG: 0.320 | | 2-0 SF9 | 0-1 G3 | | | 0-0 SH5-3 | | 3-2 F8 | | 2 0 0 1 0 0 2 | | | | | | | | | | | | | | | |
| | 2-3 3-H | | | | | 1-2 | | | | | | | | | | | | | | | | | | | |
| Inning Stats | R: 0 E: 0 K: 1 S: 10 | H: 0 LOB: 1 BB: 1 P: 17 | R: 3 E: 0 K: 0 S: 21 | H: 4 LOB: 3 BB: 2 P: 40 | R: 0 E: 0 K: 1 S: 15 | H: 1 LOB: 2 BB: 1 P: 24 | R: 0 E: 0 K: 1 S: 6 | H: 1 LOB: 0 BB: 0 P: 12 | R: 1 E: 0 K: 0 S: 7 | H: 1 LOB: 0 BB: 0 P: 13 | R: 0 E: 0 K: 0 S: 5 | H: 0 LOB: 1 BB: 1 P: 14 | R: 0 E: 0 K: 3 S: 17 | H: 1 LOB: 3 BB: 2 P: 30 | R: 0 E: 0 K: 0 S: 11 | H: 1 LOB: 0 BB: 0 P: 17 | R: 0 E: 0 K: 1 S: 7 | H: 0 LOB: 0 BB: 0 P: 11 | 1B: 7 2B: 3 3B: 0 HR: 1 | SF: 1 SAC: 1 DP: 2 HBP: 0 | WP: 0 PB: 0 SB: 0 CS: 0 | PA: 41 | | | |
| PITCHER | IP WLS BF H R ER SO BB IBB HBP BLK WP HR S P ERA WHIP | | | | | | | | | | | | | | | | | | | | | | | | |
| 19 Scott Kazmir, L (1, 1) ERA: 3.85 | 5.2 | | 28 | 7 | 4 | 4 | 3 | 5 | 0 | 0 | 0 | 0 | 1 | 63 | 117 | 6.35 | 2.118 | | | | | | | | |
| Travis Harper, R (6, 1) ERA: 7.11 | 1.0 | | 5 | 1 | 0 | 0 | 2 | 1 | 0 | 0 | 0 | 0 | 0 | 13 | 24 | 0.00 | 2.000 | | | | | | | | |
| Trever Miller, L (7, 1) ERA: 4.29 | 1.1 | W | 5 | 1 | 0 | 0 | 1 | 1 | 0 | 0 | 0 | 0 | 0 | 16 | 26 | 0.00 | 1.500 | | | | | | | | |
| Danys Baez, R (9, 1) ERA: 2.86 | 1.0 | S | 3 | 0 | 0 | 0 | 1 | 0 | 0 | 0 | 0 | 0 | 0 | 7 | 11 | 0.00 | 0.000 | | | | | | | | |

Boston Red Sox @ Tampa Bay Devil Rays
Tropicana Field, St. Petersburg, FL

| | |
|-----|----|
| AB | 32 |
| R | 4 |
| H | 9 |
| RBI | 4 |
| BB | 7 |
| SO | 7 |
| LOB | 20 |



Wed Sep 21 2005, 7:15 PM EDT
Att. 20,002 - Dome - 72 F

livebaseballscorecards.com

| Batter | 1 | 2 | 3 | 4 | 5 | 6 | 7 | 8 | 9 | AB R H RBI BB SO LOB |
|--|---|---|---|---|---|---|---|---|---|----------------------|
| Julio Lugo, R OBP: 0.356, SLG: 0.393 (1, 6) | | | | | | | | | | 3 0 0 0 0 2 0 |
| 13 Carl Crawford, L OBP: 0.332, SLG: 0.475 (1, 7) | | | | | | | | | | 3 0 1 0 0 0 2 |
| 3 Jorge Cantu, R OBP: 0.317, SLG: 0.505 (1, 4) | | | | | | | | | | 4 1 2 1 0 0 2 |
| Travis Lee, L OBP: 0.335, SLG: 0.435 (1, 3) | | | | | | | | | | 4 2 2 1 0 0 1 |
| 31 Jonny Gomes, R OBP: 0.382, SLG: 0.543 (1, 9) | | | | | | | | | | 4 2 2 2 0 1 0 |
| Damon Hollins, R OBP: 0.300, SLG: 0.422 (9, 9) | | | | | | | | | | 0 0 0 0 0 0 0 |
| Eric Munson, L OBP: 0.444, SLG: 0.308 (1, 10) | | | | | | | | | | 2 1 1 1 1 1 0 |
| Alex Gonzalez, R OBP: 0.315, SLG: 0.401 (1, 5) | | | | | | | | | | 4 0 1 1 0 1 2 |
| Toby Hall, R OBP: 0.314, SLG: 0.368 (1, 2) | | | | | | | | | | 4 0 1 0 0 1 2 |
| Joey Gathright, L OBP: 0.323, SLG: 0.348 (1, 8) | | | | | | | | | | 3 1 1 0 0 0 2 |

| Inning Stats | R: 0 | H: 1 | E: 0 | K: 1 | S: 7 | R: 2 | H: 3 | E: 1 | K: 0 | S: 11 | R: 0 | H: 1 | E: 0 | K: 0 | S: 8 | R: 0 | H: 0 | E: 0 | K: 1 | S: 7 | R: 0 | H: 0 | E: 0 | K: 3 | S: 4 | R: 0 | H: 0 | E: 0 | K: 3 | S: 9 | R: 5 | H: 6 | E: 0 | K: 0 | S: 19 | 1B: 8 | SF: 0 | 2B: 1 | SAC: 0 | 3B: 1 | DP: 3 | HR: 1 | HBP: 3 |
|--------------|---|---|--|--|---|--|--|---|--|---|--|--|---|---|--|---|---|--|--|---|---|---|--|---|---|--|---|---|--|---|--|---|--|--|---------------------------------------|------------------------|--------|-------|--------|-------|-------|-------|--------|
| | LOB: 0 <td>BB: 0 <td>P: 9 <td>ER: 4 <td>SO: 6 <td>LOB: 1 <td>BB: 0 <td>P: 18 <td>ER: 4 <td>SO: 6 <td>LOB: 0 <td>BB: 0 <td>P: 9 <td>ER: 0 <td>SO: 7 <td>LOB: 0 <td>BB: 0 <td>P: 7 <td>ER: 0 <td>SO: 10 <td>LOB: 1 <td>BB: 1 <td>P: 20 <td>LOB: 1 <td>BB: 1 <td>P: 20 <td>LOB: 1 <td>BB: 0 <td>P: 32 <td>1B: 1 <td>SF: 0 <td>2B: 1 <td>SAC: 0 <td>3B: 1 <td>DP: 3 <td>HR: 1 <td>HBP: 3 </td></td></td></td></td></td></td></td></td></td></td></td></td></td></td></td></td></td></td></td></td></td></td></td></td></td></td></td></td></td></td></td></td></td></td></td> | BB: 0 <td>P: 9 <td>ER: 4 <td>SO: 6 <td>LOB: 1 <td>BB: 0 <td>P: 18 <td>ER: 4 <td>SO: 6 <td>LOB: 0 <td>BB: 0 <td>P: 9 <td>ER: 0 <td>SO: 7 <td>LOB: 0 <td>BB: 0 <td>P: 7 <td>ER: 0 <td>SO: 10 <td>LOB: 1 <td>BB: 1 <td>P: 20 <td>LOB: 1 <td>BB: 1 <td>P: 20 <td>LOB: 1 <td>BB: 0 <td>P: 32 <td>1B: 1 <td>SF: 0 <td>2B: 1 <td>SAC: 0 <td>3B: 1 <td>DP: 3 <td>HR: 1 <td>HBP: 3 </td></td></td></td></td></td></td></td></td></td></td></td></td></td></td></td></td></td></td></td></td></td></td></td></td></td></td></td></td></td></td></td></td></td></td> | P: 9 <td>ER: 4 <td>SO: 6 <td>LOB: 1 <td>BB: 0 <td>P: 18 <td>ER: 4 <td>SO: 6 <td>LOB: 0 <td>BB: 0 <td>P: 9 <td>ER: 0 <td>SO: 7 <td>LOB: 0 <td>BB: 0 <td>P: 7 <td>ER: 0 <td>SO: 10 <td>LOB: 1 <td>BB: 1 <td>P: 20 <td>LOB: 1 <td>BB: 1 <td>P: 20 <td>LOB: 1 <td>BB: 0 <td>P: 32 <td>1B: 1 <td>SF: 0 <td>2B: 1 <td>SAC: 0 <td>3B: 1 <td>DP: 3 <td>HR: 1 <td>HBP: 3 </td></td></td></td></td></td></td></td></td></td></td></td></td></td></td></td></td></td></td></td></td></td></td></td></td></td></td></td></td></td></td></td></td></td> | ER: 4 <td>SO: 6 <td>LOB: 1 <td>BB: 0 <td>P: 18 <td>ER: 4 <td>SO: 6 <td>LOB: 0 <td>BB: 0 <td>P: 9 <td>ER: 0 <td>SO: 7 <td>LOB: 0 <td>BB: 0 <td>P: 7 <td>ER: 0 <td>SO: 10 <td>LOB: 1 <td>BB: 1 <td>P: 20 <td>LOB: 1 <td>BB: 1 <td>P: 20 <td>LOB: 1 <td>BB: 0 <td>P: 32 <td>1B: 1 <td>SF: 0 <td>2B: 1 <td>SAC: 0 <td>3B: 1 <td>DP: 3 <td>HR: 1 <td>HBP: 3 </td></td></td></td></td></td></td></td></td></td></td></td></td></td></td></td></td></td></td></td></td></td></td></td></td></td></td></td></td></td></td></td></td> | SO: 6 <td>LOB: 1 <td>BB: 0 <td>P: 18 <td>ER: 4 <td>SO: 6 <td>LOB: 0 <td>BB: 0 <td>P: 9 <td>ER: 0 <td>SO: 7 <td>LOB: 0 <td>BB: 0 <td>P: 7 <td>ER: 0 <td>SO: 10 <td>LOB: 1 <td>BB: 1 <td>P: 20 <td>LOB: 1 <td>BB: 1 <td>P: 20 <td>LOB: 1 <td>BB: 0 <td>P: 32 <td>1B: 1 <td>SF: 0 <td>2B: 1 <td>SAC: 0 <td>3B: 1 <td>DP: 3 <td>HR: 1 <td>HBP: 3 </td></td></td></td></td></td></td></td></td></td></td></td></td></td></td></td></td></td></td></td></td></td></td></td></td></td></td></td></td></td></td></td> | LOB: 1 <td>BB: 0 <td>P: 18 <td>ER: 4 <td>SO: 6 <td>LOB: 0 <td>BB: 0 <td>P: 9 <td>ER: 0 <td>SO: 7 <td>LOB: 0 <td>BB: 0 <td>P: 7 <td>ER: 0 <td>SO: 10 <td>LOB: 1 <td>BB: 1 <td>P: 20 <td>LOB: 1 <td>BB: 1 <td>P: 20 <td>LOB: 1 <td>BB: 0 <td>P: 32 <td>1B: 1 <td>SF: 0 <td>2B: 1 <td>SAC: 0 <td>3B: 1 <td>DP: 3 <td>HR: 1 <td>HBP: 3 </td></td></td></td></td></td></td></td></td></td></td></td></td></td></td></td></td></td></td></td></td></td></td></td></td></td></td></td></td></td></td> | BB: 0 <td>P: 18 <td>ER: 4 <td>SO: 6 <td>LOB: 0 <td>BB: 0 <td>P: 9 <td>ER: 0 <td>SO: 7 <td>LOB: 0 <td>BB: 0 <td>P: 7 <td>ER: 0 <td>SO: 10 <td>LOB: 1 <td>BB: 1 <td>P: 20 <td>LOB: 1 <td>BB: 1 <td>P: 20 <td>LOB: 1 <td>BB: 0 <td>P: 32 <td>1B: 1 <td>SF: 0 <td>2B: 1 <td>SAC: 0 <td>3B: 1 <td>DP: 3 <td>HR: 1 <td>HBP: 3 </td></td></td></td></td></td></td></td></td></td></td></td></td></td></td></td></td></td></td></td></td></td></td></td></td></td></td></td></td></td> | P: 18 <td>ER: 4 <td>SO: 6 <td>LOB: 0 <td>BB: 0 <td>P: 9 <td>ER: 0 <td>SO: 7 <td>LOB: 0 <td>BB: 0 <td>P: 7 <td>ER: 0 <td>SO: 10 <td>LOB: 1 <td>BB: 1 <td>P: 20 <td>LOB: 1 <td>BB: 1 <td>P: 20 <td>LOB: 1 <td>BB: 0 <td>P: 32 <td>1B: 1 <td>SF: 0 <td>2B: 1 <td>SAC: 0 <td>3B: 1 <td>DP: 3 <td>HR: 1 <td>HBP: 3 </td></td></td></td></td></td></td></td></td></td></td></td></td></td></td></td></td></td></td></td></td></td></td></td></td></td></td></td></td> | ER: 4 <td>SO: 6 <td>LOB: 0 <td>BB: 0 <td>P: 9 <td>ER: 0 <td>SO: 7 <td>LOB: 0 <td>BB: 0 <td>P: 7 <td>ER: 0 <td>SO: 10 <td>LOB: 1 <td>BB: 1 <td>P: 20 <td>LOB: 1 <td>BB: 1 <td>P: 20 <td>LOB: 1 <td>BB: 0 <td>P: 32 <td>1B: 1 <td>SF: 0 <td>2B: 1 <td>SAC: 0 <td>3B: 1 <td>DP: 3 <td>HR: 1 <td>HBP: 3 </td></td></td></td></td></td></td></td></td></td></td></td></td></td></td></td></td></td></td></td></td></td></td></td></td></td></td></td> | SO: 6 <td>LOB: 0 <td>BB: 0 <td>P: 9 <td>ER: 0 <td>SO: 7 <td>LOB: 0 <td>BB: 0 <td>P: 7 <td>ER: 0 <td>SO: 10 <td>LOB: 1 <td>BB: 1 <td>P: 20 <td>LOB: 1 <td>BB: 1 <td>P: 20 <td>LOB: 1 <td>BB: 0 <td>P: 32 <td>1B: 1 <td>SF: 0 <td>2B: 1 <td>SAC: 0 <td>3B: 1 <td>DP: 3 <td>HR: 1 <td>HBP: 3 </td></td></td></td></td></td></td></td></td></td></td></td></td></td></td></td></td></td></td></td></td></td></td></td></td></td></td> | LOB: 0 <td>BB: 0 <td>P: 9 <td>ER: 0 <td>SO: 7 <td>LOB: 0 <td>BB: 0 <td>P: 7 <td>ER: 0 <td>SO: 10 <td>LOB: 1 <td>BB: 1 <td>P: 20 <td>LOB: 1 <td>BB: 1 <td>P: 20 <td>LOB: 1 <td>BB: 0 <td>P: 32 <td>1B: 1 <td>SF: 0 <td>2B: 1 <td>SAC: 0 <td>3B: 1 <td>DP: 3 <td>HR: 1 <td>HBP: 3 </td></td></td></td></td></td></td></td></td></td></td></td></td></td></td></td></td></td></td></td></td></td></td></td></td></td> | BB: 0 <td>P: 9 <td>ER: 0 <td>SO: 7 <td>LOB: 0 <td>BB: 0 <td>P: 7 <td>ER: 0 <td>SO: 10 <td>LOB: 1 <td>BB: 1 <td>P: 20 <td>LOB: 1 <td>BB: 1 <td>P: 20 <td>LOB: 1 <td>BB: 0 <td>P: 32 <td>1B: 1 <td>SF: 0 <td>2B: 1 <td>SAC: 0 <td>3B: 1 <td>DP: 3 <td>HR: 1 <td>HBP: 3 </td></td></td></td></td></td></td></td></td></td></td></td></td></td></td></td></td></td></td></td></td></td></td></td></td> | P: 9 <td>ER: 0 <td>SO: 7 <td>LOB: 0 <td>BB: 0 <td>P: 7 <td>ER: 0 <td>SO: 10 <td>LOB: 1 <td>BB: 1 <td>P: 20 <td>LOB: 1 <td>BB: 1 <td>P: 20 <td>LOB: 1 <td>BB: 0 <td>P: 32 <td>1B: 1 <td>SF: 0 <td>2B: 1 <td>SAC: 0 <td>3B: 1 <td>DP: 3 <td>HR: 1 <td>HBP: 3 </td></td></td></td></td></td></td></td></td></td></td></td></td></td></td></td></td></td></td></td></td></td></td></td> | ER: 0 <td>SO: 7 <td>LOB: 0 <td>BB: 0 <td>P: 7 <td>ER: 0 <td>SO: 10 <td>LOB: 1 <td>BB: 1 <td>P: 20 <td>LOB: 1 <td>BB: 1 <td>P: 20 <td>LOB: 1 <td>BB: 0 <td>P: 32 <td>1B: 1 <td>SF: 0 <td>2B: 1 <td>SAC: 0 <td>3B: 1 <td>DP: 3 <td>HR: 1 <td>HBP: 3 </td></td></td></td></td></td></td></td></td></td></td></td></td></td></td></td></td></td></td></td></td></td></td> | SO: 7 <td>LOB: 0 <td>BB: 0 <td>P: 7 <td>ER: 0 <td>SO: 10 <td>LOB: 1 <td>BB: 1 <td>P: 20 <td>LOB: 1 <td>BB: 1 <td>P: 20 <td>LOB: 1 <td>BB: 0 <td>P: 32 <td>1B: 1 <td>SF: 0 <td>2B: 1 <td>SAC: 0 <td>3B: 1 <td>DP: 3 <td>HR: 1 <td>HBP: 3 </td></td></td></td></td></td></td></td></td></td></td></td></td></td></td></td></td></td></td></td></td></td> | LOB: 0 <td>BB: 0 <td>P: 7 <td>ER: 0 <td>SO: 10 <td>LOB: 1 <td>BB: 1 <td>P: 20 <td>LOB: 1 <td>BB: 1 <td>P: 20 <td>LOB: 1 <td>BB: 0 <td>P: 32 <td>1B: 1 <td>SF: 0 <td>2B: 1 <td>SAC: 0 <td>3B: 1 <td>DP: 3 <td>HR: 1 <td>HBP: 3 </td></td></td></td></td></td></td></td></td></td></td></td></td></td></td></td></td></td></td></td></td> | BB: 0 <td>P: 7 <td>ER: 0 <td>SO: 10 <td>LOB: 1 <td>BB: 1 <td>P: 20 <td>LOB: 1 <td>BB: 1 <td>P: 20 <td>LOB: 1 <td>BB: 0 <td>P: 32 <td>1B: 1 <td>SF: 0 <td>2B: 1 <td>SAC: 0 <td>3B: 1 <td>DP: 3 <td>HR: 1 <td>HBP: 3 </td></td></td></td></td></td></td></td></td></td></td></td></td></td></td></td></td></td></td></td> | P: 7 <td>ER: 0 <td>SO: 10 <td>LOB: 1 <td>BB: 1 <td>P: 20 <td>LOB: 1 <td>BB: 1 <td>P: 20 <td>LOB: 1 <td>BB: 0 <td>P: 32 <td>1B: 1 <td>SF: 0 <td>2B: 1 <td>SAC: 0 <td>3B: 1 <td>DP: 3 <td>HR: 1 <td>HBP: 3 </td></td></td></td></td></td></td></td></td></td></td></td></td></td></td></td></td></td></td> | ER: 0 <td>SO: 10 <td>LOB: 1 <td>BB: 1 <td>P: 20 <td>LOB: 1 <td>BB: 1 <td>P: 20 <td>LOB: 1 <td>BB: 0 <td>P: 32 <td>1B: 1 <td>SF: 0 <td>2B: 1 <td>SAC: 0 <td>3B: 1 <td>DP: 3 <td>HR: 1 <td>HBP: 3 </td></td></td></td></td></td></td></td></td></td></td></td></td></td></td></td></td></td> | SO: 10 <td>LOB: 1 <td>BB: 1 <td>P: 20 <td>LOB: 1 <td>BB: 1 <td>P: 20 <td>LOB: 1 <td>BB: 0 <td>P: 32 <td>1B: 1 <td>SF: 0 <td>2B: 1 <td>SAC: 0 <td>3B: 1 <td>DP: 3 <td>HR: 1 <td>HBP: 3 </td></td></td></td></td></td></td></td></td></td></td></td></td></td></td></td></td> | LOB: 1 <td>BB: 1 <td>P: 20 <td>LOB: 1 <td>BB: 1 <td>P: 20 <td>LOB: 1 <td>BB: 0 <td>P: 32 <td>1B: 1 <td>SF: 0 <td>2B: 1 <td>SAC: 0 <td>3B: 1 <td>DP: 3 <td>HR: 1 <td>HBP: 3 </td></td></td></td></td></td></td></td></td></td></td></td></td></td></td></td> | BB: 1 <td>P: 20 <td>LOB: 1 <td>BB: 1 <td>P: 20 <td>LOB: 1 <td>BB: 0 <td>P: 32 <td>1B: 1 <td>SF: 0 <td>2B: 1 <td>SAC: 0 <td>3B: 1 <td>DP: 3 <td>HR: 1 <td>HBP: 3 </td></td></td></td></td></td></td></td></td></td></td></td></td></td></td> | P: 20 <td>LOB: 1 <td>BB: 1 <td>P: 20 <td>LOB: 1 <td>BB: 0 <td>P: 32 <td>1B: 1 <td>SF: 0 <td>2B: 1 <td>SAC: 0 <td>3B: 1 <td>DP: 3 <td>HR: 1 <td>HBP: 3 </td></td></td></td></td></td></td></td></td></td></td></td></td></td> | LOB: 1 <td>BB: 1 <td>P: 20 <td>LOB: 1 <td>BB: 0 <td>P: 32 <td>1B: 1 <td>SF: 0 <td>2B: 1 <td>SAC: 0 <td>3B: 1 <td>DP: 3 <td>HR: 1 <td>HBP: 3 </td></td></td></td></td></td></td></td></td></td></td></td></td> | BB: 1 <td>P: 20 <td>LOB: 1 <td>BB: 0 <td>P: 32 <td>1B: 1 <td>SF: 0 <td>2B: 1 <td>SAC: 0 <td>3B: 1 <td>DP: 3 <td>HR: 1 <td>HBP: 3 </td></td></td></td></td></td></td></td></td></td></td></td> | P: 20 <td>LOB: 1 <td>BB: 0 <td>P: 32 <td>1B: 1 <td>SF: 0 <td>2B: 1 <td>SAC: 0 <td>3B: 1 <td>DP: 3 <td>HR: 1 <td>HBP: 3 </td></td></td></td></td></td></td></td></td></td></td> | LOB: 1 <td>BB: 0 <td>P: 32 <td>1B: 1 <td>SF: 0 <td>2B: 1 <td>SAC: 0 <td>3B: 1 <td>DP: 3 <td>HR: 1 <td>HBP: 3 </td></td></td></td></td></td></td></td></td></td> | BB: 0 <td>P: 32 <td>1B: 1 <td>SF: 0 <td>2B: 1 <td>SAC: 0 <td>3B: 1 <td>DP: 3 <td>HR: 1 <td>HBP: 3 </td></td></td></td></td></td></td></td></td> | P: 32 <td>1B: 1 <td>SF: 0 <td>2B: 1 <td>SAC: 0 <td>3B: 1 <td>DP: 3 <td>HR: 1 <td>HBP: 3 </td></td></td></td></td></td></td></td> | 1B: 1 <td>SF: 0 <td>2B: 1 <td>SAC: 0 <td>3B: 1 <td>DP: 3 <td>HR: 1 <td>HBP: 3 </td></td></td></td></td></td></td> | SF: 0 <td>2B: 1 <td>SAC: 0 <td>3B: 1 <td>DP: 3 <td>HR: 1 <td>HBP: 3 </td></td></td></td></td></td> | 2B: 1 <td>SAC: 0 <td>3B: 1 <td>DP: 3 <td>HR: 1 <td>HBP: 3 </td></td></td></td></td> | SAC: 0 <td>3B: 1 <td>DP: 3 <td>HR: 1 <td>HBP: 3 </td></td></td></td> | 3B: 1 <td>DP: 3 <td>HR: 1 <td>HBP: 3 </td></td></td> | DP: 3 <td>HR: 1 <td>HBP: 3 </td></td> | HR: 1 <td>HBP: 3 </td> | HBP: 3 | | | | | | |

| PITCHER | IP | WLS | BF | H | R | ER | SO | BB | IBB | HBP | BLK | WP | HR | S | P | ERA | WHIP |
|---|-----|-----|----|---|---|----|----|----|-----|-----|-----|----|----|----|----|-------|--------|
| 49 Tim Wakefield, R ERA: 4.09 (1, 1) | 7.2 | | 30 | 7 | 4 | 4 | 6 | 1 | 0 | 3 | 0 | 1 | 1 | 61 | 93 | 4.70 | 1.043 |
| 50 Mike Timlin, R ERA: 2.26 (8, 1) | 0.1 | L | 5 | 4 | 3 | 3 | 0 | 0 | 0 | 0 | 0 | 0 | 0 | 12 | 19 | 81.00 | 12.000 |

BOTTOM

Boston Red Sox @ Tampa Bay Devil Rays
Tropicana Field, St. Petersburg, FL

Wed Sep 21 2005, 7:15 PM EDT
Att: 20,002 - Dome - 72 F

| | |
|-----|----|
| AB | 31 |
| R | 7 |
| H | 11 |
| RBI | 6 |
| BB | 1 |
| SO | 6 |
| LOB | 11 |



| WP | PA |
|----|----|
| 1 | 35 |

| Batter | 1 | 2 | 3 | 4 | 5 | 6 | 7 | 8 | 9 | AB R H RBI BB SO LOB | TOP | | | | | | | | | | | |
|---|---|----------------------------------|------------------------------|----------------------------------|------------------------------|---------------------------------|------------------------------|----------------------------------|-------------------------------|----------------------------------|-------------------------------|----------------------------------|-------------------------------|----------------------------------|-------------------------------|----------------------------------|------------------------------|----------------------------------|----------------------------------|------------------------------------|----------------------------------|--------|
| 18 Johnny Damon, L (1, 8) OBP: 0.363, SLG: 0.440 | 2-2 G3 | 1-1 G6-3 | | | 0-0 G1-3 | 0-2 F8 | | 0-2 L6 | | 5 0 0 0 0 0 4 | | | | | | | | | | | | |
| Edgar Renteria, R (1, 6) OBP: 0.331, SLG: 0.374 | 1-2 1B 34 WP | | 0-0 G5-3 | | 4-2 2B BB | | 1-2 HR 1B | | 2-3 K | 4 3 2 0 1 1 0 | | | | | | | | | | | | |
| 34 David Ortiz, L (1, 10) OBP: 0.393, SLG: 0.611 | 2-3 K | | 0-0 G4-3 | | 2-3 K | | 2-0 F9 | | 3-2 E4 G6-3 | 5 0 0 0 0 2 4 | | | | | | | | | | | | |
| Manny Ramirez, R (1, 7) OBP: 0.385, SLG: 0.581 | 3-2 1B 2-H | | 1-3 K | | 3-2 2B 1-3 2-H | | 3-2 HR 1-H | | 3-2 G6-3 1-2f | 5 2 2 3 0 1 2 | | | | | | | | | | | | |
| Trot Nixon, L (1, 9) OBP: 0.368, SLG: 0.467 | 4-2 BB | | | 1-0 G6-3 | 3-2 2B 1-H 3-H | | 0-3 K | | | 3 0 1 2 1 1 0 | | | | | | | | | | | | |
| Jason Varitek, S (1, 2) OBP: 0.367, SLG: 0.494 | 1-3 K | | 0-1 G3-1 | | 1-3 K | | 1-1 F8 | | | 4 0 0 0 0 2 3 | | | | | | | | | | | | |
| John Olerud, L (1, 3) OBP: 0.357, SLG: 0.487 | | 1-3 K | | 2-2 1B | | 1-0 L9 | | 1-1 G4-3 | | 4 0 1 0 0 1 0 | | | | | | | | | | | | |
| Bill Mueller, S (1, 5) OBP: 0.375, SLG: 0.433 | | 2-3 K | | 2-0 L8 | | 4-2 BB | | 1-3 K | | 3 0 0 0 1 2 1 | | | | | | | | | | | | |
| 13 Alex Cora, L (1, 4) OBP: 0.277, SLG: 0.331 | | 1-0 2B | | 1-2 1B 18 G1-3 | | 2-3 K | | 2-1 1B | | 4 1 3 0 0 1 1 | | | | | | | | | | | | |
| Inning Stats | R: 1 E: 0 K: 2 S: 17 | H: 2 LOB: 2 BB: 1 P: 30 | R: 0 E: 0 K: 2 S: 9 | H: 1 LOB: 1 BB: 0 P: 14 | R: 0 E: 0 K: 1 S: 6 | H: 0 LOB: 0 BB: 0 P: 7 | R: 0 E: 0 K: 0 S: 7 | H: 1 LOB: 1 BB: 0 P: 12 | R: 3 E: 1 K: 2 S: 18 | H: 2 LOB: 1 BB: 1 P: 32 | R: 0 E: 0 K: 1 S: 12 | H: 0 LOB: 1 BB: 1 P: 19 | R: 2 E: 0 K: 1 S: 12 | H: 2 LOB: 0 BB: 0 P: 19 | R: 0 E: 0 K: 1 S: 10 | H: 1 LOB: 1 BB: 0 P: 14 | R: 0 E: 1 K: 1 S: 9 | H: 0 LOB: 0 BB: 0 P: 17 | 1B: 6 2B: 2 3B: 0 HR: 1 | SF: 0 SAC: 0 DP: 1 HBP: 0 | WP: 1 PB: 0 SB: 0 CS: 0 | PA: 40 |
| PITCHER | IP WLS BF H R ER SO BB IBB HBP BLK WP HR S P ERA WHIP | | | | | | | | | | | | | | | | | | | | | |
| 40 Daniel Cabrera, R (1, 1) ERA: 4.58 | 5.1 L 26 6 4 1 7 3 0 0 0 0 1 0 62 105 1.69 1.688 | | | | | | | | | | | | | | | | | | | | | |
| Eric DuBose, L (6, 1) ERA: 5.84 | 1.2 7 2 2 2 2 0 0 0 0 0 1 19 28 10.80 1.200 | | | | | | | | | | | | | | | | | | | | | |
| 37 Chris Ray, R (8, 1) ERA: 2.75 | 1.1 5 1 0 0 2 0 0 0 0 0 0 13 19 0.00 0.750 | | | | | | | | | | | | | | | | | | | | | |
| Tim Byrdak, L (9, 1) ERA: 4.38 | 0.0 1 0 0 0 0 0 0 0 0 0 0 3 6 ∞ ∞ | | | | | | | | | | | | | | | | | | | | | |
| Jason Grimsley, R (9, 1) ERA: 6.87 | 0.2 1 0 0 0 0 0 0 0 0 0 0 3 6 0.00 0.000 | | | | | | | | | | | | | | | | | | | | | |

Boston Red Sox @ Baltimore Orioles
Oriole Park at Camden Yards, Baltimore, MD

Fri Sep 23 2005, 7:35 PM EDT
 Att: 46,850 - Partly Cloudy - 88 F

livebaseballscorecards.com

| | |
|------------|----|
| AB | 37 |
| R | 6 |
| H | 9 |
| RBI | 5 |
| BB | 3 |
| SO | 11 |
| LOB | 15 |



| Batter | 1 | 2 | 3 | 4 | 5 | 6 | 7 | 8 | 9 | AB R H RBI BB SO LOB |
|---|--|-----------|-----------------|-------------|---|---------------|-------------|-------------|-----------|--------------------------------|
| Bernie Castro, S OBP: 0.373, SLG: 0.391 (1, 4) | 1-1 G4-3 10 1B S | 0-0 B1 | | 0-1 G4-3 | | | 1-2 F8 | | 2-2 1B | 5 1 2 0 0 0 1 |
| David Newhan, L OBP: 0.270, SLG: 0.323 (1, 8) | 1-1 G4-3 1-3 | 0-1 P6 | | 0-1 2B | | | 1-2 G5-3 | | 1-3 K | 5 0 1 0 0 1 3 |
| 6 Melvin Mora, R OBP: 0.343, SLG: 0.447 (1, 5) | 4-1 10 1B 31 1B BB | 0-0 F8 | | 2-2 F7 | | | 3-3 K | | | 3 1 0 0 1 1 2 |
| 10 Miguel Tejada, R OBP: 0.356, SLG: 0.529 (1, 6) | 0-2 BB 31 1B FC5-2 1-3 3-H | | 0-0 31 2B | | | 1-2 G6-3 | | 4-2 BB | | 3 1 2 1 1 0 0 |
| 31 Jay Gibbons, L OBP: 0.306, SLG: 0.499 (1, 9) | 2-2 FC5-2 BB 1-2 3-H | | 1-1 2B | | | 1-3 K | | 2-2 P4 | | 4 0 2 2 0 1 1 |
| Javy Lopez, R OBP: 0.326, SLG: 0.444 (1, 10) | 4-0 FC5-2 BB 1-2 2-3 | | 1-0 G5-3 | | | 1-1 G1-4-3 | | 1-2 K | | 3 0 0 0 1 1 2 |
| B.J. Surhoff, L OBP: 0.289, SLG: 0.372 (1, 7) | 2-2 FC5-2 1-2 2-3 3-Hf | | 1-0 F8 | | | 0-1 G4-3 | | 0-0 F8 | | 4 0 0 0 0 0 5 |
| Chris Gomez, R OBP: 0.347, SLG: 0.333 (1, 3) | 1-2 P4 | | 1-0 F9 | | | 0-0 L9 | | 0-2 G5-3 | | 4 0 0 0 0 0 4 |
| Geronimo Gil, R OBP: 0.226, SLG: 0.316 (1, 2) | | 0-1 1B | | 1-1 L7 | | 2-3 K | | 2-2 L8 | | 3 0 1 0 0 1 0 1 0 0 0 0 0 0 |
| Luis Matos, R OBP: 0.345, SLG: 0.374 (9, PH) | | | | | | | | | | |

| Inning Stats | R: 2 | H: 3 | E: 0 | K: 0 | S: 18 | LOB: 3 | BB: 2 | P: 33 | R: 0 | H: 1 | E: 0 | K: 0 | S: 6 | LOB: 1 | BB: 0 | P: 6 | R: 1 | H: 2 | E: 0 | K: 0 | S: 6 | LOB: 1 | BB: 0 | P: 10 | R: 0 | H: 0 | E: 0 | K: 1 | S: 11 | LOB: 0 | BB: 0 | P: 14 | R: 0 | H: 0 | E: 0 | K: 1 | S: 6 | LOB: 0 | BB: 0 | P: 8 | R: 0 | H: 0 | E: 0 | K: 1 | S: 10 | LOB: 0 | BB: 0 | P: 15 | R: 0 | H: 0 | E: 0 | K: 1 | S: 11 | LOB: 1 | BB: 1 | P: 18 | R: 0 | H: 1 | E: 0 | K: 1 | S: 16 | LOB: 1 | BB: 0 | P: 21 | 1B: 5 | 2B: 3 | 3B: 0 | HR: 0 | SF: 0 | SAC: 0 | DP: 0 | HBP: 0 | WP: 0 | PB: 0 | SB: 1 | CS: 0 | PA: 38 |
|--------------|------|------|------|------|-------|--------|-------|-------|------|------|------|------|------|--------|-------|------|------|------|------|------|------|--------|-------|-------|------|------|------|------|-------|--------|-------|-------|------|------|------|------|------|--------|-------|------|------|------|------|------|-------|--------|-------|-------|------|------|------|------|-------|--------|-------|-------|------|------|------|------|-------|--------|-------|-------|-------|-------|-------|-------|-------|--------|-------|--------|-------|-------|-------|-------|--------|
|--------------|------|------|------|------|-------|--------|-------|-------|------|------|------|------|------|--------|-------|------|------|------|------|------|------|--------|-------|-------|------|------|------|------|-------|--------|-------|-------|------|------|------|------|------|--------|-------|------|------|------|------|------|-------|--------|-------|-------|------|------|------|------|-------|--------|-------|-------|------|------|------|------|-------|--------|-------|-------|-------|-------|-------|-------|-------|--------|-------|--------|-------|-------|-------|-------|--------|

| PITCHER | IP | WLS | BF | H | R | ER | SO | BB | IBB | HBP | BLK | WP | HR | S | P | ERA | WHIP |
|--|-----|-----|----|---|---|----|----|----|-----|-----|-----|----|----|----|-----|------|-------|
| Bronson Arroyo, R ERA: 4.29 (1, 1) | 7.0 | W | 31 | 7 | 3 | 3 | 3 | 3 | 3 | 0 | 0 | 0 | 0 | 69 | 105 | 3.86 | 1.429 |
| Mike Myers, L ERA: 3.48 (8, 1) | 0.1 | H | 1 | 0 | 0 | 0 | 0 | 0 | 0 | 0 | 0 | 0 | 0 | 4 | 6 | 0.00 | 0.000 |
| 58 Jonathan Papelbon, R ERA: 3.14 (8, 1) | 0.2 | H | 2 | 0 | 0 | 0 | 1 | 0 | 0 | 0 | 0 | 0 | 0 | 5 | 6 | 0.00 | 0.000 |
| 50 Mike Timlin, R ERA: 2.23 (9, 1) | 1.0 | S | 4 | 1 | 0 | 0 | 1 | 0 | 0 | 0 | 0 | 0 | 0 | 16 | 21 | 0.00 | 1.000 |

BOTTOM

Boston Red Sox @ Baltimore Orioles
Oriole Park at Camden Yards, Baltimore, MD


Fri Sep 23 2005, 7:35 PM EDT
Att. 46,850 - Partly Cloudy - 88 F

| | |
|-----|----|
| AB | 35 |
| R | 3 |
| H | 8 |
| RBI | 3 |
| BB | 3 |
| SO | 5 |
| LOB | 18 |



| | |
|-------|--------|
| WP: 0 | PA: 38 |
| PB: 0 | |
| SB: 1 | |
| CS: 0 | |

| PITCHER | IP | WLS | BF | H | R | ER | SO | BB | IBB | HBP | BLK | WP | HR | S | P | ERA | WHIP |
|---------|----|-----|----|---|---|----|----|----|-----|-----|-----|----|----|---|---|-----|------|
|---------|----|-----|----|---|---|----|----|----|-----|-----|-----|----|----|---|---|-----|------|

| Batter | 1 | 2 | 3 | 4 | 5 | 6 | 7 | 8 | 9 | AB R H RBI BB SO LOB | TOP |
|--|---|--|---|--|---|--|---|--|---|----------------------|---|
| 18 Johnny Damon, L (1, 8) OBP: 0.363, SLG: 0.438 | 2-2 34 1B SF8 BB 1B | 1-0 G3 | | | 2-2 G4-3 | | 2-0 F8 | | 4-0 1B BB | 4 1 1 0 1 0 2 | |
| Edgar Renteria, R (1, 6) OBP: 0.331, SLG: 0.373 | 4-1 SF8 34 1B WP BB | | 1-3 K | | 2-1 P6 | | | 0-0 G5-3 | 0-0 1B | 4 1 1 2 1 1 0 | |
| 34 David Ortiz, L (1, 10) OBP: 0.393, SLG: 0.608 | 1-0 WP 1B | | 2-3 K | | 0-0 P5 | | | 4-0 1B BB | 3-2 F8 | 4 0 1 0 1 1 2 | |
| Manny Ramirez, R (1, 7) OBP: 0.381, SLG: 0.577 | 2-2 SF8 | | 1-1 P6 | | 1-3 K | | | 0-3 K | 1-0 G6-3 | 4 0 0 1 0 2 3 | |
| Jason Varitek, S (1, 2) OBP: 0.366, SLG: 0.492 | 3-2 K | | | 3-2 G5-3 | | 3-2 G5-3 | | 2-0 1B | | 4 0 1 0 0 1 1 | |
| Kevin Miller, R (1, 3) OBP: 0.356, SLG: 0.402 | 4-2 BB | | | 4-0 BB | | | 2-1 G6-3 | 2-3 K | | 1 0 0 0 2 0 0 | |
| John Olerud, L (7, 3) OBP: 0.355, SLG: 0.484 | | | | | | | | | | 1 0 0 0 0 1 2 | |
| Bill Mueller, S (1, 5) OBP: 0.374, SLG: 0.432 | 0-1 F9 | | | 3-3 K | | | 1-1 1B | | 2-0 P4 | 4 0 1 0 0 1 3 | AB 34 R 4 H 8 RBI 3 BB 5 SO 9 LOB 16 |
| Trot Nixon, L (1, 9) OBP: 0.369, SLG: 0.467 | | | 3-3 K | | 1-1 G5-3 | | 0-1 1B | | 1-0 1B | 4 1 2 0 0 1 1 | |
| Tony Graffanino, R (1, 4) OBP: 0.369, SLG: 0.423 | | | | | | | 2-2 P4 | | 2-1 1B | 4 0 1 0 0 1 2 |  |
| Adam Stern, L (9, PR) OBP: 0.188, SLG: 0.333 | | | 1-3 K | | 0-0 G5-3 | | | | 1-3 1B | 0 1 0 0 0 0 0 | |
| 13 Alex Cora, L (9, 4) OBP: 0.277, SLG: 0.331 | | | | | | | | | | 0 0 0 0 0 0 0 | |
| Inning Stats | R: 2 H: 2 E: 0 LOB: 2 K: 1 BB: 2 S: 19 P: 35 | R: 0 H: 0 E: 0 LOB: 0 K: 2 BB: 0 S: 8 P: 13 | R: 0 H: 0 E: 0 LOB: 1 K: 1 BB: 1 S: 13 P: 24 | R: 0 H: 0 E: 0 LOB: 0 K: 2 BB: 0 S: 7 P: 11 | R: 0 H: 2 E: 0 LOB: 2 K: 0 BB: 0 S: 11 P: 18 | R: 0 H: 1 E: 0 LOB: 2 K: 2 BB: 1 S: 9 P: 17 | R: 2 H: 3 E: 0 LOB: 2 K: 0 BB: 1 S: 9 P: 22 | 1B: 8 SF: 1 2B: 0 SAC: 0 3B: 0 DP: 0 HR: 0 HBP: 0 | WP: 1 PA: 40 PB: 0 SB: 0 CS: 0 | | |
| PITCHER 45 Erik Bedard, L (1, 1) ERA: 3.74 47 Aaron Rakers, R (7, 1) ERA: 4.82 Tim Byrdak, L (7, 1) ERA: 4.32 37 Chris Ray, R (8, 1) ERA: 2.7 B.J. Ryan, L (8, 1) ERA: 2.55 | IP WLS BF H R ER SO BB IBB HBP BLK WP HR S P ERA WHIP | 6.1 0.1 1 0 0 0 0 0 0 0 0 0 0 4 6 2.84 1.105 | 0.1 1 0 0 0 0 0 0 0 0 0 0 0 1 3 0.00 0.000 | 0.2 4 1 0 0 1 1 0 0 0 0 0 0 5 11 0.00 3.000 | 1.0 L 7 3 2 2 1 1 0 0 0 0 0 0 12 26 18.00 4.000 | PITCHER Todd Williams, R (9, 1) ERA: 3.45 | IP WLS BF H R ER SO BB IBB HBP BLK WP HR S P ERA WHIP | 0.1 1 0 0 0 0 0 0 0 0 0 0 0 0 1 2 0.00 0.000 | | | |

Boston Red Sox @ Baltimore Orioles
Oriole Park at Camden Yards, Baltimore, MD

Sat Sep 24 2005, 4:35 PM EDT
Att. 48,612 - Overcast - 76 F

livebaseballscorecards.com

BOTTOM

Boston Red Sox @ Baltimore Orioles
 Oriole Park at Camden Yards, Baltimore, MD

Sat Sep 24 2005, 4:35 PM EDT
 Att. 48,612 - Overcast - 76 F

livebaseballscorecards.com

| | |
|------------|-----------|
| AB | 34 |
| R | 3 |
| H | 10 |
| RBI | 3 |
| BB | 7 |
| SO | 6 |
| LOB | 23 |



| | |
|-------|--------|
| WP: 0 | PA: 41 |
| PB: 0 | |
| SB: 0 | |
| CS: 1 | |

AB R H RBI BB SO LOB

| | | | | | | |
|---|---|---|---|---|---|---|
| 4 | 2 | 1 | 0 | 1 | 1 | 0 |
| 5 | 1 | 2 | 2 | 0 | 0 | 1 |
| 5 | 0 | 0 | 0 | 0 | 1 | 2 |
| 3 | 0 | 3 | 1 | 2 | 0 | 0 |
| 0 | 0 | 0 | 0 | 0 | 0 | 0 |
| 4 | 0 | 1 | 0 | 1 | 1 | 3 |
| 4 | 0 | 1 | 0 | 0 | 1 | 5 |
| 3 | 0 | 2 | 0 | 1 | 0 | 2 |
| 0 | 0 | 0 | 0 | 0 | 0 | 0 |
| 0 | 0 | 0 | 0 | 0 | 0 | 0 |
| 2 | 0 | 0 | 0 | 2 | 0 | 3 |
| 4 | 0 | 0 | 0 | 0 | 2 | 7 |

| Batter | 1 | 2 | 3 | 4 | 5 | 6 | 7 | 8 | 9 |
|---|--------|--------------|----------|-------------------|-------------------|-----------------|-------------|-----------|----------------------|
| Bernie Castro, S (1, 4) OBP: 0.375, SLG: 0.380 | 1-1 B3 | | 0-3 K | | 1-1 G3 | | 1-1 6 HR 1B | | 4-1 10 G5-3 31 2B BB |
| 6 Melvin Mora, R (1, 5) OBP: 0.343, SLG: 0.452 | 1-2 P4 | | 3-2 G1-3 | | 3-2 10 1B | | 2-1 1-H HR | | 2-1 P3 |
| 10 Miguel Tejada, R (1, 6) OBP: 0.354, SLG: 0.525 | 3-2 K | | 2-1 G5-3 | | 0-0 G1-4-6-3 1-2f | | 1-0 G6-3 | | 1-2 G5-3 1-2 |
| 31 Jay Gibbons, L (1, 9) OBP: 0.313, SLG: 0.504 | | 4-2 BB BB BB | | 4-1 FC3-4-5 BB BB | | 3-2 G6-4-3 1B | 1-2 2B 1B | | 1-1 2-H 2B |
| Eric Byrnes, R (9, PR) OBP: 0.296, SLG: 0.376 | | | | | | | | | |
| Javy Lopez, R (1, 2) OBP: 0.327, SLG: 0.445 | | 0-3 K | | 4-2 BB FC3-4-5 BB | | 1-2 G6-4-3 1-2f | 0-0 1-3 2B | | 2-1 F9 |
| B.J. Surhoff, L (1, 10) OBP: 0.288, SLG: 0.370 | | 1-2 K | | 2-2 FC3-4-5 BB | | 0-0 2B 1B | 0-1 P5 | | |
| Chris Gomez, R (1, 3) OBP: 0.354, SLG: 0.343 | | 4-1 BB BB | | 2-1 F9 | | 1-2 1-3 2B | | 1-1 CS 1B | |
| Ed Rogers, R (8, PR) OBP: 0.355, SLG: 0.382 | | 1-2 BB BB | | | | | | | |
| Alejandro Freire, R (9, 3) | | | | | | | | | |
| David Newhan, L (1, 7) OBP: 0.274, SLG: 0.320 | | 4-2 BB | | 4-1 FC6-4 BB | | 2-2 P5 | 0-1 B5 | | |
| Luis Matos, R (1, 8) OBP: 0.342, SLG: 0.370 | | 0-1 F9 | | 1-2 FC6-4 1-2f | | | 0-3 K | 1-2 K | |

| | | | | | | | | | | | | | | | | | | | | |
|---------------------|------------------------------|----------------------------------|-------------------------------|----------------------------------|------------------------------|----------------------------------|-------------------------------|----------------------------------|------------------------------|----------------------------------|-------------------------------|----------------------------------|-------------------------------|----------------------------------|-------------------------------|----------------------------------|-------------------------------|----------------------------------|----------------------------------|------------------------------------|
| Inning Stats | R: 0 E: 0 K: 1 S: 8 | H: 0 LOB: 0 BB: 0 P: 13 | R: 0 E: 0 K: 2 S: 15 | H: 0 LOB: 3 BB: 3 P: 28 | R: 0 E: 0 K: 1 S: 8 | H: 0 LOB: 0 BB: 0 P: 13 | R: 0 E: 0 K: 0 S: 13 | H: 0 LOB: 3 BB: 3 P: 30 | R: 0 E: 0 K: 0 S: 6 | H: 1 LOB: 0 BB: 0 P: 10 | R: 0 E: 0 K: 0 S: 15 | H: 3 LOB: 2 BB: 0 P: 22 | R: 2 E: 0 K: 1 S: 16 | H: 4 LOB: 2 BB: 0 P: 21 | R: 0 E: 0 K: 1 S: 10 | H: 1 LOB: 1 BB: 0 P: 14 | R: 1 E: 0 K: 0 S: 10 | H: 1 LOB: 1 BB: 1 P: 20 | 1B: 6 2B: 4 3B: 0 HR: 1 | SF: 0 SAC: 0 DP: 3 HBP: 0 |
|---------------------|------------------------------|----------------------------------|-------------------------------|----------------------------------|------------------------------|----------------------------------|-------------------------------|----------------------------------|------------------------------|----------------------------------|-------------------------------|----------------------------------|-------------------------------|----------------------------------|-------------------------------|----------------------------------|-------------------------------|----------------------------------|----------------------------------|------------------------------------|

| PITCHER | IP | WLS | BF | H | R | ER | SO | BB | IBB | HBP | BLK | WP | HR | S | P | ERA | WHIP |
|--|-----|-----|----|---|---|----|----|----|-----|-----|-----|----|----|----|-----|-------|-------|
| 30 Matt Clement, R (1, 1) ERA: 4.5 | 6.0 | | 26 | 4 | 0 | 0 | 4 | 6 | 0 | 0 | 0 | 0 | 0 | 65 | 116 | 0.00 | 1.667 |
| 56 Craig Hansen, R (7, 1) ERA: 10.8 | 0.2 | B | 6 | 4 | 2 | 2 | 1 | 0 | 0 | 0 | 0 | 0 | 1 | 14 | 19 | 27.00 | 6.000 |
| Mike Myers, L (7, 1) ERA: 3.44 | 0.1 | | 1 | 0 | 0 | 0 | 0 | 0 | 0 | 0 | 0 | 0 | 0 | 2 | 2 | 0.00 | 0.000 |
| 58 Jonathan Papelbon, R (8, 1) ERA: 3.03 | 1.0 | W | 3 | 1 | 0 | 0 | 1 | 0 | 0 | 0 | 0 | 0 | 0 | 10 | 14 | 0.00 | 1.000 |
| 50 Mike Timlin, R (9, 1) ERA: 2.32 | 1.0 | S | 5 | 1 | 1 | 1 | 0 | 1 | 0 | 0 | 0 | 0 | 0 | 10 | 20 | 9.00 | 2.000 |

| Batter | 1 | 2 | 3 | 4 | 5 | 6 | 7 | 8 | 9 | AB R H RBI BB SO LOB | TOP | | | | | | | | | | |
|---|---|----------------------------------|------------------------------|----------------------------------|------------------------------|----------------------------------|-------------------------------|----------------------------------|-------------------------------|----------------------------------|------------------------------|----------------------------------|-------------------------------|----------------------------------|------------------------------|----------------------------------|------------------------------|---------------------------------|----------------------------------|------------------------------------|--|
| 18 Johnny Damon, L (1, 8) OBP: 0.363, SLG: 0.441 Adam Hyzdu, R (9, 8) OBP: 0.268, SLG: 0.200 | 2-3 K | 0-2 G6-3 | | 4-2 34 BB 1-2 BB | 0-2 HR | | 1-2 F7 | | 0-0 G5-3 | 5 1 1 2 1 1 1 0 0 0 0 0 0 0 | | | | | | | | | | | |
| Edgar Renteria, R (1, 6) OBP: 0.332, SLG: 0.376 | 1-2 G6-3 | 0-0 L5 | | 1-1 F9 | 0-0 3B | | 1-1 1B | | | 5 0 2 0 0 0 2 | | | | | | | | | | | |
| 34 David Ortiz, L (1, 10) OBP: 0.394, SLG: 0.606 | 4-1 HR BB | 4-1 BB | | 4-2 1-2 2-3 BB | 2-3 K | | 3-2 F7 | | | 2 1 0 0 3 1 3 | | | | | | | | | | | |
| Manny Ramirez, R (1, 7) OBP: 0.380, SLG: 0.579 | 1-1 HR | 2-0 P4 | | 0-0 F8 | | 0-2 L9 | | 3-1 G5-3 | | 5 1 1 2 0 0 4 | | | | | | | | | | | |
| Trot Nixon, L (1, 9) OBP: 0.370, SLG: 0.469 | 0-2 1B 1B | | 0-1 G4-3 | | 2-2 2B 2B | 1-3 K | | 0-1 F8 | | 5 2 2 0 0 1 0 | | | | | | | | | | | |
| Jason Varitek, S (1, 2) OBP: 0.371, SLG: 0.494 | 4-0 1B 1-2 1B BB | | 2-1 L9 | | 0-1 G4-3 2B SF8 | 4-1 BB | | 4-1 BB | | 2 2 1 1 3 0 0 | | | | | | | | | | | |
| John Olerud, L (1, 3) OBP: 0.350, SLG: 0.475 | 3-2 2B 1B | | 3-3 K | | 0-1 G4-3 | 0-1 L8 | | 0-3 K | | 5 1 1 2 0 2 3 | | | | | | | | | | | |
| Bill Mueller, S (1, 5) OBP: 0.376, SLG: 0.436 | 0-0 2B | | | 0-0 34 BB 18 BB 1B | 0-0 SF8 | | 0-1 F7 | | 0-1 G6-4-3 1B | 4 0 3 2 0 0 0 | | | | | | | | | | | |
| Tony Graffanino, R (1, 4) OBP: 0.366, SLG: 0.419 13 Alex Cora, L (9, 4) OBP: 0.277, SLG: 0.331 | 0-2 G6-3 | | | 0-2 F7 | 2-0 E6 18 HR | | 1-0 1B 1B | | 0-1 G6-4-3 | 5 1 1 0 0 0 3 0 0 0 0 0 0 0 | | | | | | | | | | | |
| Inning Stats | R: 5 E: 0 K: 1 S: 19 | H: 4 LOB: 1 BB: 2 P: 34 | R: 0 E: 0 K: 0 S: 7 | H: 0 LOB: 1 BB: 1 P: 13 | R: 0 E: 0 K: 1 S: 8 | H: 0 LOB: 0 BB: 0 P: 13 | R: 0 E: 0 K: 0 S: 12 | H: 1 LOB: 3 BB: 2 P: 21 | R: 4 E: 1 K: 1 S: 16 | H: 4 LOB: 1 BB: 0 P: 22 | R: 0 E: 0 K: 1 S: 9 | H: 0 LOB: 1 BB: 1 P: 14 | R: 0 E: 0 K: 0 S: 14 | H: 2 LOB: 2 BB: 0 P: 20 | R: 0 E: 0 K: 1 S: 8 | H: 0 LOB: 1 BB: 1 P: 15 | R: 0 E: 0 K: 0 S: 5 | H: 1 LOB: 0 BB: 0 P: 5 | 1B: 6 2B: 3 3B: 1 HR: 2 | SF: 1 SAC: 0 DP: 1 HBP: 0 | WP: 0 PA: 46 PB: 0 SB: 0 CS: 0 |
| PITCHER | IP WLS BF H R ER SO BB IBB HBP BLK WP HR S P ERA WHIP | | | | | | | | | | | | | | | | | | | | |
| John Maine, R (1, 1) ERA: 5.54 | 3.1 L 19 5 5 5 2 4 0 0 0 0 1 41 71 13.50 2.700 | | | | | | | | | | | | | | | | | | | | |
| James Baldwin, R (4, 1) ERA: 3.93 | 1.2 11 4 4 2 1 1 0 0 0 0 1 21 32 10.80 3.000 | | | | | | | | | | | | | | | | | | | | |
| Jorge Julio, R (6, 1) ERA: 5.9 | 2.0 9 2 0 0 1 1 0 0 0 0 0 23 34 0.00 1.500 | | | | | | | | | | | | | | | | | | | | |
| Steve Kline, L (8, 1) ERA: 4.35 | 1.0 4 0 0 0 1 1 0 0 0 0 0 8 15 0.00 1.000 | | | | | | | | | | | | | | | | | | | | |
| Jason Grimsley, R (9, 1) ERA: 6.52 | 1.0 3 1 0 0 0 0 0 0 0 0 0 5 5 0.00 1.000 | | | | | | | | | | | | | | | | | | | | |

Boston Red Sox @ Baltimore Orioles
 Oriole Park at Camden Yards, Baltimore, MD

Sun Sep 25 2005, 1:35 PM EDT
 Att. 46,559 - Overcast - 73 F

livebaseballscorecards.com

| | |
|-----|----|
| AB | 38 |
| R | 9 |
| H | 12 |
| RBI | 9 |
| BB | 7 |
| SO | 5 |
| LOB | 16 |



| Batter | 1 | 2 | 3 | 4 | 5 | 6 | 7 | 8 | 9 | AB | R | H | RBI | BB | SO | LOB |
|---|-----------|-------------|-------------------------------|-----------|-----------------|-------------|-----------------|-------------|-------------|----|---|---|-----|----|----|-----|
| Bernie Castro, S (1, 4) OBP: 0.350, SLG: 0.352 | 2-1 L4 | | 1-2 G5-3 | | 0-1 G5-3 | | | 3-2 G4-3 | | 4 | 0 | 0 | 0 | 0 | 0 | 1 |
| 6 Melvin Mora, R (1, 5) OBP: 0.344, SLG: 0.458 | 3-2 HR | | 1-1 10 G1-4-3 1B | | | 0-2 G5-3 | | 1-1 F9 | | 4 | 1 | 2 | 1 | 0 | 0 | 0 |
| 10 Miguel Tejada, R (1, 6) OBP: 0.353, SLG: 0.528 | 0-0 HR | | 2-1 SAFE G1-4-3 1-2f | | | 2-2 G6-3 | | 0-2 P6 | | 4 | 1 | 1 | 1 | 0 | 0 | 1 |
| 31 Jay Gibbons, L (1, 9) OBP: 0.310, SLG: 0.500 | 3-2 F8 | | | 1-3 K | | | 0-0 F9 | | 1-1 G3 | 4 | 0 | 0 | 0 | 0 | 1 | 0 |
| Javy Lopez, R (1, 10) OBP: 0.323, SLG: 0.440 | 1-2 F8 | | | 0-2 K | | | 0-0 G6-3 | | 1-0 G5-3 | 4 | 0 | 0 | 0 | 0 | 1 | 0 |
| Eric Byrnes, R (1, 7) OBP: 0.296, SLG: 0.377 | | 0-0 P6 | | 2-2 P5 | | | 1-2 1B 2B | | 1-3 K | 4 | 1 | 1 | 0 | 0 | 1 | 0 |
| Luis Matos, R (1, 8) OBP: 0.342, SLG: 0.373 | | 1-1 G1-3 | | | 0-0 F8 2B | | 1-2 F7 | | | 3 | 0 | 1 | 0 | 0 | 0 | 1 |
| Alejandro Freire, R (1, 3) OBP: 0.359, SLG: 0.386 | | 3-2 | | | | 3-2 G5-3 | | 0-2 | | 2 | 0 | 1 | 0 | 0 | 0 | 1 |
| Walter Young, L (7, PH) OBP: 0.357, SLG: 0.400 | | | | | | | 2-H 1B | | | 1 | 0 | 1 | 1 | 0 | 0 | 0 |
| Geronimo Gil, R (1, 2) OBP: 0.220, SLG: 0.308 | | 0-3 | | | | 1-2 F8 | | 2-1 G5-3 | | 3 | 0 | 0 | 0 | 0 | 1 | 3 |
| Eli Whiteside, R (9, 2) OBP: 0.375, SLG: 0.375 | | | | | | 2-3 | | | | 0 | 0 | 0 | 0 | 0 | 0 | 0 |

| Inning Stats | R: 2 | H: 2 | E: 0 | K: 0 | S: 14 | H: 2 | LOB: 0 | BB: 0 | P: 23 | R: 0 | H: 1 | E: 0 | K: 1 | S: 10 | H: 1 | LOB: 1 | BB: 0 | P: 14 | R: 0 | H: 1 | E: 0 | K: 0 | S: 9 | H: 0 | LOB: 0 | BB: 0 | P: 13 | R: 0 | H: 0 | E: 0 | K: 2 | S: 10 | H: 1 | LOB: 1 | BB: 0 | P: 17 | R: 0 | H: 0 | E: 0 | K: 0 | S: 9 | H: 0 | LOB: 0 | BB: 0 | P: 11 | R: 1 | H: 2 | E: 0 | K: 0 | S: 17 | H: 2 | LOB: 1 | BB: 0 | P: 21 | R: 0 | H: 0 | E: 0 | K: 0 | S: 8 | H: 0 | LOB: 0 | BB: 0 | P: 12 | R: 0 | H: 0 | E: 0 | K: 1 | S: 7 | H: 0 | LOB: 0 | BB: 0 | P: 10 | 1B: 3 | SF: 0 | 2B: 2 | SAC: 0 | 3B: 0 | DP: 1 | HR: 2 | HBP: 0 | WP: 0 | PA: 33 |
|---|------|------|------|------|-------|------|--------|-------|-------|------|------|------|------|-------|------|--------|-------|-------|------|------|------|------|------|------|--------|-------|-------|------|------|------|------|-------|------|--------|-------|-------|------|------|------|------|------|------|--------|-------|-------|------|------|------|------|-------|------|--------|-------|-------|------|------|------|------|------|------|--------|-------|-------|------|------|------|------|------|------|--------|-------|-------|-------|-------|-------|--------|-------|-------|-------|--------|-------|--------|
| PITCHER | IP | WLS | BF | H | R | ER | SO | BB | IBB | HBP | BLK | WP | HR | S | P | ERA | WHIP | | | | | | | | | | | | | | | | | | | | | | | | | | | | | | | | | | | | | | | | | | | | | | | | | | | | | | | | | | | | | | | | | |
| David Wells, L (1, 1) ERA: 4.47 | 6.2 | W | 25 | 6 | 3 | 3 | 3 | 0 | 0 | 0 | 0 | 0 | 0 | 76 | 104 | 4.05 | 0.900 | | | | | | | | | | | | | | | | | | | | | | | | | | | | | | | | | | | | | | | | | | | | | | | | | | | | | | | | | | | | | | | | | |
| Chad Bradford, R (7, 1) ERA: 3.74 | 1.1 | | 5 | 1 | 0 | 0 | 0 | 0 | 0 | 0 | 0 | 0 | 0 | 14 | 20 | 0.00 | 0.750 | | | | | | | | | | | | | | | | | | | | | | | | | | | | | | | | | | | | | | | | | | | | | | | | | | | | | | | | | | | | | | | | | |
| Chad Harville, R (9, 1) ERA: 4.6 | 1.0 | | 3 | 0 | 0 | 0 | 1 | 0 | 0 | 0 | 0 | 0 | 0 | 7 | 10 | 0.00 | 0.000 | | | | | | | | | | | | | | | | | | | | | | | | | | | | | | | | | | | | | | | | | | | | | | | | | | | | | | | | | | | | | | | | | |


BOTTOM

Boston Red Sox @ Baltimore Orioles
Oriole Park at Camden Yards, Baltimore, MD

Sun Sep 25 2005, 1:35 PM EDT
Att. 46,559 - Overcast - 73 F

livebaseballscorecards.com

| | |
|------------|-----------|
| AB | 33 |
| R | 3 |
| H | 7 |
| RBI | 3 |
| BB | 0 |
| SO | 4 |
| LOB | 7 |



| Batter | 1 | 2 | 3 | 4 | 5 | 6 | 7 | 8 | 9 | AB R H RBI BB SO LOB | TOP | | | | | | | | | | | |
|--|---|----------------------------------|------------------------------|----------------------------------|-------------------------------|----------------------------------|------------------------------|---------------------------------|-------------------------------|----------------------------------|------------------------------|----------------------------------|-------------------------------|----------------------------------|-------------------------------|----------------------------------|------------------------------|----------------------------------|----------------------------------|------------------------------------|----------------------------------|--------|
| Frank Catalanotto, L (1, 10) OBP: 0.356, SLG: 0.408 | 0-3 K | | 4-2 FC4-6 BB | | 2-1 G3 | | | 2-3 K | | 3 0 0 0 1 2 2 | | | | | | | | | | | | |
| 15 Alex Rios, R (1, 9) OBP: 0.305, SLG: 0.396 | 1-2 G6-3 | | 0-2 FC4-6 | | 1-0 G6-4-3 1B | | | 0-2 SAFE 1B | | 4 0 2 0 0 0 1 | | | | | | | | | | | | |
| 10 Vernon Wells, R (1, 8) OBP: 0.319, SLG: 0.465 | 2-2 HBP | | | 0-0 G5-3 | | 2-0 G6-4-3 | | 1-2 P3 | | 3 0 0 0 0 0 3 | | | | | | | | | | | | |
| Shea Hillenbrand, R (1, 5) OBP: 0.344, SLG: 0.453 | 0-3 K | | | 0-1 G5-3 | | 3-3 K | | 1-3 SAFE K | | 4 0 0 0 0 3 3 | | | | | | | | | | | | |
| Eric Hinske, L (1, 3) OBP: 0.331, SLG: 0.410 | | 0-1 F7 | | 1-0 P4 | | | 1-1 F9 | | 0-1 G3-1 | 4 0 0 0 0 0 0 | | | | | | | | | | | | |
| Frank Menechino, R (1, 4) OBP: 0.360, SLG: 0.355 | | 2-2 G5-3 | | | 1-1 E7 PB 1B | | 2-3 K | | 1-3 K | 3 1 1 0 0 1 0 1 0 0 0 0 1 0 | | | | | | | | | | | | |
| 8 Russ Adams, L (9, PH) OBP: 0.318, SLG: 0.381 | | | | | | | | | | | | | | | | | | | | | | |
| 2 Aaron Hill, R (1, 6) OBP: 0.332, SLG: 0.379 | | 2-3 K | | | 0-1 F9 | | 0-2 E6 | | 1-0 DI 1B | 3 0 0 0 0 1 1 1 0 1 0 0 0 0 | | | | | | | | | | | | |
| 47 Corey Koskie, L (9, PH) OBP: 0.337, SLG: 0.407 | | | | | 2-3 F9 | | | | | | | | | | | | | | | | | |
| Gabe Gross, L (1, 7) OBP: 0.314, SLG: 0.354 | | | 2-1 P2 | | 3-1 F7 | | 2-2 P3 | | 1-1 G4-3 | 4 0 0 0 0 0 2 | | | | | | | | | | | | |
| Guillermo Quiroz, R (1, 2) OBP: 0.214, SLG: 0.231 | | | 1-3 K | | 3-H 3-2 1B | | | | | | | | | | | | | | | | | |
| 9 Gregg Zaun, S (8, PH) OBP: 0.358, SLG: 0.374 (8, 2) | | | | | | | | 4-2 15 1B BB | | 2 0 1 0 0 1 0 0 0 0 0 1 0 0 | | | | | | | | | | | | |
| Inning Stats | R: 0 E: 0 K: 2 S: 15 | H: 0 LOB: 1 BB: 0 P: 18 | R: 0 E: 0 K: 1 S: 9 | H: 0 LOB: 0 BB: 0 P: 13 | R: 0 E: 0 K: 1 S: 12 | H: 0 LOB: 1 BB: 1 P: 19 | R: 0 E: 0 K: 0 S: 4 | H: 0 LOB: 0 BB: 0 P: 5 | R: 1 E: 1 K: 0 S: 14 | H: 2 LOB: 1 BB: 0 P: 23 | R: 0 E: 0 K: 1 S: 7 | H: 1 LOB: 0 BB: 0 P: 13 | R: 0 E: 1 K: 1 S: 13 | H: 0 LOB: 1 BB: 0 P: 18 | R: 0 E: 0 K: 2 S: 17 | H: 1 LOB: 2 BB: 1 P: 25 | R: 0 E: 0 K: 1 S: 8 | H: 1 LOB: 1 BB: 0 P: 11 | 1B: 5 2B: 0 3B: 0 HR: 0 | SF: 0 SAC: 0 DP: 1 HBP: 1 | WP: 0 PB: 1 SB: 0 CS: 0 | PA: 35 |
| PITCHER | IP WLS BF H R ER SO BB IBB HBP BLK WP HR S P ERA WHIP | | | | | | | | | | | | | | | | | | | | | |
| 49 Tim Wakefield, R (1, 1) ERA: 3.96 | 7.0 W 26 3 1 0 6 1 0 1 0 0 0 74 109 0.00 0.571 | | | | | | | | | | | | | | | | | | | | | |
| 58 Jonathan Papelbon, R (8, 1) ERA: 2.93 | 1.0 H 5 1 0 0 2 1 0 0 0 0 0 17 25 0.00 2.000 | | | | | | | | | | | | | | | | | | | | | |
| 50 Mike Timlin, R (9, 1) ERA: 2.29 | 1.0 S 4 1 0 0 1 0 0 0 0 0 0 8 11 0.00 1.000 | | | | | | | | | | | | | | | | | | | | | |

Toronto Blue Jays @ Boston Red Sox
 Fenway Park, Boston, MA
 Tue Sep 27 2005, 1:05 PM EDT
 Att. 35,700 - Partly Cloudy - 68 F

livebaseballscorecards.com

| | |
|-----|----|
| AB | 32 |
| R | 1 |
| H | 5 |
| RBI | 0 |
| BB | 2 |
| SO | 9 |
| LOB | 12 |



| Batter | 1 | 2 | 3 | 4 | 5 | 6 | 7 | 8 | 9 |
|--|-------------------------------|-------------|-------------|-------------|-----------------------|-------------|-------------|---|---|
| 18 Johnny Damon, L OBP: 0.362, SLG: 0.440 (1, 8) | 2-2 2B 34 G4-3 1B | 1-1 G4-3 | | | 0-0 F9 | | 1-1 F8 | | |
| Edgar Renteria, R OBP: 0.333, SLG: 0.380 (1, 6) | 1-2 34 G4-3 1B 2B | | 0-1 G1-3 | | 0-1 34 2B 2B | | 1-1 G5-3 | | |
| 34 David Ortiz, L OBP: 0.394, SLG: 0.606 (1, 10) | 3-1 G4-3 | | 3-3 K | | 0-0 G3 2B | | 2-3 K | | |
| Manny Ramirez, R OBP: 0.382, SLG: 0.579 (1, 7) | 2-3 3-H 3-2 1B | | 1-0 HBP | | 4-0 G3 IBB | | 0-1 F9 | | |
| Trot Nixon, L OBP: 0.366, SLG: 0.464 (1, 9) | 3-H 1-3 K | | 0-0 P6 | | 1-0 G3 | | 2-0 G6-3 | | |
| Bill Mueller, S OBP: 0.373, SLG: 0.433 (1, 5) | 0-1 G4-3 | | | 0-0 G4-3 | 1-1 G3-1 | | 2-1 G6-3 | | |
| John Olerud, L OBP: 0.350, SLG: 0.470 (1, 3) | | 3-3 K | | 4-2 BB | | 1-2 G6-3 | | | |
| Doug Mirabelli, R OBP: 0.313, SLG: 0.397 (1, 2) | | 1-3 K | | 1-3 K | | 3-2 F8 | | | |
| 13 Alex Cora, L OBP: 0.277, SLG: 0.335 (1, 4) | | 2-1 2B | | 3-2 G3 | | 2-2 G1-3 | | | |

| Inning Stats | R: 2 | H: 3 | E: 0 | LOB: 1 | K: 1 | P: 27 | R: 0 | H: 1 | E: 0 | LOB: 1 | K: 2 | P: 11 | R: 0 | H: 0 | E: 0 | LOB: 1 | K: 1 | P: 10 | R: 0 | H: 0 | E: 0 | LOB: 1 | K: 1 | P: 12 | R: 1 | H: 2 | E: 0 | LOB: 2 | K: 0 | P: 13 | R: 0 | H: 0 | E: 0 | LOB: 0 | K: 1 | P: 11 | R: 0 | H: 0 | E: 0 | LOB: 0 | K: 0 | P: 9 |
|--------------|-------|-------|--------|--------|-------|-------|--------|-------|--------|--------|------|-------|------|------|------|--------|------|-------|------|------|------|--------|------|-------|------|------|------|--------|------|-------|------|------|------|--------|------|-------|------|------|------|--------|------|------|
| 1B: 2 | SF: 0 | 2B: 4 | SAC: 0 | 3B: 0 | DP: 0 | HR: 0 | HBP: 1 | WP: 0 | PA: 33 | | | | | | | | | | | | | | | | | | | | | | | | | | | | | | | | | |


| PITCHER | IP | WLS | BF | H | R | ER | SO | BB | IBB | HBP | BLK | WP | HR | S | P | ERA | WHIP |
|---|-----|-----|----|---|---|----|----|----|-----|-----|-----|----|----|----|-----|------|-------|
| Dave Bush, R ERA: 4.45 (1, 1) | 6.0 | L | 27 | 6 | 3 | 3 | 5 | 1 | 1 | 1 | 0 | 0 | 0 | 64 | 105 | 4.50 | 1.167 |
| 40 Dustin McGowan, R ERA: 6.55 (7, 1) | 2.0 | | 6 | 0 | 0 | 0 | 1 | 0 | 0 | 0 | 0 | 0 | 0 | 12 | 20 | 0.00 | 0.000 |

BOTTOM

Toronto Blue Jays @ Boston Red Sox
 Fenway Park, Boston, MA
 Tue Sep 27 2005, 1:05 PM EDT
 Att. 35,700 - Partly Cloudy - 68 F

livebaseballscorecards.com

| | |
|-----|----|
| AB | 30 |
| R | 3 |
| H | 6 |
| RBI | 3 |
| BB | 2 |
| SO | 6 |
| LOB | 11 |



Batter 1 2 3 4 5 6 7 8 9 AB R H RBI BB SO LOB TOP

Main table containing batter names, statistics, and play diagrams for each batter across 9 innings. Batter names include Russ Adams, Frank Catalanotto, Alex Rios, Vernon Wells, Corey Koskie, Shea Hillenbrand, Eric Hinske, Gregg Zaun, Reed Johnson, and Aaron Hill.

Inning Stats table showing runs, hits, errors, strikeouts, and other statistics for each of the 9 innings.

Pitcher stats table listing pitcher names (Curt Schilling, Mike Myers, Chad Bradford, Craig Hansen, Chad Harville) and Geremi Gonzalez, along with their IP, WLS, BF, H, R, ER, SO, BB, IBB, HBP, BLK, WP, HR, S, P, ERA, and WHIP.

Toronto Blue Jays @ Boston Red Sox
Fenway Park, Boston, MA
Tue Sep 27 2005, 7:05 PM EDT
Att. 35,476 - Clear - 66 F

Summary statistics table: AB 36, R 7, H 13, RBI 7, BB 5, SO 9, LOB 23.



| Batter | 1 | 2 | 3 | 4 | 5 | 6 | 7 | 8 | 9 | AB | R | H | RBI | BB | SO | LOB | BOTTOM |
|--|---|---|---|---|---|---|---|---|---|----|---|---|-----|----|----|-----|--|
| 18 Johnny Damon, L OBP: 0.364, SLG: 0.443 (1, 8) | | | | | | | | | | 5 | 1 | 3 | 1 | 0 | 1 | 0 | Toronto Blue Jays @ Boston Red Sox Fenway Park, Boston, MA Tue Sep 27 2005, 7:05 PM EDT Att. 35,476 - Clear - 66 F |
| Edgar Renteria, R OBP: 0.335, SLG: 0.384 (1, 6) | | | | | | | | | | 5 | 1 | 3 | 3 | 0 | 0 | 1 | |
| 34 David Ortiz, L OBP: 0.392, SLG: 0.602 (1, 10) | | | | | | | | | | 5 | 0 | 1 | 1 | 0 | 1 | 4 | |
| Manny Ramirez, R OBP: 0.383, SLG: 0.577 (1, 7) | | | | | | | | | | 3 | 0 | 1 | 0 | 1 | 0 | 1 | |
| Jason Varitek, S OBP: 0.368, SLG: 0.490 (1, 2) | | | | | | | | | | 4 | 0 | 0 | 0 | 0 | 1 | 5 | |
| Kevin Millar, R OBP: 0.355, SLG: 0.400 (1, 3) | | | | | | | | | | 4 | 0 | 1 | 0 | 0 | 0 | 2 | |
| Bill Mueller, S OBP: 0.372, SLG: 0.431 (1, 5) | | | | | | | | | | 4 | 1 | 1 | 0 | 0 | 1 | 1 | |
| Trot Nixon, L OBP: 0.367, SLG: 0.465 (1, 9) | | | | | | | | | | 3 | 1 | 1 | 0 | 1 | 0 | 0 | |
| Tony Graffanino, R OBP: 0.365, SLG: 0.418 (1, 4) | | | | | | | | | | 4 | 1 | 1 | 0 | 0 | 0 | 3 | |

| Inning Stats | R: 0 | H: 1 | E: 0 | K: 0 | S: 12 | H: 1 | LOB: 1 | BB: 0 | P: 17 | R: 0 | H: 0 | E: 0 | K: 0 | S: 4 | R: 0 | H: 0 | E: 0 | K: 0 | S: 5 | R: 3 | H: 5 | E: 0 | K: 0 | S: 18 | R: 2 | H: 4 | E: 0 | K: 0 | S: 13 | R: 0 | H: 1 | E: 0 | K: 0 | S: 7 | R: 0 | H: 1 | E: 0 | K: 1 | S: 11 | R: 0 | H: 0 | E: 0 | K: 1 | S: 8 | R: 0 | H: 0 | E: 0 | K: 1 | S: 7 | R: 0 | H: 0 | E: 0 | K: 1 | S: 10 | R: 0 | H: 0 | E: 0 | K: 1 | S: 10 | 1B: 9 | 2B: 3 | 3B: 0 | HR: 0 | SF: 0 | SAC: 0 | DP: 2 | HBP: 0 | WP: 0 | PB: 0 | SB: 0 | CS: 0 | PA: 39 |
|--------------|------|------|------|------|-------|------|--------|-------|-------|------|------|------|------|------|------|------|------|------|------|------|------|------|------|-------|------|------|------|------|-------|------|------|------|------|------|------|------|------|------|-------|------|------|------|------|------|------|------|------|------|------|------|------|------|------|-------|------|------|------|------|-------|-------|-------|-------|-------|-------|--------|-------|--------|-------|-------|-------|-------|--------|
|--------------|------|------|------|------|-------|------|--------|-------|-------|------|------|------|------|------|------|------|------|------|------|------|------|------|------|-------|------|------|------|------|-------|------|------|------|------|------|------|------|------|------|-------|------|------|------|------|------|------|------|------|------|------|------|------|------|------|-------|------|------|------|------|-------|-------|-------|-------|-------|-------|--------|-------|--------|-------|-------|-------|-------|--------|

| PITCHER | IP | WLS | BF | H | R | ER | SO | BB | IBB | HBP | BLK | WP | HR | S | P | ERA | WHIP |
|---|-----|-----|----|----|---|----|----|----|-----|-----|-----|----|----|----|----|-------|-------|
| 39 Gustavo Chacin, L ERA: 3.82 (1, 1) | 3.2 | | 21 | 10 | 5 | 5 | 0 | 0 | 0 | 0 | 0 | 0 | 0 | 43 | 60 | 12.27 | 2.727 |
| 28 Shaun Marcum, R ERA: (4, 1) | 2.0 | | 8 | 2 | 0 | 0 | 0 | 1 | 0 | 0 | 0 | 0 | 0 | 19 | 31 | 0.00 | 1.500 |
| 54 Jason Frasor, R ERA: 3.27 (6, 1) | 1.1 | W | 4 | 0 | 0 | 0 | 2 | 0 | 0 | 0 | 0 | 0 | 0 | 11 | 17 | 0.00 | 0.000 |
| Justin Speier, R ERA: 2.57 (8, 1) | 1.0 | H | 3 | 0 | 0 | 0 | 1 | 1 | 0 | 0 | 0 | 0 | 0 | 7 | 15 | 0.00 | 1.000 |
| Scott Schoeneweis, L ERA: 3.42 (9, 1) | 0.1 | H | 1 | 0 | 0 | 0 | 1 | 0 | 0 | 0 | 0 | 0 | 0 | 3 | 4 | 0.00 | 0.000 |
| PITCHER | IP | WLS | BF | H | R | ER | SO | BB | IBB | HBP | BLK | WP | HR | S | P | ERA | WHIP |
| Miguel Batista, R ERA: 4.0 (9, 1) | 0.2 | | 2 | 0 | 0 | 0 | 0 | 0 | 0 | 0 | 0 | 0 | 0 | 7 | 11 | 0.00 | 0.000 |

livebaseballscorecards.com

| | |
|-----|----|
| AB | 37 |
| R | 5 |
| H | 12 |
| RBI | 5 |
| BB | 2 |
| SO | 4 |
| LOB | 17 |



| Batter | 1 | 2 | 3 | 4 | 5 | 6 | 7 | 8 | 9 | AB R H RBI BB SO LOB | TOP | | | | | | | | | | | |
|--|---|----------------------------------|------------------------------|----------------------------------|-------------------------------|----------------------------------|-------------------------------|----------------------------------|-------------------------------|----------------------------------|------------------------------|----------------------------------|-------------------------------|----------------------------------|-------------------------------|----------------------------------|------------------------------|----------------------------------|----------------------------------|------------------------------------|----------------------------------|--------|
| 8 Russ Adams, L (1, 6) OBP: 0.319, SLG: 0.379 | 3-2 G4-3 | 1-1 G1-3 | | 4-2 2B BB | 1-2 G4-3 | | | 4-2 G3-1 BB | | 3 0 0 0 2 0 2 | | | | | | | | | | | | |
| Frank Catalanotto, L (1, 10) OBP: 0.363, SLG: 0.433 | 1-1 10 HR 3B | | 3-2 HR | 1-0 2B | | 1-0 G4-3 | | 1-2 G3-1 | | 5 2 3 3 0 0 1 | | | | | | | | | | | | |
| 10 Vernon Wells, R (1, 8) OBP: 0.320, SLG: 0.469 | 0-1 HR | | 0-2 HR 1B | K | | 3-2 G1-3 | | 2-2 F9 | | 5 2 2 2 0 1 3 | | | | | | | | | | | | |
| 47 Corey Koskie, L (1, 5) OBP: 0.338, SLG: 0.402 | 1-2 K | | 0-3 K | | 4-1 BB | 0-1 G6-3 | | | 0-0 G4-3 | 4 0 0 0 1 2 1 | | | | | | | | | | | | |
| Eric Hinske, L (1, 3) OBP: 0.330, SLG: 0.416 | 0-0 1B | | 0-2 1-H HR | K | | 2-2 G3 | | 1-2 L7 | | 5 1 2 2 0 1 3 | | | | | | | | | | | | |
| 9 Gregg Zaun, S (1, 2) OBP: 0.357, SLG: 0.377 | 0-0 P6 | | 3-2 G3 | 1-1 F9 | | 4-2 3 G5-3 3 WP BB | | 3-2 G1-3 | | 4 0 0 0 1 0 4 | | | | | | | | | | | | |
| 3 Reed Johnson, R (1, 9) OBP: 0.329, SLG: 0.413 | | | 0-2 F7 | 1-2 F7 | | 1-2 F8 | | 2-2 G5-3 | | 4 0 0 0 0 0 1 | | | | | | | | | | | | |
| Gabe Gross, L (1, 7) OBP: 0.311, SLG: 0.341 | | | 3-1 P2 | | 4-2 8 BB 2B BB | 0-1 G3 | | 1-2 F8 | | 3 1 0 0 1 0 1 | | | | | | | | | | | | |
| 2 Aaron Hill, R (1, 4) OBP: 0.338, SLG: 0.382 | | | 4-1 BB | | 1-0 8 BB 2B 1B | 4-2 BB | | 1-2 G6-3 | | 2 1 1 0 2 0 0 | | | | | | | | | | | | |
| Inning Stats | R: 2 E: 0 K: 1 S: 15 | H: 3 LOB: 1 BB: 0 P: 20 | R: 0 E: 0 K: 0 S: 8 | H: 0 LOB: 1 BB: 1 P: 16 | R: 3 E: 0 K: 1 S: 21 | H: 3 LOB: 0 BB: 0 P: 28 | R: 2 E: 0 K: 2 S: 17 | H: 2 LOB: 3 BB: 3 P: 34 | R: 0 E: 0 K: 0 S: 11 | H: 0 LOB: 1 BB: 1 P: 17 | R: 0 E: 0 K: 0 S: 7 | H: 0 LOB: 0 BB: 0 P: 11 | R: 0 E: 0 K: 0 S: 13 | H: 0 LOB: 1 BB: 1 P: 22 | R: 0 E: 0 K: 0 S: 11 | H: 0 LOB: 1 BB: 1 P: 19 | R: 0 E: 0 K: 0 S: 9 | H: 0 LOB: 0 BB: 0 P: 13 | 1B: 3 2B: 1 3B: 1 HR: 3 | SF: 0 SAC: 0 DP: 0 HBP: 0 | WP: 1 PB: 0 SB: 0 CS: 0 | PA: 42 |
| PITCHER | IP WLS BF H R ER SO BB IBB HBP BLK WP HR S P ERA WHIP | | | | | | | | | | | | | | | | | | | | | |
| Bronson Arroyo, R (1, 1) ERA: 4.54 | 3.0 L 19 7 7 7 2 3 0 0 0 0 0 3 50 79 21.00 3.333 | | | | | | | | | | | | | | | | | | | | | |
| Lenny DiNardo, L (4, 1) ERA: 1.98 | 4.0 16 1 0 0 2 3 0 0 0 1 0 42 69 0.00 1.000 | | | | | | | | | | | | | | | | | | | | | |
| 17 Manny Delcarmen, R (8, 1) ERA: 3.12 | 1.0 4 0 0 0 0 1 0 0 0 0 0 11 19 0.00 1.000 | | | | | | | | | | | | | | | | | | | | | |
| Mike Myers, L (9, 1) ERA: 3.34 | 1.0 3 0 0 0 0 0 0 0 0 0 0 9 13 0.00 0.000 | | | | | | | | | | | | | | | | | | | | | |

Toronto Blue Jays @ Boston Red Sox
Fenway Park, Boston, MA
Wed Sep 28 2005, 7:05 PM EDT
Att. 35,313 - Clear - 68 F

livebaseballscorecards.com

AB 35
R 7
H 8
RBI 7
BB 7
SO 4
LOB 16



| Batter | 1 | 2 | 3 | 4 | 5 | 6 | 7 | 8 | 9 | AB R H RBI BB SO LOB |
|--|-------------|-----------------------------|-------------------------|-----------|------------------------|-------------|--------------------------|-------------------------|-----------|--------------------------------|
| 18 Johnny Damon, L OBP: 0.363, SLG: 0.441 (1, 8) | 1-1 G1-3 | | 3-2 BB BB 1B | | 0-1 F7 | | 1-0 G3 | | 3-2 G3 | 5 0 1 0 0 0 0 |
| Edgar Renteria, R OBP: 0.338, SLG: 0.392 (1, 6) | 0-0 HR | | 4-1 BB 1-2 BB | | 1-1 34 1B | | 4-2 34 FC2-5 BB | | 0-3 K | 3 2 2 1 2 1 0 |
| 34 David Ortiz, L OBP: 0.392, SLG: 0.600 (1, 10) | 3-3 K | | 0-0 F8 | | 1-2 BB 2-H 1B | | 0-0 FC2-5 1-2f | | 2-1 1B | 5 0 2 1 0 1 3 |
| Manny Ramirez, R OBP: 0.382, SLG: 0.573 (1, 7) | 0-0 F9 | | 2-3 K | | 4-0 1-2 BB | | 1-0 P4 | | 1-2 P3 | 4 0 0 0 1 1 4 |
| Jason Varitek, S OBP: 0.367, SLG: 0.487 (1, 2) | | 2-3 K | 4-2 1-2 2-3 BB | | 0-2 F9 | | 2-0 F7 | | | 3 0 0 0 1 1 2 |
| Kevin Millar, R OBP: 0.355, SLG: 0.402 (1, 3) | | 0-0 FC3-6 2B | 0-0 F9 | | 2-2 F9 | | 4-2 G3 1B BB | | | 3 0 1 0 0 0 5 0 0 0 0 1 0 0 |
| John Olerud, L OBP: 0.354, SLG: 0.470 (8, PH) (9, 3) | | | | | | | | | | |
| Bill Mueller, S OBP: 0.373, SLG: 0.431 (1, 5) | | 4-0 FC3-6 BB | | 0-0 F9 | | 2-2 G5-3 | | 1-2 G3 1-2 1B | | 3 0 1 0 1 0 0 |
| Trot Nixon, L OBP: 0.364, SLG: 0.461 (1, 9) | | 1-0 FC3-6 1-2f 2-3 | | 2-2 G3 | | 0-0 F8 | | 0-2 G3 1-2 2-3 | | 4 0 0 0 0 0 4 |
| Tony Graffanino, R OBP: 0.364, SLG: 0.416 (1, 4) | | 3-2 P3 SAFE | | 1-0 P4 | | 0-0 1B | | 0-1 P3 | | 4 0 1 0 0 0 4 |

| Inning Stats | R: 1 | H: 1 | E: 0 | LOB: 0 | K: 1 | BB: 0 | S: 7 | R: 0 | H: 1 | E: 0 | LOB: 2 | K: 1 | BB: 1 | S: 10 | R: 0 | H: 1 | E: 0 | LOB: 3 | K: 1 | BB: 2 | S: 15 | R: 0 | H: 0 | E: 0 | LOB: 0 | K: 0 | BB: 0 | S: 5 | R: 1 | H: 2 | E: 0 | LOB: 2 | K: 0 | BB: 1 | S: 15 | R: 0 | H: 1 | E: 0 | LOB: 1 | K: 0 | BB: 0 | S: 5 | R: 0 | H: 0 | E: 0 | LOB: 1 | K: 0 | BB: 1 | S: 6 | R: 0 | H: 1 | E: 0 | LOB: 2 | K: 0 | BB: 1 | S: 12 | R: 0 | H: 1 | E: 0 | LOB: 1 | K: 1 | BB: 0 | S: 13 | R: 0 | H: 1 | E: 0 | LOB: 1 | K: 1 | BB: 0 | S: 19 | 1B: 5 | SF: 0 | 2B: 2 | SAC: 0 | 3B: 0 | DP: 0 | HR: 1 | HBP: 0 | WP: 0 | PA: 40 |
|--------------|------|------|------|--------|------|-------|------|------|------|------|--------|------|-------|-------|------|------|------|--------|------|-------|-------|------|------|------|--------|------|-------|------|------|------|------|--------|------|-------|-------|------|------|------|--------|------|-------|------|------|------|------|--------|------|-------|------|------|------|------|--------|------|-------|-------|------|------|------|--------|------|-------|-------|------|------|------|--------|------|-------|-------|-------|-------|-------|--------|-------|-------|-------|--------|-------|--------|
|--------------|------|------|------|--------|------|-------|------|------|------|------|--------|------|-------|-------|------|------|------|--------|------|-------|-------|------|------|------|--------|------|-------|------|------|------|------|--------|------|-------|-------|------|------|------|--------|------|-------|------|------|------|------|--------|------|-------|------|------|------|------|--------|------|-------|-------|------|------|------|--------|------|-------|-------|------|------|------|--------|------|-------|-------|-------|-------|-------|--------|-------|-------|-------|--------|-------|--------|

| PITCHER | IP | WLS | BF | H | R | ER | SO | BB | IBB | HBP | BLK | WP | HR | S | P | ERA | WHIP |
|--|-----|-----|----|---|---|----|----|----|-----|-----|-----|----|----|----|-----|------|-------|
| Ted Lilly, L ERA: 5.56 (1, 1) | 6.2 | W | 30 | 6 | 2 | 2 | 3 | 5 | 0 | 0 | 0 | 0 | 1 | 62 | 107 | 2.70 | 1.650 |
| Vinnie Chulk, R ERA: 3.8 (7, 1) | 0.2 | | 4 | 1 | 0 | 0 | 0 | 1 | 0 | 0 | 0 | 0 | 0 | 8 | 16 | 0.00 | 3.000 |
| Scott Schoeneweis, L ERA: 3.32 (8, 1) | 1.2 | | 6 | 1 | 0 | 0 | 1 | 0 | 0 | 0 | 0 | 0 | 0 | 18 | 24 | 0.00 | 0.600 |

BOTTOM

Toronto Blue Jays @ Boston Red Sox
Fenway Park, Boston, MA
Wed Sep 28 2005, 7:05 PM EDT
Att. 35,313 - Clear - 68 F

livebaseballscorecards.com

| | |
|-----|----|
| AB | 34 |
| R | 2 |
| H | 8 |
| RBI | 2 |
| BB | 6 |
| SO | 4 |
| LOB | 22 |



| Batter | 1 | 2 | 3 | 4 | 5 | 6 | 7 | 8 | 9 | AB R H RBI BB SO LOB | TOP | | | | | | | | | | | | | | | | | | | | |
|--|---|----------------------------------|------------------------------|----------------------------------|------------------------------|----------------------------------|-------------------------------|----------------------------------|-------------------------------|----------------------------------|------------------------------|----------------------------------|-------------------------------|----------------------------------|------------------------------|---------------------------------|-------------------------------|----------------------------------|----------------------------------|------------------------------------|--|--|--|--|--|--|--|--|--|--|--|
| 8 Russ Adams, L (1, 6) OBP: 0.318, SLG: 0.377 | 1-1 F8 | | 0-0 G3 | | 2-1 HR 1B | 0-1 FC1-6 G5-3 | | 0-1 L6 | | 5 1 1 0 0 0 2 | | | | | | | | | | | | | | | | | | | | | |
| Frank Catalanotto, L (1, 10) OBP: 0.364, SLG: 0.442 | 2-3 K | | 1-0 47 FC3-6 2B | | 2-2 HR 1-H | 3-2 G5-3 | | 1-0 G6-3 | | 5 1 2 3 0 1 1 | | | | | | | | | | | | | | | | | | | | | |
| 10 Vernon Wells, R (1, 8) OBP: 0.321, SLG: 0.466 | 2-2 G1-3 | | 1-0 47 FC3-6 HBP | | 1-0 F7 | 4-0 IBB | | | 0-2 G6-3 | 3 0 0 0 1 0 0 | | | | | | | | | | | | | | | | | | | | | |
| 47 Corey Koskie, L (1, 5) OBP: 0.337, SLG: 0.397 | | 1-3 K | 3-2 FC3-6 | | 4-2 2B 15 FC1-2 BB | 1-0 F8 | | | 3-2 G5-3 | 4 0 0 0 1 1 4 | | | | | | | | | | | | | | | | | | | | | |
| Eric Hinske, L (1, 3) OBP: 0.333, SLG: 0.425 | | 1-1 2B | 0-1 F9 | | 1-1 15 FC1-2 2B | | | | 1-2 2B | 5 1 3 0 0 0 2 | | | | | | | | | | | | | | | | | | | | | |
| 9 Gregg Zaun, S (1, 2) OBP: 0.355, SLG: 0.373 | | 1-1 F8 | | 2-2 G3 | 4-0 15 FC1-2 IBB | | 0-1 G4-3 | | 0-1 P5 | 4 0 0 0 1 0 1 | | | | | | | | | | | | | | | | | | | | | |
| 15 Alex Rios, R (1, 9) OBP: 0.306, SLG: 0.399 | | 0-0 1B | | 3-2 F8 | 0-1 FC1-2 | | 0-1 2B | | | 4 0 2 0 0 0 3 | | | | | | | | | | | | | | | | | | | | | |
| Gabe Gross, L (1, 7) OBP: 0.309, SLG: 0.329 | | 0-0 F8 | | 4-1 BB | 3-2 G3 | | 1-3 K | | | 3 0 0 0 1 1 5 | | | | | | | | | | | | | | | | | | | | | |
| 2 Aaron Hill, R (1, 4) OBP: 0.339, SLG: 0.386 | | | 0-1 G3 2B | | 0-1 G5-3 | | 0-1 FC1-6 1B | | 1-1 G6-3 | 4 1 2 0 0 0 1 | | | | | | | | | | | | | | | | | | | | | |
| Inning Stats | R: 0 E: 0 K: 1 S: 8 | H: 0 LOB: 0 BB: 0 P: 13 | R: 1 E: 0 K: 1 S: 9 | H: 2 LOB: 1 BB: 0 P: 12 | R: 1 E: 0 K: 0 S: 9 | H: 2 LOB: 2 BB: 0 P: 14 | R: 0 E: 0 K: 0 S: 12 | H: 0 LOB: 1 BB: 1 P: 21 | R: 2 E: 0 K: 0 S: 17 | H: 3 LOB: 3 BB: 2 P: 34 | R: 0 E: 0 K: 0 S: 8 | H: 1 LOB: 2 BB: 1 P: 16 | R: 0 E: 0 K: 1 S: 11 | H: 1 LOB: 1 BB: 0 P: 15 | R: 0 E: 0 K: 0 S: 5 | H: 0 LOB: 0 BB: 0 P: 7 | R: 0 E: 0 K: 0 S: 11 | H: 1 LOB: 1 BB: 0 P: 15 | 1B: 3 2B: 6 3B: 0 HR: 1 | SF: 0 SAC: 0 DP: 0 HBP: 1 | WP: 0 PA: 42 PB: 0 SB: 1 CS: 0 | | | | | | | | | | |
| PITCHER | IP WLS BF H R ER SO BB IBB HBP BLK WP HR S P ERA WHIP | | | | | | | | | | | | | | | | | | | | | | | | | | | | | | |
| 30 Matt Clement, R (1, 1) ERA: 4.57 | 5.0 | | 27 | 8 | 4 | 4 | 2 | 2 | 1 | 1 | 0 | 0 | 1 | 57 | 96 | 7.20 | 2.000 | | | | | | | | | | | | | | |
| Mike Myers, L (6, 1) ERA: 3.22 | 1.1 | | 5 | 0 | 0 | 0 | 0 | 0 | 1 | 0 | 0 | 0 | 0 | 10 | 21 | 0.00 | 0.000 | | | | | | | | | | | | | | |
| 58 Jonathan Papelbon, R (7, 1) ERA: 2.7 | 2.2 | W | 10 | 2 | 0 | 0 | 1 | 0 | 0 | 0 | 0 | 0 | 0 | 23 | 30 | 0.00 | 0.750 | | | | | | | | | | | | | | |

Toronto Blue Jays @ Boston Red Sox
Fenway Park, Boston, MA
Thu Sep 29 2005, 7:05 PM EDT
Att: 35,345 - Clear - 60 F

livebaseballscorecards.com

| | |
|-----|----|
| AB | 37 |
| R | 4 |
| H | 10 |
| RBI | 3 |
| BB | 4 |
| SO | 3 |
| LOB | 19 |



| Batter | 1 | 2 | 3 | 4 | 5 | 6 | 7 | 8 | 9 | AB R H RBI BB SO LOB |
|--|------------------------------|-------------|--------------------------------|----------------------------|----------------------|---------------------|-------------|-----------------|-------------------------|----------------------|
| 18 Johnny Damon, L (1, 8) OBP: 0.364, SLG: 0.442 | 2-2 G5-4-3 1B | | 3-2 FC6-4 1B | | 1 SAFE 2-2 F9 | | 0-3 K | | 1-0 34 1B | 5 1 3 0 0 1 2 |
| Edgar Renteria, R (1, 6) OBP: 0.337, SLG: 0.389 | 1 SAFE 0-1 G5-4-3 1-2f | | 0-0 FC6-4 1-2f 3-H | | 3-2 F7 | | 2-2 G3 | | 4-0 34 1B BB | 4 0 0 1 1 0 4 |
| 34 David Ortiz, L (1, 10) OBP: 0.394, SLG: 0.605 | 3-3 K | | 1-3 K | | | 0-0 HR 1B | | 2-0 HR | 3-2 1-2 2-H 1B | 5 2 3 2 0 2 1 |
| Manny Ramirez, R (1, 7) OBP: 0.384, SLG: 0.579 | | 2-1 L5 | | 1-0 FC1-4 1B | | 0-1 HR | | 4-2 1B BB | | 3 1 2 2 1 0 0 |
| Jason Varitek, S (1, 2) OBP: 0.366, SLG: 0.485 | | 1-2 G6-3 | | 2-2 FC1-4 WP 1-2f | | 1-2 F7 | | 0-0 1B | | 4 0 1 0 0 0 1 |
| Kevin Millar, R (1, 3) OBP: 0.357, SLG: 0.401 | | 4-1 BB | | 1-3 K | | 4-2 G4-6-3 BB | | 1-2 F8 | | 1 0 0 0 2 1 1 |
| Alejandro Machado, S (6, PR) OBP: 0.400, SLG: 0.500 | | | | | | | | | | 0 0 0 0 0 0 0 |
| John Olerud, L (7, 3) OBP: 0.352, SLG: 0.467 | | | | | | | | | | 1 0 0 0 0 0 2 |
| Bill Mueller, S (1, 5) OBP: 0.371, SLG: 0.427 | 1-0 G5-3 | | 2-2 P5 | | 1 SAFE 2-2 G4-6-3 | | 0-3 K | | | 4 0 0 0 0 1 5 |
| Trot Nixon, L (1, 9) OBP: 0.361, SLG: 0.456 | | | 1-2 F9 | | 3-2 G4-3 | | 1-2 G1-3 | | 0-0 F8 | 4 0 0 0 0 0 2 |
| Tony Graffanino, R (1, 4) OBP: 0.365, SLG: 0.418 | | | 1-1 18 1B FC6-4 2B | | 4-0 BB | | 1-1 E6 | | 0-0 P5 | 3 1 1 0 1 0 0 |

| Inning Stats | R: 0 | H: 1 | E: 0 | K: 1 | S: 9 | LOB: 0 | BB: 0 | P: 14 | R: 0 | H: 0 | E: 0 | K: 0 | S: 7 | LOB: 1 | BB: 1 | P: 15 | R: 1 | H: 2 | E: 0 | K: 1 | S: 17 | LOB: 1 | BB: 0 | P: 23 | R: 0 | H: 1 | E: 0 | K: 1 | S: 13 | LOB: 1 | BB: 0 | P: 19 | R: 0 | H: 0 | E: 0 | K: 0 | S: 12 | LOB: 1 | BB: 1 | P: 24 | R: 2 | H: 2 | E: 0 | K: 0 | S: 9 | LOB: 1 | BB: 1 | P: 15 | R: 0 | H: 0 | E: 1 | K: 1 | S: 11 | LOB: 1 | BB: 0 | P: 15 | R: 1 | H: 2 | E: 0 | K: 1 | S: 14 | LOB: 2 | BB: 1 | P: 21 | R: 1 | H: 2 | E: 0 | K: 0 | S: 5 | LOB: 2 | BB: 1 | P: 13 | 1B: 7 | SF: 0 | 2B: 1 | SAC: 0 | 3B: 0 | DP: 2 | HR: 2 | HBP: 0 |
|--------------|------|------|------|------|------|--------|-------|-------|------|------|------|------|------|--------|-------|-------|------|------|------|------|-------|--------|-------|-------|------|------|------|------|-------|--------|-------|-------|------|------|------|------|-------|--------|-------|-------|------|------|------|------|------|--------|-------|-------|------|------|------|------|-------|--------|-------|-------|------|------|------|------|-------|--------|-------|-------|------|------|------|------|------|--------|-------|-------|-------|-------|-------|--------|-------|-------|-------|--------|
|--------------|------|------|------|------|------|--------|-------|-------|------|------|------|------|------|--------|-------|-------|------|------|------|------|-------|--------|-------|-------|------|------|------|------|-------|--------|-------|-------|------|------|------|------|-------|--------|-------|-------|------|------|------|------|------|--------|-------|-------|------|------|------|------|-------|--------|-------|-------|------|------|------|------|-------|--------|-------|-------|------|------|------|------|------|--------|-------|-------|-------|-------|-------|--------|-------|-------|-------|--------|

| PITCHER | IP | WLS | BF | H | R | ER | SO | BB | IBB | HBP | BLK | WP | HR | S | P | ERA | WHIP |
|---------------------------------------|-----|-----|----|---|---|----|----|----|-----|-----|-----|----|----|----|----|-------|-------|
| 37 Scott Downs, L (1, 1) ERA: 4.31 | 5.0 | | 21 | 5 | 2 | 2 | 3 | 2 | 0 | 0 | 0 | 1 | 0 | 59 | 96 | 3.60 | 1.400 |
| 54 Jason Frasor, R (6, 1) ERA: 3.3 | 2.0 | H | 8 | 1 | 1 | 1 | 1 | 1 | 0 | 0 | 0 | 0 | 1 | 19 | 29 | 4.50 | 1.000 |
| Vinnie Chulk, R (8, 1) ERA: 3.88 | 1.0 | B | 6 | 2 | 1 | 1 | 1 | 1 | 0 | 0 | 0 | 0 | 0 | 14 | 21 | 9.00 | 3.000 |
| Miguel Batista, R (9, 1) ERA: 4.1 | 0.1 | L | 4 | 2 | 1 | 1 | 0 | 1 | 0 | 0 | 0 | 0 | 0 | 5 | 13 | 27.00 | 9.000 |

BOTTOM

Toronto Blue Jays @ Boston Red Sox
Fenway Park, Boston, MA
 Thu Sep 29 2005, 7:05 PM EDT
 Att. 35,345 - Clear - 60 F

| | |
|------------|-----------|
| AB | 34 |
| R | 5 |
| H | 10 |
| RBI | 5 |
| BB | 5 |
| SO | 5 |
| LOB | 18 |



WP: 1 PA: 39
 PB: 0
 SB: 2
 CS: 0

| PITCHER | IP | WLS | BF | H | R | ER | SO | BB | IBB | HBP | BLK | WP | HR | S | P | ERA | WHIP |
|---------|----|-----|----|---|---|----|----|----|-----|-----|-----|----|----|---|---|-----|------|
|---------|----|-----|----|---|---|----|----|----|-----|-----|-----|----|----|---|---|-----|------|

| Batter | 1 | 2 | 3 | 4 | 5 | 6 | 7 | 8 | 9 | AB R H RBI BB SO LOB | TOP | | | | | | | | | |
|---|---|----------------------------------|------------------------------|---------------------------------|-------------------------------|----------------------------------|------------------------------|----------------------------------|------------------------------|---------------------------------|-------------------------------|----------------------------------|-------------------------------|----------------------------------|-------------------------------|----------------------------------|----------------------------------|------------------------------------|----------------------------------|--------|
| 2 Derek Jeter, R (1, 6) OBP: 0.389, SLG: 0.449 | 0-3 K | 1-2 L9 | | | 0-2 G5-3 | | 3-2 HR | | 1-1 G6-3 | 5 1 1 2 0 1 1 | | | | | | | | | | |
| 13 Alex Rodriguez, R (1, 5) OBP: 0.420, SLG: 0.605 | 4-2 BB | | 1-2 F8 | | 3-2 F8 | | 2-3 K | | | 3 1 0 0 1 1 0 | | | | | | | | | | |
| 25 Jason Giambi, L (1, 3) OBP: 0.444, SLG: 0.541 | 4-2 BB | | 2-3 K | | | 0-0 1B | 1-1 G3 | | | 3 0 1 0 1 1 0 | | | | | | | | | | |
| Gary Sheffield, R (1, 9) OBP: 0.379, SLG: 0.510 | 1-1 HBP | | 1-2 L6 | | 0-1 F8 | | 0-0 G6-3 | | | 3 0 0 0 0 0 1 | | | | | | | | | | |
| 55 Hideki Matsui, L (1, 7) OBP: 0.365, SLG: 0.489 | 1-2 1B | | | 1-1 1B | | 1-0 2B | 2-3 K | | | 4 0 3 1 0 1 0 | | | | | | | | | | |
| 20 Jorge Posada, S (1, 2) OBP: 0.348, SLG: 0.426 | 0-3 K | | | 1-2 P4 | | 1-0 G5-3 | 0-3 K | | | 4 0 0 0 0 2 6 | | | | | | | | | | |
| Ruben Sierra, S (1, 10) OBP: 0.271, SLG: 0.380 | 0-1 F9 | | | 2-3 K | | 0-1 F8 | | 0-3 K | | 4 0 0 0 0 2 6 | | | | | | | | | | |
| Bernie Williams, S (1, 8) OBP: 0.323, SLG: 0.368 | | 0-1 F7 | | 0-0 F9 | | | 1-0 L9 | | 2-3 K | 4 0 0 0 0 1 1 | | | | | | | | | | |
| 24 Robinson Canó, L (1, 4) OBP: 0.318, SLG: 0.458 | | 0-1 G4-3 | | | 0-1 L7 | | 1-1 1B | | 0-1 1B | 4 1 2 0 0 0 0 | | | | | | | | | | |
| Inning Stats | R: 1 E: 0 K: 2 S: 16 | H: 1 LOB: 3 BB: 2 P: 25 | R: 0 E: 0 K: 0 S: 7 | H: 0 LOB: 0 BB: 0 P: 8 | R: 0 E: 0 K: 1 S: 10 | H: 0 LOB: 0 BB: 0 P: 14 | R: 0 E: 0 K: 1 S: 9 | H: 1 LOB: 1 BB: 0 P: 13 | R: 0 E: 0 K: 0 S: 9 | H: 2 LOB: 2 BB: 0 P: 9 | R: 2 E: 0 K: 1 S: 12 | H: 2 LOB: 0 BB: 0 P: 20 | R: 0 E: 0 K: 2 S: 13 | H: 0 LOB: 0 BB: 0 P: 15 | R: 0 E: 0 K: 2 S: 10 | H: 1 LOB: 1 BB: 0 P: 13 | 1B: 5 2B: 1 3B: 0 HR: 1 | SF: 0 SAC: 0 DP: 0 HBP: 1 | WP: 0 PB: 0 SB: 1 CS: 0 | PA: 37 |
| PITCHER | IP WLS BF H R ER SO BB IBB HBP BLK WP HR S P ERA WHIP | | | | | | | | | | | | | | | | | | | |
| David Wells, L (1, 1) ERA: 4.45 | 7.0 W 30 6 3 3 5 2 0 1 0 0 1 70 101 3.86 1.143 | | | | | | | | | | | | | | | | | | | |
| Chad Bradford, R (8, 1) ERA: 3.91 | 0.1 H 1 0 0 0 0 0 0 0 0 0 0 1 1 0.00 0.000 | | | | | | | | | | | | | | | | | | | |
| Mike Myers, L (8, 1) ERA: 3.19 | 0.1 H 1 0 0 0 1 0 0 0 0 0 0 9 11 0.00 0.000 | | | | | | | | | | | | | | | | | | | |
| 50 Mike Timlin, R (8, 1) ERA: 2.25 | 1.1 S 5 1 0 0 3 0 0 0 0 0 0 0 13 16 0.00 0.750 | | | | | | | | | | | | | | | | | | | |

New York Yankees @ Boston Red Sox
Fenway Park, Boston, MA
 Fri Sep 30 2005, 7:05 PM EDT
 Att: 34,832 - Partly Cloudy - 58 F

livebaseballscorecards.com

| | |
|-----|----|
| AB | 34 |
| R | 3 |
| H | 7 |
| RBI | 3 |
| BB | 2 |
| SO | 9 |
| LOB | 15 |



| Batter | 1 | 2 | 3 | 4 | 5 | 6 | 7 | 8 | 9 |
|---|----------------------------|-------------|--------------------------|-----------------|---------------------|-----------------------------|-----------------------|---|---|
| 18 Johnny Damon, L OBP: 0.365, SLG: 0.442 | 4-1 S 34 1B BB | | 1-1 E5 34 SH1-3 | | | 2-1 1B BB 1B | 1-2 G3-1 | | |
| Edgar Renteria, R OBP: 0.337, SLG: 0.388 | 3-2 G6-3 1-2 | | 0-1 SH1-3 1-2 | | | 1-3 K 1-2 | 4-0 34 BB BB | | |
| 34 David Ortiz, L OBP: 0.396, SLG: 0.605 | 1-0 2-H 1B | | 0-0 G1-3-5-6 2-3f | | | 4-0 BB 1B E IBB | 1-2 BB BB | | |
| Manny Ramirez, R OBP: 0.383, SLG: 0.577 | 2-3 K | | | 1-0 G6-3 | | 1-1 E BB SF8 1B | 1-2 G6-3 | | |
| Trot Nixon, L OBP: 0.362, SLG: 0.454 | 2-3 K | | | 4-1 CS BB | | 4-1 WP E BB | 2-3 K | | |
| Jason Varitek, S OBP: 0.365, SLG: 0.489 | | 0-0 HR | | 2-3 K | | 0-2 E3 | 0-1 G6-3 | | |
| John Olerud, L OBP: 0.349, SLG: 0.461 | | 2-0 G3 | | 1-2 K | 4-0 G6-4-3 BB | 1-0 SF8 | 2-2 F7 | | |
| Bill Mueller, S OBP: 0.369, SLG: 0.425 | | 0-1 G6-3 | | | 3-1 G6-4-3 | 1-1 G3 | | | |
| Tony Graffanino, R OBP: 0.363, SLG: 0.414 | | 0-0 G4-3 | | | 1-2 P2 | | 1-0 G5-3 | | |

| Inning Stats | R: 1 E: 0 K: 2 S: 13 | H: 1 LOB: 1 BB: 1 P: 25 | R: 1 E: 0 K: 0 S: 5 | H: 1 LOB: 0 BB: 0 P: 7 | R: 0 E: 1 K: 0 S: 5 | H: 0 LOB: 0 BB: 0 P: 6 | R: 0 E: 0 K: 1 S: 5 | H: 0 LOB: 0 BB: 1 P: 12 | R: 0 E: 0 K: 0 S: 7 | H: 0 LOB: 0 BB: 1 P: 15 | R: 3 E: 1 K: 1 S: 14 | H: 2 LOB: 2 BB: 2 P: 28 | R: 0 E: 0 K: 0 S: 8 | H: 0 LOB: 2 BB: 2 P: 19 | R: 0 E: 0 K: 1 S: 8 | H: 0 LOB: 0 BB: 0 P: 12 |
|--------------|-------------------------------|----------------------------------|------------------------------|---------------------------------|------------------------------|---------------------------------|------------------------------|----------------------------------|------------------------------|----------------------------------|-------------------------------|----------------------------------|------------------------------|----------------------------------|------------------------------|----------------------------------|
|--------------|-------------------------------|----------------------------------|------------------------------|---------------------------------|------------------------------|---------------------------------|------------------------------|----------------------------------|------------------------------|----------------------------------|-------------------------------|----------------------------------|------------------------------|----------------------------------|------------------------------|----------------------------------|

| PITCHER | IP | WLS | BF | H | R | ER | SO | BB | IBB | HBP | BLK | WP | HR | S | P | ERA | WHIP |
|--|-----|-----|----|---|---|----|----|----|-----|-----|-----|----|----|----|-----|------|-------|
| 40 Chien-Ming Wang, R (1, 1) ERA: 4.02 | 6.2 | L | 29 | 4 | 5 | 3 | 4 | 5 | 1 | 0 | 0 | 1 | 1 | 54 | 104 | 4.05 | 1.350 |
| Al Leiter, L (7, 1) ERA: 6.16 | 0.0 | | 1 | 0 | 0 | 0 | 0 | 1 | 0 | 0 | 0 | 0 | 0 | 4 | | ∞ | ∞ |
| Scott Proctor, R (7, 1) ERA: 5.52 | 1.1 | | 4 | 0 | 0 | 0 | 1 | 0 | 0 | 0 | 0 | 0 | 0 | 11 | 16 | 0.00 | 0.000 |

AB R H RBI BB SO LOB

| | | | | | | |
|---|---|---|---|---|---|---|
| 3 | 2 | 1 | 0 | 1 | 0 | 0 |
| 2 | 0 | 0 | 0 | 1 | 1 | 2 |
| 2 | 1 | 1 | 1 | 2 | 0 | 1 |
| 4 | 1 | 1 | 0 | 0 | 1 | 3 |
| 2 | 0 | 0 | 1 | 2 | 2 | 1 |
| 4 | 1 | 1 | 1 | 0 | 1 | 3 |
| 2 | 0 | 0 | 1 | 1 | 0 | 0 |
| 3 | 0 | 0 | 0 | 0 | 0 | 3 |
| 3 | 0 | 0 | 0 | 0 | 0 | 0 |

| | | | |
|-------|--------|-------|--------|
| 1B: 3 | SF: 1 | WP: 1 | PA: 34 |
| 2B: 1 | SAC: 1 | PB: 0 | |
| 3B: 0 | DP: 2 | SB: 2 | |
| HR: 1 | HBP: 0 | CS: 1 | |

| AB | R | H | RBI | BB | SO | LOB |
|----|---|---|-----|----|----|-----|
| 25 | 5 | 4 | 4 | 7 | 5 | 13 |



New York Yankees @ Boston Red Sox
Fenway Park, Boston, MA
Fri Sep 30 2005, 7:05 PM EDT
Att. 34,832 - Partly Cloudy - 58 F

livebaseballscorecards.com

| Batter | 1 | 2 | 3 | 4 | 5 | 6 | 7 | 8 | 9 | AB R H RBI BB SO LOB | TOP | | | | | | | | | | | |
|---|---|----------------------------------|-------------------------------|----------------------------------|-------------------------------|----------------------------------|------------------------------|---------------------------------|-------------------------------|----------------------------------|------------------------------|----------------------------------|------------------------------|----------------------------------|-------------------------------|----------------------------------|-------------------------------|----------------------------------|----------------------------------|------------------------------------|----------------------------------|--------|
| 2 Derek Jeter, R OBP: 0.389, SLG: 0.449 (1, 6) | 1-2 13 1B 25 FC4-6 1B | 0-0 3-H SF9 | | | 0-0 G5-3 | | 3-3 K | | 3-1 13 1B 1B | 4 1 2 1 0 1 0 | | | | | | | | | | | | |
| 13 Alex Rodriguez, R OBP: 0.423, SLG: 0.613 (1, 5) | 0-0 25 FC4-6 1B | 2-1 F7 | | | 0-2 HR | | | 3-2 55 1B 24 FC6 2B | 2-1 1B | 5 2 4 1 0 0 0 | | | | | | | | | | | | |
| 25 Jason Giambi, L OBP: 0.440, SLG: 0.535 (1, 10) | 0-2 FC4-6 HR | | 1-2 P6 | | 1-2 G4-3 | | | 3-3 K | 1-0 F5 | 5 1 0 1 0 1 4 | | | | | | | | | | | | |
| Gary Sheffield, R OBP: 0.379, SLG: 0.513 (1, 9) | 3-2 1-H HR | | 2-1 G6-3 | | 2-2 P5 | | | 4-0 24 FC6 55 1B IBB | 1-1 G5-3 | 4 1 1 2 1 0 2 | | | | | | | | | | | | |
| 55 Hideki Matsui, L OBP: 0.366, SLG: 0.494 (1, 7) | 1-1 G3 | | 0-2 HR | | | 1-3 K | | 0-0 24 FC6 1B | | 4 1 2 1 0 1 0 | | | | | | | | | | | | |
| 24 Robinson Canó, L OBP: 0.318, SLG: 0.457 (1, 4) | 0-0 F7 | | 0-1 G3-1 | | | 0-2 CS 1B | | 0-1 FC6 | | 4 0 1 1 0 0 2 | | | | | | | | | | | | |
| Tino Martinez, L OBP: 0.329, SLG: 0.442 (1, 3) | | 1-2 2B SF8 1B | | 0-3 K | | 3-1 SAFE G6-3 | | 1-1 P2 | | 4 1 1 0 0 1 4 | | | | | | | | | | | | |
| Bernie Williams, S OBP: 0.323, SLG: 0.369 (1, 8) | | 0-1 SF8 2 SF9 2B | | 1-2 G4-3 | | | 1-2 F9 | 2-3 K | | 4 1 1 0 0 1 3 | | | | | | | | | | | | |
| Bubba Crosby, L OBP: 0.300, SLG: 0.323 (9, 8) | | 1-3 2B | | | | | | | | 0 0 0 0 0 0 0 | | | | | | | | | | | | |
| John Flaherty, R OBP: 0.206, SLG: 0.252 (1, 2) | | 0-2 SF8 | | 0-0 P3 | | | 0-1 F7 | | 0-2 P2 | 3 0 0 1 0 0 0 | | | | | | | | | | | | |
| Inning Stats | R: 3 E: 0 K: 0 S: 18 | H: 3 LOB: 0 BB: 0 P: 23 | R: 2 E: 0 K: 0 S: 13 | H: 2 LOB: 0 BB: 0 P: 16 | R: 1 E: 0 K: 1 S: 11 | H: 1 LOB: 0 BB: 0 P: 14 | R: 0 E: 0 K: 1 S: 7 | H: 0 LOB: 0 BB: 0 P: 8 | R: 1 E: 0 K: 0 S: 16 | H: 1 LOB: 0 BB: 0 P: 19 | R: 0 E: 0 K: 1 S: 8 | H: 1 LOB: 0 BB: 0 P: 12 | R: 0 E: 0 K: 1 S: 8 | H: 0 LOB: 0 BB: 0 P: 12 | R: 1 E: 0 K: 2 S: 15 | H: 2 LOB: 3 BB: 1 P: 28 | R: 0 E: 0 K: 0 S: 10 | H: 2 LOB: 2 BB: 0 P: 17 | 1B: 7 2B: 2 3B: 0 HR: 3 | SF: 2 SAC: 0 DP: 0 HBP: 0 | WP: 0 PB: 0 SB: 0 CS: 1 | PA: 40 |
| PITCHER | IP WLS BF H R ER SO BB IBB HBP BLK WP HR S P ERA WHIP | | | | | | | | | | | | | | | | | | | | | |
| 49 Tim Wakefield, R ERA: 4.15 (1, 1) | 5.0 L 22 7 7 7 1 0 0 0 0 0 0 3 65 80 12.60 1.400 | | | | | | | | | | | | | | | | | | | | | |
| Mike Stanton, L ERA: 4.64 (6, 1) | 1.0 3 1 0 0 1 0 0 0 0 0 0 0 8 12 0.00 1.000 | | | | | | | | | | | | | | | | | | | | | |
| Geremi Gonzalez, R ERA: 6.11 (7, 1) | 1.0 4 1 1 1 1 0 0 0 0 0 0 0 11 18 9.00 1.000 | | | | | | | | | | | | | | | | | | | | | |
| Lenny DiNardo, L ERA: 1.84 (8, 1) | 1.0 6 1 0 0 2 0 1 0 0 0 0 0 12 22 0.00 1.000 | | | | | | | | | | | | | | | | | | | | | |
| Chad Bradford, R ERA: 3.86 (9, 1) | 0.1 2 1 0 0 0 0 0 0 0 0 0 0 5 8 0.00 3.000 | | | | | | | | | | | | | | | | | | | | | |
| PITCHER | IP WLS BF H R ER SO BB IBB HBP BLK WP HR S P ERA WHIP | | | | | | | | | | | | | | | | | | | | | |
| 56 Craig Hansen, R ERA: 6.0 (9, 1) | 0.2 3 1 0 0 0 0 0 0 0 0 0 0 3 9 0.00 1.500 | | | | | | | | | | | | | | | | | | | | | |

New York Yankees @ Boston Red Sox
 Fenway Park, Boston, MA
 Sat Oct 01 2005, 1:20 PM EDT
 Att. 34,556 - Sunny - 64 F

livebaseballscorecards.com

| | |
|-----|----|
| AB | 37 |
| R | 8 |
| H | 12 |
| RBI | 8 |
| BB | 1 |
| SO | 5 |
| LOB | 15 |



| Batter | 1 | 2 | 3 | 4 | 5 | 6 | 7 | 8 | 9 | AB R H RBI BB SO LOB |
|--|-------------------------|--------------------------|-------------|--------------------|-------------|---|-----------|-------------|-------------|----------------------|
| 18 Johnny Damon, L OBP: 0.365, SLG: 0.440 | 4-1 F9 S HR BB | 4-1 BB | | 3-2 G4-3 1-2 | | | 2-3 K | | 1-2 G1-3 | 3 1 0 0 2 1 2 |
| Edgar Renteria, R OBP: 0.335, SLG: 0.385 | 2-2 F9 1-3 | 3-3 K | | | 1-0 F9 | | 2-1 F9 | | | 4 0 0 0 0 1 4 |
| 34 David Ortiz, L OBP: 0.395, SLG: 0.604 | 1-3 K | | 0-0 2B | | 0-0 G3 | | | 0-2 G3 | | 4 0 1 0 0 1 1 |
| Manny Ramirez, R OBP: 0.384, SLG: 0.587 | 0-2 HR | | 1-2 G5-3 | | 0-1 G5-3 | | | 3-2 HR | | 4 2 2 3 0 0 1 |
| Kevin Millar, R OBP: 0.355, SLG: 0.399 | 2-2 F9 | | 3-2 F9 | | 1-3 K | | | 2-2 G3-1 | | 3 0 0 0 0 1 1 |
| John Olerud, L OBP: 0.348, SLG: 0.458 | | | | | | | | | | 1 0 0 0 0 0 0 |
| Bill Mueller, S OBP: 0.368, SLG: 0.422 | | 4-1 18 BB 1B BB | 0-0 P4 | | 0-3 K | | | 2-3 K | | 3 0 0 0 1 2 1 |
| Doug Mirabelli, R OBP: 0.307, SLG: 0.388 | | 0-3 K | | 2-2 F7 | | | 2-3 K | | | 3 0 0 0 0 2 1 |
| Jason Varitek, S OBP: 0.366, SLG: 0.490 | | | | | | | | | | 1 0 1 0 0 0 0 |
| Trot Nixon, L OBP: 0.359, SLG: 0.449 | | 0-3 K | | 3-1 F9 | | | 0-0 G3 | | 2-2 F9 | 4 0 0 0 0 1 2 |
| Tony Graffanino, R OBP: 0.367, SLG: 0.426 | | 0-2 18 BB 1B | | 0-0 18 S 1B | | | 0-1 HR | | 2-2 P5 | 4 1 3 1 0 0 1 |

| Inning Stats | R: 2 E: 0 K: 1 S: 15 | H: 1 LOB: 0 BB: 1 P: 24 | R: 0 E: 0 K: 3 S: 16 | H: 1 LOB: 3 BB: 2 P: 27 | R: 0 E: 0 K: 0 S: 8 | H: 1 LOB: 1 BB: 0 P: 12 | R: 0 E: 0 K: 0 S: 14 | H: 1 LOB: 1 BB: 0 P: 22 | R: 0 E: 0 K: 0 S: 4 | H: 0 LOB: 0 BB: 0 P: 5 | R: 0 E: 0 K: 3 S: 13 | H: 0 LOB: 0 BB: 0 P: 16 | R: 1 E: 0 K: 1 S: 9 | H: 1 LOB: 0 BB: 0 P: 13 | R: 1 E: 0 K: 1 S: 15 | H: 1 LOB: 0 BB: 0 P: 22 | R: 0 E: 0 K: 0 S: 12 | H: 1 LOB: 1 BB: 0 P: 17 | 1B: 3 2B: 1 3B: 0 HR: 3 | SF: 0 SAC: 0 DP: 0 HBP: 0 |
|--------------|-------------------------------|----------------------------------|-------------------------------|----------------------------------|------------------------------|----------------------------------|-------------------------------|----------------------------------|------------------------------|---------------------------------|-------------------------------|----------------------------------|------------------------------|----------------------------------|-------------------------------|----------------------------------|-------------------------------|----------------------------------|----------------------------------|------------------------------------|
|--------------|-------------------------------|----------------------------------|-------------------------------|----------------------------------|------------------------------|----------------------------------|-------------------------------|----------------------------------|------------------------------|---------------------------------|-------------------------------|----------------------------------|------------------------------|----------------------------------|-------------------------------|----------------------------------|-------------------------------|----------------------------------|----------------------------------|------------------------------------|

BOTTOM

New York Yankees @ Boston Red Sox
Fenway Park, Boston, MA
 Sat Oct 01 2005, 1:20 PM EDT
 Att. 34,556 - Sunny - 64 F

livebaseballscorecards.com

| | |
|------------|-----------|
| AB | 34 |
| R | 4 |
| H | 7 |
| RBI | 4 |
| BB | 3 |
| SO | 9 |
| LOB | 14 |



| PITCHER | IP | WLS | BF | H | R | ER | SO | BB | IBB | HBP | BLK | WP | HR | S | P | ERA | WHIP |
|-----------------------------------|-----|-----|----|---|---|----|----|----|-----|-----|-----|----|----|----|-----|-------|-------|
| Randy Johnson, L ERA: 3.79 | 7.1 | W | 30 | 5 | 3 | 3 | 8 | 3 | 0 | 0 | 0 | 0 | 2 | 82 | 122 | 3.68 | 1.091 |
| Tom Gordon, R ERA: 2.57 | 0.2 | | 3 | 1 | 1 | 1 | 1 | 0 | 0 | 0 | 0 | 0 | 1 | 12 | 19 | 13.50 | 1.500 |
| 42 Mariano Rivera, R ERA: 1.38 | 1.0 | | 4 | 1 | 0 | 0 | 0 | 0 | 0 | 0 | 0 | 0 | 0 | 12 | 17 | 0.00 | 1.000 |

| Batter | 1 | 2 | 3 | 4 | 5 | 6 | 7 | 8 | 9 | AB R H RBI BB SO LOB | TOP | | | | | | | | | | | | |
|---|---|---|---|---|---|---|---|---|---|---|---|---|---|---|---|---|---|---|---|---|---|---|---|
| 2 Derek Jeter, R (1, 6) <small>OBP: 0.389, SLG: 0.450</small> Mark Bellhorn, S (4, 6) <small>OBP: 0.324, SLG: 0.357</small> | 0-0 1B | | 2-0 G6-3 | | 0-0 F7 | | 1-2 1B | | 0-1 F7 | 2 0 1 0 0 0 0 3 0 1 0 0 0 0 | | | | | | | | | | | | | |
| 24 Robinson Canó, L (1, 4) <small>OBP: 0.320, SLG: 0.458</small> Tony Womack, L (6, 4) <small>OBP: 0.276, SLG: 0.280</small> | 1-0 1B | | 3-1 G4-3 | | 0-0 1B | | 1-2 F8 | | 0-0 1B | 3 0 2 0 0 0 0 2 0 1 0 0 0 1 | | | | | | | | | | | | | |
| 13 Alex Rodriguez, R (1, 5) <small>OBP: 0.421, SLG: 0.610</small> Bubba Crosby, L (6, 8) <small>OBP: 0.304, SLG: 0.327</small> | 0-0 P3 | | 1-2 F9 | | 1-2 F9 | | 1-1 1B | | 0-3 K | 3 0 0 0 0 0 2 2 0 1 0 0 1 1 | | | | | | | | | | | | | |
| Gary Sheffield, R (1, 9) <small>OBP: 0.379, SLG: 0.512</small> Matt Lawton, L (6, 7) <small>OBP: 0.356, SLG: 0.396</small> | 0-2 1B | | | 0-2 F9 | | 0-2 G4-3 | | 3-2 F8 | | 3 0 1 0 0 0 0 1 0 0 0 0 0 2 | | | | | | | | | | | | | |
| 55 Hideki Matsui, L (1, 7) <small>OBP: 0.367, SLG: 0.496</small> 12 Andy Phillips, R (6, 3) <small>OBP: 0.171, SLG: 0.325</small> | 2-2 G3 | | 1-1 FC3-6 20 BB 1B | | 2-1 20 1B 2B | | 3-3 K | | | 3 1 2 0 0 0 2 1 0 0 0 0 1 0 | | | | | | | | | | | | | |
| 20 Jorge Posada, S (1, 2) <small>OBP: 0.352, SLG: 0.430</small> Mike Vento, R (6, 9) | | 1-0 G3-1 2B | | 4-2 FC3-6 BB | | 0-1 2-H 1B | | 2-3 K | | 2 0 2 1 1 0 0 1 0 0 0 0 1 0 | | | | | | | | | | | | | |
| Bernie Williams, S (1, 8) <small>OBP: 0.321, SLG: 0.367</small> Felix Escalona, R (6, 6) <small>OBP: 0.375, SLG: 0.357</small> | | 0-0 G6-3 | | 1-1 FC3-6 1-2f 2-3 | | 0-0 P5 | | 4-1 BB | | 3 0 0 0 0 0 4 0 0 0 0 1 0 0 | | | | | | | | | | | | | |
| Ruben Sierra, S (1, 10) <small>OBP: 0.265, SLG: 0.371</small> | | 2-2 G3-1 | | 1-1 F8 | | 1-3 K | | 1-1 F8 | | 4 0 0 0 0 1 5 | | | | | | | | | | | | | |
| Tino Martinez, L (1, 3) <small>OBP: 0.328, SLG: 0.439</small> Wil Nieves, R (6, 2) | | 1-3 K | | | 1-3 K | | 1-1 P4 | | 0-3 K | 2 0 0 0 0 2 1 2 0 0 0 0 1 0 | | | | | | | | | | | | | |
| Inning Stats | R: 0 E: 0 K: 0 S: 11 | H: 3 LOB: 2 BB: 0 P: 14 | R: 0 E: 0 K: 1 S: 8 | H: 1 LOB: 1 BB: 0 P: 12 | R: 0 E: 0 K: 0 S: 6 | H: 0 LOB: 0 BB: 0 P: 12 | R: 0 E: 0 K: 0 S: 13 | H: 1 LOB: 2 BB: 1 P: 20 | R: 0 E: 0 K: 1 S: 8 | H: 1 LOB: 1 BB: 0 P: 10 | R: 1 E: 0 K: 1 S: 11 | H: 2 LOB: 1 BB: 0 P: 14 | R: 0 E: 0 K: 0 S: 15 | H: 2 LOB: 2 BB: 0 P: 22 | R: 0 E: 0 K: 2 S: 12 | H: 0 LOB: 1 BB: 1 P: 22 | R: 0 E: 0 K: 2 S: 11 | H: 1 LOB: 1 BB: 0 P: 11 | 1B: 9 2B: 2 3B: 0 HR: 0 | SF: 0 SAC: 0 DP: 0 HBP: 0 | WP: 0 PB: 0 SB: 0 CS: 0 | PA: 39 | |
| PITCHER | IP WLS BF H R ER SO BB IBB HBP BLK WP HR S P ERA WHIP | IP WLS BF H R ER SO BB IBB HBP BLK WP HR S P ERA WHIP | IP WLS BF H R ER SO BB IBB HBP BLK WP HR S P ERA WHIP | IP WLS BF H R ER SO BB IBB HBP BLK WP HR S P ERA WHIP | IP WLS BF H R ER SO BB IBB HBP BLK WP HR S P ERA WHIP | IP WLS BF H R ER SO BB IBB HBP BLK WP HR S P ERA WHIP | IP WLS BF H R ER SO BB IBB HBP BLK WP HR S P ERA WHIP | IP WLS BF H R ER SO BB IBB HBP BLK WP HR S P ERA WHIP | IP WLS BF H R ER SO BB IBB HBP BLK WP HR S P ERA WHIP | IP WLS BF H R ER SO BB IBB HBP BLK WP HR S P ERA WHIP | IP WLS BF H R ER SO BB IBB HBP BLK WP HR S P ERA WHIP | IP WLS BF H R ER SO BB IBB HBP BLK WP HR S P ERA WHIP | IP WLS BF H R ER SO BB IBB HBP BLK WP HR S P ERA WHIP | IP WLS BF H R ER SO BB IBB HBP BLK WP HR S P ERA WHIP | IP WLS BF H R ER SO BB IBB HBP BLK WP HR S P ERA WHIP | IP WLS BF H R ER SO BB IBB HBP BLK WP HR S P ERA WHIP | IP WLS BF H R ER SO BB IBB HBP BLK WP HR S P ERA WHIP | IP WLS BF H R ER SO BB IBB HBP BLK WP HR S P ERA WHIP | IP WLS BF H R ER SO BB IBB HBP BLK WP HR S P ERA WHIP | IP WLS BF H R ER SO BB IBB HBP BLK WP HR S P ERA WHIP | IP WLS BF H R ER SO BB IBB HBP BLK WP HR S P ERA WHIP | IP WLS BF H R ER SO BB IBB HBP BLK WP HR S P ERA WHIP | IP WLS BF H R ER SO BB IBB HBP BLK WP HR S P ERA WHIP |
| 38 Curt Schilling, R (1, 1) <small>ERA: 5.69</small> Bronson Arroyo, R (7, 1) <small>ERA: 4.51</small> 58 Jonathan Papelbon, R (8, 1) <small>ERA: 2.65</small> 17 Manny Delcarmen, R (8, 1) <small>ERA: 3.0</small> Mike Myers, L (9, 1) <small>ERA: 3.13</small> | 50 Mike Timlin, R (9, 1) <small>ERA: 2.24</small> | | | | | | | | | | | | | | | | | | | | | | |

New York Yankees @ Boston Red Sox
Fenway Park, Boston, MA
 Sun Oct 02 2005, 2:05 PM EDT
 Att. 34,534 - Sunny - 71 F

livebaseballscorecards.com

| | |
|------------|-----------|
| AB | 37 |
| R | 1 |
| H | 11 |
| RBI | 1 |
| BB | 2 |
| SO | 7 |
| LOB | 18 |



| Batter | 1 | 2 | 3 | 4 | 5 | 6 | 7 | 8 | 9 |
|--|--------------|----------|--------------------|-----------------|-----------------|--------------|----------|---|---|
| 18 Johnny Damon, L OBP: 0.366, SLG: 0.439 Adam Hyzdu, R OBP: 0.286, SLG: 0.250 | 1-0 P6 | | 4-2 BB G5-3 SF8 BB | 1-1 HR 34 1B | 1-2 FC3-6 | | 0-0 2B | | |
| Edgar Renteria, R OBP: 0.335, SLG: 0.385 13 Alex Cora, L OBP: 0.275, SLG: 0.332 | 1-1 BB 1B 1B | | 1-2 G5-3 | 1-3 K | 1-1 L6 | | 3-2 K | | |
| 34 David Ortiz, L OBP: 0.397, SLG: 0.604 Kelly Shoppach, R | 3-3 K | | 4-0 BB BB | 2-2 HR 1B | | 4-0 BB HR BB | 2-3 K | | |
| Manny Ramirez, R OBP: 0.388, SLG: 0.594 Alejandro Machado, S OBP: 0.333, SLG: 0.400 | 1-1 BB 1B | | 4-2 BB | 3-2 HR | | 4-2 HR BB | 1-3 K | | |
| Trot Nixon, L OBP: 0.357, SLG: 0.446 | 4-1 BB | | 3-1 SF8 | 3-2 G6-3 | | 3-1 F8 | 1-0 G4-3 | | |
| Jason Varitek, S OBP: 0.366, SLG: 0.489 Doug Mirabelli, R OBP: 0.309, SLG: 0.412 | 0-0 F8 | | 0-1 G5-3 | | 0-2 1B SF7 1B | 1-2 HR | 1-3 K | | |
| John Olerud, L OBP: 0.344, SLG: 0.451 | | 2-1 F7 | | 1-2 G6-3 | 0-1 18 FC3-6 1B | 3-2 G5-3 | 1-3 K | | |
| Bill Mueller, S OBP: 0.369, SLG: 0.430 20 Kevin Youkilis, R OBP: 0.400, SLG: 0.405 | | 3-2 P5 | | 1-2 HR | 1-1 18 FC3-6 1B | 4-0 BB | | | |
| Tony Graffanino, R OBP: 0.366, SLG: 0.425 Hanley Ramirez, R | | 2-1 G5-3 | | 4-1 18 34 1B BB | 2-1 SF7 | 0-3 K | | | |


| Inning Stats | R: 0 E: 0 K: 10 S: 10 | H: 2 LOB: 3 BB: 1 P: 20 | R: 0 E: 0 K: 0 S: 7 | H: 0 LOB: 0 BB: 0 P: 14 | R: 1 E: 0 K: 0 S: 13 | H: 0 LOB: 2 BB: 3 P: 28 | R: 5 E: 0 K: 1 S: 26 | H: 4 LOB: 0 BB: 1 P: 42 | R: 1 E: 0 K: 0 S: 17 | H: 3 LOB: 2 BB: 0 P: 22 | R: 3 E: 0 K: 3 S: 19 | H: 1 LOB: 1 BB: 3 P: 38 | R: 0 E: 0 K: 3 S: 12 | H: 1 LOB: 1 BB: 0 P: 18 | R: 0 E: 0 K: 2 S: 7 | H: 0 LOB: 0 BB: 0 P: 10 |
|----------------------------------|------------------------------------|----------------------------------|--------------------------------|----------------------------------|-------------------------------|----------------------------------|-------------------------------|----------------------------------|-------------------------------|----------------------------------|-------------------------------|----------------------------------|-------------------------------|----------------------------------|------------------------------|----------------------------------|
| 1B: 7 2B: 1 3B: 0 HR: 3 | SF: 2 SAC: 0 DP: 0 HBP: 0 | WP: 0 PB: 0 SB: 0 CS: 0 | WP: 0 HR: 0 S: 1 P: 2 | ERA: 0.00 WHIP: 0.000 | ERA: 0.00 WHIP: 0.000 | | | | | | | | | | | |

BOTTOM

New York Yankees @ Boston Red Sox
 Fenway Park, Boston, MA
 Sun Oct 02 2005, 2:05 PM EDT
 Att. 34,534 - Sunny - 71 F

| | | | | | | |
|----|---|---|-----|----|----|-----|
| AB | R | H | RBI | BB | SO | LOB |
| 3 | 2 | 1 | 0 | 1 | 0 | 2 |
| 1 | 0 | 1 | 0 | 0 | 0 | 0 |
| 3 | 0 | 1 | 0 | 0 | 1 | 3 |
| 2 | 0 | 0 | 0 | 0 | 1 | 3 |
| 2 | 1 | 1 | 1 | 2 | 1 | 1 |
| 1 | 1 | 0 | 0 | 0 | 1 | 1 |
| 2 | 1 | 2 | 3 | 2 | 0 | 0 |
| 1 | 1 | 0 | 0 | 0 | 1 | 1 |
| 3 | 0 | 0 | 1 | 1 | 0 | 2 |
| 3 | 1 | 1 | 0 | 0 | 0 | 5 |
| 2 | 1 | 1 | 3 | 0 | 1 | 0 |
| 5 | 0 | 1 | 0 | 0 | 1 | 1 |
| 3 | 1 | 2 | 1 | 0 | 0 | 0 |
| 0 | 0 | 0 | 0 | 1 | 0 | 0 |
| 1 | 1 | 0 | 1 | 1 | 0 | 0 |
| 1 | 0 | 0 | 0 | 0 | 1 | 1 |

AB 33
R 10
H 11
RBI 10
BB 8
SO 8
LOB 20



| PITCHER | IP | WLS | BF | H | R | ER | SO | BB | IBB | HBP | BLK | WP | HR | S | P | ERA | WHIP |
|---------------------------------|--------|-----|----|---|---|----|----|----|-----|-----|-----|----|----|----|----|-------|-------|
| Jaret Wright, R ERA: 6.08 | (1, 1) | 3.1 | 18 | 3 | 3 | 3 | 1 | 5 | 0 | 0 | 0 | 0 | 1 | 37 | 75 | 8.10 | 2.400 |
| Scott Proctor, R ERA: 6.04 | (4, 1) | 0.2 | 5 | 3 | 3 | 3 | 1 | 0 | 0 | 0 | 0 | 0 | 1 | 19 | 29 | 40.50 | 4.500 |
| Shawn Chacon, R ERA: 3.44 | (5, 1) | 0.2 | 5 | 3 | 1 | 1 | 0 | 0 | 0 | 0 | 0 | 0 | 0 | 15 | 19 | 13.50 | 4.500 |
| Wayne Franklin, L ERA: 6.39 | (5, 1) | 0.2 | 4 | 0 | 2 | 2 | 0 | 2 | 0 | 0 | 0 | 0 | 0 | 11 | 23 | 27.00 | 3.000 |
| Felix Rodriguez, R ERA: 5.01 | (6, 1) | 1.2 | 8 | 2 | 1 | 1 | 4 | 1 | 0 | 0 | 0 | 0 | 1 | 22 | 36 | 5.40 | 1.800 |
| PITCHER | IP | WLS | BF | H | R | ER | SO | BB | IBB | HBP | BLK | WP | HR | S | P | ERA | WHIP |
| Alan Embree, L ERA: 7.62 | (8, 1) | 0.1 | 1 | 0 | 0 | 0 | 0 | 0 | 0 | 0 | 0 | 0 | 0 | 1 | 2 | 0.00 | 0.000 |
| Al Leiter, L ERA: 6.13 | (8, 1) | 0.2 | 2 | 0 | 0 | 0 | 2 | 0 | 0 | 0 | 0 | 0 | 0 | 6 | 8 | 0.00 | 0.000 |

| Batter | 1 | 2 | 3 | 4 | 5 | 6 | 7 | 8 | 9 | AB R H RBI BB SO LOB | TOP | |
|---|---|---|---|---|---|---|---|--|---|--|---|--|
| 18 Johnny Damon, L (1, 8) 13 Alex Cora, L (8, 6) | 1-0 L3 | | 0-3 K | 0-3 K | | | 1-1 G4-3 | | | 4 0 0 0 0 2 2 0 0 0 0 0 0 0 | | |
| Edgar Renteria, R (1, 6) Adam Hyzdu, R (8, 8) | 2-1 2B | | 0-1 F9 | | | 2-2 G4-3 | | 1-1 L9 | | 4 0 1 0 0 0 1 0 0 0 0 0 0 0 | | |
| 34 David Ortiz, L (1, 10) | 3-3 K | | 0-1 FC5-4 1B | | | 3-2 F8 | | 1-0 G6-3 2B | | 4 0 2 0 0 1 1 | | |
| Manny Ramirez, R (1, 7) | 0-0 G5-3 | | 0-0 FC5-4 | | | 1-1 G6-3 | | 0-2 G6-3 | | 4 0 0 0 0 0 4 | | |
| Trot Nixon, L (1, 9) | | 1-0 1B | | 1-1 E 1B WP 1B | | 0-0 F7 | | 1-2 F7 | | 4 1 2 0 0 0 1 | | |
| Jason Varitek, S (1, 2) | | 1-3 K | | 0-0 E5 WP 2B 1B | | 1-1 P4 | | 0-1 F9 | | 4 1 1 0 0 1 1 | | |
| Kevin Millar, R (1, 3) John Olerud, L (9, PH) | | 2-3 K | | 1-2 FC4-5 2B | | 0-1 G5-3 | | 2-1 2B | | 3 0 1 1 0 1 1 1 0 1 0 0 0 0 | | |
| Bill Mueller, S (1, 5) | | 3-2 G4-3 | | 1-1 FC4-5 FC6-4 2B | | 2-3 K | | 1-0 P4 | | 4 0 0 0 0 1 3 | | |
| Tony Graffanino, R (1, 4) | | | 1-1 34 1B 2B | 1-2 FC6-4 | | 0-0 G6-3 | | 0-0 F7 | | 4 0 1 0 0 0 2 | | |
| Inning Stats | R: 0 H: 1 E: 0 LOB: 1 K: 1 BB: 0 S: 7 P: 13 | R: 0 H: 1 E: 0 LOB: 1 K: 2 BB: 0 S: 10 P: 17 | R: 0 H: 2 E: 0 LOB: 2 K: 1 BB: 0 S: 11 P: 12 | R: 2 H: 3 E: 1 LOB: 1 K: 1 BB: 0 S: 15 P: 19 | R: 0 H: 0 E: 0 LOB: 0 K: 0 BB: 0 S: 10 P: 16 | R: 0 H: 0 E: 0 LOB: 0 K: 0 BB: 0 S: 5 P: 6 | R: 0 H: 0 E: 0 LOB: 0 K: 1 BB: 0 S: 6 P: 9 | R: 0 H: 1 E: 0 LOB: 1 K: 0 BB: 0 S: 9 P: 12 | R: 0 H: 1 E: 0 LOB: 1 K: 0 BB: 0 S: 6 P: 9 | 1B: 4 SF: 0 2B: 5 SAC: 0 3B: 0 DP: 0 HR: 0 HBP: 0 | WP: 1 PA: 36 PB: 0 SB: 0 CS: 0 | |
| PITCHER | IP WLS BF H R ER SO BB IBB HBP BLK WP HR S P ERA WHIP | | | | | | | | | | | |
| 52 Jose Contreras, R (1, 1) ERA: 2.35 | 7.2 W 31 8 2 2 6 0 0 0 0 0 1 0 70 100 2.35 1.043 | | | | | | | | | | | |
| Neal Cotts, L (8, 1) ERA: | 0.1 1 0 0 0 0 0 0 0 0 0 0 0 3 4 0.00 0.000 | | | | | | | | | | | |
| Cliff Politte, R (9, 1) ERA: | 1.0 4 1 0 0 0 0 0 0 0 0 0 0 6 9 0.00 1.000 | | | | | | | | | | | |

Boston Red Sox @ Chicago White Sox
 U.S. Cellular Field, Chicago, IL
 Tue Oct 04 2005, 4:00 PM EDT
 Att: 40,717 - Partly Cloudy - 85 F

livebaseballscorecards.com

AB 36
R 2
H 9
RBI 1
BB 0
SO 6
LOB 16



| Batter | 1 | 2 | 3 | 4 | 5 | 6 | 7 | 8 | 9 |
|---|------------------------------------|------------------|-------------|-------------------|-------------|----------------------------------|--------------------------|-----------|---|
| 22 Scott Podsednik, L (1, 7) OBP: 0.800, SLG: 1.667 | 2-1 SH2-3 FC5-4 HBP 1B | 0-1 CS 1B | | 1-2 G1-3 | | 1-1 HR | | 4-2 BB | |
| Tadahito Iguchi, R (1, 4) Willie Harris, L (8, PH) OBP: 1.000, SLG: 1.000 (9, 4) | 0-0 SH2-3 SAFE 1-2 | 3-2 L8 1-2 | | 2-3 K | | 0-0 P4 | | 1-2 1B | |
| 23 Jermaine Dye, R (1, 9) Timo Perez, L (8, PH) OBP: 1.000, SLG: 1.000 (9, 9) | 2-2 FC5-4 HBP 1B | | 2-2 F7 | | 0-0 G6-3 | 2-2 G6-3 | | 0-0 F8 | |
| 14 Paul Konerko, R (1, 3) OBP: 0.250, SLG: 1.000 Geoff Blum, S (8, PH) (9, 3) | 2-2 FC5-4 1B 1-2 2-H | | 2-1 HR | | 2-2 G1-3 | | 1-0 G1-3 | 0-0 P4 | |
| Carl Everett, S (1, 10) OBP: 0.250, SLG: 0.250 | 1-1 1B 12 HR 1B 1-2 | | 0-0 G1-3 | | 1-1 P2 | | 2-2 P4 | | |
| Aaron Rowand, R (1, 8) OBP: 0.500, SLG: 0.333 | 3-2 12 HR 1B 1-3 2-H | | 2-2 L7 | | | 4-2 5 1B 12 HBP BB | 1-2 G4-3 | | |
| 12 A.J. Pierzynski, L (1, 2) OBP: 1.000, SLG: 3.333 | 0-1 HR 1-1 3-H | | | 1-0 5 HR 2B | | 1-0 5 1B 22 HR HBP | 1-1 HR | | |
| 24 Joe Crede, R (1, 5) | 3-1 P2 | | | 0-2 F9 | | 2-2 P4 | 4-2 22 BB 1B BB | | |
| 5 Juan Uribe, R (1, 6) OBP: 0.500, SLG: 1.250 | | 0-0 G4-3 | | 0-2 HR 2-H | | 2-2 22 HR 1B 1-2 2-H | 2-3 K | | |

| Inning Stats | R: 5 E: 0 K: 0 S: 16 | H: 3 LOB: 0 BB: 0 P: 29 | R: 0 E: 0 K: 0 S: 8 | H: 1 LOB: 0 BB: 0 P: 11 | R: 1 E: 0 K: 0 S: 10 | H: 1 LOB: 0 BB: 0 P: 16 | R: 2 E: 0 K: 1 S: 13 | H: 2 LOB: 0 BB: 0 P: 17 | R: 0 E: 0 K: 0 S: 8 | H: 0 LOB: 0 BB: 0 P: 11 | R: 4 E: 0 K: 0 S: 15 | H: 2 LOB: 0 BB: 1 P: 27 | R: 0 E: 0 K: 0 S: 7 | H: 0 LOB: 0 BB: 0 P: 11 | R: 2 E: 0 K: 1 S: 15 | H: 2 LOB: 2 BB: 2 P: 27 |
|--------------|-------------------------------|----------------------------------|------------------------------|----------------------------------|-------------------------------|----------------------------------|-------------------------------|----------------------------------|------------------------------|----------------------------------|-------------------------------|----------------------------------|------------------------------|----------------------------------|-------------------------------|----------------------------------|
|--------------|-------------------------------|----------------------------------|------------------------------|----------------------------------|-------------------------------|----------------------------------|-------------------------------|----------------------------------|------------------------------|----------------------------------|-------------------------------|----------------------------------|------------------------------|----------------------------------|-------------------------------|----------------------------------|

| PITCHER | IP | WLS | BF | H | R | ER | SO | BB | IBB | HBP | BLK | WP | HR | S | P | ERA | WHIP |
|---|-----|-----|----|---|---|----|----|----|-----|-----|-----|----|----|----|----|-------|-------|
| 30 Matt Clement, R (1, 1) ERA: 21.6 | 3.1 | L | 18 | 7 | 8 | 8 | 0 | 0 | 0 | 0 | 0 | 0 | 3 | 41 | 64 | 21.60 | 2.100 |
| Chad Bradford, R (4, 1) ERA: | 1.1 | | 4 | 0 | 0 | 0 | 1 | 0 | 0 | 0 | 0 | 0 | 0 | 12 | 17 | 0.00 | 0.000 |
| Geremi Gonzalez, R (5, 1) ERA: 15.43 | 2.1 | | 11 | 2 | 4 | 4 | 0 | 1 | 0 | 1 | 0 | 0 | 1 | 24 | 41 | 15.43 | 1.286 |
| Bronson Arroyo, R (8, 1) ERA: 18.0 | 1.0 | | 7 | 2 | 2 | 2 | 1 | 2 | 0 | 0 | 0 | 0 | 1 | 15 | 27 | 18.00 | 4.000 |

BOTTOM

Boston Red Sox @ Chicago White Sox
U.S. Cellular Field, Chicago, IL
 Tue Oct 04 2005, 4:00 PM EDT
 Att. 40,717 - Partly Cloudy - 85 F

| AB | R | H | RBI | BB | SO | LOB |
|----|---|---|-----|----|----|-----|
| 3 | 2 | 2 | 3 | 1 | 0 | 0 |
| 3 | 0 | 0 | 0 | 0 | 1 | 1 |
| 1 | 0 | 1 | 1 | 0 | 0 | 0 |
| 3 | 0 | 0 | 0 | 0 | 0 | 0 |
| 1 | 0 | 0 | 0 | 0 | 0 | 2 |
| 4 | 2 | 1 | 2 | 0 | 0 | 1 |
| 1 | 0 | 0 | 0 | 0 | 0 | 2 |
| 4 | 1 | 1 | 0 | 0 | 0 | 0 |
| 3 | 2 | 1 | 1 | 1 | 0 | 0 |
| 3 | 4 | 3 | 4 | 0 | 0 | 0 |
| 3 | 1 | 0 | 0 | 1 | 0 | 3 |
| 4 | 2 | 2 | 3 | 0 | 1 | 1 |

| AB | 33 |
|-----|----|
| R | 14 |
| H | 11 |
| RBI | 14 |
| BB | 3 |
| SO | 2 |
| LOB | 10 |

WP: 0 PA: 40
 PB: 0
 SB: 1
 CS: 1



| PITCHER | IP | WLS | BF | H | R | ER | SO | BB | IBB | HBP | BLK | WP | HR | S | P | ERA | WHIP |
|---------|----|-----|----|---|---|----|----|----|-----|-----|-----|----|----|---|---|-----|------|
|---------|----|-----|----|---|---|----|----|----|-----|-----|-----|----|----|---|---|-----|------|

| Batter | 1 | 2 | 3 | 4 | 5 | 6 | 7 | 8 | 9 | AB R H RBI BB SO LOB | TOP | | |
|---|---|--|---|---|---|---|--|--|--|--|---|----------------|---|
| 18 Johnny Damon, L (1, 8) OBP: 0.222, SLG: 0.222 | 0-2 2B 1B 1B | | 0-2 34 2B 1B 1B | 1-1 G4-3 | | | 1-2 G3 | | 3-2 P2 | 5 2 2 0 0 0 1 | | | |
| Edgar Renteria, R (1, 6) OBP: 0.333, SLG: 0.556 | 3-1 1B 2B | | 1-2 F8 | | | 0-1 F8 | | 0-0 1B | 0-0 G6-3 | 5 1 2 0 0 0 2 | | | |
| 34 David Ortiz, L (1, 10) OBP: 0.375, SLG: 0.625 | 1-3 K | | 0-2 1B FC3-6 2B | | | 0-1 G4-3 | | 1-1 G4-3 | | 4 1 1 0 0 1 3 | | | |
| Manny Ramirez, R (1, 7) OBP: 0.250, SLG: 0.143 | 0-0 FC5-4 1B | | 4-0 FC3-6 1B IBB | | | 0-0 G5-3 | | 2-2 F8 | | 3 0 1 2 1 0 0 | | | |
| Jason Varitek, S (1, 2) OBP: 0.375, SLG: 0.375 | 0-1 FC5-4 | | 2-2 FC3-6 1B | | | 1-0 1B | | 0-0 G3-1 | | 4 0 2 1 0 0 1 | | | |
| Trot Nixon, L (1, 9) OBP: 0.375, SLG: 0.286 | 0-1 G1-3 | | 0-1 FC3-6 1-2f 2-3 3-H | | | 2-2 F9 | | 4-2 BB | | 3 0 0 1 1 0 4 | | | |
| Bill Mueller, S (1, 5) | | | 1-2 G5-3 K | | | 0-1 F9 | | 2-2 G4-3 | | 4 0 0 0 0 1 4 | | | |
| John Olerud, L (1, 3) OBP: 0.200, SLG: 0.400 | | | 1-0 F8 | | | 0-0 F8 | | 2-2 G1-3 | | 4 0 0 0 0 0 1 | | | |
| Tony Graffanino, R (1, 4) OBP: 0.250, SLG: 0.500 | | | 2-2 G4-3 | | | 2-0 F8 | | 0-0 G5-3 | | 4 0 1 0 0 0 0 | | | |
| Inning Stats | R: 2 H: 3 E: 0 LOB: 1 K: 1 BB: 0 S: 13 P: 17 | R: 0 H: 0 E: 0 LOB: 0 K: 0 BB: 0 S: 8 P: 12 | R: 2 H: 3 E: 0 LOB: 2 K: 1 BB: 1 S: 21 P: 28 | R: 0 H: 0 E: 0 LOB: 0 K: 0 BB: 0 S: 4 P: 7 | R: 0 H: 0 E: 0 LOB: 0 K: 0 BB: 0 S: 5 P: 5 | R: 0 H: 1 E: 0 LOB: 1 K: 0 BB: 0 S: 10 P: 15 | R: 0 H: 1 E: 0 LOB: 1 K: 0 BB: 0 S: 9 P: 11 | R: 0 H: 0 E: 0 LOB: 1 K: 0 BB: 1 S: 9 P: 17 | R: 0 H: 1 E: 0 LOB: 1 K: 0 BB: 0 S: 8 P: 14 | 1B: 6 SF: 0 2B: 3 SAC: 0 3B: 0 DP: 0 HR: 0 HBP: 0 | WP: 0 PA: 38 PB: 0 SB: 0 CS: 0 | | |
| PITCHER | IP WLS BF H R ER SO BB IBB HBP BLK WP HR S P ERA WHIP | | | | | | | | | | | PITCHER | IP WLS BF H R ER SO BB IBB HBP BLK WP HR S P ERA WHIP |
| 56 Mark Buehrle, L (1, 1) ERA: 5.14 | 7.0 W 30 8 4 4 2 0 1 0 0 0 0 0 70 95 5.14 1.143 | | | | | | | | | | | | |
| 45 Bobby Jenks, R (8, 1) ERA: | 2.0 S 8 1 0 0 0 1 0 0 0 0 0 0 17 31 0.00 1.000 | | | | | | | | | | | | |

Boston Red Sox @ Chicago White Sox
U.S. Cellular Field, Chicago, IL

Wed Oct 05 2005, 7:00 PM EDT
Att. 40,799 - Clear - 81 F

livebaseballscorecards.com



| Batter | 1 | 2 | 3 | 4 | 5 | 6 | 7 | 8 | 9 | AB R H RBI BB SO LOB |
|--|---------------|---|---------------------|-------------|--|---------------------|---------------|-----------|---|----------------------|
| 22 Scott Podsednik, L (1, 7) OBP: 0.444, SLG: 0.714 | 1-2 G1-6-3 | | | 2-2 G3-1 | 0-1 P5 | | X 0-0 G5-3 | | | 4 0 0 0 0 0 3 |
| Tadahito Iguchi, R (1, 4) OBP: 0.286, SLG: 0.714 | 1-1 F8 | | | 2-1 1B | 1-1 1-H 3-H HR | | | 1-0 L3 | | 4 1 2 3 0 0 0 |
| 23 Jermaine Dye, R (1, 9) OBP: 0.250, SLG: 0.143 | 2-2 G4-3 | | | 2-1 F8 | 2-3 K | | | 0-1 1B | | 4 0 1 0 0 1 1 |
| 14 Paul Konerko, R (1, 3) OBP: 0.250, SLG: 0.625 | | | 1-1 F8 | 2-2 F8 | | 1-2 G6-4-3 1B | | 0-0 F8 | | 4 0 1 0 0 0 2 |
| Carl Everett, S (1, 10) OBP: 0.375, SLG: 0.375 | | | 0-0 G6-3 1B | | 1-0 2B 1B | 1-0 G6-4-3 | | 0-0 F9 | | 4 1 2 0 0 0 2 |
| Aaron Rowand, R (1, 8) OBP: 0.429, SLG: 0.500 | | | 0-2 G6-3 1-2f | | 0-0 12 G4-3 1-H 24 1B 2B | 1-1 P2 | | | | 3 1 1 1 0 0 1 |
| 12 A.J. Pierzynski, L (1, 2) OBP: 0.571, SLG: 1.667 | | | 0-0 G4-3 | | 1-2 G4-3 2-3 | | 1-1 F8 | | | 3 0 0 0 0 0 1 |
| 24 Joe Crede, R (1, 5) OBP: 0.286, SLG: 0.167 | | | 1-3 K | | 2-2 5 E 5 FC4 HR 1B | | 1-2 F8 | | | 3 1 1 1 0 1 0 |
| 5 Juan Uribe, R (1, 6) OBP: 0.429, SLG: 0.857 | | | 1-1 L5 | | 1-2 FC4 1-3 HR | | 1-2 1B | | | 3 1 1 0 0 0 1 |

| | | | | | | | | | | | | | | | | | | | | |
|---------------------|------------------------------|----------------------------------|------------------------------|---------------------------------|------------------------------|---------------------------------|-------------------------------|----------------------------------|-------------------------------|----------------------------------|------------------------------|----------------------------------|-------------------------------|----------------------------------|------------------------------|---------------------------------|----------------------------------|------------------------------------|----------------------------------|--------|
| Inning Stats | R: 0 E: 0 K: 0 S: 9 | H: 0 LOB: 0 BB: 0 P: 13 | R: 0 E: 0 K: 0 S: 6 | H: 1 LOB: 0 BB: 0 P: 7 | R: 0 E: 0 K: 1 S: 6 | H: 0 LOB: 0 BB: 0 P: 8 | R: 0 E: 0 K: 0 S: 11 | H: 1 LOB: 1 BB: 0 P: 19 | R: 5 E: 1 K: 1 S: 21 | H: 4 LOB: 0 BB: 0 P: 29 | R: 0 E: 0 K: 0 S: 7 | H: 1 LOB: 0 BB: 0 P: 10 | R: 0 E: 0 K: 0 S: 10 | H: 1 LOB: 1 BB: 0 P: 13 | R: 0 E: 0 K: 0 S: 5 | H: 1 LOB: 1 BB: 0 P: 6 | 1B: 7 2B: 1 3B: 0 HR: 1 | SF: 0 SAC: 0 DP: 2 HBP: 0 | WP: 0 PB: 0 SB: 0 CS: 0 | PA: 32 |
|---------------------|------------------------------|----------------------------------|------------------------------|---------------------------------|------------------------------|---------------------------------|-------------------------------|----------------------------------|-------------------------------|----------------------------------|------------------------------|----------------------------------|-------------------------------|----------------------------------|------------------------------|---------------------------------|----------------------------------|------------------------------------|----------------------------------|--------|


| | | | |
|-----------------------------------|---|--|---|
| PITCHER | IP WLS BF H R ER SO BB IBB HBP BLK WP HR S P ERA WHIP | PITCHER | IP WLS BF H R ER SO BB IBB HBP BLK WP HR S P ERA WHIP |
| David Wells, L (1, 1) ERA: 2.7 | 6.2 L 26 7 5 2 2 0 0 0 0 0 1 65 93 2.70 1.050 | 58 Jonathan Papelbon, R (7, 1) ERA: | 1.1 6 2 0 0 0 0 0 0 0 0 0 10 12 0.00 1.500 |


BOTTOM

Boston Red Sox @ Chicago White Sox
U.S. Cellular Field, Chicago, IL

Wed Oct 05 2005, 7:00 PM EDT
Att. 40,799 - Clear - 81 F

| | |
|------------|-----------|
| AB | 32 |
| R | 5 |
| H | 9 |
| RBI | 5 |
| BB | 0 |
| SO | 2 |
| LOB | 11 |



| Batter | 1 | 2 | 3 | 4 | 5 | 6 | 7 | 8 | 9 | AB R H RBI BB SO LOB | TOP | | | | | | | | | | | |
|--|---|----------------------------------|------------------------------|----------------------------------|-------------------------------|----------------------------------|-------------------------------|----------------------------------|-------------------------------|---------------------------------|---|----------------------------------|-------------------------------|----------------------------------|------------------------------|----------------------------------|------------------------------|----------------------------------|----------------------------------|------------------------------------|---|--------|
| 22 Scott Podsednik, L (1, 7) OBP: 0.429, SLG: 0.636 | 1-2 CS HBP | | 2-1 1B 2B | | 0-2 K | | 0-1 G6-3 | | 1-0 G4-3 | 4 1 1 1 0 1 1 | | | | | | | | | | | | |
| Tadahito Iguchi, R (1, 4) OBP: 0.250, SLG: 0.500 | 3-3 K | | 0-0 23 1B 2-H | | 0-1 G1-3 | | 2-1 G6-3 | | 0-3 K | 5 0 1 1 0 2 2 | | | | | | | | | | | | |
| 23 Jermaine Dye, R (1, 9) OBP: 0.333, SLG: 0.200 | 0-3 K | | 1-1 1-3 1B | | | 4-1 14 HR BB | | 2-2 G4-3 | | 3 1 1 0 1 1 0 | | | | | | | | | | | | |
| 14 Paul Konerko, R (1, 3) OBP: 0.250, SLG: 0.750 | | 1-3 K | 1-2 F9 | | 1-1 1-H HR | | 0-0 P6 | | | 4 1 1 2 0 1 2 | | | | | | | | | | | | |
| Carl Everett, S (1, 10) OBP: 0.333, SLG: 0.273 | | 1-1 G5-4-3 HBP | | 0-1 F8 | | 0-0 G3-1 | | 2-2 G5-3 | | 3 0 0 0 0 0 0 | | | | | | | | | | | | |
| Aaron Rowand, R (1, 8) OBP: 0.455, SLG: 0.600 | | 1-2 G5-4-3 | | 1-2 12 G6-3 2B | | 0-0 24 F9 12 S 1B | | 1-3 K | | 4 0 2 0 0 1 1 | | | | | | | | | | | | |
| 12 A.J. Pierzynski, L (1, 2) OBP: 0.545, SLG: 1.333 | | | 0-0 L9 | | 2-2 G6-3 | | 4-2 5 S BB | | 1-0 24 SH3-4 5 SH 2B | 3 1 1 0 1 0 1 | AB 32 R 5 H 8 RBI 5 BB 2 SO 7 LOB 12 | | | | | | | | | | | |
| 24 Joe Crede, R (1, 5) OBP: 0.200, SLG: 0.111 | | | 1-0 G6-3 | | 0-1 F8 | | 3-2 F9 | | 1-0 SH3-4 | 3 0 0 0 0 0 3 | | | | | | | | | | | | |
| 5 Juan Uribe, R (1, 6) OBP: 0.400, SLG: 0.800 | | | 2-0 22 2B | | 0-0 F9 | | 3-3 K | | 2-1 SH 22 G4-3 E | 3 1 1 1 0 1 2 |  | | | | | | | | | | | |
| Inning Stats | R: 0 E: 0 K: 2 S: 9 | H: 0 LOB: 0 BB: 0 P: 13 | R: 0 E: 0 K: 1 S: 7 | H: 0 LOB: 0 BB: 0 P: 10 | R: 2 E: 0 K: 0 S: 11 | H: 4 LOB: 2 BB: 0 P: 18 | R: 0 E: 0 K: 0 S: 12 | H: 1 LOB: 1 BB: 0 P: 15 | R: 0 E: 0 K: 1 S: 6 | H: 0 LOB: 0 BB: 0 P: 6 | R: 2 E: 0 K: 1 S: 19 | H: 2 LOB: 2 BB: 2 P: 34 | R: 0 E: 0 K: 0 S: 10 | H: 0 LOB: 0 BB: 0 P: 14 | R: 0 E: 0 K: 1 S: 9 | H: 0 LOB: 0 BB: 0 P: 12 | R: 1 E: 1 K: 1 S: 8 | H: 1 LOB: 1 BB: 0 P: 13 | 1B: 3 2B: 4 3B: 0 HR: 1 | SF: 0 SAC: 2 DP: 1 HBP: 2 | WP: 0 PB: 0 SB: 2 CS: 1 | PA: 38 |
| PITCHER | IP WLS BF H R ER SO BB IBB HBP BLK WP HR S P ERA WHIP | | | | | | | | | | | | | | | | | | | PITCHER | IP WLS BF H R ER SO BB IBB HBP BLK WP HR S P ERA WHIP | |
| 49 Tim Wakefield, R (1, 1) ERA: 6.75 | 5.1 L 23 6 4 4 4 1 0 2 0 0 1 49 71 6.75 1.312 | | | | | | | | | | | | | | | | | | | | | |
| Chad Bradford, R (6, 1) ERA: | 0.0 1 1 0 0 0 0 0 0 0 0 0 0 1 1 ∞ ∞ | | | | | | | | | | | | | | | | | | | | | |
| Mike Myers, L (6, 1) ERA: | 0.0 1 0 0 0 0 0 1 0 0 0 0 0 4 8 ∞ ∞ | | | | | | | | | | | | | | | | | | | | | |
| 58 Jonathan Papelbon, R (6, 1) ERA: | 2.2 8 0 0 0 2 0 0 0 0 0 0 0 29 42 0.00 0.000 | | | | | | | | | | | | | | | | | | | | | |
| 50 Mike Timlin, R (9, 1) ERA: 9.0 | 1.0 5 1 1 1 1 0 0 0 0 0 0 0 8 13 9.00 1.000 | | | | | | | | | | | | | | | | | | | | | |

Chicago White Sox @ Boston Red Sox
Fenway Park, Boston, MA
Fri Oct 07 2005, 4:00 PM EDT
Att. 35,496 - Cloudy - 75 F

livebaseballscorecards.com

| Batter | 1 | 2 | 3 | 4 | 5 | 6 | 7 | 8 | 9 | AB R H RBI BB SO LOB |
|---|-----------------|---|--------------------|------------------------|--------|----------------------|---|--------------|----------|---|
| 18 Johnny Damon, L OBP: 0.286, SLG: 0.308 (1, 8) | 4-2 BB 34 L5 | | 1-1 G1-6-3 1-2f | | 3-2 2B | 3-3 K | | | 1-2 K | 4 0 1 0 1 2 4 |
| Edgar Renteria, R OBP: 0.286, SLG: 0.385 (1, 6) | 1-2 P5 | | 0-0 G5-3 | | 4-1 BB | | | 2-2 K | 0-1 G4-3 | 4 0 0 0 1 1 1 |
| 34 David Ortiz, L OBP: 0.333, SLG: 0.750 (1, 10) | 3-2 L5 1-1 | | | 1-1 HR | 0-0 F8 | | | 0-3 K | | 4 1 1 1 0 1 3 |
| Manny Ramirez, R OBP: 0.417, SLG: 0.900 (1, 7) | | | | 2-2 HR | | 0-1 HR | | 2-2 G3 | | 3 2 2 2 1 0 0 |
| Trot Nixon, L OBP: 0.333, SLG: 0.273 (1, 9) | | | | 1-1 F9 | | 1-2 BB BB 1B | | 1-0 G3-1 | | 4 0 1 0 0 1 1 |
| Bill Mueller, S (1, 5) | | | | 2-2 P6 | | 4-2 BB 1-2 BB | | 0-0 L4 | | 3 0 0 0 1 0 1 |
| John Olerud, L (1, 3) Alejandro Machado, S (8, PR) Kevin Millar, R (9, 3) | | | | 2-2 G6-3 | | 4-1 BB 1-2 2-3 BB | | 2-2 BB 1B | | 2 0 1 0 2 0 0 0 0 0 0 0 0 0 0 0 0 0 0 0 0 |
| Doug Mirabelli, R (1, 2) Jason Varitek, S (6, PH) ERA: (7, 2) | | | | 2-2 FC5-4 | | 2-2 G5-3 2-1 F3 | | 1-3 K | | 2 0 0 0 0 0 2 2 0 0 0 0 1 4 |
| Tony Graffanino, R (1, 4) | | | | 1-1 G1-6-3 18 1B | | 1-2 F7 3-2 F6 | | 1-2 G5-3 | | 4 0 1 0 0 0 3 |

| Inning Stats | R: 0 E: 0 K: 10 | H: 0 LOB: 0 BB: 1 | P: 18 | R: 0 E: 0 K: 13 | H: 0 LOB: 2 BB: 2 | P: 25 | R: 0 E: 0 K: 5 | H: 1 LOB: 0 BB: 0 | P: 7 | R: 2 E: 0 K: 15 | H: 2 LOB: 0 BB: 0 | P: 23 | R: 0 E: 0 K: 13 | H: 1 LOB: 2 BB: 1 | P: 23 | R: 1 E: 0 K: 22 | H: 2 LOB: 3 BB: 2 | P: 39 | R: 0 E: 0 K: 10 | H: 0 LOB: 0 BB: 0 | P: 14 | R: 0 E: 0 K: 10 | H: 1 LOB: 1 BB: 0 | P: 14 | R: 0 E: 0 K: 8 | H: 0 LOB: 0 BB: 0 | P: 10 | 1B: 3 2B: 2 3B: 0 HR: 3 | SF: 0 SAC: 0 DP: 2 HBP: 0 | WP: 0 PB: 0 SB: 0 CS: 0 | PA: 38 |
|--------------|-----------------------|-------------------------|-------|-----------------------|-------------------------|-------|----------------------|-------------------------|------|-----------------------|-------------------------|-------|-----------------------|-------------------------|-------|-----------------------|-------------------------|-------|-----------------------|-------------------------|-------|-----------------------|-------------------------|-------|----------------------|-------------------------|-------|----------------------------------|------------------------------------|----------------------------------|--------|
|--------------|-----------------------|-------------------------|-------|-----------------------|-------------------------|-------|----------------------|-------------------------|------|-----------------------|-------------------------|-------|-----------------------|-------------------------|-------|-----------------------|-------------------------|-------|-----------------------|-------------------------|-------|-----------------------|-------------------------|-------|----------------------|-------------------------|-------|----------------------------------|------------------------------------|----------------------------------|--------|

| PITCHER | IP | WLS | BF | H | R | ER | SO | BB | IBB | HBP | BLK | WP | HR | S | P | ERA | WHIP |
|-------------------------------------|-----|-----|----|---|---|----|----|----|-----|-----|-----|----|----|----|----|------|-------|
| Freddy Garcia, R (1, 1) ERA: 5.4 | 5.0 | W | 22 | 5 | 3 | 3 | 1 | 4 | 0 | 0 | 0 | 0 | 3 | 58 | 98 | 5.40 | 1.800 |
| Damaso Marte, L (6, 1) ERA: | 0.0 | | 3 | 1 | 0 | 0 | 0 | 2 | 0 | 0 | 0 | 0 | 0 | 7 | 16 | ∞ | ∞ |
| Orlando Hernandez, R (6, 1) ERA: | 3.0 | H | 10 | 1 | 0 | 0 | 4 | 0 | 0 | 0 | 0 | 0 | 0 | 33 | 49 | 0.00 | 0.333 |
| 45 Bobby Jenks, R (9, 1) ERA: | 1.0 | S | 3 | 0 | 0 | 0 | 1 | 0 | 0 | 0 | 0 | 0 | 0 | 8 | 10 | 0.00 | 0.000 |

BOTTOM

Chicago White Sox @ Boston Red Sox
Fenway Park, Boston, MA
Fri Oct 07 2005, 4:00 PM EDT
Att: 35,496 - Cloudy - 75 F

livebaseballscorecards.com

| | |
|-----|----|
| AB | 32 |
| R | 3 |
| H | 7 |
| RBI | 3 |
| BB | 6 |
| SO | 6 |
| LOB | 19 |

