

Boston Red Sox - 2005

Batter	1	2	3	4	5	6	7	8	9	AB	R	H	RBI	BB	SO	LOB	TOP								
18 Johnny Damon, L (1,8)	G4-3		E3				G3-1			4	0	0	0	0	1	1	Boston Red Sox @ New York Yankees Yankee Stadium, Bronx, NY Sun Apr 03 2005, 8:05 PM EDT Att: 54,818 - Cloudy - 43 F								
Edgar Renteria, R (1,6)	K		G5-4-3			G6-3		G5-3	4	0	0	0	0	1	2										
Manny Ramirez, R (1,7)	K		F8				K	F8	4	0	0	0	0	2	0										
34 David Ortiz, L (1,10)		G6-3						K	4	1	1	0	0	2	0										
Kevin Millar, R (1,3)		F7							2	1	0	0	2	0	1										
Jason Varitek, S (1,2)		G6-3						K	4	0	3	0	0	0	1										
Jay Payton, R (1,9)									3	0	1	1	0	0	3										
Trot Nixon, L (9,PH)									0	0	0	1	0	0	0										
Bill Mueller, S (1,5)									3	0	0	0	1	1	1										
Mark Bellhorn, S (1,4)									4	0	1	0	0	3	3										
Inning Stats	R: 0 E: 0 K: 2 S: 9	H: 0 LOB: 0 BB: 0 P: 14	R: 1 E: 0 K: 1 S: 13	H: 2 LOB: 2 BB: 1 P: 22	R: 0 E: 1 K: 0 S: 4	H: 0 LOB: 0 BB: 0 P: 6	R: 0 E: 0 K: 1 S: 14	H: 1 LOB: 1 BB: 0 P: 18	R: 0 E: 0 K: 1 S: 11	H: 1 LOB: 1 BB: 0 P: 17	R: 0 E: 0 K: 2 S: 9	H: 1 LOB: 2 BB: 1 P: 18	R: 0 E: 0 K: 1 S: 7	H: 0 LOB: 0 BB: 0 P: 13	R: 0 E: 0 K: 1 S: 7	H: 0 LOB: 0 BB: 0 P: 12	R: 1 E: 0 K: 1 S: 16	H: 1 LOB: 1 BB: 1 P: 25	1B: 3 2B: 3 3B: 0 HR: 0	SF: 1 SAC: 0 DP: 1 HBP: 0	WP: 0 PB: 0 SB: 0 CS: 0	PA: 36			
PITCHER	IP	WLS	BF	H	R	ER	SO	BB	IBB	HBP	BLK	WP	HR	S	P	ERA	WHIP								
Randy Johnson, L (1,1)	6.0	W	25	5	1	1	6	2	0	0	0	0	0	60	95	1.50	1.167								
Tanyon Sturtze, R (7,1)	2.0		6	0	0	0	3	0	0	0	0	0	0	14	25	0.00	0.000								
Tom Gordon, R (9,1)	1.0		5	1	1	1	1	1	0	0	0	0	0	16	25	9.00	2.000								

Batter	1	2	3	4	5	6	7	8	9	AB	R	H	RBI	BB	SO	LOB	BOTTOM									
2 Derek Jeter, R (1,6)	F9		2B			F9		E1		5	2	0	1	0	4	Boston Red Sox @ New York Yankees Yankee Stadium, Bronx, NY Sun Apr 03 2005, 8:05 PM EDT Att: 54,818 - Cloudy - 43 F										
13 Alex Rodriguez, R (1,5)	F8		K			E8		G5-3	6	1	2	1	0	1	6											
Gary Sheffield, R (1,9)	FC5-4		L6			F7			4	2	1	1	1	0	4											
Ruben Sierra, S (1,10)	K		G6-3			FC6-4		F8	5	0	1	1	0	1	5											
55 Hideki Matsui, L (1,7)									5	3	3	3	0	1	1											
20 Jorge Posada, S (1,2)	F9		BLK					K	4	0	2	0	1	1	1											
25 Jason Giambi, L (1,3)									2	0	1	0	0	0	2											
Tino Martinez, L (7,3)									0	1	0	0	1	0	0											
Bernie Williams, S (1,8)									2	0	0	1	2	2	2											
Bubba Crosby, L (8,PR)									0	0	0	0	0	0	0											
Tony Womack, L (1,4)	FC6-4								5	0	3	0	0	0	4											
Inning Stats	R: 0 E: 0 K: 1 S: 9	H: 1 LOB: 1 BB: 0 P: 13	R: 1 E: 0 K: 0 S: 13	H: 2 LOB: 1 BB: 0 P: 18	R: 3 E: 0 K: 2 S: 16	H: 4 LOB: 2 BB: 0 P: 27	R: 0 E: 0 K: 0 S: 9	H: 2 LOB: 2 BB: 0 P: 10	R: 0 E: 0 K: 1 S: 6	H: 1 LOB: 2 BB: 1 P: 14	R: 2 E: 1 K: 0 S: 12	H: 2 LOB: 2 BB: 2 P: 26	R: 0 E: 0 K: 1 S: 15	H: 1 LOB: 1 BB: 0 P: 25	R: 3 E: 1 K: 1 S: 18	H: 2 LOB: 3 BB: 3 P: 37	1B: 10 2B: 4 3B: 0 HR: 1	SF: 1 SAC: 0 DP: 1 HBP: 2	WP: 0 PB: 0 SB: 2 CS: 0	PA: 47						
PITCHER	IP	WLS	BF	H	R	ER	SO	BB	IBB	HBP	BLK	WP	HR	S	P	ERA	WHIP									
David Wells, L (1,1)	4.1	L	26	10	4	4	4	1	0	0	0	0	0	52	2	1	8.31	2.538								
Mike Myers, L (5,1)	0.2		1	0	0	0	0	0	0	0	0	0	0	1	2	0.00	0.000									
Blaine Neal, R (6,1)	0.1		3	1	2	1	0	1	0	0	0	0	0	5	10	27.00	6.000									
Alan Embree, L (6,1)	0.2		4	1	0	0	0	1	0	0	0	0	0	7	16	0.00	3.000									
50 Mike Timlin, R (7,1)	1.0		4	1	0	0	1	0	0	0	0	0	0	15	25	0.00	1.000									
PITCHER	IP	WLS	BF	H	R	ER	SO	BB	IBB	HBP	BLK	WP	HR	S	P	ERA	WHIP									
Matt Mantei, R (8,1)	0.2		3	1	3	2	1	3	0	0	0	0	0	5	29	27.00	6.000									
John Halama, L (8,1)	0.1		3	1	0	0	0	0	0	0	0	0	0	5	8	0.00	3.000									

Batter	1	2	3	4	5	6	7	8	9	AB	R	H	RBI	BB	SO	LOB	TOP								
18 Johnny Damon, L (1, 8) OBP: 0.222, SLG: 0.222	P4		1-2 1B		0-1 SAFE F8		2-2 SAFE G4-3 1B		1-1 F9	5	0	2	1	0	0	2	Boston Red Sox @ New York Yankees Yankee Stadium, Bronx, NY Tue Apr 05 2005, 1:05 PM EDT Att: 54,690 - Partly Cloudy - 55 F								
Trot Nixon, L (1, 9)	K		1-3 K		0-0 SAFE G4-3		2-2 SAFE G4-3			4	0	0	0	0	2	5									
Manny Ramirez, R (1, 7)	K			2-3 K		1-1 G4-3		3-2 F9		4	0	0	0	0	2	0									
34 David Ortiz, L (1, 10) OBP: 0.375, SLG: 0.875		2-3 K		0-0 HR		2-0 1B		0-2 P5		4	1	2	1	0	1	0									
Kevin Millar, R (1, 3) OBP: 0.500, SLG: 0.200		2-3 K		4-1 BB		1-1 G6-4-3 1B		0-2 L7		3	0	1	0	1	1	0									
Edgar Renteria, R (1, 6)		1-1 G6-3		2-1 F8		0-1 G6-4-3 1B			0-3 K	4	0	0	0	0	1	3									
Jason Varitek, S (1, 2) OBP: 0.500, SLG: 1.000			2-2 G6-3	2-1 F9			3-2 G4-3		1-2 HR	4	1	1	1	0	0	1									
Bill Mueller, S (1, 5) OBP: 0.500, SLG: 0.429			2-0 18 1B		1-1 G6-3		0-0 1B 18 1B		2-1 1B	4	1	3	0	0	0	0									
Mark Bellhorn, S (1, 4) OBP: 0.375, SLG: 0.500			1 SAFE K	0-3 K	0-0 1B		0-1 18 1B		1 SAFE 3-3 K	4	0	2	0	0	2	2									
Inning Stats	R: 0 E: 0 K: 2 S: 7	H: 0 LOB: 0 BB: 0 P: 10	R: 0 E: 0 K: 2 S: 9	H: 0 LOB: 0 BB: 0 P: 14	R: 0 E: 0 K: 2 S: 12	H: 2 LOB: 2 BB: 0 P: 17	R: 1 E: 0 K: 1 S: 9	H: 1 LOB: 1 BB: 1 P: 19	R: 0 E: 0 K: 0 S: 6	H: 1 LOB: 1 BB: 0 P: 7	R: 0 E: 0 K: 0 S: 7	H: 2 LOB: 1 BB: 0 P: 11	R: 1 E: 0 K: 0 S: 12	H: 3 LOB: 1 BB: 0 P: 19	R: 0 E: 0 K: 0 S: 11	H: 0 LOB: 0 BB: 0 P: 14		R: 1 E: 0 K: 2 S: 14	H: 2 LOB: 1 BB: 0 P: 21	1B: 9 2B: 0 3B: 0 HR: 2	SF: 0 SAC: 0 DP: 2 HBP: 0	WP: 0 PB: 0 SB: 0 CS: 0	PA: 37		
PITCHER	IP	WLS	BF	H	R	ER	SO	BB	IBB	HBP	BLK	WP	HR	S	P	ERA	WHIP								
Carl Pavano, R (1, 1) ERA: 2.84	6.1		27	8	2	2	7	1	0	0	0	0	1	56	87	2.84	1.421								
Mike Stanton, L (7, 1) ERA:	0.2	H	2	1	0	0	0	0	0	0	0	0	0	6	10	0.00	1.500								
Tom Gordon, R (8, 1) ERA: 4.5	1.0	H	3	0	0	0	0	0	0	0	0	0	0	11	14	0.00	0.000								
42 Mariano Rivera, R (9, 1) ERA: 9.0	1.0	W	5	2	1	1	2	0	0	0	0	0	1	14	21	9.00	2.000								

Batter	1	2	3	4	5	6	7	8	9	AB	R	H	RBI	BB	SO	LOB	BOTTOM								
2 Derek Jeter, R (1, 6) OBP: 0.545, SLG: 0.875	G6-3		1-0 13 E G6-3 HBP	4-1 1-2 BB		1-2 G5-3			3-2 HR	3	2	1	1	1	0	0	Boston Red Sox @ New York Yankees Yankee Stadium, Bronx, NY Tue Apr 05 2005, 1:05 PM EDT Att: 54,690 - Partly Cloudy - 55 F								
13 Alex Rodriguez, R (1, 5) OBP: 0.300, SLG: 0.222	K		1-0 E6 55 HR	0-3 K			4-2 20 F8 55 1B BB			3	1	0	0	1	2	3									
Gary Sheffield, R (1, 9) OBP: 0.333, SLG: 0.375	F7		1-0 G5-3		0-2 25 HBP 20 1B		3-1 F8			4	0	1	1	0	0	2									
55 Hideki Matsui, L (1, 7) OBP: 0.667, SLG: 1.333		1-0 BB 20 BB 1B	2-2 3-H HR		3-2 F7		0-2 F8		1-2 1B	4	1	3	2	0	0	1									
20 Jorge Posada, S (1, 2) OBP: 0.556, SLG: 0.571		4-0 BB 1B	2-3 K		3-1 25 HBP 1B		2-1 F8		1-2 1B	3	0	1	0	1	1	2									
25 Jason Giambi, L (1, 10) OBP: 0.500, SLG: 0.200		1-2 BB 1B	3-1 K		2-0 1-2 2-3 HBP		1-3 K			3	0	0	0	0	2	4									
Bernie Williams, S (1, 8)		4-2 1-2 2-3 BB		2-2 F7	1-1 G3-2-3		2-2 F9			3	0	0	0	1	0	3									
Tino Martinez, L (1, 3)	P2		0-0 G4-3		1-2 G4-3		2-3 K			4	0	0	0	0	1	3									
Tony Womack, L (1, 4) OBP: 0.444, SLG: 0.444	P4		0-0 P4	2-1 2 S 1B		3-1 G4-3		0-0 G6-3		4	0	1	0	0	0	3									
Inning Stats	R: 0 E: 0 K: 1 S: 7	H: 0 LOB: 0 BB: 0 P: 11	R: 0 E: 0 K: 1 S: 13	H: 1 LOB: 3 BB: 2 P: 25	R: 3 E: 1 K: 1 S: 12	H: 1 LOB: 0 BB: 0 P: 22	R: 0 E: 0 K: 1 S: 11	H: 1 LOB: 2 BB: 1 P: 19	R: 0 E: 0 K: 0 S: 10	H: 2 LOB: 2 BB: 0 P: 19	R: 0 E: 0 K: 0 S: 8	H: 0 LOB: 0 BB: 0 P: 13	R: 0 E: 0 K: 1 S: 13	H: 1 LOB: 2 BB: 1 P: 23	R: 0 E: 0 K: 1 S: 8	H: 0 LOB: 0 BB: 0 P: 12		R: 1 E: 0 K: 0 S: 4	H: 1 LOB: 0 BB: 0 P: 7	1B: 5 2B: 0 3B: 0 HR: 2	SF: 0 SAC: 0 DP: 1 HBP: 2	WP: 0 PB: 0 SB: 1 CS: 0	PA: 37		
PITCHER	IP	WLS	BF	H	R	ER	SO	BB	IBB	HBP	BLK	WP	HR	S	P	ERA	WHIP								
30 Matt Clement, R (1, 1) ERA: 4.15	4.1		23	5	3	2	4	3	0	0	1	0	0	7	14	4.15	1.846								
John Halama, L (5, 1) ERA:	1.1		4	0	0	0	0	0	0	1	0	0	0	7	14	0.00	0.000								
Matt Mantei, R (6, 1) ERA: 13.5	0.2		3	0	0	0	0	1	0	0	0	0	0	7	15	0.00	1.500								
Mike Myers, L (7, 1) ERA:	0.0		1	1	0	0	0	0	0	0	0	0	0	3	3	∞	∞								
Alan Embree, L (7, 1) ERA:	0.2		2	0	0	0	1	0	0	0	0	0	0	6	9	0.00	0.000								

AB	36
R	3
H	11
RBI	3
BB	1
SO	9
LOB	13



AB	31
R	4
H	7
RBI	4
BB	4
SO	6
LOB	21



Batter	1	2	3	4	5	6	7	8	9	AB	R	H	RBI	BB	SO	LOB	TOP					
18 Johnny Damon, L OBP: 0.286, SLG: 0.286	F8		F7		BB		FC3-6		G1-3	5	1	2	0	0	0	1	Boston Red Sox @ New York Yankees Yankee Stadium, Bronx, NY Wed Apr 06 2005, 1:05 PM EDT Att: 55,165 - Sunny - 67 F					
Trot Nixon, L	G4-3			34 1B	1B				K	2	1	0	0	3	1	3						
Manny Ramirez, R OBP: 0.077, SLG: 0.077	G4-3			34 1B	1B		L5		E5	5	2	1	1	0	0	5						
34 David Ortiz, L OBP: 0.462, SLG: 0.846		G5-4-3		L4-6	1B		F7		G1-3	5	0	3	1	0	0	2						
Kevin Millar, R OBP: 0.636, SLG: 0.500 Dave McCarty, R (6, PR)		G5-4-3		1B	1B				F9	3	0	3	2	0	0	0						
Edgar Renteria, R OBP: 0.154, SLG: 0.154		G5-4-3		L4-6	1B				G4-3	5	0	2	2	0	0	5						
Doug Mirabeli, R OBP: 0.400, SLG: 0.250		G4-3			1B				P4	4	0	1	0	1	0	4						
Bill Mueller, S OBP: 0.385, SLG: 0.273			F7	G4-3			G4-3			4	1	0	0	1	1	6						
Mark Bellhorn, S OBP: 0.417, SLG: 0.500			K				K			4	1	2	0	0	2	0						
Inning Stats	R: 0 E: 0 K: 0 S: 5	H: 0 LOB: 0 BB: 0 P: 7	R: 0 E: 0 K: 0 S: 8	H: 2 LOB: 1 BB: 0 P: 16	R: 0 E: 0 K: 1 S: 7	H: 0 LOB: 0 BB: 0 P: 14	R: 2 E: 0 K: 0 S: 15	H: 4 LOB: 2 BB: 1 P: 22	R: 0 E: 0 K: 1 S: 9	H: 1 LOB: 1 BB: 1 P: 19	R: 0 E: 0 K: 0 S: 12	H: 2 LOB: 2 BB: 0 P: 18	R: 0 E: 0 K: 0 S: 10	H: 1 LOB: 1 BB: 1 P: 19	R: 0 E: 0 K: 0 S: 4	H: 1 LOB: 1 BB: 0 P: 9	R: 5 E: 1 K: 2 S: 21	H: 3 LOB: 2 BB: 3 P: 44	1B: 13 2B: 2 3B: 0 HR: 0	SF: 0 SAC: 0 DP: 3 HBP: 0	WP: 1 PB: 0 SB: 0 CS: 0	PA: 44
PITCHER	IP	WLS	BF	H	R	ER	SO	BB	IBB	HBP	BLK	WP	HR	S	P	ERA	WHIP					
35 Mike Mussina, R ERA: 3.0	6.0		26	9	2	2	2	2	0	0	0	0	0	56	96	3.00	1.833					
Tanyon Sturtze, R ERA:	2.0		8	2	0	0	0	1	0	0	0	0	0	14	28	0.00	1.500					
42 Mariano Rivera, R ERA: 10.8	0.2	L	9	3	5	1	1	3	0	0	0	0	0	18	38	13.50	9.000					
Felix Rodriguez, R ERA:	0.1		1	0	0	0	1	0	0	0	0	1	0	3	6	0.00	0.000					

Batter	1	2	3	4	5	6	7	8	9	AB	R	H	RBI	BB	SO	LOB	BOTTOM					
2 Derek Jeter, R OBP: 0.533, SLG: 0.727 Rey Sanchez, R	G5-3			G5-3		K				3	0	1	0	0	1	0	Boston Red Sox @ New York Yankees Yankee Stadium, Bronx, NY Wed Apr 06 2005, 1:05 PM EDT Att: 55,165 - Sunny - 67 F					
13 Alex Rodriguez, R OBP: 0.357, SLG: 0.500	G1-3			HR		G5-3				3	1	1	1	1	0	1						
Gary Sheffield, R OBP: 0.231, SLG: 0.273	G5-3			F8		F7				3	0	0	1	0	0	1						
55 Hideki Matsui, L OBP: 0.538, SLG: 1.000		F7		K						3	0	0	0	1	1	0						
20 Jorge Posada, S OBP: 0.385, SLG: 0.364		G1-3			G3-1					4	0	0	0	0	0	3						
25 Jason Giambi, L OBP: 0.455, SLG: 0.143 Bubba Crosby, L										2	0	0	0	1	1	0						
Ruben Sierra, S OBP: 0.333, SLG: 0.667										1	0	1	0	0	0	0						
Tino Martinez, L OBP: 0.222, SLG: 0.500			G4-3							4	1	1	1	0	0	2						
Bernie Williams, S				K						3	0	0	0	1	1	1						
Tony Womack, L OBP: 0.385, SLG: 0.333			G3-1							3	1	0	0	1	0	2						
Inning Stats	R: 0 E: 0 K: 0 S: 8	H: 1 LOB: 0 BB: 0 P: 12	R: 0 E: 0 K: 0 S: 7	H: 0 LOB: 0 BB: 0 P: 11	R: 0 E: 0 K: 1 S: 8	H: 0 LOB: 0 BB: 0 P: 12	R: 1 E: 0 K: 1 S: 10	H: 1 LOB: 0 BB: 0 P: 18	R: 1 E: 0 K: 1 S: 11	H: 1 LOB: 1 BB: 1 P: 21	R: 0 E: 0 K: 1 S: 9	H: 0 LOB: 0 BB: 0 P: 13	R: 0 E: 0 K: 0 S: 9	H: 0 LOB: 1 BB: 1 P: 15	R: 1 E: 0 K: 0 S: 11	H: 0 LOB: 3 BB: 3 P: 27	R: 0 E: 0 K: 0 S: 12	H: 1 LOB: 1 BB: 0 P: 16	1B: 1 2B: 1 3B: 0 HR: 2	SF: 1 SAC: 0 DP: 0 HBP: 1	WP: 0 PB: 0 SB: 0 CS: 1	PA: 36
PITCHER	IP	WLS	BF	H	R	ER	SO	BB	IBB	HBP	BLK	WP	HR	S	P	ERA	WHIP					
49 Tim Wakefield, R ERA: 2.7	6.2		24	3	2	2	4	3	0	0	0	0	0	60	99	2.70	0.750					
Alan Embree, L ERA: 4.5	0.2		3	0	1	1	0	1	0	0	0	0	0	6	13	13.50	1.500					
50 Mike Timlin, R ERA:	0.2	W	5	0	0	0	0	2	0	1	0	0	0	7	17	0.00	3.000					
Keith Foulke, R ERA: 4.5	1.0		4	1	0	0	0	0	0	0	0	0	0	12	16	0.00	1.000					

AB 38
R 7
H 14
RBI 6
BB 6
SO 4
LOB 27



AB 29
R 3
H 4
RBI 3
BB 5
SO 4
LOB 10



Batter	1	2	3	4	5	6	7	8	9	AB	R	H	RBI	BB	SO	LOB	TOP					
Mark Bellhorn, S OBP: 0.350, SLG: 0.421										3	0	1	0	1	0	1	Boston Red Sox @ Toronto Blue Jays Rogers Centre, Toronto, ON Sat Apr 09 2005, 1:07 PM EDT Att: 28,765 - Roof Closed - 68 F					
Trot Nixon, L OBP: 0.316, SLG: 0.400										4	1	2	2	0	0	3						
Manny Ramirez, R OBP: 0.227, SLG: 0.150										4	1	1	0	0	1	4						
34 David Ortiz, L OBP: 0.524, SLG: 0.947										3	1	1	3	1	0	0						
Kevin Millar, R OBP: 0.421, SLG: 0.333										4	0	0	0	0	0	2						
Jason Varitek, S OBP: 0.375, SLG: 0.800										4	0	0	0	0	1	0						
Jay Payton, R OBP: 0.286, SLG: 0.286										4	1	1	0	0	1	0						
Bill Mueller, S OBP: 0.286, SLG: 0.211										4	0	0	0	0	1	1						
Ramón Vázquez, L OBP: 0.500, SLG: 0.500										2	1	1	0	0	0	0						
Edgar Rentería, R OBP: 0.158, SLG: 0.158										2	0	1	0	0	0	0						
Inning Stats	R: 0 E: 0 K: 0 S: 11	H: 1 LOB: 2 BB: 1 P: 17	R: 0 E: 0 K: 0 S: 6	H: 0 LOB: 0 BB: 0 P: 10	R: 1 E: 0 K: 0 S: 8	H: 2 LOB: 0 BB: 0 P: 11	R: 0 E: 0 K: 1 S: 8	H: 0 LOB: 0 BB: 0 P: 15	R: 0 E: 0 K: 1 S: 8	H: 0 LOB: 0 BB: 0 P: 12	R: 3 E: 0 K: 0 S: 16	H: 3 LOB: 0 BB: 0 P: 27	R: 1 E: 0 K: 2 S: 14	H: 2 LOB: 2 BB: 1 P: 23	R: 0 E: 0 K: 0 S: 9	H: 0 LOB: 0 BB: 0 P: 15	R: 0 E: 0 K: 0 S: 6	H: 0 LOB: 0 BB: 0 P: 14	1B: 6 2B: 1 3B: 0 HR: 1	SF: 0 SAC: 0 DP: 1 HBP: 0	WP: 0 PB: 0 SB: 0 CS: 0	PA: 36
PITCHER	IP WLS BF H R ER SO BB IBB HBP BLK WP HR S P ERA WHIP																					
32 Roy Halladay, R ERA: 4.85	(1, 1) 6.0 25 7 5 5 2 1 0 0 0 0 0 1 59 94 7.50 1.333																					
Scott Schoeneweis, L ERA: 18.0	(7, 1) 0.2 B 4 1 0 0 1 1 0 0 0 0 0 0 9 17 0.00 3.000																					
54 Jason Frasor, R ERA: 3.86	(7, 1) 1.1 W 4 0 0 0 1 0 0 0 0 0 0 0 12 19 0.00 0.000																					
Justin Speier, R ERA: 6.75	(9, 1) 1.0 3 0 0 0 0 0 0 0 0 0 0 0 6 14 0.00 0.000																					

Batter	1	2	3	4	5	6	7	8	9	AB	R	H	RBI	BB	SO	LOB	BOTTOM			
3 Reed Johnson, R OBP: 0.333, SLG: 0.429										3	0	1	0	0	0	0	Boston Red Sox @ Toronto Blue Jays Rogers Centre, Toronto, ON Sat Apr 09 2005, 1:07 PM EDT Att: 28,765 - Roof Closed - 68 F			
Frank Catalanotto, L OBP: 0.444, SLG: 0.500										5	0	0	0	0	1	3				
Gabe Gross, L										5	2	2	1	0	0	2				
47 Corey Koskie, L OBP: 0.333, SLG: 0.389										3	3	2	1	1	0	0				
Shea Hillenbrand, R OBP: 0.400, SLG: 0.600										4	3	3	1	0	1	0				
Eric Hinske, L OBP: 0.353, SLG: 0.733										3	1	0	2	0	1	1				
15 Alex Rios, R OBP: 0.429, SLG: 0.692										4	2	3	1	0	0	1				
9 Gregg Zaun, S OBP: 0.300, SLG: 0.421										4	1	2	5	0	1	2				
John McDonald, R OBP: 0.429, SLG: 0.571										2	0	0	0	0	1	1				
Frank Menechino, R OBP: 0.429, SLG: 0.200										0	0	0	0	0	0	0				
8 Russ Adams, L OBP: 0.444, SLG: 0.875										2	0	1	0	0	0	0				
Inning Stats	R: 0 E: 0 K: 0 S: 5	H: 1 LOB: 0 BB: 0 P: 7	R: 2 E: 0 K: 1 S: 11	H: 3 LOB: 1 BB: 0 P: 14	R: 3 E: 0 K: 0 S: 12	H: 3 LOB: 0 BB: 0 P: 19	R: 0 E: 0 K: 0 S: 8	H: 1 LOB: 0 BB: 0 P: 11	R: 0 E: 0 K: 2 S: 8	H: 0 LOB: 0 BB: 0 P: 7	R: 0 E: 0 K: 2 S: 8	H: 0 LOB: 0 BB: 0 P: 11	R: 1 E: 0 K: 2 S: 14	H: 3 LOB: 1 BB: 0 P: 21	R: 6 E: 0 K: 0 S: 17	H: 5 LOB: 1 BB: 1 P: 30	1B: 10 2B: 2 3B: 0 HR: 4	SF: 0 SAC: 0 DP: 1 HBP: 1	WP: 0 PB: 0 SB: 0 CS: 1	PA: 39
PITCHER	IP WLS BF H R ER SO BB IBB HBP BLK WP HR S P ERA WHIP																			
David Wells, L ERA: 8.44	(1, 1) 6.1 L 26 9 6 6 4 0 0 0 0 0 0 0 9 14 8.53 1.421																			
Matt Mantei, R ERA: 13.5	(7, 1) 0.2 4 3 1 1 1 0 0 0 0 0 0 0 9 14 13.50 4.500																			
John Halama, L ERA: 16.2	(8, 1) 0.0 3 1 0 0 0 1 0 1 0 0 0 0 8 16 ∞ ∞																			
Blaine Neal, R ERA: 20.25	(8, 1) 1.0 6 3 5 5 0 0 0 0 0 0 0 1 8 12 45.00 3.000																			



Batter	1	2	3	4	5	6	7	8	9	AB	R	H	RBI	BB	SO	LOB	TOP					
18 Johnny Damon, L (1, 8) OBP: 0.333, SLG: 0.375										5	0	2	0	0	1	0	Boston Red Sox @ Toronto Blue Jays Rogers Centre, Toronto, ON Sun Apr 10 2005, 1:07 PM EDT Att: 22,845 - Roof Closed - 68 F					
Edgar Renteria, R (1, 6) OBP: 0.167, SLG: 0.167										5	0	1	2	0	1	1						
Manny Ramirez, R (1, 7) OBP: 0.259, SLG: 0.240										5	0	2	0	0	1	3						
34 David Ortiz, L (1, 10) OBP: 0.480, SLG: 0.870										4	1	1	0	0	0	3						
Kevin Millar, R (1, 3) OBP: 0.348, SLG: 0.263										4	0	0	0	0	1	2						
Jason Varitek, S (1, 2) OBP: 0.400, SLG: 0.737										4	1	2	0	0	2	0						
Jay Payton, R (1, 9) Trot Nixon, L (9, PH) OBP: 0.300, SLG: 0.333 OBP: 0.300, SLG: 0.375										2	0	1	1	0	0	0						
20 Kevin Youkilis, R (1, 5) Bill Mueller, S (9, PH) OBP: 0.667, SLG: 0.500 OBP: 0.273, SLG: 0.200										2	0	1	0	1	1	0						
Mark Bellhorn, S (1, 4) OBP: 0.333, SLG: 0.364										3	1	0	0	1	2	4						
Inning Stats	R: 0 E: 0 K: 2 S: 8	H: 0 LOB: 0 BB: 0 P: 11	R: 1 E: 0 K: 1 S: 15	H: 2 LOB: 2 BB: 1 P: 23	R: 0 E: 0 K: 0 S: 8	H: 1 LOB: 1 BB: 0 P: 14	R: 0 E: 0 K: 3 S: 12	H: 2 LOB: 2 BB: 0 P: 20	R: 0 E: 0 K: 1 S: 10	H: 0 LOB: 0 BB: 0 P: 14	R: 0 E: 0 K: 1 S: 6	H: 0 LOB: 0 BB: 0 P: 12	R: 0 E: 0 K: 1 S: 8	H: 1 LOB: 1 BB: 0 P: 10	R: 2 E: 0 K: 0 S: 16	H: 3 LOB: 2 BB: 1 P: 27		1B: 7 2B: 3 3B: 0 HR: 0	SF: 1 SAC: 0 DP: 0 HBP: 0	WP: 0 PB: 0 SB: 1 CS: 0	PA: 39	
PITCHER	IP WLS BF H R ER SO BB IBB HBP BLK WP HR S P ERA WHIP	IP WLS BF H R ER SO BB IBB HBP BLK WP HR S P ERA WHIP	IP WLS BF H R ER SO BB IBB HBP BLK WP HR S P ERA WHIP	IP WLS BF H R ER SO BB IBB HBP BLK WP HR S P ERA WHIP	IP WLS BF H R ER SO BB IBB HBP BLK WP HR S P ERA WHIP	IP WLS BF H R ER SO BB IBB HBP BLK WP HR S P ERA WHIP	IP WLS BF H R ER SO BB IBB HBP BLK WP HR S P ERA WHIP	IP WLS BF H R ER SO BB IBB HBP BLK WP HR S P ERA WHIP	IP WLS BF H R ER SO BB IBB HBP BLK WP HR S P ERA WHIP	IP WLS BF H R ER SO BB IBB HBP BLK WP HR S P ERA WHIP	IP WLS BF H R ER SO BB IBB HBP BLK WP HR S P ERA WHIP	IP WLS BF H R ER SO BB IBB HBP BLK WP HR S P ERA WHIP	IP WLS BF H R ER SO BB IBB HBP BLK WP HR S P ERA WHIP	IP WLS BF H R ER SO BB IBB HBP BLK WP HR S P ERA WHIP	IP WLS BF H R ER SO BB IBB HBP BLK WP HR S P ERA WHIP	IP WLS BF H R ER SO BB IBB HBP BLK WP HR S P ERA WHIP	IP WLS BF H R ER SO BB IBB HBP BLK WP HR S P ERA WHIP	IP WLS BF H R ER SO BB IBB HBP BLK WP HR S P ERA WHIP	IP WLS BF H R ER SO BB IBB HBP BLK WP HR S P ERA WHIP	IP WLS BF H R ER SO BB IBB HBP BLK WP HR S P ERA WHIP	IP WLS BF H R ER SO BB IBB HBP BLK WP HR S P ERA WHIP	IP WLS BF H R ER SO BB IBB HBP BLK WP HR S P ERA WHIP

Batter	1	2	3	4	5	6	7	8	9	AB	R	H	RBI	BB	SO	LOB	BOTTOM					
Frank Catalanotto, L (1, 7) 3 Reed Johnson, R (8, 7) OBP: 0.385, SLG: 0.364 OBP: 0.375, SLG: 0.467										3	0	0	0	1	0	2	Boston Red Sox @ Toronto Blue Jays Rogers Centre, Toronto, ON Sun Apr 10 2005, 1:07 PM EDT Att: 22,845 - Roof Closed - 68 F					
Orlando Hudson, S (1, 4) OBP: 0.259, SLG: 0.481										5	1	3	1	0	1	1						
10 Vernon Wells, R (1, 8) OBP: 0.269, SLG: 0.560										4	1	1	0	0	2	3						
47 Corey Koskie, L (1, 10) OBP: 0.320, SLG: 0.333										3	0	0	0	1	0	3						
Shea Hillenbrand, R (1, 5) OBP: 0.375, SLG: 0.522										3	1	0	0	0	1	3						
Eric Hinske, L (1, 3) OBP: 0.426, SLG: 0.737										4	0	3	2	0	0	0						
15 Alex Rios, R (1, 9) OBP: 0.444, SLG: 0.688										3	0	1	0	1	0	1						
Greg Myers, L (1, 2)										3	0	0	0	1	1	4						
8 Russ Adams, L (1, 6) OBP: 0.385, SLG: 0.636										3	0	0	0	1	1	2						
Inning Stats	R: 0 E: 0 K: 2 S: 11	H: 0 LOB: 1 BB: 1 P: 20	R: 0 E: 0 K: 1 S: 10	H: 1 LOB: 0 BB: 0 P: 20	R: 0 E: 0 K: 1 S: 10	H: 1 LOB: 1 BB: 1 P: 17	R: 1 E: 0 K: 1 S: 8	H: 1 LOB: 1 BB: 1 P: 15	R: 2 E: 0 K: 1 S: 10	H: 3 LOB: 1 BB: 1 P: 20	R: 0 E: 0 K: 0 S: 5	H: 0 LOB: 0 BB: 0 P: 6	R: 0 E: 0 K: 0 S: 10	H: 1 LOB: 1 BB: 0 P: 16	R: 1 E: 0 K: 0 S: 6	H: 2 LOB: 1 BB: 0 P: 8		1B: 7 2B: 2 3B: 0 HR: 0	SF: 0 SAC: 0 DP: 1 HBP: 1	WP: 0 PB: 0 SB: 0 CS: 0	PA: 38	
PITCHER	IP WLS BF H R ER SO BB IBB HBP BLK WP HR S P ERA WHIP	IP WLS BF H R ER SO BB IBB HBP BLK WP HR S P ERA WHIP	IP WLS BF H R ER SO BB IBB HBP BLK WP HR S P ERA WHIP	IP WLS BF H R ER SO BB IBB HBP BLK WP HR S P ERA WHIP	IP WLS BF H R ER SO BB IBB HBP BLK WP HR S P ERA WHIP	IP WLS BF H R ER SO BB IBB HBP BLK WP HR S P ERA WHIP	IP WLS BF H R ER SO BB IBB HBP BLK WP HR S P ERA WHIP	IP WLS BF H R ER SO BB IBB HBP BLK WP HR S P ERA WHIP	IP WLS BF H R ER SO BB IBB HBP BLK WP HR S P ERA WHIP	IP WLS BF H R ER SO BB IBB HBP BLK WP HR S P ERA WHIP	IP WLS BF H R ER SO BB IBB HBP BLK WP HR S P ERA WHIP	IP WLS BF H R ER SO BB IBB HBP BLK WP HR S P ERA WHIP	IP WLS BF H R ER SO BB IBB HBP BLK WP HR S P ERA WHIP	IP WLS BF H R ER SO BB IBB HBP BLK WP HR S P ERA WHIP	IP WLS BF H R ER SO BB IBB HBP BLK WP HR S P ERA WHIP	IP WLS BF H R ER SO BB IBB HBP BLK WP HR S P ERA WHIP	IP WLS BF H R ER SO BB IBB HBP BLK WP HR S P ERA WHIP	IP WLS BF H R ER SO BB IBB HBP BLK WP HR S P ERA WHIP	IP WLS BF H R ER SO BB IBB HBP BLK WP HR S P ERA WHIP	IP WLS BF H R ER SO BB IBB HBP BLK WP HR S P ERA WHIP	IP WLS BF H R ER SO BB IBB HBP BLK WP HR S P ERA WHIP	IP WLS BF H R ER SO BB IBB HBP BLK WP HR S P ERA WHIP



Batter	1	2	3	4	5	6	7	8	9	AB	R	H	RBI	BB	SO	LOB	TOP				
2 Derek Jeter, R OBP: 0.485, SLG: 0.519 (1, 6)	G1-3		K		K		G5-3			4	0	0	0	0	2	2	New York Yankees @ Boston Red Sox Fenway Park, Boston, MA Mon Apr 11 2005, 3:05 PM EDT Att: 33,702 - Sunny - 46 F				
13 Alex Rodriguez, R OBP: 0.313, SLG: 0.367 (1, 5)	K			E	G6-3			K	4	1	1	0	0	2	1						
Gary Sheffield, R OBP: 0.290, SLG: 0.393 (1, 9)				E6				K	3	0	2	0	1	1	0						
55 Hideki Matsui, L OBP: 0.367, SLG: 0.704 (1, 7)				G4-3					4	0	1	0	0	1	3						
Tino Martinez, L OBP: 0.235, SLG: 0.333 (1, 3)		F8		P2				F7	4	0	0	0	0	0	3						
20 Jorge Posada, S OBP: 0.400, SLG: 0.333 (1, 2)		G3							3	0	0	0	1	0	1						
25 Jason Giambi, L OBP: 0.370, SLG: 0.333 (1, 10)			K		P5				4	0	0	0	0	2	2						
Bernie Williams, S OBP: 0.269, SLG: 0.143 (1, 8)				P2		G4-3			4	0	1	0	0	0	0						
Tony Womack, L OBP: 0.346, SLG: 0.333 (1, 4)			L9				L6		3	0	1	0	0	0	1						
Inning Stats	R: 0 E: 0 K: 2 S: 9	H: 0 LOB: 1 BB: 1 P: 16	R: 0 E: 0 K: 1 S: 10	H: 0 LOB: 0 BB: 0 P: 14	R: 0 E: 0 K: 1 S: 11	H: 0 LOB: 0 BB: 0 P: 17	R: 1 E: 1 K: 0 S: 11	H: 2 LOB: 2 BB: 1 P: 20	R: 0 E: 0 K: 0 S: 7	H: 1 LOB: 1 BB: 0 P: 10	R: 0 E: 0 K: 0 S: 9	H: 1 LOB: 1 BB: 0 P: 16	R: 0 E: 0 K: 2 S: 10	H: 1 LOB: 1 BB: 0 P: 18	R: 0 E: 0 K: 1 S: 10	H: 0 LOB: 0 BB: 0 P: 13	1B: 5 2B: 1 3B: 0 HR: 0	SF: 0 SAC: 0 DP: 0 HBP: 0	WP: 1 PB: 0 SB: 1 CS: 0	PA: 35	
PITCHER	IP	WLS	BF	H	R	ER	SO	BB	IBB	HBP	BLK	WP	HR	S	P	ERA	WHIP				
49 Tim Wakefield, R ERA: 1.32 (1, 1)	7.0	W	28	5	1	0	5	2	0	0	0	1	0	70	110	0.00	1.000				
Matt Mantei, R ERA: 9.0 (8, 1)	1.0		4	1	0	0	2	0	0	0	0	0	0	10	18	0.00	1.000				
Keith Foulke, R ERA: 6.75 (9, 1)	1.0		3	0	0	0	1	0	0	0	0	0	0	10	13	0.00	0.000				

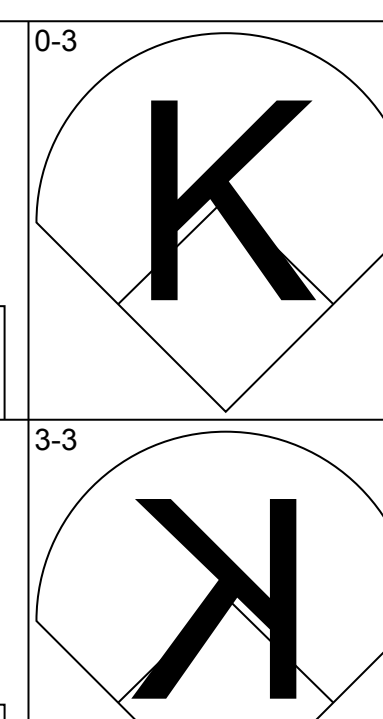
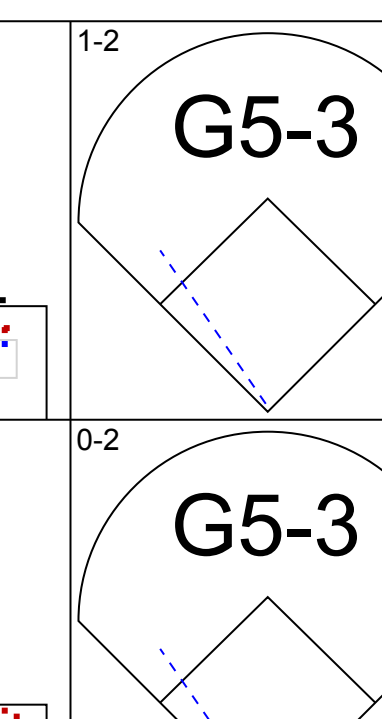
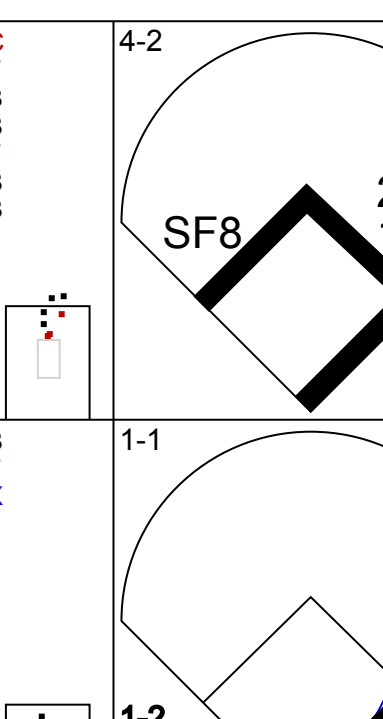
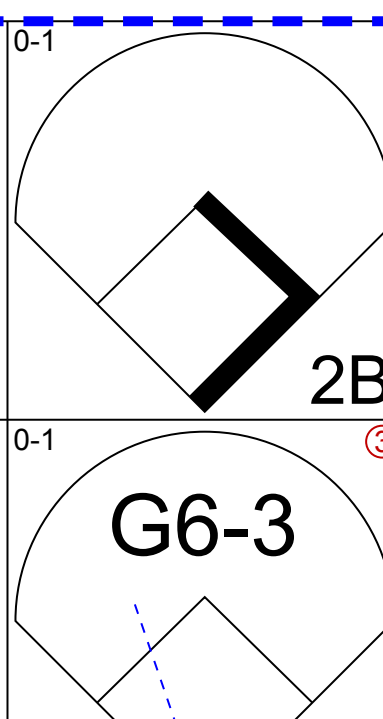
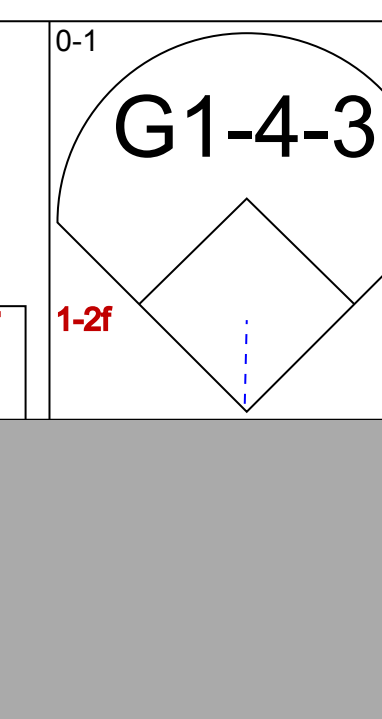
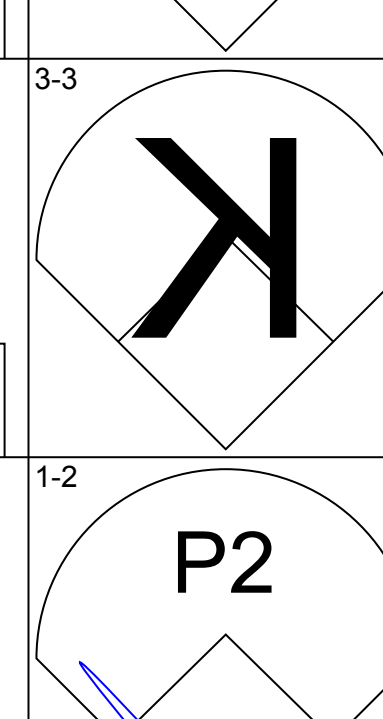
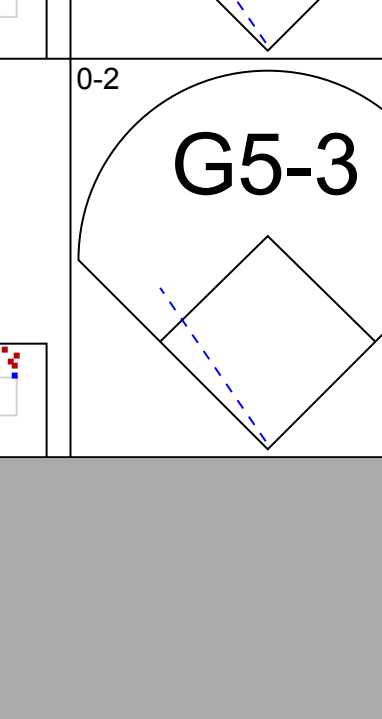
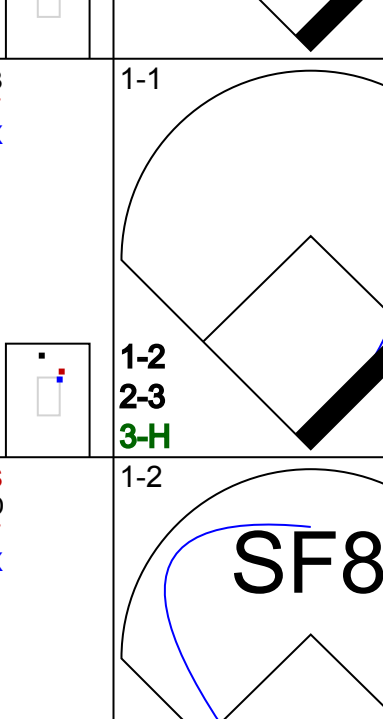
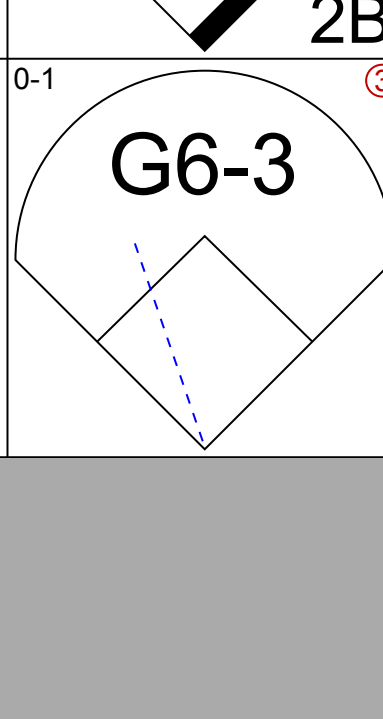
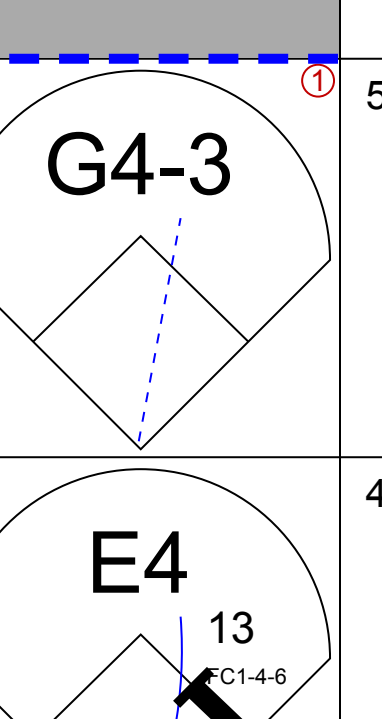
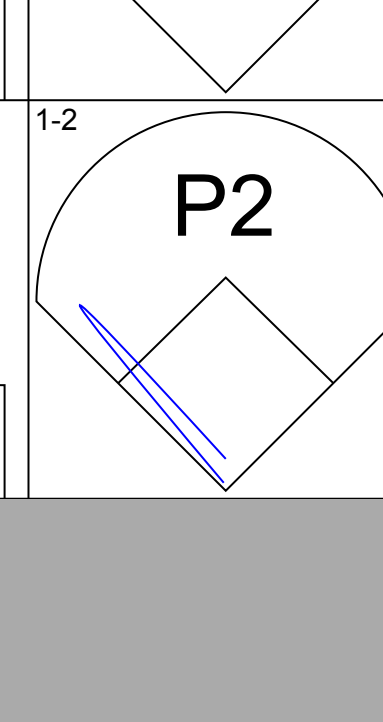
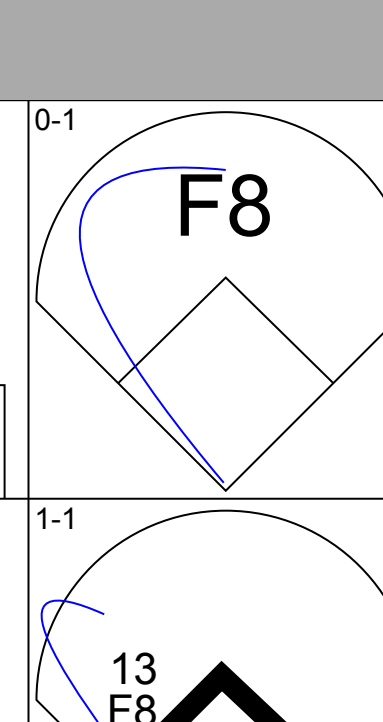
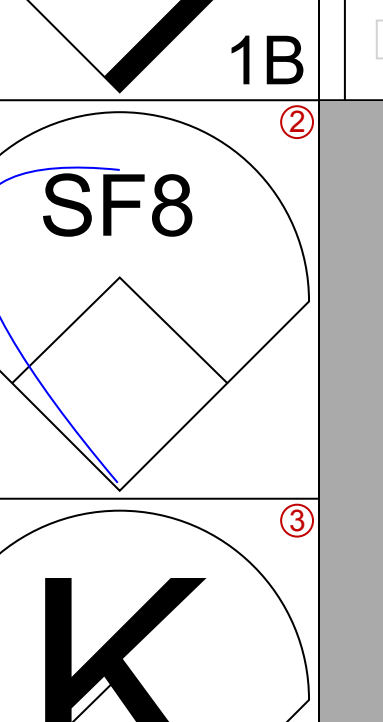
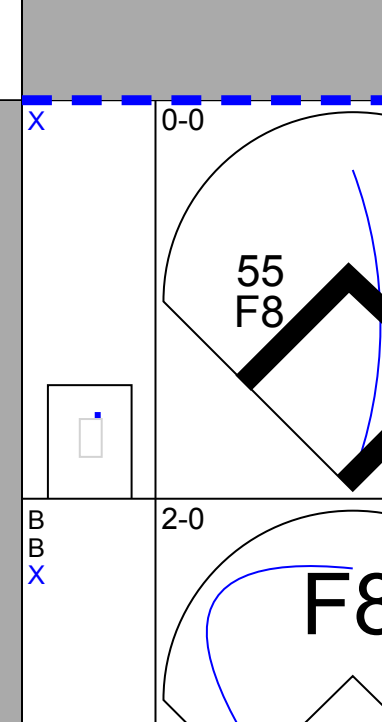
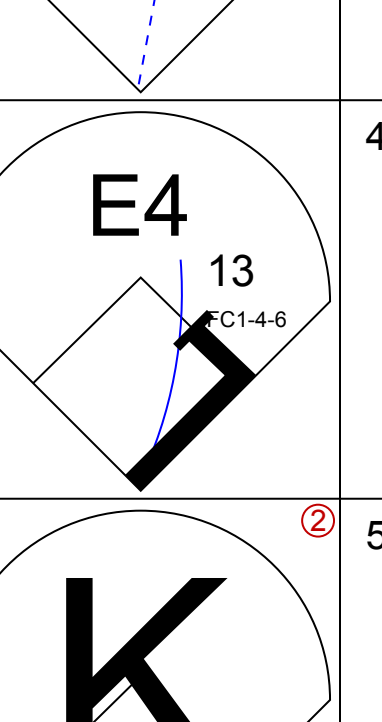
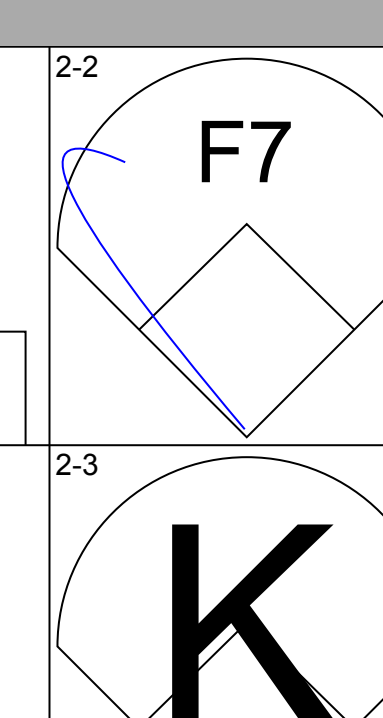
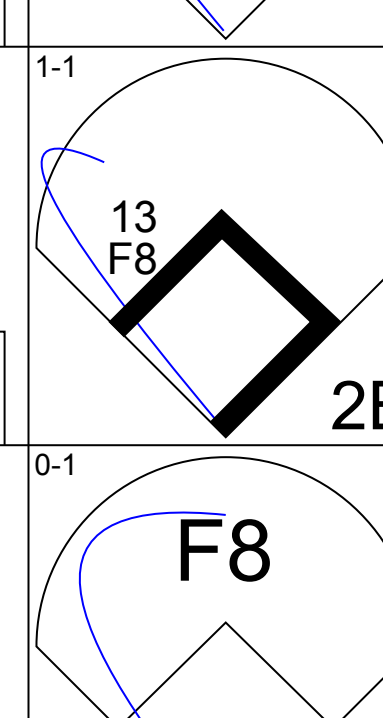
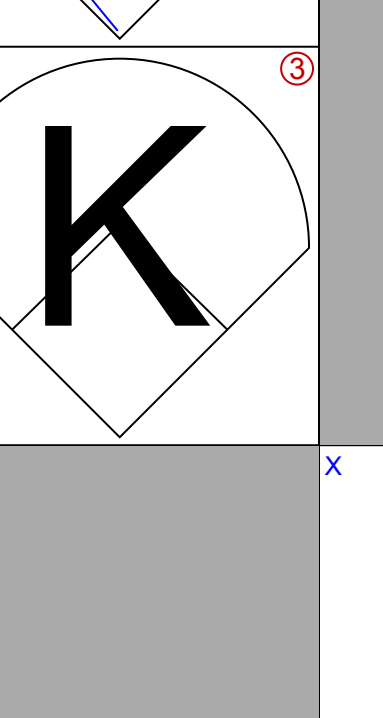
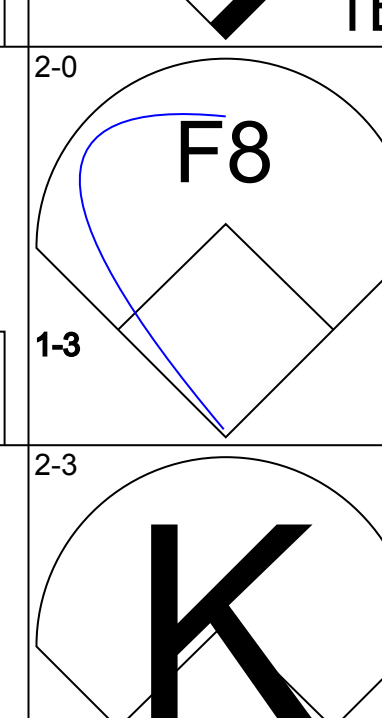
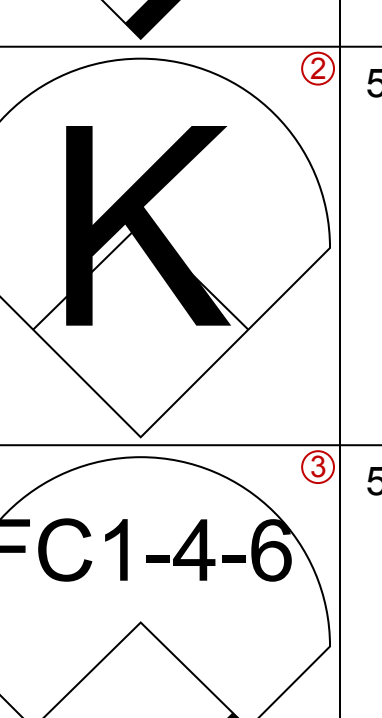
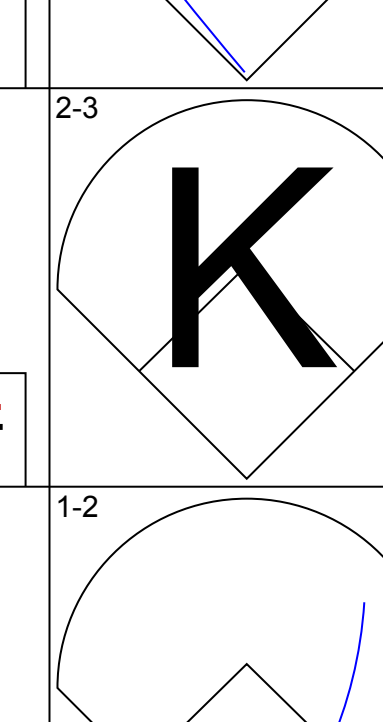
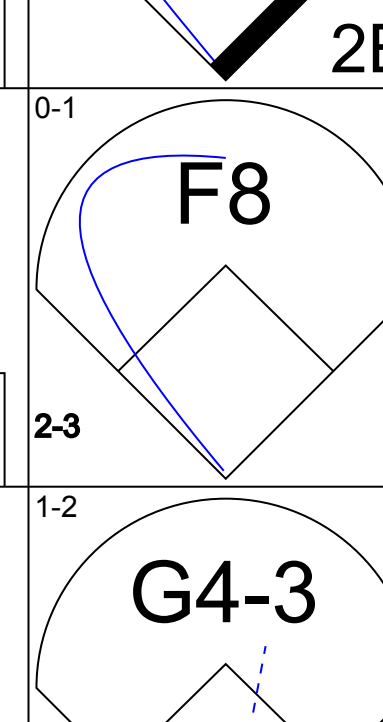
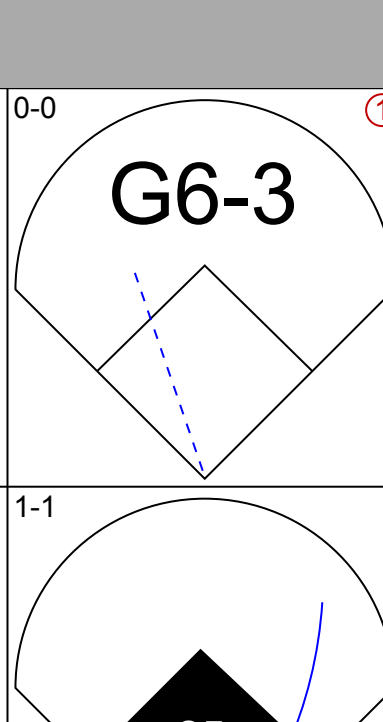
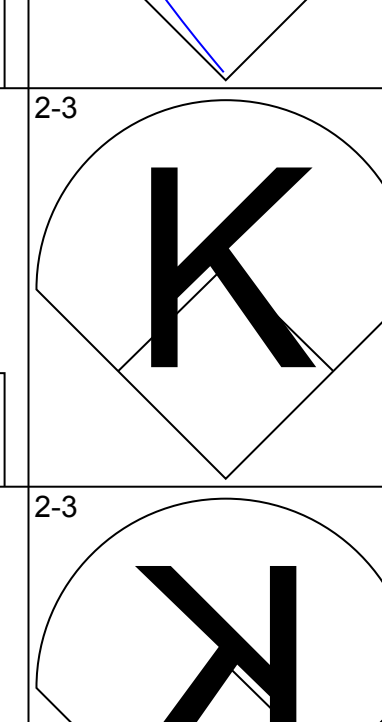
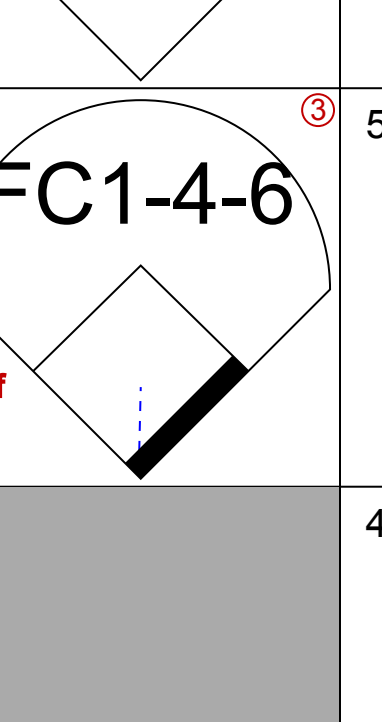
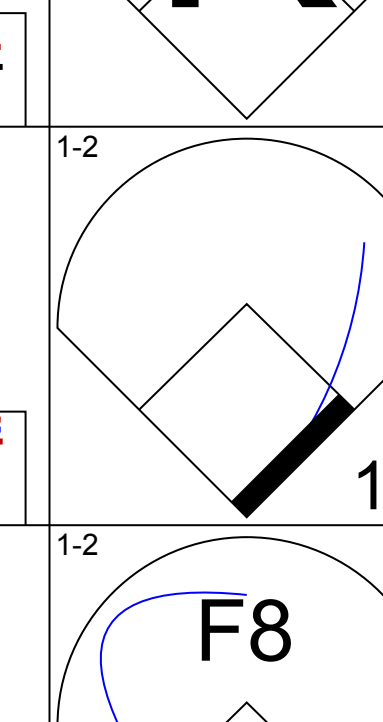
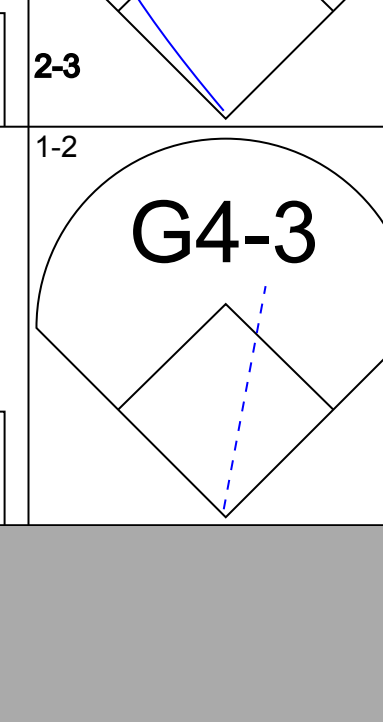
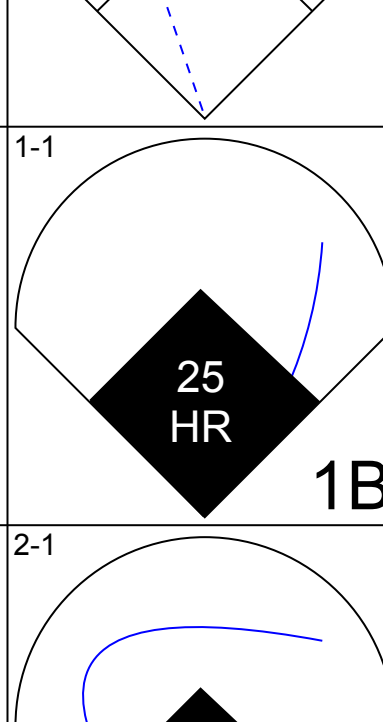
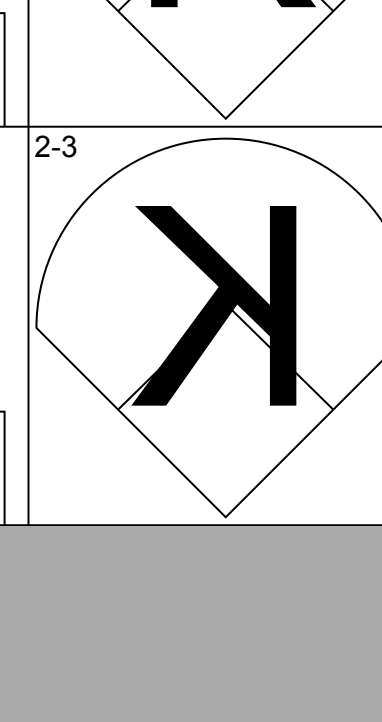
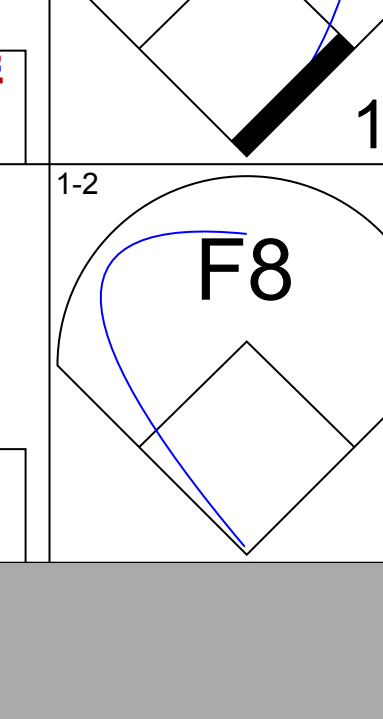
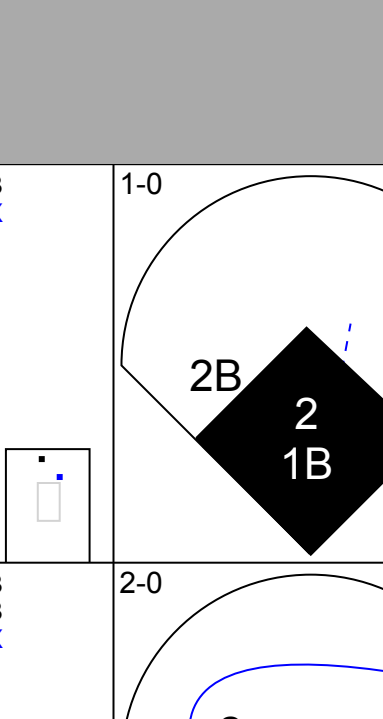
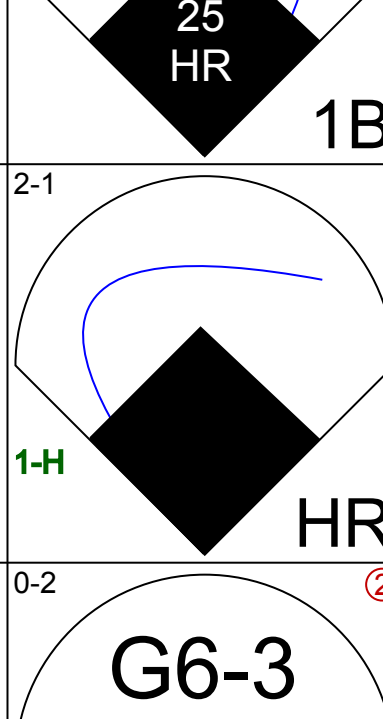
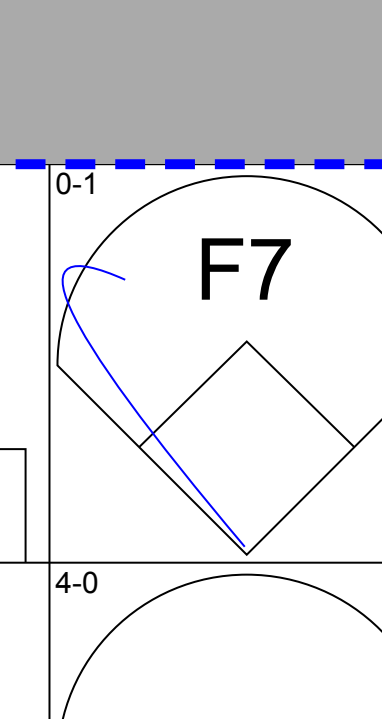
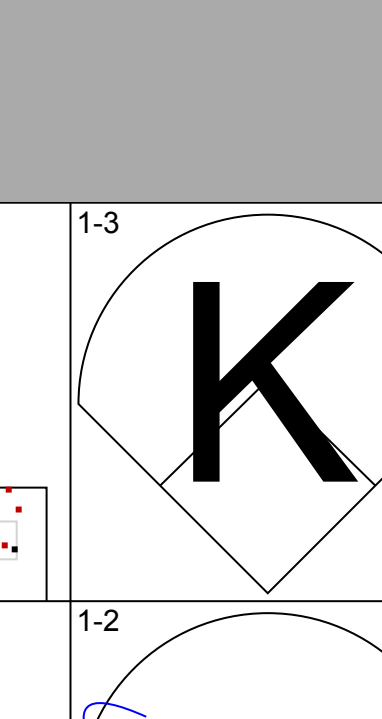
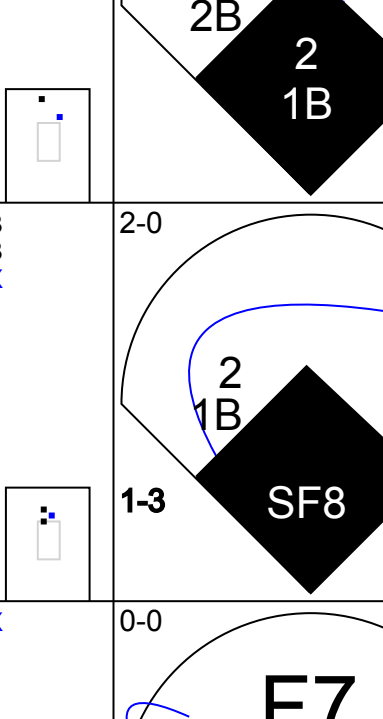
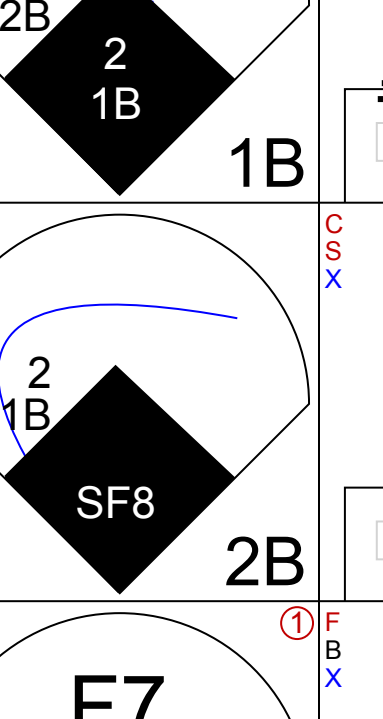
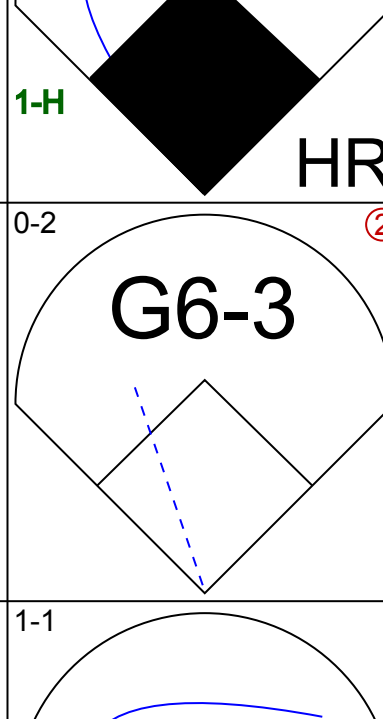
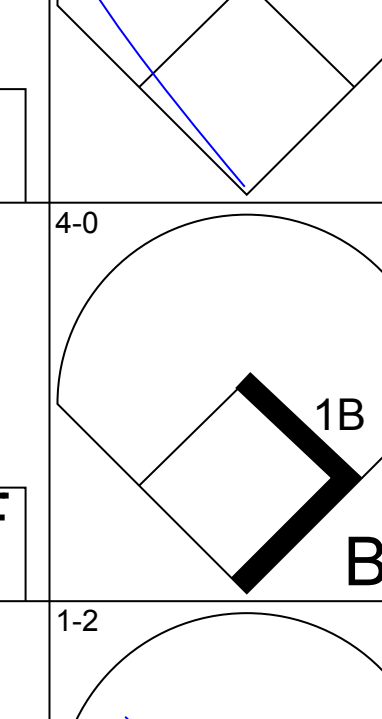

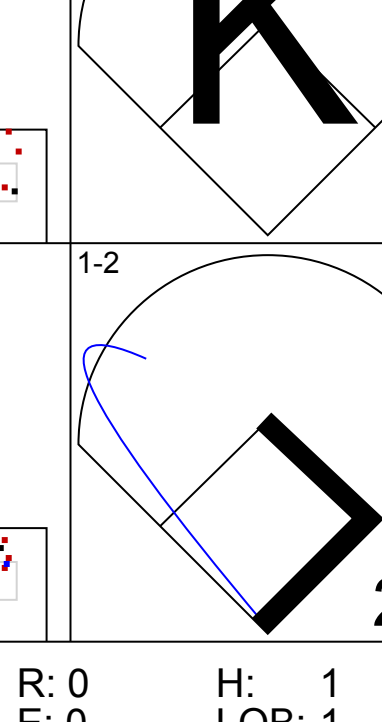
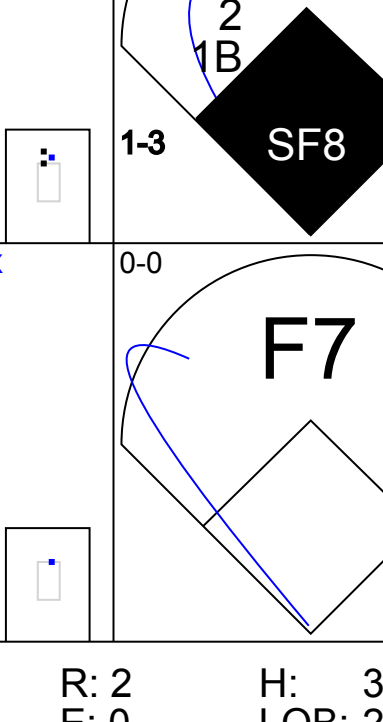
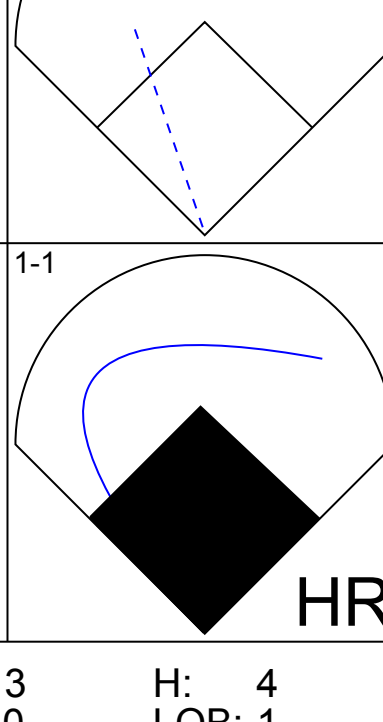
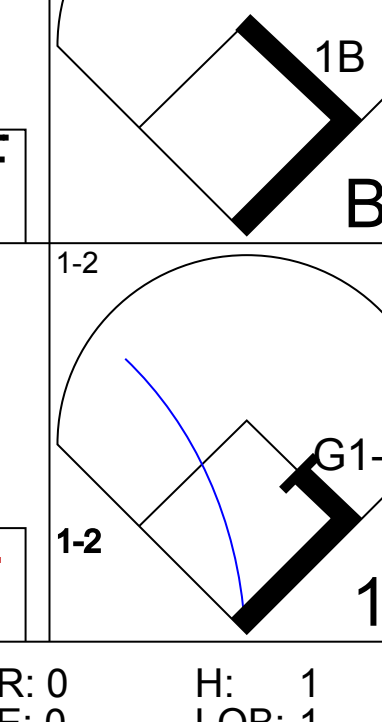
Batter	1	2	3	4	5	6	7	8	9	AB	R	H	RBI	BB	SO	LOB	BOTTOM				
18 Johnny Damon, L OBP: 0.321, SLG: 0.357 (8, FH) Jay Payton, R OBP: 0.273, SLG: 0.300 (9, 8)	F9		F9	E5		F8		P6		4	1	1	0	0	0	1	New York Yankees @ Boston Red Sox Fenway Park, Boston, MA Mon Apr 11 2005, 3:05 PM EDT Att: 33,702 - Sunny - 46 F				
Trot Nixon, L OBP: 0.375, SLG: 0.474 (1, 9)	F8		F8						3	2	2	2	1	0	1						
Manny Ramirez, R OBP: 0.290, SLG: 0.250 (1, 7)									3	1	1	1	1	1	2						
34 David Ortiz, L OBP: 0.448, SLG: 0.769 (1, 10)	F7								3	0	0	0	1	1	3						
Kevin Millar, R OBP: 0.370, SLG: 0.273 (1, 3) Dave McCarty, R (8, 3)									3	0	1	2	1	1	1						
Edgar Renteria, R OBP: 0.175, SLG: 0.214 (1, 6)									4	1	1	0	0	1	3						
Bill Mueller, S OBP: 0.308, SLG: 0.261 (1, 5)									3	1	1	1	0	0	1						
Doug Mirabeli, R OBP: 0.333, SLG: 0.625 (1, 2)									4	1	1	2	0	2	1						
Mark Bellhorn, S OBP: 0.321, SLG: 0.346 (1, 4)									4	1	1	0	0	2	1						
Inning Stats	R: 0 E: 0 K: 1 S: 11	H: 1 LOB: 0 BB: 0 P: 18	R: 2 E: 0 K: 1 S: 7	H: 1 LOB: 0 BB: 0 P: 12	R: 2 E: 0 K: 0 S: 11	H: 2 LOB: 1 BB: 2 P: 27	R: 3 E: 1 K: 2 S: 19	H: 3 LOB: 1 BB: 0 P: 27	R: 0 E: 0 K: 1 S: 6	H: 0 LOB: 0 BB: 1 P: 11	R: 0 E: 0 K: 1 S: 6	H: 0 LOB: 0 BB: 0 P: 12	R: 0 E: 0 K: 1 S: 12	H: 0 LOB: 1 BB: 1 P: 24	R: 1 E: 0 K: 1 S: 9	H: 2 LOB: 1 BB: 0 P: 16	1B: 5 2B: 4 3B: 0 HR: 1	SF: 0 SAC: 0 DP: 2 HBP: 1	WP: 0 PB: 0 SB: 1 CS: 0	PA: 37	
PITCHER	IP	WLS	BF	H	R	ER	SO	BB	IBB	HBP	BLK	WP	HR	S	P	ERA	WHIP				
35 Mike Mussina, R ERA: 4.91 (1, 1)	5.0	L	25	7	7	4	5	3	0	1	0	0	0	18	95	7.20	2.000				
Felix Rodriguez, R ERA: 2.25 (6, 1)	2.0		7	0	0	0	2	1	0	0	0	0	0	18	36	0.00	0.500				
Mike Stanton, L ERA: 6.0 (8, 1)	1.0		5	2	1	1	1	0	0	0	0	0	0	9	16	9.00	2.000				

AB 33
R 1
H 6
RBI 0
BB 2
SO 8
LOB 13



AB 32
R 8
H 9
RBI 8
BB 4
SO 8
LOB 15

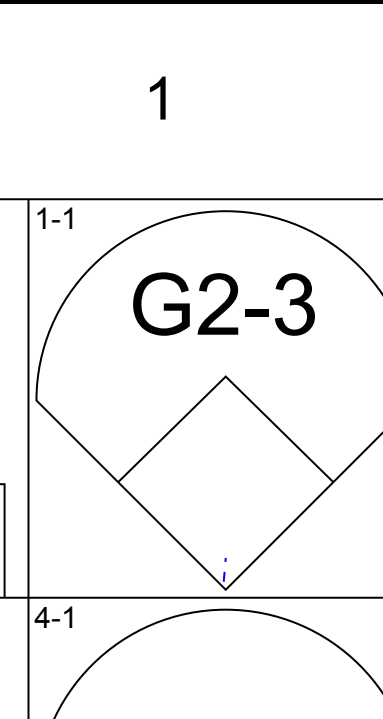
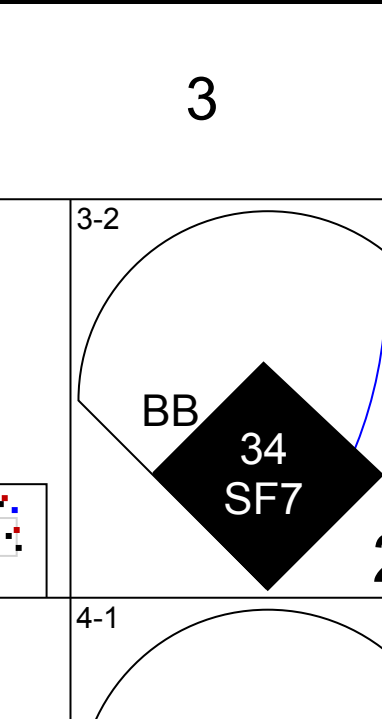
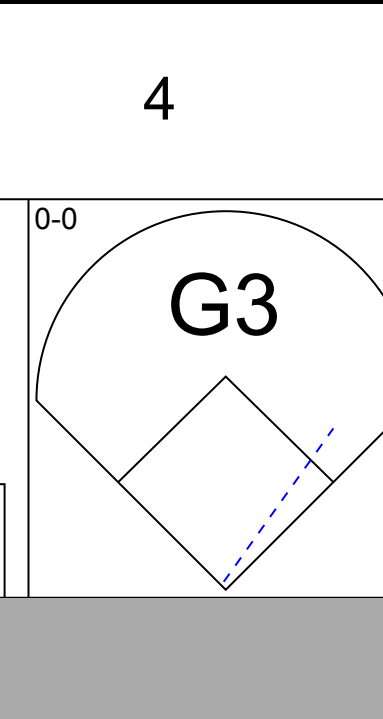
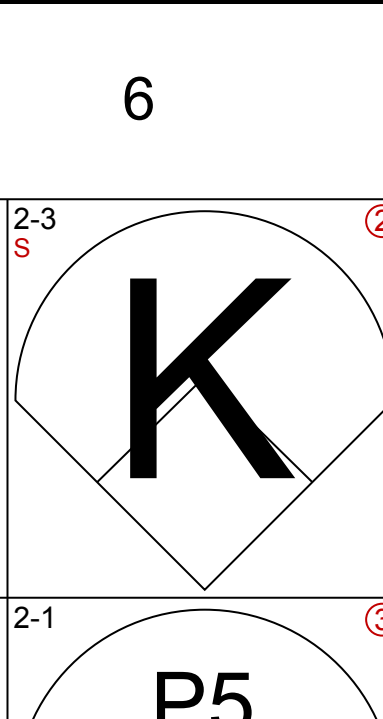
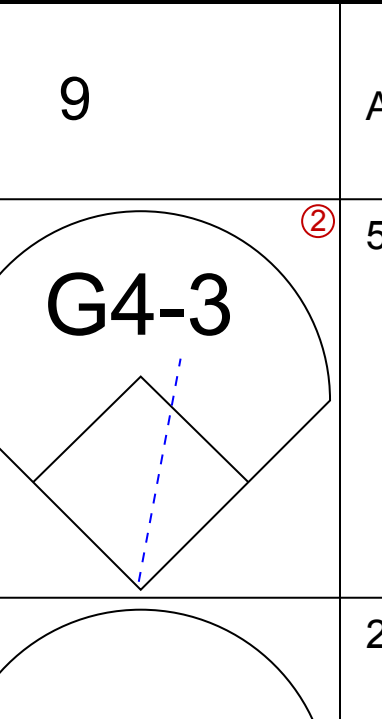
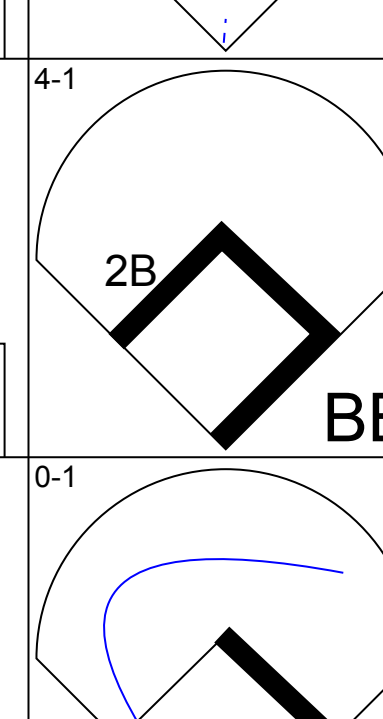
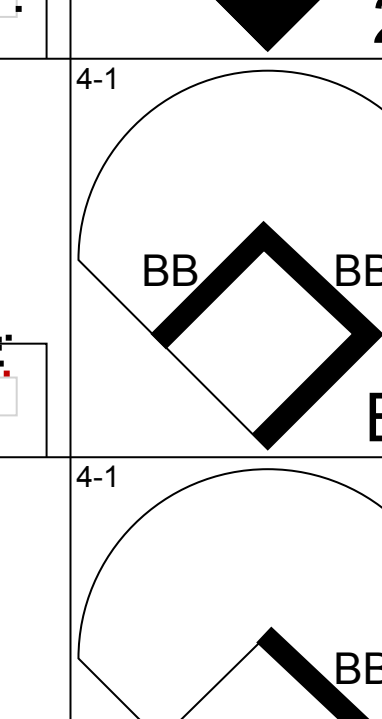
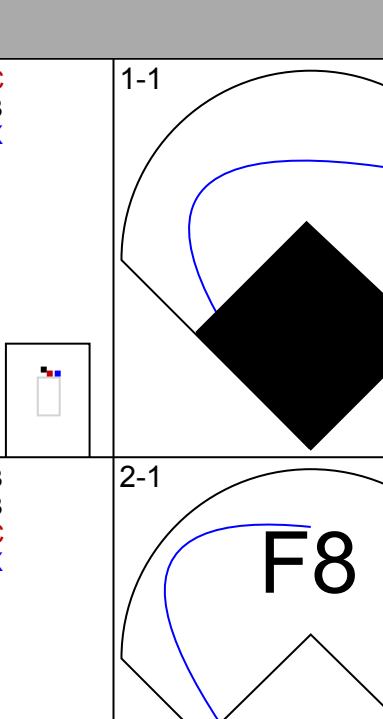
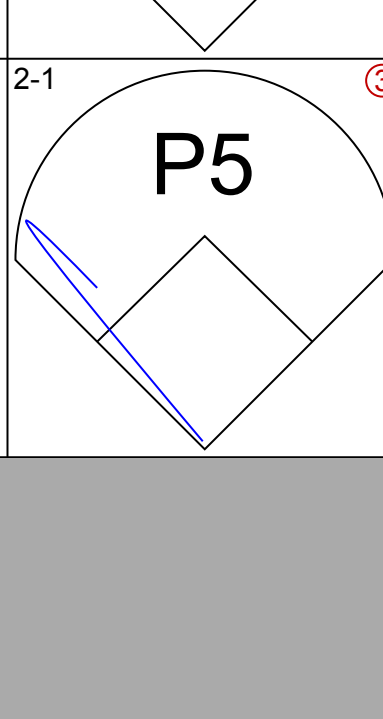
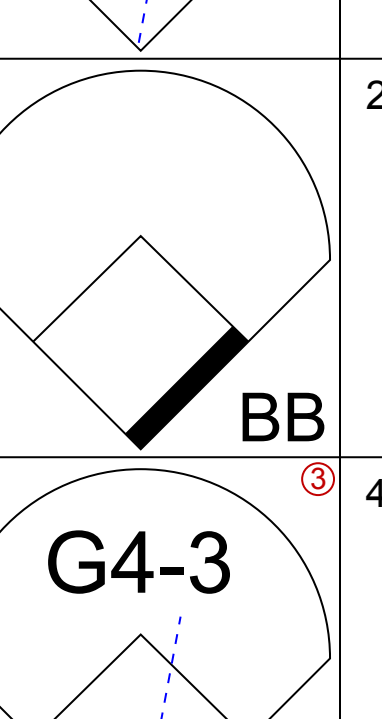
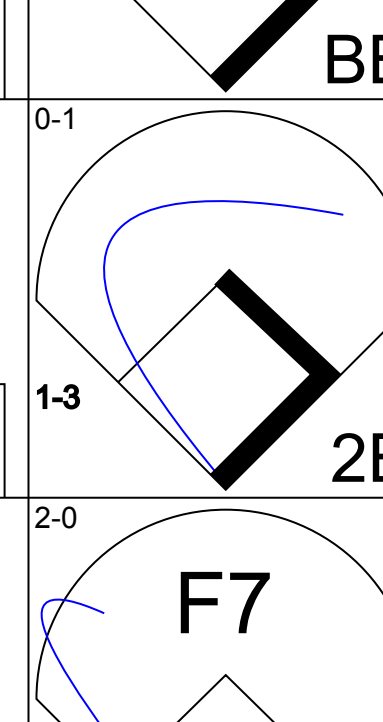
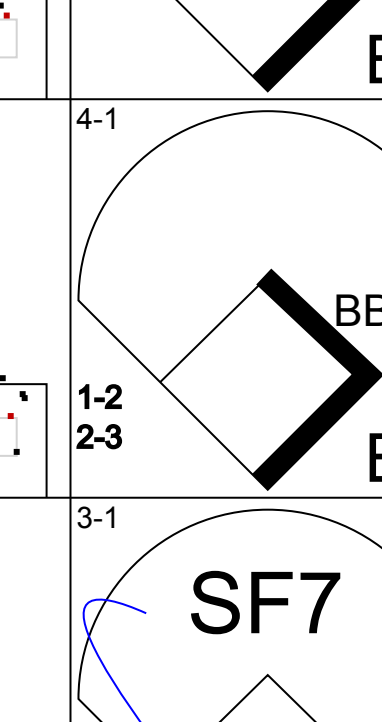
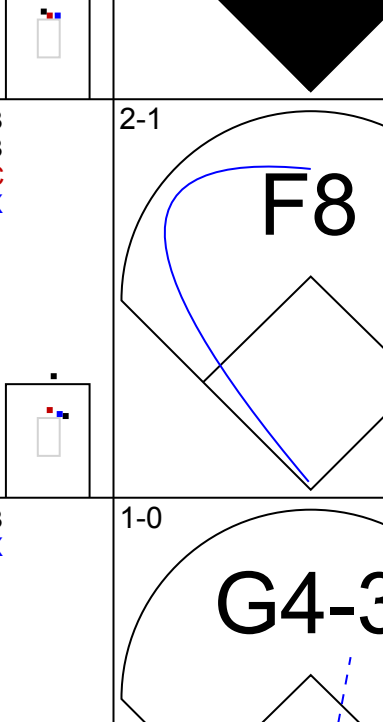
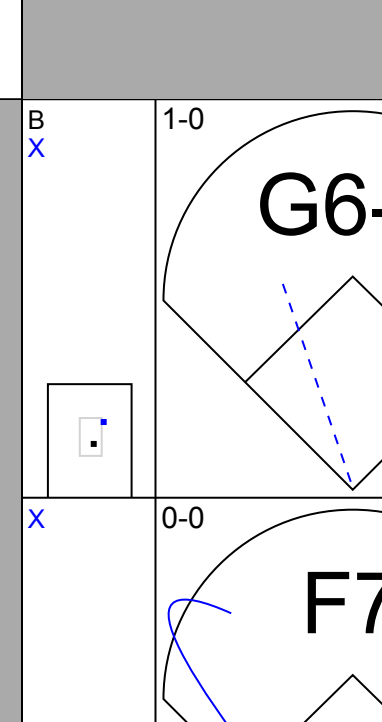
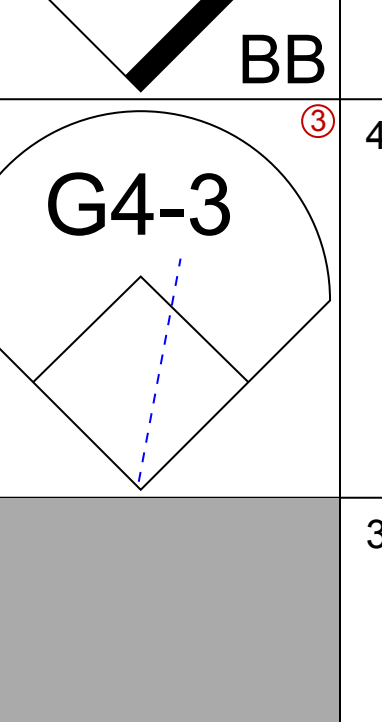
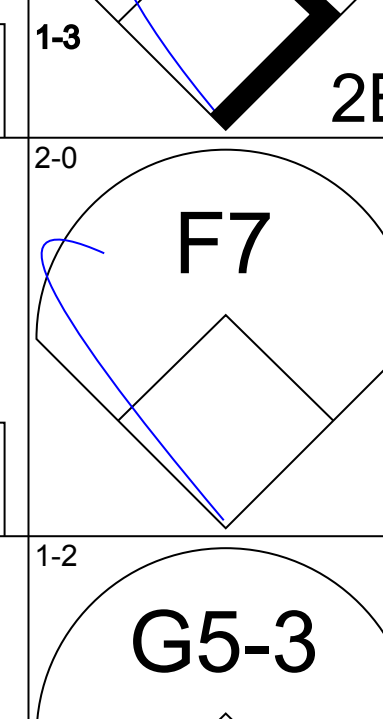
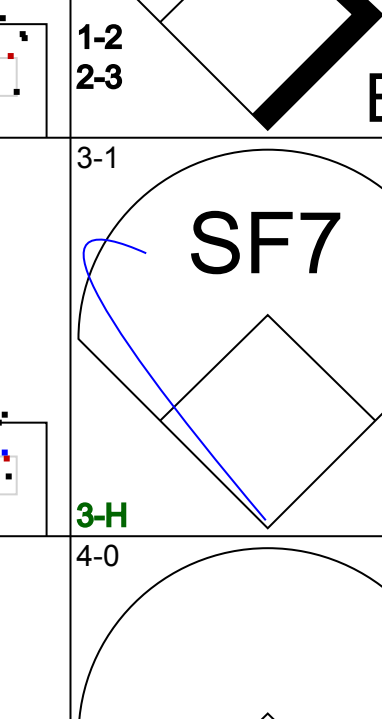
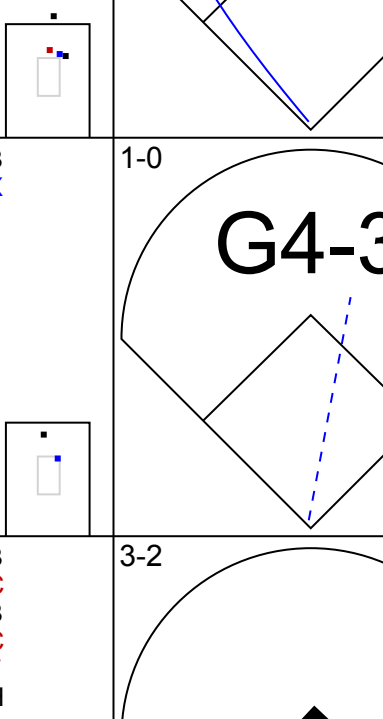
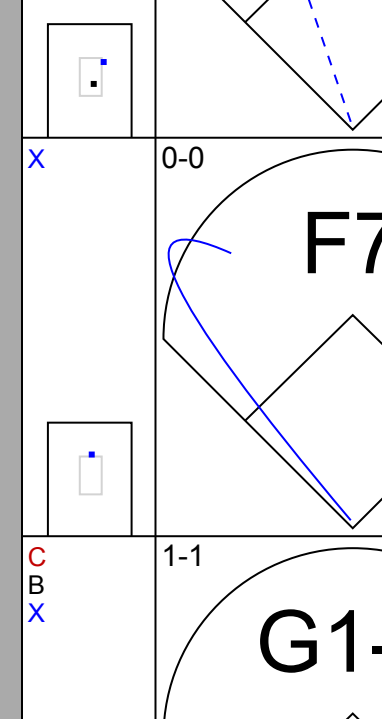
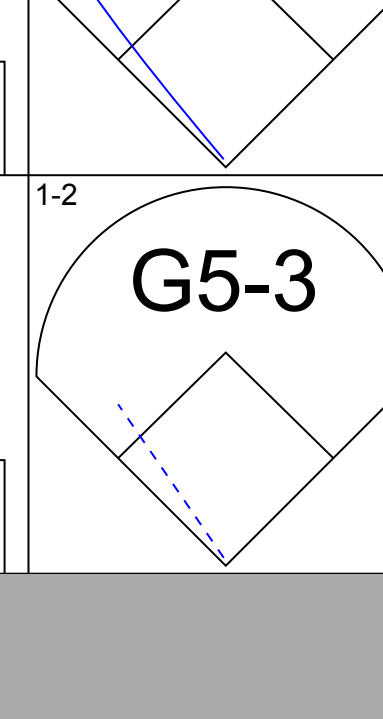
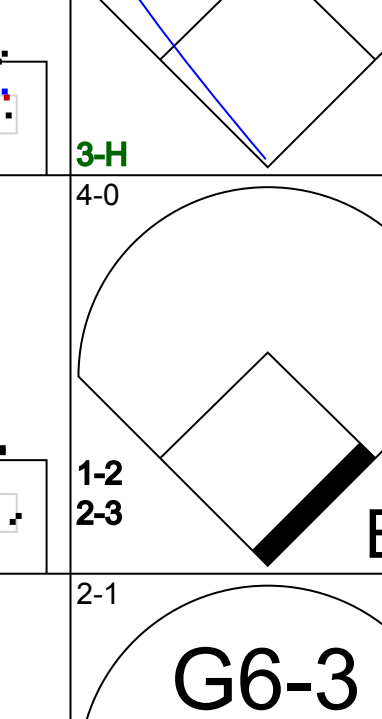
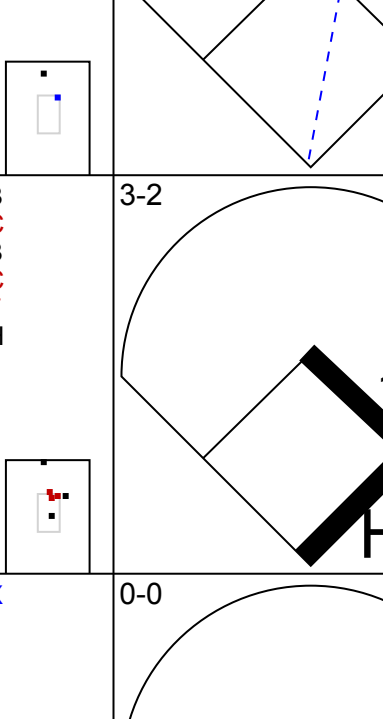
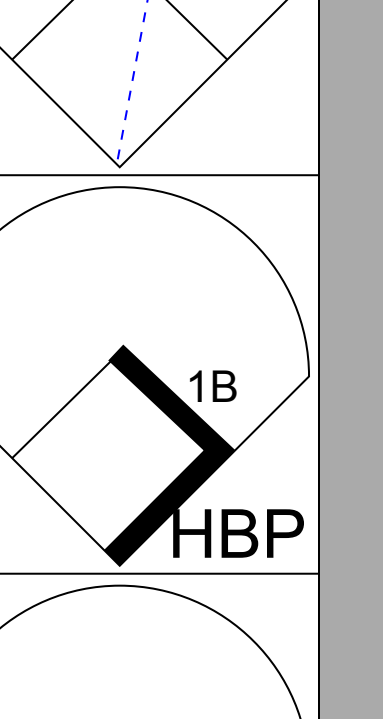
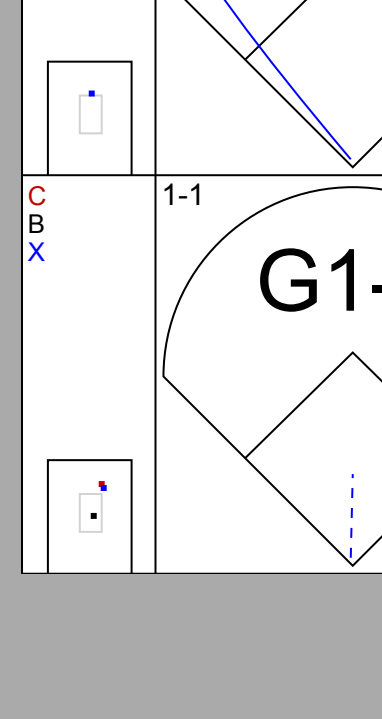
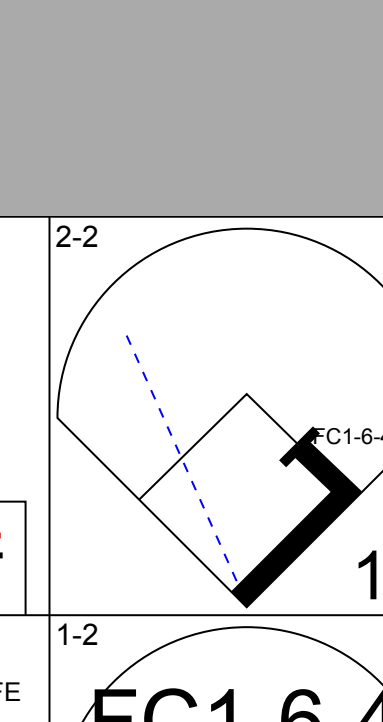
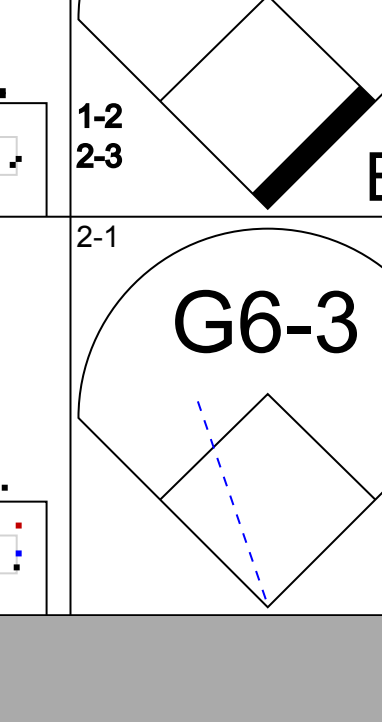
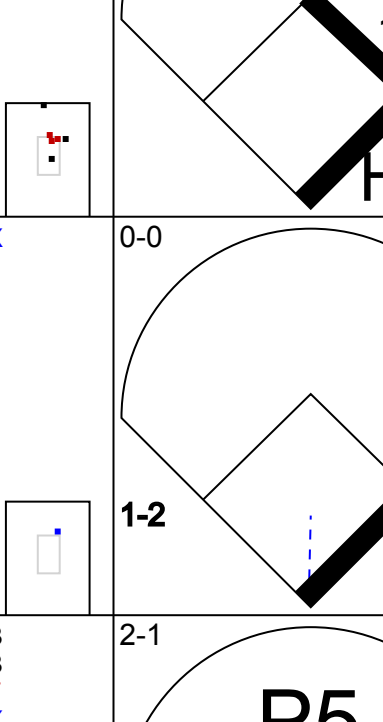
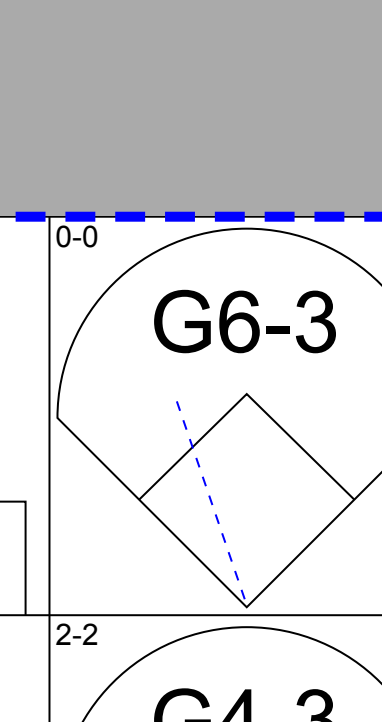
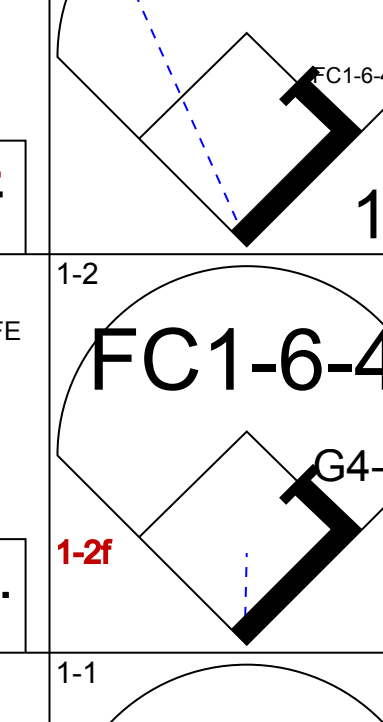
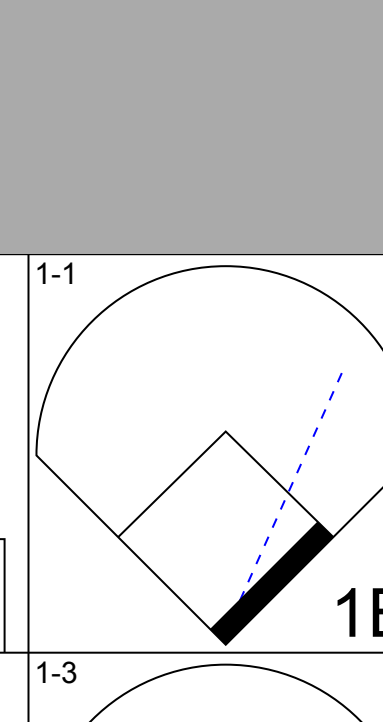
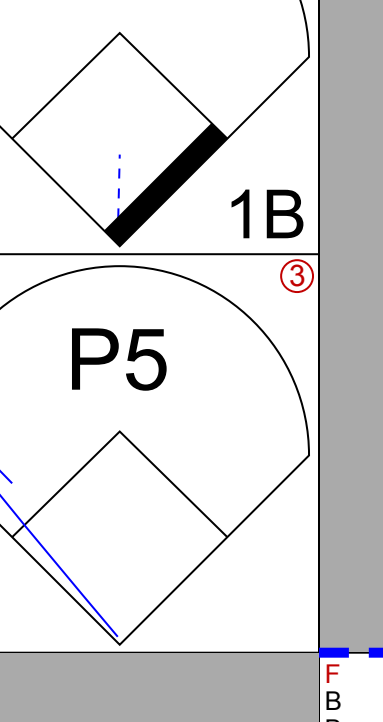
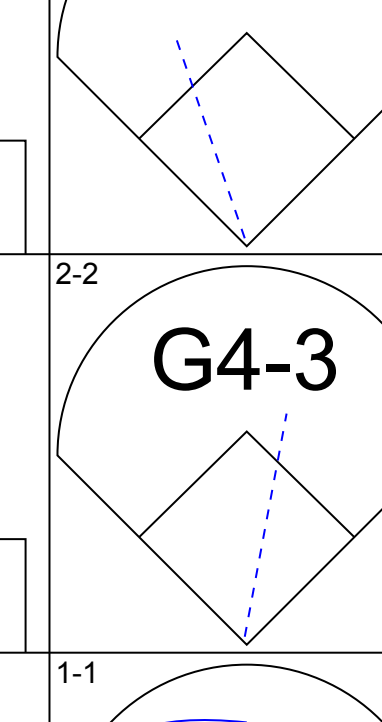
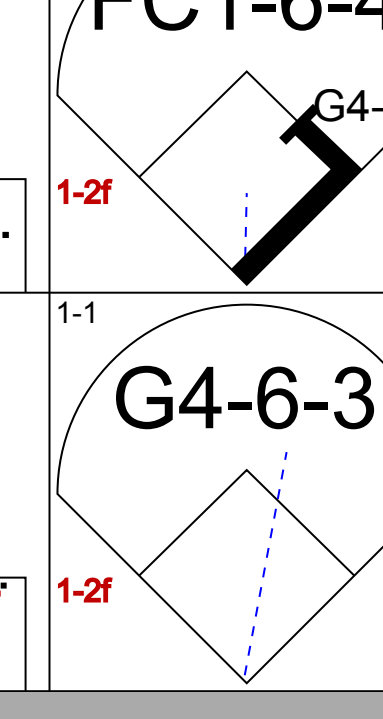
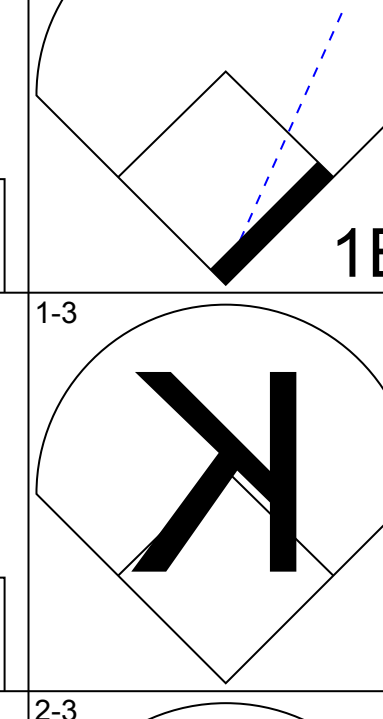
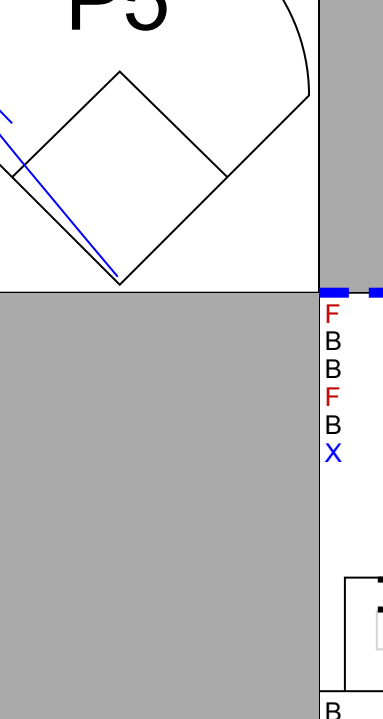
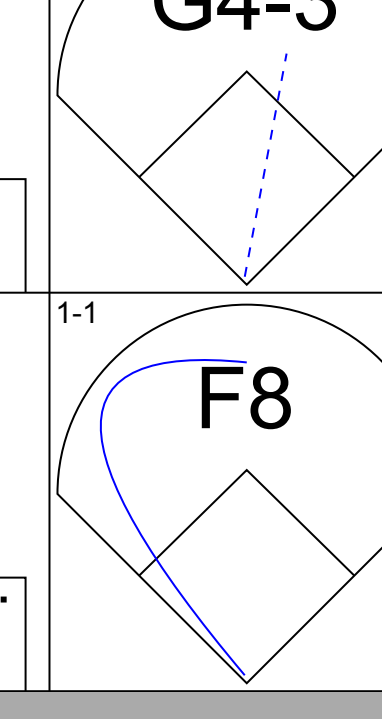
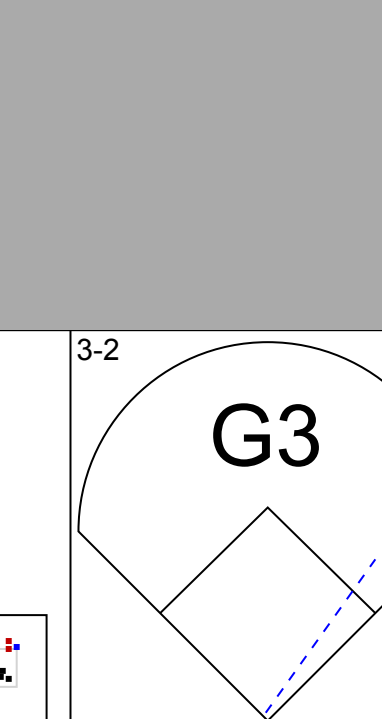
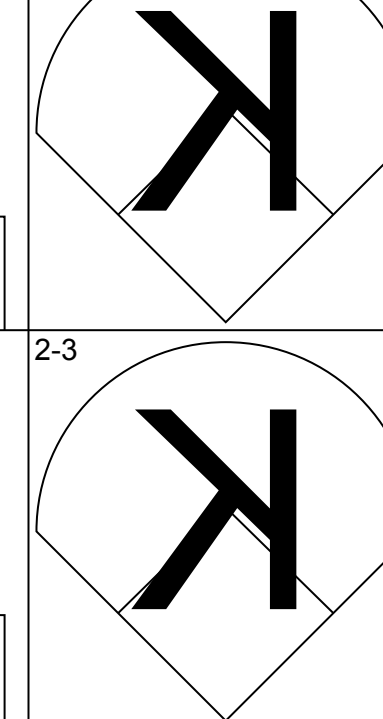
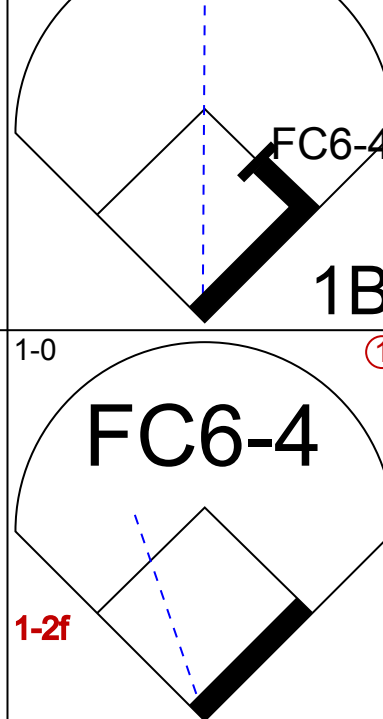
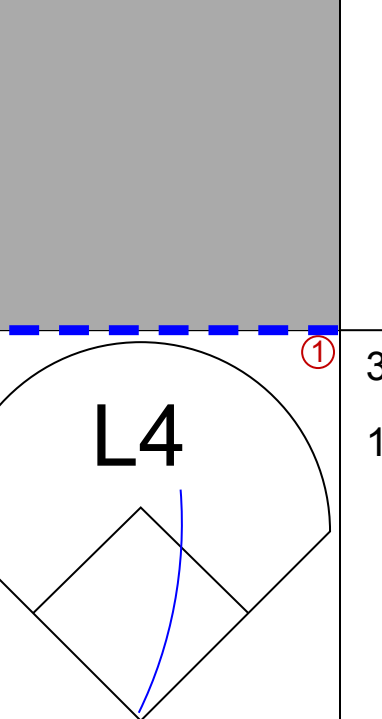


Batter	1	2	3	4	5	6	7	8	9	AB	R	H	RBI	BB	SO	LOB	TOP																					
Tony Womack, L OBP: 0.355, SLG: 0.357										4	0	1	0	1	1	3																						
2 Derek Jeter, R OBP: 0.447, SLG: 0.469										5	0	1	1	0	1	2																						
Gary Sheffield, R OBP: 0.278, SLG: 0.375										4	0	1	1	0	0	0																						
55 Hideki Matsui, L OBP: 0.343, SLG: 0.656										5	0	1	0	0	2	4																						
13 Alex Rodriguez, R OBP: 0.270, SLG: 0.314										5	0	0	0	0	2	3																						
20 Jorge Posada, S OBP: 0.414, SLG: 0.360										4	1	2	0	0	1	2																						
25 Jason Giambi, L OBP: 0.387, SLG: 0.480										4	2	2	2	0	0	1																						
Tino Martinez, L OBP: 0.286, SLG: 0.389										3	1	1	0	1	1	0																						
Bernie Williams, S OBP: 0.333, SLG: 0.400										4	1	3	1	0	0	2																						
Inning Stats	R: 0 E: 0 K: 2 S: 14	H: 0 LOB: 0 BB: 0 P: 18	R: 0 E: 0 K: 1 S: 16	H: 1 LOB: 1 BB: 0 P: 22	R: 0 E: 0 K: 1 S: 15	H: 1 LOB: 1 BB: 0 P: 18	R: 0 E: 0 K: 0 S: 9	H: 1 LOB: 1 BB: 0 P: 11	R: 2 E: 0 K: 1 S: 14	H: 3 LOB: 2 BB: 1 P: 25	R: 3 E: 0 K: 0 S: 14	H: 4 LOB: 1 BB: 0 P: 18	R: 0 E: 0 K: 2 S: 8	H: 1 LOB: 1 BB: 0 P: 14	R: 0 E: 0 K: 0 S: 7	H: 1 LOB: 1 BB: 0 P: 12	R: 0 E: 1 K: 1 S: 7	H: 0 LOB: 1 BB: 0 P: 12	1B: 6 2B: 4 3B: 0 HR: 2	SF: 1 SAC: 0 DP: 1 HBP: 0	WP: 0 PB: 0 SB: 1 CS: 0	PA: 41																
PITCHER	IP	WLS	BF	H	R	ER	SO	BB	IBB	HBP	BLK	WP	HR	S	P	ERA	WHIP	PITCHER				IP	WLS	BF	H	R	ER	SO	BB	IBB	HBP	BLK	WP	HR	S	P	ERA	WHIP
38 Curt Schilling, R ERA: 7.94	5.2	L	27	9	5	5	5	1	0	0	0	0	2	78	108	7.94	1.765																					
50 Mike Timlin, R ERA: 2.09	0.1		2	1	0	0	0	0	0	0	0	0	0	4	4	0.00	3.000																					
Blaine Neal, R ERA: 11.57	1.0		4	1	0	0	2	0	0	0	0	0	0	8	14	0.00	1.000																					
Mike Myers, L ERA: 10.13	1.0		4	1	0	0	0	1	0	0	0	0	0	7	12	0.00	2.000																					
John Halama, L ERA: 10.13	1.0		4	0	0	0	1	0	0	0	0	0	0	7	12	0.00	0.000																					

New York Yankees @ Boston Red Sox
Fenway Park, Boston, MA
Wed Apr 13 2005, 7:05 PM EDT
Att: 35,115 - Clear - 46 F

AB	38
R	5
H	12
RBI	5
BB	2
SO	8
LOB	17



Batter	1	2	3	4	5	6	7	8	9	AB	R	H	RBI	BB	SO	LOB	BOTTOM																					
18 Johnny Damon, L OBP: 0.303, SLG: 0.364										5	1	1	0	0	1	2																						
Trot Nixon, L OBP: 0.446, SLG: 0.619										2	1	1	1	3	0	1																						
Manny Ramirez, R OBP: 0.306, SLG: 0.281										4	0	1	0	1	0	1																						
34 David Ortiz, L OBP: 0.394, SLG: 0.690										3	0	0	1	0	0	2																						
Kevin Millar, R OBP: 0.387, SLG: 0.250										2	0	0	0	1	0	2																						
Edgar Renteria, R OBP: 0.219, SLG: 0.250										4	0	2	0	0	0	3																						
Jason Varitek, S OBP: 0.375, SLG: 0.652										4	0	1	0	0	0	3																						
Bill Mueller, S OBP: 0.300, SLG: 0.259										4	0	1	0	0	1	2																						
Ramón Vázquez, L OBP: 0.200, SLG: 0.200										3	0	0	0	0	1	2																						
Mark Bellhorn, S OBP: 0.310, SLG: 0.333										1	0	0	0	0	0	0																						
Inning Stats	R: 0 E: 0 K: 0 S: 9	H: 1 LOB: 0 BB: 1 P: 17	R: 0 E: 0 K: 0 S: 8	H: 1 LOB: 0 BB: 0 P: 12	R: 1 E: 0 K: 0 S: 12	H: 1 LOB: 3 BB: 3 P: 35	R: 0 E: 0 K: 2 S: 9	H: 1 LOB: 1 BB: 0 P: 13	R: 1 E: 0 K: 0 S: 11	H: 2 LOB: 2 BB: 0 P: 20	R: 0 E: 0 K: 1 S: 14	H: 1 LOB: 1 BB: 0 P: 22	R: 0 E: 0 K: 0 S: 4	H: 0 LOB: 0 BB: 0 P: 6	R: 0 E: 0 K: 0 S: 6	H: 0 LOB: 0 BB: 0 P: 9	R: 0 E: 0 K: 0 S: 9	H: 0 LOB: 1 BB: 1 P: 18	1B: 4 2B: 2 3B: 0 HR: 1	SF: 1 SAC: 0 DP: 1 HBP: 1	WP: 0 PB: 0 SB: 0 CS: 0	PA: 39																
PITCHER	IP	WLS	BF	H	R	ER	SO	BB	IBB	HBP	BLK	WP	HR	S	P	ERA	WHIP	PITCHER				IP	WLS	BF	H	R	ER	SO	BB	IBB	HBP	BLK	WP	HR	S	P	ERA	WHIP
Jaret Wright, R ERA: 8.0	5.0	W	25	6	2	2	2	4	0	1	0	0	1	49	97	3.60	2.000																					
Tanyon Sturtze, R ERA: 2.99	2.0	H	7	1	0	0	1	0	0	0	0	0	0	18	28	0.00	0.500																					
Tom Gordon, R ERA: 2.25	1.0	H	3	0	0	0	0	0	0	0	0	0	0	6	9	0.00	0.000																					
42 Mariano Rivera, R ERA: 4.91	1.0	S	4	0	0	0	0	1	0	0	0	0	0	9	18	0.00	1.000																					

New York Yankees @ Boston Red Sox
Fenway Park, Boston, MA
Wed Apr 13 2005, 7:05 PM EDT
Att: 35,115 - Clear - 46 F

AB	32
R	2
H	7
RBI	2
BB	5
SO	3
LOB	18



Batter	1	2	3	4	5	6	7	8	9	AB	R	H	RBI	BB	SO	LOB	TOP			
Tony Womack, L (1,4) OBP: 0.306, SLG: 0.303	G6-3	L4		FC6-4 BB 55 1B		F8		K		5	1	0	0	0	1	6	New York Yankees @ Boston Red Sox Fenway Park, Boston, MA Thu Apr 14 2005, 7:05 PM EDT Att: 35,251 - Partly Cloudy - 45 F			
2 Derek Jeter, R (1,6) OBP: 0.442, SLG: 0.472	G3		55 2B	55 1B		K		F9		4	2	1	0	1	1	2				
Gary Sheffield, R (1,9) OBP: 0.341, SLG: 0.444	55 1B		F9	55 1B					25 BB	4	1	3	1	1	0	1				
55 Hideki Matsui, L (1,7) OBP: 0.400, SLG: 0.694	1B		13 1B	13 1B		F8			25 BB	4	0	3	3	1	0	1				
13 Alex Rodriguez, R (1,5) OBP: 0.262, SLG: 0.300	F7		P3	1B					F7	5	0	1	1	0	1	5				
20 Jorge Posada, S (1,2) OBP: 0.353, SLG: 0.300		P5	G4-3	G6-3					F6	5	0	0	0	0	0	5				
25 Jason Giambi, L (1,10) Rey Sanchez, R (9, PR) OBP: 0.500, SLG: 0.500	FC4-6 1B			G6-3	G4-3				BB	4	0	1	0	1	0	0				
Tino Martinez, L (1,3) Bubba Crosby, L (8, PR) 12 Andy Phillips, R (8, 3) Ruben Sierra, S (9, PH) OBP: 0.250, SLG: 0.533	FC4-6 BB		FC6-4 BB	1B	G4-3				P2	2	1	1	0	2	0	0				
Bernie Williams, S (1,8) OBP: 0.324, SLG: 0.357	FC4-6		FC6-4 BB		G3-1					3	0	0	0	1	1	3				
Inning Stats	R: 0 E: 0 K: 0 S: 10	H: 2 LOB: 2 BB: 0 P: 13	R: 0 E: 0 K: 0 S: 12	H: 1 LOB: 2 BB: 1 P: 20	R: 1 E: 0 K: 0 S: 7	H: 2 LOB: 0 BB: 0 P: 10	R: 4 E: 0 K: 0 S: 23	H: 3 LOB: 2 BB: 3 P: 41	R: 0 E: 0 K: 1 S: 9	H: 0 LOB: 1 BB: 0 P: 14	R: 0 E: 0 K: 1 S: 10	H: 0 LOB: 0 BB: 0 P: 16	R: 0 E: 0 K: 2 S: 10	H: 0 LOB: 2 BB: 1 P: 19	R: 0 E: 0 K: 0 S: 18	H: 1 LOB: 3 BB: 2 P: 34		1B: 7 2B: 3 3B: 0 HR: 0	SF: 0 SAC: 0 DP: 0 HBP: 0	WP: 0 PB: 0 SB: 1 CS: 0
PITCHER	IP	WLS	BF	H	R	ER	SO	BB	IBB	HBP	BLK	WP	HR	S	P	ERA	WHIP			
Bronson Arroyo, R (1,1) ERA: 5.4	5.2		30	9	5	5	1	4	0	0	0	0	0	66	104	7.94	2.294			
Alan Embree, L (6,1) ERA: 3.38	1.1		4	0	0	0	1	0	0	0	0	0	0	11	18	0.00	0.000			
Keith Foulke, R (8,1) ERA: 4.5	2.0	W	10	1	0	0	2	3	0	0	0	0	0	28	53	0.00	2.000			

Batter	1	2	3	4	5	6	7	8	9	AB	R	H	RBI	BB	SO	LOB	BOTTOM			
18 Johnny Damon, L (1,8) OBP: 0.324, SLG: 0.361	K		S HR		G4-3			2B		3	2	1	0	1	1	0	New York Yankees @ Boston Red Sox Fenway Park, Boston, MA Thu Apr 14 2005, 7:05 PM EDT Att: 35,251 - Partly Cloudy - 45 F			
Edgar Renteria, R (1,6) OBP: 0.250, SLG: 0.389	F9		1-H HR		G5-3			3B		4	2	2	3	0	0	0				
Manny Ramirez, R (1,7) OBP: 0.300, SLG: 0.257	P3		K					L7		3	0	0	0	1	1	1				
34 David Ortiz, L (1,10) OBP: 0.378, SLG: 0.625		P6	K					3B		3	1	0	0	1	1	1				
Kevin Millar, R (1,3) Dave McCarty, R (9,3) OBP: 0.371, SLG: 0.250		HR			P6			F7		4	1	1	0	0	1	3				
Jason Varitek, S (1,2) OBP: 0.393, SLG: 0.815	K		HR					3B		4	1	2	3	0	1	2				
Jay Payton, R (1,9) Trot Nixon, L (8, PH) OBP: 0.433, SLG: 0.591		HR			K			K		3	1	1	2	0	2	0				
Bill Mueller, S (1,5) OBP: 0.303, SLG: 0.267		G6-3			F9					3	0	1	0	0	0	0				
Mark Bellhorn, S (1,4) OBP: 0.281, SLG: 0.300			K					G5-4-3		3	0	0	0	0	2	1				
Inning Stats	R: 0 E: 0 K: 1 S: 5	H: 0 LOB: 0 BB: 0 P: 9	R: 2 E: 0 K: 1 S: 12	H: 2 LOB: 0 BB: 0 P: 16	R: 2 E: 0 K: 3 S: 12	H: 1 LOB: 0 BB: 1 P: 23	R: 1 E: 0 K: 1 S: 11	H: 1 LOB: 0 BB: 0 P: 16	R: 0 E: 0 K: 1 S: 10	H: 0 LOB: 1 BB: 1 P: 15	R: 0 E: 0 K: 1 S: 10	H: 1 LOB: 0 BB: 0 P: 13	R: 3 E: 0 K: 1 S: 13	H: 3 LOB: 1 BB: 1 P: 24	R: 0 E: 0 K: 0 S: 18	H: 0 LOB: 3 BB: 2 P: 34		1B: 3 2B: 1 3B: 1 HR: 3	SF: 0 SAC: 0 DP: 1 HBP: 0	WP: 0 PB: 0 SB: 1 CS: 0
PITCHER	IP	WLS	BF	H	R	ER	SO	BB	IBB	HBP	BLK	WP	HR	S	P	ERA	WHIP			
Randy Johnson, L (1,1) ERA: 4.74	7.0		27	5	5	5	9	2	0	0	0	0	0	68	103	6.43	1.000			
Tom Gordon, R (8,1) ERA: 7.71	0.2	L	6	3	3	3	0	0	1	0	0	0	0	10	20	40.50	4.500			
Mike Stanton, L (8,1) ERA: 5.4	0.1		1	0	0	0	1	0	0	0	0	0	0	3	4	0.00	0.000			

Batter	1	2	3	4	5	6	7	8	9	AB	R	H	RBI	BB	SO	LOB	TOP									
13 Carl Crawford, L OBP: 0.333, SLG: 0.553 (1, 8) C	0-1 G5-3		3-2 L6		0-0 F8			3-1 1B		4	0	1	0	0	0	1	Tampa Bay Devil Rays @ Boston Red Sox Fenway Park, Boston, MA Fri Apr 15 2005, 7:05 PM EDT Att: 35,023 - Clear - 43 F									
Julio Lugo, R OBP: 0.366, SLG: 0.333 (1, 6) X	0-0 B5-3		0-2 G5-3			2-1 2B		3-2 F9		4	0	1	0	0	0	1										
3 Jorge Cantu, R OBP: 0.333, SLG: 0.610 (1, 4) B	2-1 2B			1-0 1B		1-1 G5-3		1-0 P3		4	0	2	0	0	0	2										
Aubrey Huff, L OBP: 0.372, SLG: 0.500 (1, 9) X	3-2 F7			3-2 P6		1-3 K			2-2 G6-3	4	0	0	0	0	1	3										
Josh Phelps, R OBP: 0.368, SLG: 0.528 (1, 10) B		1-2 1B		2-3 K		2-0 G5-3			3-3 K	4	0	1	0	0	2	2										
Eduardo Perez, R OBP: 0.250, SLG: 0.200 (1, 7) X		0-0 L4		1-3 K					1-2 F8	4	0	0	0	0	1	2										
Travis Lee, L OBP: 0.364, SLG: 0.367 (1, 3) X		0-0 G4-6-3			2-1 G4-3			3-2 F8		3	0	1	0	0	0	0										
Toby Hall, R OBP: 0.258, SLG: 0.207 (1, 2) C	0-1 G4-6-3				0-0 L9			0-2 G3		3	0	0	0	0	0	2										
Alex Gonzalez, R OBP: 0.357, SLG: 0.400 (1, 5) X			1-2 G4-3		1-2 1B			0-0 F8		3	0	1	0	0	0	0	AB 33 R 0 H 7 RBI 0 BB 0 SO 4 LOB 13									
Inning Stats	R: 0 E: 0 K: 0 S: 8	H: 1 LOB: 1 BB: 0 P: 13	R: 0 E: 0 K: 0 S: 7	H: 2 LOB: 1 BB: 0 P: 8	R: 0 E: 0 K: 2 S: 9	H: 0 LOB: 0 BB: 0 P: 13	R: 0 E: 0 K: 2 S: 13	H: 1 LOB: 1 BB: 0 P: 20	R: 0 E: 0 K: 1 S: 9	H: 1 LOB: 1 BB: 0 P: 12	R: 0 E: 0 K: 1 S: 8	H: 1 LOB: 1 BB: 0 P: 14	R: 0 E: 0 K: 0 S: 11	H: 0 LOB: 0 BB: 0 P: 16	R: 0 E: 0 K: 0 S: 14	H: 1 LOB: 1 BB: 0 P: 21		R: 0 E: 0 K: 1 S: 9	H: 0 LOB: 0 BB: 0 P: 15	1B: 5 2B: 2 3B: 0 HR: 0	SF: 0 SAC: 0 DP: 1 HBP: 0	WP: 0 PB: 0 SB: 0 CS: 0	PA: 33			
PITCHER	IP	WLS	BF	H	R	ER	SO	BB	IBB	HBP	BLK	WP	HR	S	P	ERA		WHIP								
David Wells, L ERA: 5.09 (1, 1)	7.0	W	26	6	0	0	3	0	0	0	0	0	0	65	96	0.00		0.857								
Matt Mantel, R ERA: 6.75 (8, 1)	1.0		4	1	0	0	0	0	0	0	0	0	0	14	21	0.00		1.000								
John Halama, L ERA: 7.36 (9, 1)	1.0		3	0	0	0	1	0	0	0	0	0	0	9	15	0.00		0.000								

Batter	1	2	3	4	5	6	7	8	9	AB	R	H	RBI	BB	SO	LOB	BOTTOM								
18 Johnny Damon, L OBP: 0.317, SLG: 0.333 (1, 8) B	4-1 G1-3		0-2 L3			1-3 K		1-1 1B		3	0	0	0	1	1	4	Tampa Bay Devil Rays @ Boston Red Sox Fenway Park, Boston, MA Fri Apr 15 2005, 7:05 PM EDT Att: 35,023 - Clear - 43 F								
Dave McCarty, R OBP: 0.667, SLG: 0.500 (7, PH) B		G5-3				0-3 K		2-H 3-H 2-3 K		1	0	1	2	0	0	0									
Trot Nixon, L OBP: 0.429, SLG: 0.520 (1, 9) B	3-2 G1-3		4-2 BB		4-2 BB					3	1	0	0	2	2	3									
Manny Ramirez, R OBP: 0.406, SLG: 0.263 (1, 7) B	3-2 P3		4-2 BB		1-3 K					3	1	1	1	1	1	4									
Jay Payton, R OBP: 0.333, SLG: 0.571 (6, PR) B		1-2 34 HR				3-2 1B				1	0	1	0	0	0	0									
34 David Ortiz, L OBP: 0.357, SLG: 0.649 (1, 10) B	1-3 K		1-2 HR		0-2 F9		2-0 F6		1-1 F7	5	1	1	4	0	1	4									
Kevin Millar, R OBP: 0.350, SLG: 0.219 (1, 3) B		1-2 BB		0-1 P4		1-2 F7		1-2 G6-4-3		4	1	0	0	1	0	3									
Edgar Renteria, R OBP: 0.275, SLG: 0.450 (1, 6) C		0-1 BB		0-0 K						4	2	2	0	0	1	0									
Jason Varitek, S OBP: 0.406, SLG: 0.774 (1, 2) B		2-0 P2		2-2 FC4-6		2-1 L5		0-1 FC1-6		4	0	2	0	0	0	2									
Doug Mirabeli, R OBP: 0.333, SLG: 0.625 (8, 2) B			3-H 1B							0	0	0	0	0	0	0									
Bill Mueller, S OBP: 0.297, SLG: 0.242 (1, 5) B		4-2 BB		0-0 K		1-3 K		2-1 FC1-6		3	1	0	0	1	1	2									
Ramon Vazquez, L OBP: 0.200, SLG: 0.200 (7, PR) B		1-2 2-3 BB		1-2 FC4-6						0	1	0	0	0	0	0									
Mark Bellhorn, S OBP: 0.333, SLG: 0.394 (1, 4) B		2-2 BB		4-2 BB		1-2 F9		2-2 1B		3	2	2	2	1	0	0									
Inning Stats	R: 0 E: 0 K: 1 S: 12	H: 0 LOB: 1 BB: 1 P: 23	R: 7 E: 0 K: 0 S: 23	H: 3 LOB: 4 BB: 4 P: 46	R: 1 E: 1 K: 1 S: 21	H: 2 LOB: 2 BB: 2 P: 32	R: 0 E: 0 K: 1 S: 8	H: 0 LOB: 0 BB: 0 P: 8	R: 0 E: 0 K: 2 S: 14	H: 1 LOB: 2 BB: 0 P: 21	R: 2 E: 0 K: 1 S: 14	H: 3 LOB: 1 BB: 0 P: 23	R: 0 E: 0 K: 0 S: 7	H: 1 LOB: 0 BB: 0 P: 9	1B: 6 2B: 2 3B: 1 HR: 1	SF: 0 SAC: 0 DP: 1 HBP: 0	WP: 0 PB: 1 SB: 0 CS: 0	PA: 41							
PITCHER	IP	WLS	BF	H	R	ER	SO	BB	IBB	HBP	BLK	WP	HR	S	P	ERA	WHIP								
Hideo Nomo, R ERA: 10.13 (1, 1)	2.0	L	16	5	8	8	1	5	0	0	0	0	0	39	75	36.00	5.000								
Casey Fossum, L ERA: 2.25 (3, 1)	4.0		16	1	0	0	5	2	0	0	0	0	0	47	67	0.00	0.750								
Lance Carter, R ERA: 7.2 (7, 1)	2.0		9	4	2	2	1	0	0	0	0	0	0	21	32	9.00	2.000								



Batter	1	2	3	4	5	6	7	8	9	AB	R	H	RBI	BB	SO	LOB	TOP					
13 Carl Crawford, L OBP: 0.320, SLG: 0.500	G3	P6					F9		G1-3	4	0	0	1	1	0	4	Tampa Bay Devil Rays @ Boston Red Sox Fenway Park, Boston, MA Sat Apr 16 2005, 7:05 PM EDT Att: 35,106 - Clear - 46 F					
Julio Lugo, R OBP: 0.346, SLG: 0.317	K				FC6-4 BB		F8		K	5	0	1	0	0	2	4						
Alex Sanchez, L OBP: 0.333, SLG: 0.667										4	0	1	0	0	1	3						
Aubrey Huff, L OBP: 0.383, SLG: 0.488										3	0	1	0	1	1	3						
Josh Phelps, R OBP: 0.333, SLG: 0.475										4	0	0	0	0	1	2						
Travis Lee, L OBP: 0.324, SLG: 0.324										4	0	0	0	0	1	1						
3 Jorge Cantu, R OBP: 0.326, SLG: 0.600										4	1	1	0	0	2	0						
Toby Hall, R OBP: 0.265, SLG: 0.219										3	0	1	1	0	0	0						
Chris Singleton, L OBP: 0.267, SLG: 0.267										1	1	1	0	0	0	0						
Alex Gonzalez, R OBP: 0.438, SLG: 0.517										4	0	4	0	0	0	0						
Inning Stats	R: 0 E: 0 K: 2 S: 9	H: 1 LOB: 1 BB: 0 P: 10	R: 1 E: 0 K: 1 S: 15	H: 3 LOB: 2 BB: 0 P: 22	R: 0 E: 0 K: 0 S: 9	H: 1 LOB: 1 BB: 1 P: 13	R: 0 E: 0 K: 1 S: 12	H: 0 LOB: 0 BB: 0 P: 19	R: 0 E: 0 K: 1 S: 10	H: 1 LOB: 2 BB: 1 P: 20	R: 0 E: 0 K: 1 S: 10	H: 0 LOB: 0 BB: 0 P: 11	R: 0 E: 0 K: 0 S: 9	H: 1 LOB: 1 BB: 0 P: 13	R: 0 E: 0 K: 1 S: 10	H: 1 LOB: 1 BB: 0 P: 11	R: 1 E: 0 K: 1 S: 12	H: 2 LOB: 1 BB: 0 P: 18	1B: 7 2B: 2 3B: 1 HR: 0	SF: 0 SAC: 0 DP: 1 HBP: 0	WP: 1 PB: 0 SB: 0 CS: 0	PA: 38
PITCHER	IP	WLS	BF	H	R	ER	SO	BB	IBB	HBP	BLK	WP	HR	S	P	ERA	WHIP					
30 Matt Clement, R ERA: 3.12	7.0	W	29	7	1	1	6	2	0	0	0	1	0	74	108	1.29	1.286					
Alan Embree, L ERA: 2.94	1.0		4	1	0	0	1	0	0	0	0	0	0	10	11	0.00	1.000					
50 Mike Timlin, R ERA: 3.38	1.0		5	2	1	1	1	0	0	0	0	0	0	12	18	9.00	2.000					



Batter	1	2	3	4	5	6	7	8	9	AB	R	H	RBI	BB	SO	LOB	BOTTOM					
18 Johnny Damon, L OBP: 0.304, SLG: 0.318	F7									5	1	1	0	0	0	4	Tampa Bay Devil Rays @ Boston Red Sox Fenway Park, Boston, MA Sat Apr 16 2005, 7:05 PM EDT Att: 35,106 - Clear - 46 F					
Trot Nixon, L OBP: 0.425, SLG: 0.533										5	1	2	0	0	0	2						
Manny Ramirez, R OBP: 0.354, SLG: 0.439										3	2	2	6	1	0	0						
34 David Ortiz, L OBP: 0.348, SLG: 0.634										4	0	1	0	0	1	2						
Kevin Millar, R OBP: 0.364, SLG: 0.206										2	0	0	0	2	0	1						
Dave McCarty, R OBP: 0.667, SLG: 0.500										0	0	0	0	0	0	0						
Edgar Renteria, R OBP: 0.273, SLG: 0.419										3	0	0	0	1	0	4						
Jason Varitek, S OBP: 0.361, SLG: 0.686										4	0	0	0	0	0	2						
Bill Mueller, S OBP: 0.317, SLG: 0.250										3	1	1	0	1	0	1						
Mark Bellhorn, S OBP: 0.325, SLG: 0.361										3	1	0	0	1	2	2						
Inning Stats	R: 0 E: 0 K: 0 S: 10	H: 1 LOB: 3 BB: 2 P: 22	R: 0 E: 0 K: 1 S: 10	H: 0 LOB: 0 BB: 0 P: 14	R: 2 E: 1 K: 0 S: 12	H: 3 LOB: 2 BB: 1 P: 29	R: 4 E: 0 K: 0 S: 14	H: 2 LOB: 1 BB: 3 P: 29	R: 0 E: 0 K: 0 S: 7	H: 0 LOB: 0 BB: 0 P: 13	R: 0 E: 0 K: 1 S: 7	H: 0 LOB: 0 BB: 0 P: 12	R: 0 E: 0 K: 0 S: 7	H: 0 LOB: 0 BB: 0 P: 11	R: 0 E: 0 K: 1 S: 7	H: 1 LOB: 1 BB: 0 P: 12	1B: 3 2B: 2 3B: 0 HR: 2	SF: 0 SAC: 0 DP: 0 HBP: 0	WP: 1 PB: 0 SB: 0 CS: 0	PA: 38		
PITCHER	IP	WLS	BF	H	R	ER	SO	BB	IBB	HBP	BLK	WP	HR	S	P	ERA	WHIP					
Dewon Brazelton, R ERA: 6.75	3.2	L	23	6	6	6	1	6	0	0	0	0	0	24	39	0.00	0.000					
Travis Harper, R ERA: 5.4	4.1		11	0	0	0	1	0	0	0	0	0	0	7	12	0.00	1.000					
Danys Baez, R ERA:	8.1		4	1	0	0	1	0	0	0	0	0	0	7	12	0.00	1.000					



Batter	1	2	3	4	5	6	7	8	9	AB	R	H	RBI	BB	SO	LOB	TOP																						
13 Carl Crawford, L OBP: 0.333, SLG: 0.522	2-2 1B 2B	1-2 3-H 1B			1-2 P2		1-2 K			4	0	2	1	0	1	1	Tampa Bay Devil Rays @ Boston Red Sox Fenway Park, Boston, MA Sun Apr 17 2005, 2:05 PM EDT Att: 35,232 - Sunny - 67 F																						
Julio Lugo, R OBP: 0.340, SLG: 0.311	0-0 S 1B	2-2 G5-3			2-3 K			1-0 G6-3		4	0	1	0	0	1	2																							
Alex Sanchez, L OBP: 0.317, SLG: 0.462	1-3 K		1-2 G4-3		0-0 G3			3-3 K		4	0	0	0	0	2	2																							
Aubrey Huff, L OBP: 0.353, SLG: 0.444	0-2 L3		2-3 K		1-2 F8			1-3 K		4	0	0	0	0	2	2																							
Josh Phelps, R OBP: 0.304, SLG: 0.432	1-3 K		0-1 F9		3-2 F9			1-2 G5-3		4	0	0	0	0	1	2																							
Travis Lee, L OBP: 0.317, SLG: 0.342		0-1 3 F8 13 1B 2B		1-0 L3		2-2 G4-3		2-1 P5		4	1	1	0	0	0	0																							
3 Jorge Cantu, R OBP: 0.320, SLG: 0.563		2-0 F8		4-1 BB BB			2-1 G6-3		1-2 G6-3	3	0	0	0	1	0	1																							
Charles Johnson, R OBP: 0.571, SLG: 0.600		4-1 13 1B BB		1 SAFE 4-2 G5-4-3 BB			1-0 G5-3			1	0	0	0	2	0	0																							
Alex Gonzalez, R OBP: 0.429, SLG: 0.484		1-3 K		0-1 G5-4-3			2-1 HBP			2	0	0	0	0	1	4																							
Inning Stats	R: 0 E: 0 K: 2 S: 15	H: 2 LOB: 2 BB: 0 P: 19	R: 1 E: 0 K: 1 S: 14	H: 2 LOB: 2 BB: 1 P: 24	R: 0 E: 0 K: 1 S: 10	H: 0 LOB: 0 BB: 0 P: 13	R: 0 E: 0 K: 0 S: 6	H: 0 LOB: 1 BB: 2 P: 15	R: 0 E: 0 K: 1 S: 12	H: 0 LOB: 0 BB: 0 P: 18	R: 0 E: 0 K: 1 S: 7	H: 0 LOB: 1 BB: 0 P: 13	R: 0 E: 0 K: 2 S: 8	H: 0 LOB: 0 BB: 0 P: 13	R: 0 E: 0 K: 0 S: 9	H: 0 LOB: 0 BB: 0 P: 13	1B: 2 2B: 2 3B: 0 HR: 0	SF: 0 SAC: 0 DP: 1 HBP: 1	WP: 0 PB: 0 SB: 1 CS: 0	PA: 34																			
PITCHER	IP	WLS	BF	H	R	ER	SO	BB	IBB	HBP	BLK	WP	HR	S	P	ERA	WHIP	PITCHER				IP	WLS	BF	H	R	ER	SO	BB	IBB	HBP	BLK	WP	HR	S	P	ERA	WHIP	
49 Tim Wakefield, R ERA: 1.37	6.0	W	24	4	1	1	5	3	0	0	0	0	0	65	100	1.50	1.167					6.0	W	24	4	1	1	5	3	0	0	0	0	0	0	65	100	1.50	1.167
Matt Mantei, R ERA: 5.79	0.2	H	3	0	0	0	0	0	0	1	0	0	0	4	9	0.00	0.000					0.2	H	3	0	0	0	0	0	0	0	1	0	0	0	4	9	0.00	0.000
Alan Embree, L ERA: 2.35	1.1	H	4	0	0	0	3	0	0	0	0	0	0	11	17	0.00	0.000					1.1	H	4	0	0	0	3	0	0	0	0	0	0	11	17	0.00	0.000	
Keith Foulke, R ERA: 3.86	1.0	S	3	0	0	0	0	0	0	0	0	0	0	9	13	0.00	0.000					1.0	S	3	0	0	0	0	0	0	0	0	0	9	13	0.00	0.000		

Batter	1	2	3	4	5	6	7	8	9	AB	R	H	RBI	BB	SO	LOB	BOTTOM																					
18 Johnny Damon, L OBP: 0.320, SLG: 0.340	4-2 FC6-4 BB	3-3 K		0-0 G4-3		1-1 2B				3	0	1	0	1	1	2	Tampa Bay Devil Rays @ Boston Red Sox Fenway Park, Boston, MA Sun Apr 17 2005, 2:05 PM EDT Att: 35,232 - Sunny - 67 F																					
Edgar Renteria, R OBP: 0.271, SLG: 0.468	0-1 F9		1-2 HR	2-3 F8		0-0 G2				4	1	1	1	0	0	4																						
Manny Ramirez, R OBP: 0.327, SLG: 0.400	2-0 FC6-4 34 BB BB		1-0 F9	1-0 G5-3		3-3 K				4	0	0	0	0	1	4																						
34 David Ortiz, L OBP: 0.360, SLG: 0.614	4-2 BB BB		1-0 E 1B 1B		3-1 G4-3		1-3 K			3	1	1	0	1	1	0																						
Kevin Millar, R OBP: 0.396, SLG: 0.243	4-2 BB		0-1 E6		3-0 FC5-4 1B		0-1 F9			3	1	2	0	1	0	0																						
Dave McCarty, R OBP: 0.667, SLG: 0.500	1-2 2-3 BB		1-3 1B 1B		0-0 FC5-4		1-0 F7			0	0	0	0	0	0	0																						
Jay Payton, R OBP: 0.316, SLG: 0.500	3-3 K		1-2 FC4-6 1B		0-0 FC5-4		1-0 F7			4	0	1	2	0	1	4																						
Doug Mirabeli, R OBP: 0.308, SLG: 0.455		4-2 FC3-6 BB	4-2 FC4-6 FC6-4		1-0 F8		2-3 K			3	0	0	0	1	1	2																						
Bill Mueller, S OBP: 0.311, SLG: 0.231	1-1 FC3-6		1-0 FC6-4		4-2 FC4-6 BB		1-1 F9			3	0	0	0	1	0	2																						
Mark Bellhorn, S OBP: 0.318, SLG: 0.375	3-3 K		2-1 18 G4-3 2B		1-2 FC4-6 18 2B		0-1 G6-3			4	0	1	0	0	1	2																						
Inning Stats	R: 0 E: 0 K: 1 S: 15	H: 0 LOB: 3 BB: 3 P: 32	R: 0 E: 0 K: 2 S: 13	H: 0 LOB: 1 BB: 1 P: 24	R: 3 E: 1 K: 0 S: 14	H: 4 LOB: 1 BB: 0 P: 21	R: 0 E: 0 K: 0 S: 5	H: 1 LOB: 1 BB: 0 P: 8	R: 0 E: 0 K: 1 S: 12	H: 1 LOB: 2 BB: 1 P: 21	R: 0 E: 0 K: 1 S: 6	H: 0 LOB: 0 BB: 0 P: 8	R: 0 E: 0 K: 1 S: 7	H: 0 LOB: 0 BB: 0 P: 10	R: 0 E: 0 K: 0 S: 9	H: 0 LOB: 0 BB: 0 P: 13	1B: 4 2B: 2 3B: 0 HR: 1	SF: 0 SAC: 0 DP: 0 HBP: 0	WP: 0 PB: 0 SB: 0 CS: 0	PA: 36																		
PITCHER	IP	WLS	BF	H	R	ER	SO	BB	IBB	HBP	BLK	WP	HR	S	P	ERA	WHIP	PITCHER				IP	WLS	BF	H	R	ER	SO	BB	IBB	HBP	BLK	WP	HR	S	P	ERA	WHIP
19 Scott Kazmir, L ERA: 4.8	5.0	L	25	6	3	3	3	4	0	0	0	0	0	52	97	5.40	2.000					5.0	L	25	6	3	3	3	4	0	0	0	0	0	52	97	5.40	2.000
Doug Waechter, R ERA:	3.0		11	1	0	0	3	1	0	0	0	0	0	25	39	0.00	0.667					3.0		11	1	0	0	3	1	0	0	0	0	25	39	0.00	0.667	



Batter	1	2	3	4	5	6	7	8	9	AB	R	H	RBI	BB	SO	LOB	TOP						
Frank Catalanotto, L (1, 7) OBP: 0.349, SLG: 0.513 3 Reed Johnson, R (7, PH) OBP: 0.394, SLG: 0.464										4	0	2	2	0	2	3							
9 Gregg Zaun, S (1, 2) OBP: 0.417, SLG: 0.579										4	0	0	1	0	2	1							
Shea Hillenbrand, R (1, 5) OBP: 0.467, SLG: 0.643										4	1	4	0	0	0	0							
47 Corey Koskie, L (1, 10) OBP: 0.309, SLG: 0.277										4	0	0	0	1	3	4							
10 Vernon Wells, R (1, 8) OBP: 0.228, SLG: 0.377										5	1	3	1	0	1	4							
Eric Hinske, L (1, 3) OBP: 0.377, SLG: 0.521										5	2	3	0	0	1	2							
15 Alex Rios, R (1, 9) OBP: 0.327, SLG: 0.400										5	1	1	0	0	2	4							
Orlando Hudson, S (1, 4) OBP: 0.254, SLG: 0.365										5	1	3	1	0	0	3							
8 Russ Adams, L (1, 6) OBP: 0.314, SLG: 0.387 John McDonald, R (7, PH) OBP: 0.400, SLG: 0.500 Greg Myers, L (9, PH)										2	1	1	1	1	1	2							
										1	0	1	1	0	0	0							
										1	0	0	0	0	0	2							
Inning Stats	R: 0 E: 0 K: 3 S: 12	H: 1 LOB: 1 BB: 0 P: 16	R: 0 E: 0 K: 2 S: 28	H: 2 LOB: 3 BB: 1 P: 40	R: 1 E: 0 K: 1 S: 12	H: 1 LOB: 1 BB: 0 P: 15	R: 2 E: 0 K: 2 S: 18	H: 4 LOB: 3 BB: 1 P: 24	R: 2 E: 0 K: 1 S: 15	H: 3 LOB: 1 BB: 0 P: 23	R: 0 E: 0 K: 1 S: 9	H: 1 LOB: 0 BB: 0 P: 11	R: 1 E: 0 K: 0 S: 13	H: 2 LOB: 1 BB: 0 P: 22	R: 0 E: 0 K: 0 S: 7	H: 1 LOB: 0 BB: 0 P: 8	R: 1 E: 0 K: 1 S: 10	H: 3 LOB: 1 BB: 0 P: 13	1B: 15 2B: 3 3B: 0 HR: 0	SF: 1 DP: 3 HBP: 1	WP: 1 PB: 0 SB: 0 CS: 0	PA: 45	
PITCHER	IP: 5.0 WLS: W BF: 29 ERA: 8.44	H: 11 R: 5 ER: 5 SO: 10	BB: 2 IBB: 0 HBP: 1 BLK: 0	WP: 0 HR: 0 S: 85 P: 118	ERA: 9.00 WHIP: 2.600	IP: 1.0 WLS: 5 BF: 3 ERA: 10.8	H: 3 R: 1 ER: 1 SO: 1	BB: 0 IBB: 0 HBP: 0 BLK: 0	WP: 0 HR: 0 S: 10 P: 13	ERA: 9.00 WHIP: 3.000													
38 Curt Schilling, R (1, 1) ERA: 8.44	John Halama, L (6, 1) ERA: 5.79	Matt Mantei, R (7, 1) ERA: 6.75	Mike Myers, L (7, 1) ERA: 2.7	50 Mike Timlin, R (7, 1) ERA: 2.7																			

Toronto Blue Jays @ Boston Red Sox
Fenway Park, Boston, MA
Mon Apr 18 2005, 11:05 AM EDT
Att: 35,243 - Sunny - 60 F

AB 41
R 7
H 18
RBI 7
BB 2
SO 12
LOB 26



Batter	1	2	3	4	5	6	7	8	9	AB	R	H	RBI	BB	SO	LOB	BOTTOM								
18 Johnny Damon, L (1, 8) OBP: 0.345, SLG: 0.365										5	1	3	2	0	1	2									
Trot Nixon, L (1, 9) OBP: 0.422, SLG: 0.529										4	2	2	2	0	2	0									
Manny Ramirez, R (1, 7) OBP: 0.375, SLG: 0.553 Jay Payton, R (7, 7) OBP: 0.300, SLG: 0.474										2	3	2	5	2	0	0									
34 David Ortiz, L (1, 10) OBP: 0.352, SLG: 0.583 Ramón Vázquez, L (8, PH) OBP: 0.167, SLG: 0.167										4	0	1	0	0	1	1									
Kevin Millar, R (1, 3) OBP: 0.423, SLG: 0.300 Dave McCarty, R (8, PH) OBP: 0.500, SLG: 0.333										3	1	2	1	1	1	0									
Edgar Renteria, R (1, 6) OBP: 0.284, SLG: 0.462										5	1	1	0	0	0	3									
Jason Varitek, S (1, 2) OBP: 0.350, SLG: 0.641										4	0	1	0	0	2	3									
Bill Mueller, S (1, 5) OBP: 0.367, SLG: 0.293										2	3	2	0	1	0	0									
Mark Bellhorn, S (1, 4) OBP: 0.313, SLG: 0.386										4	1	1	2	0	2	4									
Inning Stats	R: 1 E: 0 K: 1 S: 16	H: 2 LOB: 2 BB: 1 P: 29	R: 4 E: 0 K: 2 S: 19	H: 4 LOB: 0 BB: 0 P: 28	R: 4 E: 0 K: 1 S: 16	H: 3 LOB: 0 BB: 2 P: 36	R: 0 E: 0 K: 1 S: 10	H: 0 LOB: 0 BB: 1 P: 16	R: 0 E: 0 K: 2 S: 13	H: 1 LOB: 2 BB: 0 P: 21	R: 2 E: 0 K: 2 S: 20	H: 3 LOB: 1 BB: 0 P: 29	R: 1 E: 0 K: 0 S: 10	H: 2 LOB: 1 BB: 0 P: 15	R: 0 E: 0 K: 0 S: 8	H: 0 LOB: 0 BB: 0 P: 14	1B: 9 2B: 5 3B: 0 HR: 2	SF: 1 DP: 1 HBP: 1	WP: 1 PB: 0 SB: 0 CS: 0	PA: 42					
PITCHER	IP: 2.0 WLS: L BF: 15 ERA: 7.71	H: 7 R: 2 ER: 2 SO: 3	BB: 2 IBB: 1 HBP: 1 BLK: 0	WP: 0 HR: 0 S: 40 P: 69	ERA: 31.50 WHIP: 4.500	IP: 2.2 WLS: 3 BF: 12 ERA: 6.75	H: 3 R: 2 ER: 2 SO: 3	BB: 1 IBB: 1 HBP: 1 BLK: 0	WP: 0 HR: 1 S: 29 P: 53	ERA: 6.75 WHIP: 1.500	IP: 1.1 WLS: 7 BF: 3 ERA: 9.0	H: 3 R: 2 ER: 2 SO: 3	BB: 0 IBB: 0 HBP: 0 BLK: 0	WP: 0 HR: 0 S: 25 P: 37	ERA: 13.50 WHIP: 2.250	IP: 1.0 WLS: 5 BF: 2 ERA: 1.35	H: 2 R: 1 ER: 1 SO: 0	BB: 0 IBB: 0 HBP: 0 BLK: 0	WP: 0 HR: 0 S: 10 P: 15	ERA: 9.00 WHIP: 2.000	IP: 1.0 WLS: 3 BF: 0 ERA: 4.75	H: 0 R: 0 ER: 0 SO: 0	BB: 0 IBB: 0 HBP: 0 BLK: 0	WP: 0 HR: 0 S: 8 P: 14	ERA: 0.00 WHIP: 0.000

Toronto Blue Jays @ Boston Red Sox
Fenway Park, Boston, MA
Mon Apr 18 2005, 11:05 AM EDT
Att: 35,243 - Sunny - 60 F

AB 36
R 12
H 15
RBI 12
BB 4
SO 9
LOB 14



Batter	1	2	3	4	5	6	7	8	9	AB	R	H	RBI	BB	SO	LOB	TOP					
Frank Catalanotto, L (1.7) OBP: 0.333, SLG: 0.465 3 Reed Johnson, R (9, PR) OBP: 0.394, SLG: 0.464	L3	F7			F8		G6-3		9 BB 1B HBP	4	0	0	0	0	0	2						
9 Gregg Zaun, S (1.2) OBP: 0.415, SLG: 0.548	G4-3		F8		G6-3		FC6-4 1B		1B 47 1B BB	4	1	1	0	1	0	0						
Shea Hillenbrand, R (1.3) OBP: 0.462, SLG: 0.623	47 1B		G4-3				FC6-4		47 1B 1B	5	0	2	0	0	1	1						
47 Corey Koskie, L (1.5) OBP: 0.350, SLG: 0.385	1B		G6-3						1B	5	2	4	2	0	0	0						
10 Vernon Wells, R (1.8) OBP: 0.226, SLG: 0.414	K			P4					10 HR 1B	5	1	1	2	0	1	4						
Eric Hinske, L (1.10) OBP: 0.404, SLG: 0.549		F9		1B BB					15 G4-3 1B	3	0	2	0	1	0	0						
15 Alex Rios, R (1.9) OBP: 0.302, SLG: 0.367		K		F9					15 G4-6-3 1B	4	0	0	0	0	1	3						
Orlando Hudson, S (1.4) OBP: 0.269, SLG: 0.373		8 1B		1B					1B	4	0	2	0	0	0	1						
8 Russ Adams, L (1.6) OBP: 0.308, SLG: 0.371	1B		G3						F7	4	0	1	0	0	0	2						
Inning Stats	R: 0 E: 0 K: 1 S: 14	H: 2 LOB: 2 BB: 0 P: 17	R: 0 E: 0 K: 1 S: 13	H: 2 LOB: 2 BB: 0 P: 17	R: 0 E: 0 K: 0 S: 6	H: 0 LOB: 0 BB: 0 P: 8	R: 0 E: 0 K: 0 S: 11	H: 1 LOB: 2 BB: 1 P: 19	R: 0 E: 0 K: 1 S: 9	H: 0 LOB: 0 BB: 0 P: 11	R: 1 E: 0 K: 0 S: 8	H: 2 LOB: 1 BB: 0 P: 11	R: 0 E: 0 K: 0 S: 14	H: 1 LOB: 1 BB: 0 P: 20	R: 2 E: 0 K: 0 S: 10	H: 3 LOB: 2 BB: 0 P: 15	R: 1 E: 0 K: 0 S: 14	H: 2 LOB: 2 BB: 1 P: 21	1B: 10 2B: 1 3B: 0 HR: 2	SF: 0 SAC: 0 DP: 1 HBP: 1	WP: 0 PB: 0 SB: 0 CS: 0	PA: 41
PITCHER	IP	WLS	BF	H	R	ER	SO	BB	IBB	HBP	BLK	WP	HR	S	P	ERA	WHIP					
Bronson Arroyo, R (1.1) ERA: 3.86	7.0		30	8	1	1	3	1	0	0	0	0	1	75	103	1.29	1.286					
Alan Embree, L (8.1) ERA: 4.15	1.0	B	5	3	2	2	0	0	0	0	0	0	1	10	15	18.00	3.000					
Keith Foulke, R (9.1) ERA: 4.5	1.0	L	6	2	1	1	0	1	0	1	0	0	0	14	21	9.00	3.000					

Toronto Blue Jays @ Boston Red Sox
Fenway Park, Boston, MA
Tue Apr 19 2005, 7:05 PM EDT
Att: 35,598 - Clear - 65 F

AB	38
R	4
H	13
RBI	4
BB	2
SO	3
LOB	13



Batter	1	2	3	4	5	6	7	8	9	AB	R	H	RBI	BB	SO	LOB	BOTTOM				
18 Johnny Damon, L (1.8) OBP: 0.339, SLG: 0.357	G6-3		K			G4-3			WP BLK 1B	4	0	1	0	0	1	0					
Trot Nixon, L (1.9) OBP: 0.429, SLG: 0.514	G4-3			G5-4-3 1B			L4		1B IBB	3	0	1	0	1	0	0					
Manny Ramirez, R (1.7) OBP: 0.390, SLG: 0.612 Jay Payton, R (8.7) OBP: 0.286, SLG: 0.450	HR			G5-4-3			34 HR BB		F7	2	2	1	1	1	0	1					
34 David Ortiz, L (1.10) OBP: 0.345, SLG: 0.615	F7			G1-3			1-H HR		F7	4	1	1	2	0	0	0					
Kevin Millar, R (1.3) OBP: 0.418, SLG: 0.286 Dave McCarty, R (7, PR) OBP: 0.600, SLG: 0.500	L6				G6-3		FC6 HBP		1B 1B	2	0	0	0	0	0	0					
Edgar Renteria, R (1.6) OBP: 0.246, SLG: 0.429	G5-3				G1-6-3		K		F7	4	0	0	0	0	1	2					
Jason Varitek, S (1.2) OBP: 0.341, SLG: 0.605	K				G1-3		FC6		1B	4	0	1	0	0	1	1					
Ramón Vázquez, L (1.5) OBP: 0.100, SLG: 0.100					G1-3				F8	4	0	0	0	0	0	2					
Mark Bellhorn, S (1.4) OBP: 0.294, SLG: 0.362					G1-3				F8	3	0	0	0	0	0	0					
Inning Stats	R: 1 E: 0 K: 0 S: 9	H: 1 LOB: 0 BB: 0 P: 15	R: 0 E: 0 K: 1 S: 7	H: 0 LOB: 0 BB: 0 P: 10	R: 0 E: 0 K: 1 S: 5	H: 0 LOB: 0 BB: 0 P: 10	R: 0 E: 0 K: 0 S: 3	H: 1 LOB: 0 BB: 0 P: 3	R: 0 E: 0 K: 0 S: 6	H: 0 LOB: 0 BB: 0 P: 9	R: 2 E: 0 K: 1 S: 18	H: 1 LOB: 1 BB: 1 P: 27	R: 0 E: 0 K: 0 S: 11	H: 1 LOB: 2 BB: 1 P: 17	R: 0 E: 0 K: 0 S: 13	H: 2 LOB: 2 BB: 0 P: 20	1B: 4 2B: 0 3B: 0 HR: 2	SF: 0 SAC: 0 DP: 1 HBP: 1	WP: 1 PB: 0 SB: 0 CS: 0	PA: 35	
PITCHER	IP	WLS	BF	H	R	ER	SO	BB	IBB	HBP	BLK	WP	HR	S	P	ERA	WHIP				
32 Roy Halladay, R (1.1) ERA: 3.3	8.0		30	4	3	3	3	1	0	0	0	0	0	65	100	3.38	0.625				
Miguel Batista, R (9.1) ERA: 2.7	1.0	S	5	2	0	0	0	0	0	0	0	0	0	13	20	0.00	2.000				

Toronto Blue Jays @ Boston Red Sox
Fenway Park, Boston, MA
Tue Apr 19 2005, 7:05 PM EDT
Att: 35,598 - Clear - 65 F

AB	32
R	3
H	6
RBI	3
BB	2
SO	3
LOB	8



Batter	1	2	3	4	5	6	7	8	9	AB	R	H	RBI	BB	SO	LOB	TOP					
18 Johnny Damon, L OBP: 0.344, SLG: 0.367										4	1	1	1	1	1	1	Boston Red Sox @ Baltimore Orioles Oriole Park at Camden Yards, Baltimore, MD Wed Apr 20 2005, 7:05 PM EDT Att: 36,478 - Partly Cloudy - 82 F					
Edgar Renteria, R OBP: 0.226, SLG: 0.393										5	0	0	0	0	2	5						
Manny Ramirez, R Trot Nixon, L OBP: 0.440, SLG: 0.514										2	1	2	1	2	0	0						
34 David Ortiz, L OBP: 0.317, SLG: 0.561										5	0	0	0	0	1	5						
Kevin Millar, R Dave McCarty, R OBP: 0.424, SLG: 0.289 OBP: 0.667, SLG: 0.500										3	1	1	0	0	0	1						
Jason Varitek, S Doug Mirabelli, R OBP: 0.367, SLG: 0.660 OBP: 0.308, SLG: 0.455										4	3	2	3	1	1	2						
Jay Payton, R OBP: 0.308, SLG: 0.417										4	0	1	0	1	0	2						
Bill Mueller, S OBP: 0.352, SLG: 0.304										5	1	1	1	0	0	5						
Mark Bellhorn, S OBP: 0.291, SLG: 0.353										4	0	1	1	0	1	2						
Inning Stats	R: 0 E: 0 K: 1 S: 9	H: 0 LOB: 1 BB: 1 P: 18	R: 0 E: 0 K: 1 S: 7	H: 0 LOB: 0 BB: 0 P: 8	R: 0 E: 0 K: 0 S: 10	H: 0 LOB: 0 BB: 0 P: 15	R: 0 E: 0 K: 1 S: 7	H: 0 LOB: 1 BB: 1 P: 15	R: 1 E: 0 K: 1 S: 21	H: 2 LOB: 2 BB: 1 P: 33	R: 3 E: 0 K: 0 S: 11	H: 2 LOB: 0 BB: 0 P: 17	R: 1 E: 0 K: 1 S: 14	H: 2 LOB: 1 BB: 0 P: 18	R: 3 E: 0 K: 1 S: 17	H: 3 LOB: 2 BB: 1 P: 29		R: 0 E: 0 K: 0 S: 12	H: 0 LOB: 3 BB: 3 P: 26	1B: 5 2B: 3 3B: 0 HR: 1	SF: 0 SAC: 0 DP: 0 HBP: 1	WP: 2 PB: 0 SB: 0 CS: 0
PITCHER	IP WLS BF H R ER SO BB IBB HBP BLK WP HR S P ERA WHIP																					
Bruce Chen, L ERA: 3.38	(1, 1) 6.1 L 28 5 5 5 4 3 0 1 1 0 1 71 113 7.11 1.263																					
Steve Reed, R ERA: 13.5	(7, 1) 1.0 8 4 3 3 1 1 0 0 0 0 0 16 25 27.00 5.000																					
John Parrish, L ERA: 1.35	(8, 1) 1.0 5 0 0 0 1 2 0 0 0 0 2 0 14 28 0.00 2.000																					
Rick Bauer, R ERA: 12.15	(9, 1) 0.2 3 0 0 0 0 1 0 0 0 0 0 7 13 0.00 1.500																					

Batter	1	2	3	4	5	6	7	8	9	AB	R	H	RBI	BB	SO	LOB	BOTTOM			
1 Brian Roberts, S OBP: 0.493, SLG: 0.817										3	0	0	0	1	0	0	Boston Red Sox @ Baltimore Orioles Oriole Park at Camden Yards, Baltimore, MD Wed Apr 20 2005, 7:05 PM EDT Att: 36,478 - Partly Cloudy - 82 F			
6 Melvin Mora, R OBP: 0.303, SLG: 0.393									4	0	0	0	0	1	2					
10 Miguel Tejada, R OBP: 0.388, SLG: 0.633									4	0	0	0	0	1	2					
Sammy Sosa, R OBP: 0.328, SLG: 0.483										3	0	1	0	0	1	0				
Rafael Palmeiro, L OBP: 0.263, SLG: 0.275										3	0	0	0	0	1	1				
Javy Lopez, R OBP: 0.345, SLG: 0.453										3	0	1	0	0	0	1				
B.J. Surhoff, L OBP: 0.095, SLG: 0.095									3	0	0	0	0	0	1					
Luis Matos, R OBP: 0.408, SLG: 0.476									3	0	1	0	0	0	0					
Geronimo Gil, R OBP: 0.353, SLG: 0.353									3	0	0	0	0	1	1					
Inning Stats	R: 0 E: 0 K: 1 S: 7	H: 0 LOB: 0 BB: 0 P: 10	R: 0 E: 0 K: 1 S: 8	H: 1 LOB: 0 BB: 0 P: 13	R: 0 E: 0 K: 0 S: 8	H: 0 LOB: 0 BB: 0 P: 13	R: 0 E: 0 K: 0 S: 5	H: 0 LOB: 0 BB: 0 P: 9	R: 0 E: 0 K: 2 S: 19	H: 1 LOB: 2 BB: 1 P: 27	R: 0 E: 0 K: 1 S: 7	H: 0 LOB: 0 BB: 0 P: 11	R: 0 E: 0 K: 0 S: 8	H: 0 LOB: 0 BB: 0 P: 10	R: 0 E: 0 K: 0 S: 6	H: 0 LOB: 0 BB: 0 P: 11		1B: 3 2B: 0 3B: 0 HR: 0	SF: 0 SAC: 0 DP: 1 HBP: 0	WP: 0 PB: 0 SB: 0 CS: 0
PITCHER	IP WLS BF H R ER SO BB IBB HBP BLK WP HR S P ERA WHIP																			
David Wells, L ERA: 3.51	(1, 1) 8.0 W 27 3 3 0 5 1 0 0 0 0 0 6 109 0.00 0.500																			
Blaine Neal, R ERA: 8.31	(9, 1) 1.0 3 0 0 0 0 0 0 0 0 0 0 6 11 0.00 0.000																			


Batter	1	2	3	4	5	6	7	8	9	AB R H RBI BB SO LOB	TOP																
18 Johnny Damon, L (1, 8) OBP: 0.333, SLG: 0.356										5 1 2 1 0 0 1	Boston Red Sox @ Tampa Bay Devil Rays Tropicana Field, St. Petersburg, FL Sat Apr 23 2005, 6:15 PM EDT Att: 33,220 - Dome - 72 F livebaseballscorecards.com																
Trot Nixon, L (1, 9) OBP: 0.417, SLG: 0.467										4 0 1 1 0 1 1																	
Manny Ramirez, R (1, 7) OBP: 0.408, SLG: 0.613										5 0 1 1 0 2 3																	
34 David Ortiz, L (1, 10) OBP: 0.307, SLG: 0.594										4 2 2 2 0 0 1																	
Kevin Millar, R (1, 3) OBP: 0.437, SLG: 0.315										3 0 1 0 0 0 1																	
Jason Varitek, S (1, 2) OBP: 0.345, SLG: 0.589										4 0 0 0 0 1 2																	
Edgar Renteria, R (1, 6) OBP: 0.253, SLG: 0.375										3 1 2 0 1 0 0																	
Ramón Vázquez, L (1, 5) OBP: 0.156, SLG: 0.211										4 1 1 0 0 2 3																	
Mark Bellhorn, S (1, 4) OBP: 0.333, SLG: 0.390										3 0 1 0 1 1 2																	
Inning Stats	R: 1 E: 0 K: 0 S: 18	H: 2 LOB: 1 BB: 0 P: 24	R: 2 E: 0 K: 1 S: 15	H: 3 LOB: 2 BB: 1 P: 24	R: 1 E: 0 K: 1 S: 13	H: 3 LOB: 1 BB: 0 P: 19	R: 0 E: 0 K: 1 S: 11	H: 1 LOB: 0 BB: 0 P: 14	R: 1 E: 0 K: 0 S: 15	H: 1 LOB: 0 BB: 0 P: 22	R: 0 E: 0 K: 1 S: 9	H: 1 LOB: 0 BB: 0 P: 15	R: 0 E: 0 K: 1 S: 9	H: 0 LOB: 0 BB: 0 P: 15	R: 0 E: 0 K: 1 S: 8	H: 0 LOB: 2 BB: 1 P: 19	R: 0 E: 0 K: 1 S: 7	H: 0 LOB: 0 BB: 0 P: 11	1B: 7 2B: 3 3B: 0 HR: 2	SF: 1 SAC: 0 DP: 1 HBP: 1	WP: 1 PB: 0 SB: 0 CS: 0	PA: 39					
PITCHER	IP WLS BF H R ER SO BB IBB HBP BLK WP HR S P ERA WHIP											PITCHER	IP WLS BF H R ER SO BB IBB HBP BLK WP HR S P ERA WHIP														
Doug Waechter, R (1, 1) ERA: 5.4	5.0	W 25	10	5	5	3	1	0	0	0	0	0	2	72	103	9.00	2.200										
Casey Fossum, L (6, 1) ERA: 3.75	2.0	W 6	1	0	0	2	0	0	0	0	0	0	0	18	30	0.00	0.500										
37 Seth McClung, R (8, 1) ERA: 9.72	0.2	H 4	0	0	0	0	1	0	0	1	0	0	0	5	14	0.00	1.500										
Trever Miller, L (8, 1) ERA: 1.93	0.1	H 1	0	0	0	1	0	0	0	0	0	0	0	3	5	0.00	0.000										
Lance Carter, R (9, 1) ERA: 7.54	1.0	S 3	0	0	0	1	0	0	0	0	0	0	0	7	11	0.00	0.000										


Batter	1	2	3	4	5	6	7	8	9	AB R H RBI BB SO LOB	BOTTOM																
13 Carl Crawford, L (1, 7) OBP: 0.349, SLG: 0.473										3 0 0 0 0 1 0	Boston Red Sox @ Tampa Bay Devil Rays Tropicana Field, St. Petersburg, FL Sat Apr 23 2005, 6:15 PM EDT Att: 33,220 - Dome - 72 F livebaseballscorecards.com																
Alex Sanchez, L (1, 8) OBP: 0.290, SLG: 0.367										4 1 1 0 0 1 1																	
Julio Lugo, R (1, 6) OBP: 0.364, SLG: 0.408										4 1 1 0 0 0 1																	
Aubrey Huff, L (1, 9) OBP: 0.320, SLG: 0.438										4 0 2 1 0 1 1																	
3 Jorge Cantu, R (1, 4) OBP: 0.316, SLG: 0.473										4 1 1 0 0 1 2																	
Travis Lee, L (1, 3) OBP: 0.361, SLG: 0.340										4 0 1 2 0 1 1																	
Josh Phelps, R (1, 10) OBP: 0.379, SLG: 0.450										3 2 2 0 0 0 1																	
Toby Hall, R (1, 2) OBP: 0.327, SLG: 0.283										3 0 1 0 0 1 1																	
Alex Gonzalez, R (1, 5) OBP: 0.373, SLG: 0.457										3 1 1 2 0 0 1																	
Inning Stats	R: 0 E: 0 K: 1 S: 11	H: 0 LOB: 0 BB: 0 P: 13	R: 0 E: 0 K: 1 S: 7	H: 0 LOB: 0 BB: 0 P: 10	R: 1 E: 0 K: 0 S: 10	H: 2 LOB: 0 BB: 0 P: 12	R: 1 E: 0 K: 0 S: 11	H: 2 LOB: 0 BB: 0 P: 19	R: 2 E: 0 K: 2 S: 11	H: 2 LOB: 0 BB: 0 P: 14	R: 2 E: 0 K: 1 S: 15	H: 3 LOB: 1 BB: 0 P: 19	R: 0 E: 1 K: 0 S: 4	H: 0 LOB: 1 BB: 0 P: 7	R: 0 E: 0 K: 1 S: 9	H: 1 LOB: 1 BB: 0 P: 11	1B: 5 2B: 3 3B: 1 HR: 1	SF: 0 SAC: 0 DP: 2 HBP: 1	WP: 0 PB: 0 SB: 0 CS: 0	PA: 33							
PITCHER	IP WLS BF H R ER SO BB IBB HBP BLK WP HR S P ERA WHIP											PITCHER	IP WLS BF H R ER SO BB IBB HBP BLK WP HR S P ERA WHIP														
38 Curt Schilling, R (1, 1) ERA: 8.15	7.0	L 29	9	6	6	5	0	0	0	0	0	0	1	69	94	7.71	1.286										
50 Mike Timlin, R (8, 1) ERA: 2.35	1.0	4	1	0	0	1	0	0	0	0	0	0	0	9	11	0.00	1.000										


Batter	1	2	3	4	5	6	7	8	9	AB	R	H	RBI	BB	SO	LOB	TOP					
1 Brian Roberts, S (1,4) OBP: 0.493, SLG: 0.732										5	1	3	2	0	1	2	Baltimore Orioles @ Boston Red Sox Fenway Park, Boston, MA Mon Apr 25 2005, 7:05 PM EDT Att: 35,003 - Cloudy - 49 F					
6 Melvin Mora, R (1,5) OBP: 0.333, SLG: 0.488										5	0	1	0	0	1	3						
10 Miguel Tejada, R (1,6) OBP: 0.367, SLG: 0.585											5	0	1	1	0	0						
Sammy Sosa, R (1,9) OBP: 0.333, SLG: 0.512											5	0	1	0	0	4						
Javy Lopez, R (1,10) OBP: 0.395, SLG: 0.544										3	2	2	0	2	0	1						
B.J. Surhoff, L (1,7) OBP: 0.194, SLG: 0.290											5	2	2	2	0	1						
Luis Matos, R (1,8) OBP: 0.406, SLG: 0.458											3	2	2	1	1	0						
Chris Gomez, R (1,3) OBP: 0.500, SLG: 0.375											2	1	1	0	0	1						
Rafael Palmeiro, L (6,3) OBP: 0.270, SLG: 0.279										1	0	0	0	0	1	1						
Geronomo Gil, R (1,2) OBP: 0.280, SLG: 0.320											4	0	0	1	0	1						
Inning Stats	R: 1 E: 0 K: 2 S: 10	H: 1 LOB: 0 BB: 0 P: 15	R: 2 E: 1 K: 1 S: 12	H: 2 LOB: 1 BB: 1 P: 20	R: 0 E: 0 K: 1 S: 7	H: 1 LOB: 0 BB: 0 P: 14	R: 3 E: 0 K: 0 S: 18	H: 4 LOB: 1 BB: 0 P: 24	R: 0 E: 0 K: 0 S: 6	H: 1 LOB: 1 BB: 0 P: 11	R: 1 E: 0 K: 0 S: 10	H: 2 LOB: 1 BB: 0 P: 15	R: 0 E: 0 K: 2 S: 11	H: 1 LOB: 0 BB: 0 P: 17	R: 1 E: 1 K: 3 S: 11	H: 0 LOB: 0 BB: 1 P: 16	R: 0 E: 0 K: 1 S: 11	H: 1 LOB: 2 BB: 1 P: 21	1B: 8 2B: 4 3B: 0 HR: 1	SF: 0 SAC: 1 DP: 1 HBP: 0	WP: 0 PB: 0 SB: 4 CS: 1	PA: 42
PITCHER	IP WLS BF H R ER SO BB IBB HBP BLK WP HR S P ERA WHIP																					
David Wells, L (1,1) ERA: 4.91	3.2 L 19 8 6 6 4 1 0 0 0 0 0 1 44 69 14.73 2.455																					
Blaine Neal, R (4,1) ERA: 6.75	2.1 10 3 1 1 0 0 0 0 0 0 0 0 19 30 3.86 1.286																					
Matt Mantei, R (7,1) ERA: 4.7	0.2 3 1 0 0 1 0 0 0 0 0 0 0 8 14 0.00 1.500																					
Alan Embree, L (7,1) ERA: 4.5	1.1 5 0 1 0 4 1 0 0 0 0 0 0 14 19 0.00 0.750																					
John Halama, L (9,1) ERA: 3.52	1.0 5 1 0 0 1 1 0 0 0 0 0 0 11 21 0.00 2.000																					


Batter	1	2	3	4	5	6	7	8	9	AB	R	H	RBI	BB	SO	LOB	BOTTOM					
18 Johnny Damon, L (1,8) OBP: 0.404, SLG: 0.420											3	1	3	0	2	0	Baltimore Orioles @ Boston Red Sox Fenway Park, Boston, MA Mon Apr 25 2005, 7:05 PM EDT Att: 35,003 - Cloudy - 49 F					
Edgar Renteria, R (1,6) OBP: 0.282, SLG: 0.375											5	1	1	1	0	1						
Manny Ramirez, R (1,10) OBP: 0.368, SLG: 0.583											5	0	0	0	0	4						
34 David Ortiz, L (1,3) OBP: 0.321, SLG: 0.615										4	1	3	0	0	0	1						
Kevin Millar, R (1,7) OBP: 0.438, SLG: 0.323										4	0	1	1	0	0	2						
Jason Varitek, S (1,2) OBP: 0.358, SLG: 0.625										4	1	2	1	0	1	3						
Jay Payton, R (1,9) OBP: 0.257, SLG: 0.424										4	0	0	0	0	0	1						
Mark Bellhorn, S (1,4) OBP: 0.320, SLG: 0.348										4	0	0	0	0	1	1						
Ramón Vázquez, L (1,5) OBP: 0.259, SLG: 0.308											2	0	2	0	1	0						
Bill Mueller, S (9,PH) OBP: 0.345, SLG: 0.298										1	0	0	0	0	1	0						
Inning Stats	R: 2 E: 0 K: 0 S: 13	H: 3 LOB: 1 BB: 1 P: 24	R: 0 E: 0 K: 0 S: 10	H: 2 LOB: 2 BB: 0 P: 16	R: 0 E: 0 K: 1 S: 12	H: 1 LOB: 1 BB: 0 P: 14	R: 0 E: 0 K: 1 S: 6	H: 1 LOB: 0 BB: 0 P: 11	R: 0 E: 0 K: 0 S: 15	H: 0 LOB: 1 BB: 1 P: 24	R: 1 E: 0 K: 0 S: 5	H: 1 LOB: 0 BB: 0 P: 5	R: 0 E: 0 K: 0 S: 8	H: 1 LOB: 1 BB: 1 P: 15	R: 1 E: 1 K: 0 S: 15	H: 2 LOB: 1 BB: 0 P: 22	R: 0 E: 0 K: 1 S: 13	H: 1 LOB: 1 BB: 0 P: 17	1B: 10 2B: 2 3B: 0 HR: 1	SF: 0 SAC: 0 DP: 2 HBP: 0	WP: 1 PB: 0 SB: 0 CS: 0	PA: 39
PITCHER	IP WLS BF H R ER SO BB IBB HBP BLK WP HR S P ERA WHIP																					
Bruce Chen, L (1,1) ERA: 3.62	6.0 W 28 9 3 3 3 3 0 0 0 0 0 1 64 102 4.50 2.000																					
Todd Williams, R (7,1) ERA	2.0 H 7 2 1 0 0 0 0 0 0 0 0 0 20 29 0.00 1.000																					
B.J. Ryan, L (9,1) ERA: 2.79	1.0 4 1 0 0 1 0 0 0 0 0 0 0 13 17 0.00 1.000																					



Batter	1	2	3	4	5	6	7	8	9	AB	R	H	RBI	BB	SO	LOB	TOP										
1 Brian Roberts, S OBP: 0.450, SLG: 0.713 (1,4)	F9	K			G4-3		K		SH	5	0	1	1	0	2	3	Baltimore Orioles @ Boston Red Sox Fenway Park, Boston, MA Tue Apr 26 2005, 7:05 PM EDT Att: 35,670 - Clear - 59 F AB 45 R 11 H 20 RBI 11 BB 3 SO 5 LOB 28 										
6 Melvin Mora, R OBP: 0.365, SLG: 0.517 (1,5)	10 1B	1B	G5-4-3	P2		1B		10 HR	5	3	4	0	1	0	1												
10 Miguel Tejada, R OBP: 0.385, SLG: 0.636 (1,6)	G1-3	1B	G5-4-3		1B	K		2-H	6	2	4	2	0	2	4												
Sammy Sosa, R OBP: 0.333, SLG: 0.500 (1,9)	G1-3	1B	G5-4-3		1B	K		F8	6	1	2	2	0	1	6												
Rafael Palmeiro, L OBP: 0.291, SLG: 0.315 (1,3)	G1-3			L5				HR	5	1	3	1	0	0	3												
Javy Lopez, R OBP: 0.395, SLG: 0.575 (1,2)	G5-3							HR	5	1	2	2	0	0	5												
Gerónimo Gil, R OBP: 0.280, SLG: 0.320 (9,2)			F8		31 FC3-6	F7			0	0	0	0	0	0	0												
31 Jay Gibbons, L OBP: 0.282, SLG: 0.385 (1,10)		G4-3		G4-3	FC3-6		G1-3	P6	5	2	1	0	0	0	2												
Luis Matos, R OBP: 0.419, SLG: 0.452 (1,8)				F7				F9	3	1	1	1	2	0	1												
Larry Bigbie, L OBP: 0.309, SLG: 0.377 (1,7)		G4-3		G4-3	E6		F7		5	0	2	2	0	0	3												
Inning Stats	R: 1 E: 0 K: 0 S: 11	H: 3 LOB: 2 BB: 0 P: 17	R: 0 E: 0 K: 1 S: 11	H: 0 LOB: 1 BB: 2 P: 22	R: 1 E: 0 K: 0 S: 14	H: 3 LOB: 0 BB: 0 P: 23	R: 1 E: 0 K: 0 S: 13	H: 2 LOB: 1 BB: 0 P: 17	R: 4 E: 1 K: 0 S: 18	H: 5 LOB: 1 BB: 0 P: 27	R: 0 E: 0 K: 2 S: 14	H: 1 LOB: 2 BB: 1 P: 23	R: 0 E: 0 K: 1 S: 6	H: 0 LOB: 1 BB: 1 P: 12	R: 4 E: 0 K: 0 S: 18	H: 4 LOB: 0 BB: 0 P: 26	R: 0 E: 1 K: 1 S: 12	H: 2 LOB: 2 BB: 0 P: 19	1B: 12 2B: 6 3B: 0 HR: 2	SF: 0 SAC: 1 DP: 2 HBP: 0	WP: 0 PB: 0 SB: 1 CS: 0	PA: 49					
PITCHER	IP	WLS	BF	H	R	ER	SO	BB	IBB	HBP	BLK	WP	HR	S	P	ERA	WHIP										
30 Matt Clement, R ERA: 3.9 (1,1)	4.2		26	12	7	7	1	1	0	0	0	0	0	61	96	13.50	2.786										
Alan Embree, L ERA: 4.35 (5,1)	0.1		2	1	0	0	0	0	0	0	0	0	0	6	10	0.00	3.000										
50 Mike Timlin, R ERA: 1.8 (6,1)	2.0	H	9	1	0	0	3	2	0	0	0	0	0	20	35	0.00	1.500										
Keith Foulke, R ERA: 7.2 (8,1)	1.0	L	7	4	4	4	0	0	0	0	0	0	2	18	26	36.00	4.000										
Lenny DiNardo, L ERA: (9,1)	1.0		5	2	0	0	1	0	0	0	0	0	0	12	19	0.00	2.000										

Batter	1	2	3	4	5	6	7	8	9	AB	R	H	RBI	BB	SO	LOB	BOTTOM										
18 Johnny Damon, L OBP: 0.404, SLG: 0.442 (1,8)	F7	1B		HR	L1-3		G6-3			5	2	2	2	0	0	3	Baltimore Orioles @ Boston Red Sox Fenway Park, Boston, MA Tue Apr 26 2005, 7:05 PM EDT Att: 35,670 - Clear - 59 F AB 39 R 8 H 12 RBI 8 BB 5 SO 7 LOB 19 										
Trot Nixon, L OBP: 0.435, SLG: 0.440 (1,9)	F8	1B		HR		G3		G3	3	1	1	0	2	0	0												
Manny Ramirez, R OBP: 0.380, SLG: 0.623 (1,7)	G6-3	1B		HR		G6-3		FC3-5	5	1	3	5	0	0	1												
34 David Ortiz, L OBP: 0.315, SLG: 0.602 (1,10)		1B		F8		G3		FC3-5	5	1	1	0	0	0	4												
Kevin Millar, R OBP: 0.412, SLG: 0.299 (1,3)	F8		K	K	L1-3			K	5	0	0	0	0	3	3												
Jason Varitek, S OBP: 0.361, SLG: 0.603 (1,2)	1B	18 BB		F7		L7		G6-3	4	1	1	0	0	0	0												
Edgar Renteria, R OBP: 0.289, SLG: 0.381 (1,6)	18 BB	1B		K		G6-3		G6-3	4	1	1	0	1	1	1												
Bill Mueller, S OBP: 0.367, SLG: 0.314 (1,5)	18 BB	1B		F7		K		1B	4	1	2	1	1	1	1												
Mark Bellhorn, S OBP: 0.325, SLG: 0.357 (1,4)	K		G5-3		18 WP		18 WP	K	4	0	1	0	1	2	6												
Inning Stats	R: 0 E: 0 K: 0 S: 5	H: 0 LOB: 0 BB: 0 P: 7	R: 5 E: 0 K: 1 S: 16	H: 4 LOB: 2 BB: 2 P: 35	R: 0 E: 0 K: 2 S: 14	H: 1 LOB: 1 BB: 1 P: 24	R: 3 E: 0 K: 1 S: 18	H: 2 LOB: 0 BB: 1 P: 32	R: 0 E: 0 K: 0 S: 16	H: 1 LOB: 1 BB: 0 P: 23	R: 0 E: 0 K: 1 S: 17	H: 1 LOB: 2 BB: 1 P: 28	R: 0 E: 0 K: 1 S: 12	H: 1 LOB: 1 BB: 0 P: 22	R: 0 E: 0 K: 1 S: 8	H: 1 LOB: 1 BB: 0 P: 12		1B: 6 2B: 5 3B: 0 HR: 1	SF: 0 SAC: 0 DP: 0 HBP: 1	WP: 2 PB: 0 SB: 0 CS: 0	PA: 45						
PITCHER	IP	WLS	BF	H	R	ER	SO	BB	IBB	HBP	BLK	WP	HR	S	P	ERA	WHIP										
Rodrigo Lopez, R ERA: 3.98 (1,1)	3.1		22	7	8	8	3	4	0	0	0	0	0	20	31	0.00	0.750										
Steve Reed, R ERA: 9.72 (4,1)	1.1		5	1	0	0	1	0	0	0	0	0	0	1	0	0.00	0.750										
Steve Kline, L ERA: 10.5 (5,1)	1.1		5	1	0	0	0	0	0	0	0	0	0	1	0	0.00	0.750										
Jorge Julio, R ERA: 0.77 (7,1)	2.0	W	9	2	0	0	2	1	0	0	0	1	0	29	50	0.00	1.500										
B.J. Ryan, L ERA: 2.33 (9,1)	1.0	S	4	1	0	0	1	0	0	0	0	0	0	8	12	0.00	1.000										

Batter	1	2	3	4	5	6	7	8	9	AB	R	H	RBI	BB	SO	LOB	TOP									
18 Johnny Damon, L OBP: 0.404, SLG: 0.479	0-1 G4-3	1-2 2B			0-1 HR	1-2 G3		0-0 1B	1-0 P2	6	1	3	4	0	0	2	<p>Boston Red Sox @ Texas Rangers Ameriquest Field, Arlington, TX</p> <p>Sat Apr 30 2005, 8:05 PM EDT Att. 44,114 - Clear - 65 F</p> <p>livebaseballscores.com</p> <p>AB 39 R 9 H 14 RBI 9 BB 7 SO 5 LOB 23</p> 									
Trot Nixon, L OBP: 0.429, SLG: 0.474	4-2 2B	1-3 K			1-1 HR	2-0 F7		0-1 1B		4	2	2	1	1	1	3										
Manny Ramirez, R OBP: 0.386, SLG: 0.607	1-0 2B			0-1 G5-3	4-2 F7		0-0 1B	0-3 K		4	0	2	0	1	1	3										
34 David Ortiz, L OBP: 0.306, SLG: 0.556	0-0 G6-3			1-1 F8	4-0 BB		0-1 G6-3	2-3 K		4	0	0	1	1	1	5										
Kevin Millar, R OBP: 0.394, SLG: 0.307 Dave McCarty, R OBP: 0.667, SLG: 0.500	2-2 F8			2-2 F9	1-1 F7		1-0 G5-3	1-1 F8		5	0	0	0	0	0	6										
Jason Varitek, S OBP: 0.384, SLG: 0.630		1-3 K			0-0 F7		1-1 G6-4-3	3-1 BB	2-2 HR	5	2	2	1	0	1	2										
Edgar Renteria, R OBP: 0.283, SLG: 0.359	0-1 G5-3			1-2 F9		1-1 F9		1-1 BB	0-1 F8	5	1	1	0	0	0	0										
Bill Mueller, S OBP: 0.397, SLG: 0.309	4-0 BB			4-1 BB		1-1 BB		4-2 BB	4-2 BB	1	3	1	0	4	0	0										
20 Kevin Youkilis, R OBP: 0.625, SLG: 0.714	1-2 1B			2-3 K		3-1 BB		2-1 1B	2-1 F8	5	0	3	2	0	1	2										
Inning Stats	R: 1 E: 0 K: 0 S: 11	H: 1 LOB: 1 BB: 1 P: 18	R: 1 E: 0 K: 2 S: 14	H: 2 LOB: 2 BB: 1 P: 22	R: 0 E: 0 K: 0 S: 9	H: 0 LOB: 0 BB: 0 P: 12	R: 0 E: 0 K: 1 S: 10	H: 0 LOB: 1 BB: 1 P: 17	R: 2 E: 0 K: 0 S: 11	H: 2 LOB: 1 BB: 2 P: 22	R: 0 E: 0 K: 0 S: 4	H: 1 LOB: 0 BB: 0 P: 5	R: 3 E: 0 K: 2 S: 20	H: 5 LOB: 3 BB: 1 P: 33	R: 1 E: 0 K: 0 S: 12	H: 1 LOB: 1 BB: 1 P: 21	1B: 8 2B: 3 3B: 0 HR: 3	SF: 0 SAC: 0 DP: 2 HBP: 0	WP: 0 PB: 0 SB: 0 CS: 0	PA: 46						
PITCHER	IP WLS BF H R ER SO BB IBB HBP BLK WP HR S P ERA WHIP	5.1 L 27 7 5 5 3 5 0 0 0 0 2 61 102 8.44 2.250	1.1 L 11 6 3 3 0 1 0 0 0 0 0 20 34 16.20 4.200	1.0 L 3 0 0 0 2 0 0 0 0 0 0 8 11 0.00 0.000	1.0 L 5 1 1 1 0 1 0 0 0 0 1 12 21 9.00 2.000											ERA WHIP										

Batter	1	2	3	4	5	6	7	8	9	AB	R	H	RBI	BB	SO	LOB	BOTTOM								
David Dellucci, L OBP: 0.467, SLG: 0.589	0-3 K		2-2 G3-1			0-3 K		1-0 1B		4	0	1	0	0	2	0	<p>Boston Red Sox @ Texas Rangers Ameriquest Field, Arlington, TX</p> <p>Sat Apr 30 2005, 8:05 PM EDT Att. 44,114 - Clear - 65 F</p> <p>livebaseballscores.com</p> <p>AB 31 R 2 H 6 RBI 2 BB 1 SO 7 LOB 12</p> 								
10 Michael Young, R OBP: 0.327, SLG: 0.423	3-2 G6-3			1-1 F9		0-1 BB		2-0 F9		4	2	2	0	0	0	1									
23 Mark Teixeira, S OBP: 0.321, SLG: 0.485	1-2 F8			0-0 F9		1-1 BB		0-1 G3-6-3		4	0	1	0	0	0	2									
9 Hank Blalock, L OBP: 0.357, SLG: 0.459		0-2 2B		3-2 BB		0-1 F8		2-3 1B		4	0	2	1	0	1	2									
Alfonso Soriano, R OBP: 0.288, SLG: 0.486		2-3 K		0-3 K		0-0 SF9		3-1 1B		3	0	0	1	0	2	2									
Laynce Nix, L OBP: 0.388, SLG: 0.543		2-1 F8		4-1 BB		0-2 F8				3	0	0	0	1	1	2									
Kevin Mench, R OBP: 0.349, SLG: 0.487		3-1 P2		0-1 G1-3			1-3 K			3	0	0	0	0	1	3									
Gary Matthews, S OBP: 0.250, SLG: 0.260			2-2 P4		2-2 P3		1-1 G3-1			3	0	0	0	0	0	0									
Rod Barajas, R OBP: 0.275, SLG: 0.373			2-2 L9		1-0 P2		3-2 G4-3			3	0	0	0	0	0	0									
Inning Stats	R: 0 E: 0 K: 1 S: 9	H: 0 LOB: 0 BB: 0 P: 13	R: 0 E: 0 K: 1 S: 10	H: 1 LOB: 1 BB: 0 P: 17	R: 0 E: 0 K: 0 S: 9	H: 0 LOB: 0 BB: 0 P: 15	R: 1 E: 0 K: 1 S: 12	H: 2 LOB: 2 BB: 1 P: 20	R: 0 E: 0 K: 1 S: 7	H: 0 LOB: 0 BB: 0 P: 10	R: 1 E: 0 K: 0 S: 10	H: 2 LOB: 1 BB: 0 P: 11	R: 0 E: 0 K: 0 S: 8	H: 0 LOB: 0 BB: 0 P: 13	R: 0 E: 0 K: 0 S: 4	H: 1 LOB: 0 BB: 0 P: 7	R: 0 E: 0 K: 2 S: 7	H: 0 LOB: 0 BB: 0 P: 10	1B: 4 2B: 2 3B: 0 HR: 0	SF: 1 SAC: 0 DP: 1 HBP: 0	WP: 0 PB: 0 SB: 0 CS: 0	PA: 33			
PITCHER	IP WLS BF H R ER SO BB IBB HBP BLK WP HR S P ERA WHIP	7.0 W 27 5 2 2 5 1 0 0 0 0 0 65 99 2.57 0.857	1.0 L 3 1 0 0 0 0 0 0 0 0 0 4 7 0.00 1.000	1.0 L 3 0 0 0 2 0 0 0 0 0 0 7 10 0.00 0.000											ERA WHIP										

Batter	1	2	3	4	5	6	7	8	9	AB	R	H	RBI	BB	SO	LOB	TOP					
18 Johnny Damon, L (1, 8) OBP: 0.394, SLG: 0.465	0-1 G4-3	2-2 FC4-6		1-2 BB 1B	0-0 F8		0-3 K			5	0	1	1	0	1	5						
Trot Nixon, L (1, 9) OBP: 0.427, SLG: 0.484	3-3 K	0-0 L7		2-2 BB 1B	1-0 2B			3-3 K		5	0	2	2	0	2	2						
Manny Ramirez, R (1, 7) OBP: 0.396, SLG: 0.598	4-2 WP 34 1B BB		3-2 34 2B G6-3	4-1 BB	F8			3-2 G5-3		3	1	1	0	2	0	1						
34 David Ortiz, L (1, 10) OBP: 0.320, SLG: 0.568	1-2 WP 1B		2-2 2B	3-2 F7		2-2 P6		1-0 FC5-4 1B		5	0	3	0	0	0	3						
Kevin Millar, R (1, 3) OBP: 0.384, SLG: 0.300 Dave McCarty, R (8, 3) OBP: 0.667, SLG: 0.500	3-2 G4-3		1-1 G6-3		2-0 1B BB SF7 1B	1-1 G5-3		3-1 FC5-4		5	1	1	1	0	0	4						
Jason Varitek, S (1, 2) OBP: 0.386, SLG: 0.623		2-1 1B 18 FC4-6 2B	3-3 K		4-1 SF7 20 1B BB	1-1 G1-3			2-1 P5	4	2	1	0	1	1	1						
Edgar Renteria, R (1, 6) OBP: 0.279, SLG: 0.351		1-1 G5-3	1-0 G6-3		0-1 1B 20 F8 2B 1B		0-1 F8		2-2 G1-3	5	1	1	0	0	0	2						
Bill Mueller, S (1, 4) OBP: 0.397, SLG: 0.322		0-1 18 20 FC4-6 BB 1B		0-1 L4	1-0 SF7		1-1 F8		1-1 1B	4	0	2	1	0	0	0						
20 Kevin Youkilis, R (1, 5) OBP: 0.615, SLG: 0.600	4-2 18 FC4-6 BB		3-2 2B	3-2 F9	2-2 2B 1B		4-1 BB		3-3 K	3	1	1	1	2	1	1						
Inning Stats	R: 0 E: 0 K: 1 S: 14	H: 1 LOB: 2 BB: 1 P: 25	R: 1 E: 0 K: 0 S: 15	H: 2 LOB: 2 BB: 1 P: 24	R: 1 E: 0 K: 1 S: 15	H: 2 LOB: 1 BB: 0 P: 25	R: 0 E: 0 K: 0 S: 16	H: 2 LOB: 3 BB: 1 P: 29	R: 4 E: 0 K: 0 S: 15	H: 4 LOB: 1 BB: 1 P: 28	R: 0 E: 0 K: 0 S: 7	H: 0 LOB: 0 BB: 0 P: 11	R: 0 E: 0 K: 1 S: 8	H: 0 LOB: 1 BB: 1 P: 13	R: 0 E: 0 K: 1 S: 12	H: 1 LOB: 1 BB: 0 P: 20	R: 0 E: 0 K: 1 S: 12	H: 1 LOB: 0 BB: 0 P: 20	1B: 10 2B: 3 HR: 0	SF: 1 SAC: 0 DP: 0 HBP: 0	WP: 1 PB: 0 SB: 0 CS: 0	PA: 45
PITCHER	IP WLS BF H R ER SO BB IBB HBP BLK WP HR S P ERA WHIP																					
Ryan Drese, R (1, 1) ERA: 6.56	4.0 L 24 8 4 4 2 4 0 0 0 0 1 0 62 111 9.00 3.000																					
Nick Regilio, R (5, 1) ERA: 4.56	2.2 12 3 2 2 0 1 0 0 0 0 0 0 25 41 6.75 1.500																					
Brian Shouse, L (7, 1) ERA: 3.12	1.0 4 1 0 0 2 0 0 0 0 0 0 0 13 20 0.00 1.000																					
Doug Brocail, R (8, 1) ERA: 6.55	1.1 5 1 0 0 1 0 0 0 0 0 0 0 14 25 0.00 0.750																					

Boston Red Sox @ Texas Rangers
Ameriquet Field, Arlington, TX
Sun May 01 2005, 2:05 PM EDT
Att: 49,342 - Sunny - 71 F

AB 39
R 6
H 13
RBI 6
BB 5
SO 5
LOB 19



Batter	1	2	3	4	5	6	7	8	9	AB	R	H	RBI	BB	SO	LOB	BOTTOM					
David Dellucci, L (1, 10) OBP: 0.488, SLG: 0.596	4-1 10 23 1B G4-3 BB	4-2 10 BB		1-1 SF7		4-2 10 G5-4-3 BB			1-2 23 23 HR BB 1B	1	2	1	1	3	0	0						
10 Michael Young, R (1, 6) OBP: 0.331, SLG: 0.417	1-1 23 G4-3 1B	4-2 BB		3-H FC5-4		0-0 G5-4-3			1-1 F9	4	1	1	0	1	0	5						
23 Mark Teixeira, S (1, 3) OBP: 0.316, SLG: 0.500	3-2 G4-3	3-2 F8			0-0 G3		0-0 P4		1-1 HR	5	1	1	3	0	0	4						
9 Hank Blalock, L (1, 5) OBP: 0.342, SLG: 0.437	3-1 E4		1-3 K		3-2 L9		2-2 P5		1-3 K	5	0	0	1	0	2	0						
Alfonso Soriano, R (1, 4) OBP: 0.287, SLG: 0.486	1-0 F7		3-0 F8		1-0 2B		1-0 P3			4	0	1	0	0	0	1						
Laynce Nix, L (1, 8) OBP: 0.350, SLG: 0.487	0-3 K		2-0 G6-3		1-2 L3			2-1 L3		4	0	0	0	0	1	2						
Kevin Mench, R (1, 7) OBP: 0.365, SLG: 0.494 Chad Allen, R (6, PH) OBP: 0.346, SLG: 0.292		1-2 FC6-4 HBP		0-0 1B G6-3 SF7 1B		0-3 K		0-0 G4-3		1	1	1	0	0	0	0						
Gary Matthews, S (1, 9) OBP: 0.238, SLG: 0.247		2-1 FC6-4 10 BB WP 1B		1-0 G6-3		1-3 K		0-0 G4-3		4	0	0	0	0	1	2						
Sandy Alomar Jr., R (1, 2) OBP: 0.400, SLG: 0.388		2-2 F9		2-2 10 FC5-4 1B		1-0 E6 BB		1-0 G6-3		4	0	1	0	0	0	2						
Inning Stats	R: 2 E: 1 K: 1 S: 12	H: 1 LOB: 1 BB: 1 P: 24	R: 0 E: 0 K: 0 S: 15	H: 0 LOB: 2 BB: 2 P: 31	R: 0 E: 0 K: 1 S: 5	H: 0 LOB: 0 BB: 0 P: 11	R: 1 E: 0 K: 0 S: 10	H: 2 LOB: 1 BB: 0 P: 15	R: 0 E: 0 K: 0 S: 8	H: 1 LOB: 1 BB: 0 P: 13	R: 0 E: 1 K: 2 S: 11	H: 0 LOB: 2 BB: 1 P: 17	R: 0 E: 0 K: 0 S: 5	H: 0 LOB: 0 BB: 0 P: 8	R: 0 E: 0 K: 0 S: 4	H: 0 LOB: 0 BB: 0 P: 6	R: 2 E: 0 K: 1 S: 11	H: 2 LOB: 0 BB: 0 P: 16	1B: 4 2B: 1 3B: 0 HR: 1	SF: 1 SAC: 0 DP: 1 HBP: 1	WP: 2 PB: 0 SB: 0 CS: 0	PA: 40
PITCHER	IP WLS BF H R ER SO BB IBB HBP BLK WP HR S P ERA WHIP																					
30 Matt Clement, R (1, 1) ERA: 4.0	6.0 W 29 4 3 3 4 4 0 1 0 0 0 0 7 12 4.50 1.333																					
Alan Embree, L (7, 1) ERA: 3.96	1.1 H 4 0 0 0 0 0 0 0 0 0 0 0 7 12 0.00 0.000																					
50 Mike Timlin, R (8, 1) ERA: 1.54	0.2 H 2 0 0 0 0 0 0 0 0 0 0 0 2 2 0.00 0.000																					
Keith Foulke, R (9, 1) ERA: 7.5	1.0 S 5 2 2 2 1 0 0 0 0 0 0 1 11 16 18.00 2.000																					

Boston Red Sox @ Texas Rangers
Ameriquet Field, Arlington, TX
Sun May 01 2005, 2:05 PM EDT
Att: 49,342 - Sunny - 71 F

AB 34
R 5
H 6
RBI 5
BB 4
SO 5
LOB 16



Batter	1	2	3	4	5	6	7	8	9	AB R H RBI BB SO LOB	TOP										
18 Johnny Damon, L (1, 8) OBP: 0.395, SLG: 0.486	1-0 1B 1B	1-3 K		1-0 F9		2-2 P5			2-3 K	5 1 1 0 0 2 2	Boston Red Sox @ Detroit Tigers Comerica Park, Detroit, MI Tue May 03 2005, 7:05 PM EDT Att: 19,121 - Partly Cloudy - 47 F										
Edgar Renteria, R (1, 6) OBP: 0.295, SLG: 0.352	0-1 1B		4-2 BB		1-1 FC5	1-3 K			1-1 G6-3	4 0 2 0 1 1 0											
Manny Ramirez, R (1, 7) OBP: 0.391, SLG: 0.574	0-0 P6		1-3 K		4-2 BB	1-2 FC3-2			0-3 K	3 0 0 0 1 2 3											
Jason Varitek, S (1, 2) OBP: 0.363, SLG: 0.600	0-1 FC6-4		4-0 BB		1-2 FC3-2	1-2 FC5			3-2 F7	3 1 1 1 1 0 2											
Kevin Millar, R (1, 3) OBP: 0.380, SLG: 0.307	0-1 P3		1-1 F8		4-0 FC3-2	1-2 FC3-2			1-2 F9	3 1 0 0 1 0 4											
Jay Payton, R (1, 9) OBP: 0.250, SLG: 0.395	3-1 FC6-4		1-1 G1-3		0-1 FC3-2	1-2 FC3-2			3-1 G4-6-3	4 1 1 0 0 0 7											
Doug Mirabeli, R (1, 10) 34 David Ortiz, L (8, PH) OBP: 0.312, SLG: 0.545		2-2 P3		1-3 K		2-1 HR			2-1 P2	3 1 1 4 0 1 0											
Bill Mueller, S (1, 5) OBP: 0.370, SLG: 0.313		2-3 K		0-0 F8		0-3 K			1-0 G4-6-3	4 0 0 0 0 2 1											
Mark Bellhorn, S (1, 4) OBP: 0.333, SLG: 0.347		4-1 BB		4-1 BB		3-2 G5-3			2-3 K	2 0 0 0 2 1 0											
Inning Stats	R: 1 E: 0 K: 0 S: 10	H: 3 LOB: 2 BB: 0 P: 14	R: 0 E: 0 K: 2 S: 12	H: 0 LOB: 1 BB: 1 P: 21	R: 0 E: 0 K: 1 S: 9	H: 0 LOB: 2 BB: 2 P: 20	R: 0 E: 0 K: 1 S: 6	H: 0 LOB: 1 BB: 1 P: 12	R: 4 E: 0 K: 1 S: 14	H: 2 LOB: 0 BB: 2 P: 26		R: 0 E: 0 K: 1 S: 10	H: 0 LOB: 0 BB: 0 P: 16	R: 0 E: 0 K: 1 S: 11	H: 0 LOB: 0 BB: 0 P: 15	R: 0 E: 0 K: 0 S: 5	H: 1 LOB: 0 BB: 0 P: 11	R: 0 E: 0 K: 2 S: 8	H: 0 LOB: 0 BB: 0 P: 13	1B: 4 2B: 1 3B: 0 HR: 1	SF: 0 SAC: 0 DP: 1 HBP: 0
PITCHER	IP WLS BF H R ER SO BB IBB HBP BLK WP HR S P ERA WHIP											IP WLS BF H R ER SO BB IBB HBP BLK WP HR S P ERA WHIP									
Mike Maroth, L (1, 1) ERA: 4.66	6.0 L 29 5 5 5 6 6 0 0 0 0 0 1 61 109 7.50 1.833																				
Franklyn German, R (7, 1) ERA: 2.53	2.0 6 1 0 0 1 0 0 0 0 0 0 0 16 26 0.00 0.500																				
Jamie Walker, L (9, 1) ERA: 1.8	1.0 3 0 0 0 2 0 0 0 0 0 0 0 8 13 0.00 0.000																				

Batter	1	2	3	4	5	6	7	8	9	AB R H RBI BB SO LOB	BOTTOM										
15 Brandon Inge, R (1, 5) OBP: 0.402, SLG: 0.495	1-3 K		3-1 L9		1-2 F9		4-1 1B		2-0 P3	4 0 0 0 1 1 0	Boston Red Sox @ Detroit Tigers Comerica Park, Detroit, MI Tue May 03 2005, 7:05 PM EDT Att: 19,121 - Partly Cloudy - 47 F										
Ivan Rodriguez, R (1, 2) OBP: 0.323, SLG: 0.479	1-2 HR		3-2 G5-3		3-2 E6		1-1 G6-4-3		1-2 1B	4 1 2 1 0 0 0											
9 Carlos Guillen, S (1, 6) OBP: 0.469, SLG: 0.570	2-1 E6			0-0 3B	2-1 FC5-4		1-2 G6-4-3		1-2 G6-4-3	4 1 1 0 0 0 3											
Rondell White, R (1, 10) OBP: 0.287, SLG: 0.461	2-1 G6-3		3-2 K		2-1 F8		1-1 G4-3		1-1 G4-3	4 0 0 0 0 1 2											
Craig Monroe, R (1, 9) OBP: 0.309, SLG: 0.400		2-1 P4		2-2 F8		4-1 BB		0-0 G5-3		3 0 0 0 1 0 1											
Carlos Pena, L (1, 3) OBP: 0.347, SLG: 0.364		2-0 F7		1-2 HBP		4-2 BB		2-3 K		2 0 0 0 1 1 0											
33 Marcus Thames, R (1, 7) OBP: 0.263, SLG: 0.429		0-1 1B		1-1 HBP		1-3 K			0-2 HR	4 1 3 2 0 1 2											
20 Omar Infante, R (1, 4) OBP: 0.283, SLG: 0.372		0-1 FC4		1-3 2B		0-0 F9			1-0 P2	4 0 0 0 0 0 5											
Nook Logan, S (1, 8) OBP: 0.379, SLG: 0.500			2-1 G6-3		2-2 L6		0-1 G4-3		1-1 F7	4 0 0 0 0 0 0											
Inning Stats	R: 1 E: 1 K: 1 S: 10	H: 1 LOB: 0 BB: 0 P: 16	R: 0 E: 0 K: 0 S: 7	H: 1 LOB: 0 BB: 0 P: 11	R: 0 E: 0 K: 0 S: 8	H: 0 LOB: 0 BB: 0 P: 16	R: 1 E: 0 K: 1 S: 15	H: 2 LOB: 2 BB: 0 P: 24	R: 0 E: 0 K: 0 S: 12	H: 0 LOB: 1 BB: 0 P: 20		R: 0 E: 0 K: 1 S: 10	H: 0 LOB: 2 BB: 2 P: 21	R: 0 E: 0 K: 0 S: 8	H: 1 LOB: 1 BB: 1 P: 14	R: 0 E: 0 K: 1 S: 7	H: 0 LOB: 0 BB: 0 P: 10	R: 1 E: 0 K: 0 S: 7	H: 1 LOB: 0 BB: 0 P: 11	1B: 2 2B: 1 3B: 1 HR: 2	SF: 0 SAC: 0 DP: 1 HBP: 1
PITCHER	IP WLS BF H R ER SO BB IBB HBP BLK WP HR S P ERA WHIP											IP WLS BF H R ER SO BB IBB HBP BLK WP HR S P ERA WHIP									
John Halama, L (1, 1) ERA: 4.61	5.0 W 21 4 2 2 2 2 0 0 0 0 0 0 10 21 0.00 2.000																				
Matt Mantei, R (6, 1) ERA: 3.99	1.0 H 5 0 0 0 1 2 0 0 0 0 0 0 10 21 0.00 2.000																				
50 Mike Timlin, R (7, 1) ERA: 1.32	2.0 H 7 1 0 0 1 1 0 0 0 0 0 0 15 24 0.00 1.000																				
Keith Foulke, R (9, 1) ERA: 7.62	1.0 S 4 1 1 1 0 0 0 0 0 0 0 1 7 11 9.00 1.000																				

Batter	1	2	3	4	5	6	7	8	9	AB	R	H	RBI	BB	SO	LOB	TOP										
18 Johnny Damon, L (1, 8) OBP: 0.395, SLG: 0.479	1-2 F7	0-1 G1-3			1-1 G3		1-0 1B		0-1 F7	5	0	1	0	0	0	2	Boston Red Sox @ Detroit Tigers Comerica Park, Detroit, MI Thu May 05 2005, 1:05 PM EDT Att: 24,870 - Sunny - 58 F										
Trot Nixon, L (1, 9) OBP: 0.446, SLG: 0.507	0-0 1B		2-1 G3		0-0 34 BB		1-0 1B	1-0 34 2B	1-0 1B	5	1	4	0	0	0												
34 David Ortiz, L (1, 10) OBP: 0.311, SLG: 0.523	3-1 F7		1-3 K		4-0 BB		1-1 G3-1	2-2 1-H	2-2 2B	4	0	1	1	1	1	3											
Kevin Millar, R (1, 3) OBP: 0.364, SLG: 0.296	3-2 G5-3		2-3 K		1-2 G6-3			2-1 WP	1-2 F9	5	0	1	0	0	1	4											
Jason Varitek, S (1, 2) OBP: 0.379, SLG: 0.618		3-1 1B		1-2 FC4-6		2-3 K		0-0 1B		4	1	3	0	0	1	0											
Edgar Renteria, R (1, 6) OBP: 0.303, SLG: 0.349	0-1 FC6-4		0-0 F8		1-2 G4-6-3			3-2 P2		0	0	0	0	0	0	0											
Ramón Vázquez, L (2, PH) OBP: 0.265, SLG: 0.303	2-H 1B									4	0	2	1	0	0	3											
Bill Mueller, S (1, 5) OBP: 0.353, SLG: 0.296	1 SAFE FC6-4		0-1 FC4-6		1-2 G4-6-3			1-1 F7		4	0	0	0	0	0	5											
Jay Payton, R (1, 7) OBP: 0.229, SLG: 0.333	0-1 FC5-4		1-2 F8				1-0 G4-3	3-3 K		4	0	0	0	0	1	4											
Mark Bellhorn, S (1, 4) OBP: 0.348, SLG: 0.346	4-2 1-2 BB				2-3 K		2-1 F8	2-3 G4-3		3	0	0	0	1	1	0											
Inning Stats	R: 0 E: 0 K: 0 S: 12	H: 1 LOB: 1 BB: 0 P: 19	R: 1 E: 0 K: 0 S: 12	H: 2 LOB: 2 BB: 1 P: 19	R: 0 E: 0 K: 2 S: 10	H: 0 LOB: 0 BB: 0 P: 15	R: 0 E: 0 K: 0 S: 10	H: 1 LOB: 1 BB: 0 P: 12	R: 0 E: 0 K: 1 S: 9	H: 1 LOB: 2 BB: 1 P: 17	R: 0 E: 0 K: 0 S: 8	H: 1 LOB: 0 BB: 0 P: 12	R: 0 E: 0 K: 0 S: 7	H: 2 LOB: 2 BB: 0 P: 13	R: 0 E: 0 K: 1 S: 11	H: 2 LOB: 2 BB: 0 P: 20	R: 1 E: 0 K: 0 S: 14	H: 2 LOB: 1 BB: 0 P: 19	1B: 10 2B: 2 3B: 0 HR: 0	SF: 0 SAC: 0 DP: 1 HBP: 0	WP: 1 PB: 0 SB: 0 CS: 0	PA: 40					
PITCHER	IP	WLS	BF	H	R	ER	SO	BB	IBB	HBP	BLK	WP	HR	S	P	ERA	WHIP										
Jason Johnson, R (1, 1) ERA: 3.93	7.0		30	8	1	1	4	2	0	0	0	0	0	68	107	1.29	1.429										
Ugueth Urbina, R (8, 1) ERA: 4.11	2.0	L	10	4	1	1	1	0	0	0	0	1	0	25	39	4.50	2.000										

Boston Red Sox @ Detroit Tigers
Comerica Park, Detroit, MI
Thu May 05 2005, 1:05 PM EDT
Att: 24,870 - Sunny - 58 F

AB 38
R 2
H 12
RBI 2
BB 2
SO 5
LOB 21



Batter	1	2	3	4	5	6	7	8	9	AB	R	H	RBI	BB	SO	LOB	BOTTOM										
Nook Logan, S (1, 8) OBP: 0.365, SLG: 0.475	1-3 K		2-3 K			0-1 P6		0-0 1B		4	0	1	0	0	2	0	Boston Red Sox @ Detroit Tigers Comerica Park, Detroit, MI Thu May 05 2005, 1:05 PM EDT Att: 24,870 - Sunny - 58 F										
15 Brandon Inge, R (1, 5) OBP: 0.383, SLG: 0.465	2-2 G1-3			2-2 P2			2-1 G4-3	2-3 K		4	0	0	0	0	1	2											
9 Carlos Guillen, S (1, 6) OBP: 0.462, SLG: 0.585	2-3 K			2-3 K			0-1 HR		3-2 F8	4	1	1	1	0	2	0											
Dmitri Young, S (1, 10) OBP: 0.374, SLG: 0.556		0-1 L8		1-1 F9			3-2 1B		2-1 F9	4	0	1	0	0	0	0											
Carlos Pena, L (1, 3) OBP: 0.320, SLG: 0.329	0-0 F8			1-2 G3			1-3 K		2-2 P6	4	0	0	0	0	1	1											
33 Marcus Thames, R (1, 7) OBP: 0.267, SLG: 0.375	4-2 BB			1-1 L7			2-1 F8			2	0	0	0	1	0	1											
Bobby Higginson, L (1, 9) OBP: 0.111, SLG: 0.077	0-0 F9			0-1 P6				0-2 G3-1		3	0	0	0	0	0	1											
20 Omar Infante, R (1, 4) OBP: 0.276, SLG: 0.374			0-0 P2			0-3 K		1-0 F9		3	0	0	0	0	1	0											
13 Vance Wilson, R (1, 2) OBP: 0.300, SLG: 0.176			2-3 K			1-1 F9		4-2 1B		2	0	0	0	1	1	0											
Inning Stats	R: 0 E: 0 K: 2 S: 9	H: 0 LOB: 0 BB: 0 P: 14	R: 0 E: 0 K: 0 S: 6	H: 0 LOB: 1 BB: 1 P: 10	R: 0 E: 0 K: 2 S: 8	H: 0 LOB: 0 BB: 0 P: 12	R: 0 E: 0 K: 1 S: 9	H: 0 LOB: 0 BB: 0 P: 14	R: 0 E: 0 K: 0 S: 8	H: 0 LOB: 0 BB: 0 P: 10	R: 0 E: 0 K: 1 S: 7	H: 0 LOB: 0 BB: 0 P: 8	R: 1 E: 0 K: 1 S: 16	H: 2 LOB: 1 BB: 0 P: 24	R: 0 E: 0 K: 1 S: 14	H: 1 LOB: 2 BB: 1 P: 21		R: 0 E: 0 K: 0 S: 8	H: 0 LOB: 0 BB: 0 P: 15	1B: 2 2B: 0 3B: 0 HR: 1	SF: 0 SAC: 0 DP: 0 HBP: 0	WP: 0 PB: 0 SB: 0 CS: 0	PA: 32				
PITCHER	IP	WLS	BF	H	R	ER	SO	BB	IBB	HBP	BLK	WP	HR	S	P	ERA	WHIP										
Bronson Arroyo, R (1, 1) ERA: 3.18	8.0	W	29	3	1	1	8	2	0	0	0	0	0	77	113	1.12	0.625										
Keith Foulke, R (9, 1) ERA: 6.6	1.0	S	3	0	0	0	0	0	0	0	0	0	0	8	15	0.00	0.000										

Boston Red Sox @ Detroit Tigers
Comerica Park, Detroit, MI
Thu May 05 2005, 1:05 PM EDT
Att: 24,870 - Sunny - 58 F

AB 30
R 1
H 3
RBI 1
BB 2
SO 8
LOB 5



Batter	1	2	3	4	5	6	7	8	9	AB	R	H	RBI	BB	SO	LOB	TOP					
51 Ichiro Suzuki, L (1, 9) OBP: 0.374, SLG: 0.458	F7		CS 1B		SF8		G1-3		G4-3	4	0	1	1	0	0	4						
Randy Winn, S (1, 7) OBP: 0.412, SLG: 0.406	2B		HBP 1B		P5			G3		3	0	1	0	0	0	0						
29 Adrián Beltré, R (1, 5) OBP: 0.246, SLG: 0.308	F9		1B					L8		4	0	1	0	0	0	1						
Raul Ibanez, L (1, 3) OBP: 0.356, SLG: 0.388	G4-3		K					K		4	0	0	0	0	3	3						
Bret Boone, R (1, 4) OBP: 0.303, SLG: 0.373		K			F8			G6-3		4	1	1	0	0	1	0						
7 Jeremy Reed, L (1, 8) OBP: 0.358, SLG: 0.347	G1-3 2B				L1			1B BB		3	0	2	0	1	0	0						
Greg Dobbs, L (1, 10) OBP: 0.222, SLG: 0.333	G1-3				K			F7		4	0	1	0	0	1	2						
Miguel Olivo, R (1, 2) OBP: 0.189, SLG: 0.188 Dave Hansen, L (9, PH)	K				E6 39 G4-3 51 SF8			SF7		2	1	0	0	1	1	1						
39 Wilson Valdez, R (1, 6) OBP: 0.225, SLG: 0.241 16 Willie Bloomquist, R (9, PH) OBP: 0.150, SLG: 0.250			K		G4-3			F9		3	0	0	0	0	1	3						
Inning Stats	R: 0 E: 0 K: 0 S: 10	H: 1 LOB: 1 BB: 0 P: 16	R: 0 E: 0 K: 2 S: 13	H: 1 LOB: 1 BB: 0 P: 16	R: 0 E: 0 K: 2 S: 13	H: 2 LOB: 2 BB: 0 P: 21	R: 0 E: 0 K: 1 S: 7	H: 0 LOB: 0 BB: 0 P: 8	R: 1 E: 1 K: 0 S: 11	H: 0 LOB: 0 BB: 0 P: 15	R: 0 E: 0 K: 1 S: 10	H: 0 LOB: 0 BB: 0 P: 14	R: 0 E: 0 K: 0 S: 8	H: 1 LOB: 2 BB: 1 P: 17	R: 0 E: 0 K: 1 S: 10	H: 0 LOB: 0 BB: 0 P: 15	R: 1 E: 0 K: 0 S: 14	H: 2 LOB: 2 BB: 1 P: 21	1B: 5 2B: 2 3B: 0 HR: 0	SF: 2 SAC: 0 DP: 0 HBP: 1	WP: 0 PB: 0 SB: 0 CS: 1	PA: 37
PITCHER	IP	WLS	BF	H	R	ER	SO	BB	IBB	HBP	BLK	WP	HR	S	P	ERA	WHIP					
30 Matt Clement, R (1, 1) ERA: 3.35	7.0	W	28	5	1	0	6	1	0	1	0	0	0	72	107	0.00	0.857					
Alan Embree, L (8, 1) ERA: 5.4	1.0		3	0	0	0	1	0	0	0	0	0	0	10	15	0.00	0.000					
Blaine Neal, R (9, 1) ERA: 9.0	1.0		6	2	1	1	0	1	0	0	0	0	0	14	21	9.00	3.000					

Seattle Mariners @ Boston Red Sox
Fenway Park, Boston, MA
Fri May 06 2005, 7:05 PM EDT
Att: 35,229 - Cloudy - 48 F

AB	32
R	2
H	7
RBI	2
BB	2
SO	7
LOB	16



Batter	1	2	3	4	5	6	7	8	9	AB	R	H	RBI	BB	SO	LOB	BOTTOM					
Mark Bellhorn, S (1, 4) OBP: 0.340, SLG: 0.329	G1-3	L8	WP BB		K		K			4	0	0	0	1	2	2						
Trot Nixon, L (1, 9) OBP: 0.443, SLG: 0.493	K	HBP	F9		1B			K		4	0	1	0	0	2	2						
Manny Ramirez, R (1, 7) OBP: 0.376, SLG: 0.539	G5-3	G6-3		1B BB	K			G3		4	1	0	0	1	1	4						
34 David Ortiz, L (1, 10) OBP: 0.315, SLG: 0.553		1B 2B	HR	F8	K			K		5	2	2	1	0	2	2						
Kevin Millar, R (1, 3) OBP: 0.369, SLG: 0.297		G6-3	1B BB	1B	BB 1B			F8		3	1	1	0	1	0	1						
Jason Varitek, S (1, 2) OBP: 0.384, SLG: 0.613		BB 1B	K	BB 1B	BB 1B			G4-3		4	1	2	0	0	1	1						
Jay Payton, R (1, 8) OBP: 0.269, SLG: 0.340		1B BB	1B 2B	1B	BB			L8		2	2	1	1	2	0	0						
Bill Mueller, S (1, 5) OBP: 0.360, SLG: 0.320		HBP 1B	G4-3	F9				G4-3		4	0	2	4	0	0	3						
Ramón Vázquez, L (1, 6) OBP: 0.263, SLG: 0.297	HBP 1B	1B	G4-3	G3				K		4	0	1	1	0	1	4						
Inning Stats	R: 0 E: 0 K: 1 S: 6	H: 0 LOB: 0 BB: 0 P: 7	R: 3 E: 0 K: 0 S: 23	H: 4 LOB: 3 BB: 1 P: 36	R: 3 E: 0 K: 1 S: 19	H: 3 LOB: 2 BB: 2 P: 34	R: 1 E: 0 K: 0 S: 16	H: 2 LOB: 3 BB: 2 P: 30	R: 0 E: 0 K: 3 S: 12	H: 1 LOB: 1 BB: 0 P: 18	R: 0 E: 0 K: 0 S: 8	H: 0 LOB: 0 BB: 0 P: 11	R: 0 E: 0 K: 2 S: 12	H: 0 LOB: 0 BB: 0 P: 16	R: 0 E: 0 K: 2 S: 9	H: 0 LOB: 0 BB: 0 P: 11	1B: 7 2B: 2 3B: 0 HR: 1	SF: 0 SAC: 0 DP: 0 HBP: 1	WP: 1 PB: 0 SB: 0 CS: 0	PA: 40		
PITCHER	IP	WLS	BF	H	R	ER	SO	BB	IBB	HBP	BLK	WP	HR	S	P	ERA	WHIP					
Jamie Moyer, L (1, 1) ERA: 4.7	2.2	L	19	7	6	6	2	3	0	1	0	1	0	45	72	20.25	3.750					
Matt Thornton, L (3, 1) ERA: 4.05	2.1		12	3	1	1	3	2	0	0	0	1	0	31	53	3.86	2.143					
40 Julio Mateo, R (6, 1) ERA: 0.59	2.0		6	0	0	0	2	0	0	0	0	0	0	20	27	0.00	0.000					
20 J.J. Putz, R (8, 1) ERA: 1.13	1.0		3	0	0	0	2	0	0	0	0	0	0	9	11	0.00	0.000					

Seattle Mariners @ Boston Red Sox
Fenway Park, Boston, MA
Fri May 06 2005, 7:05 PM EDT
Att: 35,229 - Cloudy - 48 F

AB	34
R	7
H	10
RBI	7
BB	5
SO	9
LOB	19



Batter	1	2	3	4	5	6	7	8	9	AB R H RBI BB SO LOB	TOP																
51 Ichiro Suzuki, L (1, 9) OBP: 0.396, SLG: 0.457	G3		G4-3 2B		K		G3			4 1 1 0 1 1 2	Seattle Mariners @ Boston Red Sox Fenway Park, Boston, MA Sun May 08 2005, 5:00 PM EDT Att: 34,671 - Drizzlie - 48 F																
Randy Winn, S (1, 7) OBP: 0.396, SLG: 0.385	G4-3		G4-3		G4-3		G3	IBB		4 1 0 1 1 0 4																	
29 Adrian Beltré, R (1, 5) OBP: 0.275, SLG: 0.339	K		G4-3 2B				G3	HR BB		4 1 2 1 1 1 0																	
Richie Sexson, R (1, 3)			G4-3				G3	HR		5 1 1 4 0 2 1																	
Raul Ibanez, L (1, 10) OBP: 0.354, SLG: 0.402	K				P5		G3	HR		5 0 2 0 0 1 0																	
Bret Boone, R (1, 4) OBP: 0.291, SLG: 0.350	E6				F8		G3	2B		3 0 0 0 1 0 1																	
7 Jeremy Reed, L (1, 8) OBP: 0.333, SLG: 0.320	K				K		G3	IBB		4 0 0 0 0 2 3																	
Wiki Gonzalez, R (1, 2) OBP: 0.750, SLG: 1.250			G4-3 2B		G3-1		G3	FC2-6 1B		4 1 3 0 0 0 0																	
16 Willie Bloomquist, R (1, 6) OBP: 0.179, SLG: 0.192			G5-3				G3	FC2-6 HR		3 1 0 0 1 0 3																	
Inning Stats	R: 0 E: 0 K: 1 S: 10	H: 0 LOB: 0 BB: 0 P: 17	R: 0 E: 1 K: 3 S: 14	H: 0 LOB: 1 BB: 0 P: 19	R: 2 E: 0 K: 0 S: 13	H: 3 LOB: 1 BB: 0 P: 21	R: 0 E: 0 K: 1 S: 10	H: 0 LOB: 0 BB: 0 P: 14	R: 0 E: 0 K: 1 S: 11	H: 2 LOB: 1 BB: 1 P: 20	R: 4 E: 0 K: 0 S: 11	H: 3 LOB: 1 BB: 2 P: 23	R: 0 E: 0 K: 0 S: 9	H: 1 LOB: 2 BB: 1 P: 15	R: 0 E: 0 K: 1 S: 8	H: 0 LOB: 0 BB: 0 P: 10	1B: 3 2B: 5 3B: 0 HR: 1	SF: 0 SAC: 0 DP: 0 HBP: 0	WP: 0 PB: 0 SB: 1 CS: 0	PA: 41							
PITCHER	IP WLS BF H R ER SO BB IBB HBP BLK WP HR S P ERA WHIP											IP WLS BF H R ER SO BB IBB HBP BLK WP HR S P ERA WHIP															
Wade Miller, R (1, 1) ERA: 3.6	5.0		20	3	2	2	6	1	0	0	0	0	0	58	91	3.60	0.800										
John Halama, L (6, 1) ERA: 4.7	1.2	L	8	3	1	1	0	0	1	0	0	0	0	13	26	5.40	1.800										
Cla Meredith, R (7, 1) ERA: 81.0	0.1		5	2	3	3	0	2	0	0	0	0	1	7	17	81.00	12.000										
Alan Embree, L (8, 1) ERA: 4.7	2.0		8	1	0	0	1	0	1	0	0	0	0	17	25	0.00	0.500										


Batter	1	2	3	4	5	6	7	8	9	AB R H RBI BB SO LOB	BOTTOM																
18 Johnny Damon, L (1, 8) OBP: 0.399, SLG: 0.485	G6-3 2B		G6-3 1B		P6		P4		G6-3	5 0 2 0 0 0 1	Seattle Mariners @ Boston Red Sox Fenway Park, Boston, MA Sun May 08 2005, 5:00 PM EDT Att: 34,671 - Drizzlie - 48 F																
Trot Nixon, L (1, 9) OBP: 0.413, SLG: 0.457	F7		P5				F9	BB		3 0 0 0 0 0 3																	
Manny Ramirez, R (7, PH) OBP: 0.380, SLG: 0.529							34 2B			1 0 0 0 1 1 0																	
20 Kevin Youkilis, R (1, 5) OBP: 0.517, SLG: 0.478	G1-3		G6-3				F7			4 1 1 0 0 0 5																	
34 David Ortiz, L (1, 10) OBP: 0.333, SLG: 0.603	F9				HR		2B	2B		4 1 3 3 0 0 1																	
Kevin Millar, R (1, 3) OBP: 0.362, SLG: 0.303			P1		G5-3		P6	F9		4 0 0 0 0 0 3																	
Jason Varitek, S (1, 2) OBP: 0.379, SLG: 0.594			G5-3		G4-3		IBB	K		3 0 0 0 1 1 0																	
Jay Payton, R (1, 7) OBP: 0.299, SLG: 0.321			G6-3		K		F8	G1-3		4 0 0 0 0 1 2																	
Bill Mueller, S (1, 4) OBP: 0.340, SLG: 0.313			K		L5		G1-3	G1-3		4 1 1 0 0 1 0																	
Mark Bellhorn, S (1, 6) OBP: 0.347, SLG: 0.349			G6-3 1B		F7		2B	K		4 1 2 1 0 1 0																	
Inning Stats	R: 0 E: 0 K: 0 S: 8	H: 1 LOB: 1 BB: 0 P: 13	R: 0 E: 0 K: 0 S: 9	H: 0 LOB: 0 BB: 0 P: 13	R: 0 E: 0 K: 1 S: 14	H: 2 LOB: 2 BB: 0 P: 18	R: 1 E: 0 K: 1 S: 11	H: 1 LOB: 0 BB: 0 P: 19	R: 0 E: 0 K: 0 S: 6	H: 0 LOB: 0 BB: 0 P: 10	R: 1 E: 0 K: 0 S: 13	H: 2 LOB: 2 BB: 1 P: 22	R: 2 E: 0 K: 0 S: 14	H: 3 LOB: 2 BB: 1 P: 26	R: 0 E: 0 K: 1 S: 9	H: 0 LOB: 0 BB: 0 P: 13	R: 0 E: 0 K: 2 S: 8	H: 0 LOB: 0 BB: 0 P: 14	1B: 2 2B: 6 3B: 0 HR: 1	SF: 0 SAC: 0 DP: 0 HBP: 0	WP: 0 PB: 0 SB: 0 CS: 0	PA: 38					
PITCHER	IP WLS BF H R ER SO BB IBB HBP BLK WP HR S P ERA WHIP											IP WLS BF H R ER SO BB IBB HBP BLK WP HR S P ERA WHIP															
Ryan Franklin, R (1, 1) ERA: 4.5	6.0	W	25	6	2	2	2	0	1	0	0	0	0	61	95	3.00	1.000										
Ron Villone, L (7, 1) ERA: 2.61	0.2		6	3	2	2	0	1	0	0	0	0	0	12	23	27.00	6.000										
20 J.J. Putz, R (7, 1) ERA: 0.96	1.1	H	4	0	0	0	1	0	0	0	0	0	0	11	16	0.00	0.000										
Eddie Guardado, L (9, 1) ERA: 2.77	1.0	S	3	0	0	0	2	0	0	0	0	0	0	8	14	0.00	0.000										



Batter	1	2	3	4	5	6	7	8	9	AB	R	H	RBI	BB	SO	LOB	TOP				
21 Mark Kotsay, L (1, 8) Charles Thomas, L (8, 8) OBP: 0.352, SLG: 0.405 OBP: 0.256, SLG: 0.094	1-1 G4-3		0-0 CS 1B	0-0 F9		1-0 P6		1-1 17 1B		5	0	2	1	0	0	3					
Jason Kendall, R (1, 2) 17 Adam Melhuse, S (8, PH) OBP: 0.310, SLG: 0.254 OBP: 0.154, SLG: 0.231	4-2 3 1B BB		1-1 F8		0-0 L5	0-1 G6-3		0-0 1-3 2-H 1B		3	0	0	0	1	0	3					
3 Eric Chavez, L (1, 5) OBP: 0.277, SLG: 0.280	0-0 23 FC4 1B		4-0 1B 23 2B BB		3-3 K		2-3 K	0-2 F8		4	1	1	0	1	2	2					
Scott Hatteberg, L (1, 3) OBP: 0.328, SLG: 0.364	0-2 F6		0-1 1-3 2B 1B		4-1 BB		1-0 G4-3	0-1 G4-3		4	1	1	0	1	0	2					
23 Bobby Kielty, S (1, 9) OBP: 0.351, SLG: 0.365	0-2 FC4		3-2 1-H 3-H 2B		0-2 F8		2-0 F8	0-2 F8		5	0	1	2	0	0	3					
Erubiel Durazo, L (1, 10) OBP: 0.325, SLG: 0.395		1-1 F8	0-2 F9		0-0 G3		0-1 L4	0-0 2B 1B		5	0	1	0	0	0	1					
Eric Byrnes, R (1, 7) OBP: 0.300, SLG: 0.363	2-2 G3-1			0-0 P1		4-2 14 1B 2B BB		4-1 21 WP 21 1B BB	1-2 2B	3	2	1	0	2	0	0					
14 Mark Ellis, R (1, 4) OBP: 0.348, SLG: 0.358 (8, 6)	1-0 1B		4-0 WP BB		1-2 2B 1B		1-1 G4-3	0-2 F8		4	0	2	0	1	0	3					
Marco Scutaro, R (1, 6) OBP: 0.355, SLG: 0.376 Jermaine Clark, L (8, PH) (8, 4)	1 SAFE 2-3 K		1-2 F7		1-0 1-3 2B		4-1 21 1B 17 1B BB			3	0	1	1	0	1	2					
Inning Stats	R: 0 E: 0 K: 0 S: 15	H: 1 LOB: 2 BB: 1 P: 20	R: 0 E: 0 K: 1 S: 11	H: 1 LOB: 1 BB: 0 P: 17	R: 2 E: 0 K: 0 S: 11	H: 3 LOB: 1 BB: 1 P: 19	R: 0 E: 0 K: 0 S: 5	H: 0 LOB: 1 BB: 1 P: 10	R: 0 E: 0 K: 1 S: 11	H: 2 LOB: 2 BB: 1 P: 18	R: 0 E: 0 K: 1 S: 8	H: 0 LOB: 0 BB: 0 P: 13	R: 2 E: 0 K: 0 S: 12	H: 2 LOB: 2 BB: 2 P: 22	R: 0 E: 0 K: 0 S: 12	H: 2 LOB: 2 BB: 0 P: 13	1B: 8 2B: 3 3B: 0 HR: 0	SF: 0 SAC: 0 DP: 0 HBP: 0	WP: 2 PB: 0 SB: 0 CS: 1	PA: 44	
PITCHER	IP WLS BF H R ER SO BB IBB HBP BLK WP HR S P ERA WHIP	IP WLS BF H R ER SO BB IBB HBP BLK WP HR S P ERA WHIP	IP WLS BF H R ER SO BB IBB HBP BLK WP HR S P ERA WHIP	IP WLS BF H R ER SO BB IBB HBP BLK WP HR S P ERA WHIP	IP WLS BF H R ER SO BB IBB HBP BLK WP HR S P ERA WHIP	IP WLS BF H R ER SO BB IBB HBP BLK WP HR S P ERA WHIP	IP WLS BF H R ER SO BB IBB HBP BLK WP HR S P ERA WHIP	IP WLS BF H R ER SO BB IBB HBP BLK WP HR S P ERA WHIP	IP WLS BF H R ER SO BB IBB HBP BLK WP HR S P ERA WHIP	IP WLS BF H R ER SO BB IBB HBP BLK WP HR S P ERA WHIP	IP WLS BF H R ER SO BB IBB HBP BLK WP HR S P ERA WHIP	IP WLS BF H R ER SO BB IBB HBP BLK WP HR S P ERA WHIP	IP WLS BF H R ER SO BB IBB HBP BLK WP HR S P ERA WHIP	IP WLS BF H R ER SO BB IBB HBP BLK WP HR S P ERA WHIP	IP WLS BF H R ER SO BB IBB HBP BLK WP HR S P ERA WHIP	IP WLS BF H R ER SO BB IBB HBP BLK WP HR S P ERA WHIP	IP WLS BF H R ER SO BB IBB HBP BLK WP HR S P ERA WHIP	IP WLS BF H R ER SO BB IBB HBP BLK WP HR S P ERA WHIP	IP WLS BF H R ER SO BB IBB HBP BLK WP HR S P ERA WHIP	IP WLS BF H R ER SO BB IBB HBP BLK WP HR S P ERA WHIP	IP WLS BF H R ER SO BB IBB HBP BLK WP HR S P ERA WHIP

Oakland Athletics @ Boston Red Sox
Fenway Park, Boston, MA
Mon May 09 2005, 7:05 PM EDT
Att: 35,000 - Cloudy - 49 F


AB 37
R 5
H 11
RBI 5
BB 7
SO 3
LOB 19



Batter	1	2	3	4	5	6	7	8	9	AB	R	H	RBI	BB	SO	LOB	BOTTOM				
18 Johnny Damon, L (1, 8) OBP: 0.406, SLG: 0.485	2-2 HBP 34 G3-6-1 BB 1B		2-1 G3-1	4-2 2B BB		0-1 P2	0-0 HR 1B			4	3	2	2	1	0	2					
Trot Nixon, L (1, 9) OBP: 0.422, SLG: 0.506	4-1 34 G3-6-1 HBP BB		2-0 G3-1	2-2 1-H 3-H 2B		3-3 K	2-1 2-H 3-H HR			4	1	2	4	1	1	2					
Manny Ramirez, R (1, 7) OBP: 0.385, SLG: 0.529 Jay Payton, R (1, PR) OBP: 0.258, SLG: 0.316 (2, 7)	1-0 34 G3-6-1 HBP		0-1 L4	0-0 P4			34 HR 1B			0	0	0	0	0	0	0					
34 David Ortiz, L (1, 10) OBP: 0.343, SLG: 0.597	2-2 G3-6-1			0-1 1B E 1B	1-0 G3		4-2 1-2 HR BB	4-2 BB		3	2	1	0	2	0	2					
Kevin Millar, R (1, 3) OBP: 0.370, SLG: 0.336	4-2 BB			2-2 E 1B	0-0 F8		1-1 1-1 HR	0-0 F8		4	2	2	3	1	0	1					
Edgar Renteria, R (1, 6) OBP: 0.296, SLG: 0.342	1-0 G6-3		2-0 E 18 WP 1B	2-3 K		1-0 F8	1-3 K			5	1	1	0	0	2	3					
Bill Mueller, S (1, 5) 20 Kevin Youkilis, R (9, 5) OBP: 0.517, SLG: 0.478		4-2 G1-6-3 BB		3-2 E3 18 WP 2B		0-0 1B	2-1 G4-3	1-3 K		4	1	1	0	1	1	2					
Doug Mirabeli, R (1, 2) OBP: 0.294, SLG: 0.452	1-1 G1-6-3			0-3 K		1-1 1 SAFE 1B	1-2 E6 2B 18 1B			4	1	1	0	0	1	3					
Mark Bellhorn, S (1, 4) OBP: 0.343, SLG: 0.356	2-2 G3-1		3-3 K		0-3 K		2-0 18 1B 2B			4	1	1	0	0	2	4					
Inning Stats	R: 1 E: 0 K: 0 S: 10	H: 1 LOB: 2 BB: 2 P: 24	R: 0 E: 0 K: 0 S: 8	H: 0 LOB: 0 BB: 1 P: 15	R: 0 E: 0 K: 0 S: 5	H: 0 LOB: 0 BB: 0 P: 9	R: 5 E: 1 K: 2 S: 23	H: 4 LOB: 1 BB: 1 P: 39	R: 0 E: 0 K: 1 S: 6	H: 0 LOB: 0 BB: 0 P: 9	R: 0 E: 0 K: 2 S: 11	H: 2 LOB: 2 BB: 0 P: 15	R: 7 E: 1 K: 0 S: 18	H: 5 LOB: 0 BB: 1 P: 34	R: 0 E: 0 K: 2 S: 11	H: 0 LOB: 1 BB: 1 P: 17	1B: 8 2B: 2 3B: 0 HR: 2	SF: 0 SAC: 0 DP: 2 HBP: 1	WP: 1 PB: 0 SB: 0 CS: 0	PA: 43	
PITCHER	IP WLS BF H R ER SO BB IBB HBP BLK WP HR S P ERA WHIP	IP WLS BF H R ER SO BB IBB HBP BLK WP HR S P ERA WHIP	IP WLS BF H R ER SO BB IBB HBP BLK WP HR S P ERA WHIP	IP WLS BF H R ER SO BB IBB HBP BLK WP HR S P ERA WHIP	IP WLS BF H R ER SO BB IBB HBP BLK WP HR S P ERA WHIP	IP WLS BF H R ER SO BB IBB HBP BLK WP HR S P ERA WHIP	IP WLS BF H R ER SO BB IBB HBP BLK WP HR S P ERA WHIP	IP WLS BF H R ER SO BB IBB HBP BLK WP HR S P ERA WHIP	IP WLS BF H R ER SO BB IBB HBP BLK WP HR S P ERA WHIP	IP WLS BF H R ER SO BB IBB HBP BLK WP HR S P ERA WHIP	IP WLS BF H R ER SO BB IBB HBP BLK WP HR S P ERA WHIP	IP WLS BF H R ER SO BB IBB HBP BLK WP HR S P ERA WHIP	IP WLS BF H R ER SO BB IBB HBP BLK WP HR S P ERA WHIP	IP WLS BF H R ER SO BB IBB HBP BLK WP HR S P ERA WHIP	IP WLS BF H R ER SO BB IBB HBP BLK WP HR S P ERA WHIP	IP WLS BF H R ER SO BB IBB HBP BLK WP HR S P ERA WHIP	IP WLS BF H R ER SO BB IBB HBP BLK WP HR S P ERA WHIP	IP WLS BF H R ER SO BB IBB HBP BLK WP HR S P ERA WHIP	IP WLS BF H R ER SO BB IBB HBP BLK WP HR S P ERA WHIP	IP WLS BF H R ER SO BB IBB HBP BLK WP HR S P ERA WHIP	IP WLS BF H R ER SO BB IBB HBP BLK WP HR S P ERA WHIP

Oakland Athletics @ Boston Red Sox
Fenway Park, Boston, MA
Mon May 09 2005, 7:05 PM EDT
Att: 35,000 - Cloudy - 49 F

AB 36
R 13
H 12
RBI 9
BB 6
SO 7
LOB 20



Batter	1	2	3	4	5	6	7	8	9	AB	R	H	RBI	BB	SO	LOB	TOP																						
21 Mark Kotsay, L (1, 8) OBP: 0.349, SLG: 0.396	4-2 3 1B E BB		2-3 K		0-1 G3		2-1 G3			3	1	0	0	1	1	2																							
14 Mark Ellis, R (1, 4) OBP: 0.333, SLG: 0.341	1-3 K		0-2 F9			0-2 F9		1-1 G5-3		4	0	0	0	0	1	1																							
3 Eric Chavez, L (1, 5) OBP: 0.276, SLG: 0.279	1-1 E 1B		3-2 L4			2-2 G3-1		1-1 G6-3		4	0	1	0	0	0	0																							
Erubiel Durazo, L (1, 10) OBP: 0.323, SLG: 0.385	0-1 FC3			4-2 23 G4-6-3 BB		1-1 F8		1-2 F8		3	0	0	0	1	0	1																							
23 Bobby Kielty, S (1, 9) OBP: 0.346, SLG: 0.373	1-3 3-H L3			2-2 G4-6-3 1-2			0-2 1B 17 FC1 2B		3-2 F9	4	1	1	0	0	0	3																							
Scott Hatteberg, L (1, 3) OBP: 0.333, SLG: 0.364	2-1 F7			4-0 BB			1-2 FC4-6 17 FC1 1B		3-1 F8	3	0	1	0	1	0	2																							
Eric Byrnes, R (1, 7)		0-1 F7		0-2 F9			1-3 K		2-3 K	4	0	0	0	0	2	3																							
17 Adam Melhuse, S (1, 2) OBP: 0.125, SLG: 0.188		2-3 K			1-0 P4		2-2 FC1 FC4-6			3	0	0	1	0	1	1																							
Marco Scutaro, R (1, 6) OBP: 0.345, SLG: 0.365		0-1 G6-3			2-2 F8		2-2 FC4-6 1-2 2-3			3	0	0	0	0	0	2																							
Inning Stats	R: 1 H: 1 E: 1 K: 1 S: 13	H: 1 LOB: 2 BB: 1 P: 21	R: 0 H: 0 E: 0 K: 1 S: 7	H: 0 LOB: 0 BB: 0 P: 9	R: 0 H: 0 E: 0 K: 1 S: 9	H: 0 LOB: 1 BB: 2 P: 14	R: 0 H: 0 E: 0 K: 0 S: 10	H: 0 LOB: 1 BB: 2 P: 20	R: 0 H: 0 E: 0 K: 0 S: 6	H: 0 LOB: 0 BB: 0 P: 11	R: 1 H: 2 E: 0 K: 1 S: 18	H: 2 LOB: 2 BB: 0 P: 26	R: 0 H: 0 E: 0 K: 1 S: 9	H: 0 LOB: 0 BB: 0 P: 12	R: 0 H: 0 E: 0 K: 1 S: 8	H: 0 LOB: 0 BB: 0 P: 16	1B: 2 2B: 1 3B: 0 HR: 0	SF: 0 SAC: 0 DP: 1 HBP: 0	WP: 0 PB: 0 SB: 0 CS: 0	PA: 34																			
PITCHER	IP	WLS	BF	H	R	ER	SO	BB	IBB	HBP	BLK	WP	HR	S	P	ERA	WHIP	PITCHER				IP	WLS	BF	H	R	ER	SO	BB	IBB	HBP	BLK	WP	HR	S	P	ERA	WHIP	
Bronson Arroyo, R (1, 1) ERA: 2.91	6.2		27	3	2	1	4	3	0	0	0	0	0	69	106	1.35	0.900																						
Alan Embree, L (7, 1) ERA: 4.32	1.1		4	0	0	0	0	0	0	0	0	0	0	11	16	0.00	0.000																						
Matt Mantei, R (9, 1) ERA: 2.92	1.0	W	3	0	0	0	1	0	0	0	0	0	0	8	16	0.00	0.000																						

Oakland Athletics @ Boston Red Sox
Fenway Park, Boston, MA
Tue May 10 2005, 7:05 PM EDT
Att: 35,644 - Clear - 57 F

AB 31
R 2
H 3
RBI 1
BB 3
SO 5
LOB 15



Batter	1	2	3	4	5	6	7	8	9	AB	R	H	RBI	BB	SO	LOB	BOTTOM																							
18 Johnny Damon, L (1, 8) OBP: 0.422, SLG: 0.511	0-1 F8 BB 1B		0-0 K 3B		3-2 1-3 2-H 1B			4-2 G5-4-3 BB		3	0	3	1	1	0	0																								
Trot Nixon, L (1, 9) OBP: 0.420, SLG: 0.494	4-0 BB BB		0-0 F9		0-1 L7			0-1 G5-4-3		2	0	0	0	1	0	3																								
Jay Payton, R (8, FH) OBP: 0.254, SLG: 0.310	1-2 34 G6-3 BB							1-2		1	0	0	0	0	0	1																								
Manny Ramirez, R (1, 7) OBP: 0.381, SLG: 0.514	2-0 F8			4-2 34 G5-4-3 BB			1-1 G6-3		2-3 K	3	0	0	0	1	1	2																								
34 David Ortiz, L (1, 10) OBP: 0.340, SLG: 0.583	1-2 G6-3			2-1 G5-4-3 1-2			3-3 K		4-2 HR BB	3	1	0	0	1	1	3																								
Kevin Millar, R (1, 3) OBP: 0.367, SLG: 0.359		2-3 K		2-2 G5-3			3-3 K		2-2 HR	4	1	1	2	0	2	0																								
Jason Varitek, S (1, 2) OBP: 0.377, SLG: 0.582		3-2 G4-3			1-2 F7			4-1 G6-3 BB		2	0	0	0	1	0	0																								
Edgar Renteria, R (1, 6) OBP: 0.299, SLG: 0.342		0-1 F8			3-2 BB 1B			2-1 F7		3	1	1	0	0	0	1																								
Bill Mueller, S (1, 5) OBP: 0.343, SLG: 0.303			0-1 G4-3		4-2 SAFE 18 1B BB			0-0 G6-3		2	0	0	0	1	0	1																								
Mark Bellhorn, S (1, 4) OBP: 0.333, SLG: 0.344			3-1 F9		0-3 K			3-2 G3		3	0	0	0	0	1	2																								
Inning Stats	R: 0 H: 1 E: 0 K: 0 S: 6	H: 1 LOB: 1 BB: 1 P: 13	R: 0 H: 0 E: 0 K: 1 S: 10	H: 0 LOB: 0 BB: 0 P: 15	R: 0 H: 1 E: 0 K: 0 S: 6	H: 1 LOB: 1 BB: 0 P: 9	R: 0 H: 0 E: 0 K: 0 S: 8	H: 0 LOB: 1 BB: 1 P: 16	R: 1 H: 2 E: 0 K: 1 S: 21	H: 2 LOB: 2 BB: 1 P: 32	R: 0 H: 0 E: 0 K: 2 S: 8	H: 0 LOB: 0 BB: 0 P: 15	R: 0 H: 0 E: 0 K: 0 S: 4	H: 0 LOB: 0 BB: 1 P: 10	R: 0 H: 0 E: 0 K: 0 S: 9	H: 0 LOB: 1 BB: 1 P: 16	R: 2 H: 1 E: 0 K: 1 S: 8	H: 1 LOB: 0 BB: 1 P: 16	1B: 3 2B: 0 3B: 1 HR: 1	SF: 0 SAC: 0 DP: 4 HBP: 0	WP: 0 PB: 0 SB: 0 CS: 0	PA: 32																		
PITCHER	IP	WLS	BF	H	R	ER	SO	BB	IBB	HBP	BLK	WP	HR	S	P	ERA	WHIP	PITCHER				IP	WLS	BF	H	R	ER	SO	BB	IBB	HBP	BLK	WP	HR	S	P	ERA	WHIP		
Kirk Saarloos, R (1, 1) ERA: 5.09	5.0		20	4	1	1	2	3	0	0	0	0	0	51	85	1.80	1.400																							
20 Huston Street, R (6, 1) ERA: 2.45	2.1		7	0	0	0	2	1	0	0	0	0	0	16	32	0.00	0.429																							
Ricardo Rincon, L (8, 1) ERA: 3.86	0.2	H	2	0	0	0	0	1	0	0	0	0	0	5	9	0.00	1.500																							
Octavio Dotel, R (9, 1) ERA: 2.77	0.1	L	3	1	2	2	1	1	0	0	0	0	1	8	16	54.00	6.000																							

Oakland Athletics @ Boston Red Sox
Fenway Park, Boston, MA
Tue May 10 2005, 7:05 PM EDT
Att: 35,644 - Clear - 57 F

AB 26
R 3
H 5
RBI 3
BB 6
SO 5
LOB 13



Batter	1	2	3	4	5	6	7	8	9	AB	R	H	RBI	BB	SO	LOB	TOP										
21 Mark Kotsay, L OBP: 0.351, SLG: 0.391	G3-1		G4-3		G4-3			F8 1B	BB	4	0	1	0	1	0	1	Oakland Athletics @ Boston Red Sox Fenway Park, Boston, MA Wed May 11 2005, 1:05 PM EDT Att: 35,375 - Partly Cloudy - 72 F										
Jason Kendall, R OBP: 0.295, SLG: 0.244	F9			K		L6		F8	F9	5	0	0	0	0	1	3											
3 Eric Chavez, L OBP: 0.275, SLG: 0.278	F9 1B			F9		K		G4-3		4	0	1	0	0	1	2											
Erubiel Durazo, L OBP: 0.321, SLG: 0.388	P6			F9 2B 23 1B		G3-1			K	4	1	1	0	0	1	1											
23 Bobby Kielty, S OBP: 0.378, SLG: 0.391		G3-6-1 BB		F9 2B			G6-3 1B		FC4-6 BB	2	0	2	1	2	0	0											
Scott Hatteberg, L OBP: 0.324, SLG: 0.352	G3-6-1 1-2f			G6-3			G6-3 1-2f		FC4-6 2B 1B	4	1	0	0	0	0	4											
Marco Scutaro, R OBP: 0.342, SLG: 0.370						F9			2B 1B	4	1	1	0	0	2	0											
Keith Ginter, R OBP: 0.266, SLG: 0.306 Jermaine Clark, L (9, PR)			P5		P6			F8 21 1B HBP	HR 1B	3	0	1	2	0	0	0											
14 Mark Ellis, R OBP: 0.333, SLG: 0.341									HR 1B	0	1	0	0	0	0	0											
Eric Byrnes, R OBP: 0.296, SLG: 0.398			G1-3					P4	HR	4	1	2	2	0	0	1											
Inning Stats	R: 0 E: 0 K: 0 S: 6	H: 1 LOB: 1 BB: 0 P: 6	R: 0 E: 0 K: 1 S: 9	H: 0 LOB: 0 BB: 1 P: 15	R: 0 E: 0 K: 0 S: 10	H: 0 LOB: 0 BB: 0 P: 15	R: 1 E: 0 K: 1 S: 15	H: 2 LOB: 1 BB: 0 P: 23	R: 0 E: 0 K: 0 S: 10	H: 1 LOB: 1 BB: 0 P: 16	R: 0 E: 0 K: 1 S: 11	H: 0 LOB: 0 BB: 0 P: 14	R: 0 E: 0 K: 1 S: 7	H: 1 LOB: 0 BB: 0 P: 11	R: 0 E: 0 K: 0 S: 9	H: 1 LOB: 2 BB: 0 P: 12	R: 4 E: 0 K: 1 S: 22	H: 3 LOB: 1 BB: 2 P: 39	1B: 5 2B: 3 HR: 1	SF: 0 SAC: 0 DP: 2 HBP: 1	WP: 0 PB: 0 SB: 0 CS: 0	PA: 38					
PITCHER	IP	WLS	BF	H	R	ER	SO	BB	IBB	HBP	BLK	WP	HR	S	P	ERA	WHIP										
30 Matt Clement, R ERA: 3.06	7.0		25	5	1	1	4	1	0	0	0	0	0	68	100	1.29	0.857										
50 Mike Timlin, R ERA: 1.09	0.2	H	4	1	0	0	0	0	0	1	0	0	0	8	11	0.00	1.500										
Mike Myers, L ERA:	0.1	H	1	0	0	0	0	0	0	0	0	0	0	1	1	0.00	0.000										
Keith Foulke, R ERA: 7.94	1.0	W	8	3	4	4	1	2	0	0	0	0	1	22	39	36.00	5.000										

AB	34
R	5
H	9
RBI	5
BB	3
SO	5
LOB	12



Batter	1	2	3	4	5	6	7	8	9	AB	R	H	RBI	BB	SO	LOB	BOTTOM										
18 Johnny Damon, L OBP: 0.421, SLG: 0.511	F8		F8 HR 2B	FC5-4 1-2f		G1-3		1B IBB		4	1	1	0	1	0	1	Oakland Athletics @ Boston Red Sox Fenway Park, Boston, MA Wed May 11 2005, 1:05 PM EDT Att: 35,375 - Partly Cloudy - 72 F										
Edgar Renteria, R OBP: 0.303, SLG: 0.344	F9		F8	K				1B		5	0	2	0	0	1	2											
Manny Ramirez, R OBP: 0.374, SLG: 0.527	K				L7			K		5	1	1	2	0	2	4											
34 David Ortiz, L OBP: 0.349, SLG: 0.588		2B 2B	G4-3						HR BB	4	2	2	0	1	1	0											
Kevin Millar, R OBP: 0.368, SLG: 0.350						BB FC6-2 1B			HR BB	3	0	0	0	1	2	2											
Jason Varitek, S OBP: 0.396, SLG: 0.627									F7	4	2	3	3	1	1	0											
Jay Payton, R OBP: 0.239, SLG: 0.290		G5-3							HR	4	0	0	0	0	1	6											
Bill Mueller, S OBP: 0.358, SLG: 0.315										3	0	2	1	1	0	3											
Mark Bellhorn, S OBP: 0.321, SLG: 0.330										4	0	0	0	0	2	3											
Inning Stats	R: 0 E: 0 K: 1 S: 6	H: 0 LOB: 0 BB: 0 P: 9	R: 2 E: 0 K: 2 S: 17	H: 3 LOB: 1 BB: 0 P: 30	R: 2 E: 0 K: 1 S: 15	H: 3 LOB: 2 BB: 0 P: 26	R: 0 E: 0 K: 1 S: 12	H: 1 LOB: 1 BB: 0 P: 14	R: 0 E: 0 K: 0 S: 8	H: 1 LOB: 3 BB: 2 P: 19	R: 0 E: 0 K: 3 S: 10	H: 0 LOB: 0 BB: 0 P: 16	R: 0 E: 0 K: 1 S: 12	H: 1 LOB: 3 BB: 2 P: 23	R: 2 E: 0 K: 0 S: 7	H: 1 LOB: 0 BB: 1 P: 15		1B: 6 2B: 3 HR: 2	SF: 0 SAC: 0 DP: 0 HBP: 1	WP: 0 PB: 0 SB: 0 CS: 0	PA: 42						
PITCHER	IP	WLS	BF	H	R	ER	SO	BB	IBB	HBP	BLK	WP	HR	S	P	ERA	WHIP										
Barry Zito, L ERA: 5.54	6.0		30	9	4	4	6	2	0	1	0	0	0	67	109	6.00	1.833										
Juan Cruz, R ERA: 7.11	2.0		9	1	0	0	4	1	1	0	0	0	0	22	39	0.00	1.000										
Octavio Dotel, R ERA: 4.05	0.1	L	3	1	2	2	0	1	0	0	0	0	1	7	15	54.00	6.000										



Batter	1	2	3	4	5	6	7	8	9	AB	R	H	RBI	BB	SO	LOB	TOP				
18 Johnny Damon, L OBP: 0.324, SLG: 0.507	L9		G2-3 1B	G3	P6			SF8 2B		5	2	2	0	1	0	2	Boston Red Sox @ Seattle Mariners Safeco Field, Seattle, WA Fri May 13 2005, 7:05 PM PDT Att: 44,534 - Cloudy - 69 F				
Trot Nixon, L OBP: 0.422, SLG: 0.527 Jay Payton, R OBP: 0.246, SLG: 0.313	FC8-4 1B		G2-3	HR		F7		BB	L3	4	1	2	2	0	0	1					
Manny Ramirez, R OBP: 0.375, SLG: 0.530 20 Kevin Youkilis, R OBP: 0.517, SLG: 0.478	FC8-4 1B		HBP	L5				SF8		3	1	1	1	0	0	1					
34 David Ortiz, L OBP: 0.364, SLG: 0.586	1B		E8 1B			F7		BB		2	1	1	1	3	0	1					
Kevin Millar, R OBP: 0.362, SLG: 0.344	BB		G1-3	E6		K		K		5	0	1	0	0	2	6					
Jason Varitek, S OBP: 0.388, SLG: 0.604	1B		G4-3	G3				F7		4	0	0	0	1	0	2					
Edgar Renteria, R OBP: 0.307, SLG: 0.354			G5-3	1B		K		F8		5	0	2	1	0	1	0					
Bill Mueller, S OBP: 0.368, SLG: 0.323	F7		1B					F8		4	0	2	1	1	0	0					
Mark Bellhorn, S OBP: 0.325, SLG: 0.356			1B	HR				F8		4	2	1	1	1	2	3					
Inning Stats	R: 0 E: 0 K: 0 S: 13	H: 2 LOB: 2 BB: 1 P: 21	R: 0 E: 0 K: 0 S: 9	H: 0 LOB: 0 BB: 0 P: 16	R: 4 E: 1 K: 0 S: 11	H: 5 LOB: 2 BB: 1 P: 24	R: 2 E: 1 K: 0 S: 13	H: 1 LOB: 1 BB: 2 P: 27	R: 0 E: 0 K: 1 S: 7	H: 1 LOB: 1 BB: 0 P: 10	R: 0 E: 0 K: 0 S: 10	H: 1 LOB: 0 BB: 0 P: 11	R: 1 E: 0 K: 2 S: 14	H: 1 LOB: 2 BB: 1 P: 25	R: 0 E: 0 K: 1 S: 16	H: 2 LOB: 3 BB: 1 P: 26	1B: 8 2B: 3 3B: 0 HR: 2	SF: 1 SAC: 0 DP: 0 HBP: 1	WP: 0 PB: 0 CS: 0	PA: 47	
PITCHER	IP	WLS	BF	H	R	ER	SO	BB	IBB	HBP	BLK	WP	HR	S	P	ERA	WHIP				
Joel Pineiro, R ERA: 6.52	3.2		23	8	6	6	0	3	1	1	0	0	2	41	81	14.73	3.000				
40 Julio Mateo, R ERA: 0.41	3.1	W	12	2	0	0	2	0	0	0	0	0	0	30	44	0.00	0.600				
Ron Villone, L ERA: 3.09	1.0		6	1	1	1	2	2	0	0	0	0	0	14	25	9.00	3.000				
Eddie Guardado, L ERA: 2.57	1.0		6	2	0	0	1	1	0	0	0	0	0	16	26	0.00	3.000				

Batter	1	2	3	4	5	6	7	8	9	AB	R	H	RBI	BB	SO	LOB	BOTTOM				
51 Ichiro Suzuki, L OBP: 0.403, SLG: 0.510	G3 1B	F7		1B HR	2B					4	3	3	1	1	0	0	Boston Red Sox @ Seattle Mariners Safeco Field, Seattle, WA Fri May 13 2005, 7:05 PM PDT Att: 44,534 - Cloudy - 69 F				
Randy Winn, S OBP: 0.388, SLG: 0.386	G3	1B		1B HR	2B	P5				5	1	3	3	0	0	2					
29 Adrian Beltré, R OBP: 0.275, SLG: 0.380 Dave Hansen, L	F8 1B	K		HR		F7				5	2	2	4	0	1	2					
Richie Sexson, R OBP: 0.353, SLG: 0.536	BB 1B			HR		K				3	2	1	1	2	1	0					
Raul Ibanez, L OBP: 0.338, SLG: 0.419	F8			HR		P6				5	1	1	1	0	0	4					
Bret Boone, R OBP: 0.310, SLG: 0.402	BB			HR		L9				2	2	1	0	2	0	0					
7 Jeremy Reed, L OBP: 0.344, SLG: 0.322	1B			1B		L9				4	1	2	2	0	1	2					
Wiki Gonzalez, R OBP: 0.462, SLG: 0.769	G1-3			1B		2B				5	2	2	2	0	0	4					
39 Wilson Valdez, R OBP: 0.231, SLG: 0.248	P3			B5-3		F9				5	0	0	0	0	1	4					
Inning Stats	R: 3 E: 0 K: 0 S: 15	H: 3 LOB: 2 BB: 2 P: 29	R: 0 E: 0 K: 1 S: 11	H: 1 LOB: 1 BB: 0 P: 16	R: 2 E: 0 K: 0 S: 15	H: 3 LOB: 0 BB: 0 P: 22	R: 3 E: 0 K: 1 S: 17	H: 3 LOB: 0 BB: 0 P: 23	R: 4 E: 0 K: 0 S: 14	H: 3 LOB: 2 BB: 2 P: 28	R: 2 E: 0 K: 0 S: 10	H: 2 LOB: 1 BB: 0 P: 22	R: 0 E: 0 K: 2 S: 12	H: 0 LOB: 1 BB: 1 P: 20	R: 0 E: 0 K: 2 S: 12	H: 0 LOB: 1 BB: 1 P: 20	1B: 7 2B: 4 3B: 1 HR: 3	SF: 0 SAC: 0 DP: 1 HBP: 2	WP: 1 PB: 0 SB: 1 CS: 0	PA: 45	
PITCHER	IP	WLS	BF	H	R	ER	SO	BB	IBB	HBP	BLK	WP	HR	S	P	ERA	WHIP				
Geremi Gonzalez, R ERA: 7.71	3.1	L	20	9	7	7	1	2	0	0	0	0	1	22	39	27.00	2.400				
John Halama, L ERA: 6.5	1.2		12	4	5	5	1	0	2	1	0	0	0	10	22	18.00	2.000				
Cla Meredith, R ERA: 27.0	1.0		6	2	2	2	0	0	0	1	0	0	0	6	13	0.00	0.000				
Matt Mantei, R ERA: 2.7	1.0		3	0	0	0	0	0	0	0	0	0	0	6	13	0.00	0.000				
Keith Foulke, R ERA: 7.5	1.0		4	0	0	0	2	1	0	0	0	0	0	12	20	0.00	1.000				



Batter	1	2	3	4	5	6	7	8	9	AB	R	H	RBI	BB	SO	LOB	TOP								
18 Johnny Damon, L (1, 8) OBP: 0.411, SLG: 0.490	G6-3		F8		E5		G1-3		F8	5	0	0	0	0	0	2	Boston Red Sox @ Seattle Mariners Safeco Field, Seattle, WA Sat May 14 2005, 7:05 PM PDT Att: 46,229 - Cloudy - 67 F								
Edgar Renteria, R (1, 6) OBP: 0.310, SLG: 0.356	G6-3				K		34 HR		G5-3	5	1	2	0	0	1	1									
34 David Ortiz, L (1, 10) OBP: 0.372, SLG: 0.578							HR			2	1	0	0	2	1	2									
Manny Ramirez, R (1, 7) OBP: 0.369, SLG: 0.542	K				F8		HR		K	5	1	1	1	0	2	5									
Trot Nixon, L (1, 9) OBP: 0.433, SLG: 0.564 Jay Payton, R (7, 9) OBP: 0.246, SLG: 0.313		F7		F8	1B					3	1	2	4	1	0	0									
Kevin Millar, R (1, 3) OBP: 0.356, SLG: 0.341	K				BB		1B		HR	0	0	0	0	0	0	0									
Jason Varitek, S (1, 2) OBP: 0.375, SLG: 0.582	K				1B		F8		L5	4	0	1	0	0	1	1									
Bill Mueller, S (1, 5) OBP: 0.373, SLG: 0.323					1B				2B	3	1	1	0	1	2	2									
Mark Bellhorn, S (1, 4) OBP: 0.322, SLG: 0.362			F9				F7		G4-3	4	1	1	1	0	0	1									
Inning Stats	R: 0 H: 0 E: 0 K: 1 S: 14	H: 0 LOB: 1 BB: 1 P: 23	R: 0 H: 0 E: 0 K: 2 S: 15	H: 0 LOB: 0 BB: 0 P: 23	R: 0 H: 1 E: 0 K: 1 S: 9	H: 1 LOB: 2 BB: 1 P: 18	R: 0 H: 1 E: 0 K: 1 S: 11	H: 1 LOB: 2 BB: 1 P: 22	R: 0 H: 0 E: 1 K: 1 S: 10	H: 0 LOB: 1 BB: 0 P: 16	R: 1 H: 2 E: 0 K: 0 S: 9	H: 2 LOB: 1 BB: 0 P: 14	R: 5 H: 4 E: 0 K: 1 S: 20	H: 4 LOB: 0 BB: 0 P: 29	R: 0 H: 0 E: 0 K: 2 S: 10	H: 0 LOB: 0 BB: 0 P: 14	R: 0 H: 0 E: 0 K: 0 S: 9	H: 0 LOB: 1 BB: 1 P: 15	1B: 5 2B: 2 3B: 0 HR: 2	SF: 0 SAC: 0 DP: 1 HBP: 1	WP: 0 PB: 0 SB: 0 CS: 1	PA: 40			
PITCHER	IP	WLS	BF	H	R	ER	SO	BB	IBB	HBP	BLK	WP	HR	S	P	ERA	WHIP								
Ryan Franklin, R (1, 1) ERA: 4.2	5.1	23	4	1	1	6	3	0	0	0	0	0	1	64	110	1.69	1.312								
Shigetoshi Hasegawa, R (6, 1) ERA: 1.56	0.2	3	1	1	1	0	0	0	0	0	0	0	0	5	9	13.50	1.500								
Ron Villone, L (7, 1) ERA: 5.25	0.1	L	4	2	0	0	0	0	0	1	0	0	0	10	14	0.00	6.000								
20 J.J. Putz, R (7, 1) ERA: 2.08	1.2	B	6	1	4	4	3	0	0	0	0	0	1	19	26	21.60	0.600								
Jeff Nelson, R (9, 1) ERA: 3.6	1.0	4	0	0	0	0	0	1	0	0	0	0	0	9	15	0.00	1.000								

Batter	1	2	3	4	5	6	7	8	9	AB	R	H	RBI	BB	SO	LOB	BOTTOM								
51 Ichiro Suzuki, L (1, 9) OBP: 0.405, SLG: 0.507	K				G6-3					3	0	1	0	1	1	0	Boston Red Sox @ Seattle Mariners Safeco Field, Seattle, WA Sat May 14 2005, 7:05 PM PDT Att: 46,229 - Cloudy - 67 F								
Randy Winn, S (1, 7) OBP: 0.377, SLG: 0.374	L9		F7				G3-1		F7	4	0	0	0	0	3	3									
29 Adrián Beltré, R (1, 5) OBP: 0.275, SLG: 0.377	G3						G4-3		F9	4	1	1	0	0	0	0									
Richie Sexson, R (1, 3) OBP: 0.350, SLG: 0.553		P3			F7		HR		K	4	1	1	1	0	1	1									
Raul Ibanez, L (1, 10) OBP: 0.342, SLG: 0.444	G3						HR		1B	4	1	2	1	0	1	1									
Bret Boone, R (1, 4) OBP: 0.315, SLG: 0.412	K						7 S		K	4	0	2	1	0	2	1									
7 Jeremy Reed, L (1, 8) OBP: 0.333, SLG: 0.311							K			4	0	0	0	0	3	2									
Wiki Gonzalez, R (1, 2) OBP: 0.375, SLG: 0.625 Miguel Olivo, R (8, 2) OBP: 0.165, SLG: 0.163			G4-3				F8		G1-3	3	0	0	0	0	0	0									
39 Wilson Valdez, R (1, 6) OBP: 0.236, SLG: 0.245 Greg Dobbs, L (7, PH) ERA: 0.318 16 Willie Bloomquist, R (8, 6) OBP: 0.181, SLG: 0.172 Dave Hansen, L (9, PH)							F9		K	1	0	0	0	0	1	0									
Inning Stats	R: 0 H: 0 E: 0 K: 1 S: 11	H: 0 LOB: 0 BB: 0 P: 19	R: 0 H: 0 E: 0 K: 1 S: 13	H: 0 LOB: 0 BB: 0 P: 20	R: 0 H: 0 E: 0 K: 1 S: 10	H: 0 LOB: 2 BB: 2 P: 23	R: 1 H: 2 E: 0 K: 2 S: 14	H: 2 LOB: 1 BB: 0 P: 21	R: 0 H: 0 E: 0 K: 0 S: 4	H: 0 LOB: 0 BB: 0 P: 6	R: 2 H: 3 E: 0 K: 1 S: 14	H: 3 LOB: 1 BB: 0 P: 22	R: 0 H: 1 E: 0 K: 1 S: 7	H: 1 LOB: 1 BB: 0 P: 11	R: 0 H: 1 E: 0 K: 2 S: 10	H: 1 LOB: 0 BB: 0 P: 15	R: 0 H: 0 E: 0 K: 1 S: 6	H: 0 LOB: 0 BB: 0 P: 9	1B: 4 2B: 1 3B: 0 HR: 2	SF: 0 SAC: 0 DP: 0 HBP: 0	WP: 2 PB: 0 SB: 1 CS: 0	PA: 36			
PITCHER	IP	WLS	BF	H	R	ER	SO	BB	IBB	HBP	BLK	WP	HR	S	P	ERA	WHIP								
Wade Miller, R (1, 1) ERA: 4.22	5.2	24	5	3	3	5	2	0	0	0	0	0	0	4	6	0.00	0.000								
Mike Myers, L (6, 1) ERA	0.1	W	1	0	0	0	1	0	0	0	0	0	0	4	6	0.00	0.000								
Matt Mantei, R (7, 1) ERA: 2.57	0.2	H	3	1	0	0	1	0	0	0	0	0	0	6	9	0.00	1.500								
50 Mike Timlin, R (7, 1) ERA: 1.0	1.1	H	5	1	0	0	2	0	0	0	0	0	0	11	17	0.00	0.750								
Keith Foulke, R (9, 1) ERA: 7.11	1.0	S	3	0	0	0	1	0	0	0	0	0	0	6	9	0.00	0.000								



Batter	1	2	3	4	5	6	7	8	9	AB	R	H	RBI	BB	SO	LOB	TOP					
18 Johnny Damon, L OBP: 0.411, SLG: 0.487	G1-3		G6-3			G3-1			G5-3	5	1	2	0	0	0	1	Boston Red Sox @ Seattle Mariners Safeco Field, Seattle, WA Sun May 15 2005, 1:05 PM PDT Att: 46,145 - Cloudy - 63 F					
Edgar Renteria, R OBP: 0.295, SLG: 0.343	G6-3		G5-3		K		G4-3		P3	5	0	0	0	0	1	3						
34 David Ortiz, L OBP: 0.373, SLG: 0.593			HR		F8		K		G5-3	5	1	2	1	0	1	3						
Manny Ramirez, R OBP: 0.370, SLG: 0.560	F8		G4-3		HR		2B		F9	5	1	2	3	0	0	2						
Trot Nixon, L OBP: 0.444, SLG: 0.592					G1-3		2B			4	0	3	0	0	0	0						
Kevin Millar, R OBP: 0.350, SLG: 0.331	F9				L4		F9		F8	4	0	0	0	0	0	4						
Bill Mueller, S OBP: 0.369, SLG: 0.314			FC5-4				F8		F8	3	0	0	0	1	0	1						
Doug Mirabeli, R OBP: 0.289, SLG: 0.412							K		G1-3	3	0	0	0	1	2	1						
Mark Bellhorn, S OBP: 0.328, SLG: 0.361									K	3	1	1	0	1	2	2						
Inning Stats	R: 0 E: 0 K: 0 S: 11	H: 1 LOB: 1 BB: 0 P: 15	R: 0 E: 0 K: 1 S: 10	H: 1 LOB: 2 BB: 1 P: 19	R: 1 E: 0 K: 0 S: 7	H: 1 LOB: 0 BB: 0 P: 11	R: 0 E: 0 K: 1 S: 8	H: 0 LOB: 1 BB: 1 P: 14	R: 3 E: 0 K: 1 S: 19	H: 4 LOB: 1 BB: 0 P: 31	R: 0 E: 0 K: 1 S: 10	H: 0 LOB: 2 BB: 0 P: 20	R: 0 E: 0 K: 1 S: 9	H: 0 LOB: 0 BB: 0 P: 14	R: 0 E: 0 K: 0 S: 9	H: 1 LOB: 1 BB: 0 P: 15	1B: 6 2B: 2 3B: 0 HR: 2	SF: 0 SAC: 0 DP: 0 HBP: 0	WP: 0 PB: 0 CS: 0	PA: 40		
PITCHER	IP	WLS	BF	H	R	ER	SO	BB	IBB	HBP	BLK	WP	HR	S	P	ERA	WHIP					
Gil Meche, R ERA: 5.25	(1, 1)	6.0	W	28	7	4	4	4	3	0	0	0	0	2	65	110	6.00	1.667				
Shigetoshi Hasegawa, R ERA: 1.47	(7, 1)	1.0	H	5	2	0	0	1	0	0	0	0	0	0	11	19	0.00	2.000				
20 J.J. Putz, R ERA: 1.93	(8, 1)	1.0	H	3	0	0	0	1	0	0	0	0	0	9	14	0.00	0.000					
Eddie Guardado, L ERA: 2.4	(9, 1)	1.0	S	4	1	0	0	0	0	0	0	0	0	9	15	0.00	1.000					

Batter	1	2	3	4	5	6	7	8	9	AB	R	H	RBI	BB	SO	LOB	BOTTOM					
51 Ichiro Suzuki, L OBP: 0.405, SLG: 0.500	F8	G4-3		FC4-6		FC4-6				4	0	1	1	1	0	3	Boston Red Sox @ Seattle Mariners Safeco Field, Seattle, WA Sun May 15 2005, 1:05 PM PDT Att: 46,145 - Cloudy - 63 F					
Randy Winn, S OBP: 0.385, SLG: 0.393	F8							F7		4	0	2	1	1	0	3						
29 Adrian Beltré, R OBP: 0.268, SLG: 0.367	L6	F7		F8		FC6-4				4	0	0	0	0	0	5						
Richie Sexson, R OBP: 0.348, SLG: 0.542	P4									4	0	1	0	0	1	1						
Raul Ibanez, L OBP: 0.346, SLG: 0.441		G1-3				G3-6-3				3	0	1	0	1	0	1						
Bret Boone, R OBP: 0.314, SLG: 0.407								G3-1		4	1	1	0	0	1	2						
7 Jeremy Reed, L OBP: 0.331, SLG: 0.309										4	1	1	0	0	2	2						
Miguel Olivo, R OBP: 0.191, SLG: 0.238										4	2	3	2	0	1	0						
16 Willie Bloomquist, R OBP: 0.229, SLG: 0.250										3	1	2	1	1	0	1						
39 Wilson Valdez, R OBP: 0.256, SLG: 0.245										0	0	0	0	0	0	0						
Inning Stats	R: 0 E: 0 K: 0 S: 10	H: 1 LOB: 1 BB: 0 P: 15	R: 4 E: 1 K: 0 S: 14	H: 5 LOB: 1 BB: 0 P: 22	R: 0 E: 0 K: 0 S: 6	H: 0 LOB: 1 BB: 1 P: 13	R: 1 E: 0 K: 0 S: 11	H: 3 LOB: 1 BB: 0 P: 15	R: 0 E: 0 K: 3 S: 12	H: 1 LOB: 1 BB: 0 P: 16	R: 0 E: 0 K: 1 S: 11	H: 0 LOB: 2 BB: 2 P: 20	R: 0 E: 0 K: 1 S: 11	H: 1 LOB: 2 BB: 1 P: 18	R: 0 E: 0 K: 1 S: 11	H: 1 LOB: 0 BB: 1 P: 18	1B: 7 2B: 4 3B: 0 HR: 1	SF: 0 SAC: 0 DP: 1 HBP: 0	WP: 1 PB: 0 SB: 2 CS: 0	PA: 38		
PITCHER	IP	WLS	BF	H	R	ER	SO	BB	IBB	HBP	BLK	WP	HR	S	P	ERA	WHIP					
49 Tim Wakefield, R ERA: 3.61	(1, 1)	7.0	L	33	11	5	5	4	3	0	0	0	0	1	67	104	6.43	2.000				
Alan Embree, L ERA: 4.09	(8, 1)	1.0		5	1	0	0	1	0	1	0	0	0	11	18	0.00	1.000					



Batter	1	2	3	4	5	6	7	8	9	AB	R	H	RBI	BB	SO	LOB	TOP																		
18 Johnny Damon, L OBP: 0.396, SLG: 0.455	P2		F7			P4		FC6-4 20 2B		4	1	0	0	0	0	2	Boston Red Sox @ Oakland Athletics McAfee Coliseum, Oakland, CA Wed May 18, 2005, 3:35 PM EDT Att. 42,705 - Overcast - 66 F																		
20 Kevin Youkilis, R OBP: 0.486, SLG: 0.467	F9				F9	P4		1B 2B		4	1	1	2	0	0	0																			
34 David Ortiz, L OBP: 0.354, SLG: 0.565	F7			K		K		F8		4	0	0	0	0	2	1																			
Manny Ramirez, R OBP: 0.361, SLG: 0.526 Jay Payton, R OBP: 0.293, SLG: 0.304		L5		G4-3			L8	1B		2	0	0	0	0	0	0																			
Trot Nixon, L OBP: 0.444, SLG: 0.575	G3				P6		P2	FC6-4 1B		4	0	1	1	0	0	0																			
Kevin Millar, R OBP: 0.341, SLG: 0.326	G5-3				F8			FC6-4 2B		4	0	1	0	0	0	1																			
Jason Varitek, S OBP: 0.386, SLG: 0.595 Doug Mirabeli, R OBP: 0.275, SLG: 0.389			HR			1B				2	1	2	1	0	0	0																			
Ramón Vázquez, L OBP: 0.267, SLG: 0.279			G3		F8			18 FC6-4 20 2B BB	K	3	1	0	0	1	1	1																			
Mark Bellhorn, S OBP: 0.350, SLG: 0.402				P5				18 FC6-4 1B	F8	4	1	2	1	0	0	0																			
Inning Stats	R: 0 E: 0 K: 0 S: 12	H: 0 LOB: 0 BB: 0 P: 14	R: 0 E: 0 K: 0 S: 6	H: 0 LOB: 0 BB: 0 P: 8	R: 1 E: 0 K: 0 S: 7	H: 1 LOB: 0 BB: 0 P: 14	R: 0 E: 0 K: 1 S: 9	H: 0 LOB: 0 BB: 0 P: 13	R: 0 E: 0 K: 0 S: 7	H: 1 LOB: 1 BB: 0 P: 9	R: 1 E: 0 K: 1 S: 10	H: 1 LOB: 0 BB: 0 P: 16	R: 0 E: 0 K: 0 S: 7	H: 1 LOB: 1 BB: 0 P: 12	R: 4 E: 0 K: 0 S: 29	H: 4 LOB: 1 BB: 1 P: 44		R: 0 E: 0 K: 2 S: 8	H: 0 LOB: 0 BB: 0 P: 12	1B: 4 2B: 2 3B: 0 HR: 2	SF: 0 SAC: 0 DP: 0 HBP: 0	WP: 0 PA: 36 PB: 0 SB: 0 CS: 0													
PITCHER	IP WLS BF H R ER SO BB IBB HBP BLK WP HR S P ERA WHIP																																		
Seth Etherton, R ERA: 4.91	(1, 1)	7.1	W	28	5	4	4	2	1	0	0	0	0	0	2	71	105	4.91	0.818																
Tim Lincecum, R ERA: 12.0	(8, 1)	1.2		8	3	2	2	2	0	0	0	0	0	0	0	24	37	10.80	1.800																

Batter	1	2	3	4	5	6	7	8	9	AB	R	H	RBI	BB	SO	LOB	BOTTOM																		
21 Mark Kotsay, L OBP: 0.347, SLG: 0.391 Charles Thomas, L OBP: 0.271, SLG: 0.103	1B FC3-6 1B					K		1B 2B		5	2	2	2	0	1	2	Boston Red Sox @ Oakland Athletics McAfee Coliseum, Oakland, CA Wed May 18, 2005, 3:35 PM EDT Att. 42,705 - Overcast - 66 F																		
Eric Byrnes, R OBP: 0.333, SLG: 0.452	FC3-6 1B	1B HR	P5		1B 2B			1B		5	3	4	1	0	0	0																			
Jason Kendall, R OBP: 0.321, SLG: 0.284	FC3-6 1B	1B HR	F8		1B 2B			F8		5	1	3	1	0	0	1																			
3 Eric Chavez, L OBP: 0.272, SLG: 0.321	FC3-6 2B	HR	F8		F8			K		5	2	1	4	0	1	3																			
Keith Ginter, R OBP: 0.263, SLG: 0.286	SF7	F8 14 1B BB		P3	F9			L9		3	1	0	1	1	0	1																			
Scott Hatteberg, L OBP: 0.344, SLG: 0.374	1B 2B	14 1B 1B				L4		F8		5	2	3	1	0	0	0																			
Erubiel Durazo, L OBP: 0.321, SLG: 0.389 17 Adam Melhuse, S OBP: 0.105, SLG: 0.158	1B	F8				14 1B 21 2B 2B		G5-3		3	1	2	1	1	0	2																			
14 Mark Ellis, R OBP: 0.340, SLG: 0.340	1B	1B				21 2B 1B		L8		5	1	3	1	0	0	2																			
Matt Watson, L OBP: 0.278, SLG: 0.294	F8	1B			G6-3	P4		K		5	0	1	1	0	1	6																			
Inning Stats	R: 4 E: 0 K: 0 S: 18	H: 6 LOB: 2 BB: 0 P: 26	R: 5 E: 0 K: 0 S: 24	H: 6 LOB: 2 BB: 1 P: 40	R: 0 E: 0 K: 0 S: 9	H: 0 LOB: 0 BB: 0 P: 14	R: 0 E: 0 K: 0 S: 10	H: 1 LOB: 2 BB: 1 P: 22	R: 1 E: 0 K: 1 S: 14	H: 2 LOB: 1 BB: 0 P: 22	R: 3 E: 0 K: 0 S: 17	H: 4 LOB: 1 BB: 0 P: 30	R: 0 E: 0 K: 1 S: 9	H: 0 LOB: 0 BB: 0 P: 12	R: 0 E: 0 K: 1 S: 8	H: 0 LOB: 0 BB: 0 P: 12		1B: 14 2B: 4 3B: 0 HR: 1	SF: 1 SAC: 0 DP: 0 HBP: 0	WP: 0 PA: 45 PB: 0 SB: 0 CS: 0															
PITCHER	IP WLS BF H R ER SO BB IBB HBP BLK WP HR S P ERA WHIP																																		
David Wells, L ERA: 6.75	(1, 1)	1.1	L	13	9	7	0	0	0	0	0	0	0	0	1	33	49	47.25	6.750																
Geremi Gonzalez, R ERA: 7.64	(2, 1)	3.2		19	6	3	3	1	2	0	0	0	0	0	42	75	7.36	2.182																	
John Halama, L ERA: 7.2	(6, 1)	2.0		10	4	3	3	1	0	0	0	0	0	0	26	42	13.50	2.000																	
Mike Myers, L ERA: 3.18	(8, 1)	1.0		3	0	0	0	1	0	0	0	0	0	0	8	12	0.00	0.000																	



Batter	1	2	3	4	5	6	7	8	9	AB	R	H	RBI	BB	SO	LOB	TOP								
Rafael Furcal, S OBP: 0.281, SLG: 0.310 (1, 6)	G4-3		G4-3		G1-3			F7									4 0 0 0 0 0 2								
Marcus Giles, R OBP: 0.331, SLG: 0.397 4 Pete Orr, L OBP: 0.370, SLG: 0.510 (1, 4)	P3			G6-3		F9		K									4 0 0 0 0 1 0 0 0 0 0 0 0 0								
10 Chipper Jones, S OBP: 0.465, SLG: 0.632 (1, 5)	K				BB	G1-3			3B 2B								3 1 1 0 1 1 0								
Adam LaRoche, L OBP: 0.336, SLG: 0.513 (1, 3)		F8			K			K		G6-3							4 0 0 0 0 2 2								
Andruw Jones, R OBP: 0.359, SLG: 0.605 (1, 8)		F8			F7						1B 3B						4 1 1 1 0 1 1								
Johnny Estrada, S OBP: 0.313, SLG: 0.393 (1, 2)												G6-3					4 1 3 1 0 1 0								
Julio Franco, R OBP: 0.279, SLG: 0.313 (1, 10)				G5-3		F9		K				G6-3					4 0 0 0 0 1 3								
Brian Jordan, R OBP: 0.286, SLG: 0.310 (1, 7)				G6-3				G5-3									3 0 1 0 0 0 1								
Raul Mondesi, R OBP: 0.259, SLG: 0.354 (1, 9)					G4-3							K					2 0 0 1 1 1 1								
Inning Stats	R: 0 E: 0 K: 1 S: 7	H: 0 LOB: 0 BB: 0 P: 10	R: 0 E: 0 K: 1 S: 11	H: 0 LOB: 0 BB: 0 P: 13	R: 0 E: 0 K: 0 S: 10	H: 0 LOB: 1 BB: 1 P: 20	R: 0 E: 0 K: 1 S: 7	H: 0 LOB: 1 BB: 1 P: 15	R: 1 E: 0 K: 0 S: 14	H: 2 LOB: 1 BB: 0 P: 22	R: 0 E: 0 K: 2 S: 9	H: 0 LOB: 0 BB: 0 P: 14	R: 0 E: 0 K: 2 S: 13	H: 1 LOB: 1 BB: 0 P: 16	R: 0 E: 0 K: 2 S: 7	H: 0 LOB: 0 BB: 0 P: 12	R: 2 E: 0 K: 0 S: 13	H: 3 LOB: 0 BB: 0 P: 15	1B: 2 2B: 3 3B: 1 HR: 0	SF: 0 SAC: 0 DP: 1 HBP: 0	WP: 0 PB: 0 SB: 0 CS: 0	PA: 34			
PITCHER	IP	WLS	BF	H	R	ER	SO	BB	IBB	HBP	BLK	WP	HR	S	P	ERA	WHIP								
Wade Miller, R ERA: 3.18 50 Mike Timlin, R ERA: 0.95 Keith Foulke, R ERA: 7.29	6.1	W	24	3	1	1	5	2	0	0	0	0	0	67	106	1.42	0.789								

Atlanta Braves @ Boston Red Sox
Fenway Park, Boston, MA
Fri May 20 2005, 7:05 PM EDT
Att: 35,332 - Cloudy - 61 F

AB 32
R 3
H 6
RBI 3
BB 2
SO 8
LOB 10



Batter	1	2	3	4	5	6	7	8	9	AB	R	H	RBI	BB	SO	LOB	BOTTOM								
18 Johnny Damon, L OBP: 0.409, SLG: 0.473 (1, 8)	G4-3 3B																2 1 2 0 2 0 0								
Edgar Renteria, R OBP: 0.295, SLG: 0.340 (1, 6)	G4-3	F8		G6-3		FC5											4 0 0 1 0 0 7								
34 David Ortiz, L OBP: 0.358, SLG: 0.561 (1, 10)	G6-3 BB				F8			G4-3									3 0 1 0 1 0 0								
Manny Ramirez, R OBP: 0.353, SLG: 0.511 (1, 7)	G6-3			L5		G5-3		G5-3									4 0 0 0 0 0 2								
Trot Nixon, L OBP: 0.434, SLG: 0.560 Jay Payton, R OBP: 0.260, SLG: 0.300 (7, PH)			G3	G3-6-1		K		P4									3 0 0 0 0 1 1 1 0 0 0 0 0 0								
Jason Varitek, S OBP: 0.390, SLG: 0.624 (1, 2)						K				G4-3 2B							4 1 2 1 0 2 0								
Kevin Millar, R OBP: 0.345, SLG: 0.326 (1, 3)										G5-3							3 1 1 0 1 0 1								
Bill Mueller, S OBP: 0.382, SLG: 0.354 (1, 5)										G4-3							3 1 2 2 1 0 1								
Mark Bellhorn, S OBP: 0.348, SLG: 0.392 (1, 4)																	3 0 0 0 1 2 3								
Inning Stats	R: 1 E: 0 K: 0 S: 5	H: 1 LOB: 0 BB: 1 P: 13	R: 3 E: 0 K: 1 S: 15	H: 4 LOB: 1 BB: 0 P: 25	R: 0 E: 0 K: 0 S: 9	H: 1 LOB: 0 BB: 0 P: 13	R: 0 E: 0 K: 1 S: 10	H: 1 LOB: 3 BB: 2 P: 21	R: 0 E: 0 K: 0 S: 8	H: 0 LOB: 0 BB: 0 P: 11	R: 0 E: 0 K: 0 S: 12	H: 1 LOB: 3 BB: 2 P: 25	R: 0 E: 0 K: 0 S: 7	H: 0 LOB: 0 BB: 0 P: 11	R: 0 E: 0 K: 2 S: 13	H: 0 LOB: 1 BB: 1 P: 24	R: 0 E: 0 K: 2 S: 13	H: 0 LOB: 1 BB: 1 P: 24	1B: 3 2B: 2 3B: 1 HR: 2	SF: 0 SAC: 0 DP: 2 HBP: 0	WP: 0 PB: 0 SB: 0 CS: 0	PA: 36			
PITCHER	IP	WLS	BF	H	R	ER	SO	BB	IBB	HBP	BLK	WP	HR	S	P	ERA	WHIP								
15 Tim Hudson, R ERA: 3.47 John Foster, L ERA: Adam Bernero, R ERA: 2.66	6.0	L	29	8	4	4	3	4	1	0	0	0	0	7	11	0.00	0.000								

Atlanta Braves @ Boston Red Sox
Fenway Park, Boston, MA
Fri May 20 2005, 7:05 PM EDT
Att: 35,332 - Cloudy - 61 F

AB 30
R 4
H 8
RBI 4
BB 6
SO 5
LOB 15



Batter	1	2	3	4	5	6	7	8	9	AB	R	H	RBI	BB	SO	LOB	TOP							
Rafael Furcal, S OBP: 0.259, SLG: 0.303	0-1 E6 F9 10 S		4-2 CS BB	0-0 F8		0-0 E6 WP E		1-0 E4 FC5-4		4	1	0	0	1	0	2	Atlanta Braves @ Boston Red Sox Fenway Park, Boston, MA Sat May 21 2005, 7:05 PM EDT Att: 35,008 - Rain - 48 F							
Marcus Giles, R OBP: 0.340, SLG: 0.418	0-1 F9		2-2 10 1B 2B		0-0 10 1B WP 2B	2-1 E5 10 F9 1B		2-2 FC5-4		5	2	3	0	0	0	2								
10 Chipper Jones, S Wilson Betemit, S OBP: 0.447, SLG: 0.581	4-2 SAFE SAFE SAFE BB		2-2 2H 1B		2-0 WP 1B	3-1 F9		1-0 G3		4	1	2	1	1	0	2								
Adam LaRoche, L OBP: 0.331, SLG: 0.496	0-0 F9		0-0 F8		4-0 1B 2B BB	1-2 G3		1-3 K		4	1	0	0	1	1	4								
Andruw Jones, R OBP: 0.349, SLG: 0.586	1-3 K			2-3 K	1-2 K	3-3 K		1-2 G6-3		5	0	0	0	0	4	5								
Johnny Estrada, S OBP: 0.305, SLG: 0.386		1-0 F9		0-3 K	0-0 2B SF7 1B		1-1 G3-1		1-1 F7		5	1	1	1	0	1								
Julio Franco, R OBP: 0.292, SLG: 0.328		3-2 F8		4-0 1B 2B BB	1-0 1-3 2H 2B		1-3 K			3	1	1	1	1	1	0								
Brian Jordan, R OBP: 0.285, SLG: 0.311		1-1 P2		0-0 2B 1B	1-1 SF7		0-0 G1-3			3	0	1	1	0	0	0								
Raul Mondesi, R Ryan Langerhans, L OBP: 0.261, SLG: 0.362 OBP: 0.232, SLG: 0.453			1-3 K	1-0 1-3 2H 2B	0-0 P4			1-3 K		3	0	1	1	0	1	1								
Inning Stats	R: 0 E: 1 K: 1 S: 10	H: 0 LOB: 2 BB: 1 P: 15	R: 0 E: 0 K: 0 S: 6	H: 0 LOB: 0 BB: 0 P: 11	R: 1 E: 0 K: 1 S: 15	H: 2 LOB: 1 BB: 1 P: 23	R: 1 E: 0 K: 2 S: 10	H: 2 LOB: 2 BB: 1 P: 17	R: 4 E: 2 K: 1 S: 14	H: 4 LOB: 1 BB: 0 P: 21	R: 1 E: 2 K: 1 S: 14	H: 1 LOB: 1 BB: 0 P: 23	R: 0 E: 1 K: 1 S: 7	H: 0 LOB: 1 BB: 0 P: 9	R: 0 E: 1 K: 1 S: 8	H: 0 LOB: 1 BB: 0 P: 13	R: 0 E: 0 K: 1 S: 11	H: 0 LOB: 0 BB: 0 P: 14	1B: 5 2B: 4 3B: 0 HR: 0	SF: 1 SAC: 0 DP: 0 HBP: 0	WP: 2 PB: 0 SB: 1 CS: 1	PA: 42		
PITCHER	IP WLS BF H R ER SO BB IBB HBP BLK WP HR S P ERA WHIP	5.0 L 27 8 6 6 5 4 0 0 0 1 0 53 87 10.80 2.400	3.0 12 1 1 0 3 0 0 0 0 1 0 29 45 0.00 0.333	1.0 3 0 0 0 1 0 0 0 0 0 0 11 14 0.00 0.000																				

Batter	1	2	3	4	5	6	7	8	9	AB	R	H	RBI	BB	SO	LOB	BOTTOM						
18 Johnny Damon, L OBP: 0.419, SLG: 0.480	0-1 F9 WP 1B		2-2 34 FC6-4 1B		4-2 34 1B BB		1-2 G4-3		0-2 34 BB 2B 1B	4	1	3	0	1	0	0	Atlanta Braves @ Boston Red Sox Fenway Park, Boston, MA Sat May 21 2005, 7:05 PM EDT Att: 35,008 - Rain - 48 F						
Edgar Renteria, R OBP: 0.295, SLG: 0.342	2-2 F9		2-2 P6		1-3 K		0-0 34 1B FC4-6 2B		0-3 K	5	1	1	0	0	2	5							
34 David Ortiz, L OBP: 0.364, SLG: 0.559	2-3 K		0-0 FC6-4		3-2 1-3 1B		1-1 FC4-6 1B		4-0 2B G6-3 BB	4	1	2	0	1	1	3							
Manny Ramirez, R OBP: 0.349, SLG: 0.507	1-2 F9			0-3 K	0-3 K		2-2 FC4-6		0-0 G6-3 2B	5	0	1	2	0	2	4							
Trot Nixon, L OBP: 0.426, SLG: 0.540		0-1 F8		3-3 K		4-1 PB 1B BB		0-0 F7		0-1 G6-3	4	1	0	1	1	2							
Jason Varitek, S OBP: 0.390, SLG: 0.612		1-2 G4-3		4-1 1B BB		1-2 1B PB G6-3 1B		0-2 G3-1		0-0 F7	4	1	1	0	1	0							
Kevin Millar, R 20 Kevin Youkilis, R OBP: 0.349, SLG: 0.331 OBP: 0.486, SLG: 0.467		2-1 F9		3-1 1B		1-2 1B		2-2 G6-3		4	0	2	1	0	0	0							
Bill Mueller, S OBP: 0.386, SLG: 0.353			4-1 18 1B BB		0-0 G4-3		1-1 G6-3		1-0 1B	3	0	1	0	1	0	3							
Mark Bellhorn, S OBP: 0.338, SLG: 0.379			2-3 K		2-0 F7		1-2 P5		1-0 G3	4	0	0	0	0	1	2							
Inning Stats	R: 0 E: 0 K: 1 S: 13	H: 1 LOB: 0 BB: 0 P: 18	R: 0 E: 0 K: 0 S: 7	H: 0 LOB: 0 BB: 0 P: 10	R: 0 E: 0 K: 1 S: 11	H: 1 LOB: 2 BB: 1 P: 21	R: 0 E: 0 K: 2 S: 15	H: 1 LOB: 2 BB: 1 P: 25	R: 2 E: 0 K: 0 S: 17	H: 2 LOB: 0 BB: 1 P: 25	R: 1 E: 0 K: 0 S: 11	H: 2 LOB: 1 BB: 0 P: 15	R: 0 E: 0 K: 0 S: 9	H: 1 LOB: 0 BB: 0 P: 13	R: 2 E: 0 K: 1 S: 10	H: 2 LOB: 1 BB: 1 P: 14	1B: 9 2B: 2 3B: 0 HR: 0	SF: 0 SAC: 0 DP: 1 HBP: 0	WP: 1 PB: 1 SB: 0 CS: 0	PA: 42			
PITCHER	IP WLS BF H R ER SO BB IBB HBP BLK WP HR S P ERA WHIP	5.0 W 22 4 0 0 0 3 0 0 0 0 0 17 25 9.00 3.000	1.0 5 2 2 1 0 1 0 0 0 0 0 0 11 15 9.00 2.000	1.0 4 1 0 0 0 0 0 0 0 0 0 9 13 0.00 1.000	1.0 6 2 2 2 1 1 0 0 0 0 0 10 14 18.00 3.000																		



Batter	1	2	3	4	5	6	7	8	9	AB	R	H	RBI	BB	SO	LOB	TOP			
Rafael Furcal, S OBP: 0.259, SLG: 0.307										4	1	1	0	0	1	0	Atlanta Braves @ Boston Red Sox Fenway Park, Boston, MA Sun May 22 2005, 2:05 PM EDT Att: 34,844 - Cloudy - 53 F			
4 Pete Orr, L OBP: 0.382, SLG: 0.491										4	0	1	0	0	1	1				
Marcus Giles, R OBP: 0.338, SLG: 0.414										4	1	1	1	0	1	1				
Adam LaRoche, L OBP: 0.328, SLG: 0.484										3	0	0	0	0	0	1				
Andrew Jones, R OBP: 0.347, SLG: 0.577										4	0	1	0	0	0	1				
Johnny Estrada, S OBP: 0.303, SLG: 0.380										2	0	0	1	0	1	0				
Julio Franco, R OBP: 0.280, SLG: 0.314										3	0	0	0	0	1	2				
Ryan Langerhans, L OBP: 0.222, SLG: 0.433										3	0	0	0	0	1	0				
Wilson Betemit, S OBP: 0.415, SLG: 0.529										3	0	0	0	0	1	0				
Inning Stats	R: 0 E: 0 K: 2 S: 8	H: 0 LOB: 0 BB: 0 P: 12	R: 0 E: 0 K: 0 S: 5	H: 0 LOB: 0 BB: 0 P: 6	R: 0 E: 0 K: 2 S: 7	H: 0 LOB: 0 BB: 0 P: 10	R: 2 E: 0 K: 0 S: 15	H: 3 LOB: 2 BB: 0 P: 24	R: 0 E: 0 K: 1 S: 7	H: 0 LOB: 0 BB: 0 P: 10	R: 0 E: 0 K: 2 S: 7	H: 0 LOB: 0 BB: 0 P: 10	R: 0 E: 0 K: 1 S: 9	H: 0 LOB: 0 BB: 0 P: 13	R: 0 E: 0 K: 0 S: 10	H: 1 LOB: 1 BB: 0 P: 15	1B: 3 2B: 1 3B: 0 HR: 0	SF: 1 SAC: 0 DP: 0 HBP: 1	WP: 0 PB: 0 SB: 0 CS: 0	PA: 32
PITCHER 30 Matt Clement, R ERA: 3.34	IP: 9.0 WLS: W BF: 32 H: 4 R: 2 ER: 2 SO: 7 BB: 0 IBB: 0 HBP: 1 BLK: 0 WP: 0 HR: 0 S: 76 P: 110 ERA: 2.00 WHIP: 0.444															PITCHER				

AB	30
R	2
H	4
RBI	2
BB	0
SO	7
LOB	6



Batter	1	2	3	4	5	6	7	8	9	AB	R	H	RBI	BB	SO	LOB	BOTTOM			
18 Johnny Damon, L OBP: 0.418, SLG: 0.475										4	1	1	0	1	0	3	Atlanta Braves @ Boston Red Sox Fenway Park, Boston, MA Sun May 22 2005, 2:05 PM EDT Att: 34,844 - Cloudy - 53 F			
Edgar Renteria, R OBP: 0.292, SLG: 0.333										4	0	0	0	1	1	5				
34 David Ortiz, L OBP: 0.370, SLG: 0.564										4	2	2	1	1	1	0				
Manny Ramirez, R OBP: 0.356, SLG: 0.530										5	1	3	2	0	0	3				
Trot Nixon, L OBP: 0.418, SLG: 0.525										5	0	1	0	0	1	4				
Jason Varitek, S OBP: 0.390, SLG: 0.604										5	1	2	0	0	1	4				
20 Kevin Youkilis, R OBP: 0.463, SLG: 0.441										4	0	1	1	0	1	3				
Bill Mueller, S OBP: 0.396, SLG: 0.367										4	0	3	1	0	0	0				
Mark Bellhorn, S OBP: 0.342, SLG: 0.378										3	0	1	0	1	2	4				
Inning Stats	R: 0 E: 0 K: 0 S: 17	H: 1 LOB: 2 BB: 1 P: 27	R: 0 E: 0 K: 2 S: 16	H: 2 LOB: 3 BB: 1 P: 24	R: 0 E: 0 K: 2 S: 14	H: 2 LOB: 2 BB: 0 P: 22	R: 0 E: 0 K: 0 S: 8	H: 2 LOB: 1 BB: 0 P: 8	R: 2 E: 1 K: 1 S: 21	H: 2 LOB: 2 BB: 1 P: 34	R: 3 E: 0 K: 0 S: 15	H: 3 LOB: 0 BB: 0 P: 20	R: 0 E: 0 K: 0 S: 9	H: 0 LOB: 1 BB: 1 P: 14	R: 0 E: 0 K: 2 S: 15	H: 2 LOB: 2 BB: 0 P: 25	1B: 12 2B: 1 3B: 0 HR: 1	SF: 0 SAC: 0 DP: 1 HBP: 0	WP: 0 PB: 0 SB: 0 CS: 0	PA: 42
PITCHER 29 John Smoltz, R ERA: 2.61	IP: 4.2 WLS: L BF: 7 H: 3 R: 3 ER: 3 SO: 1 BB: 0 IBB: 0 HBP: 0 BLK: 0 WP: 0 HR: 1 S: 18 P: 24 ERA: 20.25 WHIP: 2.250															PITCHER				
Roman Colon, R ERA: 8.1	1.1	L	7	3	3	3	1	0	0	0	0	0	0	0	0	1	18	24	20.25	2.250
Matt Childers, R ERA: 3.0	1.0		4	0	0	0	0	1	0	0	0	0	0	0	0	9	14	0.00	1.000	
Dan Kolb, R ERA: 6.11	1.0		5	2	0	0	2	0	0	0	0	0	0	0	0	15	25	0.00	2.000	



Batter	1	2	3	4	5	6	7	8	9	AB R H RBI BB SO LOB	TOP											
18 Johnny Damon, L (1, 8) OBP: 0.413, SLG: 0.464	4-1 1B 34 S G4-6-3 BB		2-0 FC3-6 FC5-2 1B		1-3 K		1 SAFE 0-1 FC4-6		0-1 L4	4 2 0 0 1 1 4	Boston Red Sox @ Toronto Blue Jays Rogers Centre, Toronto, ON Tue May 24 2005, 7:07 PM EDT Att: 34,280 - Roof Closed - 68 F											
Edgar Renteria, R (1, 6) OBP: 0.297, SLG: 0.350	3-1 34 G4-6-3 1B		0-1 FC5-2 34 1B			2-1 G5-3		1-2 34 1B 3B	4 2 2 0 0 0 2													
34 David Ortiz, L (1, 10) OBP: 0.373, SLG: 0.562	2-2 G4-6-3		1-3 3-H 2-0 2B 1B			3-2 P2		0-0 G4-3 1B	4 0 2 3 0 0 1													
Manny Ramirez, R (1, 7) OBP: 0.353, SLG: 0.529	1-0 L6		2-0 2B 1B			1-1 G6-3		3-H 1-2 L4	4 0 1 0 0 0 1													
Trot Nixon, L (1, 9) OBP: 0.413, SLG: 0.516		0-1 F7		2-1 G3			2-0 G4-3 HR 1B	1-0 G4-3	4 1 1 0 0 0 1													
Jason Varitek, S (1, 2) OBP: 0.387, SLG: 0.594		3-2 G6-4-3 1B		1-3 K			0-1 G4-3	2-3 K	4 0 1 0 0 2 2													
Kevin Millar, R (1, 3) OBP: 0.341, SLG: 0.322		1-0 G6-4-3		1-3 K			3-2 P4	0-0 G4-3	4 0 0 0 0 1 2													
Bill Mueller, S (1, 5) OBP: 0.405, SLG: 0.398			2-2 18 FC3-6 FC5-2 1B		0-1 G6-3		1-0 G4-3 HR	2-1 HBP	3 1 2 2 0 0 0 0 0 0 0 0 0 0													
20 Kevin Youkilis, R (9, PR) OBP: 0.463, SLG: 0.441			4-1 18 FC3-6 BB		1-0 G5-3		3-1 G4-6 1B	1-1 P3	3 0 1 0 1 0 1													
Mark Bellhorn, S (1, 4) OBP: 0.346, SLG: 0.377			1-2 BB																			
Inning Stats	R: 1 E: 0 K: 0 S: 10	H: 1 LOB: 0 BB: 1 P: 20	R: 0 E: 0 K: 0 S: 9	H: 1 LOB: 0 BB: 0 P: 13	R: 2 E: 0 K: 0 S: 10	H: 3 LOB: 2 BB: 1 P: 21	R: 0 E: 0 K: 2 S: 8	H: 0 LOB: 0 BB: 0 P: 12	R: 0 E: 0 K: 1 S: 6	H: 0 LOB: 0 BB: 0 P: 8	R: 0 E: 0 K: 0 S: 7	H: 0 LOB: 0 BB: 0 P: 13	R: 2 E: 0 K: 0 S: 12	H: 3 LOB: 1 BB: 0 P: 21	R: 1 E: 0 K: 1 S: 12	H: 2 LOB: 1 BB: 0 P: 17	R: 0 E: 0 K: 0 S: 6	H: 0 LOB: 1 BB: 0 P: 9	1B: 7 2B: 1 3B: 1 HR: 1	SF: 0 SAC: 0 DP: 2 HBP: 1	WP: 0 PB: 0 SB: 1 CS: 0	PA: 37
PITCHER	IP WLS BF H R ER SO BB IBB HBP BLK WP HR S P ERA WHIP											IP WLS BF H R ER SO BB IBB HBP BLK WP HR S P ERA WHIP										
Dave Bush, R (1, 1) ERA: 4.98	3.0	13	5	3	3	0	2	0	0	0	0	0	0	29	54	9.00	2.333					
37 Scott Downs, L (4, 1) ERA: 3.38	3.2	14	3	2	2	3	0	0	0	0	0	1	31	52	4.91	0.818						
54 Jason Frasor, R (7, 1) ERA: 3.79	0.2	4	2	1	1	0	0	0	0	0	0	0	10	12	13.50	3.000						
Scott Schoeneweis, L (8, 1) ERA: 4.8	0.1	1	0	0	0	0	0	0	0	0	0	0	1	2	0.00	0.000						
Miguel Batista, R (8, 1) ERA: 1.77	1.1	W 5	0	0	0	1	0	0	1	0	0	0	9	14	0.00	0.000						

AB	34
R	6
H	10
RBI	5
BB	2
SO	4
LOB	14



Batter	1	2	3	4	5	6	7	8	9	AB R H RBI BB SO LOB	BOTTOM											
3 Reed Johnson, R (1, 7) OBP: 0.382, SLG: 0.489	1-2 P4		1-2 G6-3	1-1 F8			1-1 HR		0-1 HR	5 2 2 5 0 0 2	Boston Red Sox @ Toronto Blue Jays Rogers Centre, Toronto, ON Tue May 24 2005, 7:07 PM EDT Att: 34,280 - Roof Closed - 68 F											
Frank Menechino, R (1, 10) OBP: 0.338, SLG: 0.277	0-3 K		2-3 G5-3		1-0 F9		1-1 15 CS 1B		1-H 2-H HR	3 0 0 0 0 1 1 1 0 1 0 0 0 0												
Eric Hinske, L (7, PH) (8, 10)										4 0 1 0 0 1 1												
15 Alex Rios, R (1, 9) OBP: 0.337, SLG: 0.455	2-1 G5-3			1-0 FC6-5 2B	0-2 K		2-2 G5-3			4 1 1 0 0 0 1												
Shea Hillenbrand, R (1, 3) OBP: 0.380, SLG: 0.477		0-1 L5		0-0 FC6-5 10 E 2 S 3B	1-0 P3			0-0 G5-3		4 1 0 0 0 0 1												
10 Vernon Wells, R (1, 8) OBP: 0.282, SLG: 0.404		3-2 FC4-6 1B		4-0 2 3B BB		0-0 P4		2-2 P4		3 1 1 0 1 0 0												
2 Aaron Hill, R (1, 5) OBP: 0.436, SLG: 0.750		0-0 FC4-6 FC6-4 1-2		2-0 9 HR 3B		2-2 G4-3		1-1 G3		4 1 1 2 0 0 1												
9 Gregg Zaun, S (1, 2) OBP: 0.385, SLG: 0.474		0-0 FC6-4 1-2		0-2 3-H HR		0-1 G6-3				4 1 1 2 0 0 1												
Orlando Hudson, S (1, 4) OBP: 0.330, SLG: 0.389			2-1 F9		1-0 G6-3		3-1 F9		1-2 3 HR 1B	4 1 1 0 0 0 0												
John McDonald, R (1, 6) OBP: 0.377, SLG: 0.388			0-1 G6-3 2B		1-2 1B		1-2 3 HR 1B		4-0 3 HR BB	3 2 3 0 1 0 0												
Inning Stats	R: 0 E: 0 K: 1 S: 10	H: 0 LOB: 0 BB: 0 P: 13	R: 0 E: 0 K: 0 S: 8	H: 1 LOB: 1 BB: 0 P: 11	R: 0 E: 0 K: 0 S: 8	H: 1 LOB: 0 BB: 0 P: 12	R: 4 E: 0 K: 0 S: 13	H: 4 LOB: 1 BB: 1 P: 23	R: 0 E: 0 K: 1 S: 5	H: 0 LOB: 0 BB: 0 P: 7	R: 0 E: 0 K: 0 S: 7	H: 0 LOB: 0 BB: 0 P: 9	R: 2 E: 0 K: 0 S: 12	H: 3 LOB: 0 BB: 0 P: 20	R: 0 E: 0 K: 0 S: 6	H: 0 LOB: 0 BB: 0 P: 9	R: 3 E: 0 K: 0 S: 9	H: 2 LOB: 0 BB: 1 P: 15	1B: 5 2B: 2 3B: 1 HR: 3	SF: 0 SAC: 0 DP: 0 HBP: 0	WP: 0 PB: 0 SB: 1 CS: 1	PA: 37
PITCHER	IP WLS BF H R ER SO BB IBB HBP BLK WP HR S P ERA WHIP											IP WLS BF H R ER SO BB IBB HBP BLK WP HR S P ERA WHIP										
David Wells, L (1, 1) ERA: 6.81	6.1	27	7	5	5	2	1	0	0	0	0	0	1	13	20	5.40	1.200					
50 Mike Timlin, R (7, 1) ERA: 1.19	1.2	B 6	2	1	1	0	0	0	0	0	0	0	1	9	15	81.00	9.000					
Alan Embree, L (9, 1) ERA: 5.03	0.1	L 4	2	3	3	0	1	0	0	0	0	0	1	9	15	81.00	9.000					



Batter	1	2	3	4	5	6	7	8	9	AB	R	H	RBI	BB	SO	LOB	TOP				
18 Johnny Damon, L (1, 8) OBP: 0.397, SLG: 0.447	F8		L7		SF7		G4-3			3	0	0	1	0	0	0	Boston Red Sox @ Toronto Blue Jays Rogers Centre, Toronto, ON Thu May 26 2005, 7:07 PM EDT Att: 26,255 - Cloudy - 73 F				
Edgar Renteria, R (1, 6) OBP: 0.306, SLG: 0.357 Ramón Vázquez, L (7, 6) OBP: 0.267, SLG: 0.279	1B		1B		P3		1B			4	0	3	0	0	0	1					
34 David Ortiz, L (1, 10) OBP: 0.363, SLG: 0.540	K		L7		P2		G3			4	0	0	0	0	1	4					
Manny Ramirez, R (1, 7) OBP: 0.339, SLG: 0.503	F8				F9		G5-3		F9	4	0	0	0	0	0	1					
Jason Varitek, S (1, 2) OBP: 0.389, SLG: 0.580 10 Shawn Wooten, R (7, 2)	1B		G4-3		G4-3		BB 1B		G1	2	0	1	0	1	0	0					
Kevin Millar, R (1, 3) OBP: 0.342, SLG: 0.331	L5		1B		1B		BB 1B		2B	4	0	3	0	0	0	1					
Bill Mueller, S (1, 5) OBP: 0.413, SLG: 0.394 20 Kevin Youkilis, R (8, PH) OBP: 0.452, SLG: 0.429	K		F9		F9		G6-4-3		PO	2	0	0	0	1	1	2					
Jay Payton, R (1, 9) OBP: 0.259, SLG: 0.297	FC4				G6-4-3		G6-4-3		G5-3	4	1	1	0	0	0	4					
Mark Bellhorn, S (1, 4) OBP: 0.344, SLG: 0.372			P3		E5		K		P3	4	0	1	0	0	1	0					
Inning Stats	R: 0 E: 0 K: 1 S: 8	H: 1 LOB: 1 BB: 0 P: 10	R: 0 E: 0 K: 1 S: 11	H: 1 LOB: 1 BB: 0 P: 17	R: 0 E: 0 K: 0 S: 9	H: 1 LOB: 1 BB: 0 P: 15	R: 0 E: 0 K: 0 S: 10	H: 1 LOB: 1 BB: 0 P: 18	R: 1 E: 1 K: 0 S: 7	H: 2 LOB: 1 BB: 2 P: 11	R: 0 E: 0 K: 0 S: 8	H: 1 LOB: 2 BB: 0 P: 20	R: 0 E: 0 K: 1 S: 6	H: 1 LOB: 0 BB: 0 P: 10	R: 0 E: 0 K: 1 S: 9	H: 0 LOB: 0 BB: 0 P: 14		1B: 8 2B: 1 3B: 0 HR: 0	SF: 1 SAC: 0 DP: 1 HBP: 0	WP: 0 PB: 0 SB: 1 CS: 0	PA: 37
PITCHER	IP	WLS	BF	H	R	ER	SO	BB	IBB	HBP	BLK	WP	HR	S	P	ERA	WHIP				
39 Gustavo Chacin, L (1, 1) ERA: 3.34 Pete Walker, R (7, 1) ERA: 1.42	6.0	W	26	7	1	0	2	2	0	0	0	0	0	53	91	0.00	1.500				

Batter	1	2	3	4	5	6	7	8	9	AB	R	H	RBI	BB	SO	LOB	BOTTOM				
3 Reed Johnson, R (1, 7) OBP: 0.391, SLG: 0.515				G6-3		F9				4	1	1	0	0	0	2	Boston Red Sox @ Toronto Blue Jays Rogers Centre, Toronto, ON Thu May 26 2005, 7:07 PM EDT Att: 26,255 - Cloudy - 73 F				
Orlando Hudson, S (1, 4) OBP: 0.321, SLG: 0.381	SF8	1B		L7		F9				3	1	1	1	0	0	0					
15 Alex Rios, R (1, 9) OBP: 0.328, SLG: 0.441	G3-1	K			F9		L9			4	0	0	0	0	1	1					
Shea Hillenbrand, R (1, 5) OBP: 0.380, SLG: 0.470	HR	1B		G4-6-3		G6-3				3	1	2	1	1	0	0					
Eric Hinske, L (1, 3) OBP: 0.360, SLG: 0.484 Frank Menechino, R (8, PH) OBP: 0.351, SLG: 0.277	HR	L8		G4-6-3			2B			3	1	1	2	0	0	1					
10 Vernon Wells, R (1, 8) OBP: 0.281, SLG: 0.399	BB			F9		G5-3		F9		3	1	0	0	1	0	1					
9 Gregg Zaun, S (1, 2) OBP: 0.384, SLG: 0.476	BB	1B		G3-1		2B		P3		4	2	2	0	0	0	1					
2 Aaron Hill, R (1, 10) OBP: 0.478, SLG: 0.700	BB	1B		F9		L3		BB		2	1	0	0	2	0	1					
8 Russ Adams, L (1, 6) OBP: 0.315, SLG: 0.432	2B			P3		1B		G4-3		4	0	2	4	0	0	2					
Inning Stats	R: 6 E: 0 K: 0 S: 24	H: 4 LOB: 1 BB: 3 P: 43	R: 1 E: 0 K: 1 S: 13	H: 2 LOB: 0 BB: 0 P: 17	R: 0 E: 0 K: 0 S: 6	H: 0 LOB: 0 BB: 0 P: 9	R: 0 E: 0 K: 0 S: 7	H: 0 LOB: 0 BB: 0 P: 8	R: 0 E: 0 K: 0 S: 6	H: 1 LOB: 1 BB: 0 P: 10	R: 1 E: 0 K: 0 S: 12	H: 2 LOB: 1 BB: 0 P: 18	R: 0 E: 0 K: 0 S: 7	H: 0 LOB: 2 BB: 1 P: 11	R: 0 E: 0 K: 0 S: 10	H: 0 LOB: 2 BB: 1 P: 18		1B: 5 2B: 2 3B: 1 HR: 1	SF: 1 SAC: 0 DP: 1 HBP: 1	WP: 0 PB: 0 SB: 1 CS: 0	PA: 36
PITCHER	IP	WLS	BF	H	R	ER	SO	BB	IBB	HBP	BLK	WP	HR	S	P	ERA	WHIP				
Wade Miller, R (1, 1) ERA: 6.16 Geremi Gonzalez, R (3, 1) ERA: 6.65 Alan Embree, L (7, 1) ERA: 4.79 Mike Myers, L (8, 1) ERA: 2.7	2.0	L	14	6	7	1	0	3	0	0	0	0	0	31	45	2.25	0.750				

Batter	1	2	3	4	5	6	7	8	9	AB	R	H	RBI	BB	SO	LOB	TOP			
18 Johnny Damon, L (1, 8) OBP: 0.393, SLG: 0.440	E4 BB S	G6-3		F7		34 1B 1B		P3		5	0	1	1	0	0	4	Boston Red Sox @ New York Yankees Yankee Stadium, Bronx, NY Fri May 27 2005, 7:05 PM EDT Att: 55,051 - Overcast - 70 F			
Edgar Renteria, R (1, 6) OBP: 0.315, SLG: 0.371	BB BB			2B	FC6-4 1B	34 1B 1B		K		4	0	3	0	1	1					
34 David Ortiz, L (1, 10) OBP: 0.359, SLG: 0.530	F8		F7		P6			K		5	0	1	0	0	1	4				
Manny Ramirez, R (1, 7) OBP: 0.335, SLG: 0.491	F7		K		FC6-4 HR			G4-3		4	1	0	0	1	1	4				
Jason Varitek, S (1, 2) OBP: 0.389, SLG: 0.592	BB		G3		HR			G3		4	1	1	2	1	1	2				
Kevin Millar, R (1, 3) OBP: 0.344, SLG: 0.333	F8			F8	K2-3			FC6 1B		5	0	2	0	0	1	3				
Bill Mueller, S (1, 5) OBP: 0.406, SLG: 0.382		F7		1B BB		G4-3		FC6		4	0	0	0	1	1	3				
Jay Payton, R (1, 9) OBP: 0.274, SLG: 0.325		G4-3								3	1	2	0	0	0	0				
Trot Nixon, L (8, PH) OBP: 0.406, SLG: 0.504				1B		18 1B 2B		K		1	0	0	0	0	1	0				
Mark Bellhorn, S (1, 4) OBP: 0.354, SLG: 0.374		18 WP BB		K		18 1B 1B				2	0	1	0	2	1	2				
Inning Stats	R: 0 E: 1 K: 0 S: 12	H: 0 LOB: 3 BB: 2 P: 23	R: 0 E: 0 K: 0 S: 9	H: 0 LOB: 1 BB: 1 P: 15	R: 0 E: 0 K: 1 S: 8	H: 1 LOB: 2 BB: 1 P: 10	R: 0 E: 0 K: 1 S: 12	H: 1 LOB: 2 BB: 1 P: 19	R: 2 E: 0 K: 1 S: 16	H: 2 LOB: 0 BB: 0 P: 24	R: 1 E: 0 K: 0 S: 11	H: 5 LOB: 2 BB: 0 P: 13	R: 0 E: 0 K: 2 S: 11	H: 0 LOB: 1 BB: 1 P: 18	R: 0 E: 0 K: 3 S: 14	H: 1 LOB: 2 BB: 1 P: 24	1B: 8 2B: 2 3B: 0 HR: 1	SF: 0 SAC: 0 DP: 0 HBP: 0	WP: 1 PB: 0 SB: 1 CS: 0	PA: 43
PITCHER	IP WLS BF H R ER SO BB IBB HBP BLK WP HR S P ERA WHIP																			
Randy Johnson, L (1, 1) ERA: 3.99	6.0 W 30 9 3 3 3 4 0 0 0 0 1 1 68 104 4.50 2.167																			
Tanyon Sturtze, R (7, 1) ERA: 3.32	1.0 H 4 1 0 0 0 0 0 0 0 0 0 0 9 13 0.00 1.000																			
Buddy Groom, L (8, 1) ERA: 5.4	0.2 H 3 0 0 0 1 1 0 0 0 0 0 0 8 13 0.00 1.500																			
Tom Gordon, R (8, 1) ERA: 3.33	0.2 H 3 0 0 0 2 1 0 0 0 0 0 0 6 13 0.00 1.500																			
42 Mariano Rivera, R (9, 1) ERA: 1.47	0.2 S 3 1 0 0 2 0 0 0 0 0 0 0 11 16 0.00 1.500																			

Batter	1	2	3	4	5	6	7	8	9	AB	R	H	RBI	BB	SO	LOB	BOTTOM			
2 Derek Jeter, R (1, 6) OBP: 0.394, SLG: 0.426	F9		FC3-6 S		G4-3 3B	1B HR		F8		5	2	2	0	0	0	1	Boston Red Sox @ New York Yankees Yankee Stadium, Bronx, NY Fri May 27 2005, 7:05 PM EDT Att: 55,051 - Overcast - 70 F			
Tony Womack, L (1, 7) OBP: 0.315, SLG: 0.306	F8		K		G4-3	HR		G4-3		5	1	1	1	0	1	1				
Gary Sheffield, R (1, 9) OBP: 0.411, SLG: 0.523	K			BB	BB 13 HBP	HR		G6-3		3	1	1	3	2	1	0				
55 Hideki Matsui, L (1, 8) OBP: 0.326, SLG: 0.398		G1	P5		F7	K				4	0	0	0	0	1	3				
13 Alex Rodriguez, R (1, 5) OBP: 0.432, SLG: 0.659		20 1B BB		BB	BB	G4-6-3 BB				0	0	0	0	3	0	0				
Tino Martinez, L (1, 3) OBP: 0.359, SLG: 0.574		P2		K	BB	G4-6-3				3	0	0	0	1	1	3				
20 Jorge Posada, S (1, 2) OBP: 0.376, SLG: 0.483		1B		BB	F8			G4-6-3 1B		3	0	2	0	1	0	3				
Bernie Williams, S (1, 10) OBP: 0.309, SLG: 0.319	F8			P2		24 HR BB		G4-6-3		3	1	0	0	1	0	5				
24 Robinson Canó, L (1, 4) OBP: 0.275, SLG: 0.421			E4 FC3-6	G4-3		HR		K		4	1	1	2	0	1	2				
Inning Stats	R: 0 E: 0 K: 1 S: 6	H: 0 LOB: 0 BB: 0 P: 10	R: 0 E: 0 K: 0 S: 7	H: 1 LOB: 2 BB: 1 P: 14	R: 0 E: 1 K: 1 S: 14	H: 0 LOB: 2 BB: 1 P: 19	R: 0 E: 0 K: 1 S: 9	H: 0 LOB: 2 BB: 2 P: 20	R: 1 E: 0 K: 0 S: 13	H: 1 LOB: 3 BB: 2 P: 28	R: 5 E: 0 K: 1 S: 15	H: 4 LOB: 0 BB: 2 P: 29	R: 0 E: 0 K: 1 S: 7	H: 1 LOB: 0 BB: 0 P: 8	R: 0 E: 0 K: 0 S: 7	H: 0 LOB: 0 BB: 0 P: 11		1B: 4 2B: 0 3B: 1 HR: 2	SF: 0 SAC: 0 DP: 2 HBP: 1	WP: 0 PB: 0 SB: 1 CS: 0
PITCHER	IP WLS BF H R ER SO BB IBB HBP BLK WP HR S P ERA WHIP																			
49 Tim Wakefield, R (1, 1) ERA: 4.48	5.0 L 28 4 4 4 4 7 0 1 0 0 0 0 1 11 21 18.00 3.000																			
Alan Embree, L (6, 1) ERA: 5.4	1.0 5 2 2 2 1 1 0 0 0 0 0 0 7 8 0.00 1.000																			
Matt Mantei, R (7, 1) ERA: 2.12	1.0 3 1 0 0 1 0 0 0 0 0 0 0 7 8 0.00 1.000																			
John Halama, L (8, 1) ERA: 6.29	1.0 3 0 0 0 0 0 0 0 0 0 0 0 7 11 0.00 0.000																			

Batter	1	2	3	4	5	6	7	8	9	AB	R	H	RBI	BB	SO	LOB	TOP					
1 Brian Roberts, S OBP: 0.452, SLG: 0.650										5	1	1	0	0	1	4						
6 Melvin Mora, R OBP: 0.350, SLG: 0.510										4	0	2	1	0	1	1						
10 Miguel Tejada, R OBP: 0.364, SLG: 0.595										5	1	3	1	0	0	0						
Sammy Sosa, R OBP: 0.310, SLG: 0.405										5	0	1	0	0	2	2						
Rafael Palmeiro, L OBP: 0.363, SLG: 0.453										4	1	1	1	0	0	3						
B.J. Surhoff, L OBP: 0.306, SLG: 0.448										4	1	2	0	0	0	1						
31 Jay Gibbons, L OBP: 0.320, SLG: 0.538										3	3	2	0	1	0	0						
Sal Fasano, R OBP: 0.300, SLG: 0.556										3	0	0	0	1	2	5						
David Newhan, L OBP: 0.239, SLG: 0.371										3	1	2	5	1	0	1						
Inning Stats	R: 1 E: 0 K: 0 S: 9	H: 4 LOB: 2 BB: 0 P: 12	R: 1 E: 0 K: 1 S: 12	H: 2 LOB: 2 BB: 1 P: 22	R: 5 E: 0 K: 3 S: 17	H: 4 LOB: 0 BB: 1 P: 32	R: 0 E: 0 K: 0 S: 8	H: 0 LOB: 0 BB: 0 P: 13	R: 0 E: 0 K: 0 S: 9	H: 0 LOB: 0 BB: 0 P: 14	R: 0 E: 0 K: 1 S: 13	H: 0 LOB: 1 BB: 1 P: 23	R: 0 E: 0 K: 1 S: 7	H: 0 LOB: 0 BB: 0 P: 11	R: 1 E: 0 K: 0 S: 5	H: 2 LOB: 1 BB: 0 P: 7	R: 0 E: 0 K: 0 S: 12	H: 2 LOB: 1 BB: 0 P: 18	1B: 8 2B: 4 3B: 1 HR: 1	SF: 0 SAC: 1 DP: 1 HBP: 1	WP: 0 PB: 0 SB: 0 CS: 0	PA: 41
PITCHER	IP WLS BF H R ER SO BB IBB HBP BLK WP HR S P ERA WHIP																					
Bronson Arroyo, R ERA: 4.06	(1, 1) 2.2 L 18 10 7 7 3 1 1 0 0 0 0 1 35 63 23.62 4.125																					
John Halama, L ERA: 5.34	(3, 1) 4.1 14 0 0 0 3 1 0 1 0 0 0 40 64 0.00 0.231																					
Alan Embree, L ERA: 5.56	(8, 1) 1.0 5 2 1 1 0 0 0 0 0 0 0 5 7 9.00 2.000																					
Mike Myers, L ERA: 2.08	(9, 1) 1.0 4 2 0 0 0 0 0 0 0 0 0 0 12 18 0.00 2.000																					

Baltimore Orioles @ Boston Red Sox
Fenway Park, Boston, MA
Mon May 30 2005, 7:05 PM EDT
Att: 35,483 - Cloudy - 63 F

AB 36
R 8
H 14
RBI 8
BB 3
SO 6
LOB 17



Batter	1	2	3	4	5	6	7	8	9	AB	R	H	RBI	BB	SO	LOB	BOTTOM			
18 Johnny Damon, L OBP: 0.406, SLG: 0.459										2	0	2	0	1	0	0				
Jay Payton, R OBP: 0.276, SLG: 0.363										1	1	0	0	0	0	0				
Edgar Renteria, R OBP: 0.335, SLG: 0.417										4	0	0	0	0	0	4				
34 David Ortiz, L OBP: 0.374, SLG: 0.560										3	0	0	0	1	1	2				
Manny Ramirez, R OBP: 0.352, SLG: 0.500										4	0	1	1	0	2	2				
Trot Nixon, L OBP: 0.412, SLG: 0.521										4	0	1	0	0	1	0				
Jason Varitek, S OBP: 0.382, SLG: 0.574										3	0	0	0	0	1	0				
20 Kevin Youkilis, R OBP: 0.422, SLG: 0.395										1	0	0	0	0	0	3				
John Olerud, L OBP: 0.455, SLG: 0.545										4	0	2	0	0	0	0				
Bill Mueller, S OBP: 0.395, SLG: 0.366											3	0	0	0	0	2				
Kelly Shoppach, R OBP: 0.422, SLG: 0.395										1	0	0	0	0	0	0				
Ramón Vázquez, L OBP: 0.250, SLG: 0.260										4	0	0	0	0	0	1				
Inning Stats	R: 0 E: 0 K: 2 S: 11	H: 1 LOB: 1 BB: 0 P: 19	R: 0 E: 0 K: 0 S: 8	H: 0 LOB: 0 BB: 0 P: 10	R: 0 E: 0 K: 0 S: 8	H: 1 LOB: 0 BB: 0 P: 12	R: 0 E: 0 K: 1 S: 8	H: 0 LOB: 0 BB: 0 P: 12	R: 0 E: 0 K: 1 S: 11	H: 1 LOB: 1 BB: 1 P: 22	R: 0 E: 0 K: 0 S: 7	H: 1 LOB: 1 BB: 0 P: 14	R: 1 E: 1 K: 0 S: 14	H: 2 LOB: 3 BB: 1 P: 23	R: 0 E: 0 K: 0 S: 9	H: 0 LOB: 0 BB: 0 P: 12	1B: 4 2B: 2 3B: 0 HR: 0	SF: 0 SAC: 0 DP: 0 HBP: 0	WP: 0 PB: 0 SB: 1 CS: 0	PA: 36
PITCHER	IP WLS BF H R ER SO BB IBB HBP BLK WP HR S P ERA WHIP																			
Rodrigo Lopez, R ERA: 3.91	(1, 1) 8.0 W 33 6 1 0 5 2 0 0 0 0 0 0 9 124 0.00 1.000																			
Steve Kline, L ERA: 5.3	(9, 1) 1.0 3 0 0 0 0 0 0 0 0 0 0 0 9 12 0.00 0.000																			

Baltimore Orioles @ Boston Red Sox
Fenway Park, Boston, MA
Mon May 30 2005, 7:05 PM EDT
Att: 35,483 - Cloudy - 63 F

AB 34
R 1
H 6
RBI 1
BB 2
SO 5
LOB 14



Batter	1	2	3	4	5	6	7	8	9	AB	R	H	RBI	BB	SO	LOB	TOP			
David Newhan, L (1, 8) OBP: 0.240, SLG: 0.348	1-2 G4-3	0-0 L9		1-1 L3		0-1 6 1B		0-2 L6		5	1	1	0	0	0	1				
6 Melvin Mora, R (1, 5) OBP: 0.345, SLG: 0.495	0-2 F7		1-2 P2		1-3 K	2-0 2H 1B			4-2 10 2B SF8	4	1	1	1	1	1	0				
10 Miguel Tejada, R (1, 6) OBP: 0.371, SLG: 0.620	2-1 2B		0-1 HR		3-1 1B	0-1 F8			1 SAFE 1-2 SF8	5	3	4	1	0	0	1				
Sammy Sosa, R (1, 9) OBP: 0.312, SLG: 0.413	0-2 P4		3-2 HR		0-1 G5-3				4-2 31 FC1-6	4	1	1	1	1	0	2				
Rafael Palmeiro, L (1, 3) OBP: 0.356, SLG: 0.440		1-0 G1-3	0-0 E3		4-0 1B				3-1 31 FC1-6	3	0	0	1	1	0	0				
B.J. Surhoff, L (1, 7) OBP: 0.308, SLG: 0.437		4-0 2B HR	1-3 K		0-2 1B				2-3 3-H SF8	3	1	1	2	1	2	1				
31 Jay Gibbons, L (1, 10) OBP: 0.311, SLG: 0.530		0-1 P6	0-0 FC6-4		1-0 F7				3-H SF8	5	0	0	0	0	0	5				
Chris Gomez, R (1, 4) OBP: 0.531, SLG: 0.550		0-2 HR		3-2 F8		2-0 1B S			2-0 F8	3	1	1	0	0	0	0				
Gerónimo Gil, R (1, 2) OBP: 0.226, SLG: 0.322		0-1 HR		0-0 F7		3-3 K			2-0 1B	4	1	2	3	0	1	1				
Inning Stats	R: 0 E: 0 K: 0 S: 12	H: 1 LOB: 1 BB: 0 P: 15	R: 3 E: 0 K: 0 S: 9	H: 2 LOB: 0 BB: 1 P: 14	R: 2 E: 1 K: 1 S: 14	H: 2 LOB: 1 BB: 0 P: 19	R: 0 E: 0 K: 0 S: 7	H: 0 LOB: 0 BB: 0 P: 11	R: 1 E: 0 K: 1 S: 11	H: 2 LOB: 2 BB: 1 P: 20	R: 0 E: 0 K: 1 S: 6	H: 0 LOB: 0 BB: 0 P: 11	R: 0 E: 0 K: 0 S: 8	H: 1 LOB: 1 BB: 0 P: 12	R: 2 E: 0 K: 0 S: 20	H: 1 LOB: 2 BB: 2 P: 32	1B: 4 2B: 4 3B: 0 HR: 3	SF: 2 SAC: 0 DP: 0 HBP: 1	WP: 0 PB: 0 SB: 1 CS: 0	PA: 43
PITCHER	IP	WLS	BF	H	R	ER	SO	BB	IBB	HBP	BLK	WP	HR	S	P	ERA	WHIP			
49 Tim Wakefield, R (1, 1) ERA: 5.03	5.2	L	29	9	7	7	3	2	0	1	0	0	3	60	93	11.12	1.941			
Bronson Arroyo, R (6, 1) ERA: 3.99	1.1		4	0	0	0	1	0	0	0	0	0	0	8	13	0.00	0.000			
Matt Mantei, R (8, 1) ERA: 3.0	1.0		7	2	2	2	0	2	0	0	0	0	0	17	30	18.00	4.000			
Alan Embree, L (9, 1) ERA: 5.32	1.0		3	0	0	0	0	0	0	0	0	0	0	11	14	0.00	0.000			

Baltimore Orioles @ Boston Red Sox
 Fenway Park, Boston, MA
 Wed Jun 01 2005, 7:05 PM EDT
 Att: 35,527 - Clear - 59 F

AB	36
R	9
H	11
RBI	9
BB	4
SO	4
LOB	11





Batter	1	2	3	4	5	6	7	8	9	AB	R	H	RBI	BB	SO	LOB	BOTTOM					
18 Johnny Damon, L (1, 8) OBP: 0.404, SLG: 0.458	0-1 G6-4-3 1B		0-0 F8		1-1 1B		0-0 SF7	0-1 F5		4	0	2	1	0	0	2						
Edgar Renteria, R (1, 6) OBP: 0.330, SLG: 0.408	0-1 G6-4-3 1-2		2-1 P2		0-3 K2-3		3-H F9	1-0 FC6-4		5	0	0	0	0	1	6						
34 David Ortiz, L (1, 10) OBP: 0.390, SLG: 0.563	4-0 BB			0-0 FC1-6 1B		1-2 1B	4-2 BB 1B		3-3 K	3	0	2	0	2	1	0						
Manny Ramirez, R (1, 7) OBP: 0.353, SLG: 0.497	0-3 K			3-2 FC1-6 1B		3-2 F9	2-0 BB		2-1 F8	5	0	2	2	0	1	2						
Trot Nixon, L (1, 9) OBP: 0.412, SLG: 0.510		1-1 1B		3-1 F7		0-0 F8			0-0 G4-3	3	0	1	0	0	0	3						
Jay Payton, R (7, PH) OBP: 0.280, SLG: 0.353										1	0	0	0	1	0	0						
Jason Varitek, S (1, 2) OBP: 0.387, SLG: 0.553		0-1 F9		1-1 FC1-6		0-1 G3	3-2 G4-3			3	0	0	0	0	0	4						
Kelly Shoppach, R (7, 2)				1-2 2-3						1	0	0	0	0	0	3						
Kevin Millar, R (1, 3) OBP: 0.328, SLG: 0.316		1-1 P4		3-2 G5-3			1-1 E6	0-0 1B 18 SF7		4	1	1	0	0	0	3						
Bill Mueller, S (1, 5) OBP: 0.389, SLG: 0.351		0-1 P4			0-3 K		4-0 34 BB 1B	0-3 K		3	1	0	0	1	2	2						
Mark Bellhorn, S (1, 4) OBP: 0.352, SLG: 0.365			1-0 G5-3		0-0 G1-3		2-1 34 BB 1B	3-2 E4		4	1	1	0	0	0	1						
Inning Stats	R: 0 E: 0 K: 1 S: 7	H: 1 LOB: 1 BB: 1 P: 11	R: 0 E: 0 K: 0 S: 8	H: 1 LOB: 0 BB: 0 P: 10	R: 0 E: 0 K: 0 S: 4	H: 0 LOB: 0 BB: 0 P: 7	R: 0 E: 0 K: 0 S: 11	H: 2 LOB: 2 BB: 0 P: 21	R: 0 E: 0 K: 2 S: 9	H: 1 LOB: 1 BB: 0 P: 10	R: 0 E: 0 K: 0 S: 10	H: 1 LOB: 1 BB: 0 P: 14	R: 3 E: 1 K: 0 S: 16	H: 2 LOB: 3 BB: 3 P: 37	R: 0 E: 1 K: 1 S: 11	H: 1 LOB: 2 BB: 0 P: 15	R: 0 E: 0 K: 1 S: 7	H: 0 LOB: 0 BB: 0 P: 12	1B: 9 2B: 0 3B: 0 HR: 0	SF: 1 SAC: 0 DP: 1 HBP: 0	WP: 0 PB: 0 SB: 0 CS: 0	PA: 41
PITCHER	IP	WLS	BF	H	R	ER	SO	BB	IBB	HBP	BLK	WP	HR	S	P	ERA	WHIP					
Sidney Ponson, R (1, 1) ERA: 5.11	6.2	W	31	8	3	0	0	3	0	0	0	0	0	3	7							
Steve Kline, L (7, 1) ERA: 5.3	0.0		1	0	0	0	0	1	0	0	0	0	0	3	7							
Todd Williams, R (7, 1) ERA: 3.27	0.1	H	1	0	0	0	0	0	0	0	0	0	0	3	6	0.00	0.000					
Jorge Julio, R (8, 1) ERA: 2.36	1.0		5	1	0	0	1	0	0	0	0	0	0	11	15	0.00	1.000					
James Baldwin, R (9, 1) ERA:	1.0		3	0	0	0	1	0	0	0	0	0	0	7	12	0.00	0.000					


Baltimore Orioles @ Boston Red Sox
 Fenway Park, Boston, MA
 Wed Jun 01 2005, 7:05 PM EDT
 Att: 35,527 - Clear - 59 F


AB	36
R	3
H	9
RBI	3
BB	4
SO	5
LOB	26



Batter	1	2	3	4	5	6	7	8	9	AB	R	H	RBI	BB	SO	LOB	TOP					
David Newhan, L (1, 8) OBP: 0.250, SLG: 0.351	1-1 G4-3		2-2 G3-1		2-0 1B		3-1 G5-3		1-2 SH1-4 FC4-6 1B	5	1	2	0	0	0	0	<p>Baltimore Orioles @ Boston Red Sox Fenway Park, Boston, MA Thu Jun 02 2005, 1:05 PM EDT Att: 35,138 - Sunny - 63 F</p> <p>livebaseballscores.com</p> <p>AB 36 R 4 H 10 RBI 4 BB 5 SO 4 LOB 18</p> 					
6 Melvin Mora, R (1, 5) OBP: 0.348, SLG: 0.493	2-1 FC6-4 1B		1-3 K		4-0 1-2 BB		2-2 P2		0-1 SH1-4 1-3	3	0	1	0	1	1	0						
10 Miguel Tejada, R (1, 6) OBP: 0.372, SLG: 0.618	0-2 FC6-4 1-2			3-2 G5-3	0-1 G6-3		2-2 2B		4-0 FC4-6 BB IBB	4	0	1	0	1	0	3						
Sammy Sosa, R (1, 10)	0-3 K			4-1 FC3-6 BB		4-2 1B 2B		2-2 G6-3	4-2 FC4-6 1-2 BB	2	1	0	0	3	1	2						
Rafael Palmeiro, L (1, 3)		3-2 F7		0-0 FC3-6 1B 1-2		1-2 2B 31 G4-3 1B		2-2 G3-1	2-0 FC4-6 1-2 2-3 3H	5	1	1	1	0	0	3						
B.J. Surhoff, L (1, 7) OBP: 0.321, SLG: 0.454	0-1 G4-3		0-0 1B		2-2 31 G4-3 2B		2-2 G4-3		1-0 G4-3	5	0	3	1	0	0	2						
31 Jay Gibbons, L (1, 9) OBP: 0.309, SLG: 0.542	1-0 HR		1-1 G6-3		0-1 G4-3		0-1 FC8-6 1B 1-2			4	1	1	2	0	0	4						
Chris Gomez, R (1, 4) OBP: 0.509, SLG: 0.523	2-0 G5-3			2-1 G6-3	1-0 G4-3		0-1 1-2 1B			4	0	1	0	0	0	1						
Sal Fasano, R (1, 2) OBP: 0.259, SLG: 0.480			1-3 K		2-3 K		0-2 F8		0-0 F9	4	0	0	0	0	2	3						
Inning Stats	R: 0 E: 0 K: 1 S: 10	H: 1 LOB: 1 BB: 0 P: 13	R: 1 E: 0 K: 0 S: 8	H: 1 LOB: 0 BB: 0 P: 14	R: 0 E: 0 K: 2 S: 11	H: 0 LOB: 0 BB: 0 P: 15	R: 0 E: 1 K: 0 S: 8	H: 1 LOB: 2 BB: 1 P: 16	R: 0 E: 0 K: 1 S: 17	H: 1 LOB: 2 BB: 1 P: 18	R: 2 E: 0 K: 0 S: 14	H: 2 LOB: 1 BB: 1 P: 23	R: 0 E: 0 K: 0 S: 13	H: 2 LOB: 2 BB: 0 P: 17	R: 1 E: 0 K: 0 S: 9	H: 1 LOB: 2 BB: 2 P: 21	1B: 7 2B: 2 3B: 0 HR: 1	SF: 0 SAC: 1 DP: 0 HBP: 0	WP: 1 PB: 0 SB: 1 CS: 0	PA: 42		
PITCHER	IP WLS BF H R ER SO	IP WLS BF H R ER SO	IP WLS BF H R ER SO	IP WLS BF H R ER SO	IP WLS BF H R ER SO	IP WLS BF H R ER SO	IP WLS BF H R ER SO	IP WLS BF H R ER SO	IP WLS BF H R ER SO	IP WLS BF H R ER SO	IP WLS BF H R ER SO	IP WLS BF H R ER SO	IP WLS BF H R ER SO	IP WLS BF H R ER SO	IP WLS BF H R ER SO	IP WLS BF H R ER SO	ERA WHIP	ERA WHIP				
30 Matt Clement, R (1, 1) ERA: 3.17	6.0	27	6	3	3	4	3	0	0	0	0	0	0	0	0	0	1	1	62	101	4.50	1.500
50 Mike Timlin, R (7, 1) ERA: 1.39	1.0	4	1	0	0	0	0	0	0	0	0	0	0	0	0	0	0	0	14	23	0.00	1.000
Mike Myers, L (8, 1) ERA: 1.8	0.2	3	1	0	0	0	0	0	0	0	0	0	0	0	0	0	0	0	10	14	0.00	1.500
Keith Foulke, R (8, 1) ERA: 6.48	1.1	W 8	2	1	1	0	1	1	0	0	0	0	0	0	0	0	0	0	12	24	6.75	2.250

Batter	1	2	3	4	5	6	7	8	9	AB	R	H	RBI	BB	SO	LOB	BOTTOM					
20 Kevin Youkilis, R (1, 5) OBP: 0.420, SLG: 0.405	1-2 F9 34 G3-1 2B		0-1 F9		1-1 F8		2-1 34 1B HBP		1-3 K	4	1	1	0	0	1	2	<p>Baltimore Orioles @ Boston Red Sox Fenway Park, Boston, MA Thu Jun 02 2005, 1:05 PM EDT Att: 35,138 - Sunny - 63 F</p> <p>livebaseballscores.com</p> <p>AB 35 R 6 H 10 RBI 6 BB 3 SO 4 LOB 16</p> 					
Edgar Renteria, R (1, 6) OBP: 0.327, SLG: 0.403	2-0 F9		1-1 G5-3		1-2 G6-3		0-1 F8		0-0 34 HR 1B	5	1	1	0	0	0	4						
34 David Ortiz, L (1, 10) OBP: 0.394, SLG: 0.576	3-2 G3-1			4-1 G1-3 1B 2B	2-2 F7		0-0 1-2 2-3 1B		3-2 1-1 2-H 2-H HR	4	2	2	4	1	0	0						
Manny Ramirez, R (1, 7)	1-0 F9			1-1 G1-3 2B 1B		0-3 K		1-1 G5-3	4-1 1-1 2-H 2-H HR	4	1	1	0	0	1	3						
Trot Nixon, L (1, 9) OBP: 0.403, SLG: 0.497		0-0 F7		1-0 G1-3		2-2 F7		2-0 G4-3		4	0	0	0	0	0	2						
Jason Varitek, S (1, 2) OBP: 0.370, SLG: 0.564		3-3 K		1-2 BB 2B		3-1 2B		0-1 F8		4	0	2	2	0	1	0						
John Olerud, L (1, 3) OBP: 0.389, SLG: 0.471		3-1 G1-3		4-0 BB IBB		2-1 P3		0-0 G5-3		3	0	0	0	1	0	1						
Jay Payton, R (1, 8) OBP: 0.295, SLG: 0.372			2-1 2B		4-2 G4-6-3 BB		1-1 F9		2-2 F8	1	0	1	0	1	0	0						
18 Johnny Damon, L (7, PH) OBP: 0.401, SLG: 0.453										2	0	0	0	0	0	0						
Mark Bellhorn, S (1, 4) OBP: 0.355, SLG: 0.369			0-3 K		0-0 G4-6-3 1-2		1-1 34 1B 20 HBP 1B		2-2 34 HR 1B	4	1	2	0	0	1	4						
Inning Stats	R: 1 E: 0 K: 0 S: 8	H: 1 LOB: 0 BB: 0 P: 15	R: 0 E: 0 K: 1 S: 6	H: 0 LOB: 0 BB: 0 P: 12	R: 0 E: 0 K: 1 S: 9	H: 1 LOB: 1 BB: 0 P: 12	R: 2 E: 0 K: 0 S: 10	H: 2 LOB: 2 BB: 3 P: 25	R: 0 E: 0 K: 0 S: 11	H: 0 LOB: 0 BB: 0 P: 15	R: 0 E: 0 K: 1 S: 10	H: 1 LOB: 1 BB: 0 P: 17	R: 0 E: 0 K: 0 S: 10	H: 2 LOB: 3 BB: 0 P: 15	R: 0 E: 0 K: 0 S: 4	H: 0 LOB: 0 BB: 0 P: 6	R: 3 E: 0 K: 1 S: 18	H: 3 LOB: 0 BB: 0 P: 26	1B: 5 2B: 4 3B: 0 HR: 1	SF: 0 SAC: 0 DP: 1 HBP: 1	WP: 0 PB: 0 SB: 0 CS: 0	PA: 39
PITCHER	IP WLS BF H R ER SO	IP WLS BF H R ER SO	IP WLS BF H R ER SO	IP WLS BF H R ER SO	IP WLS BF H R ER SO	IP WLS BF H R ER SO	IP WLS BF H R ER SO	IP WLS BF H R ER SO	IP WLS BF H R ER SO	IP WLS BF H R ER SO	IP WLS BF H R ER SO	IP WLS BF H R ER SO	IP WLS BF H R ER SO	IP WLS BF H R ER SO	IP WLS BF H R ER SO	IP WLS BF H R ER SO	ERA WHIP	ERA WHIP				
49 Hayden Penn, R (1, 1) ERA: 3.6	5.1	22	4	3	3	3	2	1	0	0	0	0	0	0	0	0	0	0	47	82	5.06	1.125
John Parrish, L (6, 1) ERA: 1.35	0.2	3	1	0	0	0	0	0	0	0	0	0	0	0	0	0	0	0	7	14	0.00	1.500
Steve Reed, R (7, 1) ERA: 6.53	0.2	4	1	0	0	0	0	0	1	0	0	0	0	0	0	0	0	0	7	11	0.00	1.500
Steve Kline, L (7, 1) ERA: 5.3	0.0	1	1	0	0	0	0	0	0	0	0	0	0	0	0	0	0	0	1	1	∞	∞
Todd Williams, R (7, 1) ERA: 3.22	0.1	1	0	0	0	0	0	0	0	0	0	0	0	0	0	0	0	0	2	3	0.00	0.000

Batter	1	2	3	4	5	6	7	8	9	AB	R	H	RBI	BB	SO	LOB	TOP										
9 Chone Figgins, S OBP: 0.333, SLG: 0.410	G4-3		G4-3 2B				G5-4-3			5	1	3	2	0	0	1	Los Angeles Angels @ Boston Red Sox Fenway Park, Boston, MA Fri Jun 03 2005, 7:05 PM EDT Att: 35,328 - Cloudy - 72 F										
Darin Erstad, L OBP: 0.326, SLG: 0.382	K		G4-3					K		5	0	2	1	0	2	1											
Steve Finley, L OBP: 0.289, SLG: 0.423	K		P2							5	0	1	0	0	2	5											
16 Garret Anderson, L OBP: 0.321, SLG: 0.445					G6-3		G4-3			4	0	1	0	0	0	2											
Bengie Molina, R OBP: 0.344, SLG: 0.447					E6					3	0	1	0	1	0	0											
8 Dallas McPherson, L OBP: 0.299, SLG: 0.435	K				K		G4-1			4	0	0	0	0	3	5											
20 Juan Rivera, R OBP: 0.259, SLG: 0.355							L9			4	0	0	0	0	0	2											
Orlando Cabrera, R OBP: 0.300, SLG: 0.350					G6-3					4	1	1	0	0	1	0											
Adam Kennedy, L OBP: 0.315, SLG: 0.326										4	2	4	1	0	0	0											
Inning Stats	R: 0 H: 0 E: 0 K: 2 S: 14	H: 0 LOB: 0 BB: 0 P: 18	R: 0 H: 2 E: 0 K: 1 S: 7	LOB: 1 BB: 0 P: 8	R: 1 H: 2 E: 0 K: 0 S: 11	LOB: 1 BB: 0 P: 14	R: 0 H: 0 E: 1 K: 1 S: 9	H: 0 LOB: 0 BB: 0 P: 14	R: 3 H: 4 E: 0 K: 0 S: 16	LOB: 1 BB: 0 P: 23	R: 0 H: 0 E: 0 K: 0 S: 8	H: 0 LOB: 0 BB: 0 P: 9	R: 0 H: 1 E: 0 K: 0 S: 8	LOB: 0 BB: 0 P: 9	R: 0 H: 1 E: 0 K: 2 S: 14	LOB: 2 BB: 1 P: 24		R: 0 H: 3 E: 0 K: 2 S: 18	LOB: 3 BB: 0 P: 24	1B: 10 2B: 2 3B: 0 HR: 1	SF: 0 SAC: 0 DP: 2 HBP: 0	WP: 0 PB: 0 SB: 0 CS: 1	PA: 39				
PITCHER	IP	WLS	BF	H	R	ER	SO	BB	IBB	HBP	BLK	WP	HR	S	P	ERA	WHIP										
David Wells, L ERA: 5.85	7.0		28	9	4	4	4	0	0	0	0	0	1	73	95	5.14	1.286										
Mike Myers, L ERA: 1.54	1.0	W	5	1	0	0	2	0	1	0	0	0	0	14	24	0.00	1.000										
Keith Foulke, R ERA: 6.23	1.0	S	6	3	0	0	2	0	0	0	0	0	0	18	24	0.00	3.000										

Batter	1	2	3	4	5	6	7	8	9	AB	R	H	RBI	BB	SO	LOB	BOTTOM										
18 Johnny Damon, L OBP: 0.397, SLG: 0.452	F8	L3								5	0	1	4	0	0	5	Los Angeles Angels @ Boston Red Sox Fenway Park, Boston, MA Fri Jun 03 2005, 7:05 PM EDT Att: 35,328 - Cloudy - 72 F										
Edgar Renteria, R OBP: 0.324, SLG: 0.395	K		K							4	0	0	0	1	3	2											
34 David Ortiz, L OBP: 0.388, SLG: 0.568	K		K							3	0	0	1	0	3	0											
Manny Ramirez, R OBP: 0.350, SLG: 0.492		K	G4-3							4	0	1	0	0	1	1											
Trot Nixon, L OBP: 0.400, SLG: 0.490		G4-3								4	1	1	0	0	0	1											
Jason Varitek, S OBP: 0.368, SLG: 0.554										3	1	0	0	1	1	2											
Kevin Millar, R ERA: 2.97										4	1	1	0	0	1	2											
John Olerud, L OBP: 0.389, SLG: 0.471										0	0	0	0	0	0	0											
Bill Mueller, S OBP: 0.402, SLG: 0.360										2	2	2	1	2	0	0											
Mark Bellhorn, S OBP: 0.363, SLG: 0.377										2	2	1	1	2	1	1											
Inning Stats	R: 0 H: 0 E: 0 K: 2 S: 10	H: 0 LOB: 0 BB: 0 P: 16	R: 1 H: 1 E: 1 K: 1 S: 14	LOB: 3 BB: 2 P: 27	R: 0 H: 0 E: 0 K: 2 S: 8	LOB: 0 BB: 0 P: 10	R: 0 H: 0 E: 0 K: 1 S: 9	H: 0 LOB: 0 BB: 0 P: 11	R: 0 H: 1 E: 0 K: 1 S: 9	LOB: 1 BB: 0 P: 16	R: 0 H: 1 E: 0 K: 1 S: 8	LOB: 1 BB: 0 P: 15	R: 3 H: 2 E: 0 K: 0 S: 12	LOB: 1 BB: 2 P: 25	R: 3 H: 2 E: 0 K: 2 S: 16	LOB: 1 BB: 2 P: 31		1B: 3 2B: 4 3B: 0 HR: 0	SF: 1 SAC: 0 DP: 0 HBP: 0	WP: 0 PB: 0 SB: 1 CS: 0	PA: 38						
PITCHER	IP	WLS	BF	H	R	ER	SO	BB	IBB	HBP	BLK	WP	HR	S	P	ERA	WHIP										
45 Kelvim Escobar, R ERA: 2.97	6.0		24	3	1	0	8	2	0	0	0	0	0	6	14	81.00	12.000										
Brendan Donnelly, R ERA: 4.07	0.1	H	5	2	3	3	0	2	0	0	0	0	0	6	14	81.00	12.000										
62 Scot Shields, R ERA: 2.73	1.1	L	8	2	3	3	1	1	1	0	0	0	0	18	36	20.25	2.250										
Joel Peralta, R ERA:	0.1		1	0	0	0	1	0	0	0	0	0	0	4	6	0.00	0.000										


Batter	1	2	3	4	5	6	7	8	9	AB	R	H	RBI	BB	SO	LOB	TOP										
9 Chone Figgins, S OBP: 0.328, SLG: 0.414 (1, 9) (8, 5)	F9		1B		G3		B2		F8	5	0	1	0	0	0	3	Los Angeles Angels @ Boston Red Sox Fenway Park, Boston, MA Sun Jun 05 2005, 2:05 PM EDT Att: 35,008 - Sunny - 84 F										
Darin Erstad, L OBP: 0.332, SLG: 0.386 (1, 3) (8, 9)	F9		1B		G4-3		1B		G3	5	0	2	2	0	0	1											
Steve Finley, L OBP: 0.289, SLG: 0.424 (1, 8) (8, 9)	L3		K		BB		P6			3	0	0	0	1	1	4											
16 Garret Anderson, L OBP: 0.299, SLG: 0.471 (1, 7) (8, 9)					L8		G3		F8	4	0	1	0	0	0	3											
8 Dallas McPherson, L OBP: 0.301, SLG: 0.432 20 Juan Rivera, R OBP: 0.255, SLG: 0.351 (8, PH) (8, 9)	G4-6-3						G3		G6-3	3	0	1	0	0	0	1											
Jeff DaVanon, S OBP: 0.308, SLG: 0.257 (1, 10) (8, 9)	G6-3				2B		K		K	3	0	0	0	1	2	0											
Bengie Molina, R OBP: 0.301, SLG: 0.500 (1, 2) (8, 9)					G5-4-3		HR		2B	3	1	2	1	1	0	2											
Orlando Cabrera, R OBP: 0.296, SLG: 0.344 (1, 6) (8, 9)					P3		F9		F9	4	1	1	0	0	0	2											
Adam Kennedy, L OBP: 0.347, SLG: 0.375 (1, 4) (8, 9)	F8				G4-3		1B		G1-3	4	1	2	0	0	0	1											
Inning Stats	R: 0 E: 0 K: 0 S: 6	H: 0 LOB: 0 BB: 0 P: 9	R: 0 E: 0 K: 0 S: 8	H: 1 LOB: 0 BB: 0 P: 13	R: 0 E: 0 K: 1 S: 13	H: 2 LOB: 3 BB: 1 P: 23	R: 0 E: 0 K: 0 S: 5	H: 1 LOB: 1 BB: 1 P: 10	R: 1 E: 0 K: 0 S: 12	H: 2 LOB: 2 BB: 1 P: 24	R: 1 E: 0 K: 1 S: 10	H: 1 LOB: 0 BB: 0 P: 17	R: 1 E: 0 K: 0 S: 14	H: 2 LOB: 0 BB: 0 P: 20	R: 0 E: 0 K: 1 S: 14	H: 1 LOB: 1 BB: 0 P: 18		R: 0 E: 0 K: 0 S: 5	H: 0 LOB: 0 BB: 0 P: 7	1B: 6 2B: 3 3B: 0 HR: 1	SF: 0 SAC: 0 DP: 2 HBP: 0	WP: 0 PB: 0 SB: 0 CS: 0	PA: 38				
PITCHER	IP	WLS	BF	H	R	ER	SO	BB	IBB	HBP	BLK	WP	HR	S	P	ERA	WHIP										
Wade Miller, R ERA: 4.73 (1, 1)	6.1		29	9	3	3	2	3	0	0	0	0	1	64	110	4.26	1.895										
Mike Myers, L ERA: 1.46 (7, 1)	0.2	W	2	0	0	0	0	0	0	0	0	0	0	4	6	0.00	0.000										
50 Mike Timlin, R ERA: 1.61 (8, 1)	1.0	H	4	1	0	0	1	0	0	0	0	0	0	14	18	0.00	1.000										
Keith Foulke, R ERA: 6.0 (9, 1)	1.0	S	3	0	0	0	0	0	0	0	0	0	0	5	7	0.00	0.000										

Batter	1	2	3	4	5	6	7	8	9	AB	R	H	RBI	BB	SO	LOB	BOTTOM										
Mark Bellhorn, S OBP: 0.352, SLG: 0.361 (1, 4) (8, 9)	K		K		F8		SF8			3	0	0	1	0	2	0	Los Angeles Angels @ Boston Red Sox Fenway Park, Boston, MA Sun Jun 05 2005, 2:05 PM EDT Att: 35,008 - Sunny - 84 F										
Edgar Renteria, R OBP: 0.323, SLG: 0.392 (1, 6) (8, 9)	1B				B2		K		K	4	0	1	0	0	2	2											
34 David Ortiz, L OBP: 0.382, SLG: 0.556 (1, 10) (8, 9)	G4-6-3				1B		2B		2B	3	1	1	2	1	1	1											
Manny Ramirez, R OBP: 0.345, SLG: 0.480 (1, 7) (8, 9)	F8				1B		K		K	4	1	1	0	0	2	1											
Kevin Millar, R OBP: 0.340, SLG: 0.378 Trot Nixon, L OBP: 0.405, SLG: 0.497 (6, PR) (7, 9)	P6				1B		1B		G4-6-3	3	1	2	1	0	0	0											
Jason Varitek, S OBP: 0.374, SLG: 0.547 (1, 2) (8, 9)	BB				2B		1B		BB	2	0	0	0	2	1	2											
Bill Mueller, S OBP: 0.406, SLG: 0.363 (1, 5) (8, 9)	F8				1B		G5-4-3		G4-6-3	3	1	1	1	0	0	2											
John Olerud, L OBP: 0.381, SLG: 0.474 (1, 3) (8, 9)	F7				SF7		1B		1B	2	1	1	1	0	0	0											
Jay Payton, R OBP: 0.296, SLG: 0.371 (1, 8) (8, 9)	P3				L5		1B		1B	3	1	1	0	0	0	2											
Inning Stats	R: 0 E: 0 K: 1 S: 9	H: 1 LOB: 0 BB: 0 P: 13	R: 0 E: 0 K: 0 S: 9	H: 0 LOB: 1 BB: 1 P: 15	R: 0 E: 0 K: 1 S: 9	H: 0 LOB: 0 BB: 0 P: 14	R: 3 E: 0 K: 0 S: 15	H: 3 LOB: 2 BB: 2 P: 29	R: 0 E: 0 K: 2 S: 8	H: 1 LOB: 1 BB: 0 P: 8	R: 3 E: 0 K: 2 S: 22	H: 3 LOB: 1 BB: 0 P: 36	R: 0 E: 0 K: 1 S: 5	H: 0 LOB: 0 BB: 1 P: 11	R: 0 E: 0 K: 0 S: 5	H: 0 LOB: 0 BB: 1 P: 11		1B: 6 2B: 2 3B: 0 HR: 0	SF: 2 SAC: 0 DP: 3 HBP: 1	WP: 0 PB: 0 SB: 0 CS: 0	PA: 34						
PITCHER	IP	WLS	BF	H	R	ER	SO	BB	IBB	HBP	BLK	WP	HR	S	P	ERA	WHIP										
Jarrod Washburn, L ERA: 3.86 (1, 1)	6.0		24	5	3	3	5	3	0	0	0	0	0	56	92	4.50	1.333										
Jake Woods, L ERA: 3.12 (7, 1)	0.0	L	2	1	2	2	0	0	0	1	0	0	0	5	9	∞	∞										
Joel Peralta, R ERA: 1.35 (7, 1)	1.0		5	2	1	1	2	0	0	0	0	0	0	17	27	9.00	2.000										
Esteban Yan, R ERA: 5.16 (8, 1)	1.0		3	0	0	0	1	1	0	0	0	0	0	5	11	0.00	1.000										

Batter	1	2	3	4	5	6	7	8	9	AB	R	H	RBI	BB	SO	LOB	TOP		
Mark Bellhorn, S (1,4) OBP: 0.355, SLG: 0.360										3	0	1	0	1	0	0			
Edgar Renteria, R (1,6) OBP: 0.317, SLG: 0.385										4	0	0	0	0	0	2			
34 David Ortiz, L (1,3) OBP: 0.379, SLG: 0.550										4	0	1	0	0	0	0			
Manny Ramirez, R (1,7)										3	1	1	0	0	0	1			
Trot Nixon, L (1,9) OBP: 0.399, SLG: 0.488										3	0	0	0	0	0	2			
Jason Varitek, S (1,2) OBP: 0.373, SLG: 0.543										3	0	1	1	0	1	1			
Jay Payton, R (1,8) OBP: 0.412, SLG: 0.395										3	0	0	0	0	0	1			
Bill Mueller, S (1,5) OBP: 0.400, SLG: 0.356										3	0	0	0	0	0	1			
49 Tim Wakefield, R (1,1)										2	0	0	0	0	0	0			
Matt Mantei, R (6,1)										0	0	0	0	0	0	0			
Alan Embree, L (7,1)										0	0	0	0	0	0	0			
20 Kevin Youkilis, R (8, PH)										1	0	0	0	0	0	0			
John Halama, L (8,1)										0	0	0	0	0	0	0			
Inning Stats	R: 0 E: 0 K: 0 S: 10	H: 1 LOB: 0 BB: 0 P: 14	R: 1 E: 0 K: 0 S: 14	H: 2 LOB: 1 BB: 0 P: 17	R: 0 E: 0 K: 0 S: 9	H: 0 LOB: 0 BB: 0 P: 14	R: 0 E: 0 K: 0 S: 4	H: 0 LOB: 0 BB: 0 P: 7	R: 0 E: 0 K: 0 S: 3	H: 0 LOB: 0 BB: 1 P: 8	R: 0 E: 0 K: 1 S: 8	H: 1 LOB: 1 BB: 0 P: 13	R: 0 E: 0 K: 0 S: 9	H: 0 LOB: 0 BB: 0 P: 13	R: 0 E: 0 K: 0 S: 7	H: 0 LOB: 0 BB: 0 P: 8	1B: 3 2B: 1 3B: 0 HR: 0	SF: 0 SAC: 0 DP: 2 HBP: 0	WP: 0 PA: 30 PB: 0 SB: 0 CS: 0
PITCHER Matt Morris, R (1,1) ERA: 3.43	IP: 9.0 WLS: W BF: 30 H: 4 R: 1 ER: 1 SO: 1	BB: 1 IBB: 0 HBP: 0 BLK: 0	WP: 0 HR: 0 S: 68 P: 101	ERA: 1.00 WHIP: 0.556															

Boston Red Sox @ St. Louis Cardinals
 Busch Stadium, St. Louis, MO
 Mon Jun 06 2005, 7:10 PM CDT
 Att: 50,270 - Partly Cloudy - 84 F


AB 29
R 1
H 4
RBI 1
BB 1
SO 1
LOB 8



Batter	1	2	3	4	5	6	7	8	9	AB	R	H	RBI	BB	SO	LOB	BOTTOM		
22 David Eckstein, R (1,6) OBP: 0.387, SLG: 0.406										5	0	3	3	0	0	0			
Mark Czudzielanek, R (1,4) OBP: 0.367, SLG: 0.460										4	0	0	0	1	0	3			
5 Albert Pujols, R (1,3) OBP: 0.418, SLG: 0.590										3	0	0	0	1	1	0			
15 Jim Edmonds, L (1,8)										4	0	0	0	0	2	2			
Reggie Sanders, R (1,7) OBP: 0.335, SLG: 0.531										4	2	2	0	0	0	2			
Larry Walker, L (1,9) OBP: 0.344, SLG: 0.422										2	2	1	0	0	1	1			
So Taguchi, R (8, PH) (9,9) OBP: 0.289, SLG: 0.375										1	0	0	0	0	0	0			
Abraham Nunez, S (1,5) OBP: 0.342, SLG: 0.407										3	1	1	1	1	0	1			
4 Yadier Molina, R (1,2) OBP: 0.295, SLG: 0.341										3	1	2	2	1	0	1			
Matt Morris, R (1,1) OBP: 0.091, SLG: 0.091										3	1	0	1	0	0	4			
Inning Stats	R: 0 E: 0 K: 1 S: 7	H: 0 LOB: 0 BB: 0 P: 10	R: 3 E: 0 K: 0 S: 18	H: 5 LOB: 2 BB: 0 P: 27	R: 0 E: 0 K: 1 S: 12	H: 0 LOB: 0 BB: 0 P: 14	R: 1 E: 0 K: 1 S: 12	H: 1 LOB: 1 BB: 1 P: 25	R: 0 E: 0 K: 0 S: 5	H: 0 LOB: 2 BB: 2 P: 13	R: 1 E: 0 K: 0 S: 8	H: 1 LOB: 2 BB: 1 P: 14	R: 0 E: 0 K: 1 S: 6	H: 0 LOB: 0 BB: 0 P: 10	R: 2 E: 1 K: 0 S: 11	H: 2 LOB: 1 BB: 0 P: 13	1B: 8 2B: 0 3B: 1 HR: 0	SF: 0 SAC: 1 DP: 0 HBP: 1	WP: 0 PA: 38 PB: 3 SB: 0 CS: 0
PITCHER 49 Tim Wakefield, R (1,1) ERA: 5.13	IP: 5.2 WLS: L BF: 28 H: 7 R: 5 ER: 4 SO: 3	BB: 4 IBB: 0 HBP: 0 BLK: 0	WP: 0 HR: 0 S: 61 P: 102	ERA: 6.35 WHIP: 1.941															
Matt Mantei, R (6,1) ERA: 4.74	0.2	2	0	0	0	0	0	0	0	0	0	3	6	0.00	0.000				
Alan Embree, L (7,1) ERA: 6.57	0.2	2	0	0	0	1	0	0	0	0	0	4	5	0.00	0.000				
John Halama, L (8,1) ERA: 5.84	1.0	6	2	2	0	0	0	0	0	0	0	11	13	0.00	2.000				

Boston Red Sox @ St. Louis Cardinals
 Busch Stadium, St. Louis, MO
 Mon Jun 06 2005, 7:10 PM CDT
 Att: 50,270 - Partly Cloudy - 84 F

AB 32
R 7
H 9
RBI 7
BB 4
SO 4
LOB 14



Batter	1	2	3	4	5	6	7	8	9	AB	R	H	RBI	BB	SO	LOB	TOP										
18 Johnny Damon, L (1, 8) OBP: 0.394, SLG: 0.452										4	0	1	0	0	1	2											
Edgar Renteria, R (1, 6) OBP: 0.316, SLG: 0.382										4	0	1	0	0	0	2											
34 David Ortiz, L (1, 3) OBP: 0.381, SLG: 0.550										4	0	2	0	0	0	0											
Manny Ramirez, R (1, 7) OBP: 0.345, SLG: 0.478 Kevin Millar, R (9, PH) OBP: 0.336, SLG: 0.376										2	0	0	0	1	0	2											
Trot Nixon, L (1, 9) OBP: 0.393, SLG: 0.479 Jay Payton, R (9, PH) OBP: 0.294, SLG: 0.366										3	0	0	0	0	0	2											
Jason Varitek, S (1, 2) OBP: 0.386, SLG: 0.568											3	1	3	1	0	0											
Bill Mueller, S (1, 5) Alan Embree, L (7, 1) Ramón Vázquez, L (9, PH) OBP: 0.246, SLG: 0.255										3	1	0	0	0	0	2											
Mark Bellhorn, S (1, 4) OBP: 0.353, SLG: 0.364											4	0	1	1	0	1	3										
30 Matt Clement, R (1, 1) John Olerud, L (5, PH) John Halama, L (5, 1) Matt Mantei, R (7, 1) 20 Kevin Youkilis, R (7, 5) OBP: 0.304, SLG: 0.450										1	0	0	0	0	1	0											
Inning Stats	R: 0 E: 0 K: 0 S: 5	H: 1 LOB: 0 BB: 0 P: 6	R: 1 E: 0 K: 0 S: 12	H: 1 LOB: 0 BB: 0 P: 17	R: 0 E: 0 K: 1 S: 8	H: 0 LOB: 0 BB: 0 P: 13	R: 0 E: 0 K: 0 S: 7	H: 0 LOB: 1 BB: 0 P: 16	R: 1 E: 0 K: 0 S: 18	H: 2 LOB: 1 BB: 0 P: 24	R: 0 E: 0 K: 0 S: 7	H: 0 LOB: 0 BB: 0 P: 5	R: 0 E: 0 K: 1 S: 7	H: 0 LOB: 3 BB: 0 P: 11	R: 0 E: 0 K: 1 S: 15	H: 3 LOB: 3 BB: 0 P: 22	1B: 7 2B: 2 3B: 0 HR: 1	SF: 0 SAC: 0 DP: 4 HBP: 2	WP: 0 PB: 0 SB: 0 CS: 0	PA: 35							
PITCHER	IP	WLS	BF	H	R	ER	SO	BB	IBB	HBP	BLK	WP	HR	S	P	ERA	WHIP										
Jeff Suppan, R (1, 1) ERA: 4.28	6.0	W	23	6	2	2	1	1	0	0	0	0	1	57	90	3.00	1.167										
Al Reyes, R (7, 1) ERA: 1.55	1.0		4	0	0	0	0	0	0	2	0	0	0	6	12	0.00	0.000										
Ray King, L (8, 1) ERA: 3.07	1.0		2	0	0	0	1	0	0	0	0	0	0	4	4	0.00	0.000										
Gabe White, L (9, 1) ERA: 2.16	0.2		5	3	0	0	0	0	0	0	0	0	0	11	16	0.00	4.500										
Julian Tavarez, R (9, 1) ERA: 2.4	0.1		1	0	0	0	1	0	0	0	0	0	0	4	6	0.00	0.000										

Boston Red Sox @ St. Louis Cardinals
 Busch Stadium, St. Louis, MO
 Tue Jun 07 2005, 7:10 PM CDT
 Att: 47,496 - Partly Cloudy - 83 F

livebaseballscorecards.com

AB 32
 R 2
 H 9
 RBI 2
 BB 1
 SO 3
 LOB 18

Batter	1	2	3	4	5	6	7	8	9	AB	R	H	RBI	BB	SO	LOB	BOTTOM										
22 David Eckstein, R (1, 6) OBP: 0.387, SLG: 0.405										5	1	2	1	0	0	2											
Mark Grudzielanek, R (1, 4) OBP: 0.368, SLG: 0.456										4	2	1	1	0	0	1											
5 Albert Pujols, R (1, 3) OBP: 0.415, SLG: 0.588									4	1	1	2	0	1	2												
15 Jim Edmonds, L (1, 8) OBP: 0.391, SLG: 0.536									4	1	1	2	0	3	2												
Reggie Sanders, R (1, 7) OBP: 0.339, SLG: 0.545									3	2	1	1	1	0	0												
Larry Walker, L (1, 9) OBP: 0.347, SLG: 0.417									2	0	0	0	0	0	0												
Abraham Nunez, S (1, 5) OBP: 0.341, SLG: 0.405									3	0	1	2	0	0	0												
4 Yadier Molina, R (1, 2) OBP: 0.300, SLG: 0.341									3	1	1	0	1	0	2												
Jeff Suppan, R (1, 1) So 15 Al Reyes, R (7, 1) Ray King, L (8, 1) Scott Seabolt, R (8, PH) Gabe White, L (9, 1) Julian Tavarez, L (9, 1)										2	1	1	0	0	1	0											
Inning Stats	R: 2 E: 0 K: 0 S: 11	H: 2 LOB: 0 BB: 0 P: 23	R: 4 E: 0 K: 1 S: 17	H: 4 LOB: 1 BB: 1 P: 26	R: 1 E: 0 K: 0 S: 12	H: 1 LOB: 0 BB: 0 P: 15	R: 0 E: 0 K: 1 S: 7	H: 0 LOB: 0 BB: 0 P: 11	R: 0 E: 0 K: 1 S: 9	H: 1 LOB: 2 BB: 0 P: 16	R: 2 E: 0 K: 2 S: 12	H: 1 LOB: 2 BB: 1 P: 25	R: 0 E: 0 K: 0 S: 9	H: 0 LOB: 0 BB: 0 P: 11	1B: 6 2B: 1 3B: 0 HR: 2	SF: 0 SAC: 1 DP: 0 HBP: 3	WP: 0 PB: 0 SB: 1 CS: 0	PA: 38									
PITCHER	IP	WLS	BF	H	R	ER	SO	BB	IBB	HBP	BLK	WP	HR	S	P	ERA	WHIP										
30 Matt Clement, R (1, 1) ERA: 3.79	4.0	L	20	7	7	7	2	1	0	0	0	0	0	17	29	0.00	0.500										
John Halama, L (5, 1) ERA: 5.29	2.0		8	1	0	0	2	0	0	1	0	0	0	10	23	27.00	1.500										
Matt Mantei, R (7, 1) ERA: 5.49	0.2		5	0	2	2	2	1	0	2	0	0	0	11	13	0.00	0.750										
Alan Embree, L (7, 1) ERA: 6.23	1.1		5	1	0	0	0	0	0	0	0	0	0	11	13	0.00	0.750										

Boston Red Sox @ St. Louis Cardinals
 Busch Stadium, St. Louis, MO
 Tue Jun 07 2005, 7:10 PM CDT
 Att: 47,496 - Partly Cloudy - 83 F

livebaseballscorecards.com

AB 32
 R 9
 H 9
 RBI 9
 BB 2
 SO 6
 LOB 11

Batter	1	2	3	4	5	6	7	8	9	AB	R	H	RBI	BB	SO	LOB	TOP					
18 Johnny Damon, L (1, 8) OBP: 0.388, SLG: 0.441 John Olerud, L (9, PH) OBP: 0.375, SLG: 0.429										3	0	1	1	1	1	0	Boston Red Sox @ Chicago Cubs Wrigley Field, Chicago, IL Fri Jun 10 2005, 1:20 PM CDT Att: 39,215 - Sunny - 89 F					
Edgar Renteria, R (1, 6) OBP: 0.315, SLG: 0.389 Ramón Vázquez, L (7, 6) OBP: 0.241, SLG: 0.250										4	0	1	1	0	0	2						
34 David Ortiz, L (1, 3) OBP: 0.383, SLG: 0.584										5	2	2	3	0	0	2						
Manny Ramirez, R (1, 7) OBP: 0.342, SLG: 0.469										4	0	0	0	1	0	0						
Trot Nixon, L (1, 9) OBP: 0.384, SLG: 0.465 Jay Payton, R (8, PH) OBP: 0.288, SLG: 0.358										3	0	0	0	0	0	0						
Jason Varitek, S (1, 2) OBP: 0.392, SLG: 0.579 Alan Embree, L (7, 1) Kevin Millar, R (8, PH) OBP: 0.344, SLG: 0.378 50 Mike Timlin, R (8, 1)										3	0	2	0	0	0	0						
Bill Mueller, S (1, 5) OBP: 0.393, SLG: 0.353										4	2	1	0	0	0	4						
Mark Bellhorn, S (1, 4) OBP: 0.363, SLG: 0.385										4	1	2	1	0	1	1						
Bronson Arroyo, R (1, 1) 20 Kevin Youkilis, R (5, PH) OBP: 0.415, SLG: 0.386 John Halama, L (5, 1) Kelly Shoppach, R (7, PH) (7, 2)										1	0	0	0	0	1	1						
Inning Stats	R: 0 E: 0 K: 1 S: 9	H: 0 LOB: 0 BB: 0 P: 15	R: 0 E: 0 K: 0 S: 7	H: 0 LOB: 0 BB: 0 P: 12	R: 1 E: 0 K: 1 S: 12	H: 2 LOB: 2 BB: 1 P: 19	R: 0 E: 0 K: 0 S: 8	H: 1 LOB: 1 BB: 0 P: 9	R: 0 E: 0 K: 0 S: 8	H: 0 LOB: 0 BB: 0 P: 9	R: 1 E: 0 K: 0 S: 8	H: 1 LOB: 0 BB: 0 P: 8	R: 1 E: 0 K: 1 S: 12	H: 3 LOB: 2 BB: 0 P: 19	R: 0 E: 0 K: 0 S: 7	H: 1 LOB: 2 BB: 1 P: 15		R: 3 E: 0 K: 1 S: 13	H: 2 LOB: 0 BB: 1 P: 24	1B: 5 2B: 2 3B: 0 HR: 3	SF: 0 SAC: 0 DP: 0 HBP: 0	WP: 0 PB: 0 SB: 0 CS: 0
PITCHER	IP WLS BF H R ER SO BB IBB HBP BLK WP HR S P ERA WHIP																					
Greg Maddux, R (1, 1) ERA: 4.11	6.2 W 28 7 3 3 5 1 0 0 0 0 0 1 61 86 4.05 1.200																					
43 Michael Wuerz, R (7, 1) ERA: 3.45	0.1 1 0 0 0 0 0 0 0 0 0 0 0 3 5 0.00 0.000																					
13 Will Ohman, L (8, 1) ERA: 2.08	1.0 5 1 0 0 0 0 1 0 0 0 0 0 7 15 0.00 2.000																					
Cliff Bartosh, L (9, 1) ERA: 5.17	1.0 6 2 3 3 1 1 0 0 0 0 0 2 13 24 27.00 3.000																					

Batter	1	2	3	4	5	6	7	8	9	AB	R	H	RBI	BB	SO	LOB	BOTTOM			
Neif Perez, S (1, 6) OBP: 0.338, SLG: 0.461										5	1	2	0	0	1	1	Boston Red Sox @ Chicago Cubs Wrigley Field, Chicago, IL Fri Jun 10 2005, 1:20 PM CDT Att: 39,215 - Sunny - 89 F			
Corey Patterson, L (1, 8) OBP: 0.303, SLG: 0.436										5	0	2	0	0	1	1				
25 Derrek Lee, R (1, 3) OBP: 0.464, SLG: 0.697 13 Will Ohman, L (8, 1) Cliff Bartosh, L (9, 1) OBP: 1.000, SLG: 1.000										4	2	2	1	1	1	1				
Jeromy Burnitz, L (1, 9) OBP: 0.317, SLG: 0.474										5	3	3	3	0	0	3				
16 Aramis Ramirez, R (1, 5) OBP: 0.345, SLG: 0.521 Jose Macias, S (8, 5) OBP: 0.276, SLG: 0.309										4	2	3	1	0	0	0				
Todd Walker, L (1, 4) OBP: 0.329, SLG: 0.478 Jerry Hairston, R (8, 4) OBP: 0.369, SLG: 0.362										4	2	2	0	0	1	1				
Todd Hollandsworth, L (1, 7) OBP: 0.307, SLG: 0.397										5	2	2	3	0	0	2				
Michael Barrett, R (1, 2) OBP: 0.343, SLG: 0.515										4	1	3	3	0	0	0				
Greg Maddux, R (1, 1) OBP: 0.192, SLG: 0.308 43 Michael Wuerz, R (7, 1) Jason Dubois, R (7, PH) OBP: 0.314, SLG: 0.491 Enrique Wilson, S (8, 3) OBP: 0.250, SLG: 0.273										2	1	1	1	0	0	1				
Inning Stats	R: 0 E: 0 K: 1 S: 11	H: 0 LOB: 0 BB: 0 P: 14	R: 3 E: 0 K: 2 S: 18	H: 4 LOB: 1 BB: 0 P: 26	R: 4 E: 0 K: 0 S: 29	H: 5 LOB: 1 BB: 0 P: 42	R: 0 E: 0 K: 1 S: 12	H: 1 LOB: 1 BB: 0 P: 15	R: 0 E: 0 K: 0 S: 7	H: 0 LOB: 0 BB: 0 P: 9	R: 4 E: 0 K: 0 S: 16	H: 5 LOB: 1 BB: 1 P: 25	R: 3 E: 0 K: 1 S: 14	H: 5 LOB: 2 BB: 1 P: 23	R: 0 E: 0 K: 1 S: 6	H: 0 LOB: 0 BB: 0 P: 7		1B: 10 2B: 6 3B: 0 HR: 4	SF: 0 SAC: 1 DP: 0 HBP: 0	WP: 3 PB: 0 SB: 1 CS: 0
PITCHER	IP WLS BF H R ER SO BB IBB HBP BLK WP HR S P ERA WHIP																			
Bronson Arroyo, R (1, 1) ERA: 4.54	4.0 L 22 10 7 7 4 0 0 0 0 0 0 0 2 70 97 15.75 2.500																			
John Halama, L (5, 1) ERA: 6.03	2.0 10 5 4 4 0 0 0 0 0 0 0 2 23 34 18.00 2.500																			
Alan Embree, L (7, 1) ERA: 7.0	1.0 8 5 3 3 1 1 0 0 0 0 1 0 14 23 27.00 6.000																			
50 Mike Timlin, R (8, 1) ERA: 1.55	1.0 3 0 0 0 0 1 0 0 0 0 0 0 6 7 0.00 0.000																			



Batter	1	2	3	4	5	6	7	8	9	AB	R	H	RBI	BB	SO	LOB	TOP										
18 Johnny Damon, L (1, 8) OBP: 0.389, SLG: 0.442	4-2 34 BB HR	3-1 FC6-4 WP		1-0 2B		3-3 K			1-0 F8	4	1	1	0	1	1	4											
Edgar Renteria, R (1, 6) OBP: 0.314, SLG: 0.387	1-3 K	4-2 BB		1-1 G6-3			0-0 P3		0-0 WP 34 G3 2B 1B	4	1	1	1	1	1	3											
34 David Ortiz, L (1, 3) OBP: 0.380, SLG: 0.574	4-2 HR BB	1-3 K2-3			2-0 F9		1-3 K		0-1 G3	4	1	0	0	1	2	3											
Manny Ramirez, R (1, 7) OBP: 0.339, SLG: 0.467	1-3 K		1-3 K		0-0 G6-3		1-2 F7		2-2 2B	5	0	1	1	0	2	2											
Trot Nixon, L (1, 9) OBP: 0.385, SLG: 0.480	2-2 HR		1-2 G3		2-0 G4-3			0-0 G1-3 1B	2-1 P5	5	1	2	3	0	0	1											
Jason Varitek, S (1, 2) OBP: 0.389, SLG: 0.570	1-2 G6-3		3-3 K			4-0 BB BB		2-2 G1-3		3	0	0	0	1	1	1											
Bill Mueller, S (1, 5) OBP: 0.390, SLG: 0.368		1-1 HR		2-3 K		1-3 K		3-3 K		4	1	1	1	0	3	2	AB 36										
Mark Bellhorn, S (1, 4) OBP: 0.361, SLG: 0.378		2-3 K		0-3 K		4-0 BB		2-2 F9		3	0	0	0	1	2	1	R 6										
Wade Miller, R (1, 1) OBP: 0.667, SLG: 0.667		0-0		0-1		1-3 K			2-1 18 F8 1B 2B	3	0	2	0	0	1	2	H 9										
Mike Myers, L (8, 1)										0	0	0	0	0	0	0	RBI 6										
Matt Mantei, R (8, 1)										0	0	0	0	0	0	0	BB 5										
John Olerud, L (9, PH) OBP: 0.400, SLG: 0.500										1	1	1	0	0	0	0	SO 13										
Inning Stats	R: 3 E: 0 K: 2 S: 19	H: 1 LOB: 0 BB: 2 P: 32	R: 1 E: 0 K: 2 S: 16	H: 2 LOB: 2 BB: 1 P: 27	R: 0 E: 0 K: 2 S: 10	H: 0 LOB: 0 BB: 0 P: 15	R: 0 E: 0 K: 2 S: 13	H: 2 LOB: 2 BB: 0 P: 17	R: 0 E: 0 K: 3 S: 10	H: 0 LOB: 0 BB: 2 P: 7	R: 0 E: 0 K: 1 S: 8	H: 0 LOB: 0 BB: 0 P: 10	R: 0 E: 0 K: 1 S: 12	H: 1 LOB: 1 BB: 0 P: 19	R: 2 E: 0 K: 0 S: 11	H: 3 LOB: 1 BB: 0 P: 18	1B: 4 2B: 3 3B: 0 HR: 2	SF: 0 SAC: 0 DP: 0 HBP: 0	WP: 2 PA: 41 PB: 0 SB: 0 CS: 0								
PITCHER	IP	WLS	BF	H	R	ER	SO	BB	IBB	HBP	BLK	WP	HR	S	P	ERA	WHIP										
38 Carlos Zambrano, R (1, 1) ERA: 3.19	5.0		23	5	4	4	8	3	0	0	0	1	2	61	98	7.20	1.600										
Todd Wellemeyer, R (6, 1) ERA: 2.37	1.0	W	5	0	0	0	3	2	0	0	0	0	0	10	23	0.00	2.000										
Mike Remlinger, L (7, 1) ERA: 4.3	1.0	H	4	1	0	0	1	0	0	0	0	0	0	9	11	0.00	1.000										
43 Michael Wuerzt, R (8, 1) ERA: 3.34	1.0	H	3	0	0	0	1	0	0	0	0	0	0	11	18	0.00	0.000										
46 Ryan Dempster, R (9, 1) ERA: 4.91	1.0	S	6	3	2	2	0	0	0	0	0	1	0	11	18	18.00	3.000										

Boston Red Sox @ Chicago Cubs
Wrigley Field, Chicago, IL
Sat Jun 11 2005, 2:15 PM CDT
Att: 39,096 - Partly Cloudy - 84 F

AB 36
R 6
H 9
RBI 6
BB 5
SO 13
LOB 19



Batter	1	2	3	4	5	6	7	8	9	AB	R	H	RBI	BB	SO	LOB	BOTTOM										
Neftali Feliz, S (1, 6) OBP: 0.332, SLG: 0.452	1-3 K	0-0 G4-3			3-2 FC3-6 FC4-6 25 BB 1-2		0-0 L7			4	0	0	0	0	1	2											
Corey Patterson, L (1, 8) OBP: 0.298, SLG: 0.429	0-1 P6		3-2 P2		0-3 K		1-2 P6			4	0	0	0	0	1	1											
25 Derrek Lee, R (1, 3) OBP: 0.461, SLG: 0.688	3-2 P3		0-0 P4		4-1 FC4-6 BB		1-0 G4-3			3	0	0	0	1	0	0											
Jeremy Burnitz, L (1, 9) OBP: 0.320, SLG: 0.474		3-1 16 BB 1B	0-1 G3		0-0 FC4-6 1-2 2-3			3-1 16 BB 1B		4	2	2	0	0	0	2											
16 Aramis Ramirez, R (1, 5) OBP: 0.347, SLG: 0.526		2-2 1B 1B		2-2 F9		2-1 L6		2-1 G4-3 1B 2B		4	2	2	1	0	0	0											
Todd Walker, L (1, 4) OBP: 0.351, SLG: 0.521		0-0 1B 1B		2-2 G5-3		1-0 2B 24 SF8 1B		1-2 G4-3		4	3	3	1	0	0	1											
46 Ryan Dempster, R (9, 1) OBP: 0.077, SLG: 0.077		1-3 38 BB G6-4-3 1B		1-1 G5-3		1-0 24 SF8 2B		2-3 G4-3		0	0	0	0	0	0	0											
Todd Hollandsworth, L (1, 7) OBP: 0.319, SLG: 0.377		3-H 38 BB G6-4-3 1B		3-2 G5-3		1-0 24 SF8 2B		1-1 G4-3 1B		4	0	3	3	0	0	0											
24 Henry Blanco, R (1, 2) OBP: 0.179, SLG: 0.283		0-0 38 BB G6-4-3 1B		1-1 G6-3		1-0 SF8		3-H K		3	0	1	1	0	1	1											
38 Carlos Zambrano, S (1, 1) OBP: 0.266, SLG: 0.375		0-1 G6-4-3		2-2 FC3-6 1B		0-2 G3				2	0	1	0	0	0	2	AB 33										
Todd Wellemeyer, R (6, 1) ERA: 5.03										0	0	0	0	0	0	0	R 7										
Jose Mijares, S (6, PH) OBP: 0.333, SLG: 0.333										1	0	0	0	0	0	1	H 12										
Mike Remlinger, L (7, 1) ERA: 2.19										0	0	0	0	0	0	0	RBI 6										
43 Michael Wuerzt, R (8, 1) ERA: 3.34										0	0	0	0	0	0	0	BB 1										
Enrique Wilson, S (9, 4) OBP: 0.256, SLG: 0.273										1	1	0	0	0	0	0	SO 3										
Inning Stats	R: 0 E: 0 K: 1 S: 11	H: 0 LOB: 0 BB: 0 P: 15	R: 3 E: 0 K: 0 S: 12	H: 5 LOB: 1 BB: 0 P: 18	R: 0 E: 0 K: 0 S: 6	H: 0 LOB: 0 BB: 0 P: 9	R: 1 E: 0 K: 0 S: 13	H: 1 LOB: 0 BB: 0 P: 21	R: 0 E: 0 K: 1 S: 11	H: 1 LOB: 2 BB: 1 P: 20	R: 1 E: 0 K: 0 S: 8	H: 2 LOB: 1 BB: 0 P: 13	R: 0 E: 0 K: 0 S: 5	H: 0 LOB: 0 BB: 0 P: 7	R: 2 E: 0 K: 1 S: 13	H: 3 LOB: 0 BB: 0 P: 22	1B: 9 2B: 2 3B: 1 HR: 0	SF: 1 SAC: 0 DP: 1 HBP: 0	WP: 0 PA: 35 PB: 0 SB: 0 CS: 1								
PITCHER	IP	WLS	BF	H	R	ER	SO	BB	IBB	HBP	BLK	WP	HR	S	P	ERA	WHIP										
Wade Miller, R (1, 1) ERA: 5.03	7.0	L	30	5	5	5	2	1	0	0	0	0	0	66	103	6.43	1.429										
Mike Myers, L (8, 1) ERA: 2.19	0.0		1	1	1	0	0	0	0	0	0	0	0	2	5	∞	∞										
Matt Mantei, R (8, 1) ERA: 5.66	1.0		4	2	1	1	1	0	0	0	0	0	0	11	17	9.00	2.000										

Boston Red Sox @ Chicago Cubs
Wrigley Field, Chicago, IL
Sat Jun 11 2005, 2:15 PM CDT
Att: 39,096 - Partly Cloudy - 84 F

AB 33
R 7
H 12
RBI 6
BB 1
SO 3
LOB 10



Batter	1	2	3	4	5	6	7	8	9	AB	R	H	RBI	BB	SO	LOB	TOP																					
18 Johnny Damon, L (1, 8) OBP: 0.395, SLG: 0.469	F7		2B			HR		1B HBP BB	F9	5	1	3	3	1	0	1																						
Edgar Renteria, R (1, 6) OBP: 0.312, SLG: 0.380	G5-3		K			F9		1B HBP		4	0	0	0	0	1	2																						
20 Kevin Youkilis, R (1, 5) OBP: 0.431, SLG: 0.490	HR		F8					F9		5	2	3	1	0	0	3																						
Manny Ramirez, R (1, 7) OBP: 0.340, SLG: 0.479	G4-3		K			1B		HR	G4-6-3	5	1	2	2	0	1	2																						
Kevin Millar, R (1, 3) OBP: 0.347, SLG: 0.381 John Olerud, L (7, 3) OBP: 0.385, SLG: 0.478		49 1B				G6-3		G6-3	G4-6-3	4	1	2	0	0	0	0																						
Jay Payton, R (1, 9) OBP: 0.294, SLG: 0.390	P4					K		F8	HR	5	1	2	1	0	1	2																						
Doug Mirabeli, R (1, 2) OBP: 0.311, SLG: 0.400	49 1B		K			FC4-6		1B	G6-3	4	1	2	0	1	1	1																						
Mark Bellhorn, S (1, 4) OBP: 0.362, SLG: 0.376	K		K			K		K	K	4	0	1	0	1	3	3																						
49 Tim Wakefield, R (1, 1) OBP: 0.167, SLG: 0.167 50 Mike Timlin, R (8, 1) Bill Mueller, S (9, PH) Mike Myers, L (9, 1)	1B					K		FC4-6	G3	4	1	1	1	0	1	4																						
Inning Stats	R: 1 E: 0 K: 0 S: 11	H: 1 LOB: 0 BB: 0 P: 15	R: 0 E: 0 K: 1 S: 13	H: 3 LOB: 2 BB: 0 P: 19	R: 0 E: 0 K: 2 S: 12	H: 1 LOB: 1 BB: 0 P: 18	R: 0 E: 0 K: 2 S: 13	H: 1 LOB: 1 BB: 0 P: 18	R: 1 E: 0 K: 1 S: 13	H: 2 LOB: 1 BB: 0 P: 18	R: 3 E: 0 K: 1 S: 19	H: 3 LOB: 1 BB: 1 P: 27	R: 2 E: 0 K: 0 S: 17	H: 3 LOB: 2 BB: 1 P: 28	R: 0 E: 0 K: 0 S: 11	H: 1 LOB: 2 BB: 1 P: 19	R: 1 E: 0 K: 1 S: 11	H: 2 LOB: 1 BB: 0 P: 19	1B: 10 2B: 2 3B: 1 HR: 4	SF: 0 SAC: 0 DP: 1 HBP: 1	WP: 0 PA: 46 PB: 0 SB: 0 CS: 0																	
PITCHER	IP	WLS	BF	H	R	ER	SO	BB	IBB	HBP	BLK	WP	HR	S	P	ERA	WHIP	PITCHER				IP	WLS	BF	H	R	ER	SO	BB	IBB	HBP	BLK	WP	HR	S	P	ERA	WHIP
Glendon Rusch, L (1, 1) ERA: 2.57	5.2	L	28	11	5	5	7	1	0	0	0	0	2	80	114	7.94	2.118																					
Joe Borowski, R (6, 1) ERA: 4.7	1.1		8	3	2	2	0	1	0	0	0	0	1	18	29	13.50	3.000																					
Cliff Bartosh, L (8, 1) ERA: 5.09	2.0		10	3	1	1	1	1	0	1	0	0	1	22	38	4.50	2.000																					

Boston Red Sox @ Chicago Cubs
Wrigley Field, Chicago, IL
Sun Jun 12 2005, 7:05 PM CDT
Att: 39,138 - Clear - 75 F

AB 42
R 8
H 17
RBI 8
BB 3
SO 8
LOB 21



Batter	1	2	3	4	5	6	7	8	9	AB	R	H	RBI	BB	SO	LOB	BOTTOM																					
Neftali Feliz, S (1, 6) OBP: 0.331, SLG: 0.449	K		1B			P2			P3	4	0	1	0	0	1	0																						
Corey Patterson, L (1, 8) OBP: 0.294, SLG: 0.423 Jerry Hairston, R (9, PH) OBP: 0.367, SLG: 0.359	F7		G4-3			K			G6-3	3	0	0	0	0	1	1																						
25 Derrek Lee, R (1, 3) OBP: 0.461, SLG: 0.693	2B					G5-3		G4-3	G4-3	4	1	2	0	0	0	0																						
Jeromy Burnitz, L (1, 9) OBP: 0.316, SLG: 0.468	G4-3					G3-1		G4-3	G4-3	3	0	0	0	0	0	2																						
16 Aramis Ramirez, R (1, 5) OBP: 0.343, SLG: 0.518	K					F8		G6-3	G6-3	3	0	0	1	0	1	0																						
Todd Walker, L (1, 4) OBP: 0.350, SLG: 0.514 Cliff Bartosh, L (8, 1) OBP: 1.000, SLG: 1.000	G5-4-3		1B			G3-1		P3	P3	3	0	1	0	0	0	0																						
Jason Dubois, R (1, 7) OBP: 0.208, SLG: 0.482 Joe Borowski, R (6, 1) Jose Macias, S (8, 4) OBP: 0.283, SLG: 0.316	G5-4-3					L1		FC5-4	1B	2	0	0	0	0	0	1																						
Michael Barrett, R (1, 2) OBP: 0.337, SLG: 0.506			G4-3			P3		FC5-4	G5-4-3	3	0	0	0	0	0	1																						
Glendon Rusch, L (1, 1) OBP: 0.200, SLG: 0.211 Todd Hollandsworth, L (6, 7) OBP: 0.315, SLG: 0.371	G6-3					F8		G5-4-3	G5-4-3	1	0	0	0	0	0	0																						
Inning Stats	R: 0 E: 0 K: 1 S: 11	H: 1 LOB: 0 BB: 0 P: 16	R: 0 E: 0 K: 1 S: 9	H: 1 LOB: 0 BB: 0 P: 11	R: 0 E: 0 K: 0 S: 9	H: 0 LOB: 0 BB: 0 P: 11	R: 0 E: 0 K: 0 S: 5	H: 0 LOB: 0 BB: 0 P: 8	R: 0 E: 0 K: 1 S: 8	H: 0 LOB: 0 BB: 0 P: 12	R: 1 E: 0 K: 0 S: 9	H: 1 LOB: 0 BB: 0 P: 14	R: 0 E: 0 K: 0 S: 4	H: 1 LOB: 0 BB: 0 P: 7	R: 0 E: 0 K: 0 S: 4	H: 0 LOB: 0 BB: 0 P: 7	1B: 3 2B: 2 3B: 0 HR: 0	SF: 0 SAC: 0 DP: 2 HBP: 0	WP: 0 PA: 30 PB: 0 SB: 0 CS: 0																			
PITCHER	IP	WLS	BF	H	R	ER	SO	BB	IBB	HBP	BLK	WP	HR	S	P	ERA	WHIP	PITCHER				IP	WLS	BF	H	R	ER	SO	BB	IBB	HBP	BLK	WP	HR	S	P	ERA	WHIP
49 Tim Wakefield, R (1, 1) ERA: 4.8	7.0	W	24	4	1	1	3	0	0	0	0	0	0	60	86	1.29	0.571																					
50 Mike Timlin, R (8, 1) ERA: 1.5	1.0		3	1	0	0	0	0	0	0	0	0	0	4	7	0.00	1.000																					
Mike Myers, L (9, 1) ERA: 2.03	1.0		3	0	0	0	0	0	0	0	0	0	0	4	7	0.00	0.000																					

Boston Red Sox @ Chicago Cubs
Wrigley Field, Chicago, IL
Sun Jun 12 2005, 7:05 PM CDT
Att: 39,138 - Clear - 75 F


AB 30
R 1
H 5
RBI 1
BB 0
SO 3
LOB 6



Batter	1	2	3	4	5	6	7	8	9	AB	R	H	RBI	BB	SO	LOB	TOP										
6 Ryan Freel, R OBP: 0.407, SLG: 0.423	F7			G5-3		G5-3		F9		4	0	1	0	0	0	0											
Joe Randa, R OBP: 0.381, SLG: 0.465	K			G5-3		G4-3			F9	4	0	0	0	0	1	1											
Sean Casey, L OBP: 0.377, SLG: 0.429	K			FC6-5 HBP			F7		F7	3	0	0	0	0	1	0											
Ken Griffey Jr., L OBP: 0.340, SLG: 0.489		G6-3		FC6-5			F8		K	4	0	0	0	0	1	1											
Wily Mo Peña, R OBP: 0.325, SLG: 0.740	K				K					2	0	0	0	1	2	0											
Adam Dunn, L OBP: 0.402, SLG: 0.553	F9				G6-3					2	0	0	0	1	0	0											
Felipe Lopez, S OBP: 0.351, SLG: 0.553			G4-3		K			F8		3	0	0	0	0	1	2											
Rich Aurilia, R OBP: 0.271, SLG: 0.422			G4-3			G4-3			K	3	0	0	0	0	1	0											
Dane Sardinha, R OBP: 0.271, SLG: 0.422			F7			F8			K	3	0	0	0	0	1	0											
Inning Stats	R: 0 H: 0 E: 0 K: 2 S: 11	H: 0 LOB: 0 BB: 0 P: 14	R: 0 H: 0 E: 0 K: 1 S: 9	H: 0 LOB: 0 BB: 0 P: 15	R: 0 H: 0 E: 0 K: 0 S: 11	H: 0 LOB: 1 BB: 0 P: 17	R: 0 H: 0 E: 0 K: 0 S: 9	H: 0 LOB: 0 BB: 0 P: 13	R: 0 H: 1 E: 0 K: 2 S: 13	H: 1 LOB: 1 BB: 0 P: 15	R: 0 H: 0 E: 0 K: 0 S: 12	H: 0 LOB: 2 BB: 2 P: 23	R: 0 H: 0 E: 0 K: 1 S: 10	H: 0 LOB: 0 BB: 0 P: 12	R: 0 H: 0 E: 0 K: 1 S: 10	H: 0 LOB: 0 BB: 0 P: 11	1B: 1 2B: 0 3B: 0 HR: 0	SF: 0 SAC: 0 DP: 0 HBP: 1	WP: 0 PB: 0 SB: 0 CS: 0	PA: 31							
PITCHER	IP	WLS	BF	H	R	ER	SO	BB	IBB	HBP	BLK	WP	HR	S	P	ERA	WHIP										
David Wells, L ERA: 4.54	7.0	W	25	1	0	0	5	2	0	1	0	0	0	74	110	0.00	0.429										
50 Mike Timlin, R ERA: 1.45	1.0		3	0	0	0	2	0	0	0	0	0	0	10	12	0.00	0.000										
Keith Foulke, R ERA: 5.59	1.0		3	0	0	0	1	0	0	0	0	0	0	10	11	0.00	0.000										

Cincinnati Reds @ Boston Red Sox
Fenway Park, Boston, MA
Tue Jun 14 2005, 7:05 PM EDT
Att: 35,387 - Cloudy - 54 F


AB 28
R 0
H 1
RBI 0
BB 2
SO 8
LOB 4





Batter	1	2	3	4	5	6	7	8	9	AB	R	H	RBI	BB	SO	LOB	BOTTOM										
18 Johnny Damon, L OBP: 0.396, SLG: 0.472	F7				FC4-6	F9		K		5	0	1	1	0	1	4											
Edgar Renteria, R OBP: 0.313, SLG: 0.380	G6-3	P4			G6-4-3		L4			4	0	0	0	0	0	3											
34 David Ortiz, L OBP: 0.375, SLG: 0.560	K			L6		FC6-4 BB	L3			3	0	0	0	1	1	0											
Manny Ramirez, R OBP: 0.344, SLG: 0.507		1B BB		K		FC6-4 1B	HR			3	3	1	1	1	1	1											
Jay Payton, R OBP: 0.310, SLG: 0.408		1B BB		K		1B	HR			0	0	0	0	0	0	0											
Trot Nixon, L OBP: 0.385, SLG: 0.478		P5		K		BB 1B	2B 1B			4	2	2	0	0	1	1											
Kevin Millar, R OBP: 0.356, SLG: 0.394		1B BB			G4-6-3 1B	1B BB	2B 1B			2	1	2	1	1	0	0											
John Olerud, L OBP: 0.429, SLG: 0.560		1B BB			K	1B BB	2B			1	0	1	1	0	0	0											
Jason Varitek, S OBP: 0.394, SLG: 0.570		1B 18 2B 1B			K	1B BB	G5-3			3	1	1	0	1	1	2											
Bill Mueller, S OBP: 0.393, SLG: 0.377		18 2B 1B			G4-6-3			K		4	0	2	3	0	1	1											
Mark Bellhorn, S OBP: 0.353, SLG: 0.362		K				L3 18 FC4-6 BB	L3	L6		3	0	0	0	1	1	5											
Inning Stats	R: 0 H: 0 E: 0 K: 1 S: 12	H: 3 LOB: 2 BB: 2 P: 17	R: 3 H: 3 E: 0 K: 1 S: 16	H: 3 LOB: 2 BB: 2 P: 32	R: 0 H: 0 E: 0 K: 2 S: 12	H: 0 LOB: 0 BB: 0 P: 17	R: 0 H: 1 E: 0 K: 1 S: 8	H: 1 LOB: 0 BB: 0 P: 8	R: 0 H: 0 E: 0 K: 0 S: 3	H: 0 LOB: 0 BB: 1 P: 7	R: 2 H: 3 E: 0 K: 0 S: 18	H: 3 LOB: 3 BB: 2 P: 33	R: 2 H: 3 E: 0 K: 0 S: 12	H: 3 LOB: 1 BB: 0 P: 16	R: 0 H: 0 E: 0 K: 2 S: 9	H: 0 LOB: 0 BB: 0 P: 13	1B: 7 2B: 2 3B: 0 HR: 1	SF: 0 SAC: 0 DP: 2 HBP: 0	WP: 0 PB: 0 SB: 0 CS: 0	PA: 37							
PITCHER	IP	WLS	BF	H	R	ER	SO	BB	IBB	HBP	BLK	WP	HR	S	P	ERA	WHIP										
Luke Hudson, R ERA: 6.55	5.0	L	20	4	3	3	5	3	0	0	0	0	0	51	81	5.40	1.400										
Ryan Wagner, R ERA: 5.5	0.1		6	3	2	2	0	2	0	0	0	0	0	14	27	54.00	15.000										
Ricky Stone, R ERA: 4.87	0.2		2	0	0	0	0	0	0	0	0	0	0	4	6	0.00	0.000										
Kent Mercker, L ERA: 2.96	1.0		6	3	2	2	0	0	0	0	0	0	1	12	16	18.00	3.000										
25 David Weathers, R ERA: 4.28	1.0		3	0	0	0	2	0	0	0	0	0	0	9	13	0.00	0.000										

Cincinnati Reds @ Boston Red Sox
Fenway Park, Boston, MA
Tue Jun 14 2005, 7:05 PM EDT
Att: 35,387 - Cloudy - 54 F

AB 32
R 7
H 10
RBI 7
BB 5
SO 7
LOB 17



Batter	1	2	3	4	5	6	7	8	9	AB	R	H	RBI	BB	SO	LOB	TOP						
6 Ryan Freel, R (1.4) OBP: 0.409, SLG: 0.418	4-2 BB		3-3 K			2-2 G1-3		4-0 BB		2	0	0	0	2	1	1	<p>Cincinnati Reds @ Boston Red Sox</p> <p>Fenway Park, Boston, MA</p> <p>Wed Jun 15 2005, 7:05 PM EDT</p> <p>Att: 35,265 - Overcast - 49 F</p>						
Joe Randa, R (1.10) OBP: 0.359, SLG: 0.462	0-2 P3			3-2 1B		1-3 K		0-3 K		4	0	1	0	0	2	3							
Ken Griffey Jr., L (1.8) OBP: 0.338, SLG: 0.485	1-3 K			1-1 L3		1-1 L3	2-2 WP	1-2 FC6-4		4	1	1	0	0	1	4							
Wily Mo Peña, R (1.9) OBP: 0.321, SLG: 0.714		3-3 K		1-0 P3		0-1 1B	1-3 1B	1-3 K		4	0	1	0	0	2	2							
Adam Dunn, L (1.3) OBP: 0.404, SLG: 0.550		0-3 K			2-2 G3		4-1 FC6		1-1 1B	3	0	1	0	1	1	0							
Felipe Lopez, S (1.6) OBP: 0.344, SLG: 0.542		1-3 K			0-1 F9		3-H FC6		2-3 K	4	0	0	0	0	2	2							
Jacob Cruz, L (1.7) OBP: 0.367, SLG: 0.519			1-1 P6		0-1 2B		2-0 1B		1-3 K	4	0	2	0	0	1	1							
Jason LaRue, R (1.2) OBP: 0.331, SLG: 0.374			1-3 K		1-3 K		1-0 F9		1-2 K	4	0	0	0	0	3	4							
Luis Lopez, S (1.5) OBP: 0.250, SLG: 0.304			0-0 1B			3-2 F8		0-1 FC6-4		3	0	2	0	0	0	0	<p>AB 32</p> <p>R 1</p> <p>H 8</p> <p>RBI 0</p> <p>BB 3</p> <p>SO 13</p> <p>LOB 17</p> 						
Inning Stats	R: 0 E: 0 K: 1 S: 9	H: 0 LOB: 0 BB: 1 P: 14	R: 0 E: 0 K: 3 S: 13	H: 0 LOB: 0 BB: 0 P: 17	R: 0 E: 0 K: 2 S: 9	H: 1 LOB: 1 BB: 0 P: 14	R: 0 E: 0 K: 0 S: 7	H: 1 LOB: 0 BB: 0 P: 12	R: 0 E: 0 K: 1 S: 10	H: 1 LOB: 1 BB: 0 P: 13	R: 0 E: 0 K: 1 S: 11	H: 0 LOB: 0 BB: 0 P: 17	R: 1 E: 0 K: 0 S: 10	H: 3 LOB: 2 BB: 1 P: 20	R: 0 E: 0 K: 3 S: 12	H: 1 LOB: 1 BB: 1 P: 18		R: 0 E: 0 K: 3 S: 11	H: 1 LOB: 1 BB: 0 P: 16	1B: 7 2B: 2 3B: 0 HR: 0	SF: 0 SAC: 0 DP: 1 HBP: 0	WP: 1 PB: 0 SB: 0 CS: 0	PA: 35
PITCHER	IP WLS BF H R ER SO BB IBB HBP BLK WP HR S P ERA WHIP																						
Bronson Arroyo, R (1.1) ERA: 4.26	7.0 W 26 6 1 1 8 2 0 0 0 0 1 0 69 107 1.29 1.143																						
50 Mike Timlin, R (8.1) ERA: 1.41	1.0 5 1 0 0 2 1 0 0 0 0 0 0 12 18 0.00 2.000																						
Keith Foulke, R (9.1) ERA: 5.4	1.0 4 1 0 0 3 0 0 0 0 0 0 0 11 16 0.00 1.000																						

Batter	1	2	3	4	5	6	7	8	9	AB	R	H	RBI	BB	SO	LOB	BOTTOM				
18 Johnny Damon, L (1.8) OBP: 0.393, SLG: 0.467	2-1 G5-3		0-1 B2		0-0 1B	2-2 E5		3-2 G6-3		5	2	1	0	0	0	0	<p>Cincinnati Reds @ Boston Red Sox</p> <p>Fenway Park, Boston, MA</p> <p>Wed Jun 15 2005, 7:05 PM EDT</p> <p>Att: 35,265 - Overcast - 49 F</p>				
Edgar Renteria, R (1.6) OBP: 0.316, SLG: 0.386	0-1 G6-3		3-1 2B		3-1 1B	4-1 1B		3-1 P5		4	2	2	0	1	0	0					
34 David Ortiz, L (1.10) OBP: 0.379, SLG: 0.567	3-3 K		1-2 2B		2-1 1B	0-0 F9		4-2 BB		4	1	2	3	1	1	2					
Manny Ramirez, R (1.7) OBP: 0.348, SLG: 0.506		1-3 K	4-2 BB		3-2 1B	1-1 G4-6-3		1-0 L5		4	1	2	1	1	1	1					
Trot Nixon, L (1.9) OBP: 0.382, SLG: 0.478		1-0 2B	1-2 G4-3		2-1 G6-3	2-2 G4-6-3				4	0	1	0	0	0	6					
Kevin Millar, R (1.3) OBP: 0.364, SLG: 0.400		4-2 BB		0-2 F8	4-1 1B		1-1 G1-3			2	0	1	0	2	0	0					
John Olerud, L (8.3) OBP: 0.429, SLG: 0.560										0	0	0	0	0	0	0					
Jason Varitek, S (1.2) OBP: 0.391, SLG: 0.561		2-3 K		3-3 K	1-3 K					3	0	0	0	1	3	6					
Bill Mueller, S (1.5) OBP: 0.390, SLG: 0.374		1-3 K		0-0 F8	3-1 1B					4	0	1	2	0	1	4					
Mark Bellhorn, S (1.4) OBP: 0.347, SLG: 0.355			2-3 K		3-1 F8	0-0 F7		1-1 G1-3		4	0	0	0	0	1	4	<p>AB 34</p> <p>R 6</p> <p>H 10</p> <p>RBI 6</p> <p>BB 6</p> <p>SO 7</p> <p>LOB 23</p> 				
Inning Stats	R: 0 E: 0 K: 1 S: 7	H: 0 LOB: 0 BB: 0 P: 12	R: 0 E: 0 K: 3 S: 12	H: 1 LOB: 2 BB: 1 P: 21	R: 1 E: 0 K: 1 S: 17	H: 2 LOB: 1 BB: 1 P: 28	R: 0 E: 0 K: 1 S: 10	H: 1 LOB: 1 BB: 0 P: 16	R: 4 E: 0 K: 1 S: 17	H: 5 LOB: 2 BB: 1 P: 35	R: 1 E: 0 K: 0 S: 10	H: 1 LOB: 1 BB: 1 P: 19	R: 0 E: 0 K: 0 S: 8	H: 0 LOB: 1 BB: 1 P: 15	R: 0 E: 0 K: 0 S: 8	H: 0 LOB: 1 BB: 1 P: 19		1B: 5 2B: 5 3B: 0 HR: 0	SF: 0 SAC: 0 DP: 1 HBP: 0	WP: 0 PB: 0 SB: 0 CS: 0	PA: 40
PITCHER	IP WLS BF H R ER SO BB IBB HBP BLK WP HR S P ERA WHIP																				
39 Aaron Harang, R (1.1) ERA: 3.86	4.2 L 26 9 5 5 7 3 0 0 0 0 0 0 62 111 9.64 2.571																				
Randy Keister, L (5.1) ERA: 2.5	3.0 13 1 1 0 0 3 0 0 0 0 0 0 26 52 0.00 1.333																				
56 Todd Coffey, R (8.1) ERA: 5.4	0.1 1 0 0 0 0 0 0 0 0 0 0 0 1 2 0.00 0.000																				

Batter	1	2	3	4	5	6	7	8	9	AB	R	H	RBI	BB	SO	LOB	TOP		
Matt Lawton, L (1, 9) OBP: 0.374, SLG: 0.445	F8	HBP		12 1B BB			2B G4-3 1B	12 1B BB		2	1	1	0	2	0	0			
12 Freddy Sanchez, R (1, 5) OBP: 0.338, SLG: 0.389	G4-3	F7		FC6-4 1B			P4	1-2-H 1B		5	0	2	1	0	0	2			
Jason Bay, R (1, 7) OBP: 0.386, SLG: 0.555	2B 41 2B 1B	G4-3		FC6-4 1-2			G4-3 2B		G6-3	5	1	2	0	0	0	3			
Daryle Ward, L (1, 3) OBP: 0.344, SLG: 0.517	41 2B 2B		G3-1		K		G4-3		K	5	1	1	1	0	2	1			
41 Ryan Doumit, S (1, 10) OBP: 0.324, SLG: 0.500	S 2B		K		G4-3		HBP		K	4	1	1	2	0	2	0			
Rob Mackowiak, L (1, 8) OBP: 0.409, SLG: 0.497	S 2B		K		K		K			3	0	0	0	1	3	2			
Jose Castillo, R (1, 4) OBP: 0.310, SLG: 0.381	BB			2 11 12 1B BB			F8		G4-3	2	1	0	0	2	0	0	AB 34		
11 Humberto Cota, R (1, 2) OBP: 0.305, SLG: 0.424	P3			G4-3			F9			4	0	1	0	0	0	3	R 5		
2 Jack Wilson, R (1, 6) OBP: 0.265, SLG: 0.352		G6-3		G5-3			G4-3		FC1-4 1B	4	0	0	0	0	0	2	H 8		
Inning Stats	R: 3 E: 0 K: 0 S: 17	H: 3 LOB: 2 BB: 2 P: 33	R: 0 E: 0 K: 0 S: 8	H: 0 LOB: 1 BB: 0 P: 12	R: 0 E: 0 K: 2 S: 13	H: 0 LOB: 0 BB: 0 P: 19	R: 1 E: 0 K: 0 S: 10	H: 1 LOB: 2 BB: 0 P: 25	R: 0 E: 0 K: 0 S: 6	H: 0 LOB: 0 BB: 0 P: 7	R: 1 E: 0 K: 1 S: 13	H: 2 LOB: 2 BB: 0 P: 21	R: 0 E: 0 K: 0 S: 10	H: 2 LOB: 2 BB: 1 P: 17	R: 0 E: 0 K: 2 S: 9	H: 0 LOB: 0 BB: 0 P: 14	1B: 5 2B: 3 3B: 0 HR: 0	SF: 0 SAC: 0 DP: 0 HBP: 2	WP: 0 PA: 41 PB: 0 SB: 3 CS: 0
PITCHER	IP WLS BF H R ER SO BB IBB HBP BLK WP HR S P ERA WHIP																		
Wade Miller, R (1, 1) ERA: 5.16	6.0	27	4	4	4	4	4	0	0	1	0	0	0	0	62	109	6.00	1.333	
Matt Mantei, R (7, 1) ERA: 5.73	0.1	3	2	1	1	0	0	0	0	0	0	0	0	6	9	27.00	6.000		
Mike Myers, L (7, 1) ERA: 1.93	0.2	3	0	0	0	1	0	0	0	0	0	0	0	7	12	0.00	0.000		
50 Mike Timlin, R (8, 1) ERA: 1.36	1.0	5	2	0	0	0	1	0	0	0	0	0	0	10	17	0.00	3.000		
Keith Foulke, R (9, 1) ERA: 5.23	1.0	3	0	0	0	2	0	0	0	0	0	0	0	9	14	0.00	0.000		

Pittsburgh Pirates @ Boston Red Sox
Fenway Park, Boston, MA
Fri Jun 17 2005, 7:05 PM EDT
Att: 35,377 - Partly Cloudy - 57 F

AB	34
R	5
H	8
RBI	4
BB	5
SO	7
LOB	13



Batter	1	2	3	4	5	6	7	8	9	AB	R	H	RBI	BB	SO	LOB	BOTTOM				
18 Johnny Damon, L (1, 8) OBP: 0.390, SLG: 0.462	F8	F8			P3		G4-3		1-2 2-3 3-H 1B	5	0	1	1	0	0	0					
Edgar Renteria, R (1, 6) OBP: 0.317, SLG: 0.392	K		G6-3		P3			3B		4	0	1	0	0	1	0					
34 David Ortiz, L (1, 10) OBP: 0.381, SLG: 0.566	F8		G5-4-3 1B		1B		1B			4	0	2	0	0	0	1					
Manny Ramirez, R (1, 7) OBP: 0.351, SLG: 0.504		FC1-6 1B 2B	G5-4-3 1-2		F7			G6-4-3 IBB		3	0	1	0	1	0	2					
Trot Nixon, L (1, 9) OBP: 0.382, SLG: 0.476		FC1-6 1B 2B		G6-3 3B 1B			G1-3		G6-4-3 1-2	3	2	1	0	0	0	1					
Jay Payton, R (8, PH) OBP: 0.307, SLG: 0.404				G6-3 1B						1	0	0	0	0	0	2					
Kevin Millar, R (1, 3) OBP: 0.383, SLG: 0.402		F7		G6-3			G5-3		SH FC3-2 2B	4	0	1	0	0	0	2					
20 Kevin Youkilis, R (8, FR) OBP: 0.431, SLG: 0.490										0	0	0	0	0	0	0					
Jason Varitek, S (1, 2) OBP: 0.390, SLG: 0.558		2B HR 1B		K			K		SH FC3-2 18 1B IBB	3	2	1	0	0	2	1	AB 34				
Bill Mueller, S (1, 5) OBP: 0.396, SLG: 0.395		HR 2B					G4-3		18 1B FC3-2 IBB	3	1	2	2	1	0	0	R 6				
Mark Bellhorn, S (1, 4) OBP: 0.346, SLG: 0.368		HR		F8			G3-1		FC3-2 18 1B	4	1	1	3	0	0	4	H 11				
Inning Stats	R: 0 E: 0 K: 1 S: 7	H: 4 LOB: 0 BB: 0 P: 15	R: 4 E: 0 K: 0 S: 17	H: 4 LOB: 0 BB: 0 P: 29	R: 0 E: 0 K: 0 S: 9	H: 1 LOB: 0 BB: 0 P: 14	R: 1 E: 0 K: 1 S: 16	H: 2 LOB: 1 BB: 0 P: 25	R: 0 E: 0 K: 0 S: 5	H: 1 LOB: 1 BB: 0 P: 9	R: 0 E: 0 K: 1 S: 10	H: 0 LOB: 0 BB: 0 P: 12	R: 0 E: 0 K: 0 S: 11	H: 0 LOB: 0 BB: 0 P: 16	R: 0 E: 0 K: 0 S: 6	H: 1 LOB: 1 BB: 1 P: 13	R: 1 E: 1 K: 0 S: 13	H: 2 LOB: 3 BB: 1 P: 22	1B: 6 2B: 2 3B: 2 HR: 1	SF: 0 SAC: 1 DP: 2 HBP: 0	WP: 0 PA: 37 PB: 0 SB: 0 CS: 0
PITCHER	IP WLS BF H R ER SO BB IBB HBP BLK WP HR S P ERA WHIP																				
Josh Fogg, R (1, 1) ERA: 4.32	7.0	28	8	5	3	0	0	0	0	0	0	0	0	75	120	6.43	1.143				
16 Salomon Torres, R (8, 1) ERA: 2.6	0.0	1	1	0	0	0	0	0	0	0	0	0	0	2	3	"	"				
34 John Grabow, L (8, 1) ERA: 2.27	0.1	2	0	0	0	0	1	0	0	0	0	0	0	2	7	0.00	0.000				
Rick White, R (8, 1) ERA: 2.53	1.0	5	1	1	0	0	0	1	0	0	0	0	0	13	21	0.00	1.000				
Michael Gonzalez, L (9, 1) ERA: 3.2	0.0	1	1	0	0	0	0	0	0	0	0	0	0	2	4	"	"				

Pittsburgh Pirates @ Boston Red Sox
Fenway Park, Boston, MA
Fri Jun 17 2005, 7:05 PM EDT
Att: 35,377 - Partly Cloudy - 57 F

AB	34
R	6
H	11
RBI	6
BB	2
SO	3
LOB	13



Batter	1	2	3	4	5	6	7	8	9	AB	R	H	RBI	BB	SO	LOB	TOP				
Matt Lawton, L OBP: 0.371, SLG: 0.438	G3		G1-3		G4-3		12 WP BB	F9		4	0	0	0	1	0	2					
12 Freddy Sanchez, R OBP: 0.347, SLG: 0.393	G4-3		G6-3		HBP 1B		G5-4-3 1B	FC6-4 BB		4	0	2	0	1	0	0					
Jason Bay, R OBP: 0.390, SLG: 0.556	2B		BB		HBP		F8	FC6-4 1B		3	1	1	0	1	0	3					
Daryle Ward, L OBP: 0.341, SLG: 0.510	G4-3		G3		F9		G5-4-3	HBP FC4-2 1B		5	0	1	0	0	0	6					
41 Ryan Doumit, S OBP: 0.359, SLG: 0.486		K		G4-6-3 BB		K		G5-3 SH1-4 HBP	FC4-2 HBP 1B	3	1	1	1	1	2	2					
Rob Mackowiak, L OBP: 0.406, SLG: 0.489	P4		G4-6-3			K		SH1-4	FC4-2 HBP 1B	3	0	0	0	0	1	1					
Jose Castillo, R OBP: 0.312, SLG: 0.381	11 1B 1B		11 1B 1B		E6		G5-3	FC4-2		5	0	2	0	0	0	4					
11 Humberto Cota, R OBP: 0.316, SLG: 0.439	2 FC5-4 1B		1-2 1B		K		K	F9		5	0	3	1	0	1	4					
2 Jack Wilson, R OBP: 0.265, SLG: 0.347	FC5-4		P6		K2-3			BB		3	0	0	0	1	1	5					
Inning Stats	R: 0 E: 0 K: 0 S: 11	H: 1 LOB: 1 BB: 0 P: 14	R: 0 E: 0 K: 1 S: 10	H: 2 LOB: 2 BB: 0 P: 16	R: 0 E: 0 K: 0 S: 10	H: 0 LOB: 1 BB: 1 P: 14	R: 0 E: 0 K: 1 S: 11	H: 2 LOB: 2 BB: 1 P: 19	R: 0 E: 0 K: 3 S: 12	H: 0 LOB: 1 BB: 0 P: 17	R: 0 E: 0 K: 0 S: 7	H: 1 LOB: 1 BB: 1 P: 20	R: 1 E: 0 K: 0 S: 14	H: 1 LOB: 2 BB: 1 P: 23	R: 1 E: 0 K: 0 S: 17	H: 2 LOB: 3 BB: 1 P: 25	1B: 8 2B: 2 3B: 0 HR: 0	SF: 0 SAC: 1 DP: 2 HBP: 3	WP: 1 PB: 0 SB: 0 CS: 0	PA: 44	
PITCHER	IP	WLS	BF	H	R	ER	SO	BB	IBB	HBP	BLK	WP	HR	S	P	ERA	WHIP				
49 Tim Wakefield, R ERA: 4.41	7.0		31	7	0	0	5	3	0	1	0	1	0	71	114	0.00	1.429				
Alan Embree, L ERA: 7.24	0.1	L	2	0	1	1	0	0	0	0	0	0	0	3	5	27.00	0.000				
Matt Mantei, R ERA: 5.64	0.1		3	1	0	0	0	1	0	0	0	0	0	9	16	0.00	6.000				
Mike Myers, L ERA: 1.88	0.1		1	0	0	0	0	0	0	0	0	0	0	2	2	0.00	0.000				
John Halama, L ERA: 6.11	1.0		7	2	1	1	0	1	0	1	0	0	0	17	25	9.00	3.000				

Pittsburgh Pirates @ Boston Red Sox
Fenway Park, Boston, MA
Sat Jun 18 2005, 7:05 PM EDT
Att: 35,216 - Partly Cloudy - 55 F

AB 35
R 2
H 10
RBI 2
BB 5
SO 5
LOB 27



Batter	1	2	3	4	5	6	7	8	9	AB	R	H	RBI	BB	SO	LOB	BOTTOM				
18 Johnny Damon, L OBP: 0.386, SLG: 0.457	K		G1-3 1B	FC4-6		G3-1			E1	5	0	1	0	0	1	4					
Edgar Renteria, R OBP: 0.315, SLG: 0.390	34 1B BB		G1-3		G6-3		34 G4-6-3 1B	G5-3		4	0	1	0	1	0	2					
34 David Ortiz, L OBP: 0.382, SLG: 0.563	1B		L8		BB		G4-6-3			3	0	1	0	1	0	2					
Manny Ramirez, R OBP: 0.352, SLG: 0.502	F7		HBP		K		K			1	0	0	0	0	0	2					
20 Kevin Youkilis, R OBP: 0.417, SLG: 0.471	F7				K		K			2	0	0	0	0	2	1					
Kevin Millar, R OBP: 0.357, SLG: 0.394	K		F7		F9			P4		4	0	0	0	0	1	5					
Jay Payton, R OBP: 0.314, SLG: 0.426	G3 2B		G3 2B		F9			F9		4	0	2	0	0	1	0					
Bill Mueller, S OBP: 0.394, SLG: 0.389	P4		P5		P5		2B BB	G4-3		3	0	0	0	1	0	2					
Doug Mirabeli, R OBP: 0.306, SLG: 0.409	G3		F7		F7		2B	F7		3	0	1	0	0	0	2					
Jason Varitek, S OBP: 0.388, SLG: 0.555	2-3		2-3		2B		2B	F7		1	0	0	0	0	0	0					
Mark Bellhorn, S OBP: 0.344, SLG: 0.362	G1-3		G1-3		18 FC4-6 BB		G5-3	F9		3	0	0	0	1	0	3					
Inning Stats	R: 0 E: 0 K: 2 S: 11	H: 1 LOB: 1 BB: 1 P: 21	R: 0 E: 0 K: 0 S: 11	H: 1 LOB: 0 BB: 0 P: 19	R: 0 E: 0 K: 0 S: 11	H: 1 LOB: 2 BB: 1 P: 20	R: 0 E: 0 K: 0 S: 9	H: 1 LOB: 2 BB: 1 P: 16	R: 0 E: 0 K: 1 S: 10	H: 0 LOB: 1 BB: 1 P: 16	R: 0 E: 0 K: 1 S: 6	H: 1 LOB: 0 BB: 0 P: 9	R: 0 E: 0 K: 0 S: 7	H: 0 LOB: 0 BB: 0 P: 9	R: 0 E: 1 K: 0 S: 7	H: 0 LOB: 1 BB: 0 P: 12	1B: 3 2B: 3 3B: 0 HR: 0	SF: 0 SAC: 0 DP: 1 HBP: 1	WP: 0 PB: 0 SB: 0 CS: 0	PA: 38	
PITCHER	IP	WLS	BF	H	R	ER	SO	BB	IBB	HBP	BLK	WP	HR	S	P	ERA	WHIP				
Dave Williams, L ERA: 3.71	6.0		28	5	0	0	4	4	0	0	0	0	0	13	18	0.00	0.500				
Rick White, R ERA: 2.39	2.0	W	6	1	0	0	1	0	0	0	0	0	0	7	12	0.00	0.000				
Jose Mesa, R ERA: 4.39	1.0	S	4	0	0	0	0	0	0	0	0	0	0	7	12	0.00	0.000				

Pittsburgh Pirates @ Boston Red Sox
Fenway Park, Boston, MA
Sat Jun 18 2005, 7:05 PM EDT
Att: 35,216 - Partly Cloudy - 55 F

AB 33
R 0
H 6
RBI 0
BB 4
SO 5
LOB 23



Batter	1	2	3	4	5	6	7	8	9	AB	R	H	RBI	BB	SO	LOB	TOP										
Matt Lawton, L OBP: 0.367, SLG: 0.433 Michael Restovich, R OBP: 0.330, SLG: 0.449	2-1 P5		2-0 F8			3-2 F7		1-3 K		3	0	0	0	0	0	1	Pittsburgh Pirates @ Boston Red Sox Fenway Park, Boston, MA Sun Jun 19 2005, 2:05 PM EDT Att: 35,046 - Cloudy - 57 F										
Tike Redman, L OBP: 0.331, SLG: 0.411	2-2 F7			3-2 1B G5-3 1B		4-2 BB		0-2 G1-3		3	0	1	0	1	0												
Jason Bay, R OBP: 0.384, SLG: 0.547	1-1 F8			1-1 G5-3		3-3 K		3-3 K		4	0	0	0	0	2	2											
Daryle Ward, L OBP: 0.339, SLG: 0.505		2-3 K		1-1 1B		3-3 K		1-1 L7		4	0	1	0	0	2	1											
41 Ryan Doumit, S OBP: 0.326, SLG: 0.436		1-3 K		1-3 K		1-3 K		0-0 P6		4	0	0	0	0	3	2											
Rob Mackowiak, L OBP: 0.400, SLG: 0.481		3-1 G1-3		1-3 K		1-1 G4-3				3	0	0	0	0	1	2											
Jose Castillo, R OBP: 0.309, SLG: 0.377 Bobby Hill, S OBP: 0.295, SLG: 0.271			1-3 K		2-2 G5-3		0-1 F7			2	0	0	0	0	1	0											
11 Humberto Cota, R OBP: 0.309, SLG: 0.429			0-2 F7		2-3 K		1-3 K			3	0	0	0	0	2	0											
2 Jack Wilson, R OBP: 0.270, SLG: 0.360			1-1 1B		1-2 L5		2-1 3B			3	0	2	0	0	0	0											
Inning Stats	R: 0 E: 0 K: 0 S: 7	H: 0 LOB: 0 BB: 0 P: 12	R: 0 E: 0 K: 2 S: 8	H: 0 LOB: 0 BB: 0 P: 14	R: 0 E: 0 K: 1 S: 10	H: 1 LOB: 1 BB: 0 P: 14	R: 0 E: 0 K: 2 S: 14	H: 2 LOB: 2 BB: 0 P: 21	R: 0 E: 0 K: 1 S: 9	H: 0 LOB: 0 BB: 0 P: 14	R: 0 E: 0 K: 2 S: 14	H: 0 LOB: 1 BB: 1 P: 27	R: 0 E: 0 K: 1 S: 7	H: 0 LOB: 0 BB: 0 P: 9	R: 0 E: 0 K: 2 S: 11	H: 1 LOB: 1 BB: 0 P: 15	R: 0 E: 0 K: 1 S: 6	H: 0 LOB: 0 BB: 0 P: 10	1B: 3 2B: 0 3B: 1 HR: 0	SF: 0 SAC: 0 DP: 0 HBP: 0	WP: 0 PB: 0 SB: 0 CS: 0	PA: 32					
PITCHER	IP	WLS	BF	H	R	ER	SO	BB	IBB	HBP	BLK	WP	HR	S	P	ERA	WHIP										
30 Matt Clement, R ERA: 3.48 Alan Embree, L ERA: 6.75	(1, 1) (8, 1)	7.0 2.0	W 7	25 1	3 0	0 0	9 3	1 0	0 0	0 0	0 0	0 0	0 0	69 17	111 25	0.00 0.00	0.571 0.500										

Batter	1	2	3	4	5	6	7	8	9	AB	R	H	RBI	BB	SO	LOB	BOTTOM											
Trot Nixon, L OBP: 0.387, SLG: 0.482	2-1 G4-3		1-1 34 PB 34 3B 1B	1-2 34 F8 2B				4-1 BB		4	2	2	0	1	1	1	Pittsburgh Pirates @ Boston Red Sox Fenway Park, Boston, MA Sun Jun 19 2005, 2:05 PM EDT Att: 35,046 - Cloudy - 57 F											
Edgar Renteria, R OBP: 0.316, SLG: 0.388 Ramón Vázquez, L OBP: 0.237, SLG: 0.246	1-2 P3		1-0 SAFE 34 PB 34 3B 1B	1-2 34 F8 E5		1-2 G6-3		1-1 G1-3		4	1	1	0	0	0	1												
34 David Ortiz, L OBP: 0.380, SLG: 0.566	0-3 K		3-2 1H 2H SF7 3B	2-2 1-2 2-3 F8		2-3 K		0-2 F9		4	1	1	2	0	2	2												
Kevin Millar, R OBP: 0.355, SLG: 0.395		1-2 BB SF9 1B	0-0 SF7	3-2 SF8		0-2 F9				2	1	1	2	0	0	0												
John Olerud, L OBP: 0.406, SLG: 0.500		4-2 BB 1-2 BB	3-H F7	2-2 F7		2-2 G5-3				3	0	0	0	1	0	1												
Jason Varitek, S OBP: 0.388, SLG: 0.552 Doug Mirabeli, R OBP: 0.300, SLG: 0.400		0-1 F9	2-2 HR 1B		0-1 G4-3		1-2 G1-3			3	1	1	0	0	0	2												
Jay Payton, R OBP: 0.328, SLG: 0.459		4-1 BB 1-2 2-3 BB	0-1 HR 1B		1-2 3B 1B		2-3 K			3	2	2	2	1	1	0												
Bill Mueller, S OBP: 0.397, SLG: 0.410 20 Kevin Youkilis, R OBP: 0.410, SLG: 0.462		0-0 SF9	0-0 2B		3-2 1H 3B		1-0 F8			2	0	2	2	0	0	0												
Mark Bellhorn, S OBP: 0.339, SLG: 0.355		3-H G4-3	0-0 F7		3-3 K		0-3 K			4	0	0	0	0	2	4												
Inning Stats	R: 0 E: 0 K: 1 S: 9	H: 0 LOB: 0 BB: 0 P: 12	R: 1 E: 0 K: 0 S: 12	H: 1 LOB: 2 BB: 2 P: 24	R: 5 E: 0 K: 0 S: 20	H: 6 LOB: 1 BB: 0 P: 28	R: 1 E: 1 K: 0 S: 15	H: 1 LOB: 1 BB: 0 P: 24	R: 1 E: 0 K: 2 S: 14	H: 2 LOB: 1 BB: 0 P: 23	R: 0 E: 0 K: 1 S: 10	H: 0 LOB: 0 BB: 0 P: 13	R: 0 E: 0 K: 1 S: 9	H: 0 LOB: 0 BB: 0 P: 14	R: 0 E: 0 K: 1 S: 7	H: 0 LOB: 1 BB: 1 P: 13	1B: 5 2B: 2 3B: 2 HR: 1	SF: 3 SAC: 0 DP: 0 HBP: 0	WP: 0 PB: 1 SB: 0 CS: 0	PA: 38								
PITCHER	IP	WLS	BF	H	R	ER	SO	BB	IBB	HBP	BLK	WP	HR	S	P	ERA	WHIP											
Kip Wells, R ERA: 4.3 Ryan Vogelsong, R ERA: 5.01 16 Salomon Torres, R ERA: 2.51 Brian Meadows, R ERA: 5.46	(1, 1) (4, 1) (7, 1) (8, 1)	3.0 1.0 1.0	L 3 4	20 0 0	11 2 0	1 1 0	3 1 0	0 0 1	0 0 1	0 0 0	0 0 0	0 0 0	0 0 0	0 0 7	33 9 13	52 14 13	3.00 0.00 0.00	0.667 0.000 1.000										

AB	31
R	0
H	4
RBI	0
BB	1
SO	12
LOB	10

WP	0
PB	0
SB	0
CS	0

AB	32
R	8
H	10
RBI	8
BB	3
SO	6
LOB	12

WP	0
PB	1
SB	0
CS	0

Batter	1	2	3	4	5	6	7	8	9	AB	R	H	RBI	BB	SO	LOB	TOP								
18 Johnny Damon, L OBP: 0.387, SLG: 0.467	G3		K			G4-3			HR	5	2	2	2	0	1	1	Boston Red Sox @ Cleveland Indians Jacobs Field, Cleveland, OH Mon Jun 20 2005, 7:05 PM EDT Att: 30,562 - Partly Cloudy - 76 F								
Edgar Renteria, R OBP: 0.316, SLG: 0.395	G5-3			HR	K				F9	5	1	2	0	0	1	2									
34 David Ortiz, L OBP: 0.377, SLG: 0.559	K			HR	FC5				P6	5	2	1	1	0	1	2									
Manny Ramirez, R OBP: 0.356, SLG: 0.521		P5			HR				P3	5	2	3	4	0	0	1									
Kevin Millar, R OBP: 0.349, SLG: 0.388	F8				P3				G1-3	4	0	0	0	0	0	3									
John Olerud, L OBP: 0.406, SLG: 0.500					G1-3				F7	0	0	0	0	0	0	0									
Jason Varitek, S OBP: 0.385, SLG: 0.560	K				L3				G4-3	4	1	1	3	0	1	0									
Jay Payton, R OBP: 0.325, SLG: 0.452			E7		G5-3				F9	4	0	1	0	0	1	0									
Bill Mueller, S OBP: 0.399, SLG: 0.412			F7						F7	4	1	2	0	0	0	1									
Mark Bellhorn, S OBP: 0.337, SLG: 0.358			K						F7	4	1	1	0	0	2	2									
Inning Stats	R: 0 E: 0 K: 1 S: 7	H: 0 LOB: 0 BB: 0 P: 10	R: 0 E: 0 K: 1 S: 5	H: 0 LOB: 0 BB: 0 P: 10	R: 0 E: 1 K: 2 S: 10	H: 1 LOB: 1 BB: 0 P: 16	R: 3 E: 0 K: 0 S: 11	H: 3 LOB: 0 BB: 0 P: 21	R: 6 E: 0 K: 2 S: 22	H: 5 LOB: 0 BB: 0 P: 38	R: 0 E: 0 K: 1 S: 8	H: 0 LOB: 0 BB: 0 P: 13	R: 0 E: 0 K: 0 S: 12	H: 1 LOB: 1 BB: 0 P: 16	R: 0 E: 0 K: 0 S: 10	H: 1 LOB: 1 BB: 0 P: 16	R: 1 E: 0 K: 0 S: 5	H: 2 LOB: 1 BB: 0 P: 11	1B: 6 2B: 4 3B: 0 HR: 3	SF: 0 SAC: 0 DP: 0 HBP: 0	WP: 0 PB: 0 SB: 0 CS: 0	PA: 40			
PITCHER	IP	WLS	BF	H	R	ER	SO	BB	IBB	HBP	BLK	WP	HR	S	P	ERA	WHIP								
CC Sabathia, L ERA: 4.68	4.2	L	24	9	9	9	5	0	0	0	0	0	2	52	91	17.36	1.929								
63 Rafael Betancourt, R ERA: 2.38	2.1		8	1	0	0	2	0	0	0	0	0	0	23	33	0.00	0.429								
David Riske, R ERA: 2.1	1.1		6	2	1	1	0	0	0	0	0	0	1	12	21	6.75	1.500								
Arthur Rhodes, L ERA: 0.94	0.1		1	0	0	0	0	0	0	0	0	0	0	1	2	0.00	0.000								
Bob Howry, R ERA: 3.0	0.1		1	1	0	0	0	0	0	0	0	0	0	2	4	0.00	3.000								

AB	40
R	10
H	13
RBI	10
BB	0
SO	7
LOB	12



Batter	1	2	3	4	5	6	7	8	9	AB	R	H	RBI	BB	SO	LOB	BOTTOM									
24 Grady Sizemore, L OBP: 0.349, SLG: 0.476	G5-3					E4			L9	5	0	1	0	1	1	1	Boston Red Sox @ Cleveland Indians Jacobs Field, Cleveland, OH Mon Jun 20 2005, 7:05 PM EDT Att: 30,562 - Partly Cloudy - 76 F									
Coco Crisp, S OBP: 0.340, SLG: 0.459	G5-3					G4-6-3			F8	5	1	1	1	1	1	4										
Ronnie Belliard, R OBP: 0.336, SLG: 0.450	HR									3	2	1	1	1	2	1										
48 Travis Hafner, L OBP: 0.393, SLG: 0.502										4	1	2	2	1	0	2										
41 Victor Martinez, S OBP: 0.308, SLG: 0.370										5	1	3	3	0	1	0										
José Hernández, R OBP: 0.281, SLG: 0.298										3	1	1	0	0	0	2										
Ben Broussard, L OBP: 0.303, SLG: 0.443	P2									2	0	0	0	0	1	2										
Casey Blake, R OBP: 0.288, SLG: 0.378										4	1	2	0	1	1	0										
Aaron Boone, R OBP: 0.257, SLG: 0.348	F9									5	1	1	1	0	0	2										
2 Johnny Peralta, R OBP: 0.326, SLG: 0.519										5	1	3	1	0	1	2										
Alex Cora, L OBP: 0.258, SLG: 0.298										0	0	0	0	0	0	0										
Inning Stats	R: 1 E: 0 K: 0 S: 12	H: 2 LOB: 2 BB: 1 P: 23	R: 0 E: 0 K: 2 S: 17	H: 2 LOB: 0 BB: 0 P: 22	R: 0 E: 0 K: 1 S: 10	H: 0 LOB: 0 BB: 0 P: 13	R: 3 E: 0 K: 0 S: 14	H: 4 LOB: 2 BB: 1 P: 26	R: 0 E: 0 K: 1 S: 18	H: 2 LOB: 2 BB: 0 P: 27	R: 1 E: 1 K: 0 S: 13	H: 2 LOB: 2 BB: 1 P: 22	R: 0 E: 0 K: 1 S: 6	H: 0 LOB: 0 BB: 0 P: 8	R: 3 E: 0 K: 3 S: 23	H: 2 LOB: 0 BB: 1 P: 37	R: 1 E: 0 K: 0 S: 9	H: 1 LOB: 1 BB: 1 P: 16	1B: 11 2B: 2 3B: 0 HR: 2	SF: 1 SAC: 0 DP: 1 HBP: 0	WP: 0 PB: 0 SB: 0 CS: 0	PA: 47				
PITCHER	IP	WLS	BF	H	R	ER	SO	BB	IBB	HBP	BLK	WP	HR	S	P	ERA	WHIP									
David Wells, L ERA: 4.73	5.0	W	27	10	4	4	4	2	0	0	0	0	0	10	18	13.50	3.000									
Mike Myers, L ERA: 2.4	0.2		4	1	1	1	0	1	0	0	0	0	0	9	12	0.00	0.750									
50 Mike Timlin, R ERA: 1.31	1.1		5	1	0	0	1	0	0	0	0	0	0	1	18	27.00	3.000									
Alan Embree, L ERA: 7.2	0.2		4	1	2	2	2	1	0	0	0	0	1	14	25	13.50	2.250									
Keith Foulke, R ERA: 5.57	1.1	S	7	2	2	2	1	1	0	0	0	0	0	1	14	25	13.50	2.250								



Batter	1	2	3	4	5	6	7	8	9	AB	R	H	RBI	BB	SO	LOB	TOP										
Jay Payton, R OBP: 0.321, SLG: 0.450 (1, 8)	F8		G5-3			F9	F9		E8 2B	5	1	1	0	0	0	1	Boston Red Sox @ Cleveland Indians Jacobs Field, Cleveland, OH Wed Jun 22 2005, 7:05 PM EDT Att: 29,915 - Clear - 75 F										
Edgar Renteria, R OBP: 0.316, SLG: 0.404 (1, 6)	L4		HR			F7	F8		S 2B	5	1	2	2	0	0	1											
34 David Ortiz, L OBP: 0.385, SLG: 0.590 (1, 10)	2B		G6-3			1B		F8	DI IBB	4	0	2	0	1	0	0											
Manny Ramirez, R OBP: 0.361, SLG: 0.528 (1, 7)	BB			F8		1B		F8	1B 1B	3	1	1	0	2	1	2											
Kevin Millar, R OBP: 0.350, SLG: 0.388 18 Johnny Damon, L OBP: 0.387, SLG: 0.468 (8, PR) (8, 8)	K			F7		1B		1B	L4	4	0	2	0	0	1	2											
Trot Nixon, L OBP: 0.385, SLG: 0.474 (9, PH) (9, 9)						1-2 2-3		1B		0	1	0	0	0	0	0											
Jason Varitek, S OBP: 0.378, SLG: 0.546 (1, 2)		G6-3		K		K		F6	P5	5	0	0	0	0	2	7											
John Olerud, L OBP: 0.432, SLG: 0.606 (1, 3)	F8					G6-4-3 1B		HR	1B 1-3 2-H	4	1	3	2	0	0	0											
Bill Mueller, S OBP: 0.394, SLG: 0.406 (1, 5)	K					G6-4-3		F9	1B	4	0	1	1	0	1	1											
Mark Bellhorn, S OBP: 0.335, SLG: 0.357 (1, 4)						K			F9	3	0	0	0	1	2	2											
Inning Stats	R: 0 E: 0 K: 1 S: 10	H: 1 LOB: 2 BB: 1 P: 16	R: 0 E: 0 K: 1 S: 8	H: 0 LOB: 0 BB: 0 P: 10	R: 1 E: 0 K: 1 S: 10	H: 1 LOB: 0 BB: 0 P: 15	R: 0 E: 0 K: 1 S: 8	H: 0 LOB: 0 BB: 0 P: 11	R: 0 E: 0 K: 1 S: 13	H: 2 LOB: 3 BB: 1 P: 23	R: 1 E: 0 K: 0 S: 11	H: 1 LOB: 1 BB: 1 P: 17	R: 2 E: 0 K: 0 S: 18	H: 4 LOB: 2 BB: 1 P: 27	R: 1 E: 1 K: 1 S: 16	H: 2 LOB: 2 BB: 1 P: 26	1B: 6 2B: 4 3B: 0 HR: 2	SF: 0 SAC: 0 DP: 1 HBP: 0	WP: 0 PB: 0 SB: 1 CS: 0	PA: 42							
PITCHER	IP	WLS	BF	H	R	ER	SO	BB	IBB	HBP	BLK	WP	HR	S	P	ERA	WHIP										
31 Cliff Lee, L ERA: 3.28 (1, 1)	7.0		29	6	2	2	6	2	1	0	0	0	2	68	103	2.57	1.143										
Scott Sauerbeck, L ERA: 3.1 (8, 1)	0.1	H	1	0	0	0	0	0	0	0	0	0	0	1	1	0.00	0.000										
Bob Howry, R ERA: 3.56 (8, 1)	0.1	H	3	2	0	0	0	0	0	0	0	0	7	10	0.00	6.000											
Arthur Rhodes, L ERA: 0.93 (8, 1)	0.1	B	3	2	2	2	0	0	0	0	0	0	0	10	16	54.00	6.000										
Bob Wickman, R ERA: 2.89 (9, 1)	1.0	L	6	2	1	1	1	0	1	0	0	0	0	16	26	9.00	2.000										

Batter	1	2	3	4	5	6	7	8	9	AB	R	H	RBI	BB	SO	LOB	BOTTOM										
24 Grady Sizemore, L OBP: 0.349, SLG: 0.479 (1, 8)	2B				G3		G6-3			5	0	2	0	0	1	3	Boston Red Sox @ Cleveland Indians Jacobs Field, Cleveland, OH Wed Jun 22 2005, 7:05 PM EDT Att: 29,915 - Clear - 75 F										
Alex Cora, L OBP: 0.264, SLG: 0.298 (1, 4)	F7		F7		G6-3		E6 1B 48 G6-3	F9		5	1	1	0	0	0	4											
Coco Crisp, S OBP: 0.340, SLG: 0.454 (1, 7)	L6		G4-3		G1-6-3		48 G6-3 41 1B		F8	5	1	1	0	0	0	2											
48 Travis Hafner, L OBP: 0.387, SLG: 0.488 (1, 10)	K		P5				41 1B BB	G6-3	F7	4	1	0	1	1	1	2											
41 Victor Martinez, S OBP: 0.309, SLG: 0.371 (1, 2)		E7 1B			F8		41 1B BB		P5	4	1	1	1	1	0	0											
Ben Broussard, L OBP: 0.297, SLG: 0.434 (1, 3)		P6		K2-3			41 1B BB	G5-3		4	0	1	0	0	1	2											
Casey Blake, R OBP: 0.295, SLG: 0.386 (7, 9)		1B					2 G6-4-3 1B	G5-3		4	0	3	1	0	0	0											
Jody Gerut, L OBP: 0.362, SLG: 0.393 Jose Hernandez, R OBP: 0.297, SLG: 0.292 (6, PH) (7, 5)		1B			G3				K	2	0	1	1	0	0	1											
2 Johnny Peralta, R OBP: 0.330, SLG: 0.515 (1, 6)					G6-3 24 G3		G6-4-3		24 2B	3	0	1	0	1	1	5											
Inning Stats	R: 0 E: 0 K: 1 S: 11	H: 2 LOB: 2 BB: 0 P: 18	R: 1 E: 1 K: 2 S: 16	H: 2 LOB: 0 BB: 0 P: 27	R: 0 E: 0 K: 1 S: 15	H: 1 LOB: 1 BB: 0 P: 21	R: 0 E: 0 K: 0 S: 14	H: 0 LOB: 1 BB: 1 P: 21	R: 1 E: 0 K: 1 S: 13	H: 2 LOB: 2 BB: 2 P: 25	R: 2 E: 1 K: 0 S: 11	H: 3 LOB: 1 BB: 0 P: 17	R: 0 E: 0 K: 1 S: 10	H: 2 LOB: 0 BB: 0 P: 14	R: 0 E: 0 K: 0 S: 5	H: 0 LOB: 0 BB: 0 P: 8	1B: 9 2B: 2 3B: 0 HR: 0	SF: 0 SAC: 0 DP: 1 HBP: 0	WP: 0 PB: 0 SB: 0 CS: 0	PA: 41							
PITCHER	IP	WLS	BF	H	R	ER	SO	BB	IBB	HBP	BLK	WP	HR	S	P	ERA	WHIP										
Wade Miller, R ERA: 4.83 (1, 1)	5.0		25	6	2	1	4	3	0	0	0	0	0	69	112	1.80	1.800										
Alan Embree, L ERA: 7.47 (6, 1)	1.1		5	2	2	2	1	0	0	0	0	0	0	12	14	13.50	1.500										
Mike Myers, L ERA: 2.35 (7, 1)	0.1		1	0	0	0	0	0	0	0	0	0	0	2	3	0.00	0.000										
50 Mike Timlin, R ERA: 1.27 (8, 1)	1.0	W	5	2	0	0	1	0	0	0	0	0	0	9	13	0.00	2.000										
Keith Foulke, R ERA: 5.35 (8, 1)	1.1		5	1	0	0	0	0	0	0	0	0	0	9	15	0.00	0.750										

Batter	1	2	3	4	5	6	7	8	9	AB	R	H	RBI	BB	SO	LOB	TOP					
18 Johnny Damon, L OBP: 0.387, SLG: 0.466	P5	P4			F9				34 HR	5	2	2	0	0	0	2						
Edgar Renteria, R OBP: 0.316, SLG: 0.401	G5-3		K		HR	G4-3			F7	5	1	1	0	0	1	2						
34 David Ortiz, L John Olerud, L OBP: 0.432, SLG: 0.606	P6		L6		K				HR	5	1	1	2	0	1	2						
Manny Ramirez, R OBP: 0.362, SLG: 0.538		K			HR			G1-3	K	5	1	2	3	0	2	0						
Trot Nixon, L OBP: 0.387, SLG: 0.480		HR	K		HR					4	1	2	0	0	2	1						
Bill Mueller, S OBP: 0.392, SLG: 0.403		HR			L4	F9			K	4	1	1	0	0	1	1						
Doug Mirabeli, R OBP: 0.315, SLG: 0.469		HR			F7				P6	4	1	2	3	0	0	0						
Mark Bellhorn, S OBP: 0.337, SLG: 0.354		SH2-4							G3-1	2	0	0	0	2	0	0						
49 Tim Wakefield, R 20 Kevin Youkilis, R Alan Embree, L OBP: 0.250, SLG: 0.250 OBP: 0.403, SLG: 0.453	SH2-4				K				L5	2	0	1	0	0	1	1						
										1	0	0	0	0	0	0						
										0	0	0	0	0	0	0						
Inning Stats	R: 0 E: 0 K: 0 S: 7	H: 0 LOB: 0 BB: 0 P: 11	R: 3 E: 0 K: 1 S: 17	H: 3 LOB: 1 BB: 1 P: 26	R: 0 E: 0 K: 2 S: 9	H: 1 LOB: 1 BB: 0 P: 11	R: 0 E: 0 K: 1 S: 10	H: 0 LOB: 1 BB: 1 P: 16	R: 3 E: 0 K: 1 S: 17	H: 5 LOB: 2 BB: 0 P: 22	R: 0 E: 0 K: 0 S: 10	H: 1 LOB: 1 BB: 0 P: 16	R: 0 E: 0 K: 1 S: 7	H: 0 LOB: 0 BB: 0 P: 11	R: 0 E: 0 K: 1 S: 9	H: 0 LOB: 0 BB: 0 P: 14	R: 2 E: 0 K: 1 S: 12	H: 2 LOB: 0 BB: 0 P: 20	1B: 8 2B: 1 3B: 0 HR: 3	SF: 0 SAC: 1 DP: 0 HBP: 0	WP: 0 PB: 0 SB: 0 CS: 0	PA: 40
PITCHER	IP WLS BF H R ER SO BB IBB HBP BLK WP HR S P ERA WHIP																					
21 Jon Lieber, R ERA: 4.93	5.0 L 25 9 6 6 5 2 0 0 0 0 0 2 60 86 10.80 2.200																					
Amaury Telemaco, R ERA: 1.35	3.0 10 1 0 0 2 0 0 0 0 0 0 0 26 41 0.00 0.333																					
Aaron Fultz, L ERA: 3.46	1.0 5 2 2 2 1 0 0 0 0 0 0 1 12 20 18.00 2.000																					

Boston Red Sox @ Philadelphia Phillies
Citizens Bank Park, Philadelphia, PA
Fri Jun 24 2005, 7:05 PM EDT
Att. 45,090 - Clear - 84 F

AB 37
R 8
H 12
RBI 8
BB 2
SO 8
LOB 9



Batter	1	2	3	4	5	6	7	8	9	AB	R	H	RBI	BB	SO	LOB	BOTTOM					
11 Jimmy Rollins, S OBP: 0.317, SLG: 0.401	K		P6			G4-3			G3-1	4	0	0	0	0	1	3						
Kenny Lofton, L Jason Michaels, R OBP: 0.446, SLG: 0.471 OBP: 0.400, SLG: 0.391	K		G1-3			G3-1				2	0	0	0	0	1	1						
Bobby Abreu, L OBP: 0.433, SLG: 0.546	G6-3					G3-1			BB	1	0	0	0	1	0	0						
									K	4	0	1	0	0	1	4						
Jim Thome, L OBP: 0.364, SLG: 0.373	G4-3				F7				G1-3	4	0	0	0	0	1	2						
Pat Burrell, R OBP: 0.382, SLG: 0.525		P6			G1-3				K	4	0	0	0	0	2	1						
26 Chase Utley, L OBP: 0.376, SLG: 0.529		P5			K				F7	4	0	1	0	0	1	1						
									1B	4	0	0	0	0	0	1						
David Bell, R OBP: 0.313, SLG: 0.337		L5			F7				L8	4	0	0	0	0	0	1						
Mike Lieberthal, R OBP: 0.316, SLG: 0.381			F8			G6-3			L9	3	0	0	0	0	0	1						
21 Jon Lieber, L Ramon Martinez, R Amaury Telemaco, R Endy Chavez, L Aaron Fultz, L OBP: 0.061, SLG: 0.094 OBP: 0.275, SLG: 0.262 OBP: 0.500, SLG: 0.500					G6-3				11 G3-1	1	0	1	0	0	0	0						
									BB	1	0	0	0	0	0	0						
										0	0	0	0	0	0	0						
										0	0	0	0	0	0	0						
										0	0	0	0	0	0	0						
										0	0	0	0	0	0	0						
Inning Stats	R: 0 E: 0 K: 2 S: 9	H: 0 LOB: 1 BB: 0 P: 12	R: 0 E: 0 K: 0 S: 9	H: 0 LOB: 0 BB: 0 P: 13	R: 0 E: 0 K: 0 S: 8	H: 1 LOB: 1 BB: 0 P: 16	R: 0 E: 0 K: 1 S: 8	H: 1 LOB: 1 BB: 0 P: 13	R: 0 E: 0 K: 0 S: 7	H: 0 LOB: 0 BB: 0 P: 10	R: 0 E: 0 K: 0 S: 7	H: 0 LOB: 0 BB: 0 P: 8	R: 0 E: 0 K: 2 S: 8	H: 0 LOB: 0 BB: 0 P: 8	R: 0 E: 1 K: 1 S: 14	H: 0 LOB: 3 BB: 2 P: 26	R: 0 E: 0 K: 1 S: 7	H: 1 LOB: 1 BB: 0 P: 11	1B: 3 2B: 0 3B: 0 HR: 0	SF: 0 SAC: 0 DP: 0 HBP: 0	WP: 0 PB: 2 SB: 2 CS: 0	PA: 34
PITCHER	IP WLS BF H R ER SO BB IBB HBP BLK WP HR S P ERA WHIP																					
49 Tim Wakefield, R ERA: 4.05	8.0 W 30 2 0 0 6 2 0 0 0 0 0 0 70 106 0.00 0.500																					
Alan Embree, L ERA: 7.24	1.0 4 1 0 0 1 0 0 0 0 0 0 0 7 11 0.00 1.000																					

Boston Red Sox @ Philadelphia Phillies
Citizens Bank Park, Philadelphia, PA
Fri Jun 24 2005, 7:05 PM EDT
Att. 45,090 - Clear - 84 F

AB 32
R 0
H 3
RBI 0
BB 2
SO 7
LOB 14



Batter	1	2	3	4	5	6	7	8	9	AB	R	H	RBI	BB	SO	LOB	TOP										
18 Johnny Damon, L OBP: 0.384, SLG: 0.469	L5	G5-3	P6			P4		1B 3B		5	1	1	0	0	0	4	Boston Red Sox @ Philadelphia Phillies Citizens Bank Park, Philadelphia, PA Sat Jun 25 2005, 1:20 PM EDT Att: 44,868 - Sunny - 87 F										
Edgar Renteria, R OBP: 0.321, SLG: 0.404	34 2B	1B	1B 2B	G1-3		F7		1B		5	2	3	1	0	0												
34 David Ortiz, L OBP: 0.591, SLG: 0.591 Matt Mantei, R Mike Myers, L Keith Foulke, R	2B	2B	F8	P6		F9		P6		5	1	1	1	0	0	2											
Manny Ramirez, R OBP: 0.362, SLG: 0.547	K		2B E	K			P4		HR	5	2	2	1	0	2												
Trot Nixon, L OBP: 0.388, SLG: 0.488	2B		K			2B	K	F8		5	0	2	1	0	2	2											
Jason Varitek, S OBP: 0.382, SLG: 0.548	K		E4 2B	F7		F7	FC6-4 BB		BB	3	1	1	1	2	1	2											
Bill Mueller, S OBP: 0.396, SLG: 0.414		2B	30 BB	2B		BB	FC6-4 1-2		F7	4	0	2	1	1	0	2											
Mark Bellhorn, S OBP: 0.335, SLG: 0.348	K		30 BB	IBB		F8		G5-3	K	4	0	0	0	1	2	4											
30 Matt Clement, R 20 Kevin Youkilis, R John Olerud, L	G4-3			BB		K		K		2	0	0	0	1	1	3											
Inning Stats	R: 2 E: 0 K: 2 S: 20	H: 3 LOB: 1 BB: 0 P: 31	R: 0 E: 0 K: 1 S: 9	H: 1 LOB: 1 BB: 0 P: 15	R: 3 E: 1 K: 1 S: 21	H: 4 LOB: 3 BB: 2 P: 35	R: 0 E: 0 K: 1 S: 16	H: 0 LOB: 0 BB: 0 P: 21	R: 0 E: 0 K: 1 S: 8	H: 1 LOB: 2 BB: 1 P: 14	R: 0 E: 0 K: 1 S: 6	H: 0 LOB: 1 BB: 1 P: 9	R: 0 E: 0 K: 1 S: 7	H: 0 LOB: 1 BB: 1 P: 14	R: 1 E: 0 K: 1 S: 15	H: 2 LOB: 1 BB: 0 P: 23		R: 1 E: 0 K: 1 S: 11	H: 1 LOB: 1 BB: 1 P: 21	1B: 4 2B: 6 3B: 1 HR: 1	SF: 0 SAC: 0 DP: 0 HBP: 0	WP: 0 PB: 0 SB: 0 CS: 0	PA: 44				
PITCHER	IP	WLS	BF	H	R	ER	SO	BB	IBB	HBP	BLK	WP	HR	S	P	ERA	WHIP										
Vicente Padilla, R ERA: 6.79	2.2	L	18	8	5	5	4	1	1	0	0	0	0	49	80	16.88	3.375										
Geoff Geary, R ERA: 3.29	3.1		12	1	0	0	2	1	0	0	0	0	0	31	45	0.00	0.600										
Aaron Fultz, L ERA: 3.54	2.0		9	2	1	1	2	1	0	0	0	0	0	22	37	4.50	1.500										
Ugueth Urbina, R ERA: 4.41	1.0		5	1	1	1	1	1	0	0	0	0	1	11	21	9.00	2.000										

Batter	1	2	3	4	5	6	7	8	9	AB	R	H	RBI	BB	SO	LOB	BOTTOM										
11 Jimmy Rollins, S OBP: 0.316, SLG: 0.397	G3-1		P5			F8		BB HBP		3	0	0	0	0	0	1	Boston Red Sox @ Philadelphia Phillies Citizens Bank Park, Philadelphia, PA Sat Jun 25 2005, 1:20 PM EDT Att: 44,868 - Sunny - 87 F										
Jason Michaels, R OBP: 0.396, SLG: 0.387	L4		G3-6-1 1B	G3-6-1 1B		G5-3		F9		4	0	1	0	0	0	1											
Bobby Abreu, L OBP: 0.437, SLG: 0.548	G3-1		G3-6-1 1B	G3-6-1 1B		26 2B	1B	BB		3	1	2	0	1	0	0											
Jim Thome, L OBP: 0.362, SLG: 0.370	L4		G3-6-1 1B	G3-6-1 1B		26 2B	1B	K		4	0	1	0	0	1	4											
Pat Burrell, R OBP: 0.376, SLG: 0.516	K		K			K		K		4	0	0	0	0	4	3											
26 Chase Utley, L OBP: 0.385, SLG: 0.538	G4-3					G6-4-3 1B		G5-4-3 1B		4	0	3	1	0	0	0											
David Bell, R OBP: 0.308, SLG: 0.332			G5-3		L9		F7		G5-4-3 1B	4	0	0	0	0	0	4											
Todd Pratt, R OBP: 0.291, SLG: 0.425			K		G6-4-3 1B		F8			3	0	0	0	0	1	3											
Vicente Padilla, R Geoff Geary, R Eduardo Sanchez, R Aaron Fultz, L Kenny Lofton, L Ugueth Urbina, R			G4-3		G4-3		K			0	0	0	0	0	0	0											
Inning Stats	R: 0 E: 0 K: 0 S: 11	H: 0 LOB: 0 BB: 0 P: 15	R: 0 E: 0 K: 1 S: 9	H: 0 LOB: 0 BB: 0 P: 15	R: 0 E: 0 K: 1 S: 9	H: 1 LOB: 1 BB: 0 P: 15	R: 0 E: 0 K: 1 S: 11	H: 2 LOB: 1 BB: 0 P: 18	R: 0 E: 0 K: 0 S: 4	H: 1 LOB: 0 BB: 0 P: 6	R: 0 E: 0 K: 0 S: 6	H: 0 LOB: 0 BB: 0 P: 7	R: 1 E: 0 K: 1 S: 11	H: 3 LOB: 2 BB: 0 P: 17	R: 0 E: 0 K: 2 S: 12	H: 0 LOB: 2 BB: 1 P: 25		R: 0 E: 0 K: 1 S: 8	H: 1 LOB: 0 BB: 0 P: 9	1B: 7 2B: 1 3B: 0 HR: 0	SF: 0 SAC: 0 DP: 3 HBP: 1	WP: 0 PB: 0 SB: 0 CS: 0	PA: 34				
PITCHER	IP	WLS	BF	H	R	ER	SO	BB	IBB	HBP	BLK	WP	HR	S	P	ERA	WHIP										
30 Matt Clement, R ERA: 3.33	7.0	W	26	7	1	1	4	0	0	0	0	0	0	61	93	1.29	1.000										
Matt Mantei, R ERA: 5.09	0.2		3	0	0	0	1	0	0	1	0	0	0	7	14	0.00	0.000										
Mike Myers, L ERA: 2.3	0.1		2	0	0	0	1	1	0	0	0	0	0	5	11	0.00	3.000										
Keith Foulke, R ERA: 5.19	1.0		3	1	0	0	1	0	0	0	0	0	0	8	9	0.00	1.000										

Batter	1	2	3	4	5	6	7	8	9	AB	R	H	RBI	BB	SO	LOB	TOP								
18 Johnny Damon, L OBP: 0.383, SLG: 0.466	F8	FC4-6		K	1B			2B	G6-4-3	6	1	2	0	0	1	4									
Mark Bellhorn, S OBP: 0.343, SLG: 0.372	FC3-6 34 BB		HR	HR	1B			34 1B SF8		4	4	3	3	1	0	2									
34 David Ortiz, L John Olerud, L OBP: 0.432, SLG: 0.606	FC3-6 1B		BB	HR	1B			FC4-6 1B		3	1	2	0	2	1	0									
Manny Ramirez, R OBP: 0.360, SLG: 0.553	FC3-6 1B		L8	HR				SF8		4	1	1	5	0	0	3									
Trot Nixon, L OBP: 0.384, SLG: 0.481	1B		F9	K				FC4-6 HR		5	1	1	1	0	1	2									
Jason Varitek, S OBP: 0.386, SLG: 0.567	K		K					HR		5	2	3	2	0	2	3									
Bill Mueller, S OBP: 0.396, SLG: 0.418				1B	2B			K		5	1	2	0	0	1	2									
Ramón Vázquez, L Edgar Rentería, R OBP: 0.238, SLG: 0.233	K		F8	F8	18 1B G6-3			K		3	0	0	0	1	1	3									
David Wells, L Matt Murton, R 20 Kevin Youkilis, R Alan Embree, L 50 Mike Timlin, R Kevin Millar, R Keith Foulke, R	FC6-4 18 FC4-6		FC6-4 18 FC4-6	HR	1B			18 G6-3		3	1	1	1	0	0	2									
Inning Stats	R: 1 E: 0 K: 1 S: 12	H: 1 LOB: 2 BB: 2 P: 25	R: 0 E: 0 K: 1 S: 11	H: 1 LOB: 1 BB: 0 P: 14	R: 1 E: 0 K: 1 S: 9	H: 1 LOB: 1 BB: 1 P: 22	R: 5 E: 0 K: 2 S: 15	H: 5 LOB: 2 BB: 0 P: 24	R: 1 E: 0 K: 0 S: 12	H: 2 LOB: 2 BB: 1 P: 22	R: 0 E: 0 K: 1 S: 6	H: 0 LOB: 0 BB: 0 P: 12	R: 0 E: 0 K: 1 S: 9	H: 1 LOB: 1 BB: 0 P: 12	R: 4 E: 0 K: 1 S: 10	H: 4 LOB: 0 BB: 0 P: 14	R: 0 E: 0 K: 1 S: 6	H: 0 LOB: 0 BB: 1 P: 11	1B: 9 2B: 3 3B: 0 HR: 3	SF: 1 SAC: 0 DP: 1 HBP: 0	WP: 0 PB: 0 SB: 0 CS: 0	PA: 46			
PITCHER	IP WLS BF H R ER SO BB IBB HBP BLK WP HR S P ERA WHIP																								
39 Brett Myers, R ERA: 3.18	4.0	23	8	7	7	5	3	0	0	0	0	0	0	0	2	47	85	15.75	2.750						
63 Ryan Madson, R ERA: 3.5	2.0	9	2	1	1	1	1	0	0	0	0	0	0	0	18	34	4.50	1.500							
Rheal Cormier, L ERA: 5.47	2.0	L	11	5	4	4	2	0	0	0	0	0	1	19	26	18.00	2.500								
Billy Wagner, L ERA: 2.34	1.0	3	0	0	0	1	1	0	0	0	0	0	0	6	11	0.00	1.000								

Boston Red Sox @ Philadelphia Phillies
Citizens Bank Park, Philadelphia, PA
Sun Jun 26 2005, 1:35 PM EDT
Att: 45,042 - Sunny - 87 F

AB 40
R 12
H 15
RBI 12
BB 5
SO 9
LOB 22



Batter	1	2	3	4	5	6	7	8	9	AB	R	H	RBI	BB	SO	LOB	BOTTOM						
11 Jimmy Rollins, S OBP: 0.320, SLG: 0.407	B1-3		P4		1B			1B		5	2	3	0	0	0	0							
Jason Michaels, R OBP: 0.402, SLG: 0.390	1B			L9	2B			1B	G5-3	4	2	2	0	1	0	1							
Bobby Abreu, L OBP: 0.442, SLG: 0.567	FC6-4 1B			HR	HR			1B	G4-3	5	3	4	4	0	0	0							
Pat Burrell, R OBP: 0.377, SLG: 0.526	FC6-4			K	HR			1B	G6-3	5	1	2	3	0	1	1							
Jim Thome, L OBP: 0.367, SLG: 0.372		F8		1B	BB			SF9		2	0	1	1	2	0	0							
David Bell, R OBP: 0.306, SLG: 0.329		K		1B	K			P6	F9	5	0	1	0	0	2	3							
26 Chase Utley, L OBP: 0.382, SLG: 0.531	G4-3			F7				G4-6-3 BB	F7	3	0	0	0	1	0	3							
Mike Lieberthal, R OBP: 0.315, SLG: 0.378			L7		63 B1-6-3			F7	F9	4	0	1	0	0	0	1							
39 Brett Myers, R 63 Ryan Madson, L Endy Chavez, L Rheal Cormier, L Kenny Lofton, L Billy Wagner, L	G3		G3		B1-6-3			G4-6-3	G4-3	1	0	0	0	0	0	0							
Inning Stats	R: 0 E: 0 K: 0 S: 7	H: 2 LOB: 1 BB: 0 P: 11	R: 0 E: 0 K: 1 S: 9	H: 0 LOB: 0 BB: 0 P: 11	R: 0 E: 0 K: 0 S: 9	H: 0 LOB: 0 BB: 0 P: 13	R: 1 E: 0 K: 1 S: 19	H: 3 LOB: 2 BB: 0 P: 27	R: 4 E: 0 K: 1 S: 22	H: 5 LOB: 1 BB: 1 P: 31	R: 0 E: 0 K: 0 S: 5	H: 0 LOB: 0 BB: 1 P: 10	R: 3 E: 0 K: 0 S: 15	H: 3 LOB: 1 BB: 1 P: 28	R: 0 E: 0 K: 0 S: 7	H: 1 LOB: 1 BB: 0 P: 12	R: 0 E: 0 K: 0 S: 10	H: 0 LOB: 1 BB: 1 P: 17	1B: 9 2B: 3 3B: 0 HR: 2	SF: 1 SAC: 0 DP: 2 HBP: 0	WP: 0 PB: 0 SB: 0 CS: 0	PA: 42	
PITCHER	IP WLS BF H R ER SO BB IBB HBP BLK WP HR S P ERA WHIP																						
David Wells, L ERA: 5.0	5.0	24	10	5	5	3	1	0	0	0	0	0	0	5	10	9.00	2.200						
Matt Mantel, R ERA: 5.04	1.0	H	3	0	0	0	1	0	0	0	0	0	0	5	10	0.00	1.000						
Alan Embree, L ERA: 8.07	0.0	3	2	3	3	0	1	0	0	0	0	0	0	8	15	∞	∞						
50 Mike Timlin, R ERA: 1.21	2.0	W	8	2	0	0	0	0	0	0	0	0	0	14	25	0.00	1.000						
Keith Foulke, R ERA: 5.05	1.0	4	0	0	0	0	1	0	0	0	0	0	0	10	17	0.00	1.000						

Boston Red Sox @ Philadelphia Phillies
Citizens Bank Park, Philadelphia, PA
Sun Jun 26 2005, 1:35 PM EDT
Att: 45,042 - Sunny - 87 F

AB 37
R 8
H 14
RBI 8
BB 4
SO 3
LOB 11



Batter	1	2	3	4	5	6	7	8	9	AB	R	H	RBI	BB	SO	LOB	TOP											
24 Grady Sizemore, L OBP: 0.362, SLG: 0.496										3	4	0	0	3	0	2												
Casey Blake, R OBP: 0.296, SLG: 0.390										5	3	3	1	1	1	1												
48 Travis Hafner, L OBP: 0.403, SLG: 0.549										5	2	3	6	1	1	2												
41 Victor Martinez, S OBP: 0.317, SLG: 0.385										6	0	1	2	0	0	5												
Ben Broussard, L OBP: 0.309, SLG: 0.453										4	0	2	1	1	1	1												
Ronnie Belliard, R OBP: 0.333, SLG: 0.434										5	0	1	0	0	2	3												
Jody Gerut, L OBP: 0.357, SLG: 0.406										5	0	1	0	0	0	5												
Coco Crisp, S OBP: 0.342, SLG: 0.449										0	1	0	0	0	0	0												
Aaron Boone, R OBP: 0.262, SLG: 0.351										5	1	1	1	0	0	3												
2 Jhonny Peralta, R OBP: 0.330, SLG: 0.495										5	1	3	1	0	2	0												
Inning Stats	R: 2 E: 0 K: 0 S: 13	H: 2 LOB: 2 BB: 2 P: 27	R: 1 E: 1 K: 1 S: 13	H: 1 LOB: 2 BB: 1 P: 22	R: 0 E: 0 K: 0 S: 6	H: 0 LOB: 0 BB: 0 P: 7	R: 0 E: 0 K: 1 S: 11	H: 1 LOB: 1 BB: 0 P: 18	R: 1 E: 0 K: 1 S: 13	H: 2 LOB: 1 BB: 0 P: 24	R: 1 E: 0 K: 2 S: 14	H: 1 LOB: 1 BB: 1 P: 27	R: 0 E: 0 K: 0 S: 10	H: 2 LOB: 2 BB: 0 P: 17	R: 2 E: 0 K: 1 S: 13	H: 3 LOB: 1 BB: 0 P: 20	R: 5 E: 0 K: 1 S: 20	H: 3 LOB: 1 BB: 2 P: 36	1B: 8 2B: 5 3B: 0 HR: 2	SF: 0 SAC: 0 DP: 0 HBP: 0	WP: 0 PB: 0 SB: 0 CS: 0	PA: 49						
PITCHER	IP	WLS	BF	H	R	ER	SO	BB	IBB	HBP	BLK	WP	HR	S	P	ERA	WHIP											
Wade Miller, R ERA: 5.14	(1, 1)	5.2		29	7	5	5	4	4	0	0	0	0	1	65	117	7.94	1.941										
Mike Myers, L ERA: 2.2	(6, 1)	0.2	3	1	0	0	1	0	0	0	0	0	0	0	12	20	0.00	1.500										
50 Mike Timlin, R ERA: 1.64	(7, 1)	1.0	H	6	3	2	2	0	0	0	0	0	0	9	14	18.00	3.000											
Keith Foulke, R ERA: 6.03	(8, 1)	1.2	L	11	4	5	5	2	2	0	0	0	0	1	27	47	27.00	3.600										

Cleveland Indians @ Boston Red Sox
Fenway Park, Boston, MA
Tue Jun 28 2005, 7:05 PM EDT
Att: 35,445 - Partly Cloudy - 76 F

AB 43
R 12
H 15
RBI 12
BB 6
SO 7
LOB 22



Batter	1	2	3	4	5	6	7	8	9	AB	R	H	RBI	BB	SO	LOB	BOTTOM											
18 Johnny Damon, L OBP: 0.383, SLG: 0.464										5	1	2	0	0	1	2												
Edgar Renteria, R OBP: 0.324, SLG: 0.403										4	2	1	1	1	1	3												
34 David Ortiz, L OBP: 0.387, SLG: 0.586										5	1	3	1	0	0	1												
Manny Ramirez, R OBP: 0.359, SLG: 0.545										2	1	1	2	2	0	1												
Kevin Millar, R OBP: 0.353, SLG: 0.385										4	0	2	1	0	1	2												
Ramon Vazquez, L OBP: 0.238, SLG: 0.233										0	0	0	0	0	0	0												
John Olerud, L OBP: 0.432, SLG: 0.606										0	0	0	0	0	0	0												
Jason Varitek, S OBP: 0.378, SLG: 0.556										5	0	1	0	0	2	5												
Jay Payton, R OBP: 0.314, SLG: 0.437										5	1	1	1	0	0	3												
20 Kevin Youkilis, R OBP: 0.382, SLG: 0.441										4	1	1	1	0	0	3												
Bill Mueller, S OBP: 0.390, SLG: 0.411										1	0	0	0	0	0	0												
Mark Bellhorn, S OBP: 0.348, SLG: 0.377										2	1	1	1	2	0	0												
Inning Stats	R: 0 E: 0 K: 0 S: 8	H: 0 LOB: 0 BB: 0 P: 10	R: 1 E: 0 K: 0 S: 11	H: 1 LOB: 1 BB: 1 P: 21	R: 0 E: 0 K: 2 S: 15	H: 0 LOB: 1 BB: 1 P: 24	R: 0 E: 0 K: 1 S: 10	H: 1 LOB: 2 BB: 1 P: 16	R: 2 E: 0 K: 1 S: 16	H: 3 LOB: 1 BB: 0 P: 22	R: 5 E: 0 K: 1 S: 23	H: 6 LOB: 2 BB: 1 P: 36	R: 0 E: 0 K: 0 S: 9	H: 1 LOB: 2 BB: 1 P: 16	R: 0 E: 0 K: 0 S: 8	H: 1 LOB: 1 BB: 0 P: 11	R: 0 E: 0 K: 0 S: 3	H: 0 LOB: 0 BB: 0 P: 3	1B: 9 2B: 4 3B: 0 HR: 0	SF: 2 SAC: 0 DP: 1 HBP: 1	WP: 0 PB: 0 SB: 0 CS: 0	PA: 45						
PITCHER	IP	WLS	BF	H	R	ER	SO	BB	IBB	HBP	BLK	WP	HR	S	P	ERA	WHIP											
31 Cliff Lee, L ERA: 3.56	(1, 1)	5.1		26	7	5	5	4	3	0	0	0	0	0	66	101	8.44	1.875										
Arthur Rhodes, L ERA: 1.72	(6, 1)	0.1	B	4	2	1	1	0	1	0	0	0	0	9	18	27.00	9.000											
59 Matt Miller, R ERA: 1.46	(6, 1)	2.1	W	12	4	2	2	1	1	0	1	0	0	25	37	7.71	2.143											
Bob Wickman, R ERA: 2.7	(9, 1)	1.0		3	0	0	0	0	0	0	0	0	0	3	3	0.00	0.000											

Cleveland Indians @ Boston Red Sox
Fenway Park, Boston, MA
Tue Jun 28 2005, 7:05 PM EDT
Att: 35,445 - Partly Cloudy - 76 F

AB 37
R 8
H 13
RBI 8
BB 5
SO 5
LOB 20



Batter	1	2	3	4	5	6	7	8	9	AB	R	H	RBI	BB	SO	LOB	TOP										
Coco Crisp, S OBP: 0.339, SLG: 0.444 (1, 8)	F7	P3			G5-3		P4		1B	5	0	1	0	0	0	2	Cleveland Indians @ Boston Red Sox Fenway Park, Boston, MA Wed Jun 29 2005, 1:05 PM EDT Att: 35,069 - Sunny - 83 F										
Casey Blake, R OBP: 0.319, SLG: 0.400 (1, 9)	K			BB	HR		F9		F8	4	1	1	1	1	1	2											
48 Travis Hafner, L OBP: 0.404, SLG: 0.544 (1, 10)	41 2B			K	G4-3				BB	2	0	0	0	2	1	1											
41 Victor Martinez, S OBP: 0.319, SLG: 0.403 (1, 2)	2B			K			HR		F7	4	1	2	1	0	1	2											
José Hernández, R OBP: 0.267, SLG: 0.363 (1, 3)	F7			G1-3			F8		K	4	0	1	0	0	1	4											
Jody Gerut, L OBP: 0.362, SLG: 0.404 (1, 7)		S			F9		G4-6-3		P6	3	0	1	0	1	0	1											
Aaron Boone, R OBP: 0.345, SLG: 0.345 (1, 5)	G6-3				F9		F8		K	4	0	0	0	0	1	3											
Alex Cora, L OBP: 0.257, SLG: 0.283 (1, 4)					F9		G4-6-3		G4-3	3	0	0	0	1	0	2											
2 Jhonny Peralta, R OBP: 0.329, SLG: 0.495 (1, 6)	F7				G5-3		F7		1B	4	0	1	0	0	0	2	C										
Inning Stats	R: 0 E: 0 K: 1 S: 18	H: 1 LOB: 2 BB: 1 P: 26	R: 0 E: 0 K: 0 S: 9	H: 1 LOB: 2 BB: 1 P: 16	R: 0 E: 0 K: 2 S: 12	H: 0 LOB: 1 BB: 1 P: 18	R: 0 E: 0 K: 0 S: 8	H: 0 LOB: 0 BB: 0 P: 12	R: 1 E: 0 K: 0 S: 11	H: 1 LOB: 0 BB: 0 P: 14	R: 1 E: 0 K: 0 S: 9	H: 2 LOB: 1 BB: 1 P: 19	R: 0 E: 0 K: 0 S: 6	H: 0 LOB: 0 BB: 0 P: 10	R: 0 E: 0 K: 1 S: 7	H: 0 LOB: 1 BB: 1 P: 14		R: 0 E: 0 K: 1 S: 14	H: 2 LOB: 2 BB: 0 P: 22	1B: 2 2B: 3 3B: 0 HR: 2	SF: 0 SAC: 0 DP: 1 HBP: 0	WP: 0 PB: 0 SB: 1 CS: 0	PA: 38				
PITCHER	IP	WLS	BF	H	R	ER	SO	BB	IBB	HBP	BLK	WP	HR	S	P	ERA	WHIP										
49 Tim Wakefield, R ERA: 3.94 (1, 1)	7.0	W	29	5	2	2	3	4	0	0	0	0	2	73	115	2.57	1.286										
Matt Mantei, R ERA: 4.55 (8, 1)	1.0	H	4	0	0	0	1	1	0	0	0	0	0	7	14	0.00	1.000										
50 Mike Timlin, R ERA: 1.6 (9, 1)	1.0	S	5	2	0	0	1	0	0	0	0	0	0	14	22	0.00	2.000										

Batter	1	2	3	4	5	6	7	8	9	AB	R	H	RBI	BB	SO	LOB	BOTTOM										
18 Johnny Damon, L OBP: 0.383, SLG: 0.463 (1, 8)	K				F7			P6		5	0	2	0	0	1	0	Cleveland Indians @ Boston Red Sox Fenway Park, Boston, MA Wed Jun 29 2005, 1:05 PM EDT Att: 35,069 - Sunny - 83 F										
Edgar Renteria, R OBP: 0.322, SLG: 0.400 (1, 6)	F9			1B	E5			K		5	0	1	0	0	1	2											
34 David Ortiz, L OBP: 0.382, SLG: 0.578 (1, 10)	F9				F8		F9	F8		4	0	0	0	0	0	3											
Manny Ramirez, R OBP: 0.361, SLG: 0.548 (1, 7)		K			K			2B		4	1	2	0	0	2	0											
Trot Nixon, L OBP: 0.379, SLG: 0.482 (1, 9)		K			1B			F8		4	2	2	1	0	1	1											
Bill Mueller, S OBP: 0.388, SLG: 0.405 (1, 5)		K			1B			P5		3	0	0	0	1	2	2											
John Olerud, L OBP: 0.439, SLG: 0.622 (1, 3)					G4-3			F9		4	0	2	1	0	0	1											
Doug Mirabeli, R OBP: 0.328, SLG: 0.519 (1, 2)					1B			F9		3	1	1	2	0	1	4											
Mark Bellhorn, S OBP: 0.346, SLG: 0.388 (1, 4)	F8							K		4	1	1	1	0	2	1	Red Sox										
Inning Stats	R: 0 E: 0 K: 1 S: 8	H: 0 LOB: 0 BB: 0 P: 10	R: 0 E: 0 K: 3 S: 12	H: 0 LOB: 0 BB: 0 P: 16	R: 0 E: 0 K: 0 S: 11	H: 1 LOB: 2 BB: 0 P: 15	R: 1 E: 0 K: 1 S: 14	H: 2 LOB: 2 BB: 1 P: 27	R: 0 E: 0 K: 1 S: 10	H: 0 LOB: 1 BB: 0 P: 15	R: 4 E: 0 K: 0 S: 12	H: 6 LOB: 2 BB: 0 P: 22	R: 0 E: 0 K: 2 S: 14	H: 2 LOB: 2 BB: 0 P: 17	R: 0 E: 0 K: 2 S: 10	H: 0 LOB: 0 BB: 0 P: 13		1B: 5 2B: 4 3B: 0 HR: 2	SF: 0 SAC: 0 DP: 0 HBP: 1	WP: 0 PB: 0 SB: 0 CS: 0	PA: 38						
PITCHER	IP	WLS	BF	H	R	ER	SO	BB	IBB	HBP	BLK	WP	HR	S	P	ERA	WHIP										
Scott Elarton, R ERA: 4.99 (1, 1)	5.2	L	27	7	5	5	6	1	0	1	0	0	2	64	101	7.94	1.412										
63 Rafael Betancourt, R ERA: 2.21 (6, 1)	1.1		8	4	0	0	2	0	0	0	0	0	0	17	21	0.00	3.000										
David Riske, R ERA: 3.38 (8, 1)	1.0		3	0	0	0	2	0	0	0	0	0	0	10	13	0.00	0.000										

Batter	1	2	3	4	5	6	7	8	9	AB	R	H	RBI	BB	SO	LOB	TOP				
3 Reed Johnson, R OBP: 0.338, SLG: 0.433	G1-3		HBP			F7		F9		4	0	1	0	0	0	2					
15 Alex Rios, R OBP: 0.323, SLG: 0.430	1B		FC5-4					G6-3		5	0	1	0	0	0	2	3				
10 Vernon Wells, R OBP: 0.311, SLG: 0.463	K		1B					G4-3		5	0	1	0	0	1	3					
Shea Hillenbrand, R OBP: 0.365, SLG: 0.449	FC6-4		G6-3					1B		5	0	2	0	0	0	3					
2 Aaron Hill, R OBP: 0.423, SLG: 0.493		L5						F8		5	1	2	0	0	0	1					
9 Gregg Zaun, S OBP: 0.395, SLG: 0.409		3B								4	1	1	0	1	0	4					
Frank Menechino, R Frank Catalanotto, L	K		1B					FC4-6		2	1	0	0	1	1	2					
Orlando Hudson, S OBP: 0.310, SLG: 0.386			1B					G6-3		4	1	3	2	0	1	0					
John McDonald, R OBP: 0.333, SLG: 0.321	K		1B					G6-3		4	0	1	2	0	1	3					
Inning Stats	R: 0 E: 0 K: 1 S: 12	H: 1 LOB: 1 BB: 0 P: 16	R: 1 E: 0 K: 2 S: 22	H: 2 LOB: 1 BB: 0 P: 30	R: 0 E: 0 K: 0 S: 8	H: 1 LOB: 1 BB: 0 P: 11	R: 3 E: 0 K: 1 S: 17	H: 4 LOB: 2 BB: 1 P: 24	R: 0 E: 0 K: 1 S: 5	H: 0 LOB: 0 BB: 0 P: 6	R: 0 E: 0 K: 0 S: 13	H: 1 LOB: 1 BB: 0 P: 19	R: 0 E: 0 K: 0 S: 12	H: 1 LOB: 2 BB: 0 P: 21	R: 0 E: 0 K: 1 S: 12	H: 2 LOB: 2 BB: 0 P: 20	1B: 10 2B: 1 3B: 1 HR: 0	SF: 0 SAC: 0 DP: 1 HBP: 1	WP: 0 PB: 0 SB: 0 CS: 0	PA: 42	
PITCHER	IP	WLS	BF	H	R	ER	SO	BB	IBB	HBP	BLK	WP	HR	S	P	ERA	WHIP				
David Wells, L ERA: 5.04	6.2		31	9	4	4	5	1	0	1	0	0	0	83	113	5.40	1.500				
50 Mike Timlin, R ERA: 1.59	0.1	W	2	0	0	0	0	1	0	0	0	0	0	4	9	0.00	3.000				
Alan Embree, L ERA: 7.68	0.2	H	3	1	0	0	0	0	0	0	0	0	0	7	11	0.00	1.500				
Keith Foulke, R ERA: 5.82	1.1	S	6	2	0	0	1	0	0	0	0	0	0	16	25	0.00	1.500				

Toronto Blue Jays @ Boston Red Sox
Fenway Park, Boston, MA
Sat Jul 02 2005, 7:05 PM EDT
Att: 35,268 - Partly Cloudy - 80 F

AB	39
R	4
H	12
RBI	4
BB	2
SO	6
LOB	22



Batter	1	2	3	4	5	6	7	8	9	AB	R	H	RBI	BB	SO	LOB	BOTTOM				
18 Johnny Damon, L OBP: 0.386, SLG: 0.479	B3		2B			P4		K		5	1	2	0	0	1	3					
Edgar Renteria, R OBP: 0.323, SLG: 0.399	1B		G6-3			G5-3		K		5	0	2	0	0	1	4					
34 David Ortiz, L OBP: 0.388, SLG: 0.579	K					1B		IBB		3	2	2	1	2	1	1					
Manny Ramirez, R OBP: 0.358, SLG: 0.550	G6-3					F8		L7		5	1	2	2	0	0	5					
Jason Varitek, S OBP: 0.376, SLG: 0.549			G5-3			SF9		F8		3	1	1	1	0	0	0					
Kevin Millar, R OBP: 0.354, SLG: 0.382						1B		1B		3	1	1	0	1	0	1					
Ramón Vázquez, L OBP: 0.234, SLG: 0.230			P3			F9				0	0	0	0	0	0	0					
John Olerud, L OBP: 0.429, SLG: 0.605						1B		FC1-4		0	0	0	0	0	0	0					
Jay Payton, R OBP: 0.315, SLG: 0.432			G5-3			K		K		2	0	0	0	0	1	1					
Trot Nixon, L OBP: 0.377, SLG: 0.477						K		K		2	0	1	0	0	1	1					
Bill Mueller, S OBP: 0.384, SLG: 0.404						P4		FC1-4		4	0	1	2	0	0	1					
Mark Bellhorn, S OBP: 0.344, SLG: 0.387			K			F7		K		4	0	1	0	0	2	2					
Inning Stats	R: 0 E: 0 K: 1 S: 11	H: 1 LOB: 0 BB: 0 P: 17	R: 0 E: 0 K: 0 S: 7	H: 0 LOB: 0 BB: 0 P: 11	R: 0 E: 0 K: 1 S: 8	H: 1 LOB: 0 BB: 0 P: 10	R: 1 E: 0 K: 1 S: 10	H: 1 LOB: 1 BB: 1 P: 18	R: 1 E: 0 K: 1 S: 10	H: 3 LOB: 2 BB: 0 P: 18	R: 2 E: 0 K: 1 S: 17	H: 4 LOB: 0 BB: 0 P: 27	R: 2 E: 0 K: 1 S: 14	H: 2 LOB: 1 BB: 1 P: 22	R: 0 E: 0 K: 2 S: 12	H: 1 LOB: 2 BB: 1 P: 23	1B: 8 2B: 4 3B: 0 HR: 1	SF: 1 SAC: 0 DP: 0 HBP: 0	WP: 1 PB: 0 SB: 1 CS: 0	PA: 40	
PITCHER	IP	WLS	BF	H	R	ER	SO	BB	IBB	HBP	BLK	WP	HR	S	P	ERA	WHIP				
39 Gustavo Chacin, L ERA: 3.59	5.0		24	8	4	4	3	1	0	0	0	0	1	17	30	13.50	3.750				
Pete Walker, R ERA: 2.39	1.1	L	9	4	2	2	1	1	0	0	0	0	0	13	19	0.00	1.000				
Scott Schoeneweis, L ERA: 4.97	1.0		4	1	0	0	2	0	0	0	0	0	0	5	12	0.00	0.000				
Vinnie Chulk, R ERA: 3.82	0.2		3	0	0	0	1	0	1	0	0	0	0	5	12	0.00	0.000				

Toronto Blue Jays @ Boston Red Sox
Fenway Park, Boston, MA
Sat Jul 02 2005, 7:05 PM EDT
Att: 35,268 - Partly Cloudy - 80 F

AB	36
R	6
H	13
RBI	6
BB	3
SO	7
LOB	19



Batter	1	2	3	4	5	6	7	8	9	AB	R	H	RBI	BB	SO	LOB	TOP								
8 Russ Adams, L OBP: 0.300, SLG: 0.435	P4	FC3-6 2H 1B		K			F8		3 3B BB	4	1	1	1	1	1	1									
Frank Catalanotto, L OBP: 0.354, SLG: 0.368 3 Reed Johnson, R OBP: 0.341, SLG: 0.446	2 2B BB	FC3-6 1-2			G6-3		P5		1-H 3H 2-2 G6-3	3	1	0	0	1	0	1									
10 Vernon Wells, R OBP: 0.309, SLG: 0.462	K	F8			2B		P4			5	0	1	0	0	1	3									
Shea Hillenbrand, R OBP: 0.364, SLG: 0.447	2 2B 1B			G4-3		P2		F8		4	0	1	0	0	0	1									
2 Aaron Hill, R OBP: 0.419, SLG: 0.493	1-3 2H 2B			F9		F8		P3		4	0	1	1	0	0	1									
9 Gregg Zaun, S OBP: 0.383, SLG: 0.401	F8			F7		L6		G5-3		4	0	0	0	0	0	2									
Eric Hinske, L OBP: 0.326, SLG: 0.391		G6-3		G3-1 2B		P6			P6	4	0	1	0	0	0	0									
Gabe Gross, L OBP: 0.290, SLG: 0.310		2-2 BLK 2B 1B		K		0-2 1B			2-1 8 3B G5-3 1B	3	1	2	0	0	1	1									
15 Alex Rios, R OBP: 0.325, SLG: 0.432										1	1	1	0	0	0	0									
Orlando Hudson, S OBP: 0.310, SLG: 0.388	1-H 1B 2B			G3-1 2-3		3-2 F8			1-1 G5-3 1-2	4	1	1	1	0	0	3									
Inning Stats	R: 1 E: 0 K: 1 S: 15	H: 2 LOB: 2 BB: 1 P: 23	R: 2 E: 0 K: 0 S: 11	H: 3 LOB: 1 BB: 0 P: 15	R: 0 E: 0 K: 2 S: 6	H: 0 LOB: 0 BB: 0 P: 10	R: 0 E: 0 K: 2 S: 15	H: 1 LOB: 1 BB: 0 P: 22	R: 0 E: 0 K: 0 S: 7	H: 1 LOB: 1 BB: 0 P: 9	R: 0 E: 0 K: 0 S: 11	H: 1 LOB: 1 BB: 0 P: 16	R: 0 E: 0 K: 0 S: 7	H: 0 LOB: 0 BB: 0 P: 10	R: 0 E: 0 K: 0 S: 10	H: 0 LOB: 0 BB: 0 P: 18	R: 2 E: 0 K: 0 S: 15	H: 2 LOB: 1 BB: 1 P: 27	1B: 5 2B: 4 3B: 1 HR: 0	SF: 0 SAC: 0 DP: 0 HBP: 0	WP: 0 PB: 0 SB: 1 CS: 1	PA: 39			
PITCHER	IP	WLS	BF	H	R	ER	SO	BB	IBB	HBP	BLK	WP	HR	S	P	ERA	WHIP								
Bronson Arroyo, R ERA: 4.15	8.0	L	33	8	3	3	3	1	0	0	1	0	0	82	123	3.38	1.125								
Alan Embree, L ERA: 8.05	0.2		4	1	2	2	0	1	0	0	0	0	0	10	18	27.00	3.000								
50 Mike Timlin, R ERA: 1.58	0.1		2	1	0	0	0	0	0	0	0	0	0	5	9	0.00	3.000								

Toronto Blue Jays @ Boston Red Sox
Fenway Park, Boston, MA
Sun Jul 03 2005, 2:05 PM EDT
Att: 34,794 - Sunny - 76 F

livebaseballscores.com

AB	37
R	5
H	10
RBI	5
BB	2
SO	3
LOB	13



Batter	1	2	3	4	5	6	7	8	9	AB	R	H	RBI	BB	SO	LOB	BOTTOM								
18 Johnny Damon, L OBP: 0.383, SLG: 0.475	1B 34 1B 1B		G5-3		G1-3			G4-3	P4	5	1	1	0	0	0	5									
Edgar Renteria, R OBP: 0.325, SLG: 0.401	34 1B 34 S 1B		F9			34 1B F8-2 1B		G6-3		4	0	2	0	0	0	0									
34 David Ortiz, L OBP: 0.390, SLG: 0.578	G4-6-3 1-3 3H 1B			G3-1		1-2 BB 1B		G3		4	0	2	1	0	0	0									
Manny Ramirez, R OBP: 0.357, SLG: 0.544	P4			K		4-2 BB			P4	3	0	0	0	1	1	2									
Trot Nixon, L OBP: 0.375, SLG: 0.471	G4-6-3 1-2			G3		1-2 BB			F8-2	3	1	0	0	1	0	5									
Jason Varitek, S OBP: 0.374, SLG: 0.544			K		E6 F8 BB		F7		4-1 1B BB 1B	4	0	1	0	0	1	2									
John Olerud, L OBP: 0.435, SLG: 0.585		G5-3			4-0 SAFE 1-2 BB		G4-3		0-1 1-2 2H 1B	3	0	1	1	1	0	0									
Bill Mueller, S OBP: 0.382, SLG: 0.402		G6-3			0-0 BB		F8		2-2 1-2 2-3 1B	4	0	1	0	0	1	2									
Mark Bellhorn, S OBP: 0.339, SLG: 0.381				K		1-3 K			0-0 F4	4	0	0	0	0	3	5									
Inning Stats	R: 1 E: 0 K: 0 S: 13	H: 3 LOB: 1 BB: 0 P: 20	R: 0 E: 0 K: 1 S: 8	H: 0 LOB: 0 BB: 0 P: 9	R: 0 E: 0 K: 1 S: 6	H: 0 LOB: 0 BB: 0 P: 10	R: 0 E: 0 K: 1 S: 5	H: 0 LOB: 0 BB: 0 P: 7	R: 0 E: 1 K: 1 S: 9	H: 2 LOB: 2 BB: 1 P: 17	R: 0 E: 0 K: 2 S: 10	H: 0 LOB: 0 BB: 0 P: 13	R: 0 E: 0 K: 0 S: 5	H: 0 LOB: 0 BB: 0 P: 9	R: 1 E: 0 K: 0 S: 21	H: 3 LOB: 3 BB: 1 P: 31	1B: 8 2B: 1 3B: 0 HR: 0	SF: 0 SAC: 0 DP: 2 HBP: 0	WP: 0 PB: 0 SB: 1 CS: 0	PA: 37					
PITCHER	IP	WLS	BF	H	R	ER	SO	BB	IBB	HBP	BLK	WP	HR	S	P	ERA	WHIP								
32 Roy Halladay, R ERA: 2.33	8.0	W	30	5	1	1	6	2	0	0	0	0	0	67	101	1.12	0.875								
Miguel Batista, R ERA: 2.5	0.2		6	3	1	1	0	1	0	0	0	0	0	18	26	13.50	6.000								
Scott Schoeneweis, L ERA: 4.91	0.1	S	1	0	0	0	0	0	0	0	0	0	0	3	5	0.00	0.000								

Toronto Blue Jays @ Boston Red Sox
Fenway Park, Boston, MA
Sun Jul 03 2005, 2:05 PM EDT
Att: 34,794 - Sunny - 76 F

livebaseballscores.com

AB	34
R	2
H	8
RBI	2
BB	3
SO	6
LOB	21



Batter	1	2	3	4	5	6	7	8	9	AB	R	H	RBI	BB	SO	LOB	TOP							
18 Johnny Damon, L OBP: 0.381, SLG: 0.471			FC1-6 34 BB BB				F8		P5	5	1	1	0	0	0	3								
Edgar Renteria, R OBP: 0.325, SLG: 0.395	G5-4-3		BB				FC6-4		F8	4	1	0	0	1	0	2								
34 David Ortiz, L OBP: 0.393, SLG: 0.580	G4-3		WP BB					HR	G3	4	2	2	0	1	0	0								
Manny Ramirez, R OBP: 0.358, SLG: 0.552		E6	WP BB				L3		HR	3	1	1	3	1	0	1								
Trot Nixon, L OBP: 0.377, SLG: 0.476	F8		L3					HR	G3-1 G1-3	4	0	2	1	0	0	2								
Kevin Millar, R OBP: 0.352, SLG: 0.380									G1-3	4	0	1	0	0	1	2								
John Olerud, L OBP: 0.435, SLG: 0.585									G1-3	0	0	0	0	0	0	0								
Jason Varitek, S OBP: 0.369, SLG: 0.535	G3								G3-1	4	0	0	0	0	1	3								
Bill Mueller, S OBP: 0.384, SLG: 0.401							F8			3	0	1	0	1	0	0								
Mark Bellhorn, S OBP: 0.341, SLG: 0.378	F8								K	2	0	0	0	2	1	3								
Inning Stats	R: 0 E: 0 K: 0 S: 8	H: 1 LOB: 0 BB: 0 P: 13	R: 0 E: 1 K: 0 S: 7	H: 1 LOB: 1 BB: 0 P: 14	R: 2 E: 0 K: 0 S: 15	H: 1 LOB: 2 BB: 3 P: 31	R: 0 E: 0 K: 1 S: 10	H: 0 LOB: 0 BB: 0 P: 14	R: 0 E: 0 K: 0 S: 6	H: 0 LOB: 0 BB: 1 P: 13	R: 1 E: 0 K: 1 S: 15	H: 2 LOB: 1 BB: 0 P: 18	R: 0 E: 0 K: 0 S: 9	H: 0 LOB: 1 BB: 1 P: 21	R: 2 E: 0 K: 1 S: 9	H: 3 LOB: 2 BB: 1 P: 17	R: 0 E: 0 K: 0 S: 7	H: 0 LOB: 0 BB: 0 P: 11	1B: 5 2B: 2 3B: 0 HR: 1	SF: 0 SAC: 0 DP: 2 HBP: 0	WP: 1 PB: 0 SB: 0 CS: 0	PA: 39		
PITCHER	IP	WLS	BF	H	R	ER	SO	BB	IBB	HBP	BLK	WP	HR	S	P	ERA	WHIP							
Ricardo Rodriguez, R ERA: 3.9	5.1		22	4	3	3	1	4	0	0	0	1	0	53	94	5.06	1.500							
Juan Dominguez, R ERA: 1.64	1.0	B	5	1	0	0	1	1	0	0	0	0	0	12	20	0.00	2.000							
Brian Shouse, L ERA: 4.08	0.2		3	1	1	1	0	0	0	0	0	0	0	6	11	13.50	1.500							
53 Joaquin Benoit, R ERA: 0.93	2.0	W	9	2	1	1	1	1	0	0	0	0	1	15	27	4.50	1.500							

Boston Red Sox @ Texas Rangers
 Ameriquest Field, Arlington, TX
 Mon Jul 04 2005, 8:05 PM EDT
 Att: 50,492 - Clear - 95 F

AB	33
R	5
H	8
RBI	4
BB	6
SO	3
LOB	16



Batter	1	2	3	4	5	6	7	8	9	AB	R	H	RBI	BB	SO	LOB	BOTTOM							
David Dellucci, L OBP: 0.419, SLG: 0.535									P5	4	1	1	0	1	2	2								
10 Michael Young, R OBP: 0.388, SLG: 0.499	FC1								2B	5	2	1	0	0	1	5								
23 Mark Teixeira, S OBP: 0.360, SLG: 0.556	1B								HBP	3	2	2	1	2	0	0								
9 Hank Blalock, L OBP: 0.343, SLG: 0.471	L6-4								1B HBP	4	0	1	2	1	1	6								
Alfonso Soriano, R OBP: 0.308, SLG: 0.537	1B								1B	4	1	2	1	0	0	0								
Kevin Mench, R OBP: 0.357, SLG: 0.551	L6-4								HBP	5	0	1	1	0	1	3								
Laynce Nix, L OBP: 0.271, SLG: 0.406	P5								1B	4	0	0	0	0	1	2								
Rod Barajas, R OBP: 0.326, SLG: 0.429									2B	3	0	2	1	1	0	0								
Gary Matthews, S OBP: 0.281, SLG: 0.391									G6-3	3	0	0	0	1	2	2								
Inning Stats	R: 3 E: 1 K: 0 S: 15	H: 3 LOB: 1 BB: 1 P: 24	R: 0 E: 0 K: 1 S: 13	H: 1 LOB: 2 BB: 2 P: 28	R: 0 E: 0 K: 3 S: 17	H: 1 LOB: 2 BB: 2 P: 29	R: 0 E: 0 K: 2 S: 8	H: 0 LOB: 0 BB: 0 P: 13	R: 0 E: 0 K: 2 S: 8	H: 0 LOB: 0 BB: 0 P: 15	R: 0 E: 0 K: 0 S: 14	H: 2 LOB: 1 BB: 0 P: 17	R: 2 E: 0 K: 0 S: 12	H: 3 LOB: 3 BB: 1 P: 20	1B: 7 2B: 3 3B: 1 HR: 0	SF: 0 SAC: 0 DP: 1 HBP: 1	WP: 0 PB: 0 SB: 0 CS: 0	PA: 42						
PITCHER	IP	WLS	BF	H	R	ER	SO	BB	IBB	HBP	BLK	WP	HR	S	P	ERA	WHIP							
Wade Miller, R ERA: 4.94	6.0		28	5	3	2	8	5	0	0	0	0	0	68	121	3.00	1.667							
Geremi Gonzalez, R ERA: 6.45	0.2		2	0	0	0	0	0	0	0	0	0	0	6	10	0.00	0.000							
John Halama, L ERA: 5.71	0.1		1	0	0	0	0	0	0	0	0	0	0	2	3	0.00	0.000							
50 Mike Timlin, R ERA: 1.77	0.2	H	4	2	1	1	0	0	0	0	0	0	0	12	15	13.50	3.000							
Alan Embree, L ERA: 7.97	0.1	H	1	0	0	0	0	0	0	0	0	0	0	2	2	0.00	0.000							

Boston Red Sox @ Texas Rangers
 Ameriquest Field, Arlington, TX
 Mon Jul 04 2005, 8:05 PM EDT
 Att: 50,492 - Clear - 95 F

AB	35
R	6
H	10
RBI	6
BB	6
SO	8
LOB	20



Batter	1	2	3	4	5	6	7	8	9	AB R H RBI BB SO LOB	TOP																
18 Johnny Damon, L (1, 8) OBP: 0.381, SLG: 0.468	3-2 34 HR 1B		1-2 E8 34 BB 1B HR	0-0 P5			4-1 1B BB		0-0 G3-1	4 2 1 0 1 0 0	Boston Red Sox @ Texas Rangers Ameriquest Field, Arlington, TX Tue Jul 05 2005, 8:05 PM EDT Att: 33,356 - Clear - 91 F																
Edgar Renteria, R (1, 6) OBP: 0.330, SLG: 0.400	1-3 K		0-0 34 BB HR	3-2 1B			0-1 G4-6-3 1B	4-2 BB	4 1 3 0 1 1 1																		
34 David Ortiz, L (1, 10) OBP: 0.393, SLG: 0.585	2-0 1-H HR		4-2 HR BB	2-2 G5-3			0-0 P6	1-3 K	4 2 1 2 1 1 4																		
Manny Ramirez, R (1, 7) OBP: 0.357, SLG: 0.559	3-2 F7		1-1 HR		1-3 K		0-0 G4-6-3		4 1 1 4 0 1 2																		
Trot Nixon, L (1, 9) OBP: 0.372, SLG: 0.468	1-2 F7		0-3 K		0-1 L9		2-1 F8		4 0 0 0 0 1 0																		
Bill Mueller, S (1, 5)		4-0 BB	2-0 HR		0-3 K		4-0 BB		2 1 1 1 2 1 0																		
John Olerud, L (1, 3) OBP: 0.400, SLG: 0.533	0-2 F8		1-3 K		2-2 F7		0-2 L6		4 0 0 0 0 1 2																		
Doug Mirabeli, R (1, 2) OBP: 0.318, SLG: 0.475	1-3 K		3-3 K		1-3 K		1-3 K		4 0 0 0 0 4 2																		
Mark Bellhorn, S (1, 4) OBP: 0.337, SLG: 0.372	1 SAFE 0-1 P3			2-1 G6-3		0-1 L9		0-3 K	4 0 0 0 0 1 1																		
Inning Stats	R: 2 E: 0 K: 1 S: 15	H: 2 LOB: 0 BB: 0 P: 25	R: 0 E: 0 K: 1 S: 8	H: 0 LOB: 1 BB: 1 P: 13	R: 5 E: 1 K: 3 S: 22	H: 3 LOB: 0 BB: 1 P: 34	R: 0 E: 0 K: 0 S: 9	H: 1 LOB: 1 BB: 0 P: 16	R: 0 E: 0 K: 2 S: 9	H: 0 LOB: 0 BB: 0 P: 10	R: 0 E: 0 K: 1 S: 5	H: 1 LOB: 1 BB: 1 P: 9	R: 0 E: 0 K: 1 S: 8	H: 0 LOB: 1 BB: 1 P: 15	R: 0 E: 0 K: 2 S: 11	H: 0 LOB: 1 BB: 1 P: 16	1B: 4 2B: 0 3B: 0 HR: 3	SF: 0 SAC: 0 DP: 1 HBP: 0	WP: 0 PA: 39 PB: 0 SB: 0 CS: 0								
PITCHER	IP WLS BF H R ER SO BB IBB HBP BLK WP HR S P ERA WHIP											PITCHER	IP WLS BF H R ER SO BB IBB HBP BLK WP HR S P ERA WHIP														
Chris Young, R (1, 1) ERA: 3.8	2.1 L	15	5	7	6	3	2	0	0	0	0	0	3	37	60	23.14	3.000										
32 Ron Mahay, L (3, 1) ERA: 6.92	3.2	12	1	0	0	5	0	0	0	0	0	0	0	34	49	0.00	0.273										
Doug Brocail, R (7, 1) ERA: 4.82	3.0	12	1	0	0	3	3	0	0	0	0	0	0	24	40	0.00	1.333										

AB 34
R 7
H 7
RBI 7
BB 5
SO 11
LOB 12



Batter	1	2	3	4	5	6	7	8	9	AB R H RBI BB SO LOB	BOTTOM																
David Dellucci, L (1, 10) OBP: 0.412, SLG: 0.523	2-2 G3-1		1-3 K		0-2 P6		0-1 F9		0-3 K	5 0 0 0 0 2 0	Boston Red Sox @ Texas Rangers Ameriquest Field, Arlington, TX Tue Jul 05 2005, 8:05 PM EDT Att: 33,356 - Clear - 91 F																
10 Michael Young, R (1, 6) OBP: 0.372, SLG: 0.503	2-0 23 FC3-6 HBP		2-0 2B		2-0 F8		0-2 1B			3 0 2 0 0 0 0																	
23 Mark Teixeira, S (1, 3) OBP: 0.359, SLG: 0.552	2-1 FC3-6 1-2		2-2 G3-1		1-0 9 1B 2B		1-1 F8			4 1 1 0 0 0 3																	
9 Hank Blalock, L (1, 5) OBP: 0.342, SLG: 0.468	0-0 G3-1			0-0 F9		0-0 2B SF9 1B		1-1 P5		4 1 1 0 0 0 1																	
Alfonso Soriano, R (1, 4) OBP: 0.307, SLG: 0.532		2-3 K		2-0 L7		2-2 F7		4-2 BB		3 0 0 0 1 1 2																	
Kevin Mench, R (1, 7) OBP: 0.356, SLG: 0.550		3-3 K		3-2 L7		0-0 SF9 2B		1-3 K		4 0 1 1 0 2 1																	
Laynce Nix, L (1, 8) OBP: 0.271, SLG: 0.409		0-2 2B			2-1 F7		0-0 SF9		1-1 F8	3 0 1 1 0 0 1																	
Rod Barajas, R (1, 2) OBP: 0.325, SLG: 0.426		2-3 K			1-0 HR 1B		0-1 L7		0-0 G5-3	4 1 1 0 0 1 2																	
Gary Matthews, S (1, 9) OBP: 0.280, SLG: 0.405			0-0 P4		1-1 HR		0-2 F7		0-0 L8	4 1 1 2 0 0 0																	
Inning Stats	R: 0 E: 1 K: 0 S: 6	H: 0 LOB: 1 BB: 0 P: 12	R: 0 E: 0 K: 3 S: 15	H: 1 LOB: 0 BB: 0 P: 22	R: 0 E: 0 K: 1 S: 9	H: 1 LOB: 1 BB: 0 P: 14	R: 0 E: 0 K: 0 S: 5	H: 0 LOB: 0 BB: 0 P: 10	R: 2 E: 0 K: 0 S: 10	H: 2 LOB: 0 BB: 0 P: 16	R: 2 E: 0 K: 0 S: 10	H: 3 LOB: 1 BB: 0 P: 13	R: 0 E: 0 K: 1 S: 10	H: 1 LOB: 0 BB: 0 P: 11	R: 0 E: 0 K: 1 S: 10	H: 0 LOB: 1 BB: 1 P: 17	R: 0 E: 0 K: 1 S: 6	H: 0 LOB: 0 BB: 0 P: 6	1B: 4 2B: 3 3B: 0 HR: 1	SF: 1 SAC: 0 DP: 0 HBP: 1	WP: 0 PA: 37 PB: 0 SB: 0 CS: 0						
PITCHER	IP WLS BF H R ER SO BB IBB HBP BLK WP HR S P ERA WHIP											PITCHER	IP WLS BF H R ER SO BB IBB HBP BLK WP HR S P ERA WHIP														
49 Tim Wakefield, R (1, 1) ERA: 3.98	8.0 W	34	8	4	4	5	1	0	1	0	0	0	1	75	115	4.50	1.125										
50 Mike Timlin, R (9, 1) ERA: 1.73	1.0 S	3	0	0	0	1	0	0	0	0	0	0	0	6	6	0.00	0.000										

AB 34
R 4
H 8
RBI 4
BB 1
SO 6
LOB 10



Batter	1	2	3	4	5	6	7	8	9	AB	R	H	RBI	BB	SO	LOB	TOP						
18 Johnny Damon, L OBP: 0.380, SLG: 0.465 John Olerud, L OBP: 0.392, SLG: 0.522	1-2 P6		0-1 F7		2-1 G4-3		1-0 G5-3	3-3 K		4	1	1	0	0	0	1							
Edgar Renteria, R OBP: 0.331, SLG: 0.398	4-2 BB		3-2 F9			3-2 F9	0-1 G5-3	1-1 G6-3		4	0	1	0	1	0	2							
34 David Ortiz, L OBP: 0.393, SLG: 0.592	1-1 F8		3-3 K			1-2 HR	0-0 2B	FC7-5	3-3 K	5	2	2	3	0	2	2							
Manny Ramirez, R OBP: 0.361, SLG: 0.560	4-2 BB			3-3 K		2-1 G6-3	0-1 FC7-5	F8	4-2 F8	3	0	1	0	2	1	0							
Trot Nixon, L OBP: 0.376, SLG: 0.473	0-0 G4-3			0-0 F9		1-2 2B	4-0 PB	FC7-5	0-1	4	2	0	1	0	2								
Kevin Millar, R OBP: 0.351, SLG: 0.382 Jay Payton, R OBP: 0.313, SLG: 0.429		3-2 P4		0-1 P3		0-0 2B	0-2 FC7-5	F8	0-1 F8	4	1	1	2	0	0	2							
Jason Varitek, S OBP: 0.369, SLG: 0.532		1-3 K			0-0 B1-3	2-2 1B	0-2 1B	K2-3	2-3 K2-3	5	0	2	2	0	2	2							
Bill Mueller, S OBP: 0.390, SLG: 0.411		3-2 BB			4-2 BB	0-1 F7	1-2 K			2	0	0	0	2	1	3							
Mark Bellhorn, S OBP: 0.335, SLG: 0.368		0-3 K			1-3 K		4-2 G5-3	K		3	1	0	0	1	3	2							
Inning Stats	R: 0 E: 0 K: 0 S: 10	H: 0 LOB: 2 BB: 2 P: 20	R: 0 E: 0 K: 2 S: 15	H: 0 LOB: 1 BB: 1 P: 22	R: 0 E: 0 K: 1 S: 10	H: 1 LOB: 1 BB: 0 P: 16	R: 0 E: 0 K: 1 S: 8	H: 0 LOB: 0 BB: 0 P: 11	R: 0 E: 0 K: 1 S: 8	H: 0 LOB: 1 BB: 1 P: 15	R: 3 E: 0 K: 0 S: 18	H: 4 LOB: 1 BB: 0 P: 27	R: 4 E: 0 K: 2 S: 23	H: 4 LOB: 2 BB: 2 P: 33	R: 0 E: 0 K: 2 S: 9	H: 0 LOB: 0 BB: 0 P: 16	R: 0 E: 0 K: 2 S: 13	H: 1 LOB: 2 BB: 1 P: 22	1B: 6 2B: 4 3B: 0 HR: 1	SF: 0 SAC: 0 DP: 1 HBP: 0	WP: 0 PB: 1 SB: 0 CS: 1	PA: 43	
PITCHER	IP	WLS	BF	H	R	ER	SO	BB	IBB	HBP	BLK	WP	HR	S	P	ERA	WHIP						
Chan Ho Park, R ERA: 5.48	(1, 1)	5.2	L	25	5	3	3	5	4	0	0	0	0	1	67	109	4.76	1.588					
43 Kameron Loe, R ERA: 4.44	(6, 1)	1.0		9	4	4	3	0	1	1	0	0	0	0	18	27	27.00	5.000					
Juan Dominguez, R ERA: 1.46	(7, 1)	1.1		4	0	0	0	3	0	0	0	0	0	16	24	0.00	0.000						
Francisco Cordero, R ERA: 3.57	(9, 1)	1.0		5	1	0	0	2	1	0	0	0	0	13	22	0.00	2.000						

Boston Red Sox @ Texas Rangers
Ameriquet Field, Arlington, TX
Wed Jul 06 2005, 8:05 PM EDT
Att: 34,962 - Clear - 91 F

AB 36
R 7
H 10
RBI 7
BB 7
SO 10
LOB 18



Batter	1	2	3	4	5	6	7	8	9	AB	R	H	RBI	BB	SO	LOB	BOTTOM						
David Dellucci, L OBP: 0.413, SLG: 0.549	3-3 K		1-0 HR		2-1 G3		1-1 HR			4	2	2	3	0	1	0							
10 Michael Young, R OBP: 0.373, SLG: 0.512	1-0 23		1-0 HR		2-0 F7		1-0 F9			4	1	2	1	0	0	0							
23 Mark Teixeira, S OBP: 0.355, SLG: 0.546	3-2 G3-1		0-3 K		2-1 G4-3			0-3 K		4	0	0	0	0	2	1							
9 Hank Blalock, L OBP: 0.341, SLG: 0.466	1-2 F7		0-1 F7		1-1 1B			G3		4	0	1	0	0	0	1							
Alfonso Soriano, R OBP: 0.307, SLG: 0.529		1-0 FC6-4	0-2 F8		0-0 P4		1-1 G5-3			4	0	1	0	0	0	1							
Kevin Mench, R OBP: 0.354, SLG: 0.546		0-1 FC6-4		0-0 G1-3		1-3 K			0-3 K	4	0	1	0	0	2	1							
Laynce Nix, L OBP: 0.266, SLG: 0.402		2-2 FC6-4		1-3 K			2-2 G3-1		1-2 G4-3	4	0	0	0	0	1	2							
Rod Barajas, R OBP: 0.322, SLG: 0.422 Sandy Alomar Jr., R OBP: 0.329, SLG: 0.342		0-3 K		2-3 K			2-3 K		1-0	2	0	0	0	0	2	2							
Gary Matthews, S OBP: 0.280, SLG: 0.401		3-1 F9			0-0 G4-3		2-1 HR		0-3 K	4	1	1	0	0	1	3							
Inning Stats	R: 0 E: 0 K: 1 S: 15	H: 1 LOB: 1 BB: 0 P: 23	R: 0 E: 0 K: 1 S: 13	H: 2 LOB: 2 BB: 0 P: 19	R: 2 E: 0 K: 1 S: 11	H: 2 LOB: 0 BB: 0 P: 13	R: 0 E: 0 K: 2 S: 7	H: 0 LOB: 0 BB: 0 P: 10	R: 0 E: 0 K: 0 S: 4	H: 0 LOB: 0 BB: 0 P: 8	R: 0 E: 0 K: 1 S: 8	H: 1 LOB: 1 BB: 0 P: 12	R: 2 E: 0 K: 1 S: 13	H: 2 LOB: 0 BB: 0 P: 21	R: 0 E: 0 K: 1 S: 6	H: 0 LOB: 0 BB: 0 P: 7	R: 0 E: 0 K: 2 S: 10	H: 1 LOB: 1 BB: 0 P: 12	1B: 6 2B: 0 3B: 0 HR: 3	SF: 0 SAC: 0 DP: 0 HBP: 0	WP: 0 PB: 0 SB: 0 CS: 0	PA: 36	
PITCHER	IP	WLS	BF	H	R	ER	SO	BB	IBB	HBP	BLK	WP	HR	S	P	ERA	WHIP						
30 Matt Clement, R ERA: 3.85	(1, 1)	8.2	W	35	9	4	4	9	0	0	0	0	0	3	84	122	4.15	1.038					
Alan Embree, L ERA: 7.9	(9, 1)	0.1	S	1	0	0	0	1	0	0	0	0	0	3	3	0.00	0.000						

Boston Red Sox @ Texas Rangers
Ameriquet Field, Arlington, TX
Wed Jul 06 2005, 8:05 PM EDT
Att: 34,962 - Clear - 91 F

AB 36
R 4
H 9
RBI 4
BB 0
SO 10
LOB 11



Batter	1	2	3	4	5	6	7	8	9	AB	R	H	RBI	BB	SO	LOB	TOP
13 Alex Cora, L OBP: 0.245, SLG: 0.282										3	0	0	0	0	2	1	Boston Red Sox @ Baltimore Orioles Oriole Park at Camden Yards, Baltimore, MD Thu Jul 07 2005, 7:05 PM EDT Att: 47,389 - Cloudy - 82 F
Bill Mueller, S OBP: 0.390, SLG: 0.407										2	0	0	0	1	2	0	
34 David Ortiz, L OBP: 0.392, SLG: 0.589										3	0	1	0	0	2		
Trot Nixon, L OBP: 0.383, SLG: 0.481										2	0	2	0	1	0	0	
Kevin Millar, R OBP: 0.351, SLG: 0.378										2	0	0	0	1	2	3	
John Olerud, L OBP: 0.407, SLG: 0.511										1	0	0	0	2	0	0	
Doug Mirabeli, R OBP: 0.304, SLG: 0.452										3	0	0	0	0	2	3	
Adam Stern, L OBP: 0.335, SLG: 0.365										2	0	0	0	0	3		
Mark Bellhorn, S OBP: 0.335, SLG: 0.365										2	1	0	0	1	1	2	
Inning Stats	R: 0 E: 0 K: 2 S: 8	H: 0 LOB: 0 BB: 0 P: 10	R: 0 E: 0 K: 2 S: 15	H: 1 LOB: 2 BB: 1 P: 25	R: 1 E: 0 K: 1 S: 12	H: 0 LOB: 3 BB: 3 P: 28	R: 0 E: 0 K: 1 S: 10	H: 0 LOB: 1 BB: 0 P: 17	R: 0 E: 0 K: 2 S: 14	H: 2 LOB: 2 BB: 1 P: 26	R: 0 E: 0 K: 1 S: 11	H: 0 LOB: 1 BB: 1 P: 19					
PITCHER	IP WLS BF H R ER SO BB IBB HBP BLK WP HR S P ERA WHIP																
40 Daniel Cabrera, R ERA: 4.9	5.0 W 23 3 1 1 8 5 0 1 0 1 0 59 106 1.80 1.600																
Tim Byrdak, L ERA:	1.0 S 4 0 0 0 1 1 0 0 0 0 0 0 11 19 0.00 1.000																

AB	20
R	1
H	3
RBI	0
BB	6
SO	9
LOB	14



WP	2	PA	28
FB	1		
SB	1		
CS	0		

Batter	1	2	3	4	5	6	7	8	9	AB	R	H	RBI	BB	SO	LOB	BOTTOM
1 Brian Roberts, S OBP: 0.424, SLG: 0.603										3	0	0	0	0	0	1	Boston Red Sox @ Baltimore Orioles Oriole Park at Camden Yards, Baltimore, MD Thu Jul 07 2005, 7:05 PM EDT Att: 47,389 - Cloudy - 82 F
6 Melvin Mora, R OBP: 0.355, SLG: 0.519										3	1	2	1	0	0	0	
10 Miguel Tejada, R OBP: 0.370, SLG: 0.595										3	1	1	0	0	0	1	
Rafael Palmeiro, L OBP: 0.335, SLG: 0.429										3	0	0	0	0	0	2	
Sammy Sosa, R OBP: 0.305, SLG: 0.395										3	0	1	1	0	0	0	
31 Jay Gibbons, L OBP: 0.295, SLG: 0.500										3	0	0	0	0	1	1	
Luis Matos, R OBP: 0.353, SLG: 0.399										2	0	0	0	0	0	0	
Eli Marrero, R OBP: 0.247, SLG: 0.415										2	1	1	1	0	1	0	
Sal Fasano, R OBP: 0.323, SLG: 0.478										1	0	0	0	1	0	0	
Inning Stats	R: 0 E: 0 K: 0 S: 5	H: 1 LOB: 1 BB: 0 P: 8	R: 0 E: 0 K: 1 S: 7	H: 0 LOB: 0 BB: 0 P: 8	R: 2 E: 0 K: 0 S: 10	H: 2 LOB: 0 BB: 0 P: 13	R: 0 E: 0 K: 0 S: 4	H: 0 LOB: 0 BB: 0 P: 6	R: 0 E: 0 K: 1 S: 9	H: 0 LOB: 1 BB: 1 P: 14	R: 1 E: 0 K: 0 S: 12	H: 2 LOB: 1 BB: 0 P: 14					
PITCHER	IP WLS BF H R ER SO BB IBB HBP BLK WP HR S P ERA WHIP																
David Wells, L ERA: 5.0	6.0 L 24 5 3 3 2 1 0 0 0 0 0 2 47 63 4.50 1.000																

AB	23
R	3
H	5
RBI	3
BB	1
SO	2
LOB	5





WP	0	PA	24
FB	0		
SB	0		
CS	0		

Batter	1	2	3	4	5	6	7	8	9	AB R H RBI BB SO LOB	TOP									
18 Johnny Damon, L (1, 8) OBP: 0.387, SLG: 0.476	0-2 FC6-4 1B	0-1 34 1B 1B		2-1 1-3 2B		4-1 1-2 34 BB 1B BB	1-1 2B		1-0 L1-3	5 1 4 0 1 0 0	Boston Red Sox @ Baltimore Orioles Oriole Park at Camden Yards, Baltimore, MD Fri Jul 08 2005, 7:35 PM EDT Att: 49,174 - Partly Cloudy - 81 F livebaseballscorecards.com									
Edgar Renteria, R (1, 6) OBP: 0.331, SLG: 0.393	1-2 FC6-4 34 BB 1B	4-0 34 1B 1B		4-1 FC4-6 BB		3-3 BB	0-1 G4-3	0-0 G6-3	4 1 0 0 2 1 5											
34 David Ortiz, L (1, 10) OBP: 0.399, SLG: 0.595	4-1 1B	1-0 1B		2-1 SF7		4-1 1B	0-0 1B	4-2 FC4-6 BB	2 1 2 2 3 0 0											
Manny Ramirez, R (1, 7) Adam Stern, L (9, 7)	0-0 1B	1-0 P6		3-H FC4-6		3-0 1B	4-0 1B	0-1 FC4-6	5 1 2 3 1 0 6 0 0 0 0 0 0 0											
Trot Nixon, L (1, 9) OBP: 0.376, SLG: 0.471	3-3 K		1-0 G1-3		0-2 F9	0-0 L1	1-3 K		5 0 0 0 0 2 6											
Jason Varitek, S (1, 2) OBP: 0.386, SLG: 0.529	0-2 F7		3-1 G4-3		2-2 2B	3-1 F7	2-3 K		5 0 1 0 0 1 6											
Kevin Millar, R (1, 3) John Olerud, L (7, 3) OBP: 0.346, SLG: 0.373 OBP: 0.418, SLG: 0.521		0-2 L6	2-1 L5		1-0 G6-3		1-3 K	0-2 1B	4 0 0 0 0 1 1 1 0 1 0 0 0 0											
Bill Mueller, S (1, 5) OBP: 0.393, SLG: 0.411		0-1 18 1B 34 1B 1B		0-1 G4-3	0-3 K	2-2 18 2B 1B	1-0 1B	1-2 2-3 1B	5 1 3 2 0 1 1											
Mark Bellhorn, S (1, 4) OBP: 0.336, SLG: 0.366		2-0 L8		0-0 18 2B 34 SF7 1B		1-0 34 BB 18 S 1B	1-3 K	3-3 K	5 2 2 0 0 2 4											
Inning Stats	R: 1 E: 0 K: 1 S: 15	H: 2 LOB: 2 BB: 1 P: 23	R: 1 E: 0 K: 0 S: 10	H: 3 LOB: 3 BB: 1 P: 18	R: 0 E: 0 K: 0 S: 5	H: 0 LOB: 0 BB: 0 P: 11	R: 1 E: 0 K: 0 S: 11	H: 2 LOB: 2 BB: 1 P: 19	R: 0 E: 0 K: 1 S: 11	H: 1 LOB: 1 BB: 0 P: 14		R: 2 E: 0 K: 1 S: 11	H: 2 LOB: 2 BB: 2 P: 29	R: 0 E: 0 K: 3 S: 17	H: 3 LOB: 2 BB: 1 P: 28	R: 0 E: 0 K: 0 S: 6	H: 0 LOB: 1 BB: 1 P: 11	1B: 11 2B: 4 3B: 0 HR: 0	SF: 1 SAC: 0 DP: 0 HBP: 0	WP: 0 PB: 0 SB: 2 CS: 0
PITCHER	IP WLS BF H R ER SO BB IBB HBP BLK WP HR S P ERA WHIP											PITCHER	IP WLS BF H R ER SO BB IBB HBP BLK WP HR S P ERA WHIP							
Sidney Ponson, R (1, 1) ERA: 5.93	5.1 L 30 9 5 5 3 5 0 0 0 0 0 0 59 104 8.44 2.625																			
37 Chris Ray, R (6, 1) ERA: 0.77	1.2 8 3 0 0 2 0 0 0 0 0 0 17 28 0.00 1.800																			
Tim Byrdak, L (8, 1) ERA: 4.15	1.0 7 3 2 2 3 0 1 0 0 0 0 0 17 28 18.00 3.000																			
Steve Kline, L (9, 1) ERA: 5.57	1.0 4 0 0 0 0 1 0 0 0 0 0 0 6 11 0.00 1.000																			

Batter	1	2	3	4	5	6	7	8	9	AB R H RBI BB SO LOB	BOTTOM									
1 Brian Roberts, S (1, 4) OBP: 0.424, SLG: 0.605	1-0 1B		3-2 6 10 G6-3 2B		2-2 F7		0-1 P4			4 1 2 0 0 0 0	Boston Red Sox @ Baltimore Orioles Oriole Park at Camden Yards, Baltimore, MD Fri Jul 08 2005, 7:35 PM EDT Att: 49,174 - Partly Cloudy - 81 F livebaseballscorecards.com									
6 Melvin Mora, R (1, 5) OBP: 0.354, SLG: 0.514	2-2 P6		2-2 G6-3		4-1 BB		1-3 K		3 0 0 0 1 1 2											
10 Miguel Tejada, R (1, 6) OBP: 0.366, SLG: 0.588	1-3 K		3-0 G6-3		3-1 F8		1-1 F8		4 0 0 1 0 1 2											
Rafael Palmeiro, L (1, 3) OBP: 0.338, SLG: 0.440	0-0 F8		3-H 1-1 1B		0-1 P2		3-1 HR		4 1 2 1 0 0 2											
Sammy Sosa, R (1, 10) OBP: 0.308, SLG: 0.394		4-2 1B BB	1-2 1B		1-1 L4		0-0 P4		3 0 1 0 1 0 0											
31 Jay Gibbons, L (1, 9) OBP: 0.291, SLG: 0.492	2-2 P4		1-2 F9		0-0 F8		3-2 F8		4 0 0 0 0 0 3											
Luis Matos, R (1, 8) OBP: 0.350, SLG: 0.395		1-1 L9		1-1 F8		3-1 F8		2-1 1B	4 0 1 0 0 0 1											
Larry Bigbie, L (1, 7) OBP: 0.326, SLG: 0.381	0-1 F8		1-0 F8		0-0 G3		3-3 K		4 0 1 0 0 1 1											
Sal Fasano, R (1, 2) B.J. Surhoff, L (9, PH) OBP: 0.314, SLG: 0.462 OBP: 0.303, SLG: 0.429	2-3 K		0-0 L6		1-0 F7		0-1 G4-3		3 0 0 0 0 1 2 1 0 0 0 0 0 1											
Inning Stats	R: 0 E: 0 K: 1 S: 9	H: 1 LOB: 0 BB: 0 P: 13	R: 0 E: 0 K: 1 S: 13	H: 1 LOB: 2 BB: 1 P: 22	R: 1 E: 0 K: 0 S: 17	H: 3 LOB: 0 BB: 0 P: 28	R: 0 E: 0 K: 0 S: 4	H: 0 LOB: 0 BB: 0 P: 6	R: 0 E: 0 K: 0 S: 10	H: 0 LOB: 1 BB: 1 P: 19		R: 0 E: 0 K: 0 S: 5	H: 0 LOB: 0 BB: 0 P: 9	R: 0 E: 0 K: 1 S: 8	H: 1 LOB: 0 BB: 0 P: 13	R: 0 E: 0 K: 1 S: 11	H: 1 LOB: 0 BB: 0 P: 19	1B: 5 2B: 1 3B: 0 HR: 1	SF: 0 SAC: 0 DP: 0 HBP: 0	WP: 0 PB: 0 SB: 0 CS: 0
PITCHER	IP WLS BF H R ER SO BB IBB HBP BLK WP HR S P ERA WHIP											PITCHER	IP WLS BF H R ER SO BB IBB HBP BLK WP HR S P ERA WHIP							
Bronson Arroyo, R (1, 1) ERA: 4.02	7.2 W 31 6 2 2 3 2 0 0 0 0 0 0 69 114 2.35 1.043																			
Geremi Gonzalez, R (8, 1) ERA: 6.17	1.0 4 1 0 0 1 0 0 0 0 0 0 10 18 0.00 1.000																			
Alan Embree, L (9, 1) ERA: 7.82	0.1 1 0 0 0 0 0 0 0 0 0 0 0 2 2 0.00 0.000																			



Batter	1	2	3	4	5	6	7	8	9	AB	R	H	RBI	BB	SO	LOB	TOP										
18 Johnny Damon, L (1, 8) OBP: 0.386, SLG: 0.473	F9		K			G6-3			FC5-4 1B	4	0	1	0	0	1	0	Boston Red Sox @ Baltimore Orioles Oriole Park at Camden Yards, Baltimore, MD Sun Jul 10 2005, 1:35 PM EDT Att: 49,828 - Sunny - 93 F AB 31 R 1 H 4 RBI 1 BB 0 SO 7 LOB 7 										
Edgar Renteria, R (1, 6) OBP: 0.327, SLG: 0.387	K			K		G6-3			F8	4	0	0	0	0	2	1											
34 David Ortiz, L (1, 10) OBP: 0.396, SLG: 0.585	G6-3			1B		F7			FC5-4 1-2	4	0	1	0	0	0	1											
Manny Ramirez, R (1, 7) OBP: 0.361, SLG: 0.549		P4		1B		F8			K	4	0	1	0	0	1	1											
Trot Nixon, L (1, 9) OBP: 0.377, SLG: 0.484		HR		F3		F8				3	1	1	1	0	0	2											
Bill Mueller, S (1, 5) OBP: 0.389, SLG: 0.406	G3-1			K		G4-3				3	0	0	0	0	1	2											
John Olerud, L (1, 3) OBP: 0.397, SLG: 0.490	G5-3					L7			L7	3	0	0	0	0	0	0											
Doug Mirabeli, R (1, 2) OBP: 0.296, SLG: 0.438 Jason Varitek, S (8, PH) OBP: 0.397, SLG: 0.525			K			G1-3			K	2	0	0	0	0	1	0											
13 Alex Cora, L (1, 4) OBP: 0.241, SLG: 0.276			L6			G6-3			G4-3	1	0	0	0	0	0	0											
Inning Stats	R: 0 E: 0 K: 1 S: 7	H: 0 LOB: 0 BB: 0 P: 9	R: 1 E: 0 K: 0 S: 12	H: 1 LOB: 0 BB: 0 P: 19	R: 0 E: 0 K: 2 S: 8	H: 0 LOB: 0 BB: 0 P: 11	R: 0 E: 0 K: 2 S: 13	H: 2 LOB: 2 BB: 0 P: 19	R: 0 E: 0 K: 0 S: 7	H: 0 LOB: 0 BB: 0 P: 10	R: 0 E: 0 K: 0 S: 6	H: 0 LOB: 0 BB: 0 P: 8	R: 0 E: 0 K: 1 S: 6	H: 0 LOB: 0 BB: 0 P: 8	R: 0 E: 0 K: 1 S: 10	H: 1 LOB: 1 BB: 0 P: 14		1B: 3 2B: 0 3B: 0 HR: 1	SF: 0 SAC: 0 DP: 0 HBP: 0	WP: 0 PB: 0 SB: 1 CS: 0	PA: 31						
PITCHER	IP	WLS	BF	H	R	ER	SO	BB	IBB	HBP	BLK	WP	HR	S	P	ERA	WHIP										
Rodrigo Lopez, R (1, 1) ERA: 4.47	8.0	W	27	3	1	1	6	0	0	0	0	0	1	65	94	1.12	0.375										
B.J. Ryan, L (9, 1) ERA: 2.92	1.0	S	4	1	0	0	1	0	0	0	0	0	0	10	14	0.00	1.000										

Batter	1	2	3	4	5	6	7	8	9	AB	R	H	RBI	BB	SO	LOB	BOTTOM										
1 Brian Roberts, S (1, 4) OBP: 0.416, SLG: 0.591	F9		L8			F8			K	4	0	0	0	0	1	3	Boston Red Sox @ Baltimore Orioles Oriole Park at Camden Yards, Baltimore, MD Sun Jul 10 2005, 1:35 PM EDT Att: 49,828 - Sunny - 93 F AB 31 R 4 H 9 RBI 4 BB 0 SO 5 LOB 8 										
6 Melvin Mora, R (1, 5) OBP: 0.353, SLG: 0.508	G6-3			10 2B SF8 1B		K2-3			K	4	1	1	0	0	2	2											
10 Miguel Tejada, R (1, 6) OBP: 0.373, SLG: 0.604	G6-3			SF8 2B		F7			G5-3	4	0	1	0	0	0	0											
Rafael Palmeiro, L (1, 3) OBP: 0.337, SLG: 0.463		P4		SF8		G1-3			G1-3	3	1	1	2	0	0	0											
Sammy Sosa, R (1, 10) OBP: 0.305, SLG: 0.383		F9		2-3 3-H K		HR			P5	4	0	0	0	0	2	1											
B.J. Surhoff, L (1, 7) OBP: 0.294, SLG: 0.419		G1-3		F8					P2	3	0	0	0	0	0	1											
Luis Matos, R (1, 8) OBP: 0.353, SLG: 0.393						G6-3			31 1B 1B	3	1	2	0	0	0	0											
31 Jay Gibbons, L (1, 9) OBP: 0.295, SLG: 0.506						G6-3			1B	3	1	2	1	0	0	1											
Sal Fasano, R (1, 2) OBP: 0.324, SLG: 0.469						P6			1B	3	0	2	1	0	0	0											
Inning Stats	R: 0 E: 0 K: 0 S: 6	H: 0 LOB: 0 BB: 0 P: 7	R: 0 E: 0 K: 0 S: 11	H: 0 LOB: 0 BB: 0 P: 15	R: 0 E: 0 K: 0 S: 14	H: 2 LOB: 1 BB: 0 P: 19	R: 1 E: 0 K: 1 S: 14	H: 2 LOB: 1 BB: 0 P: 17	R: 1 E: 0 K: 0 S: 5	H: 1 LOB: 0 BB: 0 P: 7	R: 1 E: 0 K: 2 S: 6	H: 3 LOB: 2 BB: 0 P: 17	R: 0 E: 0 K: 1 S: 7	H: 0 LOB: 0 BB: 0 P: 10	1B: 6 2B: 1 3B: 0 HR: 2	SF: 1 SAC: 0 DP: 1 HBP: 0		WP: 0 PB: 0 SB: 0 CS: 0	PA: 32								
PITCHER	IP	WLS	BF	H	R	ER	SO	BB	IBB	HBP	BLK	WP	HR	S	P	ERA	WHIP										
49 Tim Wakefield, R (1, 1) ERA: 4.05	7.0	L	29	9	4	4	4	0	0	0	0	0	0	7	10	5.14	1.286										
50 Mike Timlin, R (8, 1) ERA: 1.69	1.0		3	0	0	0	1	0	0	0	0	0	0	7	10	0.00	0.000										

Batter	1	2	3	4	5	6	7	8	9	AB	R	H	RBI	BB	SO	LOB	TOP										
2 Derek Jeter, R OBP: 0.389, SLG: 0.446										4	0	0	0	0	1	3											
24 Robinson Cano, L OBP: 0.318, SLG: 0.463										4	1	2	0	0	2	0											
Gary Sheffield, R OBP: 0.407, SLG: 0.544 Tony Womack, L OBP: 0.274, SLG: 0.264										3	0	2	1	0	0	0											
13 Alex Rodriguez, R OBP: 0.415, SLG: 0.584 Russ Johnson, R OBP: 0.300, SLG: 0.333										3	0	0	0	0	1	3											
55 Hideki Matsui, L OBP: 0.375, SLG: 0.516										4	0	0	0	0	0	2											
Ruben Sierra, S OBP: 0.315, SLG: 0.480										4	0	0	0	0	2	0											
25 Jason Giambi, L OBP: 0.428, SLG: 0.474 Tino Martinez, L OBP: 0.313, SLG: 0.455										1	0	0	0	0	0	0											
20 Jorge Posada, S OBP: 0.348, SLG: 0.416 John Flaherty, R OBP: 0.197, SLG: 0.194										3	0	0	0	0	1	1											
28 Melky Cabrera, S OBP: 0.211, SLG: 0.211										3	0	1	0	0	0	1											
Inning Stats	R: 0 E: 0 K: 2 S: 9	H: 0 LOB: 0 BB: 0 P: 11	R: 0 E: 0 K: 0 S: 7	H: 0 LOB: 0 BB: 0 P: 12	R: 0 E: 1 K: 0 S: 6	H: 0 LOB: 1 BB: 0 P: 9	R: 1 E: 0 K: 0 S: 6	H: 2 LOB: 1 BB: 0 P: 9	R: 0 E: 0 K: 2 S: 13	H: 0 LOB: 1 BB: 0 P: 13	R: 0 E: 0 K: 1 S: 13	H: 1 LOB: 2 BB: 0 P: 10	R: 0 E: 0 K: 1 S: 12	H: 0 LOB: 0 BB: 0 P: 16	R: 0 E: 0 K: 1 S: 12	H: 0 LOB: 0 BB: 0 P: 16	1B: 4 2B: 1 3B: 0 HR: 0	SF: 0 SAC: 0 DP: 1 HBP: 1	WP: 1 PB: 0 SB: 0 CS: 0	PA: 34							
PITCHER	IP	WLS	BF	H	R	ER	SO	BB	IBB	HBP	BLK	WP	HR	S	P	ERA	WHIP										
David Wells, L ERA: 4.73	7.0	W	28	5	1	1	5	0	0	1	0	1	0	58	85	1.29	0.714										
John Halama, L ERA: 5.91	1.0		3	0	0	0	1	0	0	0	0	0	0	8	12	0.00	0.000										
Geremi Gonzalez, R ERA: 5.92	1.0		3	0	0	0	1	0	0	0	0	0	0	12	16	0.00	0.000										

New York Yankees @ Boston Red Sox
Fenway Park, Boston, MA
Fri Jul 15 2005, 7:05 PM EDT
Att: 35,083 - Partly Cloudy - 76 F

AB	33
R	1
H	5
RBI	1
BB	0
SO	7
LOB	10

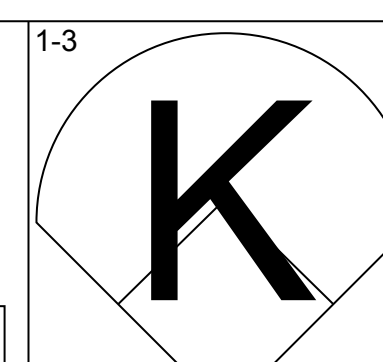
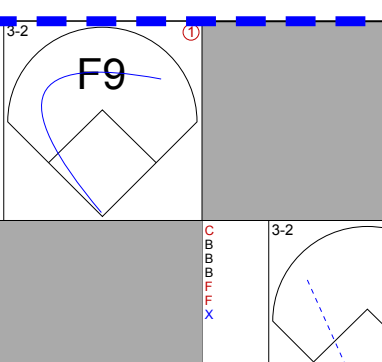
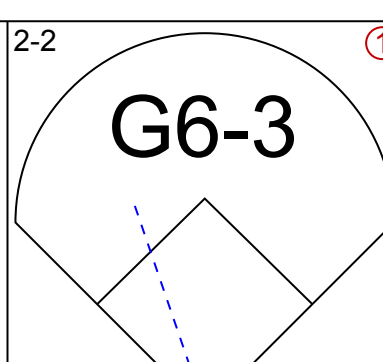
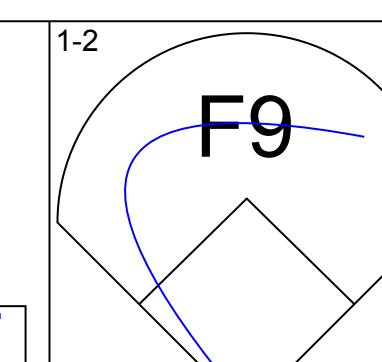
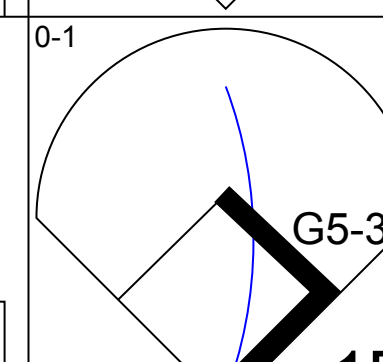
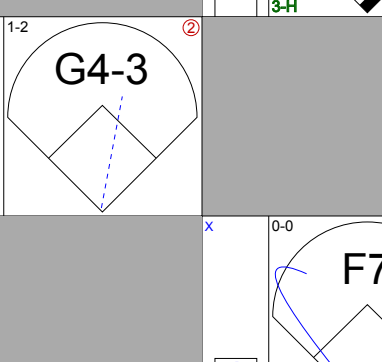
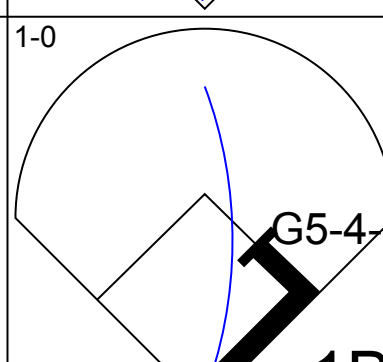
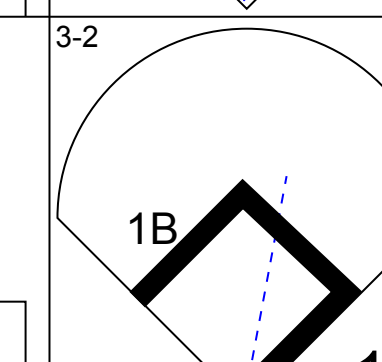
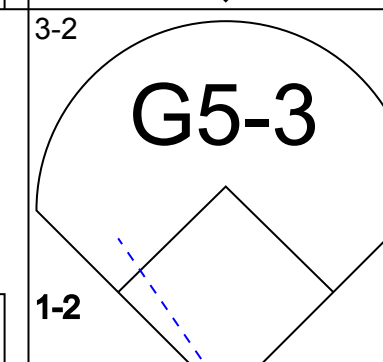
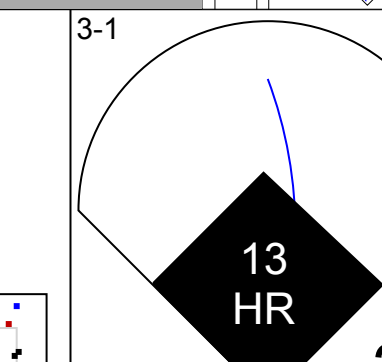
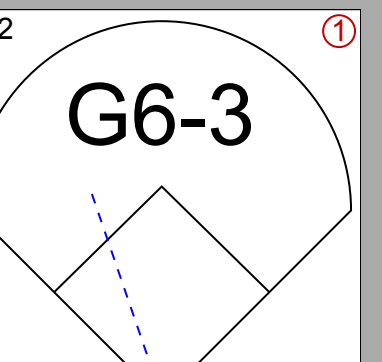
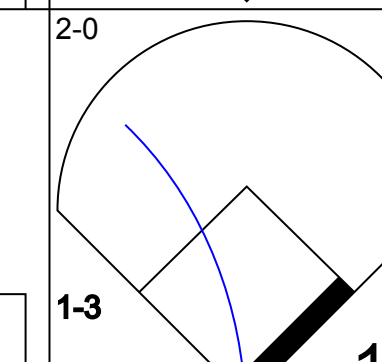
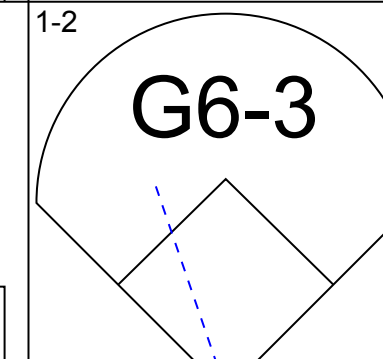
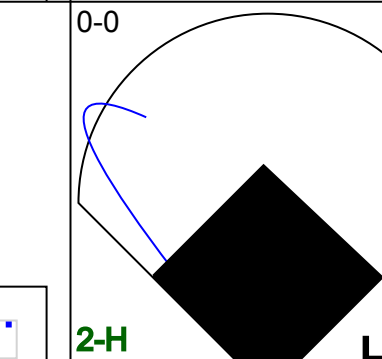
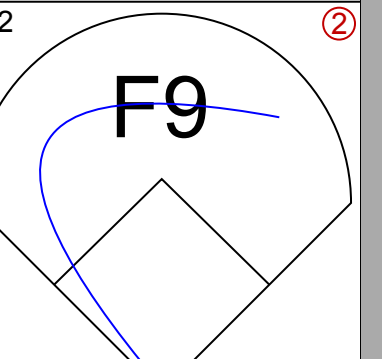
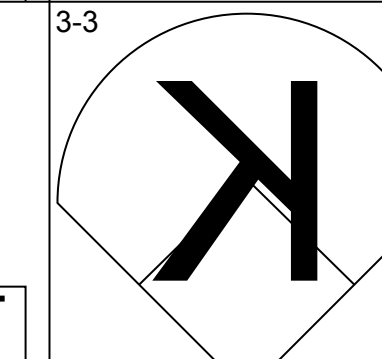
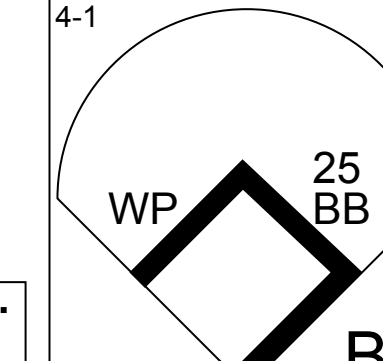
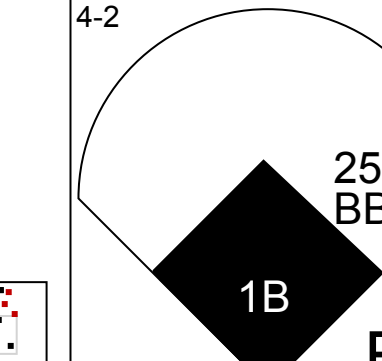
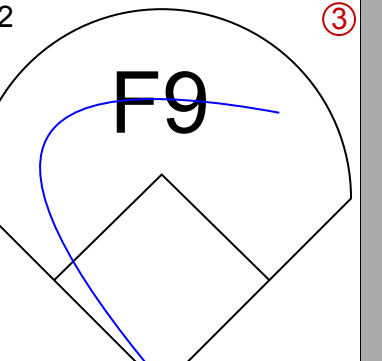

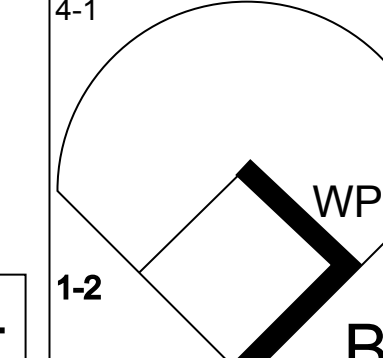
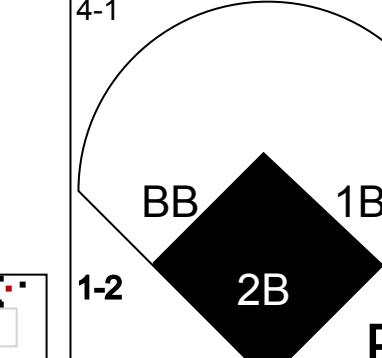
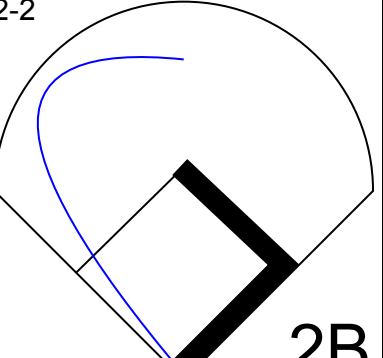

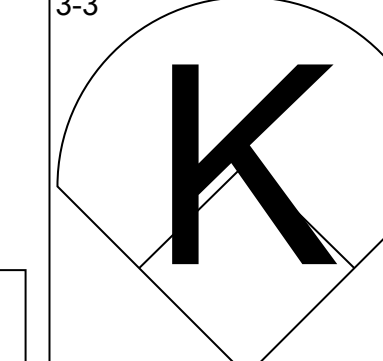
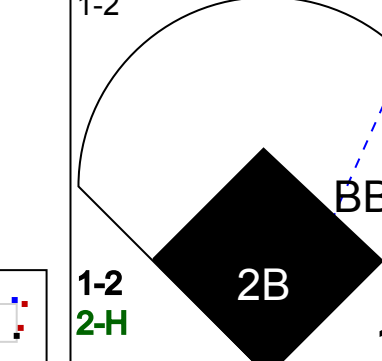
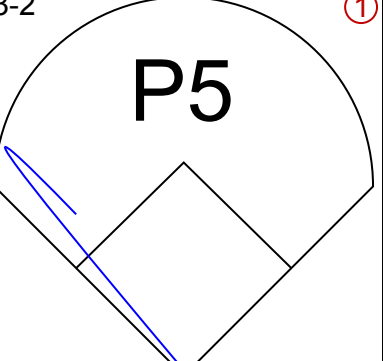

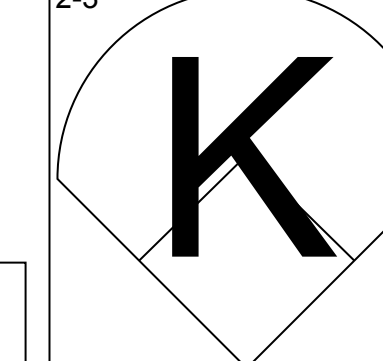
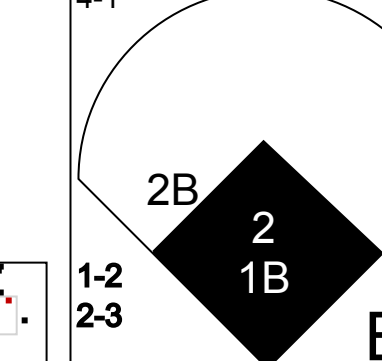
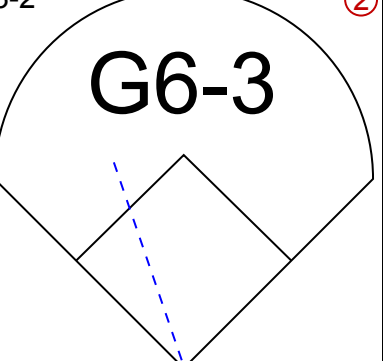

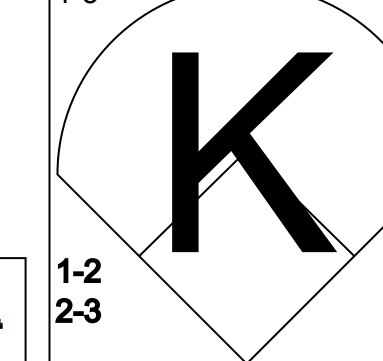
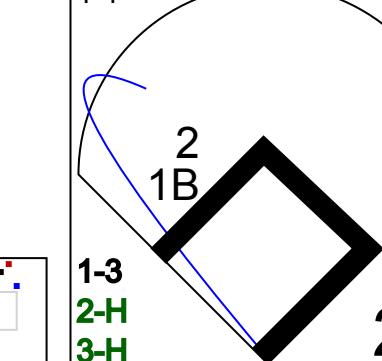
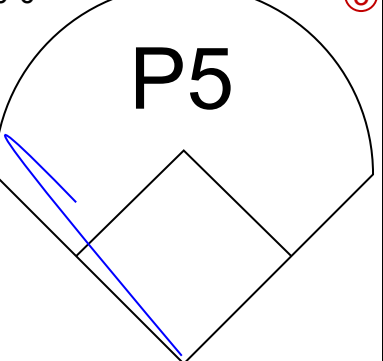
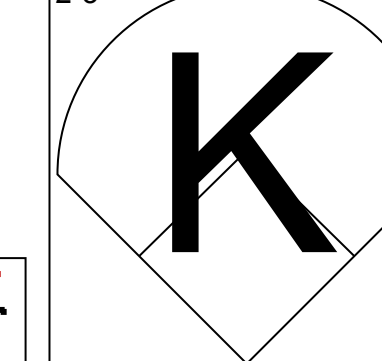


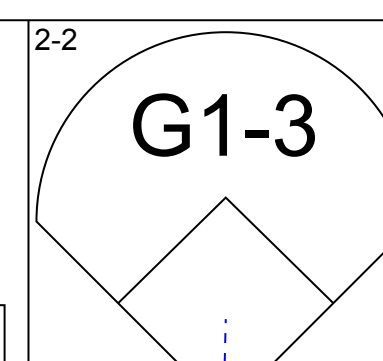
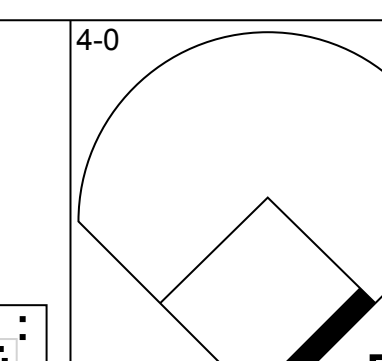
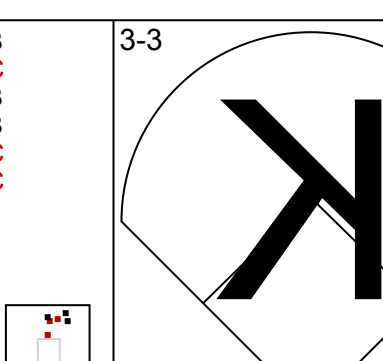
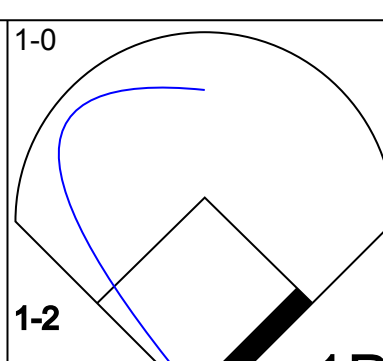
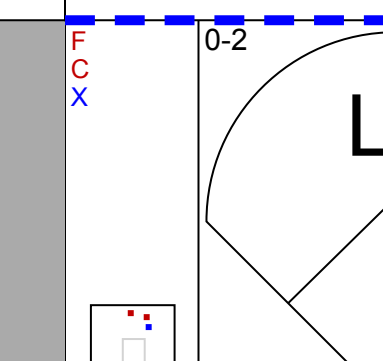
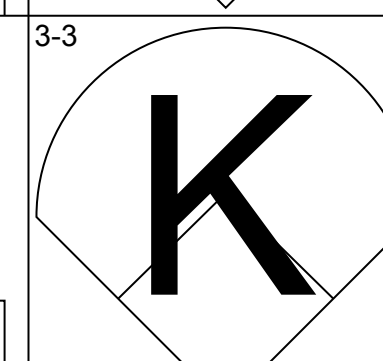
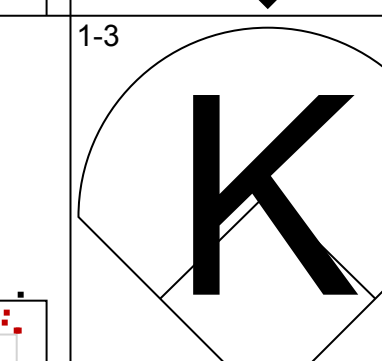
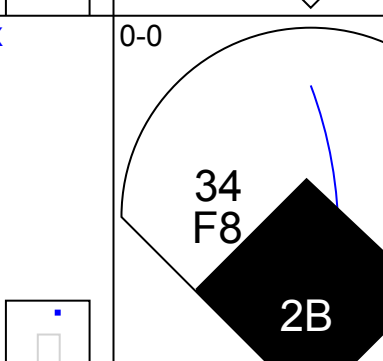
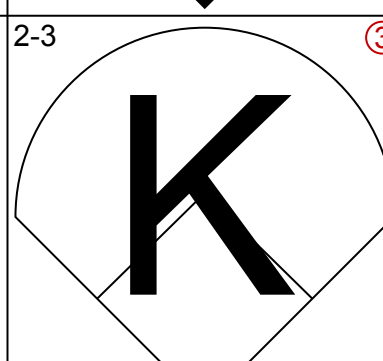
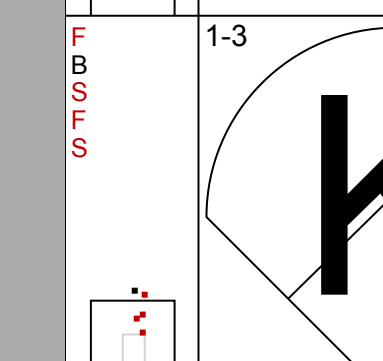
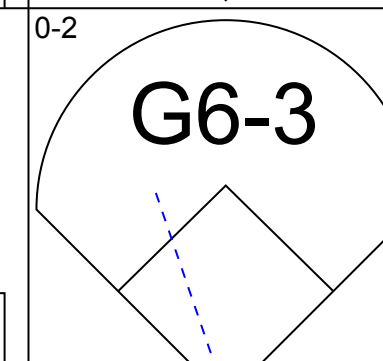
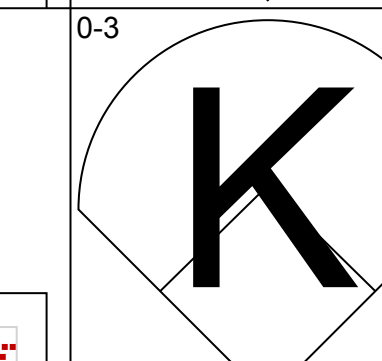
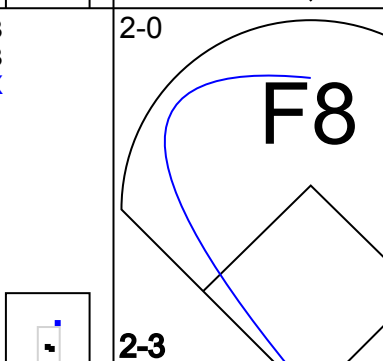
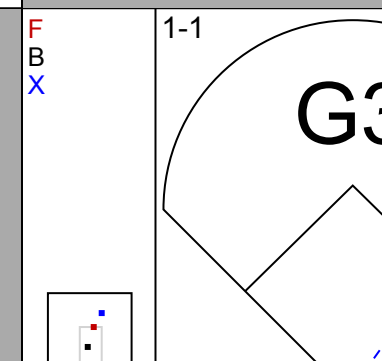
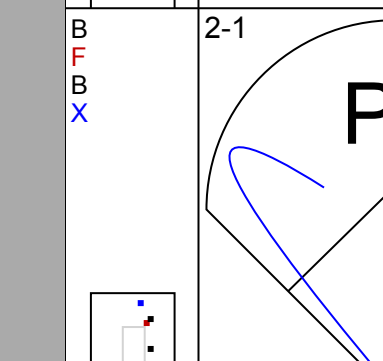
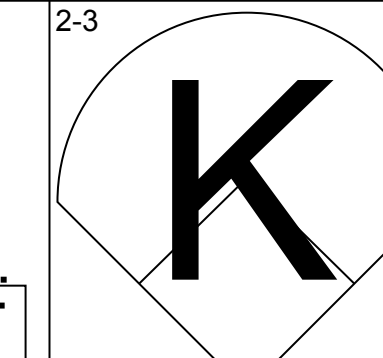
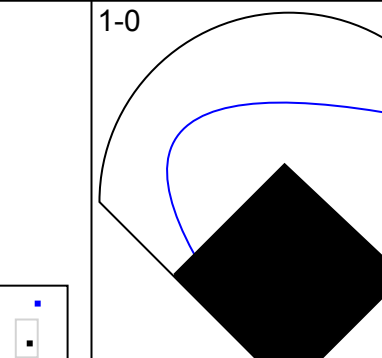
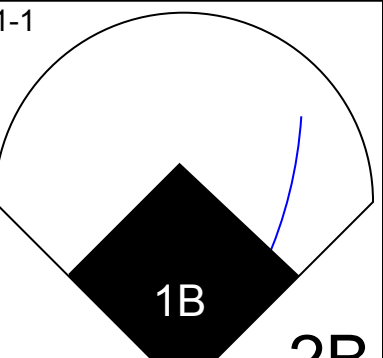
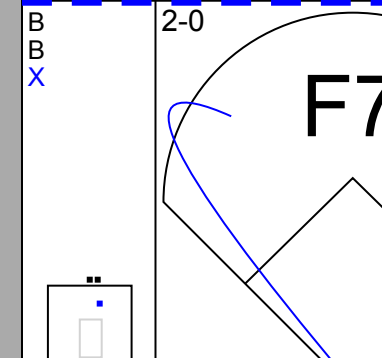


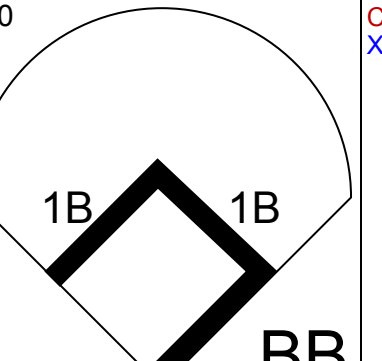
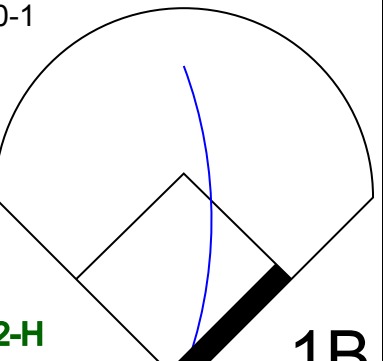
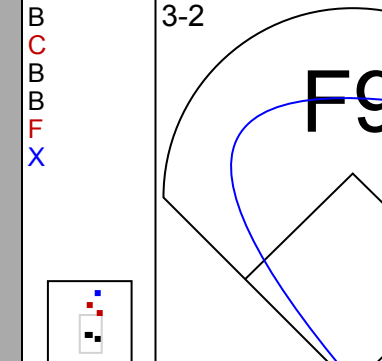
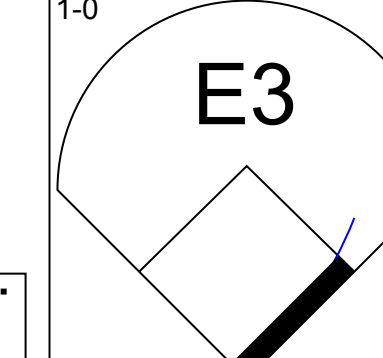

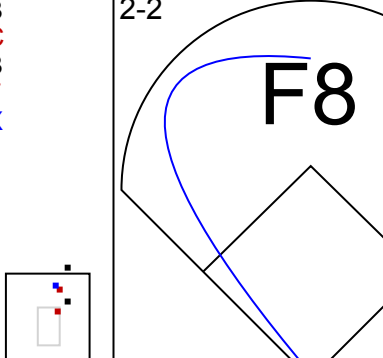
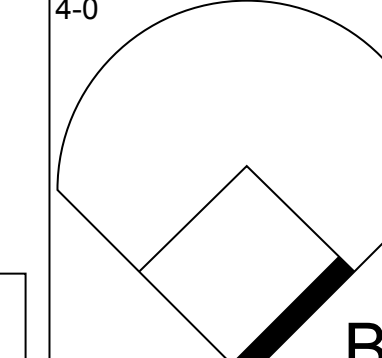
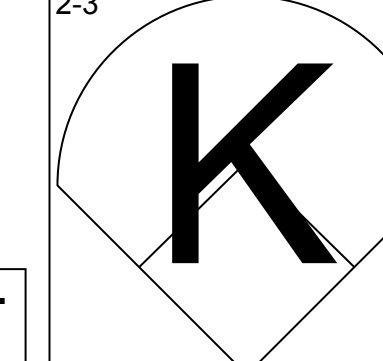
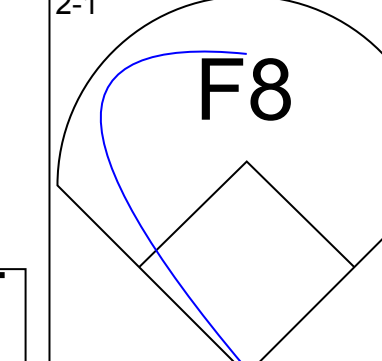
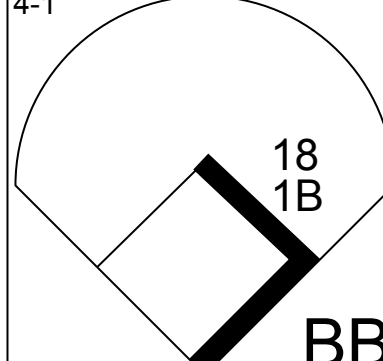
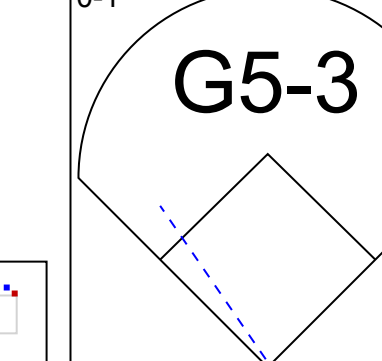
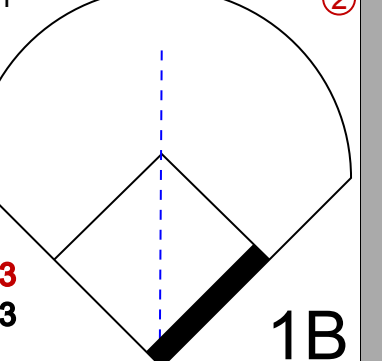
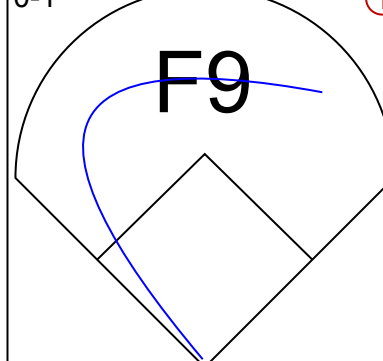
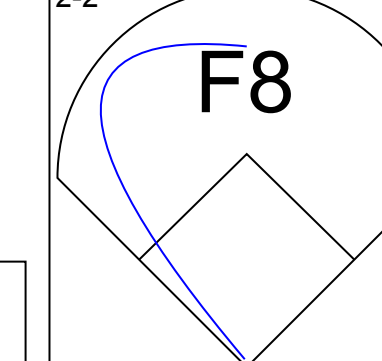
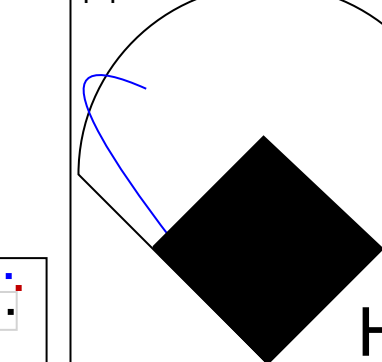


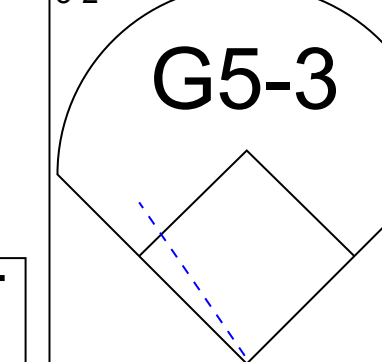
Batter	1	2	3	4	5	6	7	8	9	AB	R	H	RBI	BB	SO	LOB	BOTTOM										
18 Johnny Damon, L OBP: 0.389, SLG: 0.478 Adam Stern, L OBP: 0.400, SLG: 0.250										4	2	3	2	1	0	3											
Edgar Renteria, R OBP: 0.370, SLG: 0.386										4	3	2	2	2	1	3											
34 David Ortiz, L OBP: 0.393, SLG: 0.593										6	2	1	5	0	1	6											
Manny Ramirez, R OBP: 0.361, SLG: 0.545 John Olerud, L OBP: 0.363, SLG: 0.472										3	1	1	1	1	1	2											
Trot Nixon, L OBP: 0.379, SLG: 0.510										5	2	2	5	0	0	1											
Kevin Millar, R OBP: 0.355, SLG: 0.386										4	2	2	0	1	0	1											
Jason Varitek, S OBP: 0.387, SLG: 0.525 Doug Mirabeli, R OBP: 0.292, SLG: 0.431										2	2	1	1	2	0	0											
Bill Mueller, S OBP: 0.387, SLG: 0.405 13 Alex Cora, L OBP: 0.244, SLG: 0.279										3	1	1	1	0	0	2											
Mark Bellhorn, S OBP: 0.330, SLG: 0.353										3	1	0	0	2	2	3											
Inning Stats	R: 3 E: 0 K: 2 S: 13	H: 3 LOB: 2 BB: 2 P: 29	R: 5 E: 0 K: 0 S: 16	H: 3 LOB: 0 BB: 2 P: 35	R: 1 E: 0 K: 0 S: 12	H: 2 LOB: 1 BB: 0 P: 18	R: 3 E: 0 K: 0 S: 18	H: 2 LOB: 2 BB: 3 P: 34	R: 0 E: 0 K: 1 S: 4	H: 0 LOB: 0 BB: 0 P: 8	R: 5 E: 0 K: 1 S: 14	H: 3 LOB: 0 BB: 2 P: 27	R: 0 E: 0 K: 0 S: 10	H: 1 LOB: 1 BB: 0 P: 13	R: 0 E: 0 K: 2 S: 14	H: 1 LOB: 1 BB: 0 P: 20	1B: 5 2B: 8 3B: 0 HR: 2	SF: 0 SAC: 0 DP: 0 HBP: 0	WP: 0 PB: 0 SB: 0 CS: 0	PA: 48							
PITCHER	IP	WLS	BF	H	R	ER	SO	BB	IBB	HBP	BLK	WP	HR	S	P	ERA	WHIP										
Tim Lincecum, R ERA: 10.57	1.0	L	11	4	6	6	2	4	0	0	0	0	0	16	41	54.00	8.000										
Darrell May, L ERA: 6.72	2.2		17	6	6	6	0	3	0	0	0	0	0	40	69	20.25	3.375										
Jason Anderson, R ERA: 7.94	2.0		10	2	4	4	1	2	0	0	0	0	0	17	36	18.00	2.000										
Buddy Groom, L ERA: 4.44	1.1		6	2	1	1	0	0	0	0	0	0	1	14	18	6.75	1.500										
Scott Proctor, R ERA: 4.5	4		1	0	0	2	0	0	0	0	0	0	0	14	20	0.00	1.000										

New York Yankees @ Boston Red Sox
Fenway Park, Boston, MA
Fri Jul 15 2005, 7:05 PM EDT
Att: 35,083 - Partly Cloudy - 76 F


AB	39
R	17
H	15
RBI	17
BB	9
SO	5
LOB	23



Batter	1	2	3	4	5	6	7	8	9	AB	R	H	RBI	BB	SO	LOB	TOP					
2 Derek Jeter, R OBP: 0.397, SLG: 0.442 (1, 6)										5	0	1	1	0	1	0	New York Yankees @ Boston Red Sox Fenway Park, Boston, MA Sat Jul 16 2005, 1:20 PM EDT Att: 34,694 - Partly Cloudy - 82 F					
24 Robinson Cano, L OBP: 0.324, SLG: 0.466 (1, 4)										5	0	3	0	0	0	2						
Gary Sheffield, R OBP: 0.407, SLG: 0.545 (1, 9)										5	1	2	0	0	0	2						
13 Alex Rodriguez, R OBP: 0.415, SLG: 0.589 (1, 5)										4	2	1	2	1	1	3						
55 Hideki Matsui, L OBP: 0.376, SLG: 0.512 (1, 7)										3	1	0	0	2	1	0						
25 Jason Giambi, L OBP: 0.435, SLG: 0.481 (1, 10)										3	1	2	0	2	0	0						
Bernie Williams, S OBP: 0.345, SLG: 0.382 (1, 8)										5	1	1	1	0	2	5						
Tino Martinez, L OBP: 0.312, SLG: 0.447 (1, 3)										3	1	0	0	1	1	4						
John Flaherty, R OBP: 0.200, SLG: 0.211 (1, 2)										4	0	1	2	0	2	3						
Inning Stats	R: 0 E: 0 K: 1 S: 12	H: 1 LOB: 1 BB: 0 P: 17	R: 0 E: 0 K: 3 S: 12	H: 0 LOB: 2 BB: 2 P: 26	R: 6 E: 0 K: 0 S: 24	H: 5 LOB: 3 BB: 3 P: 48	R: 0 E: 0 K: 0 S: 10	H: 0 LOB: 0 BB: 0 P: 15	R: 0 E: 0 K: 0 S: 10	H: 1 LOB: 1 BB: 0 P: 18	R: 0 E: 0 K: 0 S: 6	H: 1 LOB: 0 BB: 0 P: 9	R: 1 E: 1 K: 1 S: 12	H: 1 LOB: 1 BB: 1 P: 17	R: 0 E: 0 K: 2 S: 14	H: 2 LOB: 2 BB: 0 P: 25		R: 0 E: 0 K: 1 S: 8	H: 0 LOB: 0 BB: 0 P: 11	1B: 7 2B: 4 3B: 0 HR: 1	SF: 0 SAC: 0 DP: 2 HBP: 0	WP: 1 PB: 0 SB: 0 CS: 2
PITCHER	IP	WLS	BF	H	R	ER	SO	BB	IBB	HBP	BLK	WP	HR	S	P	ERA	WHIP					
30 Matt Clement, R ERA: 4.21 (1, 1)	2.2	L	18	5	6	6	4	5	0	0	0	1	1	43	83	20.25	3.750					
Geremi Gonzalez, R ERA: 5.53 (3, 1)	3.1		13	3	1	1	0	1	0	0	0	0	0	33	56	2.70	1.200					
Alan Embree, L ERA: 7.71 (7, 1)	1.0		4	1	0	0	1	0	0	0	1	0	0	10	11	0.00	1.000					
50 Mike Timlin, R ERA: 1.61 (8, 1)	1.0		5	2	0	0	2	0	0	0	0	0	0	14	25	0.00	2.000					
38 Curt Schilling, R ERA: 8.24 (9, 1)	1.0		3	0	0	0	1	0	0	0	0	0	0	8	11	0.00	0.000					

Batter	1	2	3	4	5	6	7	8	9	AB	R	H	RBI	BB	SO	LOB	BOTTOM					
18 Johnny Damon, L OBP: 0.389, SLG: 0.475 (1, 8)										4	0	1	0	1	1	0	New York Yankees @ Boston Red Sox Fenway Park, Boston, MA Sat Jul 16 2005, 1:20 PM EDT Att: 34,694 - Partly Cloudy - 82 F					
Edgar Renteria, R OBP: 0.330, SLG: 0.387 (1, 6)										5	1	1	0	0	4	3						
34 David Ortiz, L OBP: 0.388, SLG: 0.584 (1, 3)										5	0	0	0	0	1	2						
Manny Ramirez, R OBP: 0.362, SLG: 0.557 (1, 7)										4	2	2	2	0	1	0						
Kevin Millar, R OBP: 0.357, SLG: 0.386 (1, 9)										3	0	1	1	1	0	0						
Jason Varitek, S OBP: 0.369, SLG: 0.519 (1, 2)										3	0	0	0	1	1	2						
Doug Mirabeli, R OBP: 0.307, SLG: 0.433 (1, 10)										2	0	1	0	1	1	1						
Trot Nixon, L OBP: 0.378, SLG: 0.508 (8, PH) (9, 10)										1	0	0	0	0	0	1						
Bill Mueller, S OBP: 0.385, SLG: 0.402 (1, 5)										4	0	1	0	0	0	2						
Mark Bellhorn, S OBP: 0.330, SLG: 0.363 (1, 4)										3	1	1	1	0	2	3						
John Olerud, L OBP: 0.377, SLG: 0.463 (8, PH)										1	0	0	0	0	0	1						
13 Alex Cora, L OBP: 0.244, SLG: 0.279 (9, 4)										0	0	0	0	0	0	0						
Inning Stats	R: 0 E: 0 K: 1 S: 9	H: 0 LOB: 0 BB: 0 P: 14	R: 0 E: 1 K: 2 S: 11	H: 0 LOB: 1 BB: 0 P: 18	R: 1 E: 0 K: 2 S: 11	H: 1 LOB: 1 BB: 1 P: 17	R: 1 E: 0 K: 2 S: 11	H: 3 LOB: 2 BB: 1 P: 23	R: 2 E: 0 K: 1 S: 12	H: 3 LOB: 1 BB: 0 P: 20	R: 0 E: 0 K: 2 S: 10	H: 1 LOB: 2 BB: 1 P: 19	R: 0 E: 0 K: 0 S: 6	H: 0 LOB: 0 BB: 0 P: 12	R: 0 E: 0 K: 0 S: 8	H: 0 LOB: 1 BB: 1 P: 19	R: 0 E: 0 K: 1 S: 9	H: 0 LOB: 0 BB: 0 P: 12	1B: 4 2B: 2 3B: 0 HR: 2	SF: 0 SAC: 0 DP: 0 HBP: 0	WP: 0 PB: 0 SB: 0 CS: 0	PA: 39
PITCHER	IP	WLS	BF	H	R	ER	SO	BB	IBB	HBP	BLK	WP	HR	S	P	ERA	WHIP					
Randy Johnson, L ERA: 4.23 (1, 1)	6.1	W	30	8	4	4	10	3	0	0	0	0	0	66	114	5.68	1.737					
Tom Gordon, R ERA: 2.02 (7, 1)	1.2	H	6	0	0	0	0	1	0	0	0	0	0	12	28	0.00	0.600					
42 Mariano Rivera, R ERA: 0.96 (9, 1)	1.0	S	3	0	0	0	1	0	0	0	0	0	0	9	12	0.00	0.000					

AB	37
R	7
H	11
RBI	6
BB	6
SO	8
LOB	19



AB	35
R	4
H	8
RBI	4
BB	4
SO	11
LOB	15



Batter	1	2	3	4	5	6	7	8	9	AB	R	H	RBI	BB	SO	LOB	TOP					
2 Derek Jeter, R OBP: 0.383, SLG: 0.437 (1, 6)	G6-3		K		P3		G5-3			4	0	0	0	0	1	0						
24 Robinson Cano, L OBP: 0.323, SLG: 0.467 (1, 4)	G3-1		HR		G6-3			F8		4	1	1	0	0	0	0						
Gary Sheffield, R OBP: 0.405, SLG: 0.551 (1, 9)	G6-3		HR		P6			F7		4	1	1	2	0	0	0						
13 Alex Rodriguez, R OBP: 0.414, SLG: 0.594 (1, 5)		F8	G5-3		G5-3			HR		4	1	1	1	0	0	0						
55 Hideki Matsui, L OBP: 0.377, SLG: 0.513 (1, 7)		20 HR			G6-3			K		3	1	1	0	1	1	0						
20 Jorge Posada, S OBP: 0.350, SLG: 0.426 (1, 2)		2B			G3				P3	3	1	1	2	1	0	1						
25 Jason Giambi, L OBP: 0.432, SLG: 0.474 (1, 10)		HR			G4-3				P1	3	0	0	0	1	1	1						
Bernie Williams, S OBP: 0.340, SLG: 0.376 (1, 8)		BB			K			G3-1	F7	4	0	0	0	0	1	1						
Tino Martinez, L OBP: 0.308, SLG: 0.440 (1, 3)					G3			K		3	0	0	0	0	1	1						
Inning Stats	R: 0 E: 0 K: 0 S: 6	H: 0 LOB: 0 BB: 0 P: 8	R: 2 E: 0 K: 0 S: 13	H: 2 LOB: 1 BB: 1 P: 21	R: 2 E: 0 K: 1 S: 10	H: 2 LOB: 0 BB: 1 P: 16	R: 0 E: 0 K: 1 S: 7	H: 0 LOB: 0 BB: 0 P: 8	R: 0 E: 0 K: 0 S: 8	H: 0 LOB: 0 BB: 0 P: 12	R: 0 E: 0 K: 1 S: 7	H: 0 LOB: 0 BB: 0 P: 13	R: 0 E: 0 K: 0 S: 9	H: 1 LOB: 0 BB: 0 P: 11	R: 1 E: 0 K: 0 S: 9	H: 1 LOB: 0 BB: 0 P: 10	R: 0 E: 0 K: 0 S: 6	H: 0 LOB: 0 BB: 0 P: 7	1B: 0 2B: 2 3B: 0 HR: 3	SF: 0 SAC: 0 DP: 0 HBP: 0	WP: 0 PB: 0 CS: 0	PA: 35
PITCHER 49 Tim Wakefield, R ERA: 4.12 (1, 1)	IP: 9.0 WLS: L BF: 35 H: 5 R: 5 ER: 5 SO: 5 BB: 3 IBB: 0 HBP: 0 BLK: 0 WP: 0 HR: 3 S: 73 P: 109 ERA: 5.00 WHIP: 0.889															PITCHER						

New York Yankees @ Boston Red Sox
Fenway Park, Boston, MA
Sun Jul 17 2005, 6:05 PM EDT
Att: 34,802 - Cloudy - 82 F

AB 32
R 5
H 5
RBI 5
BB 3
SO 5
LOB 4



Batter	1	2	3	4	5	6	7	8	9	AB	R	H	RBI	BB	SO	LOB	BOTTOM			
18 Johnny Damon, L OBP: 0.386, SLG: 0.474 (1, 8)	K		K2-3		L4				G4-3	5	0	1	0	0	2	2				
Edgar Renteria, R OBP: 0.332, SLG: 0.384 (1, 6)			BB		BB			2B	P6	2	1	0	0	2	0	1				
34 David Ortiz, L OBP: 0.387, SLG: 0.583 (1, 10)			BB		2B			P3		4	0	1	1	0	1	2				
Manny Ramirez, R OBP: 0.364, SLG: 0.566 (1, 7)		L6			P3			1B	HR	4	1	2	1	0	0	2				
Kevin Millar, R OBP: 0.359, SLG: 0.385 (1, 3)			FC4		K			K	FC4	3	1	1	0	1	2	1				
Trot Nixon, L OBP: 0.373, SLG: 0.500 (1, 9)			FC4		G4-3			F7	FC4	4	0	0	0	0	0	2				
Doug Mirabeli, R OBP: 0.328, SLG: 0.420 (1, 2)			K		K			G4-6-3	BB	2	0	0	0	1	2	1				
Jason Varitek, S OBP: 0.371, SLG: 0.520 (9, PH)									BB	1	0	1	1	0	0	0				
Bill Mueller, S OBP: 0.384, SLG: 0.400 (1, 5)			FC5-4					G4-6-3	P3	4	0	1	0	0	0	2				
Mark Bellhorn, S OBP: 0.328, SLG: 0.360 (1, 4)									G5-2-3	2	0	0	0	0	1	0				
13 Alex Cora, L OBP: 0.241, SLG: 0.276 (8, 4)					K			L6	G5-2-3	2	0	0	0	0	0	3				
Inning Stats	R: 0 E: 0 K: 2 S: 13	H: 0 LOB: 1 BB: 1 P: 20	R: 0 E: 0 K: 1 S: 8	H: 1 LOB: 0 BB: 0 P: 12	R: 1 E: 0 K: 2 S: 13	H: 1 LOB: 1 BB: 1 P: 22	R: 0 E: 0 K: 2 S: 8	H: 0 LOB: 0 BB: 0 P: 10	R: 0 E: 0 K: 0 S: 5	H: 1 LOB: 1 BB: 0 P: 20	R: 0 E: 0 K: 0 S: 5	H: 0 LOB: 0 BB: 1 P: 10	R: 0 E: 0 K: 0 S: 9	H: 1 LOB: 1 BB: 0 P: 12	R: 2 E: 1 K: 0 S: 16	H: 3 LOB: 2 BB: 1 P: 26	1B: 4 2B: 2 3B: 0 HR: 1	SF: 0 SAC: 0 DP: 2 HBP: 0	WP: 0 PB: 0 CS: 0	PA: 37
PITCHER Al Leiter, L ERA: 6.25 (1, 1)	IP: 6.1 WLS: W BF: 25 H: 3 R: 1 ER: 1 SO: 8 BB: 3 IBB: 0 HBP: 0 BLK: 0 WP: 0 HR: 0 S: 59 P: 102 ERA: 1.42 WHIP: 0.947															PITCHER				
Tanyon Sturtze, R ERA: 3.93 (7, 1)	1.0 H 3 1 0 0 0 0 0 0 0 0 7 11 0.00 1.000																			
Tom Gordon, R ERA: 2.78 (8, 1)	0.2 4 1 2 1 0 1 0 0 0 0 1 10 15 13.50 3.000																			
42 Mariano Rivera, R ERA: 0.93 (9, 1)	1.0 S 5 2 0 0 0 0 0 0 0 0 10 15 0.00 2.000																			

New York Yankees @ Boston Red Sox
Fenway Park, Boston, MA
Sun Jul 17 2005, 6:05 PM EDT
Att: 34,802 - Cloudy - 82 F

AB 33
R 3
H 7
RBI 3
BB 4
SO 8
LOB 16



Batter	1	2	3	4	5	6	7	8	9	AB	R	H	RBI	BB	SO	LOB	TOP
Joey Gathright, L (1, 8) OBP: 0.362, SLG: 0.377	K	G3			K2-3	1B			K	5	0	1	2	0	3	1	Tampa Bay Devil Rays @ Boston Red Sox Fenway Park, Boston, MA Mon Jul 18 2005, 7:05 PM EDT Att: 35,405 - Cloudy - 82 F
13 Carl Crawford, L (1, 7) OBP: 0.314, SLG: 0.440	1B HBP		S		F7	K			S	4	0	2	0	0	1	2	
Julio Lugo, R (1, 6) OBP: 0.351, SLG: 0.379	1B		G5-3		G5-3	HBP		G4-3	G3-1	4	0	1	0	0	0	2	
3 Jorge Cantu, R (1, 5) OBP: 0.316, SLG: 0.494	P4		L3		F8			G4-6-3		4	0	1	0	0	0	4	
Alex Gonzalez, R (9, 5) OBP: 0.327, SLG: 0.384										0	0	0	0	0	0	0	
Aubrey Huff, L (1, 3) OBP: 0.314, SLG: 0.383	F8									4	0	0	0	0	1	4	
Travis Lee, L (8, 3) OBP: 0.313, SLG: 0.329			K					G3	G4-6-3	0	0	0	0	0	0	0	
Damon Hollins, R (1, 9) OBP: 0.330, SLG: 0.472		SF8			G6-3			G6-3		3	2	1	0	1	0	0	
31 Jonny Gomes, R (1, 10) OBP: 0.359, SLG: 0.571	K				G5-3			G5-3		4	1	1	0	0	1	1	
Toby Hall, R (1, 2) OBP: 0.309, SLG: 0.365	SF8									2	0	0	1	1	0	2	
Nick Green, R (1, 4) OBP: 0.347, SLG: 0.386	1B				F9				K	3	0	1	0	1	1	1	
Inning Stats	R: 0 H: 1 E: 0 K: 1 S: 15	H: 2 R: 3 ER: 0 LOB: 2 BB: 0 P: 24	R: 1 H: 2 E: 0 K: 1 S: 13	H: 1 R: 0 ER: 0 LOB: 1 BB: 0 P: 22	R: 0 H: 1 E: 0 K: 0 S: 7	H: 0 R: 0 ER: 0 LOB: 1 BB: 0 P: 10	R: 0 H: 0 E: 0 K: 1 S: 12	H: 2 R: 0 ER: 0 LOB: 2 BB: 2 P: 16	R: 0 H: 0 E: 0 K: 0 S: 5	H: 1 R: 0 ER: 0 LOB: 0 BB: 0 P: 7	R: 0 H: 1 E: 0 K: 2 S: 12	H: 1 R: 0 ER: 0 LOB: 1 BB: 0 P: 15	1B: 6 2B: 1 3B: 1 HR: 0	SF: 1 2B: 1 3B: 1 HBP: 2	WP: 0 PB: 0 SB: 3 CS: 0	PA: 39	
PITCHER	IP WLS BF H R ER SO BB IBB HBP BLK WP HR S P ERA WHIP																
Wade Miller, R (1, 1) ERA: 5.01	5.2 L 28 6 3 3 4 3 0 2 0 0 0 60 106 4.76 1.588																
Alan Embree, L (6, 1) ERA: 7.55	0.1 1 0 0 0 1 0 0 0 0 0 0 3 3 0.00 0.000																
Chad Bradford, R (7, 1) ERA:	0.1 2 1 0 0 0 0 0 0 0 0 0 5 5 0.00 3.000																
Mike Myers, L (7, 1) ERA: 2.5	0.2 1 0 0 0 0 0 0 0 0 0 0 2 4 0.00 0.000																
50 Mike Timlin, R (8, 1) ERA: 1.58	1.0 3 0 0 0 0 0 0 0 0 0 0 5 7 0.00 0.000																

Batter	1	2	3	4	5	6	7	8	9	AB	R	H	RBI	BB	SO	LOB	BOTTOM	
18 Johnny Damon, L (1, 8) OBP: 0.382, SLG: 0.468	E5 34 BB G5-4-3 1B	P6		K			F7		F9	5	1	0	0	0	1	2	Tampa Bay Devil Rays @ Boston Red Sox Fenway Park, Boston, MA Mon Jul 18 2005, 7:05 PM EDT Att: 35,405 - Cloudy - 82 F	
Edgar Renteria, R (1, 6) OBP: 0.331, SLG: 0.383	G5-4-3 34 BB 1B	P4			G5-3		K			4	0	1	0	0	1	1		
34 David Ortiz, L (1, 10) OBP: 0.385, SLG: 0.578	G5-4-3 1B BB		K		K		F8			3	0	0	0	1	2	0		
Manny Ramirez, R (1, 7) OBP: 0.363, SLG: 0.560	G5-4-3 1B BB		K					P3		3	0	0	0	1	1	2		
Kevin Millar, R (1, 3) OBP: 0.364, SLG: 0.384										1	0	0	0	3	0	1		
Adam Stern, L (8, PR) OBP: 0.400, SLG: 0.250										0	0	0	0	0	0	0		
John Olerud, L (9, 3) OBP: 0.377, SLG: 0.463	BB							FC4-6 BB		0	0	0	0	0	0	0		
Jason Varitek, S (1, 2) OBP: 0.369, SLG: 0.515	BB									3	0	0	0	1	0	2		
Trot Nixon, L (1, 9) OBP: 0.371, SLG: 0.494	K				G3			F8		3	0	0	0	1	1	4		
Bill Mueller, S (1, 5) OBP: 0.379, SLG: 0.394		F8			F8				G1-3	4	0	0	0	0	1	1		
13 Alex Cora, L (1, 4) OBP: 0.247, SLG: 0.281									F7	4	0	2	0	0	1	1		
Inning Stats	R: 1 H: 1 E: 1 K: 1 S: 13	H: 1 R: 3 ER: 0 LOB: 3 BB: 3 P: 29	R: 0 H: 1 E: 0 K: 0 S: 8	H: 0 R: 1 ER: 0 LOB: 1 BB: 0 P: 11	R: 0 H: 0 E: 0 K: 2 S: 15	H: 1 R: 0 ER: 0 LOB: 1 BB: 1 P: 24	R: 0 H: 1 E: 0 K: 1 S: 12	H: 0 R: 0 ER: 0 LOB: 1 BB: 1 P: 18	R: 0 H: 0 E: 0 K: 2 S: 10	H: 0 R: 0 ER: 0 LOB: 0 BB: 0 P: 12	R: 0 H: 0 E: 0 K: 0 S: 9	H: 0 R: 0 ER: 0 LOB: 1 BB: 1 P: 16	R: 0 H: 0 E: 0 K: 0 S: 5	H: 0 R: 0 ER: 0 LOB: 0 BB: 0 P: 6	1B: 3 2B: 0 3B: 0 HR: 0	SF: 0 2B: 0 3B: 0 HBP: 0	WP: 0 PB: 0 SB: 0 CS: 0	PA: 37
PITCHER	IP WLS BF H R ER SO BB IBB HBP BLK WP HR S P ERA WHIP																	
19 Scott Kazmir, L (1, 1) ERA: 4.33	6.0 W 27 3 1 0 7 6 0 0 0 0 0 69 121 0.00 1.500																	
Travis Harper, R (7, 1) ERA: 7.38	1.0 H 3 0 0 0 1 0 0 0 0 0 0 8 12 0.00 0.000																	
Joe Borowski, R (8, 1) ERA: 5.27	1.0 H 4 0 0 0 0 1 0 0 0 0 0 9 16 0.00 1.000																	
Danys Baez, R (9, 1) ERA: 2.4	1.0 S 3 0 0 0 0 0 0 0 0 0 0 5 6 0.00 0.000																	

Batter	1	2	3	4	5	6	7	8	9	AB	R	H	RBI	BB	SO	LOB	TOP					
Joey Gathright, L (1,8) OBP: 0.339, SLG: 0.351	G4-3		G3			K	F8			4	0	0	0	0	1	2						
13 Carl Crawford, L (1,7) OBP: 0.316, SLG: 0.443	G6-3 3 1B		F8			G4-3		3 1B 2B		4	1	2	0	0	0	0						
Julio Lugo, R (1,6) OBP: 0.350, SLG: 0.381	G6-3				K	2B		K		4	0	1	0	0	2	2						
3 Jorge Cantu, R (1,5) OBP: 0.318, SLG: 0.494	2H 1B				G5-3	F9		1B		4	0	2	1	0	0	1						
Aubrey Huff, L (1,10) OBP: 0.316, SLG: 0.385	F9				F8			1B		4	1	2	0	0	0	1						
Travis Lee, L (1,3) OBP: 0.308, SLG: 0.323		G4-3			G4-3	F8		K		4	0	0	0	0	1	3						
31 Jonny Gomes, R (1,9) OBP: 0.364, SLG: 0.565		F8			E BB	E 1B		K		3	0	1	0	1	1	0						
Fernando Cortez, L (1,4) OBP: 0.154, SLG: 0.083		G1-3			E3 G6-4-3	E6		F7		4	0	0	1	0	0	2						
Kevin Cash, R (1,2) OBP: 0.212, SLG: 0.387					P4					2	0	0	0	0	0	2						
Damon Hollins, R (7,PH) OBP: 0.329, SLG: 0.469					G6-4-3			P3		1	0	0	0	0	1	2						
Toby Hall, R (7,2) OBP: 0.308, SLG: 0.363					1-2					1	0	0	0	0	0	0						
Inning Stats	R: 1 E: 0 K: 0 S: 10	H: 2 LOB: 1 BB: 0 P: 16	R: 0 E: 0 K: 0 S: 5	H: 0 LOB: 0 BB: 0 P: 6	R: 0 E: 0 K: 0 S: 4	H: 0 LOB: 0 BB: 0 P: 5	R: 0 E: 0 K: 1 S: 8	H: 0 LOB: 0 BB: 0 P: 11	R: 0 E: 1 K: 0 S: 13	H: 0 LOB: 1 BB: 1 P: 24	R: 0 E: 0 K: 1 S: 9	H: 1 LOB: 1 BB: 0 P: 12	R: 1 E: 1 K: 1 S: 16	H: 2 LOB: 2 BB: 0 P: 28	R: 0 E: 0 K: 2 S: 9	H: 3 LOB: 2 BB: 0 P: 11	R: 0 E: 0 K: 1 S: 7	H: 0 LOB: 0 BB: 0 P: 9	1B: 6 2B: 2 3B: 0 HR: 0	SF: 0 SAC: 0 DP: 1 HBP: 0	WP: 0 PB: 0 SB: 0 CS: 0	PA: 36
PITCHER	IP	WLS	BF	H	R	ER	SO	BB	IBB	HBP	BLK	WP	HR	S	P	ERA	WHIP					
Bronson Arroyo, R (1,1) ERA: 4.05	7.0	W	28	5	2	2	3	1	0	0	0	0	0	65	102	2.57	0.857					
50 Mike Timlin, R (8,1) ERA: 1.54	1.0	H	5	3	0	0	2	0	0	0	0	0	0	9	11	0.00	3.000					
38 Curt Schilling, R (9,1) ERA: 7.48	1.0	S	3	0	0	0	1	0	0	0	0	0	0	7	9	0.00	0.000					

Tampa Bay Devil Rays @ Boston Red Sox
Fenway Park, Boston, MA
Tue Jul 19 2005, 7:05 PM EDT
Att: 35,428 - Cloudy - 83 F

AB 35
R 2
H 8
RBI 2
BB 1
SO 6
LOB 15



Batter	1	2	3	4	5	6	7	8	9	AB	R	H	RBI	BB	SO	LOB	BOTTOM					
18 Johnny Damon, L (1,8) OBP: 0.380, SLG: 0.465	F9		G6-3		1B 34 1B		P6			4	1	1	0	0	0	0						
Edgar Renteria, R (1,6) OBP: 0.330, SLG: 0.381	F9		K		BB 34 1B		G5-3			4	0	1	0	0	1	0						
34 David Ortiz, L (1,10) OBP: 0.386, SLG: 0.580	PB 1B		F7		1B 2H		K			4	1	2	1	0	1	0						
Manny Ramirez, R (1,7) OBP: 0.369, SLG: 0.571	1B HBP				HR		BB			1	2	1	1	2	0	0						
Jason Varitek, S (1,2) OBP: 0.371, SLG: 0.514	1B		F9		G3-1		G6-3 1B			4	1	2	1	0	0	3						
Kevin Miller, R (1,9) OBP: 0.384, SLG: 0.381	L6				CS BB		F9			2	0	0	0	1	0	2						
Adam Stern, L (7,9) OBP: 0.400, SLG: 0.250								K		0	0	0	0	0	0	0						
Trot Nixon, L (8,PH) OBP: 0.370, SLG: 0.493										1	0	0	0	0	1	2						
Adam Hyzdu, R (9,9) OBP: 0.250, SLG: 0.200										0	0	0	0	0	0	0						
John Olerud, L (1,3) OBP: 0.354, SLG: 0.431		P5			K		F7			4	0	0	1	0	1	2						
Bill Mueller, S (1,5) OBP: 0.380, SLG: 0.396	F9						G5-3			4	0	2	1	0	0	0						
13 Alex Cora, L (1,4) OBP: 0.243, SLG: 0.276	F7						K			3	0	0	0	0	1	1						
Inning Stats	R: 1 E: 0 K: 0 S: 13	H: 2 LOB: 2 BB: 0 P: 25	R: 0 E: 0 K: 0 S: 9	H: 0 LOB: 0 BB: 0 P: 11	R: 0 E: 0 K: 1 S: 11	H: 0 LOB: 0 BB: 0 P: 17	R: 1 E: 0 K: 1 S: 16	H: 1 LOB: 1 BB: 1 P: 24	R: 1 E: 0 K: 1 S: 14	H: 3 LOB: 3 BB: 1 P: 26	R: 0 E: 0 K: 0 S: 10	H: 1 LOB: 1 BB: 0 P: 14	R: 0 E: 0 K: 1 S: 8	H: 0 LOB: 0 BB: 0 P: 10	R: 2 E: 0 K: 1 S: 11	H: 2 LOB: 1 BB: 1 P: 23	R: 0 E: 0 K: 1 S: 7	H: 0 LOB: 0 BB: 0 P: 9	1B: 7 2B: 2 3B: 0 HR: 1	SF: 0 SAC: 0 DP: 1 HBP: 1	WP: 0 PB: 1 SB: 0 CS: 1	PA: 35
PITCHER	IP	WLS	BF	H	R	ER	SO	BB	IBB	HBP	BLK	WP	HR	S	P	ERA	WHIP					
Casey Fossum, L (1,1) ERA: 4.01	4.2	L	21	6	3	2	3	1	0	1	0	0	0	60	96	3.86	1.500					
54 Chad Orvella, R (5,1) ERA: 4.66	2.1		9	1	0	0	1	1	0	0	0	0	0	21	31	0.00	0.857					
Lance Carter, R (8,1) ERA: 5.32	1.0		5	2	2	2	1	1	0	0	0	0	0	11	23	18.00	3.000					

Tampa Bay Devil Rays @ Boston Red Sox
Fenway Park, Boston, MA
Tue Jul 19 2005, 7:05 PM EDT
Att: 35,428 - Cloudy - 83 F

AB 31
R 5
H 9
RBI 5
BB 3
SO 5
LOB 10



Batter	1	2	3	4	5	6	7	8	9	AB	R	H	RBI	BB	SO	LOB	TOP					
Julio Lugo, R OBP: 0.348, SLG: 0.378 Fernando Cortez, L OBP: 0.143, SLG: 0.077	1-1 G6-3		3-2 G4-3		2-1 G4-3			0-1 G6-3		3	0	0	0	0	0	0	Tampa Bay Devil Rays @ Boston Red Sox Fenway Park, Boston, MA Wed Jul 20 2005, 1:05 PM EDT Att: 35,123 - Sunny - 86 F					
Nick Green, R OBP: 0.346, SLG: 0.381	2-0 F8		0-1 G5-3			4-2 G4-6-3 BB		0-2 F9		3	0	0	0	1	0							
Jorge Cantu, R OBP: 0.317, SLG: 0.491	0-1 1B			0-1 F7		1-2 G4-6-3		0-1 G5-3		4	0	1	0	0	0							
31 Jonny Gomes, R OBP: 0.375, SLG: 0.571	1-1 1B			0-1 G6-3 1B		2-3 K		1-0 HR 1B		4	2	3	0	0	1							
Eduardo Perez, R OBP: 0.347, SLG: 0.486	1-0 G6-3			1-1 G6-3			2-2 G6-3	1-2 HR		4	1	1	2	0	0							
Aubrey Huff, L OBP: 0.320, SLG: 0.398		1-0 G6-3 1B		1-0 G6-3 1B			1-0 HR	1-3 K		4	1	3	2	0	1							
Alex Gonzalez, R OBP: 0.326, SLG: 0.381		1-1 G6-3		1-3 K			2-3 K	2-2 1B		4	0	1	0	0	2							
Toby Hall, R OBP: 0.303, SLG: 0.357		0-1 F8			0-0 L6			0-2 P6		4	0	0	0	0	0							
Damon Hollins, R OBP: 0.324, SLG: 0.462			1-3 K		1-2 G5-3			0-1 G6-3		3	0	0	0	0	1							
Inning Stats	R: 0 E: 0 K: 0 S: 8	H: 2 LOB: 2 BB: 0 P: 13	R: 0 E: 0 K: 0 S: 5	H: 1 LOB: 0 BB: 0 P: 7	R: 0 E: 0 K: 1 S: 9	H: 0 LOB: 0 BB: 0 P: 13	R: 1 E: 0 K: 1 S: 11	H: 2 LOB: 1 BB: 0 P: 14	R: 0 E: 0 K: 0 S: 7	H: 0 LOB: 0 BB: 0 P: 10	R: 0 E: 0 K: 1 S: 15	H: 0 LOB: 0 BB: 1 P: 22	R: 1 E: 0 K: 1 S: 8	H: 1 LOB: 0 BB: 0 P: 13	R: 0 E: 0 K: 0 S: 7	H: 0 LOB: 0 BB: 0 P: 7	R: 2 E: 0 K: 1 S: 15	H: 3 LOB: 1 BB: 0 P: 20	1B: 7 2B: 0 3B: 0 HR: 2	SF: 0 SAC: 0 DP: 2 HBP: 0	WP: 0 PB: 0 CS: 0	PA: 35
PITCHER	IP	WLS	BF	H	R	ER	SO	BB	IBB	HBP	BLK	WP	HR	S	P	ERA	WHIP					
David Wells, L ERA: 4.59	7.0	W	26	6	2	2	4	1	0	0	0	0	1	63	92	2.57	1.000					
Chad Bradford, R ERA:	1.0		3	0	0	0	0	0	0	0	0	0	0	7	7	0.00	0.000					
John Halama, L ERA: 6.18	1.0		6	3	2	2	1	0	0	0	0	0	1	15	20	18.00	3.000					

Batter	1	2	3	4	5	6	7	8	9	AB	R	H	RBI	BB	SO	LOB	BOTTOM				
18 Johnny Damon, L OBP: 0.381, SLG: 0.474 13 Alex Cora, L OBP: 0.241, SLG: 0.274	3-1 BB 1B	0-0 F8		2-0 HR	0-3 K		1-3 K			4	2	2	1	0	1	2	Tampa Bay Devil Rays @ Boston Red Sox Fenway Park, Boston, MA Wed Jul 20 2005, 1:05 PM EDT Att: 35,123 - Sunny - 86 F				
Edgar Renteria, R OBP: 0.334, SLG: 0.384 Adam Stern, L OBP: 0.333, SLG: 0.200	4-1 BB 1B	1-0 34 CS 1B		0-2 G4-3		1-2 E5 1B		0-1 G1-3		3	1	2	0	1	0						
34 David Ortiz, L OBP: 0.387, SLG: 0.578 Trot Nixon, L OBP: 0.372, SLG: 0.493	1-1 2B	4-2 1B		0-0 P5		2-0 P6		4-0 BB		3	1	1	1	1	0						
Manny Ramirez, R OBP: 0.370, SLG: 0.574 John Olerud, L OBP: 0.336, SLG: 0.410	3-2 2B	1-3 K		0-1 G6-3		1-1 F8		3-2 P6		2	1	1	1	0	1						
Kevin Millar, R OBP: 0.367, SLG: 0.386	4-2 PB BB		1-1 HBP E G4-6-3 1B		0-0 2B	3-2 E5 FC4-6		1-0 L7		4	3	2	0	1	0						
Doug Mirabelli, R OBP: 0.305, SLG: 0.425	1-0 PB 2B		1-2 E5	G4-6-3 HBP	0-2 P4	1-1 FC4-6				4	1	1	2	0	5						
Tony Graffanino, R OBP: 0.379, SLG: 0.397	2-2 G6-3		3-2 G4-6-3 HBP		0-0 2B		1-2 P3			3	0	1	1	0	0						
Bill Mueller, S OBP: 0.382, SLG: 0.399	2-2 G3-1		0-0 G4-6-3		4-1 BB		2-1 2B			3	0	1	1	0	2						
Adam Hyzdu, R OBP: 0.214, SLG: 0.167	3-1 F9		1-2 P4		0-1 L8		2-0 F7			4	0	0	0	0	4						
Inning Stats	R: 6 E: 0 K: 0 S: 28	H: 4 LOB: 0 BB: 2 P: 49	R: 0 E: 0 K: 1 S: 8	H: 1 LOB: 1 BB: 1 P: 14	R: 1 E: 1 K: 0 S: 11	H: 1 LOB: 0 BB: 0 P: 16	R: 1 E: 0 K: 0 S: 7	H: 1 LOB: 0 BB: 0 P: 9	R: 1 E: 0 K: 1 S: 12	H: 2 LOB: 2 BB: 1 P: 16	R: 0 E: 2 K: 0 S: 12	H: 1 LOB: 3 BB: 0 P: 20	R: 0 E: 0 K: 1 S: 10	H: 1 LOB: 1 BB: 0 P: 16	R: 0 E: 0 K: 0 S: 7	H: 0 LOB: 1 BB: 1 P: 15	1B: 5 2B: 5 3B: 0 HR: 1	SF: 0 SAC: 0 DP: 1 HBP: 1	WP: 0 PB: 1 CS: 1	PA: 41	
PITCHER	IP	WLS	BF	H	R	ER	SO	BB	IBB	HBP	BLK	WP	HR	S	P	ERA	WHIP				
Mark Hendrickson, L ERA: 6.85	0.0	L	6	4	6	5	0	2	0	0	0	0	1	62	91	3.18	1.412				
Dewon Brazelton, R ERA: 6.53	5.2		26	6	3	2	2	2	0	1	0	0	0	12	19	0.00	0.750				
Lance Carter, R ERA: 5.16	1.1		5	1	0	0	1	0	0	0	0	0	0	7	15	0.00	1.000				
Trever Miller, L ERA: 4.76	1.0		4	0	0	0	0	1	0	0	0	0	0	7	15	0.00	1.000				

AB	34
R	4
H	9
RBI	4
BB	1
SO	5
LOB	7



AB	35
R	9
H	11
RBI	7
BB	5
SO	3
LOB	21



Batter	1	2	3	4	5	6	7	8	9	AB	R	H	RBI	BB	SO	LOB	TOP							
18 Johnny Damon, L (1, 8) OBP: 0.382, SLG: 0.475	G5-3	G1-3						F6		5	2	2	0	0	0	4	Boston Red Sox @ Chicago White Sox U.S. Cellular Field, Chicago, IL Thu Jul 21 2005, 8:05 PM EDT Att: 36,784 - Cloudy - 78 F livebaseballscorecards.com							
Edgar Renteria, R (1, 6) OBP: 0.340, SLG: 0.391			FC5-4 BB					P3		4	2	3	1	1	0	2								
34 David Ortiz, L (1, 10) OBP: 0.385, SLG: 0.573	F8		F8							5	0	1	1	1	0	3								
Manny Ramirez, R (1, 7) OBP: 0.373, SLG: 0.581	P4									3	1	1	1	2	0	2								
Jason Varitek, S (1, 2)			FC5-4							5	0	2	0	0	1	6								
Kevin Millar, R (1, 3) OBP: 0.363, SLG: 0.382										3	1	0	1	0	1	4								
John Olerud, L (7, 3) OBP: 0.348, SLG: 0.419	FC5-4		FC5-4							1	0	1	0	0	0	0								
Trot Nixon, L (1, 9) OBP: 0.373, SLG: 0.491										5	0	2	0	0	1	2								
Bill Mueller, S (1, 5) OBP: 0.383, SLG: 0.401										3	0	1	1	1	0	1								
Tony Graffanino, R (1, 4) OBP: 0.377, SLG: 0.394										4	0	1	0	0	0	3								
Adam Stern, L (8, PR) OBP: 0.333, SLG: 0.200										0	0	0	0	0	0	0								
13 Alex Cora, L (8, 4) OBP: 0.241, SLG: 0.274										0	0	0	0	0	0	0								
Inning Stats	R: 0 E: 0 K: 0 S: 7	H: 1 LOB: 1 BB: 0 P: 10	R: 1 E: 0 K: 0 S: 13	H: 3 LOB: 2 BB: 0 P: 17	R: 0 E: 0 K: 0 S: 11	H: 1 LOB: 1 BB: 1 P: 18	R: 0 E: 0 K: 0 S: 8	H: 0 LOB: 0 BB: 0 P: 9	R: 2 E: 0 K: 1 S: 15	H: 3 LOB: 1 BB: 0 P: 23	R: 0 E: 0 K: 0 S: 6	H: 1 LOB: 0 BB: 0 P: 6	R: 2 E: 1 K: 1 S: 16	H: 1 LOB: 1 BB: 2 P: 30	R: 0 E: 0 K: 1 S: 11	H: 1 LOB: 2 BB: 1 P: 21	R: 1 E: 0 K: 0 S: 13	H: 3 LOB: 0 BB: 0 P: 19	1B: 9 2B: 5 3B: 0 HR: 1	SF: 1 SAC: 0 DP: 3 HBP: 0	WP: 0 PB: 0 SB: 0 CS: 0	PA: 43		
PITCHER	IP WLS BF H R ER SO BB IBB HBP BLK WP HR S P ERA WHIP																							
56 Mark Buehrle, L (1, 1) ERA: 2.66	6.0	31	10	5	3	1	2	1	0	0	0	0	0	0	0	0	0	0	0	69	103	4.50	2.000	
Cliff Politte, R (7, 1) ERA: 1.59	1.0	2	0	0	0	1	0	0	0	0	0	0	0	0	0	0	0	0	0	7	10	0.00	0.000	
Damaso Marte, L (8, 1) ERA: 2.6	0.2	4	1	0	0	1	1	0	0	0	0	0	0	0	0	0	0	0	0	8	16	0.00	3.000	
Luis Vizcaino, R (8, 1) ERA: 4.11	0.2	L 4	2	1	0	0	0	0	0	0	0	0	0	0	0	0	0	0	0	1	11	18	0.00	3.000
Neal Cottis, L (9, 1) ERA: 2.45	0.2	2	1	0	0	0	0	0	0	0	0	0	0	0	0	0	0	0	0	5	6	0.00	1.500	

Batter	1	2	3	4	5	6	7	8	9	AB	R	H	RBI	BB	SO	LOB	BOTTOM							
22 Scott Podsednik, L (1, 7) OBP: 0.361, SLG: 0.345	G6-3		F7							4	1	1	0	0	0	0	Boston Red Sox @ Chicago White Sox U.S. Cellular Field, Chicago, IL Thu Jul 21 2005, 8:05 PM EDT Att: 36,784 - Cloudy - 78 F livebaseballscorecards.com							
Tadahito Iguchi, R (1, 4) OBP: 0.330, SLG: 0.410	G6-3		K							5	0	1	0	0	2	2								
Carl Everett, S (1, 10) OBP: 0.310, SLG: 0.473			G4-3							4	1	1	2	1	1	1								
14 Paul Konerko, R (1, 3) OBP: 0.350, SLG: 0.485	K									4	1	1	1	0	2	2								
12 A.J. Pierzynski, L (1, 2) OBP: 0.293, SLG: 0.418	G5-3									4	0	0	0	0	1	0								
Aaron Rowand, R (1, 8) OBP: 0.344, SLG: 0.404										4	2	3	1	0	0	0								
Timo Perez, L (1, 9) OBP: 0.304, SLG: 0.353										3	0	1	0	1	0	1								
24 Joe Crede, R (1, 5) OBP: 0.301, SLG: 0.440										4	0	1	1	0	1	3								
5 Juan Uribe, R (1, 6) OBP: 0.266, SLG: 0.365										3	0	0	0	1	2	2								
Inning Stats	R: 2 E: 0 K: 1 S: 15	H: 2 LOB: 0 BB: 0 P: 23	R: 0 E: 0 K: 1 S: 10	H: 1 LOB: 0 BB: 0 P: 15	R: 0 E: 0 K: 1 S: 9	H: 0 LOB: 0 BB: 0 P: 12	R: 2 E: 0 K: 0 S: 10	H: 2 LOB: 0 BB: 0 P: 15	R: 0 E: 0 K: 2 S: 19	H: 1 LOB: 2 BB: 1 P: 30	R: 0 E: 0 K: 1 S: 10	H: 1 LOB: 2 BB: 1 P: 19	R: 1 E: 0 K: 1 S: 19	H: 2 LOB: 1 BB: 0 P: 25	R: 0 E: 0 K: 2 S: 10	H: 0 LOB: 0 BB: 0 P: 14		1B: 3 2B: 3 3B: 0 HR: 3	SF: 0 SAC: 1 DP: 0 HBP: 0	WP: 0 PB: 0 SB: 2 CS: 0	PA: 39			
PITCHER	IP WLS BF H R ER SO BB IBB HBP BLK WP HR S P ERA WHIP																							
30 Matt Clement, R (1, 1) ERA: 4.3	6.0	26	6	4	4	5	2	0	0	0	0	0	0	0	0	0	0	0	0	3	70	109	6.00	1.333
50 Mike Timlin, R (7, 1) ERA: 1.51	1.0	H 5	1	0	0	1	1	0	0	0	0	0	0	0	0	0	0	0	0	10	19	0.00	2.000	
3B Curt Schilling, R (8, 1) ERA: 7.23	2.0	W 8	2	1	1	3	0	0	0	0	0	0	0	0	0	0	0	0	0	29	39	4.50	1.000	

Batter	1	2	3	4	5	6	7	8	9	AB	R	H	RBI	BB	SO	LOB	TOP				
18 Johnny Damon, L (1, 8) OBP: 0.380, SLG: 0.481 Adam Stern, L (7, 8) OBP: 0.429, SLG: 0.833	F7		K		P3		HR		HR	4	1	1	1	0	1	3	Boston Red Sox @ Chicago White Sox U.S. Cellular Field, Chicago, IL Fri Jul 22 2005, 8:05 PM EDT Att: 37,511 - Clear - 79 F				
Edgar Renteria, R (1, 6) OBP: 0.337, SLG: 0.386 13 Alex Cora, L (8, 6) OBP: 0.240, SLG: 0.273	L4			G6-3	P3		G4-3		G6-3	4	0	0	0	0	2						
34 David Ortiz, L (1, 10) OBP: 0.383, SLG: 0.567	K			F9	F8		G6-3			4	0	0	0	1	2						
Manny Ramirez, R (1, 7) OBP: 0.374, SLG: 0.577 Adam Hyzdu, R (8, 7) OBP: 0.214, SLG: 0.167 John Olerud, L (9, PH) OBP: 0.343, SLG: 0.413		G4-6-3 BB		1B BB		P4		G4-3	F9	2	1	0	0	2	0						
Trot Nixon, L (1, 9) OBP: 0.377, SLG: 0.493	G4-6-3 1-2			1B		PB 1B				3	0	2	0	1	0	1					
Kevin Millar, R (1, 3) OBP: 0.364, SLG: 0.382	L6			1B		BB		BB		3	0	1	1	1	1						
Doug Mirabeli, R (1, 2) OBP: 0.302, SLG: 0.416			1B			K		K		4	0	1	0	0	3						
Bill Mueller, S (1, 5) OBP: 0.382, SLG: 0.399			F7		1B		F8		F7	4	0	1	0	0	3						
Tony Graffanino, R (1, 4) OBP: 0.379, SLG: 0.396			K		1B		L9		HR 1B	4	1	2	0	0	1						
Inning Stats	R: 0 E: 0 K: 1 S: 8	H: 0 LOB: 0 BB: 0 P: 11	R: 0 E: 0 K: 0 S: 9	H: 0 LOB: 0 BB: 1 P: 13	R: 0 E: 0 K: 2 S: 12	H: 1 LOB: 1 BB: 0 P: 16	R: 1 E: 0 K: 1 S: 13	H: 2 LOB: 2 BB: 1 P: 21	R: 0 E: 0 K: 1 S: 17	H: 1 LOB: 2 BB: 0 P: 25	R: 1 E: 0 K: 0 S: 14	H: 1 LOB: 0 BB: 0 P: 20	R: 0 E: 0 K: 2 S: 13	H: 0 LOB: 1 BB: 1 P: 22	R: 2 E: 0 K: 0 S: 12	H: 2 LOB: 1 BB: 1 P: 20		1B: 7 2B: 0 3B: 0 HR: 2	SF: 0 SAC: 0 DP: 1 HBP: 0	WP: 0 PB: 1 SB: 0 CS: 0	PA: 40
PITCHER	IP	WLS	BF	H	R	ER	SO	BB	IBB	HBP	BLK	WP	HR	S	P	ERA	WHIP				
Jon Garland, R (1, 1) ERA: 3.19	6.2	W	29	7	2	2	5	3	0	0	0	0	1	82	117	2.70	1.500				
Damaso Marte, L (7, 1) ERA: 2.54	0.2		3	0	0	0	0	1	0	0	0	0	0	9	18	0.00	1.500				
45 Bobby Jenks, R (8, 1) ERA: 6.23	0.2		2	0	0	0	2	0	0	0	0	0	0	7	9	0.00	0.000				
Dustin Hermanson, R (9, 1) ERA: 1.95	1.0		6	2	2	2	0	1	0	0	0	0	1	12	20	18.00	3.000				

AB 35
R 4
H 9
RBI 4
BB 5
SO 7
LOB 19



Batter	1	2	3	4	5	6	7	8	9	AB	R	H	RBI	BB	SO	LOB	BOTTOM				
22 Scott Podsednik, L (1, 7) OBP: 0.360, SLG: 0.344	P4			G3		G3				4	1	1	0	0	0		Boston Red Sox @ Chicago White Sox U.S. Cellular Field, Chicago, IL Fri Jul 22 2005, 8:05 PM EDT Att: 37,511 - Clear - 79 F				
Aaron Rowand, R (1, 8) OBP: 0.348, SLG: 0.415	P3			HR		14 12 1B HR		SF8		3	2	2	2	0	0						
Carl Everett, S (1, 10) OBP: 0.306, SLG: 0.466	K			F8		P4		G1-3		4	0	0	0	0	1						
14 Paul Konerko, R (1, 3) OBP: 0.352, SLG: 0.485 Ross Gload, L (8, 3) OBP: 0.154, SLG: 0.154		F7		12 24 1B 1B		12 HR 1B		F7		4	1	2	0	0	0						
12 A.J. Pierzynski, L (1, 2) OBP: 0.296, SLG: 0.429		G6-3		24 1B BB		HR		G4-3		3	1	1	3	1	0						
24 Joe Crede, R (1, 5) OBP: 0.304, SLG: 0.441		P5		1-2 2-H 1B		5 HR 1B		P4		4	1	2	0	0	0						
Timo Perez, L (1, 9) OBP: 0.302, SLG: 0.348				P4		5 HR 1B		E7		4	1	1	0	0	0						
5 Juan Uribe, R (1, 6) OBP: 0.266, SLG: 0.374				G5-3		HR		P5		4	1	1	3	0	0						
Willie Harris, L (1, 4) OBP: 0.283, SLG: 0.205				K		F8		K		3	0	0	0	0	2						
Inning Stats	R: 0 E: 0 K: 1 S: 9	H: 0 LOB: 0 BB: 0 P: 11	R: 0 E: 0 K: 0 S: 7	H: 0 LOB: 0 BB: 0 P: 12	R: 0 E: 0 K: 1 S: 9	H: 0 LOB: 0 BB: 0 P: 14	R: 1 E: 0 K: 0 S: 10	H: 3 LOB: 2 BB: 1 P: 17	R: 0 E: 0 K: 0 S: 9	H: 0 LOB: 0 BB: 0 P: 15	R: 6 E: 0 K: 1 S: 23	H: 6 LOB: 0 BB: 0 P: 33	R: 1 E: 0 K: 0 S: 12	H: 1 LOB: 0 BB: 0 P: 17	R: 0 E: 1 K: 0 S: 15	H: 0 LOB: 1 BB: 0 P: 22		1B: 7 2B: 0 3B: 0 HR: 3	SF: 1 SAC: 0 DP: 0 HBP: 0	WP: 0 PB: 1 SB: 1 CS: 0	PA: 35
PITCHER	IP	WLS	BF	H	R	ER	SO	BB	IBB	HBP	BLK	WP	HR	S	P	ERA	WHIP				
49 Tim Wakefield, R (1, 1) ERA: 4.42	5.2	L	26	9	7	7	2	1	0	0	0	0	0	9	13	11.12	1.765				
Mike Myers, L (6, 1) ERA: 2.45	0.1		2	1	1	0	1	0	0	0	0	0	0	9	13	0.00	3.000				
Geremi Gonzalez, R (7, 1) ERA: 5.16	2.0		7	0	0	0	0	0	0	0	0	0	0	21	30	0.00	0.000				

AB 33
R 8
H 10
RBI 8
BB 1
SO 3
LOB 2



Batter	1	2	3	4	5	6	7	8	9	AB	R	H	RBI	BB	SO	LOB	TOP									
18 Johnny Damon, L OBP: 0.379, SLG: 0.478	L3		P3			G5-3	K			4	0	1	0	0	1	2	Boston Red Sox @ Chicago White Sox U.S. Cellular Field, Chicago, IL Sat Jul 23 2005, 7:05 PM EDT Att: 39,408 - Clear - 81 F livebaseballscorecards.com									
Edgar Renteria, R OBP: 0.335, SLG: 0.382	K		K			F9		F8		4	0	0	0	0	2	1										
34 David Ortiz, L OBP: 0.382, SLG: 0.562	HR				K	G5-3		K		3	1	0	0	1	2	1										
Manny Ramirez, R OBP: 0.376, SLG: 0.584	HR				G4-3			L7		3	1	1	2	1	0	0										
Trot Nixon, L OBP: 0.373, SLG: 0.486	P6				L3	G4-3			K	4	0	0	0	0	1	2										
Jason Varitek, S OBP: 0.373, SLG: 0.525		P6				F7		13 BB	HR	3	1	1	1	1	0	0										
John Olerud, L OBP: 0.324, SLG: 0.388		F8				G1-3		L5		4	0	0	0	0	0	1										
Bill Mueller, S OBP: 0.380, SLG: 0.397		P4					P4		G5-3	4	0	1	0	0	0	1										
13 Alex Cora, L OBP: 0.242, SLG: 0.274			L8			G5-3				3	0	1	0	0	0	1										
Inning Stats	R: 2 E: 0 K: 1 S: 12	H: 1 LOB: 0 BB: 1 P: 22	R: 0 E: 0 K: 0 S: 6	H: 0 LOB: 0 BB: 0 P: 9	R: 0 E: 0 K: 1 S: 8	H: 0 LOB: 0 BB: 0 P: 11	R: 0 E: 0 K: 1 S: 8	H: 0 LOB: 0 BB: 0 P: 13	R: 0 E: 0 K: 0 S: 7	H: 1 LOB: 1 BB: 0 P: 10	R: 0 E: 0 K: 0 S: 13	H: 1 LOB: 2 BB: 1 P: 24	R: 0 E: 0 K: 1 S: 11	H: 1 LOB: 2 BB: 1 P: 18	R: 0 E: 0 K: 1 S: 10	H: 0 LOB: 0 BB: 0 P: 13	R: 1 E: 0 K: 1 S: 10	H: 1 LOB: 0 BB: 0 P: 20	1B: 3 2B: 0 3B: 0 HR: 2	SF: 0 SAC: 0 DP: 0 HBP: 0	WP: 0 PB: 0 SB: 0 CS: 0	PA: 35				
PITCHER	IP	WLS	BF	H	R	ER	SO	BB	IBB	HBP	BLK	WP	HR	S	P	ERA	WHIP									
Orlando Hernandez, R ERA: 4.78	(1, 1)	6.2	L	27	4	2	2	3	3	0	0	0	0	1	62	104	2.70	1.050								
Neal Cotts, L ERA: 2.43	(7, 1)	0.1		1	0	0	0	1	0	0	0	0	0	0	3	3	0.00	0.000								
Cliff Politte, R ERA: 1.55	(8, 1)	1.0		3	0	0	0	1	0	0	0	0	0	10	13	0.00	0.000									
Damaso Marte, L ERA: 2.76	(9, 1)	1.0		4	1	1	1	1	0	0	0	0	0	1	10	20	9.00	1.000								

Batter	1	2	3	4	5	6	7	8	9	AB	R	H	RBI	BB	SO	LOB	BOTTOM								
22 Scott Podsednik, L OBP: 0.362, SLG: 0.344	CS							G1-3		3	0	1	0	1	1	0	Boston Red Sox @ Chicago White Sox U.S. Cellular Field, Chicago, IL Sat Jul 23 2005, 7:05 PM EDT Att: 39,408 - Clear - 81 F livebaseballscorecards.com								
Tadahito Iguchi, R OBP: 0.335, SLG: 0.414	CS							K		2	0	1	0	2	1	0									
Carl Everett, S OBP: 0.302, SLG: 0.460	G4-3							F9		4	0	0	0	0	2	5									
14 Paul Konerko, R OBP: 0.353, SLG: 0.486	FC5-4		F9				P4		G1-4-3	4	0	2	0	0	0	3									
12 A.J. Pierzynski, L OBP: 0.299, SLG: 0.430	F8						L3		G1-4-3	4	0	2	0	0	0	1									
Aaron Rowand, R OBP: 0.342, SLG: 0.410	FC5-4						F9		G1-4-3	4	0	0	0	0	0	4									
Timo Perez, L OBP: 0.290, SLG: 0.333	K						G4-3		F7	4	0	0	0	0	1	3									
24 Joe Crede, R OBP: 0.307, SLG: 0.441			WP		L4			G6-4-3		2	0	1	0	1	0	1									
5 Juan Uribe, R OBP: 0.264, SLG: 0.371			SH5-3				G6-3			2	0	0	0	0	0	1									
Inning Stats	R: 0 E: 0 K: 0 S: 10	H: 1 LOB: 1 BB: 0 P: 17	R: 0 E: 0 K: 1 S: 7	H: 1 LOB: 0 BB: 0 P: 10	R: 0 E: 0 K: 1 S: 11	H: 1 LOB: 3 BB: 2 P: 23	R: 0 E: 0 K: 0 S: 7	H: 1 LOB: 1 BB: 0 P: 11	R: 0 E: 0 K: 2 S: 11	H: 1 LOB: 1 BB: 0 P: 17	R: 0 E: 0 K: 0 S: 7	H: 0 LOB: 0 BB: 0 P: 15	R: 0 E: 0 K: 0 S: 9	H: 0 LOB: 0 BB: 1 P: 15	R: 0 E: 0 K: 1 S: 8	H: 0 LOB: 0 BB: 0 P: 12	R: 0 E: 0 K: 0 S: 7	H: 2 LOB: 1 BB: 0 P: 7	1B: 6 2B: 1 3B: 0 HR: 0	SF: 0 SAC: 1 DP: 2 HBP: 0	WP: 1 PB: 0 SB: 0 CS: 2	PA: 34			
PITCHER	IP	WLS	BF	H	R	ER	SO	BB	IBB	HBP	BLK	WP	HR	S	P	ERA	WHIP								
Wade Miller, R ERA: 4.57	(1, 1)	7.0	W	27	5	0	0	4	4	0	0	0	0	4	7	0.00	1.286								
Mike Myers, L ERA: 2.41	(8, 1)	0.1	H	1	0	0	0	0	0	0	0	0	0	4	7	0.00	0.000								
50 Mike Timlin, R ERA: 1.49	(8, 1)	0.2	H	2	0	0	0	1	0	0	0	0	0	4	5	0.00	0.000								
38 Curt Schilling, R ERA: 6.93	(9, 1)	1.0	S	4	2	0	0	0	0	0	0	0	0	7	7	0.00	2.000								

Batter	1	2	3	4	5	6	7	8	9	AB	R	H	RBI	BB	SO	LOB	TOP					
18 Johnny Damon, L (1, 8) OBP: 0.377, SLG: 0.473	1-1 F7		1-2 F9			3-2 G4-3	3-2 F7		4-1 34 BB 1B	4	1	0	0	1	0	2						
Bill Mueller, S (1, 5) OBP: 0.380, SLG: 0.395	2-2 L7		0-1 34 G6-3 1B			4-1 BB		2-3 K	1-2 F7	4	0	1	0	1	1	1						
34 David Ortiz, L (1, 10) OBP: 0.382, SLG: 0.567	2-2 HR		1-2 G6-3			0-2 P4		1-3 K	4-2 1B	4	1	1	1	1	1	2						
Manny Ramirez, R (1, 7) OBP: 0.373, SLG: 0.578	3-2 K		0-3 K			2-3 K		1-0 G4-3	1-2 BB	5	0	1	1	0	3	2						
Trot Nixon, L (1, 9) OBP: 0.373, SLG: 0.482		1-0 2B 13 SF7 1B				3-2 F7		2-2 F8	4-2 1B	4	1	1	0	1	0	2						
Kevin Millar, R (1, 3) OBP: 0.395, SLG: 0.385		2-3 K				4-2 13 1B BB		1-2 1B	1-1 BB	3	0	2	0	1	1	1						
Adam Stern, L (8, PR) OBP: 0.429, SLG: 0.833								1-2 1B	3-2 G4-3	0	0	0	0	0	0	0						
John Olerud, L (8, 3) OBP: 0.320, SLG: 0.382										1	0	0	0	0	0	2						
Jason Varitek, S (1, 2) OBP: 0.375, SLG: 0.538		3-1 2B				1-3 K		1-0 HR	1-0 F3	4	1	2	1	0	1	3						
13 Alex Cora, L (1, 6) OBP: 0.247, SLG: 0.281		3-1 SF7				1-2 1B		0-0 BB	1-3 K	3	0	2	1	0	1	2						
Tony Graffanino, R (1, 4) OBP: 0.377, SLG: 0.390		3-H 1-1 F9				0-3 K		4-2 BB	3-2 F8	3	0	0	0	1	1	5						
Inning Stats	R: 1 E: 0 K: 1 S: 17	H: 1 LOB: 0 BB: 0 P: 25	R: 1 E: 0 K: 1 S: 10	H: 2 LOB: 1 BB: 0 P: 20	R: 0 E: 0 K: 1 S: 11	H: 1 LOB: 1 BB: 0 P: 13	R: 0 E: 0 K: 2 S: 16	H: 1 LOB: 2 BB: 1 P: 25	R: 0 E: 0 K: 1 S: 12	H: 0 LOB: 1 BB: 1 P: 21	R: 1 E: 0 K: 0 S: 13	H: 3 LOB: 2 BB: 1 P: 24	R: 0 E: 0 K: 2 S: 7	H: 0 LOB: 0 BB: 0 P: 11	R: 0 E: 0 K: 1 S: 12	H: 1 LOB: 2 BB: 1 P: 22	R: 1 E: 0 K: 0 S: 17	H: 1 LOB: 2 BB: 2 P: 31	1B: 7 2B: 1 3B: 0 HR: 2	SF: 1 SAC: 0 DP: 0 HBP: 0	WP: 0 PB: 0 SB: 0 CS: 0	PA: 42
PITCHER	IP	WLS	BF	H	R	ER	SO	BB	IBB	HBP	BLK	WP	HR	S	P	ERA	WHIP					
52 Jose Contreras, R (1, 1) ERA: 4.36	5.2	W	26	8	3	3	6	2	0	0	0	0	2	74	116	4.76	1.765					
Luis Vizcaino, R (6, 1) ERA: 4.11	0.0		1	0	0	0	0	1	0	0	0	0	0	2	6	∞	∞					
Neal Cotts, L (6, 1) ERA: 2.36	1.1	H	5	0	0	0	2	1	0	0	0	0	0	12	23	0.00	0.750					
Cliff Politte, R (8, 1) ERA: 1.51	1.0	H	4	1	0	0	1	0	0	0	0	0	0	10	16	0.00	1.000					
Damaso Marte, L (9, 1) ERA: 3.03	0.1	H	3	0	1	1	0	2	0	0	0	0	0	8	17	27.00	6.000					

Boston Red Sox @ Chicago White Sox
U.S. Cellular Field, Chicago, IL
Sun Jul 24 2005, 3:05 PM EDT
Att. 37,168 - Sunny - 100 F

AB 35
R 4
H 10
RBI 4
BB 6
SO 9
LOB 22

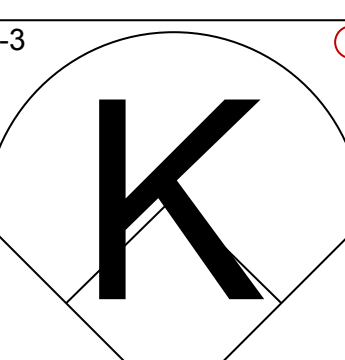
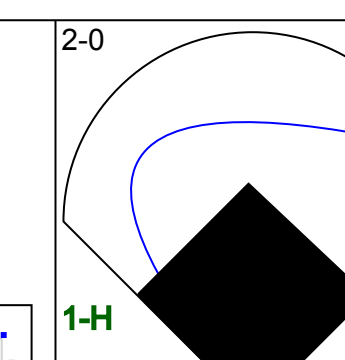
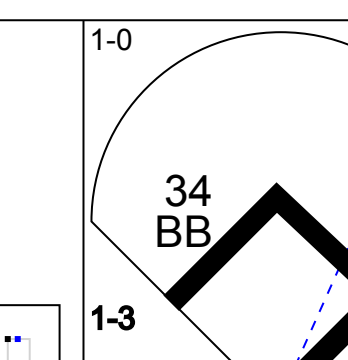
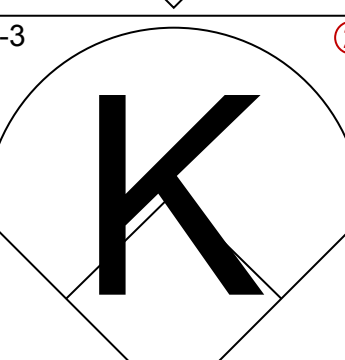
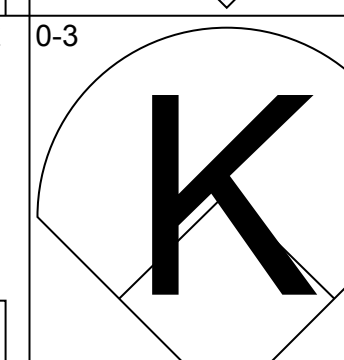
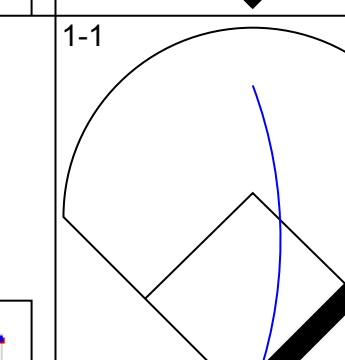
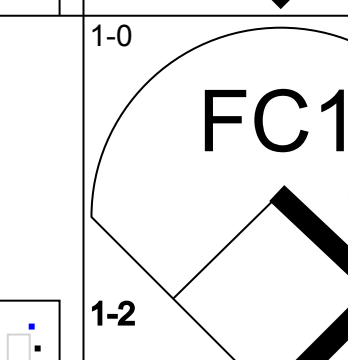
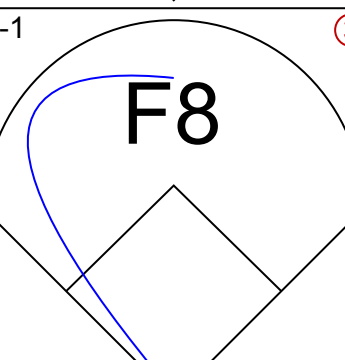
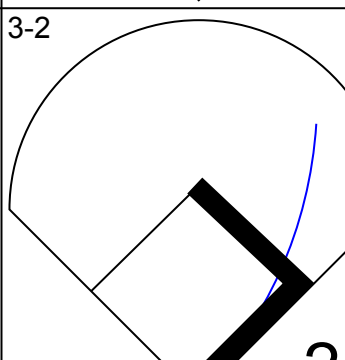
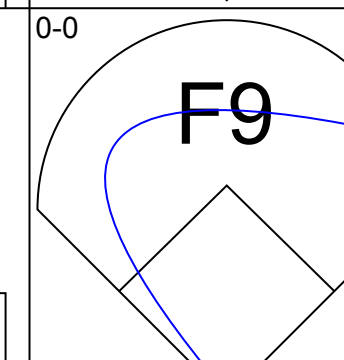
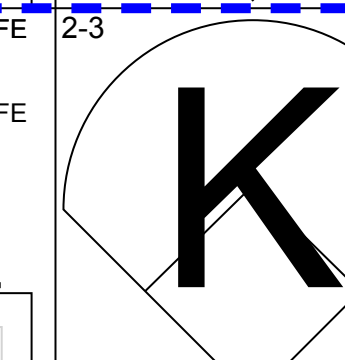
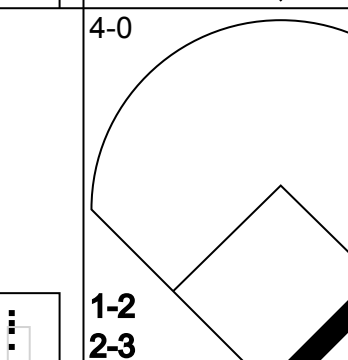
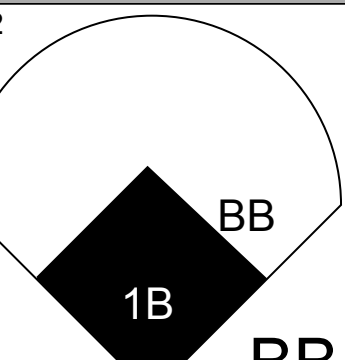
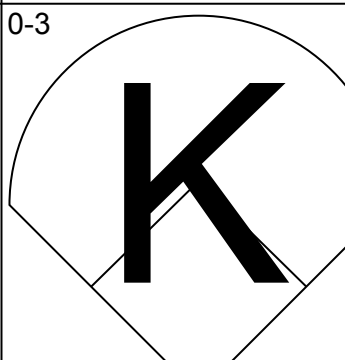
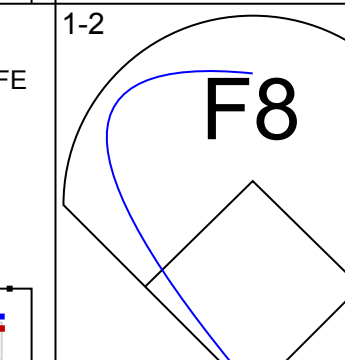
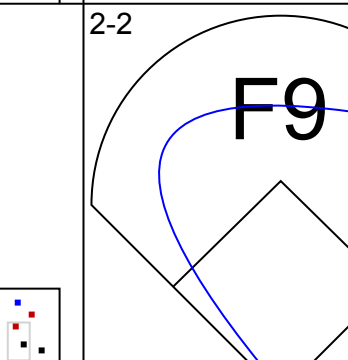
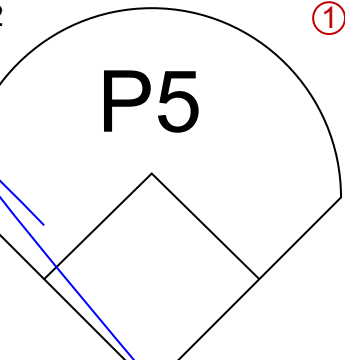
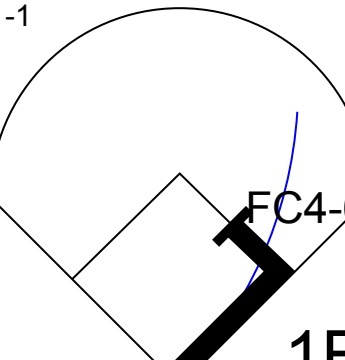
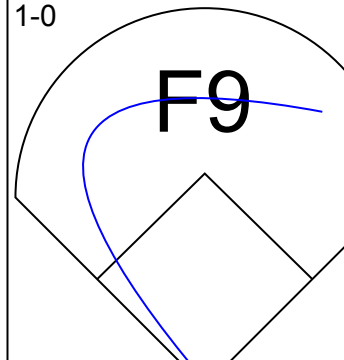
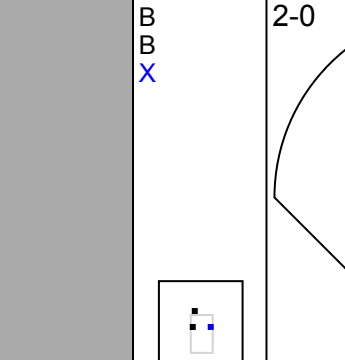
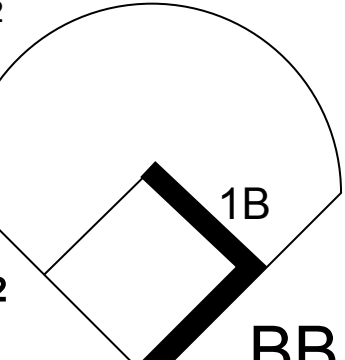
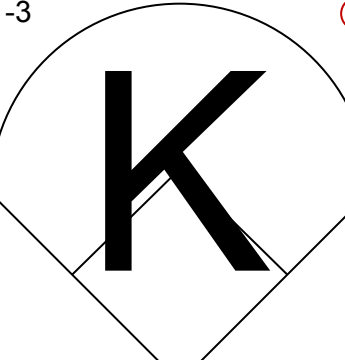
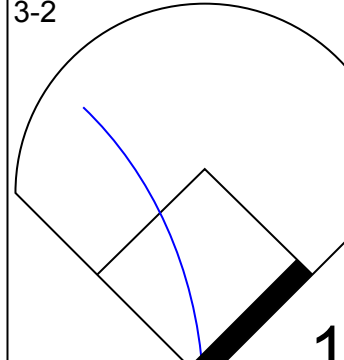

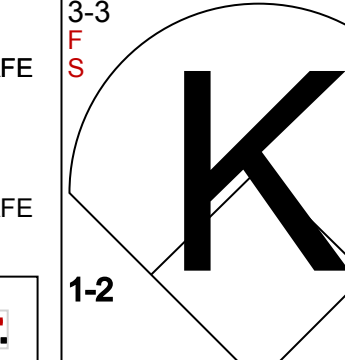
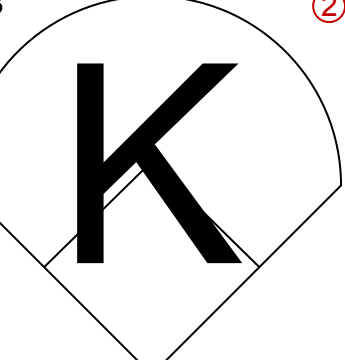
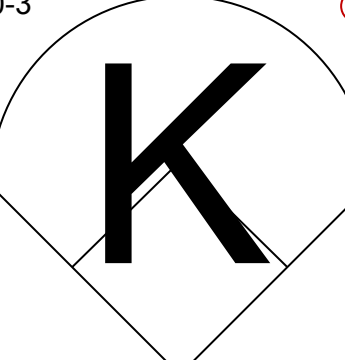
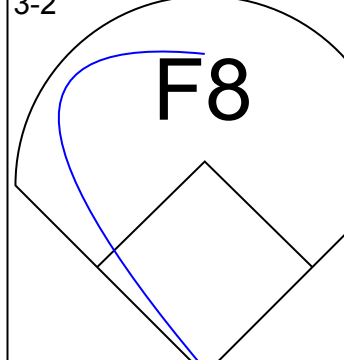
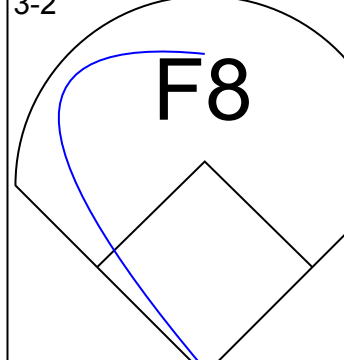
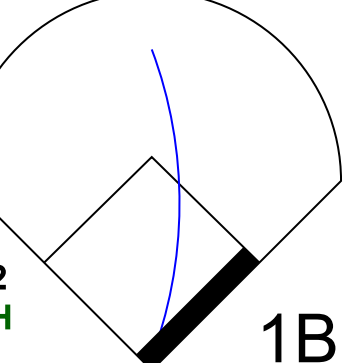

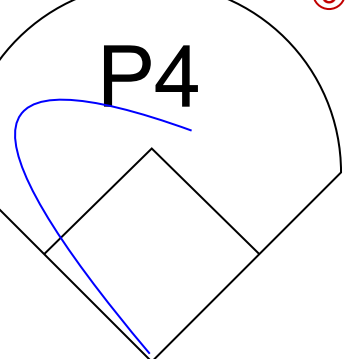

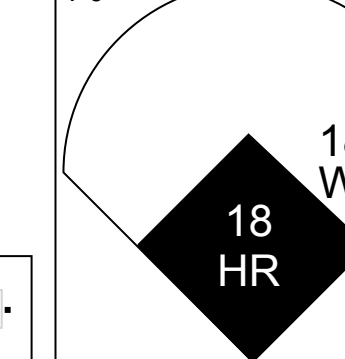
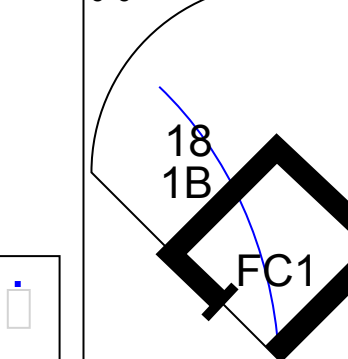
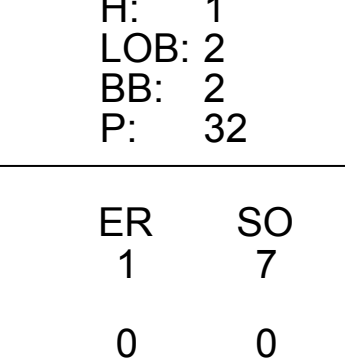
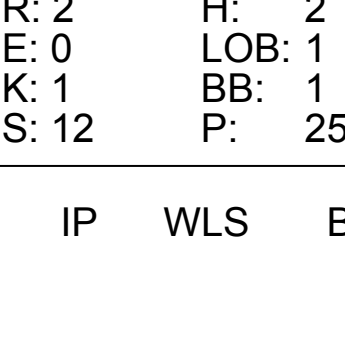
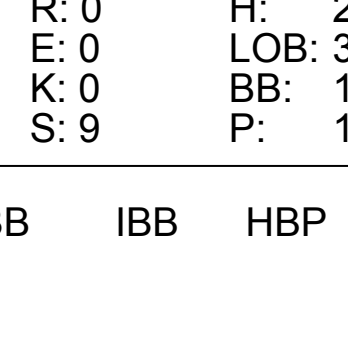


Batter	1	2	3	4	5	6	7	8	9	AB	R	H	RBI	BB	SO	LOB	BOTTOM					
22 Scott Podsednik, L (1, 7) OBP: 0.366, SLG: 0.355	0-1 G6-3	1-1 HR 2B		2-2 CS 1B			2-1 1B 2B			4	2	3	0	0	0	0						
Tadahito Iguchi, R (1, 4) OBP: 0.340, SLG: 0.428	2-1 14 2B 1B	3-2 2H HR		3-0 CS 1B	0-0 G1-3		0-0 1B 2H 1B			4	2	3	3	0	0	0						
Carl Everett, S (1, 9) OBP: 0.305, SLG: 0.460	1-2 14 2B 1B	1-0 F8		1-1 P2			3-2 1B			4	1	2	0	0	0	0						
14 Paul Konerko, R (1, 10) OBP: 0.355, SLG: 0.487	3-2 12 G1-3 2B		4-0 2B BB		1-1 P6		2-2 F8			3	1	1	2	1	0	2						
12 A.J. Pierzynski, L (1, 2) OBP: 0.298, SLG: 0.425	1-1 G1-3		0-0 F8			4-2 G6-4-3 BB		2-3 K		3	0	0	0	1	1	2						
Aaron Rowand, R (1, 8) OBP: 0.344, SLG: 0.408	4-2 BB		1-1 P5			0-1 G6-4-3		4-2 G6-4-3 BB		2	0	0	0	2	0	2						
Ross Gload, L (1, 3) OBP: 0.176, SLG: 0.235	0-1 F7		0-1 1-H 2B			1-3 K		0-0 G6-4-3		4	0	1	1	0	1	3						
24 Joe Crede, R (1, 5) OBP: 0.304, SLG: 0.436		1-2 P3		1-1 F7			1-3 K			3	0	0	0	0	1	0						
38 Pablo Ozuna, R (1, 6) OBP: 0.333, SLG: 0.314		0-0 G6-3		3-2 G6-3			0-0 G4-3			3	0	0	0	0	0	0						
5 Juan Uribe, R (8, 6) OBP: 0.284, SLG: 0.371										0	0	0	0	0	0	0						
Inning Stats	R: 2 E: 0 K: 0 S: 17	H: 3 LOB: 2 BB: 1 P: 28	R: 2 E: 0 K: 0 S: 12	H: 2 LOB: 0 BB: 0 P: 18	R: 1 E: 0 K: 0 S: 5	H: 1 LOB: 1 BB: 1 P: 10	R: 0 E: 0 K: 0 S: 12	H: 1 LOB: 0 BB: 0 P: 21	R: 0 E: 0 K: 1 S: 5	H: 0 LOB: 0 BB: 0 P: 7	R: 0 E: 0 K: 1 S: 8	H: 0 LOB: 1 BB: 1 P: 13	R: 1 E: 0 K: 1 S: 14	H: 3 LOB: 2 BB: 0 P: 22	R: 0 E: 0 K: 1 S: 8	H: 0 LOB: 0 BB: 1 P: 14	R: 0 E: 0 K: 1 S: 17	H: 1 LOB: 2 BB: 2 P: 31	1B: 5 2B: 4 3B: 0 HR: 1	SF: 0 SAC: 0 DP: 2 HBP: 0	WP: 0 PB: 0 SB: 0 CS: 1	PA: 35
PITCHER	IP	WLS	BF	H	R	ER	SO	BB	IBB	HBP	BLK	WP	HR	S	P	ERA	WHIP					
Bronson Arroyo, R (1, 1) ERA: 4.26	6.2	L	28	8	6	6	2	3	0	0	0	0	0	66	107	6.2	1.650					
Geremi Gonzalez, R (7, 1) ERA: 5.1	0.1		3	2	0	0	0	0	0	0	0	0	0	7	12	0.00	6.000					
Mike Myers, L (8, 1) ERA: 2.29	1.0		3	0	0	0	1	1	0	0	0	0	0	8	14	0.00	1.000					

Boston Red Sox @ Chicago White Sox
U.S. Cellular Field, Chicago, IL
Sun Jul 24 2005, 3:05 PM EDT
Att. 37,168 - Sunny - 100 F

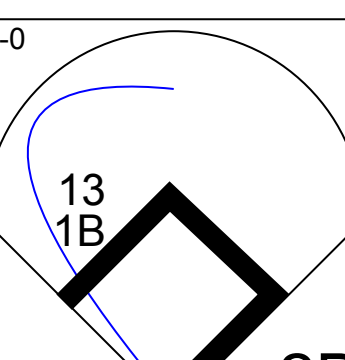
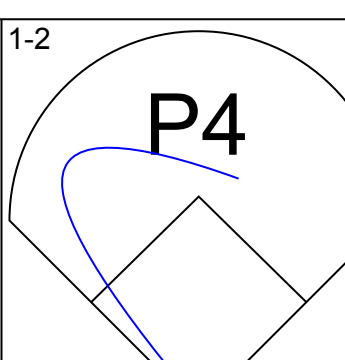
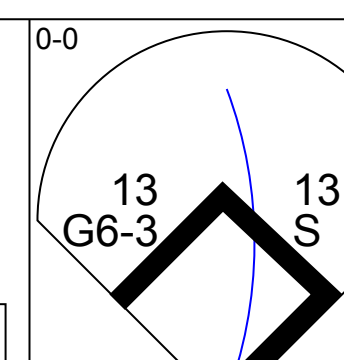
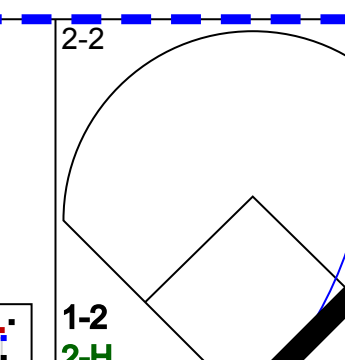
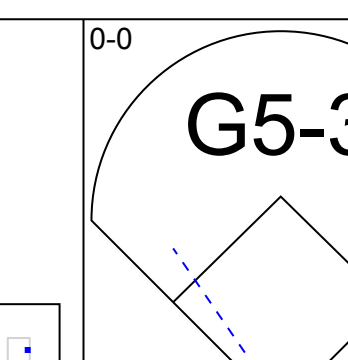
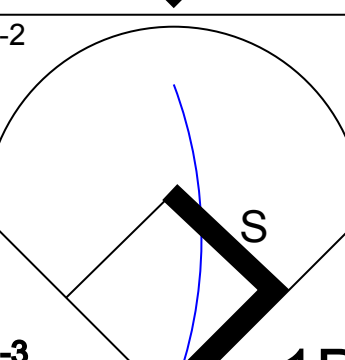
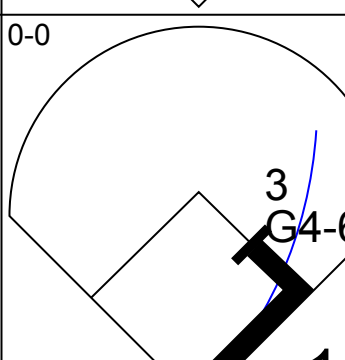
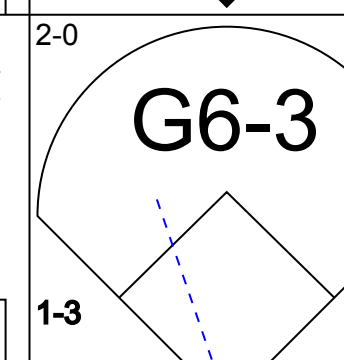
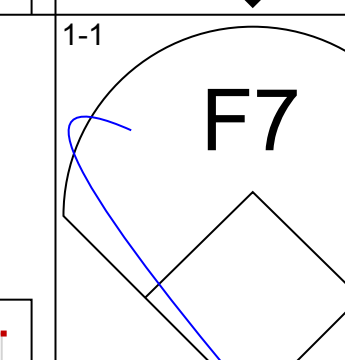
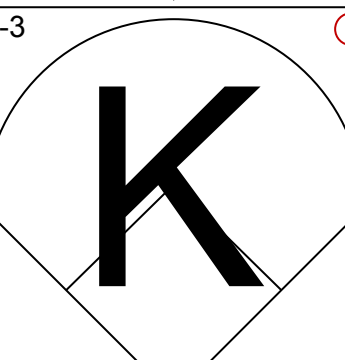
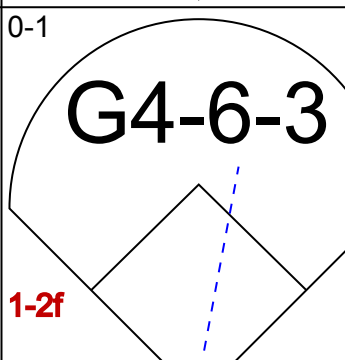
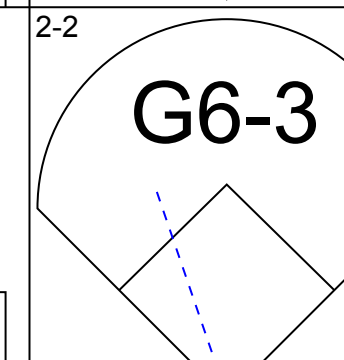
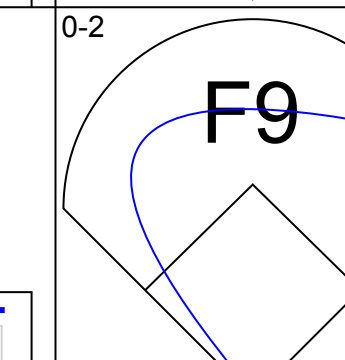
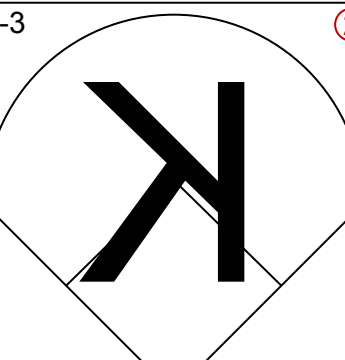

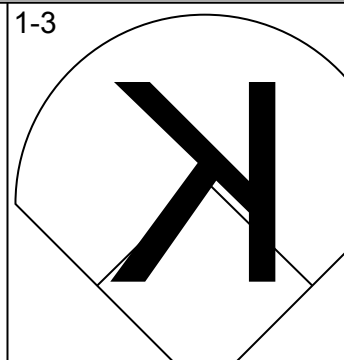
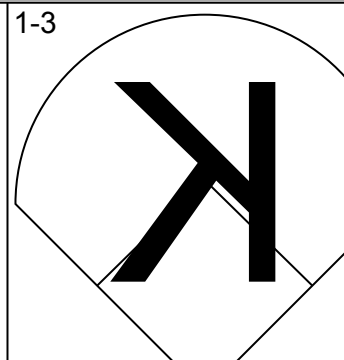
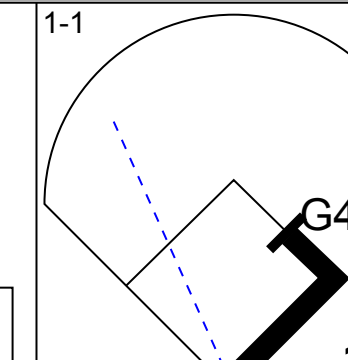
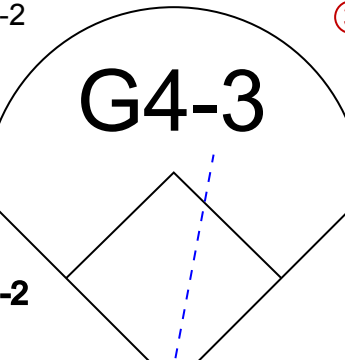
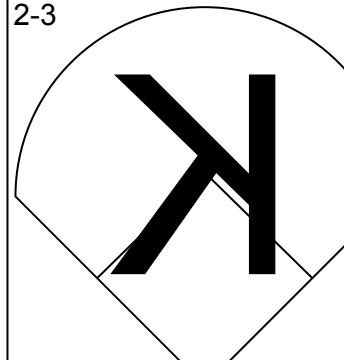
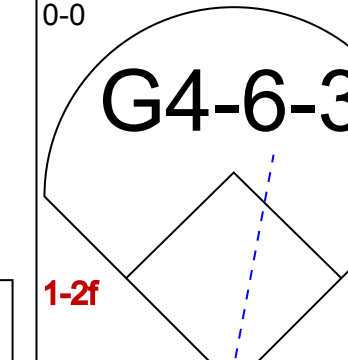
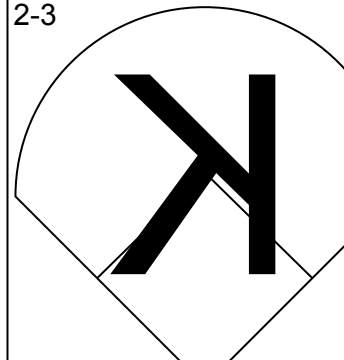
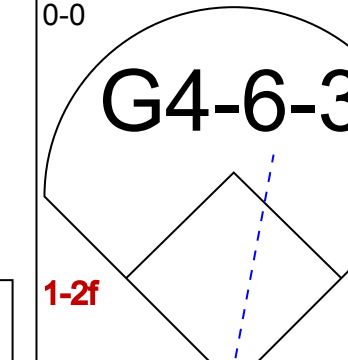
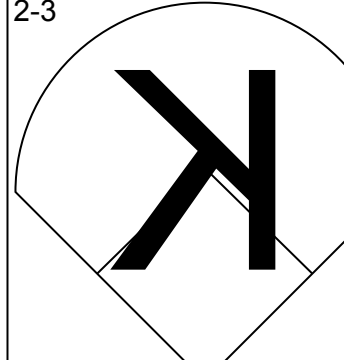
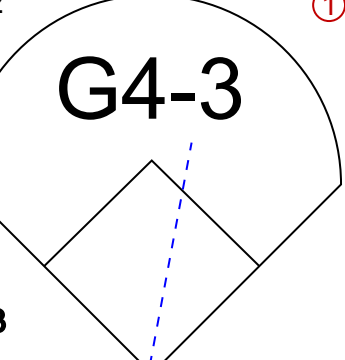
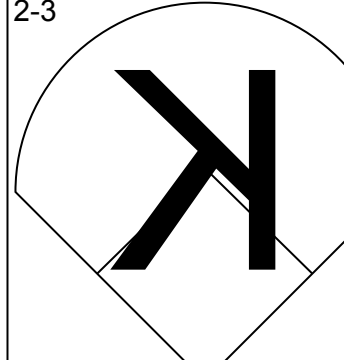


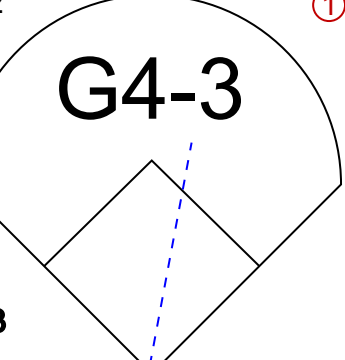
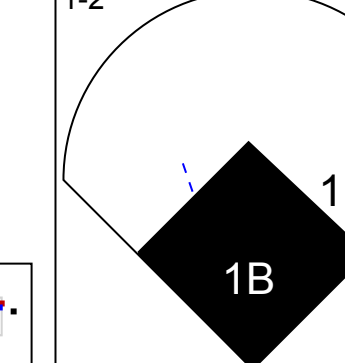

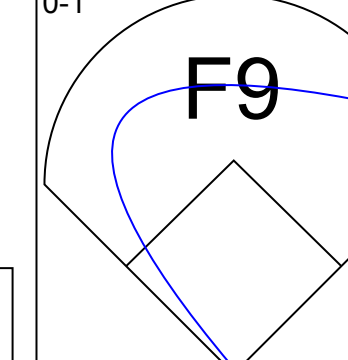
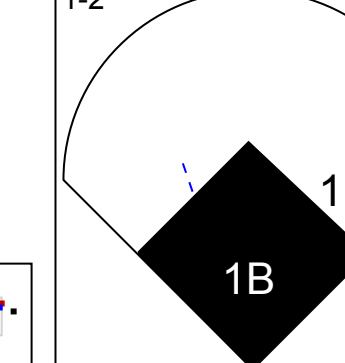
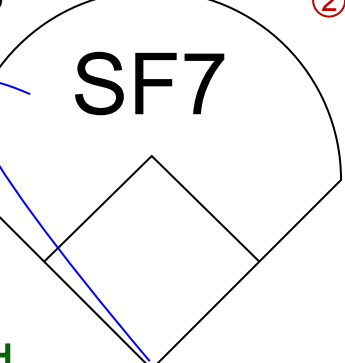
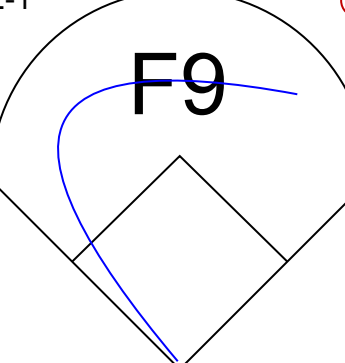

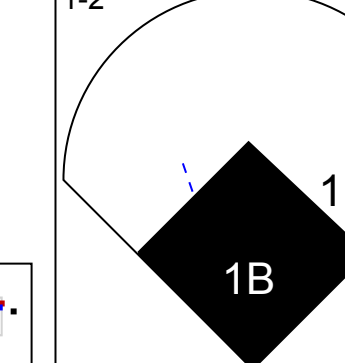
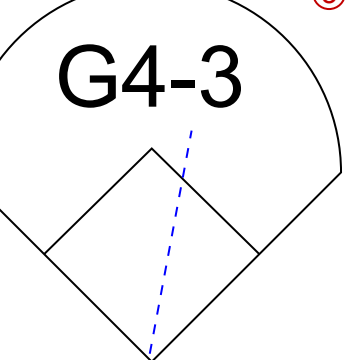


AB 30
R 6
H 10
RBI 6
BB 4
SO 3
LOB 9



Batter	1	2	3	4	5	6	7	8	9	10	AB	R	H	RBI	BB	SO	LOB	TOP						
18 Johnny Damon, L OBP: 0.377, SLG: 0.480			G4-3		P6						5	1	2	2	0	1	1	Boston Red Sox @ Tampa Bay Devil Rays Tropicana Field, St. Petersburg, FL Mon Jul 25 2005, 7:05 PM EDT Att. 21,550 - Dome - 72 F						
Edgar Renteria, R OBP: 0.332, SLG: 0.380			G5-3								5	0	1	0	0	2	3							
34 David Ortiz, L OBP: 0.362, SLG: 0.566											4	0	1	0	1	1	2							
Manny Ramirez, R OBP: 0.371, SLG: 0.571					G5-3						4	1	0	0	1	1	5							
Trot Nixon, L OBP: 0.373, SLG: 0.481											5	0	2	0	0	0	1							
Jason Vartek, S OBP: 0.375, SLG: 0.534											4	0	1	0	1	2	2							
Kevin Millar, R OBP: 0.365, SLG: 0.379											4	0	0	0	0	3	4							
John Olerud, L OBP: 0.329, SLG: 0.391											1	0	1	0	0	0	0							
Bill Mueller, S OBP: 0.378, SLG: 0.392											5	0	1	1	0	0	2							
Tony Graffanino, R OBP: 0.383, SLG: 0.394											3	1	2	0	1	0	2							
Adam Stern, L OBP: 0.429, SLG: 0.833											0	0	0	0	0	0	0							
13 Alex Cora, L OBP: 0.247, SLG: 0.281											0	0	0	0	0	0	0							
Inning Stats	R: 0 E: 0 K: 2 S: 15	H: 0 LOB: 0 BB: 0 P: 17	R: 1 E: 0 K: 1 S: 17	H: 1 LOB: 2 BB: 2 P: 32	R: 0 E: 0 K: 1 S: 9	H: 1 LOB: 1 BB: 0 P: 12	R: 0 E: 0 K: 2 S: 10	H: 1 LOB: 1 BB: 0 P: 13	R: 0 E: 0 K: 1 S: 7	H: 1 LOB: 1 BB: 0 P: 9	R: 0 E: 0 K: 1 S: 14	H: 1 LOB: 1 BB: 0 P: 23	R: 2 E: 0 K: 1 S: 12	H: 2 LOB: 1 BB: 1 P: 25	R: 0 E: 0 K: 1 S: 7	H: 0 LOB: 0 BB: 0 P: 12	R: 0 E: 0 K: 0 S: 9	H: 2 LOB: 3 BB: 1 P: 18	R: 0 E: 0 K: 1 S: 9	H: 2 LOB: 1 BB: 0 P: 16	1B: 9 2B: 1 3B: 0 HR: 1	SF: 0 SAC: 0 DP: 0 HBP: 0	WP: 1 PB: 0 SB: 1 CS: 0	PA: 44
PITCHER	IP WLS BF H R ER SO BB IBB HBP BLK WP HR S P ERA WHIP																							
Doug Waechter, R ERA: 5.3	(1.1)	5.2	24	5	1	1	7	2	0	0	0	0	0	0	0	0	68	99	1.59	1.235				
54 Chad Orvella, R ERA: 4.33	(6.1)	0.2	H	2	0	0	0	0	0	0	0	0	0	0	0	0	6	12	0.00	0.000				
Travis Harper, R ERA: 7.41	(7.1)	0.0	B	3	2	2	2	0	1	0	0	0	1	1	3	10	∞	∞						
Trever Miller, L ERA: 4.5	(7.1)	1.1	A	4	0	0	1	0	0	0	0	0	0	0	11	16	0.00	0.000						
Jesus Colome, R ERA: 6.27	(8.1)	2.1	W	11	4	0	2	1	0	0	0	0	0	0	21	40	0.00	2.143						

AB	40
R	3
H	11
RBI	3
BB	4
SO	10
LOB	22



Batter	1	2	3	4	5	6	7	8	9	10	AB	R	H	RBI	BB	SO	LOB	BOTTOM						
Julio Lugo, R OBP: 0.351, SLG: 0.386											5	0	3	1	0	0	0	Boston Red Sox @ Tampa Bay Devil Rays Tropicana Field, St. Petersburg, FL Mon Jul 25 2005, 7:05 PM EDT Att. 21,550 - Dome - 72 F						
13 Carl Crawford, L OBP: 0.316, SLG: 0.444											5	0	3	0	0	0	3							
3 Jorge Cantu, R OBP: 0.317, SLG: 0.485											5	1	0	0	0	1	7							
31 Jonny Gomes, R OBP: 0.362, SLG: 0.534											5	0	1	0	0	2	3							
Aubrey Huff, L OBP: 0.322, SLG: 0.409											5	1	2	1	0	1	3							
Alex Gonzalez, R OBP: 0.328, SLG: 0.410											4	1	2	0	0	1	1							
Damon Hollins, R OBP: 0.333, SLG: 0.486											4	0	1	1	0	0	2							
Toby Hall, R OBP: 0.310, SLG: 0.366											4	0	1	1	0	0	2							
Joey Gathright, L OBP: 0.335, SLG: 0.344											2	0	1	1	0	0	1							
Pete Laforest, L OBP: 0.344											0	1	0	0	0	0	0							
Nick Green, R OBP: 0.343, SLG: 0.374											4	0	1	0	0	1	0							
Inning Stats	R: 0 E: 0 K: 2 S: 14	H: 2 LOB: 2 BB: 0 P: 16	R: 1 E: 0 K: 0 S: 6	H: 1 LOB: 0 BB: 0 P: 10	R: 0 E: 0 K: 0 S: 7	H: 1 LOB: 1 BB: 0 P: 8	R: 1 E: 0 K: 0 S: 10	H: 2 LOB: 1 BB: 0 P: 16	R: 0 E: 0 K: 0 S: 8	H: 1 LOB: 1 BB: 0 P: 13	R: 0 E: 0 K: 3 S: 11	H: 0 LOB: 0 BB: 0 P: 16	R: 1 E: 0 K: 0 S: 14	H: 3 LOB: 2 BB: 0 P: 20	R: 0 E: 0 K: 0 S: 6	H: 2 LOB: 1 BB: 0 P: 7	R: 0 E: 0 K: 2 S: 7	H: 0 LOB: 0 BB: 0 P: 9	R: 1 E: 0 K: 0 S: 8	H: 2 LOB: 1 BB: 0 P: 9	1B: 9 2B: 5 3B: 0 HR: 0	SF: 1 SAC: 0 DP: 2 HBP: 0	WP: 0 PB: 0 SB: 2 CS: 0	PA: 41
PITCHER	IP WLS BF H R ER SO BB IBB HBP BLK WP HR S P ERA WHIP																							
David Wells, L ERA: 4.57	(1.1)	6.1	9	3	3	5	0	0	0	0	0	0	0	0	0	62	88	4.26	1.421					
50 Mike Timlin, R ERA: 1.44	(7.1)	1.2	B	7	3	0	0	0	0	0	0	0	0	0	14	18	0.00	1.800						
38 Curt Schilling, R ERA: 6.84	(9.1)	1.2	L	7	2	1	2	0	0	0	0	0	0	0	15	18	5.40	1.200						

AB	40
R	4
H	14
RBI	4
BB	0
SO	7
LOB	20



Batter	1	2	3	4	5	6	7	8	9	AB	R	H	RBI	BB	SO	LOB	TOP								
18 Johnny Damon, L (1, 8) OBP: 0.380, SLG: 0.489	F8			G3-6-1 BB	K2-3		K			4	1	1	0	0	2	1	Boston Red Sox @ Tampa Bay Devil Rays Tropicana Field, St. Petersburg, FL Wed Jul 27 2005, 4:15 PM EDT Att: 22,079 - Dome - 72 F livebaseballscorecards.com								
Edgar Renteria, R (1, 6) OBP: 0.335, SLG: 0.378	K			G3-6-1 BB				CS BB		1	1	0	0	3	1	0									
34 David Ortiz, L (1, 10) OBP: 0.379, SLG: 0.559	K			G3-6-1 BB			P2	P6		3	0	0	0	1	1	2									
John Olerud, L (1, 3) OBP: 0.313, SLG: 0.373				G3-6-1			SF8	K		3	0	0	1	0	1	3									
Bill Mueller, S (1, 5) OBP: 0.380, SLG: 0.400	K			L7					2B	4	1	2	0	0	1	1									
Kevin Millar, R (1, 7) OBP: 0.372, SLG: 0.387 Adam Hyzdu, R (9, PR) OBP: 0.200, SLG: 0.154	K				F7				2B	3	0	1	1	1	1	0									
13 Alex Cora, L (1, 4) OBP: 0.247, SLG: 0.297				G4-3	HR		G3		2B	4	1	1	1	0	0	3									
Doug Mirabeli, R (1, 2) OBP: 0.298, SLG: 0.400	F9									4	0	1	0	0	2	2									
Adam Stern, L (1, 9) OBP: 0.250, SLG: 0.455	K						G4-3	L3		4	0	0	0	0	2	3									
Inning Stats	R: 0 E: 0 K: 2 S: 10	H: 0 LOB: 0 BB: 0 P: 17	R: 0 E: 0 K: 2 S: 11	H: 0 LOB: 0 BB: 0 P: 15	R: 0 E: 0 K: 1 S: 9	H: 0 LOB: 0 BB: 0 P: 15	R: 1 E: 0 K: 0 S: 14	H: 1 LOB: 1 BB: 2 P: 27	R: 1 E: 0 K: 2 S: 11	H: 2 LOB: 1 BB: 0 P: 18	R: 1 E: 0 K: 0 S: 16	H: 1 LOB: 2 BB: 2 P: 29	R: 0 E: 0 K: 2 S: 8	H: 0 LOB: 0 BB: 0 P: 11	R: 0 E: 0 K: 1 S: 5	H: 0 LOB: 0 BB: 1 P: 12		R: 1 E: 0 K: 1 S: 9	H: 2 LOB: 2 BB: 0 P: 12	1B: 3 2B: 2 3B: 0 HR: 1	SF: 1 SAC: 0 DP: 1 HBP: 0	WP: 0 PB: 1 SB: 1 CS: 1	PA: 36		
PITCHER	IP	WLS	BF	H	R	ER	SO	BB	IBB	HBP	BLK	WP	HR	S	P	ERA	WHIP								
37 Seth McClung, R (1, 1) ERA: 6.83	6.0	L	25	4	3	2	7	4	0	0	0	0	1	71	121	3.00	1.333								
Treyver Miller, L (7, 1) ERA: 4.1	2.0		6	0	0	0	3	1	0	0	0	0	0	13	23	0.00	0.500								
Jesus Colome, R (9, 1) ERA: 6.41	1.0		5	2	1	1	1	0	0	0	0	0	0	9	12	9.00	2.000								

Batter	1	2	3	4	5	6	7	8	9	AB	R	H	RBI	BB	SO	LOB	BOTTOM								
Joey Gathright, L (1, 8) OBP: 0.303, SLG: 0.310 Eduardo Perez, R (9, PH) OBP: 0.352, SLG: 0.468	F8		F8		G5-3		K		BB	4	0	0	0	0	1	1	Boston Red Sox @ Tampa Bay Devil Rays Tropicana Field, St. Petersburg, FL Wed Jul 27 2005, 4:15 PM EDT Att: 22,079 - Dome - 72 F livebaseballscorecards.com								
13 Carl Crawford, L (1, 7) OBP: 0.316, SLG: 0.441	FC6-4 1B		F8		F8			F7	G3	5	0	1	0	0	0	3									
Julio Lugo, R (1, 6) OBP: 0.355, SLG: 0.388	K		G5-3				K	S BB		3	0	0	0	1	2	1									
3 Jorge Cantu, R (1, 5) OBP: 0.315, SLG: 0.481	FC6-4				1B PB		P6	F8		4	1	1	0	0	0	2									
Travis Lee, L (1, 3) OBP: 0.322, SLG: 0.342								F7		4	0	3	0	0	0	1									
Damon Hollins, R (1, 9) OBP: 0.333, SLG: 0.480	F7				F8		P5		G6-3	4	0	0	0	0	0	3									
31 Jonny Gomes, R (1, 10) OBP: 0.348, SLG: 0.511					F9			K	G5-3	4	0	1	0	0	1	1									
Toby Hall, R (1, 2) OBP: 0.309, SLG: 0.362 Pete Laforest, L (9, PH) OBP: 0.333, SLG: 0.200					P3		G6-3		BB BB	2	0	0	0	1	0	1									
Nick Green, R (1, 4) OBP: 0.343, SLG: 0.371 Aubrey Huff, L (9, PH) OBP: 0.327, SLG: 0.422 Alex Gonzalez, R (9, PH) OBP: 0.333, SLG: 0.412									BB BB	0	0	0	0	0	0	0									
					P4				BB	0	0	0	0	1	0	0									
Inning Stats	R: 0 E: 0 K: 1 S: 12	H: 1 LOB: 1 BB: 0 P: 15	R: 0 E: 0 K: 0 S: 16	H: 2 LOB: 2 BB: 1 P: 24	R: 0 E: 0 K: 0 S: 5	H: 0 LOB: 0 BB: 0 P: 7	R: 1 E: 0 K: 0 S: 12	H: 2 LOB: 1 BB: 0 P: 17	R: 0 E: 0 K: 1 S: 13	H: 1 LOB: 1 BB: 0 P: 18	R: 0 E: 0 K: 2 S: 10	H: 0 LOB: 1 BB: 1 P: 17	R: 0 E: 0 K: 0 S: 12	H: 0 LOB: 1 BB: 1 P: 19	R: 0 E: 0 K: 0 S: 15	H: 1 LOB: 3 BB: 2 P: 25	1B: 7 2B: 0 3B: 0 HR: 0	SF: 0 SAC: 0 DP: 0 HBP: 0	WP: 0 PB: 1 SB: 1 CS: 1	PA: 38					
PITCHER	IP	WLS	BF	H	R	ER	SO	BB	IBB	HBP	BLK	WP	HR	S	P	ERA	WHIP								
49 Tim Wakefield, R (1, 1) ERA: 4.19	7.1	W	30	6	1	0	4	3	0	0	0	0	0	10	14	0.00	0.750								
Chad Bradford, R (8, 1) ERA: 4.91	1.1	H	5	1	0	0	0	0	0	0	0	0	0	2	6	∞	∞								
Mike Myers, L (9, 1) ERA: 2.49	0.0		1	0	0	0	0	1	0	0	0	0	0	2	6	∞	∞								
38 Curt Schilling, R (9, 1) ERA: 6.59	0.1	S	2	0	0	0	0	1	0	0	0	0	0	8	12	0.00	3.000								

Batter	1	2	3	4	5	6	7	8	9	AB	R	H	RBI	BB	SO	LOB	TOP										
Shannon Stewart, R (1.7) OBP: 0.337, SLG: 0.405	F8		F7			F8		G6-3		4	0	0	1	0	0	0	Minnesota Twins @ Boston Red Sox Fenway Park, Boston, MA Fri Jul 29 2005, 7:05 PM EDT Att: 35,211 - Partly Cloudy - 79 F										
8 Nick Punto, S (1.6) OBP: 0.315, SLG: 0.355	G1-3			G1-3		L4		F7		4	0	0	0	0	0	0											
7 Joe Mauer, L (1.2) OBP: 0.378, SLG: 0.444	G3			G4-3				HR		3	1	1	1	1	0	0											
Tori Hunter, R (1.8) OBP: 0.337, SLG: 0.452 20 Lew Ford, R (1.8) OBP: 0.334, SLG: 0.369		P2		P4				FC6-5 2B		0	0	0	0	0	0	0		0									
Jacque Jones, L (1.9) OBP: 0.355, SLG: 0.459					F8			FC6-5 33 G4-6-3		4	1	2	2	0	0	1											
33 Justin Morneau, L (1.3) OBP: 0.325, SLG: 0.460								HR		4	0	2	0	0	0	2											
Bret Boone, R (1.4) OBP: 0.289, SLG: 0.350										3	1	0	0	1	1	3											
Terry Tiffee, S (1.10) OBP: 0.234, SLG: 0.319				G4-3						4	1	1	1	0	0	2											
38 Luis Antonio Rodriguez, S (8.5) OBP: 0.346, SLG: 0.417 Matthew LeCroy, R (8. PH) OBP: 0.376, SLG: 0.473 Juan Castro, R (8.5) OBP: 0.268, SLG: 0.383				G6-3						2	0	0	0	0	0	0											
										1	0	0	0	0	0	1											
										0	0	0	0	0	0	0											
Inning Stats	R: 0 E: 0 K: 0 S: 7	H: 0 LOB: 0 BB: 0 P: 11	R: 0 E: 0 K: 0 S: 8	H: 1 LOB: 1 BB: 0 P: 12	R: 0 E: 0 K: 0 S: 6	H: 0 LOB: 0 BB: 0 P: 7	R: 0 E: 0 K: 0 S: 7	H: 0 LOB: 0 BB: 0 P: 13	R: 0 E: 0 K: 0 S: 10	H: 0 LOB: 0 BB: 0 P: 13	R: 1 E: 0 K: 0 S: 6	H: 2 LOB: 0 BB: 0 P: 11	R: 2 E: 0 K: 0 S: 8	H: 1 LOB: 1 BB: 1 P: 17	R: 2 E: 0 K: 1 S: 19	H: 2 LOB: 1 BB: 1 P: 27	1B: 2 2B: 2 3B: 1 HR: 2	SF: 0 SAC: 0 DP: 1 HBP: 0	WP: 0 PB: 0 SB: 0 CS: 0	PA: 35							
PITCHER	IP	WLS	BF	H	R	ER	SO	BB	IBB	HBP	BLK	WP	HR	S	P	ERA	WHIP										
Bronson Arroyo, R (1.1) ERA: 4.22	7.1	W	27	5	3	3	0	1	0	0	0	0	1	60	96	3.68	0.818										
50 Mike Timlin, R (8.1) ERA: 1.42	0.2	H	2	0	0	0	0	0	0	0	0	0	0	3	6	0.00	0.000										
Mike Myers, L (9.1) ERA: 3.27	0.1		4	2	2	2	0	1	0	0	0	0	1	9	15	54.00	9.000										
38 Curt Schilling, R (9.1) ERA: 6.44	0.2	S	2	0	0	0	1	0	0	0	0	0	0	10	12	0.00	0.000										

Batter	1	2	3	4	5	6	7	8	9	AB	R	H	RBI	BB	SO	LOB	BOTTOM										
18 Johnny Damon, L (1.8) OBP: 0.379, SLG: 0.487	G4-3		F7		E2 1B		G1-3			4	1	1	1	0	0	0	Minnesota Twins @ Boston Red Sox Fenway Park, Boston, MA Fri Jul 29 2005, 7:05 PM EDT Att: 35,211 - Partly Cloudy - 79 F										
Edgar Renteria, R (1.6) OBP: 0.336, SLG: 0.374	L6		G5-3		F8			E5 34 BB HR		4	1	0	0	0	0	0											
34 David Ortiz, L (1.10) OBP: 0.383, SLG: 0.562				K				BB HR BB		3	1	2	0	1	1	0											
Manny Ramirez, R (1.7) OBP: 0.370, SLG: 0.571	G5-3			K			L6	HR BB		3	1	0	0	1	1	2											
John Olerud, L (1.3) OBP: 0.310, SLG: 0.405			F9		G1-3		F7	HR		4	1	1	4	0	0	1											
Kevin Millar, R (1.9) OBP: 0.369, SLG: 0.383 Adam Stern, L (7.9) OBP: 0.231, SLG: 0.417			F9				F7			3	0	0	0	0	0	1											
Jason Varitek, S (1.2) OBP: 0.385, SLG: 0.550							G6-3			1	0	0	0	0	1	0											
Bill Mueller, S (1.5) OBP: 0.381, SLG: 0.411								K		3	0	1	0	1	1	0											
Tony Graffanino, R (1.4) OBP: 0.377, SLG: 0.387			G5-3				G5-3			4	1	1	0	0	1	1											
										1B: 4 2B: 2 3B: 0 HR: 2	SF: 0 SAC: 0 DP: 0 HBP: 0	WP: 0 PB: 1 SB: 0 CS: 0	PA: 36														
Inning Stats	R: 0 E: 0 K: 0 S: 10	H: 1 LOB: 1 BB: 0 P: 13	R: 0 E: 0 K: 0 S: 12	H: 1 LOB: 0 BB: 0 P: 18	R: 0 E: 0 K: 2 S: 7	H: 0 LOB: 0 BB: 0 P: 9	R: 0 E: 0 K: 2 S: 7	H: 0 LOB: 0 BB: 0 P: 9	R: 3 E: 1 K: 1 S: 9	H: 3 LOB: 0 BB: 0 P: 12	R: 0 E: 0 K: 0 S: 12	H: 1 LOB: 1 BB: 0 P: 17	R: 1 E: 0 K: 0 S: 12	H: 1 LOB: 0 BB: 0 P: 15	R: 4 E: 1 K: 2 S: 17	H: 1 LOB: 1 BB: 3 P: 35	1B: 4 2B: 2 3B: 0 HR: 2	SF: 0 SAC: 0 DP: 0 HBP: 0	WP: 0 PB: 1 SB: 0 CS: 0	PA: 36							
PITCHER	IP	WLS	BF	H	R	ER	SO	BB	IBB	HBP	BLK	WP	HR	S	P	ERA	WHIP										
Carlos Silva, R (1.1) ERA: 3.33	7.0	L	28	7	4	2	3	0	0	0	0	0	1	68	93	2.57	1.000										
28 Jesse Crain, R (8.1) ERA: 2.87	0.0		3	0	3	3	0	2	0	0	0	0	0	6	15	∞	∞										
J.C. Romero, L (8.1) ERA: 2.25	1.0		5	1	1	0	2	1	0	0	0	0	1	11	20	0.00	2.000										


AB	33
R	5
H	7
RBI	5
BB	2
SO	1
LOB	10




Batter	1	2	3	4	5	6	7	8	9	AB	R	H	RBI	BB	SO	LOB	TOP										
Shannon Stewart, R OBP: 0.336, SLG: 0.404 (1, 7)	0-2 G5-4-3 1B		1-3 K			0-0 P4		0-3 K		4	0	1	0	0	2	1	Minnesota Twins @ Boston Red Sox Fenway Park, Boston, MA Sat Jul 30 2005, 7:05 PM EDT Att: 35,167 - Clear - 72 F										
5 Michael Cuddyer, R OBP: 0.340, SLG: 0.394 Terry Tiffee, S OBP: 0.231, SLG: 0.315 (8, PH) (8, 5)	1-3 K		0-2 1B			1-1 F8		1-2 L3		3	0	1	0	0	1	1											
20 Lew Ford, R OBP: 0.331, SLG: 0.365 (1, 8)	0-0 G5-4-3 1-2		1-1 G5-3			3-2 G5-3			1-2 G5-3	4	0	0	0	0	2												
Matthew LeCroy, R OBP: 0.369, SLG: 0.464 Michael Ryan, L OBP: 0.304, SLG: 0.381 (9, PH)		2-3 K		2-2 G4-3			1-2 G5-3		3-2 F9	3	0	0	0	0	1	0											
Jacque Jones, L OBP: 0.354, SLG: 0.457 (1, 9)		2-2 FC3-6 1B		1-0 G1-3			1-1 G4-3		3-2 G4-3	4	0	1	0	0	0	0											
Bret Boone, R OBP: 0.290, SLG: 0.350 (1, 4)		2-0 FC3-6 1B		0-1 F8			0-0 L9			3	0	1	0	0	0	0											
33 Justin Morneau, L OBP: 0.325, SLG: 0.462 (1, 3)		2-1 FC3-6 55 FC6-4 1B		0-1 G3				0-0 55 2B		3	1	1	0	0	2												
55 Mike Redmond, R OBP: 0.319, SLG: 0.343 (1, 2)		1-2 FC6-4 1B		2-0 G6-3				0-2 1B 2B		3	1	1	1	0	2												
Juan Castro, R OBP: 0.269, SLG: 0.382 (1, 6)			0-1 G3		2-2 F9			0-0 L3 1B		3	0	1	1	0	0												
Inning Stats	R: 0 E: 0 K: 1 S: 8	H: 1 LOB: 0 BB: 0 P: 9	R: 0 E: 0 K: 1 S: 17	H: 2 LOB: 2 BB: 0 P: 26	R: 0 E: 0 K: 1 S: 11	H: 1 LOB: 1 BB: 0 P: 13	R: 0 E: 0 K: 0 S: 6	H: 0 LOB: 0 BB: 0 P: 9	R: 0 E: 0 K: 0 S: 7	H: 0 LOB: 0 BB: 0 P: 11	R: 0 E: 0 K: 0 S: 9	H: 0 LOB: 0 BB: 0 P: 13	R: 0 E: 0 K: 0 S: 7	H: 0 LOB: 0 BB: 0 P: 9	R: 2 E: 0 K: 1 S: 12	H: 3 LOB: 0 BB: 0 P: 13		R: 0 E: 0 K: 0 S: 11	H: 0 LOB: 0 BB: 0 P: 18	1B: 5 2B: 3 3B: 0 HR: 0	SF: 0 SAC: 0 DP: 2 HBP: 0	WP: 0 PB: 0 SB: 0 CS: 0	PA: 32				
PITCHER	IP	WLS	BF	H	R	ER	SO	BB	IBB	HBP	BLK	WP	HR	S	P	ERA	WHIP										
David Wells, L ERA: 4.45 (1, 1)	7.0	W	27	7	2	2	3	0	0	0	0	0	0	70	95	2.57	1.000										
Chad Bradford, R ERA: 3.5 (8, 1)	1.1		3	0	0	0	1	0	0	0	0	0	0	10	12	0.00	0.000										
Mike Myers, L ERA: 3.18 (9, 1)	0.2		2	0	0	0	0	0	0	0	0	0	0	8	14	0.00	0.000										

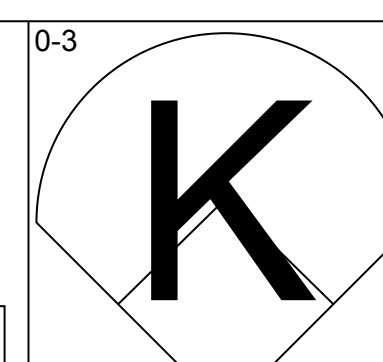
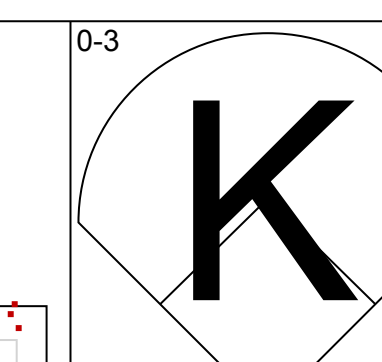
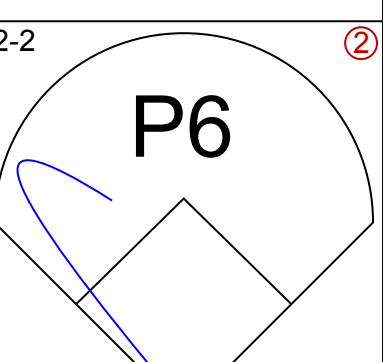
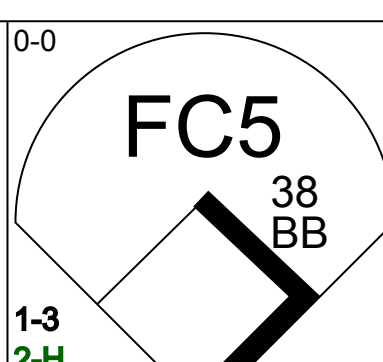
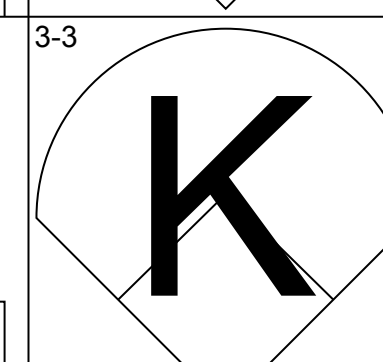
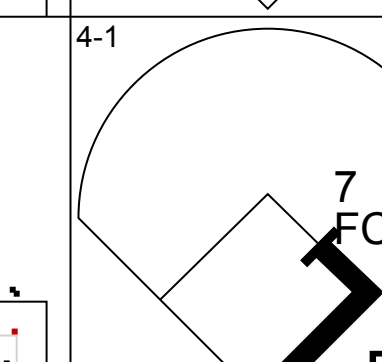
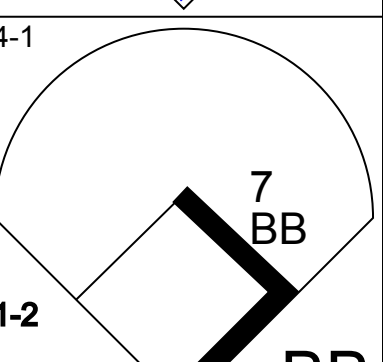
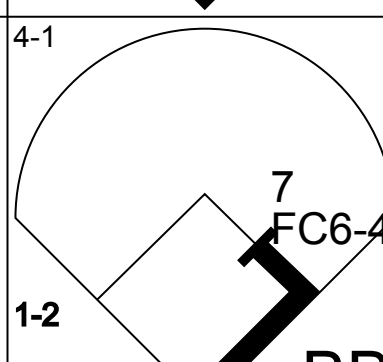
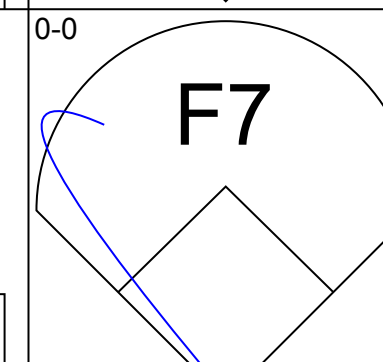
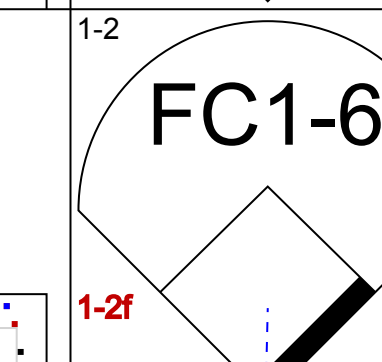
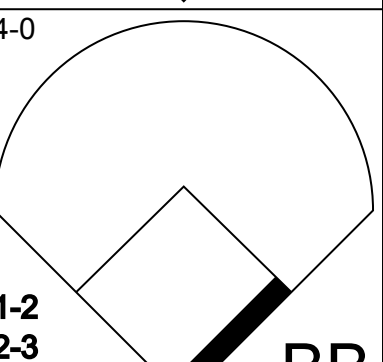
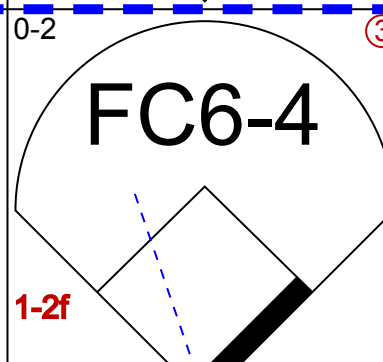
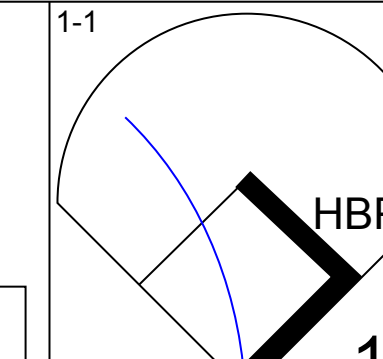
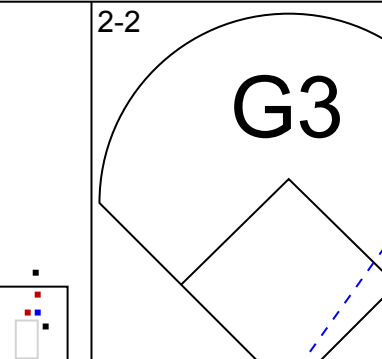
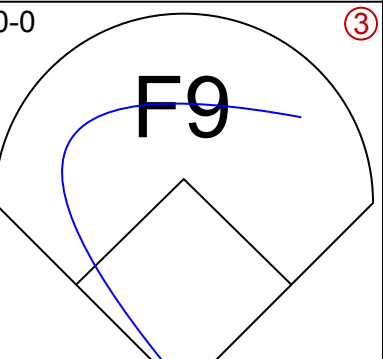
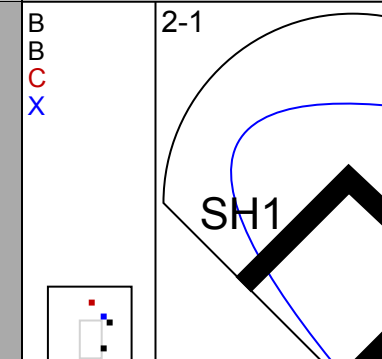
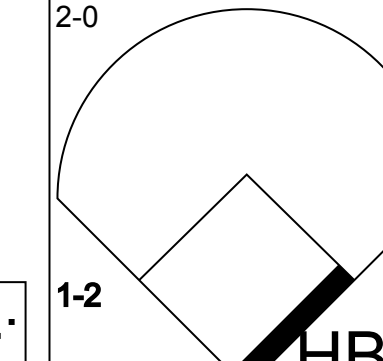
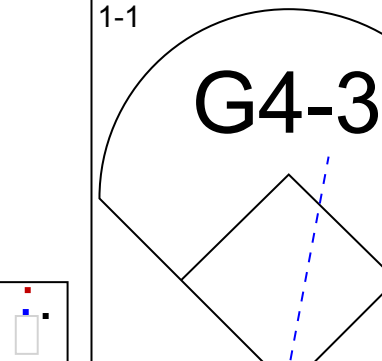
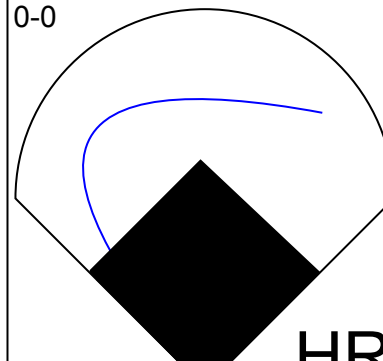
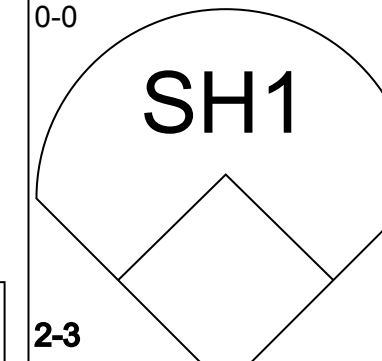
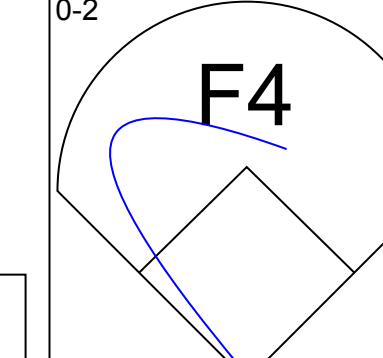
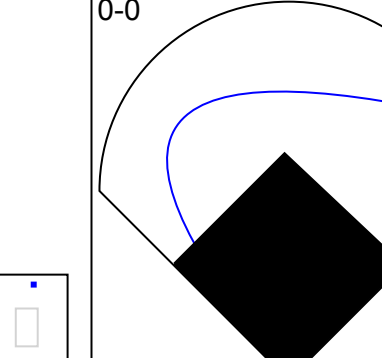
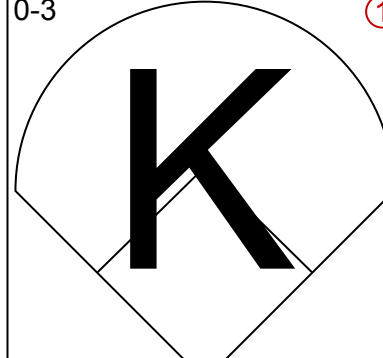
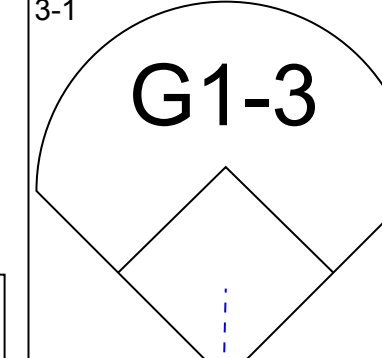
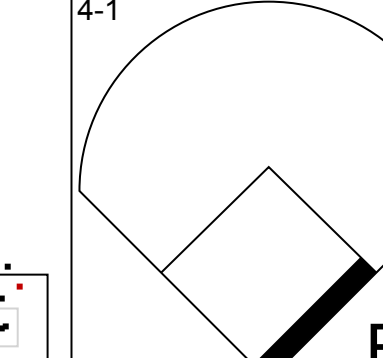
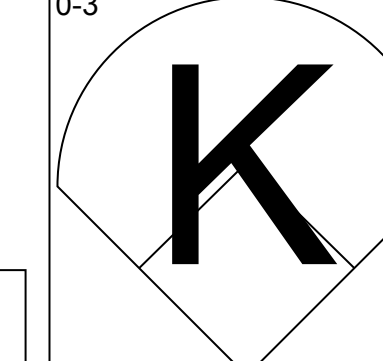
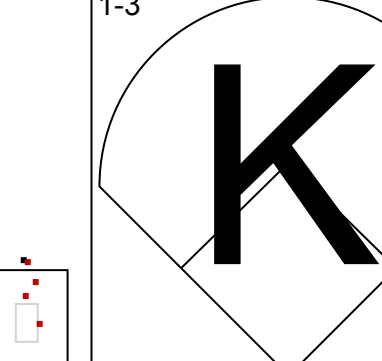
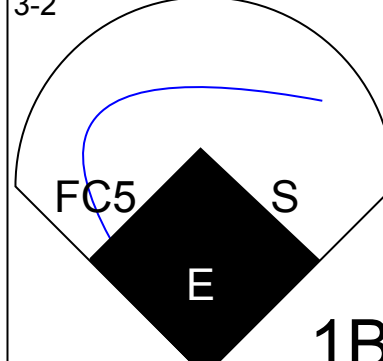
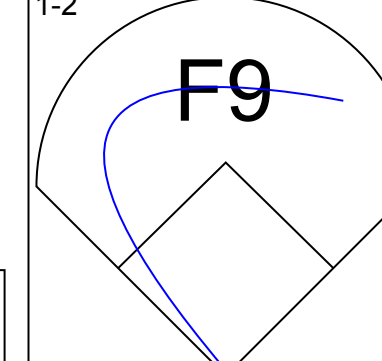
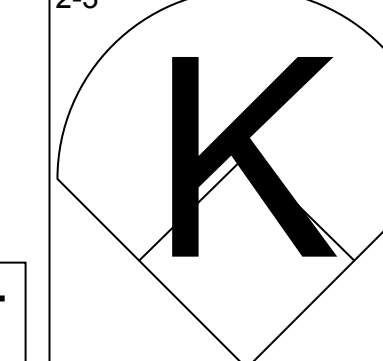
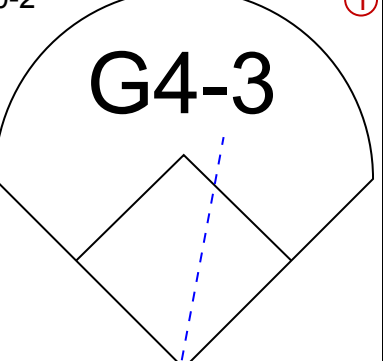
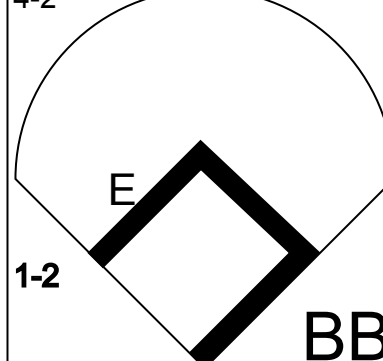
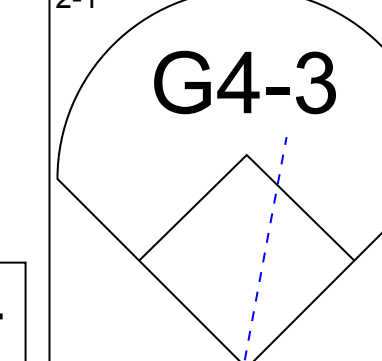
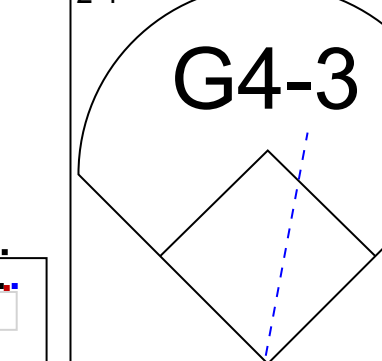
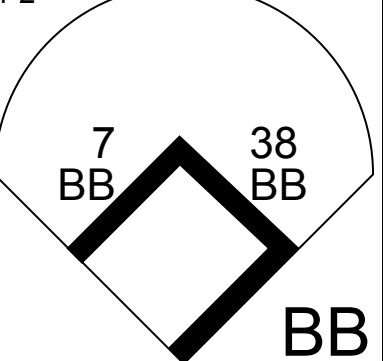
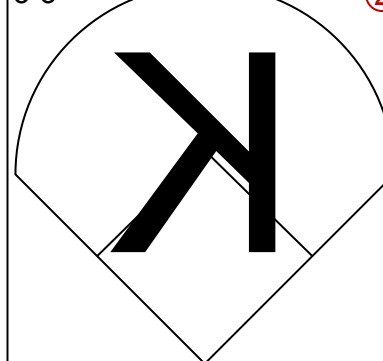
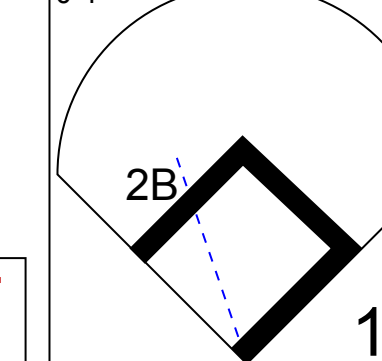
Batter	1	2	3	4	5	6	7	8	9	AB	R	H	RBI	BB	SO	LOB	BOTTOM										
18 Johnny Damon, L OBP: 0.381, SLG: 0.490 (1, 8)	3-2 G6-3	1-0 1B		2-3 K		0-1 SH1-3 1B	1-2 2B			5	1	3	0	0	1	0	Minnesota Twins @ Boston Red Sox Fenway Park, Boston, MA Sat Jul 30 2005, 7:05 PM EDT Att: 35,167 - Clear - 72 F										
Edgar Renteria, R OBP: 0.337, SLG: 0.376 (1, 6)	0-1 34 BB 1B	3-2 34 BB 1B		2-2 G5-3		0-0 SH1-3	2-2 K			4	1	2	1	0	1	1											
34 David Ortiz, L OBP: 0.387, SLG: 0.561 (1, 10)	4-2 1B	4-2 FC6-4 BB		0-0 F9		4-0 1B 1B IBB	4-1 BB			1	1	0	0	4	0	0											
John Olerud, L OBP: 0.315, SLG: 0.405 (1, 3)	2-2 1B	0-1 FC6-4			1-2 G5-3	3-1 1B 1B 1B	2-2 G2-3			5	0	2	3	0	0	5											
Kevin Millar, R OBP: 0.373, SLG: 0.385 Adam Stern, L OBP: 0.231, SLG: 0.417 (8, PR) (9, 9)	3-2 P3		1-1 G5-3		4-2 FC6-4 BB	0-0 1B		1-2 2-3 1B		4	0	2	0	1	0	2											
Jason Varitek, S OBP: 0.385, SLG: 0.546 (1, 2)	2-2 G5-3		0-0 F8		4-1 FC6-4 BB	2-1 FC6-4 1B		2-3 K 1B		4	0	1	1	1	1	3											
Tony Graffanino, R OBP: 0.373, SLG: 0.383 (1, 4)		1-1 G6-3	1-0 3B 1B		2-1 FC6-4	2-0 P4		1-3 K		5	1	1	0	0	1	6											
Bill Mueller, S OBP: 0.379, SLG: 0.415 (1, 5)		0-1 G6-3	0-0 3B		2-3 K	1-2 FC6-4				4	0	1	1	0	1	5											
Gabe Kapler, R OBP: 0.500, SLG: 0.500 (9, 7)		1-1 18 1B 1B	1-1 L7		2-1 SH1-3 18 1B	0-2 G6-3				4	2	2	0	0	0	1											
Inning Stats	R: 1 E: 0 K: 0 S: 24	H: 2 LOB: 2 BB: 1 P: 38	R: 1 E: 0 K: 0 S: 14	H: 3 LOB: 3 BB: 1 P: 24	R: 1 E: 0 K: 0 S: 7	H: 2 LOB: 1 BB: 0 P: 10	R: 0 E: 0 K: 1 S: 7	H: 0 LOB: 0 BB: 0 P: 11	R: 0 E: 0 K: 1 S: 14	H: 0 LOB: 2 BB: 2 P: 27	R: 3 E: 0 K: 0 S: 17	H: 5 LOB: 3 BB: 1 P: 29	R: 0 E: 0 K: 1 S: 12	H: 1 LOB: 2 BB: 1 P: 21	R: 0 E: 0 K: 2 S: 10	H: 1 LOB: 1 BB: 0 P: 14		1B: 12 2B: 1 3B: 1 HR: 0	SF: 0 SAC: 1 DP: 0 HBP: 0	WP: 0 PB: 0 SB: 0 CS: 1	PA: 43						
PITCHER	IP	WLS	BF	H	R	ER	SO	BB	IBB	HBP	BLK	WP	HR	S	P	ERA	WHIP										
Kyle Lohse, R ERA: 4.45 (1, 1)	5.0	L	26	7	3	3	2	4	0	0	0	0	0	66	110	5.40	2.200										
Terry Mulholland, L ERA: 5.98 (6, 1)	0.1		5	3	3	3	0	0	1	0	0	0	0	10	17	81.00	9.000										
54 Matt Guerrier, R ERA: 3.07 (6, 1)	1.2		9	3	0	0	1	1	0	0	0	0	0	19	33	0.00	2.400										
Juan Rincon, R ERA: 2.51 (8, 1)	1.0		3	1	0	0	2	0	0	0	0	0	0	10	14	0.00	1.000										

AB 32
R 2
H 7
RBI 2
BB 0
SO 4
LOB 9



AB 36
R 6
H 14
RBI 6
BB 6
SO 5
LOB 23

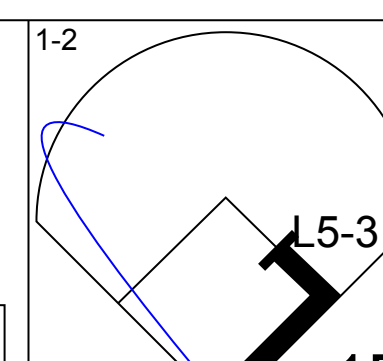
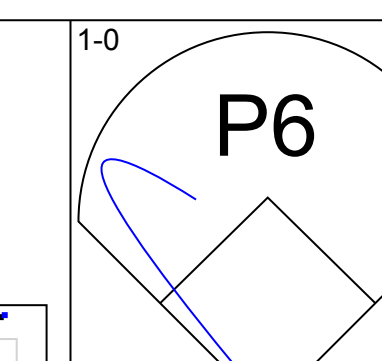
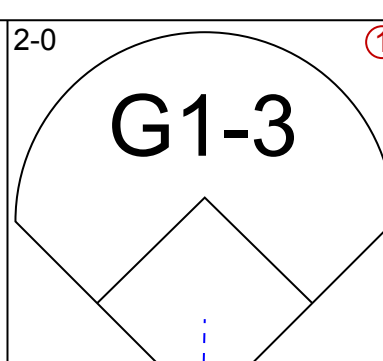
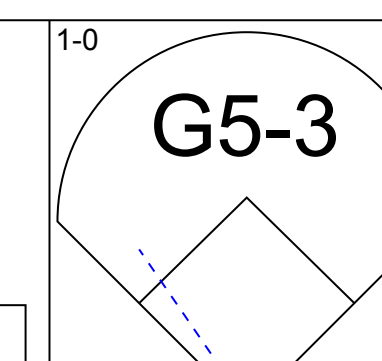
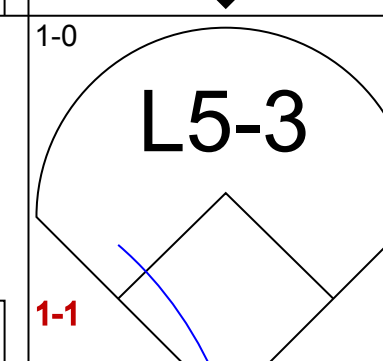
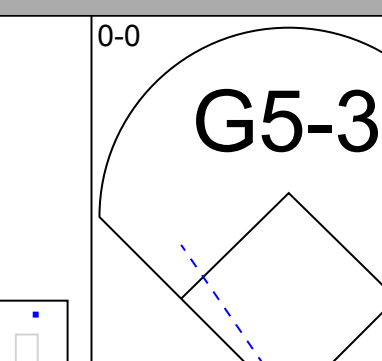
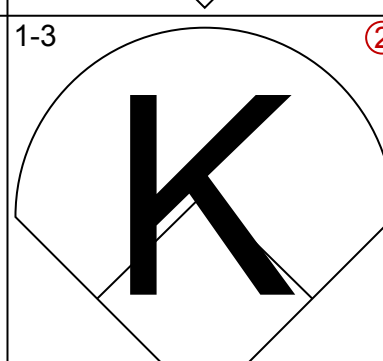
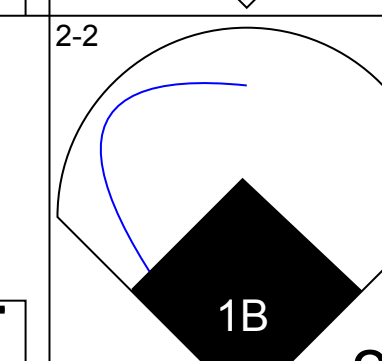
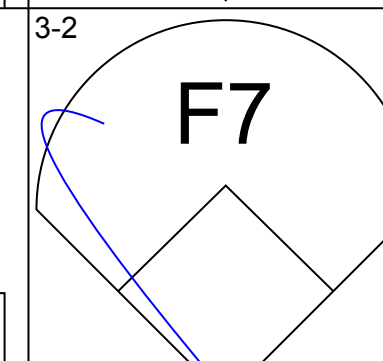
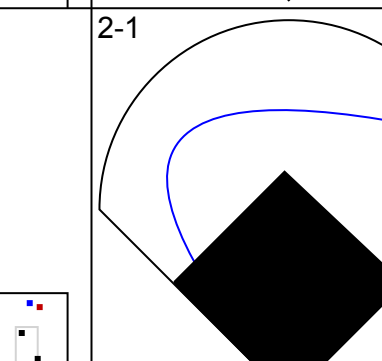
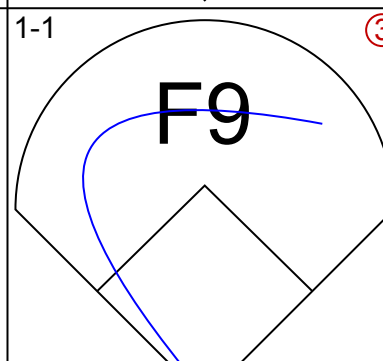
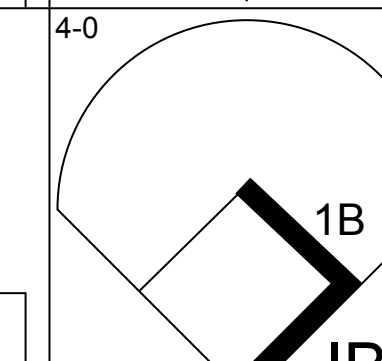
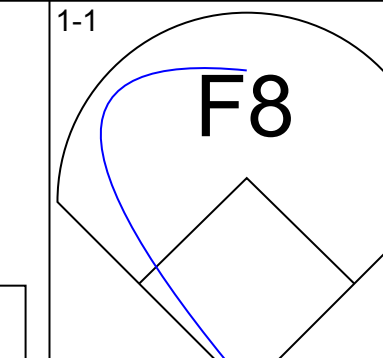
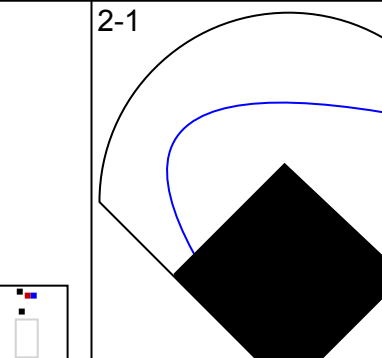
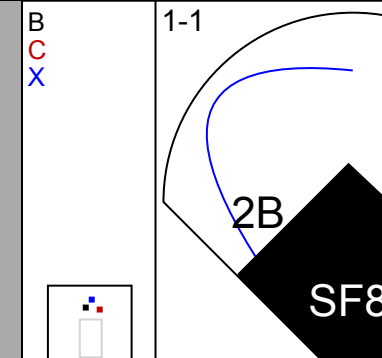

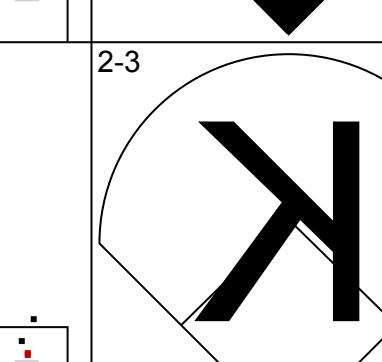
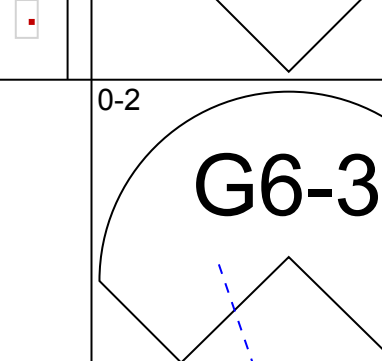
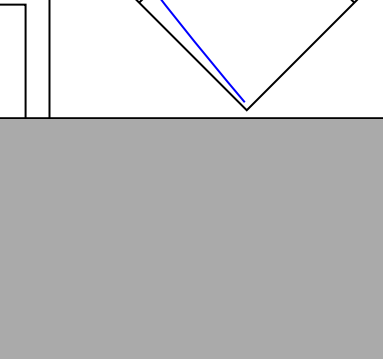
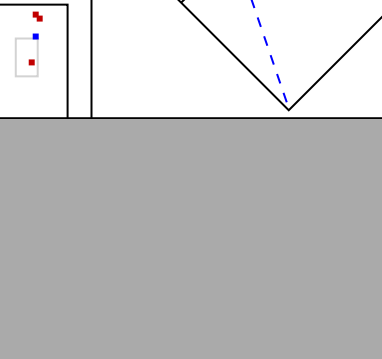
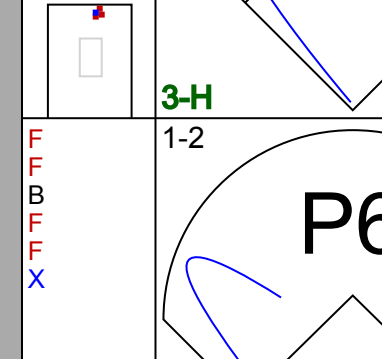



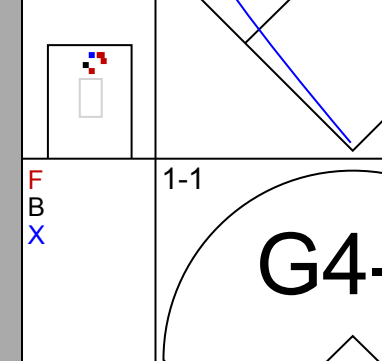
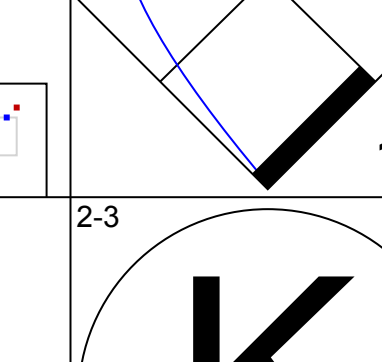
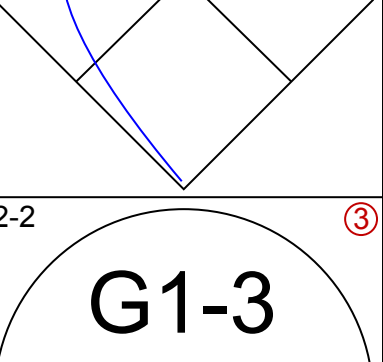
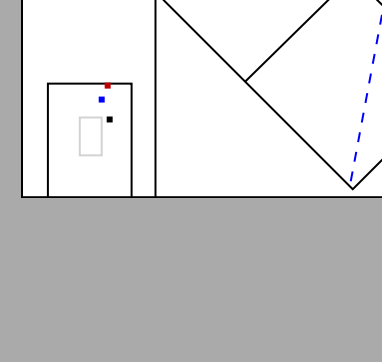
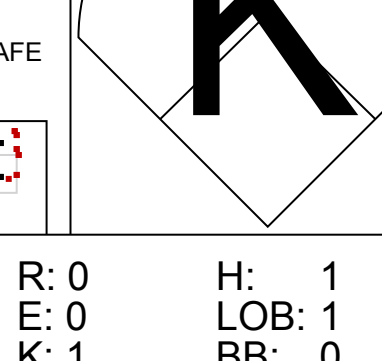
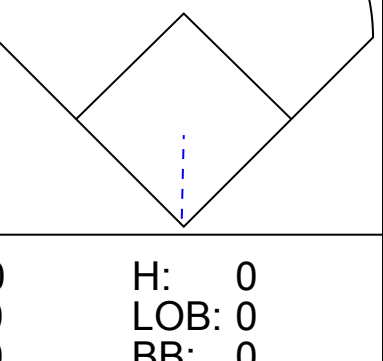

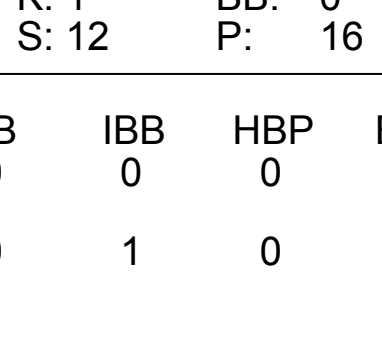
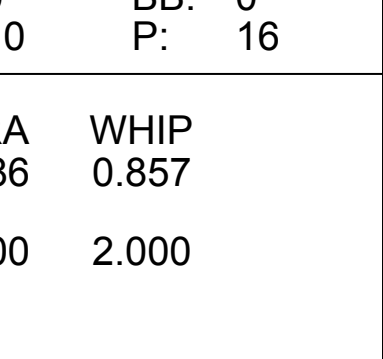
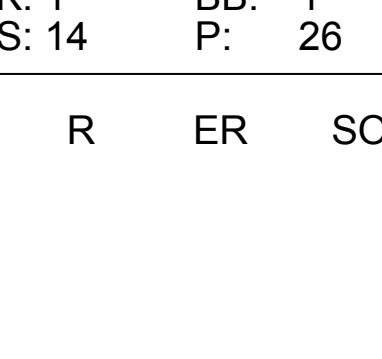


Batter	1	2	3	4	5	6	7	8	9	AB	R	H	RBI	BB	SO	LOB	TOP					
Shannon Stewart, R (1, 7) OBP: 0.335, SLG: 0.404											5	0	1	0	0	2	2					
38 Luis Antonio Rodriguez, R (6, 4) OBP: 0.356, SLG: 0.410											2	0	0	0	3	1	2					
7 Joe Mauer, L (1, 2) OBP: 0.379, SLG: 0.440											3	0	0	0	2	0	4					
Terry Tiffee, S (1, 5) OBP: 0.241, SLG: 0.333											5	0	2	0	0	1	6					
Jacque Jones, L (1, 9) OBP: 0.355, SLG: 0.464												3	1	1	1	0	0					
33 Justin Morneau, L (1, 3) OBP: 0.326, SLG: 0.469												4	1	1	1	1	3					
5 Michael Cuddyer, R (6, PR) OBP: 0.340, SLG: 0.394												0	0	0	0	0	0					
20 Lew Ford, R (1, 8) OBP: 0.329, SLG: 0.362													5	1	1	0	2	4				
Michael Ryan, L (1, 10) OBP: 0.294, SLG: 0.348													4	0	0	0	1	3				
8 Nick Punto, S (1, 6) OBP: 0.318, SLG: 0.354													3	0	1	0	1	2				
Inning Stats	R: 0 E: 0 K: 2 S: 7	H: 0 LOB: 0 BB: 0 P: 10	R: 0 E: 0 K: 2 S: 12	H: 1 LOB: 2 BB: 0 P: 17	R: 0 E: 0 K: 1 S: 9	H: 0 LOB: 1 BB: 1 P: 16	R: 1 E: 0 K: 1 S: 10	H: 1 LOB: 0 BB: 0 P: 14	R: 0 E: 0 K: 0 S: 11	H: 0 LOB: 3 BB: 3 P: 25	R: 2 E: 1 K: 2 S: 20	H: 2 LOB: 2 BB: 2 P: 34	R: 0 E: 0 K: 0 S: 11	H: 1 LOB: 1 BB: 0 P: 17	R: 0 E: 0 K: 1 S: 10	H: 2 LOB: 3 BB: 1 P: 19	R: 0 E: 0 K: 0 S: 9	H: 0 LOB: 1 BB: 1 P: 15	1B: 3 2B: 2 3B: 0 HR: 2	SF: 0 SAC: 1 DP: 0 HBP: 1	WP: 0 PB: 0 SB: 1 CS: 0	PA: 44
PITCHER	IP	WLS	BF	H	R	ER	SO	BB	IBB	HBP	BLK	WP	HR	S	P	ERA	WHIP					
58 Jonathan Papelbon, R (1, 1) ERA: 3.38	5.1	26	4	3	2	7	5	0	1	0	0	0	2	60	100	3.38	1.688					
17 Manny Delcarmen, R (6, 1) ERA: 3.04	0.1	3	0	0	0	1	1	0	0	0	0	0	0	6	13	0.00	3.000					
Mike Myers, L (6, 1) ERA: 1.38	1.0	4	1	0	0	0	0	0	0	0	0	0	0	8	13	0.00	1.000					
50 Mike Timlin, R (7, 1) ERA: 1.38	1.1	W	7	2	0	0	1	0	1	0	0	0	0	16	26	0.00	1.500					
38 Curt Schilling, R (9, 1) ERA: 6.23	1.0	S	4	0	0	0	0	1	0	0	0	0	0	9	15	0.00	1.000					

Minnesota Twins @ Boston Red Sox
Fenway Park, Boston, MA
Sun Jul 31 2005, 2:05 PM EDT
Att: 34,929 - Cloudy - 70 F

AB 34
R 3
H 7
RBI 2
BB 8
SO 9
LOB 26

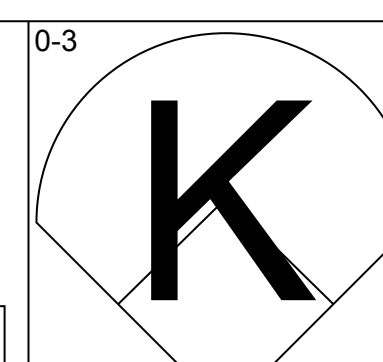
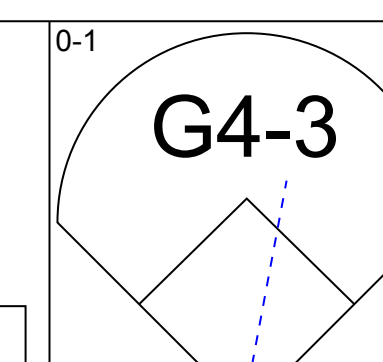
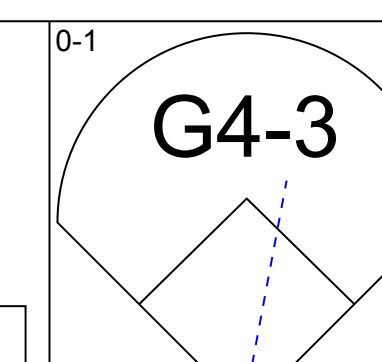
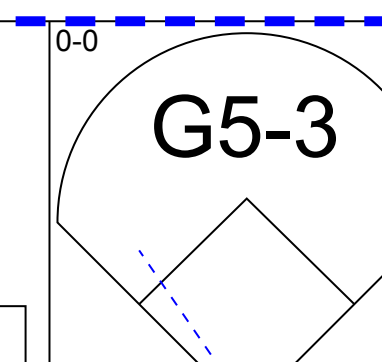
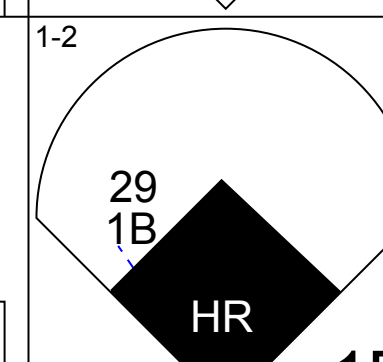
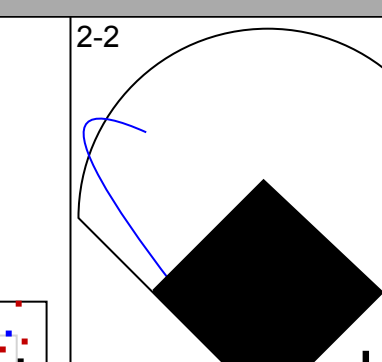
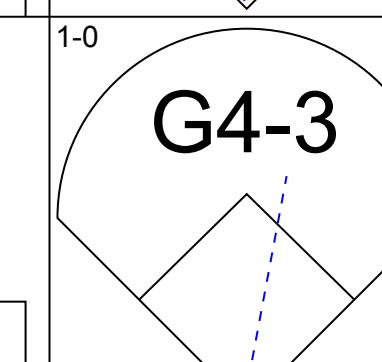
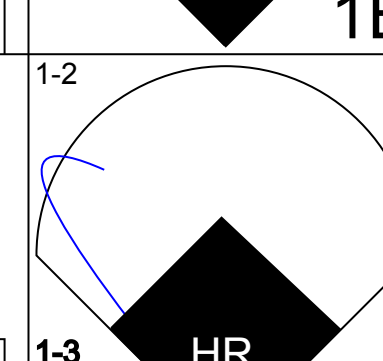
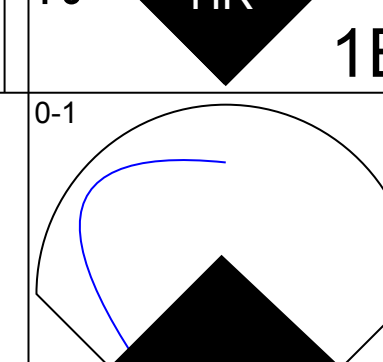
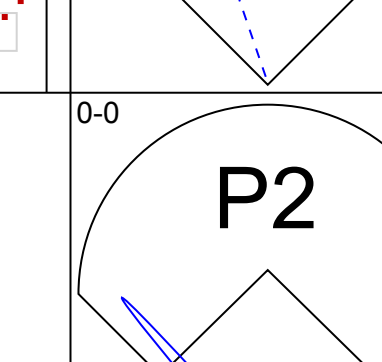
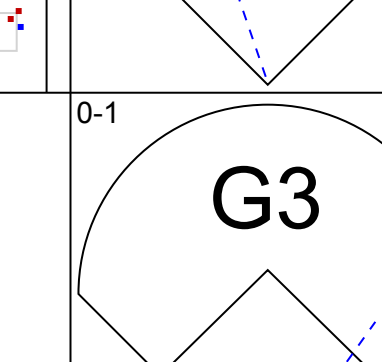
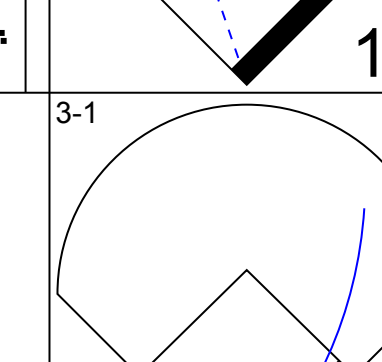
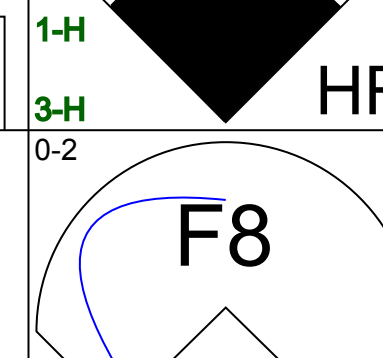
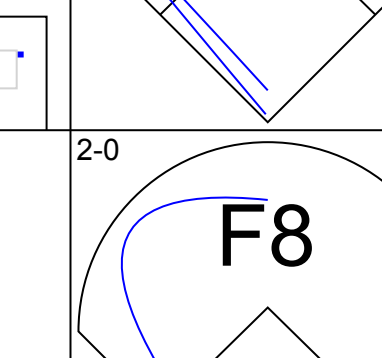
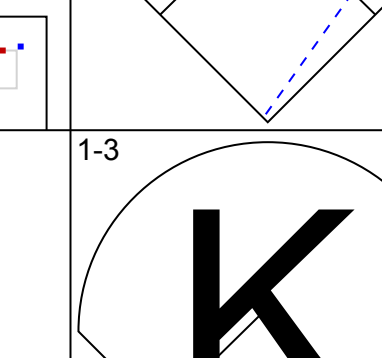
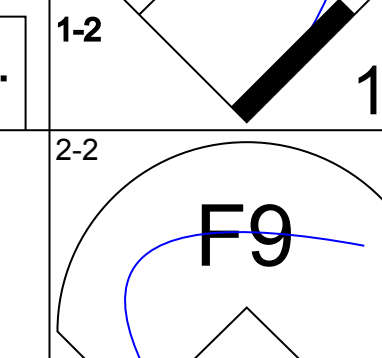
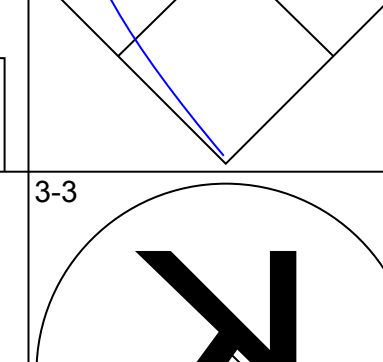
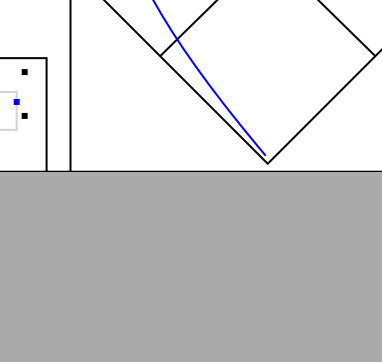
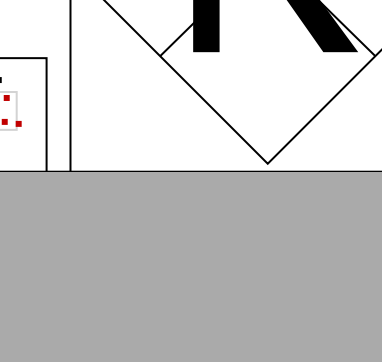
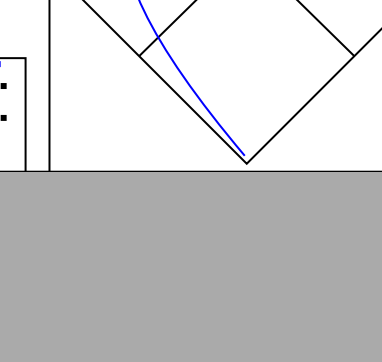
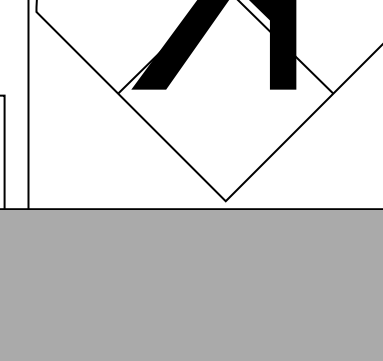
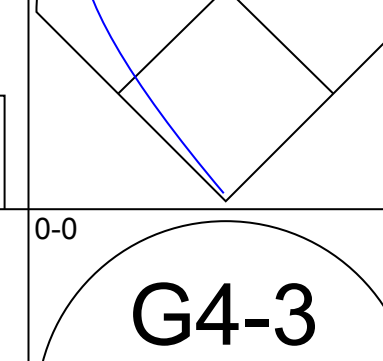
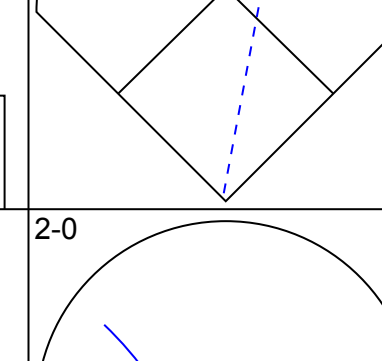
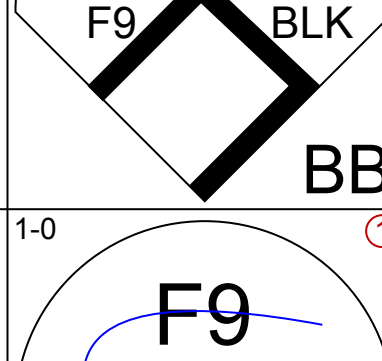
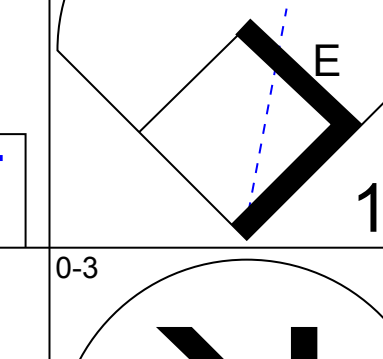
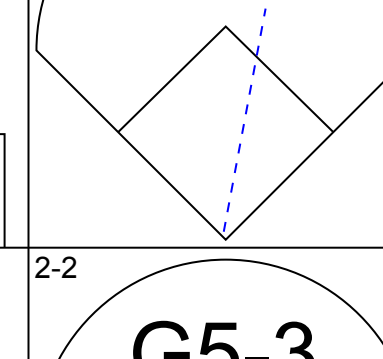
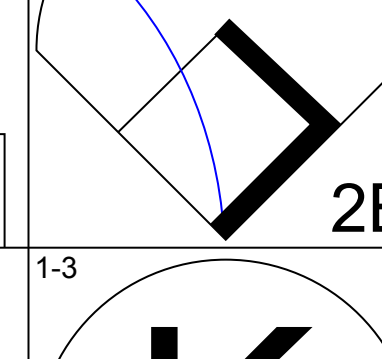
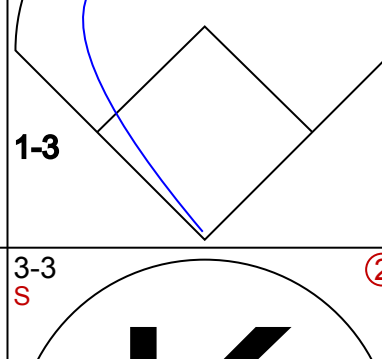
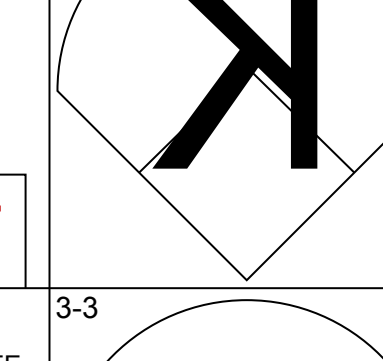
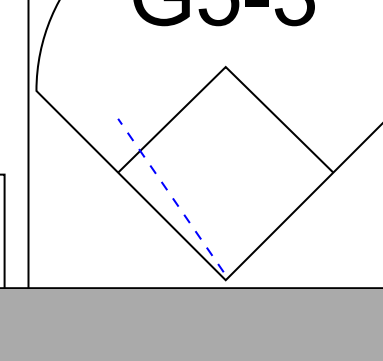
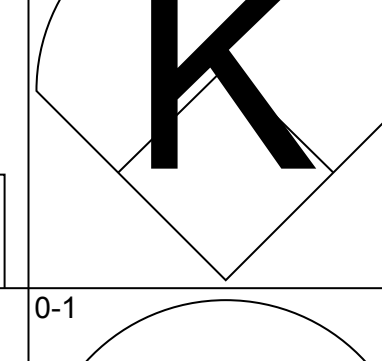
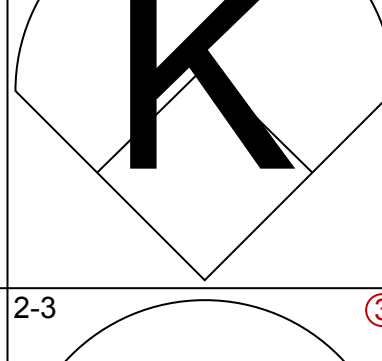
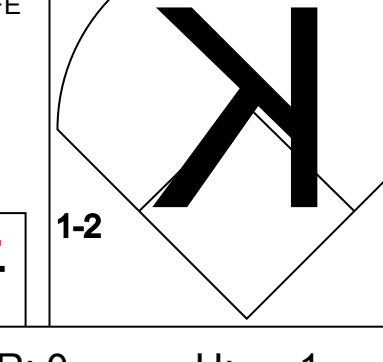
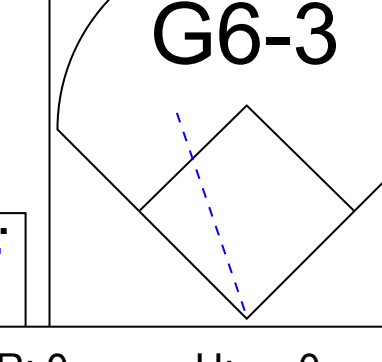
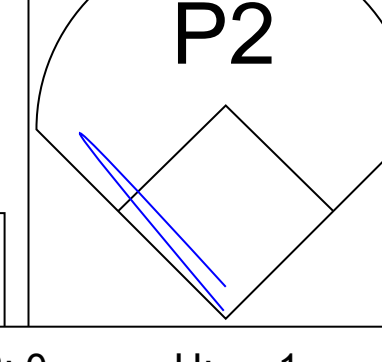

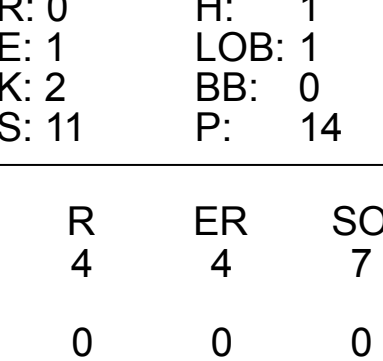
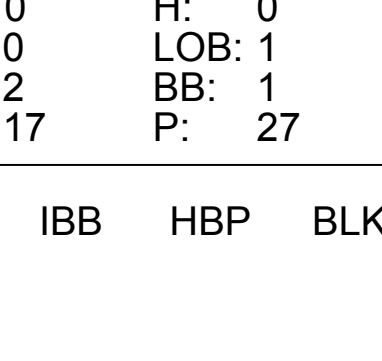


Batter	1	2	3	4	5	6	7	8	9	AB	R	H	RBI	BB	SO	LOB	BOTTOM					
18 Johnny Damon, L (1, 8) OBP: 0.380, SLG: 0.488											4	0	1	0	0	0	1					
Edgar Renteria, R (1, 6) OBP: 0.336, SLG: 0.377											4	1	1	0	0	1	1					
34 David Ortiz, L (1, 10) OBP: 0.388, SLG: 0.567											3	1	1	1	1	0	0					
John Olerud, L (1, 3) OBP: 0.326, SLG: 0.448												3	2	2	1	0	0					
Adam Stern, L (8, 9) OBP: 0.231, SLG: 0.417											0	0	0	0	0	0	0					
Manny Ramirez, R (8, PH) OBP: 0.371, SLG: 0.572											1	0	1	1	0	0	0					
Jason Varitek, S (1, 2) OBP: 0.383, SLG: 0.546												4	0	1	0	0	1	2				
Kevin Millar, R (1, 7) OBP: 0.365, SLG: 0.382											2	0	0	1	0	0	0					
Bill Mueller, S (1, 5) OBP: 0.376, SLG: 0.411											3	0	0	0	0	0	1					
13 Alex Cora, L (1, 4) OBP: 0.249, SLG: 0.298											3	0	1	0	0	0	1					
Gabe Kapler, R (1, 9) OBP: 0.286, SLG: 0.286												3	0	0	0	2	1					
Inning Stats	R: 0 E: 0 K: 0 S: 7	H: 1 LOB: 0 BB: 0 P: 12	R: 0 E: 0 K: 0 S: 6	H: 0 LOB: 0 BB: 0 P: 8	R: 0 E: 0 K: 1 S: 12	H: 1 LOB: 1 BB: 0 P: 16	R: 2 E: 0 K: 1 S: 12	H: 2 LOB: 0 BB: 0 P: 18	R: 0 E: 0 K: 0 S: 10	H: 0 LOB: 0 BB: 0 P: 16	R: 0 E: 0 K: 1 S: 7	H: 0 LOB: 0 BB: 0 P: 11	R: 1 E: 0 K: 0 S: 14	H: 2 LOB: 1 BB: 0 P: 18	R: 1 E: 0 K: 1 S: 14	H: 2 LOB: 2 BB: 1 P: 26	R: 0 E: 0 K: 0 S: 9	H: 0 LOB: 1 BB: 1 P: 15	1B: 4 2B: 3 3B: 0 HR: 2	SF: 1 SAC: 0 DP: 1 HBP: 0	WP: 0 PB: 0 SB: 0 CS: 0	PA: 32
PITCHER	IP	WLS	BF	H	R	ER	SO	BB	IBB	HBP	BLK	WP	HR	S	P	ERA	WHIP					
Brad Radke, R (1, 1) ERA: 3.88	7.0	L	26	6	3	3	3	3	0	0	0	0	2	68	99	3.86	0.857					
Juan Rincon, R (8, 1) ERA: 2.64	1.0	L	6	2	1	1	1	0	1	0	0	0	0	14	26	9.00	2.000					

Minnesota Twins @ Boston Red Sox
Fenway Park, Boston, MA
Sun Jul 31 2005, 2:05 PM EDT
Att: 34,929 - Cloudy - 70 F

AB 30
R 4
H 8
RBI 4
BB 1
SO 4
LOB 7




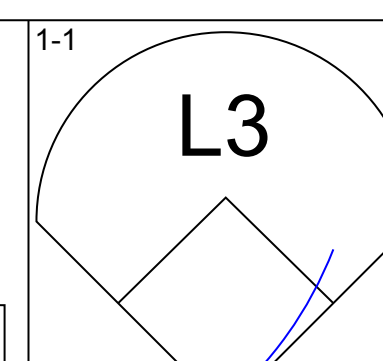
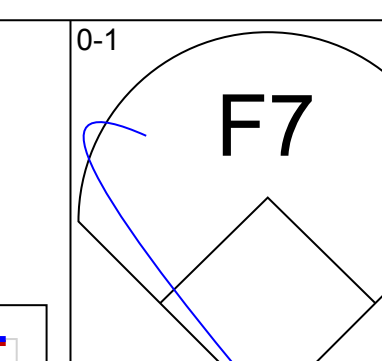
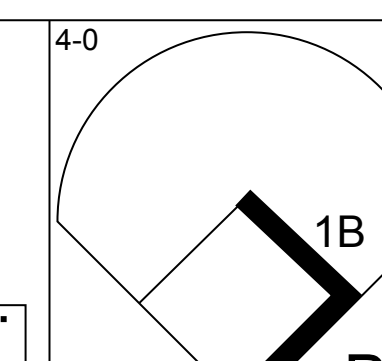
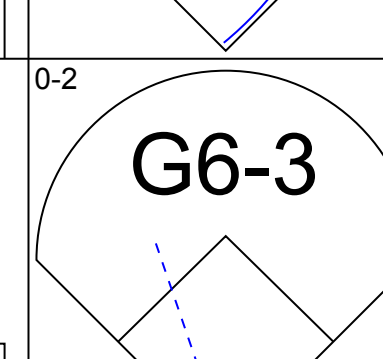
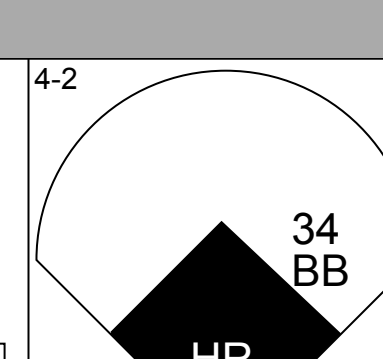
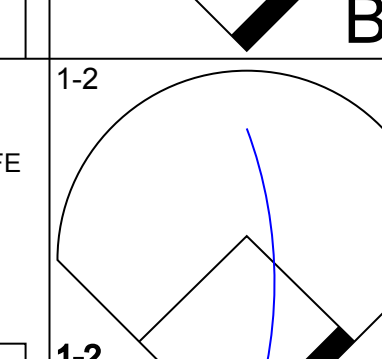
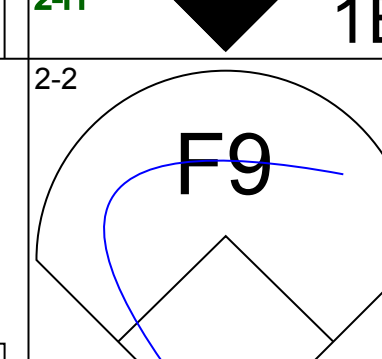
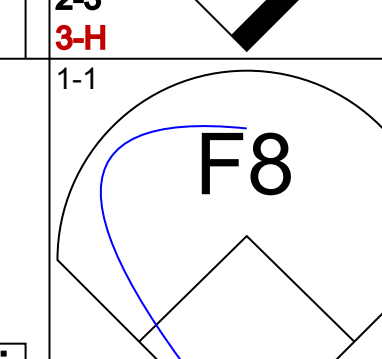
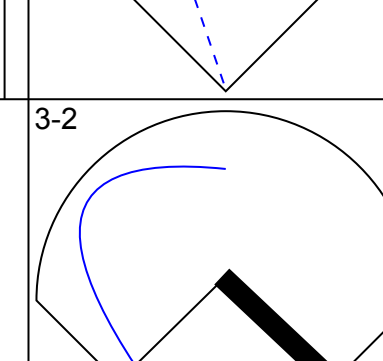
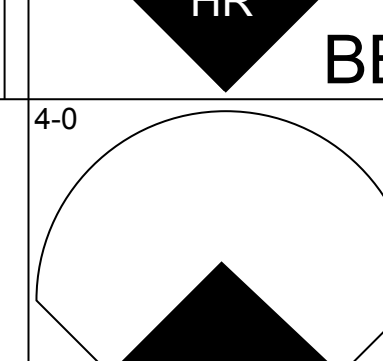
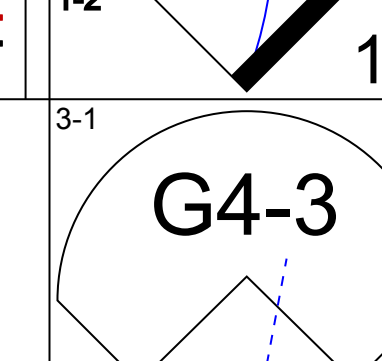
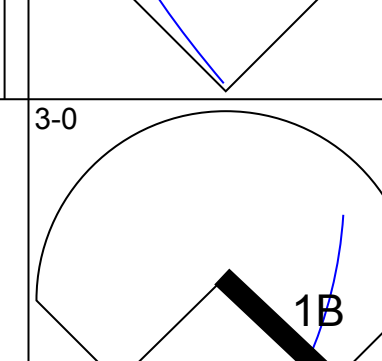
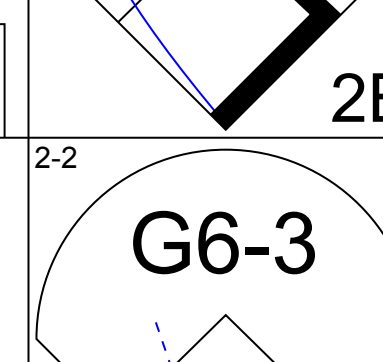
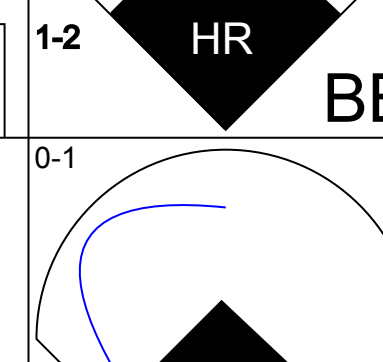
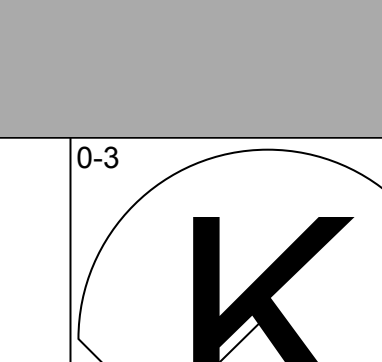
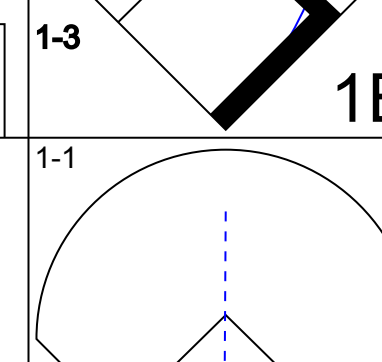
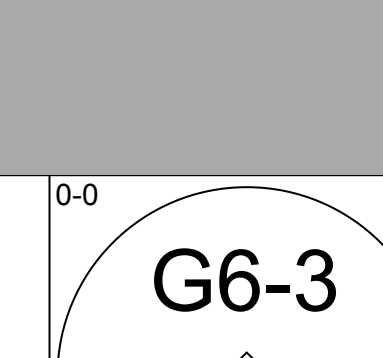
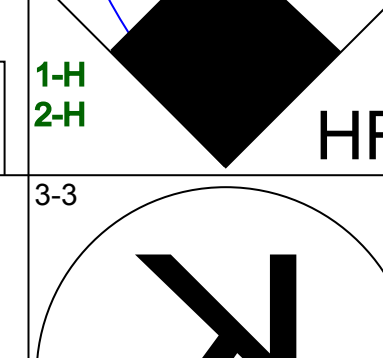
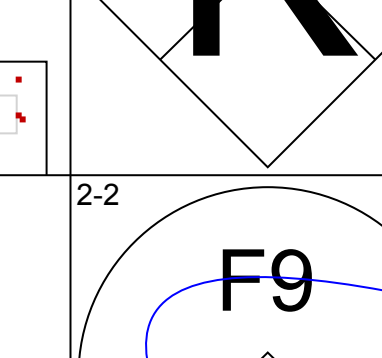
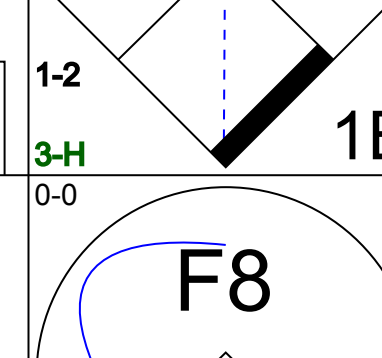
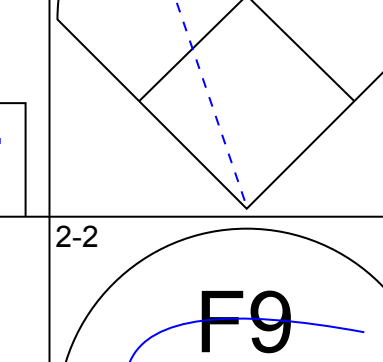
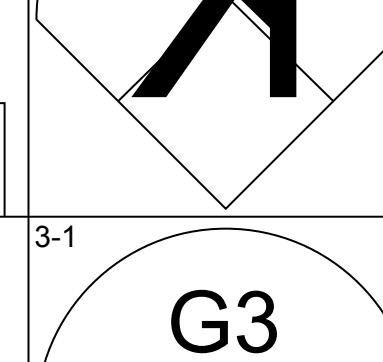
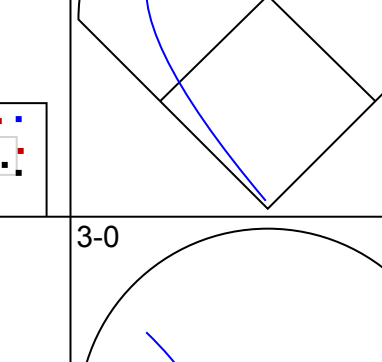
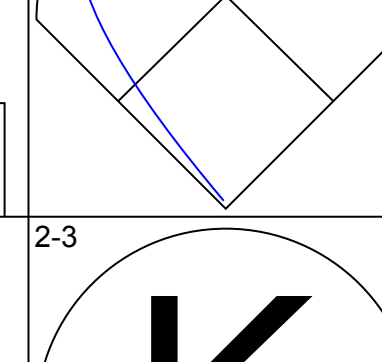
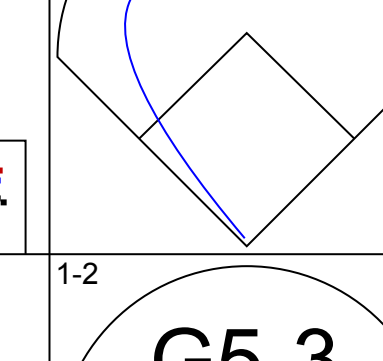
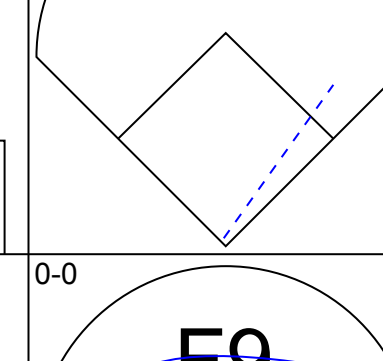
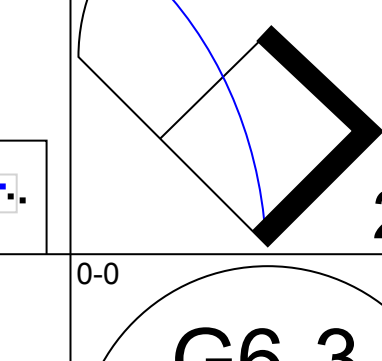
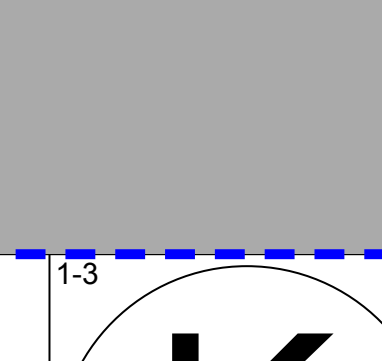
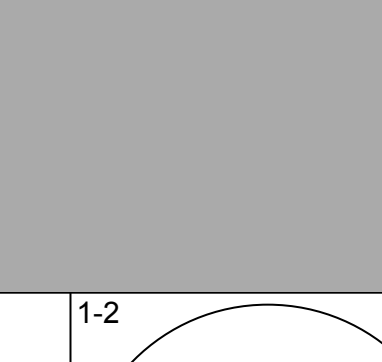
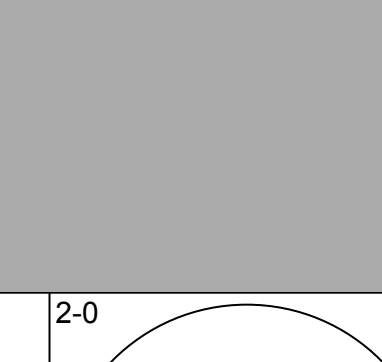
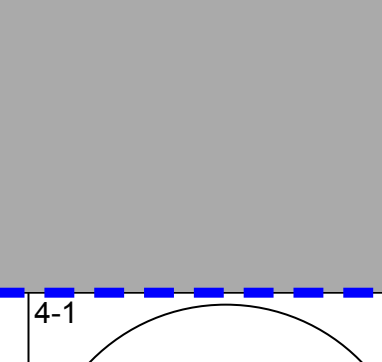
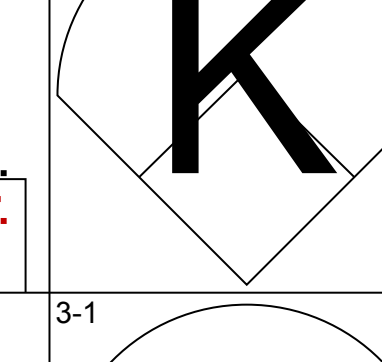
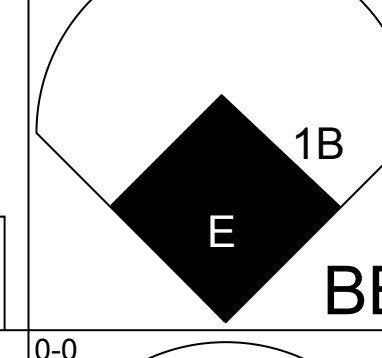
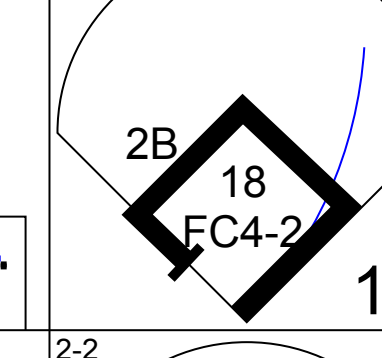
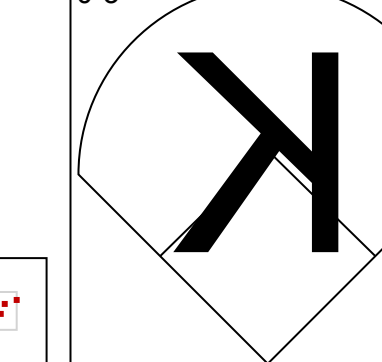
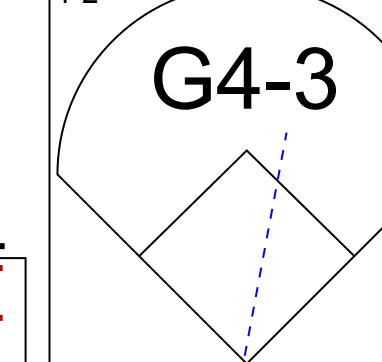
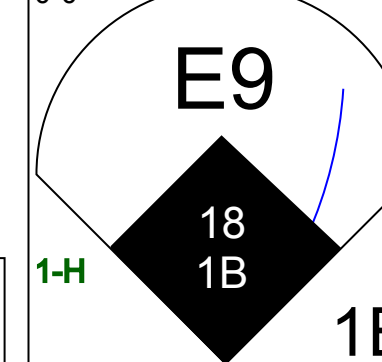
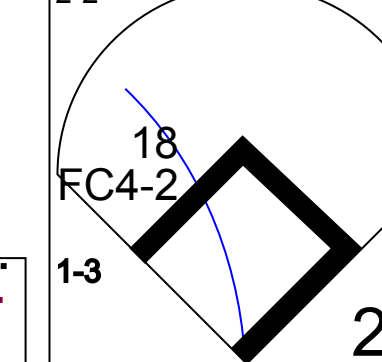
Batter	1	2	3	4	5	6	7	8	9	AB	R	H	RBI	BB	SO	LOB	TOP			
9 David DeJesus, L (1, 8) OBP: 0.357, SLG: 0.441										4	0	0	0	0	1	1				
Chip Ambres, R (1, 7) OBP: 0.484, SLG: 0.654										3	2	2	1	0	1	0				
Terrence Long, L (8, PH) OBP: 0.320, SLG: 0.401										1	0	0	0	0	0	0				
29 Mike Sweeney, R (1, 10) OBP: 0.352, SLG: 0.544										4	1	2	0	0	0	0				
Matt Stairs, L (1, 3) OBP: 0.360, SLG: 0.451										4	1	2	3	0	0	0				
Emil Brown, R (1, 9) OBP: 0.343, SLG: 0.434										4	0	0	0	0	1	2				
24 Mark Teahen, L (1, 5) OBP: 0.308, SLG: 0.368										3	0	0	0	1	1	0				
4 Angel Berroa, R (1, 6) OBP: 0.297, SLG: 0.363										4	0	2	0	0	0	1				
14 John Buck, R (1, 2) OBP: 0.275, SLG: 0.352										4	0	0	0	0	3	3				
Donnie Murphy, R (1, 4) OBP: 0.333, SLG: 0.387										3	0	0	0	0	1	2				
Ruben Colay, S (9, PH) OBP: 0.289, SLG: 0.347										1	0	0	0	0	1	1				
Inning Stats	R: 3 E: 0 K: 2 S: 19	H: 3 LOB: 0 BB: 0 P: 24	R: 0 E: 1 K: 2 S: 11	H: 1 LOB: 1 BB: 0 P: 14	R: 1 E: 0 K: 0 S: 9	H: 1 LOB: 0 BB: 0 P: 15	R: 0 E: 0 K: 0 S: 6	H: 0 LOB: 0 BB: 0 P: 8	R: 0 E: 0 K: 1 S: 8	H: 0 LOB: 0 BB: 0 P: 12	R: 0 E: 0 K: 1 S: 8	H: 1 LOB: 1 BB: 0 P: 13	R: 0 E: 0 K: 0 S: 11	H: 2 LOB: 2 BB: 0 P: 19	R: 0 E: 0 K: 2 S: 17	H: 0 LOB: 1 BB: 1 P: 27	1B: 5 2B: 1 3B: 0 HR: 2	SF: 0 SAC: 0 DP: 0 HBP: 0	WP: 0 PB: 0 SB: 0 CS: 0	PA: 36
PITCHER	IP	WLS	BF	H	R	ER	SO	BB	IBB	HBP	BLK	WP	HR	S	P	ERA	WHIP			
49 Tim Wakefield, R (1, 1) ERA: 4.23	7.0	W	27	6	4	4	7	0	0	0	0	0	2	69	96	5.14	0.857			
50 Mike Timlin, R (8, 1) ERA: 1.35	1.0	H	5	2	0	0	0	0	0	0	0	0	0	11	19	0.00	2.000			
38 Curt Schilling, R (9, 1) ERA: 6.03	1.0	S	4	0	0	0	2	1	0	0	1	0	0	17	27	0.00	1.000			

Kansas City Royals @ Boston Red Sox
Fenway Park, Boston, MA
Tue Aug 02 2005, 7:05 PM EDT
Att: 35,386 - Clear - 89 F

livebaseballscorecards.com

AB 35
R 4
H 8
RBI 4
BB 1
SO 9
LOB 10




Batter	1	2	3	4	5	6	7	8	9	AB	R	H	RBI	BB	SO	LOB	BOTTOM			
18 Johnny Damon, L (1, 8) OBP: 0.380, SLG: 0.486										4	1	1	1	1	0	2				
Edgar Renteria, R (1, 6) OBP: 0.337, SLG: 0.376										4	1	1	0	1	0	3				
34 David Ortiz, L (1, 10) OBP: 0.391, SLG: 0.570										3	1	2	0	1	0	2				
Manny Ramirez, R (1, 7) OBP: 0.372, SLG: 0.580										4	1	2	4	0	1	1				
Kevin Millar, R (1, 3) OBP: 0.365, SLG: 0.377										4	0	0	0	0	1	2				
Bill Mueller, S (1, 5) OBP: 0.375, SLG: 0.412										4	0	1	0	0	1	2				
Doug Mirabeli, R (1, 2) OBP: 0.286, SLG: 0.382										4	0	0	0	0	1	1				
José Cruz Jr., S (1, 9) OBP: 0.347, SLG: 0.431										2	0	0	0	1	0	0				
Adam Stern, L (7, PR) OBP: 0.231, SLG: 0.417										0	1	0	0	0	0	0				
Gabe Kapler, R (8, PH) OBP: 0.375, SLG: 0.375										1	0	1	0	0	0	0				
Tony Graffanino, R (1, 4) OBP: 0.375, SLG: 0.389										4	1	2	0	0	1	0				
Inning Stats	R: 0 E: 0 K: 0 S: 12	H: 1 LOB: 1 BB: 0 P: 18	R: 0 E: 0 K: 0 S: 7	H: 0 LOB: 0 BB: 0 P: 10	R: 0 E: 0 K: 1 S: 8	H: 0 LOB: 0 BB: 0 P: 9	R: 3 E: 0 K: 1 S: 10	H: 1 LOB: 2 BB: 2 P: 24	R: 0 E: 0 K: 1 S: 8	H: 1 LOB: 0 BB: 0 P: 13	R: 3 E: 1 K: 1 S: 13	H: 4 LOB: 2 BB: 1 P: 26	R: 0 E: 0 K: 1 S: 13	H: 2 LOB: 2 BB: 0 P: 21	1B: 6 2B: 3 3B: 0 HR: 1	SF: 0 SAC: 0 DP: 0 HBP: 0	WP: 0 PB: 0 SB: 0 CS: 0	PA: 38		
PITCHER	IP	WLS	BF	H	R	ER	SO	BB	IBB	HBP	BLK	WP	HR	S	P	ERA	WHIP			
Runelvys Hernandez, R (1, 1) ERA: 4.68	6.0		25	4	3	3	3	3	0	0	0	0	0	54	94	4.50	1.167			
Ambiorix Burgos, R (7, 1) ERA: 4.68	1.0	L	8	4	3	3	1	1	0	0	0	0	0	13	26	27.00	5.000			
Andrew Sisco, L (8, 1) ERA: 2.44	1.0		5	2	0	0	1	0	0	0	0	0	0	13	21	0.00	2.000			

Kansas City Royals @ Boston Red Sox
Fenway Park, Boston, MA
Tue Aug 02 2005, 7:05 PM EDT
Att: 35,386 - Clear - 89 F

livebaseballscorecards.com

AB 34
R 6
H 10
RBI 5
BB 4
SO 5
LOB 13



Batter	1	2	3	4	5	6	7	8	9	AB	R	H	RBI	BB	SO	LOB	TOP										
9 David DeJesus, L (1.8) OBP: 0.354, SLG: 0.436	1-2 F7		0-1 F9	0-0 G4-3			2-0 G6-3			4	0	0	0	0	0	4	Kansas City Royals @ Boston Red Sox Fenway Park, Boston, MA Wed Aug 03 2005, 7:05 PM EDT Att: 35,055 - Partly Cloudy - 76 F										
Terrence Long, L (1.7) OBP: 0.316, SLG: 0.395	2-2 G6-3		2-3 K		1-3 K		0-1 G4-3			4	0	0	1	0	2	0											
29 Mike Sweeney, R (1.10) OBP: 0.350, SLG: 0.550	1-1 L7			2-0 HR	2-3 K		3H B1-3			4	1	1	1	0	1	0											
Matt Stairs, L (1.3) OBP: 0.359, SLG: 0.446		4-0 WP HR BB		1-1 G6-3	0-1 G1-3			2-1 P6		3	1	0	0	1	0	0											
Emil Brown, R (1.9) OBP: 0.345, SLG: 0.450		3-2 1-H HR		2-2 4 1B 3B		0-1 L6		0-1 L3		4	2	2	2	0	0	0											
24 Mark Teahen, L (1.5) OBP: 0.311, SLG: 0.371		0-2 F7		4-2 14 S 4 1B BB		1-0 2B		2-2 G4-3		3	0	1	0	1	0	0											
4 Angel Berroa, R (1.6) OBP: 0.296, SLG: 0.362		0-2 F8		0-0 14 BB 1B		3-3 K			1-1 P4	4	0	1	1	0	1	1											
Ruben Gotay, S (1.4) OBP: 0.286, SLG: 0.342		1-1 F7		1-2 3H 2-2 K		1-2 P6			1-2 G6-3	4	0	0	0	0	1	3											
14 John Buck, R (1.2) OBP: 0.278, SLG: 0.356			0-1 F8	4-2 1-2 2-3 BB			0-0 9 G6-3 G4-3 2B		1-2 L6	3	1	1	0	1	0	0											
Inning Stats	R: 0 E: 0 K: 0 S: 9	H: 0 LOB: 0 BB: 0 P: 13	R: 2 E: 0 K: 0 S: 15	H: 1 LOB: 0 BB: 1 P: 23	R: 0 E: 0 K: 1 S: 7	H: 0 LOB: 0 BB: 0 P: 9	R: 2 E: 0 K: 1 S: 17	H: 3 LOB: 2 BB: 2 P: 32	R: 0 E: 0 K: 2 S: 10	H: 0 LOB: 1 BB: 0 P: 13	R: 0 E: 0 K: 1 S: 9	H: 1 LOB: 1 BB: 0 P: 14	R: 1 E: 0 K: 0 S: 5	H: 1 LOB: 0 BB: 0 P: 7	R: 0 E: 0 K: 0 S: 7	H: 0 LOB: 0 BB: 0 P: 11	R: 0 E: 0 K: 0 S: 9	H: 0 LOB: 0 BB: 0 P: 12	1B: 1 2B: 2 3B: 1 HR: 2	SF: 0 SAC: 0 DP: 0 HBP: 0	WP: 1 PB: 0 SB: 1 CS: 0	PA: 36					
PITCHER	IP	WLS	BF	H	R	ER	SO	BB	IBB	HBP	BLK	WP	HR	S	P	ERA	WHIP										
Wade Miller, R (1.1) ERA: 4.78	6.0	W	27	6	5	5	5	3	0	0	0	1	2	68	105	7.50	1.500										
Mike Myers, L (7.1) ERA: 2.96	0.2	H	2	0	0	0	0	0	0	0	0	0	0	3	5	0.00	0.000										
Chad Bradford, R (7.1) ERA: 3.38	0.1	H	1	0	0	0	0	0	0	0	0	0	0	1	1	0.00	0.000										
50 Mike Timlin, R (8.1) ERA: 1.33	1.0	H	3	0	0	0	0	0	0	0	0	0	0	7	11	0.00	0.000										
38 Curt Schilling, R (9.1) ERA: 5.65	1.0	S	3	0	0	0	0	0	0	0	0	0	0	9	12	0.00	0.000										

Batter	1	2	3	4	5	6	7	8	9	AB	R	H	RBI	BB	SO	LOB	BOTTOM										
18 Johnny Damon, L (1.8) OBP: 0.383, SLG: 0.485	4-2 34 1B BB			1-1 34 BB 1B	4-0 BB		2-2 P5			3	0	1	0	2	0	2	Kansas City Royals @ Boston Red Sox Fenway Park, Boston, MA Wed Aug 03 2005, 7:05 PM EDT Att: 35,055 - Partly Cloudy - 76 F										
Edgar Renteria, R (1.6) OBP: 0.335, SLG: 0.376	0-1 BB	1-2 G6-3		2-1 SF8	4-0 BB		4-2 BB			2	1	1	1	1	0	0											
Doug Mirabelli, R (7. PH) OBP: 0.293, SLG: 0.382				1-2 3H BB	1-2 2-3 BB		1-2 3H BB			0	0	0	0	1	0	0											
13 Alex Cora, L (7. PR) OBP: 0.249, SLG: 0.298	1-2 HR			3H BB	1-2 2-3 BB		1-2 3H BB			0	0	0	0	0	0	0											
34 David Ortiz, L (1.10) OBP: 0.391, SLG: 0.567	1-0 HR 1B		2-3 K	4-1 FC6-4 BB	1-0 G4-3		3-2 F8			4	1	1	0	1	1	5											
Manny Ramirez, R (1.7) OBP: 0.374, SLG: 0.589	0-0 HR		3-2 F9	0-0 FC6-4		4-1 BB		3-3 K		1	1	1	3	0	0	0											
Gabe Kapler, R (3.7) OBP: 0.333, SLG: 0.273	1-2 HR		1-1 F8	1-2 BB		1-2 BB		1-2 K		3	0	0	0	1	1	3											
Jason Varitek, S (1.2) OBP: 0.381, SLG: 0.540	3-2 G3		1-1 F8		3-2 S 1B	1-2 G1-6-3 BB		0-1 G4-3		5	1	1	0	0	0	1											
Kevin Millar, R (1.3) OBP: 0.386, SLG: 0.384	1-1 E 2B			0-1 G3-1 2B	1-2 F8	1-2 G5-3		1-3 K		5	1	2	0	0	1	1											
Bill Mueller, S (1.5) OBP: 0.374, SLG: 0.413	3-1 E6			2-1 G3-1	1-0 F8		0-1 1B WP 2B			4	1	1	0	0	0	3											
Tony Graffanino, R (1.4) OBP: 0.377, SLG: 0.391	0-1 L7			3-2 18 1B SF8 1B	0-2 E6 18 WP		0-0 S 1B			4	2	2	1	0	0	2											
José Cruz Jr., S (1.9) OBP: 0.349, SLG: 0.433		2-2 L4		2-0 34 BB 18 1B	0-0 BB 18 WP 1B		2-3 K			4	0	2	0	0	1	2											
Inning Stats	R: 3 E: 1 K: 0 S: 16	H: 4 LOB: 2 BB: 1 P: 28	R: 0 E: 0 K: 0 S: 10	H: 0 LOB: 0 BB: 0 P: 13	R: 0 E: 0 K: 1 S: 8	H: 0 LOB: 0 BB: 0 P: 14	R: 2 E: 0 K: 0 S: 15	H: 4 LOB: 3 BB: 1 P: 29	R: 2 E: 1 K: 0 S: 13	H: 2 LOB: 3 BB: 2 P: 27	R: 0 E: 0 K: 0 S: 7	H: 0 LOB: 1 BB: 1 P: 14	R: 1 E: 0 K: 1 S: 15	H: 2 LOB: 2 BB: 1 P: 26	R: 0 E: 0 K: 2 S: 8	H: 0 LOB: 0 BB: 0 P: 12	1B: 8 2B: 3 3B: 0 HR: 1	SF: 1 SAC: 0 DP: 1 HBP: 0	WP: 2 PB: 0 SB: 2 CS: 0	PA: 42							
PITCHER	IP	WLS	BF	H	R	ER	SO	BB	IBB	HBP	BLK	WP	HR	S	P	ERA	WHIP										
Kyle Snyder, R (1.1) ERA: 9.24	3.1	L	19	8	5	5	1	1	0	0	0	0	0	16	27	0.00	2.250										
Shawn Camp, R (4.1) ERA: 8.49	1.1		8	2	2	0	0	1	0	0	0	0	0	1	10	0.00	6.000										
Andrew Sisco, L (5.1) ERA: 2.42	0.1		3	0	0	0	0	2	0	0	0	1	0	1	10	0.00	6.000										
46 Juan Carlos Oviedo, R (6.1) ERA: 7.66	1.0		5	2	1	1	0	1	0	0	0	0	0	10	17	9.00	3.000										
41 Jimmy Cobble, L (7.1) ERA: 4.87	1.0		4	0	0	0	1	1	0	0	0	1	0	12	23	0.00	1.000										
PITCHER	IP	WLS	BF	H	R	ER	SO	BB	IBB	HBP	BLK	WP	HR	S	P	ERA	WHIP										
Mike MacDougal, R (8.1) ERA: 3.62	1.0		3	0	0	0	2	0	0	0	0	0	0	8	12	0.00	0.000										

Batter	1	2	3	4	5	6	7	8	9	AB	R	H	RBI	BB	SO	LOB	TOP			
18 Johnny Damon, L (1, 8) OBP: 0.385, SLG: 0.487 13 Alex Cora, L (6, 6) OBP: 0.247, SLG: 0.295			G3-1			L8		G6-3		3	0	1	0	0	0	0	Boston Red Sox @ Minnesota Twins Hubert H. Humphrey Metrodome, Minneapolis, MN Fri Aug 05 2005, 8:10 PM EDT Att: 38,161 - Dome - 70 F			
Edgar Renteria, R (1, 6) OBP: 0.344, SLG: 0.385 Adam Stern, L (6, 8) OBP: 0.214, SLG: 0.385			P4					G6-3		3	0	1	0	0	1	1				
34 David Ortiz, L (1, 10) OBP: 0.593, SLG: 0.561 Roberto Petagine, L (9, PH)						L7			K	2	0	0	0	1	1	1				
Manny Ramirez, R (1, 7) OBP: 0.374, SLG: 0.587 Doug Mirabeli, R (7, 2) OBP: 0.297, SLG: 0.374								G5-3		3	0	1	0	0	1	2				
Jason Varitek, S (1, 2) OBP: 0.381, SLG: 0.547 Gabe Kapler, R (7, 7) OBP: 0.286, SLG: 0.231						F9		E5		3	0	0	0	0	2	3				
Kevin Millar, R (1, 3) OBP: 0.352, SLG: 0.373									K	4	0	0	0	0	1	2				
Bill Mueller, S (1, 5) OBP: 0.375, SLG: 0.412										3	0	1	0	0	1	0				
Tony Graffanino, R (1, 4) OBP: 0.373, SLG: 0.386										3	0	0	0	0	2	2				
José Cruz Jr., S (1, 9) OBP: 0.345, SLG: 0.430										3	0	0	0	0	1	0				
Inning Stats	R: 0 E: 0 K: 3 S: 15	H: 1 LOB: 2 BB: 1 P: 22	R: 0 E: 0 K: 0 S: 7	H: 0 LOB: 0 BB: 0 P: 9	R: 0 E: 0 K: 0 S: 12	H: 0 LOB: 0 BB: 0 P: 14	R: 0 E: 0 K: 2 S: 9	H: 0 LOB: 0 BB: 0 P: 15	R: 0 E: 0 K: 2 S: 9	H: 0 LOB: 0 BB: 0 P: 11	R: 0 E: 0 K: 1 S: 8	H: 1 LOB: 1 BB: 0 P: 13	R: 0 E: 0 K: 1 S: 14	H: 2 LOB: 2 BB: 0 P: 20	R: 0 E: 1 K: 2 S: 10	H: 0 LOB: 1 BB: 0 P: 17	1B: 3 2B: 0 3B: 1 HR: 0	SF: 0 SAC: 0 DP: 0 HBP: 0	WP: 0 PB: 0 SB: 0 CS: 0	PA: 33
PITCHER	IP WLS BF H R ER SO BB IBB HBP BLK WP HR S P ERA WHIP	7.0 W 26 4 0 0 8 1 0 0 0 0 0 74 104 0.00 0.714	1.0 3 0 0 0 1 0 0 0 0 0 0 8 12 0.00 0.000	1.0 4 0 0 0 2 0 0 0 0 0 0 10 17 0.00 0.000																
Brad Radke, R (1, 1) ERA: 3.71 Terry Mulholland, L (8, 1) ERA: 5.65 54 Matt Guerrier, R (9, 1) ERA: 2.95																				

Batter	1	2	3	4	5	6	7	8	9	AB	R	H	RBI	BB	SO	LOB	BOTTOM				
20 Lew Ford, R (1, 8) OBP: 0.332, SLG: 0.377			G3-1			G6-4-3				5	3	3	0	0	0	1	Boston Red Sox @ Minnesota Twins Hubert H. Humphrey Metrodome, Minneapolis, MN Fri Aug 05 2005, 8:10 PM EDT Att: 38,161 - Dome - 70 F				
8 Nick Punto, S (1, 4) OBP: 0.318, SLG: 0.346 38 Luis Antonio Rodriguez (PH) OBP: 0.361, SLG: 0.415			K							4	0	1	1	0	2	2					
7 Joe Mauer, L (1, 2) OBP: 0.372, SLG: 0.432			G1-3							5	3	3	3	0	0	1					
Matthew LeCroy, R (1, 10) OBP: 0.366, SLG: 0.476 Terry Tifee, S (7, PR) OBP: 0.241, SLG: 0.341										4	1	3	1	0	0	0					
Jacque Jones, L (1, 9) OBP: 0.355, SLG: 0.473										4	2	3	2	1	0	1					
33 Justin Morneau, L (1, 3) OBP: 0.323, SLG: 0.468										5	0	0	1	0	1	3					
5 Michael Cuddyer, R (1, 5) OBP: 0.340, SLG: 0.425										4	0	1	0	1	1	4					
Michael Ryan, L (1, 7) OBP: 0.283, SLG: 0.302										4	1	0	0	1	1	5					
Jason Bartlett, R (1, 6) OBP: 0.287, SLG: 0.333										3	0	0	0	1	1	3					
Inning Stats	R: 4 E: 1 K: 0 S: 24	H: 4 LOB: 2 BB: 1 P: 40	R: 0 E: 0 K: 1 S: 8	H: 0 LOB: 0 BB: 0 P: 12	R: 0 E: 0 K: 1 S: 12	H: 1 LOB: 1 BB: 0 P: 21	R: 3 E: 1 K: 1 S: 14	H: 3 LOB: 1 BB: 0 P: 19	R: 0 E: 0 K: 0 S: 3	H: 0 LOB: 0 BB: 1 P: 8	R: 0 E: 0 K: 2 S: 11	H: 1 LOB: 1 BB: 1 P: 22	R: 0 E: 0 K: 2 S: 15	H: 1 LOB: 3 BB: 1 P: 25	R: 5 E: 0 K: 1 S: 21	H: 6 LOB: 1 BB: 0 P: 28	1B: 9 2B: 5 3B: 1 HR: 1	SF: 0 SAC: 0 DP: 2 HBP: 0	WP: 0 PB: 0 SB: 0 CS: 0	PA: 44	
PITCHER	IP WLS BF H R ER SO BB IBB HBP BLK WP HR S P ERA WHIP	3.2 L 22 8 7 2 3 1 0 0 0 0 0 4 9 4.91 2.455	1.1 4 0 0 0 0 1 0 0 0 0 0 4 9 0.00 0.750	1.2 8 2 0 0 1 2 0 0 0 0 0 23 43 0.00 2.400	1.1 10 6 5 5 2 0 0 0 0 0 1 24 32 33.75 4.500																
Bronson Arroyo, R (1, 1) ERA: 4.24 Mike Myers, L (4, 1) ERA: 2.81 17 Manny Delcarmen, R (6, 1) ERA: 6.82 Geremi Gonzalez, R (7, 1) ERA: 6.82																					



Batter	1	2	3	4	5	6	7	8	9	AB	R	H	RBI	BB	SO	LOB	TOP											
Tony Graffanino, R OBP: 0.368, SLG: 0.380	0-1 1B 34 2B	2-3 K		3-3 K2		1-1 F9		2-3 K		5	1	1	0	0	3	2	Boston Red Sox @ Minnesota Twins Hubert H. Humphrey Metrodome, Minneapolis, MN Sun Aug 07 2005, 2:10 PM EDT Att: 40,982 - Dome - 70 F											
Edgar Renteria, R OBP: 0.345, SLG: 0.385	1-0 34 2B	0-2 34 1-3			0-0 1B 2B	2-2 G6-3		0-0 E6		5	2	3	0	0	0	1												
34 David Ortiz, L OBP: 0.394, SLG: 0.558	3-2 2B	0-1 L1-3			4-1 1B 2B		4-0 HR	3-3 K		3	3	1	2	2	1	2												
Manny Ramirez, R OBP: 0.378, SLG: 0.598 Adam Stern, L OBP: 0.200, SLG: 0.357	2-2 1B 2B		1-1 1B		0-0 2B 1B		3-2 HR	0-0 F8		4	3	4	3	0	0	0												
Kevin Millar, R OBP: 0.359, SLG: 0.373	1-1 1B		2-0 1B		0-0 1B	2-1 P3		0-0 G2-3		5	1	3	1	0	0	3												
Roberto Petagine, L OBP: 0.293, SLG: 0.222	F7		2-1 1B		2-1 2B	0-3 K		1-1 F7		5	0	1	3	0	1	4												
Doug Mirabeli, R OBP: 0.292, SLG: 0.368	0-1 1B		0-0 G6-4-3		0-0 K	4-2 1B		1-3 K		4	0	1	0	1	2	2												
13 Alex Cora, L OBP: 0.242, SLG: 0.289	2-1 F7		1-1 F7		0-1 F8	3-2 G4-3				4	0	0	0	0	0	3												
Gabe Kapler, R OBP: 0.409, SLG: 0.571	2-3 K		1-2 1B		0-1 1B		0-1 HR			4	1	3	1	0	1	1												
Inning Stats	R: 5 E: 1 K: 1 S: 19	H: 6 LOB: 1 BB: 0 P: 30	R: 0 E: 0 K: 1 S: 8	H: 1 LOB: 0 BB: 0 P: 10	R: 0 E: 0 K: 0 S: 6	H: 2 LOB: 1 BB: 0 P: 11	R: 0 E: 0 K: 1 S: 9	H: 1 LOB: 1 BB: 0 P: 14	R: 3 E: 0 K: 1 S: 10	H: 3 LOB: 0 BB: 1 P: 16	R: 0 E: 0 K: 0 S: 10	H: 1 LOB: 1 BB: 0 P: 12	R: 2 E: 0 K: 1 S: 15	H: 2 LOB: 1 BB: 2 P: 31	R: 1 E: 1 K: 2 S: 11	H: 1 LOB: 1 BB: 0 P: 16	R: 0 E: 0 K: 1 S: 6	H: 0 LOB: 0 BB: 0 P: 8	1B: 11 2B: 6 3B: 0 HR: 2	SF: 0 SAC: 0 DP: 4 HBP: 0	WP: 1 PB: 0 SB: 1 CS: 0	PA: 43						
PITCHER	IP	WLS	BF	H	R	ER	SO	BB	IBB	HBP	BLK	WP	HR	S	P	ERA	WHIP											
Joe Mays, R ERA: 4.95	(1, 1)	4.2	L	24	13	8	7	3	1	0	0	0	0	0	48	77	13.50	3.000										
54 Matt Guerrier, R ERA: 2.84	(5, 1)	1.1		5	1	0	0	1	0	0	0	0	0	13	16	0.00	0.750											
J.C. Romero, L ERA: 3.27	(7, 1)	1.0		6	2	2	2	1	2	0	0	1	1	15	31	18.00	4.000											
Terry Mulholland, L ERA: 5.6	(8, 1)	2.0		8	1	1	1	3	0	0	0	0	1	17	24	4.50	0.500											

Batter	1	2	3	4	5	6	7	8	9	AB	R	H	RBI	BB	SO	LOB	BOTTOM										
Shannon Stewart, R OBP: 0.332, SLG: 0.398	1-1 F9		1-2 8 1B		0-2 G5-3			0-3 K	0-2 8 1B	5	2	2	2	0	1	0	Boston Red Sox @ Minnesota Twins Hubert H. Humphrey Metrodome, Minneapolis, MN Sun Aug 07 2005, 2:10 PM EDT Att: 40,982 - Dome - 70 F										
8 Nick Punto, S OBP: 0.317, SLG: 0.344	0-3 K		3-1 20 E			0-1 G5-3		1-0 F8	1-0 BB	5	0	2	2	0	1	1											
20 Lew Ford, R OBP: 0.335, SLG: 0.375	2-2 G5-3		1-2 20 E			2-2 F8		4-2 BB	4-1 BB	3	0	0	0	2	0	1											
Matthew LeCroy, R OBP: 0.350, SLG: 0.460 38 Luis Antonio Rodriguez, S OBP: 0.361, SLG: 0.415		1-3 K	1-3 K		3-3 K		0-2 F9	4-2 BB	1-2 2-3 3-H	4	0	0	1	1	3	3											
Jacque Jones, L OBP: 0.350, SLG: 0.463		0-3 K2-3		0-0 G3-1			2-3 K	1-3 K	0-3 K	5	0	0	0	0	4	5											
5 Michael Cuddyer, R OBP: 0.342, SLG: 0.423 Terry Tiffee, S OBP: 0.236, SLG: 0.333		2-1 P4		0-3 K			1-1 1B		1-0 F8	3	1	1	0	0	1	0											
55 Mike Redmond, R OBP: 0.300, SLG: 0.321			0-3 K		1-1 F9		1-3 K		0-2 K	4	0	0	0	0	3	1											
Juan Castro, R OBP: 0.275, SLG: 0.380			1-0 1B 8 1B		0-0 G1-3		0-1 E6	4-2 E 1B		3	2	2	0	1	0	0											
Jason Bartlett, R OBP: 0.294, SLG: 0.339			3-1 8 1B		3-2 F8		1-0 F9	1-2 E5	1-3 2B	4	2	2	0	0	0	1											
Inning Stats	R: 0 E: 0 K: 1 S: 8	H: 0 LOB: 0 BB: 0 P: 11	R: 0 E: 0 K: 2 S: 8	H: 0 LOB: 0 BB: 0 P: 11	R: 3 E: 1 K: 2 S: 15	H: 4 LOB: 1 BB: 0 P: 24	R: 0 E: 0 K: 1 S: 6	H: 0 LOB: 0 BB: 0 P: 7	R: 0 E: 0 K: 0 S: 9	H: 0 LOB: 0 BB: 0 P: 12	R: 0 E: 0 K: 1 S: 13	H: 0 LOB: 1 BB: 0 P: 18	R: 1 E: 1 K: 2 S: 11	H: 2 LOB: 1 BB: 0 P: 16	R: 0 E: 0 K: 2 S: 13	H: 0 LOB: 2 BB: 1 P: 19	R: 3 E: 1 K: 2 S: 22	H: 3 LOB: 3 BB: 3 P: 37	1B: 8 2B: 1 3B: 0 HR: 0	SF: 0 SAC: 0 DP: 0 HBP: 0	WP: 1 PB: 0 SB: 1 CS: 0	PA: 41					
PITCHER	IP	WLS	BF	H	R	ER	SO	BB	IBB	HBP	BLK	WP	HR	S	P	ERA	WHIP										
49 Tim Wakefield, R ERA: 4.13	(1, 1)	8.0	W	32	6	4	2	11	1	0	0	0	0	83	118	2.25	0.875										
17 Manny Delcarmen, R ERA: 7.35	(9, 1)	0.2		7	3	3	3	1	2	0	0	0	0	16	27	40.50	7.500										
38 Curt Schilling, R ERA: 5.88	(9, 1)	0.1	S	2	0	0	0	1	1	0	0	0	0	6	10	0.00	3.000										

AB 40
R 11
H 17
RBI 10
BB 3
SO 8
LOB 19




AB 37
R 7
H 9
RBI 5
BB 4
SO 13
LOB 12



Batter	1	2	3	4	5	6	7	8	9	AB	R	H	RBI	BB	SO	LOB	TOP					
David Dellucci, L (1,7) OBP: 0.395, SLG: 0.502										6	1	2	0	0	1	3						
10 Michael Young, R (1,6) OBP: 0.386, SLG: 0.508										5	2	2	1	0	1	2						
23 Mark Teixeira, S (1,3) OBP: 0.354, SLG: 0.542										3	1	1	0	2	1	1						
9 Hank Blalock, L (1,5) OBP: 0.342, SLG: 0.487										4	0	3	2	0	0	2						
Alfonso Soriano, R (1,4) OBP: 0.325, SLG: 0.549										5	0	2	1	0	0	4						
Phil Nevin, R (1,10) OBP: 0.305, SLG: 0.409										5	1	1	0	0	1	4						
Kevin Mench, R (1,9) OBP: 0.341, SLG: 0.503										5	0	2	0	0	0	2						
Gary Matthews, S (1,8) OBP: 0.321, SLG: 0.479										4	1	1	0	1	0	3						
Rod Barajas, R (1,2) OBP: 0.312, SLG: 0.423										5	0	2	1	0	0	4						
Inning Stats	R: 3 E: 0 K: 1 S: 12	H: 3 LOB: 1 BB: 1 P: 23	R: 1 E: 1 K: 0 S: 13	H: 2 LOB: 2 BB: 0 P: 23	R: 0 E: 0 K: 0 S: 8	H: 2 LOB: 2 BB: 1 P: 18	R: 0 E: 0 K: 1 S: 14	H: 1 LOB: 1 BB: 0 P: 26	R: 1 E: 0 K: 0 S: 11	H: 2 LOB: 1 BB: 0 P: 18	R: 0 E: 0 K: 0 S: 13	H: 1 LOB: 1 BB: 0 P: 21	R: 0 E: 0 K: 0 S: 12	H: 1 LOB: 2 BB: 0 P: 15	R: 1 E: 0 K: 1 S: 12	H: 3 LOB: 2 BB: 0 P: 16	R: 0 E: 0 K: 0 S: 8	H: 1 LOB: 1 BB: 0 P: 11	1B: 12 2B: 4 3B: 0 HR: 0	SF: 1 SAC: 0 DP: 2 HBP: 0	WP: 1 PB: 0 SB: 0 CS: 0	PA: 46
PITCHER	IP WLS BF H R ER SO BB IBB HBP BLK WP HR S P ERA WHIP																					
Wade Miller, R (1,1) ERA: 4.95	4.1		27	10	5	4	2	3	0	0	0	0	1	0	56	104	8.31	3.000				
Geremi Gonzalez, R (5,1) ERA: 6.32	2.2	W	9	2	0	0	1	0	0	0	0	0	0	0	27	40	0.00	0.750				
50 Mike Timlin, R (8,1) ERA: 1.46	1.0		6	3	1	1	1	0	0	0	0	0	0	0	12	16	9.00	3.000				
Chad Bradford, R (9,1) ERA: 1.93	1.0		4	1	0	0	0	0	0	0	0	0	0	8	11	0.00	1.000					

Texas Rangers @ Boston Red Sox
Fenway Park, Boston, MA
Mon Aug 08 2005, 7:05 PM EDT
Att: 35,453 - Overcast - 83 F


AB 42
R 6
H 16
RBI 5
BB 3
SO 4
LOB 25



Batter	1	2	3	4	5	6	7	8	9	AB	R	H	RBI	BB	SO	LOB	BOTTOM				
18 Johnny Damon, L (1,8) OBP: 0.385, SLG: 0.485										5	0	1	2	0	0	5					
Edgar Renteria, R (1,6) OBP: 0.345, SLG: 0.384										4	1	1	0	1	0	1					
34 David Ortiz, L (1,10) OBP: 0.394, SLG: 0.562										4	1	1	2	1	1	0					
Manny Ramirez, R (1,7) OBP: 0.376, SLG: 0.591										4	1	0	0	1	1	3					
Adam Stern, L (9,9) OBP: 0.200, SLG: 0.357										0	0	0	0	0	0	0					
Jason Varitek, S (1,2) OBP: 0.382, SLG: 0.543										4	2	0	0	1	3	0					
Kevin Millar, R (1,9) OBP: 0.361, SLG: 0.375										4	1	2	0	0	0	2					
Roberto Pelagine, L (1,3) OBP: 0.309, SLG: 0.333										3	1	2	1	0	0	0					
Gabe Kapler, R (7,PH) OBP: 0.391, SLG: 0.545										1	0	0	0	0	0	2					
Tony Graffanino, R (1,4) OBP: 0.377, SLG: 0.400										3	3	3	4	1	0	0					
20 Kevin Youkilis, R (8,5) OBP: 0.384, SLG: 0.429										0	0	0	0	0	0	0					
13 Alex Cora, L (1,5) OBP: 0.252, SLG: 0.295										3	1	2	0	1	0	0					
Inning Stats	R: 4 E: 0 K: 0 S: 22	H: 5 LOB: 3 BB: 2 P: 40	R: 0 E: 0 K: 1 S: 7	H: 0 LOB: 0 BB: 0 P: 11	R: 0 E: 0 K: 1 S: 9	H: 0 LOB: 0 BB: 0 P: 14	R: 1 E: 0 K: 0 S: 13	H: 2 LOB: 2 BB: 2 P: 27	R: 3 E: 0 K: 1 S: 21	H: 3 LOB: 0 BB: 0 P: 29	R: 0 E: 0 K: 0 S: 5	H: 0 LOB: 0 BB: 0 P: 11	R: 3 E: 1 K: 0 S: 14	H: 2 LOB: 1 BB: 2 P: 30	R: 0 E: 0 K: 2 S: 11	H: 0 LOB: 0 BB: 0 P: 19	1B: 10 2B: 0 3B: 0 HR: 2	SF: 0 SAC: 0 DP: 2 HBP: 0	WP: 1 PB: 0 SB: 2 CS: 0	PA: 41	
PITCHER	IP WLS BF H R ER SO BB IBB HBP BLK WP HR S P ERA WHIP																				
Ricardo Rodriguez, R (1,1) ERA: 5.57	0.2		9	5	4	4	0	2	0	0	0	0	1	0	30	54	2.70	1.200			
James Baldwin, R (1,1) ERA: 2.61	3.1		13	2	1	1	2	2	0	0	0	0	0	1	30	46	18.00	2.000			
Steve Karsay, R (5,1) ERA: 0.3	2.0	L	11	4	5	4	1	0	0	0	0	0	0	1	30	46	0.00	2.000			
Brian Shouse, L (7,1) ERA: 4.38	1.0		5	1	1	0	0	1	1	0	0	0	0	0	10	24	0.00	2.000			
Francisco Cordero, R (8,1) ERA: 3.4	1.0		3	0	0	0	2	0	0	0	0	0	0	0	11	19	0.00	0.000			

Texas Rangers @ Boston Red Sox
Fenway Park, Boston, MA
Mon Aug 08 2005, 7:05 PM EDT
Att: 35,453 - Overcast - 83 F

AB 35
R 11
H 12
RBI 9
BB 6
SO 5
LOB 13




Batter	1	2	3	4	5	6	7	8	9	10	AB	R	H	RBI	BB	SO	LOB							
David Dellucci, L (1,7) OBP: 0.394, SLG: 0.500	F8		K		WP BB					F8	5	2	1	0	1	1	3							
10 Michael Young, R (1,6) OBP: 0.384, SLG: 0.502	G3		G6-3		F8			G6-3		K	5	1	0	0	1	1	3							
23 Mark Teixeira, S (1,3) OBP: 0.355, SLG: 0.539			K		K			K			4	1	1	1	1	3	1							
9 Hank Blalock, L (1,5) OBP: 0.341, SLG: 0.484	BB				WP 1B			L7			5	1	1	0	0	0	3							
Alfonso Soriano, R (1,4) OBP: 0.328, SLG: 0.546		FC4-6 HBP			G6-3			FC6-4 1B		K	4	0	1	1	0	2	1							
Phil Nevin, R (1,10) OBP: 0.303, SLG: 0.406		K			E6 1B			FC6-4 G5-3 2B		F9	5	2	1	1	0	1	3							
Kevin Mench, R (1,9) OBP: 0.340, SLG: 0.499		FC4-6 1B			1B			G5-3		F9	5	0	1	1	0	0	3							
Gary Matthews, S (1,8) OBP: 0.329, SLG: 0.483		1B			1B			2B IBB		F8	4	0	3	1	1	0	0							
Rod Barajas, R (1,2) OBP: 0.313, SLG: 0.430 Marshall McDougall, R (10, PR) OBP: 0.400, SLG: 0.400 Sandy Alomar Jr., R (10, 2) OBP: 0.399, SLG: 0.324		G4-3			P6			K		F8 2B	5	0	2	1	0	1	5							
											0	0	0	0	0	0	0							
											0	0	0	0	0	0	0							
Inning Stats	R: 0 E: 0 K: 1 S: 7	H: 0 LOB: 1 BB: 1 P: 14	R: 0 E: 0 K: 1 S: 15	H: 1 LOB: 2 BB: 0 P: 22	R: 0 E: 0 K: 2 S: 9	H: 0 LOB: 0 BB: 0 P: 16	R: 1 E: 1 K: 1 S: 14	H: 2 LOB: 2 BB: 0 P: 24	R: 1 E: 0 K: 1 S: 11	H: 1 LOB: 1 BB: 1 P: 20	R: 0 E: 0 K: 1 S: 9	H: 2 LOB: 1 BB: 0 P: 15	R: 5 E: 1 K: 0 S: 30	H: 4 LOB: 2 BB: 2 P: 51	R: 0 E: 0 K: 1 S: 8	H: 0 LOB: 0 BB: 0 P: 10	R: 0 E: 0 K: 1 S: 14	H: 0 LOB: 0 BB: 0 P: 10	R: 0 E: 0 K: 1 S: 14	H: 1 LOB: 2 BB: 0 P: 20	1B: 8 2B: 3 3B: 0 HR: 0	SF: 0 SAC: 0 DP: 1 HBP: 1	WP: 2 PA: 47	
PITCHER	IP WLS BF H R ER SO BB IBB HBP BLK WP HR S P ERA WHIP	IP WLS BF H R ER SO BB IBB HBP BLK WP HR S P ERA WHIP	IP WLS BF H R ER SO BB IBB HBP BLK WP HR S P ERA WHIP	IP WLS BF H R ER SO BB IBB HBP BLK WP HR S P ERA WHIP	IP WLS BF H R ER SO BB IBB HBP BLK WP HR S P ERA WHIP	IP WLS BF H R ER SO BB IBB HBP BLK WP HR S P ERA WHIP	IP WLS BF H R ER SO BB IBB HBP BLK WP HR S P ERA WHIP	IP WLS BF H R ER SO BB IBB HBP BLK WP HR S P ERA WHIP	IP WLS BF H R ER SO BB IBB HBP BLK WP HR S P ERA WHIP	IP WLS BF H R ER SO BB IBB HBP BLK WP HR S P ERA WHIP	IP WLS BF H R ER SO BB IBB HBP BLK WP HR S P ERA WHIP	IP WLS BF H R ER SO BB IBB HBP BLK WP HR S P ERA WHIP	IP WLS BF H R ER SO BB IBB HBP BLK WP HR S P ERA WHIP	IP WLS BF H R ER SO BB IBB HBP BLK WP HR S P ERA WHIP	IP WLS BF H R ER SO BB IBB HBP BLK WP HR S P ERA WHIP	IP WLS BF H R ER SO BB IBB HBP BLK WP HR S P ERA WHIP	IP WLS BF H R ER SO BB IBB HBP BLK WP HR S P ERA WHIP	IP WLS BF H R ER SO BB IBB HBP BLK WP HR S P ERA WHIP	IP WLS BF H R ER SO BB IBB HBP BLK WP HR S P ERA WHIP	IP WLS BF H R ER SO BB IBB HBP BLK WP HR S P ERA WHIP	IP WLS BF H R ER SO BB IBB HBP BLK WP HR S P ERA WHIP	IP WLS BF H R ER SO BB IBB HBP BLK WP HR S P ERA WHIP	IP WLS BF H R ER SO BB IBB HBP BLK WP HR S P ERA WHIP	IP WLS BF H R ER SO BB IBB HBP BLK WP HR S P ERA WHIP

TOP

Texas Rangers @ Boston Red Sox
Fenway Park, Boston, MA
Tue Aug 09, 2005, 7:05 PM EDT
Att: 35,308 - Cloudy - 82 F

livebaseballscorecards.com

AB	42
R	7
H	11
RBI	6
BB	4
SO	9
LOB	22




Batter	1	2	3	4	5	6	7	8	9	10	AB	R	H	RBI	BB	SO	LOB							
18 Johnny Damon, L (1,8) OBP: 0.387, SLG: 0.484	P5		1B					P6			5	1	2	0	1	0	4							
Edgar Renteria, R (1,6) OBP: 0.341, SLG: 0.381	F8		F7		P2			F7		FC6-4	6	0	1	1	0	0	3							
34 David Ortiz, L (1,10) OBP: 0.394, SLG: 0.558			K		1B 2B BB			G6-3		F8	3	1	0	0	2	1	2							
Manny Ramirez, R (1,7) OBP: 0.379, SLG: 0.593			K		G3 SF9 2B			2B 1B 1B			4	2	2	1	1	1	1							
Jason Varitek, S (1,2) OBP: 0.360, SLG: 0.541		G4-3			G3			K		F8	5	1	1	1	0	1	2							
Kevin Millar, R (1,9) OBP: 0.361, SLG: 0.375		P5			SF9			G5-3			3	1	1	1	1	0	0							
Adam Stern, L (9, PR) OBP: 0.200, SLG: 0.357 20 Kevin Youkilis, R (10, 3) OBP: 0.384, SLG: 0.429					1B 13 HBP BB			G5-3		FC5-4 1B	0	0	0	0	0	0	0							
Roberto Petagine, L (1,3) OBP: 0.376, SLG: 0.357 Gabe Kapler, R (5, PR) OBP: 0.360, SLG: 0.500		F9			BB			G6-3		FC5-4	2	0	1	2	1	0	0							
Bill Mueller, S (1,5) OBP: 0.376, SLG: 0.420					BB			G4-3			2	0	0	0	0	0	1							
13 Alex Cora, L (1,4) OBP: 0.257, SLG: 0.295					HR			G4-3		G4-3	4	2	2	1	1	1	1							
											0	0	0	0	0	0	0							
											0	0	0	0	0	0	0							
Inning Stats	R: 0 E: 0 K: 1 S: 15	H: 0 LOB: 1 BB: 1 P: 24	R: 0 E: 0 K: 0 S: 9	H: 0 LOB: 0 BB: 0 P: 14	R: 1 E: 0 K: 1 S: 12	H: 2 LOB: 1 BB: 0 P: 19	R: 1 E: 0 K: 1 S: 15	H: 1 LOB: 1 BB: 1 P: 25	R: 5 E: 0 K: 0 S: 29	H: 4 LOB: 3 BB: 3 P: 50	R: 0 E: 0 K: 1 S: 6	H: 0 LOB: 1 BB: 1 P: 13	R: 0 E: 0 K: 0 S: 6	H: 0 LOB: 0 BB: 0 P: 10	R: 0 E: 0 K: 0 S: 10	H: 1 LOB: 1 BB: 0 P: 14	R: 0 E: 0 K: 0 S: 6	H: 1 LOB: 1 BB: 0 P: 9	R: 1 E: 0 K: 0 S: 10	H: 2 LOB: 2 BB: 1 P: 20	1B: 8 2B: 2 3B: 0 HR: 1	SF: 1 SAC: 1 DP: 0 HBP: 1	WP: 0 PA: 47	
PITCHER	IP WLS BF H R ER SO BB IBB HBP BLK WP HR S P ERA WHIP	IP WLS BF H R ER SO BB IBB HBP BLK WP HR S P ERA WHIP	IP WLS BF H R ER SO BB IBB HBP BLK WP HR S P ERA WHIP	IP WLS BF H R ER SO BB IBB HBP BLK WP HR S P ERA WHIP	IP WLS BF H R ER SO BB IBB HBP BLK WP HR S P ERA WHIP	IP WLS BF H R ER SO BB IBB HBP BLK WP HR S P ERA WHIP	IP WLS BF H R ER SO BB IBB HBP BLK WP HR S P ERA WHIP	IP WLS BF H R ER SO BB IBB HBP BLK WP HR S P ERA WHIP	IP WLS BF H R ER SO BB IBB HBP BLK WP HR S P ERA WHIP	IP WLS BF H R ER SO BB IBB HBP BLK WP HR S P ERA WHIP	IP WLS BF H R ER SO BB IBB HBP BLK WP HR S P ERA WHIP	IP WLS BF H R ER SO BB IBB HBP BLK WP HR S P ERA WHIP	IP WLS BF H R ER SO BB IBB HBP BLK WP HR S P ERA WHIP	IP WLS BF H R ER SO BB IBB HBP BLK WP HR S P ERA WHIP	IP WLS BF H R ER SO BB IBB HBP BLK WP HR S P ERA WHIP	IP WLS BF H R ER SO BB IBB HBP BLK WP HR S P ERA WHIP	IP WLS BF H R ER SO BB IBB HBP BLK WP HR S P ERA WHIP	IP WLS BF H R ER SO BB IBB HBP BLK WP HR S P ERA WHIP	IP WLS BF H R ER SO BB IBB HBP BLK WP HR S P ERA WHIP	IP WLS BF H R ER SO BB IBB HBP BLK WP HR S P ERA WHIP	IP WLS BF H R ER SO BB IBB HBP BLK WP HR S P ERA WHIP	IP WLS BF H R ER SO BB IBB HBP BLK WP HR S P ERA WHIP	IP WLS BF H R ER SO BB IBB HBP BLK WP HR S P ERA WHIP	IP WLS BF H R ER SO BB IBB HBP BLK WP HR S P ERA WHIP

BOTTOM

Texas Rangers @ Boston Red Sox
Fenway Park, Boston, MA
Tue Aug 09, 2005, 7:05 PM EDT
Att: 35,308 - Cloudy - 82 F

livebaseballscorecards.com

AB	37
R	8
H	11
RBI	8
BB	7
SO	4
LOB	14



Batter	1	2	3	4	5	6	7	8	9	AB	R	H	RBI	BB	SO	LOB	TOP										
David DeLucci, L (1, 7) OBP: 0.392, SLG: 0.498	F8		F9			K		FC4-6	FC4-6	5	1	1	1	0	1	2											
10 Michael Young, R (1, 6) Marshall McDougall, R (9, PH) OBP: 0.333, SLG: 0.333	F8		G5-3			K		F9	K	4	0	0	0	0	1	2											
23 Mark Teixeira, S (1, 3) OBP: 0.358, SLG: 0.539	F8									2	1	1	0	1	0	0											
9 Hank Blalock, L (1, 5) OBP: 0.344, SLG: 0.488		P5								4	1	3	1	0	0	0											
Alfonso Soriano, R (1, 4) OBP: 0.325, SLG: 0.544	F9									4	0	1	1	0	1	3											
Phil Nevin, R (1, 10) OBP: 0.300, SLG: 0.401	K									4	0	0	1	0	1	2											
Kevin Mench, R (1, 9) OBP: 0.339, SLG: 0.499										4	1	1	0	0	0	1											
Gary Matthews, S (1, 8) OBP: 0.331, SLG: 0.486										4	0	2	1	0	0	0											
Sandy Alomar Jr., R (1, 2) Mark DeRosa, R (9, PH) OBP: 0.313, SLG: 0.336 OBP: 0.253, SLG: 0.403										2	1	1	0	0	0	0											
Inning Stats	R: 0 E: 0 K: 0 S: 10	H: 0 LOB: 0 BB: 0 P: 13	R: 0 E: 0 K: 1 S: 7	H: 0 LOB: 0 BB: 0 P: 10	R: 1 E: 0 K: 0 S: 7	H: 2 LOB: 1 BB: 0 P: 10	R: 0 E: 0 K: 0 S: 5	H: 2 LOB: 1 BB: 0 P: 8	R: 0 E: 0 K: 3 S: 12	H: 1 LOB: 2 BB: 1 P: 19	R: 0 E: 0 K: 0 S: 11	H: 0 LOB: 0 BB: 0 P: 16	R: 4 E: 0 K: 0 S: 16	H: 4 LOB: 0 BB: 0 P: 27	R: 0 E: 0 K: 2 S: 10	H: 1 LOB: 1 BB: 0 P: 18	1B: 5 2B: 5 3B: 0 HR: 0	SF: 0 SAC: 1 DP: 0 HBP: 1	WP: 0 PB: 0 SB: 1 CS: 0	PA: 38							
PITCHER	IP	WLS	BF	H	R	ER	SO	BB	IBB	HBP	BLK	WP	HR	S	P	ERA	WHIP										
Bronson Arroyo, R (1, 1) ERA: 4.28	7.1	W	30	7	4	4	4	1	0	1	0	0	0	66	97	4.91	1.091										
Mike Myers, L (8, 1) ERA: 3.08	0.0		1	1	0	0	0	0	0	0	0	0	0	1	3	∞	∞										
Chad Bradford, R (8, 1) ERA: 2.61	0.1	H	2	1	1	1	0	0	0	0	0	0	0	7	10	27.00	3.000										
50 Mike Timlin, R (8, 1) ERA: 1.42	0.1	H	1	0	0	0	0	0	0	0	0	0	0	1	1	0.00	0.000										
17 Manny Delcarmen, R (9, 1) ERA: 5.79	1.0		4	1	0	0	2	0	0	0	0	0	0	10	18	0.00	1.000										

Texas Rangers @ Boston Red Sox
Fenway Park, Boston, MA
Wed Aug 10 2005, 7:05 PM EDT
Att: 35,379 - Clear - 83 F

AB 35
R 5
H 10
RBI 5
BB 1
SO 6
LOB 12



Batter	1	2	3	4	5	6	7	8	9	AB	R	H	RBI	BB	SO	LOB	BOTTOM										
18 Johnny Damon, L (1, 8) OBP: 0.386, SLG: 0.481	F8		L4			FC4-6		E1		5	2	1	1	1	1	4											
Edgar Renteria, R (1, 6) OBP: 0.345, SLG: 0.385	G6-3									6	3	3	1	0	1	0											
34 David Ortiz, L (1, 10) OBP: 0.392, SLG: 0.554	G1-3									5	1	1	1	0	1	2											
Manny Ramirez, R (1, 7) Adam Stern, L (9, 9) OBP: 0.383, SLG: 0.602 OBP: 0.200, SLG: 0.357										3	3	2	3	2	1	0											
Jason Varitek, S (1, 2) OBP: 0.380, SLG: 0.536										0	0	0	0	0	0	0											
Kevin Millar, R (1, 3) OBP: 0.382, SLG: 0.375										3	1	0	0	2	0	1											
Kevin Millar, R (1, 3) OBP: 0.382, SLG: 0.375										5	1	2	0	0	2	3											
Tony Graffanino, R (1, 4) OBP: 0.378, SLG: 0.408										5	2	2	3	0	0	2											
Bill Mueller, S (1, 5) Doug Brocail, R (9, 5) OBP: 0.379, SLG: 0.421 OBP: 0.354, SLG: 0.429										4	1	2	1	1	0	2											
Gabe Kapler, R (1, 9) OBP: 0.433, SLG: 0.556										3	2	2	2	1	0	1											
Inning Stats	R: 0 E: 0 K: 0 S: 8	H: 0 LOB: 0 BB: 0 P: 13	R: 0 E: 0 K: 2 S: 9	H: 0 LOB: 0 BB: 0 P: 13	R: 0 E: 0 K: 0 S: 8	H: 1 LOB: 1 BB: 0 P: 14	R: 5 E: 0 K: 1 S: 20	H: 6 LOB: 1 BB: 0 P: 33	R: 0 E: 0 K: 2 S: 9	H: 0 LOB: 1 BB: 1 P: 16	R: 0 E: 0 K: 1 S: 9	H: 1 LOB: 2 BB: 1 P: 17	R: 2 E: 0 K: 0 S: 29	H: 2 LOB: 2 BB: 2 P: 43	R: 9 E: 2 K: 0 S: 21	H: 5 LOB: 1 BB: 3 P: 43	1B: 10 2B: 4 3B: 0 HR: 1	SF: 1 SAC: 0 DP: 0 HBP: 1	WP: 1 PB: 0 SB: 0 CS: 0	PA: 48							
PITCHER	IP	WLS	BF	H	R	ER	SO	BB	IBB	HBP	BLK	WP	HR	S	P	ERA	WHIP										
Kenny Rogers, L (1, 1) ERA: 2.99	5.0	L	23	7	5	5	5	1	0	0	0	1	0	26	43	13.50	3.750										
Steve Karsay, R (7, 1) ERA: 6.75	0.2		4	2	1	1	0	0	0	0	0	0	0	15	21	13.50	3.000										
Brian Shouse, L (8, 1) ERA: 4.81	0.1		3	2	1	1	0	0	0	0	0	0	0	6	11	27.00	6.000										
Kevin Gryboski, R (8, 1) ERA: 5.1	0.1		8	2	7	4	0	2	1	1	0	0	0	10	26	108.00	12.000										
PITCHER	IP	WLS	BF	H	R	ER	SO	BB	IBB	HBP	BLK	WP	HR	S	P	ERA	WHIP										
36 C.J. Wilson, L (8, 1) ERA: 10.07	0.1		1	0	0	0	0	0	0	0	0	0	0	2	2	0.00	0.000										

Texas Rangers @ Boston Red Sox
Fenway Park, Boston, MA
Wed Aug 10 2005, 7:05 PM EDT
Att: 35,379 - Clear - 83 F

AB 39
R 16
H 15
RBI 12
BB 7
SO 6
LOB 15



Batter	1	2	3	4	5	6	7	8	9	AB	R	H	RBI	BB	SO	LOB	TOP										
22 Scott Podsednik, L (1,7) OBP: 0.348, SLG: 0.337	1-1 14 E 3B	0-2 HBP 1B		2-0 F8		0-0 L6			0-2 G3-1	5	2	2	0	0	0	2											
Tadahito Iguchi, R (1,4) OBP: 0.351, SLG: 0.449	1 SAFE K	1-2 1B		0-2 G4-3			0-1 G1-3		1-0 HR	4	1	1	1	0	1	2											
Carl Everett, S (1,10) OBP: 0.315, SLG: 0.469	1 SAFE F8	0-2 1B			1-1 HR		2-2 G4-3		0-2 14 HR 1B	5	2	3	3	0	0	1											
14 Paul Konerko, R (1,3) OBP: 0.367, SLG: 0.520	0-1 E7 3B	2-1 G5-3			1-2 F9		0-1 WP 1B		0-2 HR 1B	5	2	2	2	0	0	3											
Aaron Rowand, R (1,8) OBP: 0.336, SLG: 0.409	2-1 1-H 3-H 3B			2-3 K		1-2 K	1-1 1-H 1B G6-3		0-3 K	5	0	1	2	0	3	1											
23 Jermaine Dye, R (1,9) OBP: 0.327, SLG: 0.486	3-3 K			2-3 K		3-1 G5-3		0-1 G5-3		4	0	0	0	0	2	1											
12 A.J. Pierzynski, L (1,2) OBP: 0.324, SLG: 0.472		0-0 HBP 22 1B		1-2 G3		1-1 G3		1-3 K		4	1	1	0	0	1	0											
24 Joe Crede, R (1,5) OBP: 0.297, SLG: 0.430		0-1 F9		0-2 L9		0-0 G6-3		2-3 K		4	0	0	0	0	1	1											
5 Juan Uribe, R (1,6) OBP: 0.285, SLG: 0.387 Geoff Blum, S (9,PH) OBP: 0.310, SLG: 0.355	1-1 P6			2-1 1B		0-2 1B		0-1 G6-3		3	0	2	0	0	0	1											
Inning Stats	R: 2 E: 1 K: 2 S: 14	H: 2 LOB: 1 BB: 0 P: 20	R: 2 E: 0 K: 0 S: 15	H: 3 LOB: 2 BB: 0 P: 19	R: 0 E: 0 K: 2 S: 13	H: 0 LOB: 0 BB: 0 P: 18	R: 0 E: 0 K: 0 S: 9	H: 1 LOB: 0 BB: 0 P: 13	R: 1 E: 0 K: 1 S: 10	H: 1 LOB: 0 BB: 0 P: 16	R: 0 E: 0 K: 0 S: 7	H: 1 LOB: 1 BB: 0 P: 8	R: 0 E: 0 K: 0 S: 9	H: 1 LOB: 1 BB: 0 P: 12	R: 0 E: 0 K: 2 S: 8	H: 0 LOB: 0 BB: 0 P: 11	R: 3 E: 0 K: 1 S: 17	H: 3 LOB: 0 BB: 0 P: 18	1B: 8 2B: 0 3B: 1 HR: 3	SF: 0 SAC: 0 DP: 0 HBP: 1	WP: 1 PB: 0 SB: 0 CS: 0	PA: 41					
PITCHER	IP	WLS	BF	H	R	ER	SO	BB	IBB	HBP	BLK	WP	HR	S	P	ERA	WHIP	PITCHER									
David Wells, L (1,1) ERA: 4.43	6.2		31	9	5	3	5	0	0	1	0	0	1	75	103	4.05	1.350										
Chad Bradford, R (7,1) ERA: 2.45	0.2	W	2	0	0	0	0	0	0	0	0	0	0	4	5	0.00	0.000										
Mike Myers, L (8,1) ERA: 3.04	0.1	H	1	0	0	0	1	0	0	0	0	0	0	3	4	0.00	0.000										
50 Mike Timlin, R (8,1) ERA: 1.41	0.1	H	1	0	0	0	1	0	0	0	0	0	0	3	5	0.00	0.000										
38 Curt Schilling, R (9,1) ERA: 6.14	1.0		6	3	3	3	1	0	0	0	0	0	2	17	18	27.00	3.000										
Batter	1	2	3	4	5	6	7	8	9	AB	R	H	RBI	BB	SO	LOB	BOTTOM										
18 Johnny Damon, L (1,8) OBP: 0.384, SLG: 0.478	1-0 P6			1-0 FC3-2		1-2 1B			3-3 K	5	0	1	0	0	1	5											
Adam Stern, L (9,9) OBP: 0.200, SLG: 0.357				1-2 3-H 2B		0-1 L6			4-2 34 HR BB	0	0	0	0	0	0	0											
Edgar Renteria, R (1,6) OBP: 0.344, SLG: 0.386	1-3 K			3-2 34 2B		0-1 G5-3			1-2 34 HR BB	4	2	1	0	1	1	4											
34 David Ortiz, L (1,10) OBP: 0.396, SLG: 0.573	1-2 G4-3			0-1 2B		0-0 HR 1B			1-1 HR HR	5	3	4	6	0	0	0											
Manny Ramirez, R (1,7) OBP: 0.384, SLG: 0.598		4-2 G4-3 BB		2-H 3-H 2B		1-3 K			2-3 K	4	0	1	0	1	2	2											
Jason Varitek, S (1,2) OBP: 0.381, SLG: 0.544		1-2 G4-3				0-1 G6-3			1-1 G5-4-3 1B	4	1	2	2	0	0	1											
Kevin Millar, R (1,3) OBP: 0.360, SLG: 0.374		1-1 F9				0-1 BB 1B			1-2 G5-4-3	4	1	1	0	0	0	3											
Tony Graffanino, R (1,4) OBP: 0.376, SLG: 0.406		1-1 G5-3				0-0 1B 18 FC3-2 1B			2-1 G5-3	4	0	1	0	0	0	2											
Bill Mueller, S (1,5) OBP: 0.380, SLG: 0.420				3-2 2B 34 2B 1B		4-2 18 FC3-2 1B BB			2-2 G6-3	3	1	1	0	1	0	0											
Gabe Kapler, R (1,9) OBP: 0.441, SLG: 0.533				0-2 F7		0-0 18 FC3-2 1B			4-2 34 HR BB	3	1	1	1	1	0	1											
Inning Stats	R: 0 E: 0 K: 1 S: 7	H: 0 LOB: 0 BB: 0 P: 10	R: 0 E: 0 K: 0 S: 9	H: 0 LOB: 1 BB: 1 P: 16	R: 2 E: 0 K: 0 S: 20	H: 3 LOB: 1 BB: 0 P: 28	R: 2 E: 0 K: 0 S: 11	H: 3 LOB: 3 BB: 1 P: 16	R: 2 E: 0 K: 1 S: 10	H: 2 LOB: 0 BB: 0 P: 12	R: 0 E: 0 K: 0 S: 9	H: 1 LOB: 1 BB: 0 P: 11	R: 1 E: 0 K: 0 S: 14	H: 3 LOB: 1 BB: 0 P: 20	R: 3 E: 0 K: 2 S: 17	H: 1 LOB: 0 BB: 2 P: 33	1B: 8 2B: 2 3B: 0 HR: 3	SF: 0 SAC: 0 DP: 1 HBP: 0	WP: 0 PB: 0 SB: 0 CS: 0	PA: 40							
PITCHER	IP	WLS	BF	H	R	ER	SO	BB	IBB	HBP	BLK	WP	HR	S	P	ERA	WHIP	PITCHER									
56 Mark Buehrle, L (1,1) ERA: 2.99	7.0	L	34	12	6	6	2	2	0	0	0	0	0	6	12	27.00	3.000										
Luis Vizcaino, R (8,1) ERA: 3.96	0.1		2	0	1	1	0	1	0	0	0	0	0	6	12	27.00	3.000										
Neal Cotts, L (8,1) ERA: 2.06	0.1		1	0	0	0	1	0	0	0	0	0	0	4	7	0.00	0.000										
45 Bobby Jenks, R (8,1) ERA: 3.86	0.1		3	1	2	2	1	1	0	0	0	0	1	7	14	54.00	6.000										

Chicago White Sox @ Boston Red Sox
Fenway Park, Boston, MA
Fri Aug 12 2005, 7:05 PM EDT
Att: 35,132 - Cloudy - 79 F

AB	40
R	8
H	12
RBI	8
BB	0
SO	8
LOB	12



Chicago White Sox @ Boston Red Sox
Fenway Park, Boston, MA
Fri Aug 12 2005, 7:05 PM EDT
Att: 35,132 - Cloudy - 79 F

AB	36
R	9
H	13
RBI	9
BB	4
SO	4
LOB	18



Batter	1	2	3	4	5	6	7	8	9	AB	R	H	RBI	BB	SO	LOB	TOP					
38 Pablo Ozuna, R OBP: 0.311, SLG: 0.320										4	0	0	0	0	1	2						
Tadahito Iguchi, R OBP: 0.347, SLG: 0.444										4	0	0	0	0	1	0						
Carl Everett, S OBP: 0.318, SLG: 0.467										3	1	1	0	1	0	0						
14 Paul Konerko, R OBP: 0.368, SLG: 0.529										4	1	2	1	0	0	1						
Aaron Rowand, R OBP: 0.337, SLG: 0.419										4	1	2	1	0	1	1						
23 Jermaine Dye, R OBP: 0.326, SLG: 0.492										4	1	1	1	0	2	2						
12 A.J. Pierzynski, L OBP: 0.323, SLG: 0.469										4	0	1	0	0	0	0						
24 Joe Crede, R OBP: 0.296, SLG: 0.431										4	0	1	0	0	1	1						
5 Juan Uribe, R OBP: 0.285, SLG: 0.385										4	0	1	0	0	0	1						
Inning Stats	R: 0 E: 0 K: 2 S: 8	H: 0 LOB: 0 BB: 0 P: 11	R: 0 E: 0 K: 1 S: 9	H: 0 LOB: 0 BB: 0 P: 11	R: 0 E: 0 K: 0 S: 6	H: 2 LOB: 1 BB: 0 P: 7	R: 0 E: 0 K: 0 S: 13	H: 2 LOB: 2 BB: 0 P: 20	R: 0 E: 0 K: 1 S: 11	H: 0 LOB: 0 BB: 0 P: 12	R: 0 E: 0 K: 0 S: 6	H: 0 LOB: 0 BB: 0 P: 9	R: 2 E: 0 K: 1 S: 22	H: 3 LOB: 1 BB: 0 P: 30	R: 1 E: 1 K: 1 S: 12	H: 1 LOB: 1 BB: 1 P: 18	R: 1 E: 0 K: 0 S: 11	H: 1 LOB: 0 BB: 0 P: 15	1B: 3 2B: 3 HR: 3	SF: 0 SAC: 0 DP: 1 HBP: 0	WP: 0 PB: 0 SB: 0 CS: 0	PA: 36
PITCHER	IP	WLS	BF	H	R	ER	SO	BB	IBB	HBP	BLK	WP	HR	S	P	ERA	WHIP					
49 Tim Wakefield, R ERA: 4.07	6.2	W	26	7	2	2	5	0	0	0	0	0	2	70	94	2.70	1.050					
Geremi Gonzalez, R ERA: 6.16	1.0	H	3	0	0	0	0	0	0	0	0	0	0	9	11	0.00	0.000					
Mike Remlinger, L ERA: 5.45	0.0		2	1	1	0	0	1	0	0	0	0	0	5	10	∞	∞					
38 Curt Schilling, R ERA: 6.16	1.1		5	1	1	1	1	0	0	0	0	0	1	14	18	6.75	0.750					

Chicago White Sox @ Boston Red Sox
Fenway Park, Boston, MA
Sat Aug 13 2005, 7:05 PM EDT
Att: 35,055 - Partly Cloudy - 91 F

AB	35
R	4
H	9
RBI	3
BB	1
SO	6
LOB	8



Batter	1	2	3	4	5	6	7	8	9	AB	R	H	RBI	BB	SO	LOB	BOTTOM					
Gabe Kapler, R OBP: 0.410, SLG: 0.486										5	0	1	1	0	0	3						
Edgar Renteria, R OBP: 0.345, SLG: 0.387										4	1	2	1	0	0	1						
34 David Ortiz, L OBP: 0.400, SLG: 0.577										4	1	3	0	1	1	0						
Manny Ramirez, R OBP: 0.384, SLG: 0.594										4	1	1	1	1	2	3						
Roberto Petagine, L OBP: 0.400, SLG: 0.556										4	1	2	2	0	0	5						
Adam Stern, L OBP: 0.188, SLG: 0.333										1	0	0	0	0	1	0						
Kevin Millar, R OBP: 0.357, SLG: 0.369										4	0	0	0	0	0	2						
Doug Mirabeli, R OBP: 0.300, SLG: 0.361										2	0	0	0	1	1	0						
Bill Mueller, S OBP: 0.379, SLG: 0.422										3	1	1	1	0	1	1						
Tony Graffanino, R OBP: 0.381, SLG: 0.419										4	2	3	1	0	0	2						
Inning Stats	R: 0 E: 0 K: 1 S: 10	H: 1 LOB: 1 BB: 0 P: 18	R: 1 E: 0 K: 1 S: 21	H: 2 LOB: 2 BB: 1 P: 32	R: 3 E: 0 K: 0 S: 16	H: 4 LOB: 2 BB: 0 P: 25	R: 0 E: 1 K: 1 S: 7	H: 0 LOB: 2 BB: 1 P: 16	R: 0 E: 0 K: 1 S: 7	H: 0 LOB: 0 BB: 0 P: 11	R: 1 E: 0 K: 0 S: 8	H: 3 LOB: 2 BB: 1 P: 16	R: 2 E: 0 K: 0 S: 14	H: 3 LOB: 1 BB: 0 P: 22	R: 0 E: 0 K: 2 S: 9	H: 0 LOB: 0 BB: 0 P: 13	1B: 8 2B: 4 3B: 0 HR: 1	SF: 1 SAC: 1 DP: 1 HBP: 1	WP: 0 PB: 0 SB: 0 CS: 0	PA: 41		
PITCHER	IP	WLS	BF	H	R	ER	SO	BB	IBB	HBP	BLK	WP	HR	S	P	ERA	WHIP					
Jon Garland, R ERA: 3.47	5.1	L	29	9	5	5	4	1	1	0	0	0	0	18	32	10.80	2.400					
Jon Adkins, R ERA: 6.75	1.2		9	4	2	2	0	0	1	0	0	0	0	9	13	0.00	0.000					
Luis Vizcaino, R ERA: 3.88	1.0		3	0	0	0	2	0	0	0	0	0	0	9	13	0.00	0.000					

Chicago White Sox @ Boston Red Sox
Fenway Park, Boston, MA
Sat Aug 13 2005, 7:05 PM EDT
Att: 35,055 - Partly Cloudy - 91 F

AB	35
R	7
H	13
RBI	7
BB	3
SO	6
LOB	17



Batter	1	2	3	4	5	6	7	8	9	AB	R	H	RBI	BB	SO	LOB	TOP					
18 Johnny Damon, L OBP: 0.382, SLG: 0.474	G5-3		F8			F7			G3	4	1	0	0	1	0	1						
Edgar Renteria, R OBP: 0.344, SLG: 0.385	F7		L9			FC5-2			P4	5	0	1	0	0	0	0						
34 David Ortiz, L OBP: 0.400, SLG: 0.584	G3-1		G4-3			G3-2-3			K	5	1	2	2	0	1	0						
Manny Ramirez, R OBP: 0.385, SLG: 0.595						FC5-2			F9	3	2	1	0	1	0	2						
Jason Varitek, S OBP: 0.382, SLG: 0.543						G6-3			G3	3	0	1	0	1	0	1						
Roberto Petagine, L OBP: 0.375, SLG: 0.476						L7			F8	3	1	0	0	1	0	5						
Bill Mueller, S OBP: 0.380, SLG: 0.427						FC4-6			G3	3	0	2	1	0	0	0						
13 Alex Cora, L OBP: 0.257, SLG: 0.310						FC4-6			G4-3	4	1	1	3	0	1	3						
Gabe Kapler, R OBP: 0.372, SLG: 0.436						P6			E6	4	0	0	0	0	1	3						
Inning Stats	R: 0 E: 0 K: 0 S: 9	H: 0 LOB: 0 BB: 0 P: 12	R: 3 E: 0 K: 1 S: 15	H: 2 LOB: 0 BB: 1 P: 25	R: 0 E: 0 K: 0 S: 5	H: 0 LOB: 0 BB: 0 P: 10	R: 1 E: 0 K: 0 S: 14	H: 1 LOB: 2 BB: 2 P: 24	R: 1 E: 0 K: 0 S: 12	H: 3 LOB: 2 BB: 1 P: 20	R: 0 E: 1 K: 0 S: 5	H: 0 LOB: 1 BB: 0 P: 10	R: 1 E: 0 K: 0 S: 12	H: 1 LOB: 0 BB: 0 P: 19	R: 0 E: 0 K: 1 S: 11	H: 1 LOB: 1 BB: 0 P: 17	R: 0 E: 0 K: 1 S: 7	H: 0 LOB: 0 BB: 0 P: 11	1B: 3 2B: 3 3B: 0 HR: 2	SF: 1 SAC: 0 DP: 1 HBP: 0	WP: 0 PB: 0 SB: 0 CS: 0	PA: 39
PITCHER	IP	WLS	BF	H	R	ER	SO	BB	IBB	HBP	BLK	WP	HR	S	P	ERA	WHIP					
Sean Douglass, R ERA: 4.65	(1, 1)	4.0	21	5	5	5	1	4	0	0	0	0	1	46	79	11.25	2.250					
43 Roman Colon, R ERA: 5.88	(5, 1)	4.0	15	3	1	1	1	0	0	0	0	0	1	37	58	2.25	0.750					
Jamie Walker, L ERA: 2.54	(9, 1)	1.0	W	3	0	0	0	1	0	0	0	0	0	7	11	0.00	0.000					

Boston Red Sox @ Detroit Tigers
Comerica Park, Detroit, MI
Mon Aug 15 2005, 7:05 PM EDT
Att: 30,426 - Partly Cloudy - 78 F

AB	34
R	6
H	8
RBI	6
BB	4
SO	3
LOB	15



Batter	1	2	3	4	5	6	7	8	9	AB	R	H	RBI	BB	SO	LOB	BOTTOM					
14 Placido Polanco, R OBP: 0.388, SLG: 0.427	L7					G5-3			3B	5	1	2	0	0	0	2						
31 Chris Shelton, R OBP: 0.388, SLG: 0.528						F9			P3	5	1	2	0	0	1	2						
Dmitri Young, S OBP: 0.219, SLG: 0.474						G3			G3	5	0	2	1	0	1	2						
Nook Logan, S OBP: 0.311, SLG: 0.345						G3			G1-3	0	1	0	0	0	0	0						
30 Magglio Ordonez, R OBP: 0.357, SLG: 0.476						F9			F9	4	1	2	2	0	0	1						
Craig Monroe, R OBP: 0.334, SLG: 0.437						G4-3			P2	4	1	1	0	1	1	3						
15 Brandon Inge, R OBP: 0.344, SLG: 0.410						G6-3			F7	5	2	2	0	0	1	6						
20 Omar Infante, R OBP: 0.289, SLG: 0.395						F8			K	4	0	1	2	0	1	1						
John McDonald, R OBP: 0.339, SLG: 0.321						F8			G5-3	1	0	1	1	0	0	0						
13 Vance Wilson, R OBP: 0.283, SLG: 0.269						SH1-3			G3-1	3	0	2	1	0	0	0						
28 Curtis Granderson, L OBP: 0.333, SLG: 0.692						P6			G6-3	4	0	1	0	0	1	3						
Inning Stats	R: 0 E: 0 K: 1 S: 13	H: 1 LOB: 1 BB: 0 P: 20	R: 2 E: 0 K: 0 S: 18	H: 3 LOB: 1 BB: 0 P: 28	R: 1 E: 0 K: 0 S: 7	H: 1 LOB: 0 BB: 0 P: 7	R: 0 E: 0 K: 0 S: 9	H: 1 LOB: 1 BB: 0 P: 12	R: 0 E: 0 K: 0 S: 13	H: 3 LOB: 3 BB: 0 P: 21	R: 0 E: 0 K: 1 S: 13	H: 1 LOB: 1 BB: 0 P: 19	R: 0 E: 0 K: 1 S: 12	H: 0 LOB: 0 BB: 0 P: 16	R: 1 E: 0 K: 2 S: 16	H: 2 LOB: 1 BB: 0 P: 22	R: 3 E: 0 K: 1 S: 13	H: 4 LOB: 3 BB: 1 P: 22	1B: 12 2B: 2 3B: 2 HR: 0	SF: 1 SAC: 1 DP: 0 HBP: 0	WP: 0 PB: 0 SB: 0 CS: 0	PA: 43
PITCHER	IP	WLS	BF	H	R	ER	SO	BB	IBB	HBP	BLK	WP	HR	S	P	ERA	WHIP					
Bronson Arroyo, R ERA: 4.28	(1, 1)	6.0	28	10	3	3	2	0	0	0	0	0	0	12	16	0.00	0.000					
50 Mike Timlin, R ERA: 1.39	(7, 1)	1.0	H	3	0	0	0	1	0	0	0	0	0	13	18	13.50	3.000					
Chad Bradford, R ERA: 3.09	(8, 1)	0.2	H	4	2	1	1	1	0	0	0	0	0	16	26	27.00	5.000					
38 Curt Schilling, R ERA: 6.89	(8, 1)	1.0	L	8	4	3	3	2	1	0	0	0	0	16	26	27.00	5.000					

Boston Red Sox @ Detroit Tigers
Comerica Park, Detroit, MI
Mon Aug 15 2005, 7:05 PM EDT
Att: 30,426 - Partly Cloudy - 78 F

AB	40
R	7
H	16
RBI	7
BB	1
SO	6
LOB	20



Batter	1	2	3	4	5	6	7	8	9	10	AB	R	H	RBI	BB	SO	LOB	TOP	
18 Johnny Damon, L OBP: 0.380, SLG: 0.471	F8		G2-3			K		F9		34 HR	5	1	1	1	0	1	0		
Edgar Renteria, R OBP: 0.344, SLG: 0.385	G5-3		L6						F7	34 HR	5	1	2	0	0	0	0		
34 David Ortiz, L OBP: 0.400, SLG: 0.596	G6-3			G1-3		K			HR	34 HR	5	2	2	4	0	1	1		
Manny Ramirez, R OBP: 0.385, SLG: 0.594		HR		F8					L3	HR	4	2	1	0	1	0	0		
Jason Varitek, S OBP: 0.353, SLG: 0.556		HR		L8					P5	HR	5	2	2	4	0	0	0		
Kevin Millar, R OBP: 0.355, SLG: 0.385					G5-3				L4		4	0	0	0	1	1	0		
Tony Graffanino, R OBP: 0.379, SLG: 0.416										P2	4	1	1	0	0	1	2		
20 Kevin Youkilis, R OBP: 0.390, SLG: 0.424										20 1B	4	1	1	0	0	1	2		
Gabe Kapler, R OBP: 0.348, SLG: 0.405										18 1B	3	1	1	0	1	0	0		
Bill Mueller, S OBP: 0.379, SLG: 0.426										G4-3	3	0	0	0	0	1	1		
Adam Stern, L OBP: 0.188, SLG: 0.333										G4-3	1	0	0	1	0	0	1		
											0	0	0	0	0	0	0		
Inning Stats	R: 0 E: 0 K: 0 S: 6	H: 0 LOB: 0 BB: 0 P: 9	R: 2 E: 0 K: 1 S: 11	H: 1 LOB: 0 BB: 1 P: 19	R: 0 E: 0 K: 0 S: 4	H: 0 LOB: 0 BB: 0 P: 7	R: 0 E: 0 K: 2 S: 6	H: 0 LOB: 0 BB: 0 P: 9	R: 0 E: 1 K: 0 S: 6	H: 1 LOB: 1 BB: 1 P: 11	R: 0 E: 0 K: 0 S: 5	H: 0 LOB: 0 BB: 0 P: 6	R: 1 E: 0 K: 0 S: 11	H: 1 LOB: 0 BB: 0 P: 22	R: 7 E: 0 K: 0 S: 21	H: 7 LOB: 0 BB: 0 P: 29	1B: 5 2B: 2 3B: 0 HR: 4	SF: 0 SAC: 0 DP: 2 HBP: 0	WP: 0 PA: 42
PITCHER	IP	WLS	BF	H	R	ER	SO	BB	IBB	HBP	BLK	WP	HR	S	P	ERA	WHIP		
29 Nate Robertson, L ERA: 4.0	8.0		28	2	2	2	5	3	0	0	0	0	1	57	90	2.25	0.625		
56 Fernando Rodney, R ERA: 2.33	1.0	B	4	1	1	1	0	0	0	0	0	0	1	11	22	9.00	1.000		
Craig Dingman, R ERA: 3.29	0.2	L	4	2	2	0	0	0	0	0	0	0	0	10	15	27.00	3.000		
Jamie Walker, L ERA: 3.46	0.0		4	4	3	0	0	0	0	0	0	0	1	6	8	∞	∞		
Franklyn German, R ERA: 3.02	0.1		2	1	2	2	0	0	0	0	0	0	1	5	6	54.00	3.000		

Boston Red Sox @ Detroit Tigers
Comerica Park, Detroit, MI
Tue Aug 16 2005, 7:05 PM EDT
Att: 32,129 - Cloudy - 72 F

AB	39
R	10
H	10
RBI	10
BB	3
SO	5
LOB	5



Batter	1	2	3	4	5	6	7	8	9	10	AB	R	H	RBI	BB	SO	LOB	BOTTOM			
14 Placido Polanco, R OBP: 0.388, SLG: 0.427			F9				G6-3			F8	5	0	2	2	0	0	0				
31 Chris Shelton, R OBP: 0.396, SLG: 0.536					WP			G4-3		30 WP	4	2	3	0	1	1	1				
Dmitri Young, S OBP: 0.320, SLG: 0.472								G4-3		30 WP	4	1	1	0	1	2	3				
30 Magglio Ordonez, R OBP: 0.356, SLG: 0.470								WP		HR	2	1	0	1	2	0	3				
Craig Monroe, R OBP: 0.335, SLG: 0.444										HR	5	1	2	4	0	1	2				
15 Brandon Inge, R OBP: 0.341, SLG: 0.405										HR	5	0	0	0	0	2	3				
20 Omar Infante, R OBP: 0.269, SLG: 0.393										HR	4	1	1	0	0	0	1				
13 Vance Wilson, R OBP: 0.282, SLG: 0.260										F9	3	1	0	0	0	1	0				
28 Curtis Granderson, L OBP: 0.300, SLG: 0.621										F8	3	0	0	0	0	1	0				
Inning Stats	R: 0 E: 0 K: 2 S: 11	H: 1 LOB: 1 BB: 0 P: 16	R: 0 E: 0 K: 1 S: 5	H: 1 LOB: 0 BB: 0 P: 6	R: 0 E: 0 K: 0 S: 10	H: 0 LOB: 0 BB: 0 P: 16	R: 0 E: 0 K: 3 S: 16	H: 1 LOB: 2 BB: 1 P: 23	R: 2 E: 1 K: 0 S: 14	H: 3 LOB: 2 BB: 1 P: 23	R: 0 E: 0 K: 0 S: 11	H: 0 LOB: 0 BB: 0 P: 18	R: 0 E: 0 K: 0 S: 9	H: 0 LOB: 0 BB: 0 P: 14	R: 0 E: 0 K: 1 S: 10	H: 0 LOB: 0 BB: 0 P: 16	R: 4 E: 0 K: 1 S: 15	H: 2 LOB: 0 BB: 2 P: 28	1B: 7 2B: 1 3B: 0 HR: 1	SF: 1 SAC: 1 DP: 1 HBP: 1	WP: 2 PA: 42
PITCHER	IP	WLS	BF	H	R	ER	SO	BB	IBB	HBP	BLK	WP	HR	S	P	ERA	WHIP				
58 Jonathan Papelbon, R ERA: 3.48	5.0		22	6	2	2	6	2	0	1	0	0	0	56	84	3.60	1.600				
Geremi Gonzalez, R ERA: 3.85	2.0		6	0	0	0	0	0	0	0	0	0	0	17	28	0.00	0.000				
50 Mike Timlin, R ERA: 3.92	1.0		4	1	1	1	0	0	0	0	0	0	0	9	14	9.00	1.000				
Chad Bradford, R ERA: 2.84	1.0	W	3	0	0	0	1	0	0	0	0	0	0	10	16	0.00	0.000				
Mike Remlinger, L ERA: 5.25	1.0		7	2	4	4	1	2	0	0	0	1	1	15	28	36.00	4.000				

Boston Red Sox @ Detroit Tigers
Comerica Park, Detroit, MI
Tue Aug 16 2005, 7:05 PM EDT
Att: 32,129 - Cloudy - 72 F

AB	35
R	7
H	9
RBI	7
BB	4
SO	8
LOB	13



Batter	1	2	3	4	5	6	7	8	9	AB	R	H	RBI	BB	SO	LOB	TOP										
18 Johnny Damon, L (1, 8) OBP: 0.382, SLG: 0.470										4	0	1	0	0	1	0	Boston Red Sox @ Los Angeles Angels Angel Stadium of Anaheim, Anaheim, CA Sat Aug 20 2005, 1:05 PM PDT Att: 44,014 - Sunny - 80 F livebaseballscorecards.com										
Edgar Renteria, R (1, 6) OBP: 0.345, SLG: 0.387										4	0	2	2	0	1	0											
34 David Ortiz, L (1, 10) OBP: 0.394, SLG: 0.581										4	0	1	0	0	2	3											
Manny Ramirez, R (1, 7) OBP: 0.384, SLG: 0.589										4	0	0	0	0	0	2											
Jason Varitek, S (1, 2) OBP: 0.382, SLG: 0.546										4	0	1	0	0	1	1											
Kevin Millar, R (1, 3) OBP: 0.353, SLG: 0.362 (8, 9)										3	1	1	0	0	1	0											
John Olerud, L (8, PH) OBP: 0.343, SLG: 0.464										1	0	0	0	0	0	1											
Bill Mueller, S (1, 5) OBP: 0.381, SLG: 0.436										4	1	1	0	0	0	1											
Tony Graffanino, R (1, 4) OBP: 0.375, SLG: 0.410										3	0	0	0	0	0	2											
Gabe Kapler, R (1, 9) OBP: 0.322, SLG: 0.382 (8, PH)										2	0	0	0	0	0	0											
Roberto Pelagino, L (8, 3) OBP: 0.355, SLG: 0.455 (8, 3)										1	0	0	0	0	0	2											
Inning Stats	R: 0 E: 0 K: 3 S: 14	H: 0 LOB: 0 BB: 0 P: 17	R: 0 E: 0 K: 2 S: 7	H: 0 LOB: 0 BB: 0 P: 12	R: 0 E: 0 K: 0 S: 8	H: 0 LOB: 1 BB: 0 P: 13	R: 0 E: 0 K: 0 S: 9	H: 1 LOB: 1 BB: 0 P: 11	R: 0 E: 0 K: 0 S: 7	H: 0 LOB: 0 BB: 0 P: 9	R: 0 E: 0 K: 0 S: 6	H: 0 LOB: 0 BB: 0 P: 10	R: 0 E: 0 K: 0 S: 9	H: 1 LOB: 1 BB: 0 P: 15	R: 2 E: 0 K: 1 S: 20	H: 4 LOB: 2 BB: 0 P: 32	R: 0 E: 0 K: 0 S: 10	H: 1 LOB: 1 BB: 0 P: 15	1B: 5 2B: 2 3B: 0 HR: 0	SF: 0 SAC: 0 DP: 0 HBP: 0	WP: 1 PB: 0 SB: 0 CS: 0	PA: 34					
PITCHER	IP	WLS	BF	H	R	ER	SO	BB	IBB	HBP	BLK	WP	HR	S	P	ERA	WHIP										
54 Ervin Santana, R (1, 1) ERA: 4.41	7.2	W	28	5	2	2	5	0	0	0	0	0	0	75	111	2.35	0.652										
62 Scot Shields, R (8, 1) ERA: 2.41	0.1	H	2	1	0	0	1	0	0	0	0	0	0	5	8	0.00	3.000										
Francisco Rodriguez, R (8, 1) ERA: 2.79	1.0	S	4	1	0	0	0	0	0	0	0	1	0	10	15	0.00	1.000										

Batter	1	2	3	4	5	6	7	8	9	AB	R	H	RBI	BB	SO	LOB	BOTTOM										
9 Chone Figgins, S (1, 8) OBP: 0.341, SLG: 0.399										3	1	1	0	1	1	1	Boston Red Sox @ Los Angeles Angels Angel Stadium of Anaheim, Anaheim, CA Sat Aug 20 2005, 1:05 PM PDT Att: 44,014 - Sunny - 80 F livebaseballscorecards.com										
Orlando Cabrera, R (1, 6) OBP: 0.307, SLG: 0.351										2	1	0	1	1	0	1											
Darin Erstad, L (1, 10) OBP: 0.339, SLG: 0.375										4	0	1	1	0	1	2											
27 Vladimir Guerrero, R (1, 9) OBP: 0.388, SLG: 0.581										3	0	2	0	1	0	0											
Casey Kotchman, L (1, 3) OBP: 0.369, SLG: 0.537										4	0	0	0	0	1	6											
6 Maicer Izturis, S (1, 5) OBP: 0.304, SLG: 0.348										4	0	1	0	0	0	2											
Jeff DaVanon, S (1, 7) OBP: 0.353, SLG: 0.315										4	0	1	0	0	1	1											
José Molina, R (1, 2) OBP: 0.275, SLG: 0.331										4	0	0	0	0	1	1											
Adam Kennedy, L (1, 4) OBP: 0.382, SLG: 0.397										3	2	1	0	0	0	1											
Inning Stats	R: 0 E: 0 K: 2 S: 12	H: 0 LOB: 0 BB: 0 P: 17	R: 0 E: 0 K: 0 S: 14	H: 1 LOB: 1 BB: 0 P: 23	R: 2 E: 1 K: 0 S: 14	H: 1 LOB: 2 BB: 2 P: 29	R: 0 E: 0 K: 0 S: 10	H: 1 LOB: 1 BB: 0 P: 17	R: 0 E: 0 K: 2 S: 11	H: 1 LOB: 2 BB: 1 P: 17	R: 0 E: 0 K: 0 S: 9	H: 0 LOB: 0 BB: 0 P: 13	R: 2 E: 1 K: 1 S: 18	H: 3 LOB: 2 BB: 0 P: 26	R: 0 E: 0 K: 0 S: 9	H: 0 LOB: 0 BB: 0 P: 15		1B: 6 2B: 1 3B: 0 HR: 0	SF: 1 SAC: 0 DP: 0 HBP: 1	WP: 1 PB: 0 SB: 2 CS: 0	PA: 36						
PITCHER	IP	WLS	BF	H	R	ER	SO	BB	IBB	HBP	BLK	WP	HR	S	P	ERA	WHIP										
Bronson Arroyo, R (1, 1) ERA: 4.18	6.0	L	26	4	2	1	4	4	2	1	4	0	0	8	13	54.00	6.000										
Lenny DiNardo, L (7, 1) ERA: 10.8	0.1		3	2	2	2	0	0	0	0	0	0	0	8	13	54.00	6.000										
Mike Myers, L (7, 1) ERA: 3.49	0.0		1	0	0	0	0	0	0	0	0	0	0	2	2	∞	∞										
Chad Bradford, R (7, 1) ERA: 2.7	0.1		2	1	0	0	1	0	0	0	0	1	0	4	5	0.00	3.000										
Mike Remlinger, L (7, 1) ERA: 6.87	0.1		1	0	0	0	0	0	0	0	0	0	0	4	6	0.00	0.000										

Batter	1	2	3	4	5	6	7	8	9	AB	R	H	RBI	BB	SO	LOB	TOP					
18 Johnny Damon, L OBP: 0.379, SLG: 0.466	F8		G4-3			G3		G5-3		4	0	0	0	0	0	2	Boston Red Sox @ Los Angeles Angels Angel Stadium of Anaheim, Anaheim, CA Sun Aug 21 2005, 1:05 PM PDT Att: 44,022 - Sunny - 78 F livebaseballscorecards.com					
Edgar Renteria, R OBP: 0.344, SLG: 0.397	F8		F8			P6		HR		4	1	2	3	0	0							
34 David Ortiz, L OBP: 0.393, SLG: 0.579	F9		P5			G6-3		HR		4	1	1	0	0	1							
Manny Ramirez, R OBP: 0.383, SLG: 0.593	K				F7		K	HR		4	1	1	2	0	2	1						
Jason Varitek, S OBP: 0.380, SLG: 0.543		P5			G4-3		G6-4-3 1B	K		4	0	1	0	0	1	0						
John Olerud, L OBP: 0.339, SLG: 0.455		FC5 1B			G3		G6-4-3 1B		L6	4	0	1	0	0	0	1						
Bill Mueller, S OBP: 0.382, SLG: 0.437		1B			P4			FC5-6 1B	F8	4	0	2	0	0	0	0						
Tony Graffanino, R OBP: 0.374, SLG: 0.408	F8				G3-1			18 G5-3 FC5-6 HR 1B	G5-3	4	1	1	0	0	0	2						
Gabe Kapler, R OBP: 0.306, SLG: 0.362	FC5				F8			18 FC5-6 HR G5-3		3	1	0	0	0	0	4						
Inning Stats	R: 0 E: 0 K: 1 S: 13	H: 1 LOB: 1 BB: 0 P: 17	R: 0 E: 0 K: 0 S: 13	H: 2 LOB: 2 BB: 0 P: 17	R: 0 E: 0 K: 0 S: 9	H: 0 LOB: 0 BB: 0 P: 12	R: 0 E: 0 K: 0 S: 7	H: 0 LOB: 0 BB: 0 P: 11	R: 0 E: 0 K: 0 S: 9	H: 0 LOB: 0 BB: 0 P: 8	R: 0 E: 0 K: 1 S: 9	H: 1 LOB: 0 BB: 0 P: 14	R: 5 E: 0 K: 1 S: 12	H: 5 LOB: 0 BB: 0 P: 14	R: 0 E: 0 K: 0 S: 7	H: 0 LOB: 0 BB: 0 P: 10	1B: 6 2B: 1 3B: 0 HR: 2	SF: 0 SAC: 0 DP: 1 HBP: 0	WP: 0 PB: 0 SB: 0 CS: 0	PA: 35		
PITCHER	IP WLS BF H R ER SO BB IBB HBP BLK WP HR S P ERA WHIP	IP WLS BF H R ER SO BB IBB HBP BLK WP HR S P ERA WHIP	IP WLS BF H R ER SO BB IBB HBP BLK WP HR S P ERA WHIP	IP WLS BF H R ER SO BB IBB HBP BLK WP HR S P ERA WHIP	IP WLS BF H R ER SO BB IBB HBP BLK WP HR S P ERA WHIP	IP WLS BF H R ER SO BB IBB HBP BLK WP HR S P ERA WHIP	IP WLS BF H R ER SO BB IBB HBP BLK WP HR S P ERA WHIP	IP WLS BF H R ER SO BB IBB HBP BLK WP HR S P ERA WHIP	IP WLS BF H R ER SO BB IBB HBP BLK WP HR S P ERA WHIP	IP WLS BF H R ER SO BB IBB HBP BLK WP HR S P ERA WHIP	IP WLS BF H R ER SO BB IBB HBP BLK WP HR S P ERA WHIP	IP WLS BF H R ER SO BB IBB HBP BLK WP HR S P ERA WHIP	IP WLS BF H R ER SO BB IBB HBP BLK WP HR S P ERA WHIP	IP WLS BF H R ER SO BB IBB HBP BLK WP HR S P ERA WHIP	IP WLS BF H R ER SO BB IBB HBP BLK WP HR S P ERA WHIP	IP WLS BF H R ER SO BB IBB HBP BLK WP HR S P ERA WHIP	IP WLS BF H R ER SO BB IBB HBP BLK WP HR S P ERA WHIP					
Paul Byrd, R ERA: 3.92	(1, 1)	7.2	L	30	8	4	4	2	0	0	0	0	0	0	0	0	0	1	74	104	4.70	1.043
Brendan Donnelly, R ERA: 3.93	(8, 1)	0.1		2	1	1	1	1	0	0	0	0	0	0	0	0	0	1	5	6	27.00	3.000
Esteban Yan, R ERA: 3.74	(9, 1)	1.0		3	0	0	0	0	0	0	0	0	0	0	0	0	0	0	7	10	0.00	0.000

AB 35
R 5
H 9
RBI 5
BB 0
SO 3
LOB 11



Batter	1	2	3	4	5	6	7	8	9	AB	R	H	RBI	BB	SO	LOB	BOTTOM					
9 Chone Figgins, S OBP: 0.340, SLG: 0.396	G3-1		CS BB			G3-1		G4-3	F8	4	0	0	0	1	0	3	Boston Red Sox @ Los Angeles Angels Angel Stadium of Anaheim, Anaheim, CA Sun Aug 21 2005, 1:05 PM PDT Att: 44,022 - Sunny - 78 F livebaseballscorecards.com					
Orlando Cabrera, R OBP: 0.309, SLG: 0.355	G6-3		F8			27 FC5-4 1B		F7		4	0	2	0	0	0	1						
Darin Erstad, L OBP: 0.340, SLG: 0.375	G6-3		CS		CS 1B	K			BB	3	0	1	0	1	1	2						
27 Vladimir Guerrero, R OBP: 0.387, SLG: 0.576	FC6-4 IBB				K	FC5-4 1B		K		3	0	0	0	1	2	3						
Bengie Molina, R OBP: 0.350, SLG: 0.483	FC6-4				BB	1B		1B 2B 1B		3	1	2	0	1	0	2						
Casey Kotchman, L OBP: 0.362, SLG: 0.517			F7		G4-3		P4		2B 1B	4	0	1	0	0	0	3						
20 Juan Rivera, R OBP: 0.307, SLG: 0.456			P3			G4-3		K		4	0	0	0	0	1	2						
Steve Finley, L OBP: 0.270, SLG: 0.362			P2			G5-3 1B		G1-3		4	0	2	1	0	0	0						
Adam Kennedy, L OBP: 0.377, SLG: 0.392			G1-3			G5-3		G4-3		4	0	0	0	0	0	3						
Inning Stats	R: 0 E: 0 K: 0 S: 10	H: 1 LOB: 2 BB: 1 P: 18	R: 0 E: 0 K: 0 S: 9	H: 0 LOB: 0 BB: 0 P: 14	R: 0 E: 0 K: 0 S: 4	H: 0 LOB: 0 BB: 1 P: 11	R: 0 E: 0 K: 1 S: 10	H: 1 LOB: 1 BB: 1 P: 20	R: 0 E: 0 K: 0 S: 16	H: 1 LOB: 1 BB: 0 P: 23	R: 0 E: 0 K: 1 S: 12	H: 2 LOB: 2 BB: 0 P: 16	R: 0 E: 0 K: 1 S: 13	H: 0 LOB: 0 BB: 0 P: 20	R: 0 E: 0 K: 1 S: 7	H: 0 LOB: 1 BB: 1 P: 14	R: 1 E: 0 K: 0 S: 17	H: 3 LOB: 2 BB: 0 P: 24	1B: 6 2B: 2 3B: 0 HR: 0	SF: 0 SAC: 0 DP: 0 HBP: 0	WP: 0 PB: 0 SB: 0 CS: 2	PA: 38
PITCHER	IP WLS BF H R ER SO BB IBB HBP BLK WP HR S P ERA WHIP	IP WLS BF H R ER SO BB IBB HBP BLK WP HR S P ERA WHIP	IP WLS BF H R ER SO BB IBB HBP BLK WP HR S P ERA WHIP	IP WLS BF H R ER SO BB IBB HBP BLK WP HR S P ERA WHIP	IP WLS BF H R ER SO BB IBB HBP BLK WP HR S P ERA WHIP	IP WLS BF H R ER SO BB IBB HBP BLK WP HR S P ERA WHIP	IP WLS BF H R ER SO BB IBB HBP BLK WP HR S P ERA WHIP	IP WLS BF H R ER SO BB IBB HBP BLK WP HR S P ERA WHIP	IP WLS BF H R ER SO BB IBB HBP BLK WP HR S P ERA WHIP	IP WLS BF H R ER SO BB IBB HBP BLK WP HR S P ERA WHIP	IP WLS BF H R ER SO BB IBB HBP BLK WP HR S P ERA WHIP	IP WLS BF H R ER SO BB IBB HBP BLK WP HR S P ERA WHIP	IP WLS BF H R ER SO BB IBB HBP BLK WP HR S P ERA WHIP	IP WLS BF H R ER SO BB IBB HBP BLK WP HR S P ERA WHIP	IP WLS BF H R ER SO BB IBB HBP BLK WP HR S P ERA WHIP	IP WLS BF H R ER SO BB IBB HBP BLK WP HR S P ERA WHIP	IP WLS BF H R ER SO BB IBB HBP BLK WP HR S P ERA WHIP					
58 Jonathan Papelbon, R ERA: 2.25	(1, 1)	5.2		23	5	0	0	2	2	1	0	0	0	0	0	0	0	0	59	100	0.00	1.235
Mike Myers, L ERA: 3.45	(6, 1)	0.1		1	0	0	0	0	0	0	0	0	0	0	0	0	0	0	2	2	0.00	0.000
50 Mike Timlin, R ERA: 1.73	(7, 1)	2.0	W	7	0	0	0	2	1	0	0	0	0	0	0	0	0	0	20	34	0.00	0.500
38 Curt Schilling, R ERA: 6.43	(9, 1)	1.0		6	3	1	1	0	0	0	0	0	0	0	0	0	0	0	17	24	9.00	3.000

AB 33
R 1
H 8
RBI 1
BB 4
SO 4
LOB 19



Batter	1	2	3	4	5	6	7	8	9	10	11	AB	R	H	RBI	BB	SO	LOB	TOP								
18 Johnny Damon, L OBP: 0.379, SLG: 0.463	G4-3 1B HBP		G5-3 1B BB		G4-3 34 BB 1B	G4-3		G3		P5		3	2	0	0	2	0	4									
Edgar Renteria, R OBP: 0.350, SLG: 0.403	G5-3		G4-6-3 1B		G4-3 1B		1B WP				F9	5	0	3	0	1	0	1									
34 David Ortiz, L OBP: 0.389, SLG: 0.572	G4-3		G4-6-3		G4-3 1B		F8			P2		5	0	0	0	1	1	5									
Manny Ramirez, R OBP: 0.383, SLG: 0.586	G4-3 1B		F8		G6-4-3 1B		G6-4-3 BB					5	0	2	1	1	0	3									
Trot Nixon, L OBP: 0.368, SLG: 0.475	G4-3				G3		F8			F7		5	0	1	0	0	0	2									
Jason Varitek, S OBP: 0.375, SLG: 0.541			F9		L7		K			F9		5	0	0	0	0	2	4									
Kevin Millar, R OBP: 0.356, SLG: 0.372			HR		1B		L7			K		4	1	2	1	1	1	4									
Bill Mueller, S OBP: 0.378, SLG: 0.434			G3-1		G4-3		1B			F9		5	0	1	0	0	0	1									
Tony Graffanino, R OBP: 0.366, SLG: 0.399			G4-3		G6-3		E4			G5-3		5	0	1	0	0	0	2									
Inning Stats	R: 1 E: 0 K: 0 S: 11	H: 1 LOB: 1 BB: 0 P: 19	R: 1 E: 0 K: 0 S: 5	H: 1 LOB: 0 BB: 0 P: 11	R: 1 E: 0 K: 0 S: 9	H: 1 LOB: 0 BB: 1 P: 15	R: 0 E: 0 K: 0 S: 11	H: 1 LOB: 1 BB: 2 P: 20	R: 0 E: 0 K: 1 S: 8	H: 2 LOB: 3 BB: 1 P: 18	R: 0 E: 0 K: 0 S: 11	H: 1 LOB: 2 BB: 0 P: 12	R: 0 E: 0 K: 1 S: 8	H: 0 LOB: 0 BB: 0 P: 15	R: 0 E: 0 K: 1 S: 8	H: 0 LOB: 0 BB: 0 P: 10	1B: 9 2B: 0 3B: 0 HR: 1	SF: 0 SAC: 0 DP: 2 HBP: 1	WP: 1 PB: 0 SB: 0 CS: 0	PA: 49							
PITCHER	D.J. Carrasco, R ERA: 4.88	Ambiorix Burgos, R ERA: 3.68	Jeremy Affeldt, L ERA: 4.25	Mike MacDougal, R ERA: 3.79	Andrew Sisco, L ERA: 2.52	PITCHER																					
	(1, 1)	(6, 1)	(8, 1)	(9, 1)	(10, 1)	IP	WLS	BF	H	R	ER	SO	BB	IBB	HBP	BLK	WP	HR	S	P	ERA	WHIP					
						5.2	1.1	9	3	0	0	1	1	0	0	0	1	0	14	28	0.00	3.000					
						1.0	5	1	0	0	0	1	0	0	0	0	0	0	8	19	0.00	2.000					
						1.0	4	1	0	0	0	1	0	0	0	0	0	0	11	12	0.00	1.000					
						2.0	W	6	0	0	0	1	0	0	0	0	0	0	16	25	0.00	0.000					

Boston Red Sox @ Kansas City Royals
Kauffman Stadium, Kansas City, MO
Wed Aug 24 2005, 7:10 PM CDT
Att: 18,871 - Cloudy - 76 F

livebaseballscorecards.com

AB 42
R 3
H 10
RBI 2
BB 6
SO 4
LOB 26




Batter	1	2	3	4	5	6	7	8	9	10	11	AB	R	H	RBI	BB	SO	LOB	BOTTOM								
9 David DeJesus, L OBP: 0.359, SLG: 0.447	K		1B 29 SF8		1B 14H		1B			1B BB		4	3	3	2	2	1	0									
Terrence Long, L OBP: 0.319, SLG: 0.387	G6-3		1B 29 WP		F9		F7			29 IBB		6	0	3	0	0	0	1									
29 Mike Sweeney, R OBP: 0.340, SLG: 0.515	F8		SF8		L3		F8			1B		3	0	0	1	2	0	1									
Matt Stairs, L OBP: 0.368, SLG: 0.445			F8		F8		F7			K		3	0	0	0	0	0	1									
Chip Ambres, R OBP: 0.360, SLG: 0.425			F8		F8		F7			K		1	0	0	1	1	1	3									
Emil Brown, R OBP: 0.332, SLG: 0.424			L4		G5-3		HBP 2B			P3		5	0	2	0	0	0	3									
24 Mark Teahen, L OBP: 0.301, SLG: 0.349			2B		G3-1		HBP BB			FC4-6		4	0	1	0	1	0	2									
4 Angel Berroa, R OBP: 0.301, SLG: 0.361			2B		G6-3		HBP BB			K		3	0	0	0	0	1	2									
14 John Buck, R OBP: 0.271, SLG: 0.342			L6		G6-3		HBP BB			K		4	0	0	0	0	2	7									
Donnie Murphy, R OBP: 0.270, SLG: 0.303			G1-3		FC4-6		K			F8		0	0	0	0	0	0	0									
Denny Hocking, S OBP: 0.300, SLG: 0.222			G1-3		FC4-6 9 HR		K			F8		5	1	0	0	0	1	1									
Inning Stats	R: 0 E: 0 K: 1 S: 7	H: 0 LOB: 0 BB: 0 P: 10	R: 0 E: 0 K: 0 S: 10	H: 1 LOB: 2 BB: 0 P: 16	R: 1 E: 0 K: 0 S: 10	H: 2 LOB: 1 BB: 0 P: 16	R: 0 E: 0 K: 0 S: 9	H: 0 LOB: 0 BB: 0 P: 10	R: 2 E: 0 K: 0 S: 12	H: 1 LOB: 0 BB: 0 P: 21	R: 0 E: 0 K: 0 S: 9	H: 1 LOB: 2 BB: 1 P: 15	R: 0 E: 0 K: 2 S: 15	H: 1 LOB: 2 BB: 2 P: 22	R: 0 E: 0 K: 1 S: 11	H: 0 LOB: 0 BB: 2 P: 26	R: 0 E: 0 K: 1 S: 9	H: 0 LOB: 0 BB: 0 P: 13	R: 1 E: 0 K: 0 S: 9	H: 1 LOB: 2 BB: 2 P: 21	1B: 6 2B: 2 3B: 0 HR: 1	SF: 2 SAC: 0 DP: 1 HBP: 3	WP: 1 PB: 0 SB: 0 CS: 0	PA: 49			
PITCHER	30 Matt Clement, R ERA: 4.35	Mike Myers, L ERA: 3.41	Chad Bradford, R ERA: 2.27	50 Mike Timlin, R ERA: 1.96	Bronson Arroyo, R ERA: 4.19	PITCHER																					
	(1, 1)	(8, 1)	(8, 1)	(9, 1)	(10, 1)	IP	WLS	BF	H	R	ER	SO	BB	IBB	HBP	BLK	WP	HR	S	P	ERA	WHIP					
						7.0	0.1	3	1	0	0	2	1	0	0	0	0	0	9	14	0.00	6.000					
						0.2	2	0	0	0	2	0	0	0	0	0	0	0	6	8	0.00	0.000					
						1.0	6	1	0	0	1	1	1	0	0	0	0	0	11	26	0.00	2.000					
						1.2	L	8	1	1	1	1	2	0	0	0	0	0	18	34	5.40	1.800					


Boston Red Sox @ Kansas City Royals
Kauffman Stadium, Kansas City, MO
Wed Aug 24 2005, 7:10 PM CDT
Att: 18,871 - Cloudy - 76 F

livebaseballscorecards.com

AB 38
R 4
H 9
RBI 4
BB 6
SO 6
LOB 21



Batter	1	2	3	4	5	6	7	8	9	AB	R	H	RBI	BB	SO	LOB	TOP				
18 Johnny Damon, L (1, 8) OBP: 0.377, SLG: 0.460	0-1 G6-4-3 BB 1B		1-1 E6		2-1 G6-3		0-3 K		1-0 G3	5	0	1	0	0	1	0	Boston Red Sox @ Kansas City Royals Kauffman Stadium, Kansas City, MO Thu Aug 25 2005, 7:10 PM CDT Att: 21,815 - Partly Cloudy - 78 F livebaseballscorecards.com AB 33 R 4 H 7 RBI 4 BB 5 SO 3 LOB 13 				
Edgar Renteria, R (1, 6) OBP: 0.345, SLG: 0.400	4-2 G6-4-3 BB		0-0 F7		3-1 L7		0-1 G1-3		2-3 K	4	0	0	0	1	1						
John Olerud, L (1, 3) OBP: 0.333, SLG: 0.435	1-1 G6-4-3		2-2 L4		1-1 L5			0-1 G4-3		4	0	0	0	0	3						
Manny Ramirez, R (1, 10) OBP: 0.384, SLG: 0.587	4-0 BB			2-1 F9		1-1 2B		2-2 G4-3		3	1	1	0	1	0						
Jason Varitek, S (1, 2) OBP: 0.376, SLG: 0.542	1-0 G3			3-1 G3-1		0-0 FC6-4 13 FC4-6 2B		4-1 1B BB		3	1	1	1	1	0						
Kevin Millar, R (1, 7) OBP: 0.356, SLG: 0.373		2-2 L5		0-2 2B		4-1 FC6-4 BB		4-2 1B BB		2	1	1	0	2	0						
Bill Mueller, S (1, 5) OBP: 0.379, SLG: 0.437		1-3 K		3-2 2B		0-1 FC6-4 13 FC4-6		1-0 1B		4	1	2	1	0	1						
13 Alex Cora, L (1, 4) OBP: 0.257, SLG: 0.312		0-1 G4-3		3-1 2B		2-1 FC4-6		2-2 G4-3		3	0	1	2	0	0						
Doug Mirabelli, R (8, PH) OBP: 0.304, SLG: 0.363				2-H 2B		1-2 2-3 CS		1-2 2-3 1B		1	0	0	0	0	0						
Tony Graffanino, R (8, 4) OBP: 0.366, SLG: 0.399						1-2 2-3 CS				0	0	0	0	0	0						
Gabe Kapler, R (1, 9) OBP: 0.292, SLG: 0.344				1-0 P4		2-0 CS				3	0	0	0	0	0						
Trot Nixon, L (9, PH) OBP: 0.367, SLG: 0.473					1-1 G5-3		1-0 G6-3		2-0 G3	1	0	0	0	0	0						
Inning Stats	R: 0 E: 0 K: 0 S: 9	H: 1 LOB: 2 BB: 2 P: 19	R: 0 E: 0 K: 1 S: 9	H: 0 LOB: 0 BB: 0 P: 12	R: 0 E: 1 K: 0 S: 7	H: 0 LOB: 1 BB: 0 P: 11	R: 2 E: 0 K: 0 S: 15	H: 3 LOB: 1 BB: 0 P: 27	R: 0 E: 0 K: 0 S: 6	H: 0 LOB: 0 BB: 0 P: 12	R: 2 E: 0 K: 0 S: 8	H: 2 LOB: 0 BB: 1 P: 17	R: 0 E: 0 K: 1 S: 7	H: 0 LOB: 0 BB: 0 P: 8	R: 0 E: 0 K: 0 S: 12	H: 1 LOB: 3 BB: 2 P: 25	R: 0 E: 0 K: 1 S: 6	H: 0 LOB: 0 BB: 0 P: 11	1B: 3 2B: 4 3B: 0 HR: 0	SF: 0 SAC: 0 DP: 1 HBP: 0	WP: 0 PA: 39 PB: 0 SB: 0 CS: 1
PITCHER	IP WLS BF H R ER SO BB IBB HBP BLK WP HR S P ERA WHIP																				
Jose Lima, R (1, 1) ERA: 6.43	5.0 W 22 5 3 3 1 2 0 0 0 0 0 0 48 84 5.40 1.400																				
Shawn Camp, R (6, 1) ERA: 7.24	2.0 7 1 1 1 1 1 0 0 0 0 0 0 13 22 4.50 1.000																				
Ambiorix Burgos, R (8, 1) ERA: 3.63	0.2 H 4 0 0 0 0 2 0 0 0 0 0 0 4 18 0.00 3.000																				
Jeremy Affeldt, L (8, 1) ERA: 4.31	0.1 H 2 1 0 0 0 0 0 0 0 0 0 0 4 7 0.00 3.000																				
Mike MacDougal, R (9, 1) ERA: 3.72	1.0 S 3 0 0 0 1 0 0 0 0 0 0 0 6 11 0.00 0.000																				

Batter	1	2	3	4	5	6	7	8	9	AB	R	H	RBI	BB	SO	LOB	BOTTOM		
9 David DeJesus, L (1, 8) OBP: 0.358, SLG: 0.448	1-3 K	1-1 F8		0-0 SF9 2B		0-0 G4-3				4	1	1	1	0	1	3	Boston Red Sox @ Kansas City Royals Kauffman Stadium, Kansas City, MO Thu Aug 25 2005, 7:10 PM CDT Att: 21,815 - Partly Cloudy - 78 F livebaseballscorecards.com AB 33 R 7 H 12 RBI 7 BB 1 SO 7 LOB 12 		
Terrence Long, L (1, 7) OBP: 0.319, SLG: 0.386	0-1 P5	0-1 1B		0-0 SF9		2-1 G1-3				3	0	1	2	0	0				
29 Mike Sweeney, R (1, 10) OBP: 0.341, SLG: 0.517	2-2 1B		0-1 F8 24 FC3-6 2B		0-2 F8		0-2 P3			4	1	2	0	0	0				
Matt Stairs, L (1, 3) OBP: 0.366, SLG: 0.442	3-3 K		1-1 F8		2-2 L3		1-3 K			2	0	0	0	0	1				
Joe McEwing, R (4, 3) OBP: 0.275, SLG: 0.306			2-3 K				2-2 K			2	0	0	0	0	1				
Emil Brown, R (1, 9) OBP: 0.338, SLG: 0.436			0-0 24 FC4-6 1B		1-0 24 FC3-6 HBP		2-2 4 S 1B			3	1	3	1	0	0				
Aaron Guiel, L (8, 9)										0	0	0	0	0	0				
24 Mark Teahen, L (1, 5) OBP: 0.301, SLG: 0.348	0-1 FC4-6 1B		0-0 FC3-6		0-3 K		2-2 4 CS 1B			4	1	1	1	0	1				
4 Angel Berroa, R (1, 6) OBP: 0.301, SLG: 0.360	0-1 1B		1 SAFE K		2-3 K		0-2 CS		0-0 G5-3	4	1	1	0	0	2				
Denny Hocking, S (1, 4) OBP: 0.333, SLG: 0.238	1-1 F8 1B		4-1 9 2B BB				2-1 G5-3		1-3 K	3	2	1	1	1	1				
Paul Phillips, R (1, 2) OBP: 0.208, SLG: 0.417	2-2 1B		0-2 P6				1-2 3B		0-0 F7	4	0	2	1	0	0				
Inning Stats	R: 0 E: 0 K: 2 S: 12	H: 1 LOB: 1 BB: 0 P: 18	R: 3 E: 0 K: 0 S: 15	H: 5 LOB: 2 BB: 0 P: 19	R: 1 E: 0 K: 1 S: 9	H: 1 LOB: 1 BB: 0 P: 12	R: 2 E: 0 K: 0 S: 12	H: 1 LOB: 0 BB: 1 P: 18	R: 0 E: 0 K: 2 S: 10	H: 1 LOB: 1 BB: 0 P: 15	R: 0 E: 0 K: 0 S: 13	H: 1 LOB: 1 BB: 0 P: 18	R: 1 E: 0 K: 1 S: 15	H: 2 LOB: 0 BB: 0 P: 20	R: 0 E: 0 K: 1 S: 6	H: 0 LOB: 0 BB: 0 P: 7	1B: 8 2B: 2 3B: 1 HR: 1	SF: 1 SAC: 0 DP: 0 HBP: 1	WP: 0 PA: 37 PB: 0 SB: 1 CS: 1
PITCHER	IP WLS BF H R ER SO BB IBB HBP BLK WP HR S P ERA WHIP																		
38 Curt Schilling, R (1, 1) ERA: 6.88	5.0 L 25 9 6 6 5 1 0 1 0 0 0 0 0 13 18 0.00 1.000																		
Mike Remlinger, L (6, 1) ERA: 6.69	1.0 4 1 0 0 0 0 0 0 0 0 0 0 13 18 0.00 1.000																		
58 Jonathan Papelbon, R (7, 1) ERA: 2.5	2.0 7 2 1 1 2 0 0 0 0 0 0 1 21 27 4.50 1.000																		

Batter	1	2	3	4	5	6	7	8	9	AB	R	H	RBI	BB	SO	LOB	TOP								
14 Placido Polanco, R (1,4) OBP: 0.395, SLG: 0.431	P3			30 BB 1B HR	L7	K		31 2B HBP		5	2	2	0	0	1	1									
31 Chris Shelton, R (1,3) OBP: 0.377, SLG: 0.524	F9			L4	F8		30 2B BB	3B 2B	K	6	2	2	1	0	1	2									
Ivan Rodriguez, R (1,2) OBP: 0.298, SLG: 0.467	P6			30 BB 1B HR	L9		L8	30 1B		5	2	2	1	0	0	1									
30 Magglio Ordonez, R (1,9) OBP: 0.375, SLG: 0.490		G6-3		HR			2B	2B	BB	4	2	3	1	1	0	0									
Dmitri Young, S (1,7) OBP: 0.328, SLG: 0.480		K		BB			F9	BB	3B	4	1	2	4	1	1	1									
Nook Logan, S (8, PR) OBP: 0.311, SLG: 0.342				HR				IBB	1B	0	0	0	0	0	0	0									
Carlos Pena, L (1, 10)		F9		HR	P2		15 E	BB	K	4	1	1	2	1	1	2									
15 Brandon Inge, R (1,5) OBP: 0.345, SLG: 0.417				20 CS	20 2B		E8 20 2B	K	G5-3	5	2	3	1	0	1	5									
20 Omar Infante, R (1,6) OBP: 0.268, SLG: 0.393				L3	2B		L4		F8	5	0	2	2	0	0	4									
28 Curtis Granderson, L (1,8) OBP: 0.322, SLG: 0.571				F7	G3-1		K		G3-1	5	0	0	0	0	2	2									
Inning Stats	R: 0 E: 0 K: 0 S: 7	H: 0 LOB: 0 BB: 0 P: 11	R: 0 E: 0 K: 1 S: 7	H: 0 LOB: 0 BB: 0 P: 10	R: 0 E: 0 K: 0 S: 6	H: 1 LOB: 0 BB: 0 P: 8	R: 5 E: 0 K: 0 S: 26	H: 5 LOB: 1 BB: 1 P: 39	R: 0 E: 0 K: 0 S: 7	H: 0 LOB: 0 BB: 0 P: 11	R: 3 E: 1 K: 2 S: 16	H: 4 LOB: 1 BB: 0 P: 23	R: 1 E: 0 K: 1 S: 15	H: 2 LOB: 3 BB: 2 P: 27	R: 3 E: 0 K: 1 S: 25	H: 4 LOB: 2 BB: 0 P: 36	R: 0 E: 0 K: 2 S: 11	H: 1 LOB: 1 BB: 0 P: 13	1B: 7 2B: 8 3B: 1 HR: 1	SF: 0 SAC: 0 DP: 0 HBP: 1	WP: 0 PB: 0 SB: 0 CS: 1	PA: 47			
PITCHER	IP	WLS	BF	H	R	ER	SO	BB	IBB	HBP	BLK	WP	HR	S	P	ERA	WHIP								
Bronson Arroyo, R (1, 1) ERA: 4.44	5.1		24	8	7	7	1	1	0	0	0	0	1	60	90	11.81	1.688								
58 Jonathan Papelbon, R (6, 1) ERA: 3.32	1.0	L	9	4	2	2	2	1	1	0	0	0	0	17	30	18.00	5.000								
Geremi Gonzalez, R (7, 1) ERA: 5.89	1.0		6	2	3	3	1	0	0	1	0	0	0	20	28	27.00	2.000								
Mike Remlinger, L (8, 1) ERA: 6.58	0.2		4	2	0	0	1	0	0	0	0	0	0	12	17	0.00	3.000								
Mike Myers, L (9, 1) ERA: 3.3	1.0		4	1	0	0	2	0	0	0	0	0	0	11	13	0.00	1.000								

Detroit Tigers @ Boston Red Sox
Fenway Park, Boston, MA
Sat Aug 27 2005, 7:05 PM EDT
Att: 35,228 - Clear - 76 F

AB 43
R 12
H 17
RBI 12
BB 3
SO 7
LOB 18



Batter	1	2	3	4	5	6	7	8	9	AB	R	H	RBI	BB	SO	LOB	BOTTOM								
18 Johnny Damon, L (1,8) OBP: 0.372, SLG: 0.454	F9		34 HR	G4-3		G4-3		G5-3		5	1	1	0	0	0	1									
Edgar Renteria, R (1,6) OBP: 0.351, SLG: 0.401	BB		34 HR	K		G6-3			G3	5	1	2	1	0	1	0									
34 David Ortiz, L (1, 10)	F8		HR	K		K			K	5	1	1	3	0	3	1									
Manny Ramirez, R (1,7) OBP: 0.387, SLG: 0.586	BB		K		K		1B SF8		K	4	1	1	0	1	3	0									
Trot Nixon, L (1,9) OBP: 0.365, SLG: 0.479	L3		HR		P5		1B		1B	4	1	2	1	0	0	2									
Jason Varitek, S (1,2) OBP: 0.377, SLG: 0.545			1B	2B		2B		SF8		3	1	2	1	0	1	0									
Roberto Pelagine, L (1,3) OBP: 0.414, SLG: 0.520			G4-6-3	K				P3		3	0	2	0	0	1	1									
Kevin Millar, R (7, PH) OBP: 0.355, SLG: 0.368				K						1	0	0	0	0	0	1									
Bill Mueller, S (1,5) OBP: 0.377, SLG: 0.436		G4-6-3		1B		F8		K		4	0	1	1	0	1	3									
Tony Graffanino, R (1,4) OBP: 0.375, SLG: 0.403			18 1B	18 G4-3		K		G6-3		3	2	1	0	1	1	0									
Inning Stats	R: 0 E: 0 K: 0 S: 13	H: 1 LOB: 2 BB: 1 P: 22	R: 0 E: 0 K: 1 S: 8	H: 1 LOB: 0 BB: 0 P: 10	R: 6 E: 0 K: 2 S: 21	H: 7 LOB: 1 BB: 0 P: 32	R: 1 E: 0 K: 2 S: 11	H: 0 LOB: 0 BB: 1 P: 21	R: 0 E: 0 K: 1 S: 15	H: 2 LOB: 2 BB: 0 P: 20	R: 0 E: 0 K: 1 S: 9	H: 0 LOB: 0 BB: 0 P: 13	R: 1 E: 0 K: 0 S: 10	H: 2 LOB: 1 BB: 0 P: 15	R: 0 E: 0 K: 1 S: 11	H: 0 LOB: 0 BB: 0 P: 15	R: 0 E: 0 K: 2 S: 12	H: 0 LOB: 0 BB: 0 P: 18	1B: 9 2B: 2 3B: 0 HR: 2	SF: 1 SAC: 0 DP: 1 HBP: 0	WP: 2 PB: 0 SB: 0 CS: 0	PA: 40			
PITCHER	IP	WLS	BF	H	R	ER	SO	BB	IBB	HBP	BLK	WP	HR	S	P	ERA	WHIP								
Sean Douglass, R (1, 1) ERA: 5.88	3.0		18	9	7	7	3	2	0	0	0	0	2	43	69	21.00	3.667								
43 Roman Colon, R (4, 1) ERA: 5.77	3.1	W	13	3	1	1	5	0	0	0	0	1	0	40	58	2.70	0.900								
Jamie Walker, L (7, 1) ERA: 3.24	0.1	H	2	1	0	0	0	0	0	0	0	0	0	3	4	0.00	3.000								
Craig Dingman, R (7, 1) ERA: 3.2	1.1	H	4	0	0	0	1	0	0	0	0	0	0	12	17	0.00	0.000								
56 Fernando Rodney, R (9, 1) ERA: 2.32	1.0		3	0	0	0	2	0	0	0	0	0	0	12	18	0.00	0.000								

Detroit Tigers @ Boston Red Sox
Fenway Park, Boston, MA
Sat Aug 27 2005, 7:05 PM EDT
Att: 35,228 - Clear - 76 F

AB 37
R 8
H 13
RBI 7
BB 2
SO 11
LOB 9



Batter	1	2	3	4	5	6	7	8	9	AB	R	H	RBI	BB	SO	LOB	TOP										
14 Placido Polanco, R OBP: 0.393, SLG: 0.428	2-2 G6-3 31 30 2B WP 1B		2-2 E5 15 2B 31 SF8		1-1 G5-3		1-1 F8		3-2 F9	5	2	1	0	0	0	0											
15 Brandon Inge, R OBP: 0.347, SLG: 0.423	1-1 F9		1-2 31 SF8 2B		2-2 31 2B 1B		0-1 2B		1-1 P3	5	1	3	0	0	0	1											
31 Chris Shelton, R OBP: 0.376, SLG: 0.526	3-2 G6-3		2-2 SF8		1-1 30 E3 2B		3-3 K			3	0	1	2	0	1	2											
30 Magglio Ordonez, R OBP: 0.373, SLG: 0.490	0-1 2B		0-0 G6-3		2-2 E3 1B		0-0 G4-3			4	0	1	1	0	0	3											
Dmitri Young, S OBP: 0.327, SLG: 0.478	1-3 K		0-3 K		1-0 1B		2-2 P3			4	0	1	0	0	2	2											
Craig Monroe, R OBP: 0.333, SLG: 0.448		0-0 1B		0-0 G5-3		0-3 K		2-2 G5-3		4	0	1	0	0	1	2											
John McDonald, R OBP: 0.345, SLG: 0.349		1-3 K		0-1 G4-3		0-2 G3		1-2 1B		4	0	1	0	0	1	1											
13 Vance Wilson, R OBP: 0.278, SLG: 0.257		1-3 K		1-2 1B		1-2 G5-3		1-0 F8		4	0	1	0	0	1	2											
Nook Logan, S OBP: 0.307, SLG: 0.338		1-3 K		0-0 P4		1-0 G5-3		1-1 F9		4	0	0	0	0	1	2											
Inning Stats	R: 1 E: 0 K: 1 S: 15	H: 2 LOB: 1 BB: 0 P: 22	R: 0 E: 0 K: 3 S: 16	H: 1 LOB: 1 BB: 0 P: 19	R: 1 E: 1 K: 1 S: 13	H: 1 LOB: 1 BB: 0 P: 18	R: 0 E: 0 K: 0 S: 7	H: 1 LOB: 1 BB: 0 P: 8	R: 1 E: 1 K: 1 S: 14	H: 3 LOB: 2 BB: 0 P: 21	R: 0 E: 0 K: 1 S: 8	H: 0 LOB: 0 BB: 0 P: 10	R: 0 E: 0 K: 1 S: 8	H: 1 LOB: 1 BB: 0 P: 12	R: 0 E: 0 K: 0 S: 11	H: 1 LOB: 0 BB: 0 P: 17	R: 0 E: 0 K: 0 S: 7	H: 0 LOB: 0 BB: 0 P: 12	1B: 6 2B: 4 3B: 0 HR: 0	SF: 1 SAC: 0 DP: 0 HBP: 0	WP: 1 PB: 0 SB: 1 CS: 0	PA: 38					
PITCHER	IP	WLS	BF	H	R	ER	SO	BB	IBB	HBP	BLK	WP	HR	S	P	ERA	WHIP										
David Wells, L ERA: 4.44	(1, 1)	7.0	W	31	9	3	2	7	0	0	0	0	0	81	110	2.57	1.286										
Chad Bradford, R ERA: 2.7	(8, 1)	1.0		4	1	0	0	0	0	0	0	0	0	11	17	0.00	1.000										
Abe Alvarez, L ERA:	(9, 1)	1.0		3	0	0	0	0	0	0	0	0	0	7	12	0.00	0.000										

Detroit Tigers @ Boston Red Sox
Fenway Park, Boston, MA
Sun Aug 28 2005, 2:05 PM EDT
Att: 34,658 - Partly Cloudy - 83 F

AB 37
R 3
H 10
RBI 3
BB 0
SO 7
LOB 15



Batter	1	2	3	4	5	6	7	8	9	AB	R	H	RBI	BB	SO	LOB	BOTTOM										
18 Johnny Damon, L OBP: 0.374, SLG: 0.455	4-2 G5-3 34 1B BB	0-2 2H 1B			1-3 K2-3	1-0 WP 2H 3H 1B		2-2 G6-3		4	1	2	3	1	1	0											
Edgar Renteria, R OBP: 0.345, SLG: 0.399	3-2 G5-3		1-3 K		0-0 F8	2-3 K		1-1 34 HR 1B		5	0	1	0	0	2	2											
13 Alex Cora, L OBP: 0.259, SLG: 0.314	1-2 1B				2-3 K			2-1 2B 1B HR		5	2	3	3	0	1	0											
34 David Ortiz, L OBP: 0.389, SLG: 0.580	0-1 2H 1B		1-1 G6-3		2-3 K		0-1 2B 1B	2-1 1H HR		5	1	2	0	0	0	2											
Manny Ramirez, R OBP: 0.387, SLG: 0.587	1-2 F9		1-0 F9			3-2 2B 1B	1-0 1B 2B	2-1 E4 G4-6-3		4	1	1	1	1	1	2											
Jason Varitek, S OBP: 0.377, SLG: 0.545	0-3 K			0-0 G5-3		0-2 2B 2B	4-1 1B BB	0-0 G4-6-3		3	2	1	0	1	0	3											
Kevin Millar, R OBP: 0.357, SLG: 0.367		3-1 2B SF8 1B		2-2 F8		4-1 2B 1B BB	0-1 F3			0	0	0	0	0	0	0											
John Olerud, L OBP: 0.333, SLG: 0.435										4	2	3	2	0	2												
Bill Mueller, S OBP: 0.380, SLG: 0.449		0-0 18 1B 2B		1-1 HR		0-1 L4	2-0 1B	1-2 2-3 3H		3	1	1	1	1	0	5											
Tony Graffanino, R OBP: 0.376, SLG: 0.405		2-1 G5-3		4-0 FC6-4 BB		0-0 18 1B 2B	1-3 2H	0-0 F8		3	0	0	1	0	1	6											
Gabe Kapler, R OBP: 0.275, SLG: 0.328		0-2 SF8		1-1 FC6-4		0-3 K		0-0 G6-3		3	0	0	1	0	1	6											
Inning Stats	R: 1 E: 0 K: 1 S: 14	H: 1 LOB: 1 BB: 1 P: 22	R: 2 E: 0 K: 0 S: 11	H: 3 LOB: 1 BB: 0 P: 16	R: 0 E: 0 K: 1 S: 6	H: 0 LOB: 0 BB: 0 P: 9	R: 1 E: 0 K: 0 S: 8	H: 1 LOB: 1 BB: 1 P: 16	R: 0 E: 0 K: 2 S: 7	H: 1 LOB: 0 BB: 0 P: 10	R: 4 E: 0 K: 2 S: 20	H: 4 LOB: 1 BB: 1 P: 30	R: 1 E: 0 K: 0 S: 9	H: 3 LOB: 3 BB: 1 P: 16	R: 2 E: 1 K: 0 S: 10	H: 2 LOB: 1 BB: 0 P: 17	1B: 8 2B: 4 3B: 0 HR: 2	SF: 1 SAC: 0 DP: 1 HBP: 0	WP: 1 PB: 0 SB: 0 CS: 0	PA: 41							
PITCHER	IP	WLS	BF	H	R	ER	SO	BB	IBB	HBP	BLK	WP	HR	S	P	ERA	WHIP										
29 Nate Robertson, L ERA: 4.16	(1, 1)	5.2	L	28	8	8	5	3	0	0	0	0	0	62	97	12.71	2.118										
Franklyn German, R ERA: 3.12	(6, 1)	0.2		6	3	1	1	1	0	0	0	1	0	11	20	13.50	6.000										
Chris Spurling, R ERA: 3.53	(7, 1)	1.2		7	2	2	2	0	0	0	0	0	1	12	19	10.80	1.200										

Detroit Tigers @ Boston Red Sox
Fenway Park, Boston, MA
Sun Aug 28 2005, 2:05 PM EDT
Att: 34,658 - Partly Cloudy - 83 F

AB 36
R 11
H 14
RBI 11
BB 4
SO 6
LOB 22



Batter	1	2	3	4	5	6	7	8	9	AB	R	H	RBI	BB	SO	LOB	TOP										
Julio Lugo, R OBP: 0.358, SLG: 0.389	F8		K			FC3-6 BB	FC6-4		FC1-4 1B	4	1	1	0	1	1	2	Tampa Bay Devil Rays @ Boston Red Sox Fenway Park, Boston, MA Mon Aug 29 2005, 7:05 PM EDT Att: 35,007 - Overcast - 76 F										
13 Carl Crawford, L OBP: 0.315, SLG: 0.450	F8			1B		FC3-6 S BB		K	1B	5	0	2	0	0	1	1											
3 Jorge Cantu, R OBP: 0.322, SLG: 0.504	F9			F9-3		G1-6-3 BB		F9	FC1-4	4	0	0	1	1	0	2											
Aubrey Huff, L OBP: 0.320, SLG: 0.438		K		F8		G1-6-3 BB		31 2B	F8	5	1	1	0	0	1	3											
31 Jonny Gomes, R OBP: 0.386, SLG: 0.568										3	2	2	0	0	0	0											
Travis Lee, L OBP: 0.348, SLG: 0.424										3	1	2	2	1	0	1											
Pete Laforest, L OBP: 0.310, SLG: 0.410										0	0	0	0	0	0	0											
Alex Gonzalez, R OBP: 0.318, SLG: 0.414										4	0	1	0	0	0	4											
Toby Hall, R OBP: 0.318, SLG: 0.376										2	0	1	0	0	0	0											
Eduardo Perez, R OBP: 0.382, SLG: 0.567										1	1	1	1	0	0	0											
Joey Gathright, L OBP: 0.326, SLG: 0.368										3	0	0	1	0	1	3											
Nick Green, R OBP: 0.333, SLG: 0.358										1	0	0	0	0	0	0											
Inning Stats	R: 0 E: 0 K: 0 S: 8	H: 0 LOB: 0 BB: 0 P: 11	R: 0 E: 0 K: 1 S: 8	H: 0 LOB: 1 BB: 1 P: 15	R: 0 E: 0 K: 1 S: 10	H: 0 LOB: 0 BB: 0 P: 15	R: 0 E: 0 K: 0 S: 7	H: 1 LOB: 0 BB: 0 P: 10	R: 1 E: 0 K: 1 S: 15	H: 2 LOB: 1 BB: 0 P: 22	R: 0 E: 0 K: 0 S: 9	H: 0 LOB: 1 BB: 2 P: 22	R: 0 E: 0 K: 0 S: 15	H: 2 LOB: 2 BB: 0 P: 19	R: 2 E: 0 K: 1 S: 16	H: 3 LOB: 1 BB: 0 P: 23	R: 2 E: 0 K: 0 S: 13	H: 3 LOB: 1 BB: 0 P: 19	1B: 8 2B: 3 3B: 0 HR: 1	SF: 0 SAC: 0 DP: 4 HBP: 2	WP: 0 PA: 40 PB: 0 SB: 1 CS: 0						
PITCHER	IP	WLS	BF	H	R	ER	SO	BB	IBB	HBP	BLK	WP	HR	S	P	ERA	WHIP										
30 Matt Clement, R ERA: 4.27	5.0	W	19	3	1	1	3	2	0	1	0	0	0	49	78	1.80	1.000										
Mike Myers, L ERA: 3.19	1.0		3	0	0	0	0	1	0	0	0	0	0	8	17	0.00	1.000										
58 Jonathan Papelbon, R ERA: 3.6	1.0		6	2	1	1	0	0	0	1	0	0	0	15	19	9.00	2.000										
Abe Alvarez, L ERA: 15.43	1.1		10	6	4	4	1	0	0	0	0	0	1	27	40	27.00	4.500										
50 Mike Timlin, R ERA: 1.91	0.2		2	0	0	0	0	0	0	0	0	0	0	2	2	0.00	0.000										

Batter	1	2	3	4	5	6	7	8	9	AB	R	H	RBI	BB	SO	LOB	BOTTOM										
18 Johnny Damon, L OBP: 0.373, SLG: 0.460	HR									3	1	1	2	0	1	1	Tampa Bay Devil Rays @ Boston Red Sox Fenway Park, Boston, MA Mon Aug 29 2005, 7:05 PM EDT Att: 35,007 - Overcast - 76 F										
Gabe Kapler, R OBP: 0.271, SLG: 0.323										1	0	0	0	0	0	3											
Edgar Renteria, R OBP: 0.346, SLG: 0.399	G1-3		F8		WP		G6-3	G1-3		5	1	1	1	0	0	0											
34 David Ortiz, L OBP: 0.592, SLG: 0.592										4	2	2	2	0	0	1											
Roberto Petagine, L OBP: 0.400, SLG: 0.500	HR		G4-3		G4-3		HR	P6		1	0	0	0	0	0	0											
Manny Ramirez, R OBP: 0.388, SLG: 0.585										3	1	1	0	1	1	0											
Kevin Millar, R OBP: 0.356, SLG: 0.366	K									1	0	0	0	0	0	0											
Trot Nixon, L OBP: 0.366, SLG: 0.481	G4-3									3	1	1	0	1	0	0											
Jason Varitek, S OBP: 0.378, SLG: 0.543										3	1	1	1	1	1	2											
John Olerud, L OBP: 0.347, SLG: 0.446										4	1	3	1	0	0	0											
Bill Mueller, S OBP: 0.379, SLG: 0.450										4	1	1	0	0	1	3											
13 Alex Cora, L OBP: 0.268, SLG: 0.319										3	1	2	1	1	0	0											
Inning Stats	R: 2 E: 0 K: 1 S: 12	H: 2 LOB: 0 BB: 0 P: 18	R: 1 E: 0 K: 0 S: 9	H: 1 LOB: 0 BB: 1 P: 15	R: 0 E: 0 K: 0 S: 7	H: 0 LOB: 0 BB: 0 P: 14	R: 0 E: 0 K: 1 S: 11	H: 0 LOB: 0 BB: 0 P: 18	R: 4 E: 0 K: 0 S: 16	H: 4 LOB: 2 BB: 2 P: 34	R: 0 E: 0 K: 2 S: 15	H: 1 LOB: 1 BB: 0 P: 19	R: 3 E: 0 K: 0 S: 24	H: 5 LOB: 3 BB: 1 P: 34	R: 0 E: 0 K: 0 S: 7	H: 0 LOB: 0 BB: 0 P: 10	1B: 7 2B: 3 3B: 0 HR: 3	SF: 1 SAC: 0 DP: 1 HBP: 0	WP: 1 PA: 40 PB: 0 SB: 0 CS: 0								
PITCHER	IP	WLS	BF	H	R	ER	SO	BB	IBB	HBP	BLK	WP	HR	S	P	ERA	WHIP										
37 Seth McClung, R ERA: 6.54	1.0	L	5	2	2	2	1	0	0	0	0	0	0	35	63	12.00	1.667										
56 Tim Lincecum, R ERA: 3.46	3.0		13	4	4	4	1	1	0	0	0	0	0	23	37	4.50	1.500										
Trever Miller, L ERA: 4.84	2.0		10	2	1	1	2	1	1	0	0	1	0	24	34	27.00	6.000										
Travis Harper, R ERA: 7.67	1.0		9	5	3	3	0	1	0	0	0	0	1	24	34	27.00	6.000										
Jesus Colome, R ERA: 5.61	1.0		3	0	0	0	0	0	0	0	0	0	0	7	10	0.00	0.000										



Batter	1	2	3	4	5	6	7	8	9	AB	R	H	RBI	BB	SO	LOB	TOP											
Julio Lugo, R (1, 6) OBP: 0.360, SLG: 0.397	0-1 SH3-4 1B	0-0 SAFE 1H 2B		0-1 13 1B		3-2 F9		1-0 L7		5	2	3	1	0	0	2												
13 Carl Crawford, L (1, 7) OBP: 0.318, SLG: 0.454	1-0 SH3-4	1-1 3H 2B		1-0 1B			0-0 F7	0-1 2H 1B		4	1	3	1	0	0	0												
3 Jorge Cantu, R (1, 4) OBP: 0.325, SLG: 0.509	0-1 1B	2-2 2H 2B		2-2 F8			3-2 G4-3 1B		0-1 F9	5	1	3	2	0	0	2												
Aubrey Huff, L (1, 9) OBP: 0.317, SLG: 0.433	2-3 K	0-1 G6-3			1-3 K		2-2 G4-3		1-0 F7	5	0	0	0	0	2	3												
31 Jonny Gomes, R (1, 10) OBP: 0.383, SLG: 0.559	2-3 K		0-3 K		0-0 F9		2-2 1B HBP		0-3 K	4	0	0	0	0	3	1												
Travis Lee, L (1, 3) OBP: 0.347, SLG: 0.422		1-2 G4-3		3-2 G4-3		1-1 F8				4	0	1	1	0	0	0												
Alex Gonzalez, R (1, 5) OBP: 0.321, SLG: 0.417		2-1 1B 2B		0-1 G5-3			4-2 FC6-4 BB		2-1 G1-3	3	1	1	0	1	0	2												
Toby Hall, R (1, 2) OBP: 0.320, SLG: 0.377		2-1 FC6-4 1B			0-0 P4		0-1 FC6-4 1-2		2-1 G4-3 1B	4	0	2	1	0	0	1												
Joey Gathright, L (1, 8) OBP: 0.317, SLG: 0.358	1-0 FC6-4 3B			0-1 G5-3		0-1 P5		3-2 G4-3		4	1	0	0	0	0	3												
Inning Stats	R: 1 E: 0 K: 2 S: 13	H: 2 LOB: 1 BB: 0 P: 18	R: 4 E: 0 K: 0 S: 20	H: 5 LOB: 1 BB: 0 P: 29	R: 0 E: 0 K: 1 S: 8	H: 0 LOB: 0 BB: 0 P: 11	R: 0 E: 0 K: 0 S: 11	H: 2 LOB: 2 BB: 0 P: 14	R: 0 E: 0 K: 1 S: 6	H: 0 LOB: 0 BB: 0 P: 8	R: 0 E: 0 K: 0 S: 10	H: 0 LOB: 1 BB: 1 P: 17	R: 1 E: 0 K: 0 S: 15	H: 2 LOB: 2 BB: 0 P: 24	R: 0 E: 0 K: 0 S: 9	H: 2 LOB: 0 BB: 0 P: 15	R: 0 E: 0 K: 1 S: 6	H: 0 LOB: 0 BB: 0 P: 7	1B: 7 2B: 5 3B: 1 HR: 0	SF: 0 SAC: 1 DP: 0 HBP: 1	WP: 0 PB: 0 CS: 0	PA: 41						
PITCHER	IP	WLS	BF	H	R	ER	SO	BB	IBB	HBP	BLK	WP	HR	S	P	ERA	WHIP											
38 Curt Schilling, R (1, 1) ERA: 6.96	6.0		28	9	5	5	4	1	0	0	0	0	0	0	68	97	7.50	1.667										
Mike Myers, L (7, 1) ERA: 3.41	0.2		3	1	1	1	0	0	0	0	0	0	0	10	15	13.50	1.500											
Chad Bradford, R (7, 1) ERA: 2.65	0.1		3	1	0	0	0	0	0	1	0	0	0	5	9	0.00	3.000											
17 Manny Delcarmen, R (8, 1) ERA: 4.76	1.0	W	4	2	0	0	0	0	0	0	0	0	0	9	15	0.00	2.000											
50 Mike Timlin, R (9, 1) ERA: 1.89	1.0		3	0	0	0	1	0	0	0	0	0	0	6	7	0.00	0.000											

Tampa Bay Devil Rays @ Boston Red Sox
Fenway Park, Boston, MA
Tue Aug 30 2005, 7:05 PM EDT
Att: 35,101 - Drizzlie - 71 F

AB	38
R	6
H	13
RBI	6
BB	1
SO	5
LOB	14



Batter	1	2	3	4	5	6	7	8	9	AB	R	H	RBI	BB	SO	LOB	BOTTOM										
Tony Graffanino, R (1, 4) OBP: 0.377, SLG: 0.401	1-0 G6-4-3 HBP		4-0 2B BB	1-2 P4		0-2 F7		1-1 G6-4-3		3	1	0	0	1	0	3											
Edgar Renteria, R (1, 6) OBP: 0.346, SLG: 0.400	2-3 K		3-2 G4-3 2B		0-0 G6-3		4-1 S BB		1-3 K	4	0	1	2	1	2	1											
34 David Ortiz, L (1, 10) OBP: 0.389, SLG: 0.587	2-1 G6-4-3		1-0 G4-3		2-1 F9		0-0 P3		4-2 1B BB	4	1	0	0	1	0	3											
Manny Ramirez, R (1, 7) OBP: 0.388, SLG: 0.583		1-2 G4-3		0-1 G6-3		0-0 BB 1B		0-0 F7		1-1 1B BB 1B	5	0	2	0	0	2											
Jason Varitek, S (1, 2) OBP: 0.383, SLG: 0.543		4-1 BB		2-2 G6-3 1B		4-1 1-2 BB		2-2 G6-3		4-2 1B BB	2	1	1	0	3	0	1										
Kevin Millar, R (1, 3) OBP: 0.356, SLG: 0.369		0-1 P4		3-2 G6-3 SF8 2B		0-1 G5-3		4-2 2B G3-1 BB		1-2 F9	3	1	1	0	0	3											
18 Johnny Damon, L (8, PH) OBP: 0.374, SLG: 0.459				1-3 SF8 2B				1-2 G3-1 BB		1-2 F9	1	1	0	0	1	0	3										
Trot Nixon, L (1, 9) OBP: 0.367, SLG: 0.483		0-1 G4-3		2-1 G6-3		2-3 K		0-0 G3-1 1B 2B		0-0 1B	5	1	2	2	0	1	2										
Bill Mueller, S (1, 5) OBP: 0.378, SLG: 0.451			1-1 2B 2B		1-2 SF8		0-0 G5-3		2-0 G3-1	3	1	1	2	0	0	1											
Gabe Kapler, R (1, 8) OBP: 0.288, SLG: 0.353			0-3 K		3-1 SF8 2B			2-3 3H 1B			3	0	2	0	0	1											
John Olerud, L (8, PH) OBP: 0.352, SLG: 0.451					1-0 K			3-1 G6-4-3 1B			1	0	1	1	0	0											
Inning Stats	R: 0 E: 0 K: 1 S: 5	H: 0 LOB: 0 BB: 0 P: 10	R: 0 E: 0 K: 0 S: 8	H: 0 LOB: 1 BB: 1 P: 13	R: 2 E: 0 K: 1 S: 11	H: 2 LOB: 1 BB: 1 P: 20	R: 2 E: 0 K: 0 S: 17	H: 3 LOB: 1 BB: 0 P: 27	R: 0 E: 0 K: 0 S: 7	H: 1 LOB: 2 BB: 1 P: 13	R: 0 E: 0 K: 1 S: 12	H: 1 LOB: 1 BB: 0 P: 16	R: 0 E: 0 K: 0 S: 6	H: 0 LOB: 1 BB: 1 P: 12	R: 2 E: 0 K: 0 S: 9	H: 2 LOB: 0 BB: 1 P: 19	R: 1 E: 0 K: 1 S: 14	H: 2 LOB: 2 BB: 2 P: 25	1B: 6 2B: 5 3B: 0 HR: 0	SF: 1 SAC: 0 DP: 2 HBP: 1	WP: 0 PB: 0 CS: 0	PA: 43					
PITCHER	IP	WLS	BF	H	R	ER	SO	BB	IBB	HBP	BLK	WP	HR	S	P	ERA	WHIP										
19 Scott Kazmir, L (1, 1) ERA: 4.2	5.2		26	6	4	4	3	3	0	1	0	0	0	14	22	0.00	1.500										
54 Chad Orvella, R (6, 1) ERA: 3.3	1.1	H	6	1	0	0	0	1	0	0	0	0	0	14	22	0.00	1.500										
Joe Borowski, R (8, 1) ERA: 2.97	1.1	L	7	2	3	3	1	2	0	0	0	0	0	14	29	20.25	3.000										
Danys Baez, R (9, 1) ERA: 2.7	0.1		4	2	0	0	0	1	0	0	0	0	0	9	15	0.00	9.000										

Tampa Bay Devil Rays @ Boston Red Sox
Fenway Park, Boston, MA
Tue Aug 30 2005, 7:05 PM EDT
Att: 35,101 - Drizzlie - 71 F

AB	34
R	7
H	11
RBI	7
BB	7
SO	4
LOB	20



Batter	1	2	3	4	5	6	7	8	9	AB	R	H	RBI	BB	SO	LOB	TOP				
Julio Lugo, R (1,6) OBP: 0.363, SLG: 0.405	0-0 13 CS 1B		2-2 HBP	1-3 K		2-3 K			0-1 1-2 1B	4	0	2	0	0	2	2					
13 Carl Crawford, L (1,7) OBP: 0.315, SLG: 0.454	0-2 F8		1-1 P4		0-1 G4-3		1-2 F8		0-3 K	5	0	0	0	0	1	4					
3 Jorge Cantu, R (1,5) OBP: 0.321, SLG: 0.502	2-2 F9		2-1 F8		0-1 2B 1B		0-0 P5		0-1 F8	5	0	1	0	0	0	3					
Aubrey Huff, L (1,10) OBP: 0.319, SLG: 0.437		0-1 31 HR 2B		3-1 HR HBP	1-0 2B		1-3 K		0-1 G6-3	4	2	2	0	0	1	2					
31 Jonny Gomes, R (1,9) OBP: 0.383, SLG: 0.567	0-0 2H HR		1-2 F8		1-0 P4			0-3 K		4	1	1	2	0	1	3					
Travis Lee, L (1,3) OBP: 0.350, SLG: 0.443	0-1 G6-3		0-0 1-H HR		4-0 IBB			2-3 K		3	1	1	2	1	1	0					
Nick Green, R (1,4) OBP: 0.332, SLG: 0.354	1-3 K		2-1 G6-3		3-3 K			4-1 BB		3	0	0	0	1	2	3					
Toby Hall, R (1,2) OBP: 0.322, SLG: 0.379	0-2 G3		1-2 1B 1B			0-0 K2-6 1B		3-3 K		4	0	2	0	0	1	1					
Joey Gathright, L (1,8) OBP: 0.322, SLG: 0.361			0-0 G3		1-0 1-2 1B		0-3 K2-6 1B		1-2 3 F8 1B	4	0	2	0	0	1	1					
Inning Stats	R: 0 E: 0 K: 0 S: 7	H: 1 LOB: 0 BB: 0 P: 9	R: 2 E: 0 K: 1 S: 12	H: 2 LOB: 0 BB: 0 P: 13	R: 0 E: 0 K: 0 S: 7	H: 0 LOB: 1 BB: 0 P: 12	R: 2 E: 0 K: 1 S: 15	H: 3 LOB: 2 BB: 0 P: 24	R: 0 E: 0 K: 1 S: 9	H: 2 LOB: 3 BB: 1 P: 18	R: 0 E: 0 K: 1 S: 8	H: 0 LOB: 0 BB: 0 P: 10	R: 0 E: 0 K: 3 S: 12	H: 0 LOB: 1 BB: 0 P: 21	R: 0 E: 0 K: 1 S: 13	H: 2 LOB: 2 BB: 0 P: 14	1B: 7 2B: 3 3B: 0 HR: 2	SF: 0 SAC: 0 DP: 1 HBP: 2	WP: 0 PB: 0 SB: 0 CS: 1	PA: 40	
PITCHER	IP WLS BF H R ER SO BB IBB HBP BLK WP HR S P ERA WHIP	IP WLS BF H R ER SO BB IBB HBP BLK WP HR S P ERA WHIP	IP WLS BF H R ER SO BB IBB HBP BLK WP HR S P ERA WHIP	IP WLS BF H R ER SO BB IBB HBP BLK WP HR S P ERA WHIP	IP WLS BF H R ER SO BB IBB HBP BLK WP HR S P ERA WHIP	IP WLS BF H R ER SO BB IBB HBP BLK WP HR S P ERA WHIP	IP WLS BF H R ER SO BB IBB HBP BLK WP HR S P ERA WHIP	IP WLS BF H R ER SO BB IBB HBP BLK WP HR S P ERA WHIP	IP WLS BF H R ER SO BB IBB HBP BLK WP HR S P ERA WHIP	IP WLS BF H R ER SO BB IBB HBP BLK WP HR S P ERA WHIP	IP WLS BF H R ER SO BB IBB HBP BLK WP HR S P ERA WHIP	IP WLS BF H R ER SO BB IBB HBP BLK WP HR S P ERA WHIP	IP WLS BF H R ER SO BB IBB HBP BLK WP HR S P ERA WHIP	IP WLS BF H R ER SO BB IBB HBP BLK WP HR S P ERA WHIP	IP WLS BF H R ER SO BB IBB HBP BLK WP HR S P ERA WHIP	IP WLS BF H R ER SO BB IBB HBP BLK WP HR S P ERA WHIP	IP WLS BF H R ER SO BB IBB HBP BLK WP HR S P ERA WHIP	IP WLS BF H R ER SO BB IBB HBP BLK WP HR S P ERA WHIP	IP WLS BF H R ER SO BB IBB HBP BLK WP HR S P ERA WHIP	IP WLS BF H R ER SO BB IBB HBP BLK WP HR S P ERA WHIP	IP WLS BF H R ER SO BB IBB HBP BLK WP HR S P ERA WHIP

Tampa Bay Devil Rays @ Boston Red Sox
Fenway Park, Boston, MA
Thu Sep 01 2005, 7:05 PM EDT
Att: 35,337 - Partly Cloudy - 80 F

AB	36
R	4
H	11
RBI	4
BB	2
SO	10
LOB	19



Batter	1	2	3	4	5	6	7	8	9	AB	R	H	RBI	BB	SO	LOB	BOTTOM				
18 Johnny Damon, L (1,8) OBP: 0.371, SLG: 0.455	2-3 K		2-2 FC4-6 1B		2-1 1-3 1B	1-0 P6		3-2 G3		5	0	2	0	0	1	3					
Edgar Renteria, R (1,6) OBP: 0.346, SLG: 0.400	2-1 1B		0-0 F7		2-1 3-H F7		3-2 G6-3			3	0	1	1	0	0	1					
34 David Ortiz, L (1,10) OBP: 0.387, SLG: 0.587	1-1 F8		0-0 F8		1-2 F7		0-1 F8			4	0	0	0	0	0	3					
Trot Nixon, L (1,9) OBP: 0.365, SLG: 0.478	0-0 L6		2-2 FC4-6 1-2 1B			4-1 F9 HR BB	2-0 P6			3	1	0	0	1	0	2					
Jason Varitek, S (1,2) OBP: 0.382, SLG: 0.540		1-1 F8		1-0 L7		0-0 1-2 HR 1B		2-3 K		4	1	1	0	0	1	0					
Kevin Millar, R (1,7) OBP: 0.356, SLG: 0.389		2-0 HR 1B		2-3 K		3-2 F9		0-0 2B 2B		4	1	2	0	0	1	2					
Gabe Kapler, R (8, FR) OBP: 0.286, SLG: 0.361										0	1	0	0	0	0	0					
John Olerud, L (1,3) OBP: 0.365, SLG: 0.521		2-2 1-H HR		0-0 F7		1-1 1-H HR		0-2 2-H 2B		4	2	3	6	0	0	0					
Bill Mueller, S (1,5) OBP: 0.374, SLG: 0.445		0-0 L7			2-3 K	1-2 P4		0-0 G6-3		4	0	0	0	0	1	1					
13 Alex Cora, L (1,4) OBP: 0.272, SLG: 0.315		1-1 G4-3			0-2 18 1B SF8	0-0 1B				3	1	1	0	1	0	0					
Inning Stats	R: 0 E: 0 K: 1 S: 10	H: 1 LOB: 1 BB: 0 P: 15	R: 2 E: 0 K: 0 S: 9	H: 2 LOB: 0 BB: 0 P: 15	R: 0 E: 0 K: 0 S: 13	H: 1 LOB: 1 BB: 0 P: 17	R: 0 E: 0 K: 1 S: 6	H: 0 LOB: 0 BB: 0 P: 9	R: 1 E: 1 K: 1 S: 14	H: 1 LOB: 1 BB: 0 P: 21	R: 3 E: 0 K: 0 S: 13	H: 3 LOB: 1 BB: 1 P: 23	R: 0 E: 0 K: 0 S: 7	H: 0 LOB: 0 BB: 0 P: 12	R: 1 E: 0 K: 1 S: 12	H: 2 LOB: 2 BB: 1 P: 21	1B: 6 2B: 2 3B: 0 HR: 2	SF: 1 SAC: 0 DP: 0 HBP: 0	WP: 0 PB: 0 SB: 0 CS: 0	PA: 37	
PITCHER	IP WLS BF H R ER SO BB IBB HBP BLK WP HR S P ERA WHIP	IP WLS BF H R ER SO BB IBB HBP BLK WP HR S P ERA WHIP	IP WLS BF H R ER SO BB IBB HBP BLK WP HR S P ERA WHIP	IP WLS BF H R ER SO BB IBB HBP BLK WP HR S P ERA WHIP	IP WLS BF H R ER SO BB IBB HBP BLK WP HR S P ERA WHIP	IP WLS BF H R ER SO BB IBB HBP BLK WP HR S P ERA WHIP	IP WLS BF H R ER SO BB IBB HBP BLK WP HR S P ERA WHIP	IP WLS BF H R ER SO BB IBB HBP BLK WP HR S P ERA WHIP	IP WLS BF H R ER SO BB IBB HBP BLK WP HR S P ERA WHIP	IP WLS BF H R ER SO BB IBB HBP BLK WP HR S P ERA WHIP	IP WLS BF H R ER SO BB IBB HBP BLK WP HR S P ERA WHIP	IP WLS BF H R ER SO BB IBB HBP BLK WP HR S P ERA WHIP	IP WLS BF H R ER SO BB IBB HBP BLK WP HR S P ERA WHIP	IP WLS BF H R ER SO BB IBB HBP BLK WP HR S P ERA WHIP	IP WLS BF H R ER SO BB IBB HBP BLK WP HR S P ERA WHIP	IP WLS BF H R ER SO BB IBB HBP BLK WP HR S P ERA WHIP	IP WLS BF H R ER SO BB IBB HBP BLK WP HR S P ERA WHIP	IP WLS BF H R ER SO BB IBB HBP BLK WP HR S P ERA WHIP	IP WLS BF H R ER SO BB IBB HBP BLK WP HR S P ERA WHIP	IP WLS BF H R ER SO BB IBB HBP BLK WP HR S P ERA WHIP	IP WLS BF H R ER SO BB IBB HBP BLK WP HR S P ERA WHIP

Tampa Bay Devil Rays @ Boston Red Sox
Fenway Park, Boston, MA
Thu Sep 01 2005, 7:05 PM EDT
Att: 35,337 - Partly Cloudy - 80 F

AB	34
R	7
H	10
RBI	7
BB	2
SO	4
LOB	12



Batter	1	2	3	4	5	6	7	8	9	AB	R	H	RBI	BB	SO	LOB	TOP					
1 Brian Roberts, S OBP: 0.394, SLG: 0.511	1-1 F9	0-0 G5-3		0-3 K			1-1 SAFE 10 1B 2B		1-0 F8	5	1	1	1	0	1	3						
6 Melvin Mora, R OBP: 0.338, SLG: 0.452	2-2 10 G5-4-3 1B		3-2 G5-3		0-3 K		0-1 G5-3		2-3 K	5	0	1	0	0	2	2						
10 Miguel Tejada, R OBP: 0.359, SLG: 0.547	0-1 G5-4-3		1-0 G5-3		1-3 K		0-1 31 1B		4-0 31 1B IBB	4	0	1	1	1	1	1						
31 Jay Gibbons, L OBP: 0.299, SLG: 0.496 David Newhan, L OBP: 0.329, SLG: 0.325			1-3 K		2-0 1B		0-2 G5-3		2-1 HBP	5	0	3	1	0	1	0						
Javy Lopez, R OBP: 0.327, SLG: 0.475 Sal Fasano, R OBP: 0.309, SLG: 0.450		1-0 E5 FC6-4	1-3 K			1-1 G6-3	3-2 F9		3-1 HBP	4	0	0	0	0	1	3						
Alejandro Freire, R OBP: 0.352, SLG: 0.467 Bernie Castro, S OBP: 0.429, SLG: 0.667		0-1 FC6-4 1B		1-1 HR		3-3 K		0-1 G6-3	0-0 F8	3	2	1	1	0	1	1						
Eric Byrnes, R OBP: 0.318, SLG: 0.409		4-2 1B E		0-2 G6-4-3 1B		1-1 F8		2-0 P2		3	1	1	0	1	0	0						
Chris Gomez, R OBP: 0.359, SLG: 0.356		3-2 E		0-0 G6-4-3 1B			4-2 FC1-6 BB	1-0 G5-3		3	1	1	1	1	0	1						
Luis Matos, R OBP: 0.351, SLG: 0.391	1-2 E4		1-2 E		0-2 1B		0-1 FC1-6 1B		2-1 6 S 31 1B 1B	4	2	3	2	0	0	1						
Inning Stats	R: 0 E: 0 K: 0 S: 7	H: 1 LOB: 0 BB: 0 P: 10	R: 3 E: 2 K: 1 S: 17	H: 2 LOB: 1 BB: 1 P: 27	R: 0 E: 0 K: 1 S: 9	H: 1 LOB: 0 BB: 0 P: 16	R: 1 E: 0 K: 1 S: 13	H: 3 LOB: 1 BB: 0 P: 14	R: 0 E: 0 K: 1 S: 10	H: 0 LOB: 0 BB: 0 P: 11	R: 0 E: 0 K: 1 S: 8	H: 0 LOB: 0 BB: 0 P: 13	R: 2 E: 0 K: 0 S: 17	H: 3 LOB: 2 BB: 1 P: 25	R: 0 E: 0 K: 0 S: 4	H: 0 LOB: 0 BB: 0 P: 7	R: 1 E: 0 K: 1 S: 13	H: 2 LOB: 3 BB: 1 P: 27	1B: 9 2B: 2 3B: 0 HR: 1	SF: 0 SAC: 0 DP: 2 HBP: 1	WP: 0 PB: 0 SB: 1 CS: 0	PA: 42
PITCHER	IP	WLS	BF	H	R	ER	SO	BB	IBB	HBP	BLK	WP	HR	S	P	ERA	WHIP					
Lenny DiNardo, L ERA: 3.52	(1, 1)	6.0	L	25	7	4	1	6	1	0	0	0	0	1	64	91	1.50	1.333				
Chad Harville, R ERA: 4.56	(7, 1)	0.1		2	0	1	1	0	1	0	0	0	0	0	4	8	27.00	3.000				
Matt Perisho, L ERA: 2.57	(7, 1)	0.0		1	1	0	0	0	0	0	0	0	0	0	2	3	∞	∞				
Chad Bradford, R ERA: 2.6	(7, 1)	0.1		2	1	1	1	0	0	0	0	0	0	0	4	4	27.00	3.000				
Keith Foulke, R ERA: 6.19	(7, 1)	0.1		2	1	0	0	0	0	0	0	0	0	0	7	10	0.00	3.000				

Baltimore Orioles @ Boston Red Sox
Fenway Park, Boston, MA
Fri Sep 02 2005, 7:05 PM EDT
Att: 35,156 - Partly Cloudy - 82 F

AB 38
R 7
H 12
RBI 7
BB 3
SO 7
LOB 15



Batter	1	2	3	4	5	6	7	8	9	AB	R	H	RBI	BB	SO	LOB	BOTTOM					
18 Johnny Damon, L OBP: 0.369, SLG: 0.453	1-1 F8	1-1 F7		1-1 SF8			1-3 K		3-1 E5	4	0	1	1	0	1	0						
Edgar Renteria, R OBP: 0.347, SLG: 0.397	4-1 BB 1B 2B BB		2-2 G6-3	2-3 K			1-3 K		0-0 P4	4	1	0	0	1	2	4						
34 David Ortiz, L OBP: 0.386, SLG: 0.583	3-3 K		4-2 BB		3-2 G6-3			0-2 F8		3	0	0	0	1	1	1						
Manny Ramirez, R OBP: 0.386, SLG: 0.576	0-0 BB 2B 1B		1-3 K		2-3 K			2-2 F8		4	1	1	0	0	2	1						
Trot Nixon, L OBP: 0.365, SLG: 0.475 20 Kevin Youkilis, R OBP: 0.397, SLG: 0.424 Alejandro Machado, S	4-2 2B BB		0-1 F7		2-2 P2			4-2 BB		2	0	0	0	1	0	1						
Jason Varitek, S OBP: 0.381, SLG: 0.539	0-0 1-3 2H 3H			2-3 K			1-2 F7		2-1 G3-1	4	0	1	2	0	1	1						
John Olerud, L OBP: 0.357, SLG: 0.508 Kevin Millar, R OBP: 0.360, SLG: 0.391	0-1 G5-3			1-1 E5 13 BB 18 SF8			3-2 F7		1-1 18 E 18 1B	3	1	0	0	0	0	2						
Bill Mueller, S OBP: 0.373, SLG: 0.442		3-2 P3		4-2 18 SF8 13 BB			0-1 L5		0-0 L7	3	0	0	0	1	0	1						
13 Alex Cora, L OBP: 0.272, SLG: 0.312 Gabe Kapler, R OBP: 0.282, SLG: 0.356		0-1 G6-3		4-1 BB			3-2 P6		2-3 K	2	0	0	0	1	0	0						
Inning Stats	R: 2 E: 0 K: 1 S: 13	H: 2 LOB: 2 BB: 2 P: 25	R: 0 E: 0 K: 0 S: 8	H: 0 LOB: 0 BB: 0 P: 12	R: 0 E: 0 K: 1 S: 10	H: 0 LOB: 1 BB: 1 P: 17	R: 1 E: 1 K: 2 S: 13	H: 0 LOB: 2 BB: 2 P: 27	R: 0 E: 0 K: 1 S: 12	H: 0 LOB: 0 BB: 0 P: 19	R: 0 E: 0 K: 2 S: 9	H: 0 LOB: 0 BB: 0 P: 13	R: 0 E: 0 K: 2 S: 17	H: 0 LOB: 0 BB: 0 P: 22	R: 0 E: 0 K: 0 S: 10	H: 0 LOB: 1 BB: 1 P: 18	R: 0 E: 1 K: 1 S: 9	H: 2 LOB: 2 BB: 0 P: 15	1B: 3 2B: 1 3B: 0 HR: 0	SF: 1 SAC: 0 DP: 0 HBP: 0	WP: 0 PB: 0 SB: 0 CS: 0	PA: 38
PITCHER	IP	WLS	BF	H	R	ER	SO	BB	IBB	HBP	BLK	WP	HR	S	P	ERA	WHIP					
John Maine, R ERA: 2.91	(1, 1)	5.0	W	23	2	3	2	5	0	0	0	0	0	9	13	0.00	0.000					
Eric DuBose, L ERA: 6.89	(6, 1)	1.0	H	3	0	0	0	0	0	0	0	0	0	0	9	13	0.00	0.000				
37 Chris Ray, R ERA: 2.35	(7, 1)	1.0	H	3	0	0	0	2	0	0	0	0	0	17	22	0.00	0.000					
Steve Kline, L ERA: 4.37	(8, 1)	0.2	H	2	0	0	0	0	0	0	0	0	0	6	8	0.00	0.000					
Todd Williams, R ERA: 3.41	(8, 1)	0.1	H	2	0	0	0	0	1	0	0	0	0	4	10	0.00	3.000					

Baltimore Orioles @ Boston Red Sox
Fenway Park, Boston, MA
Fri Sep 02 2005, 7:05 PM EDT
Att: 35,156 - Partly Cloudy - 82 F

AB 31
R 3
H 4
RBI 3
BB 6
SO 8
LOB 12



Batter	1	2	3	4	5	6	7	8	9	AB	R	H	RBI	BB	SO	LOB	TOP				
1 Brian Roberts, S (1, 4) OBP: 0.396, SLG: 0.514	4-2 10 1B BB		2-1 SF7 1-H		0-0 CS 1B		3-2 G3 1-2		0-0 6 SF9 1-3 2-H 2B	3	0	2	2	1	0	1	Baltimore Orioles @ Boston Red Sox Fenway Park, Boston, MA Sat Sep 03 2005, 7:05 PM EDT Att: 35,142 - Partly Cloudy - 79 F				
Bernie Castro, S (1, 10) OBP: 0.273, SLG: 0.400 David Newhan, L (9, PH) OBP: 0.273, SLG: 0.325	0-1 F7		0-0 G6-3		2-2 F8 1-2		0-0 G3		4-2 BB	4	0	0	0	0	0	3					
6 Melvin Mora, R (1, 5) OBP: 0.335, SLG: 0.448	2-2 F8		3-2 F8		2-0 P5			0-3 K	0-1 SF9 2-3 3-H 0-2 2B	4	0	0	1	0	1	1					
10 Miguel Tejada, R (1, 6) OBP: 0.359, SLG: 0.548	1-0 1B			2-1 1B 2B		2-2 K		1-3 K	F9 3	5	1	2	0	0	2	2					
31 Jav Gibbons, L (1, 9) OBP: 0.301, SLG: 0.504	2-0 F7			2-1 E7 1B E		0-0 HR		1-0 1B		4	2	2	1	0	0	3					
Javy Lopez, R (1, 2)		0-1 G5-3		0-1 E8 G3 1B		1-2 P2		2-0 G5-3		4	0	1	1	0	0	1					
B.J. Surhoff, L (1, 3) OBP: 0.279, SLG: 0.382	0-1 F7		0-0 G3		0-0 G3		1-3 K		3-2 1B 2B	4	1	1	0	0	1	1					
Eric Byrnes, R (1, 7) OBP: 0.314, SLG: 0.405	0-1 G5-3		0-0 G4-3		2-2 G5-3			1-3 K		4	0	0	0	0	1	2					
Luis Matos, R (1, 8) OBP: 0.353, SLG: 0.389			2-2 1B 1 WP SF7 HBP		1-1 G6-3		4-0 G3 BB		0-1 FC6 1B 2B 6 SF9	2	2	0	0	1	0	2					
Inning Stats	R: 0 E: 0 K: 0 S: 10	H: 1 LOB: 2 BB: 1 P: 19	R: 0 E: 0 K: 0 S: 6	H: 0 LOB: 0 BB: 0 P: 6	R: 1 E: 0 K: 0 S: 8	H: 0 LOB: 0 BB: 0 P: 15	R: 2 E: 2 K: 0 S: 10	H: 2 LOB: 1 BB: 0 P: 15	R: 0 E: 0 K: 2 S: 7	H: 1 LOB: 0 BB: 1 P: 10	R: 0 E: 0 K: 0 S: 7	H: 0 LOB: 1 BB: 1 P: 16	R: 0 E: 0 K: 2 S: 8	H: 1 LOB: 1 BB: 0 P: 12	R: 2 E: 1 K: 1 S: 18	H: 2 LOB: 2 BB: 1 P: 26	1B: 5 2B: 2 3B: 0 HR: 1	SF: 2 SAC: 0 DP: 0 HBP: 1	WP: 1 PB: 1 SB: 0 CS: 0	PA: 40	
PITCHER	IP	WLS	BF	H	R	ER	SO	BB	IBB	HBP	BLK	WP	HR	S	P	ERA	WHIP				
30 Matt Clement, R (1, 1) ERA: 4.17	8.0	W	33	6	4	2	4	2	0	1	0	1	1	69	110	2.25	1.000				
50 Mike Timlin, R (9, 1) ERA: 1.93	1.0	S	7	2	2	0	1	1	0	0	0	0	0	18	26	0.00	3.000				

Batter	1	2	3	4	5	6	7	8	9	AB	R	H	RBI	BB	SO	LOB	BOTTOM				
18 Johnny Damon, L (1, 8) OBP: 0.368, SLG: 0.452	3-2 G6-3		0-2 G4-3		1-2 34 F8 1B 1B	1-1 G4-6-3				4	1	1	0	0	0	2	Baltimore Orioles @ Boston Red Sox Fenway Park, Boston, MA Sat Sep 03 2005, 7:05 PM EDT Att: 35,142 - Partly Cloudy - 79 F				
Edgar Renteria, R (1, 6) OBP: 0.346, SLG: 0.398	0-0 F9 34 BB 1B		1-0 SF9		1-2 1B WP 1B		3-2 G4-3			3	1	2	1	0	0	0					
34 David Ortiz, L (1, 10) OBP: 0.388, SLG: 0.590	4-0 1B BB		3-H 3-2 1B		1-1 F8		0-1 HR			3	1	2	1	1	0	2					
Manny Ramirez, R (1, 7) OBP: 0.385, SLG: 0.573	3-2 F9		0-1 L5		2-2 WP BB G6-3 1B		1-2 G5-3			4	1	1	1	0	0	3					
Jason Varitek, S (1, 2) OBP: 0.382, SLG: 0.537	3-3 K			4-0 HR BB	4-2 20 WP WP BB		3-3 K			2	1	0	0	2	2	2					
Kevin Millar, R (1, 3) OBP: 0.395, SLG: 0.397 John Olerud, L (9, 3) OBP: 0.357, SLG: 0.508		1-2 F9		0-1 HR	2-0 G6-3		2-1 P5			4	1	1	3	0	0	1					
20 Kevin Youkilis, R (1, 4) OBP: 0.395, SLG: 0.412 Alejandro Machado, S (6, 4)		4-0 CS BB		1-H HR	1-2 2-H 3-H 1-2 K		3-2 G5-3			2	0	0	0	1	1	1					
Bill Mueller, S (1, 5) OBP: 0.372, SLG: 0.440	3-3 K			1-0 F9		2-1 18 G4-6-3 1B		0-0 G4-3		4	0	1	0	0	1	1					
Gabe Kapler, R (1, 9) OBP: 0.284, SLG: 0.368			0-1 18 G4-3 SF9 2B		1-1 G5-3		2-3 K			3	1	1	0	0	1	1					
Inning Stats	R: 0 E: 0 K: 1 S: 10	H: 1 LOB: 2 BB: 1 P: 23	R: 0 E: 0 K: 1 S: 8	H: 0 LOB: 1 BB: 1 P: 16	R: 1 E: 0 K: 0 S: 11	H: 2 LOB: 1 BB: 0 P: 15	R: 2 E: 0 K: 0 S: 9	H: 1 LOB: 0 BB: 1 P: 17	R: 3 E: 0 K: 1 S: 17	H: 3 LOB: 1 BB: 1 P: 30	R: 0 E: 0 K: 1 S: 7	H: 1 LOB: 0 BB: 0 P: 12	R: 1 E: 0 K: 1 S: 11	H: 1 LOB: 0 BB: 0 P: 18	R: 0 E: 0 K: 0 S: 9	H: 0 LOB: 0 BB: 0 P: 14	1B: 6 2B: 2 3B: 0 HR: 2	SF: 1 SAC: 0 DP: 2 HBP: 0	WP: 2 PB: 0 SB: 0 CS: 1	PA: 35	
PITCHER	IP	WLS	BF	H	R	ER	SO	BB	IBB	HBP	BLK	WP	HR	S	P	ERA	WHIP				
45 Erik Bedard, L (1, 1) ERA: 3.76	4.1	L	23	7	6	6	2	4	0	0	0	0	0	50	93	12.46	2.538				
Jorge Julio, R (5, 1) ERA: 5.46	2.2		9	2	1	1	3	0	0	0	0	2	1	23	38	3.38	0.750				
Jason Grimsley, R (8, 1) ERA: 7.47	1.0		3	0	0	0	0	0	0	0	0	0	0	9	14	0.00	0.000				



Batter	1	2	3	4	5	6	7	8	9	AB	R	H	RBI	BB	SO	LOB	TOP			
1 Brian Roberts, S (1,4) OBP: 0.395, SLG: 0.512	G3		F8 6 CS 1B		F8			G4-3		4	0	1	0	0	0	0	Baltimore Orioles @ Boston Red Sox Fenway Park, Boston, MA Sun Sep 04 2005, 2:05 PM EDT Att: 35,003 - Partly Cloudy - 72 F			
6 Melvin Mora, R (1,5) OBP: 0.336, SLG: 0.450	HBP 31 1B		F8 1-2			2B 10 2B		K		3	1	1	0	0	1	1				
10 Miguel Tejada, R (1,6) OBP: 0.360, SLG: 0.549	F9			1B 31 1B		2B		P6		4	0	2	1	0	0	1				
31 Jay Gibbons, L (1,9) OBP: 0.303, SLG: 0.504	FC6-4 1B			1B FC6-4		2B		P3		4	0	2	0	0	0	1				
Javy Lopez, R (1,10) OBP: 0.322, SLG: 0.466	FC6-4 1-2			F9		F9		K		4	0	0	0	0	1	5				
B.J. Surhoff, L (1,3) OBP: 0.276, SLG: 0.380		G6-4-3 1B		L3		P5		G3		4	0	1	0	0	0	3				
Eric Byrnes, R (1,7) OBP: 0.312, SLG: 0.402		G6-4-3 1-2		FC6-4 1-2			K			3	0	0	0	0	1	3				
Luis Matos, R (1,8) OBP: 0.350, SLG: 0.385		K			G4-3		F9			3	0	0	0	0	1	0				
Geronimo Gil, R (1,2) OBP: 0.210, SLG: 0.340			L5		G6-3		G3			3	0	0	0	0	0	0				
Inning Stats	R: 0 E: 0 K: 0 S: 10	H: 1 LOB: 2 BB: 0 P: 13	R: 0 E: 0 K: 1 S: 10	H: 1 LOB: 0 BB: 0 P: 13	R: 0 E: 0 K: 0 S: 9	H: 1 LOB: 0 BB: 0 P: 14	R: 0 E: 0 K: 0 S: 8	H: 2 LOB: 2 BB: 0 P: 12	R: 0 E: 0 K: 1 S: 11	H: 0 LOB: 1 BB: 0 P: 18	R: 0 E: 0 K: 1 S: 9	H: 0 LOB: 0 BB: 0 P: 12	R: 0 E: 0 K: 1 S: 8	H: 0 LOB: 0 BB: 0 P: 8	R: 0 E: 0 K: 1 S: 9	H: 0 LOB: 0 BB: 0 P: 12		1B: 5 2B: 2 3B: 0 HR: 0	SF: 0 SAC: 0 DP: 1 HBP: 1	WP: 0 PB: 0 SB: 0 CS: 1
PITCHER David Wells, L (1,1) ERA: 4.24	IP: 9.0 WLS: W BF: 33 H: 7 R: 1 ER: 1 SO: 4 BB: 0 IBB: 0 HBP: 1 BLK: 0 WP: 0 HR: 0 S: 82 P: 114 ERA: 1.00 WHIP: 0.778																			

Batter	1	2	3	4	5	6	7	8	9	AB	R	H	RBI	BB	SO	LOB	BOTTOM			
18 Johnny Damon, L (1,8) OBP: 0.368, SLG: 0.453	F8			L5			B1-3			3	0	1	2	0	0	0	Baltimore Orioles @ Boston Red Sox Fenway Park, Boston, MA Sun Sep 04 2005, 2:05 PM EDT Att: 35,003 - Partly Cloudy - 72 F			
Gabe Kapler, R (7, FH) OBP: 0.280, SLG: 0.364					2B 1-H 3-H					1	0	0	0	0	0	0				
Edgar Renteria, R (1,6) OBP: 0.346, SLG: 0.395	G5-3			G6-3		K		F9		4	0	0	0	0	1	0				
34 David Ortiz, L (1,10) OBP: 0.391, SLG: 0.589	F7			1B		FC6-4 BB		G4-6-3 BB		2	0	1	0	2	0	0				
Manny Ramirez, R (1,7) OBP: 0.382, SLG: 0.568		G6-3		L4		FC6-4 1-2		G4-6-3 1-2		4	0	0	0	0	0	3				
Trot Nixon, L (1,9) OBP: 0.365, SLG: 0.474		F7				1B HR		G4-3		3	1	1	0	0	0	0				
Bill Mueller, S (1,5) OBP: 0.372, SLG: 0.439		F8				1B HR		F7		3	1	1	0	0	0	0				
John Olerud, L (1,3) OBP: 0.356, SLG: 0.528			K			1B HR		F9		3	1	1	3	0	1	0				
Doug Mirabeli, R (1,2) OBP: 0.333, SLG: 0.418			F9			2B 1B 18 2B		K		3	1	1	0	0	1	0				
Tony Graffanino, R (1,4) OBP: 0.376, SLG: 0.401						2B 18 2B		K		3	1	1	0	0	2	0				
13 Alex Cora, L (8,4) OBP: 0.272, SLG: 0.312						1B 18 2B		K		0	0	0	0	0	0	0				
Inning Stats	R: 0 E: 0 K: 0 S: 4	H: 0 LOB: 0 BB: 0 P: 6	R: 0 E: 0 K: 0 S: 8	H: 0 LOB: 0 BB: 0 P: 15	R: 0 E: 0 K: 2 S: 12	H: 0 LOB: 0 BB: 0 P: 19	R: 0 E: 0 K: 0 S: 7	H: 1 LOB: 1 BB: 0 P: 13	R: 5 E: 0 K: 1 S: 19	H: 6 LOB: 1 BB: 1 P: 35	R: 0 E: 0 K: 2 S: 8	H: 0 LOB: 0 BB: 0 P: 14	R: 0 E: 0 K: 2 S: 7	H: 0 LOB: 0 BB: 0 P: 12	R: 0 E: 0 K: 0 S: 5	H: 0 LOB: 0 BB: 1 P: 9	1B: 4 2B: 2 3B: 0 HR: 1	SF: 0 SAC: 0 DP: 1 HBP: 0	WP: 0 PB: 0 SB: 0 CS: 0	PA: 31
PITCHER Rodrigo Lopez, R (1,1) ERA: 4.97	IP: 5.0 WLS: L BF: 22 H: 7 R: 5 ER: 5 SO: 3 BB: 1 IBB: 0 HBP: 0 BLK: 0 WP: 0 HR: 1 S: 50 P: 88 ERA: 9.00 WHIP: 1.600																			
Eric DuBose, L (6,1) ERA: 6.16	IP: 2.0 WLS: L BF: 6 H: 0 R: 0 ER: 0 SO: 2 BB: 0 IBB: 0 HBP: 0 BLK: 0 WP: 0 HR: 0 S: 15 P: 26 ERA: 0.00 WHIP: 0.000																			
James Baldwin, R (8,1) ERA: 3.57	IP: 1.0 WLS: L BF: 3 H: 0 R: 0 ER: 0 SO: 0 BB: 0 IBB: 0 HBP: 0 BLK: 0 WP: 0 HR: 0 S: 5 P: 9 ERA: 0.00 WHIP: 1.000																			

Batter	1	2	3	4	5	6	7	8	9	AB	R	H	RBI	BB	SO	LOB	TOP										
22 Scott Podsednik, L (1, 7) OBP: 0.348, SLG: 0.343	G4-3		L6 BB		SH1-3		S 1B		G4-3	3	0	1	0	1	0	0	Chicago White Sox @ Boston Red Sox Fenway Park, Boston, MA Mon Sep 05 2005, 12:05 PM EDT Att: 35,673 - Sunny - 70 F										
Tadahito Iguchi, R (1, 4) OBP: 0.353, SLG: 0.451	BB		L6		SH1-3		BB		G1-3	2	0	0	1	2	0	2											
Carl Everett, S (1, 10) OBP: 0.312, SLG: 0.463	P5				K		K			5	0	1	0	0	3	3											
14 Paul Konerko, R (1, 3) OBP: 0.368, SLG: 0.527	F9				G3 1B 2B		G5-3			4	2	2	1	0	0	3											
Aaron Rowand, R (1, 8) OBP: 0.332, SLG: 0.420					G3		G3-1 2B		SH3 HBP	3	0	1	0	0	1	1											
Timo Perez, L (1, 9) OBP: 0.273, SLG: 0.305	F9				1B		G3-1		SH3	3	0	1	1	0	0	1											
Chris Widger, R (1, 2) OBP: 0.289, SLG: 0.387	K				F9		P3		P3	4	0	0	0	0	1	3											
Geoff Blum, S (1, 5) OBP: 0.303, SLG: 0.356					3B		F9		P5	4	1	2	0	0	0	2											
5 Juan Uribe, R (1, 6) OBP: 0.299, SLG: 0.393	G5-3				2B SH1-3 1B		BB 22 1B		HR	4	2	3	2	0	0	1											
Inning Stats	R: 0 E: 0 K: 0 S: 8	H: 0 LOB: 1 BB: 1 P: 17	R: 0 E: 0 K: 2 S: 9	H: 0 LOB: 0 BB: 0 P: 13	R: 0 E: 0 K: 0 S: 14	H: 1 LOB: 1 BB: 1 P: 22	R: 1 E: 0 K: 1 S: 14	H: 2 LOB: 1 BB: 0 P: 18	R: 2 E: 0 K: 1 S: 12	H: 2 LOB: 0 BB: 0 P: 16	R: 1 E: 0 K: 0 S: 11	H: 2 LOB: 1 BB: 1 P: 14	R: 0 E: 0 K: 1 S: 21	H: 2 LOB: 2 BB: 1 P: 30	R: 0 E: 0 K: 0 S: 12	H: 0 LOB: 1 BB: 0 P: 18		R: 1 E: 0 K: 0 S: 7	H: 2 LOB: 1 BB: 0 P: 9	1B: 5 2B: 3 3B: 1 HR: 2	SF: 0 SAC: 3 DP: 0 HBP: 1	WP: 0 PB: 0 SB: 1 CS: 0	PA: 39				
PITCHER	IP	WLS	BF	H	R	ER	SO	BB	IBB	HBP	BLK	WP	HR	S	P	ERA	WHIP										
38 Curt Schilling, R (1, 1) ERA: 6.83	6.1	L	29	9	4	4	4	3	0	0	0	0	1	79	117	5.68	1.895										
Keith Foulke, R (7, 1) ERA: 5.93	1.2		6	0	0	0	1	0	0	1	0	0	0	22	31	0.00	0.000										
Chad Harville, R (9, 1) ERA: 4.76	1.0		4	2	1	1	0	0	0	0	0	0	1	7	9	9.00	2.000										

Batter	1	2	3	4	5	6	7	8	9	AB	R	H	RBI	BB	SO	LOB	BOTTOM										
20 Kevin Youkilis, R (1, 5) OBP: 0.376, SLG: 0.389	G6-3		K		FC5-4				K	4	0	0	0	0	2	3	Chicago White Sox @ Boston Red Sox Fenway Park, Boston, MA Mon Sep 05 2005, 12:05 PM EDT Att: 35,673 - Sunny - 70 F										
Edgar Renteria, R (1, 6) OBP: 0.343, SLG: 0.392	K		K				K		F9	4	0	0	0	0	3	2											
34 David Ortiz, L (1, 10) OBP: 0.390, SLG: 0.586	F7				FC4-6 BB		L4		K	3	0	0	0	1	1	1											
Manny Ramirez, R (1, 7) OBP: 0.381, SLG: 0.565					F9		1B		K	4	0	1	0	0	1	1											
Trot Nixon, L (1, 9) OBP: 0.364, SLG: 0.474	F8 2B				FC4-6		K		E4 2B HR	4	1	1	0	0	1	2											
Jason Varitek, S (1, 2) OBP: 0.379, SLG: 0.531	F8				F8		K		K	4	0	0	0	0	2	3											
Kevin Millar, R (1, 3) OBP: 0.356, SLG: 0.398	F8				F8		K		HR 2B	4	1	1	0	0	1	1											
Tony Graffanino, R (1, 4) OBP: 0.375, SLG: 0.408					F9		F9		HR	4	1	1	3	0	0	0											
Gabe Kapler, R (1, 8) OBP: 0.291, SLG: 0.363					E5		FC5-4 1B		G3	3	0	1	0	0	0	0											
Inning Stats	R: 0 E: 0 K: 1 S: 12	H: 0 LOB: 0 BB: 0 P: 16	R: 0 E: 0 K: 0 S: 10	H: 1 LOB: 1 BB: 0 P: 14	R: 0 E: 1 K: 2 S: 12	H: 0 LOB: 1 BB: 0 P: 18	R: 0 E: 0 K: 0 S: 9	H: 0 LOB: 1 BB: 1 P: 16	R: 0 E: 0 K: 2 S: 15	H: 1 LOB: 1 BB: 0 P: 24	R: 0 E: 0 K: 2 S: 12	H: 1 LOB: 1 BB: 0 P: 17	R: 0 E: 0 K: 2 S: 11	H: 0 LOB: 0 BB: 0 P: 16	R: 0 E: 0 K: 2 S: 15	H: 0 LOB: 0 BB: 0 P: 25		R: 3 E: 1 K: 2 S: 16	H: 2 LOB: 0 BB: 0 P: 20	1B: 2 2B: 2 3B: 0 HR: 1	SF: 0 SAC: 0 DP: 0 HBP: 1	WP: 0 PB: 0 SB: 0 CS: 0	PA: 36				
PITCHER	IP	WLS	BF	H	R	ER	SO	BB	IBB	HBP	BLK	WP	HR	S	P	ERA	WHIP										
Brandon McCarthy, R (1, 1) ERA: 5.08	7.0	W	26	3	0	0	7	1	0	0	0	0	0	81	121	0.00	0.571										
Cliff Polette, R (8, 1) ERA: 2.2	0.2		3	0	0	0	1	0	0	1	0	0	0	11	18	0.00	0.000										
Damaso Marte, L (8, 1) ERA: 3.02	0.1		1	0	0	0	1	0	0	0	0	0	0	4	7	0.00	0.000										
45 Bobby Jenks, R (9, 1) ERA: 2.22	1.0		6	2	3	0	2	0	0	0	0	0	1	16	20	0.00	2.000										

Batter	1	2	3	4	5	6	7	8	9	AB	R	H	RBI	BB	SO	LOB	TOP		
9 Chone Figgins, S OBP: 0.342, SLG: 0.388	0-1 G6-3	1-1 1B		1-0 F8			0-1 G4-3		2-3 K	5	0	1	0	0	1	2			
Orlando Cabrera, R OBP: 0.311, SLG: 0.364	0-2 G4-3	0-0 1B			0-1 G5-3		1-0 F9			4	0	1	1	0	0	0			
16 Garret Anderson, L OBP: 0.317, SLG: 0.428	0-0 27 3B	0-1 G6-3			1-1 F9		2-2 G3			4	1	1	0	0	0	2			
27 Vladimir Guerrero, R OBP: 0.393, SLG: 0.570	2-0 1B		2-2 F9		3-2 G6-3			0-1 G4-3		4	1	1	1	0	0	0			
Darin Erstad, L OBP: 0.335, SLG: 0.371	1-1 1B		1-0 G4-3		0-1 G6-3		1-1 G4-3			4	0	1	1	0	0	0			
Bengie Molina, R OBP: 0.336, SLG: 0.453	3-H K	1-3 L4		0-2 L4		2-2 G4-3	3-2 P4			4	0	0	0	0	1	1			
Casey Kotchman, L OBP: 0.340, SLG: 0.530		0-0 F8		0-1 G3 1B		3-1 1B 1B			1-3 K	4	0	2	0	0	1	0			
Jeff DaVanon, S OBP: 0.354, SLG: 0.322		3-3 K		3-1 F8		3-2 1B 1B			1-0 K	4	0	2	0	0	1	1			
Adam Kennedy, L OBP: 0.356, SLG: 0.363		3-1 9 1B HBP		0-0 G3		0-1 G1-3			0-2 F7	3	1	0	0	0	0	4			
Inning Stats	R: 2 E: 0 K: 1 S: 12	H: 3 LOB: 1 BB: 0 P: 16	R: 1 E: 0 K: 1 S: 10	H: 2 LOB: 2 BB: 0 P: 17	R: 0 E: 0 K: 0 S: 8	H: 0 LOB: 0 BB: 0 P: 11	R: 0 E: 0 K: 0 S: 6	H: 1 LOB: 1 BB: 0 P: 10	R: 0 E: 0 K: 0 S: 7	H: 0 LOB: 0 BB: 0 P: 11	R: 0 E: 0 K: 0 S: 6	H: 0 LOB: 0 BB: 0 P: 9	R: 0 E: 0 K: 0 S: 7	H: 0 LOB: 0 BB: 0 P: 11	R: 0 E: 0 K: 2 S: 12	H: 1 LOB: 1 BB: 0 P: 16	1B: 7 2B: 1 3B: 1 HR: 0	SF: 0 SAC: 0 DP: 0 HBP: 1	WP: 0 PA: 37 PB: 0 SB: 0 CS: 0
PITCHER	IP	WLS	BF	H	R	ER	SO	BB	IBB	HBP	BLK	WP	HR	S	P	ERA	WHIP		
Bronson Arroyo, R ERA: 4.42	(1, 1)	8.0	W	33	8	3	3	2	0	0	1	0	0	68	105	3.38	1.000		
50 Mike Timlin, R ERA: 1.9	(9, 1)	1.0	S	4	1	0	0	2	0	0	0	0	0	12	16	0.00	1.000		

Los Angeles Angels @ Boston Red Sox
Fenway Park, Boston, MA
Wed Sep 07 2005, 7:05 PM EDT
Att: 35,423 - Clear - 78 F

AB 36
R 3
H 9
RBI 3
BB 0
SO 4
LOB 10



Batter	1	2	3	4	5	6	7	8	9	AB	R	H	RBI	BB	SO	LOB	BOTTOM		
18 Johnny Damon, L OBP: 0.369, SLG: 0.453	2-2 G3-1		4-2 1B	0-0 SF8			1-2 G5-3			2	1	0	1	1	0	0			
Edgar Renteria, R OBP: 0.345, SLG: 0.390	2-2 G5-3		0-2 34 1B BB	0-1 G6-3			0-0 F9			4	1	1	0	0	0	0			
34 David Ortiz, L OBP: 0.394, SLG: 0.591	4-2 BB		2-2 34 1B 2B	3-2 G4-6-3 1B			1-0 P4			3	0	2	2	1	0	0			
Manny Ramirez, R OBP: 0.380, SLG: 0.561	1-3 K		1-1 G4-6-3	0-2 G4-6-3			1-0 G4-3			4	0	0	0	0	1	4			
Trot Nixon, L OBP: 0.364, SLG: 0.471		1-3 K	1-0 2B	2-2 G4-3			4-2 BB BB			3	0	1	1	1	1	0			
Gabe Kapler, R OBP: 0.291, SLG: 0.363			3-H 2B							0	0	0	0	0	0	0			
Jason Varitek, S OBP: 0.377, SLG: 0.527		0-3 K	1-2 F8			1-1 G4-3	4-2 BB 1B			3	0	0	0	1	1	1			
Kevin Millar, R ERA: 4.87		1-1 HR		2-0 F8			1-2 F7			4	1	1	1	0	0	2			
John Olerud, L OBP: 0.360, SLG: 0.524				4-1 13 3B BB			0-1 F8			2	1	0	0	1	1	0			
Bill Mueller, S OBP: 0.368, SLG: 0.433		3-3 K		1-2 18 3B BB			0-0 P2			2	1	0	0	1	1	0			
13 Alex Cora, L OBP: 0.277, SLG: 0.323			4-2 18 3B BB	1-2 18 SF8 3B			0-1 L6			2	2	1	1	1	0	0			
Inning Stats	R: 0 E: 0 K: 1 S: 14	H: 0 LOB: 1 BB: 1 P: 23	R: 1 E: 0 K: 3 S: 12	H: 1 LOB: 0 BB: 0 P: 17	R: 3 E: 0 K: 0 S: 16	H: 3 LOB: 1 BB: 2 P: 29	R: 2 E: 0 K: 0 S: 8	H: 1 LOB: 1 BB: 1 P: 15	R: 0 E: 0 K: 0 S: 9	H: 0 LOB: 0 BB: 0 P: 11	R: 0 E: 0 K: 0 S: 6	H: 0 LOB: 0 BB: 0 P: 7	R: 0 E: 0 K: 0 S: 7	H: 0 LOB: 2 BB: 2 P: 17	R: 0 E: 0 K: 1 S: 12	H: 3 LOB: 1 3B: 1 HR: 1	SF: 1 SAC: 0 DP: 2 HBP: 0	WP: 0 PA: 34 PB: 0 SB: 0 CS: 0	
PITCHER	IP	WLS	BF	H	R	ER	SO	BB	IBB	HBP	BLK	WP	HR	S	P	ERA	WHIP		
54 Ervin Santana, R ERA: 4.87	(1, 1)	4.0	L	20	5	6	4	4	0	0	0	0	0	50	84	13.50	2.250		
Kevin Gregg, R ERA: 5.61	(5, 1)	3.0		9	1	0	0	0	0	0	0	0	0	25	33	0.00	0.333		
Jason Christiansen, L ERA: 5.48	(8, 1)	0.2		3	0	0	0	1	0	0	0	0	0	4	10	0.00	1.500		
37 Greg Jones, R ERA: 6.75	(8, 1)	0.1		2	0	0	0	1	0	0	0	0	0	3	7	0.00	3.000		

Los Angeles Angels @ Boston Red Sox
Fenway Park, Boston, MA
Wed Sep 07 2005, 7:05 PM EDT
Att: 35,423 - Clear - 78 F

AB 27
R 6
H 6
RBI 6
BB 6
SO 4
LOB 7



Batter	1	2	3	4	5	6	7	8	9	AB	R	H	RBI	BB	SO	LOB	TOP								
9 Chone Figgins, S OBP: 0.342, SLG: 0.389	B3			2B		F8			L3	4	1	1	0	1	0	3	Los Angeles Angels @ Boston Red Sox Fenway Park, Boston, MA Thu Sep 08 2005, 7:05 PM EDT Att: 35,351 - Clear - 83 F								
Orlando Cabrera, R OBP: 0.310, SLG: 0.365	K			16 F9-1-6 2H		G1-3	G5-3			4	0	1	1	0	1	4									
16 Garret Anderson, L OBP: 0.317, SLG: 0.427	P4			F9-1-6 2-2		K				4	0	1	0	0	1	2									
27 Vladimir Guerrero, R OBP: 0.391, SLG: 0.567		F9		F9					G6-4-3	3	1	0	0	0	0	1									
Darin Erstad, L OBP: 0.334, SLG: 0.370		G3-1			G3				G3-1	4	1	1	0	0	0	0									
Bengie Molina, R OBP: 0.335, SLG: 0.451		F8			G5-3					4	0	1	1	0	1	0									
Casey Kotchman, L OBP: 0.347, SLG: 0.540				G4-3						4	0	2	0	0	0	2									
Jeff DaVanon, S OBP: 0.354, SLG: 0.322						1B			2B	0	0	0	0	0	0	0									
39 Robb Quinlan, R OBP: 0.262, SLG: 0.386				G6-3		G4-3			K	4	0	0	1	0	1	3									
Adam Kennedy, L OBP: 0.360, SLG: 0.364				K						2	0	1	0	2	1	0									
Inning Stats	R: 0 E: 0 K: 1 S: 5	H: 0 LOB: 0 BB: 0 P: 8	R: 0 E: 0 K: 0 S: 6	H: 0 LOB: 0 BB: 0 P: 13	R: 0 E: 0 K: 1 S: 9	H: 0 LOB: 0 BB: 0 P: 16	R: 1 E: 0 K: 0 S: 9	H: 2 LOB: 0 BB: 0 P: 13	R: 0 E: 0 K: 0 S: 8	H: 1 LOB: 1 BB: 0 P: 8	R: 0 E: 0 K: 1 S: 14	H: 1 LOB: 1 BB: 0 P: 19	R: 2 E: 0 K: 0 S: 14	H: 2 LOB: 3 BB: 2 P: 28	R: 0 E: 0 K: 0 S: 7	H: 1 LOB: 0 BB: 0 P: 13	R: 0 E: 0 K: 2 S: 15	H: 1 LOB: 2 BB: 1 P: 22	1B: 5 2B: 4 3B: 0 HR: 0	SF: 0 SAC: 0 DP: 2 HBP: 1	WP: 1 PB: 0 SB: 0 CS: 0	PA: 37			
PITCHER	IP	WLS	BF	H	R	ER	SO	BB	IBB	HBP	BLK	WP	HR	S	P	ERA	WHIP								
30 Matt Clement, R ERA: 4.17	(1, 1)	6.2	L	28	6	3	3	2	0	1	0	1	0	64	103	4.05	1.200								
Chad Bradford, R ERA: 2.55	(7, 1)	0.1		1	0	0	0	0	0	0	0	0	0	1	2	0.00	0.000								
Mike Myers, L ERA: 3.41	(8, 1)	0.0		1	1	0	0	0	0	0	0	0	0	4	7	∞	∞								
58 Jonathan Papelbon, R ERA: 3.27	(8, 1)	1.0		2	0	0	0	0	0	0	0	0	0	3	6	0.00	0.000								
Keith Foulke, R ERA: 5.78	(9, 1)	1.0		5	1	0	2	1	0	0	0	0	0	15	22	0.00	2.000								

Batter	1	2	3	4	5	6	7	8	9	AB	R	H	RBI	BB	SO	LOB	BOTTOM								
18 Johnny Damon, L OBP: 0.369, SLG: 0.450	G3-1		F8			P6				3	0	0	0	1	0	0	Los Angeles Angels @ Boston Red Sox Fenway Park, Boston, MA Thu Sep 08 2005, 7:05 PM EDT Att: 35,351 - Clear - 83 F								
Edgar Renteria, R OBP: 0.342, SLG: 0.391	2B		K			F8				4	0	1	0	0	2	3									
34 David Ortiz, L OBP: 0.393, SLG: 0.588	BB		F7			F7				3	0	0	0	1	1	3									
John Olerud, L OBP: 0.357, SLG: 0.515	F8				F9				K	4	0	1	0	0	1	2									
Trot Nixon, L OBP: 0.363, SLG: 0.469	K				G3				1B	4	0	1	0	0	1	3									
Jason Varitek, S OBP: 0.376, SLG: 0.523		G4-3			G6-3					3	0	0	0	1	0	1									
Kevin Millar, R OBP: 0.356, SLG: 0.495		K							K	4	0	1	0	0	3	2									
Bill Mueller, S OBP: 0.371, SLG: 0.433						F7				2	0	1	0	2	0	0									
Adam Stern, L OBP: 0.188, SLG: 0.333									1B	0	0	0	0	0	0	0									
Tony Graffanino, R OBP: 0.371, SLG: 0.404										2	0	0	0	0	0	1									
Manny Ramirez, R OBP: 0.379, SLG: 0.560										1	0	0	0	0	1	2									
13 Alex Cora, L OBP: 0.277, SLG: 0.323										0	0	0	0	0	0	0									
Roberto Petagine, L OBP: 0.387, SLG: 0.481										1	0	0	0	0	1	3									
Inning Stats	R: 0 E: 0 K: 1 S: 14	H: 1 LOB: 2 BB: 1 P: 23	R: 0 E: 0 K: 1 S: 12	H: 1 LOB: 1 BB: 0 P: 15	R: 0 E: 0 K: 1 S: 6	H: 0 LOB: 0 BB: 0 P: 7	R: 0 E: 0 K: 0 S: 11	H: 0 LOB: 0 BB: 0 P: 17	R: 0 E: 0 K: 1 S: 6	H: 0 LOB: 0 BB: 0 P: 7	R: 0 E: 0 K: 0 S: 5	H: 0 LOB: 0 BB: 0 P: 8	R: 0 E: 0 K: 0 S: 7	H: 1 LOB: 0 BB: 0 P: 9	R: 0 E: 0 K: 3 S: 14	H: 1 LOB: 3 BB: 2 P: 28	R: 0 E: 0 K: 3 S: 13	H: 1 LOB: 3 BB: 2 P: 26	1B: 3 2B: 2 3B: 0 HR: 0	SF: 0 SAC: 0 DP: 1 HBP: 0	WP: 1 PB: 0 SB: 0 CS: 0	PA: 36			
PITCHER	IP	WLS	BF	H	R	ER	SO	BB	IBB	HBP	BLK	WP	HR	S	P	ERA	WHIP								
Paul Byrd, R ERA: 3.81	(1, 1)	7.0	W	26	4	0	4	2	0	0	0	0	0	64	93	0.00	0.857								
62 Scot Shields, R ERA: 2.89	(8, 1)	1.0	H	4	0	0	3	1	0	0	0	0	0	11	21	0.00	1.000								
Francisco Rodriguez, R ERA: 2.77	(9, 1)	1.0	S	6	1	0	3	2	0	0	0	1	0	13	26	0.00	3.000								

Batter	1	2	3	4	5	6	7	8	9	AB	R	H	RBI	BB	SO	LOB	TOP		
18 Johnny Damon, L (1, 8) OBP: 0.369, SLG: 0.450										4	0	2	1	0	1	1			
Edgar Renteria, R (1, 6) OBP: 0.345, SLG: 0.393										5	1	2	2	0	1	2			
34 David Ortiz, L (1, 10) OBP: 0.391, SLG: 0.583										4	0	0	0	1	1	3			
Manny Ramirez, R (1, 7) OBP: 0.379, SLG: 0.557										4	0	1	0	0	0	1			
Trot Nixon, L (1, 9) OBP: 0.358, SLG: 0.462										5	0	0	1	0	2	5			
Jason Varitek, S (1, 2) OBP: 0.377, SLG: 0.522										3	1	1	0	1	0	3			
Kevin Millar, R (1, 3) OBP: 0.357, SLG: 0.407										3	0	1	0	0	0	1			
Bill Mueller, S (1, 5) OBP: 0.375, SLG: 0.439										4	1	3	0	0	0	0			
Tony Graffanino, R (1, 4) OBP: 0.370, SLG: 0.402										4	1	1	0	0	1	3			
Inning Stats	R: 0 H: 2 E: 0 K: 2 S: 15	H: 2 R: 0 ER: 0 LOB: 2 BB: 0 P: 20	R: 3 H: 4 E: 0 K: 0 S: 15	H: 4 R: 0 ER: 0 LOB: 1 BB: 0 P: 21	R: 0 H: 1 E: 0 K: 1 S: 12	H: 1 R: 0 ER: 0 LOB: 2 BB: 1 P: 20	R: 0 H: 0 E: 0 K: 0 S: 5	H: 0 R: 0 ER: 0 LOB: 0 BB: 0 P: 6	R: 0 H: 0 E: 0 K: 0 S: 9	H: 1 R: 0 ER: 0 LOB: 2 BB: 0 P: 13	R: 1 H: 1 E: 1 K: 0 S: 20	H: 1 R: 0 ER: 1 LOB: 2 BB: 1 P: 30	R: 0 H: 1 E: 0 K: 1 S: 12	H: 1 R: 0 ER: 0 LOB: 1 BB: 0 P: 17	1B: 8 2B: 3 3B: 0 HR: 0	SF: 1 SAC: 0 DP: 1 HBP: 2	WP: 0 PA: 41 FB: 0 SB: 0 CS: 0		
PITCHER	IP WLS BF H R ER SO BB IBB HBP BLK WP HR S P ERA WHIP																		
Aaron Small, R (1, 1) ERA: 2.82	6.1 W 30 9 4 4 3 2 0 0 0 0 0 68 100 5.68 1.737																		
Tanyon Sturtze, R (7, 1) ERA: 4.29	0.0 1 0 0 0 0 0 0 0 1 0 0 0 6 7 ∞ ∞																		
Alan Embree, L (7, 1) ERA: 7.13	0.0 1 0 0 0 0 0 0 0 0 0 0 0 3 5 ∞ ∞																		
Tom Gordon, R (7, 1) ERA: 2.51	1.2 H 5 1 0 0 2 0 0 0 0 0 0 16 26 0.00 0.600																		
42 Mariano Rivera, R (9, 1) ERA: 1.47	1.0 4 1 0 0 1 0 0 0 0 0 0 10 17 0.00 1.000																		
Batter	1	2	3	4	5	6	7	8	9	AB	R	H	RBI	BB	SO	LOB	BOTTOM		
2 Derek Jeter, R (1, 6) OBP: 0.390, SLG: 0.451										4	1	1	1	1	0	0			
Bernie Williams, S (1, 8) OBP: 0.332, SLG: 0.390										5	1	2	1	0	1	1			
Bubba Crosby, L (8, FR) (9, 8) OBP: 0.255, SLG: 0.208										0	0	0	0	0	0	0			
13 Alex Rodriguez, R (1, 5) OBP: 0.423, SLG: 0.608										5	2	3	2	0	1	1			
25 Jason Giambi, L (1, 3) OBP: 0.446, SLG: 0.546										5	0	3	1	0	0	2			
12 Andy Phillips, R (9, 3) OBP: 0.194, SLG: 0.351										0	0	0	0	0	0	0			
55 Hideki Matsui, L (1, 7) OBP: 0.357, SLG: 0.491										3	0	0	0	1	0	3			
Ruben Sierra, S (1, 10) OBP: 0.281, SLG: 0.435										4	0	0	0	0	1	3			
20 Jorge Posada, S (1, 2) OBP: 0.342, SLG: 0.415										4	3	3	1	0	1	0			
24 Robinson Cano, L (1, 4) OBP: 0.309, SLG: 0.417										3	1	2	0	0	0	0			
Matt Lawton, L (1, 9) OBP: 0.356, SLG: 0.397										4	0	0	0	0	0	3			
Inning Stats	R: 1 H: 2 E: 1 K: 0 S: 16	H: 2 R: 0 ER: 0 LOB: 1 BB: 1 P: 27	R: 1 H: 1 E: 0 K: 0 S: 8	H: 1 R: 0 ER: 0 LOB: 0 BB: 0 P: 10	R: 1 H: 2 E: 0 K: 1 S: 12	H: 2 R: 0 ER: 0 LOB: 1 BB: 0 P: 17	R: 1 H: 2 E: 0 K: 0 S: 12	H: 2 R: 0 ER: 0 LOB: 1 BB: 0 P: 16	R: 0 H: 0 E: 0 K: 1 S: 10	H: 0 R: 0 ER: 0 LOB: 0 BB: 0 P: 16	R: 4 H: 5 E: 1 K: 0 S: 26	H: 5 R: 0 ER: 1 LOB: 2 BB: 1 P: 40	R: 0 H: 1 E: 0 K: 2 S: 13	H: 1 R: 0 ER: 0 LOB: 2 BB: 0 P: 21	R: 0 H: 1 E: 0 K: 0 S: 15	H: 1 R: 0 ER: 0 LOB: 2 BB: 0 P: 23	1B: 11 2B: 1 3B: 0 HR: 2	SF: 0 SAC: 1 DP: 0 HBP: 0	WP: 0 PA: 40 FB: 0 SB: 1 CS: 0
PITCHER	IP WLS BF H R ER SO BB IBB HBP BLK WP HR S P ERA WHIP																		
David Wells, L (1, 1) ERA: 4.37	5.2 L 27 9 6 5 2 1 0 0 0 0 0 2 70 103 7.94 1.765																		
Chad Bradford, R (6, 1) ERA: 3.57	0.0 3 2 1 1 0 1 0 0 0 0 0 0 11 18 ∞ ∞																		
Mike Myers, L (6, 1) ERA: 3.38	0.1 2 1 1 1 0 0 0 0 0 0 0 0 3 5 27.00 3.000																		
Chad Harville, R (7, 1) ERA: 4.65	1.0 4 1 0 0 2 0 0 0 0 0 0 0 13 21 0.00 1.000																		
Geremi Gonzalez, R (8, 1) ERA: 5.72	1.0 4 1 0 0 0 0 0 0 0 0 0 0 15 23 0.00 1.000																		

Boston Red Sox @ New York Yankees
 Yankee Stadium, Bronx, NY
 Fri Sep 09 2005, 7:05 PM EDT
 Att: 55,024 - Partly Cloudy - 77 F

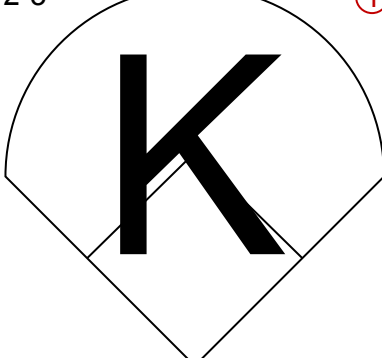
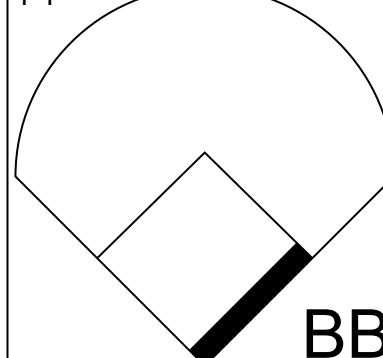
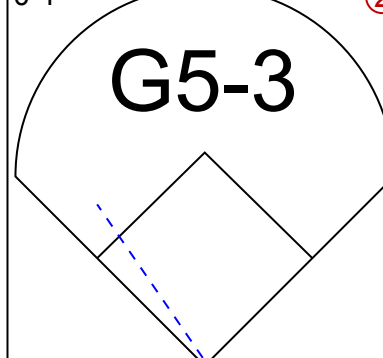
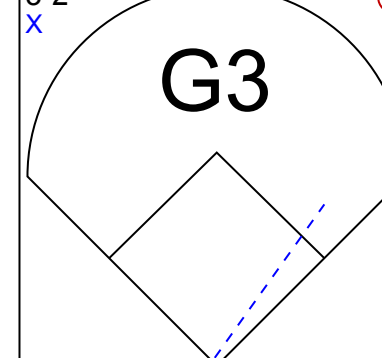
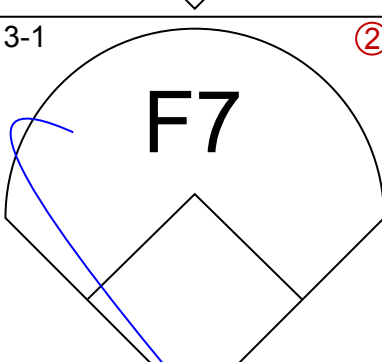
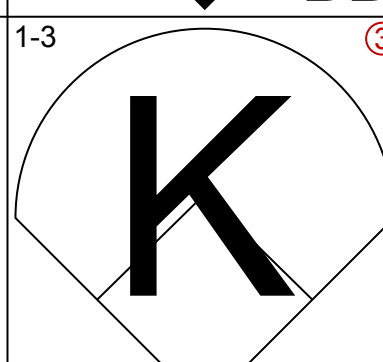
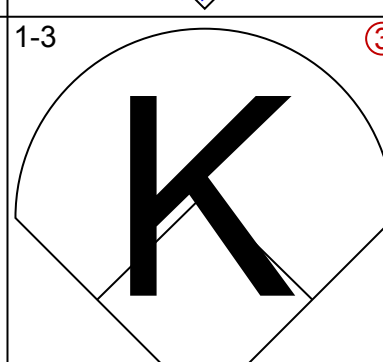
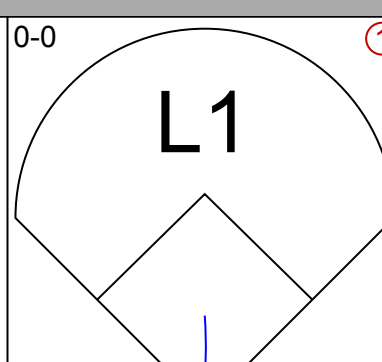
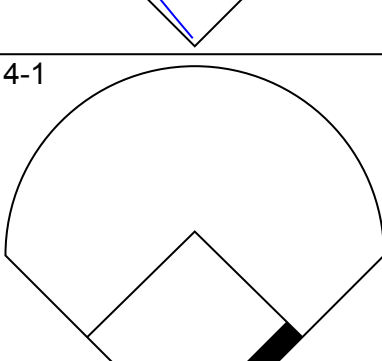
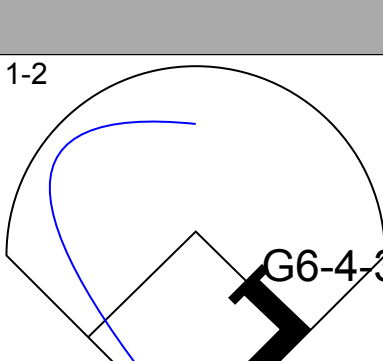
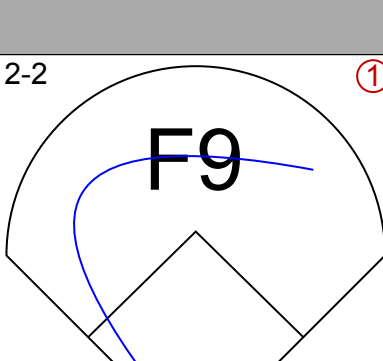
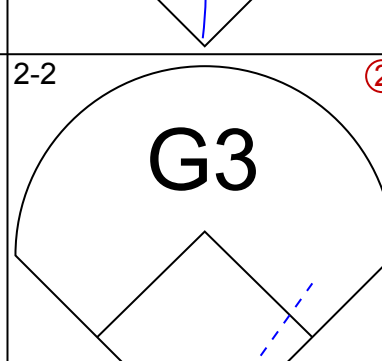
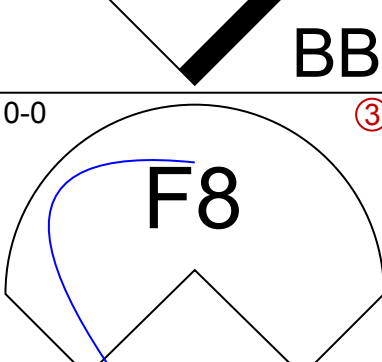
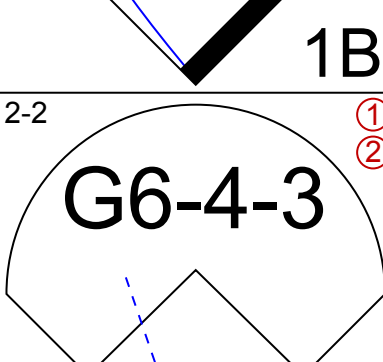
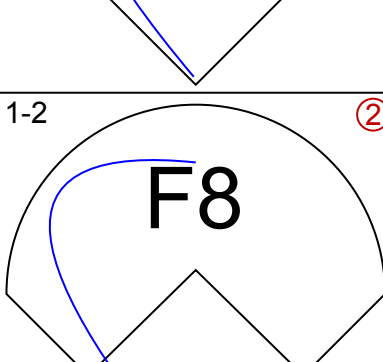
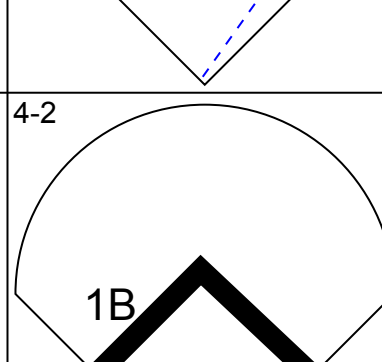
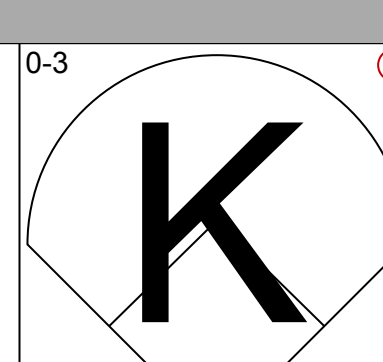
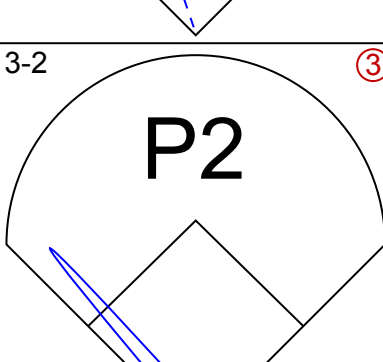
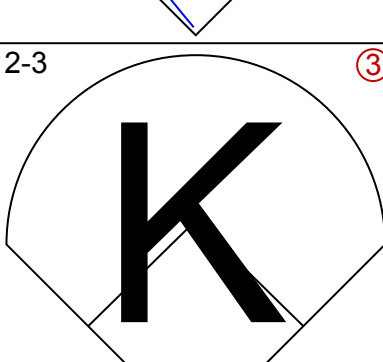
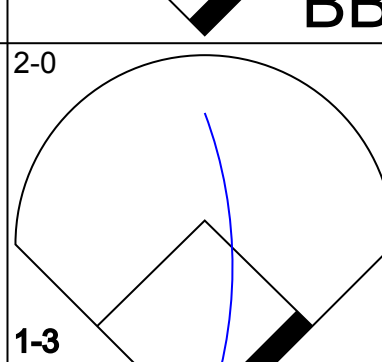
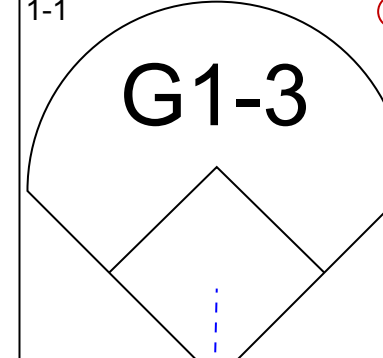
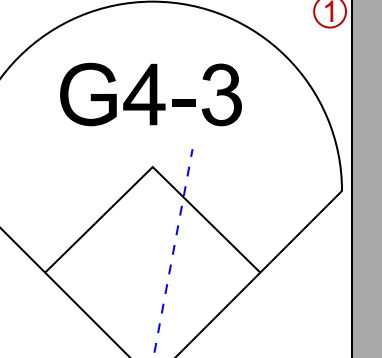
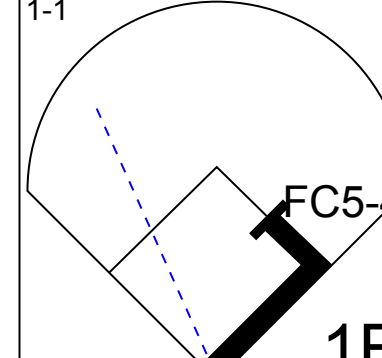
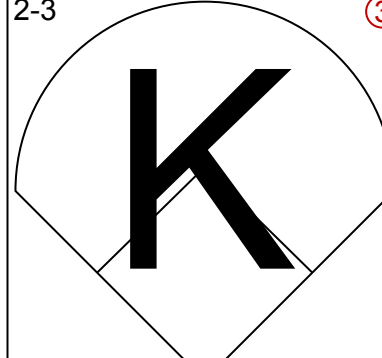
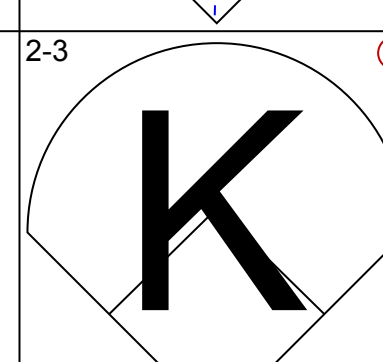
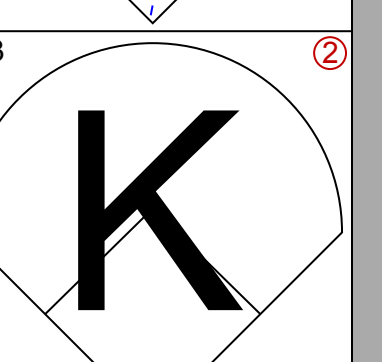
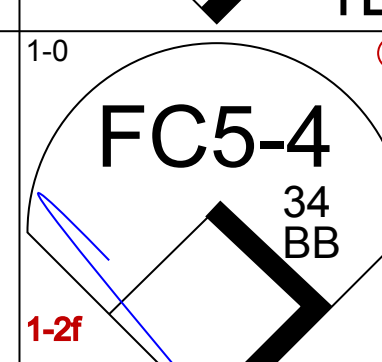
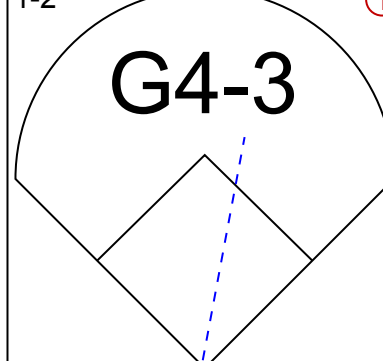
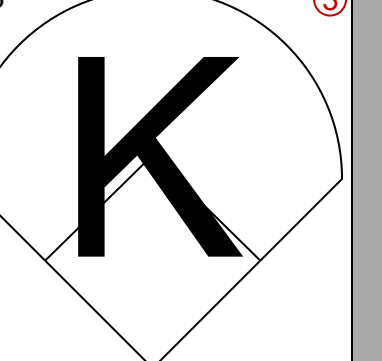
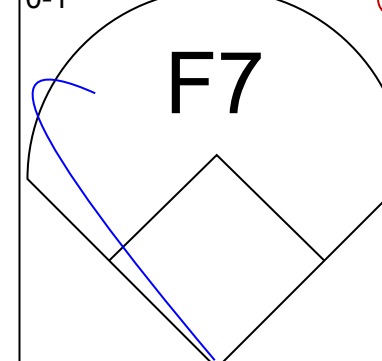

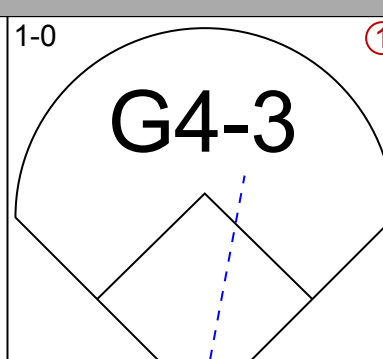
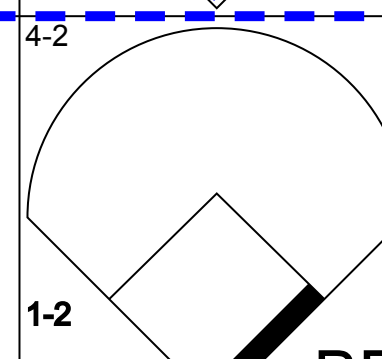
AB 36
 R 4
 H 11
 RBI 4
 BB 2
 SO 6
 LOB 19

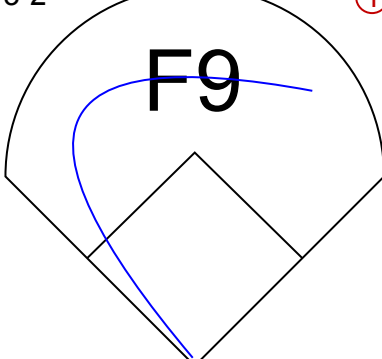
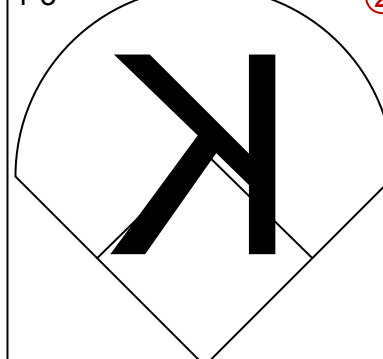
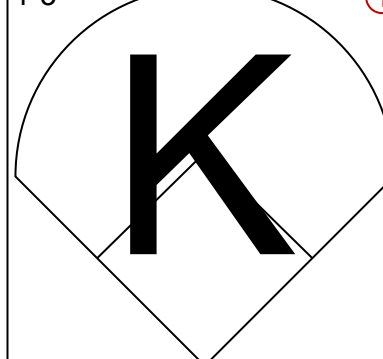
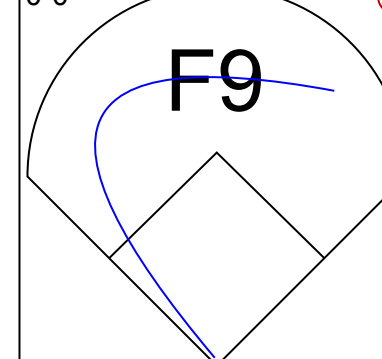
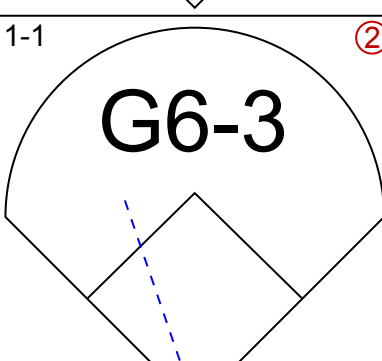
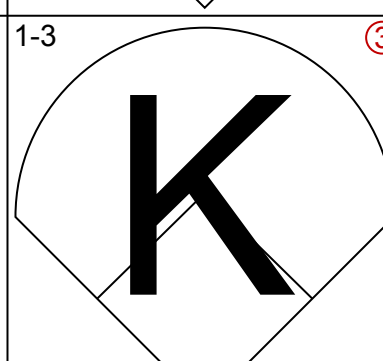
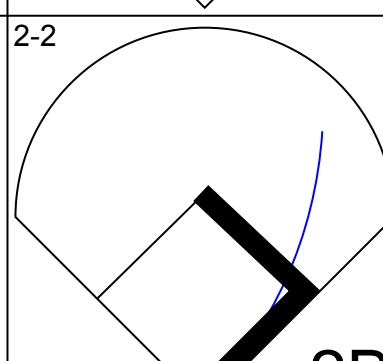
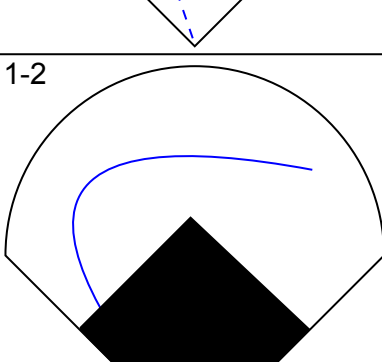
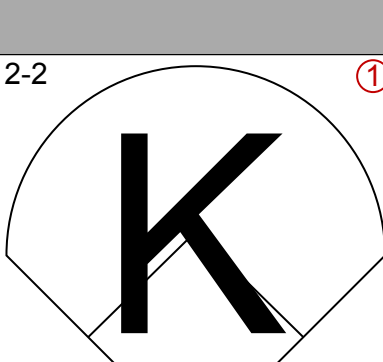
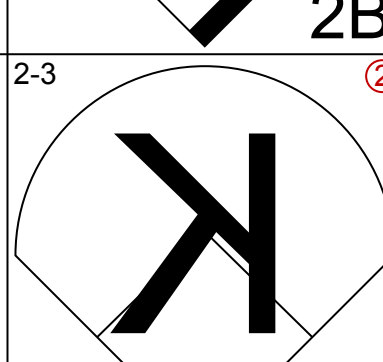
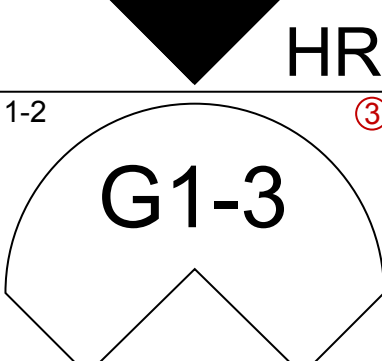
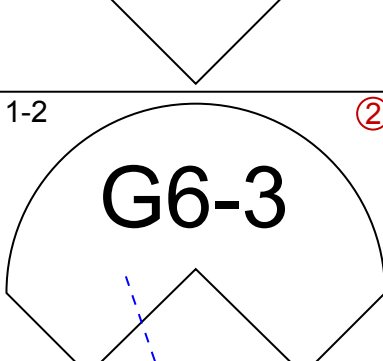
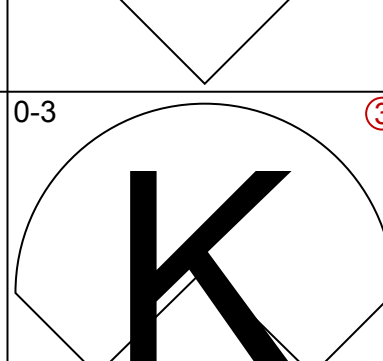
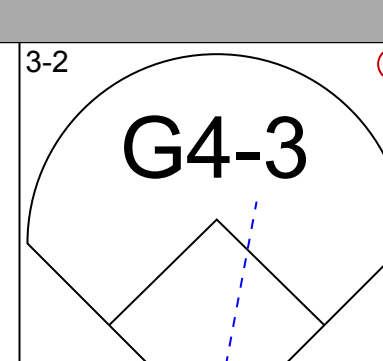
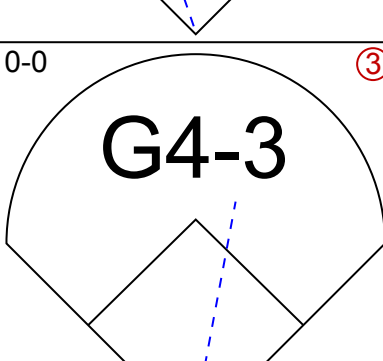
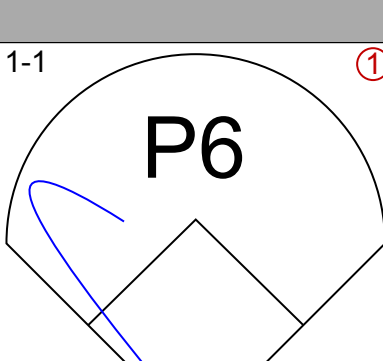
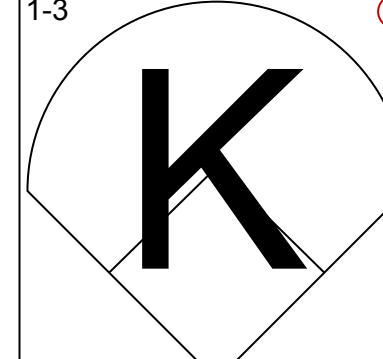
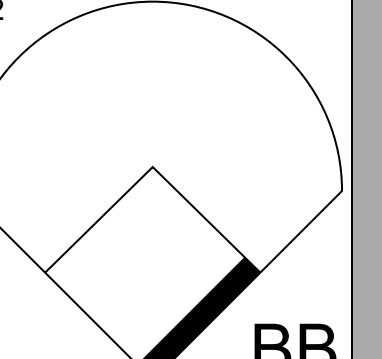
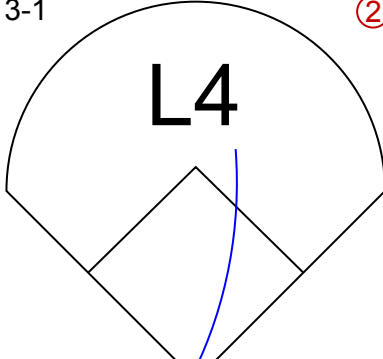
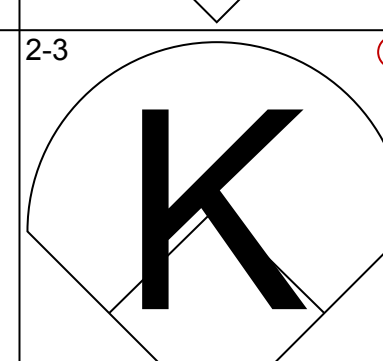
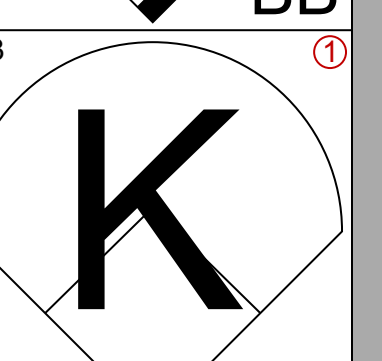
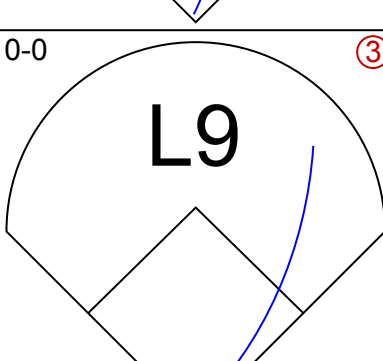
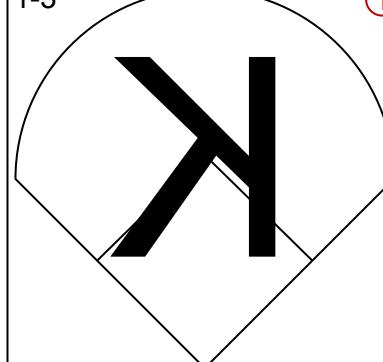
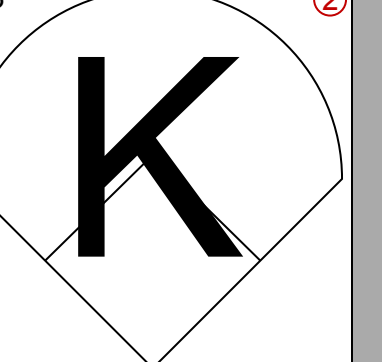
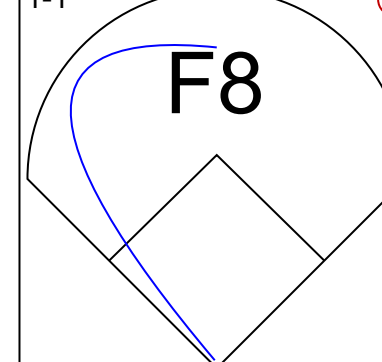

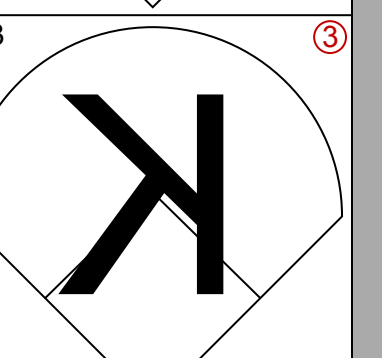
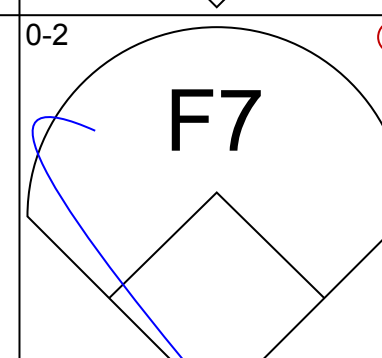


Boston Red Sox @ New York Yankees
 Yankee Stadium, Bronx, NY
 Fri Sep 09 2005, 7:05 PM EDT
 Att: 55,024 - Partly Cloudy - 77 F

AB 37
 R 8
 H 14
 RBI 6
 BB 2
 SO 4
 LOB 13



Batter	1	2	3	4	5	6	7	8	9	AB	R	H	RBI	BB	SO	LOB	TOP						
18 Johnny Damon, L (1, 10) OBP: 0.368, SLG: 0.448										3	0	0	0	1	1	2	<p>Boston Red Sox @ New York Yankees Yankee Stadium, Bronx, NY Sun Sep 11 2005, 1:05 PM EDT Att: 55,123 - Partly Cloudy - 73 F</p> <p>livebaseballscores.com</p>						
Edgar Renteria, R (1, 6) OBP: 0.335, SLG: 0.389										4	0	0	0	0	2	1							
20 Kevin Youkilis, R (1, 3) Trot Nixon, L (9, PH) OBP: 0.386, SLG: 0.392 OBP: 0.360, SLG: 0.461										2	0	1	0	1	0	0							
Manny Ramirez, R (1, 7) OBP: 0.380, SLG: 0.559										3	0	0	0	1	0	2							
Kevin Millar, R (1, 9) OBP: 0.356, SLG: 0.405										4	0	1	0	0	2	0							
Tony Graffanino, R (1, 4) Adam Stern, L (8, PR) Alejandro Machado, S (8, 8) John Olerud, L (9, PH) OBP: 0.373, SLG: 0.410 OBP: 0.393, SLG: 0.333 OBP: 0.363, SLG: 0.533										3	0	1	0	0	0	0							
Doug Mirabeli, R (1, 2) OBP: 0.316, SLG: 0.393										3	0	0	0	0	2	1							
Bill Mueller, S (1, 5) OBP: 0.373, SLG: 0.435										3	0	0	0	0	1	1							
Gabe Kapler, R (1, 8) 34 David Ortiz, L (8, PR) 13 Alex Cora, L (8, PR) OBP: 0.290, SLG: 0.368 OBP: 0.392, SLG: 0.582 OBP: 0.276, SLG: 0.321										2	0	0	0	0	0	0							
Inning Stats	R: 0 H: 0 E: 0 K: 1 S: 9	H: 0 LOB: 1 BB: 1 P: 18	R: 0 H: 0 E: 0 K: 2 S: 8	H: 0 LOB: 0 BB: 0 P: 11	R: 0 H: 0 E: 0 K: 1 S: 9	H: 0 LOB: 1 BB: 1 P: 15	R: 0 H: 1 E: 0 K: 0 S: 12	H: 0 LOB: 0 BB: 0 P: 18	R: 0 H: 0 E: 0 K: 2 S: 8	H: 0 LOB: 0 BB: 0 P: 11	R: 0 H: 0 E: 0 K: 1 S: 6	H: 0 LOB: 0 BB: 0 P: 8	R: 0 H: 0 E: 0 K: 1 S: 14	H: 0 LOB: 0 BB: 0 P: 19	R: 0 H: 1 E: 0 K: 0 S: 15	H: 1 LOB: 2 BB: 1 P: 24		R: 0 H: 1 E: 0 K: 1 S: 10	H: 1 LOB: 2 BB: 1 P: 20	1B: 3 2B: 0 3B: 0 HR: 0	SF: 0 SAC: 0 DP: 1 HBP: 0	WP: 0 PB: 0 SB: 0 CS: 0	PA: 33
PITCHER	IP	WLS	BF	H	R	ER	SO	BB	IBB	HBP	BLK	WP	HR	S	P	ERA		WHIP					
Randy Johnson, L (1, 1) ERA: 3.91	7.0	W	23	1	0	0	8	2	0	0	0	0	0	66	100	0.00		0.429					
Tom Gordon, R (8, 1) ERA: 2.49	0.2	H	3	1	0	0	0	0	0	0	0	0	0	5	7	0.00		1.500					
42 Mariano Rivera, R (8, 1) ERA: 1.44	1.1	S	7	1	0	0	1	2	0	0	0	0	0	20	37	0.00	2.250						


Batter	1	2	3	4	5	6	7	8	9	AB	R	H	RBI	BB	SO	LOB	BOTTOM						
2 Derek Jeter, R (1, 6) OBP: 0.386, SLG: 0.446										4	0	0	0	0	2	1	<p>Boston Red Sox @ New York Yankees Yankee Stadium, Bronx, NY Sun Sep 11 2005, 1:05 PM EDT Att: 55,123 - Partly Cloudy - 73 F</p> <p>livebaseballscores.com</p>						
24 Robinson Cano, L (1, 4) OBP: 0.313, SLG: 0.420										3	0	1	0	0	1	1							
25 Jason Giambi, L (1, 3) 12 Andy Phillips, R (9, 3) OBP: 0.444, SLG: 0.557 OBP: 0.184, SLG: 0.351										3	1	1	1	0	2	1							
13 Alex Rodriguez, R (1, 5) OBP: 0.418, SLG: 0.600										3	0	0	0	0	1	1							
55 Hideki Matsui, L (1, 7) OBP: 0.355, SLG: 0.486										3	0	0	0	0	0	0							
20 Jorge Posada, S (1, 10) OBP: 0.342, SLG: 0.413										2	0	0	0	1	1	0							
Bernie Williams, S (1, 8) OBP: 0.329, SLG: 0.386										3	0	0	0	0	2	1							
John Flaherty, R (1, 2) OBP: 0.198, SLG: 0.219										3	0	0	0	0	2	1							
Bubba Crosby, L (1, 9) OBP: 0.259, SLG: 0.255										3	0	1	0	0	1	1							
Inning Stats	R: 1 H: 1 E: 0 K: 0 S: 13	H: 1 LOB: 0 BB: 0 P: 19	R: 0 H: 0 E: 0 K: 2 S: 10	H: 0 LOB: 0 BB: 0 P: 16	R: 0 H: 1 E: 0 K: 3 S: 10	H: 1 LOB: 1 BB: 0 P: 13	R: 0 H: 0 E: 0 K: 1 S: 8	H: 0 LOB: 0 BB: 0 P: 11	R: 0 H: 0 E: 0 K: 3 S: 12	H: 0 LOB: 1 BB: 1 P: 20	R: 0 H: 1 E: 0 K: 3 S: 13	H: 1 LOB: 0 BB: 0 P: 18	R: 0 H: 0 E: 0 K: 0 S: 5	H: 0 LOB: 0 BB: 0 P: 9	R: 0 H: 0 E: 0 K: 0 S: 6	H: 0 LOB: 0 BB: 0 P: 7		R: 0 H: 0 E: 0 K: 0 S: 6	H: 0 LOB: 0 BB: 0 P: 7	1B: 0 2B: 1 3B: 1 HR: 1	SF: 0 SAC: 0 DP: 0 HBP: 0	WP: 0 PB: 0 SB: 0 CS: 0	PA: 28
PITCHER	IP	WLS	BF	H	R	ER	SO	BB	IBB	HBP	BLK	WP	HR	S	P	ERA		WHIP					
49 Tim Wakefield, R (1, 1) ERA: 4.16	8.0	L	28	3	1	1	12	1	0	0	0	0	1	77	113	1.12		0.500					

Batter	1	2	3	4	5	6	7	8	9	10	11	AB	R	H	RBI	BB	SO	LOB	TOP							
Tony Graffanino, R OBP: 0.369, SLG: 0.406	F9		P3			K	1B FC3-6		L8		G4-3	6	1	1	0	0	1	0								
Edgar Renteria, R OBP: 0.339, SLG: 0.387	G5-3			F7		G5-3	1B FC3-6		F7		K	6	0	1	1	0	1	0								
34 David Ortiz, L OBP: 0.395, SLG: 0.594	K			HR		HR	1B FC3-6		BB		HR	5	3	3	3	1	1	1								
Manny Ramirez, R OBP: 0.381, SLG: 0.565		F8		F9		HR	1B G4-6-3		1B		P3	6	1	3	2	0	0	0								
Jason Varitek, S OBP: 0.374, SLG: 0.514		K		G6-3		G6-3	1B BB		K			5	0	1	0	0	2	4								
Kevin Millar, R OBP: 0.360, SLG: 0.407				F8		F8	1B BB		BB		G6-3	3	0	2	0	1	0	0								
Adam Stern, L OBP: 0.188, SLG: 0.333												0	0	0	0	0	0	0								
John Olerud, L OBP: 0.361, SLG: 0.529												1	0	0	0	0	0	0								
Trot Nixon, L OBP: 0.358, SLG: 0.456												4	0	0	0	1	0	2								
Bill Mueller, S OBP: 0.373, SLG: 0.432				F8								3	0	0	0	2	0	4								
Gabe Kapler, R OBP: 0.296, SLG: 0.359				P4								5	1	1	0	0	1	3								
Inning Stats	R: 0 E: 0 K: 1 S: 8	H: 0 LOB: 0 BB: 0 P: 12	R: 0 E: 0 K: 1 S: 12	H: 1 LOB: 1 BB: 0 P: 20	R: 0 E: 0 K: 0 S: 5	H: 0 LOB: 0 BB: 0 P: 9	R: 1 E: 0 K: 0 S: 13	H: 1 LOB: 0 BB: 0 P: 21	R: 0 E: 0 K: 0 S: 13	H: 0 LOB: 1 BB: 1 P: 23	R: 2 E: 0 K: 1 S: 16	H: 4 LOB: 3 BB: 1 P: 29	R: 2 E: 0 K: 0 S: 18	H: 4 LOB: 1 BB: 0 P: 26	R: 0 E: 0 K: 1 S: 8	H: 0 LOB: 1 BB: 1 P: 14	R: 0 E: 0 K: 1 S: 12	H: 1 LOB: 2 BB: 1 P: 20	R: 0 E: 0 K: 0 S: 12	H: 0 LOB: 1 BB: 1 P: 23	R: 1 E: 0 K: 1 S: 13	H: 1 LOB: 0 BB: 0 P: 21	1B: 9 2B: 0 3B: 0 HR: 3	SF: 0 SAC: 0 DP: 1 HBP: 0	WP: 0 PB: 0 SB: 0 CS: 0	PA: 49
PITCHER	Ted Lilly, L ERA: 5.61	IP: 5.2 WLS: 23 BF: 23	H: 5 R: 3 ER: 3 SO: 3	R: 2 ER: 3	BB: 1 IBB: 0 HBP: 0 BLK: 0	WP: 0 HR: 2 S: 63	P: 104 ERA: 4.76 WHIP: 1.059	54 Jason Frasor, R ERA: 3.56	IP: 9.1 WLS: 6 BF: 41	H: 1 R: 1 ER: 1 SO: 1	BB: 0 IBB: 0 HBP: 0 BLK: 0	WP: 0 HR: 0 S: 18	P: 26 ERA: 3.00 WHIP: 1.500	Pete Walker, R ERA: 3.0	IP: 11.1 WLS: 4 BF: 41	H: 1 R: 1 ER: 1 SO: 1	BB: 0 IBB: 0 HBP: 0 BLK: 0	WP: 0 HR: 1 S: 21	P: 21 ERA: 9.00 WHIP: 1.000							

Boston Red Sox @ Toronto Blue Jays
Rogers Centre, Toronto, ON
Mon Sep 12 2005, 7:07 PM EDT
Att: 24,617 - Party Cloudy - 86 F

livebaseballscorecards.com

AB 44
R 6
H 12
RBI 6
BB 5
SO 6
LOB 14




Batter	1	2	3	4	5	6	7	8	9	10	11	AB	R	H	RBI	BB	SO	LOB	BOTTOM						
8 Russ Adams, L OBP: 0.332, SLG: 0.403	G4-3		G1-3		F8		SF9		F9			4	0	0	1	0	0	1							
Frank Catalanotto, L OBP: 0.360, SLG: 0.423	L8		F9			47 G4-6-3	K				L3	5	0	1	0	0	1	2							
3 Reed Johnson, R OBP: 0.334, SLG: 0.422							2B					0	0	0	0	0	0	0							
10 Vernon Wells, R OBP: 0.318, SLG: 0.471			P6			47 G4-6-3	HR				F7	4	1	2	3	1	0	0							
47 Corey Koskie, L OBP: 0.323, SLG: 0.399							BB					2	0	0	0	3	1	2							
Shea Hillenbrand, R OBP: 0.345, SLG: 0.456							BB					5	0	0	0	0	0	5							
Eric Hinske, L OBP: 0.342, SLG: 0.423												4	1	2	0	1	0	0							
9 Gregg Zaun, S OBP: 0.359, SLG: 0.379												5	1	2	0	0	0	2							
2 Aaron Hill, R OBP: 0.331, SLG: 0.385												4	1	0	0	1	0	2							
Gabe Gross, L OBP: 0.328, SLG: 0.302												4	1	1	1	0	1	2							
Inning Stats	R: 0 E: 0 K: 0 S: 8	H: 1 LOB: 2 BB: 1 P: 14	R: 0 E: 0 K: 0 S: 10	H: 1 LOB: 1 BB: 0 P: 14	R: 0 E: 0 K: 0 S: 9	H: 0 LOB: 0 BB: 0 P: 12	R: 0 E: 0 K: 0 S: 9	H: 0 LOB: 0 BB: 1 P: 15	R: 0 E: 0 K: 0 S: 11	H: 1 LOB: 1 BB: 1 P: 16	R: 5 E: 0 K: 2 S: 24	H: 3 LOB: 2 BB: 2 P: 39	R: 0 E: 0 K: 0 S: 9	H: 1 LOB: 0 BB: 0 P: 14	R: 0 E: 0 K: 1 S: 9	H: 0 LOB: 0 BB: 1 P: 13	R: 0 E: 0 K: 0 S: 8	H: 0 LOB: 1 BB: 1 P: 14	R: 0 E: 0 K: 0 S: 13	H: 0 LOB: 0 BB: 0 P: 18	1B: 6 2B: 2 3B: 0 HR: 1	SF: 1 SAC: 0 DP: 3 HBP: 0	WP: 0 PB: 0 SB: 0 CS: 0	PA: 44	
PITCHER	Bronson Arroyo, R ERA: 4.42	IP: 6.0 WLS: 3 BF: 26	H: 5 R: 3 ER: 3 SO: 0	R: 1 ER: 3	BB: 0 IBB: 0 HBP: 0 BLK: 0	WP: 0 HR: 0 S: 66	P: 110 ERA: 4.50 WHIP: 1.667	Keith Foulke, R ERA: 5.91	IP: 7.1 WLS: 3 BF: 31	H: 0 R: 0 ER: 0 SO: 1	BB: 0 IBB: 0 HBP: 0 BLK: 0	WP: 0 HR: 0 S: 10	P: 11 ERA: 0.00 WHIP: 1.500	50 Mike Timlin, R ERA: 1.99	IP: 7.1 WLS: 5 BF: 22	H: 2 R: 2 ER: 2 SO: 1	BB: 0 IBB: 0 HBP: 0 BLK: 0	WP: 0 HR: 1 S: 15	P: 24 ERA: 13.50 WHIP: 1.500	50 Jonathan Papelbon, R ERA: 2.77	IP: 9.1 WLS: 10 BF: 40	H: 0 R: 0 ER: 0 SO: 1	BB: 1 IBB: 0 HBP: 0 BLK: 0	WP: 0 HR: 0 S: 30	P: 45 ERA: 0.00 WHIP: 0.333

Boston Red Sox @ Toronto Blue Jays
Rogers Centre, Toronto, ON
Mon Sep 12 2005, 7:07 PM EDT
Att: 24,617 - Party Cloudy - 86 F

livebaseballscorecards.com

AB 37
R 5
H 8
RBI 5
BB 6
SO 3
LOB 16



Batter	1	2	3	4	5	6	7	8	9	AB	R	H	RBI	BB	SO	LOB	TOP						
Tony Graffanino, R (1,4) OBP: 0.368, SLG: 0.404			G6-3		G5-4-3		1B			4	0	1	0	0	1	2	Boston Red Sox @ Toronto Blue Jays Rogers Centre, Toronto, ON Tue Sep 13 2005, 7:07 PM EDT Att: 25,253 - Partly Cloudy - 84 F						
Edgar Renteria, R (1,6) OBP: 0.336, SLG: 0.384	F7		G5-3			G5-3	G6-3			4	0	0	0	0	1								
34 David Ortiz, L (1,10) OBP: 0.397, SLG: 0.600		BB			G3-1		HR		FC6-4 1B	3	1	2	1	1	0	0							
Manny Ramirez, R (1,7) OBP: 0.380, SLG: 0.562	G5-3			F8		1B WP SF8	1B		FC6-4 G1-6-3	4	1	1	0	0	2								
Jason Varitek, S (1,2)			K		P3				G1-6-3	4	0	1	0	0	1	1							
Kevin Millar, R (1,9) OBP: 0.356, SLG: 0.409		G5-3				1B 2B	SF8		G6-3	3	1	1	1	0	0	0							
20 Kevin Youkilis, R (1,3) Roberto Petagine, L (9,PH) OBP: 0.365, SLG: 0.403 OBP: 0.375, SLG: 0.464					F9		K		K	3	0	1	0	0	1	2							
Bill Mueller, S (1,5) OBP: 0.372, SLG: 0.431					F9				F8	4	0	1	0	0	0	1							
Gabe Kapler, R (1,8) OBP: 0.287, SLG: 0.358				G6-3						3	0	1	1	0	0	0							
Inning Stats	R: 0 E: 0 K: 1 S: 10	H: 0 LOB: 1 BB: 1 P: 20	R: 0 E: 0 K: 1 S: 15	H: 1 LOB: 1 BB: 0 P: 21	R: 0 E: 0 K: 0 S: 7	H: 0 LOB: 0 BB: 0 P: 11	R: 0 E: 0 K: 0 S: 6	H: 0 LOB: 0 BB: 0 P: 7	R: 2 E: 0 K: 1 S: 19	H: 3 LOB: 1 BB: 0 P: 30	R: 0 E: 0 K: 0 S: 8	H: 1 LOB: 1 BB: 0 P: 10	R: 0 E: 0 K: 0 S: 5	H: 0 LOB: 0 BB: 0 P: 8	R: 0 E: 0 K: 1 S: 5	H: 0 LOB: 0 BB: 0 P: 6		1B: 6 2B: 2 3B: 0 HR: 1	SF: 1 SAC: 0 DP: 2 HBP: 0	WP: 1 PB: 0 SB: 0 CS: 0	PA: 35		
PITCHER	IP WLS BF H R ER SO BB IBB HBP BLK WP HR S P ERA WHIP																						
37 Scott Downs, L (1,1) ERA: 4.25	5.1 W 22	6 3 3 2	1 0 0 1	0 0 0 0	0 0 0 0	0 1 0 9	15 0.00 1.500																
Pete Walker, R (6,1) ERA: 2.96	0.2	3 1 0 0	1 0 0 0	0 0 0 0	0 0 0 0	0 0 8 10	0.00 1.000																
Justin Speier, R (7,1) ERA: 2.6	1.0 H 4	1 0 0 0	0 0 0 0	0 0 0 0	0 0 5 8	0.00 1.000																	
Scott Schoeneweis, L (8,1) ERA: 3.73	1.0	3 1 0 0	0 0 0 0	0 0 0 0	0 0 5 6	0.00 0.000																	
Miguel Batista, R (9,1) ERA: 3.63	1.0	3 0 0 0	0 0 0 1	0 0 0 0	0 0 5 6	0.00 0.000																	

AB 33
R 3
H 9
RBI 3
BB 1
SO 4
LOB 9



Batter	1	2	3	4	5	6	7	8	9	AB	R	H	RBI	BB	SO	LOB	BOTTOM					
8 Russ Adams, L (1,6) OBP: 0.331, SLG: 0.400	G4-3	G3			F9		L8			4	1	0	0	1	0	0	Boston Red Sox @ Toronto Blue Jays Rogers Centre, Toronto, ON Tue Sep 13 2005, 7:07 PM EDT Att: 25,253 - Partly Cloudy - 84 F					
Frank Catalanotto, L (1,7) 3 Reed Johnson, R (8,7) OBP: 0.361, SLG: 0.425 OBP: 0.336, SLG: 0.426	P4	F7				47 E 2B	10 E 10 BB			3	2	1	0	1	0	0						
10 Vernon Wells, R (1,8) OBP: 0.317, SLG: 0.468	G5-3				F7		K		E6 1B	5	1	1	0	0	1	2						
47 Corey Koskie, L (1,5) OBP: 0.328, SLG: 0.399					G4-3		E6 1B		HBP 1B BB	2	1	1	1	2	0	0						
Shea Hillenbrand, R (1,10) OBP: 0.346, SLG: 0.458					K		G6-3		HBP 1B	4	1	2	1	0	1	1						
Eric Hinske, L (1,3) OBP: 0.341, SLG: 0.420					K		G4-3		F7 HBP	3	0	0	0	0	1	2						
9 Gregg Zaun, S (1,2) OBP: 0.359, SLG: 0.380					G3		K		L9	4	1	1	2	0	1	3						
2 Aaron Hill, R (1,4) OBP: 0.333, SLG: 0.385							F9		G4-3	3	1	1	1	1	0	0						
Gabe Gross, L (1,9) OBP: 0.323, SLG: 0.351					F8				P6 G1-3	4	1	1	2	0	0	1						
Inning Stats	R: 0 E: 0 K: 0 S: 8	H: 0 LOB: 0 BB: 0 P: 12	R: 5 E: 0 K: 1 S: 16	H: 4 LOB: 0 BB: 1 P: 27	R: 0 E: 0 K: 1 S: 5	H: 0 LOB: 0 BB: 0 P: 8	R: 0 E: 0 K: 0 S: 9	H: 0 LOB: 1 BB: 1 P: 15	R: 1 E: 1 K: 1 S: 15	H: 2 LOB: 1 BB: 0 P: 22	R: 0 E: 0 K: 1 S: 10	H: 0 LOB: 0 BB: 0 P: 17	R: 2 E: 1 K: 0 S: 11	H: 2 LOB: 3 BB: 2 P: 27	R: 1 E: 0 K: 0 S: 9	H: 1 LOB: 1 BB: 1 P: 21		1B: 4 2B: 4 3B: 0 HR: 1	SF: 0 SAC: 0 DP: 0 HBP: 1	WP: 0 PB: 0 SB: 0 CS: 0	PA: 39	
PITCHER	IP WLS BF H R ER SO BB IBB HBP BLK WP HR S P ERA WHIP																					
30 Matt Clement, R (1,1) ERA: 4.33	6.0 L 26	6 6 6 4	2 0 1 0	0 0 0 0	0 0 11 27	18.00 4.000																
Keith Foulke, R (7,1) ERA: 6.19	1.0	8 2 2 2	0 2 0 1	0 0 0 0	0 0 9 21	9.00 2.000																
Chad Harville, R (8,1) ERA: 4.75	1.0	5 1 1 1	0 1 0 0	0 0 0 0	0 0 9 21	9.00 2.000																

AB 33
R 9
H 9
RBI 8
BB 5
SO 4
LOB 9



Batter	1	2	3	4	5	6	7	8	9	10	AB	R	H	RBI	BB	SO	LOB	TOP									
14 Mark Ellis, R OBP: 0.380, SLG: 0.463											4	1	1	0	1	0	2										
Jason Kendall, R OBP: 0.339, SLG: 0.312											4	0	2	0	0	0	1										
21 Mark Kotsay, L OBP: 0.324, SLG: 0.416											4	1	0	1	0	0	2										
3 Eric Chavez, L OBP: 0.334, SLG: 0.456											4	0	1	0	0	0	1										
Jay Payton, R OBP: 0.143, SLG: 0.469											4	0	1	1	0	0	1										
Keith Ginter, R OBP: 0.238, SLG: 0.269											0	0	0	0	0	0	0										
Scott Hatteberg, L OBP: 0.342, SLG: 0.362											4	0	0	0	0	0	2										
29 Dan Johnson, L OBP: 0.370, SLG: 0.468											4	0	1	0	0	1	0										
Hiram Bocachica, R OBP: 0.143, SLG: 0.143											3	0	0	0	0	1	1										
Nick Swisher, S OBP: 0.316, SLG: 0.432											1	0	0	0	0	0	0										
Marco Scutaro, R OBP: 0.307, SLG: 0.370											4	0	2	0	0	1	1										
Inning Stats	R: 0 E: 0 K: 0 S: 6	H: 0 LOB: 0 BB: 1 P: 11	R: 0 E: 0 K: 0 S: 8	H: 0 LOB: 0 BB: 0 P: 12	R: 0 E: 0 K: 1 S: 7	H: 0 LOB: 0 BB: 0 P: 10	R: 2 E: 0 K: 0 S: 14	H: 4 LOB: 1 BB: 0 P: 17	R: 0 E: 0 K: 0 S: 7	H: 1 LOB: 1 BB: 0 P: 13	R: 0 E: 0 K: 2 S: 11	H: 1 LOB: 0 BB: 0 P: 14	R: 0 E: 0 K: 0 S: 6	H: 0 LOB: 0 BB: 0 P: 10	R: 0 E: 0 K: 0 S: 5	H: 0 LOB: 0 BB: 0 P: 8	R: 0 E: 0 K: 0 S: 10	H: 1 LOB: 1 BB: 0 P: 16	1B: 6 2B: 2 3B: 0 HR: 0	SF: 0 SAC: 0 DP: 2 HBP: 0	WP: 1 PA: 37 PB: 0 SB: 0 CS: 0						
PITCHER	IP 9.0	WLS 7	BF 33	H 7	R 2	ER 2	SO 3	BB 1	IBB 0	HBP 0	BLK 0	WP 0	HR 0	S 77	P 112	ERA 2.00	WHIP 0.889										
49 Tim Wakefield, R ERA: 4.07	(1, 1)																										
50 Mike Timlin, R ERA: 1.94	(10, 1)	1.0	W	4	1	0	0	0	0	0	0	1	0	10	16	0.00	1.000										

Oakland Athletics @ Boston Red Sox
Fenway Park, Boston, MA
Fri Sep 16 2005, 7:05 PM EDT
Att: 35,249 - Rain - 65 F

AB 36
R 2
H 8
RBI 2
BB 1
SO 3
LOB 11

Batter	1	2	3	4	5	6	7	8	9	10	AB	R	H	RBI	BB	SO	LOB	BOTTOM									
18 Johnny Damon, L OBP: 0.368, SLG: 0.446											3	0	0	0	2	0	2										
Edgar Renteria, R OBP: 0.332, SLG: 0.379											4	0	0	0	0	0	4										
34 David Ortiz, L OBP: 0.395, SLG: 0.604											4	1	1	1	1	0	0										
Manny Ramirez, R OBP: 0.381, SLG: 0.558											3	0	1	1	1	2	0										
Kevin Millar, R OBP: 0.358, SLG: 0.410											4	1	1	0	0	1	2										
John Olerud, L OBP: 0.355, SLG: 0.510											0	0	0	0	0	0	0										
20 Kevin Youkilis, R OBP: 0.394, SLG: 0.405										2	0	1	0	1	1	1	1										
Adam Stern, L OBP: 0.188, SLG: 0.333										0	0	0	0	0	0	0	0										
Trot Nixon, L OBP: 0.360, SLG: 0.453										1	0	0	0	0	1	0	0										
Doug Mirabeli, R OBP: 0.314, SLG: 0.388										4	0	1	0	0	2	1											
Bill Mueller, S OBP: 0.369, SLG: 0.428										4	0	0	0	0	3	3											
Tony Graffanino, R OBP: 0.369, SLG: 0.422										4	0	2	0	0	1	2											
Alejandro Machado, S ERA: 7.04	(10, PR)									0	1	0	0	0	0	0											
Inning Stats	R: 0 E: 0 K: 0 S: 6	H: 0 LOB: 0 BB: 9 P: 9	R: 1 E: 0 K: 3 S: 16	H: 2 LOB: 1 BB: 0 P: 20	R: 0 E: 0 K: 0 S: 5	H: 0 LOB: 0 BB: 1 P: 10	R: 0 E: 0 K: 2 S: 13	H: 1 LOB: 1 BB: 0 P: 19	R: 0 E: 0 K: 0 S: 11	H: 1 LOB: 1 BB: 0 P: 18	R: 1 E: 0 K: 0 S: 10	H: 1 LOB: 3 BB: 2 P: 27	R: 0 E: 0 K: 1 S: 9	H: 0 LOB: 0 BB: 0 P: 12	R: 0 E: 0 K: 3 S: 10	H: 0 LOB: 0 BB: 0 P: 12	R: 1 E: 0 K: 0 S: 9	H: 1 LOB: 3 BB: 1 P: 22	1B: 2 2B: 4 3B: 0 HR: 1	SF: 0 SAC: 0 DP: 2 HBP: 2	WP: 0 PA: 40 PB: 1 SB: 0 CS: 0						
PITCHER	IP 6.0	WLS 2	BF 25	H 6	R 2	ER 1	SO 5	BB 3	IBB 0	HBP 0	BLK 0	WP 0	HR 0	S 67	P 104	ERA 1.50	WHIP 1.500										
Joe Kennedy, L ERA: 5.84	(1, 1)																										
50 Kiko Cantero, R ERA: 3.44	(7, 1)	0.2		0	0	0	2	0	0	0	0	0	0	6	7	0.00	0.000										
Ricardo Rincon, L ERA: 4.72	(7, 1)	0.0		1	0	0	0	1	0	0	0	0	0	2	6												
56 Justin Duchschere, R ERA: 2.27	(7, 1)	2.1	7	0	0	0	4	0	0	0	0	0	0	21	27	0.00	0.000										
Juan Cruz, R ERA: 7.04	(10, 1)	0.1	L	4	1	1	0	0	1	1	0	0	0	8	19	27.00	3.000										

Oakland Athletics @ Boston Red Sox
Fenway Park, Boston, MA
Fri Sep 16 2005, 7:05 PM EDT
Att: 35,249 - Rain - 65 F

AB 33
R 3
H 7
RBI 2
BB 5
SO 11
LOB 15

Batter	1	2	3	4	5	6	7	8	9	AB	R	H	RBI	BB	SO	LOB	TOP			
Jason Kendall, R (1, 2) OBP: 0.340, SLG: 0.315	G6-3			L4		G4-6-3 1B		E6 2B		4	0	2	0	0	0	0	Oakland Athletics @ Boston Red Sox Fenway Park, Boston, MA Sat Sep 17 2005, 7:05 PM EDT Att: 35,220 - Cloudy - 64 F			
21 Mark Kotsay, L (1, 8) OBP: 0.323, SLG: 0.415	P4			G3-1		G4-6-3 1B		F7		4	0	1	0	0	0	1				
3 Eric Chavez, L (1, 5) OBP: 0.332, SLG: 0.453	P5			L7		G4-6-3			K	4	0	0	0	0	1	2				
Scott Hatteberg, L (1, 10) OBP: 0.342, SLG: 0.360		G1-3			G4-6-3 1B	G4-3		G6-3		3	1	0	0	1	0	1				
Jay Payton, R (1, 7) OBP: 0.310, SLG: 0.465		F8			G4-6-3 1B		K		K	3	0	0	0	1	2	0				
29 Dan Johnson, L (1, 3) OBP: 0.367, SLG: 0.463		G4-3			G4-6-3		G4-3			3	0	0	0	0	0	2				
Nick Swisher, S (1, 9) OBP: 0.316, SLG: 0.430				K			F8			2	0	0	0	1	1	0				
Marco Scutaro, R (1, 6) OBP: 0.307, SLG: 0.370				F7				F9		3	0	1	1	0	0	0				
Keith Ginter, R (1, 4) OBP: 0.235, SLG: 0.265				G4-3		G5-3		K		2	0	0	0	0	0	2				
17 Adam Melhuse, S (8, PH) OBP: 0.287, SLG: 0.393										1	0	0	0	0	1	0				
Freddie Bynum, L (8, 4)										0	0	0	0	0	0	0				
Inning Stats	R: 0 H: 0 E: 0 K: 0 S: 7	H: 0 LOB: 0 BB: 0 P: 13	R: 0 H: 0 E: 0 K: 0 S: 8	H: 0 LOB: 0 BB: 0 P: 12	R: 0 H: 0 E: 0 K: 1 S: 7	H: 0 LOB: 0 BB: 0 P: 11	R: 0 H: 0 E: 0 K: 0 S: 11	H: 0 LOB: 0 BB: 0 P: 14	R: 1 H: 1 E: 0 K: 0 S: 15	H: 1 LOB: 2 BB: 3 P: 30	R: 0 H: 2 E: 0 K: 0 S: 9	H: 0 LOB: 1 BB: 0 P: 17	R: 0 H: 1 E: 1 K: 1 S: 8	H: 1 LOB: 1 BB: 0 P: 13	R: 0 H: 0 E: 0 K: 2 S: 9	H: 0 LOB: 0 BB: 0 P: 9	1B: 3 2B: 1 3B: 0 HR: 0	SF: 0 SAC: 0 DP: 2 HBP: 0	WP: 0 PB: 0 SB: 0 CS: 0	PA: 32
PITCHER	IP WLS BF H R ER SO BB IBB HBP BLK WP HR S P ERA WHIP	IP WLS BF H R ER SO BB IBB HBP BLK WP HR S P ERA WHIP	IP WLS BF H R ER SO BB IBB HBP BLK WP HR S P ERA WHIP	IP WLS BF H R ER SO BB IBB HBP BLK WP HR S P ERA WHIP	IP WLS BF H R ER SO BB IBB HBP BLK WP HR S P ERA WHIP	IP WLS BF H R ER SO BB IBB HBP BLK WP HR S P ERA WHIP	IP WLS BF H R ER SO BB IBB HBP BLK WP HR S P ERA WHIP	IP WLS BF H R ER SO BB IBB HBP BLK WP HR S P ERA WHIP	IP WLS BF H R ER SO BB IBB HBP BLK WP HR S P ERA WHIP	IP WLS BF H R ER SO BB IBB HBP BLK WP HR S P ERA WHIP	IP WLS BF H R ER SO BB IBB HBP BLK WP HR S P ERA WHIP	IP WLS BF H R ER SO BB IBB HBP BLK WP HR S P ERA WHIP	IP WLS BF H R ER SO BB IBB HBP BLK WP HR S P ERA WHIP	IP WLS BF H R ER SO BB IBB HBP BLK WP HR S P ERA WHIP	IP WLS BF H R ER SO BB IBB HBP BLK WP HR S P ERA WHIP	IP WLS BF H R ER SO BB IBB HBP BLK WP HR S P ERA WHIP	IP WLS BF H R ER SO BB IBB HBP BLK WP HR S P ERA WHIP			

AB	29
R	1
H	4
RBI	1
BB	3
SO	5
LOB	8



Batter	1	2	3	4	5	6	7	8	9	AB	R	H	RBI	BB	SO	LOB	BOTTOM					
18 Johnny Damon, L (1, 8) OBP: 0.368, SLG: 0.446	K	G4-3			FC4-6 1B			E6 1B		4	0	2	0	0	1	0	Oakland Athletics @ Boston Red Sox Fenway Park, Boston, MA Sat Sep 17 2005, 7:05 PM EDT Att: 35,220 - Cloudy - 64 F					
Edgar Renteria, R (1, 6) OBP: 0.332, SLG: 0.378	34 1B		G6-3		FC4-6 1B		K			4	1	1	0	0	1	2						
34 David Ortiz, L (1, 10) OBP: 0.394, SLG: 0.601	BB 1B		F9			G3		F7		4	0	1	0	0	0	1						
Manny Ramirez, R (1, 7) OBP: 0.383, SLG: 0.565	BB 1B		K			HR		IBB		3	1	2	2	1	1	0						
Trot Nixon, L (1, 9) OBP: 0.360, SLG: 0.450					F9		F7		G6-3	2	0	0	0	1	0	0						
20 Kevin Youkilis, R (8, PH) OBP: 0.354, SLG: 0.405										0	0	0	0	0	0	0						
Roberto Petagine, L (8, PH) OBP: 0.384, SLG: 0.448										1	0	0	0	0	0	2						
Adam Hyzdu, R (9, 9) OBP: 0.200, SLG: 0.154										0	0	0	0	0	0	0						
Jason Varitek, S (1, 2) OBP: 0.386, SLG: 0.500	K			K		G6-3				3	0	0	0	0	2	3						
Kevin Millar, R (1, 3) OBP: 0.356, SLG: 0.407										3	0	0	0	0	3	3						
John Olerud, L (8, 3) OBP: 0.355, SLG: 0.510										0	0	0	0	0	0	0						
Bill Mueller, S (1, 5) OBP: 0.369, SLG: 0.428		G3-1				K		13 G6-4-3 1B		3	0	1	0	0	1	0						
13 Alex Cora, L (1, 4) OBP: 0.269, SLG: 0.313		F8				F9		G6-4-3		3	0	0	0	0	0	1						
Inning Stats	R: 1 H: 3 E: 0 K: 3 S: 20	H: 3 LOB: 3 BB: 1 P: 30	R: 0 H: 0 E: 0 K: 0 S: 7	H: 0 LOB: 0 BB: 0 P: 11	R: 0 H: 0 E: 0 K: 1 S: 6	H: 0 LOB: 0 BB: 0 P: 10	R: 0 H: 0 E: 0 K: 2 S: 10	H: 0 LOB: 0 BB: 0 P: 16	R: 0 H: 1 E: 0 K: 1 S: 6	H: 1 LOB: 1 BB: 0 P: 8	R: 1 H: 1 E: 0 K: 0 S: 11	H: 1 LOB: 0 BB: 0 P: 19	R: 0 H: 1 E: 0 K: 1 S: 7	H: 1 LOB: 2 BB: 1 P: 21	R: 0 H: 1 E: 1 K: 1 S: 11	H: 1 LOB: 1 BB: 0 P: 10	R: 0 H: 1 E: 1 K: 1 S: 11	H: 1 LOB: 2 BB: 1 P: 21	1B: 6 2B: 0 3B: 0 HR: 1	SF: 0 SAC: 0 DP: 1 HBP: 0	WP: 0 PB: 0 SB: 0 CS: 0	PA: 32
PITCHER	IP WLS BF H R ER SO BB IBB HBP BLK WP HR S P ERA WHIP	IP WLS BF H R ER SO BB IBB HBP BLK WP HR S P ERA WHIP	IP WLS BF H R ER SO BB IBB HBP BLK WP HR S P ERA WHIP	IP WLS BF H R ER SO BB IBB HBP BLK WP HR S P ERA WHIP	IP WLS BF H R ER SO BB IBB HBP BLK WP HR S P ERA WHIP	IP WLS BF H R ER SO BB IBB HBP BLK WP HR S P ERA WHIP	IP WLS BF H R ER SO BB IBB HBP BLK WP HR S P ERA WHIP	IP WLS BF H R ER SO BB IBB HBP BLK WP HR S P ERA WHIP	IP WLS BF H R ER SO BB IBB HBP BLK WP HR S P ERA WHIP	IP WLS BF H R ER SO BB IBB HBP BLK WP HR S P ERA WHIP	IP WLS BF H R ER SO BB IBB HBP BLK WP HR S P ERA WHIP	IP WLS BF H R ER SO BB IBB HBP BLK WP HR S P ERA WHIP	IP WLS BF H R ER SO BB IBB HBP BLK WP HR S P ERA WHIP	IP WLS BF H R ER SO BB IBB HBP BLK WP HR S P ERA WHIP	IP WLS BF H R ER SO BB IBB HBP BLK WP HR S P ERA WHIP	IP WLS BF H R ER SO BB IBB HBP BLK WP HR S P ERA WHIP	IP WLS BF H R ER SO BB IBB HBP BLK WP HR S P ERA WHIP					

AB	30
R	2
H	7
RBI	2
BB	2
SO	9
LOB	12




Batter	1	2	3	4	5	6	7	8	9	AB	R	H	RBI	BB	SO	LOB	TOP					
14 Mark Ellis, R Freddie Bynum, L	1-1 21 WP 21 2B 1B	0-1 G4-3 21 1B 2B	1-1 F7				0-1 21 BB 3 HR 1B		2-2 F8	5	3	3	0	0	0	1						
Jason Kendall, R	1-2 21 WP 21 2B 1B	0-2 G4-3	2-2 F9				1-0 L8		0-0 21 1B 1B	5	1	2	0	0	0	3						
21 Mark Kotsay, L Hiram Bocachica, R	2-2 3 1B 1B	2-0 3 HR 1B					4-0 3 HR BB		1-2 1B	4	3	3	3	1	0	0						
3 Eric Chavez, L Keith Ginter, R	0-0 1B FC6-4 1B	0-0 1H HR					2-1 G1-3		0-0 2H HR	4	3	3	5	0	0	0						
Scott Hatteberg, L 17 Adam Melhuse, S	3-1 FC6-4 1B	2-2 1B					4-0 BB		1-1 F8	3	0	2	1	1	0	0						
Jay Payton, R	2-0 FC6-4 BB	1-2 P4					2-3 K		1-2 G6-3	5	0	0	1	0	1	3						
29 Dan Johnson, L Matt Watson, L	0-0 F9	0-0 P3					1-2 G5-3		0-2 F9	4	0	0	0	0	0	2						
Nick Swisher, S	4-1 SAFE 1-2 BB						1-0 HR 2B		3-3 K	3	1	1	0	2	1	0						
Marco Scutaro, R	2-2 L6						0-2 2H HR		2-1 G5-3	5	1	1	2	0	0	3						
Inning Stats	R: 4 E: 0 K: 0 S: 17	H: 5 LOB: 2 BB: 1 P: 32	R: 3 E: 0 K: 0 S: 14	H: 4 LOB: 1 BB: 0 P: 19	R: 0 E: 0 K: 0 S: 8	H: 0 LOB: 1 BB: 1 P: 15	R: 0 E: 0 K: 1 S: 6	H: 0 LOB: 1 BB: 1 P: 14	R: 5 E: 0 K: 0 S: 13	H: 4 LOB: 0 BB: 1 P: 21	R: 0 E: 0 K: 1 S: 11	H: 0 LOB: 0 BB: 0 P: 15	R: 0 E: 0 K: 0 S: 11	H: 2 LOB: 2 BB: 0 P: 14	R: 0 E: 0 K: 1 S: 7	H: 0 LOB: 0 BB: 0 P: 11	R: 0 E: 0 K: 0 S: 8	H: 0 LOB: 0 BB: 0 P: 13	1B: 9 2B: 3 3B: 0 HR: 3	SF: 0 SAC: 0 DP: 0 HBP: 0	WP: 1 PB: 0 SB: 0 CS: 0	PA: 46
PITCHER	IP WLS BF H R ER SO BB IBB HBP BLK WP HR S P ERA WHIP	IP WLS BF H R ER SO BB IBB HBP BLK WP HR S P ERA WHIP															IP WLS BF H R ER SO BB IBB HBP BLK WP HR S P ERA WHIP					
30 Matt Clement, R Geremi Gonzalez, R Keith Foulke, R Lenny DiNardo, L Chad Harville, R	1.1 L 13 8 7 7 0 1 0 0 0 1 1 24 41 47.25 6.750	3.2 19 5 5 5 1 3 0 0 0 0 0 2 34 60 12.27 2.182	2.0 8 2 0 0 1 0 0 0 0 0 0 0 22 29 0.00 1.000	1.0 3 0 0 0 1 0 0 0 0 0 0 7 11 0.00 0.000	1.0 3 0 0 0 0 0 0 0 0 0 0 8 13 0.00 0.000															IP WLS BF H R ER SO BB IBB HBP BLK WP HR S P ERA WHIP		

Oakland Athletics @ Boston Red Sox
Fenway Park, Boston, MA
Sun Sep 18 2005, 2:05 PM EDT
Att: 34,849 - Cloudy - 73 F

livebaseballscorecards.com

AB 42
R 12
H 15
RBI 12
BB 4
SO 3
LOB 14




Batter	1	2	3	4	5	6	7	8	9	AB	R	H	RBI	BB	SO	LOB	BOTTOM					
18 Johnny Damon, L Adam Hyzdu, R	0-1 F7		1-1 G6-3				2-2 G4-3		0-0 FC5-4 1B	3	0	0	0	0	0	0						
Bill Mueller, S 20 Kevin Youkilis, R Roberto Petagine, L	0-0 G3-1		0-3 K				2-0 HR		1-0 1-2 1B	3	1	1	1	0	1	0						
34 David Ortiz, L Kelly Shoppach, R	1-0 2B						1-2 F7		0-1 F8	3	0	1	0	0	1	0						
Manny Ramirez, R Doug Mirabeli, R	2-1 G5-3						1-3 K		0-2 G3 2B	2	0	1	0	0	0	1						
Trot Nixon, L							0-0 F7		2-3 K	4	0	1	0	0	1	1						
Jason Varitek, S Alejandro Machado, S	0-1 L7						0-1 F8		1-2 G3-1 2B	2	0	0	0	0	0	2						
John Olerud, L	2-2 1B						1-0 F7		0-0 G3-1	4	0	1	0	0	0	5						
Tony Graffanino, R	3-2 G3-1						0-2 G5-3		0-1 13 1B 1B	4	1	1	1	0	0	3						
13 Alex Cora, L							0-1 F7		3-1 FC5-4 1B	4	0	1	0	0	1	0						
Inning Stats	R: 0 E: 0 K: 0 S: 6	H: 1 LOB: 0 BB: 0 P: 9	R: 0 E: 0 K: 0 S: 12	H: 1 LOB: 0 BB: 0 P: 18	R: 0 E: 0 K: 1 S: 7	H: 0 LOB: 0 BB: 0 P: 8	R: 0 E: 0 K: 1 S: 8	H: 2 LOB: 2 BB: 0 P: 11	R: 0 E: 0 K: 1 S: 9	H: 0 LOB: 0 BB: 0 P: 14	R: 1 E: 0 K: 1 S: 8	H: 1 LOB: 0 BB: 0 P: 12	R: 2 E: 0 K: 0 S: 12	H: 4 LOB: 2 BB: 0 P: 17	R: 0 E: 0 K: 1 S: 10	H: 1 LOB: 2 BB: 1 P: 20	R: 0 E: 0 K: 0 S: 10	H: 1 LOB: 1 BB: 0 P: 16	1B: 6 2B: 4 3B: 0 HR: 1	SF: 0 SAC: 0 DP: 0 HBP: 0	WP: 0 PB: 0 SB: 0 CS: 0	PA: 39
PITCHER	IP WLS BF H R ER SO BB IBB HBP BLK WP HR S P ERA WHIP	IP WLS BF H R ER SO BB IBB HBP BLK WP HR S P ERA WHIP															IP WLS BF H R ER SO BB IBB HBP BLK WP HR S P ERA WHIP					
Kirk Saarloos, R 47 Ron Flores, L Jay Witasick, R Keiichi Yabu, R	6.2 3 28 8 3 3 4 0 0 0 0 0 0 3 4 0.00 3.000	0.1 2 1 0 0 0 0 0 0 0 0 0 0 3 4 0.00 3.000	1.0 5 1 0 0 1 1 0 0 0 0 0 0 10 20 0.00 2.000	1.0 4 1 0 0 0 0 0 0 0 0 0 0 10 16 0.00 1.000															IP WLS BF H R ER SO BB IBB HBP BLK WP HR S P ERA WHIP			

Oakland Athletics @ Boston Red Sox
Fenway Park, Boston, MA
Sun Sep 18 2005, 2:05 PM EDT
Att: 34,849 - Cloudy - 73 F

livebaseballscorecards.com

AB 38
R 3
H 11
RBI 3
BB 1
SO 5
LOB 18



Batter	1	2	3	4	5	6	7	8	9	AB	R	H	RBI	BB	SO	LOB	TOP										
18 Johnny Damon, L (1, 8) OBP: 0.367, SLG: 0.445	G4-3 34 SF8 2B		F9				FC5-4 34 2B 1B		G3-1	5	2	0	0	0	0	3	Boston Red Sox @ Tampa Bay Devil Rays Tropicana Field, St. Petersburg, FL Mon Sep 19 2005, 7:15 PM EDT Att: 16,124 - Dome - 72 F livebaseballscorecards.com										
Edgar Renteria, R (1, 6) OBP: 0.331, SLG: 0.377	G4-3		SF8		F7		34 2B 1B		G5-3	4	1	1	1	0	0	2											
34 David Ortiz, L (1, 10) OBP: 0.394, SLG: 0.608	SF8		K		K		1B 2B		HR	4	1	2	4	0	2	2											
Manny Ramirez, R (1, 7) OBP: 0.380, SLG: 0.559	G5-3				F9		K		K	5	0	0	0	0	2	2											
Jason Varitek, S (1, 2) OBP: 0.366, SLG: 0.495		E6			G6-3					2	0	0	0	2	0	0											
Kevin Millar, R (1, 3) OBP: 0.355, SLG: 0.404 Alejandro Machado, S (8, 9) OBP: 0.500, SLG: 0.687	G6-4-3				BB 13 3B BB		G5-4-3		F7	3	1	0	0	1	0	4											
Bill Mueller, S (1, 5) OBP: 0.370, SLG: 0.433	G4-3				BB 13 3B BB		1B		G3	3	1	1	0	1	0	0											
Tony Graffanino, R (1, 4) OBP: 0.370, SLG: 0.425 13 Alex Cora, L (3, 4) OBP: 0.274, SLG: 0.325			SF8		1B		G1-3		CS	1	1	1	0	0	0	0											
Adam Hyzdu, R (1, 9) OBP: 0.257, SLG: 0.226 John Olerud, L (8, PH) OBP: 0.350, SLG: 0.500			1B		G5-3		1B		K	3	0	2	2	0	0	1											
			1B				1B			1	0	0	0	0	1	1											
Inning Stats	R: 1 E: 0 K: 0 S: 10	H: 1 LOB: 0 BB: 0 P: 12	R: 0 E: 1 K: 0 S: 6	H: 0 LOB: 0 BB: 0 P: 6	R: 1 E: 0 K: 1 S: 14	H: 2 LOB: 1 BB: 0 P: 19	R: 2 E: 0 K: 0 S: 18	H: 1 LOB: 1 BB: 2 P: 30	R: 0 E: 0 K: 1 S: 9	H: 1 LOB: 1 BB: 1 P: 17	R: 2 E: 0 K: 1 S: 14	H: 3 LOB: 2 BB: 1 P: 23	R: 0 E: 0 K: 1 S: 8	H: 1 LOB: 1 BB: 0 P: 12	R: 1 E: 0 K: 1 S: 9	H: 1 LOB: 0 BB: 0 P: 15	1B: 7 2B: 3 3B: 1 HR: 1	SF: 2 SAC: 0 DP: 3 HBP: 0	WP: 0 PB: 0 SB: 0 CS: 1	PA: 40							
PITCHER	IP	WLS	BF	H	R	ER	SO	BB	IBB	HBP	BLK	WP	HR	S	P	ERA	WHIP										
Mark Hendrickson, L (1, 1) ERA: 6.14	6.1	W	29	8	6	6	2	3	0	0	0	0	0	71	104	8.53	1.737										
Trevor Miller, L (7, 1) ERA: 4.43	0.0		1	1	0	0	0	0	0	0	0	0	0	1	1	∞	∞										
Jesus Colome, R (7, 1) ERA: 5.03	0.2	H	3	0	0	0	1	1	0	0	0	0	0	7	14	0.00	1.500										
Joe Borowski, R (8, 1) ERA: 3.35	1.0	H	3	1	0	0	1	0	0	0	0	0	0	8	12	0.00	1.000										
Danyis Baez, R (9, 1) ERA: 2.9	1.0	S	4	1	1	1	1	0	0	0	0	0	1	9	15	9.00	1.000										

Batter	1	2	3	4	5	6	7	8	9	AB	R	H	RBI	BB	SO	LOB	BOTTOM										
Julio Lugo, R (1, 6) OBP: 0.358, SLG: 0.396	G5-3		13 BB 1B		K		G6-4-3			4	0	1	0	1	1	2	Boston Red Sox @ Tampa Bay Devil Rays Tropicana Field, St. Petersburg, FL Mon Sep 19 2005, 7:15 PM EDT Att: 16,124 - Dome - 72 F livebaseballscorecards.com										
13 Carl Crawford, L (1, 7) OBP: 0.331, SLG: 0.476	31 FC5-4 3 1B		G3		BB		3 HR 2B		31 E 3 S 1B	4	2	3	0	1	0	3											
3 Jorge Cantu, R (1, 4) OBP: 0.315, SLG: 0.499	31 CS-4 1B		G6-3				2H HR		G5-3	5	1	2	2	0	0	4											
31 Jonny Gomes, R (1, 10) OBP: 0.383, SLG: 0.540	FC5-4		1B WP 1B		1B FC5-4 2B		K		E6	5	2	2	1	0	1	2											
Eduardo Perez, R (1, 3) OBP: 0.381, SLG: 0.527 Joey Gathright, L (8, 8) OBP: 0.323, SLG: 0.349	K		1B		FC5-4 1B		K		K	4	1	2	0	0	2	2											
Aubrey Huff, L (1, 9) OBP: 0.316, SLG: 0.417		L8			2B SF8 1B		F8		1B	5	1	2	2	0	0	1											
Alex Gonzalez, R (1, 5) OBP: 0.320, SLG: 0.408		BB 1B			1B		1B SH1-4 1B			4	1	3	1	0	0	1											
Toby Hall, R (1, 2) OBP: 0.313, SLG: 0.367		BB 1B			SF8		SH1-4			2	0	1	1	0	1	0											
Damon Hollins, R (1, 8) OBP: 0.303, SLG: 0.428 Travis Lee, L (7, PH) OBP: 0.333, SLG: 0.427		F7			13 BB 1B		G6-4-3 1B			3	0	1	1	0	0	2											
										1	0	1	0	0	0	0											
Inning Stats	R: 0 E: 0 K: 1 S: 13	H: 2 LOB: 2 BB: 0 P: 18	R: 0 E: 0 K: 0 S: 12	H: 2 LOB: 3 BB: 1 P: 21	R: 4 E: 0 K: 0 S: 25	H: 6 LOB: 3 BB: 1 P: 41	R: 1 E: 0 K: 0 S: 10	H: 2 LOB: 0 BB: 0 P: 15	R: 0 E: 0 K: 2 S: 13	H: 0 LOB: 0 BB: 0 P: 19	R: 2 E: 0 K: 2 S: 18	H: 2 LOB: 1 BB: 0 P: 25	R: 0 E: 0 K: 0 S: 9	H: 2 LOB: 2 BB: 0 P: 15	R: 1 E: 1 K: 1 S: 15	H: 2 LOB: 2 BB: 0 P: 20	1B: 14 2B: 3 3B: 0 HR: 1	SF: 1 SAC: 1 DP: 1 HBP: 0	WP: 1 PB: 0 SB: 1 CS: 1	PA: 42							
PITCHER	IP	WLS	BF	H	R	ER	SO	BB	IBB	HBP	BLK	WP	HR	S	P	ERA	WHIP										
David Wells, L (1, 1) ERA: 4.48	2.2		20	10	4	4	1	2	0	0	0	0	0	48	76	13.50	4.500										
Chad Harville, R (3, 1) ERA: 4.7	1.1	L	5	2	1	1	0	0	0	0	0	0	0	12	19	6.75	1.500										
56 Craig Hansen, R (5, 1) ERA: 4.7	1.0		3	0	0	0	2	0	0	0	0	0	0	13	19	0.00	0.000										
58 Jonathan Papelbon, R (6, 1) ERA: 3.21	1.0		5	2	2	2	2	0	0	0	0	0	1	18	25	18.00	2.000										
Chad Bradford, R (7, 1) ERA: 3.98	1.1		7	3	1	1	0	0	0	0	0	0	0	17	24	6.75	2.250										

Batter	1	2	3	4	5	6	7	8	9	AB	R	H	RBI	BB	SO	LOB	TOP										
Bill Mueller, S (1, 5) OBP: 0.376, SLG: 0.436	4-2 BB	0-1 1B		1-0 1B		3-1 L5		0-0 1B		4	0	3	1	1	0	1											
Edgar Renteria, R (1, 6) OBP: 0.325, SLG: 0.373	1-1 L4	2-0 1B		2-3 K		2-0 L6		3-2 L6-3		5	0	1	1	0	1	4											
34 David Ortiz, L (1, 10) OBP: 0.396, SLG: 0.616	2-3 K	4-1 1B		3-1 L4-3			3-2 K		0-0 G4-1	4	0	0	0	1	2	2											
Manny Ramirez, R (1, 7) OBP: 0.384, SLG: 0.577	0-1 G1-3	1-2 P4			0-0 HR		4-2 1B		2-3 K	4	1	1	1	1	1	4											
Kevin Millar, R (1, 3) OBP: 0.354, SLG: 0.403		3-2 P3	2-2 G4-3		3-1 F8		2-0 BB		2-2 F8	4	0	1	0	0	0	0											
Adam Stern, L (7, PR) OBP: 0.188, SLG: 0.333										0	0	0	0	0	0	0											
John Olerud, L (7, 3) OBP: 0.359, SLG: 0.493										1	0	0	0	0	0	0											
Doug Mirabeli, R (1, 2) OBP: 0.319, SLG: 0.406		3-1 1B	0-0 BB		1-2 F8		0-3 K			4	1	2	0	0	1	2											
Trot Nixon, L (1, 9) OBP: 0.367, SLG: 0.465		0-1 13 SF9	4-2 1B		2-0 G4-3		4-2 BB			2	1	1	0	2	0	0											
Adam Hyzdu, R (1, 8) OBP: 0.268, SLG: 0.200		2-3 1B	3-3 K			4-1 13 SH5-3				2	1	0	0	2	2	5											
13 Alex Cora, L (1, 4) OBP: 0.269, SLG: 0.320		2-0 SF9	0-1 G3			0-0 SH5-3		3-2 F8		2	0	0	1	0	0	2											
Inning Stats	R: 0 E: 0 K: 1 S: 10	H: 0 LOB: 1 BB: 1 P: 17	R: 3 E: 0 K: 0 S: 21	H: 4 LOB: 3 BB: 2 P: 40	R: 0 E: 0 K: 1 S: 15	H: 1 LOB: 2 BB: 1 P: 24	R: 0 E: 0 K: 1 S: 6	H: 1 LOB: 0 BB: 0 P: 12	R: 1 E: 0 K: 0 S: 7	H: 1 LOB: 0 BB: 0 P: 13	R: 0 E: 0 K: 0 S: 5	H: 0 LOB: 1 BB: 1 P: 14	R: 0 E: 0 K: 3 S: 17	H: 1 LOB: 3 BB: 2 P: 30	R: 0 E: 0 K: 0 S: 11	H: 1 LOB: 0 BB: 0 P: 17	R: 0 E: 0 K: 1 S: 7	H: 0 LOB: 0 BB: 0 P: 11	1B: 7 2B: 3 3B: 0 HR: 1	SF: 1 SAC: 1 DP: 2 HBP: 0	WP: 0 PB: 0 SB: 0 CS: 0	PA: 41					
PITCHER	IP	WLS	BF	H	R	ER	SO	BB	IBB	HBP	BLK	WP	HR	S	P	ERA	WHIP										
19 Scott Kazmir, L (1, 1) ERA: 3.85	5.2		28	7	4	4	3	5	0	0	0	0	1	63	117	6.35	2.118										
Travis Harper, R (6, 1) ERA: 7.11	1.0	5	1	0	0	2	1	0	0	0	0	0	0	13	24	0.00	2.000										
Trever Miller, L (7, 1) ERA: 4.29	1.1	W	5	1	0	0	1	1	0	0	0	0	0	16	26	0.00	1.500										
Danys Baez, R (9, 1) ERA: 2.86	1.0	S	3	0	0	0	1	0	0	0	0	0	0	7	11	0.00	0.000										

Boston Red Sox @ Tampa Bay Devil Rays
Tropicana Field, St. Petersburg, FL
Wed Sep 21 2005, 7:15 PM EDT
Att: 20,002 - Dome - 72 F

AB	32
R	4
H	9
RBI	4
BB	7
SO	7
LOB	20





Batter	1	2	3	4	5	6	7	8	9	AB	R	H	RBI	BB	SO	LOB	BOTTOM										
Julio Lugo, R (1, 6) OBP: 0.356, SLG: 0.393	1-3 K2-3		0-1 G6-3		1-3 K			1 SAFE 13 G4-6-3 HBP		3	0	0	0	0	2	0											
13 Carl Crawford, L (1, 7) OBP: 0.332, SLG: 0.475	1-1 3 CS 1B		0-0 G4-3			1-0 3 G6-4-3 HBP		3-1 G4-6-3		3	0	1	0	0	0	2											
3 Jorge Cantu, R (1, 4) OBP: 0.317, SLG: 0.505	1 SAFE 0-1 G5-3		1-2 1B			2-0 G6-4-3		0-1 1B		4	1	2	1	0	0	2											
Travis Lee, L (1, 3) OBP: 0.335, SLG: 0.435		3-1 HR	0-1 F8			0-2 F8		3-H 2-0 31 3B 1B		4	2	2	1	0	0	1											
31 Jonny Gomes, R (1, 9) OBP: 0.382, SLG: 0.543		1-1 HBP E 1B		0-1 G5-3			2-3 K2-3	1-2 2B 3B		4	2	2	2	0	1	0											
Damon Hollins, R (9, 9) OBP: 0.300, SLG: 0.422								1-H 3-H 2B 3B		0	0	0	0	0	0	0											
Eric Munson, L (1, 10) OBP: 0.444, SLG: 0.308		1-0 FC6-4 HBP		0-3 K2-3			4-0 BB	1-1 1B 2B		2	1	1	1	1	1	0											
Alex Gonzalez, R (1, 5) OBP: 0.315, SLG: 0.401		0-2 1B 2-H		0-1 G3			2-3 K	3-2 1B		4	0	1	1	0	1	2											
Toby Hall, R (1, 2) OBP: 0.314, SLG: 0.368		0-0 G6-3			1-1 G6-3		1 SAFE 1 SAFE 3-3 K	0-0 F7		4	0	1	0	0	1	2											
Joey Gathright, L (1, 8) OBP: 0.323, SLG: 0.348		2-1 G6-3			0-2 G6-3			13 G4-6-3 3 WP 1B		3	1	1	0	0	0	2											
Inning Stats	R: 0 E: 0 K: 1 S: 7	H: 1 LOB: 0 BB: 0 P: 9	R: 2 E: 1 K: 0 S: 11	H: 3 LOB: 1 BB: 0 P: 18	R: 0 E: 0 K: 0 S: 8	H: 1 LOB: 1 BB: 0 P: 9	R: 0 E: 0 K: 1 S: 7	H: 0 LOB: 0 BB: 0 P: 7	R: 0 E: 0 K: 0 S: 8	H: 0 LOB: 0 BB: 0 P: 10	R: 0 E: 0 K: 0 S: 4	H: 0 LOB: 0 BB: 0 P: 7	R: 0 E: 0 K: 3 S: 9	H: 0 LOB: 1 BB: 1 P: 20	R: 5 E: 0 K: 0 S: 19	H: 6 LOB: 1 BB: 0 P: 32	R: 0 E: 0 K: 0 S: 7	H: 0 LOB: 0 BB: 0 P: 11	1B: 8 2B: 1 3B: 1 HR: 1	SF: 0 SAC: 0 DP: 3 HBP: 3	WP: 1 PB: 0 SB: 0 CS: 1	PA: 35					
PITCHER	IP	WLS	BF	H	R	ER	SO	BB	IBB	HBP	BLK	WP	HR	S	P	ERA	WHIP										
49 Tim Wakefield, R (1, 1) ERA: 4.09	7.2		30	7	4	4	6	1	0	0	0	0	0	12	19	81.00	12.000										
50 Mike Timlin, R (8, 1) ERA: 2.26	0.1	L	5	4	3	3	0	0	0	0	0	0	0	12	19	81.00	12.000										

Boston Red Sox @ Tampa Bay Devil Rays
Tropicana Field, St. Petersburg, FL
Wed Sep 21 2005, 7:15 PM EDT
Att: 20,002 - Dome - 72 F

AB	31
R	7
H	11
RBI	6
BB	1
SO	6
LOB	11



Batter	1	2	3	4	5	6	7	8	9	AB R H RBI BB SO LOB	TOP											
18 Johnny Damon, L (1, 8) OBP: 0.363, SLG: 0.440	2-2 G3	1-1 G6-3				0-0 G1-3	0-2 F8	0-2 L6		5 0 0 0 0 0 4	<p>Boston Red Sox @ Baltimore Orioles Oriole Park at Camden Yards, Baltimore, MD Fri Sep 23 2005, 7:35 PM EDT Att: 46,850 - Partly Cloudy - 88 F</p> <p>livebaseballscorecards.com</p> <p>AB 37 R 6 H 9 RBI 5 BB 3 SO 11 LOB 15</p> 											
Edgar Renteria, R (1, 6) OBP: 0.331, SLG: 0.374	1-2 1B 34 WP		0-0 G5-3		4-2 2B BB		1-2 HR 1B	2-3 K	4 3 2 0 1 1 0													
34 David Ortiz, L (1, 10) OBP: 0.393, SLG: 0.611	2-3 K		0-0 G4-3		2-3 K		2-0 F9	3-2 E4 G6-3	5 0 0 0 0 2 4													
Manny Ramirez, R (1, 7) OBP: 0.385, SLG: 0.581	3-2 1B 2H		1-3 K		3-2 E6 2B		3-2 HR	3-2 G6-3	5 2 2 3 0 1 2													
Trot Nixon, L (1, 9) OBP: 0.368, SLG: 0.467	4-2 1B BB			1-0 G6-3	3-2 2B 1-H 3-H		0-3 K		3 0 1 2 1 1 0													
Jason Varitek, S (1, 2) OBP: 0.367, SLG: 0.494	1-3 K			0-1 G3-1	1-3 K		1-1 F8		4 0 0 0 0 2 3													
John Olerud, L (1, 3) OBP: 0.357, SLG: 0.487		1-3 K		2-2 1B		1-0 L9		1-1 G4-3	4 0 1 0 0 1 0													
Bill Mueller, S (1, 5) OBP: 0.375, SLG: 0.433		2-3 K		2-0 L8		4-2 BB		1-3 K	3 0 0 0 1 2 1													
13 Alex Cora, L (1, 4) OBP: 0.277, SLG: 0.331		1-0 2B			1-2 E 18 G1-3 1B		2-3 K	2-1 1B	4 1 3 0 0 1 1													
Inning Stats	R: 1 E: 0 K: 2 S: 17	H: 2 LOB: 2 BB: 1 P: 30	R: 0 E: 0 K: 2 S: 9	H: 1 LOB: 0 BB: 0 P: 14	R: 0 E: 0 K: 1 S: 6	H: 0 LOB: 0 BB: 0 P: 7	R: 0 E: 0 K: 0 S: 7	H: 1 LOB: 1 BB: 0 P: 12	R: 3 E: 1 K: 2 S: 18	H: 2 LOB: 1 BB: 1 P: 32	R: 0 E: 0 K: 1 S: 12	H: 0 LOB: 1 BB: 1 P: 19	R: 2 E: 0 K: 1 S: 12	H: 2 LOB: 0 BB: 0 P: 19	R: 0 E: 0 K: 1 S: 10	H: 1 LOB: 1 BB: 0 P: 14	R: 0 E: 1 K: 1 S: 9	H: 0 LOB: 0 BB: 0 P: 17	1B: 6 2B: 2 3B: 0 HR: 1	SF: 0 SAC: 0 DP: 1 HBP: 0	WP: 1 PB: 0 SB: 0 CS: 0	PA: 40
PITCHER	IP WLS BF H R ER SO BB IBB HBP BLK WP HR S P ERA WHIP											IP WLS BF H R ER SO BB IBB HBP BLK WP HR S P ERA WHIP										
40 Daniel Cabrera, R (1, 1) ERA: 4.58	5.1 L 26 6 4 1 7 3 0 0 0 0 1 0 62 105 1.69 1.688																					
Eric DuBose, L (6, 1) ERA: 5.84	1.2 7 2 2 2 2 0 0 0 0 0 1 19 28 10.80 1.200																					
37 Chris Ray, R (8, 1) ERA: 2.75	1.1 5 1 0 0 2 0 0 0 0 0 0 13 19 0.00 0.750																					
Tim Byrdak, L (9, 1) ERA: 4.38	0.0 1 0 0 0 0 0 0 0 0 0 0 3 6 ∞ ∞																					
Jason Grimsley, R (9, 1) ERA: 6.87	0.2 1 0 0 0 0 0 0 0 0 0 0 3 6 0.00 0.000																					

Batter	1	2	3	4	5	6	7	8	9	AB R H RBI BB SO LOB	BOTTOM											
Bernie Castro, S (1, 4) OBP: 0.373, SLG: 0.391	1-1 G4-3 10 1B	0-0 B1		0-1 G4-3			1-2 F8		2-2 1B	5 1 2 0 0 0 1	<p>Boston Red Sox @ Baltimore Orioles Oriole Park at Camden Yards, Baltimore, MD Fri Sep 23 2005, 7:35 PM EDT Att: 46,850 - Partly Cloudy - 88 F</p> <p>livebaseballscorecards.com</p> <p>AB 35 R 3 H 8 RBI 3 BB 3 SO 5 LOB 18</p> 											
David Newhan, L (1, 8) OBP: 0.270, SLG: 0.323	1-1 G4-3	0-1 P6		0-1 2B			1-2 G5-3		1-3 K	5 0 1 0 0 1 3												
6 Melvin Mora, R (1, 5) OBP: 0.343, SLG: 0.447	4-1 10 1B 31 BB	0-0 F8		2-2 F7			3-3 K			3 1 0 0 1 1 2												
10 Miguel Tejada, R (1, 6) OBP: 0.356, SLG: 0.529	0-2 BB 31 1B FC5-2 3-H		0-0 31 2B		1-2 G6-3			4-2 BB		3 1 2 1 1 0 0												
31 Jay Gibbons, L (1, 9) OBP: 0.306, SLG: 0.499	2-2 FC5-2 1B		1-1 2B		1-3 K		1-3 K	2-2 P4		4 0 2 2 0 1 1												
Javy Lopez, R (1, 10) OBP: 0.326, SLG: 0.444	4-0 FC5-2 BB		1-0 G5-3		1-1 G1-4-3			1-2 K		3 0 0 0 1 1 2												
B.J. Surhoff, L (1, 7) OBP: 0.289, SLG: 0.372	2-2 FC5-2		1-0 F8			0-1 G4-3		0-0 F8		4 0 0 0 0 0 5												
Chris Gomez, R (1, 3) OBP: 0.347, SLG: 0.333	1-2 P4		1-0 F9			0-0 L9		0-2 G5-3		4 0 0 0 0 0 4												
Gerónimo Gil, R (1, 2) OBP: 0.226, SLG: 0.316		0-1 1B		1-1 L7		2-3 K		2-2 L8		3 0 1 0 0 1 0												
Luis Matos, R (9, PH) OBP: 0.345, SLG: 0.374									1 0 0 0 0 0 0													
Inning Stats	R: 2 E: 0 K: 0 S: 18	H: 3 LOB: 3 BB: 2 P: 33	R: 0 E: 0 K: 0 S: 6	H: 1 LOB: 1 BB: 0 P: 6	R: 1 E: 0 K: 0 S: 6	H: 2 LOB: 1 BB: 0 P: 10	R: 0 E: 0 K: 0 S: 10	H: 1 LOB: 1 BB: 0 P: 13	R: 0 E: 0 K: 1 S: 11	H: 0 LOB: 0 BB: 0 P: 14	R: 0 E: 0 K: 1 S: 6	H: 0 LOB: 0 BB: 0 P: 8	R: 0 E: 0 K: 1 S: 10	H: 0 LOB: 0 BB: 0 P: 15	R: 0 E: 0 K: 1 S: 11	H: 0 LOB: 1 BB: 1 P: 18	R: 0 E: 0 K: 1 S: 16	H: 1 LOB: 1 BB: 0 P: 21	1B: 5 2B: 3 3B: 0 HR: 0	SF: 0 SAC: 0 DP: 0 HBP: 0	WP: 0 PB: 0 SB: 1 CS: 0	PA: 38
PITCHER	IP WLS BF H R ER SO BB IBB HBP BLK WP HR S P ERA WHIP											IP WLS BF H R ER SO BB IBB HBP BLK WP HR S P ERA WHIP										
Bronson Arroyo, R (1, 1) ERA: 4.29	7.0 W 31 7 3 3 3 3 0 0 0 0 0 0 69 105 3.86 1.429																					
Mike Myers, L (8, 1) ERA: 3.48	0.1 H 1 0 0 0 0 0 0 0 0 0 0 4 6 0.00 0.000																					
58 Jonathan Papelbon, R (8, 1) ERA: 3.14	0.2 H 2 0 0 0 1 0 0 0 0 0 0 5 6 0.00 0.000																					
50 Mike Timlin, R (9, 1) ERA: 2.23	1.0 S 4 1 0 0 1 0 0 0 0 0 0 0 16 21 0.00 1.000																					

Batter	1	2	3	4	5	6	7	8	9	AB R H RBI BB SO LOB	TOP																
18 Johnny Damon, L (1, 8) OBP: 0.363, SLG: 0.438										4 1 1 0 1 0 2	Boston Red Sox @ Baltimore Orioles Oriole Park at Camden Yards, Baltimore, MD Sat Sep 24 2005, 4:35 PM EDT Att. 48,612 - Overcast - 76 F																
Edgar Renteria, R (1, 6) OBP: 0.331, SLG: 0.373										4 1 1 2 1 1 0																	
34 David Ortiz, L (1, 10) OBP: 0.393, SLG: 0.608										4 0 1 0 1 1 2																	
Manny Ramirez, R (1, 7) OBP: 0.381, SLG: 0.577										4 0 0 1 0 2 3																	
Jason Varitek, S (1, 2) OBP: 0.366, SLG: 0.492										4 0 1 0 0 1 1																	
Kevin Millar, R (1, 3) OBP: 0.356, SLG: 0.402										1 0 0 0 2 0 0																	
John Olerud, L (7, 3) OBP: 0.355, SLG: 0.484										1 0 0 0 0 1 2																	
Bill Mueller, S (1, 5) OBP: 0.374, SLG: 0.432										4 0 1 0 0 1 3																	
Trot Nixon, L (1, 9) OBP: 0.369, SLG: 0.467										4 1 2 0 0 1 1																	
Tony Graffanino, R (1, 4) OBP: 0.369, SLG: 0.423										4 0 1 0 0 1 2																	
Adam Stern, L (9, PR) OBP: 0.189, SLG: 0.333										0 1 0 0 0 0 0																	
13 Alex Cora, L (9, 4) OBP: 0.277, SLG: 0.331										0 0 0 0 0 0 0																	
Inning Stats	R: 2 E: 0 K: 1 S: 19	H: 2 LOB: 2 BB: 2 P: 35	R: 0 E: 0 K: 2 S: 8	H: 0 LOB: 0 BB: 0 P: 13	R: 0 E: 0 K: 2 S: 9	H: 0 LOB: 1 BB: 1 P: 13	R: 0 E: 0 K: 1 S: 13	H: 0 LOB: 0 BB: 0 P: 24	R: 0 E: 0 K: 0 S: 7	H: 3 LOB: 2 BB: 0 P: 11	R: 0 E: 0 K: 1 S: 11	H: 2 LOB: 2 BB: 0 P: 18	R: 0 E: 0 K: 2 S: 9	H: 1 LOB: 2 BB: 1 P: 17	R: 2 E: 0 K: 0 S: 9	H: 3 LOB: 2 BB: 1 P: 22	1B: 8 2B: 0 3B: 0 HR: 0	SF: 1 SAC: 0 DP: 0 HBP: 0	WP: 1 PB: 0 SB: 0 CS: 0	PA: 40							
PITCHER	IP WLS BF H R ER SO BB IBB HBP BLK WP HR S P ERA WHIP											IP WLS BF H R ER SO BB IBB HBP BLK WP HR S P ERA WHIP															
45 Erik Bedard, L (1, 1) ERA: 3.74	6.1	26	4	2	2	7	3	0	0	0	0	1	0	69	116	2.84	1.105										
47 Aaron Rakers, R (7, 1) ERA: 4.52	0.1	1	0	0	0	0	0	0	0	0	0	0	0	4	6	0.00	0.000										
Tim Byrdak, L (7, 1) ERA: 4.32	0.1	1	0	0	0	0	0	0	0	0	0	0	0	1	3	0.00	0.000										
37 Chris Ray, R (8, 1) ERA: 2.7	0.2	4	1	0	0	1	1	0	0	0	0	0	0	5	11	0.00	3.000										
B.J. Ryan, L (8, 1) ERA: 2.55	1.0	L 7	3	2	2	1	1	0	0	0	0	0	0	12	26	18.00	4.000										

Batter	1	2	3	4	5	6	7	8	9	AB R H RBI BB SO LOB	BOTTOM																
Bernie Castro, S (1, 4) OBP: 0.375, SLG: 0.380										4 2 1 0 1 1 0	Boston Red Sox @ Baltimore Orioles Oriole Park at Camden Yards, Baltimore, MD Sat Sep 24 2005, 4:35 PM EDT Att. 48,612 - Overcast - 76 F																
6 Melvin Mora, R (1, 5) OBP: 0.343, SLG: 0.452										5 1 2 2 0 0 1																	
10 Miguel Tejada, R (1, 6) OBP: 0.354, SLG: 0.525										5 0 0 0 0 1 2																	
31 Jay Gibbons, L (1, 9) OBP: 0.313, SLG: 0.504										3 0 3 1 2 0 0																	
Eric Byrnes, R (9, PR) OBP: 0.296, SLG: 0.376										0 0 0 0 0 0 0																	
Javy Lopez, R (1, 2) OBP: 0.327, SLG: 0.445										4 0 1 0 1 1 3																	
B.J. Surhoff, L (1, 10) OBP: 0.288, SLG: 0.370										4 0 1 0 0 1 5																	
Chris Gomez, R (1, 3) ERA: 4.5										3 0 2 0 1 0 2																	
Ed Rogers, R (8, PR) ERA: 4.44										0 0 0 0 0 0 0																	
Alejandro Freire, R (9, 3) OBP: 0.355, SLG: 0.382										0 0 0 0 0 0 0																	
David Newhan, L (1, 7) OBP: 0.274, SLG: 0.320										2 0 0 0 2 0 3																	
Luis Matos, R (1, 8) OBP: 0.342, SLG: 0.370										4 0 0 0 0 2 7																	
Inning Stats	R: 0 E: 0 K: 1 S: 8	H: 0 LOB: 0 BB: 0 P: 13	R: 0 E: 0 K: 2 S: 15	H: 0 LOB: 3 BB: 3 P: 28	R: 0 E: 0 K: 1 S: 8	H: 0 LOB: 0 BB: 0 P: 13	R: 0 E: 0 K: 0 S: 13	H: 0 LOB: 3 BB: 3 P: 30	R: 0 E: 0 K: 0 S: 6	H: 1 LOB: 0 BB: 0 P: 10	R: 0 E: 0 K: 0 S: 15	H: 3 LOB: 2 BB: 0 P: 22	R: 2 E: 0 K: 1 S: 16	H: 4 LOB: 2 BB: 0 P: 21	R: 0 E: 0 K: 1 S: 10	H: 1 LOB: 1 BB: 0 P: 14	R: 1 E: 0 K: 0 S: 10	H: 1 LOB: 1 BB: 1 P: 20	1B: 6 2B: 4 3B: 0 HR: 1	SF: 0 SAC: 0 DP: 3 HBP: 0	WP: 0 PB: 0 SB: 0 CS: 1	PA: 41					
PITCHER	IP WLS BF H R ER SO BB IBB HBP BLK WP HR S P ERA WHIP											IP WLS BF H R ER SO BB IBB HBP BLK WP HR S P ERA WHIP															
30 Matt Clement, R (1, 1) ERA: 10.8	6.0	26	4	2	2	1	0	0	0	0	0	0	1	14	19	27.00	6.000										
56 Craig Hansen, R (7, 1) ERA: 10.8	0.2	B 6	4	2	2	1	0	0	0	0	0	0	0	2	2	0.00	0.000										
Mike Myers, L (7, 1) ERA: 4.44	0.1	1	0	0	0	0	0	0	0	0	0	0	0	2	2	0.00	0.000										
58 Jonathan Papelbon, R (8, 1) ERA: 3.03	1.0	W 3	1	0	0	1	0	0	0	0	0	0	0	10	14	0.00	1.000										
50 Mike Timlin, R (9, 1) ERA: 2.32	1.0	S 5	1	1	1	0	1	0	0	0	0	0	0	10	20	9.00	2.000										

livebaseballscores.com

AB 34
R 4
H 8
RBI 3
BB 5
SO 9
LOB 16

livebaseballscores.com

AB 34
R 3
H 10
RBI 3
BB 7
SO 6
LOB 23

Batter	1	2	3	4	5	6	7	8	9	AB	R	H	RBI	BB	SO	LOB	TOP										
18 Johnny Damon, L (1, 8) Adam Hyzdu, R (9, 8) OBP: 0.363, SLG: 0.441 OBP: 0.268, SLG: 0.200	K	G6-3		34 BB	1-H HR		F7		G5-3	5	1	1	2	1	1	1	Boston Red Sox @ Baltimore Orioles Oriole Park at Camden Yards, Baltimore, MD Sun Sep 25 2005, 1:35 PM EDT Att. 46,559 - Overcast - 73 F										
Edgar Renteria, R (1, 6) OBP: 0.332, SLG: 0.376	G6-3	L5		F9	3B		1B			5	0	2	0	0	0	2											
34 David Ortiz, L (1, 10) OBP: 0.394, SLG: 0.606	HR	BB		1-2	BB		F7			2	1	0	0	3	1	3											
Manny Ramirez, R (1, 7) OBP: 0.380, SLG: 0.579	1-H HR	P4		F8			L9		G5-3	5	1	1	2	0	0	4											
Trot Nixon, L (1, 9) OBP: 0.370, SLG: 0.469	BB	1B		G4-3			K		F8	5	2	2	0	0	1	0											
Jason Varitek, S (1, 2) OBP: 0.371, SLG: 0.494	1B	BB		L9	G4-3		2B		BB	2	2	1	1	3	0	0											
John Olerud, L (1, 3) OBP: 0.350, SLG: 0.475	2B	1B		K	G4-3		L8		K	5	1	1	2	0	2	3											
Bill Mueller, S (1, 5) OBP: 0.376, SLG: 0.436	2B			34 BB	18 BB		SF8		F7	4	0	3	2	0	0	0											
Tony Graffanino, R (1, 4) OBP: 0.366, SLG: 0.419 13 Alex Cora, L (9, 4) OBP: 0.277, SLG: 0.331	G6-3			F7	E6		1B		G6-4-3	5	1	1	0	0	0	3											
Inning Stats	R: 5 E: 0 K: 1 S: 19	H: 4 LOB: 1 BB: 2 P: 34	R: 0 E: 0 K: 0 S: 7	H: 0 LOB: 1 BB: 1 P: 13	R: 0 E: 0 K: 1 S: 8	H: 0 LOB: 0 BB: 0 P: 13	R: 0 E: 0 K: 0 S: 12	H: 1 LOB: 3 BB: 2 P: 21	R: 4 E: 1 K: 1 S: 16	H: 4 LOB: 1 BB: 0 P: 22	R: 0 E: 0 K: 0 S: 9	H: 0 LOB: 1 BB: 1 P: 14	R: 0 E: 0 K: 0 S: 14	H: 2 LOB: 2 BB: 0 P: 20	R: 0 E: 0 K: 1 S: 8	H: 0 LOB: 1 BB: 1 P: 15	R: 0 E: 0 K: 0 S: 5	H: 1 LOB: 0 BB: 0 P: 5	1B: 6 2B: 3 3B: 1 HR: 2	SF: 1 SAC: 0 DP: 1 HBP: 0	WP: 0 PB: 0 SB: 0 CS: 0	PA: 46					
PITCHER	IP	WLS	BF	H	R	ER	SO	BB	IBB	HBP	BLK	WP	HR	S	P	ERA	WHIP										
John Maine, R (1, 1) ERA: 5.54	3.1	L	19	5	5	5	2	4	0	0	0	0	1	41	71	13.50	2.700										
James Baldwin, R (4, 1) ERA: 3.93	1.2		11	4	4	2	1	1	0	0	0	0	1	21	32	10.80	3.000										
Jorge Julio, R (6, 1) ERA: 5.9	2.0		9	2	0	0	1	1	0	0	0	0	0	23	34	0.00	1.500										
Steve Kline, L (8, 1) ERA: 4.35	1.0		4	0	0	0	1	1	0	0	0	0	0	8	15	0.00	1.000										
Jason Grimsley, R (9, 1) ERA: 6.52	1.0		3	1	0	0	0	0	0	0	0	0	0	5	5	0.00	1.000										

Batter	1	2	3	4	5	6	7	8	9	AB	R	H	RBI	BB	SO	LOB	BOTTOM										
Bernie Castro, S (1, 4) OBP: 0.350, SLG: 0.352	L4		G5-3		G5-3			G4-3		4	0	0	0	0	0	1	Boston Red Sox @ Baltimore Orioles Oriole Park at Camden Yards, Baltimore, MD Sun Sep 25 2005, 1:35 PM EDT Att. 46,559 - Overcast - 73 F										
6 Melvin Mora, R (1, 5) OBP: 0.344, SLG: 0.458	HR		10 G1-4-3		1B		G5-3	F9		4	1	2	1	0	0	0											
10 Miguel Tejada, R (1, 6) OBP: 0.353, SLG: 0.528	HR		G1-4-3				G6-3	P6		4	1	1	1	0	0	1											
31 Jay Gibbons, L (1, 9) OBP: 0.310, SLG: 0.500	F8				K		F9		G3	4	0	0	0	0	1	0											
Javy Lopez, R (1, 10) OBP: 0.323, SLG: 0.440	F8				K		G6-3		G5-3	4	0	0	0	0	1	0											
Eric Byrnes, R (1, 7) OBP: 0.296, SLG: 0.377			P6		P5		1B	2B		4	1	1	0	0	1	0											
Luis Matos, R (1, 8) OBP: 0.342, SLG: 0.373		G1-3			F8		F7			3	0	1	0	0	0	1											
Alejandro Freire, R (1, 3) OBP: 0.359, SLG: 0.386 Walter Young, L (7, PH) OBP: 0.357, SLG: 0.400 (8, 3)					G5-3			1B		2	0	1	0	0	0	1											
Gerónimo Gil, R (1, 2) OBP: 0.220, SLG: 0.308 Eli Whiteside, R (9, 2) OBP: 0.375, SLG: 0.375					F8		G5-3			3	0	0	0	0	1	3											
Inning Stats	R: 2 E: 0 K: 0 S: 14	H: 2 LOB: 0 BB: 0 P: 23	R: 0 E: 0 K: 1 S: 10	H: 1 LOB: 1 BB: 0 P: 14	R: 0 E: 0 K: 0 S: 9	H: 1 LOB: 0 BB: 0 P: 13	R: 0 E: 0 K: 2 S: 10	H: 0 LOB: 0 BB: 0 P: 13	R: 0 E: 0 K: 0 S: 13	H: 1 LOB: 1 BB: 0 P: 17	R: 0 E: 0 K: 0 S: 9	H: 0 LOB: 0 BB: 0 P: 11	R: 1 E: 0 K: 0 S: 17	H: 2 LOB: 1 BB: 0 P: 21	R: 0 E: 0 K: 0 S: 8	H: 0 LOB: 0 BB: 0 P: 12	R: 0 E: 0 K: 1 S: 7	H: 0 LOB: 0 BB: 0 P: 10	1B: 3 2B: 2 3B: 0 HR: 2	SF: 0 SAC: 0 DP: 1 HBP: 0	WP: 0 PB: 0 SB: 0 CS: 0	PA: 33					
PITCHER	IP	WLS	BF	H	R	ER	SO	BB	IBB	HBP	BLK	WP	HR	S	P	ERA	WHIP										
David Wells, L (1, 1) ERA: 4.47	6.2	W	25	6	3	3	3	0	0	0	0	0	0	14	20	4.05	0.900										
Chad Bradford, R (7, 1) ERA: 3.74	1.1		5	1	0	0	0	0	0	0	0	0	0	7	10	0.00	0.000										
Chad Harville, R (9, 1) ERA: 4.6	1.0		3	0	0	0	1	0	0	0	0	0	0	7	10	0.00	0.000										



Batter	1	2	3	4	5	6	7	8	9	AB	R	H	RBI	BB	SO	LOB	TOP			
8 Russ Adams, L OBP: 0.319, SLG: 0.381										5	1	2	1	0	0	3	Toronto Blue Jays @ Boston Red Sox Fenway Park, Boston, MA Tue Sep 27 2005, 7:05 PM EDT Att: 35,476 - Clear - 66 F			
Frank Catalanotto, L OBP: 0.361, SLG: 0.416										5	0	4	1	0	0	1				
15 Alex Rios, R OBP: 0.305, SLG: 0.396										0	0	0	0	0	0	0				
10 Vernon Wells, R OBP: 0.320, SLG: 0.464										3	0	1	2	1	1	2				
47 Corey Koskie, L OBP: 0.340, SLG: 0.407										3	1	1	0	2	1	4				
Shea Hillenbrand, R OBP: 0.343, SLG: 0.449										4	1	0	0	1	4	7				
Eric Hinske, L OBP: 0.329, SLG: 0.410										5	0	1	0	0	1	4				
9 Gregg Zaun, S OBP: 0.359, SLG: 0.380										4	2	1	2	1	0	2				
3 Reed Johnson, R OBP: 0.332, SLG: 0.417										4	0	1	0	0	2	0				
2 Aaron Hill, R OBP: 0.333, SLG: 0.382										3	2	2	1	0	0	0				
Inning Stats	R: 0 E: 0 K: 2 S: 11	H: 1 LOB: 2 BB: 1 P: 20	R: 0 E: 0 K: 1 S: 10	H: 0 LOB: 0 BB: 0 P: 12	R: 0 E: 0 K: 0 S: 10	H: 1 LOB: 1 BB: 0 P: 16	R: 2 E: 0 K: 2 S: 14	H: 2 LOB: 0 BB: 0 P: 18	R: 2 E: 0 K: 1 S: 13	H: 3 LOB: 1 BB: 0 P: 15	R: 1 E: 0 K: 1 S: 15	H: 3 LOB: 3 BB: 1 P: 28	R: 1 E: 0 K: 0 S: 13	H: 2 LOB: 3 BB: 2 P: 28	R: 1 E: 0 K: 0 S: 14	H: 1 LOB: 2 BB: 1 P: 26	1B: 10 2B: 2 HR: 1	SF: 3 SAC: 1 HBP: 1	WP: 0 PB: 1 SB: 2 CS: 0	PA: 46
PITCHER	IP	WLS	BF	H	R	ER	SO	BB	IBB	HBP	BLK	WP	HR	S	P	ERA	WHIP			
38 Curt Schilling, R ERA: 5.98	(1, 1)	6.1	30	10	5	5	8	1	0	0	0	0	0	1	115	7.11	1.737			
Mike Myers, L ERA: 3.44	(7, 1)	0.0	1	0	0	0	0	1	0	0	0	0	0	1	5	∞	∞			
Chad Bradford, R ERA: 3.97	(7, 1)	1.0	L	5	1	1	1	1	0	0	0	0	0	10	18	9.00	2.000			
56 Craig Hansen, R ERA: 7.71	(8, 1)	0.2	4	1	0	0	0	1	0	0	0	0	0	8	17	0.00	3.000			
Chad Harville, R ERA: 4.79	(9, 1)	0.1	4	1	1	1	0	1	0	1	0	0	0	5	12	27.00	6.000			

AB	36
R	7
H	13
RBI	7
BB	5
SO	9
LOB	23



Batter	1	2	3	4	5	6	7	8	9	AB	R	H	RBI	BB	SO	LOB	BOTTOM			
18 Johnny Damon, L OBP: 0.364, SLG: 0.443										5	1	3	1	0	1	0	Toronto Blue Jays @ Boston Red Sox Fenway Park, Boston, MA Tue Sep 27 2005, 7:05 PM EDT Att: 35,476 - Clear - 66 F			
Edgar Renteria, R OBP: 0.335, SLG: 0.384									5	1	3	3	0	0	1					
34 David Ortiz, L OBP: 0.392, SLG: 0.602									5	0	1	1	0	1	4					
Manny Ramirez, R OBP: 0.383, SLG: 0.577									3	0	1	0	1	0	1					
Jason Varitek, S OBP: 0.368, SLG: 0.490									4	0	0	0	0	1	5					
Kevin Millar, R OBP: 0.355, SLG: 0.400									4	0	1	0	0	0	2					
Bill Mueller, S OBP: 0.372, SLG: 0.431									4	1	1	0	0	1	1					
Trot Nixon, L OBP: 0.367, SLG: 0.465									3	1	1	0	1	0	0					
Tony Graffanino, R OBP: 0.365, SLG: 0.418									4	1	1	0	0	0	3					
Inning Stats	R: 0 E: 0 K: 0 S: 12	H: 1 LOB: 0 BB: 0 P: 17	R: 0 E: 0 K: 0 S: 4	H: 0 LOB: 0 BB: 0 P: 5	R: 3 E: 0 K: 0 S: 18	H: 5 LOB: 2 BB: 0 P: 23	R: 2 E: 0 K: 0 S: 13	H: 4 LOB: 3 BB: 1 P: 24	R: 0 E: 0 K: 1 S: 11	H: 1 LOB: 1 BB: 0 P: 12	R: 0 E: 0 K: 1 S: 8	H: 0 LOB: 0 BB: 0 P: 14	R: 0 E: 0 K: 1 S: 7	H: 0 LOB: 1 BB: 1 P: 15	R: 0 E: 0 K: 1 S: 10	H: 0 LOB: 0 BB: 0 P: 15	1B: 9 2B: 3 HR: 0	SF: 0 SAC: 0 HBP: 0	WP: 0 PB: 0 SB: 0 CS: 0	PA: 39
PITCHER	IP	WLS	BF	H	R	ER	SO	BB	IBB	HBP	BLK	WP	HR	S	P	ERA	WHIP			
39 Gustavo Chacin, L ERA: 3.82	(1, 1)	3.2	21	10	5	5	0	0	0	0	0	0	0	43	60	12.27	2.727			
28 Shaun Marcum, R ERA: 3.27	(4, 1)	2.0	8	2	0	0	0	1	0	0	0	0	0	19	31	0.00	1.500			
54 Jason Frasor, R ERA: 3.27	(6, 1)	1.1	W	4	0	0	0	2	0	0	0	0	0	11	17	0.00	0.000			
Justin Speier, R ERA: 2.57	(8, 1)	1.0	H	3	0	0	0	1	0	0	0	0	0	7	15	0.00	1.000			
Scott Sneeweijs, L ERA: 3.42	(9, 1)	0.1	H	1	0	0	0	1	0	0	0	0	0	3	4	0.00	0.000			

AB	37
R	5
H	12
RBI	5
BB	2
SO	4
LOB	17



Batter	1	2	3	4	5	6	7	8	9	AB	R	H	RBI	BB	SO	LOB	TOP					
8 Russ Adams, L (1,6) OBP: 0.319, SLG: 0.379	G4-3	G1-3		2B	G4-3			G3-1		3	0	0	0	2	0	2						
Frank Catalanotto, L (1,10) OBP: 0.363, SLG: 0.433	10 HR		HR	2B		G4-3		G3-1		5	2	3	3	0	0	1						
10 Vernon Wells, R (1,8) OBP: 0.320, SLG: 0.469	HR		HR	K		G1-3		F9		5	2	2	2	0	1	3						
47 Corey Koskie, L (1,5) OBP: 0.338, SLG: 0.402	K		K			G6-3			G4-3	4	0	0	0	1	2	1						
Eric Hinske, L (1,3) OBP: 0.330, SLG: 0.416	1B		HR	K			G3		L7	5	1	2	2	0	1	3						
9 Gregg Zaun, S (1,2) OBP: 0.357, SLG: 0.377	P6		G3	F9			G5-3	3 WP	G1-3	4	0	0	0	1	0	4						
3 Reed Johnson, R (1,9) OBP: 0.329, SLG: 0.413		F7	F7		F8		G5-3			4	0	0	0	0	0	1						
Gabe Gross, L (1,7) OBP: 0.311, SLG: 0.341	P2			2B	G3		F8			3	1	0	0	1	0	1						
2 Aaron Hill, R (1,4) OBP: 0.338, SLG: 0.382				2B				G6-3		2	1	1	0	2	0	0						
Inning Stats	R: 2 H: 3 E: 0 K: 1 S: 15	L: 3 LOB: 1 BB: 0 P: 20	R: 0 H: 0 E: 0 K: 0 S: 8	L: 0 LOB: 1 BB: 1 P: 16	R: 3 H: 3 E: 0 K: 1 S: 21	L: 3 LOB: 0 BB: 0 P: 28	R: 2 H: 2 E: 0 K: 2 S: 17	L: 2 LOB: 3 BB: 3 P: 34	R: 0 H: 0 E: 0 K: 0 S: 11	L: 0 LOB: 1 BB: 1 P: 17	R: 0 H: 0 E: 0 K: 0 S: 7	L: 0 LOB: 0 BB: 0 P: 11	R: 0 H: 0 E: 0 K: 0 S: 13	L: 0 LOB: 1 BB: 1 P: 22	R: 0 H: 0 E: 0 K: 0 S: 11	L: 0 LOB: 1 BB: 1 P: 19	R: 0 H: 0 E: 0 K: 0 S: 9	L: 0 LOB: 0 BB: 0 P: 13	1B: 3 2B: 1 3B: 1 HR: 3	SF: 0 SAC: 0 DP: 0 HBP: 0	WP: 1 PB: 0 SB: 0 CS: 0	PA: 42
PITCHER	IP	WLS	BF	H	R	ER	SO	BB	IBB	HBP	BLK	WP	HR	S	P	ERA	WHIP					
Bronson Arroyo, R (1,1) ERA: 4.54	3.0	L	19	7	7	7	2	3	0	0	0	0	3	50	79	21.00	3.333					
Lenny DiNardo, L (4,1) ERA: 1.98	4.0		16	1	0	0	2	3	0	0	0	1	0	42	69	0.00	1.000					
17 Manny Delcarmen, R (8,1) ERA: 3.12	1.0		4	0	0	0	2	1	0	0	0	0	0	11	19	0.00	1.000					
Mike Myers, L (9,1) ERA: 3.34	1.0		3	0	0	0	0	0	0	0	0	0	0	9	13	0.00	0.000					

Toronto Blue Jays @ Boston Red Sox
Fenway Park, Boston, MA
Wed Sep 28 2005, 7:05 PM EDT
Att: 35,313 - Clear - 68 F

AB	35
R	7
H	8
RBI	7
BB	7
SO	4
LOB	16



Batter	1	2	3	4	5	6	7	8	9	AB	R	H	RBI	BB	SO	LOB	BOTTOM					
18 Johnny Damon, L (1,8) OBP: 0.363, SLG: 0.441	G1-3		BB	1B	F7		G3		G3	5	0	1	0	0	0	0						
Edgar Renteria, R (1,6) OBP: 0.335, SLG: 0.392	HR		BB	BB	34 1B		34 FC2-5		K	3	2	2	1	2	1	0						
34 David Ortiz, L (1,10) OBP: 0.392, SLG: 0.600	K		F8		2H		FC2-5		1B	5	0	2	1	0	1	3						
Manny Ramirez, R (1,7) OBP: 0.382, SLG: 0.573	F9		K		1-2		P4		P3	4	0	0	0	1	1	4						
Jason Varitek, S (1,2) OBP: 0.367, SLG: 0.487		K		BB	F9		F9		F7	3	0	0	0	1	1	2						
Kevin Millar, R (1,3) OBP: 0.385, SLG: 0.402					F9		F9			3	0	1	0	0	0	5						
John Olerud, L (8, FH) OBP: 0.354, SLG: 0.470	FC3-6		F9				G3	1B	BB	0	0	0	0	1	0	0						
Bill Mueller, S (1,5) OBP: 0.373, SLG: 0.431	FC3-6				F9		G5-3		G3	3	0	1	0	1	0	0						
Trot Nixon, L (1,9) OBP: 0.364, SLG: 0.461	FC3-6				G3		F8		G3	4	0	0	0	0	0	4						
Tony Graffanino, R (1,4) OBP: 0.364, SLG: 0.416	P3				P4		1B		P3	4	0	1	0	0	0	4						
Inning Stats	R: 1 H: 1 E: 0 K: 1 S: 7	L: 1 LOB: 2 BB: 1 P: 11	R: 0 H: 1 E: 0 K: 1 S: 10	L: 1 LOB: 2 BB: 1 P: 20	R: 0 H: 1 E: 0 K: 1 S: 15	L: 1 LOB: 3 BB: 2 P: 28	R: 0 H: 0 E: 0 K: 0 S: 5	L: 0 LOB: 0 BB: 0 P: 8	R: 1 H: 2 E: 0 K: 0 S: 15	L: 2 LOB: 2 BB: 1 P: 23	R: 0 H: 1 E: 0 K: 0 S: 5	L: 1 LOB: 1 BB: 0 P: 7	R: 0 H: 0 E: 0 K: 0 S: 6	L: 0 LOB: 1 BB: 1 P: 12	R: 0 H: 1 E: 0 K: 0 S: 12	L: 1 LOB: 2 BB: 1 P: 19	R: 0 H: 1 E: 0 K: 1 S: 13	L: 1 LOB: 0 BB: 0 P: 19	1B: 5 2B: 2 3B: 0 HR: 1	SF: 0 SAC: 0 DP: 0 HBP: 0	WP: 0 PB: 0 SB: 0 CS: 0	PA: 40
PITCHER	IP	WLS	BF	H	R	ER	SO	BB	IBB	HBP	BLK	WP	HR	S	P	ERA	WHIP					
Ted Lilly, L (1,1) ERA: 5.56	6.2	W	30	6	2	2	3	5	0	0	0	0	0	62	107	2.70	1.650					
Vinnie Chulk, R (7,1) ERA: 3.8	0.2		4	1	0	0	0	1	0	0	0	0	0	8	16	0.00	3.000					
Scott Schoeneweis, L (8,1) ERA: 9.32	1.2		6	1	0	0	1	0	0	0	0	0	0	18	24	0.00	0.600					

Toronto Blue Jays @ Boston Red Sox
Fenway Park, Boston, MA
Wed Sep 28 2005, 7:05 PM EDT
Att: 35,313 - Clear - 68 F

AB	34
R	2
H	8
RBI	2
BB	6
SO	4
LOB	22



Batter	1	2	3	4	5	6	7	8	9	AB	R	H	RBI	BB	SO	LOB	TOP		
8 Russ Adams, L OBP: 0.318, SLG: 0.377	F8		G3			FC1-6 G5-3		L6		5	1	1	0	0	0	2	Toronto Blue Jays @ Boston Red Sox Fenway Park, Boston, MA Thu Sep 29 2005, 7:05 PM EDT Att: 35,345 - Clear - 60 F		
Frank Catalanotto, L OBP: 0.364, SLG: 0.442	K		47 FC3-6 2B			G5-3		G6-3		5	1	2	3	0	1				
10 Vernon Wells, R OBP: 0.321, SLG: 0.466	G1-3		47 FC3-6 HBP			F7			G6-3	3	0	0	0	1	0				
47 Corey Koskie, L OBP: 0.337, SLG: 0.397		K	FC3-6			2B 15 FC1-2 BB		F8		4	0	0	0	1	1	4			
Eric Hinske, L OBP: 0.333, SLG: 0.425		2B	F9			15 FC1-2 2B		F8		5	1	3	0	0	0	2			
9 Gregg Zaun, S OBP: 0.355, SLG: 0.373	F8			G3		15 FC1-2 IBB		G4-3		4	0	0	0	1	0	1			
15 Alex Rios, R OBP: 0.306, SLG: 0.399		1B		F8		FC1-2				4	0	2	0	0	0	3			
Gabe Gross, L OBP: 0.309, SLG: 0.329	F8				G3			K		3	0	0	0	1	1	5			
2 Aaron Hill, R OBP: 0.339, SLG: 0.386			8 G3 2B	G5-3				G6-3		4	1	2	0	0	0	1			
Inning Stats	R: 0 E: 0 K: 1 S: 8	H: 0 LOB: 0 BB: 0 P: 13	R: 1 E: 0 K: 1 S: 9	H: 2 LOB: 1 BB: 0 P: 12	R: 1 E: 0 K: 0 S: 9	H: 2 LOB: 2 BB: 0 P: 14	R: 0 E: 0 K: 0 S: 12	H: 0 LOB: 1 BB: 1 P: 21	R: 2 E: 0 K: 0 S: 17	H: 1 LOB: 2 BB: 1 P: 16	R: 0 E: 0 K: 1 S: 11	H: 1 LOB: 1 BB: 0 P: 15	R: 0 E: 0 K: 0 S: 5	H: 0 LOB: 0 BB: 0 P: 7	R: 0 E: 0 K: 0 S: 11	H: 1 LOB: 1 BB: 0 P: 15	1B: 3 2B: 6 3B: 0 HR: 1	SF: 0 SAC: 0 DP: 0 HBP: 1	WP: 0 PA: 42 PB: 0 SB: 1 CS: 0
PITCHER	IP WLS BF H R ER SO	IP WLS BF H R ER SO	IP WLS BF H R ER SO	IP WLS BF H R ER SO	IP WLS BF H R ER SO	IP WLS BF H R ER SO	IP WLS BF H R ER SO	IP WLS BF H R ER SO	IP WLS BF H R ER SO	IP WLS BF H R ER SO	IP WLS BF H R ER SO	IP WLS BF H R ER SO	IP WLS BF H R ER SO	IP WLS BF H R ER SO	IP WLS BF H R ER SO	IP WLS BF H R ER SO	ERA WHIP	ERA WHIP	
30 Matt Clement, R ERA: 4.57	5.0	27	8	4	4	2	2	1	1	0	0	0	1	57	96	7.20	2.000		
Mike Myers, L ERA: 3.22	1.1	5	0	0	0	0	0	1	0	0	0	0	0	10	21	0.00	0.000		
58 Jonathan Papelbon, R ERA: 2.7	2.2	W	10	2	0	0	1	0	0	0	0	0	0	23	30	0.00	0.750		

AB	37
R	4
H	10
RBI	3
BB	4
SO	3
LOB	19



Batter	1	2	3	4	5	6	7	8	9	AB	R	H	RBI	BB	SO	LOB	BOTTOM				
18 Johnny Damon, L OBP: 0.364, SLG: 0.442	G5-4-3 1B		FC6-4 1B			F9		K		5	1	3	0	0	1	2	Toronto Blue Jays @ Boston Red Sox Fenway Park, Boston, MA Thu Sep 29 2005, 7:05 PM EDT Att: 35,345 - Clear - 60 F				
Edgar Renteria, R OBP: 0.337, SLG: 0.389	G5-4-3		FC6-4			F7		G3		4	0	0	1	1	0	4					
34 David Ortiz, L OBP: 0.394, SLG: 0.605	K		K			HR 1B		HR		5	2	3	2	0	2	1					
Manny Ramirez, R OBP: 0.384, SLG: 0.579		L5		FC1-4 1B		HR		1B		3	1	2	2	1	0	0					
Jason Varitek, S OBP: 0.366, SLG: 0.485		G6-3		FC1-4 WP		F7				4	0	1	0	0	0	1					
Kevin Millar, R OBP: 0.357, SLG: 0.401				K				1B		1	0	0	0	2	1	1					
Alejandro Machado, S OBP: 0.400, SLG: 0.590								F8		0	0	0	0	0	0	0					
John Olerud, L OBP: 0.352, SLG: 0.467						G4-6-3 BB				1	0	0	0	0	0	2					
Bill Mueller, S OBP: 0.371, SLG: 0.427		G5-3		P5		G4-6-3		K		4	0	0	0	0	1	5					
Trot Nixon, L OBP: 0.361, SLG: 0.456			F9			G4-3		G1-3		4	0	0	0	0	0	2					
Tony Graffanino, R OBP: 0.365, SLG: 0.418			18 1B FC6-4 2B					E6		3	1	1	0	1	0	0					
Inning Stats	R: 0 E: 0 K: 1 S: 9	H: 1 LOB: 0 BB: 0 P: 14	R: 0 E: 0 K: 0 S: 7	H: 0 LOB: 1 BB: 1 P: 15	R: 1 E: 0 K: 1 S: 17	H: 2 LOB: 1 BB: 0 P: 23	R: 0 E: 0 K: 1 S: 13	H: 1 LOB: 1 BB: 0 P: 19	R: 0 E: 0 K: 0 S: 12	H: 0 LOB: 1 BB: 1 P: 24	R: 2 E: 0 K: 0 S: 9	H: 2 LOB: 1 BB: 1 P: 15	R: 0 E: 1 K: 1 S: 11	H: 0 LOB: 1 BB: 0 P: 15	R: 1 E: 0 K: 0 S: 14	H: 2 LOB: 2 BB: 1 P: 21	R: 1 E: 0 K: 0 S: 5	H: 2 LOB: 2 BB: 1 P: 13	1B: 7 2B: 1 3B: 0 HR: 2	SF: 0 SAC: 0 DP: 2 HBP: 0	WP: 1 PA: 39 PB: 0 SB: 2 CS: 0
PITCHER	IP WLS BF H R ER SO	IP WLS BF H R ER SO	IP WLS BF H R ER SO	IP WLS BF H R ER SO	IP WLS BF H R ER SO	IP WLS BF H R ER SO	IP WLS BF H R ER SO	IP WLS BF H R ER SO	IP WLS BF H R ER SO	IP WLS BF H R ER SO	IP WLS BF H R ER SO	IP WLS BF H R ER SO	IP WLS BF H R ER SO	IP WLS BF H R ER SO	IP WLS BF H R ER SO	IP WLS BF H R ER SO	ERA WHIP	ERA WHIP			
37 Scott Downs, L ERA: 4.31	5.0	21	5	2	2	3	2	0	0	0	0	0	0	0	0	0					
54 Jason Frasor, R ERA: 3.3	2.0	H	8	1	1	1	1	0	0	0	0	1	19	29	4.50	1.000					
Vinnie Chulk, R ERA: 3.88	1.0	B	6	2	1	1	1	1	0	0	0	1	14	21	9.00	3.000					
Miguel Batista, R ERA: 4.1	0.1	L	4	2	1	1	0	1	0	0	0	0	5	13	27.00	9.000					


AB	34
R	5
H	10
RBI	5
BB	5
SO	5
LOB	18



Batter	1	2	3	4	5	6	7	8	9	AB	R	H	RBI	BB	SO	LOB	TOP										
2 Derek Jeter, R OBP: 0.389, SLG: 0.449	0-3 K	1-2 L9			0-2 G5-3		3-2 HR		1-1 G6-3	5	1	1	2	0	1	1											
13 Alex Rodriguez, R OBP: 0.420, SLG: 0.605	4-2 S 55 1B BB		1-2 F8		3-2 F8		2-3 K			3	1	0	0	1	1	0											
25 Jason Giambi, L OBP: 0.444, SLG: 0.541	4-2 55 1B HBP BB		2-3 K		0-0 55 2B 1B		1-1 G3			3	0	1	0	1	1	0											
Gary Sheffield, R OBP: 0.379, SLG: 0.510	1-1 55 1B HBP		1-2 L6		0-1 F8			0-0 G6-3		3	0	0	0	0	0	1											
55 Hideki Matsui, L OBP: 0.365, SLG: 0.489	0-0 1-2 2-3 3-4 1B			1-1 1B		1-0 2B		2-3 K		4	0	3	1	0	1	0											
20 Jorge Posada, S OBP: 0.348, SLG: 0.426	0-3 K			1-2 SAFE P4		1-0 G5-3		0-3 K		4	0	0	0	0	2	6											
Ruben Sierra, S OBP: 0.271, SLG: 0.380	0-1 F9			2-3 K		0-1 F8			0-3 K	4	0	0	0	0	2	6											
Bernie Williams, S OBP: 0.323, SLG: 0.368		0-1 F7		0-0 F9			1-0 L9		2-3 K	4	0	0	0	0	1	1											
24 Robinson Cano, L OBP: 0.318, SLG: 0.458		0-1 G4-3			0-1 L7		1-1 2 HR 1B		0-1 1B	4	1	2	0	0	0	0											
Inning Stats	R: 1 E: 0 K: 2 S: 16	H: 1 LOB: 3 BB: 2 P: 25	R: 0 E: 0 K: 0 S: 7	H: 0 LOB: 0 BB: 0 P: 8	R: 0 E: 0 K: 1 S: 10	H: 0 LOB: 0 BB: 0 P: 14	R: 0 E: 0 K: 1 S: 9	H: 1 LOB: 1 BB: 0 P: 13	R: 0 E: 0 K: 0 S: 9	H: 2 LOB: 2 BB: 0 P: 9	R: 2 E: 0 K: 1 S: 12	H: 2 LOB: 0 BB: 0 P: 20	R: 0 E: 0 K: 2 S: 13	H: 0 LOB: 0 BB: 0 P: 15	R: 0 E: 0 K: 2 S: 10	H: 1 LOB: 1 BB: 0 P: 13	1B: 5 2B: 1 3B: 0 HR: 1	SF: 0 SAC: 0 DP: 0 HBP: 1	WP: 0 PB: 0 SB: 1 CS: 0	PA: 37							
PITCHER	IP	WLS	BF	H	R	ER	SO	BB	IBB	HBP	BLK	WP	HR	S	P	ERA	WHIP										
David Wells, L ERA: 4.45	7.0	W	30	6	3	3	5	2	0	1	0	0	1	70	101	3.86	1.143										
Chad Bradford, R ERA: 3.91	0.1	H	1	0	0	0	0	0	0	0	0	0	0	1	1	0.00	0.000										
Mike Myers, L ERA: 3.19	0.1	H	1	0	0	0	1	0	0	0	0	0	0	9	11	0.00	0.000										
50 Mike Timlin, R ERA: 2.25	1.1	S	5	1	0	0	3	0	0	0	0	0	0	13	16	0.00	0.750										

New York Yankees @ Boston Red Sox
Fenway Park, Boston, MA
Fri Sep 30 2005, 7:05 PM EDT
Att: 34,832 - Partly Cloudy - 58 F

AB 34
R 3
H 7
RBI 3
BB 2
SO 9
LOB 15



Batter	1	2	3	4	5	6	7	8	9	AB	R	H	RBI	BB	SO	LOB	BOTTOM										
18 Johnny Damon, L OBP: 0.365, SLG: 0.442	4-1 S 34 1B BB		1-1 E5 34 SH1-3			2-1 1B S BB 1B	1-2 G3-1			3	2	1	0	1	0	0											
Edgar Renteria, R OBP: 0.337, SLG: 0.388	3-2 G6-3		0-1 SH1-3			1-3 K	4-0 34 BB BB			2	0	0	0	1	1	2											
34 David Ortiz, L OBP: 0.396, SLG: 0.605	1-0 2H 1B		0-0 G1-3-5-6			4-0 BB E 1B IBB	4-0 BB BB			2	1	1	1	2	0	1											
Manny Ramirez, R OBP: 0.383, SLG: 0.577	2-3 K			1-0 G6-3		1-1 E BB SF8 1B	1-2 G6-3			4	1	1	0	0	1	3											
Trot Nixon, L OBP: 0.362, SLG: 0.454	2-3 K			4-1 CS BB		4-1 WP E BB		2-3 K		2	0	0	1	2	2	1											
Jason Varitek, S OBP: 0.385, SLG: 0.489		0-0 HR		2-3 K		0-2 E3		0-1 G6-3		4	1	1	1	0	1	3											
John Olerud, L OBP: 0.349, SLG: 0.461		2-0 G3			4-0 G6-4-3 BB	1-0 SF8		2-2 F7		2	0	0	1	1	0	0											
Bill Mueller, S OBP: 0.369, SLG: 0.425		0-1 G6-3			3-1 G6-4-3	3-H G3				3	0	0	0	0	0	3											
Tony Graffanino, R OBP: 0.363, SLG: 0.414		0-0 G4-3			1-2 P2	2-3 G5-3				3	0	0	0	0	0	0											
Inning Stats	R: 1 E: 0 K: 2 S: 13	H: 1 LOB: 1 BB: 1 P: 25	R: 1 E: 0 K: 0 S: 5	H: 1 LOB: 0 BB: 0 P: 7	R: 0 E: 1 K: 0 S: 5	H: 0 LOB: 0 BB: 0 P: 6	R: 0 E: 0 K: 1 S: 5	H: 0 LOB: 1 BB: 1 P: 12	R: 0 E: 0 K: 0 S: 7	H: 0 LOB: 0 BB: 1 P: 15	R: 3 E: 1 K: 1 S: 14	H: 2 LOB: 2 BB: 2 P: 28	R: 0 E: 0 K: 0 S: 8	H: 0 LOB: 0 BB: 0 P: 19	R: 0 E: 0 K: 1 S: 8	H: 0 LOB: 0 BB: 0 P: 12	1B: 3 2B: 1 3B: 0 HR: 1	SF: 1 SAC: 1 DP: 2 HBP: 0	WP: 1 PB: 0 SB: 2 CS: 1	PA: 34							
PITCHER	IP	WLS	BF	H	R	ER	SO	BB	IBB	HBP	BLK	WP	HR	S	P	ERA	WHIP										
40 Chien-Ming Wang, R (1, 1) ERA: 4.02	6.2	L	29	4	5	3	4	5	1	0	0	0	0	54	104	4.05	1.350										
Al Leiter, L (7, 1) ERA: 6.16	0.0		1	0	0	0	0	1	0	0	0	0	0	4													
Scott Proctor, R (7, 1) ERA: 5.52	1.1		4	0	0	0	1	0	0	0	0	0	0	11	16	0.00	0.000										

New York Yankees @ Boston Red Sox
Fenway Park, Boston, MA
Fri Sep 30 2005, 7:05 PM EDT
Att: 34,832 - Partly Cloudy - 58 F

AB 25
R 5
H 4
RBI 4
BB 7
SO 5
LOB 13



Batter	1	2	3	4	5	6	7	8	9	AB	R	H	RBI	BB	SO	LOB	TOP			
2 Derek Jeter, R OBP: 0.389, SLG: 0.449	1-2 13 1B 25 FC4-6 1B	0-0 SF9			0-0 G5-3		3-3 K		3-1 13 1B 1B	4	1	2	1	0	1	0				
13 Alex Rodriguez, R OBP: 0.423, SLG: 0.613	0-0 25 FC4-6 1B	2-1 F7			0-2 HR			3-2 55 1B 24 FC6 2B	2-1 1B	5	2	4	1	0	0	0				
25 Jason Giambi, L OBP: 0.440, SLG: 0.535	0-2 FC4-6 HR		1-2 P6		1-2 G4-3			3-3 K	1-0 F5	5	1	0	1	0	1	4				
Gary Sheffield, R OBP: 0.379, SLG: 0.513	3-2 HR		2-1 G6-3		2-2 P5			4-0 24 FC6 55 1B IBB	1-1 G5-3	4	1	1	2	1	0	2				
55 Hideki Matsui, L OBP: 0.366, SLG: 0.494	1-1 G3		0-2 HR			1-3 K		0-0 24 FC6 1B		4	1	2	1	0	1	0				
24 Robinson Cano, L OBP: 0.318, SLG: 0.457	0-0 F7		0-1 G3-1			0-2 CS 1B		0-1 FC6		4	0	1	1	0	0	2				
Tino Martinez, L OBP: 0.329, SLG: 0.442		1-2 2B SF8 1B		0-3 K		3-1 G6-3		1-2 2-3 3-H 1B	1-1 P2	4	1	1	0	0	1	4				
Bernie Williams, S OBP: 0.323, SLG: 0.369		0-1 SF8 2 SF9 2B		1-2 G4-3			1-2 F9	2-3 K		4	1	1	0	0	1	3				
Bubba Crosby, L OBP: 0.300, SLG: 0.323										0	0	0	0	0	0	0				
John Flaherty, R OBP: 0.206, SLG: 0.252		0-2 SF8		0-0 P3			0-1 F7		0-2 P2	3	0	0	1	0	0	0				
Inning Stats	R: 3 E: 0 K: 0 S: 18	H: 3 LOB: 0 BB: 0 P: 23	R: 2 E: 0 K: 0 S: 13	H: 2 LOB: 0 BB: 0 P: 16	R: 1 E: 0 K: 0 S: 11	H: 1 LOB: 0 BB: 0 P: 14	R: 0 E: 0 K: 1 S: 7	H: 0 LOB: 0 BB: 0 P: 8	R: 1 E: 0 K: 0 S: 16	H: 1 LOB: 0 BB: 0 P: 19	R: 0 E: 0 K: 1 S: 8	H: 0 LOB: 0 BB: 0 P: 12	R: 0 E: 0 K: 2 S: 15	H: 2 LOB: 3 BB: 1 P: 28	R: 0 E: 0 K: 0 S: 10	H: 2 LOB: 2 BB: 0 P: 17	1B: 7 2B: 2 3B: 0 HR: 3	SF: 2 SAC: 0 DP: 0 HBP: 0	WP: 0 PB: 0 SB: 0 CS: 1	PA: 40
PITCHER	IP WLS BF ERA	H R ER SO	BB IBB HBP BLK	WP HR S P	ERA WHIP											ERA WHIP				
49 Tim Wakefield, R ERA: 4.15	5.0 L 22	7 7 7 1	0 0 0 0	0 3 65 80	12.60 1.400											0.00 1.000				
Mike Stanton, L ERA: 4.54	1.0	3 1 0 0	0 0 0 0	0 0 8 12	0.00 1.000															
Geremi Gonzalez, R ERA: 6.11	1.0	4 1 1 1	0 0 0 0	0 0 11 18	9.00 1.000															
Lenny DiNardo, L ERA: 1.84	1.0	6 1 0 0	0 1 0 0	0 0 12 22	0.00 1.000															
Chad Bradford, R ERA: 3.66	0.1	2 1 0 0	0 0 0 0	0 0 5 8	0.00 3.000															

New York Yankees @ Boston Red Sox
Fenway Park, Boston, MA
Sat Oct 01 2005, 1:20 PM EDT
Att: 34,556 - Sunny - 64 F

AB 37
R 8
H 12
RBI 8
BB 1
SO 5
LOB 15



Batter	1	2	3	4	5	6	7	8	9	AB	R	H	RBI	BB	SO	LOB	BOTTOM					
18 Johnny Damon, L OBP: 0.365, SLG: 0.440	4-1 F9 HR	4-1 BB		3-2 G4-3			2-3 K		1-2 G1-3	3	1	0	0	2	1	2						
Edgar Renteria, R OBP: 0.335, SLG: 0.385	2-2 F9	3-3 K			1-0 F9		2-1 F9			4	0	0	0	0	1	4						
34 David Ortiz, L OBP: 0.395, SLG: 0.604	1-3 K		0-0 2B		0-0 G3			0-2 G3		4	0	1	0	0	1	1						
Manny Ramirez, R OBP: 0.384, SLG: 0.587	0-2 HR		1-2 G5-3		0-1 G5-3			3-2 HR		4	2	2	3	0	0	1						
Kevin Millar, R OBP: 0.355, SLG: 0.399	2-2 F9		3-2 F9			1-3 K		2-2 G3-1		3	0	0	0	0	1	1						
John Olerud, L OBP: 0.348, SLG: 0.458										1	0	0	0	0	0	0						
Bill Mueller, S OBP: 0.368, SLG: 0.422		4-1 18 BB 1B BB		0-0 P4		0-3 K		2-3 K		3	0	0	0	1	2	1						
Doug Mirabelli, R OBP: 0.307, SLG: 0.388		0-3 K		2-2 F7					0-1 1B	3	0	0	0	0	2	1						
Jason Varitek, S OBP: 0.366, SLG: 0.490										1	0	1	0	0	0	0						
Trot Nixon, L OBP: 0.359, SLG: 0.449		0-3 K		3-1 F9			0-0 G3		2-2 F9	4	0	0	0	0	1	2						
Tony Graffanino, R OBP: 0.367, SLG: 0.426		0-2 18 BB 1B		0-0 18 S 1B			0-1 HR		2-2 P5	4	1	3	1	0	0	1						
Inning Stats	R: 2 E: 0 K: 1 S: 15	H: 1 LOB: 1 BB: 1 P: 24	R: 0 E: 0 K: 3 S: 16	H: 1 LOB: 3 BB: 2 P: 27	R: 0 E: 0 K: 0 S: 8	H: 1 LOB: 1 BB: 0 P: 12	R: 0 E: 0 K: 0 S: 14	H: 1 LOB: 1 BB: 0 P: 22	R: 0 E: 0 K: 3 S: 4	H: 0 LOB: 0 BB: 0 P: 5	R: 0 E: 0 K: 3 S: 13	H: 0 LOB: 0 BB: 0 P: 16	R: 1 E: 0 K: 1 S: 9	H: 1 LOB: 0 BB: 0 P: 13	R: 1 E: 0 K: 1 S: 15	H: 1 LOB: 0 BB: 0 P: 22	R: 0 E: 0 K: 0 S: 12	H: 1 LOB: 1 BB: 0 P: 17	1B: 3 2B: 1 3B: 0 HR: 3	SF: 0 SAC: 0 DP: 0 HBP: 0	WP: 0 PB: 0 SB: 0 CS: 0	PA: 37
PITCHER	IP WLS BF ERA	H R ER SO	BB IBB HBP BLK	WP HR S P	ERA WHIP											ERA WHIP						
Randy Johnson, L ERA: 3.79	7.1	30 3 3 8	0 0 0 0	0 1 12 19	13.50 1.500																	
Tom Gordon, R ERA: 2.57	0.2	3 1 1 1	0 0 0 0	0 0 12 17	0.00 1.000																	
42 Mariano Rivera, R ERA: 1.38	1.0	4 1 0 0	0 0 0 0	0 0 12 17	0.00 1.000																	

New York Yankees @ Boston Red Sox
Fenway Park, Boston, MA
Sat Oct 01 2005, 1:20 PM EDT
Att: 34,556 - Sunny - 64 F

AB 34
R 4
H 7
RBI 4
BB 3
SO 9
LOB 14



Batter	1	2	3	4	5	6	7	8	9	AB	R	H	RBI	BB	SO	LOB	TOP				
18 Johnny Damon, L (1,8) 13 Alex Cora, L (8,6)	L3		K	K			G4-3			4	0	0	0	0	2	2					
Edgar Renteria, R (1,6) Adam Hyzdu, R (8,8)	2B		F9		G4-3			L9		4	0	1	0	0	0	1					
34 David Ortiz, L (1,10) Manny Ramirez, R (1,7)	K		FC5-4	1B	F8		G6-3	2B		4	0	2	0	0	1	1					
Trot Nixon, L (1,9) Jason Varitek, S (1,2)		1B		E	1B		F7	F7		4	1	2	0	0	0	1					
Kevin Millar, R (1,3) John Olerud, L (9,PH)		K		E5	1B		P4	F9		4	1	1	0	0	1	1					
Bill Mueller, S (1,5) Tony Graffanino, R (1,4)	G4-3		K	FC4-5	2B		G5-3	2B		3	0	1	1	0	1	1					
Inning Stats	R: 0 E: 0 K: 1 S: 7	H: 1 LOB: 1 BB: 0 P: 13	R: 0 E: 0 K: 2 S: 10	H: 1 LOB: 1 BB: 0 P: 17	R: 0 E: 0 K: 1 S: 11	H: 2 LOB: 2 BB: 0 P: 12	R: 2 E: 1 K: 1 S: 15	H: 3 LOB: 1 BB: 0 P: 19	R: 0 E: 0 K: 0 S: 5	H: 0 LOB: 0 BB: 0 P: 6	R: 0 E: 0 K: 1 S: 6	H: 0 LOB: 0 BB: 0 P: 9	R: 0 E: 0 K: 0 S: 9	H: 1 LOB: 1 BB: 0 P: 12	R: 0 E: 0 K: 0 S: 6	H: 1 LOB: 1 BB: 0 P: 9	1B: 4 2B: 5 3B: 0 HR: 0	SF: 0 SAC: 0 DP: 0 HBP: 0	WP: 1 PB: 0 SB: 0 CS: 0	PA: 36	
PITCHER	IP	WLS	BF	H	R	ER	SO	BB	IBB	HBP	BLK	WP	HR	S	P	ERA	WHIP				
52 Jose Contreras, R (1,1) Neal Cotts, L (8,1) Cliff Politte, R (9,1)	7.2	W	31	8	2	2	6	0	0	0	0	1	0	70	100	2.35	1.043				

Boston Red Sox @ Chicago White Sox
 U.S. Cellular Field, Chicago, IL
 Tue Oct 04 2005, 4:00 PM EDT
 Att: 40,717 - Partly Cloudy - 85 F

AB	36
R	2
H	9
RBI	1
BB	0
SO	6
LOB	16



Batter	1	2	3	4	5	6	7	8	9	AB	R	H	RBI	BB	SO	LOB	BOTTOM				
22 Scott Podsednik, L (1,7) Tadahito Iguchi, R (1,4)	SH2-3	CS		G1-3		HR		1B		3	2	2	3	1	0	0					
Willie Harris, L (8,PH) 23 Jermaine Dye, R (1,9) Timo Perez, L (8,PH)	SH2-3	L8		K		P4		1B		3	0	0	0	0	1	1					
14 Paul Konerko, R (1,3) Geoff Blum, S (8,PH)	FC5-4			F7		G6-3		F8		3	0	0	0	0	0	0					
Carl Everett, S (1,10) Aron Rowand, R (1,8)	1B			G6-3		G6-3		F8		1	0	0	0	0	2						
12 A.J. Pierzynski, L (1,2) 24 Joe Crede, R (1,5)	HR			G1-3		G1-3		P4		4	2	1	2	0	0	1					
5 Juan Uribe, R (1,6) 30 Matt Clement, R (1,1) Chad Bradford, R (4,1)	HR			G1-3		G1-3		P4		1	0	0	0	0	2						
Inning Stats	R: 5 E: 0 K: 0 S: 16	H: 3 LOB: 0 BB: 0 P: 29	R: 0 E: 0 K: 0 S: 8	H: 1 LOB: 0 BB: 0 P: 11	R: 1 E: 0 K: 0 S: 10	H: 1 LOB: 0 BB: 0 P: 16	R: 2 E: 0 K: 1 S: 13	H: 2 LOB: 0 BB: 0 P: 17	R: 0 E: 0 K: 0 S: 8	H: 0 LOB: 0 BB: 0 P: 11	R: 4 E: 0 K: 0 S: 15	H: 2 LOB: 0 BB: 1 P: 27	R: 0 E: 0 K: 0 S: 7	H: 0 LOB: 0 BB: 0 P: 11	R: 2 E: 0 K: 1 S: 15	H: 2 LOB: 2 BB: 2 P: 27	1B: 5 2B: 1 3B: 0 HR: 5	SF: 0 SAC: 1 DP: 0 HBP: 3	WP: 0 PB: 0 SB: 1 CS: 1	PA: 40	
PITCHER	IP	WLS	BF	H	R	ER	SO	BB	IBB	HBP	BLK	WP	HR	S	P	ERA	WHIP				
30 Matt Clement, R (1,1) Chad Bradford, R (4,1) Geremi Gonzalez, R (5,1) Bronson Arroyo, R (8,1)	3.1	L	18	7	8	8	0	0	0	0	0	0	0	12	17	0.00	0.000				

Boston Red Sox @ Chicago White Sox
 U.S. Cellular Field, Chicago, IL
 Tue Oct 04 2005, 4:00 PM EDT
 Att: 40,717 - Partly Cloudy - 85 F

AB	33
R	14
H	11
RBI	14
BB	3
SO	2
LOB	10



Batter	1	2	3	4	5	6	7	8	9	AB	R	H	RBI	BB	SO	LOB	TOP			
18 Johnny Damon, L (1, 8) OBP: 0.222, SLG: 0.222										5	2	2	0	0	0	1				
Edgar Renteria, R (1, 6) OBP: 0.333, SLG: 0.556										5	1	2	0	0	0	2				
34 David Ortiz, L (1, 10) OBP: 0.375, SLG: 0.625										4	1	1	0	0	1	3				
Manny Ramirez, R (1, 7) OBP: 0.250, SLG: 0.143										3	0	1	2	1	0	0				
Jason Varitek, S (1, 2) OBP: 0.375, SLG: 0.375										4	0	2	1	0	0	1				
Trot Nixon, L (1, 9) OBP: 0.375, SLG: 0.286										3	0	0	1	1	0	4				
Bill Mueller, S (1, 5)										4	0	0	0	0	1	4				
John Olerud, L (1, 3) OBP: 0.200, SLG: 0.400										4	0	0	0	0	0	1				
Tony Graffanino, R (1, 4) OBP: 0.250, SLG: 0.500										4	0	1	0	0	0	0				
Inning Stats	R: 2 E: 0 K: 1 S: 13	H: 3 LOB: 1 BB: 0 P: 17	R: 0 E: 0 K: 0 S: 8	H: 0 LOB: 0 BB: 0 P: 12	R: 2 E: 0 K: 1 S: 21	H: 3 LOB: 2 BB: 1 P: 28	R: 0 E: 0 K: 0 S: 4	H: 0 LOB: 0 BB: 0 P: 7	R: 0 E: 0 K: 0 S: 5	H: 1 LOB: 1 BB: 0 P: 5	R: 0 E: 0 K: 0 S: 10	H: 1 LOB: 1 BB: 0 P: 11	R: 0 E: 0 K: 0 S: 9	H: 0 LOB: 1 BB: 0 P: 17	R: 0 E: 0 K: 0 S: 8	H: 1 LOB: 1 BB: 0 P: 14	1B: 6 2B: 3 3B: 0 HR: 0	SF: 0 SAC: 0 DP: 0 HBP: 0	WP: 0 PA: 38 PB: 0 SB: 0 CS: 0	
PITCHER	IP WLS BF H R ER SO BB IBB HBP BLK WP HR S P ERA WHIP	7.0 W 30 8 4 4 2 0 0 1 0 0 0 0 70 95 5.14 1.143	2.0 S 8 1 0 0 0 1 0 0 0 0 0 0 17 31 0.00 1.000																	

Boston Red Sox @ Chicago White Sox
U.S. Cellular Field, Chicago, IL
Wed Oct 05 2005, 7:00 PM EDT
Att. 40,799 - Clear - 81 F

AB 36
R 4
H 9
RBI 4
BB 2
SO 2
LOB 16



Batter	1	2	3	4	5	6	7	8	9	AB	R	H	RBI	BB	SO	LOB	BOTTOM				
22 Scott Podsednik, L (1, 7) OBP: 0.444, SLG: 0.714										4	0	0	0	0	0	3					
Tadahito Iguchi, R (1, 4) OBP: 0.286, SLG: 0.714										4	1	2	3	0	0	0					
23 Jermaine Dye, R (1, 9) OBP: 0.250, SLG: 0.143										4	0	1	0	0	1	1					
14 Paul Konerko, R (1, 3) OBP: 0.250, SLG: 0.625										4	0	1	0	0	0	2					
Carl Everett, S (1, 10) OBP: 0.375, SLG: 0.375										4	1	2	0	0	0	2					
Aaron Rowand, R (1, 8) OBP: 0.428, SLG: 0.500										3	1	1	1	0	0	1					
12 A.J. Pierzynski, L (1, 2) OBP: 0.571, SLG: 1.667										3	0	0	0	0	0	1					
24 Joe Crede, R (1, 5) OBP: 0.286, SLG: 0.167										3	1	1	1	0	1	0					
5 Juan Uribe, R (1, 6) OBP: 0.429, SLG: 0.857										3	1	1	0	0	0	1					
Inning Stats	R: 0 E: 0 K: 0 S: 9	H: 0 LOB: 0 BB: 0 P: 13	R: 0 E: 0 K: 0 S: 6	H: 1 LOB: 0 BB: 0 P: 7	R: 0 E: 0 K: 1 S: 6	H: 0 LOB: 0 BB: 0 P: 8	R: 0 E: 0 K: 0 S: 11	H: 1 LOB: 1 BB: 0 P: 19	R: 5 E: 1 K: 1 S: 21	H: 4 LOB: 0 BB: 0 P: 29	R: 0 E: 0 K: 0 S: 7	H: 1 LOB: 0 BB: 0 P: 10	R: 0 E: 0 K: 0 S: 10	H: 1 LOB: 1 BB: 0 P: 13	R: 0 E: 0 K: 0 S: 5	H: 1 LOB: 1 BB: 0 P: 6	1B: 7 2B: 1 3B: 0 HR: 1	SF: 0 SAC: 0 DP: 2 HBP: 0	WP: 0 PA: 32 PB: 0 SB: 0 CS: 0		
PITCHER	IP WLS BF H R ER SO BB IBB HBP BLK WP HR S P ERA WHIP	6.2 L 26 7 5 2 2 0 0 0 0 0 0 0 10 12 0.00 1.050	1.1	6 2 0 0 0 0 0 0 0 0 0 0 10 12 0.00 1.500																	

Boston Red Sox @ Chicago White Sox
U.S. Cellular Field, Chicago, IL
Wed Oct 05 2005, 7:00 PM EDT
Att. 40,799 - Clear - 81 F

AB 32
R 5
H 9
RBI 5
BB 0
SO 2
LOB 11



