

Boston Red Sox - 2007

Batter	1	2	3	4	5	6	7	8	9	10	AB	R	H	RBI	BB	SO	LOB					
Luis Castillo, S OBP: 0.333, SLG: 0.333 25 Alexi Casilla, S (5.4)	G6-3		F7		7 HR	G4-3		F9-2			3	0	1	0	0	0	1					
Jason Tyner, L OBP: 0.333, SLG: 0.333 61 Tommy Watkins, R (5.7)	P2		G4-3		7 HR		E5		G6-3		3	1	1	0	0	0	1					
7 Joe Mauer, L OBP: 0.333, SLG: 1.333 41 Chris Heintz, R (5.2)	G3-1		E6		24 1B		L9		F9		3	1	1	3	0	0	1					
24 Rondell White, R OBP: 0.667, SLG: 0.667 50 Garrett Jones, L (5.9)							G4-3				3	0	2	1	0	0	1					
Toni Hunter, R OBP: 0.333, SLG: 0.333 2 Denard Span, L (5.8)											3	0	1	0	0	0	3					
23 Matthew LeCroy, R OBP: 0.250, SLG: 0.250											4	0	1	0	0	2	1					
32 Ken Harvey, R OBP: 0.500, SLG: 0.500 58 Glenn Williams, S (5.3)											2	0	1	0	0	0	0					
38 Luis Antonio Rodriguez, B OBP: 0.250, SLG: 0.500											4	0	1	0	0	0	3					
Jason Bartlett, R OBP: 0.500, SLG: 0.500 64 Gil Velazquez, R (5.6)											2	1	1	0	0	0	0					
											2	0	0	0	0	1	2					
Inning Stats	R: 0 E: 0 K: 0 S: 3	H: 0 LOB: 0 BB: 0 P: 3	R: 0 E: 0 K: 0 S: 5	H: 2 LOB: 2 BB: 0 P: 5	R: 1 E: 1 K: 0 S: 6	H: 2 LOB: 2 BB: 0 P: 6	R: 0 E: 0 K: 1 S: 5	H: 0 LOB: 0 BB: 0 P: 5	R: 3 E: 0 K: 0 S: 6	H: 4 LOB: 1 BB: 0 P: 6	R: 0 E: 1 K: 1 S: 5	H: 0 LOB: 0 BB: 0 P: 5	R: 0 E: 0 K: 2 S: 7	H: 0 LOB: 0 BB: 0 P: 7	R: 0 E: 0 K: 1 S: 5	H: 1 LOB: 0 BB: 0 P: 5	R: 0 E: 0 K: 1 S: 5	H: 0 LOB: 0 BB: 0 P: 5	1B: 8 2B: 2 3B: 0 HR: 1	SF: 0 SAC: 0 DP: 1 HBP: 0	WP: 1 PB: 0 SB: 0 CS: 1	PA: 41
PITCHER	IP	WLS	BF	H	R	ER	SO	BB	IBB	HBP	BLK	WP	HR	S	P	ERA	WHIP					
38 Curt Schilling, R ERA: (1.1)	2.0		8	2	0	0	0	0	0	0	0	0	0	8	8	0.00	1.000					
36 Joel Pineiro, R ERA: (3.1)	1.0		6	2	1	0	0	0	0	0	0	0	0	6	6	0.00	2.000					
53 Brendan Donnelly, R ERA: (4.1)	1.0	H	3	0	0	0	1	0	0	0	0	0	0	5	5	0.00	0.000					
51 Julian Tavarez, R ERA: 27.0	1.0	B	6	4	3	3	0	0	0	0	0	0	1	6	6	27.00	4.000					
17 Manny Delcarmen, R ERA: (6.1)	1.0		5	1	0	0	0	0	0	0	0	0	0	5	5	0.00	1.000					
PITCHER	IP	WLS	BF	H	R	ER	SO	BB	IBB	HBP	BLK	WP	HR	S	P	ERA	WHIP					
J.C. Romero, L ERA: (7.1)	1.0		3	0	0	0	1	0	0	0	0	0	0	5	5	0.00	0.000					
41 Bryan Corey, R ERA: (8.1)	1.0		3	0	0	0	2	0	0	0	0	0	0	7	7	0.00	0.000					
40 Runelvis Hernandez, R ERA: (8.1)	1.0		3	1	0	0	1	0	0	0	0	1	0	5	5	0.00	1.000					
97 Chris Smith, R ERA: (10.1)	1.0		3	0	0	0	1	0	0	0	0	0	0	5	5	0.00	0.000					

TOP

Minnesota Twins @ Boston Red Sox
City of Palms Park, Ft. Myers, FL
Wed Feb 28 2007, 7:05 PM EST
Overcast - 70 F

livebaseballscorecards.com

AB 40
R 4
H 10
RBI 4
BB 0
SO 6
LOB 19



WP: 1 PA: 41
PB: 0
SB: 0
CS: 1

Batter	1	2	3	4	5	6	7	8	9	10	AB	R	H	RBI	BB	SO	LOB					
23 Julio Lugo, R OBP: 0.333, SLG: 0.333 77 Ed Rogers, R (5.6)	G5-3						G6-3		FC6-4		3	0	1	1	0	1	2					
20 Kevin Youkilis, R 71 Jeff Bailey, R (5.3)	G6-3						F8				3	0	0	0	0	1	4					
34 David Ortiz, L OBP: 0.500, SLG: 0.500 70 Luis Jimenez, L OBP: 0.333, SLG: 0.333 (5.10)											2	0	1	1	0	1	0					
75 Brandon Moss, L (10, PR)											3	0	1	0	0	0	0					
Jason Varitek, S Alberto Castillo, R OBP: 0.333, SLG: 0.667 (4.2)											0	0	0	0	0	0	0					
25 Mike Lowell, R 81 Chad Spann, R (5.5)											2	0	0	0	0	1	2					
Wily Mo Peña, R OBP: 0.500, SLG: 0.500 3 Alex Ochoa, R (5.9)											3	0	1	0	0	1	1					
15 Dustin Pedroia, R OBP: 0.667, SLG: 0.500 11 Joe MoeEwing, R (7.4)											2	2	1	0	1	0	0					
60 David Murphy, L OBP: 0.667, SLG: 0.667 76 Bobby Scales, S (7.7)											3	1	2	0	0	0	0					
82 Jacoby Ellsbury, L OBP: 0.333, SLG: 0.333 44 Kerry Robinson, L (8.8)											0	0	0	0	1	0	0					
											3	0	1	2	0	1	2					
Inning Stats	R: 0 E: 0 K: 1 S: 5	H: 0 LOB: 0 BB: 0 P: 5	R: 0 E: 0 K: 0 S: 3	H: 0 LOB: 0 BB: 0 P: 3	R: 2 E: 0 K: 3 S: 13	H: 4 LOB: 2 BB: 0 P: 13	R: 2 E: 0 K: 2 S: 10	H: 3 LOB: 2 BB: 1 P: 14	R: 0 E: 0 K: 0 S: 3	H: 0 LOB: 0 BB: 0 P: 3	R: 0 E: 0 K: 1 S: 5	H: 0 LOB: 0 BB: 0 P: 5	R: 0 E: 0 K: 2 S: 6	H: 1 LOB: 1 BB: 0 P: 6	R: 0 E: 0 K: 1 S: 5	H: 0 LOB: 1 BB: 1 P: 9	R: 0 E: 0 K: 2 S: 8	H: 1 LOB: 2 BB: 0 P: 8	1B: 8 2B: 1 3B: 0 HR: 0	SF: 0 SAC: 0 DP: 0 HBP: 0	WP: 1 PB: 0 SB: 1 CS: 0	PA: 41
PITCHER	IP	WLS	BF	H	R	ER	SO	BB	IBB	HBP	BLK	WP	HR	S	P	ERA	WHIP					
21 Matt Garza, R ERA: (3.1)	2.0		12	7	4	4	4	1	0	0	0	0	0	19	23	27.00	6.000					
30 Scott Baker, R ERA: 27.0	0.2		2	0	0	0	1	0	0	0	0	0	0	4	4	0.00	0.000					
87 Jason Miller, L ERA: (5.1)	2.0		6	0	0	0	1	0	0	0	0	0	0	8	8	0.00	0.000					
Brad Voyles, R ERA: (7.1)	1.0		3	0	0	0	0	0	0	0	0	0	0	3	3	0.00	0.000					
PITCHER	IP	WLS	BF	H	R	ER	SO	BB	IBB	HBP	BLK	WP	HR	S	P	ERA	WHIP					
78 Ricky Barrett, L ERA: (8.1)	1.0		4	1	0	0	3	1	0	0	0	0	0	13	17	0.00	1.000					
76 Enrol Simonitsch, L ERA: (8.1)	2.0		8	1	0	0	3	1	0	0	0	0	0	13	17	0.00	1.000					

BOTTOM

Minnesota Twins @ Boston Red Sox
City of Palms Park, Ft. Myers, FL
Wed Feb 28 2007, 7:05 PM EST
Overcast - 70 F

livebaseballscorecards.com

AB 39
R 4
H 9
RBI 4
BB 2
SO 11
LOB 17



WP: 1 PA: 41
PB: 0
SB: 1
CS: 0

Batter	1	2	3	4	5	6	7	8	9	AB	R	H	RBI	BB	SO	LOB	TOP																			
15 Dustin Pedroia, R OBP: 0.333, SLG: 0.200 76 Bobby Scales, S (6, 4)	G6-3		P6			G6-3		G4-3		3	0	0	0	0	0	1	Boston Red Sox @ Toronto Blue Jays Knology Park, Dunedin, FL Thu Mar 01 2007, 1:05 PM EST Att: 5,044 - Overcast - 72 F																			
13 Alex Cora, L 77 Ed Rogers, R (1, 6) (6, 6)	G1-3		F8			G3		G5-3		3	0	0	0	0	0	1																				
12 Eric Hinske, L OBP: 0.333, SLG: 0.667 70 Luis Jimenez, L (7, 3) (7, 3)	2B				K			G4-3		3	1	1	0	0	1	0																				
Wily Mo Peña, R OBP: 0.600, SLG: 0.600 82 Jacoby Ellsbury, L (7, PR) (7, 8) (7, 8)	G6-3				G5-4-3			F8		3	0	2	0	0	0	1																				
71 Jeff Bailey, R (1, 10)	G1-3				G5-4-3					2	0	0	0	1	0	1																				
75 Brandon Moss, L (1, 9)	G4-3					G1-3		G4-6-3		3	0	0	0	0	0	2																				
72 George Kottaras, L 78 Kevin Cash, R (1, 2) (6, 2)	G3-1					K		K		2	0	0	0	0	1	0																				
81 Chad Spann, R OBP: 0.167, SLG: 0.167 (1, 5)					F7			K		3	0	1	0	0	1	0																				
44 Kerry Robinson, L (1, 8) (7, 7)	G1-3					G3		G5-3		3	0	0	0	0	0	1																				
Inning Stats	R: 0 E: 0 K: 0 S: 4	H: 1 LOB: 1 BB: 0 P: 4	R: 0 E: 0 K: 0 S: 3	H: 0 LOB: 0 BB: 0 P: 3	R: 0 E: 0 K: 0 S: 4	H: 1 LOB: 1 BB: 0 P: 4	R: 0 E: 0 K: 1 S: 5	H: 0 LOB: 0 BB: 0 P: 5	R: 0 E: 0 K: 0 S: 3	H: 0 LOB: 0 BB: 0 P: 3	R: 1 E: 1 K: 1 S: 6	H: 1 LOB: 2 BB: 1 P: 10	R: 0 E: 0 K: 1 S: 5	H: 0 LOB: 0 BB: 0 P: 5	R: 0 E: 0 K: 0 S: 3	H: 0 LOB: 0 BB: 0 P: 3		1B: 3 2B: 1 3B: 0 HR: 0	SF: 0 SAC: 0 DP: 2 HBP: 0	WP: 0 PB: 0 SB: 0 CS: 0	PA: 31															
PITCHER	IP	WLS	BF	H	R	ER	SO	BB	IBB	HBP	BLK	WP	HR	S	P	ERA	WHIP	PITCHER		IP	WLS	BF	H	R	ER	SO	BB	IBB	HBP	BLK	WP	HR	S	P	ERA	WHIP
32 Roy Halladay, R ERA: 52 B.J. Ryan, L ERA: 54 Jason Frasor, R ERA: 37 Scott Downs, L ERA: 56 Brian Tallet, L ERA:	2.0	W	7	1	0	0	0	0	0	0	0	0	0	7	7	0.00	0.500	49 Jeremy Accardo, R ERA: 48 Ty Taubenheim, R ERA: 19 Ryan Houston, R ERA:		1.0	H	5	1	1	0	1	1	0	0	0	0	0	6	10	0.00	2.000

AB	30
R	1
H	4
RBI	0
BB	1
SO	4
LOB	9



Batter	1	2	3	4	5	6	7	8	9	AB	R	H	RBI	BB	SO	LOB	BOTTOM																			
15 Alex Rios, R OBP: 0.500, SLG: 1.000 59 Curtis Thigpen, R (4, PH) (5, 10)	17 10 G4-3 2B		K	K		P6		F8		2	1	1	0	0	1	0	Boston Red Sox @ Toronto Blue Jays Knology Park, Dunedin, FL Thu Mar 01 2007, 1:05 PM EST Att: 5,044 - Overcast - 72 F																			
17 Lyle Overbay, L 43 Kevin Barker, L OBP: 0.333, SLG: 0.333 (1, 3) (4, 3)	G4-3		K					G1-3		2	0	0	0	0	1	1																				
10 Vernon Wells, R OBP: 0.500, SLG: 1.000 57 Jeff Duncan, L (3, PR) (4, 8) (4, 8)	G4-3									2	0	1	1	0	0	0																				
25 Troy Glaus, R 23 John Hattig, S OBP: 0.500, SLG: 0.500 (1, 5) (4, 5)	9 WP BB									1	0	0	0	1	0	1																				
9 Gregg Zaun, S 62 Mike Vento, R 13 Sal Fasano, R (1, 2) (4, PR) (5, 2)	BB BB BB									0	0	0	0	2	0	0																				
24 Matt Stairs, L Chad Mottola, R (1, 9) (5, 9)	F7									2	0	0	0	0	3	3																				
2 Aaron Hill, R 1 Ray Olmedo, S (1, 4) (5, 4)	G1-3									2	1	1	2	0	0	0																				
Royce Clayton, R 4 Ryan Roberts, R (1, 6) (5, 6)	F8									2	0	0	0	0	1	1																				
26 Adam Lind, L OBP: 0.500, SLG: 1.500 67 John-Ford Griffin, L (5, 7) (5, 7)	G6-3									2	0	1	0	0	0	0																				
Inning Stats	R: 1 E: 0 K: 0 S: 4	H: 1 LOB: 2 BB: 2 P: 12	R: 0 E: 0 K: 0 S: 3	H: 0 LOB: 0 BB: 0 P: 3	R: 0 E: 0 K: 2 S: 8	H: 1 LOB: 1 BB: 0 P: 8	R: 2 E: 0 K: 2 S: 9	H: 2 LOB: 2 BB: 1 P: 13	R: 0 E: 0 K: 0 S: 4	H: 1 LOB: 1 BB: 1 P: 8	R: 0 E: 0 K: 0 S: 3	H: 1 LOB: 2 BB: 1 P: 7	R: 0 E: 0 K: 1 S: 5	H: 0 LOB: 1 BB: 1 P: 9	R: 0 E: 0 K: 0 S: 3	H: 0 LOB: 0 BB: 0 P: 3		1B: 3 2B: 3 3B: 1 HR: 1	SF: 0 SAC: 0 DP: 0 HBP: 0	WP: 2 PB: 0 SB: 0 CS: 1	PA: 38															
PITCHER	IP	WLS	BF	H	R	ER	SO	BB	IBB	HBP	BLK	WP	HR	S	P	ERA	WHIP	PITCHER		IP	WLS	BF	H	R	ER	SO	BB	IBB	HBP	BLK	WP	HR	S	P	ERA	WHIP
61 Kason Gabbard, L ERA: 4.5 68 Devern Hansack, R ERA: 10.8 63 Travis Hughes, R ERA: 48 Javier López, L ERA: 74 Edgar Martínez, R ERA:	2.0	L	9	3	2	2	3	1	0	0	0	0	1	14	18	10.80	2.400	62 David Pauley, R ERA:		1.0	H	4	0	0	0	1	0	0	0	0	5	9	0.00	1.000		



Batter	1	2	3	4	5	6	7	8	9	AB	R	H	RBI	BB	SO	LOB	TOP										
9 David Gustafson, R OBP: 1.000, SLG: 1.000 20 Anthony DiCesare, L (1, 8) X (4, 8)										1	0	1	0	1	0	0	Northeastern Huskies @ Boston Red Sox City of Palms Park, Ft. Myers, FL Thu Mar 01 2007, 1:05 PM EST Att: 5,189 - Partly Cloudy - 79 F										
Mike Lyon, R (1, 6) (4, 5)										2	0	0	0	0	1	3											
Bryan Roberts, R (5, 4)										1	0	0	0	0	0	0											
6 Mike Tamsin, L 23 Jeff Thomson, L (1, 7) (5, 7)										2	0	0	0	0	1	3											
Dan Milano, R Caleb Ginsberg, R (1, 2) (5, 2)										2	0	0	0	0	2	1											
32 Josh Porter, R Tristan Besse, L (1, 3) (7, PH)										2	0	0	0	0	2	0											
11 Frank Pesanello, R 27 Devin Barry, R (1, 10) (7, PH)										2	0	0	0	0	0	0											
4 Frank Compagnone, R 5 Alex Fox, L (1, 9) (5, PH) (5, 9)										1	0	0	0	0	1	0											
33 James Donaldson, R OBP: 1.000, SLG: 1.000 2 Dave Fisher, R (1, 5) (4, 6)										1	0	1	0	0	0	0											
Garrett Chin, L 17 Brendan Stokes, R (1, 4) (4, 4) (5, 5)										1	0	0	0	0	1	1											
Inning Stats	R: 0 E: 0 K: 3 S: 10	H: 1 LOB: 1 BB: 0 P: 10	R: 0 E: 0 K: 2 S: 7	H: 0 LOB: 0 BB: 0 P: 7	R: 0 E: 0 K: 1 S: 6	H: 1 LOB: 2 BB: 1 P: 10	R: 0 E: 0 K: 2 S: 7	H: 0 LOB: 0 BB: 0 P: 7	R: 0 E: 0 K: 0 S: 3	H: 0 LOB: 0 BB: 0 P: 3	R: 0 E: 0 K: 2 S: 7	H: 0 LOB: 0 BB: 0 P: 7	R: 0 E: 0 K: 2 S: 7	H: 0 LOB: 0 BB: 0 P: 7	R: 0 E: 0 K: 2 S: 7	H: 0 LOB: 0 BB: 0 P: 7	1B: 2 2B: 0 3B: 0 HR: 0	SF: 0 SAC: 0 DP: 0 HBP: 0	WP: 0 PB: 0 SB: 0 CS: 0	PA: 24							
PITCHER	IP	WLS	BF	H	R	ER	SO	BB	IBB	HBP	BLK	WP	HR	S	P	ERA	WHIP										
19 Josh Beckett, R ERA: 54 Craig Breslow, L ERA: 87 Barry Hertzler, R ERA: 90 Mike James, L ERA:	(1, 1) (3, 1) (5, 1) (7, 1)	2.0 W 2.0 1.0	7 8 6 3	1 1 0 0	0 0 0 0	0 0 0 0	5 3 2 2	0 1 0 0	0 0 0 0	0 0 0 0	0 0 0 0	0 0 0 0	0 0 0 0	17 13 10 7	17 10 10 7	0.00 0.00 0.00 0.00	0.500 1.000 0.000 0.000										

Batter	1	2	3	4	5	6	7	8	9	AB	R	H	RBI	BB	SO	LOB	BOTTOM											
23 Julio Lugo, R (1, 6) X 76 Zach Borowiak, R OBP: 0.667, SLG: 0.500 (4, 6)										1	0	0	0	1	0	0	Northeastern Huskies @ Boston Red Sox City of Palms Park, Ft. Myers, FL Thu Mar 01 2007, 1:05 PM EST Att: 5,189 - Partly Cloudy - 79 F											
20 Kevin Youkilis, R Ian Bladergroen, L (1, 3) (4, 3)										1	0	0	0	1	0	1												
34 David Ortiz, L 82 Jeff Corsaletti, L OBP: 0.667, SLG: 0.500 (1, 10) (1, PR) (2, 10)										0	0	0	0	1	0	0												
7 J.D. Drew, L 77 Luis Soto, S (1, 9) (4, PR) (5, 9)										2	2	1	1	1	1	1												
25 Mike Lowell, R 92 Scott White, R OBP: 0.667, SLG: 2.667 (1, 5) (2, 5)										1	0	0	0	0	1	2												
Coco Crisp, S 79 Carlos Fernandez-Oliva, S (1, 8) (6, 8)										2	1	0	0	0	0	1												
28 Doug Mirabeli, R 80 Dusty Brown, R OBP: 0.500, SLG: 0.500 (1, 2) (5, 2)										1	0	0	0	1	0	0												
3 Alex Ochoa, R OBP: 0.500, SLG: 1.250 (1, 7)										4	0	2	2	0	1	1												
11 Joe McEwing, R OBP: 0.500, SLG: 0.333 (1, 4)										3	0	1	0	1	0	3												
Inning Stats	R: 0 E: 0 K: 2 S: 7	H: 0 LOB: 2 BB: 2 P: 15	R: 0 E: 0 K: 1 S: 5	H: 0 LOB: 0 BB: 0 P: 5	R: 0 E: 0 K: 1 S: 5	H: 0 LOB: 1 BB: 1 P: 9	R: 1 E: 0 K: 0 S: 4	H: 1 LOB: 3 BB: 2 P: 12	R: 5 E: 1 K: 0 S: 7	H: 4 LOB: 2 BB: 2 P: 16	R: 5 E: 0 K: 5 S: 5	H: 3 LOB: 4 BB: 4 P: 21	R: 5 E: 0 K: 0 S: 5	H: 3 LOB: 2 BB: 4 P: 21	R: 5 E: 0 K: 0 S: 5	H: 3 LOB: 2 BB: 4 P: 21		1B: 4 2B: 1 3B: 1 HR: 2	SF: 0 SAC: 0 DP: 0 HBP: 1	WP: 0 PB: 1 SB: 0 CS: 0	PA: 37							
PITCHER	IP	WLS	BF	H	R	ER	SO	BB	IBB	HBP	BLK	WP	HR	S	P	ERA	WHIP											
12 Kris Dabrowiecki, R ERA: 42 Trevor Smith, R ERA: Bobby Carrington, R ERA: 10 Charly Bashara, L ERA: Mitch Duggins, R ERA:	(1, 1) (1, 1) (3, 1) (4, 1) (5, 1)	0.2 1.1 1.0 1.0 0.0	4 4 4 6 3	0 0 0 1 1	0 0 0 1 3	0 0 0 0 3	0 2 0 0 0	2 0 1 2 1	0 0 0 0 0	0 0 0 0 0	0 0 0 0 0	0 0 0 0 0	0 0 0 0 0	0 0 0 0 0	8 8 5 4 1	8 8 9 12 6	0.00 0.000 0.000 0.000 0.000	3.000 0.000 1.000 9.000 3.000										
PITCHER	IP	WLS	BF	H	R	ER	SO	BB	IBB	HBP	BLK	WP	HR	S	P	ERA	WHIP											
30 Dan Zehr, L ERA: 28 Scott Colantropo, R ERA: 16 Tyler Thornton, R ERA: 24 Aaron Greenblatt, R ERA:	(5, 1) (5, 1) (6, 1) (6, 1)	0.2 0.1 0.0 1.0	4 4 4 5	2 2 1 2	1 1 1 1	1 1 0 1	0 0 0 0	0 1 0 0	0 0 0 0	0 0 0 0	0 0 0 0	0 0 0 0	0 0 0 0	0 0 0 0	3 7 13 4 8	3 7 13 4 8	13.50 27.00 * 9.00 9.00	1.500 9.000 * 3.000 3.000										



Batter	1	2	3	4	5	6	7	8	9	AB	R	H	RBI	BB	SO	LOB	TOP			
Johnny Ayers, S 35 Robert Anston, L	G2-3 2B		G4-3		K					1	0	1	0	0	0	0	Boston College Eagles @ Boston Red Sox City of Palms Park, Ft. Myers, FL Fri Mar 02 2007, 6:05 PM EST Att: 7,534 - Cloudy - 78 F livebaseballscorecards.com			
Ryan Hutchinson, R Mark Ortega, R	G2-3 2-3		G4-3		P2					2	0	0	0	0	0	1				
Jared McGuire, R 14 Brandon Ziemann, R	K		1B		1B			HR		2	0	1	0	0	1	1				
Pete Frates, L 38 John Spatola, L	K		K		K			G6-3		2	0	0	0	0	2	2				
Joseph Ayers, R 16 Barry Butera, L		G4-3		HBP	1B			K		2	0	1	0	0	0	0				
Jeff Schomaker, R 26 Tony Sanchez, R	K		K		18 FC6-4 HBP			28 L1-3 HBP		1	0	0	0	0	1	0				
Jett Ruiz, R 18 Harry Darling, R	P4		FC6-4		K			K		1	0	0	0	0	0	0				
8 Mike Sudol, L			1-2		1-2			K		1	0	0	0	0	1	1				
29 Ryan Akel, R Dan Houston, R 28 Chris Kowalski, R			K2-3		K			L1-3		1	0	0	0	0	1	0				
Eric Campbell, R 39 Mike Augustine, L 28 Rafael Lopez, L			G6-3		K			K		1	0	0	0	0	0	0				
Inning Stats	R: 0 H: 1 E: 0 K: 2 S: 8	H: 1 LOB: 1 BB: 0 P: 8	R: 0 H: 0 E: 0 K: 1 S: 9	H: 0 LOB: 0 BB: 0 P: 14	R: 0 H: 0 E: 0 K: 1 S: 5	H: 0 LOB: 0 BB: 0 P: 5	R: 0 H: 2 E: 0 K: 1 S: 9	H: 2 LOB: 3 BB: 0 P: 14	R: 0 H: 0 E: 0 K: 3 S: 9	H: 0 LOB: 0 BB: 0 P: 9	R: 1 H: 1 E: 0 K: 1 S: 6	H: 1 LOB: 0 BB: 0 P: 7	R: 0 H: 0 E: 0 K: 1 S: 5	H: 0 LOB: 0 BB: 0 P: 7			1B: 2 2B: 2 3B: 0 HR: 1	SF: 0 SAC: 0 DP: 1 HBP: 2	WP: 0 PB: 0 SB: 1 CS: 0	PA: 26
PITCHER	IP WLS BF H R ER SO BB IBB HBP BLK WP HR S P ERA WHIP																			
18 Daisuke Matsuzaka, R 83 Kyle Jackson, R Nick DeBarr, R Tommy Hotovy, L Christopher Jones, R	2.0 1.0 2.0 1.0 1.0	WLS H H H H	7 3 9 4 3	1 0 2 1 0	0 0 0 1 0	0 0 0 1 0	3 1 4 1 0	0 0 0 0 0	0 0 0 0 0	0 0 1 0 0	0 0 0 1 0	0 0 18 6 5	22 5 23 7 7	0.00 0.00 0.00 9.00 0.00	0.500 0.000 1.000 1.000 0.000					


Batter	1	2	3	4	5	6	7	8	9	AB	R	H	RBI	BB	SO	LOB	BOTTOM	
82 Jacoby Ellsbury, L	F7			K	SF8					3	0	1	2	0	1	1	Boston College Eagles @ Boston Red Sox City of Palms Park, Ft. Myers, FL Fri Mar 02 2007, 6:05 PM EST Att: 7,534 - Cloudy - 78 F livebaseballscorecards.com	
15 Dustin Pedroia, R 76 Zach Borowiak, R	2H 3B	P4			G4-3					2	0	1	0	1	0	1		
Jason Varitek, S 72 George Kottaras, L	1B		G5-4-3 BB		1B			K		1	0	1	0	1	0	0		
Wily Mo Peña, R Bubba Bell, L	K		G5-4-3		60 BB 1B			60 SF8 3B		2	0	0	0	0	1	3		
12 Eric Hinske, L Iggly Suarez, R	K		K		60 BB 1B			60 SF8 3B		2	0	0	0	0	2	2		
71 Jeff Bailey, R		HR		1B	60 BB BB			60 BB HBP		2	2	2	1	1	0	0		
60 David Murphy, L		77 S 82 3B 1B		77 E 1B	77 SF8 BB			SF8		2	3	2	2	1	0	0		
75 Brandon Moss, L Mickey Hall, L	F9			F8	77 E 1B			77 SF8 BB		2	0	0	0	0	0	2		
77 Ed Rogers, R Jed Lowrie, S	K			F8	77 E 1B			77 SF8 BB		0	0	0	1	2	0	0		
Inning Stats	R: 0 H: 2 E: 0 K: 2 S: 9	H: 3 LOB: 1 BB: 0 P: 26	R: 0 H: 0 E: 0 K: 1 S: 7	H: 0 LOB: 1 BB: 1 P: 17	R: 1 H: 2 E: 1 K: 1 S: 7	H: 2 LOB: 1 BB: 0 P: 7	R: 5 H: 2 E: 0 K: 0 S: 19	H: 2 LOB: 2 BB: 5 P: 43	R: 1 H: 1 E: 0 K: 2 S: 17	H: 1 LOB: 3 BB: 2 P: 34	R: 0 H: 0 E: 0 K: 1 S: 11	H: 0 LOB: 0 BB: 0 P: 14	R: 0 H: 0 E: 0 K: 1 S: 17	H: 0 LOB: 0 BB: 0 P: 14	1B: 6 2B: 1 3B: 2 HR: 1	SF: 2 SAC: 0 DP: 1 HBP: 1		WP: 0 PB: 1 SB: 1 CS: 0
PITCHER	IP WLS BF H R ER SO BB IBB HBP BLK WP HR S P ERA WHIP																	
11 Ted Ratliff, R 12 James MacDonald, R 37 Kurt Hayer, R 31 Trent Kavanagh, R 22 Geoff Oxley, R	1.0 1.0 1.0 1.0 0.1	WLS L L L L	6 6 3 5 7	3 2 0 2 2	2 2 0 1 5	1 1 0 1 0	2 1 0 1 0	0 0 0 0 4	0 0 0 0 0	0 0 0 0 0	0 1 0 0 0	14 26 7 7 11	18.00 0.00 0.00 0.00 135.00	3.000 2.000 1.000 2.000 18.000				
24 Mike Belfiore, L 23 James Cozza, L	0.2 1.0	WLS L	3 7	0 1	0 1	0 1	0 2	0 2	0 0	0 0	0 17	0 34	0.00 9.00	1.500 3.000				

Batter	1	2	3	4	5	6	7	8	9	10	AB	R	H	RBI	BB	SO	LOB	TOP					
57 Jeff Duncan, L OBP: 0.500, SLG: 0.400 80 Justin Singleton, L	G1-3		G1-3	G1-3		G5-3			G1-3		4	1	1	0	0	0	0						
6 John McDonald, R OBP: 0.667, SLG: 0.500 4 Ryan Roberts, R OBP: 0.750, SLG: 1.000	BB		K	K					G4-3	2B	2	1	1	0	1	1	0						
8 Russ Adams, L OBP: 0.667, SLG: 0.500 1 Ray Olmedo, S	BB		F9						L7		2	0	1	0	1	0	2						
15 Alex Rios, R OBP: 0.400, SLG: 0.800 29 Robinson Diaz, R OBP: 0.710, SLG: 1.000	K		K	K					G4-6-3	SF9	3	1	1	1	0	2	3						
26 Adam Lind, L OBP: 0.400, SLG: 1.000 Ryan Patterson, R OBP: 0.500, SLG: 2.000	K		2B			P5			F9	HR	3	1	1	2	0	1	2						
Jason Phillips, R OBP: 0.667, SLG: 1.000 59 Curtis Thigpen, R						G6-3			G1-3		3	1	2	1	0	0	0						
63 Erik Kretz, R OBP: 1.000, SLG: 1.000			HR						G1-3	2B	1	0	0	0	0	0	0						
43 Kevin Barker, L OBP: 0.333, SLG: 0.833 23 John Hattig, S OBP: 0.500, SLG: 0.750			HR						G6-3		3	1	1	2	0	1	1						
Jason Smith, L OBP: 0.500, SLG: 0.750									G1-3		3	0	0	0	0	0	1						
20 Sergio Santos, R									G6-3		2	0	0	0	0	0	1						
62 Mike Vento, R									P3		4	0	0	0	0	3	1						
Inning Stats	R: 0 E: 0 K: 2 S: 7	H: 0 LOB: 2 BB: 2 P: 15	R: 0 E: 0 K: 2 S: 8	H: 1 LOB: 1 BB: 0 P: 8	R: 6 E: 0 K: 1 S: 11	H: 6 LOB: 0 BB: 0 P: 11	R: 0 E: 0 K: 2 S: 8	H: 1 LOB: 1 BB: 0 P: 8	R: 0 E: 0 K: 1 S: 5	H: 0 LOB: 0 BB: 0 P: 5	R: 0 E: 0 K: 0 S: 3	H: 1 LOB: 0 BB: 0 P: 3	R: 0 E: 0 K: 0 S: 3	H: 0 LOB: 0 BB: 0 P: 3	R: 0 E: 0 K: 0 S: 7	H: 0 LOB: 0 BB: 0 P: 3	R: 3 E: 0 K: 0 S: 7	H: 4 LOB: 1 BB: 0 P: 7	1B: 6 2B: 5 3B: 0 HR: 2	SF: 1 SAC: 0 DP: 1 HBP: 0	WP: 0 PB: 0 SB: 0 CS: 0	PA: 44	
PITCHER	IP WLS BF H R ER SO BB IBB HBP BLK WP HR S P ERA WHIP	39 Kyle Snyder, R ERA: 27.0	40 Rúnelys Hernandez, R ERA: 27.0	53 Brendan Donnelly, R ERA: 27.0	37 Hisaki Okajima, L ERA: 27.0	41 Bryan Corey, R ERA: 27.0	PITCHER	IP WLS BF H R ER SO BB IBB HBP BLK WP HR S P ERA WHIP	59 Mike Burns, R ERA: 27.0	89 Justin Sturge, L ERA: 27.0													

Toronto Blue Jays @ Boston Red Sox
City of Palms Park, Ft. Myers, FL
Fri Mar 02 2007, 12:30 PM EST
Att: 7,150 - Overcast - 81 F

livebaseballscorecards.com

AB 41
R 9
H 13
RBI 9
BB 2
SO 8
LOB 14




Batter	1	2	3	4	5	6	7	8	9	10	AB	R	H	RBI	BB	SO	LOB	BOTTOM					
23 Julio Lugo, R OBP: 0.167, SLG: 0.167 11 Joe Mcewing, R OBP: 0.250, SLG: 0.250	G6-3		K			G1-3			F9		3	0	0	0	0	1	0						
20 Kevin Youkilis, R OBP: 0.333, SLG: 0.667 Ian Bladergreen, L OBP: 1.000, SLG: 1.000 Bryan Pritz, R OBP: 1.000, SLG: 4.000	2B		2B			G6-3			70 1B		3	1	2	0	0	0	0						
34 David Ortiz, L OBP: 0.400, SLG: 0.400 70 Luis Jimenez, L OBP: 0.333, SLG: 0.333			BB			F7			F7		3	0	1	1	0	1	1						
Manny Ramirez, R OBP: 0.400, SLG: 0.500 76 Bobby Scales, S OBP: 0.400, SLG: 0.500	P2		BB						L3		3	0	1	0	0	1	2						
7 J.D. Drew, L OBP: 0.333, SLG: 0.333 3 Alex Ochoa, R OBP: 0.500, SLG: 0.667			HR						K		3	1	1	0	0	2	3						
25 Mike Lowell, R OBP: 0.125, SLG: 0.125			1B						2B		1	0	1	0	1	0	0						
81 Chad Spann, R OBP: 0.125, SLG: 0.125			BB						F7		2	0	0	0	0	0	2						
Coco Crisp, S									F8		2	0	0	0	1	0	1						
44 Kerry Robinson, L									F7		2	0	0	0	0	0	2						
13 Alex Cora, L									F8		2	1	0	0	1	0	2						
Alex Prieto, R OBP: 0.500, SLG: 0.500									K		2	0	1	0	0	1	1						
Alberto Castillo, R OBP: 0.400, SLG: 1.200 78 Kevin Cash, R									F8		2	1	1	3	0	0	0						
Inning Stats	R: 0 E: 0 K: 1 S: 6	H: 1 LOB: 1 BB: 0 P: 6	R: 3 E: 0 K: 1 S: 7	H: 2 LOB: 0 BB: 1 P: 11	R: 1 E: 0 K: 1 S: 6	H: 2 LOB: 2 BB: 1 P: 10	R: 0 E: 0 K: 0 S: 3	H: 0 LOB: 0 BB: 0 P: 3	R: 0 E: 0 K: 0 S: 3	H: 0 LOB: 0 BB: 0 P: 3	R: 0 E: 0 K: 1 S: 6	H: 1 LOB: 2 BB: 0 P: 10	R: 0 E: 0 K: 1 S: 6	H: 2 LOB: 1 BB: 0 P: 6	R: 2 E: 0 K: 1 S: 7	H: 2 LOB: 0 BB: 0 P: 7	R: 0 E: 1 K: 0 S: 5	H: 1 LOB: 3 BB: 1 P: 9	1B: 6 2B: 4 3B: 0 HR: 2	SF: 0 SAC: 0 DP: 1 HBP: 0	WP: 1 PB: 0 SB: 0 CS: 0	PA: 46	
PITCHER	IP WLS BF H R ER SO BB IBB HBP BLK WP HR S P ERA WHIP	39 Gustavo Chacin, L ERA: 16.2	40 Dustin McGowan, R ERA: 6.75	44 Cassey Janssen, R ERA: 6.75	30 Jean Machi, R ERA: 9.0	64 Beau Kemp, R ERA: 9.0	PITCHER	IP WLS BF H R ER SO BB IBB HBP BLK WP HR S P ERA WHIP	60 Brian Wolfe, R ERA: 16.2	33 Matt Roney, R ERA: 16.2	41 Tracy Thorpe, R ERA: 9.0												

Toronto Blue Jays @ Boston Red Sox
City of Palms Park, Ft. Myers, FL
Fri Mar 02 2007, 12:30 PM EST
Att: 7,150 - Overcast - 81 F

livebaseballscorecards.com

AB 42
R 6
H 12
RBI 6
BB 4
SO 6
LOB 25



Batter	1	2	3	4	5	6	7	8	9	10	AB	R	H	RBI	BB	SO	LOB																		
23 Julio Lugo, R OBP: 0.385, SLG: 0.333 77 Ed Rogers, R OBP: 0.455, SLG: 0.333											3 2	0 2	1 2	1 3	0 1	0 0	1 0																		
20 Kevin Youkilis, R OBP: 0.385, SLG: 0.455 71 Jeff Bailey, R OBP: 0.231, SLG: 0.182											3 3	0 0	0 1	0 2	0 1	0 1	0 4																		
Jason Varitek, S OBP: 0.444, SLG: 0.286 75 Brandon Moss, L OBP: 0.462, SLG: 0.727											2 3	1 2	0 2	0 1	0 2	1 2																			
Wily Mo Peña, R OBP: 0.357, SLG: 0.357 11 Joe McEwing, R OBP: 0.364, SLG: 0.222											3 2	0 2	0 1	0 1	0 1	0 0																			
12 Eric Hinske, L OBP: 0.333, SLG: 0.538 81 Chad Spann, R OBP: 0.375, SLG: 0.286											3 3	0 1	0 2	0 1	0 1	0 3																			
15 Dustin Pedroia, R OBP: 0.313, SLG: 0.286 80 Dusty Brown, R OBP: 0.600, SLG: 0.333											3 2	0 1	0 1	0 1	0 0	0 1																			
70 Luis Jimenez, L OBP: 0.364, SLG: 0.400 82 Jacoby Ellsbury, L OBP: 0.300, SLG: 0.500											2 3	0 2	0 1	0 1	0 2	1 2																			
3 Alex Ochoa, R OBP: 0.333, SLG: 0.375 76 Bobby Scales, S OBP: 0.444, SLG: 0.429											3 2	0 1	0 1	0 1	0 1	1 2																			
44 Kerry Robinson, L OBP: 0.385, SLG: 0.417 60 David Murphy, L OBP: 0.417, SLG: 0.364											3 1	1 0	2 1	0 1	0 1	0 0																			
Inning Stats	R: 0 E: 0 K: 2 S: 7	H: 0 LOB: 0 BB: 0 P: 7	R: 0 E: 0 K: 1 S: 5	H: 0 LOB: 0 BB: 0 P: 5	R: 0 E: 0 K: 2 S: 8	H: 1 LOB: 1 BB: 0 P: 8	R: 1 E: 0 K: 0 S: 5	H: 2 LOB: 2 BB: 1 P: 9	R: 0 E: 0 K: 1 S: 7	H: 2 LOB: 2 BB: 0 P: 7	R: 0 E: 0 K: 0 S: 3	H: 0 LOB: 0 BB: 0 P: 3	R: 2 E: 0 K: 0 S: 5	H: 3 LOB: 2 BB: 2 P: 13	R: 1 E: 0 K: 0 S: 3	H: 1 LOB: 3 BB: 3 P: 16	R: 2 E: 2 K: 2 S: 9	H: 2 LOB: 2 BB: 4 P: 14	R: 8 E: 0 K: 3 S: 17	H: 7 LOB: 3 BB: 4 P: 34	1B: 14 2B: 4 3B: 1 HR: 0	SF: 0 SAC: 0 DP: 2 HBP: 2	WP: 1 PB: 0 SB: 2 CS: 0	PA: 59											
PITCHER	IP 3.0	WLS 7	BF 10	H 1	R 0	ER 0	SO 5	BB 0	IBB 0	HBP 0	BLK 0	WP 0	HR 0	S 20	P 20	ERA 0.00	WHIP 0.333	PITCHER	IP 1.0	WLS 7	BF 7	H 2	R 2	ER 1	SO 2	BB 1	IBB 0	HBP 1	BLK 0	WP 0	HR 0	S 9	P 14	ERA 9.00	WHIP 3.000
Yusmeiro Petit, R ERA: 5.4	41 Wes Obermueller, R ERA: 6.75	22 Matt Lindstrom, R ERA: 4.5	Felix Rodriguez, R ERA: 4.91	37 Remyel Pinto, L ERA: 20.25	Kevin Gregg, R ERA: 5.4	65 Scott Tyler, R ERA: 37.5	64 Paul Midren, L ERA: 9.0	Mike Koplove, R ERA: 13.5	189.00	21.000	27.00	12.000	0.00	0.000	0.00	0.000	0.00	0.000																	


Boston Red Sox @ Florida Marlins
Roger Dean Stadium, Jupiter, FL
Tue Mar 06 2007, 1:05 PM EST
Att: 8,044 - Sunny - 71 F


AB 46
R 14
H 18
RBI 13
BB 11
SO 11
LOB 28

Batter	1	2	3	4	5	6	7	8	9	10	AB	R	H	RBI	BB	SO	LOB																		
2 Hanley Ramirez, R OBP: 0.308, SLG: 0.455 11 Robert Andino, R OBP: 0.333, SLG: 0.375											3 2	1 1	2 2	0 0	0 1	0 0																			
6 Dan Uggla, R OBP: 0.250, SLG: 0.200 3 Zach Sorenson, S OBP: 0.182, SLG: 0.182											3 2	0 0	0 0	0 0	0 0	0 1																			
27 Jeremy Hermida, L 7 Alejandro De Aza, L OBP: 0.556, SLG: 0.775											3 2	0 1	0 2	0 0	0 0	0 0																			
Jason Stokes, R OBP: 0.143, SLG: 0.333 9 Joe Dillon, R OBP: 0.286, SLG: 0.286											3 2	0 0	0 0	0 0	3 2	1 0																			
21 Joe Borchard, S OBP: 0.545, SLG: 0.800 79 Brett Carroll, R OBP: 0.600, SLG: 0.800											2 2	0 0	1 1	0 0	0 0	0 0																			
Miguel Olivo, R OBP: 0.364, SLG: 0.333 66 Chris Ashby, R OBP: 0.250, SLG: 0.250											2 2	0 0	0 0	1 1	0 1	1 1																			
31 John Gall, R OBP: 0.091, SLG: 0.182											5 2	0 0	1 0	0 0	0 2	0 2																			
29 Scott Seabol, R OBP: 0.250, SLG: 0.182 28 Jason Wood, R OBP: 0.500, SLG: 1.143											3 1	0 1	0 0	0 0	0 0	1 0																			
1 Eric Reed, L OBP: 0.333, SLG: 0.333											4 1	2 1	2 1	0 0	0 0	0 0																			
Inning Stats	R: 0 E: 0 K: 1 S: 6	H: 1 LOB: 1 BB: 0 P: 6	R: 0 E: 0 K: 2 S: 8	H: 1 LOB: 2 BB: 1 P: 12	R: 0 E: 0 K: 0 S: 3	H: 0 LOB: 0 BB: 0 P: 3	R: 0 E: 0 K: 1 S: 5	H: 0 LOB: 1 BB: 1 P: 9	R: 2 E: 0 K: 1 S: 7	H: 2 LOB: 0 BB: 0 P: 7	R: 0 E: 0 K: 1 S: 6	H: 1 LOB: 1 BB: 0 P: 6	R: 0 E: 0 K: 0 S: 5	H: 0 LOB: 0 BB: 0 P: 5	R: 1 E: 0 K: 0 S: 5	H: 2 LOB: 1 BB: 0 P: 5	R: 3 E: 0 K: 0 S: 7	H: 4 LOB: 1 BB: 0 P: 7	R: 0 E: 0 K: 1 S: 5	H: 0 LOB: 0 BB: 0 P: 5	1B: 6 2B: 4 3B: 0 HR: 1	SF: 0 SAC: 0 DP: 0 HBP: 0	WP: 0 PB: 0 SB: 0 CS: 0	PA: 43											
PITCHER	IP 3.0	WLS 4	BF 12	H 2	R 0	ER 0	SO 3	BB 1	IBB 0	HBP 0	BLK 0	WP 0	HR 0	S 12	P 12	ERA 18.00	WHIP 3.000	PITCHER	IP 2.0	WLS 12	BF 12	H 6	R 4	ER 4	SO 0	BB 0	IBB 0	HBP 0	BLK 0	WP 0	HR 0	S 5	P 5	ERA 0.00	WHIP 0.000
18 Daisuke Matsuzaka, R ERA: 16.8	36 Joel Pinheiro, R ERA: 16.8	17 Manny Delcarmen, R ERA: 16.8	J.C. Romero, L ERA: 16.8	40 Roneivys Hernandez, R ERA: 16.8	59 Mike Butch, R ERA: 9.0	90 Mike James, R ERA: 10.1	18.00	3.000	0.00	0.000	0.00	0.000	0.00	0.000	0.00	0.000																			

Boston Red Sox @ Florida Marlins
Roger Dean Stadium, Jupiter, FL
Tue Mar 06 2007, 1:05 PM EST
Att: 8,044 - Sunny - 71 F

AB 41
R 6
H 11
RBI 6
BB 2
SO 8
LOB 14

Batter	1	2	3	4	5	6	7	8	9	AB	R	H	RBI	BB	SO	LOB	TOP										
7 José Reyes, S OBP: 0.444, SLG: 0.733 93 Andy Tracy, L	P6						FC4-6 17 1B 5 1B			3	1	1	0	1	0	2	<p>New York Mets @ Boston Red Sox City of Palms Park, Ft. Myers, FL</p> <p>Wed Mar 07 2007, 1:05 PM EST Att: 8,204 - Sunny - 78 F</p> <p>livebaseballscores.com</p> <p>AB 35 R 5 H 9 RBI 5 BB 5 SO 8 LOB 18</p> 										
17 David Newhan, L OBP: 0.238, SLG: 0.333	G3	P5			K		G1-3 3 HR 5 1B	L8		5	1	1	1	0	1	5											
5 David Wright, R OBP: 0.355, SLG: 0.490 30 Mike DiFelice, R	1B			K			G1-3 3 HR 1B		F7	4	1	2	1	0	1	1											
Ruben Sierra, S OBP: 0.235, SLG: 0.267 89 Chip Ambres, R	1B			K			G1-3		G6-3	4	0	1	0	0	1	2											
22 Jose Valentin, S OBP: 0.333, SLG: 0.286 3 Damon Easley, R OBP: 0.313, SLG: 0.467	1B			G3					G4-3	2	0	1	0	1	0	0											
44 Lastings Millodge, R OBP: 0.333, SLG: 0.365	K									4	0	0	0	0	2	4											
64 Mike Carp, L OBP: 0.412, SLG: 0.533				K						4	0	2	0	0	2	1											
11 Ramon Castro, R OBP: 0.500, SLG: 0.333 1 Anderson Hernandez, S OBP: 0.222, SLG: 0.125				K						2	1	0	0	1	1	1											
4 Ben Johnson, R OBP: 0.438, SLG: 0.385										3	0	0	0	1	0	2											
Inning Stats	R: 0 E: 0 K: 1 S: 13	H: 2 LOB: 3 BB: 1 P: 21	R: 0 E: 0 K: 0 S: 5	H: 2 LOB: 2 BB: 0 P: 7	R: 0 E: 0 K: 2 S: 7	H: 0 LOB: 0 BB: 0 P: 7	R: 0 E: 0 K: 2 S: 10	H: 0 LOB: 0 BB: 0 P: 15	R: 0 E: 0 K: 1 S: 10	H: 1 LOB: 1 BB: 1 P: 6	R: 5 E: 0 K: 1 S: 8	H: 3 LOB: 0 BB: 2 P: 16	R: 0 E: 0 K: 0 S: 4	H: 1 LOB: 2 BB: 1 P: 8	R: 0 E: 0 K: 0 S: 3	H: 0 LOB: 0 BB: 0 P: 3		1B: 6 2B: 2 3B: 0 HR: 1	SF: 0 SAC: 1 DP: 0 HBP: 0	WP: 0 PB: 0 SB: 1 CS: 0	PA: 41						
PITCHER	IP	WLS	BF	H	R	ER	SO	BB	IBB	HBP	BLK	WP	HR	S	P	ERA	WHIP										
49 Tim Wakefield, R ERA: 1.8	3.0	3	14	4	0	0	3	1	0	0	0	0	0	25	35	0.00	1.667										
58 Jonathan Papelbon, R ERA: 12.27	0.2	0	6	2	4	4	0	2	0	0	0	0	0	4	12	54.00	6.000										
37 Hideki Okajima, L ERA: 2.7	1.1	0	7	2	1	1	1	1	0	0	0	0	1	8	12	6.75	2.250										
48 Javier López, L ERA: 0.000	1.0	0	3	0	0	0	0	0	0	0	0	0	0	3	3	0.00	0.000										

Batter	1	2	3	4	5	6	7	8	9	AB	R	H	RBI	BB	SO	LOB	BOTTOM											
23 Julio Lugo, R OBP: 0.438, SLG: 0.357 77 Ed Rogers, R OBP: 0.462, SLG: 0.636	BB									2	2	1	0	1	0	0	<p>New York Mets @ Boston Red Sox City of Palms Park, Ft. Myers, FL</p> <p>Wed Mar 07 2007, 1:05 PM EST Att: 8,204 - Sunny - 78 F</p> <p>livebaseballscores.com</p> <p>AB 32 R 9 H 10 RBI 7 BB 3 SO 6 LOB 9</p> 											
20 Kevin Youkilis, R OBP: 0.438, SLG: 0.500 70 Luis Jimenez, L OBP: 0.333, SLG: 0.364	K									3	0	2	0	0	1	1												
34 David Ortiz, L OBP: 0.214, SLG: 0.214 82 Jacoby Ellsbury, L OBP: 0.273, SLG: 0.455	1B									3	0	1	0	0	1	3												
Manny Ramirez, R OBP: 0.500, SLG: 0.143 76 Bobby Scases, S OBP: 0.400, SLG: 0.375	BB									1	1	1	1	1	0	0												
7 J.D. Drew, L OBP: 0.333, SLG: 0.375 75 Brandon Moss, L OBP: 0.429, SLG: 0.667	FC6-4-5									3	1	1	0	0	0	3												
25 Mike Lowell, R OBP: 0.214, SLG: 0.385 81 Chad Spann, R OBP: 0.412, SLG: 0.333	F8									3	0	0	1	0	0	1												
Coco Crisp, S OBP: 0.154, SLG: 0.091 60 David Murphy, L OBP: 0.385, SLG: 0.333	F7									2	0	0	1	0	0	0												
28 Doug Mirabeli, R OBP: 0.250, SLG: 0.143 78 Kevin Cash, R OBP: 0.200, SLG: 0.200	F9									3	0	0	0	0	0	0												
13 Alex Cora, L OBP: 0.333, SLG: 0.294 11 Joe McEwing, R OBP: 0.417, SLG: 0.222	F7									3	1	1	0	0	0	0												
Inning Stats	R: 1 E: 0 K: 1 S: 14	H: 1 LOB: 2 BB: 2 P: 30	R: 0 E: 0 K: 0 S: 3	H: 0 LOB: 0 BB: 0 P: 3	R: 0 E: 0 K: 0 S: 4	H: 1 LOB: 1 BB: 0 P: 4	R: 2 E: 0 K: 0 S: 7	H: 2 LOB: 0 BB: 0 P: 8	R: 2 E: 1 K: 1 S: 9	H: 3 LOB: 1 BB: 0 P: 11	R: 0 E: 0 K: 0 S: 3	H: 0 LOB: 0 BB: 0 P: 3	R: 0 E: 0 K: 2 S: 7	H: 0 LOB: 0 BB: 0 P: 7	R: 0 E: 0 K: 2 S: 7	H: 0 LOB: 0 BB: 0 P: 7		R: 4 E: 0 K: 0 S: 4	H: 3 LOB: 0 BB: 1 P: 8	1B: 8 2B: 1 3B: 0 HR: 1	SF: 2 SAC: 0 DP: 1 HBP: 0	WP: 0 PB: 0 SB: 0 CS: 0	PA: 37					
PITCHER	IP	WLS	BF	H	R	ER	SO	BB	IBB	HBP	BLK	WP	HR	S	P	ERA	WHIP											
61 Chan Ho Park, R ERA: 3.0	3.0	0	12	2	1	1	1	2	0	0	0	0	0	16	19	18.00	2.500											
35 Aaron Sele, R ERA: 11.25	2.0	0	11	5	4	4	1	0	0	0	0	0	0	3	3	0.00	0.000											
38 Steve Schmolz, R ERA: 2.25	1.0	0	3	0	0	0	0	0	0	0	0	0	0	7	7	0.00	0.000											
25 Pedro Feliciano, L ERA: 0.000	1.0	0	3	0	0	0	2	0	0	0	0	0	0	1	11	15	27.00	3.000										
40 Ambiorix Burgos, R ERA: 8.31	1.1	0	8	3	4	4	2	1	0	0	0	0	1	11	15	27.00	3.000											

Batter	1	2	3	4	5	6	7	8	9	AB	R	H	RBI	BB	SO	LOB	TOP			
23 Julio Lugo, R OBP: 0.368, SLG: 0.294 77 Ed Rogers, R OBP: 0.429, SLG: 0.583	G6-3		F8		K			G3		3	0	0	0	0	1	2				
20 Kevin Youkilis, R OBP: 0.474, SLG: 0.588 70 Luis Jimenez, L OBP: 0.308, SLG: 0.333	K							L6		3	0	2	0	0	1	0				
Jason Varitek, S OBP: 0.333, SLG: 0.200 80 Dusty Brown, R OBP: 0.500, SLG: 0.250	K2-3		G1-3						K	3	0	0	0	0	2	3				
25 Mike Lowell, R OBP: 0.176, SLG: 0.313 Andrew Pinckney, L		F8		L5				G1-3		3	0	0	0	0	0	1				
Wily Mo Peña, R OBP: 0.353, SLG: 0.313 76 Bobby Scases, S OBP: 0.364, SLG: 0.333				K				F8		2	0	0	0	1	1					
15 Dustin Pedroia, R OBP: 0.283, SLG: 0.235 Iggly Suarez, R					G5-3					3	0	0	0	0	1					
28 Doug Mirabeli, R OBP: 0.182, SLG: 0.100						K				3	0	0	0	0	1	1				
60 David Murphy, L OBP: 0.438, SLG: 0.357										2	0	1	0	1	0	0				
3 Alex Ochoa, R OBP: 0.250, SLG: 0.273										3	0	0	0	0	0	2				
Inning Stats	R: 0 E: 0 K: 2 S: 7	H: 0 LOB: 0 BB: 7	R: 0 E: 0 K: 1 S: 5	H: 0 LOB: 1 BB: 12	R: 0 E: 0 K: 0 S: 4	H: 1 LOB: 2 BB: 1 P: 8	R: 0 E: 0 K: 1 S: 5	H: 0 LOB: 0 BB: 0 P: 5	R: 0 E: 0 K: 2 S: 8	H: 1 LOB: 1 BB: 0 P: 9	R: 0 E: 0 K: 0 S: 3	H: 0 LOB: 0 BB: 0 P: 3	R: 0 E: 0 K: 0 S: 3	H: 0 LOB: 0 BB: 0 P: 3	R: 0 E: 0 K: 1 S: 5	H: 0 LOB: 0 BB: 0 P: 5	1B: 2 2B: 1 3B: 0 HR: 0	SF: 0 SAC: 0 DP: 0 HBP: 0	WP: 0 PB: 1 SB: 0 CS: 0	PA: 32
PITCHER	IP WLS BF H R ER SO BB IBB HBP BLK WP HR S P ERA WHIP																			
Johan Santana, L ERA: 1.8	3.0 W 12 1 0 0 3 2 0 0 0 0 0 0 16 27 0.00 1.000																			
54 Matt Guerrier, R ERA: 9.0	1.0 H 3 0 0 0 1 0 0 0 0 0 0 0 5 5 0.00 0.000																			
72 Jeremy Cummings, R ERA: 9.0	2.0 H 8 2 0 0 3 0 0 0 0 0 0 0 14 15 0.00 1.000																			
49 Mike Venafo, L ERA: 9.0	1.0 H 3 0 0 0 0 0 0 0 0 0 0 0 3 3 0.00 0.000																			
Randy Choate, L ERA: 9.0	1.0 H 3 0 0 0 0 0 0 0 0 0 0 0 3 3 0.00 0.000																			
PITCHER	IP WLS BF H R ER SO BB IBB HBP BLK WP HR S P ERA WHIP																			
74 Jose Mijares, L ERA:	1.0 S 3 0 0 0 1 0 0 0 0 0 0 0 5 5 0.00 0.000																			

Boston Red Sox @ Minnesota Twins
Hammond Stadium, Fort Myers, FL
Thu Mar 08 2007, 1:05 PM EST
Att: 7,630 - Sunny - 78 F

AB	30
R	0
H	3
RBI	0
BB	2
SO	8
LOB	11



Batter	1	2	3	4	5	6	7	8	9	AB	R	H	RBI	BB	SO	LOB	BOTTOM			
Luis Castillo, S OBP: 0.375, SLG: 0.286 41 Chris Heintz, R OBP: 0.375, SLG: 0.375	F8		G6-3		2-1			FC6-4		3	0	1	0	0	0	0				
Jason Tyner, L OBP: 0.156, SLG: 0.111	G1-3									4	0	0	0	0	1	2				
7 Joe Mauer, L OBP: 0.313, SLG: 0.467 88 Korey Feiner, R					G4-3					2	1	1	0	1	0	0				
Torii Hunter, R OBP: 0.545, SLG: 0.667 11 Josh Rabe, R OBP: 0.200, SLG: 0.111										2	0	1	1	1	0	2				
50 Garrett Jones, L OBP: 0.100, SLG: 0.150	F9				G3					3	0	0	0	0	0	2				
24 Rondell White, R OBP: 0.200, SLG: 0.143 Garrett Guzman, L										3	0	0	0	0	0	1				
23 Matthew LeCroy, R OBP: 0.294, SLG: 0.267										3	0	1	0	0	1	0				
38 Luis Antonio Rodriguez, R OBP: 0.158, SLG: 0.167										3	0	0	0	0	0	1				
Jason Bartlett, R OBP: 0.412, SLG: 0.357 64 Gil Velazquez, R										2	0	0	0	1	0	1				
Inning Stats	R: 1 E: 0 K: 0 S: 5	H: 2 LOB: 1 BB: 0 P: 5	R: 0 E: 0 K: 1 S: 5	H: 0 LOB: 0 BB: 0 P: 5	R: 0 E: 0 K: 1 S: 5	H: 0 LOB: 0 BB: 0 P: 5	R: 0 E: 0 K: 0 S: 3	H: 0 LOB: 1 BB: 1 P: 7	R: 0 E: 0 K: 0 S: 3	H: 1 LOB: 1 BB: 1 P: 7	R: 0 E: 0 K: 0 S: 3	H: 0 LOB: 0 BB: 0 P: 3	R: 0 E: 0 K: 0 S: 3	H: 0 LOB: 1 BB: 1 P: 7	R: 0 E: 0 K: 0 S: 3	H: 0 LOB: 0 BB: 0 P: 7	1B: 2 2B: 2 3B: 0 HR: 0	SF: 0 SAC: 0 DP: 1 HBP: 0	WP: 0 PB: 0 SB: 0 CS: 0	PA: 29
PITCHER	IP WLS BF H R ER SO BB IBB HBP BLK WP HR S P ERA WHIP																			
38 Curt Schilling, R ERA: 1.93	4.0 L 15 2 1 1 2 1 0 0 0 0 0 0 18 22 2.25 0.750																			
68 Deyvern Hansack, R ERA: 4.91	2.0 8 2 0 0 0 1 0 0 0 0 0 0 6 11 0.00 1.500																			
41 Bryan Corey, R ERA:	1.0 3 0 0 0 0 0 0 0 0 0 0 0 3 3 0.00 0.000																			
62 David Pauley, R ERA:	1.0 4 0 0 0 0 1 0 0 0 0 0 0 3 7 0.00 1.000																			
PITCHER	IP WLS BF H R ER SO BB IBB HBP BLK WP HR S P ERA WHIP																			

Boston Red Sox @ Minnesota Twins
Hammond Stadium, Fort Myers, FL
Thu Mar 08 2007, 1:05 PM EST
Att: 7,630 - Sunny - 78 F

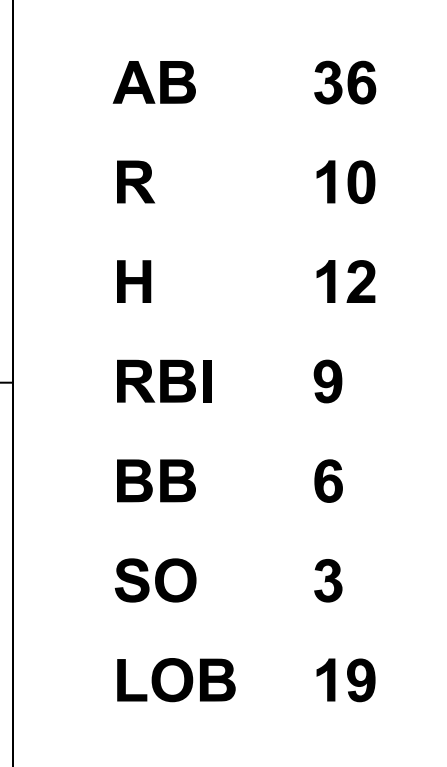
AB	26
R	1
H	4
RBI	1
BB	3
SO	2
LOB	10



Batter	1	2	3	4	5	6	7	8	9	AB	R	H	RBI	BB	SO	LOB	TOP			
23 Julio Lugo, R OBP: 0.364, SLG: 0.400 11 Joe McEwing, R OBP: 0.333, SLG: 0.200										3	1	1	0	0	1	1	Boston Red Sox @ Philadelphia Phillies Bright House Networks Field, Clearwater, FL Fri Mar 09 2007, 1:05 PM EST Att: 9,111 - Sunny - 73 F			
20 Kevin Youkilis, R OBP: 0.522, SLG: 0.632 71 Jeff Bailey, R OBP: 0.267, SLG: 0.308										2	1	1	1	2	0	0				
34 David Ortiz, L OBP: 0.300, SLG: 0.474 80 Dusty Brown, R OBP: 0.375, SLG: 0.167										2	2	2	2	1	0	0				
Manny Ramirez, R OBP: 0.579, SLG: 0.222 44 Kerry Robinson, L OBP: 0.400, SLG: 0.590 75 Brandon Moss, L OBP: 0.500, SLG: 0.643										1	1	0	0	1	0	2				
25 Mike Lowell, R OBP: 0.150, SLG: 0.263 77 Ed Rogers, R OBP: 0.438, SLG: 0.643										3	0	0	0	0	0	4				
28 Doug Mirabeli, R OBP: 0.357, SLG: 0.333 78 Kevin Cash, R OBP: 0.286, SLG: 0.429										2	1	2	2	1	0	0				
15 Dustin Pedroia, R OBP: 0.385, SLG: 0.455										1	0	0	1	1	1	1				
60 David Murphy, L OBP: 0.350, SLG: 0.278 44 Kerry Robinson, L OBP: 0.400, SLG: 0.590										4	1	0	1	0	1	5				
3 Alex Ochoa, R OBP: 0.235, SLG: 0.313										5	1	1	1	0	1	0				
Inning Stats	R: 4 E: 0 K: 0 S: 6	H: 3 LOB: 1 BB: 2 P: 14	R: 0 E: 0 K: 0 S: 3	H: 0 LOB: 0 BB: 2 P: 11	R: 0 E: 0 K: 2 S: 8	H: 1 LOB: 1 BB: 0 P: 8	R: 0 E: 0 K: 1 S: 5	H: 0 LOB: 0 BB: 0 P: 5	R: 5 E: 1 K: 1 S: 9	H: 4 LOB: 2 BB: 3 P: 21	R: 1 E: 0 K: 1 S: 7	H: 2 LOB: 1 BB: 0 P: 7	R: 0 E: 0 K: 2 S: 9	H: 2 LOB: 2 BB: 0 P: 9	R: 0 E: 0 K: 0 S: 3	H: 0 LOB: 0 BB: 3 P: 3		1B: 3 2B: 7 3B: 1 HR: 1	SF: 1 SAC: 0 DP: 0 HBP: 0	WP: 0 PB: 0 SB: 2 CS: 0
PITCHER	IP WLS BF H R ER SO BB IBB HBP BLK WP HR S P ERA WHIP																			
35 Cole Hamels, L ERA: 7.2	2.0 L 13 3 4 4 0 4 0 0 0 0 0 0 9 25 18.00 3.500																			
67 Joe Bisenius, R ERA:	2.0 7 1 0 0 3 0 0 0 0 0 0 0 13 13 0.00 0.500																			
40 Matt Smith, L ERA: 30.86	0.2 8 3 6 6 0 3 0 0 0 0 0 1 5 17 81.00 9.000																			
Geoff Geary, R ERA: 6.23	1.1 7 3 1 1 2 0 0 0 0 0 0 0 11 11 6.75 2.250																			
37 Zack Segovia, R ERA: 3.6	3.0 11 2 0 0 4 0 0 0 0 0 0 0 19 19 0.00 0.667																			

Batter	1	2	3	4	5	6	7	8	9	AB	R	H	RBI	BB	SO	LOB	BOTTOM					
8 Shane Victorino, S OBP: 0.458, SLG: 0.409 9 Michael Bourn, L OBP: 0.421, SLG: 0.556										2	1	0	0	1	0	1	Boston Red Sox @ Philadelphia Phillies Bright House Networks Field, Clearwater, FL Fri Mar 09 2007, 1:05 PM EST Att: 9,111 - Sunny - 73 F					
Abraham Nunez, S OBP: 0.524, SLG: 0.563										4	1	1	2	1	0	1						
Wes Helms, R OBP: 0.400, SLG: 0.750 19 Greg Dobbs, L OBP: 0.542, SLG: 0.950										3	1	1	2	0	0	0						
Pat Burrell, R OBP: 0.375, SLG: 0.643 4 Danny Sandoval, S OBP: 0.333, SLG: 0.490										3	0	0	0	2	0	0						
28 Jayson Werth, R OBP: 0.455, SLG: 0.294 65 Greg Golson, R OBP: 0.333, SLG: 0.333										3	1	2	1	2	0	0						
27 Chris Coote, R OBP: 0.286, SLG: 0.385 Randall Simon, L OBP: 0.214, SLG: 0.286										3	0	1	0	0	0	2						
2 Rod Barajas, R OBP: 0.405, SLG: 0.600 38 Tim Gradoville, R										3	0	2	1	0	0	1						
71 Lou Marson, R										2	0	0	0	0	0	3						
60 Ronald Colloway, L OBP: 0.444, SLG: 0.575										2	1	1	1	0	0	2						
79 Andrew Beattie, S OBP: 0.250, SLG: 0.500 73 Brent Abernathy, R OBP: 0.357, SLG: 0.162										2	1	1	0	0	1	0						
Inning Stats	R: 3 E: 1 K: 1 S: 8	H: 2 LOB: 2 BB: 2 P: 16	R: 0 E: 0 K: 1 S: 5	H: 0 LOB: 0 BB: 0 P: 5	R: 0 E: 0 K: 1 S: 5	H: 0 LOB: 0 BB: 0 P: 5	R: 0 E: 0 K: 0 S: 3	H: 1 LOB: 0 BB: 0 P: 3	R: 1 E: 1 K: 0 S: 4	H: 1 LOB: 0 BB: 0 P: 4	R: 0 E: 0 K: 0 S: 2	H: 0 LOB: 0 BB: 1 P: 6	R: 2 E: 0 K: 0 S: 5	H: 3 LOB: 1 BB: 1 P: 9	R: 0 E: 0 K: 0 S: 4	H: 1 LOB: 2 BB: 1 P: 8	R: 4 E: 0 K: 0 S: 6	H: 4 LOB: 1 BB: 1 P: 11	1B: 6 2B: 5 3B: 0 HR: 1	SF: 0 SAC: 0 DP: 4 HBP: 0	WP: 1 PB: 0 SB: 0 CS: 0	PA: 42
PITCHER	IP WLS BF H R ER SO BB IBB HBP BLK WP HR S P ERA WHIP																					
61 Kason Gabbard, L ERA: 6.75	2.0 H 6 1 0 0 1 0 0 0 0 0 0 0 8 8 0.00 0.500																					
17 Manny Delcarmen, R ERA: 9.54	1.0 4 1 1 0 0 0 0 0 0 0 0 0 4 4 0.00 1.000																					
48 Javier López, L ERA:	1.0 3 0 0 0 0 0 1 0 0 0 0 0 0 2 6 0.00 1.000																					
56 Craig Hansen, R ERA: 18.0	6 3 2 2 0 1 0 0 0 0 0 0 0 5 9 18.00 4.000																					
40 Runelvys Hernandez, R ERA: 18.69	1.1 9 3 3 3 0 0 0 0 0 0 0 0 3 3 0.00 3.750																					
90 Mike James, R ERA: 5.4	0.2 S 3 2 1 1 0 0 0 0 0 0 0 1 0 3 4 13.50 3.000																					

AB 38
R 11
H 12
RBI 10
BB 7
SO 9
LOB 18



Batter	1	2	3	4	5	6	7	8	9	AB	R	H	RBI	BB	SO	LOB	TOP										
15 Dustin Pedroia, R OBP: 0.313, SLG: 0.259 Alex Prieto, R OBP: 0.400, SLG: 0.400	G5-3		FC5-4			13 1B		FC6-5 77 1B		3	0	1	0	0	0	1	Boston Red Sox @ Toronto Blue Jays Knology Park, Dunedin, FL Tue Mar 13 2007, 1:05 PM EDT Att.: 5,510 - Sunny - 78 F										
13 Alex Cora, L OBP: 0.395, SLG: 0.345 77 Ed Rogers, R OBP: 0.526, SLG: 0.706	G3		K			1B		12 F9-3 1B		3	0	1	0	0	1	1											
12 Eric Hinske, L OBP: 0.320, SLG: 0.583 76 Bobby Seales, S OBP: 0.313, SLG: 0.357	2B			G3-1		K		F9-3 1-1		4	0	1	0	0	1	4											
Manny Ramirez, R OBP: 0.536, SLG: 0.250 3 Alex Ochoa, R OBP: 0.227, SLG: 0.250	G6-3			K		K			K	3	0	0	0	0	2	3											
Wily Mo Peña, R OBP: 0.333, SLG: 0.238 Bryan Pritz, R OBP: 0.500, SLG: 2.000		K			G3				G5-3	2	0	0	0	1	1	2											
75 Brandon Moss, L OBP: 0.423, SLG: 0.476	K				BB					1	0	0	0	0	0	0											
60 David Murphy, L OBP: 0.360, SLG: 0.304	G4-3				F7				K	4	0	0	0	0	2	1											
72 George Kottaras, L Alberto Castillo, R OBP: 0.250, SLG: 0.750			15 FC5-4 BB			L3			G1-3	2	0	0	0	1	0	1											
11 Joe McEwing, R OBP: 0.346, SLG: 0.273 92 Scott White, R OBP: 0.500, SLG: 1.000			K			P3		FC6-5	2B	2	0	0	0	0	1	1											
										1	0	1	0	0	0	0											
Inning Stats	R: 0 E: 0 K: 0 S: 4	H: 1 LOB: 1 BB: 0 P: 4	R: 0 E: 0 K: 2 S: 7	H: 0 LOB: 0 BB: 0 P: 7	R: 0 E: 0 K: 2 S: 8	H: 0 LOB: 1 BB: 1 P: 12	R: 0 E: 0 K: 1 S: 5	H: 0 LOB: 1 BB: 1 P: 9	R: 0 E: 0 K: 2 S: 3	H: 1 LOB: 0 BB: 0 P: 3	R: 0 E: 0 K: 2 S: 9	H: 2 LOB: 2 BB: 0 P: 9	R: 0 E: 0 K: 0 S: 3	H: 0 LOB: 0 BB: 0 P: 3	R: 0 E: 0 K: 0 S: 4	H: 2 LOB: 1 BB: 0 P: 4	R: 0 E: 0 K: 2 S: 7	H: 0 LOB: 0 BB: 0 P: 7	1B: 4 2B: 4 3B: 0 HR: 0	SF: 0 SAC: 0 DP: 2 HBP: 0	WP: 0 PB: 0 SB: 0 CS: 0	PA: 33					
PITCHER	IP	WLS	BF	H	R	ER	SO	BB	IBB	HBP	BLK	WP	HR	S	P	ERA	WHIP										
34 A.J. Burnett, R ERA: 1.5	4.0		15	1	0	0	5	2	0	0	0	0	0	24	32	0.00	0.750										
44 Casey Janssen, R ERA: 1.3	2.0	W	8	3	0	0	2	0	0	0	0	0	0	12	12	0.00	1.500										
Pete Walker, R ERA: 2.25	1.0	H	3	0	0	0	0	0	0	0	0	0	0	3	3	0.00	0.000										
37 Scott Downs, L ERA: 2.25	1.0	H	4	2	0	0	0	0	0	0	0	0	0	4	4	0.00	2.000										
66 Blaine Neal, R ERA:	1.0	S	3	0	0	0	2	0	0	0	0	0	0	7	7	0.00	0.000										


Batter	1	2	3	4	5	6	7	8	9	AB	R	H	RBI	BB	SO	LOB	BOTTOM										
3 Reed Johnson, R OBP: 0.222, SLG: 0.444 43 Kevin Barker, L OBP: 0.333, SLG: 0.438	G6-3		F9		F7		K			3	0	0	0	0	0	1	Boston Red Sox @ Toronto Blue Jays Knology Park, Dunedin, FL Tue Mar 13 2007, 1:05 PM EDT Att.: 5,510 - Sunny - 78 F										
24 Matt Stairs, L OBP: 0.353, SLG: 0.438 23 John Hattig, S OBP: 0.389, SLG: 0.400	G3-1		10 G5-4-3 1B		1B		BB			3	0	2	0	0	0	0											
10 Vernon Wells, R OBP: 0.364, SLG: 0.650 80 Justin Singleton, L	BB		G5-4-3		G5-3				K	2	0	0	0	1	0	3											
Frank Thomas, R OBP: 0.500, SLG: 0.333 Dustin Majewski, L	BB		15 FC5-4 BB		1B		G3-1		G6-3	1	0	1	0	1	0	0											
62 Mike Vento, R OBP: 0.125, SLG: 0.067	1-2									2	0	0	0	0	0	0											
15 Alex Rios, R OBP: 0.368, SLG: 0.667 16 Rob Cosby, R OBP: 0.357, SLG: 0.429	FC5-4				G6-4-3		FC6-4 HBP		4 G4-3 1B	2	0	0	0	0	0	3											
Jason Smith, L OBP: 0.500, SLG: 1.000 4 Ryan Roberts, R OBP: 0.467, SLG: 0.417			G4-3 2B		K		K		G4-3	3	0	1	0	0	2	2											
Jason Phillips, R OBP: 0.227, SLG: 0.238	G4-3				E7 G4-3 6 1B		FC6-4		G5-3	4	1	1	0	0	0	3											
8 Russ Adams, L OBP: 0.375, SLG: 0.231 1 Ray Olmedo, S			K		G4-3				6 G5-3 6 WP	2	0	0	0	0	1	2											
6 John McDonald, R OBP: 0.300, SLG: 0.235			K2-3		24 1B				G5-3	3	0	1	1	0	1	2											
Inning Stats	R: 0 E: 0 K: 0 S: 3	H: 0 LOB: 2 BB: 2 P: 11	R: 0 E: 0 K: 2 S: 8	H: 1 LOB: 1 BB: 0 P: 8	R: 0 E: 0 K: 1 S: 5	H: 1 LOB: 1 BB: 0 P: 5	R: 1 E: 1 K: 0 S: 6	H: 3 LOB: 2 BB: 0 P: 6	R: 0 E: 0 K: 1 S: 5	H: 0 LOB: 1 BB: 0 P: 7	R: 0 E: 0 K: 2 S: 7	H: 0 LOB: 2 BB: 2 P: 16	R: 0 E: 0 K: 0 S: 4	H: 1 LOB: 1 BB: 0 P: 4	R: 0 E: 0 K: 2 S: 7	H: 0 LOB: 0 BB: 0 P: 4	1B: 6 2B: 1 3B: 0 HR: 0	SF: 0 SAC: 0 DP: 2 HBP: 1	WP: 1 PB: 0 SB: 0 CS: 0	PA: 34							
PITCHER	IP	WLS	BF	H	R	ER	SO	BB	IBB	HBP	BLK	WP	HR	S	P	ERA	WHIP										
39 Kyle Snyder, R ERA: 2.45	3.0		12	2	0	0	2	2	0	0	0	0	0	14	22	0.00	1.333										
41 Bryan Corey, R ERA: 1.13	2.0	L	9	4	1	1	1	0	0	0	0	0	0	11	11	4.50	2.000										
68 Devern Hansack, R ERA: 3.86	1.0		4	0	0	0	1	0	0	1	0	0	0	5	7	0.00	0.000										
54 Craig Breslow, L ERA:	1.0		5	0	0	0	2	2	0	0	0	1	0	7	16	0.00	2.000										
59 Mike Burns, R ERA: 7.2	1.0		4	1	0	0	0	0	0	0	0	0	0	4	4	0.00	1.000										

AB	31
R	0
H	6
RBI	0
BB	2
SO	9
LOB	15



Batter	1	2	3	4	5	6	7	8	9	AB	R	H	RBI	BB	SO	LOB	TOP			
6 Chris Duffy, L (1, 8) 76 Andrew McCutchen, R (5, 8) OBP: 0.174, SLG: 0.174 OBP: 0.429, SLG: 0.560										3	0	0	1	0	0	3	Pittsburgh Pirates @ Boston Red Sox City of Palms Park, Ft. Myers, FL Wed Mar 14 2007, 1:05 PM EDT Att: 8,159 - Partly Cloudy - 78 F			
2 Jack Wilson, R (1, 6) 77 Brian Bixler, R (6, 6) OBP: 0.333, SLG: 0.278 OBP: 0.483, SLG: 0.680										3	0	0	0	0	2					
Jason Bay, R (1, 7) 68 Michael Ryan, L (6, 7) OBP: 0.460, SLG: 0.590 OBP: 0.385, SLG: 0.615										3	0	0	0	1	0					
25 Adam LaRoche, L (1, 3) 53 Mike Edwards, R (6, PR) OBP: 0.353, SLG: 0.297 (6, 3)										3	0	1	0	0	0					
35 Brad Eldred, R (1, 10) OBP: 0.471, SLG: 0.862										4	0	0	0	4	1					
41 Ryan Doumit, S (1, 2) 72 Einar Diaz, R (6, 2) OBP: 0.529, SLG: 0.538 OBP: 0.583, SLG: 0.600										2	1	0	0	1	2					
José Bautista, R (1, 5) 75 Neil Walker, S (6, 5) OBP: 0.333, SLG: 0.375 OBP: 0.550, SLG: 0.941										2	1	2	0	0	0					
Jose Castillo, R (1, 4) OBP: 0.300, SLG: 0.400									4	0	1	0	0	3						
51 Luis Matos, R (1, 9) OBP: 0.370, SLG: 0.600									2	0	0	1	0	1						
Inning Stats	R: 0 E: 0 K: 1 S: 5	H: 0 LOB: 0 BB: 5 P: 5	R: 0 E: 0 K: 2 S: 7	H: 0 LOB: 0 BB: 0 P: 7	R: 0 E: 0 K: 0 S: 4	H: 1 LOB: 1 BB: 0 P: 4	R: 0 E: 0 K: 0 S: 3	H: 0 LOB: 0 BB: 0 P: 3	R: 2 E: 0 K: 1 S: 7	H: 2 LOB: 2 BB: 1 P: 12	R: 0 E: 0 K: 2 S: 8	H: 1 LOB: 1 BB: 0 P: 8	R: 1 E: 0 K: 1 S: 6	H: 1 LOB: 0 BB: 0 P: 6	R: 0 E: 0 K: 0 S: 3	H: 2 LOB: 1 BB: 0 P: 6		1B: 4 2B: 3 3B: 0 HR: 1	SF: 0 SAC: 0 DP: 1 HBP: 1	WP: 0 PB: 0 SB: 0 CS: 0
PITCHER	IP WLS BF H R ER SO BB IBB HBP BLK WP HR S P ERA WHIP																			
61 Kason Gabbard, L (1, 1) ERA: 3.86	3.0	10	1	0	0	3	0	0	0	0	0	0	0	0	16	16	0.00	0.333		
51 Julian Tavarez, R (4, 1) ERA: 4.69	2.0	10	2	2	2	1	1	0	1	0	0	0	0	10	15	9.00	1.500			
36 Joel Pineiro, R (6, 1) ERA: 4.91	1.0	4	1	0	0	2	0	0	0	0	0	0	0	8	8	0.00	1.000			
J.C. Romero, L (7, 1) ERA: 1.35	1.0	L	4	1	1	1	1	0	0	0	0	0	1	6	6	9.00	1.000			
37 Hideki Okajima, L (8, 1) ERA: 2.7	1.0	3	0	0	0	0	0	0	0	0	0	0	0	3	3	0.00	0.000			
53 Brendan Donnelly, R (9, 1) ERA: 6.75	1.0	4	2	0	0	1	0	0	0	0	0	0	0	6	6	0.00	2.000			

AB	33
R	3
H	7
RBI	3
BB	1
SO	8
LOB	11




Batter	1	2	3	4	5	6	7	8	9	AB	R	H	RBI	BB	SO	LOB	BOTTOM			
23 Julio Lugo, R (1, 6) 76 Bobby Scales, S (8, 7) OBP: 0.303, SLG: 0.300 OBP: 0.313, SLG: 0.357										4	0	0	0	0	1	1	Pittsburgh Pirates @ Boston Red Sox City of Palms Park, Ft. Myers, FL Wed Mar 14 2007, 1:05 PM EDT Att: 8,159 - Partly Cloudy - 78 F			
20 Kevin Youkilis, R (1, 3) 71 Jeff Bailey, R (9, 3) OBP: 0.543, SLG: 0.607 OBP: 0.278, SLG: 0.267										2	0	0	0	2	0	0				
34 David Ortiz, L (1, 10) Wily Mo Peña, R (6, PH) OBP: 0.276, SLG: 0.370 OBP: 0.320, SLG: 0.227 (9, 10)										2	0	0	0	1	0	2				
Manny Ramirez, R (1, 7) 11 Joe McEwing, R (6, 7) OBP: 0.516, SLG: 0.263 OBP: 0.333, SLG: 0.261 (8, 5)										3	1	1	0	0	3					
7 J.D. Drew, L (1, 9) 3 Alex Ochoa, R (7, 9) OBP: 0.458, SLG: 0.727 OBP: 0.217, SLG: 0.238										3	0	1	0	0	1					
Jason Varitek, S (1, 2) 78 Kevin Cash, R (7, 2) 75 Brandon Moss, L (9, PR) OBP: 0.227, SLG: 0.105 OBP: 0.444, SLG: 0.429 OBP: 0.423, SLG: 0.476										2	0	0	0	1	1					
25 Mike Lowell, R (1, 5) 77 Ed Rogers, R (7, 5) OBP: 0.276, SLG: 0.464 OBP: 0.500, SLG: 0.667 (8, 6)										3	1	1	2	0	2					
Coco Crisp, S (1, 8) OBP: 0.226, SLG: 0.214										4	0	0	0	0	4					
15 Dustin Pedroia, R (1, 4) OBP: 0.306, SLG: 0.258										4	0	1	0	0	1	4				
Inning Stats	R: 0 E: 0 K: 0 S: 3	H: 0 LOB: 1 BB: 1 P: 7	R: 0 E: 1 K: 0 S: 4	H: 1 LOB: 2 BB: 1 P: 8	R: 0 E: 0 K: 0 S: 3	H: 0 LOB: 0 BB: 0 P: 3	R: 2 E: 0 K: 0 S: 5	H: 2 LOB: 0 BB: 0 P: 5	R: 0 E: 0 K: 2 S: 7	H: 1 LOB: 2 BB: 1 P: 8	R: 0 E: 0 K: 1 S: 5	H: 0 LOB: 0 BB: 0 P: 5	R: 0 E: 0 K: 1 S: 6	H: 0 LOB: 1 BB: 1 P: 10	R: 0 E: 0 K: 1 S: 6	H: 0 LOB: 2 BB: 1 P: 10		1B: 3 2B: 0 3B: 0 HR: 1	SF: 0 SAC: 0 DP: 0 HBP: 0	WP: 0 PB: 0 SB: 2 CS: 0
PITCHER	IP WLS BF H R ER SO BB IBB HBP BLK WP HR S P ERA WHIP																			
57 Zach Duke, L (1, 1) ERA: 4.15	4.0	18	4	2	2	0	2	0	0	0	0	0	0	1	16	24	4.50	1.500		
73 Kevin Gnyboski, R (5, 1) ERA:	0.1	2	0	0	0	0	1	0	0	0	0	0	0	1	5	0.00	3.000			
36 Juan Pablo Perez, L (5, 1) ERA:	0.2	2	0	0	0	0	0	0	0	0	0	0	0	2	2	0.00	0.000			
45 Ian Snell, R (6, 1) ERA: 2.45	3.0	W	10	0	0	0	4	1	0	0	0	0	0	18	22	0.00	0.333			
44 Josh Sharpless, R (9, 1) ERA: 1.8	1.0	S	4	0	0	0	1	1	0	0	0	0	0	6	10	0.00	1.000			


AB	31
R	2
H	4
RBI	2
BB	5
SO	5
LOB	22



Batter	1	2	3	4	5	6	7	8	9	AB	R	H	RBI	BB	SO	LOB	TOP			
23 Julio Lugo, R OBP: 0.306, SLG: 0.303 77 Ed Rogers, R OBP: 0.455, SLG: 0.600	G6-3		G5-3 13 S 1B			G5-3		K	P6	3	0	1	0	0	0	0	Boston Red Sox @ New York Mets Tradition Field, Port St. Lucie, FL Thu Mar 15 2007, 7:10 PM EDT Att: 7,325 - Partly Cloudy - 81 F livebaseballscorecards.com			
13 Alex Cora, L OBP: 0.353, SLG: 0.344 11 Joe McEwing, R OBP: 0.357, SLG: 0.292	1B		G4-3			F9		71 BB 1B		3	0	1	0	0	0	1				
34 David Ortiz, L OBP: 0.242, SLG: 0.333 71 Jeff Bailey, R OBP: 0.316, SLG: 0.267	K			K		K		FC6-4 3 1-2 2-3 BB		3	0	0	0	0	3	1				
Manny Ramirez, R OBP: 0.471, SLG: 0.227 3 Alex Ochoa, R OBP: 0.206, SLG: 0.227	K			K			F7	FC6-4 1-2 BB		3	0	0	0	0	2	1				
25 Mike Lowell, R OBP: 0.281, SLG: 0.433 76 Bobby Scates, S OBP: 0.294, SLG: 0.333		K		F9				L1		2	0	0	0	1	1	0				
75 Brandon Moss, L OBP: 0.433, SLG: 0.500	F8					28 G6-3 2B		28 WP 1B BB		3	1	1	0	1	1	1				
28 Doug Mirabeli, R OBP: 0.316, SLG: 0.316	K			G6-3				1B BB		3	0	0	0	1	2	2				
60 David Murphy, L OBP: 0.333, SLG: 0.280 Jay Johnson, R OBP: 1.000, SLG: 1.000			F9			K		71 BB 11 BB 1B	1-2 2-H 1B	2	0	0	0	0	1	1				
19 Josh Beckett, R 48 Javier López, L Alberto Castillo, R OBP: 0.232, SLG: 0.667 56 Craig Hansen, R 92 Scott White, R OBP: 0.333, SLG: 0.667			K			K		K	P2	2	0	0	0	0	2	1				
Inning Stats	R: 0 E: 0 K: 2 S: 8	H: 1 LOB: 1 BB: 0 P: 8	R: 0 E: 0 K: 2 S: 7	H: 0 LOB: 0 BB: 0 P: 7	R: 0 E: 0 K: 1 S: 7	H: 1 LOB: 1 BB: 0 P: 7	R: 0 E: 0 K: 2 S: 7	H: 0 LOB: 0 BB: 0 P: 7	R: 0 E: 0 K: 1 S: 5	H: 1 LOB: 1 BB: 1 P: 5	R: 0 E: 0 K: 2 S: 7	H: 0 LOB: 1 BB: 1 P: 11	R: 0 E: 0 K: 2 S: 8	H: 1 LOB: 3 BB: 2 P: 16	R: 1 E: 0 K: 0 S: 4	H: 1 LOB: 2 BB: 2 P: 12		1B: 4 2B: 1 3B: 0 HR: 0	SF: 0 SAC: 0 DP: 0 HBP: 0	WP: 1 PB: 0 SB: 1 CS: 0
PITCHER	IP WLS BF H R ER SO BB IBB HBP BLK WP HR S P ERA WHIP																			
46 Oliver Pérez, L ERA: 3.86 25 Pedro Feliciano, L ERA: 70 Joe Smith, R ERA: Scott Schoeneweis, L ERA: 13 Billy Wagner, L ERA: 3.0	5.0 1.0 1.0 1.0 1.0	WLS H H H H	BF 18 3 4 6 6	H 3 0 1 1	R 0 0 0 1	ER 0 0 0 2	SO 9 1 2 0	BB 0 0 2 2	IBB 0 0 0 0	HBP 0 0 0 0	BLK 0 0 0 0	WP 0 0 0 1	HR 0 0 0 0	S 37 5 7 8 4	P 37 5 11 16 12	ERA 0.00 0.00 0.00 0.00 9.00	WHIP 0.600 1.000 1.000 3.000 3.000			

Batter	1	2	3	4	5	6	7	8	9	AB	R	H	RBI	BB	SO	LOB	BOTTOM			
7 José Reyes, S OBP: 0.425, SLG: 0.694 1 Anderson Hernandez, S OBP: 0.216, SLG: 0.121	G6-3	K						G6-3		4	0	1	0	0	1	1	Boston Red Sox @ New York Mets Tradition Field, Port St. Lucie, FL Thu Mar 15 2007, 7:10 PM EDT Att: 7,325 - Partly Cloudy - 81 F livebaseballscorecards.com			
16 Paul Lo Duca, R OBP: 0.289, SLG: 0.217 86 Jose Castro, S OBP: 1.000, SLG: 2.500	15 G1-3 1B		K			G1-3		HR		3	0	1	0	0	1	1				
15 Carlos Beltrán, S OBP: 0.478, SLG: 0.529 Carlos Gómez, R OBP: 0.273, SLG: 0.556	G1-3		P5					G6-3		4	0	1	0	0	0	1				
21 Carlos Delgado, L OBP: 0.375, SLG: 0.278 64 Mike Carp, L OBP: 0.394, SLG: 0.379	K		K			G1-6-3		F9		3	0	0	0	0	2	2				
5 David Wright, R OBP: 0.376, SLG: 0.438 70 Joe Smith, R Scott Schoeneweis, L 13 Billy Wagner, L		G5-3		K				K		3	0	0	0	0	2	0				
20 Shawn Green, L OBP: 0.211, SLG: 0.405 44 Lastings Milledge, R OBP: 0.474, SLG: 0.563		E4 22 1B		HR				4 S 22 G4-3 1B		2	2	2	1	0	0	0				
22 Jose Valentin, S OBP: 0.409, SLG: 0.632 6 Ruben Gotay, S OBP: 0.333, SLG: 0.480		17 1B E 1B		K				G4-3		3	1	1	1	0	1	1				
17 David Newhan, L OBP: 0.324, SLG: 0.567 4 Ben Johnson, R OBP: 0.375, SLG: 0.500		E4 1-H 1B		G4-3				K		2	0	1	0	0	0	0				
46 Oliver Pérez, L 10 Endy Chavez, L OBP: 0.406, SLG: 0.429 25 Pedro Feliciano, L Julio Franco, R OBP: 0.474, SLG: 0.375		F7				G1		F9		1	0	0	0	0	0	1				
Inning Stats	R: 0 E: 0 K: 1 S: 6	H: 3 LOB: 1 BB: 0 P: 8	R: 2 E: 2 K: 1 S: 8	H: 3 LOB: 1 BB: 0 P: 8	R: 0 E: 0 K: 2 S: 7	H: 0 LOB: 0 BB: 0 P: 7	R: 1 E: 0 K: 2 S: 8	H: 1 LOB: 0 BB: 0 P: 8	R: 0 E: 0 K: 0 S: 3	H: 1 LOB: 0 BB: 0 P: 4	R: 0 E: 0 K: 1 S: 5	H: 1 LOB: 0 BB: 0 P: 5	R: 0 E: 0 K: 1 S: 6	H: 1 LOB: 1 BB: 0 P: 6	R: 1 E: 0 K: 0 S: 4	H: 1 LOB: 0 BB: 0 P: 4		1B: 7 2B: 0 3B: 0 HR: 2	SF: 0 SAC: 0 DP: 1 HBP: 0	WP: 0 PB: 0 SB: 1 CS: 1
PITCHER	IP WLS BF H R ER SO BB IBB HBP BLK WP HR S P ERA WHIP																			
19 Josh Beckett, R ERA: 3.09 48 Javier López, L ERA: 1.17 56 Craig Hansen, R ERA: 9.0	5.0 2.0 1.0	WLS L H	BF 20 7 4	H 6 2	R 3 0	ER 2 0	SO 6 2	BB 0 0	IBB 0 0	HBP 0 0	BLK 0 0	WP 0 0	HR 1 1	S 32 11	P 33 11	ERA 3.60 0.00 9.00	WHIP 1.200 1.000 1.000			

Batter	1	2	3	4	5	6	7	8	9	AB R H RBI BB SO LOB	TOP																								
											<p>Boston Red Sox @ Los Angeles Dodgers Holman Stadium, Vero Beach, FL Fri Mar 16 2007, 1:05 PM EDT</p> <p>livebaseballscorecards.com</p> <p>AB 0 R 0 H 0 RBI 0 BB 0 SO 0 LOB 0</p> 																								
Inning Stats										1B: 0 SF: 0 2B: 0 SAC: 0 3B: 0 DP: 0 HR: 0 HBP: 0	WP: 0 PA: 0 PB: 0 SB: 0 CS: 0																								
PITCHER	IP	WLS	BF	H	R	ER	SO	BB	IBB	HBP	BLK	WP	HR	S	P	ERA	WHIP	PITCHER	IP	WLS	BF	H	R	ER	SO	BB	IBB	HBP	BLK	WP	HR	S	P	ERA	WHIP

Batter	1	2	3	4	5	6	7	8	9	AB R H RBI BB SO LOB	BOTTOM																								
											<p>Boston Red Sox @ Los Angeles Dodgers Holman Stadium, Vero Beach, FL Fri Mar 16 2007, 1:05 PM EDT</p> <p>livebaseballscorecards.com</p> <p>AB 0 R 0 H 0 RBI 0 BB 0 SO 0 LOB 0</p> 																								
Inning Stats										1B: 0 SF: 0 2B: 0 SAC: 0 3B: 0 DP: 0 HR: 0 HBP: 0	WP: 0 PA: 0 PB: 0 SB: 0 CS: 0																								
PITCHER	IP	WLS	BF	H	R	ER	SO	BB	IBB	HBP	BLK	WP	HR	S	P	ERA	WHIP	PITCHER	IP	WLS	BF	H	R	ER	SO	BB	IBB	HBP	BLK	WP	HR	S	P	ERA	WHIP

Batter	1	2	3	4	5	6	7	8	9	AB	R	H	RBI	BB	SO	LOB	TOP				
27 Chris Denorfia, R OBP: 0.354, SLG: 0.341	1-0 HR		0-0 1B	0-3 1B		2-0 HBP			4-0 BB	3	2	1	1	1	2						
33 Josh Hamilton, L OBP: 0.581, SLG: 0.706	4-0 BB		0-3 1B		0-0 G4-1	0-3 K			0-0 G4-6-3	3	0	0	0	1	2	3					
83 Jay Bruce, L OBP: 0.167, SLG: 0.167	4 G1-6-3 BB		1-2 1B						1-2 1B	1	0	0	0	0	0	1					
4 Brandon Phillips, R OBP: 0.359, SLG: 0.692	0-0 G1-6-3		0-3 1B		0-0 3B				0-0 F8	4	0	1	0	0	1	2					
68 Anderson Machado, S OBP: 0.389, SLG: 0.429	1-2 1B									1	0	0	0	0	0	0					
Adam Dunn, L OBP: 0.515, SLG: 0.690	0-3 K		0-0 1B		4-0 BB				12 G5-4-3 BB	2	0	1	1	2	1	0					
30 Norris Hopper, R OBP: 0.291, SLG: 0.330			2H 1B							0	0	0	0	0	0	0					
12 Edwin Encarnación, R OBP: 0.325, SLG: 0.361		2-0 HBP	0-0 G5-3		0-3 K				0-0 G5-4-3	3	0	0	0	0	1	4					
34 Jerry Gil, R OBP: 0.162, SLG: 0.394									1-2 1B	0	0	0	0	0	0	0					
Scott Hatteberg, L OBP: 0.287, SLG: 0.382	0-0 1B				0-0 G4-3				0-0 F9	3	0	1	0	0	0	2					
46 Mark Bellhorn, S OBP: 0.382, SLG: 0.357	1-2 1B									1	0	0	0	0	0	0					
Javier Valentín, S OBP: 0.287, SLG: 0.185	0-3 K				0-0 1B				0-0 F8	3	0	1	0	0	1	2					
23 Chad Moeller, R OBP: 0.421, SLG: 0.375										1	0	0	0	0	1	0					
9 Juan Castro, R OBP: 0.250, SLG: 0.481					0-3 K				0-0 F9	3	0	1	0	0	1	3					
71 Paul Janish, R OBP: 0.273, SLG: 0.333									27 HBP 1B	1	0	1	0	0	0	0					
15 Dewayne Wise, L OBP: 0.217, SLG: 0.182	1-0 G4-3				0-0 1B					4	0	1	0	0	0	4					
	1-2 2-3 1B																				
Inning Stats	R: 1 E: 0 K: 1 S: 5	H: 1 LOB: 0 BB: 1 P: 10	R: 0 E: 0 K: 1 S: 6	H: 1 LOB: 2 BB: 0 P: 9	R: 1 E: 0 K: 2 S: 9	H: 2 LOB: 1 BB: 0 P: 9	R: 0 E: 0 K: 2 S: 9	H: 2 LOB: 2 BB: 0 P: 9	R: 0 E: 0 K: 1 S: 6	H: 1 LOB: 2 BB: 1 P: 10	R: 0 E: 0 K: 0 S: 2	H: 0 LOB: 1 BB: 1 P: 6	R: 0 E: 0 K: 1 S: 6	H: 1 LOB: 1 BB: 0 P: 6	R: 0 E: 0 K: 0 S: 2	H: 0 LOB: 0 BB: 1 P: 6	1B: 7 2B: 0 3B: 1 HR: 1	SF: 0 SAC: 0 DP: 3 HBP: 2	WP: 1 PB: 0 SB: 1 CS: 0	PA: 39	
PITCHER	IP	WLS	BF	H	R	ER	SO	BB	IBB	HBP	BLK	WP	HR	S	P	ERA	WHIP				
58 Jonathan Papelbon, R ERA: 2.08	3.2	L	17	5	2	2	5	1	0	1	0	1	1	25	33	4.91	1.636				
36 Joel Píñeiro, R ERA: 4.15	1.1		7	2	0	0	2	1	0	0	0	0	0	10	14	0.00	2.250				
37 Hideki Okajima, L ERA: 2.25	1.0		5	1	0	0	1	0	0	1	0	0	0	6	8	0.00	1.000				
17 Manny Delcarmen, R ERA: 6.75	1.0		3	0	0	0	0	1	0	0	0	0	0	2	6	0.00	1.000				
68 Devern Hansack, R ERA: 3.18	1.0		4	1	0	0	1	0	0	0	0	0	0	6	6	0.00	1.000				
40 Rinelvis Hernández, R ERA: 15.19	1.0		3	0	0	0	0	1	0	0	0	0	0	2	6	0.00	1.000				

Cincinnati Reds @ Boston Red Sox
City of Palms Park, Ft. Myers, FL
Sat Mar 17 2007, 1:05 PM EDT
Att: 7,845 - Sunny - 68 F

AB	33
R	2
H	9
RBI	2
BB	4
SO	9
LOB	23



Batter	1	2	3	4	5	6	7	8	9	AB	R	H	RBI	BB	SO	LOB	BOTTOM				
23 Julio Lugo, R OBP: 0.300, SLG: 0.297	0-0 F9		0-0 1B		0-0 FC5-4		0-0 FC5			4	0	1	0	0	0	5					
Jed Lowrie, S					1-2 1B		1-2 2-3 1B			0	0	0	0	0	0	0					
20 Kevin Youkilis, R OBP: 0.500, SLG: 0.548	0-0 F8		0-0 F8			0-0 F8		0-0 G4-3		3	0	0	0	0	0	1					
71 Jeff Bailey, R OBP: 0.300, SLG: 0.250										1	0	0	0	0	0	0					
34 David Ortiz, L OBP: 0.216, SLG: 0.294	0-0 P6				0-0 F9		0-0 F9	0-3 K		4	0	0	0	0	1	0					
Manny Ramírez, R OBP: 0.447, SLG: 0.269		0-3 K			0-0 P4		0-0 F9		0-0 76 1B 2B	4	0	1	0	0	1	0					
3 Alex Ochoa, R OBP: 0.208, SLG: 0.227										0	1	0	0	0	0	0					
25 Mike Lowell, R OBP: 0.257, SLG: 0.394		0-0 F8			0-0 G6-3		0-0 G5-3	0-0 1B		3	0	0	0	0	0	0					
76 Bobby Scales, S OBP: 0.333, SLG: 0.375								2H 1B		1	0	1	1	0	0	0					
Wily Mo Peña, R OBP: 0.345, SLG: 0.308		0-0 2B			0-3 K		0-0 BB 11 1B 1B	0-0 L4		4	0	2	0	0	1	2					
Brandon Moss, L OBP: 0.438, SLG: 0.500		0-0 F8			0-0 15 HBP 1B		0-0 F7		0-0 P4	2	0	1	0	0	0	1					
60 David Murphy, L OBP: 0.310, SLG: 0.259										2	0	0	0	0	0	1					
15 Dustin Pedroia, R OBP: 0.316, SLG: 0.250			0-0 G5-3		2-0 23 FC5-4 HBP		0-0 23 FC5 BB 1B		0-0 G1-3	1	0	0	0	0	0	0					
11 Joe Mauer, R OBP: 0.387, SLG: 0.308					1-2 HBP		1-2 1B			2	0	1	0	0	0	0					
78 Kevin Cash, R OBP: 0.364, SLG: 0.333			0-3 K		0-0 F8		4-0 23 FC5 BB		0-3 K	2	0	0	0	0	1	2					
George Kottaras, L							1-2 2-3 BB			1	0	0	0	1	1	0					
Inning Stats	R: 0 E: 0 K: 0 S: 3	H: 0 LOB: 0 BB: 0 P: 3	R: 0 E: 0 K: 1 S: 6	H: 1 LOB: 1 BB: 0 P: 6	R: 0 E: 0 K: 1 S: 6	H: 1 LOB: 0 BB: 0 P: 6	R: 0 E: 0 K: 0 S: 3	H: 0 LOB: 0 BB: 0 P: 3	R: 0 E: 0 K: 0 S: 3	H: 1 LOB: 2 BB: 1 P: 9	R: 1 E: 0 K: 1 S: 7	H: 2 LOB: 2 BB: 0 P: 7	R: 0 E: 0 K: 1 S: 5	H: 0 LOB: 0 BB: 0 P: 5	1B: 5 2B: 2 3B: 0 HR: 0	SF: 0 SAC: 0 DP: 0 HBP: 1	WP: 0 PB: 0 SB: 0 CS: 0	PA: 36			
PITCHER	IP	WLS	BF	H	R	ER	SO	BB	IBB	HBP	BLK	WP	HR	S	P	ERA	WHIP				
Kyle Lohse, R ERA: 1.59	5.0	W	19	3	0	0	3	0	0	0	0	0	0	24	26	0.00	0.600				
50 Dustin Hermanson, R ERA: 1.59	1.0	H	3	0	0	0	0	0	0	0	0	0	0	3	3	0.00	0.000				
40 Jon Coutlangus, L ERA: 1.59	1.0	H	6	2	0	0	0	1	0	0	0	0	0	5	9	0.00	3.000				
51 Jared Burton, R ERA: 3.38	1.0	H	5	2	1	1	1	0	0	0	0	0	0	7	9	9.00	2.000				
57 Victor Santos, R ERA: 3.38	1.0	S	3	0	0	0	1	0	0	0	0	0	0	5	5	0.00	0.000				

Cincinnati Reds @ Boston Red Sox
City of Palms Park, Ft. Myers, FL
Sat Mar 17 2007, 1:05 PM EDT
Att: 7,845 - Sunny - 68 F

AB	34
R	1
H	7
RBI	1
BB	1
SO	5
LOB	12



Batter	1	2	3	4	5	6	7	8	9	AB	R	H	RBI	BB	SO	LOB	TOP								
13 Alex Cora, L OBP: 0.391, SLG: 0.324 76 Bobby Scales, S OBP: 0.350, SLG: 0.444	F9		BB		L8		2B		G4-3	2	0	0	0	1	0	1	Boston Red Sox @ Baltimore Orioles Fort Lauderdale Stadium, Ft. Lauderdale, FL Sun Mar 18 2007, 1:05 PM EDT Att: 8,661 - Sunny - 70 F								
12 Eric Hinske, L OBP: 0.345, SLG: 0.538 Jeremy West, R (7, PR)	K		F8		20 BB		20 E		K	2	0	0	0	2	1	1									
20 Kevin Youkilis, R OBP: 0.476, SLG: 0.500 3 Alex Ochoa, R OBP: 0.240, SLG: 0.304	G6-3		F7		1-2 2-3		1-3 2-3		76 BB	3	0	0	0	1	0	3									
25 Mike Lowell, R OBP: 0.282, SLG: 0.371 Iggly Suarez, R (7, PR)		71 BB			G3-1		F7		76 BB	2	0	0	0	2	0	3									
Wily Mo Peña, R OBP: 0.303, SLG: 0.267 76 Zach Borowiak, R (7, 7)	F9				G5-3		K		K	4	0	0	0	0	2	4									
60 David Murphy, L OBP: 0.294, SLG: 0.250	F7				K		11 BB		1-2 2-3	5	1	1	0	0	1	7									
71 Jeff Bailey, R OBP: 0.333, SLG: 0.263							78 G5-3		G1-3	3	0	1	0	1	1	0									
11 Joe McEwing, R OBP: 0.382, SLG: 0.367	F9						E9		G4-3	4	1	2	0	0	0	2									
Alberto Castillo, R OBP: 0.273, SLG: 0.727 78 Kevin Cash, R OBP: 0.358, SLG: 0.273			L8		20 BB		G5-3		K	2	0	1	1	0	0	0									
					2H		2-3			2	0	0	0	0	1	2									
Inning Stats	R: 0 E: 0 K: 1 S: 5	H: 0 LOB: 0 BB: 0 P: 5	R: 0 E: 0 K: 0 S: 3	H: 0 LOB: 2 BB: 2 P: 11	R: 0 E: 0 K: 0 S: 3	H: 0 LOB: 1 BB: 1 P: 7	R: 0 E: 0 K: 1 S: 5	H: 0 LOB: 0 BB: 0 P: 5	R: 1 E: 0 K: 1 S: 7	H: 2 LOB: 3 BB: 2 P: 15	R: 1 E: 1 K: 1 S: 6	H: 3 LOB: 1 BB: 0 P: 7	R: 0 E: 1 K: 1 S: 6	H: 1 LOB: 3 BB: 2 P: 14	R: 0 E: 0 K: 1 S: 5	H: 0 LOB: 0 BB: 0 P: 5	R: 0 E: 0 K: 1 S: 6	H: 1 LOB: 3 BB: 2 P: 14	1B: 3 2B: 4 3B: 0 HR: 0	SF: 0 SAC: 0 DP: 1 HBP: 0	WP: 0 PB: 0 SB: 0 CS: 0	PA: 42			
PITCHER	IP	WLS	BF	H	R	ER	SO	BB	IBB	HBP	BLK	WP	HR	S	P	ERA	WHIP								
40 Daniel Cabrera, R ERA: 3.21	5.0		22	2	1	1	3	5	0	0	0	0	0	23	43	1.80	1.400								
53 Todd Williams, R ERA: 1.42	1.0	L	5	3	1	0	1	0	0	0	0	0	0	7	7	0.00	3.000								
32 Jamie Walker, L ERA: 1.29	1.0		6	1	0	0	1	2	0	0	0	0	0	6	14	0.00	3.000								
Chad Bradford, R ERA: 11.37	1.0		3	0	0	0	1	0	0	0	0	0	0	5	5	0.00	0.000								
28 Danys Baez, R ERA: 4.29	1.0		6	1	0	0	1	2	0	0	0	0	0	6	14	0.00	3.000								

Batter	1	2	3	4	5	6	7	8	9	AB	R	H	RBI	BB	SO	LOB	BOTTOM								
1 Brian Roberts, S OBP: 0.359, SLG: 0.353 12 Brandon Fahey, L OBP: 0.100, SLG: 0.053	K		FC4-6				P6		K	3	0	0	0	0	1	1	Boston Red Sox @ Baltimore Orioles Fort Lauderdale Stadium, Ft. Lauderdale, FL Sun Mar 18 2007, 1:05 PM EDT Att: 8,661 - Sunny - 70 F								
6 Melvin Mora, R OBP: 0.316, SLG: 0.382 60 J.R. House, R OBP: 0.222, SLG: 0.278		21 G3-6			G5-3		L6		K	3	0	1	0	0	0	0									
21 Nick Markakis, L OBP: 0.429, SLG: 0.475 71 Ruddy Yan, S OBP: 0.360, SLG: 0.333					F7				G4-3	3	0	1	0	0	0	1									
10 Miguel Tejada, R OBP: 0.278, SLG: 0.314 3 Freddie Bynum, L OBP: 0.231, SLG: 0.217		G6-3			17 BB		F9		G6-3	3	1	1	0	0	0	1									
17 Aubrey Huff, L OBP: 0.405, SLG: 0.529 Chris Gomez, R OBP: 0.333, SLG: 0.360		K			2H		1B		G5-3	3	0	1	1	0	1	0									
55 Ramon Hernandez, R OBP: 0.323, SLG: 0.367 77 Eli Whiteside, R OBP: 0.222, SLG: 0.222		F9			G6-3				K	3	0	1	0	0	0	1									
Kevin Millar, R OBP: 0.116, SLG: 0.118 31 Jay Gibbons, L OBP: 0.321, SLG: 0.375					G1-3				G6-3	2	0	0	0	0	0	0									
17 Corey Patterson, L OBP: 0.229, SLG: 0.194 40 Adam Stern, L OBP: 0.354, SLG: 0.300					F9		B1-3		P5	3	0	0	0	0	0	2									
16 Jay Payton, R OBP: 0.375, SLG: 0.484 68 Jon Knott, R OBP: 0.240, SLG: 0.304					E5		G6-3		G6-3	3	0	0	0	0	0	2									
					1 FC4-6					0	0	0	0	0	0	0									
Inning Stats	R: 0 E: 0 K: 1 S: 5	H: 1 LOB: 0 BB: 0 P: 5	R: 0 E: 0 K: 1 S: 5	H: 0 LOB: 0 BB: 0 P: 5	R: 0 E: 1 K: 0 S: 4	H: 0 LOB: 1 BB: 0 P: 4	R: 1 E: 0 K: 0 S: 5	H: 2 LOB: 1 BB: 0 P: 5	R: 0 E: 0 K: 0 S: 3	H: 0 LOB: 0 BB: 0 P: 3	R: 0 E: 0 K: 0 S: 4	H: 1 LOB: 1 BB: 0 P: 4	R: 0 E: 0 K: 2 S: 7	H: 1 LOB: 2 BB: 1 P: 8	R: 0 E: 0 K: 1 S: 5	H: 0 LOB: 0 BB: 0 P: 5	R: 0 E: 0 K: 1 S: 5	H: 0 LOB: 0 BB: 0 P: 5	1B: 4 2B: 1 3B: 0 HR: 0	SF: 0 SAC: 0 DP: 1 HBP: 0	WP: 0 PB: 0 SB: 0 CS: 0	PA: 33			
PITCHER	IP	WLS	BF	H	R	ER	SO	BB	IBB	HBP	BLK	WP	HR	S	P	ERA	WHIP								
61 Kason Gabbard, L ERA: 2.7	3.0		10	1	0	0	2	0	0	0	0	0	0	5	5	9.00	2.000								
41 Bryan Corey, R ERA: 2.0	1.0		5	2	1	1	0	0	0	0	0	0	0	5	5	0.00	1.000								
51 Julian Tavares, R ERA: 3.55	3.0	W	12	2	0	0	0	1	0	0	0	0	0	11	15	0.00	1.000								
39 Kyle Snyder, R ERA: 2.16	1.0	H	3	0	0	0	2	0	0	0	0	0	0	7	7	0.00	0.000								
59 Mike Burns, R ERA: 6.0	1.0	S	3	0	0	0	1	0	0	0	0	0	0	5	5	0.00	0.000								



Batter	1	2	3	4	5	6	7	8	9	AB	R	H	RBI	BB	SO	LOB	TOP										
Luis Castillo, S (1, 4) OBP: 0.531, SLG: 0.500 25 Alexi Casilla, S (5, PR) OBP: 0.341, SLG: 0.324 (5, 4)	P6				1B				G4-3	3	0	2	1	0	0	0	Minnesota Twins @ Boston Red Sox City of Palms Park, Ft. Myers, FL Tue Mar 20 2007, 7:05 PM EDT Att: 7,949 - Cloudy - 72 F livebaseballscorecards.com										
27 Jeff Cirillo, R (1, 5) OBP: 0.348, SLG: 0.263 61 Tommy Watkins, R (5, PR) OBP: 0.259, SLG: 0.238 (5, 5)	G6-3			FC4-6	1B		FC5-4		F7	3	0	1	1	0	0	1											
7 Joe Mauer, L (1, 2) OBP: 0.300, SLG: 0.294 Brad King, R (6, 2)	F7			FC3-6					F7	3	0	0	0	0	1	3											
5 Michael Cuddyer, R (1, 9) OBP: 0.341, SLG: 0.595 50 Garrett Jones, L (5, 9) OBP: 0.171, SLG: 0.317		K		K					F8	2	0	0	0	0	2	1											
33 Justin Morneau, L (1, 3) OBP: 0.359, SLG: 0.486 58 Glenn Williams, S (5, 3) OBP: 0.270, SLG: 0.324		K							1B	2	0	0	0	0	2	0											
Torii Hunter, R (1, 8) OBP: 0.371, SLG: 0.594 Jason Tyner, L (5, 8) OBP: 0.225, SLG: 0.211	P4								BB	2	0	0	0	0	1	0											
24 Rondell White, R (1, 7) OBP: 0.353, SLG: 0.469 11 Josh Rabe, R (5, PR) OBP: 0.308, SLG: 0.360 (5, 7)				K					1B	2	0	1	0	0	1	0											
16 Jason Kubel, L (1, 10) OBP: 0.351, SLG: 0.444 23 Matthew LeCroy, R (7, PH) OBP: 0.324, SLG: 0.291 (7, 10)				K					BB	2	0	0	0	0	2	2											
Jason Bartlett, R (1, 6) OBP: 0.388, SLG: 0.371 38 Luis Antonio Rodriguez, S (5, 6) OBP: 0.255, SLG: 0.425	G4-3								1B	2	0	1	1	0	0	0											
									1B	2	1	1	0	0	0	0											
Inning Stats	R: 0 E: 0 K: 0 S: 3	H: 0 LOB: 0 BB: 0 P: 3	R: 0 E: 0 K: 2 S: 7	H: 0 LOB: 0 BB: 0 P: 7	R: 0 E: 0 K: 2 S: 7	H: 1 LOB: 1 BB: 0 P: 6	R: 4 E: 0 K: 3 S: 15	H: 5 LOB: 2 BB: 0 P: 16	R: 0 E: 0 K: 1 S: 5	H: 0 LOB: 1 BB: 0 P: 6	R: 0 E: 0 K: 1 S: 6	H: 1 LOB: 1 BB: 0 P: 6	R: 1 E: 0 K: 1 S: 6	H: 1 LOB: 2 BB: 0 P: 14	R: 0 E: 0 K: 0 S: 4	H: 1 LOB: 1 BB: 0 P: 4	1B: 7 2B: 2 3B: 0 HR: 0	SF: 0 SAC: 0 DP: 0 HBP: 1	WP: 1 PB: 0 SB: 1 CS: 0	PA: 39							
PITCHER	IP	WLS	BF	H	R	ER	SO	BB	IBB	HBP	BLK	WP	HR	S	P	ERA	WHIP										
19 Josh Beckett, R (1, 1) ERA: 4.33	5.0	W	21	6	4	4	8	0	0	0	0	1	0	38	39	7.20	1.200										
41 Bryan Corey, R (6, 1) ERA: 1.8	1.0	H	4	0	0	0	1	0	0	1	0	0	0	5	6	0.00	0.000										
J.C. Romero, L (7, 1) ERA: 1.17	1.0	H	4	1	0	0	1	0	0	0	0	0	0	6	6	0.00	1.000										
53 Brendan Donnelly, R (8, 1) ERA: 7.04	1.0	H	6	1	1	1	1	2	0	0	0	0	0	6	14	9.00	3.000										
36 Joel Pineiro, R (9, 1) ERA: 3.72	1.0	S	4	1	0	0	0	0	0	0	0	0	0	4	4	0.00	1.000										

Batter	1	2	3	4	5	6	7	8	9	AB	R	H	RBI	BB	SO	LOB	BOTTOM										
23 Julio Lugo, R (1, 6) OBP: 0.341, SLG: 0.325 Igy Suarez, R (7, 6) OBP: 1.000, SLG: 1.000	G6-4-3			K						3	1	2	0	1	1	1	Minnesota Twins @ Boston Red Sox City of Palms Park, Ft. Myers, FL Tue Mar 20 2007, 7:05 PM EDT Att: 7,949 - Cloudy - 72 F livebaseballscorecards.com										
20 Kevin Youkilis, R (1, 3) OBP: 0.500, SLG: 0.500 71 Jeff Bailey, R (7, 3) OBP: 0.360, SLG: 0.263	G6-4-3									2	2	1	0	2	0	1											
34 David Ortiz, L (1, 10) OBP: 0.344, SLG: 0.306 Jay Johnson, R (6, PH) OBP: 0.667, SLG: 0.500 (9, 10)	G6-4-3									2	0	1	3	1	1	1											
Manny Ramirez, R (1, 7) OBP: 0.439, SLG: 0.276 60 David Murphy, L (5, 7) OBP: 0.296, SLG: 0.242 (6, 8)	G6-4-3									3	0	1	0	0	0	4											
7 J.D. Drew, L (1, 9) OBP: 0.481, SLG: 0.720 3 Alex Ochoa, R (5, PR) OBP: 0.231, SLG: 0.292 (6, 9)	FC6-4									1	0	0	0	0	0	0											
Jason Varitek, S (1, 2) OBP: 0.200, SLG: 0.091 28 Doug Mirabeli, R (6, 2) OBP: 0.304, SLG: 0.300	FC6-4									3	0	0	0	0	0	2											
25 Mike Lowell, R (1, 5) OBP: 0.310, SLG: 0.459 11 Joe Muehlebach, R (5, PR) OBP: 0.371, SLG: 0.355 (6, 5)										2	1	1	1	1	0	0											
Wily Mo Peña, R (1, 8) OBP: 0.278, SLG: 0.242 76 Bobby Scales, S (6, 7) OBP: 0.381, SLG: 0.474	G6-3									1	0	1	0	0	0	0											
15 Dustin Pedroia, R (1, 4) OBP: 0.333, SLG: 0.235 Alex Prieto, R (8, PR) OBP: 0.400, SLG: 0.400										2	2	0	0	1	1	3											
										0	0	0	0	0	0	0											
Inning Stats	R: 2 E: 0 K: 0 S: 4	H: 2 LOB: 1 BB: 2 P: 12	R: 2 E: 0 K: 0 S: 5	H: 2 LOB: 2 BB: 2 P: 13	R: 0 E: 0 K: 0 S: 3	H: 0 LOB: 0 BB: 0 P: 3	R: 2 E: 0 K: 1 S: 6	H: 2 LOB: 2 BB: 1 P: 11	R: 0 E: 0 K: 2 S: 8	H: 1 LOB: 2 BB: 1 P: 12	R: 0 E: 0 K: 1 S: 6	H: 1 LOB: 1 BB: 0 P: 6	R: 0 E: 0 K: 0 S: 3	H: 0 LOB: 0 BB: 0 P: 3	R: 0 E: 0 K: 0 S: 4	H: 2 LOB: 2 BB: 1 P: 8	1B: 9 2B: 0 3B: 0 HR: 1	SF: 1 SAC: 0 DP: 2 HBP: 1	WP: 0 PB: 0 SB: 0 CS: 0	PA: 39							
PITCHER	IP	WLS	BF	H	R	ER	SO	BB	IBB	HBP	BLK	WP	HR	S	P	ERA	WHIP										
60 Glen Perkins, L (1, 1) ERA: 4.91	2.0	L	13	4	4	4	4	4	0	0	0	0	0	9	14	9.00	1.500										
54 Matt Guerrier, R (3, 1) ERA: 6.43	2.0		9	2	2	2	1	1	0	1	0	0	0	9	14	9.00	1.500										
36 Joe Nathan, R (5, 1) ERA:	1.0		5	1	0	0	2	1	0	0	0	0	0	8	12	0.00	2.000										
Juan Rincon, R (6, 1) ERA:	1.0		4	1	0	0	1	0	0	0	0	0	0	6	6	0.00	1.000										
J.D. Durbin, R (7, 1) ERA: 7.2	1.0		3	0	0	0	0	0	0	0	0	0	0	3	3	0.00	0.000										
PITCHER	IP	WLS	BF	H	R	ER	SO	BB	IBB	HBP	BLK	WP	HR	S	P	ERA	WHIP										
Randy Choate, L (8, 1) ERA: 8.22	1.0		5	2	2	2	0	1	0	0	0	0	0	4	8	0.00	3.000										

Minnesota Twins @ Boston Red Sox
 City of Palms Park, Ft. Myers, FL
 Tue Mar 20 2007, 7:05 PM EDT
 Att: 7,949 - Cloudy - 72 F

AB	36
R	5
H	9
RBI	5
BB	2
SO	11
LOB	16



Minnesota Twins @ Boston Red Sox
 City of Palms Park, Ft. Myers, FL
 Tue Mar 20 2007, 7:05 PM EDT
 Att: 7,949 - Cloudy - 72 F

AB	30
R	6
H	10
RBI	5
BB	7
SO	4
LOB	18



Batter	1	2	3	4	5	6	7	8	9	10	AB	R	H	RBI	BB	SO	LOB	TOP	
23 Julio Lugo, R OBP: 0.354, SLG: 0.341 Alex Prieto, R OBP: 0.333, SLG: 0.333	(1, 6) 0-3 K		(1, 6) 0-0 20 HR 1B	(1, 6) G5-3			(1, 6) 0-0 76 CS 1B			(1, 6) 0-0 G5-3	4	1	2	0	0	1	2	Boston Red Sox @ Philadelphia Phillies Bright House Networks Field, Clearwater, FL Thu Mar 22 2007, 1:05 PM EDT Att: 9,520 - Sunny - 76 F	
20 Kevin Youkilis, R OBP: 0.480, SLG: 0.560 58 Jonathan Papelbon, R Jeremy West, R 41 Bryan Corey, R	(1, 5) 0-3 K		(1, 5) 0-0 1B	(1, 5) G3-1			(1, 5) 0-3 K			(1, 5) 0-0 G4-3	4	1	1	3	0	2	1		
34 David Ortiz, L OBP: 0.256, SLG: 0.289 76 Bobby Scales, S OBP: 0.400, SLG: 0.455	(1, 3) 0-3 K		(1, 3) 0-0 G4-3				(1, 3) 0-1 CS			(1, 3) 0-0 28 CS BB	2	0	0	0	0	1	0		
Wily Mo Peña, R 60 David Murphy, L	(1, 9) 0-0 HR		(1, 9) 0-3 K				(1, 9) 0-0 G4-3			(1, 9) 0-0 F9	4	1	1	1	0	1	1		
28 Doug Mirabelli, R Alberto Castillo, R	(1, 2) 0-3 K		(1, 2) 0-0 G4-3				(1, 2) 0-3 K			(1, 2) 1-3 K	4	0	0	0	0	3	1		
71 Jeff Bailey, R	(1, 7) 0-0 E6						(1, 7) 0-0 G5-3			(1, 7) 0-0 P3	4	0	1	0	0	0	0		
3 Alex Ochoa, R	(1, 8) 0-0 P3						(1, 8) 0-0 E9 1B			(1, 8) 0-0 G5-3	4	0	1	0	0	1	2		
13 Alex Cora, L 95 Matt Van Der Bosch, L	(1, 4) 0-3 K						(1, 4) 0-0 G5-3			(1, 4) 0-0 F9	4	0	1	0	0	1	2		
49 Tim Wakefield, R 11 Joe McEwing, R	(1, 1) 0-0 HR		(1, 1) 0-0 SH2-4				(1, 1) 0-3 K			(1, 1) 0-0 P6	0	1	0	0	1	0	0		
Inning Stats	R: 0 E: 0 K: 3 S: 9	H: 0 LOB: 0 BB: 0 P: 9	R: 1 E: 1 K: 2 S: 9	H: 1 LOB: 1 BB: 0 P: 9	R: 3 E: 0 K: 1 S: 7	H: 2 LOB: 2 BB: 0 P: 11	R: 0 E: 0 K: 1 S: 7	H: 1 LOB: 1 BB: 0 P: 6	R: 0 E: 0 K: 2 S: 8	H: 1 LOB: 0 BB: 0 P: 8	R: 0 E: 0 K: 1 S: 4	H: 0 LOB: 0 BB: 1 P: 9	R: 0 E: 0 K: 0 S: 3	H: 0 LOB: 0 BB: 0 P: 3	R: 0 E: 0 K: 0 S: 3	H: 0 LOB: 0 BB: 0 P: 3	1B: 4 2B: 1 3B: 0 HR: 2		SF: 0 SAC: 1 DP: 0 HBP: 0
PITCHER	IP 5.0	WLS 22	H 5	R 4	ER 4	SO 7	BB 1	IBB 0	HBP 0	BLK 0	WP 0	HR 2	S 35	P 39	ERA 7.20	WHIP 1.200			
21 Jon Lieber, R 67 Joe Bisenius, R	(6, 1) 2.0	7	2	0	0	3	0	0	0	0	0	0	14	14	0.00	1.000			
67 Joe Bisenius, R	(8, 1) 3.0	9	0	0	0	1	1	0	0	0	0	0	10	15	0.00	0.333			

AB	35
R	4
H	7
RBI	4
BB	2
SO	11
LOB	9



Batter	1	2	3	4	5	6	7	8	9	10	AB	R	H	RBI	BB	SO	LOB	BOTTOM			
11 Jimmy Rollins, S 78 Brennan King, R	(1, 6) 0-0 26 HR 1B		(1, 6) 0-0 G4-3				(1, 6) 0-3 K			(1, 6) 0-0 F9	4	1	1	0	0	1	3	Boston Red Sox @ Philadelphia Phillies Bright House Networks Field, Clearwater, FL Thu Mar 22 2007, 1:05 PM EDT Att: 9,520 - Sunny - 76 F			
Karim Garcia, L 67 Joe Bisenius, R	(1, 9) 0-0 F7		(1, 9) 0-0 26 G1-6-3 1B				(1, 9) 0-0 26 G6-3 2B			(1, 9) 0-3 K	4	0	3	1	0	0	1				
8 Shane Victorino, S 26 Chase Utley, L 60 Ronald Colloway, L	(1, 4) 0-0 HR		(1, 4) 0-0 G1-6-3				(1, 4) 0-0 G6-3			(1, 4) 0-0 F9	4	1	1	2	0	0	2				
6 Ryan Howard, L 73 Brent Abernathy, R	(1, 3) 0-0 F7		(1, 3) 0-3 K				(1, 3) 0-0 F8			(1, 3) 0-3 K	4	0	0	0	0	2	1				
Pat Burrell, R Gary Burnham, L	(1, 7) 0-3 K						(1, 7) 0-3 P3			(1, 7) 0-3 K	4	0	0	0	0	3	0				
Aaron Rowand, R	(1, 8) 0-0 G5-3						(1, 8) 0-0 F8			(1, 8) 0-3 K	3	0	0	0	1	1	0				
2 Rod Barajas, R	(1, 2) 0-0 G4-3 1B						(1, 2) 0-0 E7 1B			(1, 2) 0-0 F7	3	1	2	0	0	0	0				
Abraham Nunez, S	(1, 5) 0-0 G4-3 1B						(1, 5) 0-0 9 G1-3 1B			(1, 5) 0-0 P6	4	1	3	1	0	0	1				
Jamie Moyer, L 21 Jon Lieber, L 9 Michael Bourn, L	(1, 1) 0-0 G4-3						(1, 1) 0-0 F8			(1, 1) 0-0 F7	2	0	0	0	0	0	3				
Inning Stats	R: 2 E: 0 K: 1 S: 7	H: 2 LOB: 0 BB: 0 P: 7	R: 0 E: 0 K: 0 S: 5	H: 2 LOB: 2 BB: 0 P: 5	R: 0 E: 0 K: 1 S: 5	H: 1 LOB: 1 BB: 0 P: 5	R: 1 E: 1 K: 0 S: 5	H: 2 LOB: 1 BB: 0 P: 5	R: 0 E: 0 K: 0 S: 4	H: 0 LOB: 0 BB: 0 P: 4	R: 0 E: 0 K: 2 S: 7	H: 0 LOB: 0 BB: 0 P: 7	R: 0 E: 0 K: 2 S: 7	H: 0 LOB: 0 BB: 0 P: 7	R: 0 E: 0 K: 0 S: 3	H: 0 LOB: 1 BB: 1 P: 7	R: 0 E: 0 K: 1 S: 5		H: 0 LOB: 0 BB: 0 P: 5	1B: 8 2B: 1 3B: 0 HR: 1	SF: 0 SAC: 1 DP: 1 HBP: 0
PITCHER	IP 6.0	WLS 25	H 8	R 3	ER 2	SO 4	BB 0	IBB 0	HBP 0	BLK 0	WP 0	HR 1	S 33	P 33	ERA 3.00	WHIP 1.333					
58 Jonathan Papelbon, R 41 Bryan Corey, R	(7, 1) 3.0	B	11	2	1	3	1	0	0	0	0	0	16	20	3.00	1.000					
41 Bryan Corey, R	(10, 1) 1.0	3	0	0	0	1	0	0	0	0	0	0	5	5	0.00	0.000					

AB	37
R	4
H	10
RBI	4
BB	1
SO	8
LOB	13



Batter	1	2	3	4	5	6	7	8	9	AB	R	H	RBI	BB	SO	LOB	TOP										
1 Brian Roberts, S (1,4) Cesar Crespo, S (8,4) OBP: 0.320, SLG: 0.333 OBP: 1.000, SLG: 2.000	G3		G3		L7			F7		4	0	0	0	0	0	2											
17 Corey Patterson, L (1,8) Adam Donachie, R (8,2) OBP: 0.261, SLG: 0.225 OBP: 0.278, SLG: 0.412	P4			K				F7		4	0	1	0	0	1	0											
6 Melvin Mora, R (1,5) 40 Adam Stern, L (8, PR) (8,8) OBP: 0.347, SLG: 0.409 OBP: 0.385, SLG: 0.273	F8			P4	G5-3					4	0	1	0	0	0	2											
10 Miguel Tejada, R (1,6) 71 Ruddy Yan, S (8,9) OBP: 0.277, SLG: 0.348 OBP: 0.333, SLG: 0.308		P2						G4-3		4	1	1	0	0	0	1											
31 Jay Gibbons, L (1,10) OBP: 0.270, SLG: 0.333		K2-3								4	1	1	1	0	1	0											
Kevin Millar, R (1,3) 70 Jason Dubois, R (9,3) OBP: 0.185, SLG: 0.167 OBP: 0.406, SLG: 0.533										4	0	1	1	0	1	0											
16 Jay Payton, R (1,9) 12 Brandon Fahey, L (8,6) OBP: 0.377, SLG: 0.375 OBP: 0.154, SLG: 0.125										3	0	0	0	0	0	1											
3 Freddie Bynum, L (1,7) OBP: 0.250, SLG: 0.276										4	0	1	0	0	2	1											
Paul Bako, L (1,2) 38 Terry Tiffee, S (8,5) OBP: 0.353, SLG: 0.353 OBP: 0.233, SLG: 0.241										3	0	1	0	0	1	1											
Inning Stats	R: 0 E: 0 K: 0 S: 3	H: 0 LOB: 0 BB: 0 P: 3	R: 0 E: 0 K: 2 S: 7	H: 0 LOB: 0 BB: 0 P: 7	R: 0 E: 0 K: 1 S: 6	H: 1 LOB: 1 BB: 0 P: 6	R: 2 E: 0 K: 1 S: 8	H: 3 LOB: 1 BB: 0 P: 8	R: 0 E: 0 K: 1 S: 7	H: 2 LOB: 2 BB: 0 P: 7	R: 0 E: 0 K: 0 S: 3	H: 0 LOB: 0 BB: 0 P: 3	R: 0 E: 0 K: 1 S: 5	H: 0 LOB: 0 BB: 0 P: 5	R: 0 E: 0 K: 0 S: 4	H: 1 LOB: 1 BB: 0 P: 4	R: 0 E: 0 K: 0 S: 3	H: 0 LOB: 1 BB: 1 P: 7	1B: 3 2B: 4 3B: 0 HR: 0	SF: 0 SAC: 0 DP: 0 HBP: 0	WP: 0 PB: 0 SB: 0 CS: 0	PA: 35					
PITCHER	IP	WLS	BF	H	R	ER	SO	BB	IBB	HBP	BLK	WP	HR	S	P	ERA	WHIP										
38 Curt Schilling, R (1,1) ERA: 2.2	7.0		27	6	2	2	6	0	0	0	0	0	0	39	39	2.57	0.857										
56 Craig Hansen, R (8,1)	1.0		4	1	0	0	0	0	0	0	0	0	0	4	4	0.00	1.000										
36 Joel Pineiro, R (9,1) ERA: 3.38	1.0	W	4	0	0	0	0	1	0	0	0	0	0	3	7	0.00	1.000										

Baltimore Orioles @ Boston Red Sox
City of Palms Park, Ft. Myers, FL
Fri Mar 23 2007, 1:05 PM EDT
Att: 7,995 - Cloudy - 78 F

AB 34
R 2
H 7
RBI 2
BB 1
SO 6
LOB 8



Batter	1	2	3	4	5	6	7	8	9	AB	R	H	RBI	BB	SO	LOB	BOTTOM										
11 Joe McEwing, R (1,6) OBP: 0.317, SLG: 0.306	G5-3			G1-3		K		SH3-4		3	0	0	0	0	1	0											
12 Eric Hinske, L (1,3) OBP: 0.297, SLG: 0.424	F8			G6-3		G6-3		G6-3		4	0	0	1	0	0	2											
34 David Ortiz, L (1,10) 82 Jeff Coralett, L (8, PR) (9,10)										2	0	0	0	2	1	0											
Manny Ramirez, R (1,7) 76 Bobby Scates, S (7, PR) (8,7) OBP: 0.468, SLG: 0.281 OBP: 0.395, SLG: 0.435										2	0	0	0	1	2	1											
7 J.D. Drew, L (1,9) 3 Alex Ochoa, R (7, PR) (8,9) OBP: 0.219, SLG: 0.700 OBP: 0.273, SLG: 0.355										2	0	0	0	1	1	0											
25 Mike Lowell, R (1,5) 76 Zach Borowiak, R (8,5)										1	1	1	0	0	0	0											
Jason Varitek, S (1,2) 78 Kevin Cash, R (8,2) OBP: 0.219, SLG: 0.214 OBP: 0.333, SLG: 0.308										3	1	1	1	0	1	2											
Wily Mo Peña, R (1,8) Bubba Bell, L (8, PR) (9,8)										0	1	0	0	0	0	0											
15 Dustin Pedroia, R (1,4) OBP: 0.380, SLG: 0.282										2	0	0	0	1	1	1											
Inning Stats	R: 0 E: 0 K: 1 S: 5	H: 0 LOB: 0 BB: 0 P: 5	R: 0 E: 0 K: 3 S: 9	H: 0 LOB: 0 BB: 0 P: 9	R: 0 E: 0 K: 1 S: 5	H: 0 LOB: 0 BB: 0 P: 5	R: 0 E: 0 K: 1 S: 5	H: 0 LOB: 1 BB: 1 P: 9	R: 1 E: 0 K: 2 S: 8	H: 1 LOB: 1 BB: 1 P: 12	R: 0 E: 0 K: 1 S: 5	H: 0 LOB: 0 BB: 0 P: 5	R: 0 E: 0 K: 0 S: 2	H: 0 LOB: 2 BB: 2 P: 10	R: 1 E: 0 K: 1 S: 6	H: 1 LOB: 2 BB: 2 P: 14	R: 1 E: 0 K: 0 S: 3	H: 2 LOB: 1 BB: 0 P: 3	1B: 2 2B: 1 3B: 0 HR: 1	SF: 0 SAC: 1 DP: 1 HBP: 0	WP: 0 PB: 0 SB: 0 CS: 0	PA: 34					
PITCHER	IP	WLS	BF	H	R	ER	SO	BB	IBB	HBP	BLK	WP	HR	S	P	ERA	WHIP										
45 Erik Bedard, L (1,1) ERA: 0.95	5.0		18	1	1	1	8	2	0	0	0	0	0	32	40	1.80	0.600										
John Parrish, L (6,1) ERA: 4.15	1.0	H	3	0	0	0	1	0	0	0	0	0	0	5	5	0.00	0.000										
37 Chris Ray, R (7,1) ERA: 2.7	1.0	H	4	0	0	0	0	2	0	0	0	0	0	2	10	0.00	2.000										
78 Rob Bell, R (8,1) ERA: 0.9	1.0	B	6	1	1	1	1	1	1	0	0	0	0	6	14	9.00	2.000										
82 Steve Green, R (9,1) ERA: 2.08	0.1	L	3	2	1	1	0	0	0	0	0	0	0	3	3	27.00	6.000										

Baltimore Orioles @ Boston Red Sox
City of Palms Park, Ft. Myers, FL
Fri Mar 23 2007, 1:05 PM EDT
Att: 7,995 - Cloudy - 78 F

AB 27
R 3
H 4
RBI 3
BB 6
SO 10
LOB 11



Batter	1	2	3	4	5	6	7	8	9	10	AB	R	H	RBI	BB	SO	LOB								
Coco Crisp, S OBP: 0.265, SLG: 0.233 3 Alex Ochoa, R OBP: 0.286, SLG: 0.344	F8		FC6-4 20 BB		2B 1B	G5-3					2	1	1	0	1	0	0								
20 Kevin Youkilis, R OBP: 0.472, SLG: 0.558 92 Scott White, R OBP: 0.167, SLG: 0.333			FC6-4 1B 1-2		P6 1-2	F7			G5-3		3	0	1	0	0	0	2								
Jason Varitek, S OBP: 0.460, SLG: 0.324 Bryan Fritz, R OBP: 0.250, SLG: 1.000					K 1B				G6-3		3	0	1	0	0	2	2								
Manny Ramirez, R OBP: 0.460, SLG: 0.324 76 Bobby Scales, S OBP: 0.357, SLG: 0.400						G6-3			G6-3		2	0	1	1	1	1	1								
25 Mike Lowell, R OBP: 0.275, SLG: 0.391 11 Joe McEwing, R OBP: 0.326, SLG: 0.342					F7					F8	3	0	1	0	0	0	4								
12 Eric Hinske, L OBP: 0.308, SLG: 0.417 Alberto Castillo, R OBP: 0.308, SLG: 0.667						F9			G6-3		3	0	1	0	0	1	1								
28 Doug Mirabeli, R OBP: 0.233, SLG: 0.222 Jay Johnson, R OBP: 0.600, SLG: 0.333						E6 3 BB 13 1B			FC4-6 1-2		3	0	0	0	0	2	2								
13 Alex Cora, L OBP: 0.319, SLG: 0.295 Chuck Jeroloman, R									K 1-2		3	0	1	0	0	0	2								
15 Dustin Pedroia, R OBP: 0.358, SLG: 0.262 Alex Prieto, R OBP: 0.286, SLG: 0.286										F8	3	0	0	0	0	1	3								
Inning Stats	R: 0 E: 0 K: 2 S: 8	H: 1 LOB: 1 BB: 0 P: 8	R: 0 E: 0 K: 2 S: 8	H: 1 LOB: 1 BB: 0 P: 8	R: 0 E: 0 K: 0 S: 4	H: 1 LOB: 3 BB: 2 P: 12	R: 0 E: 0 K: 1 S: 6	H: 1 LOB: 1 BB: 0 P: 6	R: 1 E: 0 K: 1 S: 7	H: 2 LOB: 1 BB: 0 P: 8	R: 0 E: 1 K: 1 S: 7	H: 1 LOB: 3 BB: 1 P: 11	R: 0 E: 0 K: 0 S: 4	H: 1 LOB: 1 BB: 0 P: 4	R: 0 E: 0 K: 1 S: 5	H: 0 LOB: 1 BB: 1 P: 10	R: 0 E: 0 K: 0 S: 3	H: 0 LOB: 0 BB: 0 P: 3	R: 0 E: 0 K: 1 S: 5	H: 0 LOB: 1 BB: 1 P: 9	1B: 5 2B: 3 3B: 0 HR: 0	SF: 0 SAC: 0 DP: 0 HBP: 0	WP: 1 PB: 0 SB: 1 CS: 0	PA: 44	
PITCHER	IP	WLS	BF	H	R	ER	SO	BB	IBB	HBP	BLK	WP	HR	S	P	ERA	WHIP								
36 Edwin Jackson, R ERA: 1.84	4.2		21	5	1	1	6	2	0	0	0	0	0	31	40	1.93	1.500								
54 Chad Orvella, R ERA: 1.08	0.1		2	1	0	0	0	0	0	0	0	0	0	2	2	0.00	3.000								
45 Ruddy Lugo, R ERA: 4.0	2.0		10	2	0	0	1	1	0	0	0	0	0	11	15	0.00	1.500								
53 Juan Salas, R ERA: 2.25	1.0		4	0	0	0	1	1	0	0	1	1	0	5	10	0.00	1.000								
47 Gary Glover, R ERA: 3.65	2.0		7	0	0	0	1	1	0	0	0	0	0	8	12	0.00	0.500								

TOP

Boston Red Sox @ Tampa Bay Devil Rays

Progress Energy Park, Home of Al Lang Field, St. Petersburg, FL

Sat Mar 24 2007, 1:05 PM EDT
Att: 6,750 - Sunny - 76 F

livebaseballrecards.com

AB	39
R	1
H	8
RBI	1
BB	5
SO	9
LOB	26



Batter	1	2	3	4	5	6	7	8	9	10	AB	R	H	RBI	BB	SO	LOB								
2 B.J. Upton, R OBP: 0.316, SLG: 0.346	P4			B1		G6-3		G3-1		G5-3	5	0	0	0	0	2									
35 Elijah Dukes, R OBP: 0.392, SLG: 0.378	P2					G6-3					3	1	1	0	1	0	1								
3 Jorge Cantu, R OBP: 0.250, SLG: 0.294	F7										4	0	1	0	0	2	1								
23 Carlos Pena, L OBP: 0.263, SLG: 0.333						G4-3					4	0	0	0	0	1	2								
31 Jonny Gomes, R OBP: 0.327, SLG: 0.353											3	0	1	0	1	1	2								
30 Dioner Navarro, S OBP: 0.250, SLG: 0.250 64 Raul Casanova, S OBP: 0.417, SLG: 0.300											2	0	0	0	0	2	1								
61 Dustan Mohr, R OBP: 0.171, SLG: 0.188											2	0	1	1	0	0	1								
61 Dustin Mohr, R OBP: 0.171, SLG: 0.188											4	0	0	0	0	0	3								
Brendan Harris, R OBP: 0.333, SLG: 0.348											4	0	2	0	0	1	0								
3 Jorge Velandia, R OBP: 0.333, SLG: 0.353											3	0	0	0	0	1	1								
Inning Stats	R: 0 E: 0 K: 0 S: 3	H: 0 LOB: 0 BB: 0 P: 3	R: 0 E: 0 K: 2 S: 7	H: 0 LOB: 0 BB: 0 P: 7	R: 0 E: 0 K: 1 S: 5	H: 0 LOB: 0 BB: 0 P: 5	R: 0 E: 0 K: 1 S: 5	H: 1 LOB: 0 BB: 0 P: 5	R: 0 E: 0 K: 1 S: 5	H: 0 LOB: 1 BB: 0 P: 9	R: 0 E: 0 K: 0 S: 4	H: 1 LOB: 1 BB: 0 P: 4	R: 0 E: 0 K: 1 S: 6	H: 1 LOB: 1 BB: 0 P: 6	R: 0 E: 0 K: 1 S: 6	H: 1 LOB: 1 BB: 0 P: 6	R: 1 E: 0 K: 1 S: 7	H: 2 LOB: 2 BB: 1 P: 11	R: 0 E: 0 K: 0 S: 3	H: 0 LOB: 0 BB: 0 P: 3	1B: 3 2B: 3 3B: 0 HR: 0	SF: 0 SAC: 1 DP: 0 HBP: 0	WP: 0 PB: 0 SB: 0 CS: 1	PA: 37	
PITCHER	IP	WLS	BF	H	R	ER	SO	BB	IBB	HBP	BLK	WP	HR	S	P	ERA	WHIP								
68 Deven Hansack, R ERA: 2.08	3.0		9	0	0	0	3	0	0	0	0	0	0	15	15	0.00	0.000								
37 Hideki Okajima, L ERA: 1.69	2.0		7	1	0	0	2	1	0	0	0	0	0	10	14	0.00	1.000								
48 Javier López, L ERA: 0.93	2.0		8	2	0	0	1	0	0	0	0	0	0	10	10	0.00	1.000								
41 Bryan Corey, R ERA: 1.5	1.0		4	1	0	0	1	0	0	0	0	0	0	6	6	0.00	1.000								
59 Mike Burns, R ERA: 5.63	2.0		9	2	1	1	1	1	0	0	0	0	0	10	14	4.50	1.500								

BOTTOM


Boston Red Sox @ Tampa Bay Devil Rays

Progress Energy Park, Home of Al Lang Field, St. Petersburg, FL

Sat Mar 24 2007, 1:05 PM EDT
Att: 6,750 - Sunny - 76 F

livebaseballrecards.com

AB	34
R	1
H	6
RBI	1
BB	2
SO	8
LOB	14




Batter	1	2	3	4	5	6	7	8	9	AB	R	H	RBI	BB	SO	LOB	TOP				
2 Hanley Ramirez, R OBP: 0.313, SLG: 0.525 4 Alfredo Amezaga, S OBP: 0.179, SLG: 0.184										3	0	1	0	0	0	0	Florida Marlins @ Boston Red Sox City of Palms Park, Ft. Myers, FL Sun Mar 25 2007, 1:05 PM EDT Att: 8,048 - Sunny - 75 F				
6 Dan Uggla, R OBP: 0.282, SLG: 0.254 3 Zach Sorensen, S OBP: 0.240, SLG: 0.208										4	1	1	0	0	2	2					
17 Mike Jacobs, L OBP: 0.267, SLG: 0.389										4	1	1	2	1	1	2					
14 Josh Willingham, R OBP: 0.328, SLG: 0.180										4	0	1	0	1	2	1					
21 Joe Borchard, S OBP: 0.380, SLG: 0.366 Alex Sanchez, L OBP: 0.175, SLG: 0.256										2	0	0	0	1	1	3					
12 Cody Ross, R OBP: 0.180, SLG: 0.111 31 John Gall, R OBP: 0.333, SLG: 0.361										3	0	0	0	0	1	4					
28 Jason Wood, R OBP: 0.432, SLG: 0.650										3	1	0	0	1	1	2					
7 Alejandro De Aza, L OBP: 0.385, SLG: 0.528										3	0	0	0	0	0	1					
20 Matt Treanor, R OBP: 0.300, SLG: 0.240 13 Paul Hoover, R OBP: 0.267, SLG: 0.154										3	0	0	0	0	0	1					
Inning Stats	R: 1 E: 2 K: 1 S: 8	H: 1 LOB: 2 BB: 1 P: 12	R: 0 E: 0 K: 1 S: 5	H: 0 LOB: 0 BB: 0 P: 5	R: 0 E: 0 K: 1 S: 7	H: 2 LOB: 2 BB: 0 P: 7	R: 0 E: 0 K: 0 S: 3	H: 0 LOB: 0 BB: 0 P: 3	R: 0 E: 0 K: 1 S: 5	H: 0 LOB: 2 BB: 2 P: 15	R: 0 E: 0 K: 1 S: 5	H: 0 LOB: 1 BB: 0 P: 6	R: 0 E: 0 K: 0 S: 3	H: 0 LOB: 0 BB: 0 P: 3	R: 5 E: 0 K: 1 S: 8	H: 3 LOB: 0 BB: 2 P: 16		1B: 4 2B: 1 3B: 0 HR: 1	SF: 0 SAC: 0 DP: 0 HBP: 1	WP: 0 PB: 0 SB: 0 CS: 0	PA: 40
PITCHER	IP WLS BF H R ER SO BB IBB HBP BLK WP HR S P ERA WHIP	7.0 W 29 3 1 0 7 3 0 1 0 0 0 40 53 0.00 0.857	1.0 H 3 0 0 0 0 0 0 0 0 0 0 3 3 0.00 0.000	1.0 8 3 5 5 1 2 0 0 0 0 0 1 8 16 45.00 5.000	PITCHER																

Batter	1	2	3	4	5	6	7	8	9	AB	R	H	RBI	BB	SO	LOB	BOTTOM					
23 Julio Lugo, R OBP: 0.365, SLG: 0.340 Argenis Diaz, R										3	2	1	0	1	0	0	Florida Marlins @ Boston Red Sox City of Palms Park, Ft. Myers, FL Sun Mar 25 2007, 1:05 PM EDT Att: 8,048 - Sunny - 75 F					
20 Kevin Youkilis, R OBP: 0.509, SLG: 0.578 Jeremy West, R										2	1	2	0	2	0	0						
34 David Ortiz, L OBP: 0.280, SLG: 0.302 95 Matt Van Der Bosch, L OBP: 1.000, SLG: 1.000										3	0	1	2	0	0	3						
Manny Ramirez, R OBP: 0.453, SLG: 0.306 Wily Mo Peña, R OBP: 0.298, SLG: 0.326 77 Luis Soto, S OBP: 1.000, SLG: 1.000										2	0	0	1	0	0	2						
7 J.D. Drew, L OBP: 0.472, SLG: 0.656 3 Alex Ochoa, R OBP: 0.297, SLG: 0.353										2	0	0	0	1	1	1						
25 Mike Lowell, R OBP: 0.259, SLG: 0.367 11 Joe Mewing, R OBP: 0.341, SLG: 0.359										3	0	0	0	0	0	3						
Jason Varitek, S OBP: 0.211, SLG: 0.206 78 Kevin Cash, R OBP: 0.375, SLG: 0.308										3	0	0	0	0	1	0						
Coco Crisp, S OBP: 0.243, SLG: 0.212 76 Bobby Scates, S OBP: 0.379, SLG: 0.462										3	0	0	0	0	0	0						
15 Dustin Pedroia, R OBP: 0.339, SLG: 0.244 David Bacani, R										3	0	0	0	0	0	0						
Inning Stats	R: 1 E: 0 K: 0 S: 4	H: 1 LOB: 2 BB: 2 P: 12	R: 0 E: 0 K: 1 S: 5	H: 0 LOB: 0 BB: 0 P: 5	R: 2 E: 0 K: 1 S: 6	H: 1 LOB: 1 BB: 2 P: 14	R: 0 E: 0 K: 0 S: 3	H: 0 LOB: 0 BB: 0 P: 3	R: 0 E: 0 K: 0 S: 3	H: 0 LOB: 0 BB: 0 P: 3	R: 0 E: 0 K: 0 S: 3	H: 0 LOB: 0 BB: 0 P: 3	R: 9 E: 0 K: 1 S: 11	H: 6 LOB: 1 BB: 3 P: 24	1B: 7 2B: 2 3B: 0 HR: 0	SF: 2 SAC: 0 DP: 0 HBP: 1		WP: 0 PB: 0 SB: 1 CS: 0	PA: 41			
PITCHER	IP WLS BF H R ER SO BB IBB HBP BLK WP HR S P ERA WHIP	4.1 L 20 3 3 3 2 4 0 0 0 0 0 0 3 3 0.00 0.000	2.0 6 0 0 0 0 0 0 0 0 0 0 6 6 0.00 0.000	0.0 6 4 6 6 0 1 0 1 0 0 0 4 9 ∞ ∞	1.0 7 2 3 3 1 2 0 0 0 0 0 0 7 15 27.00 4.000	PITCHER																

Batter	1	2	3	4	5	6	7	8	9	AB	R	H	RBI	BB	SO	LOB	TOP										
23 Julio Lugo, R OBP: 0.345, SLG: 0.320 Igy Suarez, R OBP: 1.000, SLG: 1.000	E6		G6-4-3			B1-3		FC6-4 BB		3	0	0	0	0	0	2											
Coco Crisp, S OBP: 0.225, SLG: 0.194 3 Alex Ochoa, R OBP: 0.289, SLG: 0.343	P4		K			G5-3		FC6-4		3	0	0	0	0	1	2											
Jason Vartek, S OBP: 0.220, SLG: 0.199 Alberto Castillo, R OBP: 0.357, SLG: 0.692	K			K		G6-3			1B	3	0	0	0	0	2	1											
7 J.D. Drew, L OBP: 0.436, SLG: 0.600 56 Craig Hansen, R OBP: 0.289, SLG: 0.343	G4-3			G4-3		G3			K	3	0	0	0	0	0	1											
39 Kyle Snyder, S OBP: 0.289, SLG: 0.343 Bubba Bell, L OBP: 0.289, SLG: 0.343										0	0	0	0	0	0	0											
12 Eric Hinske, L OBP: 0.326, SLG: 0.405 11 Joe McEwing, R OBP: 0.333, SLG: 0.350		P5			HBP				P6	1	0	0	0	1	0	0											
15 Dustin Pedroia, R OBP: 0.322, SLG: 0.229		G5-3			F9					3	0	0	0	0	0	2											
13 Alex Cora, L OBP: 0.333, SLG: 0.298 Mickey Hall, L OBP: 0.333, SLG: 0.298		G4-3				G4-3				3	0	1	0	0	0	0											
76 Bobby Scyles, S OBP: 0.375, SLG: 0.448			G6-4-3			G6-3				3	0	1	0	0	1	1											
18 Daisuke Matsuzaka, R OBP: 0.289, SLG: 0.343 58 Jonathan Papelbon, R OBP: 0.289, SLG: 0.343 Aaron Bates, R OBP: 0.289, SLG: 0.343										1	0	0	0	1	1	0											
										0	0	0	0	0	0	0											
										1	0	0	0	0	1	2											
Inning Stats	R: 0 E: 1 K: 1 S: 8	H: 0 LOB: 1 BB: 0 P: 10	R: 0 E: 0 K: 0 S: 6	H: 0 LOB: 0 BB: 0 P: 10	R: 0 E: 0 K: 1 S: 9	H: 1 LOB: 1 BB: 1 P: 15	R: 0 E: 0 K: 1 S: 7	H: 0 LOB: 1 BB: 0 P: 13	R: 0 E: 0 K: 1 S: 7	H: 0 LOB: 0 BB: 0 P: 12	R: 0 E: 0 K: 0 S: 8	H: 0 LOB: 0 BB: 0 P: 15	R: 0 E: 0 K: 0 S: 7	H: 0 LOB: 1 BB: 1 P: 12	R: 0 E: 0 K: 2 S: 8	H: 1 LOB: 2 BB: 1 P: 13	R: 0 E: 0 K: 1 S: 5	H: 1 LOB: 0 BB: 0 P: 5	1B: 3 2B: 1 3B: 0 HR: 0	SF: 0 SAC: 0 DP: 2 HBP: 1	WP: 1 PB: 0 SB: 0 CS: 0	PA: 32					
PITCHER	IP	WLS	BF	H	R	ER	SO	BB	IBB	HBP	BLK	WP	HR	S	P	ERA	WHIP										
75 Bobby Livingston, L ERA: 1.23	5.0		18	1	0	0	4	1	0	1	0	0	0	37	60	0.00	0.400										
29 Mike Stanton, L ERA: 6.0	1.0		3	0	0	0	0	0	0	0	0	0	0	8	15	0.00	0.000										
38 Gary Majewski, R ERA: 6.0	1.0	W	3	0	0	0	0	1	0	0	0	0	0	7	12	0.00	1.000										
51 Jared Burton, R ERA: 4.32	1.0		5	1	0	0	2	1	0	0	0	1	0	8	13	0.00	2.000										
40 Jon Coutlangus, L ERA: 3.98	1.0		3	1	0	0	1	0	0	0	0	0	0	5	5	0.00	1.000										

Boston Red Sox @ Cincinnati Reds
Ed Smith Stadium, Sarasota, FL
Mon Mar 26 2007, 1:05 PM EDT
Att: 7,663 - Sunny - 83 F


AB 28
R 0
H 3
RBI 0
BB 3
SO 7
LOB 13



Batter	1	2	3	4	5	6	7	8	9	AB	R	H	RBI	BB	SO	LOB	BOTTOM										
6 Ryan Freel, R OBP: 0.474, SLG: 0.515 83 Jay Bruce, L OBP: 0.143, SLG: 0.143	4 PB BB		G6-3				4 BB 71 BB HBP	G4-3		2	0	0	0	1	1	0											
Adam Dunn, L OBP: 0.481, SLG: 0.689 29 Mike Stanton, L OBP: 0.375, SLG: 0.409	F7						71 BB 4 BB HBP			1	0	0	0	2	0	1											
4 Brandon Phillips, R OBP: 0.319, SLG: 0.326 80 Jeff Bannan, R OBP: 0.200, SLG: 0.500	F8		F9				71 BB 1B HBP			3	0	0	1	1	1	3											
Ken Griffey Jr., L OBP: 0.286, SLG: 0.429 Tyrell Godwin, L OBP: 0.200, SLG: 0.500	P4		P5				71 BB 1B BB			3	0	0	0	0	1	2											
12 Edwin Encarnación, R OBP: 0.338, SLG: 0.383 71 Paul Janish, R OBP: 0.297, SLG: 0.294		K								3	0	0	0	0	2	0											
Scott Hatteberg, L OBP: 0.348, SLG: 0.436 38 Gary Majewski, R OBP: 0.317, SLG: 0.326 51 Jared Burton, R OBP: 0.400, SLG: 1.000 40 Jon Coutlangus, L OBP: 0.292, SLG: 0.289										2	0	0	0	1	0	0											
2 Alex Gonzalez, R OBP: 0.319, SLG: 0.326 80 Enrique Cruz, R OBP: 0.400, SLG: 1.000										0	0	0	0	0	0	0											
26 David Ross, R OBP: 0.292, SLG: 0.289		CI 75 FC6-4								3	0	0	1	1	0	0											
75 Bobby Livingston, L OBP: 0.464, SLG: 0.567 33 Josh Hamilton, L OBP: 0.464, SLG: 0.567										1	0	0	0	0	0	2											
										3	1	1	0	0	0	0											
Inning Stats	R: 0 E: 0 K: 0 S: 10	H: 0 LOB: 1 BB: 1 P: 18	R: 0 E: 1 K: 2 S: 14	H: 0 LOB: 2 BB: 1 P: 25	R: 0 E: 0 K: 0 S: 11	H: 0 LOB: 1 BB: 1 P: 16	R: 0 E: 0 K: 2 S: 13	H: 0 LOB: 1 BB: 1 P: 23	R: 0 E: 0 K: 2 S: 10	H: 0 LOB: 1 BB: 1 P: 20	R: 0 E: 0 K: 1 S: 12	H: 0 LOB: 0 BB: 0 P: 17	R: 5 E: 0 K: 3 S: 12	H: 3 LOB: 2 BB: 2 P: 22	R: 0 E: 0 K: 1 S: 5	H: 0 LOB: 0 BB: 0 P: 5	1B: 3 2B: 0 3B: 0 HR: 0	SF: 0 SAC: 0 DP: 0 HBP: 2	WP: 0 PB: 1 SB: 0 CS: 0	PA: 37							
PITCHER	IP	WLS	BF	H	R	ER	SO	BB	IBB	HBP	BLK	WP	HR	S	P	ERA	WHIP										
18 Daisuke Matsuzaka, R ERA: 2.04	5.0		21	0	0	0	6	5	0	0	0	0	0	12	17	0.00	0.000										
58 Jonathan Papelbon, R ERA: 2.13	1.0		3	0	0	0	1	0	0	0	0	0	0	8	18	67.50	6.000										
56 Craig Hansen, R ERA: 15.43	0.2	L	8	2	5	5	2	2	0	2	0	0	0	9	9	0.00	0.750										
39 Kyle Snyder, R ERA: 2.53	1.1		5	1	0	0	2	0	0	0	0	0	0	9	9	0.00	0.750										

Boston Red Sox @ Cincinnati Reds
Ed Smith Stadium, Sarasota, FL
Mon Mar 26 2007, 1:05 PM EDT
Att: 7,663 - Sunny - 83 F

AB 27
R 5
H 3
RBI 5
BB 7
SO 11
LOB 15



Batter	1	2	3	4	5	6	7	8	9	AB	R	H	RBI	BB	SO	LOB	TOP											
13 Carl Crawford, L OBP: 0.310, SLG: 0.436 Brendan Harris, R OBP: 0.356, SLG: 0.377	G4-3		F8		SF8		F8			3	1	2	2	0	0	0	Tampa Bay Devil Rays @ Boston Red Sox City of Palms Park, Ft. Myers, FL Thu Mar 29 2007, 1:05 PM EDT Att: 8,039 - Sunny - 78 F WP: 0 PA: 35 FB: 0 SB: 0 CS: 1 AB 34 R 3 H 8 RBI 3 BB 0 SO 9 LOB 10											
18 Ben Zobrist, S OBP: 0.386, SLG: 0.471 61 Dustan Mohr, R OBP: 0.195, SLG: 0.189	K		F8		SF8			G5-3		2	0	0	1	0	1	1												
23 Carlos Pena, L OBP: 0.300, SLG: 0.340	F9		G4-3					E1		4	0	2	0	0	0	1												
3 Jorge Cantu, R OBP: 0.258, SLG: 0.333		1B			K			P6		4	0	1	0	0	2	2												
Delmon Young, R OBP: 0.324, SLG: 0.385 3 Jorge Velandia, R OBP: 0.393, SLG: 0.522	F9				P4			G6-3		3	0	0	0	0	0	1												
1 Akinori Iwamura, L OBP: 0.295, SLG: 0.250 John Matulia, L	F9				F7			G6-3		1	0	0	0	0	0	1												
35 Elijah Dukes, R OBP: 0.429, SLG: 0.456 31 Jonny Gomes, R OBP: 0.313, SLG: 0.544		1B						K		2	1	2	0	0	0	0												
32 Shawn Riggans, R OBP: 0.372, SLG: 0.447 8 Josh Paul, R OBP: 0.296, SLG: 0.217	FC5-4				F7			K		3	0	0	0	0	1	3												
2 B.J. Upton, R OBP: 0.311, SLG: 0.313								K		1	0	0	0	0	2	0												
Inning Stats	R: 0 E: 0 K: 1 S: 5	H: 0 LOB: 0 BB: 0 P: 5	R: 0 E: 0 K: 0 S: 10	H: 2 LOB: 2 BB: 0 P: 16	R: 0 E: 0 K: 1 S: 11	H: 1 LOB: 1 BB: 0 P: 17	R: 0 E: 0 K: 1 S: 8	H: 0 LOB: 0 BB: 0 P: 9	R: 3 E: 1 K: 1 S: 13	H: 4 LOB: 1 BB: 0 P: 20	R: 0 E: 0 K: 1 S: 5	H: 0 LOB: 0 BB: 0 P: 5	R: 0 E: 1 K: 0 S: 4	H: 1 LOB: 1 BB: 0 P: 4	R: 0 E: 0 K: 2 S: 11	H: 0 LOB: 0 BB: 0 P: 13		1B: 7 2B: 0 3B: 1 HR: 0	SF: 1 SAC: 0 DP: 0 HBP: 0	WP: 0 PA: 35 FB: 0 SB: 1 CS: 1								
PITCHER	IP	WLS	BF	H	R	ER	SO	BB	IBB	HBP	BLK	WP	HR	S	P	ERA		WHIP										
Clay Buchholz, R ERA: 5.79	4.2		21	7	3	3	3	0	0	0	0	0	0	44	62	5.79		1.500										
48 Javier Lopez, L ERA: 0.73	1.1		4	0	0	0	2	0	0	0	0	0	0	8	10	0.00		0.000										
37 Hideki Okajima, L ERA: 2.94	1.0		3	0	0	0	2	0	0	0	0	0	0	7	7	0.00		0.000										
87 Barry Hertzler, R ERA:	1.0		4	1	0	0	0	0	0	0	0	0	0	4	4	0.00		1.000										
58 Jonathan Papelbon, R ERA: 1.98	1.0		3	0	0	0	2	0	0	0	0	0	0	11	13	0.00	0.000											

Batter	1	2	3	4	5	6	7	8	9	AB	R	H	RBI	BB	SO	LOB	BOTTOM											
23 Julio Lugo, R OBP: 0.365, SLG: 0.345 13 Alex Cora, L OBP: 0.315, SLG: 0.280 Argenis Diaz, R OBP: 0.667, SLG: 2.000	E6		K		P5		FC3-6			2	1	1	0	0	1	0	Tampa Bay Devil Rays @ Boston Red Sox City of Palms Park, Ft. Myers, FL Thu Mar 29 2007, 1:05 PM EDT Att: 8,039 - Sunny - 78 F WP: 0 PA: 39 FB: 1 SB: 0 CS: 0 AB 36 R 3 H 10 RBI 3 BB 2 SO 8 LOB 18											
20 Kevin Youkilis, R OBP: 0.508, SLG: 0.558 12 Eric Hinske, L OBP: 0.304, SLG: 0.375 Tony Granadillo, R	G6-3		1B		K		FC3-6		K	1	0	0	0	1	0	1												
34 David Ortiz, L OBP: 0.293, SLG: 0.347 Mickey Hall, L OBP: 0.333, SLG: 0.333	SF8		1B				F8		P5	1	0	1	1	0	0	0												
Manny Ramirez, R OBP: 0.466, SLG: 0.390 76 Bobby Scases, S OBP: 0.333, SLG: 0.394			1B		1B			G5-3		2	0	2	0	0	0	0												
25 Mike Lowell, R OBP: 0.222, SLG: 0.310 11 Joe McEwing, R OBP: 0.313, SLG: 0.326	P5		K		L5			L5		3	0	0	0	0	1	4												
Coco Crisp, S OBP: 0.292, SLG: 0.326 3 Alex Ochoa, R OBP: 0.286, SLG: 0.410			FC4-6		G6-3			G6-3		2	0	1	0	0	0	3												
Wily Mo Peña, R OBP: 0.276, SLG: 0.300 Bryan Pritz, R OBP: 0.200, SLG: 0.800	K				G6-3			G6-3		2	1	1	1	0	0	0												
28 Doug Mirabeli, R OBP: 0.211, SLG: 0.176 78 Kevin Cash, R OBP: 0.389, SLG: 0.333	K				G6-4-3			E5		3	0	0	0	0	1	1												
15 Dustin Pedroia, R OBP: 0.324, SLG: 0.263 Iggly Suarez, R	F7				G6-3			K		1	0	0	0	0	1	1												
Inning Stats	R: 1 E: 1 K: 0 S: 7	H: 2 LOB: 1 BB: 0 P: 10	R: 0 E: 1 K: 2 S: 8	H: 1 LOB: 0 BB: 0 P: 9	R: 0 E: 0 K: 2 S: 12	H: 2 LOB: 3 BB: 1 P: 18	R: 0 E: 0 K: 0 S: 4	H: 1 LOB: 0 BB: 0 P: 7	R: 0 E: 0 K: 1 S: 6	H: 1 LOB: 1 BB: 0 P: 6	R: 0 E: 0 K: 0 S: 3	H: 0 LOB: 0 BB: 0 P: 3	R: 0 E: 0 K: 0 S: 8	H: 1 LOB: 2 BB: 1 P: 16	R: 1 E: 1 K: 1 S: 10	H: 1 LOB: 1 BB: 0 P: 13		R: 1 E: 0 K: 2 S: 9	H: 1 LOB: 0 BB: 0 P: 15	1B: 7 2B: 1 3B: 0 HR: 2	SF: 1 SAC: 0 DP: 1 HBP: 0	WP: 0 PA: 39 FB: 1 SB: 0 CS: 0						
PITCHER	IP	WLS	BF	H	R	ER	SO	BB	IBB	HBP	BLK	WP	HR	S	P	ERA		WHIP										
36 Edwin Jackson, R ERA: 1.74	6.0		25	7	1	1	5	1	0	0	0	0	2	40	53	1.50		1.333										
11 Jae Kuk Ryu, R ERA: 3.66	3.0	B	14	3	2	2	3	1	0	0	0	0	2	27	44	6.00		1.333										

Batter	1	2	3	4	5	6	7	8	9	AB	R	H	RBI	BB	SO	LOB	TOP										
23 Julio Lugo, R OBP: 0.364, SLG: 0.344 13 Alex Cora, L OBP: 0.321, SLG: 0.288	P2		K		20 HR 1B		1-3 2-H 1B		F7	3	1	1	0	0	1	0	Boston Red Sox @ Philadelphia Phillies Citizens Bank Park, Philadelphia, PA Fri Mar 30 2007, 7:05 PM EDT Att: 25,786 - Clear - 60 F livebaseballscorecards.com										
20 Kevin Youkilis, R OBP: 0.500, SLG: 0.600 12 Eric Hinske, L OBP: 0.313, SLG: 0.366	F8		K		HR		IBB		F7	3	1	1	2	0	1	0											
34 David Ortiz, L OBP: 0.279, SLG: 0.327 Wily Mo Peña, R OBP: 0.273, SLG: 0.294	K		P5		G4-3		K			3	0	0	0	0	1	0											
Manny Ramirez, R OBP: 0.459, SLG: 0.455 76 Bobby Scobie, S OBP: 0.324, SLG: 0.382		HR		K		K	F7			3	1	1	1	0	2	0											
7 J.D. Drew, L OBP: 0.383, SLG: 0.581 11 Joe Mauer, R OBP: 0.300, SLG: 0.311		G6-3		HR		P3		F8		2	1	1	1	0	0	0											
25 Mike Lowell, R OBP: 0.212, SLG: 0.295 81 Chad Spann, R OBP: 0.333, SLG: 0.263		G3		G5-3		K		P5		3	0	0	0	0	1	0											
Jason Varitek, S OBP: 0.214 77 Ed Rogers, R OBP: 0.435, SLG: 0.571		1B		K2-3			13 1B 1B	G5-3		3	0	2	0	0	1	0											
Coco Crisp, S OBP: 0.294, SLG: 0.326 Brandon Moss, L OBP: 0.424, SLG: 0.481		P6			G5-3		13 1B 1-2 1B		P6	3	0	1	0	0	0	1											
15 Dustin Pedroia, R OBP: 0.324, SLG: 0.317 George Kottaras, L				HR	G1-3		F9		BB	3	1	1	1	0	0	2											
										0	0	0	0	1	0	0											
Inning Stats	R: 0 E: 0 K: 1 S: 12	H: 0 LOB: 0 BB: 0 P: 20	R: 1 E: 0 K: 0 S: 14	H: 2 LOB: 1 BB: 0 P: 22	R: 1 E: 0 K: 2 S: 8	H: 1 LOB: 0 BB: 0 P: 12	R: 1 E: 0 K: 2 S: 11	H: 1 LOB: 0 BB: 0 P: 17	R: 2 E: 0 K: 0 S: 9	H: 2 LOB: 0 BB: 0 P: 14	R: 0 E: 0 K: 2 S: 7	H: 0 LOB: 0 BB: 0 P: 10	R: 1 E: 0 K: 1 S: 12	H: 3 LOB: 3 BB: 1 P: 23	R: 0 E: 0 K: 0 S: 5	H: 0 LOB: 0 BB: 0 P: 5	R: 0 E: 0 K: 0 S: 6	H: 0 LOB: 1 BB: 1 P: 13	1B: 5 2B: 0 3B: 0 HR: 4	SF: 0 SAC: 0 DP: 0 HBP: 0	WP: 0 PB: 0 SB: 0 CS: 0	PA: 38					
PITCHER	IP	WLS	BF	H	R	ER	SO	BB	IBB	HBP	BLK	WP	HR	S	P	ERA	WHIP										
35 Cole Hamels, L ERA: 6.1	5.0	L	21	6	5	5	5	0	0	0	0	0	4	54	85	9.00	1.200										
67 Joe Bisenius, R ERA: 1.5	1.0		3	0	0	0	2	0	0	0	0	0	0	7	10	0.00	0.000										
55 Clay Condrey, R ERA: 5.27	1.0		7	3	1	1	1	0	1	0	0	0	0	12	23	9.00	3.000										
63 Ryan Madson, R ERA: 1.69	1.0		3	0	0	0	0	0	0	0	0	0	0	5	5	0.00	0.000										
45 Tom Gordon, R ERA: 1.04	1.0		4	0	0	0	0	1	0	0	0	0	0	6	13	0.00	1.000										

Batter	1	2	3	4	5	6	7	8	9	AB	R	H	RBI	BB	SO	LOB	BOTTOM										
11 Jimmy Rollins, S OBP: 0.488, SLG: 0.450 Abraham Nunez, S OBP: 0.417, SLG: 0.356	19 G3-6-1 1B		F8		G4-3				19 73 1B BB	3	0	1	0	0	0	0	Boston Red Sox @ Philadelphia Phillies Citizens Bank Park, Philadelphia, PA Fri Mar 30 2007, 7:05 PM EDT Att: 25,786 - Clear - 60 F livebaseballscorecards.com										
19 Greg Dobbs, L OBP: 0.403, SLG: 0.631	G3-6-1			K		F8		F8	5	0	1	2	0	1	3												
26 Chase Utley, L OBP: 0.425, SLG: 0.738 73 Brent Abernathy, R OBP: 0.300, SLG: 0.298	F7			G4-5-3 1B		BB		K	2	0	1	0	1	0	0												
6 Ryan Howard, L OBP: 0.311, SLG: 0.431 Carlos Leon, S		1B G4-6-3 2B		G4-5-3		G3		G4-3	3	1	1	0	0	0	2												
9 Michael Bourn, L OBP: 0.338, SLG: 0.403		1B G4-6-3 2B				G3		K	1	0	0	0	0	1	2												
Pat Burrell, R OBP: 0.338, SLG: 0.491 28 Jayson Werth, R OBP: 0.370, SLG: 0.413		F9			F9		P3		K	3	0	1	0	0	0												
Wes Helms, R OBP: 0.417, SLG: 0.585		G4-6-3			60 1B		BB		60 1B	3	1	2	0	1	0												
Aaron Rowand, R OBP: 0.247, SLG: 0.290		G6-3			K		K		F9	4	0	0	0	0	2												
60 Ronald Colloway, L OBP: 0.425, SLG: 0.590				G1-3					51 1B	4	1	2	0	0	1												
51 Carlos Ruiz, R OBP: 0.316, SLG: 0.324				G5-3					19 1B	4	1	2	1	0	2												
									E8 19 1B	4	1	2	1	0	2												
Inning Stats	R: 0 E: 0 K: 0 S: 6	H: 1 LOB: 0 BB: 0 P: 8	R: 1 E: 0 K: 0 S: 12	H: 2 LOB: 0 BB: 0 P: 17	R: 0 E: 0 K: 0 S: 9	H: 0 LOB: 0 BB: 0 P: 16	R: 0 E: 0 K: 1 S: 5	H: 1 LOB: 0 BB: 0 P: 7	R: 0 E: 0 K: 1 S: 9	H: 2 LOB: 2 BB: 0 P: 14	R: 0 E: 0 K: 0 S: 10	H: 0 LOB: 1 BB: 1 P: 19	R: 0 E: 1 K: 1 S: 6	H: 0 LOB: 1 BB: 1 P: 13	R: 0 E: 1 K: 1 S: 11	H: 2 LOB: 2 BB: 0 P: 13	R: 1 E: 1 K: 2 S: 18	H: 5 LOB: 2 BB: 1 P: 29	1B: 12 2B: 1 3B: 0 HR: 0	SF: 0 SAC: 0 DP: 3 HBP: 0	WP: 0 PB: 0 SB: 0 CS: 0	PA: 40					
PITCHER	IP	WLS	BF	H	R	ER	SO	BB	IBB	HBP	BLK	WP	HR	S	P	ERA	WHIP										
51 Julian Tavarez, R ERA: 2.95	5.2	W	20	6	1	1	2	0	0	0	0	0	0	6	11	0.00	3.000										
J.C. Romero, L ERA: 4.91	0.1		2	0	0	0	0	1	0	0	0	0	0	6	11	0.00	3.000										
39 Kyle Snyder, R ERA: 4.73	2.2		15	5	4	4	3	2	0	0	0	0	0	30	48	13.50	2.625										
63 Travis Hughes, R ERA:	0.1	S	3	2	0	0	1	0	0	0	0	0	0	5	7	0.00	6.000										

Batter	1	2	3	4	5	6	7	8	9	AB	R	H	RBI	BB	SO	LOB	TOP																		
23 Julio Lugo, R OBP: 0.368, SLG: 0.349 13 Alex Cora, L OBP: 0.305, SLG: 0.273	F8			G1-3		F7			K2-3	2	0	1	0	0	0	0	Boston Red Sox @ Philadelphia Phillies Citizens Bank Park, Philadelphia, PA Sat Mar 31 2007, 1:05 PM EDT Att: 39,118 - Partly Cloudy - 54 F livebaseballscorecards.com																		
20 Kevin Youkilis, R OBP: 0.496, SLG: 0.579 12 Eric Hinske, L OBP: 0.314, SLG: 0.349	L8			11 BB		F8			G3	2	0	0	0	0	0	2																			
34 David Ortiz, L OBP: 0.392, SLG: 0.396 Brandon Moss, L OBP: 0.389, SLG: 0.433	HR			7 BB 1B 25 BB		F9			K	1	1	1	1	1	0	0																			
Manny Ramirez, R OBP: 0.460, SLG: 0.444 11 Joe Mauer, R OBP: 0.306, SLG: 0.319	K			25 BB 1B 7 BB					P6	1	0	0	0	1	1	0																			
7 J.D. Drew, L OBP: 0.408, SLG: 0.600 Wily Mo Peña, R OBP: 0.263, SLG: 0.283				1B		F7			G5-3	2	2	0	2	0	0	0																			
25 Mike Lowell, R OBP: 0.217, SLG: 0.297 81 Chad Spann, R OBP: 0.316, SLG: 0.250				1B		G5-3			F7	3	0	1	1	0	0	1																			
Jason Varitek, S OBP: 0.295 George Kottaras, L OBP: 0.389, SLG: 0.333				1B		HR			G4-3	2	2	1	1	0	1	3																			
Coco Crisp, S OBP: 0.321, SLG: 0.354 76 Bobby Scyles, S OBP: 0.306, SLG: 0.361				1B		K			G4-3	2	1	0	0	0	0	0																			
15 Dustin Pedroia, R OBP: 0.329, SLG: 0.323 77 Ed Rogers, R OBP: 0.400, SLG: 0.522				1B		G4-3			P5	3	2	0	1	2	0	2																			
Inning Stats	R: 1 E: 0 K: 1 S: 10	H: 1 LOB: 0 BB: 0 P: 16	R: 2 E: 0 K: 0 S: 17	H: 4 LOB: 2 BB: 0 P: 25	R: 3 E: 0 K: 1 S: 15	H: 3 LOB: 2 BB: 1 P: 28	R: 0 E: 0 K: 0 S: 10	H: 1 LOB: 2 BB: 1 P: 19	R: 1 E: 0 K: 1 S: 13	H: 1 LOB: 0 BB: 0 P: 18	R: 0 E: 0 K: 0 S: 8	H: 0 LOB: 0 BB: 0 P: 13	R: 0 E: 0 K: 0 S: 5	H: 0 LOB: 0 BB: 0 P: 9	R: 0 E: 0 K: 0 S: 7	H: 0 LOB: 0 BB: 0 P: 10		R: 0 E: 0 K: 2 S: 11	H: 0 LOB: 0 BB: 0 P: 15	1B: 8 2B: 0 3B: 0 HR: 2	SF: 0 SAC: 0 DP: 1 HBP: 1	WP: 0 PB: 0 SB: 1 CS: 0	PA: 39												
PITCHER	IP WLS BF H R ER SO BB IBB HBP BLK WP HR S P ERA WHIP	23 Adam Eaton, R (1, 1) 3.0 L 18 8 6 6 2 2 2 0 1 0 0 0 1 42 69 18.00 3.333 69 Julio De La Cruz, R (4, 1) 1.0 5 1 0 0 0 1 0 0 0 0 0 0 10 19 0.00 2.000 Antonio Alfonseca, R (5, 1) 1.0 4 1 1 1 1 0 0 0 0 0 0 1 13 18 9.00 1.000 40 Matt Smith, L (6, 1) 1.0 3 0 0 0 1 0 0 0 0 0 0 8 13 0.00 0.000 Geoff Geary, R (7, 1) 1.0 3 0 0 0 0 0 0 0 0 0 0 5 9 0.00 0.000																IP WLS BF H R ER SO BB IBB HBP BLK WP HR S P ERA WHIP	71 Kyle Kendrick, R (8, 1) 2.0 6 0 0 0 2 0 0 0 0 0 0 0 18 25 0.00 0.000																

Batter	1	2	3	4	5	6	7	8	9	AB	R	H	RBI	BB	SO	LOB	BOTTOM																		
11 Jimmy Rollins, S OBP: 0.480, SLG: 0.435 19 Greg Dobbs, L OBP: 0.405, SLG: 0.672	F8 BB				G5-3				L1	2	0	0	0	1	1	1	Boston Red Sox @ Philadelphia Phillies Citizens Bank Park, Philadelphia, PA Sat Mar 31 2007, 1:05 PM EDT Att: 39,118 - Partly Cloudy - 54 F livebaseballscorecards.com																		
Aaron Rowand, R OBP: 0.253, SLG: 0.286 9 Michael Bourn, L OBP: 0.324, SLG: 0.385				K		K			G3-1	1	0	0	0	1	1	0																			
26 Chase Utley, L OBP: 0.434, SLG: 0.727 73 Brent Abernathy, R OBP: 0.294, SLG: 0.292				K					G1-3	1	1	0	0	2	1	2																			
6 Ryan Howard, L OBP: 0.299, SLG: 0.412 Carlos Leon, S	F8			K		G6-3			1B BB	3	0	0	0	0	1	4																			
Pat Burrell, R OBP: 0.343, SLG: 0.542 28 Jayson Werth, R OBP: 0.357, SLG: 0.396	P3			HR		P4			P2	2	1	1	2	0	0	2																			
Wes Helms, R OBP: 0.408, SLG: 0.565				K		G4-3			60 G4-6-3 1B	4	0	1	0	0	2	0																			
60 Ronald Colloway, L OBP: 0.432, SLG: 0.571				G3-1					G4-6-3	3	1	1	0	1	0	2																			
Abraham Nunez, S OBP: 0.408, SLG: 0.365				K		F9			G5-3	4	0	1	1	0	1	1																			
2 Rod Barajas, R OBP: 0.333, SLG: 0.455 51 Carlos Ruiz, R OBP: 0.333, SLG: 0.429	F8			P5					HR	3	0	0	0	0	0	1																			
Inning Stats	R: 0 E: 0 K: 1 S: 14	H: 0 LOB: 2 BB: 2 P: 26	R: 1 E: 0 K: 2 S: 12	H: 1 LOB: 1 BB: 1 P: 20	R: 2 E: 0 K: 3 S: 16	H: 1 LOB: 0 BB: 1 P: 24	R: 0 E: 0 K: 1 S: 9	H: 0 LOB: 0 BB: 0 P: 12	R: 0 E: 0 K: 1 S: 10	H: 0 LOB: 1 BB: 1 P: 18	R: 0 E: 0 K: 0 S: 9	H: 1 LOB: 1 BB: 0 P: 15	R: 1 E: 0 K: 0 S: 8	H: 1 LOB: 0 BB: 0 P: 11	R: 0 E: 0 K: 0 S: 6	H: 1 LOB: 1 BB: 1 P: 13		R: 1 E: 0 K: 0 S: 8	H: 1 LOB: 0 BB: 0 P: 13	1B: 2 2B: 1 3B: 0 HR: 3	SF: 0 SAC: 0 DP: 1 HBP: 0	WP: 0 PB: 0 SB: 1 CS: 0	PA: 38												
PITCHER	IP WLS BF H R ER SO BB IBB HBP BLK WP HR S P ERA WHIP	18 Daisuke Matsuzaka, R (1, 1) 4.0 W 18 2 3 3 7 4 0 0 0 0 0 0 0 10 18 6.75 1.500 48 Javier Lopez, L (5, 1) 1.0 4 0 0 0 1 1 0 0 0 0 0 0 9 15 0.00 1.000 53 Brendan Donnelly, R (6, 1) 1.0 4 1 0 0 0 0 0 0 0 0 0 0 8 11 0.00 1.000 37 Hideki Okajima, L (7, 1) 1.0 4 1 1 1 0 0 0 0 0 0 0 1 8 11 9.00 1.000 90 Mike James, R (8, 1) 1.0 H 4 1 0 0 0 1 0 0 0 0 0 0 6 13 0.00 2.000																IP WLS BF H R ER SO BB IBB HBP BLK WP HR S P ERA WHIP	36 Joel Pineiro, R (9, 1) 1.0 S 4 1 1 1 0 0 0 0 0 0 0 0 1 8 13 9.00 1.000																



Batter	1	2	3	4	5	6	7	8	9	AB	R	H	RBI	BB	SO	LOB	TOP										
23 Julio Lugo, R OBP: 0.250, SLG: 0.250	3-2 K		2-3 K		1-3 K			2-2 1B		4	0	1	0	0	3	0	Boston Red Sox @ Kansas City Royals Kauffman Stadium, Kansas City, MO Mon Apr 02 2007, 3:10 PM CDT Att: 41,257 - Sunny - 80 F										
20 Kevin Youkilis, R OBP: 0.500, SLG: 0.500	1-2 34 2B		3-2 F9			0-0 1B		3-3 K		4	1	2	0	0	1	2											
34 David Ortiz, L OBP: 0.500, SLG: 0.667	1-2 1-H 2B		0-1 G3			2-2 1B		2-3 K		3	0	1	1	0	1	2											
Manny Ramirez, R	1-1 F8			2-0 G5-3					1-3 K	4	0	0	0	0	1	2											
7 J.D. Drew, L Wily Mo Peña, R OBP: 0.667, SLG: 0.500 (9, PH)	4-1 BB		3-1 25 FC5-4 1B			2-2 G3		1-3 K		2	0	1	0	1	0	0											
25 Mike Lowell, R OBP: 0.250, SLG: 0.500	2-3 K		0-0 FC5-4 1B			1-0 F7		2-1 2B		4	0	1	0	0	1	3											
Jason Varitek, S		1-1 P4		1-3 K			0-2 G6-3		1-2 F9	4	0	0	0	0	1	2											
Coco Crisp, S		0-1 G4-3			3-3 K			2-1 G3-1		3	0	0	0	0	1	0											
15 Dustin Pedroia, R OBP: 0.667, SLG: 0.667		0-0 1B			2-2 G6-3			2-1 23 1B		3	0	2	0	0	0	0											
Inning Stats	R: 1 H: 2 E: 0 K: 2 S: 15	H: 2 R: 1 ER: 1 LOB: 2 BB: 1 P: 27	R: 0 H: 1 E: 0 K: 0 S: 5	H: 1 R: 0 ER: 0 LOB: 0 BB: 0 P: 6	R: 0 H: 0 E: 0 K: 1 S: 8	H: 0 R: 0 ER: 0 LOB: 0 BB: 0 P: 13	R: 0 H: 1 E: 0 K: 1 S: 9	H: 1 R: 0 ER: 0 LOB: 1 BB: 0 P: 15	R: 0 H: 0 E: 0 K: 2 S: 10	H: 0 R: 0 ER: 0 LOB: 0 BB: 0 P: 16	R: 0 H: 1 E: 0 K: 0 S: 4	H: 1 R: 0 ER: 0 LOB: 0 BB: 0 P: 8	R: 0 H: 0 E: 0 K: 0 S: 7	H: 0 R: 0 ER: 0 LOB: 0 BB: 0 P: 10	R: 0 H: 2 E: 0 K: 2 S: 15	H: 2 R: 0 ER: 0 LOB: 2 BB: 0 P: 26	R: 0 H: 1 E: 0 K: 2 S: 11	H: 1 R: 0 ER: 0 LOB: 1 BB: 0 P: 16	1B: 6 2B: 2 3B: 0 HR: 0	SF: 0 SAC: 0 DP: 1 HBP: 1	WP: 0 PB: 0 SB: 0 CS: 0	PA: 34					
PITCHER	IP	WLS	BF	H	R	ER	SO	BB	IBB	HBP	BLK	WP	HR	S	P	ERA	WHIP										
55 Gil Meche, R ERA: 1.23	(1, 1)	7.1	W	27	6	1	1	6	1	0	1	0	0	62	103	1.23	0.955										
57 Joel Peralta, R ERA:	(8, 1)	1.2		7	2	0	0	4	0	0	0	0	0	22	34	0.00	1.200										

Batter	1	2	3	4	5	6	7	8	9	AB	R	H	RBI	BB	SO	LOB	BOTTOM											
9 David DeJesus, L	2-2 F9		2-3 K		1-0 F7			0-0 G3		5	0	0	0	0	1	4	Boston Red Sox @ Kansas City Royals Kauffman Stadium, Kansas City, MO Mon Apr 02 2007, 3:10 PM CDT Att: 41,257 - Sunny - 80 F											
15 Mark Grudzielanek, R OBP: 0.600, SLG: 0.800	3-1 29 1B		2-0 24 1B		0-0 24 1B			3-2 F8		5	2	3	3	0	0	1												
24 Mark Teahen, L OBP: 0.500, SLG: 0.500	0-2 43 BB		3-H 29 1B		0-0 2-H 1B			1-3 K		4	0	2	1	0	2	1												
29 Mike Sweeney, R OBP: 0.500, SLG: 0.500	1-2 43 BB		1-0 F8		1-3 SAFE K			2-0 4 G3		4	0	2	0	0	1	1												
4 Alex Gordon, L	1-3 K		2-3 K		1-1 43 G6-4-3 HBP			0-1 G3		3	0	0	0	0	2	4												
43 Ryan Shealy, R	4-2 1-2 2-3 3-H BB		1-2 G5-3		1-2 G6-4-3			1-2 K		3	0	0	1	1	1	2												
11 Ross Gload, L OBP: 0.250, SLG: 0.250	0-1 F8			2-1 G4-3		0-0 G3-1		2-2 1B		4	1	1	0	0	0	3												
14 John Buck, R OBP: 0.500, SLG: 1.500		3-2 G6-3		1-1 15 2B		0-0 HR		0-1 P6		4	2	2	1	0	0	1												
1 Tony Pena Jr., R OBP: 0.750, SLG: 2.000		2-2 15 1B		4-1 15 2B		2-3 K		1-2 1-H 3B		3	2	2	1	1	1	0												
Inning Stats	R: 1 H: 3 E: 0 K: 1 S: 22	H: 3 R: 2 ER: 2 LOB: 3 BB: 1 P: 33	R: 1 H: 2 E: 0 K: 2 S: 13	H: 2 R: 0 ER: 0 LOB: 1 BB: 0 P: 23	R: 0 H: 0 E: 0 K: 1 S: 9	H: 0 R: 0 ER: 0 LOB: 0 BB: 0 P: 13	R: 3 H: 3 E: 0 K: 1 S: 11	H: 3 R: 0 ER: 0 LOB: 1 BB: 1 P: 20	R: 0 H: 0 E: 0 K: 0 S: 5	H: 0 R: 0 ER: 0 LOB: 0 BB: 0 P: 7	R: 1 H: 1 E: 0 K: 1 S: 12	H: 1 R: 0 ER: 0 LOB: 1 BB: 0 P: 17	R: 0 H: 1 E: 0 K: 2 S: 9	H: 1 R: 0 ER: 0 LOB: 1 BB: 0 P: 13	R: 1 H: 2 E: 0 K: 0 S: 14	H: 2 R: 0 ER: 0 LOB: 1 BB: 0 P: 20	R: 0 H: 1 E: 0 K: 0 S: 14	H: 1 R: 0 ER: 0 LOB: 1 BB: 0 P: 20	1B: 7 2B: 2 3B: 2 HR: 1	SF: 0 SAC: 0 DP: 1 HBP: 1	WP: 0 PB: 0 SB: 0 CS: 0	PA: 38						
PITCHER	IP	WLS	BF	H	R	ER	SO	BB	IBB	HBP	BLK	WP	HR	S	P	ERA	WHIP											
38 Curt Schilling, R ERA: 11.25	(1, 1)	4.0	L	22	8	5	5	5	2	0	0	0	0	0	55	89	11.25	2.500										
48 Javier Lopez, L ERA:	(5, 1)	1.0		3	0	0	0	0	0	0	1	0	0	0	5	7	0.00	0.000										
37 Hideki Okajima, L ERA: 5.4	(6, 1)	1.2		7	2	1	1	2	0	0	0	0	0	1	18	26	5.40	1.200										
53 Brendan Donnelly, R ERA:	(7, 1)	0.1		1	0	0	0	1	0	0	0	0	0	0	3	4	0.00	0.000										
36 Joel Pineiro, R ERA: 27.0	(8, 1)	0.1		3	2	1	1	0	0	0	0	0	0	0	9	12	27.00	6.000										
PITCHER	IP	WLS	BF	H	R	ER	SO	BB	IBB	HBP	BLK	WP	HR	S	P	ERA	WHIP											
J.C. Romero, L ERA:	(8, 1)	0.2		2	0	0	0	0	0	0	0	0	0	5	8	0.00	0.000											



Batter	1	2	3	4	5	6	7	8	9	AB	R	H	RBI	BB	SO	LOB	TOP				
23 Julio Lugo, R OBP: 0.385, SLG: 0.417	F7		1B				G6-3	FC4		5	1	2	0	0	0	4					
20 Kevin Youkilis, R OBP: 0.286, SLG: 0.462	2B	BB					F9			4	1	0	0	1	1						
34 David Ortiz, L OBP: 0.357, SLG: 0.364										5	1	1	0	0	4	2					
Manny Ramirez, R OBP: 0.385, SLG: 0.364										5	0	2	1	0	0	1					
7 J.D. Drew, L OBP: 0.500, SLG: 0.600										3	1	1	0	1	1	3					
25 Mike Lowell, R OBP: 0.385, SLG: 0.583										4	0	2	0	0	0	2					
Jason Varitek, S OBP: 0.083, SLG: 0.091										4	0	0	0	0	1	5					
Coco Crisp, S OBP: 0.182, SLG: 0.100										4	0	1	1	0	2	3					
15 Dustin Pedroia, R OBP: 0.545, SLG: 0.500										4	0	2	0	0	1	2					
Inning Stats	R: 1 E: 0 K: 2 S: 12	H: 1 LOB: 1 BB: 1 P: 21	R: 0 E: 0 K: 1 S: 10	H: 1 LOB: 1 BB: 0 P: 15	R: 0 E: 0 K: 1 S: 10	H: 2 LOB: 2 BB: 0 P: 16	R: 0 E: 0 K: 1 S: 9	H: 1 LOB: 1 BB: 0 P: 16	R: 1 E: 0 K: 1 S: 12	H: 1 LOB: 0 BB: 0 P: 17	R: 0 E: 0 K: 1 S: 6	H: 1 LOB: 0 BB: 0 P: 10	R: 0 E: 0 K: 0 S: 5	H: 1 LOB: 0 BB: 0 P: 6	R: 2 E: 1 K: 1 S: 19	H: 3 LOB: 3 BB: 1 P: 31	R: 0 E: 0 K: 2 S: 8	H: 0 LOB: 0 BB: 0 P: 11	1B: 6 2B: 5 3B: 0 HR: 0	SF: 0 SAC: 0 DP: 1 HBP: 0	WP: 1 PA: 40 PB: 0 SB: 1 CS: 0
PITCHER	IP	WLS	BF	H	R	ER	SO	BB	IBB	HBP	BLK	WP	HR	S	P	ERA	WHIP				
23 Zack Greinke, R ERA: 1.29	7.0	L	29	8	2	1	7	1	0	0	0	0	0	64	101	1.29	1.286				
57 Joel Peralta, R ERA: 3.39	1.0		8	3	2	1	1	0	1	0	0	1	0	19	31	9.00	3.000				
David Riske, R ERA:	1.0		3	0	0	0	2	0	0	0	0	0	0	8	11	0.00	0.000				

Boston Red Sox @ Kansas City Royals
Kauffman Stadium, Kansas City, MO
Thu Apr 05 2007, 1:10 PM CDT
Att: 23,170 - Partly Cloudy - 36 F

AB 38
R 4
H 11
RBI 2
BB 2
SO 10
LOB 23



Batter	1	2	3	4	5	6	7	8	9	AB	R	H	RBI	BB	SO	LOB	BOTTOM				
9 David DeJesus, L OBP: 0.231, SLG: 0.417			F8					G1-3		4	1	2	1	0	0	0					
Esteban German, R OBP: 0.500, SLG: 0.500										4	0	2	0	0	1	1					
24 Mark Teahen, L OBP: 0.417, SLG: 0.400										3	0	0	0	1	2	2					
Emil Brown, R OBP: 0.250, SLG: 0.286										4	0	1	0	0	2	2					
4 Alex Gordon, L OBP: 0.167, SLG: 0.091										4	0	1	0	0	1	1					
43 Ryan Shealy, R OBP: 0.364, SLG: 0.400										4	0	0	0	0	3	1					
11 Ross Gload, L OBP: 0.364, SLG: 0.400										3	0	0	0	0	2	1					
14 John Buck, R OBP: 0.429, SLG: 1.000										3	0	1	0	0	1	0					
1 Tony Pena Jr., R OBP: 0.273, SLG: 0.600										3	0	0	0	0	0	2					
Inning Stats	R: 0 E: 0 K: 0 S: 8	H: 1 LOB: 1 BB: 1 P: 15	R: 0 E: 0 K: 1 S: 8	H: 0 LOB: 0 BB: 0 P: 12	R: 0 E: 0 K: 1 S: 8	H: 0 LOB: 0 BB: 0 P: 13	R: 0 E: 0 K: 3 S: 10	H: 0 LOB: 0 BB: 0 P: 14	R: 1 E: 0 K: 2 S: 13	H: 3 LOB: 1 BB: 0 P: 18	R: 0 E: 0 K: 2 S: 9	H: 0 LOB: 0 BB: 0 P: 12	R: 0 E: 0 K: 0 S: 10	H: 1 LOB: 1 BB: 0 P: 15	R: 0 E: 0 K: 2 S: 11	H: 0 LOB: 0 BB: 0 P: 13	1B: 5 2B: 2 3B: 0 HR: 1	SF: 0 SAC: 0 DP: 2 HBP: 0	WP: 0 PA: 33 PB: 0 SB: 0 CS: 1		
PITCHER	IP	WLS	BF	H	R	ER	SO	BB	IBB	HBP	BLK	WP	HR	S	P	ERA	WHIP				
18 Daisuke Matsuzaka, R ERA: 1.29	7.0	W	26	6	1	1	10	1	0	0	0	0	0	74	108	1.29	1.000				
J.C. Romero, L ERA:	1.0	H	4	1	0	0	0	0	0	0	0	0	0	10	15	0.00	1.000				
58 Jonathan Papelbon, R ERA:	1.0	S	3	0	0	0	2	0	0	0	0	0	0	11	13	0.00	0.000				

Boston Red Sox @ Kansas City Royals
Kauffman Stadium, Kansas City, MO
Thu Apr 05 2007, 1:10 PM CDT
Att: 23,170 - Partly Cloudy - 36 F

AB 32
R 1
H 7
RBI 1
BB 1
SO 12
LOB 10



Batter	1	2	3	4	5	6	7	8	9	AB	R	H	RBI	BB	SO	LOB	TOP										
23 Julio Lugo, R OBP: 0.353, SLG: 0.333										3	0	0	0	1	0	0	Boston Red Sox @ Texas Rangers Rangers Ballpark in Arlington, Arlington, TX Fri Apr 06 2007, 2:05 PM EDT Att: 51,548 - Partly Cloudy - 55 F										
20 Kevin Youkilis, R OBP: 0.278, SLG: 0.375										3	0	0	0	1	0	1											
34 David Ortiz, L OBP: 0.278, SLG: 0.267										4	0	0	0	0	0	2											
Manny Ramirez, R OBP: 0.412, SLG: 0.357										3	0	1	0	1	0	1											
7 J.D. Drew, L OBP: 0.438, SLG: 0.500										4	0	1	0	0	1	2											
25 Mike Lowell, R OBP: 0.294, SLG: 0.438										4	0	0	0	0	0	2											
Coco Crisp, S OBP: 0.267, SLG: 0.231										3	0	1	0	1	0	2											
28 Doug Mirabeli, R OBP: 0.267, SLG: 0.231										3	0	0	0	0	1	2											
15 Dustin Pedroia, R OBP: 0.429, SLG: 0.385										3	0	0	0	0	1	1											
Inning Stats	R: 0 E: 0 K: 0 S: 7	H: 0 LOB: 0 BB: 0 P: 11	R: 0 E: 0 K: 0 S: 9	H: 1 LOB: 1 BB: 0 P: 10	R: 0 E: 0 K: 0 S: 6	H: 0 LOB: 0 BB: 0 P: 8	R: 0 E: 0 K: 0 S: 6	H: 0 LOB: 1 BB: 1 P: 14	R: 0 E: 0 K: 1 S: 8	H: 1 LOB: 1 BB: 0 P: 14	R: 0 E: 0 K: 0 S: 4	H: 0 LOB: 1 BB: 1 P: 10	R: 0 E: 0 K: 0 S: 5	H: 0 LOB: 1 BB: 1 P: 10	R: 0 E: 0 K: 1 S: 9	H: 0 LOB: 1 BB: 1 P: 16	R: 0 E: 0 K: 1 S: 6	H: 1 LOB: 1 BB: 0 P: 8	1B: 2 2B: 1 3B: 0 HR: 0	SF: 0 SAC: 0 DP: 0 HBP: 0	WP: 0 PB: 0 SB: 0 CS: 0	PA: 34					
PITCHER	IP	WLS	BF	H	R	ER	SO	BB	IBB	HBP	BLK	WP	HR	S	P	ERA	WHIP										
55 Robinson Tejeda, R ERA: 1.5	7.0	W	26	2	0	0	1	3	0	0	0	0	0	45	77	0.00	0.714										
53 Joaquin Benoit, R ERA: 3.0	1.0	H	4	0	0	0	1	1	0	0	0	0	0	9	16	0.00	1.000										
40 Akinori Otsuka, R ERA: 3.0	1.0	S	4	1	0	0	1	0	0	0	0	0	0	6	8	0.00	1.000										

Batter	1	2	3	4	5	6	7	8	9	AB	R	H	RBI	BB	SO	LOB	BOTTOM										
Kenny Lofton, L OBP: 0.176, SLG: 0.200										4	0	0	0	0	0	2	Boston Red Sox @ Texas Rangers Rangers Ballpark in Arlington, Arlington, TX Fri Apr 06 2007, 2:05 PM EDT Att: 51,548 - Partly Cloudy - 55 F										
25 Jerry Hairston, R										0	0	0	0	0	0	0											
27 Frank Catalanotto, L Matt Kata, S										2	0	0	0	1	1	1											
10 Michael Young, R OBP: 0.118, SLG: 0.118										4	1	0	0	0	1	1											
23 Mark Teixeira, S										2	0	1	0	1	0	0											
Sammy Sosa, R OBP: 0.273, SLG: 0.200										3	0	1	1	0	1	1											
17 Nelson Cruz, R OBP: 0.111, SLG: 0.111										1	0	0	0	0	1	1											
9 Hank Blalock, L OBP: 0.267, SLG: 0.286										3	0	0	0	0	1	3											
6 Brad Wilkerson, L OBP: 0.273, SLG: 0.250										2	1	0	0	1	0	0											
15 Gerald Laird, R OBP: 0.214, SLG: 0.308										3	0	1	1	0	0	1											
5 Ian Kinsler, R OBP: 0.333, SLG: 0.667										3	0	0	0	0	0	2											
Inning Stats	R: 1 E: 0 K: 0 S: 14	H: 2 LOB: 2 BB: 1 P: 22	R: 1 E: 1 K: 1 S: 14	H: 1 LOB: 1 BB: 0 P: 20	R: 0 E: 0 K: 3 S: 14	H: 0 LOB: 1 BB: 1 P: 22	R: 0 E: 0 K: 0 S: 8	H: 0 LOB: 0 BB: 0 P: 11	R: 0 E: 0 K: 0 S: 9	H: 0 LOB: 0 BB: 0 P: 9	R: 0 E: 0 K: 0 S: 9	H: 0 LOB: 0 BB: 0 P: 12	R: 0 E: 0 K: 0 S: 8	H: 0 LOB: 1 BB: 1 P: 17	R: 0 E: 0 K: 1 S: 10	H: 0 LOB: 1 BB: 0 P: 15	R: 0 E: 0 K: 1 S: 10	H: 0 LOB: 1 BB: 0 P: 15	1B: 3 2B: 0 3B: 0 HR: 0	SF: 0 SAC: 0 DP: 0 HBP: 1	WP: 0 PB: 0 SB: 2 CS: 0	PA: 32					
PITCHER	IP	WLS	BF	H	R	ER	SO	BB	IBB	HBP	BLK	WP	HR	S	P	ERA	WHIP										
49 Tim Wakefield, R ERA: 1.5	6.0	L	24	3	2	1	4	2	0	0	0	0	0	65	96	1.50	0.833										
37 Hideki Okajima, L ERA: 3.0	1.1		5	0	0	0	0	1	0	0	0	0	0	10	20	0.00	0.750										
39 Kyle Snyder, R ERA: 3.0	0.2		3	0	0	0	1	0	0	0	1	0	0	8	12	0.00	0.000										

AB	30
R	0
H	3
RBI	0
BB	4
SO	3
LOB	13



AB	28
R	2
H	3
RBI	2
BB	3
SO	5
LOB	12



Batter	1	2	3	4	5	6	7	8	9	AB	R	H	RBI	BB	SO	LOB	TOP				
23 Julio Lugo, R OBP: 0.364, SLG: 0.350										5	1	2	1	0	2	1					
20 Kevin Youkilis, R OBP: 0.394, SLG: 0.421										3	1	2	0	1	0	1					
12 Eric Hinske, L OBP: 1.000, SLG: 1.000										4	0	1	0	1	0	5					
34 David Ortiz, L OBP: 0.304, SLG: 0.263										5	0	1	1	0	2	3					
Manny Ramirez, R OBP: 0.364, SLG: 0.316										5	0	1	1	0	2	3					
7 J.D. Drew, L OBP: 0.429, SLG: 0.474										5	1	2	1	0	0	3					
25 Mike Lowell, R OBP: 0.333, SLG: 0.421										3	0	1	0	1	0	3					
Jason Varitek, S OBP: 0.188, SLG: 0.214										3	0	1	1	1	0	2					
Coco Crisp, S OBP: 0.211, SLG: 0.176										4	1	0	0	0	0	3					
15 Dustin Pedroia, R OBP: 0.389, SLG: 0.313										3	0	0	0	1	1	2					
Inning Stats	R: 1 E: 0 K: 1 S: 13	H: 3 LOB: 2 BB: 0 P: 21	R: 1 E: 0 K: 0 S: 14	H: 1 LOB: 3 BB: 3 P: 29	R: 0 E: 0 K: 1 S: 8	H: 1 LOB: 1 BB: 0 P: 10	R: 0 E: 0 K: 1 S: 8	H: 0 LOB: 0 BB: 0 P: 15	R: 0 E: 0 K: 0 S: 13	H: 1 LOB: 0 BB: 0 P: 12	R: 1 E: 0 K: 0 S: 13	H: 2 LOB: 2 BB: 1 P: 23	R: 0 E: 0 K: 1 S: 8	H: 0 LOB: 1 BB: 1 P: 15	R: 0 E: 0 K: 1 S: 9	H: 1 LOB: 1 BB: 0 P: 14	1B: 10 2B: 1 3B: 0 HR: 0	SF: 0 SAC: 0 DP: 1 HBP: 0	WP: 0 PB: 0 SB: 1 CS: 0	PA: 41	
PITCHER	IP WLS BF H R ER SO BB IBB HBP BLK WP HR S P ERA WHIP	6.0 W 27 8 3 3 3 3 0 0 0 0 0 0 64 104 4.50 1.833	7.1 0.1 4 2 1 1 0 1 0 0 0 0 0 0 8 16 27.00 9.000	7.1 1.2 H 6 0 0 0 1 0 0 0 0 0 0 13 22 0.00 0.600	9.1 1.0 4 1 0 0 1 0 0 0 0 0 0 9 14 0.00 1.000																

Boston Red Sox @ Texas Rangers
Rangers Ballpark in Arlington, Arlington, TX
Sat Apr 07 2007, 8:05 PM EDT
Att: 40,865 - Overcast - 38 F

AB	36
R	4
H	11
RBI	4
BB	5
SO	5
LOB	23



Batter	1	2	3	4	5	6	7	8	9	AB	R	H	RBI	BB	SO	LOB	BOTTOM				
Kenny Lofton, L OBP: 0.136, SLG: 0.150										5	0	0	0	0	1	5					
25 Jerry Hairston, R OBP: 0.600, SLG: 0.750										4	2	2	0	1	0	3					
10 Michael Young, R OBP: 0.136, SLG: 0.182										5	1	1	1	0	0	2					
23 Mark Teixeira, S OBP: 0.500, SLG: 0.267										4	2	2	1	1	0	0					
Sammy Sosa, R OBP: 0.313, SLG: 0.467										5	2	2	2	0	1	2					
9 Hank Blalock, L OBP: 0.400, SLG: 0.500										4	1	3	0	1	1	2					
6 Brad Wilkerson, L OBP: 0.375, SLG: 0.333										4	0	2	0	1	1	2					
17 Nelson Cruz, R OBP: 0.286, SLG: 0.231										4	0	2	3	1	0	2					
15 Gerald Laird, R OBP: 0.278, SLG: 0.267										2	0	0	0	2	0	5					
Inning Stats	R: 0 E: 0 K: 1 S: 8	H: 0 LOB: 0 BB: 0 P: 11	R: 0 E: 0 K: 1 S: 11	H: 1 LOB: 2 BB: 2 P: 22	R: 4 E: 1 K: 1 S: 20	H: 4 LOB: 2 BB: 2 P: 36	R: 0 E: 0 K: 0 S: 12	H: 1 LOB: 2 BB: 1 P: 18	R: 0 E: 0 K: 0 S: 12	H: 1 LOB: 2 BB: 1 P: 21	R: 4 E: 0 K: 0 S: 26	H: 6 LOB: 3 BB: 1 P: 46	R: 0 E: 0 K: 0 S: 6	H: 0 LOB: 0 BB: 0 P: 12	R: 0 E: 0 K: 1 S: 8	H: 1 LOB: 0 BB: 0 P: 13	1B: 10 2B: 2 3B: 1 HR: 1	SF: 0 SAC: 0 DP: 1 HBP: 0	WP: 0 PB: 1 SB: 0 CS: 0	PA: 44	
PITCHER	IP WLS BF H R ER SO BB IBB HBP BLK WP HR S P ERA WHIP	4.0 L 23 6 4 4 3 5 0 0 0 0 0 0 12 21 9.00 2.750	5.1 1.0 5 1 0 0 0 1 0 0 0 0 0 0 4 5 0.00 2.000	6.1 0.1 2 1 1 1 0 0 0 0 0 0 0 1 10 27.00 3.000	6.1 0.0 5 5 3 3 0 0 0 0 0 0 0 1 10 19 =	6.1 0.2 3 0 0 0 0 1 0 0 0 0 0 0 12 22 0.00 1.500															

Boston Red Sox @ Texas Rangers
Rangers Ballpark in Arlington, Arlington, TX
Sat Apr 07 2007, 8:05 PM EDT
Att: 40,865 - Overcast - 38 F

AB	37
R	8
H	14
RBI	7
BB	7
SO	4
LOB	23



Batter	1	2	3	4	5	6	7	8	9	AB	R	H	RBI	BB	SO	LOB	TOP				
23 Julio Lugo, R OBP: 0.320, SLG: 0.304	G6-3		SH5-3		P4			G4-3		3	0	0	0	0	0	1					
20 Kevin Youkilis, R OBP: 0.308, SLG: 0.348	F9		F8		F9			L9		4	0	0	0	0	0	2					
34 David Ortiz, L OBP: 0.333, SLG: 0.565	HR		HR		G1-3			G3-1		4	2	2	3	0	0	0					
Manny Ramirez, R OBP: 0.308, SLG: 0.261	L7		F8		F8			G6-3		4	0	0	0	0	0	0					
7 J.D. Drew, L OBP: 0.440, SLG: 0.478	K		K		K			K		4	0	2	0	0	2	0					
25 Mike Lowell, R OBP: 0.320, SLG: 0.391	G4-3		G5-4-3		P4			1B		4	0	1	0	0	0	1					
Jason Varitek, S OBP: 0.211, SLG: 0.188			F7		K			1B		2	0	0	0	1	1	0					
Coco Crisp, S OBP: 0.227, SLG: 0.200	F8				G5-3			2-5		3	0	1	0	0	0	1					
13 Alex Cora, L			HR		K			K		2	1	0	0	0	2	1					
Inning Stats	R: 1 H: 1 E: 0 K: 0 S: 7	L: 1 LOB: 0 BB: 0 P: 14	R: 0 H: 0 E: 0 K: 1 S: 12	H: 0 LOB: 1 BB: 1 P: 20	R: 2 H: 1 E: 0 K: 0 S: 10	H: 1 LOB: 0 BB: 0 P: 19	R: 0 H: 1 E: 0 K: 0 S: 8	H: 1 LOB: 0 BB: 0 P: 14	R: 0 H: 0 E: 0 K: 1 S: 5	H: 0 LOB: 0 BB: 0 P: 7	R: 0 H: 0 E: 0 K: 1 S: 9	H: 0 LOB: 0 BB: 0 P: 12	R: 0 H: 0 E: 0 K: 1 S: 6	H: 0 LOB: 0 BB: 0 P: 8	R: 0 H: 2 E: 0 K: 0 S: 12	H: 2 LOB: 2 BB: 0 P: 21	1B: 4 2B: 0 3B: 0 HR: 2	SF: 0 SAC: 1 DP: 1 HBP: 1	WP: 0 PB: 0 SB: 0 CS: 0	PA: 33	
PITCHER	IP	WLS	BF	H	R	ER	SO	BB	IBB	HBP	BLK	WP	HR	S	P	ERA	WHIP				
44 Vicente Padilla, R ERA: 6.94	7.0	L	26	4	3	3	4	1	0	1	0	0	2	61	98	3.86	0.714				
36 C.J. Wilson, L ERA: 3.39	1.1		4	0	0	0	1	0	0	0	0	0	0	8	12	0.00	0.000				
40 Akinori Otsuka, R ERA:	0.2		4	2	0	0	0	0	0	0	0	0	0	10	17	0.00	3.000				

Boston Red Sox @ Texas Rangers
Rangers Ballpark in Arlington, Arlington, TX

AB 30
R 3
H 6
RBI 3
BB 1
SO 5
LOB 6



WP: 0 PA: 33
PB: 0
SB: 0
CS: 0

Sun Apr 08 2007, 8:05 PM EDT
Att: 28,347 - Overcast - 49 F

Batter	1	2	3	4	5	6	7	8	9	AB	R	H	RBI	BB	SO	LOB	BOTTOM				
Kenny Lofton, L OBP: 0.192, SLG: 0.174	K		F8-6-3		F9			FC3-6		3	0	1	0	1	1	0					
27 Frank Catalanotto, L OBP: 0.294, SLG: 0.306			F7		F9			1B		3	1	1	1	0	0	1					
17 Nelson Cruz, R OBP: 0.287, SLG: 0.214	HR		F8-6-3		L4			K		1	0	0	1	0	0	2					
10 Michael Young, R OBP: 0.154, SLG: 0.192					G4-3			P5		4	0	1	0	0	1	3					
23 Mark Teixeira, S OBP: 0.423, SLG: 0.211					K			F7		4	0	0	0	0	1	1					
Sammy Sosa, R OBP: 0.250, SLG: 0.368	F7				K			P3		4	0	0	0	0	1	1					
9 Hank Blalock, L OBP: 0.375, SLG: 0.455	K				G4-3			K		4	0	1	0	0	2	0					
6 Brad Wilkerson, L OBP: 0.300, SLG: 0.250	K		FC6		K			K		4	0	0	0	0	3	1					
15 Gerald Laird, R OBP: 0.333, SLG: 0.294					F9			1B		2	1	1	0	1	0	0					
5 Ian Kinsler, R OBP: 0.333, SLG: 0.571					L5			BB		2	0	0	0	1	0	1					
Inning Stats	R: 1 H: 2 E: 0 K: 2 S: 13	L: 1 LOB: 1 BB: 0 P: 21	R: 0 H: 1 E: 0 K: 2 S: 10	H: 1 LOB: 0 BB: 0 P: 12	R: 0 H: 0 E: 0 K: 0 S: 6	H: 0 LOB: 1 BB: 1 P: 13	R: 0 H: 1 E: 0 K: 1 S: 14	H: 1 LOB: 1 BB: 0 P: 21	R: 0 H: 0 E: 0 K: 0 S: 8	H: 0 LOB: 0 BB: 0 P: 15	R: 0 H: 0 E: 0 K: 1 S: 5	H: 0 LOB: 0 BB: 0 P: 8	R: 1 H: 1 E: 0 K: 1 S: 11	H: 1 LOB: 2 BB: 2 P: 20	R: 0 H: 0 E: 0 K: 2 S: 8	H: 0 LOB: 0 BB: 0 P: 10	1B: 4 2B: 1 3B: 0 HR: 1	SF: 0 SAC: 0 DP: 1 HBP: 0	WP: 0 PB: 0 SB: 0 CS: 0	PA: 34	
PITCHER	IP	WLS	BF	H	R	ER	SO	BB	IBB	HBP	BLK	WP	HR	S	P	ERA	WHIP				
38 Curt Schilling, R ERA: 4.91	7.0	W	25	4	1	1	6	1	0	0	0	0	0	68	102	1.29	0.714				
36 Joel Pineiro, R ERA: 7.71	0.0		3	1	1	1	0	2	0	0	0	0	0	6	14	-	-				
48 Javier López, L ERA:	0.1	H	1	0	0	0	0	0	0	0	0	0	0	1	1	0.00	0.000				
58 Jonathan Papelbon, R ERA:	1.2	S	5	0	0	0	3	0	0	0	0	0	0	12	15	0.00	0.000				

Boston Red Sox @ Texas Rangers
Rangers Ballpark in Arlington, Arlington, TX

AB 31
R 2
H 5
RBI 2
BB 3
SO 9
LOB 12



WP: 0 PA: 34
PB: 0
SB: 0
CS: 0

Sun Apr 08 2007, 8:05 PM EDT
Att: 28,347 - Overcast - 49 F

Batter	1	2	3	4	5	6	7	8	9	AB	R	H	RBI	BB	SO	LOB	TOP										
51 Ichiro Suzuki, L (1, 8) OBP: 0.397, SLG: 0.462 Jason Ellison, R (6, 8) OBP: 1.000, SLG: 1.000										3	0	0	0	0	3	1											
29 Adrian Beltré, R (1, 5) OBP: 0.153, SLG: 0.077 16 Willie Bloomquist, R (6, 5)										3	0	0	0	0	1	1											
Jose Vidro, S (1, 10) OBP: 0.125, SLG: 0.067										4	0	0	0	0	0	1											
Raul Ibanez, L (1, 7) OBP: 0.250, SLG: 0.214										3	1	0	0	1	0	0											
Richie Sexson, R (1, 3) OBP: 0.231, SLG: 0.769										4	0	1	2	0	2	0											
Jose Guillen, R (1, 9) OBP: 0.250, SLG: 0.250 Ben Broussard, L (8, 9)										3	0	0	0	0	2	0											
2 Kenji Johjima, R (1, 2) OBP: 0.231, SLG: 0.273 Jamie Burke, R (8, 2)										2	1	1	0	0	0	0											
7 Yuniesky Betancourt, R (1, 6) OBP: 0.167, SLG: 0.500										3	0	1	0	0	0	1											
4 Jose Lopez, R (1, 4) OBP: 0.083, SLG: 0.083										3	0	0	1	0	2	2											
Inning Stats	R: 0 E: 0 K: 1 S: 10	H: 0 LOB: 0 BB: 0 P: 16	R: 0 E: 0 K: 1 S: 7	H: 0 LOB: 0 BB: 0 P: 11	R: 1 E: 0 K: 1 S: 14	H: 2 LOB: 1 BB: 0 P: 18	R: 0 E: 0 K: 0 S: 6	H: 0 LOB: 0 BB: 0 P: 8	R: 0 E: 0 K: 1 S: 7	H: 0 LOB: 0 BB: 0 P: 7	R: 0 E: 0 K: 1 S: 9	H: 0 LOB: 0 BB: 0 P: 12	R: 0 E: 0 K: 1 S: 8	H: 0 LOB: 1 BB: 0 P: 12	R: 0 E: 0 K: 2 S: 9	H: 0 LOB: 1 BB: 0 P: 15	R: 2 E: 0 K: 1 S: 14	H: 2 LOB: 1 BB: 1 P: 24	1B: 2 2B: 2 3B: 0 HR: 0	SF: 0 SAC: 0 DP: 0 HBP: 1	WP: 0 PB: 0 SB: 0 CS: 0	PA: 33					
PITCHER	IP	WLS	BF	H	R	ER	SO	BB	IBB	HBP	BLK	WP	HR	S	P	ERA	WHIP										
19 Josh Beckett, R (1, 1) ERA: 1.5	7.0	W	23	2	1	1	8	0	0	0	0	0	0	61	84	1.29	0.286										
53 Brendan Donnelly, R (8, 1) ERA: 1.9	0.1		2	0	0	0	1	0	0	1	0	0	0	4	6	0.00	0.000										
37 Hideki Okajima, L (8, 1) ERA: 1.9	0.2		2	0	0	0	1	0	0	0	0	0	0	5	9	0.00	0.000										
50 Mike Timlin, R (9, 1) ERA: 18.0	1.0		6	2	2	2	1	1	0	0	0	0	0	14	24	18.00	3.000										

Seattle Mariners @ Boston Red Sox
Fenway Park, Boston, MA
Tue Apr 10 2007, 2:05 PM EDT
Att: 35,847 - Cloudy - 43 F

AB 31
R 3
H 4
RBI 3
BB 1
SO 11
LOB 8

Batter	1	2	3	4	5	6	7	8	9	AB	R	H	RBI	BB	SO	LOB	BOTTOM										
23 Julio Lugo, R (1, 6) OBP: 0.414, SLG: 0.400 13 Alex Cora, L (6, 6)										2	2	2	1	2	0	0											
20 Kevin Youkilis, R (1, 3) OBP: 0.355, SLG: 0.464										5	2	3	1	0	0	4											
34 David Ortiz, L (1, 10) OBP: 0.355, SLG: 0.538 28 Doug Mirabelli, R (7, 10)										3	2	1	0	1	1	3											
Manny Ramirez, R (1, 7) OBP: 0.345, SLG: 0.280 12 Eric Hinske, L (6, 7) OBP: 1.000, SLG: 1.500										2	1	1	1	1	0	1											
7 J.D. Drew, L (1, 9) OBP: 0.429, SLG: 0.600 Wily Mo Peña, R (5, 9)										2	2	1	3	0	0	1											
25 Mike Lowell, R (1, 5) OBP: 0.300, SLG: 0.407										4	2	1	2	0	0	4											
Jason Varitek, S (1, 2) OBP: 0.333, SLG: 0.350										4	1	3	3	1	0	0											
Coco Crisp, S (1, 8) OBP: 0.222, SLG: 0.240										5	0	1	2	0	0	3											
15 Dustin Pedroia, R (1, 4) OBP: 0.348, SLG: 0.250										4	0	0	0	1	0	3											
Inning Stats	R: 4 E: 0 K: 0 S: 22	H: 4 LOB: 2 BB: 2 P: 47	R: 3 E: 0 K: 1 S: 16	H: 3 LOB: 0 BB: 0 P: 23	R: 1 E: 1 K: 0 S: 15	H: 2 LOB: 2 BB: 1 P: 26	R: 3 E: 1 K: 0 S: 14	H: 2 LOB: 2 BB: 2 P: 30	R: 2 E: 0 K: 0 S: 11	H: 1 LOB: 1 BB: 2 P: 27	R: 0 E: 0 K: 1 S: 10	H: 1 LOB: 0 BB: 0 P: 14	R: 1 E: 0 K: 0 S: 9	H: 1 LOB: 0 BB: 0 P: 16	R: 0 E: 0 K: 0 S: 9	H: 0 LOB: 0 BB: 0 P: 14	R: 0 E: 0 K: 0 S: 9	H: 0 LOB: 0 BB: 0 P: 14	1B: 6 2B: 7 3B: 0 HR: 1	SF: 2 SAC: 0 DP: 1 HBP: 1	WP: 0 PB: 0 SB: 0 CS: 0	PA: 46					
PITCHER	IP	WLS	BF	H	R	ER	SO	BB	IBB	HBP	BLK	WP	HR	S	P	ERA	WHIP										
36 Jeff Weaver, R (1, 1) ERA: 31.5	2.0	L	15	7	7	7	1	2	0	0	0	0	0	38	70	31.50	4.500										
49 Jake Woods, L (3, 1) ERA: 13.5	2.0		14	4	4	3	0	3	0	0	0	0	0	29	56	13.50	3.500										
35 Brandon Morrow, R (5, 1) ERA: 9.0	1.0		6	1	2	2	0	2	0	1	0	0	0	11	27	18.00	3.000										
40 Julio Mateo, R (6, 1) ERA: 9.0	1.0		4	1	0	0	1	0	0	0	0	0	0	10	14	0.00	1.000										
33 Chris Reitsma, R (7, 1) ERA: 4.5	1.0		4	1	1	1	0	0	0	0	0	0	0	9	16	9.00	1.000										

Seattle Mariners @ Boston Red Sox
Fenway Park, Boston, MA
Tue Apr 10 2007, 2:05 PM EDT
Att: 35,847 - Cloudy - 43 F

AB 36
R 14
H 14
RBI 13
BB 7
SO 2
LOB 21

Batter	1	2	3	4	5	6	7	8	9	AB	R	H	RBI	BB	SO	LOB	TOP			
24 Gary Matthews, S OBP: 0.309, SLG: 0.250										4	0	1	0	0	2	0	Los Angeles Angels @ Boston Red Sox Fenway Park, Boston, MA Mon Apr 16 2007, 12:05 PM EDT Att. 35,424 - Rain - 47 F			
Orlando Cabrera, R OBP: 0.364, SLG: 0.449										3	1	1	1	1	1	0				
27 Vladimir Guerrero, R OBP: 0.442, SLG: 0.614 77 Reggie Willits, S OBP: 0.353, SLG: 0.267										0	0	0	0	0	0	0				
16 Garret Anderson, L OBP: 0.273, SLG: 0.389										4	0	2	0	0	0	2				
Shea Hillenbrand, R OBP: 0.138, SLG: 0.138										4	0	0	0	0	0	4				
Casey Kotchman, L OBP: 0.380, SLG: 0.419										4	0	1	0	0	1	2				
47 Howie Kendrick, R OBP: 0.367, SLG: 0.511										4	1	2	1	0	0	2				
Mike Napoli, R OBP: 0.250, SLG: 0.308 32 Erick Aybar, S OBP: 0.400, SLG: 0.250										3	0	0	0	0	2	1				
6 Maicer Izturis, S OBP: 0.341, SLG: 0.308										4	0	0	0	0	1	1				
Inning Stats	R: 1 E: 0 K: 1 S: 13	H: 1 LOB: 1 BB: 0 P: 20	R: 0 E: 0 K: 0 S: 13	H: 1 LOB: 1 BB: 0 P: 18	R: 0 E: 0 K: 2 S: 9	H: 0 LOB: 0 BB: 0 P: 15	R: 0 E: 0 K: 0 S: 11	H: 1 LOB: 1 BB: 0 P: 14	R: 0 E: 0 K: 1 S: 10	H: 2 LOB: 2 BB: 0 P: 12	R: 0 E: 0 K: 2 S: 8	H: 0 LOB: 0 BB: 0 P: 9	R: 0 E: 0 K: 0 S: 8	H: 1 LOB: 1 BB: 0 P: 14	R: 1 E: 0 K: 0 S: 8	H: 1 LOB: 0 BB: 0 P: 12		1B: 5 2B: 1 3B: 0 HR: 2	SF: 0 SAC: 0 DP: 0 HBP: 1	WP: 0 PB: 0 SB: 1 CS: 0
PITCHER	IP WLS BF H R ER SO BB IBB HBP BLK WP HR S P ERA WHIP																			
19 Josh Beckett, R ERA: 1.5	6.0 W 25	6 1 1 5	1 0 0 0 0	0 0 0 0 0	0 0 0 0 0	0 0 0 0 0	0 0 0 0 0	0 0 0 0 0	0 0 0 0 0	0 0 0 0 0	0 0 0 0 0	0 0 0 0 0	0 0 0 0 0	0 0 0 0 0	0 0 0 0 0	0 0 0 0 0	1.50	1.167		
37 Hideki Okajima, L ERA: 1.59	1.0	3 0 0 0 2	0 0 0 0 0	0 0 0 0 0	0 0 0 0 0	0 0 0 0 0	0 0 0 0 0	0 0 0 0 0	0 0 0 0 0	0 0 0 0 0	0 0 0 0 0	0 0 0 0 0	0 0 0 0 0	0 0 0 0 0	0 0 0 0 0	0 0 0 0 0	0.00	0.000		
J.C. Romero, L ERA: 6.23	1.0	4 1 0 0 0	0 0 0 0 0	0 0 0 0 0	0 0 0 0 0	0 0 0 0 0	0 0 0 0 0	0 0 0 0 0	0 0 0 0 0	0 0 0 0 0	0 0 0 0 0	0 0 0 0 0	0 0 0 0 0	0 0 0 0 0	0 0 0 0 0	0 0 0 0 0	0.00	1.000		
39 Kyle Snyder, R ERA: 5.4	1.0	4 1 1 1 0	0 0 0 0 0	0 0 0 0 0	0 0 0 0 0	0 0 0 0 0	0 0 0 0 0	0 0 0 0 0	0 0 0 0 0	0 0 0 0 0	0 0 0 0 0	0 0 0 0 0	0 0 0 0 0	0 0 0 0 0	0 0 0 0 0	0 0 0 0 0	9.00	1.000		

Batter	1	2	3	4	5	6	7	8	9	AB	R	H	RBI	BB	SO	LOB	BOTTOM	
23 Julio Lugo, R OBP: 0.404, SLG: 0.429 15 Dustin Pedroia, R OBP: 0.382, SLG: 0.222										4	1	2	0	0	0	1	Los Angeles Angels @ Boston Red Sox Fenway Park, Boston, MA Mon Apr 16 2007, 12:05 PM EDT Att. 35,424 - Rain - 47 F	
20 Kevin Youkilis, R OBP: 0.386, SLG: 0.421										3	1	1	1	1	1	1		
34 David Ortiz, L OBP: 0.396, SLG: 0.683										3	2	2	1	1	1	0		
Manny Ramirez, R OBP: 0.304, SLG: 0.225										4	1	1	2	0	2	2		
7 J.D. Drew, L OBP: 0.409, SLG: 0.474										4	1	0	0	0	1	1		
25 Mike Lowell, R OBP: 0.298, SLG: 0.405										4	1	1	1	0	0	0		
Jason Varitek, S OBP: 0.286, SLG: 0.267										3	0	0	0	1	0	1		
Wily Mo Peña, R										3	0	0	0	1	2	2		
13 Alex Cora, L OBP: 0.250, SLG: 0.286										3	0	1	1	0	1	2		
Inning Stats	R: 6 E: 1 K: 0 S: 19	H: 6 LOB: 1 BB: 0 P: 32	R: 0 E: 0 K: 0 S: 8	H: 0 LOB: 2 BB: 2 P: 19	R: 0 E: 0 K: 2 S: 9	H: 0 LOB: 1 BB: 1 P: 16	R: 1 E: 0 K: 2 S: 8	H: 1 LOB: 0 BB: 0 P: 11	R: 0 E: 0 K: 0 S: 4	H: 0 LOB: 0 BB: 0 P: 4	R: 0 E: 0 K: 3 S: 10	H: 0 LOB: 0 BB: 0 P: 16	R: 0 E: 0 K: 1 S: 8	H: 0 LOB: 0 BB: 0 P: 11	1B: 3 2B: 4 3B: 0 HR: 1	SF: 0 SAC: 0 DP: 2 HBP: 0		WP: 0 PB: 0 SB: 0 CS: 0
PITCHER	IP WLS BF H R ER SO BB IBB HBP BLK WP HR S P ERA WHIP																	
54 Ervin Santana, R ERA: 7.63	4.0 L 22	7 7 5 4	0 0 0 0 0	0 0 0 0 0	0 0 0 0 0	0 0 0 0 0	0 0 0 0 0	0 0 0 0 0	0 0 0 0 0	0 0 0 0 0	0 0 0 0 0	0 0 0 0 0	0 0 0 0 0	0 0 0 0 0	0 0 0 0 0	0 0 0 0 0	11.25	2.500
58 Dustin Moseley, R ERA: 1.29	2.0	7 1 0 0 0	0 0 0 0 0	0 0 0 0 0	0 0 0 0 0	0 0 0 0 0	0 0 0 0 0	0 0 0 0 0	0 0 0 0 0	0 0 0 0 0	0 0 0 0 0	0 0 0 0 0	0 0 0 0 0	0 0 0 0 0	0 0 0 0 0	0 0 0 0 0	0.00	1.000
62 Scot Shields, R ERA: 3.24	1.0	3 0 0 0 3	0 0 0 0 0	0 0 0 0 0	0 0 0 0 0	0 0 0 0 0	0 0 0 0 0	0 0 0 0 0	0 0 0 0 0	0 0 0 0 0	0 0 0 0 0	0 0 0 0 0	0 0 0 0 0	0 0 0 0 0	0 0 0 0 0	0 0 0 0 0	0.00	0.000
Francisco Rodríguez, R ERA: 3.0	1.0	3 0 0 0 1	0 0 0 0 0	0 0 0 0 0	0 0 0 0 0	0 0 0 0 0	0 0 0 0 0	0 0 0 0 0	0 0 0 0 0	0 0 0 0 0	0 0 0 0 0	0 0 0 0 0	0 0 0 0 0	0 0 0 0 0	0 0 0 0 0	0 0 0 0 0	0.00	0.000

Batter	1	2	3	4	5	6	7	8	9	AB	R	H	RBI	BB	SO	LOB	TOP											
23 Julio Lugo, R (1, 6) OBP: 0.345, SLG: 0.360										4	0	0	0	0	1	0												
20 Kevin Youkilis, R (1, 3) OBP: 0.327, SLG: 0.348										4	0	0	0	0	1	0												
34 David Ortiz, L (1, 10) OBP: 0.375, SLG: 0.673										4	1	2	1	0	1	0												
Manny Ramirez, R (1, 7) OBP: 0.296, SLG: 0.213										3	0	0	0	1	0	1												
7 J.D. Drew, L (1, 9) OBP: 0.408, SLG: 0.452										4	1	1	0	0	1	1												
25 Mike Lowell, R (1, 5) OBP: 0.309, SLG: 0.460										4	1	2	1	0	0	1												
Coco Crisp, S (1, 8) OBP: 0.191, SLG: 0.205										4	0	0	0	0	0	2												
28 Doug Mirabeli, R (1, 2) OBP: 0.333, SLG: 0.833										3	1	2	2	0	0	0												
15 Dustin Pedroia, R (1, 4) OBP: 0.333, SLG: 0.188										3	0	0	0	0	1	2												
Inning Stats	R: 0 E: 0 K: 2 S: 8	H: 0 LOB: 0 BB: 0 P: 12	R: 0 E: 0 K: 0 S: 7	H: 0 LOB: 0 BB: 1 P: 12	R: 0 E: 0 K: 0 S: 8	H: 0 LOB: 0 BB: 0 P: 14	R: 0 E: 0 K: 1 S: 9	H: 0 LOB: 0 BB: 0 P: 15	R: 1 E: 0 K: 0 S: 9	H: 1 LOB: 0 BB: 0 P: 13	R: 1 E: 0 K: 0 S: 10	H: 1 LOB: 0 BB: 0 P: 14	R: 2 E: 0 K: 1 S: 15	H: 4 LOB: 2 BB: 0 P: 21	R: 0 E: 0 K: 0 S: 12	H: 1 LOB: 0 BB: 0 P: 20	R: 0 E: 0 K: 1 S: 8	H: 0 LOB: 0 BB: 0 P: 11	1B: 4 2B: 0 3B: 0 HR: 3	SF: 0 SAC: 0 DP: 1 HBP: 0	WP: 0 PB: 0 SB: 0 CS: 0	PA: 34						
PITCHER	IP	WLS	BF	H	R	ER	SO	BB	IBB	HBP	BLK	WP	HR	S	P	ERA	WHIP											
Tomo Ohka, R (1, 1) ERA: 7.02	6.1	L	23	4	4	4	3	1	0	0	0	0	0	3	55	87	5.68	0.789										
31 Victor Zambrano, R (7, 1) ERA: 2.09	1.1		6	2	0	0	1	0	0	0	0	0	0	17	24	0.00	1.500											
37 Scott Downs, L (8, 1) ERA:	0.2		3	1	0	0	1	0	0	0	0	0	0	9	14	0.00	1.500											
49 Jeremy Accardo, R (9, 1) ERA:	0.2		2	0	0	0	0	0	0	0	0	0	0	5	7	0.00	0.000											

Boston Red Sox @ Toronto Blue Jays
Rogers Centre, Toronto, ON
Wed Apr 18 2007, 7:07 PM EDT
Att: 20,188 - Roof Closed - 68 F

AB 33
R 4
H 7
RBI 4
BB 1
SO 5
LOB 7



Batter	1	2	3	4	5	6	7	8	9	AB	R	H	RBI	BB	SO	LOB	BOTTOM										
15 Alex Rios, R (1, 9) OBP: 0.274, SLG: 0.450										4	0	0	0	0	0	1											
Matt Stairs, L (1, 7) OBP: 0.381, SLG: 0.333										4	0	1	0	0	0	0											
10 Vernon Wells, R (1, 8) OBP: 0.274, SLG: 0.474										4	0	0	0	0	0	1											
Frank Thomas, R (1, 10) OBP: 0.333, SLG: 0.300										3	0	1	0	1	1	1											
17 Lyle Overbay, L (1, 3) OBP: 0.293, SLG: 0.389										3	0	0	0	1	1	1											
2 Aaron Hill, R (1, 4) OBP: 0.421, SLG: 0.588										3	0	1	0	1	1	0											
Jason Phillips, R (1, 2) OBP: 0.417, SLG: 0.364										3	0	0	0	0	1	3											
9 Gregg Zaun, S (9, PH) OBP: 0.313, SLG: 0.415										0	0	0	0	1	0	0											
Royce Clayton, R (1, 6) OBP: 0.317, SLG: 0.432										3	1	1	0	0	1	0											
Jason Smith, L (9, PH) OBP: 0.354, SLG: 0.476										1	0	0	0	0	1	2											
6 John McDonald, R (1, 5) OBP: 0.500, SLG: 0.588										3	0	1	1	0	1	0											
26 Adam Lind, L (9, PH) OBP: 0.308, SLG: 0.385										1	0	0	0	0	1	2											
Inning Stats	R: 0 E: 0 K: 0 S: 11	H: 1 LOB: 1 BB: 0 P: 14	R: 0 E: 0 K: 1 S: 7	H: 0 LOB: 0 BB: 0 P: 11	R: 0 E: 0 K: 1 S: 6	H: 0 LOB: 0 BB: 0 P: 7	R: 0 E: 0 K: 1 S: 8	H: 0 LOB: 3 BB: 3 P: 22	R: 0 E: 0 K: 1 S: 10	H: 0 LOB: 0 BB: 0 P: 15	R: 0 E: 0 K: 0 S: 9	H: 1 LOB: 1 BB: 0 P: 15	R: 1 E: 0 K: 0 S: 10	H: 2 LOB: 1 BB: 0 P: 15	R: 0 E: 0 K: 1 S: 7	H: 0 LOB: 0 BB: 0 P: 9	R: 0 E: 0 K: 3 S: 13	H: 1 LOB: 2 BB: 1 P: 21	1B: 3 2B: 2 3B: 0 HR: 0	SF: 0 SAC: 0 DP: 0 HBP: 0	WP: 0 PB: 1 SB: 0 CS: 0	PA: 36					
PITCHER	IP	WLS	BF	H	R	ER	SO	BB	IBB	HBP	BLK	WP	HR	S	P	ERA	WHIP										
49 Tim Wakefield, R (1, 1) ERA: 1.35	7.0	W	28	4	1	1	4	3	0	0	0	0	0	61	99	1.29	1.000										
53 Brendan Donnelly, R (8, 1) ERA:	1.0	H	3	0	0	0	1	0	0	0	0	0	0	7	9	0.00	0.000										
58 Jonathan Papelbon, R (9, 1) ERA:	1.0	S	5	1	0	0	3	1	0	0	0	0	0	13	21	0.00	2.000										

Boston Red Sox @ Toronto Blue Jays
Rogers Centre, Toronto, ON
Wed Apr 18 2007, 7:07 PM EDT
Att: 20,188 - Roof Closed - 68 F

AB 32
R 1
H 5
RBI 1
BB 4
SO 8
LOB 11



Batter	1	2	3	4	5	6	7	8	9	AB	R	H	RBI	BB	SO	LOB	TOP										
Coco Crisp, S (1, 8) OBP: 0.212, SLG: 0.229	G1-3		1B		G1-3			HR	SF8	4	1	2	1	0	0	0	Boston Red Sox @ Toronto Blue Jays Rogers Centre, Toronto, ON Thu Apr 19 2007, 12:37 PM EDT Att: 33,297 - Roof Closed - 68 F										
20 Kevin Youkilis, R (1, 5) OBP: 0.316, SLG: 0.333	1B		F6			P5		P6	F7	5	0	1	0	0	0	4											
34 David Ortiz, L (1, 10) OBP: 0.383, SLG: 0.673	G1-5-3		BB			2B		K		3	0	1	0	1	1	2											
Manny Ramirez, R (1, 7) OBP: 0.310, SLG: 0.280		BB	G5-4-3			G5-3		HR		3	2	1	2	1	0	4											
7 J.D. Drew, L (1, 9) OBP: 0.434, SLG: 0.455		1B			K					2	0	1	0	2	1	0											
Jason Varitek, S (1, 2) OBP: 0.282, SLG: 0.243	1B				G3			IBB		4	0	0	0	0	0	5											
12 Eric Hinske, L (1, 3) OBP: 0.667, SLG: 1.000		SF7			G4-3					2	0	0	1	1	1	0											
15 Dustin Pedroia, R (1, 4) OBP: 0.302, SLG: 0.167						G5-3		L5		4	0	0	0	0	0	2											
23 Julio Lugo, R (9, PR) OBP: 0.345, SLG: 0.360		P6							FC3-6	0	1	0	0	0	0	0											
13 Alex Cora, L (1, 6) OBP: 0.333, SLG: 0.545			1B		G6-3			G4-3		4	1	2	1	0	0	0											
Inning Stats	R: 0 E: 0 K: 0 S: 6	H: 1 LOB: 0 BB: 0 P: 10	R: 1 E: 0 K: 0 S: 11	H: 1 LOB: 1 BB: 1 P: 16	R: 0 E: 0 K: 0 S: 6	H: 2 LOB: 2 BB: 1 P: 10	R: 0 E: 0 K: 1 S: 9	H: 0 LOB: 0 BB: 0 P: 14	R: 0 E: 0 K: 0 S: 8	H: 0 LOB: 0 BB: 0 P: 11	R: 0 E: 0 K: 0 S: 10	H: 1 LOB: 2 BB: 0 P: 21	R: 0 E: 0 K: 1 S: 6	H: 0 LOB: 0 BB: 0 P: 7	R: 2 E: 0 K: 1 S: 9	H: 2 LOB: 1 BB: 1 P: 21	R: 2 E: 0 K: 0 S: 9	H: 1 LOB: 1 BB: 1 P: 18	1B: 5 2B: 1 3B: 1 HR: 1	SF: 2 SAC: 0 DP: 2 HBP: 0	WP: 0 PB: 0 SB: 0 CS: 0	PA: 38					
PITCHER	IP	WLS	BF	H	R	ER	SO	BB	IBB	HBP	BLK	WP	HR	S	P	ERA	WHIP										
32 Roy Halladay, R (1, 1) ERA: 2.37	7.1		29	6	2	2	2	2	1	0	0	0	0	59	95	2.46	1.091										
37 Scott Downs, L (8, 1) ERA:	0.1	H	1	0	0	0	1	0	0	0	1	0	0	4	7	0.00	0.000										
28 Shaun Marcum, R (8, 1) ERA: 5.19	0.2	L	5	1	2	2	0	2	0	0	0	0	1	6	16	27.00	4.500										
54 Jason Frasor, R (9, 1) ERA: 2.25	0.2		3	1	1	1	0	0	0	0	0	0	0	5	10	13.50	1.500										

AB	31
R	5
H	8
RBI	5
BB	5
SO	3
LOB	17




Batter	1	2	3	4	5	6	7	8	9	AB	R	H	RBI	BB	SO	LOB	BOTTOM										
15 Alex Rios, R (1, 9) OBP: 0.299, SLG: 0.516	G5-3		2B			HR			F9	4	1	2	1	1	0	1	Boston Red Sox @ Toronto Blue Jays Rogers Centre, Toronto, ON Thu Apr 19 2007, 12:37 PM EDT Att: 33,297 - Roof Closed - 68 F										
26 Adam Lind, L (1, 7) OBP: 0.294, SLG: 0.353	G3-1		G3-1			1B		FC4-6		4	1	1	0	0	0	3											
10 Vernon Wells, R (1, 8) OBP: 0.288, SLG: 0.508	K				F9	2B		G5-3		4	0	2	1	0	1	0											
Frank Thomas, R (1, 10) OBP: 0.328, SLG: 0.352		HR			G6-3	G5-3		G5-3		4	1	1	1	0	0	2											
17 Lyle Overbay, L (1, 3) OBP: 0.306, SLG: 0.375	G1-3				G3					2	0	0	0	2	0	0											
2 Aaron Hill, R (1, 4) OBP: 0.393, SLG: 0.545	K				G5-3	G1-3		G1-6-3		4	0	0	0	0	1	4											
9 Gregg Zaun, S (1, 2) OBP: 0.308, SLG: 0.386	F8				K			F7		3	0	0	0	1	1	0											
Jason Smith, L (1, 5) OBP: 0.346, SLG: 0.440			1B		K			K		4	0	1	0	0	3	1											
6 John McDonald, R (1, 6) OBP: 0.476, SLG: 0.600			G1-6-3			G6-3				3	0	1	0	0	0	1											
Matt Stairs, L (9, PH) OBP: 0.364, SLG: 0.316	G1-6-3								K	1	0	0	0	0	1	1											
Inning Stats	R: 0 E: 0 K: 1 S: 9	H: 0 LOB: 0 BB: 0 P: 16	R: 1 E: 0 K: 1 S: 10	H: 1 LOB: 0 BB: 0 P: 17	R: 0 E: 0 K: 0 S: 10	H: 2 LOB: 1 BB: 0 P: 11	R: 0 E: 0 K: 0 S: 5	H: 0 LOB: 0 BB: 0 P: 8	R: 0 E: 0 K: 2 S: 9	H: 0 LOB: 0 BB: 0 P: 13	R: 2 E: 0 K: 0 S: 18	H: 3 LOB: 2 BB: 1 P: 27	R: 0 E: 0 K: 1 S: 8	H: 1 LOB: 2 BB: 1 P: 15	R: 0 E: 0 K: 0 S: 6	H: 1 LOB: 1 BB: 1 P: 11	R: 0 E: 0 K: 2 S: 17	H: 0 LOB: 1 BB: 1 P: 26	1B: 2 2B: 4 3B: 0 HR: 2	SF: 0 SAC: 0 DP: 2 HBP: 0	WP: 1 PB: 1 SB: 0 CS: 0	PA: 37					
PITCHER	IP	WLS	BF	H	R	ER	SO	BB	IBB	HBP	BLK	WP	HR	S	P	ERA	WHIP										
51 Julian Tavarez, R (1, 1) ERA: 6.75	5.1		21	6	3	3	4	0	0	0	0	0	2	56	82	5.06	1.125										
36 Joel Pineiro, R (6, 1) ERA: 3.38	0.2		3	0	0	0	0	1	0	0	0	0	0	5	10	0.00	1.500										
J.C. Romero, L (7, 1) ERA: 5.06	1.0		5	1	0	0	1	0	1	0	0	0	0	8	15	0.00	1.000										
50 Mike Timlin, R (8, 1) ERA: 6.0	1.0	W	4	1	0	0	0	0	1	0	0	0	0	6	11	0.00	1.000										
56 Jonathan Papelbon, R (9, 1) ERA:	1.0	S	4	0	0	0	2	1	0	0	0	0	0	17	26	0.00	1.000										


AB	33
R	3
H	8
RBI	3
BB	4
SO	7
LOB	13



Batter	1	2	3	4	5	6	7	8	9	AB	R	H	RBI	BB	SO	LOB	TOP								
18 Johnny Damon, L (1, 8) OBP: 0.400, SLG: 0.422	G1-4-3		G6-3		K		K	G4-3		5	0	0	1	0	2	4	New York Yankees @ Boston Red Sox Fenway Park, Boston, MA Fri Apr 20 2007, 7:05 PM EDT Att: 36,786 - Clear - 46 F								
2 Derek Jeter, R (1, 6) OBP: 0.392, SLG: 0.364	P5				13 HR		G6-3	G4-3		4	1	1	0	1	0	0									
Bobby Abreu, L (1, 9) OBP: 0.405, SLG: 0.403	F8				13 HR		K			4	1	1	0	1	2	2									
13 Alex Rodriguez, R (1, 5) OBP: 0.431, SLG: 1.048		F8						25 1B	L4	5	3	3	4	0	0	1									
25 Jason Giambi, L (1, 10) OBP: 0.358, SLG: 0.508		F7						FC5-4		4	0	2	1	0	1	0									
19 Kevin Thompson, R (8, PR) OBP: 0.250, SLG: 0.500					K			FC6-4	K	1	0	0	0	0	1	1									
20 Jorge Posada, S (1, 2) OBP: 0.397, SLG: 0.547								2H		2	0	1	0	0	0	0									
Wil Nieves, R (4, 2)	F8				24 G3			FC5-4		2	0	0	0	0	2										
24 Robinson Canó, L (1, 4) OBP: 0.333, SLG: 0.317								1-2		4	1	2	0	0	0	1									
28 Melky Cabrera, S (1, 7) OBP: 0.230, SLG: 0.207								11 BB		4	0	1	0	0	1	3									
11 Doug Mientkiewicz, L (1, 3) OBP: 0.244, SLG: 0.222										2	0	0	0	1	0	0									
Inning Stats	R: 0 E: 0 K: 0 S: 7	H: 0 LOB: 0 BB: 0 P: 8	R: 0 E: 0 K: 0 S: 7	H: 0 LOB: 0 BB: 0 P: 10	R: 1 E: 0 K: 1 S: 12	H: 2 LOB: 2 BB: 1 P: 24	R: 1 E: 0 K: 1 S: 14	H: 2 LOB: 1 BB: 0 P: 18	R: 3 E: 0 K: 0 S: 16	H: 4 LOB: 0 BB: 0 P: 26	R: 0 E: 0 K: 0 S: 7	H: 0 LOB: 0 BB: 0 P: 7	R: 0 E: 0 K: 2 S: 8	H: 0 LOB: 0 BB: 0 P: 10	R: 1 E: 0 K: 1 S: 12	H: 3 LOB: 3 BB: 1 P: 22	R: 0 E: 0 K: 1 S: 12	H: 0 LOB: 1 BB: 1 P: 22	1B: 7 2B: 2 3B: 0 HR: 2	SF: 0 SAC: 1 DP: 0 HBP: 0	WP: 0 PB: 0 SB: 0 CS: 0	PA: 41			
PITCHER	IP	WLS	BF	H	R	ER	SO	BB	IBB	HBP	BLK	WP	HR	S	P	ERA	WHIP								
38 Curt Schilling, R (1, 1) ERA: 3.81	7.0		30	8	5	5	5	1	0	0	0	0	2	71	103	6.43	1.286								
J.C. Romero, L (8, 1) ERA: 6.35	0.1	4	3	1	1	0	0	0	0	0	0	0	0	7	11	27.00	9.000								
39 Kyle Snyder, R (8, 1) ERA: 4.5	0.2	W	3	0	0	0	1	1	0	0	0	0	0	5	11	0.00	1.500								
37 Hideki Okajima, L (9, 1) ERA: 1.17	1.0	S	4	0	0	0	1	1	0	0	0	0	0	12	22	0.00	1.000								

Batter	1	2	3	4	5	6	7	8	9	AB	R	H	RBI	BB	SO	LOB	BOTTOM								
23 Julio Lugo, R (1, 6) OBP: 0.333, SLG: 0.333	G6-3									4	0	0	0	1	1	3	New York Yankees @ Boston Red Sox Fenway Park, Boston, MA Fri Apr 20 2007, 7:05 PM EDT Att: 36,786 - Clear - 46 F								
20 Kevin Youkilis, R (1, 3) OBP: 0.328, SLG: 0.333										3	0	1	0	0	0	2									
34 David Ortiz, L (1, 10) OBP: 0.391, SLG: 0.673										3	1	1	0	1	0	2									
Manny Ramirez, R (1, 7) OBP: 0.306, SLG: 0.264										3	1	0	0	1	1	2									
7 J.D. Drew, L (1, 9) OBP: 0.456, SLG: 0.479										4	0	3	0	0	0	2									
25 Mike Lowell, R (1, 5) OBP: 0.322, SLG: 0.463										4	2	2	1	0	0	2									
Jason Varitek, S (1, 2) OBP: 0.304, SLG: 0.366										4	2	3	3	0	0	0									
Coco Crisp, S (1, 8) OBP: 0.232, SLG: 0.288										4	1	2	2	0	1	0									
15 Dustin Pedroia, R (1, 4) OBP: 0.289, SLG: 0.158										2	0	0	0	0	0	0									
Wily Mo Peña, R (7, PH) OBP: 0.308, SLG: 0.455										1	0	0	0	0	1	2									
13 Alex Cora, L (8, 4) OBP: 0.385, SLG: 0.583										1	0	1	1	0	0	0									
Inning Stats	R: 0 E: 0 K: 0 S: 6	H: 0 LOB: 1 BB: 1 P: 12	R: 0 E: 0 K: 0 S: 6	H: 1 LOB: 0 BB: 0 P: 8	R: 0 E: 0 K: 1 S: 16	H: 1 LOB: 2 BB: 1 P: 23	R: 2 E: 0 K: 1 S: 14	H: 3 LOB: 0 BB: 0 P: 24	R: 0 E: 0 K: 0 S: 7	H: 0 LOB: 0 BB: 0 P: 12	R: 0 E: 0 K: 0 S: 5	H: 1 LOB: 1 BB: 0 P: 7	R: 0 E: 0 K: 1 S: 15	H: 2 LOB: 2 BB: 0 P: 20	R: 5 E: 0 K: 1 S: 18	H: 5 LOB: 0 BB: 1 P: 26	1B: 10 2B: 1 3B: 1 HR: 1	SF: 0 SAC: 0 DP: 2 HBP: 1	WP: 0 PB: 0 SB: 0 CS: 2	PA: 37					
PITCHER	IP	WLS	BF	H	R	ER	SO	BB	IBB	HBP	BLK	WP	HR	S	P	ERA	WHIP								
46 Andy Pettitte, L (1, 1) ERA: 1.85	27		27	8	2	2	3	2	0	0	0	0	0	5	6	0.00	0.000								
Scott Proctor, R (7, 1) ERA: 2.7	0.2	H	2	0	0	0	0	0	0	0	0	0	0	5	6	0.00	0.000								
Mike Myers, L (8, 1) ERA: 1.17	0.0		1	1	1	1	0	0	0	0	0	0	0	1	2	∞	∞								
Luis Vizcaino, R (8, 1) ERA: 6.52	0.1	3	1	0	0	0	0	1	0	0	0	0	0	6	10	0.00	6.000								
42 Mariano Rivera, R (8, 1) ERA: 8.44	0.2	L	4	3	4	4	1	0	0	0	0	0	0	11	14	54.00	4.500								

Batter	1	2	3	4	5	6	7	8	9	AB	R	H	RBI	BB	SO	LOB	TOP					
18 Johnny Damon, L (1, 8) OBP: 0.377, SLG: 0.392	P6		25 HBP 1B	G3			K		L7	5	1	1	0	0	1	1	New York Yankees @ Boston Red Sox Fenway Park, Boston, MA Sun Apr 22 2007, 8:05 PM EDT Att: 36,905 - Partly Cloudy - 63 F AB 35 R 6 H 9 RBI 5 BB 3 SO 8 LOB 17 					
2 Derek Jeter, R (1, 6) OBP: 0.393, SLG: 0.400	F9		25 HBP 1B				G6-3		K	4	1	1	1	0	1	0						
Bobby Abreu, L (1, 9) OBP: 0.405, SLG: 0.368	25 HBP 2B						K			3	1	0	0	2	3	2						
13 Alex Rodriguez, R (1, 5) OBP: 0.432, SLG: 0.986	25 HBP 2B						K			4	2	1	0	0	2	3						
25 Jason Giambi, L (1, 10) OBP: 0.360, SLG: 0.507	1-H 2-H 2B						P2			4	0	2	3	0	0	1						
24 Robinson Cano, L (1, 4) OBP: 0.351, SLG: 0.353	G4-3									4	1	2	0	0	1	3						
11 Doug Mientkiewicz, L (1, 3) OBP: 0.259, SLG: 0.262										3	0	2	0	0	0	0						
20 Jorge Posada, S (8, PH) OBP: 0.407, SLG: 0.547										0	0	0	0	1	0	0						
Miguel Cairo, R (8, PR) OBP: 0.391, SLG: 0.353										0	0	0	0	0	0	0						
28 Melky Cabrera, S (1, 7) OBP: 0.229, SLG: 0.197	F8									4	0	0	1	0	0	4						
Wil Nieves, R (1, 2) OBP: 0.381, SLG: 0.444	L5									3	0	0	0	0	0	1						
Josh Phelps, R (8, PH) OBP: 0.391, SLG: 0.444										1	0	0	0	0	0	2						
Inning Stats	R: 2 E: 0 K: 0 S: 11	H: 1 LOB: 1 BB: 1 P: 20	R: 0 E: 0 K: 0 S: 6	H: 0 LOB: 0 BB: 0 P: 7	R: 1 E: 0 K: 3 S: 14	H: 2 LOB: 2 BB: 0 P: 21	R: 0 E: 0 K: 0 S: 12	H: 1 LOB: 1 BB: 0 P: 16	R: 1 E: 0 K: 2 S: 12	H: 1 LOB: 0 BB: 0 P: 15	R: 1 E: 0 K: 0 S: 6	H: 2 LOB: 0 BB: 0 P: 9	R: 0 E: 0 K: 2 S: 10	H: 0 LOB: 0 BB: 0 P: 15	R: 1 E: 0 K: 0 S: 13	H: 2 LOB: 2 BB: 1 P: 22	R: 0 E: 0 K: 1 S: 13	H: 0 LOB: 1 BB: 1 P: 20	1B: 6 2B: 2 3B: 0 HR: 1	SF: 0 SAC: 0 DP: 1 HBP: 2	WP: 0 PB: 0 SB: 0 CS: 0	PA: 40
PITCHER	IP WLS BF H R ER SO BB IBB HBP BLK WP HR S P ERA WHIP																					
18 Daisuke Matsuzaka, R (1, 1) ERA: 4.0	7.0 W 31 8 6 6 7 1 0 2 0 0 1 74 108 7.71 1.286																					
37 Hideki Okajima, L (8, 1) ERA: 1.04	0.1 H 3 1 0 0 0 0 0 0 0 0 0 5 11 0.00 6.000																					
53 Brendan Donnelly, R (8, 1) ERA:	0.2 H 2 0 0 0 0 0 0 0 0 0 0 5 6 0.00 0.000																					
58 Jonathan Papelbon, R (9, 1) ERA:	1.0 S 4 0 0 0 1 1 0 0 0 0 0 0 13 20 0.00 1.000																					

Batter	1	2	3	4	5	6	7	8	9	AB	R	H	RBI	BB	SO	LOB	BOTTOM					
23 Julio Lugo, R (1, 6) OBP: 0.371, SLG: 0.333	20 S BB	G6-3								2	0	0	0	3	0	2	New York Yankees @ Boston Red Sox Fenway Park, Boston, MA Sun Apr 22 2007, 8:05 PM EDT Att: 36,905 - Partly Cloudy - 63 F AB 34 R 7 H 11 RBI 7 BB 9 SO 5 LOB 22 					
20 Kevin Youkilis, R (1, 3) OBP: 0.352, SLG: 0.344	BB									3	0	0	0	2	0	3						
34 David Ortiz, L (1, 10) OBP: 0.378, SLG: 0.692	F9									5	0	1	0	0	0	3						
Manny Ramirez, R (1, 7) OBP: 0.333, SLG: 0.339	F9									5	2	3	1	0	0	4						
7 J.D. Drew, L (1, 9) OBP: 0.448, SLG: 0.518	K									4	2	2	1	1	1	3						
25 Mike Lowell, R (1, 5) OBP: 0.338, SLG: 0.548										4	2	2	4	1	1	1						
Jason Varitek, S (1, 2) OBP: 0.327, SLG: 0.429	F9									4	1	1	1	1	0	2						
Wily Mo Peña, R (1, 8) OBP: 0.294, SLG: 0.357										3	0	0	0	1	3	2						
Coco Crisp, S (8, 8) OBP: 0.250, SLG: 0.304	15 BB 2B									0	0	0	0	0	0	0						
15 Dustin Pedroia, R (1, 4) OBP: 0.306, SLG: 0.214										4	0	2	0	0	0	2						
Inning Stats	R: 0 E: 0 K: 1 S: 14	H: 0 LOB: 2 BB: 2 P: 29	R: 0 E: 0 K: 1 S: 9	H: 1 LOB: 1 BB: 1 P: 18	R: 4 E: 0 K: 1 S: 15	H: 4 LOB: 0 BB: 0 P: 23	R: 0 E: 0 K: 0 S: 11	H: 1 LOB: 2 BB: 1 P: 22	R: 0 E: 0 K: 1 S: 11	H: 0 LOB: 2 BB: 2 P: 21	R: 0 E: 0 K: 0 S: 5	H: 0 LOB: 1 BB: 1 P: 9	R: 3 E: 0 K: 1 S: 17	H: 4 LOB: 2 BB: 1 P: 28	R: 0 E: 0 K: 0 S: 12	H: 1 LOB: 2 BB: 1 P: 22	R: 0 E: 0 K: 0 S: 5	H: 0 LOB: 1 BB: 0 P: 20	1B: 3 2B: 3 3B: 0 HR: 5	SF: 0 SAC: 0 DP: 1 HBP: 0	WP: 0 PB: 0 SB: 0 CS: 0	PA: 43
PITCHER	IP WLS BF H R ER SO BB IBB HBP BLK WP HR S P ERA WHIP																					
38 Chase Wright, L (1, 1) ERA: 7.88	3.0 17 5 4 4 3 3 0 0 0 0 0 22 43 0.00 2.000																					
47 Cotter Bean, R (4, 1) ERA:	2.0 10 1 0 0 1 3 0 0 0 0 0 0 22 43 0.00 2.000																					
46 Andy Pettitte, L (6, 1) ERA: 1.78	1.0 H 3 0 0 0 0 1 0 0 0 0 0 5 9 0.00 1.000																					
Scott Proctor, R (7, 1) ERA: 4.91	0.0 L 3 3 3 3 0 0 0 0 0 0 1 7 10 ∞ ∞																					
Luis Vizcaino, R (7, 1) ERA: 5.91	1.0 5 1 0 0 1 1 0 0 0 0 0 0 10 18 0.00 2.000																					

Batter	1	2	3	4	5	6	7	8	9	AB	R	H	RBI	BB	SO	LOB	TOP								
15 Alex Rios, R OBP: 0.293, SLG: 0.448	G6-3		10 1B 26 BB 2B		G5-3	F6	F8			5	1	1	0	0	0	4	Toronto Blue Jays @ Boston Red Sox Fenway Park, Boston, MA Tue Apr 24 2007, 7:05 PM EDT Att: 37,161 - Clear - 70 F								
26 Adam Lind, L OBP: 0.361, SLG: 0.375	K		10 1B 2B		F9	E8		1B	4	3	2	0	1	1	1										
10 Vernon Wells, R OBP: 0.337, SLG: 0.570	HR		2B 17 E		17 E	1B		F7	5	4	4	3	0	0	1										
Frank Thomas, R OBP: 0.368, SLG: 0.411	HBP		1-3 2H 3H		F9	1B		F7	4	0	2	3	0	0	3										
17 Lyle Overbay, L OBP: 0.313, SLG: 0.361	K		E3		E7	K		G4-3	5	0	1	3	0	2	4										
2 Aaron Hill, R OBP: 0.373, SLG: 0.592		F8	G4-6-3		L6			F8	5	0	0	0	0	0	3										
9 Gregg Zaun, S OBP: 0.279, SLG: 0.339	G6-3				G6-3			F8	1	0	0	0	0	0	0										
Jason Phillips, R OBP: 0.408, SLG: 0.350						FC6		G1-3	4	0	2	0	0	0	0										
Royce Clayton, R OBP: 0.323, SLG: 0.414	G5-3				G5-3	FC6		G4-6-3	5	1	1	0	0	0	2										
6 John McDonald, R OBP: 0.517, SLG: 0.679			L5		G6-3	26 E		1B	4	1	2	0	0	0	0										
Inning Stats	R: 1 E: 0 K: 2 S: 13	H: 1 LOB: 1 BB: 0 P: 21	R: 0 E: 0 K: 0 S: 9	H: 0 LOB: 0 BB: 0 P: 12	R: 3 E: 1 K: 0 S: 14	H: 3 LOB: 1 BB: 1 P: 22	R: 0 E: 0 K: 0 S: 6	H: 0 LOB: 0 BB: 0 P: 10	R: 2 E: 1 K: 0 S: 13	H: 3 LOB: 1 BB: 0 P: 24	R: 4 E: 1 K: 1 S: 21	H: 4 LOB: 1 BB: 0 P: 29	R: 0 E: 0 K: 0 S: 15	H: 2 LOB: 2 BB: 0 P: 18	R: 0 E: 0 K: 0 S: 6	H: 1 LOB: 1 BB: 0 P: 9	R: 0 E: 0 K: 0 S: 6	H: 1 LOB: 0 BB: 0 P: 8	1B: 12 2B: 2 3B: 0 HR: 1	SF: 0 SAC: 0 DP: 2 HBP: 1	WP: 0 PB: 0 SB: 1 CS: 0	PA: 44			
PITCHER	IP	WLS	BF	H	R	ER	SO	BB	IBB	HBP	BLK	WP	HR	S	P	ERA	WHIP								
51 Julian Tavaraz, R ERA: 8.36	4.2	L	23	7	6	6	2	1	0	0	0	0	1	53	85	11.57	1.714								
39 Kyle Snyder, R ERA: 3.39	1.1		9	4	4	0	1	0	0	0	0	0	0	23	33	0.00	3.000								
36 Joel Pineiro, R ERA: 3.12	2.0		9	3	0	0	0	0	0	0	0	0	0	21	27	0.00	1.500								
50 Mike Timlin, R ERA: 6.35	1.0		3	1	0	0	0	0	0	0	0	0	0	6	8	0.00	1.000								

AB	42
R	10
H	15
RBI	9
BB	1
SO	3
LOB	18



Batter	1	2	3	4	5	6	7	8	9	AB	R	H	RBI	BB	SO	LOB	BOTTOM									
23 Julio Lugo, R OBP: 0.359, SLG: 0.324	12 34 G4-3 1B		12 S 1B		K			F7		3	2	2	0	0	1	0	Toronto Blue Jays @ Boston Red Sox Fenway Park, Boston, MA Tue Apr 24 2007, 7:05 PM EDT Att: 37,161 - Clear - 70 F									
13 Alex Cora, L OBP: 0.412, SLG: 0.533								K	1	0	0	0	0	0	0											
12 Eric Hinske, L OBP: 0.529, SLG: 0.667	G4-3		1B		F8			K	4	0	1	1	0	1	1											
34 David Ortiz, L OBP: 0.361, SLG: 0.630	FC6-4 1B		K					L8	4	0	1	1	0	2	1											
Manny Ramirez, R OBP: 0.296, SLG: 0.296	FC6-4		G5-3		F9			F8	4	0	0	0	0	0	2											
7 J.D. Drew, L OBP: 0.413, SLG: 0.469	G1-3				G4-3			G4-3	4	0	0	0	0	0	1											
25 Mike Lowell, R OBP: 0.360, SLG: 0.588		F8			HR			K	3	1	1	1	0	1	0											
Jason Varitek, S OBP: 0.310, SLG: 0.404		K			K			K	3	0	0	0	0	0	3											
28 Doug Mirabeli, R OBP: 0.438, SLG: 0.800		K			K			K	0	0	0	0	0	0	0											
Wily Mo Peña, R OBP: 0.250, SLG: 0.286	K2-3				G6-3			K	3	0	0	0	0	2	0											
15 Dustin Pedroia, R OBP: 0.309, SLG: 0.234			G5-3		G5-3			K	3	0	0	0	0	1	0											
Inning Stats	R: 1 E: 0 K: 0 S: 10	H: 2 LOB: 1 BB: 0 P: 14	R: 0 E: 0 K: 2 S: 7	H: 0 LOB: 0 BB: 0 P: 10	R: 1 E: 0 K: 1 S: 16	H: 2 LOB: 1 BB: 0 P: 21	R: 1 E: 0 K: 1 S: 8	H: 1 LOB: 0 BB: 0 P: 14	R: 0 E: 0 K: 0 S: 8	H: 0 LOB: 0 BB: 0 P: 13	R: 0 E: 0 K: 0 S: 10	H: 0 LOB: 0 BB: 0 P: 15	R: 0 E: 0 K: 3 S: 11	H: 0 LOB: 0 BB: 0 P: 15	R: 0 E: 0 K: 2 S: 8	H: 0 LOB: 0 BB: 0 P: 11	R: 0 E: 0 K: 1 S: 8	H: 0 LOB: 0 BB: 0 P: 12	1B: 4 2B: 0 3B: 0 HR: 1	SF: 0 SAC: 0 DP: 0 HBP: 0	WP: 0 PB: 0 SB: 2 CS: 0	PA: 32				
PITCHER	IP	WLS	BF	H	R	ER	SO	BB	IBB	HBP	BLK	WP	HR	S	P	ERA	WHIP									
32 Roy Halladay, R ERA: 2.88	8.0	W	29	5	3	3	10	0	0	0	0	0	0	1	78	11	3.38	0.625								
28 Shaun Marcum, R ERA: 6.3	1.0		3	0	0	0	1	0	0	0	0	0	0	8	12	0.00	0.000									

AB	32
R	3
H	5
RBI	3
BB	0
SO	11
LOB	5



Batter	1	2	3	4	5	6	7	8	9	AB	R	H	RBI	BB	SO	LOB	TOP				
23 Julio Lugo, R OBP: 0.337, SLG: 0.301	1-1 G6-3		2-2 G4-3		1 SAFE 0-0 G4-6-3		2-1 F9	2-1 G6-3		5	0	0	0	0	0	2	Boston Red Sox @ Baltimore Orioles Oriole Park at Camden Yards, Baltimore, MD Wed Apr 25 2007, 7:05 PM EDT Att: 27,613 - Cloudy - 72 F				
20 Kevin Youkilis, R OBP: 0.370, SLG: 0.371	2-2 34 G3 1B		2-1 34 WP 2B		1-2 G3-1		4-2 34 1B 1B		1-1 34 1B SF8 1B	4	2	3	0	1	0	0					
34 David Ortiz, L OBP: 0.386, SLG: 0.632	1-1 G3		4-2 FC5-4 BB		4-1 25 FC5 7 BB BB		2-2 1B 25 BB 1B		0-1 7 BB 25 1B 1B	3	2	2	1	2	0	1					
Manny Ramirez, R OBP: 0.291, SLG: 0.293	1-3 K		0-0 FC5-4		0-0 F9		2-0 25 BB 7 BB 1B		1-0 SF8	4	0	1	2	0	1	4					
7 J.D. Drew, L OBP: 0.425, SLG: 0.455		0-1 F7		0-0 F7		4-2 25 FC5 BB		4-2 25 BB BB		3-H BB 25 1B BB	2	0	0	0	3	0		0			
25 Mike Lowell, R OBP: 0.383, SLG: 0.569		2-0 F8		0-1 G6-3		2-2 FC5		4-1 FC5		2-2 13 FC5 BB 1B	4	0	1	2	1	0		2			
Jason Varitek, S OBP: 0.317, SLG: 0.393		3-3 K		1-2 1B		1-2 2-3 K		2-2 K		4-1 13 FC5 BB 1B	4	0	1	0	1	3		5			
Wily Mo Peña, R OBP: 0.241, SLG: 0.240			2-3 K		3-3 K		4-1 13 SH3-4 34 1B BB		2-1 G6-3	4	1	0	0	1	3	4					
13 Alex Cora, L OBP: 0.429, SLG: 0.684			2-2 HR		1-2 23 G4-6-3 1B		1 SAFE 0-0 SH3-4		0-0 P4	4	1	2	1	0	0	3					
Inning Stats	R: 0 E: 0 K: 1 S: 11	H: 1 LOB: 1 BB: 0 P: 16	R: 0 E: 0 K: 1 S: 7	H: 0 LOB: 0 BB: 0 P: 12	R: 1 E: 0 K: 1 S: 14	H: 2 LOB: 2 BB: 1 P: 26	R: 0 E: 0 K: 1 S: 9	H: 1 LOB: 1 BB: 0 P: 13	R: 0 E: 0 K: 0 S: 10	H: 0 LOB: 0 BB: 2 P: 23	R: 3 E: 0 K: 1 S: 22	H: 2 LOB: 3 BB: 4 P: 47	R: 0 E: 0 K: 0 S: 5	H: 0 LOB: 0 BB: 0 P: 9	R: 2 E: 0 K: 1 S: 17	H: 3 LOB: 3 BB: 2 P: 33	1B: 8 2B: 1 3B: 0 HR: 1	SF: 1 SAC: 1 DP: 1 HBP: 0	WP: 1 PB: 0 SB: 0 CS: 0	PA: 45	
PITCHER	IP WLS BF H R ER SO BB IBB HBP BLK WP HR S P ERA WHIP	6.2 L 29 5 3 3 5 5 0 0 0 1 1 66 117 4.05 1.500	7.1 0.0 1 1 0 0 0 0 0 0 0 0 0 8 11 ∞ ∞	7.1 0.1 4 1 1 1 1 2 0 0 0 0 0 8 20 27.00 9.000	8.1 2.0 11 3 2 2 1 2 0 0 0 0 0 22 42 9.00 2.500																

AB 34
R 6
H 10
RBI 6
BB 9
SO 7
LOB 21



Batter	1	2	3	4	5	6	7	8	9	AB	R	H	RBI	BB	SO	LOB	BOTTOM				
1 Brian Roberts, S OBP: 0.333, SLG: 0.346	0-1 F8		0-1 G4-6-3		2-2 K		0-0 F9			4	0	0	0	0	1	4	Boston Red Sox @ Baltimore Orioles Oriole Park at Camden Yards, Baltimore, MD Wed Apr 25 2007, 7:05 PM EDT Att: 27,613 - Cloudy - 72 F				
21 Nick Markakis, L OBP: 0.337, SLG: 0.435	3-2 F7		1-1 G6-3		2-2 G4-3		0-3 K			4	0	0	0	0	1	0					
10 Miguel Tejada, R OBP: 0.389, SLG: 0.470	1-2 CI			2-1 F8		2-0 HR		3-1 G5-3		3	1	1	1	0	0	0					
17 Aubrey Huff, L OBP: 0.271, SLG: 0.400	0-2 F8			0-0 G6-3 2B		3-1 G4-3		0-3 K		4	0	1	0	0	1	1					
Jay Payton, R OBP: 0.294, SLG: 0.250		0-2 G5-3		0-0 G6-3		2-2 K			1-0 F9	4	0	0	0	0	1	1					
Kevin Millar, R OBP: 0.372, SLG: 0.413		0-1 G6-3		2-3 K			0-2 L5		2-3 K	4	0	0	0	0	2	1					
Corey Patterson, L OBP: 0.348, SLG: 0.367		4-1 S BB			0-0 F7		0-0 P6		0-2 G3	3	0	0	0	1	0	0					
Chris Gomez, R OBP: 0.333, SLG: 0.423		1-1 SAFE G3			0-1 G6-3		2-0 1B			3	0	1	0	0	0	1					
Paul Bako, L OBP: 0.333, SLG: 0.333			0-1 1 G4-6-3 1B		4-2 BB		0-0 1B			2	0	2	0	1	0	0					
Inning Stats	R: 0 E: 1 K: 0 S: 12	H: 0 LOB: 1 BB: 0 P: 16	R: 0 E: 0 K: 0 S: 8	H: 0 LOB: 1 BB: 1 P: 13	R: 0 E: 0 K: 1 S: 6	H: 1 LOB: 0 BB: 0 P: 7	R: 0 E: 0 K: 1 S: 8	H: 1 LOB: 1 BB: 0 P: 12	R: 0 E: 0 K: 1 S: 10	H: 1 LOB: 0 BB: 0 P: 19	R: 0 E: 0 K: 0 S: 7	H: 2 LOB: 2 BB: 0 P: 9	R: 0 E: 0 K: 2 S: 8	H: 0 LOB: 0 BB: 0 P: 11	R: 0 E: 0 K: 1 S: 9	H: 0 LOB: 0 BB: 0 P: 12	1B: 3 2B: 1 3B: 0 HR: 1	SF: 0 SAC: 0 DP: 1 HBP: 0	WP: 0 PB: 0 SB: 1 CS: 0	PA: 34	
PITCHER	IP WLS BF H R ER SO BB IBB HBP BLK WP HR S P ERA WHIP	7.0 W 28 7 0 0 2 2 0 0 0 0 0 8 11 0.00 0.000	8.1 H 3 0 0 0 2 0 0 0 0 0 0 8 11 0.00 0.000	9.1 3 0 0 0 1 0 0 0 0 0 0 9 12 0.00 0.000																	

AB 31
R 1
H 5
RBI 1
BB 2
SO 6
LOB 8



Batter	1	2	3	4	5	6	7	8	9	AB	R	H	RBI	BB	SO	LOB	TOP										
23 Julio Lugo, R OBP: 0.330, SLG: 0.286											4	0	0	0	1	1											
20 Kevin Youkilis, R OBP: 0.384, SLG: 0.370											3	1	1	0	2	2											
34 David Ortiz, L OBP: 0.387, SLG: 0.613											4	0	1	0	1	1											
Manny Ramirez, R OBP: 0.297, SLG: 0.282												3	1	0	0	2	0										
7 J.D. Drew, L OBP: 0.417, SLG: 0.443											4	0	1	0	0	0											
25 Mike Lowell, R OBP: 0.357, SLG: 0.566											4	1	1	1	0	0											
Jason Varitek, S OBP: 0.313, SLG: 0.373											3	1	0	0	1	1											
Wily Mo Peña, R OBP: 0.273, SLG: 0.414											4	1	2	4	0	1											
15 Dustin Pedroia, R OBP: 0.310, SLG: 0.224											2	0	0	0	1	0											
13 Alex Cora, L OBP: 0.409, SLG: 0.650											1	0	0	0	0	1											
Inning Stats	R: 0 E: 0 K: 3 S: 10	H: 0 LOB: 0 BB: 0 P: 18	R: 0 E: 0 K: 0 S: 8	H: 0 LOB: 0 BB: 0 P: 11	R: 0 E: 1 K: 0 S: 13	H: 0 LOB: 3 BB: 3 P: 29	R: 0 E: 0 K: 0 S: 8	H: 1 LOB: 1 BB: 0 P: 12	R: 0 E: 0 K: 1 S: 7	H: 0 LOB: 0 BB: 0 P: 9	R: 1 E: 0 K: 1 S: 13	H: 1 LOB: 2 BB: 2 P: 26	R: 0 E: 0 K: 0 S: 10	H: 1 LOB: 2 BB: 1 P: 18	R: 4 E: 0 K: 1 S: 21	H: 2 LOB: 2 BB: 2 P: 38	R: 0 E: 0 K: 1 S: 8	H: 1 LOB: 0 BB: 0 P: 14	1B: 3 2B: 3 HR: 1	SF: 0 SAC: 0 DP: 2 HBP: 0	WP: 0 PB: 0 SB: 0 CS: 0	PA: 40					
PITCHER	IP	WLS	BF	H	R	ER	SO	BB	IBB	HBP	BLK	WP	HR	S	P	ERA	WHIP										
29 Adam Loewen, L ERA: 3.2	6.0		25	2	1	1	5	5	0	0	0	0	0	59	105	1.50	1.167										
28 Dany's Baez, R ERA: 3.18	0.2	H	4	1	0	0	0	1	0	0	0	0	0	9	16	0.00	3.000										
John Parrish, L ERA: 2.53	0.2	H	3	0	1	1	0	1	0	0	0	0	0	9	17	13.50	1.500										
37 Chris Ray, R ERA: 5.96	0.2	L	5	2	3	3	1	0	1	0	0	0	1	13	23	40.50	3.000										
56 Brian Burres, L ERA: 1.93	1.0		3	1	0	0	1	0	0	0	0	0	0	8	14	0.00	1.000										

Boston Red Sox @ Baltimore Orioles
 Oriole Park at Camden Yards, Baltimore, MD

Thu Apr 26 2007, 7:05 PM EDT
 Att: 33,522 - Cloudy - 61 F

AB 32
 R 5
 H 6
 RBI 5
 BB 8
 SO 7
 LOB 19



Batter	1	2	3	4	5	6	7	8	9	AB	R	H	RBI	BB	SO	LOB	BOTTOM										
1 Brian Roberts, S OBP: 0.330, SLG: 0.354										4	1	1	0	0	0	3											
6 Melvin Mora, R OBP: 0.333, SLG: 0.506											4	0	2	1	0	0											
21 Nick Markakis, L OBP: 0.333, SLG: 0.438											4	0	1	1	0	1											
10 Miguel Tejada, R OBP: 0.372, SLG: 0.448											4	0	0	0	0	1											
17 Aubrey Huff, L OBP: 0.270, SLG: 0.393											4	0	1	0	0	1											
Jay Payton, R OBP: 0.286, SLG: 0.250											4	0	1	0	0	0											
31 Jay Gibbons, L OBP: 0.250, SLG: 0.281											4	0	0	0	0	0											
55 Ramon Hernandez, R OBP: 0.750, SLG: 1.000											3	1	2	0	1	0											
Corey Patterson, L OBP: 0.329, SLG: 0.344											4	0	0	0	0	1											
Inning Stats	R: 1 E: 0 K: 0 S: 7	H: 1 LOB: 0 BB: 0 P: 11	R: 0 E: 0 K: 0 S: 10	H: 0 LOB: 0 BB: 0 P: 13	R: 1 E: 0 K: 0 S: 10	H: 2 LOB: 1 BB: 0 P: 13	R: 0 E: 0 K: 0 S: 9	H: 1 LOB: 1 BB: 0 P: 10	R: 0 E: 0 K: 1 S: 6	H: 0 LOB: 0 BB: 0 P: 9	R: 0 E: 0 K: 1 S: 10	H: 1 LOB: 1 BB: 0 P: 14	R: 0 E: 0 K: 0 S: 10	H: 2 LOB: 2 BB: 0 P: 16	R: 0 E: 0 K: 2 S: 11	H: 1 LOB: 1 BB: 0 P: 14	R: 0 E: 0 K: 1 S: 9	H: 0 LOB: 1 BB: 1 P: 13	1B: 3 2B: 5 HR: 0	SF: 0 SAC: 0 DP: 0 HBP: 0	WP: 0 PB: 0 SB: 1 CS: 0	PA: 36					
PITCHER	IP	WLS	BF	H	R	ER	SO	BB	IBB	HBP	BLK	WP	HR	S	P	ERA	WHIP										
19 Josh Beckett, R ERA: 2.48	8.0		32	8	2	2	3	0	0	0	0	0	0	73	100	2.25	1.000										
58 Jonathan Papelbon, R ERA:	1.0	S	4	0	0	0	1	1	0	0	0	0	0	9	13	0.00	1.000										

Boston Red Sox @ Baltimore Orioles
 Oriole Park at Camden Yards, Baltimore, MD

Thu Apr 26 2007, 7:05 PM EDT
 Att: 33,522 - Cloudy - 61 F

AB 35
 R 2
 H 8
 RBI 2
 BB 1
 SO 4
 LOB 17



Batter	1	2	3	4	5	6	7	8	9	AB	R	H	RBI	BB	SO	LOB	TOP				
23 Julio Lugo, R OBP: 0.354, SLG: 0.349										5	0	1	0	0	1	3					
20 Kevin Youkilis, R OBP: 0.402, SLG: 0.415										4	1	2	0	1	0	1					
34 David Ortiz, L OBP: 0.398, SLG: 0.586										3	0	0	0	1	0	3					
Manny Ramirez, R OBP: 0.307, SLG: 0.271										2	0	0	0	2	2	2					
7 J.D. Drew, L OBP: 0.376, SLG: 0.392										4	0	0	0	0	2	5					
25 Mike Lowell, R OBP: 0.386, SLG: 0.560										4	0	2	1	0	0	0					
Coco Crisp, S OBP: 0.381, SLG: 0.308										4	0	1	0	0	1	3					
Wily Mo Peña, R OBP: 0.273, SLG: 0.414										0	0	0	0	0	0	0					
28 Doug Mirabeli, R OBP: 0.421, SLG: 0.706										2	0	0	0	1	2	2					
Jason Varitek, S OBP: 0.329, SLG: 0.375										1	0	0	0	0	0	2					
15 Dustin Pedroia, R OBP: 0.308, SLG: 0.236										1	0	0	0	0	0	1					
12 Eric Hinske, L OBP: 0.500, SLG: 0.615										1	0	0	0	0	0	2					
13 Alex Cora, L OBP: 0.391, SLG: 0.619										1	0	0	0	0	0	1					
Inning Stats	R: 0 E: 0 K: 1 S: 13	H: 2 LOB: 2 BB: 1 P: 23	R: 0 E: 0 K: 1 S: 10	H: 0 LOB: 1 BB: 1 P: 17	R: 0 E: 0 K: 1 S: 6	H: 0 LOB: 0 BB: 1 P: 10	R: 0 E: 0 K: 2 S: 13	H: 1 LOB: 1 BB: 0 P: 19	R: 0 E: 0 K: 0 S: 8	H: 0 LOB: 0 BB: 1 P: 12	R: 0 E: 1 K: 1 S: 9	H: 1 LOB: 2 BB: 0 P: 14	R: 1 E: 0 K: 2 S: 15	H: 2 LOB: 2 BB: 1 P: 26	R: 0 E: 0 K: 0 S: 11	H: 1 LOB: 1 BB: 0 P: 16	1B: 6 2B: 1 3B: 0 HR: 0	SF: 0 SAC: 0 DP: 2 HBP: 0	WP: 1 PB: 0 SB: 0 CS: 0	PA: 38	
PITCHER	IP	WLS	BF	H	R	ER	SO	BB	IBB	HBP	BLK	WP	HR	S	P	ERA	WHIP				
58 Jeff Karstens, R ERA: 14.54	0.0		2	2	0	0	0	0	0	0	0	0	0	3	6	∞	∞				
29 Kei Igawa, L ERA: 6.89	6.0	W	23	2	0	0	6	4	0	0	0	1	0	54	93	0.00	1.000				
33 Brian Bruney, R ERA: 2.84	1.0	H	3	0	0	0	1	0	0	0	0	0	0	7	9	0.00	0.000				
Kyle Farnsworth, R ERA: 5.79	1.0	H	6	2	1	1	2	1	0	0	0	0	0	15	26	9.00	3.000				
42 Mariano Rivera, R ERA: 10.57	1.0	S	4	1	0	0	0	0	0	0	0	0	0	11	16	0.00	1.000				

Boston Red Sox @ New York Yankees
 Yankee Stadium, Bronx, NY
 Sat Apr 28 2007, 3:55 PM EDT
 Att: 55,026 - Partly Cloudy - 70 F

AB 33
 R 1
 H 7
 RBI 1
 BB 5
 SO 9
 LOB 23



Batter	1	2	3	4	5	6	7	8	9	AB	R	H	RBI	BB	SO	LOB	BOTTOM				
18 Johnny Damon, L OBP: 0.367, SLG: 0.348										4	0	1	0	1	1	1					
2 Derek Jeter, R OBP: 0.410, SLG: 0.416										5	0	3	0	0	0	1					
Bobby Abreu, L OBP: 0.364, SLG: 0.310										3	0	0	0	2	0	5					
13 Alex Rodriguez, R OBP: 0.412, SLG: 0.899										4	0	0	0	0	2	8					
25 Jason Giambi, L OBP: 0.400, SLG: 0.506										2	0	0	0	2	0	0					
11 Doug Mientkiewicz, L OBP: 0.232, SLG: 0.220										0	0	0	0	0	0	0					
55 Hideki Matsui, L OBP: 0.426, SLG: 0.360										3	1	1	0	1	0	4					
20 Jorge Posada, S OBP: 0.380, SLG: 0.521										2	2	1	2	2	1	1					
24 Robinson Canó, L OBP: 0.323, SLG: 0.349										4	0	0	0	0	1	4					
28 Melky Cabrera, S OBP: 0.238, SLG: 0.213										4	0	1	1	0	0	2					
Inning Stats	R: 0 E: 1 K: 1 S: 9	H: 0 LOB: 2 BB: 1 P: 18	R: 0 E: 0 K: 1 S: 12	H: 1 LOB: 1 BB: 1 P: 22	R: 0 E: 0 K: 0 S: 7	H: 1 LOB: 0 BB: 1 P: 14	R: 2 E: 1 K: 0 S: 11	H: 1 LOB: 0 BB: 1 P: 18	R: 0 E: 1 K: 1 S: 19	H: 1 LOB: 3 BB: 1 P: 28	R: 1 E: 0 K: 0 S: 22	H: 2 LOB: 3 BB: 2 P: 38	R: 0 E: 0 K: 1 S: 9	H: 0 LOB: 1 BB: 1 P: 18	R: 0 E: 0 K: 1 S: 8	H: 1 LOB: 0 BB: 0 P: 11	1B: 5 2B: 2 3B: 0 HR: 1	SF: 0 SAC: 0 DP: 2 HBP: 0	WP: 0 PB: 1 SB: 2 CS: 1	PA: 39	
PITCHER	IP	WLS	BF	H	R	ER	SO	BB	IBB	HBP	BLK	WP	HR	S	P	ERA	WHIP				
49 Tim Wakefield, R ERA: 2.95	5.1	L	27	5	3	3	3	6	0	0	0	0	0	12	20	0.00	3.000				
53 Brendan Donnelly, R ERA:	0.2		4	1	0	0	0	1	0	0	0	0	0	9	18	0.00	1.000				
J.C. Romero, L ERA: 4.91	1.0		4	0	0	0	1	1	0	0	0	0	0	8	11	0.00	1.000				
39 Kyle Snyder, R ERA: 2.84	1.0		4	1	0	0	1	0	0	0	0	0	0	8	11	0.00	1.000				

Boston Red Sox @ New York Yankees
 Yankee Stadium, Bronx, NY
 Sat Apr 28 2007, 3:55 PM EDT
 Att: 55,026 - Partly Cloudy - 70 F

AB 31
 R 3
 H 7
 RBI 3
 BB 8
 SO 5
 LOB 26



Batter	1	2	3	4	5	6	7	8	9	AB	R	H	RBI	BB	SO	LOB	TOP					
Shannon Stewart, R OBP: 0.308, SLG: 0.336										4	1	1	0	1	1	1						
14 Mark Ellis, R OBP: 0.302, SLG: 0.384										4	0	0	0	0	3	3						
3 Eric Chavez, L OBP: 0.305, SLG: 0.417										3	0	0	0	1	0	1						
31 Mike Piazza, R OBP: 0.339, SLG: 0.379										3	1	2	0	0	0	0						
Nick Swisher, S OBP: 0.414, SLG: 0.493										1	0	0	0	0	0	1						
29 Dan Johnson, L OBP: 0.448, SLG: 0.542										4	1	2	1	0	1	0						
7 Bobby Crosby, R OBP: 0.253, SLG: 0.341										4	1	1	0	0	1	4						
26 Danny Putnam, L OBP: 0.261, SLG: 0.150										4	0	0	0	0	2	3						
Jason Kendall, R OBP: 0.231, SLG: 0.194										4	0	1	2	0	1	1						
Ryan Langerhans, L OBP: 0.193, SLG: 0.083										2	0	0	0	1	0	1						
Todd Walker, L OBP: 0.271, SLG: 0.273										1	0	1	1	0	0	0						
Inning Stats	R: 0 E: 0 K: 1 S: 6	H: 0 LOB: 0 BB: 0 P: 8	R: 0 E: 0 K: 0 S: 6	H: 0 LOB: 0 BB: 0 P: 10	R: 0 E: 0 K: 1 S: 7	H: 0 LOB: 0 BB: 0 P: 11	R: 0 E: 0 K: 1 S: 6	H: 0 LOB: 0 BB: 0 P: 8	R: 2 E: 0 K: 2 S: 15	H: 3 LOB: 1 BB: 0 P: 25	R: 1 E: 0 K: 1 S: 9	H: 3 LOB: 2 BB: 0 P: 13	R: 0 E: 0 K: 1 S: 16	H: 0 LOB: 2 BB: 2 P: 28	R: 0 E: 0 K: 1 S: 11	H: 0 LOB: 1 BB: 1 P: 20	R: 1 E: 0 K: 1 S: 15	H: 2 LOB: 1 BB: 0 P: 19	1B: 7 2B: 1 3B: 0 HR: 0	SF: 0 SAC: 0 DP: 1 HBP: 0	WP: 0 PB: 0 SB: 0 CS: 0	PA: 37
PITCHER	IP	WLS	BF	H	R	ER	SO	BB	IBB	HBP	BLK	WP	HR	S	P	ERA	WHIP					
19 Josh Beckett, R ERA: 2.72	7.0	W	29	6	3	3	7	2	0	0	0	0	0	65	103	3.86	1.143					
37 Hideki Okajima, L ERA: 0.51	1.0	H	3	0	0	0	1	1	0	0	0	0	0	11	20	0.00	1.000					
50 Mike Timlin, R ERA: 6.23	1.0	S	5	2	1	1	1	0	0	0	0	0	0	15	19	9.00	2.000					

Oakland Athletics @ Boston Red Sox
Fenway Park, Boston, MA
Wed May 02 2007, 7:05 PM EDT
Att: 37,006 - Partly Cloudy - 64 F

AB 34
R 4
H 8
RBI 4
BB 3
SO 9
LOB 15

Batter	1	2	3	4	5	6	7	8	9	AB	R	H	RBI	BB	SO	LOB	BOTTOM					
23 Julio Lugo, R OBP: 0.333, SLG: 0.327										3	1	1	2	1	0	1						
20 Kevin Youkilis, R OBP: 0.411, SLG: 0.402										2	1	1	0	2	0	0						
34 David Ortiz, L OBP: 0.410, SLG: 0.610										4	0	2	1	1	0	3						
Manny Ramirez, R OBP: 0.330, SLG: 0.330										4	0	2	0	1	1	3						
7 J.D. Drew, L OBP: 0.367, SLG: 0.381										5	0	1	1	0	1	6						
25 Mike Lowell, R OBP: 0.398, SLG: 0.521										5	1	1	0	0	1	3						
Jason Varitek, S OBP: 0.318, SLG: 0.347										4	1	2	0	0	0	1						
Coco Crisp, S OBP: 0.293, SLG: 0.355										4	2	2	0	0	0	1						
13 Alex Cora, L OBP: 0.406, SLG: 0.724										4	0	1	2	0	0	4						
Inning Stats	R: 0 E: 0 K: 0 S: 9	H: 1 LOB: 1 BB: 0 P: 16	R: 0 E: 0 K: 0 S: 9	H: 2 LOB: 2 BB: 0 P: 14	R: 1 E: 0 K: 2 S: 15	H: 2 LOB: 2 BB: 1 P: 27	R: 1 E: 1 K: 0 S: 13	H: 1 LOB: 2 BB: 1 P: 23	R: 0 E: 0 K: 0 S: 4	H: 1 LOB: 0 BB: 0 P: 7	R: 2 E: 0 K: 0 S: 15	H: 2 LOB: 3 BB: 2 P: 34	R: 1 E: 0 K: 0 S: 9	H: 2 LOB: 1 BB: 0 P: 15	R: 1 E: 1 K: 1 S: 15	H: 2 LOB: 1 BB: 1 P: 21	1B: 11 2B: 2 3B: 0 HR: 0	SF: 1 SAC: 0 DP: 1 HBP: 1	WP: 0 PB: 0 SB: 2 CS: 0	PA: 42		
PITCHER	IP	WLS	BF	H	R	ER	SO	BB	IBB	HBP	BLK	WP	HR	S	P	ERA	WHIP					
57 Chad Gaudin, R ERA: 2.7	5.0	L	25	8	3	2	2	2	0	1	0	0	0	10	23	13.50	3.000					
Jay Marshall, L ERA: 5.25	0.2	L	5	1	1	1	0	1	0	1	0	0	0	9	17	9.00	2.000					
50 Kiko Calero, R ERA: 6.94	1.0	L	5	1	1	1	0	1	0	0	0	0	0	9	17	9.00	2.000					
Alan Embree, L ERA: 4.15	1.1	L	7	3	1	1	1	1	0	0	0	0	0	19	28	6.75	3.000					

Oakland Athletics @ Boston Red Sox
Fenway Park, Boston, MA
Wed May 02 2007, 7:05 PM EDT
Att: 37,006 - Partly Cloudy - 64 F

AB 35
R 6
H 13
RBI 6
BB 5
SO 3
LOB 22

Batter	1	2	3	4	5	6	7	8	9	AB	R	H	RBI	BB	SO	LOB	TOP					
51 Ichiro Suzuki, L (1, 8) OBP: 0.337, SLG: 0.413										3	1	0	0	2	0	2						
29 Adrian Beltré, R (1, 5) OBP: 0.320, SLG: 0.380										3	0	0	0	2	0	1						
Jose Vidro, S (1, 10) 16 Willie Bloomquist, R (9, PR) OBP: 0.214, SLG: 0.231										3	1	0	0	2	0	1						
Raul Ibanez, L (1, 7) OBP: 0.293, SLG: 0.352										4	2	0	1	1	1	3						
Richie Sexson, R (1, 3) OBP: 0.253, SLG: 0.375										3	2	1	0	1	0	1						
Jose Guillen, R (1, 9) OBP: 0.313, SLG: 0.440										4	1	3	3	0	0	0						
2 Kenji Johjima, R (1, 2) OBP: 0.349, SLG: 0.508										4	0	0	1	0	1	5						
7 Yuniesky Betancourt, R (1, 6) OBP: 0.253, SLG: 0.403										4	0	2	2	0	0	2						
4 Jose Lopez, R (1, 4) OBP: 0.301, SLG: 0.444										4	0	0	0	0	0	4						
Inning Stats	R: 5 E: 1 K: 0 S: 20	H: 2 LOB: 2 BB: 3 P: 35	R: 0 E: 0 K: 0 S: 6	H: 0 LOB: 0 BB: 0 P: 9	R: 0 E: 0 K: 1 S: 5	H: 0 LOB: 0 BB: 0 P: 9	R: 0 E: 0 K: 0 S: 10	H: 0 LOB: 1 BB: 1 P: 19	R: 2 E: 0 K: 0 S: 15	H: 3 LOB: 2 BB: 1 P: 24	R: 0 E: 0 K: 0 S: 6	H: 0 LOB: 0 BB: 1 P: 14	R: 0 E: 0 K: 1 S: 17	H: 1 LOB: 2 BB: 1 P: 30	R: 0 E: 0 K: 0 S: 10	H: 0 LOB: 1 BB: 1 P: 11	R: 0 E: 0 K: 0 S: 6	H: 0 LOB: 1 BB: 1 P: 13	1B: 5 2B: 1 3B: 0 HR: 0	SF: 0 SAC: 0 DP: 1 HBP: 1	WP: 0 PB: 0 SB: 1 CS: 0	PA: 42
PITCHER	IP WLS BF H R ER SO BB IBB HBP BLK WP HR S P ERA WHIP																					
18 Daisuke Matsuzaka, R (1, 1) ERA: 5.45	5.0	27	5	7	7	1	5	0	1	0	0	0	0	56	96	12.60	2.000					
39 Kyle Snyder, R (6, 1) ERA: 2.25	1.2	7	1	0	0	1	2	0	0	0	0	0	0	21	41	0.00	1.800					
53 Brendan Donnelly, R (7, 1) ERA: 1.08	1.1	5	0	0	0	0	1	0	0	0	0	0	0	13	19	0.00	0.750					
J.C. Romero, L (9, 1) ERA: 4.32	1.0	2	0	0	0	0	0	0	0	0	0	0	0	5	8	0.00	0.000					

Seattle Mariners @ Boston Red Sox
Fenway Park, Boston, MA
Thu May 03 2007, 7:05 PM EDT
Att: 37,216 - Clear - 63 F

livebaseballscores.com

AB 32
R 7
H 6
RBI 7
BB 8
SO 2
LOB 19

Batter	1	2	3	4	5	6	7	8	9	AB	R	H	RBI	BB	SO	LOB	BOTTOM					
23 Julio Lugo, R (1, 6) OBP: 0.328, SLG: 0.330										5	0	1	2	0	0	2						
Coco Crisp, S (1, 8) OBP: 0.287, SLG: 0.338										4	1	0	0	1	0	3						
34 David Ortiz, L (1, 10) OBP: 0.418, SLG: 0.615										4	0	2	1	1	1	1						
Manny Ramirez, R (1, 7) OBP: 0.333, SLG: 0.392										5	2	2	3	0	2	4						
20 Kevin Youkilis, R (1, 3) OBP: 0.410, SLG: 0.396										4	1	1	0	1	1	1						
25 Mike Lowell, R (1, 5) OBP: 0.382, SLG: 0.531										4	1	3	0	0	0	0						
Jason Varitek, S (1, 2) OBP: 0.315, SLG: 0.342										4	1	1	1	0	2	3						
Wily Mo Peña, R (1, 9) OBP: 0.351, SLG: 0.515										4	1	4	0	0	0	0						
15 Dustin Pedroia, R (1, 4) OBP: 0.306, SLG: 0.230										3	1	1	1	1	1	3						
Inning Stats	R: 0 E: 0 K: 1 S: 10	H: 1 LOB: 1 BB: 0 P: 17	R: 5 E: 0 K: 0 S: 14	H: 5 LOB: 1 BB: 2 P: 28	R: 0 E: 0 K: 2 S: 12	H: 2 LOB: 2 BB: 0 P: 19	R: 2 E: 0 K: 1 S: 17	H: 3 LOB: 1 BB: 1 P: 32	R: 0 E: 0 K: 0 S: 6	H: 0 LOB: 0 BB: 1 P: 12	R: 0 E: 0 K: 1 S: 14	H: 2 LOB: 2 BB: 0 P: 21	R: 1 E: 0 K: 1 S: 13	H: 1 LOB: 0 BB: 0 P: 22	R: 0 E: 0 K: 0 S: 6	H: 0 LOB: 1 BB: 1 P: 11	R: 0 E: 0 K: 0 S: 6	H: 0 LOB: 1 BB: 1 P: 13	1B: 10 2B: 3 3B: 0 HR: 2	SF: 0 SAC: 0 DP: 2 HBP: 0	WP: 0 PB: 0 SB: 1 CS: 1	PA: 41
PITCHER	IP WLS BF H R ER SO BB IBB HBP BLK WP HR S P ERA WHIP																					
26 Horacio Ramirez, L (1, 1) ERA: 6.64	4.0	25	11	7	7	4	3	0	0	0	0	0	0	53	96	15.75	3.500					
40 Julio Mateo, R (5, 1) ERA: 3.75	2.0	7	1	0	0	1	1	0	0	0	0	0	0	21	36	0.00	1.000					
33 Chris Reitsma, R (7, 1) ERA: 4.35	2.0	9	3	1	1	2	0	0	0	0	0	0	1	27	43	4.50	1.500					

Seattle Mariners @ Boston Red Sox
Fenway Park, Boston, MA
Thu May 03 2007, 7:05 PM EDT
Att: 37,216 - Clear - 63 F

livebaseballscores.com

AB 37
R 8
H 15
RBI 8
BB 4
SO 7
LOB 17

Batter	1	2	3	4	5	6	7	8	9	AB	R	H	RBI	BB	SO	LOB	TOP					
23 Julio Lugo, R OBP: 0.315, SLG: 0.315	F9		FC6-2		F9		FC6-4		P3	5	0	0	0	0	0	5	Boston Red Sox @ Minnesota Twins Hubert H. Humphrey Metrodome, Minneapolis, MN Fri May 04 2007, 8:10 PM EDT Att: 34,951 - Dome - 69 F					
20 Kevin Youkilis, R OBP: 0.397, SLG: 0.380	F7		G5-3				G5-3		K	4	0	0	0	0	1							
34 David Ortiz, L OBP: 0.421, SLG: 0.636					F7		HR		K	3	1	1	1	1	1	0						
Manny Ramirez, R OBP: 0.331, SLG: 0.396	F7				G6-3		2B		P3	4	0	1	0	0	0	1						
7 J.D. Drew, L OBP: 0.373, SLG: 0.402							G3		1B	3	1	1	0	1	0	1						
25 Mike Lowell, R OBP: 0.388, SLG: 0.510							F7		G6-3	4	0	0	0	0	0	3						
Coco Crisp, S OBP: 0.286, SLG: 0.333									G4-3	4	0	1	1	0	1	0						
28 Doug Mirabeli, R OBP: 0.391, SLG: 0.667							F8		G6-3	4	0	1	0	0	1	1						
13 Alex Cora, L OBP: 0.457, SLG: 0.813										3	0	3	0	0	0	0						
Inning Stats	R: 0 E: 0 K: 0 S: 8	H: 0 LOB: 1 BB: 1 P: 14	R: 0 E: 0 K: 0 S: 6	H: 0 LOB: 0 BB: 0 P: 9	R: 0 E: 0 K: 0 S: 9	H: 1 LOB: 1 BB: 0 P: 12	R: 0 E: 0 K: 0 S: 7	H: 0 LOB: 1 BB: 1 P: 16	R: 0 E: 0 K: 1 S: 9	H: 1 LOB: 1 BB: 0 P: 14	R: 1 E: 0 K: 0 S: 12	H: 2 LOB: 1 BB: 0 P: 20	R: 0 E: 0 K: 0 S: 7	H: 1 LOB: 1 BB: 0 P: 11	R: 0 E: 0 K: 2 S: 10	H: 0 LOB: 0 BB: 0 P: 15	R: 1 E: 0 K: 1 S: 12	H: 3 LOB: 2 BB: 0 P: 20	1B: 3 2B: 2 3B: 2 HR: 1	SF: 0 SAC: 1 DP: 0 HBP: 0	WP: 0 PB: 0 SB: 0 CS: 0	PA: 37
PITCHER	IP	WLS	BF	H	R	ER	SO	BB	IBB	HBP	BLK	WP	HR	S	P	ERA	WHIP					
Carlos Silva, R ERA: 2.75	7.0	L	28	5	1	1	1	2	0	0	0	0	1	58	96	1.29	1.000					
17 Pat Neshek, R ERA: 1.94	1.0		3	0	0	0	2	0	0	0	0	0	0	10	15	0.00	0.000					
Juan Rincon, R ERA: 2.31	1.0		6	3	1	1	1	0	0	0	0	0	0	12	20	9.00	3.000					

Batter	1	2	3	4	5	6	7	8	9	AB	R	H	RBI	BB	SO	LOB	BOTTOM					
Luis Castillo, S OBP: 0.342, SLG: 0.324	G5-3				G4-3			G4-3		4	0	0	0	0	0	2	Boston Red Sox @ Minnesota Twins Hubert H. Humphrey Metrodome, Minneapolis, MN Fri May 04 2007, 8:10 PM EDT Att: 34,951 - Dome - 69 F					
8 Nick Punto, S OBP: 0.321, SLG: 0.330	G6-3				F9			K		4	0	0	0	0	1	0						
7 Joe Mauer, L OBP: 0.446, SLG: 0.480					G4-3			G4-3		3	0	1	0	0	0	0						
Torii Hunter, R OBP: 0.373, SLG: 0.650								2B		3	0	2	0	1	0	1						
33 Justin Morneau, L OBP: 0.341, SLG: 0.482	F7							P3		3	0	0	0	1	1	3						
55 Mike Redmond, R OBP: 0.279, SLG: 0.293					G5-3			F8		4	0	0	0	0	0	1						
16 Jason Kubel, L OBP: 0.304, SLG: 0.329					G4-3			F8		3	0	0	0	1	0	0						
11 Josh Rabe, R OBP: 0.185, SLG: 0.185					K2-3			F8		3	0	0	0	0	1	1						
Jason Bartlett, R OBP: 0.347, SLG: 0.321					G4-3			G5-3		3	0	1	0	0	0	0						
Inning Stats	R: 0 E: 0 K: 0 S: 10	H: 1 LOB: 2 BB: 0 P: 16	R: 0 E: 0 K: 0 S: 11	H: 1 LOB: 2 BB: 1 P: 21	R: 0 E: 0 K: 1 S: 10	H: 1 LOB: 1 BB: 0 P: 16	R: 0 E: 0 K: 1 S: 9	H: 0 LOB: 0 BB: 0 P: 10	R: 0 E: 0 K: 0 S: 8	H: 0 LOB: 0 BB: 0 P: 15	R: 0 E: 0 K: 0 S: 6	H: 0 LOB: 1 BB: 2 P: 16	R: 0 E: 0 K: 0 S: 6	H: 0 LOB: 0 BB: 0 P: 10	R: 0 E: 0 K: 1 S: 11	H: 1 LOB: 1 BB: 0 P: 17	R: 0 E: 0 K: 0 S: 11	H: 0 LOB: 0 BB: 0 P: 16	1B: 2 2B: 2 3B: 0 HR: 0	SF: 0 SAC: 0 DP: 0 HBP: 1	WP: 0 PB: 0 SB: 1 CS: 1	PA: 34
PITCHER	IP	WLS	BF	H	R	ER	SO	BB	IBB	HBP	BLK	WP	HR	S	P	ERA	WHIP					
49 Tim Wakefield, R ERA: 2.11	7.0	W	27	3	0	0	2	3	0	1	0	0	0	10	16	0.00	0.857					
J.C. Romero, L ERA: 4.0	0.2	H	3	1	0	0	1	0	0	0	0	0	0	1	1	0.00	0.000					
53 Brendan Donnelly, R ERA: 1.04	0.1	H	1	0	0	0	0	0	0	0	0	0	0	1	1	0.00	0.000					
58 Jonathan Papelbon, R ERA: 1.59	1.0	S	3	0	0	0	0	0	0	0	0	0	0	11	16	0.00	0.000					



Batter	1	2	3	4	5	6	7	8	9	AB	R	H	RBI	BB	SO	LOB	TOP										
23 Julio Lugo, R OBP: 0.302, SLG: 0.301	G5-3	L3		K		K			P4	5	0	0	0	0	2	5	Boston Red Sox @ Minnesota Twins Hubert H. Humphrey Metrodome, Minneapolis, MN Sat May 05 2007, 7:10 PM EDT Att: 40,088 - Dome - 69 F livebaseballscorecards.com										
20 Kevin Youkilis, R OBP: 0.397, SLG: 0.381	7 BB 1B		F8		G5-3		L4	1B	5	0	2	0	0	0	0												
34 David Ortiz, L OBP: 0.405, SLG: 0.607	K		G5-3		F8		K	F8	5	0	0	0	0	2	2												
Manny Ramirez, R OBP: 0.341, SLG: 0.409	7 BB 1-2 BB						G4-3	K	4	0	2	0	1	1	1												
7 J.D. Drew, L OBP: 0.368, SLG: 0.389			K					G1-3	3	0	0	0	1	2	2												
25 Mike Lowell, R OBP: 0.356, SLG: 0.491	G5-3								4	0	0	0	0	0	3												
Jason Varitek, S OBP: 0.333, SLG: 0.346			G5-3						2	0	1	0	2	0	0												
Wily Mo Peña, R OBP: 0.350, SLG: 0.500			K						3	1	1	0	0	2	2												
12 Eric Hinske, L OBP: 0.407, SLG: 0.476			15 WP 15 BB 1B						0	0	0	0	1	0	0												
Coco Crisp, S OBP: 0.286, SLG: 0.333									0	0	0	0	0	0	0												
15 Dustin Pedroia, R OBP: 0.333, SLG: 0.270									2	0	2	1	1	0	0												
13 Alex Cora, L OBP: 0.444, SLG: 0.768	23 L3 1B							F7	1	0	0	0	0	0	2												
Inning Stats	R: 0 E: 0 K: 1 S: 17	H: 1 LOB: 3 BB: 2 P: 30	R: 0 E: 0 K: 1 S: 10	H: 2 LOB: 1 BB: 0 P: 11	R: 0 E: 0 K: 1 S: 10	H: 1 LOB: 1 BB: 0 P: 13	R: 1 E: 0 K: 1 S: 20	H: 2 LOB: 1 BB: 0 P: 30	R: 0 E: 0 K: 2 S: 11	H: 0 LOB: 2 BB: 2 P: 23	R: 0 E: 0 K: 1 S: 9	H: 0 LOB: 0 BB: 0 P: 14	R: 0 E: 0 K: 0 S: 9	H: 0 LOB: 2 BB: 2 P: 20	R: 0 E: 0 K: 1 S: 10	H: 1 LOB: 1 BB: 0 P: 17	1B: 6 2B: 3 3B: 0 HR: 0	SF: 0 SAC: 0 DP: 1 HBP: 0	WP: 2 PB: 0 SB: 1 CS: 0	PA: 40							
PITCHER	IP	WLS	BF	H	R	ER	SO	BB	IBB	HBP	BLK	WP	HR	S	P	ERA	WHIP										
Johan Santana, L ERA: 3.4	5.0	W	23	7	1	1	5	2	0	0	0	1	0	67	98	1.80	1.800										
54 Matt Guerrier, R ERA: 2.5	1.0	H	5	0	0	0	2	2	0	0	0	0	0	11	23	0.00	2.000										
28 Jesse Crain, R ERA: 5.84	1.0	H	3	0	0	0	1	0	0	0	0	0	0	9	14	0.00	0.000										
17 Pat Neshek, R ERA: 1.76	0.2	H	4	0	0	0	0	2	0	0	0	0	0	7	16	0.00	3.000										
36 Joe Nathan, R ERA: 3.07	1.1	S	5	1	0	0	1	0	0	0	0	0	0	12	21	0.00	0.750										

Batter	1	2	3	4	5	6	7	8	9	AB	R	H	RBI	BB	SO	LOB	BOTTOM										
Luis Castillo, S OBP: 0.325, SLG: 0.308	G3	FC6-4						F7		4	0	0	0	0	1	2	Boston Red Sox @ Minnesota Twins Hubert H. Humphrey Metrodome, Minneapolis, MN Sat May 05 2007, 7:10 PM EDT Att: 40,088 - Dome - 69 F livebaseballscorecards.com										
8 Nick Punto, S OBP: 0.310, SLG: 0.317	K		K				G4-3	F8	4	0	0	0	0	2	0												
55 Mike Redmond, R OBP: 0.262, SLG: 0.274	G4-3		G4-3					G4-3	4	0	0	0	0	1	0												
Torii Hunter, R OBP: 0.372, SLG: 0.651		G4-3	K						3	0	1	0	0	1	0												
33 Justin Morneau, L OBP: 0.348, SLG: 0.483		E8 BB FC4-6 1B		K				16 G4-6-3 1BB	2	1	1	0	1	1	0												
16 Jason Kubel, L OBP: 0.305, SLG: 0.322		FC4-6 BB 1B BB		K				G4-6-3	2	1	0	0	1	1	2												
Jeff Cirillo, R OBP: 0.467, SLG: 0.333		FC4-6 BB 1-2 2-3 BB						F8	2	0	1	0	1	0	0												
Jason Tyner, L OBP: 0.343, SLG: 0.387		FC4-6 1B						G4-3	3	0	0	1	0	0	3												
Jason Bartlett, R OBP: 0.347, SLG: 0.322		FC4-6 1B						F7	3	0	1	1	0	0	0												
Inning Stats	R: 0 E: 0 K: 1 S: 7	H: 0 LOB: 0 BB: 0 P: 11	R: 2 E: 1 K: 0 S: 19	H: 2 LOB: 2 BB: 2 P: 32	R: 0 E: 0 K: 2 S: 11	H: 0 LOB: 0 BB: 0 P: 13	R: 0 E: 0 K: 2 S: 11	H: 1 LOB: 1 BB: 0 P: 14	R: 0 E: 0 K: 1 S: 9	H: 0 LOB: 0 BB: 0 P: 12	R: 0 E: 0 K: 1 S: 7	H: 1 LOB: 1 BB: 1 P: 16	R: 0 E: 0 K: 0 S: 5	H: 0 LOB: 0 BB: 0 P: 6	R: 0 E: 0 K: 0 S: 8	H: 0 LOB: 0 BB: 0 P: 11		1B: 3 2B: 1 3B: 0 HR: 0	SF: 0 SAC: 0 DP: 1 HBP: 0	WP: 0 PB: 0 SB: 0 CS: 0	PA: 30						
PITCHER	IP	WLS	BF	H	R	ER	SO	BB	IBB	HBP	BLK	WP	HR	S	P	ERA	WHIP										
51 Julian Tavares, R ERA: 6.48	6.0	L	24	4	2	2	7	2	0	0	0	0	0	64	98	3.00	1.000										
36 Joel Pineiro, R ERA: 2.31	2.0		6	0	0	0	0	0	0	0	0	0	0	13	17	0.00	0.000										



Batter	1	2	3	4	5	6	7	8	9	AB	R	H	RBI	BB	SO	LOB	TOP										
Coco Crisp, S (1, 8) OBP: 0.281, SLG: 0.326										5	0	1	0	0	1	4	Boston Red Sox @ Minnesota Twins Hubert H. Humphrey Metrodome, Minneapolis, MN Sun May 06 2007, 2:10 PM EDT Att: 27,807 - Dome - 70 F livebaseballscorecards.com										
13 Alex Cora, L (1, 6) OBP: 0.463, SLG: 0.757										4	2	2	0	0	0	1											
34 David Ortiz, L (1, 10) OBP: 0.412, SLG: 0.596										2	0	0	0	3	0	2											
20 Kevin Youkilis, R (1, 3) OBP: 0.400, SLG: 0.380										3	1	1	1	0	1	4											
Wily Mo Peña, R (8, 7) OBP: 0.341, SLG: 0.486										1	0	0	0	0	0	0											
7 J.D. Drew, L (1, 9) OBP: 0.364, SLG: 0.394										4	0	1	2	0	0	4											
25 Mike Lowell, R (1, 5) OBP: 0.352, SLG: 0.477										3	0	0	0	1	1	2											
Jason Varitek, S (1, 2) OBP: 0.340, SLG: 0.345										3	0	1	1	1	1	2											
12 Eric Hinske, L (1, 7) (8, 3) OBP: 0.355, SLG: 0.400										4	0	0	0	0	2	3											
15 Dustin Pedroia, R (1, 4) OBP: 0.354, SLG: 0.328										4	1	3	0	0	0	0											
Inning Stats	R: 1 E: 0 K: 1 S: 13	H: 2 LOB: 2 BB: 1 P: 21	R: 0 E: 0 K: 3 S: 9	H: 0 LOB: 0 BB: 0 P: 11	R: 1 E: 0 K: 0 S: 9	H: 2 LOB: 2 BB: 1 P: 16	R: 0 E: 0 K: 0 S: 8	H: 1 LOB: 2 BB: 1 P: 13	R: 2 E: 1 K: 0 S: 17	H: 2 LOB: 1 BB: 0 P: 14	R: 0 E: 0 K: 1 S: 9	H: 0 LOB: 1 BB: 1 P: 13	R: 0 E: 0 K: 1 S: 8	H: 0 LOB: 0 BB: 0 P: 13	R: 0 E: 0 K: 0 S: 8	H: 0 LOB: 0 BB: 0 P: 14	1B: 6 2B: 4 3B: 0 HR: 0	SF: 0 SAC: 0 DP: 2 HBP: 2	WP: 0 PB: 0 SB: 0 CS: 1	PA: 40							
PITCHER	IP	WLS	BF	H	R	ER	SO	BB	IBB	HBP	BLK	WP	HR	S	P	ERA	WHIP										
Sidney Ponson, R (1, 1) ERA: 6.42	5.1	L	28	8	4	3	5	3	1	1	0	0	0	61	99	5.06	2.062										
60 Glen Perkins, L (6, 1) ERA: 2.7	2.0		7	1	0	0	1	1	0	1	0	0	0	13	24	0.00	1.000										
Juan Rincon, R (8, 1) ERA: 2.19	0.2		2	0	0	0	0	0	0	0	0	0	0	4	8	0.00	0.000										
37 Denny Reyes, L (9, 1) ERA: 6.48	0.2		2	0	0	0	0	0	0	0	0	0	0	5	8	0.00	0.000										
28 Jesse Crain, R (9, 1) ERA: 5.69	0.1		1	0	0	0	0	0	0	0	0	0	0	3	6	0.00	0.000										

Batter	1	2	3	4	5	6	7	8	9	AB	R	H	RBI	BB	SO	LOB	BOTTOM										
Luis Castillo, S (1, 4) OBP: 0.330, SLG: 0.313										5	1	2	0	0	0	1	Boston Red Sox @ Minnesota Twins Hubert H. Humphrey Metrodome, Minneapolis, MN Sun May 06 2007, 2:10 PM EDT Att: 27,807 - Dome - 70 F livebaseballscorecards.com										
Jason Tyner, L (1, 9) OBP: 0.333, SLG: 0.373										5	0	1	2	0	1	2											
Tori Hunter, R (1, 8) OBP: 0.376, SLG: 0.645										4	0	2	1	0	1	2											
33 Justin Morneau, L (1, 3) OBP: 0.346, SLG: 0.475										4	0	1	0	0	2	4											
Jeff Cirillo, R (1, 10) OBP: 0.368, SLG: 0.250										4	0	0	0	0	0	2											
16 Jason Kubel, L (1, 7) OBP: 0.296, SLG: 0.311										3	0	0	0	0	2	1											
11 Josh Rabe, R (8, PH) OBP: 0.214, SLG: 0.214										1	0	1	0	0	0	0											
55 Mike Redmond, R (1, 2) OBP: 0.290, SLG: 0.292										3	1	2	0	1	0	1											
38 Luis Antonio Rodriguez, B (5) OBP: 0.261, SLG: 0.268										2	1	0	0	1	1	3											
8 Nick Punto, S (8, PH) OBP: 0.308, SLG: 0.314										1	0	0	0	0	0	1											
Jason Bartlett, R (1, 6) OBP: 0.343, SLG: 0.319										4	0	1	0	0	1	2											
Inning Stats	R: 0 E: 0 K: 2 S: 10	H: 1 LOB: 1 BB: 0 P: 13	R: 0 E: 0 K: 2 S: 10	H: 0 LOB: 1 BB: 1 P: 14	R: 0 E: 0 K: 1 S: 9	H: 1 LOB: 0 BB: 0 P: 10	R: 0 E: 0 K: 0 S: 11	H: 2 LOB: 2 BB: 0 P: 13	R: 0 E: 0 K: 1 S: 7	H: 1 LOB: 0 BB: 0 P: 9	R: 3 E: 0 K: 1 S: 22	H: 4 LOB: 2 BB: 1 P: 37	R: 0 E: 0 K: 0 S: 8	H: 1 LOB: 1 BB: 0 P: 13	R: 0 E: 0 K: 1 S: 10	H: 0 LOB: 0 BB: 0 P: 14	1B: 10 2B: 1 3B: 0 HR: 0	SF: 0 SAC: 0 DP: 1 HBP: 0	WP: 0 PB: 0 SB: 1 CS: 0	PA: 38							
PITCHER	IP	WLS	BF	H	R	ER	SO	BB	IBB	HBP	BLK	WP	HR	S	P	ERA	WHIP										
38 Curt Schilling, R (1, 1) ERA: 3.28	6.2	W	29	8	3	3	7	2	0	0	0	0	0	13	20	0.00	1.500										
37 Hideki Okajima, L (7, 1) ERA: 0.56	1.1	H	6	2	0	0	0	0	0	0	0	0	0	10	14	0.00	0.000										
58 Jonathan Papelbon, R (9, 1) ERA: 1.46	1.0	S	3	0	0	0	1	0	0	0	0	0	0	10	14	0.00	0.000										

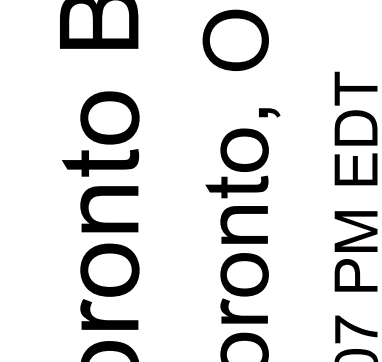


Batter	1	2	3	4	5	6	7	8	9	AB	R	H	RBI	BB	SO	LOB	TOP				
23 Julio Lugo, R OBP: 0.306, SLG: 0.314										5	0	2	1	0	0	1	Boston Red Sox @ Toronto Blue Jays Rogers Centre, Toronto, ON Tue May 08 2007, 7:07 PM EDT Att: 41,203 - Clear - 82 F				
20 Kevin Youkilis, R OBP: 0.418, SLG: 0.423										3	1	3	1	0	0	0					
12 Eric Hinske, L OBP: 0.375, SLG: 0.400										0	0	0	0	1	0	0					
34 David Ortiz, L OBP: 0.411, SLG: 0.581										3	0	0	0	2	0	2					
Manny Ramirez, R Wily Mo Peña, R										5	1	1	0	0	1	5					
7 J.D. Drew, L										4	1	0	0	1	1	0					
25 Mike Lowell, R										5	1	1	3	0	0	0					
Jason Varitek, S										4	3	4	1	1	0	0					
28 Doug Mirabelli, R										4	1	0	0	1	1	3					
Coco Crisp, S										4	1	0	0	1	1	3					
15 Dustin Pedroia, R										4	1	2	3	0	0	1					
Inning Stats	R: 1 E: 0 K: 0 S: 8	H: 2 LOB: 0 BB: 0 P: 15	R: 3 E: 0 K: 0 S: 11	H: 2 LOB: 0 BB: 1 P: 22	R: 4 E: 0 K: 0 S: 15	H: 4 LOB: 2 BB: 1 P: 27	R: 0 E: 0 K: 1 S: 12	H: 1 LOB: 1 BB: 1 P: 19	R: 0 E: 0 K: 2 S: 12	H: 1 LOB: 1 BB: 0 P: 15	R: 0 E: 0 K: 0 S: 8	H: 0 LOB: 0 BB: 0 P: 12	R: 1 E: 0 K: 0 S: 25	H: 1 LOB: 3 BB: 3 P: 48	R: 0 E: 0 K: 0 S: 10	H: 1 LOB: 1 BB: 0 P: 16	1B: 8 2B: 2 3B: 0 HR: 4	SF: 0 SAC: 0 DP: 2 HBP: 1	WP: 1 PB: 0 SB: 0 CS: 0	PA: 44	
PITCHER	IP WLS BF H R ER SO BB IBB HBP BLK WP HR S P ERA WHIP	IP WLS BF H R ER SO BB IBB HBP BLK WP HR S P ERA WHIP	IP WLS BF H R ER SO BB IBB HBP BLK WP HR S P ERA WHIP	IP WLS BF H R ER SO BB IBB HBP BLK WP HR S P ERA WHIP	IP WLS BF H R ER SO BB IBB HBP BLK WP HR S P ERA WHIP	IP WLS BF H R ER SO BB IBB HBP BLK WP HR S P ERA WHIP	IP WLS BF H R ER SO BB IBB HBP BLK WP HR S P ERA WHIP	IP WLS BF H R ER SO BB IBB HBP BLK WP HR S P ERA WHIP	IP WLS BF H R ER SO BB IBB HBP BLK WP HR S P ERA WHIP	IP WLS BF H R ER SO BB IBB HBP BLK WP HR S P ERA WHIP	IP WLS BF H R ER SO BB IBB HBP BLK WP HR S P ERA WHIP	IP WLS BF H R ER SO BB IBB HBP BLK WP HR S P ERA WHIP	IP WLS BF H R ER SO BB IBB HBP BLK WP HR S P ERA WHIP	IP WLS BF H R ER SO BB IBB HBP BLK WP HR S P ERA WHIP	IP WLS BF H R ER SO BB IBB HBP BLK WP HR S P ERA WHIP	IP WLS BF H R ER SO BB IBB HBP BLK WP HR S P ERA WHIP	IP WLS BF H R ER SO BB IBB HBP BLK WP HR S P ERA WHIP	IP WLS BF H R ER SO BB IBB HBP BLK WP HR S P ERA WHIP	IP WLS BF H R ER SO BB IBB HBP BLK WP HR S P ERA WHIP	IP WLS BF H R ER SO BB IBB HBP BLK WP HR S P ERA WHIP	
31 Victor Zambrano, R	2.2	16	8	8	8	0	2	0	0	0	0	0	0	0	0	0	27.00	3.750			
28 Shaun Marcum, R	3.1	10	2	0	0	3	1	0	0	0	0	0	0	0	0	0	0.00	1.286			
44 Casey Janssen, R	6.1	4	1	0	0	0	0	0	1	0	0	0	0	0	0	0	0.00	1.000			
56 Brian Tallet, L	7.1	5	0	1	1	0	1	0	0	0	0	0	0	0	0	0	6.75	0.750			
54 Jason Frasor, R	8.1	5	1	0	0	0	2	0	0	0	0	1	0	0	0	0	0.00	4.500			
15 Alex Rios, R										2	1	1	1	2	0	0					
26 Adam Lind, L										4	0	1	0	0	1	3					
10 Vernon Wells, R										3	0	1	0	0	0	1					
Matt Stairs, L										1	0	1	1	0	0	0					
Frank Thomas, R										4	0	0	0	0	2	4					
25 Troy Glaus, R										3	0	0	0	0	0	1					
Jason Smith, L										0	0	0	0	1	0	0					
17 Lyle Overbay, L										4	0	1	0	0	1	3					
2 Aaron Hill, R										4	0	1	0	0	1	1					
Jason Phillips, R										4	0	0	0	0	2	2					
Royce Clayton, R										3	1	0	0	1	0	1					
Inning Stats	R: 1 E: 0 K: 1 S: 10	H: 2 LOB: 1 BB: 0 P: 13	R: 0 E: 0 K: 1 S: 12	H: 1 LOB: 0 BB: 0 P: 18	R: 0 E: 0 K: 1 S: 7	H: 0 LOB: 0 BB: 0 P: 12	R: 0 E: 0 K: 0 S: 5	H: 0 LOB: 0 BB: 0 P: 5	R: 0 E: 0 K: 1 S: 10	H: 1 LOB: 1 BB: 1 P: 15	R: 0 E: 0 K: 1 S: 8	H: 1 LOB: 0 BB: 0 P: 15	R: 1 E: 0 K: 2 S: 18	H: 1 LOB: 3 BB: 3 P: 37	R: 0 E: 0 K: 0 S: 7	H: 0 LOB: 0 BB: 0 P: 9	1B: 3 2B: 2 3B: 0 HR: 1	SF: 0 SAC: 0 DP: 1 HBP: 0	WP: 0 PB: 0 SB: 0 CS: 0	PA: 36	
PITCHER	IP WLS BF H R ER SO BB IBB HBP BLK WP HR S P ERA WHIP	IP WLS BF H R ER SO BB IBB HBP BLK WP HR S P ERA WHIP	IP WLS BF H R ER SO BB IBB HBP BLK WP HR S P ERA WHIP	IP WLS BF H R ER SO BB IBB HBP BLK WP HR S P ERA WHIP	IP WLS BF H R ER SO BB IBB HBP BLK WP HR S P ERA WHIP	IP WLS BF H R ER SO BB IBB HBP BLK WP HR S P ERA WHIP	IP WLS BF H R ER SO BB IBB HBP BLK WP HR S P ERA WHIP	IP WLS BF H R ER SO BB IBB HBP BLK WP HR S P ERA WHIP	IP WLS BF H R ER SO BB IBB HBP BLK WP HR S P ERA WHIP	IP WLS BF H R ER SO BB IBB HBP BLK WP HR S P ERA WHIP	IP WLS BF H R ER SO BB IBB HBP BLK WP HR S P ERA WHIP	IP WLS BF H R ER SO BB IBB HBP BLK WP HR S P ERA WHIP	IP WLS BF H R ER SO BB IBB HBP BLK WP HR S P ERA WHIP	IP WLS BF H R ER SO BB IBB HBP BLK WP HR S P ERA WHIP	IP WLS BF H R ER SO BB IBB HBP BLK WP HR S P ERA WHIP	IP WLS BF H R ER SO BB IBB HBP BLK WP HR S P ERA WHIP	IP WLS BF H R ER SO BB IBB HBP BLK WP HR S P ERA WHIP	IP WLS BF H R ER SO BB IBB HBP BLK WP HR S P ERA WHIP	IP WLS BF H R ER SO BB IBB HBP BLK WP HR S P ERA WHIP	IP WLS BF H R ER SO BB IBB HBP BLK WP HR S P ERA WHIP	IP WLS BF H R ER SO BB IBB HBP BLK WP HR S P ERA WHIP
19 Josh Beckett, R	7.0	26	5	1	1	1	1	0	0	0	0	0	0	0	0	0	1.29	0.857			
46 Devern Hansack, R	8.1	6	1	1	1	1	3	0	0	0	0	0	0	0	0	0	13.50	6.000			
J.C. Romero, L	8.1	1	0	0	0	1	0	0	0	0	0	0	0	0	0	0	0.00	0.000			
39 Kyle Snyder, R	9.1	3	0	0	0	0	0	0	0	0	0	0	0	0	0	0	0.00	0.000			

AB 37
R 9
H 13
RBI 9
BB 6
SO 3
LOB 12



AB 32
R 2
H 6
RBI 2
BB 4
SO 7
LOB 16



Batter	1	2	3	4	5	6	7	8	9	AB	R	H	RBI	BB	SO	LOB	TOP										
23 Julio Lugo, R OBP: 0.299, SLG: 0.328 15 Dustin Pedroia, R OBP: 0.368, SLG: 0.387	G5-3		G4-3	20 2B		FC1-5			G4-3	5	1	1	0	0	0	2											
20 Kevin Youkilis, R OBP: 0.424, SLG: 0.448	34 2B		34 2B	34 2B		P4			K	5	2	3	2	0	1	1											
34 David Ortiz, L OBP: 0.420, SLG: 0.619 12 Eric Hinske, L OBP: 0.342, SLG: 0.333	G3-1		1B	F9					F9	4	1	1	2	0	0	1											
Manny Ramirez, R OBP: 0.336, SLG: 0.419 Wily Mo Peña, R OBP: 0.341, SLG: 0.486	L4		25 1B	G4-3						4	1	2	1	0	0	1											
7 J.D. Drew, L OBP: 0.363, SLG: 0.371	G1-3		25 1B							4	1	2	0	0	0	1											
25 Mike Lowell, R OBP: 0.300, SLG: 0.549	K		HR	G6-4-3						4	1	1	3	0	1	2											
Coco Crisp, S OBP: 0.282, SLG: 0.317	B1-3			G6-3						4	0	1	0	0	0	0											
28 Doug Mirabeli, R OBP: 0.333, SLG: 0.560										4	0	0	0	0	1	1											
13 Alex Cora, L OBP: 0.467, SLG: 0.756			23 1B	G4-3						4	1	2	0	0	1	0											
Inning Stats	R: 1 E: 1 K: 0 S: 9	H: 1 LOB: 0 BB: 0 P: 15	R: 0 E: 0 K: 1 S: 7	H: 0 LOB: 0 BB: 0 P: 11	R: 6 E: 0 K: 1 S: 25	H: 7 LOB: 1 BB: 0 P: 37	R: 1 E: 0 K: 0 S: 8	H: 2 LOB: 1 BB: 0 P: 12	R: 0 E: 0 K: 0 S: 5	H: 1 LOB: 0 BB: 0 P: 11	R: 0 E: 0 K: 0 S: 8	H: 1 LOB: 0 BB: 0 P: 14	R: 0 E: 0 K: 1 S: 7	H: 0 LOB: 0 BB: 0 P: 10	R: 0 E: 0 K: 1 S: 10	H: 0 LOB: 0 BB: 0 P: 14	1B: 7 2B: 5 3B: 0 HR: 1	SF: 0 SAC: 0 DP: 1 HBP: 0	WP: 0 PB: 0 SB: 1 CS: 0	PA: 39							
PITCHER	IP	WLS	BF	H	R	ER	SO	BB	IBB	HBP	BLK	WP	HR	S	P	ERA	WHIP										
32 Roy Halladay, R ERA: 4.37	5.0	L	25	11	8	7	2	0	0	0	0	0	1	54	86	12.60	2.200										
36 Jamie Vermilyea, R ERA:	3.0		11	2	0	0	1	0	0	0	0	0	0	24	36	0.00	0.667										
54 Jason Frasor, R ERA: 5.65	1.0		3	0	0	0	1	0	0	0	0	0	0	10	14	0.00	0.000										

Boston Red Sox @ Toronto Blue Jays
Rogers Centre, Toronto, ON
Thu May 10 2007, 7:07 PM EDT
Att: 22,290 - Clear - 72 F

AB 39
R 8
H 13
RBI 8
BB 0
SO 4
LOB 9





Batter	1	2	3	4	5	6	7	8	9	AB	R	H	RBI	BB	SO	LOB	BOTTOM										
15 Alex Rios, R OBP: 0.327, SLG: 0.500	K		F8			P3			FC5-4 26 1B	4	0	0	0	0	1	1											
26 Adam Lind, L OBP: 0.307, SLG: 0.385	10 1B		G3			F8				4	0	2	0	0	0	0											
10 Vernon Wells, R OBP: 0.341, SLG: 0.484	25 1B			F8					F3	4	0	2	0	0	0	2											
25 Troy Glaus, R OBP: 0.449, SLG: 0.651 Jason Smith, L OBP: 0.265, SLG: 0.267 Jason Phillips, R OBP: 0.316, SLG: 0.321	K2-3-2 BB			F9		G6-4-3			G5-3	2	0	0	0	1	0	1											
Frank Thomas, R OBP: 0.340, SLG: 0.381	K2-3-2			K		L7				3	0	0	0	0	2	3											
17 Lyle Overbay, L OBP: 0.321, SLG: 0.455	G6-3					K			K	3	0	0	0	0	2	0											
2 Aaron Hill, R OBP: 0.324, SLG: 0.500	K2-3					F7			K	3	0	0	0	0	2	0											
Sal Fasano, R OBP: 0.250, SLG: 0.389	G5-3					F7			G5-3	3	0	0	0	0	0	0											
6 John McDonald, R OBP: 0.317, SLG: 0.407	F9					F7			FC5-4 15 1B	3	0	1	0	0	0	0											
Inning Stats	R: 0 E: 0 K: 2 S: 13	H: 2 LOB: 3 BB: 1 P: 27	R: 0 E: 0 K: 1 S: 8	H: 0 LOB: 0 BB: 0 P: 10	R: 0 E: 0 K: 0 S: 7	H: 0 LOB: 0 BB: 0 P: 11	R: 0 E: 0 K: 1 S: 8	H: 0 LOB: 0 BB: 0 P: 13	R: 0 E: 0 K: 1 S: 10	H: 0 LOB: 0 BB: 0 P: 15	R: 0 E: 0 K: 0 S: 5	H: 0 LOB: 0 BB: 0 P: 9	R: 0 E: 0 K: 0 S: 5	H: 1 LOB: 0 BB: 0 P: 8	R: 0 E: 0 K: 2 S: 11	H: 0 LOB: 0 BB: 0 P: 15	R: 0 E: 0 K: 0 S: 9	H: 2 LOB: 2 BB: 0 P: 17	1B: 5 2B: 1 3B: 0 HR: 0	SF: 0 SAC: 0 DP: 2 HBP: 0	WP: 0 PB: 0 SB: 0 CS: 0	PA: 31					
PITCHER	IP	WLS	BF	H	R	ER	SO	BB	IBB	HBP	BLK	WP	HR	S	P	ERA	WHIP										
49 Tim Wakefield, R ERA: 1.79	7.0	W	23	3	0	0	5	1	0	0	0	0	0	56	93	0.00	0.571										
37 Hideki Okajima, L ERA: 0.53	1.0		3	0	0	0	2	0	0	0	0	0	0	11	15	0.00	0.000										
J.C. Romero, L ERA: 3.48	1.0		5	2	0	0	0	0	0	0	0	0	0	9	17	0.00	2.000										

Boston Red Sox @ Toronto Blue Jays
Rogers Centre, Toronto, ON
Thu May 10 2007, 7:07 PM EDT
Att: 22,290 - Clear - 72 F

AB 30
R 0
H 5
RBI 0
BB 1
SO 7
LOB 9



Batter	1	2	3	4	5	6	7	8	9	AB	R	H	RBI	BB	SO	LOB	TOP														
1 Brian Roberts, S OBP: 0.356, SLG: 0.383	1-2 L8	1-0 21 1B		3-2 F9		0-0 G5-4-3			1-0 F9	5	0	1	0	0	0	1	<p>Baltimore Orioles @ Boston Red Sox Fenway Park, Boston, MA Fri May 11 2007, 7:05 PM EDT Att: 37,039 - Partly Cloudy - 65 F</p> <p>livebaseballscores.com</p> <table border="0"> <tr><td>AB</td><td>38</td></tr> <tr><td>R</td><td>6</td></tr> <tr><td>H</td><td>13</td></tr> <tr><td>RBI</td><td>5</td></tr> <tr><td>BB</td><td>1</td></tr> <tr><td>SO</td><td>5</td></tr> <tr><td>LOB</td><td>13</td></tr> </table> 	AB	38	R	6	H	13	RBI	5	BB	1	SO	5	LOB	13
AB	38																														
R	6																														
H	13																														
RBI	5																														
BB	1																														
SO	5																														
LOB	13																														
21 Nick Markakis, L OBP: 0.318, SLG: 0.426	1-0 10 G6-3 55 2B	2-1 1B			2-1 10 1B 55 G5-3	2-1 G3			0-1 2B	5	2	4	0	0	0	0															
10 Miguel Tejada, R OBP: 0.376, SLG: 0.410	2-0 G6-3	1-0 G4-3			0-0 17 G4-3 55 G5-3 6 2B				4-0 55 G5-4-3 IBB	4	1	1	0	1	0	3															
55 Ramon Hernandez, R OBP: 0.379, SLG: 0.469	1-0 17 1B		0-2 G6-3		1-2 G5-3				1-0 55 G5-4-3	5	1	1	2	0	1	3															
17 Aubrey Huff, L OBP: 0.297, SLG: 0.420 Chris Gomez, R OBP: 0.324, SLG: 0.394	0-1 6 1B	2-1 1B	1-1 G4-3		0-1 G4-3				2-3 K	4	0	1	1	0	1	1															
6 Melvin Mora, R OBP: 0.350, SLG: 0.471	0-1 2B		2-1 1B		2-2 31 E				1-1 31 G4-3 SF7	4	2	4	1	0	0	0															
31 Jay Gibbons, L Jay Payton, R OBP: 0.296, SLG: 0.368	0-1 F8		0-1 F7		0-0 E9				1-0 G4-3	4	0	0	0	0	0	4															
Kevin Millar, R OBP: 0.357, SLG: 0.391			2-2 F7		2-3 K				3-2 SF7	3	0	0	1	0	2	1															
Corey Patterson, L OBP: 0.323, SLG: 0.357			2-2 G3-1		2-1 G4-3				1-3 K	4	0	1	0	0	1	0															
Inning Stats	R: 2 E: 0 K: 0 S: 13	H: 4 LOB: 2 BB: 0 P: 18	R: 0 E: 0 K: 0 S: 12	H: 2 LOB: 2 BB: 0 P: 20	R: 0 E: 0 K: 1 S: 9	H: 1 LOB: 1 BB: 0 P: 12	R: 0 E: 0 K: 1 S: 12	H: 0 LOB: 0 BB: 0 P: 19	R: 3 E: 1 K: 1 S: 16	H: 3 LOB: 1 BB: 0 P: 21	R: 0 E: 0 K: 2 S: 9	H: 0 LOB: 0 BB: 0 P: 13	R: 1 E: 0 K: 1 S: 9	H: 1 LOB: 1 BB: 0 P: 15	R: 0 E: 0 K: 0 S: 4	H: 1 LOB: 1 BB: 1 P: 10	1B: 8 2B: 5 3B: 0 HR: 0	SF: 1 SAC: 0 DP: 2 HBP: 0	WP: 0 PB: 0 SB: 0 CS: 0	PA: 40											
PITCHER	IP WLS BF H R ER SO BB IBB HBP BLK WP HR S P ERA WHIP	5.0 L 26 10 5 4 2 0 0 0 0 0 0 62 90 7.20 2.000	6.1 1.0 3 1 0 0 0 0 0 0 0 0 0 4 6 0.00 1.000	7.1 2.0 7 1 1 1 3 0 0 0 0 0 0 18 28 4.50 0.500	9.1 1.0 4 1 0 0 0 0 1 0 0 0 0 4 10 0.00 1.000	PITCHER										IP WLS BF H R ER SO BB IBB HBP BLK WP HR S P ERA WHIP	1.0 S 3 0 0 0 1 0 0 0 0 0 6 8 0.00 0.000														

Batter	1	2	3	4	5	6	7	8	9	AB	R	H	RBI	BB	SO	LOB	BOTTOM														
23 Julio Lugo, R OBP: 0.305, SLG: 0.346	2-1 G4-3	0-1 1B BB		0-1 FC5-4 1B		3-2 34 PO 1B			1-2 G4-3	5	1	3	1	0	0	0	<p>Baltimore Orioles @ Boston Red Sox Fenway Park, Boston, MA Fri May 11 2007, 7:05 PM EDT Att: 37,039 - Partly Cloudy - 65 F</p> <p>livebaseballscores.com</p> <table border="0"> <tr><td>AB</td><td>35</td></tr> <tr><td>R</td><td>3</td></tr> <tr><td>H</td><td>10</td></tr> <tr><td>RBI</td><td>3</td></tr> <tr><td>BB</td><td>8</td></tr> <tr><td>SO</td><td>6</td></tr> <tr><td>LOB</td><td>24</td></tr> </table> 	AB	35	R	3	H	10	RBI	3	BB	8	SO	6	LOB	24
AB	35																														
R	3																														
H	10																														
RBI	3																														
BB	8																														
SO	6																														
LOB	24																														
Coco Crisp, S OBP: 0.287, SLG: 0.330	1-2 F9	1-0 BB 34 S 1B		1-0 FC5-4 34 BB		1-0 F8			1-0 2B	5	0	2	0	0	0	2															
34 David Ortiz, L OBP: 0.426, SLG: 0.609	4-2 20 1B BB	4-2 BB 1B		4-1 BB		0-0 PO			1-3 K	2	0	0	0	3	2	1															
Manny Ramirez, R OBP: 0.345, SLG: 0.417	1-0 20 1B	4-1 BB		1-0 L4					4-1 20 2B BB	3	1	1	1	2	0	3															
20 Kevin Youkilis, R OBP: 0.424, SLG: 0.455	2-2 1B	1-2 F8			1-3 K				3-2 BB 2B	5	0	2	0	0	1	3															
25 Mike Lowell, R OBP: 0.369, SLG: 0.544	2-3 K		2-1 FC5-4 1B		4-0 BB				0-0 F8	3	0	1	0	2	1	3															
Jason Varitek, S OBP: 0.366, SLG: 0.396		2-0 23 2B		2-0 FC5-4 G4-6-3 1B		2-2 F9			4-1 BB BB	4	1	1	1	1	1	2															
Wily Mo Peña, R OBP: 0.318, SLG: 0.450 7 J.D. Drew, L OBP: 0.360, SLG: 0.368		0-0 G1-3		1-0 G4-6-3		3-3 K			1-3 K	3	0	0	0	0	1	3															
15 Dustin Pedroia, R OBP: 0.356, SLG: 0.372 13 Alex Cora, L OBP: 0.457, SLG: 0.738		1-1 F8			0-0 F8				0-1 F8	3	0	0	0	0	0	1															
Inning Stats	R: 0 E: 0 K: 1 S: 21	H: 2 LOB: 3 BB: 1 P: 33	R: 2 E: 0 K: 0 S: 13	H: 3 LOB: 3 BB: 2 P: 26	R: 0 E: 0 K: 0 S: 4	H: 1 LOB: 0 BB: 0 P: 9	R: 0 E: 0 K: 0 S: 6	H: 1 LOB: 2 BB: 1 P: 12	R: 0 E: 0 K: 2 S: 10	H: 0 LOB: 1 BB: 1 P: 20	R: 0 E: 0 K: 0 S: 7	H: 1 LOB: 0 BB: 0 P: 11	R: 1 E: 0 K: 1 S: 16	H: 1 LOB: 3 BB: 3 P: 33	R: 0 E: 0 K: 1 S: 10	H: 1 LOB: 0 BB: 0 P: 16	R: 0 E: 0 K: 1 S: 6	H: 0 LOB: 0 BB: 0 P: 8	1B: 6 2B: 4 3B: 0 HR: 0	SF: 0 SAC: 0 DP: 1 HBP: 0	WP: 0 PB: 0 SB: 1 CS: 0	PA: 44									
PITCHER	IP WLS BF H R ER SO BB IBB HBP BLK WP HR S P ERA WHIP	5.0 W 26 7 2 2 3 5 0 0 0 0 0 7 11 0.00 1.500	6.1 0.2 H 3 1 0 0 0 0 0 0 0 0 13 28 13.50 6.000	7.1 0.1 H 1 0 0 0 0 0 0 0 0 0 1 3 0.00 0.000	7.1 1.1 H 5 1 0 0 1 0 0 0 0 0 12 18 0.00 0.750	PITCHER										IP WLS BF H R ER SO BB IBB HBP BLK WP HR S P ERA WHIP	1.0 S 3 0 0 0 1 0 0 0 0 0 6 8 0.00 0.000														

Batter	1	2	3	4	5	6	7	8	9	AB	R	H	RBI	BB	SO	LOB	TOP							
1 Brian Roberts, S OBP: 0.371, SLG: 0.392	4-2 55 S 21 1B E BB		1-1 G3-1		4-2 21 G5-4-3 BB		2-2 10 1B BB	4-1 BB		2 2 1 0 3 0 0							Baltimore Orioles @ Boston Red Sox Fenway Park, Boston, MA Sun May 13 2007, 2:05 PM EDT Att: 36,379 - Sunny - 58 F							
21 Nick Markakis, L OBP: 0.323, SLG: 0.412	0-0 55 S 17 1B BB		4-2 BB		1-1 G5-4-3		4-1 10 1B BB	2-3 BB		3 1 1 0 2 1 4														
10 Miguel Tejada, R OBP: 0.380, SLG: 0.408	0-3 K		1-0 P2		3-0 G1-6-3		2-1 1-2 2-H 1B		4-2 G5-4-3 BB	4 0 1 1 1 1 3														
55 Ramon Hernandez, R OBP: 0.373, SLG: 0.429	2-3 K		0-3 K		4-1 HBP BB		0-2 G6-3		3-3 K	4 0 0 0 1 3 5														
17 Aubrey Huff, L OBP: 0.299, SLG: 0.411 Chris Gomez, R OBP: 0.314, SLG: 0.382	3-2 3-H 1B		1-3 K		2-2 P4		2-2 F7		4-0 31 1B BB	3 1 1 1 1 1 1 1 0 0 0 0 0 1														
Kevin Millar, R OBP: 0.366, SLG: 0.396	0-3 K		2-2 P4		1-2 HBP		1-2 HBP		2-2 31 1B BB	3 0 1 0 0 1 1														
31 Jay Gibbons, L OBP: 0.279, SLG: 0.365		0-3 K		0-1 G4-3		1-2 F9		0-0 FC4-6 1B		4 0 1 1 0 1 2														
Jay Payton, R OBP: 0.304, SLG: 0.373		0-1 G6-3			0-1 G4-3 2B			1-2 FC4-6 1B		4 1 1 0 0 0 1														
Corey Patterson, L OBP: 0.318, SLG: 0.350		1-3 K		2-1 G4-3		2-2 F8		0-1 E1 1B		4 0 1 1 0 1 0														
Inning Stats	R: 2 E: 0 K: 3 S: 19	H: 2 LOB: 1 BB: 1 P: 28	R: 0 E: 0 K: 2 S: 8	H: 0 LOB: 0 BB: 0 P: 9	R: 0 E: 0 K: 1 S: 8	H: 0 LOB: 1 BB: 1 P: 14	R: 0 E: 0 K: 1 S: 10	H: 0 LOB: 0 BB: 0 P: 13	R: 1 E: 1 K: 0 S: 11	H: 1 LOB: 0 BB: 1 P: 18	R: 0 E: 0 K: 0 S: 12	H: 0 LOB: 2 BB: 1 P: 24	R: 1 E: 0 K: 0 S: 15	H: 2 LOB: 2 BB: 1 P: 25	R: 1 E: 1 K: 1 S: 16	H: 3 LOB: 3 BB: 2 P: 29		R: 0 E: 0 K: 1 S: 8	H: 0 LOB: 0 BB: 1 P: 16	1B: 7 2B: 1 3B: 0 HR: 0	SF: 0 SAC: 0 DP: 2 HBP: 1	WP: 0 PB: 0 SB: 3 CS: 0	PA: 41	
PITCHER	IP WLS BF H R ER SO BB IBB HBP BLK WP HR S P ERA WHIP	IP WLS BF H R ER SO BB IBB HBP BLK WP HR S P ERA WHIP	IP WLS BF H R ER SO BB IBB HBP BLK WP HR S P ERA WHIP	IP WLS BF H R ER SO BB IBB HBP BLK WP HR S P ERA WHIP	IP WLS BF H R ER SO BB IBB HBP BLK WP HR S P ERA WHIP	IP WLS BF H R ER SO BB IBB HBP BLK WP HR S P ERA WHIP	IP WLS BF H R ER SO BB IBB HBP BLK WP HR S P ERA WHIP	IP WLS BF H R ER SO BB IBB HBP BLK WP HR S P ERA WHIP	IP WLS BF H R ER SO BB IBB HBP BLK WP HR S P ERA WHIP	IP WLS BF H R ER SO BB IBB HBP BLK WP HR S P ERA WHIP	IP WLS BF H R ER SO BB IBB HBP BLK WP HR S P ERA WHIP	IP WLS BF H R ER SO BB IBB HBP BLK WP HR S P ERA WHIP	IP WLS BF H R ER SO BB IBB HBP BLK WP HR S P ERA WHIP	IP WLS BF H R ER SO BB IBB HBP BLK WP HR S P ERA WHIP	IP WLS BF H R ER SO BB IBB HBP BLK WP HR S P ERA WHIP	IP WLS BF H R ER SO BB IBB HBP BLK WP HR S P ERA WHIP	IP WLS BF H R ER SO BB IBB HBP BLK WP HR S P ERA WHIP	IP WLS BF H R ER SO BB IBB HBP BLK WP HR S P ERA WHIP	IP WLS BF H R ER SO BB IBB HBP BLK WP HR S P ERA WHIP	IP WLS BF H R ER SO BB IBB HBP BLK WP HR S P ERA WHIP	IP WLS BF H R ER SO BB IBB HBP BLK WP HR S P ERA WHIP	IP WLS BF H R ER SO BB IBB HBP BLK WP HR S P ERA WHIP	IP WLS BF H R ER SO BB IBB HBP BLK WP HR S P ERA WHIP	IP WLS BF H R ER SO BB IBB HBP BLK WP HR S P ERA WHIP

AB	32
R	5
H	8
RBI	4
BB	8
SO	9
LOB	18



Batter	1	2	3	4	5	6	7	8	9	AB	R	H	RBI	BB	SO	LOB	BOTTOM							
23 Julio Lugo, R OBP: 0.321, SLG: 0.364	1-2 G4-3		0-2 G1-3			0-1 F9			G6-3 E1	5 0 1 1 0 0 1							Baltimore Orioles @ Boston Red Sox Fenway Park, Boston, MA Sun May 13 2007, 2:05 PM EDT Att: 36,379 - Sunny - 58 F							
Coco Crisp, S OBP: 0.276, SLG: 0.310	2-1 L3			0-0 B1-3		4-0 34 G4-6-3 BB			0-2 E2 34 2B	3 1 0 0 1 0 0														
34 David Ortiz, L OBP: 0.433, SLG: 0.615	0-0 F7			4-1 G4-6-3 BB		0-2 G4-6-3			1-0 1B 20 BB 2B	3 1 1 1 1 0 2														
Manny Ramirez, R OBP: 0.353, SLG: 0.417 Wily Mo Peña, R OBP: 0.326, SLG: 0.452		1-2 G6-3		2-0 G4-6-3			0-3 K		2-0 20 BB 7 BB 2B	3 0 0 0 0 1 1 1 1 1 0 0 0 0														
7 J.D. Drew, L OBP: 0.366, SLG: 0.372		1-0 G4-3			0-1 2B		0-0 G6-3		4-2 20 BB 2B	3 1 1 0 1 0 0														
20 Kevin Youkilis, R OBP: 0.429, SLG: 0.457		0-1 2B			1-2 G5-3		0-1 G4-3		4-2 2B BB	3 0 1 1 1 0 1														
Jason Varitek, S OBP: 0.372, SLG: 0.398		2-1 F7			1-2 G5-3				1-2 2B 13 FC4-2 BB	4 1 1 2 0 0 2														
12 Eric Hinske, L OBP: 0.333, SLG: 0.303			1-0 L9		1-1 G3				2-0 23 1B 23 FC4-2 E IBB	3 1 0 0 1 0 1														
13 Alex Cora, L OBP: 0.462, SLG: 0.708			3-1 P5			0-1 BB 1B			2-2 FC4-2 23 E	4 0 1 0 0 1 3														
Inning Stats	R: 0 E: 0 K: 0 S: 6	H: 0 LOB: 0 BB: 0 P: 9	R: 0 E: 0 K: 0 S: 9	H: 1 LOB: 0 BB: 0 P: 13	R: 0 E: 0 K: 0 S: 7	H: 0 LOB: 0 BB: 0 P: 11	R: 0 E: 0 K: 0 S: 3	H: 0 LOB: 0 BB: 1 P: 9	R: 0 E: 0 K: 0 S: 11	H: 1 LOB: 1 BB: 0 P: 14	R: 0 E: 0 K: 0 S: 7	H: 1 LOB: 1 BB: 1 P: 11	R: 0 E: 0 K: 1 S: 6	H: 0 LOB: 0 BB: 0 P: 6	R: 0 E: 0 K: 1 S: 7	H: 0 LOB: 0 BB: 0 P: 12		R: 6 E: 2 K: 0 S: 19	H: 4 LOB: 2 BB: 3 P: 41	1B: 3 2B: 4 3B: 0 HR: 0	SF: 0 SAC: 0 DP: 2 HBP: 0	WP: 0 PB: 0 SB: 0 CS: 0	PA: 37	
PITCHER	IP WLS BF H R ER SO BB IBB HBP BLK WP HR S P ERA WHIP	IP WLS BF H R ER SO BB IBB HBP BLK WP HR S P ERA WHIP	IP WLS BF H R ER SO BB IBB HBP BLK WP HR S P ERA WHIP	IP WLS BF H R ER SO BB IBB HBP BLK WP HR S P ERA WHIP	IP WLS BF H R ER SO BB IBB HBP BLK WP HR S P ERA WHIP	IP WLS BF H R ER SO BB IBB HBP BLK WP HR S P ERA WHIP	IP WLS BF H R ER SO BB IBB HBP BLK WP HR S P ERA WHIP	IP WLS BF H R ER SO BB IBB HBP BLK WP HR S P ERA WHIP	IP WLS BF H R ER SO BB IBB HBP BLK WP HR S P ERA WHIP	IP WLS BF H R ER SO BB IBB HBP BLK WP HR S P ERA WHIP	IP WLS BF H R ER SO BB IBB HBP BLK WP HR S P ERA WHIP	IP WLS BF H R ER SO BB IBB HBP BLK WP HR S P ERA WHIP	IP WLS BF H R ER SO BB IBB HBP BLK WP HR S P ERA WHIP	IP WLS BF H R ER SO BB IBB HBP BLK WP HR S P ERA WHIP	IP WLS BF H R ER SO BB IBB HBP BLK WP HR S P ERA WHIP	IP WLS BF H R ER SO BB IBB HBP BLK WP HR S P ERA WHIP	IP WLS BF H R ER SO BB IBB HBP BLK WP HR S P ERA WHIP	IP WLS BF H R ER SO BB IBB HBP BLK WP HR S P ERA WHIP	IP WLS BF H R ER SO BB IBB HBP BLK WP HR S P ERA WHIP	IP WLS BF H R ER SO BB IBB HBP BLK WP HR S P ERA WHIP	IP WLS BF H R ER SO BB IBB HBP BLK WP HR S P ERA WHIP	IP WLS BF H R ER SO BB IBB HBP BLK WP HR S P ERA WHIP	IP WLS BF H R ER SO BB IBB HBP BLK WP HR S P ERA WHIP	IP WLS BF H R ER SO BB IBB HBP BLK WP HR S P ERA WHIP



Batter	1	2	3	4	5	6	7	8	9	AB	R	H	RBI	BB	SO	LOB	TOP					
28 Curtis Granderson, L (1, 8) OBP: 0.339, SLG: 0.587	E9 1B		HR		G3-1			G3		4	1	2	1	0	0	0	Detroit Tigers @ Boston Red Sox Fenway Park, Boston, MA Mon May 14 2007, 7:05 PM EDT Att: 36,935 - Cloudy - 70 F					
Craig Monroe, R (1, 7) OBP: 0.289, SLG: 0.460	K		F8			G5-3		G6-3		4	0	0	0	0	1							
3 Gary Sheffield, R (1, 10) OBP: 0.369, SLG: 0.419	P6			F7		G5-3		FC5-4 1B		4	0	1	0	0	0	1						
30 Magglio Ordonez, R (1, 9) OBP: 0.432, SLG: 0.644	K			G6-3			2B		K	4	0	1	0	0	2	2						
9 Carlos Guillen, S (1, 6)		F8		1B 1B					F8	4	0	1	0	0	1	2						
Ivan Rodriguez, R (1, 2) OBP: 0.244, SLG: 0.351	G1-6-3			1B			G4-3		FC5-4	4	0	1	0	0	0	1						
Sean Casey, L (1, 3) OBP: 0.290, SLG: 0.292	G5-3			G3-1			G4-3			3	0	0	0	0	0	2						
8 Nefti Perez, S (1, 4) OBP: 0.217, SLG: 0.391			P6		G4-3		G6-3			3	0	0	0	0	0	0						
15 Brandon Inge, R (1, 5) OBP: 0.297, SLG: 0.369			K		G5-3			G6-3		3	0	0	0	0	1	0						
Inning Stats	R: 0 E: 1 K: 2 S: 12	H: 1 LOB: 1 BB: 0 P: 17	R: 0 E: 0 K: 0 S: 7	H: 0 LOB: 0 BB: 0 P: 10	R: 1 E: 0 K: 1 S: 12	H: 1 LOB: 0 BB: 0 P: 18	R: 0 E: 0 K: 0 S: 11	H: 2 LOB: 2 BB: 0 P: 16	R: 0 E: 0 K: 1 S: 7	H: 0 LOB: 0 BB: 0 P: 12	R: 0 E: 0 K: 1 S: 11	H: 1 LOB: 1 BB: 0 P: 17	R: 0 E: 0 K: 0 S: 8	H: 0 LOB: 0 BB: 0 P: 10	R: 0 E: 0 K: 1 S: 8	H: 0 LOB: 0 BB: 0 P: 9	R: 0 E: 0 K: 1 S: 10	H: 1 LOB: 1 BB: 0 P: 15	1B: 4 2B: 1 3B: 0 HR: 1	SF: 0 SAC: 0 DP: 0 HBP: 0	WP: 0 PB: 0 SB: 0 CS: 0	PA: 33
PITCHER 18 Daisuke Matsuzaka, R (1, 1) ERA: 4.17	IP: 9.0 WLS: W BF: 33 H: 6 R: 1 ER: 1 SO: 5 BB: 0 IBB: 0 HBP: 0 BLK: 0 WP: 0 HR: 1 S: 86 P: 124 ERA: 1.00 WHIP: 0.667															PITCHER						

Batter	1	2	3	4	5	6	7	8	9	AB	R	H	RBI	BB	SO	LOB	BOTTOM					
23 Julio Lugo, R (1, 6) OBP: 0.328, SLG: 0.381	S 1B		F8	G4-3		BB		20 1B		4	1	2	3	1	0	2	Detroit Tigers @ Boston Red Sox Fenway Park, Boston, MA Mon May 14 2007, 7:05 PM EDT Att: 36,935 - Cloudy - 70 F					
20 Kevin Youkilis, R (1, 3) OBP: 0.428, SLG: 0.463	F9		34 1B		F9	G2		3B		5	1	2	1	0	0	2						
34 David Ortiz, L (1, 10) OBP: 0.432, SLG: 0.614	F8		2B		1B			1B		5	1	2	1	0	0	2						
Manny Ramirez, R (1, 7) OBP: 0.348, SLG: 0.409	K		2B	1B		2B				5	0	1	1	0	2	3						
7 J.D. Drew, L (1, 9) OBP: 0.355, SLG: 0.359				G3	K					4	0	0	0	0	3	1						
25 Mike Lowell, R (1, 5) OBP: 0.380, SLG: 0.545	1B 1B			G4-3	1B			L3		4	0	2	0	0	0	0						
Jason Varitek, S (1, 2) OBP: 0.384, SLG: 0.415			G6-4-3 1B	1B		F8		15 1B 23 3B	BB	3	2	2	0	1	0	2						
Coco Crisp, S (1, 8) OBP: 0.283, SLG: 0.316		G6-4-3		15 1B		G5-3		15 1B 23 3B	1B	4	1	2	1	0	0	2						
15 Dustin Pedroia, R (1, 4) OBP: 0.351, SLG: 0.365			G6-3	1B		F7		23 3B	1B	4	1	2	0	0	0	0						
Inning Stats	R: 0 E: 0 K: 1 S: 12	H: 1 LOB: 1 BB: 0 P: 20	R: 0 E: 0 K: 1 S: 10	H: 2 LOB: 1 BB: 0 P: 17	R: 1 E: 0 K: 0 S: 12	H: 2 LOB: 1 BB: 0 P: 18	R: 1 E: 0 K: 0 S: 25	H: 3 LOB: 2 BB: 0 P: 39	R: 1 E: 0 K: 1 S: 14	H: 3 LOB: 2 BB: 0 P: 21	R: 0 E: 0 K: 0 S: 8	H: 0 LOB: 1 BB: 1 P: 14	R: 0 E: 0 K: 1 S: 8	H: 0 LOB: 0 BB: 0 P: 14	R: 4 E: 0 K: 1 S: 23	H: 4 LOB: 1 BB: 1 P: 35	R: 0 E: 0 K: 1 S: 10	H: 1 LOB: 1 BB: 0 P: 15	1B: 11 2B: 3 3B: 1 HR: 0	SF: 0 SAC: 0 DP: 1 HBP: 0	WP: 0 PB: 0 SB: 1 CS: 0	PA: 40
PITCHER 29 Nate Robertson, L (1, 1) ERA: 3.62 34 Tim Byrdak, L (6, 1) ERA: 5.25 44 Bobby Seay, L (8, 1) ERA: 5.25	IP: 5.0 WLS: L BF: 25 H: 11 R: 3 ER: 3 SO: 3 BB: 0 IBB: 0 HBP: 0 BLK: 0 WP: 0 HR: 0 S: 73 P: 115 ERA: 5.40 WHIP: 2.200															PITCHER						

AB	33
R	1
H	6
RBI	1
BB	0
SO	5
LOB	9




AB	38
R	7
H	15
RBI	7
BB	2
SO	5
LOB	14



Batter	1	2	3	4	5	6	7	8	9	AB	R	H	RBI	BB	SO	LOB	TOP										
28 Curtis Granderson, L (1.8) OBP: 0.340, SLG: 0.580	G6-3		30 HR	1-2 2-H			F7		K	5	1	2	0	0	1	0											
14 Placido Polanco, R (1.4) OBP: 0.366, SLG: 0.386	G5-3		L4				F9		BB	4	0	0	0	1	1	1											
3 Gary Sheffield, R (1.10) OBP: 0.370, SLG: 0.414	G5-3		30 HR				P2		F9	4	2	1	0	1	0	1											
30 Magglio Ordonez, R (1.9) OBP: 0.431, SLG: 0.657		G5-3	1-H				FC6-4		F8	5	1	2	3	0	1	2											
9 Carlos Guillen, S (1.6) OBP: 0.399, SLG: 0.500	G5-3	G6-3	3-H				FC6-4		F8	4	0	0	0	0	0	2											
Ivan Rodriguez, R (1.2) OBP: 0.289, SLG: 0.370	WP						L9		1B	4	1	3	1	0	0	0											
Craig Monroe, R (1.7) OBP: 0.288, SLG: 0.454	K						P3		2B	4	1	1	1	0	2	2											
33 Marcus Thames, R (1.3) OBP: 0.273, SLG: 0.440			K				L5		1B	3	0	0	0	0	1	1											
Sean Casey, L (6.3) OBP: 0.236, SLG: 0.298							L8		1B	1	0	1	1	0	0	0											
15 Brandon Inge, R (1.5) OBP: 0.303, SLG: 0.397			HR				G5-3		K	4	1	2	1	0	1	1											
Inning Stats	R: 0 E: 0 K: 0 S: 8	H: 0 LOB: 0 BB: 0 P: 8	R: 0 E: 0 K: 1 S: 9	H: 1 LOB: 1 BB: 0 P: 14	R: 4 E: 0 K: 1 S: 16	H: 4 LOB: 0 BB: 0 P: 25	R: 0 E: 0 K: 0 S: 8	H: 3 LOB: 2 BB: 0 P: 12	R: 0 E: 0 K: 1 S: 15	H: 1 LOB: 1 BB: 0 P: 21	R: 0 E: 0 K: 1 S: 8	H: 0 LOB: 0 BB: 0 P: 10	R: 0 E: 0 K: 0 S: 7	H: 0 LOB: 0 BB: 0 P: 10	R: 3 E: 0 K: 1 S: 17	H: 3 LOB: 1 BB: 1 P: 28	R: 0 E: 0 K: 2 S: 12	H: 0 LOB: 1 BB: 1 P: 24	1B: 9 2B: 1 3B: 0 HR: 2	SF: 0 SAC: 0 DP: 0 HBP: 0	WP: 1 PB: 0 SB: 1 CS: 0	PA: 40					
PITCHER	IP	WLS	BF	H	R	ER	SO	BB	IBB	HBP	BLK	WP	HR	S	P	ERA	WHIP										
49 Tim Wakefield, R (1.1) ERA: 2.41	7.0	L	30	9	5	5	4	1	0	0	0	1	2	72	105	6.43	1.429										
53 Brendan Donnelly, R (8.1) ERA: 2.61	0.2		5	3	2	2	0	0	0	0	0	0	0	13	20	27.00	4.500										
39 Kyle Snyder, R (8.1) ERA: 1.98	1.1		5	0	0	0	3	1	0	0	0	0	0	15	27	0.00	0.750										

Detroit Tigers @ Boston Red Sox
Fenway Park, Boston, MA
Tue May 15 2007, 7:05 PM EDT
Att: 37,031 - Cloudy - 80 F


AB 38
R 7
H 12
RBI 7
BB 2
SO 7
LOB 10



Batter	1	2	3	4	5	6	7	8	9	AB	R	H	RBI	BB	SO	LOB	BOTTOM										
23 Julio Lugo, R (1.6) OBP: 0.321, SLG: 0.371	F8		G4-3				K		G1-3	4	0	0	0	0	1	0											
20 Kevin Youkilis, R (1.3) OBP: 0.429, SLG: 0.486	1B		G4-3				F7		HR	4	2	2	1	0	0	0											
34 David Ortiz, L (1.10) OBP: 0.428, SLG: 0.611	K		L9				WP		G3	4	0	1	0	0	1	1											
Manny Ramirez, R (1.7) OBP: 0.345, SLG: 0.404	1B						P5		G6-3	4	0	1	0	0	1	1											
7 J.D. Drew, L (1.9) OBP: 0.355, SLG: 0.358	1B						K		1B	3	0	1	1	0	1	1											
12 Eric Hinske, L (8.9) OBP: 0.349, SLG: 0.353	1B						F8		2B	1	0	1	0	0	0	0											
25 Mike Lowell, R (1.5) OBP: 0.377, SLG: 0.537	FC5						1B		K	4	0	1	0	0	1	3											
Coco Crisp, S (1.8) OBP: 0.282, SLG: 0.314			F7				K		G4-3	4	0	1	0	0	1	1											
28 Doug Mirabeli, R (1.2) OBP: 0.290, SLG: 0.483			F9				F8		1B	4	0	0	0	0	1	2											
13 Alex Cora, L (1.4) OBP: 0.436, SLG: 0.667			G6-3				G4-3		K	3	0	0	0	0	1	0											
Inning Stats	R: 1 E: 0 K: 1 S: 14	H: 3 LOB: 2 BB: 0 P: 21	R: 0 E: 0 K: 0 S: 6	H: 0 LOB: 0 BB: 0 P: 8	R: 0 E: 0 K: 0 S: 8	H: 0 LOB: 0 BB: 0 P: 12	R: 0 E: 0 K: 2 S: 14	H: 1 LOB: 1 BB: 0 P: 25	R: 0 E: 0 K: 1 S: 8	H: 0 LOB: 0 BB: 0 P: 9	R: 0 E: 0 K: 1 S: 12	H: 1 LOB: 1 BB: 0 P: 19	R: 0 E: 0 K: 1 S: 10	H: 0 LOB: 0 BB: 0 P: 14	R: 1 E: 0 K: 1 S: 10	H: 1 LOB: 0 BB: 0 P: 17	R: 0 E: 0 K: 1 S: 12	H: 2 LOB: 2 BB: 0 P: 17	1B: 5 2B: 2 3B: 0 HR: 1	SF: 0 SAC: 0 DP: 0 HBP: 0	WP: 1 PB: 0 SB: 0 CS: 0	PA: 35					
PITCHER	IP	WLS	BF	H	R	ER	SO	BB	IBB	HBP	BLK	WP	HR	S	P	ERA	WHIP										
35 Justin Verlander, R (1.1) ERA: 2.76	7.2	W	29	6	2	2	7	0	0	0	0	0	0	0	0	0	0.783										
56 Fernando Rodney, R (8.1) ERA: 4.74	1.1		6	2	0	0	1	0	0	0	0	0	0	15	22	0.00	1.500										

Detroit Tigers @ Boston Red Sox
Fenway Park, Boston, MA
Tue May 15 2007, 7:05 PM EDT
Att: 37,031 - Cloudy - 80 F


AB 35
R 2
H 8
RBI 2
BB 0
SO 8
LOB 9



Batter	1	2	3	4	5	6	7	8	9	AB	R	H	RBI	BB	SO	LOB	TOP				
28 Curtis Granderson, L (1, 8) OBP: 0.331, SLG: 0.565	1-1 F7		2-2 F9		0-3 K		2-3 K			4	0	0	0	0	2	3					
14 Placido Polanco, R (1, 4) OBP: 0.369, SLG: 0.385	1-1 G6-3		4-0 FC6-4 1-2 BB		1-0 BB			0-2 F9		3	0	1	1	1	0	0					
3 Gary Sheffield, R (1, 10) OBP: 0.373, SLG: 0.412	0-1 BB		3-1 FC6-4 1-2		4-2 BB			2-3 K		3	0	1	0	1	1	2					
30 Magglio Ordonez, R (1, 9) OBP: 0.421, SLG: 0.638	1-0 F8			0-1 F9	1-0 F8			2-2 P3		4	0	0	0	0	0	4					
9 Carlos Guillen, S (1, 6) OBP: 0.395, SLG: 0.493		0-1 P5		1-2 G6-4-3 1B	2-0 G4-3				0-3 K	4	0	1	0	0	1	0					
Ivan Rodriguez, R (1, 2) OBP: 0.282, SLG: 0.359		0-1 G6-3		1-0 G6-4-3 1-2	1-0 P6				0-3 K	4	0	0	0	0	1	1					
Sean Casey, L (1, 3) OBP: 0.287, SLG: 0.288		3-2 F8			1-1 G3-1	0-0 L6			2-2 G6-3	4	0	0	0	0	0	0					
Craig Monroe, R (1, 7) OBP: 0.289, SLG: 0.447			2-1 G3		4-2 15 BB 14 BB				2-0 G5-3	2	1	0	0	1	0	0					
15 Brandon Inge, R (1, 5) OBP: 0.310, SLG: 0.398			4-1 14 BB BB		1-2 3 BB 14 BB 1B				2-3 K	2	0	1	0	1	1	0					
Inning Stats	R: 0 E: 0 K: 0 S: 7	H: 1 LOB: 1 BB: 0 P: 10	R: 0 E: 0 K: 0 S: 9	H: 0 LOB: 0 BB: 0 P: 12	R: 0 E: 0 K: 0 S: 10	H: 0 LOB: 2 BB: 2 P: 25	R: 0 E: 0 K: 0 S: 6	H: 1 LOB: 0 BB: 0 P: 8	R: 1 E: 0 K: 1 S: 18	H: 2 LOB: 3 BB: 2 P: 30	R: 0 E: 0 K: 0 S: 3	H: 0 LOB: 0 BB: 0 P: 6	R: 0 E: 0 K: 2 S: 7	H: 0 LOB: 0 BB: 0 P: 13	R: 0 E: 0 K: 1 S: 9	H: 0 LOB: 0 BB: 0 P: 13	1B: 4 2B: 0 3B: 0 HR: 0	SF: 0 SAC: 0 DP: 1 HBP: 0	WP: 0 PB: 0 SB: 0 CS: 0	PA: 34	
PITCHER	IP	WLS	BF	H	R	ER	SO	BB	IBB	HBP	BLK	WP	HR	S	P	ERA	WHIP				
51 Julian Tavaraz, R (1, 1) ERA: 3.59	7.0	W	28	4	1	1	3	4	0	0	0	0	0	60	104	1.29	1.143				
37 Hideki Okajima, L (8, 1) ERA: 0.46	1.0	H	3	0	0	0	1	0	0	0	0	0	0	9	13	0.00	0.000				
58 Jonathan Papelbon, R (9, 1) ERA: 1.26	1.0	S	3	0	0	0	2	0	0	0	0	0	0	11	13	0.00	0.000				

Detroit Tigers @ Boston Red Sox
Fenway Park, Boston, MA
Thu May 17 2007, 12:35 PM EDT
Att: 36,767 - Cloudy - 47 F


AB 30
R 1
H 4
RBI 1
BB 4
SO 6
LOB 10



Batter	1	2	3	4	5	6	7	8	9	AB	R	H	RBI	BB	SO	LOB	BOTTOM				
23 Julio Lugo, R (1, 6) OBP: 0.314, SLG: 0.361	0-2 G5-3		1-1 E6 20 BB G4-3		0-1 G5-3		2-3 K			4	1	0	0	0	1	0					
Coco Crisp, S (1, 8) OBP: 0.281, SLG: 0.312	3-2 34 G6-3 1B		3-2 G4-3 1-2		2-1 F7		2-3 K			4	1	1	0	0	1	1					
34 David Ortiz, L (1, 10) OBP: 0.424, SLG: 0.599	2-1 G6-3		4-1 20 BB BB		2-1 G4-3			2-3 K		3	0	0	0	1	1	1					
Manny Ramirez, R (1, 7) OBP: 0.349, SLG: 0.407	1-0 20 BB 3-H 1B		0-3 K			3-2 28 WP 25 BB 1B		3-2 P6		4	0	2	1	0	1	2					
20 Kevin Youkilis, R (1, 3) OBP: 0.431, SLG: 0.486	1-2 BB 1-3 1B		1-2 BB 1-3 2-H 1B		0-3 K			1-2 P3		4	0	2	1	0	1	1					
25 Mike Lowell, R (1, 5) OBP: 0.376, SLG: 0.532	2-2 P5		1-1 P4			1-1 28 WP 1B			1-2 P3	3	0	1	0	0	0	4					
12 Eric Hinske, L (1, 9) Wily Mo Peña, R (6, PH) OBP: 0.333, SLG: 0.333 OBP: 0.319, SLG: 0.442 ERA: 7.9		1-3 K		1-0 F7		2-3 K			2-3 K	2	0	0	0	0	1	0					
28 Doug Mirabeli, R (1, 2) OBP: 0.265, SLG: 0.438		2-2 F8		2-2 L1		3-3 K			1-2 2-3 K	3	0	0	0	0	1	2					
13 Alex Cora, L (1, 4) OBP: 0.414, SLG: 0.630		2-0 F8		1-2 L8					0-1 G4-3	3	0	0	0	0	0	0					
Inning Stats	R: 1 E: 0 K: 0 S: 17	H: 3 LOB: 2 BB: 0 P: 26	R: 0 E: 0 K: 1 S: 7	H: 0 LOB: 0 BB: 0 P: 12	R: 1 E: 1 K: 1 S: 16	H: 1 LOB: 2 BB: 1 P: 26	R: 0 E: 0 K: 0 S: 9	H: 0 LOB: 0 BB: 0 P: 13	R: 0 E: 0 K: 3 S: 15	H: 2 LOB: 2 BB: 0 P: 24	R: 0 E: 0 K: 2 S: 9	H: 0 LOB: 0 BB: 0 P: 13	R: 0 E: 0 K: 1 S: 12	H: 0 LOB: 0 BB: 0 P: 18	1B: 6 2B: 0 3B: 0 HR: 0	SF: 0 SAC: 0 DP: 0 HBP: 0	WP: 1 PB: 0 SB: 0 CS: 0	PA: 32			
PITCHER	IP	WLS	BF	H	R	ER	SO	BB	IBB	HBP	BLK	WP	HR	S	P	ERA	WHIP				
31 Zach Miner, R (1, 1) ERA: 1.69	5.1	L	24	6	2	1	3	1	0	0	0	0	0	63	99	1.69	1.312				
34 Tim Lincecum, L (6, 1) ERA: 11.57	2.0		6	0	0	0	5	0	0	0	0	1	0	19	30	0.00	0.000				
Jose Mesa, R (8, 1) ERA: 11.57	0.2		2	0	0	0	0	0	0	0	0	0	0	9	13	0.00	0.000				

Detroit Tigers @ Boston Red Sox
Fenway Park, Boston, MA
Thu May 17 2007, 12:35 PM EDT
Att: 36,767 - Cloudy - 47 F

AB 31
R 2
H 6
RBI 2
BB 1
SO 8
LOB 13



Batter	1	2	3	4	5	6	7	8	9	AB	R	H	RBI	BB	SO	LOB	TOP										
2 Kelly Johnson, L (1,4) OBP: 0.388, SLG: 0.451										4	0	0	0	0	2	0	Atlanta Braves @ Boston Red Sox Fenway Park, Boston, MA Sat May 19 2007, 1:05 PM EDT Att: 36,358 - Rain - 49 F										
11 Edgar Renteria, R (1,6) OBP: 0.393, SLG: 0.518 Chris Woodward, R (8,6) OBP: 0.241, SLG: 0.275										4	0	3	0	0	1	0											
10 Chipper Jones, S (1,5) OBP: 0.399, SLG: 0.639										4	1	1	0	0	1	3											
Andruw Jones, R (1,8) OBP: 0.341, SLG: 0.411										4	0	0	0	0	1	3											
16 Brian McCann, L (1,2) OBP: 0.338, SLG: 0.430 Jarrod Saltalamacchia, S (6,2) OBP: 0.400, SLG: 0.294										2	0	0	0	0	0	1											
7 Jeff Francoeur, R (1,9) OBP: 0.354, SLG: 0.497										4	1	3	2	0	0	1											
Scott Thorman, L (1,3) OBP: 0.303, SLG: 0.466										4	0	0	0	0	0	3											
23 Matt Diaz, R (1,10) OBP: 0.337, SLG: 0.415										3	0	1	0	0	0	1											
Willie Harris, L (1,7) OBP: 0.446, SLG: 0.480										3	0	0	0	0	1	0											
Inning Stats	R: 0 H: 1 E: 0 K: 1 S: 9	H: 1 LOB: 1 BB: 0 P: 12	R: 0 H: 1 E: 0 K: 0 S: 4	H: 1 LOB: 0 BB: 0 P: 6	R: 0 H: 1 E: 0 K: 1 S: 6	H: 1 LOB: 0 BB: 0 P: 9	R: 0 H: 1 E: 0 K: 2 S: 11	H: 1 LOB: 0 BB: 0 P: 17	R: 0 H: 0 E: 0 K: 1 S: 8	H: 0 LOB: 0 BB: 0 P: 10	R: 3 H: 3 E: 0 K: 0 S: 12	H: 3 LOB: 0 BB: 0 P: 18	R: 0 H: 1 E: 0 K: 1 S: 12	H: 1 LOB: 1 BB: 0 P: 19	R: 0 H: 1 E: 0 K: 0 S: 8	H: 1 LOB: 1 BB: 0 P: 11	1B: 8 2B: 1 3B: 0 HR: 1	SF: 0 SAC: 0 DP: 2 HBP: 0	WP: 0 PB: 0 SB: 0 CS: 0	PA: 34							
PITCHER	IP	WLS	BF	H	R	ER	SO	BB	IBB	HBP	BLK	WP	HR	S	P	ERA	WHIP										
18 Daisuke Matsuzaka, R (1,1) ERA: 4.06	8.0	W	30	9	3	3	6	0	0	0	0	0	1	73	104	3.38	1.125										
39 Kyle Snyder, R (9,1) ERA: 1.84	1.0		4	1	0	0	0	0	0	0	0	0	0	8	11	0.00	1.000										




Batter	1	2	3	4	5	6	7	8	9	AB	R	H	RBI	BB	SO	LOB	BOTTOM											
23 Julio Lugo, R (1,6) OBP: 0.316, SLG: 0.388 13 Alex Cora, L (8,6) OBP: 0.422, SLG: 0.610										5	1	2	3	0	0	3	Atlanta Braves @ Boston Red Sox Fenway Park, Boston, MA Sat May 19 2007, 1:05 PM EDT Att: 36,358 - Rain - 49 F											
20 Kevin Youkilis, R (1,3) OBP: 0.416, SLG: 0.484										6	1	1	2	0	0	4												
34 David Ortiz, L (1,10) OBP: 0.436, SLG: 0.613 12 Eric Hinske, L (7,PH) OBP: 0.320, SLG: 0.390										3	2	3	0	1	0	0												
Manny Ramirez, R (1,7) OBP: 0.345, SLG: 0.405 Wily Mo Peña, R (7,7) OBP: 0.365, SLG: 0.511										4	1	2	0	0	0	2												
7 J.D. Drew, L (1,9) OBP: 0.363, SLG: 0.358										1	1	1	1	0	0	0												
25 Mike Lowell, R (1,5) OBP: 0.392, SLG: 0.565										5	2	4	5	0	0	3												
Jason Varitek, S (1,2) OBP: 0.373, SLG: 0.395										4	0	0	0	1	1	6												
Coco Crisp, S (1,8) OBP: 0.297, SLG: 0.323										4	1	2	2	1	0	2												
15 Dustin Pedroia, R (1,4) OBP: 0.358, SLG: 0.352										4	2	1	0	1	0	1												
Inning Stats	R: 1 H: 2 E: 0 K: 0 S: 13	H: 2 LOB: 3 BB: 2 P: 27	R: 2 H: 3 E: 0 K: 0 S: 13	H: 3 LOB: 1 BB: 0 P: 21	R: 0 H: 1 E: 0 K: 1 S: 10	H: 1 LOB: 1 BB: 1 P: 19	R: 0 H: 0 E: 0 K: 0 S: 11	H: 0 LOB: 0 BB: 0 P: 18	R: 4 H: 4 E: 0 K: 1 S: 20	H: 4 LOB: 2 BB: 2 P: 35	R: 5 H: 5 E: 1 K: 0 S: 24	H: 5 LOB: 1 BB: 1 P: 42	R: 1 H: 2 E: 0 K: 0 S: 9	H: 2 LOB: 1 BB: 0 P: 17	R: 0 H: 1 E: 0 K: 0 S: 15	H: 1 LOB: 1 BB: 0 P: 23	1B: 9 2B: 5 3B: 0 HR: 4	SF: 0 SAC: 0 DP: 1 HBP: 0	WP: 0 PB: 0 SB: 0 CS: 0	PA: 47								
PITCHER	IP	WLS	BF	H	R	ER	SO	BB	IBB	HBP	BLK	WP	HR	S	P	ERA	WHIP											
50 Anthony Lerew, R (1,1) ERA: 7.74	2.0	L	13	5	3	3	0	1	1	0	0	0	0	10	19	0.00	2.000											
Oscar Villarreal, R (3,1) ERA: 4.5	1.0		4	1	0	0	1	1	0	0	0	0	0	1	27	49	27.00	4.500										
19 Mark Redman, L (4,1) ERA: 11.63	1.1		10	4	4	4	1	2	0	0	0	0	1	27	42	27.00	4.500											
54 Chad Paronto, R (5,1) ERA: 8.25	1.1		10	5	5	4	0	1	0	0	0	0	0	26	42	27.00	4.500											
Macey McBride, L (6,1) ERA: 6.23	1.1		6	2	1	1	0	0	0	0	0	0	1	11	21	6.75	1.500											




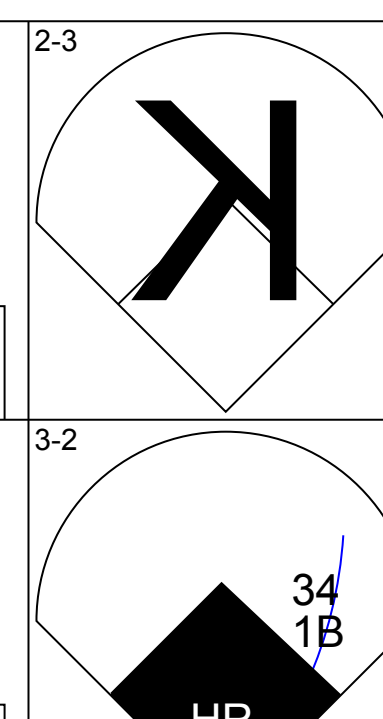
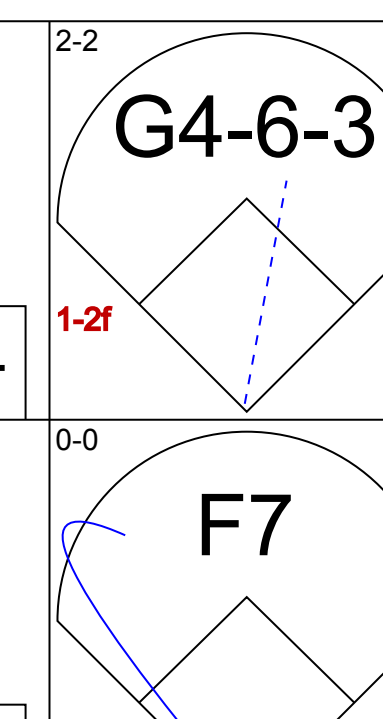
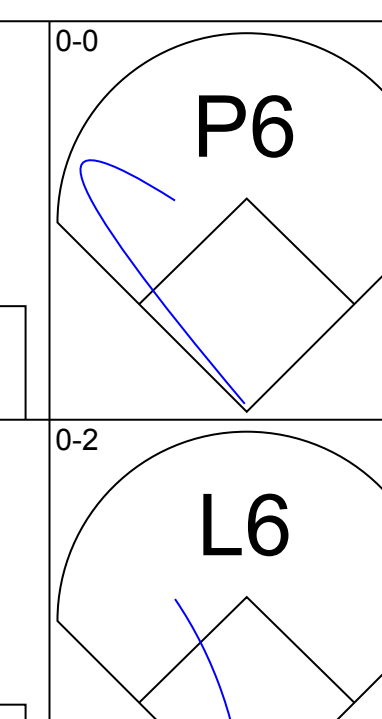
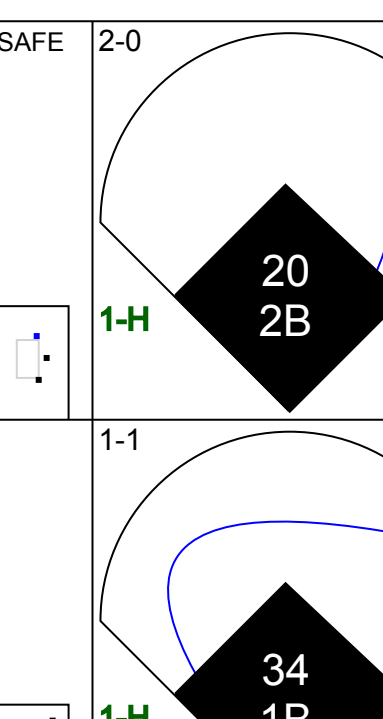
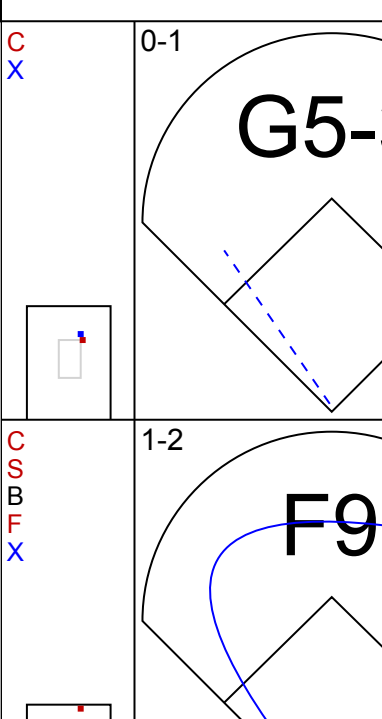
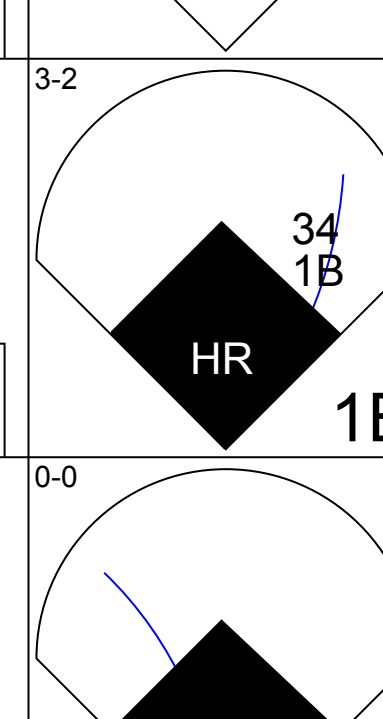
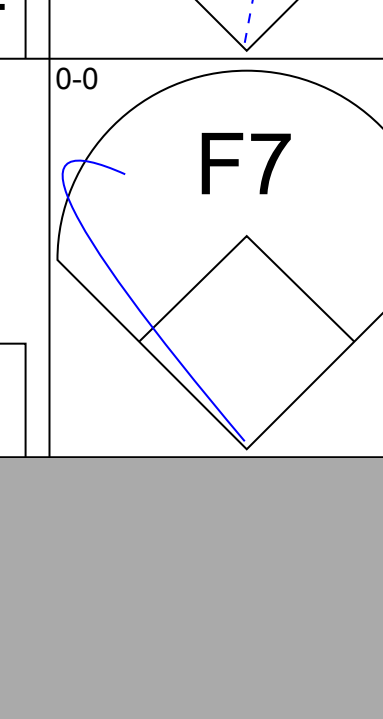
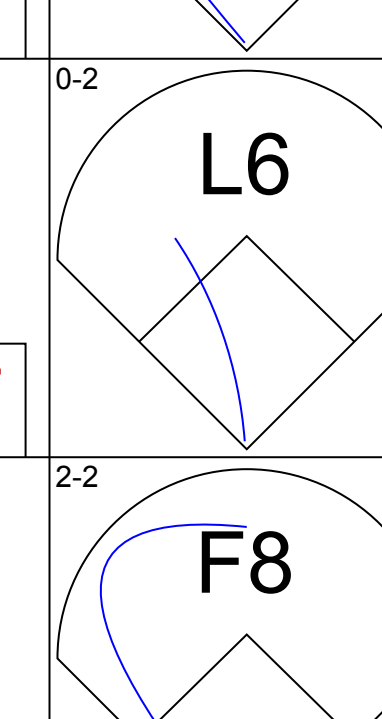
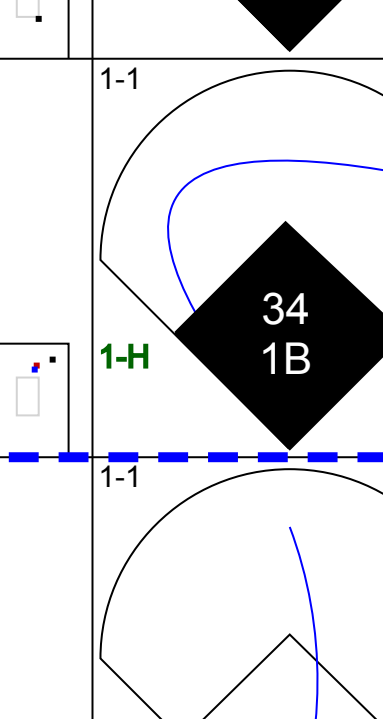
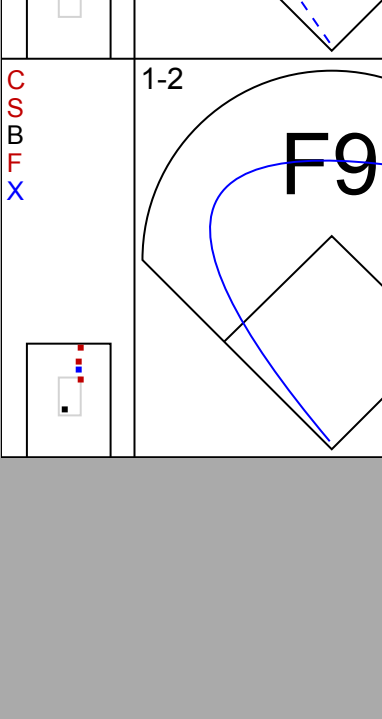
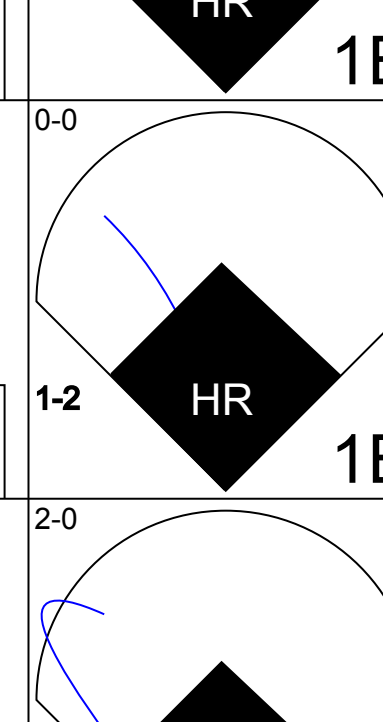
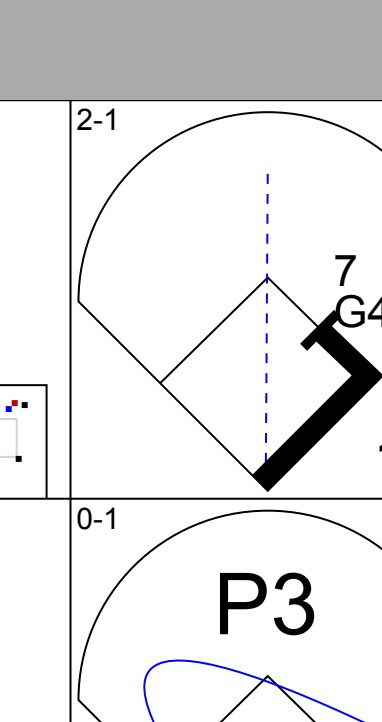
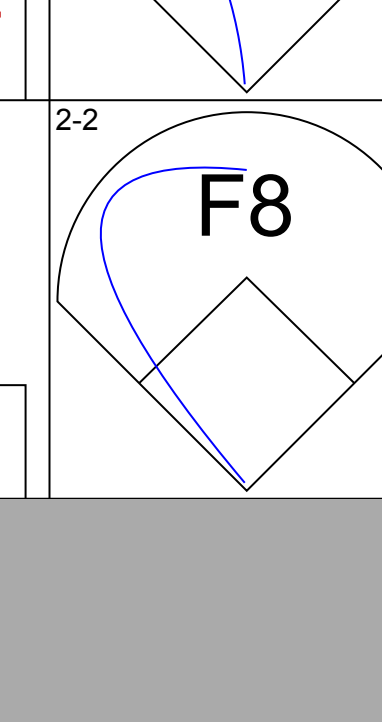
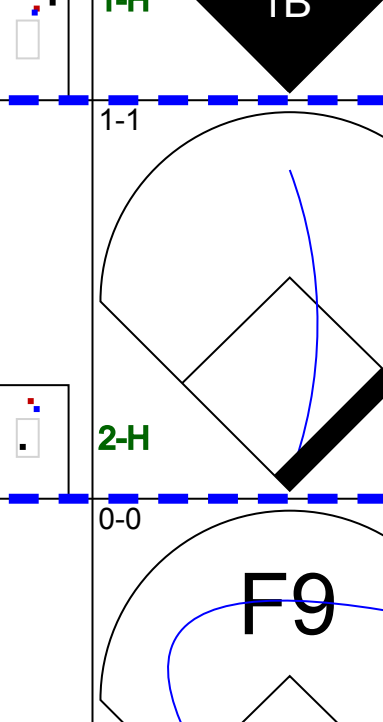
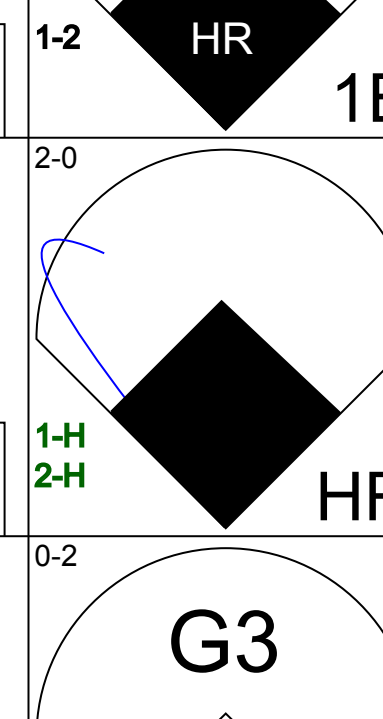
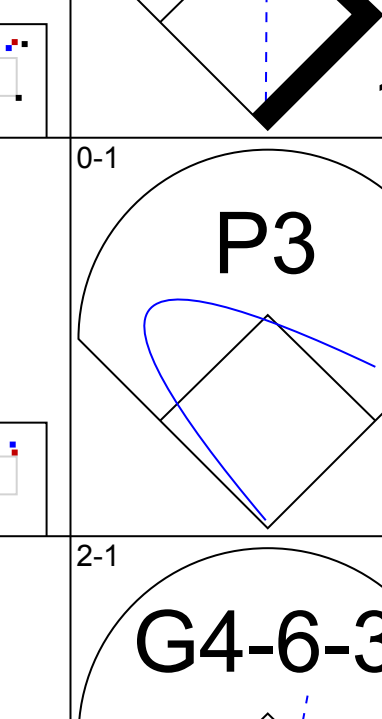

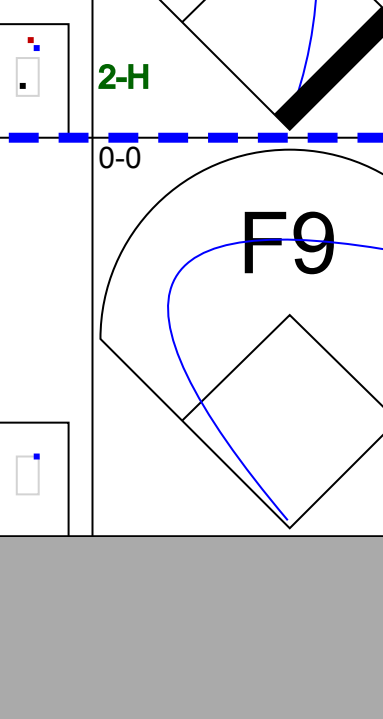
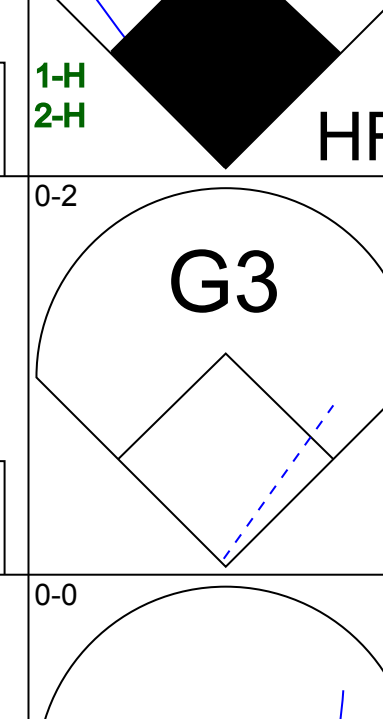
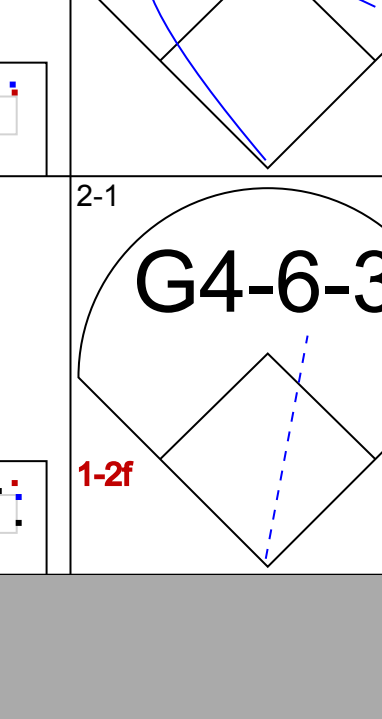

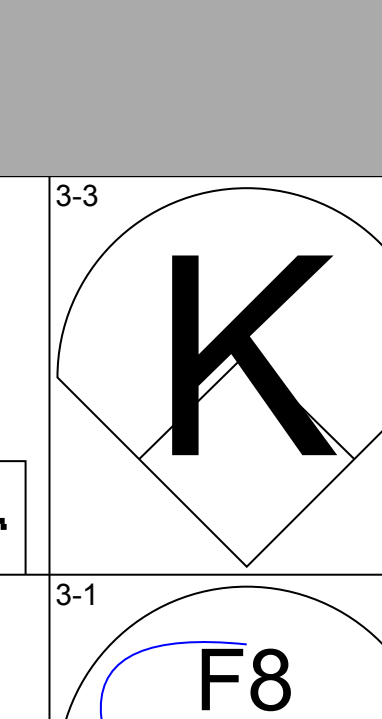
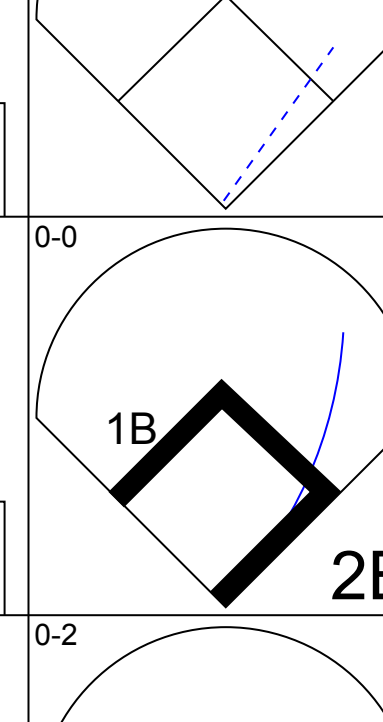
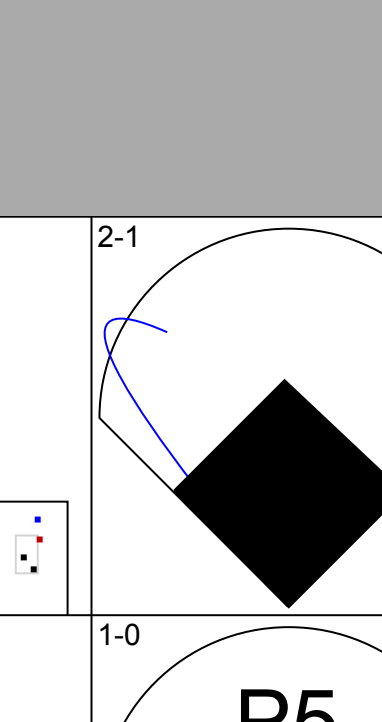

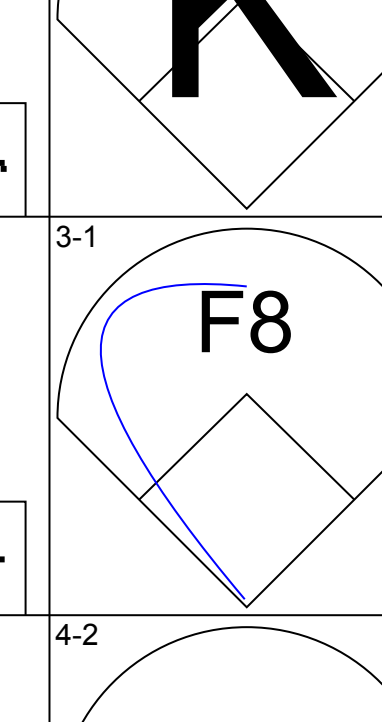
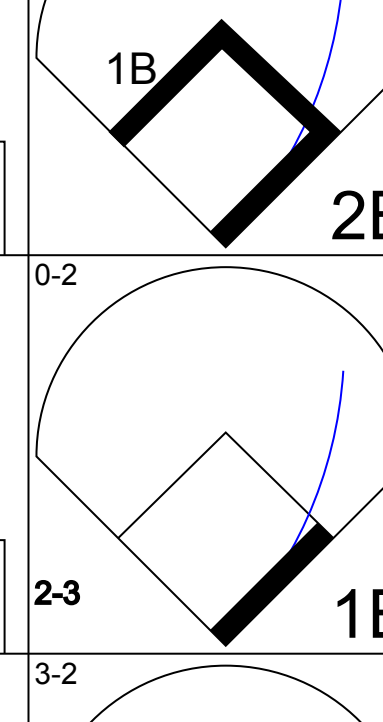
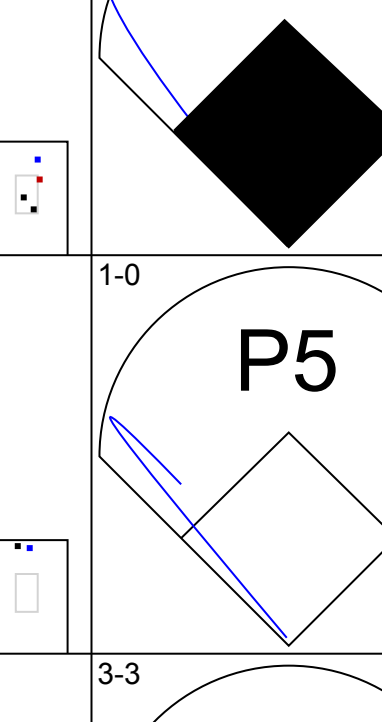
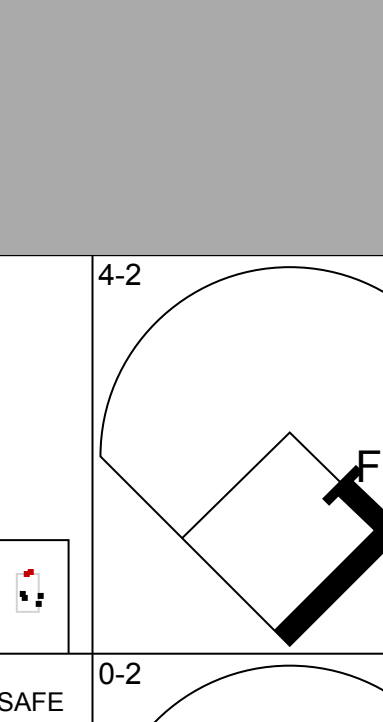
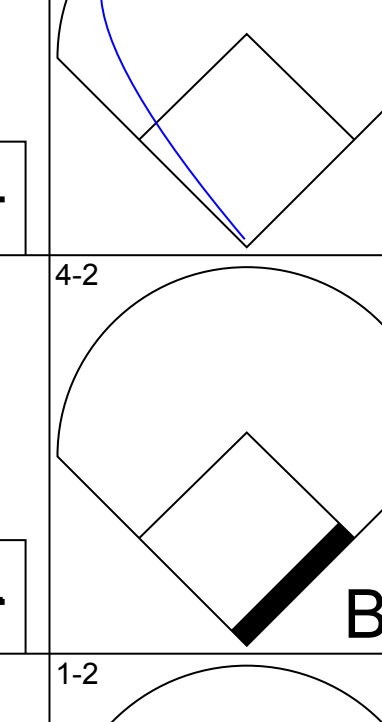
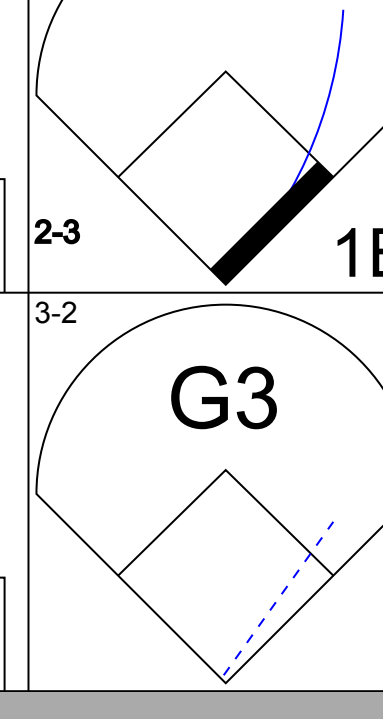
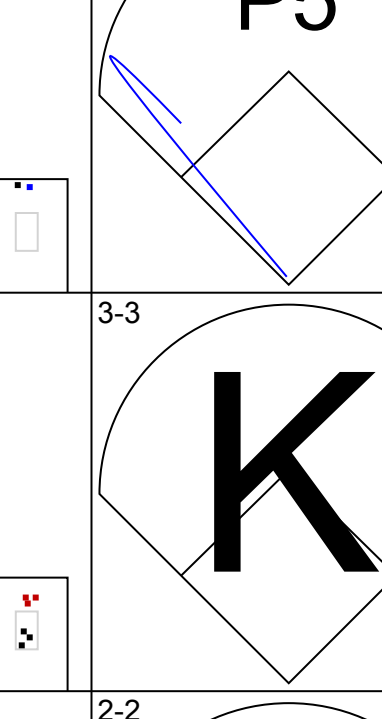
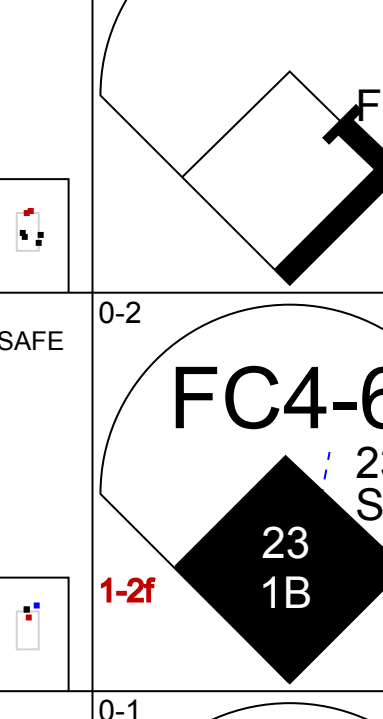
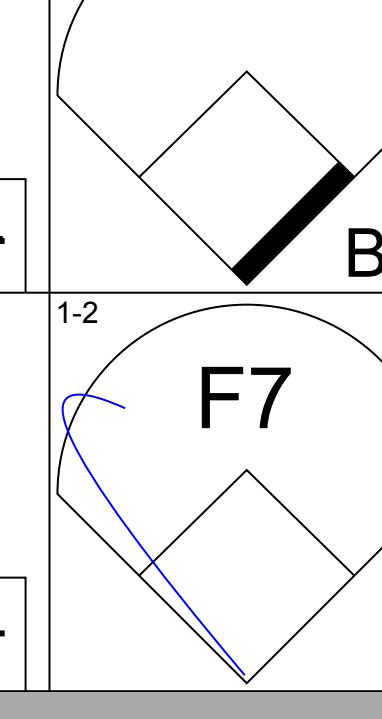
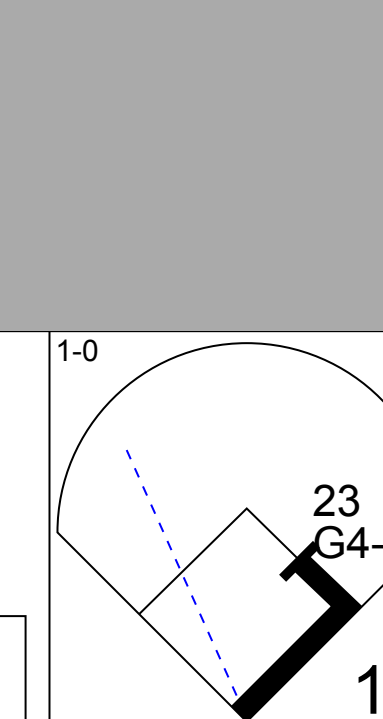
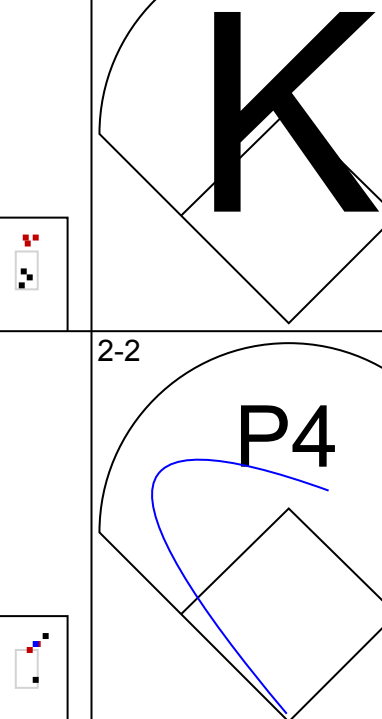
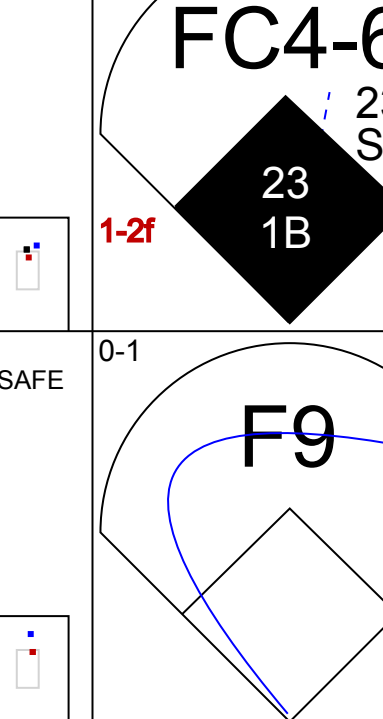
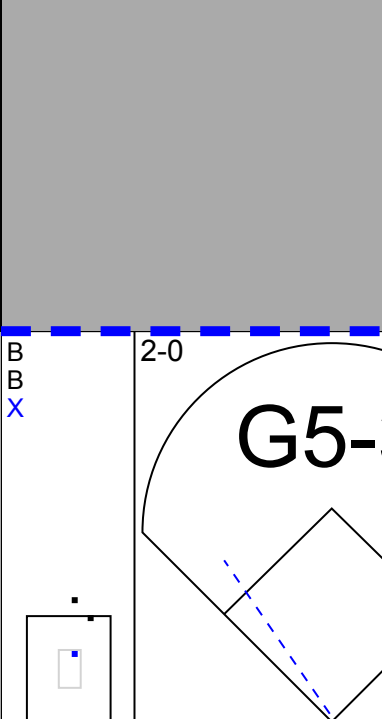
Batter	1	2	3	4	5	6	7	8	9	AB R H RBI BB SO LOB	TOP										
2 Kelly Johnson, L (1,4) OBP: 0.392, SLG: 0.491	2-1 F8	3-3 K		0-2 1-H 2B		1-0 HR	0-0 3B		1-2 L9	6 1 3 5 0 1 3	Atlanta Braves @ Boston Red Sox Fenway Park, Boston, MA Sat May 19 2007, 7:35 PM EDT Att: 36,792 - Drizzlie - 53 F										
11 Edgar Renteria, R (1,6) OBP: 0.388, SLG: 0.506 Chris Woodward, R (7, FR) OBP: 0.255, SLG: 0.288	2-2 G4-3		1-3 K	0-0 G1-4-3		0-0 G3-1	0-1 BB		0-0 16 2B 1B	4 0 0 0 1 1 1 1 1 1 0 0 0 0											
10 Chipper Jones, S (1,5) 4 Pete Orr, L (9, PH) OBP: 0.222, SLG: 0.231	2-0 HR		3-1 1B		1-0 G3-1	1-0 1B			1-2 E3 16 WP 16 2B 1B	5 1 3 1 0 1 2 1 1 1 0 0 0 0											
16 Brian McCann, L (1,2)	1-1 G3		1-1 P6		0-1 7 2B	2-1 F7			2-2 G4-3 2B	6 1 3 2 0 0 2											
7 Jeff Francoeur, R (1,9)		2-2 G5-3	0-1 F8		1-2 WP 2H G4-3 2B				3-2 G4-3	6 2 2 1 0 0 3											
Scott Thorman, L (1,3)		3-1 23 2B		2-2 G4-3	1-2 G4-3				3-3 K	5 1 1 1 0 2 2											
23 Matt Diaz, R (1,7)		0-0 FC3-6 2H 2B		3-2 HR	0-0 G5-3				4-2 2B 1-2 2 3B BB	4 2 2 2 1 0 1											
Jarrod Saltalamacchia, S (1,10) OBP: 0.400, SLG: 0.333		4-1 FC3-6 BB		1-2 F9		0-0 G3-1			0-0 2 3B 2B	4 1 1 1 1 0 0											
Willie Harris, L (1,8)		1-0 FC3-6		0-0 E3 2 2B		4-2 2 HR BB			1-2 P5	4 3 1 0 1 0 4											
		1-2 2 3B 1B							0-0 4 1B 4 E 1B												
Inning Stats	R: 1 E: 0 K: 0 S: 8	H: 1 LOB: 0 BB: 0 P: 15	R: 1 E: 0 K: 1 S: 13	H: 2 LOB: 2 BB: 1 P: 26	R: 0 E: 0 K: 1 S: 9	H: 1 LOB: 1 BB: 0 P: 14	R: 2 E: 1 K: 0 S: 16	H: 2 LOB: 1 BB: 0 P: 22	R: 2 E: 0 K: 0 S: 10	H: 2 LOB: 0 BB: 0 P: 13	R: 2 E: 0 K: 0 S: 8	H: 2 LOB: 1 BB: 1 P: 16	R: 3 E: 0 K: 2 S: 22	H: 3 LOB: 2 BB: 2 P: 34	R: 0 E: 0 K: 1 S: 11	H: 1 LOB: 1 BB: 0 P: 19	R: 3 E: 1 K: 0 S: 15	H: 4 LOB: 1 BB: 0 P: 21	1B: 6 2B: 8 3B: 1 HR: 3	SF: 0 SAC: 0 DP: 0 HBP: 0	WP: 2 PA: 50 PB: 0 SB: 0 CS: 0
PITCHER	IP WLS BF H R ER SO BB IBB HBP BLK WP HR S P ERA WHIP											IP WLS BF H R ER SO BB IBB HBP BLK WP HR S P ERA WHIP									
46 Deven Hansack, R (1,1) ERA: 7.71	4.0 L 20 6 4 3 2 1 0 0 0 0 0 2 46 77 6.75 1.750																				
36 Joel Pineiro, R (5,1) ERA: 6.06	2.0 11 4 4 4 0 1 0 0 0 0 1 1 18 29 18.00 2.500																				
48 Javier López, L (7,1) ERA: 3.68	1.0 8 3 3 3 2 2 0 0 0 0 0 0 22 34 27.00 5.000																				
J.C. Romero, L (8,1) ERA: 2.63	1.0 4 1 0 0 1 0 0 0 0 0 0 0 11 19 0.00 1.000																				
53 Brendan Donnelly, R (9,1) ERA: 4.28	1.0 7 4 3 3 0 0 0 0 0 0 1 0 15 21 27.00 4.000																				

Batter	1	2	3	4	5	6	7	8	9	AB R H RBI BB SO LOB	BOTTOM										
23 Julio Lugo, R (1,6) OBP: 0.308, SLG: 0.378	1-3 K		1-1 G3-1			1-3 K			1-2 G4-3	4 0 0 0 0 2 0	Atlanta Braves @ Boston Red Sox Fenway Park, Boston, MA Sat May 19 2007, 7:35 PM EDT Att: 36,792 - Drizzlie - 53 F										
Coco Crisp, S (1,8) OBP: 0.295, SLG: 0.328	3-1 12 WP 2B		3-2 L7			0-0 G3-1			1-2 G5-3	4 0 1 0 0 0 0											
34 David Ortiz, L (1,10) OBP: 0.432, SLG: 0.601	4-2 BB			1-3 K		1-1 G6-3			1-0 F8	3 0 0 0 1 1 0											
Manny Ramirez, R (1,7) OBP: 0.341, SLG: 0.400	2-3 K			3-2 F9					1-2 F8	2 0 0 0 0 1 2											
15 Dustin Pedroia, R (7,4) OBP: 0.391, SLG: 0.355									1-2 F8	2 0 1 0 0 0 0											
12 Eric Hinske, L (1,3) OBP: 0.302, SLG: 0.364	3-3 K			1-2 F9						3 0 0 0 0 2 3											
25 Mike Lowell, R (1,5) OBP: 0.391, SLG: 0.560		0-1 F9			1-1 1B				0-2 P3	3 0 1 0 0 0 1											
13 Alex Cora, L (1,4) OBP: 0.403, SLG: 0.581		1-2 G3				0-2 L6			2-0 G1-3	3 0 0 0 0 0 2											
Wily Mo Peña, R (1,9) OBP: 0.345, SLG: 0.479		0-0 P4				2-2 F8			1-0 F7	3 0 0 0 0 0 1											
2B Doug Mirabeli, R (1,2) OBP: 0.243, SLG: 0.400			1-1 L7			0-3 K			1-2 F8	3 0 0 0 0 1 1											
Inning Stats	R: 0 E: 0 K: 3 S: 14	H: 1 LOB: 2 BB: 1 P: 27	R: 0 E: 0 K: 0 S: 6	H: 0 LOB: 0 BB: 0 P: 7	R: 0 E: 0 K: 0 S: 9	H: 0 LOB: 0 BB: 0 P: 14	R: 0 E: 0 K: 1 S: 10	H: 0 LOB: 0 BB: 0 P: 15	R: 0 E: 0 K: 1 S: 12	H: 1 LOB: 1 BB: 0 P: 15	R: 0 E: 0 K: 1 S: 7	H: 0 LOB: 0 BB: 0 P: 9	R: 0 E: 0 K: 0 S: 11	H: 1 LOB: 1 BB: 0 P: 16	R: 0 E: 0 K: 0 S: 7	H: 0 LOB: 0 BB: 0 P: 10	R: 0 E: 0 K: 0 S: 8	H: 0 LOB: 0 BB: 0 P: 11	1B: 2 2B: 1 3B: 0 HR: 0	SF: 0 SAC: 0 DP: 0 HBP: 0	WP: 2 PA: 31 PB: 0 SB: 0 CS: 0
PITCHER	IP WLS BF H R ER SO BB IBB HBP BLK WP HR S P ERA WHIP											IP WLS BF H R ER SO BB IBB HBP BLK WP HR S P ERA WHIP									
29 John Smoltz, R (1,1) ERA: 2.85	7.0 W 25 3 0 0 0 7 1 0 0 0 0 0 69 103 0.00 0.571																				
Oscar Villarreal, R (8,1) ERA: 4.29	1.0 3 0 0 0 0 0 0 0 0 0 0 0 7 10 0.00 0.000																				
58 Peter Moylan, R (9,1) ERA: 1.86	1.0 3 0 0 0 0 0 0 0 0 0 0 0 8 11 0.00 0.000																				



Batter	1	2	3	4	5	6	7	8	9	AB	R	H	RBI	BB	SO	LOB	TOP								
23 Julio Lugo, R OBP: 0.306, SLG: 0.369	1-3 K	3-2 E6			1-1 G5-3		4-2 20 2B 34 SF7 BB	1-2 FC4-6		4	1	0	0	1	1	5	Boston Red Sox @ New York Yankees Yankee Stadium, Bronx, NY Mon May 21 2007, 7:05 PM EDT Att: 55,078 - Partly Cloudy - 70 F livebaseballscores.com AB 34 R 2 H 7 RBI 2 BB 5 SO 7 LOB 19 								
20 Kevin Youkilis, R OBP: 0.428, SLG: 0.528	0-1 G4-3	3-3 K			1-2 34 2B 2B		2-0 1-3 2B	1-2 F9		5	1	2	0	0	1	3									
34 David Ortiz, L OBP: 0.433, SLG: 0.604	4-1 1B BB			2-1 G4-3	2-1 G6-3 2H 2B		1-0 3H SF7	4-1 BB		2	0	1	2	2	0	0									
Manny Ramirez, R OBP: 0.330, SLG: 0.384	1-1 1-2 1B			1-3 K	1-2 G6-3		1-3 K	1-1 F8		5	0	1	0	0	2	3									
7 J.D. Drew, L OBP: 0.355, SLG: 0.344	3-1 G4-3			1-1 L7	1-0 F8			2-3 K	1-1 P2	5	0	0	0	0	1	4									
25 Mike Lowell, R OBP: 0.382, SLG: 0.545		0-3 K		1-3 K	1-0 G6-3			1-0 P3		4	0	0	0	0	2	0									
Coco Crisp, S OBP: 0.301, SLG: 0.324		0-0 P3		4-2 28 G5-3 BB	1-1 28 G5-3 1B		4-2 13 HBP 28 E BB		2	0	1	0	2	0	0	0									
28 Doug Mirabeli, R OBP: 0.244, SLG: 0.385		3-1 23 E 13 1B 1B		3-1 G5-3	2-1 G5-4-3		0-1 E1 13 HBP		4	0	1	0	0	0	3										
13 Alex Cora, L OBP: 0.387, SLG: 0.536	0-2 1-2 23 E 1B			3-1 F8			0-1 F7	1-0 23 FC4-6 HBP		3	0	1	0	0	0	1									
Inning Stats	R: 0 E: 0 K: 1 S: 10	H: 1 LOB: 2 BB: 1 P: 19	R: 0 E: 1 K: 2 S: 16	H: 2 LOB: 3 BB: 0 P: 25	R: 0 E: 0 K: 1 S: 8	H: 0 LOB: 0 BB: 0 P: 12	R: 0 E: 0 K: 1 S: 10	H: 0 LOB: 1 BB: 1 P: 20	R: 1 E: 0 K: 0 S: 12	H: 2 LOB: 1 BB: 0 P: 18	R: 0 E: 0 K: 0 S: 5	H: 1 LOB: 0 BB: 0 P: 9	R: 1 E: 0 K: 1 S: 9	H: 1 LOB: 1 BB: 1 P: 17	R: 0 E: 1 K: 1 S: 12	H: 0 LOB: 3 BB: 1 P: 21	R: 0 E: 0 K: 0 S: 8	H: 0 LOB: 1 BB: 1 P: 15	1B: 4 2B: 3 3B: 0 HR: 0	SF: 1 SAC: 0 DP: 1 HBP: 1	WP: 0 PB: 0 SB: 0 CS: 0	PA: 41			
PITCHER	IP	WLS	BF	H	R	ER	SO	BB	IBB	HBP	BLK	WP	HR	S	P	ERA	WHIP								
40 Chien-Ming Wang, R (1, 1) ERA: 4.28	6.1	W	29	7	2	2	5	3	0	0	0	0	0	66	114	2.84	1.579								
Mike Myers, L (7, 1) ERA: 3.43	0.1		1	0	0	0	0	0	0	0	0	0	0	1	2	0.00	0.000								
33 Brian Bruney, R (7, 1) ERA: 1.69	1.0		5	0	0	0	2	1	0	0	0	0	0	12	20	0.00	1.000								
Scott Proctor, R (8, 1) ERA: 3.04	0.1	H	2	0	0	0	0	0	0	1	0	0	0	3	5	0.00	0.000								
Kyle Farnsworth, R (9, 1) ERA: 4.42	1.0		4	0	0	0	0	1	0	0	0	0	0	8	15	0.00	1.000								

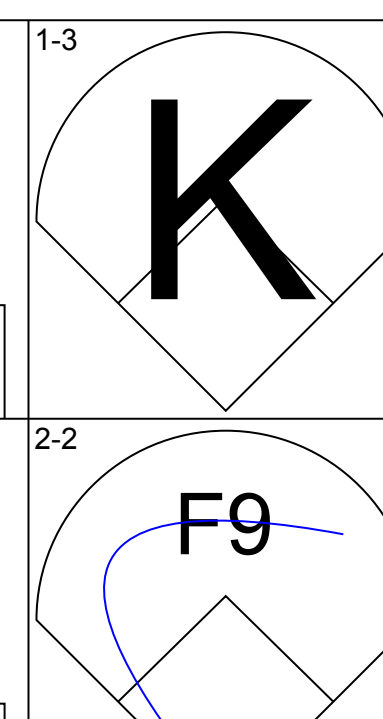
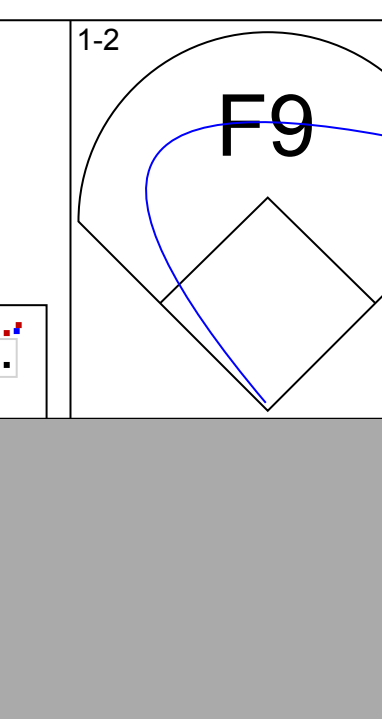
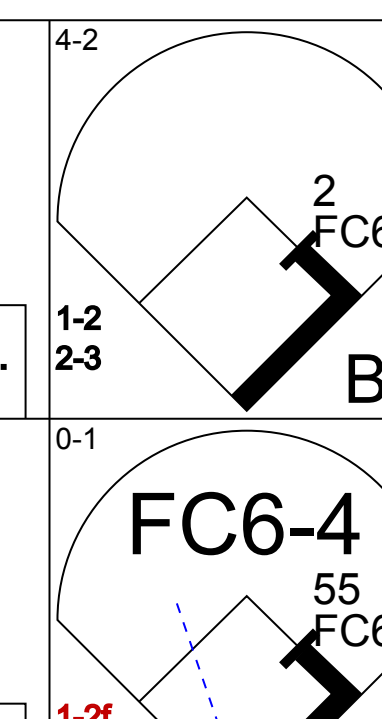
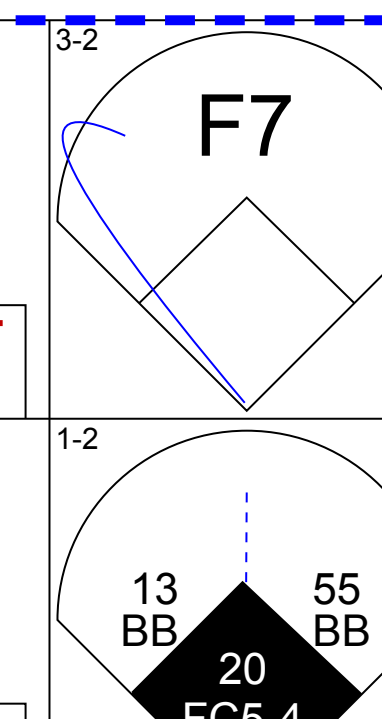
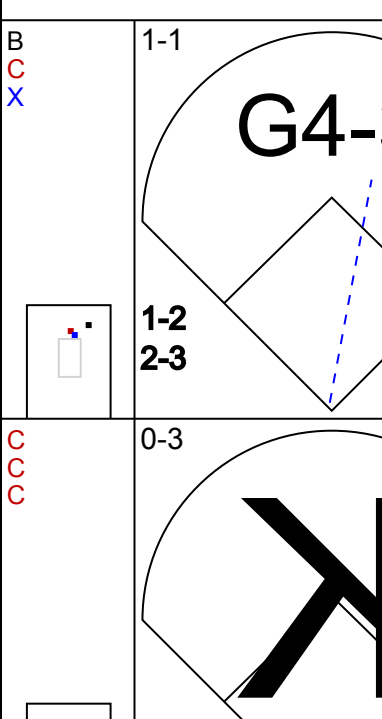
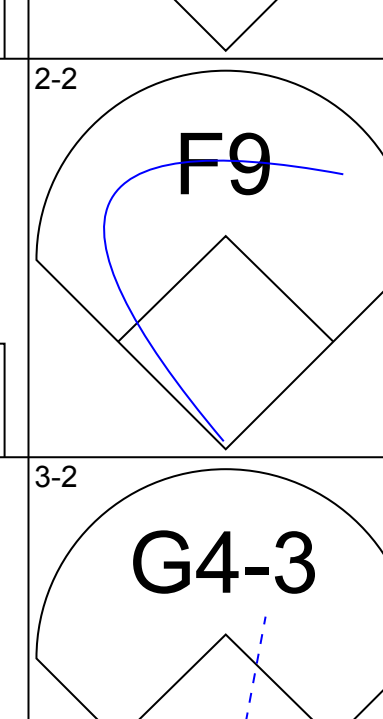
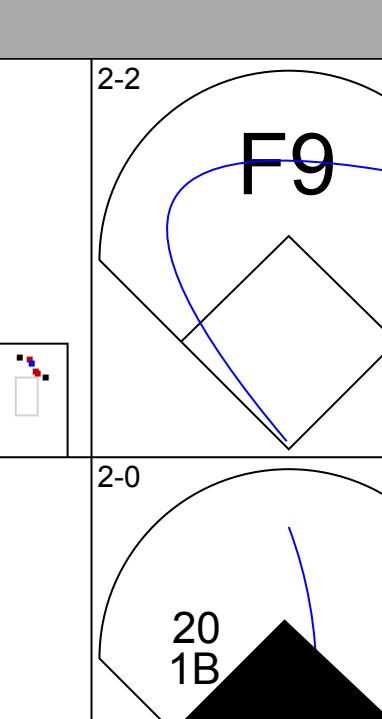
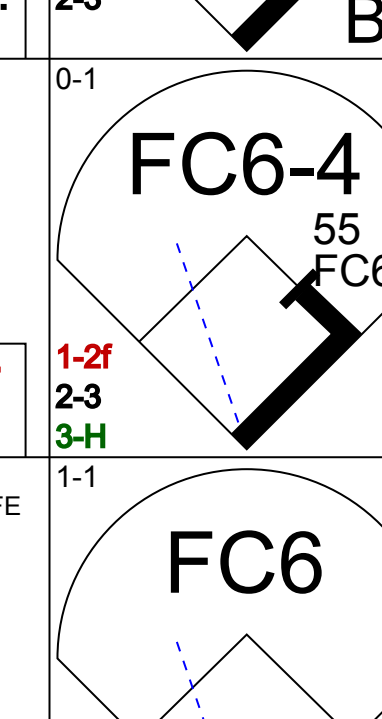
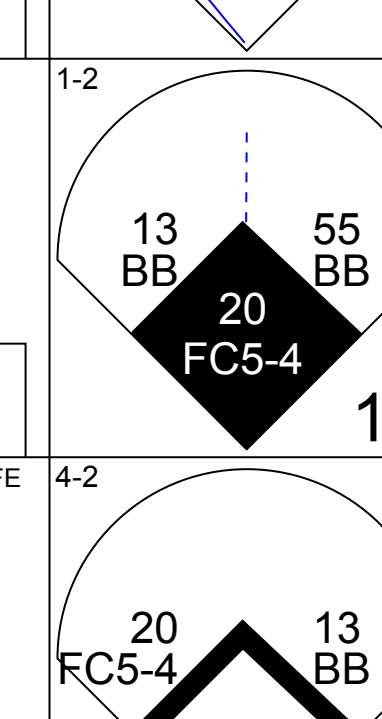
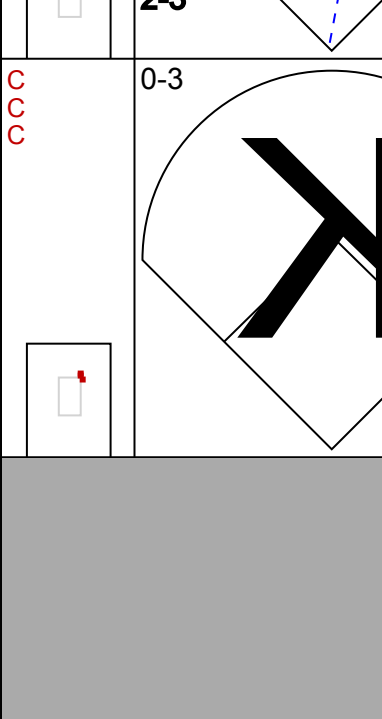
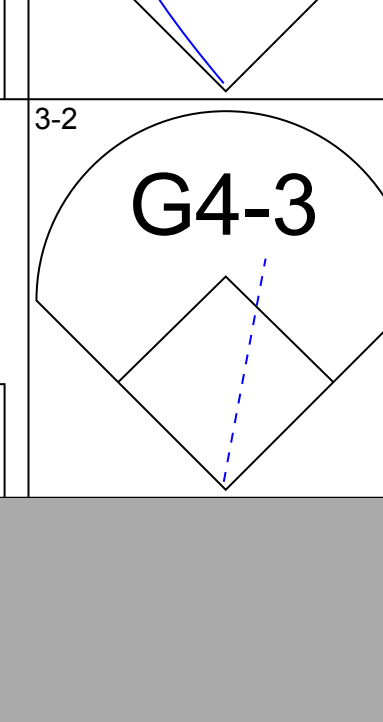
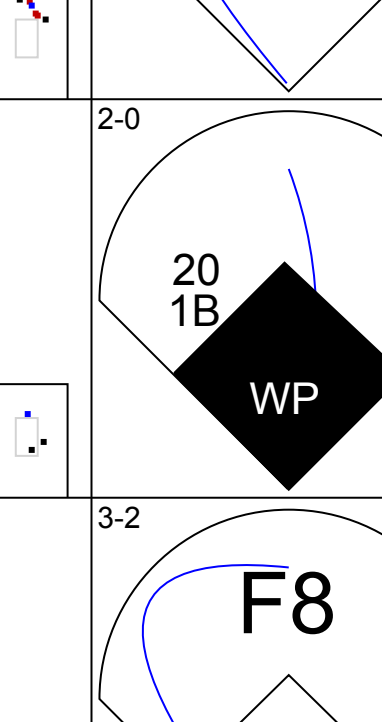
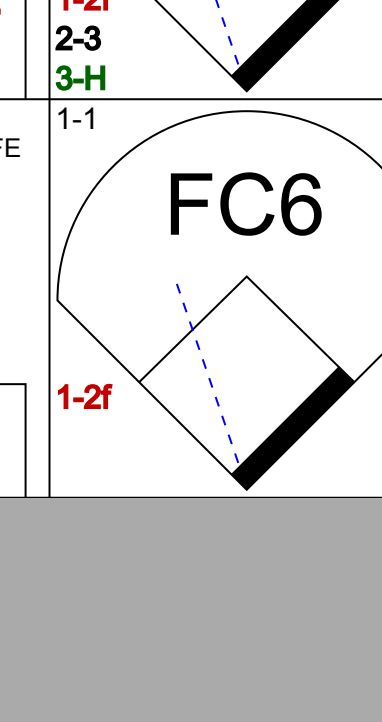
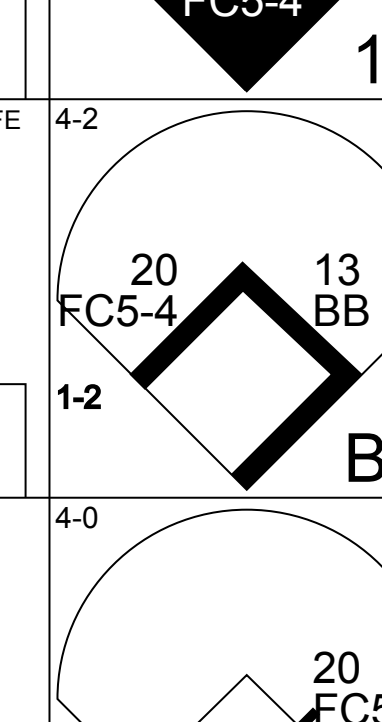
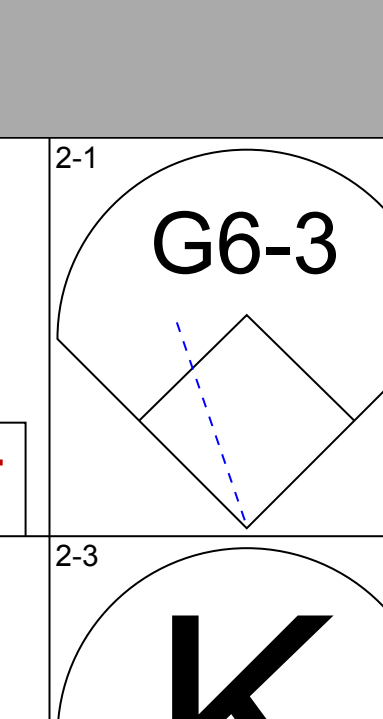
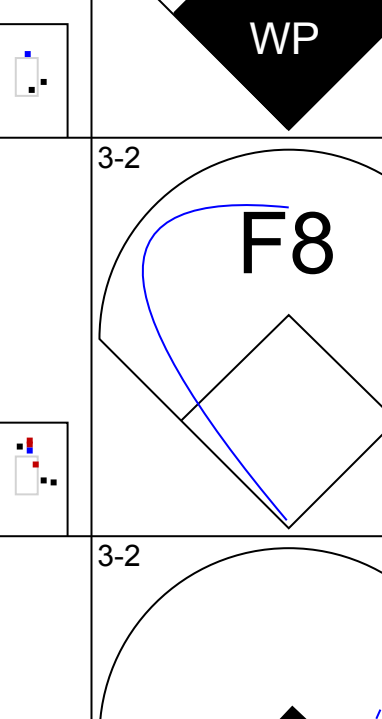
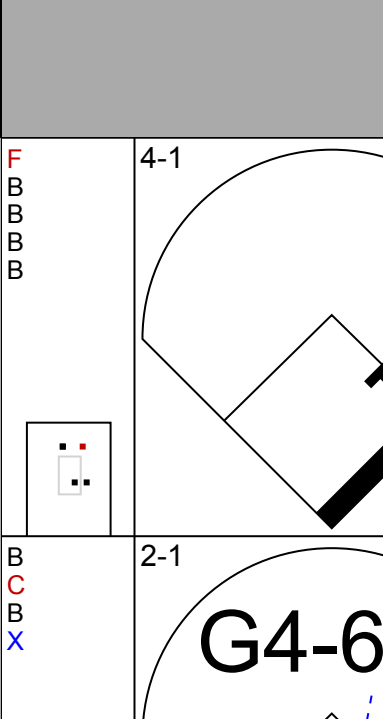
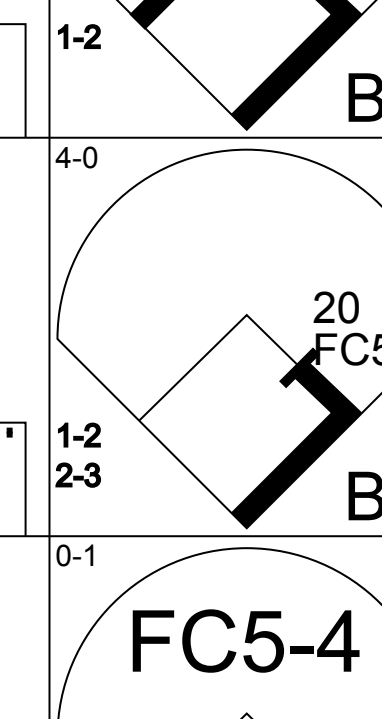
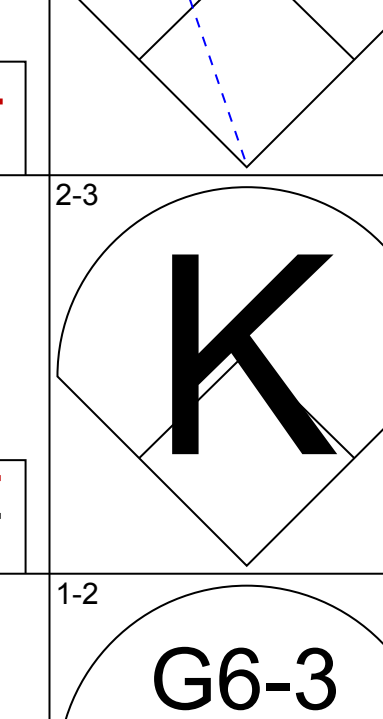
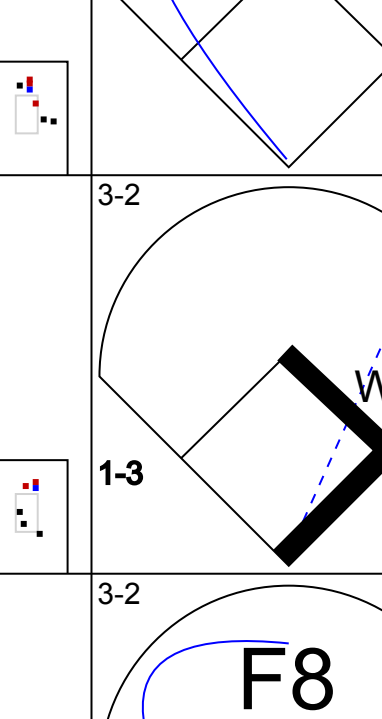

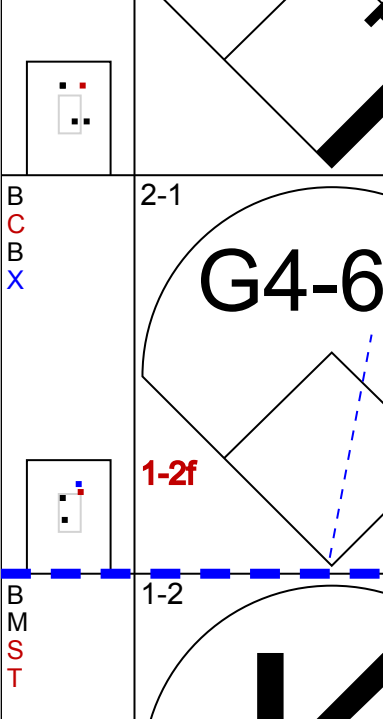
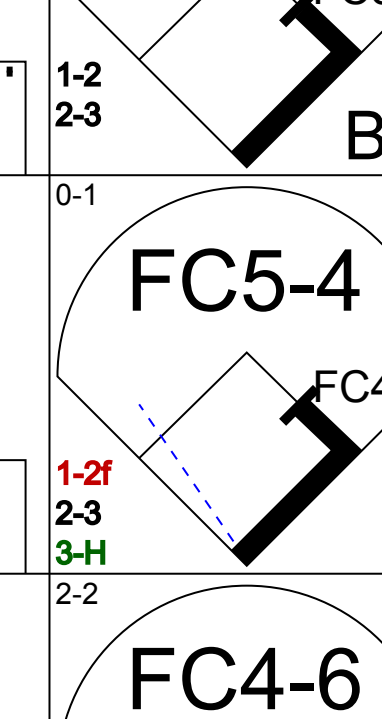
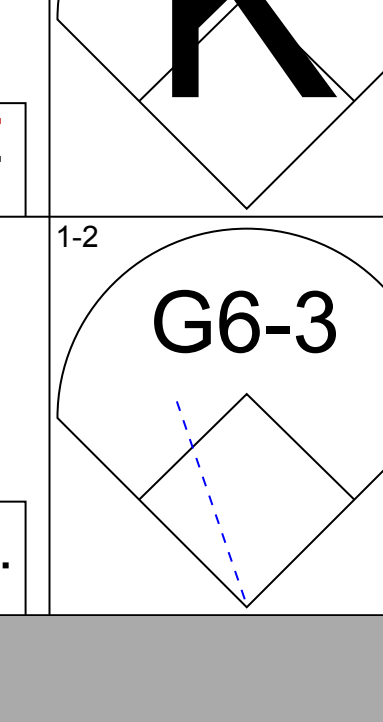
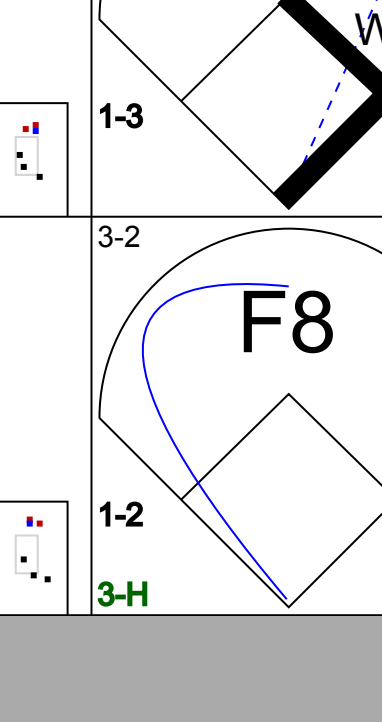
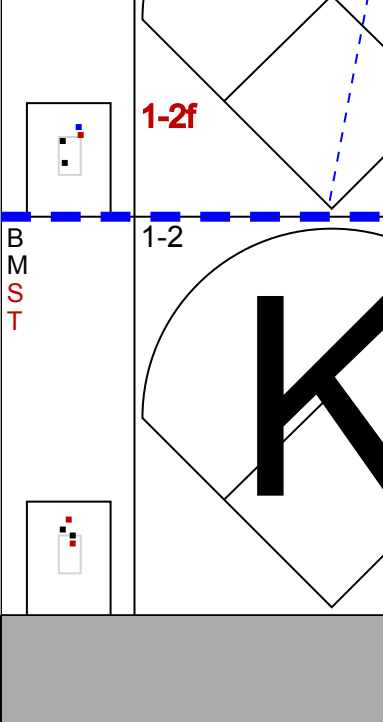
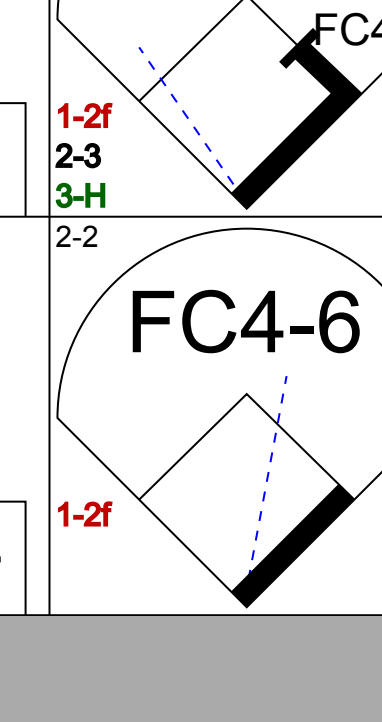
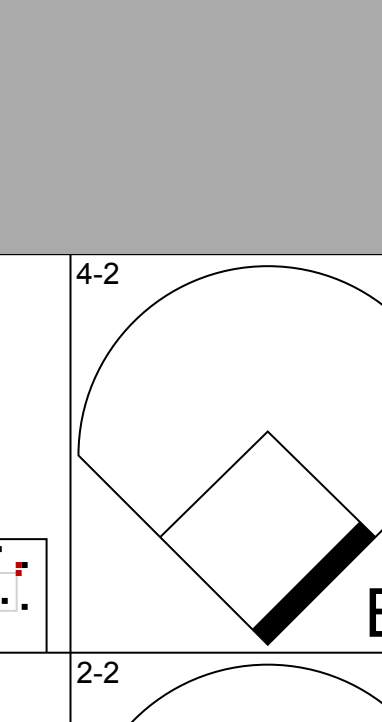
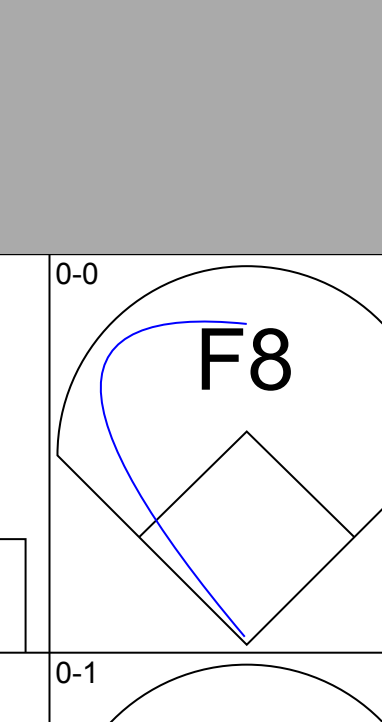
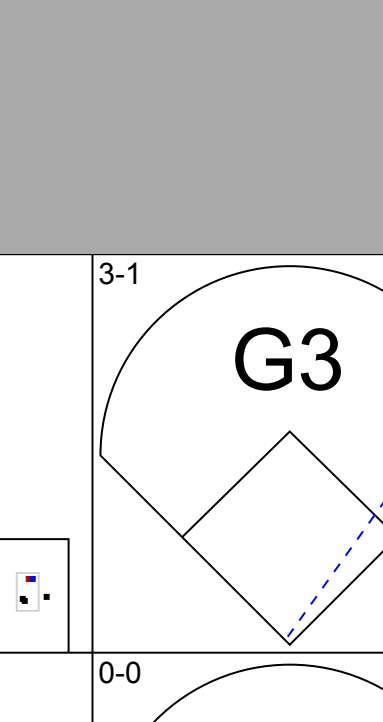
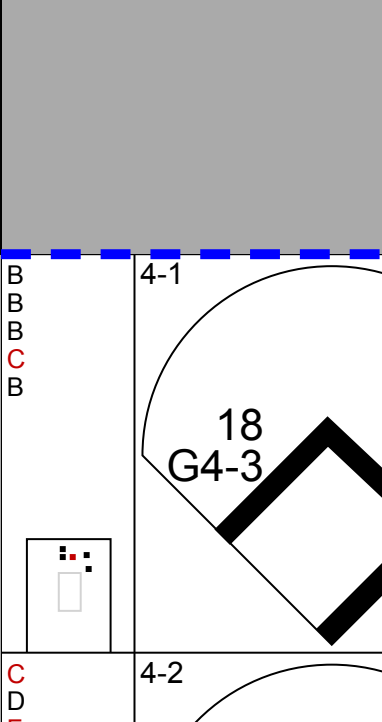
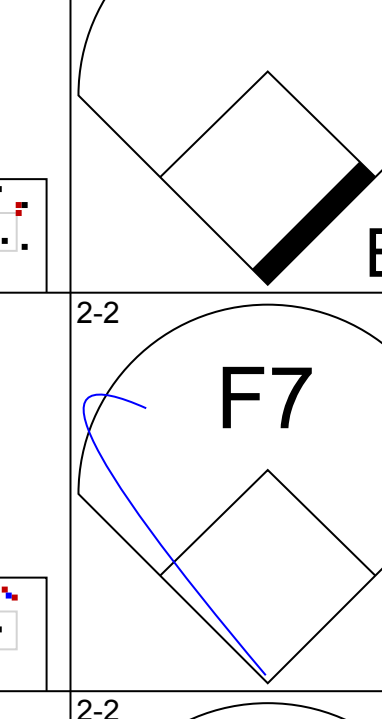
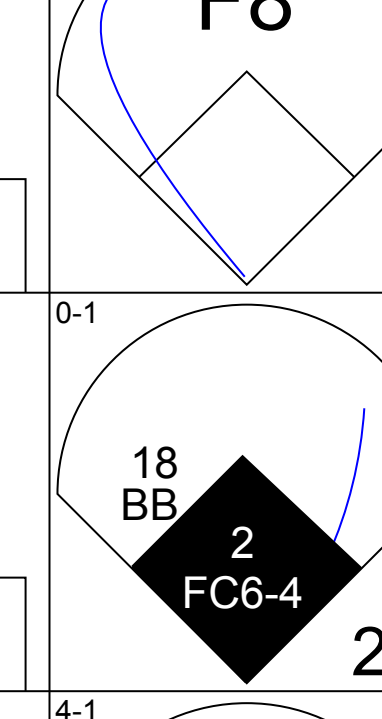
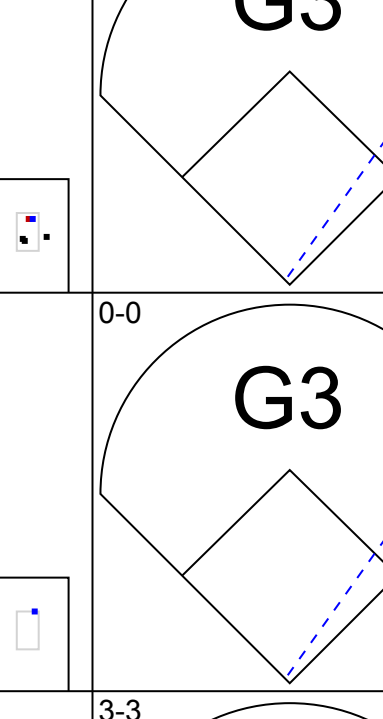
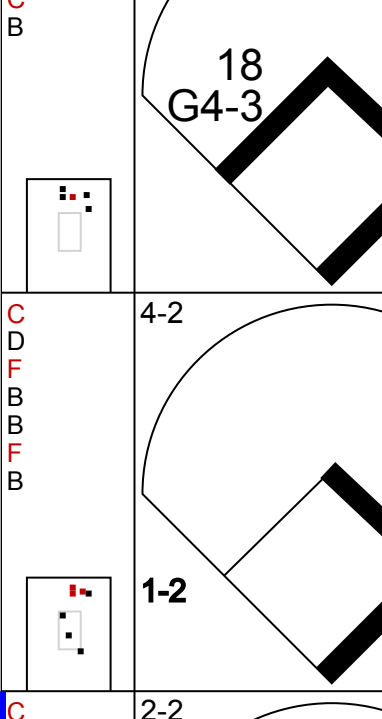
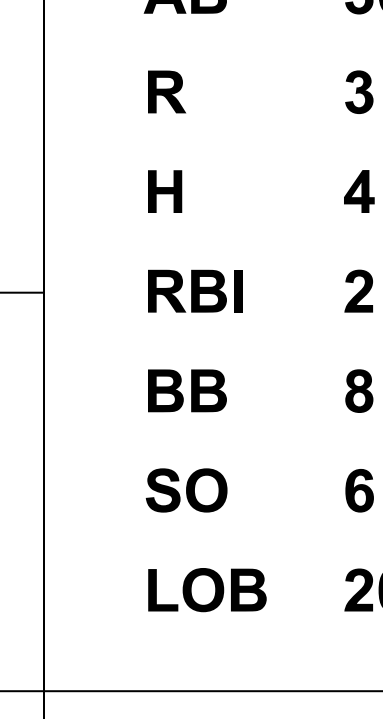
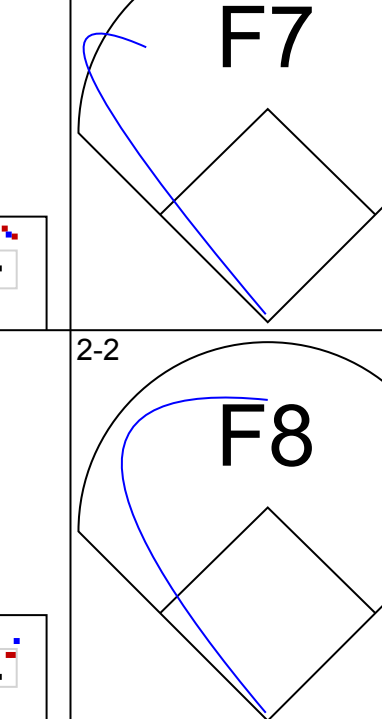
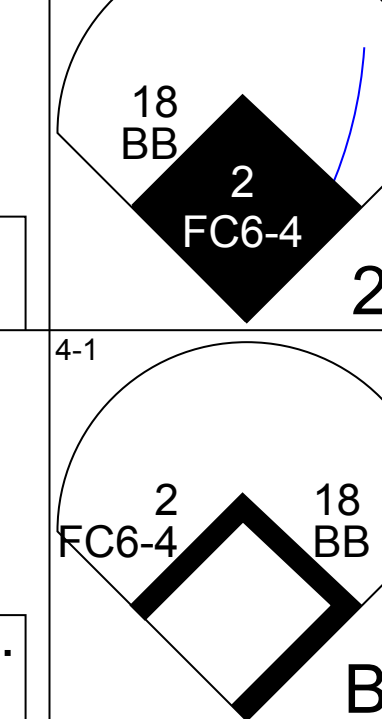
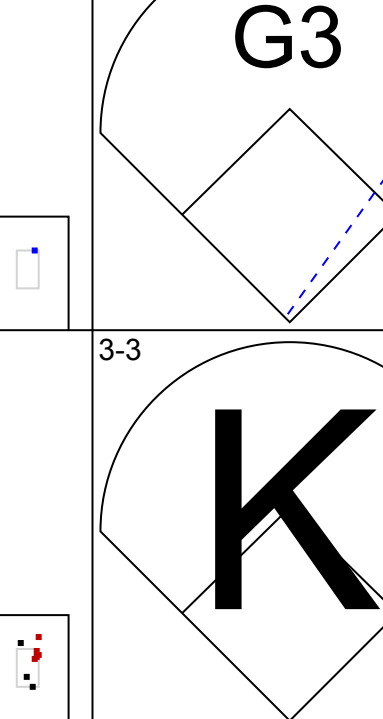
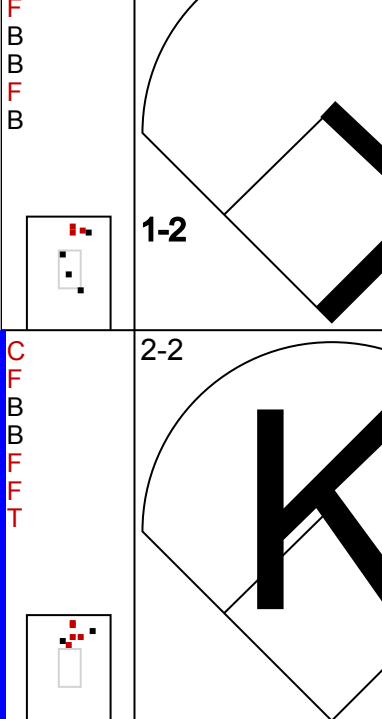
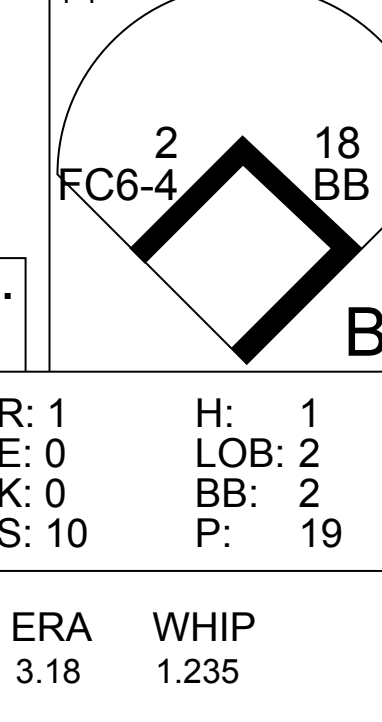
Batter	1	2	3	4	5	6	7	8	9	AB	R	H	RBI	BB	SO	LOB	BOTTOM								
18 Johnny Damon, L OBP: 0.372, SLG: 0.368	2-1 13 HR 55 S 1B	0-1 2 1B 2-3 1B		0-1 2 F8 2 S 1B		4-2 20 BB 2 BB BB		1-1 F9		4	1	3	0	1	0	0	Boston Red Sox @ New York Yankees Yankee Stadium, Bronx, NY Mon May 21 2007, 7:05 PM EDT Att: 55,078 - Partly Cloudy - 70 F livebaseballscores.com AB 31 R 6 H 9 RBI 6 BB 8 SO 2 LOB 21 								
2 Derek Jeter, R OBP: 0.447, SLG: 0.488	0-0 F8	3-1 1-3 1B		2-0 F8		4-2 20 BB 1-2 BB		2-1 55 FC3-6 HBP		3	0	1	1	1	0	2									
55 Hideki Matsui, L OBP: 0.375, SLG: 0.464	2-3 K	0-0 L8		0-0 F9		3-2 F8		0-1 FC3-6 13 FC5-4		5	0	0	0	0	1	7									
13 Alex Rodriguez, R OBP: 0.397, SLG: 0.689	0-0 2H HR			4-1 25 CS 20 S BB		1-1 20 G4-5-3 BB		2-2 FC5-4		3	1	1	2	2	0	3									
20 Jorge Posada, S OBP: 0.436, SLG: 0.604	1-2 F8			1-2 K		2-2 G4-5-3		4-0 BB		3	0	0	0	1	1	2									
Bobby Abreu, L OBP: 0.323, SLG: 0.314		3-2 G3		4-2 25 CS BB		3-2 24 3B 1B		3-1 G4-3		3	1	1	0	1	0	3									
25 Jason Giambi, L OBP: 0.393, SLG: 0.456		2-1 HR		4-1 1-2 2-3 BB		4-2 24 3B BB		2-2 G6-3		2	2	1	1	2	0	0									
24 Robinson Cano, L OBP: 0.283, SLG: 0.364		2-2 18 1B 2 1B 2B		0-1 G4-3		2-2 1-2 2H 2H 3B		3-2 F7		4	1	2	2	0	0	2									
11 Doug Mientkiewicz, L OBP: 0.282, SLG: 0.384		2-1 F8		2-1 L4		1-2 G3		2-1 G6-3		4	0	0	0	0	0	2									
Inning Stats	R: 2 E: 0 K: 1 S: 10	H: 2 LOB: 0 BB: 0 P: 15	R: 2 E: 0 K: 0 S: 15	H: 4 LOB: 2 BB: 0 P: 27	R: 0 E: 0 K: 1 S: 12	H: 0 LOB: 3 BB: 3 P: 25	R: 0 E: 0 K: 0 S: 6	H: 1 LOB: 1 BB: 0 P: 10	R: 2 E: 0 K: 0 S: 16	H: 2 LOB: 1 BB: 2 P: 32	R: 0 E: 0 K: 0 S: 11	H: 0 LOB: 3 BB: 3 P: 30	R: 0 E: 0 K: 0 S: 9	H: 0 LOB: 0 BB: 0 P: 16	R: 0 E: 0 K: 0 S: 8	H: 0 LOB: 1 BB: 0 P: 13	1B: 5 2B: 1 3B: 1 HR: 2	SF: 0 SAC: 0 DP: 1 HBP: 1	WP: 0 PB: 0 SB: 0 CS: 2	PA: 40					
PITCHER	IP	WLS	BF	H	R	ER	SO	BB	IBB	HBP	BLK	WP	HR	S	P	ERA	WHIP								
49 Tim Wakefield, R (1, 1) ERA: 3.14	5.0	L	27	9	6	6	2	5	0	0	0	0	0	59	109	10.80	2.800								
J.C. Romero, L (6, 1) ERA: 2.45	1.0		6	0	0	0	0	3	0	0	0	0	0	11	30	0.00	3.000								
17 Manny Delcarmen, R (7, 1) ERA:	1.0		3	0	0	0	0	0	0	0	0	0	0	9	16	0.00	0.000								
36 Joel Pineiro, R (8, 1) ERA: 5.71	1.0		4	0	0	0	0	0	0	1	0	0	0	8	13	0.00	0.000								

Batter	1	2	3	4	5	6	7	8	9	AB	R	H	RBI	BB	SO	LOB	TOP							
23 Julio Lugo, R OBP: 0.304, SLG: 0.364										5	1	1	1	0	1	1								
20 Kevin Youkilis, R OBP: 0.427, SLG: 0.530										5	2	2	1	0	0	0								
34 David Ortiz, L OBP: 0.439, SLG: 0.607											4	1	3	1	0	0								
Manny Ramirez, R OBP: 0.328, SLG: 0.399											4	1	1	3	0	0	2							
7 J.D. Drew, L OBP: 0.346, SLG: 0.333																	4	0	0	0	0	1	1	
25 Mike Lowell, R OBP: 0.384, SLG: 0.570																	4	1	2	1	0	0	0	0
Jason Varitek, S OBP: 0.387, SLG: 0.417																	2	0	1	0	2	0	0	0
Coco Crisp, S OBP: 0.294, SLG: 0.315																	4	1	0	0	0	1	4	
15 Dustin Pedroia, R OBP: 0.357, SLG: 0.360																	4	0	1	0	0	0	1	
Inning Stats	R: 3 E: 0 K: 1 S: 21	H: 5 LOB: 2 BB: 0 P: 31	R: 0 E: 0 K: 0 S: 5	H: 1 LOB: 0 BB: 0 P: 8	R: 0 E: 0 K: 0 S: 6	H: 1 LOB: 0 BB: 0 P: 10	R: 1 E: 0 K: 1 S: 9	H: 1 LOB: 0 BB: 0 P: 17	R: 0 E: 0 K: 0 S: 9	H: 0 LOB: 0 BB: 0 P: 11	R: 0 E: 0 K: 0 S: 5	H: 0 LOB: 0 BB: 0 P: 5	R: 3 E: 0 K: 0 S: 14	H: 3 LOB: 1 BB: 1 P: 21	R: 0 E: 0 K: 1 S: 10	H: 0 LOB: 0 BB: 0 P: 21	R: 0 E: 0 K: 0 S: 7	H: 0 LOB: 0 BB: 0 P: 10	1B: 7 2B: 2 3B: 0 HR: 2	SF: 0 SAC: 0 DP: 2 HBP: 0	WP: 0 PB: 0 SB: 1 CS: 0	PA: 38		
PITCHER	IP WLS BF H R ER SO BB IBB HBP BLK WP HR S P ERA WHIP																							
35 Mike Mussina, R ERA: 6.52	(1, 1) 6.2 L 29 10 7 7 2 2 1 0 0 0 0 0 2 66 99 9.45 1.650																							
Mike Myers, L ERA: 3.43	(7, 1) 0.0 1 1 0 0 0 0 0 0 0 0 0 0 2 3 ∞ ∞																							
Luis Vizcaino, R ERA: 6.46	(7, 1) 1.1 5 0 0 0 1 1 0 0 0 0 0 0 11 22 0.00 0.750																							
47 Ron Villone, L ERA:	(9, 1) 1.0 3 0 0 0 0 0 0 0 0 0 0 0 7 10 0.00 0.000																							

Boston Red Sox @ New York Yankees
Yankee Stadium, Bronx, NY
Tue May 22 2007, 7:05 PM EDT
Att: 54,739 - Clear - 67 F

AB 36
R 7
H 11
RBI 7
BB 2
SO 3
LOB 9



Batter	1	2	3	4	5	6	7	8	9	AB	R	H	RBI	BB	SO	LOB	BOTTOM					
18 Johnny Damon, L OBP: 0.366, SLG: 0.358										4	0	0	0	1	1	3						
2 Derek Jeter, R OBP: 0.441, SLG: 0.480										5	1	1	1	0	1	4						
55 Hideki Matsui, L OBP: 0.379, SLG: 0.460										3	1	1	0	1	0	2						
13 Alex Rodriguez, R OBP: 0.399, SLG: 0.680										2	0	0	0	2	0	1						
20 Jorge Posada, S OBP: 0.431, SLG: 0.594										4	0	1	1	0	1	3						
Bobby Abreu, L OBP: 0.317, SLG: 0.307										4	0	0	0	0	1	3						
25 Jason Giambi, L OBP: 0.396, SLG: 0.449										2	0	0	0	2	0	0						
24 Robinson Cano, L OBP: 0.288, SLG: 0.370										3	1	1	0	1	0	1						
11 Doug Mientkiewicz, L OBP: 0.286, SLG: 0.360										1	0	0	0	1	0	1						
Josh Phelps, R OBP: 0.353, SLG: 0.423										1	0	0	0	0	1	0						
28 Melky Cabrera, S OBP: 0.277, SLG: 0.311										1	0	0	0	0	1	2						
Inning Stats	R: 0 E: 0 K: 1 S: 10	H: 0 LOB: 0 BB: 0 P: 16	R: 0 E: 0 K: 1 S: 9	H: 0 LOB: 0 BB: 0 P: 14	R: 0 E: 0 K: 0 S: 11	H: 0 LOB: 1 BB: 1 P: 20	R: 1 E: 0 K: 0 S: 15	H: 2 LOB: 1 BB: 0 P: 28	R: 1 E: 0 K: 0 S: 10	H: 1 LOB: 2 BB: 2 P: 19	R: 0 E: 0 K: 1 S: 6	H: 0 LOB: 0 BB: 1 P: 13	R: 0 E: 0 K: 1 S: 8	H: 0 LOB: 0 BB: 0 P: 14	R: 1 E: 0 K: 0 S: 15	H: 1 LOB: 2 BB: 2 P: 29	R: 0 E: 0 K: 2 S: 14	H: 0 LOB: 2 BB: 2 P: 25	1B: 3 2B: 1 3B: 0 HR: 0	SF: 0 SAC: 0 DP: 1 HBP: 0	WP: 1 PB: 0 SB: 0 CS: 0	PA: 38
PITCHER	IP WLS BF H R ER SO BB IBB HBP BLK WP HR S P ERA WHIP																					
51 Julian Tavarez, R ERA: 5.27	(1, 1) 5.2 W 23 3 2 2 2 4 0 0 0 0 0 0 11 18 3.18 1.235																					
48 Javier Lopez, L ERA: 2.89	(6, 1) 1.1 H 4 0 0 0 2 0 0 0 0 0 0 0 11 18 0.00 0.000																					
37 Hideki Okajima, L ERA: 0.78	(8, 1) 1.0 6 1 1 1 0 2 0 0 0 0 0 0 15 29 9.00 3.000																					
58 Jonathan Papelbon, R ERA: 1.65	(9, 1) 1.0 5 0 0 0 2 2 0 0 0 0 0 0 14 25 0.00 2.000																					

Boston Red Sox @ New York Yankees
Yankee Stadium, Bronx, NY
Tue May 22 2007, 7:05 PM EDT
Att: 54,739 - Clear - 67 F

AB 30
R 3
H 4
RBI 2
BB 8
SO 6
LOB 20



Batter	1	2	3	4	5	6	7	8	9	AB	R	H	RBI	BB	SO	LOB	TOP										
23 Julio Lugo, R OBP: 0.294, SLG: 0.350	F7	FC9-6			G2-3	20 1B		G5-3		5	1	2	0	0	1		Boston Red Sox @ Texas Rangers Rangers Ballpark in Arlington, Arlington, TX Fri May 25 2007, 8:05 PM EDT Att: 33,552 - Rain - 69 F										
20 Kevin Youkilis, R OBP: 0.428, SLG: 0.531	K	F7			34 2B	1B		G5-3		5	1	2	1	0	1												
34 David Ortiz, L OBP: 0.440, SLG: 0.600	G4-3				1B	2B		G4-3		4	1	2	1	1	0	0											
Manny Ramirez, R OBP: 0.338, SLG: 0.415		SF8	7 BB		7 FC4	2B		K		4	1	2	1	1	1	2											
7 J.D. Drew, L OBP: 0.341, SLG: 0.324		BB	25 BB		FC4	25 G6-3		G4-3		4	1	0	0	1	1	5											
25 Mike Lowell, R OBP: 0.392, SLG: 0.567		BB	15 1B		G6-3			G3		2	2	0	0	3	0	2											
Jason Varitek, S OBP: 0.373, SLG: 0.417	SF8				K			F8		3	1	1	2	0	1												
Coco Crisp, S OBP: 0.308, SLG: 0.346	15 1B	23 FC9-6			F8	15 SH3-4		K		3	2	1	1	1	1												
15 Dustin Pedroia, R OBP: 0.361, SLG: 0.364		23 FC9-6			G3	SH3-4		G1-3		3	0	1	2	0	0	1											
Inning Stats	R: 0 E: 0 K: 1 S: 11	H: 0 LOB: 0 BB: 0 P: 19	R: 4 E: 0 K: 0 S: 22	H: 1 LOB: 1 BB: 4 P: 47	R: 0 E: 0 K: 0 S: 9	H: 2 LOB: 1 BB: 0 P: 11	R: 0 E: 0 K: 1 S: 8	H: 0 LOB: 0 BB: 0 P: 12	R: 2 E: 0 K: 0 S: 13	H: 3 LOB: 0 BB: 0 P: 22	R: 4 E: 0 K: 1 S: 19	H: 4 LOB: 2 BB: 2 P: 31	R: 0 E: 0 K: 1 S: 12	H: 0 LOB: 1 BB: 1 P: 18	R: 0 E: 0 K: 0 S: 8	H: 0 LOB: 0 BB: 0 P: 13	R: 0 E: 0 K: 1 S: 6	H: 0 LOB: 0 BB: 0 P: 9	1B: 6 2B: 3 3B: 1 HR: 0	SF: 1 SAC: 1 DP: 2 HBP: 0	WP: 0 PB: 0 SB: 2 CS: 0	PA: 42					
PITCHER	IP	WLS	BF	H	R	ER	SO	BB	IBB	HBP	BLK	WP	HR	S	P	ERA	WHIP										
20 Brandon McCarthy, R ERA: 6.38	2.0		11	1	4	4	1	4	0	0	0	0	0	33	66	18.00	2.500										
58 Wes Littleton, R ERA: 3.0	3.0	L	12	5	2	2	1	0	0	0	0	0	0	30	45	6.00	1.667										
50 Frank Francisco, R ERA: 4.02	0.1		7	4	4	4	0	2	0	0	0	0	0	13	24	108.00	18.000										
39 Scott Feldman, R ERA: 6.97	2.2		9	0	0	0	2	1	0	0	0	0	0	26	38	0.00	0.375										
Eric Gagne, R ERA:	1.0		3	0	0	0	1	0	0	0	0	0	0	6	9	0.00	0.000										

Batter	1	2	3	4	5	6	7	8	9	AB	R	H	RBI	BB	SO	LOB	BOTTOM										
Kenny Lofton, L OBP: 0.343, SLG: 0.396	G6-3		F8		G3			23 F8		3	1	0	0	2	0	0	Boston Red Sox @ Texas Rangers Rangers Ballpark in Arlington, Arlington, TX Fri May 25 2007, 8:05 PM EDT Att: 33,552 - Rain - 69 F										
10 Michael Young, R OBP: 0.288, SLG: 0.393	G6-3		K					F9		4	0	2	0	0	1	1											
23 Mark Teixeira, S OBP: 0.392, SLG: 0.533	G6-3				2B			F8		3	1	1	0	1	0	3											
Sammy Sosa, R OBP: 0.326, SLG: 0.525	K				HR			F8		4	1	1	1	0	1	3											
Frank Catalanotto, L OBP: 0.270, SLG: 0.431	G4-3				HR			P5		4	1	1	2	0	1	1											
17 Nelson Cruz, R OBP: 0.286, SLG: 0.333	K				K			F7		4	0	0	0	0	2	0											
5 Ian Kinsler, R OBP: 0.324, SLG: 0.471					F8			F7		3	0	1	0	1	0	0											
15 Gerald Laird, R OBP: 0.318, SLG: 0.331	K				HR			K		4	1	1	0	0	3	2											
Ramón Vázquez, L OBP: 0.545, SLG: 1.053	G6-3				HR			K		4	1	1	2	0	1	1											
Inning Stats	R: 0 E: 0 K: 1 S: 9	H: 1 LOB: 1 BB: 1 P: 18	R: 0 E: 0 K: 2 S: 9	H: 0 LOB: 1 BB: 1 P: 14	R: 0 E: 0 K: 1 S: 9	H: 0 LOB: 0 BB: 0 P: 12	R: 5 E: 0 K: 1 S: 16	H: 5 LOB: 0 BB: 0 P: 25	R: 0 E: 0 K: 1 S: 12	H: 1 LOB: 1 BB: 0 P: 21	R: 1 E: 0 K: 0 S: 11	H: 0 LOB: 0 BB: 1 P: 22	R: 0 E: 0 K: 0 S: 6	H: 0 LOB: 0 BB: 0 P: 12	R: 0 E: 0 K: 2 S: 7	H: 0 LOB: 0 BB: 0 P: 9	1B: 3 2B: 2 3B: 1 HR: 2	SF: 0 SAC: 0 DP: 2 HBP: 0	WP: 1 PB: 0 SB: 2 CS: 0	PA: 37							
PITCHER	IP	WLS	BF	H	R	ER	SO	BB	IBB	HBP	BLK	WP	HR	S	P	ERA	WHIP										
18 Daisuke Matsuzaka, R ERA: 4.43	5.0	W	23	7	5	5	6	3	0	0	0	0	0	9	16	9.00	2.000										
39 Kyle Snyder, R ERA: 1.65	0.2		3	1	0	0	1	0	0	0	0	0	0	4	10	0.00	1.500										
48 Javier López, L ERA: 3.72	0.1		2	0	1	1	0	1	0	0	0	0	0	4	10	27.00	3.000										
53 Brendan Donnelly, R ERA: 4.2	1.0		3	0	0	0	0	0	0	0	0	1	0	10	17	0.00	0.000										
37 Hideki Okajima, L ERA: 0.76	1.0		3	0	0	0	0	0	0	0	0	0	0	6	12	0.00	0.000										
PITCHER	IP	WLS	BF	H	R	ER	SO	BB	IBB	HBP	BLK	WP	HR	S	P	ERA	WHIP										
58 Jonathan Papelbon, R ERA: 1.56	1.0		3	0	0	0	2	0	0	0	0	0	0	7	9	0.00	0.000										



Batter	1	2	3	4	5	6	7	8	9	AB	R	H	RBI	BB	SO	LOB	TOP					
23 Julio Lugo, R OBP: 0.296, SLG: 0.344	G3-1		F7		F7					3	0	0	0	2	0	0						
20 Kevin Youkilis, R OBP: 0.432, SLG: 0.536	K			BB 7 FC3-6						4	2	2	1	1	1	1						
34 David Ortiz, L OBP: 0.434, SLG: 0.586	F7			BB 7 E						4	1	0	0	1	0	4						
Manny Ramirez, R OBP: 0.354, SLG: 0.444										4	1	4	1	1	0	0						
7 J.D. Drew, L OBP: 0.349, SLG: 0.319	FC6-4									2	1	0	1	3	0	2						
25 Mike Lowell, R OBP: 0.387, SLG: 0.556	P6									5	1	1	0	0	1	6						
Coco Crisp, S OBP: 0.305, SLG: 0.342	G4-3									5	1	1	1	0	1	6						
28 Doug Mirabeli, R OBP: 0.244, SLG: 0.357										3	0	0	0	1	3	2						
13 Alex Cora, L OBP: 0.367, SLG: 0.514	G4-3									3	0	0	1	0	1	0						
Inning Stats	R: 0 E: 0 K: 1 S: 11	H: 0 LOB: 0 BB: 0 P: 15	R: 0 E: 0 K: 0 S: 14	H: 1 LOB: 1 BB: 0 P: 20	R: 0 E: 0 K: 1 S: 7	H: 0 LOB: 0 BB: 0 P: 10	R: 2 E: 1 K: 0 S: 10	H: 1 LOB: 1 BB: 2 P: 21	R: 0 E: 0 K: 2 S: 11	H: 0 LOB: 0 BB: 0 P: 15	R: 5 E: 0 K: 0 S: 26	H: 4 LOB: 3 BB: 4 P: 48	R: 0 E: 0 K: 2 S: 9	H: 1 LOB: 2 BB: 1 P: 16	R: 0 E: 0 K: 0 S: 5	H: 0 LOB: 0 BB: 0 P: 11	R: 0 E: 0 K: 1 S: 11	H: 1 LOB: 2 BB: 1 P: 19	1B: 5 2B: 2 HR: 0	SF: 1 2B: 2 SAC: 0 HBP: 0	WP: 1 PB: 0 SB: 0 CS: 0	PA: 43
PITCHER	IP	WLS	BF	H	R	ER	SO	BB	IBB	HBP	BLK	WP	HR	S	P	ERA	WHIP					
44 Vicente Padilla, R ERA: 5.77	5.1	L	24	5	6	5	4	3	0	0	0	1	0	65	100	8.44	1.500					
53 Joaquin Benoit, R ERA: 3.95	0.2		7	2	1	1	0	3	0	0	0	0	0	16	31	13.50	7.500					
36 C.J. Wilson, L ERA: 2.16	2.0		7	0	0	0	2	2	0	0	0	0	0	12	25	0.00	1.000					
40 Akinori Otsuka, R ERA: 1.02	1.0		5	1	0	0	1	1	0	0	0	0	0	11	19	0.00	2.000					

Boston Red Sox @ Texas Rangers
Rangers Ballpark in Arlington, Arlington, TX

Sat May 26 2007, 8:05 PM EDT
Att: 37,974 - Cloudy - 75 F



AB 33
R 7
H 8
RBI 5
BB 9
SO 7
LOB 21

Batter	1	2	3	4	5	6	7	8	9	AB	R	H	RBI	BB	SO	LOB	BOTTOM					
Kenny Lofton, L OBP: 0.337, SLG: 0.391	G6-3		P5		SF7					2	0	0	1	0	0	0						
14 Victor Diaz, R OBP: 0.275, SLG: 0.600										1	0	0	0	0	1	1						
10 Michael Young, R OBP: 0.385, SLG: 0.385	G6-3									4	0	0	0	0	0	2						
23 Mark Teixeira, S OBP: 0.385, SLG: 0.522	K									4	0	0	0	0	2	1						
Sammy Sosa, R OBP: 0.330, SLG: 0.528										3	1	1	0	1	0	0						
Frank Catalanotto, L OBP: 0.269, SLG: 0.412	K									3	1	0	0	0	1	3						
22 Marlon Byrd, R OBP: 0.250, SLG: 0.250										4	0	1	1	0	0	2						
5 Ian Kinsler, R OBP: 0.328, SLG: 0.472	K									4	1	2	0	0	1	1						
15 Gerald Laird, R OBP: 0.316, SLG: 0.336	CS									4	1	1	2	0	0	2						
Ramón Vázquez, L OBP: 0.560, SLG: 1.000	F9									2	0	1	0	1	0	0						
Inning Stats	R: 0 E: 0 K: 1 S: 5	H: 2 LOB: 0 BB: 0 P: 8	R: 1 E: 0 K: 2 S: 11	H: 2 LOB: 0 BB: 0 P: 19	R: 0 E: 0 K: 0 S: 8	H: 0 LOB: 0 BB: 0 P: 14	R: 0 E: 0 K: 0 S: 6	H: 0 LOB: 0 BB: 0 P: 8	R: 3 E: 0 K: 0 S: 13	H: 3 LOB: 1 BB: 0 P: 20	R: 0 E: 0 K: 1 S: 7	H: 0 LOB: 0 BB: 1 P: 11	R: 0 E: 0 K: 0 S: 8	H: 0 LOB: 0 BB: 0 P: 11	R: 0 E: 0 K: 1 S: 12	H: 0 LOB: 1 BB: 1 P: 21	R: 0 E: 0 K: 0 S: 13	H: 1 LOB: 2 BB: 0 P: 15	1B: 4 2B: 2 HR: 0	SF: 1 2B: 2 SAC: 0 HBP: 1	WP: 0 PB: 0 SB: 0 CS: 1	PA: 36
PITCHER	IP	WLS	BF	H	R	ER	SO	BB	IBB	HBP	BLK	WP	HR	S	P	ERA	WHIP					
49 Tim Wakefield, R ERA: 3.36	7.0	W	26	5	4	4	4	1	0	1	0	0	0	58	91	5.14	0.857					
48 Javier López, L ERA: 3.72	0.0		1	0	0	0	0	1	0	0	0	0	0	2	6	-	-					
53 Brendan Donnelly, R ERA: 0.94	1.0	H	3	0	0	0	1	0	0	0	0	0	0	10	15	0.00	0.000					
58 Jonathan Papelbon, R ERA: 1.47	1.0	S	5	1	0	0	0	0	0	0	0	0	0	13	15	0.00	1.000					

Boston Red Sox @ Texas Rangers
Rangers Ballpark in Arlington, Arlington, TX

Sat May 26 2007, 8:05 PM EDT
Att: 37,974 - Cloudy - 75 F



AB 31
R 4
H 6
RBI 4
BB 2
SO 5
LOB 12

Batter	1	2	3	4	5	6	7	8	9	AB	R	H	RBI	BB	SO	LOB	TOP		
23 Julio Lugo, R OBP: 0.288, SLG: 0.335	G4-3		G2-3	G5-3		L7			F7	5	0	0	0	0	0	1			
Coco Crisp, S OBP: 0.307, SLG: 0.344	1B		1B	K		K			F8	5	0	2	0	0	2	1			
20 Kevin Youkilis, R OBP: 0.431, SLG: 0.533	G4-3		1B		F7			1B	K	5	1	2	0	0	1	1			
Manny Ramirez, R OBP: 0.352, SLG: 0.437	BB		FC5-4	G6-3		K			K	3	0	0	0	1	1	3			
7 J.D. Drew, L OBP: 0.353, SLG: 0.324	L4			G3-1						4	2	2	1	0	0	2			
25 Mike Lowell, R OBP: 0.261, SLG: 0.555	L8		1B		L7					4	1	2	1	0	0	0			
Jason Varitek, S OBP: 0.370, SLG: 0.435	F8		HR		G4-3				F7	4	1	1	3	0	0	1			
12 Eric Hinske, L OBP: 0.279, SLG: 0.327	K		F8		G3-1				K	4	0	0	0	0	2	1			
15 Dustin Pedroia, R OBP: 0.365, SLG: 0.396			G5-3		F8				HR	4	1	2	1	0	0	0			
Inning Stats	R: 0 H: 1 E: 0 K: 0 S: 11	H: 0 LOB: 0 BB: 1 P: 20	R: 0 H: 2 E: 0 K: 1 S: 13	H: 4 LOB: 1 BB: 0 P: 23	R: 0 H: 0 E: 0 K: 0 S: 5	R: 0 H: 0 E: 0 K: 0 S: 4	R: 0 H: 0 E: 0 K: 1 S: 9	R: 2 H: 3 E: 0 K: 2 S: 19	R: 1 H: 1 E: 0 K: 1 S: 18	1B: 9 2B: 0 3B: 0 HR: 2	SF: 0 SAC: 0 DP: 0 HBP: 0	WP: 0 PA: 39							
PITCHER	IP WLS BF H R ER SO BB IBB HBP BLK WP HR S P ERA WHIP																		
43 Kameron Loe, R ERA: 6.17	6.0	26	7	3	3	2	1	0	0	0	0	0	0	0	1	57	85	4.50	1.333
53 Joaquin Benoit, R ERA: 3.7	1.0	3	0	0	0	1	0	0	0	0	0	0	0	0	9	15	0.00	0.000	
40 Akinori Otsuka, R ERA: 1.93	1.0	L	6	3	2	2	0	0	0	0	0	0	0	19	29	18.00	3.000		
Eric Gagne, R ERA: 0.87	1.0	4	1	1	1	1	0	0	0	0	0	0	1	18	27	9.00	1.000		

Boston Red Sox @ Texas Rangers
Rangers Ballpark in Arlington, Arlington, TX
Sun May 27 2007, 3:05 PM EDT
Att. 40,323 - Overcast - 74 F

AB 38
R 6
H 11
RBI 6
BB 1
SO 6
LOB 10

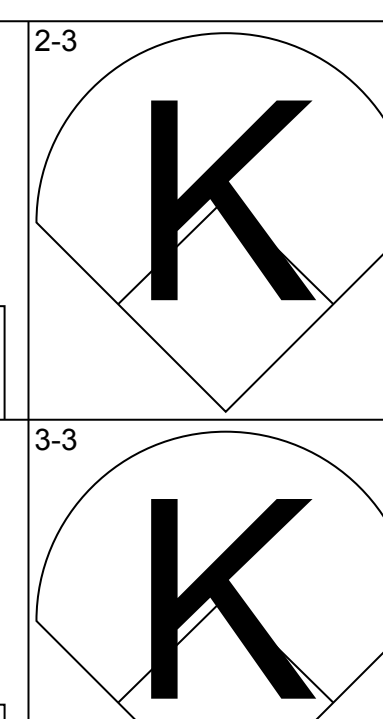
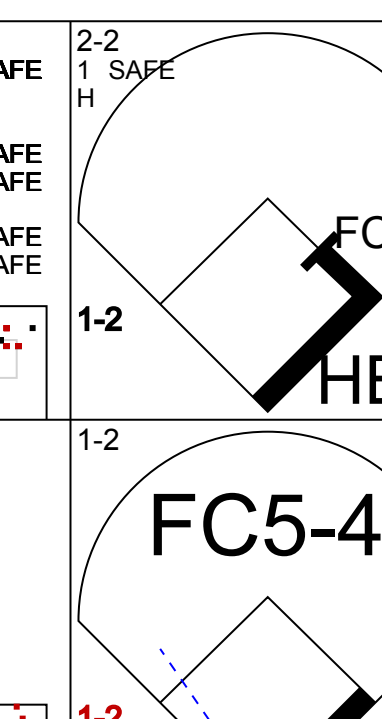
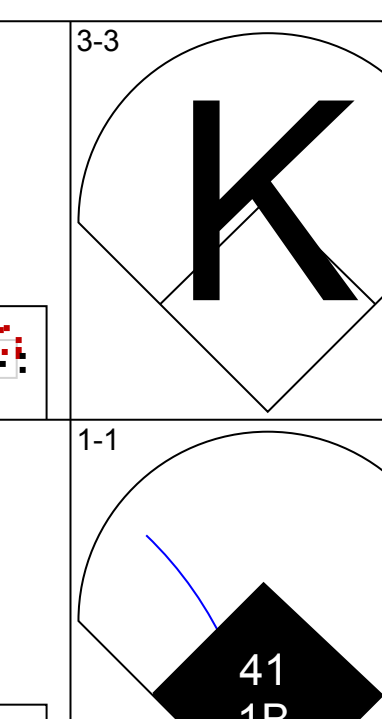
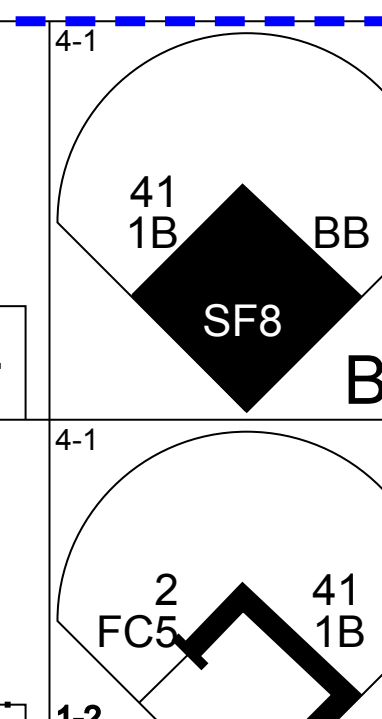
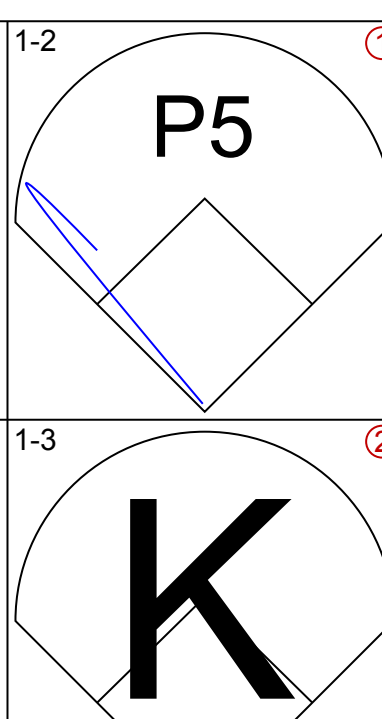
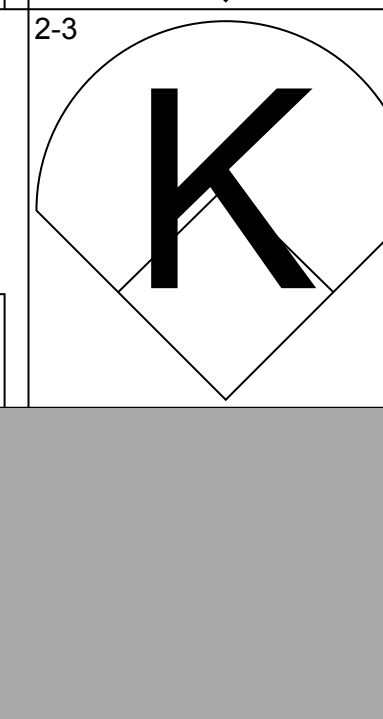
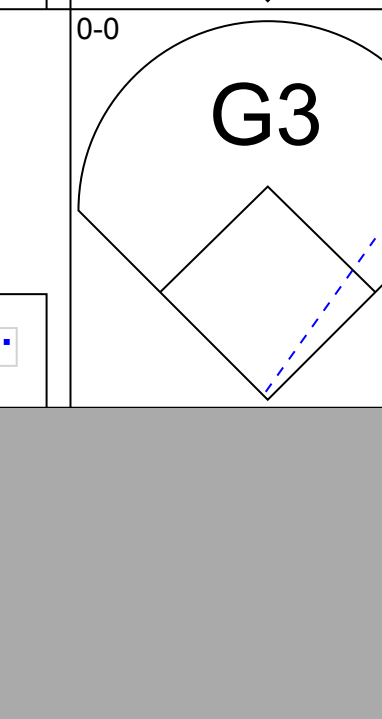
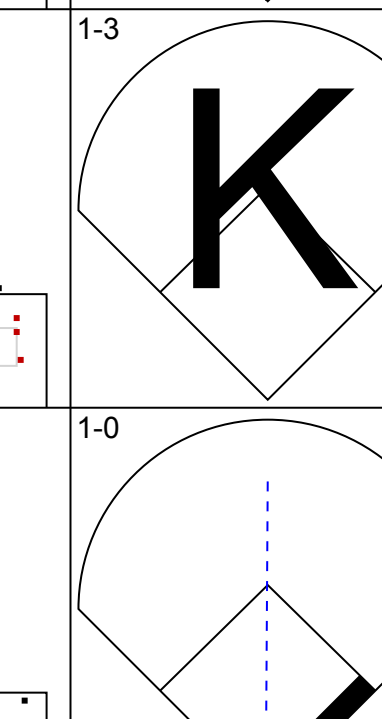
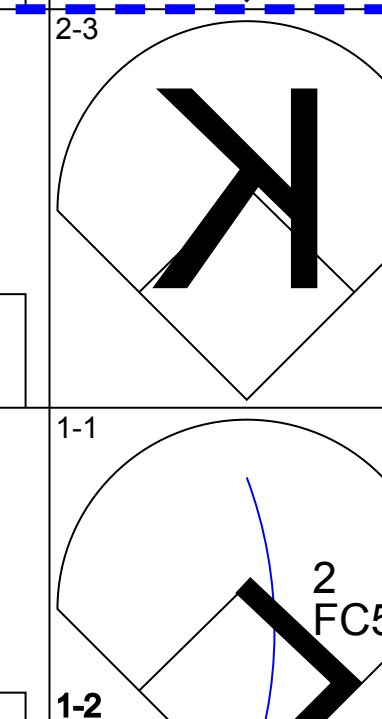



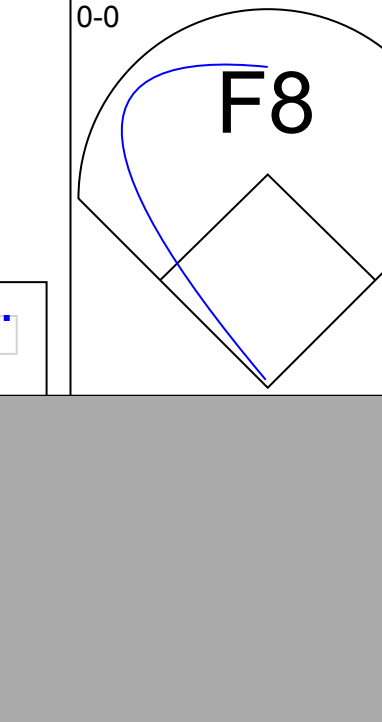
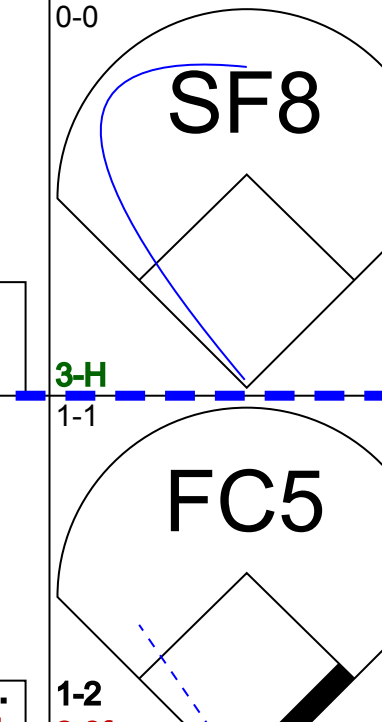

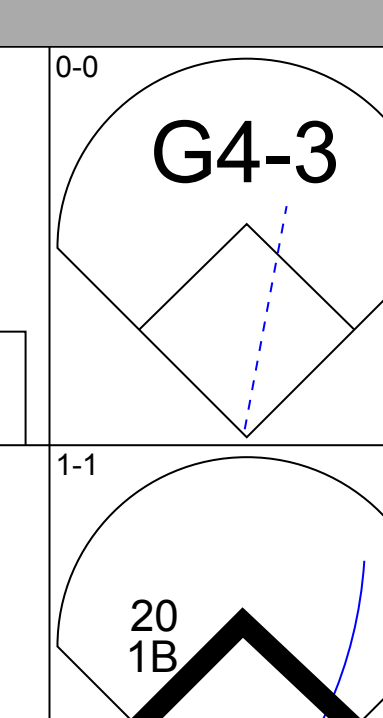
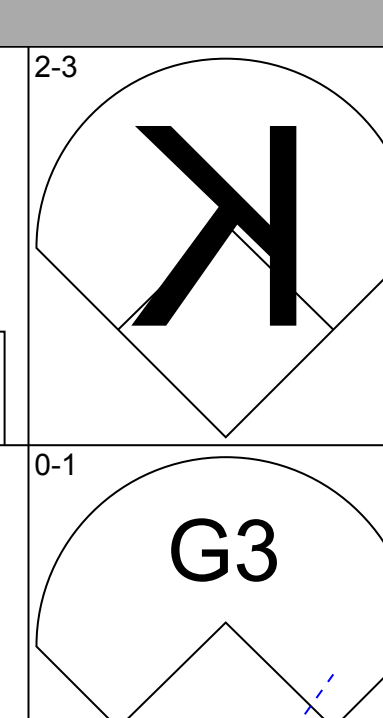
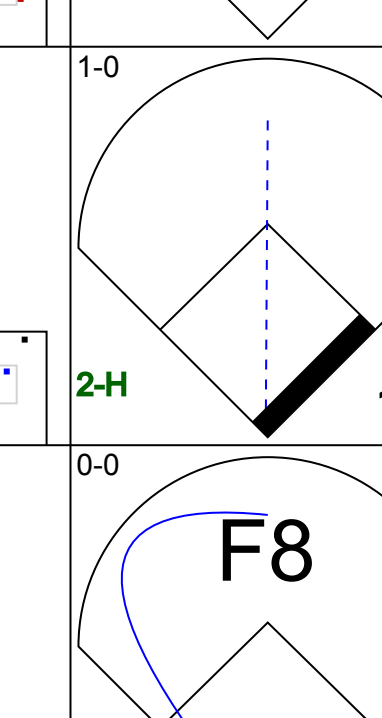
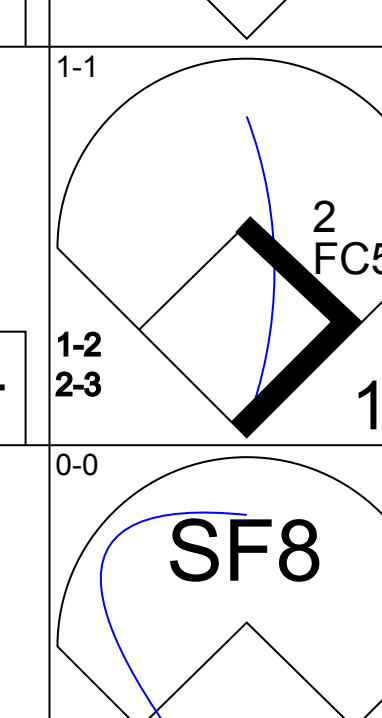
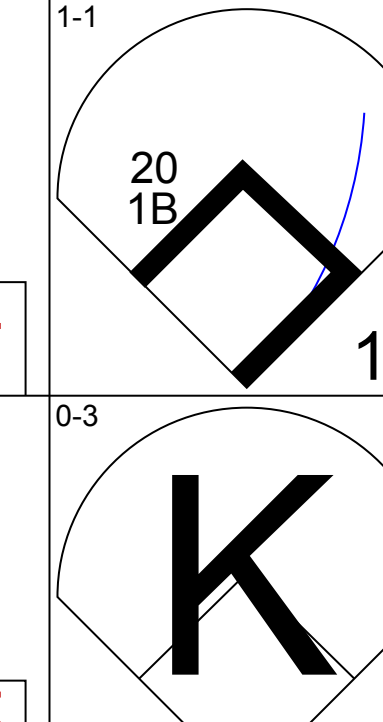
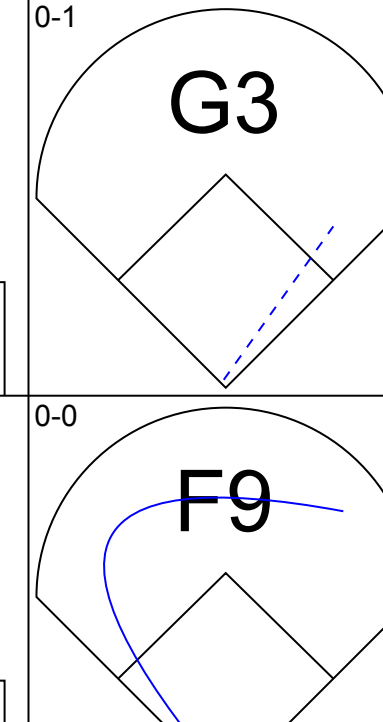
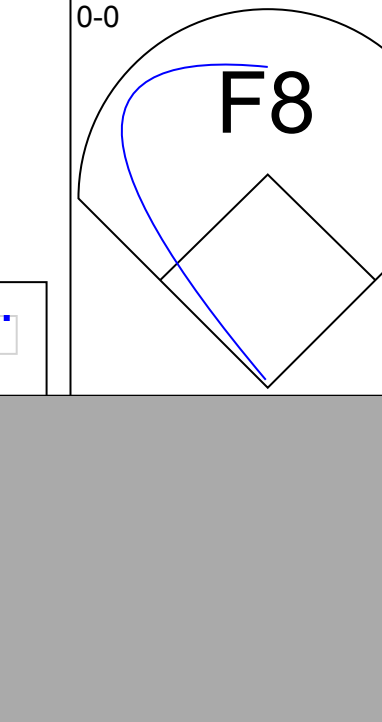
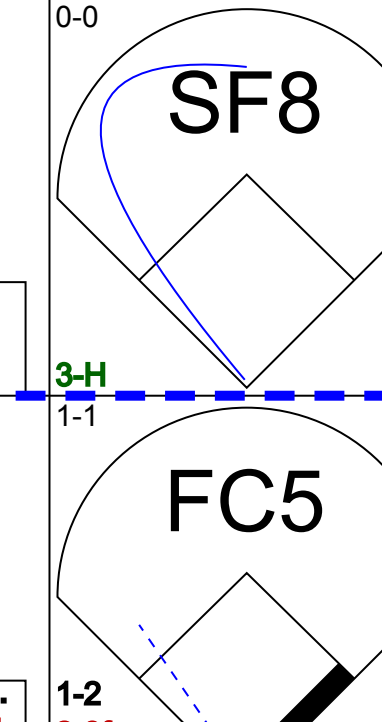
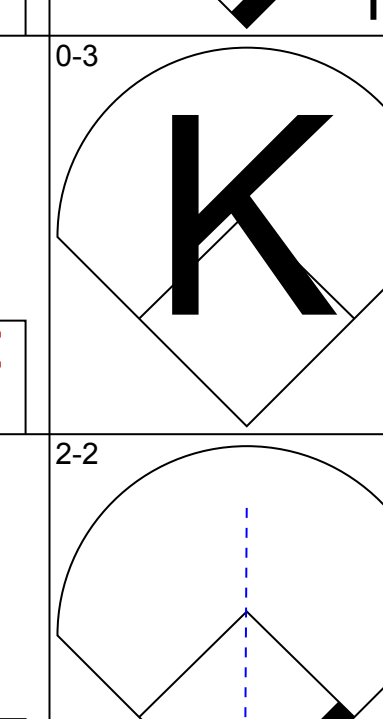
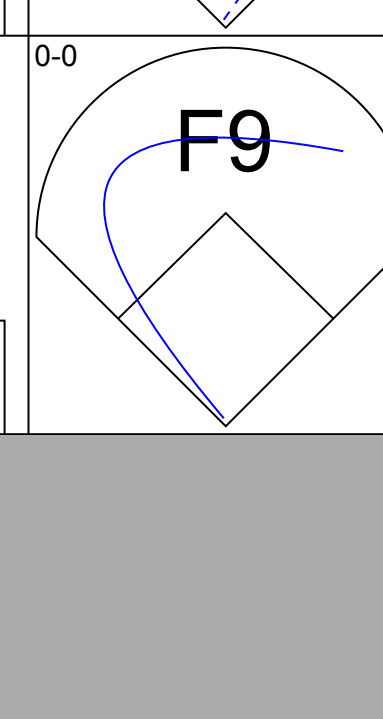
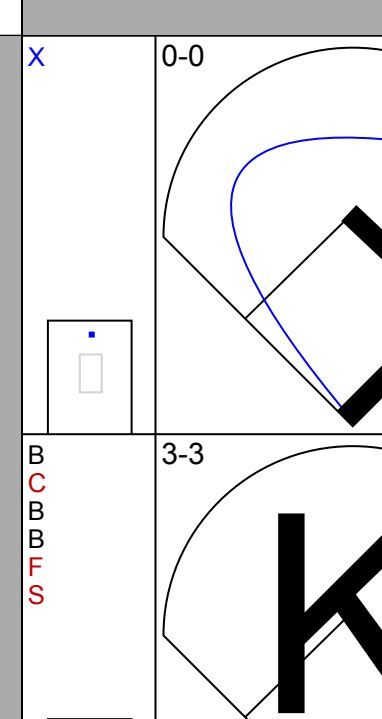
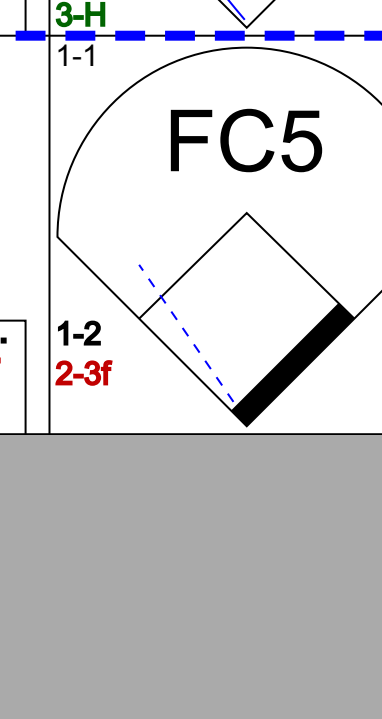
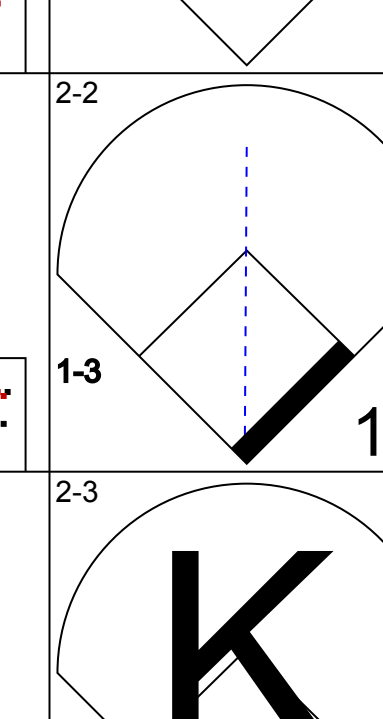
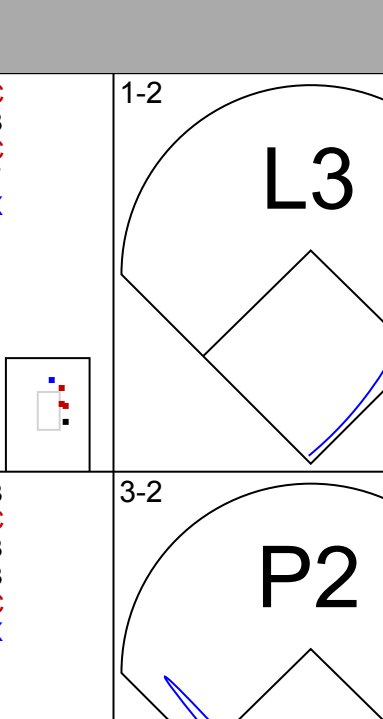
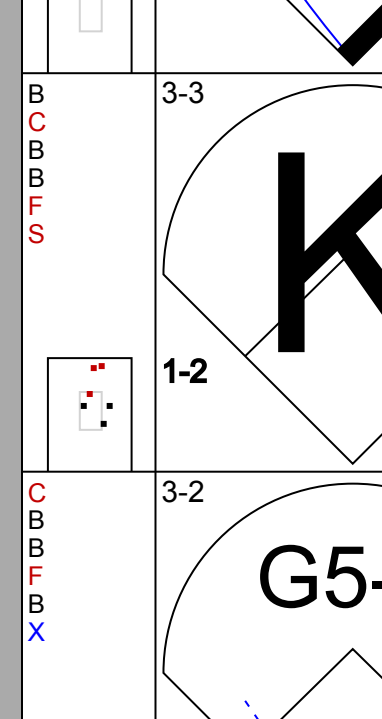
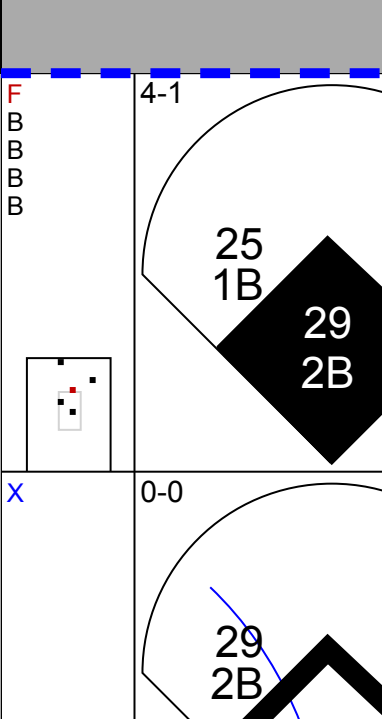
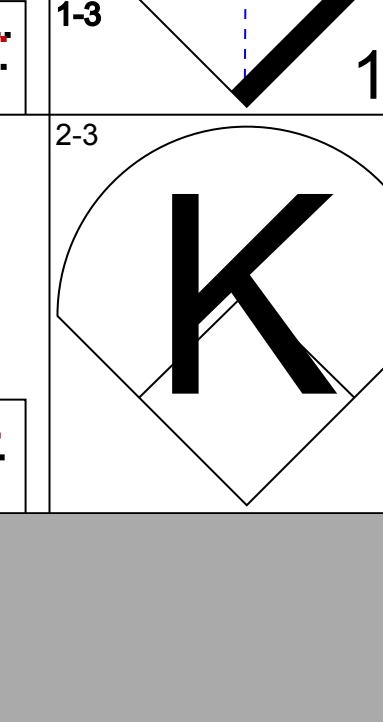
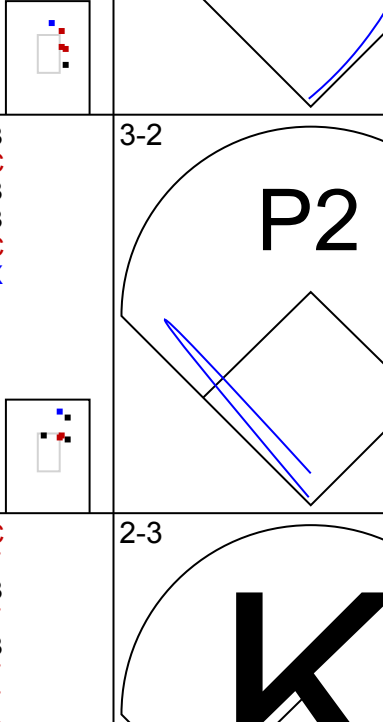
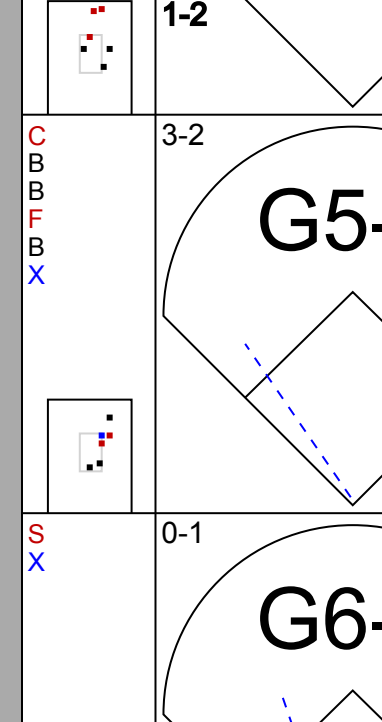
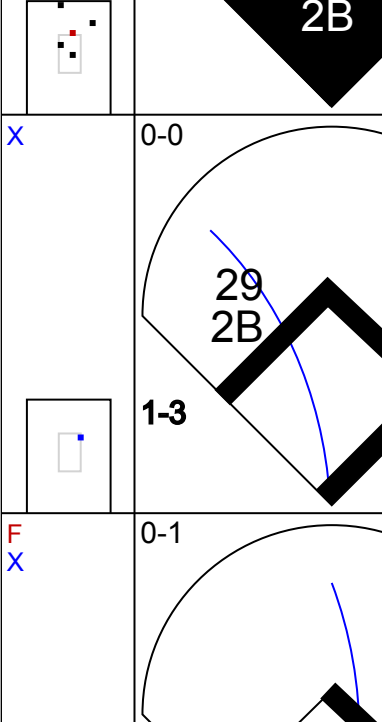
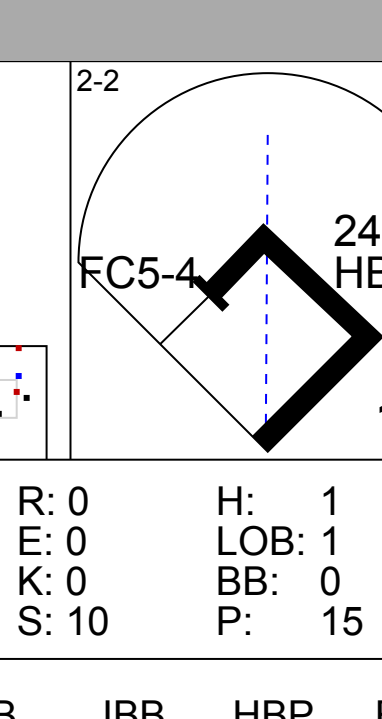
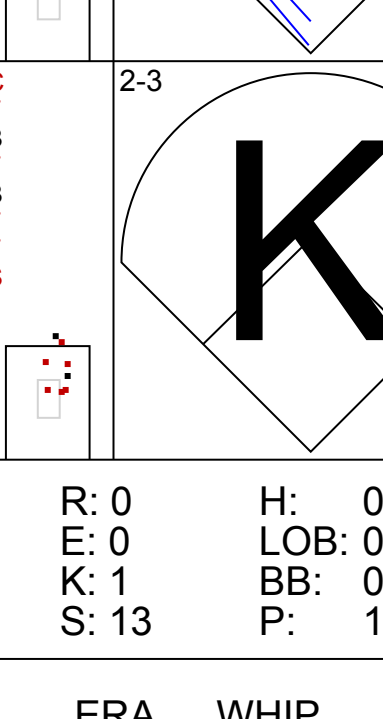
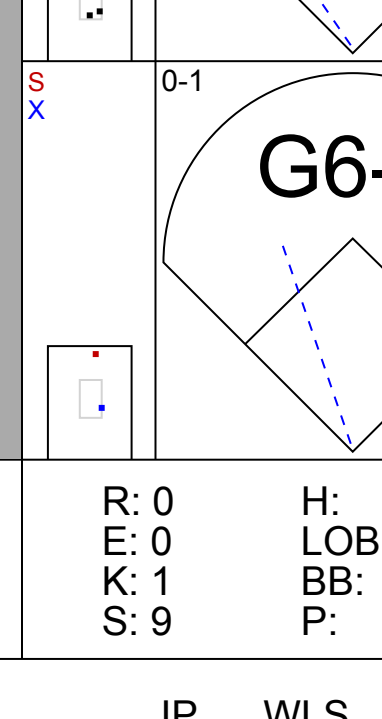
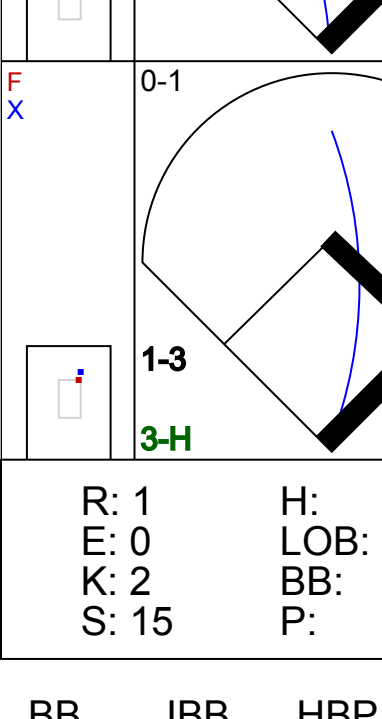


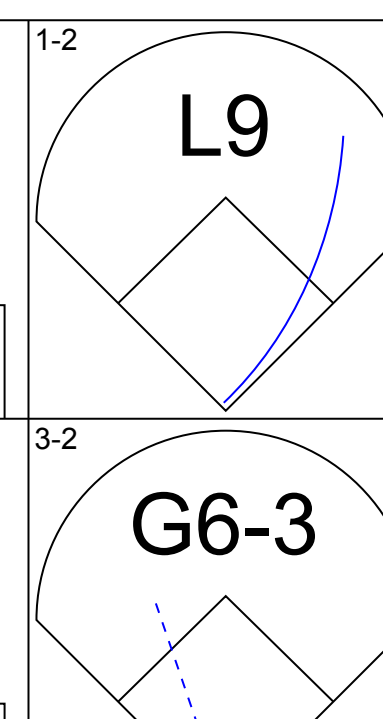
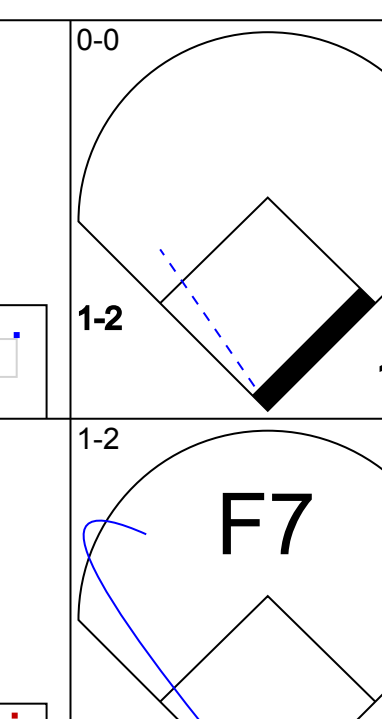

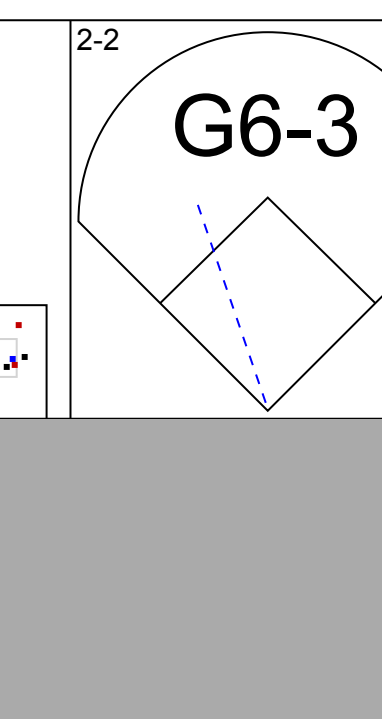
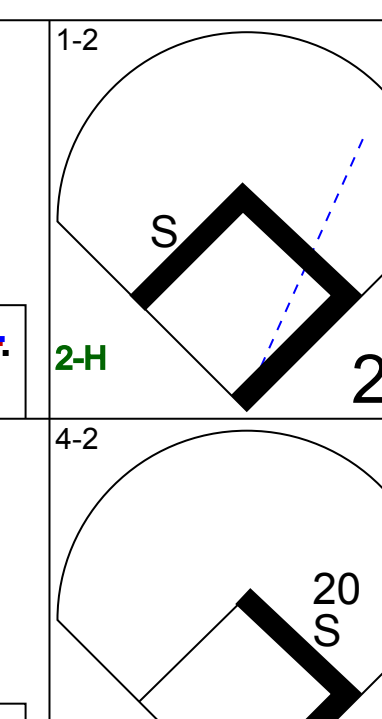
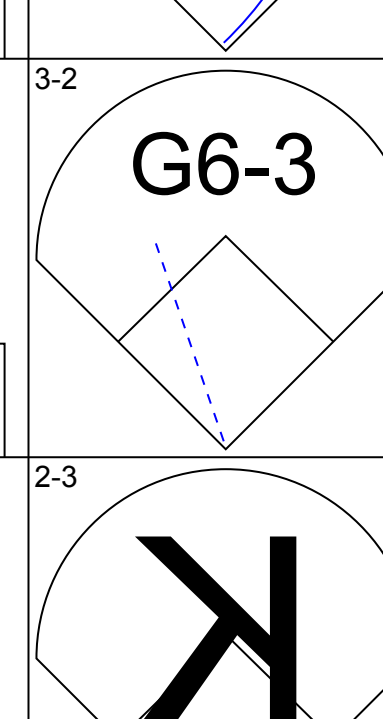
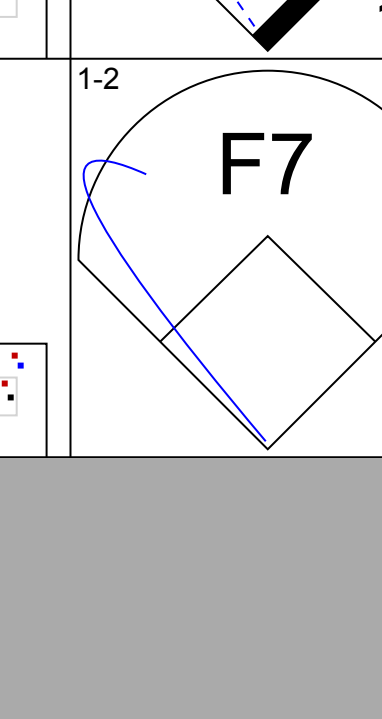
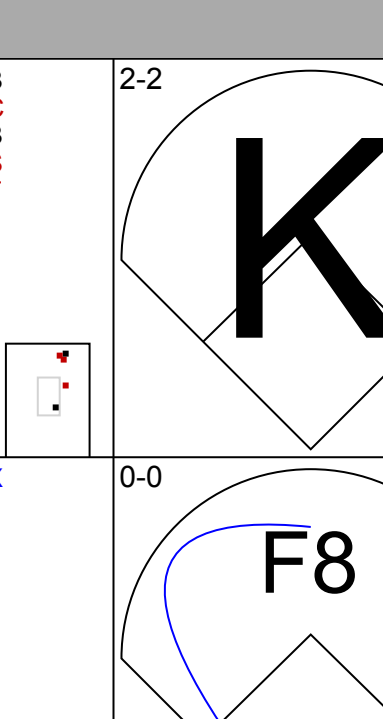
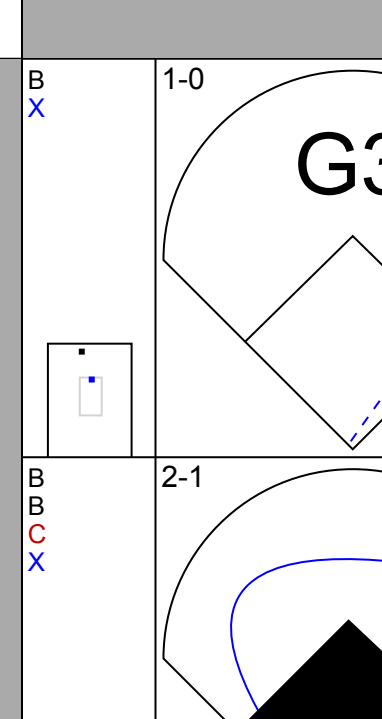
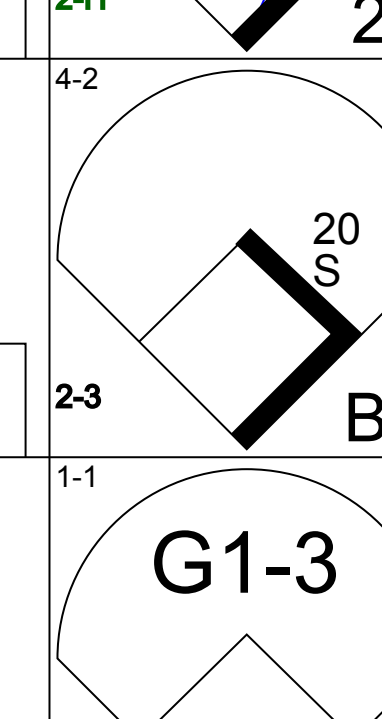
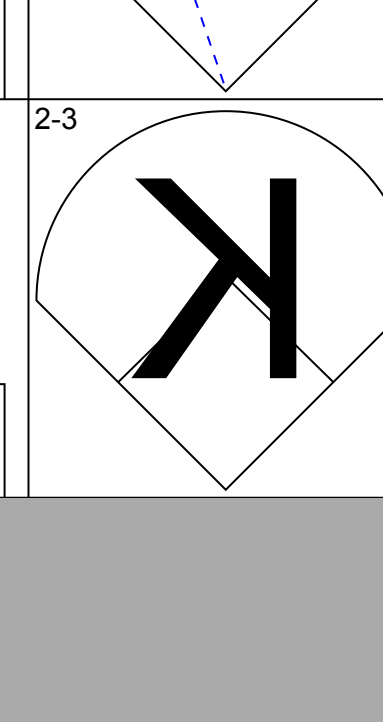
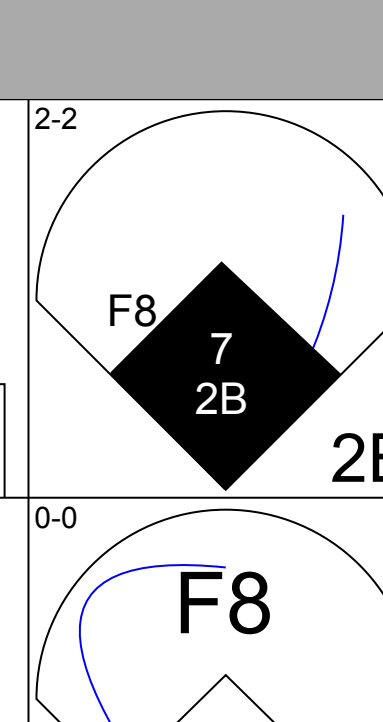
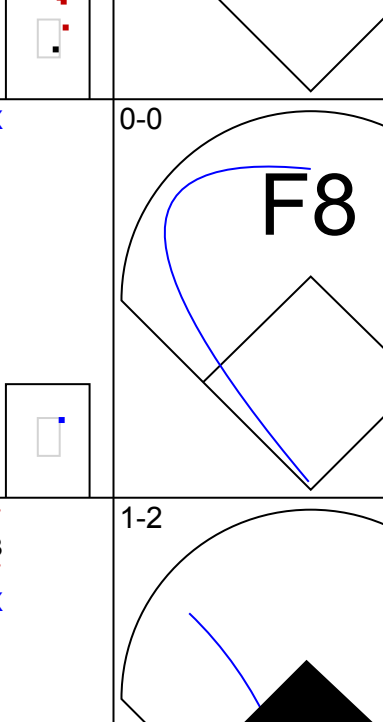
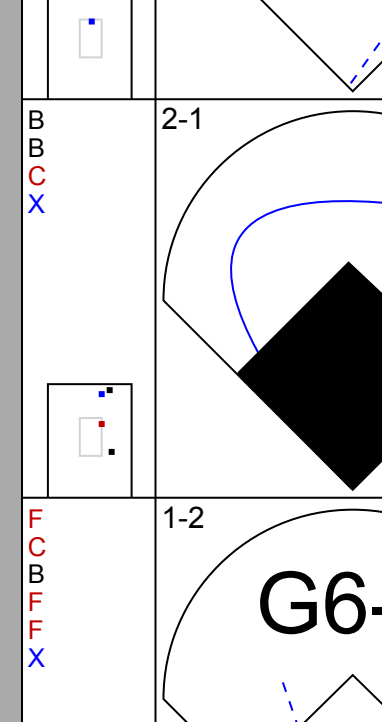
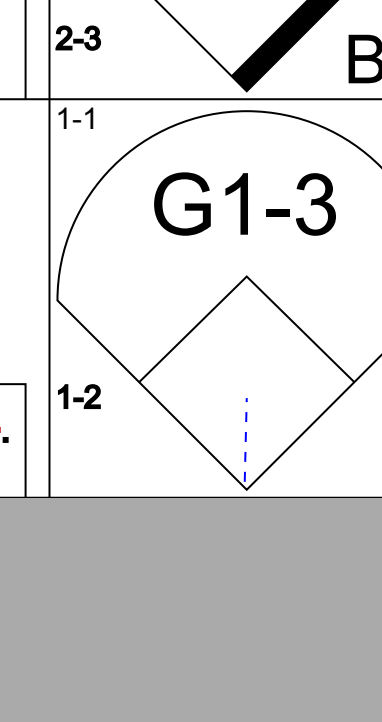
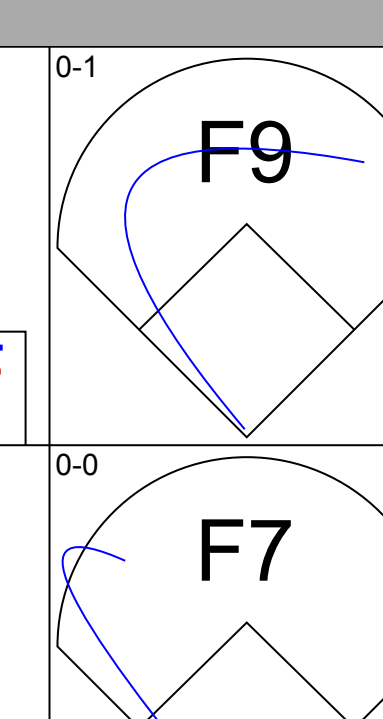
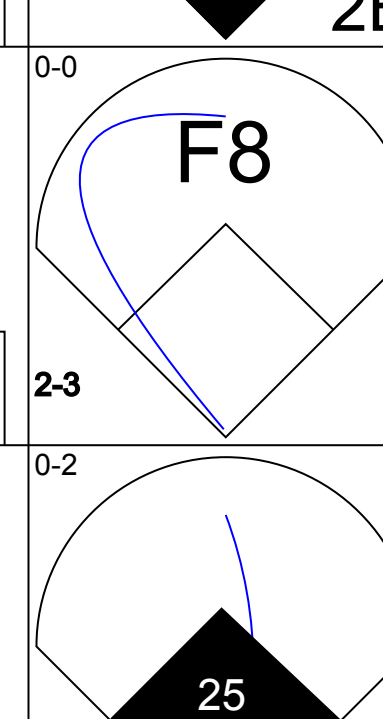
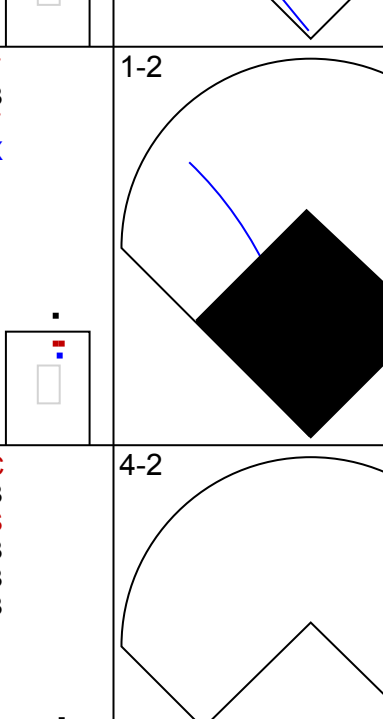
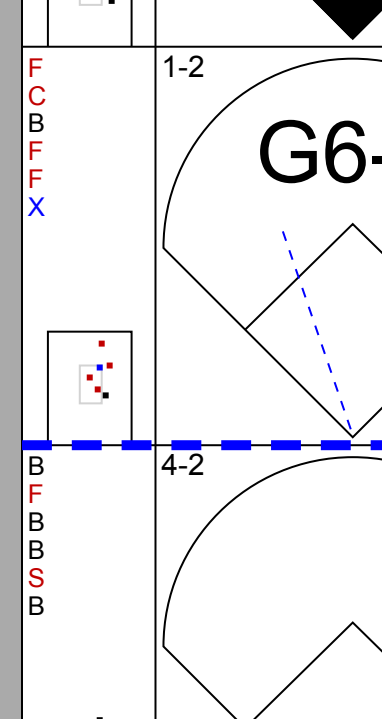
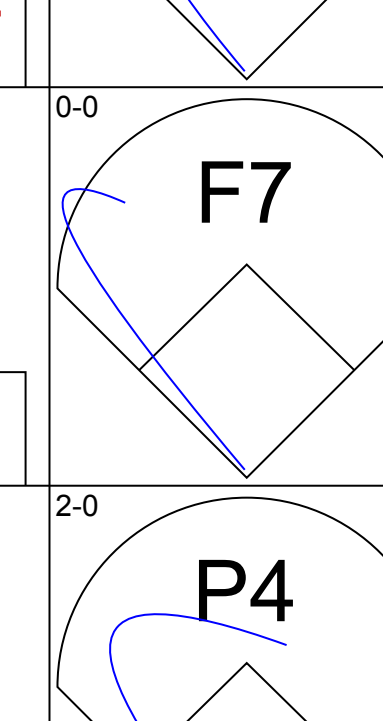
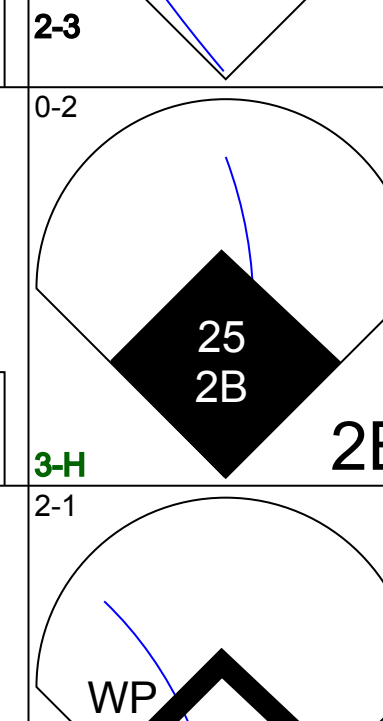
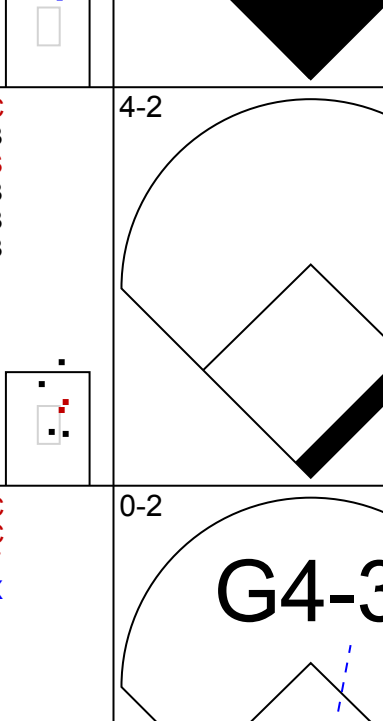
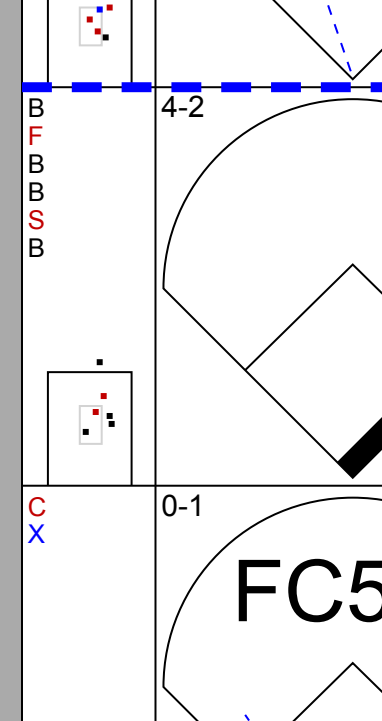
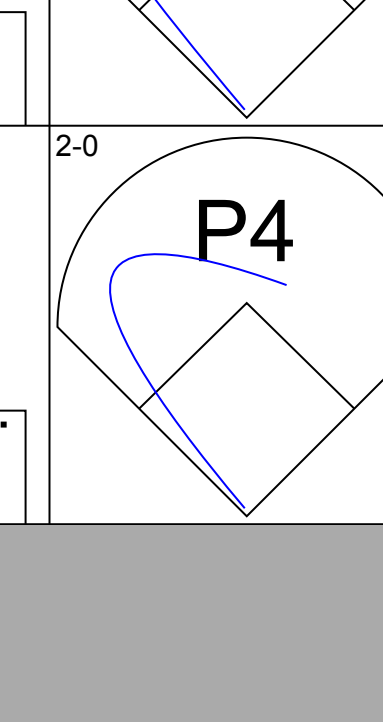
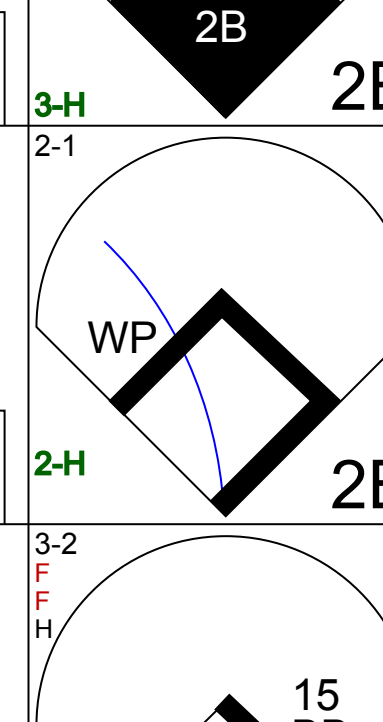
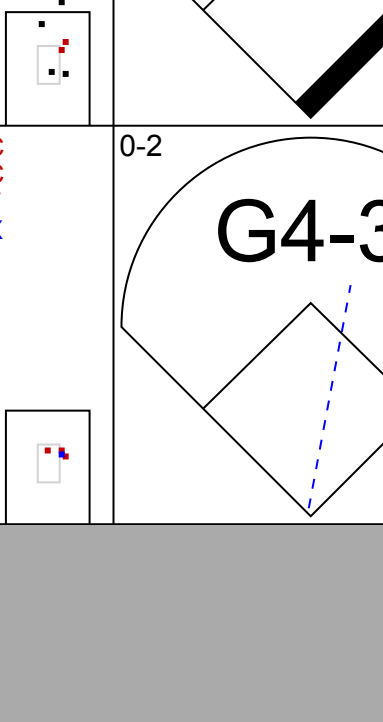
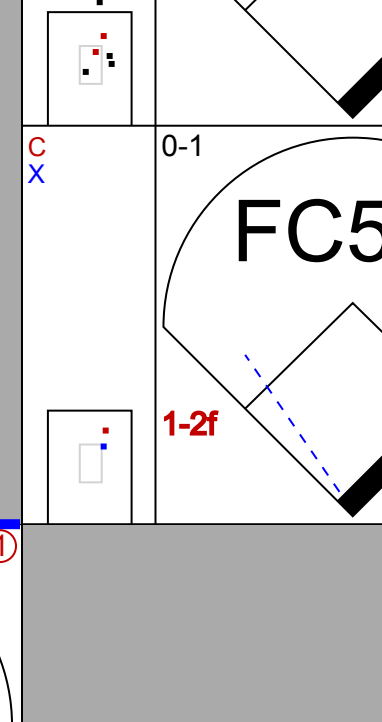
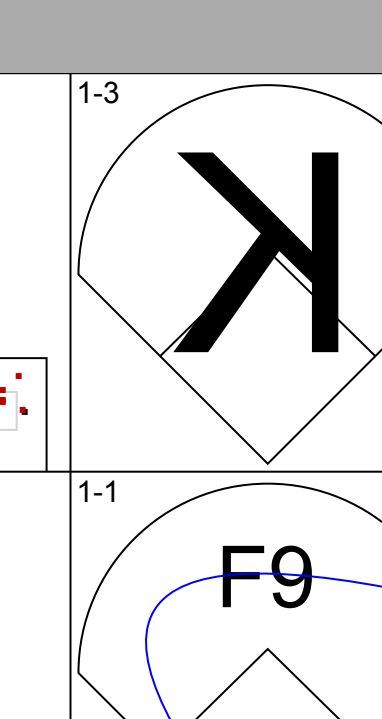
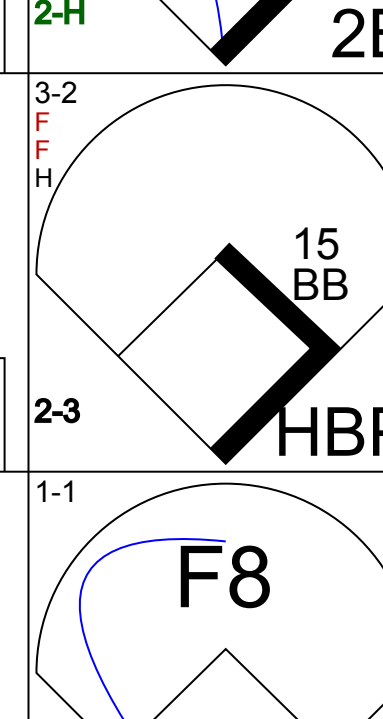
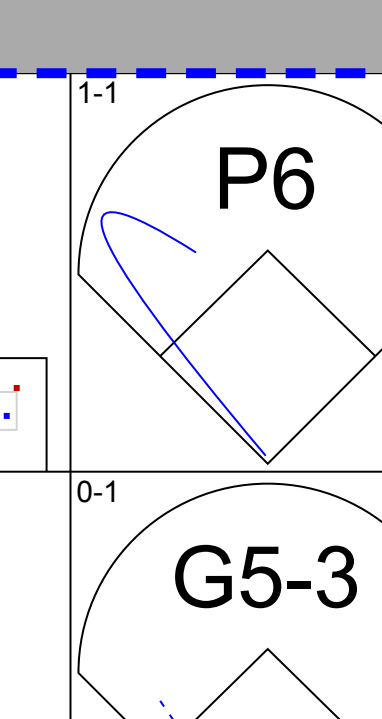
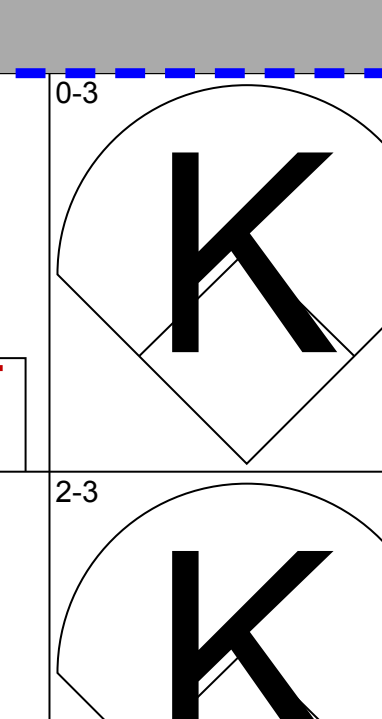
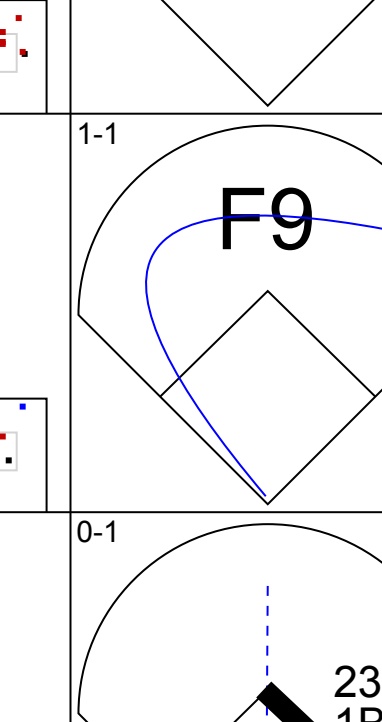
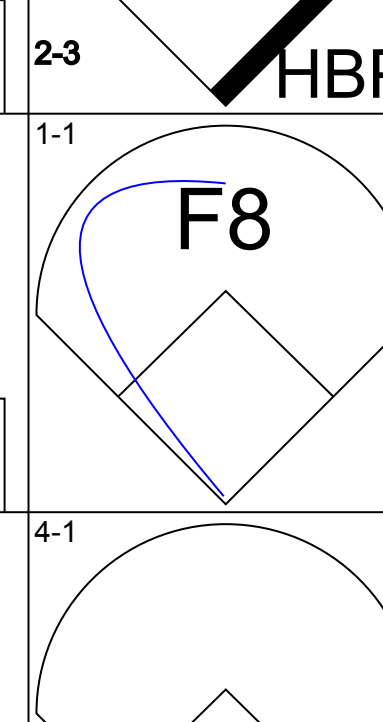
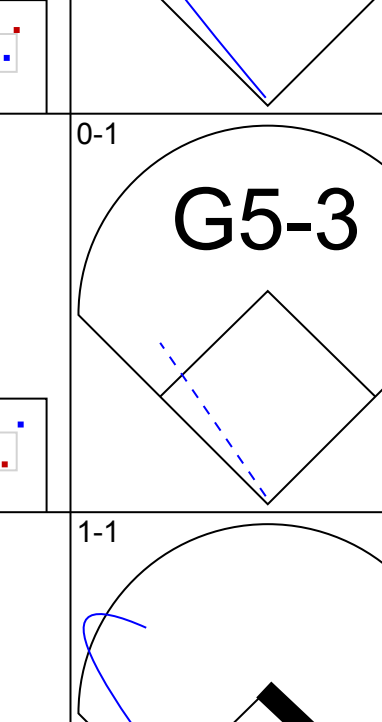
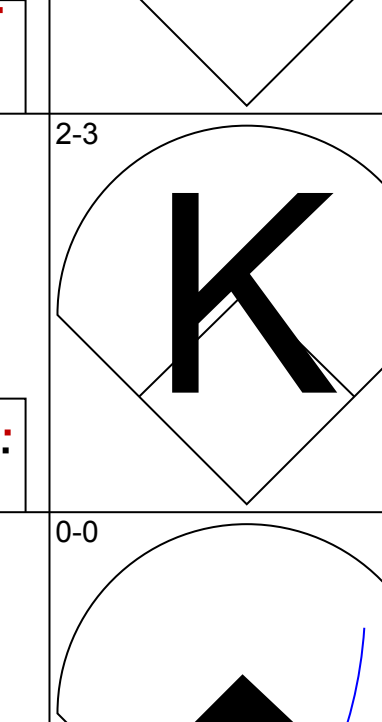
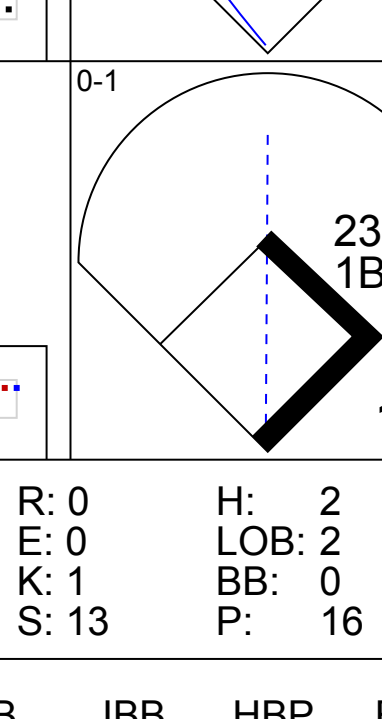
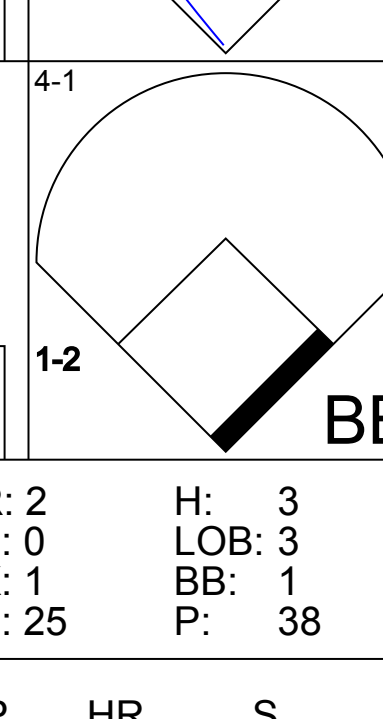
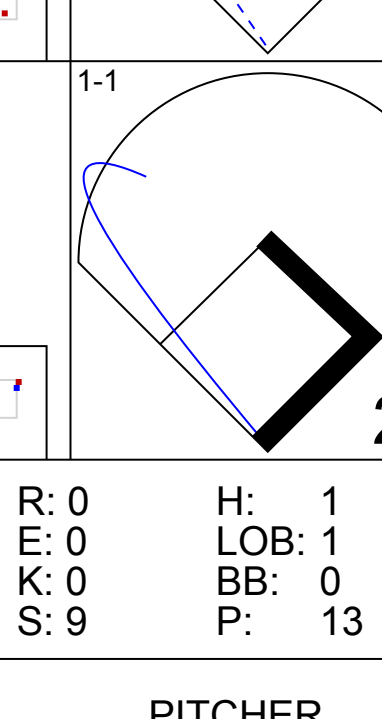
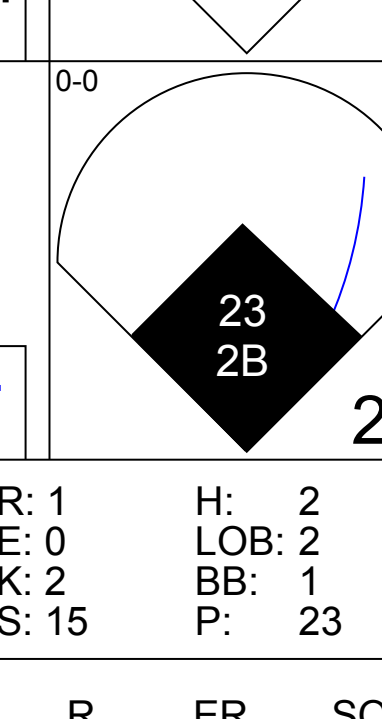
Batter	1	2	3	4	5	6	7	8	9	AB	R	H	RBI	BB	SO	LOB	BOTTOM
Kenny Lofton, L OBP: 0.347, SLG: 0.403	1B		F7			1B			F8	3	1	2	0	1	0	0	
17 Nelson Cruz, R OBP: 0.264, SLG: 0.331	1B		E5			BB				1	0	0	0	0	0	1	
10 Michael Young, R OBP: 0.281, SLG: 0.380	F8		K			2B			G1-3	5	1	1	0	0	0	3	
23 Mark Teixeira, S OBP: 0.390, SLG: 0.537	K		K			HR				4	1	2	4	1	2	2	
Sammy Sosa, R OBP: 0.320, SLG: 0.512	K		G6-3			BB			1B	5	0	0	0	0	2	4	
Frank Catalanotto, L OBP: 0.280, SLG: 0.408	HR		G1-3			1B			L8	3	1	1	0	0	0	2	
22 Marlon Byrd, R OBP: 0.250, SLG: 0.250	K		G5-3			1B			K	4	0	1	0	0	2	1	
5 Ian Kinsler, R OBP: 0.326, SLG: 0.467	P6					1B			G5-3	4	0	1	1	0	1	1	
15 Gerald Laird, R OBP: 0.308, SLG: 0.326	FC6-4					1B			K2-3	4	0	0	0	0	1	3	
Ramón Vázquez, L OBP: 0.500, SLG: 0.875	G4-3									3	0	0	0	0	1	2	
14 Victor Diaz, R OBP: 0.288, SLG: 0.608			G4-3						1B	1	1	1	0	0	0	0	
Inning Stats	R: 0 H: 1 E: 0 K: 2 S: 10	H: 0 LOB: 1 BB: 0 P: 11	R: 0 H: 0 E: 1 K: 1 S: 10	H: 0 LOB: 1 BB: 0 P: 15	R: 0 H: 0 E: 0 K: 0 S: 7	R: 0 H: 0 E: 0 K: 2 S: 15	R: 4 H: 5 E: 0 K: 0 S: 19	R: 0 H: 1 E: 0 K: 1 S: 13	R: 0 H: 0 E: 0 K: 2 S: 10	R: 1 H: 2 E: 0 K: 0 S: 14	1B: 7 2B: 1 3B: 0 HR: 1	SF: 0 SAC: 0 DP: 0 HBP: 1	WP: 0 PA: 40				
PITCHER	IP WLS BF H R ER SO BB IBB HBP BLK WP HR S P ERA WHIP																
51 Julian Tavares, R ERA: 5.4	5.2	26	4	4	4	6	1	0	0	0	0	0	0	12	22	0.00	3.000
J.C. Romero, L ERA: 2.35	0.2	4	1	0	0	0	1	0	0	0	0	0	0	15	20	0.00	0.000
36 Joel Poineto, R ERA: 5.4	1.2	W	5	0	0	3	0	0	0	0	0	0	0	14	19	9.00	2.000
37 Hideki Okajima, L ERA: 1.09	1.0	S	5	2	1	1	0	0	0	0	0	0	0	14	19	9.00	2.000

Boston Red Sox @ Texas Rangers
Rangers Ballpark in Arlington, Arlington, TX
Sun May 27 2007, 3:05 PM EDT
Att. 40,323 - Overcast - 74 F

AB 37
R 5
H 9
RBI 5
BB 2
SO 9
LOB 19



Batter	1	2	3	4	5	6	7	8	9	AB	R	H	RBI	BB	SO	LOB	TOP					
24 Grady Sizemore, L (1, 8) OBP: 0.400, SLG: 0.452										3	1	0	0	1	2	2	Cleveland Indians @ Boston Red Sox Fenway Park, Boston, MA Mon May 28 2007, 7:05 PM EDT Att: 36,910 - Clear - 79 F					
Casey Blake, R (1, 5) OBP: 0.355, SLG: 0.494										4	1	1	0	1	2	4						
48 Travis Hafner, L (1, 10) OBP: 0.414, SLG: 0.453										5	0	0	0	0	4	6						
41 Victor Martinez, S (1, 2) OBP: 0.388, SLG: 0.515										4	0	2	1	0	1	0						
Trot Nixon, L (1, 9) OBP: 0.358, SLG: 0.391										3	0	1	1	0	0	1						
2 Jhonny Peralta, R (1, 6) OBP: 0.355, SLG: 0.503										4	0	1	0	0	1	3						
20 David Dellucci, L (1, 7) OBP: 0.302, SLG: 0.381										3	1	1	0	1	1	1						
25 Ryan Garko, R (1, 3) OBP: 0.387, SLG: 0.539										4	0	1	0	0	1	3						
29 Josh Barfield, R (1, 4) OBP: 0.275, SLG: 0.349										4	0	2	1	0	1	1						
Inning Stats	R: 0 E: 0 K: 3 S: 12	H: 0 LOB: 0 BB: 0 P: 19	R: 0 E: 0 K: 2 S: 14	H: 2 LOB: 2 BB: 0 P: 19	R: 0 E: 0 K: 1 S: 10	H: 1 LOB: 1 BB: 0 P: 15	R: 0 E: 0 K: 1 S: 6	H: 0 LOB: 0 BB: 0 P: 8	R: 0 E: 0 K: 1 S: 13	H: 0 LOB: 0 BB: 0 P: 19	R: 1 E: 0 K: 2 S: 13	H: 2 LOB: 1 BB: 0 P: 19	R: 0 E: 0 K: 1 S: 9	H: 1 LOB: 1 BB: 0 P: 15	R: 1 E: 0 K: 1 S: 10	H: 1 LOB: 2 BB: 1 P: 22	R: 1 E: 0 K: 2 S: 15	H: 2 LOB: 2 BB: 1 P: 23	1B: 7 2B: 2 3B: 0 HR: 0	SF: 1 SAC: 0 DP: 1 HBP: 1	WP: 0 PB: 0 SB: 1 CS: 0	PA: 39
PITCHER	IP WLS BF H R ER SO BB IBB HBP BLK WP HR S P ERA WHIP																					
38 Curt Schilling, R (1, 1) ERA: 3.68	7.0 W 27 6 1 1 10 0 0 1 0 0 0 0 77 114 1.29 0.857																					
J.C. Romero, L (8, 1) ERA: 2.93	0.0 2 0 1 1 0 2 0 0 0 0 0 0 2 10 ∞ ∞																					
48 Javier López, L (8, 1) ERA: 3.48	0.2 H 3 1 0 0 1 0 0 0 0 0 0 0 6 9 0.00 1.500																					
53 Brendan Donnelly, R (8, 1) ERA: 3.86	0.1 H 1 0 0 0 0 0 0 0 0 0 0 0 2 3 0.00 0.000																					
58 Jonathan Papelbon, R (9, 1) ERA: 1.88	1.0 S 6 2 1 1 2 1 0 0 0 0 0 0 0 15 23 9.00 3.000																					

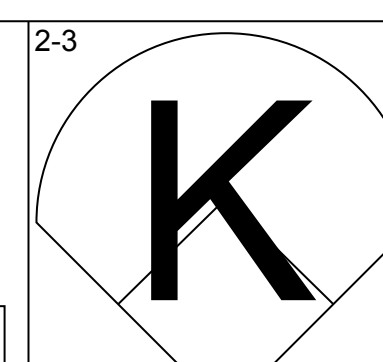
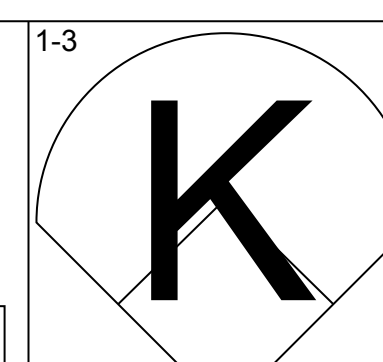
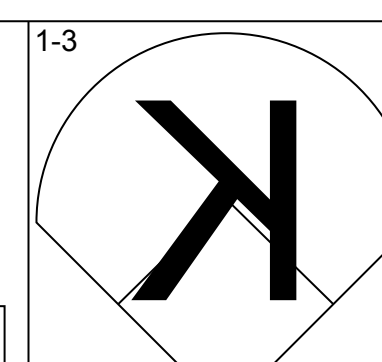
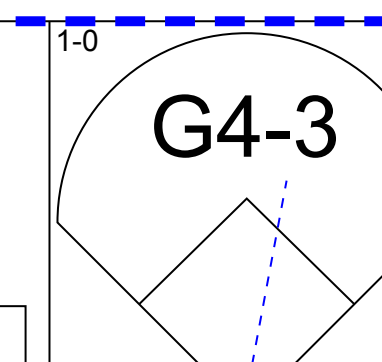
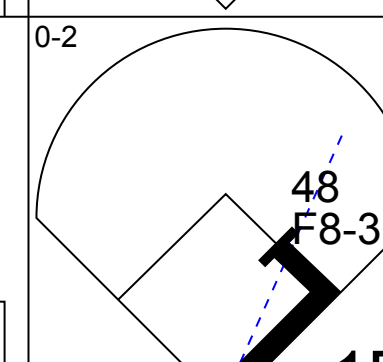
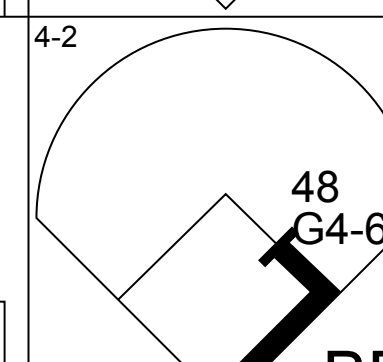
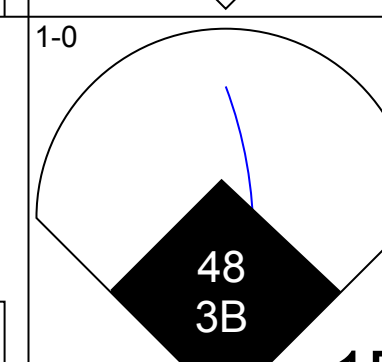

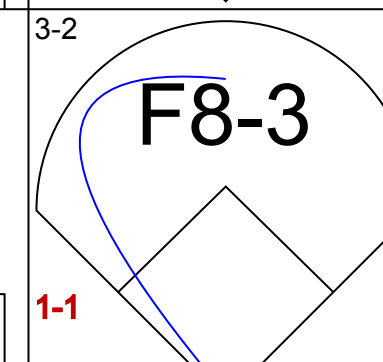
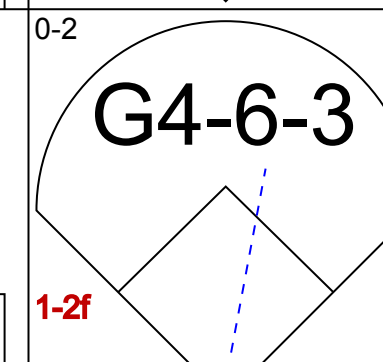
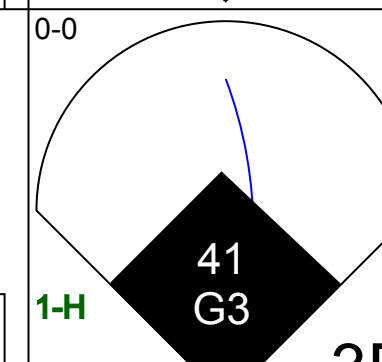

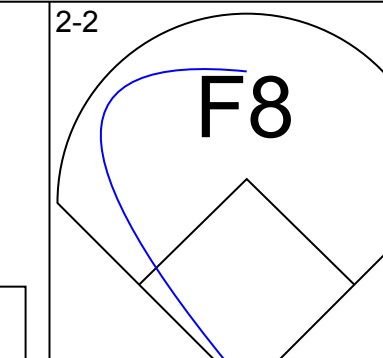
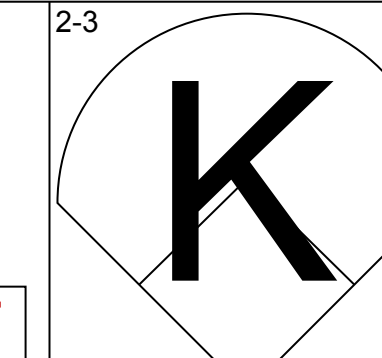
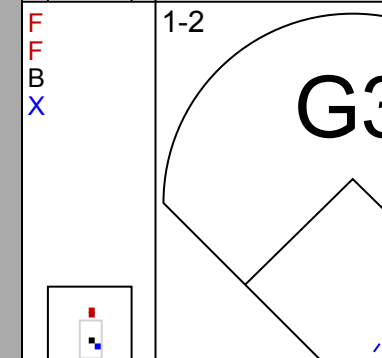
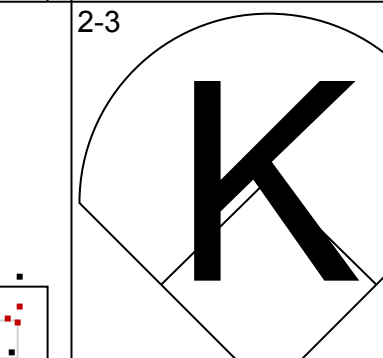
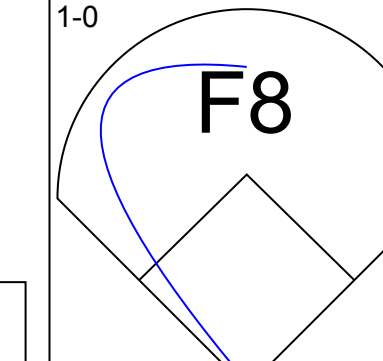
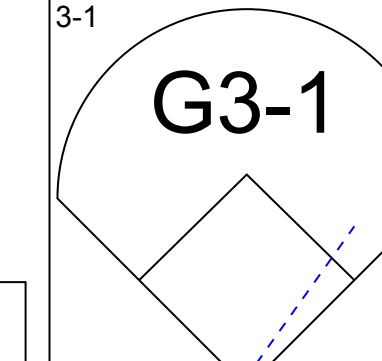
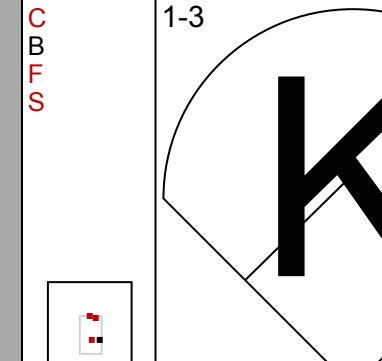
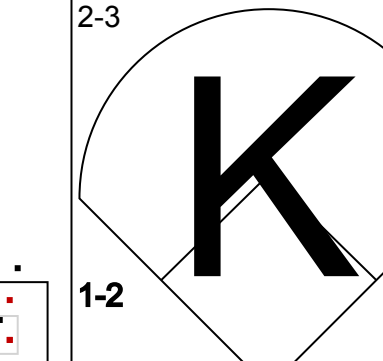
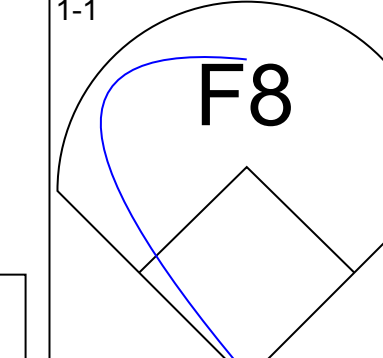
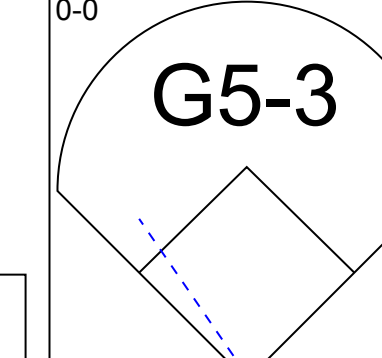
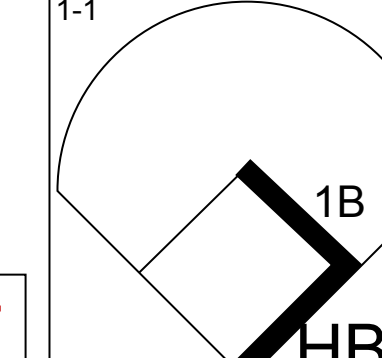
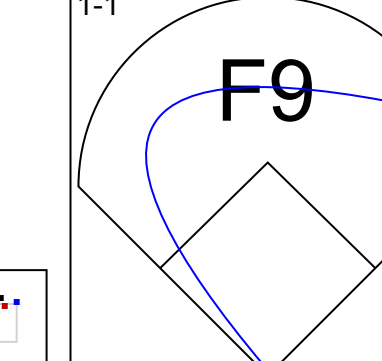
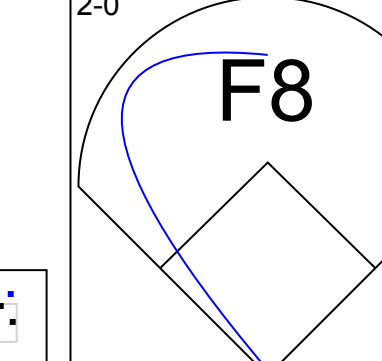
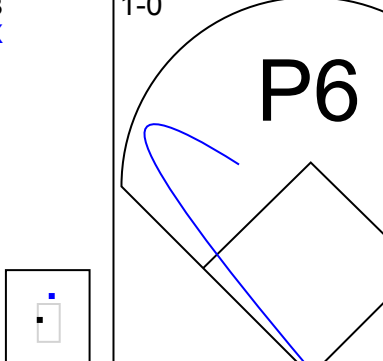
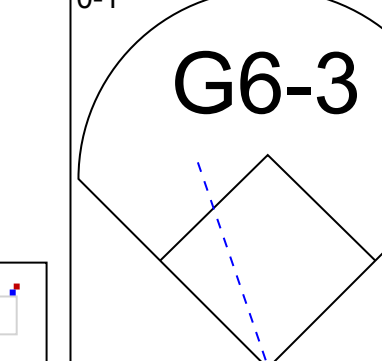
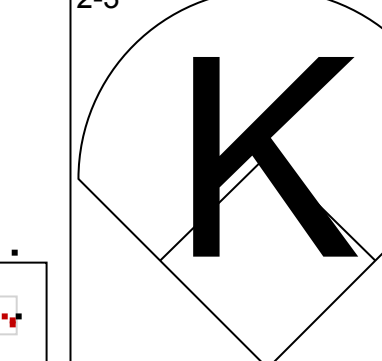
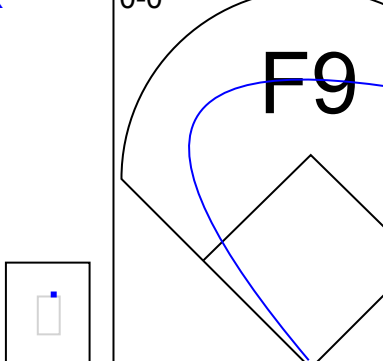
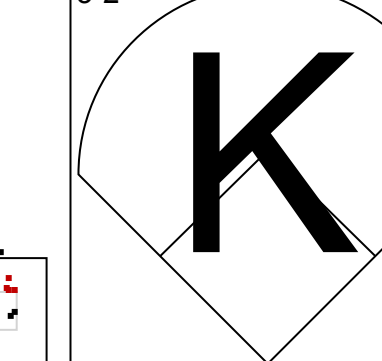
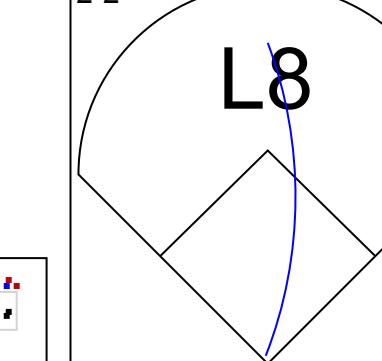
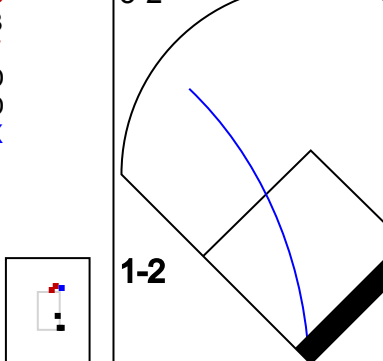
Batter	1	2	3	4	5	6	7	8	9	AB	R	H	RBI	BB	SO	LOB	BOTTOM			
23 Julio Lugo, R (1, 6) OBP: 0.292, SLG: 0.342										5	0	2	1	0	1	4	Cleveland Indians @ Boston Red Sox Fenway Park, Boston, MA Mon May 28 2007, 7:05 PM EDT Att: 36,910 - Clear - 79 F			
Coco Crisp, S (1, 8) OBP: 0.304, SLG: 0.335										4	0	0	0	1	1	2				
20 Kevin Youkilis, R (1, 3) OBP: 0.431, SLG: 0.550										5	2	2	1	0	1	2				
Manny Ramirez, R (1, 10) OBP: 0.350, SLG: 0.449										4	1	1	1	0	0	1				
7 J.D. Drew, L (1, 9) OBP: 0.362, SLG: 0.333										2	1	1	1	2	0	0				
25 Mike Lowell, R (1, 5) OBP: 0.387, SLG: 0.554										4	0	1	1	0	0	2				
Jason Varitek, S (1, 2) OBP: 0.367, SLG: 0.425										3	0	0	0	0	2	0				
Wily Mo Peña, R (1, 7) OBP: 0.333, SLG: 0.464										4	0	0	0	0	1	2				
15 Dustin Pedroia, R (1, 4) OBP: 0.385, SLG: 0.430										3	1	3	0	1	0	0				
Inning Stats	R: 0 E: 0 K: 1 S: 11	H: 0 LOB: 0 BB: 0 P: 17	R: 0 E: 0 K: 0 S: 4	H: 0 LOB: 0 BB: 0 P: 6	R: 0 E: 0 K: 1 S: 13	H: 2 LOB: 2 BB: 0 P: 16	R: 2 E: 0 K: 1 S: 25	H: 3 LOB: 3 BB: 1 P: 38	R: 1 E: 0 K: 1 S: 13	H: 1 LOB: 1 BB: 1 P: 20	R: 0 E: 0 K: 0 S: 9	H: 1 LOB: 1 BB: 0 P: 13	R: 1 E: 0 K: 0 S: 12	H: 1 LOB: 1 BB: 1 P: 20	R: 1 E: 0 K: 2 S: 15	H: 2 LOB: 2 BB: 1 P: 23	1B: 2 2B: 6 3B: 0 HR: 2	SF: 0 SAC: 0 DP: 0 HBP: 1	WP: 1 PB: 0 SB: 2 CS: 0	PA: 39
PITCHER	IP WLS BF H R ER SO BB IBB HBP BLK WP HR S P ERA WHIP																			
31 Cliff Lee, L (1, 1) ERA: 5.86	5.0 L 24 6 3 3 4 2 0 1 0 0 0 0 17 25 5.40 1.600																			
Roberto Hernandez, R (6, 1) ERA: 5.59	1.2 7 2 1 1 0 0 0 0 0 0 0 0 17 25 5.40 1.200																			
46 Aaron Fultz, L (7, 1) ERA: 1.93	0.1 2 0 0 0 0 1 0 0 0 0 0 0 4 8 0.00 3.000																			
44 Mike Koplove, R (8, 1) ERA: 4.5	1.0 6 2 1 1 2 1 0 0 0 0 0 0 15 23 9.00 3.000																			

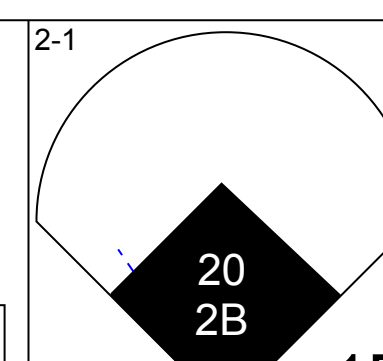
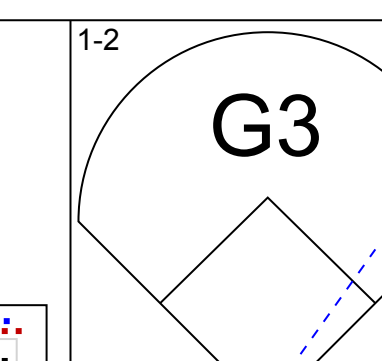
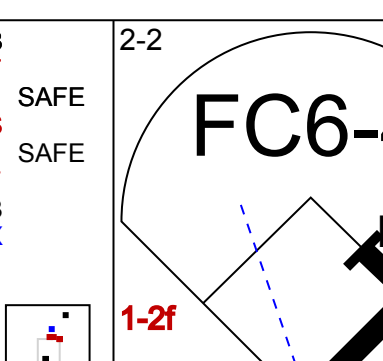
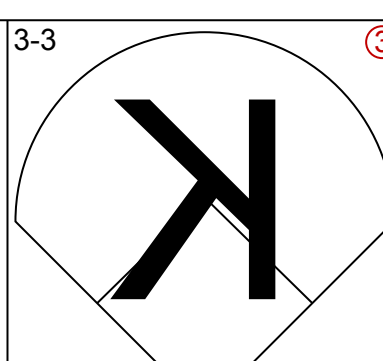
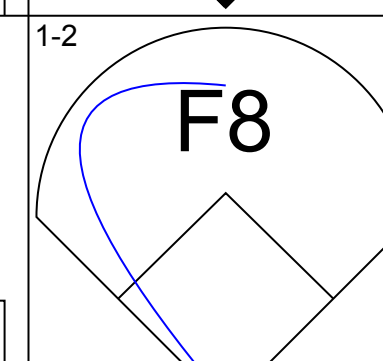
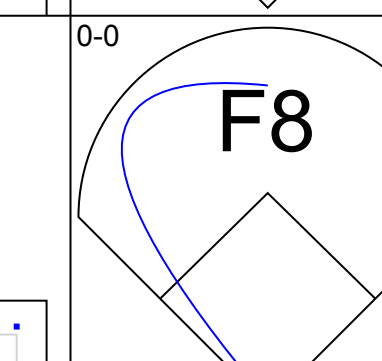
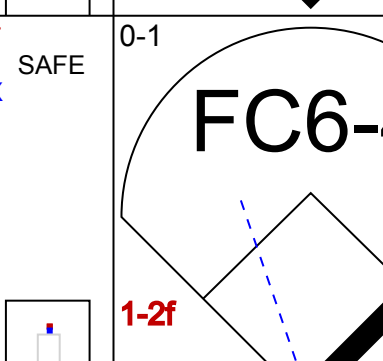
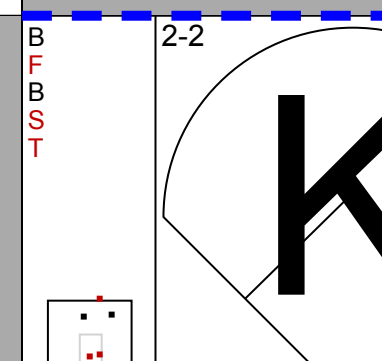
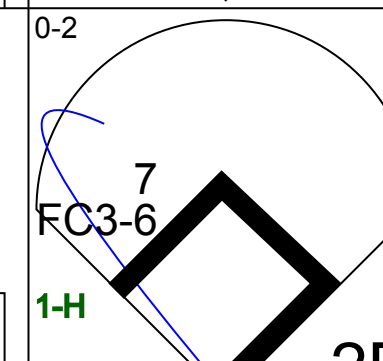
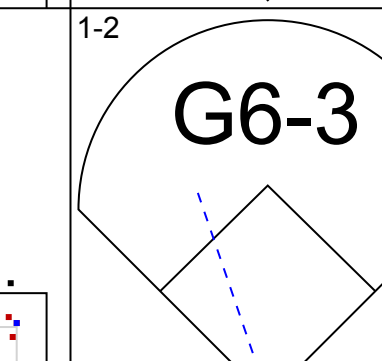
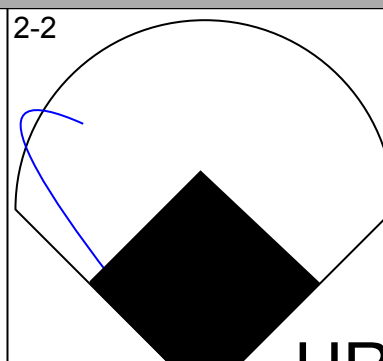
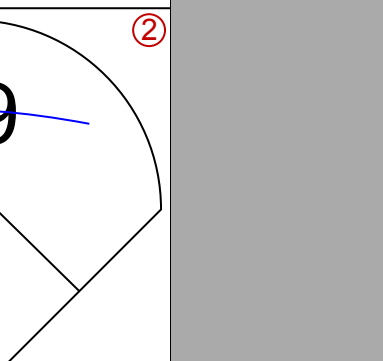
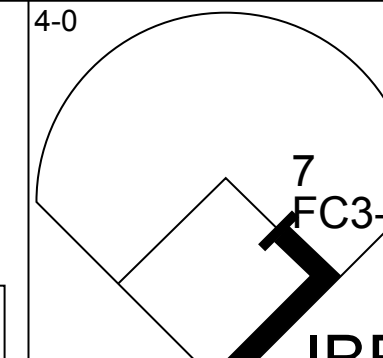
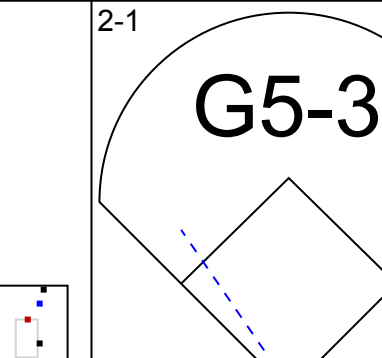
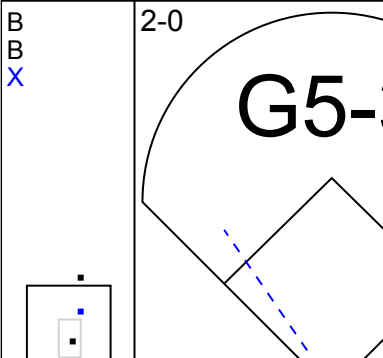
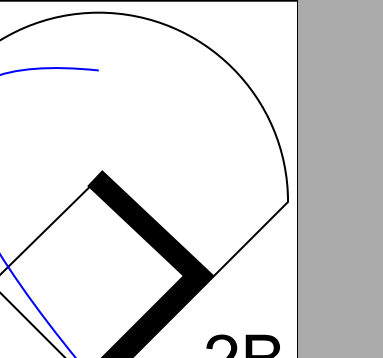
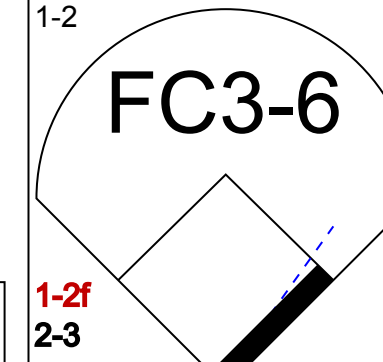
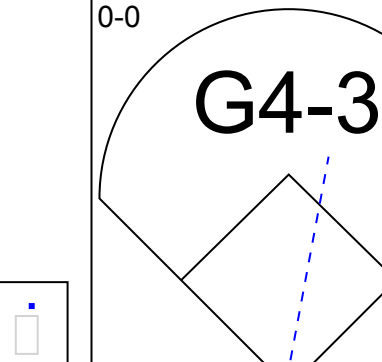
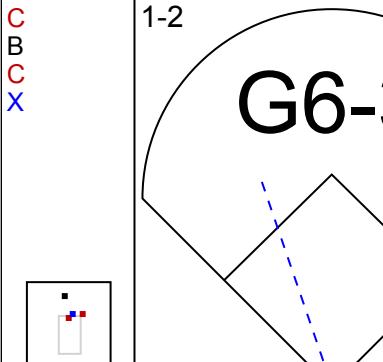
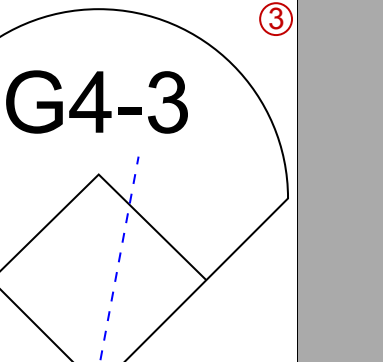
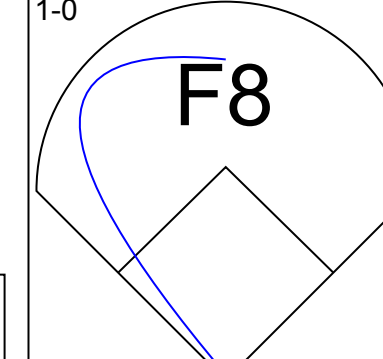
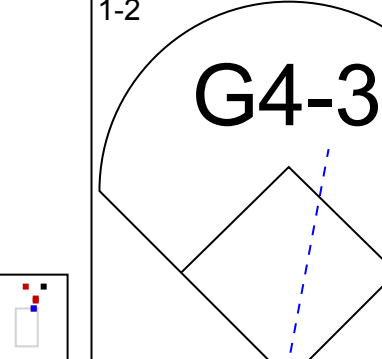
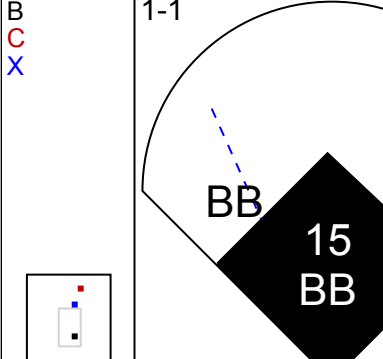
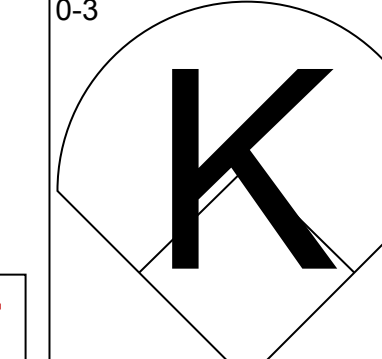
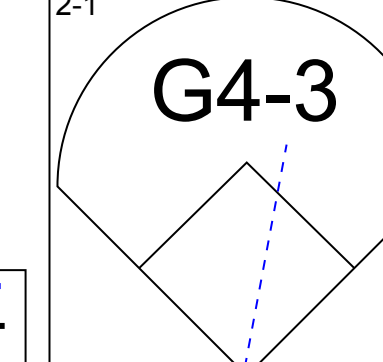
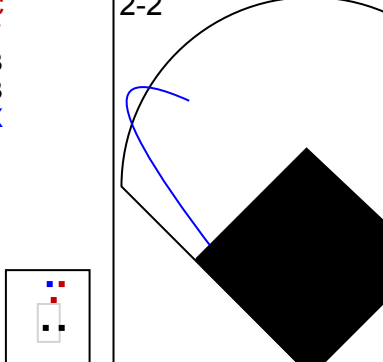
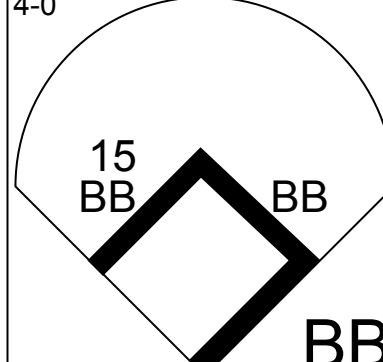
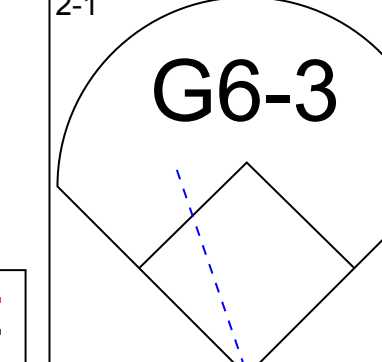
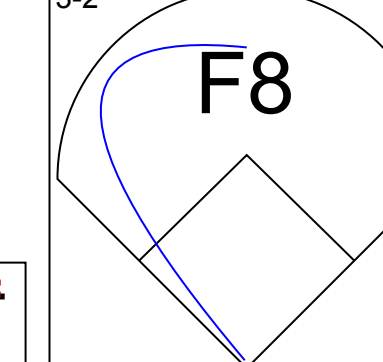
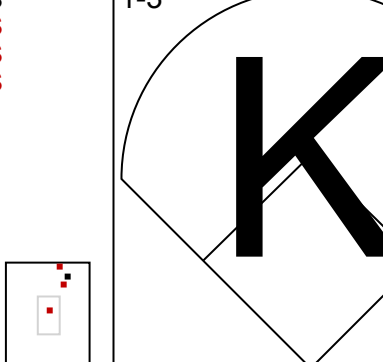
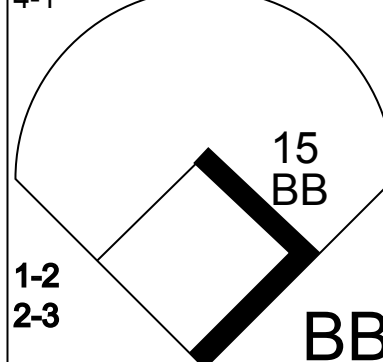
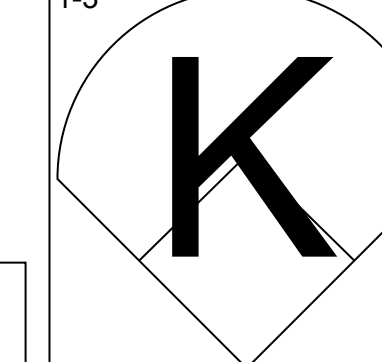
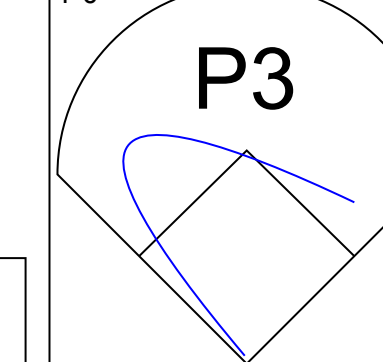
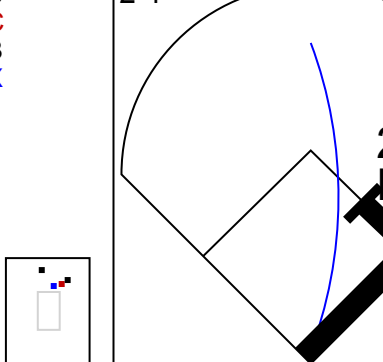
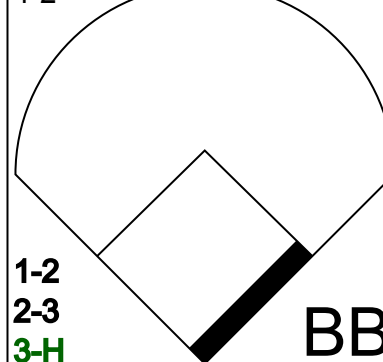
AB 34
R 3
H 9
RBI 3
BB 3
SO 13
LOB 21



AB 34
R 5
H 10
RBI 5
BB 4
SO 6
LOB 13



Batter	1	2	3	4	5	6	7	8	9	AB	R	H	RBI	BB	SO	LOB	TOP
24 Grady Sizemore, L (1, 8) OBP: 0.393, SLG: 0.443										4	0	0	0	0	3	2	Cleveland Indians @ Boston Red Sox Fenway Park, Boston, MA Tue May 29 2007, 7:05 PM EDT Att: 37,076 - Partly Cloudy - 78 F
2 Johnny Peralta, R (1, 6) OBP: 0.363, SLG: 0.506										3	1	2	0	1	0	0	
48 Travis Hafner, L (1, 10) OBP: 0.415, SLG: 0.462										3	1	1	1	1	0	2	
41 Victor Martinez, S (1, 2)										4	0	0	1	0	2	1	
Trot Nixon, L (1, 9) OBP: 0.350, SLG: 0.380										4	0	0	0	0	2	1	
25 Ryan Garko, R (1, 3) OBP: 0.386, SLG: 0.531										2	0	0	0	0	0	0	
20 David Dellucci, L (1, 7) OBP: 0.296, SLG: 0.372										3	0	0	0	0	0	1	
29 Josh Barfield, R (1, 4) OBP: 0.271, SLG: 0.343										3	0	0	0	0	1	1	
Mike Rouse, L (1, 5) OBP: 0.220, SLG: 0.162 Casey Blake, R (8, PH) OBP: 0.362, SLG: 0.497										2	0	0	0	0	1	0	
Inning Stats	R: 0 E: 0 K: 1 S: 11	H: 1 LOB: 0 BB: 0 P: 16	R: 0 E: 0 K: 0 S: 6	H: 0 LOB: 0 BB: 0 P: 10	R: 0 E: 0 K: 1 S: 8	H: 0 LOB: 0 BB: 0 P: 12	R: 0 E: 0 K: 1 S: 7	H: 0 LOB: 0 BB: 0 P: 13	R: 2 E: 0 K: 2 S: 11	H: 2 LOB: 0 BB: 0 P: 15	R: 0 E: 0 K: 2 S: 7	H: 1 LOB: 2 BB: 0 P: 13	R: 0 E: 0 K: 2 S: 13	H: 0 LOB: 1 BB: 1 P: 23	1B: 3 2B: 1 3B: 1 HR: 0	SF: 0 SAC: 0 DP: 2 HBP: 1	WP: 0 PA: 32 PB: 0 SB: 0 CS: 0
PITCHER	IP WLS BF H R ER SO BB IBB HBP BLK WP HR S P ERA WHIP																
19 Josh Beckett, R (1, 1) ERA: 2.65	7.0 W 23 3 2 2 7 1 0 0 0 0 0 58 91 2.57 0.571																
53 Brendan Donnelly, R (8, 1) ERA: 3.71	0.2 H 4 1 0 0 0 0 0 0 1 0 0 6 11 0.00 1.500																
48 Javier López, L (8, 1) ERA: 3.38	0.1 H 1 0 0 0 0 0 0 0 0 0 0 1 2 0.00 0.000																
37 Hideki Okajima, L (9, 1) ERA: 1.05	1.0 S 4 0 0 0 2 1 0 0 0 0 0 0 13 23 0.00 1.000																

Batter	1	2	3	4	5	6	7	8	9	AB	R	H	RBI	BB	SO	LOB	BOTTOM
23 Julio Lugo, R (1, 6) OBP: 0.291, SLG: 0.340										4	1	1	0	0	1	4	Cleveland Indians @ Boston Red Sox Fenway Park, Boston, MA Tue May 29 2007, 7:05 PM EDT Att: 37,076 - Partly Cloudy - 78 F
Coco Crisp, S (1, 8) OBP: 0.298, SLG: 0.327										4	0	0	0	0	1	2	
20 Kevin Youkilis, R (1, 3) OBP: 0.432, SLG: 0.570										4	1	2	2	0	0	0	
Manny Ramirez, R (1, 10) OBP: 0.353, SLG: 0.453										3	0	1	0	1	0	0	
7 J.D. Drew, L (1, 9) OBP: 0.354, SLG: 0.325										4	0	0	0	0	0	3	
25 Mike Lowell, R (1, 5) OBP: 0.394, SLG: 0.552										4	1	1	0	0	1	2	
Jason Varitek, S (1, 2) OBP: 0.370, SLG: 0.445										3	1	1	1	1	0	0	
Wily Mo Peña, R (1, 7) OBP: 0.328, SLG: 0.441										3	0	0	0	1	2	0	
15 Dustin Pedroia, R (1, 4) OBP: 0.391, SLG: 0.431										2	0	1	1	1	0	0	
Inning Stats	R: 1 E: 0 K: 0 S: 14	H: 2 LOB: 2 BB: 1 P: 22	R: 0 E: 0 K: 0 S: 8	H: 0 LOB: 0 BB: 0 P: 14	R: 0 E: 0 K: 0 S: 8	H: 0 LOB: 0 BB: 0 P: 10	R: 0 E: 0 K: 0 S: 8	H: 0 LOB: 0 BB: 0 P: 11	R: 1 E: 0 K: 1 S: 14	H: 2 LOB: 1 BB: 0 P: 21	R: 2 E: 0 K: 1 S: 12	H: 2 LOB: 3 BB: 3 P: 19	R: 0 E: 0 K: 2 S: 10	H: 0 LOB: 0 BB: 0 P: 13	1B: 2 2B: 3 3B: 0 HR: 2	SF: 0 SAC: 0 DP: 0 HBP: 0	WP: 0 PA: 35 PB: 0 SB: 0 CS: 0
PITCHER	IP WLS BF H R ER SO BB IBB HBP BLK WP HR S P ERA WHIP																
45 Jeremy Sowers, L (1, 1) ERA: 6.25	5.2 L 24 6 4 4 1 0 1 0 0 0 0 0 7 22 0.00 9.000																
Fernando Cabrera, R (8, 1) ERA: 5.49	0.1 4 0 0 0 1 3 0 0 0 0 0 0 7 22 0.00 9.000																
53 Rafael Perez, L (7, 1) ERA:	2.0 7 1 0 0 3 0 0 0 0 0 0 0 22 32 0.00 0.500																

Batter	1	2	3	4	5	6	7	8	9	AB	R	H	RBI	BB	SO	LOB	TOP					
24 Grady Sizemore, L (1, 8) OBP: 0.396, SLG: 0.462	F7		K			48 2B		48 2B	G1-3	5	3	2	2	1	1	2						
Casey Blake, R (1, 5) OBP: 0.365, SLG: 0.492	25 HBP		P4			G6-3		K		4	0	1	1	1	1	2						
48 Travis Hafner, L (1, 10) OBP: 0.419, SLG: 0.478	25 HBP		G6-3			G6-3		F8		5	0	3	2	0	0	1						
25 Ryan Garko, R (1, 3) OBP: 0.393, SLG: 0.537	G4-6-3					K		G4-3		4	0	2	0	0	1	2						
Trot Nixon, L (1, 9) OBP: 0.345, SLG: 0.381	G4-6-3					K		G3		5	1	1	0	0	2	6						
2 Jhonny Peralta, R (1, 6) OBP: 0.359, SLG: 0.497		F8				K		F8		5	0	1	0	0	1	2						
20 David Dellucci, L (1, 7) OBP: 0.299, SLG: 0.381		F8				F8		F8		5	1	2	1	0	1	3						
29 Josh Barfield, R (1, 4) OBP: 0.274, SLG: 0.345						G4-3		FC5		5	0	2	1	0	0	3						
10 Kelly Shoppach, R (1, 2) OBP: 0.448, SLG: 0.588						G6-3		HR		5	3	4	1	0	0	1						
Inning Stats	R: 0 E: 0 K: 0 S: 13	H: 2 LOB: 2 BB: 0 P: 17	R: 0 E: 0 K: 0 S: 9	H: 1 LOB: 1 BB: 0 P: 15	R: 0 E: 0 K: 1 S: 9	H: 0 LOB: 0 BB: 0 P: 14	R: 0 E: 0 K: 2 S: 11	H: 1 LOB: 1 BB: 0 P: 17	R: 2 E: 0 K: 1 S: 16	H: 3 LOB: 1 BB: 0 P: 27	R: 4 E: 0 K: 0 S: 19	H: 5 LOB: 1 BB: 1 P: 24	R: 0 E: 0 K: 2 S: 12	H: 2 LOB: 2 BB: 0 P: 17	R: 2 E: 0 K: 1 S: 9	H: 2 LOB: 1 BB: 1 P: 17	R: 0 E: 0 K: 0 S: 14	H: 2 LOB: 2 BB: 0 P: 18	1B: 10 2B: 6 3B: 0 HR: 2	SF: 0 SAC: 0 DP: 1 HBP: 1	WP: 0 PB: 0 SB: 2 CS: 0	PA: 46
PITCHER	IP	WLS	BF	H	R	ER	SO	BB	IBB	HBP	BLK	WP	HR	S	P	ERA	WHIP					
18 Daisuke Matsuzaka, R (1, 1) ERA: 4.83	5.2	L	28	12	6	6	4	0	0	1	0	0	1	73	106	9.53	2.118					
39 Kyle Snyder, R (6, 1) ERA: 1.53	1.1		7	2	0	0	2	1	0	0	0	0	0	16	25	0.00	2.250					
J.C. Romero, L (8, 1) ERA: 3.86	1.0		6	2	2	2	1	1	0	0	0	0	1	9	17	18.00	3.000					
36 Joel Poinero, R (9, 1) ERA: 5.14	1.0		5	2	0	0	0	0	0	0	0	0	0	14	18	0.00	2.000					

Cleveland Indians @ Boston Red Sox
Fenway Park, Boston, MA
Wed May 30 2007, 7:05 PM EDT
Att: 37,091 - Cloudy - 77 F

AB 43
R 8
H 18
RBI 8
BB 2
SO 7
LOB 22



Batter	1	2	3	4	5	6	7	8	9	AB	R	H	RBI	BB	SO	LOB	BOTTOM					
Coco Crisp, S (1, 8) OBP: 0.292, SLG: 0.320	G4-3		F7			SH2-3		P5	G5-3	4	0	0	0	0	0	3						
20 Kevin Youkilis, R (1, 3) OBP: 0.427, SLG: 0.561	F8		34 L1-3			F8		K	K	5	0	1	0	0	2	4						
34 David Ortiz, L (1, 10) OBP: 0.431, SLG: 0.579			L1-3			F7		L5		4	0	1	0	0	0	5						
Manny Ramirez, R (1, 7) OBP: 0.356, SLG: 0.456	G4-3					7 WP		F9		3	1	1	0	1	0	1						
7 J.D. Drew, L (1, 9) OBP: 0.346, SLG: 0.316			E4			G6-3		P6		4	2	0	1	0	0	1						
25 Mike Lowell, R (1, 5) OBP: 0.386, SLG: 0.573			G3			P6		K		4	1	2	2	0	1	0						
Jason Varitek, S (1, 2) OBP: 0.373, SLG: 0.454			G3					P4		4	0	2	1	0	0	1						
13 Alex Cora, L (1, 6) OBP: 0.361, SLG: 0.500			F7			L8		P5		4	0	1	0	0	0	2						
15 Dustin Pedroia, R (1, 4) OBP: 0.394, SLG: 0.433			P6			SH2-3		G3-1		4	0	2	0	0	0	1						
Inning Stats	R: 0 E: 0 K: 0 S: 10	H: 1 LOB: 1 BB: 0 P: 11	R: 1 E: 1 K: 0 S: 8	H: 1 LOB: 1 BB: 0 P: 11	R: 0 E: 0 K: 0 S: 9	H: 1 LOB: 0 BB: 0 P: 12	R: 1 E: 0 K: 0 S: 12	H: 2 LOB: 1 BB: 0 P: 18	R: 0 E: 0 K: 1 S: 7	H: 0 LOB: 0 BB: 0 P: 9	R: 0 E: 0 K: 1 S: 17	H: 3 LOB: 3 BB: 0 P: 22	R: 2 E: 0 K: 0 S: 11	H: 1 LOB: 0 BB: 1 P: 23	R: 0 E: 0 K: 1 S: 11	H: 0 LOB: 0 BB: 0 P: 13	1B: 6 2B: 4 3B: 0 HR: 1	SF: 0 SAC: 1 DP: 1 HBP: 0	WP: 1 PB: 0 SB: 0 CS: 0	PA: 38		
PITCHER	IP	WLS	BF	H	R	ER	SO	BB	IBB	HBP	BLK	WP	HR	S	P	ERA	WHIP					
Paul Byrd, R (1, 1) ERA: 3.57	6.0		27	9	2	1	1	0	0	0	0	0	0	4	7	0.00	0.000					
40 Tom Mastny, R (7, 1) ERA: 2.86	0.2	H	2	0	0	0	1	0	0	0	0	0	0	4	7	0.00	0.000					
46 Aaron Fultz, L (7, 1) ERA: 1.88	0.1	H	1	0	0	0	0	0	0	0	0	0	0	7	9	0.00	0.000					
Roberto Hernandez, R (8, 1) ERA: 6.2	1.0		5	1	2	2	0	1	0	0	0	0	1	11	23	18.00	2.000					
63 Rafael Betancourt, R (9, 1) ERA: 1.96	1.0		3	0	0	0	1	0	0	0	0	0	0	11	13	0.00	0.000					

Cleveland Indians @ Boston Red Sox
Fenway Park, Boston, MA
Wed May 30 2007, 7:05 PM EDT
Att: 37,091 - Cloudy - 77 F

AB 36
R 4
H 10
RBI 4
BB 1
SO 3
LOB 18



Batter	1	2	3	4	5	6	7	8	9	AB	R	H	RBI	BB	SO	LOB	TOP			
18 Johnny Damon, L (1, 10) OBP: 0.363, SLG: 0.364	G4-3	G6-4-3 BB		P4	G6-3		G6-3			3	0	0	1	2	0	2	New York Yankees @ Boston Red Sox Fenway Park, Boston, MA Fri Jun 01 2007, 7:05 PM EDT Att: 36,785 - Partly Cloudy - 82 F			
2 Derek Jeter, R (1, 6) OBP: 0.416, SLG: 0.455	G5-3	G6-4-3		G6-3	G6-3			E5 55 1B		5	0	1	0	0	0	4				
55 Hideki Matsui, L (1, 7) OBP: 0.365, SLG: 0.466	G3		G1-3	G6-3	F9			G6-3		4	1	1	0	1	0	3				
13 Alex Rodriguez, R (1, 5) OBP: 0.391, SLG: 0.636		G6-3		G6-3				K		3	2	1	0	1	1	2				
20 Jorge Posada, S (1, 2) OBP: 0.414, SLG: 0.566		K	K	G6-3	G4-3			G4-6-3		5	0	2	3	0	2	3				
24 Robinson Cano, L (1, 4) OBP: 0.305, SLG: 0.411					G4-3				G3 HBP	4	2	2	2	0	0	2				
Bobby Abreu, L (1, 9) OBP: 0.319, SLG: 0.303									G3	4	2	2	0	1	1	1				
Josh Phelps, R (1, 3) OBP: 0.343, SLG: 0.407										2	1	0	0	1	0	1				
11 Doug Mientkiewicz, L (7, 3) OBP: 0.284, SLG: 0.372										1	0	0	0	0	1	1				
28 Melky Cabrera, S (1, 8) OBP: 0.301, SLG: 0.321										3	1	2	1	2	0	1				
Inning Stats	R: 0 E: 0 K: 0 S: 7	H: 0 LOB: 0 BB: 9	R: 3 E: 0 K: 1 S: 12	H: 2 LOB: 4 BB: 31	R: 0 E: 0 K: 1 S: 6	H: 1 LOB: 0 BB: 0	R: 6 E: 0 K: 0 S: 19	H: 3 LOB: 1 BB: 2 P: 42	R: 0 E: 0 K: 0 S: 15	H: 2 LOB: 3 BB: 2 P: 28	R: 0 E: 0 K: 1 S: 11	H: 1 LOB: 1 BB: 0 P: 17	R: 0 E: 1 K: 1 S: 12	H: 1 LOB: 1 BB: 0 P: 17	R: 0 E: 0 K: 1 S: 10	H: 0 LOB: 0 BB: 0 P: 17	1B: 5 2B: 5 3B: 0 HR: 1	SF: 0 SAC: 0 DP: 2 HBP: 3	WP: 1 PB: 2 SB: 0 CS: 2	PA: 45
PITCHER	IP WLS BF H R ER SO	IP WLS BF H R ER SO	IP WLS BF H R ER SO	IP WLS BF H R ER SO	IP WLS BF H R ER SO	IP WLS BF H R ER SO	IP WLS BF H R ER SO	IP WLS BF H R ER SO	IP WLS BF H R ER SO	IP WLS BF H R ER SO	IP WLS BF H R ER SO	IP WLS BF H R ER SO	IP WLS BF H R ER SO	IP WLS BF H R ER SO	IP WLS BF H R ER SO	IP WLS BF H R ER SO	ERA WHIP	ERA WHIP	ERA WHIP	
49 Tim Wakefield, R (1, 1) ERA: 4.24	3.2 L 21 5 8 8 2	4.1 L 21 5 8 8 2	4.1 L 21 5 8 8 2	4.1 L 21 5 8 8 2	4.1 L 21 5 8 8 2	4.1 L 21 5 8 8 2	4.1 L 21 5 8 8 2	4.1 L 21 5 8 8 2	4.1 L 21 5 8 8 2	4.1 L 21 5 8 8 2	4.1 L 21 5 8 8 2	4.1 L 21 5 8 8 2	4.1 L 21 5 8 8 2	4.1 L 21 5 8 8 2	4.1 L 21 5 8 8 2	4.1 L 21 5 8 8 2	19.64 3.000	19.64 3.000	19.64 3.000	
39 Kyle Snyder, R (4, 1) ERA: 1.53	1.0 R 8 3 1 1 0	1.0 R 8 3 1 1 0	1.0 R 8 3 1 1 0	1.0 R 8 3 1 1 0	1.0 R 8 3 1 1 0	1.0 R 8 3 1 1 0	1.0 R 8 3 1 1 0	1.0 R 8 3 1 1 0	1.0 R 8 3 1 1 0	1.0 R 8 3 1 1 0	1.0 R 8 3 1 1 0	1.0 R 8 3 1 1 0	1.0 R 8 3 1 1 0	1.0 R 8 3 1 1 0	1.0 R 8 3 1 1 0	1.0 R 8 3 1 1 0	9.00 5.000	9.00 5.000	9.00 5.000	
J.C. Romero, L (5, 1) ERA: 3.38	2.1 L 9 2 0 0 1	2.1 L 9 2 0 0 1	2.1 L 9 2 0 0 1	2.1 L 9 2 0 0 1	2.1 L 9 2 0 0 1	2.1 L 9 2 0 0 1	2.1 L 9 2 0 0 1	2.1 L 9 2 0 0 1	2.1 L 9 2 0 0 1	2.1 L 9 2 0 0 1	2.1 L 9 2 0 0 1	2.1 L 9 2 0 0 1	2.1 L 9 2 0 0 1	2.1 L 9 2 0 0 1	2.1 L 9 2 0 0 1	2.1 L 9 2 0 0 1	0.00 0.857	0.00 0.857	0.00 0.857	
36 Joel Pineiro, R (8, 1) ERA: 4.91	1.0 R 4 1 0 0 1	1.0 R 4 1 0 0 1	1.0 R 4 1 0 0 1	1.0 R 4 1 0 0 1	1.0 R 4 1 0 0 1	1.0 R 4 1 0 0 1	1.0 R 4 1 0 0 1	1.0 R 4 1 0 0 1	1.0 R 4 1 0 0 1	1.0 R 4 1 0 0 1	1.0 R 4 1 0 0 1	1.0 R 4 1 0 0 1	1.0 R 4 1 0 0 1	1.0 R 4 1 0 0 1	1.0 R 4 1 0 0 1	1.0 R 4 1 0 0 1	0.00 1.000	0.00 1.000	0.00 1.000	
48 Javier López, L (9, 1) ERA: 3.09	1.0 L 4 0 0 0 1	1.0 L 4 0 0 0 1	1.0 L 4 0 0 0 1	1.0 L 4 0 0 0 1	1.0 L 4 0 0 0 1	1.0 L 4 0 0 0 1	1.0 L 4 0 0 0 1	1.0 L 4 0 0 0 1	1.0 L 4 0 0 0 1	1.0 L 4 0 0 0 1	1.0 L 4 0 0 0 1	1.0 L 4 0 0 0 1	1.0 L 4 0 0 0 1	1.0 L 4 0 0 0 1	1.0 L 4 0 0 0 1	1.0 L 4 0 0 0 1	0.00 0.000	0.00 0.000	0.00 0.000	


Batter	1	2	3	4	5	6	7	8	9	AB	R	H	RBI	BB	SO	LOB	BOTTOM					
23 Julio Lugo, R (1, 6) OBP: 0.284, SLG: 0.332	K	G4-3	FC5-2 20 S			G6-4-3			K	5	0	0	1	0	2	4	New York Yankees @ Boston Red Sox Fenway Park, Boston, MA Fri Jun 01 2007, 7:05 PM EDT Att: 36,785 - Partly Cloudy - 82 F					
20 Kevin Youkilis, R (1, 3) OBP: 0.340, SLG: 0.557	G6-3	G6-3	G6-3			G6-3			34 1B HBP	3	1	1	0	1	0	2						
34 David Ortiz, L (1, 10) OBP: 0.439, SLG: 0.582	G6-3	G6-3	G6-3			G6-3			1B FC1-4 1B	4	1	3	1	1	1	1						
Manny Ramirez, R (1, 7) OBP: 0.366, SLG: 0.465	G6-3	G6-3	G6-3			G6-3			FC1-4 1B	5	0	4	1	0	0	1						
7 J.D. Drew, L (1, 9) OBP: 0.340, SLG: 0.310	E3	P5	G4-3			G6-4-3			FC1-4	3	0	0	0	0	0	5						
Wily Mo Peña, R (6, 9) OBP: 0.319, SLG: 0.426	E3	P5	G4-3			G6-4-3			FC1-4	2	0	0	1	0	0	2						
25 Mike Lowell, R (1, 5) OBP: 0.388, SLG: 0.570	FC6-4					G4-3			G4-3	1	0	0	0	0	0	3						
12 Eric Hinske, L (5, 3) OBP: 0.266, SLG: 0.309	FC6-4					G4-3			G4-3	3	0	0	0	0	0	1						
Coco Crisp, S (1, 8) OBP: 0.291, SLG: 0.318						G4-3			F9	4	2	1	0	0	0	1						
28 Doug Mirabeli, R (1, 2) OBP: 0.245, SLG: 0.348						G6-3			F8	4	0	1	0	0	0	1						
15 Dustin Pedroia, R (1, 4) OBP: 0.404, SLG: 0.460									K	4	1	3	1	0	1	0						
Inning Stats	R: 0 E: 1 K: 1 S: 14	H: 1 LOB: 3 BB: 1 P: 23	R: 2 E: 0 K: 0 S: 17	H: 4 LOB: 3 BB: 1 P: 26	R: 1 E: 0 K: 0 S: 15	H: 2 LOB: 2 BB: 0 P: 25	R: 0 E: 0 K: 0 S: 7	H: 1 LOB: 0 BB: 0 P: 8	R: 0 E: 0 K: 0 S: 11	H: 0 LOB: 0 BB: 0 P: 19	R: 0 E: 0 K: 1 S: 10	H: 2 LOB: 1 BB: 0 P: 16	R: 0 E: 0 K: 0 S: 3	H: 1 LOB: 0 BB: 0 P: 6	R: 0 E: 0 K: 1 S: 6	H: 0 LOB: 0 BB: 0 P: 9	R: 2 E: 0 K: 1 S: 13	H: 2 LOB: 1 BB: 0 P: 22	1B: 11 2B: 2 3B: 0 HR: 0	SF: 0 SAC: 0 DP: 3 HBP: 2	WP: 0 PB: 0 SB: 2 CS: 0	PA: 42
PITCHER	IP WLS BF H R ER SO	IP WLS BF H R ER SO	IP WLS BF H R ER SO	IP WLS BF H R ER SO	IP WLS BF H R ER SO	IP WLS BF H R ER SO	IP WLS BF H R ER SO	IP WLS BF H R ER SO	IP WLS BF H R ER SO	IP WLS BF H R ER SO	IP WLS BF H R ER SO	IP WLS BF H R ER SO	IP WLS BF H R ER SO	IP WLS BF H R ER SO	IP WLS BF H R ER SO	IP WLS BF H R ER SO	ERA WHIP	ERA WHIP	ERA WHIP			
40 Chien-Ming Wang, R (1, 1) ERA: 4.19	5.2 W 29 10 3 3 1	5.2 W 29 10 3 3 1	5.2 W 29 10 3 3 1	5.2 W 29 10 3 3 1	5.2 W 29 10 3 3 1	5.2 W 29 10 3 3 1	5.2 W 29 10 3 3 1	5.2 W 29 10 3 3 1	5.2 W 29 10 3 3 1	5.2 W 29 10 3 3 1	5.2 W 29 10 3 3 1	5.2 W 29 10 3 3 1	5.2 W 29 10 3 3 1	5.2 W 29 10 3 3 1	5.2 W 29 10 3 3 1	5.2 W 29 10 3 3 1	4.76 2.118	4.76 2.118	4.76 2.118			
Mike Myers, L (6, 1) ERA: 3.09	0.1 L 1 0 0 0 1	0.1 L 1 0 0 0 1	0.1 L 1 0 0 0 1	0.1 L 1 0 0 0 1	0.1 L 1 0 0 0 1	0.1 L 1 0 0 0 1	0.1 L 1 0 0 0 1	0.1 L 1 0 0 0 1	0.1 L 1 0 0 0 1	0.1 L 1 0 0 0 1	0.1 L 1 0 0 0 1	0.1 L 1 0 0 0 1	0.1 L 1 0 0 0 1	0.1 L 1 0 0 0 1	0.1 L 1 0 0 0 1	0.1 L 1 0 0 0 1	0.00 0.000	0.00 0.000	0.00 0.000			
33 Brian Bruney, R (7, 1) ERA: 2.13	1.0 R 3 1 0 0 0	1.0 R 3 1 0 0 0	1.0 R 3 1 0 0 0	1.0 R 3 1 0 0 0	1.0 R 3 1 0 0 0	1.0 R 3 1 0 0 0	1.0 R 3 1 0 0 0	1.0 R 3 1 0 0 0	1.0 R 3 1 0 0 0	1.0 R 3 1 0 0 0	1.0 R 3 1 0 0 0	1.0 R 3 1 0 0 0	1.0 R 3 1 0 0 0	1.0 R 3 1 0 0 0	1.0 R 3 1 0 0 0	1.0 R 3 1 0 0 0	0.00 1.000	0.00 1.000	0.00 1.000			
Kyle Farnsworth, R (8, 1) ERA: 4.5	1.0 R 3 0 0 0 1	1.0 R 3 0 0 0 1	1.0 R 3 0 0 0 1	1.0 R 3 0 0 0 1	1.0 R 3 0 0 0 1	1.0 R 3 0 0 0 1	1.0 R 3 0 0 0 1	1.0 R 3 0 0 0 1	1.0 R 3 0 0 0 1	1.0 R 3 0 0 0 1	1.0 R 3 0 0 0 1	1.0 R 3 0 0 0 1	1.0 R 3 0 0 0 1	1.0 R 3 0 0 0 1	1.0 R 3 0 0 0 1	1.0 R 3 0 0 0 1	0.00 0.000	0.00 0.000	0.00 0.000			
Scott Proctor, R (9, 1) ERA: 3.76	0.1 L 2 0 1 1 1	0.1 L 2 0 1 1 1	0.1 L 2 0 1 1 1	0.1 L 2 0 1 1 1	0.1 L 2 0 1 1 1	0.1 L 2 0 1 1 1	0.1 L 2 0 1 1 1	0.1 L 2 0 1 1 1	0.1 L 2 0 1 1 1	0.1 L 2 0 1 1 1	0.1 L 2 0 1 1 1	0.1 L 2 0 1 1 1	0.1 L 2 0 1 1 1	0.1 L 2 0 1 1 1	0.1 L 2 0 1 1 1	0.1 L 2 0 1 1 1	27.00 0.000	27.00 0.000	27.00 0.000			
47 Ron Villone, L (9, 1) ERA: 5.63	0.0 L 1 0 0 0 0	0.0 L 1 0 0 0 0	0.0 L 1 0 0 0 0	0.0 L 1 0 0 0 0	0.0 L 1 0 0 0 0	0.0 L 1 0 0 0 0	0.0 L 1 0 0 0 0	0.0 L 1 0 0 0 0	0.0 L 1 0 0 0 0	0.0 L 1 0 0 0 0	0.0 L 1 0 0 0 0	0.0 L 1 0 0 0 0	0.0 L 1 0 0 0 0	0.0 L 1 0 0 0 0	0.0 L 1 0 0 0 0	0.0 L 1 0 0 0 0	13.50 1.500	13.50 1.500	13.50 1.500			
42 Mariano Rivera, R (9, 1) ERA: 5.3	0.2 R 3 1 1 1 0	0.2 R 3 1 1 1 0	0.2 R 3 1 1 1 0	0.2 R 3 1 1 1 0	0.2 R 3 1 1 1 0	0.2 R 3 1 1 1 0	0.2 R 3 1 1 1 0	0.2 R 3 1 1 1 0	0.2 R 3 1 1 1 0	0.2 R 3 1 1 1 0	0.2 R 3 1 1 1 0	0.2 R 3 1 1 1 0	0.2 R 3 1 1 1 0	0.2 R 3 1 1 1 0	0.2 R 3 1 1 1 0	0.2 R 3 1 1 1 0	0.00 0.000	0.00 0.000	0.00 0.000			

Batter	1	2	3	4	5	6	7	8	9	AB	R	H	RBI	BB	SO	LOB	TOP					
Bobby Abreu, L (1, 9) OBP: 0.325, SLG: 0.307	L7		1B		1B		K		BB	4	0	2	0	1	1	0	New York Yankees @ Boston Red Sox Fenway Park, Boston, MA Sat Jun 02 2007, 3:55 PM EDT Att: 36,294 - Partly Cloudy - 81 F					
2 Derek Jeter, R (1, 6) OBP: 0.416, SLG: 0.472	2B		G6-4-3		G5-4-3		HR		G6-3	5	1	2	1	0	0	3						
55 Hideki Matsui, L (1, 7) OBP: 0.360, SLG: 0.457	F9		K				K		P6	5	1	1	0	0	2	2						
13 Alex Rodriguez, R (1, 5) OBP: 0.392, SLG: 0.630	K				G6-3					2	1	0	0	2	1	1						
20 Jorge Posada, S (1, 10) OBP: 0.415, SLG: 0.582		G4-3								4	1	2	3	0	0	1						
24 Robinson Canó, L (1, 4) OBP: 0.299, SLG: 0.403		G5-3								4	0	0	0	0	0	1						
28 Melky Cabrera, S (1, 8) OBP: 0.312, SLG: 0.362		HR								4	2	3	1	0	0	0						
11 Doug Mientkiewicz, L (1, 3) OBP: 0.292, SLG: 0.379										3	0	2	1	0	0	2						
Josh Phelps, R (7, 3) OBP: 0.343, SLG: 0.400										1	0	0	0	0	1	0						
Wil Nieves, R (1, 2) OBP: 0.121, SLG: 0.094										3	0	0	0	0	0	2						
18 Johnny Damon, L (9, PH) OBP: 0.361, SLG: 0.362									G3-1	1	0	0	0	0	0	0						
Inning Stats	R: 0 E: 0 K: 1 S: 11	H: 1 LOB: 1 BB: 0 P: 14	R: 1 E: 0 K: 0 S: 9	H: 2 LOB: 1 BB: 0 P: 13	R: 0 E: 0 K: 1 S: 8	H: 1 LOB: 0 BB: 0 P: 10	R: 0 E: 0 K: 0 S: 11	H: 2 LOB: 2 BB: 0 P: 20	R: 0 E: 0 K: 0 S: 4	H: 1 LOB: 0 BB: 0 P: 6	R: 4 E: 0 K: 0 S: 14	H: 4 LOB: 0 BB: 1 P: 25	R: 1 E: 0 K: 2 S: 13	H: 1 LOB: 1 BB: 1 P: 27	R: 0 E: 0 K: 1 S: 7	H: 0 LOB: 0 BB: 1 P: 12	R: 0 E: 0 K: 0 S: 10	H: 0 LOB: 1 BB: 1 P: 18	1B: 7 2B: 2 3B: 0 HR: 3	SF: 0 SAC: 0 DP: 3 HBP: 0	WP: 0 PB: 0 SB: 0 CS: 0	PA: 39
PITCHER	IP WLS BF H R ER SO BB IBB HBP BLK WP HR S P ERA WHIP																					
38 Curt Schilling, R (1, 1) ERA: 3.91	5.0	23	9	4	4	2	1	0	0	0	0	0	2	49	75	7.20	2.000					
48 Javier López, L (6, 1) ERA: 3.46	1.1	5	2	1	1	1	0	0	0	0	0	0	1	12	19	6.75	1.500					
36 Joel Pineiro, R (7, 1) ERA: 5.24	0.1	3	1	1	1	1	1	0	0	0	0	1	8	18	27.00	6.000						
37 Hideki Okajima, L (7, 1) ERA: 1.0	1.1	W	4	0	0	0	0	0	0	0	0	0	8	15	0.00	0.000						
58 Jonathan Papelbon, R (9, 1) ERA: 1.77	1.0	4	0	0	0	0	1	0	0	0	0	0	10	18	0.00	1.000						

Batter	1	2	3	4	5	6	7	8	9	AB	R	H	RBI	BB	SO	LOB	BOTTOM					
23 Julio Lugo, R (1, 6) OBP: 0.283, SLG: 0.330	F8		G6-3				1B		SF8	4	0	1	2	0	0	1	New York Yankees @ Boston Red Sox Fenway Park, Boston, MA Sat Jun 02 2007, 3:55 PM EDT Att: 36,294 - Partly Cloudy - 81 F					
15 Dustin Pedroia, R (1, 4) OBP: 0.411, SLG: 0.465	1B		P5				1B		1B	5	0	3	1	0	0	1						
34 David Ortiz, L (1, 10) OBP: 0.442, SLG: 0.586	1B						1B			4	2	2	0	1	0	4						
Manny Ramirez, R (1, 7) OBP: 0.371, SLG: 0.468	G6-3									3	2	1	0	2	1	2						
20 Kevin Youkilis, R (1, 3) OBP: 0.434, SLG: 0.552										2	1	0	0	3	0	3						
25 Mike Lowell, R (1, 5) OBP: 0.397, SLG: 0.595										4	2	3	4	1	0	1						
Jason Varitek, S (1, 2) OBP: 0.374, SLG: 0.469										4	2	1	1	1	0	4						
Wily Mo Peña, R (1, 9) OBP: 0.311, SLG: 0.424										5	2	1	0	0	3	4						
Coco Crisp, S (1, 8) OBP: 0.296, SLG: 0.324										3	0	2	1	0	0	0						
Inning Stats	R: 0 E: 0 K: 0 S: 9	H: 2 LOB: 1 BB: 0 P: 14	R: 0 E: 0 K: 0 S: 6	H: 0 LOB: 1 BB: 1 P: 11	R: 1 E: 0 K: 0 S: 9	H: 1 LOB: 0 BB: 0 P: 11	R: 2 E: 0 K: 1 S: 11	H: 2 LOB: 1 BB: 2 P: 23	R: 0 E: 0 K: 0 S: 13	H: 2 LOB: 3 BB: 1 P: 23	R: 2 E: 0 K: 1 S: 14	H: 3 LOB: 1 BB: 0 P: 18	R: 5 E: 2 K: 0 S: 13	H: 3 LOB: 2 BB: 3 P: 36	R: 1 E: 0 K: 2 S: 12	H: 1 LOB: 1 BB: 1 P: 23		R: 0 E: 0 K: 0 S: 10	H: 0 LOB: 1 BB: 1 P: 18	1B: 8 2B: 4 3B: 0 HR: 2	SF: 1 SAC: 1 DP: 3 HBP: 0	WP: 0 PB: 0 SB: 1 CS: 0
PITCHER	IP WLS BF H R ER SO BB IBB HBP BLK WP HR S P ERA WHIP																					
35 Mike Mussina, R (1, 1) ERA: 6.25	5.0	25	9	5	5	1	3	1	0	0	0	0	2	53	90	9.00	2.400					
Scott Proctor, R (6, 1) ERA: 4.23	1.1	L	11	3	5	2	1	2	0	0	0	0	18	38	13.50	3.000						
33 Brian Bruney, R (7, 1) ERA: 2.1	0.1	2	1	0	0	0	0	0	0	0	0	0	3	4	0.00	3.000						
Mike Myers, L (7, 1) ERA: 3.04	0.1	1	0	0	0	0	0	0	0	0	0	0	1	4	0.00	0.000						
Luis Vizcaino, R (8, 1) ERA: 7.33	1.0	5	1	1	1	2	1	0	0	0	0	0	12	23	9.00	2.000						


livebaseballscores.com

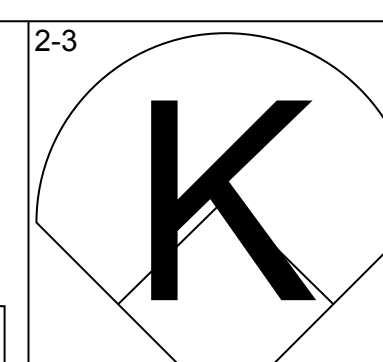
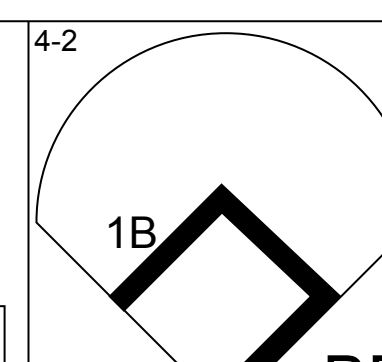

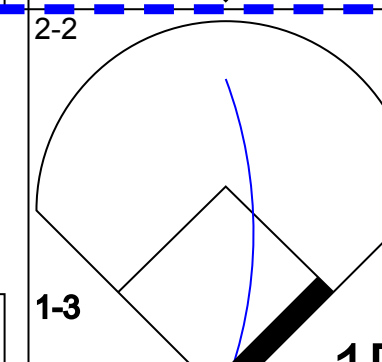
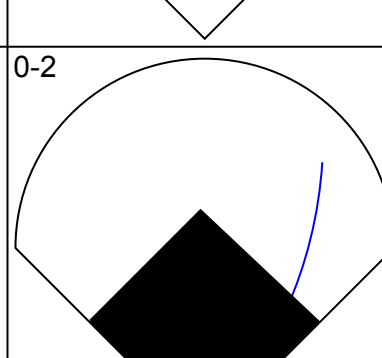
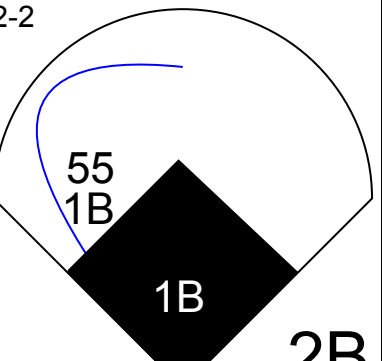
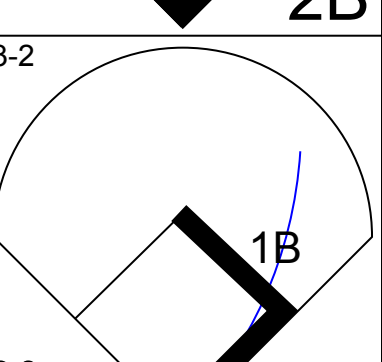
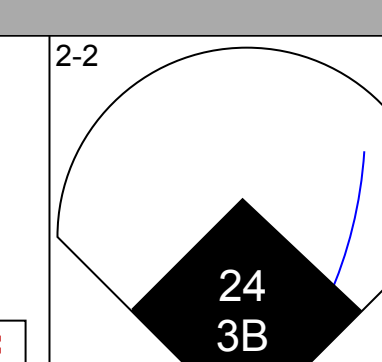
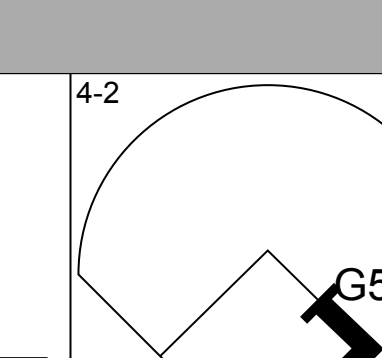
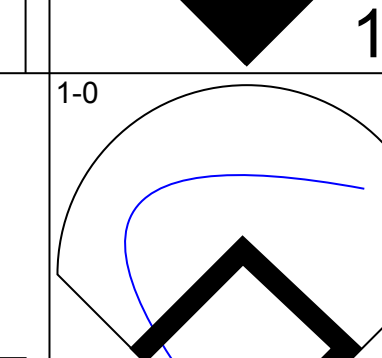
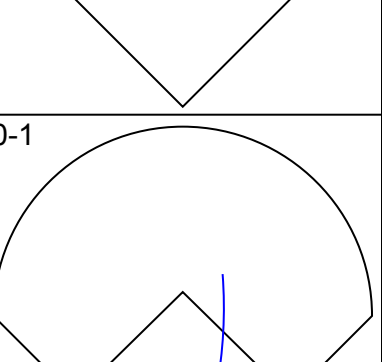
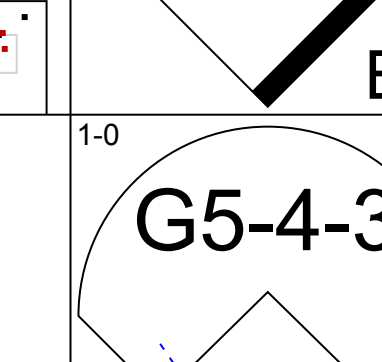
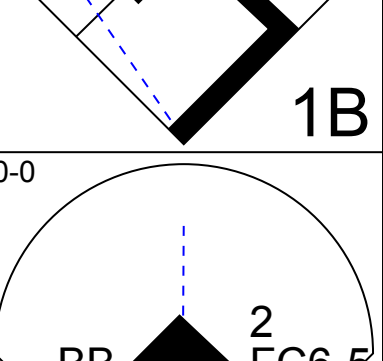
AB 36
R 6
H 12
RBI 6
BB 3
SO 5
LOB 12

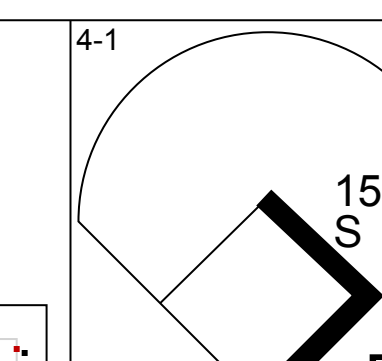
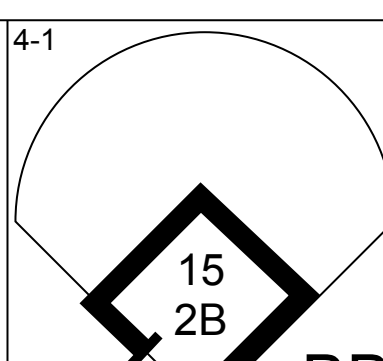

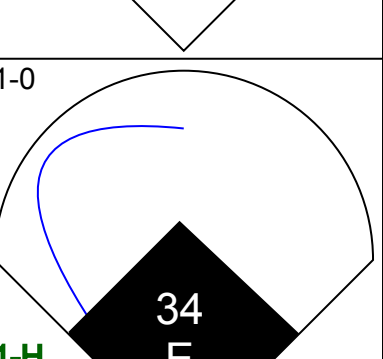
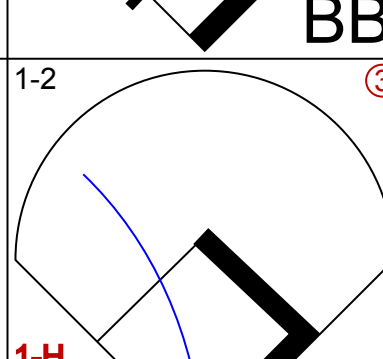
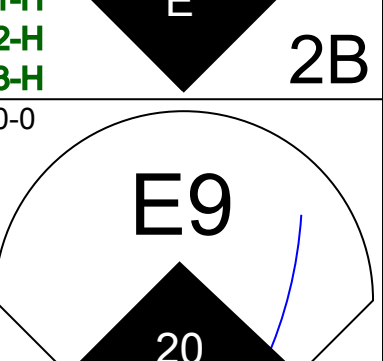
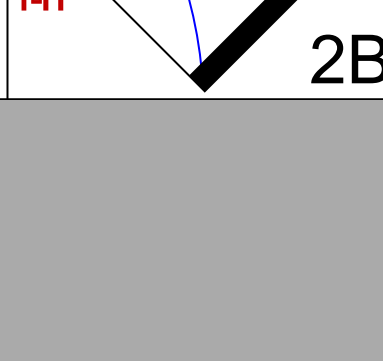
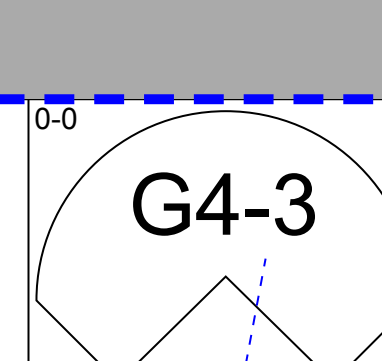

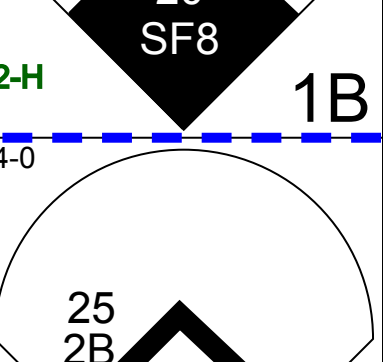
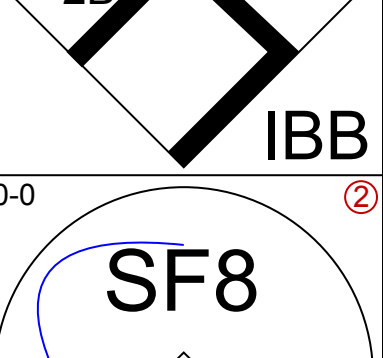
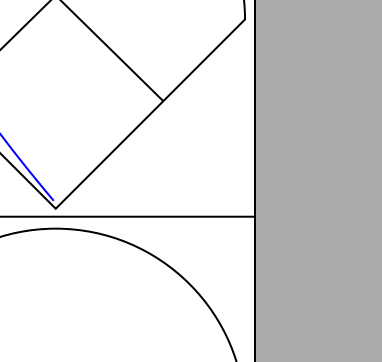

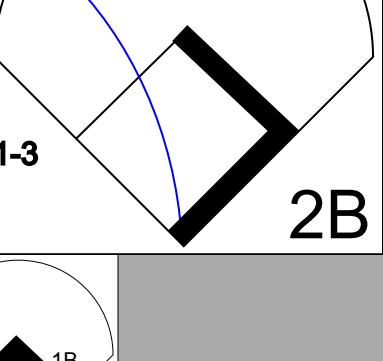
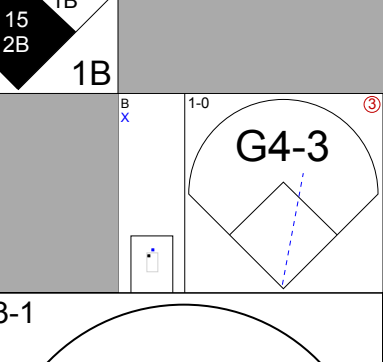
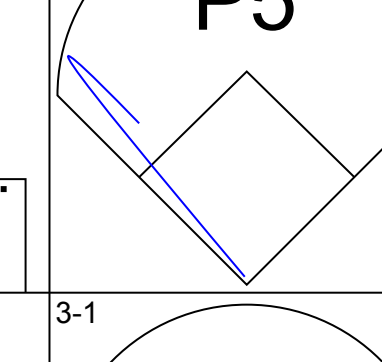


livebaseballscores.com

AB 34
R 11
H 14
RBI 9
BB 8
SO 4
LOB 20



Batter	1	2	3	4	5	6	7	8	9	AB	R	H	RBI	BB	SO	LOB	TOP																	
18 Johnny Damon, L (1, 10) OBP: 0.357, SLG: 0.353			G6-3			F7		G3-1		4	0	0	0	1	1	3	<p>New York Yankees @ Boston Red Sox Fenway Park, Boston, MA Sun Jun 03 2007, 8:05 PM EDT Att: 36,793 - Cloudy - 53 F</p> <p>livebaseballscores.com</p> <p>AB 38 R 6 H 12 RBI 5 BB 3 SO 8 LOB 20</p> 																	
2 Derek Jeter, R (1, 6) OBP: 0.407, SLG: 0.461	G4-3		G6-3			FC6-5 13 1B BB 1-2 2-3f	F9	G3-1		5	1	0	0	0	0	3																		
Bobby Abreu, L (1, 9) OBP: 0.331, SLG: 0.316	F7					13 E 1-2 2-3		K		4	1	2	0	1	1	0																		
13 Alex Rodriguez, R (1, 5) OBP: 0.393, SLG: 0.639		P4	K			13 E 20 1B BB	P6			5	1	2	2	0	1	3																		
20 Jorge Posada, S (1, 2) OBP: 0.415, SLG: 0.582						L8	F8	K		5	1	2	1	0	1	2																		
55 Hideki Matsui, L (1, 7) OBP: 0.384, SLG: 0.458						G1-3	K			4	1	2	0	0	1	2																		
24 Robinson Cano, L (1, 4) OBP: 0.303, SLG: 0.412		K				G3-1				3	0	1	1	1	1	2																		
Josh Phelps, R (1, 3) OBP: 0.352, SLG: 0.406						G5-4-3		K		4	0	2	1	0	1	2																		
28 Melky Cabrera, S (1, 8) OBP: 0.311, SLG: 0.359		K					G4-3	G5-3		4	1	1	0	0	1	3																		
Inning Stats	R: 0 E: 0 K: 1 S: 8	H: 0 LOB: 0 BB: 0 P: 12	R: 1 E: 0 K: 2 S: 22	H: 3 LOB: 2 BB: 0 P: 31	R: 0 E: 0 K: 1 S: 13	H: 1 LOB: 1 BB: 0 P: 19	R: 0 E: 0 K: 0 S: 5	H: 0 LOB: 0 BB: 0 P: 8	R: 3 E: 1 K: 1 S: 18	H: 4 LOB: 2 BB: 1 P: 26	R: 0 E: 0 K: 0 S: 6	H: 0 LOB: 0 BB: 1 P: 12	R: 0 E: 0 K: 0 S: 13	H: 1 LOB: 2 BB: 1 P: 22	R: 1 E: 0 K: 1 S: 14	H: 2 LOB: 1 BB: 0 P: 21	R: 1 E: 0 K: 2 S: 12	H: 1 LOB: 0 BB: 0 P: 20	1B: 8 2B: 2 3B: 1 HR: 1	SF: 0 SAC: 0 DP: 1 HBP: 0	WP: 0 PB: 0 SB: 0 CS: 0	PA: 41												
PITCHER	IP WLS BF H R ER SO BB IBB HBP BLK WP HR S P ERA WHIP																																	
19 Josh Beckett, R (1, 1) ERA: 2.95	6.1	29	8	4	4	5	3	0	0	0	0	0	0	0	77	117	5.68	1.737																
48 Javier Lopez, L (7, 1) ERA: 3.46	0.0	1	1	0	0	0	0	0	0	0	0	0	0	0	3	5	∞	∞																
53 Brendan Donnelly, R (7, 1) ERA: 3.63	0.1	H	1	0	0	0	0	0	0	0	0	0	0	0	3	6	0.00	0.000																
37 Hideki Okajima, L (7, 1) ERA: 1.27	1.1	B	6	2	1	1	1	0	0	0	0	0	0	0	16	23	6.75	1.500																
58 Jonathan Papelbon, R (9, 1) ERA: 2.11	1.0	L	4	1	1	1	2	0	0	0	0	0	0	1	12	20	9.00	1.000																

Batter	1	2	3	4	5	6	7	8	9	AB	R	H	RBI	BB	SO	LOB	BOTTOM																	
23 Julio Lugo, R (1, 6) OBP: 0.289, SLG: 0.330	G6-3					K				3	0	1	0	2	1	3	<p>New York Yankees @ Boston Red Sox Fenway Park, Boston, MA Sun Jun 03 2007, 8:05 PM EDT Att: 36,793 - Cloudy - 53 F</p> <p>livebaseballscores.com</p> <p>AB 36 R 5 H 11 RBI 5 BB 4 SO 7 LOB 15</p> 																	
15 Dustin Pedroia, R (1, 4) OBP: 0.411, SLG: 0.478	G6-3		G4-3					F9		5	1	2	3	0	0	3																		
34 David Ortiz, L (1, 10) OBP: 0.437, SLG: 0.576	G3					K	E9 20 SF8 2-H	G4-3		5	1	1	1	0	1	0																		
Manny Ramirez, R (1, 7) OBP: 0.376, SLG: 0.473		K								4	0	2	0	1	2	0																		
20 Kevin Youkilis, R (1, 3) OBP: 0.433, SLG: 0.549						L9	SF8	F9		3	0	1	1	0	0	2																		
25 Mike Lowell, R (1, 5) OBP: 0.393, SLG: 0.590		F7				L5-3		K		5	0	1	0	0	2	4																		
Jason Varitek, S (1, 2) OBP: 0.371, SLG: 0.463		F8								4	1	1	0	0	0	3																		
Wily Mo Peña, R (1, 9) OBP: 0.308, SLG: 0.414			F8				K	L9		4	1	1	0	0	1	0																		
Coco Crisp, S (1, 8) OBP: 0.300, SLG: 0.324		F9					F7			3	1	1	0	1	0	0																		
Inning Stats	R: 0 E: 0 K: 0 S: 8	H: 0 LOB: 0 BB: 0 P: 13	R: 0 E: 0 K: 1 S: 13	H: 1 LOB: 1 BB: 0 P: 17	R: 0 E: 0 K: 0 S: 9	H: 0 LOB: 1 BB: 1 P: 15	R: 0 E: 0 K: 1 S: 9	H: 1 LOB: 1 BB: 0 P: 17	R: 5 E: 1 K: 1 S: 18	H: 6 LOB: 2 BB: 1 P: 33	R: 0 E: 0 K: 1 S: 11	H: 1 LOB: 2 BB: 1 P: 20	R: 0 E: 0 K: 1 S: 8	H: 1 LOB: 1 BB: 0 P: 11	R: 0 E: 0 K: 0 S: 11	H: 1 LOB: 2 BB: 1 P: 21	R: 0 E: 0 K: 2 S: 17	H: 0 LOB: 1 BB: 0 P: 24	1B: 7 2B: 4 3B: 0 HR: 0	SF: 1 SAC: 0 DP: 0 HBP: 1	WP: 0 PB: 0 SB: 1 CS: 0	PA: 42												
PITCHER	IP WLS BF H R ER SO BB IBB HBP BLK WP HR S P ERA WHIP																																	
46 Andy Pettitte, L (1, 1) ERA: 2.96	4.1	21	7	5	5	3	1	1	0	0	0	0	0	0	16	32	0.00	1.846																
Luis Vizcaino, R (5, 1) ERA: 6.91	1.2	8	2	0	0	1	1	1	0	0	0	0	0	0	8	11	0.00	1.000																
Kyle Farnsworth, R (7, 1) ERA: 4.3	1.0	W	5	1	0	0	1	0	0	0	0	0	0	0	11	21	0.00	2.000																
33 Brian Bruney, R (8, 1) ERA: 2.03	1.0	S	4	0	0	0	2	0	0	1	0	0	0	0	17	24	0.00	0.000																
42 Mariano Rivera, R (9, 1) ERA: 6.03	1.0	S	4	0	0	0	2	0	0	1	0	0	0	0	17	24	0.00	0.000																

Batter	1	2	3	4	5	6	7	8	9	AB	R	H	RBI	BB	SO	LOB	TOP																																							
23 Julio Lugo, R OBP: 0.286, SLG: 0.326										4	0	1	0	0	0	2																																								
15 Dustin Pedroia, R OBP: 0.409, SLG: 0.464										1	0	0	0	1	0	0																																								
34 David Ortiz, L OBP: 0.442, SLG: 0.598										4	0	1	0	0	0	2																																								
Manny Ramirez, R OBP: 0.374, SLG: 0.462										2	0	0	0	2	0	0																																								
20 Kevin Youkilis, R OBP: 0.426, SLG: 0.533										3	0	0	0	1	0	3																																								
25 Mike Lowell, R OBP: 0.388, SLG: 0.580										4	0	1	0	0	0	4																																								
Jason Varitek, S OBP: 0.372, SLG: 0.458										3	0	0	0	1	2	1	AB 25																																							
Wily Mo Peña, R OBP: 0.326, SLG: 0.447										1	0	0	0	2	0	1	R 0																																							
Coco Crisp, S OBP: 0.295, SLG: 0.317										3	0	0	0	0	0	4	H 3																																							
Inning Stats											R: 0	H: 1	R: 0	H: 0	R: 0	H: 0	R: 0	H: 1	R: 0	H: 0	R: 0	H: 0	R: 0	H: 0	R: 0	H: 0	1B: 3	SF: 0	WP: 0	PA: 34																										
PITCHER											IP	WLS	BF	H	R	ER	SO	BB	IBB	HBP	BLK	WP	HR	S	P	ERA	WHIP	PITCHER											IP	WLS	BF	H	R	ER	SO	BB	IBB	HBP	BLK	WP	HR	S	P	ERA	WHIP	
25 Lenny DiNardo, L ERA: 1.45											6.0	W	23	2	0	0	0	6	0	0	0	0	0	42	89	0.00	1.333	50 Kiko Calero, R ERA: 6.23											7.1	1.0	H	5	1	0	0	1	1	0	0	0	0	0	13	21	0.00	2.000
Jay Marshall, L ERA: 5.16											8.1	0.2	H	2	0	0	0	0	0	1	0	0	0	0	4	8	0.00	0.000	Colby Lewis, R ERA: 12.86											8.1	0.1	H	1	0	0	0	0	0	0	0	1	2	0.00	0.000		
Alan Embree, L ERA: 3.42											9.1	1.0	S	3	0	0	1	0	0	0	0	0	0	7	11	0.00	0.000	Alan Embree, L ERA: 3.42											9.1	1.0	S	3	0	0	1	0	0	0	0	7	11	0.00	0.000			

Boston Red Sox @ Oakland Athletics
McAfee Coliseum, Oakland, CA
Tue Jun 05 2007, 10:05 PM EDT
Att: 31,127 - Clear - 63 F

AB 25
R 0
H 3
RBI 0
BB 7
SO 2
LOB 17



Batter	1	2	3	4	5	6	7	8	9	AB	R	H	RBI	BB	SO	LOB	BOTTOM																																						
6 Travis Buck, L OBP: 0.359, SLG: 0.504										4	0	1	0	0	1	1																																							
14 Mark Ellis, R OBP: 0.345, SLG: 0.399										4	0	1	0	0	0	2																																							
Nick Swisher, S OBP: 0.431, SLG: 0.514										3	0	2	1	0	1	1																																							
29 Dan Johnson, L OBP: 0.407, SLG: 0.477										4	0	1	0	0	1	4																																							
3 Eric Chavez, L OBP: 0.304, SLG: 0.437										4	1	2	1	0	2	2																																							
7 Bobby Crosby, R OBP: 0.290, SLG: 0.368										3	0	0	0	1	0	1																																							
32 Jack Cust, L OBP: 0.410, SLG: 0.575										3	0	1	0	1	2	4	AB 31																																						
21 Mark Kotsay, L OBP: 0.150, SLG: 0.105										4	0	0	0	0	3	6	R 2																																						
Jason Kendall, R OBP: 0.235, SLG: 0.202										2	1	0	0	1	0	0	H 8																																						
Inning Stats											R: 0	H: 1	R: 0	H: 1	R: 0	H: 2	R: 1	H: 1	R: 0	H: 1	R: 0	H: 0	R: 0	H: 1	R: 0	H: 1	1B: 6	SF: 0	WP: 0	PA: 35																									
PITCHER											IP	WLS	BF	H	R	ER	SO	BB	IBB	HBP	BLK	WP	HR	S	P	ERA	WHIP	PITCHER											IP	WLS	BF	H	R	ER	SO	BB	IBB	HBP	BLK	WP	HR	S	P	ERA	WHIP
18 Daisuke Matsuzaka, R ERA: 4.65											7.0	L	29	7	2	2	8	2	0	0	0	0	0	1	78	130	2.57	1.286	48 Javier Lopez, L ERA: 3.21											1.0	6	1	0	0	2	1	0	1	0	0	0	18	30	0.00	2.000

Boston Red Sox @ Oakland Athletics
McAfee Coliseum, Oakland, CA
Tue Jun 05 2007, 10:05 PM EDT
Att: 31,127 - Clear - 63 F

AB 31
R 2
H 8
RBI 2
BB 3
SO 10
LOB 21



Batter	1	2	3	4	5	6	7	8	9	AB	R	H	RBI	BB	SO	LOB	TOP											
23 Julio Lugo, R OBP: 0.277, SLG: 0.314	G6-3		G4-3			K		G5-3		4	0	0	0	0	1	0	Boston Red Sox @ Oakland Athletics McAfee Coliseum, Oakland, CA Thu Jun 07 2007, 3:35 PM EDT Att: 31,211 - Sunny - 65 F											
20 Kevin Youkilis, R OBP: 0.428, SLG: 0.536	G5-3					G5-3		34 BB		2	0	0	0	2	0													
34 David Ortiz, L OBP: 0.444, SLG: 0.605	HR		G3					FC2-5-6		3	1	1	1	1	0	2												
Manny Ramirez, R OBP: 0.378, SLG: 0.466	1B					F8		G4-3		4	0	1	0	0	0	2												
7 J.D. Drew, L OBP: 0.342, SLG: 0.309	L6					G1-6-3		1B		4	0	1	0	0	1	1												
25 Mike Lowell, R OBP: 0.375, SLG: 0.558	G5-3		F8					F9		4	0	0	0	0	0	1												
Jason Varitek, S OBP: 0.368, SLG: 0.449	F7					G1-3		G4-3		4	0	1	0	0	0	0												
13 Alex Cora, L OBP: 0.337, SLG: 0.463	G6-3					F9		P5		3	0	0	0	0	0	2												
Coco Crisp, S OBP: 0.286, SLG: 0.308	F7					K		G1-3		3	0	0	0	0	1	2												
Inning Stats	R: 1 H: 2 E: 0 K: 0 S: 14	H: 2 LOB: 1 BB: 0 P: 22	R: 0 H: 0 E: 0 K: 0 S: 7	H: 0 LOB: 0 BB: 0 P: 12	R: 0 H: 0 E: 0 K: 0 S: 8	H: 0 LOB: 1 BB: 1 P: 17	R: 0 H: 0 E: 0 K: 0 S: 8	H: 0 LOB: 0 BB: 0 P: 13	R: 0 H: 0 E: 0 K: 1 S: 10	H: 0 LOB: 0 BB: 0 P: 13	R: 0 H: 0 E: 0 K: 1 S: 9	H: 2 LOB: 2 BB: 0 P: 13	R: 0 H: 0 E: 0 K: 1 S: 9	H: 0 LOB: 1 BB: 1 P: 15	R: 0 H: 0 E: 0 K: 1 S: 7	H: 0 LOB: 0 BB: 0 P: 11	1B: 3 2B: 0 3B: 0 HR: 1	SF: 0 SAC: 0 DP: 0 HBP: 0	WP: 0 PB: 0 SB: 0 CS: 0	PA: 34								
PITCHER	IP	WLS	BF	H	R	ER	SO	BB	IBB	HBP	BLK	WP	HR	S	P	ERA	WHIP											
Joe Blanton, R ERA: 3.6	(1, 1)	7.1	L	29	4	1	1	2	3	0	0	0	0	1	70	117	1.23	0.955										
47 Ron Flores, L ERA:	(8, 1)	0.1		1	0	0	0	0	0	0	0	0	0	0	1	2	0.00	0.000										
Colby Lewis, R ERA: 10.0	(8, 1)	1.1		4	0	0	0	1	0	0	0	0	0	10	15	0.00	0.000											

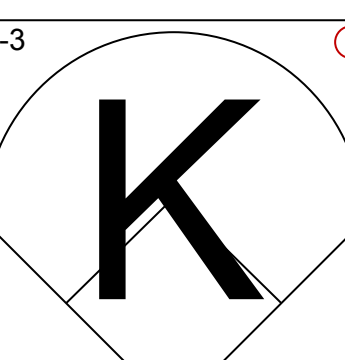
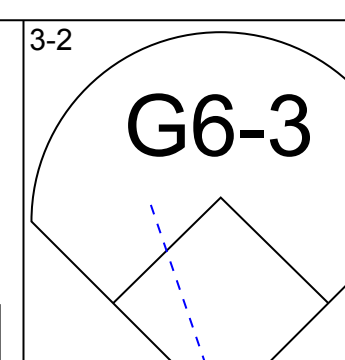
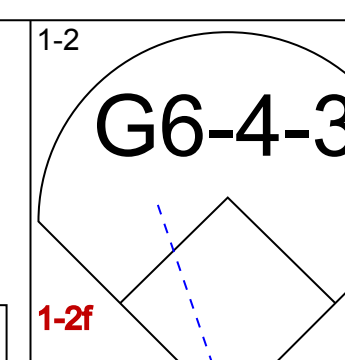
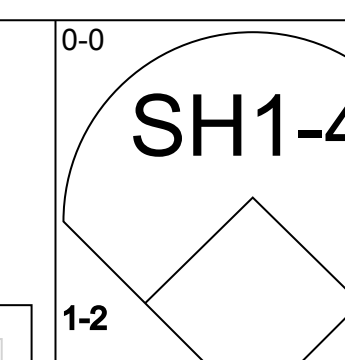
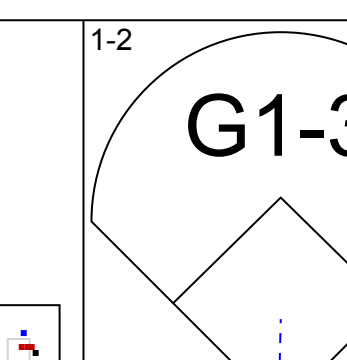
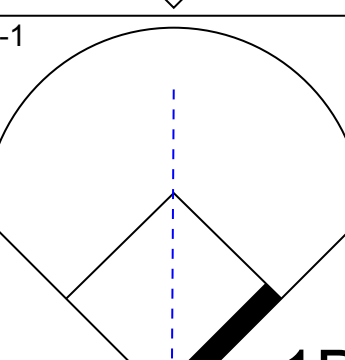
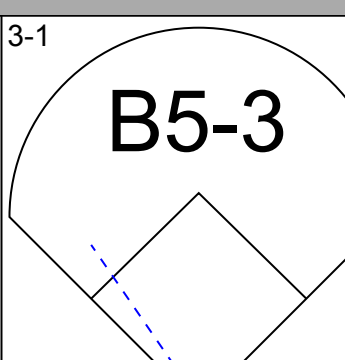
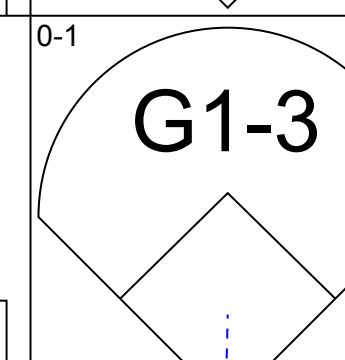
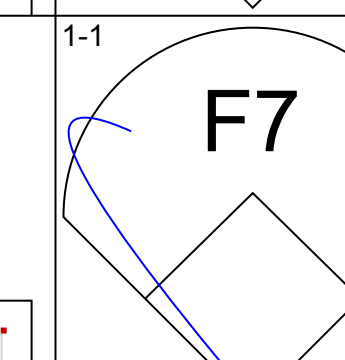
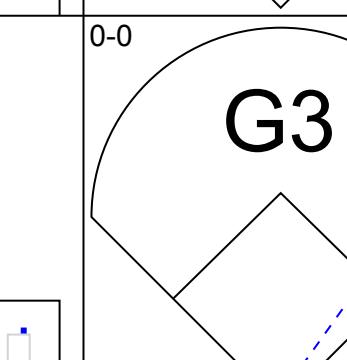
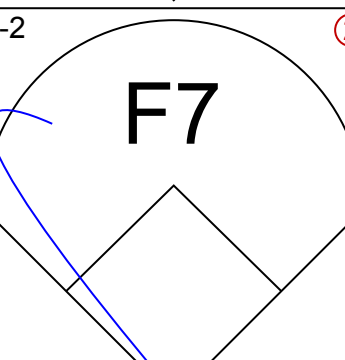
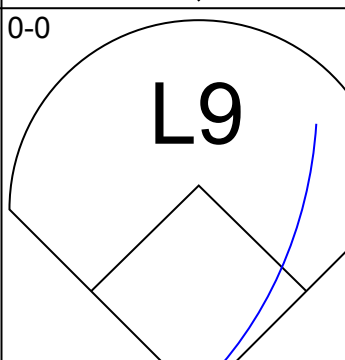

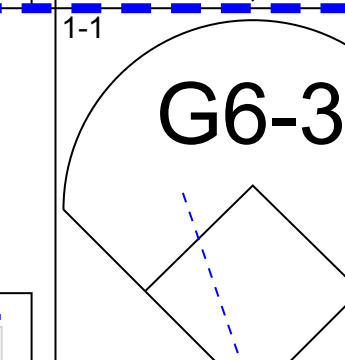
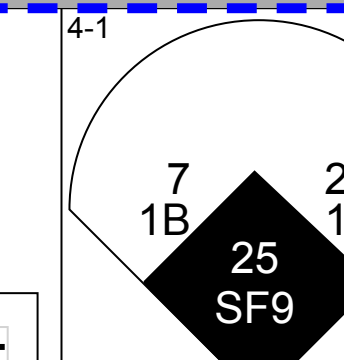
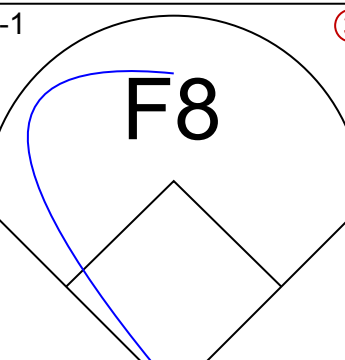
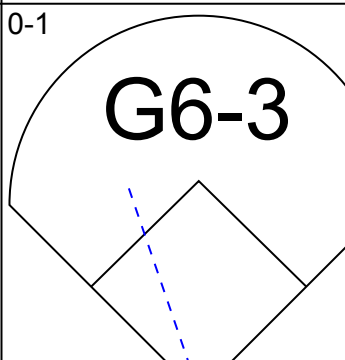

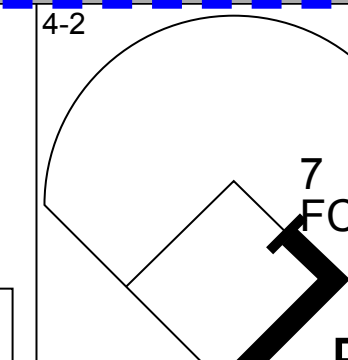
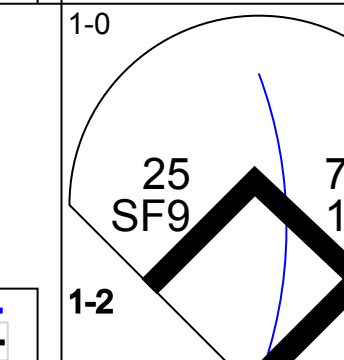
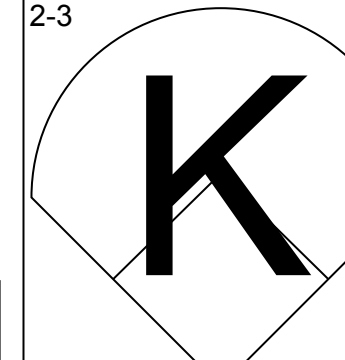
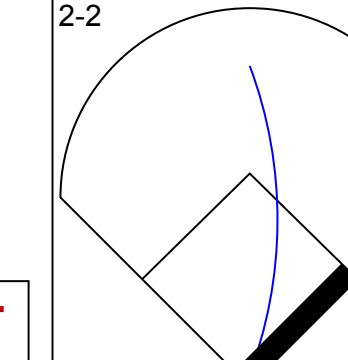
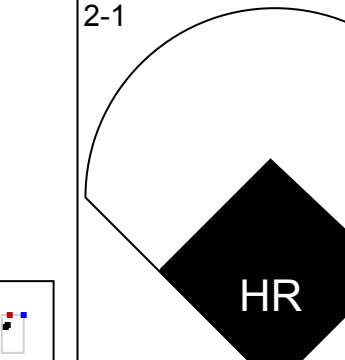
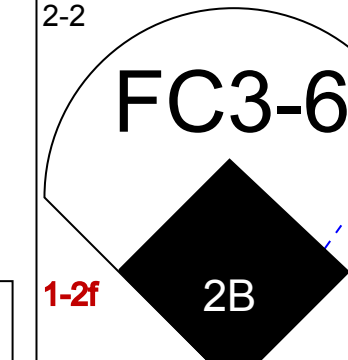
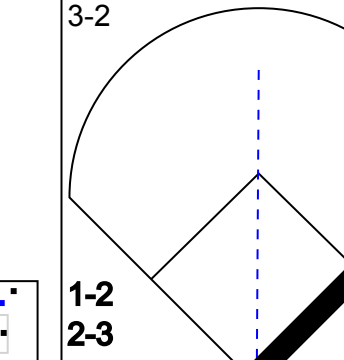
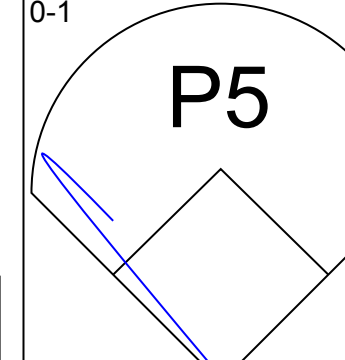
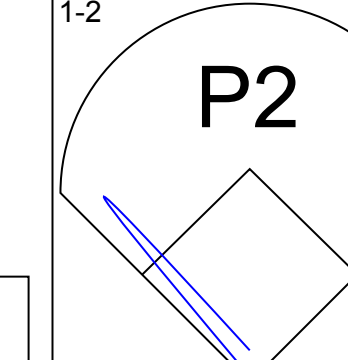
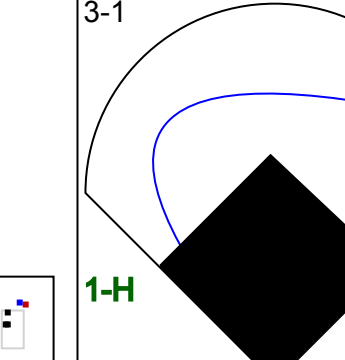
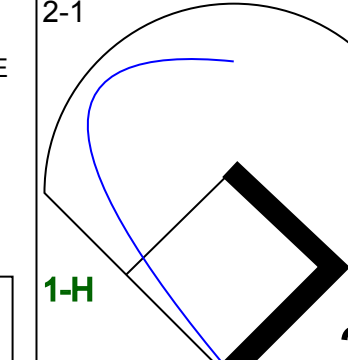
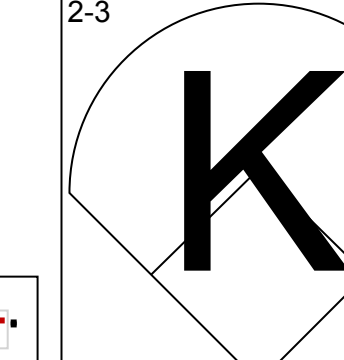
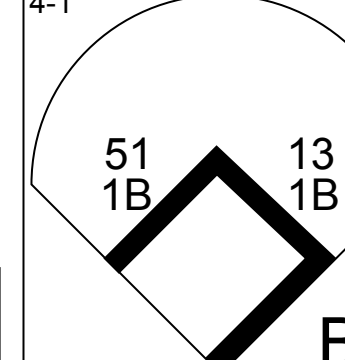
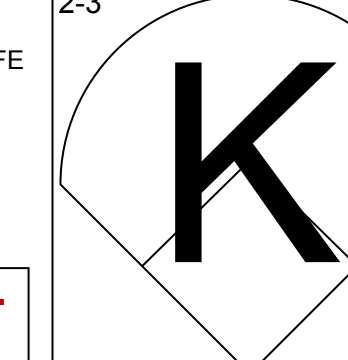
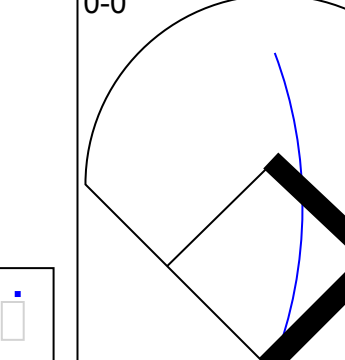
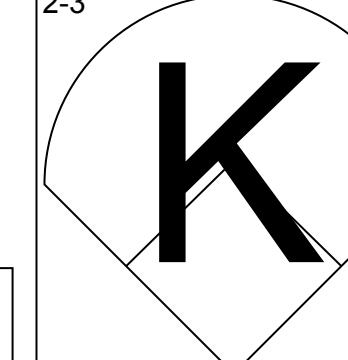
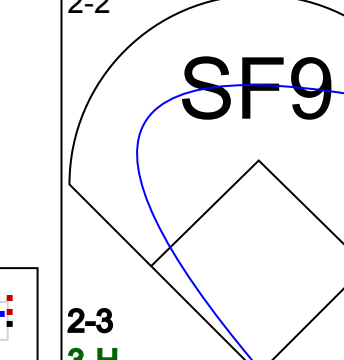
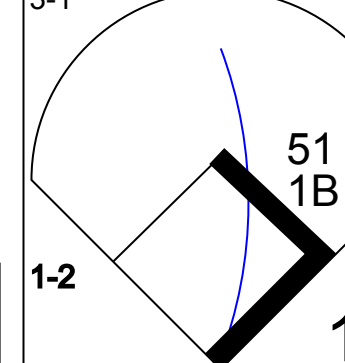
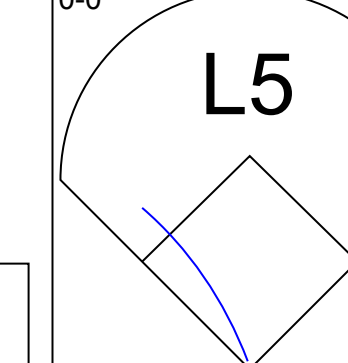
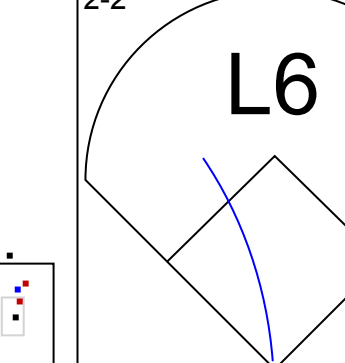
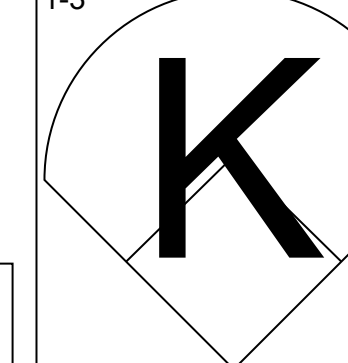
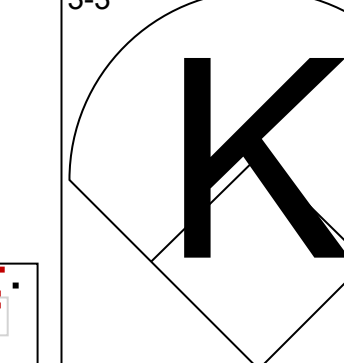
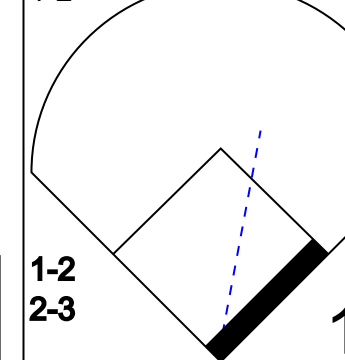



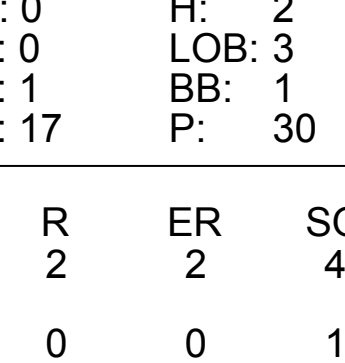
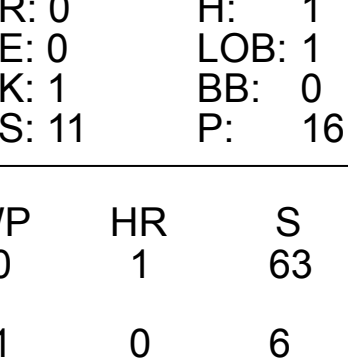
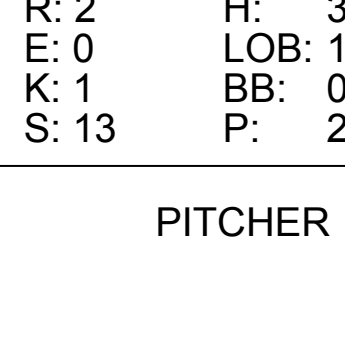
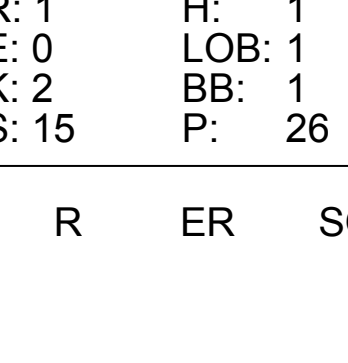
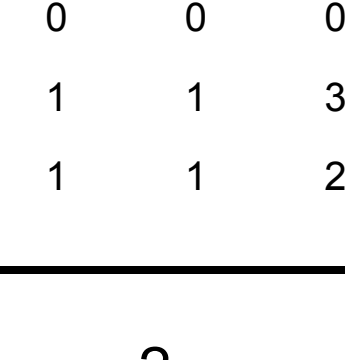



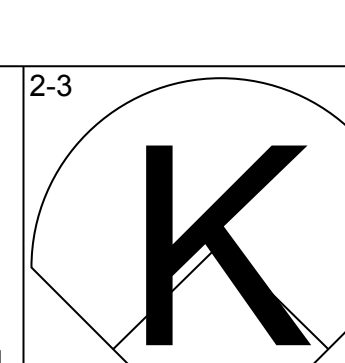



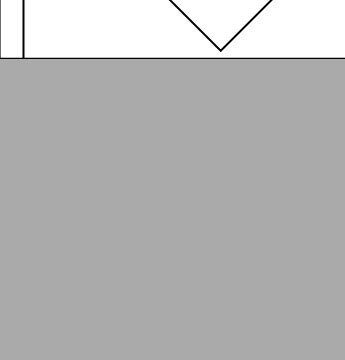


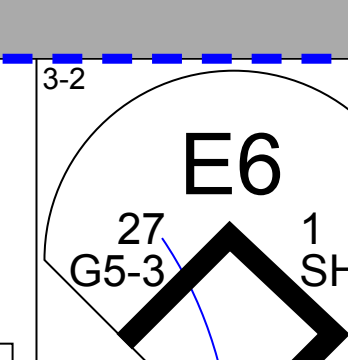



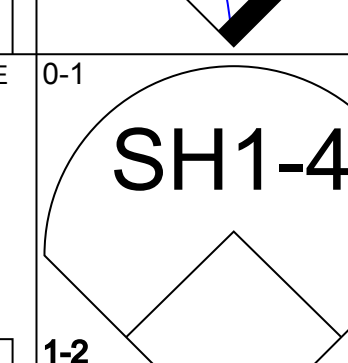



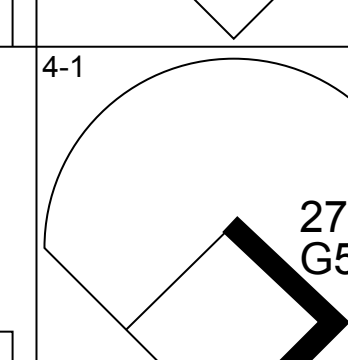
AB 31
R 1
H 4
RBI 1
BB 3
SO 3
LOB 10



Batter	1	2	3	4	5	6	7	8	9	AB	R	H	RBI	BB	SO	LOB	BOTTOM										
Shannon Stewart, R OBP: 0.352, SLG: 0.336	L9			L8		G3				4	0	1	0	0	0	0	Boston Red Sox @ Oakland Athletics McAfee Coliseum, Oakland, CA Thu Jun 07 2007, 3:35 PM EDT Att: 31,211 - Sunny - 65 F										
14 Mark Ellis, R OBP: 0.336, SLG: 0.384	F8			K		G5-3		P4		4	0	0	0	0	1	1											
Nick Swisher, S OBP: 0.427, SLG: 0.508	F9			G3-1		G3-1				3	0	0	0	0	0	0											
3 Eric Chavez, L OBP: 0.299, SLG: 0.432	G3			F7		G4-3				3	0	0	0	0	0	0											
32 Jack Cust, L OBP: 0.402, SLG: 0.563	K			K		G3				3	0	0	0	0	2	0											
29 Dan Johnson, L OBP: 0.391, SLG: 0.453	K			E6		G1-3				3	0	0	0	0	1	0											
Marcio Scutaro, R OBP: 0.269, SLG: 0.318	G5-3			F9		L8				3	0	0	0	0	0	1											
21 Mark Kotsay, L OBP: 0.130, SLG: 0.091	F8			F8		G6-3				3	0	0	0	0	0	0											
Jason Kendall, R OBP: 0.233, SLG: 0.201	L9			F9		G6-3				3	0	0	0	0	0	0											
Inning Stats	R: 0 H: 0 E: 0 K: 0 S: 8	H: 0 LOB: 0 BB: 0 P: 11	R: 0 H: 0 E: 0 K: 2 S: 9	H: 0 LOB: 0 BB: 0 P: 13	R: 0 H: 0 E: 0 K: 0 S: 6	H: 0 LOB: 0 BB: 0 P: 10	R: 0 H: 0 E: 0 K: 1 S: 11	H: 0 LOB: 0 BB: 0 P: 14	R: 0 H: 0 E: 0 K: 1 S: 11	H: 0 LOB: 1 BB: 0 P: 17	R: 0 H: 0 E: 0 K: 0 S: 6	H: 0 LOB: 0 BB: 0 P: 9	R: 0 H: 0 E: 0 K: 0 S: 7	H: 0 LOB: 0 BB: 0 P: 8	R: 0 H: 0 E: 0 K: 0 S: 6	H: 0 LOB: 0 BB: 0 P: 8	R: 0 H: 1 E: 0 K: 0 S: 7	H: 1 LOB: 1 BB: 0 P: 10	1B: 1 2B: 0 3B: 0 HR: 0	SF: 0 SAC: 0 DP: 0 HBP: 0	WP: 0 PB: 0 SB: 0 CS: 0	PA: 29					
PITCHER	IP	WLS	BF	H	R	ER	SO	BB	IBB	HBP	BLK	WP	HR	S	P	ERA	WHIP										
38 Curt Schilling, R ERA: 3.49	(1, 1)	9.0	W	29	1	0	0	4	0	0	0	0	0	71	100	0.00	0.111										

AB 29
R 0
H 1
RBI 0
BB 0
SO 4
LOB 2



Batter	1	2	3	4	5	6	7	8	9	10	AB	R	H	RBI	BB	SO	LOB						
23 Julio Lugo, R OBP: 0.275, SLG: 0.321											4	0	0	0	0	1	4						
Coco Crisp, S OBP: 0.283, SLG: 0.302											5	0	1	0	0	0	1						
34 David Ortiz, L OBP: 0.444, SLG: 0.599											4	1	0	0	1	0	2						
58 Jonathan Papelbon, R OBP: 0.100, SLG: 0.000											4	0	1	0	1	1	1						
20 Kevin Youkilis, R OBP: 0.428, SLG: 0.529											5	2	3	0	0	1	1						
7 J.D. Drew, L OBP: 0.354, SLG: 0.366											5	1	2	3	0	1	4						
Jason Vantek, S OBP: 0.264, SLG: 0.464											3	0	1	0	1	2	2						
12 Eric Hinske, L OBP: 0.278, SLG: 0.323											5	0	1	0	0	2	5						
37 Hideki Okajima, L OBP: 0.374, SLG: 0.550											1	0	1	0	1	0	0						
25 Mike Lowell, R OBP: 0.374, SLG: 0.550											1	0	0	0	0	1	0						
13 Alex Cora, L OBP: 0.330, SLG: 0.448											1	0	0	0	0	0	0						
51 Julian Tavaraz, L OBP: 1.000, SLG: 1.000											1	0	0	0	0	1	0						
15 Dustin Pedroia, R OBP: 0.396, SLG: 0.443											1	0	0	0	0	0	0						
53 Brendan Donnelly, R OBP: 0.322, SLG: 0.438											1	0	0	0	0	0	0						
Wily Mo Peña, R OBP: 0.322, SLG: 0.438											1	0	0	0	0	0	0						
Inning Stats	R: 0 E: 0 K: 1 S: 11	H: 1 LOB: 1 P: 17	R: 0 E: 0 K: 1 S: 17	H: 2 LOB: 3 P: 30	R: 0 E: 0 K: 0 S: 5	H: 0 LOB: 0 P: 8	R: 0 E: 0 K: 1 S: 11	H: 1 LOB: 1 P: 16	R: 0 E: 0 K: 0 S: 6	H: 0 LOB: 0 P: 11	R: 2 E: 0 K: 1 S: 13	H: 3 LOB: 1 P: 24	R: 0 E: 0 K: 1 S: 8	H: 0 LOB: 1 P: 11	R: 1 E: 0 K: 2 S: 15	H: 1 LOB: 1 P: 26	R: 0 E: 0 K: 1 S: 8	H: 0 LOB: 0 P: 9	R: 1 E: 0 K: 2 S: 17	H: 2 LOB: 1 P: 32	1B: 7 2B: 2 3B: 0 HR: 1	SF: 1 SAC: 1 DP: 1 HBP: 0	WP: 1 PA: 44


PITCHER	IP	WLS	BF	H	R	ER	SO	BB	IBB	HBP	BLK	WP	HR	S	P	ERA	WHIP
44 Micah Owings, R ERA: 3.78	6.0		26	7	2	2	4	2	0	0	0	0	1	63	106	3.00	1.500
56 Ramon Pena, R ERA: 2.76	0.2	H	3	0	0	0	1	0	0	0	0	1	0	6	8	0.00	0.000
45 Doug Slaten, L ERA: 2.87	0.1	H	1	0	0	0	0	0	0	0	0	0	0	2	3	0.00	0.000
Brandon Lyon, R ERA: 2.51	2.0	B	8	1	1	1	3	1	0	0	0	0	0	23	35	4.50	1.000
37 Juan Cruz, R ERA: 3.2	1.0	L	6	2	1	1	2	1	0	0	0	0	0	17	32	9.00	3.000

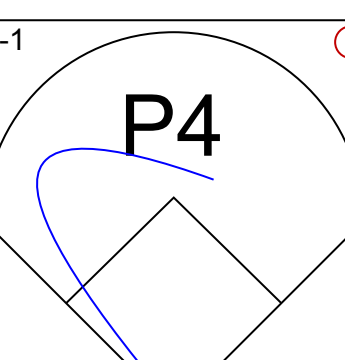
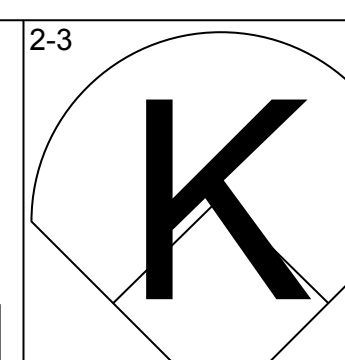
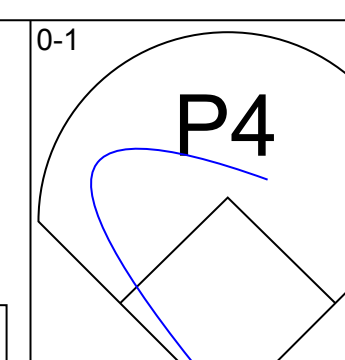
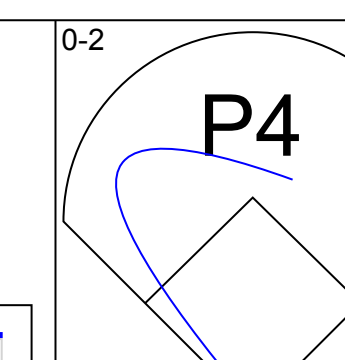
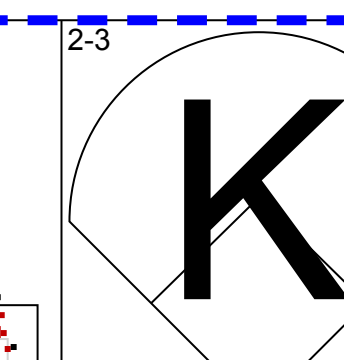
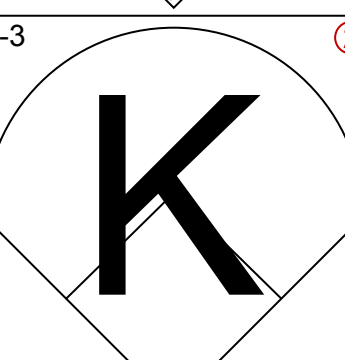
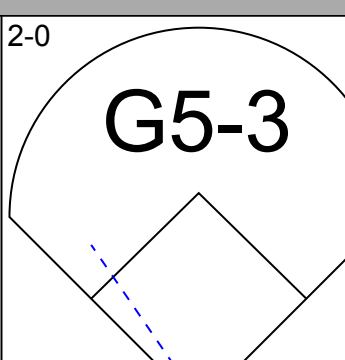
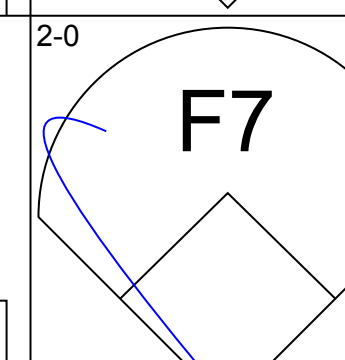
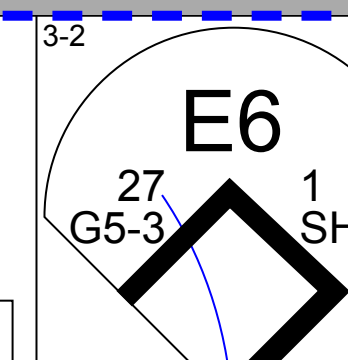
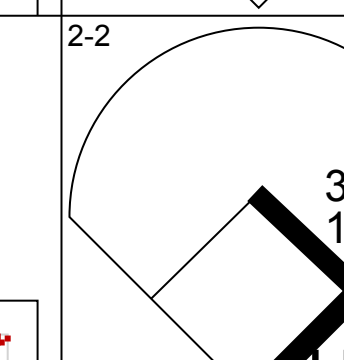
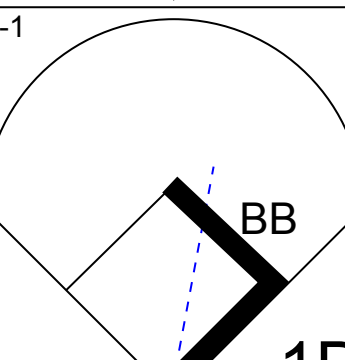
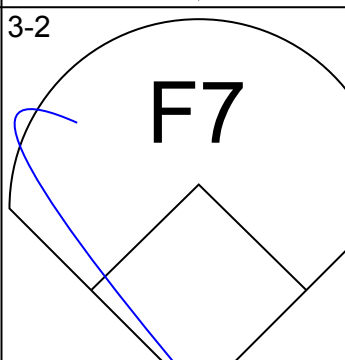
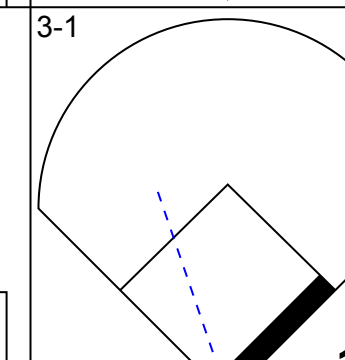
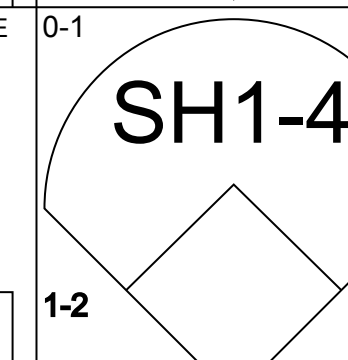
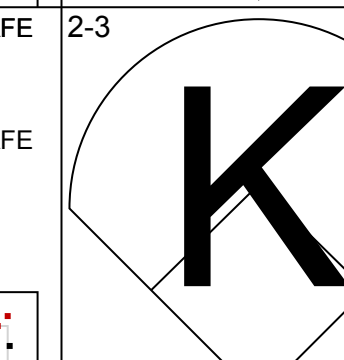
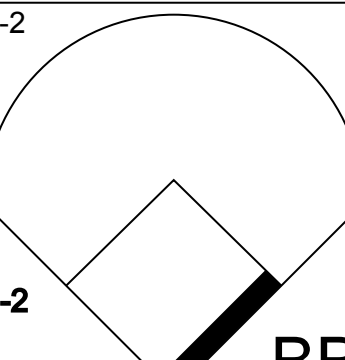
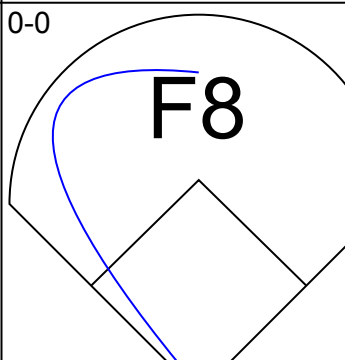
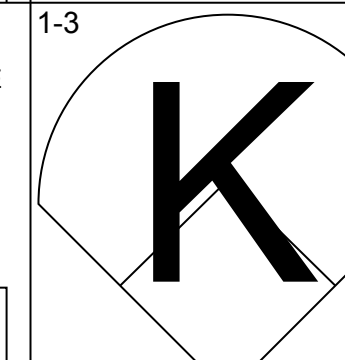
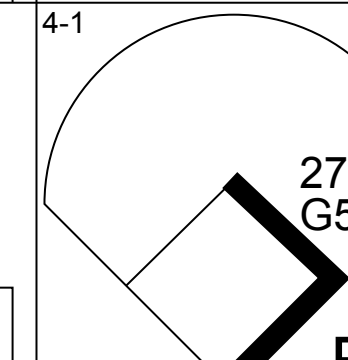
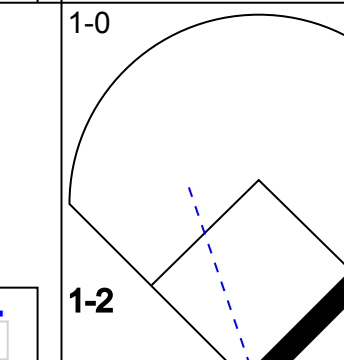
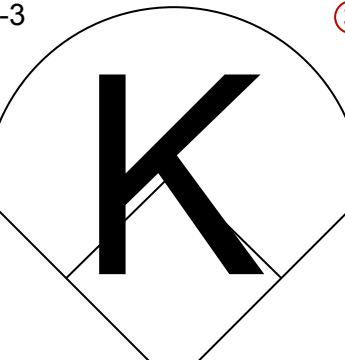


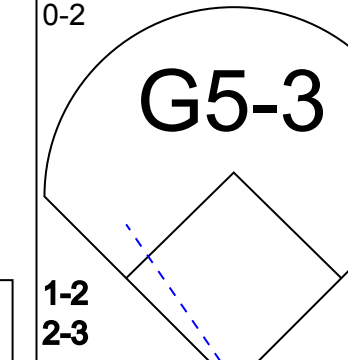
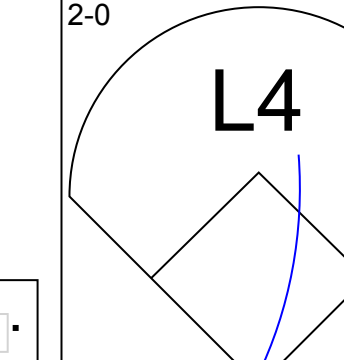

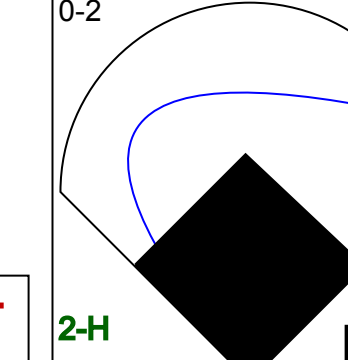
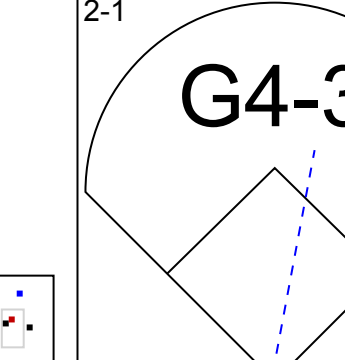
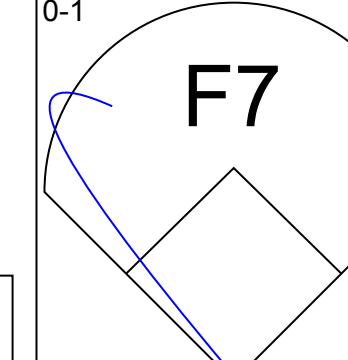

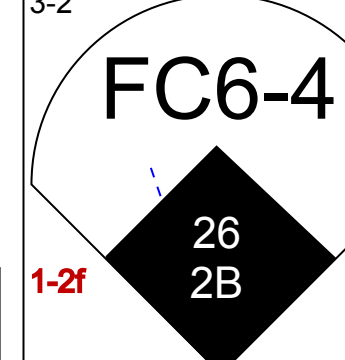
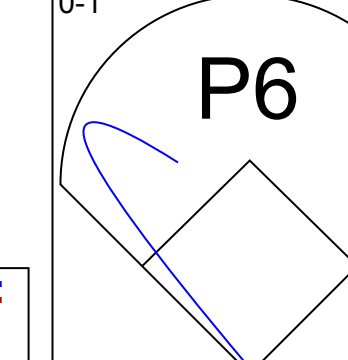
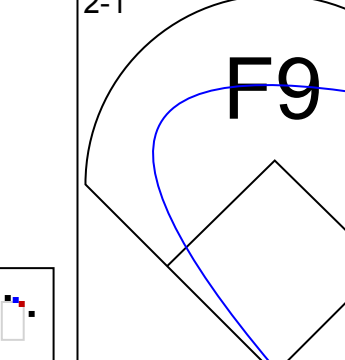

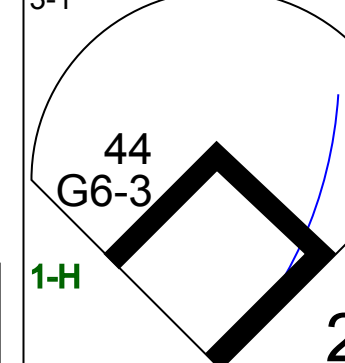
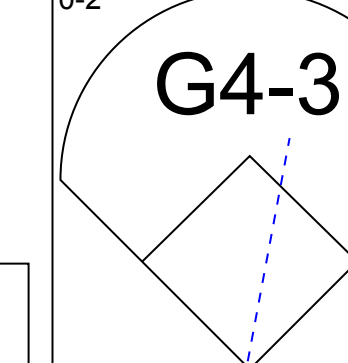

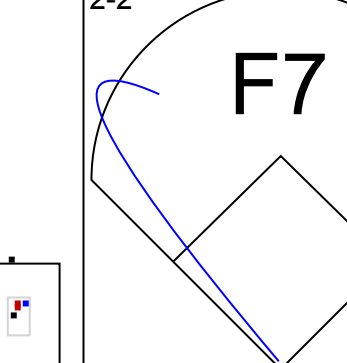
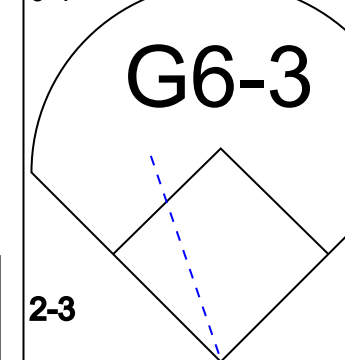
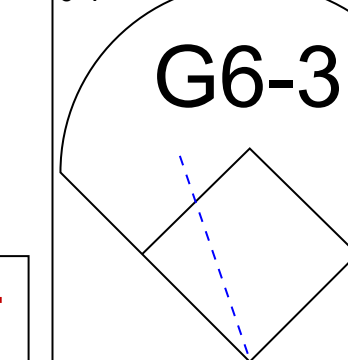

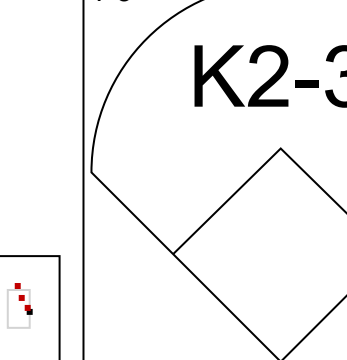
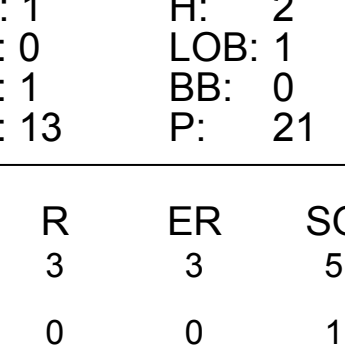
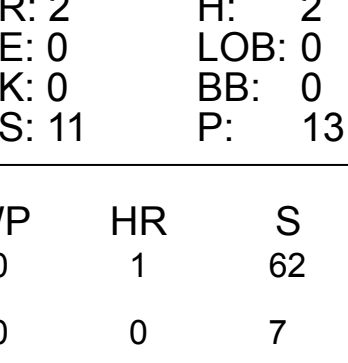
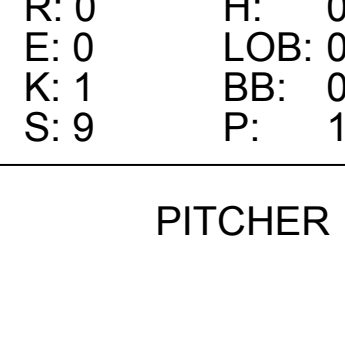
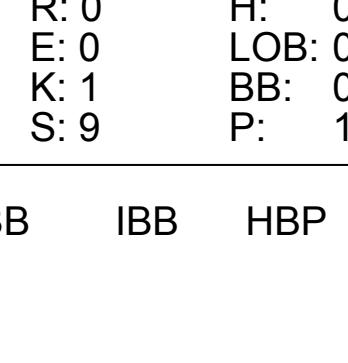



TOP

Boston Red Sox @ Arizona Diamondbacks
Chase Field, Phoenix, AZ

Sat Jun 09 2007, 6:40 PM MST
Att: 49,827 - Clear - 94 F

AB	38
R	4
H	10
RBI	4
BB	4
SO	10
LOB	20



Batter	1	2	3	4	5	6	7	8	9	10	AB	R	H	RBI	BB	SO	LOB				
22 Eric Byrnes, R OBP: 0.375, SLG: 0.512											5	0	0	0	0	2	1				
24 Chris Young, R OBP: 0.291, SLG: 0.444											4	0	0	0	0	1	0				
1 Orlando Hudson, S OBP: 0.372, SLG: 0.468											4	0	2	0	0	1	1				
Tony Clark, S OBP: 0.290, SLG: 0.506											2	0	0	0	1	1	1				
34 Conor Jackson, R OBP: 0.383, SLG: 0.445											1	0	1	0	1	0	0				
27 Mark Reynolds, R OBP: 0.365, SLG: 0.563											5	1	1	0	0	2	6				
6 Stephen Drew, L OBP: 0.298, SLG: 0.346											4	1	2	2	0	0	2				
7 Carlos Quentin, R OBP: 0.304, SLG: 0.369											4	1	0	0	0	0	1				
26 Miguel Montero, L OBP: 0.277, SLG: 0.382											4	0	1	1	0	1	0				
44 Micah Owings, R ERA: 3.78											2	0	0	0	0	0	1				
56 Ramon Pena, R ERA: 2.76											0	0	0	0	0	0	0				
45 Doug Slaten, L ERA: 2.87											0	0	0	0	0	0	0				
Scott Hairston, R OBP: 0.302, SLG: 0.363											0	0	0	0	0	0	0				
5 Scott Hairston, R OBP: 0.302, SLG: 0.363											0	0	0	0	0	0	0				
5 Robby Hambrick, R OBP: 0.199, SLG: 0.265											0	0	0	0	0	0	0				
37 Juan Cruz, R ERA: 3.2											0	0	0	0	0	0	0				
Inning Stats	R: 0 E: 0 K: 2 S: 15	H: 1 LOB: 2 BB: 1 P: 25	R: 1 E: 0 K: 1 S: 13	H: 2 LOB: 1 BB: 0 P: 21	R: 0 E: 0 K: 0 S: 5	H: 0 LOB: 0 BB: 0 P: 10	R: 2 E: 0 K: 0 S: 11	H: 2 LOB: 0 BB: 0 P: 13	R: 0 E: 0 K: 1 S: 9	H: 0 LOB: 0 BB: 0 P: 14	R: 0 E: 0 K: 1 S: 9	H: 0 LOB: 0 BB: 0 P: 14	R: 0 E: 0 K: 1 S: 8	H: 0 LOB: 2 BB: 1 P: 19	R: 0 E: 0 K: 1 S: 9	H: 0 LOB: 0 BB: 0 P: 13	R: 0 E: 0 K: 2 S: 15	H: 1 LOB: 2 BB: 0 P: 24	1B: 4 2B: 2 3B: 0 HR: 1	SF: 0 SAC: 1 DP: 0 HBP: 1	WP: 0 PA: 41

BOTTOM

Boston Red Sox @ Arizona Diamondbacks
Chase Field, Phoenix, AZ

Sat Jun 09 2007, 6:40 PM MST
Att: 49,827 - Clear - 94 F

AB	37
R	3
H	7
RBI	3
BB	2
SO	9
LOB	13



Batter	1	2	3	4	5	6	7	8	9	AB	R	H	RBI	BB	SO	LOB	TOP			
23 Julio Lugo, R OBP: 0.274, SLG: 0.318	1-3 K		1-3 K		2-2 G1-3		0-0 G5-3		1-2 1B	5	0	1	0	0	2	1	Boston Red Sox @ Arizona Diamondbacks Chase Field, Phoenix, AZ Sun Jun 10 2007, 1:40 PM MST Att. 46,635 - Roof Closed - 75 F			
Coco Crisp, S OBP: 0.281, SLG: 0.300	2-2 1B		2-3 K		2-2 G4-3		2-1 F8		2-1 F8	5	0	1	0	0	1	3				
20 Kevin Youkilis, R OBP: 0.423, SLG: 0.524	1 SAFE F8		1-1 F8		2-2 1B					4	0	1	0	0	1	1				
Manny Ramirez, R OBP: 0.389, SLG: 0.466	4-0 BB				4-0 25 2B					1	1	0	0	3	1	1				
Jason Varitek, S OBP: 0.357, SLG: 0.453	1-3 K				2-3 K		0-1 G1-3		2-3 K	4	0	0	0	0	3	4				
25 Mike Lowell, R OBP: 0.372, SLG: 0.549		2-2 F7			3-2 2B		3-2 G3		2-1 F9	4	0	1	1	0	0	1				
Wily Mo Peña, R OBP: 0.323, SLG: 0.434		0-1 1B			0-1 G6-3		1-2 G5-3			3	0	1	0	0	0	1				
7 J.D. Drew, L OBP: 0.353, SLG: 0.364									2-1 F8	1	0	0	0	0	0	0				
15 Dustin Pedroia, R OBP: 0.399, SLG: 0.441		2-3 K			4-0 IBB		1-1 13 SH1-4		0-2 G4-3	3	0	1	0	1	1	1				
18 Daisuke Matsuzaka, R 13 Alex Cora, L 53 Brendan Donnelly, R 48 Javier López, L 50 Mike Timlin, R 12 Eric Hinske, L		0-3 K			0-3 K		0-1 SH1-4		4-2 23 1B	2	0	0	0	0	2	3				
Inning Stats	R: 0 E: 1 K: 2 S: 14	H: 1 LOB: 2 BB: 1 P: 22	R: 0 E: 0 K: 2 S: 14	H: 1 LOB: 1 BB: 0 P: 18	R: 0 E: 0 K: 2 S: 9	H: 0 LOB: 0 BB: 0 P: 13	R: 1 E: 0 K: 2 S: 14	H: 1 LOB: 2 BB: 2 P: 27	R: 0 E: 0 K: 1 S: 12	H: 0 LOB: 0 BB: 0 P: 12	R: 0 E: 0 K: 0 S: 8	H: 1 LOB: 1 BB: 0 P: 10	R: 0 E: 0 K: 2 S: 11	H: 0 LOB: 1 BB: 1 P: 20	R: 0 E: 0 K: 0 S: 15	H: 1 LOB: 2 BB: 1 P: 24	1B: 5 2B: 1 3B: 0 HR: 0	SF: 0 SAC: 1 DP: 0 HBP: 0	WP: 0 PB: 0 SB: 0 CS: 0	PA: 38
PITCHER	IP WLS BF H R ER SO BB IBB HBP BLK WP HR S P ERA WHIP																			
51 Randy Johnson, L ERA: 3.52	6.0 W 25 4 1 1 9 2 1 0 0 0 0 0 7 113 1.50 1.000																			
36 Jaiel Peguero, R ERA:	1.0 H 4 1 0 0 0 0 0 0 0 0 0 0 7 10 0.00 1.000																			
56 Ramon Pena, R ERA: 2.67	1.0 H 4 0 0 0 2 1 0 0 0 0 0 0 11 20 0.00 1.000																			
Jose Valverde, R ERA: 3.33	1.0 5 1 0 0 0 1 0 0 0 0 0 0 15 24 0.00 2.000																			

AB	32
R	1
H	6
RBI	1
BB	5
SO	11
LOB	16



Batter	1	2	3	4	5	6	7	8	9	AB	R	H	RBI	BB	SO	LOB	BOTTOM			
22 Eric Byrnes, R OBP: 0.379, SLG: 0.518	1-1 F8		1-0 2B		1-2 18 E		0-0 1 G3		0-0 P5	5	0	3	0	0	2	Boston Red Sox @ Arizona Diamondbacks Chase Field, Phoenix, AZ Sun Jun 10 2007, 1:40 PM MST Att. 46,635 - Roof Closed - 75 F				
24 Chris Young, R OBP: 0.288, SLG: 0.438	1-3 K		0-2 F9		0-2 P3		1 SAFE B3		3-1 1B	5	0	1	1	0	1		3			
1 Orlando Hudson, S OBP: 0.372, SLG: 0.462	4-2 BB				4-2 6 1B		0-0 G3		1-2 K	3	1	0	0	2	2		4			
18 Chad Tracy, L OBP: 0.384, SLG: 0.486	3-3 K				1-3 K		1-2 P2			4	0	0	0	0	3		4			
34 Conor Jackson, R OBP: 0.391, SLG: 0.446			1-0 P3		4-0 7 E		4-2 7 2B		1-1 6 BB	2	2	1	0	2	0		0			
Jose Valverde, R ERA: 3.33					1-2 6 1B				4-2 7 SH	0	0	0	0	0	0		0			
6 Stephen Drew, L OBP: 0.302, SLG: 0.346		3-2 F9			2-2 7 E		1-2 F7		4-2 7 SH	3	1	1	1	1	0		1			
7 Carlos Quentin, R OBP: 0.305, SLG: 0.375					1-2 2-H		1-1 E5		1-2 7 SH	3	1	1	1	0	1		2			
19 Chris Snyder, R OBP: 0.303, SLG: 0.344					1-2 2-H		1-1 2B		4-2 24 1B	3	0	0	0	1	1		4			
51 Randy Johnson, R ERA: 3.52					0-2 G5-3		1-3 K		0-0 P3	2	0	0	0	0	1		3			
36 Jaiel Peguero, R ERA:					0-2 G5-3					1	0	0	0	0	1	1				
56 Ramon Pena, R ERA: 2.67										0	0	0	0	0	0	0				
27 Mark Reynolds, R OBP: 0.379, SLG: 0.576										1	0	0	0	0	0	2				
Inning Stats	R: 0 E: 0 K: 2 S: 10	H: 0 LOB: 1 BB: 1 P: 19	R: 0 E: 0 K: 1 S: 7	H: 0 LOB: 0 BB: 0 P: 11	R: 0 E: 0 K: 0 S: 10	H: 1 LOB: 1 BB: 0 P: 12	R: 1 E: 1 K: 3 S: 19	H: 1 LOB: 3 BB: 2 P: 32	R: 0 E: 0 K: 2 S: 15	H: 1 LOB: 1 BB: 0 P: 19	R: 1 E: 0 K: 1 S: 17	H: 1 LOB: 1 BB: 1 P: 27	R: 0 E: 0 K: 0 S: 8	H: 1 LOB: 1 BB: 0 P: 11	R: 3 E: 1 K: 1 S: 15	H: 2 LOB: 2 BB: 2 P: 28	1B: 5 2B: 2 3B: 0 HR: 0	SF: 0 SAC: 1 DP: 0 HBP: 0	WP: 0 PB: 0 SB: 2 CS: 0	PA: 39
PITCHER	IP WLS BF H R ER SO BB IBB HBP BLK WP HR S P ERA WHIP																			
18 Daisuke Matsuzaka, R ERA: 4.55	6.0 L 27 4 2 2 9 4 0 0 0 0 0 0 10 14 0.00 2.000																			
53 Brendan Donnelly, R ERA: 3.05	1.0 5 2 1 0 0 0 0 0 0 0 0 0 2 6 * *																			
48 Javier López, L ERA: 3.21	0.0 1 0 0 0 0 1 0 0 0 0 0 0 2 6 * *																			
50 Mike Timlin, R ERA: 5.59	1.0 6 1 2 0 1 1 0 0 0 0 0 0 11 19 0.00 2.000																			

AB	32
R	5
H	7
RBI	3
BB	6
SO	10
LOB	26




Batter	1	2	3	4	5	6	7	8	9	AB	R	H	RBI	BB	SO	LOB	TOP																					
3 Willy Taveras, R (1, 8) OBP: 0.365, SLG: 0.362	3-1 P6			2-1 F9		2-2 G4-3		0-2 G2		4	0	0	0	0	0	2																						
Kazuo Matsui, S (1, 4) OBP: 0.342, SLG: 0.462	1-2 F8			3-2 L7		2-3 K			1-3 K	4	0	0	0	0	2	1																						
5 Matt Holliday, R (1, 7) OBP: 0.384, SLG: 0.577	1-1 G6-3			1-0 G5-3			0-0 G5-3		1-1 F9	4	0	0	0	0	0	0																						
17 Todd Helton, L (1, 3)		2-1 G4-3			0-2 F8		1-2 P4		3-3 K	4	0	0	0	0	1	0																						
27 Garrett Atkins, R (1, 5) OBP: 0.320, SLG: 0.358		1-1 G3			4-2 FC5-4 BB		1-2 L8			2	0	0	0	1	0	0																						
11 Brad Hawpe, L (1, 9) OBP: 0.397, SLG: 0.508		0-0 F7			0-3 K				1-0 19 F9 8 1B 2B	3	1	1	0	0	1	1																						
19 Ryan Spillborghs, R (1, 10) OBP: 0.348, SLG: 0.558			2-1 2 G6-4-3 1B		1 SAFE FC5-4 1-2				1-2 F9	3	0	1	0	0	0	2																						
2 Troy Tulowitzki, R (1, 6) OBP: 0.333, SLG: 0.372			0-1 G6-4-3 1-2			0-3 K			1-2 F9	3	0	0	0	0	1	2																						
8 Yorvit Torrealba, R (1, 2) OBP: 0.296, SLG: 0.314			2-1 G6-3			2-1 G4-3 2B			0-1 3H 1B	3	0	2	1	0	0	0																						
Inning Stats	R: 0 E: 0 K: 0 S: 8	H: 0 LOB: 0 BB: 0 P: 13	R: 0 E: 0 K: 0 S: 5	H: 0 LOB: 0 BB: 0 P: 8	R: 0 E: 0 K: 0 S: 6	H: 1 LOB: 0 BB: 0 P: 10	R: 0 E: 0 K: 0 S: 6	H: 0 LOB: 0 BB: 0 P: 12	R: 0 E: 0 K: 1 S: 10	H: 0 LOB: 1 BB: 1 P: 16	R: 0 E: 0 K: 2 S: 11	H: 1 LOB: 1 BB: 0 P: 17	R: 0 E: 0 K: 0 S: 8	H: 0 LOB: 0 BB: 0 P: 10	R: 1 E: 0 K: 0 S: 13	H: 2 LOB: 1 BB: 0 P: 16	R: 0 E: 0 K: 2 S: 10	H: 0 LOB: 0 BB: 0 P: 15	1B: 2 2B: 2 3B: 0 HR: 0	SF: 0 SAC: 0 DP: 1 HBP: 0	WP: 0 PB: 0 SB: 0 CS: 0	PA: 31																
PITCHER	IP	WLS	BF	H	R	ER	SO	BB	IBB	HBP	BLK	WP	HR	S	P	ERA	WHIP	PITCHER				IP	WLS	BF	H	R	ER	SO	BB	IBB	HBP	BLK	WP	HR	S	P	ERA	WHIP
49 Tim Wakefield, R (1, 1) ERA: 3.92	8.0	W	28	4	1	1	3	1	0	0	0	0	0	67	102	1.12	0.625																					
58 Jonathan Papelbon, R (8, 1) ERA: 1.93	1.0	S	3	0	0	0	2	0	0	0	0	0	0	10	15	0.00	0.000																					

Colorado Rockies @ Boston Red Sox
Fenway Park, Boston, MA
Tue Jun 12 2007, 7:05 PM EDT
Att: 37,008 - Cloudy - 68 F

livebaseballscorecards.com

AB 30
R 1
H 4
RBI 1
BB 1
SO 5
LOB 8




Batter	1	2	3	4	5	6	7	8	9	AB	R	H	RBI	BB	SO	LOB	BOTTOM																						
15 Dustin Pedroia, R (1, 4) OBP: 0.395, SLG: 0.436	1-2 G1-3		0-0 G6-3		3-1 G6-3			2-2 34 2B 7 SF8 1B		4	0	1	0	0	0	1																							
13 Alex Cora, L (8, 4) OBP: 0.330, SLG: 0.448									0-0 F8	4	0	1	1	0	1	1																							
20 Kevin Youkilis, R (1, 3) OBP: 0.421, SLG: 0.524	1-1 G1-3		3-2 2H 2B		2-3 K2-3					3	0	3	0	1	0	0																							
34 David Ortiz, L (1, 10) OBP: 0.452, SLG: 0.609	3-2 1B		4-0 BB			2-0 7 G4-6-3 BB 1B		1-1 1B		2	0	0	0	2	1	3																							
Manny Ramirez, R (1, 7) OBP: 0.391, SLG: 0.462	2-2 G1-3		1-3 K			4-1 7 G4-6-3 BB		4-0 1BB		2	0	0	0	2	1	3																							
7 J.D. Drew, L (1, 9) OBP: 0.346, SLG: 0.358		2-1 G3		1-1 G3-1		2-1 G4-6-3		3-1 SF8		3	0	0	1	0	0	2																							
25 Mike Lowell, R (1, 5) OBP: 0.370, SLG: 0.543		3-2 F8		1-1 1B 1B		1-2 1-2 2-3 K		3H 1-2 G6-3		4	0	1	0	0	1	3																							
Coco Crisp, S (1, 8) OBP: 0.281, SLG: 0.300		3-2 G4-3		0-0 28 G5-4-3 1B			1-0 G4-3			3	0	1	0	0	0	0																							
28 Doug Mirabeli, R (1, 2) OBP: 0.233, SLG: 0.316			1-3 K		0-0 G5-4-3 1-2		2-1 F9			3	0	0	0	0	1	2																							
23 Julio Lugo, R (1, 6) OBP: 0.274, SLG: 0.322			2-2 20 2B			1-2 G4-3		1-0 F8		3	1	1	0	0	0	0																							
Inning Stats	R: 0 E: 0 K: 0 S: 14	H: 1 LOB: 1 BB: 0 P: 21	R: 0 E: 0 K: 0 S: 10	H: 0 LOB: 0 BB: 0 P: 18	R: 1 E: 0 K: 2 S: 14	H: 2 LOB: 2 BB: 1 P: 25	R: 0 E: 0 K: 0 S: 6	H: 2 LOB: 1 BB: 0 P: 8	R: 0 E: 0 K: 1 S: 8	H: 0 LOB: 0 BB: 0 P: 14	R: 0 E: 0 K: 1 S: 8	H: 1 LOB: 1 BB: 1 P: 18	R: 0 E: 0 K: 0 S: 4	H: 0 LOB: 0 BB: 0 P: 8	R: 1 E: 0 K: 0 S: 13	H: 2 LOB: 2 BB: 1 P: 24	1B: 5 2B: 3 3B: 0 HR: 0	SF: 1 SAC: 0 DP: 2 HBP: 0	WP: 0 PB: 0 SB: 1 CS: 0	PA: 33																			
PITCHER	IP	WLS	BF	H	R	ER	SO	BB	IBB	HBP	BLK	WP	HR	S	P	ERA	WHIP	PITCHER				IP	WLS	BF	H	R	ER	SO	BB	IBB	HBP	BLK	WP	HR	S	P	ERA	WHIP	
28 Aaron Cook, R (1, 1) ERA: 4.37	7.1	L	29	7	2	2	4	2	0	0	0	0	0	69	119	2.46	1.227																						
Jeremy Affeldt, L (8, 1) ERA: 2.89	0.1		3	1	0	0	0	0	1	0	0	0	0	4	12	0.00	3.000																						
60 Manny Corpas, R (8, 1) ERA: 2.87	0.1		1	0	0	0	0	0	0	0	0	0	0	4	5	0.00	0.000																						

Colorado Rockies @ Boston Red Sox
Fenway Park, Boston, MA
Tue Jun 12 2007, 7:05 PM EDT
Att: 37,008 - Cloudy - 68 F

livebaseballscorecards.com

AB 29
R 2
H 8
RBI 2
BB 3
SO 4
LOB 12



Batter	1	2	3	4	5	6	7	8	9	AB	R	H	RBI	BB	SO	LOB	TOP				
3 Willy Taveras, R OBP: 0.367, SLG: 0.365 Jamey Carroll, R OBP: 0.299, SLG: 0.211	E6 G4-3 27 2B	F9		B1-3		SH1-4		FC6-4 1B		4	1	2	0	0	0	2					
Kazu Matsui, S OBP: 0.345, SLG: 0.459	G4-3					P6		FC6-4 5 2B 17 WP		5	2	2	1	0	0	5					
5 Matt Holliday, R OBP: 0.391, SLG: 0.583	K	E5						17 WP 17 G6-3 2B		4	3	3	1	1	1	1					
17 Todd Helton, L OBP: 0.440, SLG: 0.493		G4-3				F8		G6-3		4	0	1	4	1	0	4					
27 Garrett Atkins, R OBP: 0.318, SLG: 0.359						K		K		5	0	1	1	0	2	3					
11 Brad Hawpe, L OBP: 0.397, SLG: 0.520	K									5	1	2	3	0	2	2					
19 Ryan Spillborghs, R (1, 10) OBP: 0.314, SLG: 0.500										5	0	0	0	0	3	1					
8 Yorvit Torrealba, R OBP: 0.299, SLG: 0.319										4	2	1	0	1	0	1					
2 Troy Tulowitzki, R OBP: 0.340, SLG: 0.376 14 Sean Barker, R (8, 8)										3	3	2	0	1	0	0					
										1	0	0	0	0	1	1					
Inning Stats	R: 1 E: 1 K: 2 S: 16	H: 2 LOB: 2 BB: 1 P: 24	R: 2 E: 1 K: 0 S: 19	H: 4 LOB: 2 BB: 0 P: 27	R: 0 E: 0 K: 1 S: 9	H: 0 LOB: 0 BB: 0 P: 13	R: 0 E: 0 K: 0 S: 9	H: 0 LOB: 0 BB: 0 P: 11	R: 3 E: 0 K: 2 S: 11	H: 3 LOB: 1 BB: 3 P: 28	R: 0 E: 0 K: 2 S: 8	H: 0 LOB: 0 BB: 0 P: 12	R: 3 E: 0 K: 1 S: 15	H: 3 LOB: 0 BB: 0 P: 22	R: 0 E: 0 K: 1 S: 8	H: 1 LOB: 1 BB: 0 P: 12	1B: 9 2B: 4 3B: 0 HR: 1	SF: 0 SAC: 1 DP: 0 HBP: 0	WP: 1 PB: 0 SB: 0 CS: 0	PA: 45	
PITCHER	IP WLS BF H R ER SO BB IBB HBP BLK WP HR S P ERA WHIP	IP WLS BF H R ER SO BB IBB HBP BLK WP HR S P ERA WHIP	IP WLS BF H R ER SO BB IBB HBP BLK WP HR S P ERA WHIP	IP WLS BF H R ER SO BB IBB HBP BLK WP HR S P ERA WHIP	IP WLS BF H R ER SO BB IBB HBP BLK WP HR S P ERA WHIP	IP WLS BF H R ER SO BB IBB HBP BLK WP HR S P ERA WHIP	IP WLS BF H R ER SO BB IBB HBP BLK WP HR S P ERA WHIP	IP WLS BF H R ER SO BB IBB HBP BLK WP HR S P ERA WHIP	IP WLS BF H R ER SO BB IBB HBP BLK WP HR S P ERA WHIP	IP WLS BF H R ER SO BB IBB HBP BLK WP HR S P ERA WHIP	IP WLS BF H R ER SO BB IBB HBP BLK WP HR S P ERA WHIP	IP WLS BF H R ER SO BB IBB HBP BLK WP HR S P ERA WHIP	IP WLS BF H R ER SO BB IBB HBP BLK WP HR S P ERA WHIP	IP WLS BF H R ER SO BB IBB HBP BLK WP HR S P ERA WHIP	IP WLS BF H R ER SO BB IBB HBP BLK WP HR S P ERA WHIP	IP WLS BF H R ER SO BB IBB HBP BLK WP HR S P ERA WHIP	IP WLS BF H R ER SO BB IBB HBP BLK WP HR S P ERA WHIP	IP WLS BF H R ER SO BB IBB HBP BLK WP HR S P ERA WHIP	IP WLS BF H R ER SO BB IBB HBP BLK WP HR S P ERA WHIP	IP WLS BF H R ER SO BB IBB HBP BLK WP HR S P ERA WHIP	IP WLS BF H R ER SO BB IBB HBP BLK WP HR S P ERA WHIP

Colorado Rockies @ Boston Red Sox
Fenway Park, Boston, MA
Wed Jun 13 2007, 7:05 PM EDT
Att: 36,808 - Cloudy - 55 F

AB	40
R	12
H	14
RBI	10
BB	4
SO	9
LOB	20



Batter	1	2	3	4	5	6	7	8	9	AB	R	H	RBI	BB	SO	LOB	BOTTOM				
Coco Crisp, S OBP: 0.277, SLG: 0.295 12 Eric Hinske, L OBP: 0.288, SLG: 0.323	F8									4	0	0	0	0	0	2					
20 Kevin Youkilis, R OBP: 0.422, SLG: 0.527	F9									4	1	2	0	0	0	0					
34 David Ortiz, L OBP: 0.449, SLG: 0.603	F9									4	0	1	0	0	0	1					
Manny Ramirez, R OBP: 0.390, SLG: 0.461 Wily Mo Peña, R OBP: 0.319, SLG: 0.429										3	0	1	1	0	1	1					
7 J.D. Drew, L OBP: 0.344, SLG: 0.352										1	0	0	0	0	1	0					
25 Mike Lowell, R OBP: 0.372, SLG: 0.556										4	1	2	1	0	0	1					
Jason Varitek, S OBP: 0.361, SLG: 0.454 28 Doug Mirabeli, R OBP: 0.230, SLG: 0.310										2	0	1	0	1	0	1					
13 Alex Cora, L OBP: 0.327, SLG: 0.440										1	0	0	0	0	1	0					
23 Julio Lugo, R OBP: 0.270, SLG: 0.317										4	0	0	0	0	1	3					
Inning Stats	R: 0 E: 0 K: 0 S: 8	H: 0 LOB: 0 BB: 0 P: 14	R: 1 E: 0 K: 1 S: 13	H: 1 LOB: 1 BB: 1 P: 23	R: 1 E: 0 K: 1 S: 14	H: 3 LOB: 2 BB: 0 P: 26	R: 0 E: 0 K: 1 S: 11	H: 2 LOB: 2 BB: 0 P: 17	R: 0 E: 0 K: 1 S: 9	H: 1 LOB: 1 BB: 0 P: 18	R: 0 E: 0 K: 1 S: 9	H: 0 LOB: 0 BB: 0 P: 16	R: 0 E: 0 K: 1 S: 5	H: 0 LOB: 0 BB: 1 P: 10	R: 0 E: 0 K: 1 S: 7	H: 0 LOB: 0 BB: 0 P: 11	1B: 6 2B: 1 3B: 0 HR: 1	SF: 0 SAC: 0 DP: 1 HBP: 0	WP: 0 PB: 0 SB: 0 CS: 0	PA: 36	
PITCHER	IP WLS BF H R ER SO BB IBB HBP BLK WP HR S P ERA WHIP	IP WLS BF H R ER SO BB IBB HBP BLK WP HR S P ERA WHIP	IP WLS BF H R ER SO BB IBB HBP BLK WP HR S P ERA WHIP	IP WLS BF H R ER SO BB IBB HBP BLK WP HR S P ERA WHIP	IP WLS BF H R ER SO BB IBB HBP BLK WP HR S P ERA WHIP	IP WLS BF H R ER SO BB IBB HBP BLK WP HR S P ERA WHIP	IP WLS BF H R ER SO BB IBB HBP BLK WP HR S P ERA WHIP	IP WLS BF H R ER SO BB IBB HBP BLK WP HR S P ERA WHIP	IP WLS BF H R ER SO BB IBB HBP BLK WP HR S P ERA WHIP	IP WLS BF H R ER SO BB IBB HBP BLK WP HR S P ERA WHIP	IP WLS BF H R ER SO BB IBB HBP BLK WP HR S P ERA WHIP	IP WLS BF H R ER SO BB IBB HBP BLK WP HR S P ERA WHIP	IP WLS BF H R ER SO BB IBB HBP BLK WP HR S P ERA WHIP	IP WLS BF H R ER SO BB IBB HBP BLK WP HR S P ERA WHIP	IP WLS BF H R ER SO BB IBB HBP BLK WP HR S P ERA WHIP	IP WLS BF H R ER SO BB IBB HBP BLK WP HR S P ERA WHIP	IP WLS BF H R ER SO BB IBB HBP BLK WP HR S P ERA WHIP	IP WLS BF H R ER SO BB IBB HBP BLK WP HR S P ERA WHIP	IP WLS BF H R ER SO BB IBB HBP BLK WP HR S P ERA WHIP	IP WLS BF H R ER SO BB IBB HBP BLK WP HR S P ERA WHIP	IP WLS BF H R ER SO BB IBB HBP BLK WP HR S P ERA WHIP

Colorado Rockies @ Boston Red Sox
Fenway Park, Boston, MA
Wed Jun 13 2007, 7:05 PM EDT
Att: 36,808 - Cloudy - 55 F


AB	34
R	2
H	8
RBI	2
BB	2
SO	7
LOB	14



Batter	1	2	3	4	5	6	7	8	9	AB	R	H	RBI	BB	SO	LOB	TOP				
3 Willy Taveras, R OBP: 0.358, SLG: 0.355	F9	K		G4-3		G5-3		G6-3		5	0	0	1	0	1	2					
Kazuo Matsui, S OBP: 0.355, SLG: 0.474	17 1B	2B	5 2B 27 HR	G4-3	1B	1B		K		5	2	3	0	0	1	1					
5 Matt Holliday, R OBP: 0.392, SLG: 0.595	G6-3		27 HR	2B	HR		F7		F8	5	2	2	1	0	0	2					
17 Todd Helton, L OBP: 0.439, SLG: 0.489	27 1B	1B	27 HR	BB			K		K	4	1	1	1	1	2	0					
27 Garrett Atkins, R OBP: 0.323, SLG: 0.381	1B		HR			11 G4-3	F8		P4	5	1	3	4	0	0	0					
11 Brad Hawpe, L OBP: 0.390, SLG: 0.510	L9		G6-3	HR		G4-3	K			4	0	0	0	0	1	3					
19 Ryan Spilborghs, R OBP: 0.309, SLG: 0.471		L4	P3			L9		SH1-3 2 8 1B 3 G6-3	BB	3	1	0	0	1	0	1					
8 Yorvit Torrealba, R OBP: 0.304, SLG: 0.324	G5-3		2 FC6-4	1B		G5-3		SH1-3	1B	4	0	2	0	0	0	1					
2 Troy Tulowitzki, R OBP: 0.340, SLG: 0.375	3 WP	1B	FC6-4			K		SH1-3		3	0	1	0	0	1	1					
Inning Stats	R: 1 E: 0 K: 0 S: 17	H: 3 LOB: 2 BB: 0 P: 27	R: 0 E: 0 K: 1 S: 9	H: 1 LOB: 1 BB: 0 P: 14	R: 4 E: 0 K: 0 S: 20	H: 4 LOB: 1 BB: 1 P: 34	R: 1 E: 0 K: 0 S: 7	H: 1 LOB: 0 BB: 0 P: 11	R: 0 E: 0 K: 1 S: 10	H: 1 LOB: 1 BB: 0 P: 14	R: 0 E: 0 K: 2 S: 8	H: 0 LOB: 0 BB: 0 P: 10	R: 1 E: 0 K: 1 S: 12	H: 1 LOB: 1 BB: 1 P: 22	R: 0 E: 0 K: 1 S: 7	H: 0 LOB: 0 BB: 0 P: 13	1B: 7 2B: 3 3B: 0 HR: 2	SF: 0 SAC: 1 DP: 0 HBP: 0	WP: 1 PB: 0 SB: 0 CS: 0	PA: 41	
PITCHER	IP	WLS	BF	H	R	ER	SO	BB	IBB	HBP	BLK	WP	HR	S	P	ERA	WHIP				
19 Josh Beckett, R ERA: 3.39	5.0	L	26	10	6	6	1	1	0	0	0	1	2	63	100	10.80	2.200				
39 Kyle Snyder, R ERA: 3.15	2.0		7	1	0	0	3	0	0	0	0	0	0	18	21	0.00	0.500				
50 Mike Timlin, R ERA: 5.4	1.0		5	1	1	1	1	1	0	0	0	0	0	12	22	9.00	2.000				
48 Javier López, L ERA: 2.93	1.0		3	0	0	0	1	0	0	0	0	0	0	7	13	0.00	0.000				

Colorado Rockies @ Boston Red Sox
 Fenway Park, Boston, MA
 Thu Jun 14 2007, 7:05 PM EDT
 Att: 36,939 - Cloudy - 56 F


AB 38
 R 7
 H 12
 RBI 7
 BB 2
 SO 6
 LOB 11



Batter	1	2	3	4	5	6	7	8	9	AB	R	H	RBI	BB	SO	LOB	BOTTOM				
7 J.D. Drew, L OBP: 0.336, SLG: 0.342	F7	L6		G3		K		G6-3		5	0	0	0	0	1	7					
15 Dustin Pedroia, R OBP: 0.390, SLG: 0.429	34 HBP	K			F9	FC4		F9		5	0	1	0	0	1	5					
34 David Ortiz, L OBP: 0.448, SLG: 0.595	HBP		K		1B	BB		G4-3		3	0	0	0	1	2	0					
Manny Ramirez, R OBP: 0.394, SLG: 0.461	K		L4		25 FC5-4	1B		20 1B	BB	4	1	2	0	1	1	2					
20 Kevin Youkilis, R OBP: 0.418, SLG: 0.521	K		K		P6		G5-3		1B	5	0	1	0	0	2	5					
25 Mike Lowell, R OBP: 0.373, SLG: 0.553	23 E	1B		F8	FC5-4				K	5	0	2	1	0	1	4					
Jason Varitek, S OBP: 0.364, SLG: 0.455	K		K		23 1B	1B		K2-3		4	0	2	0	0	2	2					
Coco Crisp, S OBP: 0.280, SLG: 0.295	23 E	BB		P3		15 FC4		G3-1		3	0	1	0	1	0	1					
23 Julio Lugo, R OBP: 0.270, SLG: 0.316	E3			P3		F8		G4-3		4	0	1	0	0	0	4					
Inning Stats	R: 0 E: 1 K: 2 S: 13	H: 1 LOB: 3 BB: 1 P: 24	R: 0 E: 1 K: 2 S: 15	H: 1 LOB: 3 BB: 1 P: 26	R: 0 E: 0 K: 2 S: 8	H: 0 LOB: 0 BB: 0 P: 11	R: 0 E: 0 K: 0 S: 11	H: 2 LOB: 2 BB: 0 P: 18	R: 0 E: 0 K: 1 S: 11	H: 2 LOB: 1 BB: 0 P: 17	R: 1 E: 0 K: 2 S: 13	H: 2 LOB: 1 BB: 0 P: 16	R: 0 E: 0 K: 0 S: 7	H: 0 LOB: 0 BB: 0 P: 10	R: 0 E: 0 K: 1 S: 12	H: 1 LOB: 2 BB: 1 P: 22	1B: 10 2B: 0 3B: 0 HR: 0	SF: 0 SAC: 0 DP: 0 HBP: 1	WP: 0 PB: 0 SB: 0 CS: 0	PA: 42	
PITCHER	IP	WLS	BF	H	R	ER	SO	BB	IBB	HBP	BLK	WP	HR	S	P	ERA	WHIP				
26 Jeff Francis, L ERA: 3.61	5.0	W	26	7	0	0	6	2	0	1	0	0	0	60	103	0.00	1.800				
50 Jorge Julio, R ERA: 6.87	1.0		3	0	0	0	1	0	0	0	0	0	0	8	11	0.00	0.000				
Tom Martin, L ERA: 3.86	0.1		2	1	1	1	1	0	0	0	0	0	0	6	9	27.00	3.000				
LaTroy Hawkins, R ERA: 4.7	0.2		3	1	0	0	1	0	0	0	0	0	0	7	7	0.00	1.500				
60 Manny Corpas, R ERA: 2.78	1.0		3	0	0	0	0	0	0	0	0	0	0	7	10	0.00	0.000				

Colorado Rockies @ Boston Red Sox
 Fenway Park, Boston, MA
 Thu Jun 14 2007, 7:05 PM EDT
 Att: 36,939 - Cloudy - 56 F

AB 38
 R 1
 H 10
 RBI 1
 BB 3
 SO 10
 LOB 30



Batter	1	2	3	4	5	6	7	8	9	AB	R	H	RBI	BB	SO	LOB	TOP							
10 Dave Roberts, L (1, 8) OBP: 0.298, SLG: 0.364	4-2 G4-3 BB		3-2 G6-3		3-2 G1-3		2-3 K			3	0	0	0	1	1	0								
2 Randy Winn, S (1, 7) OBP: 0.351, SLG: 0.443	1-1 G4-3		2-3 K			4-2 G6-3 1B BB		4-1 1B BB		2	0	0	0	2	1	1								
Ray Durham, S (1, 4) OBP: 0.316, SLG: 0.401	0-0 F8		1-0 B5			0-1 G6-3 1B		3-2 19 FC6-4 1B		4	0	2	0	0	0	1								
Barry Bonds, L (1, 10)	4-0 IBB			0-1 F8		1-2 G6-3		2-3 K		3	0	0	0	1	1	4								
1 Bengie Molina, R (1, 2) OBP: 0.327, SLG: 0.449	1-2 G5-3			0-1 1B		0-1 L6		1-1 F9		4	0	1	0	0	0	6								
12 Nate Schierholz, L (1, 9) OBP: 0.375, SLG: 0.286		3-2 G4-3		2-3 K		3-2 HBP		1-2 FC6-4		2	0	0	0	0	1	1								
19 Kevin Frandsen, R (8, PH) OBP: 0.299, SLG: 0.346		0-3 K		2-3 K		3-3 K				4	0	0	0	0	3	4								
35 Rich Aurilia, R (1, 3) OBP: 0.278, SLG: 0.346		0-1 2B			1-1 P4		0-1 P2		1-2 F8	4	0	1	0	0	0	0								
Pedro Feliz, R (1, 5) OBP: 0.286, SLG: 0.424					1-3 K		2-0 P4		2-2 G4-3	3	0	0	0	0	2	1								
13 Omar Vizquel, S (1, 6) OBP: 0.276, SLG: 0.280										1	0	0	0	0	0	0								
Mark Sweeney, L (8, PH) OBP: 0.273, SLG: 0.310																								
Inning Stats	R: 0 E: 0 K: 0 S: 8	H: 0 LOB: 2 BB: 2 P: 18	R: 0 E: 0 K: 2 S: 11	H: 1 LOB: 1 BB: 0 P: 17	R: 0 E: 0 K: 1 S: 7	H: 0 LOB: 0 BB: 0 P: 13	R: 0 E: 0 K: 2 S: 12	H: 1 LOB: 1 BB: 0 P: 16	R: 0 E: 0 K: 1 S: 8	H: 0 LOB: 0 BB: 0 P: 13	R: 0 E: 0 K: 1 S: 14	H: 1 LOB: 3 BB: 1 P: 25	R: 0 E: 0 K: 1 S: 6	H: 0 LOB: 0 BB: 0 P: 10	R: 0 E: 0 K: 1 S: 13	H: 1 LOB: 2 BB: 1 P: 24	R: 0 E: 0 K: 0 S: 8	H: 0 LOB: 0 BB: 0 P: 11	1B: 3 2B: 1 3B: 0 HR: 0	SF: 0 SAC: 0 DP: 0 HBP: 1	WP: 0 PB: 0 SB: 0 CS: 0	PA: 36		
PITCHER	IP WLS BF H R ER SO BB IBB HBP BLK WP HR S P ERA WHIP	7.0 W 28 3 0 0 8 2 1 1 0 0 0 66 112 0.00 0.714	1.0 H 5 1 0 0 1 1 0 0 0 0 0 13 24 0.00 2.000	1.0 S 3 0 0 0 0 0 0 0 0 0 0 8 11 0.00 0.000																				

San Francisco Giants @ Boston Red Sox
Fenway Park, Boston, MA
Sat Jun 16 2007, 3:55 PM EDT
Att: 36,381 - Sunny - 77 F

AB 31
R 0
H 4
RBI 0
BB 4
SO 9
LOB 20



Batter	1	2	3	4	5	6	7	8	9	AB	R	H	RBI	BB	SO	LOB	BOTTOM							
7 J.D. Drew, L (1, 9) OBP: 0.345, SLG: 0.354	3-3 K		3-2 F7		2-2 G6-3			0-0 15 G6-4-3 1B		4	0	1	0	0	1	1								
15 Dustin Pedroia, R (1, 4) OBP: 0.398, SLG: 0.459	1-2 F9		0-2 F7			2-1 G6-3		0-0 G6-4-3		4	0	0	0	0	0	3								
34 David Ortiz, L (1, 10) OBP: 0.445, SLG: 0.587	4-2 BB			2-3 K		1-2 F7		1-2 F9		2	0	0	0	1	1	0								
Manny Ramirez, R (1, 7) OBP: 0.394, SLG: 0.466	1-1 F9			2-1 HR		3-2 F9				3	1	1	1	0	0	1								
20 Kevin Youkilis, R (1, 3) OBP: 0.413, SLG: 0.510		2-2 P6		1-2 25 WP 1B		1-0 F9				3	0	1	0	0	0	0								
25 Mike Lowell, R (1, 5) OBP: 0.395, SLG: 0.536		1-0 G6-3		3-2 F7		3-2 F8				3	0	0	0	0	0	1								
Jason Varitek, S (1, 2) OBP: 0.352, SLG: 0.438		1-1 P3		1-3 K		0-1 F7				3	0	0	0	0	1	1								
13 Alex Cora, L (1, 6) OBP: 0.317, SLG: 0.426			2-1 L6		1-1 G3-1			2-3 K		3	0	0	0	0	1	0								
Coco Crisp, S (1, 8) OBP: 0.289, SLG: 0.305			2-1 7 PB 2B		0-0 B1-3			3-2 7 1B 1B		3	0	2	0	0	0	0								
Inning Stats	R: 0 E: 0 K: 1 S: 13	H: 0 LOB: 1 BB: 1 P: 22	R: 0 E: 0 K: 0 S: 6	H: 0 LOB: 0 BB: 0 P: 10	R: 0 E: 0 K: 0 S: 13	H: 1 LOB: 1 BB: 0 P: 20	R: 1 E: 0 K: 2 S: 16	H: 2 LOB: 1 BB: 0 P: 25	R: 0 E: 0 K: 0 S: 6	H: 0 LOB: 0 BB: 0 P: 9	R: 0 E: 0 K: 0 S: 9	H: 0 LOB: 0 BB: 0 P: 15	R: 0 E: 0 K: 0 S: 7	H: 0 LOB: 0 BB: 0 P: 11	R: 0 E: 0 K: 1 S: 10	H: 2 LOB: 1 BB: 0 P: 15	R: 0 E: 0 K: 0 S: 8	H: 0 LOB: 0 BB: 0 P: 11	1B: 3 2B: 1 3B: 0 HR: 1	SF: 0 SAC: 0 DP: 1 HBP: 0	WP: 1 PB: 1 SB: 0 CS: 0	PA: 29		
PITCHER	IP WLS BF H R ER SO BB IBB HBP BLK WP HR S P ERA WHIP	7.0 L 25 3 1 1 3 1 0 0 0 0 0 70 112 0.00 0.571	1.0 4 2 0 0 0 1 0 0 0 0 0 0 10 15 0.00 2.000																					

San Francisco Giants @ Boston Red Sox
Fenway Park, Boston, MA
Sat Jun 16 2007, 3:55 PM EDT
Att: 36,381 - Sunny - 77 F

AB 28
R 1
H 5
RBI 1
BB 1
SO 4
LOB 7



Batter	1	2	3	4	5	6	7	8	9	AB R H RBI BB SO LOB	TOP											
10 Dave Roberts, L (1,8) OBP: 0.294, SLG: 0.352	1-2 F7		2-3 K		0-1 G3		4-2 G3-1 BB		1-3 K	4 0 0 0 1 2 2	San Francisco Giants @ Boston Red Sox Fenway Park, Boston, MA Sun Jun 17 2007, 2:05 PM EDT Att: 36,137 - Partly Cloudy - 82 F											
2 Randy Winn, S (1,7) OBP: 0.352, SLG: 0.444	3-1 G1-3		0-0 PB 2B		3-2 F8		4-1 G3-1 BB		1-1 F8	4 0 1 1 1 0 1												
Ray Durham, S (1,4) OBP: 0.310, SLG: 0.392	2-0 G4-3		0-1 F7		1-1 P4		1-0 G3-1		1-0 F8	5 0 0 0 0 0 4												
Barry Bonds, L (1,10)		1-1 WP 1B	2-1 F8			1-0 HR	4-0 G6-4-3 BB			3 1 2 1 1 0 1												
1 Bengie Molina, R (1,2) OBP: 0.322, SLG: 0.441	1-2 F9			1-2 P3		0-1 G5-3	0-0 G6-4-3			4 0 0 0 0 0 4												
Ryan Klesko, L (1,3) OBP: 0.401, SLG: 0.477	2-3 K			0-0 P3		4-2 FC5-4 BB		0-2 F8		3 0 0 0 1 1 1												
Pedro Feliz, R (1,5) OBP: 0.286, SLG: 0.434	1-3 K			3-2 HR		1-0 FC5-4 12 3B		2-1 G5-3		4 2 1 1 0 1 2												
12 Nate Schierholtz, L (1,9) OBP: 0.450, SLG: 0.500			0-0 13 2B 1B	1-2 FC5-4 13		1-2 1-H 3B		3-2 L7		4 1 3 1 0 0 0												
13 Omar Vizquel, S (1,6) OBP: 0.279, SLG: 0.288			1-1 10 2B 2B	0-1 FC5-4		1-2 G4-3		1-2 1B		4 1 2 1 0 0 2												
Inning Stats	R: 0 E: 0 K: 0 S: 6	H: 0 LOB: 0 BB: 0 P: 12	R: 0 E: 0 K: 2 S: 12	H: 1 LOB: 1 BB: 0 P: 17	R: 2 E: 0 K: 1 S: 12	H: 3 LOB: 1 BB: 0 P: 17	R: 1 E: 0 K: 0 S: 13	H: 2 LOB: 1 BB: 0 P: 18	R: 0 E: 0 K: 0 S: 7	H: 0 LOB: 0 BB: 0 P: 11	R: 2 E: 0 K: 0 S: 14	H: 2 LOB: 1 BB: 3 P: 22	R: 0 E: 0 K: 0 S: 5	H: 0 LOB: 2 BB: 3 P: 18	R: 0 E: 0 K: 0 S: 8	H: 0 LOB: 0 BB: 0 P: 13	R: 0 E: 0 K: 1 S: 12	H: 1 LOB: 1 BB: 0 P: 16	1B: 4 2B: 2 3B: 1 HR: 2	SF: 0 SAC: 0 DP: 1 HBP: 0	WP: 1 PB: 1 SB: 2 CS: 0	PA: 39
PITCHER	IP WLS BF H R ER SO BB IBB HBP BLK WP HR S P ERA WHIP											PITCHER	IP WLS BF H R ER SO BB IBB HBP BLK WP HR S P ERA WHIP									
49 Tim Wakefield, R (1,1) ERA: 4.18	5.2 W 26 8 5 5 3 1 0 0 0 0 1 2 61 93 7.94 1.588																					
17 Manny Delcarmen, R (6,1) ERA:	0.2 H 4 0 0 0 0 2 0 0 0 0 0 0 7 17 0.00 3.000																					
48 Javier López, L (7,1) ERA: 2.93	0.0 1 0 0 0 0 1 0 0 0 0 0 0 0 4 ∞ ∞																					
36 Joel Pineiro, R (7,1) ERA: 4.97	1.2 H 5 1 0 0 0 0 0 0 0 0 0 0 13 19 0.00 0.600																					
37 Hideki Okajima, L (9,1) ERA: 1.04	1.0 3 0 0 0 1 0 0 0 0 0 0 0 8 11 0.00 0.000																					

AB	35
R	5
H	9
RBI	5
BB	4
SO	4
LOB	17



Batter	1	2	3	4	5	6	7	8	9	AB R H RBI BB SO LOB	BOTTOM									
7 J.D. Drew, L (1,9) OBP: 0.350, SLG: 0.359	1-2 34 BB G6-4-3 2B		4-1 34 15 2B BB		3-2 G3		3-2 G3		4-2 1-2 2-3 BB	3 2 1 0 2 0 0	San Francisco Giants @ Boston Red Sox Fenway Park, Boston, MA Sun Jun 17 2007, 2:05 PM EDT Att: 36,137 - Partly Cloudy - 82 F									
15 Dustin Pedroia, R (1,4) OBP: 0.398, SLG: 0.454	2-2 G6-4-3 34 BB 20 1B HBP		0-0 34 2B G4-3 1B		1-0 G6-3		1-3 K		3-2 G3	4 2 1 0 0 1 2										
34 David Ortiz, L (1,10) OBP: 0.450, SLG: 0.596	4-2 G6-4-3 1-2 2-3 BB		2-1 G4-3 20 1B 2B		1-2 2B 2B		2-3 K			3 2 2 1 1 1 0										
Manny Ramirez, R (1,7) OBP: 0.395, SLG: 0.483	0-0 G6-4-3		0-0 G4-3		1-2 2B		2-2 HR			4 1 2 3 0 0 3										
20 Kevin Youkilis, R (1,3) OBP: 0.414, SLG: 0.510	3-2 1-2 2-3 3-H 1B		0-1 25 2B 1B		1-2 G5-3		2-1 G4-3			4 1 2 2 0 0 1										
25 Mike Lowell, R (1,5) OBP: 0.383, SLG: 0.536	0-1 F8		2-1 28 1B 2B			1-1 G6-3		3-3 K		4 1 1 1 0 1 1										
Wily Mo Peña, R (1,8) ERA: 4.71		3-3 K	1-0 L7		2-3 K			0-1 7 CS 28 HBP 1B		3 0 0 0 0 2 1										
Coco Crisp, S (8,8) OBP: 0.291, SLG: 0.308										1 0 1 0 0 0 0										
28 Doug Mirabeli, R (1,2) OBP: 0.246, SLG: 0.311		0-3 K	3-2 2-H 1B		2-3 K			1-2 7 CS HBP		3 0 1 1 0 2 0										
23 Julio Lugo, R (1,6) OBP: 0.270, SLG: 0.309		3-2 K	0-0 G6-3			1-1 P3		0-1 B1		4 0 0 0 0 1 3										
Inning Stats	R: 2 E: 0 K: 0 S: 13	H: 2 LOB: 1 BB: 1 P: 23	R: 0 E: 0 K: 3 S: 11	H: 0 LOB: 0 BB: 0 P: 17	R: 5 E: 0 K: 0 S: 15	H: 5 LOB: 1 BB: 1 P: 27	R: 1 E: 0 K: 0 S: 18	H: 2 LOB: 1 BB: 0 P: 25	R: 0 E: 0 K: 2 S: 8	H: 0 LOB: 0 BB: 0 P: 13	R: 0 E: 0 K: 1 S: 9	H: 0 LOB: 0 BB: 0 P: 14	R: 1 E: 0 K: 2 S: 14	H: 1 LOB: 0 BB: 0 P: 23	R: 0 E: 0 K: 0 S: 14	H: 1 LOB: 2 BB: 1 P: 22	1B: 5 2B: 5 3B: 0 HR: 1	SF: 0 SAC: 0 DP: 1 HBP: 2	WP: 0 PB: 0 SB: 0 CS: 2	PA: 38
PITCHER	IP WLS BF H R ER SO BB IBB HBP BLK WP HR S P ERA WHIP											PITCHER	IP WLS BF H R ER SO BB IBB HBP BLK WP HR S P ERA WHIP							
Matt Morris, R (1,1) ERA: 3.21	4.0 L 23 9 8 8 3 2 0 1 0 0 0 0 57 92 18.00 2.750																			
31 Vinnie Chulk, R (5,1) ERA: 3.07	2.0 6 0 0 0 3 0 0 0 0 0 0 0 17 27 0.00 0.000																			
53 Jonathan Sánchez, L (7,1) ERA: 4.71	1.0 4 1 1 1 2 0 0 0 0 0 1 14 23 9.00 1.000																			
41 Brad Hennessey, R (8,1) ERA: 3.29	1.0 5 1 0 0 0 1 0 0 1 0 0 0 14 22 0.00 2.000																			

AB	33
R	9
H	11
RBI	8
BB	3
SO	8
LOB	11



Batter	1	2	3	4	5	6	7	8	9	AB	R	H	RBI	BB	SO	LOB	TOP			
7 J.D. Drew, L (1,9) OBP: 0.340, SLG: 0.361	G1-3			E6	F8		K		G4-6-3	5	0	0	0	0	1	2				
15 Dustin Pedroia, R (1,4) OBP: 0.400, SLG: 0.448	F9			G5-3			G5-3			4	0	1	1	0	0	1				
34 David Ortiz, L (1,3) OBP: 0.449, SLG: 0.603	G4-3				F8					3	1	1	1	1	0	1				
12 Eric Hinske, L (7, PR) OBP: 0.284, SLG: 0.317	G4-3			HR			FC5-4			0	0	0	0	0	0	0				
Manny Ramirez, R (1,7) OBP: 0.395, SLG: 0.478	G6-3				F9		FC5-4			4	0	1	0	0	0	2				
20 Kevin Youkilis, R (1,5) OBP: 0.415, SLG: 0.510	G6-3								G4-3	4	0	2	0	0	0	0				
Jason Varitek, S (1,2) OBP: 0.353, SLG: 0.438	G6-3									3	1	2	0	1	0	1				
Coco Crisp, S (1,8) OBP: 0.302, SLG: 0.345										4	0	1	0	0	1	4				
13 Alex Cora, L (1,6) OBP: 0.324, SLG: 0.448	G4-3			G4-3						2	1	1	1	0	0	0				
19 Josh Beckett, R (1,1) OBP: 0.143, SLG: 0.296	G5-3									3	1	1	1	0	0	1				
39 Kyle Snyder, S (7,1) ERA: 3.89										0	0	0	0	0	0	0				
37 Hideki Okajima, L (8,1) ERA: 5.28										0	0	0	0	0	0	0				
Wily Mo Peña, R (9, PH) OBP: 0.301, SLG: 0.391										1	0	0	0	0	1	1				
58 Jonathan Papelbon, R (9,1) ERA: 3.6										0	0	0	0	0	0	0				
Inning Stats	R: 0 E: 0 K: 0 S: 7	H: 0 LOB: 0 BB: 0 P: 11	R: 0 E: 0 K: 0 S: 9	H: 1 LOB: 0 BB: 0 P: 17	R: 0 E: 0 K: 1 S: 8	H: 0 LOB: 0 BB: 0 P: 9	R: 1 E: 1 K: 0 S: 16	H: 3 LOB: 3 BB: 1 P: 27	R: 2 E: 0 K: 0 S: 13	H: 3 LOB: 1 BB: 0 P: 19	R: 1 E: 0 K: 0 S: 9	H: 2 LOB: 1 BB: 0 P: 16	R: 0 E: 0 K: 1 S: 10	H: 1 LOB: 1 BB: 1 P: 18	R: 0 E: 0 K: 1 S: 5	H: 0 LOB: 0 BB: 0 P: 8	1B: 5 2B: 3 3B: 1 HR: 1	SF: 1 SAC: 0 DP: 3 HBP: 1	WP: 0 PB: 0 SB: 0 CS: 1	PA: 37
PITCHER	IP WLS BF H R ER SO BB IBB HBP BLK WP HR S P ERA WHIP																			
15 Tim Hudson, R (1,1) ERA: 3.43	5.1 L 25 9 4 4 1 0 1 0 0 0 0 1 59 93 6.75 1.688																			
Oscar Villarreal, R (6,1) ERA: 3.89	1.2 6 0 0 0 1 0 0 0 0 0 0 0 13 24 0.00 0.600																			
54 Chad Paronto, R (8,1) ERA: 5.28	1.0 3 1 0 0 0 0 0 0 0 0 0 0 9 12 0.00 1.000																			
Macey McBride, L (9,1) ERA: 3.6	1.0 3 0 0 0 1 0 0 0 1 0 0 0 5 8 0.00 0.000																			

Boston Red Sox @ Atlanta Braves
Turner Field, Atlanta, GA
Tue Jun 19 2007, 7:35 PM EDT
Att: 47,910 - Cloudy - 73 F


AB 33
R 4
H 10
RBI 4
BB 2
SO 3
LOB 13



Batter	1	2	3	4	5	6	7	8	9	AB	R	H	RBI	BB	SO	LOB	BOTTOM					
2 Kelly Johnson, L (1,4) OBP: 0.383, SLG: 0.473	K2-3									3	0	2	0	1	1	0						
Willie Harris, L (1,7) OBP: 0.446, SLG: 0.513	G6-3									3	0	1	0	0	1	2						
23 Matt Diaz, R (8, PH) OBP: 0.365, SLG: 0.466	G6-3									0	0	0	0	1	0	0						
11 Edgar Renteria, R (1,6) OBP: 0.395, SLG: 0.521	G6-3									3	0	2	0	0	0	1						
19 Yunel Escobar, R (7,6) OBP: 0.343, SLG: 0.413	G6-3									1	0	0	0	0	0	2						
10 Chipper Jones, S (1,5) OBP: 0.410, SLG: 0.604	G4-3									3	0	0	0	1	0	4						
16 Brian McCann, L (1,2) OBP: 0.316, SLG: 0.414	F9									4	0	0	0	0	0	3						
Andruw Jones, R (1,8) OBP: 0.299, SLG: 0.388	G5-3									4	0	0	0	0	0	1						
7 Jeff Francoeur, R (1,9) OBP: 0.320, SLG: 0.423	G5-3									4	0	0	0	0	1	0						
Scott Thorman, L (1,3) OBP: 0.270, SLG: 0.438	L4									3	0	0	0	0	0	0						
15 Tim Hudson, R (1,1) OBP: 0.250, SLG: 0.267	F7									2	0	0	0	0	0	0						
Oscar Villarreal, L (6,1) ERA: 2.96										0	0	0	0	0	0	0						
4 Pete Orr, L (7, PH) OBP: 0.226, SLG: 0.216										1	0	0	0	0	1	0						
54 Chad Paronto, R (8,1) ERA: 1.01										0	0	0	0	0	0	0						
Macey McBride, L (9,1) ERA: 1.78										0	0	0	0	0	0	0						
Inning Stats	R: 0 E: 0 K: 1 S: 9	H: 1 LOB: 2 BB: 1 P: 17	R: 0 E: 0 K: 0 S: 7	H: 0 LOB: 0 BB: 0 P: 9	R: 0 E: 0 K: 1 S: 11	H: 1 LOB: 2 BB: 1 P: 21	R: 0 E: 0 K: 1 S: 6	H: 0 LOB: 0 BB: 0 P: 6	R: 0 E: 0 K: 0 S: 9	H: 1 LOB: 1 BB: 0 P: 17	R: 0 E: 0 K: 0 S: 9	H: 1 LOB: 1 BB: 0 P: 18	R: 0 E: 0 K: 1 S: 9	H: 0 LOB: 0 BB: 0 P: 11	R: 0 E: 0 K: 0 S: 10	H: 1 LOB: 1 BB: 1 P: 21	R: 0 E: 0 K: 0 S: 6	H: 0 LOB: 0 BB: 0 P: 10	1B: 4 2B: 1 3B: 0 HR: 0	SF: 0 SAC: 0 DP: 1 HBP: 0	WP: 0 PB: 0 SB: 0 CS: 0	PA: 34
PITCHER	IP WLS BF H R ER SO BB IBB HBP BLK WP HR S P ERA WHIP																					
19 Josh Beckett, R (1,1) ERA: 3.14	6.0 W 24 4 0 0 0 3 2 0 0 0 0 0 0 51 88 0.00 1.000																					
39 Kyle Snyder, R (7,1) ERA: 2.96	1.0 4 1 0 0 1 0 0 0 0 0 0 0 13 18 0.00 1.000																					
37 Hideki Okajima, L (8,1) ERA: 1.01	1.0 3 0 0 0 0 0 1 0 0 0 0 0 6 14 0.00 1.000																					
58 Jonathan Papelbon, R (9,1) ERA: 1.78	1.0 3 0 0 0 0 0 0 0 0 0 0 0 6 10 0.00 0.000																					

Boston Red Sox @ Atlanta Braves
Turner Field, Atlanta, GA
Tue Jun 19 2007, 7:35 PM EDT
Att: 47,910 - Cloudy - 73 F

AB 31
R 0
H 5
RBI 0
BB 3
SO 4
LOB 13



Batter	1	2	3	4	5	6	7	8	9	AB	R	H	RBI	BB	SO	LOB	TOP										
7 J.D. Drew, L OBP: 0.346, SLG: 0.386 Wily Mo Peña, R OBP: 0.308, SLG: 0.406										2	2	1	0	0	0	0	Boston Red Sox @ Atlanta Braves Turner Field, Atlanta, GA Wed Jun 20 2007, 7:35 PM EDT Att: 49,585 - Partly Cloudy - 85 F										
15 Dustin Pedroia, R OBP: 0.400, SLG: 0.457										5	2	2	1	0	1	2											
34 David Ortiz, L OBP: 0.449, SLG: 0.613 12 Eric Hinske, L OBP: 0.293, SLG: 0.375										3	1	1	2	1	1	1											
Manny Ramirez, R OBP: 0.401, SLG: 0.498										4	2	3	2	1	0	2											
20 Kevin Youkilis, R OBP: 0.415, SLG: 0.506										4	0	1	0	1	1	2											
Jason Varitek, S OBP: 0.354, SLG: 0.434 50 Mike Timlin, R OBP: 0.254, SLG: 0.306										4	1	1	0	1	2	5											
Coco Crisp, S OBP: 0.304, SLG: 0.358										5	1	2	3	0	1	0											
23 Julio Lugo, R OBP: 0.265, SLG: 0.299										5	0	0	0	0	0	2											
51 Julian Tavaréz, L OBP: 0.400, SLG: 0.250 13 Alex Cora, L OBP: 0.321, SLG: 0.443 36 Joel Pinheiro, R OBP: 0.254, SLG: 0.306										3	0	0	0	0	3	0											
Inning Stats	R: 5 E: 0 K: 2 S: 20	H: 4 LOB: 0 BB: 1 P: 33	R: 2 E: 0 K: 1 S: 15	H: 4 LOB: 2 BB: 0 P: 27	R: 0 E: 0 K: 1 S: 8	H: 0 LOB: 0 BB: 0 P: 11	R: 0 E: 0 K: 1 S: 10	H: 1 LOB: 3 BB: 2 P: 21	R: 0 E: 0 K: 1 S: 6	H: 0 LOB: 0 BB: 0 P: 7	R: 0 E: 0 K: 2 S: 11	H: 0 LOB: 0 BB: 0 P: 17	R: 1 E: 0 K: 2 S: 10	H: 1 LOB: 0 BB: 0 P: 15	R: 3 E: 0 K: 0 S: 13	H: 3 LOB: 1 BB: 1 P: 19		R: 0 E: 0 K: 2 S: 11	H: 2 LOB: 2 BB: 0 P: 16	1B: 5 2B: 5 3B: 0 HR: 5	SF: 0 SAC: 0 DP: 0 HBP: 0	WP: 0 PB: 0 SB: 0 CS: 0	PA: 46				
PITCHER	IP	WLS	BF	H	R	ER	SO	BB	IBB	HBP	BLK	WP	HR	S	P	ERA	WHIP										
38 Buddy Carlyle, R ERA: 6.11 Oscar Villarreal, R ERA: 3.65 58 Peter Moylan, R ERA: 2.25 39 Rafael Soriano, R ERA: 3.13 27 Joey Devine, R ERA:	3.2	L	23	9	7	7	4	1	2	0	0	0	3	50	89	17.18	2.727										

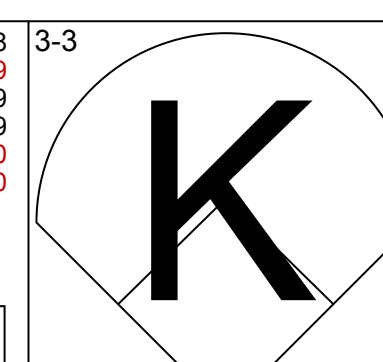
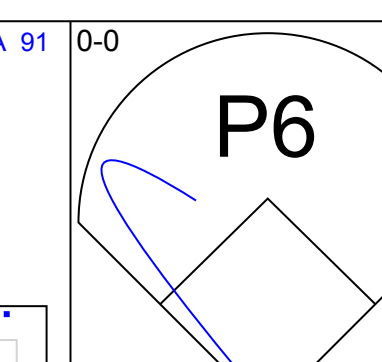
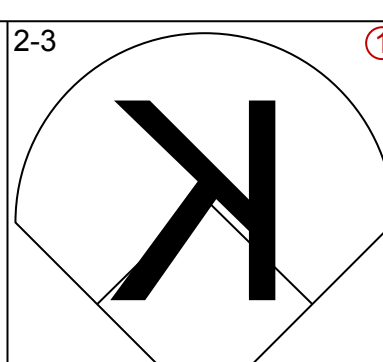
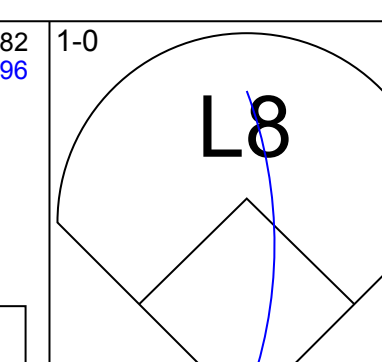
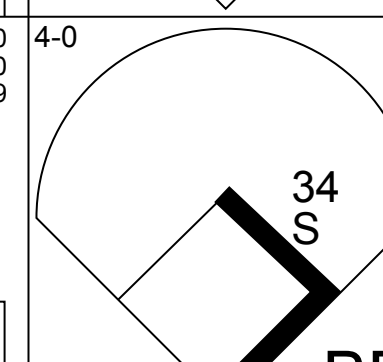
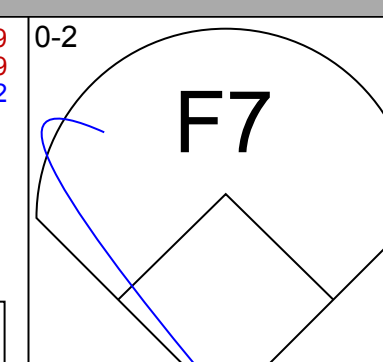
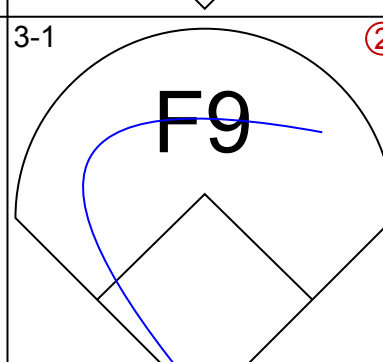
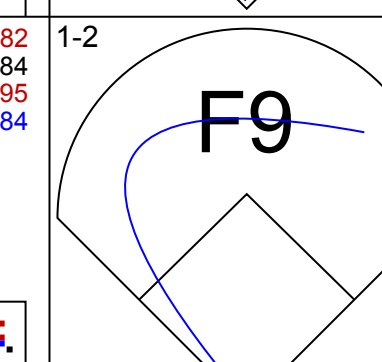
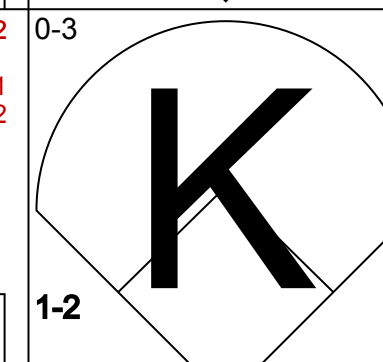
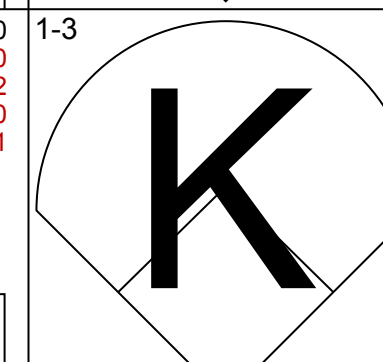
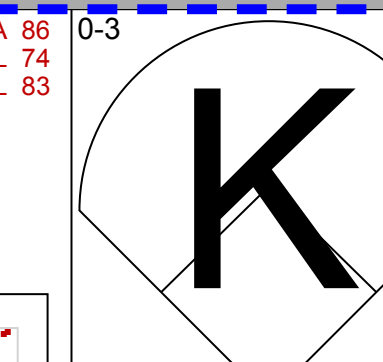
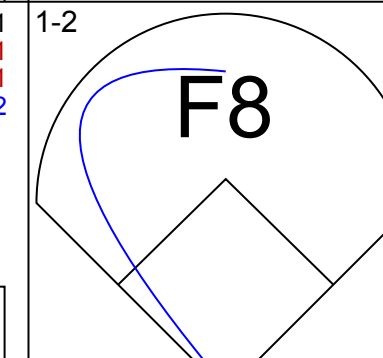
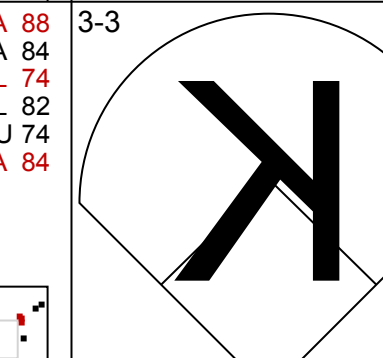



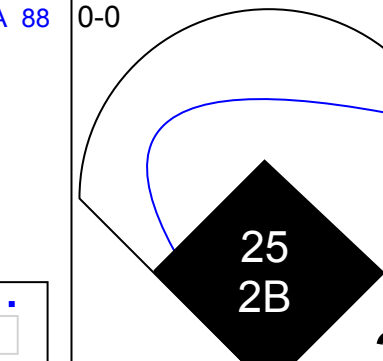
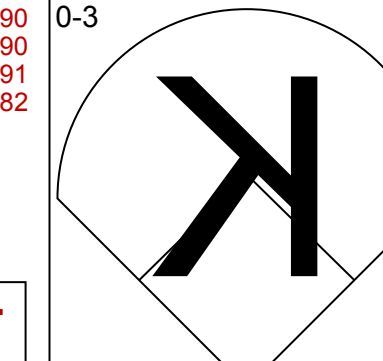
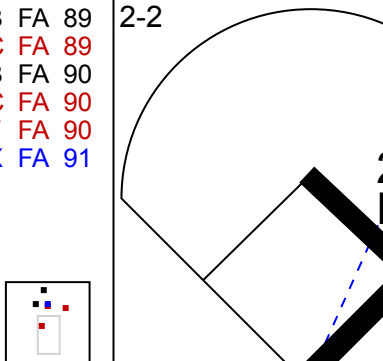
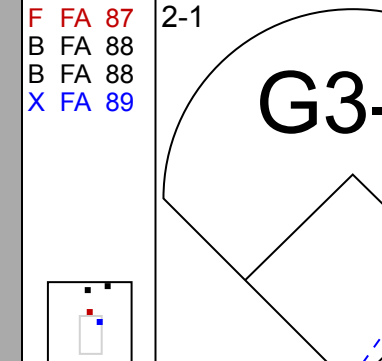
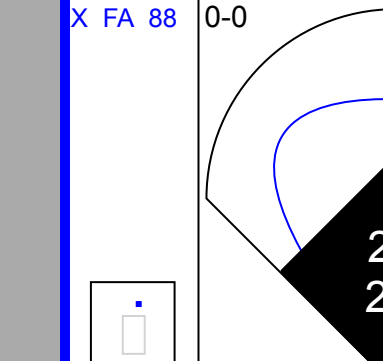
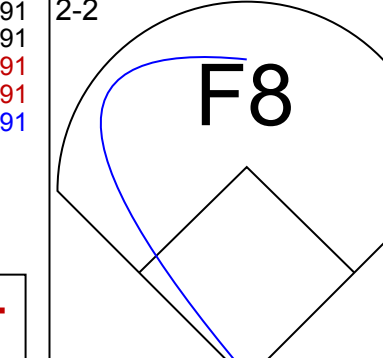
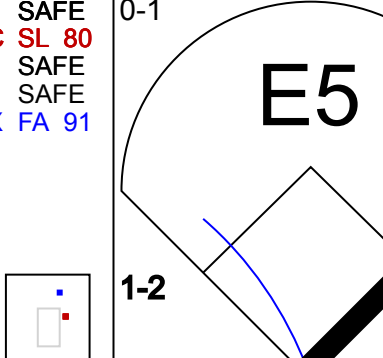
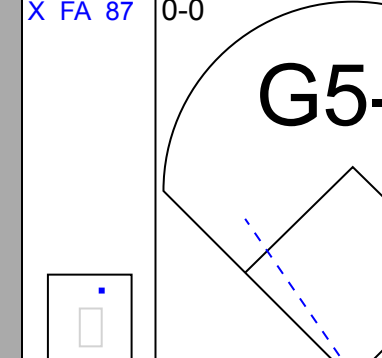
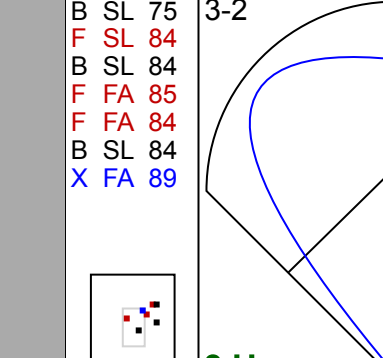
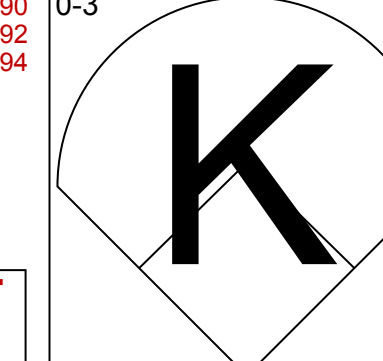
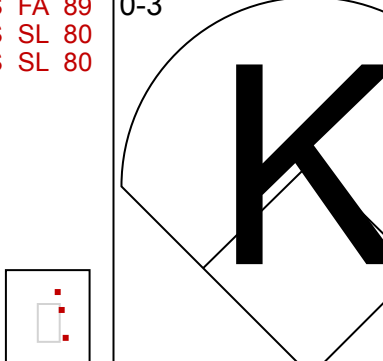
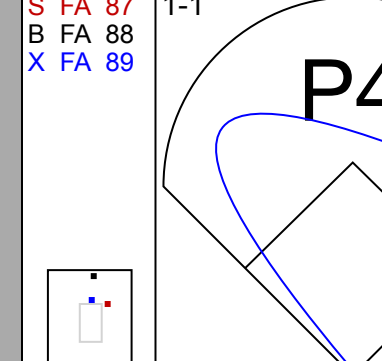
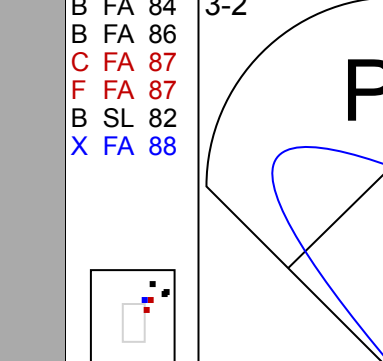
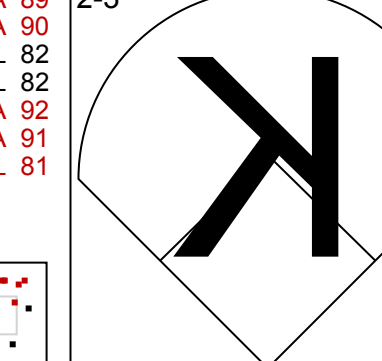
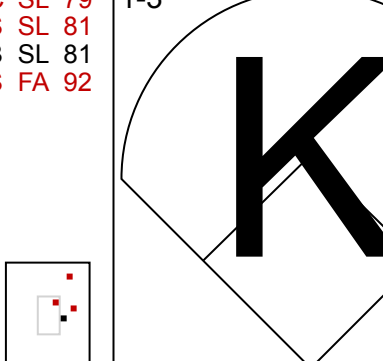
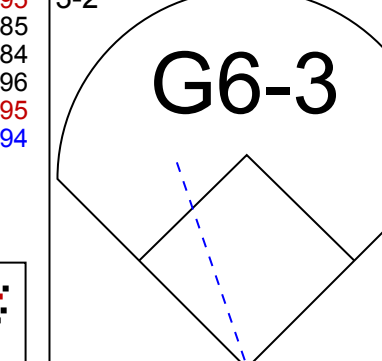
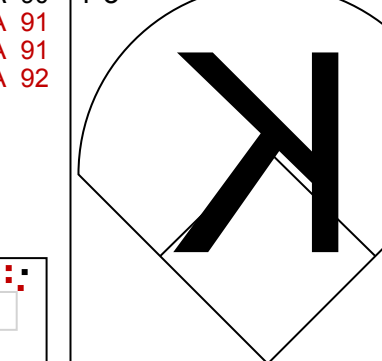
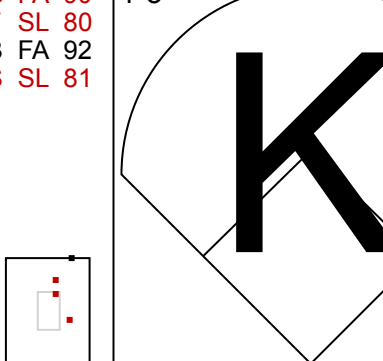
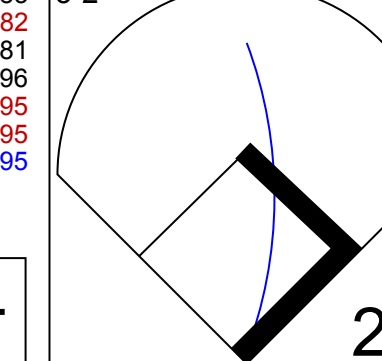
AB	42
R	11
H	15
RBI	11
BB	4
SO	12
LOB	18




Batter	1	2	3	4	5	6	7	8	9	AB	R	H	RBI	BB	SO	LOB	BOTTOM										
2 Kelly Johnson, L OBP: 0.381, SLG: 0.468										3	0	0	0	1	1	2	Boston Red Sox @ Atlanta Braves Turner Field, Atlanta, GA Wed Jun 20 2007, 7:35 PM EDT Att: 49,585 - Partly Cloudy - 85 F										
Willie Harris, L OBP: 0.440, SLG: 0.504										4	0	1	0	0	0	1											
11 Edgar Rentería, R OBP: 0.394, SLG: 0.519 Chris Woodward, R OBP: 0.233, SLG: 0.291										3	0	1	0	0	0	1											
10 Chipper Jones, S OBP: 0.411, SLG: 0.603 19 Yunel Escobar, R OBP: 0.333, SLG: 0.400										2	0	1	0	0	0	0											
16 Brian McCann, L OBP: 0.312, SLG: 0.408										3	0	0	0	0	0	3											
7 Jeff Francoeur, R OBP: 0.320, SLG: 0.422										3	0	1	0	0	1	0											
23 Matt Diaz, R OBP: 0.365, SLG: 0.464										3	0	1	0	0	0	0											
Scott Thorman, L OBP: 0.266, SLG: 0.431										3	0	0	0	0	1	2											
38 Buddy Carlyle, L Oscar Villarreal, L 4 Pete Orr, L 58 Peter Moylan, R 39 Rafael Soriano, R Jarrod Saltalamacchia, S 27 Joey Devine, R										1	0	0	0	0	1	0											
Inning Stats	R: 0 E: 0 K: 1 S: 7	H: 0 LOB: 0 BB: 0 P: 12	R: 0 E: 0 K: 1 S: 8	H: 0 LOB: 0 BB: 0 P: 13	R: 0 E: 0 K: 1 S: 7	H: 0 LOB: 0 BB: 0 P: 12	R: 0 E: 0 K: 0 S: 5	H: 1 LOB: 0 BB: 0 P: 10	R: 0 E: 0 K: 1 S: 7	H: 1 LOB: 0 BB: 0 P: 12	R: 0 E: 0 K: 1 S: 10	H: 0 LOB: 0 BB: 0 P: 16	R: 0 E: 0 K: 0 S: 10	H: 1 LOB: 2 BB: 1 P: 22	R: 0 E: 0 K: 2 S: 10	H: 2 LOB: 0 BB: 0 P: 14		R: 0 E: 0 K: 0 S: 4	H: 0 LOB: 0 BB: 0 P: 6	1B: 5 2B: 0 3B: 0 HR: 0	SF: 0 SAC: 0 DP: 2 HBP: 0	WP: 0 PB: 0 SB: 0 CS: 0	PA: 31				
PITCHER	IP	WLS	BF	H	R	ER	SO	BB	IBB	HBP	BLK	WP	HR	S	P	ERA	WHIP										
51 Julian Tavaréz, R ERA: 4.5 36 Joel Pinheiro, R ERA: 4.8 50 Mike Timlin, R ERA: 5.79	7.0	W	23	3	0	0	2	0	0	0	0	0	0	10	14	0.00	2.000										

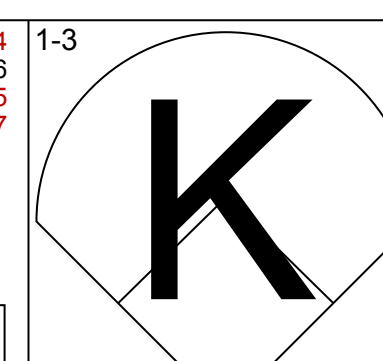
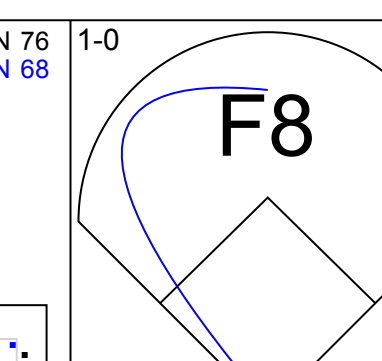
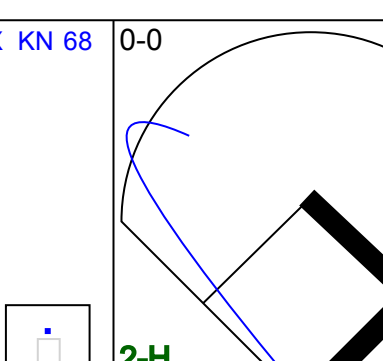
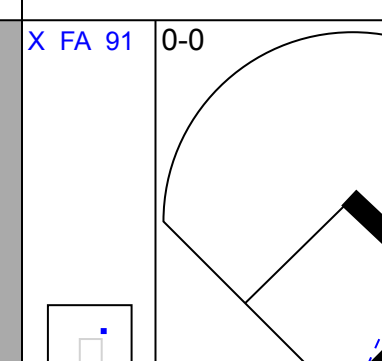
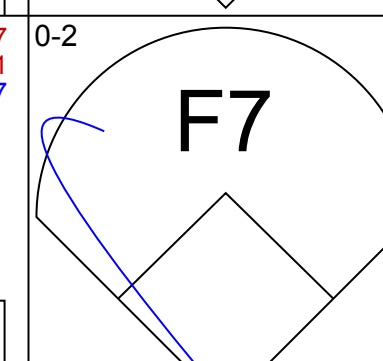
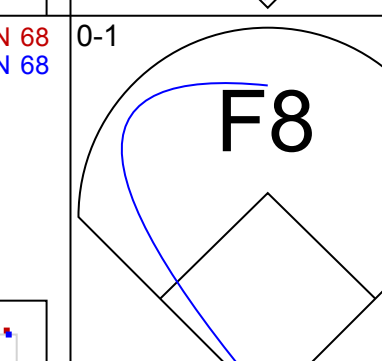
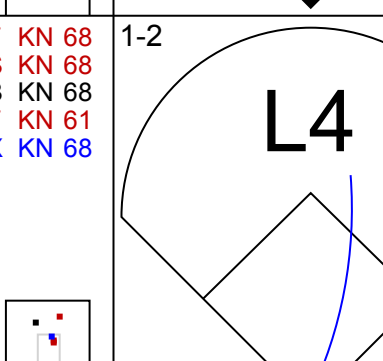
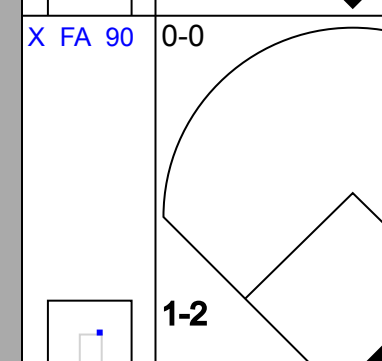
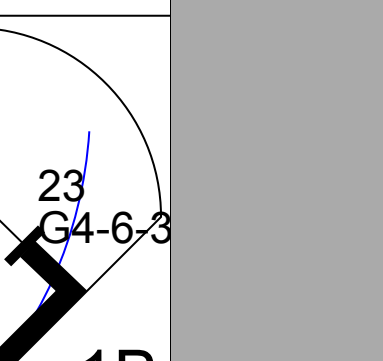
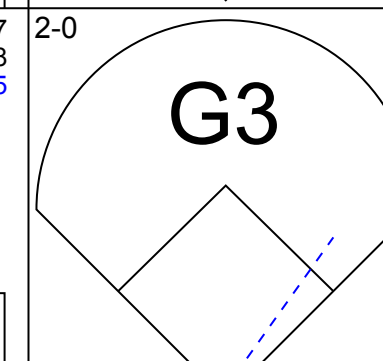
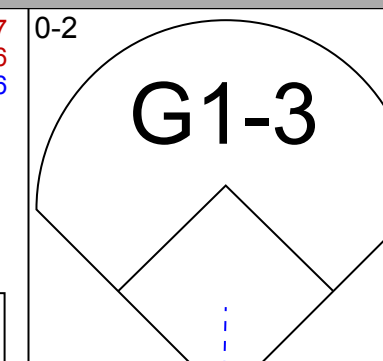
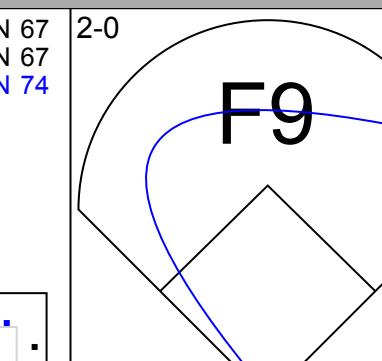

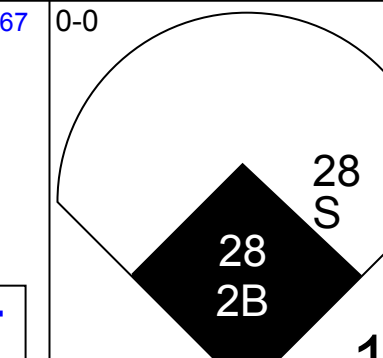
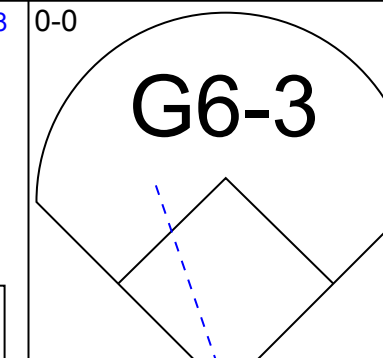
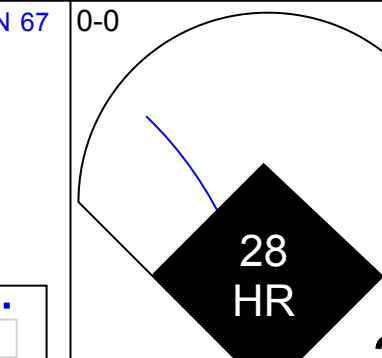
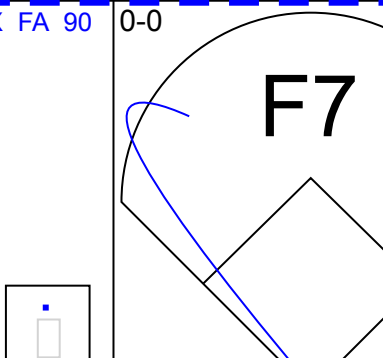
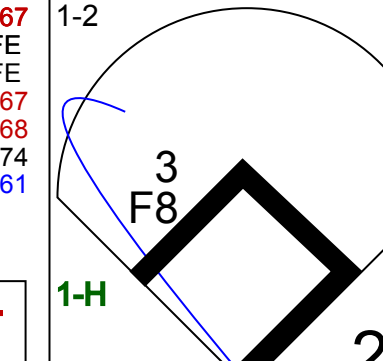
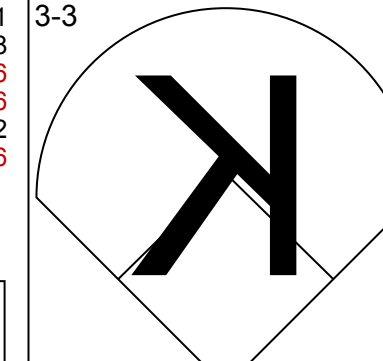
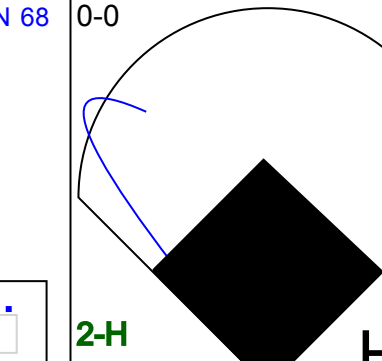
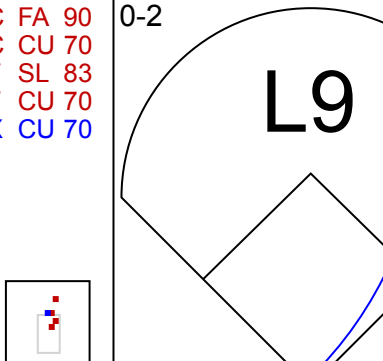
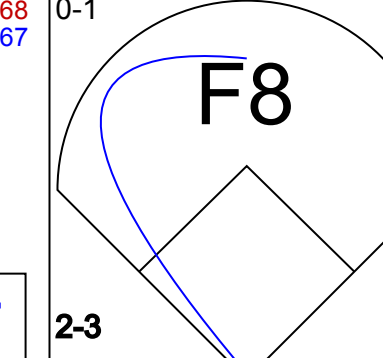
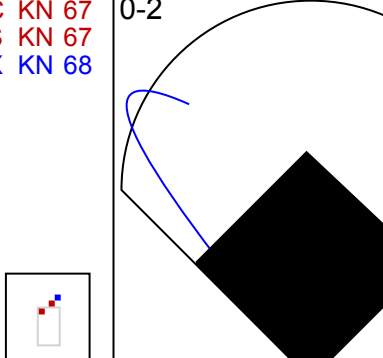

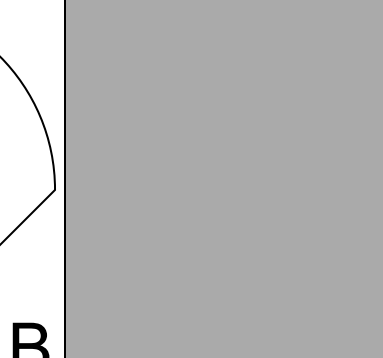
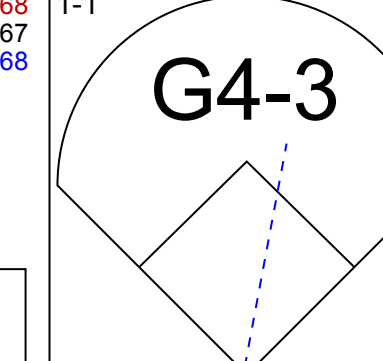
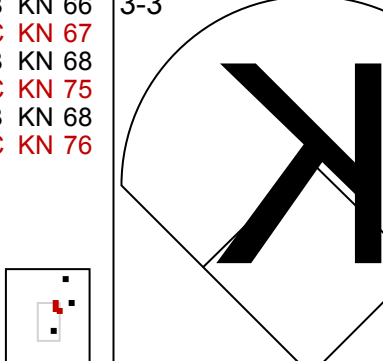

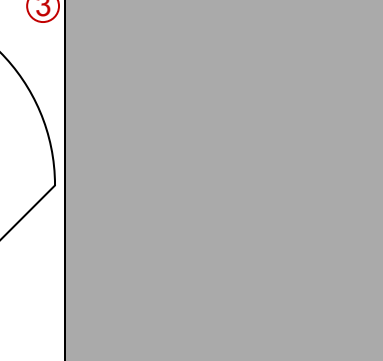
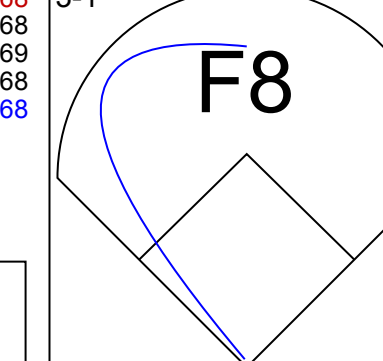
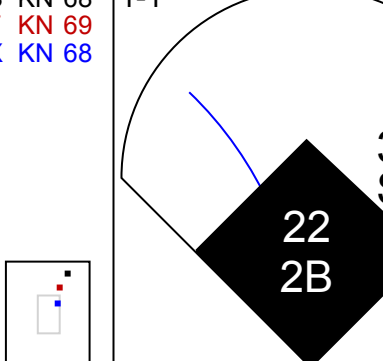

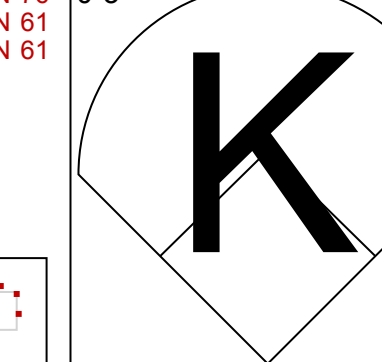
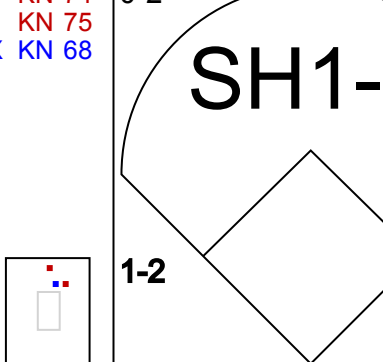
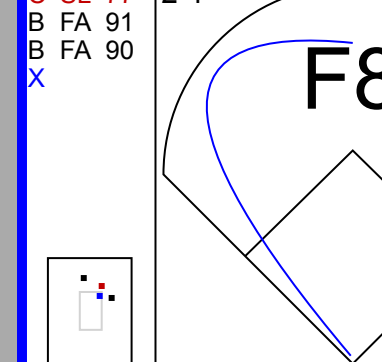
AB	30
R	0
H	5
RBI	0
BB	1
SO	6
LOB	13




Batter	1	2	3	4	5	6	7	8	9	AB	R	H	RBI	BB	SO	LOB	TOP					
Coco Crisp, S OBP: 0.306, SLG: 0.359 (1, 8)										4	0	0	0	0	2	1	Boston Red Sox @ San Diego Padres PETCO Park, San Diego, CA Sat Jun 23 2007, 10:05 PM EDT Att: 44,457 - Partly Cloudy - 67 F					
15 Dustin Pedroia, R OBP: 0.396, SLG: 0.448 (1, 4)										3	0	0	0	1	0	1						
34 David Ortiz, L OBP: 0.442, SLG: 0.598 39 Kyle Snyder, S (8, 1)										2	0	0	0	1	2	1						
13 Alex Cora, L OBP: 0.318, SLG: 0.439 (9, FH)										0	0	0	0	0	0	0						
Manny Ramirez, R OBP: 0.399, SLG: 0.496 Wily Mo Peña, R OBP: 0.297, SLG: 0.390 (8, 9)										3	0	0	0	0	0	2						
7 J.D. Drew, L OBP: 0.345, SLG: 0.385 44 David Murphy, L OBP: 0.500, SLG: 1.500 (8, 7)											3	0	1	0	0	1		0				
25 Mike Lowell, R OBP: 0.355, SLG: 0.524 (1, 5)											4	0	1	1	0	0		1				
28 Doug Mirabeli, R OBP: 0.239, SLG: 0.288 (1, 2)											4	0	0	0	0	2		3				
23 Julio Lugo, R OBP: 0.258, SLG: 0.292 (1, 6)											3	0	0	0	0	2		2				
49 Tim Wakefield, R (1, 1)											2	0	0	0	0	2		2				
50 Mike Timlin, R (6, 1)											0	0	0	0	0	0	0					
12 Eric Hinske, L OBP: 0.299, SLG: 0.394 (8, 3)											1	0	1	0	0	0	0					
Inning Stats	R: 0 E: 0 K: 2 S: 9	H: 0 LOB: 1 BB: 1 P: 17	R: 0 E: 0 K: 2 S: 10	H: 0 LOB: 0 BB: 0 P: 12	R: 0 E: 0 K: 2 S: 9	H: 0 LOB: 0 BB: 0 P: 12	R: 0 E: 0 K: 1 S: 12	H: 0 LOB: 0 BB: 0 P: 16	R: 0 E: 0 K: 3 S: 15	H: 1 LOB: 2 BB: 0 P: 19	R: 0 E: 0 K: 1 S: 14	H: 0 LOB: 1 BB: 1 P: 26	R: 0 E: 0 K: 0 S: 5	H: 0 LOB: 0 BB: 0 P: 8	R: 0 E: 0 K: 0 S: 11	H: 1 LOB: 1 BB: 0 P: 19	R: 1 E: 0 K: 2 S: 14	H: 2 LOB: 1 BB: 0 P: 23	1B: 1 2B: 2 3B: 1 HR: 0	SF: 0 SAC: 0 DP: 0 HBP: 0	WP: 0 PB: 0 SB: 1 CS: 0	PA: 34
PITCHER	IP	WLS	BF	H	R	ER	SO	BB	IBB	HBP	BLK	WP	HR	S	P	ERA	WHIP					
32 Chris Young, R ERA: 2.08 (1, 1)	7.0	W	25	1	0	0	11	2	0	0	0	0	0	74	110	0.00	0.429					
21 Heath Bell, R ERA: 1.49 (8, 1)	1.0		4	1	0	0	0	0	0	0	0	0	0	11	19	0.00	1.000					
45 Justin Hampson, L ERA: 2.28 (9, 1)	1.0		5	2	1	1	2	0	0	0	0	0	0	14	23	9.00	2.000					

AB 32
R 1
H 4
RBI 1
BB 2
SO 13
LOB 13



Batter	1	2	3	4	5	6	7	8	9	AB	R	H	RBI	BB	SO	LOB	BOTTOM				
22 Marcus Giles, R OBP: 0.337, SLG: 0.364 (1, 4)										4	0	2	1	0	1	0	Boston Red Sox @ San Diego Padres PETCO Park, San Diego, CA Sat Jun 23 2007, 10:05 PM EDT Att: 44,457 - Partly Cloudy - 67 F				
José Cruz Jr., S OBP: 0.356, SLG: 0.416 (1, 9)										4	0	1	0	0	0	1					
23 Adrián González, L OBP: 0.358, SLG: 0.519 (1, 3)										4	0	0	0	0	0	2					
Mike Cameron, R OBP: 0.322, SLG: 0.427 (1, 8)										4	2	2	0	0	0	0					
28 Josh Bard, S OBP: 0.340, SLG: 0.377 (1, 2)										4	1	2	3	0	1	0					
3 Khalil Greene, R OBP: 0.278, SLG: 0.468 (1, 6)										4	2	3	2	0	0	1					
8 Terrel Sledge, L OBP: 0.319, SLG: 0.384 (1, 7)										4	0	0	0	0	2	2					
5 Kevin Kouzmanoff, R OBP: 0.287, SLG: 0.380 (1, 5)										3	1	1	0	0	0	1					
32 Chris Young, R OBP: 0.250, SLG: 0.087 Geoff Blum, S OBP: 0.253, SLG: 0.292 (7, PH)										1	0	0	0	0	1	0					
21 Heath Bell, R (8, 1)										0	0	0	0	0	0	0					
45 Justin Hampson, L (8, 1)										0	0	0	0	0	0	0					
Inning Stats	R: 0 E: 0 K: 1 S: 7	H: 2 LOB: 1 BB: 0 P: 10	R: 1 E: 0 K: 0 S: 12	H: 2 LOB: 1 BB: 0 P: 16	R: 0 E: 0 K: 1 S: 6	H: 0 LOB: 0 BB: 0 P: 7	R: 0 E: 0 K: 1 S: 7	H: 0 LOB: 0 BB: 0 P: 10	R: 2 E: 0 K: 1 S: 16	H: 3 LOB: 1 BB: 0 P: 21	R: 3 E: 0 K: 1 S: 11	H: 3 LOB: 0 BB: 0 P: 16	R: 0 E: 0 K: 0 S: 9	H: 2 LOB: 1 BB: 0 P: 11	R: 0 E: 0 K: 0 S: 11	H: 1 LOB: 1 BB: 0 P: 15	1B: 5 2B: 3 3B: 0 HR: 3	SF: 0 SAC: 1 DP: 1 HBP: 0	WP: 0 PB: 0 SB: 1 CS: 0	PA: 34	
PITCHER	IP	WLS	BF	H	R	ER	SO	BB	IBB	HBP	BLK	WP	HR	S	P	ERA	WHIP				
49 Tim Wakefield, R ERA: 4.52 (1, 1)	5.1	L	24	8	6	6	4	0	0	0	0	0	0	3	54	10.12	1.500				
50 Mike Timlin, R ERA: 5.17 (6, 1)	1.2		6	2	0	0	1	0	0	0	0	0	0	14	16	0.00	1.200				
39 Kyle Snyder, R ERA: 2.84 (8, 1)	1.0		4	1	0	0	0	0	0	0	0	0	0	11	15	0.00	1.000				

AB 33
R 6
H 11
RBI 6
BB 0
SO 5
LOB 7



Batter	1	2	3	4	5	6	7	8	9	AB	R	H	RBI	BB	SO	LOB	TOP					
Coco Crisp, S OBP: 0.304, SLG: 0.356	F7		F9 13 1B	F9		G4-3		F9		5	1	1	0	0	0	1						
13 Alex Cora, L OBP: 0.336, SLG: 0.446	HBP		SF9 34 1B	BB					F8	3	1	2	0	1	0	0						
34 David Ortiz, L OBP: 0.430, SLG: 0.599 58 Jonathan Papelbon, R	K		F9 7 1B	F9		K		K		5	1	1	1	0	3	4						
Manny Ramirez, R	FC6-4		SF9						F8	3	0	1	1	1	0	1						
7 J.D. Drew, L	G3-1									4	0	2	0	0	1	1						
25 Mike Lowell, R	K									4	0	1	1	0	1	3						
Jason Varitek, S										4	1	2	1	0	1	4						
23 Julio Lugo, R	G3									3	0	0	0	1	0	3						
19 Josh Beckett, R 20 Kevin Youkilis, R	G5-3									4	0	1	0	0	0	1						
Inning Stats	R: 0 E: 0 K: 1 S: 8	H: 0 LOB: 1 BB: 0 P: 12	R: 0 E: 0 K: 1 S: 12	H: 1 LOB: 1 BB: 0 P: 22	R: 3 E: 0 K: 0 S: 28	H: 5 LOB: 2 BB: 0 P: 38	R: 0 E: 0 K: 0 S: 12	H: 1 LOB: 2 BB: 1 P: 20	R: 0 E: 0 K: 1 S: 11	H: 2 LOB: 2 BB: 0 P: 19	R: 0 E: 0 K: 1 S: 9	H: 1 LOB: 1 BB: 0 P: 12	R: 0 E: 0 K: 1 S: 9	H: 0 LOB: 0 BB: 1 P: 16	R: 1 E: 0 K: 0 S: 10	H: 1 LOB: 0 BB: 0 P: 18	R: 0 E: 0 K: 1 S: 5	H: 0 LOB: 0 BB: 0 P: 5	1B: 9 2B: 1 3B: 1 HR: 1	SF: 1 SAC: 0 DP: 2 HBP: 1	WP: 0 PB: 0 SB: 0 CS: 0	PA: 40
PITCHER	IP	WLS	BF	H	R	ER	SO	BB	IBB	HBP	BLK	WP	HR	S	P	ERA	WHIP					
44 Jake Peavy, R	(1, 1)	5.0	L	26	9	3	3	3	1	0	1	0	0	0	71	111	5.40	2.000				
40 Royce Ring, L	(6, 1)	2.0		7	1	0	0	2	1	0	0	0	0	18	28	0.00	1.000					
Scott Linebrink, R	(8, 1)	1.0		4	1	1	1	0	1	0	0	0	1	10	18	9.00	2.000					
Trevor Hoffman, R	(9, 1)	1.0		3	0	0	0	1	0	0	0	0	0	5	5	0.00	0.000					

Boston Red Sox @ San Diego Padres
PETCO Park, San Diego, CA
Sun Jun 24 2007, 4:05 PM EDT
Att: 44,449 - Sunny - 72 F

AB 35
R 4
H 11
RBI 4
BB 3
SO 6
LOB 18



Batter	1	2	3	4	5	6	7	8	9	AB	R	H	RBI	BB	SO	LOB	BOTTOM				
José Cruz Jr., S	K		F9		G3-1			K		4	0	0	0	0	2	3					
4 Michael Barrett, R	K		G6-3		G6-3			F7		4	0	0	0	0	1	2					
23 Adrián González, L	G4-3							K		4	0	0	0	0	3	1					
Mike Cameron, R	G6-3									4	0	1	0	0	1	0					
3 Khalil Greene, R	K							F8		4	0	1	0	0	1	1					
Russell Branyan, L					F7			F8		4	0	1	0	0	1	1					
5 Kevin Koussamanoff, R	FC6-4									3	1	0	0	1	1	1					
Geoff Blum, S										4	1	2	0	0	0	0					
44 Jake Peavy, R 8 Tim Lincecum, L 40 Royce Ring, L 16 Chase Headley, S Scott Linebrink, R Trevor Hoffman, R	SH5-4									0	0	0	0	0	0	0					
Inning Stats	R: 0 E: 0 K: 2 S: 7	H: 0 LOB: 0 BB: 0 P: 12	R: 0 E: 0 K: 1 S: 10	H: 1 LOB: 1 BB: 0 P: 13	R: 0 E: 0 K: 0 S: 8	H: 1 LOB: 1 BB: 0 P: 12	R: 0 E: 0 K: 2 S: 11	H: 1 LOB: 1 BB: 0 P: 13	R: 2 E: 0 K: 1 S: 17	H: 2 LOB: 1 BB: 1 P: 29	R: 0 E: 0 K: 0 S: 9	H: 0 LOB: 0 BB: 0 P: 13	R: 0 E: 0 K: 1 S: 8	H: 1 LOB: 1 BB: 0 P: 11	R: 0 E: 0 K: 2 S: 9	H: 0 LOB: 0 BB: 0 P: 14	1B: 3 2B: 3 3B: 0 HR: 0	SF: 0 SAC: 1 DP: 0 HBP: 1	WP: 0 PB: 0 SB: 0 CS: 0	PA: 35	
PITCHER	IP	WLS	BF	H	R	ER	SO	BB	IBB	HBP	BLK	WP	HR	S	P	ERA	WHIP				
19 Josh Beckett, R	(1, 1)	8.0	W	32	6	2	2	0	1	0	0	0	0	78	116	2.25	0.875				
58 Jonathan Papelbon, R	(9, 1)	1.0	S	3	0	0	0	2	0	0	0	0	0	9	14	0.00	0.000				

Boston Red Sox @ San Diego Padres
PETCO Park, San Diego, CA
Sun Jun 24 2007, 4:05 PM EDT
Att: 44,449 - Sunny - 72 F


AB 32
R 2
H 6
RBI 2
BB 1
SO 10
LOB 9



Batter	1	2	3	4	5	6	7	8	9	AB	R	H	RBI	BB	SO	LOB	TOP					
7 J.D. Drew, L OBP: 0.353, SLG: 0.386										3	1	1	2	2	1	2						
15 Dustin Pedroia, R OBP: 0.396, SLG: 0.452										5	1	2	0	0	0	3						
34 David Ortiz, L OBP: 0.434, SLG: 0.582										5	0	1	0	0	1	3						
Manny Ramirez, R OBP: 0.394, SLG: 0.487										4	0	0	0	0	2	3						
12 Eric Hinske, L OBP: 0.295, SLG: 0.388										1	0	0	0	0	1	2						
20 Kevin Youkilis, R OBP: 0.416, SLG: 0.504										3	0	1	2	2	0	0						
25 Mike Lowell, R OBP: 0.310, SLG: 0.514										5	0	1	0	0	3	5						
Jason Varitek, S OBP: 0.366, SLG: 0.456										2	0	0	0	0	0	0						
28 Doug Mirabeli, R OBP: 0.239, SLG: 0.288										0	0	0	0	0	0	0						
Coco Crisp, S OBP: 0.310, SLG: 0.359										3	1	2	0	1	0	2						
23 Julio Lugo, R OBP: 0.256, SLG: 0.285										3	1	0	0	0	0	4						
44 David Murphy, L OBP: 0.300, SLG: 1.500										0	0	0	0	0	0	0						
Wily Mo Peña, R OBP: 0.295, SLG: 0.386										1	0	0	0	0	0	3						
13 Alex Cora, L OBP: 0.339, SLG: 0.446										0	0	0	0	0	0	0						
Inning Stats	R: 0 E: 0 K: 1 S: 13	H: 1 LOB: 1 BB: 0 P: 20	R: 0 E: 0 K: 1 S: 8	H: 0 LOB: 0 BB: 0 P: 11	R: 2 E: 1 K: 1 S: 19	H: 3 LOB: 3 BB: 1 P: 32	R: 0 E: 0 K: 0 S: 14	H: 1 LOB: 2 BB: 1 P: 23	R: 0 E: 0 K: 0 S: 6	H: 0 LOB: 0 BB: 0 P: 10	R: 0 E: 0 K: 0 S: 9	H: 1 LOB: 2 BB: 0 P: 13	R: 0 E: 0 K: 1 S: 6	H: 0 LOB: 0 BB: 0 P: 8	R: 0 E: 0 K: 1 S: 7	H: 0 LOB: 2 BB: 2 P: 23	R: 2 E: 0 K: 3 S: 14	H: 2 LOB: 1 BB: 1 P: 23	1B: 6 2B: 2 3B: 0 HR: 0	SF: 0 SAC: 0 DP: 1 HBP: 2	WP: 0 PB: 0 SB: 2 CS: 0	PA: 42
PITCHER	IP WLS BF H R ER SO BB IBB HBP BLK WP HR S P ERA WHIP																					
36 Jeff Weaver, R ERA: 7.71	(1, 1) 5.2 W 27 6 2 1 3 2 0 1 0 0 0 0 66 104 1.59 1.412																					
59 Eric Oflaherty, L ERA: 2.1	(6, 1) 1.0 H 3 0 0 0 0 0 0 0 0 0 0 6 8 0.00 0.000																					
Sean Green, R ERA: 2.7	(7, 1) 0.2 5 0 0 0 2 2 0 1 0 0 0 7 23 0.00 3.000																					
George Sherrill, L ERA: 1.52	(8, 1) 0.2 1 0 0 0 0 0 0 0 0 0 0 3 5 0.00 0.000																					
18 Ryan Rowland-Smith, L ERA: 7.71	(9, 1) 1.0 6 2 2 2 3 1 0 0 0 0 0 0 14 23 18.00 3.000																					

Boston Red Sox @ Seattle Mariners
Safeco Field, Seattle, WA
Mon Jun 25 2007, 7:05 PM PDT
Att: 33,834 - Clear - 65 F


AB 35
R 4
H 8
RBI 4
BB 5
SO 8
LOB 27



Batter	1	2	3	4	5	6	7	8	9	AB	R	H	RBI	BB	SO	LOB	BOTTOM					
51 Ichiro Suzuki, L OBP: 0.413, SLG: 0.464										4	0	0	0	1	0	1						
4 Jose Lopez, R OBP: 0.323, SLG: 0.413										5	1	2	2	0	0	0						
Jose Vidro, S OBP: 0.348, SLG: 0.360										5	1	0	0	0	1	3						
Richie Sexson, R OBP: 0.301, SLG: 0.432										3	1	2	0	2	0	0						
Ben Broussard, L OBP: 0.351, SLG: 0.460										3	0	1	0	1	0	4						
Jason Ellison, R OBP: 0.194, SLG: 0.167										0	1	0	0	0	0	0						
2 Kenji Johjima, R OBP: 0.338, SLG: 0.487										3	1	1	3	1	0	3						
29 Adrian Beltré, R OBP: 0.307, SLG: 0.463										3	2	2	2	1	0	0						
7 Yuniesky Betancourt, R OBP: 0.308, SLG: 0.398										3	1	0	0	0	0	4						
16 Willie Bloomquist, R OBP: 0.310, SLG: 0.329										4	1	2	1	0	1	0						
Inning Stats	R: 0 E: 0 K: 0 S: 6	H: 0 LOB: 0 BB: 0 P: 12	R: 1 E: 0 K: 0 S: 12	H: 2 LOB: 0 BB: 0 P: 16	R: 0 E: 0 K: 0 S: 7	H: 0 LOB: 0 BB: 0 P: 14	R: 0 E: 0 K: 1 S: 10	H: 0 LOB: 2 BB: 2 P: 21	R: 5 E: 1 K: 0 S: 23	H: 4 LOB: 3 BB: 3 P: 43	R: 0 E: 0 K: 1 S: 10	H: 1 LOB: 1 BB: 0 P: 17	R: 3 E: 0 K: 0 S: 14	H: 3 LOB: 1 BB: 1 P: 20	R: 0 E: 0 K: 0 S: 8	H: 0 LOB: 0 BB: 0 P: 13	R: 0 E: 0 K: 0 S: 14	H: 0 LOB: 0 BB: 0 P: 23	1B: 6 2B: 2 3B: 0 HR: 2	SF: 0 SAC: 1 DP: 1 HBP: 0	WP: 0 PB: 0 SB: 1 CS: 0	PA: 40
PITCHER	IP WLS BF H R ER SO BB IBB HBP BLK WP HR S P ERA WHIP																					
51 Julian Tavares, R ERA: 4.6	(1, 1) 4.1 L 22 8 1 0 0 1 2 0 0 0 0 0 0 18 36 0.00 1.800																					
39 Kyle Snyder, R ERA: 2.07	(5, 1) 1.2 8 1 0 0 1 2 0 0 0 0 0 2 14 20 27.00 4.000																					
50 Mike Timlin, R ERA: 6.48	(7, 1) 1.0 7 3 3 3 0 1 0 0 0 0 0 0 8 13 0.00 0.000																					
48 Javier López, L ERA: 2.6	(8, 1) 1.0 3 0 0 0 0 0 0 0 0 0 0 0 8 13 0.00 0.000																					

Boston Red Sox @ Seattle Mariners
Safeco Field, Seattle, WA
Mon Jun 25 2007, 7:05 PM PDT
Att: 33,834 - Clear - 65 F

AB 33
R 9
H 10
RBI 8
BB 6
SO 2
LOB 15



Batter	1	2	3	4	5	6	7	8	9	10	11	AB	R	H	RBI	BB	SO	LOB	TOP								
Coco Crisp, S OBP: 0.315, SLG: 0.365												4	0	2	1	0	0	1									
15 Dustin Pedroia, R OBP: 0.401, SLG: 0.449												3	0	1	0	2	1	1									
34 David Ortiz, L OBP: 0.433, SLG: 0.573												5	0	0	0	0	1	7									
Manny Ramirez, R OBP: 0.386, SLG: 0.476												5	0	0	0	0	0	2									
20 Kevin Youkilis, R OBP: 0.415, SLG: 0.498												4	0	0	0	1	0	0									
25 Mike Lowell, R OBP: 0.349, SLG: 0.515												4	0	1	0	1	0	1									
Jason Varitek, S OBP: 0.359, SLG: 0.444												5	0	1	0	0	1	3									
Wily Mo Peña, R OBP: 0.298, SLG: 0.388												2	0	1	0	0	1	0									
7 J.D. Drew, L OBP: 0.353, SLG: 0.383												2	1	1	0	1	0	1									
23 Julio Lugo, R OBP: 0.333, SLG: 0.443												2	0	0	0	1	1	3									
13 Alex Cora, L OBP: 0.333, SLG: 0.443												1	0	0	0	0	0	1									
Inning Stats	R: 0 E: 0 K: 1 S: 10	H: 1 LOB: 0 BB: 0 P: 18	R: 0 E: 0 K: 1 S: 10	H: 1 LOB: 1 BB: 0 P: 16	R: 0 E: 0 K: 0 S: 11	H: 2 LOB: 2 BB: 0 P: 18	R: 0 E: 0 K: 0 S: 12	H: 0 LOB: 0 BB: 0 P: 17	R: 0 E: 0 K: 1 S: 17	H: 1 LOB: 3 BB: 2 P: 30	R: 0 E: 0 K: 0 S: 14	H: 0 LOB: 2 BB: 1 P: 22	R: 0 E: 0 K: 1 S: 16	H: 0 LOB: 2 BB: 2 P: 32	R: 0 E: 0 K: 1 S: 8	H: 0 LOB: 0 BB: 0 P: 13	R: 0 E: 0 K: 0 S: 6	H: 0 LOB: 0 BB: 0 P: 11	R: 0 E: 0 K: 0 S: 9	H: 1 LOB: 0 BB: 0 P: 14	1B: 5 2B: 2 3B: 0 HR: 0	SF: 1 SAC: 1 DP: 1 HBP: 0	WP: 0 PB: 1 SB: 0 CS: 1	PA: 45			
31 Ryan Feierabend, L ERA: 6.46	IP: 5.0	WLS: 21	BF: 5	H: 5	R: 0	ER: 0	SO: 3	BB: 2	IBB: 0	HBP: 0	BLK: 0	WP: 0	HR: 0	S: 60	P: 99	ERA: 0.00	WHIP: 1.400										
Sean Green, R ERA: 2.57	IP: 6.1	WLS: 8	BF: 1	H: 1	R: 1	ER: 0	SO: 0	BB: 2	IBB: 0	HBP: 0	BLK: 0	WP: 0	HR: 16	S: 30	P: 0.00	2.250											
George Sherrill, L ERA: 1.45	IP: 7.1	WLS: 1	BF: 0	H: 0	R: 0	ER: 0	SO: 0	BB: 0	IBB: 0	HBP: 0	BLK: 0	WP: 0	HR: 1	S: 1	P: 0.00	0.000											
35 Brandon Morrow, R ERA: 3.41	IP: 7.1	WLS: 6	BF: 0	H: 0	R: 0	ER: 1	SO: 1	BB: 1	IBB: 1	HBP: 0	BLK: 0	WP: 0	HR: 20	S: 37	P: 0.00	0.750											
20 J.J. Putz, R ERA: 0.99	IP: 9.1	WLS: 3	BF: 0	H: 0	R: 0	ER: 0	SO: 1	BB: 0	IBB: 0	HBP: 0	BLK: 0	WP: 0	HR: 8	S: 13	P: 0.00	0.000											

Boston Red Sox @ Seattle Mariners
Safeco Field, Seattle, WA
Wed Jun 27 2007, 1:35 PM PDT
Att. 43,482 - Overcast - 64 F

AB 37
R 1
H 7
RBI 1
BB 6
SO 5
LOB 20



Batter	1	2	3	4	5	6	7	8	9	10	11	AB	R	H	RBI	BB	SO	LOB	BOTTOM							
51 Ichiro Suzuki, L OBP: 0.419, SLG: 0.466												4	1	2	1	1	2	0								
4 Jose Lopez, R OBP: 0.327, SLG: 0.419												4	0	1	1	0	0	1								
Jose Vidro, S OBP: 0.355, SLG: 0.362												3	0	1	0	1	1	0								
Richie Sexson, R OBP: 0.299, SLG: 0.434												4	0	0	0	0	1	3								
Ben Broussard, L OBP: 0.337, SLG: 0.440												4	0	0	0	0	2	2								
Jose Guillen, R OBP: 0.330, SLG: 0.412												3	0	1	0	0	1	0								
Jason Ellison, R OBP: 0.188, SLG: 0.161												1	0	0	0	0	1	0								
29 Adrian Beltré, R OBP: 0.305, SLG: 0.452												4	0	0	0	0	1	1								
7 Yuniesky Betancourt, R OBP: 0.307, SLG: 0.389												4	0	0	0	0	0	1								
Jamie Burke, R OBP: 0.455, SLG: 0.510												4	1	1	0	0	1	1								
Inning Stats	R: 0 E: 0 K: 2 S: 12	H: 0 LOB: 0 BB: 0 P: 16	R: 0 E: 0 K: 2 S: 8	H: 0 LOB: 0 BB: 0 P: 12	R: 1 E: 0 K: 0 S: 11	H: 2 LOB: 1 BB: 0 P: 16	R: 0 E: 0 K: 2 S: 10	H: 0 LOB: 0 BB: 0 P: 16	R: 0 E: 0 K: 1 S: 8	H: 0 LOB: 2 BB: 1 P: 14	R: 0 E: 0 K: 1 S: 10	H: 1 LOB: 1 BB: 1 P: 10	R: 0 E: 0 K: 2 S: 9	H: 0 LOB: 0 BB: 0 P: 12	R: 1 E: 0 K: 0 S: 5	H: 1 LOB: 1 BB: 1 P: 10	1B: 4 2B: 2 3B: 0 HR: 0	SF: 0 SAC: 1 DP: 1 HBP: 0	WP: 0 PB: 0 SB: 1 CS: 0	PA: 38						
18 Daisuke Matsuzaka, R ERA: 3.8	IP: 8.0	WLS: 3	BF: 27	H: 3	R: 1	ER: 1	SO: 8	BB: 1	IBB: 0	HBP: 0	BLK: 0	WP: 0	HR: 0	S: 77	P: 113	ERA: 1.12	WHIP: 0.500									
37 Hideki Okajima, L ERA: 0.95	IP: 9.1	WLS: 3	BF: 2	H: 0	R: 0	ER: 0	SO: 0	BB: 0	IBB: 0	HBP: 0	BLK: 0	WP: 0	HR: 7	S: 9	P: 0.00	6.000										
58 Jonathan Papelbon, R ERA: 1.55	IP: 9.1	WLS: 5	BF: 0	H: 0	R: 0	ER: 0	SO: 2	BB: 0	IBB: 0	HBP: 0	BLK: 0	WP: 0	HR: 14	S: 17	P: 0.00	0.000										
36 Joel Pinero, R ERA: 5.04	IP: 11.1	WLS: 3	BF: 1	H: 1	R: 1	ER: 1	SO: 0	BB: 1	IBB: 0	HBP: 0	BLK: 0	WP: 0	HR: 5	S: 10	P: 27.00	6.000										

Boston Red Sox @ Seattle Mariners
Safeco Field, Seattle, WA
Wed Jun 27 2007, 1:35 PM PDT
Att. 43,482 - Overcast - 64 F

AB 35
R 2
H 6
RBI 2
BB 2
SO 10
LOB 9



Batter	1	2	3	4	5	6	7	8	9	AB	R	H	RBI	BB	SO	LOB	TOP										
Kenny Lofton, L (1, 8) OBP: 0.382, SLG: 0.427	2-2 3 G6-4-3 1B		1-2 3 1B		4-0 3 BB		0-0 10 BB 3 S 1B		3-2 3 S 1B	4	0	4	0	1	0	0	Texas Rangers @ Boston Red Sox Fenway Park, Boston, MA Fri Jun 29 2007, 7:05 PM EDT Att: 36,756 - Clear - 79 F										
3 Jerry Hairston, R (1, 4) OBP: 0.324, SLG: 0.409	0-2 G6-4-3 1-2		4-1 10 G6-4-3 BB		2-0 SF8		4-1 10 BB 1-2		4-1 HBP 1-2	1	0	0	1	2	0	1											
10 Michael Young, R (1, 6) OBP: 0.347, SLG: 0.496	0-0 1B		0-0 G6-4-3 1-2		0-0 G6-3		4-2 BB 1-2 2-3		1-3 K	4	0	1	0	1	1	5											
Sammy Sosa, R (1, 10) OBP: 0.306, SLG: 0.467	0-0 P4			2-3 K		2-3 K2-3		3-3 K		4	0	0	0	0	3	4											
Frank Catalanotto, L (1, 7) OBP: 0.287, SLG: 0.388		3-2 G1-3		0-0 F7		4-2 BB		2-1 G6-3		2	0	0	0	1	0	0											
14 Victor Diaz, R (8, PH) OBP: 0.260, SLG: 0.583		1-0 G3 2B		1-1 2B		0-3 K		0-3 K		4	0	2	0	0	2	1											
22 Marlon Byrd, R (1, 9) OBP: 0.408, SLG: 0.526		0-0 G3 2-3		1-2 G3		0-0 L4		0-2 F7		4	0	0	0	0	0	3											
Brad Wilkerson, L (1, 3) OBP: 0.309, SLG: 0.444		3-2 F8			1-2 SH1-4 3 SF8 2B		2-2 G3-4-1		0-2 K	4	1	1	0	0	1	1											
Adam Melhuse, S (1, 2) OBP: 0.377, SLG: 0.438			1-1 G4-3		1-1 SH1-4 2-3		0-3 K		2-0 F9	3	0	0	0	0	1	0											
Ramón Vázquez, L (1, 5) OBP: 0.313, SLG: 0.400																											
Inning Stats	R: 0 E: 0 K: 0 S: 8	H: 2 LOB: 1 BB: 0 P: 10	R: 0 E: 0 K: 0 S: 10	H: 1 LOB: 1 BB: 0 P: 17	R: 0 E: 0 K: 0 S: 7	H: 1 LOB: 1 BB: 1 P: 13	R: 0 E: 0 K: 1 S: 10	H: 1 LOB: 1 BB: 0 P: 14	R: 1 E: 0 K: 0 S: 9	H: 1 LOB: 1 BB: 1 P: 17	R: 0 E: 0 K: 2 S: 10	H: 0 LOB: 1 BB: 1 P: 16	R: 0 E: 0 K: 2 S: 14	H: 1 LOB: 3 BB: 2 P: 27	R: 0 E: 0 K: 1 S: 8	H: 0 LOB: 0 BB: 0 P: 10	R: 0 E: 0 K: 2 S: 17	H: 1 LOB: 2 BB: 0 P: 27	1B: 5 2B: 3 3B: 0 HR: 0	SF: 1 SAC: 1 DP: 2 HBP: 1	WP: 0 PB: 0 SB: 4 CS: 0	PA: 39					
PITCHER	IP	WLS	BF	H	R	ER	SO	BB	IBB	HBP	BLK	WP	HR	S	P	ERA	WHIP										
49 Tim Wakefield, R (1, 1) ERA: 4.31	6.2	W	29	7	1	1	4	4	0	0	0	0	0	62	101	1.35	1.650										
17 Manny Delcarmen, R (7, 1) ERA: 3.38	0.1	H	2	0	0	0	1	1	0	0	0	0	0	6	13	0.00	3.000										
37 Hideki Okajima, L (8, 1) ERA: 0.92	1.0	H	3	0	0	0	1	0	0	0	0	0	0	8	10	0.00	0.000										
58 Jonathan Papelbon, R (9, 1) ERA: 1.5	1.0	S	5	1	0	0	2	0	0	1	0	0	0	17	27	0.00	1.000										

Batter	1	2	3	4	5	6	7	8	9	AB	R	H	RBI	BB	SO	LOB	BOTTOM										
15 Dustin Pedroia, R (1, 4) OBP: 0.401, SLG: 0.450	1-2 G4-3		1-2 2B		4-0 20 FC1-6 BB		1-2 G5-3		1-1 FC4 1-2	4	0	1	0	1	0	5	Texas Rangers @ Boston Red Sox Fenway Park, Boston, MA Fri Jun 29 2007, 7:05 PM EDT Att: 36,756 - Clear - 79 F										
20 Kevin Youkilis, R (1, 3) OBP: 0.410, SLG: 0.491	2-2 G4-3		2-3 K		0-2 FC1-6 34 BB FC1-5 1-2		0-0 F8		0-0 F8	4	1	0	0	0	1	2											
34 David Ortiz, L (1, 10) OBP: 0.434, SLG: 0.570	1-1 F9		2-0 F8		4-2 FC1-5 WP BB 1-2		3-2 1B		0-0 L7 2	3	0	1	0	1	0	1											
Manny Ramirez, R (1, 7) OBP: 0.388, SLG: 0.475		2-0 7 1B 25 FC5-2 1B		4-2 7 2B 1B HBP		2-2 FC1-5		0-0 L7		3	1	1	1	0	0	2											
7 J.D. Drew, L (1, 9) OBP: 0.359, SLG: 0.391		2-0 FC6-4 25 FC5-2-5 1B		1-0 2B		4-2 FC3-6 25 1B BB		0-0 F7		3	0	2	0	1	0	1											
25 Mike Lowell, R (1, 5) OBP: 0.351, SLG: 0.515		3-2 FC5-2-5 FC6-4 1-2		3-2 G5-3		1-0 FC3-6 1B BB		2-0 BB 1B		4	0	2	0	0	0	4											
Wily Mo Peña, R (1, 8) OBP: 0.297, SLG: 0.383		1-2 3-H FC6-4 1-2 2-3		1-0 13 G5-4-3 1B		0-0 FC3-6 13 HBP 1-2 2-3		1-2 P4		4	0	1	1	0	0	5											
13 Alex Cora, L (1, 6) OBP: 0.331, SLG: 0.431		1-3 K		3-H G5-4-3 1-2		1-1 HBP		1-3 K		3	0	0	0	0	2	5											
2B Doug Mirabeli, R (1, 2) OBP: 0.230, SLG: 0.275			3-2 K		2-2 F8		0-3 K		4-2 BB	3	0	0	0	0	2	3											
Jason Varitek, S (8, PH) OBP: 0.361, SLG: 0.444								1-2 15 FC4 BB		0	0	0	0	1	0	0											
Inning Stats	R: 0 E: 0 K: 0 S: 9	H: 0 LOB: 0 BB: 0 P: 13	R: 0 E: 0 K: 1 S: 10	H: 2 LOB: 2 BB: 0 P: 19	R: 0 E: 0 K: 2 S: 10	H: 1 LOB: 1 BB: 0 P: 18	R: 1 E: 0 K: 0 S: 9	H: 2 LOB: 1 BB: 0 P: 18	R: 1 E: 0 K: 0 S: 14	H: 0 LOB: 2 BB: 2 P: 26	R: 0 E: 0 K: 1 S: 13	H: 1 LOB: 3 BB: 1 P: 20	R: 0 E: 0 K: 0 S: 6	H: 1 LOB: 1 BB: 0 P: 9	R: 0 E: 0 K: 1 S: 11	H: 1 LOB: 2 BB: 1 P: 20	1B: 6 2B: 2 3B: 0 HR: 0	SF: 0 SAC: 0 DP: 1 HBP: 2	WP: 1 PB: 0 SB: 0 CS: 0	PA: 37							
PITCHER	IP	WLS	BF	H	R	ER	SO	BB	IBB	HBP	BLK	WP	HR	S	P	ERA	WHIP										
Jamey Wright, R (1, 1) ERA: 6.38	5.0	L	24	6	2	2	3	3	0	1	0	0	0	56	103	3.60	1.800										
53 Joaquin Benoit, R (6, 1) ERA: 3.51	1.2	7	1	0	0	1	0	0	0	1	0	0	0	14	19	0.00	0.600										
36 C.J. Wilson, L (7, 1) ERA: 2.72	0.1	1	0	0	0	0	0	0	0	0	0	0	0	1	1	0.00	0.000										
50 Frank Francisco, R (8, 1) ERA: 3.9	1.0	5	1	0	0	1	1	1	0	0	0	0	0	11	20	0.00	2.000										

AB	31
R	1
H	8
RBI	1
BB	5
SO	8
LOB	15



AB	31
R	2
H	8
RBI	2
BB	4
SO	5
LOB	28



Batter	1	2	3	4	5	6	7	8	9	AB	R	H	RBI	BB	SO	LOB	TOP					
Kenny Lofton, L OBP: 0.385, SLG: 0.432 (1, 8)	1-3 K		2-1 2B	1-0 1B		4-2 BB			1-1 F8	4	0	2	1	1	1	0						
3 Jerry Hairston, R OBP: 0.311, SLG: 0.391 30 Travis Metcalf, R OBP: 0.270, SLG: 0.353 (1, 4) (7, 5)	1-2 G6-3		2-3 K	2-0 G6-3		0-1 G3			2-3 K	4	0	0	0	0	1	4						
10 Michael Young, R OBP: 0.342, SLG: 0.490 (1, 6)	0-1 G6-3			0-0 G6-3	1-3 K				0-0 F8	5	0	0	0	0	2	0						
Sammy Sosa, R OBP: 0.309, SLG: 0.479 (1, 10)		0-0 F8		1-2 1B 22 1B	2-1 HR				3-3 K	4	2	2	1	0	1	0						
Frank Catalanotto, L OBP: 0.298, SLG: 0.406 (1, 7)		0-1 1B 22 FC5-4		1-2 2B 22 1B	1-2 2B				3-1 F7	4	1	3	0	0	0	0						
22 Marlon Byrd, R OBP: 0.411, SLG: 0.525 (1, 9)		0-0 FC5-4		2-2 2B	1-0 G6-3				0-2 15 F9 G5-3 1B	4	1	2	1	0	0	2						
Brad Wilkerson, L OBP: 0.307, SLG: 0.445 (1, 3)		1-1 G4-3		1-3 1B 3-H	0-0 G4-3				1-0 G5-3	4	1	1	2	0	0	3						
15 Gerald Laird, R OBP: 0.291, SLG: 0.348 (1, 2)			2-3 K	0-0 B2					3-3 K	4	0	0	0	0	2	2						
Ramón Vázquez, L OBP: 0.310, SLG: 0.394 (7, 4)			2-2 G4-3	2-2 1B					1-1 G4-3	4	0	1	0	0	1	1						
Inning Stats	R: 0 E: 0 K: 1 S: 9	H: 0 LOB: 0 BB: 0 P: 11	R: 0 E: 0 K: 0 S: 6	H: 1 LOB: 1 BB: 0 P: 7	R: 0 E: 0 K: 2 S: 15	H: 1 LOB: 1 BB: 0 P: 23	R: 4 E: 0 K: 0 S: 21	H: 6 LOB: 2 BB: 0 P: 30	R: 1 E: 0 K: 1 S: 16	H: 2 LOB: 1 BB: 0 P: 21	R: 0 E: 0 K: 1 S: 9	H: 0 LOB: 0 BB: 0 P: 15	R: 0 E: 0 K: 1 S: 8	H: 1 LOB: 1 BB: 0 P: 11	R: 0 E: 0 K: 1 S: 6	H: 0 LOB: 0 BB: 0 P: 9	1B: 7 2B: 3 3B: 0 HR: 1	SF: 0 SAC: 0 DP: 0 HBP: 0	WP: 0 PB: 0 SB: 0 CS: 0	PA: 39		
PITCHER	IP	WLS	BF	H	R	ER	SO	BB	IBB	HBP	BLK	WP	HR	S	P	ERA	WHIP					
19 Josh Beckett, R ERA: 3.38 48 Javier López, L ERA: 3.2 39 Kyle Snyder, R ERA: 2.48 50 Mike Timlin, R ERA: 5.89	(1, 1)	5.0	L	25	10	5	4	0	0	0	0	0	0	1	67	92	9.00	2.000				
	(6, 1)	1.0		4	0	0	0	1	0	0	0	0	0	9	17	0.00	1.000					
	(7, 1)	2.0		7	1	0	3	0	0	0	0	0	0	17	26	0.00	0.500					
	(9, 1)	1.0		3	0	0	1	0	0	0	0	0	0	6	9	0.00	0.000					

Texas Rangers @ Boston Red Sox
Fenway Park, Boston, MA
Sat Jun 30 2007, 7:05 PM EDT
Att: 36,747 - Partly Cloudy - 75 F

AB	38
R	5
H	11
RBI	5
BB	1
SO	9
LOB	12



Batter	1	2	3	4	5	6	7	8	9	AB	R	H	RBI	BB	SO	LOB	BOTTOM					
15 Dustin Pedroia, R OBP: 0.401, SLG: 0.451 23 Julio Lugo, R OBP: 0.256, SLG: 0.283 (1, 4) (8, PR)	4-2 20 BB 34 1B		2-2 G6-4-3			1-2 G4-3			1-0 20 CS 2B	4	1	1	0	1	1	3						
20 Kevin Youkilis, R OBP: 0.416, SLG: 0.502 (1, 3)	4-1 WP 34 1B 25 SF7	1-0 HR		4-1 34 CS BB		4-2 BB			2-1 CS	2	2	1	2	3	0	0						
34 David Ortiz, L OBP: 0.433, SLG: 0.566 (1, 10)	1-1 WP 1B	4-2 7 BB HBP BB		3-3 K		3-3 K			2-3 K	4	0	1	1	1	3	2						
Manny Ramirez, R OBP: 0.385, SLG: 0.468 (1, 7)	2-2 G5-3	1-2 7 BB HBP		3-3 K					3-2 F8	4	0	0	0	0	1	2						
7 J.D. Drew, L OBP: 0.365, SLG: 0.397 (1, 9)	4-0 IBB	4-1 BB			1-0 25 F9 2B				0-3 K	2	0	1	0	2	1	0						
25 Mike Lowell, R OBP: 0.350, SLG: 0.513 (1, 5)	2-0 SF7	3-2 F7			2-1 F9				1-2 1B	3	0	1	1	0	0	4						
Jason Varitek, S OBP: 0.356, SLG: 0.436 (1, 2)	2-3 K		2-2 G4-3			0-3 K			1-2 G1-3	4	0	0	0	0	2	4						
13 Alex Cora, L OBP: 0.336, SLG: 0.460 (9, 4)		1-0 20 HR 3B		2-2 G6-3					0-0 B5-3	4	1	2	0	0	0	1						
46 Jacoby Ellsbury, L OBP: 0.250, SLG: 0.250 (1, 8)		0-1 G2		1-1 15 G6-4-3 1B		3-2 P5			0-1 G4-3	4	0	1	0	0	0	1						
Inning Stats	R: 2 E: 0 K: 1 S: 12	H: 1 LOB: 2 BB: 3 P: 31	R: 2 E: 0 K: 1 S: 15	H: 2 LOB: 3 BB: 2 P: 31	R: 0 E: 0 K: 0 S: 15	H: 2 LOB: 1 BB: 0 P: 22	R: 0 E: 0 K: 2 S: 7	H: 0 LOB: 0 BB: 1 P: 17	R: 0 E: 0 K: 1 S: 9	H: 1 LOB: 1 BB: 0 P: 13	R: 0 E: 0 K: 1 S: 14	H: 0 LOB: 1 BB: 1 P: 25	R: 0 E: 0 K: 1 S: 13	H: 1 LOB: 1 BB: 0 P: 18	R: 0 E: 0 K: 0 S: 5	H: 1 LOB: 0 BB: 0 P: 8	R: 0 E: 0 K: 1 S: 11	H: 0 LOB: 0 BB: 0 P: 16	1B: 3 2B: 4 3B: 1 HR: 1	SF: 1 SAC: 0 DP: 2 HBP: 1	WP: 1 PB: 0 SB: 0 CS: 2	PA: 41
PITCHER	IP	WLS	BF	H	R	ER	SO	BB	IBB	HBP	BLK	WP	HR	S	P	ERA	WHIP					
55 Robinson Tejeda, R ERA: 6.69 Ron Mahay, L ERA: 2.33 53 Joaquin Benoit, R ERA: 3.43 40 Akinori Otsuka, R ERA: 2.56 Eric Gagne, R ERA: 1.17	(1, 1)	4.0		22	5	4	4	4	0	0	0	0	0	23	38	9.00	2.500					
	(5, 1)	2.0	W	8	1	0	2	1	0	0	0	0	0	13	18	0.00	1.000					
	(7, 1)	1.0	H	4	1	0	0	0	0	0	0	0	0	5	8	0.00	1.000					
	(8, 1)	1.0	H	3	1	0	0	0	0	0	0	0	0	11	16	0.00	0.000					
	(9, 1)	1.0	S	3	0	0	0	0	0	0	0	0	0	11	16	0.00	0.000					

Texas Rangers @ Boston Red Sox
Fenway Park, Boston, MA
Sat Jun 30 2007, 7:05 PM EDT
Att: 36,747 - Partly Cloudy - 75 F

AB	31
R	4
H	8
RBI	4
BB	7
SO	8
LOB	17



Batter	1	2	3	4	5	6	7	8	9	AB	R	H	RBI	BB	SO	LOB	TOP										
Kenny Lofton, L (1, 8) OBP: 0.386, SLG: 0.431	1-2 G6-3 1B		0-0 1B		0-1 F8	0-0 F9			0-0 G6-3	5	0	2	0	0	0	2											
Ramón Vázquez, L (1, 4) OBP: 0.322, SLG: 0.398	2-2 G6-3 1B		2-1 1B		4-0 1B			1-2 G4-3	2-3 K	4	0	2	0	1	1	0											
10 Michael Young, R (1, 6) OBP: 0.343, SLG: 0.490	3-2 G6-3		0-1 G6-3		2-1 1B			0-0 1B	0-2 G6-3	5	0	2	0	0	0	4											
Sammy Sosa, R (1, 10) OBP: 0.308, SLG: 0.476	3-2 G6-3				0-1 F9			2-0 P3		4	1	1	0	0	0	4											
Frank Catalanotto, L (1, 7) OBP: 0.297, SLG: 0.397			1-0 F8		2-2 E6			3-2 G3		3	1	0	0	1	0	2											
22 Marlon Byrd, R (1, 9) OBP: 0.406, SLG: 0.524	1-2 L6		2-1 E9		0-1 L6			1-0 SH1-3	2B	4	0	1	0	0	0	2											
Brad Wilkerson, L (1, 3) OBP: 0.308, SLG: 0.449	2-3 K		2-3 K		3-1 2B			1-0 SH1-3	2B	3	0	1	1	0	2	2											
Adam Melhuse, S (1, 2) OBP: 0.368, SLG: 0.412			2-2 G4-3		0-2 G4-6-3			0-2 F7		3	0	0	0	1	0	3											
30 Travis Metcalf, R (1, 5) OBP: 0.244, SLG: 0.316			0-1 G6-3		3-2 L9			1-3 K		4	0	0	0	0	1	3											
Inning Stats	R: 0 E: 0 K: 0 S: 13	H: 2 LOB: 1 BB: 0 P: 22	R: 0 E: 0 K: 1 S: 7	H: 0 LOB: 0 BB: 0 P: 11	R: 0 E: 0 K: 0 S: 11	H: 2 LOB: 2 BB: 0 P: 15	R: 1 E: 2 K: 1 S: 14	H: 1 LOB: 1 BB: 0 P: 20	R: 0 E: 0 K: 0 S: 9	H: 1 LOB: 2 BB: 2 P: 19	R: 0 E: 0 K: 0 S: 8	H: 1 LOB: 1 BB: 0 P: 14	R: 0 E: 0 K: 1 S: 8	H: 1 LOB: 1 BB: 0 P: 11	R: 0 E: 0 K: 1 S: 7	H: 0 LOB: 0 BB: 0 P: 9	1B: 7 2B: 2 3B: 0 HR: 0	SF: 0 SAC: 1 DP: 2 HBP: 0	WP: 0 PB: 0 SB: 0 CS: 0	PA: 39							
PITCHER	IP	WLS	BF	H	R	ER	SO	BB	IBB	HBP	BLK	WP	HR	S	P	ERA	WHIP										
51 Julian Tavarez, R (1, 1) ERA: 4.39	5.2	L	27	7	2	1	2	3	0	0	0	0	0	62	106	1.59	1.765										
48 Javier López, L (6, 1) ERA: 3.1	0.2		2	0	0	0	0	0	0	0	0	0	0	4	5	0.00	0.000										
17 Manny Delcarmen, R (7, 1) ERA: 2.57	1.2		7	2	0	0	1	0	0	0	0	0	0	13	21	0.00	1.200										
37 Hideki Okajima, L (9, 1) ERA: 0.9	1.0		3	0	0	0	1	0	0	0	0	0	0	7	9	0.00	0.000										

Texas Rangers @ Boston Red Sox
Fenway Park, Boston, MA
Sun Jul 01 2007, 2:05 PM EDT
Att: 36,378 - Partly Cloudy - 69 F

AB	35
R	2
H	9
RBI	1
BB	3
SO	4
LOB	22



Batter	1	2	3	4	5	6	7	8	9	AB	R	H	RBI	BB	SO	LOB	BOTTOM										
15 Dustin Pedroia, R (1, 4) OBP: 0.405, SLG: 0.452	1-1 G1-3		0-1 F9		3-2 20 1B				4-2 BB	4	0	2	0	1	0	0											
23 Julio Lugo, R (9, FR) OBP: 0.256, SLG: 0.283			2-2 L6		3-2 1B			4-2 1B	3-1 F9	4	0	2	1	1	0	1											
20 Kevin Youkilis, R (1, 5) OBP: 0.419, SLG: 0.505	3-2 2B		1-0 G3		1-2 1B			1-2 BB	2-3 K	4	0	0	0	1	1	5											
34 David Ortiz, L (1, 10) OBP: 0.430, SLG: 0.557	4-2 BB				3-H F7			2-3 K	1-1 P3	4	0	0	0	1	1	5											
Manny Ramirez, R (1, 7) OBP: 0.383, SLG: 0.468	0-0 F7				0-2 G4-6-3			3-2 G6-3		4	0	1	0	0	0	4											
7 J.D. Drew, L (1, 9) OBP: 0.367, SLG: 0.396	1-1 G1-3		4-1 BB		0-1 F9			3-2 1B	3-2 1B	3	0	1	0	1	0	2											
12 Eric Hinske, L (1, 3) OBP: 0.302, SLG: 0.419			3-2 F8		2-1 G4-6-3			3-3 K	0-1 P5	4	0	0	0	0	1	3											
Jason Varitek, S (1, 2) OBP: 0.358, SLG: 0.437			0-1 1B		1-1 G1-3			0-0 G4-3	2-2 1B	4	0	2	0	0	0	1											
13 Alex Cora, L (1, 6) OBP: 0.333, SLG: 0.453			0-0 F8		1-0 15 1B			2-1 G6-3	1-1 G4-3	4	1	1	0	0	0	3											
46 Jacoby Ellsbury, L (1, 8) OBP: 0.125, SLG: 0.125	1-0 G4-3				0-0 L9			0-1 G6-3	0-2 G5-3	4	0	0	0	0	0	2											
Inning Stats	R: 0 E: 0 K: 0 S: 11	H: 1 LOB: 1 BB: 1 P: 20	R: 0 E: 0 K: 0 S: 7	H: 1 LOB: 0 BB: 0 P: 11	R: 0 E: 0 K: 0 S: 6	H: 0 LOB: 0 BB: 0 P: 9	R: 0 E: 0 K: 0 S: 9	H: 1 LOB: 1 BB: 1 P: 16	R: 1 E: 0 K: 0 S: 15	H: 3 LOB: 2 BB: 0 P: 27	R: 0 E: 0 K: 1 S: 6	H: 0 LOB: 0 BB: 0 P: 9	R: 0 E: 0 K: 1 S: 12	H: 1 LOB: 2 BB: 1 P: 21	R: 0 E: 0 K: 0 S: 12	H: 2 LOB: 2 BB: 0 P: 18	R: 0 E: 0 K: 0 S: 11	H: 0 LOB: 1 BB: 1 P: 19	1B: 7 2B: 2 3B: 0 HR: 0	SF: 0 SAC: 0 DP: 1 HBP: 0	WP: 0 PB: 0 SB: 0 CS: 0	PA: 39					
PITCHER	IP	WLS	BF	H	R	ER	SO	BB	IBB	HBP	BLK	WP	HR	S	P	ERA	WHIP										
43 Kameron Loe, R (1, 1) ERA: 5.72	6.0	W	25	6	1	1	1	2	0	0	0	0	0	6	9	0.00	1.500										
36 C.J. Wilson, L (7, 1) ERA: 2.68	0.2	H	3	1	0	0	0	0	0	0	0	0	0	6	9	0.00	1.500										
50 Frank Francisco, R (7, 1) ERA: 3.86	0.1	H	2	0	0	0	1	1	0	0	0	0	0	6	12	0.00	3.000										
40 Akinori Otsuka, R (8, 1) ERA: 2.51	0.2	H	4	2	0	0	0	0	0	0	0	0	0	10	15	0.00	3.000										
Eric Gagne, R (8, 1) ERA: 1.11	1.1	S	5	0	0	0	0	1	0	0	0	0	0	13	22	0.00	0.750										

Texas Rangers @ Boston Red Sox
Fenway Park, Boston, MA
Sun Jul 01 2007, 2:05 PM EDT
Att: 36,378 - Partly Cloudy - 69 F

AB	35
R	1
H	9
RBI	1
BB	4
SO	2
LOB	21



Batter	1	2	3	4	5	6	7	8	9	AB	R	H	RBI	BB	SO	LOB	TOP											
Kenny Lofton, L (1, 8) OBP: 0.384, SLG: 0.426	4-2 FC5-4 BB		1-1 F7		3-2 G1-3		1-2 G5-3			3	0	0	0	1	0	2	Texas Rangers @ Boston Red Sox Fenway Park, Boston, MA Mon Jul 02 2007, 7:05 PM EDT Att: 36,778 - Partly Cloudy - 71 F											
Ramón Vázquez, L (8, 4) OBP: 0.322, SLG: 0.398										0	0	0	0	0	0													
Desi Relaford, S (1, 4) (8, 7)	2-1 P6			4-1 CS BB	1-0 P6			0-0 G4-3		3	0	0	0	1	0	2												
10 Michael Young, R (1, 6) OBP: 0.342, SLG: 0.398	0-2 FC5-4 FC4-6 1-2			3-2 L6 1-2		3-1 F8		1-2 22 HBP 1B		4	0	1	0	0	0	2												
Sammy Sosa, R (1, 10) OBP: 0.304, SLG: 0.469	1-0 FC4-6 1-2			3-3 K		2-3 K		2-2 F8		4	0	0	0	0	2	2												
22 Marlon Byrd, R (1, 9) OBP: 0.416, SLG: 0.532		1-2 F8			4-1 15 1B HR BB	1-2 2B		1-1 HBP		2	1	1	0	1	0	0												
14 Victor Diaz, R (1, 7) OBP: 0.269, SLG: 0.560		2-2 G4-3			1-3 K	3-2 G6-3		2-2 F7		4	0	0	0	0	1	4												
15 Gerald Laird, R (1, 2) OBP: 0.290, SLG: 0.346			2-3 K		2-2 HR 1B		1-0 G6-3		1-2 G6-3	4	1	1	0	0	1	0												
Brad Wilkerson, L (1, 3) OBP: 0.306, SLG: 0.463			2-3 K		0-0 HR		1-1 G3-1		1-3 K	4	1	1	3	0	2	0												
30 Travis Metcalf, R (1, 5) OBP: 0.267, SLG: 0.341			1-0 G2-3		4-0 G1-3 BB		3-1 2B		2-2 F8	3	0	1	0	1	0	0												
Inning Stats	R: 0 E: 0 K: 0 S: 9	H: 0 LOB: 1 BB: 1 P: 16	R: 0 E: 0 K: 1 S: 10	H: 0 LOB: 0 BB: 0 P: 15	R: 0 E: 0 K: 1 S: 6	H: 0 LOB: 0 BB: 0 P: 10	R: 0 E: 0 K: 1 S: 7	H: 0 LOB: 0 BB: 1 P: 17	R: 3 E: 0 K: 1 S: 12	H: 2 LOB: 1 BB: 2 P: 27	R: 0 E: 0 K: 0 S: 14	H: 1 LOB: 1 BB: 0 P: 23	R: 0 E: 0 K: 0 S: 8	H: 1 LOB: 1 BB: 0 P: 14	R: 0 E: 0 K: 0 S: 13	H: 1 LOB: 2 BB: 0 P: 19	R: 0 E: 0 K: 1 S: 10	H: 0 LOB: 0 BB: 0 P: 14	1B: 2 2B: 2 3B: 0 HR: 1	SF: 0 SAC: 0 DP: 0 HBP: 1	WP: 0 PB: 0 SB: 0 CS: 1	PA: 36						
PITCHER	IP	WLS	BF	H	R	ER	SO	BB	IBB	HBP	BLK	WP	HR	S	P	ERA	WHIP											
Kason Gabbard, L (1, 1) ERA: 5.79	5.2	W	23	3	3	3	5	4	0	0	0	0	0	1	53	100	4.76	1.235										
50 Mike Timlin, R (6, 1) ERA: 5.59	1.0		4	1	0	0	0	0	0	0	0	0	0	0	10	18	0.00	1.000										
48 Javier López, L (7, 1) ERA: 3.05	0.1		1	0	0	0	0	0	0	0	0	0	0	3	4	0.00	0.000											
39 Kyle Snyder, R (8, 1) ERA: 2.4	1.0		5	1	0	0	0	0	0	1	0	0	0	13	19	0.00	1.000											
37 Hideki Okajima, L (9, 1) ERA: 0.88	1.0		3	0	0	0	1	0	0	0	0	0	0	10	14	0.00	0.000											

Batter	1	2	3	4	5	6	7	8	9	AB	R	H	RBI	BB	SO	LOB	BOTTOM										
23 Julio Lugo, R (1, 6) OBP: 0.260, SLG: 0.281	4-1 34 1B BB		0-0 SH5-4 1-2 2-3	4-0 15 WP BB	1-2 G5-3		1-1 G4-3			2	0	0	0	2	0	5	Texas Rangers @ Boston Red Sox Fenway Park, Boston, MA Mon Jul 02 2007, 7:05 PM EDT Att: 36,778 - Partly Cloudy - 71 F										
15 Dustin Pedroia, R (1, 4) OBP: 0.401, SLG: 0.450	1 SAFE K		0-2 34 G4-3 2B	2-2 L3		1-1 L1		1-3 K2-3		5	1	1	2	0	2	2											
34 David Ortiz, L (1, 10) OBP: 0.426, SLG: 0.551	1-1 G4-3 1B		2-2 G4-3	2-0 F9	2-0 F9	1-2 G1-3		3-3 K		5	0	1	0	0	1	1											
Manny Ramirez, R (1, 7) OBP: 0.386, SLG: 0.472	2-1 G4-3 1-2		0-1 2B	4-2 1B 12 3B BB	4-2 G5-3		2-1 G5-3		0-1 1B	4	1	2	1	1	0	2											
7 J.D. Drew, L (1, 9) OBP: 0.371, SLG: 0.392		3-2 P2	4-2 BB	4-1 12 3B 1B BB			4-2 2B BB		1-3 K	2	1	0	0	3	1	1											
25 Mike Lowell, R (1, 5) OBP: 0.345, SLG: 0.505		2-1 F7	0-1 F9	2-1 F7	2-1 F7		2-1 P6			4	0	0	0	0	0	5											
Jason Varitek, S (1, 2) OBP: 0.360, SLG: 0.442		2-2 P5		3-2 G6-3	1-2 12 3B 1B		1-1 2B		1-3 2B	4	1	2	0	0	0	0											
12 Eric Hinske, L (1, 3) OBP: 0.311, SLG: 0.449			1-2 23 SH5-4 15 2B 1B	3-1 P6	2-0 3B		3-3 K			4	1	2	3	0	1	2											
46 Jacoby Ellsbury, L (1, 8) OBP: 0.417, SLG: 0.300			2-2 15 2B 1B	1-1 15 WP 1B			4-2 BB			2	2	2	0	2	0	0											
Inning Stats	R: 0 E: 0 K: 1 S: 9	H: 1 LOB: 1 BB: 1 P: 16	R: 0 E: 0 K: 0 S: 10	H: 0 LOB: 0 BB: 0 P: 17	R: 3 E: 0 K: 0 S: 20	H: 4 LOB: 2 BB: 1 P: 29	R: 1 E: 0 K: 0 S: 13	H: 1 LOB: 1 BB: 1 P: 25	R: 3 E: 0 K: 0 S: 16	H: 2 LOB: 2 BB: 3 P: 36	R: 0 E: 0 K: 0 S: 7	H: 0 LOB: 0 BB: 0 P: 11	R: 0 E: 0 K: 1 S: 15	H: 1 LOB: 3 BB: 2 P: 30	R: 0 E: 0 K: 3 S: 12	H: 1 LOB: 1 BB: 0 P: 17		1B: 6 2B: 3 3B: 1 HR: 0	SF: 0 SAC: 1 DP: 1 HBP: 0	WP: 3 PB: 0 SB: 1 CS: 0	PA: 41						
PITCHER	IP	WLS	BF	H	R	ER	SO	BB	IBB	HBP	BLK	WP	HR	S	P	ERA	WHIP										
20 Brandon McCarthy, R (1, 1) ERA: 6.19	3.2	L	19	6	4	4	1	3	0	0	0	1	0	42	81	9.82	2.455										
51 Willie Eyre, R (4, 1) ERA: 3.68	3.1		18	3	3	3	1	5	0	0	0	0	0	12	17	0.00	1.000										
53 Joaquin Benoit, R (8, 1) ERA: 3.36	1.0		4	1	0	0	3	0	0	0	0	0	0	12	17	0.00	1.000										

AB	31
R	3
H	5
RBI	3
BB	4
SO	6
LOB	12



Batter	1	2	3	4	5	6	7	8	9	AB R H RBI BB SO LOB	TOP									
1 Akinori Iwamura, L (1.5) OBP: 0.387, SLG: 0.439	1-3 K		2-3 K			3-1 2B		3-3 K		4 0 1 0 0 3 1	Tampa Bay Devil Rays @ Boston Red Sox Fenway Park, Boston, MA Tue Jul 03 2007, 7:05 PM EDT Att: 37,005 - Clear - 69 F livebaseballscores.com									
13 Carl Crawford, L (1.7) OBP: 0.331, SLG: 0.443	0-0 F8		2-2 G6-3			2-1 L3			0-3 K	4 0 0 0 0 1 1										
Brendan Harris, R (1.6) OBP: 0.362, SLG: 0.464	2-2 1B			0-1 G6-3		2-2 L1			3-2 L8	4 0 1 0 0 0 1										
23 Carlos Pena, L (1.3) OBP: 0.387, SLG: 0.613	0-1 G3			3-3 K		4-2 G4-6-3 BB			2-0 HR	3 1 1 1 1 1 1										
Greg Norton, S (1.10) OBP: 0.356, SLG: 0.324		1-3 K		1-3 K		0-0 G4-6-3			0-0 P5	4 0 0 0 0 2 1										
Ty Wigginton, R (1.4) OBP: 0.317, SLG: 0.449		0-2 P4			2-3 K	3-2 G6-3				3 0 0 0 0 1 0										
Delmon Young, R (1.8) OBP: 0.304, SLG: 0.406		1-1 31 CS 1B			1-0 30 CS HBP				0-3 K	2 0 1 0 0 1 0										
31 Jonny Gomes, R (1.9) OBP: 0.331, SLG: 0.462		2-2 FC5-4			0-3 K				0-2 30 FB 30 S 1B	3 0 1 0 0 1 2										
30 Dioner Navarro, S (1.2) OBP: 0.240, SLG: 0.259			0-1 F7		1-1 CS	0-1 G1-3			2-2 F8	3 0 0 0 0 0 1										
Inning Stats	R: 0 E: 0 K: 1 S: 10	H: 1 LOB: 1 BB: 0 P: 13	R: 0 E: 0 K: 1 S: 13	H: 1 LOB: 1 BB: 0 P: 17	R: 0 E: 0 K: 1 S: 9	H: 0 LOB: 0 BB: 0 P: 13	R: 0 E: 0 K: 2 S: 11	H: 0 LOB: 0 BB: 0 P: 15	R: 0 E: 0 K: 2 S: 7	H: 0 LOB: 1 BB: 0 P: 11	R: 0 E: 0 K: 0 S: 9	H: 1 LOB: 1 BB: 0 P: 16	R: 0 E: 0 K: 0 S: 16	H: 1 LOB: 1 BB: 0 P: 21	R: 1 E: 0 K: 1 S: 9	H: 1 LOB: 0 BB: 0 P: 14	1B: 3 2B: 1 3B: 0 HR: 1	SF: 0 SAC: 0 DP: 1 HBP: 1	WP: 0 PB: 0 SB: 1 CS: 1	PA: 33
PITCHER	IP WLS BF H R ER SO BB IBB HBP BLK WP HR S P ERA WHIP																			
18 Daisuke Matsuzaka, R (1.1) ERA: 3.53	8.0 W 28 4 0 0 9 1 0 1 0 0 0 84 122 0.00 0.625																			
58 Jonathan Papelbon, R (9.1) ERA: 1.74	1.0 4 1 1 1 1 0 0 0 0 0 0 1 9 14 9.00 1.000																			

Batter	1	2	3	4	5	6	7	8	9	AB R H RBI BB SO LOB	BOTTOM									
Coco Crisp, S (1.8) OBP: 0.317, SLG: 0.368	2-2 F8	1 SAFE L8			0-0 2B		4-1 34 WP 15 BB BB			3 0 1 0 1 0 1	Tampa Bay Devil Rays @ Boston Red Sox Fenway Park, Boston, MA Tue Jul 03 2007, 7:05 PM EDT Att: 37,005 - Clear - 69 F livebaseballscores.com									
15 Dustin Pedroia, R (1.4) OBP: 0.402, SLG: 0.449	3-2 F8		0-0 34 G4-6-3 1B		0-1 G5-3		4-2 34 WP BB			3 0 1 0 1 0 1										
34 David Ortiz, L (1.10) OBP: 0.421, SLG: 0.543	2-2 G6-3		0-1 G4-6-3		0-1 G3-1		0-3 K		1-2 2-3	4 0 0 0 0 1 4										
Manny Ramirez, R (1.7) OBP: 0.385, SLG: 0.467		4-2 25 BB 20 BB G4-3 BB	2-2 G5-3			2-3 K	3-3 K			3 1 0 0 1 2 2										
46 Jacoby Ellsbury, L (8.7) OBP: 0.417, SLG: 0.590										0 0 0 0 0 0 0										
20 Kevin Youkilis, R (1.3) OBP: 0.420, SLG: 0.503		4-0 G4-3 25 BB 23 1B BB		2-3 K		0-0 25 SF 1B			1-0 G5-3	3 2 1 0 1 1 0										
12 Eric Hinske, L (9.3) OBP: 0.311, SLG: 0.449		1-2 23 1B BB								0 0 0 0 0 0 0										
25 Mike Lowell, R (1.5) OBP: 0.347, SLG: 0.504		4-2 23 1B BB G4-3 BB		0-1 F9		1-2 E5 SF9 1B			1-3 K	3 1 1 0 1 1 0										
Jason Varitek, S (1.2) OBP: 0.362, SLG: 0.443		2-0 G4-3		0-0 1B		1-2 SF9			4-2 BB	2 0 1 2 1 0 2										
Wily Mo Peña, R (1.9) OBP: 0.287, SLG: 0.369		1-2 2-3 3-H		3-3 K		2-3 3-H			3-3 K	4 0 0 0 0 4 5										
23 Julio Lugo, R (1.6) OBP: 0.263, SLG: 0.285		0-1 2-H 3-H 1B			2-3 K		3-2 CS 1B			3 0 2 2 0 1 0										
Inning Stats	R: 3 E: 0 K: 0 S: 15	H: 1 LOB: 1 BB: 3 P: 31	R: 0 E: 0 K: 0 S: 8	H: 1 LOB: 0 BB: 0 P: 10	R: 0 E: 0 K: 2 S: 10	H: 1 LOB: 1 BB: 0 P: 15	R: 0 E: 0 K: 1 S: 9	H: 1 LOB: 1 BB: 0 P: 11	R: 1 E: 1 K: 2 S: 19	H: 2 LOB: 1 BB: 0 P: 24	R: 0 E: 0 K: 2 S: 13	H: 1 LOB: 2 BB: 2 P: 27	R: 0 E: 0 K: 2 S: 9	H: 0 LOB: 1 BB: 1 P: 18	1B: 6 2B: 1 3B: 0 HR: 0	SF: 1 SAC: 0 DP: 1 HBP: 0	WP: 1 PB: 0 SB: 0 CS: 1	PA: 35		
PITCHER	IP WLS BF H R ER SO BB IBB HBP BLK WP HR S P ERA WHIP																			
19 Scott Kazmir, L (1.1) ERA: 4.28	6.0 L 26 6 4 3 6 3 0 0 0 0 1 0 75 113 4.50 1.500																			
49 Jason Hammel, R (7.1) ERA: 5.65	1.0 5 1 0 0 2 2 0 0 0 0 1 0 13 27 0.00 3.000																			
22 Shawn Camp, R (8.1) ERA: 6.03	1.0 4 0 0 0 2 1 0 0 0 0 0 0 9 18 0.00 1.000																			

Batter	1	2	3	4	5	6	7	8	9	AB	R	H	RBI	BB	SO	LOB	TOP					
1 Akinori Iwamura, L (1, 5) OBP: 0.382, SLG: 0.432	G3		P3		F8		13 2B 23 1B 1B		K	5	1	1	0	0	1	0	Tampa Bay Devil Rays @ Boston Red Sox Fenway Park, Boston, MA Wed Jul 04 2007, 1:05 PM EDT Att: 36,629 - Cloudy - 80 F					
13 Carl Crawford, L (1, 7) OBP: 0.335, SLG: 0.449	F7		WP 1B		S 1B		23 1B 2B		G3-1	5	1	3	2	0	0	0						
Brendan Harris, R (1, 6) OBP: 0.359, SLG: 0.463	2B		P3		F9		K		K	5	0	1	0	0	2	4						
23 Carlos Pena, L (1, 3) OBP: 0.393, SLG: 0.612	BB		BB				G3-1		2H 3H 1B	2	0	1	2	2	0	0						
Greg Norton, S (1, 9) OBP: 0.344, SLG: 0.312 31 Jonny Gomes, R (7, PH) OBP: 0.328, SLG: 0.458	P5		K				F7		K	3	0	0	0	0	1	4						
Delmon Young, R (1, 10) OBP: 0.301, SLG: 0.401					P3		G6-3		G6-3	4	0	0	0	0	0	0						
Ty Wigginton, R (1, 4) OBP: 0.316, SLG: 0.446					L5		1B 13 2B 1B		K	4	1	1	0	0	1	0						
Raul Casanova, S (1, 2) OBP: 0.395, SLG: 0.694					G4-3		1B 13 2B 1B		BB	3	2	2	1	1	0	0						
Dustan Mohr, R (1, 8) OBP: 0.167, SLG: 0.417					F8		1B 13 2B 1B		K	4	0	0	0	0	2	3						
					P4		K		K	4	0	0	0	0	2	3						
Inning Stats	R: 0 E: 0 K: 0 S: 9	H: 1 LOB: 2 BB: 1 P: 17	R: 1 E: 0 K: 0 S: 9	H: 1 LOB: 0 BB: 0 P: 14	R: 0 E: 0 K: 1 S: 14	H: 1 LOB: 2 BB: 1 P: 21	R: 0 E: 0 K: 0 S: 10	H: 0 LOB: 0 BB: 0 P: 15	R: 0 E: 0 K: 0 S: 6	H: 1 LOB: 1 BB: 0 P: 9	R: 0 E: 0 K: 0 S: 5	H: 0 LOB: 0 BB: 0 P: 7	R: 4 E: 0 K: 3 S: 15	H: 5 LOB: 1 BB: 0 P: 22	R: 0 E: 0 K: 2 S: 8	H: 0 LOB: 1 BB: 1 P: 17	R: 0 E: 0 K: 2 S: 7	H: 0 LOB: 0 BB: 0 P: 9	1B: 6 2B: 2 3B: 0 HR: 1	SF: 0 SAC: 0 DP: 0 HBP: 0	WP: 1 PB: 0 CS: 1	PA: 39
PITCHER	IP WLS BF H R ER SO BB IBB HBP BLK WP HR S P ERA WHIP																					
49 Tim Wakefield, R (1, 1) ERA: 4.39	6.1 W 28 7 4 4 2 2 0 0 0 0 1 1 59 90 5.68 1.421																					
48 Javier Lopez, L (7, 1) ERA: 3.43	0.1 3 2 1 1 1 0 0 0 0 0 0 0 6 11 27.00 6.000																					
17 Manny Delcarmen, R (7, 1) ERA: 2.16	1.1 H 5 0 0 0 3 1 0 0 0 0 0 0 0 11 21 0.00 0.750																					
58 Jonathan Papelbon, R (9, 1) ERA: 1.69	1.0 S 3 0 0 0 2 0 0 0 0 0 0 0 0 7 9 0.00 0.000																					

Batter	1	2	3	4	5	6	7	8	9	AB	R	H	RBI	BB	SO	LOB	BOTTOM			
Coco Crisp, S (1, 8) OBP: 0.316, SLG: 0.374	13 SH1-3 3B		F8		L7		F8			4	1	1	0	0	0	0	Tampa Bay Devil Rays @ Boston Red Sox Fenway Park, Boston, MA Wed Jul 04 2007, 1:05 PM EDT Att: 36,629 - Cloudy - 80 F			
13 Alex Cora, L (1, 4) OBP: 0.333, SLG: 0.458	SH1-3		G6-3		7 WP 7 2B		G1-3			3	1	1	1	0	0	0				
34 David Ortiz, L (1, 10) OBP: 0.422, SLG: 0.541	3H K				25 1B 46 2B 1B		F8		BB	3	1	1	0	1	1	1				
7 J.D. Drew, L (1, 9) OBP: 0.373, SLG: 0.402	0-1 K				3-3 K		1-2 25 HR 2B		2-3 K	4	1	2	1	0	2	2				
25 Mike Lowell, R (1, 5) OBP: 0.349, SLG: 0.514	1-2 L3				1-0 46 2B 28 1B 1B		0-1 2H HR		0-1 G5-3	4	2	2	2	0	0	2				
12 Eric Hinske, L (1, 3) OBP: 0.309, SLG: 0.432			K		1-3 K		4-2 46 FC6-4 BB		1-3 K	3	0	0	0	1	3	2				
46 Jacoby Ellsbury, L (1, 7) OBP: 0.375, SLG: 0.357			G6-3		2-2 K		2-2 28 1B 2B		1-0 G6-3	4	1	1	1	0	0	1				
28 Doug Mirabeli, R (1, 2) OBP: 0.231, SLG: 0.274			K		1-2 K		2-3 K		2-3 K	4	0	1	2	0	3	0				
23 Julio Lugo, R (1, 6) OBP: 0.261, SLG: 0.282					1-0 F8		2-0 F8		2-2 F8	3	0	0	0	0	0	1				
					F8					3	0	0	0	0	0	1				
Inning Stats	R: 1 E: 0 K: 1 S: 11	H: 2 LOB: 1 BB: 0 P: 16	R: 0 E: 0 K: 2 S: 11	H: 0 LOB: 0 BB: 0 P: 16	R: 0 E: 0 K: 0 S: 7	H: 0 LOB: 0 BB: 0 P: 11	R: 3 E: 0 K: 2 S: 19	H: 4 LOB: 1 BB: 0 P: 32	R: 3 E: 0 K: 0 S: 16	H: 3 LOB: 1 BB: 1 P: 26	R: 0 E: 0 K: 1 S: 7	H: 0 LOB: 0 BB: 0 P: 11	R: 0 E: 0 K: 1 S: 12	H: 0 LOB: 1 BB: 1 P: 19	R: 0 E: 0 K: 2 S: 7	H: 0 LOB: 0 BB: 0 P: 11	1B: 3 2B: 4 3B: 1 HR: 1	SF: 0 SAC: 1 DP: 0 HBP: 0	WP: 1 PB: 0 CS: 0	PA: 35
PITCHER	IP WLS BF H R ER SO BB IBB HBP BLK WP HR S P ERA WHIP																			
36 Edwin Jackson, R (1, 1) ERA: 7.26	5.0 L 25 9 7 7 5 1 0 0 0 0 0 0 0 7 64 101 12.60 2.000																			
Brian Stokes, R (6, 1) ERA: 5.54	1.0 3 0 0 0 1 0 0 0 0 0 0 0 7 11 0.00 0.000																			
Casey Fossum, L (7, 1) ERA: 7.17	2.0 7 0 0 0 3 1 0 0 0 0 0 0 0 19 30 0.00 0.500																			

Batter	1	2	3	4	5	6	7	8	9	AB	R	H	RBI	BB	SO	LOB	TOP								
Coco Crisp, S OBP: 0.322, SLG: 0.388	P3		15 S 1B			G5-3		25 2B BB		3	0	1	1	1	0	0	Boston Red Sox @ Detroit Tigers Comerica Park, Detroit, MI Fri Jul 06 2007, 7:05 PM EDT Att: 43,839 - Partly Cloudy - 77 F								
15 Dustin Pedroia, R OBP: 0.398, SLG: 0.440	P3		K			G6-3		F7		4	0	0	0	0	1	2									
25 Mike Lowell, R OBP: 0.360, SLG: 0.532	F8					G6-3		BB		3	0	1	0	1	0	0									
Manny Ramirez, R OBP: 0.387, SLG: 0.473			K			BB		P3		4	0	1	0	0	2	3									
Jason Varitek, S OBP: 0.364, SLG: 0.440	F8					K		G3		3	0	0	0	0	1	1									
12 Eric Hinske, L OBP: 0.320, SLG: 0.417	F8					K				1	0	0	0	0	0	2									
7 J.D. Drew, L OBP: 0.374, SLG: 0.401	F7					K				2	0	0	0	1	1	1									
28 Doug Mirabelli, R OBP: 0.259, SLG: 0.324	F7					K				1	1	1	1	0	0	0									
Wily Mo Peña, R OBP: 0.289, SLG: 0.379								HR		3	0	1	0	1	2	0									
Jeff Bailey, R OBP: 0.289, SLG: 0.379										4	0	0	0	0	1	3									
23 Julio Lugo, R OBP: 0.263, SLG: 0.279										3	1	0	0	1	0	2									
Inning Stats	R: 0 E: 0 K: 0 S: 8	H: 0 LOB: 0 BB: 0 P: 13	R: 0 E: 0 K: 1 S: 10	H: 0 LOB: 0 BB: 0 P: 15	R: 1 E: 0 K: 1 S: 8	H: 2 LOB: 1 BB: 1 P: 16	R: 0 E: 0 K: 2 S: 11	H: 1 LOB: 1 BB: 0 P: 17	R: 0 E: 0 K: 1 S: 7	H: 0 LOB: 0 BB: 0 P: 11	R: 0 E: 0 K: 1 S: 11	H: 0 LOB: 1 BB: 1 P: 19	R: 0 E: 0 K: 0 S: 8	H: 0 LOB: 2 BB: 2 P: 18	R: 0 E: 0 K: 0 S: 8	H: 1 LOB: 2 BB: 1 P: 16	R: 1 E: 0 K: 2 S: 13	H: 1 LOB: 0 BB: 0 P: 19	1B: 1 2B: 3 3B: 1 HR: 1	SF: 0 SAC: 0 DP: 1 HBP: 0	WP: 0 PB: 0 SB: 2 CS: 0	PA: 36			
PITCHER	IP	WLS	BF	H	R	ER	SO	BB	IBB	HBP	BLK	WP	HR	S	P	ERA	WHIP								
48 Andrew Miller, L ERA: 3.31	7.0	W	27	3	1	1	6	4	0	0	0	0	0	63	109	1.29	1.000								
Chad Durbin, R ERA: 4.26	2.0		9	2	1	1	2	1	0	0	0	0	1	21	35	4.50	1.500								

Batter	1	2	3	4	5	6	7	8	9	AB	R	H	RBI	BB	SO	LOB	BOTTOM									
28 Curtis Granderson, L OBP: 0.342, SLG: 0.559	K							G1-3		5	1	3	1	0	1	0	Boston Red Sox @ Detroit Tigers Comerica Park, Detroit, MI Fri Jul 06 2007, 7:05 PM EDT Att: 43,839 - Partly Cloudy - 77 F									
14 Placido Polanco, R OBP: 0.383, SLG: 0.439										5	2	3	0	0	0	2										
3 Gary Sheffield, R OBP: 0.410, SLG: 0.550										3	2	2	0	1	0	1										
30 Magglio Ordonez, R OBP: 0.445, SLG: 0.608										4	1	1	1	0	1	4										
25 Ryan Raburn, R OBP: 1.000, SLG: 1.000										1	0	1	1	0	0	0										
9 Carlos Guillen, S OBP: 0.389, SLG: 0.572										5	1	1	0	0	0	4										
Sean Casey, L OBP: 0.384, SLG: 0.394										3	1	2	0	1	0	2										
33 Marcus Thames, R OBP: 0.288, SLG: 0.512										3	1	1	5	0	0	2										
Mike Rabelo, S OBP: 0.304, SLG: 0.333										3	0	0	0	0	1	1										
15 Brandon Inge, R OBP: 0.342, SLG: 0.429										4	0	1	1	0	2	0										
Inning Stats	R: 0 E: 0 K: 1 S: 8	H: 1 LOB: 0 BB: 0 P: 10	R: 0 E: 0 K: 0 S: 9	H: 1 LOB: 1 BB: 0 P: 14	R: 0 E: 0 K: 2 S: 11	H: 1 LOB: 1 BB: 0 P: 18	R: 3 E: 1 K: 0 S: 11	H: 4 LOB: 2 BB: 0 P: 22	R: 5 E: 0 K: 1 S: 12	H: 3 LOB: 0 BB: 1 P: 22	R: 0 E: 0 K: 0 S: 9	H: 2 LOB: 2 BB: 0 P: 12	R: 0 E: 0 K: 0 S: 6	H: 1 LOB: 1 BB: 0 P: 9	R: 1 E: 0 K: 1 S: 11	H: 2 LOB: 2 BB: 1 P: 20	1B: 11 2B: 2 3B: 0 HR: 2	SF: 1 SAC: 0 DP: 1 HBP: 2	WP: 0 PB: 0 SB: 0 CS: 0	PA: 41						
PITCHER	IP	WLS	BF	H	R	ER	SO	BB	IBB	HBP	BLK	WP	HR	S	P	ERA	WHIP									
51 Julian Tavares, R ERA: 4.97	1.1	L	25	10	8	8	4	0	0	1	2	0	0	0	10	13	0.00	1.500								
48 Javier López, L ERA: 3.22	1.0		4	1	0	0	0	0	0	0	0	0	0	6	9	0.00	1.000									
17 Manny Delcarmen, R ERA: 1.93	1.0		4	1	0	0	0	0	0	0	0	0	0	6	9	0.00	1.000									
39 Kyle Snyder, R ERA: 2.81	1.0		6	2	1	1	1	1	0	0	0	0	0	11	20	9.00	3.000									

AB	31
R	2
H	5
RBI	2
BB	5
SO	8
LOB	14



AB	36
R	9
H	15
RBI	9
BB	2
SO	5
LOB	16



Batter	1	2	3	4	5	6	7	8	9	10	11	12	13	AB	R	H	RBI	BB	SO	LOB	TOP			
Coco Crisp, S OBP: 0.324, SLG: 0.392														5	0	2	0	0	2	0				
15 Dustin Pedroia, R OBP: 0.400, SLG: 0.454														4	1	2	0	0	0	1				
23 Julio Lugo, R OBP: 0.261, SLG: 0.277														2	0	0	0	0	1	2				
34 David Ortiz, L OBP: 0.435, SLG: 0.562														2	1	2	2	4	0	0				
Manny Ramirez, R OBP: 0.387, SLG: 0.467														4	0	0	0	2	0	6				
7 J.D. Drew, L OBP: 0.371, SLG: 0.397														5	0	1	0	0	2	4				
20 Kevin Youkilis, R OBP: 0.419, SLG: 0.502														6	0	0	0	0	1	3				
Wily Mo Peña, R OBP: 0.280, SLG: 0.379														6	0	3	0	0	3	3				
25 Mike Lowell, R OBP: 0.353, SLG: 0.522														4	0	0	0	0	2	2				
Jason Varitek, S OBP: 0.367, SLG: 0.442														2	0	0	0	0	0	1				
12 Eric Hinske, L OBP: 0.308, SLG: 0.398														5	0	1	0	0	1	1				
Jeff Bailey, R OBP: 0.367, SLG: 0.442														5	0	1	0	0	1	1				
13 Alex Cora, L OBP: 0.326, SLG: 0.444														5	0	1	0	0	1	1				
Inning Stats	R: 2 E: 0 K: 3 S: 17	H: 3 LOB: 2 BB: 1 P: 28	R: 0 E: 0 K: 2 S: 9	H: 0 LOB: 0 BB: 0 P: 11	R: 0 E: 0 K: 0 S: 5	H: 0 LOB: 0 BB: 1 P: 9	R: 0 E: 0 K: 1 S: 5	H: 0 LOB: 1 BB: 0 P: 14	R: 0 E: 0 K: 1 S: 7	H: 1 LOB: 1 BB: 0 P: 8	R: 0 E: 0 K: 1 S: 11	H: 1 LOB: 1 BB: 0 P: 20	R: 0 E: 0 K: 1 S: 7	H: 1 LOB: 3 BB: 2 P: 18	R: 0 E: 0 K: 1 S: 8	H: 1 LOB: 1 BB: 0 P: 13	R: 0 E: 0 K: 0 S: 7	H: 1 LOB: 1 BB: 0 P: 16	R: 0 E: 0 K: 1 S: 11	H: 0 LOB: 0 BB: 0 P: 22	1B: 6 2B: 4 3B: 1 HR: 1	SF: 0 SAC: 1 DP: 4 HBP: 0	W/P: 0 PB: 0 SB: 0 CS: 1	PA: 53
PITCHER	IP	WLS	BF	H	R	ER	SO	BB	IBB	HBP	BLK	WP	HR	S	P	ERA	WHIP							
38 Jeremy Bondeman, R ERA: 3.48	8.0	32	7	2	2	9	2	1	0	0	0	0	1	73	114	2.25	1.125							
50 Todd Jones, R ERA: 5.35	2.0	8	2	0	0	1	0	1	0	0	0	0	0	15	22	0.00	1.000							
43 Macay McBride, L ERA: 3.72	0.2	3	1	0	0	0	0	0	0	0	0	0	0	6	13	0.00	1.500							
31 Zach Miner, R ERA: 1.09	1.0	6	1	0	0	1	1	1	0	0	0	0	0	9	21	0.00	2.000							
44 Bobby Seay, L ERA: 3.52	0.1	1	0	0	0	0	0	0	0	0	0	0	0	4	4	0.00	0.000							

Boston Red Sox @ Detroit Tigers
Comerica Park, Detroit, MI
Sat Jul 07 2007, 7:05 PM EDT
Att: 44,193 - Clear - 81 F

AB 46
R 2
H 11
RBI 2
BB 6
SO 12
LOB 26



Batter	1	2	3	4	5	6	7	8	9	10	11	12	13	AB	R	H	RBI	BB	SO	LOB	BOTTOM	
28 Curtis Granderson, L OBP: 0.336, SLG: 0.599														6	0	0	0	0	2	3		
14 Placido Polanco, R OBP: 0.380, SLG: 0.456														3	0	0	0	0	0	0		
20 Omar Infante, R OBP: 0.318, SLG: 0.340														3	0	0	0	0	0	3		
3 Gary Sheffield, R OBP: 0.406, SLG: 0.541														5	1	0	0	0	0	0		
30 Magglio Ordonez, R OBP: 0.446, SLG: 0.604														4	1	1	0	2	0	1		
9 Carlos Guillen, S OBP: 0.391, SLG: 0.568														4	1	1	0	2	1	3		
Ivan Rodriguez, R OBP: 0.303, SLG: 0.449														6	0	3	1	0	0	4		
33 Marcus Thames, R OBP: 0.292, SLG: 0.504														4	0	1	0	1	0	3		
Craig Monroe, R OBP: 0.267, SLG: 0.387														4	0	1	2	0	2	3		
15 Brandon Inge, R OBP: 0.340, SLG: 0.422														4	0	0	0	1	2	1		
Inning Stats	R: 0 E: 0 K: 1 S: 10	H: 0 LOB: 0 BB: 0 P: 17	R: 0 E: 0 K: 0 S: 7	H: 1 LOB: 0 BB: 0 P: 13	R: 0 E: 0 K: 2 S: 7	H: 0 LOB: 0 BB: 0 P: 11	R: 0 E: 0 K: 0 S: 7	H: 0 LOB: 1 BB: 2 P: 22	R: 0 E: 0 K: 0 S: 8	H: 0 LOB: 0 BB: 0 P: 12	R: 0 E: 0 K: 0 S: 9	H: 0 LOB: 1 BB: 1 P: 14	R: 0 E: 0 K: 0 S: 12	H: 1 LOB: 3 BB: 2 P: 26	R: 0 E: 0 K: 1 S: 5	H: 0 LOB: 0 BB: 0 P: 6	R: 1 E: 0 K: 1 S: 8	H: 1 LOB: 1 BB: 0 P: 14	1B: 6 2B: 2 3B: 0 HR: 0	SF: 0 SAC: 1 DP: 1 HBP: 1	W/P: 0 PB: 0 SB: 2 CS: 0	PA: 51
PITCHER	IP	WLS	BF	H	R	ER	SO	BB	IBB	HBP	BLK	WP	HR	S	P	ERA	WHIP					
Kason Gabbard, L ERA: 4.87	6.1	23	3	2	2	3	2	0	0	0	0	0	0	12	18	0.00	0.000					
17 Manny Delcarmen, R ERA: 1.89	1.1	4	0	0	0	2	0	0	0	0	0	0	0	12	18	0.00	0.000					
37 Hideki Okajima, L ERA: 0.83	2.1	11	2	0	0	0	1	1	0	0	0	0	0	20	38	0.00	1.286					
50 Mike Timlin, R ERA: 4.76	1.1	7	1	0	0	0	2	0	0	0	0	0	0	14	27	0.00	2.250					
48 Javier López, L ERA: 3.13	0.2	2	0	0	0	1	0	0	0	0	0	0	0	4	5	0.00	0.000					

Boston Red Sox @ Detroit Tigers
Comerica Park, Detroit, MI
Sat Jul 07 2007, 7:05 PM EDT
Att: 44,193 - Clear - 81 F

AB 43
R 3
H 7
RBI 3
BB 6
SO 7
LOB 21



Batter	1	2	3	4	5	6	7	8	9	AB	R	H	RBI	BB	SO	LOB	TOP										
Coco Crisp, S OBP: 0.322, SLG: 0.387 (1, 8)	G6-3		34 HBP 25 SF7 15 BB	FC5-4			G6-3	K		4	1	0	0	1	1	2											
15 Dustin Pedroia, R OBP: 0.400, SLG: 0.450 (1, 4)	G6-3		25 SF7 34 HBP				E6 34 WP	1B		4	0	1	0	1	0	0											
34 David Ortiz, L OBP: 0.434, SLG: 0.556 (1, 10)	G4-3		25 F					K		3	0	0	1	1	1	1											
25 Mike Lowell, R OBP: 0.351, SLG: 0.518 (1, 5)		1B	SF7				F8	F9		4	0	1	1	0	0	3											
Jason Varitek, S OBP: 0.367, SLG: 0.439 (1, 2)	L8						F7	F8		4	0	1	0	1	0	3											
7 J.D. Drew, L OBP: 0.366, SLG: 0.391 (1, 9)	F7		G4-3				G4-3			4	1	0	0	1	0	6											
Wily Mo Peña, R OBP: 0.280, SLG: 0.367 (1, 7)	K						K			4	0	0	0	0	3	2											
Jeff Bailey, R OBP: 0.111, SLG: 0.444 (8, PH)			F7					K		3	1	1	1	0	0	0											
Manny Ramirez, R OBP: 0.395, SLG: 0.465 (8, PH)										1	0	0	0	0	1	1											
12 Eric Hinske, L OBP: 0.308, SLG: 0.398 (8, 3)										0	0	0	0	0	0	0											
23 Julio Lugo, R OBP: 0.270, SLG: 0.298 (1, 6)			34 HBP							3	2	3	2	1	0	0											
Inning Stats	R: 0 E: 0 K: 0 S: 7	H: 0 LOB: 0 BB: 0 P: 11	R: 0 E: 0 K: 1 S: 11	H: 1 LOB: 1 BB: 0 P: 15	R: 2 E: 1 K: 0 S: 9	H: 0 LOB: 3 BB: 4 P: 28	R: 0 E: 0 K: 0 S: 16	H: 1 LOB: 1 BB: 0 P: 21	R: 0 E: 0 K: 1 S: 6	H: 0 LOB: 0 BB: 0 P: 7	R: 2 E: 1 K: 0 S: 14	H: 2 LOB: 2 BB: 1 P: 22	R: 1 E: 1 K: 3 S: 17	H: 1 LOB: 1 BB: 1 P: 29	R: 0 E: 1 K: 1 S: 12	H: 2 LOB: 2 BB: 0 P: 14	1B: 4 2B: 1 3B: 0 HR: 2	SF: 1 SAC: 0 DP: 0 HBP: 1	WP: 1 PB: 0 SB: 1 CS: 0	PA: 42							
PITCHER	IP	WLS	BF	H	R	ER	SO	BB	IBB	HBP	BLK	WP	HR	S	P	ERA	WHIP										
29 Nate Robertson, L ERA: 4.92 (1, 1)	6.1	W	29	4	4	4	2	3	1	1	0	0	2	66	107	5.68	1.105										
43 Macay McBride, L ERA: 3.72 (7, 1)	0.0		1	0	0	0	0	1	0	0	0	1	0	1	5	∞	∞										
41 Jose Capellan, R ERA: 3.86 (8, 1)	1.1	H	6	1	1	0	2	1	0	0	0	0	0	15	27	0.00	1.500										
31 Zach Miner, R ERA: 1.85 (9, 1)	0.1	H	1	0	0	0	1	0	0	0	0	0	0	5	7	0.00	0.000										
59 Todd Jones, R ERA: 5.2 (9, 1)	1.0	S	5	2	0	0	1	0	0	0	0	0	0	12	14	0.00	2.000										

Boston Red Sox @ Detroit Tigers
Comerica Park, Detroit, MI
Sun Jul 08 2007, 1:05 PM EDT
Att: 41,943 - Sunny - 87 F

AB 34
R 5
H 7
RBI 5
BB 6
SO 6
LOB 18



Batter	1	2	3	4	5	6	7	8	9	AB	R	H	RBI	BB	SO	LOB	BOTTOM										
28 Curtis Granderson, L OBP: 0.335, SLG: 0.549 (1, 8)	F8		F8	3 2B			F8			4	1	1	0	0	0	0											
33 Marcus Thames, R OBP: 0.291, SLG: 0.519 (1, 9)	F8			FC6-2 3 2B			P4			4	1	1	1	0	0	2											
3 Gary Sheffield, R OBP: 0.410, SLG: 0.560 (1, 10)	HR		WP 1B	2B			P4			4	2	3	2	0	0	0											
Sean Casey, L OBP: 0.366, SLG: 0.393 (1, 3)	BB		9 HR	1B			F8			3	1	1	1	1	1	2											
9 Carlos Guillen, S OBP: 0.393, SLG: 0.576 (1, 6)	G4-3		1-H	HR				CS BB		3	1	1	2	1	1	1											
Craig Monroe, R OBP: 0.270, SLG: 0.388 (1, 7)		1B	G5-3					K		4	0	2	0	0	1	1											
Mike Rabelo, S OBP: 0.293, SLG: 0.320 (1, 2)			F8							3	0	0	0	0	1	2											
Ivan Rodriguez, R OBP: 0.302, SLG: 0.447 (9, 2)			G2-3					G4-3		1	0	0	0	0	0	0											
20 Omar Infante, R OBP: 0.310, SLG: 0.330 (1, 4)		P4					L7			3	0	0	0	0	0	1											
15 Brandon Inge, R OBP: 0.340, SLG: 0.421 (1, 5)			K				28 33 FC6-2			3	0	1	0	0	1	1											
Inning Stats	R: 1 E: 0 K: 0 S: 6	H: 1 LOB: 1 BB: 1 P: 10	R: 0 E: 0 K: 1 S: 13	H: 1 LOB: 0 BB: 0 P: 21	R: 4 E: 0 K: 0 S: 15	H: 4 LOB: 0 BB: 0 P: 25	R: 1 E: 0 K: 1 S: 16	H: 3 LOB: 2 BB: 0 P: 22	R: 0 E: 0 K: 0 S: 6	H: 0 LOB: 0 BB: 0 P: 11	R: 0 E: 0 K: 0 S: 5	H: 0 LOB: 0 BB: 0 P: 7	R: 0 E: 0 K: 1 S: 8	H: 0 LOB: 0 BB: 1 P: 15	R: 0 E: 0 K: 1 S: 8	H: 0 LOB: 0 BB: 1 P: 15	1B: 4 2B: 4 3B: 0 HR: 3	SF: 0 SAC: 0 DP: 1 HBP: 0	WP: 1 PB: 0 SB: 0 CS: 2	PA: 34							
PITCHER	IP	WLS	BF	H	R	ER	SO	BB	IBB	HBP	BLK	WP	HR	S	P	ERA	WHIP										
18 Daisuke Matsuzaka, R ERA: 3.84 (1, 1)	5.0	L	25	10	6	6	4	1	0	0	0	0	3	58	90	10.80	2.200										
50 Mike Timlin, R ERA: 4.38 (6, 1)	2.0		6	0	0	0	0	0	0	0	0	0	0	11	18	0.00	0.000										
48 Javier López, L ERA: 3.0 (8, 1)	1.0		3	0	0	0	1	1	0	0	0	0	0	8	15	0.00	1.000										

Boston Red Sox @ Detroit Tigers
Comerica Park, Detroit, MI
Sun Jul 08 2007, 1:05 PM EDT
Att: 41,943 - Sunny - 87 F

AB 32
R 6
H 10
RBI 6
BB 2
SO 5
LOB 10



Batter	1	2	3	4	5	6	7	8	9	AB	R	H	RBI	BB	SO	LOB	TOP
10 Vernon Wells, R OBP: 0.315, SLG: 0.442	0-1 15 1B SF8 1B		1-0 L3 1B		2-2 G6-3		1-1 G5-3		2-1 L9	5	1	2	0	0	0	1	
Matt Stairs, L OBP: 0.350, SLG: 0.556	1-0 G3		0-0 L3		0-0		0-0		1-2 G4-3	3	1	1	1	0	0	2	
Reed Johnson, R OBP: 0.314, SLG: 0.370	1-2		1-1							1	0	0	0	0	0	0	
15 Alex Rios, R OBP: 0.354, SLG: 0.534	0-2 SF8 WP 1B		2-3 K				1-2 HR		3-1 25 1B 2B	4	1	3	1	0	1	0	
Frank Thomas, R OBP: 0.374, SLG: 0.440	3-2 SF8				3-2 1B		0-0 G5-3		2-3 K	3	0	1	1	0	1	1	
25 Troy Glaus, R OBP: 0.383, SLG: 0.495	1-2 G4-3				1-2 P5		0-0 F8		0-2	4	0	1	0	0	0	1	
35 Lyle Overbay, L OBP: 0.331, SLG: 0.460					0-2 G4-3		0-0		1-2 F7	4	0	1	0	0	1	2	
2 Aaron Hill, R OBP: 0.327, SLG: 0.433							3-2 G6-3 6 SF8 1B		1-3 K	4	1	2	0	0	1	1	
9 Gregg Zaun, S OBP: 0.322, SLG: 0.388					1-2 G6-3		1-2 G6-3		1-2 K	4	0	1	0	0	1	2	
6 John McDonald, R OBP: 0.301, SLG: 0.361					1-2 F8		0-0 SF8		0-3 K	2	0	0	1	0	0	1	
Howie Clark, L OBP: 0.347, SLG: 0.293										1	0	0	0	0	1	1	
Inning Stats	R: 1 H: 2 E: 0 K: 0 S: 15	H: 2 R: 0 ER: 0 LOB: 1 BB: 0 P: 20	R: 0 H: 1 E: 0 K: 1 S: 13	H: 1 R: 0 ER: 0 LOB: 0 BB: 0 P: 8	R: 0 H: 1 E: 0 K: 1 S: 5	H: 0 R: 0 ER: 0 LOB: 0 BB: 0 P: 8	R: 0 H: 1 E: 0 K: 0 S: 12	H: 3 R: 1 ER: 0 LOB: 1 BB: 0 P: 10	R: 0 H: 0 E: 0 K: 1 S: 9	H: 0 R: 0 ER: 0 LOB: 0 BB: 0 P: 12	R: 0 H: 2 E: 0 K: 1 S: 18	H: 1 R: 0 ER: 0 LOB: 1 BB: 0 P: 18	1B: 8 2B: 3 3B: 0 HR: 2	SF: 2 SAC: 0 DP: 1 HBP: 0	WP: 2 PB: 0 SB: 0 CS: 0	PA: 37	
PITCHER	IP WLS BF H R ER SO BB IBB HBP BLK WP HR S P ERA WHIP																
49 Tim Wakefield, R ERA: 4.47	6.0 W 25 9 4 4 2 0 0 0 0 0 2 2 64 89 6.00 1.500																
17 Manny Delcarmen, R ERA: 1.54	1.0 H 3 0 0 0 1 0 0 0 0 0 0 0 9 12 0.00 0.000																
37 Hideki Okajima, L ERA: 0.81	1.0 H 5 2 0 0 1 0 0 0 0 0 0 0 18 25 0.00 2.000																
58 Jonathan Papelbon, R ERA: 1.87	1.0 S 4 1 0 0 2 0 0 0 0 0 0 0 14 18 0.00 1.000																

Toronto Blue Jays @ Boston Red Sox
Fenway Park, Boston, MA
Thu Jul 12 2007, 7:05 PM EDT
Att: 36,887 - Partly Cloudy - 81 F

AB	35
R	4
H	12
RBI	4
BB	0
SO	6
LOB	12



Batter	1	2	3	4	5	6	7	8	9	AB	R	H	RBI	BB	SO	LOB	BOTTOM
7 J.D. Drew, L OBP: 0.369, SLG: 0.388	0-1 15 BB 34 1B 1B	4-2 34 1B SF9 BB	1-0 F7			2-1 G3	1-2 G4-3			4	2	1	0	1	0	2	
15 Dustin Pedroia, R OBP: 0.400, SLG: 0.447	4-2 34 1B 2B BB	1-0 F8			0-2 G1	2-2 34 2B 1B		0-1 G1-3		4	2	1	0	1	0	1	
34 David Ortiz, L OBP: 0.436, SLG: 0.560	0-1 2B 20 G4-3 1B	1-0	1-1 L6		1-1 L6	1-2 1B 2B		0-3 K		5	2	3	2	0	1	0	
Manny Ramirez, R OBP: 0.386, SLG: 0.469	1-2 20 G4-3 25 1B 2B	1-1 SF9	3-2 F7		3-2 F7	1-0 20 BB 1B		1-1 G6-3		4	1	2	3	0	0	0	
20 Kevin Youkilis, R OBP: 0.420, SLG: 0.498	3-2 G4-3	4-2			1-2 G6-3	4-2		1-2 BB		2	0	0	1	2	0	1	
25 Mike Lowell, R OBP: 0.350, SLG: 0.515	3-1 FC3-6 1B	1-2 F9			1-3 K	1-2 P6		1-2 P6		4	0	1	1	0	1	4	
Coco Crisp, S OBP: 0.321, SLG: 0.385	0-0 FC3-6 28 BB 23 1B 1B		2-3 K		1-2 K	1-0 G6-3		1-0 F9		4	0	1	0	0	1	1	
28 Doug Mirabeli, R OBP: 0.259, SLG: 0.312	4-2 23 1B BB		0-0 P3		1-0 G6-3		2-3 K			3	0	0	0	1	1	1	
23 Julio Lugo, R OBP: 0.273, SLG: 0.300	1-2 1B		0-2		1-2 F7	1-2 E6				4	0	2	0	0	0	0	
Inning Stats	R: 4 H: 5 E: 0 K: 0 S: 26	H: 5 R: 1 ER: 0 LOB: 2 BB: 2 P: 41	R: 0 H: 1 E: 0 K: 1 S: 9	H: 1 R: 0 ER: 0 LOB: 1 BB: 0 P: 11	R: 0 H: 0 E: 0 K: 0 S: 10	H: 0 R: 0 ER: 0 LOB: 0 BB: 0 P: 14	R: 0 H: 3 E: 0 K: 0 S: 22	H: 1 R: 0 ER: 0 LOB: 2 BB: 1 P: 34	R: 0 H: 0 E: 1 K: 1 S: 8	H: 0 R: 0 ER: 0 LOB: 0 BB: 0 P: 14	R: 0 H: 0 E: 0 K: 1 S: 7	H: 0 R: 0 ER: 0 LOB: 0 BB: 0 P: 8	1B: 9 2B: 2 3B: 0 HR: 0	SF: 1 SAC: 0 DP: 0 HBP: 0	WP: 0 PB: 0 SB: 0 CS: 0	PA: 40	
PITCHER	IP WLS BF H R ER SO BB IBB HBP BLK WP HR S P ERA WHIP																
32 Roy Halladay, R ERA: 4.66	5.0 L 26 8 5 5 2 4 0 0 0 0 0 0 75 112 9.00 2.400																
56 Brian Tallet, L ERA: 3.15	0.2 4 2 2 2 0 0 0 0 0 0 0 0 15 21 27.00 3.000																
44 Casey Janssen, R ERA: 2.35	1.0 6 1 0 0 1 1 0 0 0 0 0 0 12 23 0.00 2.000																
37 Scott Downs, L ERA: 2.36	0.2 2 0 0 0 0 0 0 0 0 0 0 0 5 6 0.00 0.000																
40 Brian Wolfe, R ERA: 3.27	0.2 2 0 0 0 1 0 0 0 0 0 0 0 5 6 0.00 0.000																

Toronto Blue Jays @ Boston Red Sox
Fenway Park, Boston, MA
Thu Jul 12 2007, 7:05 PM EDT
Att: 36,887 - Partly Cloudy - 81 F

AB	34
R	7
H	11
RBI	7
BB	5
SO	4
LOB	10



Batter	1	2	3	4	5	6	7	8	9	AB	R	H	RBI	BB	SO	LOB	TOP																			
10 Vernon Wells, R OBP: 0.314, SLG: 0.437	F9		K	K		2B		L4		4	1	0	0	1	2	0																				
Reed Johnson, R OBP: 0.338, SLG: 0.400	F7		15 2B WP HBP	15 1B		2B		K		4	2	2	1	0	1	0																				
15 Alex Rios, R OBP: 0.359, SLG: 0.542	1B BB		WP 25 1B 2B	1B		2B		L8		4	1	3	1	1	0	0																				
Frank Thomas, R OBP: 0.378, SLG: 0.444 Howie Clark, L OBP: 0.347, SLG: 0.293	1B		25 1B 35 1B BB	F8		F8		25 WP 2B		4	1	2	0	1	0	3																				
25 Troy Glaus, R OBP: 0.388, SLG: 0.495	K		35 1B 2 FC5-4 1B			2 L5-3 1B		G6-3		4	1	2	1	1	1	2																				
35 Lyle Overbay, L OBP: 0.322, SLG: 0.456		G3-6-1 2B BB	2 FC5-4 1B			F7		F8		4	0	1	1	1	1	4																				
2 Aaron Hill, R OBP: 0.326, SLG: 0.431		9 G3-6-1 1B	FC5-4 9 2B			L5-3		K		4	0	1	1	0	1	2																				
9 Gregg Zaun, S OBP: 0.321, SLG: 0.391		G3-6-1	1B			G4-3		F9		4	0	1	0	0	0	2																				
6 John McDonald, R OBP: 0.293, SLG: 0.352		G6-3				B2		G5-3		4	0	0	0	0	0	1																				
Inning Stats	R: 0 E: 0 K: 1 S: 9	H: 1 LOB: 2 BB: 1 P: 19	R: 0 E: 0 K: 0 S: 10	H: 1 LOB: 1 BB: 1 P: 19	R: 4 E: 0 K: 1 S: 23	H: 4 LOB: 2 BB: 1 P: 36	R: 0 E: 0 K: 1 S: 16	H: 2 LOB: 2 BB: 0 P: 22	R: 0 E: 0 K: 0 S: 10	H: 1 LOB: 0 BB: 0 P: 16	R: 2 E: 0 K: 0 S: 15	H: 2 LOB: 1 BB: 1 P: 26	R: 0 E: 0 K: 1 S: 9	H: 0 LOB: 0 BB: 0 P: 13	R: 0 E: 0 K: 0 S: 9	H: 0 LOB: 0 BB: 0 P: 13	R: 0 E: 0 K: 2 S: 16	H: 1 LOB: 2 BB: 1 P: 27	1B: 7 2B: 6 3B: 0 HR: 0	SF: 0 SAC: 0 DP: 2 HBP: 1	WP: 2 PB: 0 SB: 0 CS: 0	PA: 42														
PITCHER	IP	WLS	BF	H	R	ER	SO	BB	IBB	HBP	BLK	WP	HR	S	P	ERA	WHIP	PITCHER	IP	WLS	BF	H	R	ER	SO	BB	IBB	HBP	BLK	WP	HR	S	P	ERA	WHIP	
51 Julian Tavarez, R ERA: 5.15	4.0		23	9	4	4	3	3	0	1	0	1	0	60	101	9.00	3.000																			
39 Kyle Snyder, R ERA: 3.21	1.2	L	7	2	2	2	0	1	0	0	0	0	0	20	33	10.80	1.800																			
50 Mike Timlin, R ERA: 4.0	2.1		7	0	0	0	1	0	0	0	0	0	0	21	30	0.00	0.000																			
Joel Pineiro, R ERA: 4.94	0.2		4	1	0	0	1	1	0	0	0	1	0	13	22	0.00	3.000																			
48 Javier López, L ERA: 2.99	0.1		1	0	0	0	1	0	0	0	0	0	0	3	5	0.00	0.000																			

Batter	1	2	3	4	5	6	7	8	9	AB	R	H	RBI	BB	SO	LOB	BOTTOM																			
7 J.D. Drew, L OBP: 0.370, SLG: 0.393	G3-1		15 G4-3 1B 2B	P3			15 FC6-4 1B		K	2	1	1	0	0	0	0																				
12 Eric Hinske, L OBP: 0.305, SLG: 0.393									K	1	0	0	0	0	0	0																				
Wily Mo Peña, R OBP: 0.284, SLG: 0.369									K	2	0	1	0	0	1	1																				
15 Dustin Pedroia, R OBP: 0.396, SLG: 0.440	F9		G4-3			G6-3		FC6-4		4	0	0	0	1	0	2																				
13 Alex Cora, L OBP: 0.326, SLG: 0.444									BB	0	0	0	0	0	0	0																				
34 David Ortiz, L OBP: 0.436, SLG: 0.556	HR 1B		L6			BB		F9		4	1	1	0	1	0	4																				
Manny Ramirez, R OBP: 0.386, SLG: 0.478	HR		20 E 25 3B 1B			K		F8		5	2	2	3	0	1	4																				
20 Kevin Youkilis, R OBP: 0.418, SLG: 0.498			E5 25 3B			K		G6-3		4	1	1	0	0	1	2																				
25 Mike Lowell, R OBP: 0.352, SLG: 0.521	K							G5-3		4	0	2	2	0	1	1																				
Jason Varitek, S OBP: 0.366, SLG: 0.440			G6-3			K			2B	4	0	1	0	0	2	2																				
Coco Crisp, S OBP: 0.317, SLG: 0.380	F9					FC4-6 1B		P6		4	0	0	0	0	1	2																				
23 Julio Lugo, R OBP: 0.273, SLG: 0.300	B1-3					P6			1B	4	0	1	0	0	0	1																				
Inning Stats	R: 2 E: 0 K: 1 S: 15	H: 3 LOB: 1 BB: 0 P: 22	R: 0 E: 0 K: 0 S: 5	H: 0 LOB: 0 BB: 0 P: 8	R: 3 E: 1 K: 1 S: 14	H: 3 LOB: 1 BB: 0 P: 26	R: 0 E: 0 K: 1 S: 9	H: 0 LOB: 0 BB: 0 P: 17	R: 0 E: 0 K: 2 S: 9	H: 0 LOB: 1 BB: 1 P: 17	R: 0 E: 0 K: 1 S: 12	H: 1 LOB: 1 BB: 0 P: 19	R: 0 E: 0 K: 0 S: 12	H: 1 LOB: 1 BB: 0 P: 17	R: 0 E: 0 K: 0 S: 11	H: 1 LOB: 1 BB: 0 P: 16	R: 0 E: 0 K: 1 S: 13	H: 1 LOB: 2 BB: 1 P: 20	1B: 5 2B: 3 3B: 1 HR: 1	SF: 0 SAC: 0 DP: 0 HBP: 0	WP: 0 PB: 0 SB: 1 CS: 0	PA: 40														
PITCHER	IP	WLS	BF	H	R	ER	SO	BB	IBB	HBP	BLK	WP	HR	S	P	ERA	WHIP	PITCHER	IP	WLS	BF	H	R	ER	SO	BB	IBB	HBP	BLK	WP	HR	S	P	ERA	WHIP	
28 Shaun Marcum, R ERA: 3.88	6.0		27	7	0	3	6	1	0	0	0	0	0	64	109	4.50	1.333																			
37 Scott Downs, L ERA: 2.31	0.2	H	3	1	0	0	0	0	0	0	0	0	0	10	13	0.00	1.500																			
44 Casey Janssen, R ERA: 2.3	1.0	H	4	1	0	0	0	0	0	0	0	0	0	10	16	0.00	1.000																			
49 Jeremy Accardo, R ERA: 2.7	1.1	S	6	1	0	0	1	1	0	0	0	0	0	16	24	0.00	1.500																			

Toronto Blue Jays @ Boston Red Sox
Fenway Park, Boston, MA
Fri Jul 13, 2007, 7:05 PM EDT
Att: 36,908 - Cloudy - 84 F

AB	36
R	6
H	12
RBI	5
BB	5
SO	6
LOB	14



Toronto Blue Jays @ Boston Red Sox
Fenway Park, Boston, MA
Fri Jul 13, 2007, 7:05 PM EDT
Att: 36,908 - Cloudy - 84 F

AB	38
R	5
H	10
RBI	5
BB	2
SO	7
LOB	19



Batter	1	2	3	4	5	6	7	8	9	AB	R	H	RBI	BB	SO	LOB	TOP					
10 Vernon Wells, R OBP: 0.315, SLG: 0.439										5	0	2	0	0	0	0						
Reed Johnson, R OBP: 0.328, SLG: 0.382										5	0	1	0	0	2	2						
15 Alex Rios, R OBP: 0.358, SLG: 0.537										3	0	0	0	1	1	2						
Frank Thomas, R OBP: 0.376, SLG: 0.445										4	1	1	0	0	1	2						
25 Troy Glaus, R OBP: 0.393, SLG: 0.518										4	2	3	2	0	0	0						
35 Lyle Overbay, L OBP: 0.335, SLG: 0.454										3	0	1	0	1	0	1						
2 Aaron Hill, R OBP: 0.331, SLG: 0.447										4	1	3	2	0	1	1						
9 Gregg Zaun, S OBP: 0.313, SLG: 0.380										4	0	0	0	0	1	3						
6 John McDonald, R OBP: 0.287, SLG: 0.343										4	0	0	0	0	1	3						
Inning Stats	R: 0 E: 0 K: 0 S: 8	H: 1 LOB: 1 BB: 0 P: 11	R: 0 E: 0 K: 0 S: 18	H: 2 LOB: 2 BB: 1 P: 27	R: 0 E: 0 K: 1 S: 7	H: 0 LOB: 1 BB: 1 P: 15	R: 1 E: 0 K: 1 S: 12	H: 2 LOB: 1 BB: 0 P: 17	R: 0 E: 0 K: 0 S: 6	H: 1 LOB: 0 BB: 0 P: 11	R: 3 E: 0 K: 0 S: 18	H: 3 LOB: 0 BB: 0 P: 29	R: 0 E: 0 K: 2 S: 8	H: 0 LOB: 0 BB: 0 P: 10	R: 0 E: 0 K: 2 S: 10	H: 1 LOB: 1 BB: 0 P: 16	R: 0 E: 0 K: 1 S: 9	H: 1 LOB: 1 BB: 0 P: 11	1B: 5 2B: 4 3B: 0 HR: 2	SF: 0 SAC: 0 DP: 1 HBP: 0	WP: 1 PB: 0 SB: 0 CS: 0	PA: 38
PITCHER	IP WLS BF H R ER SO BB IBB HBP BLK WP HR S P ERA WHIP																					
18 Daisuke Matsuzaka, R ERA: 3.94	6.0 W 27 9 4 4 2 2 0 0 0 0 1 2 69 110 6.00 1.833																					
17 Manny Delcarmen, R ERA: 1.32	2.0 7 1 0 0 4 0 0 0 0 0 0 0 18 26 0.00 0.500																					
37 Hideki Okajima, L ERA: 0.79	1.0 4 1 0 0 1 0 0 0 0 0 0 0 9 11 0.00 1.000																					

Toronto Blue Jays @ Boston Red Sox
Fenway Park, Boston, MA
Sat Jul 14 2007, 7:05 PM EDT
Att: 36,830 - Partly Cloudy - 70 F

AB	36
R	4
H	11
RBI	4
BB	2
SO	7
LOB	14



Batter	1	2	3	4	5	6	7	8	9	AB	R	H	RBI	BB	SO	LOB	BOTTOM					
Coco Crisp, S OBP: 0.324, SLG: 0.389										3	2	2	1	2	0	0						
15 Dustin Pedroia, R OBP: 0.393, SLG: 0.435										5	1	1	1	0	0	4						
34 David Ortiz, L OBP: 0.438, SLG: 0.569										4	1	2	2	1	0	1						
Manny Ramirez, R OBP: 0.383, SLG: 0.473										3	0	0	1	1	2	1						
Wily Mo Peña, R OBP: 0.294, SLG: 0.369										4	0	1	1	0	1	2						
20 Kevin Youkilis, R OBP: 0.416, SLG: 0.495										4	0	1	1	0	1	2						
25 Mike Lowell, R OBP: 0.351, SLG: 0.517										4	1	1	0	0	1	2						
Jason Varitek, S OBP: 0.364, SLG: 0.448										4	1	1	2	0	2	0						
12 Eric Hinske, L OBP: 0.303, SLG: 0.419										4	1	1	1	0	2	0						
23 Julio Lugo, R OBP: 0.278, SLG: 0.305										4	2	3	0	0	0	0						
Inning Stats	R: 1 E: 0 K: 1 S: 8	H: 1 LOB: 0 BB: 0 P: 13	R: 0 E: 0 K: 1 S: 7	H: 0 LOB: 0 BB: 0 P: 12	R: 2 E: 0 K: 0 S: 13	H: 3 LOB: 2 BB: 1 P: 24	R: 1 E: 0 K: 0 S: 22	H: 2 LOB: 2 BB: 1 P: 34	R: 0 E: 0 K: 2 S: 10	H: 0 LOB: 0 BB: 0 P: 16	R: 5 E: 0 K: 2 S: 19	H: 5 LOB: 2 BB: 2 P: 32	R: 0 E: 0 K: 2 S: 7	H: 0 LOB: 0 BB: 0 P: 8	R: 0 E: 0 K: 0 S: 11	H: 1 LOB: 1 BB: 0 P: 14	R: 0 E: 0 K: 1 S: 9	H: 1 LOB: 1 BB: 0 P: 11	1B: 7 2B: 1 3B: 1 HR: 3	SF: 1 SAC: 0 DP: 0 HBP: 0	WP: 0 PB: 0 SB: 3 CS: 0	PA: 40
PITCHER	IP WLS BF H R ER SO BB IBB HBP BLK WP HR S P ERA WHIP																					
29 Dustin McGowan, R ERA: 5.05	5.0 L 25 8 6 6 4 1 1 0 0 0 0 0 9 20 27.00 9.000																					
56 Brian Tallet, L ERA: 3.79	0.1 5 2 1 1 1 1 1 0 0 0 0 0 9 20 27.00 9.000																					
40 Brian Wolfe, R ERA: 2.84	1.2 6 1 2 2 3 0 0 0 0 0 0 0 13 15 10.80 0.600																					
54 Jason Frasor, R ERA: 4.34	1.0 4 1 0 0 0 0 0 0 0 0 0 0 11 14 0.00 1.000																					

Toronto Blue Jays @ Boston Red Sox
Fenway Park, Boston, MA
Sat Jul 14 2007, 7:05 PM EDT
Att: 36,830 - Partly Cloudy - 70 F

AB	35
R	9
H	12
RBI	9
BB	4
SO	8
LOB	10



Batter	1	2	3	4	5	6	7	8	9	AB	R	H	RBI	BB	SO	LOB	TOP					
9 David DeJesus, L OBP: 0.355, SLG: 0.402	G3-1			G4-3-6 HBP		G4-3			L8	3	0	0	0	0	0	0	Kansas City Royals @ Boston Red Sox Fenway Park, Boston, MA Mon Jul 16 2007, 7:05 PM EDT Att: 37,099 - Clear - 75 F					
15 Mark Grudzielanek, R OBP: 0.320, SLG: 0.412	G4-3			G4-3-6 1-2		F9			K	4	0	0	0	0	1	1						
24 Mark Teahen, L OBP: 0.363, SLG: 0.406	K			G3-1		G4-3			K	4	0	0	0	0	2	0						
16 Billy Butler, R OBP: 0.333, SLG: 0.465		K			G4-3			G5-3		3	0	0	0	0	1	0						
Emil Brown, R OBP: 0.301, SLG: 0.335		K			HBP	BB		G1-6-3		3	0	2	0	0	1	0						
Esteban German, R OBP: 0.376, SLG: 0.390		L7			HBP	BB		G1-6-3		2	0	0	0	0	1	0						
4 Alex Gordon, L OBP: 0.320, SLG: 0.351			K							2	0	0	0	0	2	2						
16 Reggie Sanders, R OBP: 0.456, SLG: 0.620				K						1	0	1	0	0	0	0						
14 John Buck, R OBP: 0.338, SLG: 0.541			G5-3					G1-6-3		2	0	0	0	0	0	1						
1 Tony Pena Jr., R OBP: 0.287, SLG: 0.359			K			G4-3			P4	3	0	0	0	0	1	3						
Inning Stats	R: 0 E: 0 K: 1 S: 8	H: 0 LOB: 0 BB: 0 P: 9	R: 0 E: 0 K: 2 S: 7	H: 0 LOB: 0 BB: 0 P: 11	R: 0 E: 0 K: 2 S: 10	H: 0 LOB: 0 BB: 0 P: 14	R: 0 E: 0 K: 0 S: 5	H: 0 LOB: 0 BB: 0 P: 10	R: 0 E: 0 K: 1 S: 15	H: 1 LOB: 3 BB: 1 P: 23	R: 0 E: 0 K: 0 S: 3	H: 0 LOB: 0 BB: 0 P: 6	R: 0 E: 0 K: 0 S: 7	H: 1 LOB: 0 BB: 0 P: 11	R: 0 E: 0 K: 0 S: 6	H: 1 LOB: 0 BB: 0 P: 9	R: 0 E: 0 K: 2 S: 10	H: 0 LOB: 0 BB: 0 P: 14	1B: 3 2B: 0 3B: 0 HR: 0	SF: 0 SAC: 0 DP: 3 HBP: 2	WP: 0 PB: 0 SB: 0 CS: 0	PA: 30
PITCHER Kason Gabbard, L ERA: 3.38	IP: 9.0 WLS: W BF: 30	H: 3 R: 0 ER: 0 SO: 8	BB: 1 IBB: 0 HBP: 2 BLK: 0	WP: 0 HR: 0 S: 71 P: 107	ERA: 0.00 WHIP: 0.444	PITCHER										ERA: 0.00 WHIP: 0.444						

Batter	1	2	3	4	5	6	7	8	9	AB	R	H	RBI	BB	SO	LOB	BOTTOM			
7 J.D. Drew, L OBP: 0.368, SLG: 0.391	G4-3		PO	L7		K				4	0	1	0	0	1	0	Kansas City Royals @ Boston Red Sox Fenway Park, Boston, MA Mon Jul 16 2007, 7:05 PM EDT Att: 37,099 - Clear - 75 F			
15 Dustin Pedroia, R OBP: 0.393, SLG: 0.446	F9			HR		HR		F9		4	2	2	1	0	0	1				
34 David Ortiz, L OBP: 0.437, SLG: 0.576	L6			G3		HR		F9		4	1	1	2	0	0	1				
Manny Ramirez, R OBP: 0.383, SLG: 0.480		L9		HR		F7		G5-3		4	1	1	1	0	0	1				
20 Kevin Youkilis, R OBP: 0.410, SLG: 0.485		F8		L1		K				3	0	0	0	0	1	0				
25 Mike Lowell, R OBP: 0.348, SLG: 0.512		F8								3	0	1	0	0	0	0				
Jason Varitek, S OBP: 0.361, SLG: 0.443			G3-1		L7			K		3	0	0	0	0	1	2				
Coco Crisp, S OBP: 0.323, SLG: 0.387			F9		F8			L8		3	0	0	0	0	0	2				
23 Julio Lugo, R OBP: 0.278, SLG: 0.305				PO		K		K		3	0	1	0	0	2	2				
Inning Stats	R: 0 E: 0 K: 0 S: 8	H: 0 LOB: 0 BB: 0 P: 12	R: 0 E: 0 K: 0 S: 6	H: 0 LOB: 0 BB: 0 P: 10	R: 0 E: 0 K: 0 S: 10	H: 1 LOB: 0 BB: 0 P: 16	R: 2 E: 0 K: 0 S: 13	H: 2 LOB: 0 BB: 0 P: 22	R: 0 E: 0 K: 2 S: 17	H: 0 LOB: 1 BB: 0 P: 9	R: 2 E: 0 K: 2 S: 17	H: 2 LOB: 0 BB: 0 P: 26	R: 0 E: 0 K: 2 S: 11	H: 1 LOB: 0 BB: 0 P: 17	R: 0 E: 0 K: 0 S: 9	H: 1 LOB: 0 BB: 0 P: 14		1B: 4 2B: 0 3B: 0 HR: 3	SF: 0 SAC: 0 DP: 0 HBP: 0	WP: 0 PB: 0 SB: 0 CS: 0
PITCHER 19 Brian Bannister, R ERA: 3.87 58 Neal Musser, L ERA: 4.87	IP: 6.0 WLS: L BF: 23	H: 5 R: 4 ER: 4 SO: 3	BB: 0 IBB: 0 HBP: 0 BLK: 0	WP: 0 HR: 3 S: 61 P: 95	ERA: 6.00 WHIP: 0.833	PITCHER										ERA: 0.00 WHIP: 1.000				

Batter	1	2	3	4	5	6	7	8	9	AB	R	H	RBI	BB	SO	LOB	TOP					
9 David DeJesus, L OBP: 0.353, SLG: 0.396										4	1	1	0	0	0	0						
15 Mark Grudzielanek, R OBP: 0.324, SLG: 0.417										4	2	2	1	0	0	0						
24 Mark Teahen, L OBP: 0.360, SLG: 0.401										4	2	1	0	0	0	1						
16 Billy Butler, R OBP: 0.351, SLG: 0.481										3	1	2	2	1	0	2						
Esteban German, R OBP: 0.376, SLG: 0.390										0	0	0	0	0	0	0						
Ross Gload, L OBP: 0.289, SLG: 0.391										3	0	0	1	0	2	3						
4 Alex Gordon, L OBP: 0.327, SLG: 0.361										4	0	2	2	0	1	2						
Emil Brown, R OBP: 0.299, SLG: 0.332										4	0	1	0	0	0	1						
Jason Smith, L OBP: 0.250, SLG: 0.297										4	0	0	0	0	2	2						
Jason LaRue, R OBP: 0.258, SLG: 0.318										4	0	0	0	0	3	0						
Inning Stats	R: 0 E: 0 K: 0 S: 6	H: 0 LOB: 0 BB: 0 P: 8	R: 0 E: 0 K: 1 S: 8	H: 1 LOB: 1 BB: 0 P: 11	R: 0 E: 0 K: 2 S: 9	H: 0 LOB: 0 BB: 0 P: 13	R: 2 E: 0 K: 0 S: 14	H: 4 LOB: 2 BB: 0 P: 22	R: 4 E: 1 K: 0 S: 15	H: 4 LOB: 0 BB: 0 P: 24	R: 0 E: 0 K: 1 S: 8	H: 0 LOB: 0 BB: 0 P: 13	R: 0 E: 0 K: 2 S: 8	H: 0 LOB: 1 BB: 1 P: 17	R: 0 E: 0 K: 2 S: 8	H: 0 LOB: 1 BB: 1 P: 11	1B: 7 2B: 3 3B: 0 HR: 0	SF: 1 SAC: 0 DP: 1 HBP: 0	WP: 0 PB: 0 SB: 0 CS: 2	PA: 37		
PITCHER	IP WLS BF H R ER SO BB IBB HBP BLK WP HR S P ERA WHIP	IP WLS BF H R ER SO BB IBB HBP BLK WP HR S P ERA WHIP	IP WLS BF H R ER SO BB IBB HBP BLK WP HR S P ERA WHIP	IP WLS BF H R ER SO BB IBB HBP BLK WP HR S P ERA WHIP	IP WLS BF H R ER SO BB IBB HBP BLK WP HR S P ERA WHIP	IP WLS BF H R ER SO BB IBB HBP BLK WP HR S P ERA WHIP	IP WLS BF H R ER SO BB IBB HBP BLK WP HR S P ERA WHIP	IP WLS BF H R ER SO BB IBB HBP BLK WP HR S P ERA WHIP	IP WLS BF H R ER SO BB IBB HBP BLK WP HR S P ERA WHIP	IP WLS BF H R ER SO BB IBB HBP BLK WP HR S P ERA WHIP	IP WLS BF H R ER SO BB IBB HBP BLK WP HR S P ERA WHIP	IP WLS BF H R ER SO BB IBB HBP BLK WP HR S P ERA WHIP	IP WLS BF H R ER SO BB IBB HBP BLK WP HR S P ERA WHIP	IP WLS BF H R ER SO BB IBB HBP BLK WP HR S P ERA WHIP	IP WLS BF H R ER SO BB IBB HBP BLK WP HR S P ERA WHIP	IP WLS BF H R ER SO BB IBB HBP BLK WP HR S P ERA WHIP	IP WLS BF H R ER SO BB IBB HBP BLK WP HR S P ERA WHIP					
51 Julian Tavarez, R ERA: 5.27	4.2	L	24	9	6	4	3	0	0	0	0	0	0	0	0	0	0	0	51	76	7.71	1.929
50 Mike Timlin, R ERA: 3.56	2.1		6	0	0	0	1	0	0	0	0	0	0	0	0	0	0	0	13	20	0.00	0.000
17 Manny Delcarmen, R ERA: 1.23	1.0		3	0	0	0	2	1	0	0	0	0	0	0	0	0	0	0	8	17	0.00	1.000
58 Jonathan Papelbon, R ERA: 1.82	1.0		3	0	0	0	2	0	0	0	0	0	0	0	0	0	0	0	8	11	0.00	0.000

Kansas City Royals @ Boston Red Sox
Fenway Park, Boston, MA
Wed Jul 18 2007, 7:05 PM EDT
Att: 36,681 - Overcast - 66 F

AB 34
R 6
H 9
RBI 6
BB 1
SO 8
LOB 11

Batter	1	2	3	4	5	6	7	8	9	AB	R	H	RBI	BB	SO	LOB	BOTTOM						
7 J.D. Drew, L OBP: 0.360, SLG: 0.380										4	0	0	1	0	0	0							
15 Dustin Pedroia, R OBP: 0.397, SLG: 0.450										5	0	3	0	0	1	1							
34 David Ortiz, L OBP: 0.433, SLG: 0.568										5	0	2	0	0	1	2							
13 Alex Cora, L OBP: 0.326, SLG: 0.450										0	0	0	0	0	0	0							
Manny Ramirez, R OBP: 0.388, SLG: 0.489										4	2	2	1	1	0	3							
20 Kevin Youkilis, R OBP: 0.407, SLG: 0.478										3	1	0	0	1	1	4							
25 Mike Lowell, R OBP: 0.353, SLG: 0.515										4	0	1	0	0	0	0							
Jason Varitek, S OBP: 0.356, SLG: 0.436										4	1	0	1	0	1	2							
Coco Crisp, S OBP: 0.325, SLG: 0.397										3	1	1	0	1	1	0							
23 Julio Lugo, R OBP: 0.283, SLG: 0.319										4	0	1	2	0	0	1							
Inning Stats	R: 0 E: 0 K: 1 S: 15	H: 2 LOB: 2 BB: 0 P: 19	R: 0 E: 0 K: 1 S: 7	H: 0 LOB: 0 BB: 0 P: 10	R: 0 E: 0 K: 0 S: 9	H: 1 LOB: 1 BB: 0 P: 15	R: 4 E: 0 K: 0 S: 17	H: 3 LOB: 1 BB: 2 P: 32	R: 1 E: 0 K: 0 S: 13	H: 1 LOB: 0 BB: 0 P: 19	R: 0 E: 0 K: 0 S: 7	H: 0 LOB: 0 BB: 0 P: 8	R: 0 E: 0 K: 1 S: 11	H: 1 LOB: 2 BB: 1 P: 18	R: 0 E: 0 K: 1 S: 16	H: 1 LOB: 1 BB: 0 P: 23	R: 0 E: 0 K: 1 S: 8	H: 1 LOB: 1 BB: 0 P: 12	1B: 6 2B: 2 3B: 1 HR: 1	SF: 1 SAC: 0 DP: 0 HBP: 0	WP: 0 PB: 0 SB: 0 CS: 0	PA: 40	
PITCHER	IP WLS BF H R ER SO BB IBB HBP BLK WP HR S P ERA WHIP	IP WLS BF H R ER SO BB IBB HBP BLK WP HR S P ERA WHIP	IP WLS BF H R ER SO BB IBB HBP BLK WP HR S P ERA WHIP	IP WLS BF H R ER SO BB IBB HBP BLK WP HR S P ERA WHIP	IP WLS BF H R ER SO BB IBB HBP BLK WP HR S P ERA WHIP	IP WLS BF H R ER SO BB IBB HBP BLK WP HR S P ERA WHIP	IP WLS BF H R ER SO BB IBB HBP BLK WP HR S P ERA WHIP	IP WLS BF H R ER SO BB IBB HBP BLK WP HR S P ERA WHIP	IP WLS BF H R ER SO BB IBB HBP BLK WP HR S P ERA WHIP	IP WLS BF H R ER SO BB IBB HBP BLK WP HR S P ERA WHIP	IP WLS BF H R ER SO BB IBB HBP BLK WP HR S P ERA WHIP	IP WLS BF H R ER SO BB IBB HBP BLK WP HR S P ERA WHIP	IP WLS BF H R ER SO BB IBB HBP BLK WP HR S P ERA WHIP	IP WLS BF H R ER SO BB IBB HBP BLK WP HR S P ERA WHIP	IP WLS BF H R ER SO BB IBB HBP BLK WP HR S P ERA WHIP	IP WLS BF H R ER SO BB IBB HBP BLK WP HR S P ERA WHIP	IP WLS BF H R ER SO BB IBB HBP BLK WP HR S P ERA WHIP						
45 Odalis Perez, L ERA: 5.84	5.0	W	24	7	5	5	2	0	0	0	0	0	0	0	0	0	0	0	1	61	95	9.00	1.800
David Riske, R ERA: 2.47	1.0	H	3	0	0	0	0	0	0	0	0	0	0	0	0	0	0	0	7	8	0.00	0.000	
41 Jimmy Gobble, L ERA: 2.67	0.2	H	3	1	0	0	1	0	0	0	0	0	0	0	0	0	0	0	6	8	0.00	1.500	
48 Joaquin Soria, R ERA: 1.98	1.1	H	6	1	0	0	1	1	0	0	0	0	0	0	0	0	0	0	21	33	0.00	1.500	
Octavio Dotel, R ERA: 3.15	1.0	S	4	1	0	0	1	0	0	0	0	0	0	0	0	0	0	0	8	12	0.00	1.000	

Kansas City Royals @ Boston Red Sox
Fenway Park, Boston, MA
Wed Jul 18 2007, 7:05 PM EDT
Att: 36,681 - Overcast - 66 F

AB 36
R 5
H 10
RBI 5
BB 3
SO 5
LOB 13

Batter	1	2	3	4	5	6	7	8	9	AB R H RBI BB SO LOB	TOP											
7 Jerry Owens, L (1,8) OBP: 0.293, SLG: 0.259	G4-3		G6-3		G3		K		14 FC5 1B	5 0 1 0 0 1 0	Chicago White Sox @ Boston Red Sox Fenway Park, Boston, MA Thu Jul 19 2007, 7:05 PM EDT Att: 36,913 - Overcast - 66 F											
Tadahito Iguchi, R (1,4) OBP: 0.338, SLG: 0.382	K		F7			14 BB 12 BB 1B	K	1 SAFE B CH 78 B CH 79 C CU 85 1 SAFE C FA 87 1 SAFE B CH 76 B CH 77 S CH 75 S CH 67	4 1 0 0 1 3 1													
25 Jim Thome, L (1,10) OBP: 0.448, SLG: 0.539	14 BB 12 BB 1B		K			14 BB 12 BB 1B	G6-3	B CH 76 B CH 77 B CH 78 B CH 79 C CU 85 C SI 88	2 2 0 0 3 1 0													
14 Paul Konerko, R (1,3) OBP: 0.367, SLG: 0.526	12 BB 1B				P4	14 BB 12 BB 1B 22 FC5-2 BB		B FA 88 B FA 89 C CU 85 1-2 2-3	3 1 1 1 2 0 2													
12 A.J. Pierzynski, L (1,2) OBP: 0.305, SLG: 0.389	23 FC6-4 1B		K			22 FC5-2 1B		X CU 73 0-0	4 0 3 3 0 1 0													
23 Jermaine Dye, R (1,9) OBP: 0.284, SLG: 0.441	FC6-4					1B		1 SAFE B FS 85 B FA 84 X FA 85	3 0 0 0 1 1 5													
Rob Mackowiak, L (1,7) OBP: 0.361, SLG: 0.409		K				22 FC5-2 1B		1 SAFE C FS 83 X FS 79	4 0 1 0 0 2 2													
22 Josh Fields, R (1,5) OBP: 0.300, SLG: 0.387	F7				G6-3	FC5-2		1 SAFE C FA 84 S FS 79	4 0 0 0 0 1 4													
5 Juan Uribe, R (1,6) OBP: 0.270, SLG: 0.330	G4-3				K	P6		B CH 79 X SL 86	4 0 0 0 0 1 3													
Inning Stats	R: 1 E: 0 K: 1 S: 18	H: 1 LOB: 2 BB: 2 P: 32	R: 0 E: 0 K: 1 S: 6	H: 0 LOB: 0 BB: 0 P: 9	R: 0 E: 0 K: 1 S: 10	H: 0 LOB: 0 BB: 0 P: 13	R: 0 E: 0 K: 2 S: 12	H: 0 LOB: 1 BB: 1 P: 20	R: 0 E: 0 K: 1 S: 11	H: 0 LOB: 0 BB: 0 P: 15	R: 2 E: 0 K: 1 S: 20	H: 2 LOB: 3 BB: 3 P: 40	R: 0 E: 0 K: 2 S: 17	H: 0 LOB: 0 BB: 0 P: 21	R: 1 E: 0 K: 1 S: 10	H: 2 LOB: 1 BB: 0 P: 13	R: 0 E: 0 K: 1 S: 9	H: 1 LOB: 2 BB: 1 P: 19	1B: 5 2B: 0 3B: 0 HR: 1	SF: 0 SAC: 0 DP: 0 HBP: 0	WP: 0 PB: 0 SB: 1 CS: 0	PA: 40
PITCHER	IP WLS BF H R ER SO BB IBB HBP BLK WP HR S P ERA WHIP											IP WLS BF H R ER SO BB IBB HBP BLK WP HR S P ERA WHIP										
18 Daisuke Matsuzaka, R (1,1) ERA: 3.99	5.0 L 23 2 3 3 6 6 0 0 0 0 0 0 63 109 5.40 1.600																					
17 Manny Delcarmen, R (6,1) ERA: 1.15	1.0 4 1 0 0 1 0 0 0 0 0 0 0 14 20 0.00 1.000																					
48 Javier López, L (7,1) ERA: 3.46	1.0 3 0 0 0 2 0 0 0 0 0 0 0 17 21 0.00 0.000																					
37 Hideki Okajima, L (8,1) ERA: 0.97	1.0 5 2 1 1 1 0 0 0 0 0 0 1 10 13 9.00 2.000																					
39 Kyle Snyder, R (9,1) ERA: 3.03	1.0 5 1 0 0 1 1 0 0 0 0 0 0 9 19 0.00 2.000																					

Batter	1	2	3	4	5	6	7	8	9	AB R H RBI BB SO LOB	BOTTOM											
Coco Crisp, S (1,8) OBP: 0.326, SLG: 0.396	F9	15 BB 1B					F9		K	4 0 1 0 1 1 0	Chicago White Sox @ Boston Red Sox Fenway Park, Boston, MA Thu Jul 19 2007, 7:05 PM EDT Att: 36,913 - Overcast - 66 F											
15 Dustin Pedroia, R (1,4) OBP: 0.400, SLG: 0.453	1B						F8 34 BB 1B		P5	5 0 3 1 0 1 2												
34 David Ortiz, L (1,10) OBP: 0.431, SLG: 0.564	K		L9		L9		1B			4 0 1 0 0 1 1												
Manny Ramirez, R (1,7) OBP: 0.389, SLG: 0.489	1B				F8		F8			4 0 2 0 0 0 2												
20 Kevin Youkilis, R (1,3) OBP: 0.403, SLG: 0.472	F7		K		G6-3		K			4 0 0 0 0 2 5												
25 Mike Lowell, R (1,5) OBP: 0.354, SLG: 0.515		FC5-4 23 FC6-4 1B		F8		F7		G3-6-3 1B		4 1 2 0 0 0 1												
Jason Varitek, S (1,2) OBP: 0.354, SLG: 0.433		FC5-4 1B			K		F9		G3-6-3	4 0 1 0 0 1 1												
Wily Mo Peña, R (1,9) OBP: 0.279, SLG: 0.354		FC5-4 23 FC6-4 1B			K				F8	3 0 0 0 1 1 2												
23 Julio Lugo, R (1,6) OBP: 0.283, SLG: 0.318		FC6-4 15 BB 1B				L9			G4-3	4 1 1 1 0 0 2												
Inning Stats	R: 0 E: 0 K: 1 S: 12	H: 2 LOB: 2 BB: 0 P: 17	R: 2 E: 0 K: 0 S: 12	H: 4 LOB: 2 BB: 0 P: 19	R: 0 E: 0 K: 1 S: 11	H: 1 LOB: 1 BB: 0 P: 16	R: 0 E: 0 K: 3 S: 15	H: 1 LOB: 2 BB: 1 P: 22	R: 0 E: 0 K: 0 S: 9	H: 0 LOB: 0 BB: 0 P: 15	R: 0 E: 0 K: 0 S: 6	H: 0 LOB: 1 BB: 1 P: 12	R: 0 E: 0 K: 1 S: 14	H: 2 LOB: 2 BB: 0 P: 19	R: 0 E: 0 K: 0 S: 6	H: 1 LOB: 0 BB: 0 P: 9	R: 0 E: 0 K: 1 S: 7	H: 0 LOB: 0 BB: 0 P: 13	1B: 11 2B: 0 3B: 0 HR: 0	SF: 0 SAC: 0 DP: 1 HBP: 0	WP: 0 PB: 1 SB: 0 CS: 0	PA: 38
PITCHER	IP WLS BF H R ER SO BB IBB HBP BLK WP HR S P ERA WHIP											IP WLS BF H R ER SO BB IBB HBP BLK WP HR S P ERA WHIP										
Javier Vazquez, R (1,1) ERA: 3.73	6.1 W 29 9 2 2 0 2 2 0 0 0 0 0 4 4 2.84 1.737																					
37 Matt Thornton, L (7,1) ERA: 4.99	0.0 1 1 0 0 0 0 0 0 0 0 0 0 4 4 0.00 0.000																					
Ryan Bukvich, R (7,1) ERA: 4.11	1.2 H 5 1 0 0 1 0 0 0 0 0 0 0 11 16 0.00 0.600																					
45 Bobby Jenks, R (9,1) ERA: 3.79	1.0 S 3 0 0 0 1 0 0 0 0 0 0 0 7 13 0.00 0.000																					

Batter	1	2	3	4	5	6	7	8	9	AB	R	H	RBI	BB	SO	LOB	TOP				
7 Jerry Owens, L (1, 8) OBP: 0.292, SLG: 0.259										4	1	1	0	0	0	0	Chicago White Sox @ Boston Red Sox Fenway Park, Boston, MA Fri Jul 20, 2007, 7:05 PM EDT Att: 36,737 - Cloudy - 82 F				
Tadahito Iguchi, R (1, 4) OBP: 0.334, SLG: 0.377										4	0	0	0	0	3	2					
25 Jim Thome, L (1, 10) OBP: 0.449, SLG: 0.550										3	1	1	3	1	1	0					
14 Paul Konerko, R (1, 3) OBP: 0.366, SLG: 0.521										3	0	0	0	1	1	0					
12 A.J. Pierzynski, L (1, 2) OBP: 0.305, SLG: 0.387										4	0	1	0	0	1	2					
23 Jermaine Dye, R (1, 9) OBP: 0.281, SLG: 0.437										3	0	0	0	0	1	0					
Rob Mackowiak, L (1, 7) OBP: 0.357, SLG: 0.404										3	0	0	0	0	3	0	livebaseballscorecards.com				
22 Josh Fields, R (1, 5) OBP: 0.294, SLG: 0.379										3	0	0	0	2	2	AB 30 R 3 H 4 RBI 3 BB 2 SO 12 LOB 4					
5 Juan Uribe, R (1, 6) OBP: 0.270, SLG: 0.330										3	1	1	0	0	0						
Inning Stats	R: 0 H: 0 E: 0 K: 1 S: 15	W: 2 LOB: 2 BB: 2 P: 27	R: 0 H: 0 E: 0 K: 3 S: 10	LOB: 0 BB: 0 P: 17	R: 3 H: 3 E: 0 K: 2 S: 17	LOB: 0 BB: 0 P: 24	R: 0 H: 0 E: 0 K: 2 S: 14	LOB: 0 BB: 0 P: 20	R: 0 H: 1 E: 0 K: 1 S: 10	LOB: 1 BB: 0 P: 16	R: 0 H: 0 E: 0 K: 1 S: 12	LOB: 0 BB: 0 P: 18	R: 0 H: 0 E: 0 K: 0 S: 7	LOB: 0 BB: 0 P: 11	R: 0 H: 0 E: 0 K: 1 S: 9		LOB: 0 BB: 0 P: 11		1B: 3 2B: 0 3B: 0 HR: 1	SF: 0 SAC: 0 DP: 0 HBP: 0	WP: 0 PB: 0 SB: 1 CS: 0
PITCHER	IP: 6.0 WLS: W BF: 23 ERA: 3.41	H: 4 R: 3 ER: 3 SO: 10	BB: 2 IBB: 0 HBP: 0 BLK: 0	WP: 0 HR: 1 S: 74 P: 114	ERA: 4.50 WHIP: 1.000	IP: 7.1 WLS: H BF: 3 ERA: 3.45	H: 0 R: 0 ER: 0 SO: 1	BB: 0 IBB: 0 HBP: 0 BLK: 0	WP: 0 HR: 12 S: 18 P: 11	ERA: 0.00 WHIP: 0.000	IP: 8.1 WLS: H BF: 3 ERA: 0.95	H: 0 R: 0 ER: 0 SO: 1	BB: 0 IBB: 0 HBP: 0 BLK: 0	WP: 0 HR: 0 S: 9 P: 11	ERA: 0.00 WHIP: 0.000						

Batter	1	2	3	4	5	6	7	8	9	AB	R	H	RBI	BB	SO	LOB	BOTTOM			
Coco Crisp, S (1, 8) OBP: 0.324, SLG: 0.399										5	1	1	3	0	2	1	Chicago White Sox @ Boston Red Sox Fenway Park, Boston, MA Fri Jul 20, 2007, 7:05 PM EDT Att: 36,737 - Cloudy - 82 F			
15 Dustin Pedroia, R (1, 4) OBP: 0.397, SLG: 0.448										5	0	1	0	0	2					
34 David Ortiz, L (1, 10) OBP: 0.433, SLG: 0.564										2	1	1	1	1	0	1				
13 Alex Cora, L (7, PH) OBP: 0.324, SLG: 0.446										3	1	1	0	0	1	0				
Manny Ramirez, R (1, 7) OBP: 0.390, SLG: 0.488										4	1	2	1	0	0	0				
7 J.D. Drew, L (1, 9) OBP: 0.362, SLG: 0.388										3	1	0	0	1	0	0				
25 Mike Lowell, R (1, 5) OBP: 0.353, SLG: 0.510										3	1	0	0	1	0	0				
Jason Varitek, S (1, 2) OBP: 0.353, SLG: 0.430										2	1	0	1	1	0	1				
12 Eric Hinske, L (1, 3) OBP: 0.302, SLG: 0.410										3	1	1	0	0	0	1				
20 Kevin Youkilis, R (8, 3) OBP: 0.404, SLG: 0.472										0	1	0	0	0	0	0				
23 Julio Lugo, R (1, 6) OBP: 0.288, SLG: 0.332										4	2	3	4	0	0	0				
Inning Stats	R: 1 H: 1 E: 0 K: 0 S: 8	W: 1 LOB: 2 BB: 1 P: 16	R: 0 H: 0 E: 0 K: 0 S: 5	LOB: 0 BB: 0 P: 9	R: 0 H: 1 E: 0 K: 1 S: 12	LOB: 1 BB: 0 P: 18	R: 0 H: 0 E: 0 K: 1 S: 9	LOB: 0 BB: 0 P: 9	R: 0 H: 0 E: 0 K: 0 S: 7	LOB: 1 BB: 0 P: 9	R: 0 H: 1 E: 0 K: 0 S: 7	LOB: 1 BB: 0 P: 9	R: 5 H: 3 E: 0 K: 1 S: 14	LOB: 0 BB: 1 P: 26	R: 0 H: 0 E: 0 K: 1 S: 9	LOB: 0 BB: 0 P: 9	1B: 6 2B: 2 3B: 1 HR: 1	SF: 1 SAC: 0 DP: 0 HBP: 2	WP: 0 PB: 0 SB: 1 CS: 0	PA: 38
PITCHER	IP: 7.1 WLS: L BF: 36 ERA: 5.76	H: 10 R: 10 ER: 10 SO: 2	BB: 3 IBB: 0 HBP: 0 BLK: 0	WP: 0 HR: 1 S: 103 P: 12.27	ERA: 12.27 WHIP: 1.773	IP: 0.2 WLS: L BF: 2 ERA: 5.76	H: 0 R: 0 ER: 0 SO: 1	BB: 0 IBB: 0 HBP: 0 BLK: 0	WP: 0 HR: 6 S: 10 P: 10	ERA: 0.00 WHIP: 0.000										

Batter	1	2	3	4	5	6	7	8	9	AB	R	H	RBI	BB	SO	LOB	TOP		
7 Jerry Owens, L (1, 8) OBP: 0.290, SLG: 0.259	G6-3		G4-3			G4-3		FC4-6 1B		4	0	1	0	0	0	0	Chicago White Sox @ Boston Red Sox Fenway Park, Boston, MA Sat Jul 21 2007, 3:55 PM EDT Att: 36,283 - Partly Cloudy - 71 F		
Tadahito Iguchi, R (1, 4) OBP: 0.331, SLG: 0.373	G4-3		G6-3			K		FC4-6 1B		4	0	0	0	0	1	2			
25 Jim Thome, L (1, 10) OBP: 0.444, SLG: 0.542 8 Alex Cintron, S (9, PH) OBP: 0.287, SLG: 0.306	G4-3			G6-3			F8		L8	3	0	0	0	0	0	0			
14 Paul Konerko, R (1, 3) OBP: 0.366, SLG: 0.522 30 Luis Terrero, R (8, 9) OBP: 0.341, SLG: 0.374		2B		F8			L7		2B	3	1	1	0	0	0	0			
23 Jermaine Dye, R (1, 9) OBP: 0.281, SLG: 0.434 Rob Mackowiak, L (8, 3) OBP: 0.360, SLG: 0.411		G1-3		G1-3			FC6-4 BB		2B	2	0	0	0	1	0	1			
22 Josh Fields, R (1, 5) OBP: 0.299, SLG: 0.389		2B		FC1-6 1B			FC6-4 1B		F9	4	0	2	1	0	0	2			
26 Andy González, R (1, 7) OBP: 0.310, SLG: 0.287		G5-3		FC1-6 1B			G6-3		K	4	0	0	0	0	1	3			
5 Juan Uribe, R (1, 6) OBP: 0.268, SLG: 0.326		F8		G1-6-3			F8			3	0	0	0	0	0	2			
Toby Hall, R (1, 2) OBP: 0.193, SLG: 0.214		G4-3					F8		1B	3	0	1	0	0	0	0			
Inning Stats	R: 0 E: 0 K: 0 S: 6	H: 0 LOB: 0 BB: 0 P: 9	R: 1 E: 0 K: 0 S: 9	H: 2 LOB: 1 BB: 0 P: 17	R: 0 E: 0 K: 0 S: 5	H: 0 LOB: 0 BB: 0 P: 7	R: 0 E: 0 K: 0 S: 7	H: 0 LOB: 0 BB: 0 P: 10	R: 0 E: 0 K: 1 S: 11	H: 0 LOB: 0 BB: 0 P: 16	R: 0 E: 0 K: 0 S: 8	H: 0 LOB: 1 BB: 1 P: 18	R: 0 E: 0 K: 0 S: 14	H: 2 LOB: 2 BB: 0 P: 21	R: 1 E: 0 K: 1 S: 14	H: 2 LOB: 1 BB: 0 P: 18		1B: 4 2B: 3 3B: 0 HR: 0	SF: 0 SAC: 0 DP: 1 HBP: 0
PITCHER	IP WLS BF H R ER SO BB IBB HBP BLK WP HR S P ERA WHIP																		
Kason Gabbard, L (1, 1) ERA: 2.97	7.0 W 24 3 1 1 1 1 1 0 0 0 0 0 0 0 0 1.29 0.571																		
48 Javier López, L (8, 1) ERA: 3.33	1.0 5 2 0 0 0 0 0 0 0 0 0 0 0 0 14 21 0.00 2.000																		
Joel Pineiro, R (9, 1) ERA: 5.03	1.0 5 2 1 1 1 1 0 0 0 0 0 0 0 0 14 18 9.00 2.000																		

Batter	1	2	3	4	5	6	7	8	9	AB	R	H	RBI	BB	SO	LOB	BOTTOM		
23 Julio Lugo, R (1, 6) OBP: 0.287, SLG: 0.333	K		G4-3 2B		F8		K			5	0	1	0	0	3	2	Chicago White Sox @ Boston Red Sox Fenway Park, Boston, MA Sat Jul 21 2007, 3:55 PM EDT Att: 36,283 - Partly Cloudy - 71 F		
15 Dustin Pedroia, R (1, 4) OBP: 0.397, SLG: 0.447	F8		G4-3			FC4-6 1B	K		PB 1B	5	0	2	0	0	1	2			
Manny Ramirez, R (1, 10) OBP: 0.388, SLG: 0.482	P4		K			FC4-6 2B	BB		G6-3	4	2	0	0	1	1	3			
20 Kevin Youkilis, R (1, 3) OBP: 0.407, SLG: 0.471		BB	G3			FC5-2 1B	BB		K	3	2	1	0	2	1	2			
7 J.D. Drew, L (1, 9) OBP: 0.365, SLG: 0.391	K				K	FC5-2 1B	BB		BB	3	2	1	2	2	2	1			
25 Mike Lowell, R (1, 5) OBP: 0.356, SLG: 0.507		BB	F8			FC5-2 1B	BB		F8	2	2	0	1	3	0	2			
Jason Varitek, S (1, 2) ERA: 4.88 28 Doug Mirabeli, R (9, 2) OBP: 0.258, SLG: 0.318		BB	G6-3			FC5-2 1B	BB			3	1	1	1	1	0	3			
Coco Crisp, S (1, 8) OBP: 0.329, SLG: 0.403		BB	G5-3			FC5-2 1B	BB			4	1	3	5	0	0	0			
Wily Mo Peña, R (1, 7) OBP: 0.275, SLG: 0.349 12 Eric Hinske, L (7, PH) OBP: 0.314, SLG: 0.441		BB	G6-4-3			FC5-2 1B	BB			2	0	0	0	0	0	2			
Inning Stats	R: 0 E: 0 K: 1 S: 5	H: 0 LOB: 0 BB: 0 P: 6	R: 2 E: 0 K: 1 S: 14	H: 2 LOB: 1 BB: 2 P: 28	R: 0 E: 0 K: 1 S: 13	H: 1 LOB: 1 BB: 0 P: 16	R: 0 E: 0 K: 1 S: 7	H: 0 LOB: 0 BB: 0 P: 11	R: 0 E: 0 K: 0 S: 7	H: 0 LOB: 0 BB: 0 P: 7	R: 2 E: 0 K: 0 S: 12	H: 4 LOB: 2 BB: 1 P: 22	R: 7 E: 0 K: 3 S: 32	H: 3 LOB: 1 BB: 5 P: 63	R: 0 E: 0 K: 1 S: 15	H: 1 LOB: 2 BB: 1 P: 25		1B: 8 2B: 2 3B: 1 HR: 0	SF: 0 SAC: 0 DP: 1 HBP: 0
PITCHER	IP WLS BF H R ER SO BB IBB HBP BLK WP HR S P ERA WHIP																		
50 John Danks, L (1, 1) ERA: 20.25	6.0 L 26 7 4 4 4 4 2 1 1 0 0 0 0 0 11 25 40.50 3.000																		
43 Ehren Wassermann, R (7, 1) ERA: 12.27	0.2 5 1 3 3 2 1 1 0 0 0 0 0 0 0 4 4 108.00 12.000																		
57 Boone Logan, L (7, 1) ERA: 1.59	0.0 1 0 0 0 0 1 0 0 0 0 0 0 0 0 0 0 0.00 2.000																		
60 Dewon Day, R (8, 1) ERA: 1.59	0.1 5 2 4 4 1 2 0 0 0 0 0 0 0 0 21 34 0.00 2.000																		
40 Charlie Haeger, R (8, 1) ERA: 1.59	1.0 5 1 0 0 1 1 0 0 0 0 0 0 0 0 15 25 0.00 2.000																		

Batter	1	2	3	4	5	6	7	8	9	AB	R	H	RBI	BB	SO	LOB	TOP								
7 Jerry Owens, L OBP: 0.295, SLG: 0.258	G6-3		F8		P6		BB		BB	4	0	1	0	1	0	3	Chicago White Sox @ Boston Red Sox Fenway Park, Boston, MA Sun Jul 22 2007, 2:05 PM EDT Att: 36,346 - Cloudy - 75 F								
8 Alex Cintron, S OBP: 0.291, SLG: 0.304	F7		G3			G1-4-3	BB		BB	4	0	1	1	1	0	2									
25 Jim Thome, L OBP: 0.443, SLG: 0.535	G6-3				BB		K		K	3	0	0	1	2	2	3									
14 Paul Konerko, R OBP: 0.361, SLG: 0.515	G6-3				G1-4-3		F8		G5-4-3	5	0	0	0	0	0	7									
12 A.J. Pierzynski, L OBP: 0.304, SLG: 0.385	G3-1				F8					4	1	1	0	0	1	3									
23 Jermaine Dye, R OBP: 0.284, SLG: 0.442	F7									4	2	2	0	0	0	0									
Rob Mackowiak, L OBP: 0.354, SLG: 0.405			K		G4-3		SF9		K	3	0	0	1	0	2	1									
22 Josh Fields, R OBP: 0.311, SLG: 0.395			BB		BB		BB		F7	3	1	2	2	1	0	0									
5 Juan Uribe, R OBP: 0.274, SLG: 0.332			BB		F7		BB		BB	4	1	3	0	0	0	1									
Inning Stats	R: 0 E: 0 K: 0 S: 8	H: 0 LOB: 0 BB: 0 P: 10	R: 0 E: 0 K: 0 S: 4	H: 0 LOB: 0 BB: 0 P: 8	R: 0 E: 0 K: 1 S: 12	H: 1 LOB: 2 BB: 1 P: 17	R: 0 E: 0 K: 0 S: 9	H: 0 LOB: 0 BB: 1 P: 16	R: 1 E: 0 K: 0 S: 21	H: 2 LOB: 1 BB: 0 P: 28	R: 0 E: 0 K: 1 S: 7	H: 0 LOB: 0 BB: 0 P: 9	R: 4 E: 0 K: 1 S: 17	H: 5 LOB: 3 BB: 2 P: 35	R: 0 E: 0 K: 1 S: 9	H: 0 LOB: 0 BB: 0 P: 10	R: 0 E: 0 K: 1 S: 16	H: 2 LOB: 2 BB: 1 P: 26	1B: 8 2B: 2 3B: 0 HR: 0	SF: 1 SAC: 0 DP: 2 HBP: 0	WP: 1 PB: 0 SB: 1 CS: 0	PA: 40			
PITCHER	IP	WLS	BF	H	R	ER	SO	BB	IBB	HBP	BLK	WP	HR	S	P	ERA	WHIP								
49 Tim Wakefield, R ERA: 4.74	6.1	W	26	6	4	4	2	2	0	0	0	1	0	66	96	5.68	1.263								
17 Manny Delcarmen, R ERA: 1.69	0.1		5	2	1	1	0	2	0	0	0	0	0	8	20	27.00	12.000								
37 Hideki Okajima, L ERA: 0.92	1.1	H	4	0	0	0	2	0	0	0	0	0	0	13	17	0.00	0.000								
58 Jonathan Papelbon, R ERA: 1.77	1.0	S	5	2	0	0	1	1	0	0	0	0	0	16	26	0.00	3.000								

Batter	1	2	3	4	5	6	7	8	9	AB	R	H	RBI	BB	SO	LOB	BOTTOM								
23 Julio Lugo, R OBP: 0.291, SLG: 0.333	FC4-6		P6		P5		BB		BB	3	1	1	0	2	0	2	Chicago White Sox @ Boston Red Sox Fenway Park, Boston, MA Sun Jul 22 2007, 2:05 PM EDT Att: 36,346 - Cloudy - 75 F								
13 Alex Cora, L OBP: 0.313, SLG: 0.430	FC4-6		P6		G5-3		G3-1		P5	5	1	0	0	0	0	4									
20 Kevin Youkilis, R OBP: 0.407, SLG: 0.472	HR		P6		G5-3		SF9		F8	3	1	1	1	1	0	1									
Manny Ramirez, R OBP: 0.396, SLG: 0.494	HR		BB		BB		BB		BB	2	2	2	4	3	0	0									
7 J.D. Drew, L OBP: 0.363, SLG: 0.386	G3		BB		BB		BB		BB	4	1	0	0	1	0	5									
25 Mike Lowell, R OBP: 0.358, SLG: 0.516	K		F8		HR		L7		G5-3	4	1	2	3	0	1	0									
Coco Crisp, S OBP: 0.333, SLG: 0.497	F8		BB		HR		BB		BB	4	0	3	0	0	0	0									
12 Eric Hinske, L OBP: 0.311, SLG: 0.443	K		BB		G4-3		F7			4	0	1	0	0	1	3									
28 Doug Mirabeli, R OBP: 0.258, SLG: 0.307	G6-3		K		BB		G5-3			3	1	0	0	1	1	4									
Inning Stats	R: 3 E: 0 K: 1 S: 23	H: 1 LOB: 2 BB: 2 P: 33	R: 0 E: 0 K: 1 S: 9	H: 0 LOB: 0 BB: 0 P: 15	R: 0 E: 0 K: 0 S: 9	H: 1 LOB: 2 BB: 1 P: 18	R: 0 E: 0 K: 1 S: 10	H: 2 LOB: 2 BB: 0 P: 19	R: 3 E: 0 K: 0 S: 19	H: 2 LOB: 1 BB: 2 P: 34	R: 2 E: 0 K: 0 S: 12	H: 1 LOB: 1 BB: 2 P: 22	R: 0 E: 0 K: 0 S: 10	H: 2 LOB: 1 BB: 0 P: 13	R: 0 E: 1 K: 0 S: 9	H: 1 LOB: 2 BB: 1 P: 19	1B: 6 2B: 2 3B: 0 HR: 2	SF: 1 SAC: 0 DP: 1 HBP: 0	WP: 0 PB: 2 SB: 0 CS: 0	PA: 41					
PITCHER	IP	WLS	BF	H	R	ER	SO	BB	IBB	HBP	BLK	WP	HR	S	P	ERA	WHIP								
Jon Garland, R ERA: 4.15	4.2	L	25	6	6	6	3	4	1	0	0	0	0	65	112	11.57	2.143								
40 Charlie Haeger, R ERA: 3.0	3.1		16	4	2	2	0	2	1	0	0	0	0	36	61	5.40	1.800								

AB 34
R 5
H 10
RBI 5
BB 5
SO 5
LOB 20



AB 32
R 8
H 10
RBI 8
SO 3
LOB 19



Batter	1	2	3	4	5	6	7	8	9	AB	R	H	RBI	BB	SO	LOB	TOP										
Coco Crisp, S OBP: 0.340, SLG: 0.416	2-2 20 BB 15 1B 2B	0-0 20 1B 2B		3-2 15 G4-6-3 1B		2-2 FC6 1-2f			2-2 15 PB 15 1B 1B	5	3	4	0	0	0	1											
15 Dustin Pedroia, R OBP: 0.400, SLG: 0.450	0-1 20 BB 2B	1-1 G5-3		3-1 G4-6-3 1-2f			3-2 20 1B 1B		2-2 BB 1B	5	1	3	1	0	0	2											
20 Kevin Youkilis, R OBP: 0.409, SLG: 0.473	4-0 2B 7 1B BB	0-2 2-H 1B		1-2 G5-3			1-2 1B		1-3 K	4	1	2	1	1	1	1											
Manny Ramirez, R OBP: 0.398, SLG: 0.497	1-2 1B 25 G5-4-3 2B	2-3 K		2-2 7 G3-6-3 1B			2-3 K		4-2 BB	4	1	2	2	1	2	3											
7 J.D. Drew, L OBP: 0.360, SLG: 0.383	1-2 25 G5-4-3 1B		0-0 G3-1		2-1 G3-6-3 1-2f		0-1 P6		1-3 K	5	0	1	1	0	1	5											
25 Mike Lowell, R OBP: 0.356, SLG: 0.511	G5-4-3 1-2f		1-1 CS 1B		1-1 G5-3		3-1 F8		0-3 K	5	0	1	0	0	1	5											
Jason Varitek, S OBP: 0.357, SLG: 0.426	BB		4-0 12 BB BB		1-2		1-1 G1-3		1-1 G6-3	2	0	0	0	2	0	0											
12 Eric Hinske, L OBP: 0.310, SLG: 0.431	G3		4-2 23 FC6-4 BB		0-2 F8		0-0 L8			3	0	0	0	1	0	1											
23 Julio Lugo, R OBP: 0.291, SLG: 0.332		2-1 B1-3	0-0 FC6-4		3-2 FC6 1B		2-0 P5			4	0	1	0	0	0	2											
Inning Stats	R: 4 E: 0 K: 0 S: 18	H: 4 LOB: 1 BB: 2 P: 33	R: 1 E: 0 K: 1 S: 11	H: 2 LOB: 1 BB: 0 P: 16	R: 0 E: 0 K: 0 S: 6	H: 1 LOB: 2 BB: 2 P: 15	R: 0 E: 0 K: 0 S: 10	H: 1 LOB: 0 BB: 0 P: 17	R: 0 E: 0 K: 0 S: 9	H: 1 LOB: 1 BB: 0 P: 14	R: 0 E: 0 K: 1 S: 15	H: 2 LOB: 2 BB: 0 P: 24	R: 0 E: 0 K: 0 S: 4	H: 0 LOB: 0 BB: 0 P: 7	R: 1 E: 1 K: 3 S: 18	H: 2 LOB: 2 BB: 1 P: 28	1B: 12 2B: 2 3B: 0 HR: 0	SF: 0 SAC: 0 DP: 3 HBP: 0	WP: 0 PB: 1 SB: 0 CS: 1	PA: 42							
PITCHER	IP	WLS	BF	H	R	ER	SO	BB	IBB	HBP	BLK	WP	HR	S	P	ERA	WHIP										
37 Jake Westbrook, R ERA: 6.2	6.0	L	28	10	5	5	1	4	0	0	0	0	0	65	112	7.50	2.333										
50 Jensen Lewis, R ERA: 1.69	1.0		5	2	0	0	1	0	0	0	0	0	0	15	24	0.00	2.000										
Jason Stanford, L ERA: 4.13	1.0		5	2	1	0	0	0	0	0	0	0	0	10	17	0.00	2.000										
40 Tom Masny, R ERA: 4.43	1.0		4	0	0	0	3	1	0	0	0	0	0	12	18	0.00	1.000										

Boston Red Sox @ Cleveland Indians
Jacobs Field, Cleveland, OH
Mon Jul 23 2007, 7:05 PM EDT
Att: 32,439 - Overcast - 72 F

AB 37
R 6
H 14
RBI 5
BB 5
SO 5
LOB 20





Batter	1	2	3	4	5	6	7	8	9	AB	R	H	RBI	BB	SO	LOB	BOTTOM										
24 Grady Sizemore, L OBP: 0.384, SLG: 0.471	G3		0-2 1-H HR	2-3 K			0-0 P6			4	1	1	2	0	1	3											
Jason Michaels, R OBP: 0.330, SLG: 0.426	K		0-0 P4		1-0 P3			2-3 K		4	0	0	0	0	2	0											
Casey Blake, R OBP: 0.355, SLG: 0.475	1B		4-0 BB		2-1 F8			1-2 1B		3	0	2	0	1	0	0											
48 Travis Hafner, L OBP: 0.391, SLG: 0.447	F8		2-3 K		2-1 P5			1-2 K		4	0	0	0	0	2	3											
25 Ryan Garko, R OBP: 0.390, SLG: 0.522		2-2 2 G5-4-3 HBP		1-1 10 BB 29 FC1-2 2B		0-2 G5-3		2-3 K		3	0	1	0	0	1	1											
2 Johnny Peralta, R OBP: 0.356, SLG: 0.451	G5-4-3 1-2f		0-2 29 FC1-2 10 BB BB		4-2 29 FC1-2 10 BB BB		1-2 G6-4-3 1B		0-1 G3	3	0	1	0	1	0	1											
Franklin Gutierrez, R OBP: 0.346, SLG: 0.500		2-3 K		3-3 K		1-0 G6-4-3 1-2f			1-1 F7	3	0	0	0	0	2	3											
Trot Nixon, L OBP: 0.337, SLG: 0.337										1	0	0	0	0	0	0											
10 Kelly Shoppach, R OBP: 0.376, SLG: 0.526			2-3 K		4-0 29 FC1-2 BB		3-1 F8		1-2 G5-3	2	0	0	0	1	1	0											
12 Ben Francisco, R OBP: 0.318, SLG: 0.575					1-2 2-3 3-H					1	0	0	0	0	0	0											
29 Josh Barfield, R OBP: 0.284, SLG: 0.331			1-2 24 HR 1B		1-0 FC1-2		0-1 P3			3	1	1	0	0	0	3											
Inning Stats	R: 0 E: 0 K: 1 S: 9	H: 1 LOB: 0 BB: 0 P: 15	R: 0 E: 0 K: 1 S: 8	H: 0 LOB: 0 BB: 0 P: 12	R: 2 E: 0 K: 2 S: 13	H: 2 LOB: 1 BB: 1 P: 22	R: 0 E: 0 K: 2 S: 13	H: 1 LOB: 0 BB: 2 P: 28	R: 0 E: 0 K: 0 S: 5	H: 0 LOB: 0 BB: 0 P: 10	R: 0 E: 0 K: 0 S: 7	H: 1 LOB: 0 BB: 0 P: 9	R: 0 E: 0 K: 3 S: 15	H: 1 LOB: 1 BB: 0 P: 21	R: 0 E: 0 K: 0 S: 8	H: 0 LOB: 0 BB: 0 P: 10	1B: 4 2B: 1 3B: 0 HR: 1	SF: 0 SAC: 0 DP: 2 HBP: 1	WP: 0 PB: 0 SB: 0 CS: 0	PA: 35							
PITCHER	IP	WLS	BF	H	R	ER	SO	BB	IBB	HBP	BLK	WP	HR	S	P	ERA	WHIP										
31 Jon Lester, L ERA: 3.0	6.0	W	25	5	2	2	6	3	0	0	0	0	0	13	19	0.00	0.750										
50 Mike Timlin, R ERA: 3.31	1.1	H	5	1	0	0	1	0	0	0	0	0	0	3	4	0.00	0.000										
4B Javier López, L ERA: 3.29	0.1	H	1	0	0	0	1	0	0	0	0	0	0	3	4	0.00	0.000										
17 Manny Delcarmen, R ERA: 1.56	1.1	S	4	0	0	0	1	0	0	0	0	0	0	12	16	0.00	0.000										

Boston Red Sox @ Cleveland Indians
Jacobs Field, Cleveland, OH
Mon Jul 23 2007, 7:05 PM EDT
Att: 32,439 - Overcast - 72 F

AB 31
R 2
H 6
RBI 2
BB 3
SO 9
LOB 14



Batter	1	2	3	4	5	6	7	8	9	AB	R	H	RBI	BB	SO	LOB	TOP										
23 Julio Lugo, R OBP: 0.290, SLG: 0.334	1-1 F7		2-1 F9		1-0 G1-3			1-0 2B		4	0	1	0	0	0	0	Boston Red Sox @ Cleveland Indians Jacobs Field, Cleveland, OH Tue Jul 24 2007, 7:05 PM EDT Att: 39,339 - Partly Cloudy - 72 F livebaseballscores.com										
15 Dustin Pedroia, R OBP: 0.395, SLG: 0.444	0-1 G5-3			3-2 G4-3		0-0 F8		2-0 P2		4	0	0	0	0	0	1											
20 Kevin Youkilis, R OBP: 0.410, SLG: 0.473	2-1 1B			1-1 25 1B		1-1 G5-3		1-2 F7		4	1	2	0	0	0	1											
Manny Ramirez, R OBP: 0.399, SLG: 0.497	1-1 G5-3			1-1 25 1B		3-2 FC5-4 1B			2-3 K	4	0	2	0	0	1	1											
Coco Crisp, S OBP: 0.336, SLG: 0.411		3-3 K		1-3 K		0-1 FC5-4 1B			1-1 B1-3	4	0	0	0	0	2	3											
25 Mike Lowell, R OBP: 0.355, SLG: 0.509	1-1 F9			1-2 1B			3-2 G6-3		0-1 G6-3	4	0	1	1	0	0	0											
Jason Varitek, S OBP: 0.353, SLG: 0.421	2-2 G5-3			2-1 P3			2-3 K2-3			3	0	0	0	0	1	2											
7 J.D. Drew, L OBP: 0.357, SLG: 0.379			2-3 K		0-3 K					3	0	0	0	0	3	0											
Wily Mo Peña, R OBP: 0.269, SLG: 0.341			3-1 G4-3		2-3 K			1-0 G4-3		3	0	0	0	0	1	0											
Inning Stats	R: 0 E: 0 K: 0 S: 8	H: 1 LOB: 1 BB: 0 P: 12	R: 0 E: 0 K: 1 S: 8	H: 0 LOB: 0 BB: 0 P: 14	R: 0 E: 0 K: 1 S: 8	H: 0 LOB: 0 BB: 0 P: 15	R: 1 E: 0 K: 1 S: 17	H: 3 LOB: 2 BB: 0 P: 26	R: 0 E: 0 K: 2 S: 7	H: 0 LOB: 0 BB: 0 P: 10	R: 0 E: 0 K: 0 S: 8	H: 1 LOB: 1 BB: 0 P: 12	R: 0 E: 0 K: 2 S: 12	H: 0 LOB: 0 BB: 0 P: 17	R: 0 E: 0 K: 0 S: 7	H: 1 LOB: 1 BB: 0 P: 12		R: 0 E: 0 K: 1 S: 8	H: 0 LOB: 0 BB: 0 P: 11	1B: 5 2B: 1 3B: 0 HR: 0	SF: 0 SAC: 0 DP: 0 HBP: 0	WP: 0 PB: 0 SB: 0 CS: 0	PA: 33				
PITCHER	IP	WLS	BF	H	R	ER	SO	BB	IBB	HBP	BLK	WP	HR	S	P	ERA	WHIP										
CC Sabathia, L ERA: 3.7	7.0	L	26	5	1	1	7	0	0	0	0	0	0	68	106	1.29	0.714										
63 Rafael Betancourt, R ERA: 1.15	2.0		7	1	0	0	1	0	0	0	0	0	0	15	23	0.00	0.500										

Batter	1	2	3	4	5	6	7	8	9	AB	R	H	RBI	BB	SO	LOB	BOTTOM										
24 Grady Sizemore, L OBP: 0.385, SLG: 0.471	1-2 FC6-5 1B		2-1 48 S 1B		2-3 K		0-0 F8			4	0	2	0	0	1	1	Boston Red Sox @ Cleveland Indians Jacobs Field, Cleveland, OH Tue Jul 24 2007, 7:05 PM EDT Att: 39,339 - Partly Cloudy - 72 F livebaseballscores.com										
Casey Blake, R OBP: 0.352, SLG: 0.470	1-2 FC6-5 48 FC3-6 41 BB		2-2 F7		1-0 F7		1 SAFE 1-1 F9		1-2 F9	4	0	0	0	0	0	3											
41 Victor Martinez, S OBP: 0.386, SLG: 0.547	4-2 48 FC3-6 BB		0-3 K		3-1 BB			3-2 F9		2	0	0	0	2	1	1											
48 Travis Hafner, L OBP: 0.387, SLG: 0.442	0-2 FC3-6 25 HBP		2-2 G1-3		0-0 G4-3			0-1 F7		4	0	0	0	0	0	4											
25 Ryan Garko, R OBP: 0.392, SLG: 0.523	2-0 HBP			1-1 2B		2-1 F7		1-2 G5-3		3	0	1	0	0	0	0											
2 Jhonny Peralta, R OBP: 0.353, SLG: 0.446	2-3 K			0-0 G6-3		2-2 P5			1-2 P4	4	0	0	0	0	1	4											
Trot Nixon, L OBP: 0.336, SLG: 0.333			0-0 F9		4-1 BB		1-0 P4		1-3 K	3	0	0	0	1	1	0											
12 Ben Francisco, R OBP: 0.313, SLG: 0.545		1-0 B1-3		2-2 K			2-0 29 FC3-6 1B		0-3 K	4	0	1	0	0	2	2											
29 Josh Barfield, R OBP: 0.282, SLG: 0.329		0-1 F8		0-3 K			0-1 FC3-6 S			3	0	0	0	0	1	3											
Inning Stats	R: 0 E: 0 K: 1 S: 16	H: 1 LOB: 3 BB: 1 P: 26	R: 0 E: 0 K: 0 S: 4	H: 0 LOB: 0 BB: 0 P: 5	R: 0 E: 0 K: 1 S: 13	H: 1 LOB: 1 BB: 0 P: 18	R: 0 E: 0 K: 2 S: 10	H: 1 LOB: 2 BB: 1 P: 17	R: 0 E: 0 K: 1 S: 6	H: 0 LOB: 0 BB: 1 P: 12	R: 0 E: 0 K: 0 S: 6	H: 0 LOB: 0 BB: 0 P: 11	R: 0 E: 0 K: 0 S: 6	H: 1 LOB: 1 BB: 0 P: 9	R: 0 E: 0 K: 0 S: 10	H: 0 LOB: 0 BB: 0 P: 14		R: 0 E: 0 K: 2 S: 10	H: 0 LOB: 0 BB: 0 P: 12	1B: 3 2B: 1 3B: 0 HR: 0	SF: 0 SAC: 0 DP: 0 HBP: 1	WP: 0 PB: 0 SB: 3 CS: 0	PA: 35				
PITCHER	IP	WLS	BF	H	R	ER	SO	BB	IBB	HBP	BLK	WP	HR	S	P	ERA	WHIP										
18 Daisuke Matsuzaka, R ERA: 3.75	7.0	W	29	4	0	0	5	3	0	1	0	0	0	61	98	0.00	1.000										
37 Hideki Okajima, L ERA: 0.91	1.0	H	3	0	0	0	0	0	0	0	0	0	0	10	14	0.00	0.000										
58 Jonathan Papelbon, R ERA: 1.72	1.0	S	3	0	0	0	2	0	0	0	0	0	0	10	12	0.00	0.000										

Batter	1	2	3	4	5	6	7	8	9	AB R H RBI BB SO LOB	TOP									
Coco Crisp, S OBP: 0.335, SLG: 0.409 (1, 8)	G4-3			G3		G5-3 15 34 1B		CS	K	4 0 1 0 0 1 0	Boston Red Sox @ Cleveland Indians Jacobs Field, Cleveland, OH Wed Jul 25 2007, 7:05 PM EDT Att: 29,614 - Partly Cloudy - 69 F livebaseballscorecards.com									
15 Dustin Pedroia, R OBP: 0.393, SLG: 0.439 (1, 4)	G6-3			HBP		G5-3			K	3 0 0 0 0 1 1										
34 David Ortiz, L OBP: 0.431, SLG: 0.560 (1, 10)	K			K					P5	4 0 1 0 0 2 1										
Manny Ramirez, R OBP: 0.399, SLG: 0.494 (1, 7)				K						2 0 0 0 1 1 1										
20 Kevin Youkilis, R OBP: 0.407, SLG: 0.469 (1, 5)										3 0 0 0 0 1 1										
7 J.D. Drew, L OBP: 0.354, SLG: 0.375 (1, 9)										3 0 0 0 0 0 0										
Jason Varitek, S OBP: 0.356, SLG: 0.422 (1, 2)										2 0 1 0 1 0 0										
12 Eric Hinske, L OBP: 0.302, SLG: 0.420 (1, 3)										3 0 0 0 0 1 2										
13 Alex Cora, L OBP: 0.313, SLG: 0.428 (8, PR)										3 0 1 0 0 1 0										
23 Julio Lugo, R OBP: 0.290, SLG: 0.334 (8, 6)										0 0 0 0 0 0 0										
Inning Stats	R: 0 H: 0 E: 0 K: 1 S: 10	H: 0 LOB: 0 BB: 0 P: 15	R: 0 H: 0 E: 0 K: 0 S: 8	H: 0 LOB: 0 BB: 1 P: 15	R: 0 H: 0 E: 0 K: 2 S: 8	H: 0 LOB: 1 BB: 0 P: 11	R: 0 H: 0 E: 0 K: 2 S: 7	H: 0 LOB: 1 BB: 0 P: 12	R: 0 H: 2 E: 0 K: 1 S: 8	H: 0 LOB: 0 BB: 0 P: 12	R: 0 H: 2 E: 0 K: 0 S: 12	H: 1 LOB: 1 BB: 0 P: 20	R: 0 H: 0 E: 0 K: 2 S: 12	H: 0 LOB: 0 BB: 0 P: 20	R: 0 H: 0 E: 0 K: 2 S: 12	H: 0 LOB: 0 BB: 0 P: 20	1B: 4 2B: 0 3B: 0 HR: 0	SF: 0 SAC: 0 DP: 1 HBP: 1	WP: 0 PB: 1 SB: 0 CS: 2	PA: 31
PITCHER	IP WLS BF H R ER SO BB IBB HBP BLK WP HR S P ERA WHIP											IP WLS BF H R ER SO BB IBB HBP BLK WP HR S P ERA WHIP								
55 Roberto Hernandez, R ERA: 3.31 (1, 1)	8.0 W 27 4 0 0 6 2 0 1 0 0 0 0 71 113 0.00 0.750											47 Joe Borowski, R ERA: 4.99 (9, 1)	1.0 S 3 0 0 0 2 0 0 0 0 0 0 0 12 20 0.00 0.000							

AB 27
R 0
H 4
RBI 0
BB 2
SO 8
LOB 6



Batter	1	2	3	4	5	6	7	8	9	AB R H RBI BB SO LOB	BOTTOM									
24 Grady Sizemore, L OBP: 0.385, SLG: 0.470 (1, 8)	F9					K				3 0 1 0 0 1 0	Boston Red Sox @ Cleveland Indians Jacobs Field, Cleveland, OH Wed Jul 25 2007, 7:05 PM EDT Att: 29,614 - Partly Cloudy - 69 F livebaseballscorecards.com									
Casey Blake, R OBP: 0.350, SLG: 0.466 (1, 5)	G5-3					K				3 0 0 0 0 2 1										
41 Victor Martinez, S OBP: 0.383, SLG: 0.543 (1, 2)	G4-3									3 0 0 0 0 1 0										
48 Travis Hafner, L OBP: 0.385, SLG: 0.438 (1, 10)										3 0 0 0 0 0 0										
25 Ryan Garko, R OBP: 0.388, SLG: 0.518 (1, 3)										3 0 0 0 0 0 1										
2 Jhonny Peralta, R OBP: 0.353, SLG: 0.445 (1, 6)										3 0 1 0 0 0 0										
Trot Nixon, L OBP: 0.336, SLG: 0.333 (1, 9)										3 0 1 0 0 1 1										
Jason Michaels, R OBP: 0.330, SLG: 0.426 (8, PR)										0 0 0 0 0 0 0										
Franklin Gutierrez, R OBP: 0.346, SLG: 0.525 (9, 9)										3 1 1 1 0 1 1										
29 Josh Barfield, R OBP: 0.280, SLG: 0.326 (1, 4)										3 0 0 0 0 1 1										
Inning Stats	R: 0 H: 0 E: 0 K: 0 S: 9	H: 1 LOB: 1 BB: 0 P: 17	R: 1 H: 2 E: 0 K: 2 S: 12	H: 2 LOB: 1 BB: 0 P: 18	R: 0 H: 0 E: 0 K: 1 S: 9	H: 0 LOB: 0 BB: 0 P: 12	R: 0 H: 0 E: 0 K: 2 S: 12	H: 0 LOB: 0 BB: 0 P: 17	R: 0 H: 0 E: 0 K: 0 S: 8	H: 0 LOB: 0 BB: 0 P: 13	R: 0 H: 1 E: 0 K: 1 S: 9	H: 0 LOB: 1 BB: 0 P: 12	R: 0 H: 0 E: 0 K: 1 S: 9	H: 1 LOB: 1 BB: 0 P: 12	R: 0 H: 0 E: 0 K: 1 S: 9	H: 0 LOB: 0 BB: 0 P: 12	1B: 3 2B: 1 3B: 0 HR: 1	SF: 0 SAC: 0 DP: 2 HBP: 0	WP: 0 PB: 0 SB: 0 CS: 1	PA: 27
PITCHER	IP WLS BF H R ER SO BB IBB HBP BLK WP HR S P ERA WHIP											IP WLS BF H R ER SO BB IBB HBP BLK WP HR S P ERA WHIP								
19 Josh Beckett, R ERA: 3.27 (1, 1)	8.0 L 27 4 1 1 7 0 0 0 0 0 0 1 80 114 1.12 0.500																			

AB 27
R 1
H 4
RBI 1
BB 0
SO 7
LOB 5



Batter	1	2	3	4	5	6	7	8	9	AB R H RBI BB SO LOB	TOP											
23 Julio Lugo, R OBP: 0.288, SLG: 0.331										6 0 1 0 0 2 4	Boston Red Sox @ Cleveland Indians Jacobs Field, Cleveland, OH Thu Jul 26 2007, 7:05 PM EDT Att: 34,286 - Cloudy - 69 F											
15 Dustin Pedroia, R OBP: 0.389, SLG: 0.434										6 1 1 0 0 1 2												
34 David Ortiz, L OBP: 0.433, SLG: 0.558										3 2 1 0 2 0 0												
Manny Ramirez, R OBP: 0.403, SLG: 0.517										4 4 3 4 1 0 1												
20 Kevin Youkilis, R OBP: 0.404, SLG: 0.463										4 2 0 0 1 0 3												
25 Mike Lowell, R OBP: 0.358, SLG: 0.510										5 0 3 2 0 1 0												
Jason Varitek, S OBP: 0.357, SLG: 0.421										5 1 2 2 0 1 3												
Coco Crisp, S OBP: 0.336, SLG: 0.409										5 2 2 1 0 0 3												
Wily Mo Peña, R OBP: 0.287, SLG: 0.394										5 2 4 4 0 0 2												
Inning Stats	R: 0 E: 0 K: 1 S: 9	H: 0 LOB: 0 BB: 0 P: 13	R: 1 E: 0 K: 0 S: 10	H: 2 LOB: 1 BB: 0 P: 14	R: 1 E: 0 K: 0 S: 8	H: 2 LOB: 0 BB: 0 P: 13	R: 2 E: 0 K: 0 S: 11	H: 2 LOB: 2 BB: 2 P: 20	R: 5 E: 1 K: 0 S: 20	H: 5 LOB: 1 BB: 1 P: 33	R: 0 E: 0 K: 0 S: 11	H: 1 LOB: 1 BB: 0 P: 13	R: 3 E: 0 K: 2 S: 17	H: 3 LOB: 0 BB: 0 P: 26	R: 2 E: 0 K: 1 S: 12	H: 1 LOB: 0 BB: 0 P: 23	R: 0 E: 0 K: 1 S: 9	H: 1 LOB: 1 BB: 0 P: 12	1B: 11 2B: 3 3B: 0 HR: 3	SF: 0 SAC: 0 DP: 2 HBP: 0	WP: 1 PB: 0 SB: 0 CS: 0	PA: 47
PITCHER	IP WLS BF H R ER SO BB IBB HBP BLK WP HR S P ERA WHIP											IP WLS BF H R ER SO BB IBB HBP BLK WP HR S P ERA WHIP										
31 Cliff Lee, L ERA: 6.38	(1, 1) 4.0 L 24 9 9 8 1 3 0 0 0 0 0 1 48 78 18.00 3.000																					
Jason Stanford, L ERA: 4.78	(5, 1) 2.1 11 5 2 2 1 0 0 0 0 0 0 1 8 16 7.71 2.143																					
40 Tom Mastny, R ERA: 4.73	(7, 1) 0.2 4 1 2 2 1 1 0 0 0 0 0 1 8 16 27.00 3.000																					
50 Jensen Lewis, R ERA: 2.84	(8, 1) 1.0 4 1 1 1 1 0 0 0 0 0 0 1 11 18 9.00 1.000																					
Fernando Cabrera, R ERA: 5.61	(9, 1) 1.0 4 1 0 0 1 0 0 0 0 0 1 0 9 12 0.00 1.000																					

AB	43
R	14
H	17
RBI	13
BB	4
SO	5
LOB	18



Batter	1	2	3	4	5	6	7	8	9	AB R H RBI BB SO LOB	BOTTOM											
24 Grady Sizemore, L OBP: 0.383, SLG: 0.467										5 1 1 1 0 2 1	Boston Red Sox @ Cleveland Indians Jacobs Field, Cleveland, OH Thu Jul 26 2007, 7:05 PM EDT Att: 34,286 - Cloudy - 69 F											
Casey Blake, R OBP: 0.346, SLG: 0.461										4 0 0 0 1 0 1												
41 Victor Martinez, S OBP: 0.383, SLG: 0.538										3 1 0 0 2 0 0												
48 Travis Hafner, L OBP: 0.386, SLG: 0.438										3 1 1 2 0 1 0												
25 Ryan Garko, R OBP: 0.386, SLG: 0.525										4 1 1 3 0 0 3												
2 Jhonny Peralta, R OBP: 0.352, SLG: 0.442										3 1 0 0 1 1 0												
Jason Michaels, R OBP: 0.329, SLG: 0.422										4 1 1 0 0 0 0												
Franklin Gutierrez, R OBP: 0.342, SLG: 0.544										4 1 1 1 0 2 2												
29 Josh Barfield, R OBP: 0.279, SLG: 0.328										4 2 1 2 0 1 0												
Inning Stats	R: 0 E: 0 K: 0 S: 8	H: 0 LOB: 0 BB: 0 P: 12	R: 0 E: 0 K: 0 S: 4	H: 0 LOB: 0 BB: 0 P: 7	R: 1 E: 0 K: 1 S: 10	H: 1 LOB: 0 BB: 0 P: 18	R: 0 E: 0 K: 1 S: 7	H: 0 LOB: 0 BB: 0 P: 12	R: 4 E: 0 K: 1 S: 15	H: 3 LOB: 3 BB: 3 P: 32	R: 0 E: 0 K: 2 S: 8	H: 0 LOB: 0 BB: 0 P: 10	R: 4 E: 1 K: 1 S: 16	H: 2 LOB: 0 BB: 1 P: 24	R: 0 E: 0 K: 1 S: 6	H: 0 LOB: 0 BB: 0 P: 11	R: 0 E: 0 K: 0 S: 6	H: 0 LOB: 0 BB: 0 P: 11	1B: 3 2B: 1 3B: 0 HR: 2	SF: 0 SAC: 0 DP: 0 HBP: 1	WP: 0 PB: 0 SB: 0 CS: 0	PA: 39
PITCHER	IP WLS BF H R ER SO BB IBB HBP BLK WP HR S P ERA WHIP											IP WLS BF H R ER SO BB IBB HBP BLK WP HR S P ERA WHIP										
Kason Gabbard, L ERA: 3.73	(1, 1) 4.2 W 22 4 5 5 3 3 0 0 0 0 0 1 41 76 9.64 1.500																					
51 Julian Tavarez, R ERA: 5.15	(5, 1) 2.1 11 2 4 0 3 1 0 0 0 0 0 1 27 39 0.00 1.286																					
37 Hideki Okajima, L ERA: 0.89	(8, 1) 1.0 3 0 0 0 1 0 0 0 0 0 0 0 6 11 0.00 0.000																					
48 Javier López, L ERA: 3.18	(9, 1) 1.0 3 0 0 0 0 0 0 0 0 0 0 0 6 11 0.00 0.000																					

AB	34
R	9
H	6
RBI	9
BB	4
SO	7
LOB	7



Batter	1	2	3	4	5	6	7	8	9	AB	R	H	RBI	BB	SO	LOB	TOP								
23 Julio Lugo, R OBP: 0.287, SLG: 0.328	F9			F8		20 HR BB	K		G1-3	4	1	0	0	1	1	0									
20 Kevin Youkilis, R OBP: 0.402, SLG: 0.468	L5			L7		1-H 2-H HR		F9	G5-3	5	1	1	3	0	0	0									
34 David Ortiz, L OBP: 0.433, SLG: 0.554	K			1B		K		1B 7 1B BB	G4-3	4	1	1	0	1	2	0									
Manny Ramirez, R OBP: 0.404, SLG: 0.519		F9		G4-3		25 BB		7 1B BB		4	1	2	0	0	0	1									
Wily Mo Peña, R OBP: 0.297, SLG: 0.394						2B		2B 1B		0	0	0	0	0	0	0									
7 J.D. Drew, L OBP: 0.356, SLG: 0.375	K				F7	25 BB		2B 1B		3	1	1	1	1	1	0									
25 Mike Lowell, R OBP: 0.357, SLG: 0.506	K				G6-3	BB		2B 1B	P4	3	0	0	0	1	1	2									
Coco Crisp, S OBP: 0.335, SLG: 0.410				F9	G4-3	L9		28 1B BB		4	1	1	2	0	0	3									
28 Doug Mirabeli, R OBP: 0.257, SLG: 0.304			L8			K	K	1B		4	0	1	1	0	2	0									
13 Alex Cora, L OBP: 0.312, SLG: 0.418			G3-1			23 20 HR BB	F7	P5		3	1	0	0	1	0	1									
Inning Stats	R: 0 E: 0 K: 1 S: 13	H: 0 LOB: 0 BB: 0 P: 19	R: 0 E: 0 K: 2 S: 15	H: 0 LOB: 0 BB: 0 P: 19	R: 0 E: 0 K: 0 S: 10	H: 0 LOB: 0 BB: 0 P: 15	R: 0 E: 0 K: 0 S: 9	H: 1 LOB: 1 BB: 0 P: 16	R: 0 E: 0 K: 0 S: 4	H: 0 LOB: 0 BB: 0 P: 6	R: 3 E: 0 K: 2 S: 20	H: 2 LOB: 3 BB: 4 P: 44	R: 0 E: 0 K: 2 S: 9	H: 0 LOB: 0 BB: 0 P: 10	R: 4 E: 0 K: 0 S: 15	H: 4 LOB: 1 BB: 1 P: 26	R: 0 E: 0 K: 0 S: 8	H: 0 LOB: 0 BB: 0 P: 14	1B: 4 2B: 2 3B: 0 HR: 1	SF: 0 SAC: 0 DP: 0 HBP: 0	WP: 0 PB: 0 SB: 1 CS: 0	PA: 39			
PITCHER	IP	WLS	BF	H	R	ER	SO	BB	IBB	HBP	BLK	WP	HR	S	P	ERA	WHIP								
49 Jason Hammel, R ERA: 5.33	5.1	L	19	1	2	2	4	2	0	0	0	0	0	56	88	3.38	0.562								
53 Juan Salas, R ERA: 3.95	0.1	B	5	2	1	1	1	2	0	0	0	0	1	13	27	27.00	12.000								
Casey Fossum, L ERA: 7.71	1.2		6	0	1	1	2	1	0	0	0	0	0	15	23	5.40	0.600								
22 Shawn Camp, R ERA: 7.2	0.2		6	4	3	3	0	0	0	0	0	0	0	11	17	40.50	6.000								
Brian Stokes, R ERA: 7.25	1.0		3	0	0	0	0	0	0	0	0	0	0	8	14	0.00	0.000								

Boston Red Sox @ Tampa Bay Devil Rays
Tropicana Field, St. Petersburg, FL

AB 34
R 7
H 7
RBI 7
BB 5
SO 7
LOB 7



WP: 0 PA: 39
PB: 0
SB: 1
CS: 0

Boston Red Sox @ Tampa Bay Devil Rays
Tropicana Field, St. Petersburg, FL

AB 33
R 1
H 7
RBI 1
BB 4
SO 9
LOB 16



Batter	1	2	3	4	5	6	7	8	9	AB	R	H	RBI	BB	SO	LOB	BOTTOM								
1 Akinori Iwamura, L OBP: 0.368, SLG: 0.403	2B	BB		1B			K		G4-3	4	0	2	0	1	1	1									
13 Carl Crawford, L OBP: 0.338, SLG: 0.437	F9	G4-3			L9		G3			4	0	0	0	0	0	4									
2 B.J. Upton, R OBP: 0.424, SLG: 0.570	K			FC4 1B	K			23 FC4-6 1B		4	0	2	0	0	2	1									
23 Carlos Pena, L OBP: 0.390, SLG: 0.592	K			G3		G3		FC4-6		4	0	0	0	0	2	3									
Delmon Young, R OBP: 0.323, SLG: 0.419	F7	FC4		FC4	F8		F9			4	0	0	0	0	0	2									
Brendan Harris, R OBP: 0.359, SLG: 0.441	P6	K		K		K		K		4	0	0	0	0	3	2									
Ty Wigginton, R OBP: 0.329, SLG: 0.458	31 BB 1B			G6-3		31 FC5-4 BB		31 FC6-4 BB		2	1	1	0	2	0	0									
31 Jonny Gomes, R OBP: 0.321, SLG: 0.465	30 1B			K		FC5-4		FC6-4 30 G2-3		3	0	0	0	1	1	2									
30 Dioner Navarro, S OBP: 0.249, SLG: 0.265	1B			1B		L8		G2-3		4	0	2	1	0	0	1									
Inning Stats	R: 0 E: 0 K: 2 S: 11	H: 1 LOB: 1 BB: 0 P: 19	R: 1 E: 0 K: 0 S: 13	H: 2 LOB: 3 BB: 2 P: 26	R: 0 E: 0 K: 2 S: 13	H: 1 LOB: 1 BB: 0 P: 16	R: 0 E: 0 K: 1 S: 8	H: 2 LOB: 0 BB: 0 P: 14	R: 0 E: 0 K: 1 S: 6	H: 0 LOB: 0 BB: 1 P: 18	R: 0 E: 0 K: 1 S: 6	H: 0 LOB: 0 BB: 0 P: 7	R: 0 E: 0 K: 1 S: 11	H: 1 LOB: 1 BB: 0 P: 19	R: 0 E: 0 K: 0 S: 8	H: 0 LOB: 1 BB: 1 P: 16	1B: 6 2B: 1 3B: 0 HR: 0	SF: 0 SAC: 0 DP: 0 HBP: 0	WP: 0 PB: 0 SB: 1 CS: 0	PA: 37					
PITCHER	IP	WLS	BF	H	R	ER	SO	BB	IBB	HBP	BLK	WP	HR	S	P	ERA	WHIP								
49 Tim Wakefield, R ERA: 4.59	6.0	W	26	6	1	1	7	3	0	0	0	0	0	17	26	0.00	0.500								
17 Manny Delcarmen, R ERA: 1.4	2.0	H	7	1	0	0	2	0	0	0	0	0	0	8	16	0.00	1.000								
39 Kyle Snyder, R ERA: 2.95	1.0		4	0	0	0	0	1	0	0	0	0	0	8	16	0.00	1.000								

AB 33
R 1
H 7
RBI 1
BB 4
SO 9
LOB 16

WP: 0 PA: 37
PB: 0
SB: 1
CS: 0

Batter	1	2	3	4	5	6	7	8	9	AB	R	H	RBI	BB	SO	LOB	TOP								
23 Julio Lugo, R OBP: 0.291, SLG: 0.330										5	0	1	0	0	2	4									
15 Dustin Pedroia, R OBP: 0.391, SLG: 0.435										4	0	2	0	0	1	1									
34 David Ortiz, L OBP: 0.429, SLG: 0.547										4	0	0	0	0	1	3									
Manny Ramirez, R OBP: 0.399, SLG: 0.522										4	1	1	1	0	1	1									
20 Kevin Youkilis, R OBP: 0.403, SLG: 0.476										4	1	2	1	0	2	0									
25 Mike Lowell, R OBP: 0.380, SLG: 0.507										3	0	0	0	1	1	1									
Coco Crisp, S OBP: 0.334, SLG: 0.404										3	0	0	0	1	1	2									
Wily Mo Peña, R OBP: 0.294, SLG: 0.407										3	0	2	0	0	0	1									
Jason Varitek, S OBP: 0.394, SLG: 0.423										0	0	0	0	1	0	0									
28 Doug Mirabeli, R OBP: 0.262, SLG: 0.301										1	0	0	0	1	1	2									
7 J.D. Drew, L OBP: 0.354, SLG: 0.375										1	0	0	0	0	1	1									
Inning Stats	R: 0 E: 0 K: 0 S: 10	H: 2 LOB: 1 BB: 0 P: 14	R: 0 E: 0 K: 1 S: 15	H: 2 LOB: 2 BB: 0 P: 24	R: 0 E: 0 K: 1 S: 10	H: 1 LOB: 0 BB: 0 P: 14	R: 0 E: 0 K: 2 S: 10	H: 0 LOB: 1 BB: 1 P: 18	R: 0 E: 0 K: 2 S: 11	H: 0 LOB: 0 BB: 0 P: 13	R: 0 E: 0 K: 2 S: 9	H: 0 LOB: 0 BB: 0 P: 13	R: 0 E: 0 K: 1 S: 15	H: 0 LOB: 2 BB: 2 P: 26	R: 2 E: 0 K: 2 S: 12	H: 2 LOB: 0 BB: 0 P: 20	R: 0 E: 0 K: 1 S: 15	H: 0 LOB: 1 BB: 1 P: 26	1B: 5 2B: 1 3B: 0 HR: 2	SF: 0 SAC: 1 DP: 2 HBP: 0	WP: 0 PB: 0 SB: 1 CS: 1	PA: 37			
PITCHER	IP	WLS	BF	H	R	ER	SO	BB	IBB	HBP	BLK	WP	HR	S	P	ERA	WHIP								
19 Scott Kazmir, L ERA: 3.85	6.0		23	6	0	0	8	1	0	0	0	0	0	65	97	0.00	1.167								
Scott Dohmann, R ERA: 5.68	0.2		4	0	0	0	0	2	0	0	0	0	0	13	22	0.00	3.000								
47 Gary Glover, R ERA: 5.0	2.1	W	10	2	2	2	3	1	0	0	0	0	2	29	50	7.71	1.286								

Boston Red Sox @ Tampa Bay Devil Rays
Tropicana Field, St. Petersburg, FL
Sun Jul 29 2007, 1:40 PM EDT
Att: 34,813 - Dome - 72 F


AB 32
R 2
H 8
RBI 2
BB 4
SO 11
LOB 16



Batter	1	2	3	4	5	6	7	8	9	AB	R	H	RBI	BB	SO	LOB	BOTTOM								
1 Akinori Iwamura, L OBP: 0.372, SLG: 0.405										4	1	2	0	0	0	2									
Brendan Harris, R OBP: 0.394, SLG: 0.445										3	1	1	0	1	0	2									
2 B.J. Upton, R OBP: 0.416, SLG: 0.567										4	1	1	3	0	1	4									
23 Carlos Pena, L OBP: 0.391, SLG: 0.602										4	1	2	1	0	2	1									
Delmon Young, R OBP: 0.319, SLG: 0.414										4	0	0	0	0	2	1									
31 Jonny Gomes, R OBP: 0.327, SLG: 0.494										3	0	1	0	0	2	0									
13 Carl Crawford, L OBP: 0.338, SLG: 0.437										0	0	0	0	0	0	0									
Greg Norton, S OBP: 0.328, SLG: 0.261										4	0	0	0	0	0	3									
30 Dioner Navarro, S OBP: 0.256, SLG: 0.285										4	1	3	1	0	1	1									
Josh Wilson, R OBP: 0.308, SLG: 0.350										4	0	2	0	0	0	4									
Inning Stats	R: 0 E: 0 K: 1 S: 6	H: 1 LOB: 0 BB: 0 P: 10	R: 0 E: 0 K: 1 S: 15	H: 2 LOB: 3 BB: 0 P: 25	R: 0 E: 0 K: 1 S: 12	H: 1 LOB: 1 BB: 1 P: 20	R: 0 E: 0 K: 1 S: 10	H: 1 LOB: 1 BB: 0 P: 16	R: 0 E: 0 K: 2 S: 9	H: 0 LOB: 0 BB: 0 P: 15	R: 5 E: 0 K: 1 S: 19	H: 5 LOB: 0 BB: 0 P: 27	R: 0 E: 0 K: 1 S: 14	H: 1 LOB: 1 BB: 0 P: 21	1B: 7 2B: 3 3B: 0 HR: 3	SF: 0 SAC: 0 DP: 1 HBP: 1	WP: 0 PB: 0 SB: 0 CS: 1	PA: 37							
PITCHER	IP	WLS	BF	H	R	ER	SO	BB	IBB	HBP	BLK	WP	HR	S	P	ERA	WHIP								
18 Daisuke Matsuzaka, R ERA: 3.75	6.1	L	27	8	2	2	6	1	0	1	0	0	0	70	113	2.84	1.421								
17 Manny Delcarmen, R ERA: 2.7	0.2		5	3	3	3	1	0	0	0	0	0	2	10	14	40.50	4.500								
51 Julian Tavarez, R ERA: 5.08	1.0		4	1	0	0	1	0	0	0	0	0	0	14	21	0.00	1.000								

Boston Red Sox @ Tampa Bay Devil Rays
Tropicana Field, St. Petersburg, FL
Sun Jul 29 2007, 1:40 PM EDT
Att: 34,813 - Dome - 72 F

AB 34
R 5
H 12
RBI 5
BB 1
SO 8
LOB 18



Batter	1	2	3	4	5	6	7	8	9	AB R H RBI BB SO LOB	TOP									
1 Brian Roberts, S OBP: 0.403, SLG: 0.468										5 2 2 2 0 0 3	Baltimore Orioles @ Boston Red Sox Fenway Park, Boston, MA Tue Jul 31 2007, 7:05 PM EDT Att: 36,866 - Partly Cloudy - 78 F									
Corey Patterson, L OBP: 0.306, SLG: 0.378										4 1 1 0 1 0 2										
21 Nick Markakis, L OBP: 0.354, SLG: 0.444										3 0 0 0 1 2 2										
Kevin Millar, R OBP: 0.385, SLG: 0.440										4 0 1 2 0 0 0										
Miguel Tejada, R OBP: 0.359, SLG: 0.421										4 1 1 0 0 0 1										
17 Aubrey Huff, L OBP: 0.291, SLG: 0.369										4 0 1 0 0 2 0										
Chris Gomez, R OBP: 0.343, SLG: 0.390										0 0 0 0 0 0 0										
Ramon Hernandez, R OBP: 0.355, SLG: 0.385										3 0 1 1 1 1 0										
31 Jay Gibbons, L OBP: 0.265, SLG: 0.348										4 0 1 0 0 1 2										
12 Brandon Fahey, L OBP: 0.324, SLG: 0.324										0 0 0 0 0 0 0										
Jay Payton, R OBP: 0.317, SLG: 0.386										4 1 2 0 0 0 4										
Inning Stats	R: 1 E: 0 K: 1 S: 6	H: 1 LOB: 0 BB: 0 P: 8	R: 0 E: 0 K: 2 S: 7	H: 0 LOB: 0 BB: 0 P: 9	R: 3 E: 0 K: 1 S: 11	H: 3 LOB: 1 BB: 1 P: 21	R: 0 E: 0 K: 1 S: 5	H: 0 LOB: 0 BB: 0 P: 6	R: 0 E: 0 K: 0 S: 6	H: 2 LOB: 1 BB: 1 P: 12	R: 1 E: 0 K: 1 S: 20	H: 3 LOB: 2 BB: 0 P: 26	R: 0 E: 0 K: 0 S: 14	H: 0 LOB: 0 BB: 0 P: 19	R: 0 E: 0 K: 0 S: 5	H: 1 LOB: 2 BB: 1 P: 10	1B: 7 2B: 2 3B: 0 HR: 1	SF: 0 SAC: 0 DP: 1 HBP: 0	WP: 0 PB: 0 SB: 3 CS: 1	PA: 39
PITCHER	IP WLS BF H R ER SO BB IBB HBP BLK WP HR S P ERA WHIP	8.0 L 33 9 5 5 6 2 0 0 0 0 1 76 110 5.62 1.375	0.1 3 1 0 0 0 1 0 0 0 0 0 3 8 0.00 6.000	0.2 2 0 0 0 0 0 0 0 0 0 0 2 2 0.00 0.000																

Batter	1	2	3	4	5	6	7	8	9	AB R H RBI BB SO LOB	BOTTOM									
23 Julio Lugo, R OBP: 0.287, SLG: 0.325										5 0 0 0 0 2 6	Baltimore Orioles @ Boston Red Sox Fenway Park, Boston, MA Tue Jul 31 2007, 7:05 PM EDT Att: 36,866 - Partly Cloudy - 78 F									
15 Dustin Pedroia, R OBP: 0.388, SLG: 0.429										4 1 0 0 1 0 2										
34 David Ortiz, L OBP: 0.432, SLG: 0.566										4 2 3 3 0 0 0										
Manny Ramirez, R OBP: 0.395, SLG: 0.516										4 0 0 0 0 1 2										
20 Kevin Youkilis, R OBP: 0.402, SLG: 0.472										3 0 0 0 1 2 2										
25 Mike Lowell, R OBP: 0.357, SLG: 0.501										4 0 0 0 0 0 1										
Jason Varitek, S OBP: 0.366, SLG: 0.420										2 0 0 0 1 1 0										
Coco Crisp, S OBP: 0.336, SLG: 0.403										3 0 1 0 1 0 1										
Wily Mo Peña, R OBP: 0.297, SLG: 0.404										1 0 0 0 1 1 3										
12 Eric Hinske, L OBP: 0.305, SLG: 0.416										1 0 0 0 1 1 0										
Inning Stats	R: 0 E: 1 K: 1 S: 19	H: 1 LOB: 2 BB: 0 P: 26	R: 0 E: 0 K: 1 S: 9	H: 0 LOB: 0 BB: 0 P: 13	R: 2 E: 0 K: 0 S: 7	H: 1 LOB: 0 BB: 2 P: 16	R: 0 E: 0 K: 2 S: 14	H: 0 LOB: 2 BB: 2 P: 30	R: 0 E: 0 K: 1 S: 8	H: 0 LOB: 0 BB: 0 P: 11	R: 0 E: 0 K: 1 S: 8	H: 0 LOB: 1 BB: 1 P: 16	R: 0 E: 0 K: 2 S: 8	H: 0 LOB: 0 BB: 0 P: 10	R: 1 E: 0 K: 0 S: 9	H: 1 LOB: 0 BB: 0 P: 11	1B: 2 2B: 0 3B: 0 HR: 2	SF: 0 SAC: 0 DP: 1 HBP: 1	WP: 1 PB: 0 SB: 0 CS: 0	PA: 38
PITCHER	IP WLS BF H R ER SO BB IBB HBP BLK WP HR S P ERA WHIP	6.0 W 26 2 2 2 6 5 0 0 0 0 1 65 112 3.00 1.167	1.0 H 4 1 1 1 2 0 0 0 0 0 1 10 13 9.00 1.000	1.1 H 5 1 0 0 0 0 0 0 0 0 0 0 12 17 0.00 0.750	0.2 S 3 0 0 0 0 1 0 0 0 0 0 0 7 11 0.00 1.500															


Batter	1	2	3	4	5	6	7	8	9	AB	R	H	RBI	BB	SO	LOB	TOP															
1 Brian Roberts, S OBP: 0.401, SLG: 0.467										5	0	1	1	0	1	1	Baltimore Orioles @ Boston Red Sox Fenway Park, Boston, MA Wed Aug 01 2007, 7:05 PM EDT Att: 36,649 - Partly Cloudy - 78 F															
Corey Patterson, L OBP: 0.308, SLG: 0.377										3	0	1	0	1	0	1																
21 Nick Markakis, L OBP: 0.353, SLG: 0.450										4	1	1	1	0	0	2																
Kevin Millar, R OBP: 0.386, SLG: 0.444										4	0	2	0	0	0	0																
Miguel Tejada, R OBP: 0.360, SLG: 0.430										3	1	1	1	0	0	3																
Ramon Hernandez, R OBP: 0.349, SLG: 0.380										3	0	0	0	1	0	1																
Jay Payton, R OBP: 0.313, SLG: 0.381										4	0	0	0	0	0	1																
31 Jay Gibbons, L OBP: 0.353, SLG: 0.346										4	1	1	0	0	0	1																
Chris Gomez, R OBP: 0.349, SLG: 0.398										2	1	1	1	1	1	0																
17 Aubrey Huff, L OBP: 0.291, SLG: 0.368										1	0	0	0	0	1	0																
Inning Stats	R: 1 E: 0 K: 0 S: 10	H: 2 LOB: 1 BB: 0 P: 16	R: 2 E: 0 K: 0 S: 13	H: 3 LOB: 1 BB: 0 P: 22	R: 0 E: 0 K: 0 S: 9	H: 0 LOB: 1 BB: 0 P: 16	R: 0 E: 0 K: 0 S: 10	H: 0 LOB: 1 BB: 0 P: 17	R: 0 E: 0 K: 0 S: 6	H: 0 LOB: 0 BB: 0 P: 11	R: 0 E: 0 K: 1 S: 11	H: 0 LOB: 1 BB: 1 P: 17	R: 1 E: 0 K: 0 S: 11	H: 1 LOB: 0 BB: 0 P: 14	R: 0 E: 0 K: 2 S: 10	H: 0 LOB: 0 BB: 0 P: 12	1B: 3 2B: 3 3B: 0 HR: 2	SF: 0 SAC: 0 DP: 2 HBP: 1	WP: 0 PB: 0 SB: 0 CS: 0	PA: 37												
PITCHER	IP WLS BF H R ER SO BB IBB HBP BLK WP HR S P ERA WHIP																															
51 Julian Tavaraz, R ERA: 3.09	5.0	23	7	3	3	0	1	0	1	0	0	0	1	49	82	5.40	1.600															
39 Kyle Snyder, R ERA: 2.68	1.2	6	0	0	0	1	2	0	0	0	0	0	0	15	26	0.00	1.200															
48 Javier López, L ERA: 2.97	0.1	W	1	0	0	0	0	0	0	0	0	0	0	2	2	0.00	0.000															
37 Hideki Okajima, L ERA: 1.03	1.0	H	4	1	1	1	0	0	0	0	0	0	1	11	14	9.00	1.000															
58 Jonathan Papelbon, R ERA: 2.08	1.0	S	3	0	0	0	2	0	0	0	0	0	0	10	12	0.00	0.000															

Batter	1	2	3	4	5	6	7	8	9	AB	R	H	RBI	BB	SO	LOB	BOTTOM															
23 Julio Lugo, R OBP: 0.288, SLG: 0.325										4	1	1	0	1	0	3	Baltimore Orioles @ Boston Red Sox Fenway Park, Boston, MA Wed Aug 01 2007, 7:05 PM EDT Att: 36,649 - Partly Cloudy - 78 F															
15 Dustin Pedroia, R OBP: 0.391, SLG: 0.433										4	1	3	1	0	0	0																
34 David Ortiz, L OBP: 0.434, SLG: 0.567										3	1	1	1	2	1	1																
Manny Ramirez, R OBP: 0.393, SLG: 0.511										4	1	0	0	1	1	5																
20 Kevin Youkilis, R OBP: 0.400, SLG: 0.472										4	0	1	2	0	0	0																
25 Mike Lowell, R OBP: 0.356, SLG: 0.499										4	0	1	0	0	0	2																
Jason Varitek, S OBP: 0.368, SLG: 0.421										4	0	2	1	0	2	1																
Coco Crisp, S OBP: 0.343, SLG: 0.403										0	1	0	0	4	0	0																
Wily Mo Peña, R OBP: 0.289, SLG: 0.393										4	0	0	0	0	0	8																
Inning Stats	R: 0 E: 0 K: 0 S: 9	H: 1 LOB: 1 BB: 1 P: 16	R: 0 E: 0 K: 1 S: 6	H: 0 LOB: 0 BB: 0 P: 10	R: 1 E: 1 K: 0 S: 11	H: 1 LOB: 2 BB: 2 P: 20	R: 0 E: 0 K: 0 S: 13	H: 1 LOB: 2 BB: 1 P: 22	R: 0 E: 0 K: 0 S: 14	H: 1 LOB: 1 BB: 0 P: 21	R: 0 E: 0 K: 1 S: 11	H: 1 LOB: 2 BB: 1 P: 20	R: 4 E: 0 K: 0 S: 20	H: 4 LOB: 3 BB: 3 P: 37	R: 0 E: 0 K: 2 S: 10	H: 0 LOB: 0 BB: 0 P: 13	1B: 7 2B: 2 3B: 0 HR: 0	SF: 1 SAC: 0 DP: 1 HBP: 0	WP: 0 PB: 0 SB: 1 CS: 0	PA: 40												
PITCHER	IP WLS BF H R ER SO BB IBB HBP BLK WP HR S P ERA WHIP																															
Steve Trachsel, R ERA: 4.97	6.0	27	5	1	0	0	1	0	0	0	0	0	0	4	8	∞	∞															
Paul Shuey, R ERA: 8.22	0.0	L	2	1	0	0	0	1	0	0	0	0	0	2	7	∞	∞															
John Parrish, L ERA: 5.77	0.0	B	6	2	2	2	0	0	1	0	0	0	0	14	22	18.00	2.000															
Chad Bradford, R ERA: 2.88	1.0	B	6	2	2	2	0	0	1	0	0	0	0	14	22	18.00	2.000															
28 Danys Baez, R ERA: 5.7	1.0	3	0	0	0	2	0	0	0	0	0	0	0	10	13	0.00	0.000															



Batter	1	2	3	4	5	6	7	8	9	AB	R	H	RBI	BB	SO	LOB	TOP										
1 Brian Roberts, S OBP: 0.402, SLG: 0.470	G3-1		1B		2B			F8		4	1	2	0	0	0	0	Baltimore Orioles @ Boston Red Sox Fenway Park, Boston, MA Thu Aug 02 2007, 1:05 PM EDT Att: 36,457 - Sunny - 94 F										
Corey Patterson, L OBP: 0.310, SLG: 0.379	F8		P4		2B			21 G5-4-3 1B		4	0	2	2	0	0	2											
21 Nick Markakis, L OBP: 0.350, SLG: 0.445	G3-1				F8		P2	G5-4-3 1-2		4	0	0	0	0	0	2											
Kevin Millar, R OBP: 0.384, SLG: 0.441		G6-4-3 1B			P5		K		K	4	0	1	0	0	2	0											
Miguel Tejada, R OBP: 0.356, SLG: 0.424		G6-4-3 1-2			K		K		K	4	0	0	0	0	3	1											
17 Aubrey Huff, L OBP: 0.293, SLG: 0.378		K			SF8		G3-1		1B	4	2	2	0	0	1	0											
Jay Payton, R OBP: 0.312, SLG: 0.380					K		SF8		G5-3	3	0	1	2	0	1	0											
31 Jay Gibbons, L OBP: 0.261, SLG: 0.341					F8		G4-3		F8	4	0	0	0	0	0	1											
Paul Bako, L OBP: 0.309, SLG: 0.276					1B		2B		G5-3	2	1	1	0	1	0	0											
Inning Stats	R: 0 E: 0 K: 0 S: 9	H: 0 LOB: 0 BB: 0 P: 14	R: 0 E: 0 K: 1 S: 15	H: 1 LOB: 0 BB: 0 P: 18	R: 0 E: 0 K: 1 S: 10	H: 1 LOB: 2 BB: 1 P: 18	R: 0 E: 0 K: 1 S: 6	H: 0 LOB: 0 BB: 0 P: 7	R: 3 E: 0 K: 0 S: 13	H: 4 LOB: 1 BB: 0 P: 16	R: 0 E: 0 K: 2 S: 10	H: 0 LOB: 0 BB: 0 P: 14	R: 0 E: 0 K: 0 S: 6	H: 0 LOB: 0 BB: 0 P: 7	R: 0 E: 0 K: 0 S: 5	H: 1 LOB: 0 BB: 0 P: 6		R: 1 E: 0 K: 2 S: 13	H: 2 LOB: 1 BB: 0 P: 16	1B: 6 2B: 2 3B: 1 HR: 0	SF: 1 SAC: 0 DP: 2 HBP: 0	WP: 0 PB: 0 SB: 1 CS: 0	PA: 35				
PITCHER	IP	WLS	BF	H	R	ER	SO	BB	IBB	HBP	BLK	WP	HR	S	P	ERA	WHIP										
49 Tim Wakefield, R ERA: 4.55	7.0	W	27	6	3	3	5	1	0	0	0	0	0	69	94	3.86	1.000										
37 Hideki Okajima, L ERA: 1.01	1.0		3	1	0	0	0	0	0	0	0	0	0	5	6	0.00	1.000										
Eric Gagne, R ERA: 2.36	1.0		5	2	1	1	2	0	0	0	0	0	0	13	16	9.00	2.000										

Batter	1	2	3	4	5	6	7	8	9	AB	R	H	RBI	BB	SO	LOB	BOTTOM										
15 Dustin Pedroia, R OBP: 0.397, SLG: 0.438	BB				1B			20 E		3	0	2	2	2	1	3	Baltimore Orioles @ Boston Red Sox Fenway Park, Boston, MA Thu Aug 02 2007, 1:05 PM EDT Att: 36,457 - Sunny - 94 F										
20 Kevin Youkilis, R OBP: 0.396, SLG: 0.466	F8		G5-3		L7			E9		5	0	0	0	0	0	6											
34 David Ortiz, L OBP: 0.431, SLG: 0.565	P5		1B		K			F9-6-2		5	1	1	0	0	1	5											
Manny Ramirez, R OBP: 0.393, SLG: 0.509	G5-3		2B		1B			G5-3		5	0	2	1	0	1	1											
25 Mike Lowell, R OBP: 0.356, SLG: 0.496	F8		F7		G5-4-3			FC4-6		4	0	1	0	0	0	2											
Coco Crisp, S OBP: 0.346, SLG: 0.404	13 BB		P5		1B			FC4-6		4	1	2	0	1	0	2											
12 Eric Hinske, L ERA: 2.98					G3			28 1B		3	1	1	1	1	1	2											
7 J.D. Drew, L OBP: 0.353, SLG: 0.373					HR			13 1B		1	1	0	0	0	0	2											
28 Doug Mirabeli, R OBP: 0.290, SLG: 0.354					HR			13 2B		3	2	3	2	1	0	0											
13 Alex Cora, L OBP: 0.313, SLG: 0.405					F8			15 2B		2	1	1	1	1	0	0											
Inning Stats	R: 0 E: 0 K: 0 S: 11	H: 0 LOB: 1 BB: 1 P: 19	R: 0 E: 0 K: 2 S: 15	H: 1 LOB: 3 BB: 2 P: 28	R: 1 E: 0 K: 0 S: 12	H: 2 LOB: 1 BB: 0 P: 19	R: 2 E: 0 K: 1 S: 9	H: 3 LOB: 1 BB: 0 P: 12	R: 0 E: 0 K: 0 S: 5	H: 2 LOB: 1 BB: 0 P: 8	R: 0 E: 1 K: 0 S: 10	H: 1 LOB: 2 BB: 1 P: 22	R: 4 E: 0 K: 0 S: 21	H: 4 LOB: 2 BB: 1 P: 35	R: 0 E: 0 K: 1 S: 12	H: 0 LOB: 2 BB: 1 P: 25	1B: 9 2B: 3 3B: 0 HR: 2	SF: 0 SAC: 1 DP: 2 HBP: 1	WP: 0 PB: 0 SB: 2 CS: 0	PA: 43							
PITCHER	IP	WLS	BF	H	R	ER	SO	BB	IBB	HBP	BLK	WP	HR	S	P	ERA	WHIP										
46 Jeremy Guthrie, R ERA: 2.98	5.1		29	9	3	3	3	4	0	0	0	0	0	1	3	0.00	0.000										
32 Jamie Walker, L ERA: 2.35	0.2	L	7	4	4	4	0	0	1	0	0	0	0	19	30	54.00	6.000										
Rob Bell, R ERA: 4.79	0.2		6	0	0	0	1	1	0	1	0	0	0	14	30	0.00	0.750										



Batter	1	2	3	4	5	6	7	8	9	AB	R	H	RBI	BB	SO	LOB	TOP			
15 Dustin Pedroia, R OBP: 0.394, SLG: 0.433										4	0	0	0	1	0	2				
20 Kevin Youkilis, R OBP: 0.398, SLG: 0.468										5	1	2	0	0	2	2				
34 David Ortiz, L OBP: 0.434, SLG: 0.573										4	2	2	0	0	2	2				
Manny Ramirez, R OBP: 0.393, SLG: 0.508										3	1	1	1	1	1	1				
25 Mike Lowell, R OBP: 0.354, SLG: 0.494										4	0	1	0	0	0	3				
Jason Varitek, S OBP: 0.368, SLG: 0.421										4	0	1	2	0	1	2				
7 J.D. Drew, L OBP: 0.350, SLG: 0.369										4	0	1	0	0	2	2				
Coco Crisp, S OBP: 0.341, SLG: 0.398										4	0	0	0	0	1	2				
23 Julio Lugo, R OBP: 0.290, SLG: 0.328										4	0	2	0	0	1	0				
Inning Stats	R: 0 E: 0 K: 2 S: 13	H: 1 LOB: 1 BB: 0 P: 19	R: 0 E: 0 K: 0 S: 5	H: 0 LOB: 0 BB: 0 P: 7	R: 0 E: 0 K: 0 S: 8	H: 1 LOB: 0 BB: 0 P: 12	R: 2 E: 1 K: 1 S: 17	H: 2 LOB: 1 BB: 0 P: 33	R: 0 E: 0 K: 0 S: 8	H: 0 LOB: 0 BB: 0 P: 12	R: 2 E: 1 K: 0 S: 13	H: 4 LOB: 2 BB: 0 P: 19	R: 0 E: 0 K: 2 S: 10	H: 0 LOB: 1 BB: 1 P: 13	R: 0 E: 0 K: 2 S: 9	H: 1 LOB: 1 BB: 0 P: 13	1B: 5 2B: 5 3B: 0 HR: 0	SF: 0 SAC: 0 DP: 1 HBP: 0	WP: 0 PB: 0 SB: 0 CS: 0	PA: 38
PITCHER	IP WLS BF H R ER SO BB IBB HBP BLK WP HR S P ERA WHIP	IP WLS BF H R ER SO BB IBB HBP BLK WP HR S P ERA WHIP	IP WLS BF H R ER SO BB IBB HBP BLK WP HR S P ERA WHIP	IP WLS BF H R ER SO BB IBB HBP BLK WP HR S P ERA WHIP	IP WLS BF H R ER SO BB IBB HBP BLK WP HR S P ERA WHIP	IP WLS BF H R ER SO BB IBB HBP BLK WP HR S P ERA WHIP	IP WLS BF H R ER SO BB IBB HBP BLK WP HR S P ERA WHIP	IP WLS BF H R ER SO BB IBB HBP BLK WP HR S P ERA WHIP	IP WLS BF H R ER SO BB IBB HBP BLK WP HR S P ERA WHIP	IP WLS BF H R ER SO BB IBB HBP BLK WP HR S P ERA WHIP	IP WLS BF H R ER SO BB IBB HBP BLK WP HR S P ERA WHIP	IP WLS BF H R ER SO BB IBB HBP BLK WP HR S P ERA WHIP	IP WLS BF H R ER SO BB IBB HBP BLK WP HR S P ERA WHIP	IP WLS BF H R ER SO BB IBB HBP BLK WP HR S P ERA WHIP	IP WLS BF H R ER SO BB IBB HBP BLK WP HR S P ERA WHIP	IP WLS BF H R ER SO BB IBB HBP BLK WP HR S P ERA WHIP	IP WLS BF H R ER SO BB IBB HBP BLK WP HR S P ERA WHIP			

Boston Red Sox @ Seattle Mariners
Safeco Field, Seattle, WA
Sat Aug 04 2007, 7:05 PM PDT
Att: 46:315 - Partly Cloudy - 73 F

AB	36
R	4
H	10
RBI	3
BB	2
SO	10
LOB	16



Batter	1	2	3	4	5	6	7	8	9	AB	R	H	RBI	BB	SO	LOB	BOTTOM					
51 Ichiro Suzuki, L OBP: 0.398, SLG: 0.438										5	0	0	0	0	1	2						
Jose Vidro, S OBP: 0.371, SLG: 0.371										4	0	1	0	1	3	0						
Jose Guillen, R OBP: 0.351, SLG: 0.430										4	0	0	0	1	4	4						
Adam Jones, R OBP: 0.500, SLG: 0.500										0	0	0	0	0	0	0						
Raul Ibanez, L OBP: 0.308, SLG: 0.388										3	0	0	0	1	2	3						
29 Adrian Beltré, R OBP: 0.334, SLG: 0.492										4	1	1	1	1	0	2						
Ben Broussard, L OBP: 0.352, SLG: 0.455										4	1	2	0	0	1	2						
2 Kenji Johjima, R OBP: 0.341, SLG: 0.448										4	0	2	1	0	0	2						
16 Willie Bloomquist, R OBP: 0.333, SLG: 0.371										0	0	0	0	0	0	0						
Jamie Burke, R OBP: 0.385, SLG: 0.420										0	0	0	0	0	0	0						
4 Jose Lopez, R OBP: 0.295, SLG: 0.368										3	0	1	0	0	1	4						
7 Yuniesky Betancourt, R OBP: 0.313, SLG: 0.403										4	1	2	1	0	1	3						
Inning Stats	R: 0 E: 0 K: 2 S: 7	H: 0 LOB: 0 BB: 0 P: 12	R: 1 E: 0 K: 1 S: 7	H: 1 LOB: 0 BB: 0 P: 11	R: 0 E: 0 K: 1 S: 17	H: 2 LOB: 3 BB: 0 P: 23	R: 0 E: 0 K: 0 S: 10	H: 2 LOB: 1 BB: 0 P: 13	R: 0 E: 0 K: 2 S: 14	H: 0 LOB: 1 BB: 1 P: 23	R: 0 E: 0 K: 2 S: 11	H: 0 LOB: 2 BB: 1 P: 17	R: 1 E: 0 K: 2 S: 10	H: 1 LOB: 0 BB: 0 P: 14	R: 1 E: 0 K: 1 S: 16	H: 3 LOB: 3 BB: 0 P: 24	R: 0 E: 0 K: 2 S: 13	H: 0 LOB: 2 BB: 2 P: 22	1B: 5 2B: 2 3B: 0 HR: 2	SF: 0 SAC: 0 DP: 1 HBP: 2	WP: 0 PB: 0 SB: 2 CS: 0	PA: 41
PITCHER	IP WLS BF H R ER SO BB IBB HBP BLK WP HR S P ERA WHIP	IP WLS BF H R ER SO BB IBB HBP BLK WP HR S P ERA WHIP	IP WLS BF H R ER SO BB IBB HBP BLK WP HR S P ERA WHIP	IP WLS BF H R ER SO BB IBB HBP BLK WP HR S P ERA WHIP	IP WLS BF H R ER SO BB IBB HBP BLK WP HR S P ERA WHIP	IP WLS BF H R ER SO BB IBB HBP BLK WP HR S P ERA WHIP	IP WLS BF H R ER SO BB IBB HBP BLK WP HR S P ERA WHIP	IP WLS BF H R ER SO BB IBB HBP BLK WP HR S P ERA WHIP	IP WLS BF H R ER SO BB IBB HBP BLK WP HR S P ERA WHIP	IP WLS BF H R ER SO BB IBB HBP BLK WP HR S P ERA WHIP	IP WLS BF H R ER SO BB IBB HBP BLK WP HR S P ERA WHIP	IP WLS BF H R ER SO BB IBB HBP BLK WP HR S P ERA WHIP	IP WLS BF H R ER SO BB IBB HBP BLK WP HR S P ERA WHIP	IP WLS BF H R ER SO BB IBB HBP BLK WP HR S P ERA WHIP	IP WLS BF H R ER SO BB IBB HBP BLK WP HR S P ERA WHIP	IP WLS BF H R ER SO BB IBB HBP BLK WP HR S P ERA WHIP	IP WLS BF H R ER SO BB IBB HBP BLK WP HR S P ERA WHIP					

Boston Red Sox @ Seattle Mariners
Safeco Field, Seattle, WA
Sat Aug 04 2007, 7:05 PM PDT
Att: 46:315 - Partly Cloudy - 73 F

AB	35
R	3
H	9
RBI	3
BB	4
SO	13
LOB	22



Batter	1	2	3	4	5	6	7	8	9	AB	R	H	RBI	BB	SO	LOB	TOP								
15 Dustin Pedroia, R OBP: 0.397, SLG: 0.436										4	2	2	0	0	0	0									
20 Kevin Youkilis, R OBP: 0.400, SLG: 0.478										4	0	2	1	0	0	0									
34 David Ortiz, L OBP: 0.431, SLG: 0.560										4	0	0	0	0	1	3									
Manny Ramirez, R OBP: 0.390, SLG: 0.513										4	0	1	1	0	0	2									
44 Brandon Moss, L										0	0	0	0	0	0	0									
25 Mike Lowell, R OBP: 0.355, SLG: 0.489										4	0	1	0	0	1	2									
Coco Crisp, S OBP: 0.358, SLG: 0.402										4	0	1	0	0	1	1									
Wily Mo Peña, R OBP: 0.299, SLG: 0.399										1	1	1	0	1	0	0									
7 J.D. Drew, L OBP: 0.355, SLG: 0.378										2	0	0	0	0	0	1									
28 Doug Mirabeli, R OBP: 0.288, SLG: 0.380										4	1	1	2	0	0	2									
23 Julio Lugo, R OBP: 0.289, SLG: 0.328										4	0	0	0	0	0	1									
Inning Stats	R: 1 E: 0 K: 1 S: 13	H: 2 LOB: 1 BB: 0 P: 22	R: 0 E: 0 K: 1 S: 9	H: 0 LOB: 1 BB: 1 P: 15	R: 0 E: 0 K: 0 S: 6	H: 0 LOB: 0 BB: 0 P: 9	R: 0 E: 0 K: 0 S: 8	H: 0 LOB: 0 BB: 0 P: 10	R: 3 E: 0 K: 0 S: 16	H: 4 LOB: 1 BB: 0 P: 30	R: 0 E: 0 K: 0 S: 6	H: 2 LOB: 1 BB: 0 P: 9	R: 0 E: 0 K: 0 S: 9	H: 0 LOB: 0 BB: 0 P: 13	R: 0 E: 0 K: 1 S: 12	H: 1 LOB: 1 BB: 0 P: 18	R: 0 E: 0 K: 0 S: 6	H: 0 LOB: 0 BB: 0 P: 8	1B: 4 2B: 4 3B: 0 HR: 1	SF: 0 SAC: 0 DP: 0 HBP: 0	WP: 0 PB: 0 SB: 0 CS: 0	PA: 36			
PITCHER	IP	WLS	BF	H	R	ER	SO	BB	IBB	HBP	BLK	WP	HR	S	P	ERA	WHIP								
51 Joe Saunders, L ERA: 3.46	5.1	W	24	8	4	4	2	1	0	0	0	0	1	54	89	6.75	1.688								
49 Chris Bootcheck, R ERA: 4.35	2.2	H	9	1	0	0	1	0	0	0	0	0	0	25	37	0.00	0.375								
Darren Oliver, L ERA: 4.66	1.0		3	0	0	0	0	0	0	0	0	0	0	6	8	0.00	0.000								

Boston Red Sox @ Los Angeles Angels
Angel Stadium of Anaheim, Anaheim, CA
Tue Aug 07 2007, 7:05 PM PDT
Att. 44,177 - Clear - 74 F

AB 35
R 4
H 9
RBI 4
BB 1
SO 3
LOB 12



Batter	1	2	3	4	5	6	7	8	9	AB	R	H	RBI	BB	SO	LOB	BOTTOM								
9 Chone Figgins, S OBP: 0.395, SLG: 0.429										4	1	1	0	1	1	4									
Orlando Cabrera, R OBP: 0.348, SLG: 0.418										5	1	1	1	0	2	4									
27 Vladimir Guerrero, R OBP: 0.414, SLG: 0.551										3	2	1	0	2	0	0									
Garret Anderson, L OBP: 0.306, SLG: 0.444										5	1	0	0	0	0	5									
24 Gary Matthews, S OBP: 0.337, SLG: 0.451										5	3	3	4	0	0	2									
Casey Kotchman, L OBP: 0.371, SLG: 0.489										4	1	2	1	1	0	2									
6 Malcer Izturis, S OBP: 0.317, SLG: 0.393										3	1	2	2	1	0	1									
32 Erick Aybar, S OBP: 0.284, SLG: 0.272										1	0	1	0	0	0	0									
5 Jeff Mathis, R OBP: 0.250, SLG: 0.304										5	0	2	2	0	1	5									
77 Reggie Willis, S OBP: 0.394, SLG: 0.352										4	0	1	0	0	1	2									
Inning Stats	R: 0 E: 0 K: 1 S: 10	H: 1 LOB: 2 BB: 1 P: 19	R: 1 E: 0 K: 0 S: 9	H: 2 LOB: 1 BB: 0 P: 13	R: 0 E: 0 K: 0 S: 7	H: 0 LOB: 0 BB: 0 P: 9	R: 1 E: 0 K: 1 S: 11	H: 2 LOB: 1 BB: 0 P: 19	R: 3 E: 1 K: 1 S: 25	H: 4 LOB: 3 BB: 2 P: 41	R: 2 E: 1 K: 0 S: 5	H: 3 LOB: 1 BB: 1 P: 14	R: 0 E: 0 K: 1 S: 8	H: 0 LOB: 0 BB: 0 P: 9	R: 1 E: 0 K: 1 S: 11	H: 2 LOB: 2 BB: 1 P: 22	1B: 7 2B: 6 3B: 0 HR: 1	SF: 0 SAC: 0 DP: 1 HBP: 0	WP: 0 PB: 0 SB: 2 CS: 0	PA: 44					
PITCHER	IP	WLS	BF	H	R	ER	SO	BB	IBB	HBP	BLK	WP	HR	S	P	ERA	WHIP								
49 Tim Wakefield, R ERA: 4.81	4.0	L	23	7	7	6	2	2	1	0	0	0	0	16	21	0.00	2.250								
17 Manny Delcarmen, R ERA: 2.35	1.0		6	2	0	0	1	0	0	0	0	0	0	5	14	18.00	4.000								
51 Julian Tavaraz, R ERA: 5.17	1.0		6	3	2	2	0	1	0	0	0	0	0	5	14	4.50	1.500								
39 Kyle Snyder, R ERA: 2.91	2.0		9	2	1	1	2	1	0	0	0	0	1	19	31	4.50	1.500								

Boston Red Sox @ Los Angeles Angels
Angel Stadium of Anaheim, Anaheim, CA
Tue Aug 07 2007, 7:05 PM PDT
Att. 44,177 - Clear - 74 F

AB 39
R 10
H 14
RBI 10
BB 5
SO 5
LOB 25



Batter	1	2	3	4	5	6	7	8	9	AB	R	H	RBI	BB	SO	LOB	TOP					
23 Julio Lugo, R OBP: 0.290, SLG: 0.329										4	1	2	1	0	0	0	Boston Red Sox @ Los Angeles Angels Angel Stadium of Anaheim, Anaheim, CA Wed Aug 08 2007, 7:05 PM PDT Att: 44,243 - Clear - 82 F					
15 Dustin Pedroia, R OBP: 0.399, SLG: 0.447										5	3	3	1	0	0	2						
20 Kevin Youkilis, R OBP: 0.400, SLG: 0.477										3	1	1	1	0	1	0						
Manny Ramirez, R OBP: 0.388, SLG: 0.511										5	1	1	2	0	1	2						
7 J.D. Drew, L OBP: 0.358, SLG: 0.382										4	1	2	1	1	0	0						
25 Mike Lowell, R OBP: 0.382, SLG: 0.501										4	0	4	2	1	0	0						
Jason Varitek, S OBP: 0.356, SLG: 0.403										5	0	0	0	0	0	7						
Wily Mo Peña, R OBP: 0.293, SLG: 0.391										3	0	0	0	0	1	1						
Coco Crisp, S OBP: 0.340, SLG: 0.401										5	1	1	0	0	0	3						
44 Brandon Moss, L OBP: 0.250, SLG: 0.143																						
Inning Stats	R: 0 E: 0 K: 0 S: 12	H: 1 LOB: 0 BB: 0 P: 15	R: 0 E: 0 K: 1 S: 10	H: 1 LOB: 1 BB: 0 P: 12	R: 0 E: 0 K: 0 S: 6	H: 0 LOB: 0 BB: 0 P: 7	R: 4 E: 0 K: 0 S: 12	H: 5 LOB: 1 BB: 0 P: 19	R: 2 E: 0 K: 0 S: 20	H: 3 LOB: 2 BB: 1 P: 36	R: 0 E: 0 K: 1 S: 12	H: 0 LOB: 1 BB: 0 P: 15	R: 1 E: 0 K: 1 S: 16	H: 2 LOB: 2 BB: 1 P: 23	R: 2 E: 0 K: 1 S: 15	H: 1 LOB: 2 BB: 0 P: 26	R: 0 E: 0 K: 0 S: 7	H: 1 LOB: 2 BB: 1 P: 13	1B: 8 2B: 5 3B: 0 HR: 1	SF: 2 SAC: 0 DP: 0 HBP: 0	WP: 1 PB: 1 SB: 2 CS: 0	PA: 45
PITCHER	IP WLS BF H R ER SO BB IBB HBP BLK WP HR S P ERA WHIP																					
58 Dustin Moseley, R ERA: 4.93	(1.1) 4.2 24 10 6 6 1 1 0 0 0 0 0 0 57 83 11.57 2.357																					
Darren Oliver, L ERA: 4.5	(5.1) 1.1 4 0 0 0 0 1 0 0 0 0 0 0 15 21 0.00 0.000																					
33 Justin Speier, R ERA: 2.15	(7.1) 1.0 L 6 2 1 1 1 1 0 0 0 0 0 1 16 23 9.00 3.000																					
62 Scot Shields, R ERA: 2.85	(8.1) 1.0 6 1 2 0 1 0 0 0 1 0 1 0 15 26 0.00 1.000																					
37 Greg Jones, R ERA: 8.44	(9.1) 1.0 5 1 0 0 0 0 1 0 0 0 0 0 0 7 13 0.00 2.000																					

Batter	1	2	3	4	5	6	7	8	9	AB	R	H	RBI	BB	SO	LOB	BOTTOM					
77 Reggie Willits, S OBP: 0.401, SLG: 0.356										2	2	2	0	2	0	0	Boston Red Sox @ Los Angeles Angels Angel Stadium of Anaheim, Anaheim, CA Wed Aug 08 2007, 7:05 PM PDT Att: 44,243 - Clear - 82 F					
48 Ryan Budde, R										4	0	2	3	0	1	3						
9 Chone Figgins, S OBP: 0.395, SLG: 0.433										5	0	0	1	0	1	7						
Orlando Cabrera, R OBP: 0.344, SLG: 0.414										5	1	2	0	0	0	0						
27 Vladimir Guerrero, R OBP: 0.414, SLG: 0.551										5	1	2	0	0	0	0						
39 Robb Quinlan, R OBP: 0.315, SLG: 0.383										2	0	0	0	0	1	1						
Casey Kotchman, L OBP: 0.368, SLG: 0.485										3	0	0	0	0	2	1						
Garet Anderson, L OBP: 0.312, SLG: 0.443										3	1	1	0	2	0	0						
24 Gary Matthews, S OBP: 0.336, SLG: 0.449										4	1	1	1	0	1	3						
5 Jeff Mathis, R OBP: 0.238, SLG: 0.288										3	0	0	0	0	1	3						
6 Maicer Izturis, S OBP: 0.316, SLG: 0.391										1	0	0	0	0	0	0						
32 Erick Aybar, S OBP: 0.301, SLG: 0.286										3	1	3	1	1	0	0						
Inning Stats	R: 1 E: 1 K: 0 S: 13	H: 3 LOB: 1 BB: 0 P: 21	R: 2 E: 0 K: 0 S: 18	H: 4 LOB: 2 BB: 0 P: 30	R: 0 E: 0 K: 2 S: 10	H: 0 LOB: 1 BB: 1 P: 18	R: 2 E: 0 K: 1 S: 16	H: 1 LOB: 0 BB: 2 P: 29	R: 1 E: 0 K: 0 S: 11	H: 1 LOB: 1 BB: 1 P: 18	R: 0 E: 0 K: 1 S: 13	H: 1 LOB: 1 BB: 0 P: 18	R: 0 E: 0 K: 1 S: 10	H: 0 LOB: 1 BB: 0 P: 18	R: 0 E: 0 K: 1 S: 13	H: 1 LOB: 2 BB: 1 P: 24	R: 0 E: 0 K: 1 S: 10	H: 0 LOB: 0 BB: 0 P: 10	1B: 9 2B: 4 3B: 0 HR: 0	SF: 1 SAC: 1 DP: 2 HBP: 0	WP: 0 PB: 0 SB: 3 CS: 0	PA: 42
PITCHER	IP WLS BF H R ER SO BB IBB HBP BLK WP HR S P ERA WHIP																					
31 Jon Lester, L ERA: 6.43	(1.1) 3.1 20 8 5 5 3 0 3 0 0 0 0 0 7 14 9.00 2.000																					
51 Julian Tavarez, R ERA: 5.2	(4.1) 1.0 4 1 1 1 0 1 0 0 0 0 0 0 7 14 9.00 2.000																					
50 Mike Timlin, R ERA: 3.47	(5.1) 1.1 B 5 1 0 0 0 0 0 0 0 0 0 0 17 22 0.00 0.750																					
37 Hideki Okajima, L ERA: 0.98	(6.1) 1.1 W 5 0 0 0 0 2 0 0 0 0 0 0 0 13 23 0.00 0.000																					
Eric Casner, R ERA: 2.48	(8.1) 1.0 H 5 1 0 0 1 1 0 0 0 0 0 0 0 13 24 0.00 2.000																					

Batter	1	2	3	4	5	6	7	8	9	AB	R	H	RBI	BB	SO	LOB	TOP																			
23 Julio Lugo, R OBP: 0.291, SLG: 0.330	F8			15 1B		G6-3		15 34 1B	F9	5	1	2	1	0	0	2																				
15 Dustin Pedroia, R OBP: 0.401, SLG: 0.448	F7			G4-3 1B			G4-3	34 1B		4	1	2	0	0	0	0																				
34 David Ortiz, L OBP: 0.430, SLG: 0.557	F7			K			F7	1B		4	0	1	2	0	1	2																				
Manny Ramirez, R OBP: 0.387, SLG: 0.509		K		G4-3			G5-3	1B		4	0	1	1	0	1	2																				
20 Kevin Youkilis, R OBP: 0.399, SLG: 0.473		25 G4-6-3 BB		K				K		3	0	0	0	1	2	2																				
25 Mike Lowell, R OBP: 0.361, SLG: 0.498	G4-6-3						F8			3	0	0	0	1	0	1																				
Jason Varitek, S OBP: 0.355, SLG: 0.401				K			K	FC6-5 1B	K	4	1	1	0	0	3	0																				
Coco Crisp, S OBP: 0.339, SLG: 0.399				G6-3			G5-3	FC6-5 1B	23 7 BB	4	1	1	0	0	0	2																				
Wily Mo Peña, R OBP: 0.294, SLG: 0.390							G6-3	15 34 1B		3	0	1	1	0	1	0																				
7 J.D. Drew, L OBP: 0.360, SLG: 0.382				K				15 34 1B		0	1	0	0	1	0	0																				
Inning Stats	R: 0 H: 0 E: 0 K: 0 S: 7	H: 0 LOB: 0 BB: 0 P: 10	R: 0 H: 0 E: 0 K: 1 S: 12	H: 0 LOB: 0 BB: 1 P: 18	R: 0 H: 0 E: 0 K: 2 S: 10	H: 0 LOB: 1 BB: 0 P: 16	R: 0 H: 2 E: 0 K: 1 S: 7	H: 0 LOB: 0 BB: 0 P: 10	R: 0 H: 0 E: 0 K: 0 S: 10	H: 0 LOB: 0 BB: 0 P: 17	R: 0 H: 0 E: 0 K: 0 S: 9	H: 0 LOB: 0 BB: 0 P: 12	R: 5 H: 6 E: 0 K: 1 S: 21	H: 6 LOB: 2 BB: 1 P: 31	R: 0 H: 1 E: 0 K: 1 S: 10	H: 2 LOB: 2 BB: 1 P: 23	1B: 9 2B: 3 3B: 0 HR: 0	SF: 0 SAC: 0 DP: 2 HBP: 0	WP: 0 PA: 37 PB: 0 SB: 1 CS: 0																	
PITCHER	IP	WLS	BF	H	R	ER	SO	BB	IBB	HBP	BLK	WP	HR	S	P	ERA	WHIP	PITCHER		IP	WLS	BF	H	R	ER	SO	BB	IBB	HBP	BLK	WP	HR	S	P	ERA	WHIP
45 Erik Bedard, L ERA: 3.11	7.2		27	4	3	3	7	2	0	0	0	0	0	73	114	3.52	0.783																			
Chad Bradford, R ERA: 3.33	0.0		2	2	0	0	0	0	0	0	0	0	0	4	5	∞	∞																			
32 Jamie Walker, L ERA: 3.09	0.0		2	2	2	0	0	0	0	0	0	0	0	3	3	∞	∞																			
27 Jim Hoey, R ERA: 13.5	1.1	W	6	1	0	0	1	1	0	0	0	0	0	13	27	0.00	1.500																			

Boston Red Sox @ Baltimore Orioles
 Oriole Park at Camden Yards, Baltimore, MD
 Fri Aug 10 2007, 7:05 PM EDT
 Att: 48,993 - Partly Cloudy - 93 F

AB 34
 R 5
 H 9
 RBI 5
 BB 3
 SO 8
 LOB 11



Batter	1	2	3	4	5	6	7	8	9	AB	R	H	RBI	BB	SO	LOB	BOTTOM																			
1 Brian Roberts, S OBP: 0.404, SLG: 0.470	K			SH3 BB			K		SH1-4 21 SF8	4	1	2	0	1	2	0																				
Corey Patterson, L OBP: 0.310, SLG: 0.383	21 S 1B		SH3		L7			21 1B	SH1-4	2	2	1	0	1	0	2																				
21 Nick Markakis, L OBP: 0.357, SLG: 0.452	K		K		FC6			G1-3 17 2B	SF8	4	1	1	2	0	2	4																				
Miguel Tejada, R OBP: 0.351, SLG: 0.429	2H 1B		L7				G4-3	G1-3 17 2B		3	1	1	1	1	0	1																				
Kevin Millar, R OBP: 0.376, SLG: 0.423		G6-3		G3				G1-3		3	0	0	0	1	0	2																				
17 Aubrey Huff, L OBP: 0.303, SLG: 0.403					F7			F8		3	0	1	2	1	0	1																				
12 Brandon Fahey, L OBP: 0.275, SLG: 0.316		1B BB						6 1B		0	1	0	0	0	0	0																				
6 Melvin Mora, R OBP: 0.338, SLG: 0.459		K		K				F9		4	0	1	1	0	2	2																				
Ramon Hernandez, R OBP: 0.362, SLG: 0.381					F8			G3-1	K	4	0	1	0	0	1	2																				
Tike Redman, L OBP: 0.333, SLG: 0.333								G5-3	FC6-4	3	0	1	0	0	1	2																				
Jay Payton, R OBP: 0.304, SLG: 0.360					1B					1	0	0	0	0	0	2																				
Inning Stats	R: 1 H: 1 E: 0 K: 2 S: 9	H: 1 LOB: 1 BB: 1 P: 17	R: 0 H: 1 E: 0 K: 2 S: 17	H: 1 LOB: 2 BB: 1 P: 25	R: 0 H: 0 E: 0 K: 1 S: 10	H: 0 LOB: 1 BB: 1 P: 19	R: 0 H: 0 E: 0 K: 1 S: 8	H: 0 LOB: 0 BB: 0 P: 10	R: 0 H: 2 E: 0 K: 0 S: 9	H: 2 LOB: 2 BB: 0 P: 13	R: 0 H: 0 E: 0 K: 0 S: 9	H: 0 LOB: 1 BB: 1 P: 15	R: 0 H: 0 E: 0 K: 1 S: 9	H: 0 LOB: 0 BB: 0 P: 14	R: 4 H: 4 E: 0 K: 1 S: 20	H: 4 LOB: 2 BB: 1 P: 28	R: 1 H: 1 E: 0 K: 0 S: 4	H: 1 LOB: 0 BB: 0 P: 5	1B: 6 2B: 3 3B: 0 HR: 0	SF: 1 SAC: 2 DP: 0 HBP: 0	WP: 0 PA: 39 PB: 0 SB: 1 CS: 0															
PITCHER	IP	WLS	BF	H	R	ER	SO	BB	IBB	HBP	BLK	WP	HR	S	P	ERA	WHIP	PITCHER		IP	WLS	BF	H	R	ER	SO	BB	IBB	HBP	BLK	WP	HR	S	P	ERA	WHIP
18 Daisuke Matsuzaka, R ERA: 3.59	7.0		28	4	1	1	7	4	0	0	0	0	0	71	113	1.29	1.143																			
Eric Gagne, R ERA: 3.44	0.1		5	3	4	4	0	1	0	0	0	0	0	11	16	108.00	12.000																			
37 Hideki Okajima, L ERA: 1.11	1.1	L	6	2	1	1	1	0	0	0	0	0	0	13	17	6.75	1.500																			

Boston Red Sox @ Baltimore Orioles
 Oriole Park at Camden Yards, Baltimore, MD
 Fri Aug 10 2007, 7:05 PM EDT
 Att: 48,993 - Partly Cloudy - 93 F

AB 31
 R 6
 H 9
 RBI 6
 BB 5
 SO 8
 LOB 18



Batter	1	2	3	4	5	6	7	8	9	10	AB	R	H	RBI	BB	SO	LOB	TOP								
15 Dustin Pedroia, R OBP: 0.398, SLG: 0.442	L1		G5-3	F9			G6-3		F8		5	0	0	0	0	0	2	Boston Red Sox @ Baltimore Orioles Oriole Park at Camden Yards, Baltimore, MD Sun-Aug 12 2007, 1:35 PM EDT Att. 48,551 - Partly Cloudy - 92 F								
20 Kevin Youkilis, R OBP: 0.403, SLG: 0.470			34 2B 2B				34 BB 1B		G6-3		3	1	1	0	2	1	2									
34 David Ortiz, L OBP: 0.427, SLG: 0.552	F7						G6-4-3 BB			P3	4	1	1	0	1	0	1									
Manny Ramirez, R OBP: 0.383, SLG: 0.502	P4		7 1B 2B				G6-4-3			G5-3	5	0	1	2	0	0	3									
7 J.D. Drew, L OBP: 0.396, SLG: 0.395			G4-3 25 1B 1B								5	0	3	0	0	0	0									
25 Mike Lowell, R OBP: 0.382, SLG: 0.496				L5							5	0	2	0	0	0	2									
Jason Varitek, S OBP: 0.360, SLG: 0.405			G4-3								4	1	2	0	0	1	2									
Eric Hinske, L OBP: 0.309, SLG: 0.429			G3-1								3	0	0	0	0	0	5									
23 Julio Lugo, R OBP: 0.285, SLG: 0.337			L5								4	0	1	1	0	0	4									
Inning Stats	R: 0 E: 0 K: 0 S: 12	H: 0 LOB: 1 BB: 1 P: 18	R: 0 E: 0 K: 0 S: 5	H: 2 LOB: 2 BB: 0 P: 8	R: 2 E: 0 K: 0 S: 12	H: 3 LOB: 1 BB: 1 P: 20	R: 1 E: 0 K: 1 S: 13	H: 2 LOB: 1 BB: 0 P: 17	R: 0 E: 0 K: 0 S: 6	H: 0 LOB: 0 BB: 0 P: 9	R: 0 E: 0 K: 0 S: 14	H: 2 LOB: 1 BB: 0 P: 18	R: 0 E: 0 K: 1 S: 7	H: 1 LOB: 1 BB: 1 P: 20	R: 0 E: 0 K: 0 S: 13	H: 0 LOB: 1 BB: 0 P: 18	R: 0 E: 0 K: 0 S: 5	H: 1 LOB: 1 BB: 0 P: 10	1B: 7 2B: 4 3B: 0 HR: 0	SF: 0 SAC: 0 DP: 2 HBP: 1	WP: 0 PA: 42					
PITCHER	IP WLS BF H R ER SO BB IBB HBP BLK WP HR S P ERA WHIP	PITCHER																								
Steve Trachsel, R ERA: 4.85	(1, 1)	6.1	30	10	3	3	1	3	0	0	0	0	0	0	0	0	0	0	0	0	0	68	105	4.26	2.053	
27 Jim Hoey, R ERA: 7.36	(7, 1)	1.2	4	0	0	0	1	0	0	0	0	0	0	0	0	0	0	0	0	0	0	0	10	14	0.00	0.000
28 Danyis Baez, R ERA: 5.63	(9, 1)	1.0	4	0	0	0	0	0	0	1	0	0	0	0	0	0	0	0	0	0	0	13	18	0.00	0.000	
32 Jamie Walker, L ERA: 3.07	(10, 1)	0.1	1	0	0	0	0	0	0	0	0	0	0	0	0	0	0	0	0	0	0	1	2	0.00	0.000	
Chad Bradford, R ERA: 3.29	(10, 1)	0.2	W	3	1	0	0	0	0	0	0	0	0	0	0	0	0	0	0	0	0	4	8	0.00	1.500	

AB	38
R	3
H	11
RBI	3
BB	3
SO	2
LOB	21



Batter	1	2	3	4	5	6	7	8	9	10	AB	R	H	RBI	BB	SO	LOB	BOTTOM								
1 Brian Roberts, S OBP: 0.401, SLG: 0.467	F9		F9				P6				5	0	0	0	0	1	2	Boston Red Sox @ Baltimore Orioles Oriole Park at Camden Yards, Baltimore, MD Sun-Aug 12 2007, 1:35 PM EDT Att. 48,551 - Partly Cloudy - 92 F								
Corey Patterson, L OBP: 0.311, SLG: 0.380	P5		F8								4	1	1	0	1	0	1									
21 Nick Markakis, L OBP: 0.356, SLG: 0.450	G4-3										5	2	1	0	0	0	1									
Miguel Tejada, R OBP: 0.348, SLG: 0.432			L3								5	1	1	2	0	0	2									
Kevin Miller, R OBP: 0.378, SLG: 0.436			17 E 17 FC6 6 G6-3 1B								5	2	3	3	0	0	1									
17 Aubrey Huff, L OBP: 0.304, SLG: 0.400			FC6								4	0	2	0	0	1	1									
6 Melvin Mora, R OBP: 0.333, SLG: 0.453			G6-3								4	0	0	1	0	1	5									
Paul Bako, L OBP: 0.306, SLG: 0.275			G3								3	0	1	0	0	0	1									
31 Jay Gibbons, L OBP: 0.272, SLG: 0.348											1	0	0	0	0	1	0									
Ramon Hernandez, R OBP: 0.358, SLG: 0.377											0	0	0	0	0	0	0									
Jay Payton, R OBP: 0.299, SLG: 0.354											2	0	0	0	0	0	1									
Tike Redman, L OBP: 0.400, SLG: 0.400			G5-3								2	0	1	0	0	0	0									
Inning Stats	R: 0 E: 0 K: 0 S: 8	H: 0 LOB: 0 BB: 0 P: 12	R: 1 E: 1 K: 0 S: 13	H: 1 LOB: 1 BB: 0 P: 16	R: 0 E: 0 K: 0 S: 8	H: 0 LOB: 0 BB: 0 P: 10	R: 0 E: 0 K: 0 S: 15	H: 2 LOB: 2 BB: 0 P: 20	R: 0 E: 0 K: 0 S: 5	H: 1 LOB: 1 BB: 0 P: 8	R: 0 E: 1 K: 0 S: 21	H: 1 LOB: 2 BB: 0 P: 26	R: 0 E: 0 K: 0 S: 7	H: 0 LOB: 0 BB: 0 P: 10	R: 2 E: 0 K: 1 S: 12	H: 1 LOB: 0 BB: 1 P: 22	R: 0 E: 0 K: 3 S: 11	H: 1 LOB: 1 BB: 0 P: 16	R: 3 E: 0 K: 0 S: 10	H: 3 LOB: 0 BB: 0 P: 13	1B: 8 2B: 0 3B: 0 HR: 2	SF: 0 SAC: 0 DP: 0 HBP: 0	WP: 0 PA: 41			
PITCHER	IP WLS BF H R ER SO BB IBB HBP BLK WP HR S P ERA WHIP	PITCHER																								
38 Curt Schilling, R ERA: 4.06	(1, 1)	6.0	25	5	1	0	0	0	0	0	0	0	0	0	0	0	0	0	0	0	70	92	0.00	0.833		
50 Mike Timlin, R ERA: 3.38	(7, 1)	1.0	H	3	0	0	0	0	0	0	0	0	0	0	0	0	0	0	0	0	0	7	10	0.00	0.000	
37 Hideki Okajima, L ERA: 1.28	(8, 1)	0.1	H	2	0	1	1	0	0	0	0	0	0	0	0	0	0	0	0	0	0	3	8	27.00	3.000	
Eric Gagne, R ERA: 3.62	(8, 1)	0.2	B	3	1	1	1	1	0	0	0	0	0	0	0	0	0	0	0	0	0	1	9	13.50	1.500	
17 Manny Delcarmen, R ERA: 2.25	(9, 1)	1.0	4	1	0	0	3	0	0	0	0	0	0	0	0	0	0	0	0	0	0	11	16	0.00	1.000	
PITCHER	IP WLS BF H R ER SO BB IBB HBP BLK WP HR S P ERA WHIP	PITCHER																								
39 Kyle Snyder, R ERA: 3.5	(10, 1)	0.1	L	4	3	3	3	0	0	0	0	0	0	0	0	0	0	0	0	0	0	1	10	13	81.00	9.000

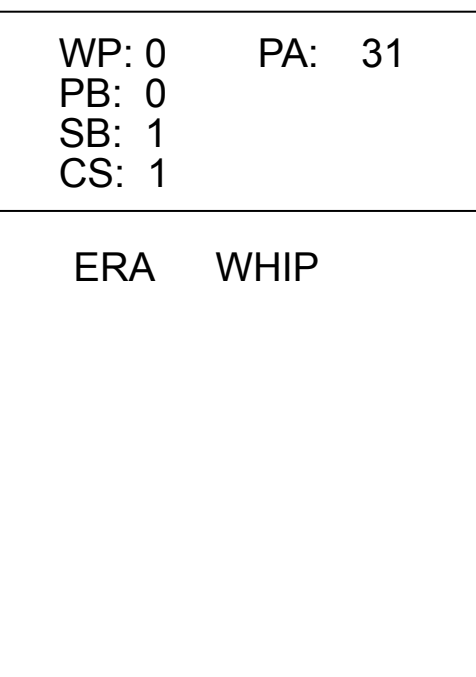
AB	40
R	6
H	10
RBI	6
BB	1
SO	4
LOB	15



Batter	1	2	3	4	5	6	7	8	9	AB	R	H	RBI	BB	SO	LOB	TOP								
1 Akinori Iwamura, L OBP: 0.360, SLG: 0.396	F9			BB		F8			K	3	0	0	0	1	1	1									
13 Carl Crawford, L OBP: 0.360, SLG: 0.485	G3-1			F7			1B		K	4	0	1	0	0	1	1									
2 B.J. Upton, R OBP: 0.403, SLG: 0.543	K			F8			L7		K	3	0	0	0	1	1	2									
23 Carlos Pena, L OBP: 0.378, SLG: 0.552				G3			F8		G4-3	4	0	0	0	0	1	3									
Delmon Young, R OBP: 0.325, SLG: 0.415				F8			G6-3		K	3	0	0	0	0	1	1									
Brendan Harris, R OBP: 0.354, SLG: 0.423				F7			G5-3		G6-3	3	0	0	0	0	0	0									
31 Jonny Gomes, R OBP: 0.333, SLG: 0.507				K			K		1B	3	0	1	0	0	2	0									
Josh Wilson, R OBP: 0.297, SLG: 0.329				F9			K		F8	3	0	0	0	0	1	1									
30 Dioner Navarro, S OBP: 0.266, SLG: 0.323				P2			BB		F9	2	0	0	0	1	0	1									
Inning Stats	R: 0 E: 0 K: 1 S: 10	H: 0 LOB: 0 BB: 0 P: 13	R: 0 E: 0 K: 1 S: 5	H: 0 LOB: 0 BB: 0 P: 6	R: 0 E: 0 K: 1 S: 8	H: 0 LOB: 0 BB: 0 P: 12	R: 0 E: 0 K: 0 S: 13	H: 0 LOB: 1 BB: 1 P: 18	R: 0 E: 0 K: 1 S: 9	H: 0 LOB: 0 BB: 0 P: 11	R: 0 E: 0 K: 1 S: 8	H: 0 LOB: 0 BB: 1 P: 13	R: 0 E: 0 K: 1 S: 11	H: 1 LOB: 0 BB: 0 P: 15	R: 0 E: 0 K: 0 S: 8	H: 1 LOB: 1 BB: 0 P: 12	R: 0 E: 0 K: 2 S: 14	H: 0 LOB: 1 BB: 1 P: 20	1B: 2 2B: 0 3B: 0 HR: 0	SF: 0 SAC: 0 DP: 0 HBP: 0	WP: 0 PB: 0 SB: 1 CS: 1	PA: 31			
PITCHER	IP	WLS	BF	H	R	ER	SO	BB	IBB	HBP	BLK	WP	HR	S	P	ERA	WHIP								
49 Tim Wakefield, R ERA: 4.35	8.0	W	27	2	0	0	6	2	0	0	0	0	0	72	100	0.00	0.500								
58 Jonathan Papelbon, R ERA: 1.93	1.0	S	4	0	0	0	2	1	0	0	0	0	0	14	20	0.00	1.000								

Tampa Bay Devil Rays @ Boston Red Sox
Fenway Park, Boston, MA
Mon Aug 13 2007, 7:05 PM EDT
Att: 36,808 - Cloudy - 73 F

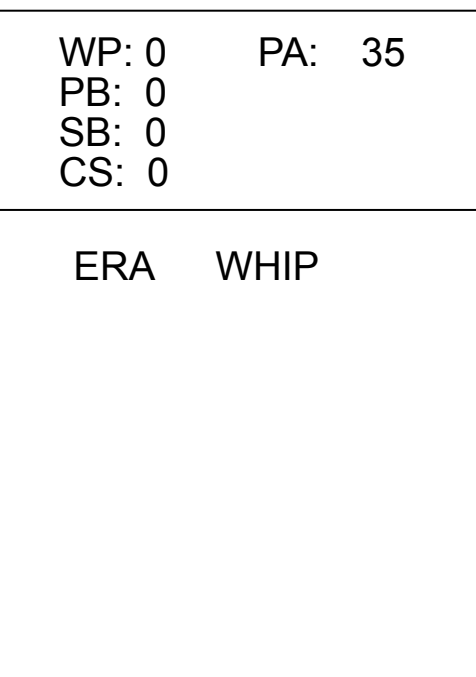
AB	28
R	0
H	2
RBI	0
BB	3
SO	8
LOB	10



Batter	1	2	3	4	5	6	7	8	9	AB	R	H	RBI	BB	SO	LOB	BOTTOM								
23 Julio Lugo, R OBP: 0.299, SLG: 0.343	1B			2B		K			1B	4	1	3	1	0	1	0									
20 Kevin Youkilis, R OBP: 0.400, SLG: 0.465	F9			L4		G6-3			K	4	0	0	0	0	1	4									
34 David Ortiz, L OBP: 0.426, SLG: 0.551	G6-3			K		F9			G5-3	4	0	1	1	0	1	1									
Manny Ramirez, R OBP: 0.382, SLG: 0.500	G6-3			K		L6			1B	4	1	1	0	0	1	2									
7 J.D. Drew, L OBP: 0.365, SLG: 0.391	G3-1			F7		G3-1			BB	3	0	0	0	1	0	1									
25 Mike Lowell, R OBP: 0.363, SLG: 0.496	F8			1B		P4			1B	4	0	2	1	0	0	0									
13 Alex Cora, L OBP: 0.308, SLG: 0.401	FC6			F9		F7			G3-1	4	0	1	0	0	0	3									
28 Doug Mirabeli, R OBP: 0.287, SLG: 0.369	L7			K		BB			K	3	1	0	0	1	2	4									
Eric Hinske, L OBP: 0.310, SLG: 0.421	FC6			K		BB			BB	2	0	0	0	1	1	1									
Inning Stats	R: 1 E: 0 K: 0 S: 10	H: 2 LOB: 1 BB: 0 P: 18	R: 0 E: 0 K: 0 S: 9	H: 1 LOB: 1 BB: 0 P: 13	R: 0 E: 0 K: 2 S: 11	H: 1 LOB: 0 BB: 0 P: 19	R: 0 E: 0 K: 1 S: 12	H: 1 LOB: 1 BB: 0 P: 20	R: 0 E: 0 K: 2 S: 10	H: 0 LOB: 0 BB: 0 P: 17	R: 0 E: 0 K: 0 S: 14	H: 0 LOB: 0 BB: 0 P: 19	R: 1 E: 0 K: 1 S: 12	H: 1 LOB: 2 BB: 2 P: 27	R: 1 E: 0 K: 1 S: 19	H: 2 LOB: 2 BB: 1 P: 33	R: 1 E: 0 K: 1 S: 19	H: 2 LOB: 2 BB: 1 P: 33	1B: 6 2B: 2 3B: 0 HR: 0	SF: 0 SAC: 0 DP: 0 HBP: 0	WP: 0 PB: 0 SB: 0 CS: 0	PA: 35			
PITCHER	IP	WLS	BF	H	R	ER	SO	BB	IBB	HBP	BLK	WP	HR	S	P	ERA	WHIP								
33 James Shields, R ERA: 4.22	6.0	L	23	5	1	1	5	0	0	0	0	0	0	66	106	1.50	0.833								
47 Gary Glover, R ERA: 5.43	1.0		6	1	1	1	1	2	0	0	0	0	0	12	27	9.00	3.000								
Grant Balfour, R ERA: 7.71	1.0		6	2	1	1	1	1	0	0	0	0	0	19	33	9.00	3.000								

Tampa Bay Devil Rays @ Boston Red Sox
Fenway Park, Boston, MA
Mon Aug 13 2007, 7:05 PM EDT
Att: 36,808 - Cloudy - 73 F

AB	32
R	3
H	8
RBI	3
BB	3
SO	7
LOB	16



Batter	1	2	3	4	5	6	7	8	9	AB	R	H	RBI	BB	SO	LOB	TOP										
1 Akinori Iwamura, L (1.5) OBP: 0.359, SLG: 0.393										3	0	0	0	1	0	2	Tampa Bay Devil Rays @ Boston Red Sox Fenway Park, Boston, MA Tue Aug 14 2007, 7:05 PM EDT Att: 36,837 - Partly Cloudy - 66 F										
13 Carl Crawford, L (1.7) OBP: 0.361, SLG: 0.486										3	1	1	0	1	1	1											
2 B.J. Upton, R (1.8) OBP: 0.302, SLG: 0.539										4	0	1	0	0	2	4											
23 Carlos Pena, L (1.3) OBP: 0.374, SLG: 0.548										3	0	0	1	0	1	1											
Delmon Young, R (1.9) OBP: 0.322, SLG: 0.412										4	0	0	0	0	2	1											
Brendan Harris, R (1.4) OBP: 0.363, SLG: 0.424										4	0	1	0	0	0	1											
31 Jonny Gomes, R (1.10) OBP: 0.332, SLG: 0.502										4	0	1	0	0	2	1											
Josh Wilson, R (1.6) OBP: 0.298, SLG: 0.325										2	0	0	0	1	0	0											
Josh Paul, R (1.2) OBP: 0.220, SLG: 0.231										2	0	0	0	0	0	0											
Inning Stats	R: 0 E: 0 K: 2 S: 11	H: 0 LOB: 1 BB: 1 P: 18	R: 0 E: 0 K: 2 S: 9	H: 0 LOB: 0 BB: 0 P: 15	R: 0 E: 0 K: 0 S: 11	H: 0 LOB: 0 BB: 0 P: 16	R: 1 E: 0 K: 0 S: 14	H: 2 LOB: 1 BB: 0 P: 20	R: 0 E: 0 K: 0 S: 4	H: 0 LOB: 0 BB: 0 P: 8	R: 0 E: 0 K: 0 S: 4	H: 0 LOB: 0 BB: 0 P: 6	R: 0 E: 0 K: 1 S: 13	H: 1 LOB: 3 BB: 2 P: 24	R: 0 E: 0 K: 3 S: 11	H: 1 LOB: 1 BB: 0 P: 17		1B: 2 2B: 2 3B: 0 HR: 0	SF: 1 SAC: 1 DP: 0 HBP: 0	WP: 0 PB: 0 SB: 0 CS: 0	PA: 34						
PITCHER	IP	WLS	BF	H	R	ER	SO	BB	IBB	HBP	BLK	WP	HR	S	P	ERA	WHIP										
31 Jon Lester, L (1.1) ERA: 5.14	7.0		24	2	1	1	4	1	0	0	0	0	0	62	97	1.29	0.429										
17 Manny Delcarmen, R (8.1) ERA: 2.19	0.2	5	1	0	0	0	0	1	1	0	0	0	0	9	20	0.00	3.000										
50 Mike Timlin, R (8.1) ERA: 3.35	0.1	1	0	0	0	1	0	0	0	0	0	0	0	4	4	0.00	0.000										
Eric Gagne, R (9.1) ERA: 3.52	1.0	W	4	1	0	0	3	0	0	0	0	0	0	11	17	0.00	1.000										

Batter	1	2	3	4	5	6	7	8	9	AB	R	H	RBI	BB	SO	LOB	BOTTOM										
23 Julio Lugo, R (1.6) OBP: 0.296, SLG: 0.340										4	0	0	0	0	1	0	Tampa Bay Devil Rays @ Boston Red Sox Fenway Park, Boston, MA Tue Aug 14 2007, 7:05 PM EDT Att: 36,837 - Partly Cloudy - 66 F										
15 Dustin Pedroia, R (1.4) OBP: 0.399, SLG: 0.445										4	0	2	0	0	0	0											
34 David Ortiz, L (1.10) OBP: 0.424, SLG: 0.547										3	0	0	0	1	0	2											
Manny Ramirez, R (1.7) OBP: 0.383, SLG: 0.499									3	0	1	0	1	1	0	0											
25 Mike Lowell, R (1.5) OBP: 0.362, SLG: 0.501									4	1	1	1	0	1	2	0											
20 Kevin Youkilis, R (1.3) OBP: 0.399, SLG: 0.463									4	0	1	0	0	3	0	0											
Jason Varitek, S (1.2) OBP: 0.364, SLG: 0.409										2	1	1	0	2	1	1											
Coco Crisp, S (1.8) OBP: 0.337, SLG: 0.393										4	0	1	1	0	2	3											
Wily Mo Peña, R (1.9) OBP: 0.291, SLG: 0.385										2	0	0	0	0	1	1											
7 J.D. Drew, L (7, PH) OBP: 0.364, SLG: 0.390										1	0	0	0	0	0	1											
Inning Stats	R: 0 E: 0 K: 1 S: 11	H: 1 LOB: 2 BB: 1 P: 24	R: 0 E: 0 K: 3 S: 13	H: 0 LOB: 1 BB: 1 P: 21	R: 0 E: 0 K: 0 S: 6	H: 1 LOB: 2 BB: 1 P: 12	R: 0 E: 0 K: 2 S: 8	H: 1 LOB: 1 BB: 0 P: 14	R: 0 E: 0 K: 1 S: 9	H: 1 LOB: 1 BB: 0 P: 13	R: 0 E: 0 K: 1 S: 8	H: 0 LOB: 0 BB: 0 P: 11	R: 0 E: 0 K: 0 S: 6	H: 0 LOB: 1 BB: 1 P: 10	R: 0 E: 0 K: 0 S: 9	H: 0 LOB: 0 BB: 0 P: 17	R: 2 E: 0 K: 2 S: 17	H: 3 LOB: 1 BB: 0 P: 29	1B: 4 2B: 2 3B: 0 HR: 1	SF: 0 SAC: 0 DP: 1 HBP: 0	WP: 0 PB: 0 SB: 0 CS: 0	PA: 35					
PITCHER	IP	WLS	BF	H	R	ER	SO	BB	IBB	HBP	BLK	WP	HR	S	P	ERA	WHIP										
19 Scott Kazmir, L (1.1) ERA: 3.44	6.0		24	4	0	0	0	3	0	0	0	0	0	55	95	0.00	1.167										
47 Gary Glover, R (7.1) ERA: 5.34	1.0	H	3	0	0	0	0	1	0	0	0	0	0	6	10	0.00	1.000										
35 Dan Wheeler, R (8.1) ERA: 5.37	1.0	H	3	0	0	0	0	0	0	0	0	0	0	9	17	0.00	0.000										
28 Al Reyes, R (9.1) ERA: 4.64	0.2	L	5	3	2	2	2	0	0	0	0	0	1	17	29	27.00	4.500										



Batter	1	2	3	4	5	6	7	8	9	AB	R	H	RBI	BB	SO	LOB	TOP								
9 Chone Figgins, S OBP: 0.397, SLG: 0.438	4-0 27 E G3 BB		4-2 G5-4-3 BB		2-2 27 1B 1B		2-3 K		1-3 K	3	2	1	0	2	2	0									
Orlando Cabrera, R OBP: 0.348, SLG: 0.415	2-1 P6		0-1 G5-4-3 1-2		0-1 27 1B 1B		0-3 K		2-1 27 DI 1B	5	1	2	0	0	1	2									
27 Vladimir Guerrero, R OBP: 0.494, SLG: 0.530	0-0 G3 1-3		0-1 1B		0-0 1B 1B		0-1 L6		2-2 F8	5	0	2	1	0	0	2									
Garret Anderson, L OBP: 0.300, SLG: 0.421	1-1 G3 2-3 3-H		1-3 K		1-0 24 L-3 1B				0-1 1B 1B	4	0	2	2	0	1	2									
24 Gary Matthews, S OBP: 0.335, SLG: 0.444	2-3 K			1-3 K		1-0 L3			2-1 F9	4	0	0	0	0	2	4									
Casey Kotchman, L OBP: 0.369, SLG: 0.483		2-2 5 BB 1B		1-1 2B		1-0 32 B3 5 SF8 2B			2-2 1B	4	1	4	0	0	0	0									
32 Erick Aybar, S OBP: 0.290, SLG: 0.283	1-2 F9		0-2 P4		0-0 B3				0-3 K	4	0	0	0	0	1	5									
5 Jeff Mathis, R OBP: 0.247, SLG: 0.299		4-1 SAFE BB		3-1 G6-3		2-0 SF8			0-1 F8	1	0	0	1	1	0	1									
6 Malcer Izturis, S OBP: 0.322, SLG: 0.411		1-2 BB				3-H K				1	0	0	0	0	0	2									
48 Ryan Budde, R										0	0	0	0	0	0	0									
77 Reggie Willis, S OBP: 0.398, SLG: 0.347		0-2 G4-6-3				0-3 K			2-2 K	4	0	0	0	0	3	2									
Inning Stats	R: 1 E: 1 K: 1 S: 8	H: 0 LOB: 1 BB: 1 P: 17	R: 0 E: 0 K: 0 S: 12	H: 1 LOB: 1 BB: 1 P: 19	R: 0 E: 0 K: 1 S: 10	H: 1 LOB: 1 BB: 0 P: 15	R: 0 E: 0 K: 1 S: 11	H: 1 LOB: 1 BB: 0 P: 16	R: 2 E: 0 K: 1 S: 11	H: 4 LOB: 1 BB: 0 P: 15	R: 1 E: 0 K: 2 S: 6	H: 1 LOB: 0 BB: 0 P: 9	R: 0 E: 0 K: 2 S: 8	H: 0 LOB: 0 BB: 0 P: 10	R: 0 E: 0 K: 1 S: 14	H: 2 LOB: 2 BB: 0 P: 18	R: 0 E: 0 K: 2 S: 14	H: 1 LOB: 1 BB: 0 P: 21	1B: 9 2B: 3 3B: 0 HR: 0	SF: 1 SAC: 0 DP: 3 HBP: 0	WP: 0 PB: 0 SB: 0 CS: 0	PA: 39			
PITCHER	IP WLS BF H R ER SO BB IBB HBP BLK WP HR S P ERA WHIP	6.0 W 27 8 4 3 5 3 0 0 0 0 0 58 91 4.50 1.833	1.2 H 7 2 0 0 3 0 0 0 0 0 0 20 26 0.00 1.200	1.1 S 5 1 0 0 2 0 0 0 0 0 0 16 23 0.00 0.750											IP WLS BF H R ER SO BB IBB HBP BLK WP HR S P ERA WHIP										
61 Clay Buchholz, R ERA: 4.5																									
37 Hideki Okajima, L ERA: 1.23																									
58 Jonathan Papelbon, R ERA: 1.87																									

Los Angeles Angels @ Boston Red Sox
Fenway Park, Boston, MA
Fri Aug 17 2007, 1:05 PM EDT
Att: 36,686 - Cloudy - 76 F

AB 35
R 4
H 11
RBI 4
BB 3
SO 10
LOB 20



Batter	1	2	3	4	5	6	7	8	9	AB	R	H	RBI	BB	SO	LOB	BOTTOM							
15 Dustin Pedroia, R OBP: 0.397, SLG: 0.451	3-4 2B G5-3		3-2 G5-3		3-1 F9			2-2 HR		5	2	2	1	0	0	2								
20 Kevin Youkilis, R OBP: 0.395, SLG: 0.456	1-2 K	1-0 F9		0-1 7 1B E 1B		3-2 F7		4-2 34 G4-3 BB		4	1	1	0	1	1	1								
34 David Ortiz, L OBP: 0.424, SLG: 0.549	2-2 2-H HR	3-1 7 1B HBP 1B		1-1 P5		2-2 G6-3		3-2 G4-3		5	1	2	2	0	0	2								
Manny Ramirez, R OBP: 0.385, SLG: 0.499	1-1 7 3B 1B	1-2 7 1B HBP		2-1 P3		0-0 1B		1-2 HBP		3	1	2	0	0	0	1								
7 J.D. Drew, L OBP: 0.363, SLG: 0.394	0-0 1-H 25 1B 3B	1-0 FC6-4 1B		1-0 E9 1B		1-0 F8		2-3 K		5	1	3	1	0	1	3								
25 Mike Lowell, R OBP: 0.365, SLG: 0.502	2-1 28 2B 1B	2-2 F8		2-3 K			1-2 F8			4	1	1	1	0	1	4								
Coco Crisp, S OBP: 0.338, SLG: 0.392	3-2 F9	0-0 FC6-4			1-1 BLK 1B		0-2 F7			4	0	1	0	0	0	4								
28 Doug Mirabeli, R OBP: 0.293, SLG: 0.385	3-1 13 2B 2B		1-3 K		1-2 SAFE F7		3-0 F7			1	1	1	1	0	0	0								
Jason Varitek, S OBP: 0.363, SLG: 0.415					1-2 SAFE F7					3	0	0	0	0	1	1								
13 Alex Cora, L OBP: 0.307, SLG: 0.404	2-2 2-H 2B		1-2 P5		2-3 K			0-1 F8		4	0	1	1	0	1	1								
Inning Stats	R: 6 E: 0 K: 1 S: 32	H: 7 LOB: 1 BB: 0 P: 46	R: 0 E: 0 K: 0 S: 11	H: 2 LOB: 3 BB: 0 P: 19	R: 0 E: 0 K: 1 S: 10	H: 0 LOB: 0 BB: 0 P: 15	R: 1 E: 1 K: 1 S: 11	H: 2 LOB: 1 BB: 0 P: 17	R: 0 E: 0 K: 0 S: 10	H: 1 LOB: 1 BB: 0 P: 17	R: 0 E: 0 K: 0 S: 8	H: 1 LOB: 1 BB: 0 P: 14	R: 0 E: 0 K: 0 S: 7	H: 0 LOB: 0 BB: 0 P: 11	R: 1 E: 0 K: 1 S: 18	H: 1 LOB: 2 BB: 1 P: 30	1B: 8 2B: 3 3B: 1 HR: 2	SF: 0 SAC: 0 DP: 0 HBP: 2	WP: 0 PB: 0 SB: 0 CS: 0	PA: 41				
PITCHER	IP WLS BF H R ER SO BB IBB HBP BLK WP HR S P ERA WHIP	4.0 L 24 11 7 6 3 0 0 0 1 0 0 25 42 0.00 0.667	3.0 11 2 0 0 1 0 0 0 0 1 0 0 18 30 9.00 2.000											IP WLS BF H R ER SO BB IBB HBP BLK WP HR S P ERA WHIP										
41 John Lackey, R ERA: 3.32																								
49 Chris Bootcheck, R ERA: 3.99																								
37 Greg Jones, R ERA: 6.48																								

Los Angeles Angels @ Boston Red Sox
Fenway Park, Boston, MA
Fri Aug 17 2007, 1:05 PM EDT
Att: 36,686 - Cloudy - 76 F

AB 38
R 8
H 14
RBI 7
BB 1
SO 5
LOB 19



Batter	1	2	3	4	5	6	7	8	9	AB	R	H	RBI	BB	SO	LOB	TOP																	
9 Chone Figgins, S OBP: 0.395, SLG: 0.434	G4-3		K		K		G1-3		27 2B	5	1	1	0	0	2	1	Los Angeles Angels @ Boston Red Sox Fenway Park, Boston, MA Fri Aug 17 2007, 7:05 PM EDT Att: 36,538 - Cloudy - 78 F																	
Orlando Cabrera, R OBP: 0.349, SLG: 0.415	E6		27 2B		K		G6-3		27 2B	5	2	2	1	0	1	1																		
27 Vladimir Guerrero, R OBP: 0.465, SLG: 0.540	G6-3		1B				E6		SF7	5	2	3	3	0	0	1																		
Garret Anderson, L OBP: 0.301, SLG: 0.420	BB		2B				6 1B		L3-6	3	0	1	1	1	0	3																		
24 Gary Matthews, S OBP: 0.335, SLG: 0.450	G4-3				K		K		HR	4	1	1	1	0	2	4																		
6 Maicer Izturis, S OBP: 0.321, SLG: 0.408					F7				F8	4	0	1	1	0	1	0																		
39 Robb Quinlan, R OBP: 0.305, SLG: 0.370					G6-3				F8	4	0	0	0	0	1	2																		
48 Ryan Budde, R OBP: 0.143, SLG: 0.143									F8	3	0	1	0	0	1	2																		
77 Reggie Williams, S OBP: 0.297, SLG: 0.345	P2								F8	1	0	0	0	0	0	0																		
Nathan Haynes, L OBP: 0.242, SLG: 0.281					F7				9 1B	3	0	0	0	0	0	1																		
Casey Kotchman, L OBP: 0.371, SLG: 0.483					FC5-6				BB	0	0	0	0	1	0	0																		
32 Erick Aybar, S OBP: 0.280, SLG: 0.283										0	1	0	0	0	0	0																		
5 Jeff Mathis, R OBP: 0.247, SLG: 0.299										0	0	0	0	0	0	0																		
Inning Stats	R: 0 E: 1 K: 0 S: 13	H: 0 LOB: 2 BB: 1 P: 24	R: 0 E: 0 K: 1 S: 8	H: 0 LOB: 0 BB: 0 P: 13	R: 1 E: 0 K: 1 S: 9	H: 2 LOB: 1 BB: 0 P: 14	R: 0 E: 0 K: 1 S: 5	H: 0 LOB: 0 BB: 0 P: 6	R: 0 E: 0 K: 3 S: 12	H: 1 LOB: 1 BB: 0 P: 16	R: 1 E: 1 K: 3 S: 15	H: 2 LOB: 0 BB: 0 P: 22	R: 0 E: 0 K: 0 S: 6	H: 0 LOB: 0 BB: 0 P: 9	R: 2 E: 0 K: 0 S: 9	H: 2 LOB: 2 BB: 0 P: 13	R: 3 E: 0 K: 0 S: 23	H: 3 LOB: 1 BB: 1 P: 34	1B: 6 2B: 3 3B: 1 HR: 1	SF: 1 SAC: 0 DP: 1 HBP: 0	WP: 0 PB: 0 SB: 1 CS: 0	PA: 40												
PITCHER	IP WLS BF H R ER SO BB IBB HBP BLK WP HR S P ERA WHIP																																	
19 Josh Beckett, R ERA: 3.15	7.0	29	5	2	1	8	1	0	0	0	0	0	0	0	68	104	1.29	0.857																
17 Manny Delcarmen, R ERA: 2.51	1.0	5	2	2	2	0	0	0	0	0	0	1	9	13	18.00	2.000																		
Eric Gagne, R ERA: 4.12	1.0	L	6	3	3	3	0	1	0	0	0	0	0	23	34	27.00	4.000																	
Batter	1	2	3	4	5	6	7	8	9	AB	R	H	RBI	BB	SO	LOB	BOTTOM																	
46 Jacoby Ellsbury, L OBP: 0.409, SLG: 0.368	G5-3				G1-3					3	1	0	0	1	0	1	Los Angeles Angels @ Boston Red Sox Fenway Park, Boston, MA Fri Aug 17 2007, 7:05 PM EDT Att: 36,538 - Cloudy - 78 F																	
15 Dustin Pedroia, R OBP: 0.395, SLG: 0.449	G4-3				F8					4	0	1	0	0	0	1																		
Coco Crisp, S OBP: 0.338, SLG: 0.392										0	1	0	0	0	0	0																		
34 David Ortiz, L OBP: 0.424, SLG: 0.551	K				K					4	2	2	2	0	2	0																		
Manny Ramirez, R OBP: 0.384, SLG: 0.499										4	0	1	1	0	0	1																		
13 Alex Cora, L OBP: 0.307, SLG: 0.404										0	0	0	0	0	0	0																		
7 J.D. Drew, L OBP: 0.365, SLG: 0.398										4	0	2	0	0	0	2																		
25 Mike Lowell, R OBP: 0.362, SLG: 0.498										4	0	0	1	0	0	4																		
Jason Varitek, S OBP: 0.359, SLG: 0.410										4	0	0	0	0	2	2																		
Eric Hinske, L OBP: 0.303, SLG: 0.411										3	0	0	0	0	2	0																		
20 Kevin Youkilis, R OBP: 0.394, SLG: 0.455										1	0	0	0	0	1	0																		
23 Julio Lugo, R OBP: 0.300, SLG: 0.348										3	1	1	0	1	1	0																		
Inning Stats	R: 0 E: 0 K: 1 S: 9	H: 0 LOB: 0 BB: 0 P: 15	R: 0 E: 0 K: 0 S: 10	H: 0 LOB: 0 BB: 0 P: 17	R: 0 E: 0 K: 2 S: 8	H: 0 LOB: 0 BB: 0 P: 14	R: 0 E: 0 K: 1 S: 10	H: 0 LOB: 0 BB: 0 P: 14	R: 0 E: 0 K: 0 S: 10	H: 1 LOB: 1 BB: 0 P: 11	R: 0 E: 0 K: 0 S: 10	H: 1 LOB: 1 BB: 0 P: 14	R: 1 E: 0 K: 1 S: 13	H: 2 LOB: 1 BB: 0 P: 21	R: 4 E: 0 K: 1 S: 16	H: 3 LOB: 2 BB: 2 P: 32	R: 0 E: 0 K: 1 S: 10	H: 0 LOB: 0 BB: 0 P: 14	1B: 3 2B: 4 3B: 0 HR: 0	SF: 0 SAC: 0 DP: 0 HBP: 0	WP: 1 PB: 0 SB: 0 CS: 0	PA: 36												
PITCHER	IP WLS BF H R ER SO BB IBB HBP BLK WP HR S P ERA WHIP																																	
54 Ervin Santana, R ERA: 5.98	6.1	23	4	1	1	5	0	0	0	0	0	0	4	6	0.00	0.000																		
33 Justin Speier, R ERA: 1.93	0.2	H	2	0	0	0	1	0	0	0	0	0	4	6	0.00	0.000																		
62 Scot Shields, R ERA: 3.23	0.1	H	4	1	3	3	1	2	0	0	0	0	7	19	81.00	9.000																		
Francisco Rodriguez, R ERA: 2.96	1.2	W	7	2	1	1	1	0	0	0	0	1	0	19	27	5.40	1.200																	

Batter	1	2	3	4	5	6	7	8	9	AB	R	H	RBI	BB	SO	LOB	TOP								
9 Chone Figgins, S OBP: 0.393, SLG: 0.441	0-2 G4-3	1-0 HR		0-0 F7			0-1 F7			4	1	1	2	0	0	2	Los Angeles Angels @ Boston Red Sox Fenway Park, Boston, MA Sat Aug 18 2007, 7:05 PM EDT Att: 36,652 - Clear - 71 F livebaseballscorecards.com								
Orlando Cabrera, R OBP: 0.350, SLG: 0.418	0-0 FC3-6 2B	0-1 FC5-4 1B			1-1 G4-3		1-1 F8			4	1	2	0	0	0	1									
27 Vladimir Guerrero, R OBP: 0.400, SLG: 0.546	1-0 FC3-6 1B	0-1 FC5-4			2-2 HR		2-1 F8			4	1	2	1	0	0	2									
Garret Anderson, L OBP: 0.297, SLG: 0.414	2-0 FC3-6		0-3 K		0-2 G3		2-2 F8			4	0	0	1	0	1	1									
24 Gary Matthews, S OBP: 0.332, SLG: 0.445	1-3 K		1-2 P4		1-0 L4		3-2 F8			4	0	0	0	0	1	1									
Casey Kotchman, L OBP: 0.370, SLG: 0.483		1-2 6 F7 77 1B 2B	1-1 G3-1			1-2 F9		0-1 L8		4	1	1	0	0	0	0									
6 Maicer Izturis, S OBP: 0.315, SLG: 0.401	0-0 F7			0-2 F8		3-2 F8		2-2 G4-3		4	0	0	0	0	0	1									
5 Jeff Mathis, R OBP: 0.250, SLG: 0.313		2-3 K		3-2 2B		0-1 P3		1-3 K		3	0	1	0	0	1	1									
32 Erick Aybar, S OBP: 0.280, SLG: 0.282										1	0	0	0	0	1	0									
77 Reggie Willits, S OBP: 0.398, SLG: 0.347		1-2 9 HR 1B		0-0 F8			2-1 1B		3-3 K	4	1	2	1	0	1	1									
Inning Stats	R: 1 E: 0 K: 1 S: 9	H: 2 LOB: 1 BB: 0 P: 13	R: 3 E: 0 K: 1 S: 20	H: 4 LOB: 1 BB: 0 P: 24	R: 0 E: 0 K: 1 S: 9	H: 0 LOB: 0 BB: 0 P: 11	R: 0 E: 0 K: 0 S: 8	H: 1 LOB: 1 BB: 0 P: 11	R: 1 E: 0 K: 0 S: 9	H: 1 LOB: 0 BB: 0 P: 13	R: 0 E: 0 K: 0 S: 8	H: 1 LOB: 1 BB: 0 P: 13	R: 0 E: 0 K: 0 S: 8	H: 0 LOB: 0 BB: 0 P: 13	R: 0 E: 0 K: 2 S: 12	H: 0 LOB: 0 BB: 0 P: 18	1B: 4 2B: 3 3B: 0 HR: 2	SF: 0 SAC: 0 DP: 0 HBP: 0	WP: 0 PB: 0 SB: 0 CS: 0	PA: 36					
PITCHER	IP WLS BF H R ER SO BB IBB HBP BLK WP HR S P ERA WHIP																								
38 Curt Schilling, R ERA: 4.25	6.0	W 26	8	5	5	3	0	0	0	0	0	0	0	2	64	85	7.50	1.333							
50 Mike Timlin, R ERA: 3.15	7.1	1.0	H 4	1	0	0	0	0	0	0	0	0	0	0	8	13	0.00	1.000							
37 Hideki Okajima, L ERA: 1.21	8.1	1.0	H 3	0	0	0	0	0	0	0	0	0	0	8	13	0.00	0.000								
58 Jonathan Papelbon, R ERA: 1.83	9.1	1.0	3	0	0	0	2	0	0	0	0	0	0	12	18	0.00	0.000								

Batter	1	2	3	4	5	6	7	8	9	AB	R	H	RBI	BB	SO	LOB	BOTTOM							
23 Julio Lugo, R OBP: 0.301, SLG: 0.352	2-2 L4		1-1 2B		1-2 20 1B 34 HR	1-0 F8		0-0 SH1-4		4	1	2	2	0	0	0	Los Angeles Angels @ Boston Red Sox Fenway Park, Boston, MA Sat Aug 18 2007, 7:05 PM EDT Att: 36,652 - Clear - 71 F livebaseballscorecards.com							
20 Kevin Youkilis, R OBP: 0.392, SLG: 0.452	0-3 K		1-1 F9		1-0 34 HR 1B	0-1 G6-3		0-1 L7		5	1	1	0	0	1	3								
34 David Ortiz, L OBP: 0.426, SLG: 0.556	4-0 BB		0-1 F7		0-0 HR	3-3 K		4-0 2B IBB		3	2	1	4	2	1	2								
Manny Ramirez, R OBP: 0.382, SLG: 0.498	2-3 K			3-3 K	3-3 K		0-3 K2-3	1-1 1B 2B		5	1	1	2	0	4	1								
7 J.D. Drew, L OBP: 0.365, SLG: 0.397		1-0 P3		1-2 F9	0-1 BB G5-3 1B		1-3 K	4-1 1B 25 WP BB		4	1	1	0	1	1	0								
Jason Varitek, S OBP: 0.359, SLG: 0.410		2-2 F8		0-1 P3	0-1 SAFE G5-3		1-0 25 1B	1-2 25 WP 1B		5	0	2	1	0	0	1								
Eric Hinske, L OBP: 0.311, SLG: 0.413		2-3 K				1-2 1B		4-0 1B BB		2	1	1	0	1	1	0								
25 Mike Lowell, R OBP: 0.364, SLG: 0.499							1-2 1B	1-2 3B BB		1	0	1	0	1	0	0								
Coco Crisp, S OBP: 0.338, SLG: 0.393					0-0 F8		0-2 G4-3	0-1 G3		4	1	1	0	1	0	4								
13 Alex Cora, L OBP: 0.317, SLG: 0.409			2-1 23 2B 1B					2-2 23 SH1-4 2B 1B		3	2	2	0	0	0	3								
Inning Stats	R: 0 E: 0 K: 2 S: 10	H: 0 LOB: 1 BB: 1 P: 18	R: 0 E: 0 K: 1 S: 9	H: 0 LOB: 0 BB: 0 P: 14	R: 0 E: 0 K: 0 S: 9	H: 2 LOB: 2 BB: 0 P: 13	R: 0 E: 0 K: 1 S: 11	H: 0 LOB: 0 BB: 0 P: 15	R: 6 E: 0 K: 1 S: 21	H: 6 LOB: 3 BB: 2 P: 37	R: 0 E: 0 K: 1 S: 7	H: 0 LOB: 0 BB: 0 P: 11	R: 0 E: 0 K: 2 S: 14	H: 2 LOB: 2 BB: 0 P: 17	R: 4 E: 0 K: 0 S: 14	H: 3 LOB: 3 BB: 3 P: 30	1B: 9 2B: 3 3B: 0 HR: 1	SF: 0 SAC: 1 DP: 0 HBP: 1	WP: 1 PB: 0 SB: 0 CS: 0	PA: 44				
PITCHER	IP WLS BF H R ER SO BB IBB HBP BLK WP HR S P ERA WHIP																							
36 Jered Weaver, R ERA: 4.16	4.1	L 23	8	6	6	5	1	0	0	0	0	0	0	23	84	0.00	1.714							
Darren Oliver, L ERA: 4.09	5.1	2.1	11	2	0	0	3	2	0	0	0	0	0	23	38	0.00	1.714							
33 Justin Speier, R ERA: 2.94	7.1	1.0	7	2	4	4	0	1	1	0	0	0	0	12	23	36.00	3.000							
37 Greg Jones, R ERA: 6.23	8.1	0.1	3	1	0	0	0	1	0	0	0	1	0	5	10	0.00	6.000							


Batter	1	2	3	4	5	6	7	8	9	AB R H RBI BB SO LOB	TOP											
15 Dustin Pedroia, R OBP: 0.396, SLG: 0.447	0-0 FC1-4 20 BB 25 2B 1B	2-2 1-2 3-H 1B 1B		0-1 F9		4-0 BB			1-1 F9	4 2 2 1 1 0 0	Boston Red Sox @ Tampa Bay Devil Rays Tropicana Field, St. Petersburg, FL Mon Aug 20 2007, 7:10 PM EDT Att: 16,843 - Dome - 72 F livebaseballscorecards.com											
20 Kevin Youkilis, R OBP: 0.389, SLG: 0.445	4-1 FC1-4 1-2 BB	0-2 1B 1B		2-3 K		2-1 F8		1-1 G5-3	4 0 1 0 1 1 1													
Bobby Kielty, S OBP: 0.271, SLG: 0.233	1-1 FC1-4 1-2 2-3 25 2B	0-3 K		1-0 L7			2-1 F8	1-2 F9	5 1 0 0 0 1 5													
Manny Ramirez, R OBP: 0.382, SLG: 0.493	1-3 K	0-0 25 WP 1B			0-0 P3				4 0 1 2 0 2 2													
25 Mike Lowell, R OBP: 0.371, SLG: 0.509	0-1 1-H 3-H 2B	4-0 1-2 1B		1-0 HR			4-1 BB		2 1 2 3 2 0 0													
7 J.D. Drew, L OBP: 0.361, SLG: 0.391	1-3 K	2-0 G4-3		1-3 K			2-2 P1		4 0 0 0 0 2 5													
Coco Crisp, S OBP: 0.337, SLG: 0.392		3-1 23 G6-3 15 1B 2B	3-2 K		0-0 G6-3			0-0 36 G6-4-3 1B	4 1 2 0 0 1 0													
23 Julio Lugo, R OBP: 0.298, SLG: 0.348		2-2 G6-3	2-1 F9		3-2 G6-3			1-2 F9	4 0 0 0 0 0 2													
36 Kevin Cash, R OBP: 0.298, SLG: 0.348		4-2 20 1B 15 1B 1B BB	1-3 K		2-3 K			0-0 G6-4-3 1-2	3 1 0 0 1 2 1													
Inning Stats	R: 2 E: 0 K: 2 S: 12	H: 2 LOB: 1 BB: 1 P: 19	R: 3 E: 0 K: 1 S: 21	H: 4 LOB: 3 BB: 2 P: 38	R: 0 E: 0 K: 2 S: 12	H: 0 LOB: 0 BB: 0 P: 18	R: 0 E: 0 K: 1 S: 6	H: 0 LOB: 0 BB: 0 P: 9	R: 1 E: 0 K: 1 S: 7	H: 1 LOB: 0 BB: 0 P: 9	R: 0 E: 0 K: 1 S: 8	H: 0 LOB: 1 BB: 1 P: 19	R: 0 E: 0 K: 1 S: 12	H: 0 LOB: 1 BB: 1 P: 22	R: 0 E: 0 K: 0 S: 9	H: 1 LOB: 0 BB: 0 P: 10	R: 0 E: 0 K: 0 S: 7	H: 0 LOB: 0 BB: 0 P: 10	1B: 5 2B: 2 3B: 0 HR: 1	SF: 0 SAC: 0 DP: 1 HBP: 0	WP: 1 PB: 0 SB: 0 CS: 0	PA: 39
PITCHER	IP WLS BF H R ER SO BB IBB HBP BLK WP HR S P ERA WHIP											IP WLS BF H R ER SO BB IBB HBP BLK WP HR S P ERA WHIP										
19 Scott Kazmir, L ERA: 3.65	(1, 1) 5.2 L 28 7 6 6 8 3 1 0 0 0 1 1 64 108 9.53 1.765																					
53 Juan Salas, R ERA: 3.25	(6, 1) 1.1 5 0 0 0 1 1 0 0 0 0 0 0 14 26 0.00 0.750																					
Jon Switzer, L ERA: 12.86	(8, 1) 2.0 6 1 0 0 0 0 0 0 0 0 0 0 16 20 0.00 0.500																					

Batter	1	2	3	4	5	6	7	8	9	AB R H RBI BB SO LOB	BOTTOM											
1 Akinori Iwamura, L OBP: 0.358, SLG: 0.384	4-2 13 K2-3 13 S BB		1-1 L3			0-1 F9			0-3 K	3 0 0 0 1 1 1	Boston Red Sox @ Tampa Bay Devil Rays Tropicana Field, St. Petersburg, FL Mon Aug 20 2007, 7:10 PM EDT Att: 16,843 - Dome - 72 F livebaseballscorecards.com											
13 Carl Crawford, L OBP: 0.357, SLG: 0.476	2-3 K2-3		1-1	0-0 G1-3		0-1 P1		1-0 F7	4 0 0 0 0 1 1													
2 B.J. Upton, R OBP: 0.393, SLG: 0.527	0-1 F9		1-1 L8			0-1 23 CS 1B		0-0 G6-3	4 0 1 0 0 0 1													
23 Carlos Pena, L OBP: 0.374, SLG: 0.553	1-2 G4-3		3-2 1B			2-2 CS	1-2 G6-3		3 0 1 0 0 0 1													
Delmon Young, R OBP: 0.318, SLG: 0.405		0-3 K	0-1 P3			0-3 K	0-3 K		3 0 0 0 0 2 1													
Brendan Harris, R OBP: 0.350, SLG: 0.424		2-2 G6-3		0-0 F7		0-0 G5-3			3 0 0 0 0 0 0													
31 Jonny Gomes, R OBP: 0.327, SLG: 0.485		0-1 F7		0-1 F8				1-3 K	3 0 0 0 0 1 0													
Josh Wilson, R OBP: 0.287, SLG: 0.311			1-3 K		0-0 K			2-1 G4-3	3 0 1 0 0 1 0													
Josh Paul, R OBP: 0.227, SLG: 0.238			2-1 1 1B 1B		1-3 K2-3			3-1 P3	3 0 1 0 0 1 1													
Inning Stats	R: 0 E: 0 K: 1 S: 11	H: 0 LOB: 1 BB: 1 P: 18	R: 0 E: 0 K: 1 S: 8	H: 0 LOB: 0 BB: 0 P: 10	R: 0 E: 0 K: 1 S: 7	H: 1 LOB: 0 BB: 0 P: 11	R: 0 E: 0 K: 0 S: 8	H: 1 LOB: 1 BB: 0 P: 12	R: 0 E: 0 K: 1 S: 7	H: 1 LOB: 1 BB: 0 P: 8	R: 0 E: 0 K: 0 S: 8	H: 0 LOB: 0 BB: 0 P: 10	R: 0 E: 0 K: 1 S: 7	H: 0 LOB: 0 BB: 0 P: 8	R: 0 E: 0 K: 1 S: 7	H: 0 LOB: 0 BB: 0 P: 13	R: 0 E: 0 K: 1 S: 5	H: 0 LOB: 0 BB: 0 P: 6	1B: 4 2B: 1 3B: 0 HR: 0	SF: 0 SAC: 0 DP: 1 HBP: 0	WP: 0 PB: 0 SB: 2 CS: 1	PA: 31
PITCHER	IP WLS BF H R ER SO BB IBB HBP BLK WP HR S P ERA WHIP											IP WLS BF H R ER SO BB IBB HBP BLK WP HR S P ERA WHIP										
49 Tim Wakefield, R ERA: 4.35	(1, 1) 7.0 W 24 4 0 0 0 5 1 0 0 0 0 0 0 7 77 0.00 0.714																					
17 Manny Delcarmen, R ERA: 2.7	(8, 1) 1.0 3 0 0 0 1 0 0 0 0 0 0 0 7 13 0.00 0.000																					
50 Mike Timlin, R ERA: 3.07	(9, 1) 1.0 3 0 0 0 1 0 0 0 0 0 0 0 5 6 0.00 0.000																					

Batter	1	2	3	4	5	6	7	8	9	AB	R	H	RBI	BB	SO	LOB	TOP										
15 Dustin Pedroia, R OBP: 0.394, SLG: 0.445 13 Alex Cora, L OBP: 0.311, SLG: 0.401	0-1 G6-3		2-1 20 2B 25 SF7 HBP	3-2 F7		1 SAFE 2-2 G6-3		1-3 K		1	1	0	0	0	0	0											
20 Kevin Youkilis, R OBP: 0.385, SLG: 0.444	1-0 F8		2-2 1-3 2B		2-2 F8		2-3 K		0-0 P5	5	0	1	0	0	1	0											
34 David Ortiz, L OBP: 0.434, SLG: 0.564	4-0 BB		4-1 BB		0-0 25 1B 2B		1-1 7 1B 1B		4-2 7 1B BB	2	0	2	0	3	0	0											
25 Mike Lowell, R OBP: 0.370, SLG: 0.506	1-1 F9		3-1 SF7		1-2 2H 1B		1-0 L4		0-1 L9	4	0	1	1	0	0	3											
7 J.D. Drew, L OBP: 0.363, SLG: 0.391		2-3 K	0-0 F4		4-0 BB		0-1 1-2 1B		0-1 1-2 1B	4	0	2	0	1	1	2											
Jason Varitek, S OBP: 0.353, SLG: 0.401		0-1 P2	0-1 G3-1		0-3 K		2-3 K		0-1 F7	5	0	0	0	0	2	8											
Coco Crisp, S OBP: 0.335, SLG: 0.392		0-1 BB 1B		2-1 F7		1-0 G3		0-0 P6		4	0	1	0	0	0	0											
Eric Hinske, L OBP: 0.320, SLG: 0.413 Bobby Kestny, S OBP: 0.260, SLG: 0.244		4-0 1 SAFE 1 SAFE BB	4-2 23 F 23 S BB		1-0 1B		3-2 L3			0	0	0	0	2	0	0											
23 Julio Lugo, R OBP: 0.300, SLG: 0.353		1-2 BB	3-2 G5-3		1-2 G6-3		0-3 K		2-1 2B	4	0	1	0	0	1	4											
Inning Stats	R: 0 E: 0 K: 1 S: 5	H: 0 LOB: 1 BB: 1 P: 11	R: 0 E: 0 K: 1 S: 12	H: 1 LOB: 2 BB: 1 P: 21	R: 1 E: 0 K: 0 S: 11	H: 1 LOB: 2 BB: 1 P: 22	R: 0 E: 0 K: 1 S: 10	H: 0 LOB: 1 BB: 1 P: 20	R: 0 E: 0 K: 1 S: 10	H: 2 LOB: 2 BB: 1 P: 17	R: 0 E: 0 K: 1 S: 8	H: 1 LOB: 1 BB: 0 P: 12	R: 0 E: 0 K: 2 S: 11	H: 2 LOB: 0 BB: 0 P: 17	R: 0 E: 0 K: 1 S: 10	H: 1 LOB: 2 BB: 1 P: 15	1B: 6 2B: 3 3B: 0 HR: 0	SF: 1 SAC: 0 DP: 0 HBP: 1	WP: 0 PB: 0 SB: 1 CS: 1	PA: 42							
PITCHER	IP	WLS	BF	H	R	ER	SO	BB	IBB	HBP	BLK	WP	HR	S	P	ERA	WHIP										
36 Edwin Jackson, R ERA: 5.49	6.0	W	28	5	1	1	3	5	0	1	0	0	0	56	103	1.50	1.667										
35 Dan Wheeler, R ERA: 5.25	1.0	H	5	2	0	0	2	0	0	0	0	0	0	11	17	0.00	2.000										
47 Gary Glover, R ERA: 5.06	1.0	H	4	1	0	0	1	0	0	0	0	0	0	10	16	0.00	1.000										
28 Al Reyes, R ERA: 4.63	1.0	S	5	1	0	0	0	1	0	0	0	0	0	11	15	0.00	2.000										

Boston Red Sox @ Tampa Bay Devil Rays
Tropicana Field, St. Petersburg, FL
Wed Aug 22 2007, 7:10 PM EDT
Att: 17,839 - Dome - 72 F


AB	34
R	1
H	9
RBI	1
BB	6
SO	6
LOB	20



Batter	1	2	3	4	5	6	7	8	9	AB	R	H	RBI	BB	SO	LOB	BOTTOM										
1 Akinori Iwamura, L OBP: 0.360, SLG: 0.391	1-3 K		2-3 1 SAFE K		2-3 K		0-0 23 FC3-2 13 HBP 1B			4	0	1	0	0	3	2											
13 Carl Crawford, L OBP: 0.356, SLG: 0.471	1-0 F7			1-2 P6		2-3 K		1-0 23 FC3-2 HBP		3	0	0	0	0	1	0											
23 Carlos Pena, L OBP: 0.376, SLG: 0.557	1-2 G1-3			4-1 BB BB		4-2 2 HR BB		2-0 FC3-2		2	1	0	0	2	0	3											
2 B.J. Upton, R OBP: 0.390, SLG: 0.528		2-2 G5-3		2-3 K		1-0 1H HR		2-3 K		4	1	1	2	0	2	4											
Brendan Harris, R OBP: 0.346, SLG: 0.417		1-1 G6-3		4-0 1-2 BB		0-1 P6		2-2 G6-3		3	0	0	0	1	0	0											
31 Jonny Gomes, R OBP: 0.322, SLG: 0.475 Delmon Young, R OBP: 0.317, SLG: 0.402		2-1 G5-3		1-2 P6		2-2 E5		0-0 P4		3	0	0	0	0	0	2											
29 Joel Guzman, R OBP: 0.400, SLG: 0.250			2-3 K		0-0 G6-3		0-3 K		4-2 FC6 BB	3	0	0	0	1	2	1											
Josh Wilson, R OBP: 0.292, SLG: 0.308			1-1 1 S 1B		3-2 F8		1-0 G4-3		0-1 FC6	4	0	1	0	0	0	1											
Josh Paul, R OBP: 0.242, SLG: 0.244			1-3 K		4-2 BB		1-2 1B 23 FC3-2 1B			2	0	1	0	1	1	1											
Inning Stats	R: 0 E: 0 K: 1 S: 8	H: 0 LOB: 0 BB: 0 P: 11	R: 0 E: 0 K: 0 S: 8	H: 0 LOB: 0 BB: 0 P: 13	R: 0 E: 0 K: 3 S: 11	H: 1 LOB: 1 BB: 0 P: 17	R: 0 E: 0 K: 1 S: 11	H: 0 LOB: 2 BB: 2 P: 23	R: 0 E: 0 K: 1 S: 13	H: 0 LOB: 1 BB: 1 P: 22	R: 2 E: 1 K: 2 S: 16	H: 1 LOB: 1 BB: 1 P: 25	R: 0 E: 0 K: 1 S: 9	H: 2 LOB: 3 BB: 0 P: 16	R: 0 E: 0 K: 0 S: 10	H: 0 LOB: 1 BB: 1 P: 16	1B: 3 2B: 0 3B: 0 HR: 1	SF: 0 SAC: 0 DP: 0 HBP: 1	WP: 0 PB: 0 SB: 1 CS: 0	PA: 35							
PITCHER	IP	WLS	BF	H	R	ER	SO	BB	IBB	HBP	BLK	WP	HR	S	P	ERA	WHIP										
18 Daisuke Matsuzaka, R ERA: 3.76	6.0	L	25	2	2	2	8	4	0	0	0	0	0	67	111	3.00	1.000										
50 Mike Timlin, R ERA: 3.0	1.0		6	2	0	0	1	0	0	1	0	0	0	9	16	0.00	2.000										
Eric Gagne, R ERA: 3.92	1.0		4	0	0	0	0	1	0	0	0	0	0	10	16	0.00	1.000										

Boston Red Sox @ Tampa Bay Devil Rays
Tropicana Field, St. Petersburg, FL
Wed Aug 22 2007, 7:10 PM EDT
Att: 17,839 - Dome - 72 F

AB	29
R	2
H	4
RBI	2
BB	5
SO	9
LOB	14



Batter	1	2	3	4	5	6	7	8	9	AB	R	H	RBI	BB	SO	LOB	TOP										
23 Julio Lugo, R OBP: 0.297, SLG: 0.348	G6-3		P6	P6	G6-3			K		5	0	0	0	0	1	4	Boston Red Sox @ Chicago White Sox U.S. Cellular Field, Chicago, IL Fri Aug 24 2007, 8:11 PM EDT Att: 37,639 - Cloudy - 78 F										
15 Dustin Pedroia, R OBP: 0.392, SLG: 0.441	G6-3					F7		F9		4	1	0	0	1	0	3											
34 David Ortiz, L OBP: 0.437, SLG: 0.577	F7									5	3	4	3	0	0	0											
Manny Ramirez, R OBP: 0.383, SLG: 0.490 Eric Hinske, L OBP: 0.325, SLG: 0.423		G5-3								3	2	1	0	1	0	1											
25 Mike Lowell, R OBP: 0.376, SLG: 0.512	F7									4	2	2	2	1	0	0											
20 Kevin Youkilis, R OBP: 0.388, SLG: 0.455										5	1	2	3	0	0	3											
Bobby Kielty, S OBP: 0.263, SLG: 0.224										4	1	0	0	1	1	3											
Coco Crisp, S OBP: 0.333, SLG: 0.390			L5							5	0	1	1	0	3	2											
36 Kevin Cash, R OBP: 0.364, SLG: 0.333										3	0	2	1	1	0	0											
Inning Stats	R: 0 E: 0 K: 0 S: 6	H: 0 LOB: 0 BB: 0 P: 9	R: 0 E: 0 K: 0 S: 5	H: 1 LOB: 1 BB: 0 P: 11	R: 0 E: 0 K: 0 S: 4	H: 0 LOB: 0 BB: 0 P: 7	R: 5 E: 1 K: 0 S: 21	H: 5 LOB: 2 BB: 3 P: 39	R: 4 E: 0 K: 1 S: 14	H: 2 LOB: 1 BB: 3 P: 27	R: 0 E: 0 K: 0 S: 8	H: 1 LOB: 0 BB: 0 P: 15	R: 0 E: 0 K: 0 S: 5	H: 0 LOB: 0 BB: 0 P: 9	R: 0 E: 0 K: 2 S: 8	H: 1 LOB: 1 BB: 0 P: 11	R: 1 E: 0 K: 2 S: 13	H: 3 LOB: 2 BB: 0 P: 19	1B: 6 2B: 4 3B: 0 HR: 3	SF: 0 SAC: 0 DP: 1 HBP: 0	WP: 0 PB: 0 SB: 0 CS: 0	PA: 44					
PITCHER	IP	WLS	BF	H	R	ER	SO	BB	IBB	HBP	BLK	WP	HR	S	P	ERA	WHIP										
50 John Danks, L ERA: 5.51	3.1	L	17	5	5	5	0	2	0	0	0	0	1	31	57	13.50	2.100										
34 Gavin Floyd, R ERA: 7.36	3.2		17	4	4	4	1	3	0	0	0	0	2	32	60	9.82	1.909										
37 Matt Thornton, L ERA: 5.27	1.0		6	3	1	1	2	0	0	0	0	0	0	12	17	9.00	3.000										
47 Mike MacDougal, R ERA: 5.12	1.0		4	1	0	0	2	0	0	0	0	0	0	9	13	0.00	1.000										

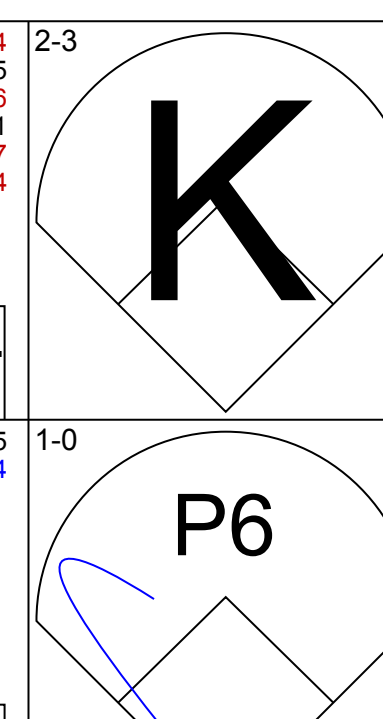
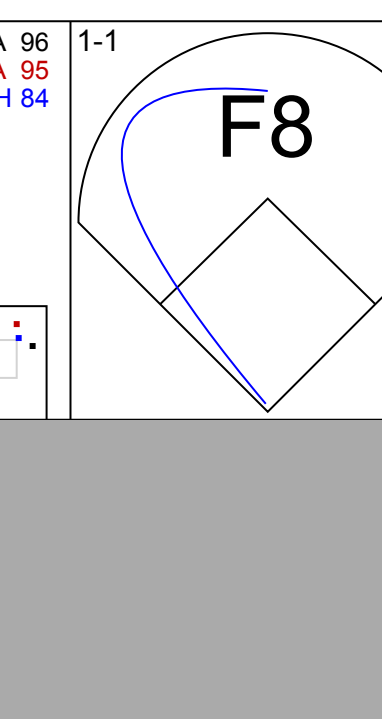
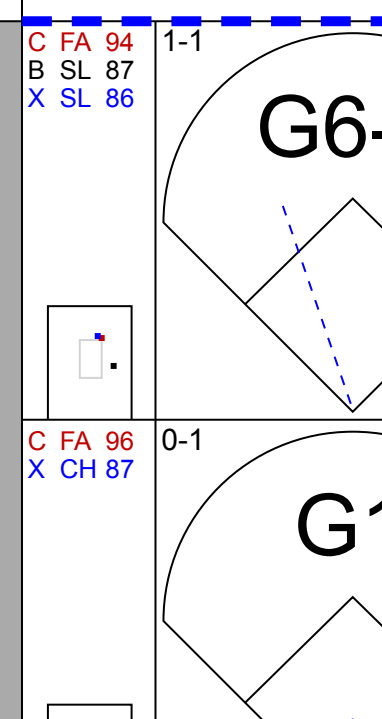
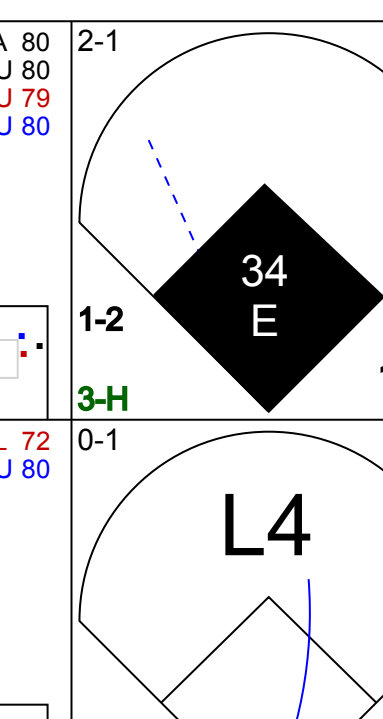
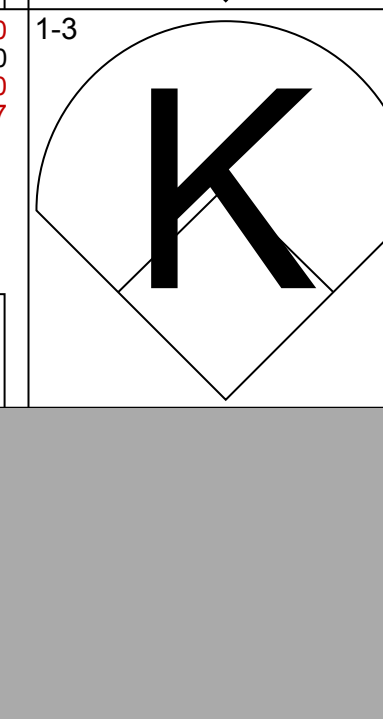
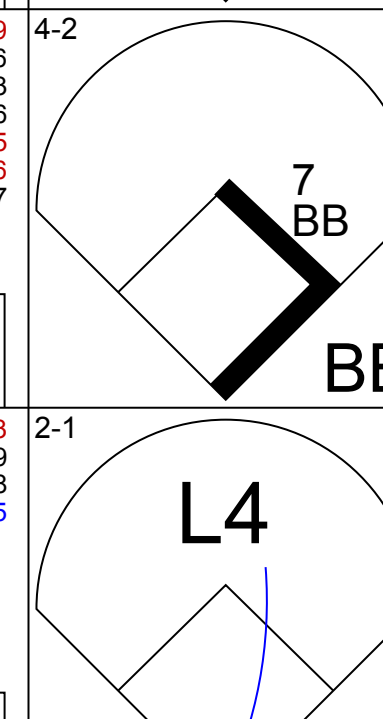
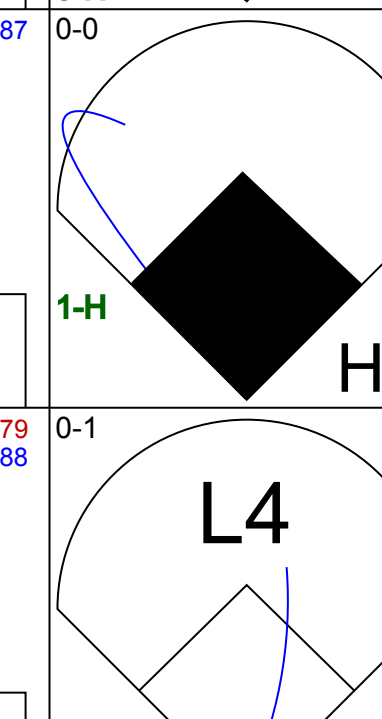
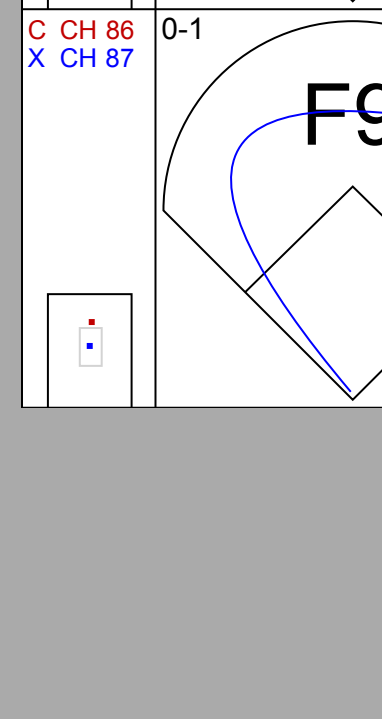
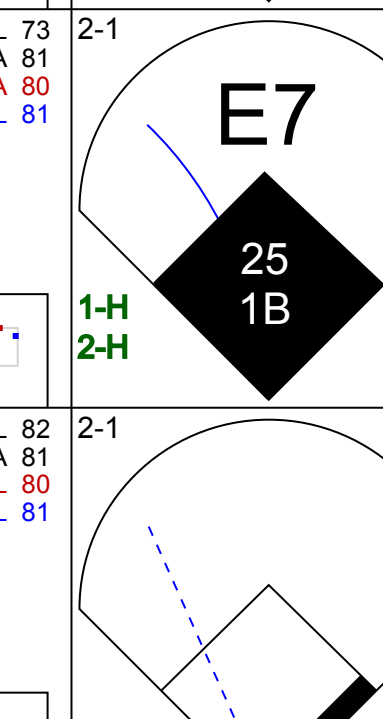




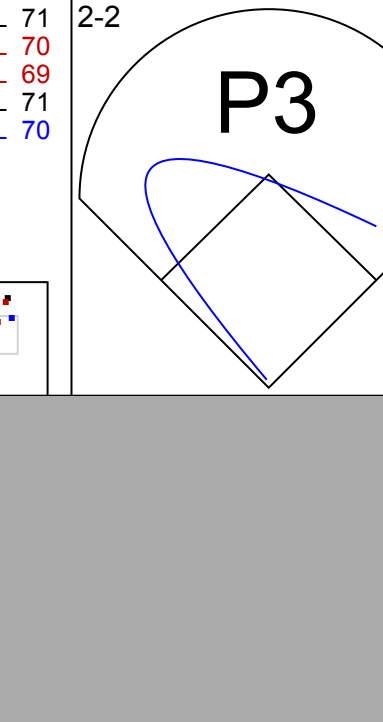
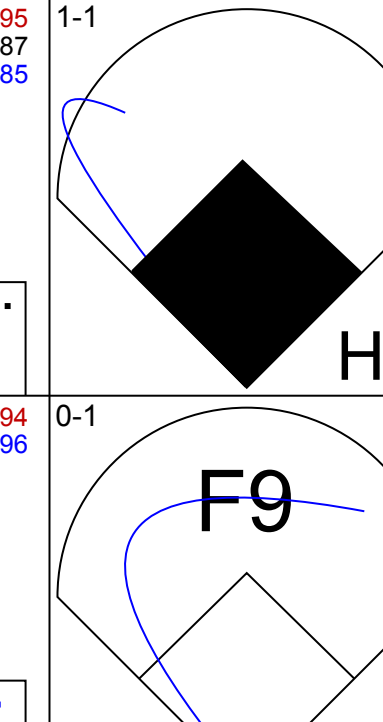


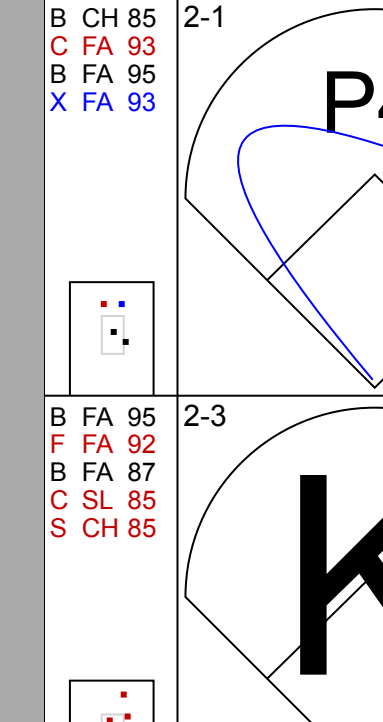
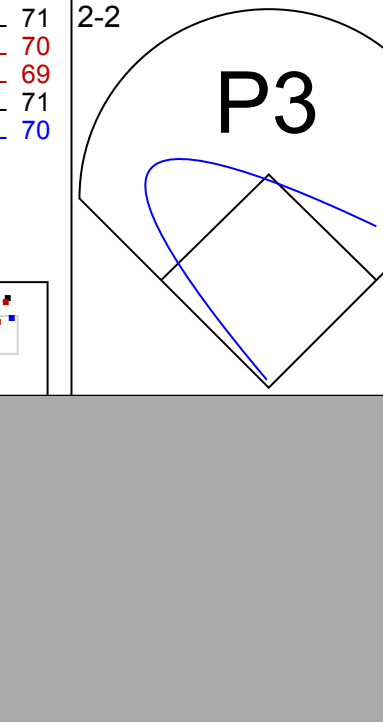
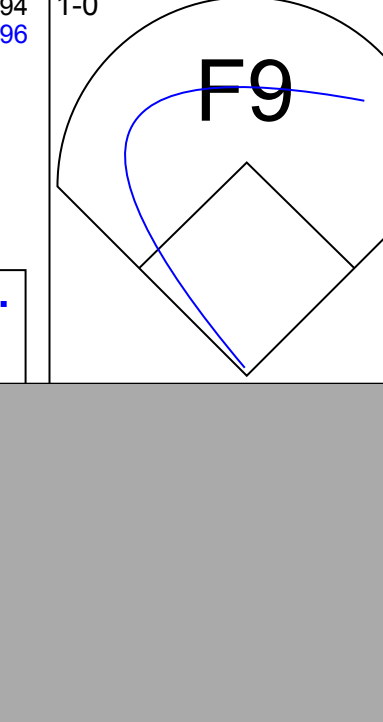

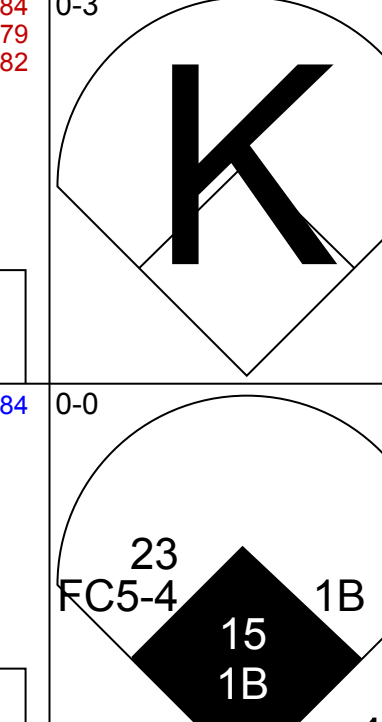

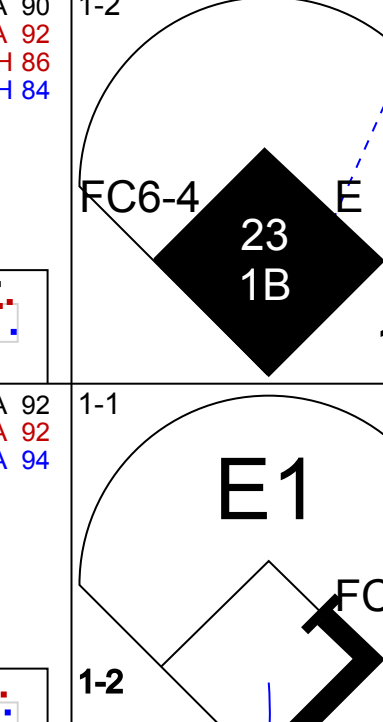


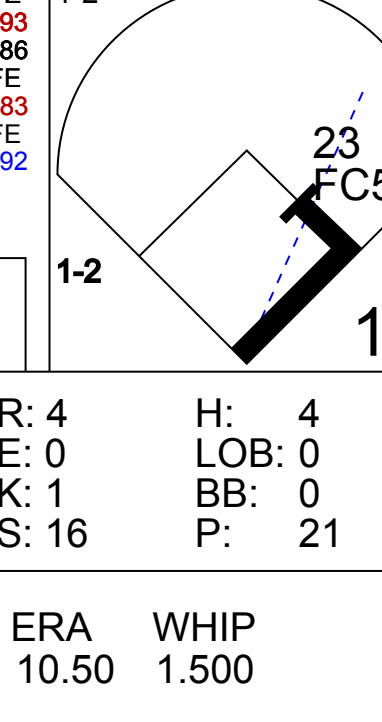

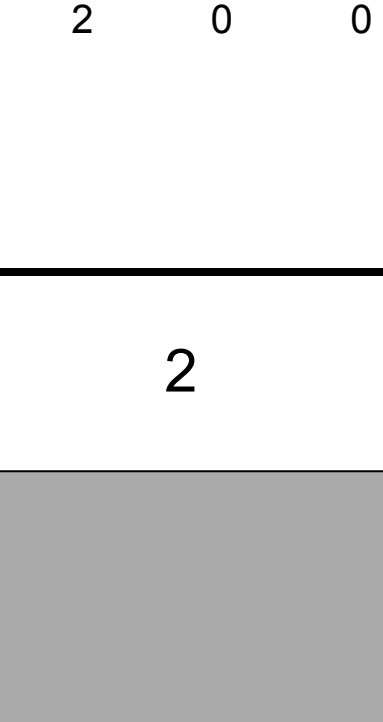
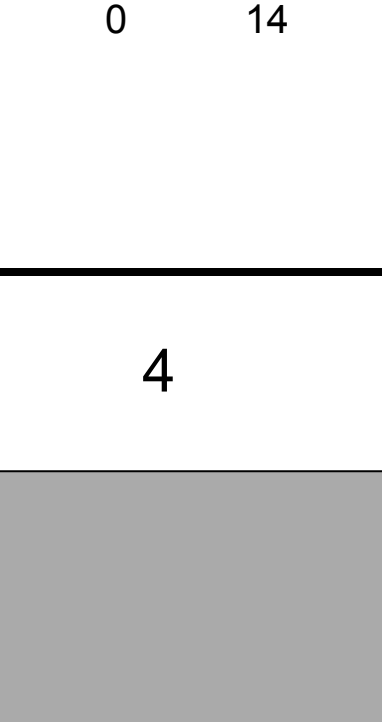
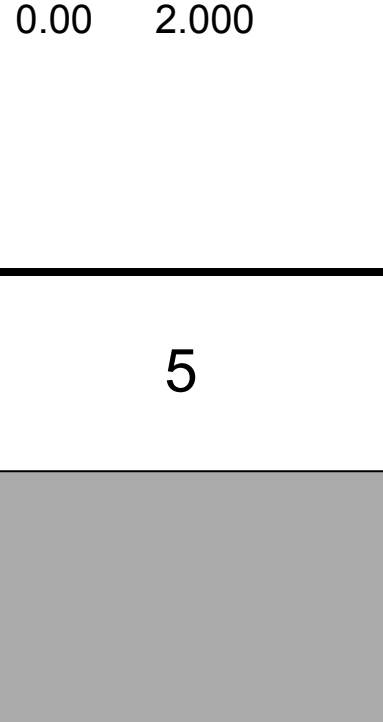
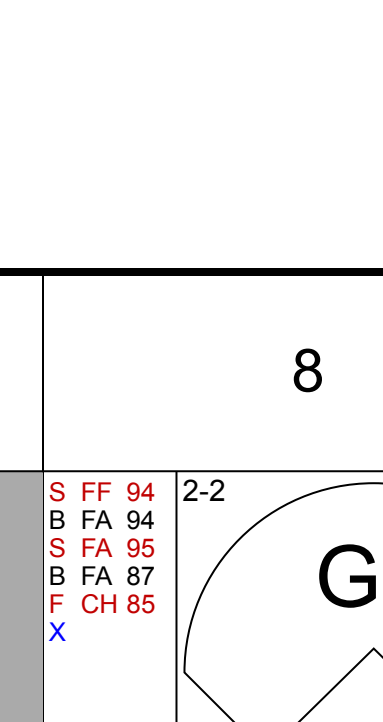
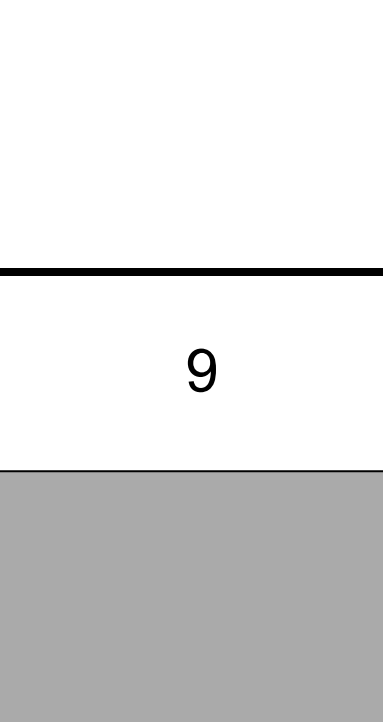
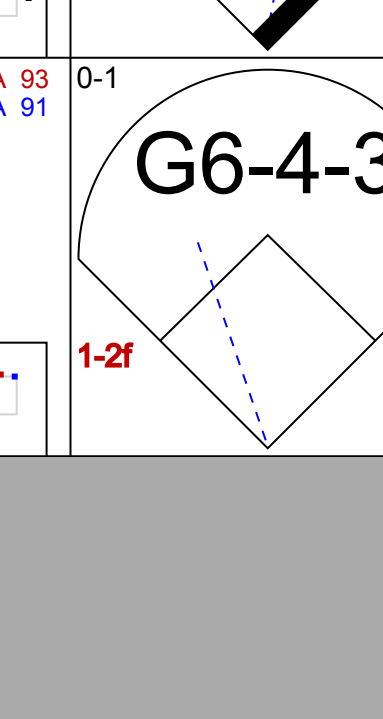


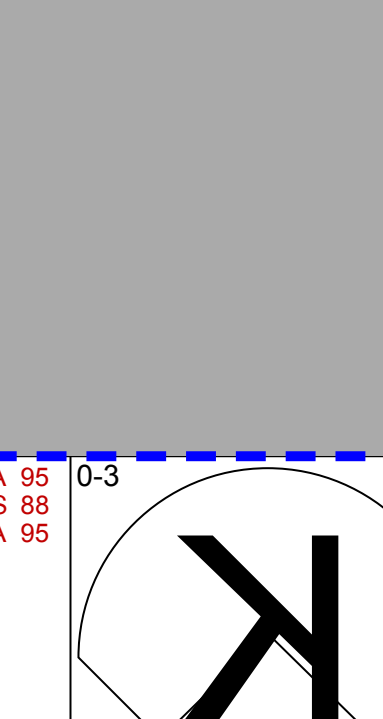
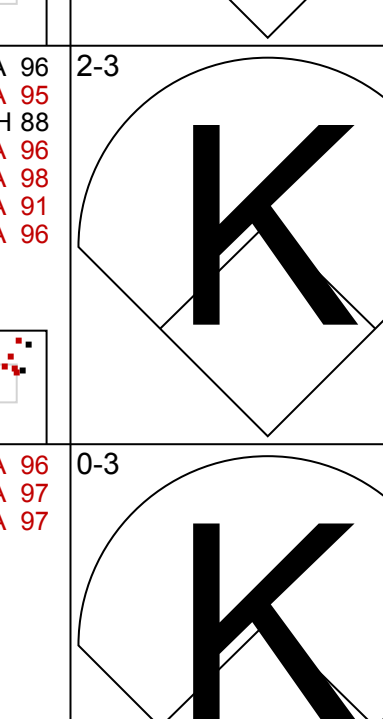


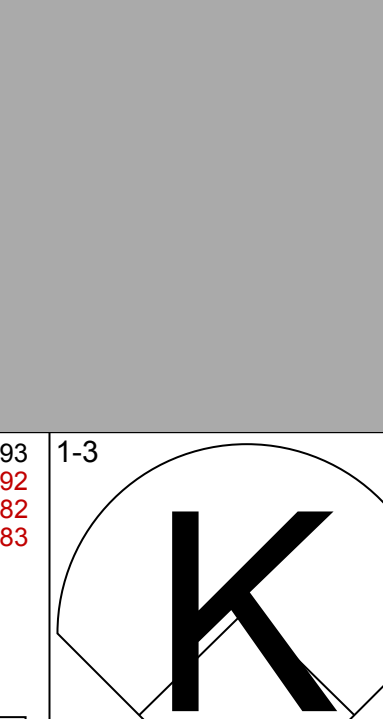
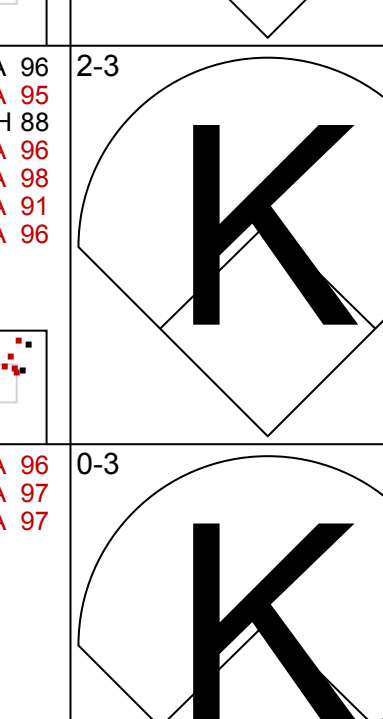

Batter	1	2	3	4	5	6	7	8	9	AB	R	H	RBI	BB	SO	LOB	BOTTOM										
7 Jerry Owens, L OBP: 0.296, SLG: 0.292	G4-3		G6-3			G4-3				3	0	0	0	1	0	0	Boston Red Sox @ Chicago White Sox U.S. Cellular Field, Chicago, IL Fri Aug 24 2007, 8:11 PM EDT Att: 37,639 - Cloudy - 78 F										
22 Josh Fields, R OBP: 0.296, SLG: 0.464	K		K			F7		F9		4	0	0	0	0	2	1											
Darin Erstad, L OBP: 0.336, SLG: 0.360										3	0	1	0	1	0	0											
14 Paul Konerko, R OBP: 0.355, SLG: 0.499										4	0	0	0	0	1	2											
23 Jermaine Dye, R OBP: 0.309, SLG: 0.480										4	0	2	0	0	0	0											
5 Juan Uribe, R OBP: 0.276, SLG: 0.369										4	1	1	1	0	1	2											
1 Danny Richar, L OBP: 0.289, SLG: 0.364										3	0	0	0	0	1	0											
26 Andy González, R OBP: 0.328, SLG: 0.311										3	0	1	0	0	1	0											
Toby Hall, R OBP: 0.222, SLG: 0.250										3	0	0	0	0	1	0											
Inning Stats	R: 0 E: 0 K: 2 S: 17	H: 1 LOB: 1 BB: 0 P: 21	R: 1 E: 0 K: 0 S: 8	H: 2 LOB: 1 BB: 0 P: 11	R: 0 E: 0 K: 1 S: 14	H: 0 LOB: 0 BB: 0 P: 21	R: 0 E: 0 K: 0 S: 7	H: 0 LOB: 0 BB: 0 P: 9	R: 0 E: 0 K: 0 S: 16	H: 0 LOB: 0 BB: 0 P: 19	R: 0 E: 0 K: 0 S: 8	H: 0 LOB: 1 BB: 1 P: 18	R: 0 E: 0 K: 1 S: 7	H: 1 LOB: 0 BB: 0 P: 14	R: 0 E: 0 K: 1 S: 10	H: 0 LOB: 1 BB: 1 P: 19	R: 0 E: 0 K: 1 S: 10	H: 1 LOB: 1 BB: 0 P: 13	1B: 3 2B: 2 3B: 0 HR: 1	SF: 0 SAC: 0 DP: 1 HBP: 0	WP: 0 PB: 0 SB: 0 CS: 0	PA: 33					
PITCHER	IP	WLS	BF	H	R	ER	SO	BB	IBB	HBP	BLK	WP	HR	S	P	ERA	WHIP										
38 Curt Schilling, R ERA: 4.11	6.0	W	22	3	1	1	3	1	0	0	0	0	0	7	14	0.00	1.000										
17 Manny Delcarmen, R ERA: 2.48	1.0		3	1	0	0	1	0	0	0	0	0	0	10	19	0.00	1.000										
39 Kyle Snyder, R ERA: 3.47	1.0		4	0	0	0	1	1	0	0	0	0	0	10	13	0.00	1.000										
Eric Gagne, R ERA: 3.83	1.0		4	1	0	0	1	0	0	0	0	0	0	10	13	0.00	1.000										

AB 39
R 10
H 13
RBI 10
BB 5
SO 5
LOB 16



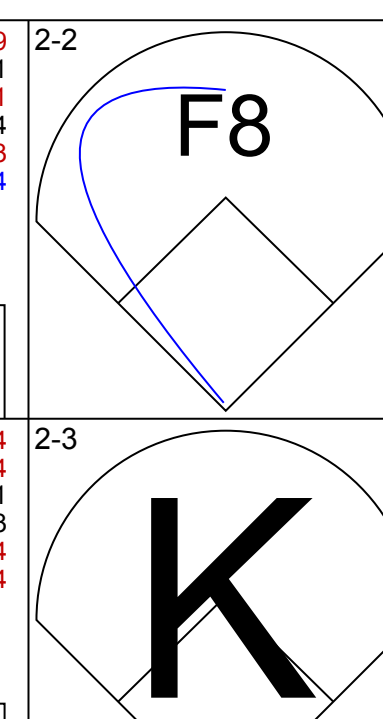
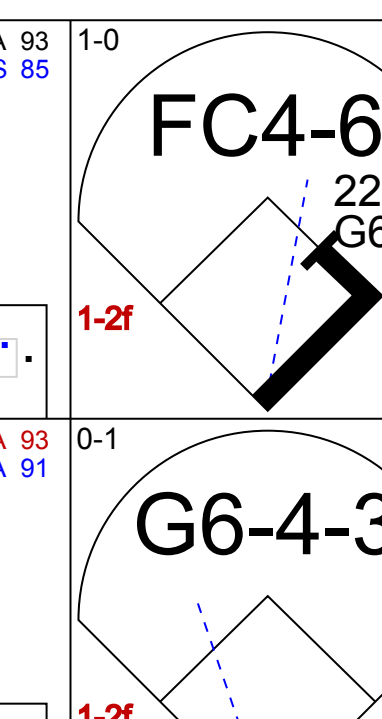
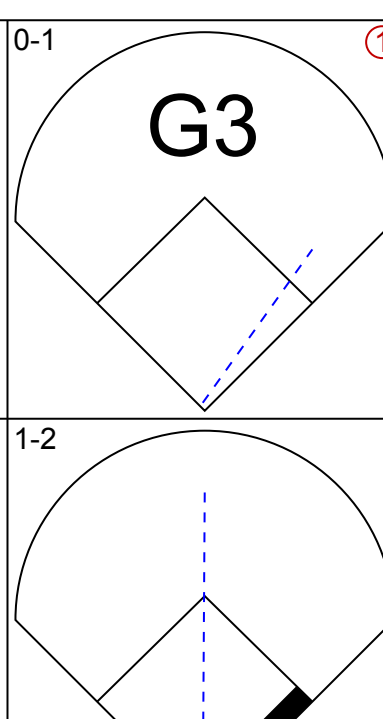
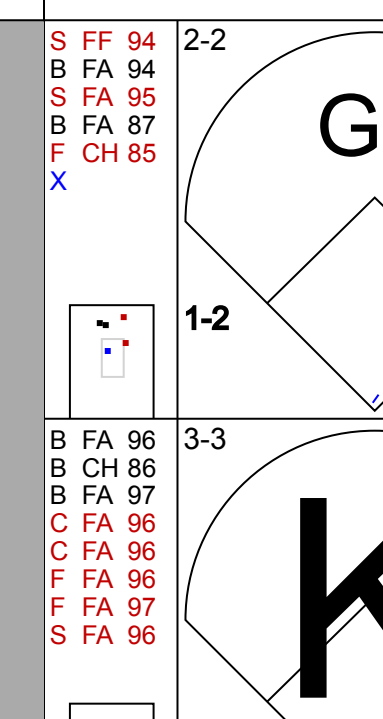
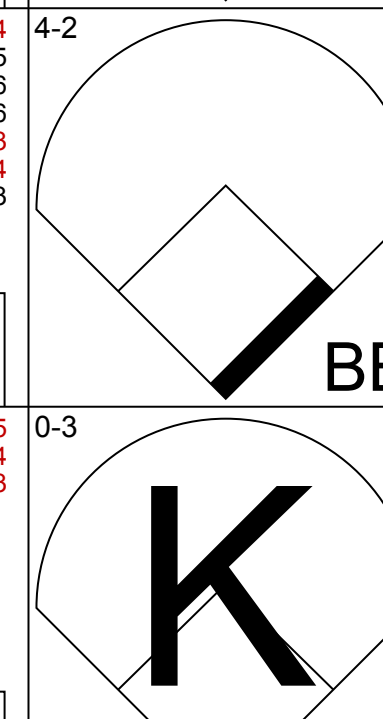

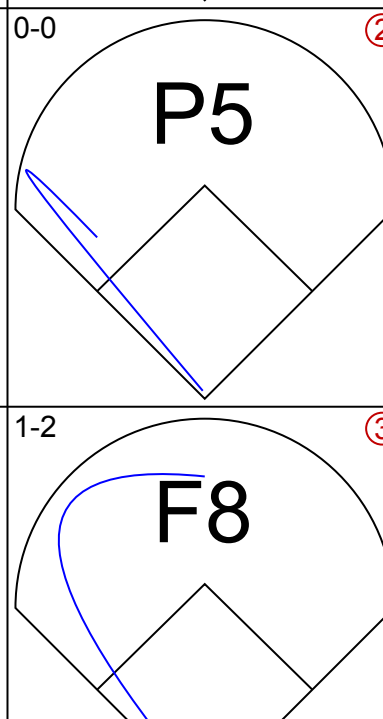


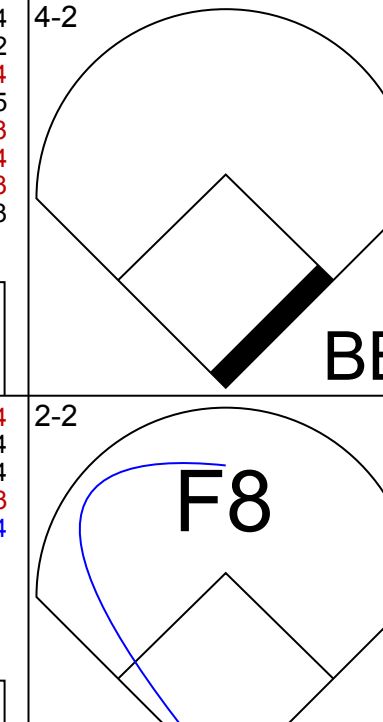

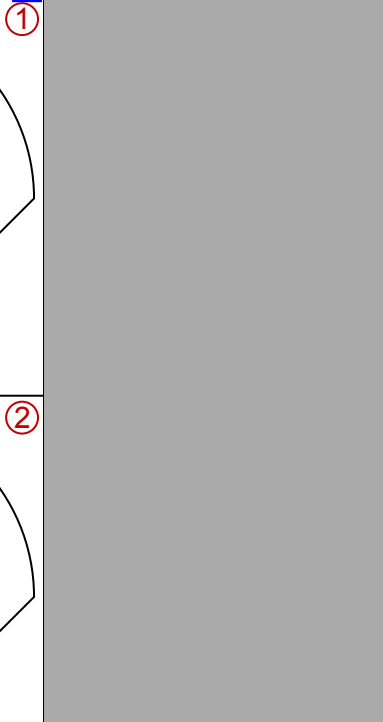
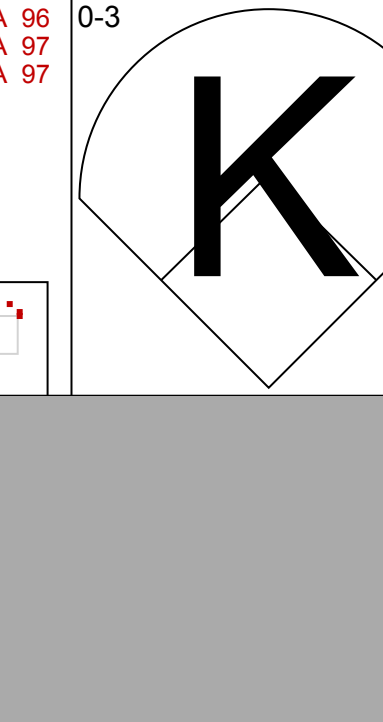



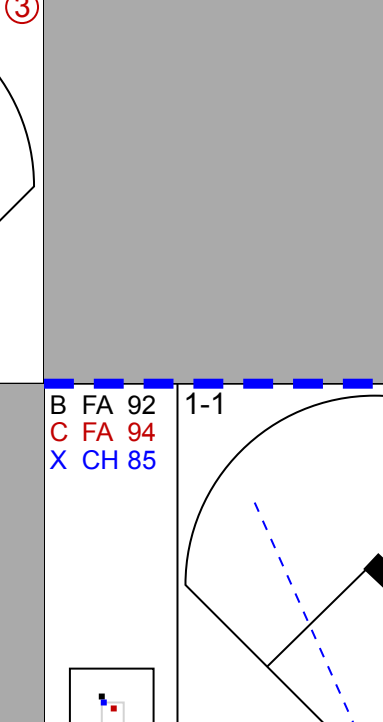

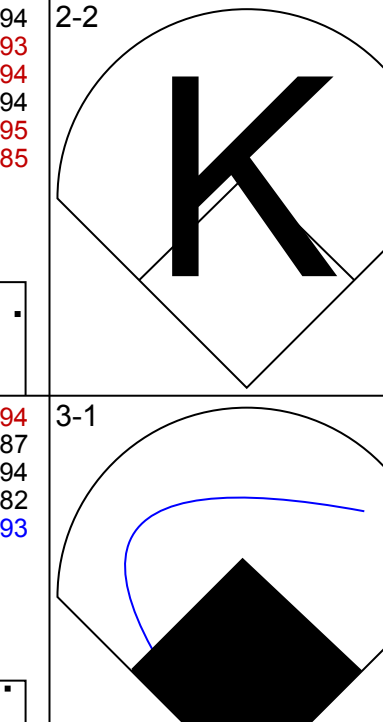

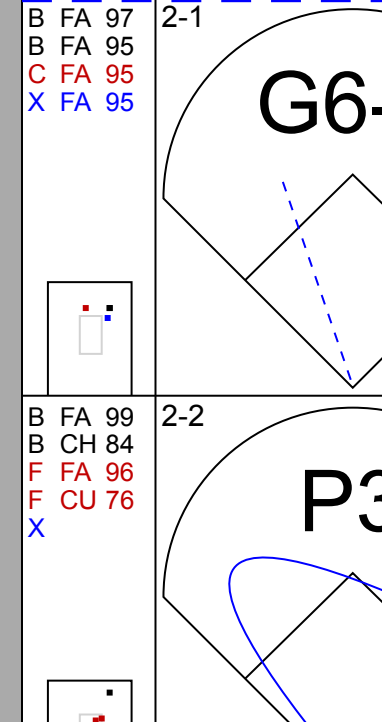
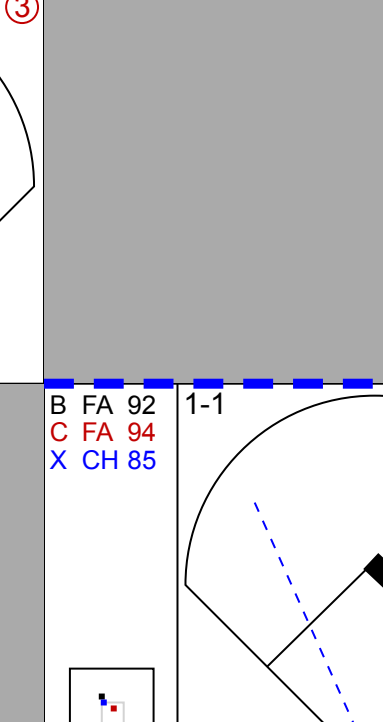
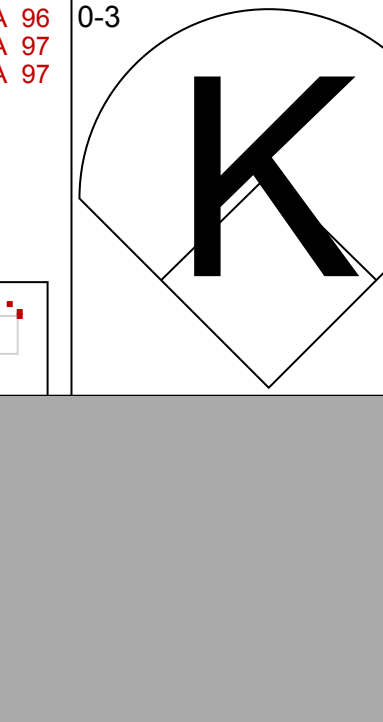
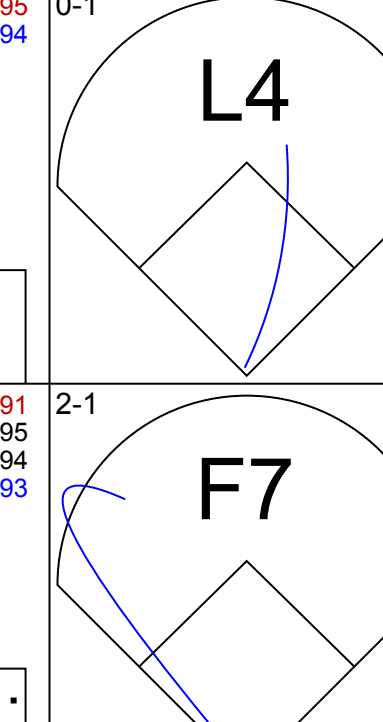

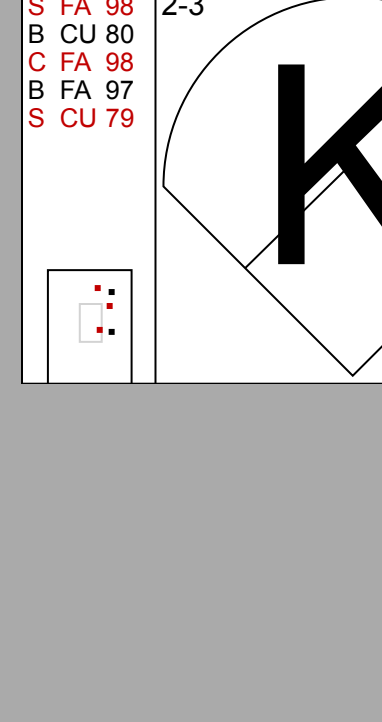
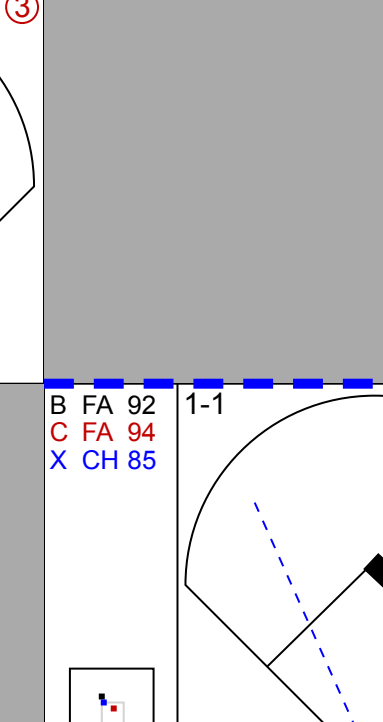


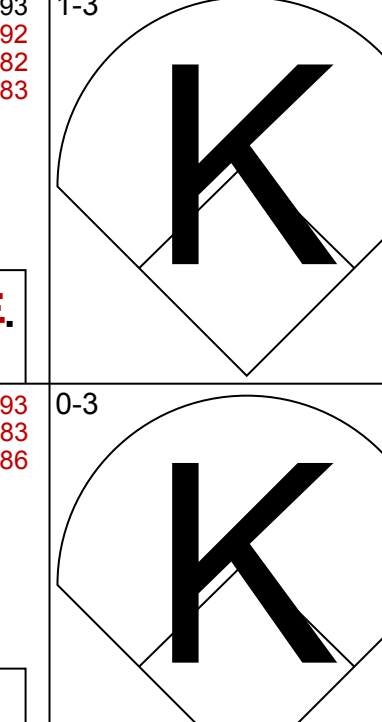
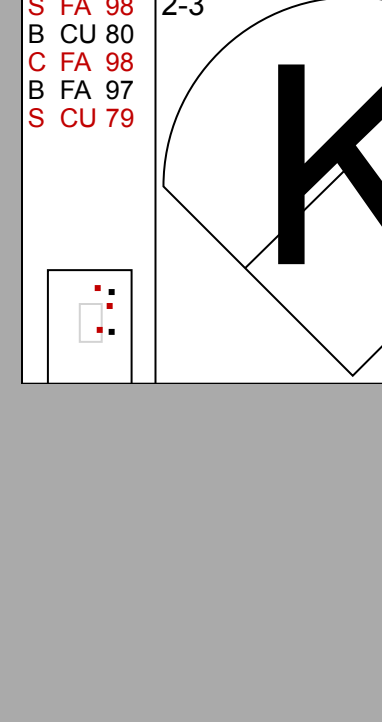
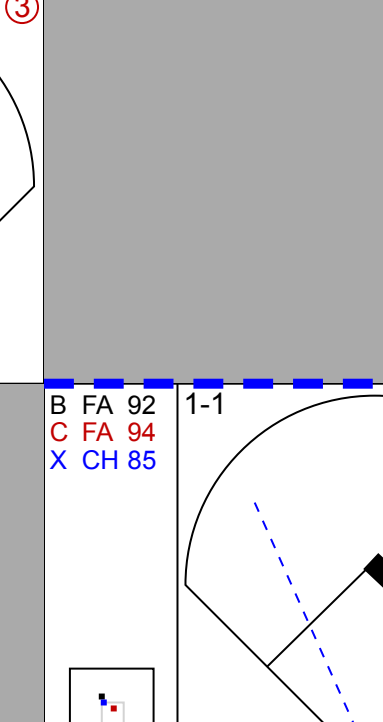

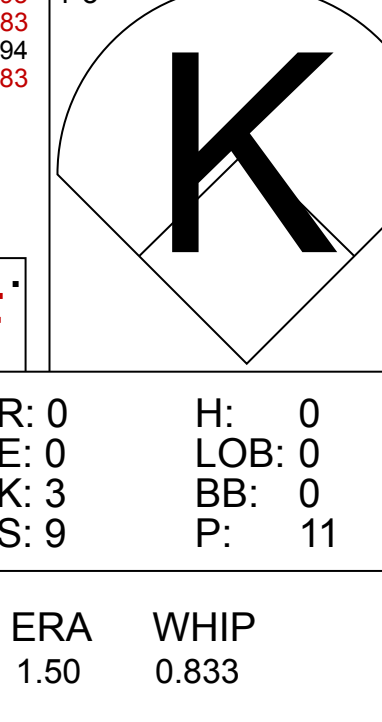

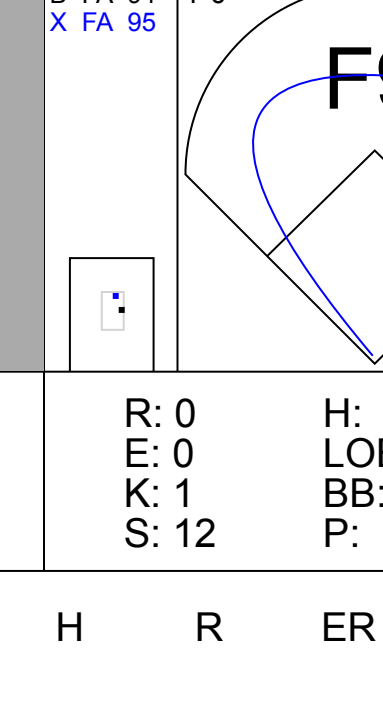




AB 31
R 1
H 5
RBI 1
SO 6
LOB 6



Batter	1	2	3	4	5	6	7	8	9	AB	R	H	RBI	BB	SO	LOB	TOP							
23 Julio Lugo, R OBP: 0.296, SLG: 0.347										5	2	1	1	0	1	2	Boston Red Sox @ Chicago White Sox U.S. Cellular Field, Chicago, IL Sun Aug 26 2007, 2:05 PM EDT Att: 36,745 - Sunny - 76 F							
15 Dustin Pedroia, R OBP: 0.391, SLG: 0.440										5	1	1	2	0	1	2								
34 David Ortiz, L OBP: 0.436, SLG: 0.581										4	2	1	2	1	1	0								
25 Mike Lowell, R OBP: 0.378, SLG: 0.511										5	0	1	1	0	0	1								
7 J.D. Drew, L OBP: 0.362, SLG: 0.394										3	2	1	1	2	0	1								
20 Kevin Youkilis, R OBP: 0.386, SLG: 0.453										4	0	0	0	0	3	3								
Jason Varitek, S OBP: 0.357, SLG: 0.410										4	1	1	0	0	2	1								
Bobby Kielty, S OBP: 0.313, SLG: 0.345										4	2	2	2	0	1	1								
Coco Crisp, S OBP: 0.336, SLG: 0.390										4	1	1	0	0	2	2								
Inning Stats	R: 0 E: 0 K: 2 S: 8	H: 0 LOB: 0 BB: 0 P: 12	R: 1 E: 0 K: 0 S: 7	H: 1 LOB: 0 BB: 0 P: 9	R: 0 E: 0 K: 2 S: 10	H: 0 LOB: 0 BB: 0 P: 15	R: 0 E: 0 K: 2 S: 14	H: 0 LOB: 2 BB: 2 P: 27	R: 4 E: 0 K: 1 S: 16	H: 4 LOB: 0 BB: 0 P: 21	R: 2 E: 0 K: 3 S: 15	H: 1 LOB: 0 BB: 1 P: 25	R: 0 E: 0 K: 0 S: 6	H: 0 LOB: 0 BB: 0 P: 7	R: 0 E: 0 K: 1 S: 7	H: 0 LOB: 0 BB: 0 P: 11		R: 4 E: 2 K: 0 S: 19	H: 3 LOB: 1 BB: 0 P: 31	1B: 6 2B: 0 3B: 0 HR: 3	SF: 0 SAC: 0 DP: 0 HBP: 0	WP: 0 PB: 0 SB: 1 CS: 0	PA: 41	
PITCHER	IP WLS BF H R ER SO BB IBB HBP BLK WP HR S P ERA WHIP	IP WLS BF H R ER SO BB IBB HBP BLK WP HR S P ERA WHIP	IP WLS BF H R ER SO BB IBB HBP BLK WP HR S P ERA WHIP	IP WLS BF H R ER SO BB IBB HBP BLK WP HR S P ERA WHIP	IP WLS BF H R ER SO BB IBB HBP BLK WP HR S P ERA WHIP	IP WLS BF H R ER SO BB IBB HBP BLK WP HR S P ERA WHIP	IP WLS BF H R ER SO BB IBB HBP BLK WP HR S P ERA WHIP	IP WLS BF H R ER SO BB IBB HBP BLK WP HR S P ERA WHIP	IP WLS BF H R ER SO BB IBB HBP BLK WP HR S P ERA WHIP	IP WLS BF H R ER SO BB IBB HBP BLK WP HR S P ERA WHIP	IP WLS BF H R ER SO BB IBB HBP BLK WP HR S P ERA WHIP	IP WLS BF H R ER SO BB IBB HBP BLK WP HR S P ERA WHIP	IP WLS BF H R ER SO BB IBB HBP BLK WP HR S P ERA WHIP	IP WLS BF H R ER SO BB IBB HBP BLK WP HR S P ERA WHIP	IP WLS BF H R ER SO BB IBB HBP BLK WP HR S P ERA WHIP	IP WLS BF H R ER SO BB IBB HBP BLK WP HR S P ERA WHIP	IP WLS BF H R ER SO BB IBB HBP BLK WP HR S P ERA WHIP	IP WLS BF H R ER SO BB IBB HBP BLK WP HR S P ERA WHIP	IP WLS BF H R ER SO BB IBB HBP BLK WP HR S P ERA WHIP	IP WLS BF H R ER SO BB IBB HBP BLK WP HR S P ERA WHIP	IP WLS BF H R ER SO BB IBB HBP BLK WP HR S P ERA WHIP	IP WLS BF H R ER SO BB IBB HBP BLK WP HR S P ERA WHIP	IP WLS BF H R ER SO BB IBB HBP BLK WP HR S P ERA WHIP	IP WLS BF H R ER SO BB IBB HBP BLK WP HR S P ERA WHIP
Javier Vazquez, R ERA: 3.89	6.0	L	27	6	7	7	10	3	0	0	0	0	0	0	0	0	10.50	1.500						
Ryan Bukvich, R ERA: 4.5	2.0		8	1	2	1	1	0	0	0	0	0	0	0	0	0	4.50	0.500						
Mike Myers, L ERA: 3.71	1.0		6	2	2	0	0	0	0	0	0	0	0	0	0	0	0.00	2.000						

AB 38
R 11
H 9
RBI 9
BB 3
SO 11
LOB 13



Batter	1	2	3	4	5	6	7	8	9	AB	R	H	RBI	BB	SO	LOB	BOTTOM						
7 Jerry Owens, L OBP: 0.290, SLG: 0.286										4	0	0	0	0	0	2	Boston Red Sox @ Chicago White Sox U.S. Cellular Field, Chicago, IL Sun Aug 26 2007, 2:05 PM EDT Att: 36,745 - Sunny - 76 F						
22 Josh Fields, R OBP: 0.292, SLG: 0.454									4	0	1	0	0	2	2								
25 Jim Thome, L OBP: 0.408, SLG: 0.505										3	0	0	0	1	2	1							
14 Paul Konerko, R OBP: 0.354, SLG: 0.500										4	0	0	0	0	2	2							
12 A.J. Pierzynski, L OBP: 0.317, SLG: 0.412										3	0	0	0	1	2	0							
23 Jermaine Dye, R OBP: 0.313, SLG: 0.492										3	1	1	1	0	0	1							
5 Juan Uribe, R OBP: 0.271, SLG: 0.363										3	0	0	0	0	2	0							
1 Danny Richar, L OBP: 0.301, SLG: 0.370										3	0	1	0	0	1	0							
26 Andy González, R OBP: 0.319, SLG: 0.296										2	0	0	0	1	1	1							
Inning Stats	R: 0 E: 0 K: 2 S: 14	H: 0 LOB: 1 BB: 1 P: 22	R: 1 E: 0 K: 1 S: 10	H: 1 LOB: 0 BB: 0 P: 17	R: 0 E: 0 K: 0 S: 4	H: 0 LOB: 0 BB: 1 P: 9	R: 0 E: 0 K: 1 S: 12	H: 0 LOB: 1 BB: 1 P: 24	R: 0 E: 0 K: 3 S: 9	H: 0 LOB: 0 BB: 0 P: 11	R: 0 E: 0 K: 0 S: 9	H: 1 LOB: 0 BB: 0 P: 11	R: 0 E: 0 K: 1 S: 8	H: 0 LOB: 0 BB: 0 P: 14	R: 0 E: 0 K: 1 S: 12	H: 1 LOB: 1 BB: 0 P: 19		R: 0 E: 0 K: 3 S: 11	H: 0 LOB: 0 BB: 0 P: 13	1B: 2 2B: 0 3B: 0 HR: 1	SF: 0 SAC: 0 DP: 1 HBP: 0	WP: 0 PB: 0 SB: 0 CS: 0	PA: 32
PITCHER	IP WLS BF H R ER SO BB IBB HBP BLK WP HR S P ERA WHIP	IP WLS BF H R ER SO BB IBB HBP BLK WP HR S P ERA WHIP	IP WLS BF H R ER SO BB IBB HBP BLK WP HR S P ERA WHIP	IP WLS BF H R ER SO BB IBB HBP BLK WP HR S P ERA WHIP	IP WLS BF H R ER SO BB IBB HBP BLK WP HR S P ERA WHIP	IP WLS BF H R ER SO BB IBB HBP BLK WP HR S P ERA WHIP	IP WLS BF H R ER SO BB IBB HBP BLK WP HR S P ERA WHIP	IP WLS BF H R ER SO BB IBB HBP BLK WP HR S P ERA WHIP	IP WLS BF H R ER SO BB IBB HBP BLK WP HR S P ERA WHIP	IP WLS BF H R ER SO BB IBB HBP BLK WP HR S P ERA WHIP	IP WLS BF H R ER SO BB IBB HBP BLK WP HR S P ERA WHIP	IP WLS BF H R ER SO BB IBB HBP BLK WP HR S P ERA WHIP	IP WLS BF H R ER SO BB IBB HBP BLK WP HR S P ERA WHIP	IP WLS BF H R ER SO BB IBB HBP BLK WP HR S P ERA WHIP	IP WLS BF H R ER SO BB IBB HBP BLK WP HR S P ERA WHIP	IP WLS BF H R ER SO BB IBB HBP BLK WP HR S P ERA WHIP	IP WLS BF H R ER SO BB IBB HBP BLK WP HR S P ERA WHIP	IP WLS BF H R ER SO BB IBB HBP BLK WP HR S P ERA WHIP	IP WLS BF H R ER SO BB IBB HBP BLK WP HR S P ERA WHIP	IP WLS BF H R ER SO BB IBB HBP BLK WP HR S P ERA WHIP	IP WLS BF H R ER SO BB IBB HBP BLK WP HR S P ERA WHIP	IP WLS BF H R ER SO BB IBB HBP BLK WP HR S P ERA WHIP	IP WLS BF H R ER SO BB IBB HBP BLK WP HR S P ERA WHIP
51 Julian Tavarez, R ERA: 4.84	6.0	W	22	2	1	1	7	3	0	0	0	0	0	0	0	0	1.50	0.833					
17 Manny Delcarmen, R ERA: 2.4	1.0		3	0	0	0	1	0	0	0	0	0	0	0	0	0	0.00	0.000					
Eric Gagne, R ERA: 0.74	1.0		4	1	0	0	1	0	0	0	0	0	0	0	0	0	0.00	1.000					
58 Jonathan Papelbon, R ERA: 1.74	1.0		3	0	0	0	3	0	0	0	0	0	0	0	0	0	0.00	0.000					



Batter	1	2	3	4	5	6	7	8	9	AB	R	H	RBI	BB	SO	LOB	TOP				
15 Dustin Pedroia, R OBP: 0.390, SLG: 0.438	L9		G1-3				G1-3			4	0	1	0	0	0	1	Boston Red Sox @ New York Yankees Yankee Stadium, Bronx, NY Tue Aug 28 2007, 7:05 PM EDT Att: 55,037 - Cloudy - 77 F				
20 Kevin Youkilis, R OBP: 0.397, SLG: 0.451	G6-3						K			2	0	0	0	2	1	1					
34 David Ortiz, L OBP: 0.433, SLG: 0.577	L4		SF7				K			3	0	0	1	0	1	2					
Manny Ramirez, R OBP: 0.385, SLG: 0.495										3	1	2	1	0	1	1					
Bobby Kestny, S OBP: 0.313, SLG: 0.345										0	0	0	0	0	0	0					
Eric Hinske, L OBP: 0.327, SLG: 0.420										1	0	0	0	0	1	1					
25 Mike Lowell, R OBP: 0.379, SLG: 0.511										4	0	2	0	0	0	1					
7 J.D. Drew, L OBP: 0.359, SLG: 0.390										4	0	0	0	0	2	4					
Jason Varitek, S OBP: 0.359, SLG: 0.418										3	1	1	1	1	1	1					
Coco Crisp, S OBP: 0.333, SLG: 0.386										4	0	0	0	0	3	2					
23 Julio Lugo, R OBP: 0.296, SLG: 0.350										4	1	1	0	0	0	0					
Inning Stats	R: 0 E: 0 K: 0 S: 6	H: 0 LOB: 0 BB: 7 P: 7	R: 1 E: 0 K: 1 S: 14	H: 1 LOB: 1 BB: 1 P: 25	R: 1 E: 0 K: 1 S: 13	H: 1 LOB: 1 BB: 1 P: 22	R: 0 E: 0 K: 1 S: 10	H: 1 LOB: 1 BB: 0 P: 17	R: 0 E: 0 K: 2 S: 10	H: 1 LOB: 0 BB: 0 P: 15	R: 1 E: 0 K: 1 S: 9	H: 1 LOB: 2 BB: 1 P: 16	R: 0 E: 0 K: 2 S: 11	H: 1 LOB: 0 BB: 1 P: 19	R: 0 E: 0 K: 2 S: 9	H: 0 LOB: 0 BB: 1 P: 14	1B: 4 2B: 0 3B: 1 HR: 2	SF: 1 SAC: 0 DP: 1 HBP: 0	WP: 0 PB: 0 SB: 0 CS: 0	PA: 36	
PITCHER	IP WLS BF H R ER SO BB IBB HBP BLK WP HR S P ERA WHIP	IP WLS BF H R ER SO BB IBB HBP BLK WP HR S P ERA WHIP	IP WLS BF H R ER SO BB IBB HBP BLK WP HR S P ERA WHIP	IP WLS BF H R ER SO BB IBB HBP BLK WP HR S P ERA WHIP	IP WLS BF H R ER SO BB IBB HBP BLK WP HR S P ERA WHIP	IP WLS BF H R ER SO BB IBB HBP BLK WP HR S P ERA WHIP	IP WLS BF H R ER SO BB IBB HBP BLK WP HR S P ERA WHIP	IP WLS BF H R ER SO BB IBB HBP BLK WP HR S P ERA WHIP	IP WLS BF H R ER SO BB IBB HBP BLK WP HR S P ERA WHIP	IP WLS BF H R ER SO BB IBB HBP BLK WP HR S P ERA WHIP	IP WLS BF H R ER SO BB IBB HBP BLK WP HR S P ERA WHIP	IP WLS BF H R ER SO BB IBB HBP BLK WP HR S P ERA WHIP	IP WLS BF H R ER SO BB IBB HBP BLK WP HR S P ERA WHIP	IP WLS BF H R ER SO BB IBB HBP BLK WP HR S P ERA WHIP	IP WLS BF H R ER SO BB IBB HBP BLK WP HR S P ERA WHIP	IP WLS BF H R ER SO BB IBB HBP BLK WP HR S P ERA WHIP	IP WLS BF H R ER SO BB IBB HBP BLK WP HR S P ERA WHIP	IP WLS BF H R ER SO BB IBB HBP BLK WP HR S P ERA WHIP	IP WLS BF H R ER SO BB IBB HBP BLK WP HR S P ERA WHIP	IP WLS BF H R ER SO BB IBB HBP BLK WP HR S P ERA WHIP	IP WLS BF H R ER SO BB IBB HBP BLK WP HR S P ERA WHIP

Boston Red Sox @ New York Yankees
 Yankee Stadium, Bronx, NY
 Tue Aug 28 2007, 7:05 PM EDT
 Att: 55,037 - Cloudy - 77 F

AB 32
 R 3
 H 7
 RBI 3
 BB 3
 SO 10
 LOB 14





Batter	1	2	3	4	5	6	7	8	9	AB	R	H	RBI	BB	SO	LOB	BOTTOM				
18 Johnny Damon, L OBP: 0.357, SLG: 0.387	G4-3									4	2	2	2	0	0	0	Boston Red Sox @ New York Yankees Yankee Stadium, Bronx, NY Tue Aug 28 2007, 7:05 PM EDT Att: 55,037 - Cloudy - 77 F				
2 Derek Jeter, R OBP: 0.388, SLG: 0.438	G1-3									3	1	1	1	1	0	1					
Bobby Abreu, L OBP: 0.368, SLG: 0.444										3	1	0	0	1	0	1					
13 Alex Rodriguez, R OBP: 0.414, SLG: 0.630										2	0	0	0	1	0	1					
55 Hideki Matsui, L OBP: 0.373, SLG: 0.514										4	0	0	1	0	0	3					
20 Jorge Posada, S OBP: 0.413, SLG: 0.536										4	0	2	1	0	0	0					
24 Robinson Cano, L OBP: 0.350, SLG: 0.482										4	0	1	0	0	1	3					
12 Andy Phillips, R OBP: 0.326, SLG: 0.372										3	0	1	0	0	1	0					
14 Javier Lopez, L OBP: 0.339, SLG: 0.460										1	1	0	0	0	1	1					
28 Melky Cabrera, S OBP: 0.344, SLG: 0.429										2	0	0	0	0	0	0					
Inning Stats	R: 2 E: 0 K: 0 S: 13	H: 2 LOB: 2 BB: 1 P: 26	R: 0 E: 0 K: 0 S: 6	H: 0 LOB: 0 BB: 0 P: 11	R: 0 E: 0 K: 1 S: 7	H: 0 LOB: 0 BB: 1 P: 13	R: 0 E: 0 K: 1 S: 7	H: 0 LOB: 0 BB: 0 P: 11	R: 1 E: 1 K: 0 S: 9	H: 1 LOB: 0 BB: 0 P: 15	R: 0 E: 0 K: 1 S: 11	H: 1 LOB: 1 BB: 0 P: 18	R: 2 E: 0 K: 0 S: 12	H: 2 LOB: 1 BB: 1 P: 20	R: 0 E: 0 K: 1 S: 14	H: 1 LOB: 1 BB: 0 P: 22	1B: 3 2B: 1 3B: 1 HR: 2	SF: 0 SAC: 1 DP: 0 HBP: 1	WP: 0 PB: 0 SB: 1 CS: 0	PA: 35	
PITCHER	IP WLS BF H R ER SO BB IBB HBP BLK WP HR S P ERA WHIP	IP WLS BF H R ER SO BB IBB HBP BLK WP HR S P ERA WHIP	IP WLS BF H R ER SO BB IBB HBP BLK WP HR S P ERA WHIP	IP WLS BF H R ER SO BB IBB HBP BLK WP HR S P ERA WHIP	IP WLS BF H R ER SO BB IBB HBP BLK WP HR S P ERA WHIP	IP WLS BF H R ER SO BB IBB HBP BLK WP HR S P ERA WHIP	IP WLS BF H R ER SO BB IBB HBP BLK WP HR S P ERA WHIP	IP WLS BF H R ER SO BB IBB HBP BLK WP HR S P ERA WHIP	IP WLS BF H R ER SO BB IBB HBP BLK WP HR S P ERA WHIP	IP WLS BF H R ER SO BB IBB HBP BLK WP HR S P ERA WHIP	IP WLS BF H R ER SO BB IBB HBP BLK WP HR S P ERA WHIP	IP WLS BF H R ER SO BB IBB HBP BLK WP HR S P ERA WHIP	IP WLS BF H R ER SO BB IBB HBP BLK WP HR S P ERA WHIP	IP WLS BF H R ER SO BB IBB HBP BLK WP HR S P ERA WHIP	IP WLS BF H R ER SO BB IBB HBP BLK WP HR S P ERA WHIP	IP WLS BF H R ER SO BB IBB HBP BLK WP HR S P ERA WHIP	IP WLS BF H R ER SO BB IBB HBP BLK WP HR S P ERA WHIP	IP WLS BF H R ER SO BB IBB HBP BLK WP HR S P ERA WHIP	IP WLS BF H R ER SO BB IBB HBP BLK WP HR S P ERA WHIP	IP WLS BF H R ER SO BB IBB HBP BLK WP HR S P ERA WHIP	IP WLS BF H R ER SO BB IBB HBP BLK WP HR S P ERA WHIP

Boston Red Sox @ New York Yankees
 Yankee Stadium, Bronx, NY
 Tue Aug 28 2007, 7:05 PM EDT
 Att: 55,037 - Cloudy - 77 F

AB 30
 R 5
 H 7
 RBI 5
 BB 3
 SO 3
 LOB 10



Batter	1	2	3	4	5	6	7	8	9	AB	R	H	RBI	BB	SO	LOB	TOP					
23 Julio Lugo, R OBP: 0.295, SLG: 0.347	G3		G3		G5-3				G5-3	4	0	0	0	1	0	2	Boston Red Sox @ New York Yankees Yankee Stadium, Bronx, NY Wed Aug 29 2007, 7:05 PM EDT Att: 54,986 - Clear - 79 F AB 29 R 3 H 4 RBI 3 BB 7 SO 4 LOB 12 					
15 Dustin Pedroia, R OBP: 0.389, SLG: 0.435	HBP		SH1-3			F8	F9		G1-3	3	0	0	0	0	0	1						
34 David Ortiz, L OBP: 0.432, SLG: 0.581	F8		F7			HR			F8	4	1	1	1	0	0	2						
25 Mike Lowell, R OBP: 0.378, SLG: 0.508		F7			P3				G1-4-3	4	1	1	0	0	0	0						
20 Kevin Youkilis, R OBP: 0.388, SLG: 0.457	F9				K				7 1B	3	1	1	2	1	1	0						
7 J.D. Drew, L OBP: 0.360, SLG: 0.390					F8				BB	3	0	1	0	1	1	0						
Jason Varitek, S OBP: 0.363, SLG: 0.417									BB	1	0	0	0	3	0	2						
Coco Crisp, S OBP: 0.331, SLG: 0.383									BB	4	0	0	0	0	2	4						
Eric Hinske, L OBP: 0.325, SLG: 0.410									G3	3	0	0	0	1	0	1						
			15 SH1-3 23 G3						F8													
Inning Stats	R: 0 E: 0 K: 0 S: 7	H: 0 LOB: 0 BB: 0 P: 12	R: 0 E: 0 K: 0 S: 8	H: 0 LOB: 2 BB: 2 P: 19	R: 0 E: 0 K: 0 S: 10	H: 0 LOB: 1 BB: 1 P: 15	R: 0 E: 0 K: 1 S: 8	H: 0 LOB: 0 BB: 0 P: 9	R: 0 E: 0 K: 1 S: 9	H: 0 LOB: 1 BB: 1 P: 20	R: 1 E: 0 K: 0 S: 14	H: 2 LOB: 2 BB: 1 P: 23	R: 0 E: 0 K: 1 S: 8	H: 0 LOB: 1 BB: 1 P: 18	R: 2 E: 0 K: 1 S: 16	H: 2 LOB: 1 BB: 1 P: 26	R: 0 E: 0 K: 0 S: 8	H: 0 LOB: 0 BB: 0 P: 11	1B: 2 2B: 0 3B: 0 HR: 2	SF: 0 SAC: 1 DP: 0 HBP: 1	WP: 0 PB: 0 SB: 0 CS: 1	PA: 38
PITCHER	IP WLS BF H R ER SO BB IBB HBP BLK WP HR S P ERA WHIP																					
22 Roger Clemens, R ERA: 4.15	6.0 W 25 2 1 1 2 5 0 1 0 0 0 0 1 56 98 1.50 1.167																					
Luis Vizcaino, R ERA: 3.51	1.0 H 4 0 0 0 1 1 0 0 0 0 0 0 1 8 18 0.00 1.000																					
Kyle Farnsworth, R ERA: 4.5	0.2 H 5 2 2 2 1 1 0 0 0 0 0 0 1 13 23 27.00 4.500																					
42 Mariano Rivera, R ERA: 3.24	1.1 S 4 0 0 0 0 0 0 0 0 0 0 0 0 11 14 0.00 0.000																					

Batter	1	2	3	4	5	6	7	8	9	AB	R	H	RBI	BB	SO	LOB	BOTTOM			
18 Johnny Damon, L OBP: 0.355, SLG: 0.385	G3				P6				G3-1	5	0	1	2	0	0	4	Boston Red Sox @ New York Yankees Yankee Stadium, Bronx, NY Wed Aug 29 2007, 7:05 PM EDT Att: 54,986 - Clear - 79 F AB 35 R 4 H 14 RBI 4 BB 2 SO 6 LOB 16 			
2 Derek Jeter, R OBP: 0.389, SLG: 0.440					CS				L8	4	0	2	0	0	1	0				
Bobby Abreu, L OBP: 0.367, SLG: 0.442									L8	4	0	1	0	0	1	3				
13 Alex Rodriguez, R OBP: 0.415, SLG: 0.636									K	4	1	2	1	0	1	2				
55 Hideki Matsui, L OBP: 0.374, SLG: 0.519									G6-4-3	4	0	2	0	0	1	0				
20 Jorge Posada, S OBP: 0.416, SLG: 0.537									L9	4	0	2	0	0	1	0				
Jason Giambi, L OBP: 0.362, SLG: 0.482									20 BB	3	1	2	0	1	1	1				
12 Andy Phillips, R OBP: 0.325, SLG: 0.370									1B	3	0	1	0	0	1	2				
24 Robinson Cano, L OBP: 0.349, SLG: 0.479									28 1B	1	0	0	0	0	0	2				
28 Melky Cabrera, S OBP: 0.348, SLG: 0.432									1B	3	1	0	0	1	0	2				
									G6-3	4	1	3	1	0	0	0				
Inning Stats	R: 0 E: 0 K: 1 S: 8	H: 1 LOB: 1 BB: 0 P: 14	R: 3 E: 1 K: 1 S: 19	H: 4 LOB: 2 BB: 1 P: 32	R: 0 E: 0 K: 2 S: 12	H: 2 LOB: 1 BB: 0 P: 18	R: 0 E: 0 K: 0 S: 7	H: 1 LOB: 0 BB: 0 P: 9	R: 0 E: 0 K: 1 S: 7	H: 1 LOB: 0 BB: 0 P: 9	R: 0 E: 0 K: 0 S: 12	H: 3 LOB: 3 BB: 0 P: 22	R: 1 E: 0 K: 1 S: 10	H: 2 LOB: 2 BB: 1 P: 22	R: 0 E: 0 K: 0 S: 8	H: 0 LOB: 0 BB: 0 P: 10	1B: 11 2B: 1 3B: 1 HR: 1	SF: 0 SAC: 0 DP: 1 HBP: 0	WP: 1 PB: 0 SB: 0 CS: 1	PA: 38
PITCHER	IP WLS BF H R ER SO BB IBB HBP BLK WP HR S P ERA WHIP																			
19 Josh Beckett, R ERA: 3.29	6.2 L 31 13 4 4 6 1 0 0 0 0 0 0 0 70 113 5.40 2.100																			
48 Javier López, L ERA: 2.73	0.0 2 1 0 0 0 1 0 0 0 0 0 0 2 7 ∞ ∞																			
50 Mike Timlin, R ERA: 2.78	1.1 4 0 0 0 0 0 0 0 0 0 0 0 0 11 16 0.00 0.000																			

Batter	1	2	3	4	5	6	7	8	9	AB	R	H	RBI	BB	SO	LOB	TOP				
15 Dustin Pedroia, R OBP: 0.388, SLG: 0.435										4	0	1	0	0	0	1	Boston Red Sox @ New York Yankees Yankee Stadium, Bronx, NY Thu Aug 30 2007, 1:05 PM EDT Att: 55,067 - Partly Cloudy - 85 F				
Coco Crisp, S OBP: 0.328, SLG: 0.379										4	0	0	0	0	0	1					
34 David Ortiz, L OBP: 0.429, SLG: 0.576										4	0	0	0	0	2	0					
20 Kevin Youkilis, R OBP: 0.391, SLG: 0.456										1	0	0	0	3	0	0					
25 Mike Lowell, R OBP: 0.377, SLG: 0.506										4	0	1	0	0	1	3					
7 J.D. Drew, L OBP: 0.357, SLG: 0.386										4	0	0	0	0	0	3					
Jason Varitek, S OBP: 0.365, SLG: 0.416										1	0	0	0	2	1	1					
Eric Hinske, L OBP: 0.319, SLG: 0.401										3	0	0	0	0	2	2					
13 Alex Cora, L OBP: 0.305, SLG: 0.389										3	0	0	0	0	0	2					
Inning Stats	R: 0 E: 0 K: 1 S: 8	H: 0 LOB: 0 BB: 0 P: 13	R: 0 E: 0 K: 0 S: 4	H: 0 LOB: 0 BB: 1 P: 9	R: 0 E: 0 K: 1 S: 11	H: 0 LOB: 1 BB: 1 P: 18	R: 0 E: 0 K: 0 S: 9	H: 0 LOB: 1 BB: 1 P: 16	R: 0 E: 0 K: 1 S: 11	H: 0 LOB: 0 BB: 0 P: 16	R: 0 E: 0 K: 1 S: 12	H: 1 LOB: 1 BB: 0 P: 16	R: 0 E: 0 K: 0 S: 8	H: 1 LOB: 1 BB: 0 P: 12	R: 0 E: 0 K: 1 S: 9	H: 0 LOB: 1 BB: 1 P: 15		1B: 1 2B: 1 3B: 0 HR: 0	SF: 0 SAC: 0 DP: 2 HBP: 0	WP: 2 PB: 0 SB: 0 CS: 0	PA: 33
PITCHER	IP	WLS	BF	H	R	ER	SO	BB	IBB	HBP	BLK	WP	HR	S	P	ERA	WHIP				
40 Chien-Ming Wang, R ERA: 3.79	7.0	W	25	1	0	0	5	4	0	0	0	0	0	63	103	0.00	0.714				
62 Joba Chamberlain, R ERA:	1.1	H	5	1	0	0	0	0	0	0	0	0	0	9	13	0.00	0.750				
31 Edwar Ramirez, R ERA: 5.56	0.2		3	0	0	0	1	1	0	0	0	2	0	8	14	0.00	1.500				

AB 28
R 0
H 2
RBI 0
BB 5
SO 6
LOB 13



Batter	1	2	3	4	5	6	7	8	9	AB	R	H	RBI	BB	SO	LOB	BOTTOM				
18 Johnny Damon, L OBP: 0.352, SLG: 0.381										4	0	0	0	0	0	2	Boston Red Sox @ New York Yankees Yankee Stadium, Bronx, NY Thu Aug 30 2007, 1:05 PM EDT Att: 55,067 - Partly Cloudy - 85 F				
2 Derek Jeter, R OBP: 0.393, SLG: 0.445										4	1	4	0	0	0	0					
Bobby Abreu, L OBP: 0.366, SLG: 0.443										4	1	1	1	0	1	4					
13 Alex Rodriguez, R OBP: 0.414, SLG: 0.632										3	1	0	0	1	1	3					
55 Hideki Matsui, L OBP: 0.373, SLG: 0.516										4	0	1	0	0	0	0					
20 Jorge Posada, S OBP: 0.413, SLG: 0.532										4	0	0	0	0	2	1					
Jason Giambi, L OBP: 0.357, SLG: 0.474										3	0	0	0	0	0	0					
12 Andy Phillips, R OBP: 0.323, SLG: 0.368										1	0	0	0	0	0	1					
24 Robinson Cano, L OBP: 0.351, SLG: 0.492										3	2	2	2	0	0	0					
28 Melky Cabrera, S OBP: 0.350, SLG: 0.432										2	0	1	0	1	0	0					
Inning Stats	R: 0 E: 0 K: 2 S: 10	H: 1 LOB: 1 BB: 0 P: 14	R: 0 E: 0 K: 1 S: 9	H: 0 LOB: 0 BB: 0 P: 14	R: 1 E: 0 K: 0 S: 8	H: 3 LOB: 2 BB: 0 P: 11	R: 0 E: 0 K: 1 S: 7	H: 0 LOB: 0 BB: 0 P: 11	R: 1 E: 0 K: 0 S: 9	H: 2 LOB: 1 BB: 1 P: 18	R: 0 E: 0 K: 0 S: 6	H: 0 LOB: 0 BB: 0 P: 8	R: 0 E: 0 K: 0 S: 8	H: 0 LOB: 0 BB: 0 P: 12	R: 3 E: 0 K: 0 S: 19	H: 3 LOB: 1 BB: 1 P: 31	1B: 6 2B: 2 3B: 0 HR: 2	SF: 0 SAC: 0 DP: 1 HBP: 0	WP: 0 PB: 0 SB: 3 CS: 0	PA: 34	
PITCHER	IP	WLS	BF	H	R	ER	SO	BB	IBB	HBP	BLK	WP	HR	S	P	ERA	WHIP				
38 Curt Schilling, R ERA: 4.02	7.0	L	27	6	2	2	4	1	0	0	0	0	0	16	27	2.57	1.000				
37 Hideki Okajima, L ERA: 1.59	0.2		6	3	3	3	0	0	1	0	0	0	0	3	4	40.50	4.500				
39 Kyle Snyder, R ERA: 3.75	0.1		1	0	0	0	0	0	0	0	0	0	0	3	4	0.00	0.000				

AB 32
R 5
H 9
RBI 3
BB 2
SO 4
LOB 11



Batter	1	2	3	4	5	6	7	8	9	AB	R	H	RBI	BB	SO	LOB	TOP																			
1 Brian Roberts, S OBP: 0.392, SLG: 0.453	G6-3		F8	FC5-2		21 HR	G3-1			4	1	0	0	2	0	5	Baltimore Orioles @ Boston Red Sox Fenway Park, Boston, MA Fri Aug 31 2007, 7:05 PM EDT Att: 36,810 - Partly Cloudy - 68 F																			
Corey Patterson, L OBP: 0.308, SLG: 0.387	G3		G4-3	G4-3		SF7		G4-3	F8	5	0	0	1	0	0	6																				
21 Nick Markakis, L OBP: 0.360, SLG: 0.467				HR	F7	HR		K		5	2	3	3	0	1	0																				
Miguel Tejada, R OBP: 0.363, SLG: 0.471	P3			HR	G6-3	HR				4	1	2	2	1	0	1																				
Kevin Millar, R OBP: 0.373, SLG: 0.430		P6		HR	G6-3	P3		F8		4	1	0	0	1	0	2																				
17 Aubrey Huff, L OBP: 0.328, SLG: 0.435	G4-3			1B		SF9			F9	4	2	2	0	1	0	0																				
6 Melvin Mora, R OBP: 0.333, SLG: 0.423	P3			1B		SF9	P4			4	1	2	1	1	0	1																				
Ramon Hernandez, R OBP: 0.326, SLG: 0.348			F8	FC5-2		HR	K			4	1	2	1	0	1	1																				
Jay Payton, R OBP: 0.298, SLG: 0.368				FC5-2		SF9			K	4	0	2	1	0	1	4																				
Inning Stats	R: 0 E: 0 K: 0 S: 8	H: 1 LOB: 1 BB: 0 P: 11	R: 0 E: 0 K: 0 S: 8	H: 0 LOB: 0 BB: 0 P: 13	R: 0 E: 0 K: 0 S: 9	H: 1 LOB: 1 BB: 0 P: 14	R: 4 E: 1 K: 0 S: 19	H: 5 LOB: 2 BB: 1 P: 37	R: 0 E: 0 K: 0 S: 6	H: 0 LOB: 0 BB: 0 P: 9	R: 5 E: 0 K: 0 S: 21	H: 5 LOB: 1 BB: 1 P: 37	R: 0 E: 0 K: 1 S: 12	H: 1 LOB: 2 BB: 1 P: 22	R: 0 E: 0 K: 1 S: 8	H: 0 LOB: 1 BB: 1 P: 16	R: 0 E: 0 K: 1 S: 9	H: 0 LOB: 3 BB: 2 P: 20	1B: 8 2B: 3 3B: 0 HR: 2	SF: 2 SAC: 0 DP: 0 HBP: 1	WP: 0 PB: 0 SB: 0 CS: 0	PA: 47														
PITCHER	IP	WLS	BF	H	R	ER	SO	BB	IBB	HBP	BLK	WP	HR	S	P	ERA	WHIP	PITCHER		IP	WLS	BF	H	R	ER	SO	BB	IBB	HBP	BLK	WP	HR	S	P	ERA	WHIP
51 Julian Tavarez, R ERA: 5.0	3.1	L	18	7	4	4	0	1	0	0	0	0	1	41	69	10.80	2.400	58 Jonathan Papelbon, R ERA: 1.71		0.2		4	0	0	0	1	1	0	1	0	0	0	8	14	0.00	1.500
48 Javier Lopez, L ERA: 2.99	1.2		6	1	1	1	0	0	0	0	0	0	0	11	18	5.40	0.600																			
50 Mike Timlin, R ERA: 3.52	0.2		7	4	4	4	0	1	0	0	0	0	1	15	27	54.00	7.500																			
39 Kyle Snyder, R ERA: 3.85	1.1		6	1	0	0	1	1	0	0	0	0	0	16	29	0.00	1.500																			
17 Manny Delcarmen, R ERA: 2.2	1.1		6	0	0	0	1	2	0	0	0	0	0	9	22	0.00	1.500																			

AB	38
R	9
H	13
RBI	9
BB	6
SO	3
LOB	20



Batter	1	2	3	4	5	6	7	8	9	AB	R	H	RBI	BB	SO	LOB	BOTTOM																			
15 Dustin Pedroia, R OBP: 0.392, SLG: 0.444	K					34 HBP				5	2	4	0	0	1	0	Baltimore Orioles @ Boston Red Sox Fenway Park, Boston, MA Fri Aug 31 2007, 7:05 PM EDT Att: 36,810 - Partly Cloudy - 68 F																			
20 Kevin Youkilis, R OBP: 0.392, SLG: 0.455	F9					K				3	1	1	1	0	1	1																				
34 David Ortiz, L OBP: 0.430, SLG: 0.581										3	2	1	1	1	0	4																				
25 Mike Lowell, R OBP: 0.379, SLG: 0.507										5	1	3	1	0	1	4																				
7 J.D. Drew, L OBP: 0.356, SLG: 0.385										1	0	0	0	0	0	0																				
Bobby Kielty, S OBP: 0.300, SLG: 0.328										3	0	0	0	0	2	6																				
13 Alex Cora, L OBP: 0.308, SLG: 0.392										1	1	1	0	0	0	0																				
Coco Crisp, S OBP: 0.333, SLG: 0.381										3	1	2	0	2	0	2																				
Eric Hinske, L OBP: 0.333, SLG: 0.418										4	0	3	4	1	0	1																				
23 Julio Lugo, R OBP: 0.292, SLG: 0.344										5	0	0	1	0	0	7																				
36 Kevin Cash, R OBP: 0.368, SLG: 0.214										3	0	0	0	0	1	4																				
Jason Varitek, S OBP: 0.363, SLG: 0.413										2	0	0	0	0	0	2																				
Inning Stats	R: 1 E: 0 K: 1 S: 8	H: 2 LOB: 1 BB: 0 P: 13	R: 1 E: 0 K: 0 S: 13	H: 1 LOB: 1 BB: 1 P: 27	R: 0 E: 0 K: 2 S: 14	H: 1 LOB: 2 BB: 0 P: 22	R: 0 E: 0 K: 0 S: 5	H: 0 LOB: 2 BB: 2 P: 15	R: 1 E: 0 K: 1 S: 12	H: 2 LOB: 1 BB: 0 P: 21	R: 0 E: 0 K: 1 S: 12	H: 1 LOB: 1 BB: 0 P: 17	R: 3 E: 0 K: 1 S: 19	H: 4 LOB: 2 BB: 1 P: 30	R: 0 E: 0 K: 0 S: 5	H: 1 LOB: 0 BB: 0 P: 8	R: 2 E: 1 K: 0 S: 8	H: 3 LOB: 1 BB: 0 P: 14	1B: 11 2B: 3 3B: 0 HR: 1	SF: 0 SAC: 0 DP: 4 HBP: 3	WP: 0 PB: 0 SB: 0 CS: 0	PA: 45														
PITCHER	IP	WLS	BF	H	R	ER	SO	BB	IBB	HBP	BLK	WP	HR	S	P	ERA	WHIP	PITCHER		IP	WLS	BF	H	R	ER	SO	BB	IBB	HBP	BLK	WP	HR	S	P	ERA	WHIP
62 Radhames Liz, R ERA: 7.0	3.0	W	11	3	1	1	2	0	0	1	0	0	0	27	43	3.00	1.000	28 Danys Baez, R ERA: 6.46		1.0	S	6	3	2	2	0	0	0	0	0	8	14	18.00	3.000		
Kurt Birkins, L ERA: 8.0	0.1		4	2	3	3	0	1	0	0	0	0	0	9	15	81.00	9.000																			
Jon Leicester, R ERA: 23.63	0.1		3	2	0	0	1	0	0	0	0	0	0	8	13	0.00	6.000																			
32 Jamie Walker, L ERA: 2.86	1.1	H	5	1	0	0	0	0	0	1	0	0	0	7	10	0.00	0.750																			

AB	38
R	8
H	15
RBI	8
BB	4
SO	6
LOB	31



Batter	1	2	3	4	5	6	7	8	9	AB	R	H	RBI	BB	SO	LOB	TOP			
1 Brian Roberts, S (1,4) OBP: 0.391, SLG: 0.451	F7		B1-3			F8 BB			K	3	0	0	0	1	1	0				
Corey Patterson, L (1,8) OBP: 0.305, SLG: 0.383	G5-3			G3-1		F8			L8	4	0	0	0	0	0	1				
21 Nick Markakis, L (1,9) OBP: 0.359, SLG: 0.464				F8		K			K	3	0	0	0	0	2	0				
Miguel Tejada, R (1,6) OBP: 0.360, SLG: 0.467	L4			F8				G4-3		3	0	0	0	0	0	1				
Kevin Millar, R (1,10) OBP: 0.373, SLG: 0.428						FC6-4 17 BB			K	2	0	0	0	1	2	0				
17 Aubrey Huff, L (1,3) OBP: 0.320, SLG: 0.433				L7		FC6-4 BB			P3	2	0	0	0	1	0	0				
9 Scott Moore, L (1,5)				K		K			F8	3	0	0	0	0	2	2				
J.R. House, R (1,2) OBP: 0.211, SLG: 0.333				K		FC6-4			K	3	0	0	0	0	2	2				
Jay Payton, R (1,7) OBP: 0.296, SLG: 0.365				F8		F9			G1-3	3	0	0	0	0	0	2				
Inning Stats	R: 0 E: 0 K: 0 S: 10	H: 0 LOB: 1 BB: 0 P: 14	R: 0 E: 0 K: 2 S: 7	H: 0 LOB: 0 BB: 0 P: 11	R: 0 E: 0 K: 1 S: 7	H: 0 LOB: 0 BB: 0 P: 12	R: 0 E: 0 K: 0 S: 6	H: 0 LOB: 2 BB: 2 P: 7	R: 0 E: 0 K: 1 S: 10	H: 0 LOB: 0 BB: 1 P: 13	R: 0 E: 0 K: 1 S: 9	H: 0 LOB: 0 BB: 0 P: 12	R: 0 E: 0 K: 1 S: 7	H: 0 LOB: 0 BB: 0 P: 10	R: 0 E: 0 K: 2 S: 9	H: 0 LOB: 0 BB: 0 P: 13	1B: 0 2B: 0 3B: 0 HR: 0	SF: 0 SAC: 0 DP: 0 HBP: 1	WP: 0 PB: 0 SB: 0 CS: 0	PA: 30
PITCHER 61 Clay Buchholz, R (1,1) ERA: 1.8	IP: 9.0 WLS: W BF: 30	H: 0 R: 0 ER: 0 SO: 9	BB: 3 IBB: 0 HBP: 1 BLK: 0	WP: 0 HR: 0 S: 73 P: 115	ERA: 0.00 WHIP: 0.333	PITCHER	IP: 9.0 WLS: W BF: 30	H: 0 R: 0 ER: 0 SO: 9	BB: 3 IBB: 0 HBP: 1 BLK: 0	WP: 0 HR: 0 S: 73 P: 115	ERA: 0.00 WHIP: 0.333	PITCHER	IP: 9.0 WLS: W BF: 30	H: 0 R: 0 ER: 0 SO: 9	BB: 3 IBB: 0 HBP: 1 BLK: 0	WP: 0 HR: 0 S: 73 P: 115	ERA: 0.00 WHIP: 0.333			

Baltimore Orioles @ Boston Red Sox
Fenway Park, Boston, MA
Sat Sep 01 2007, 7:05 PM EDT
Att: 36,819 - Clear - 75 F

AB 26
R 0
H 0
RBI 0
BB 3
SO 9
LOB 8



Batter	1	2	3	4	5	6	7	8	9	AB	R	H	RBI	BB	SO	LOB	BOTTOM			
23 Julio Lugo, R (1,6) OBP: 0.293, SLG: 0.346	F8	P4		15 1B 34 2B		15 2B 25 2B	F9			5	2	2	0	0	0	3				
15 Dustin Pedroia, R (1,4) OBP: 0.311, SLG: 0.444	L7		G6-3	34 2B 1B		G1-4-3		20 1B 25 1B 2 2B		5	2	2	0	0	0	1				
34 David Ortiz, L (1,10) OBP: 0.433, SLG: 0.583			25 1B BB	1B 2B		25 2B 20 HR BB		F9		2	1	1	3	3	0	1				
25 Mike Lowell, R (1,5) OBP: 0.381, SLG: 0.510	K		F9	F9		20 HR 2B		20 1B 2 2B 1B		5	2	3	1	0	1	2				
20 Kevin Youkilis, R (1,3) OBP: 0.394, SLG: 0.462		1B FC5-4 BB	F9			20 HR 2B		2 2B 1B		4	2	2	3	1	1	2				
Jason Varitek, S (1,2) OBP: 0.361, SLG: 0.409		F9	F9	1B		2H 3H HR		1B		4	0	0	0	1	1	6				
Bobby Kielty, S (1,9) ERA: 7.22		FC5-4 1B		K		G6-4-3 1B		G6-3		4	0	2	0	0	1	0				
23 Rocky Cherry, R (8,7) ERA: 5.28		FC5-4 44 PB 44 S		K		G6-4-3 1B		F9		1	0	1	2	0	0	0				
Coco Crisp, S (1,8) OBP: 0.331, SLG: 0.378		FC5-4 44 PB 44 S		G3		G6-4-3		F9		4	0	0	1	1	0	5				
44 Brandon Moss, L (1,7) (8,9) OBP: 0.333, SLG: 0.200				15 1B 34 2B 23 1B 1B		K		F8		3	1	1	0	1	1	1				
Inning Stats	R: 0 E: 0 K: 1 S: 9	H: 0 LOB: 1 BB: 1 P: 17	R: 1 E: 0 K: 0 S: 13	H: 1 LOB: 2 BB: 2 P: 28	R: 0 E: 0 K: 0 S: 11	H: 1 LOB: 1 BB: 0 P: 22	R: 3 E: 0 K: 1 S: 14	H: 4 LOB: 1 BB: 0 P: 19	R: 0 E: 0 K: 1 S: 9	H: 1 LOB: 1 BB: 1 P: 14	R: 4 E: 0 K: 1 S: 20	H: 3 LOB: 0 BB: 1 P: 34	R: 0 E: 0 K: 0 S: 8	H: 0 LOB: 1 BB: 1 P: 18	R: 2 E: 0 K: 1 S: 14	H: 4 LOB: 2 BB: 0 P: 25	1B: 9 2B: 4 3B: 0 HR: 1	SF: 0 SAC: 0 DP: 1 HBP: 0	WP: 0 PB: 1 SB: 1 CS: 0	PA: 44
PITCHER 57 Garrett Olson, L (1,1) ERA: 7.22	IP: 5.1 WLS: L	H: 7 R: 4 ER: 4 SO: 4	BB: 5 IBB: 0 HBP: 0 BLK: 0	WP: 0 HR: 0 S: 14 P: 104	ERA: 6.75 WHIP: 2.250	PITCHER	IP: 5.1 WLS: L	H: 7 R: 4 ER: 4 SO: 4	BB: 5 IBB: 0 HBP: 0 BLK: 0	WP: 0 HR: 0 S: 14 P: 104	ERA: 6.75 WHIP: 2.250	PITCHER	IP: 5.1 WLS: L	H: 7 R: 4 ER: 4 SO: 4	BB: 5 IBB: 0 HBP: 0 BLK: 0	WP: 0 HR: 0 S: 14 P: 104	ERA: 6.75 WHIP: 2.250			
23 Rocky Cherry, R (6,1) ERA: 5.28	0.1	3	4	4	0	1	0	0	0	0	1	15	27	108.00	12.000					
56 Brian Burres, L (6,1) ERA: 5.59	2.1	4	2	2	1	1	0	0	0	0	0	24	46	7.71	2.143					

Baltimore Orioles @ Boston Red Sox
Fenway Park, Boston, MA
Sat Sep 01 2007, 7:05 PM EDT
Att: 36,819 - Clear - 75 F

AB 37
R 10
H 14
RBI 10
BB 7
SO 5
LOB 21



Batter	1	2	3	4	5	6	7	8	9	AB	R	H	RBI	BB	SO	LOB	TOP				
Tike Redman, L (1, 8) OBP: 0.364, SLG: 0.419	4-2 21 G3 BB		0-1 G1-3		3-1 G4-3		2-1 F8			3	0	0	0	1	0	0					
Jay Payton, R (1, 7) OBP: 0.295, SLG: 0.362	1-3 K		4-0 21 FC4-6 BB		0-1 F8		1-0 G5-3			3	0	0	0	1	1	1					
21 Nick Markakis, L (1, 9) OBP: 0.359, SLG: 0.464	2-2 G3		1-1 FC4-6			0-1 F7		2-0 G4-3 2B		4	0	1	0	0	0	2					
Miguel Tejada, R (1, 6) OBP: 0.362, SLG: 0.467	1-0 L9			4-1 17 1B BB F9-2		1-1 6 1B 1B		1-1 G4-3		3	1	1	0	1	0	2					
Kevin Millar, R (1, 3) OBP: 0.374, SLG: 0.427		1-1 F8		4-2 17 1B BB		2-1 6 1B 1B		1-3 K		3	0	1	0	1	1	1					
17 Aubrey Huff, L (1, 10) OBP: 0.321, SLG: 0.434		2-1 1B		0-1 1B		0-0 F5		3-3 K		4	0	2	0	0	1	3					
6 Melvin Mora, R (1, 5) OBP: 0.332, SLG: 0.421		2-2 F9		2-2 L4		1-1 1B			1-0 F9	4	0	1	1	0	0	4					
Ramon Hernandez, R (1, 2) OBP: 0.325, SLG: 0.357		1-0 F8		1-0 F9-2			1-0 HR		0-2 F8	4	1	1	1	0	0	4					
3 Freddie Bynum, L (1, 4) OBP: 0.297, SLG: 0.475			1-0 F9		1-2 F7		3-2 G5-3		1-0 F8	3	0	0	0	0	0	0					
1 Brian Roberts, S (9, PH) OBP: 0.390, SLG: 0.450										1	0	0	0	0	0	0					
Inning Stats	R: 0 E: 0 K: 1 S: 9	H: 0 LOB: 1 BB: 1 P: 17	R: 0 E: 0 K: 0 S: 8	H: 1 LOB: 1 BB: 0 P: 14	R: 0 E: 0 K: 0 S: 5	H: 0 LOB: 1 BB: 1 P: 11	R: 0 E: 0 K: 0 S: 9	H: 0 LOB: 2 BB: 2 P: 20	R: 0 E: 0 K: 0 S: 9	H: 3 LOB: 2 BB: 0 P: 13	R: 1 E: 0 K: 0 S: 7	H: 1 LOB: 0 BB: 0 P: 14	R: 0 E: 0 K: 2 S: 10	H: 1 LOB: 1 BB: 0 P: 17	R: 0 E: 0 K: 0 S: 5	H: 0 LOB: 0 BB: 7 P: 7	1B: 5 2B: 2 HR: 1	SF: 0 SAC: 0 HBP: 0	WP: 0 PB: 0 SB: 0 CS: 0	PA: 36	
PITCHER	IP	WLS	BF	H	R	ER	SO	BB	IBB	HBP	BLK	WP	HR	S	P	ERA	WHIP				
31 Jon Lester, L (1, 1) ERA: 5.26	6.0	W	26	6	2	2	1	4	0	0	0	0	1	50	90	3.00	1.667				
48 Javier Lopez, L (7, 1) ERA: 2.78	1.0	H	3	0	0	0	0	0	0	0	0	0	0	6	12	0.00	0.000				
37 Hideki Okajima, L (8, 1) ERA: 1.56	1.0	H	4	1	0	0	2	0	0	0	0	0	0	10	17	0.00	0.000				
58 Jonathan Papelbon, R (9, 1) ERA: 1.68	1.0	S	3	0	0	0	0	0	0	0	0	0	0	5	7	0.00	0.000				

Baltimore Orioles @ Boston Red Sox
Fenway Park, Boston, MA
Sun Sep 02 2007, 2:05 PM EDT
Att: 36,340 - Sunny - 72 F

AB 32
R 2
H 7
RBI 2
BB 4
SO 3
LOB 17



Batter	1	2	3	4	5	6	7	8	9	AB	R	H	RBI	BB	SO	LOB	BOTTOM				
15 Dustin Pedroia, R (1, 4) OBP: 0.393, SLG: 0.447	2-2 34 BB 25 1B				1-0 13 SH5-3 25 SF7 2B		2-3 K			4	2	2	0	0	2	1					
13 Alex Cora, L (1, 6) OBP: 0.303, SLG: 0.386	1-3 K		2-0 F9		0-0 SH5-3		0-1 G4-3			3	0	0	0	0	1	1					
34 David Ortiz, L (1, 10) OBP: 0.434, SLG: 0.580	4-1 25 1B BB		3-2 F8		4-0 7 S IBB		2-1 F9			2	0	0	0	2	0	0					
25 Mike Lowell, R (1, 5) OBP: 0.382, SLG: 0.510	2-2 1B		4-2 BB		0-0 SF7			2-0 P5		2	0	1	2	1	0	0					
7 J.D. Drew, L (1, 9) OBP: 0.355, SLG: 0.382	1-1 F9		1-1 F7		4-2 BB		3-1 P3			3	0	0	0	1	0	3					
20 Kevin Youkilis, R (1, 3) OBP: 0.391, SLG: 0.458	2-3 K			2-3 K		2-3 K		3-3 K		4	0	0	0	0	4	4					
44 Brandon Moss, L (1, 7) OBP: 0.287, SLG: 0.154		2-3 K		2-2 G4-3		3-1 L3				3	0	0	0	0	1	0					
Coco Crisp, S (9, 8) OBP: 0.331, SLG: 0.378										0	0	0	0	0	0	0					
2 Jacoby Ellsbury, L (1, 8) OBP: 0.462, SLG: 0.609		2-1 36 G3-1 36 S 1B		1-1 HR		1-0 F7				3	1	2	1	0	0	0					
36 Kevin Cash, R (1, 2) OBP: 0.318, SLG: 0.176		2-2 G3-1		3-2 F9		2-3 K				3	0	0	0	0	1	1					
Inning Stats	R: 1 E: 0 K: 2 S: 16	H: 2 LOB: 2 BB: 1 P: 28	R: 0 E: 0 K: 2 S: 11	H: 1 LOB: 1 BB: 0 P: 19	R: 0 E: 0 K: 0 S: 8	H: 0 LOB: 1 BB: 1 P: 18	R: 1 E: 0 K: 1 S: 11	H: 1 LOB: 0 BB: 0 P: 19	R: 1 E: 0 K: 1 S: 10	H: 1 LOB: 2 BB: 2 P: 21	R: 0 E: 0 K: 1 S: 6	H: 0 LOB: 0 BB: 0 P: 12	R: 0 E: 0 K: 1 S: 9	H: 0 LOB: 0 BB: 0 P: 13	R: 0 E: 0 K: 1 S: 11	H: 0 LOB: 0 BB: 0 P: 19	1B: 3 2B: 1 3B: 0 HR: 1	SF: 1 SAC: 1 DP: 0 HBP: 0	WP: 0 PB: 0 SB: 2 CS: 0	PA: 33	
PITCHER	IP	WLS	BF	H	R	ER	SO	BB	IBB	HBP	BLK	WP	HR	S	P	ERA	WHIP				
40 Daniel Cabrera, R (1, 1) ERA: 5.06	6.0	L	27	5	3	3	7	3	1	0	0	0	0	62	117	4.50	1.333				
Jon Lester, R (7, 1) ERA: 15.75	1.1		4	0	0	0	1	0	0	0	0	0	0	10	16	0.00	0.000				
32 Jamie Walker, L (8, 1) ERA: 2.82	0.2		2	0	0	0	1	0	0	0	0	0	0	10	16	0.00	0.000				

Baltimore Orioles @ Boston Red Sox
Fenway Park, Boston, MA
Sun Sep 02 2007, 2:05 PM EDT
Att: 36,340 - Sunny - 72 F

AB 27
R 3
H 5
RBI 3
BB 4
SO 9
LOB 10



Batter	1	2	3	4	5	6	7	8	9	AB	R	H	RBI	BB	SO	LOB	TOP					
10 Vernon Wells, R OBP: 0.309, SLG: 0.420	F9		F8		FC6-4	2B 15 G4-3 BB	K			4	1	0	0	1	1	3	Toronto Blue Jays @ Boston Red Sox Fenway Park, Boston, MA Mon Sep 03 2007, 7:05 PM EDT Att: 36,639 - Clear - 83 F					
Matt Stairs, L OBP: 0.395, SLG: 0.606	2B 15 1B		1B					2B 1B		4	2	4	2	1	0	0						
15 Alex Rios, R OBP: 0.367, SLG: 0.519	2H 1B		K					K		5	1	2	2	0	2	3						
Frank Thomas, R OBP: 0.375, SLG: 0.464	F9			G6-3				L5		5	1	1	1	0	0	3						
25 Troy Glaus, R OBP: 0.365, SLG: 0.474	K				3B 9 G4-6-3 1B	HR	2B 9 2B BB	1B		4	2	3	3	1	1	1						
35 Lyle Overbay, L OBP: 0.323, SLG: 0.414	K			G4-6-3		9 1B 2B 1B	P6	G1-3		5	1	1	0	0	1	4						
2 Aaron Hill, R OBP: 0.316, SLG: 0.432	F9				10 C6-4 1B		F7	9 2B 1B		5	0	2	0	0	1	1						
9 Gregg Zaun, S OBP: 0.319, SLG: 0.411	G5-3				F8	10 BB 2B 1B		K		5	1	2	1	0	1	1						
6 John McDonald, R OBP: 0.273, SLG: 0.332	F9				F9	10 BB 2B 1B	FC5-2-5			2	0	0	0	0	0	1						
26 Adam Lind, L OBP: 0.277, SLG: 0.386								P5		1	1	1	1	0	0	0						
Ray Olmedo, S OBP: 0.250, SLG: 0.350										1	0	0	0	0	0	2						
8 Russ Adams, L OBP: 0.267, SLG: 0.214										1	0	0	0	0	0	0						
Inning Stats	R: 1 E: 0 K: 1 S: 15	H: 2 LOB: 1 BB: 0 P: 20	R: 0 E: 0 K: 1 S: 7	H: 0 LOB: 0 BB: 0 P: 7	R: 0 E: 0 K: 1 S: 10	H: 1 LOB: 1 BB: 0 P: 11	R: 0 E: 0 K: 0 S: 10	H: 1 LOB: 0 BB: 0 P: 17	R: 0 E: 0 K: 0 S: 9	H: 1 LOB: 1 BB: 0 P: 14	R: 8 E: 0 K: 0 S: 27	H: 7 LOB: 1 BB: 2 P: 49	R: 1 E: 0 K: 1 S: 19	H: 2 LOB: 2 BB: 1 P: 28	R: 0 E: 0 K: 1 S: 11	H: 2 LOB: 2 BB: 0 P: 18	R: 0 E: 0 K: 2 S: 12	H: 0 LOB: 0 BB: 0 P: 16	1B: 12 2B: 3 3B: 0 HR: 1	SF: 0 SAC: 0 DP: 1 HBP: 0	WP: 0 PB: 0 SB: 0 CS: 0	PA: 45
PITCHER	IP WLS BF H R ER SO BB IBB HBP BLK WP HR S P ERA WHIP	IP WLS BF H R ER SO BB IBB HBP BLK WP HR S P ERA WHIP	IP WLS BF H R ER SO BB IBB HBP BLK WP HR S P ERA WHIP	IP WLS BF H R ER SO BB IBB HBP BLK WP HR S P ERA WHIP	IP WLS BF H R ER SO BB IBB HBP BLK WP HR S P ERA WHIP	IP WLS BF H R ER SO BB IBB HBP BLK WP HR S P ERA WHIP	IP WLS BF H R ER SO BB IBB HBP BLK WP HR S P ERA WHIP	IP WLS BF H R ER SO BB IBB HBP BLK WP HR S P ERA WHIP	IP WLS BF H R ER SO BB IBB HBP BLK WP HR S P ERA WHIP	18 Daisuke Matsuzaka, R ERA: 4.11	5.1 W 26 10 7 7 3 1 0 0 0 0 1 69 98 11.81 2.062	48 Javier Lopez, L ERA: 3.28	0.0 H 3 2 1 1 0 1 0 0 0 0 0 0 12 ∞	17 Manny Delcarmen, R ERA: 2.41	1.0 H 5 1 2 2 0 1 0 0 0 0 0 0 16 27 18.00 2.000	37 Hideki Okajima, L ERA: 1.54	1.0 H 5 2 0 0 2 0 0 0 0 0 0 0 14 19 0.00 2.000	50 Mike Timlin, R ERA: 3.47	0.2 H 3 1 0 0 0 0 0 0 0 0 0 0 5 8 0.00 1.500	58 Jonathan Papelbon, R ERA: 1.64	1.0 S 3 0 0 0 2 0 0 0 0 0 0 0 12 16 0.00 0.000	

Batter	1	2	3	4	5	6	7	8	9	AB	R	H	RBI	BB	SO	LOB	BOTTOM			
2 Jacoby Ellsbury, L OBP: 0.469, SLG: 0.571	25 HR 1B		15 1B 34 SF8 1B	34 1B 25 E BB	K	G6-3		G4-6-3		5	3	2	0	1	1	5	Toronto Blue Jays @ Boston Red Sox Fenway Park, Boston, MA Mon Sep 03 2007, 7:05 PM EDT Att: 36,639 - Clear - 83 F			
15 Dustin Pedroia, R OBP: 0.395, SLG: 0.449	25 HR 1B		34 SF8 7 SF8 1B	34 1B 25 E 1B	FC2	F9				5	3	3	2	0	3					
34 David Ortiz, L OBP: 0.432, SLG: 0.577	K		SF8	25 E 7 SF7 1B	F8		K			4	1	1	1	0	2	5				
25 Mike Lowell, R OBP: 0.386, SLG: 0.518	HR		IBB	E5		2B 1B	7 S 1B			4	2	3	4	1	0	1				
7 J.D. Drew, L OBP: 0.356, SLG: 0.385	G6-3		SF8	SF7		1B SH1-3 2B	1B			2	1	1	2	1	0	0				
Jason Varitek, S OBP: 0.382, SLG: 0.409	K		G4-3	F9		23 FC4-6 2 BLK 1B	1B			5	1	2	1	0	1	2				
Coco Crisp, S OBP: 0.331, SLG: 0.379	F9		F8		23 1B 15 FC2 2B	SH1-3	G5-3			4	0	1	1	0	0	3				
Eric Hinske, L OBP: 0.343, SLG: 0.427	G4-3		23 1B 15 1B	15 FC2 23 1B	HBP	23 FC4-6 BB		F8		2	1	1	0	1	0	0				
20 Kevin Youkilis, R OBP: 0.391, SLG: 0.457										1	0	0	0	0	0	0				
23 Julio Lugo, R OBP: 0.296, SLG: 0.348	P3			2B 15 1B	15 FC2 1B	FC4-6 2 BLK	G4-6-3 BB			4	1	2	0	1	0	2				
Inning Stats	R: 3 E: 0 K: 2 S: 17	H: 3 LOB: 0 BB: 0 P: 25	R: 0 E: 0 K: 0 S: 8	H: 0 LOB: 0 BB: 0 P: 11	R: 2 E: 0 K: 0 S: 10	H: 2 LOB: 1 BB: 1 P: 15	R: 5 E: 1 K: 0 S: 22	H: 4 LOB: 1 BB: 1 P: 38	R: 0 E: 0 K: 1 S: 14	H: 2 LOB: 3 BB: 0 P: 19	R: 3 E: 0 K: 0 S: 12	H: 3 LOB: 1 BB: 1 P: 19	R: 0 E: 0 K: 1 S: 17	H: 2 LOB: 3 BB: 1 P: 29	R: 0 E: 0 K: 0 S: 8	H: 0 LOB: 0 BB: 1 P: 14	1B: 12 2B: 3 3B: 0 HR: 1	SF: 3 SAC: 1 DP: 1 HBP: 1	WP: 0 PB: 0 SB: 1 CS: 0	PA: 46
PITCHER	IP WLS BF H R ER SO BB IBB HBP BLK WP HR S P ERA WHIP	IP WLS BF H R ER SO BB IBB HBP BLK WP HR S P ERA WHIP	IP WLS BF H R ER SO BB IBB HBP BLK WP HR S P ERA WHIP	IP WLS BF H R ER SO BB IBB HBP BLK WP HR S P ERA WHIP	IP WLS BF H R ER SO BB IBB HBP BLK WP HR S P ERA WHIP	IP WLS BF H R ER SO BB IBB HBP BLK WP HR S P ERA WHIP	IP WLS BF H R ER SO BB IBB HBP BLK WP HR S P ERA WHIP	IP WLS BF H R ER SO BB IBB HBP BLK WP HR S P ERA WHIP	IP WLS BF H R ER SO BB IBB HBP BLK WP HR S P ERA WHIP	51 Jesse Litsch, R ERA: 4.03	3.1 L 18 7 7 7 2 0 1 0 0 0 0 0 12 23 13.50 4.500	Joe Kennedy, L ERA: 4.93	0.2 6 2 3 1 0 1 0 0 0 0 0 0 12 23 13.50 4.500	Josh Towers, R ERA: 5.4	1.0 9 5 3 3 1 0 0 1 0 0 0 0 0 19 26 27.00 5.000	54 Jason Frasor, R ERA: 3.93	1.2 7 1 0 0 1 1 0 0 1 0 0 0 16 28 0.00 1.200	56 Brian Tallet, L ERA: 3.69	1.1 6 1 0 0 0 2 0 0 0 0 0 0 16 27 0.00 2.250	

Batter	1	2	3	4	5	6	7	8	9	AB	R	H	RBI	BB	SO	LOB	TOP			
10 Vernon Wells, R OBP: 0.307, SLG: 0.417	G5-3		K		P2			G5-3		4	0	0	0	0	1	3	Toronto Blue Jays @ Boston Red Sox Fenway Park, Boston, MA Tue Sep 04 2007, 7:05 PM EDT Att: 36,839 - Cloudy - 73 F			
Matt Stairs, L OBP: 0.384, SLG: 0.611	K		G6-3					F7		4	1	1	3	0	1	1				
15 Alex Rios, R OBP: 0.366, SLG: 0.517					L4			G4-3		4	0	1	0	0	1	0				
Frank Thomas, R OBP: 0.374, SLG: 0.463	F7				K			F9		4	0	1	0	0	1	1				
25 Troy Glaus, R OBP: 0.364, SLG: 0.470		K						G4-3		3	0	0	0	1	2	1				
35 Lyle Overbay, L OBP: 0.326, SLG: 0.410	E6				F8			K		4	0	0	0	0	1	2				
2 Aaron Hill, R OBP: 0.316, SLG: 0.431		G5-4-3						G6-3		3	1	1	0	0	0	1				
9 Gregg Zaun, S OBP: 0.316, SLG: 0.407			G5-3		K			P5		3	0	0	0	0	1	1				
6 John McDonald, R OBP: 0.278, SLG: 0.333								P6		2	1	1	0	1	0	0				
Inning Stats	R: 0 E: 0 K: 1 S: 7	H: 1 LOB: 1 BB: 0 P: 12	R: 0 E: 1 K: 1 S: 9	H: 0 LOB: 0 BB: 0 P: 13	R: 0 E: 0 K: 1 S: 12	H: 1 LOB: 1 BB: 0 P: 20	R: 0 E: 0 K: 1 S: 7	H: 0 LOB: 1 BB: 1 P: 16	R: 3 E: 0 K: 1 S: 14	H: 2 LOB: 0 BB: 1 P: 23	R: 0 E: 0 K: 1 S: 10	H: 1 LOB: 0 BB: 0 P: 13	R: 0 E: 0 K: 1 S: 6	H: 0 LOB: 0 BB: 0 P: 10	R: 0 E: 0 K: 1 S: 7	H: 0 LOB: 0 BB: 0 P: 9		1B: 4 2B: 0 3B: 0 HR: 1	SF: 0 SAC: 0 DP: 2 HBP: 0	WP: 0 PB: 0 SB: 1 CS: 0
PITCHER	IP	WLS	BF	H	R	ER	SO	BB	IBB	HBP	BLK	WP	HR	S	P	ERA	WHIP			
19 Josh Beckett, R ERA: 3.3	8.0	W	30	5	3	3	7	2	0	0	0	0	1	72	117	3.38	0.875			
58 Jonathan Papelbon, R ERA: 1.61	1.0	S	3	0	0	0	1	0	0	0	0	0	0	7	9	0.00	0.000			

Batter	1	2	3	4	5	6	7	8	9	AB	R	H	RBI	BB	SO	LOB	BOTTOM		
23 Julio Lugo, R OBP: 0.296, SLG: 0.349	G5-3		K			K				4	1	1	0	0	2	2	Toronto Blue Jays @ Boston Red Sox Fenway Park, Boston, MA Tue Sep 04 2007, 7:05 PM EDT Att: 36,839 - Cloudy - 73 F		
15 Dustin Pedroia, R OBP: 0.396, SLG: 0.451			F8					P3		4	0	2	1	0	0	1			
34 David Ortiz, L OBP: 0.431, SLG: 0.574								F9		3	0	0	0	1	0	2			
25 Mike Lowell, R OBP: 0.383, SLG: 0.514			F8					G6-3		4	0	0	0	0	1	3			
7 J.D. Drew, L OBP: 0.357, SLG: 0.384								G4-3		3	1	1	0	1	0	0			
20 Kevin Youkilis, R OBP: 0.392, SLG: 0.463								K		4	1	2	1	0	1	1			
Jason Varitek, S OBP: 0.358, SLG: 0.404			K					K		4	0	0	0	0	3	3			
Coco Crisp, S OBP: 0.328, SLG: 0.376								F9		4	1	0	1	0	0	2			
2 Jacoby Ellsbury, L OBP: 0.514, SLG: 0.774										3	1	3	2	0	0	0			
Inning Stats	R: 0 E: 0 K: 1 S: 9	H: 1 LOB: 1 BB: 0 P: 14	R: 0 E: 0 K: 1 S: 11	H: 1 LOB: 0 BB: 0 P: 15	R: 0 E: 0 K: 1 S: 9	H: 1 LOB: 2 BB: 1 P: 19	R: 4 E: 0 K: 1 S: 13	H: 4 LOB: 1 BB: 1 P: 25	R: 0 E: 0 K: 2 S: 12	H: 1 LOB: 0 BB: 0 P: 19	R: 0 E: 0 K: 0 S: 8	H: 0 LOB: 0 BB: 0 P: 12	R: 1 E: 0 K: 0 S: 7	H: 1 LOB: 0 BB: 0 P: 10	1B: 4 2B: 2 3B: 1 HR: 2	SF: 0 SAC: 0 DP: 0 HBP: 0		WP: 0 PB: 0 SB: 1 CS: 0	PA: 35
PITCHER	IP	WLS	BF	H	R	ER	SO	BB	IBB	HBP	BLK	WP	HR	S	P	ERA	WHIP		
32 Roy Halladay, R ERA: 3.94	8.0	L	35	9	5	5	7	1	1	0	0	0	2	75	126	5.62	1.250		



Batter	1	2	3	4	5	6	7	8	9	AB	R	H	RBI	BB	SO	LOB	TOP					
10 Vernon Wells, R OBP: 0.309, SLG: 0.424	G6-3		F8				G4-6-3		HR	5	2	3	2	0	0	0	Toronto Blue Jays @ Boston Red Sox Fenway Park, Boston, MA Wed Sep 05 2007, 7:05 PM EDT Att: 37,106 - Partly Cloudy - 63 F					
Matt Stairs, L OBP: 0.381, SLG: 0.604	F7		G4-3				G4-6-3		P2	5	1	1	1	0	0	2						
7 Curtis Thigpen, R OBP: 0.292, SLG: 0.258										0	0	0	0	0	0	0						
15 Alex Rios, R OBP: 0.366, SLG: 0.518	P4						G6-3		K	5	0	2	1	0	1	1						
Frank Thomas, R OBP: 0.375, SLG: 0.463							G6-3			4	0	2	1	0	0	1						
25 Troy Glaus, R OBP: 0.365, SLG: 0.479							G6-3			4	1	2	1	0	0	3						
35 Lytle Overbay, L OBP: 0.324, SLG: 0.406							G4-3			4	0	0	0	0	1	3						
2 Aaron Hill, R OBP: 0.314, SLG: 0.428										4	0	0	0	0	1	2						
9 Gregg Zaun, S OBP: 0.322, SLG: 0.411										2	1	1	0	1	1	2						
8 Russ Adams, L OBP: 0.297, SLG: 0.214										0	1	0	0	0	0	0						
Reed Johnson, R OBP: 0.304, SLG: 0.335										0	0	0	0	0	0	0						
6 John McDonald, R OBP: 0.275, SLG: 0.330										3	0	0	0	0	0	2						
Inning Stats	R: 0 H: 0 E: 0 K: 0 S: 6	H: 0 LOB: 0 BB: 0 P: 9	R: 0 H: 2 E: 0 K: 1 S: 12	LOB: 2 BB: 0 P: 16	R: 0 H: 0 E: 0 K: 0 S: 8	H: 0 LOB: 0 BB: 0 P: 11	R: 0 H: 1 E: 0 K: 1 S: 10	LOB: 1 BB: 0 P: 16	R: 3 H: 4 E: 0 K: 0 S: 19	H: 4 LOB: 2 BB: 1 P: 28	R: 0 H: 1 E: 0 K: 0 S: 8	LOB: 1 BB: 0 P: 10	R: 0 H: 1 E: 0 K: 0 S: 7	LOB: 0 BB: 0 P: 8	R: 1 H: 1 E: 0 K: 1 S: 8	LOB: 0 BB: 0 P: 14	R: 2 H: 1 E: 0 K: 1 S: 10	LOB: 1 BB: 0 P: 16	1B: 7 2B: 2 3B: 0 HR: 2	SF: 0 SAC: 1 DP: 1 HBP: 1	WP: 0 PB: 0 SB: 0 CS: 0	PA: 39
PITCHER	IP WLS BF H R ER SO BB IBB HBP BLK WP HR S P ERA WHIP																					
38 Curt Schilling, R ERA: 4.04	6.0	27	8	3	3	2	1	0	0	0	0	0	0	0	63	90	4.50	1.500				
41 Bryan Corey, R ERA:	1.0	H	3	1	0	0	0	0	0	0	0	0	0	7	8	0.00	1.000					
17 Manny Delcarmen, R ERA: 2.6	1.0	B	4	1	1	1	0	0	0	0	1	8	14	9.00	1.000							
37 Hideki Okajima, L ERA: 1.79	1.0	L	5	1	2	2	0	0	1	0	0	1	10	16	18.00	1.000						

AB	36
R	6
H	11
RBI	6
BB	1
SO	4
LOB	16



Batter	1	2	3	4	5	6	7	8	9	AB	R	H	RBI	BB	SO	LOB	BOTTOM					
23 Julio Lugo, R OBP: 0.297, SLG: 0.348	G4-3		F8				G6-3			4	0	1	0	1	0	1	Toronto Blue Jays @ Boston Red Sox Fenway Park, Boston, MA Wed Sep 05 2007, 7:05 PM EDT Att: 37,106 - Partly Cloudy - 63 F					
2 Jacoby Ellsbury, L OBP: 0.475, SLG: 0.743			G4-3							4	1	1	1	0	0	1						
34 David Ortiz, L OBP: 0.432, SLG: 0.573										4	0	2	0	1	0	2						
25 Mike Lowell, R OBP: 0.383, SLG: 0.512										4	0	1	0	1	0	0						
7 J.D. Drew, L OBP: 0.354, SLG: 0.381										4	0	0	1	0	1	5						
20 Kevin Youkilis, R OBP: 0.391, SLG: 0.461										3	1	0	0	0	2	5						
Jason Varitek, S OBP: 0.364, SLG: 0.415										2	2	2	2	2	0	0						
Coco Crisp, S OBP: 0.330, SLG: 0.380										3	0	2	0	0	0	1						
13 Alex Cora, L OBP: 0.298, SLG: 0.378										4	0	0	0	0	1	5						
Inning Stats	R: 1 H: 2 E: 0 K: 1 S: 16	H: 2 LOB: 2 BB: 1 P: 28	R: 0 H: 0 E: 0 K: 0 S: 6	H: 0 LOB: 1 BB: 1 P: 10	R: 0 H: 1 E: 0 K: 0 S: 7	H: 1 LOB: 0 BB: 0 P: 13	R: 0 H: 0 E: 0 K: 0 S: 10	LOB: 0 BB: 0 P: 13	R: 1 H: 2 E: 0 K: 1 S: 14	H: 2 LOB: 1 BB: 1 P: 25	R: 2 H: 2 E: 0 K: 0 S: 14	H: 2 LOB: 1 BB: 0 P: 21	R: 0 H: 1 E: 0 K: 2 S: 13	LOB: 3 BB: 2 P: 24	R: 0 H: 1 E: 0 K: 0 S: 9	LOB: 0 BB: 0 P: 12		R: 0 H: 0 E: 0 K: 0 S: 8	LOB: 0 BB: 0 P: 13	1B: 6 2B: 3 3B: 0 HR: 1	SF: 1 SAC: 1 DP: 1 HBP: 1	WP: 1 PB: 0 SB: 0 CS: 0
PITCHER	IP WLS BF H R ER SO BB IBB HBP BLK WP HR S P ERA WHIP																					
28 Shaun Marcum, R ERA: 3.74	5.0	21	5	2	2	2	3	0	0	0	0	0	0	0	53	89	3.60	1.600				
40 Brian Wolfe, R ERA: 2.02	1.0	B	6	2	2	2	0	0	1	0	0	1	14	21	18.00	2.000						
22 Brandon League, R ERA: 6.75	0.0		1	0	0	0	1	0	0	0	0	0	0	4								
37 Scott Downs, L ERA: 2.47	0.1		2	1	0	0	0	0	0	0	0	0	5	5	0.00	3.000						
44 Casey Janssen, R ERA: 2.28	1.0		5	1	0	0	2	1	0	0	0	1	0	13	22	0.00	2.000					

AB	32
R	4
H	9
RBI	4
BB	5
SO	4
LOB	20



Batter	1	2	3	4	5	6	7	8	9	AB	R	H	RBI	BB	SO	LOB	TOP					
2 Jacoby Ellsbury, L OBP: 0.457, SLG: 0.683	G6-3	K		G3			F8	F8		5	1	1	0	0	1	2						
15 Dustin Pedroia, R OBP: 0.390, SLG: 0.446	G6-3		G6-3	L8			F8		G6-3	5	0	1	0	0	0	1						
34 David Ortiz, L OBP: 0.432, SLG: 0.574	G6-3								G5-3	4	0	1	0	1	0	1						
25 Mike Lowell, R OBP: 0.380, SLG: 0.505	F7								K	5	0	1	0	0	2	3						
20 Kevin Youkilis, R OBP: 0.394, SLG: 0.461										3	1	1	1	1	1	2						
7 J.D. Drew, L OBP: 0.356, SLG: 0.381										2	1	1	0	2	0	0						
Jason Varitek, S OBP: 0.364, SLG: 0.415										4	0	1	1	0	2	6						
Coco Crisp, S OBP: 0.335, SLG: 0.390										2	1	1	1	1	0	0						
23 Julio Lugo, R OBP: 0.293, SLG: 0.344										4	0	0	0	0	1	3						
Inning Stats	R: 0 E: 0 K: 0 S: 14	H: 1 LOB: 1 BB: 0 P: 18	R: 2 E: 0 K: 2 S: 17	H: 2 LOB: 1 BB: 1 P: 28	R: 0 E: 0 K: 2 S: 13	H: 2 LOB: 3 BB: 1 P: 22	R: 1 E: 0 K: 0 S: 7	H: 1 LOB: 0 BB: 0 P: 11	R: 0 E: 0 K: 0 S: 6	H: 0 LOB: 1 BB: 1 P: 8	R: 0 E: 0 K: 0 S: 10	H: 0 LOB: 1 BB: 1 P: 19	R: 1 E: 0 K: 2 S: 16	H: 2 LOB: 3 BB: 2 P: 33	R: 0 E: 0 K: 0 S: 7	H: 0 LOB: 0 BB: 0 P: 13	R: 0 E: 0 K: 1 S: 13	H: 0 LOB: 0 BB: 0 P: 17	1B: 6 2B: 2 3B: 0 HR: 0	SF: 1 SAC: 0 DP: 0 HBP: 0	WP: 0 PB: 0 SB: 1 CS: 0	PA: 40
PITCHER	IP	WLS	BF	H	R	ER	SO	BB	IBB	HBP	BLK	WP	HR	S	P	ERA	WHIP					
40 Daniel Cabrera, R ERA: 5.11	3.2	L	19	6	3	3	4	2	0	0	0	0	0	49	75	7.36	2.182					
56 Brian Burres, L ERA: 5.85	2.2		11	1	1	1	0	2	0	0	1	0	0	25	47	3.38	1.125					
34 Fernando Cabrera, R ERA: 5.84	1.1		6	1	0	0	2	1	0	0	0	0	0	15	28	0.00	1.500					
Kurt Birkins, L ERA: 7.71	1.1		4	0	0	0	1	0	0	0	0	0	0	14	19	0.00	0.000					

Boston Red Sox @ Baltimore Orioles
Oriole Park at Camden Yards, Baltimore, MD

Fri Sep 07 2007, 7:05 PM EDT
Att: 34,091 - Clear - 92 F

AB	34
R	4
H	8
RBI	3
BB	5
SO	7
LOB	18



Batter	1	2	3	4	5	6	7	8	9	AB	R	H	RBI	BB	SO	LOB	BOTTOM					
1 Brian Roberts, S OBP: 0.383, SLG: 0.439	G5-3									4	0	1	0	0	1	0						
6 Melvin Mora, R OBP: 0.331, SLG: 0.414	F9									4	0	0	0	0	2	1						
21 Nick Markakis, L OBP: 0.362, SLG: 0.464	F7									4	0	0	0	0	1	1						
Miguel Tejada, R OBP: 0.364, SLG: 0.467										3	0	1	0	1	0	0						
Kevin Millar, R OBP: 0.371, SLG: 0.431										3	0	0	0	1	0	2						
17 Aubrey Huff, L OBP: 0.324, SLG: 0.437										3	0	0	0	1	0	2						
Ramon Hernandez, R OBP: 0.322, SLG: 0.366										4	0	0	0	0	0	3						
Jay Payton, R OBP: 0.295, SLG: 0.359										3	0	2	0	0	0	2						
Tike Redman, L OBP: 0.362, SLG: 0.422										3	0	0	0	0	1	2						
Inning Stats	R: 0 E: 0 K: 0 S: 12	H: 1 LOB: 2 BB: 1 P: 21	R: 0 E: 0 K: 0 S: 12	H: 1 LOB: 0 BB: 0 P: 14	R: 0 E: 0 K: 2 S: 9	H: 0 LOB: 0 BB: 0 P: 14	R: 0 E: 0 K: 0 S: 8	H: 1 LOB: 2 BB: 1 P: 15	R: 0 E: 0 K: 2 S: 8	H: 0 LOB: 0 BB: 0 P: 12	R: 0 E: 0 K: 0 S: 9	H: 0 LOB: 0 BB: 0 P: 15	R: 0 E: 0 K: 0 S: 5	H: 1 LOB: 1 BB: 0 P: 8	R: 0 E: 0 K: 1 S: 8	H: 0 LOB: 0 BB: 0 P: 12	R: 0 E: 0 K: 0 S: 8	H: 0 LOB: 1 BB: 1 P: 13	1B: 4 2B: 0 3B: 0 HR: 0	SF: 0 SAC: 0 DP: 0 HBP: 0	WP: 0 PB: 0 SB: 1 CS: 0	PA: 34
PITCHER	IP	WLS	BF	H	R	ER	SO	BB	IBB	HBP	BLK	WP	HR	S	P	ERA	WHIP					
31 Jon Lester, L ERA: 4.47	7.0	W	27	4	0	0	4	2	0	0	0	0	0	63	99	0.00	0.857					
48 Javier López, L ERA: 3.19	1.0		3	0	0	0	1	0	0	0	0	0	0	8	12	0.00	0.000					
17 Manny Delcarmen, R ERA: 2.52	1.0		4	0	0	0	0	1	0	0	0	0	0	8	13	0.00	1.000					

Boston Red Sox @ Baltimore Orioles
Oriole Park at Camden Yards, Baltimore, MD

Fri Sep 07 2007, 7:05 PM EDT
Att: 34,091 - Clear - 92 F

AB	31
R	0
H	4
RBI	0
BB	3
SO	5
LOB	13



Batter	1	2	3	4	5	6	7	8	9	AB	R	H	RBI	BB	SO	LOB	TOP								
2 Jacoby Ellsbury, L OBP: 0.431, SLG: 0.652	F8			F7			F9		G3-1	5	0	1	1	0	0	1									
15 Dustin Pedroia, R OBP: 0.388, SLG: 0.443		F9			F7		G6-3		G6-3	5	1	1	0	0	0	2									
34 David Ortiz, L OBP: 0.362, SLG: 0.587										3	1	3	2	1	0	0									
13 Alex Cora, L OBP: 0.298, SLG: 0.376										0	0	0	0	0	0	0									
25 Mike Lowell, R OBP: 0.380, SLG: 0.503										2	0	0	0	1	0	1									
11 Royce Clayton, R OBP: 0.303, SLG: 0.342										1	0	0	0	0	0	1									
20 Kevin Youkilis, R OBP: 0.392, SLG: 0.458										3	0	0	0	0	0	3									
Eric Hinske, L OBP: 0.347, SLG: 0.431										1	0	1	0	0	0	0									
7 J.D. Drew, L OBP: 0.356, SLG: 0.383										3	1	1	0	0	0	2									
Bobby Kielty, S OBP: 0.295, SLG: 0.319										1	0	0	0	0	0	1									
Jason Varitek, S OBP: 0.362, SLG: 0.412										3	0	0	0	0	3	3									
44 Brandon Moss, L OBP: 0.313, SLG: 0.214										1	1	1	0	0	0	0									
Coco Crisp, S OBP: 0.333, SLG: 0.387										3	0	0	0	0	0	1									
36 Kevin Cash, R OBP: 0.280, SLG: 0.150										1	0	0	0	0	1	1									
23 Julio Lugo, R OBP: 0.295, SLG: 0.349										4	1	2	2	0	0	0									
Inning Stats	R: 2 E: 0 K: 0 S: 8	H: 2 LOB: 0 BB: 0 P: 15	R: 2 E: 0 K: 1 S: 13	H: 3 LOB: 1 BB: 0 P: 21	R: 0 E: 0 K: 1 S: 10	H: 1 LOB: 2 BB: 1 P: 18	R: 0 E: 0 K: 0 S: 8	H: 0 LOB: 0 BB: 0 P: 14	R: 0 E: 0 K: 1 S: 8	H: 1 LOB: 1 BB: 0 P: 13	R: 0 E: 0 K: 1 S: 8	H: 0 LOB: 0 BB: 0 P: 15	R: 0 E: 0 K: 0 S: 7	H: 0 LOB: 0 BB: 0 P: 10	R: 0 E: 0 K: 0 S: 12	H: 1 LOB: 1 BB: 0 P: 20	R: 1 E: 1 K: 1 S: 15	H: 2 LOB: 1 BB: 0 P: 21	1B: 3 2B: 6 3B: 0 HR: 1	SF: 0 SAC: 0 DP: 1 HBP: 0	WP: 0 PB: 0 SB: 0 CS: 0	PA: 38			
PITCHER	IP	WLS	BF	H	R	ER	SO	BB	IBB	HBP	BLK	WP	HR	S	P	ERA	WHIP								
Jon Lester, R ERA: 9.9	5.0	W	23	7	4	4	2	1	0	0	0	0	1	47	81	7.20	1.600								
23 Rocky Cherry, R ERA: 4.15	2.0		6	0	0	0	1	0	0	0	0	0	0	15	25	0.00	0.000								
27 Jim Hoey, R ERA: 11.05	1.1		7	3	1	1	1	1	0	0	0	0	0	22	34	6.75	3.000								
28 Danys Baez, R ERA: 6.29	0.2		2	0	0	0	0	0	0	0	0	0	0	5	7	0.00	0.000								

Boston Red Sox @ Baltimore Orioles
 Oriole Park at Camden Yards, Baltimore, MD
 Sat Sep 08 2007, 7:05 PM EDT
 Att: 48,043 - Clear - 90 F

AB 36
 R 5
 H 10
 RBI 5
 BB 2
 SO 4
 LOB 16



Batter	1	2	3	4	5	6	7	8	9	AB	R	H	RBI	BB	SO	LOB	BOTTOM								
1 Brian Roberts, S OBP: 0.385, SLG: 0.442	F7						F8			5	2	3	0	0	0	1									
12 Brandon Fahey, L OBP: 0.256, SLG: 0.293										0	0	0	0	0	0	0									
Tke Redman, L OBP: 0.365, SLG: 0.469										4	3	1	1	1	0	1									
21 Nick Markakis, L OBP: 0.362, SLG: 0.469										3	2	1	3	1	0	0									
3 Freddie Bynum, L OBP: 0.304, SLG: 0.485										1	0	0	0	0	0	0									
Miguel Tejada, R OBP: 0.365, SLG: 0.467										4	1	2	1	0	0	0									
2 Luis Hernandez, S OBP: 0.317, SLG: 0.350										1	0	0	0	0	0	0									
Kevin Millar, R OBP: 0.372, SLG: 0.429										2	1	0	1	2	0	1									
17 Aubrey Huff, L OBP: 0.324, SLG: 0.438										4	0	1	0	0	3	4									
Jay Payton, R OBP: 0.292, SLG: 0.355										4	0	0	0	0	0	4									
9 Scott Moore, L OBP: 0.125, SLG: 0.313										4	1	2	4	0	0	0									
Gustavo Molina, R OBP: 0.120, SLG: 0.087										4	1	1	0	0	2	1									
Inning Stats	R: 1 E: 0 K: 0 S: 11	H: 2 LOB: 1 BB: 0 P: 15	R: 0 E: 0 K: 1 S: 10	H: 0 LOB: 0 BB: 0 P: 15	R: 7 E: 0 K: 2 S: 26	H: 4 LOB: 0 BB: 3 P: 47	R: 3 E: 1 K: 0 S: 13	H: 3 LOB: 1 BB: 0 P: 20	R: 0 E: 0 K: 1 S: 11	H: 0 LOB: 1 BB: 1 P: 20	R: 0 E: 0 K: 1 S: 11	H: 1 LOB: 1 BB: 0 P: 16	R: 0 E: 0 K: 0 S: 6	H: 0 LOB: 0 BB: 0 P: 9	1B: 6 2B: 2 3B: 0 HR: 3	SF: 0 SAC: 0 DP: 0 HBP: 0	WP: 0 PB: 1 SB: 0 CS: 0	PA: 40							
PITCHER	IP	WLS	BF	H	R	ER	SO	BB	IBB	HBP	BLK	WP	HR	S	P	ERA	WHIP								
18 Daisuke Matsuzaka, R ERA: 4.44	2.2	L	17	6	8	8	2	3	0	0	0	0	2	44	72	27.00	3.375								
51 Julian Tavares, R ERA: 5.09	1.1		8	3	3	2	1	0	0	0	0	0	1	16	25	13.50	2.250								
43 Devern Hansack, R ERA: 4.7	3.0		12	2	0	0	2	1	0	0	0	0	0	30	49	0.00	1.000								
50 Mike Timlin, R ERA: 3.4	1.0		3	0	0	0	0	0	0	0	0	0	0	6	9	0.00	0.000								


Boston Red Sox @ Baltimore Orioles
 Oriole Park at Camden Yards, Baltimore, MD
 Sat Sep 08 2007, 7:05 PM EDT
 Att: 48,043 - Clear - 90 F

AB 36
 R 11
 H 11
 RBI 10
 BB 4
 SO 5
 LOB 12




Batter	1	2	3	4	5	6	7	8	9	AB	R	H	RBI	BB	SO	LOB	TOP								
2 Jacoby Ellsbury, L (1, 7) OBP: 0.411, SLG: 0.608	L7		L6	1-2 1B		G4-3			B1-3	5	0	1	0	0	0	2	Boston Red Sox @ Baltimore Orioles Oriole Park at Camden Yards, Baltimore, MD Sun Sep 09 2007, 1:35 PM EDT Att: 39,234 - Sunny - 90 F								
15 Dustin Pedroia, R (1, 4) OBP: 0.390, SLG: 0.447	2B		34 2B 25 E	1B			25 G6-4-3 1B		K	5	1	3	0	0	1	2									
34 David Ortiz, L (1, 10) OBP: 0.433, SLG: 0.585	F9		25 E	2B			P2		F9	5	1	1	0	0	1	2									
25 Mike Lowell, R (1, 5) OBP: 0.379, SLG: 0.501	K		E8	1B			G6-4-3			4	0	1	2	0	1	2									
7 J.D. Drew, L (1, 9) OBP: 0.357, SLG: 0.383		P6		BB			F9		F8 S 1B	3	1	1	0	1	0	0									
20 Kevin Youkilis, R (1, 3) OBP: 0.392, SLG: 0.457	1B		K				FC2-5 S BB		L4	3	0	1	0	1	1	3									
Jason Varitek, S (1, 2) OBP: 0.363, SLG: 0.411	K			1B			FC2-5 BB		F8	3	0	1	0	1	1	2									
Coco Crisp, S (1, 8) OBP: 0.332, SLG: 0.386	F7			K			FC2-5		13 FC4-6 1B	4	0	1	1	0	1	4									
13 Alex Cora, L (1, 6) OBP: 0.292, SLG: 0.370			G1-3	P5			F8		FC4-6	4	0	0	0	0	0	4									
Inning Stats	R: 0 E: 0 K: 1 S: 15	H: 1 LOB: 1 BB: 0 P: 23	R: 0 E: 0 K: 1 S: 11	H: 1 LOB: 1 BB: 0 P: 17	R: 2 E: 1 K: 1 S: 14	H: 3 LOB: 2 BB: 1 P: 22	R: 0 E: 0 K: 1 S: 15	H: 2 LOB: 2 BB: 0 P: 22	R: 0 E: 0 K: 0 S: 10	H: 0 LOB: 0 BB: 0 P: 14	R: 0 E: 0 K: 0 S: 13	H: 0 LOB: 2 BB: 2 P: 22	R: 0 E: 0 K: 0 S: 6	H: 1 LOB: 0 BB: 0 P: 8	R: 1 E: 0 K: 0 S: 12	H: 2 LOB: 1 BB: 0 P: 19		R: 0 E: 0 K: 1 S: 7	H: 0 LOB: 0 BB: 0 P: 12	1B: 8 2B: 2 3B: 0 HR: 0	SF: 0 SAC: 0 DP: 1 HBP: 0	WP: 0 PB: 0 SB: 2 CS: 0	PA: 39		
PITCHER	IP	WLS	BF	H	R	ER	SO	BB	IBB	HBP	BLK	WP	HR	S	P	ERA	WHIP								
46 Jeremy Guthrie, R (1, 1) ERA: 3.65	5.0		24	7	2	2	5	2	0	0	0	0	0	68	105	3.60	1.800								
32 Jamie Walker, L (6, 1) ERA: 2.91	1.1	L	6	1	0	0	0	1	0	0	0	0	0	13	19	0.00	1.500								
Chad Bradford, R (7, 1) ERA: 3.63	1.1		5	2	1	1	0	0	0	0	0	0	0	12	18	6.75	1.500								
Kurt Birkins, L (8, 1) ERA: 7.3	1.1		4	0	0	0	1	0	0	0	0	0	0	10	17	0.00	0.000								

AB	36
R	3
H	10
RBI	3
BB	3
SO	6
LOB	21



Batter	1	2	3	4	5	6	7	8	9	AB	R	H	RBI	BB	SO	LOB	BOTTOM								
1 Brian Roberts, S (1, 4) OBP: 0.393, SLG: 0.439	L8		K		K		K			4	0	0	0	0	3	3	Boston Red Sox @ Baltimore Orioles Oriole Park at Camden Yards, Baltimore, MD Sun Sep 09 2007, 1:35 PM EDT Att: 39,234 - Sunny - 90 F								
Tike Redman, L (1, 8) OBP: 0.357, SLG: 0.453	P4		1B		G3-1				K	4	0	1	0	0	1	0									
21 Nick Markakis, L (1, 9) OBP: 0.363, SLG: 0.475	1B		K			0-0 HR			G4-3	4	1	2	1	0	1	1									
Miguel Tejada, R (1, 10) OBP: 0.362, SLG: 0.463	G4-3		K			G6-3			G5-3	4	0	0	0	0	1	2									
17 Aubrey Huff, L (1, 3) OBP: 0.323, SLG: 0.436		1B 1B		K		F8			P6	4	0	1	0	0	1	0									
6 Melvin Mora, R (1, 5) OBP: 0.333, SLG: 0.423	K			HR		K			1B	4	1	2	1	0	2	1									
Ramon Hernandez, R (1, 2) ERA: 3.27					G6-3					2	0	1	0	0	0	0									
12 Brandon Fahey, L (7, PR) OBP: 0.256, SLG: 0.293						G6-3 3 SH5-4 HBP			K	0	0	0	0	0	0	0									
9 Scott Moore, L (9, PH) OBP: 0.118, SLG: 0.294		1B							K	1	0	0	0	0	1	1									
3 Freddie Bynum, L (1, 7) OBP: 0.292, SLG: 0.464	F5				G3-1				K	3	0	0	0	0	1	3									
2 Luis Hernandez, S (1, 6) OBP: 0.326, SLG: 0.357	F7								G6-3	2	0	1	0	0	0	2									
Kevin Millar, R (7, PH) OBP: 0.371, SLG: 0.428										1	0	0	0	0	0	2									
Gustavo Molina, R (8, 2) OBP: 0.120, SLG: 0.087										0	0	0	0	0	0	0									
Inning Stats	R: 0 E: 0 K: 0 S: 8	H: 1 LOB: 1 BB: 0 P: 11	R: 0 E: 0 K: 1 S: 17	H: 2 LOB: 2 BB: 0 P: 25	R: 0 E: 0 K: 3 S: 13	H: 1 LOB: 1 BB: 0 P: 18	R: 1 E: 0 K: 1 S: 11	H: 1 LOB: 0 BB: 0 P: 14	R: 0 E: 0 K: 1 S: 9	H: 1 LOB: 0 BB: 0 P: 16	R: 1 E: 0 K: 1 S: 8	H: 1 LOB: 0 BB: 0 P: 13	R: 0 E: 0 K: 1 S: 13	H: 0 LOB: 2 BB: 0 P: 19	R: 0 E: 0 K: 1 S: 7	H: 0 LOB: 0 BB: 0 P: 10	R: 0 E: 0 K: 2 S: 11	H: 1 LOB: 1 BB: 0 P: 13	1B: 6 2B: 1 3B: 0 HR: 2	SF: 0 SAC: 1 DP: 1 HBP: 1	WP: 0 PB: 0 SB: 0 CS: 1	PA: 35			
PITCHER	IP	WLS	BF	H	R	ER	SO	BB	IBB	HBP	BLK	WP	HR	S	P	ERA	WHIP								
19 Josh Beckett, R (1, 1) ERA: 3.27	7.0	W	28	7	2	2	8	0	0	1	0	0	0	7	10	0.00	0.000								
37 Hideki Okajima, L (8, 1) ERA: 1.76	1.0	H	3	0	0	0	1	0	0	0	0	0	0	7	10	0.00	0.000								
58 Jonathan Papelbon, R (9, 1) ERA: 1.56	1.0	S	4	1	0	0	2	0	0	0	0	0	0	11	13	0.00	1.000								

AB	33
R	2
H	8
RBI	2
BB	0
SO	11
LOB	15



Batter	1	2	3	4	5	6	7	8	9	AB	R	H	RBI	BB	SO	LOB	TOP							
1 Akinori Iwamura, L (1,5) OBP: 0.358, SLG: 0.410										4	0	1	0	0	0	1	Tampa Bay Devil Rays @ Boston Red Sox Fenway Park, Boston, MA Mon Sep 10 2007, 7:05 PM EDT Att: 36,907 - Overcast - 63 F							
13 Carl Crawford, L (1,7) OBP: 0.355, SLG: 0.469										4	0	1	0	0	2	0								
23 Carlos Pena, L (1,3) OBP: 0.396, SLG: 0.609										4	0	0	0	0	3	2								
2 B.J. Upton, R (1,8) OBP: 0.394, SLG: 0.538										4	0	0	0	0	2	0								
Delmon Young, R (1,9) OBP: 0.325, SLG: 0.419										4	0	3	0	0	0	0								
31 Jonny Gomes, R (9,9) OBP: 0.319, SLG: 0.462										0	0	0	0	0	0	0								
Brendan Harris, R (1,4) OBP: 0.339, SLG: 0.416										4	0	0	0	0	0	3								
Greg Norton, S (1,10) OBP: 0.353, SLG: 0.318										3	1	2	0	1	0	0								
30 Dioner Navarro, S (1,2) OBP: 0.277, SLG: 0.348										1	0	0	0	0	1	2								
Josh Wilson, R (1,6) OBP: 0.303, SLG: 0.361										2	0	0	1	0	0	1								
Inning Stats	R: 0 E: 0 K: 1 S: 8	H: 0 LOB: 0 BB: 0 P: 14	R: 0 E: 0 K: 1 S: 12	H: 1 LOB: 2 BB: 1 P: 21	R: 0 E: 0 K: 1 S: 6	H: 0 LOB: 0 BB: 0 P: 8	R: 0 E: 0 K: 1 S: 12	H: 1 LOB: 1 BB: 0 P: 17	R: 0 E: 0 K: 1 S: 22	H: 3 LOB: 2 BB: 0 P: 29	R: 0 E: 0 K: 0 S: 6	H: 0 LOB: 0 BB: 0 P: 10	R: 0 E: 0 K: 0 S: 7	H: 1 LOB: 1 BB: 0 P: 8	R: 0 E: 0 K: 3 S: 10	H: 0 LOB: 0 BB: 0 P: 12	R: 0 E: 0 K: 0 S: 5	H: 1 LOB: 0 BB: 0 P: 5	1B: 6 2B: 2 3B: 0 HR: 0	SF: 1 SAC: 2 DP: 1 HBP: 0	WP: 0 PB: 0 CS: 0	PA: 34		
PITCHER	IP WLS BF H R ER SO BB IBB HBP BLK WP HR S P ERA WHIP	IP WLS BF H R ER SO BB IBB HBP BLK WP HR S P ERA WHIP	IP WLS BF H R ER SO BB IBB HBP BLK WP HR S P ERA WHIP	IP WLS BF H R ER SO BB IBB HBP BLK WP HR S P ERA WHIP	IP WLS BF H R ER SO BB IBB HBP BLK WP HR S P ERA WHIP	IP WLS BF H R ER SO BB IBB HBP BLK WP HR S P ERA WHIP	IP WLS BF H R ER SO BB IBB HBP BLK WP HR S P ERA WHIP	IP WLS BF H R ER SO BB IBB HBP BLK WP HR S P ERA WHIP	IP WLS BF H R ER SO BB IBB HBP BLK WP HR S P ERA WHIP	IP WLS BF H R ER SO BB IBB HBP BLK WP HR S P ERA WHIP	IP WLS BF H R ER SO BB IBB HBP BLK WP HR S P ERA WHIP	IP WLS BF H R ER SO BB IBB HBP BLK WP HR S P ERA WHIP	IP WLS BF H R ER SO BB IBB HBP BLK WP HR S P ERA WHIP	IP WLS BF H R ER SO BB IBB HBP BLK WP HR S P ERA WHIP	IP WLS BF H R ER SO BB IBB HBP BLK WP HR S P ERA WHIP	IP WLS BF H R ER SO BB IBB HBP BLK WP HR S P ERA WHIP	IP WLS BF H R ER SO BB IBB HBP BLK WP HR S P ERA WHIP	IP WLS BF H R ER SO BB IBB HBP BLK WP HR S P ERA WHIP	IP WLS BF H R ER SO BB IBB HBP BLK WP HR S P ERA WHIP	IP WLS BF H R ER SO BB IBB HBP BLK WP HR S P ERA WHIP	IP WLS BF H R ER SO BB IBB HBP BLK WP HR S P ERA WHIP	IP WLS BF H R ER SO BB IBB HBP BLK WP HR S P ERA WHIP	IP WLS BF H R ER SO BB IBB HBP BLK WP HR S P ERA WHIP	IP WLS BF H R ER SO BB IBB HBP BLK WP HR S P ERA WHIP
38 Curt Schilling, R (1,1) ERA: 3.93	6.0	L	24	5	1	1	5	1	0	0	0	0	0	0	0	0	0	0	0	66	99	1.50	1.000	
41 Bryan Corey, R (7,1) ERA:	1.0		4	1	0	0	0	0	0	0	0	0	0	0	0	0	0	0	0	7	8	0.00	1.000	
48 Javier López, L (8,1) ERA: 3.13	0.2		2	0	0	0	2	0	0	0	0	0	0	0	0	0	0	0	0	7	8	0.00	0.000	
50 Mike Timlin, R (8,1) ERA: 3.31	1.1		4	1	0	0	1	0	0	0	0	0	0	0	0	0	0	0	8	9	0.00	0.750		

Batter	1	2	3	4	5	6	7	8	9	AB	R	H	RBI	BB	SO	LOB	BOTTOM						
23 Julio Lugo, R (1,10) OBP: 0.295, SLG: 0.348										4	0	1	0	0	1	1	Tampa Bay Devil Rays @ Boston Red Sox Fenway Park, Boston, MA Mon Sep 10 2007, 7:05 PM EDT Att: 36,907 - Overcast - 63 F						
Coco Crisp, S (1,8) OBP: 0.333, SLG: 0.386										3	0	1	0	1	1	2							
15 Dustin Pedroia, R (1,4) OBP: 0.389, SLG: 0.445										4	0	1	0	0	1	3							
25 Mike Lowell, R (1,5) OBP: 0.376, SLG: 0.497										4	0	0	0	0	3	4							
Bobby Kielty, S (1,9) OBP: 0.296, SLG: 0.319										3	0	1	0	0	2	1							
34 David Ortiz, L (9,PH) OBP: 0.433, SLG: 0.584										1	0	0	0	0	0	0							
20 Kevin Youkilis, R (1,3) OBP: 0.390, SLG: 0.454										4	0	0	0	0	2	2							
Jason Varitek, S (1,2) OBP: 0.364, SLG: 0.409										2	0	0	0	2	2	0							
2 Jacoby Ellsbury, L (1,7) OBP: 0.407, SLG: 0.593										3	0	1	0	0	1	3							
13 Alex Cora, L (1,6) OBP: 0.288, SLG: 0.364										3	0	0	0	0	4								
Inning Stats	R: 0 E: 0 K: 2 S: 14	H: 1 LOB: 1 BB: 0 P: 18	R: 0 E: 0 K: 2 S: 10	H: 0 LOB: 0 BB: 0 P: 13	R: 0 E: 0 K: 0 S: 6	H: 1 LOB: 1 BB: 0 P: 9	R: 0 E: 0 K: 2 S: 13	H: 1 LOB: 1 BB: 0 P: 21	R: 0 E: 0 K: 2 S: 14	H: 1 LOB: 2 BB: 1 P: 21	R: 0 E: 0 K: 2 S: 16	H: 1 LOB: 1 BB: 1 P: 22	R: 0 E: 0 K: 2 S: 9	H: 0 LOB: 1 BB: 1 P: 16	R: 0 E: 0 K: 1 S: 13	H: 0 LOB: 0 BB: 0 P: 15	1B: 5 2B: 1 3B: 0 HR: 0	SF: 0 SAC: 0 DP: 1 HBP: 0	WP: 1 PB: 0 SB: 1 CS: 0	PA: 34			
PITCHER	IP WLS BF H R ER SO BB IBB HBP BLK WP HR S P ERA WHIP	IP WLS BF H R ER SO BB IBB HBP BLK WP HR S P ERA WHIP	IP WLS BF H R ER SO BB IBB HBP BLK WP HR S P ERA WHIP	IP WLS BF H R ER SO BB IBB HBP BLK WP HR S P ERA WHIP	IP WLS BF H R ER SO BB IBB HBP BLK WP HR S P ERA WHIP	IP WLS BF H R ER SO BB IBB HBP BLK WP HR S P ERA WHIP	IP WLS BF H R ER SO BB IBB HBP BLK WP HR S P ERA WHIP	IP WLS BF H R ER SO BB IBB HBP BLK WP HR S P ERA WHIP	IP WLS BF H R ER SO BB IBB HBP BLK WP HR S P ERA WHIP	IP WLS BF H R ER SO BB IBB HBP BLK WP HR S P ERA WHIP	IP WLS BF H R ER SO BB IBB HBP BLK WP HR S P ERA WHIP	IP WLS BF H R ER SO BB IBB HBP BLK WP HR S P ERA WHIP	IP WLS BF H R ER SO BB IBB HBP BLK WP HR S P ERA WHIP	IP WLS BF H R ER SO BB IBB HBP BLK WP HR S P ERA WHIP	IP WLS BF H R ER SO BB IBB HBP BLK WP HR S P ERA WHIP	IP WLS BF H R ER SO BB IBB HBP BLK WP HR S P ERA WHIP	IP WLS BF H R ER SO BB IBB HBP BLK WP HR S P ERA WHIP	IP WLS BF H R ER SO BB IBB HBP BLK WP HR S P ERA WHIP	IP WLS BF H R ER SO BB IBB HBP BLK WP HR S P ERA WHIP	IP WLS BF H R ER SO BB IBB HBP BLK WP HR S P ERA WHIP	IP WLS BF H R ER SO BB IBB HBP BLK WP HR S P ERA WHIP	IP WLS BF H R ER SO BB IBB HBP BLK WP HR S P ERA WHIP	IP WLS BF H R ER SO BB IBB HBP BLK WP HR S P ERA WHIP
19 Scott Kazmir, L (1,1) ERA: 3.65	7.0	W	27	5	0	0	0	2	1	0	0	0	0	0	0	0	0	0	0	80	118	0.00	1.000
35 Dan Wheeler, R (8,1) ERA: 5.27	1.0	H	4	0	0	0	2	1	0	0	0	0	0	0	0	0	0	0	9	16	0.00	1.000	
28 Al Reyes, R (9,1) ERA: 4.61	1.0	S	3	0	0	0	1	0	0	0	0	0	0	0	0	0	0	0	13	15	0.00	0.000	

Batter	1	2	3	4	5	6	7	8	9	AB	R	H	RBI	BB	SO	LOB	TOP			
1 Akinori Iwamura, L OBP: 0.360, SLG: 0.416										6	1	3	3	0	1	3	Tampa Bay Devil Rays @ Boston Red Sox Fenway Park, Boston, MA Tue Sep 11 2007, 7:05 PM EDT Att: 36,640 - Cloudy - 62 F			
13 Carl Crawford, L OBP: 0.353, SLG: 0.465										5	0	0	1	0	2	5				
23 Carlos Pena, L OBP: 0.398, SLG: 0.616										5	1	3	3	0	1	1				
2 B.J. Upton, R OBP: 0.392, SLG: 0.536										5	0	1	0	0	2	2				
Delmon Young, R OBP: 0.324, SLG: 0.417										5	0	1	0	0	2	2				
Brendan Harris, R OBP: 0.328, SLG: 0.422										5	2	2	1	0	1	1				
31 Jonny Gomes, R OBP: 0.318, SLG: 0.459										4	1	1	0	0	3	1				
30 Dioner Navarro, S OBP: 0.287, SLG: 0.359										4	3	4	2	1	0	0				
Josh Wilson, R OBP: 0.313, SLG: 0.371										4	2	3	0	1	0	1				
Inning Stats	R: 0 E: 0 K: 1 S: 11	H: 1 LOB: 1 BB: 0 P: 16	R: 4 E: 0 K: 1 S: 19	H: 5 LOB: 1 BB: 0 P: 26	R: 0 E: 0 K: 2 S: 13	H: 1 LOB: 1 BB: 0 P: 19	R: 4 E: 0 K: 2 S: 14	H: 4 LOB: 0 BB: 2 P: 22	R: 1 E: 0 K: 2 S: 16	H: 1 LOB: 2 BB: 2 P: 29	R: 0 E: 0 K: 1 S: 9	H: 2 LOB: 2 BB: 0 P: 18	R: 0 E: 0 K: 1 S: 12	H: 1 LOB: 1 BB: 0 P: 7	R: 1 E: 0 K: 1 S: 13	H: 2 LOB: 1 BB: 0 P: 20		1B: 11 2B: 5 3B: 0 HR: 2	SF: 0 SAC: 0 DP: 1 HBP: 0	WP: 0 PB: 0 SB: 2 CS: 0
PITCHER	IP ERA WHIP	WLS BF	H R ER SO	BB IBB HBP BLK	WP HR S P	ERA WHIP	PITCHER	IP ERA WHIP	WLS BF	H R ER SO	BB IBB HBP BLK	WP HR S P	ERA WHIP							
49 Tim Wakefield, R ERA: 4.68	3.0	19	10	7	7	4	0	0	0	0	0	0	21.00	3.333						
39 Kyle Snyder, R ERA: 3.75	1.2	8	1	2	2	3	2	0	0	0	0	0	10.80	1.800						
48 Javier López, L ERA: 3.11	0.1	3	2	0	0	1	0	0	0	0	0	0	0.00	6.000						
41 Bryan Corey, R ERA: 2.45	1.0	W	2	0	0	1	0	0	0	0	0	0	0.00	0.000						
17 Manny Delcarmen, R	1.0	5	2	0	0	1	0	0	0	0	0	0	0.00	2.000						

AB	44
R	10
H	18
RBI	10
BB	2
SO	12
LOB	17



Batter	1	2	3	4	5	6	7	8	9	AB	R	H	RBI	BB	SO	LOB	BOTTOM			
2 Jacoby Ellsbury, L OBP: 0.415, SLG: 0.627										5	1	2	2	1	1	1	Tampa Bay Devil Rays @ Boston Red Sox Fenway Park, Boston, MA Tue Sep 11 2007, 7:05 PM EDT Att: 36,640 - Cloudy - 62 F			
15 Dustin Pedroia, R OBP: 0.389, SLG: 0.451										5	1	2	2	0	1	2				
34 David Ortiz, L OBP: 0.434, SLG: 0.589										4	2	2	1	1	0	3				
25 Mike Lowell, R OBP: 0.380, SLG: 0.500										5	3	4	0	0	0	0				
7 J.D. Drew, L OBP: 0.362, SLG: 0.393										4	4	3	1	1	1	2				
44 Brandon Moss, L OBP: 0.313, SLG: 0.214										0	0	0	0	0	0	0				
20 Kevin Youkilis, R OBP: 0.392, SLG: 0.460										4	2	2	3	1	0	2				
Coco Crisp, S OBP: 0.334, SLG: 0.389										4	2	2	2	0	0	1				
23 Julio Lugo, R OBP: 0.296, SLG: 0.351										5	1	2	2	0	0	2				
36 Kevin Cash, R OBP: 0.267, SLG: 0.167										4	0	1	3	0	1	1				
Inning Stats	R: 0 E: 0 K: 2 S: 15	H: 1 LOB: 2 BB: 1 P: 25	R: 0 E: 0 K: 0 S: 9	H: 0 LOB: 0 BB: 0 P: 12	R: 1 E: 0 K: 1 S: 9	H: 2 LOB: 0 BB: 0 P: 16	R: 4 E: 1 K: 0 S: 21	H: 5 LOB: 2 BB: 1 P: 35	R: 3 E: 0 K: 0 S: 14	H: 6 LOB: 1 BB: 1 P: 40	R: 2 E: 0 K: 0 S: 8	H: 3 LOB: 1 BB: 0 P: 13	R: 0 E: 0 K: 1 S: 8	H: 0 LOB: 0 BB: 0 P: 12	R: 0 E: 0 K: 1 S: 12	H: 0 LOB: 0 BB: 0 P: 12	1B: 12 2B: 3 3B: 1 HR: 4	SF: 3 SAC: 0 DP: 2 HBP: 0	WP: 0 PB: 1 SB: 0 CS: 0	PA: 47
PITCHER	IP ERA WHIP	WLS BF	H R ER SO	BB IBB HBP BLK	WP HR S P	ERA WHIP	PITCHER	IP ERA WHIP	WLS BF	H R ER SO	BB IBB HBP BLK	WP HR S P	ERA WHIP							
21 Andy Sonnanstine, R ERA: 5.86	1.1	18	8	5	5	3	1	0	0	0	0	0	13.50	2.700						
Scott Dohmann, R ERA: 3.2	1.1	9	3	3	3	0	2	0	0	0	0	0	20.25	3.750						
Jon Switzer, L ERA: 10.57	0.1	L	3	2	2	0	0	0	0	0	0	0	54.00	6.000						
Grant Balfour, R ERA: 6.97	0.0	4	3	3	3	0	1	0	0	0	0	0	13	22	=					
53 Juan Satas, R ERA: 3.78	2.0	10	4	3	3	0	0	0	0	0	0	0	13.50	2.000						

AB	40
R	16
H	20
RBI	16
BB	4
SO	4
LOB	14



Batter	1	2	3	4	5	6	7	8	9	AB	R	H	RBI	BB	SO	LOB	TOP					
1 Akinori Iwamura, L OBP: 0.358, SLG: 0.412 (1, 5)										4	1	0	0	1	2	3	Tampa Bay Devil Rays @ Boston Red Sox Fenway Park, Boston, MA Wed Sep 12 2007, 7:05 PM EDT Att: 36,931 - Clear - 70 F					
13 Carl Crawford, L OBP: 0.351, SLG: 0.462 (1, 7)										5	0	1	0	0	1	2						
23 Carlos Pena, L OBP: 0.398, SLG: 0.612 (1, 3)										4	1	1	1	1	1	1						
2 B.J. Upton, R OBP: 0.392, SLG: 0.541 (1, 8)										5	1	2	2	0	1	1						
Delmon Young, R OBP: 0.325, SLG: 0.416 (1, 9)										4	0	1	0	1	0	2						
Brendan Harris, R OBP: 0.341, SLG: 0.425 (1, 4)										4	1	2	0	0	0	3						
31 Jonny Gomes, R OBP: 0.318, SLG: 0.458 Greg Norton, S OBP: 0.349, SLG: 0.314 (7, 10)										3	0	1	1	0	1	1						
30 Dioner Navarro, S OBP: 0.289, SLG: 0.357 (1, 2)										2	0	0	0	2	0	0						
Josh Wilson, R OBP: 0.312, SLG: 0.369 (1, 6)										4	0	1	0	0	1	4						
Inning Stats	R: 4 E: 0 K: 1 S: 18	H: 4 LOB: 2 BB: 2 P: 32	R: 0 E: 0 K: 2 S: 16	H: 2 LOB: 2 BB: 0 P: 22	R: 0 E: 0 K: 2 S: 14	H: 1 LOB: 2 BB: 1 P: 24	R: 0 E: 0 K: 0 S: 9	H: 0 LOB: 0 BB: 0 P: 19	R: 0 E: 0 K: 0 S: 6	H: 0 LOB: 0 BB: 0 P: 9	R: 0 E: 0 K: 0 S: 9	H: 0 LOB: 0 BB: 0 P: 13	R: 0 E: 0 K: 1 S: 9	H: 0 LOB: 1 BB: 1 P: 16	R: 0 E: 0 K: 1 S: 11	H: 1 LOB: 1 BB: 0 P: 16		R: 0 E: 0 K: 0 S: 11	H: 0 LOB: 0 BB: 0 P: 15	1B: 7 2B: 1 3B: 0 HR: 1	SF: 0 SAC: 0 DP: 0 HBP: 0	WP: 0 PB: 0 CS: 1
PITCHER	IP	WLS	BF	H	R	ER	SO	BB	IBB	HBP	BLK	WP	HR	S	P	ERA	WHIP					
31 Jon Lester, L ERA: 4.88 (1, 1)	3.2		23	8	4	4	5	4	0	0	0	0	1	55	93	9.82	3.273					
51 Julian Tavarez, R ERA: 4.97 (4, 1)	3.0		10	0	0	0	1	1	0	0	0	0	0	24	39	0.00	0.333					
17 Manny Delcarmen, R ERA: 2.95 (7, 1)	1.0		4	1	0	0	0	0	0	0	0	0	0	8	12	0.00	1.000					
37 Hideki Okajima, L ERA: 1.76 (8, 1)	0.1		1	0	0	0	1	0	0	0	0	0	0	5	7	0.00	0.000					
58 Jonathan Papelbon, R ERA: 1.52 (9, 1)	1.0	W	3	0	0	0	0	0	0	0	0	0	0	11	15	0.00	0.000					



AB	36
R	4
H	9
RBI	4
BB	5
SO	7
LOB	18



Batter	1	2	3	4	5	6	7	8	9	AB	R	H	RBI	BB	SO	LOB	BOTTOM					
23 Julio Lugo, R OBP: 0.296, SLG: 0.350 (1, 6)										4	2	1	0	1	0	1	Tampa Bay Devil Rays @ Boston Red Sox Fenway Park, Boston, MA Wed Sep 12 2007, 7:05 PM EDT Att: 36,931 - Clear - 70 F					
15 Dustin Pedroia, R OBP: 0.391, SLG: 0.452 (1, 4)										4	1	2	0	1	1	1						
34 David Ortiz, L OBP: 0.434, SLG: 0.599 (1, 10)										5	2	2	5	0	0	2						
20 Kevin Youkilis, R OBP: 0.391, SLG: 0.457 (1, 5)										3	0	0	0	1	2	1						
7 J.D. Drew, L OBP: 0.367, SLG: 0.399 (1, 9)										2	0	2	0	2	0	0						
Jason Varitek, S OBP: 0.381, SLG: 0.405 (1, 2)										4	0	0	0	0	2	6						
44 Brandon Moss, L OBP: 0.300, SLG: 0.278 (1, 7)										4	0	1	0	0	1	1						
Coco Crisp, S OBP: 0.335, SLG: 0.388 (1, 8)										3	0	1	0	1	1	0						
Eric Hinske, L OBP: 0.339, SLG: 0.419 (1, 3)										4	0	0	0	0	2	4						
Inning Stats	R: 0 E: 0 K: 0 S: 5	H: 1 LOB: 0 BB: 0 P: 8	R: 0 E: 0 K: 0 S: 14	H: 2 LOB: 3 BB: 1 P: 26	R: 3 E: 0 K: 3 S: 14	H: 3 LOB: 1 BB: 1 P: 24	R: 0 E: 0 K: 0 S: 4	H: 0 LOB: 0 BB: 0 P: 7	R: 0 E: 0 K: 2 S: 15	H: 1 LOB: 2 BB: 1 P: 25	R: 0 E: 0 K: 1 S: 10	H: 1 LOB: 1 BB: 0 P: 14	R: 0 E: 0 K: 1 S: 6	H: 0 LOB: 2 BB: 2 P: 17	R: 0 E: 0 K: 2 S: 12	H: 0 LOB: 0 BB: 0 P: 18		R: 2 E: 0 K: 0 S: 7	H: 1 LOB: 0 BB: 1 P: 15	1B: 5 2B: 3 3B: 0 HR: 2	SF: 0 SAC: 0 DP: 1 HBP: 0	WP: 0 PB: 0 CS: 0
PITCHER	IP	WLS	BF	H	R	ER	SO	BB	IBB	HBP	BLK	WP	HR	S	P	ERA	WHIP					
36 Edwin Jackson, R ERA: 5.94 (1, 1)	6.0		28	8	3	3	6	3	0	0	0	0	0	62	104	4.50	1.833					
47 Gary Glover, R ERA: 5.22 (7, 1)	1.0	H	5	0	0	0	1	2	0	0	0	0	0	6	17	0.00	2.000					
35 Dan Wheeler, R ERA: 5.19 (8, 1)	1.0	H	3	0	0	0	2	0	0	0	0	0	0	12	18	0.00	0.000					
28 Al Reyes, R ERA: 4.91 (9, 1)	0.1	L	3	1	2	2	0	1	0	0	0	0	1	7	15	54.00	6.000					



AB	33
R	5
H	9
RBI	5
BB	6
SO	9
LOB	16



Batter	1	2	3	4	5	6	7	8	9	AB	R	H	RBI	BB	SO	LOB	TOP										
18 Johnny Damon, L OBP: 0.349, SLG: 0.386	G3-1		K		L8			G3-1		4	0	0	0	0	1	0	New York Yankees @ Boston Red Sox Fenway Park, Boston, MA Sat Sep 15 2007, 3:55 PM EDT Att: 36,215 - Cloudy - 61 F										
2 Derek Jeter, R OBP: 0.385, SLG: 0.431	HR		G5-3			G6-3		1B		4	1	2	1	0	0	0											
26 José Molina, R OBP: 0.267, SLG: 0.335										0	0	0	0	0	0	0											
Bobby Abreu, L OBP: 0.367, SLG: 0.453	G5-3					G6-3		K		4	0	1	0	0	1	1											
Doug Mientkewicz, L OBP: 0.289, SLG: 0.372			1B							0	0	0	0	0	0	0											
13 Alex Rodriguez, R OBP: 0.422, SLG: 0.657										3	0	0	0	1	2	2											
14 Wilson Betemit, S OBP: 0.336, SLG: 0.462	20 S BB					G6-3		K		0	0	0	0	0	0	0											
20 Jorge Posada, S OBP: 0.424, SLG: 0.557										3	0	0	0	1	1	2											
63 Alberto Gonzalez, R OBP: 0.346, SLG: 0.479										2	0	0	0	1	1	0											
55 Hideki Matsui, L OBP: 0.365, SLG: 0.488	G3-1									1	0	0	0	0	0	0											
Jason Giambi, L OBP: 0.367, SLG: 0.460										2	0	0	0	0	1	0											
Bronson Sardinha, L OBP: 0.346, SLG: 0.479										1	0	0	0	0	0	1											
24 Robinson Cano, L OBP: 0.346, SLG: 0.479										3	0	1	0	0	0	0											
28 Melky Cabrera, S OBP: 0.338, SLG: 0.411										3	0	0	0	0	2	2											
Inning Stats	R: 1 H: 1 E: 0 K: 0 S: 18	H: 1 LOB: 2 BB: 0 P: 30	R: 0 H: 0 E: 0 K: 1 S: 7	H: 0 LOB: 0 BB: 0 P: 8	R: 0 H: 1 E: 0 K: 2 S: 14	H: 0 LOB: 1 BB: 0 P: 20	R: 0 H: 0 E: 0 K: 3 S: 10	H: 0 LOB: 0 BB: 0 P: 15	R: 0 H: 0 E: 0 K: 0 S: 8	H: 0 LOB: 0 BB: 0 P: 12	R: 0 H: 1 E: 0 K: 1 S: 9	H: 1 LOB: 2 BB: 0 P: 15	R: 0 H: 1 E: 0 K: 2 S: 14	H: 1 LOB: 1 BB: 1 P: 21	R: 0 H: 0 E: 0 K: 0 S: 5	H: 0 LOB: 0 BB: 1 P: 10	1B: 3 2B: 0 3B: 0 HR: 1	SF: 0 SAC: 0 DP: 1 HBP: 1	WP: 0 PB: 0 SB: 1 CS: 0	PA: 34							
PITCHER	IP	WLS	BF	H	R	ER	SO	BB	IBB	HBP	BLK	WP	HR	S	P	ERA	WHIP										
19 Josh Beckett, R ERA: 3.2	7.0	W	27	3	1	1	7	2	0	1	0	0	1	71	108	1.29	0.714										
50 Mike Timlin, R ERA: 3.15	1.0		4	1	0	0	2	0	0	0	0	0	0	14	21	0.00	1.000										
41 Bryan Corey, R ERA:	1.0		3	0	0	0	0	1	0	0	0	0	0	5	10	0.00	1.000										

Batter	1	2	3	4	5	6	7	8	9	AB	R	H	RBI	BB	SO	LOB	BOTTOM										
15 Dustin Pedroia, R OBP: 0.397, SLG: 0.446	34 1B 25 1B 1B		G5-3		G6-3	FC4-2 2 1B 2 S 3H	K			5	2	1	0	0	1	5	New York Yankees @ Boston Red Sox Fenway Park, Boston, MA Sat Sep 15 2007, 3:55 PM EDT Att: 36,215 - Cloudy - 61 F										
20 Kevin Youkilis, R OBP: 0.392, SLG: 0.456	K		L4		34 1B 7 1B HBP	34 2B 1B	25 BB 34 BB 1B			2	0	0	0	0	1	1											
2 Jacoby Ellsbury, L OBP: 0.431, SLG: 0.621										2	2	2	3	0	0	0											
34 David Ortiz, L OBP: 0.440, SLG: 0.605	7 G4-3 25 1B 1B		7 BB 25 BB BB		7 1B 1B	3H 1B	25 BB 34 BB 1B			3	0	3	2	2	0	0											
25 Mike Lowell, R OBP: 0.382, SLG: 0.498	7 G4-3 1B		7 BB BB		L6	K				3	0	1	2	2	1	3											
7 J.D. Drew, L OBP: 0.370, SLG: 0.398	G4-3									3	1	1	1	2	1	5											
Jason Varitek, S OBP: 0.358, SLG: 0.397	G3-1									5	0	0	0	0	2	8											
36 Kevin Cash, R OBP: 0.267, SLG: 0.167			P4		G4-3					0	0	0	0	0	0	0											
Eric Hinske, L OBP: 0.346, SLG: 0.447					F8	1B 15 FC4-2 2B	2B 2B BB			4	2	2	1	1	1	0											
Coco Crisp, S OBP: 0.336, SLG: 0.390			L4		F8	15 FC4-2 2B	15 S 1B			5	2	2	1	0	1	0											
23 Julio Lugo, R OBP: 0.295, SLG: 0.346			K		F8					4	1	0	0	1	2	2											
Inning Stats	R: 1 H: 3 E: 0 K: 1 S: 9	H: 3 LOB: 2 BB: 0 P: 14	R: 0 H: 0 E: 0 K: 2 S: 7	H: 0 LOB: 0 BB: 0 P: 9	R: 0 H: 0 E: 0 K: 0 S: 10	H: 0 LOB: 0 BB: 3 P: 23	R: 0 H: 0 E: 0 K: 0 S: 4	H: 0 LOB: 0 BB: 0 P: 8	R: 1 H: 2 E: 0 K: 0 S: 17	H: 2 LOB: 2 BB: 0 P: 24	R: 3 H: 4 E: 0 K: 1 S: 16	H: 4 LOB: 1 BB: 0 P: 25	R: 4 H: 2 E: 0 K: 3 S: 18	H: 2 LOB: 3 BB: 5 P: 45	R: 1 H: 1 E: 0 K: 3 S: 11	H: 1 LOB: 0 BB: 0 P: 16	1B: 8 2B: 3 3B: 0 HR: 1	SF: 0 SAC: 0 DP: 0 HBP: 1	WP: 0 PB: 0 SB: 2 CS: 0	PA: 45							
PITCHER	IP	WLS	BF	H	R	ER	SO	BB	IBB	HBP	BLK	WP	HR	S	P	ERA	WHIP										
40 Chien-Ming Wang, R ERA: 3.82	5.2	L	30	9	5	5	3	3	0	1	0	0	0	9	16	13.50	1.500										
31 Edwin Ramirez, R ERA: 5.71	0.2		3	0	1	1	2	1	0	0	0	0	0	9	16	13.50	1.500										
47 Ron Villone, L ERA: 4.66	0.0		1	0	0	0	0	1	0	0	0	0	0	1	5	∞	∞										
33 Brian Bruney, R ERA: 4.07	0.1		3	1	0	0	1	1	0	0	0	0	0	5	13	0.00	6.000										
34 Sean Henn, L ERA: 7.49	0.0		2	1	2	2	0	1	0	0	0	0	0	4	9	∞	∞										
PITCHER	IP	WLS	BF	H	R	ER	SO	BB	IBB	HBP	BLK	WP	HR	S	P	ERA	WHIP										
39 Ross Ohlendorf, R ERA: 3.86	7.1		6	1	2	2	4	1	0	0	0	0	1	14	24	13.50	1.500										

AB	30
R	1
H	4
RBI	1
BB	3
SO	9
LOB	8



AB	36
R	10
H	12
RBI	10
BB	8
SO	10
LOB	24



Batter	1	2	3	4	5	6	7	8	9	AB	R	H	RBI	BB	SO	LOB	TOP							
18 Johnny Damon, L (1, 7) OBP: 0.346, SLG: 0.383										4	0	0	0	0	0	3	New York Yankees @ Boston Red Sox Fenway Park, Boston, MA Sun Sep 16 2007, 8:05 PM EDT Att: 36,533 - Cloudy - 55 F							
2 Derek Jeter, R (1, 6) OBP: 0.396, SLG: 0.436										4	1	2	3	0	0	1								
Bobby Abreu, L (1, 9) OBP: 0.366, SLG: 0.453										4	0	1	0	0	1	1								
13 Alex Rodriguez, R (1, 5) OBP: 0.419, SLG: 0.652										4	0	0	0	0	1	2								
20 Jorge Posada, S (1, 10) (8, 2)										4	0	0	0	0	1	0								
24 Robinson Cano, L (1, 4) OBP: 0.345, SLG: 0.482										4	1	1	1	0	0	0								
28 Melky Cabrera, S (1, 8)										4	0	0	0	0	1	0								
Doug Mientkiewicz, L (1, 3) OBP: 0.297, SLG: 0.379										3	1	2	0	0	0	0								
26 José Molina, R (1, 2) OBP: 0.266, SLG: 0.333										1	0	0	0	0	0	0								
Jason Giambi, L (8, PH) OBP: 0.332, SLG: 0.462										0	1	0	0	0	0	0								
Bronson Sardinha, L (8, PH)										0	1	0	0	0	0	0								
62 Joba Chamberlain, R (8, 1)										0	0	0	0	0	0	0								
42 Mariano Rivera, R (9, 1)										0	0	0	0	0	0	0								
Inning Stats	R: 0 H: 1 E: 0 K: 1 S: 13	H: 1 LOB: 1 BB: 0 P: 16	R: 0 H: 0 E: 0 K: 0 S: 6	H: 0 LOB: 0 BB: 0 P: 6	R: 0 H: 1 E: 0 K: 0 S: 8	H: 1 LOB: 1 BB: 0 P: 13	R: 0 H: 0 E: 0 K: 0 S: 7	H: 0 LOB: 0 BB: 0 P: 8	R: 1 H: 1 E: 0 K: 0 S: 5	H: 1 LOB: 0 BB: 0 P: 8	R: 0 H: 0 E: 0 K: 0 S: 7	H: 0 LOB: 0 BB: 0 P: 10	R: 0 H: 0 E: 0 K: 0 S: 5	H: 0 LOB: 0 BB: 0 P: 8	R: 3 H: 4 E: 0 K: 2 S: 18	H: 1 LOB: 1 BB: 0 P: 26	R: 0 H: 0 E: 0 K: 1 S: 6	H: 0 LOB: 0 BB: 0 P: 11	1B: 4 2B: 1 3B: 0 HR: 2	SF: 0 SAC: 1 DP: 0 HBP: 0	WP: 0 PB: 0 SB: 0 CS: 0	PA: 34		
PITCHER	IP WLS BF	H R ER	SO BB IBB HBP BLK	WP HR S P	ERA WHIP	PITCHER										IP WLS BF	H R ER	SO BB IBB HBP BLK	WP HR S P	ERA WHIP				
38 Curt Schilling, R (1, 1) ERA: 3.97	7.2 L 29	6 4 4 2	0 0 0 0	0 0 0 0	0 2 65 90	4.70 0.783																		
48 Javier López, L (8, 1) ERA: 3.05	0.0	1 1 0 0	0 0 0 0	0 0 0 0	0 0 1 1	∞ ∞																		
17 Manny Delcarmen, R (8, 1) ERA: 2.37	0.1	1 0 0 0	0 0 0 1	0 0 0 0	0 0 3 4	0.00 0.000																		
Eric Gagne, R (9, 1) ERA: 3.69	1.0	3 0 0 0	0 0 0 1	0 0 0 0	0 0 6 11	0.00 0.000																		
Batter	1	2	3	4	5	6	7	8	9	AB	R	H	RBI	BB	SO	LOB	BOTTOM							
2 Jacoby Ellsbury, L (1, 7) OBP: 0.416, SLG: 0.586										4	1	0	0	0	0	2	New York Yankees @ Boston Red Sox Fenway Park, Boston, MA Sun Sep 16 2007, 8:05 PM EDT Att: 36,533 - Cloudy - 55 F							
15 Dustin Pedroia, R (1, 4) OBP: 0.385, SLG: 0.443										4	0	0	0	1	1									
34 David Ortiz, L (1, 10) OBP: 0.439, SLG: 0.601										3	0	0	0	2	1									
25 Mike Lowell, R (1, 5) OBP: 0.384, SLG: 0.506										4	1	3	2	0	1									
7 J.D. Drew, L (1, 9) OBP: 0.367, SLG: 0.394										4	0	0	0	0	2									
Jason Varitek, S (1, 2) OBP: 0.357, SLG: 0.394										3	1	0	0	1	1									
Eric Hinske, L (1, 3) OBP: 0.344, SLG: 0.449										4	0	1	0	0	0									
Coco Crisp, S (1, 8) OBP: 0.334, SLG: 0.388										3	0	0	0	0	0									
23 Julio Lugo, R (1, 6) OBP: 0.296, SLG: 0.348										3	0	1	1	1	1									
Inning Stats	R: 1 H: 1 E: 0 K: 0 S: 10	H: 1 LOB: 2 BB: 1 P: 19	R: 0 H: 0 E: 0 K: 0 S: 6	H: 0 LOB: 1 BB: 1 P: 12	R: 0 H: 0 E: 0 K: 2 S: 7	H: 0 LOB: 0 BB: 0 P: 10	R: 0 H: 0 E: 0 K: 2 S: 9	H: 0 LOB: 0 BB: 0 P: 17	R: 0 H: 1 E: 0 K: 0 S: 10	H: 1 LOB: 2 BB: 1 P: 17	R: 0 H: 1 E: 0 K: 1 S: 10	H: 1 LOB: 0 BB: 0 P: 16	R: 1 H: 1 E: 0 K: 2 S: 8	H: 1 LOB: 0 BB: 0 P: 14	R: 0 H: 1 E: 0 K: 0 S: 16	H: 1 LOB: 3 BB: 2 P: 29		1B: 2 2B: 2 3B: 0 HR: 1	SF: 0 SAC: 1 DP: 0 HBP: 1	WP: 0 PB: 0 SB: 1 CS: 0	PA: 39			
PITCHER	IP WLS BF	H R ER	SO BB IBB HBP BLK	WP HR S P	ERA WHIP	PITCHER										IP WLS BF	H R ER	SO BB IBB HBP BLK	WP HR S P	ERA WHIP				
22 Roger Clemens, R (1, 1) ERA: 4.18	6.0	24	2 1 0 4	3 0 0 0	0 0 1 18	0.00 0.833																		
62 Joba Chamberlain, R (7, 1) ERA: 0.5	2.0	W 8	2 1 1 3	0 0 0 0	0 0 1 18	4.50 1.000																		
62 Joba Chamberlain, R (8, 1) ERA: 0.5	2.0	W 8	2 1 1 3	0 0 0 0	0 0 1 18	4.50 1.000																		
42 Mariano Rivera, R (9, 1) ERA: 3.0	1.0	S 7	1 1 1 0	2 0 1 0	0 0 16 29	9.00 3.000																		

Batter	1	2	3	4	5	6	7	8	9	AB	R	H	RBI	BB	SO	LOB	TOP					
2 Jacoby Ellsbury, L OBP: 0.420, SLG: 0.581 (1, 7)										4	1	2	0	0	1	0	Boston Red Sox @ Toronto Blue Jays Rogers Centre, Toronto, ON Mon Sep 17 2007, 7:07 PM EDT Att: 29,316 - Clear - 64 F					
15 Dustin Pedroia, R OBP: 0.384, SLG: 0.441 (1, 4)										4	0	1	0	0	0	1						
34 David Ortiz, L OBP: 0.437, SLG: 0.596 (1, 10)										4	0	0	0	0	3	2						
25 Mike Lowell, R OBP: 0.383, SLG: 0.506 (1, 5)										4	0	1	1	0	0	1						
7 J.D. Drew, L OBP: 0.365, SLG: 0.392 (1, 9)										3	0	0	0	0	1	1						
Eric Hinske, L OBP: 0.293, SLG: 0.440 (1, 3)										3	0	0	0	0	1	0						
Coco Crisp, S OBP: 0.332, SLG: 0.386 Doug Mirabelli, R OBP: 0.299, SLG: 0.390 (8, 2)										3	0	0	0	0	0	0						
13 Alex Cora, L OBP: 0.288, SLG: 0.369 (1, 6)										3	0	1	0	0	0	0						
36 Kevin Cash, R OBP: 0.250, SLG: 0.154 44 Brandon Moss, L OBP: 0.286, SLG: 0.263 (8, 7)										2	0	0	0	0	2	0						
										1	0	0	0	0	1	1						
Inning Stats	R: 0 E: 0 K: 2 S: 7	H: 0 LOB: 0 BB: 0 P: 11	R: 0 E: 0 K: 0 S: 7	H: 0 LOB: 0 BB: 0 P: 8	R: 0 E: 0 K: 1 S: 10	H: 0 LOB: 0 BB: 0 P: 13	R: 1 E: 0 K: 0 S: 12	H: 2 LOB: 1 BB: 0 P: 21	R: 0 E: 0 K: 1 S: 8	H: 0 LOB: 0 BB: 0 P: 11	R: 0 E: 0 K: 1 S: 9	H: 0 LOB: 0 BB: 0 P: 14	R: 0 E: 0 K: 2 S: 9	H: 0 LOB: 0 BB: 0 P: 15	R: 0 E: 0 K: 1 S: 9	H: 1 LOB: 1 BB: 0 P: 12	R: 0 E: 0 K: 1 S: 10	H: 2 LOB: 1 BB: 0 P: 17	1B: 3 2B: 2 3B: 0 HR: 0	SF: 0 SAC: 0 DP: 0 HBP: 0	WP: 0 PB: 0 SB: 0 CS: 0	PA: 31
PITCHER 29 Dustin McGowan, R ERA: 3.84 (1, 1)	IP: 9.0 WLS: W BF: 31	H: 5 R: 1 ER: 1 SO: 9	BB: 0 IBB: 0 HBP: 0 BLK: 0	WP: 0 HR: 0 S: 81 P: 122	ERA: 1.00 WHIP: 0.556	PITCHER										IP: 9.0 WLS: W BF: 31	H: 5 R: 1 ER: 1 SO: 9	BB: 0 IBB: 0 HBP: 0 BLK: 0	WP: 0 HR: 0 S: 81 P: 122	ERA: 1.00 WHIP: 0.556		

AB	31
R	1
H	5
RBI	1
BB	0
SO	9
LOB	6



Batter	1	2	3	4	5	6	7	8	9	AB	R	H	RBI	BB	SO	LOB	BOTTOM			
10 Vernon Wells, R OBP: 0.303, SLG: 0.406 (1, 8)										3	1	0	1	1	1	2	Boston Red Sox @ Toronto Blue Jays Rogers Centre, Toronto, ON Mon Sep 17 2007, 7:07 PM EDT Att: 29,316 - Clear - 64 F			
Matt Stairs, L OBP: 0.377, SLG: 0.571 35 Lyle Overbay, L OBP: 0.318, SLG: 0.394 (8, 3)										4	0	1	0	0	0	2				
15 Alex Rios, R OBP: 0.352, SLG: 0.498 (1, 9)										4	1	0	0	0	1	1				
Frank Thomas, R OBP: 0.373, SLG: 0.480 (1, 10)										4	3	3	5	0	0	0				
2 Aaron Hill, R OBP: 0.322, SLG: 0.445 (1, 4)										4	0	2	0	0	1	0				
9 Gregg Zaun, S OBP: 0.332, SLG: 0.414 (1, 2)										3	0	1	0	0	0	2				
26 Adam Lind, L OBP: 0.272, SLG: 0.385 Reed Johnson, R OBP: 0.308, SLG: 0.339 (8, 7)										3	0	0	0	0	0	1				
8 Russ Adams, L OBP: 0.429, SLG: 0.429 (1, 5)										3	1	0	0	1	2	2				
6 John McDonald, R OBP: 0.271, SLG: 0.324 (1, 6)										4	0	2	0	0	0	2				
										3	0	0	0	0	0	0				
Inning Stats	R: 2 E: 0 K: 0 S: 10	H: 2 LOB: 1 BB: 1 P: 17	R: 0 E: 0 K: 1 S: 8	H: 0 LOB: 0 BB: 0 P: 14	R: 0 E: 0 K: 1 S: 5	H: 0 LOB: 0 BB: 0 P: 6	R: 0 E: 0 K: 0 S: 4	H: 1 LOB: 0 BB: 0 P: 6	R: 1 E: 0 K: 0 S: 6	H: 2 LOB: 2 BB: 1 P: 12	R: 1 E: 0 K: 0 S: 12	H: 2 LOB: 1 BB: 0 P: 18	R: 0 E: 0 K: 2 S: 14	H: 1 LOB: 1 BB: 0 P: 22	R: 2 E: 0 K: 1 S: 8	H: 1 LOB: 2 BB: 0 P: 19	1B: 5 2B: 1 3B: 0 HR: 3	SF: 0 SAC: 0 DP: 1 HBP: 2	WP: 1 PB: 0 SB: 3 CS: 0	PA: 36
PITCHER 49 Tim Wakefield, R ERA: 4.73 (1, 1)	IP: 6.0 WLS: L BF: 25	H: 7 R: 4 ER: 4 SO: 2	BB: 2 IBB: 0 HBP: 0 BLK: 0	WP: 0 HR: 2 S: 45 P: 73	ERA: 6.00 WHIP: 1.500	PITCHER										IP: 6.0 WLS: L BF: 25	H: 7 R: 4 ER: 4 SO: 2	BB: 2 IBB: 0 HBP: 0 BLK: 0	WP: 0 HR: 2 S: 45 P: 73	ERA: 6.00 WHIP: 1.500
41 Bryan Corey, R ERA: (7, 1)	IP: 1.0 WLS: L BF: 4	H: 1 R: 0 ER: 0 SO: 2	BB: 0 IBB: 0 HBP: 0 BLK: 0	WP: 0 HR: 0 S: 14 P: 22	ERA: 0.00 WHIP: 1.000	PITCHER										IP: 1.0 WLS: L BF: 4	H: 1 R: 0 ER: 0 SO: 2	BB: 0 IBB: 0 HBP: 0 BLK: 0	WP: 0 HR: 0 S: 14 P: 22	ERA: 0.00 WHIP: 1.000
39 Kyle Snyder, R ERA: 3.88 (8, 1)	IP: 1.0 WLS: L BF: 7	H: 1 R: 2 ER: 1 SO: 1	BB: 0 IBB: 0 HBP: 2 BLK: 0	WP: 1 HR: 1 S: 8 P: 19	ERA: 9.00 WHIP: 1.000	PITCHER										IP: 1.0 WLS: L BF: 7	H: 1 R: 2 ER: 1 SO: 1	BB: 0 IBB: 0 HBP: 2 BLK: 0	WP: 1 HR: 1 S: 8 P: 19	ERA: 9.00 WHIP: 1.000

AB	32
R	6
H	9
RBI	6
BB	2
SO	5
LOB	12



Batter	1	2	3	4	5	6	7	8	9	AB	R	H	RBI	BB	SO	LOB	TOP										
2 Jacoby Ellsbury, L (1, 7) OBP: 0.423, SLG: 0.553	G5-3		1B			BB	G3-1			3	1	1	0	1	0	0	Boston Red Sox @ Tampa Bay Devil Rays Tropicana Field, St. Petersburg, FL Sun Sep 23 2007, 1:40 PM EDT Att: 30,310 - Dome - 72 F livebaseballscorecards.com										
13 Alex Cora, L (1, 4) OBP: 0.292, SLG: 0.386	L8		G4-3			BB	1B	HR		4	2	2	1	0	0	1											
34 David Ortiz, L (1, 10) OBP: 0.436, SLG: 0.596	BB			G4-3		BB	1B	G4-3		3	0	1	1	1	0	0											
25 Mike Lowell, R (1, 5) OBP: 0.380, SLG: 0.500	P3			K		K		G4-3		4	0	0	0	0	2	4											
7 J.D. Drew, L (1, 9) OBP: 0.365, SLG: 0.404		K		K		BB		G4-3		3	0	0	1	1	2	0											
Coco Crisp, S (1, 8) OBP: 0.330, SLG: 0.382	G4-3				G4-3	BB			G4-3	4	0	1	1	0	0	0											
Eric Hinske, L (1, 3) OBP: 0.319, SLG: 0.408	F7				K	BB	G1-2-3		G3-1	4	0	0	0	0	1	3											
Doug Mirabelli, R (1, 2) OBP: 0.292, SLG: 0.380 Jason Varitek, S (9, PH) OBP: 0.362, SLG: 0.411			G5-3		F8				P5	3	0	0	0	0	1	0											
23 Julio Lugo, R (1, 6) OBP: 0.296, SLG: 0.355	G4-3					BB				1	0	0	0	0	0	0											
Inning Stats	R: 0 E: 0 K: 0 S: 12	H: 0 LOB: 1 BB: 1 P: 19	R: 0 E: 0 K: 1 S: 6	H: 0 LOB: 0 BB: 0 P: 9	R: 0 E: 0 K: 0 S: 16	H: 1 LOB: 1 BB: 0 P: 25	R: 0 E: 0 K: 2 S: 7	H: 0 LOB: 0 BB: 0 P: 11	R: 0 E: 0 K: 1 S: 8	H: 0 LOB: 0 BB: 0 P: 12	R: 3 E: 0 K: 1 S: 21	H: 4 LOB: 2 BB: 2 P: 32	R: 0 E: 0 K: 0 S: 10	H: 0 LOB: 0 BB: 0 P: 15	R: 1 E: 0 K: 0 S: 8	H: 1 LOB: 0 BB: 0 P: 11		R: 0 E: 0 K: 0 S: 5	H: 0 LOB: 0 BB: 0 P: 7	1B: 5 2B: 0 3B: 0 HR: 1	SF: 0 SAC: 0 DP: 1 HBP: 0	WP: 0 PB: 0 SB: 1 CS: 1	PA: 35				
PITCHER	IP	WLS	BF	H	R	ER	SO	BB	IBB	HBP	BLK	WP	HR	S	P	ERA	WHIP										
36 Edwin Jackson, R (1, 1) ERA: 5.96	5.1	W	24	5	3	3	5	3	0	0	0	0	0	68	105	5.06	1.500										
Jon Switzer, L (6, 1) ERA: 7.71	0.2	H	1	0	0	0	0	0	0	0	0	0	0	2	3	0.00	0.000										
47 Gary Glover, R (7, 1) ERA: 5.11	1.0	H	3	0	0	0	2	0	0	0	0	0	0	10	15	0.00	0.000										
35 Dan Wheeler, R (8, 1) ERA: 5.4	1.0	H	4	1	1	1	0	0	0	0	0	0	1	8	11	9.00	1.000										
28 Al Reyes, R (9, 1) ERA: 5.66	1.0	S	3	0	0	0	0	0	0	0	0	0	0	5	7	0.00	0.000										



Batter	1	2	3	4	5	6	7	8	9	AB	R	H	RBI	BB	SO	LOB	BOTTOM											
1 Akinori Iwamura, L (1, 5) OBP: 0.354, SLG: 0.404	P4		2B			BB	FC1-6-5-2			3	1	1	0	1	0	2	Boston Red Sox @ Tampa Bay Devil Rays Tropicana Field, St. Petersburg, FL Sun Sep 23 2007, 1:40 PM EDT Att: 30,310 - Dome - 72 F livebaseballscorecards.com											
Jorge Velazquez, R (1, 4) OBP: 0.531, SLG: 0.577	L1		K		BB	1B		K		4	0	1	1	0	2	1												
23 Carlos Pena, L (1, 3) OBP: 0.401, SLG: 0.608	P2		G6-3		BB	BB		BB		2	0	0	0	2	0	1												
2 B.J. Upton, R (1, 8) OBP: 0.387, SLG: 0.518		HR		F7		BB		G5-4-3		3	1	1	0	1	0	1												
Delmon Young, R (1, 9) OBP: 0.322, SLG: 0.418		HR		BB		K		BB		4	2	3	2	0	1	3												
Raul Casanova, S (1, 2) OBP: 0.285, SLG: 0.515 10 Justin Ruggiano, R (8, PR) OBP: 0.236, SLG: 0.348	F7			P5			P6		HBP	3	0	0	0	0	0	1												
31 Jonny Gomes, R (1, 7) OBP: 0.322, SLG: 0.480	K			BB		BB		L7		4	1	2	1	0	1	2												
29 Joel Guzman, R (1, 10) OBP: 0.391, SLG: 0.476	K			CS		BB		F9		4	0	2	0	0	1	2												
Josh Wilson, R (1, 6) OBP: 0.289, SLG: 0.336	K				G4-6-3	BB		P6		3	0	0	1	0	1	3												
Inning Stats	R: 0 E: 0 K: 0 S: 8	H: 2 LOB: 0 BB: 0 P: 11	R: 2 E: 0 K: 2 S: 17	H: 2 LOB: 0 BB: 0 P: 26	R: 0 E: 0 K: 2 S: 11	H: 1 LOB: 1 BB: 0 P: 15	R: 1 E: 0 K: 0 S: 8	H: 2 LOB: 0 BB: 0 P: 15	R: 1 E: 0 K: 1 S: 13	H: 2 LOB: 3 BB: 3 P: 28	R: 0 E: 0 K: 0 S: 12	H: 2 LOB: 1 BB: 0 P: 22	R: 0 E: 0 K: 1 S: 6	H: 0 LOB: 0 BB: 1 P: 11	R: 0 E: 0 K: 0 S: 10	H: 1 LOB: 2 BB: 0 P: 15		1B: 7 2B: 3 3B: 0 HR: 1	SF: 0 SAC: 1 DP: 3 HBP: 1	WP: 0 PB: 1 SB: 3 CS: 1	PA: 37							
PITCHER	IP	WLS	BF	H	R	ER	SO	BB	IBB	HBP	BLK	WP	HR	S	P	ERA	WHIP											
49 Tim Wakefield, R (1, 1) ERA: 4.8	5.0	L	23	7	4	4	5	3	0	0	0	0	0	1	57	9	5.00	2.000										
51 Julian Tavarez, R (6, 1) ERA: 5.03	0.1		4	2	1	1	0	0	0	0	0	0	0	10	17	27.00	6.000											
41 Bryan Corey, R (6, 1) ERA:	1.2		4	0	0	0	1	1	0	0	0	0	0	8	16	0.00	0.600											
50 Mike Timlin, R (8, 1) ERA: 3.57	1.0		5	1	0	0	0	0	0	1	0	0	0	10	15	0.00	1.000											



Batter	1	2	3	4	5	6	7	8	9	AB	R	H	RBI	BB	SO	LOB	TOP																					
Shannon Stewart, R (1,7) OBP: 0.346, SLG: 0.397	G6-3		P4		G5-4-3			32 BB	L4-6	5	0	1	0	0	0	2																						
10 Darc Barton, L (1,3) OBP: 0.418, SLG: 0.638	HR					F7		F9		4	1	2	1	0	0	1																						
Nick Swisher, S (1,8) OBP: 0.388, SLG: 0.464	G3		G4-3			32 BB		F8		4	0	1	0	0	0	2																						
32 Jack Cust, L (1,9) OBP: 0.412, SLG: 0.518	K					G3				3	0	1	0	1	1																							
14 Mark Ellis, R (1,4) OBP: 0.331, SLG: 0.437		L5								4	0	0	0	0	1	4																						
29 Dan Johnson, L (1,10) OBP: 0.348, SLG: 0.417										3	1	1	0	1	1																							
Marco Scutaro, R (1,6) OBP: 0.335, SLG: 0.363										4	1	1	0	0	3	2																						
22 Jack Hannahan, L (1,5) OBP: 0.388, SLG: 0.450										3	0	1	1	1	1																							
8 Kurt Suzuki, R (1,2) OBP: 0.330, SLG: 0.425										3	0	1	1	0	1	1																						
Inning Stats	R: 1 H: 1 E: 0 K: 1 S: 17	H: 1 LOB: 0 BB: 0 P: 23	R: 0 H: 1 E: 0 K: 2 S: 11	H: 1 LOB: 1 BB: 0 P: 14	R: 0 H: 1 E: 0 K: 0 S: 8	H: 1 LOB: 1 BB: 0 P: 11	R: 0 H: 1 E: 0 K: 3 S: 14	H: 1 LOB: 1 BB: 0 P: 19	R: 0 H: 1 E: 0 K: 0 S: 5	H: 1 LOB: 0 BB: 0 P: 7	R: 0 H: 0 E: 0 K: 2 S: 11	H: 1 LOB: 1 BB: 1 P: 18	R: 0 H: 1 E: 0 K: 0 S: 15	H: 2 LOB: 2 BB: 1 P: 26	R: 2 H: 2 E: 0 K: 0 S: 13	H: 2 LOB: 0 BB: 1 P: 22	1B: 6 2B: 3 3B: 0 HR: 1	SF: 1 SAC: 0 DP: 2 HBP: 0	WP: 0 PB: 0 SB: 0 CS: 0	PA: 37																		
PITCHER	IP	WLS	BF	H	R	ER	SO	BB	IBB	HBP	BLK	WP	HR	S	P	ERA	WHIP	PITCHER				IP	WLS	BF	H	R	ER	SO	BB	IBB	HBP	BLK	WP	HR	S	P	ERA	WHIP
38 Curt Schilling, R (1,1) ERA: 3.87	6.0	W	23	6	1	1	6	0	0	0	0	0	1	62	86	1.50	1.000																					
17 Manny Delcarmen, R (7,1) ERA: 2.14	1.0	H	4	0	0	0	2	1	0	0	0	0	0	11	18	0.00	1.000																					
Eric Gagne, R (8,1) ERA: 0.98	0.2	H	4	1	0	0	0	1	0	0	0	0	0	14	25	0.00	3.000																					
58 Jonathan Papelbon, R (8,1) ERA: 1.92	0.1	H	1	0	0	0	0	0	0	0	0	0	0	1	1	0.00	0.000																					
41 Bryan Corey, R (9,1) ERA: 2.16	1.0		5	2	2	2	0	1	0	0	0	0	0	13	22	18.00	3.000																					

Oakland Athletics @ Boston Red Sox
Fenway Park, Boston, MA
Tue Sep 25 2007, 7:05 PM EDT
Att: 36,708 - Clear - 82 F

AB	33
R	3
H	9
RBI	3
BB	3
SO	8
LOB	15

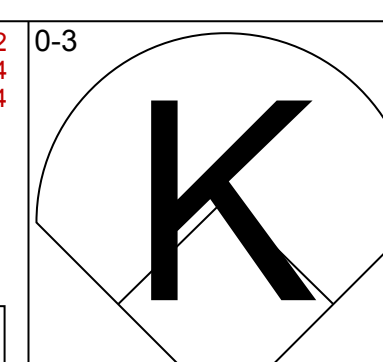
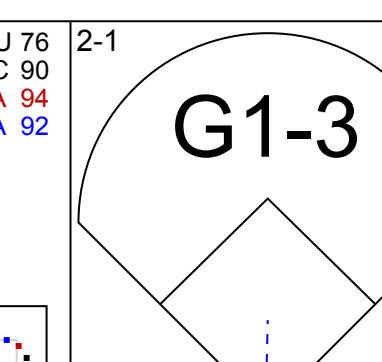
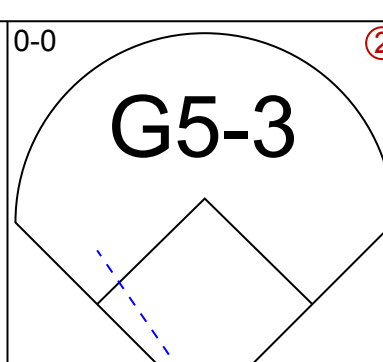
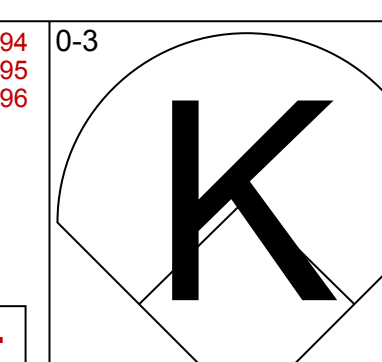
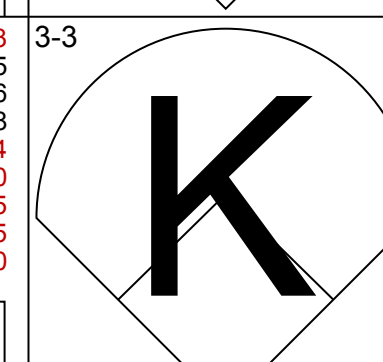
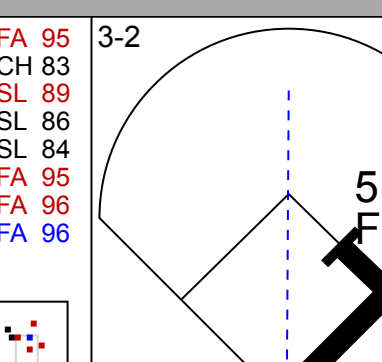
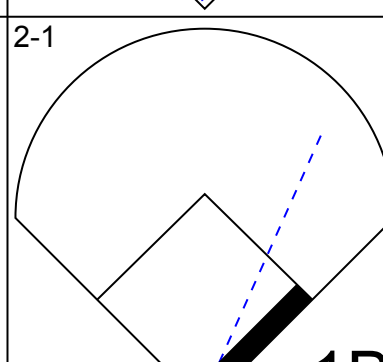
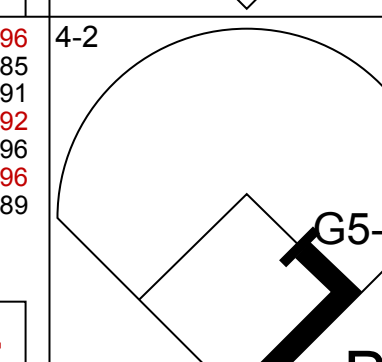
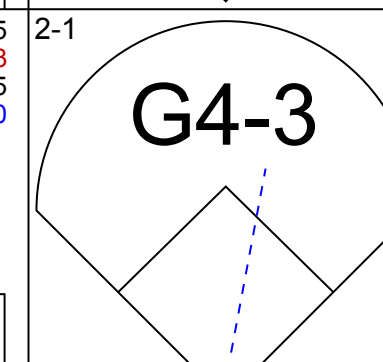
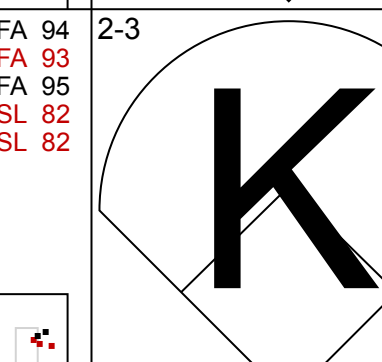
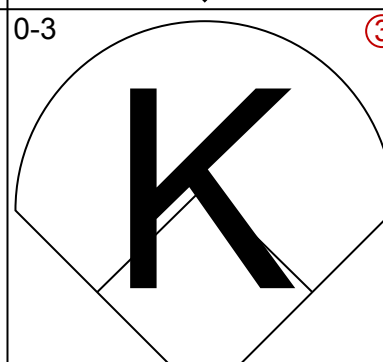
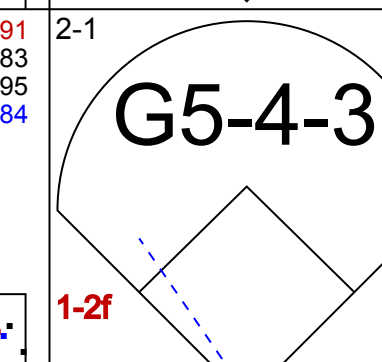
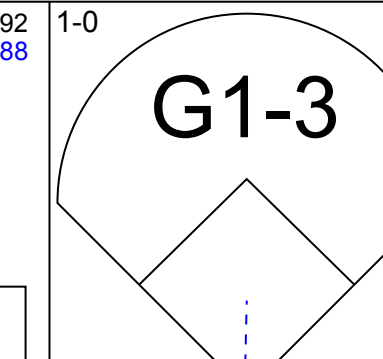
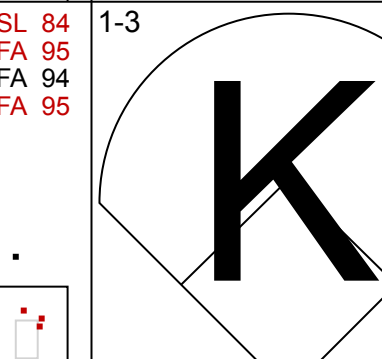
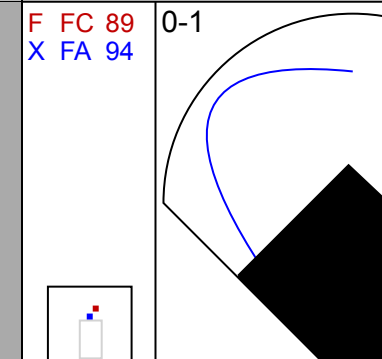
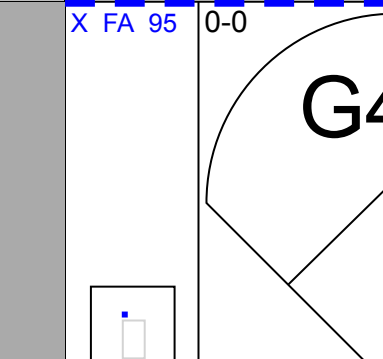
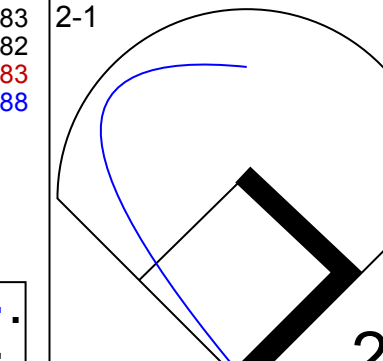
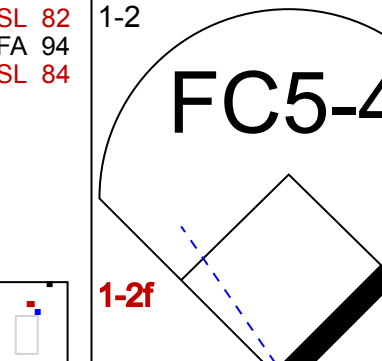
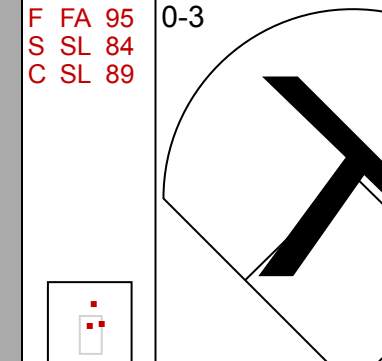
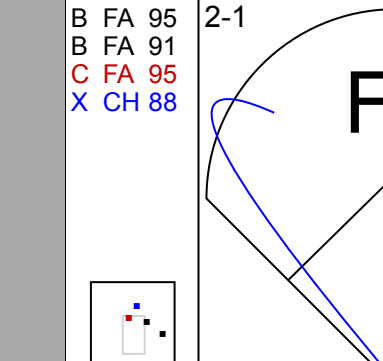
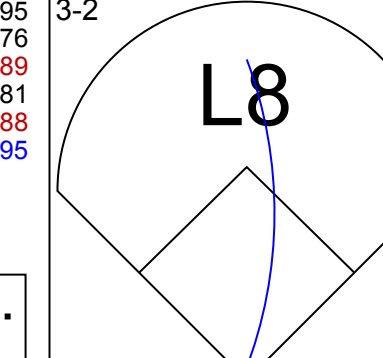
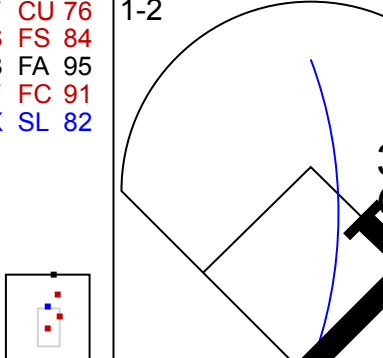
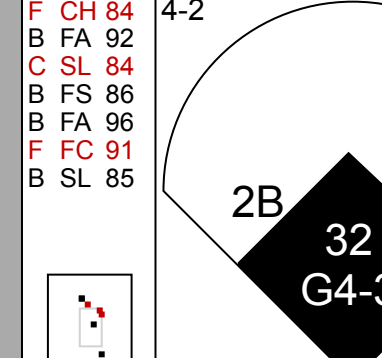
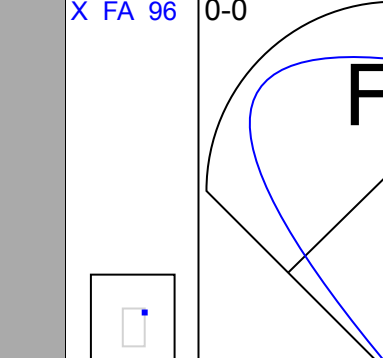
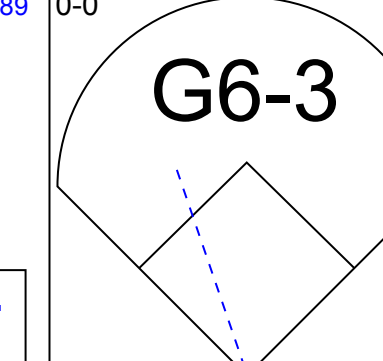
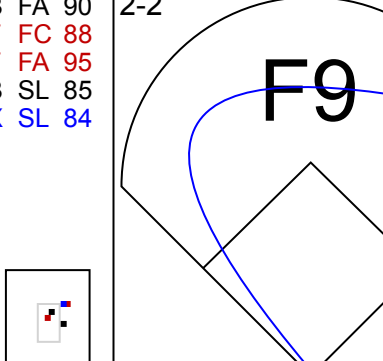
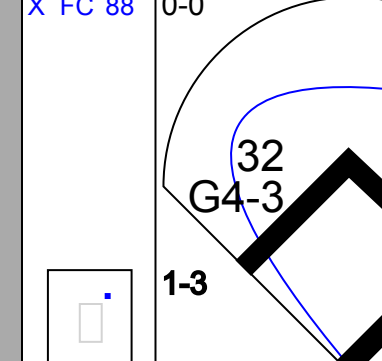
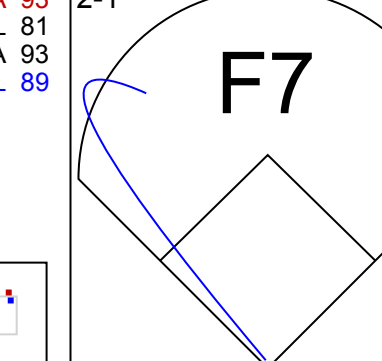
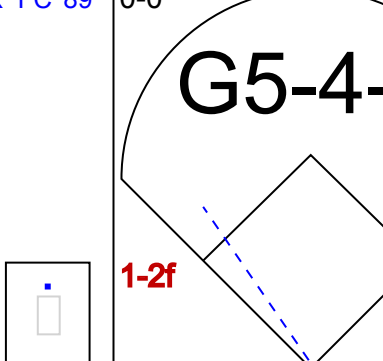
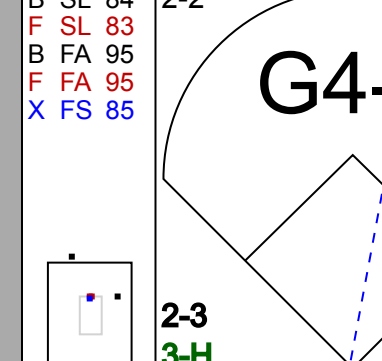
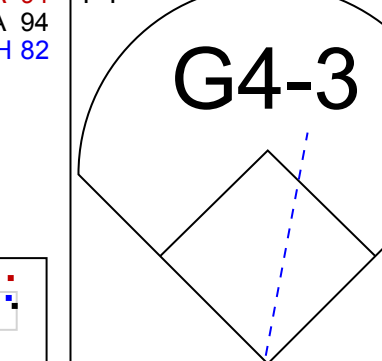
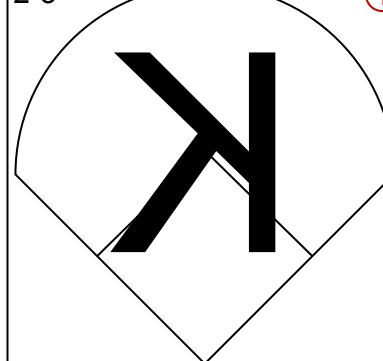
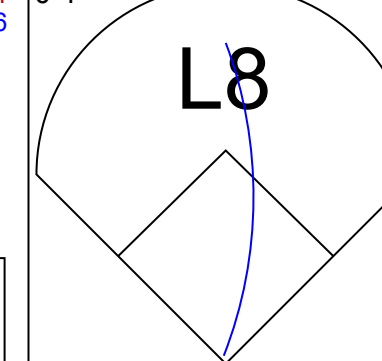


Batter	1	2	3	4	5	6	7	8	9	AB	R	H	RBI	BB	SO	LOB	BOTTOM																						
15 Dustin Pedroia, R (1,4) OBP: 0.378, SLG: 0.431	F9	F9				FC5-4		34 HR		5	1	1	0	0	0	3																							
Manny Ramirez, R (1,7) OBP: 0.387, SLG: 0.495										2	1	1	0	1	0	1																							
44 Brandon Moss, L (5,FR) OBP: 0.308, SLG: 0.348	34 BB	P4				25 BB	34 BB			0	1	0	0	0	0	0																							
Bobby Kielty, S (6,PH) OBP: 0.302, SLG: 0.305	25 BB					7 BB				1	0	0	1	0	0	1																							
34 David Ortiz, L (1,10) OBP: 0.437, SLG: 0.600	25 BB					7 BB	25 BB			3	2	1	2	2	0	0																							
25 Mike Lowell, R (1,5) OBP: 0.380, SLG: 0.500										4	0	1	1	1	0	0																							
7 J.D. Drew, L (1,9) OBP: 0.369, SLG: 0.409										4	1	3	1	1	1	2																							
Jason Varitek, S (1,2) OBP: 0.385, SLG: 0.409										2	0	0	0	3	1	4																							
2 Jacoby Ellsbury, L (1,8) OBP: 0.413, SLG: 0.541										4	0	1	2	0	0	5																							
Eric Hinske, L (1,3) OBP: 0.321, SLG: 0.406										1	0	0	0	1	0	0																							
20 Kevin Youkilis, R (5,PH) OBP: 0.391, SLG: 0.454										2	0	0	0	0	0	4																							
23 Julio Lugo, R (1,6) OBP: 0.297, SLG: 0.355										3	1	1	0	1	2	2																							
Inning Stats	R: 1 H: 2 E: 0 K: 1 S: 16	H: 2 LOB: 3 BB: 2 P: 31	R: 0 H: 0 E: 1 K: 1 S: 10	H: 0 LOB: 1 BB: 0 P: 14	R: 0 H: 1 E: 0 K: 0 S: 7	H: 1 LOB: 1 BB: 0 P: 11	R: 0 H: 0 E: 0 K: 1 S: 6	H: 0 LOB: 1 BB: 1 P: 14	R: 2 H: 0 E: 0 K: 1 S: 14	H: 0 LOB: 2 BB: 4 P: 34	R: 0 H: 1 E: 0 K: 0 S: 8	H: 1 LOB: 0 BB: 0 P: 13	R: 1 H: 2 E: 0 K: 0 S: 11	H: 2 LOB: 2 BB: 1 P: 23	R: 3 H: 3 E: 0 K: 0 S: 25	H: 3 LOB: 2 BB: 2 P: 45	1B: 5 2B: 3 3B: 0 HR: 1	SF: 2 SAC: 0 DP: 1 HBP: 0	WP: 1 PB: 1 SB: 0 CS: 0	PA: 43																			
PITCHER	IP	WLS	BF	H	R	ER	SO	BB	IBB	HBP	BLK	WP	HR	S	P	ERA	WHIP	PITCHER				IP	WLS	BF	H	R	ER	SO	BB	IBB	HBP	BLK	WP	HR	S	P	ERA	WHIP	
57 Chad Gaudin, R (1,1) ERA: 4.96	4.0	L	23	3	3	3	3	0	0	0	0	0	0	23	41	3.38	1.125																						
25 Lenny DiNardo, L (5,1) ERA: 4.12	2.2		11	3	1	1	1	0	1	0	0	0	0	23	41	3.38	1.125																						
Ruddy Lugo, R (7,1) ERA: 5.67	0.2		4	1	2	2	0	1	0	0	0	0	0	14	24	27.00	3.000																						
37 Dan Meyer, L (8,1) ERA: 8.82	0.2		5	2	1	1	0	1	0	0	0	1	1	14	27	13.50	4.500																						

Oakland Athletics @ Boston Red Sox
Fenway Park, Boston, MA
Tue Sep 25 2007, 7:05 PM EDT
Att: 36,708 - Clear - 82 F


AB	31
R	7
H	9
RBI	7
BB	10
SO	4
LOB	22

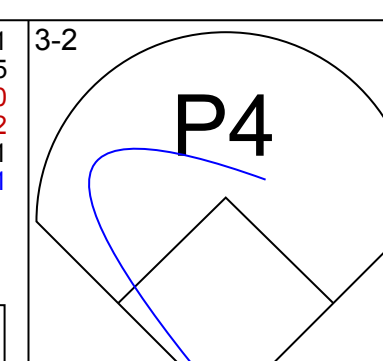
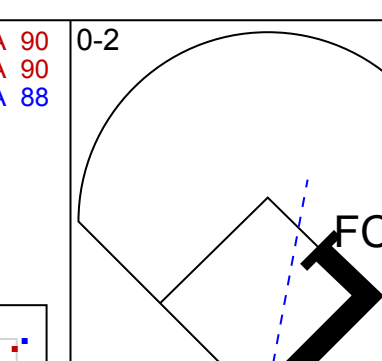
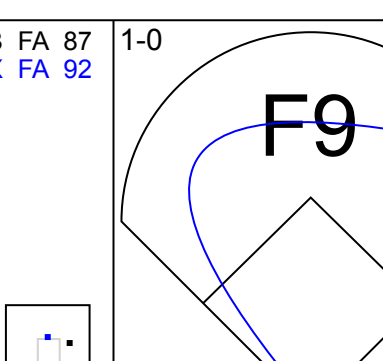
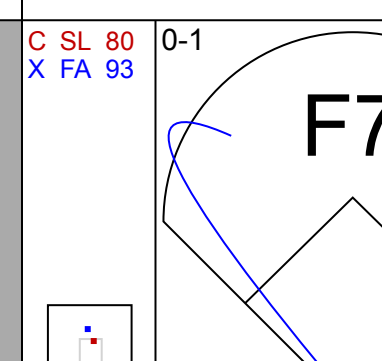
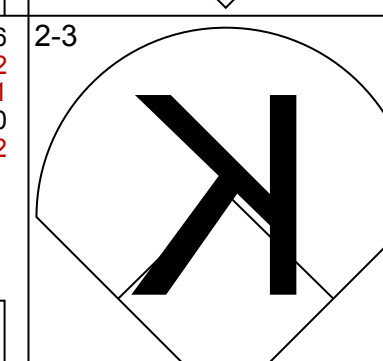
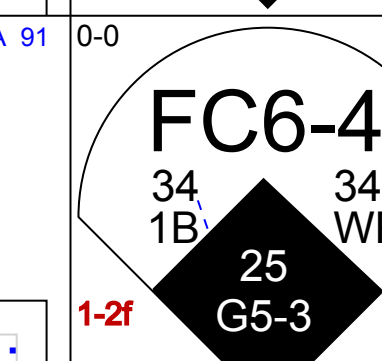
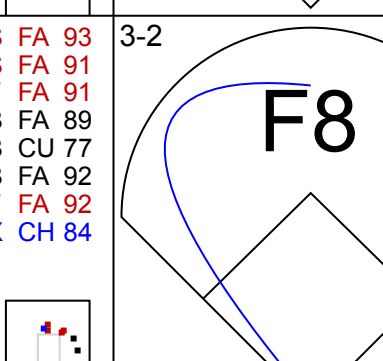
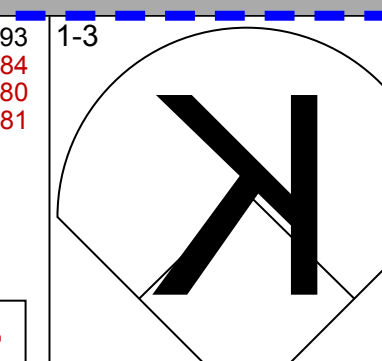
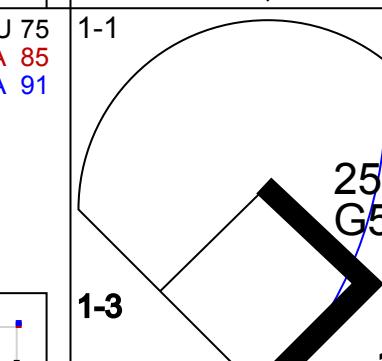

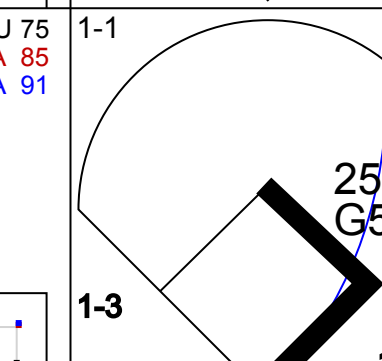
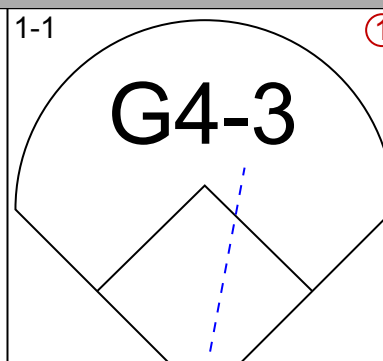
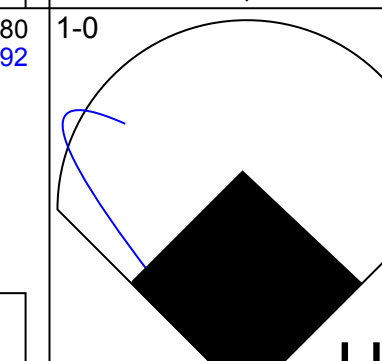

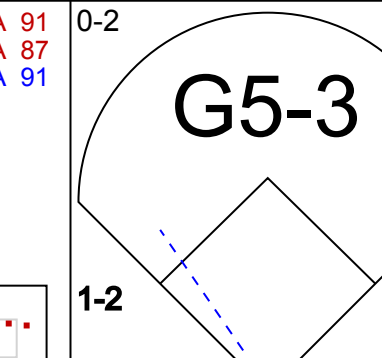
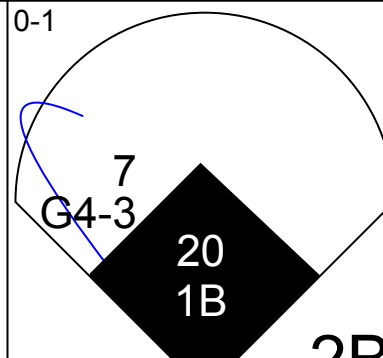

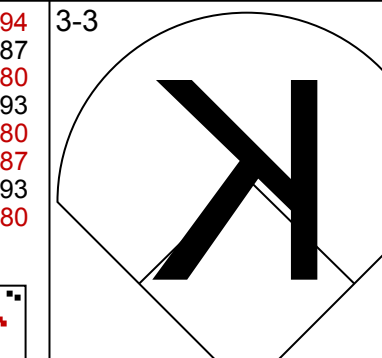

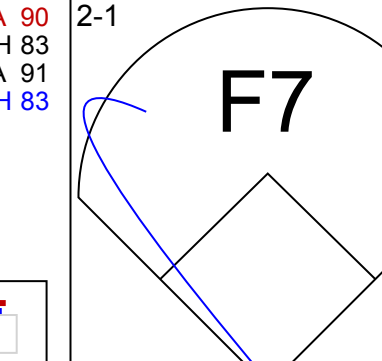
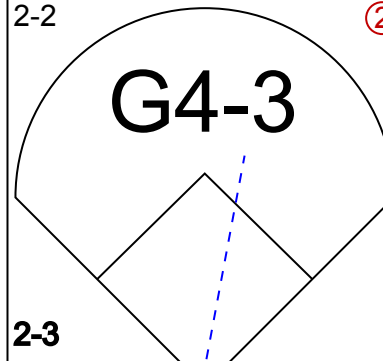
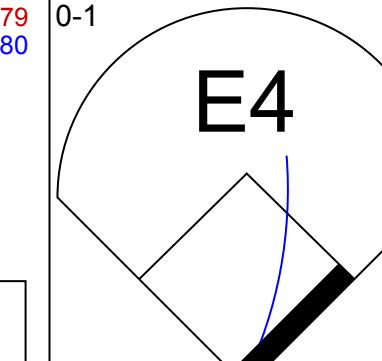
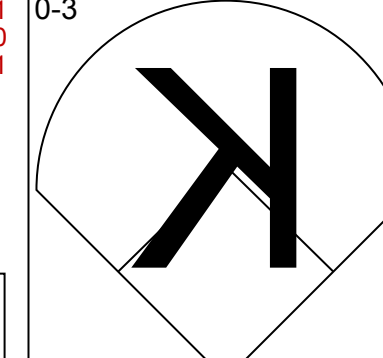
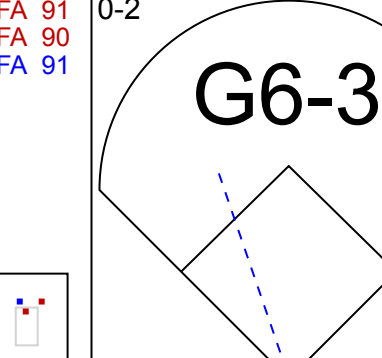
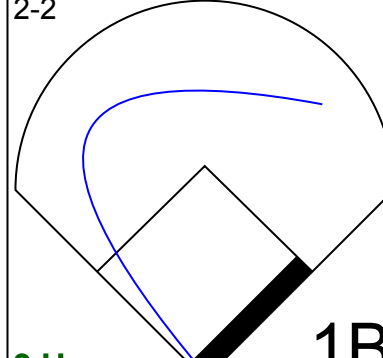
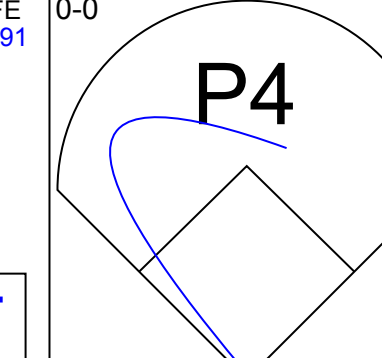
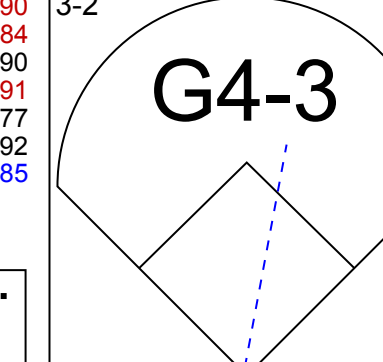
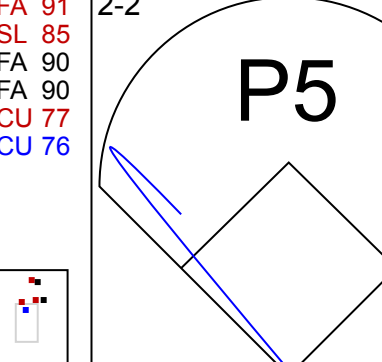
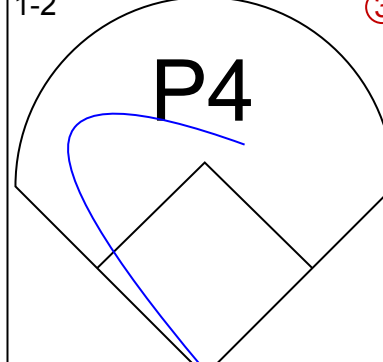

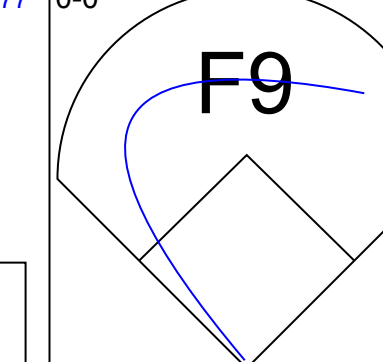
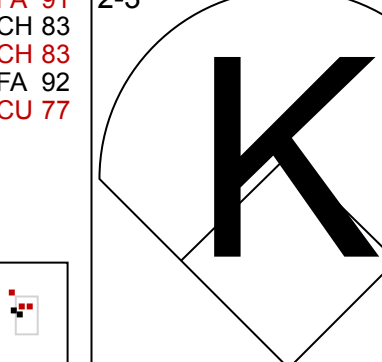
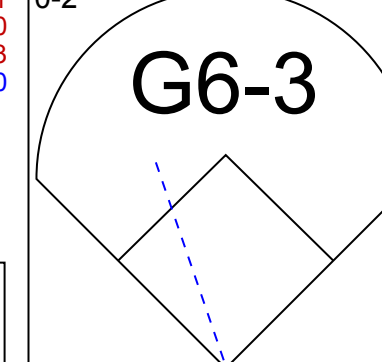
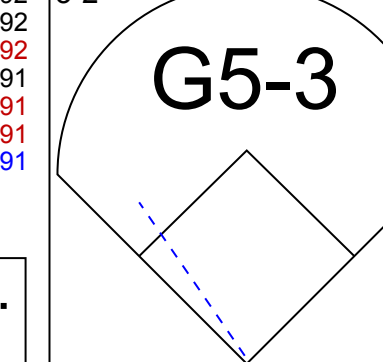
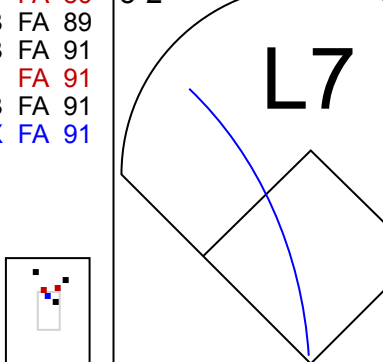
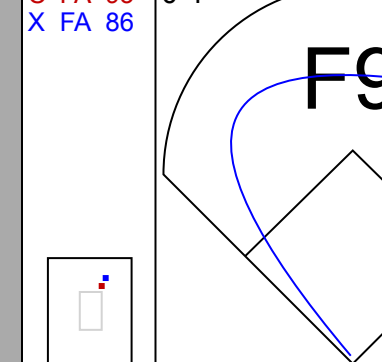


Batter	1	2	3	4	5	6	7	8	9	AB	R	H	RBI	BB	SO	LOB	TOP					
Jason Bartlett, R OBP: 0.341, SLG: 0.364										4	0	0	0	0	2	0						
16 Jason Kubel, L OBP: 0.334, SLG: 0.446										3	0	2	0	1	1	0						
Tori Hunter, R OBP: 0.334, SLG: 0.506										4	0	0	0	0	2	3						
33 Justin Morneau, L OBP: 0.346, SLG: 0.497										4	1	1	1	0	1	1						
5 Michael Cuddyer, R OBP: 0.358, SLG: 0.437										4	0	1	0	0	1	1						
Garrett Jones, L OBP: 0.275, SLG: 0.351										3	1	1	0	1	0	1						
Matthew LeCroy, R OBP: 0.176, SLG: 0.235										3	0	1	0	0	0	2						
32 Brian Buscher, L OBP: 0.326, SLG: 0.333										3	0	0	1	0	0	2						
8 Nick Punto, S OBP: 0.290, SLG: 0.272										3	0	0	0	0	1	1						
Inning Stats	R: 0 E: 0 K: 2 S: 11	H: 0 LOB: 0 BB: 0 P: 16	R: 0 E: 0 K: 0 S: 7	H: 1 LOB: 1 BB: 0 P: 13	R: 0 E: 0 K: 0 S: 6	H: 0 LOB: 0 BB: 0 P: 11	R: 0 E: 0 K: 2 S: 14	H: 1 LOB: 1 BB: 0 P: 21	R: 0 E: 0 K: 0 S: 8	H: 1 LOB: 0 BB: 0 P: 11	R: 0 E: 0 K: 2 S: 9	H: 1 LOB: 1 BB: 0 P: 13	R: 2 E: 0 K: 1 S: 14	H: 2 LOB: 1 BB: 1 P: 20	R: 0 E: 0 K: 1 S: 8	H: 0 LOB: 0 BB: 1 P: 14	R: 0 E: 0 K: 0 S: 4	H: 0 LOB: 0 BB: 0 P: 6	1B: 3 2B: 2 3B: 0 HR: 1	SF: 0 SAC: 0 DP: 2 HBP: 0	WP: 0 PB: 0 SB: 0 CS: 0	PA: 33
PITCHER	IP	WLS	BF	H	R	ER	SO	BB	IBB	HBP	BLK	WP	HR	S	P	ERA	WHIP					
18 Daisuke Matsuzaka, R ERA: 4.4	8.0	W	30	6	2	2	8	2	0	0	0	0	1	77	119	2.25	1.000					
58 Jonathan Papelbon, R ERA: 1.88	1.0	S	3	0	0	0	0	0	0	0	0	0	0	4	6	0.00	0.000					

Minnesota Twins @ Boston Red Sox
Fenway Park, Boston, MA
Fri Sep 28 2007, 7:05 PM EDT
Att: 36,843 - Partly Cloudy - 72 F


AB	31
R	2
H	6
RBI	2
BB	2
SO	8
LOB	11



Batter	1	2	3	4	5	6	7	8	9	AB	R	H	RBI	BB	SO	LOB	BOTTOM					
15 Dustin Pedroia, R OBP: 0.380, SLG: 0.441										4	0	1	0	0	0	0						
Manny Ramirez, R OBP: 0.388, SLG: 0.493										3	1	0	0	0	1	1						
Bobby Kielty, S OBP: 0.293, SLG: 0.294										1	0	0	0	0	1	0						
34 David Ortiz, L OBP: 0.446, SLG: 0.623										4	2	3	1	0	0	0						
25 Mike Lowell, R OBP: 0.379, SLG: 0.498										4	2	2	2	0	1	1						
7 J.D. Drew, L OBP: 0.370, SLG: 0.409										4	0	1	1	0	0	2						
20 Kevin Youkilis, R OBP: 0.390, SLG: 0.451										4	0	1	1	0	1	2						
Jason Varitek, S OBP: 0.365, SLG: 0.413										3	0	0	0	0	0	1						
2 Jacoby Ellsbury, L OBP: 0.387, SLG: 0.500										3	0	0	0	0	1	0						
23 Julio Lugo, R OBP: 0.293, SLG: 0.349										3	0	0	0	0	0	0						
Inning Stats	R: 2 E: 0 K: 2 S: 18	H: 3 LOB: 1 BB: 0 P: 29	R: 0 E: 0 K: 0 S: 9	H: 0 LOB: 0 BB: 0 P: 15	R: 1 E: 0 K: 0 S: 11	H: 2 LOB: 1 BB: 0 P: 14	R: 0 E: 0 K: 1 S: 10	H: 0 LOB: 0 BB: 0 P: 14	R: 0 E: 0 K: 0 S: 9	H: 0 LOB: 0 BB: 0 P: 16	R: 1 E: 0 K: 0 S: 14	H: 2 LOB: 1 BB: 0 P: 20	R: 0 E: 0 K: 0 S: 8	H: 0 LOB: 0 BB: 0 P: 8	R: 1 E: 1 K: 2 S: 12	H: 1 LOB: 1 BB: 0 P: 17	R: 0 E: 0 K: 0 S: 4	H: 0 LOB: 0 BB: 0 P: 6	1B: 4 2B: 3 3B: 0 HR: 1	SF: 0 SAC: 0 DP: 0 HBP: 0	WP: 1 PB: 0 SB: 0 CS: 0	PA: 33
PITCHER	IP	WLS	BF	H	R	ER	SO	BB	IBB	HBP	BLK	WP	HR	S	P	ERA	WHIP					
59 Kevin Slowey, R ERA: 4.73	5.2	L	24	7	4	4	3	0	0	0	0	0	0	68	104	6.35	1.235					
15 Glen Perkins, L ERA: 3.14	1.1		4	0	0	0	0	0	0	0	0	0	0	11	12	0.00	0.000					
54 Matt Guerrier, R ERA: 2.35	1.0		5	1	1	1	2	0	0	0	0	0	1	12	17	9.00	1.000					

Minnesota Twins @ Boston Red Sox
Fenway Park, Boston, MA
Fri Sep 28 2007, 7:05 PM EDT
Att: 36,843 - Partly Cloudy - 72 F

AB	33
R	5
H	8
RBI	5
BB	0
SO	5
LOB	7




Batter	1	2	3	4	5	6	7	8	9	AB	R	H	RBI	BB	SO	LOB	TOP					
Jason Bartlett, R (1,6) OBP: 0.339, SLG: 0.361										4	0	0	0	0	0	1	Minnesota Twins @ Boston Red Sox Fenway Park, Boston, MA Sat Sep 29 2007, 7:05 PM EDT Att: 36,619 - Clear - 70 F					
Jason Tyner, L (1,7) OBP: 0.331, SLG: 0.355										4	1	1	0	0	0	0						
7 Joe Mauer, L (1,2) OBP: 0.392, SLG: 0.426 20 Lew Ford, R (9, PR) OBP: 0.318, SLG: 0.365										4	1	3	2	0	0	0						
Tori Hunter, R (1,8) OBP: 0.334, SLG: 0.504										4	0	1	0	0	0	1						
33 Justin Morneau, L (1,3) OBP: 0.344, SLG: 0.494										4	0	0	0	0	1	2						
5 Michael Cuddyer, R (1,9) OBP: 0.357, SLG: 0.436										4	1	1	0	0	0	2						
Rondell White, R (1,10) OBP: 0.233, SLG: 0.321										3	1	1	1	0	1	1						
32 Brian Buscher, L (1,5) OBP: 0.326, SLG: 0.333										3	0	1	1	0	0	0						
Luis Antonio Rodriguez, S (1,4) OBP: 0.282, SLG: 0.305										3	0	0	0	0	0	2						
Inning Stats	R: 0 E: 0 K: 0 S: 9	H: 0 LOB: 0 BB: 0 P: 13	R: 0 E: 0 K: 0 S: 4	H: 0 LOB: 0 BB: 0 P: 6	R: 1 E: 0 K: 0 S: 9	H: 1 LOB: 0 BB: 0 P: 16	R: 1 E: 0 K: 0 S: 8	H: 1 LOB: 0 BB: 0 P: 10	R: 1 E: 1 K: 0 S: 14	H: 2 LOB: 1 BB: 0 P: 22	R: 1 E: 0 K: 0 S: 8	H: 2 LOB: 0 BB: 0 P: 14	R: 0 E: 0 K: 1 S: 8	H: 0 LOB: 0 BB: 0 P: 11	R: 0 E: 0 K: 0 S: 6	H: 0 LOB: 0 BB: 0 P: 9		R: 0 E: 0 K: 1 S: 9	H: 2 LOB: 2 BB: 0 P: 13	1B: 6 2B: 0 3B: 0 HR: 2	SF: 0 SAC: 0 DP: 3 HBP: 0	WP: 1 PB: 0 SB: 0 CS: 0
PITCHER	IP WLS BF H R ER SO BB IBB HBP BLK WP HR S P ERA WHIP																					
49 Tim Wakefield, R (1,1) ERA: 4.76	7.0 W 26 6 4 3 1 0 0 0 0 0 1 2 60 92 3.86 0.857																					
48 Javier López, L (8,1) ERA: 3.1	1.0 H 3 0 0 0 0 0 0 0 0 0 0 6 9 0.00 0.000																					
37 Hideki Okajima, L (9,1) ERA: 2.22	1.0 S 4 2 0 0 1 0 0 0 0 0 0 0 9 13 0.00 2.000																					

Batter	1	2	3	4	5	6	7	8	9	AB	R	H	RBI	BB	SO	LOB	BOTTOM					
Coco Crisp, S (1,8) OBP: 0.332, SLG: 0.384										4	1	2	0	0	0	0	Minnesota Twins @ Boston Red Sox Fenway Park, Boston, MA Sat Sep 29 2007, 7:05 PM EDT Att: 36,619 - Clear - 70 F					
13 Alex Cora, L (1,4) OBP: 0.291, SLG: 0.383										4	1	1	0	0	0	1						
Manny Ramirez, R (1,10) OBP: 0.387, SLG: 0.493										4	0	1	0	0	2	3						
25 Mike Lowell, R (1,5) OBP: 0.380, SLG: 0.503										4	2	2	2	0	0	2						
7 J.D. Drew, L (1,9) OBP: 0.373, SLG: 0.423										4	2	3	3	0	0	0						
20 Kevin Youkilis, R (1,3) OBP: 0.392, SLG: 0.455										4	0	3	1	0	0	0						
2 Jacoby Ellsbury, L (1,7) OBP: 0.382, SLG: 0.491										4	0	1	0	0	0	3						
Doug Mirabeli, R (1,2) OBP: 0.282, SLG: 0.366										4	0	0	0	0	1	5						
11 Royce Clayton, R (1,6) OBP: 0.297, SLG: 0.335 15 Dustin Pedroia, R (9,4) OBP: 0.380, SLG: 0.441										4	0	0	0	0	2	4						
Inning Stats	R: 0 E: 0 K: 0 S: 15	H: 1 LOB: 1 BB: 0 P: 20	R: 0 E: 0 K: 1 S: 10	H: 2 LOB: 2 BB: 0 P: 15	R: 0 E: 0 K: 1 S: 8	H: 1 LOB: 1 BB: 0 P: 13	R: 1 E: 0 K: 0 S: 10	H: 3 LOB: 1 BB: 0 P: 14	R: 0 E: 0 K: 0 S: 11	H: 0 LOB: 0 BB: 0 P: 16	R: 1 E: 0 K: 1 S: 12	H: 2 LOB: 1 BB: 0 P: 19	R: 4 E: 0 K: 1 S: 16	H: 4 LOB: 0 BB: 0 P: 24	R: 0 E: 0 K: 1 S: 7	H: 0 LOB: 0 BB: 0 P: 7		R: 0 E: 0 K: 1 S: 9	H: 0 LOB: 2 BB: 0 P: 13	1B: 7 2B: 3 3B: 1 HR: 2	SF: 0 SAC: 0 DP: 1 HBP: 0	WP: 0 PB: 0 SB: 1 CS: 0
PITCHER	IP WLS BF H R ER SO BB IBB HBP BLK WP HR S P ERA WHIP																					
Carlos Silva, R (1,1) ERA: 4.19	6.0 L 7 4 4 4 1 0 0 0 0 0 0 1 16 24 36.00 4.000																					
53 Nick Blackburn, R (7,1) ERA: 7.71	1.0 L 7 4 4 4 1 0 0 0 0 0 0 1 16 24 36.00 4.000																					
51 Julio DePaula, R (8,1) ERA: 8.55	1.0 3 0 0 0 0 1 0 0 0 0 0 0 7 7 0.00 0.000																					

Batter	1	2	3	4	5	6	7	8	9	AB	R	H	RBI	BB	SO	LOB	TOP					
8 Nick Punto, S OBP: 0.291, SLG: 0.271 Luis Antonio Rodriguez, S OBP: 0.291, SLG: 0.353										2	1	0	0	1	1	0						
32 Brian Buscher, L OBP: 0.323, SLG: 0.329										4	1	1	0	0	0	0						
Tori Hunter, R OBP: 0.334, SLG: 0.505 20 Lew Ford, R OBP: 0.315, SLG: 0.362										3	1	1	1	0	0	0						
33 Justin Morneau, L OBP: 0.343, SLG: 0.492 16 Jason Kubel, L OBP: 0.335, SLG: 0.450										3	0	0	0	0	1	2						
5 Michael Cuddyer, R OBP: 0.356, SLG: 0.433										3	0	0	0	1	1	1						
Garrett Jones, L OBP: 0.282, SLG: 0.338										3	0	0	1	0	0	1						
Rondell White, R OBP: 0.235, SLG: 0.321 Jason Tyner, L OBP: 0.331, SLG: 0.355										3	0	1	1	0	1	0						
Matthew LeCroy, R OBP: 0.150, SLG: 0.200										3	0	0	0	0	0	2						
25 Alexi Casilla, S OBP: 0.256, SLG: 0.259										3	0	0	0	0	1	0						
Inning Stats	R: 3 E: 0 K: 0 S: 13	H: 3 LOB: 2 BB: 2 P: 27	R: 0 E: 0 K: 0 S: 7	H: 0 LOB: 0 BB: 0 P: 8	R: 0 E: 0 K: 0 S: 9	H: 0 LOB: 0 BB: 0 P: 15	R: 0 E: 0 K: 1 S: 7	H: 0 LOB: 0 BB: 0 P: 11	R: 0 E: 0 K: 1 S: 8	H: 0 LOB: 0 BB: 0 P: 9	R: 0 E: 0 K: 1 S: 6	H: 0 LOB: 0 BB: 0 P: 6	R: 0 E: 0 K: 1 S: 6	H: 0 LOB: 0 BB: 0 P: 7	R: 0 E: 0 K: 1 S: 7	H: 0 LOB: 1 BB: 0 P: 15	1B: 2 2B: 2 3B: 0 HR: 0	SF: 1 SAC: 0 DP: 0 HBP: 0	WP: 0 PB: 0 SB: 0 CS: 0	PA: 33		
PITCHER	IP: 3.0 WLS: L BF: 14 ERA: 5.15	H: 3 R: 3 ER: 3 SO: 0	BB: 2 IBB: 0 HBP: 0 BLK: 0	WP: 0 HR: 0 S: 15 P: 50	ERA: 9.00 WHIP: 1.667	IP: 1.0 WLS: L BF: 4 ERA: 1.85	H: 1 R: 0 ER: 0 SO: 1	BB: 0 IBB: 0 HBP: 0 BLK: 0	WP: 0 HR: 0 S: 9 P: 15	ERA: 0.00 WHIP: 1.000												
51 Julian Tavaraz, R ERA: 5.15	31 Jon Lester, L ERA: 4.57	50 Mike Timlin, R ERA: 3.42	17 Manny Delcarmen, R ERA: 2.05	Eric Gagne, R ERA: 3.81	58 Jonathan Papelbon, R ERA: 1.85																	
15 Dustin Pedroia, R OBP: 0.380, SLG: 0.442 13 Alex Cora, L OBP: 0.298, SLG: 0.386										3	0	1	0	0	0	1						
Manny Ramirez, R OBP: 0.388, SLG: 0.493 Bobby Kielty, S OBP: 0.287, SLG: 0.287										2	0	1	1	1	0	1						
34 David Ortiz, L OBP: 0.445, SLG: 0.621 Doug Mirabeli, R OBP: 0.278, SLG: 0.360										2	0	0	0	1	2	2						
25 Mike Lowell, R OBP: 0.378, SLG: 0.501 11 Royce Clayton, R OBP: 0.296, SLG: 0.333										3	0	0	0	0	1	4						
20 Kevin Youklis, R OBP: 0.390, SLG: 0.453 Eric Hinske, L OBP: 0.317, SLG: 0.398										3	0	0	0	0	1	2						
Jason Varitek, S OBP: 0.367, SLG: 0.421 36 Kevin Cash, R OBP: 0.242, SLG: 0.148										2	1	1	1	1	0	0						
Coco Crisp, S OBP: 0.330, SLG: 0.382 44 Brandon Moss, L OBP: 0.379, SLG: 0.440										3	0	0	0	0	0	1						
2 Jacoby Ellsbury, L OBP: 0.394, SLG: 0.509										4	0	3	0	0	0	0						
23 Julio Lugo, R OBP: 0.294, SLG: 0.349										3	1	1	0	1	1	3						
Inning Stats	R: 0 E: 0 K: 1 S: 9	H: 0 LOB: 1 BB: 1 P: 16	R: 0 E: 0 K: 1 S: 13	H: 1 LOB: 2 BB: 1 P: 23	R: 0 E: 0 K: 2 S: 14	H: 1 LOB: 2 BB: 1 P: 28	R: 0 E: 0 K: 0 S: 6	H: 0 LOB: 0 BB: 0 P: 11	R: 1 E: 0 K: 1 S: 20	H: 2 LOB: 1 BB: 0 P: 31	R: 0 E: 0 K: 0 S: 8	H: 2 LOB: 1 BB: 0 P: 14	R: 0 E: 0 K: 1 S: 5	H: 1 LOB: 0 BB: 0 P: 10	R: 0 E: 0 K: 2 S: 8	H: 0 LOB: 0 BB: 0 P: 12	R: 0 E: 0 K: 2 S: 12	H: 1 LOB: 3 BB: 3 P: 26	1B: 5 2B: 2 3B: 0 HR: 1	SF: 0 SAC: 0 DP: 1 HBP: 0	WP: 0 PB: 1 SB: 2 CS: 0	PA: 39
PITCHER	IP: 5.0 WLS: W BF: 22 ERA: 3.69	H: 4 R: 1 ER: 1 SO: 3	BB: 3 IBB: 0 HBP: 0 BLK: 0	WP: 0 HR: 0 S: 62 P: 109	ERA: 0.00 WHIP: 1.400	IP: 3.0 WLS: H BF: 11 ERA: 4.29	H: 3 R: 1 ER: 1 SO: 3	BB: 0 IBB: 0 HBP: 0 BLK: 0	WP: 0 HR: 1 S: 21 P: 36	ERA: 3.00 WHIP: 1.000	IP: 1.0 WLS: S BF: 6 ERA: 1.88	H: 1 R: 0 ER: 0 SO: 2	BB: 2 IBB: 1 HBP: 0 BLK: 0	WP: 0 HR: 0 S: 12 P: 26	ERA: 0.00 WHIP: 3.000							
21 Matt Garza, R ERA: 3.69	30 Scott Baker, R ERA: 4.29	36 Joe Nathan, R ERA: 1.88																				


Minnesota Twins @ Boston Red Sox
Fenway Park, Boston, MA
Sun Sep 30 2007, 2:05 PM EDT
Att: 36,364 - Cloudy - 61 F

AB 30
R 3
H 4
RBI 3
BB 2
SO 5
LOB 6



Minnesota Twins @ Boston Red Sox
Fenway Park, Boston, MA
Sun Sep 30 2007, 2:05 PM EDT
Att: 36,364 - Cloudy - 61 F

AB 33
R 2
H 8
RBI 2
BB 6
SO 10
LOB 21




WP: 0
PB: 1
SB: 2
CS: 0

Batter	1	2	3	4	5	6	7	8	9	AB	R	H	RBI	BB	SO	LOB	TOP					
9 Chone Figgins, S OBP: 0.250, SLG: 0.250	3-2 G5-3 G6-3 1B		2-3 K			0-1 L8			1-1 L7	4	0	1	0	0	1	0						
Orlando Cabrera, R	0-1 G6-3			1-3 K			2-1 G6-3		0-0 G5-3	4	0	0	0	0	1	1						
27 Vladimir Guerrero, R OBP: 0.500, SLG: 0.500	1-1 G5-3			0-1 G6-3			2-2 FC4-6 1B		0-1 1B	4	0	2	0	0	0	1						
Garret Anderson, L	0-3 K2-3			0-3 K			0-1 P5		0-0 F8	4	0	0	0	0	2	3						
6 Maicer Izturis, S		2-2 G5-3			3-2 P6			1-1 FC4-6		3	0	0	0	0	0	1						
Casey Kotchman, L		0-2 G4-3			1-3 K			0-0 G3-1		3	0	0	0	0	1	0						
47 Howie Kendrick, R OBP: 0.333, SLG: 0.333		2-1 F8			0-0 G4-3			1-2 FC4-6 1B		3	0	1	0	0	0	0						
44 Mike Napoli, R						0-3 K			0-2 FC4-6 19 WP	2	0	0	0	0	1	0						
2 Erick Aybar, S									1-2 K	1	0	0	0	0	0	1						
77 Reggie Willits, S						2-2 F7			1-3 K	2	0	0	0	0	1	0						
19 Kendrys Morales, S(8, PH)									1-2 K	1	0	0	0	0	1	1						
5 Jeff Mathis, R										0	0	0	0	0	0	0						
Inning Stats	R: 0 E: 0 K: 1 S: 10	H: 1 LOB: 1 BB: 0 P: 14	R: 0 E: 0 K: 0 S: 10	H: 0 LOB: 0 BB: 0 P: 14	R: 0 E: 0 K: 1 S: 9	H: 0 LOB: 0 BB: 0 P: 13	R: 0 E: 0 K: 2 S: 9	H: 0 LOB: 0 BB: 0 P: 10	R: 0 E: 0 K: 1 S: 9	H: 0 LOB: 0 BB: 0 P: 13	R: 0 E: 0 K: 2 S: 8	H: 0 LOB: 0 BB: 0 P: 8	R: 0 E: 0 K: 0 S: 11	H: 1 LOB: 1 BB: 0 P: 16	R: 0 E: 0 K: 1 S: 11	H: 1 LOB: 1 BB: 0 P: 13	R: 0 E: 0 K: 0 S: 6	H: 1 LOB: 1 BB: 0 P: 7	1B: 4 2B: 0 3B: 0 HR: 0	SF: 0 SAC: 0 DP: 0 HBP: 0	WP: 1 PB: 0 SB: 0 CS: 0	PA: 31
PITCHER 19 Josh Beckett, R ERA:	IP: 9.0 WLS: W BF: 31	H: 4 R: 0 ER: 0 SO: 8	BB: 0 IBB: 0 HBP: 0 BLK: 0	WP: 1 HR: 0 S: 83 P: 108	ERA: 0.00 WHIP: 0.444	PITCHER										IP: WLS: BF: H: R: ER: SO: BB: IBB: HBP: BLK: WP: HR: S: P: ERA: WHIP						

Los Angeles Angels @ Boston Red Sox
Fenway Park, Boston, MA
Wed Oct 03 2007, 6:30 PM EDT
Att: 37,997 - Cloudy - 65 F

AB 31
R 0
H 4
RBI 0
BB 0
SO 8
LOB 8



Batter	1	2	3	4	5	6	7	8	9	AB	R	H	RBI	BB	SO	LOB	BOTTOM			
15 Dustin Pedroia, R	0-1 G5-3	0-1 SAFE CS	0-0 P6		0-2 G5-3		2-3 K			4	0	0	0	0	1	0				
20 Kevin Youkilis, R OBP: 0.500, SLG: 1.500	2-1 HR		2-1 34 HR 2B		3-3 K			0-0 F9		4	2	2	1	0	1	0				
34 David Ortiz, L OBP: 0.750, SLG: 1.667	3-2 1B		1-0 HR		4-1 BB			3-2 F8		3	1	2	2	1	0	0				
Manny Ramirez, R OBP: 0.500, SLG: 0.333	1-2 1B		4-2 25 WP 25 1B BB		3-3 K			2-1 P5		3	1	1	0	1	1	1				
2 Jacoby Ellsbury, L	1-2 1B									0	0	0	0	0	0	0				
25 Mike Lowell, R OBP: 0.333, SLG: 0.333	0-2 P5		3-2 1B		1-1 G6-3					3	0	1	1	0	0	2				
7 J.D. Drew, L OBP: 0.333, SLG: 0.333	3-1 G5-3		0-1 G4-6-3		0-1 G3-6-1 1B					3	0	1	0	0	0	3				
Jason Varitek, S OBP: 0.333, SLG: 0.333		2-1 G4-3 1B		2-3 K		1-1 G3-6-1				3	0	1	0	0	1	1				
Coco Crisp, S		0-2 G4-3			0-0 P5				0-1 P5	3	0	0	0	0	0	1				
23 Julio Lugo, R OBP: 0.333, SLG: 0.333		2-1 15 CS 1B		2-3 K					1-3 K	3	0	1	0	0	2	0				
Inning Stats	R: 1 E: 0 K: 0 S: 16	H: 3 LOB: 2 BB: 0 P: 25	R: 0 E: 0 K: 0 S: 8	H: 2 LOB: 0 BB: 0 P: 12	R: 3 E: 0 K: 0 S: 12	H: 3 LOB: 0 BB: 1 P: 22	R: 0 E: 0 K: 2 S: 7	H: 0 LOB: 0 BB: 0 P: 11	R: 0 E: 0 K: 2 S: 11	H: 0 LOB: 1 BB: 1 P: 21	R: 0 E: 0 K: 0 S: 6	H: 1 LOB: 0 BB: 0 P: 8	R: 0 E: 0 K: 2 S: 8	H: 0 LOB: 0 BB: 0 P: 11	R: 0 E: 0 K: 0 S: 6	H: 0 LOB: 0 BB: 0 P: 11	1B: 6 2B: 1 3B: 0 HR: 2	SF: 0 SAC: 0 DP: 3 HBP: 0	WP: 1 PB: 0 SB: 0 CS: 1	PA: 32
PITCHER 41 John Lackey, R ERA: 6.0	IP: 6.0 WLS: L BF: 25	H: 9 R: 4 ER: 4 SO: 4	BB: 2 IBB: 0 HBP: 0 BLK: 0	WP: 1 HR: 2 S: 60 P: 99	ERA: 6.00 WHIP: 1.833	PITCHER										IP: WLS: BF: H: R: ER: SO: BB: IBB: HBP: BLK: WP: HR: S: P: ERA: WHIP				
54 Ervin Santana, R ERA:	IP: 2.0 WLS: 6 BF: 6	H: 0 R: 0 ER: 0 SO: 2	BB: 0 IBB: 0 HBP: 0 BLK: 0	WP: 0 HR: 0 S: 14 P: 22	ERA: 0.00 WHIP: 0.000	PITCHER										IP: WLS: BF: H: R: ER: SO: BB: IBB: HBP: BLK: WP: HR: S: P: ERA: WHIP				

Los Angeles Angels @ Boston Red Sox
Fenway Park, Boston, MA
Wed Oct 03 2007, 6:30 PM EDT
Att: 37,997 - Cloudy - 65 F

AB 29
R 4
H 9
RBI 4
BB 2
SO 6
LOB 8



Batter	1	2	3	4	5	6	7	8	9	AB	R	H	RBI	BB	SO	LOB	TOP			
9 Chone Figgins, S OBP: 0.222, SLG: 0.333										5	1	1	1	0	3	3				
Orlando Cabrera, R OBP: 0.222, SLG: 0.250										4	0	1	1	1	0	1				
27 Vladimir Guerrero, R 44 Mike Napoli, R										3	0	0	0	0	0	2				
Garret Anderson, L OBP: 0.333, SLG: 0.375										4	0	2	0	1	0	1				
6 Maicer Izturis, S OBP: 0.125, SLG: 0.125										5	0	1	0	0	2	5				
Casey Kotchman, L (1, 3)										2	1	0	0	2	0	1				
19 Kendrys Morales, S (1, 10)										4	1	1	0	0	1	3				
47 Howie Kendrick, R OBP: 0.286, SLG: 0.286										4	0	1	0	0	1	2				
5 Jeff Mathis, R Juan Rivera, R 77 Reggie Willits, S										3	0	0	1	0	0	2				
Inning Stats	R: 0 E: 0 K: 2 S: 20	H: 1 LOB: 2 BB: 1 P: 31	R: 3 E: 0 K: 1 S: 17	H: 3 LOB: 1 BB: 1 P: 28	R: 0 E: 0 K: 0 S: 7	H: 1 LOB: 1 BB: 0 P: 10	R: 0 E: 0 K: 0 S: 8	H: 1 LOB: 1 BB: 0 P: 10	R: 0 E: 0 K: 1 S: 6	H: 0 LOB: 0 BB: 1 P: 11	R: 0 E: 0 K: 1 S: 13	H: 0 LOB: 1 BB: 0 P: 20	R: 0 E: 1 K: 2 S: 15	H: 0 LOB: 3 BB: 1 P: 24	R: 0 E: 0 K: 0 S: 9	H: 0 LOB: 1 BB: 1 P: 17	1B: 4 2B: 3 3B: 0 HR: 0	SF: 0 SAC: 0 DP: 0 HBP: 1	WP: 1 PB: 0 SB: 5 CS: 0	PA: 41
PITCHER	IP WLS BF H R ER SO BB IBB HBP BLK WP HR S P ERA WHIP	IP WLS BF H R ER SO BB IBB HBP BLK WP HR S P ERA WHIP	IP WLS BF H R ER SO BB IBB HBP BLK WP HR S P ERA WHIP	IP WLS BF H R ER SO BB IBB HBP BLK WP HR S P ERA WHIP	IP WLS BF H R ER SO BB IBB HBP BLK WP HR S P ERA WHIP	IP WLS BF H R ER SO BB IBB HBP BLK WP HR S P ERA WHIP	IP WLS BF H R ER SO BB IBB HBP BLK WP HR S P ERA WHIP	IP WLS BF H R ER SO BB IBB HBP BLK WP HR S P ERA WHIP	IP WLS BF H R ER SO BB IBB HBP BLK WP HR S P ERA WHIP	IP WLS BF H R ER SO BB IBB HBP BLK WP HR S P ERA WHIP	IP WLS BF H R ER SO BB IBB HBP BLK WP HR S P ERA WHIP	IP WLS BF H R ER SO BB IBB HBP BLK WP HR S P ERA WHIP	IP WLS BF H R ER SO BB IBB HBP BLK WP HR S P ERA WHIP	IP WLS BF H R ER SO BB IBB HBP BLK WP HR S P ERA WHIP	IP WLS BF H R ER SO BB IBB HBP BLK WP HR S P ERA WHIP	IP WLS BF H R ER SO BB IBB HBP BLK WP HR S P ERA WHIP	IP WLS BF H R ER SO BB IBB HBP BLK WP HR S P ERA WHIP	IP WLS BF H R ER SO BB IBB HBP BLK WP HR S P ERA WHIP	IP WLS BF H R ER SO BB IBB HBP BLK WP HR S P ERA WHIP	IP WLS BF H R ER SO BB IBB HBP BLK WP HR S P ERA WHIP

Los Angeles Angels @ Boston Red Sox
Fenway Park, Boston, MA
Fri Oct 05 2007, 8:30 PM EDT
Att: 37,706 - Clear - 78 F

AB	35
R	3
H	7
RBI	3
BB	5
SO	7
LOB	20



Batter	1	2	3	4	5	6	7	8	9	AB	R	H	RBI	BB	SO	LOB	BOTTOM					
15 Dustin Pedroia, R OBP: 0.111, SLG: 0.222										5	1	1	0	0	0	1						
20 Kevin Youkilis, R OBP: 0.333, SLG: 0.750										4	1	0	0	1	2	2						
34 David Ortiz, L OBP: 0.889, SLG: 1.500										1	2	1	0	4	0	0						
Manny Ramirez, R OBP: 0.556, SLG: 0.833										3	1	1	3	2	1	3						
25 Mike Lowell, R OBP: 0.286, SLG: 0.200										2	0	0	1	1	0	3						
7 J.D. Drew, L OBP: 0.286, SLG: 0.286										4	0	1	2	0	0	2						
Jason Varitek, S OBP: 0.143, SLG: 0.143										4	0	0	0	0	1	2						
Coco Crisp, S OBP: 0.286, SLG: 0.167										3	0	1	0	1	1	0						
23 Julio Lugo, R OBP: 0.286, SLG: 0.286										4	1	1	0	0	2	2						
Inning Stats	R: 2 E: 0 K: 0 S: 17	H: 2 LOB: 2 BB: 2 P: 30	R: 0 E: 0 K: 2 S: 7	H: 0 LOB: 0 BB: 0 P: 10	R: 0 E: 0 K: 2 S: 11	H: 0 LOB: 1 BB: 1 P: 18	R: 0 E: 0 K: 1 S: 12	H: 1 LOB: 1 BB: 0 P: 16	R: 1 E: 0 K: 0 S: 14	H: 1 LOB: 2 BB: 2 P: 27	R: 0 E: 0 K: 1 S: 12	H: 0 LOB: 0 BB: 1 P: 17	R: 0 E: 0 K: 0 S: 12	H: 0 LOB: 2 BB: 2 P: 26	R: 0 E: 0 K: 0 S: 8	H: 0 LOB: 0 BB: 0 P: 10	R: 3 E: 0 K: 1 S: 6	H: 2 LOB: 0 BB: 1 P: 12	1B: 4 2B: 2 3B: 0 HR: 1	SF: 1 SAC: 0 DP: 1 HBP: 0	WP: 0 PB: 1 SB: 1 CS: 0	PA: 40
PITCHER	IP WLS BF H R ER SO BB IBB HBP BLK WP HR S P ERA WHIP	IP WLS BF H R ER SO BB IBB HBP BLK WP HR S P ERA WHIP	IP WLS BF H R ER SO BB IBB HBP BLK WP HR S P ERA WHIP	IP WLS BF H R ER SO BB IBB HBP BLK WP HR S P ERA WHIP	IP WLS BF H R ER SO BB IBB HBP BLK WP HR S P ERA WHIP	IP WLS BF H R ER SO BB IBB HBP BLK WP HR S P ERA WHIP	IP WLS BF H R ER SO BB IBB HBP BLK WP HR S P ERA WHIP	IP WLS BF H R ER SO BB IBB HBP BLK WP HR S P ERA WHIP	IP WLS BF H R ER SO BB IBB HBP BLK WP HR S P ERA WHIP	IP WLS BF H R ER SO BB IBB HBP BLK WP HR S P ERA WHIP	IP WLS BF H R ER SO BB IBB HBP BLK WP HR S P ERA WHIP	IP WLS BF H R ER SO BB IBB HBP BLK WP HR S P ERA WHIP	IP WLS BF H R ER SO BB IBB HBP BLK WP HR S P ERA WHIP	IP WLS BF H R ER SO BB IBB HBP BLK WP HR S P ERA WHIP	IP WLS BF H R ER SO BB IBB HBP BLK WP HR S P ERA WHIP	IP WLS BF H R ER SO BB IBB HBP BLK WP HR S P ERA WHIP	IP WLS BF H R ER SO BB IBB HBP BLK WP HR S P ERA WHIP	IP WLS BF H R ER SO BB IBB HBP BLK WP HR S P ERA WHIP	IP WLS BF H R ER SO BB IBB HBP BLK WP HR S P ERA WHIP	IP WLS BF H R ER SO BB IBB HBP BLK WP HR S P ERA WHIP		

Los Angeles Angels @ Boston Red Sox
Fenway Park, Boston, MA
Fri Oct 05 2007, 8:30 PM EDT
Att: 37,706 - Clear - 78 F

AB	30
R	6
H	6
RBI	6
BB	9
SO	7
LOB	15



Batter	1	2	3	4	5	6	7	8	9	AB	R	H	RBI	BB	SO	LOB	TOP										
24 Grady Sizemore, L OBP: 0.423, SLG: 0.524										5	0	0	0	0	3	5	Cleveland Indians @ Boston Red Sox Fenway Park, Boston, MA Fri Oct 12 2007, 7:00 PM EDT Att: 36,986 - Cloudy - 54 F										
13 Asdrúbal Cabrera, S OBP: 0.227, SLG: 0.350										3	0	1	2	0	1	0											
48 Travis Hafner, L OBP: 0.440, SLG: 0.579										3	1	1	1	1	1	1											
41 Victor Martínez, S OBP: 0.348, SLG: 0.476										4	0	0	0	0	1	2											
25 Ryan Garko, R OBP: 0.529, SLG: 0.615 Chris Gomez, R (9, PH)										2	0	1	0	0	0	0											
2 Jhonny Peralta, R OBP: 0.222, SLG: 0.579										4	0	1	0	0	0	2											
Kenny Lofton, L OBP: 0.455, SLG: 0.550										4	0	2	0	0	1	1											
Franklin Gutierrez, R OBP: 0.250, SLG: 0.143										4	0	0	0	0	3	4											
Casey Blake, R OBP: 0.238, SLG: 0.350										3	2	2	0	1	0	0											
Inning Stats	R: 1 E: 0 K: 3 S: 11	H: 1 LOB: 0 BB: 0 P: 16	R: 0 E: 0 K: 0 S: 5	H: 0 LOB: 0 BB: 0 P: 7	R: 0 E: 0 K: 2 S: 9	H: 0 LOB: 0 BB: 0 P: 13	R: 0 E: 0 K: 1 S: 10	H: 0 LOB: 0 BB: 0 P: 15	R: 0 E: 0 K: 1 S: 9	H: 1 LOB: 1 BB: 0 P: 16	R: 1 E: 0 K: 0 S: 9	H: 2 LOB: 1 BB: 0 P: 13	R: 0 E: 0 K: 1 S: 13	H: 1 LOB: 1 BB: 0 P: 19	R: 1 E: 0 K: 0 S: 15	H: 1 LOB: 1 BB: 1 P: 25		R: 0 E: 0 K: 3 S: 14	H: 2 LOB: 3 BB: 1 P: 25	1B: 3 2B: 4 HR: 1	SF: 1 SAC: 0 HBP: 1	WP: 1 PB: 0 SB: 0 CS: 0	PA: 37				
PITCHER	IP	WLS	BF	H	R	ER	SO	BB	IBB	HBP	BLK	WP	HR	S	P	ERA	WHIP										
19 Josh Beckett, R ERA: 1.2	6.0	W	22	4	2	2	7	0	0	1	0	1	1	53	80	3.00	0.667										
50 Mike Timlin, R ERA:	1.0		4	1	0	0	1	0	0	0	0	0	0	13	19	0.00	1.000										
48 Javier López, L ERA: 6.75	1.0		5	1	1	1	0	1	0	0	0	0	0	15	25	9.00	2.000										
Eric Gagne, R ERA: 4.5	1.0		6	2	0	0	3	1	0	0	0	0	0	14	25	0.00	3.000										

AB 33
R 3
H 8
RBI 3
BB 2
SO 11
LOB 15



Batter	1	2	3	4	5	6	7	8	9	AB	R	H	RBI	BB	SO	LOB	BOTTOM										
15 Dustin Pedroia, R OBP: 0.222, SLG: 0.294										4	1	1	0	0	1	1	Cleveland Indians @ Boston Red Sox Fenway Park, Boston, MA Fri Oct 12 2007, 7:00 PM EDT Att: 36,986 - Cloudy - 54 F										
20 Kevin Youkilis, R OBP: 0.368, SLG: 0.553										4	3	2	0	1	0	1											
34 David Ortiz, L OBP: 0.889, SLG: 1.556										2	2	2	0	2	0	0											
Manny Ramirez, R OBP: 0.722, SLG: 1.100 2 Jacoby Ellsbury, L (8, PR)										2	2	2	3	3	0	0											
25 Mike Lowell, R OBP: 0.375, SLG: 0.583										0	0	0	0	0	0	0											
Bobby Kielty, S OBP: 0.667, SLG: 0.500 7 J.D. Drew, L OBP: 0.154, SLG: 0.154										2	1	1	2	1	1	0											
Jason Varitek, S OBP: 0.188, SLG: 0.313										2	0	0	0	0	0	4											
Coco Crisp, S OBP: 0.267, SLG: 0.286										5	0	1	2	0	2	7											
23 Julio Lugo, R OBP: 0.333, SLG: 0.357										4	1	1	0	0	0	2											
Inning Stats	R: 1 E: 0 K: 0 S: 15	H: 3 LOB: 1 BB: 0 P: 22	R: 0 E: 0 K: 3 S: 9	H: 0 LOB: 0 BB: 0 P: 11	R: 4 E: 0 K: 0 S: 11	H: 2 LOB: 2 BB: 3 P: 28	R: 0 E: 0 K: 0 S: 4	H: 0 LOB: 0 BB: 0 P: 8	R: 3 E: 0 K: 0 S: 15	H: 3 LOB: 1 BB: 2 P: 31	R: 2 E: 0 K: 1 S: 17	H: 2 LOB: 2 BB: 2 P: 32	R: 0 E: 0 K: 1 S: 8	H: 1 LOB: 1 BB: 0 P: 14	R: 0 E: 0 K: 0 S: 10	H: 1 LOB: 3 BB: 1 P: 19		1B: 7 2B: 5 3B: 0 HR: 0	SF: 1 SAC: 1 DP: 1 HBP: 1	WP: 0 PB: 0 SB: 0 CS: 0	PA: 43						
PITCHER	IP	WLS	BF	H	R	ER	SO	BB	IBB	HBP	BLK	WP	HR	S	P	ERA	WHIP										
CC Sabathia, L ERA: 10.61	4.1	L	24	7	8	8	3	4	1	1	0	0	0	15	23	27.00	4.500										
50 Jensen Lewis, R ERA: 5.75	0.2		5	3	2	2	0	0	0	0	0	0	0	4	12	∞	∞										
Aaron Fultz, L ERA:	0.0		2	0	0	0	0	2	0	0	0	0	0	0	0	0	0										
40 Tom Mastny, R ERA:	2.0		7	1	0	0	2	0	0	0	0	0	0	16	26	0.00	0.500										
47 Joe Borowski, R ERA: 3.0	1.0		5	1	0	0	0	1	0	0	0	0	0	10	19	0.00	2.000										

AB 32
R 10
H 12
RBI 10
BB 8
SO 5
LOB 22



Batter	1	2	3	4	5	6	7	8	9	10	11	AB	R	H	RBI	BB	SO	LOB	TOP						
24 Grady Sizemore, L OBP: 0.469, SLG: 0.692												5	3	3	1	1	0	0							
13 Asdrubal Cabrera, S OBP: 0.250, SLG: 0.320												5	1	1	0	1	1	1							
48 Travis Hafner, L OBP: 0.433, SLG: 0.942 29 Josh Barfield, R												5	0	2	0	0	0	4							
Trot Nixon, L OBP: 0.000, SLG: 0.000 Jason Michaels, R												5	0	0	0	0	0	0							
41 Victor Martinez, S OBP: 0.448, SLG: 0.560												4	2	3	1	2	1	0							
25 Ryan Garko, R OBP: 0.478, SLG: 0.526												6	2	2	1	0	0	5							
2 Johnny Peralta, R OBP: 0.552, SLG: 0.750												5	3	3	4	1	2	0							
Kenny Lofton, L OBP: 0.393, SLG: 0.462												6	0	1	0	0	0	3							
Franklin Gutierrez, R OBP: 0.227, SLG: 0.300												6	1	1	4	0	1	2							
Casey Blake, R OBP: 0.165, SLG: 0.269												6	0	0	0	0	4	2							
Inning Stats	R: 1 E: 0 K: 1 S: 12	H: 2 LOB: 1 BB: 0 P: 17	R: 0 E: 0 K: 0 S: 8	H: 1 LOB: 0 BB: 0 P: 13	R: 0 E: 0 K: 1 S: 9	H: 0 LOB: 0 BB: 0 P: 12	R: 3 E: 0 K: 1 S: 16	H: 3 LOB: 0 BB: 0 P: 23	R: 1 E: 0 K: 1 S: 16	H: 3 LOB: 2 BB: 0 P: 24	R: 0 E: 0 K: 2 S: 11	H: 0 LOB: 0 BB: 0 P: 17	R: 0 E: 0 K: 0 S: 7	H: 0 LOB: 0 BB: 0 P: 12	R: 0 E: 0 K: 1 S: 13	H: 1 LOB: 2 BB: 0 P: 23	R: 0 E: 0 K: 1 S: 8	H: 0 LOB: 0 BB: 0 P: 13	R: 7 E: 0 K: 2 S: 17	H: 5 LOB: 1 BB: 2 P: 31	1B: 11 2B: 3 3B: 0 HR: 3	SF: 0 SAC: 0 DP: 1 HBP: 0	WP: 1 PB: 0 SB: 1 CS: 0	PA: 54	
PITCHER	IP WLS BF H R ER SO BB IBB HBP BLK WP HR S P ERA WHIP	38 Curt Schilling, R ERA: 3.86	17 Manny Delcarmen, R ERA: 4.5	37 Hideki Okajima, L ERA:	50 Mike Timlin, R ERA:	58 Jonathan Papelbon, R ERA:	PITCHER	IP WLS BF H R ER SO BB IBB HBP BLK WP HR S P ERA WHIP	Eric Gagne, R ERA: 11.57	48 Javier Lopez, L ERA: 27.0	31 Jon Lester, L ERA: 27.0														

Cleveland Indians @ Boston Red Sox
Fenway Park, Boston, MA
Sat Oct 13 2007, 8:00 PM EDT
Att. 37,051 - Clear - 56 F

livebaseballscorecards.com

AB 49
R 13
H 17
RBI 12
BB 5
SO 9
LOB 17



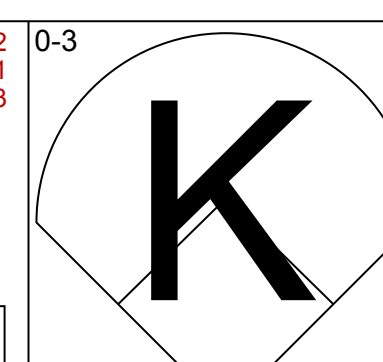
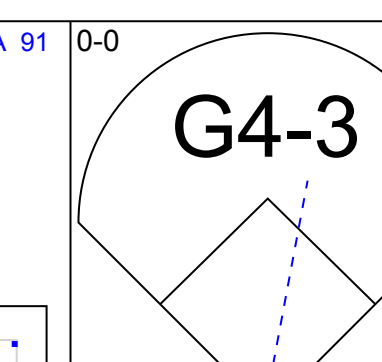
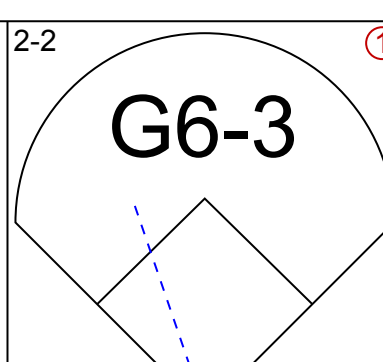
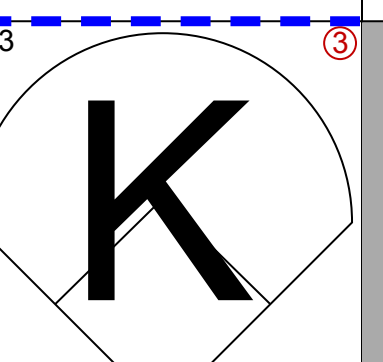
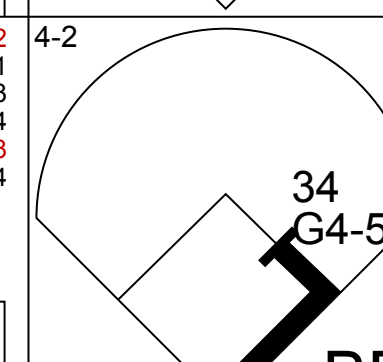
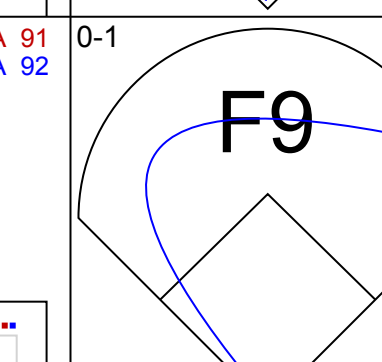
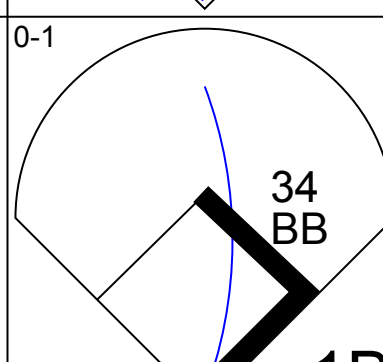
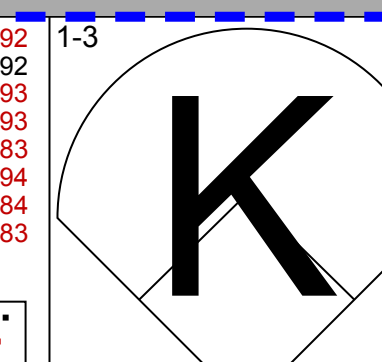
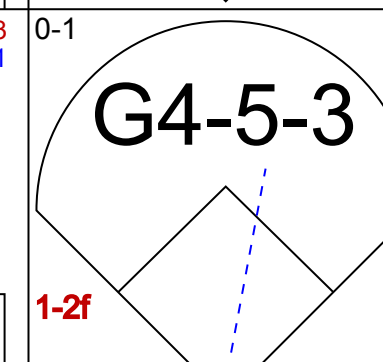
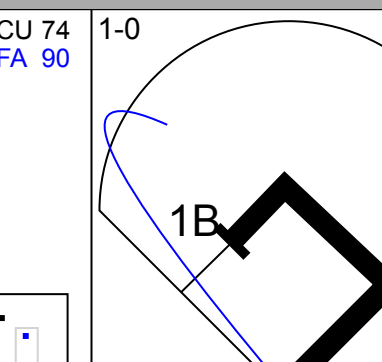
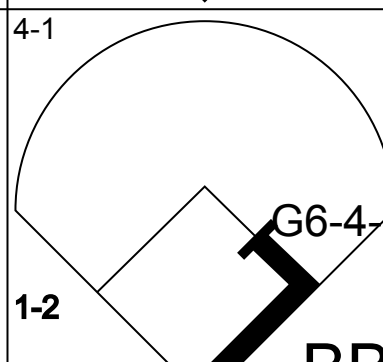
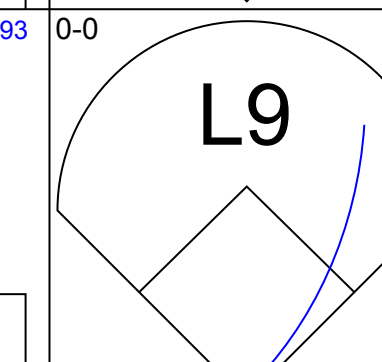
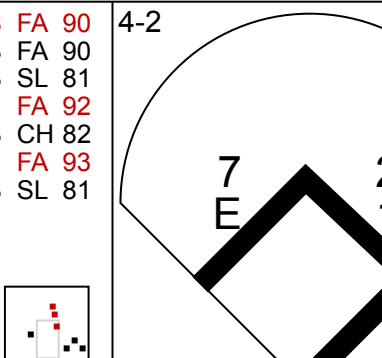
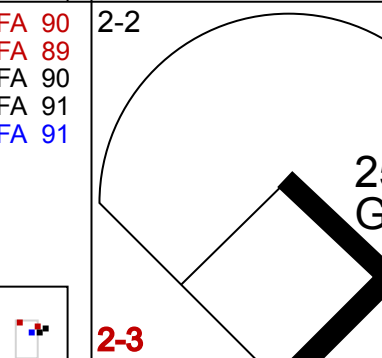
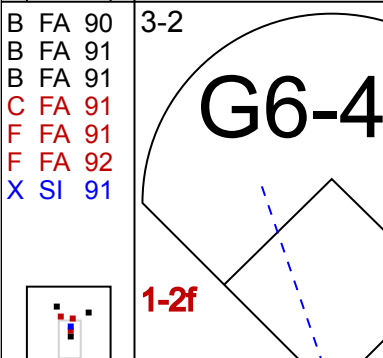
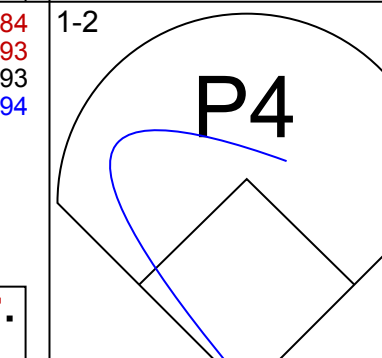
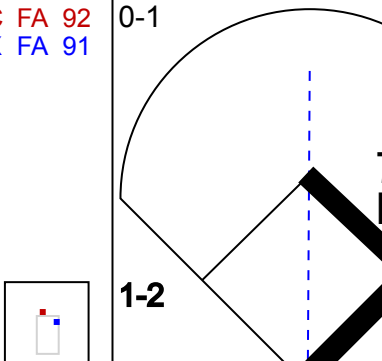
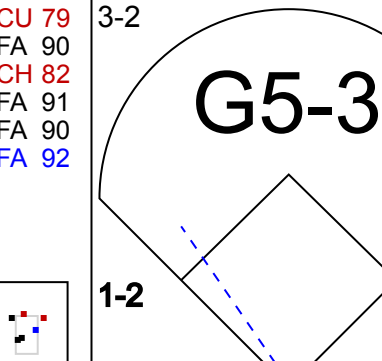
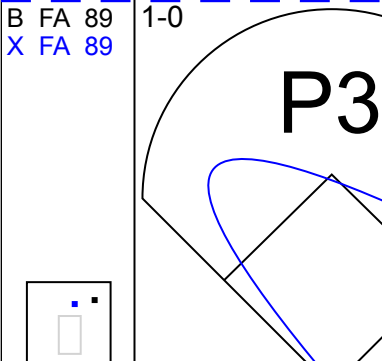

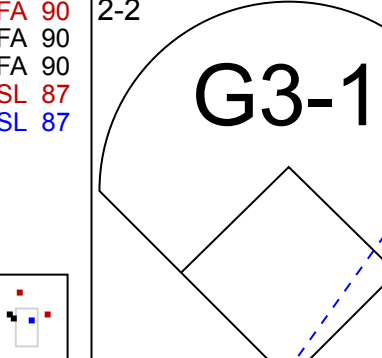
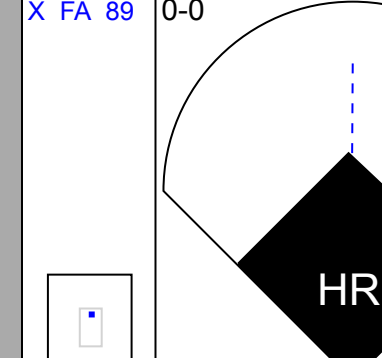
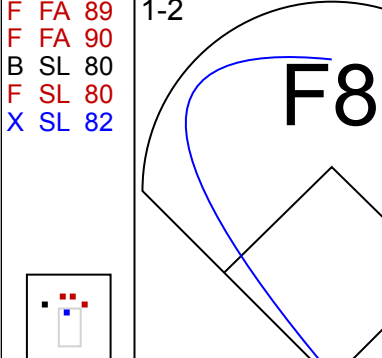

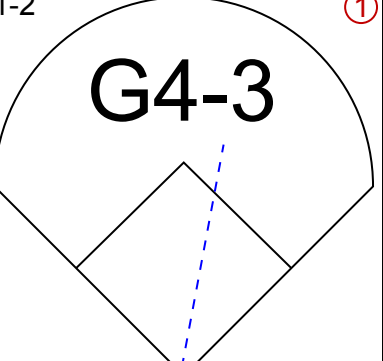
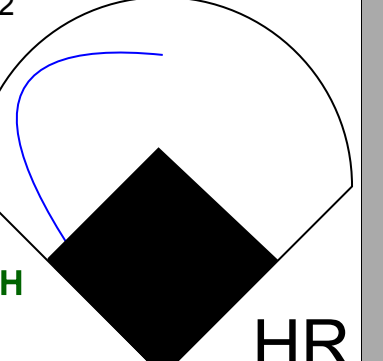
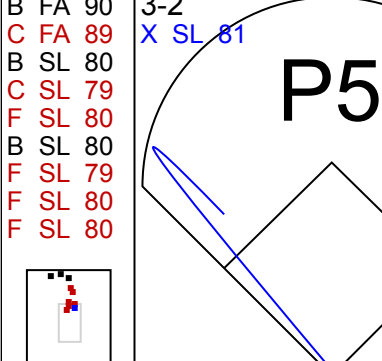

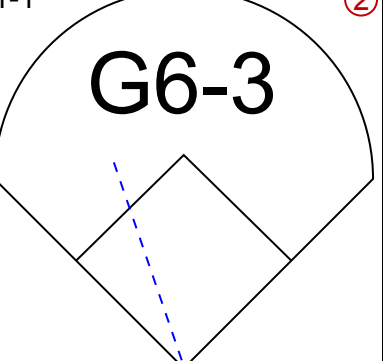
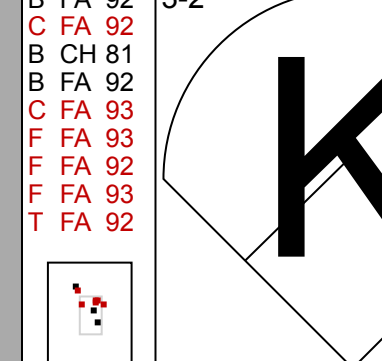
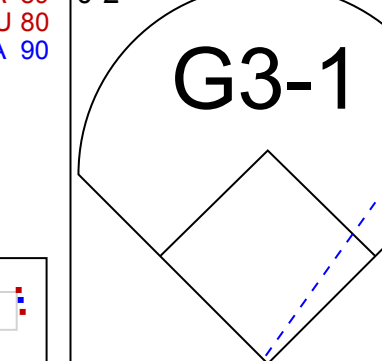
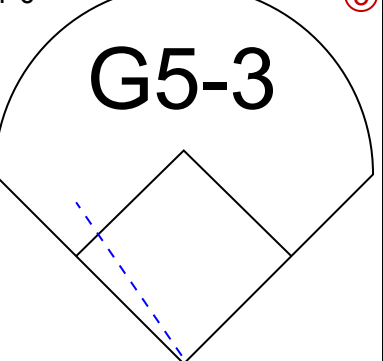
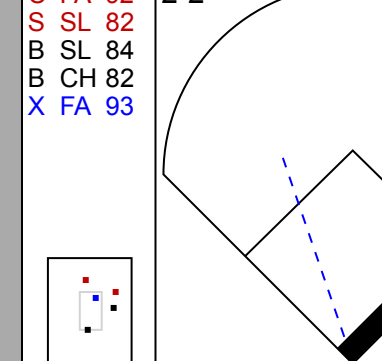
Batter	1	2	3	4	5	6	7	8	9	10	11	AB	R	H	RBI	BB	SO	LOB	BOTTOM							
15 Dustin Pedroia, R OBP: 0.261, SLG: 0.286												4	1	1	0	1	2	1								
2 Jacoby Ellsbury, L (9, PR)												4	0	1	0	1	1	3								
34 David Ortiz, L OBP: 0.783, SLG: 1.154												4	2	1	0	1	0	1								
Manny Ramirez, R OBP: 0.652, SLG: 1.071												4	1	1	3	1	1	2								
25 Mike Lowell, R OBP: 0.381, SLG: 0.706												5	1	2	3	0	1	0								
7 J.D. Drew, L OBP: 0.222, SLG: 0.222												5	0	2	0	0	0	2								
Jason Varitek, S OBP: 0.143, SLG: 0.238												5	0	0	0	0	2	2								
Coco Crisp, S OBP: 0.300, SLG: 0.316												5	1	2	0	0	1	0								
23 Julio Lugo, R OBP: 0.300, SLG: 0.276												4	0	0	0	1	2	3								
Inning Stats	R: 0 E: 0 K: 1 S: 10	H: 0 LOB: 1 BB: 2 P: 21	R: 0 E: 0 K: 0 S: 7	H: 0 LOB: 0 BB: 0 P: 14	R: 3 E: 0 K: 2 S: 20	H: 3 LOB: 2 BB: 3 P: 39	R: 0 E: 0 K: 2 S: 12	H: 0 LOB: 1 BB: 1 P: 21	R: 3 E: 0 K: 0 S: 15	H: 4 LOB: 0 BB: 0 P: 24	R: 0 E: 0 K: 1 S: 11	H: 0 LOB: 0 BB: 0 P: 17	R: 0 E: 0 K: 1 S: 8	H: 0 LOB: 0 BB: 0 P: 11	R: 0 E: 0 K: 1 S: 12	H: 0 LOB: 0 BB: 0 P: 14	R: 0 E: 0 K: 1 S: 14	H: 1 LOB: 2 BB: 0 P: 20	R: 0 E: 0 K: 0 S: 5	H: 0 LOB: 0 BB: 0 P: 11	R: 0 E: 0 K: 1 S: 10	H: 2 LOB: 1 BB: 0 P: 13	1B: 8 2B: 0 3B: 0 HR: 2	SF: 0 SAC: 0 DP: 3 HBP: 0	WP: 0 PB: 0 SB: 2 CS: 0	PA: 45
PITCHER	IP WLS BF H R ER SO BB IBB HBP BLK WP HR S P ERA WHIP	55 Roberto Hernandez, R ERA: 3.46	53 Rafael Perez, L ERA: 4.26	50 Jensen Lewis, R ERA: 3.6	63 Rafael Betancourt, R ERA:	40 Tom Mastny, R ERA:	PITCHER	IP WLS BF H R ER SO BB IBB HBP BLK WP HR S P ERA WHIP	47 Joe Borowski, R ERA: 2.25																	

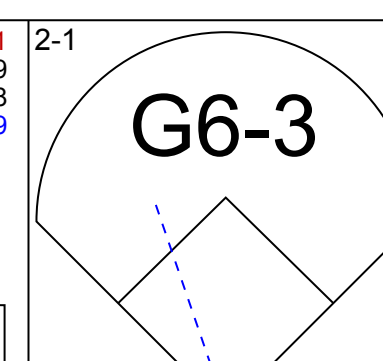
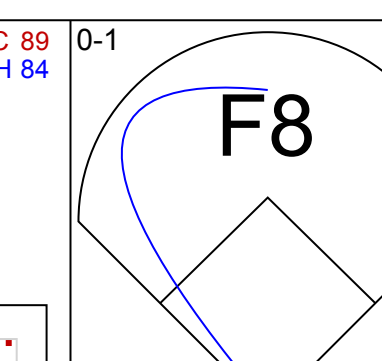
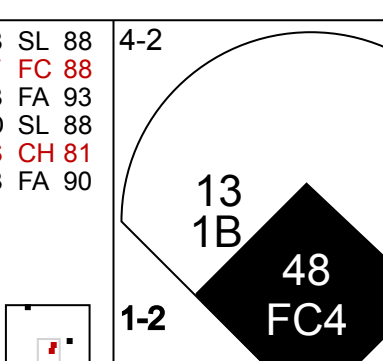
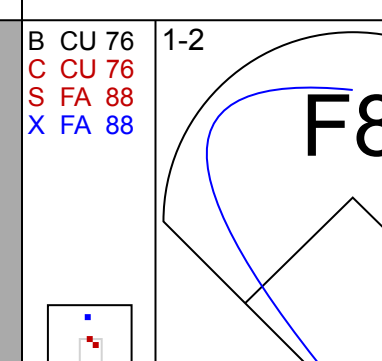
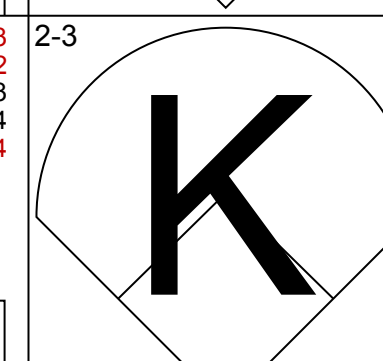
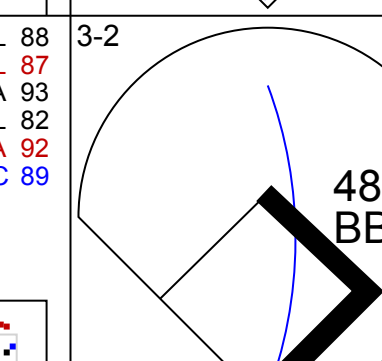
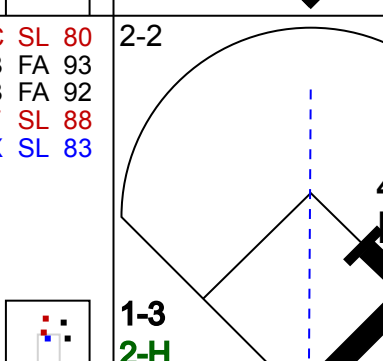
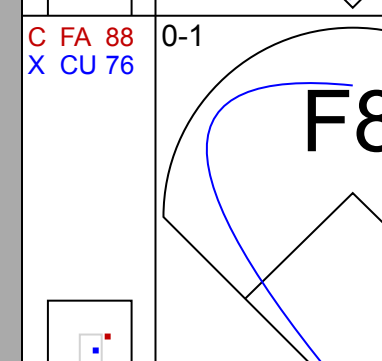
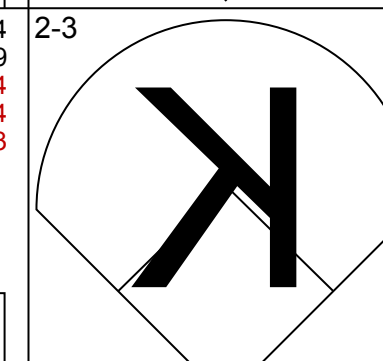
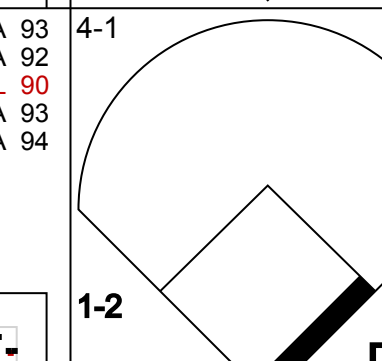
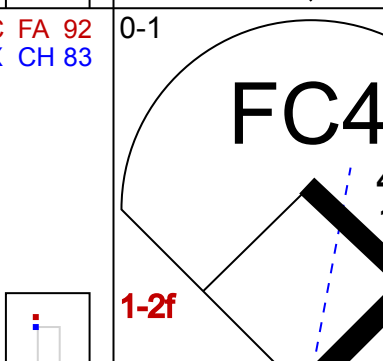
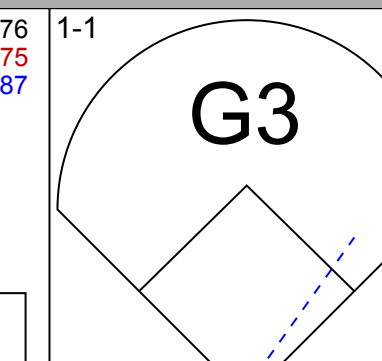
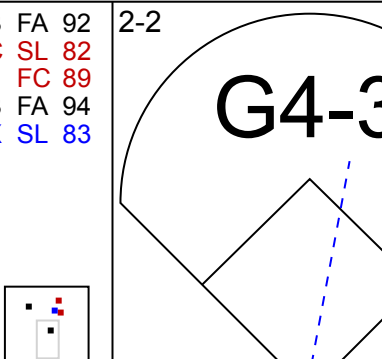
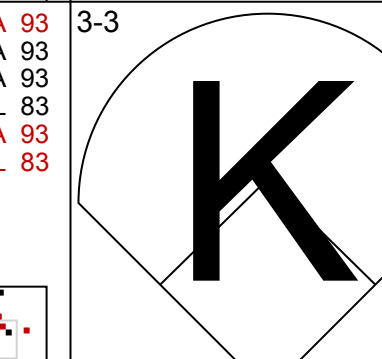
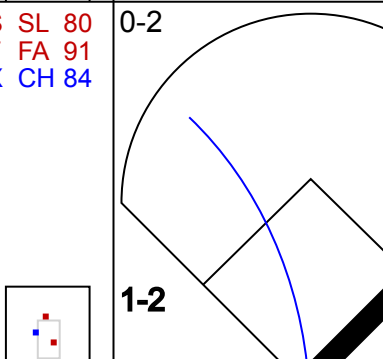
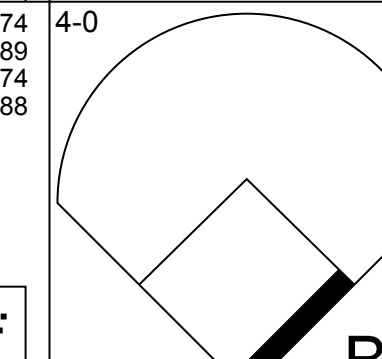
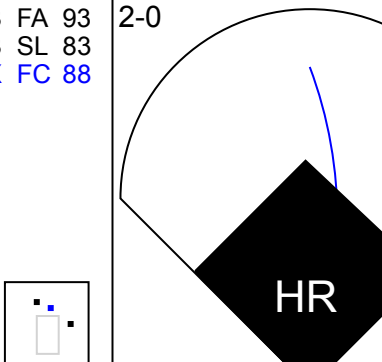
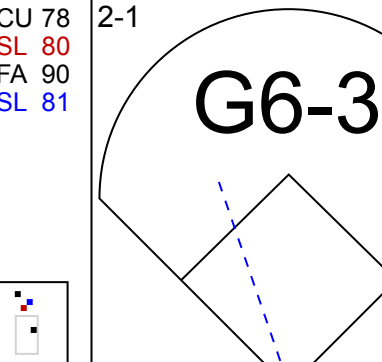
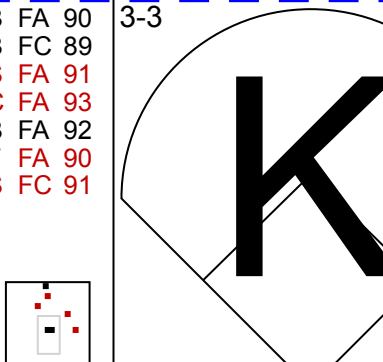
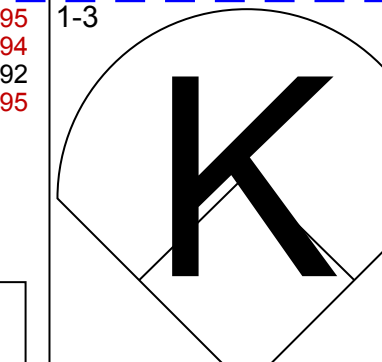
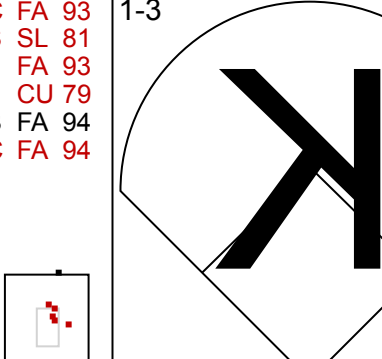
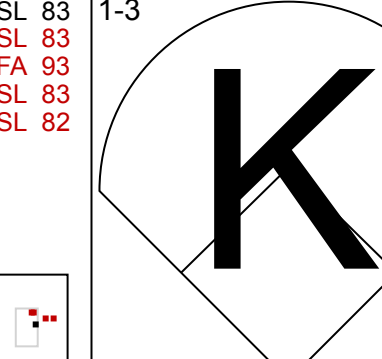
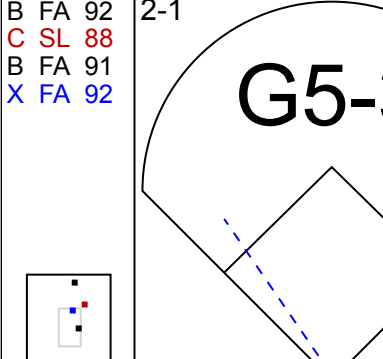
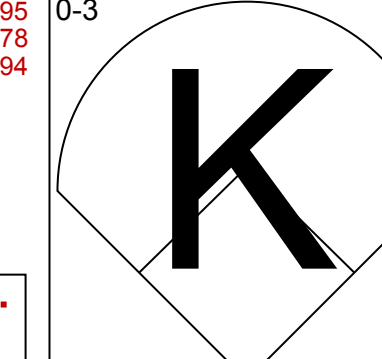
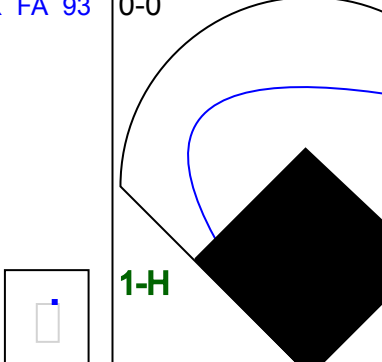
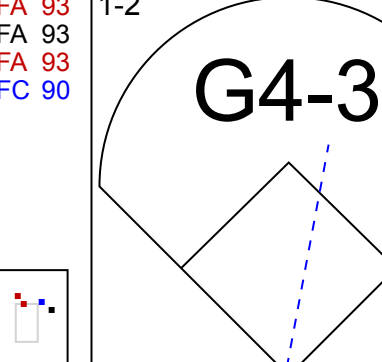
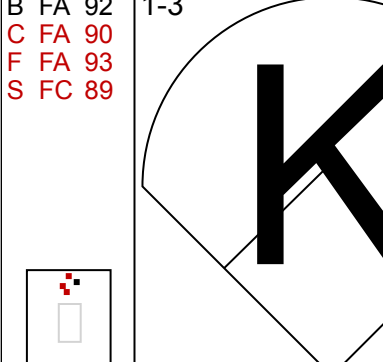

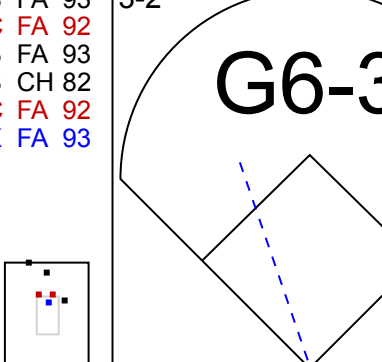
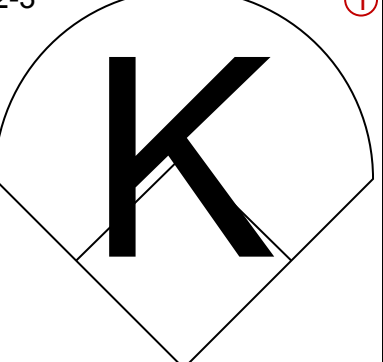
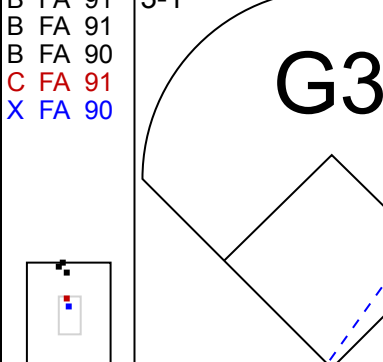
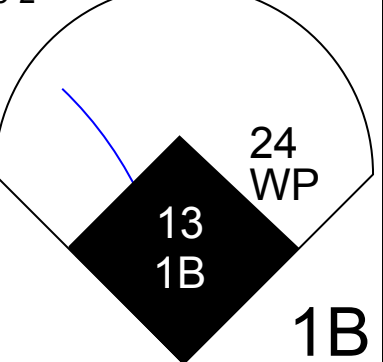
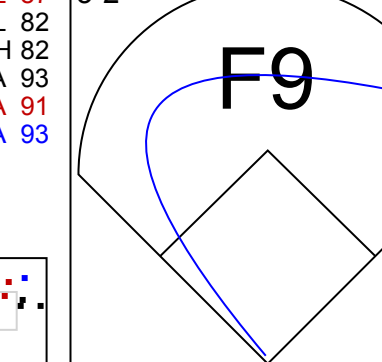
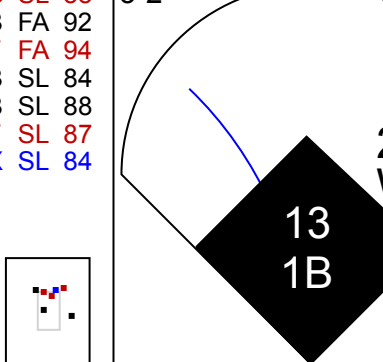
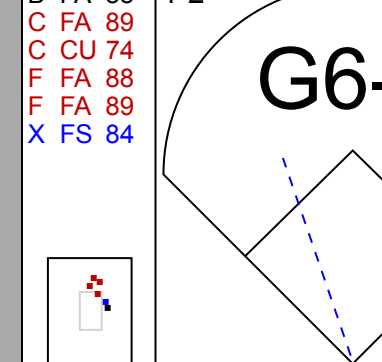
Cleveland Indians @ Boston Red Sox
Fenway Park, Boston, MA
Sat Oct 13 2007, 8:00 PM EDT
Att. 37,051 - Clear - 56 F

livebaseballscorecards.com

AB 40
R 6
H 10
RBI 6
BB 5
SO 10
LOB 14



Batter	1	2	3	4	5	6	7	8	9	AB	R	H	RBI	BB	SO	LOB	TOP										
15 Dustin Pedroia, R OBP: 0.222, SLG: 0.240										4	0	0	0	0	2	1	Boston Red Sox @ Cleveland Indians Jacobs Field, Cleveland, OH Mon Oct 15 2007, 7:00 PM EDT Att: 44,402 - Cloudy - 69 F										
20 Kevin Youkilis, R OBP: 0.393, SLG: 0.478										3	0	1	0	1	1	0											
34 David Ortiz, L OBP: 0.741, SLG: 1.063										3	0	1	0	1	0	1											
Manny Ramirez, R OBP: 0.630, SLG: 0.941										3	0	1	0	1	0	2											
25 Mike Lowell, R OBP: 0.360, SLG: 0.619										4	0	1	0	0	0	1											
7 J.D. Drew, L OBP: 0.227, SLG: 0.227										4	1	1	0	0	0	3											
Jason Varitek, S OBP: 0.160, SLG: 0.360										4	1	1	2	0	0	3											
Coco Crisp, S OBP: 0.261, SLG: 0.273										3	0	0	0	0	1	3											
23 Julio Lugo, R OBP: 0.304, SLG: 0.286										3	0	1	0	0	0	0											
Inning Stats	R: 0 E: 0 K: 1 S: 7	H: 0 LOB: 0 BB: 1 P: 11	R: 0 E: 1 K: 0 S: 11	H: 1 LOB: 2 BB: 1 P: 18	R: 0 E: 0 K: 0 S: 6	H: 0 LOB: 0 BB: 0 P: 6	R: 0 E: 0 K: 0 S: 10	H: 2 LOB: 1 BB: 0 P: 18	R: 0 E: 0 K: 0 S: 7	H: 0 LOB: 0 BB: 0 P: 10	R: 0 E: 0 K: 0 S: 10	H: 1 LOB: 1 BB: 1 P: 19	R: 2 E: 0 K: 2 S: 21	H: 3 LOB: 1 BB: 0 P: 30	R: 0 E: 0 K: 1 S: 11	H: 0 LOB: 0 BB: 0 P: 13	R: 0 E: 0 K: 0 S: 12	H: 0 LOB: 0 BB: 0 P: 17	1B: 5 2B: 1 3B: 0 HR: 1	SF: 0 SAC: 0 DP: 3 HBP: 0	WP: 0 PB: 0 SB: 0 CS: 0	PA: 34					
PITCHER	IP	WLS	BF	H	R	ER	SO	BB	IBB	HBP	BLK	WP	HR	S	P	ERA	WHIP										
37 Jake Westbrook, R ERA: 6.17	6.2	W 27	27	7	2	2	2	3	0	0	0	0	1	66	104	2.70	1.500										
50 Jensen Lewis, R ERA: 3.38	0.1	H 1	0	0	0	0	1	0	0	0	0	0	0	6	8	0.00	0.000										
63 Rafael Betancourt, R ERA:	1.0	H 3	0	0	0	0	1	0	0	0	0	0	0	11	13	0.00	0.000										
47 Joe Borowski, R ERA: 1.8	1.0	S 3	0	0	0	0	0	0	0	0	0	0	0	12	17	0.00	0.000										

Batter	1	2	3	4	5	6	7	8	9	AB	R	H	RBI	BB	SO	LOB	BOTTOM										
24 Grady Sizemore, L OBP: 0.444, SLG: 0.621										3	1	0	0	1	0	0	Boston Red Sox @ Cleveland Indians Jacobs Field, Cleveland, OH Mon Oct 15 2007, 7:00 PM EDT Att: 44,402 - Cloudy - 69 F										
13 Adrián Cabrera, S OBP: 0.291, SLG: 0.345										4	0	2	1	0	1	0											
48 Travis Hafner, L OBP: 0.412, SLG: 0.481										3	0	0	1	1	1	1											
41 Victor Martinez, S OBP: 0.455, SLG: 0.536										3	0	1	0	1	1	2											
25 Ryan Garko, R OBP: 0.444, SLG: 0.478										4	1	1	0	0	2	3											
2 Johnny Peralta, R OBP: 0.485, SLG: 0.643										4	0	0	0	0	3	2											
Kenny Lofton, L OBP: 0.387, SLG: 0.552										3	1	1	2	0	1	0											
Trot Nixon, L OBP: 0.375, SLG: 0.875										3	0	0	0	0	1	0											
Franklin Gutierrez, R OBP: 0.227, SLG: 0.300										0	0	0	0	0	0	0											
Casey Blake, R OBP: 0.200, SLG: 0.276										3	1	1	0	0	0	0											
Inning Stats	R: 0 E: 0 K: 2 S: 8	H: 0 LOB: 0 BB: 0 P: 14	R: 2 E: 0 K: 1 S: 13	H: 2 LOB: 0 BB: 0 P: 21	R: 0 E: 0 K: 1 S: 12	H: 1 LOB: 2 BB: 1 P: 25	R: 0 E: 0 K: 1 S: 9	H: 0 LOB: 0 BB: 0 P: 13	R: 2 E: 0 K: 2 S: 21	H: 3 LOB: 2 BB: 1 P: 35	R: 0 E: 0 K: 1 S: 7	H: 0 LOB: 0 BB: 0 P: 13	R: 0 E: 0 K: 0 S: 10	H: 0 LOB: 0 BB: 0 P: 12	R: 0 E: 0 K: 2 S: 8	H: 0 LOB: 1 BB: 1 P: 14	1B: 5 2B: 0 3B: 0 HR: 1	SF: 0 SAC: 0 DP: 0 HBP: 0	WP: 1 PB: 0 SB: 0 CS: 0	PA: 33							
PITCHER	IP	WLS	BF	H	R	ER	SO	BB	IBB	HBP	BLK	WP	HR	S	P	ERA	WHIP										
18 Daisuke Matsuzaka, R ERA: 6.75	4.2	L 22	22	6	4	4	6	2	0	0	0	0	1	59	101	7.71	1.714										
50 Mike Timlin, R ERA:	1.1	4	0	0	0	0	2	0	0	0	0	0	0	11	20	0.00	0.000										
37 Hideki Okajima, L ERA:	1.1	5	0	0	0	0	0	1	0	0	0	0	0	12	19	0.00	0.750										
17 Manny Delcarmen, R ERA: 3.38	0.2	2	0	0	0	0	2	0	0	0	0	0	0	6	7	0.00	0.000										

Batter	1	2	3	4	5	6	7	8	9	AB	R	H	RBI	BB	SO	LOB	TOP										
15 Dustin Pedroia, R OBP: 0.226, SLG: 0.241	G5-3		20 1B		G6-3		L4			4	0	1	0	0	0	0	Boston Red Sox @ Cleveland Indians Jacobs Field, Cleveland, OH Tue Oct 16 2007, 8:00 PM EDT Att. 44,008 - Overcast - 66 F										
20 Kevin Youkilis, R OBP: 0.406, SLG: 0.593	F8		34 FC6 1B			HR		F9		4	1	2	1	0	0												
34 David Ortiz, L OBP: 0.677, SLG: 1.050	K		FC6			HR		F7		4	1	1	1	0	1	2											
Manny Ramirez, R OBP: 0.613, SLG: 1.000		25 G3 1B		L8		HR		F7		4	1	2	1	0	0	0											
25 Mike Lowell, R OBP: 0.310, SLG: 0.520	G3		F7		G5-3			P2		4	0	0	0	0	0	1											
7 J.D. Drew, L OBP: 0.231, SLG: 0.231	K		1B		F7			F7		4	0	1	0	0	1	1											
Coco Crisp, S OBP: 0.222, SLG: 0.231	K		L9		F7			L3		4	0	0	0	0	1	2											
Doug Mirabeli, R			F9		K			23 G6-4-3 1B		2	0	0	0	0	1	0											
Jason Vantek, S OBP: 0.192, SLG: 0.385			G1-3		L7			G6-4-3		1	0	1	0	0	0	0											
23 Julio Lugo, R OBP: 0.269, SLG: 0.250										3	0	0	0	0	0	1											
Inning Stats	R: 0 E: 0 K: 1 S: 7	H: 0 LOB: 0 BB: 0 P: 8	R: 0 E: 0 K: 2 S: 12	H: 1 LOB: 1 BB: 0 P: 14	R: 0 E: 0 K: 0 S: 16	H: 2 LOB: 2 BB: 0 P: 22	R: 0 E: 0 K: 0 S: 8	H: 1 LOB: 1 BB: 0 P: 11	R: 0 E: 0 K: 1 S: 6	H: 0 LOB: 0 BB: 0 P: 11	R: 3 E: 0 K: 0 S: 17	H: 3 LOB: 0 BB: 0 P: 24	R: 0 E: 0 K: 0 S: 6	H: 0 LOB: 0 BB: 0 P: 6	R: 0 E: 0 K: 0 S: 6	H: 0 LOB: 0 BB: 0 P: 9	R: 0 E: 0 K: 0 S: 6	H: 0 LOB: 0 BB: 0 P: 9	1B: 5 2B: 0 3B: 0 HR: 3	SF: 0 SAC: 0 DP: 1 HBP: 0	WP: 0 PB: 0 SB: 0 CS: 0	PA: 34					
PITCHER	IP	WLS	BF	H	R	ER	SO	BB	IBB	HBP	BLK	WP	HR	S	P	ERA	WHIP										
Paul Byrd, R ERA: 3.6	(1, 1)	5.0	W	21	6	2	2	4	0	0	0	0	2	54	73	3.60	1.200										
50 Jensen Lewis, R ERA: 3.68	(6, 1)	2.0		7	2	1	1	0	0	0	0	0	1	19	26	4.50	1.000										
63 Rafael Betancourt, R ERA:	(8, 1)	2.0		6	0	0	0	0	0	0	0	0	0	12	15	0.00	0.000										

Batter	1	2	3	4	5	6	7	8	9	AB	R	H	RBI	BB	SO	LOB	BOTTOM											
24 Grady Sizemore, L OBP: 0.439, SLG: 0.563	48 S BB		G3		FC4-6 13 1B		41 E BB		F9	3	1	0	0	2	0	4	Boston Red Sox @ Cleveland Indians Jacobs Field, Cleveland, OH Tue Oct 16 2007, 8:00 PM EDT Att. 44,008 - Overcast - 66 F											
13 Adrián Cabrera, S OBP: 0.270, SLG: 0.354	K		F8		41 1B 2 HR		K		FC5-4	5	1	1	1	0	2	4												
48 Travis Hafner, L OBP: 0.368, SLG: 0.419	K		K		K		K			4	0	0	0	0	4	4												
41 Victor Martinez, S OBP: 0.432, SLG: 0.500	L9		L8		2 HR 1B		F8			4	1	1	1	0	0	2												
2 Johnny Peralta, R OBP: 0.486, SLG: 0.750	K		K		2B		HR		P3	4	1	2	3	0	1	0												
Kenny Lofton, L OBP: 0.371, SLG: 0.515	G3		G3		G3		S 1B 1B		K	4	1	1	0	0	1	1												
Casey Blake, R OBP: 0.235, SLG: 0.394	K		K		HR		G5-3			4	1	2	2	0	1	0												
Franklin Gutierrez, R OBP: 0.308, SLG: 0.318			24 G3 BB		13 1B BB		K			2	1	1	0	2	1	0												
10 Kelly Shoppach, R OBP: 0.625, SLG: 0.833	K		K		K		13 FC5-4 1B			3	0	1	0	0	2	3												
Inning Stats	R: 0 E: 0 K: 2 S: 11	H: 0 LOB: 1 BB: 1 P: 17	R: 0 E: 0 K: 2 S: 7	H: 0 LOB: 0 BB: 0 P: 8	R: 0 E: 0 K: 1 S: 10	H: 0 LOB: 1 BB: 1 P: 17	R: 0 E: 0 K: 1 S: 6	H: 1 LOB: 1 BB: 0 P: 10	R: 7 E: 0 K: 2 S: 30	H: 7 LOB: 2 BB: 1 P: 49	R: 0 E: 0 K: 2 S: 13	H: 0 LOB: 1 BB: 1 P: 20	R: 0 E: 0 K: 1 S: 10	H: 0 LOB: 0 BB: 0 P: 13	R: 0 E: 0 K: 1 S: 11	H: 1 LOB: 1 BB: 0 P: 17		1B: 6 2B: 1 3B: 0 HR: 2	SF: 0 SAC: 0 DP: 0 HBP: 1	WP: 0 PB: 0 SB: 2 CS: 0	PA: 38							
PITCHER	IP	WLS	BF	H	R	ER	SO	BB	IBB	HBP	BLK	WP	HR	S	P	ERA	WHIP											
49 Tim Wakefield, R ERA: 9.64	(1, 1)	4.2	L	22	5	5	5	7	2	0	0	0	0	1	51	76	9.64	1.500										
17 Manny Delcarmen, R ERA: 9.0	(5, 1)	0.1		5	3	2	2	1	1	0	0	0	0	1	13	25	54.00	12.000										
31 Jon Lester, L ERA: 4.91	(6, 1)	3.0		11	1	0	0	4	1	0	0	0	0	34	50	0.00	0.667											

Batter	1	2	3	4	5	6	7	8	9	AB	R	H	RBI	BB	SO	LOB	TOP			
15 Dustin Pedroia, R OBP: 0.278, SLG: 0.303	G6-3		G1-6-3 1B		G6-3		2B 20 3B	BB 20		4	1	2	0	1	0	0	Boston Red Sox @ Cleveland Indians Jacobs Field, Cleveland, OH Thu Oct 18 2007, 8:00 PM EDT Att. 44,588 - Clear - 69 F livebaseballscorecards.com			
20 Kevin Youkilis, R OBP: 0.432, SLG: 0.742	HR		G1-6-3 1-2		G5-3		3B 34 SF7	BB 1-2 2-3 3-H		4	2	2	3	1	0	1				
34 David Ortiz, L OBP: 0.639, SLG: 1.000	K		1B 1B		1B 25 HBP WP		SF7	SF8		2	1	1	2	1	1	0				
Manny Ramirez, R OBP: 0.611, SLG: 0.960 2 Jacoby Ellsbury, L (8, 7)	2B 25 1B		1B		1B 25 HBP		K	K		4	0	2	1	1	2	2				
25 Mike Lowell, R OBP: 0.324, SLG: 0.483	1B 2H		K		1B		F8	F8		0	0	0	0	0	0	0				
Bobby Kielty, S OBP: 0.500, SLG: 0.400 7 J.D. Drew, L OBP: 0.286, SLG: 0.296	K		K		F9		23 1B 15 PB	G1-3 2B		3	0	1	0	0	1	3				
Jason Varitek, S OBP: 0.226, SLG: 0.367	HBP		1B		1B		F9	G1-3		4	0	1	0	0	0	2				
Coco Crisp, S OBP: 0.188, SLG: 0.194	K		K		G5-3		FC1 15 PB 23 1B 20 BB	G1-3		5	1	0	0	0	2	5				
23 Julio Lugo, R OBP: 0.267, SLG: 0.250	F9		G6-3		K		20 BB 34 SF8 15 PB	1B		4	1	1	0	0	1	3				
Inning Stats	R: 1 E: 0 K: 1 S: 10	H: 3 LOB: 2 BB: 0 P: 12	R: 0 E: 0 K: 2 S: 11	H: 0 LOB: 1 BB: 0 P: 21	R: 1 E: 0 K: 1 S: 15	H: 2 LOB: 1 BB: 1 P: 26	R: 0 E: 0 K: 1 S: 7	H: 2 LOB: 1 BB: 0 P: 10	R: 0 E: 0 K: 1 S: 14	H: 0 LOB: 0 BB: 0 P: 13	R: 2 E: 0 K: 1 S: 12	H: 2 LOB: 0 BB: 0 P: 17	R: 3 E: 1 K: 1 S: 16	H: 1 LOB: 2 BB: 3 P: 29	R: 0 E: 0 K: 0 S: 8	H: 1 LOB: 1 BB: 0 P: 13		1B: 7 2B: 3 3B: 1 HR: 1	SF: 2 SAC: 0 DP: 2 HBP: 2	WP: 1 PB: 1 SB: 0 CS: 0
PITCHER	IP WLS BF H R ER SO BB IBB HBP BLK WP HR S P ERA WHIP																			
CC Sabathia, L ERA: 8.8	(1, 1) 6.0 L 29 10 4 4 6 6 2 0 2 0 0 1 1 70 112 6.00 2.000																			
63 Rafael Betancourt, R ERA: 5.4	(7, 1) 1.0 3 0 0 0 1 0 0 0 0 0 0 0 0 9 11 0.00 0.000																			
53 Rafael Perez, L ERA: 5.4	(8, 1) 0.1 4 1 3 1 0 1 0 0 0 0 0 0 0 8 13 27.00 6.000																			
40 Tom Mastny, R ERA: 1.800	(8, 1) 1.2 8 1 0 0 1 2 0 0 0 0 0 0 0 16 29 0.00 1.800																			

Batter	1	2	3	4	5	6	7	8	9	AB	R	H	RBI	BB	SO	LOB	BOTTOM					
24 Grady Sizemore, L OBP: 0.444, SLG: 0.583	2B 13 1B 48 G6-3		K		1B			F7		4	1	2	0	0	1	0	Boston Red Sox @ Cleveland Indians Jacobs Field, Cleveland, OH Thu Oct 18 2007, 8:00 PM EDT Att. 44,588 - Clear - 69 F livebaseballscorecards.com					
13 Adrián Cabrera, S OBP: 0.266, SLG: 0.316	1B 48 G6-3		G4-3		K		K			4	0	1	0	0	2	2						
48 Travis Hafner, L OBP: 0.333, SLG: 0.371	G6-3		K		K		K			4	0	0	0	0	2	1						
41 Victor Martinez, S OBP: 0.415, SLG: 0.472	1B		G6-3		G6-3		G6-3			4	0	1	0	0	1	0						
25 Ryan Garko, R OBP: 0.419, SLG: 0.481	K		G1-3		K		K			4	0	1	0	0	2	1						
2 Jhonny Peralta, R OBP: 0.436, SLG: 0.667	K		G3		G3		G5-3			4	0	0	0	0	1	1						
Kenny Lofton, L OBP: 0.359, SLG: 0.472	G1-3		F7		F7		E1			3	0	0	0	1	0	0						
Franklin Gutierrez, R OBP: 0.300, SLG: 0.280	BB		K		K		F8			3	0	0	0	1	1	3						
Casey Blake, R OBP: 0.243, SLG: 0.389	K		24 1B		1B		K			3	0	1	0	0	2	2						
Inning Stats	R: 1 E: 0 K: 1 S: 11	H: 3 LOB: 1 BB: 0 P: 16	R: 0 E: 0 K: 2 S: 11	H: 0 LOB: 1 BB: 1 P: 17	R: 0 E: 0 K: 2 S: 8	H: 0 LOB: 0 BB: 0 P: 9	R: 0 E: 0 K: 2 S: 5	H: 0 LOB: 0 BB: 0 P: 6	R: 0 E: 0 K: 2 S: 11	H: 2 LOB: 2 BB: 0 P: 19	R: 0 E: 0 K: 2 S: 10	H: 0 LOB: 0 BB: 0 P: 13	R: 0 E: 1 K: 1 S: 10	H: 0 LOB: 1 BB: 0 P: 16	R: 0 E: 0 K: 1 S: 8	H: 0 LOB: 0 BB: 0 P: 13		R: 0 E: 0 K: 1 S: 12	H: 1 LOB: 2 BB: 1 P: 22	1B: 4 2B: 2 3B: 0 HR: 0	SF: 0 SAC: 0 DP: 1 HBP: 0	WP: 0 PB: 0 SB: 0 CS: 0
PITCHER	IP WLS BF H R ER SO BB IBB HBP BLK WP HR S P ERA WHIP																					
19 Josh Beckett, R ERA: 1.17	(1, 1) 8.0 W 30 5 1 0 0 1 1 0 0 0 0 0 0 74 109 1.12 0.750																					
56 Jonathan Papelbon, R ERA: 1.17	(9, 1) 1.0 5 1 0 0 1 1 0 0 0 0 0 0 0 12 22 0.00 2.000																					

Batter	1	2	3	4	5	6	7	8	9	AB	R	H	RBI	BB	SO	LOB	TOP				
24 Grady Sizemore, L OBP: 0.408, SLG: 0.525	G6-3		L9		G4-6-3			G4-3		4	0	0	0	0	0	3	Cleveland Indians @ Boston Red Sox Fenway Park, Boston, MA Sat Oct 20 2007, 8:00 PM EDT Att: 37,163 - Partly Cloudy - 67 F				
13 Asdrúbal Cabrera, S OBP: 0.244, SLG: 0.299	G4-3		F9			P4		G4-3		4	0	0	0	0	0	2					
48 Travis Hafner, L OBP: 0.304, SLG: 0.333	K		G3			K		F8		4	0	0	0	0	2						
41 Victor Martínez, S OBP: 0.422, SLG: 0.550		HR				K		G1-3		4	1	2	1	0	1	0					
25 Ryan Garko, R OBP: 0.400, SLG: 0.516	K		F7			2 SF9		G5-3		4	1	1	0	0	1	1					
2 Johnny Peralta, R OBP: 0.409, SLG: 0.632	G5-3		K			SF9				2	0	0	1	0	1	1					
Kenny Lofton, L OBP: 0.333, SLG: 0.436	F7		G3			G4-3				3	0	0	0	0	0	1					
Trot Nixon, L OBP: 0.455, SLG: 0.818			13 F9			L9				3	0	2	0	0	0	0					
Casey Blake, R OBP: 0.250, SLG: 0.385						F7		F9		3	0	1	0	0	0	1					
Inning Stats	R: 0 E: 0 K: 1 S: 8	H: 0 LOB: 0 BB: 0 P: 11	R: 1 E: 0 K: 1 S: 8	H: 1 LOB: 0 BB: 0 P: 11	R: 0 E: 0 K: 0 S: 11	H: 2 LOB: 2 BB: 0 P: 18	R: 0 E: 0 K: 1 S: 9	H: 1 LOB: 1 BB: 0 P: 12	R: 0 E: 0 K: 2 S: 8	H: 0 LOB: 0 BB: 0 P: 11	R: 1 E: 0 K: 0 S: 8	H: 1 LOB: 0 BB: 0 P: 13	R: 0 E: 0 K: 0 S: 5	H: 0 LOB: 0 BB: 0 P: 8	R: 0 E: 0 K: 0 S: 7	H: 0 LOB: 0 BB: 0 P: 9		1B: 4 2B: 0 3B: 1 HR: 1	SF: 1 SAC: 0 DP: 1 HBP: 0	WP: 0 PB: 0 SB: 0 CS: 0	PA: 32
PITCHER	IP	WLS	BF	H	R	ER	SO	BB	IBB	HBP	BLK	WP	HR	S	P	ERA	WHIP				
38 Curt Schilling, R ERA: 3.38	7.0	W	26	6	2	2	5	0	0	0	0	0	1	60	90	2.57	0.857				
48 Javier López, L ERA: 15.43	1.0		3	0	0	0	0	0	0	0	0	0	0	5	8	0.00	0.000				
Eric Gagne, R ERA: 8.1	1.0		3	0	0	0	0	0	0	0	0	0	0	7	9	0.00	0.000				

Batter	1	2	3	4	5	6	7	8	9	AB	R	H	RBI	BB	SO	LOB	BOTTOM				
15 Dustin Pedroia, R OBP: 0.317, SLG: 0.351	34 BB 7 HR 20 1B	20 1B	20 1B		G4-3			F8		4	2	2	0	1	0	0	Cleveland Indians @ Boston Red Sox Fenway Park, Boston, MA Sat Oct 20 2007, 8:00 PM EDT Att: 37,163 - Partly Cloudy - 67 F				
20 Kevin Youkilis, R OBP: 0.476, SLG: 0.743	34 BB 7 HR	34 G6-3	E4 34 G3		G5-3			SF8		4	2	3	1	1	0	0					
34 David Ortiz, L OBP: 0.610, SLG: 0.923 Eric Hinske, L	7 HR	G6-3	G3					25 1B		4	1	1	0	1	1	3					
Manny Ramirez, R OBP: 0.585, SLG: 0.889 Coco Crisp, S	K				G5-3			SF8		2	1	0	1	2	1	3					
25 Mike Lowell, R OBP: 0.359, SLG: 0.485	F9							7 1B		4	1	2	1	1	0	5					
7 J.D. Drew, L OBP: 0.333, SLG: 0.438	HR		23 2B		F7			BB		5	2	3	5	0	1	1					
Jason Varitek, S OBP: 0.250, SLG: 0.333			F8		F9			BB		3	0	0	0	2	0	2					
2 Jacoby Ellsbury, L OBP: 0.167, SLG: 0.167	G1-3		23 2B		F8			L6		5	1	1	1	0	1	4					
23 Julio Lugo, R OBP: 0.265, SLG: 0.281 13 Alex Cora, L	K		20 1B		G6-3			G5-3		4	1	1	2	0	1	0					
Inning Stats	R: 4 E: 0 K: 1 S: 19	H: 3 LOB: 1 BB: 2 P: 36	R: 0 E: 0 K: 1 S: 12	H: 2 LOB: 1 BB: 0 P: 16	R: 6 E: 1 K: 0 S: 16	H: 4 LOB: 2 BB: 4 P: 37	R: 0 E: 0 K: 0 S: 7	H: 0 LOB: 0 BB: 0 P: 12	R: 0 E: 0 K: 0 S: 6	H: 0 LOB: 0 BB: 0 P: 8	R: 0 E: 0 K: 2 S: 9	H: 1 LOB: 1 BB: 0 P: 14	R: 0 E: 0 K: 1 S: 6	H: 0 LOB: 0 BB: 0 P: 8	R: 2 E: 0 K: 0 S: 12	H: 3 LOB: 3 BB: 2 P: 22		1B: 9 2B: 3 3B: 0 HR: 1	SF: 1 SAC: 0 DP: 1 HBP: 0	WP: 0 PB: 0 SB: 0 CS: 0	PA: 44
PITCHER	IP	WLS	BF	H	R	ER	SO	BB	IBB	HBP	BLK	WP	HR	S	P	ERA	WHIP				
55 Roberto Hernandez, R ERA: 7.2	2.0	L	15	6	7	7	2	4	0	0	0	0	0	33	63	31.50	5.000				
53 Rafael Perez, L ERA: 7.71	0.1		5	3	3	2	0	1	0	0	0	0	0	9	16	54.00	12.000				
32 Aaron Laffey, L ERA:	4.2		16	1	0	0	3	1	0	0	0	0	0	33	52	0.00	0.429				
47 Joe Borowski, R ERA: 4.5	1.0		8	3	2	2	0	2	0	0	0	0	0	12	22	18.00	5.000				

AB	31
R	2
H	6
RBI	2
BB	0
SO	5
LOB	11



AB	35
R	12
H	13
RBI	11
BB	8
SO	5
LOB	18



Batter	1	2	3	4	5	6	7	8	9	AB	R	H	RBI	BB	SO	LOB	TOP										
24 Grady Sizemore, L OBP: 0.396, SLG: 0.512	P4		K		SF8			FC4-6 1B		3	0	1	1	0	1	1	Cleveland Indians @ Boston Red Sox Fenway Park, Boston, MA Sun Oct 21 2007, 8:00 PM EDT Att: 37,165 - Clear - 66 F										
13 Asdrúbal Cabrera, S OBP: 0.245, SLG: 0.283	G4-3			P6	K			FC4-6 1B		4	0	1	0	0	1	1											
48 Travis Hafner, L OBP: 0.300, SLG: 0.349	K			25 2B		F7		K		4	1	1	0	0	2	2											
41 Victor Martinez, S OBP: 0.388, SLG: 0.500		L5		G1-3		F9		FC4-6		4	0	0	0	0	0	3											
25 Ryan Garko, R OBP: 0.385, SLG: 0.514		G5-3			2B	G6-3		F8		4	0	1	1	0	0	2											
2 Johnny Peralta, R OBP: 0.396, SLG: 0.595		G5-3		G6-3			F9			4	0	1	0	0	0	1											
Kenny Lofton, L OBP: 0.326, SLG: 0.419			F9			E6 1B		L7		4	0	1	0	0	0	1											
Franklin Gutierrez, R OBP: 0.324, SLG: 0.310			P4			1B 24 SF8		F8		4	1	2	0	0	0	1											
Casey Blake, R OBP: 0.273, SLG: 0.395				24 WP			G5-4-3	F8		4	0	2	0	0	0	3											
Inning Stats	R: 0 E: 0 K: 1 S: 9	H: 0 LOB: 0 BB: 0 P: 13	R: 0 E: 0 K: 0 S: 7	H: 0 LOB: 0 BB: 0 P: 8	R: 0 E: 0 K: 1 S: 14	H: 1 LOB: 1 BB: 0 P: 23	R: 1 E: 0 K: 0 S: 15	H: 2 LOB: 1 BB: 0 P: 22	R: 1 E: 0 K: 1 S: 17	H: 3 LOB: 1 BB: 0 P: 22	R: 0 E: 0 K: 0 S: 7	H: 0 LOB: 0 BB: 0 P: 11	R: 0 E: 1 K: 0 S: 8	H: 1 LOB: 1 BB: 0 P: 11	R: 0 E: 0 K: 1 S: 10	H: 2 LOB: 2 BB: 0 P: 11	R: 0 E: 0 K: 0 S: 8	H: 1 LOB: 1 BB: 0 P: 8	1B: 8 2B: 2 3B: 0 HR: 0	SF: 1 SAC: 0 DP: 1 HBP: 0	WP: 1 PB: 0 SB: 0 CS: 0	PA: 36					
PITCHER	IP	WLS	BF	H	R	ER	SO	BB	IBB	HBP	BLK	WP	HR	S	P	ERA	WHIP										
18 Daisuke Matsuzaka, R ERA: 5.65	5.0	W	20	6	2	2	3	0	0	0	0	1	0	62	88	3.60	1.200										
37 Hideki Okajima, L ERA:	2.0	H	9	3	0	0	0	0	0	0	0	0	0	18	25	0.00	1.500										
58 Jonathan Papelbon, R ERA:	2.0	S	7	1	0	0	1	0	0	0	0	0	0	15	16	0.00	0.500										

Batter	1	2	3	4	5	6	7	8	9	AB	R	H	RBI	BB	SO	LOB	BOTTOM										
15 Dustin Pedroia, R OBP: 0.348, SLG: 0.476	F7			G4-3			HR	20 HR		5	3	3	5	0	0	2	Cleveland Indians @ Boston Red Sox Fenway Park, Boston, MA Sun Oct 21 2007, 8:00 PM EDT Att: 37,165 - Clear - 66 F										
20 Kevin Youkilis, R OBP: 0.489, SLG: 0.825	25 1B		34 G3	25 SF9		K	G6-3	HR		5	2	3	2	0	1	0											
34 David Ortiz, L OBP: 0.543, SLG: 0.774	K		G3		G6-3		F7	K		5	0	0	0	0	2	3											
Manny Ramirez, R OBP: 0.578, SLG: 0.833								P4		3	0	1	1	1	1	0											
Coco Crisp, S OBP: 0.198, SLG: 0.194										0	0	0	0	0	0	0											
25 Mike Lowell, R OBP: 0.372, SLG: 0.528				SF9				7 1B		3	1	2	1	0	1	0											
7 J.D. Drew, L OBP: 0.324, SLG: 0.417	G6-4-3			F7		G4-3		2B 15 2B		4	1	1	1	0	0	4											
Jason Varitek, S OBP: 0.300, SLG: 0.432			2 1B	23 G6-4-3				15 2B		4	2	3	0	0	1	0											
2 Jacoby Ellsbury, L OBP: 0.300, SLG: 0.222				FC3-6			E5 15 HR	15 2B		3	2	1	0	1	0	1											
23 Julio Lugo, R OBP: 0.270, SLG: 0.286			G6-4-3				SH3-4	K		3	0	1	0	0	1	4											
Inning Stats	R: 1 E: 0 K: 1 S: 14	H: 4 LOB: 2 BB: 0 P: 23	R: 1 E: 0 K: 0 S: 7	H: 2 LOB: 0 BB: 0 P: 9	R: 1 E: 0 K: 0 S: 7	H: 1 LOB: 1 BB: 1 P: 19	R: 0 E: 0 K: 0 S: 9	H: 2 LOB: 1 BB: 0 P: 15	R: 0 E: 0 K: 2 S: 10	H: 0 LOB: 0 BB: 0 P: 14	R: 0 E: 0 K: 2 S: 9	H: 0 LOB: 0 BB: 0 P: 14	R: 2 E: 1 K: 0 S: 12	H: 1 LOB: 0 BB: 0 P: 14	R: 6 E: 0 K: 2 S: 23	H: 5 LOB: 0 BB: 1 P: 36	1B: 8 2B: 5 3B: 0 HR: 2	SF: 1 SAC: 1 DP: 3 HBP: 0	WP: 0 PB: 0 SB: 0 CS: 0	PA: 39							
PITCHER	IP	WLS	BF	H	R	ER	SO	BB	IBB	HBP	BLK	WP	HR	S	P	ERA	WHIP										
37 Jake Westbrook, R ERA: 5.6	6.0	L	25	5	3	3	5	0	1	0	0	0	1	29	41	32.40	3.000										
63 Rafael Betancourt, R ERA: 5.4	1.2		12	5	7	6	1	0	1	0	0	0	1	6	9	27.00	3.000										
50 Jensen Lewis, R ERA: 4.7	0.1		2	1	1	1	1	0	0	0	0	0	1	6	9	27.00	3.000										

AB 35
R 2
H 10
RBI 2
BB 0
SO 4
LOB 15



AB 35
R 11
H 15
RBI 10
BB 2
SO 7
LOB 14



Batter	1	2	3	4	5	6	7	8	9	AB	R	H	RBI	BB	SO	LOB	TOP								
Willy Taveras, R OBP: 0.208, SLG: 0.182			F7							4	0	0	0	0	2	1									
Kazu Matsui, S OBP: 0.391, SLG: 0.545			P6							4	0	1	0	0	1	0									
5 Matt Holliday, R OBP: 0.294, SLG: 0.625				G5-3			G4-6-3			4	0	0	0	0	2	1									
17 Todd Helton, L OBP: 0.265, SLG: 0.300										4	0	2	0	0	1	0									
27 Garrett Atkins, R OBP: 0.242, SLG: 0.290										4	1	1	0	0	1	2									
11 Brad Hawpe, L OBP: 0.412, SLG: 0.259										4	0	0	0	0	4	2									
2 Troy Tulowitzki, R OBP: 0.273, SLG: 0.419										3	0	2	1	0	0	0									
8 Yorvit Torrealba, R OBP: 0.375, SLG: 0.464										3	0	0	0	0	1	2									
19 Ryan Spilborghs, R OBP: 0.438, SLG: 0.250			L4							2	0	0	0	1	0	1									
Inning Stats	R: 0 E: 0 K: 3 S: 10	H: 0 LOB: 0 BB: 0 P: 15	R: 1 E: 0 K: 2 S: 10	H: 2 LOB: 1 BB: 0 P: 13	R: 0 E: 0 K: 0 S: 6	H: 0 LOB: 0 BB: 0 P: 10	R: 0 E: 0 K: 2 S: 11	H: 1 LOB: 1 BB: 0 P: 13	R: 0 E: 0 K: 1 S: 9	H: 0 LOB: 1 BB: 0 P: 18	R: 0 E: 0 K: 0 S: 7	H: 2 LOB: 1 BB: 0 P: 9	R: 0 E: 0 K: 1 S: 9	H: 1 LOB: 1 BB: 0 P: 15	R: 0 E: 0 K: 2 S: 10	H: 0 LOB: 0 BB: 0 P: 15	R: 0 E: 0 K: 1 S: 8	H: 0 LOB: 0 BB: 0 P: 11	1B: 2 2B: 4 3B: 0 HR: 0	SF: 0 SAC: 0 DP: 1 HBP: 0	WP: 0 PB: 0 SB: 0 CS: 0	PA: 33			
PITCHER	IP	WLS	BF	H	R	ER	SO	BB	IBB	HBP	BLK	WP	HR	S	P	ERA	WHIP								
19 Josh Beckett, R ERA: 1.2	7.0	W	27	6	1	1	9	1	0	0	0	0	0	62	93	1.29	1.000								
50 Mike Timlin, R ERA: 6.23	1.0		3	0	0	0	2	0	0	0	0	0	0	10	15	0.00	0.000								
Eric Gagne, R ERA: 6.23	1.0		3	0	0	0	1	0	0	0	0	0	0	8	11	0.00	0.000								

Colorado Rockies @ Boston Red Sox
Fenway Park, Boston, MA
Wed Oct 24 2007, 8:00 PM EDT
Att: 36,733 - Cloudy - 55 F

AB	32
R	1
H	6
RBI	1
BB	1
SO	12
LOB	9



Batter	1	2	3	4	5	6	7	8	9	AB	R	H	RBI	BB	SO	LOB	BOTTOM								
15 Dustin Pedroia, R OBP: 0.346, SLG: 0.511		G5-3		G6-3				F8		5	1	1	2	1	0	2									
20 Kevin Youkilis, R OBP: 0.491, SLG: 0.822		HR		P4						5	3	2	1	1	1	3									
34 David Ortiz, L OBP: 0.549, SLG: 0.806		34 G3								5	2	3	2	0	0	1									
Eric Hinske, L										1	0	0	0	0	1	0									
Manny Ramirez, R OBP: 0.600, SLG: 0.853										4	3	3	2	1	0	0									
Coco Crisp, S OBP: 0.192, SLG: 0.188										1	0	0	0	0	0	0									
25 Mike Lowell, R OBP: 0.396, SLG: 0.538										3	1	1	0	2	0	3									
Jason Varitek, S OBP: 0.333, SLG: 0.463										4	1	2	2	1	2	1									
7 J.D. Drew, L OBP: 0.333, SLG: 0.439										5	1	2	2	0	1	2									
23 Julio Lugo, R OBP: 0.333, SLG: 0.333										4	0	3	1	1	0	2									
13 Alex Cora, L										0	0	0	0	0	0	0									
2 Jacoby Ellsbury, L OBP: 0.267, SLG: 0.154										4	1	0	1	1	1	3									
Inning Stats	R: 3 E: 0 K: 0 S: 20	H: 5 LOB: 2 BB: 0 P: 30	R: 1 E: 0 K: 1 S: 14	H: 1 LOB: 2 BB: 2 P: 27	R: 0 E: 0 K: 1 S: 10	H: 1 LOB: 1 BB: 0 P: 14	R: 2 E: 0 K: 1 S: 18	H: 3 LOB: 2 BB: 1 P: 32	R: 7 E: 0 K: 0 S: 25	H: 6 LOB: 3 BB: 4 P: 53	R: 0 E: 0 K: 1 S: 12	H: 0 LOB: 1 BB: 1 P: 23	R: 0 E: 0 K: 0 S: 8	H: 1 LOB: 1 BB: 0 P: 11	R: 0 E: 0 K: 2 S: 7	H: 0 LOB: 0 BB: 0 P: 7	1B: 8 2B: 8 3B: 0 HR: 1	SF: 0 SAC: 0 DP: 0 HBP: 0	WP: 0 PB: 0 SB: 0 CS: 0	PA: 49					
PITCHER	IP	WLS	BF	H	R	ER	SO	BB	IBB	HBP	BLK	WP	HR	S	P	ERA	WHIP								
26 Jeff Francis, L ERA: 4.86	4.0	L	25	10	6	6	3	1	2	0	0	0	0	62	103	13.50	2.750								
56 Franklin Morales, L ERA: 12.91	0.2		9	6	7	7	0	1	0	0	1	0	0	19	35	94.50	10.500								
23 Ryan Speier, R ERA:	0.0		3	0	0	0	0	3	0	0	0	0	0	4	16	∞	∞								
34 Matt Herges, R ERA:	1.1		5	0	0	0	1	1	0	0	0	0	0	14	25	0.00	0.750								
Jeremy Affeldt, L ERA: 2.7	1.0		4	1	0	0	0	0	0	0	0	0	0	8	11	0.00	1.000								
PITCHER	IP	WLS	BF	H	R	ER	SO	BB	IBB	HBP	BLK	WP	HR	S	P	ERA	WHIP								
LaTroy Hawkins, R ERA:	8.1		1.0	3	0	0	2	0	0	0	0	0	0	7	7	0.00	0.000								

Colorado Rockies @ Boston Red Sox
Fenway Park, Boston, MA
Wed Oct 24 2007, 8:00 PM EDT
Att: 36,733 - Cloudy - 55 F

AB	41
R	13
H	17
RBI	13
BB	8
SO	6
LOB	17



Batter	1	2	3	4	5	6	7	8	9	AB	R	H	RBI	BB	SO	LOB	TOP			
Willy Taveras, R OBP: 0.214, SLG: 0.160										3	1	0	0	0	1	1				
Kazuo Matsui, S OBP: 0.325, SLG: 0.486										4	0	0	0	0	2	1				
5 Matt Holliday, R OBP: 0.368, SLG: 0.667										4	0	4	0	0	0	0				
17 Todd Helton, L OBP: 0.263, SLG: 0.273										3	0	0	1	1	1	2				
27 Garrett Atkins, R OBP: 0.216, SLG: 0.257										4	0	0	0	0	0	4				
11 Brad Hawpe, L OBP: 0.395, SLG: 0.258										4	0	1	0	0	2	3				
2 Troy Tulowitzki, R OBP: 0.278, SLG: 0.394										2	0	0	0	1	1	1	AB 29 R 1 H 5 RBI 1 BB 2 SO 10 LOB 14			
8 Yorvit Torrealba, R OBP: 0.353, SLG: 0.433										2	0	0	0	0	0	1				
19 Ryan Spillborghs, R OBP: 0.368, SLG: 0.200										3	0	0	0	0	3	1				
Inning Stats	R: 1 E: 0 K: 0 S: 14	H: 1 LOB: 1 BB: 0 P: 22	R: 0 E: 0 K: 1 S: 7	H: 1 LOB: 0 BB: 0 P: 9	R: 0 E: 0 K: 2 S: 10	H: 0 LOB: 0 BB: 0 P: 13	R: 0 E: 0 K: 0 S: 6	H: 1 LOB: 1 BB: 0 P: 9	R: 0 E: 0 K: 1 S: 9	H: 0 LOB: 2 BB: 1 P: 13	R: 0 E: 0 K: 1 S: 14	H: 0 LOB: 0 BB: 0 P: 11	R: 0 E: 0 K: 2 S: 10	H: 1 LOB: 0 BB: 0 P: 13	R: 0 E: 0 K: 2 S: 9	H: 0 LOB: 0 BB: 0 P: 13	1B: 5 2B: 0 3B: 0 HR: 0	SF: 0 SAC: 1 DP: 1 HBP: 1	WP: 0 PB: 0 SB: 0 CS: 0	PA: 34
PITCHER	IP WLS BF H R ER SO BB IBB HBP BLK WP HR S P ERA WHIP	IP WLS BF H R ER SO BB IBB HBP BLK WP HR S P ERA WHIP	IP WLS BF H R ER SO BB IBB HBP BLK WP HR S P ERA WHIP	IP WLS BF H R ER SO BB IBB HBP BLK WP HR S P ERA WHIP	IP WLS BF H R ER SO BB IBB HBP BLK WP HR S P ERA WHIP	IP WLS BF H R ER SO BB IBB HBP BLK WP HR S P ERA WHIP	IP WLS BF H R ER SO BB IBB HBP BLK WP HR S P ERA WHIP	IP WLS BF H R ER SO BB IBB HBP BLK WP HR S P ERA WHIP	IP WLS BF H R ER SO BB IBB HBP BLK WP HR S P ERA WHIP	IP WLS BF H R ER SO BB IBB HBP BLK WP HR S P ERA WHIP	IP WLS BF H R ER SO BB IBB HBP BLK WP HR S P ERA WHIP	IP WLS BF H R ER SO BB IBB HBP BLK WP HR S P ERA WHIP	IP WLS BF H R ER SO BB IBB HBP BLK WP HR S P ERA WHIP	IP WLS BF H R ER SO BB IBB HBP BLK WP HR S P ERA WHIP	IP WLS BF H R ER SO BB IBB HBP BLK WP HR S P ERA WHIP	IP WLS BF H R ER SO BB IBB HBP BLK WP HR S P ERA WHIP	IP WLS BF H R ER SO BB IBB HBP BLK WP HR S P ERA WHIP			

Colorado Rockies @ Boston Red Sox
Fenway Park, Boston, MA
Thu Oct 25 2007, 8:00 PM EDT
Att: 36,730 - Clear - 48 F

livebaseballscores.com



Batter	1	2	3	4	5	6	7	8	9	AB	R	H	RBI	BB	SO	LOB	BOTTOM			
15 Dustin Pedroia, R OBP: 0.351, SLG: 0.490										4	0	1	0	1	0	1				
20 Kevin Youkilis, R OBP: 0.483, SLG: 0.771										3	0	0	0	2	0	1				
34 David Ortiz, L OBP: 0.527, SLG: 0.744										3	1	0	0	1	1	4				
Manny Ramirez, R OBP: 0.574, SLG: 0.789										4	0	1	0	0	0	0				
25 Mike Lowell, R OBP: 0.404, SLG: 0.548										3	1	1	1	1	0	0				
7 J.D. Drew, L OBP: 0.391, SLG: 0.465										2	0	2	0	1	0	0				
Jason Varitek, S OBP: 0.306, SLG: 0.432										3	0	0	1	0	2	5	AB 28 R 2 H 6 RBI 2 BB 7 SO 3 LOB 13			
2 Jacoby Ellsbury, L OBP: 0.316, SLG: 0.188										3	0	1	0	1	0	0				
23 Julio Lugo, R OBP: 0.311, SLG: 0.310										3	0	0	0	0	2					
Inning Stats	R: 0 E: 0 K: 0 S: 4	H: 0 LOB: 0 BB: 0 P: 6	R: 0 E: 0 K: 1 S: 9	H: 0 LOB: 1 BB: 0 P: 13	R: 0 E: 0 K: 1 S: 13	H: 0 LOB: 2 BB: 2 P: 25	R: 1 E: 0 K: 0 S: 10	H: 1 LOB: 2 BB: 2 P: 21	R: 1 E: 0 K: 0 S: 18	H: 2 LOB: 3 BB: 2 P: 36	R: 0 E: 0 K: 0 S: 15	H: 1 LOB: 1 BB: 1 P: 23	R: 0 E: 0 K: 1 S: 10	H: 1 LOB: 1 BB: 0 P: 14	R: 0 E: 0 K: 0 S: 7	H: 1 LOB: 1 BB: 0 P: 11	1B: 5 2B: 1 3B: 0 HR: 0	SF: 1 SAC: 1 DP: 0 HBP: 1	WP: 0 PB: 0 SB: 1 CS: 0	PA: 38
PITCHER	IP WLS BF H R ER SO BB IBB HBP BLK WP HR S P ERA WHIP	IP WLS BF H R ER SO BB IBB HBP BLK WP HR S P ERA WHIP	IP WLS BF H R ER SO BB IBB HBP BLK WP HR S P ERA WHIP	IP WLS BF H R ER SO BB IBB HBP BLK WP HR S P ERA WHIP	IP WLS BF H R ER SO BB IBB HBP BLK WP HR S P ERA WHIP	IP WLS BF H R ER SO BB IBB HBP BLK WP HR S P ERA WHIP	IP WLS BF H R ER SO BB IBB HBP BLK WP HR S P ERA WHIP	IP WLS BF H R ER SO BB IBB HBP BLK WP HR S P ERA WHIP	IP WLS BF H R ER SO BB IBB HBP BLK WP HR S P ERA WHIP	IP WLS BF H R ER SO BB IBB HBP BLK WP HR S P ERA WHIP	IP WLS BF H R ER SO BB IBB HBP BLK WP HR S P ERA WHIP	IP WLS BF H R ER SO BB IBB HBP BLK WP HR S P ERA WHIP	IP WLS BF H R ER SO BB IBB HBP BLK WP HR S P ERA WHIP	IP WLS BF H R ER SO BB IBB HBP BLK WP HR S P ERA WHIP	IP WLS BF H R ER SO BB IBB HBP BLK WP HR S P ERA WHIP	IP WLS BF H R ER SO BB IBB HBP BLK WP HR S P ERA WHIP	IP WLS BF H R ER SO BB IBB HBP BLK WP HR S P ERA WHIP			

Colorado Rockies @ Boston Red Sox
Fenway Park, Boston, MA
Thu Oct 25 2007, 8:00 PM EDT
Att: 36,730 - Clear - 48 F

livebaseballscores.com



Batter	1	2	3	4	5	6	7	8	9	AB	R	H	RBI	BB	SO	LOB	TOP		
2 Jacoby Ellsbury, L OBP: 0.417, SLG: 0.476						G5-3				5	2	4	2	0	0	0	Boston Red Sox @ Colorado Rockies Coors Field, Denver, CO Sat Oct 27 2007, 6:00 PM MDT Att: 49,983 - Cloudy - 45 F		
15 Dustin Pedroia, R OBP: 0.371, SLG: 0.518 58 Jonathan Papelbon, R						F8				5	1	3	2	0	0	2			
34 David Ortiz, L OBP: 0.509, SLG: 0.721 20 Kevin Youkilis, R OBP: 0.475, SLG: 0.755					G4-1					4	1	1	1	0	2	2			
Manny Ramirez, R OBP: 0.542, SLG: 0.714					F8					4	0	0	0	1	1	3			
25 Mike Lowell, R OBP: 0.404, SLG: 0.532					G1-3					5	2	2	2	0	1	2			
7 J.D. Drew, L OBP: 0.380, SLG: 0.468 17 Manny Delcarmen, R 13 Alex Cora, L		G4-3		P6						4	0	1	0	0	1	2			
Jason Varitek, S OBP: 0.296, SLG: 0.417		G6-3				K				4	1	1	1	0	1	1			
23 Julio Lugo, R OBP: 0.340, SLG: 0.333						F9				3	2	1	0	2	0	1			
18 Daisuke Matsuzaka, R OBP: 0.333, SLG: 0.333 48 Javier López, L 50 Mike Timlin, R 37 Hideki Okajima, L Coco Crisp, S OBP: 0.290, SLG: 0.212						G4-3				3	0	1	2	0	1	2			
Inning Stats	R: 0 H: 2 E: 0 K: 1 S: 15	H: 1 LOB: 1 BB: 0 P: 27	R: 0 H: 0 E: 0 K: 1 S: 9	H: 1 LOB: 1 BB: 0 P: 12	R: 6 H: 7 E: 0 K: 0 S: 14	H: 7 LOB: 2 BB: 2 P: 30	R: 0 H: 0 E: 0 K: 0 S: 6	H: 0 LOB: 0 BB: 0 P: 10	R: 0 H: 1 E: 0 K: 1 S: 16	H: 1 LOB: 1 BB: 0 P: 23	R: 0 H: 0 E: 0 K: 3 S: 11	H: 0 LOB: 0 BB: 0 P: 14	R: 3 H: 3 E: 0 K: 0 S: 13	H: 3 LOB: 1 BB: 1 P: 24	R: 1 H: 1 E: 0 K: 0 S: 5	H: 1 LOB: 0 BB: 0 P: 9		1B: 8 2B: 7 3B: 0 HR: 0	SF: 1 SAC: 1 DP: 0 HBP: 0
PITCHER	IP WLS BF H R ER SO BB IBB HBP BLK WP HR S P ERA WHIP	IP WLS BF H R ER SO BB IBB HBP BLK WP HR S P ERA WHIP	IP WLS BF H R ER SO BB IBB HBP BLK WP HR S P ERA WHIP	IP WLS BF H R ER SO BB IBB HBP BLK WP HR S P ERA WHIP	IP WLS BF H R ER SO BB IBB HBP BLK WP HR S P ERA WHIP	IP WLS BF H R ER SO BB IBB HBP BLK WP HR S P ERA WHIP	IP WLS BF H R ER SO BB IBB HBP BLK WP HR S P ERA WHIP	IP WLS BF H R ER SO BB IBB HBP BLK WP HR S P ERA WHIP	IP WLS BF H R ER SO BB IBB HBP BLK WP HR S P ERA WHIP	IP WLS BF H R ER SO BB IBB HBP BLK WP HR S P ERA WHIP	IP WLS BF H R ER SO BB IBB HBP BLK WP HR S P ERA WHIP	IP WLS BF H R ER SO BB IBB HBP BLK WP HR S P ERA WHIP	IP WLS BF H R ER SO BB IBB HBP BLK WP HR S P ERA WHIP	IP WLS BF H R ER SO BB IBB HBP BLK WP HR S P ERA WHIP	IP WLS BF H R ER SO BB IBB HBP BLK WP HR S P ERA WHIP	IP WLS BF H R ER SO BB IBB HBP BLK WP HR S P ERA WHIP	ERA WHIP	ERA WHIP	ERA WHIP
Josh Fogg, R ERA: 9.9	2.2 L 19 10 6 6 2 1 1 0 0 0 0 0 37 67 20.25 4.125	56 Franklin Morales, L ERA: 9.9	2.1 8 1 0 0 1 0 0 0 0 0 0 0 23 35 0.00 0.429	Jeremy Afeldt, L ERA: 2.08	6.1 3 0 0 0 1 0 0 0 0 0 0 0 11 16 0.00 0.000	34 Matt Herges, R ERA: 1.0	7.1 3 0 0 0 3 0 0 0 0 0 0 0 9 14 0.00 0.000	40 Brian Fuentes, L ERA: 6.0	8.1 7 3 3 3 0 1 0 0 0 0 0 0 13 24 27.00 4.000	LaTroy Hawkins, R ERA: 1.8	9.1 1.0 4 1 1 1 0 0 0 0 0 0 0 23 37 9.00 1.000								

AB	39
R	10
H	15
RBI	10
BB	3
SO	7
LOB	16



WP	0	PA	44
PB	0	SB	1
CS	0		

AB	38
R	5
H	11
RBI	5
BB	4
SO	7
LOB	22



WP	0	PA	43
PB	0	SB	1
CS	0		

Batter	1	2	3	4	5	6	7	8	9	AB	R	H	RBI	BB	SO	LOB	TOP							
2 Jacoby Ellsbury, L OBP: 0.429, SLG: 0.520										4	1	2	0	0	1	2								
15 Dustin Pedroia, R OBP: 0.348, SLG: 0.483										4	0	0	0	0	0	2								
34 David Ortiz, L Coco Crisp, S OBP: 0.508, SLG: 0.696 OBP: 0.206, SLG: 0.212										3	0	1	1	1	0	0								
Manny Ramirez, R 37 Hideki Okajima, L 58 Jonathan Papelbon, R OBP: 0.508, SLG: 0.652 OBP: 0.348, SLG: 0.483 OBP: 0.410, SLG: 0.608										4	0	0	0	0	1	2								
25 Mike Lowell, R OBP: 0.410, SLG: 0.608										4	2	2	1	0	0									
7 J.D. Drew, L OBP: 0.352, SLG: 0.431										4	0	0	0	0	1									
Jason Varitek, S OBP: 0.310, SLG: 0.423										4	0	2	1	0	0									
23 Julio Lugo, R OBP: 0.340, SLG: 0.333										3	0	1	0	0	1									
31 Jon Lester, L 17 Manny Delcarmen, R 50 Mike Timlin, R Bobby Kielty, S 20 Kevin Youkilis, R OBP: 0.571, SLG: 1.000 OBP: 0.475, SLG: 0.755										2	0	0	0	0	1	2								
Inning Stats	R: 1 E: 0 K: 0 S: 7	H: 2 LOB: 0 BB: 0 P: 9	R: 0 E: 0 K: 0 S: 7	H: 0 LOB: 0 BB: 0 P: 10	R: 0 E: 0 K: 0 S: 7	H: 0 LOB: 0 BB: 0 P: 10	R: 0 E: 0 K: 0 S: 9	H: 0 LOB: 0 BB: 0 P: 13	R: 1 E: 0 K: 2 S: 10	H: 3 LOB: 2 BB: 0 P: 17	R: 0 E: 0 K: 0 S: 6	H: 0 LOB: 0 BB: 0 P: 9	R: 1 E: 0 K: 1 S: 10	H: 2 LOB: 0 BB: 0 P: 14	R: 1 E: 0 K: 1 S: 12	H: 2 LOB: 1 BB: 1 P: 21	R: 0 E: 0 K: 0 S: 6	H: 0 LOB: 0 BB: 0 P: 9	1B: 5 2B: 2 3B: 0 HR: 2	SF: 0 SAC: 0 DP: 3 HBP: 0	WP: 0 PB: 0 SB: 0 CS: 0	PA: 34		
PITCHER	IP: 6.0 WLS: L BF: 23 ERA: 4.5	H: 6 R: 3 ER: 3 SO: 2	H: 6 R: 3 ER: 3 SO: 2	H: 6 R: 3 ER: 3 SO: 2	H: 6 R: 3 ER: 3 SO: 2	H: 6 R: 3 ER: 3 SO: 2	H: 6 R: 3 ER: 3 SO: 2	H: 6 R: 3 ER: 3 SO: 2	IP: 6.0 WLS: L BF: 23 ERA: 4.5	H: 6 R: 3 ER: 3 SO: 2	H: 6 R: 3 ER: 3 SO: 2	H: 6 R: 3 ER: 3 SO: 2	IP: 6.0 WLS: L BF: 23 ERA: 4.5	H: 6 R: 3 ER: 3 SO: 2	H: 6 R: 3 ER: 3 SO: 2	H: 6 R: 3 ER: 3 SO: 2	IP: 6.0 WLS: L BF: 23 ERA: 4.5	H: 6 R: 3 ER: 3 SO: 2	H: 6 R: 3 ER: 3 SO: 2	H: 6 R: 3 ER: 3 SO: 2	H: 6 R: 3 ER: 3 SO: 2	H: 6 R: 3 ER: 3 SO: 2	H: 6 R: 3 ER: 3 SO: 2	H: 6 R: 3 ER: 3 SO: 2
28 Aaron Cook, R ERA: 4.5	IP: 6.0 WLS: L BF: 23 ERA: 4.5	H: 6 R: 3 ER: 3 SO: 2	H: 6 R: 3 ER: 3 SO: 2	H: 6 R: 3 ER: 3 SO: 2	H: 6 R: 3 ER: 3 SO: 2	H: 6 R: 3 ER: 3 SO: 2	H: 6 R: 3 ER: 3 SO: 2	H: 6 R: 3 ER: 3 SO: 2	IP: 6.0 WLS: L BF: 23 ERA: 4.5	H: 6 R: 3 ER: 3 SO: 2	H: 6 R: 3 ER: 3 SO: 2	H: 6 R: 3 ER: 3 SO: 2	IP: 6.0 WLS: L BF: 23 ERA: 4.5	H: 6 R: 3 ER: 3 SO: 2	H: 6 R: 3 ER: 3 SO: 2	H: 6 R: 3 ER: 3 SO: 2	IP: 6.0 WLS: L BF: 23 ERA: 4.5	H: 6 R: 3 ER: 3 SO: 2	H: 6 R: 3 ER: 3 SO: 2	H: 6 R: 3 ER: 3 SO: 2	H: 6 R: 3 ER: 3 SO: 2	H: 6 R: 3 ER: 3 SO: 2	H: 6 R: 3 ER: 3 SO: 2	H: 6 R: 3 ER: 3 SO: 2
Jeremy Affeldt, L ERA: 1.93	IP: 1.0 WLS: 3 BF: 1 ERA: 1.93	H: 1 R: 0 ER: 0 SO: 1	H: 1 R: 0 ER: 0 SO: 1	H: 1 R: 0 ER: 0 SO: 1	H: 1 R: 0 ER: 0 SO: 1	H: 1 R: 0 ER: 0 SO: 1	H: 1 R: 0 ER: 0 SO: 1	H: 1 R: 0 ER: 0 SO: 1	IP: 1.0 WLS: 3 BF: 1 ERA: 1.93	H: 1 R: 0 ER: 0 SO: 1	H: 1 R: 0 ER: 0 SO: 1	H: 1 R: 0 ER: 0 SO: 1	IP: 1.0 WLS: 3 BF: 1 ERA: 1.93	H: 1 R: 0 ER: 0 SO: 1	H: 1 R: 0 ER: 0 SO: 1	H: 1 R: 0 ER: 0 SO: 1	IP: 1.0 WLS: 3 BF: 1 ERA: 1.93	H: 1 R: 0 ER: 0 SO: 1	H: 1 R: 0 ER: 0 SO: 1	H: 1 R: 0 ER: 0 SO: 1	H: 1 R: 0 ER: 0 SO: 1	H: 1 R: 0 ER: 0 SO: 1	H: 1 R: 0 ER: 0 SO: 1	H: 1 R: 0 ER: 0 SO: 1
40 Brian Fuentes, L ERA: 6.52	IP: 0.2 WLS: 4 BF: 2 ERA: 6.52	H: 1 R: 1 ER: 1 SO: 1	H: 1 R: 1 ER: 1 SO: 1	H: 1 R: 1 ER: 1 SO: 1	H: 1 R: 1 ER: 1 SO: 1	H: 1 R: 1 ER: 1 SO: 1	H: 1 R: 1 ER: 1 SO: 1	H: 1 R: 1 ER: 1 SO: 1	IP: 0.2 WLS: 4 BF: 2 ERA: 6.52	H: 1 R: 1 ER: 1 SO: 1	H: 1 R: 1 ER: 1 SO: 1	H: 1 R: 1 ER: 1 SO: 1	IP: 0.2 WLS: 4 BF: 2 ERA: 6.52	H: 1 R: 1 ER: 1 SO: 1	H: 1 R: 1 ER: 1 SO: 1	H: 1 R: 1 ER: 1 SO: 1	IP: 0.2 WLS: 4 BF: 2 ERA: 6.52	H: 1 R: 1 ER: 1 SO: 1	H: 1 R: 1 ER: 1 SO: 1	H: 1 R: 1 ER: 1 SO: 1	H: 1 R: 1 ER: 1 SO: 1	H: 1 R: 1 ER: 1 SO: 1	H: 1 R: 1 ER: 1 SO: 1	H: 1 R: 1 ER: 1 SO: 1
60 Manny Corpas, R ERA: 0.87	IP: 1.1 WLS: 4 BF: 0 ERA: 0.87	H: 0 R: 0 ER: 0 SO: 1	H: 0 R: 0 ER: 0 SO: 1	H: 0 R: 0 ER: 0 SO: 1	H: 0 R: 0 ER: 0 SO: 1	H: 0 R: 0 ER: 0 SO: 1	H: 0 R: 0 ER: 0 SO: 1	H: 0 R: 0 ER: 0 SO: 1	IP: 1.1 WLS: 4 BF: 0 ERA: 0.87	H: 0 R: 0 ER: 0 SO: 1	H: 0 R: 0 ER: 0 SO: 1	H: 0 R: 0 ER: 0 SO: 1	IP: 1.1 WLS: 4 BF: 0 ERA: 0.87	H: 0 R: 0 ER: 0 SO: 1	H: 0 R: 0 ER: 0 SO: 1	H: 0 R: 0 ER: 0 SO: 1	IP: 1.1 WLS: 4 BF: 0 ERA: 0.87	H: 0 R: 0 ER: 0 SO: 1	H: 0 R: 0 ER: 0 SO: 1	H: 0 R: 0 ER: 0 SO: 1	H: 0 R: 0 ER: 0 SO: 1	H: 0 R: 0 ER: 0 SO: 1	H: 0 R: 0 ER: 0 SO: 1	H: 0 R: 0 ER: 0 SO: 1
Batter	1	2	3	4	5	6	7	8	9	AB	R	H	RBI	BB	SO	LOB	BOTTOM							
Kazuo Matsui, S OBP: 0.347, SLG: 0.500										4	0	1	0	0	1	2								
60 Manny Corpas, R										0	0	0	0	0	0	0								
25 Seth Smith, L OBP: 0.500, SLG: 0.667										1	0	0	0	0	1	0								
2 Troy Tulowitzki, R OBP: 0.297, SLG: 0.341										4	0	0	0	0	3	3								
5 Matt Holliday, R OBP: 0.319, SLG: 0.622										4	0	0	0	0	1	1								
17 Todd Helton, L OBP: 0.298, SLG: 0.317										4	1	2	0	0	0	0								
27 Garrett Atkins, R OBP: 0.283, SLG: 0.325										3	1	1	2	1	0	1								
19 Ryan Spillborghs, R OBP: 0.320, SLG: 0.150										3	0	0	0	1	1	2								
11 Brad Hawpe, L OBP: 0.404, SLG: 0.410										3	1	1	1	1	0	1								
8 Yorvit Torrealba, R OBP: 0.326, SLG: 0.385										4	0	0	0	0	0	2								
28 Aaron Cook, R OBP: 0.500, SLG: 0.500										2	0	1	0	0	0	0								
Jeremy Affeldt, L ERA: 1.93										0	0	0	0	0	0	0								
18 Cory Sullivan, L OBP: 0.333, SLG: 0.333										1	0	1	0	0	0	0								
40 Brian Fuentes, L Jamey Carroll, R OBP: 0.333, SLG: 0.333 OBP: 0.444, SLG: 0.444										0	0	0	0	0	0	0								
Inning Stats	R: 0 E: 0 K: 1 S: 8	H: 0 LOB: 0 BB: 0 P: 12	R: 0 E: 0 K: 0 S: 13	H: 1 LOB: 2 BB: 1 P: 20	R: 0 E: 0 K: 2 S: 15	H: 1 LOB: 0 BB: 0 P: 20	R: 0 E: 0 K: 0 S: 8	H: 0 LOB: 1 BB: 1 P: 16	R: 0 E: 0 K: 1 S: 10	H: 1 LOB: 1 BB: 0 P: 12	R: 0 E: 0 K: 1 S: 8	H: 0 LOB: 1 BB: 1 P: 17	R: 1 E: 0 K: 2 S: 14	H: 2 LOB: 1 BB: 0 P: 25	R: 2 E: 0 K: 0 S: 19	H: 2 LOB: 0 BB: 0 P: 27	R: 0 E: 0 K: 1 S: 9	H: 0 LOB: 0 BB: 0 P: 11	1B: 3 2B: 2 3B: 0 HR: 2	SF: 0 SAC: 0 DP: 0 HBP: 0	WP: 0 PB: 0 SB: 0 CS: 0	PA: 37		
PITCHER	IP: 5.2 WLS: W BF: 23 ERA: 1.93	H: 5 R: 2 ER: 0 SO: 3	H: 5 R: 2 ER: 0 SO: 3	H: 5 R: 2 ER: 0 SO: 3	H: 5 R: 2 ER: 0 SO: 3	H: 5 R: 2 ER: 0 SO: 3	IP: 5.2 WLS: W BF: 23 ERA: 1.93	H: 5 R: 2 ER: 0 SO: 3	IP: 5.2 WLS: W BF: 23 ERA: 1.93	H: 5 R: 2 ER: 0 SO: 3	H: 5 R: 2 ER: 0 SO: 3	H: 5 R: 2 ER: 0 SO: 3	IP: 5.2 WLS: W BF: 23 ERA: 1.93	H: 5 R: 2 ER: 0 SO: 3	H: 5 R: 2 ER: 0 SO: 3	H: 5 R: 2 ER: 0 SO: 3	IP: 5.2 WLS: W BF: 23 ERA: 1.93	H: 5 R: 2 ER: 0 SO: 3	H: 5 R: 2 ER: 0 SO: 3	H: 5 R: 2 ER: 0 SO: 3	H: 5 R: 2 ER: 0 SO: 3	H: 5 R: 2 ER: 0 SO: 3	H: 5 R: 2 ER: 0 SO: 3	H: 5 R: 2 ER: 0 SO: 3
31 Jon Lester, L ERA: 1.93	IP: 5.2 WLS: W BF: 23 ERA: 1.93	H: 5 R: 2 ER: 0 SO: 3	H: 5 R: 2 ER: 0 SO: 3	H: 5 R: 2 ER: 0 SO: 3	H: 5 R: 2 ER: 0 SO: 3	IP: 5.2 WLS: W BF: 23 ERA: 1.93	H: 5 R: 2 ER: 0 SO: 3	IP: 5.2 WLS: W BF: 23 ERA: 1.93	H: 5 R: 2 ER: 0 SO: 3	H: 5 R: 2 ER: 0 SO: 3	H: 5 R: 2 ER: 0 SO: 3	H: 5 R: 2 ER: 0 SO: 3	IP: 5.2 WLS: W BF: 23 ERA: 1.93	H: 5 R: 2 ER: 0 SO: 3	H: 5 R: 2 ER: 0 SO: 3	H: 5 R: 2 ER: 0 SO: 3	IP: 5.2 WLS: W BF: 23 ERA: 1.93	H: 5 R: 2 ER: 0 SO: 3	H: 5 R: 2 ER: 0 SO: 3	H: 5 R: 2 ER: 0 SO: 3	H: 5 R: 2 ER: 0 SO: 3	H: 5 R: 2 ER: 0 SO: 3	H: 5 R: 2 ER: 0 SO: 3	H: 5 R: 2 ER: 0 SO: 3
17 Manny Delcarmen, R ERA: 8.31	IP: 0.2 WLS: H BF: 4 ERA: 8.31	H																						