Boston Red Sox - 2008

Boston College Eagles @ Boston Red Sox

City of Palms Park, Ft. Myers, FL

Thu Feb 28 2008, 1:05 PM EST

Att. 7,230 - Sunny - 58 F

TOP

livebaseballscorecards.com

Batter	1	2	3	4	5	6	7	8	9	AB	R	H	RBI	BB	SO	LOB
29 Ryan Akel, R (1, 7)	K			F7		K				2	0	0	0	0	1	0
38 John Spatola, L (4, 9)										1	0	0	0	0	1	0
36 David Hasebroock, R (6, 9)										0	0	0	0	0	0	0
18 Harry Darling, R (1, 2)	G6-3			P4			K			2	0	0	0	0	0	0
26 Tony Sanchez, R (5, 2)										1	0	0	0	0	1	0
14 Brandon Ziemann, R (1, 9)	K			G6-3			K			2	0	0	0	0	1	0
42 Sam Shaughnessy, L (4, 7)										1	0	0	0	0	1	0
Eric Campbell, R (1, 5) OBP: 0.500, SLG: 0.500		F8			35 FC5-4 1B		P5			2	0	1	0	0	0	0
(6, 6)																
5 Andrew Lawrence, L (7, PH)										1	0	0	0	0	0	0
39 Mike Augustine, L (1, 10)		K			K					1	0	0	0	0	1	0
31 Dave Laufer, R (5, PH)										1	0	0	0	0	1	1
(5, 10)																
8 Mike Sudol, L (1, 8)		K			FC5-4 1-2f					1	0	0	0	0	1	0
35 Robert Anston, L (3, 8)										1	0	0	0	0	0	1
Marc Perdios, R (6, 8)										0	0	0	0	0	0	0
24 Mike Belfiore, R (1, 3)			K		G6-3					1	0	0	0	0	1	0
28 Chris Kowalski, R (3, 3)										1	0	0	0	0	0	1
4 Garret Smith, R (1, 6)			F8			F7				0	0	0	0	0	0	0
16 Barry Butera, L (2, 6)										2	0	0	0	0	0	0
(6, 4)																
6 Matt Hamlet, R (1, 4)			G3-1			K				1	0	0	0	0	0	0
17 Mickey Wiswall, L (6, PH)										1	0	0	0	0	1	0
(6, 5)																
Inning Stats	R: 0 E: 0 K: 2 S: 7 H: 0 LOB: 0 BB: 0 P: 7	R: 0 E: 0 K: 2 S: 7 H: 0 LOB: 0 BB: 0 P: 7	R: 0 E: 0 K: 1 S: 5 H: 0 LOB: 0 BB: 0 P: 5	R: 0 E: 0 K: 0 S: 3 H: 0 LOB: 0 BB: 0 P: 3	R: 0 E: 1 K: 1 S: 6 H: 1 LOB: 1 BB: 0 P: 6	R: 0 E: 0 K: 2 S: 7 H: 0 LOB: 0 BB: 0 P: 7	R: 0 E: 0 K: 2 S: 7 H: 0 LOB: 0 BB: 0 P: 7			1B: 1 2B: 0 3B: 0 HR: 0	SF: 0 SAC: 0 DP: 0 HBP: 0					

	AB	22
	R	0
	H	1
	RBI	0
	BB	0
	SO	10
	LOB	3

WP: 0 PB: 0 SB: 0 CS: 0 PA: 22



PITCHER		IP	WLS	BF	H	R	ER	SO	BB	IBB	HBP	BLK	WP	HR	S	P	ERA	WHIP
19 Josh Beckett, R	(1, 1)	2.0	W	6	0	0	0	4	0	0	0	0	0	0	14	14	0.00	0.000
ERA:																		
39 Kyle Snyder, R	(3, 1)	2.0		6	0	0	0	1	0	0	0	0	0	0	8	8	0.00	0.000
ERA:																		
48 Javier López, L	(5, 1)	1.0		4	1	0	0	1	0	0	0	0	0	0	6	6	0.00	1.000
ERA:																		
17 Manny Delcarmen, R	(6, 1)	1.0		3	0	0	0	2	0	0	0	0	0	0	7	7	0.00	0.000
ERA:																		
Bryan Corey, R	(7, 1)	1.0		3	0	0	0	2	0	0	0	0	0	0	7	7	0.00	0.000
ERA:																		

PITCHER	IP	WLS	BF	H	R	ER	SO	BB	IBB	HBP	BLK	WP	HR	S	P	ERA	WHIP

Batter	1	2	3	4	5	6	7	8	9	AB	R	H	RBI	BB	SO	LOB
2 Jacoby Ellsbury, L (1, 8) 87 Bubba Bell, L (4, 9)	G5-3	15 2B BB	E5 81 G6-4-3 1-2	81 HR BB 1-2 2-3	72 2B 64 1B BB 1-2 2-3	72 2B 64 G4-3 BB 1-2				2 1 0 0 1 0 1 0 3 0 0 3 0 0						
15 Dustin Pedroia, R (1, 4) OBP: 0.500, SLG: 1.000 81 Tony Granadillo, R (3, 4) OBP: 0.250, SLG: 1.000	L1-5-3	34 2B 2B 1-H 3-H	G6-4-3 1-2f 2-3	HR 1-H 2-H 3-H	K	F8				2 1 1 2 0 0 0 4 1 1 4 0 1 7						
34 David Ortiz, L (1, 10) OBP: 0.500, SLG: 1.000 72 George Kottaras, L (2, PR) OBP: 0.750, SLG: 1.333 (3, 10)	P6	25 E 2B 2-H	BB	F9	64 1B 71 WP 2B 1-3 2-H 3-H	64 G4-3 2B 1-3 2-H				2 0 1 1 0 0 0 3 2 2 3 1 0 0						
25 Mike Lowell, R (1, 5) 64 Joe Thurston, L (2, PR) OBP: 0.500, SLG: 0.500 (3, 5)	BB E3 BB 2-H	P4	1B 1B	G4-3 2-3 3-H						1 1 0 0 1 0 0 4 3 2 2 0 0 3						
Jason Varitek, S (1, 2) 36 Kevin Cash, R (4, PH) (5, 2)	BB BB	G4-3-4	E8 1-2 BB	P4						0 1 0 0 2 0 0 3 2 0 0 1 0 2						
20 Kevin Youkilis, R (1, 3) OBP: 1.000, SLG: 1.000 71 Jeff Bailey, R (3, 7) OBP: 1.000, SLG: 1.000 90 Bryan Pritz, R (5, PR) (6, 7)	1B BB	76 1B 44 SF7 BB	BB 1B							1 1 1 0 1 0 0 1 2 1 2 2 0 0 0 0 0 0 0 0 0						
23 Julio Lugo, R (1, 6) 76 Argenis Diaz, R (3, 6) OBP: 1.000, SLG: 1.000 99 Iggy Suarez, R (6, 6)	SF4 BB	87 BB 78 BB 81 HR 1-3 1B	1B BB							0 0 0 2 1 0 0 2 2 2 1 1 0 0 0 0 0 0 0 0 0						
32 Bobby Kielty, S (1, 9) OBP: 0.500, SLG: 0.500 78 Jonathan Van Every, L (3, 9) OBP: 0.667, SLG: 0.500 (4, 8)	1B G3-1	87 BB 81 HR 1-2 BB	1B P5							2 1 1 1 0 0 3 2 2 1 1 1 0 2						
44 Brandon Moss, L (1, 7) OBP: 0.600, SLG: 1.000 (3, 3)	1-3 3-H 1B	81 2 G6-4-3 WP 1B	SF7 3-H	SF8 3-H	87 BB 72 2B 1B					3 1 3 3 0 0 0						
Inning Stats	R: 0 E: 0 K: 0 S: 3 H: 0 LOB: 0 BB: 0 P: 3	R: 8 E: 1 K: 0 S: 8 H: 5 LOB: 3 BB: 6 P: 32	R: 0 E: 1 K: 0 S: 4 H: 1 LOB: 2 BB: 1 P: 9	R: 5 E: 0 K: 0 S: 5 H: 2 LOB: 0 BB: 3 P: 17	R: 9 E: 1 K: 1 S: 12 H: 6 LOB: 2 BB: 4 P: 29	R: 2 E: 0 K: 0 S: 5 H: 2 LOB: 1 BB: 1 P: 9				1B: 11 2B: 4 3B: 0 HR: 1 SF: 3 SAC: 0 DP: 1 HBP: 0						

PITCHER		IP	WLS	BF	H	R	ER	SO	BB	IBB	HBP	BLK	WP	HR	S	P	ERA	WHIP
11 Ted Ratliff, R ERA:	(1, 1)	1.0		3	0	0	0	0	0	0	0	0	0	0	3	3	0.00	0.000
30 Steven Cadoret, L ERA: 81.0	(2, 1)	0.2	L	12	5	8	6	0	5	0	0	0	1	0	7	27	81.00	15.000
22 Geoff Oxley, R ERA:	(2, 1)	1.1		7	1	0	0	0	2	0	0	0	1	0	5	14	0.00	2.250
20 Nate Bayuk, L ERA: 45.0	(4, 1)	1.0		8	2	5	5	0	3	0	0	0	0	1	5	17	45.00	5.000
Kyle Prohovich, R ERA: 27.0	(5, 1)	0.2		11	5	9	2	1	3	0	0	0	0	0	10	22	27.00	12.000

PITCHER		IP	WLS	BF	H	R	ER	SO	BB	IBB	HBP	BLK	WP	HR	S	P	ERA	WHIP
37 Kurt Hayer, R ERA: 13.5	(5, 1)	1.1		9	3	2	2	0	2	0	0	0	1	0	7	16	13.50	3.750

BOTTOM

Boston College Eagles @ Boston Red Sox

City of Palms Park, Ft. Myers, FL

Thu Feb 28 2008, 1:05 PM EST

Att. 7,230 - Sunny - 58 F

livebaseballscorecards.com

AB	32
R	24
H	16
RBI	22
BB	15
SO	1
LOB	18

Batter	1	2	3	4	5	6	7	8	9	AB	R	H	RBI	BB	SO	LOB
5 Alex Fox, L (1, 10) 45 Tim Roche, R (6, PH) (6, 10)	G3		K			G5-4-3 1-2f				2 1	0 0	0 0	0 0	0 0	1 0	1 1
11 Frank Pesanello, R (1, 2) 27 Devin Barry, R (4, 2) (6, 3)	K			P2			K			2 1	0 0	0 0	0 0	0 0	1 1	0 0
6 Mike Tamsin, L (1, 7) 35 Jeff Dunlap, L (5, 7)	G1-3			K			34 WP 36 DI BB			2 0	0 0	0 0	0 0	0 1	1 0	0 0
Mike Lyon, R (1, 6) OBP: 0.500, SLG: 0.500 36 Tucker Roeder, R (7, PH)		32 G4-6-3 1B		G6-3			34 WP 1-2 BB			2 0	0 0	1 0	0 0	0 1	0 0	0 0
32 Josh Porter, R (1, 3) 34 Chris Guillemette, R (6, 2)	G4-6-3 1-2f				F9		K 1-2 2-3			2 1	0 0	0 0	0 0	0 1	0 1	1 2
20 Anthony DiCesare, L (1, 9) 9 David Gustafson, R (4, 9) 14 Russ Lloyd, R (6, 5)	F7				K		K			1 1 1	0 0 0	0 0 0	0 0 0	0 0 0	0 1 1	0 0 2
33 James Donaldson, R (1, 5) 41 Ryan Maguire, R (5, PH) (5, 5) (6, 8)			K		G1-3					1 1	0 0	0 0	0 0	0 0	1 0	0 0
4 Frank Compagnone, R (1, 8) 8 Teddy Zentek, R (5, 8) 3 Les Williams, R (6, PH) 19 Matt Miller, L (6, 9)			G5-3			P2				1 0 1 0	0 0 0 0	0 0 0 0	0 0 0 0	0 0 0 0	0 0 0 0	0 0 0 0
2 Dave Fisher, R (1, 4) OBP: 1.000, SLG: 1.000 17 Brendan Stokes, R (4, 4) OBP: 1.000, SLG: 1.000			1B			45 G5-4-3 1B				1 1	0 0	1 1	0 0	0 0	0 0	0 0
Inning Stats	R: 0 E: 0 K: 1 S: 5 H: 0 LOB: 0 BB: 0 P: 5	R: 0 E: 0 K: 0 S: 3 H: 1 LOB: 0 BB: 0 P: 3	R: 0 E: 0 K: 2 S: 8 H: 1 LOB: 1 BB: 0 P: 8	R: 0 E: 0 K: 1 S: 5 H: 0 LOB: 0 BB: 0 P: 5	R: 0 E: 0 K: 1 S: 5 H: 0 LOB: 0 BB: 0 P: 5	R: 0 E: 0 K: 0 S: 3 H: 1 LOB: 0 BB: 0 P: 3	R: 0 E: 0 K: 3 S: 9 H: 0 LOB: 2 BB: 2 P: 17			1B: 3 2B: 0 3B: 0 HR: 0 SF: 0 SAC: 0 DP: 2 HBP: 0						

PITCHER	IP	WLS	BF	H	R	ER	SO	BB	IBB	HBP	BLK	WP	HR	S	P	ERA	WHIP
73 Justin Masterson, R (1, 1) ERA:	2.0	W	6	1	0	0	1	0	0	0	0	0	0	8	8	0.00	0.500
56 Craig Hansen, R (3, 1) ERA:	1.0	H	4	1	0	0	2	0	0	0	0	0	0	8	8	0.00	1.000
79 Michael Bowden, R (4, 1) ERA:	1.0		3	0	0	0	1	0	0	0	0	0	0	5	5	0.00	0.000
Craig Breslow, L (5, 1) ERA:	1.0		3	0	0	0	1	0	0	0	0	0	0	5	5	0.00	0.000
75 Hunter Jones, L (6, 1) ERA:	2.0		8	1	0	0	3	2	0	0	0	1	0	12	20	0.00	1.500

PITCHER	IP	WLS	BF	H	R	ER	SO	BB	IBB	HBP	BLK	WP	HR	S	P	ERA	WHIP

Northeastern Huskies @ Boston Red Sox

City of Palms Park, Ft. Myers, FL

Thu Feb 28 2008, 6:05 PM EST

Att. 6,346 - Partly Cloudy - 62 F

TOP

livebaseballscorecards.com

AB	22
R	0
H	3
RBI	0
BB	2
SO	8
LOB	7



WP: 1 PA: 24
PB: 0
SB: 0
CS: 0

Batter	1	2	3	4	5	6	7	8	9	AB	R	H	RBI	BB	SO	LOB
Coco Crisp, S (1, 8) OBP: 1.000, SLG: 2.000 Mickey Hall, L (3, 8) OBP: 0.750, SLG: 0.667	X 0-0 13 PB 13 G3 2B	B B B 4-0 13 2B 1-2 BB	S S S 0-3 ② K	X 0-0 1B 1-2 3-H 1B	H 1-0 WP 1-2 2-3 HBP	X 0-0 1-3 2-H 3-H 1B				1 3	1 0	1 2	0 3	1 0	0 1	0 3
13 Alex Cora, L (1, 4) OBP: 0.333, SLG: 0.667 Junior Spivey, R (3, PR) OBP: 0.667, SLG: 0.500 (4, 4)	B X 1-0 ① G3 2-H	X 0-0 1-3 2-H 2B	X 0-0 E6 1-3 2-H 3-H	X 0-0 BB 1-3 2-H 1B	B B B 4-0 1-2 2-3 3-H BB	S S S 0-3 ③ K				3 2	0 0	1 1	2 1	0 1	0 1	1 2
7 J.D. Drew, L (1, 9) OBP: 0.500, SLG: 1.000 Zach Daeges, L (3, 9)	X 0-0 2B	X 0-0 ③ F7	X 0-0 ③ F9	B B B 4-0 1-2 BB	X 0-0 ③ P6					2 2	0 0	1 0	0 0	0 1	0 0	2 5
Manny Ramirez, R (1, 10) Jeff Corsaletti, L (3, PR) OBP: 0.667, SLG: 0.667 (4, 10)	B B B B 4-0 BB		B B B 4-0 22 BB 77 2B BB	1-0 80 BB 77 FC4-6 1B G4-3		X 0-0 80 1B 70 BB WP 1B				0 3	0 3	0 2	0 0	2 0	0 0	0 3
22 Sean Casey, L (1, 3) Aaron Bates, R (3, PR) OBP: 0.333, SLG: 0.333 (4, 3)	X 0-0 ② F8		B B B 4-0 77 2B 11 1B 1-2 BB	B X 1-0 80 BB 77 E 1-2 1B	X 0-0 ① F8	S S S 0-3 ① K 1-2				1 3	0 2	0 1	0 0	1 0	0 1	2 1
Doug Mirabelli, R (1, 2) 80 Dusty Brown, R (4, 2) OBP: 1.000, SLG: 1.000	X 0-0 ③ P3		S S S 0-3 ① K	B B B 4-0 77 FC4-6 1-2 2-3 BB	B B B 4-0 77 PB 70 1B BB	X 0-0 70 BB 77 BB 2-3 1B				2 1	0 2	0 1	0 0	0 2	1 0	4 0
77 Chris Carter, L (1, 7) OBP: 0.400, SLG: 0.500		X 0-0 ① G1-3	X 0-0 11 1B 13 E 1-3 2-H 2B	X 0-0 ① FC4-6 82 1B 1B 1-2f 2-H 3-H	S S S 0-3 ② K 1-3	B B B 4-0 70 BB 1B 1-2 BB				4	3	1	2	1	1	2
82 Jed Lowrie, S (1, 6) OBP: 0.667, SLG: 0.500 70 Gil Velazquez, R (5, 6) OBP: 1.000, SLG: 1.000		X 0-0 ② F8	B B B 4-0 11 1B 13 E BB	X 0-0 1B 1B 2-3 1B	X 0-0 HBP BB WP 3-H 1B	B B B 4-0 1B 1-2 2-3 3-H BB				2 1	2 1	1 1	0 2	1 1	0 0	0 0
11 Keith Ginter, R (1, 5) OBP: 0.667, SLG: 0.500 Ryan Khoury, R (5, 5)		H 1-0 BB 13 2B HBP	X 0-0 13 E 1-2 2-3 3-H 1B	S S S 0-3 ② K	B B B 4-0 WP HBP 1-2 BB	X 0-0 ② F8				2 1	1 0	1 0	1 0	0 1	1 0	2 3
Inning Stats	R: 1 H: 2 E: 0 LOB: 2 K: 0 BB: 1 S: 5 P: 10	R: 1 H: 1 E: 0 LOB: 2 K: 0 BB: 1 S: 4 P: 9	R: 4 H: 2 E: 1 LOB: 2 K: 2 BB: 3 S: 10 P: 22	R: 4 H: 5 E: 1 LOB: 3 K: 1 BB: 2 S: 10 P: 19	R: 2 H: 1 E: 0 LOB: 3 K: 1 BB: 3 S: 6 P: 19	R: 3 H: 3 E: 0 LOB: 2 K: 2 BB: 2 S: 10 P: 18				1B: 10 SF: 0 2B: 4 SAC: 0 3B: 0 DP: 0 HR: 0 HBP: 2						

PITCHER		IP	WLS	BF	H	R	ER	SO	BB	IBB	HBP	BLK	WP	HR	S	P	ERA	WHIP
23 Jeff Thomson, R ERA: 9.0	(1, 1)	1.0	L	6	2	1	1	0	1	0	0	0	0	0	5	10	9.00	3.000
Bobby Carrington, R ERA: 13.5	(2, 1)	2.0		15	3	5	3	2	4	0	1	0	0	0	14	31	13.50	3.500
18 Ryan Quigley, L ERA: 54.0	(4, 1)	0.2		8	5	4	4	1	1	0	0	0	1	0	9	14	54.00	9.000
24 Aaron Greenblatt, R ERA:	(4, 1)	0.1		2	0	0	0	0	1	0	0	0	0	0	1	5	0.00	3.000
43 Sheldon McDonald, L ERA: 18.0	(5, 1)	1.0		8	1	2	2	1	3	0	1	0	1	0	6	19	18.00	4.000

PITCHER		IP	WLS	BF	H	R	ER	SO	BB	IBB	HBP	BLK	WP	HR	S	P	ERA	WHIP
22 J.T. Ross, L ERA: 54.0	(6, 1)	0.1		3	2	2	2	1	0	0	0	0	1	0	5	5	54.00	6.000
10 Charly Bashara, L ERA: 13.5	(6, 1)	0.2		5	1	1	1	1	2	0	0	0	0	0	5	13	13.50	4.500

BOTTOM

Northeastern Huskies @ Boston Red Sox

City of Palms Park, Ft. Myers, FL

Thu Feb 28 2008, 6:05 PM EST
Att. 6,346 - Partly Cloudy - 62 F

livebaseballscorecards.com

AB	33
R	15
H	14
RBI	11
BB	12
SO	6
LOB	30

WP: 3 PA: 47
PB: 3
SB: 0
CS: 0

Boston Red Sox @ Minnesota Twins

Hammond Stadium, Fort Myers, FL

Fri Feb 29 2008, 7:05 PM EST

Att. 7,889 - Partly Cloudy - 71 F

TOP

livebaseballscorecards.com

Batter	1	2	3	4	5	6	7	8	9	AB	R	H	RBI	BB	SO	LOB
23 Julio Lugo, R (1, 6)	G6-3		F8	P3		BB		K		3	0	0	0	0	0	3
82 Jed Lowrie, S (4, 6)										1	0	0	0	1	1	2
15 Dustin Pedroia, R (1, 4)	G4-3		P5		34 G4-3, 64 1B, BB	K 2-3		L7		2	0	0	0	1	0	1
11 Keith Ginter, R (5, 5)										2	0	0	0	0	1	4
34 David Ortiz, L (1, 10) OBP: 0.333, SLG: 0.333	1B			K	G4-3 1-2	K			K	3	0	1	0	0	1	1
77 Chris Carter, L (6, PH) (6, 10)										2	0	0	0	0	2	2
Manny Ramirez, R (1, 7)	F8			K	70 1B 2-H, 1B		70 G4-6-3, 1B		G3-1	2	0	0	0	0	1	1
64 Joe Thurston, L (4, 7) OBP: 0.667, SLG: 0.667 (6, 9)										3	1	2	0	0	0	0
25 Mike Lowell, R (1, 5) OBP: 0.500, SLG: 0.500		F7		20 HR, 1B	20 FC5-4, 2-H, 1B		G4-6-3 1-2f		44 1B, 72 HR, BB	2	1	1	0	0	0	0
70 Gil Velazquez, R (4, 5) OBP: 0.667, SLG: 0.500 (5, 4)										2	1	1	1	1	0	1
20 Kevin Youkilis, R (1, 3) OBP: 0.333, SLG: 1.333		P3		HR 1-H	FC5-4 1-2f		K		72 HR, 1B 1-2	3	1	1	2	0	0	1
44 Brandon Moss, L (5, 3) OBP: 0.500, SLG: 0.500										2	1	1	0	0	1	0
Jason Varitek, S (1, 2) OBP: 0.500, SLG: 2.000		K		HR		1B 2B		78 BB, BB	HR 1-H 2-H	2	1	1	1	0	1	0
72 George Kottaras, L (5, 2) OBP: 1.000, SLG: 3.000										2	2	2	3	1	0	0
Coco Crisp, S (1, 8) OBP: 1.000, SLG: 1.000			1B	32 S, BB	11 S 2-H, 1B			BB 1-2	P5	2	0	2	1	1	0	0
78 Jonathan Van Every, L (6, 8)										1	0	0	0	1	0	0
32 Bobby Kielty, S (1, 9)			F8	1-2 BB	K			K		2	0	0	0	1	1	2
71 Jeff Bailey, R (6, 7)										1	0	0	0	0	1	2
Inning Stats	R: 0 E: 0 K: 0 S: 4 H: 1 LOB: 1 BB: 0 P: 4	R: 0 E: 0 K: 1 S: 5 H: 0 LOB: 0 BB: 0 P: 5	R: 0 E: 0 K: 0 S: 4 H: 1 LOB: 1 BB: 0 P: 4	R: 3 E: 0 K: 2 S: 14 H: 3 LOB: 2 BB: 2 P: 28	R: 1 E: 0 K: 0 S: 4 H: 2 LOB: 1 BB: 1 P: 8	R: 1 E: 0 K: 3 S: 11 H: 2 LOB: 2 BB: 1 P: 15	R: 0 E: 0 K: 1 S: 5 H: 1 LOB: 0 BB: 0 P: 5	R: 0 E: 0 K: 2 S: 7 H: 0 LOB: 2 BB: 2 P: 15	R: 3 E: 0 K: 1 S: 7 H: 2 LOB: 0 BB: 1 P: 14	1B: 8 2B: 1 3B: 0 HR: 3 SF: 0 SAC: 0 DP: 1 HBP: 0							

	AB	37
	R	8
	H	12
	RBI	8
	BB	7
	SO	10
	LOB	20

WP: 0 PB: 0 SB: 2 CS: 0 PA: 44

PITCHER		IP	WLS	BF	H	R	ER	SO	BB	IBB	HBP	BLK	WP	HR	S	P	ERA	WHIP
26 Boof Bonser, R ERA:	(1, 1)	2.0		7	1	0	0	1	0	0	0	0	0	0	9	9	0.00	0.500
59 Kevin Slowey, R ERA: 16.2	(3, 1)	1.2	L	11	4	3	3	2	2	0	0	0	0	2	17	31	16.20	3.600
60 Brian Bass, R ERA: 6.75	(4, 1)	1.1		6	2	1	1	0	1	0	0	0	0	0	5	9	6.75	2.250
36 Joe Nathan, R ERA: 9.0	(6, 1)	1.0		6	2	1	1	3	1	0	0	0	0	0	11	15	9.00	3.000
38 Philip Humber, R ERA:	(7, 1)	1.0		3	1	0	0	1	0	0	0	0	0	0	5	5	0.00	1.000

PITCHER		IP	WLS	BF	H	R	ER	SO	BB	IBB	HBP	BLK	WP	HR	S	P	ERA	WHIP
49 Zach Day, R ERA:	(8, 1)	1.0		5	0	0	0	2	2	0	0	0	0	0	7	15	0.00	2.000
72 Mariano Gomez, L ERA: 27.0	(9, 1)	1.0		6	2	3	3	1	1	0	0	0	0	1	7	14	27.00	3.000

Boston Red Sox @ Minnesota Twins

Hammond Stadium, Fort Myers, FL

Fri Feb 29 2008, 7:05 PM EST

Att. 7,889 - Partly Cloudy - 71 F

livebaseballscorecards.com

BOTTOM

Batter	1	2	3	4	5	6	7	8	9	AB	R	H	RBI	BB	SO	LOB
2 Denard Span, L (1, 8) OBP: 0.500, SLG: 0.500	5 G1-6-3 1B			G4-3		FC5-4 1-2f		FC5-4 1-2f		2	0	1	0	0	0	0
22 Carlos Gómez, R (5, 8)										2	0	0	0	0	0	3
16 Jason Kubel, L (1, 10) OBP: 0.200, SLG: 0.200	F8			G4-3		K			P3	2	0	0	0	0	0	1
50 Garrett Jones, L (6, PH)										2	0	0	0	0	1	1
(7, 10)																
5 Michael Cuddyer, R (1, 9) OBP: 0.250, SLG: 0.250	G1-6-3 1-2f			K			F7		K	2	0	0	0	0	1	1
11 Jason Pridie, L (5, 9)										2	0	0	0	0	1	0
(6, 7)																
33 Justin Morneau, L (1, 3) OBP: 0.500, SLG: 0.500		F8			21 G4-6-3 1B		K		44 2B 41 1B 1B	2	0	1	0	0	0	0
73 Randy Ruiz, R (5, PR) OBP: 0.500, SLG: 0.500										2	1	1	0	0	1	0
(6, 3)																
21 Delmon Young, R (1, 7) OBP: 0.500, SLG: 0.500		55 G6-4-3 1B			G4-6-3 1-2f		F8		41 1B 1-3 2B	2	0	1	0	0	0	1
44 Jon Knott, R (6, 9) OBP: 0.250, SLG: 0.500										2	1	1	0	0	0	0
55 Mike Redmond, R (1, 2)		G6-4-3 1-2f			G4-3			68 G3-1 G1-3 1B	2-H 3-H 1B	2	0	0	0	0	0	2
79 Eli Whiteside, R (7, 2) OBP: 1.000, SLG: 1.000										1	0	1	0	0	0	0
41 Jeff Christy, R (9, 2) OBP: 1.000, SLG: 1.000										1	0	1	2	0	0	0
32 Brian Buscher, L (1, 5) OBP: 0.500, SLG: 2.000			K			HR		G1-3 1-2	K	2	1	1	1	0	1	0
Tommy Watkins, R (7, 5)										2	0	0	0	0	1	2
8 Nick Punto, S (1, 4)			F7			E3 22 FC5-4		G3-1 2-3		2	0	0	0	0	0	0
68 Alejandro Machado, S (6, PR)										1	0	0	0	0	0	1
(7, 4)																
12 Adam Everett, R (1, 6)			F8			F7		BB 22 FC5-4		2	0	0	0	0	0	1
77 Chris Basak, R (7, 6)										0	0	0	0	1	0	0
Inning Stats	R: 0 E: 0 K: 0 S: 3 H: 1 LOB: 0 BB: 0 P: 3	R: 0 E: 0 K: 0 S: 3 H: 1 LOB: 0 BB: 0 P: 3	R: 0 E: 0 K: 1 S: 5 H: 0 LOB: 0 BB: 0 P: 5	R: 0 E: 0 K: 1 S: 5 H: 0 LOB: 0 BB: 0 P: 5	R: 0 E: 0 K: 0 S: 3 H: 1 LOB: 1 BB: 0 P: 3	R: 1 E: 1 K: 1 S: 8 H: 1 LOB: 1 BB: 0 P: 9	R: 0 E: 0 K: 1 S: 5 H: 0 LOB: 0 BB: 0 P: 5	R: 0 E: 0 K: 0 S: 4 H: 1 LOB: 2 BB: 1 P: 8	R: 2 E: 0 K: 2 S: 10 H: 3 LOB: 1 BB: 0 P: 10	1B: 6 2B: 1 3B: 0 HR: 1 SF: 0 SAC: 0 DP: 3 HBP: 0							

	AB	33
	R	3
	H	8
	RBI	3
	BB	1
	SO	6
	LOB	13

WP: 0 PB: 0 SB: 0 CS: 0 PA: 34

PITCHER

PITCHER		IP	WLS	BF	H	R	ER	SO	BB	IBB	HBP	BLK	WP	HR	S	P	ERA	WHIP
18 Daisuke Matsuzaka, R ERA:	(1, 1)	2.0		6	2	0	0	0	0	0	0	0	0	0	6	6	0.00	1.000
37 Hideki Okajima, L ERA:	(3, 1)	1.0	W	3	0	0	0	1	0	0	0	0	0	0	5	5	0.00	0.000
50 Mike Timlin, R ERA:	(4, 1)	1.0	H	3	0	0	0	1	0	0	0	0	0	0	5	5	0.00	0.000
Julian Tavarez, R ERA: 4.5	(5, 1)	2.0		8	2	1	1	1	0	0	0	0	0	1	11	12	4.50	1.000
53 David Aardsma, R ERA:	(7, 1)	1.0		3	0	0	0	1	0	0	0	0	0	0	5	5	0.00	0.000
41 Dan Kolb, R ERA:	(8, 1)	1.0		5	1	0	0	0	1	0	0	0	0	0	4	8	0.00	2.000
68 Lee Gronkiewicz, R ERA: 18.0	(9, 1)	1.0		6	3	2	2	2	0	0	0	0	0	0	10	10	18.00	3.000

Boston Red Sox @ Minnesota Twins

Hammond Stadium, Fort Myers, FL

Sat Mar 01 2008, 1:05 PM EST

Att. 7,950 - Partly Cloudy - 78 F

livebaseballscorecards.com

Batter	1	2	3	4	5	6	7	8	9	AB	R	H	RBI	BB	SO	LOB
2 Jacoby Ellsbury, L (1, 8)	P6	FC4-2 13 1B; 1-2 2-3 3-Hf			F8	76 FC5-2; 1-2 2-3 3-H; BB		E5 78 1B; 44 1B; 1-2	K	3	0	0	1	1	0	4
81 Tony Granadillo, R (6, 5)										2	1	0	0	0	1	3
13 Alex Cora, L (1, 4) OBP: 0.667, SLG: 0.500	G3	K; 1-3 2-H 3-H; 1B			BB; 1-2	FC5-2; 1-2 2-3 3-Hf		K		2	0	1	2	1	0	0
76 Argenis Diaz, R (5, PR) (5, 6)										2	0	0	0	0	1	4
7 J.D. Drew, L (1, 9) OBP: 0.333, SLG: 0.333	1B	F7			K	K		44 1B; 1-2		3	0	1	0	0	1	2
78 Jonathan Van Every, L (5, 9) OBP: 0.500, SLG: 0.333 (6, 8)								1B		2	0	1	0	0	1	3
22 Sean Casey, L (1, 3)	G3	L9			G3-1		82 G4-1 71 S; 1B	1-2 2-H; 1B		3	0	0	0	0	0	3
44 Brandon Moss, L (5, 3) OBP: 0.750, SLG: 0.750										2	0	2	1	0	0	0
71 Jeff Bailey, R (1, 7) OBP: 0.167, SLG: 0.167		K	G5-3			36 1B 77 BB 64 BB; 1B	G5-3; 1-2	G6-3		5	1	1	0	0	1	3
82 Jed Lowrie, S (1, 6) OBP: 0.429, SLG: 0.200 (5, 4)		77 2B; BB		F7		F8	G4-1; 2-3		77 FC6-4; 1B	4	1	1	0	1	0	2
77 Chris Carter, L (1, 10) OBP: 0.286, SLG: 0.333		64 BB 2 FC4-2; 1-H; 2B		K		64 BB 36 1B 2 BB; 1-2; BB	F8		FC6-4 80 1B; 1-2f	4	1	1	1	1	2	
36 Kevin Cash, R (1, 2) OBP: 0.667, SLG: 0.500		2 FC4-2 64 BB 13 1B; BB		F9		2 BB 64 BB 76 FC5-2; 1-2 2-3; 1B		HR	1-2; 1B	2	1	1	0	1	0	0
80 Dusty Brown, R (6, 2) OBP: 1.000, SLG: 2.500										2	1	2	1	0	0	0
64 Joe Thurston, L (1, 5) OBP: 0.750, SLG: 0.667 (6, 9)		2 FC4-2 13 1B; 1-2 2-3; BB			13 BB; 1B	76 FC5-2 2 BB; 1-2 2-3 3-H; BB		81 CS; 1B	F9	3	1	2	1	2	0	2
Inning Stats	R: 0 E: 0 K: 0 S: 4 H: 1 LOB: 1 BB: 0 P: 4	R: 3 E: 0 K: 1 S: 6 H: 2 LOB: 2 BB: 3 P: 18	R: 0 E: 0 K: 0 S: 3 H: 0 LOB: 0 BB: 0 P: 3	R: 0 E: 0 K: 1 S: 5 H: 0 LOB: 0 BB: 0 P: 5	R: 0 E: 0 K: 1 S: 6 H: 1 LOB: 2 BB: 1 P: 10	R: 2 E: 0 K: 1 S: 7 H: 2 LOB: 3 BB: 3 P: 19	R: 0 E: 0 K: 0 S: 4 H: 1 LOB: 1 BB: 0 P: 5	R: 2 E: 1 K: 1 S: 11 H: 4 LOB: 2 BB: 0 P: 12	R: 0 E: 0 K: 1 S: 7 H: 2 LOB: 2 BB: 0 P: 7	1B: 11 2B: 1 3B: 0 HR: 1 SF: 0 SAC: 0 DP: 0 HBP: 0							

TOP	
AB	39
R	7
H	13
RBI	7
BB	7
SO	6
LOB	28

WP: 0 PB: 0 SB: 1 CS: 1 PA: 46

PITCHER		IP	WLS	BF	H	R	ER	SO	BB	IBB	HBP	BLK	WP	HR	S	P	ERA	WHIP
19 Randy Keisler, L	(1, 1)	1.1		9	2	3	3	1	3	0	0	0	0	0	8	20	20.25	3.750
ERA: 20.25																		
53 Nick Blackburn, R	(2, 1)	1.2		5	1	0	0	0	0	0	0	0	0	0	5	5	0.00	0.600
ERA:																		
Juan Rincon, R	(4, 1)	1.0	H	3	0	0	0	1	0	0	0	0	0	0	5	5	0.00	0.000
ERA:																		
52 Brian Duensing, L	(5, 1)	1.1	H	9	3	2	2	1	2	0	0	0	0	0	9	17	13.50	3.750
ERA: 13.5																		
56 Carmen Cali, L	(6, 1)	0.2	H	4	0	0	0	1	2	0	0	0	0	0	4	12	0.00	3.000
ERA:																		

PITCHER		IP	WLS	BF	H	R	ER	SO	BB	IBB	HBP	BLK	WP	HR	S	P	ERA	WHIP
88 Kevin Mulvey, R	(7, 1)	2.0	L	11	5	2	1	1	0	0	0	0	0	1	15	17	4.50	2.500
ERA: 4.5																		
89 Deolis Guerra, R	(9, 1)	1.0		5	2	0	0	1	0	0	0	0	0	0	7	7	0.00	2.000
ERA:																		

BOTTOM

Boston Red Sox @ Minnesota Twins

Hammond Stadium, Fort Myers, FL

Sat Mar 01 2008, 1:05 PM EST
Att. 7,950 - Partly Cloudy - 78 F

Batter	1	2	3	4	5	6	7	8	9	AB	R	H	RBI	BB	SO	LOB
22 Carlos Gómez, R (1, 8) OBP: 0.143, SLG: 0.167	0-0 21 WP 7 S 33 G6-4-3 1B	0-0 ① SF7 3-H	0-0 ③ FC5-4 1-2f			0-0 ① G1-3		0-0 1-2 1B		2	1	1	1	0	0	2
11 Jason Pridie, L (5, 8) OBP: 0.167, SLG: 0.167										2	0	1	0	0	0	0
7 Joe Mauer, L (1, 2) OBP: 0.800, SLG: 0.667	C B B B B 4-1 33 G6-4-3 21 WP 1-2 BB	B B B B 4-0 33 BB 21 1B 1-2 2-3 BB		0-0 33 G4-6-3 1B		0-0 ② G4-3		0-0 ③ FC5 2-3f		1	0	1	0	2	0	0
85 Drew Butera, R (4, PR) (5, 2)										2	0	0	0	0	0	2
21 Delmon Young, R (1, 7) OBP: 0.600, SLG: 0.500	B B B B 4-0 33 G6-4-3 1-2 2-3 BB	0-0 33 BB 1-2 2-3 3-H 1B		S S S 0-3 ① K		0-0 ③ F7			0-0 ① F8	2	0	1	1	1	1	1
77 Chris Basak, R (5, 7)										2	0	0	0	0	0	0
33 Justin Morneau, L (1, 3) OBP: 0.400, SLG: 0.250	0-0 ① ② G6-4-3 1-2f 2-3 3-H	B B B B 4-0 23 G5-4-3 1-2 2-3 3-H BB		0-0 ② ③ G4-6-3 1-2f			0-0 ① G6-3		0-0 ② L5	2	0	0	1	1	0	3
44 Jon Knott, R (6, 3) OBP: 0.167, SLG: 0.333										2	0	0	0	0	0	0
23 Brendan Harris, R (1, 6)	0-0 ③ G6-3	0-0 ② ③ G5-4-3 1-2f			B B B B 4-0 18 S 50 1B BB		0-0 71 G6-4-3 1B		C C C 0-3 ③ K	2	0	0	0	1	0	4
20 Matt Tolbert, S (5, PR) OBP: 0.250, SLG: 0.250 (6, 6)										2	1	1	0	0	1	0
Mike Lamb, L (1, 5) OBP: 0.600, SLG: 0.750		0-0 50 E 25 BB 2B	B B B B 4-0 25 1B BB		S S S 0-3 ① K		0-0 ② ③ G6-4-3 1-2f			2	1	1	0	1	1	1
71 Howie Clark, L (6, 5)										1	0	0	0	0	0	1
18 Matt Macri, R (1, 10)	B B B B 4-0 25 BB 50 E 22 SF7 BB	0-0 ① L7		S S S 0-3 ② K 1-2				0-0 ① G5-3		2	1	0	0	1	1	2
73 Randy Ruiz, R (8, PH) OBP: 0.333, SLG: 0.333 (9, 10)										1	0	0	0	0	0	0
50 Garrett Jones, L (1, 9) OBP: 0.143, SLG: 0.143	0-0 FC3 7 BB 25 BB 21 1B 1-2 2-3	0-0 ② F8		0-0 2-H 1B				B B B B 4-0 87 CS BB		3	1	1	1	0	0	3
Tommy Watkins, R (5, PR) (6, 9)										0	0	0	0	1	0	0
25 Alexi Casilla, S (1, 4) OBP: 0.333, SLG: 0.200	B B B B 4-0 21 1B 7 BB 33 BB 1-2 2-3 3-H BB	0-0 22 FC5-4 1-2 1B		0-0 ③ G3				S S S 0-3 ② FC 85 FC5 11 1B 1-2		2	1	1	1	1	0	1
87 Felix Molina, S (6, 4)										1	0	0	0	0	0	1
Inning Stats	R: 1 E: 0 K: 0 S: 4 H: 1 LOB: 1 BB: 2 P: 12	R: 4 E: 1 K: 0 S: 5 H: 2 LOB: 2 BB: 4 P: 21	R: 0 E: 0 K: 0 S: 4 H: 1 LOB: 2 BB: 1 P: 8	R: 0 E: 0 K: 1 S: 5 H: 1 LOB: 1 BB: 0 P: 5	R: 1 E: 0 K: 2 S: 8 H: 1 LOB: 1 BB: 1 P: 12	R: 0 E: 0 K: 0 S: 3 H: 0 LOB: 0 BB: 0 P: 3	R: 0 E: 0 K: 0 S: 3 H: 1 LOB: 0 BB: 0 P: 3	R: 0 E: 0 K: 0 S: 6 H: 1 LOB: 2 BB: 1 P: 10	R: 0 E: 0 K: 1 S: 5 H: 0 LOB: 0 BB: 0 P: 5	1B: 7 2B: 1 3B: 0 HR: 0	SF: 1 SAC: 0 DP: 4 HBP: 0					

livebaseballscorecards.com

AB	31
R	6
H	8
RBI	5
BB	9
SO	4
LOB	21

WP: 2 PB: 0 SB: 2 CS: 1 PA: 41

PITCHER		IP	WLS	BF	H	R	ER	SO	BB	IBB	HBP	BLK	WP	HR	S	P	ERA	WHIP
31 Jon Lester, L ERA: 36.0	(1, 1)	1.0		9	2	5	4	0	4	0	0	0	1	0	6	22	36.00	6.000
44 Michael Tejera, L ERA:	(2, 1)	2.0		10	2	0	0	0	3	0	0	0	0	0	7	19	0.00	2.500
58 Jonathan Papelbon, R ERA:	(4, 1)	1.0		3	1	0	0	1	0	0	0	0	0	0	5	5	0.00	1.000
43 Devern Hansack, R ERA: 4.5	(5, 1)	2.0		8	1	1	1	2	1	0	0	0	0	0	11	15	4.50	1.000
62 David Pauley, R ERA:	(7, 1)	2.0	W	8	2	0	0	1	1	0	0	0	1	0	9	13	0.00	1.500

PITCHER		IP	WLS	BF	H	R	ER	SO	BB	IBB	HBP	BLK	WP	HR	S	P	ERA	WHIP
59 Jon Switzer, L ERA:	(9, 1)	1.0	S	3	0	0	0	1	0	0	0	0	0	0	5	5	0.00	0.000

Minnesota Twins @ Boston Red Sox

City of Palms Park, Ft. Myers, FL

Sun Mar 02 2008, 1:05 PM EST
Att. 7,827 - Partly Cloudy - 71 F

TOP

livebaseballscorecards.com

Batter	1	2	3	4	5	6	7	8	9	AB	R	H	RBI	BB	SO	LOB
2 Denard Span, L (1, 8) OBP: 0.286, SLG: 0.286	F7		8 1B; 5 2B; 2-3; 1B	G4-3			G6-3		FC1-2; 25 S; 11 1B; 1-3; 2-H	5	2	1	0	0	0	2
8 Nick Punto, S (1, 4) OBP: 0.167, SLG: 0.167	G6-3		5 S; 5 2B; 1-3; 3-H; 1B		F7		G6-3		73 HBP; 11 1B; 71 1B; 1-2; BB	4	1	1	1	0	0	0
25 Alexi Casilla, S (7, 4) OBP: 0.429, SLG: 0.200										0	1	0	0	1	0	0
5 Michael Cuddyer, R (1, 9) OBP: 0.286, SLG: 0.429	F8		16 S; 1-H; 3-H; 2B		G5-3			73 E; 1B	73 HBP; 71 1B; 1-2; 2-H; 3-H; 1B	3	0	1	2	0	0	0
11 Jason Pridie, L (6, 9) OBP: 0.375, SLG: 0.375										2	1	2	2	0	0	0
33 Justin Morneau, L (1, 3) OBP: 0.250, SLG: 0.143		G4-3	F6		F7			F8; 1-3	71 1B; 1-2; 2-3; HBP	3	0	0	0	0	0	1
73 Randy Ruiz, R (5, 3) OBP: 0.400, SLG: 0.250										1	0	0	0	0	0	1
16 Jason Kubel, L (1, 7) OBP: 0.250, SLG: 0.250		1B	G3; 2-3			G3-1		G3	1-2; 2-H; 3-H; 1B	3	0	1	0	0	0	1
71 Howie Clark, L (6, 7) OBP: 0.250, SLG: 0.250										2	0	1	2	0	0	1
55 Mike Redmond, R (1, 2) OBP: 0.400, SLG: 0.250		F9	BB			32 1B; 44 F9-2; 1B		G1-3	F7	2	0	1	0	1	0	1
58 Jose Morales, S (6, PR) (6, 2)										2	0	0	0	0	0	3
32 Brian Buscher, L (1, 5) OBP: 0.400, SLG: 1.000	G4-3		K			1-3; 1B			87 FC4-6; BB	3	0	1	0	0	1	3
77 Chris Basak, R (6, PR) (6, 5)										0	0	0	0	1	0	0
44 Jon Knott, R (1, 10) OBP: 0.222, SLG: 0.667			HR	G5-3		F9-2; 3-H			FC4-6; 2 PB; 20 BB; 2 FC1-2; 1-2f	3	1	1	1	0	0	2
87 Felix Molina, S (9, PH) (9, 10)										1	0	0	0	0	0	1
12 Adam Everett, R (1, 6) OBP: 0.200, SLG: 0.400			2 1B; 8 1B; 2B	L5			F9		2 FC1-2; 2 PB; 11 1B; 1-2; BB	3	1	1	0	0	0	0
20 Matt Tolbert, S (7, 6) OBP: 0.400, SLG: 0.250										0	1	0	0	1	0	0

	AB	R	H	RBI	BB	SO	LOB
	37	8	11	8	4	1	16

Inning Stats	1	2	3	4	5	6	7	8	9
	R: 0 E: 0 K: 0 S: 3	H: 0 LOB: 0 BB: 0 P: 3	R: 0 E: 0 K: 0 S: 4	H: 1 LOB: 1 BB: 0 P: 4	R: 4 E: 0 K: 1 S: 13	H: 5 LOB: 2 BB: 1 P: 19	R: 0 E: 0 K: 0 S: 3	H: 0 LOB: 0 BB: 0 P: 3	R: 0 E: 0 K: 0 S: 3	H: 0 LOB: 0 BB: 0 P: 3	R: 0 E: 0 K: 0 S: 4	H: 2 LOB: 1 BB: 0 P: 4	R: 0 E: 0 K: 0 S: 3	H: 0 LOB: 0 BB: 0 P: 3	R: 0 E: 0 K: 0 S: 4	H: 1 LOB: 1 BB: 0 P: 5	R: 4 E: 0 K: 0 S: 5	H: 2 LOB: 2 BB: 3 P: 19

	1B: 8	SF: 0	WP: 0	PA: 42
	2B: 3	SAC: 0	PB: 1	
	3B: 0	DP: 1	SB: 3	
	HR: 1	HBP: 1	CS: 0	

PITCHER		IP	WLS	BF	H	R	ER	SO	BB	IBB	HBP	BLK	WP	HR	S	P	ERA	WHIP
49 Tim Wakefield, R ERA:	(1, 1)	2.0		7	1	0	0	0	0	0	0	0	0	0	7	7	0.00	0.500
61 Clay Buchholz, R ERA: 18.0	(3, 1)	2.0	L	12	5	4	4	1	1	0	0	0	0	1	16	22	18.00	3.000
Bryan Corey, R ERA:	(5, 1)	1.0		3	0	0	0	0	0	0	0	0	0	0	3	3	0.00	0.000
37 Hideki Okajima, L ERA:	(6, 1)	1.0		4	2	0	0	0	0	0	0	0	0	0	4	4	0.00	2.000
48 Javier López, L ERA:	(7, 1)	1.0		3	0	0	0	0	0	0	0	0	0	0	3	3	0.00	0.000

PITCHER		IP	WLS	BF	H	R	ER	SO	BB	IBB	HBP	BLK	WP	HR	S	P	ERA	WHIP
17 Manny Delcarmen, R ERA:	(8, 1)	1.0		4	1	0	0	0	0	0	0	0	0	0	4	5	0.00	1.000
56 Craig Hansen, R ERA: 36.0	(9, 1)	1.0		9	2	4	4	0	3	0	1	0	0	0	5	19	36.00	5.000

Batter	1	2	3	4	5	6	7	8	9	AB	R	H	RBI	BB	SO	LOB
Coco Crisp, S (1, 8) OBP: 0.600, SLG: 0.500 78 Jonathan Van Every, L (4, 8) OBP: 0.500, SLG: 0.400	K		G4-3 1-2		E3 15 1B 1-2			1B		2 2	0 0	0 1	0 0	0 0	1 0	1 1
15 Dustin Pedroia, R (1, 4) OBP: 0.333, SLG: 0.200 70 Gil Velazquez, R (6, 4) OBP: 0.500, SLG: 0.333	P4		G5-3		1-2 2-H 1B			K		3 1	0 0	1 0	1 0	0 0	0 1	1 1
34 David Ortiz, L (1, 10) OBP: 0.500, SLG: 0.600 77 Chris Carter, L (6, PR) OBP: 0.250, SLG: 0.286 (7, 10)	2B		G4-3			25 G5-4-3 BB BB		F8		2 1	0 0	1 0	0 0	1 0	0 0	1 1
Manny Ramirez, R (1, 7) 64 Joe Thurston, L (6, PR) OBP: 0.667, SLG: 0.571 (7, 7)	G1-3			K		25 G5-4-3 1-2 BB		P6		2 1	0 0	0 0	0 0	1 0	1 0	1 1
25 Mike Lowell, R (1, 5) OBP: 0.400, SLG: 1.000 11 Keith Ginter, R (7, 5)		HR		P6		G5-4-3 1-2f 2-3			G5-3	3 1	1 0	1 0	1 0	0 0	0 0	2 0
7 J.D. Drew, L (1, 9) OBP: 0.167, SLG: 0.167 71 Jeff Bailey, R (7, 3) OBP: 0.143, SLG: 0.143	P4			G4-3		F8			K	3 1	0 0	0 0	0 0	0 0	0 1	2 0
20 Kevin Youkilis, R (1, 3) OBP: 0.200, SLG: 0.800 44 Brandon Moss, L (6, 3) OBP: 0.500, SLG: 0.500 (7, 9)	F8				K		F8		F7	2 2	0 0	0 0	0 0	0 0	1 0	0 0
23 Julio Lugo, R (1, 6) OBP: 0.167, SLG: 0.167 76 Argenis Diaz, R (8, 6)	G5-3				78 E 15 1B 1B		G6-3			3 0	1 0	1 0	0 0	0 0	0 0	0 0
Doug Mirabelli, R (1, 2) 72 George Kottaras, L (6, 2) OBP: 0.750, SLG: 2.000			G4-3 BB		F9		G4-3			1 1	0 0	0 0	0 0	1 0	0 0	1 0
Inning Stats	R: 0 E: 0 K: 1 S: 6 H: 1 LOB: 1 BB: 0 P: 6	R: 1 E: 0 K: 0 S: 6 H: 1 LOB: 0 BB: 0 P: 9	R: 0 E: 0 K: 0 S: 3 H: 0 LOB: 1 BB: 1 P: 7	R: 0 E: 0 K: 1 S: 5 H: 0 LOB: 0 BB: 0 P: 5	R: 1 E: 1 K: 1 S: 7 H: 2 LOB: 1 BB: 0 P: 7	R: 0 E: 0 K: 0 S: 2 H: 0 LOB: 2 BB: 2 P: 10	R: 0 E: 0 K: 0 S: 3 H: 0 LOB: 0 BB: 0 P: 3	R: 0 E: 0 K: 1 S: 6 H: 1 LOB: 1 BB: 0 P: 6	R: 0 E: 0 K: 1 S: 5 H: 0 LOB: 0 BB: 0 P: 5	1B: 3 2B: 1 3B: 0 HR: 1 SF: 0 SAC: 0 DP: 1 HBP: 0						

PITCHER		IP	WLS	BF	H	R	ER	SO	BB	IBB	HBP	BLK	WP	HR	S	P	ERA	WHIP
Livan Hernandez, R ERA: 4.5	(1, 1)	2.0	W	8	2	1	1	1	0	0	0	0	0	1	12	15	4.50	1.000
54 Matt Guerrier, R ERA:	(3, 1)	1.0	H	4	0	0	0	0	1	0	0	0	0	0	3	7	0.00	1.000
17 Pat Neshek, R ERA:	(4, 1)	1.0	H	3	0	0	0	1	0	0	0	0	0	0	5	5	0.00	0.000
Dennys Reyes, L ERA:	(5, 1)	1.0	H	5	2	1	0	1	0	0	0	0	0	0	7	7	0.00	2.000
51 Julio DePaula, R ERA:	(6, 1)	2.0	H	7	0	0	0	0	2	0	0	0	0	0	5	13	0.00	1.000

PITCHER		IP	WLS	BF	H	R	ER	SO	BB	IBB	HBP	BLK	WP	HR	S	P	ERA	WHIP
76 Bobby Korecky, R ERA:	(8, 1)	1.0	H	4	1	0	0	1	0	0	0	0	0	0	6	6	0.00	1.000
78 Ricky Barrett, L ERA: 9.0	(9, 1)	1.0		3	0	0	0	1	0	0	0	0	0	0	5	5	0.00	0.000

BOTTOM

Minnesota Twins @ Boston Red Sox

City of Palms Park, Ft. Myers, FL

Sun Mar 02 2008, 1:05 PM EST
Att. 7,827 - Partly Cloudy - 71 F

livebaseballscorecards.com

AB	31
R	2
H	5
RBI	2
BB	3
SO	5
LOB	13

WP: 0 PB: 0 SB: 0 CS: 0 PA: 34

Batter	1	2	3	4	5	6	7	8	9	AB	R	H	RBI	BB	SO	LOB
2 Jacoby Ellsbury, L (1, 8) Rich Thompson, L (7, 9)	H 1-0 15 S HBP	X 0-0 ② SF9 2-3 3-H			S S S 0-3 ① K		X 0-0 E3 70 G6-4-3 1-2 2-3		C C C 0-3 ③ K	2 0 0 1 0 1 2 1 0 0 0 0 1 1						
13 Alex Cora, L (1, 6) OBP: 0.333, SLG: 0.200 70 Gil Velazquez, R (5, 6) OBP: 0.400, SLG: 0.250	S S S 0-3 ① K	X 0-0 ③ G6-3			X 0-0 ② G4-3		X 0-0 ① ② G6-4-3 1-2f 2-3 3-H			3 0 0 0 0 1 3 1 0 0 0 0 0 2						
15 Dustin Pedroia, R (1, 4) OBP: 0.200, SLG: 0.111 76 Jeff Natale, R (7, 4)	S X 0-1 ② L9 1-2		C C C 0-3 ① K		X 0-0 ③ F9		X 0-0 ③ P6			4 0 0 0 0 1 3 0 0 0 0 0 0 0						
20 Kevin Youkilis, R (1, 3) OBP: 0.375, SLG: 0.714 77 Chris Carter, L (6, PR) OBP: 0.222, SLG: 0.250 (6, 7)	B B B B 4-0 BB		X 0-0 ② L8			X 0-0 1B		X 0-0 ① L6		2 0 1 0 1 0 0 1 0 0 0 0 0 0						
44 Brandon Moss, L (1, 7) OBP: 0.500, SLG: 0.375 (6, 3)	S S S 0-3 ③ K		B B B B 4-0 32 FC6-4 BB			X 0-0 ① F9		B B B B 4-0 90 L6-3 BB		2 0 0 0 2 1 3						
32 Bobby Kielty, S (1, 9) 90 Bryan Pritz, R (6, 9) (7, 8)		X 0-0 ① G6-3	X 0-0 ③ FC6-4 1-2f			X 0-0 ② F7		X 0-0 ② ③ L6-3 1-1		3 0 0 0 0 0 2 1 0 0 0 0 0 1						
82 Jed Lowrie, S (1, 5) OBP: 0.364, SLG: 0.125		B B B B 4-0 36 BB 71 BB 2 SF9 BB		X 0-0 ① G4-3		X 0-0 ③ F7			X 0-0 ① G4-3	3 1 0 0 1 0 1						
71 Jeff Bailey, R (1, 10) OBP: 0.364, SLG: 0.222 Ryan Khoury, R (9, PR)		B B B B 4-0 2 SF9 36 BB 1-2 BB		X 0-0 ② G5-3			H 1-0 2 E 36 1B 70 G6-4-3 HBP		X 0-0 1B	2 1 1 0 1 0 0 0 0 0 0 0 0 0						
36 Kevin Cash, R (1, 2) OBP: 0.667, SLG: 0.500 62 Scott White, R (7, PR) 80 Dusty Brown, R (7, 2) OBP: 0.667, SLG: 1.667		B B B B 4-0 1-2 2-3 BB		X 0-0 ③ G1-3			X 0-0 70 G6-4-3 2 E 1-2 1B		S S S 0-3 ② K	2 0 1 0 1 0 0 0 0 0 0 0 0 0 1 0 0 0 0 1 1						
Inning Stats	R: 0 H: 0 E: 0 LOB: 2 K: 2 BB: 1 S: 8 P: 13	R: 1 H: 0 E: 0 LOB: 2 K: 0 BB: 3 S: 3 P: 15	R: 0 H: 0 E: 0 LOB: 1 K: 1 BB: 1 S: 5 P: 9	R: 0 H: 0 E: 0 LOB: 0 K: 0 BB: 0 S: 3 P: 3	R: 0 H: 0 E: 0 LOB: 0 K: 1 BB: 0 S: 5 P: 5	R: 0 H: 1 E: 0 LOB: 1 K: 0 BB: 0 S: 4 P: 4	R: 1 H: 1 E: 1 LOB: 2 K: 0 BB: 0 S: 4 P: 5	R: 0 H: 0 E: 0 LOB: 0 K: 0 BB: 1 S: 2 P: 6	R: 0 H: 1 E: 0 LOB: 1 K: 2 BB: 0 S: 8 P: 8	1B: 3 SF: 1 2B: 1 SAC: 0 3B: 0 DP: 2 HR: 0 HBP: 2						

PITCHER		IP	WLS	BF	H	R	ER	SO	BB	IBB	HBP	BLK	WP	HR	S	P	ERA	WHIP
23 Andrew Miller, L ERA: 1.8	(1, 1)	3.0		15	0	1	1	3	5	0	1	0	0	0	16	37	3.00	1.667
Kevin Gregg, R ERA:	(4, 1)	1.0		3	0	0	0	0	0	0	0	0	0	0	3	3	0.00	0.000
74 Gaby Hernandez, R ERA: 2.25	(5, 1)	2.0		7	1	0	0	1	0	0	0	0	0	0	9	9	0.00	0.500
38 Daniel Barone, R ERA: 3.0	(7, 1)	1.0	W	5	1	1	0	0	0	0	1	0	0	0	4	5	0.00	1.000
59 Chris Seddon, L ERA:	(8, 1)	1.0	H	3	0	0	0	0	1	0	0	0	0	0	2	6	0.00	1.000

PITCHER		IP	WLS	BF	H	R	ER	SO	BB	IBB	HBP	BLK	WP	HR	S	P	ERA	WHIP
48 Lee Gardner, R ERA:	(9, 1)	1.0	S	4	1	0	0	2	0	0	0	0	0	0	8	8	0.00	1.000

TOP

Boston Red Sox @ Florida Marlins

Roger Dean Stadium, Jupiter, FL

Mon Mar 03 2008, 1:05 PM EST

Att. 8,151 - Cloudy - 73 F

livebaseballscorecards.com

AB	28
R	2
H	3
RBI	1
BB	6
SO	6
LOB	19

WP: 0	PA: 37		
PB: 0			
SB: 1			
CS: 0			

Boston Red Sox @ Florida Marlins

Roger Dean Stadium, Jupiter, FL

Mon Mar 03 2008, 1:05 PM EST

Att. 8,151 - Cloudy - 73 F

BOTTOM

Batter	1	2	3	4	5	6	7	8	9	AB	R	H	RBI	BB	SO	LOB
11 Robert Andino, R (1, 6) OBP: 0.231, SLG: 0.167 80 Rex Rundgren, R (7, 6) OBP: 0.250, SLG: 0.250	G5-4-3 1B		L5		F7		1 1B 21 BB 1-2 1B			3 0 1 0 0 0 0 1 0 1 0 0 0 0						
Jose Castillo, R (1, 5) 21 Jason Wood, R (6, 5) (7, 3)	G5-4-3 1-2f			G4-3	G6-3		1 1B 1-2 2-3 BB			3 0 0 0 0 0 1 0 0 0 0 1 0 0						
27 Jeremy Hermida, L (1, 9) OBP: 0.308, SLG: 0.111 1 Alexis Gomez, L (7, 9) OBP: 0.400, SLG: 0.375	P6			BB 8 BB BB 1B	F7		65 FC6-4 1-2 2-3 3-H 1B			3 1 1 0 0 0 0 1 0 1 1 0 0 0						
8 Dallas McPherson, L (1, 10) 79 Chris Hatcher, R (7, PH) (8, 10)		G3		BB BB 1-2 BB		K	K			2 0 0 0 1 1 0 1 0 0 0 0 1 3						
Mike Jacobs, L (1, 3) OBP: 0.667, SLG: 1.000 78 Lee Mitchell, R (7, 5) OBP: 0.250, SLG: 0.250		G4-3 2B		BB 1-2 2-3 BB		G6-3	K			2 0 1 0 1 0 0 1 0 0 0 0 1 3						
Luis Gonzalez, L (1, 7) OBP: 0.400, SLG: 0.250 65 Jai Miller, R (6, PR) (7, 8)		G4-3 2-3		1-2 2-3 3-H BB		12 BB BB	FC6-4 1-2f			1 0 0 1 2 0 1 1 0 0 0 0 0 3						
12 Cody Ross, R (1, 8) OBP: 0.250, SLG: 0.400 25 Brett Carroll, R (6, PR) OBP: 0.667, SLG: 0.750 (7, 7)		G5-3		K		1-2 BB	39 FC6-4 1B			2 0 0 0 1 1 4 1 0 1 0 0 0 0						
4 Alfredo Amezaga, S (1, 4) OBP: 0.333, SLG: 0.250 39 Chris Barnwell, R (7, 4) OBP: 0.200, SLG: 0.200			20 G6-4-3 BB	L4		P4	FC6-4 41 P4-3 1-2f			2 0 0 0 1 0 5 1 0 0 0 0 0 1						
20 Matt Treanor, R (1, 2) OBP: 0.500, SLG: 1.000 41 Paul Hoover, R (7, 2) OBP: 0.250, SLG: 0.250			G6-4-3 1-2f		HR		21 BB 80 1B 1 1B 1B		P4-3 1-1f	2 1 1 1 0 0 1 2 1 1 0 0 0 1						
Inning Stats	R: 0 H: 1 E: 0 LOB: 0 K: 0 BB: 0 S: 3 P: 3	R: 0 H: 1 E: 0 LOB: 1 K: 0 BB: 0 S: 4 P: 4	R: 0 H: 0 E: 0 LOB: 0 K: 0 BB: 1 S: 2 P: 6	R: 1 H: 1 E: 0 LOB: 3 K: 1 BB: 3 S: 6 P: 18	R: 1 H: 1 E: 0 LOB: 0 K: 0 BB: 0 S: 5 P: 5	R: 0 H: 0 E: 0 LOB: 2 K: 1 BB: 2 S: 5 P: 13	R: 1 H: 3 E: 0 LOB: 3 K: 2 BB: 1 S: 10 P: 14	R: 0 H: 1 E: 0 LOB: 0 K: 0 BB: 0 S: 3 P: 3		1B: 6 SF: 0 2B: 2 SAC: 0 3B: 0 DP: 3 HR: 1 HBP: 0						

livebaseballscorecards.com

AB	29
R	3
H	8
RBI	3
BB	7
SO	4
LOB	23

WP: 0 PA: 36
PB: 0
SB: 0
CS: 0

PITCHER		IP	WLS	BF	H	R	ER	SO	BB	IBB	HBP	BLK	WP	HR	S	P	ERA	WHIP
39 Kyle Snyder, R ERA:	(1, 1)	3.0		10	2	0	0	0	1	0	0	0	0	0	9	13	0.00	1.000
41 Dan Kolb, R ERA: 6.75	(4, 1)	0.1	B	5	1	1	1	0	3	0	0	0	0	0	2	14	27.00	12.000
68 Lee Gronkiewicz, R ERA: 10.13	(4, 1)	1.2		6	1	1	1	1	0	0	0	0	0	1	9	9	5.40	0.600
Craig Breslow, L ERA:	(6, 1)	1.0		5	0	0	0	1	2	0	0	0	0	0	5	13	0.00	2.000
73 Justin Masterson, R ERA: 4.5	(7, 1)	2.0	L	10	4	1	1	2	1	0	0	0	0	0	13	17	4.50	2.500

PITCHER	IP	WLS	BF	H	R	ER	SO	BB	IBB	HBP	BLK	WP	HR	S	P	ERA	WHIP

Batter	1	2	3	4	5	6	7	8	9	AB	R	H	RBI	BB	SO	LOB
3 Nyjer Morgan, L (1, 8) OBP: 0.368, SLG: 0.313	S S S 0-3 ① K		B B B B 4-0 74 CS BB		X 0-0 1-3 1B			X 0-0 15 1B 2B	X 0-0 1-3 1B	2	0	1	0	1	1	0
75 James Boone, S (7, 9) OBP: 1.000, SLG: 1.500										2	1	2	0	0	0	0
74 Andrew McCutchen, R (1, 9) OBP: 0.278, SLG: 0.250	X 0-0 ② P4		S X 0-1 ①② G5-3 1-2		S S S 0-3 ③ K			X 0-0 ① G6-3	S S S 0-3 ② K	5	0	0	0	0	2	6
(7, 8)																
12 Freddy Sanchez, R (1, 10) OBP: 0.412, SLG: 0.467	X 0-0 2B		S S C 0-3 ③ K			X 0-0 ① F7		B B B B 4-0 15 1B BB	X 0-0 ③ F9	4	0	1	0	1	1	2
Jason Bay, R (1, 7) OBP: 0.250, SLG: 0.375	X 0-0 ③ P3			X 0-0 ① G5-3		X 0-0 ② G5-3		X 0-0 1-2 2-H 1B		3	0	0	0	0	0	1
15 Kevin Thompson, R (6, 7) OBP: 0.538, SLG: 0.692										1	0	1	1	0	0	0
41 Ryan Doumit, S (1, 2) OBP: 0.417, SLG: 0.125		X 0-0 ① F8		X 0-0 ② P6		B B B B 4-0 BB		X 0-0 ② F8		2	0	0	0	1	0	0
63 Raul Chavez, R (6, 2) OBP: 0.400, SLG: 1.000										1	0	0	0	0	0	2
19 José Bautista, R (1, 5) OBP: 0.385, SLG: 0.300		X 0-0 ② G5-3		X 0-0 ③ F8		X 0-0 ③ F8		X 0-0 ③ P5		3	0	0	0	0	0	1
73 Jose Macias, S (7, 5)										1	0	0	0	0	0	2
16 Doug Mientkiewicz, L (1, 3) OBP: 0.357, SLG: 0.100		B B B B 4-0 10 3B BB			X 0-0 ① F9		X 0-0 ① F8		X 0-0 HR	2	1	0	0	1	0	0
51 Steve Pearce, R (7, 3) OBP: 0.467, SLG: 1.000										1	1	1	1	0	0	0
10 Brian Bixler, R (1, 6) OBP: 0.222, SLG: 0.375		X 0-0 1-H 3B			X 0-0 ② F9		S S C 0-3 ② K		X 0-0 ① F8	3	0	1	1	0	1	0
80 Luis Alfonso Cruz, R (7, 6) OBP: 0.400, SLG: 0.600										1	0	0	0	0	0	0
83 Josh Wilson, R (1, 4) OBP: 0.385, SLG: 0.364		X 0-0 ③ P4			B B B B 4-0 3 1B BB		X 0-0 ③ F9		B B B B 4-0 75 1B BB	2	0	0	0	1	0	1
65 Jorge Velandia, R (7, 4)										0	0	0	0	1	0	0
Inning Stats	R: 0 H: 1 E: 0 LOB: 1 K: 1 BB: 0 S: 6 P: 6	R: 1 H: 1 E: 0 LOB: 1 K: 0 BB: 1 S: 4 P: 8	R: 0 H: 0 E: 0 LOB: 0 K: 1 BB: 1 S: 5 P: 9	R: 0 H: 0 E: 0 LOB: 0 K: 0 BB: 0 S: 3 P: 3	R: 0 H: 1 E: 0 LOB: 2 K: 1 BB: 1 S: 6 P: 10	R: 0 H: 0 E: 0 LOB: 1 K: 0 BB: 1 S: 3 P: 7	R: 0 H: 0 E: 0 LOB: 0 K: 1 BB: 0 S: 5 P: 5	R: 1 H: 2 E: 0 LOB: 2 K: 0 BB: 1 S: 5 P: 9	R: 1 H: 2 E: 0 LOB: 2 K: 1 BB: 1 S: 7 P: 11	1B: 3 2B: 2 3B: 1 HR: 1	SF: 0 SAC: 0 DP: 0 HBP: 0			WP: 0 PB: 0 SB: 0 CS: 1	PA: 39		

TOP

Pittsburgh Pirates @ Boston Red Sox

City of Palms Park, Ft. Myers, FL

Tue Mar 04 2008, 1:05 PM EST
Att. 7,872 - Overcast - 80 F

livebaseballscorecards.com

AB	33
R	3
H	7
RBI	3
BB	6
SO	5
LOB	15

PITCHER		IP	WLS	BF	H	R	ER	SO	BB	IBB	HBP	BLK	WP	HR	S	P	ERA	WHIP
18 Daisuke Matsuzaka, R ERA: 1.8	(1, 1)	3.0		12	2	1	1	2	2	0	0	0	0	0	15	23	3.00	1.333
58 Jonathan Papelbon, R ERA:	(4, 1)	1.0	W	3	0	0	0	0	0	0	0	0	0	0	3	3	0.00	0.000
Julian Tavarez, R ERA: 3.0	(5, 1)	1.0	H	5	1	0	0	1	1	0	0	0	0	0	6	10	0.00	2.000
56 Craig Hansen, R ERA: 18.0	(6, 1)	1.0	H	4	0	0	0	0	1	0	0	0	0	0	3	7	0.00	1.000
44 Michael Tejera, L ERA:	(7, 1)	1.0	H	3	0	0	0	1	0	0	0	0	0	0	5	5	0.00	0.000
Bryan Corey, R ERA: 4.5	(8, 1)	1.0	H	6	2	1	1	0	1	0	0	0	0	0	5	9	9.00	3.000
83 Kyle Jackson, R ERA: 27.0	(9, 1)	0.1	H	4	2	1	1	0	1	0	0	0	0	1	3	7	27.00	9.000
87 Jose Vaquedano, R ERA:	(9, 1)	0.2	S	2	0	0	0	1	0	0	0	0	0	0	4	4	0.00	0.000

Pittsburgh Pirates @ Boston Red Sox

City of Palms Park, Ft. Myers, FL

Tue Mar 04 2008, 1:05 PM EST

Att. 7,872 - Overcast - 80 F

livebaseballscorecards.com

BOTTOM

Batter	1	2	3	4	5	6	7	8	9	AB	R	H	RBI	BB	SO	LOB
2 Jacoby Ellsbury, L (1, 8) 78 Jonathan Van Every, L (5, 8) OBP: 0.500, SLG: 0.429	G6-3		K	F8		G3 1-2 2-3 3-H		SF8 WP 1-2 1B		3 2	0 0	0 1	0 1	0 0	1 0	1 2
Jason Varitek, S (1, 2) OBP: 0.400, SLG: 1.200 Doug Mirabelli, R (6, 2)	G5-3		F8 2B		G4-3	71 FC5 BB		SF8 1-3 2-H		3 0	0 0	1 0	0 1	0 1	0 0	0 0
34 David Ortiz, L (1, 10) OBP: 0.444, SLG: 0.429 71 Jeff Bailey, R (6, PH) OBP: 0.333, SLG: 0.200 (7, 10) 77 Chris Carter, L (8, PH) OBP: 0.200, SLG: 0.222 (9, 10)	G6-3		BB		G4-3	FC5 1-2 2-3f		K		2 1 1	0 0 0	0 0 0	0 0 0	1 0 0	0 3 1	0 0 1
Manny Ramirez, R (1, 7) OBP: 0.250, SLG: 0.286 64 Joe Thurston, L (6, 7) OBP: 0.600, SLG: 0.500		7 1B 2B	F8 2-3		F8		F9			3 1	1 0	1 0	0 0	0 0	0 0	2 0
25 Mike Lowell, R (1, 5) OBP: 0.250, SLG: 0.625 11 Keith Ginter, R (7, 5)	F8	F8				F7	K			3 1	0 0	0 0	0 0	0 0	0 1	3 0
7 J.D. Drew, L (1, 9) OBP: 0.375, SLG: 0.286 32 Bobby Kielty, S (6, PH) (7, 9)	13 1B 2-H 1B			22 2B 76 1B BB		13 E 22 1B 76 1B HBP		BB		1 0	1 1	1 0	1 0	1 1	0 0	0 0
22 Sean Casey, L (1, 3) OBP: 0.333, SLG: 0.500 44 Brandon Moss, L (6, PR) OBP: 0.455, SLG: 0.333 (7, 3)	K		76 1B 1-3 2B			76 1B 13 E 78 G3 1-2 1B	G3-1			3 1	0 1	2 0	0 0	0 0	1 0	1 1
13 Alex Cora, L (1, 4) OBP: 0.333, SLG: 0.250 81 Tony Granadillo, R (6, PR) (7, 4)	1-2 1B		F7			E3 78 G3 76 1B 1-2 2-3		F7		3 1	0 0	1 0	0 0	0 0	0 0	4 0
76 Argenis Diaz, R (1, 6) OBP: 0.500, SLG: 0.500	G4-3		2-3 3-H 1B			71 FC5 78 G3 1-2 2-3 3-H 1B		WP 78 1B SF8 1B		4	1	3	2	0	0	2
Inning Stats	R: 0 H: 0 E: 0 LOB: 0 K: 0 BB: 0 S: 3 P: 3	R: 1 H: 3 E: 0 LOB: 2 K: 1 BB: 0 S: 8 P: 8	R: 0 H: 1 E: 0 LOB: 2 K: 1 BB: 1 S: 6 P: 10	R: 1 H: 2 E: 0 LOB: 1 K: 0 BB: 1 S: 4 P: 8	R: 0 H: 0 E: 0 LOB: 0 K: 0 BB: 0 S: 3 P: 3	R: 2 H: 2 E: 1 LOB: 3 K: 0 BB: 1 S: 6 P: 11	R: 0 H: 0 E: 0 LOB: 1 K: 1 BB: 1 S: 5 P: 9	R: 1 H: 2 E: 0 LOB: 1 K: 1 BB: 0 S: 7 P: 8		1B: 7 SF: 1 2B: 3 SAC: 0 3B: 0 DP: 0 HR: 0 HBP: 1				WP: 1 PA: 39 PB: 0 SB: 0 CS: 0		

	AB	33
	R	5
	H	10
	RBI	5
	BB	4
	SO	4
	LOB	20

PITCHER		IP	WLS	BF	H	R	ER	SO	BB	IBB	HBP	BLK	WP	HR	S	P	ERA	WHIP
32 Phil Dumatrait, L ERA: 1.8	(1, 1)	3.0		14	4	1	1	2	1	0	0	0	0	0	17	21	3.00	1.667
49 Bryan Bullington, R ERA: 15.0	(4, 1)	2.0	L	8	2	1	1	0	1	0	0	0	0	0	7	11	4.50	1.500
50 David Davidson, L ERA: 9.0	(6, 1)	1.0		8	2	2	1	0	1	0	1	0	0	0	6	11	9.00	3.000
52 Franquelis Osoria, R ERA:	(7, 1)	1.0		4	0	0	0	1	1	0	0	0	0	0	5	9	0.00	1.000
66 Mike Thompson, R ERA: 9.0	(8, 1)	1.0		5	2	1	1	1	0	0	0	0	1	0	7	8	9.00	2.000

PITCHER	IP	WLS	BF	H	R	ER	SO	BB	IBB	HBP	BLK	WP	HR	S	P	ERA	WHIP

Los Angeles Dodgers @ Boston Red Sox

City of Palms Park, Ft. Myers, FL

Thu Mar 06 2008, 1:05 PM EST

Att. 8,006 - Partly Cloudy - 81 F

TOP

livebaseballscorecards.com

Batter	1	2	3	4	5	6	7	8	9	AB	R	H	RBI	BB	SO	LOB
9 Juan Pierre, L (1, 7) OBP: 0.333, SLG: 0.381	0-0 15 S 1B		0-0 FC4 1-3		0-0 15 FC6-4 1-2 1B		0-0 G4-6-3 1-2f		4-0 71 HR BB; 0-3 K	4	0	2	0	0	0	2
80 Angel Chavez, R (7, 4) OBP: 0.250, SLG: 0.143 (8, 5)										1	1	0	0	1	1	2
15 Rafael Furcal, S (1, 6) OBP: 0.267, SLG: 0.357	1-0 F7 1-2		0-3 K		0-0 FC6-4 55 G4-6-3 1-2f 2-3			0-3 K	0-0 1-H 2-H HR	4	0	0	0	0	2	5
36 Danny Ardoin, R (8, 2)										0	0	0	0	0	0	0
71 Lucas May, R (9, PH) OBP: 0.500, SLG: 1.250 (9, 2)										1	1	1	3	0	0	0
55 Russell Martin, R (1, 2) OBP: 0.450, SLG: 0.308	4-0 27 G5-4-3 BB		0-0 F8		0-0 G4-6-3 1-2f			4-0 22 BB 27 BB 76 SF8 BB	0-3 K	2	0	0	0	2	0	4
3 Delwyn Young, S (8, PR) OBP: 0.200, SLG: 0.059 (8, 4)										1	1	0	0	0	1	0
27 Matt Kemp, R (1, 9) OBP: 0.400, SLG: 0.579	0-0 G5-4-3 1-2f			1-1 HR		0-0 B2		4-0 22 BB 1-2 BB	0-0 E3 22 1B 17 HR	3	1	1	1	1	0	2
78 John-Ford Griffin, L (8, PR) OBP: 0.400, SLG: 0.500 (8, 9)										1	1	0	0	0	0	0
28 Andy LaRoche, R (1, 5) OBP: 0.409, SLG: 0.550		0-3 K		0-0 F9		0-0 1B		4-0 17 FC6 1-2 2-3 BB	0-0 76 HBP 17 HR 1-3 1B	3	0	1	0	0	1	0
22 George Lombard, L (7, 7) OBP: 0.556, SLG: 0.875										1	1	1	0	1	0	0
76 John Lindsey, R (1, 10) OBP: 0.375, SLG: 0.538		0-0 L4		0-0 75 FC4-6 1B		0-3 K		0-0 SF8 3-H	1-0 17 HR 1-2 HBP	3	1	1	1	0	1	1
75 Xavier Paul, L (1, 8) OBP: 0.333, SLG: 0.500		0-0 F8		0-0 FC4-6 1-2f		0-0 F7		0-0 FC6 1-2f	0-0 1-H 2-H 3-H HR	3	0	0	0	0	0	2
17 Jason Repko, R (8, PH) OBP: 0.412, SLG: 0.500 (8, 8)										2	1	1	4	0	0	2
83 Terry Tiffee, S (1, 3)			0-3 K2-3	0-0 P6			0-0 G1-3		P4; 2B	5	0	1	0	0	1	1
(7, 5)																
(8, 3)																
33 Ramon Martinez, R (1, 4) OBP: 0.412, SLG: 0.231			4-0 9 E 9 FC4 BB		0-0 15 FC6-4 9 1B 1B		0-0 9 G4-6-3 1B		E6 80 BB 71 HR; BB	3	1	2	0	2	0	0
(7, 3)																
(8, 6)																
Inning Stats	R: 0 E: 0 K: 0 S: 3 H: 1 LOB: 1 BB: 1 P: 8	R: 0 E: 0 K: 1 S: 5 H: 0 LOB: 0 BB: 0 P: 5	R: 0 E: 1 K: 2 S: 8 H: 0 LOB: 2 BB: 1 P: 12	R: 1 E: 0 K: 0 S: 6 H: 2 LOB: 1 BB: 0 P: 7	R: 0 E: 0 K: 0 S: 4 H: 2 LOB: 1 BB: 0 P: 4	R: 0 E: 0 K: 1 S: 6 H: 1 LOB: 1 BB: 0 P: 6	R: 0 E: 0 K: 0 S: 3 H: 1 LOB: 0 BB: 0 P: 3	R: 1 E: 0 K: 1 S: 5 H: 0 LOB: 2 BB: 3 P: 17	R: 7 E: 2 K: 2 S: 13 H: 4 LOB: 2 BB: 2 P: 22	1B: 7 2B: 1 3B: 0 HR: 3 SF: 1 SAC: 0 DP: 3 HBP: 1							

	AB	37
	R	9
	H	11
	RBI	9
	BB	7
	SO	7
	LOB	21

WP: 0 PB: 0 SB: 1 CS: 0 PA: 46

PITCHER		IP	WLS	BF	H	R	ER	SO	BB	IBB	HBP	BLK	WP	HR	S	P	ERA	WHIP
49 Tim Wakefield, R ERA:	(1, 1)	3.0		12	1	0	0	3	2	0	0	0	0	0	16	25	0.00	1.000
50 Mike Timlin, R ERA: 4.5	(4, 1)	1.0		5	2	1	1	0	0	0	0	0	0	1	6	7	9.00	2.000
53 David Aardsma, R ERA:	(5, 1)	2.0		8	3	0	0	1	0	0	0	0	0	0	10	10	0.00	1.500
Bryan Corey, R ERA: 3.0	(7, 1)	1.0		3	1	0	0	0	0	0	0	0	0	0	3	3	0.00	1.000
Craig Breslow, L ERA: 4.5	(8, 1)	1.0		6	0	1	1	1	3	0	0	0	0	0	5	17	9.00	3.000

PITCHER		IP	WLS	BF	H	R	ER	SO	BB	IBB	HBP	BLK	WP	HR	S	P	ERA	WHIP
75 Hunter Jones, L ERA: 27.0	(9, 1)	0.2	L	6	1	4	3	1	1	0	0	0	0	1	7	11	40.50	3.000
68 Lee Gronkiewicz, R ERA: 18.0	(9, 1)	0.1		6	3	3	2	1	1	0	1	0	0	1	6	11	54.00	12.000

Los Angeles Dodgers @ Boston Red Sox

City of Palms Park, Ft. Myers, FL

Thu Mar 06 2008, 1:05 PM EST

Att. 8,006 - Partly Cloudy - 81 F

livebaseballscorecards.com

BOTTOM

Batter	1	2	3	4	5	6	7	8	9	AB	R	H	RBI	BB	SO	LOB
2 Jacoby Ellsbury, L (1, 8) OBP: 0.200, SLG: 0.167 78 Jonathan Van Every, L (7, 8) OBP: 0.357, SLG: 0.385	S S S 0-3 ① K	x 0-0 15 2B 1-3 2B		x 0-0 ① G4-3		x 0-0 ③ G3		x 0-0 ③ F7		4 1 1 0 0 1 1 1 0 0 0 0 0 3						
15 Dustin Pedroia, R (1, 4) OBP: 0.235, SLG: 0.250 70 Gil Velazquez, R (8, 6) OBP: 0.500, SLG: 0.250 (9, 4)	x 0-0 34 BB 1B	x 0-0 34 WP 2-H 3-H 2B		x 0-0 ② F8			x 0-0 ① F9		B B B B 4-0 32 77 2B BB	4 0 2 2 0 0 0 0 1 0 0 1 0 0						
34 David Ortiz, L (1, 10) OBP: 0.417, SLG: 0.333 32 Bobby Kielty, S (7, PH)	B B B B 4-0 1-2 BB	B x 1-0 ③ G3-1 2-3		x 0-0 ③ F8			x 0-0 ② F8		B B B B 4-0 77 2B 1-2 BB	2 0 0 0 1 0 1 1 0 0 0 1 0 0						
Manny Ramirez, R (1, 7) OBP: 0.385, SLG: 0.364 77 Chris Carter, L (3, PR) (4, 7) OBP: 0.267, SLG: 0.357	x 0-0 ② F7		B B B B 4-0 25 1B 22 2B BB		x 0-0 ① F7		x 0-0 ③ G6-3		x 0-0 1-3 2-H 2B	1 0 0 0 1 0 2 3 1 1 1 0 0 0						
25 Mike Lowell, R (1, 5) OBP: 0.308, SLG: 0.538 11 Keith Ginter, R (3, PR) (4, 5) OBP: 0.333, SLG: 0.375	x 0-0 ③ P4		x 0-0 22 2B 82 SF7 1-2 1B		S S C 0-3 ② K			B B B B 4-0 72 1B 44 1B BB	x 0-0 ① P6	2 0 1 0 0 0 2 2 1 0 0 1 1 2						
22 Sean Casey, L (1, 3) OBP: 0.444, SLG: 0.667 71 Jeff Bailey, R (6, 3) OBP: 0.357, SLG: 0.182 64 Joe Thurston, L (9, PR) OBP: 0.692, SLG: 0.600		x 0-0 82 G4-3 82 PB 44 SF9 1B	x 0-0 1-3 2-H 2B		x 0-0 ③ F7			S S C 0-3 ① K	B B B B 4-0 BB	3 1 2 1 0 0 0 1 0 0 0 1 1 1 0 0 0 0 0 0 0						
82 Jed Lowrie, S (1, 6) (8, 4) OBP: 0.294, SLG: 0.154 76 Argenis Diaz, R (9, 6) OBP: 0.429, SLG: 0.429	S x 0-1 ① G4-3 1-3	x 0-0 ① SF7 3-H				x 0-0 ① L4		x 0-0 ② P4	S S S 0-3 ② K	3 0 0 1 0 0 2 1 0 0 0 0 1 3						
44 Brandon Moss, L (1, 9) OBP: 0.333, SLG: 0.267	x 0-0 ② SF9 3-H	S S S 0-3 ② K				x 0-0 ② L6		x 0-0 72 1B 1-2 1B	x 0-0 ③ F7	4 0 1 1 0 1 6						
Doug Mirabelli, R (1, 2) 72 George Kottaras, L (6, PR) (7, 2) OBP: 0.714, SLG: 1.333	H 1-0 2 2B 15 2B HBP	x 0-0 ③ F8				B B B B 4-0 BB		x 0-0 1-2 2-3 1B		1 1 0 0 1 0 3 1 0 1 0 0 0 0						
Inning Stats	R: 0 H: 1 E: 0 LOB: 2 K: 1 BB: 1 S: 6 P: 10	R: 3 H: 3 E: 0 LOB: 1 K: 0 BB: 0 S: 7 P: 9	R: 2 H: 2 E: 0 LOB: 3 K: 1 BB: 1 S: 7 P: 11	R: 0 H: 0 E: 0 LOB: 0 K: 0 BB: 0 S: 3 P: 3	R: 0 H: 0 E: 0 LOB: 0 K: 1 BB: 0 S: 5 P: 5	R: 0 H: 0 E: 0 LOB: 1 K: 0 BB: 1 S: 3 P: 7	R: 0 H: 0 E: 0 LOB: 0 K: 0 BB: 0 S: 3 P: 3	R: 0 H: 2 E: 0 LOB: 3 K: 1 BB: 1 S: 7 P: 11	R: 1 H: 1 E: 0 LOB: 3 K: 1 BB: 3 S: 6 P: 18	1B: 5 SF: 2 2B: 4 SAC: 0 3B: 0 DP: 0 HR: 0 HBP: 1						

AB	34
R	6
H	9
RBI	6
BB	7
SO	5
LOB	26

WP: 1 PA: 44
PB: 1
SB: 0
CS: 0

PITCHER		IP	WLS	BF	H	R	ER	SO	BB	IBB	HBP	BLK	WP	HR	S	P	ERA	WHIP
Derek Lowe, R ERA: 11.25	(1, 1)	2.0		15	6	5	5	1	2	0	1	0	1	0	15	25	22.50	4.000
77 Greg Jones, R ERA:	(3, 1)	1.0		3	0	0	0	1	0	0	0	0	0	0	5	5	0.00	0.000
50 Eric Stults, L ERA: 2.25	(4, 1)	2.0		6	0	0	0	1	0	0	0	0	0	0	8	8	0.00	0.000
38 Ramon Troncoso, R ERA: 6.0	(6, 1)	1.0		4	0	0	0	0	1	0	0	0	0	0	3	7	0.00	1.000
57 Eric Hull, R ERA:	(7, 1)	1.0		3	0	0	0	0	0	0	0	0	0	0	3	3	0.00	0.000

PITCHER		IP	WLS	BF	H	R	ER	SO	BB	IBB	HBP	BLK	WP	HR	S	P	ERA	WHIP
60 Matt Riley, L ERA: 10.13	(8, 1)	1.0	W	6	2	0	0	1	1	0	0	0	0	0	7	11	0.00	3.000
49 Jon Meloan, R ERA: 4.5	(9, 1)	0.0		3	1	1	1	0	2	0	0	0	0	0	1	9	∞	∞
Eduardo Sierra, R ERA:	(9, 1)	1.0	S	4	0	0	0	1	1	0	0	0	0	0	5	9	0.00	1.000

Boston Red Sox @ Baltimore Orioles

Fort Lauderdale Stadium, Ft. Lauderdale, FL

Fri Mar 07 2008, 1:05 PM EST

Att. 8,391 - Partly Cloudy - 82 F

TOP

livebaseballscorecards.com

Batter	1	2	3	4	5	6	7	8	9	AB	R	H	RBI	BB	SO	LOB
2 Jacoby Ellsbury, L (1, 8) OBP: 0.158, SLG: 0.125	P5		F8		G3	K		FC6-4 1-2f		4	0	0	0	0	1	2
60 Reid Engel, L (6, 8)										1	0	0	0	0	0	3
82 Jed Lowrie, S (1, 4) OBP: 0.286, SLG: 0.176	F7		G1-3 1-2		20 1B 20 BLK 25 SF8 1B	K	K		G6-3	4	1	1	0	0	1	1
81 Tony Granadillo, R (8, 4)										1	0	0	0	0	0	0
20 Kevin Youkilis, R (1, 3) OBP: 0.400, SLG: 0.538	K		E6 2-3		25 SF8 44 1B 1-3 1B		F8		K	4	1	1	0	0	1	1
Zach Daeges, L (7, 7)										1	0	0	0	0	1	0
25 Mike Lowell, R (1, 5) OBP: 0.235, SLG: 0.438		L8	F7		SF8 2-3 3-H		F7		G6-3	3	0	0	1	0	0	2
64 Joe Thurston, L (7, 5) OBP: 0.643, SLG: 0.545										1	0	0	0	0	0	0
44 Brandon Moss, L (1, 7) OBP: 0.409, SLG: 0.421		13 WP 2B		K	3-H 1B			72 BB 13 1B 1B		4	0	3	1	0	1	0
(7, 3)																
13 Alex Cora, L (1, 6) OBP: 0.500, SLG: 0.429	BBBB 2-3 BB			32 FC5-4 1B	P6			72 BB 1-2 1B		3	0	2	0	1	0	1
70 Gil Velazquez, R (8, PR) OBP: 0.500, SLG: 0.250										0	0	0	0	0	0	0
(8, 6)																
32 Bobby Kielty, S (1, 9)	SSS K			FC5-4 77 1B 1-2f		F8		SSS K		4	0	0	0	0	2	5
77 Chris Carter, L (1, 10) OBP: 0.263, SLG: 0.333	P6			1-3 1B		L5		F7		4	0	1	0	0	0	4
80 Dusty Brown, R (1, 2) OBP: 0.667, SLG: 1.000			20 E 82 G1-3 1B	G6-3				BBBB 60 FC6-4 1-2 2-3 BB		3	0	2	0	0	0	2
72 George Kottaras, L (7, 2) OBP: 0.750, SLG: 1.333										0	0	0	0	1	0	0

	AB	37
	R	2
	H	10
	RBI	2
	BB	2
	SO	7
	LOB	21

Inning Stats	1	2	3	4	5	6	7	8	9
	R: 0 E: 0 K: 1 S: 5	H: 0 LOB: 0 BB: 0 P: 5	R: 0 E: 0 K: 1 S: 6	H: 1 LOB: 2 BB: 1 P: 10	R: 0 E: 1 K: 0 S: 5	H: 1 LOB: 2 BB: 0 P: 5	R: 0 E: 0 K: 1 S: 7	H: 2 LOB: 2 BB: 0 P: 7	R: 2 E: 0 K: 0 S: 6	H: 3 LOB: 1 BB: 0 P: 6
	R: 0 E: 0 K: 1 S: 6	H: 1 LOB: 1 BB: 0 P: 6	R: 0 E: 0 K: 1 S: 5	H: 0 LOB: 0 BB: 0 P: 5	R: 0 E: 0 K: 1 S: 7	H: 2 LOB: 3 BB: 1 P: 11	R: 0 E: 0 K: 1 S: 5	H: 0 LOB: 0 BB: 0 P: 5		

1B: 9	SF: 1	WP: 1	PA: 40
2B: 1	SAC: 0	PB: 0	
3B: 0	DP: 0	SB: 0	
HR: 0	HBP: 0	CS: 0	

PITCHER	IP	WLS	BF	H	R	ER	SO	BB	IBB	HBP	BLK	WP	HR	S	P	ERA	WHIP
46 Jeremy Guthrie, R (1, 1) ERA: 3.6	3.0	W	13	2	0	0	2	1	0	0	0	1	0	16	20	0.00	1.000
32 Jamie Walker, L (4, 1) ERA: 12.27	1.0		5	2	0	0	1	0	0	0	0	0	0	7	7	0.00	2.000
Chad Bradford, R (5, 1) ERA: 6.75	1.0		6	3	2	2	0	0	0	0	1	0	0	6	6	18.00	3.000
62 Radhames Liz, R (6, 1) ERA:	2.0	H	7	1	0	0	2	0	0	0	0	0	0	11	11	0.00	0.500
60 Ryan Bukvich, R (8, 1) ERA:	1.0		6	2	0	0	1	1	0	0	0	0	0	7	11	0.00	3.000

PITCHER	IP	WLS	BF	H	R	ER	SO	BB	IBB	HBP	BLK	WP	HR	S	P	ERA	WHIP
52 Jon Leicester, R (9, 1) ERA:	1.0		3	0	0	0	1	0	0	0	0	0	0	5	5	0.00	0.000

BOTTOM

Boston Red Sox @ Baltimore Orioles

Fort Lauderdale Stadium, Ft. Lauderdale, FL

Fri Mar 07 2008, 1:05 PM EST

Att. 8,391 - Partly Cloudy - 82 F

livebaseballscorecards.com

Batter	1	2	3	4	5	6	7	8	9	AB	R	H	RBI	BB	SO	LOB
1 Brian Roberts, S (1, 4) OBP: 0.471, SLG: 0.500 Jonny Tucker, R (6, PR) OBP: 0.500, SLG: 1.000 (7, 4) (9, 7)	6 G6-4-3 1B		6 2B BB		G4-3	66 BB 1B		66 G3-6 2B		3 1 2 1 1 0 0 1 0 1 1 0 0 0						
6 Melvin Mora, R (1, 5) OBP: 0.526, SLG: 0.824 66 Mike Costanzo, L (6, PH) OBP: 0.476, SLG: 0.900 (7, 5)	G6-4-3		21 1B 2B		K	BB		G3-6		3 1 1 1 0 1 1 1 0 0 0 1 0 2						
21 Nick Markakis, L (1, 9) OBP: 0.579, SLG: 0.750 69 Oscar Salazar, R (7, 9) OBP: 0.400, SLG: 0.714	BB		1B 1B		G6-3	K		73 1B BB		3 1 1 1 1 1 2 0 0 0 0 1 0 0						
Kevin Millar, R (1, 3) OBP: 0.500, SLG: 0.500 73 Chris Heintz, R (6, PR) OBP: 0.267, SLG: 0.333 (7, 3)	P5		17 HR 1B			24 2B	G4-3	1-2 1B		3 1 2 1 0 0 1 2 1 1 1 0 0 0						
17 Aubrey Huff, L (1, 10) OBP: 0.200, SLG: 0.800 19 Ben Davis, S (7, PH) OBP: 0.077, SLG: 0.154 (8, 10)		G3	HR			L4	G5-3	K		3 1 1 2 0 0 1 2 0 0 0 0 1 2						
Ramon Hernandez, R (1, 2) OBP: 0.214, SLG: 0.167 24 Guillermo Quiroz, R (6, 2) OBP: 0.571, SLG: 0.615		P4	G5-3			25 1B 2 SF9 2B	K2-3			2 0 0 0 0 0 0 2 1 1 1 0 1 0						
Jay Gibbons, L (1, 7) OBP: 0.250, SLG: 0.267 Sebastien Boucher, L (6, PR) (7, 8)		G4-3		F9		2 SF9 25 1B 1 E BB		12 1B 70 1B BB		2 0 0 0 1 0 0 0 2 0 0 1 0 0						
25 Luis Terrero, R (1, 8) OBP: 0.318, SLG: 0.250 12 Brandon Fahey, L (7, 7) OBP: 0.375, SLG: 0.400 Blake Davis, L (9, 4)			P6	F9		1 S 1 1B 1B		70 1B 2B 1B		3 1 1 0 0 0 0 1 1 1 0 0 0 0 0 0 0 0 0 0 0						
2 Luis Hernandez, S (1, 6) OBP: 0.286, SLG: 0.182 70 Eider Torres, S (7, 6) OBP: 0.238, SLG: 0.200			K	F7		SF9		2B 73 1B 1B		2 0 0 1 0 1 0 1 1 1 1 0 0 0						
Inning Stats	R: 0 H: 1 E: 0 LOB: 1 K: 0 BB: 1 S: 3 P: 7	R: 0 H: 0 E: 0 LOB: 0 K: 0 BB: 0 S: 3 P: 3	R: 5 H: 4 E: 0 LOB: 0 K: 1 BB: 1 S: 11 P: 18	R: 0 H: 0 E: 0 LOB: 0 K: 0 BB: 0 S: 3 P: 3	R: 0 H: 0 E: 0 LOB: 0 K: 1 BB: 0 S: 5 P: 5	R: 4 H: 4 E: 0 LOB: 2 K: 1 BB: 2 S: 9 P: 18	R: 0 H: 0 E: 0 LOB: 0 K: 1 BB: 0 S: 5 P: 5	R: 3 H: 4 E: 0 LOB: 2 K: 1 BB: 2 S: 8 P: 16		1B: 8 SF: 1 2B: 5 SAC: 0 3B: 0 DP: 2 HR: 1 HBP: 0						

	AB	34
	R	12
	H	13
	RBI	11
	BB	6
	SO	5
	LOB	9

WP: 0 PA: 41
PB: 0
SB: 1
CS: 0

PITCHER		IP	WLS	BF	H	R	ER	SO	BB	IBB	HBP	BLK	WP	HR	S	P	ERA	WHIP
Julian Tavarez, R ERA: 7.94	(1, 1)	2.2	L	13	4	4	4	1	2	0	0	0	0	0	13	21	13.50	2.250
39 Kyle Snyder, R ERA: 7.5	(3, 1)	3.0		16	5	5	5	1	2	0	0	0	0	1	18	30	15.00	2.333
41 Dan Kolb, R ERA: 3.38	(6, 1)	1.1		4	0	0	0	2	0	0	0	0	0	0	8	8	0.00	0.000
44 Michael Tejera, L ERA: 7.36	(8, 1)	0.2		6	3	3	3	0	2	0	0	0	0	0	4	12	40.50	7.500
T.J. Large, R ERA:	(8, 1)	0.1		2	1	0	0	1	0	0	0	0	0	0	4	4	0.00	3.000

PITCHER		IP	WLS	BF	H	R	ER	SO	BB	IBB	HBP	BLK	WP	HR	S	P	ERA	WHIP

Batter	1	2	3	4	5	6	7	8	9	AB	R	H	RBI	BB	SO	LOB
2 Denard Span, L (1, 8) OBP: 0.231, SLG: 0.167	H 1-0 23 G1-3 33 HR 23 S HBP	X 0-0 ③ G3		B X 1-0 ③ G3 1-2		B X 1-0 ③ G1-3 1-2 2-3		X 0-0 ③ F8		4	1	0	0	0	0	4
23 Brendan Harris, R (1, 4) OBP: 0.250, SLG: 0.143	B X 1-0 ① G1-3 1-3		S S C 0-3 ① K		S S S 0-3 ① K		X 0-0 ① G6-3		X 0-0 FC6-5 71 G3 1B	5	0	1	0	0	2	1
5 Michael Cuddyer, R (1, 9) OBP: 0.188, SLG: 0.200 71 Howie Clark, L (5, 9) OBP: 0.286, SLG: 0.429	S S S 0-3 ② K		X 0-0 ② P5		X 0-0 ② G5-3		X 0-0 E6 68 1B G5-3		X 0-0 ① G3 1-2	3	0	0	0	0	1	1
										2	1	0	0	0	0	1
33 Justin Morneau, L (1, 3) OBP: 0.350, SLG: 0.412 Tommy Watkins, R (5, 3)	S B B X 2-1 3-H HR		X 0-0 ③ G5-3		X 0-0 ③ G4-3		X 0-0 ② G5-3 1-2		X 0-0 ② FC6-5 2-3	3	1	1	2	0	0	0
										2	0	0	0	0	0	2
Craig Monroe, R (1, 7) OBP: 0.500, SLG: 0.857 68 Alejandro Machado, S (6, PR) OBP: 0.400, SLG: 0.600 (6, 6)	X 0-0 HR			X 0-0 ① P5		B B B B 4-0 G4-3 16 1B S BB	X 0-0 2-H 1B		X 0-0 ③ G3	2	1	1	1	1	0	0
										2	1	1	1	0	0	1
Mike Lamb, L (1, 5) OBP: 0.500, SLG: 0.615 87 Felix Molina, S (6, 5)	X 0-0 1B			X 0-0 55 1B 16 FC4-6 1B		B X 1-0 ① G4-3 1-3	X 0-0 ③ F8			3	1	2	0	0	0	1
										1	0	0	0	0	0	1
55 Mike Redmond, R (1, 2) OBP: 0.300, SLG: 0.222 79 Eli Whiteside, R (6, 2) OBP: 0.750, SLG: 0.500	X 0-0 ③ G6-3			X 0-0 16 FC4-6 1-3 1B		X 0-0 ② G3		B B B B 4-0 16 FC3-6 BB		3	0	1	0	0	0	3
										0	0	0	0	1	0	0
16 Jason Kubel, L (1, 10) OBP: 0.286, SLG: 0.231		X 0-0 ① G4-3		X 0-0 ② FC4-6 77 S 77 1B 1-2f 3-H		X 0-0 2 WP 77 E 3-H 1B		X 0-0 ① FC3-6 77 FC1-6 1-2f		4	1	1	2	0	0	2
77 Chris Basak, R (1, 6) OBP: 0.500, SLG: 0.667 (6, 7)		S S S 0-3 ② K		B X 1-0 2 S 1-H 1B		X 0-0 E5 2 WP 1-2		X 0-0 ② FC1-6 1-2f		4	0	1	1	0	1	2
Inning Stats	R: 3 H: 3 E: 0 LOB: 1 K: 1 BB: 0 S: 9 P: 13	R: 0 H: 0 E: 0 LOB: 0 K: 1 BB: 0 S: 5 P: 5	R: 0 H: 0 E: 0 LOB: 0 K: 1 BB: 0 S: 5 P: 5	R: 2 H: 3 E: 0 LOB: 1 K: 0 BB: 0 S: 6 P: 8	R: 0 H: 0 E: 0 LOB: 0 K: 1 BB: 0 S: 5 P: 5	R: 1 H: 1 E: 1 LOB: 3 K: 0 BB: 1 S: 5 P: 11	R: 1 H: 1 E: 1 LOB: 1 K: 0 BB: 0 S: 5 P: 5	R: 0 H: 0 E: 0 LOB: 1 K: 0 BB: 1 S: 3 P: 7	R: 0 H: 1 E: 0 LOB: 1 K: 0 BB: 0 S: 4 P: 4	1B: 7 SF: 0 2B: 0 SAC: 0 3B: 0 DP: 0 HR: 2 HBP: 1						

PITCHER		IP	WLS	BF	H	R	ER	SO	BB	IBB	HBP	BLK	WP	HR	S	P	ERA	WHIP
61 Clay Buchholz, R ERA: 12.6	(1, 1)	3.0	L	13	3	3	3	3	0	0	1	0	0	2	19	23	9.00	1.000
58 Jonathan Papelbon, R ERA: 4.5	(4, 1)	2.0		9	3	2	2	1	0	0	0	0	0	0	11	13	9.00	1.500
48 Javier López, L ERA: 3.0	(6, 1)	1.0		6	1	1	1	0	1	0	0	0	1	0	5	11	9.00	2.000
37 Hideki Okajima, L ERA:	(7, 1)	1.0		5	1	1	0	0	0	0	0	0	0	0	5	5	0.00	1.000
73 Justin Masterson, R ERA: 2.25	(8, 1)	2.0		8	1	0	0	0	1	0	0	0	0	0	7	11	0.00	1.000

PITCHER	IP	WLS	BF	H	R	ER	SO	BB	IBB	HBP	BLK	WP	HR	S	P	ERA	WHIP

TOP

Minnesota Twins @ Boston Red Sox

City of Palms Park, Ft. Myers, FL

Fri Mar 07 2008, 1:05 PM EST
Att. 7,827 - Partly Cloudy - 82 F

livebaseballscorecards.com

AB	38
R	7
H	9
RBI	7
BB	2
SO	4
LOB	19

WP: 1 PA: 41
PB: 0
SB: 4
CS: 0

Batter	1	2	3	4	5	6	7	8	9	AB	R	H	RBI	BB	SO	LOB
76 Argenis Diaz, R (1, 6) OBP: 0.333, SLG: 0.333	G6-3		G5-3		15 1B; 1-2; 1B	K		FC3-6; 1-2f 2-3		5	0	1	0	0	1	4
15 Dustin Pedroia, R (1, 4) OBP: 0.250, SLG: 0.263	F7		L3		1-2 2-3; 1B		E6; FC4-6; 71 BB	L1		3	0	1	0	0	0	0
Ryan Khoury, R (5, PR)										2	0	0	0	0	0	2
(6, 4)																
34 David Ortiz, L (1, 10) OBP: 0.500, SLG: 0.333	BB		BB		K		K		K	0	0	0	0	2	0	0
Doug Mirabelli, R (5, PH)										3	0	0	0	0	3	4
(6, 10)																
Manny Ramirez, R (1, 7) OBP: 0.333, SLG: 0.308	K		G5-3		F8		FC4-6; 1-2; BB		HR	2	0	0	0	0	1	2
71 Jeff Bailey, R (4, 7) OBP: 0.412, SLG: 0.462										2	1	1	1	1	0	3
(5, 3)																
7 J.D. Drew, L (1, 9) OBP: 0.308, SLG: 0.250		P4		G5-3		F8	FC4-6; 1-2f 2-3		F8	2	0	0	0	0	0	0
Rich Thompson, L (5, 9)										3	0	0	0	0	0	2
Jason Varitek, S (1, 2) OBP: 0.273, SLG: 0.636		P6		L9		1B; 11 1B; 1B	F9		G1-3	3	0	1	0	0	0	0
36 Kevin Cash, R (6, PR) OBP: 0.500, SLG: 0.500										2	1	0	0	0	0	2
(7, 2)																
22 Sean Casey, L (1, 3) OBP: 0.455, SLG: 0.636		11 1B; 1B		F8		11 1B; 1-2; 1B		E4; 76 FC3-6; 11 HBP		2	0	1	0	0	0	0
Junior Spivey, R (5, 7) OBP: 0.500, SLG: 0.500										2	0	1	0	0	0	0
11 Keith Ginter, R (1, 5) OBP: 0.538, SLG: 0.545	1-2; 1B				15 1B; 76 1B; 1B	1-2 2-H; 1B		76 FC3-6; 1-2; HBP		3	0	3	1	0	0	0
78 Jonathan Van Every, L (1, 8) OBP: 0.278, SLG: 0.294	G1				K	K		K		4	0	0	0	0	3	7
Inning Stats	R: 0 E: 0 K: 1 S: 5 / H: 0 LOB: 1 BB: 1 P: 9	R: 0 E: 0 K: 0 S: 5 / H: 2 LOB: 2 BB: 0 P: 5	R: 0 E: 0 K: 0 S: 3 / H: 0 LOB: 1 BB: 1 P: 7	R: 0 E: 0 K: 0 S: 3 / H: 0 LOB: 0 BB: 0 P: 3	R: 0 E: 0 K: 2 S: 10 / H: 3 LOB: 3 BB: 0 P: 10	R: 1 E: 0 K: 2 S: 10 / H: 3 LOB: 2 BB: 0 P: 10	R: 0 E: 1 K: 1 S: 6 / H: 0 LOB: 2 BB: 1 P: 10	R: 0 E: 1 K: 1 S: 6 / H: 0 LOB: 2 BB: 0 P: 7	R: 1 E: 0 K: 1 S: 8 / H: 1 LOB: 0 BB: 0 P: 11	1B: 8 2B: 0 3B: 0 HR: 1 / SF: 0 SAC: 0 DP: 0 HBP: 1						

BOTTOM

Minnesota Twins @ Boston Red Sox

City of Palms Park, Ft. Myers, FL

Fri Mar 07 2008, 1:05 PM EST

Att. 7,827 - Partly Cloudy - 82 F

livebaseballscorecards.com

AB	38
R	2
H	9
RBI	2
BB	3
SO	8
LOB	26

WP: 0 PB: 0 SB: 0 CS: 0 — PA: 42

PITCHER		IP	WLS	BF	H	R	ER	SO	BB	IBB	HBP	BLK	WP	HR	S	P	ERA	WHIP
47 Francisco Liriano, L ERA:	(1, 1)	1.2	W	8	2	0	0	1	1	0	0	0	0	0	9	13	0.00	1.800
53 Nick Blackburn, R ERA:	(2, 1)	2.1	H	8	0	0	0	0	1	0	0	0	0	0	7	11	0.00	0.429
54 Matt Guerrier, R ERA:	(5, 1)	1.0		6	3	0	0	2	0	0	0	0	0	0	10	10	0.00	3.000
Dennys Reyes, L ERA: 3.0	(6, 1)	1.0		6	3	1	1	2	0	0	0	0	0	0	10	10	9.00	3.000
28 Jesse Crain, R ERA:	(7, 1)	1.0		5	0	0	0	1	1	0	0	0	0	0	6	10	0.00	1.000

PITCHER		IP	WLS	BF	H	R	ER	SO	BB	IBB	HBP	BLK	WP	HR	S	P	ERA	WHIP
17 Pat Neshek, R ERA:	(8, 1)	1.0		5	0	0	0	1	0	0	1	0	0	0	6	7	0.00	0.000
72 Mariano Gomez, L ERA: 9.0	(9, 1)	1.0		4	1	1	1	1	0	0	0	0	0	1	8	11	9.00	1.000

Batter	1	2	3	4	5	6	7	8	9	AB	R	H	RBI	BB	SO	LOB
2 Hanley Ramirez, R (1, 6) OBP: 0.440, SLG: 0.609	F9			2B	1B 1-3 2-H		FC5-4 1-2f		2B	4	0	2	1	0	0	1
80 Rex Rundgren, R (7, 6) OBP: 0.429, SLG: 0.714										1	0	1	0	0	0	0
4 Alfredo Amezaga, S (1, 4) OBP: 0.333, SLG: 0.250	P6			K C C C	G6-3			G3	F7	3	0	0	0	0	1	3
81 Chris Coghlan, L (7, 4) OBP: 0.083, SLG: 0.083										2	0	0	0	0	0	1
27 Jeremy Hermida, L (1, 9) OBP: 0.214, SLG: 0.167	P5			F9		K C C C		K S S S		4	0	0	0	0	2	1
8 Dallas McPherson, L (1, 10) OBP: 0.125, SLG: 0.267		K C C C		K C S S		G6-3		G5-3		3	0	0	0	0	2	1
53 John Baker, L (8, PH) OBP: 0.333, SLG: 0.250										1	0	0	0	0	0	0
(8, 10)																
Jose Castillo, R (1, 5) OBP: 0.231, SLG: 0.375		F9			58 1B 12 S 73 FC5-4 1B	B B B B 4-0 BB			F9	3	1	1	0	1	0	0
12 Cody Ross, R (1, 8) OBP: 0.238, SLG: 0.316		P6			B S S S 1-3 K 1-2	S S S 0-3 K			HR	3	0	0	0	0	2	2
40 Jorge Piedra, L (7, 8) OBP: 0.455, SLG: 0.900										1	1	1	1	0	0	0
58 Mike Rabelo, S (1, 2) OBP: 0.368, SLG: 0.294			P3		73 FC5-4 2-3 1B		S S S 0-3 K		B B B B 4-0 83 HR BB	3	0	1	0	0	1	0
79 Chris Hatcher, R (7, 2)										0	1	0	0	1	0	0
73 Tagg Bozied, R (1, 3) OBP: 0.467, SLG: 0.417			G6-3		FC5-4 65 BB 2 1B 1-2f 3-H		B B B B 4-0 2 FC5-4 BB		1-H HR	2	1	0	1	1	0	1
83 Gaby Sanchez, R (7, 3) OBP: 0.154, SLG: 0.385										1	1	1	2	0	0	0
65 Jai Miller, R (1, 7)			P3		B B B B 4-0 2 1B 1-2 BB		S S S 0-3 K		F7	3	0	0	0	1	1	1
Inning Stats	R: 0 E: 0 K: 0 S: 3 H: 0 LOB: 0 BB: 0 P: 3	R: 0 E: 0 K: 1 S: 5 H: 0 LOB: 0 BB: 0 P: 5	R: 0 E: 0 K: 0 S: 3 H: 0 LOB: 0 BB: 0 P: 3	R: 0 E: 0 K: 2 S: 8 H: 1 LOB: 1 BB: 0 P: 8	R: 2 E: 0 K: 1 S: 8 H: 3 LOB: 2 BB: 1 P: 13	R: 0 E: 0 K: 2 S: 7 H: 0 LOB: 1 BB: 1 P: 11	R: 0 E: 0 K: 2 S: 7 H: 0 LOB: 1 BB: 1 P: 11	R: 0 E: 0 K: 1 S: 5 H: 0 LOB: 0 BB: 0 P: 5	R: 3 E: 0 K: 0 S: 6 H: 3 LOB: 1 BB: 1 P: 10	1B: 3 2B: 2 3B: 0 HR: 2 SF: 0 SAC: 0 DP: 0 HBP: 0						

PITCHER	IP	WLS	BF	H	R	ER	SO	BB	IBB	HBP	BLK	WP	HR	S	P	ERA	WHIP
17 Manny Delcarmen, R (1, 1) ERA:	2.0		6	0	0	0	1	0	0	0	0	0	0	8	8	0.00	0.000
50 Mike Timlin, R (3, 1) ERA: 2.25	2.0		7	1	0	0	2	0	0	0	0	0	0	11	11	0.00	0.500
56 Craig Hansen, R (5, 1) ERA: 14.73	1.2	L	10	3	2	2	2	2	0	0	0	0	0	12	21	10.80	3.000
Craig Breslow, L (6, 1) ERA: 2.7	1.1		5	0	0	0	3	1	0	0	0	0	0	10	14	0.00	0.750
68 Lee Gronkiewicz, R (8, 1) ERA: 13.5	1.0		3	0	0	0	1	0	0	0	0	0	0	5	5	0.00	0.000

PITCHER	IP	WLS	BF	H	R	ER	SO	BB	IBB	HBP	BLK	WP	HR	S	P	ERA	WHIP
71 Mike James, R (9, 1) ERA: 27.0	1.0		7	3	3	3	0	1	0	0	0	0	2	6	10	27.00	4.000

Florida Marlins @ Boston Red Sox

City of Palms Park, Ft. Myers, FL

Sat Mar 08 2008, 1:05 PM EST

Att. 7,855 - Sunny - 67 F

TOP

livebaseballscorecards.com

AB	34
R	5
H	7
RBI	5
BB	4
SO	9
LOB	11

PA: 38

WP: 0 PB: 0 SB: 1 CS: 0

Batter	1	2	3	4	5	6	7	8	9	AB	R	H	RBI	BB	SO	LOB
2 Jacoby Ellsbury, L (1, 8) OBP: 0.250, SLG: 0.429	L6		1-3 2B		15 G4-6-3 1-2 1B		G4-3		1-H HR	5	1	3	2	0	0	0
15 Dustin Pedroia, R (1, 4) OBP: 0.208, SLG: 0.217	F8		G1-3		G4-6-3 1-2f			K	G3	4	0	0	0	0	1	4
44 Brandon Moss, L (9, 3) OBP: 0.391, SLG: 0.400										1	0	0	0	0	0	0
34 David Ortiz, L (1, 10) OBP: 0.500, SLG: 0.364	F8			82 FC6-4 20 BB 1B		36 WP 20 G1-3 BB		36 G4-3 20 1B BB		2	0	1	0	0	0	0
97 Lars Anderson, L (4, PR) (5, 10)										0	0	0	0	2	0	0
20 Kevin Youkilis, R (1, 3) OBP: 0.421, SLG: 0.500	F8			82 FC6-4 1-2 BB		G1-3 1-2		36 G4-3 1-2 1B		3	0	1	0	1	0	1
78 Jonathan Van Every, L (8, PR) (9, 9) OBP: 0.278, SLG: 0.294										0	0	0	0	0	0	0
Jason Varitek, S (1, 2) OBP: 0.231, SLG: 0.538	G3			K		P6 2-3		G4-3 1-2 2-3		2	0	0	0	0	1	2
36 Kevin Cash, R (6, 2) OBP: 0.417, SLG: 0.400										2	0	0	0	0	0	3
82 Jed Lowrie, S (1, 6) OBP: 0.280, SLG: 0.150	F7			FC6-4 1-2f 2-3		BB		F9		3	0	0	0	1	0	5
32 Bobby Kielty, S (1, 9)	F7			K		K			G6-3	3	0	0	0	0	2	4
11 Keith Ginter, R (7, 5) OBP: 0.500, SLG: 0.500										1	0	0	0	0	0	0
77 Chris Carter, L (1, 7) OBP: 0.348, SLG: 0.409			2 2B 1B		2 1B 1B		F8		2 HR 1B	4	1	3	0	0	0	0
64 Joe Thurston, L (1, 5) OBP: 0.500, SLG: 0.400			F8		K		G4-3		F8	4	0	0	0	0	1	3
										0	0	0	0	0	0	0
Inning Stats	R: 0 H: 0 E: 0 LOB: 0 K: 0 BB: 0 S: 3 P: 3	R: 0 H: 0 E: 0 LOB: 0 K: 0 BB: 0 S: 3 P: 3	R: 0 H: 2 E: 0 LOB: 2 K: 0 BB: 0 S: 5 P: 5	R: 0 H: 1 E: 0 LOB: 2 K: 2 BB: 1 S: 8 P: 12	R: 0 H: 2 E: 0 LOB: 1 K: 1 BB: 0 S: 6 P: 6	R: 0 H: 0 E: 0 LOB: 2 K: 1 BB: 2 S: 5 P: 14	R: 0 H: 0 E: 0 LOB: 0 K: 0 BB: 0 S: 3 P: 3	R: 0 H: 1 E: 0 LOB: 3 K: 1 BB: 1 S: 6 P: 10	R: 2 H: 2 E: 0 LOB: 0 K: 0 BB: 0 S: 5 P: 5	1B: 6 SF: 0 2B: 1 SAC: 0 3B: 0 DP: 1 HR: 1 HBP: 0						

PITCHER	IP	WLS	BF	H	R	ER	SO	BB	IBB	HBP	BLK	WP	HR	S	P	ERA	WHIP
74 Gaby Hernandez, R (1, 1) ERA: 1.29	3.0		11	2	0	0	0	0	0	0	0	0	0	11	11	0.00	0.667
82 Brett Sinkbeil, R (4, 1) ERA: 2.08	2.0	W	9	3	0	0	3	1	0	0	0	0	0	14	18	0.00	2.000
66 Burke Badenhop, R (6, 1) ERA:	1.0	H	5	0	0	0	1	2	0	0	0	1	0	5	14	0.00	2.000
62 Dallas Trahern, R (7, 1) ERA: 12.27	1.0	H	3	0	0	0	0	0	0	0	0	0	0	3	3	0.00	0.000
43 Randy Williams, L (8, 1) ERA:	1.0	H	5	1	0	0	1	1	0	0	0	0	0	6	10	0.00	2.000

PITCHER	IP	WLS	BF	H	R	ER	SO	BB	IBB	HBP	BLK	WP	HR	S	P	ERA	WHIP
46 Joe Nelson, R (9, 1) ERA: 6.0	1.0		5	2	2	2	0	0	0	0	0	0	1	5	5	18.00	2.000

BOTTOM

Florida Marlins @ Boston Red Sox

City of Palms Park, Ft. Myers, FL

Sat Mar 08 2008, 1:05 PM EST

Att. 7,855 - Sunny - 67 F

livebaseballscorecards.com

AB	34
R	2
H	8
RBI	2
BB	4
SO	5
LOB	22

Batter	1	2	3	4	5	6	7	8	9	AB	R	H	RBI	BB	SO	LOB
82 Jed Lowrie, S (1, 4) OBP: 0.241, SLG: 0.125	C B C X 1-2 E3 13 2B		X 0-0 ① G3		B 1 SAFE X 1-0 ② ③ F7 1-2			X 0-0 ① F9		4	0	0	0	0	0	1
13 Alex Cora, L (1, 6) OBP: 0.500, SLG: 0.471 99 Iggy Suarez, R (8, 6)	B B F 1 SAFE B X 3-1 1-3 2B		C F B B F F B B 4-2 34 2B BB			X 0-0 ① F9		X 0-0 ② G1-3		3 0	0 0	1 0	0 0	1 0	0 0	0 0
34 David Ortiz, L (1, 10) OBP: 0.474, SLG: 0.429 72 George Kottaras, L (8, PH) OBP: 0.667, SLG: 1.143 (8, 10)	C S B B B C 3-3 ① K		F B B 1 SAFE S F B F F 3-2 ② F X 1-2 2B			X 0-0 ② F7		X 0-0 ③ F9		3 1	0 0	1 0	0 0	0 0	1 0	2 0
Manny Ramirez, R (1, 7) OBP: 0.278, SLG: 0.250 44 Brandon Moss, L (6, 7) OBP: 0.375, SLG: 0.381	B X 1-0 ② P6		C F B C 1-3 ③ K			X 0-0 ③ P3			X 0-0 ① F7	3 1	0 0	0 0	0 0	0 0	1 0	3 0
25 Mike Lowell, R (1, 5) OBP: 0.190, SLG: 0.350	B F F S 1-3 ③ K			X 0-0 ① P4			C C C 0-3 ① K		X 0-0 ② G5-3	4	0	0	0	0	2	2
7 J.D. Drew, L (1, 9) OBP: 0.294, SLG: 0.200		B C F B F B B 4-2 22 G3-1 BB		X 0-0 ② G4-3			C B B B X 3-1 ② G4-3		C C C 0-3 ③ K	3	0	0	0	1	1	0
22 Sean Casey, L (1, 3) OBP: 0.429, SLG: 0.538 77 Chris Carter, L (7, PR) OBP: 0.348, SLG: 0.409 (7, 3)		B B X 2-0 ① G3-1 1-2		C C B C 1-3 ③ K			B B B 4-0 2B BB			2 0	0 0	0 0	0 0	1 0	1 0	1 0
Doug Mirabelli, R (1, 2) OBP: 0.462, SLG: 0.375 78 Jonathan Van Every, L (7, PR) OBP: 0.278, SLG: 0.294 80 Dusty Brown, R (7, 2) OBP: 0.667, SLG: 1.000		X 0-0 ② F9			B X 1-0 64 1B 1B		B X 1-0 1-3 2B			3 0 0	0 0 0	2 0 0	0 0 0	0 0 0	0 0 0	1 0 0
64 Joe Thurston, L (1, 8) OBP: 0.476, SLG: 0.389		B B C C C 2-3 ③ K			B F F X 1-2 ① 82 CS 1-2 1B		S S S 0-3 ③ K			3	0	1	0	0	2	4

| Inning Stats | | |

BOTTOM

Batter	1	2	3	4	5	6	7	8	9	AB	R	H	RBI	BB	SO	LOB
9 Juan Pierre, L (1, 7) OBP: 0.276, SLG: 0.286 22 George Lombard, L (8, PR) OBP: 0.615, SLG: 1.083 (9, 7)	B C B F F X 2-2 F8 ①	B X 1-0 G4-3 ③			X 0-0 B1 ①			B B B B 4-0 71 G4-3 71 S 25 WP BB		3 0 0 0 1 0 1 0 1 0 0 0 0 0						
55 Russell Martin, R (1, 2) OBP: 0.407, SLG: 0.316 71 Lucas May, R (6, 2) OBP: 0.333, SLG: 0.833	B X 1-0 27 HR 2B		C S B B B X 2-2 G1-3 ①		X 0-0 G1-3 ②			B X 1-0 G4-3 ① 1-3		3 1 1 0 0 0 0 1 0 0 0 0 0 1						
7 James Loney, L (1, 3) OBP: 0.438, SLG: 0.586	B B B C B 4-1 27 HR BB		F B F S 1-3 K2-3 ②		X 0-0 F7 ③			X 0-0 G3 ②		3 1 0 0 1 1 2						
25 Andruw Jones, R (1, 10) OBP: 0.333, SLG: 0.333 78 John-Ford Griffin, L (8, PR) OBP: 0.571, SLG: 0.833 (9, 10)	C C T F F B F S 1-3 K ②		F C T B B B B 4-2 27 S BB			S S S 0-3 K ①		B B B B 4-0 3-H BB		2 0 0 0 2 2 2 0 0 0 0 0 0 0						
27 Matt Kemp, R (1, 8) OBP: 0.355, SLG: 0.700 75 Xavier Paul, L (7, 8) OBP: 0.294, SLG: 0.400	C X 0-1 1-H 2-H HR		B C B C B S 3-3 K ③ 1-2			B C C C 1-3 K ②		C C C 0-3 K ③		3 1 1 3 0 2 1 1 0 0 0 0 1 1						
16 Andre Ethier, L (1, 9) OBP: 0.406, SLG: 0.500	B C S B B X 3-2 P4 ③			B C B B F B 4-2 BB		F X 0-1 G2-3 ③				2 0 0 0 1 0 0						
14 Chin-Lung Hu, R (1, 4) OBP: 0.318, SLG: 0.263 Blake DeWitt, L (8, 5) OBP: 0.500, SLG: 0.333		B C X 1-1 33 S 1B		X 0-0 F9 ①			X 0-0 F9 ①			3 0 1 0 0 0 1 0 0 0 0 0 0 0						
33 Ramon Martinez, R (1, 5) OBP: 0.304, SLG: 0.158 (8, 6)		F S B F F B C 2-3 K ① 1-2		X 0-0 F7 ②			X 0-0 G6-3 ②			3 0 0 0 0 1 2						
Iván De Jesús Jr., R (1, 6) OBP: 0.250, SLG: 0.375 3 Delwyn Young, S (7, PH) OBP: 0.231, SLG: 0.227 (8, 4)		B S B C S 2-3 K ②		X 0-0 F9 ③			B X 1-0 G4-3 ③			2 0 0 0 0 1 2 1 0 0 0 0 0 0						
Inning Stats	R: 3 H: 2 E: 0 LOB: 0 K: 1 BB: 1 S: 17 P: 28	R: 0 H: 1 E: 0 LOB: 1 K: 2 BB: 0 S: 11 P: 17	R: 0 H: 0 E: 0 LOB: 1 K: 2 BB: 1 S: 12 P: 22	R: 0 H: 0 E: 0 LOB: 1 K: 0 BB: 1 S: 5 P: 9	R: 0 H: 0 E: 0 LOB: 0 K: 0 BB: 0 S: 3 P: 3	R: 0 H: 0 E: 0 LOB: 0 K: 2 BB: 0 S: 8 P: 9	R: 0 H: 0 E: 0 LOB: 0 K: 0 BB: 0 S: 3 P: 4	R: 1 H: 0 E: 0 LOB: 1 K: 1 BB: 2 S: 5 P: 14		1B: 1 SF: 0 2B: 1 SAC: 0 3B: 0 DP: 0 HR: 1 HBP: 0						

PITCHER		IP	WLS	BF	H	R	ER	SO	BB	IBB	HBP	BLK	WP	HR	S	P	ERA	WHIP
18 Daisuke Matsuzaka, R ERA: 4.5	(1, 1)	3.0	L	15	3	3	3	5	3	0	0	0	0	1	42	73	9.00	2.000
Bryan Corey, R ERA: 1.8	(4, 1)	2.0		6	0	0	0	0	0	0	0	0	0	0	6	6	0.00	0.000
53 David Aardsma, R ERA:	(6, 1)	1.0		3	0	0	0	2	0	0	0	0	0	0	8	9	0.00	0.000
59 Jon Switzer, L ERA:	(7, 1)	1.0		3	0	0	0	0	0	0	0	0	0	0	3	4	0.00	0.000
43 Devern Hansack, R ERA: 5.4	(8, 1)	1.0		5	0	1	1	1	2	0	0	0	1	0	5	14	9.00	2.000

PITCHER	IP	WLS	BF	H	R	ER	SO	BB	IBB	HBP	BLK	WP	HR	S	P	ERA	WHIP

Boston Red Sox @ Los Angeles Dodgers

Holman Stadium, Vero Beach, FL

Sun Mar 09 2008, 1:15 PM EDT

Att. 9,293 - Sunny - 68 F

livebaseballscorecards.com

AB	27
R	4
H	3
RBI	3
BB	5
SO	8
LOB	13

WP: 1 PA: 32
PB: 0
SB: 3
CS: 0

Boston Red Sox @ New York Mets

Tradition Field, Port St. Lucie, FL

Mon Mar 10 2008, 1:10 PM EDT

Att. 7,353 - Partly Cloudy - 72 F

livebaseballscorecards.com

TOP

Batter	1	2	3	4	5	6	7	8	9	10	AB	R	H	RBI	BB	SO	LOB
2 Jacoby Ellsbury, L (1, 8) OBP: 0.286, SLG: 0.440 78 Jonathan Van Every, L (8, 8) OBP: 0.278, SLG: 0.294	E 1B		FC3-6 1-2f		1-2 1B			G4-3			4	0	2	0	0	0	1
											0	0	0	0	0	0	0
82 Jed Lowrie, S (1, 4) OBP: 0.212, SLG: 0.107 (10, 6)	K		F8		F9			E5 72 PO			4	0	0	0	0	1	4
Jason Varitek, S (1, 2) OBP: 0.188, SLG: 0.438 72 George Kottaras, L (6, 2) OBP: 0.700, SLG: 1.250 Ryan Khoury, R (9, PR) 80 Dusty Brown, R (9, 2) OBP: 0.667, SLG: 1.000	E7 1-2		K			G3		1 SAFE PO 1-2	20 G6-3 44 SF9 2B		3	0	0	0	0	1	2
											1	0	1	0	0	0	0
											0	1	0	0	0	0	0
											0	0	0	0	0	0	0
20 Kevin Youkilis, R (1, 3) OBP: 0.348, SLG: 0.400 62 Scott White, R (9, 3)	K			F8		G6-3			G6-3 2-3		4	0	0	0	0	1	3
											0	0	0	0	0	0	0
44 Brandon Moss, L (1, 9) OBP: 0.321, SLG: 0.333	F7			G6-3		G3			SF9 3-H		3	0	0	1	0	0	2
36 Kevin Cash, R (1, 10) OBP: 0.313, SLG: 0.286		F9		F9			G4-3		G6-3		4	0	0	0	0	0	1
13 Alex Cora, L (1, 6) OBP: 0.417, SLG: 0.381 60 Reid Engel, L (10, 7)		G1-3			F9		G5-3			G6-3	4	0	0	0	0	0	0
											0	0	0	0	0	0	0
11 Keith Ginter, R (1, 5) OBP: 0.389, SLG: 0.375	K				F9		P3			G6-3	4	0	0	0	0	1	0
77 Chris Carter, L (1, 7) OBP: 0.385, SLG: 0.440 64 Joe Thurston, L (8, 7) OBP: 0.455, SLG: 0.368 (10, 4)			2 FC3-6 1B		2 1B 1B			G6-3		G3-1	3	0	2	0	0	0	0
											1	0	0	0	0	0	0

	AB	35
	R	1
	H	5
	RBI	1
	BB	0
	SO	4
	LOB	13

Inning Stats																						
	R: 0	H: 1	R: 0	H: 0	R: 0	H: 1	R: 0	H: 0	R: 0	H: 2	R: 0	H: 0	R: 0	H: 0	R: 0	H: 0	R: 1	H: 1	R: 0	H: 0	1B: 4	SF: 1	WP: 0	PA: 37
	E: 1	LOB: 2	E: 0	LOB: 0	E: 0	LOB: 1	E: 0	LOB: 0	E: 0	LOB: 2	E: 0	LOB: 0	E: 0	LOB: 0	E: 1	LOB: 0	E: 0	LOB: 1	E: 0	LOB: 0	2B: 1	SAC: 0	PB: 0	
	K: 2	BB: 0	K: 1	BB: 0	K: 1	BB: 0	K: 0	BB: 0	K: 0	BB: 0	K: 0	BB: 0	K: 0	BB: 0	K: 0	BB: 0	K: 0	BB: 0	K: 0	BB: 0	3B: 0	DP: 0	SB: 0	
	S: 9	P: 9	S: 5	P: 5	S: 6	P: 6	S: 3	P: 3	S: 5	P: 5	S: 3	P: 3	S: 3	P: 3	S: 3	P: 3	S: 4	P: 4	S: 3	P: 3	HR: 0	HBP: 0	CS: 0	

PITCHER		IP	WLS	BF	H	R	ER	SO	BB	IBB	HBP	BLK	WP	HR	S	P	ERA	WHIP
57 Johan Santana, L ERA: 4.0	(1, 1)	4.0		15	2	0	0	4	0	0	0	0	0	0	23	23	0.00	0.500
38 Matt Wise, R ERA:	(5, 1)	2.0		8	2	0	0	0	0	0	0	0	0	0	8	8	0.00	1.000
25 Pedro Feliciano, L ERA:	(7, 1)	1.0		3	0	0	0	0	0	0	0	0	0	0	3	3	0.00	0.000
36 Willie Collazo, L ERA: 9.0	(8, 1)	1.0		3	0	0	0	0	0	0	0	0	0	0	3	3	0.00	0.000
43 Brian Stokes, R ERA: 1.5	(9, 1)	2.0	B	7	1	1	1	0	0	0	0	0	0	0	7	7	4.50	0.500

PITCHER	IP	WLS	BF	H	R	ER	SO	BB	IBB	HBP	BLK	WP	HR	S	P	ERA	WHIP

Boston Red Sox @ New York Mets

Tradition Field, Port St. Lucie, FL

Mon Mar 10 2008, 1:10 PM EDT

Att. 7,353 - Partly Cloudy - 72 F

livebaseballscorecards.com

Batter	1	2	3	4	5	6	7	8	9	10	AB	R	H	RBI	BB	SO	LOB
7 José Reyes, S (1, 6) OBP: 0.276, SLG: 0.333	G5-3		BB			K		G3 3-H			2	0	0	0	1	1	0
90 Argenis Reyes, S (7, 6) OBP: 0.600, SLG: 1.000											1	0	0	1	0	0	0
93 Brady Clark, R (1, 7) OBP: 0.333, SLG: 0.300	15 WP 1B		G1-3			1B		K			3	0	2	0	0	0	1
Chris Aguila, R (7, 7) OBP: 0.333, SLG: 0.400											1	0	0	0	0	1	0
5 David Wright, R (1, 5) OBP: 0.310, SLG: 0.308	K			15 G5-4-3 1B		F7			P5		3	0	1	0	0	1	2
94 Daniel Murphy, L (7, 5) OBP: 0.235, SLG: 0.250											1	0	0	0	0	0	0
15 Carlos Beltrán, S (1, 10)	G5-3 1-2			G5-4-3 1-2f			F8		F9		3	0	0	0	0	0	2
Endy Chavez, L (9, PH) OBP: 0.286, SLG: 0.286 (10, 10)											1	0	0	0	0	0	0
21 Carlos Delgado, L (1, 3) OBP: 0.125, SLG: 0.125		K		K			F7		BB		2	0	0	0	0	2	0
22 Jose Valentin, S (7, 3)											1	0	0	0	1	0	0
Damion Easley, R (1, 4) OBP: 0.125, SLG: 0.571		P6		G6-3			1B		L6		2	0	0	0	0	0	0
4 Anderson Hernandez, S (6, 4) OBP: 0.316, SLG: 0.314											2	0	1	0	0	0	1
19 Ryan Church, L (1, 9) OBP: 0.353, SLG: 0.267		P3		G1-3			K			K	2	0	0	0	0	0	0
67 Fernando Martinez, L (6, 9) OBP: 0.375, SLG: 0.345											2	0	0	0	0	2	1
16 Ángel Pagán, S (1, 8) OBP: 0.450, SLG: 0.500			K	P6				70 G3 90 G3 2B		G4-3	3	1	1	0	0	1	0
Jésus Feliciano, L (9, 8) OBP: 0.667, SLG: 0.667											1	0	0	0	0	0	0
23 Brian Schneider, L (1, 2) OBP: 0.200, SLG: 0.800			K			F8		G3 2-3		P2	2	0	0	0	0	1	0
70 Robinson Cancel, R (7, 2) OBP: 0.353, SLG: 0.462											2	0	0	0	0	0	1

Inning Stats	1	2	3	4	5	6	7	8	9	10
	R: 0 E: 0 K: 1 S: 6	H: 1 LOB: 1 BB: 0 P: 7	R: 0 E: 0 K: 1 S: 5	H: 0 LOB: 0 BB: 0 P: 5	R: 0 E: 0 K: 2 S: 7	H: 0 LOB: 1 BB: 1 P: 11	R: 0 E: 0 K: 1 S: 5	H: 1 LOB: 0 BB: 0 P: 5	R: 0 E: 0 K: 0 S: 3	H: 0 LOB: 0 BB: 0 P: 3
	R: 0 E: 0 K: 1 S: 6	H: 1 LOB: 1 BB: 0 P: 6	R: 0 E: 0 K: 1 S: 6	H: 1 LOB: 1 BB: 0 P: 6	R: 1 E: 0 K: 1 S: 6	H: 1 LOB: 0 BB: 0 P: 6	R: 0 E: 0 K: 0 S: 3	H: 0 LOB: 1 BB: 1 P: 7	R: 0 E: 0 K: 1 S: 5	H: 0 LOB: 0 BB: 0 P: 5

	1B: 4	SF: 0
	2B: 1	SAC: 0
	3B: 0	DP: 1
	HR: 0	HBP: 0

WP: 1 PA: 36
PB: 0
SB: 0
CS: 0

PITCHER	IP	WLS	BF	H	R	ER	SO	BB	IBB	HBP	BLK	WP	HR	S	P	ERA	WHIP
31 Jon Lester, L (1, 1) ERA: 5.63	4.0		14	2	0	0	5	1	0	0	0	1	0	23	28	0.00	0.750
37 Hideki Okajima, L (5, 1) ERA:	2.0		7	1	0	0	1	0	0	0	0	0	0	9	9	0.00	0.500
48 Javier López, L (7, 1) ERA: 2.25	1.0		4	1	0	0	1	0	0	0	0	0	0	6	6	0.00	1.000
56 Craig Hansen, R (8, 1) ERA: 13.5	1.0		4	1	1	1	1	0	0	0	0	0	0	6	6	9.00	1.000
Craig Breslow, L (9, 1) ERA: 2.08	1.0		4	0	0	0	0	1	0	0	0	0	0	3	7	0.00	1.000

PITCHER	IP	WLS	BF	H	R	ER	SO	BB	IBB	HBP	BLK	WP	HR	S	P	ERA	WHIP
68 Lee Gronkiewicz, R (10, 1) ERA: 10.8	1.0		3	0	0	0	1	0	0	0	0	0	0	5	5	0.00	0.000

AB	34
R	1
H	5
RBI	1
BB	2
SO	9
LOB	8

New York Mets @ Boston Red Sox

City of Palms Park, Ft. Myers, FL

Tue Mar 11 2008, 1:05 PM EDT

Att. 7,948 - Overcast - 66 F

TOP

livebaseballscorecards.com

Batter	1	2	3	4	5	6	7	8	9	AB	R	H	RBI	BB	SO	LOB
90 Argenis Reyes, S (1, 4) OBP: 0.533, SLG: 0.800	F F X 0-2 ① F8		B S S X 1-2 16 3B 1B	B X 1-0 ③ G1-3			C F X 0-2 ③ G4-3		X 0-0 1-2 1B	5	1	2	0	0	0	2
Endy Chavez, L (1, 8) OBP: 0.182, SLG: 0.182 Chris Aguila, R (8, 8) OBP: 0.286, SLG: 0.333	B C B B F X 3-2 ② F9		B X 1-0 ② F3		C F F S 0-3 ① K			X 0-0 ① F8	C C C 0-3 ③ K2-3	4 1	0 0	0 0	0 0	0 0	1 1	2 2
16 Ángel Pagán, S (1, 7) OBP: 0.442, SLG: 0.537 67 Fernando Martinez, L (8, PH) OBP: 0.364, SLG: 0.333 (8, 7)	B B C B X 3-1 ③ L3		X 0-0 1-H 2-H 3B		L S X 0-2 E6 19 K			X 0-0 ② F7		3 1	0 0	1 0	2 0	0 0	0 0	0 0
19 Ryan Church, L (1, 9) OBP: 0.350, SLG: 0.235 93 Brady Clark, R (6, 9) OBP: 0.353, SLG: 0.300		X 0-0 ① F9	B B C B B 4-1 BB		C B 1 SAFE F S 1-3 ② ③ 1-2 K			B H 2-0 HBP		2 0	0 0	0 0	0 0	0 0	1 0	1 0
Damion Easley, R (1, 5) OBP: 0.182, SLG: 0.500 94 Daniel Murphy, L (6, 5) OBP: 0.222, SLG: 0.235		X 0-0 30 PB 1B	C X 0-1 ③ P6			X 0-0 ① P3		X 0-0 ③ F7		3 1	0 0	1 0	0 0	0 0	0 0	2 1
22 Jose Valentin, S (1, 10)		C B 1 SAFE B B S X 3-2 ② F9		B B B B 4-0 L5-4 30 1B BB		X 0-0 ② P4			B B B B 4-0 92 G4-6-3 65 HBP 85 1B BB	2	1	0	0	2	0	1
30 Raul Casanova, S (1, 2) OBP: 0.364, SLG: 0.300 65 Gustavo Molina, R (6, 2)		B X 1-0 ③ G1-3 1-2	X 0-0 4 1B 1-2 1B			X 0-0 ③ F8			B H 2-0 92 G4-6-3 1-2 HBP	3 0	0 0	1 0	0 0	0 0	0 0	1 0
Olmedo Saenz, R (1, 3) OBP: 0.368, SLG: 0.467 92 Nick Evans, R (7, 3) OBP: 0.167, SLG: 0.333			B B C B F B 4-2 90 1B 16 3B BB	X 0-0 ① ② L5-4 2-2			S S S 0-3 ① K		X 0-0 ① ② G4-6-3 1-2f 2-3	2 1	1 0	0 0	0 0	1 0	1 0	2 2
4 Anderson Hernandez, S (1, 6) OBP: 0.317, SLG: 0.316 85 Rubén Tejada, R (7, 6) OBP: 0.600, SLG: 0.667			C X 0-1 ① P6	X 0-0 1-3 1B			X 0-0 ② P6		X 0-0 90 1B 3-H 1B	3 1	0 0	1 1	0 1	0 0	0 0	1 0
Inning Stats	R: 0 H: 0 E: 0 LOB: 0 K: 0 BB: 0 S: 8 P: 14	R: 0 H: 1 E: 0 LOB: 1 K: 0 BB: 0 S: 6 P: 10	R: 2 H: 2 E: 0 LOB: 2 K: 0 BB: 2 S: 12 P: 22	R: 0 H: 2 E: 0 LOB: 2 K: 0 BB: 1 S: 4 P: 9	R: 0 H: 0 E: 1 LOB: 0 K: 2 BB: 0 S: 10 P: 11	R: 0 H: 0 E: 0 LOB: 0 K: 0 BB: 0 S: 3 P: 3	R: 0 H: 0 E: 0 LOB: 0 K: 1 BB: 0 S: 7 P: 7	R: 0 H: 0 E: 0 LOB: 1 K: 0 BB: 0 S: 3 P: 5	R: 1 H: 2 E: 0 LOB: 2 K: 1 BB: 1 S: 6 P: 12	1B: 6 SF: 0 2B: 1 SAC: 0 3B: 1 DP: 2 HR: 0 HBP: 2						WP: 0 PA: 38 PB: 1 SB: 0 CS: 0	

PITCHER		IP	WLS	BF	H	R	ER	SO	BB	IBB	HBP	BLK	WP	HR	S	P	ERA	WHIP
49 Tim Wakefield, R ERA: 2.0	(1, 1)	4.0	W	19	5	2	2	0	3	0	0	0	0	0	30	55	4.50	2.000
58 Jonathan Papelbon, R ERA: 3.0	(5, 1)	2.0	H	6	0	0	0	2	0	0	0	0	0	0	13	14	0.00	0.000
17 Manny Delcarmen, R ERA:	(7, 1)	2.0	H	7	0	0	0	1	0	0	1	0	0	0	10	12	0.00	0.000
41 Dan Kolb, R ERA: 4.91	(9, 1)	1.0	S	6	2	1	1	1	1	0	1	0	0	0	6	12	9.00	3.000

PITCHER	IP	WLS	BF	H	R	ER	SO	BB	IBB	HBP	BLK	WP	HR	S	P	ERA	WHIP

AB	32
R	3
H	7
RBI	3
BB	4
SO	4
LOB	17

New York Mets @ Boston Red Sox

City of Palms Park, Ft. Myers, FL

Tue Mar 11 2008, 1:05 PM EDT

Att. 7,948 - Overcast - 66 F

BOTTOM

livebaseballscorecards.com

Batter	1	2	3	4	5	6	7	8	9	AB	R	H	RBI	BB	SO	LOB
64 Joe Thurston, L (1, 4) OBP: 0.423, SLG: 0.391	G4-3		20 G6-3 1B 2B	G6-3		K				4	1	1	0	0	1	2
20 Kevin Youkilis, R (1, 3) OBP: 0.346, SLG: 0.391	G5-3		G6-3		7 G4-6-3 1B		K			3	0	1	0	0	0	1
Aaron Bates, R (5, PR)										1	0	0	0	0	1	0
(6, 3)																
7 J.D. Drew, L (1, 9) OBP: 0.350, SLG: 0.235	1B		25 BB 1B 22 1B BB		G4-6-3		F7			2	1	1	0	1	0	1
77 Chris Carter, L (6, 7) OBP: 0.370, SLG: 0.423										1	0	0	0	0	0	0
Mickey Hall, L (9, 7)										0	0	0	0	0	0	0
Manny Ramirez, R (1, 7) OBP: 0.333, SLG: 0.368	G5-3		25 BB 22 1B 1B		2B		K			3	1	2	1	0	0	1
78 Jonathan Van Every, L (5, PR) OBP: 0.263, SLG: 0.278										1	0	0	0	0	1	0
(6, 8)																
25 Mike Lowell, R (1, 5) OBP: 0.250, SLG: 0.500		HR	22 1B BB		F8			K		2	1	1	1	1	0	2
11 Keith Ginter, R (6, 5) OBP: 0.368, SLG: 0.353										1	0	0	0	0	1	0
71 Andrew Pinckney, L (9, 5)										0	0	0	0	0	0	0
22 Sean Casey, L (1, 10) OBP: 0.412, SLG: 0.500		G3	1B			L4		G3		3	0	1	2	0	0	0
72 George Kottaras, L (8, PH) OBP: 0.636, SLG: 1.111										1	0	0	0	0	0	0
(9, 10)																
82 Jed Lowrie, S (1, 6) OBP: 0.194, SLG: 0.097		K	F7			G3		F8		3	0	0	0	0	1	2
80 Dusty Brown, R (7, 2) OBP: 0.600, SLG: 0.889										1	0	0	0	0	0	0
Doug Mirabelli, R (1, 2) OBP: 0.438, SLG: 0.364		F8		G6-3		44 1B 1B				3	0	1	0	0	0	0
99 Iggy Suarez, R (6, PR)										0	0	0	0	0	0	0
(7, 6)																
44 Brandon Moss, L (1, 8) OBP: 0.323, SLG: 0.333			L8	G6-3		1-3 1B				3	0	1	0	0	0	0
(6, 9)																
Inning Stats	R: 0 E: 0 K: 0 S: 4 H: 1 LOB: 1 BB: 0 P: 4	R: 1 E: 0 K: 1 S: 6 H: 1 LOB: 0 BB: 0 P: 8	R: 3 E: 0 K: 0 S: 10 H: 3 LOB: 2 BB: 2 P: 22	R: 0 E: 0 K: 0 S: 4 H: 0 LOB: 0 BB: 0 P: 4	R: 0 E: 0 K: 0 S: 10 H: 2 LOB: 2 BB: 0 P: 15	R: 0 E: 0 K: 1 S: 9 H: 2 LOB: 2 BB: 0 P: 12	R: 0 E: 0 K: 2 S: 8 H: 0 LOB: 0 BB: 0 P: 9	R: 0 E: 0 K: 1 S: 5 H: 0 LOB: 0 BB: 0 P: 5		1B: 6 2B: 2 3B: 0 HR: 1 SF: 0 SAC: 0 DP: 1 HBP: 0						

	AB	32
	R	4
	H	9
	RBI	4
	BB	2
	SO	5
	LOB	9

WP: 0 PB: 0 SB: 0 CS: 0 PA: 34

PITCHER		IP	WLS	BF	H	R	ER	SO	BB	IBB	HBP	BLK	WP	HR	S	P	ERA	WHIP
27 Nelson Figueroa, R ERA: 3.86	(1, 1)	3.0	L	16	5	4	4	1	2	0	0	0	0	1	20	34	12.00	2.333
Steven Register, R ERA: 4.05	(4, 1)	2.0		7	2	0	0	0	0	0	0	0	0	0	14	19	0.00	1.000
49 Ruddy Lugo, R ERA: 5.4	(6, 1)	1.0		5	2	0	0	1	0	0	0	0	0	0	9	12	0.00	2.000
74 Joselo Diaz, R ERA:	(7, 1)	1.0		3	0	0	0	2	0	0	0	0	0	0	8	9	0.00	0.000
66 Nate Field, R ERA:	(8, 1)	1.0		3	0	0	0	1	0	0	0	0	0	0	5	5	0.00	0.000

PITCHER	IP	WLS	BF	H	R	ER	SO	BB	IBB	HBP	BLK	WP	HR	S	P	ERA	WHIP

Boston Red Sox @ Minnesota Twins

Hammond Stadium, Fort Myers, FL

Wed Mar 12 2008, 1:05 PM EDT

Att. 8,205 - Partly Cloudy - 75 F

livebaseballscorecards.com

Batter	1	2	3	4	5	6	7	8	9	AB	R	H	RBI	BB	SO	LOB
2 Jacoby Ellsbury, L (1, 8) OBP: 0.281, SLG: 0.393 78 Jonathan Van Every, L (5, 8) OBP: 0.333, SLG: 0.474	B B B B 4-0 20 F9 20 S 2B BB	X 0-0 ③ FC6-4 1-2f		X 0-0 ② F7	X 0-0 ③ FC6-4 1-2f		B B B 4-0 77 2B 72 SF7 1-2 BB		B B S B X 3-1 HR	3 1 0 0 1 0 3 1 2 1 1 1 0 0						
20 Kevin Youkilis, R (1, 3) OBP: 0.333, SLG: 0.346 77 Chris Carter, L (6, 3) OBP: 0.379, SLG: 0.464	B C B X 2-1 ① F9 1-3		B B B B 4-0 34 2B BB	X 0-0 ③ G1-3		X 0-0 ① G5-3	X 0-0 1-3 2-H 2B		X 0-0 ③ G4-3	3 1 0 0 1 0 1 2 0 1 1 0 0 0						
34 David Ortiz, L (1, 10) OBP: 0.500, SLG: 0.529 72 George Kottaras, L (5, PR) OBP: 0.538, SLG: 1.000 (5, 10)	C X 0-1 ② P2		X 0-0 BB 1-H 2B		F C B B X 2-2 25 1B 1B 7 SF8 1B	C C C 0-3 ② K	X 0-0 ② SF7 3-H			3 0 2 1 0 0 1 1 1 0 1 0 1 0						
Manny Ramirez, R (1, 7) OBP: 0.417, SLG: 0.476 44 Brandon Moss, L (5, PR) OBP: 0.303, SLG: 0.310 (5, 9)	B X 1-0 3-H 2B		B B F B B 4-1 BB BB		X 0-0 7 SF8 25 1B 1-2 1B	S S S 0-3 ③ K	X 0-0 ③ G4-3			2 0 2 1 1 0 0 2 1 0 0 0 1 1						
25 Mike Lowell, R (1, 5) OBP: 0.259, SLG: 0.480 11 Keith Ginter, R (5, PR) OBP: 0.381, SLG: 0.333 (5, 5)	X 0-0 ③ G5-3		X 0-0 ① L8		X 0-0 1B 82 FC3 1-2 2-3 1B		B B B B 4-0 64 1B 36 HR BB	S S S 0-3 ① K		3 0 1 0 0 0 3 1 2 0 0 1 1 0						
7 J.D. Drew, L (1, 9) OBP: 0.304, SLG: 0.211 64 Joe Thurston, L (5, 7) OBP: 0.429, SLG: 0.400	S S S 0-3 ① K	X 0-0 ② F8	X 0-0 ① SF8 2-3 3-H	X 0-0 1-2 36 HR 1B	S S S 0-3 ② L8					2 0 0 1 0 1 2 2 1 1 0 0 0 0						
Jason Varitek, S (1, 2) OBP: 0.316, SLG: 0.667 36 Kevin Cash, R (6, 2) OBP: 0.333, SLG: 0.500	B C B B X 3-1 HR	C B B B 4-1 1-2 2-3 BB	X 0-0 82 FC3 1-3 3-H 1B	B C B X 2-1 1-H 2-H HR	S S S 0-3 ③ K					2 1 2 2 1 0 0 2 1 1 3 0 1 0						
82 Jed Lowrie, S (1, 6) OBP: 0.175, SLG: 0.086 (5, 4) Junior Spivey, R (7, 4) OBP: 0.333, SLG: 0.333	X 0-0 ② P4	X 0-0 ③ G6-3			X 0-0 FC3 2 FC6-4 1-2 3-H		X 0-0 ① G4-3		X 0-0 ① F8	4 0 0 1 0 0 4 1 0 0 0 0 0 0						
13 Alex Cora, L (1, 4) OBP: 0.407, SLG: 0.375 Ryan Khoury, R (5, 6)	X 0-0 2 FC6-4 1B		S S S 0-3 ① K	X 0-0 ② P5		X 0-0 E5 78 BB 77 2B		C C C 0-3 ② K		3 0 1 0 0 1 2 2 1 0 0 0 1 0						
Inning Stats	R: 1 H: 1 E: 0 LOB: 1 K: 0 BB: 1 S: 6 P: 13	R: 1 H: 2 E: 0 LOB: 1 K: 1 BB: 0 S: 8 P: 11	R: 1 H: 1 E: 0 LOB: 3 K: 0 BB: 3 S: 6 P: 18	R: 0 H: 0 E: 0 LOB: 0 K: 1 BB: 0 S: 5 P: 5	R: 3 H: 4 E: 0 LOB: 2 K: 0 BB: 0 S: 10 P: 12	R: 0 H: 0 E: 0 LOB: 0 K: 2 BB: 0 S: 7 P: 7	R: 5 H: 3 E: 1 LOB: 1 K: 0 BB: 2 S: 8 P: 18	R: 0 H: 0 E: 0 LOB: 0 K: 2 BB: 0 S: 7 P: 7	R: 1 H: 1 E: 0 LOB: 0 K: 1 BB: 0 S: 7 P: 10	1B: 6 SF: 2 2B: 3 SAC: 0 3B: 0 DP: 0 HR: 3 HBP: 0						

TOP	
AB	39
R	12
H	12
RBI	12
BB	6
SO	7
LOB	17

WP: 0 PA: 47
PB: 0
SB: 1
CS: 0

PITCHER		IP	WLS	BF	H	R	ER	SO	BB	IBB	HBP	BLK	WP	HR	S	P	ERA	WHIP
47 Francisco Liriano, L ERA: 7.36	(1, 1)	2.0	L	12	4	3	3	1	2	0	0	0	0	1	15	29	13.50	3.000
78 Ricky Barrett, L ERA: 3.6	(3, 1)	1.0		5	0	0	0	0	2	0	0	0	0	0	5	13	0.00	2.000
88 Kevin Mulvey, R ERA: 6.0	(4, 1)	2.0		11	4	3	3	1	0	0	0	0	0	0	15	17	13.50	2.000
Dennys Reyes, L ERA: 1.8	(6, 1)	1.0		3	0	0	0	2	0	0	0	0	0	0	7	7	0.00	0.000
54 Matt Guerrier, R ERA: 7.2	(7, 1)	1.0		9	3	5	3	0	2	0	0	0	0	1	8	18	27.00	5.000

PITCHER		IP	WLS	BF	H	R	ER	SO	BB	IBB	HBP	BLK	WP	HR	S	P	ERA	WHIP
17 Pat Neshek, R ERA:	(8, 1)	1.0		3	0	0	0	2	0	0	0	0	0	0	7	7	0.00	0.000
63 Casey Daigle, R ERA: 4.5	(9, 1)	1.0		4	1	1	1	1	0	0	0	0	0	1	7	10	9.00	1.000

BOTTOM

Boston Red Sox @ Minnesota Twins

Hammond Stadium, Fort Myers, FL

Wed Mar 12 2008, 1:05 PM EDT
Att. 8,205 - Partly Cloudy - 75 F

Batter	1	2	3	4	5	6	7	8	9	AB	R	H	RBI	BB	SO	LOB
22 Carlos Gómez, R (1, 8) OBP: 0.167, SLG: 0.259	E1 5 G6-3		G6-3		G6-3		BB		K	3	0	0	0	0	0	0
11 Jason Pridie, L (6, 8) OBP: 0.308, SLG: 0.292										1	0	0	0	1	1	1
7 Joe Mauer, L (1, 2) OBP: 0.524, SLG: 0.765	SAFE F8			5 2B 2B	HR		K		K	3	2	2	1	0	0	1
85 Drew Butera, R (6, 2)										2	0	0	0	0	2	2
5 Michael Cuddyer, R (1, 9) OBP: 0.320, SLG: 0.417	G6-3 1-2			16 FC3-6 23 1B 2-H 2B	G5-3		K		1-H 2B	3	1	1	1	0	0	1
50 Garrett Jones, L (6, 9) OBP: 0.300, SLG: 0.474										2	0	1	1	0	1	1
33 Justin Morneau, L (1, 3) OBP: 0.344, SLG: 0.385	G3-1			F8		23 HR 1B		20 2B 1B	F8	3	0	1	0	0	0	2
73 Randy Ruiz, R (6, PR) OBP: 0.500, SLG: 0.818 (7, 3)										2	2	1	0	0	0	1
21 Delmon Young, R (1, 7) OBP: 0.423, SLG: 0.500		K		16 FC3-6 BB		K		F7		2	0	0	0	1	2	1
77 Chris Basak, R (7, 7) OBP: 0.438, SLG: 0.538										1	0	0	0	0	0	1
16 Jason Kubel, L (1, 10) OBP: 0.259, SLG: 0.292	L8		FC3-6 23 1B 1-2f 2-3		K		K		3	0	0	0	0	1	3
71 Howie Clark, L (8, PH) OBP: 0.250, SLG: 0.333 (9, 10)										1	0	0	0	0	1	1
23 Brendan Harris, R (1, 4) OBP: 0.320, SLG: 0.391	K		1-2 3-H 1B		HR 1-H		2B 1-H		3	1	2	3	0	1	0
20 Matt Tolbert, S (7, 4) OBP: 0.333, SLG: 0.308										1	0	1	1	0	0	0
32 Brian Buscher, L (1, 5) OBP: 0.292, SLG: 0.333	K		F8		P6		G1-3		3	0	0	0	0	1	3
18 Matt Macri, R (7, 5) OBP: 0.250, SLG: 0.267										1	0	0	0	0	0	1
12 Adam Everett, R (1, 6) OBP: 0.294, SLG: 0.375		F8		F7		K			50 2B BB	2	0	0	0	0	0	0
25 Alexi Casilla, S (6, 6) OBP: 0.400, SLG: 0.250										1	1	0	0	1	1	0
Inning Stats	R: 0 E: 1 K: 0 S: 7 H: 0 LOB: 1 BB: 0 P: 8	R: 0 E: 0 K: 2 S: 7 H: 0 LOB: 0 BB: 0 P: 7	R: 0 E: 0 K: 1 S: 5 H: 0 LOB: 0 BB: 0 P: 5	R: 2 E: 0 K: 0 S: 10 H: 3 LOB: 2 BB: 1 P: 16	R: 1 E: 0 K: 0 S: 6 H: 1 LOB: 0 BB: 0 P: 8	R: 2 E: 0 K: 2 S: 11 H: 2 LOB: 1 BB: 0 P: 11	R: 0 E: 0 K: 3 S: 9 H: 0 LOB: 1 BB: 1 P: 13	R: 1 E: 0 K: 1 S: 7 H: 2 LOB: 1 BB: 0 P: 7	R: 1 E: 0 K: 2 S: 9 H: 1 LOB: 1 BB: 1 P: 13	1B: 3 2B: 4 3B: 0 HR: 2	SF: 0 SAC: 0 DP: 0 HBP: 0	WP: 0 PB: 0 SB: 0 CS: 0	PA: 40				

livebaseballscorecards.com

	AB	37
	R	7
	H	9
	RBI	7
	BB	3
	SO	11
	LOB	19

PITCHER		IP	WLS	BF	H	R	ER	SO	BB	IBB	HBP	BLK	WP	HR	S	P	ERA	WHIP
61 Clay Buchholz, R ERA: 9.35	(1, 1)	3.2	W	16	3	2	2	3	1	0	0	0	0	0	27	33	4.91	1.091
59 Jon Switzer, L ERA:	(4, 1)	0.1	H	1	0	0	0	0	0	0	0	0	0	0	2	3	0.00	0.000
50 Mike Timlin, R ERA: 3.6	(5, 1)	1.0		4	1	1	1	0	0	0	0	0	0	1	6	8	9.00	1.000
53 David Aardsma, R ERA: 3.18	(6, 1)	1.2	H	8	2	2	2	4	1	0	0	0	0	1	17	21	10.80	1.800
44 Michael Tejera, L ERA: 7.2	(7, 1)	1.1		6	2	1	1	2	0	0	0	0	0	0	10	10	6.75	1.500

PITCHER		IP	WLS	BF	H	R	ER	SO	BB	IBB	HBP	BLK	WP	HR	S	P	ERA	WHIP
68 Lee Gronkiewicz, R ERA: 10.5	(9, 1)	1.0		5	1	1	1	2	1	0	0	0	0	0	9	13	9.00	2.000

Batter	1	2	3	4	5	6	7	8	9	10	AB	R	H	RBI	BB	SO	LOB
1 Akinori Iwamura, L (1, 4) OBP: 0.375, SLG: 0.591	0-0 23 BB 8 E 1B	0-0 G6-3			0-0 G6-3			0-0 29 G6-4-3 1-3 2B		BBBB 4-0 32 1B 62 SF7 BB	3	0	1	0	0	0	0
43 Elliot Johnson, S (6, 4) OBP: 0.609, SLG: 0.842 (8, 6)											1	1	1	0	1	0	0
8 Jason Bartlett, R (1, 6) OBP: 0.300, SLG: 0.421	0-0 FC6 23 BB 1-2		0-0 G5-3		0-0 P3			BBBB 4-0 29 G6-4-3 BB		0-0 BB 1-3 1B	3	0	0	0	0	0	1
32 Eric Hinske, L (6, 3) OBP: 0.524, SLG: 0.579											1	0	1	0	1	0	0
23 Carlos Pena, L (1, 3) OBP: 0.480, SLG: 0.550	BBBB 4-0 1-2 2-3 BB		SSS 0-3 K			CCC 0-3 K		0-0 G6-4-3 1-2f 2-3 3-H		SSS 0-3 K	2	0	0	0	1	2	0
29 Joel Guzman, R (6, 7) OBP: 0.286, SLG: 0.167											2	0	0	0	0	1	4
2 B.J. Upton, R (1, 8) OBP: 0.464, SLG: 0.773	SSS 0-3 K		0-0 31 WP 2B			0-0 G5-3		BBBB 4-0 BB		BBBB 4-0 1-2 BB	3	0	1	0	0	1	3
67 Reid Brignac, L (6, 6) OBP: 0.333, SLG: 0.231											0	0	0	0	1	0	0
Ronnie Merrill, S (8, 4) OBP: 1.000, SLG: 2.500											0	0	0	0	1	0	0
31 Jonny Gomes, R (1, 10) OBP: 0.370, SLG: 0.600	0-0 P2		B 1-0 L4 2-3			SSS 0-3 K		0-0 G3		0-0 SF7 3-H	3	0	0	0	0	1	4
62 Chris Richard, L (8, PH) OBP: 0.500, SLG: 0.429 (8, 10)											1	0	0	1	0	0	2
26 John Rodriguez, L (1, 9) OBP: 0.219, SLG: 0.172	0-0 G3-1			0-0 G3			0-0 30 G4-6-3 1B		0-0 9 G5-3 1B	0-0 F9	5	0	2	0	0	0	5
3 Evan Longoria, R (1, 5) OBP: 0.464, SLG: 0.636		0-0 G6-3		SSS 0-3 K			0-0 P3		0-0 P4		3	0	0	0	0	1	1
16 Willy Aybar, S (7, 5) OBP: 0.414, SLG: 0.429											1	0	0	0	0	0	1
30 Dioner Navarro, S (1, 2) OBP: 0.368, SLG: 0.471		0-0 G6-3		CCC 0-3 K			0-0 G4-6-3 1-2f		0-0 G5-3 1-2		3	0	0	0	0	1	1
9 Shawn Riggans, R (7, 2) OBP: 0.214, SLG: 0.154											1	0	0	0	0	0	1
63 Jon Weber, L (1, 7) OBP: 0.318, SLG: 0.421 (6, 8)	0-0 HR				0-0 F7			0-0 E3 43 2B 29 G6-4-3	0-0 L6		4	2	1	1	0	0	1
Inning Stats	R: 0 E: 1 K: 1 S: 7 H: 1 LOB: 3 BB: 1 P: 11	R: 1 E: 0 K: 0 S: 4 H: 1 LOB: 0 BB: 0 P: 4	R: 0 E: 0 K: 1 S: 6 H: 1 LOB: 1 BB: 0 P: 7	R: 0 E: 0 K: 2 S: 7 H: 0 LOB: 0 BB: 0 P: 7	R: 0 E: 0 K: 0 S: 3 H: 0 LOB: 0 BB: 0 P: 3	R: 0 E: 0 K: 2 S: 7 H: 0 LOB: 0 BB: 0 P: 7	R: 0 E: 0 K: 0 S: 3 H: 1 LOB: 0 BB: 0 P: 3	R: 1 E: 1 K: 0 S: 4 H: 1 LOB: 2 BB: 2 P: 12	R: 0 E: 0 K: 0 S: 4 H: 1 LOB: 1 BB: 0 P: 4	R: 1 E: 0 K: 1 S: 6 H: 1 LOB: 2 BB: 2 P: 14	1B: 4 2B: 2 3B: 0 HR: 1	SF: 1 SAC: 0 DP: 2 HBP: 0	WP: 1 PB: 0 SB: 0 CS: 0	PA: 42			

PITCHER		IP	WLS	BF	H	R	ER	SO	BB	IBB	HBP	BLK	WP	HR	S	P	ERA	WHIP
40 Bartolo Colon, R ERA: 4.5	(1, 1)	2.0		10	2	1	1	1	1	0	0	0	0	1	11	15	4.50	1.500
39 Kyle Snyder, R ERA: 5.63	(3, 1)	2.0		7	1	0	0	3	0	0	0	0	1	0	13	14	0.00	0.500
37 Hideki Okajima, L ERA:	(5, 1)	1.0		3	0	0	0	0	0	0	0	0	0	0	3	3	0.00	0.000
48 Javier López, L ERA: 1.8	(6, 1)	1.0		3	0	0	0	2	0	0	0	0	0	0	7	7	0.00	0.000
Julian Tavarez, R ERA: 5.87	(7, 1)	2.0		9	2	1	0	0	2	0	0	0	0	0	7	15	0.00	2.000

PITCHER		IP	WLS	BF	H	R	ER	SO	BB	IBB	HBP	BLK	WP	HR	S	P	ERA	WHIP
Bryan Corey, R ERA: 1.5	(9, 1)	1.0		4	1	0	0	0	0	0	0	0	0	0	4	4	0.00	1.000
Beau Vaughan, R ERA: 9.0	(10, 1)	1.0		6	1	1	1	1	2	0	0	0	0	0	6	14	9.00	3.000

TOP

Tampa Bay Rays @ Boston Red Sox

City of Palms Park, Ft. Myers, FL

Thu Mar 13 2008, 1:05 PM EDT

Att. 8,048 - Sunny - 73 F

livebaseballscorecards.com

AB	36
R	3
H	7
RBI	2
BB	5
SO	7
LOB	24

Tampa Bay Rays @ Boston Red Sox

City of Palms Park, Ft. Myers, FL

Thu Mar 13 2008, 1:05 PM EDT

Att. 8,048 - Sunny - 73 F

livebaseballscorecards.com

BOTTOM

Batter	1	2	3	4	5	6	7	8	9	10	AB	R	H	RBI	BB	SO	LOB
2 Jacoby Ellsbury, L (1, 8) OBP: 0.257, SLG: 0.355	P5		G5-3		G3			K		77 2B HBP	3	0	0	0	0	0	3
64 Joe Thurston, L (6, 8) OBP: 0.433, SLG: 0.385 (7, 4)											1	1	0	0	0	1	0
15 Dustin Pedroia, R (1, 4) OBP: 0.222, SLG: 0.200	34 G4-6-3 BB			F8		G5-3		G6-3		P6	2	0	0	0	1	0	0
90 Bryan Pritz, R (7, 8) (8, 9)											2	0	0	0	0	0	1
34 David Ortiz, L (1, 10) OBP: 0.440, SLG: 0.450	G4-6-3 1-2f			P6		G4-3		P2		1-H 2B	3	0	0	0	0	0	1
77 Chris Carter, L (8, PH) OBP: 0.387, SLG: 0.500 (9, 10)											2	0	1	1	0	0	0
87 Bubba Bell, L (10, PR)											0	0	0	0	0	0	0
Manny Ramirez, R (1, 7) OBP: 0.407, SLG: 0.500		F9		25 1B 2B		G6-3			HR	K	3	0	1	0	0	0	0
44 Brandon Moss, L (7, 7) OBP: 0.314, SLG: 0.419											2	1	1	1	0	1	1
25 Mike Lowell, R (1, 5) OBP: 0.267, SLG: 0.464		G6-3		2-H 1B			E7 22 1B 7 BB 72 G4-6-3		60 1B HBP	K	3	0	1	0	0	0	0
11 Keith Ginter, R (7, PR) OBP: 0.391, SLG: 0.316 (8, 5)											1	1	0	0	0	1	1
7 J.D. Drew, L (1, 9) OBP: 0.346, SLG: 0.238		G4-3			13 1B 1B		72 G4-6-3 22 1B 1-2 BB		1-2 1B		2	0	1	0	1	0	0
60 Reid Engel, L (7, PR) OBP: 0.500, SLG: 0.500 (8, 8)											1	0	1	0	0	0	0
22 Sean Casey, L (1, 3) OBP: 0.400, SLG: 0.474			G3-1		L6		72 G4-6-3 1-2 2-3 1B			K	3	0	1	0	0	0	1
Chad Spann, R (7, PR) (8, 3)											1	0	0	0	0	1	2
80 Dusty Brown, R (1, 2) OBP: 0.500, SLG: 0.727			K		K		G4-6-3 1-2f 2-3 3-H			K	2	0	0	0	0	2	1
72 George Kottaras, L (6, 2) OBP: 0.467, SLG: 0.833											2	0	0	0	0	1	4
13 Alex Cora, L (1, 6) OBP: 0.448, SLG: 0.423			1B		1-2 1B		G6-3			K	2	0	2	0	0	0	0
99 Iggy Suarez, R (5, PR) (6, 6)											1	0	0	0	0	0	2
76 Jeff Natale, R (9, PH)											1	0	0	0	0	1	2
98 Kristopher Negrón, R (10, 6)											0	0	0	0	0	0	0
Inning Stats	R: 0 E: 0 K: 0 S: 2 H: 0 LOB: 0 BB: 1 P: 6	R: 0 E: 0 K: 0 S: 3 H: 0 LOB: 0 BB: 0 P: 3	R: 0 E: 0 K: 1 S: 6 H: 1 LOB: 1 BB: 0 P: 6	R: 0 E: 0 K: 0 S: 4 H: 2 LOB: 2 BB: 0 P: 4	R: 0 E: 0 K: 1 S: 7 H: 2 LOB: 2 BB: 0 P: 7	R: 0 E: 0 K: 0 S: 3 H: 0 LOB: 0 BB: 0 P: 3	R: 1 E: 1 K: 0 S: 4 H: 1 LOB: 2 BB: 1 P: 8	R: 0 E: 0 K: 1 S: 5 H: 0 LOB: 0 BB: 0 P: 5	R: 1 E: 0 K: 3 S: 11 H: 2 LOB: 2 BB: 0 P: 13	R: 1 E: 0 K: 2 S: 8 H: 1 LOB: 1 BB: 0 P: 9	1B: 6 2B: 2 3B: 0 HR: 1	SF: 0 SAC: 0 DP: 2 HBP: 2	WP: 0 PB: 0 SB: 0 CS: 0	PA: 41			

PITCHER		IP	WLS	BF	H	R	ER	SO	BB	IBB	HBP	BLK	WP	HR	S	P	ERA	WHIP
22 Matt Garza, R ERA: 1.93	(1, 1)	4.2		17	4	0	0	2	1	0	0	0	0	0	20	24	0.00	1.071
39 J.P. Howell, L ERA: 1.13	(5, 1)	2.1	B	10	2	1	0	0	1	0	0	0	0	0	9	13	0.00	1.286
51 Mitch Talbot, R ERA: 1.8	(8, 1)	2.0	B	9	2	1	1	4	0	0	1	0	0	1	16	18	4.50	1.000
24 Kurt Birkins, L ERA: 3.6	(10, 1)	1.0	B	5	1	1	1	2	0	0	1	0	0	0	8	9	9.00	1.000

PITCHER	IP	WLS	BF	H	R	ER	SO	BB	IBB	HBP	BLK	WP	HR	S	P	ERA	WHIP

AB	37
R	3
H	9
RBI	2
BB	2
SO	8
LOB	19

Batter	1	2	3	4	5	6	7	8	9	AB	R	H	RBI	BB	SO	LOB
13 Tike Redman, L (1, 8) OBP: 0.348, SLG: 0.565	6 G1-3 17 1B 1B		S S C 0-3 ② K			X 0-0 6 1B 2B				3	2	2	0	0	1	0
6 Melvin Mora, R (1, 5) OBP: 0.559, SLG: 0.828 66 Mike Costanzo, L (6, 5) OBP: 0.333, SLG: 0.594	X 0-0 ① G1-3 1-2		S B B X 2-1 HR			X 0-0 17 G4-3 2-H 1B				3 0	1 0	2 0	2 0	0 0	0 0	1 0
21 Nick Markakis, L (1, 9) OBP: 0.441, SLG: 0.567 Nolan Reimold, R (6, 9)	X 0-0 ② G6-3		X 0-0 ③ F7			X 0-0 ① P5				3 0	0 0	0 0	0 0	0 0	0 0	2 0
17 Aubrey Huff, L (1, 3) OBP: 0.294, SLG: 0.471 73 Chris Heintz, R (6, 3) OBP: 0.286, SLG: 0.333	X 0-0 2-H 1B			X 0-0 ① L4		X 0-0 ② G4-3 1-2				3 0	0 0	1 0	1 0	0 0	0 0	1 0
30 Luke Scott, L (1, 10) OBP: 0.400, SLG: 0.667	X 0-0 ③ G3			S S S 0-3 ② K		S S S 0-3 ③ K				3	0	0	0	0	2	2
25 Luis Terrero, R (1, 7) OBP: 0.355, SLG: 0.345		X 0-0 24 G1-4-3 1B		X 0-0 ③ P4			X 0-0 2 1B 70 FC1-6 2B			3	1	2	0	0	0	0
24 Guillermo Quiroz, R (1, 2) OBP: 0.409, SLG: 0.476		X 0-0 ① ② G1-4-3 1-2f			S S C 0-3 ① K		X 0-0 ① P6			3	0	0	0	0	1	2
2 Luis Hernandez, S (1, 6) OBP: 0.240, SLG: 0.182		X 0-0 ③ G4-3			X 0-0 ② P6		X 0-0 70 FC1-6 2-3 1B			3	0	1	0	0	0	0
70 Eider Torres, S (1, 4) OBP: 0.212, SLG: 0.188			X 0-0 ① F7		S S S 0-3 ③ K2-3		X 0-0 ② FC1-6 1-2f 3-H			3	0	0	1	0	1	1
Inning Stats	R: 1 H: 2 E: 0 LOB: 1 K: 0 BB: 0 S: 5 P: 5	R: 0 H: 1 E: 0 LOB: 0 K: 0 BB: 0 S: 3 P: 3	R: 1 H: 1 E: 0 LOB: 0 K: 1 BB: 0 S: 7 P: 9	R: 0 H: 0 E: 0 LOB: 0 K: 1 BB: 0 S: 5 P: 5	R: 0 H: 0 E: 0 LOB: 0 K: 2 BB: 0 S: 7 P: 7	R: 1 H: 2 E: 0 LOB: 1 K: 1 BB: 0 S: 7 P: 7	R: 1 H: 2 E: 0 LOB: 2 K: 0 BB: 0 S: 4 P: 4			1B: 5 SF: 0 2B: 2 SAC: 0 3B: 0 DP: 1 HR: 1 HBP: 0						

PITCHER		IP	WLS	BF	H	R	ER	SO	BB	IBB	HBP	BLK	WP	HR	S	P	ERA	WHIP
18 Daisuke Matsuzaka, R ERA: 4.5	(1, 1)	4.0	W	15	4	2	2	2	0	0	0	0	0	1	20	22	4.50	1.000
58 Jonathan Papelbon, R ERA: 2.57	(5, 1)	1.0	H	3	0	0	0	2	0	0	0	0	0	0	7	7	0.00	0.000
50 Mike Timlin, R ERA: 4.5	(6, 1)	1.0	H	5	2	1	1	1	0	0	0	0	0	0	7	7	9.00	2.000
17 Manny Delcarmen, R ERA: 1.35	(7, 1)	0.2		4	2	1	1	0	0	0	0	0	0	0	4	4	13.50	3.000

PITCHER	IP	WLS	BF	H	R	ER	SO	BB	IBB	HBP	BLK	WP	HR	S	P	ERA	WHIP

TOP

Baltimore Orioles @ Boston Red Sox

City of Palms Park, Ft. Myers, FL

Fri Mar 14 2008, 1:05 PM EDT

Att. 7,937 - Sunny - 74 F

livebaseballscorecards.com

AB	27
R	4
H	8
RBI	4
BB	0
SO	5
LOB	9

WP: 0	PA: 27		
PB: 0			
SB: 0			
CS: 0			

Batter	1	2	3	4	5	6	7	8	9	AB	R	H	RBI	BB	SO	LOB
15 Dustin Pedroia, R (1, 4) OBP: 0.233, SLG: 0.214	HR 1B		F8	G6-4-3 1-2f		FC3-6 62 S 1-2f				3	1	1	0	0	0	3
64 Joe Thurston, L (5, 4) (7, 7) OBP: 0.419, SLG: 0.370										1	0	0	0	0	0	2
20 Kevin Youkilis, R (1, 3) OBP: 0.333, SLG: 0.345	F9		F8		F9 1B	K 1-2				3	0	1	0	0	0	1
62 Scott White, R (5, PR) (6, 3)										1	0	0	0	0	1	2
34 David Ortiz, L (1, 10) OBP: 0.429, SLG: 0.435	P6		CS 1B		P2					3	0	1	0	0	0	2
Manny Ramirez, R (1, 7) OBP: 0.433, SLG: 0.615	1-H HR		CS 1-2	25 1B 1B BB	F9 1-2					2	2	1	2	1	0	1
44 Brandon Moss, L (6, 7) (7, 9) OBP: 0.314, SLG: 0.419										0	0	0	0	0	0	0
25 Mike Lowell, R (1, 5) OBP: 0.273, SLG: 0.452	G5-3			1B 13 1B 1-3 1B	P4					3	1	1	0	0	0	2
11 Keith Ginter, R (6, 5) OBP: 0.391, SLG: 0.316										0	0	0	0	0	0	0
7 J.D. Drew, L (1, 9) OBP: 0.414, SLG: 0.409		2-2 HR		13 1B 1B BB		36 FC6-4 BB				1	1	1	1	2	0	0
Ryan Khoury, R (6, PR) (7, 4)										0	0	0	0	0	0	0
Jason Varitek, S (1, 2) OBP: 0.333, SLG: 0.650	G4-3			13 1B 1-2 2-3 3-H 1B		FC6-4 2 2B 13 1B 1-2f				2	0	1	1	0	0	0
36 Kevin Cash, R (6, 2) OBP: 0.316, SLG: 0.471										1	1	0	0	0	0	1
2 Jacoby Ellsbury, L (1, 8) OBP: 0.263, SLG: 0.382	K			K		13 1B 1-3 2B				3	0	1	0	0	2	3
Mickey Hall, L (6, PR) (7, 8)										0	1	0	0	0	0	0
13 Alex Cora, L (1, 6) OBP: 0.469, SLG: 0.448	P5			15 G6-4-3 1-2 2-3 3-H 1B		64 FC3-6 2-H 3-H 1B				3	0	2	3	0	0	0
98 Kristopher Negrón, R (6, PR) (7, 6)										0	0	0	0	0	0	0
Inning Stats	R: 2 E: 0 K: 0 S: 6 H: 2 LOB: 0 BB: 0 P: 6	R: 1 E: 0 K: 1 S: 8 H: 1 LOB: 0 BB: 0 P: 10	R: 0 E: 0 K: 0 S: 3 H: 1 LOB: 0 BB: 0 P: 3	R: 2 E: 0 K: 1 S: 7 H: 3 LOB: 2 BB: 2 P: 15	R: 0 E: 0 K: 0 S: 4 H: 1 LOB: 2 BB: 0 P: 4	R: 2 E: 0 K: 1 S: 7 H: 2 LOB: 2 BB: 1 P: 11				1B: 7 2B: 1 3B: 0 HR: 2 SF: 0 SAC: 0 DP: 1 HBP: 0						

PITCHER		IP	WLS	BF	H	R	ER	SO	BB	IBB	HBP	BLK	WP	HR	S	P	ERA	WHIP
52 Jon Leicester, R ERA: 6.48	(1, 1)	3.0	L	12	4	3	3	1	0	0	0	0	0	2	17	19	9.00	1.333
45 Dennis Sarfate, R ERA: 3.18	(4, 1)	0.1		6	3	2	2	1	2	0	0	0	0	0	6	14	54.00	15.000
54 Lance Cormier, R ERA: 12.15	(4, 1)	2.2		11	3	2	2	1	1	0	0	0	0	0	12	16	6.75	1.500

PITCHER	IP	WLS	BF	H	R	ER	SO	BB	IBB	HBP	BLK	WP	HR	S	P	ERA	WHIP

BOTTOM

Baltimore Orioles @ Boston Red Sox

City of Palms Park, Ft. Myers, FL

Fri Mar 14 2008, 1:05 PM EDT

Att. 7,937 - Sunny - 74 F

livebaseballscorecards.com

AB	26
R	7
H	10
RBI	7
BB	3
SO	3
LOB	17

Cincinnati Reds @ Boston Red Sox

City of Palms Park, Ft. Myers, FL

Sat Mar 15 2008, 1:05 PM EDT

Att. 7,762 - Sunny - 81 F

TOP

livebaseballscorecards.com

Batter	1	2	3	4	5	6	7	8	9	AB	R	H	RBI	BB	SO	LOB
23 Corey Patterson, L (1, 8) OBP: 0.438, SLG: 0.500	F7		G4-3 2-H 3-H		6 1B 1B		62 HR 2B	FC6-4 1-2f		3	0	1	1	0	0	0
30 Norris Hopper, R (5, 8) OBP: 0.314, SLG: 0.313										2	1	1	0	0	0	1
6 Ryan Freel, R (1, 7) OBP: 0.361, SLG: 0.324	P4		G5-3		1-2 1B		K	K		3	0	1	0	0	0	0
93 Drew Anderson, S (6, 7) OBP: 0.250, SLG: 0.250										0	0	0	0	0	0	0
32 Jay Bruce, L (1, 9) OBP: 0.306, SLG: 0.314	G4-3		K		K		2-H HR	K		3	0	0	0	0	2	2
62 Jerry Gil, R (5, 9) OBP: 0.429, SLG: 1.286										2	1	1	2	0	1	0
19 Joey Votto, L (1, 10) OBP: 0.282, SLG: 0.182		F7		F7	G6-3		BB		F7	4	0	0	0	1	0	2
Scott Hatteberg, L (1, 3) OBP: 0.459, SLG: 0.516		F9		27 WP 27 1B 2B		P5	K			3	1	1	0	0	0	0
92 Armando Rios, L (6, 3) OBP: 0.182, SLG: 0.200										1	0	0	0	0	1	1
27 Jeff Keppinger, R (1, 6) OBP: 0.385, SLG: 0.389	1B			54 S 2-H 1B		1B		F8		3	0	3	1	0	0	0
82 Adam Rosales, R (6, 6) OBP: 0.321, SLG: 0.500										1	0	0	0	0	0	0
54 Jolbert Cabrera, R (1, 4) OBP: 0.333, SLG: 0.429	K		F9 1-2			P4		65 G6-3 60 1B 2B		3	0	0	0	0	1	3
46 Andy Phillips, R (6, 4) OBP: 0.278, SLG: 0.364										1	1	1	0	0	0	0
9 Paul Bako, L (1, 2) OBP: 0.458, SLG: 0.500			15 2B 23 WP BB	K		F8		G6-3 2-3		1	1	0	0	1	1	1
65 Ryan Hanigan, R (5, 2) OBP: 0.200, SLG: 0.320										2	0	0	0	0	0	2
15 Jerry Hairston, R (1, 5) OBP: 0.667, SLG: 1.000			23 WP 1-3 23 G4-3 2B		F7		P5	30 FC6-4 3-H 1B		2	1	1	0	0	0	0
60 Andy Green, R (7, PH) OBP: 0.500, SLG: 0.815										2	0	1	1	0	0	0
(7, 5)																

| Inning Stats | | | | | | | | | | | | | | | |

Cincinnati Reds @ Boston Red Sox

City of Palms Park, Ft. Myers, FL

Sat Mar 15 2008, 1:05 PM EDT

Att. 7,762 - Sunny - 81 F

BOTTOM

Batter	1	2	3	4	5	6	7	8	9	AB	R	H	RBI	BB	SO	LOB
23 Julio Lugo, R (1, 6) OBP: 0.333, SLG: 0.444	E 25 1B 2B	K		20 2B 1B	F9		K			3	1	2	0	0	1	0
82 Jed Lowrie, S (4, PR) OBP: 0.167, SLG: 0.081 (5, 6)										2	1	0	0	0	1	0
20 Kevin Youkilis, R (1, 3) OBP: 0.361, SLG: 0.387	25 1B 7 1B BB	G6-3		34 G4-3 64 1B 2B 1-H 2-H	G4-3		G1-3			2	1	1	2	1	0	0
77 Chris Carter, L (4, PR) OBP: 0.364, SLG: 0.469 (5, 3)										2	1	0	0	0	0	0
34 David Ortiz, L (1, 10) OBP: 0.419, SLG: 0.462	K		F9 25 SF8 2B	G4-3 2-3		HR	F8			3	1	1	0	0	1	4
71 Andrew Pinckney, L (6, PH) OBP: 0.500, SLG: 2.000 (7, 10)										2	1	1	1	0	0	0
Manny Ramirez, R (1, 7) OBP: 0.406, SLG: 0.571	K 2-3	F9 2-3		25 HBP 7 1B 1B 3-H		60 3B 1B		11 2B 1B		2	0	0	0	0	1	3
64 Joe Thurston, L (4, 7) OBP: 0.471, SLG: 0.433 (5, 4)										3	2	3	1	0	0	0
70 Christian Lara, S (8, PR) (9, 4)										0	1	0	0	0	0	0
25 Mike Lowell, R (1, 5) OBP: 0.306, SLG: 0.469	7 1B 1B 1-3 3-H	SF8 3-H		7 1B HR HBP 1-2	P6			60 2B 2B 1-H		1	0	1	2	0	0	0
11 Keith Ginter, R (4, PR) OBP: 0.400, SLG: 0.381 (5, 5)										2	1	1	1	0	0	1
99 Iggy Suarez, R (8, PR) (9, 5)										0	1	0	0	0	0	0
7 J.D. Drew, L (1, 9) OBP: 0.469, SLG: 0.480	1-3 3-H 1B			1-2 2-H HR 1B		62 1B 3B 1-H		72 F9 2B 2-H		3	0	3	2	0	0	0
60 Reid Engel, L (4, PR) OBP: 0.750, SLG: 1.500 (5, 8)										2	2	2	2	0	0	0
Jason Varitek, S (1, 2) OBP: 0.333, SLG: 0.739	F7	P4		1-H 2-H HR		K		F9 2-3		3	1	1	3	0	0	3
72 George Kottaras, L (6, 2) OBP: 0.412, SLG: 0.714										2	0	0	0	0	1	3
15 Dustin Pedroia, R (1, 4) OBP: 0.212, SLG: 0.194		F9		G4-3 G6-3		3-H 1B		G3		3	0	0	0	0	0	2
62 Daniel Nava, S (5, 7) OBP: 0.500, SLG: 0.500										2	0	1	1	0	0	3
44 Brandon Moss, L (1, 8) OBP: 0.333, SLG: 0.500		HR		23 1B 20 2B BB	G4-3	G3-1		F7		3	2	1	1	1	0	1
(5, 9)																
90 Bryan Pritz, R (7, 9)										1	0	0	0	0	0	3

Inning Stats	1	2	3	4	5	6	7	8	9
	R: 2 E: 1 K: 2 S: 10 H: 3 LOB: 2 BB: 1 P: 14	R: 1 E: 0 K: 1 S: 6 H: 1 LOB: 0 BB: 0 P: 7	R: 1 E: 0 K: 0 S: 5 H: 2 LOB: 1 BB: 0 P: 5	R: 7 E: 0 K: 0 S: 9 H: 5 LOB: 2 BB: 1 P: 17	R: 0 E: 0 K: 0 S: 3 H: 0 LOB: 0 BB: 0 P: 3	R: 3 E: 0 K: 1 S: 11 H: 4 LOB: 1 BB: 0 P: 14	R: 0 E: 0 K: 1 S: 5 H: 0 LOB: 0 BB: 0 P: 5	R: 2 E: 0 K: 0 S: 6 H: 3 LOB: 3 BB: 0 P: 6	

AB	41
R	16
H	18
RBI	16
BB	2
SO	5
LOB	23

1B: 9 SF: 1
2B: 5 SAC: 0
3B: 1 DP: 0
HR: 3 HBP: 1

WP: 0 PA: 45
PB: 0
SB: 0
CS: 0

livebaseballscorecards.com

PITCHER		IP	WLS	BF	H	R	ER	SO	BB	IBB	HBP	BLK	WP	HR	S	P	ERA	WHIP
34 Homer Bailey, R ERA: 8.44	(1, 1)	3.1	L	19	7	6	6	3	2	0	0	0	0	1	23	32	16.20	2.700
64 Tom Shearn, R ERA: 11.12	(4, 1)	0.2		7	4	5	5	0	0	0	1	0	0	1	7	11	67.50	6.000
45 Bill Bray, L ERA:	(5, 1)	1.0		3	0	0	0	0	0	0	0	0	0	0	3	3	0.00	0.000
51 Jared Burton, R ERA: 9.0	(6, 1)	1.0		7	4	3	3	1	0	0	0	0	0	1	11	14	27.00	4.000
47 Scott Sauerbeck, L ERA: 20.25	(7, 1)	1.0		3	0	0	0	1	0	0	0	0	0	0	5	5	0.00	0.000

PITCHER		IP	WLS	BF	H	R	ER	SO	BB	IBB	HBP	BLK	WP	HR	S	P	ERA	WHIP
52 Jim Brower, R ERA: 13.5	(8, 1)	1.0		6	3	2	2	0	0	0	0	0	0	0	6	6	18.00	3.000

Boston Red Sox @ Pittsburgh Pirates

McKechnie Field, Bradenton, FL

Sun Mar 16 2008, 1:05 PM EDT

Att. 5,775 - Cloudy - 75 F

livebaseballscorecards.com

TOP

Batter	1	2	3	4	5	6	7	8	9	AB	R	H	RBI	BB	SO	LOB
23 Julio Lugo, R (1, 10) OBP: 0.385, SLG: 0.462	F7		1B		G4-3		1-3 1B		K	4	0	2	0	0	0	1
76 Jeff Natale, R (9, PH)					1-2					1	0	0	0	0	1	2
15 Dustin Pedroia, R (1, 4) OBP: 0.250, SLG: 0.303	HR		G6-3			20 1B 77 SF7 BB	P4		F8	2	1	1	1	1	0	1
Ryan Khoury, R (6, PR)										2	1	0	0	0	0	4
(6, 4)																
(7, 6)																
20 Kevin Youkilis, R (1, 5) OBP: 0.385, SLG: 0.394	F8			BB		1-3 1B		F7		2	0	1	0	1	0	0
11 Keith Ginter, R (6, PR) OBP: 0.385, SLG: 0.364										1	0	0	0	0	0	0
(6, 5)																
Manny Ramirez, R (1, 7) OBP: 0.382, SLG: 0.533	K			K		SF7 3-H		F7		2	0	0	0	0	2	1
77 Chris Carter, L (4, 7) OBP: 0.343, SLG: 0.455										1	0	0	1	0	0	0
(6, 3)																
32 Bobby Kielty, S (1, 9) OBP: 0.300, SLG: 0.067		22 G4-6-3 1B		P4		F9		HR		1	0	1	0	0	0	0
64 Joe Thurston, L (2, PR) OBP: 0.459, SLG: 0.515										3	1	1	1	0	0	2
(2, 9)																
22 Sean Casey, L (1, 3) OBP: 0.348, SLG: 0.409		G4-6-3 1-2f		P5		G4-3		K		3	0	0	0	0	0	3
87 Bubba Bell, L (6, 7)										1	0	0	0	0	1	0
2 Jacoby Ellsbury, L (1, 8) OBP: 0.244, SLG: 0.351		G6-3			G3		G4-3		82 1B 1B	3	0	0	0	0	0	1
83 Sean Danielson, S (7, 8) OBP: 1.000, SLG: 1.000									1-2	1	0	1	0	0	0	0
13 Alex Cora, L (1, 6) OBP: 0.486, SLG: 0.469			L1		23 S 1B		23 1B 1B			3	0	2	0	0	0	0
82 Jed Lowrie, S (7, PR)										1	0	1	0	0	0	0
(7, 4)																
80 Dusty Brown, R (1, 2) OBP: 0.429, SLG: 0.615			F9		K		P2		K	2	0	0	0	0	1	1
72 George Kottaras, L (6, 2) OBP: 0.368, SLG: 0.625										2	0	0	0	0	1	3
Inning Stats	R: 1 E: 0 K: 1 S: 6 H: 1 LOB: 0 BB: 0 P: 6	R: 0 E: 0 K: 0 S: 3 H: 1 LOB: 1 BB: 0 P: 3	R: 0 E: 0 K: 0 S: 4 H: 1 LOB: 1 BB: 0 P: 4	R: 0 E: 0 K: 1 S: 5 H: 0 LOB: 1 BB: 1 P: 9	R: 0 E: 0 K: 1 S: 6 H: 1 LOB: 1 BB: 0 P: 7	R: 1 E: 0 K: 0 S: 4 H: 1 LOB: 1 BB: 1 P: 8	R: 0 E: 0 K: 0 S: 5 H: 2 LOB: 2 BB: 0 P: 5	R: 1 E: 0 K: 1 S: 7 H: 1 LOB: 0 BB: 0 P: 9	R: 0 E: 0 K: 2 S: 9 H: 2 LOB: 2 BB: 0 P: 9	1B: 8 2B: 0 3B: 0 HR: 2	SF: 1 SAC: 0 DP: 1 HBP: 0						

	AB	35
	R	3
	H	10
	RBI	3
	BB	2
	SO	6
	LOB	19

PITCHER		IP	WLS	BF	H	R	ER	SO	BB	IBB	HBP	BLK	WP	HR	S	P	ERA	WHIP
24 Tom Gorzelanny, L ERA: 8.53	(1, 1)	4.0		15	3	1	1	2	1	0	0	0	0	1	18	22	2.25	1.000
Byung-Hyun Kim, R ERA: 12.0	(5, 1)	1.0		4	1	0	0	1	0	0	0	0	0	0	6	7	0.00	1.000
37 Jaret Wright, R ERA: 5.4	(6, 1)	1.0		5	1	1	1	0	1	0	0	0	0	0	4	8	9.00	2.000
18 Masumi Kuwata, R ERA:	(7, 1)	1.0	W	5	2	0	0	0	0	0	0	0	0	0	5	5	0.00	2.000
34 John Grabow, L ERA: 3.0	(8, 1)	1.0		4	1	1	1	1	0	0	0	0	0	1	7	9	9.00	1.000

PITCHER		IP	WLS	BF	H	R	ER	SO	BB	IBB	HBP	BLK	WP	HR	S	P	ERA	WHIP
Damaso Marte, L ERA:	(9, 1)	1.0	S	5	2	0	0	2	0	0	0	0	0	0	9	9	0.00	2.000

																	WP: 0	PA: 38
																	PB: 0	
																	SB: 1	
																	CS: 0	

Boston Red Sox @ Pittsburgh Pirates

McKechnie Field, Bradenton, FL

Sun Mar 16 2008, 1:05 PM EDT

Att. 5,775 - Cloudy - 75 F

BOTTOM

Batter	1	2	3	4	5	6	7	8	9	AB	R	H	RBI	BB	SO	LOB
13 Nate McLouth, L (1, 8) OBP: 0.412, SLG: 0.600 3 Nyjer Morgan, L (7, PH) (8, 8) OBP: 0.302, SLG: 0.282	P6		G3		P3		2 1B 12 2B 1B			3	0	0	0	0	0	1
										1	1	1	0	0	0	0
2 Jack Wilson, R (1, 6) OBP: 0.405, SLG: 0.455 83 Josh Wilson, R (8, 4) OBP: 0.259, SLG: 0.240	F8		P2			F9	1-2 2-3 12 2B 1B			4	1	1	0	0	0	0
										0	0	0	0	0	0	0
12 Freddy Sanchez, R (1, 10) OBP: 0.395, SLG: 0.457	G1-3			F8		25 2B 41 1B 1B	1-H 2-H 3-H G6-3 16 E 2B			4	2	2	3	0	0	0
Jason Bay, R (1, 7) OBP: 0.243, SLG: 0.294 15 Kevin Thompson, R (8, 7) OBP: 0.394, SLG: 0.414		K		25 BB 1B		K	G6-3 2-3			4	0	1	0	0	2	2
										0	0	0	0	0	0	0
25 Adam LaRoche, L (1, 3) OBP: 0.364, SLG: 0.607 16 Doug Mientkiewicz, L (7, 3) OBP: 0.387, SLG: 0.370	41 G4-3 2B			41 G5-4-3 1-2 BB		41 1B 1-3 2B	K 3-H			2	1	2	0	1	0	0
										1	0	0	0	0	1	0
41 Ryan Doumit, S (1, 2) OBP: 0.323, SLG: 0.370 67 Michel Hernandez, R (8, 2) OBP: 0.455, SLG: 0.455	G4-3 2-3			G5-4-3 1-2f		2-H 3-H 1B		P6		3	0	1	2	0	0	3
										1	0	0	0	0	0	0
19 José Bautista, R (1, 5) OBP: 0.361, SLG: 0.222		BB			K	F8		F7		3	0	0	0	1	1	1
51 Steve Pearce, R (1, 9) OBP: 0.317, SLG: 0.632		K			1B		F9	L5		4	0	1	0	0	1	2
31 Luis Rivas, R (1, 4) (8, 6) OBP: 0.485, SLG: 0.607			G6-3		F8		2 1B 12 2B 2B			3	1	1	0	0	0	1
Inning Stats	R: 0 H: 0 E: 0 LOB: 0 K: 0 BB: 0 S: 3 P: 3	R: 0 H: 1 E: 0 LOB: 2 K: 2 BB: 1 S: 8 P: 12	R: 0 H: 0 E: 0 LOB: 0 K: 0 BB: 0 S: 3 P: 3	R: 0 H: 1 E: 0 LOB: 1 K: 0 BB: 1 S: 3 P: 7	R: 0 H: 1 E: 0 LOB: 1 K: 1 BB: 0 S: 6 P: 6	R: 2 H: 3 E: 0 LOB: 1 K: 1 BB: 0 S: 8 P: 8	R: 4 H: 4 E: 0 LOB: 0 K: 1 BB: 0 S: 9 P: 9	R: 0 H: 0 E: 0 LOB: 0 K: 0 BB: 0 S: 3 P: 3		1B: 6 SF: 0 2B: 4 SAC: 0 3B: 0 DP: 1 HR: 0 HBP: 0						

livebaseballscorecards.com

AB	33
R	6
H	10
RBI	5
BB	2
SO	5
LOB	10

WP: 0 PA: 35
PB: 0
SB: 0
CS: 0

PITCHER		IP	WLS	BF	H	R	ER	SO	BB	IBB	HBP	BLK	WP	HR	S	P	ERA	WHIP
39 Kyle Snyder, R ERA: 4.09	(1, 1)	3.0		11	1	0	0	2	1	0	0	0	0	0	14	18	0.00	0.667
37 Hideki Okajima, L ERA:	(4, 1)	2.0	H	8	2	0	0	1	1	0	0	0	0	0	9	13	0.00	1.500
50 Mike Timlin, R ERA: 6.43	(6, 1)	1.0	B	6	3	2	2	1	0	0	0	0	0	0	8	8	18.00	3.000
Craig Breslow, L ERA: 6.75	(7, 1)	1.0	L	7	4	4	3	1	0	0	0	0	0	0	9	9	27.00	4.000
58 Jonathan Papelbon, R ERA: 2.25	(8, 1)	1.0		3	0	0	0	0	0	0	0	0	0	0	3	3	0.00	0.000

PITCHER	IP	WLS	BF	H	R	ER	SO	BB	IBB	HBP	BLK	WP	HR	S	P	ERA	WHIP

Boston Red Sox @ New York Yankees

Legends Field, Tampa, FL

Mon Mar 17 2008, 1:15 PM EDT

Att. 11,036 - Sunny - 76 F

TOP

livebaseballscorecards.com

Batter	1	2	3	4	5	6	7	8	9	AB	R	H	RBI	BB	SO	LOB
23 Julio Lugo, R (1, 6) OBP: 0.313, SLG: 0.375	G6-3		G6-3 2-3 3-H	L4		G5-3			G3	3	0	0	1	0	0	3
82 Jed Lowrie, S (5, 6) OBP: 0.178, SLG: 0.100										2	0	0	0	0	0	2
15 Dustin Pedroia, R (1, 4) OBP: 0.250, SLG: 0.278	K		34 CS 3-H BB		G4-3		G4-3		K	3	0	0	0	1	1	0
99 Iggy Suarez, R (7, 4)										1	0	0	0	0	1	0
34 David Ortiz, L (1, 10) OBP: 0.412, SLG: 0.429	K		1 SAFE K 1-2		20 FC9-6 BB		K			2	0	0	0	1	2	1
Jeff Corsaletti, L (5, PR)										1	0	0	0	0	1	0
(5, 10)																
20 Kevin Youkilis, R (1, 3) OBP: 0.381, SLG: 0.472		G4-3		HR	FC9-6 1-2f		G6-3			3	1	1	1	0	0	1
64 Joe Thurston, L (5, PR) OBP: 0.447, SLG: 0.500										1	0	0	0	0	0	0
(5, 7)																
25 Mike Lowell, R (1, 5) OBP: 0.282, SLG: 0.429		G5-3		F7	K			F9		3	0	0	0	0	1	1
11 Keith Ginter, R (5, 5) OBP: 0.370, SLG: 0.348										1	0	0	0	0	0	0
Jason Varitek, S (1, 2) OBP: 0.370, SLG: 0.720		BB		2 1B 44 1B 1B		G6-3		K		2	1	1	0	1	0	0
36 Kevin Cash, R (6, 2) OBP: 0.300, SLG: 0.444										1	0	0	0	0	1	0
2 Jacoby Ellsbury, L (1, 8) OBP: 0.289, SLG: 0.375		P4		44 1B 1-2 1B		77 2B 1B		77 E BB		3	0	2	0	1	0	1
Mickey Hall, L (8, 8)										0	0	0	0	0	0	0
77 Chris Carter, L (1, 7) OBP: 0.359, SLG: 0.486			44 2B 23 G6-3 1B	L4		1-3 2B		K 1-3		4	1	2	0	0	1	3
(5, 3)																
44 Brandon Moss, L (1, 9) OBP: 0.349, SLG: 0.526			23 G6-3 1-3 15 WP 2B	1-3 2-H 1B		K			K	4	1	2	1	0	2	2

	AB	34
	R	4
	H	8
	RBI	3
	BB	4
	SO	10
	LOB	14

Inning Stats	1	2	3	4	5	6	7	8	9
	R: 0 E: 0 K: 2 S: 7	H: 0 LOB: 0 BB: 0 P: 7	R: 0 E: 0 K: 0 S: 3	H: 0 LOB: 1 BB: 1 P: 7	R: 2 E: 0 K: 1 S: 6	H: 2 LOB: 0 BB: 1 P: 10	R: 2 E: 0 K: 0 S: 7	H: 4 LOB: 2 BB: 0 P: 9	R: 0 E: 0 K: 1 S: 5	H: 0 LOB: 1 BB: 1 P: 9
	R: 0 E: 0 K: 1 S: 7	H: 2 LOB: 2 BB: 0 P: 7	R: 0 E: 0 K: 1 S: 5	H: 0 LOB: 0 BB: 0 P: 5	R: 0 E: 0 K: 2 S: 7	H: 0 LOB: 1 BB: 1 P: 11	R: 0 E: 0 K: 2 S: 7	H: 0 LOB: 0 BB: 0 P: 7		

	1B: 5	SF: 0	WP: 1	PA: 38
	2B: 2	SAC: 0	PB: 0	
	3B: 0	DP: 0	SB: 0	
	HR: 1	HBP: 0	CS: 1	

PITCHER		IP	WLS	BF	H	R	ER	SO	BB	IBB	HBP	BLK	WP	HR	S	P	ERA	WHIP
46 Andy Pettitte, L ERA: 5.63	(1, 1)	3.1	W	14	3	3	3	3	2	0	0	0	1	1	18	28	8.10	1.500
79 Heath Phillips, L ERA: 9.0	(4, 1)	0.2		5	3	1	1	0	0	0	0	0	0	0	5	5	13.50	4.500
63 Jonathan Albaladejo, R ERA: 4.91	(5, 1)	1.1		7	2	0	0	1	1	0	0	0	0	0	8	12	0.00	2.250
61 Billy Traber, L ERA:	(6, 1)	1.2	H	5	0	0	0	2	0	0	0	0	0	0	9	9	0.00	0.000
33 Brian Bruney, R ERA: 3.38	(8, 1)	1.0		4	0	0	0	2	1	0	0	0	0	0	7	11	0.00	1.000

PITCHER		IP	WLS	BF	H	R	ER	SO	BB	IBB	HBP	BLK	WP	HR	S	P	ERA	WHIP
43 Scott Strickland, R ERA: 4.5	(9, 1)	1.0		3	0	0	0	2	0	0	0	0	0	0	7	7	0.00	0.000

Red Sox @ New York Yankees

Legends Field, Tampa, FL

Mon Mar 17 2008, 1:15 PM EDT

Att. 11,036 - Sunny - 76 F

livebaseballscorecards.com

BOTTOM

Batter	1	2	3	4	5	6	7	8	9	AB	R	H	RBI	BB	SO	LOB
18 Johnny Damon, L (1, 7) OBP: 0.286, SLG: 0.394 60 Cody Ransom, R (7, 7) OBP: 0.296, SLG: 0.462	CCC 0-3 ① K	x 0-0 ① F9	CCC 0-3 ② K		x 0-0 ③ G1-3			x 0-0 ① P3		4	0	0	0	0	2	0
										1	0	0	0	0	0	0
2 Derek Jeter, R (1, 6) OBP: 0.343, SLG: 0.300 73 Alberto Gonzalez, R (7, 6) OBP: 0.263, SLG: 0.263	x 0-0 20 BB, BB, 55 2B 1B	H 1-0 HR HBP	x 0-0 ③ L9			x 0-0 ① G6-3		x 0-0 ② G6-3		3	2	1	0	0	0	0
										1	0	0	0	0	0	0
Bobby Abreu, L (1, 9) OBP: 0.576, SLG: 0.769 19 Jason Lane, R (6, PH) OBP: 0.297, SLG: 0.543 (7, 9)	BBBB 4-0 20 BB, 55 2B, 1-2 BB	x 0-0 1-H HR		x 0-0 1B 20 G3-6-1 2B		x 0-0 ② P6		x 0-0 ③ F7		2	3	2	2	1	0	0
										2	0	0	0	0	0	0
Jason Giambi, L (1, 3) OBP: 0.423, SLG: 0.583 21 Morgan Ensberg, R (6, PH) OBP: 0.394, SLG: 0.500 (7, 3)	CCC 0-3 ② K	x 0-0 20 G4-3, 55 1B 2B		x 0-0 20 G3-6-1, 2-3 1B		x 0-0 1B				3	1	2	0	0	1	2
										1	0	1	0	0	0	0
20 Jorge Posada, S (1, 2) OBP: 0.185, SLG: 0.280 81 Kyle Anson, S (7, 2) OBP: 0.333, SLG: 0.778	BBBB 4-0 55 2B, 24 1B, 1-2 2-3 BB	x 0-0 ② G4-3 2-3		x 0-0 ① ② G3-6-1 1-2f 3-H		CCS 0-3 ③ K2-3				3	1	0	0	1	1	3
										0	0	0	0	0	0	0
55 Hideki Matsui, L (1, 10) OBP: 0.391, SLG: 0.429	x 0-0 24 1B 2B, 1-3 2-H 3-H	x 0-0 24 1B 3-H 1B		x 0-0 1B			x 0-0 ① F8			4	1	3	3	0	0	0
24 Robinson Canó, L (1, 4) OBP: 0.462, SLG: 0.605 66 Bernie Castro, S (7, 4) OBP: 0.286, SLG: 0.231	x 0-0 14 BB, 2-H 3-H 1B	x 0-0 1-2 1B		x 0-0 ③ F8			x 0-0 ② G5-3			3	0	2	2	0	0	1
										1	0	0	0	0	0	0
14 Wilson Betemit, S (1, 5) OBP: 0.235, SLG: 0.387 12 Nick Green, R (7, 5) OBP: 0.250, SLG: 0.167	BBBB 4-0 28 FC6-4, 1-2 BB	CCC 0-3 ③ K			x 0-0 ① G4-3		x 0-0 1B			2	0	0	0	1	1	2
										1	0	1	0	0	0	0
28 Melky Cabrera, S (1, 8) OBP: 0.447, SLG: 0.469 91 Brett Gardner, L (7, 8) OBP: 0.500, SLG: 0.583	x 0-0 ③ FC6-4 1-2f		x 0-0 ① F7		x 0-0 ② G4-3		x 0-0 ③ F8			3	0	0	0	0	0	2
										1	0	0	0	0	0	1
Inning Stats	R: 4 E: 0 K: 2 S: 10 H: 3 LOB: 2 BB: 3 P: 22	R: 3 E: 0 K: 1 S: 9 H: 4 LOB: 2 BB: 0 P: 10	R: 0 E: 0 K: 1 S: 5 H: 0 LOB: 0 BB: 0 P: 5	R: 1 E: 0 K: 0 S: 5 H: 3 LOB: 1 BB: 0 P: 5	R: 0 E: 0 K: 0 S: 3 H: 0 LOB: 0 BB: 0 P: 3	R: 0 E: 0 K: 1 S: 6 H: 1 LOB: 1 BB: 0 P: 6	R: 0 E: 0 K: 0 S: 4 H: 1 LOB: 1 BB: 0 P: 4	R: 0 E: 0 K: 0 S: 3 H: 0 LOB: 0 BB: 0 P: 3		1B: 8 2B: 3 3B: 0 HR: 1	SF: 0 SAC: 0 DP: 1 HBP: 1					

	AB	35
	R	8
	H	12
	RBI	7
	BB	3
	SO	5
	LOB	11

WP: 0 PB: 0 SB: 0 CS: 0 PA: 39

PITCHER		IP	WLS	BF	H	R	ER	SO	BB	IBB	HBP	BLK	WP	HR	S	P	ERA	WHIP
40 Bartolo Colon, R ERA: 16.88	(1, 1)	0.2	L	8	3	4	4	2	3	0	0	0	0	0	9	21	54.00	9.000
Julian Tavarez, R ERA: 7.36	(1, 1)	3.1		17	7	4	4	2	0	0	1	0	0	1	20	21	10.80	2.100
48 Javier López, L ERA: 2.25	(5, 1)	1.2		6	1	0	0	0	0	0	0	0	0	0	6	6	0.00	0.600
56 Craig Hansen, R ERA: 9.0	(6, 1)	1.1		5	1	0	0	1	0	0	0	0	0	0	7	7	0.00	0.750
75 Hunter Jones, L ERA: 10.8	(8, 1)	1.0		3	0	0	0	0	0	0	0	0	0	0	3	3	0.00	0.000

PITCHER	IP	WLS	BF	H	R	ER	SO	BB	IBB	HBP	BLK	WP	HR	S	P	ERA	WHIP

Toronto Blue Jays @ Boston Red Sox

City of Palms Park, Ft. Myers, FL

Wed Mar 19 2008, 12:05 PM EDT

Att. 7,868 - Partly Cloudy - 81 F

TOP

livebaseballscorecards.com

Batter	1	2	3	4	5	6	7	8	9	AB	R	H	RBI	BB	SO	LOB
11 David Eckstein, R (1, 6) OBP: 0.278, SLG: 0.323	G4-3		F7			BB		F7	K	2	0	0	0	1	0	0
6 John McDonald, R (6, 6) OBP: 0.308, SLG: 0.261										2	0	0	0	0	1	1
4 Shannon Stewart, R (1, 10) OBP: 0.323, SLG: 0.407	BB		F8			F9		50 1B 2B	SAFE PO 2-3	3	0	1	0	1	0	1
Sean Shoffit, L (8, PR) (8, 10)										0	1	0	0	0	0	0
15 Alex Rios, R (1, 9) OBP: 0.171, SLG: 0.324	P3			P3		F7		19 BB 50 1B 62 2B BB		3	0	0	0	0	0	2
66 Matt Watson, L (6, 9) OBP: 0.250, SLG: 0.176										0	1	0	0	1	0	0
10 Vernon Wells, R (1, 8) OBP: 0.278, SLG: 0.400	F8			33 2B 1B		G1-6-3		19 BB 62 2B 1-2 2-H 1B		3	0	1	0	0	0	2
50 Aaron Mathews, R (6, 7) OBP: 0.500, SLG: 0.500										1	1	1	1	0	0	0
(8, 8)																
33 Scott Rolen, R (1, 5) OBP: 0.469, SLG: 0.615		35 1B 1B		1-H 2B			1B	62 2B 1-2 2-3 BB		2	0	2	0	0	0	0
19 Marco Scutaro, R (6, 5) OBP: 0.333, SLG: 0.346										1	1	1	0	1	0	0
(7, 4)																
35 Lyle Overbay, L (1, 3) OBP: 0.436, SLG: 0.514		9 G4-6-3 1-2 1B		F8			K	18 1B 1-H 2-H 3-H 2B		3	0	1	0	0	1	2
62 Chip Cannon, L (7, 3) OBP: 0.300, SLG: 0.667										1	0	1	3	0	0	0
2 Aaron Hill, R (1, 4) OBP: 0.500, SLG: 0.536		F7			K		F8	2-H 1B		3	0	0	0	0	1	3
18 Hector Luna, R (7, 5) OBP: 0.308, SLG: 0.308										1	0	1	0	0	0	0
9 Gregg Zaun, S (1, 2) OBP: 0.276, SLG: 0.320		G4-6-3 1-2f			G4-3		P4		PO S HBP	3	0	0	0	0	0	3
13 Sal Fasano, R (7, 2)										0	0	0	0	0	0	0
Reed Johnson, R (1, 7) OBP: 0.316, SLG: 0.324			F8		K			F8	K 1-2	3	0	0	0	0	1	0
(6, 8)																
Eric Nielsen, R (8, 7)										1	0	0	0	0	1	1
Inning Stats	R: 0 E: 0 K: 0 S: 3 H: 0 LOB: 1 BB: 1 P: 7	R: 0 E: 0 K: 0 S: 4 H: 2 LOB: 1 BB: 0 P: 4	R: 0 E: 0 K: 0 S: 3 H: 0 LOB: 0 BB: 0 P: 3	R: 0 E: 0 K: 0 S: 4 H: 2 LOB: 1 BB: 0 P: 4	R: 0 E: 0 K: 2 S: 7 H: 0 LOB: 0 BB: 0 P: 7	R: 0 E: 0 K: 0 S: 3 H: 0 LOB: 1 BB: 1 P: 7	R: 0 E: 0 K: 1 S: 6 H: 1 LOB: 1 BB: 0 P: 6	R: 4 E: 0 K: 0 S: 6 H: 4 LOB: 2 BB: 2 P: 14	R: 0 E: 0 K: 2 S: 7 H: 0 LOB: 0 BB: 0 P: 8	1B: 6 2B: 3 3B: 0 HR: 0	SF: 0 SAC: 0 DP: 1 HBP: 1						

	AB	32
	R	4
	H	9
	RBI	4
	BB	4
	SO	5
	LOB	15

WP: 0 PB: 0 SB: 1 CS: 0 PA: 38

PITCHER		IP	WLS	BF	H	R	ER	SO	BB	IBB	HBP	BLK	WP	HR	S	P	ERA	WHIP
53 David Aardsma, R ERA: 4.15	(1, 1)	2.0		8	2	0	0	0	1	0	0	0	0	0	7	11	0.00	1.500
Bryan Corey, R ERA: 0.93	(3, 1)	2.0		7	2	0	0	0	0	0	0	0	0	0	7	7	0.00	1.000
48 Javier López, L ERA: 2.0	(5, 1)	1.0	H	3	0	0	0	2	0	0	0	0	0	0	7	7	0.00	0.000
50 Mike Timlin, R ERA: 5.63	(6, 1)	1.0	H	4	0	0	0	0	1	0	0	0	0	0	3	7	0.00	1.000
17 Manny Delcarmen, R ERA: 1.17	(7, 1)	1.0	H	4	1	0	0	1	0	0	0	0	0	0	6	6	0.00	1.000

PITCHER		IP	WLS	BF	H	R	ER	SO	BB	IBB	HBP	BLK	WP	HR	S	P	ERA	WHIP
37 Hideki Okajima, L ERA: 3.72	(8, 1)	0.2	L	6	2	4	4	0	2	0	0	0	0	0	4	12	54.00	6.000
78 Barry Hertzler, R ERA:	(8, 1)	0.1	B	2	2	0	0	0	0	0	0	0	0	0	2	2	0.00	6.000
58 Jonathan Papelbon, R ERA: 2.0	(9, 1)	1.0		3	0	0	0	2	0	0	1	0	0	0	7	8	0.00	0.000

Batter	1	2	3	4	5	6	7	8	9	AB	R	H	RBI	BB	SO	LOB
15 Dustin Pedroia, R (1, 4) OBP: 0.256, SLG: 0.282 64 Joe Thurston, L (6, 7) OBP: 0.447, SLG: 0.500 (7, 8) (8, 7) 32 Bobby Kielty, S (8, PH) OBP: 0.286, SLG: 0.063 90 Bryan Pfitz, R (9, 7)	G6-3		20 HR 1B		F8			F9		3 1 1 0 0 0 0 0 0 0 0 0 0 0 1 0 0 0 0 0 0 0 0 0 0 0 0 0						
20 Kevin Youkilis, R (1, 3) OBP: 0.409, SLG: 0.568 22 Sean Casey, L (4, 3) OBP: 0.320, SLG: 0.375	BB		HR			G3-1			G4-3	1 1 1 3 1 0 0 2 0 0 0 0 0 0						
34 David Ortiz, L (1, 10) OBP: 0.405, SLG: 0.400 76 Jeff Natale, R (6, PR) (7, 10)	K		K			2 G1-3 BB			P1	2 0 0 0 1 2 1 1 0 0 0 0 0 0						
2 Jacoby Ellsbury, L (1, 7) OBP: 0.271, SLG: 0.349 (6, 8) 44 Brandon Moss, L (7, 7) OBP: 0.341, SLG: 0.513 (8, 9)	L5		G3-1			1 SAFE G1-3 1-2			K2-3	3 0 0 0 0 0 2 1 0 0 0 0 1 0						
25 Mike Lowell, R (1, 5) OBP: 0.262, SLG: 0.395 11 Keith Ginter, R (8, 5) OBP: 0.370, SLG: 0.348		K		K			K			3 0 0 0 0 3 0 0 0 0 0 0 0 0						
7 J.D. Drew, L (1, 9) OBP: 0.429, SLG: 0.429 60 Reid Engel, L (8, 8) OBP: 0.750, SLG: 1.500		K		L4			F7			3 0 0 0 0 1 0 0 0 0 0 0 0 0						
36 Kevin Cash, R (1, 2) OBP: 0.261, SLG: 0.381 80 Dusty Brown, R (8, 2) OBP: 0.429, SLG: 0.615		K		K			F8			3 0 0 0 0 2 0 0 0 0 0 0 0 0						
Coco Crisp, S (1, 8) OBP: 0.571, SLG: 0.500 13 Alex Cora, L (6, 6) OBP: 0.472, SLG: 0.455 Ryan Khoury, R (9, 6)			15 1B 20 HR 1B		P5			F7		2 1 1 0 0 0 0 1 0 0 0 0 0 0 0 0 0 0 0 0 0						
23 Julio Lugo, R (1, 6) OBP: 0.278, SLG: 0.333 82 Jed Lowrie, S (6, 4) OBP: 0.174, SLG: 0.098			K		G6-3			G1-3		2 0 0 0 0 1 1 1 0 0 0 0 0 0						
Inning Stats	R: 0 H: 0 E: 0 LOB: 1 K: 1 BB: 1 S: 5 P: 9	R: 0 H: 0 E: 0 LOB: 0 K: 3 BB: 0 S: 9 P: 9	R: 3 H: 3 E: 0 LOB: 0 K: 2 BB: 0 S: 10 P: 11	R: 0 H: 0 E: 0 LOB: 0 K: 2 BB: 0 S: 7 P: 7	R: 0 H: 0 E: 0 LOB: 0 K: 0 BB: 0 S: 3 P: 3	R: 0 H: 0 E: 0 LOB: 1 K: 0 BB: 1 S: 2 P: 6	R: 0 H: 0 E: 0 LOB: 0 K: 1 BB: 0 S: 5 P: 5	R: 0 H: 0 E: 0 LOB: 0 K: 0 BB: 0 S: 3 P: 3	R: 0 H: 0 E: 0 LOB: 0 K: 1 BB: 0 S: 5 P: 5	1B: 2 SF: 0 2B: 0 SAC: 0 3B: 0 DP: 0 HR: 1 HBP: 0						

PITCHER		IP	WLS	BF	H	R	ER	SO	BB	IBB	HBP	BLK	WP	HR	S	P	ERA	WHIP
56 Brian Tallet, L ERA: 9.0	(1, 1)	2.0		7	0	0	0	4	1	0	0	0	0	0	14	18	0.00	0.500
57 Shawn Camp, R ERA: 4.0	(3, 1)	2.0		9	3	3	3	4	0	0	0	0	0	1	17	18	13.50	1.500
31 John Parrish, L ERA: 3.6	(5, 1)	2.0		6	0	0	0	0	1	0	0	0	0	0	5	9	0.00	0.500
Randy Wells, R ERA:	(7, 1)	1.0	W	3	0	0	0	1	0	0	0	0	0	0	5	5	0.00	0.000
46 Mike Gosling, L ERA: 3.38	(8, 1)	2.0	S	6	0	0	0	1	0	0	0	0	0	0	8	8	0.00	0.000

PITCHER	IP	WLS	BF	H	R	ER	SO	BB	IBB	HBP	BLK	WP	HR	S	P	ERA	WHIP

BOTTOM

Toronto Blue Jays @ Boston Red Sox

City of Palms Park, Ft. Myers, FL

Wed Mar 19 2008, 12:05 PM EDT

Att. 7,868 - Partly Cloudy - 81 F

livebaseballscorecards.com

AB	29
R	3
H	3
RBI	3
BB	2
SO	10
LOB	4

WP: 0 PA: 31
PB: 0
SB: 0
CS: 0

Boston Red Sox @ Hanshin Tigers

Tokyo Dome, Tokyo

Fri Mar 21 2008, 11:05 PM EDT

Att. 37,431 - Dome - 68 F

TOP

livebaseballscorecards.com

Batter	1	2	3	4	5	6	7	8	9	AB	R	H	RBI	BB	SO	LOB
15 Dustin Pedroia, R (1, 4) OBP: 0.143, SLG: 0.286	K	G1-3		FC5-4 20 E 1-2f		F8		G4-3		5	0	0	0	0	1	6
20 Kevin Youkilis, R (1, 3) OBP: 0.571, SLG: 0.500	K	34 1B 2-H 1B		E7 34 G4-6-3 1-3		1-2 2-H 1B			K	5	0	2	2	0	2	1
34 David Ortiz, L (1, 10) OBP: 0.500, SLG: 1.167 36 Kevin Cash, R (9, PH) (9, 10)	HR	1-3 1B		G4-6-3 1-2f		P2			L9	4 1	1 0	2 0	1 0	0 0	0 0	4 0
Manny Ramirez, R (1, 7) 32 Bobby Kielty, S (7, 9) OBP: 0.333, SLG: 0.333	25 1B 7 HR BB	K			L9		K		K	3 1	1 0	0 0	0 0	1 0	2 1	2 0
25 Mike Lowell, R (1, 5) OBP: 0.667, SLG: 0.500 Coco Crisp, S (7, PR) OBP: 1.000, SLG: 2.000 (7, 8)	7 HR 1-2 1B	7 63-6-3-5 1B			F9		7 CS BB			3 0	1 0	2 0	0 0	1 0	0 0	0 0
7 J.D. Drew, L (1, 9) OBP: 0.333, SLG: 1.000 82 Jed Lowrie, S (7, 5) OBP: 0.667, SLG: 0.500	HR 1-H 2-H		G3-6-3-5 1-2f		G3-1		K 1-2			4 0	1 0	1 0	3 0	0 0	1 0	2 0
Jason Varitek, S (1, 2) 80 Dusty Brown, R (8, PR) OBP: 1.000, SLG: 1.000 (8, 2)	K		BB			2 1B 20 1B BB		13 G5-3 BB		1 0	1 0	0 0	0 0	3 0	1 0	0 0
2 Jacoby Ellsbury, L (1, 8) OBP: 0.286, SLG: 0.167 (7, 7)		G5-3	F9			20 1B 1-2 1B		K		4	0	1	0	0	1	2
23 Julio Lugo, R (1, 6) OBP: 0.600, SLG: 1.000 13 Alex Cora, L (6, 6) OBP: 0.250, SLG: 0.500		20 1B 2B		15 FC5-4 BB		P4		G5-3 1-2		2 1	1 0	1 0	0 0	1 0	0 0	2 1
Inning Stats	R: 4 H: 3 E: 0 LOB: 0 K: 3 BB: 1 S: 19 P: 32	R: 1 H: 3 E: 0 LOB: 2 K: 1 BB: 0 S: 14 P: 21	R: 0 H: 1 E: 0 LOB: 1 K: 0 BB: 1 S: 11 P: 19	R: 0 H: 0 E: 1 LOB: 1 K: 0 BB: 1 S: 16 P: 28	R: 0 H: 0 E: 0 LOB: 0 K: 0 BB: 0 S: 8 P: 13	R: 1 H: 2 E: 0 LOB: 2 K: 0 BB: 1 S: 12 P: 20	R: 0 H: 0 E: 0 LOB: 1 K: 2 BB: 1 S: 8 P: 18	R: 0 H: 0 E: 0 LOB: 0 K: 1 BB: 1 S: 11 P: 21	R: 0 H: 0 E: 0 LOB: 0 K: 2 BB: 0 S: 14 P: 21	1B: 6 SF: 0 2B: 2 SAC: 0 3B: 0 DP: 3 HR: 2 HBP: 0						

	AB	34
	R	6
	H	9
	RBI	6
	BB	6
	SO	9
	LOB	20

WP: 0 PA: 40
PB: 0
SB: 0
CS: 1

PITCHER		IP	WLS	BF	H	R	ER	SO	BB	IBB	HBP	BLK	WP	HR	S	P	ERA	WHIP
16 Yuya Ando, R ERA: 11.25	(1, 1)	4.0	L	21	7	5	5	4	3	0	0	0	0	2	60	100	11.25	2.500
12 Ryo Watanabe, R ERA:	(5, 1)	1.0		3	0	0	0	0	0	0	0	0	0	0	8	13	0.00	0.000
26 Hirotaka Egusa, L ERA: 9.0	(6, 1)	1.0		6	2	1	1	0	1	0	0	0	0	0	12	20	9.00	3.000
30 Tomoyuki Kubota, R ERA:	(7, 1)	2.0		7	0	0	0	3	2	0	0	0	0	0	19	39	0.00	1.000
22 Kyuji Fujikawa, R ERA:	(9, 1)	1.0		3	0	0	0	2	0	0	0	0	0	0	14	21	0.00	0.000

PITCHER	IP	WLS	BF	H	R	ER	SO	BB	IBB	HBP	BLK	WP	HR	S	P	ERA	WHIP

Boston Red Sox @ Hanshin Tigers

Tokyo Dome, Tokyo

Fri Mar 21 2008, 11:05 PM EDT

Att. 37,431 - Dome - 68 F

BOTTOM

livebaseballscorecards.com

Batter	1	2	3	4	5	6	7	8	9	AB	R	H	RBI	BB	SO	LOB
53 Norihiro Akahoshi, L (1, 8) OBP: 0.400, SLG: 0.600	C X 0-1 ① G1-3	C B X 1-1 5 1B 1-3 2-H 3-H 2B		B C B B C F S 3-3 ② K 1-2 2-3		D X 1-0 25 WP 1-2 2-3 1B		L S B B B F S 3-3 ② K		5	1	2	2	0	2	2
5 Keiichi Hirano, L (1, 4) (8, 9) OBP: 0.400, SLG: 0.333	B X 1-0 ② G4-3	F B X 1-1 25 S 2-H 3-H 1B		B B B C C B 4-2 25 FC6-4 BB		X 0-0 ② SF8 3-H		B X 1-0 ③ G4-3		3	0	1	3	1	0	0
25 Takahiro Arai, R (1, 3) OBP: 0.200, SLG: 0.200	B S B C X 2-2 1B	1 SAFE B B C C S 2-3 ③ K 1-2		S B S F X 1-2 ③ FC6-4 1-2f		B C B B F X 3-2 ③ G6-3 1-2 2-3			C S S 0-3 ① K	5	0	1	0	0	2	6
6 Tomoaki Kanemoto, L (1, 7) 3 Kentaro Sekimoto, R (8, 4) 9 Atsushi Fujimoto, L (9, PR)	F B C D C 2-3 ③ K		X 0-0 ① P5		B C B X 2-1 ① P6		S B C X 1-2 ① F8		B B B B 4-0 7 CS BB	4 0 0	0 0 0	0 0 0	0 1 0	0 0 0	1 0 0	1 0 0
7 Makoto Imaoka, R (1, 5)		X 0-0 ① G5-3	B B X 2-0 ② G6-3		X 0-0 ② P3		C B X 1-1 ② G1-3		C B S B F F F B S 3-3 ② ③ K 1-2	5	0	0	0	0	1	1
1 Takashi Toritani, L (1, 6) OBP: 0.500, SLG: 0.750	B X 1-0 33 1B 53 2B 2B	C B X 1-1 ③ L8			F C X 0-2 ③ G5-3		C B X 1-1 BB 1B			4	1	2	0	0	0	0
Lew Ford, R (1, 9) OBP: 0.750, SLG: 0.500 8 Ryo Asai, R (7, PR) (8, 7)	C S D B B B 4-2 33 1B 53 2B BB			F C B B B F X 3-2 ① F9		X 0-0 53 1B 39 1B 5 SF8 1B	B B 1 SAFE F B B 4-1 1-2 BB			2 0	2 0	1 0	0 0	2 0	0 0	0 0
39 Akihiro Yano, R (1, 2) OBP: 0.250, SLG: 0.250		C S S 0-3 ② K		C S B F F X 1-2 E9 53 S 33 1B		X 0-0 25 WP 53 1B 1-2 1B	B S C F F B F S 2-3 ③ K			4	0	1	0	0	2	4
33 Ikuro Katsuragi, L (1, 10) OBP: 0.667, SLG: 0.667 24 Shinjiro Hiyama, L (8, PH) (9, 10)	B B X 2-0 53 2B 5 1B 1-2 2-3 1B			1 SAFE B 1 SAFE X 1-0 53 S 1-2 1B		C X 0-1 ① P2		C B S S X 1-2 ① G3		3 1	1 0	2 0	0 0	0 0	0 0	2 0
Inning Stats	R: 0 E: 0 K: 1 S: 9 H: 1 LOB: 1 BB: 0 P: 14	R: 4 E: 0 K: 2 S: 15 H: 4 LOB: 1 BB: 1 P: 26	R: 0 E: 0 K: 0 S: 4 H: 0 LOB: 0 BB: 0 P: 7	R: 0 E: 1 K: 1 S: 21 H: 1 LOB: 3 BB: 1 P: 34	R: 0 E: 0 K: 0 S: 6 H: 0 LOB: 0 BB: 0 P: 8	R: 1 E: 0 K: 0 S: 9 H: 3 LOB: 2 BB: 0 P: 13	R: 0 E: 0 K: 1 S: 14 H: 1 LOB: 2 BB: 1 P: 23	R: 0 E: 0 K: 1 S: 8 H: 0 LOB: 0 BB: 0 P: 13	R: 0 E: 0 K: 2 S: 9 H: 0 LOB: 1 BB: 1 P: 16	1B: 8 2B: 2 3B: 0 HR: 0	SF: 1 SAC: 0 DP: 0 HBP: 0				WP: 1 PB: 0 SB: 3 CS: 1	PA: 41	

	AB	36
	R	5
	H	10
	RBI	5
	BB	4
	SO	8
	LOB	16



PITCHER		IP	WLS	BF	H	R	ER	SO	BB	IBB	HBP	BLK	WP	HR	S	P	ERA	WHIP
61 Clay Buchholz, R ERA: 9.82	(1, 1)	3.2	W	20	6	4	4	4	2	0	0	0	0	0	45	76	9.82	2.182
39 Kyle Snyder, R ERA: 2.08	(4, 1)	2.1	H	10	3	1	1	0	0	0	0	0	1	0	19	26	3.86	1.286
48 Javier López, L ERA:	(7, 1)	1.0	H	5	1	0	0	1	1	0	0	0	0	0	14	23	0.00	2.000
17 Manny Delcarmen, R ERA:	(8, 1)	1.0	H	3	0	0	0	1	0	0	0	0	0	0	8	13	0.00	0.000
58 Jonathan Papelbon, R ERA:	(9, 1)	1.0	S	3	0	0	0	2	1	0	0	0	0	0	9	16	0.00	1.000

PITCHER	IP	WLS	BF	H	R	ER	SO	BB	IBB	HBP	BLK	WP	HR	S	P	ERA	WHIP

Boston Red Sox @ Tokyo Yomiuri Giants

Tokyo Dome, Tokyo

Sun Mar 23 2008, 6:05 AM EDT

Att. 44,558 - Dome - 68 F

TOP

livebaseballscorecards.com

Batter	1	2	3	4	5	6	7	8	9	AB	R	H	RBI	BB	SO	LOB
15 Dustin Pedroia, R (1, 4) OBP: 0.308, SLG: 0.200	F C B B H 3-2 20 1B 34 CS HBP		B B C S B 4-2 BB		C X 0-1 ③ G5-3		C B X 1-1 ① G6-3	B B C D B 4-1 80 FC5 44 1B 1-2 2-3 BB	C X 0-1 ③ L5	3	0	0	0	2	0	2
20 Kevin Youkilis, R (1, 3) OBP: 0.600, SLG: 0.556 44 Brandon Moss, L (6, PR) OBP: 0.714, SLG: 1.200 (6, 3)	B C 1 SAFE B B C F F X 3-2 34 CS 1-3 1B		F C B B B B C 3-3 ① K			C B X 1-1 25 BB 7 HR 1B	B B X 2-0 2B	B S C B F X 2-2 80 FC5 1-2 2-H 3-H 1B		3 2	0 1	2 2	0 2	0 0	1 0	2 0
34 David Ortiz, L (1, 10) OBP: 0.333, SLG: 0.778 80 Dusty Brown, R (7, PH) OBP: 0.600, SLG: 0.333 (7, 10)	C B B S F B F S 3-3 ① ② K 1-2 3-H		F B S C 1-3 ② K			B C S F B S 2-3 ① K	B B C X 2-1 ② L7	B X 1-0 ③ FC5 1-2 2-3f		3 2	0 0	0 0	0 0	0 0	3 0	5 3
Manny Ramirez, R (1, 7) OBP: 0.444, SLG: 0.167 2 Jacoby Ellsbury, L (6, PR) OBP: 0.222, SLG: 0.125 (6, 7)	C C B F F B B S 3-3 ③ K		B C B F S 2-3 ③ K			C F B D X 2-2 25 BB 7 HR 1-2 1B	C B B X 2-1 ③ G4-3		B F C S 1-3 ① K	3 2	0 1	1 0	0 0	0 0	2 1	3 1
25 Mike Lowell, R (1, 5) OBP: 0.667, SLG: 0.500 82 Jed Lowrie, S (6, PR) OBP: 0.600, SLG: 1.250 (6, 5)		B C B B B X 3-1 G6-3 1B		C S 0-3 ① K		B B S B C F F B 4-2 7 HR 1-2 2-3 BB		B B C C F X 2-2 HR	B B C C S B F F S 3-3 ② K	2 2	0 2	1 1	0 1	1 0	1 1	0 0
7 J.D. Drew, L (1, 9) OBP: 0.333, SLG: 1.111 32 Bobby Kielty, S (6, 9) OBP: 0.600, SLG: 0.750		B B X 2-0 ① P6		B C S C 1-3 ② K		B C X 1-1 1-H 2-H 3-H HR		B B B B 4-0 13 FC4-6 BB	B X 1-0 3B 2B	3 1	1 1	1 1	4 1	0 0	1 0	1 0
Coco Crisp, S (1, 8) OBP: 0.429, SLG: 0.833		F X 0-1 ② G6-3 1-2		X 0-0 ③ L8		B C S F F F X 1-2 ② G6-3		B S F F S 1-3 ① K	B F C F X 1-2 2-H 13 1B 3B	5	1	1	1	0	1	3
23 Julio Lugo, R (1, 6) OBP: 0.500, SLG: 0.800 13 Alex Cora, L (6, 6) OBP: 0.333, SLG: 0.500		C X 0-1 ③ G5-3			B X 1-0 ① L3	B S F B X 2-2 2B		B X 1-0 ② FC4-6 15 BB 36 WP 44 1B 1-2f	X 0-0 36 BB 3-H 1B	3 2	0 1	1 1	0 1	0 0	0 0	1 1
36 Kevin Cash, R (1, 2) OBP: 0.400, SLG: 0.286		C B F B F X 2-2 2B			C S B F F B F F S 2-3 ② K	F F C 0-3 ③ K		B B S B B 4-1 15 BB 44 1B 1-2 BB	B B B B 4-0 1-2 BB	3	1	1	0	2	2	2
Inning Stats	R: 0 H: 1 E: 0 LOB: 1 K: 2 BB: 0 S: 17 P: 29	R: 0 H: 1 E: 0 LOB: 1 K: 0 BB: 0 S: 7 P: 12	R: 0 H: 1 E: 0 LOB: 2 K: 3 BB: 1 S: 15 P: 27	R: 0 H: 0 E: 0 LOB: 0 K: 2 BB: 0 S: 7 P: 8	R: 0 H: 0 E: 0 LOB: 0 K: 1 BB: 0 S: 10 P: 13	R: 4 H: 4 E: 0 LOB: 2 K: 2 BB: 1 S: 27 P: 40	R: 0 H: 1 E: 0 LOB: 1 K: 0 BB: 0 S: 7 P: 14	R: 3 H: 2 E: 0 LOB: 2 K: 1 BB: 3 S: 16 P: 35	R: 2 H: 3 E: 0 LOB: 2 K: 2 BB: 1 S: 16 P: 26	1B: 6 2B: 5 3B: 1 HR: 2	SF: 0 SAC: 0 DP: 1 HBP: 1						

	AB	39
	R	9
	H	13
	RBI	9
	BB	6
	SO	13
	LOB	24

WP: 1 PA: 46
PB: 0
SB: 0
CS: 2

PITCHER		IP	WLS	BF	H	R	ER	SO	BB	IBB	HBP	BLK	WP	HR	S	P	ERA	WHIP
29 Seth Greisinger, R ERA:	(1, 1)	2.0		8	2	0	0	2	0	0	1	0	0	0	24	41	0.00	1.000
26 Tetsuya Utsumi, L ERA:	(3, 1)	2.0		8	1	0	0	5	1	0	0	0	0	0	22	35	0.00	1.000
63 Yushi Aida, R ERA:	(5, 1)	1.0		3	0	0	0	1	0	0	0	0	0	0	10	13	0.00	0.000
31 Adrian Burnside, L ERA: 36.0	(6, 1)	1.0	L	8	4	4	4	2	1	0	0	0	0	1	27	40	36.00	5.000
39 Shintaro Yoshitake, R ERA:	(7, 1)	1.0		4	1	0	0	0	0	0	0	0	0	0	7	14	0.00	1.000
47 Tetsuya Yamaguchi, L ERA: 27.0	(8, 1)	1.0		8	2	3	3	1	3	0	0	0	1	1	16	35	27.00	5.000
20 Kiyoshi Toyoda, R ERA: 18.0	(9, 1)	1.0		7	3	2	2	2	1	0	0	0	0	0	16	26	18.00	4.000

BOTTOM

Batter	1	2	3	4	5	6	7	8	9	AB	R	H	RBI	BB	SO	LOB
24 Yoshinobu Takahashi, L (1, 9) OBP: 0.375, SLG: 0.286	P2		G3-1		7 S 1B			7 FC4-6 BB		3	0	1	0	1	0	0
7 Tomohiro Nioka, R (1, 6) OBP: 0.250, SLG: 0.286	2 BB 25 1B HBP		G6-3		K 1-2			FC4-6 5 1B 1-2f		3	1	0	0	0	1	2
2 Michihiro Ogasawara, L (1, 5) OBP: 0.286, SLG: 0.167 51 Shigeyuki Furuki, L (9, 5)	SAFE 25 1B BB 1-2		F 1B		F9			F8		3 0	0 0	1 0	0 0	1 0	0 0	2 0
5 Alex Ramirez, R (1, 7) OBP: 0.375, SLG: 0.375 58 Takanori Hoshi, R (9, 2)	K		P5			F7		0-2 1B 1-3		4 0	0 0	1 0	0 0	0 0	1 0	3 0
25 Seung Yuop Lee, L (1, 3) OBP: 0.333, SLG: 0.250	1B 1-2 2-H			10 E 8 G4-3-5 10 1B 1B		K		F7		4	1	2	1	0	1	2
10 Shinnosuke Abe, L (1, 2) OBP: 0.333, SLG: 0.333 0 Takayuki Terauchi, R (4, PR) 40 Ken Kato, R (5, 2) OBP: 0.333, SLG: 0.333 12 Takahiro Suzuki, S (9, 8) 0 Takuya Kimura, S (9, PH)	P2			E9 8 G4-3-5 8 S 1B 1-3		K			G4-3	2 0 1 0 1	0 0 0 0 0	1 0 0 0 0	0 0 0 0 0	0 0 1 0 0	0 0 0 0 0	2 0 0 0 0
8 Yoshitomo Tani, R (1, 8) (9, 7)		F8		G4-3-5 1-3f 3-H			F8		BB	3	0	0	1	1	0	1
6 Hayato Sakamoto, R (1, 4) OBP: 0.500, SLG: 0.500		P4		G5-3			44 L5-3 1B		L8	4	0	1	0	0	0	2
9 Yoshiyuki Kamei, L (1, 10) 44 Noriyoshi Ohmichi, R (7, PH) OBP: 0.500, SLG: 0.500 (8, 10) 9 Takayuki Shimizu, L (9, PH)		F8			G4-3		SAFE SAFE 1-1 L5-3 1-1		F8	2 1 1	0 0 0	0 0 0	0 0 0	0 0 0	0 0 0	0 1 1
Inning Stats	R: 1 H: 1 E: 0 LOB: 2 K: 1 BB: 1 S: 16 P: 24	R: 0 H: 0 E: 0 LOB: 0 K: 0 BB: 0 S: 7 P: 13	R: 0 H: 1 E: 0 LOB: 1 K: 0 BB: 0 S: 6 P: 7	R: 1 H: 2 E: 1 LOB: 1 K: 0 BB: 0 S: 9 P: 11	R: 0 H: 1 E: 0 LOB: 1 K: 1 BB: 0 S: 8 P: 12	R: 0 H: 0 E: 0 LOB: 0 K: 2 BB: 0 S: 10 P: 13	R: 0 H: 1 E: 0 LOB: 0 K: 0 BB: 0 S: 8 P: 9	R: 0 H: 1 E: 0 LOB: 2 K: 0 BB: 1 S: 14 P: 23	R: 0 H: 0 E: 0 LOB: 1 K: 0 BB: 1 S: 7 P: 17	1B: 7 SF: 0 2B: 2 SAC: 0 3B: 0 DP: 2 HR: 0 HBP: 1						WP: 0 PA: 36 PB: 0 SB: 2 CS: 0	

PITCHER		IP	WLS	BF	H	R	ER	SO	BB	IBB	HBP	BLK	WP	HR	S	P	ERA	WHIP
49 Tim Wakefield, R ERA: 1.59	(1, 1)	5.2	W	23	5	2	1	3	1	0	1	0	0	0	52	74	1.59	1.059
Bryan Corey, R ERA:	(6, 1)	0.1	H	1	0	0	0	1	0	0	0	0	0	0	4	6	0.00	0.000
37 Hideki Okajima, L ERA:	(7, 1)	1.0	H	3	1	0	0	0	0	0	0	0	0	0	8	9	0.00	1.000
53 David Aardsma, R ERA:	(8, 1)	1.0		5	1	0	0	0	1	0	0	0	0	0	14	23	0.00	2.000
Julian Tavarez, R ERA:	(9, 1)	1.0		4	0	0	0	0	1	0	0	0	0	0	7	17	0.00	1.000

PITCHER	IP	WLS	BF	H	R	ER	SO	BB	IBB	HBP	BLK	WP	HR	S	P	ERA	WHIP

Boston Red Sox @ Tokyo Yomiuri Giants

Tokyo Dome, Tokyo

Sun Mar 23 2008, 6:05 AM EDT

Att. 44,558 - Dome - 68 F

livebaseballscorecards.com

AB	32
R	2
H	7
RBI	2
BB	3
SO	4
LOB	16



Batter	1	2	3	4	5	6	7	8	9	10	AB	R	H	RBI	BB	SO	LOB
15 Dustin Pedroia, R (1, 4) OBP: 0.500, SLG: 0.750	C X 0-1 20 G5-3 1B		1 SAFE C D F X 1-2 ② F8			F B B X 2-1 2B 2B	C B X 1-1 ③ G1-3			X 0-0 ① SH3-4 1-2	4	1	2	0	0	0	1
20 Kevin Youkilis, R (1, 3) OBP: 0.400, SLG: 0.250	C D X 1-1 ① G5-3 1-2		1 SAFE B B B C B X 3-1 1-2 1B			B B B B 4-0 2B BB		C B F X 1-2 ① F8		C B F S 1-3 ② K	4	1	1	0	1	1	2
34 David Ortiz, L (1, 10)	X 0-0 ② P5		C B B B X 2-1 ③ G4-3			D B F F B F X 3-2 ① P5		B F F B B F F X 3-2 ② L7		I I I I 4-0 2B IBB	4	1	0	0	1	0	5
Manny Ramirez, R (1, 7) OBP: 0.400, SLG: 0.800 Coco Crisp, S (10, PR) (10, 8)	B F F X 1-2 ③ F9			B S B B X 3-1 ① F9		X 0-0 44 1B 1-H 2-H 2B		B B S S C 2-3 ③ K		S F B X 1-2 1-H 2-H 2B	5 0	1 0	2 0	4 0	0 0	1 0	1 0
25 Mike Lowell, R (1, 5) OBP: 0.400, SLG: 0.250		X 0-0 44 FC4-6 1B		B B B C C F X 3-2 ② F8		B D S F F D S 3-3 ② K			B X 1-0 ① F8	I I I I 4-0 IBB	4	0	1	0	1	1	1
44 Brandon Moss, L (1, 9) OBP: 0.400, SLG: 1.000		C F F B X 1-2 ① FC4-6 G6-4-3 1-2f		S X 0-1 ③ G3		D X 1-0 2-H 1B			C B S B X 2-2 HR	B S B X 2-1 ③ F7	5	1	2	2	0	0	3
Jason Varitek, S (1, 2)		B S C X 1-2 ②③ G6-4-3 1-2f			B C F S 1-3 ① K2-3	C F B B B F T 3-2 ③ K			C C B B S 2-3 ② K		4	0	0	0	0	3	2
2 Jacoby Ellsbury, L (1, 8) OBP: 0.250, SLG: 0.250 (10, 7)		C B F B C 2-3 ① K			C B F F F B B X 3-2 ② G3-1		F B F X 1-2 23 G4-6-3 1B		B F X 1-1 ③ L7		4	0	1	0	0	1	0
23 Julio Lugo, R (1, 6) OBP: 0.500, SLG: 0.500 13 Alex Cora, L (10, 6)		X 0-0 20 1B 1B			B F X 1-1 ③ G6-3		1 SAFE X 0-0 ①② G4-6-3 1-2f			S C B X 1-2 15 SH3-4 2B 1B	4 0	1 0	2 0	0 0	0 0	0 0	1 0
Inning Stats	R: 0 E: 0 K: 0 S: 8 H: 1 LOB: 1 BB: 0 P: 10	R: 0 E: 0 K: 0 S: 8 H: 1 LOB: 0 BB: 0 P: 10	R: 0 E: 0 K: 1 S: 11 H: 2 LOB: 2 BB: 0 P: 19	R: 0 E: 0 K: 0 S: 8 H: 0 LOB: 0 BB: 0 P: 14	R: 0 E: 0 K: 1 S: 11 H: 0 LOB: 0 BB: 0 P: 16	R: 3 E: 0 K: 2 S: 16 H: 3 LOB: 1 BB: 1 P: 32	R: 0 E: 0 K: 0 S: 6 H: 1 LOB: 0 BB: 0 P: 8	R: 0 E: 0 K: 1 S: 11 H: 0 LOB: 0 BB: 0 P: 17	R: 1 E: 0 K: 1 S: 9 H: 1 LOB: 0 BB: 0 P: 15	R: 2 E: 0 K: 1 S: 12 H: 2 LOB: 2 BB: 2 P: 25	1B: 7 2B: 3 3B: 0 HR: 1 SF: 0 SAC: 1 DP: 2 HBP: 0						

PITCHER		IP	WLS	BF	H	R	ER	SO	BB	IBB	HBP	BLK	WP	HR	S	P	ERA	WHIP
Joe Blanton, R ERA: 4.76	(1, 1)	5.2		24	7	3	3	3	1	0	0	0	0	0	58	94	4.76	1.412
Alan Embree, L ERA:	(6, 1)	1.1		4	1	0	0	1	0	0	0	0	0	0	10	15	0.00	0.750
29 Keith Foulke, R ERA:	(8, 1)	1.0	H	3	0	0	0	1	0	0	0	0	0	0	11	17	0.00	0.000
Huston Street, R ERA: 16.2	(9, 1)	1.2	L	9	3	3	3	2	0	1	0	0	0	1	19	32	16.20	1.800
25 Lenny DiNardo, L ERA:	(10, 1)	0.1		2	0	0	0	0	0	1	0	0	0	0	2	8	0.00	0.000

PITCHER	IP	WLS	BF	H	R	ER	SO	BB	IBB	HBP	BLK	WP	HR	S	P	ERA	WHIP

TOP

Boston Red Sox @ Oakland Athletics

Tokyo Dome, Tokyo

Tue Mar 25 2008, 6:05 AM EDT

Att. 44,628 - Dome - 68 F

livebaseballscorecards.com

AB	38
R	6
H	11
RBI	6
BB	3
SO	7
LOB	16

WP: 0 PB: 0 SB: 0 CS: 0 PA: 42

Boston Red Sox @ Oakland Athletics

Tokyo Dome, Tokyo

Tue Mar 25 2008, 6:05 AM EDT

Att. 44,628 - Dome - 68 F

livebaseballscorecards.com

Batter	1	2	3	4	5	6	7	8	9	10	AB	R	H	RBI	BB	SO	LOB
6 Travis Buck, L (1, 9)	G4-3	K 1-2		K		P4			F8		5	0	0	0	0	2	2
14 Mark Ellis, R (1, 4) OBP: 0.400, SLG: 1.000	HR	10 BB		G4-3			F8		G1-3		4	1	1	1	1	0	1
10 Daric Barton, L (1, 3)	WP 32 HBP 7 G1-3 BB	1-2 2-3 BB			K		L3			2B BB	2	2	0	0	3	1	0
32 Jack Cust, L (1, 10)	7 G1-3 WP 1-2 HBP	K			K		K			K	4	0	0	0	0	4	4
Emil Brown, R (1, 7) OBP: 0.400, SLG: 0.500	7 G1-3 1-2 2-3 BB		P3		G5-3			F8		1-H 2B	4	0	1	1	1	0	0
7 Bobby Crosby, R (1, 6) OBP: 0.400, SLG: 0.400	G1-3 1-2 2-3 3-H		G1-3			22 HR 1B		G2-3		22 1B 1B	5	1	2	1	0	0	2
22 Jack Hannahan, L (1, 5) OBP: 0.600, SLG: 1.250	K		BB			1-H HR		G1-3		1-2 1B	4	1	2	2	1	1	2
8 Kurt Suzuki, R (1, 2) OBP: 0.200, SLG: 0.200		10 BB 6 S 1B	L6			K			K	G3-1	5	0	1	0	0	2	3
15 Ryan Sweeney, L (1, 8)		F9		F7		G4-3				BB	3	0	0	0	0	0	1
5 Mike Sweeney, R (9, PH)											0	0	0	0	1	0	0
67 Jeff Fiorentino, L (9, PR) (10, 8)											0	0	0	0	0	0	0
Inning Stats	R: 2 E: 0 K: 1 S: 13 H: 1 LOB: 2 BB: 2 P: 30	R: 0 E: 0 K: 2 S: 17 H: 1 LOB: 3 BB: 2 P: 30	R: 0 E: 0 K: 0 S: 8 H: 0 LOB: 1 BB: 1 P: 15	R: 0 E: 0 K: 1 S: 6 H: 0 LOB: 0 BB: 0 P: 8	R: 0 E: 0 K: 2 S: 7 H: 0 LOB: 0 BB: 0 P: 12	R: 2 E: 0 K: 1 S: 9 H: 2 LOB: 0 BB: 0 P: 14	R: 0 E: 0 K: 1 S: 6 H: 0 LOB: 0 BB: 0 P: 11	R: 0 E: 0 K: 0 S: 6 H: 0 LOB: 0 BB: 0 P: 9	R: 0 E: 0 K: 1 S: 10 H: 0 LOB: 1 BB: 1 P: 19	R: 1 E: 0 K: 1 S: 13 H: 3 LOB: 2 BB: 1 P: 23	1B: 4 2B: 1 3B: 0 HR: 2	SF: 0 SAC: 0 DP: 0 HBP: 1					

PITCHER		IP	WLS	BF	H	R	ER	SO	BB	IBB	HBP	BLK	WP	HR	S	P	ERA	WHIP
18 Daisuke Matsuzaka, R ERA: 3.6	(1, 1)	5.0		23	2	2	2	6	5	0	1	0	1	1	51	95	3.60	1.400
Kyle Snyder, R ERA: 13.5	(6, 1)	1.1	B	6	2	2	2	1	0	0	0	0	0	1	10	16	13.50	1.500
48 Javier López, L ERA:	(7, 1)	0.2		2	0	0	0	1	0	0	0	0	0	0	5	9	0.00	0.000
Bryan Corey, R ERA:	(8, 1)	1.0		3	0	0	0	0	0	0	0	0	0	0	6	9	0.00	0.000
37 Hideki Okajima, L ERA:	(9, 1)	1.0	W	4	0	0	0	1	1	0	0	0	0	0	10	19	0.00	1.000

PITCHER		IP	WLS	BF	H	R	ER	SO	BB	IBB	HBP	BLK	WP	HR	S	P	ERA	WHIP
58 Jonathan Papelbon, R ERA: 9.0	(10, 1)	1.0	S	6	3	1	1	1	1	0	0	0	0	0	13	23	9.00	4.000

AB	36
R	5
H	7
RBI	5
BB	7
SO	10
LOB	15

WP: 1 PA: 44
PB: 0
SB: 1
CS: 0

Batter	1	2	3	4	5	6	7	8	9	AB	R	H	RBI	BB	SO	LOB
15 Dustin Pedroia, R (1, 4) OBP: 0.250, SLG: 0.375	C F S 0-3 ① K		C F 1 SAFE X 0-2 ② L8		X 0-0 ② ③ G6-4-3 1-2f			C B F X 1-2 ① F9		4	0	0	0	0	1	2
20 Kevin Youkilis, R (1, 3) OBP: 0.333, SLG: 0.143	B C S F B X 2-2 ② F7		1 SAFE 1 SAFE B C B T F 1 SAFE B 4-2 1-2 BB			C X 0-1 ① P5		C B X 1-1 E6 WP		3	0	0	0	1	0	0
34 David Ortiz, L (1, 10)	B T B B B 4-1 BB		B S X 1-1 ③ P5			B T S S 1-3 ② K		C B X 1-1 ② F9		3	0	0	0	1	1	3
Manny Ramirez, R (1, 7) OBP: 0.333, SLG: 0.889	C B C B S 2-3 ③ K			C T B F B F C 2-3 ① K		S B X 1-1 HR		B B C C C 2-3 ③ K 1-2		4	1	1	1	0	3	2
25 Mike Lowell, R (1, 5) OBP: 0.444, SLG: 0.375		C B B S X 2-2 ① F9		X 0-0 1B		C B B S S X 2-2 ③ F8			B B X 2-0 22 G4-6-3 1B	4	0	2	0	0	0	0
44 Brandon Moss, L (1, 9) OBP: 0.250, SLG: 0.625 22 Sean Casey, L (9, PH)		B F S S B S 2-3 ② K		S B S S S 1-3 ② K			B B B C T S 3-3 ① K		C F F X 0-2 ① ② G4-6-3 1-2f	3 1	0 0	0 0	0 0	0 0	3 0	1 1
Jason Varitek, S (1, 2)		B F B C S 2-3 ③ K		X 0-0 ③ G3			B F S F F S 1-3 ② K		C S F S S 0-3 ③ K	4	0	0	0	0	3	1
Coco Crisp, S (1, 8) OBP: 0.333, SLG: 0.667			B C S B B B C 3-3 ① K		S F B B F S 2-3 ① K		X 0-0 2B			3	0	1	0	0	2	0
23 Julio Lugo, R (1, 6) OBP: 0.571, SLG: 0.500			B F B B B C B 4-2 20 S BB		X 0-0 15 G6-4-3 1B		C B S X 1-2 ③ G6-3			2	0	1	0	1	0	1
Inning Stats	R: 0 H: 0 E: 0 LOB: 1 K: 2 BB: 1 S: 11 P: 19	R: 0 H: 0 E: 0 LOB: 0 K: 2 BB: 0 S: 9 P: 15	R: 0 H: 0 E: 0 LOB: 2 K: 1 BB: 2 S: 14 P: 26	R: 0 H: 1 E: 0 LOB: 1 K: 2 BB: 0 S: 10 P: 13	R: 0 H: 1 E: 0 LOB: 0 K: 1 BB: 0 S: 6 P: 8	R: 1 H: 1 E: 0 LOB: 0 K: 1 BB: 0 S: 10 P: 14	R: 0 H: 1 E: 0 LOB: 1 K: 2 BB: 0 S: 12 P: 17	R: 0 H: 0 E: 1 LOB: 1 K: 1 BB: 0 S: 10 P: 15	R: 0 H: 1 E: 0 LOB: 0 K: 1 BB: 0 S: 10 P: 12	1B: 3 SF: 0 2B: 1 SAC: 0 3B: 0 DP: 2 HR: 1 HBP: 0						

TOP

Boston Red Sox @ Oakland Athletics

Tokyo Dome, Tokyo

Wed Mar 26 2008, 6:05 AM EDT

Att. 44,735 - Dome - 68 F

livebaseballscorecards.com

AB	31
R	1
H	5
RBI	1
BB	3
SO	13
LOB	11

PITCHER		IP	WLS	BF	H	R	ER	SO	BB	IBB	HBP	BLK	WP	HR	S	P	ERA	WHIP
40 Rich Harden, R ERA: 1.5	(1, 1)	6.0	W	23	3	1	1	9	3	0	0	0	0	1	60	95	1.50	1.000
44 Santiago Casilla, R ERA:	(7, 1)	1.0	H	4	1	0	0	2	0	0	0	0	0	0	12	17	0.00	1.000
29 Keith Foulke, R ERA:	(8, 1)	1.0	H	4	0	0	0	1	0	0	0	0	1	0	10	15	0.00	0.000
Alan Embree, L ERA:	(9, 1)	1.0		3	1	0	0	1	0	0	0	0	0	0	10	12	0.00	1.000

PITCHER	IP	WLS	BF	H	R	ER	SO	BB	IBB	HBP	BLK	WP	HR	S	P	ERA	WHIP

BOTTOM

Boston Red Sox @ Oakland Athletics

Tokyo Dome, Tokyo

Wed Mar 26 2008, 6:05 AM EDT

Att. 44,735 - Dome - 68 F

livebaseballscorecards.com

Batter	1	2	3	4	5	6	7	8	9	AB	R	H	RBI	BB	SO	LOB
6 Travis Buck, L (1, 9)	B X 1-0 G6-3 ①	C C D C 1-3 K ③		X 0-0 G4-3 ②		C C B B X 2-2 L7 ③		1 SAFE F X 0-1 G4-3 ③		5	0	0	0	0	1	5
14 Mark Ellis, R (1, 4) OBP: 0.333, SLG: 0.571	B F B B X 3-1 P3 ②		B C C F B B B 4-2 5 1B HR BB	C F B C 1-3 K ③			B C B F X 2-2 G1-3 ①			3	1	0	0	1	1	0
10 Daric Barton, L (1, 3)	B B B C B 4-1 BB		C F B X 1-2 F7 ①		C S B F C 1-3 K ①		B C B C X 2-2 G4-3 ②			3	0	0	0	1	1	1
5 Mike Sweeney, R (1, 10) OBP: 0.600, SLG: 0.500	C B F X 1-2 F9 ③		B B X 2-0 1-3 HR 1B		X 0-0 G6-3 ②		B C X 1-1 1B			4	1	2	0	0	0	1
Emil Brown, R (1, 7) OBP: 0.333, SLG: 0.750		B C X 1-1 G6-3 ①	B X 1-0 1-H 3-H HR		C B X 1-1 G5-3 ③		B F B F X 2-2 P4 ③			4	1	1	3	0	0	1
7 Bobby Crosby, R (1, 6) OBP: 0.333, SLG: 0.444		B X 1-0 19 1B 2B	B B F F S F B X 3-2 F8 ②			C B B S C 2-3 K ①		X 0-0 F9 ①		4	1	1	0	0	1	0
22 Jack Hannahan, L (1, 5) OBP: 0.444, SLG: 0.750	C F B F D B S 3-3 K ②		C B C F B F X 2-2 1B			C B C B T 2-2 K ②		B B C X 2-1 L7 ②		4	0	1	0	0	2	1
8 Kurt Suzuki, R (1, 2) OBP: 0.444, SLG: 0.625		B B B B C B 4-1 19 1B BB	B C C 1 SAFE X 1-2 P2 ③			X 0-0 2B		C X 0-1 67 1B 2B		3	1	2	0	1	0	1
19 Chris Denorfia, R (1, 8) OBP: 0.500, SLG: 0.500 32 Jack Cust, L (6, PH) 67 Jeff Fiorentino, L (6, PR) OBP: 1.000, SLG: 1.000 (7, 8)		S X 0-1 1-3 2-H 1B		B B C C S 2-3 K ①		B S B B B 4-1 BB		C C F F X 0-2 2-H 1B		2 0 1	0 0 0	1 0 1	1 0 1	0 1 0	1 0 0	0 0 0
Inning Stats	R: 0 E: 0 K: 0 S: 7 H: 0 LOB: 1 BB: 1 P: 16	R: 1 E: 0 K: 2 S: 13 H: 2 LOB: 2 BB: 1 P: 23	R: 3 E: 0 K: 0 S: 20 H: 3 LOB: 1 BB: 1 P: 34	R: 0 E: 0 K: 2 S: 7 H: 0 LOB: 0 BB: 0 P: 10	R: 0 E: 0 K: 1 S: 7 H: 0 LOB: 0 BB: 0 P: 9	R: 0 E: 0 K: 2 S: 11 H: 1 LOB: 2 BB: 1 P: 21	R: 0 E: 0 K: 0 S: 11 H: 1 LOB: 1 BB: 0 P: 18	R: 1 E: 0 K: 0 S: 12 H: 2 LOB: 1 BB: 0 P: 14		1B: 5 2B: 3 3B: 0 HR: 1 SF: 0 SAC: 0 DP: 0 HBP: 0						

	AB	33
	R	5
	H	9
	RBI	5
	BB	4
	SO	7
	LOB	10

WP: 0 PB: 0 SB: 0 CS: 0 PA: 37

PITCHER		IP	WLS	BF	H	R	ER	SO	BB	IBB	HBP	BLK	WP	HR	S	P	ERA	WHIP
31 Jon Lester, L ERA: 9.0	(1, 1)	4.0	L	20	5	4	4	4	3	0	0	0	0	1	47	83	9.00	2.000
53 David Aardsma, R ERA:	(5, 1)	1.2		6	1	0	0	3	0	0	0	0	0	0	14	20	0.00	0.600
48 Javier López, L ERA:	(6, 1)	0.1		2	0	0	0	0	1	0	0	0	0	0	4	10	0.00	3.000
17 Manny Delcarmen, R ERA:	(7, 1)	1.0		4	1	0	0	0	0	0	0	0	0	0	11	18	0.00	1.000
Bryan Corey, R ERA: 4.5	(8, 1)	1.0		5	2	1	1	0	0	0	0	0	0	0	12	14	9.00	2.000

PITCHER	IP	WLS	BF	H	R	ER	SO	BB	IBB	HBP	BLK	WP	HR	S	P	ERA	WHIP

Boston Red Sox @ Los Angeles Dodgers

Dodger Stadium, Los Angeles, CA

Fri Mar 28 2008, 7:40 PM PDT

Att. 34,404 - Partly Cloudy - 60 F

TOP

livebaseballscorecards.com

Batter	1	2	3	4	5	6	7	8	9	AB	R	H	RBI	BB	SO	LOB
15 Dustin Pedroia, R (1, 4) OBP: 0.244, SLG: 0.268	X	0-0 ① F7	C B SI 91 F SI 88 C SI 93	1-3 ② K	B B SI 90 X SI 92	2-0 ② FC3-6 1-2f 2-3 3-H		F C FF 92 F FF 91 X SL 83	0-2 ① G6-3	2	0	0	0	0	1	0
13 Alex Cora, L (3, 4) OBP: 0.447, SLG: 0.429										2	0	0	1	0	0	2
Jason Varitek, S (1, 2) OBP: 0.333, SLG: 0.643	C B S FF 92 S SI 90	1-3 ② K	B C B CH 84 T SI 91 F SI 92 S FF 88	2-3 ③ K	B C F FF 87 D SI 92 F SL 81 T SL 79	2-2 ③ K		C X FF 91	0-1 ② P5	3	0	0	0	0	3	2
Dusty Brown, R (5, 2) OBP: 0.400, SLG: 0.571										1	0	0	0	0	0	0
34 David Ortiz, L (1, 10) OBP: 0.410, SLG: 0.387	B C SI 90 B FF 89 B SL 80 B SI 93	4-1 BB		B B SI 89 F SI 92 X FC 87	2-1 ① F9	B X FF 90	1-0 82 G5-3 HBP 1B	C B CU 75 F FF 91 X FF 85	1-2 ③ G3	1	0	0	0	1	0	0
22 Sean Casey, L (6, PH) OBP: 0.333, SLG: 0.385										2	0	1	0	0	0	0
(6, 10)																
Manny Ramirez, R (1, 7) OBP: 0.378, SLG: 0.500	C C SI 93 F SL 80 B FF 86 F FF 94 S SI 94	1-3 ③ K		B S SI 93 X SI 92	1-1 ② F9	C B SI 92 C FF 91 H SI 93	2-2 82 G5-3 HBP 1-2		B C FF 94 X FF 95	1-1 ① G6-3	2	0	0	0	0	1	1
Brandon Moss, L (6, PR) OBP: 0.333, SLG: 0.500										1	0	0	0	0	0	0
(6, 7)																
25 Mike Lowell, R (1, 5) OBP: 0.250, SLG: 0.375		B X SI 89	1-0 ① P6	C B FF 88 X SI 89	1-1 ③ F7	C X	0-1 ①② G5-3 1-2 2-3f		B C S FF 95 S FF 93	1-3 ② K	2	0	0	0	0	0	0
82 Jed Lowrie, S (4, 5) OBP: 0.167, SLG: 0.093										2	0	0	0	0	1	2
20 Kevin Youkilis, R (1, 3) OBP: 0.413, SLG: 0.553		B B SI 93 B FC 88 B SI 90	4-0 BB		B X SI 90	1-0 ① P5	C X SI 90	0-1 ③ G1-3	C F FF 94 X CH 89	0-2 ③ G6-3	1	0	0	0	1	0	0
97 Lars Anderson, L (5, 3)										2	0	0	0	0	0	2
2 Jacoby Ellsbury, L (1, 9) OBP: 0.280, SLG: 0.356		F C FF 92 F SI 91 C FC 88	0-3 ② K		X	0-0 23 1B BB 13 FC3-6 1B		C B C SI 92 B FF 90 B SI 93 B SI 94	4-2 70 G5-4-3 BB	2	1	1	0	0	1	1
32 Bobby Kielty, S (5, 9) OBP: 0.318, SLG: 0.063										0	0	0	0	1	0	0
Coco Crisp, S (1, 8) OBP: 0.556, SLG: 0.429		C F S FF 93	0-3 ③ K		B B B FC 87 B FF 86	4-0 13 FC3-6 23 1B 1-2 BB		B F SI 92 1 SAFE B SI 92 B X FF 92	3-1 ①② G5-4-3 1-2f	1	0	0	0	1	1	1
70 Jason Place, R (5, 8)										1	0	0	0	0	0	1
23 Julio Lugo, R (1, 6) OBP: 0.300, SLG: 0.350			C B FF 91 B FC 88 B SI 89 T SI 92 F FF 93 X SI 93	3-2 ① G6-3	C B SI 90 C SI 91 F SI 92 X SL 78	1-2 13 FC3-6 1-2 2-3 1B		B X SL 78	1-0 ③ G5-3	2	0	1	0	0	0	0
Argenis Diaz, R (5, PR) OBP: 0.308, SLG: 0.308										1	0	0	0	0	0	0
(5, 6)																
Inning Stats	R: 0 E: 0 K: 2 S: 10 H: 0 LOB: 1 BB: 1 P: 16	R: 0 E: 0 K: 2 S: 8 H: 0 LOB: 1 BB: 1 P: 13	R: 0 E: 0 K: 2 S: 11 H: 0 LOB: 0 BB: 0 P: 17	R: 0 E: 0 K: 0 S: 6 H: 0 LOB: 0 BB: 0 P: 10	R: 1 E: 0 K: 1 S: 11 H: 2 LOB: 2 BB: 1 P: 21	R: 0 E: 0 K: 0 S: 7 H: 1 LOB: 2 BB: 0 P: 10	R: 0 E: 0 K: 0 S: 5 H: 0 LOB: 0 BB: 1 P: 13	R: 0 E: 0 K: 0 S: 9 H: 0 LOB: 0 BB: 0 P: 10	R: 0 E: 0 K: 1 S: 8 H: 0 LOB: 0 BB: 0 P: 10	1B: 3 2B: 0 3B: 0 HR: 0	SF: 0 SAC: 0 DP: 2 HBP: 1						

	AB	28
	R	1
	H	3
	RBI	1
	BB	4
	SO	8
	LOB	12

WP: 0 PB: 0 SB: 0 CS: 0 PA: 33

PITCHER		IP	WLS	BF	H	R	ER	SO	BB	IBB	HBP	BLK	WP	HR	S	P	ERA	WHIP
58 Chad Billingsley, R ERA: 6.85	(1, 1)	5.0		20	2	1	1	7	3	0	0	0	0	0	46	77	1.80	1.000
Joe Beimel, L ERA: 9.0	(6, 1)	0.0		1	1	0	0	0	0	0	0	0	0	0	1	2	∞	∞
38 Ramon Troncoso, R ERA: 2.79	(6, 1)	2.0		6	0	0	0	0	1	0	1	0	0	0	11	21	0.00	0.500
45 Scott Proctor, R ERA: 1.59	(8, 1)	1.0	W	3	0	0	0	0	0	0	0	0	0	0	9	10	0.00	0.000
51 Jonathan Broxton, R ERA: 3.0	(9, 1)	1.0	S	3	0	0	0	1	0	0	0	0	0	0	8	10	0.00	0.000

PITCHER	IP	WLS	BF	H	R	ER	SO	BB	IBB	HBP	BLK	WP	HR	S	P	ERA	WHIP

Batter	1	2	3	4	5	6	7	8	9	AB	R	H	RBI	BB	SO	LOB
15 Rafael Furcal, S (1, 6) OBP: 0.435, SLG: 0.705	B X 1-0 P6 ①		B B F SI 92 X SL 85 2-1 55 FC5-4 1B		C X 0-1 16 CS 1B		B C B SI 90 X SI 91 2-1 2B			4	0	3	0	0	0	0
17 Jason Repko, R (7, PR) OBP: 0.457, SLG: 0.568 (8, 8)										0	0	0	0	0	0	0
55 Russell Martin, R (1, 2) OBP: 0.338, SLG: 0.344	C F FF 93 B SI 93 B FF 95 B FF 92 T SI 93 3-2 K ②		1 SAFE 1 SAFE S B X 1-1 FC5-4 ③ 1-2f		B X SI 90 1-0 F9 ②		C B CH 85 B SI 90 B SL 81 X SL 80 3-1 G5-3 ③			3	0	0	0	0	1	2
26 Gary Bennett, R (7, 2) OBP: 0.290, SLG: 0.310										1	0	0	0	0	0	1
16 Andre Ethier, L (1, 9) OBP: 0.477, SLG: 0.653	C F FF 94 S SI 93 0-3 K ③			B C SL 84 X SL 83 1-1 12 2B 2B	1 SAFE B B B SI 90 3-0 CS ③ 1-2	B B CH 85 C CH 82 2-2 G4-3 ①		B B FF 93 B FF 93 C FF 93 B FF 93 4-1 21 WP 14 B2-6-3 21 2B BB		3	2	1	0	1	1	0
(8, 7)																
12 Jeff Kent, R (1, 4) OBP: 0.250, SLG: 0.333		C B FF 93 B SI 92 C SI 91 B SI 91 X SI 94 3-2 G6-3 ①		X 0-0 7 G4-3 2-H 2B		X 0-0 G6-3 ②		L 1 SAFE X FF 93 0-1 B2-6-3 ① 1-2		2	0	1	1	0	0	0
14 Chin-Lung Hu, R (6, 4) OBP: 0.362, SLG: 0.434										2	0	0	0	0	0	1
(8, 6)																
25 Andruw Jones, R (1, 10) OBP: 0.354, SLG: 0.426		C B SI 91 C SL 84 B SI 91 C SI 93 2-3 K ②		X 0-0 F7 ①		B B SI 86 C SI 92 B SL 80 F CH 83 B SI 92 4-2 7 BB BB		B C FF 93 B FF 92 F FF 93 X 2-2 7 1B 2-H 2B		2	0	0	0	0	1	1
21 Mark Sweeney, L (6, PH) OBP: 0.541, SLG: 0.643										1	0	1	1	1	0	0
(7, 10)																
80 Angel Chavez, R (8, PR) OBP: 0.313, SLG: 0.467										0	1	0	0	0	0	0
(9, 10)																
7 James Loney, L (1, 3) OBP: 0.319, SLG: 0.361		C X SL 84 0-1 E1 27 S		C X SL 82 0-1 G4-3 ② 2-3		C B SI 90 B SL 80 S SL 81 F SI 91 F SI 86 F SI 91 B SI 91 B CH 84 4-2 1-2 BB		B B FF 92 B FF 93 F X FF 92 3-1 27 HBP 2-H 1B		3	0	1	1	1	0	1
27 Matt Kemp, R (1, 8) OBP: 0.307, SLG: 0.507		B C SL 84 S SL 83 B SL 84 S SI 92 2-3 K ③ 1-2		S B FF 93 S SI 91 B SL 85 B SL 84 B SI 92 4-2 9 S BB		C F SL 80 D SI 91 S SL 81 1-3 K ③		H 1-0 1-2 HBP		2	0	0	0	1	2	3
(8, 9)										0	0	0	0	0	0	0
3 Delwyn Young, S (8, PR) OBP: 0.323, SLG: 0.245 (9, 9)																
9 Juan Pierre, L (1, 7) OBP: 0.230, SLG: 0.222			B B FF 93 C SI 91 B FF 92 X SI 91 3-1 F8 ①	C B FF 90 X SL 84 1-1 B3 ③ 1-2			B B SI 88 C SI 90 F SI 89 X SI 89 2-2 F8 ①	X 0-0 F7 ②		3	0	0	0	0	0	2
33 Ramon Martinez, R (8, 4) OBP: 0.324, SLG: 0.219										1	0	0	0	0	0	2
Blake DeWitt, L (1, 5) OBP: 0.317, SLG: 0.434			B C FF 93 X SI 91 1-1 P6 ②		B B SL 79 C CH 83 B SL 80 X SI 91 3-1 G4-3 ①		C X SI 89 0-1 F8 ②	B X FF 92 1-0 P6 ③		4	0	0	0	0	0	2
Inning Stats	R: 0 E: 0 K: 2 S: 7 H: 0 LOB: 0 BB: 0 P: 11	R: 0 E: 1 K: 2 S: 11 H: 0 LOB: 1 BB: 0 P: 18	R: 0 E: 0 K: 0 S: 8 H: 1 LOB: 1 BB: 0 P: 15	R: 1 E: 0 K: 0 S: 10 H: 2 LOB: 2 BB: 1 P: 16	R: 0 E: 0 K: 0 S: 5 H: 1 LOB: 0 BB: 0 P: 12	R: 0 E: 0 K: 1 S: 14 H: 0 LOB: 2 BB: 2 P: 25	R: 0 E: 0 K: 0 S: 9 H: 1 LOB: 1 BB: 0 P: 16	R: 2 E: 0 K: 0 S: 10 H: 2 LOB: 2 BB: 1 P: 21		1B: 3 2B: 4 3B: 0 HR: 0 SF: 0 SAC: 0 DP: 0 HBP: 1						

PITCHER		IP	WLS	BF	H	R	ER	SO	BB	IBB	HBP	BLK	WP	HR	S	P	ERA	WHIP
40 Bartolo Colon, R ERA: 8.1	(1, 1)	4.0		17	3	1	1	4	1	0	0	0	0	0	36	60	2.25	1.000
Julian Tavarez, R ERA: 5.79	(5, 1)	3.0		12	2	0	0	1	2	0	0	0	0	0	28	53	0.00	1.333
Lincoln Holdzkom, R ERA: 7.36	(8, 1)	0.1	L	5	2	2	2	0	1	0	1	0	1	0	8	18	54.00	9.000
75 Hunter Jones, L ERA: 7.71	(8, 1)	0.2		2	0	0	0	0	0	0	0	0	0	0	2	3	0.00	0.000

PITCHER	IP	WLS	BF	H	R	ER	SO	BB	IBB	HBP	BLK	WP	HR	S	P	ERA	WHIP

BOTTOM

Boston Red Sox @ Los Angeles Dodgers

Dodger Stadium, Los Angeles, CA

Fri Mar 28 2008, 7:40 PM PDT

Att. 34,404 - Partly Cloudy - 60 F

livebaseballscorecards.com

AB	31
R	3
H	7
RBI	3
BB	4
SO	5
LOB	15

Batter	1	2	3	4	5	6	7	8	9	AB	R	H	RBI	BB	SO	LOB
23 Julio Lugo, R (1, 6) OBP: 0.273, SLG: 0.318	B X	1-0 P5 ①	C F S	0-3 K ③		B B C X	2-1 G1-3 ③		B D F D X	3-1 2-3 3-H 1B		C C B B X	2-2 G6-3 ③		2	0	0	0	0	1	0
13 Alex Cora, L (2, 6) OBP: 0.450, SLG: 0.432															2	0	1	1	0	0	1
Argenis Diaz, R (6, PR) OBP: 0.286, SLG: 0.286 (6, 6)															1	0	0	0	0	0	0
15 Dustin Pedroia, R (1, 4) OBP: 0.229, SLG: 0.250	B C B X	2-1 L5 ②		C B X	1-1 L5 ①		C F B X	1-2 F8 ①	C B C S	2-3 K ③				B F B F X	2-2 P5 ①	3	0	0	0	0	0	0
64 Joe Thurston, L (5, 4) OBP: 0.425, SLG: 0.472																2	0	0	0	0	1	3
34 David Ortiz, L (1, 10) OBP: 0.415, SLG: 0.424	B B C T F F X	2-2 2B		S B X	1-1 G6-3 ②		B F B F B C	3-3 K ②	C B B S B F B	4-2 82 2B BB		X	0-0 L9 ②		2	0	1	0	0	0	0
22 Sean Casey, L (5, PH) OBP: 0.345, SLG: 0.370 (5, 10)																1	0	0	0	1	1	0
Dusty Brown, R (9, PH) OBP: 0.375, SLG: 0.533 (9, 10)																1	0	0	0	0	0	0
25 Mike Lowell, R (1, 5) OBP: 0.261, SLG: 0.381	C B B X	2-1 P3 ③		C B X	1-1 20 HR 1B		C S F S	0-3 K ③	C B B C F X	2-2 1-3 2B		B C C F S	1-3 K ③		2	0	1	0	0	0	1
82 Jed Lowrie, S (3, PR) OBP: 0.176, SLG: 0.130 (3, 5)															3	1	1	0	0	2	0
20 Kevin Youkilis, R (1, 3) OBP: 0.417, SLG: 0.625		B B C S S	2-3 K ①	C X	0-1 1-H HR		B X	1-0 1B 32 2B 1B	F C F B S	1-3 K ①					2	1	1	2	0	1	0
97 Lars Anderson, L (3, 3) OBP: 0.500, SLG: 0.250															2	1	1	0	0	1	2
Coco Crisp, S (1, 8) OBP: 0.500, SLG: 0.400		F C C	0-3 K ②	C X	0-1 G1-3 ③		X	0-0 1-3 1B ①	F F C	0-3 K ②					3	0	1	0	0	1	1
60 Reid Engel, L (6, 7) OBP: 0.600, SLG: 1.200															1	0	0	0	0	1	2
2 Jacoby Ellsbury, L (1, 9) OBP: 0.302, SLG: 0.362	F C B F X	1-2 E5 32 S HR		C F B X	1-2 32 CS 1B		B B B C B	4-1 32 2B 13 1B BB	B X	1-0 G3 ③					2	1	1	0	1	0	0
Brandon Moss, L (6, PR) OBP: 0.326, SLG: 0.488 (6, 9)															1	1	0	0	0	0	2
32 Bobby Kielty, S (1, 7) OBP: 0.400, SLG: 0.176	B B F B B	4-1 1-2 HR BB		B B B B	4-0 1-2 BB ①		X	0-0 13 1B 1-3 3-H 2B	C B C B B X	3-2 G1-3 ①					1	1	1	1	2	0	0
70 Jason Place, R (6, PR) (6, 8)															1	0	0	0	0	0	0
Kevin Cash, R (1, 2) OBP: 0.259, SLG: 0.480	B B X	2-0 1-H 2-H HR		C C C	0-3 K ②		C C C	0-3 K ②	B F C B F F B S	3-3 K ②					4	1	1	3	0	3	4
Inning Stats	R: 0 E: 0 K: 0 S: 10 H: 1 LOB: 1 BB: 0 P: 17	R: 3 E: 1 K: 3 S: 15 H: 1 LOB: 0 BB: 1 P: 24	R: 2 E: 0 K: 0 S: 10 H: 2 LOB: 1 BB: 0 P: 13	R: 0 E: 0 K: 1 S: 8 H: 1 LOB: 1 BB: 1 P: 15	R: 0 E: 0 K: 2 S: 10 H: 0 LOB: 0 BB: 0 P: 14	R: 2 E: 0 K: 2 S: 12 H: 4 LOB: 3 BB: 1 P: 22	R: 0 E: 0 K: 2 S: 15 H: 1 LOB: 2 BB: 1 P: 23	R: 0 E: 0 K: 1 S: 12 H: 0 LOB: 0 BB: 0 P: 20	R: 0 E: 0 K: 1 S: 8 H: 0 LOB: 0 BB: 0 P: 11	1B: 5 2B: 3 3B: 0 HR: 2 SF: 0 SAC: 0 DP: 0 HBP: 0						

PITCHER	IP	WLS	BF	H	R	ER	SO	BB	IBB	HBP	BLK	WP	HR	S	P	ERA	WHIP
21 Esteban Loaiza, R (1, 1) ERA: 4.5	3.0	L	15	4	5	2	3	1	0	0	0	0	2	35	54	6.00	1.667
61 Chan Ho Park, R (4, 1) ERA: 2.41	2.2		12	4	2	2	4	2	0	0	0	0	0	25	41	6.75	2.250
77 Greg Jones, R (6, 1) ERA: 3.86	0.1		2	1	0	0	1	0	0	0	0	0	0	5	10	0.00	3.000
44 Takashi Saito, R (7, 1) ERA: 6.35	0.2		4	1	0	0	2	1	0	0	0	0	0	14	21	0.00	3.000
52 Mike Koplove, R (7, 1) ERA: 7.11	1.1		4	0	0	0	1	0	0	0	0	0	0	13	22	0.00	0.000

PITCHER	IP	WLS	BF	H	R	ER	SO	BB	IBB	HBP	BLK	WP	HR	S	P	ERA	WHIP
56 Hung-Chih Kuo, L (9, 1) ERA: 1.69	1.0		3	0	0	0	1	0	0	0	0	0	0	8	11	0.00	0.000

Boston Red Sox @ Los Angeles Dodgers

Los Angeles Memorial Coliseum, Los Angeles, CA

Sat Mar 29 2008, 10:10 PM EDT

Att. 115,300 - Partly Cloudy - 56 F

TOP

livebaseballscorecards.com

AB	36
R	7
H	10
RBI	7
BB	4
SO	12
LOB	16

1B: 5	SF: 0	WP: 0	PA: 40
2B: 3	SAC: 0	PB: 0	
3B: 0	DP: 0	SB: 1	
HR: 2	HBP: 0	CS: 1	

Batter	1	2	3	4	5	6	7	8	9	AB	R	H	RBI	BB	SO	LOB
15 Rafael Furcal, S (1, 6) OBP: 0.432, SLG: 0.691 14 Chin-Lung Hu, R (6, 6) OBP: 0.350, SLG: 0.418	X 0-0 55 F9 55 E 16 SF7 1B		B F X 1-1 ② P4		C X 0-1 ③ G5-3		C S X 0-2 ② G1-3 1-2		C F B X 1-2 E6 80 1B	3 1 1 0 0 0 0 2 0 0 0 0 0 2						
55 Russell Martin, R (1, 2) OBP: 0.351, SLG: 0.349 80 Angel Chavez, R (6, PR) OBP: 0.333, SLG: 0.471 (7, 4)	1 SAFE C B F X 1-2 ① F9 1-3		B B F B F B 4-2 16 S BB			C F B X 1-2 12 G5-4-3 16 1B 1B	C F B X 1-2 ③ G1-3		F B X 1-1 1-2 1B	2 0 1 0 1 0 1 2 0 1 0 0 0 2						
16 Andre Ethier, L (1, 7) OBP: 0.473, SLG: 0.649 (6, 8) 17 Jason Repko, R (6, PR) OBP: 0.438, SLG: 0.538 (7, 8)	B F T X 1-2 ② SF7 3-H		F B F F X 1-2 ③ G4-3 1-2			C X 0-1 12 G5-4-3 1-2 1B		B B C B F S 3-3 ① K	B S B S T S 2-3 ③ K	2 0 1 1 0 0 1 2 0 0 0 0 2 2						
12 Jeff Kent, R (1, 4) OBP: 0.200, SLG: 0.267 26 Gary Bennett, R (7, 2) OBP: 0.281, SLG: 0.300	B B C B F X 3-2 ③ G5-3			B F F F B F X 2-2 ① P4		X 0-0 ①② G5-4-3 1-2 2-3f		C B X 1-1 ② L8		3 0 0 0 0 0 2 1 0 0 0 0 0 0						
25 Andruw Jones, R (1, 8) OBP: 0.343, SLG: 0.411 3 Delwyn Young, S (6, 7) OBP: 0.313, SLG: 0.236		B C B S X 2-2 ① G6-3		B X 1-0 ② G6-3		X 0-0 ③ F9		C S F B B F B X 3-2 ③ G5-3		2 0 0 0 0 0 0 2 0 0 0 0 0 2						
7 James Loney, L (1, 3) OBP: 0.330, SLG: 0.407 33 Ramon Martinez, R (8, 3) OBP: 0.316, SLG: 0.212		B C B B S C 3-3 ② K		B B C X 2-1 27 S 1B			C B B S B F X 3-2 HR		B C F X 1-2 ① F8	3 1 2 1 0 1 0 1 0 0 0 0 0 0						
27 Matt Kemp, R (1, 9) OBP: 0.329, SLG: 0.520		C B B X 2-1 9 WP 9 S 1B		B B X 2-0 ③ F8 1-2			B B F B X 3-1 21 1B 1B		B C X 1-1 HR 1B	4 1 3 0 0 0 1						
9 Juan Pierre, L (1, 10) OBP: 0.225, SLG: 0.217 21 Mark Sweeney, L (7, PH) OBP: 0.538, SLG: 0.633 (8, 10)		C C B S 1-3 ③ K 1-3			C X 0-1 ① G3-1		B F X 1-1 14 G1-3 1-3 1B		S F B S 1-3 ② K	2 0 0 0 0 1 1 2 0 1 0 0 1 1						
Blake DeWitt, L (1, 5) OBP: 0.313, SLG: 0.474			B B C X 2-1 ① P6		B S S B F B X 3-2 ② L9		B 1 SAFE S B F S 2-3 ① K		C X 0-1 1-H HR	4 1 1 2 0 1 2						
Inning Stats	R: 1 E: 1 K: 0 S: 10 H: 1 LOB: 0 BB: 0 P: 15	R: 0 E: 0 K: 2 S: 11 H: 1 LOB: 1 BB: 0 P: 19	R: 0 E: 0 K: 0 S: 11 H: 0 LOB: 1 BB: 1 P: 19	R: 0 E: 0 K: 0 S: 10 H: 1 LOB: 1 BB: 0 P: 17	R: 0 E: 0 K: 0 S: 8 H: 0 LOB: 0 BB: 0 P: 11	R: 0 E: 0 K: 0 S: 7 H: 2 LOB: 2 BB: 0 P: 8	R: 1 E: 0 K: 1 S: 17 H: 3 LOB: 2 BB: 0 P: 27	R: 0 E: 0 K: 1 S: 11 H: 0 LOB: 0 BB: 0 P: 18	R: 2 E: 1 K: 2 S: 19 H: 3 LOB: 2 BB: 0 P: 26	1B: 9 2B: 0 3B: 0 HR: 2 SF: 1 SAC: 0 DP: 1 HBP: 0						

PITCHER	IP	WLS	BF	H	R	ER	SO	BB	IBB	HBP	BLK	WP	HR	S	P	ERA	WHIP
49 Tim Wakefield, R (1, 1) ERA: 1.29	5.0	W	21	5	1	0	2	1	0	0	0	1	0	55	87	0.00	1.200
Bryan Corey, R (6, 1) ERA: 1.54	2.0		8	3	1	1	1	0	0	0	0	0	1	19	29	4.50	1.500
37 Hideki Okajima, L (8, 1) ERA: 3.38	1.0		3	0	0	0	1	0	0	0	0	0	0	11	18	0.00	0.000
58 Jonathan Papelbon, R (9, 1) ERA: 3.6	1.0		7	3	2	2	2	0	0	0	0	0	1	19	26	18.00	3.000

PITCHER	IP	WLS	BF	H	R	ER	SO	BB	IBB	HBP	BLK	WP	HR	S	P	ERA	WHIP

BOTTOM

Boston Red Sox @ Los Angeles Dodgers

Los Angeles Memorial Coliseum, Los Angeles, CA

Sat Mar 29 2008, 10:10 PM EDT
Att. 115,300 - Partly Cloudy - 56 F

livebaseballscorecards.com

AB	37
R	4
H	11
RBI	4
BB	1
SO	6
LOB	17

WP: 1	PA: 39		
PB: 0			
SB: 3			
CS: 0			

Boston Red Sox @ Los Angeles Dodgers

Dodger Stadium, Los Angeles, CA

Sun Mar 30 2008, 1:10 PM PDT

Att. 34,800 - Partly Cloudy - 61 F

livebaseballscorecards.com

TOP

Batter	1	2	3	4	5	6	7	8	9	AB	R	H	RBI	BB	SO	LOB
15 Dustin Pedroia, R (1, 4) OBP: 0.235, SLG: 0.239	C FF 90 B FF 92 B FS 85 S B FF 91 B FF 92 4-2 BB		B FF 92 F FF 91 B SI 94 F FF 92 B SL 85 X FF 93 3-2 ③ F8			B FF 96 C FF 88 B CU 75 F FF 96 F FF 97 B CU 77 C CU 75 3-3 ③ K			F F X 0-2 ① G4-3	2 1	0 0	0 0	0 0	1 0	1 0	0 0
64 Joe Thurston, L (6, 4) OBP: 0.415, SLG: 0.459																
20 Kevin Youkilis, R (1, 3) OBP: 0.392, SLG: 0.581	1 SAFE 1 SAFE C FF 91 F SI 91 C FS 87 0-3 ① K			C SI 92 C B SL 84 B F S 2-3 ① K			C FF 94 B FF 88 B FF 88 F FF 95 X FF 94 2-2 ① F8		B B B C C S 3-3 ② K	3 1	0 0	0 0	0 0	0 1	2 0	1 0
97 Lars Anderson, L (7, 3) OBP: 0.429, SLG: 0.200																
34 David Ortiz, L (1, 10) OBP: 0.386, SLG: 0.389	B SI 95 B 1 SAFE C SL 83 F SI 92 S FS 86 2-3 ② K			B FF 90 F SI 93 C SL 84 B SI 88 X FS 88 2-2 G3			B FF 96 C FF 96 S FF 97 C CU 76 1-3 ② K		S X 0-1 ③ F7	3 1	0 0	0 0	0 0	0 0	2 0	1 0
22 Sean Casey, L (9, PH) OBP: 0.333, SLG: 0.357																
Manny Ramirez, R (1, 7) OBP: 0.359, SLG: 0.471	C FF 92 B FS 86 S FF 92 B SL 84 S FS 87 2-3 ③ K			F FS 87 B FF 92 C SL 84 C FF 92 1-3 ③ K			C FF 96 C CU 77 X FF 96 0-2 ③ F7			2 1	0 0	0 0	0 0	0 0	2 0	1 0
71 Mike James, R (5, 7)																
25 Mike Lowell, R (1, 5) OBP: 0.250, SLG: 0.364		F SI 92 C FF 93 B SI 93 B SI 90 S FF 93 2-3 ① K			X FF 97 0-0 ① F9			C C B S 1-3 ① K		2 1	0 0	0 0	0 0	0 1	1 0	0 0
82 Jed Lowrie, S (5, 5) OBP: 0.173, SLG: 0.128																
2 Jacoby Ellsbury, L (1, 9) OBP: 0.291, SLG: 0.347		C FF 92 F SL 84 X FF 94 0-2 ② G1-3			C FF 97 B FF 97 F FF 96 B CU 76 B FF 96 X FF 97 3-2 ② G4-3			B B C B F X 3-2 13 E 1B		2 1	0 0	0 1	0 0	0 0	0 0	0 0
32 Bobby Kielty, S (8, PH) OBP: 0.423, SLG: 0.222																
(8, 9)																
Jason Varitek, S (1, 2) OBP: 0.313, SLG: 0.600		S SI 94 B FF 91 S SL 84 X FS 88 1-2 ③ P5			B FF 96 S FF 97 C FF 97 F CU 77 F FF 97 X CU 77 1-2 ③ G4-3			B F C B S 2-3 ② K		2 1	0 0	0 0	0 0	0 1	0 1	0 1
Dusty Brown, R (5, 2) OBP: 0.353, SLG: 0.500																
Coco Crisp, S (1, 8) OBP: 0.429, SLG: 0.333			L FF 90 F FF 90 B SI 93 F FS 88 B SL 86 B SL 86 F FF 89 X FF 91 3-2 ① G1-3			B FF 93 C CH 87 B F F B C 3-3 ① K		B C F F B X 2-2 E4 1-2		2 1 0	0 0 0	0 0 0	0 0 0	0 0 0	1 0 0	0 1 0
13 Alex Cora, L (6, 6) OBP: 0.439, SLG: 0.421																
Argenis Diaz, R (8, PR) OBP: 0.286, SLG: 0.286																
(8, 6)																
23 Julio Lugo, R (1, 6) OBP: 0.250, SLG: 0.292			C FF 94 X 0-1 ② G3-1			B CU 77 C CU 76 X FF 95 1-1 ② G3		F B S C 1-3 ③ K		2 1	0 0	0 0	0 0	0 0	0 1	0 2
70 Jason Place, R (6, 8)																

	AB	29
	R	0
	H	1
	RBI	0
	BB	1
	SO	13
	LOB	7

Inning Stats	1	2	3	4	5	6	7	8	9
	R: 0 E: 0 K: 3 S: 11	H: 0 LOB: 1 BB: 1 P: 19	R: 0 E: 0 K: 1 S: 9	H: 0 LOB: 0 BB: 0 P: 12	R: 0 E: 0 K: 0 S: 10	H: 0 LOB: 0 BB: 0 P: 16	R: 0 E: 0 K: 2 S: 10	H: 0 LOB: 0 BB: 0 P: 15	R: 0 E: 0 K: 0 S: 9	H: 0 LOB: 0 BB: 0 P: 13	R: 0 E: 0 K: 2 S: 10	H: 0 LOB: 0 BB: 0 P: 17	R: 0 E: 0 K: 1 S: 9	H: 0 LOB: 0 BB: 0 P: 12	R: 0 E: 1 K: 3 S: 16	H: 1 LOB: 2 BB: 0 P: 25	R: 0 E: 0 K: 1 S: 8	H: 0 LOB: 0 BB: 0 P: 11

1B: 1	SF: 0
2B: 0	SAC: 0
3B: 0	DP: 0
HR: 0	HBP: 0

WP: 0	PA: 30
PB: 0	
SB: 0	
CS: 0	

PITCHER		IP	WLS	BF	H	R	ER	SO	BB	IBB	HBP	BLK	WP	HR	S	P	ERA	WHIP
18 Hiroki Kuroda, R ERA: 4.18	(1, 1)	4.0	W	13	0	0	0	6	1	0	0	0	0	0	40	62	0.00	0.250
96 Clayton Kershaw, L ERA: 0.64	(5, 1)	4.0		14	1	0	0	6	0	0	0	0	0	0	44	67	0.00	0.250
96 Clayton Kershaw, L ERA: 0.64	(8, 1)	4.0		14	1	0	0	6	0	0	0	0	0	0	44	67	0.00	0.250
65 Brian Falkenborg, R ERA: 3.12	(9, 1)	1.0		3	0	0	0	1	0	0	0	0	0	0	8	11	0.00	0.000

PITCHER		IP	WLS	BF	H	R	ER	SO	BB	IBB	HBP	BLK	WP	HR	S	P	ERA	WHIP

BOTTOM

Batter	1	2	3	4	5	6	7	8	9	AB	R	H	RBI	BB	SO	LOB
15 Rafael Furcal, S (1, 6) OBP: 0.422, SLG: 0.675	C FF 89 B CU 72 X FF 91 1-1 F8 ①		S CH 77 X SI 89 0-1 E8 55 BB 16 1B 1-2 2-3	C CH 84 X CH 82 0-1 FC4-6 55 FC5-4 ② 1-2f 3-H		X 0-0 G6-4-3 ①② 1-2f 2-3 3-H		B C B S F F S 2-3 K ①		2	1	0	0	0	0	2
14 Chin-Lung Hu, R (4, 6) OBP: 0.333, SLG: 0.397										3	0	0	1	0	1	4
55 Russell Martin, R (1, 2) OBP: 0.350, SLG: 0.338	C FF 91 B FF 90 S CH 78 B CH 78 B CH 77 C FF 92 3-3 K ②		B FF 91 B FF 90 B CH 76 B FF 91 4-0 16 1B 12 1B BB 1-2 2-3 3-H	X CH 87 0-0 FC5-4 ③ 1-2f		B SL 78 S CH 79 B CH 79 F SI 88 S SI 91 2-3 K ③		B C B S F F S 2-3 K ②		2	1	0	1	1	1	1
36 Danny Ardoin, R (5, 2) OBP: 0.333, SLG: 0.333										2	0	0	0	0	2	2
63 René Rivera, R (9, 2) OBP: 0.200, SLG: 0.200										0	0	0	0	0	0	0
16 Andre Ethier, L (1, 7) OBP: 0.490, SLG: 0.649	C FF 92 B CH 78 C CH 78 S CU 76 1-3 K ③		C CH 77 T CU 74 X SI 89 0-2 12 1B 1-3 2-H 3-H 1B	F B CH 82 S F CU 69 B FF 90 B CH 82 F SL 83 B CH 84 4-2 BB			B FF 94 B FF 93 C FF 93 B FF 95 C FF 94 B FF 95 4-2 3 WP 80 PB 3 1B BB	B F X 1-1 E1 80 FC6-4 ③ 1-3 1B		3	1	2	2	2	1	0
(8, 8)																
12 Jeff Kent, R (1, 4) OBP: 0.235, SLG: 0.294		C FF 90 B CU 76 B CH 79 F CH 79 C FF 92 2-3 K ①	B FF 92 B CH 78 1 SAFE F FF 92 X FF 92 2-1 1-2 3-H 1B		1 SAFE C FF 88 D CU 69 X FF 89 1-1 F8 ①		S SL 86 B SL 86 B FF 95 F FF 94 F SL 84 B SL 84 B FF 94 4-2 27 F9 3 WP 9 SF8 1-2 BB	C X 0-1 FC6-4 ③ 1-2f		2	0	1	1	0	1	0
80 Angel Chavez, R (4, 4) OBP: 0.333, SLG: 0.421										2	1	0	0	1	0	3
(4, 4)																
7 James Loney, L (1, 3) OBP: 0.320, SLG: 0.393		B FF 92 C FF 92 F SI 91 C CU 78 1-3 K ②	S CH 78 C CH 77 S CH 78 0-3 K ②		B CH 81 S CH 82 1 SAFE S CH 82 D CU 70 F FF 90 F CH 84 X CU 68 2-2 P6 ②		B FF 93 F FF 93 C FF 94 F FF 93 F FS 84 B FS 86 F FF 95 B FF 94 X FF 94 3-2 1-2 2-H 1B			3	0	0	0	0	2	3
3 Delwyn Young, S (6, 9) OBP: 0.324, SLG: 0.250										1	0	1	1	0	0	0
27 Matt Kemp, R (1, 9) OBP: 0.313, SLG: 0.494		B CH 84 C CH 80 X CH 80 1-1 G5-3 ③	C CU 75 C CU 76 D CH 81 B FF 92 X CH 79 2-2 F9 ③		1 SAFE 1 SAFE S CH 83 S CU 68 D CU 70 B CU 71 C SL 82 2-3 K ③		D FS 85 S FF 94 X FF 94 1-1 F9 ① 2-3			4	0	0	0	0	1	5
(6, 8)																
96 Clayton Kershaw, L (8, 1)										0	0	0	0	0	0	0
65 Brian Falkenborg, R (9, 1)										0	0	0	0	0	0	0
9 Juan Pierre, L (1, 10) OBP: 0.247, SLG: 0.235			C FF 90 B CU 75 X CH 79 1-1 17 1B 1B	B FF 89 B FF 89 C B B 4-1 WP 17 BB 14 FC4-6 BB		C SI 88 C SI 89 X SI 90 0-2 SH 21 BB 14 G6-4-3 1B	F FF 93 B FF 94 D FS 84 X FF 93 2-1 SF8 ② 3-H			2	2	2	1	1	0	0
(8, 7)																
17 Jason Repko, R (1, 8) OBP: 0.460, SLG: 0.550			1 SAFE C FF 91 B FF 91 C FF 92 B FF 94 B CU 76 X FF 92 3-2 15 E 1B 55 BB 1-2 1B	B FF 91 B FF 90 1 SAFE 1 SAFE B 1 SAFE B 4-0 14 FC4-6 1-2 BB		B CU 75 1 SAFE D SI 89 B SI 87 B SI 87 4-0 14 G6-4-3 SH 1-2 BB	S FF 92 C FF 92 B FF 92 C FS 85 1-3 K ③			1	1	1	0	1	0	0
21 Mark Sweeney, L (6, 3) OBP: 0.537, SLG: 0.613										1	0	0	0	1	1	1
Blake DeWitt, L (1, 5) OBP: 0.329, SLG: 0.475			D FF 91 1 SAFE S CH 78 C FF 89 D CH 78 1 SAFE D CH 76 X CH 78 3-2 55 BB 15 E 16 1B 1-2 1B	L CH 79 L CH 80 B CU 70 X FF 90 1-2 F9 ① 2-3		L B X 1-1 SH 14 G6-4-3 1-2 2-3		C B B C B F B 4-2 16 E 16 1B BB		2	1	1	0	1	0	2

Inning Stats	1	2	3	4	5	6	7	8	9
	R: 0 E: 0 K: 2 S: 8 H: 0 LOB: 0 BB: 0 P: 13	R: 0 E: 0 K: 2 S: 8 H: 0 LOB: 0 BB: 0 P: 12	R: 4 E: 1 K: 1 S: 21 H: 5 LOB: 2 BB: 1 P: 36	R: 1 E: 0 K: 0 S: 7 H: 0 LOB: 1 BB: 2 P: 16	R: 0 E: 0 K: 1 S: 14 H: 0 LOB: 1 BB: 1 P: 23	R: 1 E: 0 K: 1 S: 9 H: 1 LOB: 1 BB: 1 P: 16	R: 2 E: 0 K: 1 S: 18 H: 1 LOB: 1 BB: 2 P: 33	R: 0 E: 1 K: 2 S: 17 H: 1 LOB: 2 BB: 1 P: 26	

| | | | | | | | | | | | | | | | |

Batter	1	2	3	4	5	6	7	8	9	AB	R	H	RBI	BB	SO	LOB
2 Jacoby Ellsbury, L (1, 9) OBP: 0.222, SLG: 0.222	C FF 87 X FF 89 0-1 G3-1		X CH 82 0-0 L7		B FF 89 X FF 88 1-0 15 BB 1-2 2-H 1B		B SI 93 B SL 84 C FF 93 F FF 93 F SL 84 C FF 93 2-3 K		B SL 81 C SL 82 B FF 83 S FF 85 B FF 84 X FF 85 3-2 L7	5	0	1	1	0	1	2
15 Dustin Pedroia, R (1, 4) OBP: 0.250, SLG: 0.273	F FF 87 L FF 90 B FF 91 X FF 90 1-2 G6-3		C FF 88 B CU 76 B FF 89 F FF 86 F FF 90 F CU 74 F FF 90 X SL 83 2-2 G6-3		B CU 73 D CU 73 D CH 83 C FF 88 B FF 88 4-1 1-2 2-3 BB		C F B FF 92 X SL 85 1-2 G6-3			3	0	0	0	1	0	0
34 David Ortiz, L (1, 10)	B CH 84 S F X 1-2 F8			B CU 72 C CU 72 S CH 83 D SL 83 B CU 74 X CH 84 3-2 G3	F FF 90 F FF 90 B FF 90 X FF 91 1-2 G3			C FF 92 S FF 94 X FF 95 0-2 P5		4	0	0	0	0	0	3
Manny Ramirez, R (1, 7) OBP: 0.308, SLG: 0.692		C FF 88 B CU 75 B SI 89 X FF 90 2-1 20 1B 25 WP 1B		X CU 75 0-0 F9		X 0-0 F8		X FF 94 0-0 P3		4	0	1	0	0	0	0
25 Mike Lowell, R (1, 5) OBP: 0.308, SLG: 0.250		C SL 83 B FF 89 D FF 88 B SL 82 F FF 87 X CH 80 3-2 G5-3 1-2		B SL 82 C SL 84 B SL 82 C FF 89 F CU 74 B SI 91 C SI 89 3-3 K		B FF 86 F SL 81 F SL 80 X CU 74 1-2 F7		C FF 91 B FF 93 C B FF 94 F SL 84 C 2-3 K		4	0	0	0	0	2	1
20 Kevin Youkilis, R (1, 3) OBP: 0.462, SLG: 0.545		C FF 88 B SI 88 D SL 82 S SL 83 B FF 90 X CH 81 3-2 2-3 1B			B FF 87 C FF 86 C CH 83 F FF 90 X SL 81 1-2 23 1B 2 1B 1B	C SI 87 X SL 82 0-1 2B 3B			B FF 85 X SL 80 1-0 G6-3	4	2	3	0	0	0	0
Jason Varitek, S (1, 2) OBP: 0.167, SLG: 0.250		X CH 83 0-0 P5			D SI 88 C FF 89 F CH 83 D SL 83 X CH 83 2-2 F9	C CU 72 F FF 88 X SL 82 0-2 3-H 2B			F FF 85 S CH 79 F CH 74 F FF 87 D CH 79 X CH 79 1-2 1B 1B	4	0	2	1	0	0	3
Coco Crisp, S (1, 8) OBP: 0.286, SLG: 0.429		C CU 74 B F F FC 85 F FF 91 C FF 90 1-3 K			C FF 88 F FF 89 T CH 82 0-2 K	B CH 81 S CH 82 D CH 81 X CH 82 2-1 G1-3			B SL 79 C FF 84 X FF 85 1-1 1-2 1B	4	0	1	0	0	2	4
23 Julio Lugo, R (1, 6) OBP: 0.455, SLG: 0.400			C SL 82 B SL 82 X FF 90 1-1 G5-3		C CU 74 X FF 89 0-1 15 BB 2 1B 1-2 1B		C SL 86 B SL 85 F SI 92 X SL 86 1-2 F7		C FF 85 X FF 84 0-1 L5	4	0	1	0	0	0	2
Inning Stats	R: 0 E: 0 K: 0 S: 8 H: 0 LOB: 0 BB: 0 P: 10	R: 0 E: 0 K: 1 S: 14 H: 2 LOB: 2 BB: 0 P: 23	R: 0 E: 0 K: 0 S: 9 H: 0 LOB: 0 BB: 0 P: 12	R: 0 E: 0 K: 1 S: 8 H: 0 LOB: 0 BB: 0 P: 14	R: 1 E: 0 K: 1 S: 17 H: 3 LOB: 3 BB: 1 P: 26	R: 1 E: 0 K: 0 S: 11 H: 2 LOB: 1 BB: 0 P: 14	R: 0 E: 0 K: 1 S: 10 H: 0 LOB: 0 BB: 0 P: 14	R: 0 E: 0 K: 1 S: 8 H: 0 LOB: 0 BB: 0 P: 10	R: 0 E: 0 K: 0 S: 13 H: 2 LOB: 2 BB: 0 P: 19	1B: 7 2B: 1 3B: 1 HR: 0 SF: 0 SAC: 0 DP: 0 HBP: 0						

TOP

Boston Red Sox @ Oakland Athletics

McAfee Coliseum, Oakland, CA

Tue Apr 01 2008, 10:05 PM EDT

Att. 36,067 - Clear - 56 F

livebaseballscorecards.com

AB	36
R	2
H	9
RBI	2
BB	1
SO	5
LOB	15

WP: 1 PA: 37
PB: 0
SB: 0
CS: 0

PITCHER		IP	WLS	BF	H	R	ER	SO	BB	IBB	HBP	BLK	WP	HR	S	P	ERA	WHIP
Joe Blanton, R ERA: 3.86	(1, 1)	6.0	L	26	7	2	2	3	1	0	0	0	1	0	67	99	3.00	1.333
44 Santiago Casilla, R ERA:	(7, 1)	2.0		6	0	0	0	2	0	0	0	0	0	0	18	24	0.00	0.000
29 Keith Foulke, R ERA:	(9, 1)	1.0		5	2	0	0	0	0	0	0	0	0	0	13	19	0.00	2.000

PITCHER	IP	WLS	BF	H	R	ER	SO	BB	IBB	HBP	BLK	WP	HR	S	P	ERA	WHIP

Batter	1	2	3	4	5	6	7	8	9	AB	R	H	RBI	BB	SO	LOB
6 Travis Buck, L (1, 9)	C B FF 89 B FC 86 F FC 87 F FC 86 S SL 79 2-3 K ①		S SL 84 B FS 82 C SL 79 F FF 91 F FS 82 B FC 87 B FC 88 S FC 87 3-3 K ② ③ 1-2			S SL 79 C SL 79 S FF 90 0-3 K ③			C FF 93 F FF 94 S FF 94 0-3 K ①	4	0	0	0	0	4	1
14 Mark Ellis, R (1, 4) OBP: 0.231, SLG: 0.364	B FF 90 L FC 86 B FF 90 S FC 87 B FF 92 T FC 88 3-2 K ②			X 0-0 P6 ①			C FF 88 X CU 77 0-1 G6-3 ①		F FF 94 B FF 94 B FF 94 S FF 94 C FF 94 2-3 K ②	4	0	0	0	0	2	0
10 Daric Barton, L (1, 3)	B FF 92 C FF 91 B FC 89 B FS 82 X FC 88 3-1 P5 ③			B B CU 73 C SL 85 B FC 86 C FF 88 F FF 90 S SL 79 3-3 K ②			B CU 77 C SL 78 F FC 86 B FF 92 F SL 78 X SL 84 2-2 G3 ②		S FF 94 B FC 94 B FF 94 B FF 92 C FF 93 S FF 93 3-3 K ③	4	0	0	0	0	2	0
32 Jack Cust, L (1, 10) OBP: 0.444, SLG: 0.667		X FF 88 0-0 HR		B FF 91 C SL 78 C FC 88 X FS 82 1-2 G3-1 ③			C CU 74 B CU 75 B CU 74 B CU 73 B FS 82 4-1 BB			2	1	1	1	1	0	0
Emil Brown, R (1, 7) OBP: 0.250, SLG: 0.545		B FF 89 B FF 88 B FC 87 C FF 89 X 3-1 G6-3 ①			C CU 76 F FF 89 B SL 80 F FC 86 C FC 86 1-3 K ①		B FS 82 D FS 82 X FF 87 2-0 P4 ③			3	0	0	0	0	1	1
7 Bobby Crosby, R (1, 6) OBP: 0.333, SLG: 0.417		B SL 78 F FF 90 S FF 90 B X 2-2 G6-3 ②			B FC 86 B SL 78 C FC 86 X FC 86 2-1 G4-3 ②			B C FF 87 X FS 83 1-1 22 FC5-6 1B		3	0	1	0	0	0	0
22 Jack Hannahan, L (1, 5) OBP: 0.333, SLG: 0.545		B B FF 90 C FF 90 X FF 91 2-1 F7 ③			B SL 79 B FF 91 S FF 90 B FF 91 S FF 90 F FF 92 S FC 86 3-3 K ③			B FS 85 1 SAFE X 1-0 FC5-6 ① 5 FC6-4 1-2f		3	0	0	0	0	1	1
8 Kurt Suzuki, R (1, 2) OBP: 0.417, SLG: 0.545			B SL 79 C SL 78 X FC 86 1-1 6 CS 1B			C CU 77 S FF 89 B FF 90 F FC 90 X FF 91 1-2 F9 ①		X 0-0 F7 ②		3	0	1	0	0	0	1
15 Ryan Sweeney, L (1, 8) 5 Mike Sweeney, R (8, PH) OBP: 0.500, SLG: 0.400 19 Chris Denorfia, R (9, 8) OBP: 0.500, SLG: 0.500			C FF 89 F FC 85 B FC 85 T FF 90 1-2 K ①			B FC 86 C CU 76 F FF 90 D FS 80 S FF 90 2-3 K ②		F FF 94 X FF 95 0-1 FC6-4 ③ 1-2f		2 1 0	0 0 0	0 0 0	0 0 0	0 0 0	2 0 0	1 1 0
Inning Stats	R: 0 E: 0 K: 2 S: 9 H: 0 LOB: 0 BB: 0 P: 17	R: 1 E: 0 K: 0 S: 8 H: 1 LOB: 0 BB: 0 P: 15	R: 0 E: 0 K: 2 S: 10 H: 1 LOB: 0 BB: 0 P: 15	R: 0 E: 0 K: 1 S: 8 H: 0 LOB: 0 BB: 0 P: 12	R: 0 E: 0 K: 2 S: 10 H: 0 LOB: 0 BB: 0 P: 16	R: 0 E: 0 K: 2 S: 10 H: 0 LOB: 0 BB: 0 P: 13	R: 0 E: 0 K: 0 S: 8 H: 0 LOB: 1 BB: 1 P: 16	R: 0 E: 0 K: 0 S: 6 H: 1 LOB: 1 BB: 0 P: 8	R: 0 E: 0 K: 3 S: 9 H: 0 LOB: 0 BB: 0 P: 14	1B: 2 2B: 0 3B: 0 HR: 1 SF: 0 SAC: 0 DP: 0 HBP: 0						

PITCHER		IP	WLS	BF	H	R	ER	SO	BB	IBB	HBP	BLK	WP	HR	S	P	ERA	WHIP
18 Daisuke Matsuzaka, R ERA: 2.31	(1, 1)	6.2	W	21	2	1	1	9	0	0	0	0	0	1	61	96	1.35	0.300
37 Hideki Okajima, L ERA:	(7, 1)	1.0	H	5	1	0	0	0	1	0	0	0	0	0	6	14	0.00	2.000
58 Jonathan Papelbon, R ERA: 3.86	(8, 1)	1.1	S	4	0	0	0	3	0	0	0	0	0	0	11	16	0.00	0.000

PITCHER	IP	WLS	BF	H	R	ER	SO	BB	IBB	HBP	BLK	WP	HR	S	P	ERA	WHIP

BOTTOM

Boston Red Sox @ Oakland Athletics

McAfee Coliseum, Oakland, CA

Tue Apr 01 2008, 10:05 PM EDT

Att. 36,067 - Clear - 56 F

livebaseballscorecards.com

AB	29
R	1
H	3
RBI	1
BB	1
SO	12
LOB	6

Batter	1	2	3	4	5	6	7	8	9	AB	R	H	RBI	BB	SO	LOB
15 Dustin Pedroia, R (1, 4) OBP: 0.294, SLG: 0.313	C FF 90 X FF 89 0-1 34 BB 20 BB 1B	B FF 90 1 SAFE S FF 91 X FF 91 1-1 ③ F7			C FF 90 B SL 81 1 SAFE C SL 81 S FF 93 1-3 ① K	B FF 92 X FF 92 1-0 ③ FC6-4 1-2f		B FF 85 X FF 84 1-0 20 1B 1-2 2-3 3-H 1B		5	0	2	1	0	1	5
20 Kevin Youkilis, R (1, 3) OBP: 0.500, SLG: 0.600	B FF 90 B FF 90 B FF 93 C FF 92 B FF 92 4-1 34 BB 1-2 BB	S CH 86 B FF 90 X FF 89 1-1 ① F7			C FF 90 B FF 91 C SL 83 F FF 94 F FF 94 S SL 84 1-3 ② K		B FF 92 B FF 92 C F FF 91 X FF 92 2-2 34 HR 2B	F FF 92 B SL 83 B FF 93 X FF 92 2-1 G6-4-3 1-2 2-3 3-H 1B		4	1	2	1	1	1	1
34 David Ortiz, L (1, 10) OBP: 0.278, SLG: 0.333	S SL 84 B FF 93 B FF 93 S CH 85 F FF 95 B CH 86 B FF 94 4-2 1-2 2-3 BB	B FF 89 F CH 83 S SL 83 F FF 93 B SL 83 C SL 84 2-3 ② K			F SL 84 B SL 85 B FF 93 F FF 92 X FF 94 2-2 1-2 1B	F FF 93 X FF 94 0-1 2-H HR	B FF 94 S SL 86 B FF 92 F SL 85 F SL 86 B FF 92 T SI 94 3-2 ① K		4	1	2	2	1	2	3
Manny Ramirez, R (1, 7) OBP: 0.278, SLG: 0.529 2 Jacoby Ellsbury, L (8, 7) OBP: 0.222, SLG: 0.222	B FF 92 C FF 94 S FF 94 S FF 95 1-3 ① K	B SL 84 B CH 83 B FF 92 B FF 93 4-0 BB			C SL 83 F FF 93 S FF 95 0-3 ③ K		B FF 92 B FF 92 X FF 92 2-0 ① F8	X FF 93 0-0 ②③ G6-4-3 1-2f		4 0	0 0	0 0	0 0	1 0	2 0	8 0
25 Mike Lowell, R (1, 5) OBP: 0.278, SLG: 0.188	C SL 84 B FF 94 F FF 94 B SL 84 B FF 95 S SL 86 3-3 ② K	C SL 83 B FF 92 F FF 90 F FF 93 X SL 83 1-2 ③ G6-3				F FF 92 H FF 92 1-1 7 CS HBP	B SL 80 X FF 91 1-0 ② P4		B SI 89 S SI 83 X SI 88 1-1 ① P2	4	0	0	0	0	1	4
7 J.D. Drew, L (1, 9) OBP: 0.200, SLG: 0.200	X SL 85 0-0 ③ G3			F CH 87 X SL 80 0-1 L4-3 1B		S FF 91 D SL 83 S SI 94 B CH 82 B SI 93 S SI 93 3-3 ①② K 1-2	C SL 79 S SL 81 S SL 82 0-3 ③ K		B SL 84 B SI 89 B SI 88 C SI 88 X SI 87 3-1 ② L8	5	0	1	0	0	2	4
Jason Varitek, S (1, 2) OBP: 0.294, SLG: 0.500		C CH 86 X CH 87 0-1 ① P3		X FF 88 0-0 ①② L4-3 1-1		B CH 84 B SL 83 B SI 91 B FF 91 4-0 13 HBP 1B BB		B FF 85 F FF 85 B FF 85 X FF 85 2-1 13 1B 15 1B 1B	C SI 90 B SL 82 F SI 88 B CH 80 B CH 80 X SI 86 3-2 HR	4	2	2	1	1	0	1
Coco Crisp, S (1, 8) OBP: 0.333, SLG: 0.417		C CH 86 F SL 80 B FF 88 B FF 92 X SL 82 2-2 ② L9		B FF 89 B FF 88 C FF 91 X FF 92 2-1 ③ F7		F FF 92 C FF 93 X FF 93 0-2 13 HBP 1-2 1B		C FF 83 1 SAFE S CH 76 F X 0-2 15 1B 13 1B 20 1B 1-2 1B	B SI 88 B SI 87 S SI 86 F SI 88 B SL 83 X SI 86 3-2 ③ P5	5	1	2	0	0	0	0
13 Alex Cora, L (1, 6) OBP: 1.000, SLG: 1.000		F FF 88 F FF 90 X SL 81 0-2 1B			B SL 80 F FF 89 B FF 89 B FF 90 B FF 89 4-1 34 1B BB	S FF 92 H FF 91 1-1 15 FC6-4 1-2 2-3 HBP		M FF 81 L FF 82 F FF 82 B FF 80 F CU 70 X FF 81 1-2 20 1B 15 1B 1-2 2-3 1B		2	0	2	0	1	0	0
Inning Stats	R: 0 E: 0 K: 2 S: 13 H: 1 LOB: 3 BB: 2 P: 25	R: 0 E: 0 K: 0 S: 10 H: 1 LOB: 1 BB: 0 P: 13	R: 0 E: 0 K: 1 S: 10 H: 0 LOB: 1 BB: 1 P: 18	R: 0 E: 0 K: 0 S: 5 H: 1 LOB: 0 BB: 0 P: 7	R: 0 E: 0 K: 3 S: 15 H: 1 LOB: 2 BB: 1 P: 23	R: 0 E: 0 K: 1 S: 9 H: 1 LOB: 3 BB: 1 P: 19	R: 2 E: 0 K: 1 S: 10 H: 2 LOB: 0 BB: 0 P: 15	R: 2 E: 0 K: 1 S: 19 H: 5 LOB: 2 BB: 0 P: 28	R: 1 E: 0 K: 0 S: 10 H: 1 LOB: 0 BB: 0 P: 20	1B: 10 2B: 3 3B: 0 HR: 2 SF: 0 SAC: 0 DP: 3 HBP: 2						

PITCHER		IP	WLS	BF	H	R	ER	SO	BB	IBB	HBP	BLK	WP	HR	S	P	ERA	WHIP
40 Rich Harden, R ERA: 0.82	(1, 1)	5.0		22	4	0	0	6	4	0	0	0	0	0	53	86	0.00	1.600
59 Andrew Brown, R ERA:	(6, 1)	0.2		4	1	0	0	1	1	0	1	0	0	0	7	15	0.00	3.000
Alan Embree, L ERA: 4.91	(6, 1)	1.1	L	7	2	2	2	1	0	0	1	0	0	1	12	19	13.50	1.500
25 Lenny DiNardo, L ERA: 54.0	(8, 1)	0.0		4	4	2	2	0	0	0	0	0	0	0	12	16	∞	∞
44 Santiago Casilla, R ERA:	(8, 1)	1.0		3	1	0	0	1	0	0	0	0	0	0	7	12	0.00	1.000

PITCHER		IP	WLS	BF	H	R	ER	SO	BB	IBB	HBP	BLK	WP	HR	S	P	ERA	WHIP
Huston Street, R ERA: 13.5	(9, 1)	1.0		4	1	1	1	0	0	0	0	0	0	1	10	20	9.00	1.000

TOP

Boston Red Sox @ Oakland Athletics

McAfee Coliseum, Oakland, CA

Wed Apr 02 2008, 3:35 PM EDT
Att. 21,625 - Overcast - 55 F

livebaseballscorecards.com

AB	37
R	5
H	13
RBI	5
BB	5
SO	9
LOB	26

WP	0
PB	0
SB	0
CS	1
PA	44

Batter	1	2	3	4	5	6	7	8	9	AB	R	H	RBI	BB	SO	LOB
14 Mark Ellis, R (1, 4) OBP: 0.235, SLG: 0.286	C FF 89 B SI 87 F FF 91 B FC 88 F FC 86 B CU 77 X FF 88 3-2 ① P3		B CU 76 B CU 73 B SI 89 B SI 89 4-0 BB			B SI 88 C CU 72 X SI 87 1-1 ② G6-3		F SI 87 F CH 79 B FC 87 F CH 79 C SI 90 1-3 ③ K		3	0	0	0	1	1	1
10 Daric Barton, L (1, 3) OBP: 0.294, SLG: 0.154	C FF 91 B SI 90 S FF 90 F FF 92 F CU 75 B SI 90 X FF 92 2-2 5 G6-3 2B		X FF 91 0-0 ③ P5			B CU 73 F FC 87 B FF 91 B CU 74 C FC 86 F SI 90 X FF 92 3-2 ③ L6			C FF 94 B CU 74 F FF 94 B FF 94 F FF 94 X FF 93 2-2 ① G6-3	4	0	1	0	0	0	1
5 Mike Sweeney, R (1, 10) OBP: 0.400, SLG: 0.250	C FF 92 D CU 76 F CU 73 X FC 88 1-2 ② G6-3 2-3			B SI 89 B SI 90 B SI 89 B SI 88 4-0 F9-3 BB			F FC 87 F SI 89 F FF 90 X FC 87 0-2 ① G6-3		B FF 95 B CH 81 B FF 94 C FF 94 F FF 94 X FF 93 3-2 ② F7	3	0	0	0	1	0	1
32 Jack Cust, L (1, 7) OBP: 0.308, SLG: 0.400	C FF 91 C FC 87 B FF 92 S SI 90 1-3 ③ K			B FC 87 B FC 85 S FF 91 B FF 90 F FF 91 S FF 91 3-3 ① K			X FC 87 0-0 ② F7		S FF 95 B FF 94 X CH 83 1-1 ③ G3	4	0	0	0	0	2	2
Emil Brown, R (1, 9) OBP: 0.267, SLG: 0.500		B SI 89 B FF 89 X SI 88 2-0 ① L4		C SI 90 B FF 92 B FC 88 F SI 88 X FC 88 2-2 ②③ F9-3 1-1			B CU 74 X SI 88 1-0 1B			3	0	1	0	0	0	1
7 Bobby Crosby, R (1, 6) OBP: 0.333, SLG: 0.357		B SI 89 B SI 90 B FC 86 B FF 90 4-0 8 G6-4-3 BB			B CU 72 F FC 87 B F SI 90 X SI 88 2-2 ① F9		B SI 90 B SL 84 B SL 84 C SI 87 X SI 90 3-1 ③ P3			2	0	0	0	1	0	1
8 Kurt Suzuki, R (1, 2) OBP: 0.400, SLG: 0.500		C SI 88 B FC 86 X SI 88 1-1 ②③ G6-4-3 1-2f			B CU 72 F SI 90 F FC 88 B FC 88 X FC 87 2-2 ② F8			C SI 89 S SI 87 B FC 88 X SI 88 1-2 29 G4-3 1B		3	0	1	0	0	0	1
22 Jack Hannahan, L (1, 5) OBP: 0.333, SLG: 0.500			C FF 89 B FF 90 X FF 88 1-1 19 G6-4-3 1B		B FF 92 F FC 87 S FF 92 F FF 93 B CU 76 T FF 92 2-2 ③ K			C FC 88 B SL 83 S SL 84 B FC 88 B FC 88 S SI 87 3-3 ① K		3	0	1	0	0	2	1
19 Chris Denorfia, R (1, 8) OBP: 0.250, SLG: 0.250 29 Dan Johnson, L (8, PH) 15 Ryan Sweeney, L (9, 8)			B FF 90 X SI 88 1-0 ①② G6-4-3 1-2f			B FC 86 C FC 84 X FC 85 1-1 ① G3-1		F SI 88 F CH 79 B FC 90 B CH 80 F SL 84 X SI 88 2-2 ② G4-3 1-2		2 1 0	0 0 0	0 0 0	0 0 0	0 0 0	0 0 0	1 1 0
Inning Stats	R: 0 E: 0 K: 1 S: 16 H: 1 LOB: 1 BB: 0 P: 23	R: 0 E: 0 K: 0 S: 3 H: 0 LOB: 0 BB: 1 P: 10	R: 0 E: 0 K: 0 S: 4 H: 1 LOB: 1 BB: 1 P: 10	R: 0 E: 0 K: 1 S: 6 H: 0 LOB: 0 BB: 1 P: 15	R: 0 E: 0 K: 1 S: 10 H: 0 LOB: 0 BB: 0 P: 16	R: 0 E: 0 K: 0 S: 8 H: 0 LOB: 0 BB: 0 P: 13	R: 0 E: 0 K: 0 S: 8 H: 1 LOB: 1 BB: 0 P: 12	R: 0 E: 0 K: 2 S: 14 H: 1 LOB: 1 BB: 0 P: 21	R: 0 E: 0 K: 0 S: 9 H: 0 LOB: 0 BB: 0 P: 15	1B: 3 2B: 2 3B: 0 HR: 0 SF: 0 SAC: 0 DP: 3 HBP: 0						

PITCHER	IP	WLS	BF	H	R	ER	SO	BB	IBB	HBP	BLK	WP	HR	S	P	ERA	WHIP
31 Jon Lester, L (1, 1) ERA: 3.38	6.2	W	23	3	0	0	3	3	0	0	0	0	0	53	94	0.00	0.900
Bryan Corey, R (7, 1) ERA: 2.7	1.1	H	5	1	0	0	2	0	0	0	0	0	0	16	26	0.00	0.750
17 Manny Delcarmen, R (9, 1) ERA:	1.0		3	0	0	0	0	0	0	0	0	0	0	9	15	0.00	0.000

PITCHER	IP	WLS	BF	H	R	ER	SO	BB	IBB	HBP	BLK	WP	HR	S	P	ERA	WHIP

BOTTOM

Boston Red Sox @ Oakland Athletics

McAfee Coliseum, Oakland, CA

Wed Apr 02 2008, 3:35 PM EDT

Att. 21,625 - Overcast - 55 F

livebaseballscorecards.com

AB	28
R	0
H	4
RBI	0
BB	3
SO	5
LOB	11

WP: 0	PA: 31		
PB: 0			
SB: 0			
CS: 0			

Boston Red Sox @ Toronto Blue Jays

Rogers Centre, Toronto, ON

Fri Apr 04 2008, 7:15 PM EDT

Att. 50,171 - Roof Closed - 68 F

livebaseballscorecards.com

TOP

Batter	1	2	3	4	5	6	7	8	9	AB	R	H	RBI	BB	SO	LOB
15 Dustin Pedroia, R (1, 4) OBP: 0.238, SLG: 0.250	B FF 89 X FF 90 1-0 ① L6		C FF 86 X FF 90 0-1 ③ G3-1			X FF 91 0-0 ③ L5		B FF 91 B SI 93 B SI 93 C SI 93 F SI 93 X SL 90 3-2 ③ F9		4	0	0	0	0	0	1
20 Kevin Youkilis, R (1, 3) OBP: 0.409, SLG: 0.474	B FF 90 X SI 90 1-0 ② G5-3			B FF 90 C CH 83 B FC 83 X SI 90 2-1 ① F8			C FF 87 B CH 82 C SL 80 F CH 83 S CH 82 1-3 ① K		X FF 96 0-0 ① L9	4	0	0	0	0	1	0
34 David Ortiz, L (1, 10) OBP: 0.273, SLG: 0.278	C CH 83 B FC 87 F FC 88 B FF 90 F FC 88 B FC 87 X CH 84 3-2 ③ G6-3			B CH 83 X CH 84 1-0 ② P3			S B CU 77 F FC 87 B FF 87 F FC 88 B CH 84 B CH 74 4-2 7 HR 25 1B BB		B FF 95 B FF 96 F FC 96 B FF 95 F FF 96 X FF 96 3-2 ② G5-3	3	1	0	0	1	0	0
Manny Ramirez, R (1, 7) OBP: 0.273, SLG: 0.476		X FF 89 0-0 ① F8		C FC 83 T CH 84 S CH 84 0-3 ③ K			B SL 81 F CH 83 C FF 87 S FF 90 1-3 ② K		X FF 96 0-0 1B	4	0	1	0	0	2	1
25 Mike Lowell, R (1, 5) OBP: 0.273, SLG: 0.200		C FF 88 X SL 82 0-1 ② F8			C SL 81 B SI 90 B FC 86 B CH 83 X FC 88 3-1 ① G5-3		C FF 90 X CH 83 0-1 7 HR 1-2 1B		X SL 87 0-0 ③ P4	4	1	1	0	0	0	1
7 J.D. Drew, L (1, 9) OBP: 0.250, SLG: 0.625		C FF 87 S CH 84 S CH 83 0-3 ③ K			C CU 78 S FC 88 S FF 88 0-3 ② K		B CH 83 B FF 87 F CH 84 S FF 87 X FF 87 2-2 1-H 2-H HR			3	1	1	3	0	2	0
23 Julio Lugo, R (1, 6) OBP: 0.357, SLG: 0.308			C SL 81 B FF 89 S CH 82 B CU 77 B FC 87 T FF 91 3-2 ① K		S CH 82 B SI 91 C FC 86 B CH 84 B CU 77 S CH 83 3-3 ③ K		S CH 83 B FF 91 B FC 84 X CH 84 2-1 ③ G6-3			3	0	0	0	0	2	0
2 Jacoby Ellsbury, L (1, 8) OBP: 0.182, SLG: 0.182 Coco Crisp, S (8, PH) OBP: 0.308, SLG: 0.385 (8, 8)			B SI 90 X FF 87 1-0 ② P2			B FC 86 X CH 82 1-0 ① G4-3		F SI 92 X SL 89 0-1 ① P6		2 1	0 0	0 0	0 0	0 0	0 0	0 0
Kevin Cash, R (1, 2) OBP: 0.500, SLG: 1.000 Jason Varitek, S (8, PH) OBP: 0.278, SLG: 0.471 (8, 2)			B SL 82 B FF 90 X FF 90 2-0 2B			C FF 89 B FF 86 S SL 82 S SL 82 1-3 ② K		B CH 81 F SI 93 S CH 84 T SL 85 1-2 ② K		2 1	0 0	1 0	0 0	0 0	1 1	0 0
Inning Stats	R: 0 E: 0 K: 0 S: 6 H: 0 LOB: 0 BB: 0 P: 11	R: 0 E: 0 K: 1 S: 6 H: 0 LOB: 0 BB: 0 P: 6	R: 0 E: 0 K: 1 S: 7 H: 1 LOB: 1 BB: 0 P: 13	R: 0 E: 0 K: 1 S: 6 H: 0 LOB: 0 BB: 0 P: 9	R: 0 E: 0 K: 2 S: 8 H: 0 LOB: 0 BB: 0 P: 14	R: 0 E: 0 K: 1 S: 5 H: 0 LOB: 0 BB: 0 P: 7	R: 3 E: 0 K: 2 S: 17 H: 2 LOB: 0 BB: 1 P: 27	R: 0 E: 0 K: 1 S: 8 H: 0 LOB: 0 BB: 0 P: 12	R: 0 E: 0 K: 0 S: 6 H: 1 LOB: 1 BB: 0 P: 9	1B: 2 2B: 1 3B: 0 HR: 1 SF: 0 SAC: 0 DP: 0 HBP: 0						

	AB	31
	R	3
	H	4
	RBI	3
	BB	1
	SO	9
	LOB	3

WP: 0 PB: 0 SB: 0 CS: 0 PA: 32

PITCHER		IP	WLS	BF	H	R	ER	SO	BB	IBB	HBP	BLK	WP	HR	S	P	ERA	WHIP
28 Shaun Marcum, R ERA: 3.86	(1, 1)	7.0	W	25	3	3	3	8	1	0	0	0	0	1	55	87	3.86	0.571
56 Brian Tallet, L ERA:	(8, 1)	1.0	H	3	0	0	0	1	0	0	0	0	0	0	8	12	0.00	0.000
49 Jeremy Accardo, R ERA:	(9, 1)	1.0	S	4	1	0	0	0	0	0	0	0	0	0	6	9	0.00	1.000

PITCHER	IP	WLS	BF	H	R	ER	SO	BB	IBB	HBP	BLK	WP	HR	S	P	ERA	WHIP

BOTTOM

Boston Red Sox @ Toronto Blue Jays

Rogers Centre, Toronto, ON

Fri Apr 04 2008, 7:15 PM EDT

Att. 50,171 - Roof Closed - 68 F

livebaseballscorecards.com

Batter	1	2	3	4	5	6	7	8	9	AB	R	H	RBI	BB	SO	LOB
11 David Eckstein, R (1, 6) OBP: 0.278, SLG: 0.250	C KN 66 H KN 66 1-1 G4-3 HBP		C FF 74 F KN 66 F KN 68 S KN 68 0-3 ① K2-3		C FF 76 X KN 69 0-1 ③ P4		C FF 93 F FS 87 F FS 87 B FF 94 B SL 84 B SL 85 F FF 93 F FF 96 F FF 95 4-2 F FF 95 B FF 94 23 1B 2B BB	B FF 97 X FF 97 1-0 2-H 1B	3	1	1	1	1	1	0
Matt Stairs, L (1, 7) OBP: 0.286, SLG: 0.714 23 Shannon Stewart, R (7, PH) OBP: 0.273, SLG: 0.273 21 Buck Coats, L (8, 7)	1 SAFE X KN 66 0-0 ① G4-3 1-2		B KN 67 B KN 68 C FF 74 X CU 60 2-1 ② G4-3			B KN 66 X KN 67 1-0 HR	C SI 88 B SI 90 S CH 80 X SI 90 1-2 1-2 2B 1B	S CH 83 F FC 88 B FF 92 C FF 92 1-3 ③	3 1 1	1 1 0	1 1 0	1 0 0	0 0 0	0 0 1	1 0 1
15 Alex Rios, R (1, 9) OBP: 0.500, SLG: 0.333	B KN 66 S KN 66 X KN 66 1-1 ② F7		C KN 68 C KN 67 X KN 68 0-2 ③ G5-3			B KN 66 B KN 66 B KN 67 B FF 75 4-0 10 S 35 1B BB	B FF 97 X CH 82 1-0 ① P3		3	1	0	0	1	0	3
10 Vernon Wells, R (1, 8) OBP: 0.313, SLG: 0.467	B KN 67 B KN 67 B KN 66 B KN 67 4-0 BB			C KN 66 X 0-1 ① G6-3		1 SAFE 1 SAFE 1 SAFE 1 SAFE P PO 74 B KN 67 C KN 68 C KN 68 T KN 68 2-2 ① 1-2 K	B FF 98 X FF 97 1-0 ② P3		3	0	0	0	1	1	3
Frank Thomas, R (1, 10) OBP: 0.286, SLG: 0.250 6 John McDonald, R (7, PR) (8, 10)	B KN 66 B KN 66 B KN 67 C KN 67 C KN 67 S KN 67 3-3 ③ K			C KN 67 B KN 66 X KN 68 1-1 ② F8		B KN 68 2 SAFE B KN 68 B KN 67 B KN 68 4-0 2 WP 35 1B 2 1B BB	B B C X 2-1 1-H 2-H 2B		3 0	1 0	1 0	2 0	1 0	1 0	2 0
35 Lyle Overbay, L (1, 3) OBP: 0.313, SLG: 0.400		B KN 66 C KN 67 F KN 66 X KN 68 1-2 ① L7		F KN 66 X KN 68 0-1 2 FC4-6 1B		F KN 68 D KN 69 X KN 68 1-1 19 1B 2 WP 1-2 2-H 1B	S X FF 98 0-1 ③ G4-3		4	0	2	1	0	0	1
2 Aaron Hill, R (1, 4) OBP: 0.313, SLG: 0.375		B KN 66 B FF 75 X FF 75 2-0 ② L5		F KN 67 B KN 66 X KN 68 1-1 ③ FC4-6 1-2f		F KN 68 B KN 67 S KN 68 F KN 68 X KN 69 1-2 19 1B 1-2 2-H 1B		B FF 98 C FF 98 B FF 97 S FF 97 X FF 97 2-2 19 SH3-4 11 1B 1B	4	1	2	1	0	0	1
19 Marco Scutaro, R (1, 5) OBP: 0.429, SLG: 0.273		B FF 75 B FF 75 C FF 74 X FF 74 2-1 9 S 1B			C KN 66 F KN 66 X KN 60 0-2 ① G6-3	X KN 67 0-0 9 G5-4-3 1-2 2-3 1B		X FF 97 0-0 ① SH3-4 1-2	3	0	2	0	0	0	0
9 Gregg Zaun, S (1, 2) OBP: 0.200, SLG: 0.300		B KN 67 1 SAFE C KN 67 C KN 68 T KN 67 1-2 ③ K 1-2			B KN 67 B KN 66 C FF 75 X FF 74 2-1 ② G3	B KN 67 B KN 68 X KN 68 2-0 ②③ G5-4-3 1-2f		B FF 97 C FF 95 F FF 95 B FF 96 F FF 95 B FF 94 C CH 84 3-3 ② K	4	0	0	0	0	2	5
Inning Stats	R: 0 E: 0 K: 1 S: 7 H: 0 LOB: 2 BB: 1 P: 16	R: 0 E: 0 K: 1 S: 9 H: 1 LOB: 1 BB: 0 P: 15	R: 0 E: 0 K: 1 S: 9 H: 0 LOB: 0 BB: 0 P: 11	R: 0 E: 0 K: 0 S: 8 H: 1 LOB: 1 BB: 0 P: 10	R: 0 E: 0 K: 0 S: 7 H: 0 LOB: 0 BB: 0 P: 9	R: 3 E: 0 K: 1 S: 13 H: 4 LOB: 2 BB: 2 P: 27	R: 2 E: 0 K: 0 S: 16 H: 2 LOB: 1 BB: 1 P: 25	R: 1 E: 0 K: 2 S: 12 H: 2 LOB: 1 BB: 0 P: 19		1B: 8 2B: 1 3B: 0 HR: 1	SF: 0 SAC: 1 DP: 1 HBP: 1		WP: 1 PB: 0 SB: 2 CS: 0	PA: 38	

	AB	32
	R	6
	H	10
	RBI	6
	BB	4
	SO	6
	LOB	17

PITCHER		IP	WLS	BF	H	R	ER	SO	BB	IBB	HBP	BLK	WP	HR	S	P	ERA	WHIP
49 Tim Wakefield, R ERA: 4.5	(1, 1)	6.0		27	6	3	3	4	3	0	1	0	1	1	53	88	4.50	1.500
53 David Aardsma, R ERA: 5.4	(7, 1)	0.0	L	1	0	1	1	0	1	0	0	0	0	0	7	11	∞	∞
48 Javier López, L ERA: 9.0	(7, 1)	0.0		1	1	0	0	0	0	0	0	0	0	0	3	4	∞	∞
17 Manny Delcarmen, R ERA: 2.45	(7, 1)	1.2		8	3	2	2	1	0	0	0	0	0	0	15	25	10.80	1.800
Bryan Corey, R ERA: 2.45	(8, 1)	0.1		1	0	0	0	1	0	0	0	0	0	0	3	4	0.00	0.000

PITCHER	IP	WLS	BF	H	R	ER	SO	BB	IBB	HBP	BLK	WP	HR	S	P	ERA	WHIP

Boston Red Sox @ Toronto Blue Jays

Rogers Centre, Toronto, ON

Sat Apr 05 2008, 1:07 PM EDT

Att. 35,238 - Roof Closed - 68 F

livebaseballscorecards.com

TOP

Batter	1	2	3	4	5	6	7	8	9	AB	R	H	RBI	BB	SO	LOB
23 Julio Lugo, R (1, 6) OBP: 0.368, SLG: 0.294	B SL 86 C SL 86 C SL 86 S SL 82 1-3 ① K		H SL 83 1-0 34 G3 15 1B HBP	F CU 78 X SL 85 0-1 ③ G1-3			C FF 95 F FF 92 B CU 83 F FF 95 B CU 82 X FC 92 2-2 15 2B 1B		B FF 91 C FF 91 X SL 80 1-1 ② F9	4	0	1	0	0	1	1
15 Dustin Pedroia, R (1, 4) OBP: 0.308, SLG: 0.333	C SL 83 B SL 82 B SL 88 F CU 81 B CU 81 F SL 86 X SL 86 3-2 ② L5		B CU 80 C SL 84 X SL 80 1-1 34 G3 1-2 1B		C CU 79 B SL 84 X SL 86 1-1 ① G5-3		F FF 94 B CH 85 C FF 92 B FF 94 B FF 93 F FF 93 X FC 92 3-2 1-3 2B		B FF 91 B FF 90 B FF 91 B FF 91 4-0 BB	4	0	2	0	1	0	0
34 David Ortiz, L (1, 10) OBP: 0.259, SLG: 0.227	B FF 92 C SL 85 B CH 82 S CH 83 F CU 81 F CU 78 B SI 93 B SL 86 4-2 2B BB		D CH 82 C SL 83 F SL 85 X SL 86 1-2 ② G3 1-2 2-3		B SL 85 X SL 84 1-0 ② G5-3		F FC 93 C CU 82 B FF 95 D CU 84 B FF 94 F FF 94 S FF 95 3-3 ② K		C FF 91 X CH 84 0-1 ③ G5-3	4	1	0	0	1	1	5
Manny Ramirez, R (1, 7) OBP: 0.308, SLG: 0.500 2 Jacoby Ellsbury, L (7, 7) OBP: 0.182, SLG: 0.182	B CU 77 X SL 81 1-0 1-H 2B		I IN 66 I IN 73 I IN 74 I IN 75 4-0 IBB		F SL 86 F SL 85 F CH 82 B CU 78 B SL 84 X CU 80 2-2 ③ F8		C CU 83 F FF 94 F FC 94 X FF 93 0-2 ③ G6-3			3 0	0 0	1 0	1 0	1 0	0 0	2 0
25 Mike Lowell, R (1, 5) OBP: 0.269, SLG: 0.208	B SL 86 S SL 81 X SL 86 1-1 ③ G6-3		X CU 80 0-0 ③ L3			B SL 84 B SL 85 X SL 84 2-0 1B		C FF 94 B CH 86 S FF 94 X SL 83 1-2 ① G5-3		4	0	1	0	0	0	4
7 J.D. Drew, L (1, 9) OBP: 0.333, SLG: 0.667		B B C S F B C 3-3 ① K	B SL 84 B CH 81 X SL 85 2-0 G4-3 22 1B 2B			B CU 82 B SI 92 X FF 89 2-0 ① F9		C FF 95 C SL 82 B CH 88 B CH 88 X FF 95 2-2 1B		4	1	2	0	0	1	1
Jason Varitek, S (1, 2) OBP: 0.286, SLG: 0.421 Kevin Cash, R (7, 2) OBP: 0.333, SLG: 0.667		B B B C F B 4-2 22 L3 BB	X CU 76 0-0 ① G4-3 2-3			S CH 84 B CH 83 X SI 92 1-1 ② P3		C FF 95 S SL 84 S SL 85 0-3 ② K		2 1	0 0	0 0	0 0	1 1	0 1	2 1
22 Sean Casey, L (1, 3) OBP: 0.200, SLG: 0.200		B X 1-0 ② ③ L3 1-1	C SL 84 F SL 82 X SL 88 0-2 FC3-6 3-H 1B			B CU 83 C FF 89 B CU 84 X CU 84 2-1 ③ G2-3		F FF 96 B FF 96 B FF 96 X FF 96 2-1 ③ F8		4	0	1	1	0	0	3
Coco Crisp, S (1, 8) OBP: 0.235, SLG: 0.294			C SL 86 S CU 79 X CU 78 0-2 ① G3-1	B CU 76 C SL 83 C CH 80 X CU 79 1-2 ② FC3-6 1-2f			X FF 93 0-0 ① G4-3		B SI 89 C FF 91 X FF 92 1-1 ① G4-3	4	0	0	0	0	0	1

	AB	R	H	RBI	BB	SO	LOB
	34	**2**	**8**	**2**	**4**	**4**	**20**

Inning Stats	1	2	3	4	5	6	7	8	9
	R: 1 E: 0 K: 1 S: 15	R: 0 E: 0 K: 1 S: 7	R: 0 E: 0 K: 0 S: 9	R: 1 E: 0 K: 0 S: 10	R: 0 E: 0 K: 0 S: 7	R: 0 E: 0 K: 0 S: 6	R: 0 E: 0 K: 1 S: 17	R: 0 E: 0 K: 1 S: 11	R: 0 E: 0 K: 0 S: 6
	H: 1 LOB: 1 BB: 1 P: 25	H: 0 LOB: 0 BB: 1 P: 15	H: 1 LOB: 3 BB: 1 P: 16	H: 2 LOB: 1 BB: 0 P: 13	H: 0 LOB: 0 BB: 0 P: 11	H: 1 LOB: 1 BB: 0 P: 13	H: 2 LOB: 2 BB: 0 P: 25	H: 1 LOB: 1 BB: 0 P: 16	H: 0 LOB: 1 BB: 1 P: 12

| | | |

Batter	1	2	3	4	5	6	7	8	9	AB	R	H	RBI	BB	SO	LOB
11 David Eckstein, R (1, 6) OBP: 0.304, SLG: 0.286	C FF 91 X FF 92 0-1 E6 15 CS		B FF 93 C SL 83 B CU 77 C CH 78 X CH 79 2-2 ① G4-3	B CU 73 F FF 92 X CH 80 1-1 2-3 3-H 1B		B FF 91 F FF 90 F FF 93 X FC 88 1-2 15 2B 2-H 3-H 1B	B SI 90 C SI 90 B CH 85 B SI 91 C SI 91 F SI 91 X SI 92 3-2 ③ G4-3			5	1	2	3	0	0	1
Matt Stairs, L (1, 7) OBP: 0.182, SLG: 0.455 21 Buck Coats, L (7, 7)	1 SAFE 1 SAFE C SL 85 S SL 85 1 SAFE B CH 78 S CH 78 1-3 ① K		F FF 94 B FF 94 B FF 92 C CH 79 B CU 76 F CH 79 S CH 79 3-3 ② K	1 SAFE C CU 76 S CH 80 S CH 79 0-3 ② K		X FC 88 0-0 ② F8		B SI 91 X SI 91 1-0 ① F7		4 1	0 0	0 0	0 0	0 0	3 0	4 0
15 Alex Rios, R (1, 9) OBP: 0.476, SLG: 0.471	1 SAFE D FF 92 C SL 85 B SL 83 1 SAFE B SL 82 C CH 78 F 1 SAFE 3-3 ② S ③ K 1-2		C SL 85 X FF 95 0-1 2B	C FF 93 C CH 80 D CU 79 D CH 80 X CH 78 2-2 ③ G3		C SI 93 1 SAFE F CH 82 1 SAFE B FF 91 X FC 89 1-2 10 1B 1-H 2B		C SL 83 B SL 81 B SI 94 F SL 82 X SL 82 2-2 ② F9		5	1	2	1	0	1	3
10 Vernon Wells, R (1, 8) OBP: 0.381, SLG: 0.444		B FF 92 F FF 90 B FF 92 C SL 83 B CU 76 B FF 93 4-2 1B 35 1B BB	F FF 94 B CU 77 B CU 76 B SL 82 C CU 75 X CH 79 3-2 ③ G6-3		S SL 83 B CH 79 S CH 78 B CU 79 X CH 79 2-2 ① G5-3	B FC 87 X FC 87 1-0 HR 2-H 1B		B SI 94 B SI 93 C SL 82 B SI 93 B SI 92 4-1 BB		3	2	1	1	2	0	1
Frank Thomas, R (1, 10) OBP: 0.316, SLG: 0.471		1 SAFE C FF 92 X CH 77 0-1 35 1B 1-3 1B	X FF 93 0-0 ① F9	B FF 94 C CU 77 X FF 93 1-1 ② G6-3		C SI 93 C SI 92 B FF 91 F FF 92 F SL 85 B SI 93 B SI 92 X FF 92 3-2 1-H HR		C SI 94 B SI 92 B SI 94 F SI 91 X SI 93 2-2 ③ G4-3		5	1	2	2	0	0	1
35 Lyle Overbay, L (1, 3) OBP: 0.350, SLG: 0.421		D FF 93 X FF 93 1-0 1-3 3-H 1B	B FF 93 F CH 78 X FF 93 1-1 19 BB 2 1B 9 E 1B	B FF 94 C S CH 78 S CU 79 1-3 ③ K		X FF 91 0-0 ③ F8				4	1	2	1	0	1	0
2 Aaron Hill, R (1, 4) OBP: 0.350, SLG: 0.368		B FF 93 C SL 80 F CU 75 S CH 80 1-3 ① K	X FF 92 0-0 19 BB 9 E 1-2 1B			B SL 84 B CH 82 B CH 83 B FF 90 4-0 9 SH5-4 19 WP 11 1B BB	C SI 91 B SI 92 X CH 83 1-1 ① F7			3	2	1	0	1	1	2
19 Marco Scutaro, R (1, 5) OBP: 0.444, SLG: 0.231		C SL 81 C FF 93 B CU 76 T CU 75 1-2 ② K	B FF 93 S CH 77 D CH 79 B SL 83 B FF 93 4-1 9 E 11 1B 1-2 2-3 BB			B SL 85 C CH 82 B CH 83 B SL 84 B FF 90 4-1 9 SH5-4 11 1B 1-2 BB	X SI 92 0-0 ② G5-3			2	2	0	0	2	1	2
9 Gregg Zaun, S (1, 2) OBP: 0.231, SLG: 0.308		C CU 75 B CH 79 F FF 93 X CH 80 1-2 ③ P4	X CH 79 0-0 E3 11 1B 1-3 2-H 3-H			B SL 86 X FF 88 1-0 ① SH5-4 1-2 2-3	B SI 90 X SI 91 1-0 1B			3	0	1	1	0	0	3
Inning Stats	R: 0 E: 1 K: 2 S: 9 H: 0 LOB: 1 BB: 0 P: 13	R: 1 E: 0 K: 2 S: 14 H: 2 LOB: 2 BB: 1 P: 22	R: 0 E: 0 K: 1 S: 12 H: 1 LOB: 1 BB: 0 P: 20	R: 3 E: 1 K: 1 S: 14 H: 3 LOB: 2 BB: 1 P: 22	R: 0 E: 0 K: 1 S: 8 H: 0 LOB: 0 BB: 0 P: 12	R: 6 E: 0 K: 0 S: 16 H: 4 LOB: 0 BB: 2 P: 31	R: 0 E: 0 K: 0 S: 8 H: 1 LOB: 1 BB: 1 P: 13	R: 0 E: 0 K: 0 S: 8 H: 0 LOB: 1 BB: 1 P: 17								

PITCHER		IP	WLS	BF	H	R	ER	SO	BB	IBB	HBP	BLK	WP	HR	S	P	ERA	WHIP
61 Clay Buchholz, R ERA: 5.4	(1, 1)	5.0	L	24	6	4	3	7	2	0	0	0	0	0	57	89	5.40	1.600
Kyle Snyder, R ERA: 21.6	(6, 1)	0.1		3	0	2	2	0	2	0	0	0	1	0	2	11	54.00	6.000
Bryan Corey, R ERA: 11.25	(6, 1)	0.1		5	4	4	4	0	0	0	0	0	0	1	13	19	108.00	12.000
Julian Tavarez, R ERA:	(6, 1)	2.1		9	1	0	0	0	1	0	0	0	0	0	17	31	0.00	0.857

PITCHER	IP	WLS	BF	H	R	ER	SO	BB	IBB	HBP	BLK	WP	HR	S	P	ERA	WHIP

BOTTOM

Boston Red Sox @ Toronto Blue Jays

Rogers Centre, Toronto, ON

Sat Apr 05 2008, 1:07 PM EDT
Att. 35,238 - Roof Closed - 68 F

livebaseballscorecards.com

AB	35
R	10
H	11
RBI	9
BB	5
SO	7
LOB	17

1B: 8	SF: 0	WP: 1	PA: 41
2B: 3	SAC: 1	PB: 0	
3B: 0	DP: 1	SB: 0	
HR: 1	HBP: 0	CS: 1	

Batter	1	2	3	4	5	6	7	8	9	AB	R	H	RBI	BB	SO	LOB
15 Dustin Pedroia, R (1, 4) OBP: 0.300, SLG: 0.321	B FC 90 F FC 92 B FC 91 C FC 92 F FC 91 F SI 96 F CU 79 B FC 93 X FC 93 3-2 34 G4-6-3 1B		F FC 92 B CU 80 B CU 78 F FC 90 X CU 78 2-2 ② F7		C FC 90 B FC 90 X FC 90 1-1 ③ G3			F FC 89 X SI 93 0-1 ① G6-3		4	0	1	0	0	0	0
20 Kevin Youkilis, R (1, 3) OBP: 0.423, SLG: 0.545	C SI 96 F S FC 92 0-3 ① K		B FC 92 B FC 91 F SI 94 F SI 94 B SI 96 B FC 91 4-2 BB			X SI 92 0-0 ① P3		C SI 94 X FC 90 0-1 34 1B 3B		3	1	1	0	1	1	1
34 David Ortiz, L (1, 10) OBP: 0.258, SLG: 0.231	C SI 96 X FC 92 0-1 ②③ G4-6-3 1-2f		B SI 94 C SI 95 X SI 95 1-1 ③ G6-3			F FC 90 C FC 89 B FC 90 B SI 94 S CU 80 2-3 ② K		X SI 92 0-0 G5-4-3 3-H 1B		4	0	1	1	0	1	2
Manny Ramirez, R (1, 7) OBP: 0.300, SLG: 0.500		C SI 93 F SI 95 B FC 91 B CU 80 S CU 80 2-3 ① K		X SI 93 0-0 ① P6		C CU 78 F SI 94 D CU 81 X SI 96 1-2 2B		C CU 78 C CU 77 D CU 78 F SI 93 F FC 90 X CU 78 1-2 ②③ G5-4-3 1-2f		4	0	1	0	0	1	1
25 Mike Lowell, R (1, 5) OBP: 0.267, SLG: 0.214		F FC 91 B FC 91 F CH 87 F SI 95 X CU 80 1-2 ② P2		B FC 91 X FC 88 1-0 ② P4		B FC 92 S FC 91 F FC 91 B FC 92 F FC 91 S CU 80 2-3 ③ K		B C C FF 96 B FF 96 X SI 96 2-2 1B 1B		4	0	1	0	0	1	1
7 J.D. Drew, L (1, 9) OBP: 0.375, SLG: 0.813		S FC 91 X FC 92 0-1 1B		B SI 94 C FC 89 C CU 79 F SI 94 F FC 91 B SI 94 S CU 80 2-3 ③ K			F FC 90 X FC 88 0-1 HR		C SI 96 B CH 86 F FF 96 B FF 97 B FF 96 F SI 97 X FF 97 3-2 ① P6	4	1	2	1	0	1	1
Jason Varitek, S (1, 2) OBP: 0.320, SLG: 0.565		F FC 92 X SI 95 0-1 ③ G6-3			B FC 89 B SI 93 X SI 92 2-0 HR		B CH 84 C FC 89 F CU 80 S CU 80 1-3 ① K		X CH 86 0-0 1-3 1B	4	1	2	1	0	1	1
2 Jacoby Ellsbury, L (1, 8) OBP: 0.200, SLG: 0.400			B SI 93 C SI 94 X CH 86 1-1 HR		B SI 94 C FC 91 C FC 90 B CU 81 X FC 90 2-2 ① G3-1		B CU 79 F FC 88 X SI 94 1-1 ② G4-3		C SI 96 C SI 96 B SI 97 F FF 96 F SI 97 T CH 85 1-2 ② K	4	1	1	1	0	1	2
23 Julio Lugo, R (1, 6) OBP: 0.304, SLG: 0.238			C FC 92 X SI 93 0-1 ① G6-3		C FC 87 X FC 89 0-1 ② G1-3		X 0-0 ③ F7		C SI 97 D SL 88 B FF 96 F FF 96 X SL 88 2-2 ③ F8	4	0	0	0	0	0	2
Inning Stats	R: 0 E: 0 K: 1 S: 11 H: 1 LOB: 0 BB: 0 P: 14	R: 0 E: 0 K: 1 S: 11 H: 1 LOB: 1 BB: 0 P: 14	R: 1 E: 0 K: 0 S: 11 H: 1 LOB: 1 BB: 1 P: 19	R: 0 E: 0 K: 1 S: 7 H: 0 LOB: 0 BB: 0 P: 10	R: 1 E: 0 K: 0 S: 8 H: 1 LOB: 0 BB: 0 P: 13	R: 0 E: 0 K: 2 S: 11 H: 1 LOB: 1 BB: 0 P: 16	R: 1 E: 0 K: 1 S: 8 H: 1 LOB: 0 BB: 0 P: 10	R: 1 E: 0 K: 0 S: 10 H: 2 LOB: 0 BB: 0 P: 11	R: 0 E: 0 K: 1 S: 16 H: 2 LOB: 2 BB: 0 P: 24	1B: 5 2B: 1 3B: 1 HR: 3 SF: 0 SAC: 0 DP: 2 HBP: 0						

PITCHER	IP	WLS	BF	H	R	ER	SO	BB	IBB	HBP	BLK	WP	HR	S	P	ERA	WHIP
32 Roy Halladay, R (1, 1) ERA: 4.2	8.0	W	31	8	4	4	6	1	0	0	0	0	3	77	107	4.50	1.125
49 Jeremy Accardo, R (9, 1) ERA:	1.0	S	5	2	0	0	1	0	0	0	0	0	0	16	24	0.00	2.000

PITCHER	IP	WLS	BF	H	R	ER	SO	BB	IBB	HBP	BLK	WP	HR	S	P	ERA	WHIP

TOP

Boston Red Sox @ Toronto Blue Jays

Rogers Centre, Toronto, ON

Sun Apr 06 2008, 1:07 PM EDT
Att. 30,114 - Roof Closed - 68 F

livebaseballscorecards.com

AB	35
R	4
H	10
RBI	4
BB	1
SO	7
LOB	11

WP: 0 PA: 36
PB: 0
SB: 0
CS: 0

Boston Red Sox @ Toronto Blue Jays

Rogers Centre, Toronto, ON

Sun Apr 06 2008, 1:07 PM EDT
Att. 30,114 - Roof Closed - 68 F

livebaseballscorecards.com

Batter	1	2	3	4	5	6	7	8	9	AB	R	H	RBI	BB	SO	LOB
23 Shannon Stewart, R (1, 7) OBP: 0.267, SLG: 0.214	C FF 98 X FF 98 0-1 E5 2 G6-4-3		C CU 76 F CU 77 F FF 96 F FF 95 C SI 97 0-3 ② K		B SI 96 X FF 96 1-0 ② G5-3	B SL 86 S FF 95 F FS 87 B FF 94 B FF 94 B FF 95 4-2 2 2B 1-2 BB				3	0	0	0	1	1	1
21 Buck Coats, L (7, 7)										0	0	0	0	0	0	0
2 Aaron Hill, R (1, 4) OBP: 0.375, SLG: 0.435	C FF 96 X CU 77 0-1 ①② G6-4-3 1-2f		X SI 96 0-0 ③ P5		B FF 97 X SI 95 1-0 10 BB 15 S HR 1B	C SL 84 D FS 88 F SL 84 B FF 95 X FS 85 2-2 1-3 2-H 2B				4	1	2	1	0	0	2
15 Alex Rios, R (1, 9) OBP: 0.520, SLG: 0.526	C FF 98 B FF 98 F FF 98 B CU 80 B CU 80 X SI 98 3-2 2B			B FA 91 B FF 96 B SI 92 C FF 96 B FF 96 4-1 10 HR BB	C FF 96 B CH 89 F FF 95 F FF 97 B CU 80 D CU 80 F CU 78 F FF 96 B CH 90 4-2 10 BB 1-2 HR BB	B SL 85 S SL 84 X SL 84 1-1 ③ P6				2	2	1	0	2	0	2
10 Vernon Wells, R (1, 8) OBP: 0.400, SLG: 0.571	B FF 99 C CU 79 F SI 98 B FF 98 F FF 97 X CU 79 2-2 ③ F8			B CU 76 C FF 97 B FF 96 F CU 78 F FF 97 X CU 78 2-2 1-H HR	B CU 79 B FA 91 B SI 92 B FF 97 4-0 1-2 2-3 HR BB		F FF 87 C CU 74 B CU 76 X FS 83 1-2 E6 G6-4-3			3	2	1	2	1	0	1
Frank Thomas, R (1, 10) OBP: 0.304, SLG: 0.571		C FF 96 X FF 97 0-1 ① F9		C CU 78 B CU 78 X FF 97 1-1 ① F7	X FF 96 0-0 1-H 2-H 3-H HR		C FF 87 B FS 84 X FF 89 1-1 ①② G6-4-3 1-2f			4	1	1	4	0	0	1
35 Lyle Overbay, L (1, 3) OBP: 0.292, SLG: 0.348		C FF 97 B CU 80 B CU 77 B FF 98 F FF 97 C FF 97 3-3 ② K		B SI 93 C FF 97 S SI 92 S SI 93 1-3 ② K2-3	C CH 84 B CU 79 F FF 96 F FF 96 F FF 96 F CH 85 S CH 86 1-3 ③ K		C CU 76 X FF 89 0-1 ③ G3-1			4	0	0	0	0	3	0
19 Marco Scutaro, R (1, 5) OBP: 0.364, SLG: 0.176		B FF 96 F C FF 97 B FF 98 C FF 97 2-3 ③ K		B FF 96 F FF 96 X SI 97 1-1 E6		X FF 93 0-0 E6 23 BB 2 2B		F FF 96 S FF 97 B FF 96 B FF 96 C FF 96 2-3 ① K		4	1	0	0	0	2	0
20 Rod Barajas, R (1, 2) OBP: 0.250, SLG: 0.375			C FF 97 X SI 97 0-1 ① L4	1 SAFE 1 SAFE C FF 96 F FF 96 F FF 96 F FF 96 F FF 96 F CU 78 S CU 79 0-3 ③ K		B FF 95 B SL 84 F FF 94 B SL 84 C FF 93 S FF 94 3-3 ① K		F FF 96 S SL 89 S FS 90 0-3 ② K		4	0	0	0	0	3	2
6 John McDonald, R (1, 6)			B FF 97 B FF 97 C FF 96 B FF 97 B FF 96 4-1 BB		C FF 96 C CU 77 F FF 96 F FF 96 S CU 81 0-3 ① K2-3	F FF 94 F FF 94 B FF 96 D FS 86 T FF 95 2-2 ② K			B FF 95 F FF 95 C FF 96 S FF 96 1-3 ③ K	3	0	0	0	1	3	1
Inning Stats	R: 0 E: 1 K: 0 S: 11 H: 1 LOB: 1 BB: 0 P: 16	R: 0 E: 0 K: 2 S: 8 H: 0 LOB: 0 BB: 0 P: 13	R: 0 E: 0 K: 1 S: 9 H: 0 LOB: 1 BB: 1 P: 13	R: 2 E: 1 K: 2 S: 19 H: 1 LOB: 1 BB: 1 P: 28	R: 4 E: 0 K: 2 S: 19 H: 2 LOB: 0 BB: 2 P: 30	R: 1 E: 1 K: 2 S: 14 H: 1 LOB: 2 BB: 1 P: 26	R: 0 E: 1 K: 0 S: 7 H: 0 LOB: 0 BB: 0 P: 9	R: 0 E: 0 K: 3 S: 9 H: 0 LOB: 0 BB: 0 P: 12		1B: 1 2B: 2 3B: 0 HR: 2 SF: 0 SAC: 0 DP: 2 HBP: 0					WP: 0 PB: 0 SB: 1 CS: 0 PA: 36	

	AB	31
	R	7
	H	5
	RBI	7
	BB	5
	SO	12
	LOB	10

PITCHER		IP	WLS	BF	H	R	ER	SO	BB	IBB	HBP	BLK	WP	HR	S	P	ERA	WHIP
19 Josh Beckett, R ERA: 9.64	(1, 1)	4.2	L	22	3	5	5	6	4	0	0	0	0	1	59	92	9.64	1.500
17 Manny Delcarmen, R ERA: 4.5	(5, 1)	0.1		2	1	1	1	1	0	0	0	0	0	1	7	8	27.00	3.000
53 David Aardsma, R ERA: 3.38	(6, 1)	1.0		6	1	1	0	2	1	0	0	0	0	0	14	26	0.00	2.000
37 Hideki Okajima, L ERA:	(7, 1)	1.0		3	0	0	0	0	0	0	0	0	0	0	7	9	0.00	0.000
58 Jonathan Papelbon, R ERA: 2.7	(8, 1)	1.0		3	0	0	0	3	0	0	0	0	0	0	9	12	0.00	0.000

PITCHER	IP	WLS	BF	H	R	ER	SO	BB	IBB	HBP	BLK	WP	HR	S	P	ERA	WHIP

Batter	1	2	3	4	5	6	7	8	9	AB	R	H	RBI	BB	SO	LOB
Edgar Renteria, R (1, 6) OBP: 0.226, SLG: 0.200	B FF 92 C FF 94 X SI 91 1-1 ① G1-3		C FC 88 X SL 81 0-1 ③ L7			B SI 88 B FF 90 C FF 91 X FF 91 2-1 ① P6	C FF 97 C FF 96 B FF 97 B FF 96 B FF 94 X FF 95 3-2 ③ F8			4	0	0	0	0	0	1
14 Placido Polanco, R (1, 4) OBP: 0.148, SLG: 0.115	C FF 92 B SI 92 F SI 92 B FF 93 F FF 95 F FF 93 S SL 82 2-3 ② K			B SI 90 B FF 90 S FF 93 B SL 82 B FF 92 4-1 3 G5-4-3 BB		B SL 80 C FC 86 X FF 91 1-1 24 BB 3 1B 1B		C FF 96 X CH 83 0-1 ① F8		3	0	1	0	1	1	0
3 Gary Sheffield, R (1, 10) OBP: 0.500, SLG: 0.286	B FF 93 X FF 94 1-0 1B			C SL 80 B SL 79 B FF 92 C X 2-2 ① ② G5-4-3 1-2f		B FF 92 B FF 90 C FC 87 S FF 91 X SL 80 2-2 24 BB 1-2 1B		C FF 98 F CU 76 B S FF 97 1-3 ② K		4	0	2	0	0	1	1
30 Magglio Ordonez, R (1, 9) OBP: 0.276, SLG: 0.345	B FF 92 C FF 91 B FF 92 B FF 93 T FF 92 F FF 93 X FF 92 3-2 ③ P4			S FF 92 B SL 81 S FF 93 C FF 93 1-3 ③ K		S FF 91 B FF 91 F FF 91 S FF 92 1-3 ② K		X CU 76 0-0 1B		4	0	1	0	0	2	3
24 Miguel Cabrera, R (1, 5) OBP: 0.280, SLG: 0.250		B FF 91 X SI 90 1-0 ① G5-3			B SL 78 B SL 80 B FF 93 B FF 92 4-0 1B BB	B FC 87 B SL 78 B FC 89 B FF 90 4-0 1-2 2-3 BB		B FF 94 C FF 98 F CU 76 C FF 97 1-3 ③ K		2	0	0	0	2	1	1
9 Carlos Guillen, S (1, 3) OBP: 0.448, SLG: 0.583		B FF 92 S FF 92 C FC 88 F FF 92 X FC 90 1-2 ② F9			X FC 87 0-0 ① F7	D SL 79 C FC 87 B FF 91 B FC 87 F FC 87 X FC 89 3-2 ③ L8			C FF 88 B C F B FS 82 F FS 84 F FF 88 S FS 83 2-3 ① K	4	0	0	0	0	1	4
Ivan Rodriguez, R (1, 2) OBP: 0.148, SLG: 0.222		C FF 92 B SL 82 F FC 89 S FF 92 1-3 ③ K			B FC 89 C FC 87 S SL 78 F FF 92 S FF 92 1-3 ② K		B FF 89 X FC 86 1-0 ① G1		C FF 88 B FF 87 S FF 87 F CU 75 B FS 83 X FS 83 2-2 ② F8	4	0	0	0	0	2	1
Jacque Jones, L (1, 7) OBP: 0.263, SLG: 0.222			C FF 90 B FS 82 X FF 92 1-1 ① F8		C FF 92 X FC 87 0-1 1-3 1B		F FF 87 B FS 80 S FS 80 B FC 88 F FF 90 T FS 81 2-2 ② K		B FF 88 T FF 88 B CU 76 B FF 88 F FF 88 S FF 87 3-3 ③ K	4	0	1	0	0	2	0
15 Brandon Inge, R (1, 8) OBP: 0.423, SLG: 0.667			B FF 92 C SL 80 S SL 82 B SI 91 B FC 89 S SL 81 3-3 ② K		C FC 87 S FF 91 X SL 82 0-2 ③ F7		B FF 90 B FF 89 B FC 86 B FF 89 4-0 BB			2	0	0	0	1	1	2
Inning Stats	R: 0 H: 1 E: 0 LOB: 1 K: 1 BB: 0 S: 12 P: 19	R: 0 H: 0 E: 0 LOB: 0 K: 1 BB: 0 S: 8 P: 11	R: 0 H: 0 E: 0 LOB: 0 K: 1 BB: 0 S: 7 P: 11	R: 0 H: 0 E: 0 LOB: 0 K: 1 BB: 1 S: 7 P: 14	R: 0 H: 1 E: 0 LOB: 2 K: 1 BB: 1 S: 10 P: 15	R: 0 H: 2 E: 0 LOB: 3 K: 1 BB: 1 S: 13 P: 26	R: 0 H: 0 E: 0 LOB: 1 K: 1 BB: 1 S: 8 P: 18	R: 0 H: 1 E: 0 LOB: 1 K: 2 BB: 0 S: 9 P: 11	R: 0 H: 0 E: 0 LOB: 0 K: 2 BB: 0 S: 13 P: 20	1B: 5 2B: 0 3B: 0 HR: 0	SF: 0 SAC: 0 DP: 1 HBP: 0					

TOP

Detroit Tigers @ Boston Red Sox

Fenway Park, Boston, MA

Tue Apr 08 2008, 2:05 PM EDT

Att. 36,567 - Partly Cloudy - 46 F

livebaseballscorecards.com

AB	31
R	0
H	5
RBI	0
BB	4
SO	11
LOB	13

PITCHER		IP	WLS	BF	H	R	ER	SO	BB	IBB	HBP	BLK	WP	HR	S	P	ERA	WHIP
18 Daisuke Matsuzaka, R ERA: 1.47	(1, 1)	6.2	W	27	4	0	0	7	4	0	0	0	0	0	62	108	0.00	1.200
17 Manny Delcarmen, R ERA: 3.38	(7, 1)	1.1		5	1	0	0	2	0	0	0	0	0	0	12	17	0.00	0.750
37 Hideki Okajima, L ERA:	(9, 1)	1.0		3	0	0	0	2	0	0	0	0	0	0	13	20	0.00	0.000

PITCHER		IP	WLS	BF	H	R	ER	SO	BB	IBB	HBP	BLK	WP	HR	S	P	ERA	WHIP

WP: 0 PA: 35
PB: 0
SB: 0
CS: 0

Detroit Tigers @ Boston Red Sox

Fenway Park, Boston, MA

Tue Apr 08 2008, 2:05 PM EDT

Att. 36,567 - Partly Cloudy - 46 F

livebaseballscorecards.com

BOTTOM

Batter	1	2	3	4	5	6	7	8	9	AB	R	H	RBI	BB	SO	LOB
15 Dustin Pedroia, R (1, 4) OBP: 0.314, SLG: 0.333	B FF 87 X SI 82 1-0 ① G6-3	C SI 83 D CH 80 B SI 82 C CH 78 X FF 88 2-2 20 BB, 1-2 1B		C SI 82 B CH 78 X CH 79 1-1 2-3 1B		1 SAFE B FF 92 1 SAFE B FF 93 C FF 93 F SL 88 C 2-3 ① K	B C FS 81 F FF 91 F SL 80 X SL 80 1-2 ③ F8			5	0	2	0	0	1	1
20 Kevin Youkilis, R (1, 3) OBP: 0.484, SLG: 0.640	B SI 82 F SI 83 B FF 88 X CH 78 2-1 G3, 34 BB, 1B	C SI 83 D SI 81 B CH 80 B SI 84 C SI 84 B FF 89 4-2 1-2 2-3 BB		B SI 84 B SI 85 F SI 83 X FF 88 2-1 ② SF8 3-H		S SL 88 S SL 87 F FF 92 X CH 87 0-2 G5-3, 7 BB, 1-H 2B		C FF 90 B SL 80 C SL 80 F SL 78 B FF 91 X SL 80 2-2 34 G5-6-3, 1B		3	1	3	2	1	0	0
34 David Ortiz, L (1, 10) OBP: 0.278, SLG: 0.207	B SI 83 C FF 88 F CH 78 F FF 89 1 SAFE D CU 75 B FF 88 B SI 84 4-2 G3, 1-2 BB	X SI 84 0-0 ③ F9		C FF 89 C FF 89 B FF 89 B SI 82 D CU 75 X FF 89 3-2 ③ F7		B CH 83 C SL 85 F FF 93 B SL 86 F FF 94 B FF 93 4-2 7 BB, G5-3, BB		C FF 92 B FF 91 F CH 86 B FF 91 X SI 87 2-2 ①② G5-6-3, 1-2f		3	0	0	0	2	0	5
Manny Ramirez, R (1, 7) OBP: 0.286, SLG: 0.515 2 Jacoby Ellsbury, L (9, 7) OBP: 0.200, SLG: 0.400	B CH 78 B SI 83 X SI 82 2-0 ② G3, 1-2 2-3		C CU 72 B CU 74 B FF 89 B SI 81 F SI 83 X CH 79 3-2 E4, 3B		C FF 88 B FF 88 F CU 74 C SI 84 1-3 ① K	C FF 94 B SL 86 B SL 87 B FF 94 S FF 93 F FF 93 F SL 85 X FF 94 3-2 ② G5-3, 1-2 2-3		F FF 92 F FF 90 B FF 90 B SL 80 F SL 78 S CH 87 2-3 ③ K		5 0	1 0	1 0	0 0	0 0	2 0	4 0
25 Mike Lowell, R (1, 5) OBP: 0.294, SLG: 0.200	B FF 87 B FF 88 T CH 78 B C SI 84 X SI 80 3-2 ③ F9		B SI 83 X SI 83 1-0 ① F8		B SI 82 B CH 79 B SI 81 B SI 82 4-0 1B, BB	B FF 93 C FF 94 F CH 87 B FF 92 B FF 93 B FF 94 4-2 7 BB, BB				2	0	0	0	2	0	2
7 J.D. Drew, L (1, 9) OBP: 0.400, SLG: 0.737		B SI 83 F SI 83 X CH 79 1-1 1B, BLK, SF8, 1B	F FF 90 B FF 88 S CU 74 B CU 76 C SI 85 3-3 ② K		B SI 84 C SI 84 F CH 79 1 SAFE B FF 90 1 SAFE B CU 76 S CH 79 3-3 ② K	B FF 93 B CH 84 B FF 92 B FF 92 4-0 1-2 2-3 3-H BB				3	1	1	1	1	2	1
Jason Varitek, S (1, 2) OBP: 0.345, SLG: 0.556		1 SAFE B SI 81 1 SAFE F X SI 82 1-1 20 BB, 15 1B, 1-3 1B	C FF 90 F CU 74 F FF 89 F FF 89 X SI 81 0-2 ③ L7		B CH 79 C SI 83 B SI 84 X CH 79 2-1 1-2 1B	F FF 92 F FF 92 F FS 84 C SL 80 0-3 ③ K				4	0	2	0	0	1	3
Coco Crisp, S (1, 8) OBP: 0.238, SLG: 0.300		X FF 87 0-0 ① SF8 3-H		C SI 82 B CH 77 B CH 78 B SI 83 X SI 83 3-1 ① G1-3	C CH 82 B FF 95 C FF 95 X SL 87 1-2 ③ P6		B FF 91 C FF 91 B FS 83 B SL 80 F FF 90 X SL 79 3-2 23 G4-6-3, 1B			3	0	1	1	0	0	2
23 Julio Lugo, R (1, 6) OBP: 0.333, SLG: 0.280		B SI 81 B SI 83 F SI 83 X SI 83 2-1 ② F8		C SI 82 B CH 79 B CH 78 L SI 83 F FF 87 B X SI 83 3-2 E5, 15 1B, 20 SF8, 1B		C FF 92 S SL 85 X SL 84 0-2 20 2B, 1B	C FF 91 C FF 91 X SL 79 0-2 ①② G4-6-3, 1-2f			4	2	2	0	0	0	2
Inning Stats	R: 0 E: 0 K: 0 S: 10 H: 1 LOB: 2 BB: 1 P: 22	R: 1 E: 0 K: 0 S: 13 H: 3 LOB: 3 BB: 1 P: 23	R: 1 E: 1 K: 1 S: 12 H: 1 LOB: 0 BB: 0 P: 19	R: 1 E: 1 K: 0 S: 13 H: 2 LOB: 1 BB: 0 P: 25	R: 0 E: 0 K: 2 S: 11 H: 1 LOB: 2 BB: 1 P: 22	R: 2 E: 0 K: 2 S: 24 H: 2 LOB: 3 BB: 3 P: 41	R: 0 E: 0 K: 0 S: 10 H: 1 LOB: 0 BB: 0 P: 14	R: 0 E: 0 K: 1 S: 11 H: 1 LOB: 0 BB: 0 P: 17		1B: 10 2B: 1 3B: 1 HR: 0 SF: 2 SAC: 0 DP: 2 HBP: 0				WP: 0 PB: 0 SB: 0 CS: 0 PA: 40	

	AB	32
	R	5
	H	12
	RBI	4
	BB	6
	SO	6
	LOB	20

PITCHER		IP	WLS	BF	H	R	ER	SO	BB	IBB	HBP	BLK	WP	HR	S	P	ERA	WHIP
Kenny Rogers, L ERA: 3.38	(1, 1)	4.2	L	25	8	3	2	3	3	0	0	1	0	0	56	107	3.86	2.357
Jason Grilli, R ERA: 19.29	(5, 1)	1.0		8	2	2	2	1	3	0	0	0	0	0	23	41	18.00	5.000
45 Aquilino Lopez, R ERA:	(6, 1)	2.1		7	2	0	0	2	0	0	0	0	0	0	25	35	0.00	0.857

PITCHER	IP	WLS	BF	H	R	ER	SO	BB	IBB	HBP	BLK	WP	HR	S	P	ERA	WHIP

Detroit Tigers @ Boston Red Sox

Fenway Park, Boston, MA

Wed Apr 09 2008, 7:05 PM EDT

Att. 37,190 - Cloudy - 50 F

livebaseballscorecards.com

Batter	1	2	3	4	5	6	7	8	9	AB	R	H	RBI	BB	SO	LOB
Ivan Rodriguez, R (1, 2) OBP: 0.188, SLG: 0.226	C FF 94 X FC 90 0-1 G5-3		B SI 92 B FF 90 B FF 89 B FF 90 4-0 14 FC4-6 BB	C CU 77 B SI 92 F SI 91 B SI 92 F FC 89 F FF 92 B FF 93 X SI 90 3-2 G6-3			S FF 92 X SL 82 0-1 G6-3	1 SAFE B SI 88 F CH 83 X SI 89 1-1 14 HBP 1-2 1B		4	0	1	0	1	0	0
14 Placido Polanco, R (1, 4) OBP: 0.188, SLG: 0.103	B FF 94 B SI 92 B FF 92 C FF 92 B FF 91 4-1 BB		C CU 74 B SI 90 F SI 90 F FC 88 X FF 92 1-2 FC4-6 3 WP 1-2f		B FF 91 C SI 88 B FF 88 X SI 88 2-1 F9		B SL 83 C FF 92 B FF 93 X FF 94 2-1 G5-3	H SI 90 1-0 1-2 2-3 HBP		3	0	0	0	1	0	1
3 Gary Sheffield, R (1, 10) OBP: 0.440, SLG: 0.222	B FF 94 X FF 93 1-0 F7		B CU 76 B FC 89 F FC 89 S FF 93 X FF 94 2-2 F7 1-2		B B X 2-0 G6-3		B FF 94 C FF 95 B FS 87 S SL 84 B FF 95 B FF 96 4-2 30 S BB	B FC 81 C SL 80 C SL 80 X SL 81 1-2 G1-2-3 3-Hf		4	0	0	0	1	0	5
30 Magglio Ordonez, R (1, 9) OBP: 0.294, SLG: 0.333	B FF 94 X FF 93 1-0 F9			X SI 90 0-0 G6-3	X FC 89 0-0 24 FC6-4 1B		B FF 94 B FF 94 B FF 94 B FF 93 4-0 1-2 BB		S SI 89 F CH 79 B SI 91 F CH 80 X SI 89 1-2 G1-3	4	0	1	0	1	0	1
24 Miguel Cabrera, R (1, 5) OBP: 0.300, SLG: 0.250		X FF 92 0-0 9 G3 1B		B FF 92 B SI 90 B FC 86 C FF 90 B FC 86 4-1 9 BB 2B BB	F SI 91 1 SAFE F FC 88 X FF 92 0-2 FC6-4 1-2f		C SI 82 B FF 94 X FF 95 1-1 P4		B CH 80 B SI 89 B SI 88 C SI 86 F SI 88 S SI 89 3-3 K	4	1	1	0	1	1	3
9 Carlos Guillen, S (1, 3) OBP: 0.471, SLG: 0.667		C FF 92 F FF 91 F FC 88 F FF 92 F CU 76 F FC 89 X FF 90 0-2 G3 1-2		C CU 73 F FC 88 B FF 92 F CU 76 D CU 74 D FC 87 F FC 88 F FF 90 1 SAFE 4-2 D FC 87 2B 1-2 BB		X SI 88 0-0 G6-3		B FC 87 B SI 91 C SL 84 S CH 82 B SI 91 B CH 81 4-2 36 SH5-4 15 1B 1B BB	C CH 80 X 0-1 HR	3	3	1	1	2	0	1
Edgar Renteria, R (1, 6) OBP: 0.306, SLG: 0.324		S FF 92 S FC 87 X FC 88 0-2 G5-3		B SI 91 B FF 88 F FF 89 X FC 88 2-1 33 HR 1-H 2-H 2B		B SI 89 C SI 88 X SI 88 1-1 2B		C SI 91 X CH 82 0-1 36 SH5-4 15 1B 1-2 1B	B SI 88 S CH 81 B SL 78 B SI 89 B SI 88 4-1 36 1B BB	4	2	3	2	1	0	1
33 Marcus Thames, R (1, 7) OBP: 0.273, SLG: 0.500 36 Clete Thomas, L (8, PH) OBP: 0.500, SLG: 0.563 (8, 7)		C CU 75 D FF 92 X FF 91 1-1 G6-3		B FF 90 S CU 72 F FF 90 B CU 73 B CU 74 F SI 90 F FF 91 F FF 90 X CU 73 3-2 2-H HR		B FF 93 F FF 93 X FF 94 1-1 F8		X FC 87 0-0 SH5-4 1-2 2-3	B SI 88 C SL 78 B SI 88 X SI 88 2-1 1-2 1B	3 1	1 0	1 1	2 0	0 0	0 0	2 0
15 Brandon Inge, R (1, 8) OBP: 0.387, SLG: 0.577			B FF 91 C FC 87 F SI 90 X FC 90 1-2 G5-3	C SI 92 B CU 77 X FF 91 1-1 G6-3		C SL 83 S FF 94 S FF 95 0-3 K		B SI 91 X SI 90 1-0 14 HBP 3 G1-2-3 1B 2-H 3-H 1B	C CH 80 C SI 88 X CH 81 0-2 F8	5	0	1	2	0	1	3
Inning Stats	R: 0 E: 0 K: 0 S: 5 H: 0 LOB: 1 BB: 1 P: 11	R: 0 E: 0 K: 0 S: 13 H: 1 LOB: 1 BB: 0 P: 14	R: 0 E: 0 K: 0 S: 10 H: 0 LOB: 1 BB: 1 P: 18	R: 4 E: 0 K: 0 S: 22 H: 2 LOB: 0 BB: 2 P: 39	R: 0 E: 0 K: 0 S: 7 H: 1 LOB: 1 BB: 0 P: 11	R: 0 E: 0 K: 1 S: 8 H: 1 LOB: 1 BB: 0 P: 10	R: 0 E: 0 K: 0 S: 8 H: 0 LOB: 2 BB: 2 P: 19	R: 2 E: 0 K: 0 S: 11 H: 3 LOB: 2 BB: 1 P: 19	R: 1 E: 0 K: 1 S: 15 H: 2 LOB: 2 BB: 1 P: 25	1B: 6 2B: 2 3B: 0 HR: 2 SF: 0 SAC: 1 DP: 1 HBP: 1	WP: 1 PB: 0 SB: 1 CS: 0 PA: 45					

PITCHER		IP	WLS	BF	H	R	ER	SO	BB	IBB	HBP	BLK	WP	HR	S	P	ERA	WHIP
31 Jon Lester, L ERA: 4.5	(1, 1)	5.1	L	25	5	4	4	0	4	0	0	0	1	1	60	97	6.75	1.688
53 David Aardsma, R ERA: 2.08	(6, 1)	1.2		7	0	0	0	1	2	0	0	0	0	0	13	25	0.00	1.200
Bryan Corey, R ERA: 14.54	(8, 1)	0.1		4	2	2	2	0	1	0	0	0	0	0	6	11	54.00	9.000
Julian Tavarez, R ERA:	(8, 1)	0.2		3	1	0	0	0	0	0	1	0	0	0	5	8	0.00	1.500
48 Javier López, L ERA: 9.0	(9, 1)	1.0		6	2	1	1	1	1	0	0	0	0	1	15	25	9.00	3.000

PITCHER	IP	WLS	BF	H	R	ER	SO	BB	IBB	HBP	BLK	WP	HR	S	P	ERA	WHIP

TOP	
AB	35
R	7
H	10
RBI	7
BB	8
SO	2
LOB	17

Batter	1	2	3	4	5	6	7	8	9	AB	R	H	RBI	BB	SO	LOB
15 Dustin Pedroia, R (1, 4) OBP: 0.325, SLG: 0.306	B FF 91 B FF 92 C FF 92 S SL 83 B SL 84 B FF 92 4-2 20 FC6-4 BB	C SI 92 B SI 90 F SL 84 X SI 93 1-2 ②③ G6-4-3 1-2f		B FF 90 1 SAFE F SI 89 C SL 82 F SL 82 D SL 84 B SL 83 3-2 ③ CS 1-2	B SL 79 X FF 87 1-0 ① G6-3		B SL 79 C FF 93 F FS 85 X FS 86 1-2 ② G6-3		C FF 92 B SI 92 F CH 82 B FF 92 B SI 92 F SI 93 B SI 93 4-2 1-2 2-3 BB	3	0	0	0	2	0	4
20 Kevin Youkilis, R (1, 3) OBP: 0.417, SLG: 0.533 (3, 5)	B SI 92 S SI 92 B SI 92 1 SAFE B SL 84 X SI 93 3-1 ① FC6-4 34 CS 1-2f		C SI 90 X FF 91 0-1 E5 22 2B		B SI 88 C SI 88 S SL 81 F SI 88 F SL 80 F SL 84 F SI 90 F FF 90 X SL 85 1-2 ② G6-3		B SL 77 B SL 79 C FF 92 F FF 93 X FS 85 2-2 ③ L5		B FF 92 X SI 92 1-0 ③ P6	5	0	0	0	0	0	5
34 David Ortiz, L (1, 10) OBP: 0.250, SLG: 0.182	B SI 92 C SL 83 B FF 93 F FF 92 B SL 85 S SL 84 3-3 ②③ K 1-2		F SI 91 B CH 85 B FF 91 1 SAFE B SL 83 F FF 91 X SI 92 3-2 ① P4		C FF 90 B CH 84 T SI 90 X SL 81 1-2 ③ F7			C FF 96 F CU 83 B FF 96 F FF 95 F SL 89 F CU 84 F SI 89 F CU 82 X CU 83 1-2 ① G4-3		4	0	0	0	0	1	2
Manny Ramirez, R (1, 7) OBP: 0.308, SLG: 0.514		C SI 91 S SL 82 C SL 82 0-3 ① K	C SL 83 X FF 91 0-1 ② F8			F SI 87 C SI 87 F FF 89 B CH 82 B SL 84 B SI 88 X SI 90 3-2 1B		B SL 91 C FF 90 B SL 89 C FF 96 X FF 97 2-2 22 G4-6-3 1B		4	0	2	0	0	1	1
25 Mike Lowell, R (1, 5) OBP: 0.294, SLG: 0.200 22 Sean Casey, L (2, PH) OBP: 0.333, SLG: 0.444 (3, 3)		B SI 92 X SI 92 1-0 E 7 BB 2 BB 1B	B SI 92 X FF 90 1-0 1-3 2B			C SI 90 B SL 77 X SL 75 1-1 ① F8		F FF 95 X FF 96 0-1 ②③ G4-6-3 1-2f		0 4	0 1	0 2	0 0	0 0	0 0	0 2
7 J.D. Drew, L (1, 9) OBP: 0.417, SLG: 0.682		B SL 82 B SI 91 B SI 90 B SI 91 4-0 2 BB 23 1B E 1-2 BB	B SI 91 X SI 91 1-0 ③ G1-3			C SL 76 B SL 77 C SL 76 B SL 78 S SL 78 2-3 ② K			C SI 90 B CH 81 B FC 88 X FC 87 2-1 FC3-6 1B	3	1	1	0	1	1	3
Jason Varitek, S (1, 2) OBP: 0.333, SLG: 0.548		X SI 92 0-0 FC4 23 1B 2 BB 1-2 2-3		B SI 87 S SI 88 B SL 80 X SI 89 2-1 23 FC5-4 2B		B SI 91 C SI 91 B SI 92 B SI 92 X SI 91 3-1 ③ F8			C SI 92 X CU 72 0-1 ① FC3-6 2 FC5-4 1-2f	4	0	1	0	0	0	4
2 Jacoby Ellsbury, L (1, 8) OBP: 0.263, SLG: 0.353		S SL 85 B SL 84 B SI 92 B SL 83 S SI 93 B SL 85 4-2 23 1B 1-2 2-3 3-H BB	C SI 91 D SL 83 B SI 90 B SL 83 F SI 90 B SI 90 4-2 23 FC5-4 BB				C SL 78 C SL 78 B SL 78 B SI 92 X SL 78 2-2 ① F7		C CH 82 B SI 92 F FC 89 B FF 91 X FF 91 2-2 ② FC5-4 15 BB 13 1B 1-2f	2	0	0	1	2	0	1
23 Julio Lugo, R (1, 6) OBP: 0.367, SLG: 0.357 13 Alex Cora, L (9, PH) OBP: 1.000, SLG: 1.000		S SI 94 B SL 85 F SI 92 X SL 84 1-2 15 G6-4-3 1-2 2-3 3-H 1B		F SL 82 B SI 89 X SI 90 1-1 ①② FC5-4 15 CS 1-2 2-3			B FF 91 C FF 91 S SL 80 B FS 84 X FF 93 2-2 2B		X FC 88 0-0 15 BB 1-2 1B	3 1	0 0	2 1	1 0	0 0	0 0	2 0
Inning Stats	R: 0 E: 0 K: 1 S: 7 H: 0 LOB: 1 BB: 1 P: 17	R: 2 E: 1 K: 1 S: 13 H: 2 LOB: 2 BB: 2 P: 24	R: 0 E: 1 K: 0 S: 9 H: 1 LOB: 2 BB: 0 P: 14	R: 0 E: 0 K: 0 S: 9 H: 1 LOB: 0 BB: 1 P: 19	R: 0 E: 0 K: 0 S: 12 H: 0 LOB: 0 BB: 0 P: 15	R: 0 E: 0 K: 1 S: 11 H: 1 LOB: 1 BB: 0 P: 20	R: 0 E: 0 K: 0 S: 12 H: 1 LOB: 1 BB: 0 P: 19	R: 0 E: 0 K: 0 S: 13 H: 1 LOB: 0 BB: 0 P: 16	R: 0 E: 0 K: 0 S: 12 H: 2 LOB: 3 BB: 1 P: 21	1B: 6 2B: 4 3B: 0 HR: 0 SF: 0 SAC: 0 DP: 4 HBP: 0	WP: 0 PB: 0 SB: 0 CS: 2 PA: 39					

PITCHER		IP	WLS	BF	H	R	ER	SO	BB	IBB	HBP	BLK	WP	HR	S	P	ERA	WHIP
38 Jeremy Bonderman, R ERA: 3.97	(1, 1)	5.0	W	22	5	2	1	2	4	0	0	0	0	0	54	96	1.80	1.800
44 Bobby Seay, L ERA:	(6, 1)	1.1	H	4	0	0	0	1	0	0	0	0	0	0	10	18	0.00	0.000
Francis Beltran, R ERA: 3.38	(7, 1)	0.2	H	3	1	0	0	0	0	0	0	0	0	0	9	14	0.00	1.500
52 Denny Bautista, R ERA: 1.8	(8, 1)	1.0		3	1	0	0	0	0	0	0	0	0	0	13	16	0.00	1.000
59 Todd Jones, R ERA:	(9, 1)	1.0		6	2	0	0	0	1	0	0	0	0	0	12	21	0.00	3.000

PITCHER	IP	WLS	BF	H	R	ER	SO	BB	IBB	HBP	BLK	WP	HR	S	P	ERA	WHIP

BOTTOM

Detroit Tigers @ Boston Red Sox

Fenway Park, Boston, MA

Wed Apr 09 2008, 7:05 PM EDT
Att. 37,190 - Cloudy - 50 F

livebaseballscorecards.com

AB	33
R	2
H	9
RBI	2
BB	5
SO	3
LOB	24

Detroit Tigers @ Boston Red Sox

Fenway Park, Boston, MA

Thu Apr 10 2008, 7:05 PM EDT

Att. 37,612 - Clear - 67 F

TOP

livebaseballscorecards.com

Batter	1	2	3	4	5	6	7	8	9	AB	R	H	RBI	BB	SO	LOB
15 Brandon Inge, R (1, 8) OBP: 0.361, SLG: 0.533	C B C F X 1-2 G5-3 ①		S B X 1-1 G5-3 ①	B X 1-0 SF8 ② 1-2 2-H		C S F S 0-3 K ②		X CH 85 0-0 3 G6-3 14 1B 1-2 2-3 3-H 1B		4	0	1	2	0	1	1
14 Placido Polanco, R (1, 4) OBP: 0.243, SLG: 0.152	B M F B F B X 3-2 G5-3 ②		B B C B B 4-1 30 BB 3 HBP BB	C B B X 2-1 3 FC6-4 2-H 1B		B C X 1-1 G4-3 ③		B SI 91 X CH 84 1-0 3 G6-3 1-2 2-3 3-H 1B		4	0	2	2	1	0	1
3 Gary Sheffield, R (1, 10) OBP: 0.433, SLG: 0.190	B C B B F B 4-2 BB		F B B H 3-1 30 BB 1-2 HBP	C B C F X 1-2 FC6-4 ③ 1-2f			C CH 82 X CH 86 0-1 G6-3 ①	B SL 81 X SL 82 1-0 G6-3 ① ② 1-2f 2-3 3-H		3	0	0	0	1	0	3
30 Magglio Ordonez, R (1, 9) OBP: 0.308, SLG: 0.405	B F 1 SAFE C X 1-2 G5-3 ③		B B B B 4-0 1-2 2-3 BB	B B X 2-0 G5-3 ①			B CH 84 F FF 95 B FF 96 X CH 83 2-1 HR	F X FF 95 0-1 F8 ③		4	1	1	1	1	0	2
24 Miguel Cabrera, R (1, 5) OBP: 0.286, SLG: 0.276		F F B S 1-3 K ①	S F D F S 1-3 K ②	S S B X 1-2 2B			F FF 97 B CU 79 X FF 96 1-1 G5-3 ②		C FF 95 B FF 94 F FF 95 F FF 93 F FF 95 S FF 95 1-3 K ①	5	0	1	0	0	3	3
9 Carlos Guillen, S (1, 3) OBP: 0.462, SLG: 0.645		B B B C C B 4-2 E S BB	B S S D F X 2-2 P6 ③	B B C C 2-3 K ②			B FF 88 C FF 88 F FS 83 X FS 84 1-2 F9 ③		C FF 94 B FF 95 F FF 95 B FF 95 X FF 95 2-2 1B 2B	4	0	1	0	1	1	4
Edgar Renteria, R (1, 6) OBP: 0.293, SLG: 0.289		C F T 0-2 K ②		B C F S 1-3 K ①	B X 1-0 F8 ③			B SI 89 B SI 91 C SI 90 B SL 80 F SI 89 F SI 89 B SI 90 4-2 1B 15 1B BB	F FF 94 F FF 95 B FF 95 C FF 96 1-3 K ②	4	1	0	0	1	3	3
Ivan Rodriguez, R (1, 2) OBP: 0.297, SLG: 0.294		C B F F H 2-2 33 FC5-4 1-3 HBP		B B B C B 4-1 15 PB 33 1B 15 SF8 BB		X 0-0 1B		X FC 81 0-0 15 1B 33 S 14 1B 1-3 1B	C FF 96 X FF 96 0-1 33 FC6-4 2-3 1B	3	2	3	0	1	0	0
33 Marcus Thames, R (1, 7) OBP: 0.313, SLG: 0.429		S S B 1 SAFE X 1-2 FC5-4 ③ 1-2f		1 SAFE S C X 0-2 15 PB 14 1B 1-2 1B		C B X 1-1 P2 ①		F SI 92 S CH 84 F CH 84 D CH 85 B CH 83 D CH 84 B CH 82 4-2 14 1B 15 1B 3 G6-3 1-2 BB	B FF 96 S FF 96 X FF 95 1-1 FC6-4 ③ 1-2f	4	2	1	0	1	0	5
Inning Stats	R: 0 E: 0 K: 0 S: 13 H: 0 LOB: 1 BB: 1 P: 22	R: 0 E: 0 K: 2 S: 14 H: 0 LOB: 2 BB: 1 P: 22	R: 0 E: 0 K: 1 S: 12 H: 0 LOB: 3 BB: 2 P: 27	R: 2 E: 0 K: 1 S: 14 H: 2 LOB: 1 BB: 1 P: 23	R: 0 E: 0 K: 1 S: 8 H: 1 LOB: 1 BB: 0 P: 14	R: 0 E: 0 K: 1 S: 9 H: 1 LOB: 0 BB: 0 P: 11	R: 1 E: 0 K: 0 S: 9 H: 1 LOB: 0 BB: 0 P: 13	R: 3 E: 0 K: 0 S: 12 H: 3 LOB: 1 BB: 2 P: 22	R: 0 E: 0 K: 2 S: 15 H: 2 LOB: 2 BB: 0 P: 20	1B: 7 2B: 2 3B: 0 HR: 1 SF: 1 SAC: 0 DP: 1 HBP: 2							WP: 0 PB: 1 SB: 2 CS: 0 PA: 45

	AB	35
	R	6
	H	10
	RBI	5
	BB	7
	SO	8
	LOB	22

PITCHER		IP	WLS	BF	H	R	ER	SO	BB	IBB	HBP	BLK	WP	HR	S	P	ERA	WHIP
49 Tim Wakefield, R ERA: 3.27	(1, 1)	5.0	W	25	3	2	1	5	5	0	2	0	0	0	61	108	1.80	1.600
17 Manny Delcarmen, R ERA: 3.86	(6, 1)	1.2	H	7	2	1	1	1	0	0	0	0	0	1	15	20	5.40	1.200
37 Hideki Okajima, L ERA:	(7, 1)	0.1	H	1	0	0	0	0	0	0	0	0	0	0	3	4	0.00	0.000
Julian Tavarez, R ERA: 7.36	(8, 1)	0.2		6	3	3	3	0	2	0	0	0	0	0	10	20	40.50	7.500
58 Jonathan Papelbon, R ERA: 1.93	(8, 1)	1.1	S	6	2	0	0	2	0	0	0	0	0	0	17	22	0.00	1.500

PITCHER	IP	WLS	BF	H	R	ER	SO	BB	IBB	HBP	BLK	WP	HR	S	P	ERA	WHIP

BOTTOM

Batter	1	2	3	4	5	6	7	8	9	AB	R	H	RBI	BB	SO	LOB
23 Julio Lugo, R (1, 6) OBP: 0.343, SLG: 0.333	C B B X 2-1 34 G4-5-3 1B		C B C 2 SAFE C 1-3 ② K S B S B F B F X 3-2 ③ F9 1-2				B SL 82 S SI 92 B SI 93 C SI 91 S SI 83 2-3 ① K	B FF 91 B FF 90 B FF 88 C FF 88 X FF 89 3-1 ① G5-3		5	0	1	0	0	2	2
15 Dustin Pedroia, R (1, 4) OBP: 0.356, SLG: 0.325	C B S T F B S 2-3 ① K		X 0-0 ③ P3		C B B B C X 3-2 ① 1B		B SI 92 C SL 76 B SL 77 F SI 93 B SI 93 B SI 93 4-2 34 S 2B BB	F SI 89 F CH 80 X FF 92 0-2 2 BB 34 BB 20 2B 1B		4	2	2	0	1	1	2
34 David Ortiz, L (1, 10) OBP: 0.267, SLG: 0.167	B F X 1-1 ② ③ G4-5-3 1-2f			F B C B S 2-3 ① K B C S B C 2-3 ② K			C SI 95 B SI 93 B SI 84 B SI 84 B SI 84 4-1 1-2 2B BB	B FF 90 C CH 80 T SAFE B FF 90 B CH 80 B FF 91 4-1 1-2 2 BB 20 2B BB		3	2	0	0	2	2	1
Manny Ramirez, R (1, 7) OBP: 0.326, SLG: 0.525 2 Jacoby Ellsbury, L (7, PR) (8, 7) OBP: 0.300, SLG: 0.353		X 0-0 ① G4-3		C B S F B B B 4-2 20 BB 7 1B BB	X 0-0 ③ L7		F SI 94 B SI 95 B SI 94 C SI 94 B SI 84 F SI 95 F SI 94 F SI 94 X SI 94 3-2 BB 22 1B 1-H 2-H 2B	B CH 87 F CH 88 B CH 80 F SI 88 B CH 81 B CH 80 4-2 20 2B 7 SF8 1-2 2-3 BB		3 0	1 2	1 0	2 0	1 1	0 0	0 0
20 Kevin Youkilis, R (1, 5) OBP: 0.415, SLG: 0.529		B B C B X 3-1 ② F9		B B F B B 4-1 7 1B 1-2 2B BB		B F B F B X 3-2 ① F9	B FF 92 B FF 91 C FF 93 X FS 83 2-1 ② G5-3	F FF 90 S CH 81 B CH 82 X FF 91 1-2 1B 1-3 2-H 3-H 2B		4	2	1	2	1	0	1
7 J.D. Drew, L (1, 9) OBP: 0.483, SLG: 0.720		X 0-0 1B		B C C F B X 2-2 2B 22 G3 1-2 2-H 1B		B C S F X 1-2 BB 1B	I IN 79 I I I 4-0 BB 22 1B IBB	B SI 91 X SI 91 1-0 ② SF8 3-H		3	2	3	2	1	0	0
Coco Crisp, S (1, 8) OBP: 0.346, SLG: 0.391		S 1 SAFE B B B S S 3-3 ③ K		C B X 1-1 22 G3 1-3 2-H 1B 2B		B B B C B 4-1 1-2 BB	B FF 91 S FS 82 B FF 92 B FF 90 C FF 93 B FS 83 4-2 22 1B 1-2 2-3 BB	B CH 81 C CH 80 F FF 91 B FF 91 B CH 81 F FF 90 F FF 91 X FF 90 3-2 2-H 1B		3	1	2	2	2	1	1
22 Sean Casey, L (1, 3) OBP: 0.357, SLG: 0.500			B B B C X 3-1 2B C B F C 1-3 ① K	B B C F D X 3-2 ② G3 2-3 3-H B B X 2-0 23 WP 1B		F B B C F C 2-3 ② K	B FS 83 B FF 92 X FF 91 2-0 1-3 2-H 3-H 1B	B FF 90 B CH 80 C SI 90 F CH 79 S CH 81 2-3 ③ K		5	0	2	3	0	2	4
Kevin Cash, R (1, 2) OBP: 0.286, SLG: 0.429						C B C F B SI 94 F SI 94 B SI 94 F SI 94 F SL 84 3-2 X ③ G6-3	B SL 80 S FF 92 S FF 92 S FF 93 1-3 ③ K			4	0	1	1	0	2	6
Inning Stats	R: 0 E: 0 K: 1 S: 9 H: 1 LOB: 0 BB: 0 P: 14	R: 0 E: 0 K: 1 S: 7 H: 1 LOB: 1 BB: 0 P: 13	R: 0 E: 0 K: 2 S: 9 H: 1 LOB: 1 BB: 0 P: 14	R: 4 E: 0 K: 1 S: 22 H: 3 LOB: 1 BB: 2 P: 43	R: 0 E: 0 K: 1 S: 7 H: 1 LOB: 0 BB: 0 P: 12	R: 0 E: 0 K: 1 S: 19 H: 1 LOB: 2 BB: 1 P: 32	R: 4 E: 0 K: 2 S: 20 H: 2 LOB: 3 BB: 4 P: 46	R: 4 E: 0 K: 1 S: 20 H: 3 LOB: 1 BB: 2 P: 38		1B: 9 2B: 4 3B: 0 HR: 0	SF: 1 SAC: 0 DP: 1 HBP: 0					

PITCHER		IP	WLS	BF	H	R	ER	SO	BB	IBB	HBP	BLK	WP	HR	S	P	ERA	WHIP
29 Nate Robertson, L ERA: 7.84	(1, 1)	5.1	L	24	8	4	4	6	2	0	0	0	1	0	61	107	6.75	1.875
31 Zach Miner, R ERA: 9.0	(6, 1)	1.0		7	1	3	3	2	3	0	0	0	0	0	24	46	27.00	4.000
Francis Beltran, R ERA: 5.4	(7, 1)	0.2		5	1	1	1	1	1	1	0	0	0	0	8	21	13.50	3.000
Yorman Bazardo, R ERA: 24.0	(8, 1)	1.0		8	3	4	4	1	2	0	0	0	0	0	20	38	36.00	5.000

PITCHER	IP	WLS	BF	H	R	ER	SO	BB	IBB	HBP	BLK	WP	HR	S	P	ERA	WHIP

Detroit Tigers @ Boston Red Sox

Fenway Park, Boston, MA

Thu Apr 10 2008, 7:05 PM EDT

Att. 37,612 - Clear - 67 F

livebaseballscorecards.com

AB	34
R	12
H	13
RBI	12
BB	9
SO	10
LOB	17

Batter	1	2	3	4	5	6	7	8	9	AB	R	H	RBI	BB	SO	LOB
28 Melky Cabrera, S (1, 8) OBP: 0.344, SLG: 0.500	F FF 92 B FF 92 S CH 78 B CH 81 F CH 78 B FF 93 X FF 92 3-2 ① G6-3		B CH 79 X FF 93 2-0 ③ L6		C CU 74 B FF 90 F SI 91 X FF 92 1-2 ②③ L3 1-1		F FF 88 X FS 84 0-1 ② SF9 3-H		B FF 92 X FF 92 1-0 ① SH5-4 2-3	3	0	0	1	0	0	3
24 Robinson Canó, L (1, 4) OBP: 0.178, SLG: 0.182	B FF 92 C FF 93 B CH 78 F CH 80 C CU 76 2-3 ② K			X CH 78 0-0 ① G4-3		B C CU 75 X CH 77 1-1 ① F8	S FF 88 F FF 88 B CU 76 F FF 89 F FS 83 S FF 88 1-3 ③ K		B FF 92 X FS 84 1-0 ② G5-3	5	0	0	0	0	2	1
Bobby Abreu, L (1, 9) OBP: 0.366, SLG: 0.474	C FF 93 B FF 93 B FF 93 B CH 79 X FF 92 3-1 ③ F8			B FF 92 C CU 74 F FF 92 X CU 78 1-2 ② G4-3		C CU 74 C CH 80 X CU 77 0-2 ② G1-3		C SI 88 B SI 88 X SI 88 1-1 ① G3-1	B FC 93 B FF 93 X FF 93 2-0 3-H 1B	5	0	1	1	0	0	0
13 Alex Rodriguez, R (1, 5) OBP: 0.356, SLG: 0.548		C FF 92 C CU 77 F FF 92 B X CU 76 1-2 ① G3-1		C CU 76 X CH 80 0-1 ③ F8		B SI 91 C FF 92 B FF 92 C CU 76 X CU 78 2-2 55 2B 1B		B SI 88 S SL 79 X SI 88 1-1 55 FC5-4 1B	1 SAFE S SL 82 B FC 93 S FF 93 1 SAFE 1 SAFE F FF 94 X SL 83 1-2 ③ G5-3	5	0	2	0	0	0	1
55 Hideki Matsui, L (1, 7) OBP: 0.390, SLG: 0.553		C FF 93 B CH 79 B CH 79 B FF 93 C FF 93 X FF 92 3-2 20 G3 1B			B SI 90 B FF 92 B FF 92 C FF 91 F FF 93 F CH 77 B FF 92 4-2 20 BB 26 2B BB	1 SAFE B CU 72 X CU 73 1-0 1-3 2B		1 SAFE C SI 88 X SI 88 0-1 ② FC5-4 BB 20 1B 1-2f		3	1	2	0	1	0	1
20 Jorge Posada, S (1, 10) OBP: 0.333, SLG: 0.375		B SI 91 B CH 77 1 SAFE S CH 78 1 SAFE X SI 91 2-1 ② G3 1-2			B CU 73 1 SAFE B CH 76 F SI 91 B CU 74 D CH 78 4-1 26 2B 1-2 BB	B CU 75 C FF 92 S CH 77 X CU 76 1-2 ③ G4-3		B SI 88 B CH 80 X SI 88 2-0 BB 1-2 1B		3	0	1	0	1	0	3
Jason Giambi, L (1, 3) OBP: 0.310, SLG: 0.286		B FF 92 C FF 92 C FF 93 B CU 77 X CH 79 2-2 ③ F8			C CU 73 B B C FF 92 F CU 73 S FF 93 2-3 ① K		B FF 92 F SI 91 B FC 89 B C FC 89 X 3-2 HR	B SI 88 B SI 88 B SI 88 B SI 88 4-0 1-2 2-3 BB		3	1	1	1	1	1	3
26 José Molina, R (1, 2) OBP: 0.346, SLG: 0.577			B FF 92 C FF 91 X FF 91 1-1 ① G5-3		X SL 81 0-0 1-3 2-H 2B		X FF 92 0-0 12 SH1-4 28 SF9 2B	B FF 94 F FF 95 F FF 95 F FF 95 F FF 96 S FS 87 1-3 ③ K		4	1	2	1	0	1	3
12 Alberto Gonzalez, R (1, 6) OBP: 0.444, SLG: 0.625			C FF 93 C CU 78 S CU 78 0-3 ② K		B D CH 77 B FF 92 C FF 91 D CH 79 4-1 28 L3 BB		B FF 90 X FF 91 1-0 ① SH1-4 2-3		C FF 92 B B FF 93 F FF 93 X FF 95 2-2 28 SH5-4 1B 2B	2	1	1	0	1	1	0
Inning Stats	R: 0 H: 0 E: 0 LOB: 0 K: 1 BB: 0 S: 9 P: 17	R: 0 H: 1 E: 0 LOB: 1 K: 0 BB: 0 S: 12 P: 20	R: 0 H: 0 E: 0 LOB: 0 K: 1 BB: 0 S: 6 P: 9	R: 0 H: 0 E: 0 LOB: 0 K: 0 BB: 0 S: 6 P: 7	R: 1 H: 1 E: 0 LOB: 2 K: 1 BB: 3 S: 13 P: 28	R: 0 H: 2 E: 0 LOB: 2 K: 0 BB: 0 S: 12 P: 17	R: 2 H: 2 E: 0 LOB: 0 K: 1 BB: 0 S: 12 P: 17	R: 0 H: 2 E: 0 LOB: 3 K: 1 BB: 1 S: 13 P: 22	R: 1 H: 2 E: 0 LOB: 1 K: 0 BB: 0 S: 10 P: 17	1B: 5 SF: 1 2B: 5 SAC: 2 3B: 0 DP: 1 HR: 1 HBP: 0						

PITCHER		IP	WLS	BF	H	R	ER	SO	BB	IBB	HBP	BLK	WP	HR	S	P	ERA	WHIP
61 Clay Buchholz, R ERA: 3.27	(1, 1)	6.0		24	4	1	1	3	3	0	0	0	0	0	58	98	1.50	1.167
50 Mike Timlin, R ERA: 54.0	(7, 1)	0.1	L	3	2	2	2	0	0	0	0	0	0	1	5	9	54.00	6.000
37 Hideki Okajima, L ERA:	(7, 1)	0.2		2	0	0	0	1	0	0	0	0	0	0	7	8	0.00	0.000
48 Javier López, L ERA: 6.75	(8, 1)	0.2		5	2	0	0	0	1	0	0	0	0	0	7	15	0.00	4.500
53 David Aardsma, R ERA: 3.18	(8, 1)	1.1		6	2	1	1	1	0	0	0	0	0	0	16	24	6.75	1.500

PITCHER	IP	WLS	BF	H	R	ER	SO	BB	IBB	HBP	BLK	WP	HR	S	P	ERA	WHIP

TOP

New York Yankees @ Boston Red Sox

Fenway Park, Boston, MA

Fri Apr 11 2008, 7:05 PM EDT

Att. 37,624 - Rain - 49 F

livebaseballscorecards.com

AB	33
R	4
H	10
RBI	4
BB	4
SO	5
LOB	15

WP: 0 PA: 40
PB: 0
SB: 0
CS: 0

BOTTOM

Batter	1	2	3	4	5	6	7	8	9	AB	R	H	RBI	BB	SO	LOB
Coco Crisp, S (1, 8) OBP: 0.333, SLG: 0.370	F7			P4		P6			15 DI 1B	4	0	1	0	0	0	0
15 Dustin Pedroia, R (1, 4) OBP: 0.327, SLG: 0.295	F7			E5 34 G5-4-3			G5-3		L7 1-2	4	0	0	0	0	0	1
34 David Ortiz, L (1, 10) OBP: 0.250, SLG: 0.154	K			G5-4-3 1-2f			G3			3	0	0	0	0	1	1
Manny Ramirez, R (1, 7) OBP: 0.304, SLG: 0.488		K			F9		K			3	0	0	0	0	2	0
20 Kevin Youkilis, R (1, 5) OBP: 0.386, SLG: 0.486		F9			F9			L9		3	0	0	0	0	0	0
7 J.D. Drew, L (1, 9) OBP: 0.469, SLG: 0.786		G3			HR			F7		3	1	1	1	0	0	0
Jason Varitek, S (1, 2) OBP: 0.306, SLG: 0.500			G4-3		F8			F8		3	0	0	0	0	0	0
22 Sean Casey, L (1, 3) OBP: 0.294, SLG: 0.412			G4-3			F8			L8	3	0	0	0	0	0	0
23 Julio Lugo, R (1, 6) OBP: 0.316, SLG: 0.306			G5-3			G6-3			G6-3	3	0	0	0	0	0	0
Inning Stats	R: 0 E: 0 K: 1 S: 5 H: 0 LOB: 0 BB: 0 P: 8	R: 0 E: 0 K: 1 S: 10 H: 0 LOB: 0 BB: 0 P: 12	R: 0 E: 0 K: 0 S: 6 H: 0 LOB: 0 BB: 0 P: 10	R: 0 E: 1 K: 0 S: 6 H: 0 LOB: 0 BB: 0 P: 9	R: 1 E: 0 K: 0 S: 6 H: 1 LOB: 0 BB: 0 P: 10	R: 0 E: 0 K: 0 S: 5 H: 0 LOB: 0 BB: 0 P: 7	R: 0 E: 0 K: 1 S: 8 H: 0 LOB: 0 BB: 0 P: 14	R: 0 E: 0 K: 0 S: 6 H: 0 LOB: 0 BB: 0 P: 9	R: 0 E: 0 K: 0 S: 9 H: 1 LOB: 1 BB: 0 P: 14	1B: 1 2B: 0 3B: 0 HR: 1 SF: 0 SAC: 0 DP: 1 HBP: 0							

PITCHER	IP	WLS	BF	H	R	ER	SO	BB	IBB	HBP	BLK	WP	HR	S	P	ERA	WHIP
40 Chien-Ming Wang, R (1, 1) ERA: 1.23	9.0	W	29	2	1	1	3	0	0	0	0	0	1	61	93	1.00	0.222

PITCHER	IP	WLS	BF	H	R	ER	SO	BB	IBB	HBP	BLK	WP	HR	S	P	ERA	WHIP

New York Yankees @ Boston Red Sox

Fenway Park, Boston, MA

Fri Apr 11 2008, 7:05 PM EDT

Att. 37,624 - Rain - 49 F

livebaseballscorecards.com

AB	29
R	1
H	2
RBI	1
BB	0
SO	3
LOB	2

Batter	1	2	3	4	5	6	7	8	9	AB	R	H	RBI	BB	SO	LOB
18 Johnny Damon, L (1, 7) OBP: 0.283, SLG: 0.293	C B F X 1-2 F8 ①		C X 0-1 F7 ③			X FF 97 0-0 SH5-4 ① 1-2 2-3		B FF 88 X FF 88 1-0 L9 ②		3	0	0	0	0	0	1
28 Melky Cabrera, S (1, 8) OBP: 0.333, SLG: 0.467	C B C S 1-3 K ②			X FF 96 0-0 P5 ①		B FF 97 C CU 78 B SI 97 B FF 97 S FF 97 X FF 98 3-2 SF8 ② 2-3 3-H		B FF 88 B FF 87 B FF 88 B FF 88 4-0 1B BB		2	0	0	1	1	1	0
Bobby Abreu, L (1, 9) OBP: 0.356, SLG: 0.452	C S C 0-3 K ③			B FF 97 C FF 96 B SI 97 X FF 91 2-1 P6 ②		B CU 79 B CH 90 C FF 96 B FF 96 F SI 96 F SI 96 F FF 96 S SI 91 3-3 K ③ 3-H		X FF 88 0-0 1-2 1B		4	0	1	0	0	2	0
13 Alex Rodriguez, R (1, 5) OBP: 0.347, SLG: 0.511		F FF 97 B FF 97 C FF 96 X FF 97 1-2 G5-3 ①		X SI 97 0-0 G5-3 ③			B CU 78 B SI 96 B FF 95 B FF 96 4-0 G4-5-3 BB	F FF 97 S FS 90 S FF 98 0-3 K ③		3	0	0	0	1	1	2
Jason Giambi, L (1, 3) OBP: 0.273, SLG: 0.240		S FF 96 B FF 98 X FF 97 1-1 F8 ②			C FF 95 B CU 77 X CU 76 1-1 F9 ①		C FF 95 B SI 95 B FF 96 1 SAFE X CH 89 2-1 G4-5-3 ①② 1-2f		C FF 96 C FF 96 B FF 96 B FF 97 S FF 97 2-3 K ①	4	0	0	0	0	1	1
20 Jorge Posada, S (1, 10) OBP: 0.323, SLG: 0.357		B CU 76 C FF 96 X SI 97 1-1 F7 ③			F CH 90 C CU 78 F FF 97 S FF 92 0-3 K ②		C FA 91 B CH 90 B FF 91 F CH 90 B CU 78 X SI 97 3-2 24 WP 24 2B 1B		C FF 97 S FS 91 F FF 96 B FF 96 B FS 91 F FS 92 F FF 97 S FF 97 2-3 K ②	4	1	1	0	0	2	0
24 Robinson Canó, L (1, 4) OBP: 0.204, SLG: 0.229			B FF 96 B FF 96 C FF 96 X FF 96 2-1 12 G3-1 26 G5-3 1B		B FF 96 C FF 96 F FF 97 C FF 96 1-3 K ③		B FF 96 B CU 77 X FF 97 2-0 1-H 2B		B FF 96 S FS 90 B FF 96 F FF 96 B FS 90 F FS 89 F FF 96 F FF 97 F FF 98 3-2 X FS 80 G4-3 ③	4	0	2	1	0	1	0
26 José Molina, R (1, 2) OBP: 0.345, SLG: 0.552			X SI 96 0-0 G5-3 ① 1-2			B FF 96 C FF 96 X FF 96 1-1 18 SH5-4 12 1B 28 SF8 1B	B FF 94 F CH 82 F FF 96 S FF 96 1-3 K ③			3	1	1	0	0	1	2
12 Alberto Gonzalez, R (1, 6) OBP: 0.417, SLG: 0.545			B X FF 96 1-0 G3-1 ② 2-3			F FF 95 C CU 76 D CU 78 B FF 97 B SI 97 1 SAFE X FF 96 3-2 28 SF8 18 SH5-4 WP 1B 1-2		C FF 88 X FS 84 0-1 G6-3 ①		3	1	1	0	0	0	1

Inning Stats																																	
	R: 0	E: 0	K: 2	S: 9	H: 0	LOB: 0	BB: 0	P: 11	R: 0	E: 0	K: 0	S: 7	H: 0	LOB: 0	BB: 0	P: 10	R: 0	E: 0	K: 0	S: 6	H: 1	LOB: 1	BB: 0	P: 9	R: 0	E: 0	K: 0	S: 4	H: 0	LOB: 0	BB: 0	P: 6	R: 0	E: 0	K: 2	S: 9	H: 0	LOB: 0	BB: 0	P: 11
	R: 2	E: 0	K: 1	S: 14	H: 2	LOB: 0	BB: 0	P: 24	R: 1	E: 0	K: 1	S: 9	H: 2	LOB: 1	BB: 1	P: 21	R: 0	E: 0	K: 1	S: 7	H: 1	LOB: 2	BB: 1	P: 12	R: 0	E: 0	K: 2	S: 16	H: 0	LOB: 0	BB: 0	P: 23	1B: 5	2B: 1	3B: 0	HR: 0	SF: 1	SAC: 1	DP: 1	HBP: 0	WP: 2	PB: 0	SB: 0	CS: 0	PA: 34

PITCHER		IP	WLS	BF	H	R	ER	SO	BB	IBB	HBP	BLK	WP	HR	S	P	ERA	WHIP
19 Josh Beckett, R ERA: 6.35	(1, 1)	6.2	W	25	5	3	3	5	1	0	0	0	2	0	55	88	4.05	0.900
17 Manny Delcarmen, R ERA: 3.68	(7, 1)	0.1	H	1	0	0	0	1	0	0	0	0	0	0	3	4	0.00	0.000
37 Hideki Okajima, L ERA:	(8, 1)	0.2	H	4	1	0	0	0	1	0	0	0	0	0	4	9	0.00	3.000
58 Jonathan Papelbon, R ERA: 1.5	(8, 1)	1.1	S	4	0	0	0	3	0	0	0	0	0	0	19	26	0.00	0.000

PITCHER	IP	WLS	BF	H	R	ER	SO	BB	IBB	HBP	BLK	WP	HR	S	P	ERA	WHIP

TOP

New York Yankees @ Boston Red Sox

Fenway Park, Boston, MA

Sat Apr 12 2008, 3:55 PM EDT
Att. 37,461 - Partly Cloudy - 57 F

livebaseballscorecards.com

AB	30
R	3
H	6
RBI	2
BB	2
SO	9
LOB	7

BOTTOM

New York Yankees @ Boston Red Sox

Fenway Park, Boston, MA

Sat Apr 12 2008, 3:55 PM EDT
Att. 37,461 - Partly Cloudy - 57 F

livebaseballscorecards.com

Batter	1	2	3	4	5	6	7	8	9	AB	R	H	RBI	BB	SO	LOB
2 Jacoby Ellsbury, L (1, 8) (9, 7) OBP: 0.375, SLG: 0.400	C B C F B X 2-2 34 G1-6-3 15 S 1B	X KC 71 0-0 ③ F8				B FF 86 C CH 72 B FF 86 X SI 88 2-1 15 2B 2B 1B	C SL 92 F FF 97 B FF 96 B FF 96 F SL 92 B SL 88 B SL 89 4-2 1-2 BB			3	1	2	0	1	0	0
15 Dustin Pedroia, R (1, 4) OBP: 0.340, SLG: 0.333	C 1 SAFE C F X 0-2 34 G1-6-3 1-2 1B			C FC 79 X SL 77 0-1 ① G3-1		X SI 88 0-0 1-3 2B 2B	B FF 96 S FF 96 B FF 96 X FF 96 2-1 ③ P4			4	1	2	0	0	0	2
34 David Ortiz, L (1, 10) OBP: 0.231, SLG: 0.140	B B C B X 3-1 ① ② G1-6-3 1-2f 2-3			B CH 70 X SL 78 1-0 ② L9		C SI 87 C FF 86 B SI 88 T SL 77 1-2 ② K		X FF 92 0-0 ① P5		4	0	0	0	0	1	4
Manny Ramirez, R (1, 7) OBP: 0.320, SLG: 0.574 Coco Crisp, S (9, 8) OBP: 0.333, SLG: 0.370	B F B C F X 2-2 ③ P4			B FC 82 B FC 82 C SI 88 C SI 86 F FF 87 X FC 79 2-2 HR		X SI 88 0-0 20 1B 2-H 3-H 2B		C SL 87 S SL 88 F FF 92 X FF 93 0-2 ② G6-3		4 0	2 0	2 0	3 0	0 0	0 0	1 0
20 Kevin Youkilis, R (1, 5) OBP: 0.396, SLG: 0.488		C SI 85 X SI 86 0-1 7 G4-6-3 1B		B SI 85 C KC 70 X FC 82 1-1 ③ G5-3		C SL 87 F FF 94 X FF 97 0-2 2-H 1B		X FF 93 0-0 ③ L5		4	0	2	1	0	0	0
7 J.D. Drew, L (1, 9) OBP: 0.429, SLG: 0.710		C SI 86 X SL 76 0-1 ① ② G4-6-3 1-2f			C CH 69 F FF 85 X SI 87 0-2 ① F7	X SL 90 0-0 ③ P6				3	0	0	0	0	0	2
Jason Varitek, S (1, 2) OBP: 0.308, SLG: 0.486		B SI 83 C KC 69 B SI 85 B KC 69 X SI 85 3-1 ③ 1B			C KC 68 X FF 86 0-1 ② G3		C FF 94 X FF 91 0-1 ① G3			3	0	1	0	0	0	0
22 Sean Casey, L (1, 3) OBP: 0.300, SLG: 0.368			C SI 84 X KC 70 0-1 ① F7		C FF 84 X SL 78 0-1 ③ F8		B FF 95 F FF 94 B SL 90 B FF 95 B FF 94 4-1 2 BB BB			2	0	0	0	1	0	0
23 Julio Lugo, R (1, 6) OBP: 0.293, SLG: 0.282			C KC 67 X SI 85 0-1 ② G6-3			F SI 85 B SI 86 B FC 80 B SI 86 C FF 86 X KC 69 3-2 ① G6-3	F FF 95 S SL 92 S SL 89 0-3 ② K			3	0	0	0	0	1	1
Inning Stats	R: 0 E: 0 K: 0 S: 14 H: 2 LOB: 1 BB: 0 P: 21	R: 0 E: 0 K: 0 S: 6 H: 2 LOB: 1 BB: 0 P: 9	R: 0 E: 0 K: 0 S: 5 H: 0 LOB: 0 BB: 0 P: 5	R: 1 E: 0 K: 0 S: 9 H: 1 LOB: 0 BB: 0 P: 13	R: 0 E: 0 K: 0 S: 7 H: 0 LOB: 0 BB: 0 P: 7	R: 3 E: 0 K: 1 S: 14 H: 4 LOB: 1 BB: 0 P: 20	R: 0 E: 0 K: 1 S: 11 H: 0 LOB: 2 BB: 2 P: 21	R: 0 E: 0 K: 0 S: 6 H: 0 LOB: 0 BB: 0 P: 6		1B: 6 2B: 2 3B: 0 HR: 1	SF: 0 SAC: 0 DP: 2 HBP: 0					

	AB	30
	R	4
	H	9
	RBI	4
	BB	2
	SO	2
	LOB	10

WP: 0 PB: 0 SB: 1 CS: 0 PA: 32

PITCHER		IP	WLS	BF	H	R	ER	SO	BB	IBB	HBP	BLK	WP	HR	S	P	ERA	WHIP
35 Mike Mussina, R ERA: 4.15	(1, 1)	5.2	L	22	8	4	4	1	0	0	0	0	0	1	51	71	6.35	1.412
33 Brian Bruney, R ERA:	(6, 1)	1.1		7	1	0	0	1	2	0	0	0	0	0	15	25	0.00	2.250
LaTroy Hawkins, R ERA: 12.6	(8, 1)	1.0		3	0	0	0	0	0	0	0	0	0	0	6	6	0.00	0.000

PITCHER		IP	WLS	BF	H	R	ER	SO	BB	IBB	HBP	BLK	WP	HR	S	P	ERA	WHIP

Batter	1	2	3	4	5	6	7	8	9	AB	R	H	RBI	BB	SO	LOB
18 Johnny Damon, L (1, 8) OBP: 0.314, SLG: 0.286 Kyle Farnsworth, R (8, 1)	B FF 90 B SI 88 C FF 90 B FC 88 B FF 91 4-1 S BB		B FF 92 F FF 91 F FF 92 B SL 80 B FF 93 B FF 92 4-2 24 S 2B BB	B FS 82 B FF 91 T FF 92 X FC 88 2-1 ② SF7 1-2 3-H		F FF 93 B FF 93 S FF 94 B FF 94 B FF 94 B FF 94 4-2 24 G3 1-2 BB		C SI 87 X SI 86 0-1 ①② G4-3 1-2f 2-3		1 0	1 0	0 0	1 0	3 0	0 0	2 0
24 Robinson Canó, L (1, 4) OBP: 0.185, SLG: 0.208	B SL 78 C FC 87 F FF 91 X FS 84 1-2 ① F8		C FC 87 B FF 92 B FF 90 B FF 90 S FF 92 F FF 92 X FF 92 3-2 ② P5 1-2	B FS 81 F FC 86 X FS 83 1-1 ③ P6		B FF 94 C FF 93 B FS 84 F FF 94 B FF 94 X FF 95 3-2 ② G3 1-2 2-3		B SI 86 F SL 78 F SI 88 F SI 89 F CU 76 B SI 90 B CU 76 X SL 77 3-2 ③ G4-3		5	0	0	0	0	0	7
Bobby Abreu, L (1, 9) OBP: 0.360, SLG: 0.457	B SL 78 B FF 91 B FF 92 B FF 91 4-0 13 G5-4-3 1-2 BB		B FF 92 C FF 92 B FS 83 C FF 93 X FF 93 2-2 2-H 2B		B FF 90 B CU 77 C FC 85 F FF 90 F FS 83 C SL 81 2-3 ① K	B FF 94 B FF 93 X FF 94 2-0 ③ F7			C SI 88 C CU 75 F CU 77 B SI 91 B SI 88 X SL 78 2-2 ① G6-3	4	0	1	1	1	1	2
13 Alex Rodriguez, R (1, 5) OBP: 0.315, SLG: 0.460	X FC 87 0-0 ②③ G5-4-3 1-2f		C SL 82 B SL 80 X SI 90 1-1 ③ P3		F FF 91 C FF 91 B FF 91 B FF 92 B FC 87 X FC 87 3-2 ② G5-3		B FF 94 F FF 93 B FS 84 F FF 93 X FF 94 2-2 ① F9		B FF 96 B FF 92 C FF 95 S FF 96 S FF 94 2-3 ② K	5	0	0	0	0	1	3
55 Hideki Matsui, L (1, 7) OBP: 0.413, SLG: 0.561		B FF 91 C FF 91 C SL 79 B FC 89 B SL 80 F FC 89 D SL 80 4-2 26 FC5-4 BB		X FF 90 0-0 26 2B 2B	B FF 91 B SL 79 B FF 92 B FF 91 4-0 20 1B BB		F FF 92 B FF 94 F FF 93 X FF 93 1-2 ② F8		C FF 95 B CH 84 C FF 94 F CU 75 B FF 95 F FF 94 B FF 94 F FF 93 X FF 94 3-2 ③ G4-3	3	1	1	0	2	0	0
20 Jorge Posada, S (1, 10) OBP: 0.314, SLG: 0.344 (8, 2)		C SL 79 B FS 82 D SL 81 B FF 91 C FF 91 X FF 91 3-2 ① P2		F S FS 81 F SL 81 F FC 86 B FF 91 B FS 83 S SL 80 2-3 ① K	C SL 78 S SL 78 B FF 92 X SL 78 1-2 1-2 1B		C FF 93 X FS 85 0-1 ③ G4-3			4	0	1	0	0	1	2
Jason Giambi, L (1, 3) OBP: 0.297, SLG: 0.357		F FF 93 B FF 92 F FF 91 B FF 92 F SL 81 X FF 91 2-2 ② F7		C FC 87 D SL 78 B FF 91 B FC 87 B FC 88 4-1 26 2B 12 1B BB	B FF 92 F FF 91 F SL 80 X FF 92 1-2 ③ L8			B FF 92 F FF 92 B FC 91 X FC 90 2-1 HR		3	2	1	1	1	0	3
26 José Molina, R (1, 2) OBP: 0.364, SLG: 0.576 14 Wilson Betemit, S (8, PR) OBP: 0.214, SLG: 0.154 (8, 6)		B FF 90 X 1-0 ③ FC5-4 1-2f		F FF 90 X FC 88 0-1 12 1B 18 SF7 1-3 2-H 2B		C SL 82 B FF 92 C FF 94 F FS 85 X FF 93 1-2 ① G5-3		S FC 91 F SI 92 F SI 92 B FF 93 X SI 92 1-2 18 G4-3 28 1B 1B		4 0	1 0	2 0	1 0	0 0	0 0	1 0
12 Alberto Gonzalez, R (1, 6) OBP: 0.467, SLG: 0.538 28 Melky Cabrera, S (8, PH) OBP: 0.351, SLG: 0.484 (8, 8)			F FF 91 B SL 80 B FC 87 X FC 87 2-1 ① P6	C FC 86 B FF 91 F SL 79 B FF 93 F FF 92 F FF 92 F SL 81 F FC 87 B FF 92 3-2 X FF 92 18 WP 2-3 3-H 1B		B FF 92 B FF 93 B FS 90 C FF 91 B FF 92 4-1 24 G3 18 BB BB		C FC 90 X SI 91 0-1 18 G4-3 1-2 1B		2 1	0 0	1 1	1 0	1 0	0 0	0 0
Inning Stats	R: 0 E: 0 K: 0 S: 5 H: 0 LOB: 1 BB: 2 P: 14	R: 0 E: 0 K: 0 S: 11 H: 0 LOB: 1 BB: 1 P: 21	R: 1 E: 0 K: 0 S: 13 H: 1 LOB: 1 BB: 1 P: 25	R: 3 E: 0 K: 1 S: 20 H: 3 LOB: 1 BB: 1 P: 32	R: 0 E: 0 K: 1 S: 13 H: 1 LOB: 1 BB: 1 P: 24	R: 0 E: 0 K: 0 S: 11 H: 0 LOB: 2 BB: 2 P: 25	R: 0 E: 0 K: 0 S: 8 H: 0 LOB: 0 BB: 0 P: 11	R: 1 E: 0 K: 0 S: 15 H: 3 LOB: 2 BB: 0 P: 21	R: 0 E: 0 K: 1 S: 13 H: 0 LOB: 0 BB: 0 P: 20	1B: 4 2B: 3 3B: 0 HR: 1 SF: 1 SAC: 0 DP: 2 HBP: 0						

TOP

New York Yankees @ Boston Red Sox

Fenway Park, Boston, MA

Sun Apr 13 2008, 8:05 PM EDT
Att. 37,876 - Partly Cloudy - 46 F

livebaseballscorecards.com

AB	32
R	5
H	8
RBI	5
BB	8
SO	3
LOB	20

WP: 1 PA: 41
PB: 0
SB: 2
CS: 0

PITCHER		IP	WLS	BF	H	R	ER	SO	BB	IBB	HBP	BLK	WP	HR	S	P	ERA	WHIP
18 Daisuke Matsuzaka, R ERA: 2.7	(1, 1)	5.0	W	25	5	4	4	2	6	0	0	0	1	0	62	116	7.20	2.200
53 David Aardsma, R ERA: 2.35	(6, 1)	2.0	H	8	0	0	0	0	2	0	0	0	0	0	19	36	0.00	1.000
50 Mike Timlin, R ERA: 81.0	(8, 1)	0.0		3	3	1	1	0	0	0	0	0	0	1	8	11	∞	∞
48 Javier López, L ERA: 4.5	(8, 1)	1.1	H	3	0	0	0	0	0	0	0	0	0	0	11	16	0.00	0.000
17 Manny Delcarmen, R ERA: 3.38	(9, 1)	0.2		2	0	0	0	1	0	0	0	0	0	0	9	14	0.00	0.000

PITCHER		IP	WLS	BF	H	R	ER	SO	BB	IBB	HBP	BLK	WP	HR	S	P	ERA	WHIP

BOTTOM

New York Yankees @ Boston Red Sox

Fenway Park, Boston, MA

Sun Apr 13 2008, 8:05 PM EDT
Att. 37,876 - Partly Cloudy - 46 F

livebaseballscorecards.com

Batter	1	2	3	4	5	6	7	8	9	AB	R	H	RBI	BB	SO	LOB
2 Jacoby Ellsbury, L (1, 7) OBP: 0.379, SLG: 0.391	B FF 92 C FF 93 B FF 93 B FF 93 F FF 92 F FF 94 B FF 92 4-2 15 E 15 S 1B BB	X FF 91 0-0 ② P6	F X 0-1 15 FC6-4 1-2 3-H 1B		B SI 94 B SL 84 C SI 94 X FF 94 2-1 ③ G4-3			B B X 2-0 ② SF8 3-H		3	1	1	2	1	0	1
15 Dustin Pedroia, R (1, 4) OBP: 0.345, SLG: 0.340	C FF 92 ① 1 SAFE 1 SAFE B FC 86 B FF 92 F FF 93 D KC 75 F FF 93 C KC 72 3-3 K 1-3	C KC 71 C KC 72 S FF 93 0-3 ③ K	X SI 94 0-0 ③ FC6-4 1-2f			C SL 88 X SL 86 0-1 ① 1B		C S X 0-2 7 S 1B		5	0	2	0	0	2	4
7 J.D. Drew, L (1, 9) OBP: 0.425, SLG: 0.647	B FF 92 B KC 72 B FF 92 B FF 93 4-0 1B 20 SF8 BB		B KC 70 S FF 90 B CH 80 B CH 81 B FF 92 4-1 1B 20 1B BB	B SI 94 S FF 94 F FF 94 B SL 84 S SL 85 2-3 ① K		B FF 91 X CH 85 1-0 ② G4-3		B C SI 92 X SL 87 1-1 ③ F7 1-2		3	2	0	0	2	1	1
Manny Ramirez, R (1, 10) OBP: 0.352, SLG: 0.580	S FF 93 B FF 92 C FF 94 B FF 92 B FF 92 F FF 92 X KC 74 3-2 22 2B PB 1-3 3-H 1B		B KC 71 S FF 92 B FF 91 C FF 92 B FF 92 1 SAFE X FF 92 3-2 20 1B 22 1B 1-2 1B	B SL 84 S SI 94 B SL 85 F SI 94 B SL 83 B SI 95 4-2 22 BB 20 1B BB		B FF 93 B FF 94 B FF 95 C FF 94 C FF 94 F FF 94 C FF 94 3-3 ③ K			3	2	2	1	1	1	0
20 Kevin Youkilis, R (1, 5) OBP: 0.404, SLG: 0.500	B KC 73 X FF 94 1-0 ② SF8 3-H		C KC 71 X FF 92 0-1 G3 22 1B 23 WP 1-2 2-H 1B	C SI 96 X SI 95 0-1 22 BB 1-2 1B			C FF 90 X SL 86 0-1 ① G5-3			3	1	2	2	0	0	0
22 Sean Casey, L (1, 3) OBP: 0.375, SLG: 0.455	C FF 92 F KC 73 B FF 92 B FF 92 X FF 92 2-2 PB 1-3 2B		B CH 79 X FF 92 1-0 23 WP G3 2 1B 1-2 2-H 1B	C SI 95 F SI 95 D SL 85 B SI 96 B SL 85 B SI 95 4-2 G4-3 1-2 2-3 BB			C FF 91 B FF 91 X CH 87 1-1 ② G3			3	1	2	1	1	0	0
Jason Varitek, S (1, 2) OBP: 0.279, SLG: 0.439	C FF 93 C FF 92 B FF 92 F CH 80 F FF 92 B KC 73 C KC 72 2-3 ③ K 2-3 3-H		X 0-0 ① F7	X 0-0 ②③ G4-3 1-2f			X FF 91 0-0 ③ F9			4	0	0	0	0	1	6
Coco Crisp, S (1, 8) OBP: 0.353, SLG: 0.387		B FF 91 X FF 91 1-0 23 G5-3 23 S 1B	B F B C F X 2-2 ② G3 1-2 2-3		L SI 94 F SL 84 F SI 96 B FF 95 B SL 84 B SL 84 X SI 94 3-2 ① G3			X 0-0 23 F9 23 S 2 SF8 1B		4	1	2	0	0	0	2
23 Julio Lugo, R (1, 6) OBP: 0.289, SLG: 0.262		P PO 85 1 SAFE B FF 90 C FF 90 L FF 91 X KC 72 2-2 ① G5-3 1-3	B B C S B B 4-2 2 1B 2-3 3-H BB		B SL 83 X SI 94 1-0 ② G6-3			1 SAFE 1 SAFE C X 0-1 ① F9 1-3		3	0	0	0	1	0	2
Inning Stats	R: 3 H: 2 E: 0 LOB: 1 K: 2 BB: 2 S: 20 P: 39	R: 0 H: 1 E: 0 LOB: 1 K: 1 BB: 0 S: 9 P: 11	R: 4 H: 4 E: 0 LOB: 2 K: 0 BB: 2 S: 17 P: 31	R: 0 H: 1 E: 0 LOB: 2 K: 1 BB: 2 S: 10 P: 20	R: 0 H: 0 E: 0 LOB: 0 K: 0 BB: 0 S: 7 P: 13	R: 0 H: 1 E: 0 LOB: 0 K: 1 BB: 0 S: 7 P: 11	R: 0 H: 0 E: 0 LOB: 0 K: 0 BB: 0 S: 5 P: 6	R: 1 H: 2 E: 0 LOB: 1 K: 0 BB: 0 S: 9 P: 12		1B: 10 SF: 2 2B: 1 SAC: 0 3B: 0 DP: 1 HR: 0 HBP: 0						

	AB	31
	R	8
	H	11
	RBI	6
	BB	6
	SO	5
	LOB	16

		WP: 1	PA: 39
		PB: 1	
		SB: 4	
		CS: 0	

PITCHER		IP	WLS	BF	H	R	ER	SO	BB	IBB	HBP	BLK	WP	HR	S	P	ERA	WHIP
34 Phil Hughes, R ERA: 9.0	(1, 1)	2.0	L	15	6	7	6	3	3	0	0	0	0	0	36	65	27.00	4.500
39 Ross Ohlendorf, R ERA: 2.7	(3, 1)	3.0		13	2	0	0	1	3	0	0	0	1	0	27	49	0.00	1.667
LaTroy Hawkins, R ERA: 9.0	(6, 1)	2.0		6	1	0	0	1	0	0	0	0	0	0	12	17	0.00	0.500
Kyle Farnsworth, R ERA: 5.68	(8, 1)	1.0		5	2	1	1	0	0	0	0	0	0	0	9	12	9.00	2.000

PITCHER		IP	WLS	BF	H	R	ER	SO	BB	IBB	HBP	BLK	WP	HR	S	P	ERA	WHIP

Batter	1	2	3	4	5	6	7	8	9	AB	R	H	RBI	BB	SO	LOB
Coco Crisp, S (1, 8) OBP: 0.368, SLG: 0.400	X SI 90 0-0 ① B2-3	C SI 90 B CH 79 B FC 86 F SI 92 X FC 86 2-2 1B			C CU 75 F FC 83 X SI 90 0-2 ① F7		X SI 90 0-0 E2 15 1B 1-3 1B		B CH 81 X CH 81 1-0 ① SH5-4 2-3	4	0	2	0	0	0	0
15 Dustin Pedroia, R (1, 4) OBP: 0.349, SLG: 0.339	C SI 92 F SI 92 B CH 82 F CU 82 F FS 82 B SI 92 B SI 93 B SI 93 4-2 34 1B 20 2B BB	1 SAFE X SI 90 0-0 ③ G6-3			C CU 78 X CU 80 0-1 ② G5-3		B SI 89 F SI 90 B SI 90 F SI 89 X SI 90 2-2 1-2 3-H 1B		C CH 82 B FF 83 X CH 82 1-1 ② SF7 3-H	3	1	1	2	1	0	1
34 David Ortiz, L (1, 10) OBP: 0.246, SLG: 0.167 2 Jacoby Ellsbury, L (9, PR) OBP: 0.379, SLG: 0.391 (9, 10)	B SI 91 F SI 90 B SI 93 C SI 92 F FC 87 X SI 93 2-2 20 2B 1-2 1B	B SI 90 C CH 78 B FC 86 B SI 90 X SI 91 3-1 ① F8			S SI 90 S SI 91 S SI 92 0-3 ③ K		C FF 92 S CH 84 F FF 92 B FF 91 B FF 92 B FF 92 S FF 92 3-3 ② K		B FF 83 C FF 83 X FF 83 1-1 HR 1B	5 0	0 1	2 0	0 0	0 0	2 0	2 0
Manny Ramirez, R (1, 7) OBP: 0.356, SLG: 0.618	B SI 92 C CU 80 F SI 92 F SI 92 D FS 82 B CH 82 C CU 80 3-3 ② K	C SI 91 S SI 91 B SI 90 B SI 92 X SI 93 2-2 ② L9				C B CU 80 C CU 79 X SI 91 1-2 7 G4-3-6-4 20 HBP 1B	C FF 92 F FF 92 C FF 92 0-3 ③ K		1 SAFE X CH 82 0-0 1-H HR	5	1	2	2	0	2	4
20 Kevin Youkilis, R (1, 5) OBP: 0.439, SLG: 0.625	C SI 92 X SI 92 0-1 1-3 2-H 2B	X SI 92 0-0 ③ F8				B SI 89 F SI 90 C CU 80 H SI 89 2-2 7 G4-3-6-4 1-2 HBP		B FF 91 B FF 91 X FF 89 2-0 HR	C CH 81 X SL 75 0-1 2B	4	1	3	2	0	0	0
7 J.D. Drew, L (1, 9) OBP: 0.400, SLG: 0.579	B SI 92 B SI 92 B SI 92 C SI 91 F SI 92 B FC 84 4-2 BB			C CU 76 F FC 86 F FC 84 F SI 89 C SI 91 0-3 ① K		X SI 91 0-0 ①② G4-3-6-4 1-2f 2-3		C FF 91 B CH 83 F CH 84 F FF 91 F FF 92 B CH 84 S CH 83 2-3 ① K	C FC 89 F FC 89 S SL 82 0-3 ③ K	4	0	0	0	1	3	4
Jason Varitek, S (1, 2) OBP: 0.277, SLG: 0.444	B X SI 92 1-0 ③ G1-3			C CH 80 B FC 86 X CH 79 1-1 22 G4-3 2B		B SI 90 B SI 90 F SI 90 F SI 91 C FC 84 2-3 ③ K		X FF 92 0-0 ② G4-3		4	0	1	0	0	1	4
22 Sean Casey, L (1, 3) OBP: 0.357, SLG: 0.400		C SI 89 B FC 87 X SI 90 1-1 ① G6-3		C SI 91 B SI 91 X SI 91 1-1 ② G4-3 2-3			C SI 88 B CH 79 B SI 89 C SI 90 B FC 85 B SI 90 4-2 23 FC6-4 BB	B FF 90 X FF 92 1-0 ③ F8		3	0	0	0	1	0	1
23 Julio Lugo, R (1, 6) OBP: 0.286, SLG: 0.283		C SI 91 B CU 82 B SI 90 F SI 92 B SI 91 X SI 92 3-2 ② G6-3		C SI 92 B SI 91 B SI 90 F SI 92 S CU 80 2-3 ③ K			F SI 91 B SI 90 X SI 90 1-1 ① FC6-4 E 15 1B 1-2f		B FF 83 X FF 84 1-0 SH5-4 15 SF7 2B	4	2	1	0	0	1	2
Inning Stats	R: 1 E: 0 K: 1 S: 18 H: 2 LOB: 3 BB: 2 P: 32	R: 0 E: 0 K: 0 S: 9 H: 1 LOB: 1 BB: 0 P: 15	R: 0 E: 0 K: 0 S: 6 H: 0 LOB: 0 BB: 0 P: 11	R: 0 E: 0 K: 2 S: 12 H: 1 LOB: 1 BB: 0 P: 16	R: 0 E: 0 K: 1 S: 8 H: 0 LOB: 0 BB: 0 P: 8	R: 0 E: 0 K: 1 S: 9 H: 1 LOB: 1 BB: 0 P: 14	R: 1 E: 1 K: 2 S: 15 H: 2 LOB: 2 BB: 1 P: 25	R: 1 E: 0 K: 1 S: 8 H: 1 LOB: 0 BB: 0 P: 13	R: 3 E: 0 K: 1 S: 12 H: 4 LOB: 2 BB: 0 P: 16	1B: 6 2B: 4 3B: 0 HR: 2	SF: 1 SAC: 1 DP: 1 HBP: 1					WP: 0 PB: 0 SB: 0 CS: 0	PA: 42

PITCHER		IP	WLS	BF	H	R	ER	SO	BB	IBB	HBP	BLK	WP	HR	S	P	ERA	WHIP
37 Jake Westbrook, R ERA: 2.38	(1, 1)	6.1		29	7	2	1	5	3	0	1	0	0	0	70	111	1.42	1.579
63 Rafael Betancourt, R ERA: 5.14	(7, 1)	1.2	H	6	1	1	1	3	0	0	0	0	0	1	15	23	5.40	0.600
47 Joe Borowski, R ERA: 18.0	(9, 1)	0.2	L	6	4	3	3	0	0	0	0	0	0	1	9	13	40.50	6.000
53 Rafael Perez, L ERA: 8.31	(9, 1)	0.1		1	0	0	0	1	0	0	0	0	0	0	3	3	0.00	0.000

PITCHER	IP	WLS	BF	H	R	ER	SO	BB	IBB	HBP	BLK	WP	HR	S	P	ERA	WHIP

TOP

Boston Red Sox @ Cleveland Indians

Progressive Field, Cleveland, OH

Mon Apr 14 2008, 7:05 PM EDT

Att. 21,802 - Clear - 42 F

livebaseballscorecards.com

AB	36
R	6
H	12
RBI	6
BB	3
SO	9
LOB	18

Batter	1	2	3	4	5	6	7	8	9	AB	R	H	RBI	BB	SO	LOB
24 Grady Sizemore, L (1, 8) OBP: 0.419, SLG: 0.412	B FF 90 B FF 90 C FF 90 B SI 90 B FF 90 4-1 48 G1-3 13 SH5-3 BB		B FF 92 B FC 87 S FF 91 B SI 89 S FF 91 X FF 91 3-2 ③ F9		B FC 87 B FC 87 B FF 90 B FF 90 4-0 13 SH2-4 48 1B 1-2 BB	C SI 92 C SL 79 B CH 85 X CH 83 1-2 1B			S FF 94 B FF 95 C FF 96 T FF 96 1-2 ① K	3	1	1	0	2	1	0
13 Asdrúbal Cabrera, S (1, 4) OBP: 0.250, SLG: 0.244	X FF 90 0-0 ① SH5-3 1-2			B FF 91 B SI 88 B SI 88 B FF 89 4-0 48 1B 41 1B BB	X FF 90 0-0 ① SH2-4 1-2 2-3	X SI 90 0-0 ③ G3			B FF 94 C FF 95 B FS 88 S FF 95 S FF 94 2-3 ② K	2	1	0	0	1	1	1
48 Travis Hafner, L (1, 10) OBP: 0.362, SLG: 0.431	B SI 91 X SI 90 1-0 ② G1-3 2-3			C FF 91 D CU 73 X FF 91 1-1 41 1B 25 1B 1-3 1B	F FF 92 X FF 92 0-1 2 BB 41 1B 2-H 3-H 1B		C SL 77 B CH 83 S CH 84 X SL 81 1-2 ① F8		B FF 93 X FF 95 1-0 ③ F8	5	1	2	2	0	0	1
41 Victor Martinez, S (1, 2) OBP: 0.333, SLG: 0.370	C SI 91 X FC 88 0-1 ③ G5-3			C SI 90 B SI 89 X FF 89 1-1 25 1B 1-2 3-H 1B	X SI 91 0-0 2 BB 1-2 1B		B SI 91 X SL 80 1-0 1B			4	0	3	1	0	0	1
2 Jhonny Peralta, R (1, 6) OBP: 0.300, SLG: 0.511		S FF 91 B SI 90 F SI 89 B FC 86 T FF 91 2-2 ① K		B FC 88 B FC 87 B SI 88 C FF 90 F FC 85 S FF 91 3-3 ① K	F FC 89 S FC 87 B FF 91 B CU 74 B FC 86 F FC 85 B FF 89 4-2 1-2 2-3 BB		B SL 80 T SI 91 F SI 89 B SL 77 F SI 91 S SL 80 2-3 ② K			3	0	0	0	1	3	3
25 Ryan Garko, R (1, 3) OBP: 0.444, SLG: 0.477		C SI 90 C CU 74 B FF 92 B FF 92 F SI 91 F FC 88 F CU 74 F FF 92 F FF 92 2-2 ② X FC 88 P5		B CU 73 C C B F F X 2-2 1-2 2-H 1B	F SI 90 B SI 91 B SI 91 S SI 91 S SI 91 2-3 ② K		F SI 90 D CH 86 C SI 90 D SL 80 X SI 91 2-2 ③ F8			4	0	1	1	0	1	4
Jason Michaels, R (1, 7) OBP: 0.156, SLG: 0.138 20 David Dellucci, L (5, PH) OBP: 0.438, SLG: 0.375 (6, 7)		C SI 91 B FC 86 F FF 92 B FF 93 F FF 93 X CU 74 2-2 ③ P3		X 0-0 ② F8	B SL 81 C CH 82 F SL 81 S CH 85 1-3 ③ K			S SL 88 C SL 88 B FF 90 X SL 87 1-2 ① P6		2 2	0 0	0 0	0 0	0 1	0 3	2 3
Franklin Gutierrez, R (1, 9) OBP: 0.220, SLG: 0.289			C FF 90 B CH 81 F FC 88 F FF 92 S CU 73 1-3 ① K	B C C F B X 2-2 ③ P3		L C B F B B SL 79 S SL 78 3-3 ① K		F SL 87 B SI 90 S SI 91 X SL 87 1-2 ② F9		4	0	0	0	0	2	2
Casey Blake, R (1, 5) OBP: 0.214, SLG: 0.184			C SI 90 B FF 92 B SI 90 X SI 90 2-1 ② F9		C FF 90 B CH 83 B FC 86 S SI 89 B CU 74 B FF 91 4-2 13 SH2-4 24 BB 48 1B BB	C SI 91 B FC 86 B CH 82 S SI 90 X SI 90 2-2 ② G6-3		C FC 90 F SL 86 S FF 90 0-3 ③ K		3	1	0	0	1	1	0
Inning Stats	R: 0 E: 0 K: 0 S: 5 H: 0 LOB: 1 BB: 1 P: 10	R: 0 E: 0 K: 1 S: 15 H: 0 LOB: 0 BB: 0 P: 21	R: 0 E: 0 K: 1 S: 9 H: 0 LOB: 0 BB: 0 P: 15	R: 2 E: 0 K: 1 S: 17 H: 3 LOB: 2 BB: 1 P: 30	R: 2 E: 0 K: 2 S: 15 H: 2 LOB: 3 BB: 3 P: 30	R: 0 E: 0 K: 1 S: 11 H: 1 LOB: 1 BB: 0 P: 17	R: 0 E: 0 K: 1 S: 11 H: 1 LOB: 1 BB: 0 P: 17	R: 0 E: 0 K: 1 S: 9 H: 0 LOB: 0 BB: 0 P: 11	R: 0 E: 0 K: 2 S: 7 H: 0 LOB: 0 BB: 0 P: 11	1B: 7 2B: 0 3B: 0 HR: 0 SF: 0 SAC: 2 DP: 0 HBP: 0						

PITCHER		IP	WLS	BF	H	R	ER	SO	BB	IBB	HBP	BLK	WP	HR	S	P	ERA	WHIP
31 Jon Lester, L ERA: 5.31	(1, 1)	4.1		23	5	4	4	3	5	0	0	0	0	0	55	97	8.31	2.308
Julian Tavarez, R ERA: 4.26	(5, 1)	2.2		10	2	0	0	4	0	0	0	0	0	0	28	43	0.00	0.750
50 Mike Timlin, R ERA: 20.25	(8, 1)	1.0	W	3	0	0	0	1	0	0	0	0	0	0	9	11	0.00	0.000
58 Jonathan Papelbon, R ERA: 1.29	(9, 1)	1.0	S	3	0	0	0	2	0	0	0	0	0	0	7	11	0.00	0.000

PITCHER	IP	WLS	BF	H	R	ER	SO	BB	IBB	HBP	BLK	WP	HR	S	P	ERA	WHIP

BOTTOM

Boston Red Sox @ Cleveland Indians

Progressive Field, Cleveland, OH

Mon Apr 14 2008, 7:05 PM EDT

Att. 21,802 - Clear - 42 F

livebaseballscorecards.com

AB	32
R	4
H	7
RBI	4
BB	5
SO	10
LOB	17

WP: 0 PA: 39
PB: 0
SB: 0
CS: 0

Batter	1	2	3	4	5	6	7	8	9	AB	R	H	RBI	BB	SO	LOB
Coco Crisp, S (1, 8) OBP: 0.349, SLG: 0.375	B FF 82 B FF 83 F CH 82 S SL 78 S CH 79 2-3 ① K			C CH 82 F SL 77 B CU 74 X SI 85 1-2 ① G4-3		B CH 75 C CH 74 B SL 77 F SI 83 B SL 76 F CU 74 X SI 84 3-2 ① F7	S SL 83 F FF 90 B SL 84 S SL 84 1-3 ② K		S FF 89 T CH 80 X FF 89 0-2 15 2B 20 1B 1B	5	1	1	0	0	2	2
15 Dustin Pedroia, R (1, 4) OBP: 0.368, SLG: 0.377	B FF 85 X CU 76 1-0 34 G4-5-3 1B			F SL 83 C CU 71 B CH 75 S CU 73 1-3 ② K		C CH 77 B SI 85 F SL 78 X FF 88 1-2 1B	B FF 90 B FF 91 C FF 90 B FF 90 C FF 91 S SL 85 3-3 ③ K2-3		1 SAFE X FF 88 0-0 1-3 20 1B 2B	5	0	3	0	0	2	2
34 David Ortiz, L (1, 10) OBP: 0.242, SLG: 0.170	C SI 84 C CH 77 B SL 79 X CH 79 1-2 ②③ G4-5-3 1-2f			B FF 85 S CH 76 B FF 85 X FF 85 2-1 FC6-4 1B		X FF 85 0-0 ② F7		S FF 89 C FF 89 B SL 83 B FF 89 X SL 83 2-2 ① F8	B FF 89 C CH 81 T FF 89 F FF 90 X FF 90 1-2 ② P4	5	0	1	0	0	0	4
Manny Ramirez, R (1, 7) OBP: 0.359, SLG: 0.586		B FF 84 C SL 79 F FF 84 F SL 78 F FF 85 B FF 87 S FF 87 2-3 ① K		X FF 85 0-0 ③ FC6-4 1-2f		X FF 86 0-0 ③ F8		C FF 90 H FF 92 1-1 20 2B HBP	I I I I 4-0 20 1B IBB	3	0	0	0	1	1	2
20 Kevin Youkilis, R (1, 3) OBP: 0.452, SLG: 0.635		C FF 85 C CH 77 F FF 86 B SL 78 F CH 76 S SL 79 1-3 ② K			F SL 76 X FF 84 0-1 ① F8		B SL 81 B SI 94 B FF 94 B FF 94 4-0 23 1B 2 BB 12 1B BB	B FF 88 X FF 90 1-0 1-3 2B	C FF 90 X CH 81 0-1 ③ 1-2 2-H 3-H 1B	4	1	2	1	1	1	0
2 Jacoby Ellsbury, L (1, 9) OBP: 0.424, SLG: 0.400		F FF 85 B SL 78 B SL 79 X FF 85 2-1 ③ F8			B SL 77 B CH 77 C FF 84 X CH 76 2-1 E9 23 1B 12 FC6-4 1B		B FF 93 C CH 81 B FF 95 B CH 83 B FF 93 4-1 23 1B 12 1B 1-2 BB	I I I I 4-0 23 G4-6-3 IBB		2	2	1	0	2	0	0
23 Julio Lugo, R (1, 6) OBP: 0.321, SLG: 0.320			X FF 83 0-0 G5-4-3 1B		X SL 78 0-0 12 FC6-4 2-3 1B		L FF 89 B FF 90 X FF 90 1-1 G1-3 12 1B 1-2 2-3 1B	C FF 88 X CH 80 0-1 ②③ G4-6-3 1-2f		4	0	3	0	0	0	3
12 Jed Lowrie, S (1, 5) OBP: 0.250, SLG: 0.250			C CH 82 1 SAFE F CH 77 F FF 86 1 SAFE B SL 77 B FF 85 S SL 79 2-3 ① K		F SL 79 X 0-1 ② FC6-4 1-2f 3-H		C FF 90 S SL 82 F SL 84 X SL 84 0-2 G1-3 1B 1-2 2-H 3-H		B FF 86 B CH 84 F CH 83 B CH 86 S CH 85 T FF 87 3-2 ① K	4	0	1	3	0	2	2
Kevin Cash, R (1, 2) OBP: 0.200, SLG: 0.300 Jason Varitek, S (9, PH) OBP: 0.292, SLG: 0.522 (9, 2)			X FF 83 0-0 ②③ G5-4-3 1-2f		C B C B F D S 3-3 ③ K		B FF 90 M FF 90 L FF 89 F SL 82 X SL 83 1-2 ① G1-3 1-2 2-3		B FF 89 S FF 88 T FF 89 X FF 90 1-2 HR	3 1	0 1	0 1	0 1	0 0	1 0	4 0
Inning Stats	R: 0 E: 0 K: 1 S: 7 H: 1 LOB: 0 BB: 0 P: 11	R: 0 E: 0 K: 2 S: 12 H: 0 LOB: 0 BB: 0 P: 17	R: 0 E: 0 K: 1 S: 6 H: 1 LOB: 0 BB: 0 P: 8	R: 0 E: 0 K: 1 S: 9 H: 1 LOB: 1 BB: 0 P: 13	R: 1 E: 1 K: 1 S: 11 H: 2 LOB: 1 BB: 0 P: 16	R: 0 E: 0 K: 0 S: 9 H: 1 LOB: 1 BB: 0 P: 13	R: 2 E: 0 K: 2 S: 17 H: 2 LOB: 2 BB: 2 P: 31	R: 0 E: 0 K: 0 S: 7 H: 1 LOB: 2 BB: 1 P: 15	R: 2 E: 0 K: 1 S: 16 H: 4 LOB: 2 BB: 1 P: 25	1B: 10 2B: 2 3B: 0 HR: 1 SF: 0 SAC: 0 DP: 3 HBP: 1						

PITCHER		IP	WLS	BF	H	R	ER	SO	BB	IBB	HBP	BLK	WP	HR	S	P	ERA	WHIP
Paul Byrd, R ERA: 6.08	(1, 1)	6.0		22	6	1	0	6	0	0	0	0	0	0	54	78	0.00	1.000
Jorge Julio, R ERA: 5.14	(7, 1)	0.0		2	0	2	2	0	2	0	0	0	0	0	1	9	∞	∞
53 Rafael Perez, L ERA: 6.35	(7, 1)	1.1	B	6	2	0	0	2	0	0	0	0	0	0	19	27	0.00	1.500
50 Jensen Lewis, R ERA: 4.82	(8, 1)	1.2	L	11	5	2	2	1	0	2	1	0	0	1	20	35	10.80	3.000

PITCHER	IP	WLS	BF	H	R	ER	SO	BB	IBB	HBP	BLK	WP	HR	S	P	ERA	WHIP

TOP

Boston Red Sox @ Cleveland Indians

Progressive Field, Cleveland, OH

Tue Apr 15 2008, 7:05 PM EDT

Att. 25,135 - Clear - 50 F

livebaseballscorecards.com

AB	36
R	5
H	13
RBI	5
BB	4
SO	9
LOB	19

BOTTOM

Boston Red Sox @ Cleveland Indians

Progressive Field, Cleveland, OH

Tue Apr 15 2008, 7:05 PM EDT

Att. 25,135 - Clear - 50 F

livebaseballscorecards.com

Batter	1	2	3	4	5	6	7	8	9	AB	R	H	RBI	BB	SO	LOB
24 Grady Sizemore, L (1, 8) OBP: 0.403, SLG: 0.382	B KN 64 C KN 64 X KN 65 1-1 ① F8		1 SAFE C KN 66 1 SAFE X KN 66 0-1 ② F9		1 SAFE C KN 67 B KN 66 B KN 66 B KN 66 C FF 74 B FF 74 4-2 48 S 41 1B BB 1-2		B SL 77 C SI 87 B SI 87 C SI 86 F SI 86 X CU 74 2-2 ① G3	B FF 95 B CH 82 X FF 95 2-0 ② G3 1-2		4	1	0	0	1	0	2
20 David Dellucci, L (1, 7) OBP: 0.429, SLG: 0.370 Jason Michaels, R (7, PH) OBP: 0.147, SLG: 0.129 (8, 7)	C KN 65 B KN 66 S KN 65 F KN 65 S KN 66 1-3 ② K		C KN 66 X KN 65 0-1 1-3 1B		B KN 67 B KN 66 C FF 73 F KN 66 B KN 66 X FF 73 3-2 ① F8 2-3		F SI 85 C SI 87 B SI 89 B SI 87 C SI 86 2-3 ② K	B FF 92 X FF 93 1-0 ③ F8		3 2	0 0	1 0	0 0	0 0	1 1	2 1
48 Travis Hafner, L (1, 10) OBP: 0.365, SLG: 0.407	C KN 65 X KN 66 0-1 ③ G4-3		F KN 66 D KN 67 F KN 67 F B KN 65 B KN 66 F KN 66 C KN 66 3-3 ③ K		B KN 66 B KN 65 B KN 66 C KN 66 B KN 67 4-1 41 1B BB 1-2		H SI 86 1-0 2 BB 41 1B 25 HBP HBP		C FF 89 B CU 76 C FS 83 C FF 88 1-3 ① K	3	1	0	0	1	2	2
41 Victor Martinez, S (1, 2) OBP: 0.375, SLG: 0.406		C KN 64 B KN 65 X KN 64 1-1 ① L4		B KN 65 B KN 65 C FF 73 X FF 72 2-1 25 1B 1B	B KN 66 C FF 74 B KN 66 S CU 59 F KN 67 X KN 68 2-2 2 G5-4-3 1B 1-2 2-H 3-H		F SI 85 F SI 86 B SI 86 F SI 87 F SI 86 F CH 78 F SI 86 F SI 85 F SI 86 1-2 X SI 88 25 HBP 2 BB 1B		T FS 83 F FF 89 B FF 88 S FF 88 1-3 ② K	5	0	3	2	0	1	0
2 Jhonny Peralta, R (1, 6) OBP: 0.309, SLG: 0.490		B KN 65 C KN 64 X KN 65 1-1 13 WP 25 G5-3 1B		C KN 66 B KN 65 X KN 66 1-1 ① F9	B KN 67 F KN 67 X KN 66 1-1 ②③ G5-4-3 1-2f		B F B B B 4-1 25 HBP BB 1-2 2-3		C FF 89 B CU 75 F FS 83 X FF 89 1-2 ③ F9	4	0	1	0	1	0	3
25 Ryan Garko, R (1, 3) OBP: 0.448, SLG: 0.468		S KN 66 1 SAFE S KN 64 D KN 65 X KN 66 1-2 ② G5-3 1-2		C KN 66 F KN 66 X KN 66 0-2 FC5-4 1B 1-2		C KN 65 B KN 64 X KN 66 1-1 ① G5-3	C H FF 94 1-1 13 FC4-6 HBP 1-2 2-3 3-H			3	0	1	1	0	0	1
13 Asdrúbal Cabrera, S (1, 4) OBP: 0.231, SLG: 0.224		B KN 65 C KN 65 C KN 66 B KN 66 B CU 60 C KN 66 3-3 ③ K 2-3		C KN 66 S KN 65 F KN 65 S KN 66 0-3 ② K		C KN 65 X KN 65 0-1 E6 CS	B FF 93 X CH 83 1-0 ③ FC4-6 1-2f			4	0	0	0	0	2	6
Franklin Gutierrez, R (1, 9) OBP: 0.244, SLG: 0.293			B KN 64 C KN 65 B KN 64 B FF 73 B FF 73 4-1 BB S BB	X KN 66 0-0 ③ FC5-4 1-2f		B KN 67 C FF 74 X KN 65 1-1 ② S 1-2 1B		B FF 94 C FF 94 X CU 73 1-1 ① F7		3	0	1	0	1	0	2
Casey Blake, R (1, 5) OBP: 0.261, SLG: 0.200			B KN 66 B FF 73 C FF 73 1 SAFE 1 SAFE C KN 66 B KN 66 2 SAFE F FF 74 4-2 B KN 66 ① 20 1B 1-3 BB		C F F B KN 65 X KN 65 1-2 20 F8 24 BB 41 1B 1B	B KN 65 X KN 66 1-0 ③ F8 1-2		B FF 94 B FF 95 T FF 94 S FF 94 F FF 95 B FF 94 F CU 74 B CU 74 4-2 24 G3 BB		2	1	1	0	2	0	1
Inning Stats	R: 0 E: 0 K: 1 S: 8 H: 0 LOB: 0 BB: 0 P: 10	R: 0 E: 0 K: 1 S: 10 H: 1 LOB: 1 BB: 0 P: 16	R: 0 E: 0 K: 1 S: 13 H: 1 LOB: 2 BB: 2 P: 24	R: 0 E: 0 K: 1 S: 12 H: 2 LOB: 2 BB: 0 P: 15	R: 2 E: 0 K: 0 S: 16 H: 2 LOB: 1 BB: 2 P: 31	R: 0 E: 1 K: 0 S: 7 H: 1 LOB: 1 BB: 0 P: 10	R: 1 E: 0 K: 1 S: 19 H: 1 LOB: 3 BB: 1 P: 31	R: 0 E: 0 K: 2 S: 8 H: 0 LOB: 1 BB: 1 P: 16	R: 0 E: 0 K: 2 S: 9 H: 0 LOB: 0 BB: 0 P: 12	1B: 8 2B: 0 3B: 0 HR: 0	SF: 0 SAC: 0 DP: 1 HBP: 2			WP: 1 PB: 0 SB: 3 CS: 1	PA: 41		

	AB	33
	R	3
	H	8
	RBI	3
	BB	6
	SO	7
	LOB	20

PITCHER		IP	WLS	BF	H	R	ER	SO	BB	IBB	HBP	BLK	WP	HR	S	P	ERA	WHIP
49 Tim Wakefield, R ERA: 3.18	(1, 1)	6.0		27	7	2	2	4	4	0	0	0	1	0	66	106	3.00	1.833
48 Javier López, L ERA: 5.79	(7, 1)	0.2	H	4	1	1	1	1	0	0	1	0	0	0	16	22	13.50	1.500
17 Manny Delcarmen, R ERA: 3.0	(7, 1)	1.0	B	6	0	0	0	0	2	0	1	0	0	0	10	23	0.00	2.000
53 David Aardsma, R ERA: 2.25	(8, 1)	0.1	W	1	0	0	0	0	0	0	0	0	0	0	1	2	0.00	0.000
37 Hideki Okajima, L ERA:	(9, 1)	1.0	S	3	0	0	0	2	0	0	0	0	0	0	9	12	0.00	0.000

PITCHER	IP	WLS	BF	H	R	ER	SO	BB	IBB	HBP	BLK	WP	HR	S	P	ERA	WHIP

Boston Red Sox @ New York Yankees

Yankee Stadium, Bronx, NY

Wed Apr 16 2008, 7:05 PM EDT

Att. 54,667 - Clear - 59 F

livebaseballscorecards.com

Batter	1	2	3	4	5	6	7	8	9	AB	R	H	RBI	BB	SO	LOB
2 Jacoby Ellsbury, L (1, 8) OBP: 0.385, SLG: 0.333	G1-3	FC1-2-5 3-H		L8	BB 1-2		L6		F6	5	0	0	0	1	0	5
15 Dustin Pedroia, R (1, 4) OBP: 0.378, SLG: 0.394	BB 34 G5-3 2B	G4-3			2B 34 1B 1B 1-2 2-H 3-H		G6-3		F7	5	2	2	2	1	0	4
34 David Ortiz, L (1, 10) OBP: 0.239, SLG: 0.172	G5-3 1-2	G4-3			1B 20 1B 7 1B 2-H K			P2		5	1	1	1	0	1	3
Manny Ramirez, R (1, 7) OBP: 0.391, SLG: 0.613	2B 2-H	K			1B 20 1B 7 1B 1-2	BB 7 1B		1B		4	1	3	1	1	1	0
20 Kevin Youkilis, R (1, 5) OBP: 0.433, SLG: 0.596 12 Jed Lowrie, S (8, 5) OBP: 0.250, SLG: 0.250	K	F8			1B 7 1B 22 1B 1-2 2-3	K		K		5 0	1 0	1 0	0 0	0 0	3 0	3 0
7 J.D. Drew, L (1, 9) OBP: 0.420, SLG: 0.581		1B 22 BB 23 G5-3 BB		F7	1B 22 1B 15 1B 1-2 2-H 3-H	1B 1-2		F7		5	2	3	2	0	0	1
Jason Varitek, S (1, 2) OBP: 0.302, SLG: 0.520		BB 23 G5-3 22 BB 2 1-2 FC1-2-5		2B 22 1B	K	K			G3	4	1	1	0	1	2	4
22 Sean Casey, L (1, 3) OBP: 0.424, SLG: 0.429		BB 23 G5-3 1-2 2-3		1B 2-H	1B 2 BB 15 1B 1-3 2-H	F7			BB 23 1B	3	1	2	2	2	0	2
23 Julio Lugo, R (1, 6) OBP: 0.310, SLG: 0.309		G5-3 1-2 2-3 3-H		G5-3	K		G1-3		1B 1-2	5	0	1	1	0	1	5

TOP	
AB	41
R	9
H	14
RBI	9
BB	6
SO	8
LOB	27

Inning Stats	1	2	3	4	5	6	7	8	9
	R: 1 H: 1 E: 0 LOB: 1 K: 1 BB: 1 S: 8 P: 15	R: 1 H: 1 E: 0 LOB: 2 K: 0 BB: 2 S: 8 P: 18	R: 0 H: 0 E: 0 LOB: 0 K: 1 BB: 0 S: 5 P: 10	R: 1 H: 2 E: 0 LOB: 1 K: 0 BB: 0 S: 8 P: 11	R: 6 H: 7 E: 0 LOB: 2 K: 3 BB: 1 S: 24 P: 43	R: 0 H: 1 E: 0 LOB: 2 K: 2 BB: 1 S: 16 P: 28	R: 0 H: 0 E: 0 LOB: 0 K: 0 BB: 0 S: 5 P: 8	R: 0 H: 1 E: 0 LOB: 1 K: 1 BB: 0 S: 12 P: 17	R: 0 H: 1 E: 0 LOB: 2 K: 0 BB: 1 S: 10 P: 19

1B: 11	SF: 0
2B: 3	SAC: 0
3B: 0	DP: 0
HR: 0	HBP: 0

WP: 0	PA: 47
PB: 0	
SB: 0	
CS: 0	

PITCHER		IP	WLS	BF	H	R	ER	SO	BB	IBB	HBP	BLK	WP	HR	S	P	ERA	WHIP
40 Chien-Ming Wang, R ERA: 3.81	(1, 1)	4.0		24	9	8	8	2	3	0	0	0	0	0	37	69	18.00	3.000
39 Ross Ohlendorf, R ERA: 3.27	(5, 1)	1.0		7	2	1	1	3	2	0	0	0	0	0	16	32	9.00	4.000
LaTroy Hawkins, R ERA: 7.0	(6, 1)	2.0	W	7	1	0	0	2	0	0	0	0	0	0	21	32	0.00	0.500
61 Billy Traber, L ERA: 4.5	(8, 1)	0.1	H	1	0	0	0	0	0	0	0	0	0	0	1	1	0.00	0.000
33 Brian Bruney, R ERA: 1.8	(8, 1)	1.2	S	8	2	0	0	1	1	0	0	0	0	0	21	35	0.00	1.800

PITCHER	IP	WLS	BF	H	R	ER	SO	BB	IBB	HBP	BLK	WP	HR	S	P	ERA	WHIP

Batter	1	2	3	4	5	6	7	8	9	AB	R	H	RBI	BB	SO	LOB
28 Melky Cabrera, S (1, 8) OBP: 0.353, SLG: 0.432	B SI 90 C FF 90 F FF 90 B SI 91 X SI 90 2-2 ① P6	C CH 77 D CH 76 1 SAFE C CH 75 S CU 75 1-3 ③ K		B CU 73 B CH 77 B CH 77 C SI 91 B SI 89 4-1 2 1B WP BB	X CH 82 0-0 ② FC3-6 2 S 1-2f 2-H 3-H		B FF 91 C SI 92 X FS 83 1-1 ③ 1-3 1B			4	1	1	1	1	1	2
2 Derek Jeter, R (1, 6) OBP: 0.375, SLG: 0.378	X SI 91 0-0 HR 1B		B SI 90 S CH 77 B SI 90 C CH 76 B SI 90 F SI 90 X CH 76 3-2 ① G6-3	B FF 90 B CU 72 C CH 76 B CU 75 X SI 91 3-1 WP 1-3 2-H 3-H 1B	B CH 82 F SI 90 B SI 89 S CH 82 X SI 90 2-2 ③ G5-3 2-3			F SI 90 B SI 92 C SI 92 B SI 90 B FS 79 F FF 89 F SI 90 B SI 92 4-2 13 2B 20 2B BB		4	2	2	2	1	0	1
Bobby Abreu, L (1, 9) OBP: 0.354, SLG: 0.458	1 SAFE 1 SAFE B FF 89 1 SAFE B SI 89 X SI 90 2-0 1-H HR		B SI 91 C FF 91 B SI 89 S CH 76 X CH 75 2-2 ② L4	B CH 80 C CH 82 S CH 80 B CH 84 S CH 83 2-3 ③ K 1-2 3-H		C SI 92 B SI 92 F SI 93 B FS 86 X SI 94 2-2 ① F7		1 SAFE F SI 89 F FF 88 F SI 92 F FS 81 F SI 91 S SI 88 0-3 ① K		5	1	1	2	0	2	2
13 Alex Rodriguez, R (1, 5) OBP: 0.362, SLG: 0.594	B SI 91 C CH 78 X SI 91 1-1 HR		C CH 77 C CU 74 F CH 77 T CH 78 0-2 ③ K		B CH 80 X SI 88 1-0 ① G4-3	B SI 93 B FF 93 F SI 94 B SI 94 H SI 94 4-1 HBP		F SI 89 X FC 88 0-1 20 2B 1-3 2B		4	2	2	1	0	1	0
55 Hideki Matsui, L (1, 7) OBP: 0.393, SLG: 0.545 18 Johnny Damon, L (8, PR) OBP: 0.328, SLG: 0.360 (9, 7)	C CH 79 B CU 74 B CH 76 S CH 77 B FF 91 X FF 90 3-2 ② F8			B SI 89 X CH 75 1-0 24 F8 1B 2B 1B	C SI 89 B SI 88 B SL 79 C SI 88 B SI 88 X SI 89 3-2 20 2B 1B	X SI 93 0-0 ② F8		I I I 4-0 20 2B 2B IBB		4 0	2 1	2 0	0 0	1 0	0 0	1 0
20 Jorge Posada, S (1, 10) OBP: 0.325, SLG: 0.405	C SI 91 B CH 81 X CH 78 1-1 ③ G4-3			C CH 75 1 SAFE X SI 90 0-1 ① F8	S CH 82 B SI 89 X SI 90 1-1 24 1B 1-H 2B	1 SAFE F SI 92 X SI 93 0-1 ③ P6		X SI 89 0-0 2B 1-3 2-H 3-H 2B		5	2	2	3	0	0	2
Jason Giambi, L (1, 3) OBP: 0.319, SLG: 0.361		C FF 90 B CU 74 S CH 77 B SI 92 F CH 78 B SI 91 F CH 77 X SI 90 3-2 ① G4-3		D CU 73 C CU 70 X FF 90 1-1 2B 2 1B 1-2 1B	B SI 90 B SI 89 C CH 81 B SI 89 B CH 80 4-1 24 1B BB 28 FC3-6 BB		X SI 92 0-0 ① F8	F SI 90 B SI 91 B SI 91 X FC 88 2-1 2-H 3-H 2B		4	2	2	2	1	0	0
24 Robinson Canó, L (1, 4) OBP: 0.203, SLG: 0.258		C CH 75 C CU 74 F FF 91 X SI 90 0-2 ② G4-3		X SI 90 0-0 ② F8 2-3	F SI 90 X SI 90 0-1 BB 28 E 1-2 3-H 1B		B SI 91 X FS 84 1-0 ② G4-3	X FF 89 0-0 ② F8		5	1	1	1	0	0	4
Chad Moeller, R (1, 2) OBP: 0.538, SLG: 0.500		C SI 91 B SI 91 F SI 91 B CU 77 F CU 75 X SI 92 2-2 1B		S CH 76 D CH 77 C CU 74 D CH 78 B SI 90 F CH 76 F SI 91 X SI 89 3-2 2 1B 1-3 3-H 2B	S SI 89 B SI 89 B SL 80 B SI 90 B SI 88 4-1 28 FC3-6 1-2 2-3 BB		B SI 93 F SI 92 B SL 80 S FF 93 B SI 93 X SI 92 3-2 28 1B 1B	B SI 91 X FC 89 1-0 ③ F8		4	1	3	1	1	0	2
Inning Stats	R: 3 E: 0 K: 0 S: 12 H: 3 LOB: 0 BB: 0 P: 21	R: 0 E: 0 K: 1 S: 16 H: 1 LOB: 1 BB: 0 P: 22	R: 0 E: 0 K: 1 S: 11 H: 0 LOB: 0 BB: 0 P: 16	R: 4 E: 0 K: 1 S: 17 H: 4 LOB: 1 BB: 1 P: 31	R: 4 E: 1 K: 0 S: 14 H: 3 LOB: 1 BB: 2 P: 29	R: 0 E: 0 K: 0 S: 7 H: 0 LOB: 1 BB: 0 P: 13	R: 0 E: 0 K: 0 S: 7 H: 2 LOB: 2 BB: 0 P: 12	R: 4 E: 0 K: 1 S: 17 H: 3 LOB: 2 BB: 2 P: 28		1B: 9 2B: 5 3B: 0 HR: 2 SF: 0 SAC: 0 DP: 0 HBP: 1					

PITCHER		IP	WLS	BF	H	R	ER	SO	BB	IBB	HBP	BLK	WP	HR	S	P	ERA	WHIP
61 Clay Buchholz, R ERA: 6.75	(1, 1)	3.2		20	8	7	7	2	1	0	0	0	0	2	53	85	17.18	2.455
Julian Tavarez, R ERA: 7.04	(4, 1)	1.1	L	9	3	4	3	1	2	0	0	0	1	0	17	34	20.25	3.750
53 David Aardsma, R ERA: 1.8	(6, 1)	2.0		8	2	0	0	0	0	0	1	0	0	0	14	25	0.00	1.000
50 Mike Timlin, R ERA: 27.0	(8, 1)	1.0		8	3	4	4	1	1	1	0	0	0	0	17	28	36.00	4.000

PITCHER	IP	WLS	BF	H	R	ER	SO	BB	IBB	HBP	BLK	WP	HR	S	P	ERA	WHIP

BOTTOM

Boston Red Sox @ New York Yankees

Yankee Stadium, Bronx, NY

Wed Apr 16 2008, 7:05 PM EDT
Att. 54,667 - Clear - 59 F

livebaseballscorecards.com

AB	39
R	15
H	16
RBI	13
BB	5
SO	4
LOB	14

Boston Red Sox @ New York Yankees

Yankee Stadium, Bronx, NY

Thu Apr 17 2008, 7:05 PM EDT

Att. 55,088 - Clear - 70 F

livebaseballscorecards.com

Batter	1	2	3	4	5	6	7	8	9	AB	R	H	RBI	BB	SO	LOB
2 Jacoby Ellsbury, L (1, 8) OBP: 0.386, SLG: 0.303	B SI 84 F CH 71 F SI 85 H SI 87 2-2 15 L4-6 15 S HBP		F SI 84 C SI 84 B FC 80 F SI 87 H FF 84 2-2 15 E 15 1B HBP	B SI 88 1 SAFE B SI 88 F SI 91 X FF 90 2-1 ①② G4-3 1-2		C SI 89 F SI 90 F FF 90 B SI 90 S SL 82 1-3 ② K		C SI 88 1 SAFE F SI 87 1 SAFE B CU 71 F CU 71 B CU 71 X CU 71 2-2 ③ F7 1-2		3	1	0	0	0	1	2
15 Dustin Pedroia, R (1, 4) OBP: 0.392, SLG: 0.400	C FC 80 L FC 80 F SL 77 B SI 87 F KC 65 F FC 80 F SI 85 X SI 85 1-2 ①② L4-6 1-2		1 SAFE P FC 80 B SL 77 C FC 80 F FC 80 X FF 84 2-2 34 FC4-6 1-H 1B	B SL 81 C SL 82 B SL 81 X SI 90 2-1 ③ F9		C SI 88 B FF 89 B FF 89 B SL 81 B SI 89 4-1 BB			X SI 86 0-0 1B	4	0	2	1	1	0	1
34 David Ortiz, L (1, 10) OBP: 0.222, SLG: 0.159	C SI 87 X SI 85 0-1 ③ F8		C SI 87 1 SAFE S SL 76 1 SAFE B SI 87 B FC 81 X FC 81 2-2 ② FC4-6 HR 1-2f		X SI 88 0-0 ① F9	1 SAFE X SI 88 0-0 ③ P6			B SI 88 B SI 86 X SI 87 2-0 ① L9	5	1	0	0	0	0	3
Manny Ramirez, R (1, 7) OBP: 0.405, SLG: 0.701 Joe Thurston, L (9, 7)		B SI 86 B SI 85 B FC 80 C SI 86 X SI 87 3-1 HR	C SI 85 C SI 86 B SI 88 B SI 88 X SI 86 2-2 1-H HR		C SI 89 B FF 90 B SL 83 X SI 89 2-1 20 1B 7 2B 1B		B FF 95 C S FF 96 B SL 86 B FF 98 X SL 85 3-2 ① G4-3		X SI 88 0-0 ② F8	5 0	3 0	3 0	3 0	0 0	0 0	1 0
20 Kevin Youkilis, R (1, 5) OBP: 0.431, SLG: 0.581		C FC 80 B CH 70 B FC 82 B KC 68 F SI 86 X CH 68 3-2 ① F7	B FC 79 C KC 69 X CH 68 1-1 ② 7 1B 1B 1B		B SI 88 X SI 89 1-0 ① 7 2B 1-2 1B		S SL 85 S SL 87 B FF 97 B SL 87 B SL 85 S SL 84 3-3 ② K		1 SAFE B SI 86 S CH 75 1 SAFE C SI 87 D CU 71 X SI 86 2-2 ③ G4-3	5	2	2	0	0	1	1
7 J.D. Drew, L (1, 9) OBP: 0.426, SLG: 0.596		B CH 69 C KC 68 X SI 85 1-1 ② P4	C KC 68 F SI 85 B FC 79 D SL 76 X FC 79 2-2 1B 1-2 1B		S SL 82 B SL 82 B SI 89 X SL 83 2-1 1-H 2-H 2B		C SL 85 B FF 95 X SL 85 1-1 ③ G3			4	0	2	2	0	0	0
Jason Varitek, S (1, 2) OBP: 0.316, SLG: 0.519		B KC 67 B SI 85 C SL 74 X SI 87 2-1 1B	B CH 69 D SL 75 C SI 86 B FC 80 C CH 69 F SL 76 X SI 86 3-2 1-3 2-H 1B		B SI 89 C SL 81 F SI 89 F SL 81 B FF 90 S FF 91 2-3 ② K			C SI 87 X FF 86 0-1 ① F8		4	0	2	1	0	1	1
22 Sean Casey, L (1, 3) OBP: 0.405, SLG: 0.406		C SI 84 F SI 87 X SL 76 0-2 ③ G4-3	B SI 83 X KC 68 1-0 ③ F8		C FF 89 C SI 90 D SL 83 C CU 73 1-3 ③ K			C SI 87 S CU 70 F CU 72 F CU 71 X CU 70 0-2 23 FC4-6 1B		4	0	1	0	0	1	4
23 Julio Lugo, R (1, 6) OBP: 0.306, SLG: 0.305			B KC 67 B SI 84 C FC 78 C KC 68 S SI 85 2-3 ① K	C SI 89 F SI 90 B SL 84 B SI 90 X 2-2 2 CS 1B		C SL 82 B CH 88 X SL 82 1-1 ① L4		C SI 87 C CH 76 F SI 87 X CU 68 0-2 ② FC4-6 2 WP 1-2f		4	0	1	0	0	1	1
Inning Stats	R: 0 E: 0 K: 0 S: 11 H: 0 LOB: 0 BB: 0 P: 14	R: 1 E: 0 K: 0 S: 12 H: 2 LOB: 1 BB: 0 P: 21	R: 4 E: 0 K: 1 S: 26 H: 5 LOB: 2 BB: 0 P: 42	R: 0 E: 0 K: 0 S: 7 H: 1 LOB: 0 BB: 0 P: 13	R: 2 E: 0 K: 2 S: 13 H: 3 LOB: 1 BB: 0 P: 21	R: 0 E: 0 K: 1 S: 8 H: 0 LOB: 1 BB: 1 P: 14	R: 0 E: 0 K: 1 S: 8 H: 0 LOB: 0 BB: 0 P: 15	R: 0 E: 0 K: 0 S: 15 H: 1 LOB: 1 BB: 0 P: 17	R: 0 E: 0 K: 0 S: 6 H: 1 LOB: 1 BB: 0 P: 10	1B: 10 2B: 2 3B: 0 HR: 2 SF: 0 SAC: 0 DP: 1 HBP: 2						

TOP	
AB	38
R	7
H	13
RBI	7
BB	1
SO	5
LOB	14

PITCHER		IP	WLS	BF	H	R	ER	SO	BB	IBB	HBP	BLK	WP	HR	S	P	ERA	WHIP
35 Mike Mussina, R ERA: 5.75	(1, 1)	3.0	L	17	7	5	5	1	0	0	2	0	0	2	49	77	15.00	2.333
63 Jonathan Albaladejo, R ERA: 3.18	(4, 1)	3.0		13	4	2	2	3	1	0	0	0	0	0	28	48	6.00	1.667
Kyle Farnsworth, R ERA: 4.32	(7, 1)	1.0		3	0	0	0	1	0	0	0	0	0	0	8	15	0.00	0.000
61 Billy Traber, L ERA: 3.0	(8, 1)	2.0		8	2	0	0	0	0	0	0	0	1	0	21	27	0.00	1.000

PITCHER	IP	WLS	BF	H	R	ER	SO	BB	IBB	HBP	BLK	WP	HR	S	P	ERA	WHIP

BOTTOM

Batter	1	2	3	4	5	6	7	8	9	AB	R	H	RBI	BB	SO	LOB
18 Johnny Damon, L (1, 7) OBP: 0.323, SLG: 0.370	B FF 95 C SI 94 B SI 94 X SI 95 2-1 ① F9		B FF 96 B CH 88 C SI 95 B CH 87 C FF 94 C FF 96 3-3 ③ K		B FF 92 X FF 93 1-0 1-3 2 1B 2B		C FF 92 S CH 88 F FF 94 B CU 79 S CU 78 1-3 ③ K2-3			4	1	1	0	0	2	1
2 Derek Jeter, R (1, 6) OBP: 0.364, SLG: 0.366	S SI 95 F SI 95 B SI 95 X CU 77 1-2 ② G1-3			B SI 94 X SI 94 1-0 ① G6-3	B FF 94 B SI 94 F SI 94 X SI 94 2-1 2-H 3-H 2B 1B			B CH 87 X SI 94 1-0 ① G4-3		4	1	1	2	0	0	0
Bobby Abreu, L (1, 9) OBP: 0.362, SLG: 0.476	C SI 94 B SI 96 B CU 77 X SI 96 2-1 ③ G4-3			C FF 95 B CH 89 C FF 96 B FF 96 X CU 77 2-2 13 1B 1B	B CH 88 X SI 94 1-0 1-H 2B			C FF 94 C CU 76 B CU 77 B CU 77 C FF 94 2-3 ② K		4	0	2	1	0	1	0
13 Alex Rodriguez, R (1, 5) OBP: 0.356, SLG: 0.574		S X FF 95 0-1 ① P4		B SI 94 B FF 94 F SI 93 B SI 94 X SI 94 3-1 1-2 1B	B SI 94 B CU 75 X SI 95 2-0 ③ P2			C CU 76 B CU 78 F SI 94 X SI 95 1-2 ③ G4-3		4	0	1	0	0	0	1
Jason Giambi, L (1, 3) OBP: 0.294, SLG: 0.325		B SI 95 X SI 95 1-0 ② F8		C SI 95 C CU 77 B FF 95 T SI 95 1-2 ② K		F FF 94 F SI 95 D CU 78 F FF 94 X SI 94 1-2 ① G4-3			C FF 93 C FF 94 B FF 93 S FF 94 1-3 ① K	4	0	0	0	0	2	2
20 Jorge Posada, S (1, 10) OBP: 0.318, SLG: 0.415		F SI 94 X FF 96 0-1 ③ G3		S CH 90 B CU 76 S FF 95 C CU 79 1-3 ③ K		B FF 93 S SI 93 B CH 89 B CH 88 X SI 94 3-1 ② F7			B FF 93 C FF 94 C FF 94 F FF 94 B FF 94 X FF 93 2-2 24 WP 24 G6-3 2B	4	1	1	0	0	1	2
24 Robinson Canó, L (1, 4) OBP: 0.191, SLG: 0.242			C FF 94 X SI 94 0-1 ① G3-1		C SI 93 X CH 87 0-1 ① G1-3	X SI 93 0-0 ③ F7			F FF 94 B FS 88 F SI 95 F FF 93 F FF 93 B FS 89 X FS 87 2-2 ② G6-3 2-H	4	0	0	1	0	0	0
28 Melky Cabrera, S (1, 8) OBP: 0.382, SLG: 0.511			X SI 94 0-0 G5-3 1B		B SI 93 B SI 93 C SI 94 F SI 94 B SI 95 F FF 94 F SI 94 B FF 94 4-2 18 2B 2 1B BB		M FF 94 X CU 75 0-1 ① F7		B FF 93 B FF 94 X FF 94 2-0 HR	3	2	2	1	1	0	0
Chad Moeller, R (1, 2) OBP: 0.438, SLG: 0.385 55 Hideki Matsui, L (9, PH) OBP: 0.387, SLG: 0.536			C SI 94 S CU 76 F FF 95 X SI 95 0-2 ② G5-3 1-2		C SI 93 X 0-1 ② F8		F SI 93 X SI 94 0-1 ② G5-3		S FF 94 B FS 87 C FS 86 C FF 94 1-3 ③ K	3 1	0 0	0 0	0 0	0 0	0 1	2 0
Inning Stats	R: 0 E: 0 K: 0 S: 7 H: 0 LOB: 0 BB: 0 P: 12	R: 0 E: 0 K: 0 S: 5 H: 0 LOB: 0 BB: 0 P: 6	R: 0 E: 0 K: 1 S: 10 H: 1 LOB: 1 BB: 0 P: 13	R: 0 E: 0 K: 2 S: 12 H: 2 LOB: 2 BB: 0 P: 20	R: 3 E: 0 K: 0 S: 13 H: 3 LOB: 1 BB: 1 P: 23	R: 0 E: 0 K: 0 S: 7 H: 0 LOB: 0 BB: 0 P: 11	R: 0 E: 0 K: 1 S: 8 H: 0 LOB: 0 BB: 0 P: 9	R: 0 E: 0 K: 1 S: 7 H: 0 LOB: 0 BB: 0 P: 11	R: 2 E: 0 K: 2 S: 16 H: 2 LOB: 0 BB: 0 P: 24	1B: 4 2B: 3 3B: 0 HR: 1 SF: 0 SAC: 0 DP: 0 HBP: 0						

PITCHER		IP	WLS	BF	H	R	ER	SO	BB	IBB	HBP	BLK	WP	HR	S	P	ERA	WHIP
19 Josh Beckett, R ERA: 5.12	(1, 1)	8.0	W	31	6	3	3	5	1	0	0	0	0	0	69	105	3.38	0.875
58 Jonathan Papelbon, R ERA: 3.38	(9, 1)	1.0		5	2	2	2	2	0	0	0	0	1	1	16	24	18.00	2.000

PITCHER	IP	WLS	BF	H	R	ER	SO	BB	IBB	HBP	BLK	WP	HR	S	P	ERA	WHIP

Boston Red Sox @ New York Yankees

Yankee Stadium, Bronx, NY

Thu Apr 17 2008, 7:05 PM EDT

Att. 55,088 - Clear - 70 F

livebaseballscorecards.com

AB	35
R	5
H	8
RBI	5
BB	1
SO	7
LOB	8

WP: 1 PA: 36
PB: 0
SB: 0
CS: 0

Batter	1	2	3	4	5	6	7	8	9	AB	R	H	RBI	BB	SO	LOB
5 Ian Kinsler, R (1, 4) OBP: 0.354, SLG: 0.377	C FF 91 S SL 80 B FF 92 S FF 92 1-3 ① K		C FC 89 F SI 90 X SL 81 0-2 10 S 32 SF7 2B		C SL 80 X FF 92 0-1 ② F9		S SL 78 X CH 79 0-1 ② G6-3		C FF 91 S SI 93 X FF 94 0-2 ② G6-3	5	1	1	0	0	1	0
10 Michael Young, R (1, 6) OBP: 0.312, SLG: 0.368	C FF 92 S FF 93 X FF 93 0-2 2B		B C D B F D 4-2 2-3 BB		B FF 91 B FF 92 F FF 92 F FC 88 X FC 89 2-2 ③ G6-3		F SL 79 F SI 89 F CH 81 X CH 81 0-2 ③ L8		C FF 93 X FF 90 0-1 ③ G6-3	4	0	1	0	1	0	0
32 Josh Hamilton, L (1, 8) OBP: 0.363, SLG: 0.529	B SL 79 F SL 80 B FS 84 B FS 83 F FC 90 S FF 92 3-3 ② K		F FF 93 F FF 92 F X FS 84 0-2 ② SF7 3-H			X FF 90 0-0 ① F7		C FF 94 S FS 88 B FS 88 F FF 96 X FS 88 1-2 ① G1-3		3	0	0	1	0	1	1
Milton Bradley, S (1, 9) OBP: 0.455, SLG: 0.481	F SL 80 B FF 93 B FF 93 F FC 90 B FF 92 B FF 92 4-2 BB		1 SAFE 1 SAFE B FF 91 B FF 92 1 SAFE F FF 93 B FF 92 C FF 92 F FF 92 3-3 ③ S SL 82 K			X FF 89 0-0 9 HR 2B		B C SI 95 F FF 96 B FF 97 S FS 88 2-3 ② K		3	1	1	0	1	2	1
9 Hank Blalock, L (1, 5) OBP: 0.400, SLG: 0.526	C SI 91 B SI 92 B FF 92 D FC 90 X FC 90 3-1 ③ G3-1			C FC 87 B FC 88 X FS 82 1-1 ① G3		F FF 91 B FC 88 F FF 91 X FF 90 1-2 2-H HR		B FF 97 C FF 96 F FF 97 X FS 89 1-2 BB 7 BB 1B		4	1	2	2	0	0	2
7 David Murphy, L (1, 7) OBP: 0.348, SLG: 0.452		B FF 92 F FF 92 X 1-1 ① P2		B FC 90 C FC 87 B FS 83 C FF 93 B FF 93 F FC 90 X SL 82 3-2 ② P6		B SI 88 F SI 88 F SI 90 X CU 78 1-2 ② P6		B FF 96 C FF 96 B FF 96 S FF 96 B FF 97 B FF 97 4-2 1-2 BB BB		3	0	0	0	1	0	0
Frank Catalanotto, L (1, 10) OBP: 0.320, SLG: 0.422		B FS 84 C B F F X 2-2 ② G3		B FC 88 C FF 91 B FC 88 S FC 88 B FF 94 F FF 93 X FC 90 3-2 2B		B SI 88 B SL 79 C SI 88 B SI 88 B SI 88 4-1 15 FC6-4 BB		B FF 96 B FF 94 B FF 93 C FF 93 F FF 92 B FF 92 4-2 1-2 2-3 BB		2	0	1	0	2	0	0
15 Gerald Laird, R (1, 2) OBP: 0.316, SLG: 0.373		B FF 94 C B X 2-1 ③ G5-3		C FF 92 X FF 92 0-1 ③ F9		B SI 87 X CH 80 1-0 ③ FC6-4 1-2f		F FF 96 S B SL 86 C FF 97 1-3 ③ K		4	0	0	0	0	1	5
Ben Broussard, L (1, 3) OBP: 0.269, SLG: 0.383 Jason Botts, S (7, PH) OBP: 0.188, SLG: 0.400 (7, 3)			B CU 75 C SL 81 B FC 88 B FC 88 X FF 92 3-1 ① G6-3		B CU 77 B FF 88 B FF 90 C FF 90 F FF 91 F FF 92 T FF 90 3-2 ① K		B SI 86 B F B F SI 86 X SI 86 3-2 ① G6-3		C FF 93 F FC 91 B FF 93 F SL 87 B SI 93 X FC 90 2-2 ① F8	2 2	0 0	0 0	0 0	0 0	1 0	0 0
Inning Stats	R: 0 E: 0 K: 2 S: 13 H: 1 LOB: 2 BB: 1 P: 24	R: 0 E: 0 K: 0 S: 8 H: 0 LOB: 0 BB: 0 P: 13	R: 1 E: 0 K: 1 S: 15 H: 1 LOB: 1 BB: 1 P: 25	R: 0 E: 0 K: 0 S: 12 H: 1 LOB: 1 BB: 0 P: 19	R: 0 E: 0 K: 1 S: 9 H: 0 LOB: 0 BB: 0 P: 14	R: 2 E: 0 K: 0 S: 10 H: 2 LOB: 1 BB: 1 P: 17	R: 0 E: 0 K: 0 S: 9 H: 0 LOB: 0 BB: 0 P: 12	R: 0 E: 0 K: 2 S: 17 H: 1 LOB: 3 BB: 2 P: 30	R: 0 E: 0 K: 0 S: 9 H: 0 LOB: 0 BB: 0 P: 11	1B: 1 2B: 4 3B: 0 HR: 1	SF: 1 SAC: 0 DP: 0 HBP: 0					

PITCHER		IP	WLS	BF	H	R	ER	SO	BB	IBB	HBP	BLK	WP	HR	S	P	ERA	WHIP
18 Daisuke Matsuzaka, R ERA: 3.14	(1, 1)	5.1	W	23	5	3	3	4	2	0	0	0	0	1	62	101	5.06	1.312
48 Javier López, L ERA: 4.26	(6, 1)	1.2		6	0	0	0	0	1	0	0	0	0	0	14	23	0.00	0.600
53 David Aardsma, R ERA: 1.64	(8, 1)	1.0		6	1	0	0	2	2	0	0	0	0	0	17	30	0.00	3.000
50 Mike Timlin, R ERA: 18.9	(9, 1)	1.0		3	0	0	0	0	0	0	0	0	0	0	9	11	0.00	0.000

PITCHER	IP	WLS	BF	H	R	ER	SO	BB	IBB	HBP	BLK	WP	HR	S	P	ERA	WHIP

TOP

Texas Rangers @ Boston Red Sox

Fenway Park, Boston, MA

Fri Apr 18 2008, 7:05 PM EDT

Att. 37,902 - Clear - 69 F

livebaseballscorecards.com

AB	32
R	3
H	6
RBI	3
BB	5
SO	6
LOB	9

PA: 38

WP: 0
PB: 0
SB: 1
CS: 0

Batter	1	2	3	4	5	6	7	8	9	AB	R	H	RBI	BB	SO	LOB
2 Jacoby Ellsbury, L (1, 8) OBP: 0.429, SLG: 0.371	B X 1-0 G4-3 ①		B CU 74 B CU 73 B SI 91 B SI 90 4-0 15 BB 34 HR BB	X SI 91 0-0 1-H 15 HR 3B		S CH 81 C CU 71 F SL 83 F SI 90 B SI 89 B CU 71 B CH 81 F CH 81 F SL 81 4-2 B SI 88 FC6-4 1-2 BB		F CH 88 B FF 96 C FF 96 B CH 87 F FF 96 B CU 77 F FF 96 B FF 95 4-2 34 1B 34 E BB		2	3	1	1	3	0	0
15 Dustin Pedroia, R (1, 4) OBP: 0.393, SLG: 0.432	B SI 92 C SI 93 F SI 93 B SL 84 F SI 93 B SI 94 X SI 94 3-2 G5-3 ②		2 SAFE C SI 93 B SL 80 B SI 92 B SI 93 B SI 91 4-1 34 HR 1-2 2-3 BB	C SL 84 X SI 92 0-1 3-H HR		B SI 91 C SL 83 C SL 81 F SI 91 X SL 82 1-2 F5 ①		B FF 96 C FF 95 B SL 82 T FF 94 F FF 96 B SL 84 S FF 96 3-3 K ②		4	2	1	2	1	1	4
34 David Ortiz, L (1, 10) OBP: 0.247, SLG: 0.224	B SI 94 B SI 94 C SI 92 X SI 94 2-1 G1-3 ③		X SI 93 0-0 1-H 2-H 3-H HR	B CH 80 S CH 81 H FF 92 2-1 FC5-4 HBP		B CU 70 S CH 82 F SI 90 B SL 82 X SL 80 2-2 L7 ②		B CH 88 B CH 88 X FF 95 2-0 E3 1-H 2-H 1B		4	1	2	5	0	0	2
Manny Ramirez, R (1, 7) OBP: 0.397, SLG: 0.676 Joe Thurston, L (7, 7)		C B B B SI 93 C SI 92 C SI 94 3-3 K ① S SI 92 B SI 92 B SI 92 B SI 92 X SI 91 3-1 1B	B SL 81 B SL 84 T SI 92 F SL 83 X SI 92 2-2 FC5-4 20 FC6-4 1-2f		X SI 91 0-0 1-2f FC6-4 ③		F FF 94 F FF 96 X FF 97 0-2 G5-3 ③		4 1	0 0	1 0	0 0	0 0	1 0	3 1
20 Kevin Youkilis, R (1, 5) OBP: 0.421, SLG: 0.561		C SI 93 X SI 92 0-1 G5-3 ② B SI 88 B CU 73 C SI 90 B SI 89 C SI 90 X SI 90 3-2 G6-3 ③	C SI 92 D SL 81 X SI 91 1-1 1-2f FC6-4 ③			X SI 90 0-0 7 G4-6-3 1B			4	0	1	0	0	0	2
7 J.D. Drew, L (1, 9) OBP: 0.414, SLG: 0.560		C SI 94 B SI 94 C CU 78 B SI 93 B SI 94 S SI 94 3-3 K ③	B CH 84 B SI 90 B SI 88 B SI 90 4-0 2B BB	C SI 89 F SI 89 B SL 83 B CH 82 F SI 90 X SI 91 2-2 F8 ①		C CH 81 F SI 90 B SI 90 F CU 71 B SL 81 B SI 90 X SI 91 3-2 1-2f G4-6-3 ①②			3	1	0	0	1	1	1
Jason Varitek, S (1, 2) OBP: 0.311, SLG: 0.517 Kevin Cash, R (8, 2) OBP: 0.200, SLG: 0.300			B CU 72 B SI 91 X SI 90 2-0 P5 ① B SI 88 B SI 90 C SI 90 F SI 89 X SI 90 2-2 22 1B 12 SF7 1-H 2B	C CH 83 C CU 71 X FF 93 0-2 G3 ②		B CH 82 B SI 89 S CH 82 S SL 81 X CU 72 2-2 G3 ③			4 0	1 0	1 0	1 0	0 0	0 0	0 0
22 Sean Casey, L (1, 3) OBP: 0.415, SLG: 0.444			C SI 91 B FF 93 X SI 92 1-1 L6 ② B SI 89 X SI 89 1-0 2 3B 2-3 1B	B SI 90 X SI 83 1-0 G3-1 ③				B C FF 96 F FF 97 X FF 97 1-2 34 1B 2B		4	2	2	0	0	0	0
12 Jed Lowrie, S (1, 6) OBP: 0.375, SLG: 0.571			F SI 91 X SI 92 0-1 15 BB 34 HR 2B C SI 91 X SI 91 0-1 3-H SF7 ①			X SI 89 0-0 2 BB 1B		C FF 96 B F FF 96 C CH 87 1-3 K ①		3	1	2	1	0	1	1
Inning Stats	R: 0 E: 0 K: 0 S: 7 H: 0 LOB: 0 BB: 0 P: 13	R: 0 E: 0 K: 2 S: 8 H: 0 LOB: 0 BB: 0 P: 14	R: 4 E: 0 K: 0 S: 12 H: 3 LOB: 1 BB: 2 P: 29	R: 5 E: 0 K: 0 S: 15 H: 4 LOB: 1 BB: 1 P: 27	R: 0 E: 0 K: 0 S: 8 H: 0 LOB: 0 BB: 0 P: 11	R: 0 E: 0 K: 0 S: 15 H: 1 LOB: 2 BB: 1 P: 22	R: 0 E: 0 K: 0 S: 8 H: 1 LOB: 0 BB: 0 P: 13	R: 2 E: 1 K: 2 S: 18 H: 2 LOB: 1 BB: 1 P: 29		1B: 5 2B: 3 3B: 1 HR: 2	SF: 1 SAC: 0 DP: 1 HBP: 1					

BOTTOM

Texas Rangers @ Boston Red Sox

Fenway Park, Boston, MA

Fri Apr 18 2008, 7:05 PM EDT

Att. 37,902 - Clear - 69 F

livebaseballscorecards.com

AB	33
R	11
H	11
RBI	10
BB	5
SO	4
LOB	14

WP: 0 PB: 0 SB: 0 CS: 0 PA: 40

PITCHER		IP	WLS	BF	H	R	ER	SO	BB	IBB	HBP	BLK	WP	HR	S	P	ERA	WHIP
46 Luis Mendoza, R ERA: 9.0	(1, 1)	3.0	L	17	5	7	7	2	3	0	0	0	0	1	31	67	21.00	2.667
59 Josh Rupe, R ERA: 5.73	(4, 1)	4.0		17	4	2	2	0	1	0	1	0	0	1	42	62	4.50	1.250
57 Dustin Nippert, R ERA: 11.37	(8, 1)	1.0		6	2	2	1	2	1	0	0	0	0	0	18	29	9.00	3.000

PITCHER	IP	WLS	BF	H	R	ER	SO	BB	IBB	HBP	BLK	WP	HR	S	P	ERA	WHIP

Batter	1	2	3	4	5	6	7	8	9	AB	R	H	RBI	BB	SO	LOB
5 Ian Kinsler, R (1, 4) OBP: 0.357, SLG: 0.370	C FF 93 F FF 94 B FC 89 F FC 89 X CU 76 1-2 ① G6-3	S CU 76 X FF 92 0-1 ③ F8		B FF 93 B CU 75 F SI 90 B FC 87 B FF 92 4-1 10 1B BB		C FC 87 X CU 74 0-1 ② G5-3		C FC 89 F FF 92 D FC 91 B SI 92 X FF 92 2-2 2-3 1B		4	0	1	0	1	0	3
10 Michael Young, R (1, 6) OBP: 0.305, SLG: 0.356	C FF 94 B FF 93 F B FC 90 B X FF 92 3-2 ② F8		X 0-0 ① F9	1 SAFE B FF 90 X CU 74 1-0 1-3 1B		B FF 90 B FC 88 F FC 86 X FF 92 2-1 ③ F9		X FF 92 0-0 ② P3		5	0	1	0	0	0	3
32 Josh Hamilton, L (1, 8) OBP: 0.365, SLG: 0.562	B C X 1-1 HR		B FF 93 F SI 91 X CU 78 1-1 9 1B 2B 1B	X FF 92 0-0 ③ G3			F FF 90 X FF 92 0-1 ① F7	X SI 88 0-0 ③ L8		5	2	2	1	0	0	4
9 Hank Blalock, L (1, 5) OBP: 0.414, SLG: 0.532	B FF 95 B FC 90 F FF 93 F CU 76 X FC 89 2-2 ③ P5		F FC 88 X SI 90 0-1 2B 1-2 1B		C SI 90 B SI 91 X SI 90 1-1 ① G3		C CU 76 B FF 92 T FC 87 X FF 94 1-2 7 BB 1B		X FF 95 0-0 FC4-6 1B	5	0	3	0	0	0	0
Jason Botts, S (1, 3) OBP: 0.238, SLG: 0.450		B FF 91 B FC 85 C FF 90 X FC 85 2-1 ① F7	C FF 93 X FF 93 0-1 1-3 2-H 2B		B X FF 92 1-0 1B		F FF 95 F FF 96 B CU 76 D CU 76 C CH 85 2-3 ② K		C FF 95 F FS 89 F FF 95 X FS 91 0-2 ① FC4-6 DI 1-2f	5	0	2	1	0	1	2
7 David Murphy, L (1, 9) OBP: 0.351, SLG: 0.455		C FF 92 S FF 91 B FF 94 B CU 74 B CU 73 F FF 93 X FF 93 3-2 2 1B 2B	S SI 92 F SI 90 S SI 91 0-3 ② K		C FC 90 S SI 91 F FF 91 S SI 91 0-3 ② K		C CH 84 F CH 86 1 SAFE F FF 96 B CH 85 B CH 84 F FF 96 B CU 78 F CH 85 4-2 B FF 86 1-2 BB		S FF 98 F FF 96 X FF 97 0-2 ② F7	4	1	1	0	1	2	4
15 Gerald Laird, R (1, 10) OBP: 0.295, SLG: 0.345 Milton Bradley, S (9, PH) OBP: 0.448, SLG: 0.473		C FF 93 B FC 87 C CU 73 F FC 86 F FF 92 C FF 92 1-3 ② K	C CU 76 F FC 89 F FF 93 S CU 76 0-3 ③ K		C SI 91 B CH 84 F FC 88 F FF 94 D CU 76 B FF 90 X SI 89 3-2 ③ F8		B CH 85 B FF 98 C FF 97 C FF 97 B FF 97 F FF 96 S FF 97 3-3 ③ K		B FF 97 X FF 97 1-0 ③ F8 1-2	4 1	0 0	0 0	0 0	3 0	6 1	4 0
2 Adam Melhuse, S (1, 2) OBP: 0.333, SLG: 0.250		X FF 91 0-0 6 1B 2-H 1B		C FF 90 S CH 85 B CU 76 C FF 93 1-3 ① K		B FC 91 B FC 91 S FF 91 B SI 89 B SI 89 4-1 6 SH1-4 BB		C FF 89 X FS 83 0-1 5 1B 6 SH3 1B		3	0	2	1	1	1	0
6 German Duran, R (1, 7) OBP: 0.200, SLG: 0.200		C FF 91 D CU 76 C CU 74 D FC 88 X FF 93 2-2 1-3 1B		X SI 92 0-0 ② G4-3		1 SAFE 1 SAFE X FC 85 0-0 ① SH1-4 1-2		M X 0-1 ① SH3 1-2		2	0	1	0	0	0	0
Inning Stats	R: 1 E: 0 K: 0 S: 12 H: 1 LOB: 0 BB: 0 P: 19	R: 1 E: 0 K: 1 S: 17 H: 3 LOB: 2 BB: 0 P: 25	R: 1 E: 0 K: 2 S: 14 H: 3 LOB: 2 BB: 0 P: 15	R: 0 E: 0 K: 1 S: 7 H: 1 LOB: 2 BB: 1 P: 13	R: 0 E: 0 K: 1 S: 11 H: 1 LOB: 1 BB: 0 P: 16	R: 0 E: 0 K: 0 S: 6 H: 0 LOB: 1 BB: 1 P: 12	R: 0 E: 0 K: 2 S: 17 H: 1 LOB: 2 BB: 1 P: 27	R: 0 E: 0 K: 0 S: 9 H: 2 LOB: 2 BB: 0 P: 11	R: 0 E: 0 K: 0 S: 9 H: 1 LOB: 1 BB: 0 P: 10	1B: 10 2B: 2 3B: 0 HR: 1 SF: 0 SAC: 2 DP: 0 HBP: 0						

PITCHER		IP	WLS	BF	H	R	ER	SO	BB	IBB	HBP	BLK	WP	HR	S	P	ERA	WHIP
31 Jon Lester, L ERA: 5.06	(1, 1)	6.1		31	10	3	3	5	2	0	0	0	0	1	72	106	4.26	1.895
17 Manny Delcarmen, R ERA: 2.79	(7, 1)	0.2		3	0	0	0	2	1	0	0	0	0	0	12	21	0.00	1.500
50 Mike Timlin, R ERA: 15.75	(8, 1)	0.2		4	2	0	0	0	0	0	0	0	0	0	8	10	0.00	3.000
48 Javier López, L ERA: 4.05	(8, 1)	0.1	W	1	0	0	0	0	0	0	0	0	0	0	1	1	0.00	0.000
58 Jonathan Papelbon, R ERA: 3.0	(9, 1)	1.0	S	4	1	0	0	0	0	0	0	0	0	0	9	10	0.00	1.000

PITCHER	IP	WLS	BF	H	R	ER	SO	BB	IBB	HBP	BLK	WP	HR	S	P	ERA	WHIP

TOP

Texas Rangers @ Boston Red Sox

Fenway Park, Boston, MA

Sat Apr 19 2008, 7:05 PM EDT

Att. 37,958 - Clear - 51 F

livebaseballscorecards.com

AB	38
R	3
H	13
RBI	3
BB	3
SO	7
LOB	23

WP: 0	PA: 43
PB: 0	
SB: 0	
CS: 0	

Texas Rangers @ Boston Red Sox

Fenway Park, Boston, MA

Sat Apr 19 2008, 7:05 PM EDT

Att. 37,958 - Clear - 51 F

BOTTOM

livebaseballscorecards.com

Batter	1	2	3	4	5	6	7	8	9	AB	R	H	RBI	BB	SO	LOB
2 Jacoby Ellsbury, L (1, 8) OBP: 0.415, SLG: 0.385	F FF 86 B FF 86 B FF 87 F FF 86 B FF 86 X FF 87 3-2 15 SH 34 G4-6-3 2B	1 SAFE X SI 86 0-0 ③ G5-3			F SI 85 X CH 80 0-1 ② F8			C FF 95 B FF 95 B FF 94 C FF 95 X CH 85 2-2 ① P6		4	1	1	0	0	0	1
15 Dustin Pedroia, R (1, 4) OBP: 0.391, SLG: 0.442	X FF 86 0-0 SH 34 G4-6-3 2-3		B FF 86 B FF 87 F FF 87 B FF 86 F FF 87 F FF 86 X FF 87 3-2 ① G6-3		C SL 80 B SL 81 F FF 86 B SL 81 X SL 81 2-2 ③ G5-3			B SL 91 X FF 91 1-0 34 1B 2B		3	1	1	0	0	0	0
34 David Ortiz, L (1, 10) OBP: 0.247, SLG: 0.225	B FF 86 C FF 87 B SI 83 B FF 87 X FF 86 3-1 ① ② G4-6-3 1-2f 3-H		X SL 80 0-0 ② P5			C CH 79 B CH 79 B SL 80 C FF 86 F SL 80 C SI 86 2-3 ① K		X FF 93 0-0 HR 2-H 1B		4	1	1	1	0	1	1
Manny Ramirez, R (1, 7) OBP: 0.415, SLG: 0.712	C FF 87 B FF 88 B SL 80 S FF 87 F SI 89 B FF 88 F FF 88 B FF 87 4-2 20 2B BB		C SI 87 B SL 82 B FF 87 C SL 81 B SL 82 B FF 88 4-2 BB			B FF 86 B FF 87 B FF 87 C FF 87 S SL 81 X SL 82 3-2 ② L6		C FF 95 X CH 84 0-1 1-H HR		2	2	1	2	2	0	0
20 Kevin Youkilis, R (1, 5) (8, 3) OBP: 0.413, SLG: 0.557	C SI 88 B FF 87 B FF 88 C FF 87 B SI 87 X FF 86 3-2 1-H 2B		B FF 88 F SI 88 C FF 88 X SL 81 1-2 ③ F9			B CH 82 X FF 87 1-0 ③ P3		X FF 94 0-0 ② F8		4	0	1	1	0	0	1
7 J.D. Drew, L (1, 9) OBP: 0.403, SLG: 0.528	B SL 80 C FF 88 B SI 87 X SI 83 2-1 ③ G6-3			C SL 78 B CH 79 B CH 80 F FF 87 B SL 81 F FF 87 F FF 88 X FF 88 3-2 ① G4-3			B SI 93 B SI 93 B SI 93 C SI 93 B SI 92 4-1 FC5-4 BB	S FF 95 S FF 96 F CH 86 B FF 94 B FF 94 B CH 86 F FF 95 C CH 85 3-3 ③ K		3	0	0	0	1	1	1
Jason Varitek, S (1, 2) OBP: 0.297, SLG: 0.492		B CH 80 C FF 86 B SL 81 F FF 87 B FF 87 X FF 86 3-2 ① P6		C FF 88 B SL 81 B SL 80 B FF 87 C FF 87 X FF 87 3-2 ② F7			C SI 92 1 SAFE 1 SAFE X SI 93 0-1 ① FC5-4 22 1B 1-2f			3	0	0	0	0	0	1
22 Sean Casey, L (1, 3) OBP: 0.409, SLG: 0.436 12 Jed Lowrie, S (7, PR) (8, 5) OBP: 0.375, SLG: 0.571		C FF 87 X SI 87 0-1 ② F7		C FF 86 B FF 88 X FF 87 1-1 ③ G4-3			C SI 93 B FF 91 B SI 93 1 SAFE X SI 93 2-1 23 G6-4-3 1-2 1B			3 0	0 0	1 0	0 0	0 0	0 0	0 0
23 Julio Lugo, R (1, 6) OBP: 0.308, SLG: 0.306		C FF 88 X SL 81 0-1 1B			B FF 85 B FF 85 X FF 85 2-0 ① L9			X SI 93 0-0 ② ③ G6-4-3 1-2f		3	0	1	0	0	0	2
Inning Stats	R: 2 H: 2 E: 1 LOB: 1 K: 0 BB: 1 S: 15 P: 30	R: 0 H: 1 E: 0 LOB: 1 K: 0 BB: 0 S: 8 P: 11	R: 0 H: 0 E: 0 LOB: 1 K: 0 BB: 1 S: 10 P: 18	R: 0 H: 0 E: 0 LOB: 0 K: 0 BB: 0 S: 10 P: 17	R: 0 H: 0 E: 0 LOB: 0 K: 0 BB: 0 S: 6 P: 10	R: 0 H: 0 E: 0 LOB: 0 K: 1 BB: 0 S: 8 P: 14	R: 0 H: 1 E: 0 LOB: 2 K: 0 BB: 1 S: 6 P: 12	R: 3 H: 3 E: 0 LOB: 0 K: 1 BB: 0 S: 13 P: 19		1B: 3 SF: 0 2B: 3 SAC: 1 3B: 0 DP: 2 HR: 1 HBP: 0						WP: 0 PA: 33 PB: 0 SB: 0 CS: 0	

	AB	R	H	RBI	BB	SO	LOB
	29	5	7	4	3	2	7

PITCHER		IP	WLS	BF	H	R	ER	SO	BB	IBB	HBP	BLK	WP	HR	S	P	ERA	WHIP
31 Jason Jennings, R ERA: 7.08	(1, 1)	6.0		23	3	2	2	1	2	0	0	0	0	0	57	100	3.00	0.833
Jamey Wright, R ERA: 0.84	(7, 1)	1.0	H	4	1	0	0	0	1	0	0	0	0	0	6	12	0.00	2.000
53 Joaquín Benoit, R ERA: 8.53	(8, 1)	1.0	L	6	3	3	3	1	0	0	0	0	0	1	13	19	27.00	3.000

PITCHER	IP	WLS	BF	H	R	ER	SO	BB	IBB	HBP	BLK	WP	HR	S	P	ERA	WHIP

Texas Rangers @ Boston Red Sox

Fenway Park, Boston, MA

Sun Apr 20 2008, 1:35 PM EDT

Att. 37,480 - Cloudy - 55 F

TOP

livebaseballscorecards.com

Batter	1	2	3	4	5	6	7	8	9	AB	R	H	RBI	BB	SO	LOB
5 Ian Kinsler, R (1, 4) OBP: 0.352, SLG: 0.403	C KN 67 C KN 68 X KN 66 0-2 HR		L KN 67 F KN 66 F KN 60 X KN 66 0-2 ① F9			F KN 66 B FF 75 B KN 67 B FF 75 X FF 74 3-1 ① G4-3		X KN 66 0-0 ① L7		4	1	1	1	0	0	0
10 Michael Young, R (1, 6) OBP: 0.314, SLG: 0.364	S X 0-1 32 G1-6-3 1B		B KN 66 C FF 74 B KN 66 X KN 66 2-1 ② G6-3			S KN 67 X KN 66 0-1 32 1B HR 1B		C KN 66 F KN 66 B KN 62 S KN 67 1-3 K		4	1	2	0	0	1	0
32 Josh Hamilton, L (1, 8) OBP: 0.360, SLG: 0.545	F KN 68 1 SAFE F KN 66 X KN 67 0-2 ① ② G1-6-3 1-2f		B KN 65 X KN 66 1-0 ③ G3			B KN 68 X KN 67 1-0 1-3 HR 1B		C KN 67 X KN 67 0-1 ② F9		4	1	1	0	0	0	2
Milton Bradley, S (1, 10) OBP: 0.437, SLG: 0.508	B KN 66 X KN 67 1-0 ③ F8			S KN 65 S KN 65 X KN 65 0-2 ① F7		X KN 68 0-0 1-H 3-H HR		C KN 66 D CU 62 1 SAFE 1 SAFE F KN 67 D KN 68 1 SAFE S KN 62 2-3 ③ K		4	1	1	3	0	1	1
9 Hank Blalock, L (1, 5) OBP: 0.405, SLG: 0.515		C B S X 1-2 7 SH1-3 15 G6-3 1B		X KN 66 0-0 ② L9		S KN 67 X KN 68 0-1 ② P5			B FF 97 F FF 94 X FF 98 1-1 ① P5	4	1	1	0	0	0	0
Frank Catalanotto, L (1, 7) OBP: 0.315, SLG: 0.408		X 0-0 7 SH1-3 1-2 1B		F KN 67 F KN 62 X KN 67 0-2 ③ G1-3		C KN 66 C KN 61 X KN 69 0-2 ③ F7			B FF 98 X FF 96 1-0 ② L8	4	0	1	0	0	0	0
7 David Murphy, L (1, 9) OBP: 0.338, SLG: 0.435		B X 1-0 ① SH1-3 1-2 2-3			B KN 66 C FF 73 S KN 66 S KN 60 1-3 ① K		B KN 66 B KN 66 C FF 73 C FF 73 F KN 66 F KN 65 X KN 67 2-2 ① G3		F FF 96 X FF 95 0-1 ③ P6	3	0	0	0	0	1	0
15 Gerald Laird, R (1, 2) OBP: 0.281, SLG: 0.328		B X KN 67 1-0 ② G6-3 3-H			X KN 66 0-0 ② G6-3		X KN 67 0-0 ② P2			3	0	0	1	0	0	1
Ben Broussard, L (1, 3) OBP: 0.255, SLG: 0.360		C F S 0-3 ③ K			S KN 67 X KN 67 0-1 ③ P2		F KN 68 F KN 62 F CU 60 B KN 59 S KN 69 1-3 ③ K			3	0	0	0	0	2	1
Inning Stats	R: 1 E: 0 K: 0 S: 9 H: 2 LOB: 0 BB: 0 P: 10	R: 1 E: 0 K: 1 S: 9 H: 2 LOB: 1 BB: 0 P: 12	R: 0 E: 0 K: 0 S: 7 H: 0 LOB: 0 BB: 0 P: 10	R: 0 E: 0 K: 0 S: 7 H: 0 LOB: 0 BB: 0 P: 7	R: 0 E: 0 K: 1 S: 6 H: 0 LOB: 0 BB: 0 P: 7	R: 3 E: 0 K: 0 S: 11 H: 3 LOB: 0 BB: 0 P: 15	R: 0 E: 0 K: 1 S: 10 H: 0 LOB: 0 BB: 0 P: 13	R: 0 E: 0 K: 2 S: 9 H: 0 LOB: 1 BB: 0 P: 12	R: 0 E: 0 K: 0 S: 5 H: 0 LOB: 0 BB: 0 P: 7	1B: 5 2B: 0 3B: 0 HR: 2 SF: 0 SAC: 1 DP: 1 HBP: 0						

	AB	33
	R	5
	H	7
	RBI	5
	BB	0
	SO	5
	LOB	5

WP: 0 PB: 1 SB: 0 CS: 0 PA: 34

PITCHER		IP	WLS	BF	H	R	ER	SO	BB	IBB	HBP	BLK	WP	HR	S	P	ERA	WHIP
49 Tim Wakefield, R ERA: 3.96	(1, 1)	8.0	W	31	7	5	5	5	0	0	0	0	0	2	68	86	5.62	0.875
58 Jonathan Papelbon, R ERA: 2.7	(9, 1)	1.0	S	3	0	0	0	0	0	0	0	0	0	0	5	7	0.00	0.000

PITCHER	IP	WLS	BF	H	R	ER	SO	BB	IBB	HBP	BLK	WP	HR	S	P	ERA	WHIP

Texas Rangers @ Boston Red Sox

Fenway Park, Boston, MA

Sun Apr 20 2008, 1:35 PM EDT

Att. 37,480 - Cloudy - 55 F

BOTTOM

Batter	1	2	3	4	5	6	7	8	9	AB	R	H	RBI	BB	SO	LOB
2 Jacoby Ellsbury, L (1, 8) OBP: 0.431, SLG: 0.395	B: X SI 91 1-0: G4-3 ①		C SI 94, C FF 90, B SI 95, B SI 94, B SI 93, B FF 94 4-2: 12 E, 12 S — BB		1 SAFE: X SI 86 0-0: 12 S — 1B 1-2	X FF 89 0-0: P6 ③		B CH 80, B SI 90, C SI 90, X SI 88 2-1: 12 2B — 1B		4	1	2	0	1	0	3
12 Jed Lowrie, S (1, 4) OBP: 0.385, SLG: 0.667	C SI 93, B FF 92, S SI 93, B SI 93, F SI 92, B CU 73, F SI 94, C 3-3: K ②		C SI 87, B SI 92, S FF 94, X SI 95 1-2: P6 ② 1-3		B FC 89, C FC 88, F SI 95, C SI 96 1-3: K ② 1-2 2-3		X SI 92 0-0: 34 1B — 2B	1 SAFE, B SI 88, 1 SAFE, X SI 88 1-0: 34 1B — 2B 1-H		5	2	2	1	0	2	3
34 David Ortiz, L (1, 10) OBP: 0.267, SLG: 0.240	C SI 94, B SI 88, B SI 88, F FC 89, B CU 74, S FC 87 3-3: K ③		D SI 88, X CU 75 1-0: G6-3 ③		I IN 72, I IN 77, I IN 76, I IN 77 4-0: FC6-4 — IBB		X FC 87 0-0: 20 G4-6-3 7 1B HBP — 1B 2-H	S SL 83, B CU 79, S SI 95, B SI 96, F SI 95, F FF 95, X SL 82 2-2: 15 E — 1B 2-H		4	2	2	2	1	1	1
Manny Ramirez, R (1, 7) OBP: 0.410, SLG: 0.703 Joe Thurston, L (3, 7) 15 Dustin Pedroia, R (8, PH) OBP: 0.398, SLG: 0.462 (9, 4)		C FF 92, C FF 94, B SI 94, C SI 94 1-3: K ①	B SI 94, C SI 93, X SI 94 1-1: G4-3 ①	X SI 95 0-0: FC6-4 ③ 1-2f		C SI 87, 1 SAFE, H SI 88 1-1: 20 G4-6-3 HBP 1-2	D SI 95, B SI 95, X SI 94 2-0: E8 22 BB — 2B 1-H		1 2 1	0 0 1	0 0 1	0 0 1	0 0 1	1 0 0	0 3 0
20 Kevin Youkilis, R (1, 5) OBP: 0.435, SLG: 0.568		B FF 92, B FF 92, C FF 92, C SI 94, B FF 90, X SI 93 3-2: 22 1B — 1B	C FF 94, F FF 94, F FF 92, X CU 76 0-2: 7 G4-3 — 1B			F FF 94, B SI 94, C SI 94, B SI 96, F FC 90, X SI 94 2-2: 23 1B, 22 1B — 1B	C SI 88, X SI 89 0-1: G4-6-3 ①② 1-2f 2-3	I IN 70, I IN 76, I IN 82, I IN 81 4-0: 22 BB, 7 BB — IBB		4	0	3	0	1	0	2
7 J.D. Drew, L (1, 9) OBP: 0.403, SLG: 0.509		C SI 93, B SI 93, C FF 86, F FC 87, B FF 88, F SI 93, X FC 87 2-2: F8 ②	X SI 87 0-0: G4-3 ② 1-2			F SI 92, B FC 89, B CU 73, F FC 87, T FF 87 2-2: K ① 3-H	C CH 77, B SI 81, B SI 94, F SI 90, X CH 79 2-2: 1B	B FF 94, B FF 94, C SI 94, B SI 94, F FF 95, F SI 94, F FF 95, B SI 95 4-2: 22 BB — BB 1-2		4	0	1	1	1	1	3
22 Sean Casey, L (1, 3) OBP: 0.429, SLG: 0.442		B FF 93, X SI 94 1-0: 1-3 — 1B	C CU 74, B FC 88, F FC 88, B SI 94, X CU 76 2-2: F9 ③			B SI 93, B FF 87, B FC 93, C FC 93, X FF 94 3-1: 23 1B — 1B 1-2	C SI 89, B CH 79, X SI 90 1-1: G4-3 ③	B SI 94, C SI 95, F FF 95, F SI 94, B SI 94, B FF 94, B FF 93 4-2: FC6-4 — BB 1-2 2-3 3-H		4	0	2	1	1	0	2
Kevin Cash, R (1, 2) OBP: 0.200, SLG: 0.267		B FF 89, B FF 94, C FF 94, B FC 89, X SI 93 3-1: F9 ③			X FF 93 0-0: 23 FC4-6 — 1B	B FF 90, B FC 89, C SI 94, C SI 94, F SI 94, T SI 94 2-2: K ②		B SI 87, X SI 88 1-0: G6-3 ① FC6-4		5	0	1	0	0	1	7
23 Julio Lugo, R (1, 6) OBP: 0.304, SLG: 0.303 (9, 7)			B FF 94, C FF 92, C SI 94, C SI 94 1-3: K ①		B SI 94, X SI 94 1-0: FC4-6 12 S, 2 1B ① 1-2f	C SI 95, X SI 94 0-1: 1-2, 2-3 — 1B		B SI 89, C SI 89, B SI 90, L SI 89, C SL 77 2-3: K ②		4	0	1	0	0	2	1
Inning Stats	R: 0, E: 0, K: 2, S: 9 H: 0, LOB: 0, BB: 0, P: 16	R: 0, E: 0, K: 1, S: 14 H: 2, LOB: 2, BB: 0, P: 24	R: 0, E: 0, K: 1, S: 9 H: 0, LOB: 1, BB: 1, P: 16	R: 0, E: 0, K: 0, S: 10 H: 1, LOB: 1, BB: 0, P: 13	R: 0, E: 0, K: 1, S: 7 H: 2, LOB: 3, BB: 1, P: 13	R: 0, E: 0, K: 2, S: 16 H: 3, LOB: 3, BB: 0, P: 25	R: 2, E: 0, K: 0, S: 10 H: 3, LOB: 1, BB: 0, P: 14	R: 4, E: 1, K: 1, S: 21 H: 4, LOB: 3, BB: 3, P: 44		1B: 12, 2B: 3, 3B: 0, HR: 0 SF: 0, SAC: 0, DP: 1, HBP: 1						

livebaseballscorecards.com

AB	38
R	6
H	15
RBI	6
BB	5
SO	8
LOB	25

WP: 0, PB: 0, SB: 3, CS: 0 — PA: 44

PITCHER		IP	WLS	BF	H	R	ER	SO	BB	IBB	HBP	BLK	WP	HR	S	P	ERA	WHIP
33 Kevin Millwood, R ERA: 2.53	(1, 1)	6.0		30	10	2	2	7	1	1	0	0	0	0	67	109	3.00	1.833
58 Wes Littleton, R ERA: 2.7	(7, 1)	1.2		8	3	2	2	1	0	0	1	0	0	0	15	25	10.80	1.800
36 C.J. Wilson, L ERA: 2.25	(8, 1)	0.0	L	5	2	2	2	0	2	1	0	0	0	0	13	29	∞	∞
Jamey Wright, R ERA: 0.82	(8, 1)	0.1		1	0	0	0	0	0	0	0	0	0	0	1	2	0.00	0.000

PITCHER	IP	WLS	BF	H	R	ER	SO	BB	IBB	HBP	BLK	WP	HR	S	P	ERA	WHIP

Texas Rangers @ Boston Red Sox

Fenway Park, Boston, MA

Mon Apr 21 2008, 11:05 AM EDT

Att. 37,539 - Cloudy - 48 F

TOP

livebaseballscorecards.com

Batter	1	2	3	4	5	6	7	8	9	AB	R	H	RBI	BB	SO	LOB
5 Ian Kinsler, R (1, 4) OBP: 0.344, SLG: 0.383	C FF 93 B SL 85 B CH 79 B FF 95 F FF 94 X SL 80 3-2 ① P6	C FF 93 B SL 83 X CH 79 1-1 ③ P3			C FF 94 B CU 78 F SI 93 F FF 94 F SL 85 F FF 96 S CU 79 1-3 ① K		B FF 96 B FF 96 C FF 96 B FF 96 C FF 96 B FF 97 4-2 32 2B BB		C FF 97 C FF 98 B CU 80 B X FF 98 2-2 ② G6-3	4	0	0	0	1	1	3
10 Michael Young, R (1, 6) OBP: 0.330, SLG: 0.395	B FF 94 C CH 79 S CH 82 B CU 77 B SL 83 X CH 79 3-2 2B		B FF 92 B FF 93 B FF 93 B FF 92 4-0 9 1B BB		X FF 95 0-0 ② F9		C SL 86 S SL 87 T FF 97 0-2 ② K		B FF 98 B FF 98 C FF 96 F FF 96 B FF 97 F FF 97 X FF 94 3-2 32 2B 2B	4	1	2	0	1	1	2
32 Josh Hamilton, L (1, 8) OBP: 0.362, SLG: 0.561	T FF 93 S CH 80 B CU 77 S CU 77 1-3 ② K		S CH 77 F CH 76 1 SAFE C FF 93 0-3 ① K		F FF 96 F FF 95 F CU 80 F CU 78 X FF 95 0-2 ③ G6-3		C SI 88 X SI 87 0-1 1-3 2-H 2B		B FF 96 S CH 83 S CH 85 B CH 85 X FF 97 2-2 2-H 2B	5	0	2	2	0	2	2
Milton Bradley, S (1, 7) OBP: 0.421, SLG: 0.484	B CH 78 X SI 92 1-0 ③ L7		1 SAFE C SI 92 B SL 83 F CH 78 X CU 79 1-2 ② F9			B FF 93 B CH 78 C FF 93 B X FF 92 3-1 9 G4-6-3 1B	C SI 87 S CH 80 B CH 80 B SI 92 S CH 80 2-3 ③ K		C FF 97 X CH 86 0-1 ③ G1	5	0	1	0	0	1	5
9 Hank Blalock, L (1, 5) OBP: 0.397, SLG: 0.500		C CH 81 S CH 80 B CU 79 B CU 78 X CH 79 2-2 ① F9	X FF 93 0-0 1-2 1B			1 SAFE B SI 91 B FF 94 X FF 93 2-0 ①② G4-6-3 1-2f		C SL 78 S CU 76 B F SI 90 X CH 81 1-2 ① F8		4	0	1	0	0	0	1
Jason Botts, S (1, 10) OBP: 0.200, SLG: 0.375		C FF 95 C CU 77 S FF 95 0-3 ② K	B CH 78 B CH 75 X FF 92 2-0 ③ F9			C FF 96 C CU 80 F CU 80 F CU 78 F FF 95 B FF 94 F FF 95 S CH 81 1-3 ③ K		B C CH 81 B SI 88 F SI 87 B CH 81 S CH 81 3-3 ② K		4	0	0	0	0	3	2
7 David Murphy, L (1, 9) OBP: 0.358, SLG: 0.458		C CH 80 C CU 77 X FF 95 0-2 15 BB 15 1B 1B		B FF 92 F FF 93 B FF 94 B CH 78 X FF 92 3-1 ① F8			B FF 95 B FF 95 B FF 95 C FF 95 B FF 95 4-1 15 WP 15 2B BB	C SI 89 C CH 81 F CU 78 B CU 77 X SI 88 1-2 2B		3	1	2	0	1	0	0
15 Gerald Laird, R (1, 2) OBP: 0.294, SLG: 0.355		1 SAFE 1 SAFE X CH 78 0-0 BB 1-2 1B		F FF 94 C SL 84 F SL 87 F CU 80 X FF 95 0-2 ② F7			B FF 96 C FF 96 B SL 85 B FF 96 X FF 95 3-1 32 1-H 2B	C SI 86 B D F SI 86 B SI 89 X SI 88 3-2 ③ G4-3		4	1	2	1	0	0	1
Ben Broussard, L (1, 3) OBP: 0.254, SLG: 0.340		B CU 74 F CH 76 C SL 82 F CU 77 F CH 77 D CU 77 B FF 94 F CH 78 D CH 78 4-2 1-2 2-3 BB		B CU 79 F FF 95 B FF 96 C SL 83 B FF 96 F SL 84 T FF 94 3-2 ③ K			C FF 96 F FF 95 S FS 89 0-3 ① K		C FF 96 B SI 95 B FF 95 F FF 95 F FF 96 X CH 86 2-2 ① G4-3	3	0	0	0	1	2	1
Inning Stats	R: 0 E: 0 K: 1 S: 10 H: 1 LOB: 1 BB: 0 P: 18	R: 0 E: 0 K: 1 S: 17 H: 2 LOB: 3 BB: 1 P: 24	R: 0 E: 0 K: 1 S: 8 H: 1 LOB: 2 BB: 1 P: 15	R: 0 E: 0 K: 1 S: 11 H: 0 LOB: 0 BB: 0 P: 17	R: 0 E: 0 K: 1 S: 12 H: 0 LOB: 0 BB: 0 P: 13	R: 0 E: 0 K: 1 S: 10 H: 1 LOB: 0 BB: 0 P: 16	R: 2 E: 0 K: 3 S: 16 H: 2 LOB: 2 BB: 2 P: 29	R: 0 E: 0 K: 1 S: 14 H: 1 LOB: 1 BB: 0 P: 22	R: 1 E: 0 K: 0 S: 16 H: 2 LOB: 1 BB: 0 P: 25	1B: 4 2B: 6 3B: 0 HR: 0	SF: 0 SAC: 0 DP: 1 HBP: 0					

PITCHER	IP	WLS	BF	H	R	ER	SO	BB	IBB	HBP	BLK	WP	HR	S	P	ERA	WHIP
61 Clay Buchholz, R (1, 1) ERA: 4.79	6.0	W	24	5	0	0	6	2	0	0	0	0	0	68	103	0.00	1.167
53 David Aardsma, R (7, 1) ERA: 3.09	0.2		5	1	2	2	2	2	0	0	0	1	0	11	22	27.00	4.500
48 Javier López, L (7, 1) ERA: 3.38	1.1		6	2	0	0	2	0	0	0	0	0	0	19	29	0.00	1.500
17 Manny Delcarmen, R (9, 1) ERA: 3.38	1.0		5	2	1	1	0	0	0	0	0	0	0	16	25	9.00	2.000

PITCHER	IP	WLS	BF	H	R	ER	SO	BB	IBB	HBP	BLK	WP	HR	S	P	ERA	WHIP

AB	36
R	3
H	10
RBI	3
BB	4
SO	10
LOB	17

WP: 1 PA: 40
PB: 0
SB: 0
CS: 0

Batter	1	2	3	4	5	6	7	8	9	AB	R	H	RBI	BB	SO	LOB
2 Jacoby Ellsbury, L (1, 8) OBP: 0.444, SLG: 0.404	C SI 87 F SI 88 B SI 86 B CU 79 B CU 78 X SI 88 3-2 G4-3 ①		B FF 94 B FF 94 C FF 94 B FF 94 B FF 93 4-1 15 1B 15 S 20 F8-2-4-2 BB	C SI 89 X CH 86 0-1 15 S 15 2B 2-3 1B	C FF 96 F FF 94 B CH 88 B FC 87 X CH 86 2-2 34 2B 1-2 3-H 1B	B FS 86 C FF 96 C FF 95 F FF 96 C FS 88 1-3 K ②				4	2	2	1	1	1	3
15 Dustin Pedroia, R (1, 4) OBP: 0.398, SLG: 0.470	C SI 89 X SI 89 0-1 F8 ②		C FF 96 X FF 95 0-1 1-3 1B	C SL 83 B SL 86 B FF 96 X FF 95 2-1 34 2B 1-H 3-H 2B	B FF 95 X FF 95 1-0 F9 ②	B FS 86 B FF 95 F FF 96 F FF 96 X FS 87 2-2 L8 ③				5	1	2	2	0	0	5
34 David Ortiz, L (1, 10) OBP: 0.286, SLG: 0.278	B SI 90 C SI 90 B CH 82 X SI 88 2-1 G3 ③		C CH 87 F B F S 1-3 K ①	B SI 88 B CH 86 C FF 97 F CH 88 F FF 98 B SI 89 X CH 87 3-2 7 BB 2-H 2B	S FS 86 X FS 86 0-1 1-H 2-H 2B		B C S F B B FF 92 B FF 93 4-2 BB			4	0	2	3	1	1	2
20 Kevin Youkilis, R (1, 3) OBP: 0.433, SLG: 0.545		C SI 86 B CU 76 B CU 78 C CH 81 X CU 78 2-2 G5-3 ①	1 SAFE B CH 84 C CH 82 B FF 95 X FF 96 2-1 F8-2-4-2 ② ③ 3-H	F FF 97 B FF 98 T FF 96 B FF 97 D FF 87 B FF 96 4-2 7 BB BB	B SI 96 C FS 85 B FF 95 B FF 96 B FS 86 4-1 BB		X FF 95 0-0 F8 ①			3	0	0	0	2	0	3
7 J.D. Drew, L (1, 9) OBP: 0.417, SLG: 0.492		B SI 88 B SI 87 T SI 88 B SI 88 B SI 89 4-1 12 G6-3 12 WP BB	B FF 95 4-0 B FF 94 B FF 94 B FF 95 12 1B 12 BLK 23 1B BB B FF 95 4-1 B FF 95 B CH 87 B CH 88 B FF 93 1-2 2-3 BB	B FF 95 C FF 96 B FF 96 F FF 95 X FS 85 2-2 F7 ③			B FF 96 B FF 95 C FF 95 C FF 95 F FF 95 S FS 86 2-3 K ②			2	1	0	0	3	1	3
12 Jed Lowrie, S (1, 5) OBP: 0.389, SLG: 0.563	C CU 77 B CH 80 C CU 76 B SI 87 D CU 77 F CH 81 F CU 79 F SI 88 X CH 82 3-2 G6-3 ② 1-3		1 SAFE 0-0 X FF 96 23 1B 1-3 E 1B B FF 96 1-3 ③ B FF 96 F FF 93 S CH 87 K			B FF 95 B FF 94 C FF 94 B B FF 95 4-1 23 1B BB	C FS 85 D FS 87 B FS 86 S FF 96 F FS 88 X FF 96 2-2 G3 ③			4	1	1	0	1	1	5
23 Julio Lugo, R (1, 6) OBP: 0.351, SLG: 0.357	B CU 78 B CH 82 S SI 83 B CU 78 B CH 82 4-1 S BB			B SL 85 X FF 95 1-0 2 1B E 15 2B 1-3 3-H 1B	B FF 94 X FF 93 1-0 1B 2 1B 2B	B FF 95 X SI 95 1-0 BB 1-3 1B		B FF 96 C SI 95 X FF 90 1-1 G6-4-3 1B		4	2	4	1	1	0	0
Kevin Cash, R (1, 2) OBP: 0.300, SLG: 0.278	F CH 81 B SI 90 S CU 77 B CU 78 D CU 79 D CH 83 4-2 1-2 BB			F FF 95 B CH 82 F CH 84 1 SAFE X FF 95 1-2 L4 ① 1-2 3-H	X SL 86 0-0 2 1B 34 2B 2-3 1B	B FF 96 S FS 86 D FS 86 D B 4-1 1-2 BB		C FF 94 F FF 95 B FF 95 X FF 88 1-2 G6-4-3 ① ② 1-2f		3	1	1	0	2	0	2
Joe Thurston, L (1, 7)		C SI 89 F SI 90 S CU 80 0-3 K ③		F FF 97 X FF 96 0-1 P5 ②	D FF 96 S CH 88 X CH 86 1-1 P5 ①	B FF 95 F FF 96 X SI 96 1-1 P5 ①		X FF 95 0-0 P2 ③		5	0	0	0	0	1	9
Inning Stats	R: 0 E: 0 K: 0 S: 7 H: 0 LOB: 0 BB: 0 P: 12	R: 0 E: 0 K: 1 S: 16 H: 0 LOB: 3 BB: 3 P: 33	R: 0 E: 0 K: 1 S: 9 H: 1 LOB: 1 BB: 1 P: 16	R: 5 E: 1 K: 1 S: 21 H: 5 LOB: 3 BB: 3 P: 41	R: 3 E: 0 K: 0 S: 14 H: 4 LOB: 2 BB: 1 P: 25	R: 0 E: 0 K: 1 S: 12 H: 1 LOB: 3 BB: 2 P: 25	R: 0 E: 0 K: 1 S: 12 H: 0 LOB: 1 BB: 1 P: 20	R: 0 E: 0 K: 0 S: 6 H: 1 LOB: 0 BB: 0 P: 8		1B: 8 2B: 5 3B: 0 HR: 0 SF: 0 SAC: 0 DP: 2 HBP: 0		WP: 1 PB: 0 SB: 3 CS: 0 PA: 45		

PITCHER		IP	WLS	BF	H	R	ER	SO	BB	IBB	HBP	BLK	WP	HR	S	P	ERA	WHIP
13 Kason Gabbard, L ERA: 2.18	(1, 1)	2.0		9	0	0	0	1	3	0	0	0	1	0	23	45	0.00	1.500
57 Dustin Nippert, R ERA: 16.62	(3, 1)	2.1	L	19	9	8	8	2	4	0	0	1	0	0	37	68	30.86	5.571
Franklyn German, R ERA: 0.87	(5, 1)	2.2		14	2	0	0	2	4	0	0	0	0	0	31	59	0.00	2.250
53 Joaquín Benoit, R ERA: 7.36	(8, 1)	1.0		3	1	0	0	0	0	0	0	0	0	0	6	8	0.00	1.000

PITCHER	IP	WLS	BF	H	R	ER	SO	BB	IBB	HBP	BLK	WP	HR	S	P	ERA	WHIP

BOTTOM

Texas Rangers @ Boston Red Sox

Fenway Park, Boston, MA

Mon Apr 21 2008, 11:05 AM EDT

Att. 37,539 - Cloudy - 48 F

livebaseballscorecards.com

AB	34
R	8
H	12
RBI	7
BB	11
SO	5
LOB	32

Batter	1	2	3	4	5	6	7	8	9	AB	R	H	RBI	BB	SO	LOB
9 Chone Figgins, S (1, 5) OBP: 0.469, SLG: 0.413	C SI 91 B SI 92 B SI 92 B SI 92 X SI 91 3-1 ① G5-3		F SI 91 B CU 76 B SI 92 C SI 91 B SI 93 F SI 92 F SI 92 B CH 81 4-2 1B BB	F SI 90 B CH 80 S CH 81 F CU 76 F SI 91 B SI 90 C CU 74 2-3 ② K			C CH 84 B SL 81 X SL 80 1-1 E 24 1B 1B	B SI 92 B SI 92 C FF 91 X SI 91 2-1 ③ G6-3		4	0	1	0	1	1	2
24 Gary Matthews, S (1, 10) OBP: 0.298, SLG: 0.341	C SI 91 F SI 92 B SL 79 F SI 93 C SL 78 1-3 ② K		S SI 91 B SI 91 F SI 92 X SI 92 1-2 ① F6	C SI 90 B SI 90 X CH 81 1-1 ③ L4			B SI 86 B CH 83 F SI 90 F SI 90 F CH 85 1 SAFE X SI 90 2-2 E 1-2 1B		F FF 98 S FF 98 C FF 99 0-3 ① K	5	0	1	0	0	2	4
27 Vladimir Guerrero, R (1, 9) OBP: 0.341, SLG: 0.413	F SI 93 B SI 93 F SI 92 B SI 93 X SI 92 2-2 ③ G5-3		F SI 92 X SI 92 0-1 ② F4		B SI 90 F SI 89 S CH 82 S SI 90 1-3 ① K		F FF 89 B FF 90 F FS 84 B FF 89 X FS 84 2-2 ① F9		T FF 98 B FF 98 S FF 100 F S FF 99 1-3 ② K	5	0	0	0	0	2	5
Garret Anderson, L (1, 7) OBP: 0.270, SLG: 0.395		C SI 92 B SI 92 F SI 91 X SL 77 1-2 ① G3	X SI 91 0-0 1-2 2-H 3-H 1B		C CU 76 S SL 77 B SI 91 B FF 90 F CH 83 X SI 91 2-2 48 G5-4-3 1B		B CU 76 C FS 85 2 SAFE F FF 90 B FF 89 F FS 85 X FF 89 2-2 ② P5 1-2 2-3		B FF 98 S FF 98 X FF 98 1-1 ③ F7	5	0	2	2	0	0	2
48 Torii Hunter, R (1, 8) OBP: 0.363, SLG: 0.548		B SI 92 X SI 92 1-0 ② G5-3	F SI 92 T SI 92 B SI 93 X SL 78 1-2 ③ F7		F SI 93 X SI 87 0-1 ② ③ G5-4-3 1-2f		C FF 90 S FF 89 F FS 85 S FF 89 0-3 ③ K			4	0	0	0	0	1	5
Casey Kotchman, L (1, 3) OBP: 0.359, SLG: 0.575		B SI 92 B SI 93 X SI 93 2-0 ③ F8		C SI 90 B CU 76 X CH 81 1-1 ① F9	C SL 80 X SI 93 0-1 ① G6-3			X FF 88 0-0 HR		4	1	1	1	0	0	0
6 Maicer Izturis, S (1, 4) OBP: 0.262, SLG: 0.200			C SI 90 B CH 82 B SI 92 F SI 91 B CU 76 X CU 75 3-2 5 1B 2B	B CU 75 B SI 91 C SI 89 F SI 90 B SI 92 B SI 90 4-2 5 S 5 HR BB	B SL 81 F SI 91 B CH 85 B SI 91 B SI 93 4-1 5 G6-3 BB			X FF 88 0-0 ① B5-3		2	2	1	0	2	0	0
5 Jeff Mathis, R (1, 2) OBP: 0.387, SLG: 0.759			X SI 92 0-0 2 2B 1B 2-H 1B	B CU 75 S CU 73 X SI 90 1-1 1-H HR	C SI 92 X SI 91 0-1 ② G6-3 1-2			F FF 87 X FS 83 0-1 ② G6-3		4	2	2	3	0	0	1
2 Erick Aybar, S (1, 6) OBP: 0.367, SLG: 0.441			S SI 91 L SI 91 B SI 92 B CU 75 X SI 92 2-2 1-3 1B 2B	C SI 90 X CU 76 0-1 2B	C SI 92 2 SAFE S D X SL 82 1-2 ③ G4-3			B FF 88 X FF 88 1-0 2B		4	1	3	0	0	0	1
Inning Stats	R: 0 H: 0 E: 0 LOB: 0 K: 1 BB: 0 S: 9 P: 15	R: 0 H: 0 E: 0 LOB: 0 K: 0 BB: 0 S: 5 P: 9	R: 3 H: 4 E: 0 LOB: 2 K: 0 BB: 1 S: 20 P: 31	R: 2 H: 2 E: 0 LOB: 1 K: 1 BB: 1 S: 15 P: 24	R: 0 H: 1 E: 0 LOB: 0 K: 1 BB: 0 S: 9 P: 12	R: 0 H: 0 E: 0 LOB: 1 K: 0 BB: 1 S: 8 P: 13	R: 0 H: 2 E: 1 LOB: 2 K: 1 BB: 0 S: 17 P: 24	R: 1 H: 2 E: 0 LOB: 1 K: 0 BB: 0 S: 7 P: 10	R: 0 H: 0 E: 0 LOB: 0 K: 2 BB: 0 S: 9 P: 11	1B: 5 SF: 0 2B: 4 SAC: 0 3B: 0 DP: 1 HR: 2 HBP: 0						

TOP

Los Angeles Angels @ Boston Red Sox

Fenway Park, Boston, MA

Tue Apr 22 2008, 7:05 PM EDT

Att. 37,982 - Cloudy - 64 F

livebaseballscorecards.com

AB	37
R	6
H	11
RBI	6
BB	3
SO	6
LOB	20

PITCHER		IP	WLS	BF	H	R	ER	SO	BB	IBB	HBP	BLK	WP	HR	S	P	ERA	WHIP
62 David Pauley, R ERA: 10.38	(1, 1)	4.1		22	7	5	5	3	2	0	0	0	0	1	56	89	10.38	2.077
Julian Tavarez, R ERA: 5.79	(5, 1)	1.2		7	2	0	0	0	1	0	0	0	0	0	16	24	0.00	1.800
37 Hideki Okajima, L ERA: 1.08	(7, 1)	1.2	B	7	2	1	1	1	0	0	0	0	0	1	16	21	5.40	1.200
50 Mike Timlin, R ERA: 14.54	(8, 1)	0.1	W	1	0	0	0	0	0	0	0	0	0	0	2	4	0.00	0.000
58 Jonathan Papelbon, R ERA: 2.45	(9, 1)	1.0	S	3	0	0	0	2	0	0	0	0	0	0	9	11	0.00	0.000

PITCHER	IP	WLS	BF	H	R	ER	SO	BB	IBB	HBP	BLK	WP	HR	S	P	ERA	WHIP

BOTTOM

Batter	1	2	3	4	5	6	7	8	9	AB	R	H	RBI	BB	SO	LOB
2 Jacoby Ellsbury, L (1, 8) OBP: 0.456, SLG: 0.538	C FF 92 C FF 93 B FF 96 B SL 82 F FF 95 X CH 85 2-2 HR	C FF 90 X FF 92 0-1 ③ F8		X CU 73 0-0 ③ FC5 1-2 2-3f		C SL 80 X SL 80 0-1 HR		C FF 92 X FF 92 0-1 15 2B 1B		5	3	3	2	0	0	3
15 Dustin Pedroia, R (1, 4) OBP: 0.418, SLG: 0.523	B FF 93 F FF 93 B SL 82 F FF 93 X SL 83 2-2 34 FC1-6-5 2B	C FF 90 B FF 90 B FF 92 B SL 80 F FF 90 S FF 91 3-3 ① K			C SL 78 C SL 79 X FF 91 0-2 34 1B 2B	B FF 89 X SL 80 1-0 34 S 1B		P PO 89 1 SAFE B SI 94 C SI 93 1 SAFE 1 SAFE X SI 94 2-1 FC4-6 1-H 2B		5	1	4	1	0	1	0
34 David Ortiz, L (1, 10) OBP: 0.292, SLG: 0.277	B FF 92 C CH 82 X FF 92 1-1 ① FC1-6-5 1B 2-3	C CU 72 C CU 73 S 0-3 ② K			B FF 92 B CH 82 S CH 81 X FF 91 2-1 20 HR 2-H 1B	F SI 88 B SI 90 F SL 80 B SL 80 X SI 89 2-2 ③ G5-3 1-2		C SI 94 D CU 83 B SI 94 B SI 94 B SI 93 4-1 FC4-6 BB		4	1	1	1	1	1	2
Manny Ramirez, R (1, 7) OBP: 0.409, SLG: 0.684	B FF 93 C CH 82 B FF 94 D FF 94 X FF 94 3-1 1-2 1B	B FF 93 C SL 80 B CH 82 B FF 91 S SL 78 F FF 93 F FF 92 F CH 82 T SL 81 3-2 ③ K			C FF 91 S FF 91 X FF 94 0-2 ① F9		B SI 88 X SI 89 1-0 20 FC6-4 1B	C SI 94 D CU 82 X SI 94 1-1 ② FC4-6 1-2f 2-3		5	0	2	0	0	1	3
20 Kevin Youkilis, R (1, 5) OBP: 0.421, SLG: 0.561 (8, 3)	B FF 92 B SL 81 C FF 92 X FF 92 2-1 ② F9			C FF 89 F FF 88 B FF 91 F SL 81 X SI 93 1-2 ① F9	B FF 91 C SL 80 F FF 90 B SL 80 X FF 92 2-2 1-H HR		C SL 79 F SI 89 B FF 88 B SL 78 F SI 88 1 SAFE X SL 80 2-2 ① FC6-4 22 2B 1-2f	X SI 94 0-0 ③ P4		5	1	1	2	0	0	5
7 J.D. Drew, L (1, 9) OBP: 0.408, SLG: 0.476	C FF 92 B FF 93 C FF 93 B FF 94 F SL 82 B FF 93 X FF 93 3-2 ③ G4-3			S CU 72 F FF 92 X FF 91 0-2 1B 23 1B 1B	C CU 74 X CH 81 0-1 ② G4-3		C SL 80 S SL 80 B FF 90 C 1-3 ② K			4	1	1	0	0	1	3
22 Sean Casey, L (1, 3) OBP: 0.415, SLG: 0.447 12 Jed Lowrie, S (7, PR) OBP: 0.389, SLG: 0.563 (8, 5)		C FF 90 B FF 90 X FF 90 1-1 ① G4-3		C CH 80 X FF 89 0-1 ② L7	C CU 73 F FF 91 X FF 92 0-2 ③ G1-3		B SL 81 S SL 81 C FF 91 1 SAFE X SL 79 1-2 1-3 2B			4 0	0 0	1 0	0 0	0 0	0 0	1 0
Kevin Cash, R (1, 2) OBP: 0.292, SLG: 0.273		B SL 78 B FF 91 C SL 77 F FF 92 C FF 93 2-3 ② K		X FF 90 0-0 2 FC5 23 1B 1-2 1B		F SI 90 B SI 89 B SL 80 F SI 89 S SL 78 2-3 ① K	C SL 80 C FF 91 C FF 92 0-3 ③ K			4	0	1	0	0	3	2
23 Julio Lugo, R (1, 6) OBP: 0.359, SLG: 0.365		B FF 92 F FF 92 B FF 91 F FF 93 F SI 94 B SL 82 X FF 91 3-2 1B		B SL 78 C FF 91 B SL 80 C SL 80 F SL 79 F SL 80 B FF 92 X SL 79 3-2 2 FC5 1-2 2-H 1B		C SL 79 B SI 89 B SL 80 X SI 89 2-1 ② G6-3		C F SL 79 B SI 92 B SL 78 F FF 91 X FF 91 2-2 ① G1-3		4	0	2	1	0	0	0
Inning Stats	R: 1 E: 0 K: 0 S: 17 H: 3 LOB: 2 BB: 0 P: 30	R: 0 E: 0 K: 1 S: 11 H: 1 LOB: 1 BB: 0 P: 17	R: 0 E: 0 K: 3 S: 12 H: 0 LOB: 0 BB: 0 P: 18	R: 1 E: 0 K: 0 S: 16 H: 3 LOB: 2 BB: 0 P: 20	R: 3 E: 0 K: 0 S: 16 H: 3 LOB: 0 BB: 0 P: 20	R: 1 E: 0 K: 1 S: 11 H: 2 LOB: 1 BB: 0 P: 18	R: 0 E: 0 K: 2 S: 14 H: 2 LOB: 2 BB: 0 P: 19	R: 1 E: 0 K: 0 S: 13 H: 2 LOB: 2 BB: 1 P: 21		1B: 9 2B: 4 3B: 0 HR: 3	SF: 0 SAC: 0 DP: 0 HBP: 0		WP: 0 PB: 0 SB: 1 CS: 0	PA: 41		

PITCHER		IP	WLS	BF	H	R	ER	SO	BB	IBB	HBP	BLK	WP	HR	S	P	ERA	WHIP
36 Jered Weaver, R ERA: 4.5	(1, 1)	5.0		25	10	5	5	4	0	0	0	0	0	2	72	105	9.00	2.000
53 Darren O'Day, R ERA: 2.03	(6, 1)	1.1		7	3	1	1	1	0	0	0	0	0	1	16	26	6.75	2.250
Darren Oliver, L ERA: 4.5	(7, 1)	1.0	L	5	2	1	1	2	0	0	0	0	0	0	15	19	9.00	2.000
62 Scot Shields, R ERA: 1.13	(8, 1)	0.2		4	1	0	0	0	1	0	0	0	0	0	7	13	0.00	3.000

PITCHER	IP	WLS	BF	H	R	ER	SO	BB	IBB	HBP	BLK	WP	HR	S	P	ERA	WHIP

Los Angeles Angels @ Boston Red Sox

Fenway Park, Boston, MA

Tue Apr 22 2008, 7:05 PM EDT

Att. 37,982 - Cloudy - 64 F

livebaseballscorecards.com

AB	40
R	7
H	16
RBI	7
BB	1
SO	7
LOB	19

Batter	1	2	3	4	5	6	7	8	9	AB	R	H	RBI	BB	SO	LOB
9 Chone Figgins, S (1, 5) OBP: 0.446, SLG: 0.388	C FF 92 B FF 92 B FC 87 X FC 91 2-1 G4-3	B FF 92 X CH 81 1-0 G5-3		C CU 72 X CH 79 0-1 G6-3 1-2f			C FF 96 F SL 88 B SL 87 F SL 87 S SL 84 1-3 K		C FF 92 B SI 92 B FC 89 B SI 91 F X FF 92 3-2 G4-3	5	0	0	0	0	1	2
24 Gary Matthews, S (1, 7) OBP: 0.313, SLG: 0.416	C FF 92 B FF 92 X FF 92 1-1 HR		B CH 81 B FF 88 B FC 86 C FF 90 B FF 88 4-1 27 FC6-4 BB		B CH 81 B CH 78 F FF 91 C CU 70 X FF 92 2-2 HR		B SL 88 F FF 96 B FF 97 B CH 88 C FF 96 C SL 88 3-3 K		C FF 92 F FF 93 X FC 90 0-2 G3	4	2	2	2	1	1	0
27 Vladimir Guerrero, R (1, 9) OBP: 0.344, SLG: 0.412	X FF 93 0-0 F8		B FF 92 B SI 89 X FF 91 2-0 FC6-4 48 1B 2 1B 1-2f		B FF 90 F FC 86 B FF 92 F FC 86 X FF 93 2-2 48 G6-4-3 1B		B FF 97 C SL 86 B FF 93 S FF 95 X FF 96 2-2 E4 48 1B		X SI 92 0-0 48 S 48 1B 1B	5	2	2	0	0	0	1
48 Torii Hunter, R (1, 8) OBP: 0.388, SLG: 0.577	C F X FC 88 0-2 2B		B FF 90 B SI 88 C FF 91 S CU 72 X FF 92 2-2 2 1B 1-2 1B		F FF 90 F SI 90 X CU 72 0-2 G6-4-3 1-2f		B FF 96 D SL 84 X FF 93 2-0 BB 1-3 1B		S SI 92 B SI 92 D FC 88 F SI 91 F FF 91 B SI 91 X SI 92 3-2 1-H 1B	5	0	4	1	0	0	1
Garret Anderson, L (1, 10) OBP: 0.269, SLG: 0.382	B S SI 90 F FF 91 F FF 91 B FC 87 X FF 92 2-2 G6-3		F FF 89 B FF 92 C FC 85 S FF 90 1-3 K		C CU 74 B CU 72 B CU 73 X FC 90 2-1 G4-3		B SI 88 F SL 78 C SI 88 B CU 76 B CU 75 B SL 79 4-2 1-2 BB			3	0	0	0	1	1	3
2 Erick Aybar, S (1, 6) OBP: 0.359, SLG: 0.429		F FC 85 S CU 81 B FC 80 X CH 80 1-2 G5-3	S CH 81 F FC 87 X CU 73 0-2 1-3 2-H 1B			B FF 98 F FF 97 S SL 90 B SL 88 X FF 98 2-2 G6-3	B CH 79 X CH 79 1-0 G1-3			4	0	1	1	0	0	3
5 Jeff Mathis, R (1, 2) OBP: 0.371, SLG: 0.727		F FF 91 X FF 91 0-1 6 S 6 2B 2B	1 SAFE X CH 80 0-0 G4-3			C SL 87 C SL 89 S SL 89 0-3 K		C SI 88 S CH 79 S CH 79 0-3 K		4	1	1	0	0	2	2
Casey Kotchman, L (1, 3) OBP: 0.378, SLG: 0.618		B FC 89 B FF 89 B FC 86 B FF 90 4-0 6 2B BB	B FC 84 B FC 90 F FF 89 B CH 79 X FF 89 3-1 6 FC5-4 1B			B FF 99 X FF 98 1-0 HR		F SL 79 B SL 80 X CU 76 1-1 G4-3		3	1	2	1	1	0	0
6 Maicer Izturis, S (1, 4) OBP: 0.262, SLG: 0.220		B CH 80 F FC 86 B CH 78 X FF 91 2-1 1-H 2-H 2B	B SI 89 X FF 87 1-0 FC5-4 9 G6-3 1-2f			B SL 86 F FF 97 B FF 97 B SL 86 X FF 96 3-1 F7		B B CH 81 F SI 88 S CH 80 X SI 90 2-2 F8		4	0	1	1	0	0	1
Inning Stats	R: 1 E: 0 K: 0 S: 12 H: 2 LOB: 1 BB: 0 P: 17	R: 1 E: 0 K: 0 S: 8 H: 2 LOB: 1 BB: 1 P: 16	R: 1 E: 0 K: 1 S: 12 H: 2 LOB: 2 BB: 1 P: 21	R: 0 E: 0 K: 0 S: 5 H: 1 LOB: 0 BB: 0 P: 9	R: 1 E: 0 K: 0 S: 11 H: 2 LOB: 0 BB: 0 P: 17	R: 1 E: 0 K: 1 S: 9 H: 1 LOB: 0 BB: 0 P: 15	R: 0 E: 1 K: 2 S: 14 H: 1 LOB: 3 BB: 1 P: 27	R: 0 E: 0 K: 1 S: 8 H: 0 LOB: 0 BB: 0 P: 11	R: 1 E: 0 K: 0 S: 11 H: 2 LOB: 1 BB: 0 P: 17	1B: 7 2B: 3 3B: 0 HR: 3 SF: 0 SAC: 0 DP: 2 HBP: 0						

PITCHER		IP	WLS	BF	H	R	ER	SO	BB	IBB	HBP	BLK	WP	HR	S	P	ERA	WHIP
31 Jon Lester, L ERA: 5.4	(1, 1)	5.0		23	9	4	4	1	2	0	0	0	0	2	48	80	7.20	2.200
56 Craig Hansen, R ERA: 5.4	(6, 1)	1.2	L	8	2	1	1	3	0	0	0	0	0	1	20	34	5.40	1.200
48 Javier López, L ERA: 2.89	(7, 1)	1.1		5	0	0	0	1	1	0	0	0	0	0	11	19	0.00	0.750
50 Mike Timlin, R ERA: 13.5	(9, 1)	1.0		4	2	1	1	0	0	0	0	0	0	0	11	17	9.00	2.000

PITCHER	IP	WLS	BF	H	R	ER	SO	BB	IBB	HBP	BLK	WP	HR	S	P	ERA	WHIP

TOP

Los Angeles Angels @ Boston Red Sox

Fenway Park, Boston, MA

Wed Apr 23 2008, 7:05 PM EDT

Att. 38,172 - Partly Cloudy - 82 F

livebaseballscorecards.com

AB	37
R	6
H	13
RBI	6
BB	3
SO	5
LOB	13

WP: 0	PA: 40					
PB: 0						
SB: 2						
CS: 0						

Batter	1	2	3	4	5	6	7	8	9	AB	R	H	RBI	BB	SO	LOB
2 Jacoby Ellsbury, L (1, 8) OBP: 0.438, SLG: 0.509	C SI 93 B SI 94 X SI 94 1-1 ① G6-3		X CH 79 0-0 34 BB 2-3 1B		B SI 91 X SI 91 1-0 ① G4-3		X SI 92 0-0 ① F8		C CH 86 C S 0-3 ② K	5	0	1	0	0	1	0
15 Dustin Pedroia, R (1, 4) OBP: 0.408, SLG: 0.511	B SI 94 C SI 95 X SI 96 1-1 ② G6-3		B SL 84 X SL 84 1-0 ① SF9 3-H		B SI 91 X FF 91 1-0 34 HR 1B		B FC 88 F SI 92 B FC 88 F FC 88 X SI 92 2-2 ② L4		B FF 94 B FF 94 C FF 94 F FF 92 X CU 82 2-2 ③ G5-3	4	1	1	1	0	0	0
34 David Ortiz, L (1, 10) OBP: 0.310, SLG: 0.318	F SI 93 B SL 79 X SI 87 1-1 ③ F8		B SI 91 B SI 86 B CH 81 1 SAFE B SI 86 4-0 1-2 BB		X CU 75 0-0 1-H HR		F FC 88 B SI 93 B FF 89 B SI 93 F SI 93 B FF 90 4-2 FC5-4 BB			2	1	1	2	2	0	0
Manny Ramirez, R (1, 7) OBP: 0.413, SLG: 0.671		B CU 77 F SL 83 C SI 92 B CU 79 X SI 92 2-2 7 FC3-6 1B	B FF 92 B CH 80 F SI 92 F SL 83 D SI 93 F SI 92 S FF 92 3-3 ② K		B SL 83 C CH 80 C SI 91 F CU 78 B SI 92 B SI 93 B CH 81 4-2 7 G4-6-3 BB		B SI 93 C FC 89 B SI 92 X FC 89 2-1 ③ FC5-4 1-2f			3	0	1	0	1	1	3
7 J.D. Drew, L (1, 9) OBP: 0.388, SLG: 0.448		C SI 92 B SI 86 X SI 92 1-1 ① FC3-6 22 G1-3 1-2f 23 1B	B CU 77 S CH 81 X SI 92 1-1 ③ F7		X SI 92 0-0 ② ③ G4-6-3 1-2f			C SI 93 B CU 82 B SI 94 X SI 94 2-1 ① G3-1		4	1	0	0	0	0	4
22 Sean Casey, L (1, 3) OBP: 0.421, SLG: 0.471		B SI 92 1 SAFE B SI 86 B FF 91 C SI 92 X SI 92 3-1 ② G1-3 1-2		C SI 87 X CH 81 0-1 23 SH5-4 2B		C SI 90 C SI 90 X SI 90 0-2 ① L6		X SI 95 0-0 23 1B 1B		4	0	2	0	0	0	1
23 Julio Lugo, R (1, 6) OBP: 0.370, SLG: 0.377		B FF 92 B FF 93 X SI 93 2-0 2-H 1B		X SI 92 0-0 ① SH5-4 2-3		B FF 91 F FF 91 F SI 92 B SI 89 B CU 78 X SI 92 3-2 ② F9		B SI 94 X SI 94 1-0 12 G4-6-3 1-2 1B		3	0	2	1	0	0	0
12 Jed Lowrie, S (1, 5) OBP: 0.364, SLG: 0.500		X SI 92 0-0 ③ G6-3		X CH 80 0-0 ② G4-3		C SI 92 B CU 78 B SI 92 F SI 92 X SL 85 2-2 1B		B SI 94 X SI 93 1-0 ② ③ G4-6-3 1-2f		4	0	1	0	0	0	4
Kevin Cash, R (1, 2) OBP: 0.286, SLG: 0.308			B SL 82 B SI 90 C SI 91 X SL 84 2-1 2 1B 15 SF9 2B	X 0-0 ③ G5-3		1 SAFE B SI 90 B SI 91 X SL 83 2-0 ③ F8			B FF 95 X FF 93 1-0 ① F7	4	1	1	0	0	0	2
Inning Stats	R: 0 E: 0 K: 0 S: 6 H: 0 LOB: 0 BB: 0 P: 9	R: 1 E: 0 K: 0 S: 9 H: 2 LOB: 1 BB: 0 P: 17	R: 1 E: 0 K: 1 S: 10 H: 2 LOB: 2 BB: 1 P: 21	R: 0 E: 0 K: 0 S: 5 H: 1 LOB: 1 BB: 0 P: 5	R: 2 E: 0 K: 0 S: 7 H: 2 LOB: 0 BB: 1 P: 13	R: 0 E: 0 K: 0 S: 10 H: 1 LOB: 1 BB: 0 P: 17	R: 0 E: 0 K: 0 S: 8 H: 0 LOB: 1 BB: 0 P: 16	R: 0 E: 0 K: 0 S: 5 H: 2 LOB: 1 BB: 0 P: 9	R: 0 E: 0 K: 1 S: 7 H: 0 LOB: 0 BB: 0 P: 10	1B: 7 2B: 2 3B: 0 HR: 1	SF: 1 SAC: 1 DP: 2 HBP: 0			WP: 0 PB: 0 SB: 0 CS: 0	PA: 38		

PITCHER		IP	WLS	BF	H	R	ER	SO	BB	IBB	HBP	BLK	WP	HR	S	P	ERA	WHIP
Jon Garland, R ERA: 5.04	(1, 1)	6.0	W	27	8	4	4	1	2	0	0	0	0	1	47	82	6.00	1.667
33 Justin Speier, R ERA: 4.91	(7, 1)	1.0	H	4	0	0	0	0	1	0	0	0	0	0	8	16	0.00	1.000
62 Scot Shields, R ERA: 1.0	(8, 1)	1.0	H	4	2	0	0	0	0	0	0	0	0	0	5	9	0.00	2.000
Francisco Rodríguez, R ERA: 4.82	(9, 1)	1.0	S	3	0	0	0	1	0	0	0	0	0	0	7	10	0.00	0.000

PITCHER	IP	WLS	BF	H	R	ER	SO	BB	IBB	HBP	BLK	WP	HR	S	P	ERA	WHIP

BOTTOM

Los Angeles Angels @ Boston Red Sox

Fenway Park, Boston, MA

Wed Apr 23 2008, 7:05 PM EDT
Att. 38,172 - Partly Cloudy - 82 F

livebaseballscorecards.com

AB	33
R	4
H	10
RBI	4
BB	3
SO	2
LOB	14

Batter	1	2	3	4	5	6	7	8	9	AB	R	H	RBI	BB	SO	LOB
9 Chone Figgins, S (1, 5) OBP: 0.443, SLG: 0.382	C FF 88 B SI 88 X CH 84 1-1 ① G4-3		C CH 84 X CH 84 0-1 ② B1-3		B SI 90 F FF 90 F FF 91 S SL 82 1-3 ② K		S FS 82 F FS 82 F FF 90 B FF 89 X FF 89 1-2 24 E 1-2 2-3 3-H 1B	B FF 96 B SL 85 S FF 95 B FF 96 B FF 96 4-1 24 2B 1-2 BB		4	0	1	1	1	1	0
24 Gary Matthews, S (1, 9) OBP: 0.327, SLG: 0.436	B SI 92 S CH 81 C SL 78 B SL 84 S SI 90 2-3 ② K		C SL 82 F SL 84 B FF 92 B CH 86 X SI 90 2-2 1B		B SI 89 X SI 90 1-0 ③ G4-3		B FF 88 X FS 83 1-0 E8 1-3 2-H 3-H 1B	C FS 87 F FF 97 F FS 88 B FF 97 F SL 86 B FF 96 F FF 96 X FS 87 2-2 1-3 2-H 2B		5	0	3	3	0	1	0
27 Vladimir Guerrero, R (1, 10) OBP: 0.357, SLG: 0.402	F B SI 88 B SI 90 B FF 93 B SI 87 4-1 BB		B SL 82 S SI 89 B SL 80 F SI 88 1 SAFE 1 SAFE X FF 90 2-2 ③ F9			S SL 82 S SL 82 B SL 83 B FF 92 B SL 84 B SI 91 4-2 G4-6-3 BB	B FS 84 B FF 88 I IN 78 I IN 74 4-0 IBB	S FF 97 S FF 96 X FF 97 0-2 ③ F8		2	0	0	0	3	0	3
Garret Anderson, L (1, 7) OBP: 0.265, SLG: 0.372	B SI 87 1 SAFE C CH 82 X FF 92 1-1 ③ G4-3			F SI 88 F SL 82 B FF 94 X CH 84 1-2 ① G5-3		F SI 87 F FF 91 F SL 82 B CH 82 F SI 89 X SL 83 1-2 ①② G4-6-3 1-2f	S FF 89 C CU 76 B CU 76 S FS 84 1-3 ① K		B SI 91 F CH 83 X SI 92 1-1 PB 6 SF7 48 S 1B	5	1	1	0	0	1	5
48 Torii Hunter, R (1, 8) OBP: 0.367, SLG: 0.542		B SL 79 C SI 88 S SI 89 B SL 84 F SI 86 F SI 91 B FF 94 X SL 77 3-2 ① F8		F FF 90 C FF 93 B SL 84 B SI 94 X SI 91 2-2 ② G5-3		C SI 88 C SI 90 S SI 92 0-3 ③ K	B FF 89 B FF 88 S FS 84 S FS 84 F FS 84 F FF 88 F FF 89 D CU 77 S FS 84 3-3 ② K		C SI 92 X FF 87 0-1 ① G5-3 1-2	5	0	0	0	0	2	4
Casey Kotchman, L (1, 3) OBP: 0.391, SLG: 0.603		B SI 90 F CH 83 S CH 84 F FF 94 X SI 91 1-2 ② G4-3		B SI 92 B SI 87 B SI 89 B FF 89 4-0 BB			44 BB 6 1B 2 1B BB 3-2 P6		F CH 84 B CH 84 B SI 93 B FF 92 B SI 85 4-1 2-3 BB	2	1	0	0	3	0	3
6 Maicer Izturis, S (1, 4) OBP: 0.271, SLG: 0.226		B SI 90 B SI 86 B FF 89 C FF 89 B FF 87 4-1 44 S BB	1 SAFE C SL 80 X CH 83 0-1 ③ G1-3				B SI 86 B CH 77 C SI 86 C B X SI 86 3-2 2 1B 44 BB 9 1B 1-2 1B	F FF 95 X FS 88 0-1 ① G4-3	B SI 92 S SI 86 X FF 86 1-1 ② SF7 3-H	3	1	1	1	1	0	1
44 Mike Napoli, R (1, 2) OBP: 0.302, SLG: 0.563		C SL 78 C SI 89 S SL 83 0-3 ③ K 1-2		C SI 88 B SI 90 X SL 83 1-1 HR			B FF 95 B FF 94 B FF 93 B FF 92 4-0 9 1B 2 1B 24 E 1-2 2-3 BB	B FF 94 B FS 87 C FF 94 F FF 96 B FF 96 C SL 85 3-3 ② K	B FF 92 S SI 86 1 SAFE X SI 87 1-1 ③ P3	4	2	1	1	1	2	2
2 Erick Aybar, S (1, 6) OBP: 0.368, SLG: 0.433			C SI 87 F FF 92 X CH 84 0-2 ① F9		F CH 84 B CH 86 B CH 82 X FF 90 2-1 ① G4-3		B CH 80 B FF 93 C FF 93 X FF 93 2-1 9 1B 24 E 1-2 2-3 3-H 1B	C SL 86 X 0-1 9 S 24 2B 1B		4	2	2	1	0	0	0
Inning Stats	R: 0 H: 0 E: 0 LOB: 1 K: 1 BB: 1 S: 8 P: 16	R: 0 H: 0 E: 0 LOB: 1 K: 1 BB: 1 S: 13 P: 21	R: 0 H: 1 E: 0 LOB: 1 K: 0 BB: 0 S: 11 P: 15	R: 0 H: 0 E: 0 LOB: 1 K: 0 BB: 1 S: 8 P: 15	R: 1 H: 1 E: 0 LOB: 0 K: 1 BB: 0 S: 8 P: 13	R: 0 H: 0 E: 0 LOB: 0 K: 1 BB: 1 S: 10 P: 15	R: 4 H: 4 E: 1 LOB: 3 K: 2 BB: 3 S: 26 P: 52	R: 1 H: 2 E: 0 LOB: 2 K: 1 BB: 1 S: 17 P: 26	R: 1 H: 1 E: 0 LOB: 1 K: 0 BB: 1 S: 9 P: 16	1B: 7 SF: 1 2B: 1 SAC: 0 3B: 0 DP: 1 HR: 1 HBP: 0						

PITCHER		IP	WLS	BF	H	R	ER	SO	BB	IBB	HBP	BLK	WP	HR	S	P	ERA	WHIP
63 Justin Masterson, R ERA: 1.5	(1, 1)	6.0		23	2	1	1	4	4	0	0	0	0	1	58	95	1.50	1.000
48 Javier López, L ERA: 4.82	(7, 1)	0.0		2	1	2	2	0	1	0	0	0	0	0	5	12	∞	∞
17 Manny Delcarmen, R ERA: 5.06	(7, 1)	0.0	L	2	1	0	0	0	1	0	0	0	0	0	2	8	∞	∞
37 Hideki Okajima, L ERA: 0.96	(7, 1)	1.0	B	6	2	2	2	2	0	1	0	0	0	0	19	32	18.00	2.000
53 David Aardsma, R ERA: 3.55	(8, 1)	1.0		6	2	1	1	1	1	0	0	0	0	0	17	26	9.00	3.000

PITCHER		IP	WLS	BF	H	R	ER	SO	BB	IBB	HBP	BLK	WP	HR	S	P	ERA	WHIP
Julian Tavarez, R ERA: 5.23	(9, 1)	1.0		5	1	1	0	0	1	0	0	0	0	0	9	16	0.00	2.000

TOP

Los Angeles Angels @ Boston Red Sox

Fenway Park, Boston, MA

Thu Apr 24 2008, 1:35 PM EDT

Att. 37,848 - Sunny - 75 F

livebaseballscorecards.com

AB	34
R	7
H	9
RBI	7
BB	9
SO	7
LOB	18

Batter	1	2	3	4	5	6	7	8	9	AB	R	H	RBI	BB	SO	LOB
2 Jacoby Ellsbury, L (1, 9) OBP: 0.423, SLG: 0.484	C FF 90 F FF 90 B FF 91 X SI 92 1-2 ① G6-3	C CU 74 C SI 91 F CU 76 B FF 92 F X 1-2 ① G4-3	B FF 93 X FF 92 1-0 ③ L7	B CU 77 C SI 90 X CU 78 1-1 ③ P2 2-3		C SI 94 S CU 84 F CU 83 X SI 94 0-2 15 G5-3 34 HR 1B				5	1	1	0	0	0	3
15 Dustin Pedroia, R (1, 4) OBP: 0.398, SLG: 0.495	F FF 92 B FF 91 F CH 84 S FF 92 1-3 ② K	C B B X 2-1 34 FC6 1B	B CU 76 B SI 92 X SI 90 2-0 ① G6-3		C FC 86 F SI 91 B CH 83 F CH 83 S SI 91 1-3 ① K		C SI 93 X SI 94 0-1 ② G5-3 1-2		5	0	1	0	0	2	1
34 David Ortiz, L (1, 10) OBP: 0.305, SLG: 0.344	S FF 94 M SI 92 B FF 92 X SI 93 1-2 ③ G6-3	B SI 92 B SI 92 F SI 93 X SI 93 2-1 ② FC6 FC6-4 1-2f	B CU 76 B SI 91 B SI 92 C FF 91 X FF 92 3-1 ② F8		B FC 87 C FF 93 B SI 92 X FC 88 2-1 ② P6		F SI 93 B CU 83 C CU 82 B CU 84 X SI 95 2-2 2-H HR		5	1	1	2	0	0	1
Manny Ramirez, R (1, 7) OBP: 0.423, SLG: 0.678		B S F FF 92 X FF 92 1-2 12 1B 20 BB G4-3 1B	X CH 85 0-0 ③ FC6-4 1-2f	C FF 92 B FF 92 F CH 84 X FF 92 1-2 20 FC6-4 1B	F FC 88 S SI 92 B CH 84 B CH 83 B SI 93 X FC 89 3-2 2B		C FF 94 C FF 95 B FF 95 B CU 82 X FF 92 2-2 ③ F8		5	1	3	0	0	0	1
20 Kevin Youkilis, R (1, 3) OBP: 0.424, SLG: 0.548		B FF 92 F CH 84 B SI 92 1 SAFE B SI 92 B FF 91 4-1 G4-3 12 1B 1-2 BB	B CU 74 B SI 90 B FF 91 B FF 88 4-0 12 SH1-3 2B BB	C FF 92 B SI 93 B CU 75 X SI 92 2-1 ③ FC6-4 1-2f	C FC 86 B FC 88 B SI 92 X FC 89 2-1 ③ G6-3				2	1	0	0	2	0	2
12 Jed Lowrie, S (1, 5) OBP: 0.360, SLG: 0.478		B SI 91 B FF 92 X SI 92 2-0 G4-3 1-2 2-3 1B	X SI 89 0-0 ① SH1-3 1-2	C SI 88 C SI 89 X CU 75 0-2 ① G6-3		C SI 94 B SI 94 F SI 94 X CU 82 1-2 ① G4-3			3	0	1	0	0	0	0
23 Julio Lugo, R (1, 6) OBP: 0.353, SLG: 0.358		C FF 92 B FF 93 S CU 77 S CU 78 1-3 ① K	B CH 83 X CH 83 1-0 ② G5-3	C FF 91 B CH 83 B SI 91 X SI 91 2-1 ② F8		B SI 94 C FF 93 S CU 82 X CU 83 1-2 ② G3-1			4	0	0	0	0	1	4
Coco Crisp, S (1, 8) OBP: 0.362, SLG: 0.432		B CU 78 B SI 93 C FF 94 F SI 93 X CH 84 2-2 ② G4-3 1-2 2-3 3-H	S CH 84 B FF 93 X CH 84 1-1 S 2B 2-H 2B	X FF 92 0-0 2 S 2B	B CU 82 C FF 93 B SI 94 X SI 93 2-1 ③ G3-1				4	1	2	2	0	0	2
Kevin Cash, R (1, 2) OBP: 0.323, SLG: 0.357 22 Sean Casey, L (9, PH) OBP: 0.414, SLG: 0.462		D CU 80 B CH 84 C SI 93 S SI 92 S CH 83 2-3 ③ K	B SI 93 B CH 84 X CH 83 2-0 2-H 2B	F SI 90 B CU 76 B SI 91 B FF 91 C FF 91 B CH 82 4-2 BB			B SI 93 C SI 93 F SI 94 C SI 96 1-3 ① K		2 1	0 0	1 0	1 0	1 0	1 1	2 0
Inning Stats	R: 0 E: 0 K: 1 S: 9 H: 0 LOB: 0 BB: 0 P: 12	R: 1 E: 0 K: 2 S: 14 H: 2 LOB: 2 BB: 1 P: 26	R: 0 E: 0 K: 0 S: 10 H: 1 LOB: 1 BB: 0 P: 15	R: 2 E: 0 K: 0 S: 6 H: 2 LOB: 1 BB: 1 P: 15	R: 0 E: 0 K: 0 S: 8 H: 1 LOB: 1 BB: 0 P: 16	R: 0 E: 0 K: 0 S: 10 H: 1 LOB: 2 BB: 1 P: 17	R: 0 E: 0 K: 1 S: 11 H: 1 LOB: 1 BB: 0 P: 19	R: 0 E: 0 K: 0 S: 8 H: 0 LOB: 0 BB: 0 P: 12	R: 2 E: 0 K: 1 S: 16 H: 2 LOB: 0 BB: 0 P: 21	1B: 5 2B: 4 3B: 0 HR: 1 SF: 0 SAC: 1 DP: 0 HBP: 0	WP: 0 PB: 0 SB: 2 CS: 0 PA: 40					

PITCHER		IP	WLS	BF	H	R	ER	SO	BB	IBB	HBP	BLK	WP	HR	S	P	ERA	WHIP
51 Joe Saunders, L ERA: 2.55	(1, 1)	6.0	W	28	7	3	3	3	3	0	0	0	0	0	57	101	4.50	1.667
33 Justin Speier, R ERA: 4.32	(7, 1)	1.0	H	4	1	0	0	1	0	0	0	0	0	0	11	19	0.00	1.000
62 Scot Shields, R ERA: 2.53	(8, 1)	1.2	H	7	2	2	2	1	0	0	0	0	0	1	21	28	10.80	1.200
Francisco Rodríguez, R ERA: 4.66	(9, 1)	0.1	S	1	0	0	0	0	0	0	0	0	0	0	3	5	0.00	0.000

PITCHER	IP	WLS	BF	H	R	ER	SO	BB	IBB	HBP	BLK	WP	HR	S	P	ERA	WHIP

BOTTOM

Los Angeles Angels @ Boston Red Sox

Fenway Park, Boston, MA

Thu Apr 24 2008, 1:35 PM EDT

Att. 37,848 - Sunny - 75 F

livebaseballscorecards.com

AB	36
R	5
H	10
RBI	5
BB	3
SO	5
LOB	16

Batter	1	2	3	4	5	6	7	8	9	10	11	AB	R	H	RBI	BB	SO	LOB
2 Jacoby Ellsbury, L (1, 8) OBP: 0.410, SLG: 0.463	B FF 93 C FF 93 B SI 91 X SI 93 2-1 ① F9	B CH 84 B SI 92 C FF 93 F FF 93 B SI 94 X FF 95 3-2 1-2 2-H 1B		X SI 92 0-0 ③ L8		C SI 88 X KC 81 0-1 ② F9			1 SAFE F SI 90 B FS 84 1 SAFE B SI 92 X SI 89 2-1 ① F8		X FF 90 0-0 ① SH1-3 1-2	5	0	1	1	0	0	4
15 Dustin Pedroia, R (1, 4) OBP: 0.386, SLG: 0.476	B FF 95 F FF 94 X SI 94 1-1 ② P3	D SL 86 B SL 84 C FF 94 F FF 94 X FF 94 2-2 ③ P3			X FF 95 0-0 ① P5	B KC 82 KC 81 B SI 89 X KC 82 2-1 ③ L7			B CU 80 C SI 90 1 SAFE F SI 89 F SI 90 F CU 79 X SI 88 1-2 FC4 1-2		C SL 87 X FF 92 0-1 34 G3-6-1 2-3 1B	6	0	1	0	0	0	5
34 David Ortiz, L (1, 10) OBP: 0.288, SLG: 0.323	B SI 94 B CH 85 S SI 94 S CH 84 B FF 96 X SI 94 3-2 ③ F7		F FF 93 B SI 93 S FF 94 X CU 77 1-2 ① P5		C FF 94 F FF 96 S SL 87 0-3 ② K		C KC 79 B SI 86 X KC 80 1-1 ① F7		B FS 83 B SI 88 S FS 82 F SI 90 X SI 89 2-2 ② F8		B CH 88 X FF 90 1-0 ② G3-6-1 1-2f ③	6	0	0	0	0	1	4
Manny Ramirez, R (1, 7) OBP: 0.431, SLG: 0.685		C FF 94 F SL 82 B FF 94 B SI 94 B FF 96 X SL 84 3-2 22 BB 7 BB 23 BB 1B	X SL 84 0-0 1B		B CH 84 F SI 96 F SI 96 X CU 79 1-2 2B		B SI 87 X SI 87 1-0 ② F9		S CU 79 S CU 80 B SI 90 S SI 92 1-3 ③ K			5	1	3	0	0	1	2
20 Kevin Youkilis, R (1, 5) OBP: 0.413, SLG: 0.523 (2, 3)	B SI 91 B SI 92 C FF 93 C SI 92 X SL 85 2-2 ① F9	B SI 91 C SL 83 X SI 93 1-1 ② F9			C SL 84 X FF 96 0-1 ③ G6-3		C CH 81 B KC 81 B SI 87 F CH 83 F KC 81 S KC 81 2-3 ③ K			B FF 86 C FF 87 B CH 80 B FF 86 F FF 85 B FF 87 4-2 12 BB BB		4	0	0	0	1	1	3
7 J.D. Drew, L (1, 9) OBP: 0.388, SLG: 0.437	B SI 92 B CH 83 B SI 92 C FF 94 B SI 92 4-1 23 BB 22 BB 1-2 SF7 BB	X CH 84 0-0 ③ P6				B SI 84 B SI 85 F SI 84 F SI 86 X SI 88 2-2 12 1B 23 FC6-4 1B		B KC 80 B KC 79 C SI 86 F SI 86 S KC 81 2-3 ① K		C SL 75 C SL 74 B SL 75 B FF 88 C FF 85 2-3 ① K		4	2	1	0	1	2	2
22 Sean Casey, L (1, 3) OBP: 0.424, SLG: 0.462 12 Jed Lowrie, S (2, 5) OBP: 0.379, SLG: 0.462	B SI 94 C SI 92 B SI 91 F SI 94 F SI 95 B FF 94 B FF 94 4-2 23 BB 2 1B 1-2 2-3 BB	B FF 94 C SI 92 B SI 93 X FF 92 3-1 ① L3				B SI 86 B CH 81 X SI 86 2-0 23 FC6-4 1-3 1B		S KC 82 B SI 86 B CH 80 X SI 86 2-1 ② G6-3		B SL 79 B FF 86 C FF 86 B SL 80 B FF 87 4-1 23 G6-4-3 1-2 BB		0 3	1 0	0 1	0 0	1 1	0 0	0 0
23 Julio Lugo, R (1, 6) OBP: 0.344, SLG: 0.341	B SI 94 F SI 93 B SI 93 D FF 94 B FF 95 4-1 2 1B 1-2 2-3 3-H BB	C SI 93 X CU 75 0-1 ② G5-3				B SI 87 B SI 87 C SI 87 1 SAFE B SI 88 X SI 87 3-1 ① FC6-4 1B 1-2f 3-H		F CH 80 C KC 82 B KC 82 F KC 81 C SI 88 1-3 ③ K		C FF 91 X FF 92 0-1 ② G6-4-3 1-2f ③		4	0	0	2	1	1	3
Kevin Cash, R (1, 2) OBP: 0.371, SLG: 0.419 Coco Crisp, S (9, PR) OBP: 0.362, SLG: 0.432 Jason Varitek, S (9, 2) OBP: 0.308, SLG: 0.492		X FF 94 0-0 ② SF7 3-H	C FF 95 C FF 95 B SL 88 X SL 86 1-2 1B			B SI 88 X SI 87 1-0 1-2 1B			C SI 92 B SI 91 B CU 78 S SI 90 B SI 91 X SI 90 3-2 15 FC4 1B		C SI 90 F FF 92 B FF 91 H SL 88 2-2 15 1B 2 SH1-3 HBP	3 0 0	0 0 0	3 0 0	1 0 0	0 0 0	0 0 0	0 0 0
Inning Stats	R: 0 E: 0 K: 0 S: 7 H: 0 LOB: 0 BB: 0 P: 13	R: 3 E: 0 K: 0 S: 18 H: 2 LOB: 2 BB: 3 P: 40	R: 0 E: 0 K: 0 S: 7 H: 1 LOB: 1 BB: 0 P: 9	R: 0 E: 0 K: 0 S: 8 H: 1 LOB: 1 BB: 0 P: 12	R: 0 E: 0 K: 1 S: 9 H: 1 LOB: 1 BB: 0 P: 10	R: 1 E: 0 K: 0 S: 11 H: 3 LOB: 2 BB: 0 P: 21	R: 0 E: 0 K: 1 S: 7 H: 0 LOB: 0 BB: 0 P: 11	R: 0 E: 0 K: 2 S: 9 H: 0 LOB: 0 BB: 0 P: 14	R: 0 E: 0 K: 1 S: 16 H: 1 LOB: 2 BB: 0 P: 25	R: 0 E: 0 K: 1 S: 8 H: 0 LOB: 1 BB: 2 P: 18	R: 0 E: 0 K: 0 S: 6 H: 1 LOB: 1 BB: 0 P: 9	1B: 9 2B: 1 3B: 0 HR: 0 SF: 1 SAC: 1 DP: 2 HBP: 1	WP: 0 PB: 0 SB: 0 CS: 0 PA: 48					

PITCHER		IP	WLS	BF	H	R	ER	SO	BB	IBB	HBP	BLK	WP	HR	S	P	ERA	WHIP
22 Matt Garza, R ERA: 7.62	(1, 1)	5.0		23	5	3	3	1	3	0	0	0	0	0	49	84	5.40	1.600
39 J.P. Howell, L ERA: 2.63	(6, 1)	3.0	B	12	3	1	1	3	0	0	0	0	0	0	27	46	3.00	1.000
35 Dan Wheeler, R ERA: 1.38	(9, 1)	1.0		5	1	0	0	1	0	0	0	0	0	0	16	25	0.00	1.000
Trever Miller, L ERA: 2.57	(10, 1)	0.1		3	0	0	0	1	2	0	0	0	0	0	6	16	0.00	6.000
47 Gary Glover, R ERA: 1.69	(10, 1)	1.0		4	1	0	0	0	0	0	1	0	0	0	7	9	0.00	1.000

PITCHER		IP	WLS	BF	H	R	ER	SO	BB	IBB	HBP	BLK	WP	HR	S	P	ERA	WHIP
Scott Dohmann, R ERA: 2.45	(11, 1)	0.2	W	1	0	0	0	0	0	0	0	0	0	0	1	2	0.00	0.000

TOP

Boston Red Sox @ Tampa Bay Rays

Tropicana Field, St. Petersburg, FL

Fri Apr 25 2008, 7:10 PM EDT

Att. 30,290 - Dome - 72 F

livebaseballscorecards.com

AB	40
R	4
H	10
RBI	4
BB	5
SO	6
LOB	23

Batter	1	2	3	4	5	6	7	8	9	10	11	AB	R	H	RBI	BB	SO	LOB
1 Akinori Iwamura, L (1, 4) OBP: 0.294, SLG: 0.231	B KN 66 B KN 65 C FF 73 X FF 74 2-1 ① F8	F X KN 68 0-1 ③ G4-3		C KN 66 B KN 66 X KN 66 1-1 13 3B 1B		L KN 66 C CU 59 F CU 59 F KN 67 X FF 73 0-2 13 S 1B			B SI 90 B CH 80 B SI 90 C SI 88 B SI 89 4-1 2 FC4-6 BB	B FF 92 B FF 91 F FF 92 F FC 88 1 SAFE B SI 90 X FC 88 3-2 ③ F7		5	1	2	0	1	0	4
13 Carl Crawford, L (1, 7) OBP: 0.324, SLG: 0.441	C KN 66 F KN 66 B KN 66 X KN 66 1-2 2 SF8 3B		F KN 66 B KN 61 F KN 67 X KN 68 1-2 ① G4-3	F KN 66 1 SAFE X KN 66 0-1 31 E 1-H 3B		F KN 66 1 SAFE S KN 68 X CU 60 0-2 ② F8 1-2			1 SAFE C FC 86 F SI 89 S SI 90 0-3 ① K		S SI 91 B FC 89 F SI 92 B FF 93 B FC 90 X SI 90 3-2 2 S 1B 1B	6	3	3	1	0	1	2
2 B.J. Upton, R (1, 8) OBP: 0.390, SLG: 0.417	B KN 67 D KN 67 X KN 68 2-0 ② SF8 3-H		B KN 66 C FF 75 X KN 66 1-1 3 CS 31 HBP 1B	C KN 67 B CU 61 B KN 66 B CU 60 C KN 66 B KN 67 4-2 31 E BB		C KN 67 X KN 67 0-1 ③ F8			X SI 91 0-0 ② FC4-6 23 1B 1-2f		C FF 91 B SI 90 T FC 90 B FF 93 B FC 89 B FC 89 4-2 1B 1-2 BB	3	0	1	1	2	0	2
31 Jonny Gomes, R (1, 10) OBP: 0.373, SLG: 0.490 23 Carlos Pena, L (9, PH) OBP: 0.341, SLG: 0.440 Nathan Haynes, L (9, PR) OBP: 0.316, SLG: 0.278 (10, 10)	B KN 68 F KN 66 B KN 66 B KN 66 X KN 67 3-1 ③ G5-3		1 SAFE H KN 66 1-0 3 CS 3 1B 1-2 HBP	1 SAFE X KN 66 0-0 E6 1-2 3-H			C FF 94 T FF 94 B FF 95 F FF 95 B FF 95 F FS 88 C FF 95 2-3 ① K	C SI 90 S FC 87 1 SAFE 1 SAFE B CH 81 X SL 83 1-2 3 DI 1-3 1B	S FC 88 X FC 89 0-1 1-3 2-H 1B	3 1 1	1 0 0	0 1 1	0 0 1	1 0 0	1 0 0
3 Evan Longoria, R (1, 5) OBP: 0.404, SLG: 0.548		B KN 66 B FF 73 S KN 66 B KN 66 B FF 73 4-1 30 WP 32 BB BB	B KN 67 B KN 65 C KN 65 F KN 67 D KN 68 F KN 67 X KN 68 3-2 ② 30 PB 32 S 1-H 2-3 1B	B KN 66 X KN 65 1-0 ③ F9			B FF 96 B FF 94 F FF 95 F FF 95 B FS 86 X FS 86 3-2 ② G6-3	B FC 85 B SL 85 D CH 82 I IN 69 4-0 1-2 IBB			3	0	1	1	2	0	2
32 Eric Hinske, L (1, 3) OBP: 0.394, SLG: 0.661		B KN 66 C FF 73 C KN 66 1 SAFE F KN 68 B F KN 68 B KN 68 B FF 74 4-2 30 WP 1-2 BB	1 SAFE B KN 66 F KN 66 B KN 66 F KN 67 B KN 60 B KN 66 4-2 30 PB 1-2 BB	X KN 66 0-0 ① P3		B FF 95 B FF 95 X FF 94 X FF 96 2-1 ③ F7		B SL 78 F SI 86 B SI 87 X CU 79 2-1 ③ F9		3	0	0	0	2	0	3
30 Dioner Navarro, S (1, 2) OBP: 0.440, SLG: 0.478	B KN 67 C KN 66 F KN 67 X KN 67 1-2 ① P5 1-2 2-3	C KN 67 B KN 65 B KN 67 F CU 60 C KN 67 2-3 ③ K 1-2 2-3	C KN 66 S KN 65 F KN 65 F KN 66 B KN 66 X CU 60 1-2 ② P3			B SI 90 B CH 81 C SI 90 F SI 90 X CH 81 2-2 ① P5			L SI 86 F CH 78 X CU 78 0-2 8 FC1-6 1B	5	0	1	0	0	1	4
26 Gabe Gross, L (1, 9) OBP: 0.349, SLG: 0.260	C KN 68 C KN 67 F KN 68 B KN 69 F KN 68 B KN 68 B KN 67 B KN 67 4-2 BB			X KN 65 0-0 ① G4-3		C FF 74 B KN 67 B KN 66 C FF 74 X CU 59 2-2 ③ F9			X SI 91 0-0 8 L5-3 1B	C SI 87 L SI 87 S SI 88 0-3 ① K		4	0	1	0	1	1	1
8 Jason Bartlett, R (1, 6) OBP: 0.238, SLG: 0.234	B KN 67 C FF 75 X KN 67 1-1 ② F8			C FF 73 C KN 66 X KN 67 0-2 ② F8		X FF 71 0-0 ① G1-3			B FC 86 1 SAFE 1 SAFE X CH 80 1-0 L5-3 1-1	B SI 91 1 SAFE F FC 88 B SI 90 1 SAFE F SI 92 X SI 90 2-2 ② FC1-6 1-2f		5	0	0	0	0	0	5
Inning Stats	R: 1 E: 0 K: 0 S: 8 H: 1 LOB: 0 BB: 0 P: 16	R: 0 E: 0 K: 0 S: 16 H: 0 LOB: 3 BB: 3 P: 30	R: 1 E: 0 K: 1 S: 14 H: 2 LOB: 2 BB: 1 P: 26	R: 2 E: 1 K: 0 S: 12 H: 2 LOB: 2 BB: 1 P: 18	R: 0 E: 0 K: 0 S: 9 H: 0 LOB: 0 BB: 0 P: 12	R: 0 E: 0 K: 0 S: 11 H: 1 LOB: 1 BB: 0 P: 11	R: 0 E: 0 K: 1 S: 10 H: 0 LOB: 0 BB: 0 P: 17	R: 0 E: 0 K: 0 S: 5 H: 1 LOB: 0 BB: 0 P: 8	R: 0 E: 0 K: 1 S: 10 H: 1 LOB: 3 BB: 2 P: 21	R: 0 E: 0 K: 1 S: 12 H: 1 LOB: 1 BB: 0 P: 17	R: 1 E: 0 K: 0 S: 7 H: 2 LOB: 2 BB: 1 P: 14	1B: 9 2B: 1 3B: 2 HR: 0 SF: 1 SAC: 0 DP: 1 HBP: 1			WP: 1 PB: 1 SB: 3 CS: 2		PA: 49	

PITCHER		IP	WLS	BF	H	R	ER	SO	BB	IBB	HBP	BLK	WP	HR	S	P	ERA	WHIP
49 Tim Wakefield, R ERA: 4.06	(1, 1)	6.0		30	6	4	3	1	5	0	1	0	1	0	70	113	4.50	1.833
53 David Aardsma, R ERA: 3.29	(7, 1)	1.0		3	0	0	0	1	0	0	0	0	0	0	10	17	0.00	0.000
Bryan Corey, R ERA: 10.5	(8, 1)	1.2		8	2	0	0	1	1	1	0	0	0	0	13	25	0.00	1.800
48 Javier López, L ERA: 4.5	(9, 1)	0.2		3	1	0	0	1	0	0	0	0	0	0	8	10	0.00	1.500
50 Mike Timlin, R ERA: 13.5	(10, 1)	0.2	L	5	2	1	1	0	1	0	0	0	0	0	13	25	13.50	4.500

PITCHER	IP	WLS	BF	H	R	ER	SO	BB	IBB	HBP	BLK	WP	HR	S	P	ERA	WHIP

BOTTOM

Boston Red Sox @ Tampa Bay Rays

Tropicana Field, St. Petersburg, FL

Fri Apr 25 2008, 7:10 PM EDT

Att. 30,290 - Dome - 72 F

livebaseballscorecards.com

AB	39
R	5
H	11
RBI	4
BB	8
SO	4
LOB	24

Batter	1	2	3	4	5	6	7	8	9	AB	R	H	RBI	BB	SO	LOB
2 Jacoby Ellsbury, L (1, 9) OBP: 0.414, SLG: 0.465	C FF 93 F FF 95 B FF 96 B SL 86 X FF 94 2-2 15 G5-4-3 1B		F FF 95 X SL 86 0-1 ② G4-3 1-2		F SL 83 X FF 95 0-1 1-2 3-H 1B			L FF 86 S SL 75 B SL 76 X FF 86 1-2 ① P1		4	0	2	1	0	0	1
15 Dustin Pedroia, R (1, 4) OBP: 0.373, SLG: 0.458	C FF 93 B SL 86 X FF 93 1-1 ①② G5-4-3 1-2f		C SL 85 B FF 96 X FF 94 1-1 ③ F8		X FF 95 0-0 ③ G6-3			C FF 88 S CH 82 S FF 88 0-3 ② K		4	0	0	0	0	1	4
7 J.D. Drew, L (1, 10) OBP: 0.393, SLG: 0.432	B FF 94 C FF 95 F FF 95 B SL 86 X FF 95 2-2 1B			B CH 86 B FF 95 F FF 95 B FF 94 C FF 94 X FF 95 3-2 ① F9		B FF 90 X FF 91 1-0 ① G3-1		B FF 87 B FF 86 C FF 86 F FF 86 B FF 89 B SL 77 4-2 BB		3	0	1	0	1	0	0
Manny Ramirez, R (1, 7) OBP: 0.415, SLG: 0.656	B FF 93 C FF 93 F FF 94 S FF 96 1-3 ③ K			F FF 95 B FF 96 X FF 97 1-1 ② G5-3		C SL 84 X FF 95 0-1 ② L9		S FF 92 B CH 86 B SL 85 B SL 85 C SL 84 C SL 84 3-3 ③ K		4	0	0	0	0	2	2
20 Kevin Youkilis, R (1, 3) OBP: 0.407, SLG: 0.505		B FF 93 B FF 92 B FF 92 B FF 94 4-0 FC4-6 BB		B FF 95 C SL 85 B SL 86 B FF 94 C FF 94 C FF 95 3-3 ③ K		X FF 95 0-0 ③ F8			B FF 93 X FF 92 1-0 ① F8	3	0	0	0	1	1	0
Coco Crisp, S (1, 8) OBP: 0.353, SLG: 0.417		C FF 94 F CH 86 B FF 97 X SL 86 1-2 ① FC4-6 1-2f L8-3			F FF 92 C SL 84 B FF 96 D SL 87 X FF 94 2-2 12 WP 2 1B 1B		C FF 93 B CH 84 B FF 94 C FF 92 B FF 94 X FF 93 3-2 ① G3		X FF 92 0-0 ② F7	4	1	1	0	0	0	1
Jason Varitek, S (1, 2) OBP: 0.304, SLG: 0.469		C FF 95 B FF 96 B FF 95 D FF 95 X FF 94 3-1 ②③ L8-3 1-1			L FF 93 B FF 93 1 SAFE P PO 85 1 SAFE F FF 94 F SI 94 S SL 84 2-3 ① K		B SI 94 B FF 92 F FF 92 B FF 93 F FF 92 B FF 92 4-2 23 FC6-4 BB		F FF 94 F FF 94 B FF 92 B CH 84 B FF 93 S CH 84 3-3 ③ K	3	0	0	0	1	2	2
12 Jed Lowrie, S (1, 5) OBP: 0.406, SLG: 0.464			C FF 94 B FF 95 B CH 87 X FF 94 2-1 2 G4-3 1B		B CH 86 1 SAFE C SI 91 1 SAFE B FF 94 F FF 94 B SL 85 B FF 95 4-2 2 1B 1-3 BB		B CH 85 F FF 93 F SL 84 X FF 95 1-2 ② F7			2	0	1	0	1	0	1
23 Julio Lugo, R (1, 6) OBP: 0.333, SLG: 0.330			B FF 95 C FF 94 B SL 85 X FF 92 2-1 ① L8		F FF 93 B FF 94 C SL 84 B FF 94 S SL 83 2-3 ② K		C FF 94 C SL 86 D SL 89 X SL 84 1-2 ③ FC6-4 1-2f			3	0	0	0	0	1	4
Inning Stats	R: 0 E: 0 K: 1 S: 11 H: 2 LOB: 1 BB: 0 P: 17	R: 0 E: 0 K: 0 S: 5 H: 0 LOB: 0 BB: 1 P: 13	R: 0 E: 0 K: 0 S: 8 H: 1 LOB: 1 BB: 0 P: 13	R: 0 E: 0 K: 1 S: 8 H: 0 LOB: 0 BB: 0 P: 15	R: 1 E: 0 K: 2 S: 16 H: 2 LOB: 2 BB: 1 P: 25	R: 0 E: 0 K: 0 S: 4 H: 0 LOB: 0 BB: 0 P: 5	R: 0 E: 0 K: 0 S: 11 H: 0 LOB: 1 BB: 1 P: 20	R: 0 E: 0 K: 2 S: 11 H: 0 LOB: 1 BB: 1 P: 19	R: 0 E: 0 K: 1 S: 5 H: 0 LOB: 0 BB: 0 P: 9	1B: 5 2B: 1 3B: 0 HR: 0 SF: 0 SAC: 0 DP: 2 HBP: 0						

PITCHER		IP	WLS	BF	H	R	ER	SO	BB	IBB	HBP	BLK	WP	HR	S	P	ERA	WHIP
36 Edwin Jackson, R ERA: 3.86	(1, 1)	7.0		27	5	1	1	4	3	0	0	0	1	0	63	108	1.29	1.143
Trever Miller, L ERA: 2.35	(8, 1)	0.2		3	0	0	0	1	1	0	0	0	0	0	8	13	0.00	1.500
Scott Dohmann, R ERA: 2.38	(8, 1)	0.1	W	1	0	0	0	1	0	0	0	0	0	0	3	6	0.00	0.000
40 Troy Percival, R ERA:	(9, 1)	1.0	S	3	0	0	0	1	0	0	0	0	0	0	5	9	0.00	0.000

PITCHER	IP	WLS	BF	H	R	ER	SO	BB	IBB	HBP	BLK	WP	HR	S	P	ERA	WHIP

TOP

Boston Red Sox @ Tampa Bay Rays

Tropicana Field, St. Petersburg, FL

Sat Apr 26 2008, 7:10 PM EDT
Att. 36,048 - Dome - 72 F

livebaseballscorecards.com

AB	30
R	1
H	5
RBI	1
BB	4
SO	7
LOB	15

WP: 2	PA: 34
PB: 0	
SB: 0	
CS: 0	

Batter	1	2	3	4	5	6	7	8	9	AB	R	H	RBI	BB	SO	LOB
1 Akinori Iwamura, L (1, 4) OBP: 0.292, SLG: 0.263	B SI 92 C FF 92 B CH 77 F CH 78 S CH 78 2-3 K ①		B CU 73 C CH 78 B FF 93 B FF 92 C FF 92 X CH 79 3-2 F8 ②			B FF 92 F FF 91 C CU 76 F SI 92 T CU 78 1-2 K ①		C FF 92 B FF 91 X CU 75 1-1 1-H HR		4	1	1	2	0	2	0
13 Carl Crawford, L (1, 7) OBP: 0.312, SLG: 0.425	B FF 94 F CH 78 X CU 77 1-1 G4-3 ②		C SI 92 B SL 84 S CH 80 S FF 92 1-3 K ③			S FF 93 X CH 80 0-1 G3-1 ②		S CH 80 F SI 93 S CH 82 0-3 K ③		4	0	0	0	0	2	0
2 B.J. Upton, R (1, 8) OBP: 0.398, SLG: 0.430	B FF 94 B CH 79 B CH 78 B FF 93 4-0 23 BB BB			B SI 90 X CH 78 1-0 23 G3 2B		B CH 80 X FF 92 1-0 G5-3 ③				2	0	1	0	1	0	0
23 Carlos Pena, L (1, 3) OBP: 0.340, SLG: 0.429	1 SAFE 1 SAFE B CH 76 S CH 77 F FF 93 F FF 93 1 SAFE B CU 75 F CH 77 4-2 1 SAFE B CU 73 B CH 76 1-2 BB			C FF 91 C CH 77 D CU 76 B CU 76 F CH 76 B CH 78 X CH 78 3-2 G3 ① 2-3			C SI 89 S CU 77 S CU 76 0-3 K ①				2	0	0	0	1	1	1
3 Evan Longoria, R (1, 5) OBP: 0.382, SLG: 0.511	C CH 76 C CU 76 S CU 77 0-3 K ③			C FF 91 B FF 91 C CU 75 B CU 77 F FF 93 D CH 79 X CU 73 3-2 G5-3 ②			C SI 93 C SL 85 S FF 92 0-3 K ②			3	0	0	0	0	2	3
32 Eric Hinske, L (1, 10) OBP: 0.378, SLG: 0.631		C FF 92 B FF 92 X FF 93 1-1 P5 ①		S CH 77 B CH 78 B CH 76 S FF 91 F CU 77 F FF 93 X CH 79 2-2 G3-1 ③			X SL 83 0-0 G4-3 ③			3	0	0	0	0	0	1
26 Gabe Gross, L (1, 9) OBP: 0.333, SLG: 0.245		C CH 78 B FF 94 F FF 93 F CU 78 B CH 80 X CH 79 2-2 G3 ②			B CH 78 B CH 78 C FF 91 X FF 93 2-1 P4 ①			C FF 91 S CU 77 B FF 92 S FF 92 1-3 K ①		3	0	0	0	0	1	0
9 Shawn Riggans, R (1, 2) OBP: 0.256, SLG: 0.400 30 Dioner Navarro, S (8, PH) OBP: 0.462, SLG: 0.500 (9, 2)		C FF 93 X SL 84 0-1 P4 ③			X SI 93 0-0 G4-3 ②			C CH 78 S CH 78 B CU 78 X CH 78 1-2 1 HR 1B		2 1	0 1	0 1	0 0	0 0	0 0	0 0
8 Jason Bartlett, R (1, 6) OBP: 0.229, SLG: 0.225			B FF 93 C FF 92 S CH 77 B CU 79 C CU 76 2-3 K ①		X SI 91 0-0 G6-3 ③			B CH 74 S CH 77 C SL 80 F FF 92 X CU 76 1-2 F8 ②		3	0	0	0	0	1	1
Inning Stats	R: 0 E: 0 K: 2 S: 12 H: 0 LOB: 2 BB: 2 P: 23	R: 0 E: 0 K: 0 S: 8 H: 0 LOB: 0 BB: 0 P: 11	R: 0 E: 0 K: 2 S: 9 H: 0 LOB: 0 BB: 0 P: 15	R: 0 E: 0 K: 0 S: 14 H: 1 LOB: 1 BB: 0 P: 23	R: 0 E: 0 K: 0 S: 4 H: 0 LOB: 0 BB: 0 P: 6	R: 0 E: 0 K: 1 S: 7 H: 0 LOB: 0 BB: 0 P: 9	R: 0 E: 0 K: 2 S: 7 H: 0 LOB: 0 BB: 0 P: 7	R: 2 E: 0 K: 2 S: 15 H: 2 LOB: 0 BB: 0 P: 19		1B: 1 2B: 1 3B: 0 HR: 1 SF: 0 SAC: 0 DP: 0 HBP: 0				WP: 0 PB: 0 SB: 0 CS: 0 PA: 29		

PITCHER	IP	WLS	BF	H	R	ER	SO	BB	IBB	HBP	BLK	WP	HR	S	P	ERA	WHIP
61 Clay Buchholz, R (1, 1) ERA: 4.08	8.0	L	29	3	2	2	9	2	0	0	0	0	1	76	113	2.25	0.625

PITCHER	IP	WLS	BF	H	R	ER	SO	BB	IBB	HBP	BLK	WP	HR	S	P	ERA	WHIP

BOTTOM

Boston Red Sox @ Tampa Bay Rays

Tropicana Field, St. Petersburg, FL

Sat Apr 26 2008, 7:10 PM EDT

Att. 36,048 - Dome - 72 F

livebaseballscorecards.com

AB	27
R	2
H	3
RBI	2
BB	2
SO	9
LOB	6

Batter	1	2	3	4	5	6	7	8	9	AB	R	H	RBI	BB	SO	LOB
2 Jacoby Ellsbury, L (1, 7) OBP: 0.396, SLG: 0.440	C FF 92 S FF 90 B SI 93 B CH 83 F CH 82 B FF 94 F FF 93 C FF 92 3-3 ① K			X FC 88 0-0 ① G3		X SI 90 0-0 ② F7			B SI 90 C FF 90 X CH 82 1-1 ② P4	4	0	0	0	0	1	1
15 Dustin Pedroia, R (1, 4) OBP: 0.369, SLG: 0.450	C SI 92 B KC 80 S SI 92 X SI 93 1-2 7 G4-6-3 1B			C FF 91 B SI 91 X FF 88 1-1 ② F7		C FF 90 F SI 90 X SI 91 0-2 ③ FC6-4 1-2f			X SI 91 0-0 ③ G5-3	4	0	1	0	0	0	1
7 J.D. Drew, L (1, 9) OBP: 0.380, SLG: 0.416	B SI 91 D CH 82 C FF 91 X SI 91 2-1 ②③ G4-6-3 1-2f			X SI 90 0-0 ③ P4			C CH 80 B KC 76 X SI 90 1-1 ① G6-3			3	0	0	0	0	0	1
Manny Ramirez, R (1, 10) OBP: 0.413, SLG: 0.643		F FF 91 B SI 91 F FC 87 X FC 88 1-2 ① G6-3			C FF 90 B SI 90 F CH 82 B FC 88 B SI 92 B CH 82 4-2 20 S BB		B SI 91 S FC 86 B SI 92 X CH 82 2-1 ② G5-3			2	0	0	0	1	0	0
20 Kevin Youkilis, R (1, 3) OBP: 0.396, SLG: 0.489		C FF 93 B FC 88 B SI 91 S CH 83 F CH 83 B SI 93 X 3-2 ② P6			B FF 90 C SI 90 S SI 91 X CH 82 1-2 ① G5-3 1-2		B FC 86 C CH 80 S SI 90 B CH 82 S CH 83 2-3 ③ K2-3			3	0	0	0	0	1	1
Coco Crisp, S (1, 8) OBP: 0.333, SLG: 0.392		C FF 92 F KC 78 X CH 83 0-2 ③ G6-3			C CH 81 B FC 86 C CH 82 S FC 87 1-3 ② K			M SI 90 B KC 75 C SI 90 S FF 87 1-3 ① K		3	0	0	0	0	2	1
Jason Varitek, S (1, 2) OBP: 0.292, SLG: 0.448			C FF 90 B KC 77 B KC 77 X SI 90 2-1 ① G3		B SI 92 F CH 83 B SI 91 F CH 82 C FC 88 2-3 ③ K			X SI 91 0-0 ② F9		3	0	0	0	0	1	1
12 Jed Lowrie, S (1, 5) OBP: 0.371, SLG: 0.419			B FF 92 B CH 82 X FF 90 2-0 ② F8			X FF 90 0-0 ① F8		C SI 91 F CH 81 C FC 88 0-3 ③ K		3	0	0	0	0	1	0
23 Julio Lugo, R (1, 6) OBP: 0.333, SLG: 0.330			C SI 90 F KC 77 B FF 88 S CH 82 1-3 ③ K			B KC 74 C FF 91 X SI 90 1-1 15 FC6-4 1B			B FF 90 X FF 91 1-0 ① G5-3	3	0	1	0	0	1	0
Inning Stats	R: 0 E: 0 K: 1 S: 10 H: 1 LOB: 0 BB: 0 P: 16	R: 0 E: 0 K: 0 S: 10 H: 0 LOB: 0 BB: 0 P: 14	R: 0 E: 0 K: 1 S: 6 H: 0 LOB: 0 BB: 0 P: 11	R: 0 E: 0 K: 0 S: 4 H: 0 LOB: 0 BB: 0 P: 5	R: 0 E: 0 K: 2 S: 11 H: 0 LOB: 1 BB: 1 P: 19	R: 0 E: 0 K: 0 S: 7 H: 1 LOB: 1 BB: 0 P: 8	R: 0 E: 0 K: 1 S: 7 H: 0 LOB: 0 BB: 0 P: 12	R: 0 E: 0 K: 2 S: 7 H: 0 LOB: 0 BB: 0 P: 8	R: 0 E: 0 K: 0 S: 4 H: 0 LOB: 0 BB: 0 P: 6	1B: 2 2B: 0 3B: 0 HR: 0 SF: 0 SAC: 0 DP: 1 HBP: 0						

PITCHER	IP	WLS	BF	H	R	ER	SO	BB	IBB	HBP	BLK	WP	HR	S	P	ERA	WHIP
33 James Shields, R (1, 1) ERA: 2.54	9.0	W	29	2	0	0	7	1	0	0	0	0	0	66	99	0.00	0.333

PITCHER	IP	WLS	BF	H	R	ER	SO	BB	IBB	HBP	BLK	WP	HR	S	P	ERA	WHIP

TOP

Boston Red Sox @ Tampa Bay Rays

Tropicana Field, St. Petersburg, FL

Sun Apr 27 2008, 1:40 PM EDT

Att. 32,363 - Dome - 72 F

livebaseballscorecards.com

AB	28
R	0
H	2
RBI	0
BB	1
SO	7
LOB	6

PA: 29

WP: 0
PB: 0
SB: 1
CS: 0

BOTTOM

Boston Red Sox @ Tampa Bay Rays

Tropicana Field, St. Petersburg, FL

Sun Apr 27 2008, 1:40 PM EDT

Att. 32,363 - Dome - 72 F

Batter	1	2	3	4	5	6	7	8	9	AB	R	H	RBI	BB	SO	LOB
1 Akinori Iwamura, L (1, 4) OBP: 0.291, SLG: 0.255	C FF 96 B FF 96 S FF 96 S FF 96 1-3 ① K		1 SAFE B FF 95 B FF 96 1 SAFE B B 4-0 1-H BB		C CU 75 B FF 96 B CH 90 S FA 91 B FF 96 S FF 95 3-3 ③ K			L FF 93 1 SAFE C FF 95 F CH 82 B FF 95 S FF 94 1-3 ① K		3	0	0	0	1	3	1
13 Carl Crawford, L (1, 7) OBP: 0.310, SLG: 0.427	S SI 96 S CH 90 B FF 96 S FF 96 1-3 ② K		C SI 94 F CH 89 B FF 96 S CH 89 1-3 ② K			B CH 90 B FF 95 F FF 96 C SI 95 B FF 95 X FF 94 3-2 ① F7		C FF 97 B FF 96 B FF 95 X CH 82 2-1 1-H ② 2B		4	0	1	1	0	2	1
2 B.J. Upton, R (1, 8) OBP: 0.383, SLG: 0.411	B FF 96 F FF 96 F CU 76 S FF 96 1-3 ③ K		C CU 76 B FF 96 B SI 95 B FF 96 C SI 96 S FF 94 3-3 ③ K			X CH 89 0-0 ② G5-3		F CH 83 B CH 84 S FF 96 S FF 96 1-3 ③ K		4	0	0	0	0	3	1
23 Carlos Pena, L (1, 3) OBP: 0.340, SLG: 0.438		C CU 75 C CU 77 B CU 78 B FF 97 C SI 96 2-3 ① K		F FF 95 F CH 90 B CU 76 F CU 77 X CU 78 1-2 2B		C CU 76 S CU 75 S CU 76 0-3 ③ K				3	0	1	0	0	2	0
3 Evan Longoria, R (1, 5) OBP: 0.379, SLG: 0.563		C FF 96 F SI 96 B FF 96 C FF 96 1-3 ② K		F FF 96 F SI 96 D CU 79 C CU 79 1-3 ① K			C CU 75 S CH 89 B FF 96 F FF 95 B CU 78 X CU 76 2-2 HR			3	1	1	1	0	2	1
32 Eric Hinske, L (1, 10) OBP: 0.377, SLG: 0.618		F FF 96 B CH 91 F FF 91 B CH 91 B FF 97 F FF 96 X SI 97 3-2 30 S 1B		B FF 96 C FF 96 X FF 96 1-1 ② L9			B CU 76 C CH 90 B SI 94 X FF 95 2-1 ① F7			3	0	1	0	0	0	1
30 Dioner Navarro, S (1, 2) OBP: 0.414, SLG: 0.444		F FF 96 S FF 96 S CU 79 0-3 ③ K 1-2		X CH 88 0-0 ③ G4-3			C FF 95 B FF 95 F CU 77 C SI 95 1-3 ② K			3	0	0	0	0	2	2
26 Gabe Gross, L (1, 9) OBP: 0.319, SLG: 0.232			F B SI 96 B CH 90 X FF 96 2-1 ① G6-3		S CH 90 C CH 90 B CU 78 B CU 76 F FF 96 F SI 95 B FF 95 X FF 95 3-2 ① P6		C CU 77 F CH 90 C SI 95 0-3 ③ K			3	0	0	0	0	1	0
8 Jason Bartlett, R (1, 6) OBP: 0.244, SLG: 0.232			B FF 96 X FF 94 1-0 1 E 1 E 1B		C SI 94 X SI 94 0-1 ② G4-3			F FF 95 B FF 94 H CH 79 2-1 13 S 13 2B HBP		2	2	1	0	0	0	0
Inning Stats	R: 0 E: 0 K: 3 S: 9 H: 0 LOB: 0 BB: 0 P: 12	R: 0 E: 0 K: 3 S: 13 H: 1 LOB: 1 BB: 0 P: 19	R: 1 E: 1 K: 2 S: 9 H: 1 LOB: 1 BB: 1 P: 20	R: 0 E: 0 K: 1 S: 10 H: 1 LOB: 1 BB: 0 P: 13	R: 0 E: 0 K: 1 S: 10 H: 0 LOB: 0 BB: 0 P: 16	R: 0 E: 0 K: 1 S: 7 H: 0 LOB: 0 BB: 0 P: 10	R: 1 E: 0 K: 2 S: 12 H: 1 LOB: 0 BB: 0 P: 17	R: 1 E: 0 K: 2 S: 10 H: 1 LOB: 0 BB: 0 P: 16		1B: 2 2B: 2 3B: 0 HR: 1 SF: 0 SAC: 0 DP: 0 HBP: 1						

livebaseballscorecards.com

AB	28
R	3
H	5
RBI	2
BB	1
SO	15
LOB	7

WP: 0 PA: 30
PB: 0
SB: 2
CS: 0

PITCHER	IP	WLS	BF	H	R	ER	SO	BB	IBB	HBP	BLK	WP	HR	S	P	ERA	WHIP
19 Josh Beckett, R (1, 1) ERA: 4.1	7.0	L	26	4	2	1	13	1	0	0	0	0	1	70	107	1.29	0.714
17 Manny Delcarmen, R (8, 1) ERA: 5.4	1.0		4	1	1	1	2	0	0	1	0	0	0	10	16	9.00	1.000

PITCHER	IP	WLS	BF	H	R	ER	SO	BB	IBB	HBP	BLK	WP	HR	S	P	ERA	WHIP

Toronto Blue Jays @ Boston Red Sox

Fenway Park, Boston, MA

Tue Apr 29 2008, 7:05 PM EDT

Att. 37,215 - Rain - 47 F

TOP

livebaseballscorecards.com

Batter	1	2	3	4	5	6	7	8	9	AB	R	H	RBI	BB	SO	LOB
15 Alex Rios, R (1, 9) OBP: 0.400, SLG: 0.463	B FF 93 B SI 90 B FF 89 C FC 92 C SI 89 X FF 88 3-2 G1-3		C FC 88 X FC 88 0-1 G4-3			C SI 89 F FC 86 B FF 92 B CU 72 B CH 86 C FF 90 3-3 K			C FF 96 S FS 89 C FF 96 0-3 K	4	0	0	0	0	2	1
11 David Eckstein, R (1, 6) OBP: 0.333, SLG: 0.320 Matt Stairs, L (9, PH) OBP: 0.347, SLG: 0.449 6 John McDonald, R (9, 6) OBP: 0.286, SLG: 0.222	C FF 93 B B X FF 93 2-1 G5-3			X SI 90 0-0 G5-3		1 SAFE B SI 89 1 SAFE 1 SAFE C FF 90 1 SAFE B FC 84 X CH 86 2-1 G6-3 1-2f			C FF 96 S FS 90 F FF 97 B FF 95 T FF 96 1-2 K	3 1 0	0 0 0	0 0 0	0 0 0	0 1 0	0 0 0	1 0 0
33 Scott Rolen, R (1, 5) OBP: 0.412, SLG: 0.733	C FF 94 X FC 89 0-1 P3			B CH 85 C CH 82 B FC 88 C FC 84 X FF 93 2-2 G5-3			F FF 92 C FC 86 S FF 92 0-3 K		C FF 95 F FF 96 X FF 95 0-2 2B	4	0	1	0	0	1	0
10 Vernon Wells, R (1, 8) OBP: 0.328, SLG: 0.400		F FF 92 B FC 88 X CH 85 1-1 G5-3		B CU 76 B SI 90 C FC 87 B FF 92 B FC 87 4-1 BB			B C CU 71 X FC 86 1-1 G6-3		C FF 95 X FF 96 0-1 G4-3	3	0	0	0	1	0	1
2 Aaron Hill, R (1, 4) OBP: 0.333, SLG: 0.404		C FF 93 B CH 85 C FC 88 F FC 88 F CU 73 F FF 93 S CU 76 1-3 K		X CH 83 0-0 P3			B FC 85 B SI 88 B SI 89 B FF 90 4-0 BB			2	0	0	0	1	1	1
35 Lyle Overbay, L (1, 3) OBP: 0.404, SLG: 0.360		F B SI 91 B SI 92 S FC 87 F SI 91 B CU 75 B FF 90 4-2 BB			B SI 89 X FC 85 1-0 23 G6-4-3 1B		X FC 84 0-0 F9			2	0	1	0	1	0	1
23 Shannon Stewart, R (1, 10) OBP: 0.308, SLG: 0.255		C FF 92 F SI 90 X FC 88 0-2 G3			X SI 90 0-0 G6-4-3 1-2f			C FC 89 F FC 85 T FF 91 0-2 K		3	0	0	0	0	1	2
26 Adam Lind, L (1, 7)			C FF 91 X CU 75 0-1 G4-3		B FF 92 C FC 87 B FF 91 F SI 89 X CU 74 2-2 G4-3			C FF 92 B CU 74 B CU 73 F SI 89 S FF 92 2-3 K		3	0	0	0	0	1	0
9 Gregg Zaun, S (1, 2) OBP: 0.363, SLG: 0.362			B FF 92 C FF 90 C SI 90 B SI 92 F FC 88 C FF 93 2-3 K			B CU 74 B SI 89 B FF 91 B FF 89 4-0 11 G6-3 BB		B SI 90 X SI 87 1-0 G5-3		2	0	0	0	1	1	0
Inning Stats	R: 0 E: 0 K: 0 S: 7 H: 0 LOB: 0 BB: 0 P: 12	R: 0 E: 0 K: 1 S: 14 H: 0 LOB: 1 BB: 1 P: 20	R: 0 E: 0 K: 1 S: 8 H: 0 LOB: 0 BB: 0 P: 10	R: 0 E: 0 K: 0 S: 6 H: 0 LOB: 1 BB: 1 P: 12	R: 0 E: 0 K: 0 S: 5 H: 1 LOB: 0 BB: 0 P: 8	R: 0 E: 0 K: 1 S: 5 H: 0 LOB: 0 BB: 1 P: 14	R: 0 E: 0 K: 1 S: 6 H: 0 LOB: 1 BB: 1 P: 11	R: 0 E: 0 K: 2 S: 7 H: 0 LOB: 0 BB: 0 P: 10	R: 0 E: 0 K: 2 S: 12 H: 1 LOB: 1 BB: 0 P: 13	1B: 1 2B: 1 3B: 0 HR: 0 SF: 0 SAC: 0 DP: 2 HBP: 0						

AB	27
R	0
H	2
RBI	0
BB	4
SO	8
LOB	7

WP: 0 PA: 31
PB: 0
SB: 0
CS: 0

PITCHER		IP	WLS	BF	H	R	ER	SO	BB	IBB	HBP	BLK	WP	HR	S	P	ERA	WHIP
31 Jon Lester, L ERA: 4.31	(1, 1)	8.0		27	1	0	0	6	4	0	0	0	0	0	58	97	0.00	0.625
58 Jonathan Papelbon, R ERA: 2.25	(9, 1)	1.0	W	4	1	0	0	2	0	0	0	0	0	0	12	13	0.00	1.000

PITCHER		IP	WLS	BF	H	R	ER	SO	BB	IBB	HBP	BLK	WP	HR	S	P	ERA	WHIP

BOTTOM

Toronto Blue Jays @ Boston Red Sox

Fenway Park, Boston, MA

Tue Apr 29 2008, 7:05 PM EDT

Att. 37,215 - Rain - 47 F

Batter	1	2	3	4	5	6	7	8	9	AB	R	H	RBI	BB	SO	LOB
Coco Crisp, S (1, 8) OBP: 0.310, SLG: 0.364	C SI 94 B SI 95 T FC 91 S CU 80 1-3 ① K		B CU 80 X SI 94 1-0 ③ G6-3			L FC 92 X SI 95 0-1 ② G6-3			B SI 92 B SI 93 X SI 94 2-0 ① F8	4	0	0	0	0	1	0
15 Dustin Pedroia, R (1, 4) OBP: 0.357, SLG: 0.435	C SI 95 C FC 92 C SI 95 0-3 ② K			F FC 91 X SI 94 0-1 ① G6-3		C FC 91 B CU 80 F FC 91 B SI 93 X SI 95 2-2 ③ G6-3			F FC 92 B CU 79 X FC 90 1-1 ② P5	4	0	0	0	0	1	0
34 David Ortiz, L (1, 10) OBP: 0.287, SLG: 0.313	B FC 93 C FC 93 S CU 80 X SI 96 1-2 ③ G5-3			B CH 85 X SI 95 1-0 ② G3-1			X FC 90 0-0 ① G6-3		B FC 90 B CH 84 F FC 91 B CH 87 B SI 93 4-1 1B 20 1B BB	3	1	0	0	1	0	0
Manny Ramirez, R (1, 7) OBP: 0.407, SLG: 0.627		C FC 92 S FC 92 X CU 81 0-2 ① G5-3		B FC 92 F SI 94 B CU 81 S FC 92 B SI 96 F FC 92 X FC 91 3-2 ③ F8			B FC 91 F SI 94 F SI 94 S 1-3 ② K		B CU 78 X SI 93 1-0 20 1B 1-2 1B	4	0	1	0	0	1	0
20 Kevin Youkilis, R (1, 3) OBP: 0.400, SLG: 0.490		B SI 95 C FC 91 F SI 95 B SI 95 X CU 80 2-2 25 S 1B			B CU 79 C FC 89 B SI 94 X SI 94 2-1 ① G6-3		B CU 79 B SI 94 B SI 95 C SI 94 F FC 92 F SI 94 F CU 79 F SI 94 X FC 91 3-2 ③ G4-3		B SI 94 X SI 94 1-0 1-2 2-H 1B	4	0	2	1	0	0	0
25 Mike Lowell, R (1, 5) OBP: 0.270, SLG: 0.182		B SI 94 B FC 93 C FC 91 B FC 92 F FC 91 F SI 94 C CU 79 3-3 ② K 1-2			C CU 80 X CH 87 0-1 ② G6-3			F SI 94 B FC 90 X CH 86 1-1 ① F9		3	0	0	0	0	1	1
7 J.D. Drew, L (1, 9) 44 Brandon Moss, L (4, 9) OBP: 0.300, SLG: 0.600		F FC 90 S CU 78 D CU 80 B SI 95 F CU 80 X SI 94 2-2 ③ G6-3			F FC 92 X CH 87 0-1 1B			B FC 89 X FC 90 1-0 ② L3		1 2	0 0	0 1	0 0	0 0	0 0	1 0
Jason Varitek, S (1, 2) OBP: 0.293, SLG: 0.443			F SI 94 B FC 90 F CH 86 S CU 79 1-3 ① K		B CH 85 F SI 95 X CU 79 1-1 ③ G4-3			B CH 86 X CH 85 1-0 1B		3	0	1	0	0	1	1
23 Julio Lugo, R (1, 6) OBP: 0.323, SLG: 0.319			X SI 94 0-0 ② G6-3			B FC 90 B FC 91 X SI 94 2-0 ① G6-3		B FC 91 F SI 94 T FC 92 B SI 93 C CU 79 2-3 ③ K		3	0	0	0	0	1	1

Inning Stats																																		
	R: 0	E: 0	K: 2	S: 9	H: 0	LOB: 0	BB: 0	P: 11	R: 0	E: 0	K: 1	S: 14	H: 1	LOB: 1	BB: 0	P: 21	R: 0	E: 0	K: 1	S: 5	H: 0	LOB: 0	BB: 0	P: 7	R: 0	E: 0	K: 0	S: 7	H: 0	LOB: 0	BB: 0	P: 11
	R: 0	E: 0	K: 0	S: 8	H: 1	LOB: 1	BB: 0	P: 11	R: 0	E: 0	K: 0	S: 6	H: 0	LOB: 0	BB: 0	P: 10	R: 0	E: 0	K: 1	S: 10	H: 0	LOB: 0	BB: 0	P: 14	R: 0	E: 0	K: 1	S: 7	H: 1	LOB: 1	BB: 0	P: 12
	R: 1	E: 0	K: 0	S: 6	H: 2	LOB: 2	BB: 1	P: 15	1B: 5	2B: 0	3B: 0	HR: 0	SF: 0	SAC: 0	DP: 0	HBP: 0	WP: 0	PB: 0	SB: 1	CS: 0	PA: 32												

PITCHER	IP	WLS	BF	H	R	ER	SO	BB	IBB	HBP	BLK	WP	HR	S	P	ERA	WHIP
32 Roy Halladay, R (1, 1) ERA: 3.26	8.2	L	32	5	1	1	6	1	0	0	0	0	0	72	112	1.04	0.692

PITCHER	IP	WLS	BF	H	R	ER	SO	BB	IBB	HBP	BLK	WP	HR	S	P	ERA	WHIP

AB	31
R	1
H	5
RBI	1
BB	1
SO	6
LOB	4

livebaseballscorecards.com

Toronto Blue Jays @ Boston Red Sox

Fenway Park, Boston, MA

Wed Apr 30 2008, 7:05 PM EDT

Att. 37,710 - Cloudy - 50 F

TOP

livebaseballscorecards.com

Batter	1	2	3	4	5	6	7	8	9	AB	R	H	RBI	BB	SO	LOB
15 Alex Rios, R (1, 9) OBP: 0.386, SLG: 0.449	B FF 92 B FF 91 X FF 92 2-0 ① G4-3		B FC 88 C FC 87 S FC 87 B SL 80 B SL 80 X FC 89 3-2 ③ L8			B FF 92 T FF 91 S SL 82 D FC 87 X SL 81 2-2 ① G4-1		C FS 83 B FF 88 B FF 89 B FS 83 X FS 84 3-1 ① SF9 3-H		3	0	0	1	0	0	1
11 David Eckstein, R (1, 6) OBP: 0.321, SLG: 0.307	C FF 91 B FS 84 X FC 89 1-1 ② G4-3			C FF 92 F FF 91 S FF 93 0-3 ① K		C SL 80 C FC 86 B FF 94 F FS 84 B FC 87 F FF 92 F FF 92 F FC 86 X SL 80 2-2 ② F7		C FS 84 S FF 89 C FF 89 0-3 ② K		4	0	0	0	0	2	1
33 Scott Rolen, R (1, 5) OBP: 0.381, SLG: 0.684	C FF 92 B FS 83 B SL 81 B FC 89 F FF 91 S SL 82 3-3 ③ K			B FF 92 B FF 92 C FC 90 X SL 82 2-1 ② P3		X FC 87 0-0 2B		C FS 84 B FF 89 C FF 89 S FS 84 1-3 ③ K		4	0	1	0	0	2	1
Matt Stairs, L (1, 10) OBP: 0.354, SLG: 0.452 6 John McDonald, R (9, PR) OBP: 0.286, SLG: 0.222 (9, 10)		B FF 91 S FF 91 C FF 92 X FS 83 1-2 ① L3		C F SL 82 B FC 90 F FC 89 B FF 94 F FF 94 X FF 94 2-2 10 BB 1B		B FC 88 B FC 88 F FC 87 C FF 92 2 SAFE S 2-3 ③ K			X FF 96 0-0 10 G6-3 1B	4 0	0 0	2 0	0 0	0 0	1 0	1 0
10 Vernon Wells, R (1, 8) OBP: 0.325, SLG: 0.389		F FF 92 B FF 92 B SI 90 S SL 82 F FF 93 B FF 93 X FC 89 3-2 ② G4-3		B FF 90 B FC 88 B FC 88 B FF 91 4-0 1-2 BB			B X 1-0 ① L7		F FF 95 S FS 90 F FF 96 D FS 91 1 SAFE 1 SAFE B FS 92 X FF 97 2-2 ① ② G6-3 1-2	3	0	0	0	1	0	1
35 Lyle Overbay, L (1, 3) OBP: 0.389, SLG: 0.344		B FF 94 C FF 94 B FC 90 X FS 84 2-1 ③ L9		B FF 93 F FF 93 C SL 82 B FF 93 X SL 82 2-2 ③ G5-3			S SI 90 B T X 1-2 ② G4-3		B FS 89 B FS 90 C FF 96 B FS 90 F FF 95 F FF 96 X FS 91 3-2 ③ G4-3	4	0	0	0	0	0	3
2 Aaron Hill, R (1, 4) OBP: 0.325, SLG: 0.393			B FF 91 C SL 81 C SI 91 S FC 88 1-3 ① K		C SL 79 X FC 88 0-1 ① F7		F B X 1-1 ③ G5-3			3	0	0	0	0	1	0
26 Adam Lind, L (1, 7) OBP: 0.143, SLG: 0.077			S FF 92 S FF 93 F FF 93 X FF 94 0-2 ② L4		C FF 90 F FC 87 B FF 91 X FF 91 1-2 ② F9			C FF 95 X FF 96 0-1 9 2B 15 SF9 1B		3	1	1	0	0	0	0
9 Gregg Zaun, S (1, 2) OBP: 0.373, SLG: 0.380 19 Marco Scutaro, R (8, PR) OBP: 0.351, SLG: 0.250 20 Rod Barajas, R (8, 2) OBP: 0.250, SLG: 0.324			C FF 93 B FC 90 C SL 79 F FF 94 B FF 94 D SL 83 B FC 90 4-2 BB		F FF 90 B FS 83 B SL 82 C SL 81 X FF 93 2-2 ③ G3-1			B FF 88 C FF 89 B FF 89 F FF 89 X FS 83 2-2 1-3 2B		2 0 0	0 0 0	1 0 0	0 0 0	1 0 0	0 0 0	0 0 0
Inning Stats	R: 0 E: 0 K: 1 S: 6 H: 0 LOB: 0 BB: 0 P: 12	R: 0 E: 0 K: 0 S: 9 H: 0 LOB: 0 BB: 0 P: 15	R: 0 E: 0 K: 1 S: 13 H: 0 LOB: 1 BB: 1 P: 21	R: 0 E: 0 K: 1 S: 13 H: 1 LOB: 2 BB: 1 P: 23	R: 0 E: 0 K: 0 S: 8 H: 0 LOB: 0 BB: 0 P: 11	R: 0 E: 0 K: 1 S: 14 H: 1 LOB: 1 BB: 0 P: 20	R: 0 E: 0 K: 0 S: 6 H: 0 LOB: 0 BB: 0 P: 9	R: 1 E: 0 K: 2 S: 13 H: 2 LOB: 1 BB: 0 P: 19	R: 0 E: 0 K: 0 S: 9 H: 1 LOB: 1 BB: 0 P: 14	1B: 3 2B: 2 3B: 0 HR: 0 SF: 1 SAC: 0 DP: 0 HBP: 0						

	AB	30
	R	1
	H	5
	RBI	1
	BB	2
	SO	6
	LOB	8

WP: 0 PB: 0 SB: 0 CS: 0 PA: 33

PITCHER		IP	WLS	BF	H	R	ER	SO	BB	IBB	HBP	BLK	WP	HR	S	P	ERA	WHIP
18 Daisuke Matsuzaka, R ERA: 2.52	(1, 1)	7.0		25	2	0	0	4	2	0	0	0	0	0	69	111	0.00	0.571
17 Manny Delcarmen, R ERA: 6.17	(8, 1)	0.0		1	1	1	1	0	0	0	0	0	0	0	2	2	∞	∞
37 Hideki Okajima, L ERA: 0.87	(8, 1)	1.0	B	4	1	0	0	2	0	0	0	0	0	0	11	17	0.00	1.000
58 Jonathan Papelbon, R ERA: 2.08	(9, 1)	1.0	W	3	1	0	0	0	0	0	0	0	0	0	9	14	0.00	1.000

PITCHER		IP	WLS	BF	H	R	ER	SO	BB	IBB	HBP	BLK	WP	HR	S	P	ERA	WHIP

BOTTOM

Toronto Blue Jays @ Boston Red Sox

Fenway Park, Boston, MA

Wed Apr 30 2008, 7:05 PM EDT

Att. 37,710 - Cloudy - 50 F

livebaseballscorecards.com

Batter	1	2	3	4	5	6	7	8	9	AB	R	H	RBI	BB	SO	LOB
15 Dustin Pedroia, R (1, 4) OBP: 0.346, SLG: 0.420	X FF 95 0-0 ① F8		C FF 91 C FF 96 D SL 86 F CU 81 F FF 96 B FF 93 D FF 98 F SI 95 X SI 95 3-2 ③ G5-3			C B F X 1-2 ③ G1-3		B SI 95 B FF 95 B SI 96 C FF 95 X SI 96 3-1 ② F8 2-3		4	0	0	0	0	0	2
20 Kevin Youkilis, R (1, 3) OBP: 0.387, SLG: 0.471	B FF 95 C FF 96 B SL 93 S SI 94 S SL 88 2-3 ② K			B SL 85 C FF 94 F FF 96 X SL 91 1-2 ① G3			X FF 95 0-0 ① F8	C SI 96 X FF 96 0-1 ③ FC6-4 1-2f		4	0	0	0	0	1	2
34 David Ortiz, L (1, 10) OBP: 0.294, SLG: 0.350 12 Jed Lowrie, S (9, PR) OBP: 0.371, SLG: 0.419	C SI 94 B SL 88 B SI 95 C FF 96 X CH 88 2-2 ③ F7			S FF 96 F FF 94 B SL 90 S CU 83 1-3 ② K			B SL 88 B SI 96 X CH 88 2-0 HR		B SI 90 B SI 90 F SI 90 X SI 90 2-1 BB 44 1B 1B	4 0	1 0	2 0	1 0	0 0	1 0	0 0
Manny Ramirez, R (1, 7) OBP: 0.410, SLG: 0.619		C FF 94 X SL 89 0-1 1B		B SI 97 C SI 97 B CH 87 S FF 98 S CU 82 2-3 ③ K			X FF 96 0-0 ② G5-3		B SI 90 B SI 90 B SI 90 C SI 90 F SI 90 B SI 91 4-2 BB 44 1B 1B 1-2	3	1	1	0	1	1	0
25 Mike Lowell, R (1, 5) OBP: 0.268, SLG: 0.216		X SI 95 0-0 ① F7			B CH 87 B SI 97 X SI 96 2-0 ① F8		C SL 90 B FF 98 X CH 87 1-1 2B		C SI 90 B SI 88 C CU 75 B CU 76 C SI 90 2-3 ① K	4	0	1	0	0	1	3
44 Brandon Moss, L (1, 9) OBP: 0.286, SLG: 0.500		B CU 81 X SI 95 1-0 ② F8			B SL 87 B SI 96 F SI 96 B FF 97 X SI 95 3-1 ② G4-3		B SI 94 F SI 96 S CU 82 S SL 85 1-3 ③ K		B CU 74 B SI 90 F SI 90 B SI 90 X SI 91 3-1 ② 1B 1-2 2-H 1B	4	0	1	0	0	1	2
Jason Varitek, S (1, 2) OBP: 0.291, SLG: 0.432		C SI 95 B FF 96 F SL 89 X SI 97 1-2 ③ G4-3			S CH 86 S FF 98 S CU 83 0-3 ③ K			B CU 80 B FF 96 C FF 94 F SI 96 F CU 82 D CU 83 X SI 96 3-2 ① G6-3	B CU 74 S SI 90 B SI 90 X CU 74 2-1 1-2 2-H 1B	4	0	1	1	0	1	1
Coco Crisp, S (1, 8) OBP: 0.311, SLG: 0.379			B SI 95 X SI 94 1-0 ① G4-3			C SL 87 B FF 96 F SI 96 F CU 83 X 1-2 ① P5		B FF 96 B SI 95 F SI 94 X SI 94 2-1 15 F8 2B		3	0	1	0	0	0	0
23 Julio Lugo, R (1, 6) OBP: 0.324, SLG: 0.313			C SI 96 F FF 96 X CU 84 0-2 ② G6-3			B F F B B F X 3-2 ② G5-3		B SI 96 B FF 95 B SI 97 C FF 93 B SI 94 4-1 20 FC6-4 BB		2	0	0	0	1	0	0

Inning Stats	1	2	3	4	5	6	7	8	9
	R: 0 E: 0 K: 1 S: 7 H: 0 LOB: 0 BB: 0 P: 11	R: 0 E: 0 K: 0 S: 7 H: 1 LOB: 1 BB: 0 P: 9	R: 0 E: 0 K: 0 S: 10 H: 0 LOB: 0 BB: 0 P: 14	R: 0 E: 0 K: 2 S: 9 H: 0 LOB: 0 BB: 0 P: 13	R: 0 E: 0 K: 1 S: 6 H: 0 LOB: 0 BB: 0 P: 11	R: 0 E: 0 K: 0 S: 11 H: 0 LOB: 0 BB: 0 P: 16	R: 1 E: 0 K: 1 S: 8 H: 2 LOB: 1 BB: 0 P: 12	R: 0 E: 0 K: 0 S: 11 H: 1 LOB: 2 BB: 1 P: 23	R: 1 E: 0 K: 1 S: 11 H: 3 LOB: 2 BB: 1 P: 24

1B: 4	SF: 0
2B: 2	SAC: 0
3B: 0	DP: 0
HR: 1	HBP: 0
WP: 0	PA: 34
PB: 0	
SB: 0	
CS: 0	

AB	32
R	2
H	7
RBI	2
BB	2
SO	6
LOB	10

PITCHER	IP	WLS	BF	H	R	ER	SO	BB	IBB	HBP	BLK	WP	HR	S	P	ERA	WHIP
29 Dustin McGowan, R (1, 1) ERA: 3.57	7.1		27	4	1	1	5	1	0	0	0	0	1	65	102	1.23	0.682
49 Jeremy Accardo, R (8, 1) ERA: 7.45	0.2		2	0	0	0	0	0	0	0	0	0	0	4	7	0.00	0.000
37 Scott Downs, L (9, 1) ERA: 3.86	0.2	L	5	3	1	1	1	1	0	0	0	0	0	11	24	13.50	6.000

PITCHER	IP	WLS	BF	H	R	ER	SO	BB	IBB	HBP	BLK	WP	HR	S	P	ERA	WHIP

Batter	1	2	3	4	5	6	7	8	9	AB	R	H	RBI	BB	SO	LOB
15 Alex Rios, R (1, 9) OBP: 0.395, SLG: 0.485	C KN 68 C KN 67 X KN 68 0-2 ① G5-3		X KN 68 0-0 11 S 33 1B 1B	C KN 67 B KN 67 B KN 67 X FF 75 2-1 ③ F7			B KN 66 F KN 66 X KN 67 1-1 HR		D SI 86 S CH 79 X CH 78 1-1 11 G3-1 11 CS 1-2 1B	5	2	3	1	0	0	3
11 David Eckstein, R (1, 6) OBP: 0.325, SLG: 0.314	B KN 67 B FF 75 B FF 74 B FF 74 4-0 33 G4-3 BB		1 SAFE B KN 66 B FF 75 C FF 74 C FF 74 F FF 75 X KN 69 2-2 ② F9 1-2		B FF 72 C FF 73 X KN 66 1-1 1B 2B		B KN 67 B FF 74 X FF 74 2-0 ① G6-3		S SI 87 B SI 88 B CH 77 F CH 79 B SI 89 F SI 87 X SI 87 3-2 ① ② G3-1 1-3 2-3	4	0	1	0	1	0	3
33 Scott Rolen, R (1, 5) OBP: 0.385, SLG: 0.609	C KN 67 X KN 67 0-1 ② ③ G4-3 1-2f		S KN 68 F KN 68 X KN 69 0-2 2-H 1B		B KN 66 H KN 65 2-0 1B 10 SF8 HBP		F KN 68 F KN 67 X CU 60 0-2 ② F9		B FF 92 C FF 92 B SI 92 F SI 93 X SI 93 2-2 ③ G4-3	4	1	1	1	0	0	2
Matt Stairs, L (1, 10) OBP: 0.349, SLG: 0.442		B KN 66 C KN 66 F KN 66 X KN 61 1-2 ① G3-1	F KN 68 S KN 61 1 SAFE F KN 68 1 SAFE B KN 62 X KN 68 1-2 ③ P2		F KN 67 F KN 68 F KN 68 X KN 62 0-2 ① 1-3 2-H 1B		B KN 67 F KN 67 X KN 68 1-1 ③ F8			4	0	1	0	0	0	1
10 Vernon Wells, R (1, 8) OBP: 0.323, SLG: 0.382		H KN 66 1-0 23 FC5-4 2 BB HBP		B KN 66 B FF 74 B FF 73 X FF 74 3-0 ① L7	X KN 67 0-0 ② SF8 3-H			B FF 96 B SL 85 X FF 95 2-0 ① F8		2	0	0	1	0	0	0
2 Aaron Hill, R (1, 4) OBP: 0.331, SLG: 0.400		1 SAFE B KN 66 B KN 65 B FF 74 B FF 74 4-0 23 FC5-4 1-2 BB		C FF 74 B KN 66 X KN 66 1-1 ② G1-3	B KN 66 X KN 66 1-0 ③ F7			C SL 85 X SL 85 0-1 23 G6-3 2B		3	0	1	0	1	0	1
23 Shannon Stewart, R (1, 7) OBP: 0.304, SLG: 0.254		C KN 67 X KN 66 0-1 ② FC5-4 1-2f 2-3		C KN 67 B KN 67 X KN 66 1-1 20 E 20 S 1B		C FF 73 F KN 66 X CU 59 0-2 ① P4		F FF 94 B FS 87 B FF 96 B SL 85 C FF 96 X FF 97 3-2 ② G6-3 2-3		4	0	1	0	0	0	3
20 Rod Barajas, R (1, 2) OBP: 0.250, SLG: 0.300		B KN 68 B KN 67 C KN 66 X KN 67 2-1 ③ F8		B KN 66 C KN 67 B KN 67 B KN 67 B KN 66 4-1 19 BB 1-3 BB		B KN 66 B FF 75 X FF 73 2-0 ② G5-3		X FF 96 0-0 ③ G5-3		3	0	0	0	1	0	3
19 Marco Scutaro, R (1, 3) OBP: 0.351, SLG: 0.242 35 Lyle Overbay, L (7, 3) OBP: 0.394, SLG: 0.352			C KN 67 B KN 66 F KN 67 X KN 68 1-2 ① F8	B KN 68 B FF 76 B KN 67 B FF 75 4-0 1-2 BB		X KN 66 0-0 ③ G6-3			F SL 78 B SI 88 X SI 87 1-1 11 CS 15 1B 1B	2 1	0 0	0 1	0 0	1 0	0 0	0 0
Inning Stats	R: 0 E: 0 K: 0 S: 5 H: 0 LOB: 0 BB: 1 P: 9	R: 0 E: 0 K: 0 S: 7 H: 0 LOB: 2 BB: 1 P: 15	R: 1 E: 0 K: 0 S: 15 H: 2 LOB: 1 BB: 0 P: 19	R: 0 E: 0 K: 0 S: 8 H: 1 LOB: 3 BB: 2 P: 23	R: 1 E: 0 K: 0 S: 8 H: 2 LOB: 1 BB: 0 P: 12	R: 0 E: 0 K: 0 S: 5 H: 0 LOB: 0 BB: 0 P: 7	R: 1 E: 0 K: 0 S: 8 H: 1 LOB: 0 BB: 0 P: 12	R: 0 E: 0 K: 0 S: 7 H: 1 LOB: 1 BB: 0 P: 12	R: 0 E: 0 K: 0 S: 11 H: 2 LOB: 1 BB: 0 P: 18	1B: 6 2B: 2 3B: 0 HR: 1 SF: 1 SAC: 0 DP: 1 HBP: 2						

PITCHER		IP	WLS	BF	H	R	ER	SO	BB	IBB	HBP	BLK	WP	HR	S	P	ERA	WHIP
49 Tim Wakefield, R ERA: 4.03	(1, 1)	7.0	L	31	6	3	3	0	4	0	2	0	0	1	56	97	3.86	1.429
53 David Aardsma, R ERA: 3.07	(8, 1)	1.0		4	1	0	0	0	0	0	0	0	0	0	7	12	0.00	1.000
48 Javier López, L ERA: 4.22	(9, 1)	0.2		3	2	0	0	0	0	0	0	0	0	0	8	13	0.00	3.000
50 Mike Timlin, R ERA: 12.79	(9, 1)	0.1		1	0	0	0	0	0	0	0	0	0	0	3	5	0.00	0.000

PITCHER	IP	WLS	BF	H	R	ER	SO	BB	IBB	HBP	BLK	WP	HR	S	P	ERA	WHIP

TOP

Toronto Blue Jays @ Boston Red Sox

Fenway Park, Boston, MA

Thu May 01 2008, 7:05 PM EDT
Att. 37,821 - Partly Cloudy - 55 F

livebaseballscorecards.com

AB	32
R	3
H	9
RBI	3
BB	4
SO	0
LOB	16

PA: 39
WP: 0
PB: 0
SB: 2
CS: 2

Batter	1	2	3	4	5	6	7	8	9	AB	R	H	RBI	BB	SO	LOB
15 Dustin Pedroia, R (1, 4) OBP: 0.336, SLG: 0.407	C FF 97 C FF 98 S FF 98 0-3 ① K		C KC 82 F KC 83 B FF 95 X FF 96 1-2 ① F9		C FF 94 B FF 96 D KC 84 X FF 95 2-1 ③ F9			B FF 94 X FF 94 1-0 ① F8		4	0	0	0	0	1	2
20 Kevin Youkilis, R (1, 3) OBP: 0.382, SLG: 0.457	C SI 96 F FF 97 B KC 84 F FF 97 F KC 84 B CH 89 B FF 98 F SI 96 B FF 97 4-2 BB		C FF 96 B FF 95 D KC 83 X FF 96 2-1 ②③ G6-4-3 1-2f			C FF 94 X FF 94 0-1 ① G5-3		X FF 94 0-0 ② L7		3	0	0	0	1	0	1
34 David Ortiz, L (1, 10) OBP: 0.301, SLG: 0.355	X FF 97 0-0 ② F7			B KC 82 C FF 95 B FF 95 B FF 95 X FF 96 3-1 44 L4 BB 1B		C FF 93 B FF 95 F FF 95 B KC 84 B KC 82 X FF 95 3-2 BB 1B		C SL 78 C SL 80 X SL 81 0-2 ③ F9		4	0	2	0	0	0	1
Manny Ramirez, R (1, 7) OBP: 0.413, SLG: 0.607	C FF 98 1 SAFE D KC 85 S FF 97 F FF 98 B KC 85 S FF 96 2-3 ③ K			B KC 83 B FF 97 F FF 96 B FF 96 B FF 96 4-1 1-2 BB		B FF 96 C FF 96 B FF 95 B FF 96 F FF 95 F FF 96 F FF 96 B FF 97 4-2 1-2 BB			C F B F F F B B F 3-3 ① S K	2	0	0	0	2	2	1
25 Mike Lowell, R (1, 5) OBP: 0.267, SLG: 0.244		C FF 95 F FF 95 B CH 86 X FF 96 1-2 F9 2B		C FF 96 B FF 97 B KC 82 X FF 96 2-1 ① F7		D KC 82 C FF 94 X FF 95 1-1 ② F7			B C X 1-1 ② F8	4	0	1	0	0	0	4
44 Brandon Moss, L (1, 9) OBP: 0.278, SLG: 0.412		B FF 97 X FF 96 1-0 ① F8		X FF 96 0-0 ②③ L4 2-2		F KC 79 C KC 82 S KC 82 0-3 ③ K			B B B C B 4-1 1B BLK BB	3	0	0	0	1	1	5
Coco Crisp, S (1, 8) OBP: 0.308, SLG: 0.371		X FF 96 0-0 ② F9 2-3			B SI 93 F FF 94 C KC 78 X 1-2 ① G1-3		C KC 79 B FF 94 C FF 94 F KC 81 S KC 83 1-3 ① K		C F X 0-2 12 DI 1-3 1B	4	0	1	0	0	1	1
12 Jed Lowrie, S (1, 6) OBP: 0.333, SLG: 0.371		B KC 81 B FF 96 X SI 95 2-0 ③ L6			B KC 79 C FF 95 S KC 82 X KC 82 1-2 ② G4-3		F FF 96 X CH 83 0-1 ② F9		B C B B C C 3-3 ③ K 1-2	4	0	0	0	0	1	3
Kevin Cash, R (1, 2) OBP: 0.395, SLG: 0.406			C FF 94 B KC 82 C KC 81 B KC 83 B FF 96 F FF 96 B FF 96 4-2 20 G6-4-3 BB		B FF 96 F FF 94 B FF 95 B FF 95 S FF 95 B FF 95 4-2 BB		C FF 95 S CH 86 C FF 96 0-3 ③ K			1	0	0	0	2	1	0
Inning Stats	R: 0 E: 0 K: 2 S: 13 H: 0 LOB: 1 BB: 1 P: 19	R: 0 E: 0 K: 0 S: 6 H: 1 LOB: 1 BB: 0 P: 10	R: 0 E: 0 K: 0 S: 8 H: 0 LOB: 0 BB: 1 P: 15	R: 0 E: 0 K: 0 S: 6 H: 1 LOB: 1 BB: 1 P: 15	R: 0 E: 0 K: 0 S: 10 H: 0 LOB: 1 BB: 1 P: 18	R: 0 E: 0 K: 1 S: 14 H: 1 LOB: 2 BB: 1 P: 22	R: 0 E: 0 K: 2 S: 9 H: 0 LOB: 0 BB: 0 P: 10	R: 0 E: 0 K: 0 S: 5 H: 0 LOB: 0 BB: 0 P: 6	R: 0 E: 0 K: 2 S: 16 H: 1 LOB: 2 BB: 1 P: 27	1B: 3 2B: 2 3B: 0 HR: 0	SF: 0 SAC: 0 DP: 2 HBP: 0	WP: 0 PB: 0 SB: 0 CS: 0	PA: 35				

PITCHER		IP	WLS	BF	H	R	ER	SO	BB	IBB	HBP	BLK	WP	HR	S	P	ERA	WHIP
A.J. Burnett, R ERA: 4.82	(1, 1)	7.2	W	29	3	0	0	5	5	0	0	0	0	0	68	112	0.00	1.043
39 Jesse Carlson, L ERA: 1.38	(8, 1)	0.1	H	1	0	0	0	0	0	0	0	0	0	0	3	3	0.00	0.000
52 B.J. Ryan, L ERA:	(9, 1)	1.0	S	5	1	0	0	2	1	0	0	1	0	0	16	27	0.00	2.000

PITCHER	IP	WLS	BF	H	R	ER	SO	BB	IBB	HBP	BLK	WP	HR	S	P	ERA	WHIP

BOTTOM

Toronto Blue Jays @ Boston Red Sox

Fenway Park, Boston, MA

Thu May 01 2008, 7:05 PM EDT

Att. 37,821 - Partly Cloudy - 55 F

livebaseballscorecards.com

AB	29
R	0
H	4
RBI	0
BB	6
SO	7
LOB	18

Batter	1	2	3	4	5	6	7	8	9	AB	R	H	RBI	BB	SO	LOB
1 Akinori Iwamura, L (1, 4) OBP: 0.292, SLG: 0.248	B FF 93 C SI 92 X FF 96 1-1 ① F7		C FF 92 B SI 92 B FF 94 S F FF 94 B CU 78 X FF 93 3-2 ② 13 BB 1B		C CH 79 1 SAFE X CH 76 0-1 ① F8		S SI 88 B SI 89 F SI 88 X CU 77 1-2 ① SF7 2-3 3-H		X FF 95 0-0 ② G6-3	4	0	1	1	0	0	1
13 Carl Crawford, L (1, 7) OBP: 0.323, SLG: 0.417	C FF 95 B CU 79 S CH 78 X CH 79 1-2 1B		B CH 79 1 SAFE B FF 94 C CH 78 B FF 92 B FF 92 4-1 1-2 BB		C FF 92 D CU 78 X SI 92 1-1 31 WP 31 G5-3-2 1-3 2B		X SI 88 0-0 ② G6-3 3-H		C FF 95 S FF 96 F FF 96 F FF 96 S FS 90 0-3 ③ K	4	0	2	1	1	1	0
31 Jonny Gomes, R (1, 10) OBP: 0.343, SLG: 0.475	1 SAFE S CH 85 1 SAFE 1 SAFE B CH 77 1 SAFE T 1 SAFE C CU 77 1-3 ② K		C SL 84 S CH 81 S CU 78 0-3 ① K		F FF 93 S CH 79 B CU 78 B CH 81 F CU 78 X FF 93 2-2 ② ③ G5-3-2 2-Hf 3-H		C FF 97 B CU 79 B CU 77 B FF 96 B FF 95 4-1 23 1B BB			3	0	0	0	1	2	4
23 Carlos Pena, L (1, 3) OBP: 0.328, SLG: 0.404	X SI 90 0-0 ③ F8		B CU 76 S CH 78 S FF 92 F CU 78 F FF 94 C CU 77 1-3 ② K			F CH 79 C CH 79 F CU 78 X CU 78 0-2 32 G3 1B	X CH 85 0-0 1-3 1B			4	0	2	0	0	1	3
3 Evan Longoria, R (1, 5) OBP: 0.355, SLG: 0.460		B FF 93 B CH 80 S CH 80 B FF 96 B FF 94 4-1 32 BB 8 1B BB	C CH 79 F CU 77 B SL 84 C FF 93 1-3 ③ K			B SL 82 C SL 79 X FF 93 1-1 ① F8	C FF 95 F FF 97 B FF 96 F FF 96 B CU 78 F FF 96 S CH 82 2-3 ③ K			3	0	0	0	1	2	5
32 Eric Hinske, L (1, 9) OBP: 0.404, SLG: 0.603		B CH 78 1 SAFE B CH 78 B FF 92 B FF 91 4-0 8 1B 1-2 BB	B FF 92 B FF 90 X FF 92 2-0 ① F9			C SI 87 S CU 76 B CU 76 F SI 89 B SI 89 F CU 76 X SI 88 2-2 ② G3 1-2		C S X FF 89 0-2 ① F7		3	0	0	0	1	0	1
30 Dioner Navarro, S (1, 2) OBP: 0.405, SLG: 0.410		F FF 92 F CU 75 T CH 78 0-2 ① K	B SI 91 F CH 80 S FF 93 S CU 79 1-3 ② K			X CH 79 0-0 ③ P3		B FF 89 X FS 84 1-0 ② F9		4	0	0	0	0	2	3
26 Gabe Gross, L (1, 8) OBP: 0.312, SLG: 0.226 24 Justin Ruggiano, R (7, PH) OBP: 0.357, SLG: 0.333 (7, 8)		C CH 78 B FF 92 B FF 92 B FF 92 C FF 93 X CH 79 3-2 ② F9	C CH 78 B CU 79 C CU 77 B FF 92 F FF 94 X CH 81 2-2 ③ G5-3				F SI 87 X CH 79 0-1 E6 8 2B 1 SF7	C FS 84 B FS 85 F FS 84 X FF 89 1-2 ③ F7		2 2	0 1	0 0	0 0	0 0	0 0	2 0
8 Jason Bartlett, R (1, 6) OBP: 0.277, SLG: 0.271		C CH 79 C CU 76 X 0-2 ③ 1-2 2-H 1B			B FF 93 C FF 92 B CH 80 F SI 92 F CU 79 B CU 80 B FF 92 4-2 13 2B 31 WP BB		B SI 87 C SI 86 B SI 87 X CH 80 2-1 1 SF7 13 G6-3 1-3 2B		X FF 97 0-0 ① G6-3	3	2	2	0	1	0	0
Inning Stats	R: 0 E: 0 K: 1 S: 9 H: 1 LOB: 1 BB: 0 P: 12	R: 0 E: 0 K: 1 S: 10 H: 1 LOB: 2 BB: 2 P: 21	R: 0 E: 0 K: 3 S: 16 H: 1 LOB: 2 BB: 1 P: 25	R: 0 E: 0 K: 1 S: 8 H: 0 LOB: 0 BB: 0 P: 13	R: 1 E: 0 K: 0 S: 11 H: 1 LOB: 0 BB: 1 P: 18	R: 0 E: 0 K: 0 S: 12 H: 1 LOB: 1 BB: 0 P: 15	R: 2 E: 1 K: 1 S: 15 H: 2 LOB: 2 BB: 1 P: 24	R: 0 E: 0 K: 0 S: 7 H: 0 LOB: 0 BB: 0 P: 9	R: 0 E: 0 K: 1 S: 7 H: 0 LOB: 0 BB: 0 P: 7	1B: 5 2B: 3 3B: 0 HR: 0 SF: 1 SAC: 0 DP: 1 HBP: 0						

TOP

Tampa Bay Rays @ Boston Red Sox

Fenway Park, Boston, MA

Fri May 02 2008, 7:05 PM EDT

Att. 37,541 - Rain - 49 F

livebaseballscorecards.com

AB	32
R	3
H	7
RBI	2
BB	5
SO	8
LOB	19

WP: 1 PA: 38
PB: 0
SB: 0
CS: 0

PITCHER		IP	WLS	BF	H	R	ER	SO	BB	IBB	HBP	BLK	WP	HR	S	P	ERA	WHIP
61 Clay Buchholz, R ERA: 3.71	(1, 1)	5.1	W	23	5	1	1	6	4	0	0	0	1	0	60	96	1.69	1.688
48 Javier López, L ERA: 3.75	(6, 1)	1.1		6	1	2	0	0	0	0	0	0	0	0	14	19	0.00	0.750
17 Manny Delcarmen, R ERA: 6.0	(7, 1)	0.1	H	3	1	0	0	1	1	0	0	0	0	0	7	13	0.00	6.000
37 Hideki Okajima, L ERA: 0.79	(8, 1)	1.0	H	3	0	0	0	0	0	0	0	0	0	0	7	9	0.00	0.000
58 Jonathan Papelbon, R ERA: 1.93	(9, 1)	1.0		3	0	0	0	1	0	0	0	0	0	0	7	7	0.00	0.000

PITCHER	IP	WLS	BF	H	R	ER	SO	BB	IBB	HBP	BLK	WP	HR	S	P	ERA	WHIP

Tampa Bay Rays @ Boston Red Sox

Fenway Park, Boston, MA

Fri May 02 2008, 7:05 PM EDT

Att. 37,541 - Rain - 49 F

livebaseballscorecards.com

BOTTOM

Batter	1	2	3	4	5	6	7	8	9	AB	R	H	RBI	BB	SO	LOB
2 Jacoby Ellsbury, L (1, 8) OBP: 0.406, SLG: 0.436	B FF 93 X FF 93 1-0 G3		C FF 93 B FF 94 D CH 86 X FF 94 2-1 F7	X FF 96 0-0 15 S 15 1B 1-3 2-H 1B		B FF 85 B FF 86 B FF 88 B FF 87 4-0 15 G4-6-3 1-2 BB		I IN 72 I IN 74 I IN 74 I IN 75 4-0 34 FC3-2 15 1B IBB		3	1	1	1	2	0	1
15 Dustin Pedroia, R (1, 4) OBP: 0.345, SLG: 0.422	B FF 95 B FF 94 X FF 93 2-0 G6-3		B SL 84 F FF 95 F FF 95 X SL 88 1-2 2-H 2B	F SL 87 S SL 88 B FF 97 F SL 88 X FF 97 1-2 34 1B 1-H 3-H 1B		B FF 88 B FF 86 F FF 88 X FF 87 2-1 G4-6-3 1-2f 2-3		C SI 93 X SL 84 0-1 34 FC3-2 1-2 2-3 1B		5	1	3	3	0	0	2
34 David Ortiz, L (1, 10) OBP: 0.305, SLG: 0.351	C FF 95 B CH 86 B FF 95 X FF 94 2-1 F7		F FF 95 B FF 96 B FF 95 F FF 94 D SL 86 B FF 96 4-2 BB	C CU 82 B FF 98 2 SAFE X CH 86 1-1 2-H 1B		S CU 80 B CU 79 X FF 89 1-1 F7		F CH 85 B CH 84 B CH 84 X CH 85 2-1 FC3-2 1-2 2-3 3-Hf		4	0	1	1	1	0	4
Manny Ramirez, R (1, 7) OBP: 0.397, SLG: 0.580		B FF 92 F SL 83 X FF 92 1-1 L6	F SL 85 S SL 87 B SL 88 S SL 89 1-3 K	D FF 96 B FF 94 B FF 95 F FF 93 S FF 93 S SL 87 3-3 K			B SI 94 F FF 94 X SI 93 1-1 G4-3	F FF 92 D SL 86 F SI 93 B FF 94 B SL 87 S FF 94 3-3 K		5	0	0	0	0	3	6
25 Mike Lowell, R (1, 5) OBP: 0.286, SLG: 0.289		B FF 94 X FF 94 1-0 1B		B SL 86 F SL 84 B FF 96 B FF 94 C FF 95 S FF 95 3-3 K	X FF 95 0-0 2B		B SL 87 S FF 95 C FF 95 B SL 84 F SL 85 F FF 94 F CH 85 X SL 85 2-2 G5-3			4	0	2	0	0	1	0
20 Kevin Youkilis, R (1, 3) OBP: 0.378, SLG: 0.444		C FF 92 F FF 95 C FF 95 0-3 K		C FF 96 B SL 85 X SL 86 1-1 L6	B SL 86 B FF 92 B FF 94 B FF 92 4-0 G6-4-3 BB		B SI 94 X FF 95 1-0 F8			3	0	0	0	1	1	1
44 Brandon Moss, L (1, 9) OBP: 0.318, SLG: 0.571		B FF 95 F FF 95 B FF 95 X FF 95 2-1 F8		B FF 97 B FF 95 X FF 95 2-0 HR	F FF 86 F CU 76 B CU 78 C CU 79 1-3 K			B CH 85 F CH 84 B CU 76 X FF 92 2-1 2B		4	2	2	1	0	1	3
Jason Varitek, S (1, 2) OBP: 0.301, SLG: 0.449			F FF 93 X CU 79 0-1 G6-3	F FF 97 S CU 80 B FF 99 F SL 86 X SL 88 1-2 23 BB 2 1B 1B	C FF 89 B CU 78 X FF 88 1-1 G6-4-3 1-2f			X SI 93 0-0 15 1B 34 FC3-2 1-H 2B		4	1	2	1	0	0	2
23 Julio Lugo, R (1, 6) OBP: 0.340, SLG: 0.333			B FF 94 X FF 93 1-0 15 2B 2B	B FF 97 D SL 86 F FF 95 F FF 95 D SL 88 F FF 95 B FF 95 4-2 2 1B 15 1B 1-2 BB		C FF 85 B FF 86 X CH 81 1-1 15 G4-6-3 2 BB 1B		C FF 94 S CU 76 B SL 84 B SL 83 B FF 93 F FF 93 F FF 93 F FF 93 F FF 93 3-2 X CH 84 G6-3		3	2	2	0	1	0	1

Inning Stats	1	2	3	4	5	6	7	8	9
	R: 0 E: 0 K: 0 S: 4 H: 0 LOB: 0 BB: 0 P: 9	R: 0 E: 0 K: 1 S: 8 H: 1 LOB: 1 BB: 0 P: 12	R: 1 E: 0 K: 1 S: 13 H: 2 LOB: 2 BB: 1 P: 22	R: 5 E: 0 K: 2 S: 23 H: 5 LOB: 1 BB: 1 P: 39	R: 0 E: 0 K: 1 S: 6 H: 1 LOB: 1 BB: 1 P: 12	R: 0 E: 0 K: 0 S: 6 H: 1 LOB: 1 BB: 1 P: 14	R: 0 E: 0 K: 0 S: 9 H: 0 LOB: 0 BB: 0 P: 13	R: 1 E: 0 K: 1 S: 17 H: 3 LOB: 3 BB: 1 P: 31	

| | | |

Batter	1	2	3	4	5	6	7	8	9	AB	R	H	RBI	BB	SO	LOB
1 Akinori Iwamura, L (1, 4) OBP: 0.299, SLG: 0.282	X FF 95 0-0 ① F7		B FF 95 B CH 89 C FF 96 X FF 95 2-1 ② B5-3		C FF 94 B CU 74 X FF 94 1-1 1B			B FF 92 B SI 93 X FF 94 2-0 HR		4	1	2	1	0	0	0
13 Carl Crawford, L (1, 7) OBP: 0.314, SLG: 0.405	C FF 94 B FF 96 F FF 96 S CU 77 1-3 ② K		B CH 90 F FA 91 F CH 91 F FF 96 X CU 79 1-2 ③ G3-1		1 SAFE F SI 94 X FF 94 0-1 ② F7			F SI 93 B CU 78 X FF 94 1-1 ① F7		4	0	0	0	0	1	1
32 Eric Hinske, L (1, 10) OBP: 0.398, SLG: 0.598	X FF 95 0-0 ③ F8			C FF 95 F CH 89 F SI 96 B FF 96 X SI 96 1-2 23 1B 3 1B 2B	B FF 94 C FF 94 S CU 77 1 SAFE S CU 77 1-3 ③ K			C CU 76 C CU 79 S FF 94 0-3 ② K		4	1	1	0	0	2	1
23 Carlos Pena, L (1, 3) OBP: 0.325, SLG: 0.398		B FF 95 C FF 95 S FF 96 X FF 95 1-2 ① F7		X FF 95 0-0 26 BB 3 1B F7-2 2-3 1B		B FF 94 C CU 76 F FF 94 X CU 77 1-2 ① F8		C CU 76 X CH 89 0-1 ③ F8		4	0	1	0	0	0	0
3 Evan Longoria, R (1, 5) OBP: 0.350, SLG: 0.448		B FF 95 X FF 95 1-0 ② F8		B SI 96 B CU 76 X SI 95 2-0 26 BB 1-2 3-H 1B		B CU 78 B SI 95 C SI 94 S CH 89 X SI 96 2-2 ② F8			F FF 95 B FF 96 B FF 96 F FF 96 F SL 84 X FF 96 2-2 ① P3	4	0	1	1	0	0	0
30 Dioner Navarro, S (1, 2) OBP: 0.413, SLG: 0.419		F FF 95 X CU 77 0-1 26 HR 1B		B SI 97 B FF 96 X FF 96 2-0 ① L7		S CH 90 F FF 95 S CU 77 0-3 ③ K			B FF 96 F FF 96 B FS 89 F FF 95 X FF 97 2-2 FC5-4 26 BB 1B	4	1	2	0	0	1	2
26 Gabe Gross, L (1, 9) OBP: 0.333, SLG: 0.281		B FF 95 X FF 95 1-0 1-H HR		B FF 95 B CH 90 C FF 95 D CU 77 C FF 95 F SI 97 B FF 96 4-2 1-2 2-3 BB			X CH 88 0-0 ① F7		B FF 96 F FF 96 B FS 86 B FF 95 B FF 95 4-1 FC5-4 1-2 BB	2	1	1	2	2	0	0
Nathan Haynes, L (1, 8) OBP: 0.295, SLG: 0.244		C FF 95 B CH 90 F FF 96 B CU 78 C SI 95 2-3 ③ K		B CH 90 S B FF 96 B FF 95 F FF 96 X FF 96 3-2 ②③ F7-2 3-H			F FF 93 B FF 95 F FF 95 B CU 78 X CU 78 2-2 ② G3		B FF 95 B SL 84 C FF 95 F FF 94 B FF 96 X FF 96 3-2 ② FC5-4 1-2f 2-3	4	0	0	0	0	1	5
8 Jason Bartlett, R (1, 6) OBP: 0.269, SLG: 0.263 Andy Cannizaro, R (8, 6)			C FF 94 X CU 76 0-1 ① G1-3		X SI 93 0-0 ① L5		C SI 93 F B X FF 93 1-2 ③ G5-3		C FF 96 B FF 96 B FF 96 F FF 96 F FF 96 X FF 96 2-2 ③ G6-3	3 1	0 0	0 0	0 0	0 0	0 0	0 2
Inning Stats	R: 0 E: 0 K: 1 S: 5 H: 0 LOB: 0 BB: 0 P: 6	R: 2 E: 0 K: 1 S: 10 H: 2 LOB: 0 BB: 0 P: 15	R: 0 E: 0 K: 0 S: 8 H: 0 LOB: 0 BB: 0 P: 11	R: 1 E: 0 K: 0 S: 13 H: 3 LOB: 2 BB: 1 P: 25	R: 0 E: 0 K: 1 S: 8 H: 1 LOB: 1 BB: 0 P: 10	R: 0 E: 0 K: 1 S: 9 H: 0 LOB: 0 BB: 0 P: 12	R: 0 E: 0 K: 0 S: 7 H: 0 LOB: 0 BB: 0 P: 10	R: 1 E: 0 K: 1 S: 8 H: 1 LOB: 0 BB: 0 P: 11	R: 0 E: 0 K: 0 S: 15 H: 1 LOB: 2 BB: 1 P: 28	1B: 5 2B: 2 3B: 0 HR: 2 SF: 0 SAC: 0 DP: 1 HBP: 0						

PITCHER	IP	WLS	BF	H	R	ER	SO	BB	IBB	HBP	BLK	WP	HR	S	P	ERA	WHIP
19 Josh Beckett, R (1, 1) ERA: 4.19	8.0	W	31	7	4	4	5	1	0	0	0	0	2	68	100	4.50	1.000
53 David Aardsma, R (9, 1) ERA: 2.87	1.0		5	1	0	0	0	1	0	0	0	0	0	15	28	0.00	2.000

PITCHER	IP	WLS	BF	H	R	ER	SO	BB	IBB	HBP	BLK	WP	HR	S	P	ERA	WHIP

TOP

Tampa Bay Rays @ Boston Red Sox

Fenway Park, Boston, MA

Sat May 03 2008, 7:05 PM EDT

Att. 37,700 - Cloudy - 46 F

livebaseballscorecards.com

AB	34
R	4
H	8
RBI	4
BB	2
SO	5
LOB	11

Tampa Bay Rays @ Boston Red Sox

Fenway Park, Boston, MA

Sat May 03 2008, 7:05 PM EDT

Att. 37,700 - Cloudy - 46 F

BOTTOM

livebaseballscorecards.com

Batter	1	2	3	4	5	6	7	8	9	AB	R	H	RBI	BB	SO	LOB
2 Jacoby Ellsbury, L (1, 8) OBP: 0.416, SLG: 0.451	C FF 92 B SI 92 X FF 90 1-1 15 1B 34 2B 1B	B FF 91 C CH 81 B CH 80 B FF 90 C FF 89 F CH 82 B CH 83 4-2 15 WP 15 1B BB	X CH 82 0-0 ③ G4-3		B SI 86 C SI 84 C SI 87 B KC 81 C SI 86 2-3 ① K		B SL 78 X FF 87 1-0 2B			4	2	2	0	1	1	1
15 Dustin Pedroia, R (1, 4) OBP: 0.354, SLG: 0.436 12 Jed Lowrie, S (9, 4) OBP: 0.333, SLG: 0.371	C FF 92 B SI 92 X SI 92 1-1 34 2B 1-2 1B	1 SAFE C FC 88 P PO 85 B CH 82 X FC 88 2-1 34 1B 1-H 1B		X FF 90 0-0 34 2B 2B	C SI 86 B CH 81 X KC 81 1-1 ② G6-3		B FF 87 B FF 86 B CH 82 C FF 87 X SL 80 3-1 ② P6			5 0	2 0	3 0	1 0	0 0	0 0	1 0
34 David Ortiz, L (1, 10) OBP: 0.316, SLG: 0.379	B SI 93 S CH 83 B CH 83 B SI 92 X SI 92 3-1 1-3 2-H 1B 2B	C FC 89 B CH 83 X CH 83 1-1 1-2 1B		X FC 88 0-0 G4-3 HBP 2-H 2B	X SI 87 0-0 ③ G2-3		B SL 77 B SL 76 B SL 74 C FF 86 F FF 86 F FF 87 S FF 87 3-3 ③ K			5	2	3	2	0	1	1
Manny Ramirez, R (1, 7) OBP: 0.405, SLG: 0.574	B FC 89 S CH 83 B SI 91 S SI 92 F CH 84 X SI 92 2-2 7 FC3-6 20 BB 2-H 3-H 1B	B CH 82 B SI 92 B SI 91 C SI 91 F CH 81 S FC 88 3-3 ② K		B SI 90 S CH 82 B FC 87 B CH 83 F CH 81 F FC 88 X SI 91 3-2 ① G4-3 2-3		B SI 86 B SI 87 B SI 86 C SI 86 B SI 85 4-1 25 2B 20 1B BB		F FF 93 C FF 94 B FF 93 B SL 85 B SL 85 B FF 92 4-2 20 BB 7 2B BB		3	2	1	2	2	1	3
25 Mike Lowell, R (1, 5) OBP: 0.278, SLG: 0.300	B SI 91 B FC 88 X FF 92 2-0 ① F7	B SI 90 C SI 90 S CH 82 F SI 91 X CH 82 1-2 ③ P6		S KC 77 F SI 90 B CH 82 D CH 83 B KC 79 S CH 83 3-3 ② K		F SI 87 B SI 88 B CH 80 X SI 87 2-1 20 1B 1-3 7 FC4-6 2B		B SL 84 C FF 95 B FF 95 X FF 94 2-1 ① L7		5	1	1	0	0	1	5
20 Kevin Youkilis, R (1, 3) OBP: 0.394, SLG: 0.445	B FF 92 B FF 92 B FF 92 C FF 91 B FF 92 4-1 7 FC3-6 1-2 BB	X SI 91 0-0 ① P3	C SI 90 S D CH 84 B CH 83 B FC 88 D CH 84 4-2 HBP 7 BB BB			C SI 87 B KC 81 X SI 87 1-1 7 FC4-6 2-3 3-H 1B		C FF 96 B SI 89 B FF 92 B FF 95 B FF 94 4-1 7 2B 1-2 1B BB		2	1	1	1	3	0	0
7 J.D. Drew, L (1, 9) OBP: 0.388, SLG: 0.427	C CH 83 F CH 83 B FC 88 X CH 83 1-2 ② FC3-6 1-2f 2-3	C SI 91 B KC 78 S CH 82 X FC 88 1-2 23 2B 1B	B SI 87 B SI 86 B SI 87 B SI 87 4-0 HBP 1-2 BB			C SI 88 F KC 83 X KC 82 0-2 ① FC4-6 G4-3 1-2f 3-H		X FF 94 0-0 1-3 2-H 1B 2B		4	2	2	2	1	0	3
Jason Varitek, S (1, 2) OBP: 0.307, SLG: 0.439 Kevin Cash, R (9, 2) OBP: 0.395, SLG: 0.406	B KC 78 C SI 90 X FC 88 1-1 ③ G4-3	S CH 82 B CH 82 1 SAFE T SI 91 S CH 82 1-3 ② K	S SI 86 S KC 82 H KC 83 1-2 23 FC6-4 1-2 2-3 3-H HBP			B SI 88 C SI 87 C SI 87 F SI 88 X KC 82 1-2 ②③ G4-3 1-2f		S SI 88 F SI 87 X SI 89 0-2 ② 2-H 3-H 1B		4 0	0 0	1 0	3 0	0 0	1 0	4 0
23 Julio Lugo, R (1, 6) OBP: 0.333, SLG: 0.337		B FF 90 C B KC 78 X FF 91 2-1 ① G4-3	B SI 90 B CH 82 B FF 91 C FF 89 F FF 90 X FF 90 3-2 ① 1-H 2B	C SI 87 F KC 82 X SI 88 0-2 ③ FC6-4 1-2f			B FF 88 F FF 87 B CH 82 F FF 88 B SI 88 F FF 87 F FF 86 S FF 88 3-3 ① K	C FF 96 C SL 85 S FF 93 0-3 ③ K		5	0	1	1	0	2	3

Inning Stats	1	2	3	4	5	6	7	8	9
	R: 3 E: 0 K: 0 S: 17 H: 4 LOB: 2 BB: 1 P: 32	R: 1 E: 0 K: 1 S: 17 H: 2 LOB: 2 BB: 1 P: 29	R: 1 E: 0 K: 1 S: 11 H: 2 LOB: 1 BB: 0 P: 16	R: 2 E: 0 K: 1 S: 16 H: 2 LOB: 3 BB: 2 P: 31	R: 0 E: 0 K: 1 S: 6 H: 0 LOB: 0 BB: 0 P: 9	R: 2 E: 0 K: 0 S: 12 H: 2 LOB: 0 BB: 1 P: 20	R: 0 E: 0 K: 2 S: 12 H: 1 LOB: 1 BB: 0 P: 22	R: 3 E: 0 K: 1 S: 12 H: 2 LOB: 0 BB: 2 P: 22	

AB	37
R	12
H	15
RBI	12
BB	7
SO	7
LOB	21

1B: 8	SF: 0	WP: 1	PA: 45
2B: 7	SAC: 0	PB: 0	
3B: 0	DP: 1	SB: 0	
HR: 0	HBP: 1	CS: 0	

PITCHER		IP	WLS	BF	H	R	ER	SO	BB	IBB	HBP	BLK	WP	HR	S	P	ERA	WHIP
33 James Shields, R ERA: 3.8	(1, 1)	3.2	L	24	10	7	7	3	3	0	0	0	1	0	56	98	17.18	3.545
39 J.P. Howell, L ERA: 3.79	(4, 1)	2.1		11	2	2	2	1	2	0	1	0	0	0	23	39	7.71	1.714
Trever Miller, L ERA: 2.08	(7, 1)	1.0		4	1	0	0	2	0	0	0	0	0	0	12	22	0.00	1.000
Scott Dohmann, R ERA: 5.27	(8, 1)	1.0		6	2	3	3	1	2	0	0	0	0	0	12	22	27.00	4.000

PITCHER		IP	WLS	BF	H	R	ER	SO	BB	IBB	HBP	BLK	WP	HR	S	P	ERA	WHIP

Tampa Bay Rays @ Boston Red Sox

Fenway Park, Boston, MA

Sun May 04 2008, 1:35 PM EDT

Att. 37,091 - Drizzle - 49 F

livebaseballscorecards.com

Batter	1	2	3	4	5	6	7	8	9	AB	R	H	RBI	BB	SO	LOB
1 Akinori Iwamura, L (1, 4) OBP: 0.302, SLG: 0.303	2-2 13 FC5-4 1B	2-2 P5			0-1 F7		3-2 13 1B 3B 1-H		1-2 G6-3	5	1	2	1	0	0	3
13 Carl Crawford, L (1, 7) OBP: 0.310, SLG: 0.397	1-1 FC5-4 2 BB 1-2f		1-0 G4-3		1-3 K		3-1 1B 3-H		0-2 G6-3	5	0	1	1	0	1	2
2 B.J. Upton, R (1, 8) OBP: 0.379, SLG: 0.429	4-2 1-2 BB		2-1 G4-3			0-1 G4-3	1-3 K			3	0	0	0	1	1	1
23 Carlos Pena, L (1, 3) OBP: 0.323, SLG: 0.421	2-3 K		1-3 K			0-2 HR	1-3 K			4	1	1	1	0	3	3
3 Evan Longoria, R (1, 5) OBP: 0.345, SLG: 0.437	1-0 F7			1-2 32 G4-6-3 1B		1-2 G6-3		1-1 G6-3		4	0	1	0	0	0	2
31 Jonny Gomes, R (1, 10) OBP: 0.338, SLG: 0.452		2-3 K		3-1 F8		4-0 BB		2-2 G3		3	0	0	0	1	1	1
32 Eric Hinske, L (1, 9) OBP: 0.392, SLG: 0.581		1-2 G6-3		2-1 G4-6-3 1-2f		2-2 F7		0-0 1B		4	0	1	0	0	0	2
9 Shawn Riggans, R (1, 2) OBP: 0.280, SLG: 0.378 30 Dioner Navarro, S (8, PH) OBP: 0.404, SLG: 0.409 (8, 2)		2-2 E6 8 1B		4-1 BB			1-2 G5-3	0-1 G6-3		2 1	0 0	0 0	0 0	1 0	0 0	0 1
8 Jason Bartlett, R (1, 6) OBP: 0.278, SLG: 0.272	0-2 1-2 1B			1-3 K			1-2 1 3B 1B		1-2 G5-3	4	1	2	0	0	1	1
Inning Stats	R: 0 H: 1 E: 0 LOB: 2 K: 1 BB: 1 S: 18 P: 28	R: 0 H: 1 E: 1 LOB: 2 K: 1 BB: 0 S: 18 P: 25	R: 0 H: 0 E: 0 LOB: 0 K: 1 BB: 0 S: 7 P: 11	R: 0 H: 1 E: 0 LOB: 0 K: 0 BB: 0 S: 9 P: 15	R: 0 H: 0 E: 0 LOB: 1 K: 2 BB: 1 S: 9 P: 15	R: 1 H: 1 E: 0 LOB: 1 K: 0 BB: 1 S: 11 P: 18	R: 2 H: 3 E: 0 LOB: 1 K: 2 BB: 0 S: 22 P: 32	R: 0 H: 1 E: 0 LOB: 1 K: 0 BB: 0 S: 9 P: 12	R: 0 H: 0 E: 0 LOB: 0 K: 0 BB: 0 S: 11 P: 13	1B: 6 SF: 0 2B: 0 SAC: 0 3B: 1 DP: 1 HR: 1 HBP: 0						WP: 0 PA: 38 PB: 0 SB: 0 CS: 0

	AB	35
	R	3
	H	8
	RBI	3
	BB	3
	SO	7
	LOB	16

PITCHER		IP	WLS	BF	H	R	ER	SO	BB	IBB	HBP	BLK	WP	HR	S	P	ERA	WHIP
31 Jon Lester, L ERA: 3.94	(1, 1)	6.0	W	25	4	1	1	5	3	0	0	0	0	1	72	112	1.50	1.167
17 Manny Delcarmen, R ERA: 7.3	(7, 1)	0.1	H	3	2	2	2	0	0	0	0	0	0	0	14	19	54.00	6.000
37 Hideki Okajima, L ERA: 0.71	(7, 1)	1.1	H	6	2	0	0	2	0	0	0	0	0	0	15	23	0.00	1.500
58 Jonathan Papelbon, R ERA: 1.76	(8, 1)	1.1	S	4	0	0	0	0	0	0	0	0	0	0	13	15	0.00	0.000

PITCHER		IP	WLS	BF	H	R	ER	SO	BB	IBB	HBP	BLK	WP	HR	S	P	ERA	WHIP

Tampa Bay Rays @ Boston Red Sox

Fenway Park, Boston, MA

Sun May 04 2008, 1:35 PM EDT

Att. 37,091 - Drizzle - 49 F

livebaseballscorecards.com

BOTTOM

Batter	1	2	3	4	5	6	7	8	9	AB	R	H	RBI	BB	SO	LOB
2 Jacoby Ellsbury, L (1, 7) OBP: 0.415, SLG: 0.442	C SL 84 C SL 84 X SL 84 0-2 20 S 15 BB 20 SF8 1B	D SL 82 X SI 91 1-0 ③ G4-3		B SI 91 X SI 91 1-0 ① P5		F FF 88 B CU 78 F FF 88 C CU 79 1-3 ② K		C SL 74 B SI 86 B SI 87 B S B 4-2 15 S 20 2B BB		4	2	1	0	1	1	6
15 Dustin Pedroia, R (1, 4) OBP: 0.356, SLG: 0.431	B F B SI 93 1 SAFE B SI 92 F FF 93 B SI 92 4-2 G4-3 20 S 1-2 BB		B CH 79 C SI 92 B SI 92 C SI 94 F SI 93 X SI 93 2-2 20 2B WP 1B	B SI 90 X SI 90 1-0 ② G5-3 1-2 3-H		C CU 79 X FF 89 0-1 ③ F8		B SL 83 B FF 91 F FF 94 S FF 92 B FF 95 S FF 91 3-3 ② K 1-2 2-3		4	1	1	1	1	1	5
20 Kevin Youkilis, R (1, 3) OBP: 0.401, SLG: 0.500	C SI 93 F SL 84 B SI 94 F SI 93 B SI 94 X SL 84 2-2 ① SF8 1-2 2-H		F SI 92 F SI 94 F SI 93 X SL 83 0-2 WP 2B 2B 1-3	C SI 91 B SI 90 X SI 91 1-1 ③ F8			F SI 90 X SI 92 0-1 HR	B SL 85 F FF 93 F FF 92 F FF 95 X SI 88 1-2 2-H 3-H 2B		4	2	3	4	0	0	1
Manny Ramirez, R (1, 10) OBP: 0.397, SLG: 0.567	S SI 94 X SI 93 0-1 ② G4-3 2-3		B SI 94 B SI 92 X CH 79 2-0 7 PB 2B 2-H 3-H		C FF 87 F FF 88 X CU 79 0-2 ① G6-3		B SI 90 B SL 81 B SI 91 C SI 92 S SI 92 T SI 91 3-2 ① K	X FF 93 0-0 ③ F8		5	0	1	1	0	1	2
25 Mike Lowell, R (1, 5) OBP: 0.259, SLG: 0.278	C SI 93 B CH 82 S SI 94 B SI 94 S SI 94 2-3 ③ K		B SI 93 F SI 93 D SL 85 F SI 91 B SI 93 S CH 81 3-3 ① K		B FF 86 F FF 86 B FF 89 F FF 86 B CU 78 F FF 88 X FF 87 3-2 ② P6		F CU 80 B SL 80 F SI 90 B SI 90 F SI 90 X SI 91 2-2 ② G6-3			4	0	0	0	0	2	2
Jason Varitek, S (1, 2) OBP: 0.315, SLG: 0.453		C SI 91 B SI 91 S SI 91 X SI 92 1-2 BB 1B	S SL 81 C SI 91 S SI 91 0-3 ② K		B FF 87 S FF 87 B CH 83 F FF 87 S CU 79 2-3 ③ K		X SI 90 0-0 7 PB 2B			4	0	2	0	0	2	1
7 J.D. Drew, L (1, 9) OBP: 0.382, SLG: 0.412		B SI 92 C SI 92 C SL 82 S SI 93 1-3 ① K	F SI 93 B SI 93 C SI 93 D SL 84 X SI 92 2-2 ③ G4-3 2-3			B FF 86 C FF 87 B CU 77 B FF 86 S FF 86 F FF 88 B FF 87 4-2 1B 23 FC5-2 BB	B SI 91 B B C SI 90 X SI 90 3-1 ③ F9 2-3			3	0	0	0	1	1	3
Coco Crisp, S (1, 8) OBP: 0.333, SLG: 0.385		B SI 92 B SI 92 F SI 92 B SI 93 B SI 92 4-1 1-2 BB		F SI 90 B SI 90 X CH 79 1-1 23 E 23 S 15 G5-3 1B		C FF 87 X CU 78 0-1 23 FC5-2 1-3 1B		F FF 86 X FF 87 0-1 ① F7		3	1	2	0	1	0	0
23 Julio Lugo, R (1, 6) OBP: 0.339, SLG: 0.346		C SI 92 B SI 92 2 SAFE F SI 91 F SI 92 F SI 93 F SI 92 B CH 80 B SI 92 3-3 ② K		L SI 88 B SI 92 F SI 90 1 SAFE B SI 90 B SI 92 B CH 79 4-2 15 G5-3 1-3 BB		B FF 87 X FF 88 1-0 ① FC5-2 1-2 3-H		X FF 89 0-0 15 S 20 2B 2B		3	1	1	0	1	1	4
Inning Stats	R: 1 H: 1 E: 0 LOB: 1 K: 1 BB: 1 S: 14 P: 22	R: 0 H: 1 E: 0 LOB: 2 K: 2 BB: 1 S: 15 P: 25	R: 2 H: 3 E: 0 LOB: 1 K: 2 BB: 0 S: 18 P: 27	R: 1 H: 1 E: 0 LOB: 1 K: 0 BB: 1 S: 8 P: 16	R: 0 H: 0 E: 0 LOB: 0 K: 1 BB: 0 S: 10 P: 15	R: 0 H: 1 E: 0 LOB: 2 K: 1 BB: 1 S: 11 P: 17	R: 1 H: 2 E: 0 LOB: 1 K: 1 BB: 0 S: 12 P: 20	R: 2 H: 2 E: 0 LOB: 1 K: 1 BB: 1 S: 13 P: 21		1B: 5 SF: 1 2B: 5 SAC: 0 3B: 0 DP: 0 HR: 1 HBP: 0						WP: 1 PA: 40 PB: 2 SB: 5 CS: 0

	AB	34
	R	7
	H	11
	RBI	6
	BB	5
	SO	9
	LOB	24

PITCHER		IP	WLS	BF	H	R	ER	SO	BB	IBB	HBP	BLK	WP	HR	S	P	ERA	WHIP
19 Scott Kazmir, L ERA: 6.75	(1, 1)	4.0	L	21	6	4	3	5	3	0	0	0	1	0	55	90	6.75	2.250
24 Kurt Birkins, L ERA: 0.9	(5, 1)	2.0		8	1	0	0	2	1	0	0	0	0	0	21	32	0.00	1.000
35 Dan Wheeler, R ERA: 1.69	(7, 1)	1.0		5	2	1	1	1	0	0	0	0	0	1	12	20	9.00	2.000
Trever Miller, L ERA: 4.0	(8, 1)	0.1		3	1	2	2	0	1	0	0	0	0	0	5	9	54.00	6.000
Scott Dohmann, R ERA: 5.02	(8, 1)	0.2		3	1	0	0	1	0	0	0	0	0	0	8	12	0.00	1.500

PITCHER	IP	WLS	BF	H	R	ER	SO	BB	IBB	HBP	BLK	WP	HR	S	P	ERA	WHIP

Batter	1	2	3	4	5	6	7	8	9	AB	R	H	RBI	BB	SO	LOB
2 Jacoby Ellsbury, L (1, 8) (9, 7) OBP: 0.396, SLG: 0.418	C SI 90 F SI 90 X SL 84 0-2 P6 ①		B FF 89 B CH 82 X FF 89 2-0 G3-1 ①	F CH 83 S SL 82 D SL 84 C SI 90 1-3 K ③			B SI 86 B SI 87 C FF 87 F SI 88 C SI 87 2-3 K ①	D FF 89 C FS 84 B SL 78 F CH 83 X SL 77 2-2 L8 ③ 1-2		5	0	0	0	0	2	2
15 Dustin Pedroia, R (1, 4) OBP: 0.351, SLG: 0.430	C FF 90 B FF 90 B SL 81 B SI 90 F SI 91 X FF 90 3-2 P3 ②		C SL 81 X SI 90 0-1 E6		C FF 88 B SL 81 X FF 90 1-1 F8 ①		B SL 76 F SI 87 B SI 85 X SI 85 2-1 34 1B 2B		C FF 88 B FF 89 S CH 79 X FC 86 1-2 G5-3 ①	5	1	1	0	0	0	0
34 David Ortiz, L (1, 10) OBP: 0.326, SLG: 0.408	B SI 91 X SI 91 1-0 G3-1 ③		B CH 83 C CH 83 B SI 90 C SI 91 D SL 83 X SI 91 3-2 F8 ②		B SI 90 C CH 83 C SL 82 B SL 82 F FF 91 F SL 83 F FF 92 B SL 82 D SL 84 4-2 G6-4-3 BB		B SI 86 B SI 85 X FF 86 2-0 HBP 1B 2-H		B FC 86 B FC 86 B CH 78 C FC 85 X CH 79 3-1 HR	4	1	2	2	1	0	1
Manny Ramirez, R (1, 7) OBP: 0.397, SLG: 0.565 Coco Crisp, S (9, 8) OBP: 0.333, SLG: 0.385		B FF 88 B FF 89 X FF 89 2-0 25 HR 2B	S SL 82 C SL 83 B SI 90 B FF 90 B SI 92 X SL 84 3-2 F8 ③		B SI 91 X FF 88 1-0 G6-4-3 ② ③ 1-2f		S SL 80 F FF 89 B FF 90 H FF 90 2-2 HBP 1-2		X SI 90 0-0 G4-3 ②	4 0	1 0	1 0	0 0	0 0	0 0	2 0
25 Mike Lowell, R (1, 5) OBP: 0.286, SLG: 0.373		B SI 90 X FF 89 1-0 HR ② 2-H		B FF 88 C SL 80 B FF 89 C FF 90 F SL 82 F FF 91 B SL 83 X SI 91 3-2 20 HR 2B		B FF 89 C SL 80 B FF 90 F FF 89 B SL 82 X FF 91 3-2 7 FC1-6 1B	C SL 80 X SL 79 0-1 F7 ②		C CU 66 X 0-1 P4 ③	5	2	3	2	0	0	2
20 Kevin Youkilis, R (1, 3) OBP: 0.397, SLG: 0.517		C SL 80 F FF 90 B FF 92 B FF 90 B SL 82 X SI 91 3-2 G5-3 ①		F SI 90 X FF 90 0-1 HR 2-H		C SL 81 F FF 91 D SL 82 D SL 82 S SL 82 2-3 K ①	C FF 89 X FF 89 0-1 F9 ③			4	1	1	2	0	1	3
7 J.D. Drew, L (1, 9) OBP: 0.387, SLG: 0.416		F SI 90 B SL 83 B FF 90 X SI 91 2-1 23 FC5-4 1B		B CH 83 C SI 90 B SL 84 S SL 82 B SI 90 F SL 84 F FF 91 X SI 91 3-2 1B		B SI 83 S SL 82 X FF 90 1-1 FC1-6 ② 1-2f		B FF 88 C FF 88 S SL 77 X FF 90 1-2 F8 ①		4	0	2	0	0	0	1
Jason Varitek, S (1, 2) OBP: 0.313, SLG: 0.438		X SI 90 0-0 F9 ②		B SI 89 C CH 83 B FF 91 1 SAFE X SI 90 2-1 L6 ①		I IN 63 I IN 63 I IN 62 I IN 61 4-0 IBB		F SL 78 B CH 82 F FS 84 S SI 88 1-3 K ②		3	0	0	0	1	1	2
23 Julio Lugo, R (1, 6) OBP: 0.336, SLG: 0.342		C FF 91 C SL 81 X SL 82 0-2 FC5-4 ③ 1-2f		S SL 84 B SI 91 L SI 90 S SL 84 1-3 K ②		B SI 90 S SL 82 C SL 83 S SL 84 1-3 K ③		C FF 88 B FF 88 C FF 89 B SL 76 X SL 77 2-2 2 BLK 1B		4	0	1	0	0	2	4
Inning Stats	R: 0 E: 0 K: 0 S: 7 H: 0 LOB: 0 BB: 0 P: 11	R: 2 E: 0 K: 0 S: 11 H: 3 LOB: 1 BB: 0 P: 19	R: 0 E: 1 K: 0 S: 9 H: 0 LOB: 1 BB: 0 P: 17	R: 2 E: 0 K: 2 S: 20 H: 3 LOB: 1 BB: 0 P: 30	R: 0 E: 0 K: 0 S: 8 H: 0 LOB: 0 BB: 1 P: 14	R: 0 E: 1 K: 2 S: 11 H: 1 LOB: 2 BB: 1 P: 22	R: 1 E: 0 K: 1 S: 12 H: 2 LOB: 2 BB: 0 P: 20	R: 0 E: 0 K: 1 S: 12 H: 1 LOB: 1 BB: 0 P: 18	R: 1 E: 0 K: 0 S: 8 H: 1 LOB: 0 BB: 0 P: 12	1B: 5 2B: 3 3B: 0 HR: 3 SF: 0 SAC: 0 DP: 1 HBP: 1						

PITCHER		IP	WLS	BF	H	R	ER	SO	BB	IBB	HBP	BLK	WP	HR	S	P	ERA	WHIP
38 Jeremy Bonderman, R ERA: 4.17	(1, 1)	6.0	L	27	7	4	4	4	1	1	0	0	0	2	66	113	6.00	1.333
50 Clay Rapada, L ERA: 1.08	(7, 1)	0.1		3	2	1	1	1	0	0	0	0	0	0	6	12	27.00	6.000
45 Aquilino Lopez, R ERA: 2.21	(7, 1)	1.2		7	1	0	0	1	0	0	1	1	0	0	18	26	0.00	0.600
59 Todd Jones, R ERA: 3.0	(9, 1)	1.0		4	1	1	1	0	0	0	0	0	0	1	8	12	9.00	1.000

PITCHER | IP | WLS | BF | H | R | ER | SO | BB | IBB | HBP | BLK | WP | HR | S | P | ERA | WHIP

TOP

Boston Red Sox @ Detroit Tigers

Comerica Park, Detroit, MI

Mon May 05 2008, 7:05 PM EDT
Att. 39,478 - Partly Cloudy - 68 F

livebaseballscorecards.com

AB	38
R	6
H	11
RBI	6
BB	2
SO	6
LOB	17

Boston Red Sox @ Detroit Tigers

Comerica Park, Detroit, MI

Mon May 05 2008, 7:05 PM EDT
Att. 39,478 - Partly Cloudy - 68 F

BOTTOM

Batter	1	2	3	4	5	6	7	8	9	AB	R	H	RBI	BB	SO	LOB
28 Curtis Granderson, L (1, 8) OBP: 0.436, SLG: 0.756	C FF 85 C CU 73 B FC 85 F CU 74 X CU 76 1-2 G4-3 ①		B FS 78 B CU 76 B CU 76 B SI 87 4-0 14 FC1-6 BB	C SL 80 B FC 86 X FC 86 1-1 1-2 2-H 1B		C FF 95 B SI 89 S SL 85 X FF 95 1-2 G3 ③		S FF 87 B FF 86 X FF 87 1-1 P5 ②		4	0	1	1	1	0	0
14 Placido Polanco, R (1, 4) OBP: 0.339, SLG: 0.366	B CU 75 B CU 75 B FF 89 C FF 88 C FF 90 X FF 90 3-2 L9 ②		B FF 87 C FF 86 C FS 86 X SL 78 1-2 FC1-6 9 BB ① 1-2f	F FC 86 X FF 89 0-1 P6 ③			B FF 94 C FF 94 X FF 92 1-1 30 G4-6-3 9 1B 33 1B 1B	B FF 87 C FF 86 B FF 87 X FS 82 2-1 L7 ③		5	1	1	0	0	0	3
9 Carlos Guillen, S (1, 5) OBP: 0.413, SLG: 0.490	B FF 89 F FF 89 B FS 80 B CU 77 C CU 77 D FF 90 4-2 30 BB BB		F FF 89 B FC 85 B FC 85 C SI 88 F FF 90 F SL 79 F FF 90 F FS 80 B FF 90 4-2 F FC 87 F FC 88 F SL 80 B SI 89 1-2 BB		C CU 71 B FF 89 X FF 87 1-1 P5 ①		B FF 94 S SL 84 X FF 93 1-1 30 G4-6-3 1-2 1B		C FF 94 B FF 95 F FF 94 X FF 94 1-2 P6 ①	3	0	1	0	2	0	0
30 Magglio Ordonez, R (1, 10) OBP: 0.383, SLG: 0.512	B FF 91 B FF 90 B CU 76 C FF 89 B FF 90 4-1 1-2 BB		B FF 89 1 SAFE F FF 90 S FF 89 S FF 90 1-3 K ②		X CU 73 0-0 F8 ②		F FF 95 B FC 94 X FF 94 1-1 G4-6-3 ①② 1-2f 2-3		B FF 94 S FF 94 F FF 94 B FF 94 B FF 94 X FF 94 3-2 F9 ②	4	0	0	0	1	1	4
24 Miguel Cabrera, R (1, 3) OBP: 0.350, SLG: 0.479	C FF 90 X FF 91 0-1 F8 ③		C SL 79 X FF 90 0-1 F8 ③		B SL 78 C SL 78 S SL 79 B FF 90 F FF 90 X SL 80 2-2 3 BB 1B		S SL 84 B FF 95 B FF 94 D SL 85 F FF 94 B SL 83 4-2 3 BB 33 1B BB		C FF 94 T SL 86 X FF 94 0-2 L7 ③	4	1	1	0	1	0	4
3 Gary Sheffield, R (1, 7) OBP: 0.356, SLG: 0.305		B CU 75 C CU 76 F CU 77 F CU 76 B FF 90 X FF 90 2-2 F7 ①		B CU 76 B FF 89 B FF 90 C FF 87 B FF 85 4-1 BB 28 1B BB	B SL 78 B SL 78 B SL 78 B FF 90 4-0 1-2 BB		B SL 84 B FF 93 C FF 93 B SL 83 B FF 94 4-1 33 1B 1-2 BB			1	1	0	0	3	0	0
20 Matt Joyce, L (1, 9) 33 Marcus Thames, R (7, PH) OBP: 0.304, SLG: 0.381 (8, 9)		B FF 89 C CU 77 B FC 86 B SL 78 B FF 89 4-1 BB	F FF 88 F CU 76 F FF 90 X FC 86 0-2 P5 ① B CU 77 B CU 77 C FF 89 X FF 89 2-1 L9 ③			X FF 88 0-0 1-2 2-H 3-H 1B			2 1	0 0	0 1	0 2	1 0	0 0	3 0
Edgar Renteria, R (1, 6) OBP: 0.326, SLG: 0.408		C FF 89 B SI 87 F FF 89 X FF 90 1-2 L9 ②	X FC 84 0-0 P4 ②		B FF 96 C FF 94 B SL 85 X FF 96 2-1 F9 ①	F FS 82 X FF 88 0-1 F9 ③			4	0	0	0	0	0	4
Ivan Rodriguez, R (1, 2) OBP: 0.291, SLG: 0.361		B FF 89 D SL 78 S FF 89 X SL 79 2-1 F8 ③	B FF 88 F CU 78 B FF 90 D FF 88 T FF 86 B FF 90 4-2 28 1B 1-2 BB		X FF 95 0-0 G4-3 ②			C FF 86 B FS 85 X FS 81 1-1 G5-3 ①	3	0	0	0	1	0	1
Inning Stats	R: 0 E: 0 K: 0 S: 12 H: 0 LOB: 2 BB: 2 P: 24	R: 0 E: 0 K: 0 S: 10 H: 0 LOB: 1 BB: 1 P: 19	R: 0 E: 0 K: 1 S: 17 H: 0 LOB: 2 BB: 2 P: 27	R: 1 E: 0 K: 0 S: 12 H: 1 LOB: 2 BB: 2 P: 21	R: 0 E: 0 K: 0 S: 9 H: 1 LOB: 2 BB: 1 P: 18	R: 0 E: 0 K: 0 S: 6 H: 0 LOB: 0 BB: 0 P: 9	R: 2 E: 0 K: 0 S: 12 H: 3 LOB: 2 BB: 2 P: 23	R: 0 E: 0 K: 0 S: 6 H: 0 LOB: 0 BB: 0 P: 10	R: 0 E: 0 K: 0 S: 9 H: 0 LOB: 0 BB: 0 P: 13	1B: 5 2B: 0 3B: 0 HR: 0 SF: 0 SAC: 0 DP: 1 HBP: 0						

livebaseballscorecards.com

AB	31
R	3
H	5
RBI	3
BB	10
SO	1
LOB	19

WP: 0 PA: 41
PB: 0
SB: 0
CS: 0

PITCHER		IP	WLS	BF	H	R	ER	SO	BB	IBB	HBP	BLK	WP	HR	S	P	ERA	WHIP
18 Daisuke Matsuzaka, R ERA: 2.43	(1, 1)	5.0	W	25	2	1	1	1	8	0	0	0	0	0	60	109	1.80	2.000
56 Craig Hansen, R ERA: 8.1	(6, 1)	1.2	H	8	2	2	2	0	2	0	0	0	0	0	15	29	10.80	2.400
37 Hideki Okajima, L ERA: 0.64	(7, 1)	1.1	H	5	1	0	0	0	0	0	0	0	0	0	9	13	0.00	0.750
58 Jonathan Papelbon, R ERA: 1.65	(9, 1)	1.0	S	3	0	0	0	0	0	0	0	0	0	0	9	13	0.00	0.000

PITCHER	IP	WLS	BF	H	R	ER	SO	BB	IBB	HBP	BLK	WP	HR	S	P	ERA	WHIP

Boston Red Sox @ Detroit Tigers

Comerica Park, Detroit, MI

Tue May 06 2008, 7:05 PM EDT

Att. 38,564 - Partly Cloudy - 66 F

livebaseballscorecards.com

Batter	1	2	3	4	5	6	7	8	9	AB	R	H	RBI	BB	SO	LOB
Coco Crisp, S (1, 8) OBP: 0.315, SLG: 0.362	C SI 87 C CH 81 C SI 88 0-3 ① K	X SI 86 0-0 ② G6-3 3-H		X CH 81 0-0 ① SH1-3 1-2 2-3		B SI 86 S CH 80 B CH 80 X SI 87 2-1 ②③ G6-4-3 1-2f		B CH 89 B SI 92 X SI 92 2-0 ② P5		4	0	0	1	0	1	3
15 Dustin Pedroia, R (1, 4) OBP: 0.340, SLG: 0.415	F SI 88 F SI 87 X CH 82 0-2 ② G1-3	B CH 81 X CH 82 1-0 ③ G5-3		C SI 83 D CH 83 B SI 86 X CH 81 2-1 ② G5-3			C CH 83 C SL 80 B SL 81 B SI 87 X CH 80 2-2 ① F9	B SI 94 X SI 92 1-0 ③ L7		5	0	0	0	0	0	4
34 David Ortiz, L (1, 10) OBP: 0.329, SLG: 0.427	B SI 88 B SI 88 B SI 88 C SI 88 F SI 89 B SL 82 4-2 BB		S SI 85 B SL 82 C SL 80 X FC 88 1-2 ① G6-3	X SI 87 0-0 ③ G3-1			C SL 81 B SL 80 C SL 81 F SI 87 B SI 88 F SI 88 B SI 88 X SI 87 3-2 HR		S FF 89 X FS 83 0-1 ① F7	4	1	1	1	1	0	2
Manny Ramirez, R (1, 7) OBP: 0.404, SLG: 0.589 2 Jacoby Ellsbury, L (9, 7) OBP: 0.396, SLG: 0.418	F CH 83 F SI 89 X SI 88 0-2 ③ F8		B CH 82 F CH 82 S SL 80 X SI 88 1-2 25 FC1-4 1B		B CH 80 X CH 78 1-0 20 FC1-4 1B		X SL 82 0-0 HR		B SI 88 S FF 88 X FF 88 1-1 ② G4-1	5 0	1 0	3 0	1 0	0 0	0 0	1 0
25 Mike Lowell, R (1, 5) OBP: 0.279, SLG: 0.349		B SI 86 B SI 86 B SI 87 B SI 86 4-0 20 2B 7 1B BB	C SI 87 B SI 86 B SI 84 X CH 82 2-1 ② FC1-4 20 2B 1-2f		B SI 86 C SI 87 B CH 82 F SI 86 D SL 82 X SI 86 3-2 ① F9		B SI 93 C SI 92 B CH 83 X SI 93 2-1 ② L9		F FF 88 F SI 88 F SL 79 S SL 77 0-3 ③ K	4	1	0	0	1	1	2
20 Kevin Youkilis, R (1, 3) OBP: 0.407, SLG: 0.537		C SI 88 B CH 80 F SI 88 X SL 82 1-2 7 1B 2B 1-3 2B	C SI 86 B SI 86 B CH 82 F SI 87 B SI 87 X SI 87 3-2 1-3 2B		X SI 85 0-0 ② FC1-4 1-2f		B SI 94 B SL 85 B SI 94 C SI 94 B SI 93 4-1 BB			3	1	2	0	1	0	1
7 J.D. Drew, L (1, 9) OBP: 0.382, SLG: 0.409		C SI 88 B SI 87 F SL 81 X SL 80 1-2 2B G6-3 1B 2-3 3-H	S SI 87 B SI 87 S SI 88 B SI 87 C SL 80 2-3 ③ K		C SI 87 F SI 86 D SL 80 S SL 82 1-3 ③ K		C SI 92 B SI 94 C CH 87 C SI 94 1-3 ③ K			4	1	1	1	0	3	4
Kevin Cash, R (1, 2) OBP: 0.429, SLG: 0.472		B SI 87 C SI 87 S CH 81 B SI 89 X SI 88 2-2 1-3 3-H 2B		C SI 84 F CH 81 X SL 80 0-2 SH1-3 23 1B 1B		X SI 85 0-0 G6-4-3 1B		B SI 93 F SI 93 B CH 87 T FF 93 X SI 93 2-2 ① G4-3		4	0	3	1	0	0	0
23 Julio Lugo, R (1, 6) OBP: 0.341, SLG: 0.342		X SI 86 0-0 ① F9		B SI 87 B CH 82 B SI 87 C SI 85 X SI 86 3-1 SH1-3 1-2 1B		C CH 81 B CH 80 F SI 87 B SL 80 C SI 87 2-3 ① K		C SI 94 B SI 93 B CH 87 B SI 94 B SI 92 4-1 BB		3	0	1	0	1	1	3
Inning Stats	R: 0 E: 0 K: 1 S: 11 H: 0 LOB: 1 BB: 1 P: 15	R: 3 E: 0 K: 0 S: 12 H: 3 LOB: 1 BB: 1 P: 21	R: 0 E: 0 K: 1 S: 14 H: 2 LOB: 2 BB: 0 P: 23	R: 0 E: 0 K: 0 S: 9 H: 2 LOB: 2 BB: 0 P: 14	R: 0 E: 0 K: 1 S: 8 H: 1 LOB: 1 BB: 0 P: 13	R: 0 E: 0 K: 1 S: 6 H: 1 LOB: 0 BB: 0 P: 10	R: 2 E: 0 K: 1 S: 15 H: 2 LOB: 1 BB: 1 P: 27	R: 0 E: 0 K: 0 S: 6 H: 0 LOB: 1 BB: 1 P: 15	R: 0 E: 0 K: 1 S: 8 H: 0 LOB: 0 BB: 0 P: 9	1B: 6 2B: 3 3B: 0 HR: 2 SF: 0 SAC: 1 DP: 1 HBP: 0						

	AB	36
	R	5
	H	11
	RBI	5
	BB	4
	SO	6
	LOB	20

WP: 0 PB: 0 SB: 0 CS: 0 PA: 41

PITCHER		IP	WLS	BF	H	R	ER	SO	BB	IBB	HBP	BLK	WP	HR	S	P	ERA	WHIP
29 Nate Robertson, L ERA: 6.64	(1, 1)	6.1	L	30	10	4	4	4	2	0	0	0	0	1	68	109	5.68	1.895
34 Freddy Dolsi, R ERA: 5.4	(7, 1)	1.2		8	1	1	1	1	2	0	0	0	0	1	13	29	5.40	1.800
45 Aquilino Lopez, R ERA: 2.11	(9, 1)	1.0		3	0	0	0	1	0	0	0	0	0	0	8	9	0.00	0.000

PITCHER	IP	WLS	BF	H	R	ER	SO	BB	IBB	HBP	BLK	WP	HR	S	P	ERA	WHIP

BOTTOM

Boston Red Sox @ Detroit Tigers

Comerica Park, Detroit, MI

Tue May 06 2008, 7:05 PM EDT
Att. 38,564 - Partly Cloudy - 66 F

Batter	1	2	3	4	5	6	7	8	9	AB	R	H	RBI	BB	SO	LOB
28 Curtis Granderson, L (1, 8) OBP: 0.424, SLG: 0.714	B KN 64 B FF 72 C FF 72 C CU 58 B KN 66 F FF 74 F FF 73 F CU 59 X KN 66 3-2 ① G6-3		B KN 65 C FF 73 S CU 60 F KN 66 B CU 54 B KN 66 X FF 74 3-2 ③ F9			B KN 63 C KN 65 F CU 59 B KN 56 B KN 66 S FF 73 3-3 ③ K			B FF 90 X FF 89 1-0 14 G6-3 1B	4	0	1	0	0	1	0
14 Placido Polanco, R (1, 4) OBP: 0.328, SLG: 0.352	B KN 65 C FF 73 B KN 64 X FF 73 2-1 ② F8			B KN 64 C FF 72 B KN 64 B FF 73 X FF 73 3-1 ① L5			B KN 63 C FF 71 B KN 64 B FF 71 C FF 72 X FF 72 3-2 ① P3		C FF 90 F SI 89 F SL 88 F SI 90 X FF 90 0-2 ①② G6-3 1-2f	4	0	0	0	0	0	1
9 Carlos Guillen, S (1, 10) OBP: 0.408, SLG: 0.481	C KN 66 B KN 66 X KN 66 1-1 1B			B KN 65 C KN 65 T KN 66 X KN 67 1-2 ② F8			B KN 65 X FF 73 1-0 E4		B FC 88 C SI 90 B FS 79 X SI 90 2-1 ③ F7	4	0	1	0	0	0	0
30 Magglio Ordonez, R (1, 9) OBP: 0.375, SLG: 0.500	C KN 66 F KN 65 B FF 74 1 SAFE B CU 59 S KN 67 2-3 ③ K			F FF 72 F KN 66 B CU 59 S KN 67 1-3 ③ K			X KN 65 0-0 ② P6			3	0	0	0	0	2	2
24 Miguel Cabrera, R (1, 3) OBP: 0.343, SLG: 0.468		C KN 64 X KN 65 0-1 ① G5-3			B FF 72 C KN 65 X KN 64 1-1 ① F8		B KN 66 X FF 73 1-0 ③ F7			3	0	0	0	0	0	1
3 Gary Sheffield, R (1, 7) OBP: 0.346, SLG: 0.294		C KN 65 X CU 59 0-1 ② G1-3			B KN 65 C FF 72 F KN 65 S KN 67 1-3 ② K			B KN 65 C FF 71 C FF 72 C CU 57 1-3 ① K		3	0	0	0	0	2	0
Edgar Renteria, R (1, 6) OBP: 0.319, SLG: 0.398		X KN 64 0-0 ③ G4-3			B FF 72 C KN 66 X KN 65 1-1 ③ G6-3			B KN 64 C FF 72 B FF 72 C CU 58 X KN 66 2-2 ② F8		3	0	0	0	0	0	0
Ivan Rodriguez, R (1, 2) OBP: 0.292, SLG: 0.369			C KN 64 F F KN 66 X CU 60 0-2 ① F8			B KN 64 X KN 64 1-0 ① F7		C FF 73 X KN 66 0-1 2B		3	0	1	0	0	0	0
15 Brandon Inge, R (1, 5) OBP: 0.343, SLG: 0.393			B KN 65 B KN 64 C FF 72 F FF 73 S KN 66 2-3 ② K			X KN 64 0-0 ② G4-3		C KN 66 X KN 65 0-1 ③ G5-3		3	0	0	0	0	1	1
Inning Stats	R: 0 E: 0 K: 1 S: 13 H: 1 LOB: 1 BB: 0 P: 21	R: 0 E: 0 K: 0 S: 5 H: 0 LOB: 0 BB: 0 P: 5	R: 0 E: 0 K: 1 S: 11 H: 0 LOB: 0 BB: 0 P: 16	R: 0 E: 0 K: 1 S: 8 H: 0 LOB: 0 BB: 0 P: 13	R: 0 E: 0 K: 1 S: 7 H: 0 LOB: 0 BB: 0 P: 10	R: 0 E: 0 K: 1 S: 5 H: 0 LOB: 0 BB: 0 P: 9	R: 0 E: 1 K: 0 S: 6 H: 0 LOB: 1 BB: 0 P: 11	R: 0 E: 0 K: 1 S: 10 H: 1 LOB: 1 BB: 0 P: 13	R: 0 E: 0 K: 0 S: 8 H: 1 LOB: 0 BB: 0 P: 11	1B: 2 2B: 1 3B: 0 HR: 0 SF: 0 SAC: 0 DP: 1 HBP: 0						

PITCHER	IP	WLS	BF	H	R	ER	SO	BB	IBB	HBP	BLK	WP	HR	S	P	ERA	WHIP
49 Tim Wakefield, R (1, 1) ERA: 3.33	8.0	W	27	2	0	0	6	0	0	0	0	0	0	65	98	0.00	0.250
50 Mike Timlin, R (9, 1) ERA: 11.05	1.0		3	1	0	0	0	0	0	0	0	0	0	8	11	0.00	1.000

PITCHER	IP	WLS	BF	H	R	ER	SO	BB	IBB	HBP	BLK	WP	HR	S	P	ERA	WHIP

livebaseballscorecards.com

AB	30
R	0
H	3
RBI	0
BB	0
SO	6
LOB	5

WP: 0 PA: 30
PB: 0
SB: 0
CS: 0

Boston Red Sox @ Detroit Tigers

Comerica Park, Detroit, MI

Wed May 07 2008, 7:05 PM EDT

Att. 38,062 - Drizzle - 60 F

TOP

livebaseballscorecards.com

Batter	1	2	3	4	5	6	7	8	9	AB	R	H	RBI	BB	SO	LOB
2 Jacoby Ellsbury, L (1, 8) (9, 7) OBP: 0.397, SLG: 0.417	L SI 88 B CH 82 X CH 82 1-1 12 G6-4-3 1B		L C C 0-3 ② K		X SI 89 0-0 ① FC6-4 12 34 1B 1-2f 2-3		B SI 90 F SI 90 C SI 91 B CH 82 X SI 91 2-2 12 G3 12 S 25 HR 1B	F FF 92 B SI 93 C CH 82 S SL 83 1-3 ② K		5	2	2	0	0	2	5
12 Jed Lowrie, S (1, 4) OBP: 0.302, SLG: 0.342 15 Dustin Pedroia, R (8, PH) (8, 4) OBP: 0.344, SLG: 0.419	X SI 86 0-0 ① ② G6-4-3 1-2f		B X SI 85 1-0 ③ F7		C CH 83 D SI 88 X SL 83 1-1 ② SF7 1-2 3-H		C SI 90 B CH 80 D CH 81 F SI 91 B SI 92 X SI 91 3-2 ① G3 1-3	B FS 83 B FF 93 B FF 94 C FF 92 C FF 94 F FF 94 X FF 94 3-2 34 WP 1-2 2-H 1B		3 1	0 0	0 1	1 1	0 0	0 0	3 0
34 David Ortiz, L (1, 10) OBP: 0.331, SLG: 0.434	C SI 90 B SI 90 X SI 90 1-1 2B			C SI 88 B SL 84 F SL 84 C SL 57 1-3 ① K	F SI 89 X SI 85 0-1 2-H 1B		B FF 91 X SI 91 1-0 ② G1-3	B FS 83 X SI 92 1-0 ③ G4-3 1-2 2-3		5	0	2	1	0	1	3
Manny Ramirez, R (1, 7) OBP: 0.397, SLG: 0.571 Coco Crisp, S (9, 8) OBP: 0.315, SLG: 0.362	C SL 84 F SI 93 X SL 84 0-2 ③ F8			F B S B F F F F D SL 55 3-3 ② F SI 89 S SL 82 K	F SL 81 B SL 84 D CH 85 X SL 84 2-1 ③ L8		B SI 92 C SI 93 B SI 92 B SI 92 S SI 93 B SI 94 4-2 25 HR BB		C FF 88 X SI 89 0-1 ① G6-3	4 0	1 0	0 0	0 0	1 0	1 0	2 0
25 Mike Lowell, R (1, 5) OBP: 0.301, SLG: 0.426		B SI 89 C SI 87 B SI 86 B SI 90 F SI 87 F SL 84 X CH 84 3-2 ① L5		X SI 90 0-0 20 HR 1B		C SI 87 B CH 83 X SL 82 1-1 ① G4-3	C FS 82 B FS 83 B FF 93 X FF 92 2-1 1-H 3-H HR		B SI 88 X FF 89 1-0 2B	5	2	3	3	0	0	0
20 Kevin Youkilis, R (1, 3) OBP: 0.407, SLG: 0.579		B SI 91 B CH 85 C SI 89 C SI 90 C SL 84 2-3 ② K		B SI 90 X SI 90 1-0 1-H HR		B SI 90 X CH 82 1-0 HR	F FF 94 B CH 84 C SL 81 S CH 83 1-3 ③ K		D FC 86 C CH 80 S CH 80 C SI 90 1-3 ② K	5	2	2	3	0	3	1
7 J.D. Drew, L (1, 9) OBP: 0.391, SLG: 0.417		C SI 90 S X 0-2 ③ G4-3		B SI 88 C CH 82 C SL 83 B SL 82 F SI 89 S SL 84 2-3 ③ K		C SI 89 X SL 79 0-1 2B		C FF 93 B FS 83 B CH 83 B FF 94 B FF 93 4-1 23 S 15 1B BB	B CH 79 B CU 69 B SI 89 I IN 56 4-0 IBB	3	1	1	0	2	1	0
Jason Varitek, S (1, 2) OBP: 0.307, SLG: 0.419			C B CH 84 B S SL 83 S SL 82 2-3 ① K		B SI 87 B SI 88 F SI 88 C SL 83 B F B 4-2 2 FC6-4 23 HBP 12 SF7 BB	C SI 90 F SI 91 F SI 91 X SL 78 0-2 ② G5-3		X FF 94 0-0 ① L9	X FC 87 0-0 ③ G4-3	4	1	0	0	1	1	4
23 Julio Lugo, R (1, 6) OBP: 0.354, SLG: 0.353			C SL 84 B SL 84 F B X 2-2 2B		C H 1-1 2 FC6-4 1-2 HBP	B SI 92 B SI 92 X SI 92 2-0 ③ G6-3		B FF 92 F FF 93 C FS 82 B FS 83 B FS 84 B FF 93 4-2 34 WP 15 1B 1-2 BB		2	0	1	0	1	0	1
Inning Stats	R: 0 E: 0 K: 0 S: 8 H: 2 LOB: 1 BB: 0 P: 10	R: 0 E: 0 K: 1 S: 10 H: 0 LOB: 0 BB: 0 P: 15	R: 0 E: 0 K: 2 S: 10 H: 1 LOB: 1 BB: 0 P: 15	R: 2 E: 0 K: 3 S: 17 H: 2 LOB: 0 BB: 0 P: 24	R: 2 E: 0 K: 0 S: 11 H: 1 LOB: 1 BB: 1 P: 19	R: 1 E: 0 K: 0 S: 10 H: 2 LOB: 1 BB: 0 P: 14	R: 3 E: 0 K: 1 S: 14 H: 2 LOB: 0 BB: 1 P: 27	R: 1 E: 0 K: 1 S: 12 H: 1 LOB: 2 BB: 2 P: 25	R: 0 E: 0 K: 1 S: 7 H: 1 LOB: 2 BB: 1 P: 13	1B: 5 2B: 4 3B: 0 HR: 3 SF: 1 SAC: 0 DP: 1 HBP: 1						

	AB	37
	R	9
	H	12
	RBI	9
	BB	5
	SO	9
	LOB	19

WP: 1 PA: 44
PB: 0
SB: 3
CS: 0

PITCHER		IP	WLS	BF	H	R	ER	SO	BB	IBB	HBP	BLK	WP	HR	S	P	ERA	WHIP
58 Armando Galarraga, R ERA: 3.07	(1, 1)	5.1		24	7	5	5	6	1	0	1	0	0	2	59	88	8.44	1.500
44 Bobby Seay, L ERA: 2.79	(6, 1)	0.1	H	2	1	0	0	0	0	0	0	0	0	0	6	6	0.00	3.000
31 Zach Miner, R ERA: 9.33	(6, 1)	1.0	H	5	1	2	2	0	1	0	0	0	0	0	10	22	18.00	2.000
Francisco Cruceta, R ERA: 4.91	(7, 1)	1.1	B	8	2	2	2	2	2	0	0	0	1	1	17	33	13.50	3.000
59 Todd Jones, R ERA: 2.77	(9, 1)	1.0	W	5	1	0	0	1	0	1	0	0	0	0	7	13	0.00	1.000

PITCHER		IP	WLS	BF	H	R	ER	SO	BB	IBB	HBP	BLK	WP	HR	S	P	ERA	WHIP

Boston Red Sox @ Detroit Tigers

Comerica Park, Detroit, MI

Wed May 07 2008, 7:05 PM EDT

Att. 38,062 - Drizzle - 60 F

BOTTOM

Batter	1	2	3	4	5	6	7	8	9	AB	R	H	RBI	BB	SO	LOB
28 Curtis Granderson, L (1, 8) OBP: 0.385, SLG: 0.636	C SI 91 C CH 78 S CU 78 0-3 K ①		B FF 89 B CH 76 C CH 75 S CH 74 S CH 75 2-3 K ① C CH 77 B CU 76 B CH 78 B FF 90 S SI 90 S CH 78 3-3 K ②		C CH 84 S CH 83 F CH 83 X SI 90 0-2 F8 ② 2-3		C CU 73 X SI 86 0-1 L8 ②		B FF 95 B FF 94 X FS 89 2-0 G4-3 ② 2-3 3-H	6	0	0	1	0	3	4
14 Placido Polanco, R (1, 4) OBP: 0.352, SLG: 0.387	C SI 93 F SI 92 B CH 80 B FF 91 F CH 78 X FF 92 2-2 9 BLK 1B		C SL 80 B CU 75 X FF 90 1-1 9 1B 1-H 2B	S CH 77 B CU 77 B CH 78 C CH 77 X CU 77 2-2 9 30 1B 1B	X SI 90 0-0 3-H 1B		C SI 86 B SI 86 F SI 86 F SI 85 F SI 86 F SI 86 X SI 86 1-2 G3-1 ③		B FF 94 B FF 93 B FF 94 C FF 93 S FS 88 X FF 93 3-2 3-H 1B	6	2	5	3	0	0	0
9 Carlos Guillen, S (1, 5) OBP: 0.408, SLG: 0.477	B FF 89 C CH 76 B FF 90 B CU 75 F FF 92 C CH 77 3-3 K ② 1-2		X SI 91 0-0 30 1B 3 1B 2-H 1B	F FF 91 B CU 75 B CH 76 1 SAFE X CH 75 2-1 30 1B 1-2 1B	B SL 79 B CH 83 D CH 82 X SI 89 3-0 G4-3 ③			X FS 83 0-0 F7 ①		5	1	2	1	0	1	2
30 Magglio Ordonez, R (1, 9) OBP: 0.383, SLG: 0.504	X SI 91 0-0 F8 ③		B CU 74 F FF 92 B FF 91 X CH 75 2-1 3 1B 24 BB 20 FC4-6 1-3 1B	X FF 90 0-0 1-3 2-H 1B		B FF 92 F FF 92 B FF 94 F FF 93 X FF 94 2-2 L9 ①		B FF 88 C FF 87 X FF 87 1-1 3 CS 24 1B 1B		5	1	3	1	0	0	1
24 Miguel Cabrera, R (1, 3) OBP: 0.351, SLG: 0.465		B SI 91 B FF 90 B C FF 91 X FF 91 3-1 L8 ①	S CH 81 B CU 75 D CU 75 B CH 75 B SL 76 4-1 20 FC4-6 3 1B 1-2 BB	F SI 91 B CU 75 C CH 76 S CU 77 1-3 K ③		B FF 93 C SL 81 S FS 85 F SI 94 B SL 82 D SL 84 F FF 94 B FF 94 4-2 3 BB BB		C FS 82 C FF 87 X FF 88 0-2 1-2 1B		3	0	1	0	2	1	2
3 Gary Sheffield, R (1, 7) OBP: 0.366, SLG: 0.315		B FF 92 B CH 76 B CH 77 C FF 91 X CH 78 3-1 1B	X CH 77 0-0 20 FC4-6 1-2 2-3 3-H 1B		B SL 80 C SL 79 X SL 79 1-1 SH5-4 20 1B 2B 1B	D FF 94 C FF 94 F FF 94 F FS 86 F FF 94 D SL 84 B SL 82 B FF 95 4-2 1-2 BB		C FF 87 S FS 82 B FS 83 F FS 82 F FF 87 B FF 88 D FS 82 S FS 82 3-3 K ② ③ 2-3		4	1	3	1	1	1	2
20 Matt Joyce, L (1, 10) 25 Ryan Raburn, R (9, PR) OBP: 0.360, SLG: 0.476	B 1 SAFE S CH 76 F C 1-3 K ②		D CH 78 S FF 92 B CU 75 S CH 77 F CH 77 X CU 76 2-2 FC4-6 ② 1-2f 2-3 3-H		B SL 89 X SI 89 1-0 SH5-4 1-2 2B 1B	S FF 92 C FF 93 B FS 83 X FF 93 1-2 P5 ②			S FF 93 F FF 94 X FS 88 0-2 SH2-4 E 28 G4-3 1B	5 0	1 1	2 0	1 0	0 0	1 0	5 0
Edgar Renteria, R (1, 6) OBP: 0.309, SLG: 0.386	C X 0-1 G1-3 ③		C CU 75 X FF 91 0-1 F9 ③		C CH 88 X CH 87 0-1 SH5-4 ① 1-2 2-3	B SL 82 S SL 82 C FF 93 B FF 95 F FF 94 X FF 94 2-2 G4-3 ③			B FF 95 B FF 94 C FF 94 X FF 94 2-1 E6 28 G4-3 SH2-4 14 1B 1-2	4	1	0	0	0	0	6
Ivan Rodriguez, R (1, 2) OBP: 0.298, SLG: 0.383			X SI 89 0-0 14 2B 1B	F SI 90 X CH 78 0-1 G6-3 ①	X CH 84 0-0 28 F8 14 1B 2-H 3-H 2B		C SI 86 F SI 86 D CH 78 F SI 87 B SI 87 X SI 85 2-2 G6-3 ①		C FF 96 X FF 96 0-1 SH2-4 ① 1-2 2-3	4	2	2	2	0	0	0
Inning Stats	R: 0 E: 0 K: 2 S: 11 H: 1 LOB: 1 BB: 0 P: 16	R: 0 E: 0 K: 1 S: 9 H: 1 LOB: 1 BB: 0 P: 16	R: 4 E: 0 K: 1 S: 17 H: 5 LOB: 2 BB: 1 P: 28	R: 1 E: 0 K: 2 S: 14 H: 3 LOB: 2 BB: 0 P: 22	R: 3 E: 0 K: 0 S: 12 H: 4 LOB: 1 BB: 0 P: 17	R: 0 E: 0 K: 0 S: 18 H: 0 LOB: 2 BB: 2 P: 31	R: 0 E: 0 K: 0 S: 12 H: 0 LOB: 0 BB: 0 P: 15	R: 0 E: 0 K: 1 S: 11 H: 2 LOB: 2 BB: 0 P: 15	R: 2 E: 1 K: 0 S: 11 H: 2 LOB: 1 BB: 0 P: 18	1B: 16 2B: 3 3B: 0 HR: 0 SF: 0 SAC: 2 DP: 1 HBP: 0						

livebaseballscorecards.com

AB	42
R	10
H	18
RBI	10
BB	3
SO	7
LOB	22

WP: 0 PA: 47
PB: 0
SB: 0
CS: 1

PITCHER		IP	WLS	BF	H	R	ER	SO	BB	IBB	HBP	BLK	WP	HR	S	P	ERA	WHIP
61 Clay Buchholz, R ERA: 4.5	(1, 1)	4.0		23	10	5	5	6	1	0	0	1	0	0	51	82	11.25	2.750
Julian Tavarez, R ERA: 7.15	(5, 1)	1.0		7	4	3	3	0	0	0	0	0	0	0	12	17	27.00	4.000
53 David Aardsma, R ERA: 2.7	(6, 1)	1.0		5	0	0	0	0	2	0	0	0	0	0	18	31	0.00	2.000
48 Javier López, L ERA: 3.46	(7, 1)	1.0		3	0	0	0	0	0	0	0	0	0	0	12	15	0.00	0.000
37 Hideki Okajima, L ERA: 0.6	(8, 1)	1.0	H	4	2	0	0	1	0	0	0	0	0	0	11	15	0.00	2.000

PITCHER		IP	WLS	BF	H	R	ER	SO	BB	IBB	HBP	BLK	WP	HR	S	P	ERA	WHIP
58 Jonathan Papelbon, R ERA: 1.59	(9, 1)	0.2	L	5	2	2	0	0	0	0	0	0	0	0	11	18	0.00	3.000

Batter	1	2	3	4	5	6	7	8	9	AB	R	H	RBI	BB	SO	LOB
2 Jacoby Ellsbury, L (1, 7) OBP: 0.397, SLG: 0.420	B CH 82 B FF 92 C FF 90 F FF 91 F FF 93 F FF 94 B CH 84 F FF 93 X SI 93 3-2 ① G5-3	B FF 93 X CH 82 1-0 ① SF8 3-H			B FF 90 B CH 81 F FF 92 B CH 80 X FF 92 3-1 20 HR 1B	X FF 92 0-0 ③ FC5-4 1-2f		B SI 85 X SL 73 1-0 1-2 2-3 1B		4	1	2	1	0	0	2
15 Dustin Pedroia, R (1, 4) OBP: 0.339, SLG: 0.412	B FF 93 F FF 95 B CU 81 T FF 95 F FF 94 F CH 84 B CU 83 S FF 94 3-3 ② K	C CU 79 X FF 94 0-1 F8			B FF 91 F FF 92 1 SAFE B FF 92 1 SAFE F FF 92 F FF 93 F CH 80 X CU 80 2-2 ① L7		B B C B CH 84 X SI 92 3-1 34 2B 1B	B SL 75 B SI 85 X FF 85 2-0 ② F7		5	0	1	0	0	1	6
34 David Ortiz, L (1, 10) OBP: 0.333, SLG: 0.440	B FF 92 C FF 93 B CU 80 X CH 84 2-1 1B	B FF 93 B FF 92 C FF 93 C FF 93 S FF 94 2-3 ③ K			B CH 81 D CH 81 1 SAFE B FF 90 X SI 91 3-0 ② F7		B X 1-0 1-3 2B	B SL 76 C SL 75 B SL 76 F SL 75 X FF 87 2-2 ③ G4-3		5	0	2	0	0	1	6
20 Kevin Youkilis, R (1, 3) OBP: 0.400, SLG: 0.588	C FF 93 F FF 93 X FF 94 0-2 ③ F7		F FF 92 B CU 78 S CU 79 B CU 81 B CH 84 X FF 94 3-2 ① F9		X FF 92 0-0 1-H HR		C F S 0-3 ① K		F X 0-1 ① F9	5	1	1	2	0	1	3
25 Mike Lowell, R (1, 5) OBP: 0.308, SLG: 0.425		B FF 90 C FF 91 B CU 78 B FF 92 X FF 92 3-1 WP 7 1B 1B 1B	C FF 93 B CH 84 X CU 80 1-1 7 G1-6-3 1B		C FF 92 F FF 92 F CH 84 B FF 93 X CU 81 1-2 ③ F9		B S X SL 84 1-1 ② F9		B X 1-0 ② F7	5	1	2	0	0	0	2
7 J.D. Drew, L (1, 9) OBP: 0.383, SLG: 0.406		X FF 93 0-0 WP 1-2 1B 1B	C FF 92 B FF 92 S CU 80 X CH 81 1-2 ②③ G1-6-3 1-2f			C SI 92 B FF 92 C CU 81 B CU 81 S CU 80 2-3 ① K	C CH 88 B CH 88 B SL 84 D CH 87 F SI 94 S CH 87 3-3 ③ K		F B X 1-1 ③ P6	5	1	1	0	0	2	3
Jason Varitek, S (1, 2) OBP: 0.324, SLG: 0.421		B CH 82 B FF 94 X 2-0 1B 2 SF8 1-H 2-H 1B		B FF 91 S CH 82 B FF 92 F FF 91 C CU 81 2-3 ① K		F FF 92 B CH 84 B CU 80 B CH 83 B SI 93 4-1 1B BB		C SI 92 B SI 93 B CH 87 B SL 86 B SI 92 4-1 2 1B 1B BB		2	1	1	2	2	1	0
Coco Crisp, S (1, 8) OBP: 0.338, SLG: 0.384		X FF 94 0-0 23 HBP 2-3 1B		F FF 94 B FF 94 X FF 92 1-1 ② G3		X SI 90 0-0 2 FC5-4 1-2 1B		X SI 93 0-0 2 1B 1-2 1B		4	0	3	0	0	0	0
23 Julio Lugo, R (1, 6) OBP: 0.351, SLG: 0.345		B CU 80 1 SAFE H FF 92 2-0 1-2 HBP		X FF 92 0-0 ③ F9		C CU 81 C CU 80 D CU 81 F FF 93 B FF 93 S CU 81 2-3 ② K		L CH 83 L CH 87 X SL 81 0-2 ① F9		3	0	0	0	0	1	4
Inning Stats	R: 0 E: 0 K: 1 S: 16 H: 1 LOB: 1 BB: 0 P: 24	R: 3 E: 0 K: 1 S: 11 H: 4 LOB: 2 BB: 0 P: 21	R: 0 E: 0 K: 0 S: 8 H: 1 LOB: 0 BB: 0 P: 13	R: 0 E: 0 K: 1 S: 6 H: 0 LOB: 0 BB: 0 P: 9	R: 2 E: 0 K: 0 S: 13 H: 2 LOB: 0 BB: 0 P: 22	R: 0 E: 0 K: 2 S: 10 H: 1 LOB: 2 BB: 1 P: 18	R: 0 E: 0 K: 2 S: 11 H: 2 LOB: 2 BB: 0 P: 19	R: 0 E: 0 K: 0 S: 10 H: 2 LOB: 3 BB: 1 P: 19	R: 0 E: 0 K: 0 S: 5 H: 0 LOB: 0 BB: 0 P: 7	1B: 11 2B: 1 3B: 0 HR: 1 SF: 1 SAC: 0 DP: 1 HBP: 1						

PITCHER		IP	WLS	BF	H	R	ER	SO	BB	IBB	HBP	BLK	WP	HR	S	P	ERA	WHIP
35 Justin Verlander, R ERA: 6.43	(1, 1)	6.0	L	28	9	5	5	5	1	0	1	0	1	1	64	107	7.50	1.667
34 Freddy Dolsi, R ERA: 3.0	(7, 1)	1.1		8	3	0	0	2	1	0	0	0	0	0	16	28	0.00	3.000
50 Clay Rapada, L ERA: 1.0	(8, 1)	0.2		3	1	0	0	0	0	0	0	0	0	0	5	10	0.00	1.500
45 Aquilino Lopez, R ERA: 2.01	(9, 1)	1.0		3	0	0	0	0	0	0	0	0	0	0	5	7	0.00	0.000

PITCHER	IP	WLS	BF	H	R	ER	SO	BB	IBB	HBP	BLK	WP	HR	S	P	ERA	WHIP

TOP

Boston Red Sox @ Detroit Tigers

Comerica Park, Detroit, MI

Thu May 08 2008, 7:05 PM EDT
Att. 38,952 - Partly Cloudy - 53 F

livebaseballscorecards.com

AB	38
R	5
H	13
RBI	5
BB	2
SO	7
LOB	26

WP: 1	PA: 42						
PB: 0							
SB: 0							
CS: 0							

Boston Red Sox @ Detroit Tigers

Comerica Park, Detroit, MI

Thu May 08 2008, 7:05 PM EDT

Att. 38,952 - Partly Cloudy - 53 F

BOTTOM

Batter	1	2	3	4	5	6	7	8	9	AB	R	H	RBI	BB	SO	LOB
28 Curtis Granderson, L (1, 8) OBP: 0.362, SLG: 0.593	B FF 94 C SI 93 S CH 88 B FF 94 F SI 94 S FF 94 2-3 K ①		C FF 92 B CU 76 F FF 94 F CH 88 B CH 87 S CH 89 2-3 K ② C CU 76 S CH 87 S CU 78 0-3 K ③				C SI 92 F CH 87 B FF 93 B CU 77 B FF 93 S FF 93 3-3 K ③			4	0	0	0	0	4	2
14 Placido Polanco, R (1, 4) OBP: 0.357, SLG: 0.386	C FF 93 B SI 94 H FF 92 2-1 30 1B HBP		B FF 95 F CH 88 X SI 94 1-1 9 1B 1B		X FF 91 0-0 F8 ①			C FF 93 B SL 85 B FF 94 X FF 93 2-1 G4-3 ①		3	0	1	0	0	0	0
9 Carlos Guillen, S (1, 5) OBP: 0.403, SLG: 0.470	F FF 93 X SI 93 0-1 F7 ②		X CH 86 0-0 1-3 1B		C CH 86 C CU 77 B CU 78 X CU 76 1-2 G6-3 ②			F FF 94 B FF 93 X FF 94 1-1 G3 ②		4	0	1	0	0	0	1
30 Magglio Ordonez, R (1, 9) OBP: 0.379, SLG: 0.496	B CU 76 B FF 93 F SI 93 C FF 93 F FF 94 B SI 94 X SI 93 3-2 1-3 1B		X FF 93 0-0 P4 ③		F FF 91 X FF 92 0-1 L4 ③			C FF 93 S SL 85 B FF 94 B SL 84 X SL 84 2-2 P4 ③		4	0	1	0	0	0	2
24 Miguel Cabrera, R (1, 3) OBP: 0.342, SLG: 0.450	C FF 94 F SI 93 S FF 94 0-3 K ③			B SI 93 C CH 88 X SI 94 1-1 G5-3 ①		C CH 91 F CU 76 X SI 93 0-2 G4-3 ①			F S B S 1-3 K ①	4	0	0	0	0	2	2
20 Matt Joyce, L (1, 7) OBP: 0.250, SLG: 0.182		L FF 92 B CU 75 B CU 77 X FF 93 2-1 F8 ①		F FF 92 B CU 76 X SI 93 1-1 F8 ②		B CH 85 F FF 92 B CH 87 S CH 88 C FF 94 2-3 K ②			X 0-0 G4-3 ②	4	0	0	0	0	1	0
33 Marcus Thames, R (1, 10) OBP: 0.320, SLG: 0.391		T CU 75 F CU 77 B FF 94 C SI 94 1-3 K ②		C SI 93 S SI 93 F CU 76 B FF 94 F FF 93 X CU 76 1-2 15 1B 39 1B 1B		F CU 76 F FF 94 X SI 93 0-2 G5-3 ③			B X 1-0 1B	4	1	2	0	0	1	0
15 Brandon Inge, R (1, 2) OBP: 0.340, SLG: 0.386		B SI 94 X FF 93 1-0 F8 ③		B FF 92 C SI 92 C CU 74 D CU 76 F CU 74 X SI 94 2-2 39 1B 1-2 1B			C SI 92 C FF 91 B CU 78 S FF 92 1-3 K ①		C B B X 2-1 F8 ③	4	0	1	0	0	1	1
39 Ramon Santiago, S (1, 6) OBP: 0.469, SLG: 0.667			X FF 92 0-0 B3 ① F FF 93 C CH 86 B SI 93 B CU 77 F FF 93 B SI 93 X FF 93 3-2 1-2 2-H 1B				C CH 87 F CU 77 X SI 93 0-2 G4-3 ②			3	0	1	1	0	0	0

Inning Stats	1	2	3	4	5	6	7	8	9	1B: 7	SF: 0	WP: 0	PA: 35
	R: 0 E: 0 K: 2 S: 14 H: 1 LOB: 2 BB: 0 P: 21	R: 0 E: 0 K: 1 S: 6 H: 0 LOB: 0 BB: 0 P: 10	R: 0 E: 0 K: 1 S: 9 H: 2 LOB: 2 BB: 0 P: 12	R: 1 E: 0 K: 1 S: 20 H: 3 LOB: 2 BB: 0 P: 28	R: 0 E: 0 K: 0 S: 6 H: 0 LOB: 0 BB: 0 P: 7	R: 0 E: 0 K: 1 S: 9 H: 0 LOB: 0 BB: 0 P: 11	R: 0 E: 0 K: 2 S: 9 H: 0 LOB: 0 BB: 0 P: 13	R: 0 E: 0 K: 0 S: 7 H: 0 LOB: 0 BB: 0 P: 12	R: 0 E: 0 K: 1 S: 7 H: 1 LOB: 1 BB: 0 P: 11	2B: 0 3B: 0 HR: 0	SAC: 0 DP: 0 HBP: 1	SB: 0 CS: 0	

livebaseballscorecards.com

AB	34
R	1
H	7
RBI	1
BB	0
SO	9
LOB	8

PITCHER	IP	WLS	BF	H	R	ER	SO	BB	IBB	HBP	BLK	WP	HR	S	P	ERA	WHIP
19 Josh Beckett, R (1, 1) ERA: 3.7	7.0	W	28	6	1	1	8	0	0	1	0	0	0	73	102	1.29	0.857
56 Craig Hansen, R (8, 1) ERA: 6.23	1.0		3	0	0	0	0	0	0	0	0	0	0	7	12	0.00	0.000
17 Manny Delcarmen, R (9, 1) ERA: 6.75	1.0		4	1	0	0	1	0	0	0	0	0	0	7	11	0.00	1.000

PITCHER	IP	WLS	BF	H	R	ER	SO	BB	IBB	HBP	BLK	WP	HR	S	P	ERA	WHIP

Boston Red Sox @ Minnesota Twins

Hubert H. Humphrey Metrodome, Minneapolis, MN

Fri May 09 2008, 8:10 PM EDT

Att. 25,477 - Dome - 70 F

TOP

livebaseballscorecards.com

Batter	1	2	3	4	5	6	7	8	9	AB	R	H	RBI	BB	SO	LOB
2 Jacoby Ellsbury, L (1, 8) (9, 7) OBP: 0.397, SLG: 0.413	C FF 89 F SI 88 X SL 81 0-2 ① G6-3	B SL 86 B CH 83 C SI 92 B CU 78 B SI 93 4-1 BB		B SI 92 D CU 79 B SI 92 C FF 92 C FF 92 X FF 93 3-2 ③ G1-3 1-2		C SL 84 C FF 93 X SI 92 0-2 ① FC5-4 15 S 1-2f		B SI 90 X SI 90 1-0 15 1B 1B		4	0	1	0	1	0	3
15 Dustin Pedroia, R (1, 4) OBP: 0.341, SLG: 0.411	C FF 91 B FF 93 F FF 92 F CU 79 X CU 81 1-2 ② G5-3	B SL 84 B SL 86 F FF 93 F FF 94 F SI 92 T FF 95 2-2 ③ K			B SL 83 C SL 84 F FF 91 X SI 90 1-2 1B 34 BB 25 2B 1B	1 SAFE C SL 84 B SI 92 F SL 85 B SL 85 F FF 92 F SI 92 X FF 92 2-2 ② F8 1-2		C SI 90 X SI 90 0-1 1-2 1B		5	1	2	0	0	1	3
34 David Ortiz, L (1, 10) OBP: 0.342, SLG: 0.445	B SI 90 X SI 91 1-0 2B		C CU 78 B CH 83 C CU 79 X SL 87 1-2 ① P4		B SI 92 B SI 92 B SI 92 B FF 92 4-0 1B 25 2B 1-2 BB	I IN 58 I IN 60 I IN 60 I IN 60 4-0 IBB		D SI 92 S SL 86 X SL 84 1-1 ③ G6-3		3	1	1	0	2	0	2
Manny Ramirez, R (1, 7) OBP: 0.391, SLG: 0.558 Coco Crisp, S (9, 8) OBP: 0.338, SLG: 0.384	B SI 89 B SI 91 B SL 87 C SL 87 F SL 88 F CU 79 C CU 79 3-3 ③ K		B SI 91 S SI 91 S CU 80 X SI 92 1-2 ② L6		X CU 76 0-0 25 2B 20 G4-3 1-2 2-3 1B	B FF 92 S FF 92 S FF 92 B SL 86 S SL 85 2-3 ③ K			T FF 94 B CU 77 F CU 78 B SL 90 F SL 90 S SL 90 2-3 ① K	5 0	1 0	1 0	0 0	0 0	3 0	3 0
25 Mike Lowell, R (1, 5) OBP: 0.313, SLG: 0.436		B FF 90 B CU 77 C FF 92 F FF 92 X CH 82 2-2 ① G4-3	C FF 92 F FF 92 B FF 94 B CU 80 B SL 87 X CU 78 3-2 ③ F8		B SL 86 F SL 86 X SL 86 1-1 20 G4-3 7 WP 1-3 2-H 3-H 2B		B FF 92 X FF 92 1-0 ① F9		C CU 77 C CU 78 X SL 89 0-2 20 1B 1B	5	1	2	2	0	0	0
20 Kevin Youkilis, R (1, 3) OBP: 0.400, SLG: 0.581		C SL 85 C SL 86 S CU 82 0-3 K 7 1B 7 S E		B FF 91 C FF 91 F SI 89 X SL 87 1-2 23 FC6-4 7 BB 1B	B SL 83 X SI 91 1-0 ① G4-3 2-3 3-H		B SI 91 S SI 91 X FF 91 1-1 ② F8		D SI 95 X SI 95 1-0 1-2 1B	5	1	2	1	0	1	1
7 J.D. Drew, L (1, 9) OBP: 0.392, SLG: 0.404		C SI 91 C SL 89 B CU 83 X SI 92 1-2 E 23 G5-3 1-3 1B		B SI 92 C CU 78 D CU 79 B SL 87 1 SAFE B SI 92 4-1 23 FC6-4 1-2 BB	B SI 92 C B B 4-1 CS 3-H BB		C CU 78 B FF 93 B FF 93 X FF 91 2-1 ③ G3		F FF 95 D SI 95 B SL 90 F FF 96 C CU 78 2-3 ② K	3	1	1	0	2	1	2
Jason Varitek, S (1, 2) OBP: 0.318, SLG: 0.410		F SI 92 B SI 94 B SI 94 1 SAFE X SI 93 2-1 E8 1-3 3-H 1B		B SI 92 X SI 92 1-0 ① F9	1 SAFE B FF 92 S SI 92 X SI 92 1-1 ②③ F8 1-2			C SI 91 S FC 84 X FC 85 1-2 ① G3	C SL 89 X SL 90 0-1 ③ P6	5	0	1	1	0	0	5
23 Julio Lugo, R (1, 6) OBP: 0.348, SLG: 0.341		B SL 86 S SL 87 X FF 94 1-1 ② G5-3 3-H		C FF 92 C SL 87 D CU 82 D CU 78 B SL 86 X SL 86 3-2 ② FC6-4 2 S 1-2f 2-3		B FF 92 X SI 93 1-0 2 FC5-4 1B		C CU 79 S FC 86 B CU 79 T CU 78 1-2 ② K		4	0	1	1	0	1	3

Inning Stats	1	2	3	4	5	6	7	8	9							
	R: 0 E: 0 K: 1 S: 12	H: 1 LOB: 1 BB: 0 P: 17	R: 2 E: 1 K: 2 S: 18	H: 2 LOB: 2 BB: 1 P: 30	R: 0 E: 0 K: 0 S: 9	H: 0 LOB: 0 BB: 0 P: 14	R: 0 E: 0 K: 0 S: 11	H: 1 LOB: 2 BB: 1 P: 23	R: 4 E: 0 K: 0 S: 10	H: 3 LOB: 0 BB: 2 P: 22	R: 0 E: 0 K: 1 S: 12	H: 1 LOB: 2 BB: 1 P: 21	R: 0 E: 0 K: 0 S: 5	H: 0 LOB: 0 BB: 0 P: 9	R: 0 E: 0 K: 1 S: 11	H: 2 LOB: 2 BB: 0 P: 15	R: 0 E: 0 K: 2 S: 13	H: 2 LOB: 2 BB: 0 P: 18	1B: 10 2B: 2 3B: 0 HR: 0	SF: 0 SAC: 0 DP: 0 HBP: 0	WP: 2 PB: 0 SB: 3 CS: 1	PA: 44

PITCHER		IP	WLS	BF	H	R	ER	SO	BB	IBB	HBP	BLK	WP	HR	S	P	ERA	WHIP
26 Boof Bonser, R ERA: 5.09	(1, 1)	4.0		23	7	6	6	3	3	0	0	0	1	0	56	96	13.50	2.500
Juan Rincon, R ERA: 4.15	(5, 1)	2.0		8	1	0	0	1	1	1	0	0	1	0	16	31	0.00	1.000
54 Matt Guerrier, R ERA: 3.15	(7, 1)	1.2		5	0	0	0	1	0	0	0	0	0	0	11	17	0.00	0.000
Dennys Reyes, L ERA:	(8, 1)	0.1		3	2	0	0	0	0	0	0	0	0	0	5	7	0.00	6.000
28 Jesse Crain, R ERA: 5.06	(9, 1)	1.0	W	5	2	0	0	2	0	0	0	0	0	0	13	18	0.00	2.000

PITCHER	IP	WLS	BF	H	R	ER	SO	BB	IBB	HBP	BLK	WP	HR	S	P	ERA	WHIP

AB	39
R	6
H	12
RBI	5
BB	5
SO	7
LOB	22

BOTTOM

Boston Red Sox @ Minnesota Twins

Hubert H. Humphrey Metrodome, Minneapolis, MN

Fri May 09 2008, 8:10 PM EDT

Att. 25,477 - Dome - 70 F

livebaseballscorecards.com

Batter	1	2	3	4	5	6	7	8	9	AB	R	H	RBI	BB	SO	LOB
22 Carlos Gómez, R (1, 8) OBP: 0.305, SLG: 0.413	X FF 91 0-0 ① F7	B FC 88 B CU 74 B FC 87 C FC 90 X FC 84 3-1 E6 23 S 23 1B 2-3		B FC 86 F FC 84 X SI 89 1-1 23 G6-4-3 1 1-2 3-H 1B			C FS 82 X FS 81 0-1 ① B3-4		B FS 90 F FF 96 F FF 97 B FF 95 D FS 91 D FS 90 4-2 S 1B 2-3 BB	4	2	1	1	1	0	1
23 Brendan Harris, R (1, 4) OBP: 0.323, SLG: 0.366 Mike Lamb, L (6, 5) OBP: 0.230, SLG: 0.277	B FF 92 B FF 87 X FF 89 2-0 7 1B 33 G6-3 1B	B C S X 1-2 1-H 3-H 1B		B SI 90 X FF 88 1-0 ②③ G6-4-3 1-2f			X FF 89 0-0 ② P5		F FF 98 B FF 97 S FF 97 F FF 96 X FS 90 1-2 1-H 3-H 1B	3 2	1 0	2 1	2 2	0 0	0 0	2 0
7 Joe Mauer, L (1, 2) OBP: 0.415, SLG: 0.444	B FF 90 B FF 90 C FF 89 X FF 90 2-1 5 1B 1-3 1B	B FF 92 C FC 86 B SI 90 B FF 89 C FF 92 X FF 89 3-2 ③ F8			C FF 91 X FF 90 0-1 ① P6		B FF 88 C FF 87 X FS 82 1-1 ③ G3			4	1	1	0	0	0	1
33 Justin Morneau, L (1, 3) OBP: 0.329, SLG: 0.444	B CU 75 F FF 92 X FF 92 1-1 ② G6-3 3-H	B CU 75 B CU 74 B FF 90 C FF 90 X FF 88 3-1 ① G3-1		B SI 90 B FC 86 B FF 91 F FF 90 F FF 89 T FF 89 3-2 ② K		B CU 75 C FF 88 C FF 88 B FF 88 F FS 83 B FF 88 S FS 83 3-3 ① K			4	0	0	1	0	2	1
5 Michael Cuddyer, R (1, 9) OBP: 0.314, SLG: 0.379	B FF 90 B CH 81 C FC 86 F CH 81 F FC 88 F FC 89 B FF 92 F CU 72 X FC 86 3-2 2-H 1B	B FF 92 B FF 90 X SI 90 2-0 ② G5-3		B FF 91 B FC 86 X FF 87 2-0 ③ G6-3			X FF 88 0-0 ② G6-3		4	0	1	1	0	0	0
16 Jason Kubel, L (1, 10) OBP: 0.246, SLG: 0.372	B FF 91 F FC 86 C CU 74 F FF 91 F FF 90 X CU 76 1-2 ③ G4-3		B FC 87 X FC 87 1-0 ③ F8			C FF 90 C CU 73 X CU 74 0-2 ① G3		X FF 88 0-0 ③ P2		4	0	0	0	0	0	1
21 Delmon Young, R (1, 7) OBP: 0.314, SLG: 0.310		B FF 92 F FF 92 F FC 87 X CU 74 1-2 ① G6-3		X CH 81 0-0 ① G4-3		X FC 86 0-0 12 2B 1B			F FF 96 B FS 90 X FF 94 1-1 22 S 20 SH5-3 1B 1B	4	1	2	0	0	0	0
20 Matt Tolbert, S (1, 5) OBP: 0.338, SLG: 0.375 (6, 4)		C FF 91 C FF 92 F FF 94 F FF 93 F FC 87 B SI 90 S CU 76 1-3 ② K		C FF 91 X CU 74 0-1 12 WP 22 1B 2B		C FF 93 T FF 93 B FF 94 S FF 95 1-3 ② K			L FF 96 1 SAFE X FF 95 0-1 ① SH5-3 1-2	3	1	1	0	0	2	1
12 Adam Everett, R (1, 6) OBP: 0.244, SLG: 0.302		C FF 91 S CH 83 B FF 92 X CH 82 1-2 22 E 23 1B 2B		B FF 91 B FF 87 B FF 91 C FC 88 B FC 83 4-1 22 1B 2-3 BB		B FF 94 B FF 94 B FF 94 C FF 94 X FF 94 3-1 ③ 1-H 2B			B FF 96 X FF 96 1-0 ② P3	3	1	2	0	1	0	1
Inning Stats	R: 2 E: 0 K: 0 S: 17 H: 3 LOB: 1 BB: 0 P: 26	R: 2 E: 1 K: 1 S: 20 H: 2 LOB: 1 BB: 0 P: 30	R: 0 E: 0 K: 0 S: 4 H: 0 LOB: 0 BB: 0 P: 10	R: 1 E: 0 K: 0 S: 7 H: 2 LOB: 1 BB: 1 P: 13	R: 0 E: 0 K: 1 S: 6 H: 0 LOB: 0 BB: 0 P: 11	R: 0 E: 0 K: 1 S: 9 H: 2 LOB: 2 BB: 0 P: 13	R: 0 E: 0 K: 0 S: 5 H: 0 LOB: 0 BB: 0 P: 6	R: 0 E: 0 K: 1 S: 6 H: 0 LOB: 0 BB: 0 P: 9	R: 2 E: 0 K: 0 S: 11 H: 2 LOB: 1 BB: 1 P: 18	1B: 8 2B: 3 3B: 0 HR: 0 SF: 0 SAC: 1 DP: 1 HBP: 0						

	AB	35
	R	7
	H	11
	RBI	7
	BB	2
	SO	4
	LOB	8

WP: 1 PB: 0 SB: 3 CS: 0 PA: 38

PITCHER		IP	WLS	BF	H	R	ER	SO	BB	IBB	HBP	BLK	WP	HR	S	P	ERA	WHIP
31 Jon Lester, L ERA: 4.06	(1, 1)	5.1		25	8	5	3	2	1	0	0	0	1	0	58	94	5.06	1.688
53 David Aardsma, R ERA: 2.6	(6, 1)	0.2	H	2	1	0	0	1	0	0	0	0	0	0	5	9	0.00	1.500
37 Hideki Okajima, L ERA: 0.53	(7, 1)	2.0	H	6	0	0	0	1	0	0	0	0	0	0	11	15	0.00	0.000
58 Jonathan Papelbon, R ERA: 2.55	(9, 1)	0.2	L	5	2	2	2	0	1	0	0	0	0	0	11	18	27.00	4.500

PITCHER	IP	WLS	BF	H	R	ER	SO	BB	IBB	HBP	BLK	WP	HR	S	P	ERA	WHIP

Boston Red Sox @ Minnesota Twins

Hubert H. Humphrey Metrodome, Minneapolis, MN

Sat May 10 2008, 7:10 PM EDT

Att. 33,839 - Dome - 70 F

TOP

livebaseballscorecards.com

Batter	1	2	3	4	5	6	7	8	9	AB	R	H	RBI	BB	SO	LOB
2 Jacoby Ellsbury, L (1, 9) OBP: 0.385, SLG: 0.398	C FF 94 B FF 94 B FF 93 F FF 93 X CU 79 2-2 G6-3		C CU 77 F FF 93 X CU 79 0-2 G4-3		X SI 91 0-0 SH1-3 2-3		B SL 83 S SL 84 X SL 85 1-1 F7		C SI 91 F FF 91 B FF 93 X FF 92 1-2 G1-3 1-2	4	0	0	0	0	0	1
15 Dustin Pedroia, R (1, 4) OBP: 0.343, SLG: 0.411	C CU 78 F SI 95 F FF 94 F FF 95 F CH 85 F FF 94 F CH 85 F CU 80 B FF 93 1-2 X CH 86 1B		C FF 92 F FF 92 B FF 94 F SI 92 B CU 79 X CU 78 2-2 P6		F FF 93 X FF 94 0-1 F7		C SI 90 B CH 84 X CH 85 1-1 E5 34 G4-6-3		C SL 87 B CH 87 C FF 92 X FF 92 1-2 E8 FC6-4 2-H 1B	5	0	2	1	0	0	1
34 David Ortiz, L (1, 10) OBP: 0.337, SLG: 0.433	B CU 77 C FF 94 F SI 93 B FF 94 F FF 94 T FF 94 2-2 K		B FF 93 X FF 92 1-0 F8		F FF 93 X FF 94 0-1 G3		C SI 91 X SI 90 0-1 G4-6-3 1-2f		I IN 70 I IN 69 I IN 70 I IN 69 4-0 FC6-4 IBB	4	0	0	0	1	1	3
Manny Ramirez, R (1, 7) OBP: 0.379, SLG: 0.538	S CU 77 F FF 93 B FF 94 S CH 85 1-3 K			C FF 92 X SI 92 0-1 G6-3		C SI 92 X FF 93 0-1 G6-3		B FF 93 F SL 87 B SL 86 X SL 85 2-1 P3	X FF 93 0-0 FC6-4 25 BB 1-2f 2-3	5	0	0	0	0	1	3
25 Mike Lowell, R (1, 5) OBP: 0.330, SLG: 0.476		B FF 92 F FF 92 X SI 92 1-1 G5-3		C FF 92 B SI 92 X SI 92 1-1 2B 1B		B FF 93 B SI 91 B FF 92 X FF 90 2-1 F8		X FF 93 0-0 HR	C FF 92 B FF 91 C FF 92 B CH 87 B CH 86 F CH 87 D FF 92 4-2 1-2 BB	4	1	2	1	1	0	0
20 Kevin Youkilis, R (1, 3) OBP: 0.400, SLG: 0.603		B SI 92 T FF 93 B FF 93 X CH 84 2-1 HR		C FF 91 D FF 93 C FF 92 X FF 94 1-2 L8		B SI 92 X FF 92 1-0 2B		C SL 85 F FF 93 X FF 92 0-2 G5-3	C CU 79 F CU 79 S CU 80 0-3 K	5	1	2	1	0	1	4
Jason Varitek, S (1, 2) OBP: 0.333, SLG: 0.427		B CH 85 B FF 91 F FF 92 C SI 91 F CU 79 B FF 93 X FF 93 3-2 1B		B CU 77 X FF 91 1-0 1-3 2B		X FF 92 0-0 G6-3		B FF 92 B FF 92 B FF 92 B FF 91 4-0 BB		3	0	2	0	1	0	1
Coco Crisp, S (1, 8) OBP: 0.333, SLG: 0.416		X FF 92 0-0 F8		C FF 93 B FF 94 X FF 93 1-1 P4			B CU 76 B FF 92 F SI 90 B FF 92 X SI 90 3-1 HR	C FF 92 X FF 92 0-1 L8		4	1	1	1	0	0	4
12 Jed Lowrie, S (1, 6) OBP: 0.340, SLG: 0.476		C FF 93 F FF 93 F CU 80 F CU 80 B FF 93 B FF 93 S CH 85 2-3 K			B CU 75 F FF 92 X SI 91 1-1 2 SH1-3 2B		B FF 90 F SI 90 F CH 83 X CU 80 1-2 HR		B FF 91 C FF 92 X CH 83 1-1 2 G1-3 15 E 1B	4	2	3	1	0	1	1
Inning Stats	R: 0 E: 0 K: 2 S: 19 H: 1 LOB: 1 BB: 0 P: 25	R: 1 E: 0 K: 1 S: 14 H: 2 LOB: 1 BB: 0 P: 22	R: 0 E: 0 K: 0 S: 8 H: 0 LOB: 0 BB: 0 P: 11	R: 0 E: 0 K: 0 S: 10 H: 2 LOB: 2 BB: 0 P: 14	R: 0 E: 0 K: 0 S: 7 H: 1 LOB: 1 BB: 0 P: 8	R: 0 E: 0 K: 0 S: 6 H: 1 LOB: 1 BB: 0 P: 9	R: 2 E: 1 K: 0 S: 11 H: 2 LOB: 0 BB: 0 P: 17	R: 1 E: 0 K: 0 S: 8 H: 1 LOB: 1 BB: 1 P: 14	R: 1 E: 1 K: 1 S: 15 H: 2 LOB: 3 BB: 2 P: 26	1B: 5 2B: 3 3B: 0 HR: 4 SF: 0 SAC: 1 DP: 1 HBP: 0						

	AB	38
	R	5
	H	12
	RBI	5
	BB	3
	SO	4
	LOB	18

WP: 0 PB: 0 SB: 0 CS: 0 PA: 42

PITCHER		IP	WLS	BF	H	R	ER	SO	BB	IBB	HBP	BLK	WP	HR	S	P	ERA	WHIP
15 Glen Perkins, L ERA: 4.5	(1, 1)	6.0	L	27	9	3	3	3	0	0	0	0	0	3	69	98	4.50	1.500
Dennys Reyes, L ERA:	(7, 1)	1.0		3	0	0	0	0	0	0	0	0	0	0	6	8	0.00	0.000
Brian Bass, R ERA: 4.18	(8, 1)	1.2		11	3	2	2	0	2	1	0	0	0	1	20	37	10.80	3.000
41 Bobby Korecky, R ERA: 4.5	(9, 1)	0.1		1	0	0	0	1	0	0	0	0	0	0	3	3	0.00	0.000

PITCHER	IP	WLS	BF	H	R	ER	SO	BB	IBB	HBP	BLK	WP	HR	S	P	ERA	WHIP

BOTTOM

Batter	1	2	3	4	5	6	7	8	9	AB	R	H	RBI	BB	SO	LOB
22 Carlos Gómez, R (1, 8) OBP: 0.304, SLG: 0.403	S FF 87 S SL 78 S SL 78 0-3 ① K	B FC 90 C SL 80 B FF 93 B FF 93 B FF 93 4-1 1-2 2-3 3-H BB		C FF 90 X FF 90 0-1 ③ L9			B SL 80 C FC 86 S SL 80 S SL 80 1-3 ② K			3	0	0	1	1	2	1
20 Matt Tolbert, S (1, 4) OBP: 0.333, SLG: 0.382	C FF 89 B FF 90 F FF 90 C FF 91 1-3 ② K	X FF 92 0-0 ③ L3			B FF 88 F FF 88 C SL 78 F SL 80 B FF 91 B SL 79 X FC 89 3-2 33 1B 2B		C FF 91 F FS 81 B FF 91 B FF 91 X SL 80 2-2 ③ G4-3			4	1	1	0	0	1	3
7 Joe Mauer, L (1, 2) OBP: 0.409, SLG: 0.432	B FF 91 B FC 87 B FC 88 C FF 90 B FF 91 4-1 BB		B CU 76 C FF 90 S FC 87 B S 2-3 ① K		C FF 90 B FF 90 F FC 88 D FF 92 S FF 92 2-3 ① K			C CU 74 B FF 88 B FF 88 X FF 88 2-1 ① F7		3	0	0	0	1	2	1
33 Justin Morneau, L (1, 3) OBP: 0.333, SLG: 0.446	C FF 90 X FC 86 0-1 ③ G4-3		X FF 90 0-0 1B		C FF 91 S FS 82 F FF 90 X FC 88 0-2 5 G6-4-3 2-H 1B			C CU 75 F CU 76 X FS 83 0-2 ② G3-1		4	0	2	1	0	0	1
5 Michael Cuddyer, R (1, 9) OBP: 0.311, SLG: 0.362		B FF 88 B FF 86 B FC 85 C FF 87 B SL 84 4-1 1B 21 1B 22 BB BB	X FC 86 0-0 ② L5		X FF 89 0-0 ② ③ G6-4-3 1-2f			C FF 88 B FF 88 C FF 88 B FF 88 X FS 84 2-2 ③ P3		3	1	0	0	1	0	2
16 Jason Kubel, L (1, 10) OBP: 0.238, SLG: 0.359		B CU 76 1 SAFE B FF 88 X FF 90 2-0 ① F7	C FF 90 X SL 78 0-1 ③ G4-3			X CU 77 0-0 ① G3-1			B FF 94 C FF 94 F FS 90 F FF 95 F FF 96 F FS 91 S FS 90 1-3 ① K	4	0	0	0	0	1	2
21 Delmon Young, R (1, 7) OBP: 0.312, SLG: 0.308	S FF 89 1 SAFE X CU 77 0-1 22 BB 1B 1-2 1B			F FF 89 B FF 89 B FF 89 B FF 90 F FF 90 X SL 80 3-2 ① P4		C FF 90 F FF 90 F FF 92 X SL 79 0-2 ② F7			B FF 95 B FF 95 C FF 95 S SL 87 X FF 94 2-2 ② G4-3	4	0	1	0	0	0	0
Mike Lamb, L (1, 5) OBP: 0.250, SLG: 0.296	X FF 90 0-0 22 BB 1-2 2-3 1B			B FF 90 C FF 90 X FF 91 1-1 1B		X FF 90 0-0 ③ F9			F SL 88 B FS 89 X FF 95 1-1 DI 1B	4	0	3	0	0	0	0
12 Adam Everett, R (1, 6) OBP: 0.229, SLG: 0.283 Craig Monroe, R (9, PH) OBP: 0.303, SLG: 0.444	C FF 90 S FC 87 B FF 92 F FF 92 S SL 81 1-3 ② K			X FF 87 0-0 ② F8			B FF 88 C SL 82 B SL 78 B FC 85 C FF 89 F SL 80 C FF 90 3-3 ① K		B SL 87 S SL 87 S FF 95 B SL 86 S FF 95 2-3 ③ K 1-2	3 1	0 0	0 0	0 0	0 0	2 1	4 1
Inning Stats	R: 0 E: 0 K: 2 S: 9 H: 0 LOB: 1 BB: 1 P: 14	R: 1 E: 0 K: 1 S: 11 H: 2 LOB: 3 BB: 2 P: 22	R: 0 E: 0 K: 1 S: 7 H: 1 LOB: 1 BB: 0 P: 9	R: 0 E: 0 K: 0 S: 8 H: 1 LOB: 1 BB: 0 P: 12	R: 1 E: 0 K: 1 S: 12 H: 2 LOB: 0 BB: 0 P: 17	R: 0 E: 0 K: 0 S: 6 H: 0 LOB: 0 BB: 0 P: 6	R: 0 E: 0 K: 2 S: 10 H: 0 LOB: 0 BB: 0 P: 16	R: 0 E: 0 K: 0 S: 8 H: 0 LOB: 0 BB: 0 P: 12	R: 0 E: 0 K: 2 S: 14 H: 1 LOB: 1 BB: 0 P: 20	1B: 6 2B: 1 3B: 0 HR: 0 SF: 0 SAC: 0 DP: 1 HBP: 0						WP: 0 PB: 0 SB: 0 CS: 0 PA: 36	

PITCHER		IP	WLS	BF	H	R	ER	SO	BB	IBB	HBP	BLK	WP	HR	S	P	ERA	WHIP
18 Daisuke Matsuzaka, R ERA: 2.45	(1, 1)	7.0	W	29	6	2	2	7	3	0	0	0	0	0	63	96	2.57	1.286
37 Hideki Okajima, L ERA: 0.5	(8, 1)	1.0	H	3	0	0	0	0	0	0	0	0	0	0	8	12	0.00	0.000
58 Jonathan Papelbon, R ERA: 2.41	(9, 1)	1.0	S	4	1	0	0	2	0	0	0	0	0	0	14	20	0.00	1.000

PITCHER	IP	WLS	BF	H	R	ER	SO	BB	IBB	HBP	BLK	WP	HR	S	P	ERA	WHIP

Boston Red Sox @ Minnesota Twins

Hubert H. Humphrey Metrodome, Minneapolis, MN

Sat May 10 2008, 7:10 PM EDT

Att. 33,839 - Dome - 70 F

livebaseballscorecards.com

AB	33
R	2
H	7
RBI	2
BB	3
SO	9
LOB	15

Boston Red Sox @ Minnesota Twins

Hubert H. Humphrey Metrodome, Minneapolis, MN

Sun May 11 2008, 8:05 PM EDT

Att. 26,511 - Dome - 72 F

TOP

livebaseballscorecards.com

Batter	1	2	3	4	5	6	7	8	9	AB	R	H	RBI	BB	SO	LOB
2 Jacoby Ellsbury, L (1, 7) OBP: 0.378, SLG: 0.384	X SI 92 0-0 ① G4-3		C SI 92 H FC 89 1-1 34 1B 15 HBP 25 SF9 HBP	C CU 75 X CH 81 0-1 ① L7		X SI 90 0-0 ① G4-3 2-3		C SI 89 F SI 90 X SL 79 0-2 ① F7		4	1	0	0	0	0	4
15 Dustin Pedroia, R (1, 4) OBP: 0.344, SLG: 0.407	B FF 92 C FC 90 B SI 95 F FC 90 F FC 90 B CU 79 F FC 89 X SI 93 3-2 34 1B 1B		H SI 89 1-0 25 SF9 34 1B 1-2 HBP	C FC 89 B FC 89 F FC 86 X CU 77 1-2 ② FC6-4 20 1B 1-2f 2-H		C FC 86 B SI 92 X CU 76 1-1 ② G5-3		F SL 84 X SI 86 0-1 ②③ G6-4-3 1-2f		4	1	1	0	0	0	3
34 David Ortiz, L (1, 10) OBP: 0.345, SLG: 0.434	B SI 91 B SI 91 X SI 91 2-0 1-2 1B		B SI 91 X SI 91 1-0 1-2 2-3 1B	D SI 92 B CU 74 S FC 88 B SI 91 B SI 92 4-1 20 1B BB		C SI 92 D CU 78 F CH 83 C CH 81 1-3 ③ K			S SI 93 B CU 81 F FF 94 X CU 82 1-2 ① G3-1	4	0	2	0	1	1	1
20 Kevin Youkilis, R (1, 3) OBP: 0.400, SLG: 0.596	C SI 93 F SI 93 F FC 88 S SI 93 0-3 ② K		B FC 88 B FC 88 X FC 88 2-0 ① L5	C FC 86 X CU 76 0-1 1-2 2-H 1B			F FF 92 X FF 93 0-1 ① G6-3		B FF 95 C SL 87 S CU 83 X SL 89 1-2 25 1B 7 2B 1B	5	1	2	1	0	1	5
25 Mike Lowell, R (1, 5) OBP: 0.323, SLG: 0.465	C FC 90 C SI 89 B FC 90 S FC 90 2-3 ③ K		C FC 88 C SI 94 B FF 94 B FF 95 B FC 89 X SI 94 3-2 ② SF9 2-3 3-H	C FC 87 F CH 82 B CU 78 B FC 88 F CH 81 F FC 88 F FC 87 S FC 89 2-3 ③ K			C FF 92 X FF 93 0-1 ② P3		C FF 95 B FF 95 F FF 95 F SL 89 B SL 90 F CU 83 F SL 89 X FF 94 2-2 7 2B 1-3 FC1-5 1B	4	1	1	1	0	2	4
7 J.D. Drew, L (1, 9) OBP: 0.392, SLG: 0.413		X SI 90 0-0 ① G4-3	X FC 90 0-0 ③ L6		C CU 75 F CH 81 X CU 78 0-2 ① G3		B FF 91 X FF 91 1-0 HR 1B		F SI 94 B FF 94 F FF 94 B SL 90 X SI 94 2-2 FC1-5 1-3 3-H 2B	5	1	2	1	0	0	2
Coco Crisp, S (1, 8) OBP: 0.337, SLG: 0.476		C SI 93 X SI 92 0-1 ② F8		B CU 77 C SI 90 B SI 91 F FC 88 X SI 92 2-2 1B 3B	T SI 91 F CH 82 X CU 77 0-2 ② F8		C CU 79 B SI 91 C CU 80 B FF 92 B CH 84 X SI 92 3-2 1-H HR		S CU 80 X SL 89 0-1 ② FC1-5 S 2-3 3-H	5	2	2	3	0	0	1
Kevin Cash, R (1, 2) OBP: 0.435, SLG: 0.475 Manny Ramirez, R (9, PH) OBP: 0.377, SLG: 0.535		B SI 93 X FC 89 1-0 1B	B SI 90 X SI 91 1-0 15 1B E 3-H 1B		F FC 89 B SI 94 C SI 92 S FC 89 1-3 ③ K		C FC 87 S CU 79 B CU 79 X FC 85 1-2 ③ G5-3		S SL 89 B SL 90 X SI 94 1-1 ③ G6-3 1-2	4 1	1 0	2 0	1 0	0 0	1 0	0 1
Alex Cora, L (1, 6) OBP: 0.889, SLG: 1.000		C SI 91 B SI 90 X SI 90 1-1 ③ G1	X SI 90 0-0 15 FC6-4 1-2 1B		B CU 76 X FC 88 1-0 2 G4-3 2B			C SL 85 C SI 90 F SL 84 B SL 83 X SI 86 1-2 15 G6-4-3 1B		4	0	3	0	0	0	1

Inning Stats	1	2	3	4	5	6	7	8	9
	R: 0 E: 0 K: 2 S: 14 H: 2 LOB: 2 BB: 0 P: 21	R: 0 E: 0 K: 0 S: 6 H: 1 LOB: 1 BB: 0 P: 8	R: 1 E: 0 K: 0 S: 7 H: 1 LOB: 2 BB: 0 P: 15	R: 3 E: 1 K: 1 S: 19 H: 4 LOB: 2 BB: 1 P: 29	R: 0 E: 0 K: 1 S: 9 H: 0 LOB: 0 BB: 0 P: 10	R: 0 E: 0 K: 1 S: 7 H: 1 LOB: 1 BB: 0 P: 10	R: 2 E: 0 K: 0 S: 11 H: 2 LOB: 0 BB: 0 P: 16	R: 0 E: 0 K: 0 S: 9 H: 1 LOB: 0 BB: 0 P: 10	R: 2 E: 0 K: 0 S: 19 H: 3 LOB: 1 BB: 0 P: 26

1B: 11	SF: 1	WP: 0
2B: 2	SAC: 0	PB: 0
3B: 1	DP: 1	SB: 1
HR: 1	HBP: 2	CS: 0
		PA: 44

AB	40
R	8
H	15
RBI	7
BB	1
SO	5
LOB	22

PITCHER		IP	WLS	BF	H	R	ER	SO	BB	IBB	HBP	BLK	WP	HR	S	P	ERA	WHIP
53 Nick Blackburn, R ERA: 3.93	(1, 1)	6.0	W	30	9	4	4	5	1	0	2	0	0	0	62	93	6.00	1.667
54 Matt Guerrier, R ERA: 3.86	(7, 1)	1.0		5	2	2	2	0	0	0	0	0	0	1	11	16	18.00	2.000
Dennys Reyes, L ERA:	(8, 1)	1.0	H	3	1	0	0	0	0	0	0	0	0	0	9	10	0.00	1.000
36 Joe Nathan, R ERA: 1.93	(9, 1)	1.0	S	6	3	2	2	0	0	0	0	0	0	0	19	26	18.00	3.000

PITCHER	IP	WLS	BF	H	R	ER	SO	BB	IBB	HBP	BLK	WP	HR	S	P	ERA	WHIP

Boston Red Sox @ Minnesota Twins

Hubert H. Humphrey Metrodome, Minneapolis, MN

Sun May 11 2008, 8:05 PM EDT

Att. 26,511 - Dome - 72 F

livebaseballscorecards.com

BOTTOM

Batter	1	2	3	4	5	6	7	8	9	AB	R	H	RBI	BB	SO	LOB
22 Carlos Gómez, R (1, 8) OBP: 0.300, SLG: 0.396	F KN 65 B KN 66 S KN 66 X KN 67 1-2 ① G6-3	B KN 68 X KN 67 1-0 20 S 1B		C SI 93 S FC 81 B SL 80 B SL 80 C SL 79 2-3 ① K	B FF 95 F FF 95 B SL 81 B FF 94 F FF 96 S SL 84 3-3 ③ K			X SL 89 0-0 ① L9		5	0	1	0	0	2	0
20 Matt Tolbert, S (1, 4) OBP: 0.312, SLG: 0.356	B KN 66 B FF 74 B FF 74 C FF 74 C FF 75 F FF 75 F FF 75 X CU 60 3-2 ② F8	P PO 74 B KN 67 F KN 68 S KN 67 F KN 67 F KN 68 S CU 61 2-3 ② K 1-2		B SI 92 F CH 84 F SL 81 X CH 84 1-2 ② G1-3		C FF 93 X FS 86 0-1 ① G4-3		B FC 89 C FF 91 X FC 89 1-1 ② P6		5	0	0	0	0	1	1
7 Joe Mauer, L (1, 2) OBP: 0.409, SLG: 0.426	C FF 74 B KN 68 B KN 67 X FF 75 2-1 ③ F8	B KN 68 F KN 67 F KN 68 X KN 68 1-2 ③ F8		B SI 93 B SI 92 B SI 91 B SI 92 4-0 33 1B E BB		X FF 94 0-0 33 BB 1B		C SI 88 B SI 90 B CU 77 F CH 80 B SI 89 F SL 78 X SI 88 3-2 ③ F7		4	1	1	0	1	0	1
33 Justin Morneau, L (1, 3) OBP: 0.351, SLG: 0.459		X KN 66 0-0 5 2B HR 1B	X KN 65 0-0 21 WP PB 1B 1B	B SI 93 S CH 84 B SI 93 X SI 91 2-1 E 5 BB 1-3 1B		B FF 93 B FS 86 B FF 94 F FF 94 F FF 95 B FS 86 4-2 5 G6-3 1-2 BB				3	2	3	0	1	0	0
5 Michael Cuddyer, R (1, 9) OBP: 0.321, SLG: 0.375		B KN 66 B KN 66 B FF 74 X FF 74 3-0 1-3 HR 2B	B KN 66 C FF 74 B KN 67 B FF 74 F FF 74 S CU 61 3-3 ① K	B SI 93 B CH 85 B SI 90 B SI 91 4-0 E 1-2 BB		T FF 94 C FF 94 X FF 96 0-2 ② ③ G6-3 1-2f				3	1	1	0	1	1	3
Craig Monroe, R (1, 10) OBP: 0.314, SLG: 0.537		C KN 67 B KN 66 F KN 67 B KN 68 X KN 67 2-2 2-H 3-H HR	S KN 68 B KN 66 X KN 68 1-1 ② G5-3 1-2	S SI 92 B SI 93 B SL 83 B SI 93 X SI 91 3-1 E5 1-2 2-3 3-H			C FC 90 B SI 92 F FF 91 F FF 90 B FF 90 X SL 86 2-2 HR			4	2	2	4	0	0	3
21 Delmon Young, R (1, 7) OBP: 0.310, SLG: 0.301	F KN 67 X KN 68 0-1 ① G5-3	B KN 67 B KN 67 B KN 67 C KN 66 F KN 67 B KN 68 4-2 PB 1B 2-3 BB	X SI 92 0-0 ③ G3-1				B FC 89 F FF 91 S FS 82 X FC 89 1-2 ① G6-3			3	1	0	0	1	0	3
Mike Lamb, L (1, 5) OBP: 0.259, SLG: 0.297	B KN 68 C KN 67 B FF 75 F KN 67 F KN 68 B KN 68 B KN 67 4-2 12 HR BB	B KN 68 S KN 67 F KN 67 F KN 68 D CU 61 B KN 68 X KN 67 3-2 1-H 3-H 1B	C FF 93 F FF 94 X SL 84 0-2 ① F7				B SI 92 X FF 91 1-0 ② F9			3	1	1	2	1	0	0
12 Adam Everett, R (1, 6) OBP: 0.231, SLG: 0.340		B KN 67 B FF 75 X FF 75 2-0 1-H HR	B SI 91 B SI 90 X SI 90 2-0 ③ F7		C SL 82 B SL 83 F FF 94 F FF 95 B FF 95 X FF 96 2-2 ② P4		X FF 92 0-0 ③ G6-3			4	1	1	2	0	0	1
Inning Stats	R: 0 E: 0 K: 0 S: 10 H: 0 LOB: 0 BB: 0 P: 16	R: 5 E: 0 K: 1 S: 21 H: 5 LOB: 1 BB: 1 P: 35	R: 2 E: 0 K: 1 S: 13 H: 2 LOB: 1 BB: 1 P: 26	R: 1 E: 1 K: 1 S: 11 H: 1 LOB: 3 BB: 2 P: 27	R: 0 E: 0 K: 1 S: 10 H: 0 LOB: 0 BB: 0 P: 15	R: 0 E: 0 K: 0 S: 8 H: 1 LOB: 1 BB: 1 P: 12	R: 1 E: 0 K: 0 S: 9 H: 1 LOB: 0 BB: 0 P: 13	R: 0 E: 0 K: 0 S: 7 H: 0 LOB: 0 BB: 0 P: 11		1B: 6 2B: 1 3B: 0 HR: 3 SF: 0 SAC: 0 DP: 1 HBP: 0				WP: 1 PB: 2 SB: 1 CS: 0 PA: 39	

	AB	34
	R	9
	H	10
	RBI	8
	BB	5
	SO	4
	LOB	12

PITCHER		IP	WLS	BF	H	R	ER	SO	BB	IBB	HBP	BLK	WP	HR	S	P	ERA	WHIP
49 Tim Wakefield, R ERA: 4.25	(1, 1)	2.2	L	17	7	7	6	2	2	0	0	0	1	2	43	74	20.25	3.375
Julian Tavarez, R ERA: 6.39	(3, 1)	1.1		8	1	1	0	1	2	0	0	0	0	0	12	30	0.00	2.250
53 David Aardsma, R ERA: 2.33	(5, 1)	2.0		7	1	0	0	1	1	0	0	0	0	0	18	27	0.00	1.000
50 Mike Timlin, R ERA: 10.0	(7, 1)	1.2		6	1	1	1	0	0	0	0	0	0	1	12	17	5.40	0.600
48 Javier López, L ERA: 3.38	(8, 1)	0.1		1	0	0	0	0	0	0	0	0	0	0	4	7	0.00	0.000

PITCHER	IP	WLS	BF	H	R	ER	SO	BB	IBB	HBP	BLK	WP	HR	S	P	ERA	WHIP

Batter	1	2	3	4	5	6	7	8	9	AB	R	H	RBI	BB	SO	LOB
Coco Crisp, S (1, 8) OBP: 0.341, SLG: 0.477	B SI 82 B SI 83 F SI 83 X SL 70 2-1 15 SH4-3 34 1B 2B	B SI 84 B CH 75 C SI 84 B SI 84 B SI 84 4-1 BB	B SI 85 B SI 85 B SI 84 C SI 83 X SI 85 3-1 ② F8	X SI 86 0-0 ③ F8	C FF 93 C CU 77 B CU 77 S SL 89 1-3 ① K	4	1	1	0	1	1	4
15 Dustin Pedroia, R (1, 4) OBP: 0.342, SLG: 0.404	X SI 84 0-0 ① SH4-3 2-3	C SI 83 X SI 85 0-1 ③ L1	C SI 86 C SI 87 F CU 60 F CU 62 B FF 87 F CU 60 X FF 86 1-2 ③ F7	C FF 91 F FF 92 B SI 92 X SL 85 1-2 ① F9	C FF 95 B SL 89 X SL 88 1-1 1-2 1B	4	0	1	0	0	0	2
34 David Ortiz, L (1, 10) OBP: 0.341, SLG: 0.427	C SI 84 B CH 72 B CH 72 F SL 78 X CU 59 2-2 HR 3-H 1B	B SI 84 X FF 84 1-0 ① P6	B FF 85 B SI 84 C SL 79 X SL 80 2-1 ① P5	B FF 91 B SI 91 X FF 92 2-0 ② F7	X SI 94 0-0 ② F7	5	1	1	1	0	0	2
Manny Ramirez, R (1, 7) OBP: 0.383, SLG: 0.554	C FF 85 B SL 79 X SL 79 1-1 1-H HR	B CH 52 B SI 86 X FF 86 2-0 ② F8	F CH 50 X 0-1 25 G6-4-3 1B	B SL 85 B SL 85 F SL 84 F SL 84 B SL 85 B FF 93 4-2 BB	X FF 94 0-0 ③ F8	4	1	2	2	1	0	2
25 Mike Lowell, R (1, 5) OBP: 0.320, SLG: 0.456	F SI 83 C SI 84 B SL 79 F CU 64 B SI 83 B SI 85 X SL 79 3-2 ② L8	X SI 85 0-0 7 1B 1B	C SL 81 X SL 80 0-1 ② ③ G6-4-3 1-2f	C FF 92 X FF 92 0-1 ③ F9	4	0	1	0	0	0	2
7 J.D. Drew, L (1, 9) OBP: 0.403, SLG: 0.434	B SI 83 X SI 84 1-0 2B	B SI 84 C SI 84 B SL 79 S SL 74 X CU 64 2-2 1-2 1B	X SL 77 0-0 1B 1B	C SL 83 B SL 86 F SI 91 C FF 91 1-3 ① K	4	0	3	0	0	1	0
Jason Varitek, S (1, 2) OBP: 0.322, SLG: 0.411	C SI 84 C SL 79 C SI 84 0-3 ③ K	C SL 80 X SI 86 0-1 ③ F7	B SI 84 B SI 84 B SI 84 C FF 83 X SI 84 3-1 ① F8	B FF 92 F FF 91 B FF 91 C SI 91 X FF 92 2-2 ② F9	4	0	0	0	0	1	4
22 Sean Casey, L (1, 3) OBP: 0.413, SLG: 0.446	B SI 82 C SI 83 B SI 83 X SL 78 2-1 ① G3	C SI 84 F SI 85 X CH 74 0-2 1B	C SI 86 B SI 86 F SI 85 B SI 86 B SI 86 X SL 79 3-2 ② F7	B SL 84 F FF 92 B FF 91 B SI 92 F FF 90 X FF 91 3-2 ③ F8	4	0	1	0	0	0	1
Alex Cora, L (1, 6) OBP: 0.769, SLG: 0.818	C SI 84 F SI 83 B SI 83 X SI 83 1-2 ② P3	X SI 84 0-0 ① F7	C SI 86 X SI 85 0-1 1-2 1B	C SI 93 B FF 94 X SI 94 1-1 15 1B 1B	4	0	2	0	0	0	1
Inning Stats	R: 3 H: 4 E: 0 LOB: 1 K: 1 BB: 0 S: 16 P: 25	R: 0 H: 0 E: 0 LOB: 1 K: 0 BB: 1 S: 8 P: 15	R: 0 H: 2 E: 0 LOB: 2 K: 0 BB: 0 S: 8 P: 13	R: 0 H: 1 E: 0 LOB: 1 K: 0 BB: 0 S: 12 P: 16	R: 0 H: 1 E: 0 LOB: 0 K: 0 BB: 0 S: 6 P: 8	R: 0 H: 2 E: 0 LOB: 2 K: 0 BB: 0 S: 9 P: 15	R: 0 H: 0 E: 0 LOB: 1 K: 0 BB: 1 S: 8 P: 15	R: 0 H: 0 E: 0 LOB: 0 K: 1 BB: 0 S: 9 P: 15	R: 0 H: 2 E: 0 LOB: 2 K: 1 BB: 0 S: 9 P: 12	1B: 9 SF: 0 2B: 2 SAC: 1 3B: 0 DP: 1 HR: 1 HBP: 0						WP: 0 PA: 40 PB: 0 SB: 0 CS: 0

PITCHER		IP	WLS	BF	H	R	ER	SO	BB	IBB	HBP	BLK	WP	HR	S	P	ERA	WHIP
Livan Hernandez, R ERA: 3.9	(1, 1)	6.0	W	28	10	3	3	1	1	0	0	0	0	1	59	92	4.50	1.833
Juan Rincon, R ERA: 3.6	(7, 1)	2.0		7	0	0	0	1	1	0	0	0	0	0	17	30	0.00	0.500
28 Jesse Crain, R ERA: 4.63	(9, 1)	1.0		5	2	0	0	1	0	0	0	0	0	0	9	12	0.00	2.000

PITCHER	IP	WLS	BF	H	R	ER	SO	BB	IBB	HBP	BLK	WP	HR	S	P	ERA	WHIP

TOP

Boston Red Sox @ Minnesota Twins

Hubert H. Humphrey Metrodome, Minneapolis, MN

Mon May 12 2008, 7:05 PM EDT

Att. 18,782 - Dome - 70 F

livebaseballscorecards.com

AB	37
R	3
H	12
RBI	3
BB	2
SO	3
LOB	18

Batter	1	2	3	4	5	6	7	8	9	AB	R	H	RBI	BB	SO	LOB
22 Carlos Gómez, R (1, 8) OBP: 0.299, SLG: 0.391	B FF 92 C FF 94 B SL 84 C CH 79 F CH 81 C CU 77 2-3 K ①	X SL 81 0-0 FC5-4 ② 1-2f		F FF 95 B CU 78 B CU 76 F SL 82 S FF 93 2-3 K ②		B SI 87 X CH 79 1-0 23 CS 1-3 1B				4	0	1	0	0	2	1
23 Brendan Harris, R (1, 4) OBP: 0.320, SLG: 0.362 20 Matt Tolbert, S (7, 4) OBP: 0.312, SLG: 0.356	B FF 94 C CH 78 F FF 94 X FF 94 1-2 7 1B 33 1B 1B	C CH 77 S CH 78 S CH 77 0-3 K ③		B B S F X 2-2 G5-3 ③		1 SAFE B 1 SAFE 1 SAFE B F B X 3-1 P3 ① ② 1-2				4 0	1 0	1 0	0 0	0 0	1 0	3 0
7 Joe Mauer, L (1, 2) OBP: 0.419, SLG: 0.427	C FF 93 B SI 92 1 SAFE B CH 79 C CH 77 X CU 78 2-2 33 1B 33 E 1-2 1B		B FF 92 B SL 82 B FF 93 C FF 92 B FF 93 4-1 33 1B 5 1B BB		C FF 92 B SI 90 B FF 92 B FF 93 B FF 93 4-1 5 1B 33 G3 2B BB	C SI 88 S SI 87 B SI 88 B CU 76 X CH 81 2-2 G1-6-3 ③				2	3	1	0	2	0	1
33 Justin Morneau, L (1, 3) OBP: 0.355, SLG: 0.460	C CU 77 B FF 93 B FF 92 X CH 79 2-1 E9 5 F9 1-H 2-H 1B		B CH 78 B SI 92 S CH 79 X FF 93 2-1 BB 5 1B 21 FC6-5 1-3 1B		X CU 75 0-0 G3 ① 1-2		B FF 96 S SL 88 X FF 95 1-1 G6-3 ①			4	1	2	1	0	0	1
5 Michael Cuddyer, R (1, 9) OBP: 0.329, SLG: 0.382	B CH 81 X CH 80 1-0 F9 ② 2-3		C SL 82 T SI 93 B CU 79 X CU 77 1-2 21 FC6-5 BB 1-2 3-H 1B		X CH 80 0-0 2B 2-3 1B		C FF 96 B SL 87 B SL 86 B FF 95 C FF 96 X FF 96 3-2 G4-3 ②			4	1	2	1	0	0	1
Craig Monroe, R (1, 10) OBP: 0.338, SLG: 0.551	B FF 94 B CH 78 S SL 80 B CH 81 B FF 93 4-1 BB		D CH 81 S CH 78 T FF 94 B CU 79 B SL 82 B CH 78 4-2 21 FC6-5 1-2 2-3 BB		D CH 82 X CH 79 1-0 21 1B 1-H 3-H 2B		C FF 97 C FF 95 B SL 87 S FF 96 1-3 K ③			2	1	1	2	2	1	0
21 Delmon Young, R (1, 7) OBP: 0.315, SLG: 0.307 16 Jason Kubel, L (9, 7) OBP: 0.238, SLG: 0.359	C CU 75 C CU 77 S CU 80 0-3 K ③		F CH 77 X CU 78 0-1 FC6-5 ① G4-6-3 1-2 2-3f 3-H		X CH 77 0-0 G4-6-3 2-H 1B			F FF 91 X SI 91 0-1 F8-6 1B		4 0	0 0	2 0	2 0	0 0	1 0	4 0
Mike Lamb, L (1, 5) OBP: 0.259, SLG: 0.288		B FF 93 B FF 93 B FF 93 C FF 93 B SI 92 4-1 12 FC5-4 BB	X FF 92 0-0 G4-6-3 ② ③ 1-2f		B SL 78 B SI 87 B SI 87 C SI 87 C SI 87 X SI 86 3-2 G4-6-3 ② ③ 1-2f			1 SAFE F FC 88 X SI 90 0-1 F8-6 ① ② 1-1		3	0	0	0	1	0	4
12 Adam Everett, R (1, 6) OBP: 0.232, SLG: 0.333		B SL 80 C SL 83 1 SAFE S SL 82 X CU 79 1-2 FC5-4 ① 22 FC5-4 1-2f		C SL 82 B SI 92 B SI 92 B SL 83 X FF 94 3-1 G5-3 ①		B SI 87 X SI 86 1-0 22 1B 1B		C FF 90 B FS 80 X SL 87 1-1 G6-3 ③		4	0	1	0	0	0	1
Inning Stats	R: 2 E: 1 K: 2 S: 17 H: 3 LOB: 2 BB: 1 P: 29	R: 0 E: 0 K: 1 S: 8 H: 0 LOB: 1 BB: 1 P: 13	R: 2 E: 0 K: 0 S: 11 H: 2 LOB: 1 BB: 2 P: 22	R: 0 E: 0 K: 1 S: 8 H: 0 LOB: 0 BB: 0 P: 15	R: 3 E: 0 K: 0 S: 8 H: 3 LOB: 0 BB: 1 P: 16	R: 0 E: 0 K: 0 S: 7 H: 2 LOB: 1 BB: 0 P: 14	R: 0 E: 0 K: 1 S: 8 H: 0 LOB: 0 BB: 0 P: 13	R: 0 E: 0 K: 0 S: 6 H: 1 LOB: 0 BB: 0 P: 7		1B: 10 2B: 2 3B: 0 HR: 0 SF: 0 SAC: 0 DP: 3 HBP: 0					

PITCHER		IP	WLS	BF	H	R	ER	SO	BB	IBB	HBP	BLK	WP	HR	S	P	ERA	WHIP
61 Clay Buchholz, R ERA: 5.53	(1, 1)	4.1	L	25	8	7	7	4	5	0	0	0	0	0	49	89	14.54	3.000
48 Javier López, L ERA: 3.0	(5, 1)	1.2		5	2	0	0	0	0	0	0	0	0	0	10	20	0.00	1.200
56 Craig Hansen, R ERA: 5.06	(7, 1)	1.0		3	0	0	0	1	0	0	0	0	0	0	8	13	0.00	0.000
50 Mike Timlin, R ERA: 9.0	(8, 1)	1.0		3	1	0	0	0	0	0	0	0	0	0	6	7	0.00	1.000

PITCHER	IP	WLS	BF	H	R	ER	SO	BB	IBB	HBP	BLK	WP	HR	S	P	ERA	WHIP

BOTTOM

Boston Red Sox @ Minnesota Twins

Hubert H. Humphrey Metrodome, Minneapolis, MN

Mon May 12 2008, 7:05 PM EDT

Att. 18,782 - Dome - 70 F

livebaseballscorecards.com

AB	31
R	7
H	11
RBI	6
BB	5
SO	5
LOB	16

WP: 0 PA: 36
PB: 0
SB: 0
CS: 1

Batter	1	2	3	4	5	6	7	8	9	AB	R	H	RBI	BB	SO	LOB
Coco Crisp, S (1, 8) OBP: 0.340, SLG: 0.472	C SI 92 B SI 93 B FF 92 X SI 92 2-1 34 2B 1B 1B	X CU 74 0-0 G6-3	F SI 94 B CH 83 C SI 94 B CU 75 B SI 94 C SI 93 3-3 K			B SI 90 C SL 80 X SI 89 1-1 34 WP 15 1B G1-2-3 1B	B FF 89 X FF 90 1-0 F7		3	1	1	0	0	1	0
22 Sean Casey, L (6, 3) OBP: 0.415, SLG: 0.448									2	0	1	0	0	0	2
15 Dustin Pedroia, R (1, 4) OBP: 0.344, SLG: 0.403	C SI 93 X SI 94 0-1 L6	C SI 94 C CU 75 B SL 85 X SL 84 1-2 1B			C CU 72 X SL 83 0-1 G5-3		B SI 92 C SI 91 F SI 90 D SL 85 X SI 92 2-2 G1-2-3 34 WP 1-2 1B	B FF 90 C FF 90 B FF 91 X FF 90 2-1 G3		5	0	2	0	0	0	3
34 David Ortiz, L (1, 10) OBP: 0.343, SLG: 0.429	B FF 93 F SI 93 B SI 94 B SI 94 1 SAFE X SI 94 3-1 1B 25 E 1-3 2B	B CH 85 B FF 93 C CH 85 F SL 85 B FF 95 F SI 95 C CH 84 3-3 K			C SL 84 D SL 86 C SI 93 B SI 94 X SL 84 2-2 G1-3		F SI 86 F SL 76 F SL 76 B FF 86 B CH 79 B SL 77 D SL 78 4-2 G1-2-3 1-2 2-3 BB		C SL 73 S FF 89 B FF 91 B FF 90 F FF 89 F FF 91 B FC 90 S FF 90 3-3 K	4	1	1	0	1	2	1
Manny Ramirez, R (1, 7) OBP: 0.390, SLG: 0.559	B SI 96 F SI 97 D F FF 96 B SI 96 X 3-2 20 F8 25 E 7 E 2-3 3-H 1B		B SI 93 B CU 73 B SI 94 C SI 94 F SI 94 B SL 85 4-2 BB		B SL 83 C SI 95 C SI 95 X CU 71 1-2 2B		S CU 78 F SI 95 B SI 97 F SI 96 B SI 95 F SI 96 F SI 95 F CU 80 F SI 96 2-2 X SI 95 G1-2-3 1-2 2-3 3-Hf		C FF 89 B FF 82 B FF 90 B FF 90 X FF 89 3-1 F8	4	1	2	1	1	0	3
25 Mike Lowell, R (1, 5) OBP: 0.304, SLG: 0.432	B SI 96 F SL 85 B SI 95 X SI 94 2-1 E5 7 E 1-2 3-H		C SI 93 B SI 93 X FF 93 1-1 F8		C SL 84 D SL 86 C SI 93 B SI 94 X SL 84 2-2 G1-3		D CU 79 B SI 94 C CU 78 X CU 78 2-1 F7		C FF 90 B FF 90 C FC 90 S SL 76 1-3 K	5	0	0	1	0	1	5
20 Kevin Youkilis, R (1, 3) (6, 9) OBP: 0.391, SLG: 0.580	C SI 95 B SL 84 F SI 94 F CU 75 X SL 84 1-2 F8 2-3		C SI 93 F FF 94 F FF 94 S SI 94 0-3 K			C SL 83 F SI 92 C SI 93 0-3 K		C SI 94 X SI 94 0-1 G5-3		4	0	0	0	0	2	3
7 J.D. Drew, L (1, 9) OBP: 0.397, SLG: 0.426	C CU 74 B SL 85 C FF 93 X SL 85 1-2 E3 1-3 3-H		X CH 86 0-0 F9			B SI 92 C SI 92 X CH 82 1-1 F8		B SI 94 B SI 93 B SI 92 C SI 94 B SI 93 4-1 BB 1B BB		2	0	0	0	0	0	2
2 Jacoby Ellsbury, L (3, 9) (6, 8) OBP: 0.380, SLG: 0.381										1	1	0	0	1	0	0
Jason Varitek, S (1, 2) OBP: 0.328, SLG: 0.409	B EP 47 S CH 87 T SI 94 S SI 95 1-3 K			C CU 71 B CH 83 B SI 92 F SI 91 B FF 93 C CH 81 3-3 K		F FF 93 B SI 94 X SL 83 1-1 1B	1 SAFE F SI 92 S SI 94 B SI 95 F SI 92 1 SAFE 1 SAFE D CU 80 B CU 79 4-2 B SI 93 1B 1-2 BB			3	0	1	0	1	2	2
Alex Cora, L (1, 6) OBP: 0.647, SLG: 0.667		B SI 93 C SI 93 C CH 85 S CH 85 1-3 K		B CH 82 B CH 82 F FF 92 B FF 90 X SI 92 3-1 F7		B FF 92 F FF 92 F FF 92 X SL 84 1-2 G3		L SI 93 X SI 93 0-1 1-2 2-H 1B		4	0	1	1	0	1	1

Inning Stats	1	2	3	4	5	6	7	8	9
	R: 3 E: 2 K: 1 S: 21 H: 3 LOB: 2 BB: 0 P: 34	R: 0 E: 0 K: 2 S: 11 H: 1 LOB: 1 BB: 0 P: 16	R: 0 E: 0 K: 1 S: 9 H: 0 LOB: 1 BB: 1 P: 14	R: 0 E: 0 K: 2 S: 8 H: 0 LOB: 0 BB: 0 P: 17	R: 0 E: 0 K: 0 S: 9 H: 1 LOB: 1 BB: 0 P: 13	R: 0 E: 0 K: 1 S: 10 H: 1 LOB: 1 BB: 0 P: 13	R: 0 E: 0 K: 0 S: 18 H: 2 LOB: 2 BB: 1 P: 29	R: 1 E: 0 K: 0 S: 11 H: 1 LOB: 2 BB: 2 P: 22	R: 0 E: 0 K: 2 S: 10 H: 0 LOB: 0 BB: 0 P: 17

PITCHER		IP	WLS	BF	H	R	ER	SO	BB	IBB	HBP	BLK	WP	HR	S	P	ERA	WHIP
46 Jeremy Guthrie, R ERA: 4.18	(1, 1)	6.0	W	29	8	3	2	7	1	0	0	0	0	0	73	115	3.00	1.500
32 Jamie Walker, L ERA: 4.91	(7, 1)	0.0		1	0	0	0	0	1	0	0	0	1	0	3	7	∞	∞
43 Jim Johnson, R ERA: 1.19	(7, 1)	1.1	H	6	1	1	1	0	2	0	0	0	0	0	18	30	6.75	2.250
52 George Sherrill, L ERA: 4.0	(8, 1)	1.2	S	5	0	0	0	2	0	0	0	0	0	0	13	23	0.00	0.000

PITCHER	IP	WLS	BF	H	R	ER	SO	BB	IBB	HBP	BLK	WP	HR	S	P	ERA	WHIP

TOP

Boston Red Sox @ Baltimore Orioles

Oriole Park at Camden Yards, Baltimore, MD

Tue May 13 2008, 7:05 PM EDT

Att. 38,768 - Clear - 75 F

livebaseballscorecards.com

AB	37
R	4
H	9
RBI	3
BB	4
SO	9
LOB	22

1B: 7	SF: 0	WP: 1	PA: 41
2B: 2	SAC: 0	PB: 0	
3B: 0	DP: 1	SB: 0	
HR: 0	HBP: 0	CS: 0	

Batter	1	2	3	4	5	6	7	8	9	AB	R	H	RBI	BB	SO	LOB
1 Brian Roberts, S (1, 4) OBP: 0.353, SLG: 0.409	B FF 93 F FF 94 C FF 94 B FF 95 S FF 94 2-3 K ①		C FF 94 B FF 93 F FF 94 F FF 96 F FF 95 F FF 96 X CU 79 1-2 1B 1B 1B	C FF 94 X CH 88 0-1 G5-4-3 1B		B FF 95 S FF 94 B FF 94 F FF 94 B FF 95 B FF 94 4-2 BB BB		B FF 95 B FF 95 C FF 95 S FF 95 B FF 96 F FF 96 S FF 95 3-3 K ③		4	1	2	0	1	2	0
Freddie Bynum, L (1, 6) OBP: 0.350, SLG: 0.368	X FF 94 0-0 F7 ②		B FF 94 F CH 88 F CU 77 X CU 76 1-2 30 HR 1B 1-2 1B	C FF 93 1 SAFE 1 SAFE B SI 93 X SI 93 1-1 G5-4-3 ② ③ 1-2f		B FF 92 F CH 88 C CH 87 B FF 94 B FF 94 B CH 86 4-2 1-2 BB				3	1	1	0	1	0	1
21 Nick Markakis, L (1, 9) OBP: 0.394, SLG: 0.443	C FF 95 C CU 77 B FF 94 X CU 76 1-2 G4-3 ③		B C FF 94 S FF 96 S FF 94 1-3 K ①		C CU 74 S CU 77 S CU 79 0-3 K ①	B CU 74 X CU 74 1-0 G4-3 ③				4	0	0	0	0	2	4
17 Aubrey Huff, L (1, 5) OBP: 0.327, SLG: 0.455		X FF 93 0-0 P5 ①	B CU 77 C CU 77 F SI 95 C SI 95 1-3 K ②		C CU 75 B CU 77 F FF 94 X FF 96 1-2 30 1B 1B		B FF 93 C CH 82 F CU 77 S CU 78 1-3 K ①			4	0	1	0	0	2	2
Kevin Millar, R (1, 3) OBP: 0.321, SLG: 0.363		B FF 94 B FF 93 X FF 94 2-0 P2 ②	S FF 94 B FF 95 C CU 77 X FF 94 1-2 30 HR 1-2 2-H 1B		B SI 95 B SI 95 X SI 95 2-0 F9 ②		B CH 81 B FF 96 C CU 76 B CH 83 B FF 97 4-1 BB			3	1	1	1	1	0	1
30 Luke Scott, L (1, 10) OBP: 0.359, SLG: 0.417		S FF 95 X CH 88 0-1 10 1B 1B 1B	B FF 95 X FF 95 1-0 1-H 2-H HR		X CU 79 0-0 1-3 1B		F FF 95 C FF 95 F CU 80 D CH 86 F FF 95 X FF 94 1-2 F8 ②			4	2	3	3	0	0	1
10 Adam Jones, R (1, 8) OBP: 0.278, SLG: 0.366		C SI 94 B SI 94 B SI 94 S SI 94 F FF 94 F CU 77 X CU 77 2-2 FC6-5 1B 1-2 1B	B FF 95 X CH 90 1-0 1B		C CU 76 B SI 95 1 SAFE C SI 94 F SI 94 C FF 94 1-3 K ③		B FF 97 X FF 96 1-0 F9 ③			4	0	2	0	0	1	3
Jay Payton, R (1, 7) OBP: 0.256, SLG: 0.320		B SI 93 X SI 93 1-0 FC6-5 1-2 2-H 1B	X SI 94 0-0 F9 ③			F FF 93 B CU 77 B CU 78 X FF 94 2-1 P6 ①		S FF 94 L FS 86 X FF 94 0-2 G6-3 ①		4	0	1	1	0	0	1
Guillermo Quiroz, R (1, 2) OBP: 0.275, SLG: 0.286		C FF 94 X FF 93 0-1 FC6-5 ③ 1-2 2-3f		X FF 93 0-0 F8 ①		C FF 93 B CU 77 B CU 78 X SI 94 2-1 P4 ②		C FF 95 F FF 95 B FF 95 B FF 96 F FF 95 C FF 95 2-3 K ②		4	0	0	0	0	1	2
Inning Stats	R: 0 E: 0 K: 1 S: 7 H: 0 LOB: 0 BB: 0 P: 10	R: 1 E: 0 K: 0 S: 12 H: 3 LOB: 2 BB: 0 P: 17	R: 4 E: 0 K: 2 S: 21 H: 5 LOB: 1 BB: 0 P: 28	R: 0 E: 0 K: 0 S: 5 H: 1 LOB: 0 BB: 0 P: 6	R: 0 E: 0 K: 2 S: 12 H: 2 LOB: 2 BB: 0 P: 16	R: 0 E: 0 K: 0 S: 9 H: 0 LOB: 2 BB: 2 P: 22	R: 0 E: 0 K: 1 S: 10 H: 0 LOB: 1 BB: 1 P: 17	R: 0 E: 0 K: 2 S: 11 H: 0 LOB: 0 BB: 0 P: 16		1B: 10 2B: 0 3B: 0 HR: 1 SF: 0 SAC: 0 DP: 1 HBP: 0						

PITCHER	IP	WLS	BF	H	R	ER	SO	BB	IBB	HBP	BLK	WP	HR	S	P	ERA	WHIP
19 Josh Beckett, R (1, 1) ERA: 4.21	5.2	L	29	11	5	5	5	2	0	0	0	0	1	65	97	7.94	2.294
17 Manny Delcarmen, R (6, 1) ERA: 6.14	1.1		5	0	0	0	1	1	0	0	0	0	0	11	19	0.00	0.750
53 David Aardsma, R (8, 1) ERA: 2.21	1.0		3	0	0	0	2	0	0	0	0	0	0	11	16	0.00	0.000

PITCHER	IP	WLS	BF	H	R	ER	SO	BB	IBB	HBP	BLK	WP	HR	S	P	ERA	WHIP

BOTTOM

Boston Red Sox @ Baltimore Orioles

Oriole Park at Camden Yards, Baltimore, MD

Tue May 13 2008, 7:05 PM EDT
Att. 38,768 - Clear - 75 F

livebaseballscorecards.com

AB	34
R	5
H	11
RBI	5
BB	3
SO	8
LOB	15

Boston Red Sox @ Baltimore Orioles

Oriole Park at Camden Yards, Baltimore, MD

Wed May 14 2008, 3:05 PM EDT

Att. 28,939 - Cloudy - 82 F

TOP

livebaseballscorecards.com

Batter	1	2	3	4	5	6	7	8	9	AB	R	H	RBI	BB	SO	LOB
2 Jacoby Ellsbury, L (1, 9) OBP: 0.390, SLG: 0.393	B FF 91 B FF 92 C FF 92 X FF 92 2-1 15 S 15 1B 1B		C FF 94 B FF 95 X FF 94 1-1 15 G6-4-3 1B		B FF 93 C FF 92 1 SAFE P PO 81 X SI 93 2-1 1-3 1B		B SI 94 B SI 93 C FF 93 X FF 94 2-1 G4-3 ③			4	1	3	0	0	0	0
15 Dustin Pedroia, R (1, 4) OBP: 0.342, SLG: 0.400	B SI 92 L FF 92 F FF 93 X FF 94 1-2 34 G4-6-3 1-H 1B		1 SAFE C FF 91 F FF 93 1 SAFE B FF 92 X FF 95 1-2 ② ③ G6-4-3 1-2f		X SI 94 0-0 ③ G5-3			C SI 91 X SI 91 0-1 ① F7		4	0	1	1	0	0	3
34 David Ortiz, L (1, 10) OBP: 0.335, SLG: 0.418	B FF 93 X FF 94 1-0 ① ② G4-6-3 1-2f			B FF 92 B FF 93 C SI 94 F FF 95 C SI 94 2-3 ① K	X FF 92 0-0 ① F9			B SI 92 X SI 92 1-0 ② F7		4	0	0	0	0	1	1
Manny Ramirez, R (1, 7) OBP: 0.386, SLG: 0.551	C FF 94 B SI 94 X FF 94 1-1 ③ G6-3			F FF 94 F SI 94 B FF 95 B FF 96 X FF 94 2-2 25 G6-4-3 1B	C FF 95 X FF 94 0-1 ② G6-3			B SI 93 F SI 93 X SI 93 1-1 ③ G5-3		4	0	1	0	0	0	0
25 Mike Lowell, R (1, 5) OBP: 0.311, SLG: 0.465		C FF 92 B FF 93 F FF 93 B FF 94 B FF 94 F FF 93 F FF 93 X FF 94 3-2 ① G5-3		C FF 93 X FF 94 0-1 ② ③ G6-4-3 1-2f	C FF 92 B SI 93 B FF 93 B SI 94 F FF 93 X FF 94 3-2 HR				X FF 88 0-0 20 G4-6-3 1B	4	1	2	1	0	0	1
20 Kevin Youkilis, R (1, 3) OBP: 0.393, SLG: 0.591		C FF 93 F FF 93 B SI 95 X SI 95 1-2 F8 2B	X FF 93 0-0 ① G1-3		C FF 95 B FF 94 X FF 93 1-1 2B				B FF 87 X FF 88 1-0 ① ② G4-6-3 1-2f	4	0	2	0	0	0	1
Jason Varitek, S (1, 2) OBP: 0.333, SLG: 0.439		X FF 92 0-0 ② F8 2-3	C FF 93 S CH 84 B FF 95 B FF 95 B SI 94 F SI 95 F FF 94 X FF 94 3-2 HR		B SI 94 C SL 81 B CH 83 X FF 94 2-1 ③ G1-3				C FF 89 B FF 82 F FF 89 X FF 92 1-2 1B	4	1	2	1	0	0	2
Alex Cora, L (1, 6) OBP: 0.524, SLG: 0.526		X FF 93 0-0 ③ F7	B FF 95 C FF 95 B SI 94 X FF 96 2-1 ② L4			B FF 90 X FF 93 1-0 ① G4-3			F FF 88 B FF 89 B FF 89 S FF 90 F FF 90 X FF 90 2-2 ③ F7	4	0	0	0	0	0	2
30 Jonathan Van Every, L (1, 8) OBP: 0.333, SLG: 0.333			C FF 92 F SI 94 B FF 95 B FF 94 S FF 95 2-3 ① K		F FF 95 B FF 93 B FF 93 F FF 93 F FF 95 X FF 94 2-2 2 1B 1B		C FF 94 B CH 83 F FF 93 B SI 94 B FF 93 S FF 93 3-3 ② K			3	0	1	0	0	2	0

	AB	35
	R	3
	H	12
	RBI	3
	BB	0
	SO	3
	LOB	10

Inning Stats	1	2	3	4	5	6	7	8	9	1B: 8	SF: 0	WP: 0	PA: 35
	R: 1 E: 0 K: 0 S: 8 H: 2 LOB: 0 BB: 0 P: 13	R: 0 E: 0 K: 0 S: 10 H: 1 LOB: 1 BB: 0 P: 14	R: 0 E: 0 K: 1 S: 8 H: 1 LOB: 0 BB: 0 P: 12	R: 0 E: 0 K: 1 S: 8 H: 1 LOB: 0 BB: 0 P: 12	R: 1 E: 0 K: 0 S: 16 H: 3 LOB: 2 BB: 0 P: 24	R: 1 E: 0 K: 0 S: 10 H: 2 LOB: 1 BB: 0 P: 16	R: 0 E: 0 K: 1 S: 6 H: 0 LOB: 0 BB: 0 P: 12	R: 0 E: 0 K: 0 S: 5 H: 0 LOB: 0 BB: 0 P: 7	R: 0 E: 0 K: 0 S: 9 H: 2 LOB: 1 BB: 0 P: 13	2B: 2 3B: 0 HR: 2	SAC: 0 DP: 4 HBP: 0	PB: 0 SB: 1 CS: 0	

PITCHER		IP	WLS	BF	H	R	ER	SO	BB	IBB	HBP	BLK	WP	HR	S	P	ERA	WHIP
40 Daniel Cabrera, R ERA: 3.58	(1, 1)	7.0	W	28	10	3	3	3	0	0	0	0	0	2	66	103	3.86	1.429
34 Matt Albers, R ERA: 2.3	(8, 1)	1.0	H	3	0	0	0	0	0	0	0	0	0	0	5	7	0.00	0.000
52 George Sherrill, L ERA: 3.79	(9, 1)	1.0	S	4	2	0	0	0	0	0	0	0	0	0	9	13	0.00	2.000

PITCHER	IP	WLS	BF	H	R	ER	SO	BB	IBB	HBP	BLK	WP	HR	S	P	ERA	WHIP

Batter	1	2	3	4	5	6	7	8	9	AB	R	H	RBI	BB	SO	LOB
1 Brian Roberts, S (1, 4) OBP: 0.356, SLG: 0.414	X FF 92 0-0 ① G5-3		B FF 91 1 SAFE B FC 88 B FC 86 C FF 90 C CH 81 S FF 93 3-3 ③ K 1-2			F FF 92 B FF 93 B FF 90 C FC 86 F FF 93 X SI 90 2-2 1-3 21 1B 2B	C FF 96 B FF 94 S FF 96 B FF 96 F SL 88 B FF 96 F FF 97 F FF 96 B FF 95 4-2 1-2 HR 2-3 BB			3	2	1	0	1	1	1
Jay Payton, R (1, 7) OBP: 0.256, SLG: 0.354	C FF 92 X SI 91 0-1 ② G6-3			B SI 92 X SI 90 1-0 ① G4-3		B CU 74 F CU 74 B FF 93 B FC 87 X FC 87 3-1 ① G6-3 3-H	F FF 88 X FS 84 0-1 1-H 2-H 3-H HR			4	1	1	5	0	0	1
21 Nick Markakis, L (1, 9) OBP: 0.397, SLG: 0.441	B FF 93 C FF 91 B SI 91 X SI 90 2-1 ③ G3			B CU 74 B SI 91 B FF 93 B FF 92 4-0 17 1B BB		B FF 92 B CU 75 C FF 93 C SI 90 F SI 91 F FC 88 X FF 94 2-2 2-H 1B	B CU 76 B FF 88 C FF 88 F FF 89 X CU 75 2-2 ③ G6-3			3	0	1	1	1	0	0
17 Aubrey Huff, L (1, 5) OBP: 0.325, SLG: 0.450		C FF 92 X SI 90 0-1 ① G1-3		D CU 77 F SI 91 X SI 91 1-1 1-2 F7-4-3 1B		1 SAFE F FF 91 1 SAFE B SI 90 C CU 74 S SI 90 1-3 ② K		B CU 74 B CU 73 C FF 88 X CU 75 2-1 ① P2		4	0	1	0	0	1	1
Kevin Millar, R (1, 3) OBP: 0.314, SLG: 0.353		C FF 93 C SI 92 B CU 76 B FF 94 F SI 91 X FF 94 2-2 ② F8		X SI 91 0-0 ②③ F7-4-3 1-1		B CU 74 C CU 74 F FC 88 S FC 89 1-3 ③ K		F FF 88 F FF 88 B CU 75 B FF 88 X FS 84 2-2 ② G6-3		4	0	0	0	0	1	3
30 Luke Scott, L (1, 10) OBP: 0.348, SLG: 0.403		C CU 77 S SI 92 B FF 95 X 1-2 ③ G3-1			B FF 92 X SI 90 1-0 ① P4		X SI 88 0-0 ① P6	C CU 74 S FF 88 S CU 75 0-3 ③ K		4	0	0	0	0	1	0
10 Adam Jones, R (1, 8) OBP: 0.286, SLG: 0.368			X FF 92 0-0 1 S 1B		B FF 93 B SI 91 B FF 93 C FF 92 S SI 89 B FF 94 4-2 G1-6-3 BB		C SI 86 S CH 79 B CH 80 F CH 79 S SI 88 1-3 ② K			2	0	1	0	1	1	0
Freddie Bynum, L (1, 6) OBP: 0.348, SLG: 0.364			L SI 89 F SI 90 C FF 93 0-3 ① K		F FF 93 X SI 92 0-1 ②③ G1-6-3 1-2f		F SI 89 C CU 75 B SL 76 B SI 88 X SI 88 2-2 1 BB 1B HR 1B			3	1	1	0	0	1	2
Guillermo Quiroz, R (1, 2) OBP: 0.302, SLG: 0.316			C SI 91 B FC 87 F SI 90 B SI 89 X FC 88 2-2 ② P4			S FF 92 B FC 88 B FF 90 C SI 88 F FF 92 X CU 74 2-2 1 2B G6-3 1B	B FF 96 X FF 95 1-0 1-2 1 BB HR 1B			3	2	2	0	0	0	1
Inning Stats	R: 0 E: 0 K: 0 S: 5 H: 0 LOB: 0 BB: 0 P: 7	R: 0 E: 0 K: 0 S: 9 H: 0 LOB: 0 BB: 0 P: 12	R: 0 E: 0 K: 2 S: 10 H: 1 LOB: 1 BB: 0 P: 15	R: 0 E: 0 K: 0 S: 4 H: 1 LOB: 1 BB: 1 P: 10	R: 0 E: 0 K: 0 S: 5 H: 0 LOB: 0 BB: 1 P: 10	R: 2 E: 0 K: 2 S: 21 H: 3 LOB: 1 BB: 0 P: 32	R: 4 E: 0 K: 1 S: 19 H: 3 LOB: 0 BB: 1 P: 29	R: 0 E: 0 K: 1 S: 8 H: 0 LOB: 0 BB: 0 P: 12		1B: 6 2B: 2 3B: 0 HR: 1	SF: 0 SAC: 0 DP: 2 HBP: 0		WP: 0 PB: 0 SB: 1 CS: 0	PA: 33		

BOTTOM

Boston Red Sox @ Baltimore Orioles

Oriole Park at Camden Yards, Baltimore, MD

Wed May 14 2008, 3:05 PM EDT

Att. 28,939 - Cloudy - 82 F

livebaseballscorecards.com

AB	30
R	6
H	8
RBI	6
BB	3
SO	6
LOB	9

PITCHER		IP	WLS	BF	H	R	ER	SO	BB	IBB	HBP	BLK	WP	HR	S	P	ERA	WHIP
31 Jon Lester, L ERA: 3.95	(1, 1)	6.0		23	5	2	2	4	2	0	0	0	0	0	54	86	3.00	1.167
48 Javier López, L ERA: 3.45	(7, 1)	0.2	H	3	1	1	1	1	0	0	0	0	0	0	8	11	13.50	1.500
56 Craig Hansen, R ERA: 8.44	(7, 1)	0.0	L	2	1	0	0	0	1	0	0	0	0	0	6	11	∞	∞
37 Hideki Okajima, L ERA: 0.93	(7, 1)	1.1	B	5	1	3	3	1	0	0	0	0	0	1	13	19	20.25	0.750

PITCHER	IP	WLS	BF	H	R	ER	SO	BB	IBB	HBP	BLK	WP	HR	S	P	ERA	WHIP

Batter	1	2	3	4	5	6	7	8	9	AB	R	H	RBI	BB	SO	LOB
23 Rickie Weeks Jr., R (1, 4) OBP: 0.317, SLG: 0.329	B SI 88 B FF 90 B FF 90 C FF 89 B FF 90 4-1 8 CS BB		X FF 90 0-0 ② P5		2 SAFE C FC 88 B SL 82 F SL 80 B FF 93 B FF 91 B SL 82 4-2 1-2 2-3 BB		B FC 86 C FC 86 C SL 80 X SL 80 1-2 E5 25 HR		C FF 97 X FF 98 0-1 ① G5-3	3	1	0	0	2	0	1
25 Mike Cameron, R (1, 8) OBP: 0.261, SLG: 0.413	C SL 79 S FF 90 B FF 92 X FF 91 1-2 ① F8		B FF 90 B SL 79 C FF 92 S SL 80 S SL 79 2-3 ③ K		F FF 93 C FF 93 B SL 81 X FF 93 1-2 ③ F8		X FC 85 0-0 1-H HR		B FF 97 X FF 97 1-0 ② P3	5	1	1	2	0	1	5
8 Ryan Braun, R (1, 7) OBP: 0.324, SLG: 0.578	C FF 90 S FF 91 B FF 92 S FF 93 1-3 ② ③ K 1-2			B SL 80 F SL 81 B FF 92 B FC 90 C FF 94 X FF 94 3-2 ① F8		X FF 90 0-0 28 2B 1B	B FF 93 F FF 92 X SL 84 1-1 28 BB 1B		B FF 98 X FF 97 1-0 HR	5	1	3	1	0	1	1
28 Prince Fielder, L (1, 10) OBP: 0.369, SLG: 0.428		C FF 91 B FS 82 X FF 90 1-1 1 SH1-3 2B		B FF 93 C SL 81 S FS 85 S SL 84 1-3 ② K		X FF 90 0-0 1-3 2B	B SI 88 B SL 79 B SI 88 C SI 88 B SI 89 4-1 1 FC5-4 1-2 BB		X FF 98 0-0 ③ P6	4	0	2	0	1	1	0
1 Corey Hart, R (1, 9) OBP: 0.349, SLG: 0.401		B SL 79 B SL 80 S FF 92 X SL 80 2-1 ① SH1-3 2-3		C SL 82 B FC 91 X SL 82 1-1 ③ G6-3		S FC 87 S FF 93 F SL 80 S SL 82 0-3 ① K	C FF 97 X CU 77 0-1 ③ FC5-4 1-2f			3	0	0	0	0	1	4
7 J.J. Hardy, R (1, 6) OBP: 0.314, SLG: 0.303		C FF 93 B SL 82 D SL 82 X SL 81 2-1 ② P3			C FF 91 C FF 90 S SL 82 0-3 ① K	C FC 89 S FF 93 0-3 ② K		B FF 97 C FF 96 F FF 97 B CU 81 F CU 77 X FF 98 2-2 ① G6-3		4	0	0	0	0	2	3
27 Joe Dillon, R (1, 3) OBP: 0.379, SLG: 0.292		B FF 93 X FF 92 1-0 ③ F8			C SL 82 B FF 92 C SL 82 X FF 94 1-2 ② F9	X 0-0 ③ F8		C FF 98 X CH 80 0-1 1B		4	0	1	0	0	0	3
2 Bill Hall, R (1, 5) OBP: 0.274, SLG: 0.418			X FF 90 0-0 18 FC6-4 1B		B FF 94 C FC 90 B SL 80 C SL 82 F FC 91 F SL 84 F FF 92 F SL 81 B FF 93 3-2 X SL 82 23 BB 18 HBP 1B		X FC 85 0-0 ① F8	C FF 96 S CU 77 B FF 97 B FF 97 X CU 76 2-2 ② P3		4	0	2	0	0	0	1
18 Jason Kendall, R (1, 2) OBP: 0.362, SLG: 0.369			B FF 90 B FF 90 B FF 91 C FF 89 X FF 91 3-1 ① FC6-4 1-2f		B FF 91 H FF 91 2-0 23 BB 1-2 HBP		C FF 89 B FF 90 B FF 91 X FF 90 2-1 ② F9	X FF 96 0-0 ③ F9		3	0	0	0	0	0	2
Inning Stats	R: 0 E: 0 K: 1 S: 7 H: 0 LOB: 0 BB: 1 P: 13	R: 0 E: 0 K: 0 S: 7 H: 1 LOB: 1 BB: 0 P: 13	R: 0 E: 0 K: 1 S: 7 H: 1 LOB: 1 BB: 0 P: 12	R: 0 E: 0 K: 1 S: 8 H: 0 LOB: 0 BB: 0 P: 13	R: 0 E: 0 K: 1 S: 18 H: 1 LOB: 3 BB: 1 P: 29	R: 0 E: 0 K: 2 S: 10 H: 2 LOB: 2 BB: 0 P: 10	R: 2 E: 1 K: 0 S: 12 H: 2 LOB: 2 BB: 1 P: 20	R: 0 E: 0 K: 0 S: 10 H: 1 LOB: 1 BB: 0 P: 14	R: 1 E: 0 K: 0 S: 5 H: 1 LOB: 0 BB: 0 P: 7	1B: 5 2B: 2 3B: 0 HR: 2 SF: 0 SAC: 1 DP: 0 HBP: 1						WP: 0 PB: 0 SB: 0 CS: 1 PA: 40

TOP

Milwaukee Brewers @ Boston Red Sox

Fenway Park, Boston, MA

Sat May 17 2008, 3:55 PM EDT

Att. 37,409 - Sunny - 68 F

livebaseballscorecards.com

AB	35
R	3
H	9
RBI	3
BB	3
SO	6
LOB	20

PITCHER		IP	WLS	BF	H	R	ER	SO	BB	IBB	HBP	BLK	WP	HR	S	P	ERA	WHIP
18 Daisuke Matsuzaka, R ERA: 2.15	(1, 1)	6.2	W	30	7	2	0	6	2	0	1	0	0	1	66	103	0.00	1.350
48 Javier López, L ERA: 3.45	(7, 1)	0.0		1	0	0	0	0	1	0	0	0	0	0	1	5	∞	∞
17 Manny Delcarmen, R ERA: 5.63	(7, 1)	1.1	H	5	1	0	0	0	0	0	0	0	0	0	12	16	0.00	0.750
58 Jonathan Papelbon, R ERA: 2.75	(9, 1)	1.0	S	4	1	1	1	0	0	0	0	0	0	1	5	7	9.00	1.000

PITCHER		IP	WLS	BF	H	R	ER	SO	BB	IBB	HBP	BLK	WP	HR	S	P	ERA	WHIP

Milwaukee Brewers @ Boston Red Sox

Fenway Park, Boston, MA

Sat May 17 2008, 3:55 PM EDT

Att. 37,409 - Sunny - 68 F

livebaseballscorecards.com

BOTTOM

Batter	1	2	3	4	5	6	7	8	9	AB	R	H	RBI	BB	SO	LOB
2 Jacoby Ellsbury, L (1, 8) OBP: 0.390, SLG: 0.402	C SI 87 F CU 72 X FF 85 0-2 ① G4-3	1 SAFE C SI 88 X SI 87 0-1 34 HR 1B 1-2		D CU 73 F CH 80 X FC 85 1-1 ② P6		D CU 74 F FF 86 D CU 74 B CH 80 X FC 86 3-1 ③ F9		C SI 81 B SL 76 B SI 81 X SI 81 2-1 2-H 2B		5	1	2	1	0	0	2
15 Dustin Pedroia, R (1, 4) OBP: 0.333, SLG: 0.389	C FF 88 B FC 83 B CU 72 X FC 85 2-1 ② F8	C FC 84 B CU 70 S FC 82 F SI 89 X CH 82 1-2 ② F9		C CU 73 B FC 82 F FC 82 B FC 85 S CU 75 2-3 ③ K			C FF 95 B CU 79 F FF 97 X SL 81 1-2 E5 34 BB	C SI 81 B SI 82 X SI 76 1-1 ③ G6-3	5	0	0	0	0	1	4
34 David Ortiz, L (1, 10) OBP: 0.349, SLG: 0.444	B FC 84 B CH 82 B FC 85 C SI 88 B FC 86 4-1 20 1B HBP 7 BB BB	B FC 86 C CH 82 F SI 89 D CU 74 F SI 89 B CU 76 X FF 90 3-2 1-H 2-H HR			B SI 88 X SI 88 1-0 1B 1B		B FF 92 B FF 92 B FF 94 B FF 95 4-0 1-2 BB			2	2	2	3	2	0	0
Manny Ramirez, R (1, 7) OBP: 0.389, SLG: 0.547	C FF 89 B SI 89 H SI 89 2-1 7 BB 20 1B 1-2 HBP	C FF 91 B FC 85 F CH 84 B SI 88 X FF 89 2-2 ③ P4			B SI 89 F SI 89 X CH 81 1-1 7 G4-3-6 1-2 1B		B FF 95 B FF 94 B FF 92 F FF 93 X FF 90 3-1 ① P3			3	0	1	0	0	0	2
20 Kevin Youkilis, R (1, 5) (9, 3) OBP: 0.390, SLG: 0.582	C FF 89 X FF 90 0-1 7 BB 1-2 2-3 1B	C FF 88 S CU 73 X SI 87 0-2 ① G5-3			B FF 86 X SI 88 1-0 ① F9		B FF 93 F FF 94 C CU 80 X FF 95 1-2 ② F8			4	0	1	0	0	0	4
7 J.D. Drew, L (1, 9) OBP: 0.393, SLG: 0.415	B CH 81 B CH 82 B FF 91 C FF 90 F SI 90 F FF 91 F CH 81 B CH 82 4-2 1-2 2-3 3-H BB	F SI 90 X FF 89 0-1 ② F7			C CH 82 B SI 86 X FF 88 1-1 ② ③ G4-3-6 1-2f		F FF 95 C CU 79 B FF 96 X CU 79 1-2 ③ G6-3			3	0	0	1	1	0	4
Jason Varitek, S (1, 2) OBP: 0.338, SLG: 0.458	B FF 87 S FA 84 C FC 86 B FC 87 B CH 83 X FF 91 3-2 ③ P5		B SI 88 X CH 82 1-0 ③ G3			B SI 88 X FF 86 1-0 22 1B 23 G3-2-5 2B		B FF 96 F FF 96 X CU 80 1-1 2 2B 2B		4	1	2	0	0	0	3
22 Sean Casey, L (1, 3) OBP: 0.420, SLG: 0.468 25 Mike Lowell, R (9, 5) OBP: 0.311, SLG: 0.465		C FF 88 X SI 88 0-1 ① F8		B SI 90 B FC 86 X SI 88 2-0 2B		C SI 90 F CU 72 X FC 85 0-2 23 G3-2-5 2-3 1B		B FF 94 B FF 94 F FF 96 X FF 96 2-1 ① F7		4 0	0 0	2 0	0 0	0 0	0 0	1 0
23 Julio Lugo, R (1, 6) OBP: 0.345, SLG: 0.339 Alex Cora, L (9, 6) OBP: 0.524, SLG: 0.526		C FF 89 X FC 84 0-1 2 1B 34 HR 1B		X FC 82 0-0 ① B2		C SI 90 F SI 89 D FC 80 X SI 90 1-2 ①② G3-2-5 1-2 3-Hf		B FF 97 X FF 96 1-0 ② F7		4 0	1 0	1 0	0 0	0 0	0 0	4 0
Inning Stats	R: 1 E: 0 K: 0 S: 16 H: 1 LOB: 3 BB: 2 P: 31	R: 3 E: 0 K: 0 S: 17 H: 3 LOB: 0 BB: 0 P: 23	R: 0 E: 0 K: 0 S: 6 H: 0 LOB: 0 BB: 0 P: 7	R: 0 E: 0 K: 1 S: 7 H: 1 LOB: 1 BB: 0 P: 12	R: 0 E: 0 K: 0 S: 6 H: 2 LOB: 1 BB: 0 P: 10	R: 0 E: 0 K: 0 S: 9 H: 2 LOB: 1 BB: 0 P: 14	R: 0 E: 1 K: 0 S: 11 H: 0 LOB: 2 BB: 1 P: 21	R: 1 E: 0 K: 0 S: 9 H: 2 LOB: 1 BB: 0 P: 16		1B: 6 2B: 5 3B: 0 HR: 1	SF: 0 SAC: 0 DP: 2 HBP: 1			WP: 0 PB: 0 SB: 0 CS: 0	PA: 38		

	AB	R	H	RBI	BB	SO	LOB
AB	34						
R		5					
H			11				
RBI				5			
BB					3		
SO						1	
LOB							24

PITCHER		IP	WLS	BF	H	R	ER	SO	BB	IBB	HBP	BLK	WP	HR	S	P	ERA	WHIP
37 Jeff Suppan, R ERA: 4.78	(1, 1)	6.0	L	28	9	4	4	1	2	0	1	0	0	1	61	97	6.00	1.833
73 Seth McClung, R ERA: 3.79	(7, 1)	1.2		8	1	1	1	0	1	0	0	0	0	0	16	30	5.40	1.200
Brian Shouse, L ERA: 2.7	(8, 1)	0.1		2	1	0	0	0	0	0	0	0	0	0	4	7	0.00	3.000

PITCHER	IP	WLS	BF	H	R	ER	SO	BB	IBB	HBP	BLK	WP	HR	S	P	ERA	WHIP

Milwaukee Brewers @ Boston Red Sox

Fenway Park, Boston, MA

Sat May 17 2008, 8:35 PM EDT

Att. 37,847 - Cloudy - 58 F

TOP

livebaseballscorecards.com

Batter	1	2	3	4	5	6	7	8	9	AB	R	H	RBI	BB	SO	LOB
23 Rickie Weeks Jr., R (1, 4) OBP: 0.320, SLG: 0.331	B KN 67 C KN 66 B KN 67 B KN 67 C FF 74 S FF 75 3-3 **K** ①		B KN 67 B KN 67 S KN 66 X FF 75 2-1 25 K2-4 1-3 1B		C KN 66 S KN 67 F KN 59 X KN 69 0-2 **L6** ②	B SL 85 S FF 97 C FF 98 B FF 98 B FF 98 F FF 98 X FF 98 3-2 25 BB 1-2 2-H 3-H 1B	X FF 97 0-0 **P2** ③			5	0	2	2	0	1	2
25 Mike Cameron, R (1, 8) OBP: 0.270, SLG: 0.394	B KN 68 F FF 76 C KN 68 F KN 68 F KN 60 C KN 68 1-3 **K** ②		B KN 67 1 SAFE F KN 66 1 SAFE B KN 67 S KN 67 S KN 67 2-3 **K2-4** ② ③ 1-2f		B KN 67 B KN 66 D CU 60 B FF 75 4-0 1-2 BB	C FF 97 B SL 86 C FF 97 F FF 98 B FS 86 B FF 97 F FF 97 B FF 98 4-2 1-2 2-3 BB		C SI 87 B CH 80 S SI 88 B SI 89 X SI 90 2-2 **F8** ①		3	0	0	0	2	2	2
8 Ryan Braun, R (1, 10) OBP: 0.316, SLG: 0.562	F KN 67 C CU 60 F KN 68 S CU 55 0-3 **K** ③			S KN 66 B KN 60 F KN 68 X KN 68 1-2 **P6** ①	C KN 68 X KN 67 0-1 **P3** ③	F FF 96 B FF 96 F FF 97 X FF 98 1-2 **P3** ③		X CH 81 0-0 **E1** 28 BB		5	0	0	0	0	1	5
28 Prince Fielder, L (1, 3) OBP: 0.375, SLG: 0.436		C KN 66 F KN 66 F KN 61 X KN 68 0-2 **G6-3** ①		F KN 67 X CU 59 0-1 2B	C KN 65 B KN 62 X KN 67 1-1 **F8** ①	C FF 98 B FF 96 B FF 95 F FF 97 F SL 88 B FF 96 X FF 98 3-2 2 E 33 E 11 FC5-4 1B	1 SAFE B SI 89 B SL 80 B SI 89 B SI 88 4-0 1 G4-6-3 1-2 BB			4	1	2	0	1	0	0
1 Corey Hart, R (1, 9) OBP: 0.357, SLG: 0.423		B KN 67 C FF 75 S KN 68 X CU 61 1-2 33 G5-3 33 S 1B		B KN 67 B KN 67 B KN 66 B FF 74 4-0 BB	B KN 66 B FF 74 X FF 73 2-0 HR	S SL 89 B FF 96 C FF 95 D SL 89 B FF 97 S FF 96 3-3 **K** ①	B SI 88 C CH 80 B CH 80 F SI 88 X SI 89 2-2 **G4-6-3** ② ③ 1-2f			4	1	2	1	1	1	3
33 Gabe Kapler, R (1, 7) OBP: 0.293, SLG: 0.500		C KN 67 1 SAFE C KN 67 B KN 68 X KN 67 1-2 **G5-3** ② 1-3		F KN 67 B KN 66 F CU 60 X KN 68 1-2 **F3** ②	C KN 67 S KN 67 B KN 66 X FF 76 1-2 HBP 2 WP 23 1B 1B	B FF 98 S FF 97 X FF 95 1-1 11 FC5-4 E5 2 E 2B 1-2			B FF 93 X FF 94 1-0 **P6** ①	5	2	1	0	0	0	4
2 Bill Hall, R (1, 5) OBP: 0.272, SLG: 0.408		B KN 68 C KN 67 B KN 67 B KN 68 F KN 68 X KN 68 3-2 **G6-3** ③		F KN 68 B KN 67 B KN 68 C KN 68 B KN 68 S KN 68 3-3 **K** ③	F KN 67 B KN 67 B KN 67 S CU 59 D CU 60 F CU 60 H KN 67 4-2 HBP 23 1B 1-2 HBP	B SL 87 C FF 98 B FF 98 X FF 97 2-1 E6 11 FC5-4 1-2 2-3			C FC 92 X SL 90 0-1 **G6-3** ②	4	1	0	0	0	1	5
11 Mike Rivera, R (1, 2) OBP: 0.320, SLG: 0.458			B KN 66 B FF 74 S FF 74 X FF 74 2-1 FC6-4 1B		B KN 67 X FF 74 1-0 **F8** ①	C FF 97 S FF 97 C FF 97 0-3 **K** ②	X FF 98 0-0 **FC5-4** WP 2B ② 1-2f 2-3 3-H		C FF 94 S FF 94 B FF 94 X FF 94 1-2 **G4-3** ③	5	1	1	1	0	1	4
Craig Counsell, L (1, 6) OBP: 0.344, SLG: 0.340			C KN 67 F KN 65 X KN 68 0-2 **FC6-4** 23 1B 23 S ① 1-2f		B KN 67 C KN 66 B KN 61 C FF 75 F CU 59 F FF 77 B KN 69 F CU 60 B FF 76 4-2 25 BB BB	F FF 97 H FF 97 1-1 25 BB 23 1B 1-2 2-3 HBP	B FF 97 C FF 96 S SL 88 F SL 86 F FF 96 X SL 88 1-2 1-H 3-H 2B			2	0	1	2	1	0	1

Inning Stats	1	2	3	4	5	6	7	8	9
	R: 0 E: 0 K: 3 S: 12	R: 0 E: 0 K: 0 S: 13	R: 0 E: 0 K: 1 S: 10	R: 0 E: 0 K: 1 S: 11	R: 0 E: 0 K: 0 S: 12	R: 3 E: 0 K: 1 S: 24	R: 3 E: 2 K: 1 S: 18	R: 0 E: 1 K: 0 S: 7	R: 0 E: 0 K: 0 S: 6
	H: 0 LOB: 0 BB: 0 P: 16	H: 1 LOB: 1 BB: 0 P: 18	H: 2 LOB: 2 BB: 0 P: 16	H: 1 LOB: 2 BB: 1 P: 20	H: 0 LOB: 2 BB: 2 P: 21	H: 3 LOB: 3 BB: 1 P: 41	H: 2 LOB: 1 BB: 0 P: 28	H: 0 LOB: 1 BB: 1 P: 15	H: 0 LOB: 0 BB: 0 P: 8

	AB	37
	R	6
	H	9
	RBI	6
	BB	5
	SO	7
	LOB	26

1B: 6 SF: 0
2B: 3 SAC: 0
3B: 0 DP: 2
HR: 1 HBP: 2

WP: 2 PA: 44
PB: 0
SB: 2
CS: 0

PITCHER		IP	WLS	BF	H	R	ER	SO	BB	IBB	HBP	BLK	WP	HR	S	P	ERA	WHIP
49 Tim Wakefield, R ERA: 4.33	(1, 1)	5.1		25	6	3	3	5	3	0	1	0	1	1	67	108	5.06	1.688
53 David Aardsma, R ERA: 2.14	(6, 1)	0.2	H	5	1	0	0	1	1	0	1	0	0	0	15	24	0.00	3.000
56 Craig Hansen, R ERA: 7.11	(7, 1)	1.0	W	7	2	3	0	1	0	0	0	0	1	0	18	28	0.00	2.000
48 Javier López, L ERA: 3.24	(8, 1)	1.0	H	4	0	0	0	0	1	0	0	0	0	0	7	15	0.00	1.000
50 Mike Timlin, R ERA: 8.18	(9, 1)	1.0	S	3	0	0	0	0	0	0	0	0	0	0	6	8	0.00	0.000

PITCHER		IP	WLS	BF	H	R	ER	SO	BB	IBB	HBP	BLK	WP	HR	S	P	ERA	WHIP

Batter	1	2	3	4	5	6	7	8	9	AB	R	H	RBI	BB	SO	LOB
2 Jacoby Ellsbury, L (1, 7) OBP: 0.380, SLG: 0.389	C SI 89 F SI 90 S CU 71 0-3 ① **K**	B FF 88 B SI 83 C SI 90 F SI 87 B CU 72 F FF 88 F SI 92 F SI 91 F CU 72 3-2 ③ X FC 85 **F8**			C CU 68 B FF 85 B CH 80 B FF 86 F SI 89 X FF 87 3-2 **E6** 15 SH1-3 15 S 20 E		B SI 93 X SI 94 1-0 **E4** 15 E 15 FC5 34 G6-3			4	2	0	0	0	1	0
15 Dustin Pedroia, R (1, 4) OBP: 0.333, SLG: 0.388	X SI 90 0-0 ② **P3**	C CH 83 C CH 82 F CU 69 B SI 89 X FF 84 1-2 20 F8 20 S 25 HR 1B			1 SAFE 1 SAFE C FF 85 X SI 88 0-1 ① **SH1-3** 1-3		C SI 93 P PO 89 X SI 92 1-1 **FC5** 34 G6-3 20 1B 1-3			3	2	1	0	0	0	1
34 David Ortiz, L (1, 10) OBP: 0.347, SLG: 0.436	C SI 90 B SI 90 F FF 87 B SI 91 B CU 72 B FF 88 4-2 20 2B 25 2B **BB**	X SI 90 0-0 ① **P6**			X CU 70 0-0 ② **G6-3**		C CH 85 X SI 95 0-1 ① **G6-3** 2-3 3-H			3	1	0	1	1	0	3
20 Kevin Youkilis, R (1, 3) OBP: 0.392, SLG: 0.586	C SI 91 F SI 90 B SI 90 X SI 90 1-2 25 2B 1-3 **2B**	C FF 85 F CU 69 B SI 90 X FF 83 1-2 ② **F8** 1-3			B SI 89 B FF 84 X 2-0 **E5** 3-H		S CH 86 F SI 92 X SI 93 0-2 25 CS 3-H **1B**			4	1	2	1	0	0	1
25 Mike Lowell, R (1, 5) OBP: 0.318, SLG: 0.505	C FC 85 X CU 71 0-1 7 WP 2-H 3-H **2B**	C SI 90 B CH 84 X SI 89 1-1 3-H **HR**			C CH 84 X FF 85 0-1 ③ **F8**		C CH 86 B CU 80 B CH 86 F CH 86 B SI 93 C SI 94 3-3 ②③ **K** 1-2			4	1	2	4	0	1	2
7 J.D. Drew, L (1, 9) OBP: 0.389, SLG: 0.405	B FF 88 B SI 90 B FF 88 C SI 90 B FF 88 4-1 2-3 **BB**	B CU 69 F CH 82 F SI 91 F FC 83 X FF 87 1-2 ③ **G4-3**				C CU 66 B CU 68 F CH 83 B FC 78 B CU 69 X FF 86 3-2 ① **F9**		C CU 80 C CH 86 B B SI 93 F SI 94 F CH 85 C SI 93 2-3 ① **K**		3	0	0	0	1	1	0
Coco Crisp, S (1, 8) OBP: 0.347, SLG: 0.478	F CU 70 B FF 88 C CU 71 X CU 70 1-2 ③ **G4-3**			X CU 68 0-0 ① **F8**		B SI 89 C CU 69 F CU 71 B CU 71 X SI 89 2-2 F8 **2B**		C CU 80 B CH 87 B SI 93 C SI 92 B SI 92 4-1 BB **BB**		3	0	1	0	1	0	2
Alex Cora, L (1, 6) OBP: 0.480, SLG: 0.455		B FF 86 X SI 82 1-0 ① **P4**		B FF 86 C SI 89 X FF 86 1-1 ② **G1-3**		B FF 86 F CH 80 F FF 86 X SI 89 1-2 ② **F8** 2-3		C SI 92 F CU 79 B CH 86 F SI 92 B SI 93 F CU 78 B SI 93 1 SAFE B SI 93 4-2 G6-4-3 1-2 **BB**		3	0	0	0	1	0	1
Kevin Cash, R (1, 2) OBP: 0.400, SLG: 0.432		C FF 85 C FF 84 B SI 91 X CU 71 1-2 ② **G6-3**		C SI 89 S CH 83 B CH 83 B SI 91 F FC 83 S CU 70 2-3 ③ **K2-3**		D CU 71 B CH 84 C CH 83 X FC 84 2-1 ③ **F8**		F CH 86 B CH 87 C SI 92 B SI 94 X CU 81 2-2 ②③ **G6-4-3** 1-2f		4	0	0	0	0	1	3
Inning Stats	R: 2 E: 0 K: 1 S: 15 H: 2 LOB: 2 BB: 2 P: 25	R: 0 E: 0 K: 0 S: 11 H: 0 LOB: 0 BB: 0 P: 16	R: 2 E: 0 K: 0 S: 14 H: 2 LOB: 0 BB: 0 P: 18	R: 0 E: 0 K: 1 S: 7 H: 0 LOB: 0 BB: 0 P: 10	R: 1 E: 2 K: 0 S: 9 H: 0 LOB: 1 BB: 0 P: 14	R: 0 E: 0 K: 0 S: 11 H: 1 LOB: 1 BB: 0 P: 19	R: 2 E: 2 K: 1 S: 12 H: 1 LOB: 1 BB: 0 P: 16	R: 0 E: 0 K: 1 S: 13 H: 0 LOB: 1 BB: 2 P: 25		1B: 2 2B: 4 3B: 0 HR: 1	SF: 0 SAC: 1 DP: 2 HBP: 0			WP: 1 PB: 0 SB: 2 CS: 1	PA: 36	

PITCHER		IP	WLS	BF	H	R	ER	SO	BB	IBB	HBP	BLK	WP	HR	S	P	ERA	WHIP
31 Dave Bush, R ERA: 6.05	(1, 1)	6.0		27	5	5	4	2	2	0	0	0	1	1	67	102	6.00	1.167
Salomon Torres, R ERA: 2.57	(7, 1)	2.0	L	9	1	2	0	2	2	0	0	0	0	0	25	41	0.00	1.500

PITCHER	IP	WLS	BF	H	R	ER	SO	BB	IBB	HBP	BLK	WP	HR	S	P	ERA	WHIP

BOTTOM

Milwaukee Brewers @ Boston Red Sox

Fenway Park, Boston, MA

Sat May 17 2008, 8:35 PM EDT

Att. 37,847 - Cloudy - 58 F

livebaseballscorecards.com

AB	31
R	7
H	6
RBI	6
BB	4
SO	4
LOB	13

Batter	1	2	3	4	5	6	7	8	9	AB	R	H	RBI	BB	SO	LOB
23 Rickie Weeks Jr., R (1, 4) OBP: 0.323, SLG: 0.331	C FF 95 C FF 96 B FF 96 X SI 96 1-2 ① L6		C FF 96 B CH 89 B SI 96 B CU 78 B SI 96 4-1 25 CS BB		F SI 96 S FF 96 B CU 79 B FF 96 S CU 78 2-3 ③ K			C FF 97 X CH 82 0-1 25 2B 8 G4-3 1B		3	1	1	0	1	1	0
25 Mike Cameron, R (1, 8) OBP: 0.282, SLG: 0.429	C FF 97 B FF 97 X FF 95 1-1 8 HR 2B		C FF 95 B SI 96 S SI 95 B FF 97 C FF 97 2-3 ② ③ K 1-2			X FF 94 0-0 ① G5-3		B FF 98 B FF 97 S FF 98 X FF 97 2-1 8 G4-3 1-3 2B		4	1	2	0	0	1	1
8 Ryan Braun, R (1, 7) OBP: 0.319, SLG: 0.593	B CU 79 C CU 78 2 SAFE F FF 96 B FF 96 X CU 78 2-2 2-H HR			S CU 80 C CU 79 B FF 97 X FF 97 1-2 ① L7		B FF 96 C CH 89 C CH 89 X CU 79 1-2 HR		F FF 98 T FF 98 B FF 98 B FF 98 F CU 80 B FF 95 F CU 79 X FF 98 3-2 ① G4-3 2-3 3-H		4	2	2	4	0	0	1
28 Prince Fielder, L (1, 3) OBP: 0.372, SLG: 0.451	C FF 96 B CH 91 F FA 91 F CU 79 B SI 97 S CU 78 2-3 ② K			F FF 95 F FF 96 B FF 96 S SI 97 1-3 ② K		F CH 90 C CU 75 B CU 76 B FF 96 X CH 88 2-2 HR		F CH 86 B FF 99 S CU 79 B FF 98 F CH 85 S CU 80 2-3 ② K		4	1	1	1	0	3	1
1 Corey Hart, R (1, 9) OBP: 0.354, SLG: 0.419	C FF 96 F SI 96 C SI 96 0-3 ③ K			C CU 78 B CU 76 C SI 96 B FF 97 X FF 96 2-2 7 HR 1B		C SI 95 B CU 77 F SI 96 B CU 79 F FF 96 X FF 96 2-2 ② G6-3		F FF 98 X FF 96 0-1 ③ G5-3		4	1	1	0	0	1	1
7 J.J. Hardy, R (1, 6) OBP: 0.313, SLG: 0.322		B FF 95 C CU 78 F FF 96 F CU 80 S CU 80 1-3 ① K		B FF 95 C FF 95 X CU 77 1-1 1-H HR		C FF 96 B SI 97 X SI 97 1-1 ③ G6-3			X FF 97 0-0 ① F9	4	1	1	2	0	1	0
2 Bill Hall, R (1, 5) OBP: 0.271, SLG: 0.404		B CU 79 C SI 95 C FF 96 C FF 96 1-3 ② K		C FF 97 X CH 90 0-1 ③ G6-3			C CU 78 B FF 95 S SI 94 F FF 95 C FF 96 1-3 ① K		X FF 96 0-0 22 DI 1B	4	0	1	0	0	2	0
18 Jason Kendall, R (1, 2) OBP: 0.353, SLG: 0.358		B FF 95 X FF 96 1-0 ③ F8			B C S X FF 94 1-2 ① F9		F FF 96 F FF 96 X FF 96 0-2 ② F9		C FF 96 X FF 96 0-1 ② F9	4	0	0	0	0	0	1
22 Tony Gwynn Jr., L (1, 10) OBP: 0.316, SLG: 0.250			C FF 95 C FF 96 X CU 76 0-2 ① L3		C FF 95 X CU 78 0-1 ② L9		B FF 95 C FF 95 S FF 95 B SI 96 F FF 96 C SI 96 2-3 ③ K		C FF 97 C FF 97 F FF 96 F FS 90 S FS 91 0-3 ③ K2-3 1-2	4	0	0	0	0	2	1
Inning Stats	R: 2 E: 0 K: 2 S: 15 H: 2 LOB: 0 BB: 0 P: 21	R: 0 E: 0 K: 2 S: 8 H: 0 LOB: 0 BB: 0 P: 11	R: 0 E: 0 K: 1 S: 7 H: 0 LOB: 0 BB: 1 P: 13	R: 2 E: 0 K: 1 S: 13 H: 2 LOB: 0 BB: 0 P: 18	R: 0 E: 0 K: 1 S: 8 H: 0 LOB: 0 BB: 0 P: 11	R: 2 E: 0 K: 0 S: 13 H: 2 LOB: 0 BB: 0 P: 19	R: 0 E: 0 K: 2 S: 11 H: 0 LOB: 0 BB: 0 P: 14	R: 1 E: 0 K: 1 S: 15 H: 2 LOB: 1 BB: 0 P: 22	R: 0 E: 0 K: 1 S: 9 H: 1 LOB: 1 BB: 0 P: 9	1B: 3 2B: 2 3B: 0 HR: 4 SF: 0 SAC: 0 DP: 0 HBP: 0						

PITCHER		IP	WLS	BF	H	R	ER	SO	BB	IBB	HBP	BLK	WP	HR	S	P	ERA	WHIP
19 Josh Beckett, R ERA: 4.67	(1, 1)	7.0	W	27	6	6	6	9	1	0	0	0	0	4	75	107	7.71	1.000
17 Manny Delcarmen, R ERA: 5.82	(8, 1)	1.0		5	2	1	1	1	0	0	0	0	0	0	15	22	9.00	2.000
58 Jonathan Papelbon, R ERA: 2.61	(9, 1)	1.0		4	1	0	0	1	0	0	0	0	0	0	9	9	0.00	1.000

PITCHER		IP	WLS	BF	H	R	ER	SO	BB	IBB	HBP	BLK	WP	HR	S	P	ERA	WHIP

TOP

Milwaukee Brewers @ Boston Red Sox

Fenway Park, Boston, MA

Sun May 18 2008, 1:35 PM EDT
Att. 37,204 - Partly Cloudy - 74 F

livebaseballscorecards.com

AB	35
R	7
H	9
RBI	7
BB	1
SO	11
LOB	6

Batter	1	2	3	4	5	6	7	8	9	AB	R	H	RBI	BB	SO	LOB
2 Jacoby Ellsbury, L (1, 9) OBP: 0.374, SLG: 0.382	C FF 86 C CU 75 F CH 84 B FF 88 X CU 76 1-2 ① L4		C CU 73 S CH 82 C FF 90 0-3 ② K	B CU 76 C CU 75 X SL 83 1-1 ② 15 CS 1B 1-3 2-H 3-H		1 SAFE B SL 76 1 SAFE X SI 80 1-0 ① G3-1 1-2	S CU 74 S FC 88 B FF 89 F FF 90 X FC 89 1-2 ② F7			5	0	1	2	0	1	3
15 Dustin Pedroia, R (1, 4) OBP: 0.345, SLG: 0.411	B FF 88 B FF 89 B FF 87 C FF 88 B FF 89 4-1 34 2B BB		B CU 74 F CH 82 X FF 90 1-1 HR	B SL 83 1 SAFE C CU 75 1 SAFE P PO 85 2-1 ③ CS 1-2	F SL 83 B SL 83 X SL 82 1-1 34 HR 1B	B SI 81 B SI 82 X SI 81 2-0 2-H 1B	C CU 75 B CU 78 F SI 90 X FC 89 1-2 ③ F9			4	3	3	2	1	0	2
34 David Ortiz, L (1, 10) OBP: 0.354, SLG: 0.482	B SI 88 B CH 82 F CH 82 C CU 75 1 SAFE B FF 88 X CH 83 3-2 1-H 2B		B FF 88 F CH 82 B CU 77 C CU 76 F SL 84 X FF 89 2-2 HR		B SL 84 B SL 82 F SL 84 F SL 83 1 SAFE F SL 83 X CU 73 2-2 1-H HR	C SI 82 F SI 82 B SL 77 B SI 82 B SL 76 S SI 82 3-3 ② K		B FF 88 X 1-0 ① F8		5	2	3	4	0	1	1
Manny Ramirez, R (1, 7) OBP: 0.384, SLG: 0.537	C FF 89 B FF 88 C CU 78 X FF 90 1-2 ② L6		C FF 89 B SL 84 X CH 84 1-1 ③ F8		C SL 83 S SL 82 S SL 83 0-3 ① K	X SI 92 0-0 ③ G5-3		B FF 89 X FF 88 1-0 BB 25 WP 1B		5	0	1	0	0	1	2
25 Mike Lowell, R (1, 5) OBP: 0.322, SLG: 0.495	C CU 75 D CH 83 X CH 85 1-1 ③ P6			C CU 73 X CH 82 0-1 E3 BB 20 1B 23 BB	C SL 82 F SL 84 X SL 83 0-2 ② P6		B CU 81 X SI 92 1-0 20 HR 1B	B FF 90 B SI 89 B FF 87 C FF 91 B FF 92 4-1 BB 1-2 BB		4	2	1	0	1	0	1
20 Kevin Youkilis, R (1, 3) OBP: 0.398, SLG: 0.605		C FF 88 B CH 84 F CH 82 X FF 89 1-2 ① F8		C SL 82 X FF 89 0-1 23 BB BB 2 1B 1-2 1B	C SL 83 B SL 82 X SL 82 1-1 1B 1B		X SI 93 0-0 1-H HR	F FF 89 F FC 88 X FF 92 0-2 ② F7		5	2	3	2	0	0	2
Jason Varitek, S (1, 2) OBP: 0.356, SLG: 0.471		B FF 89 C CH 84 C FF 89 S FF 85 1-3 ② K		L CH 80 B CH 83 B CU 75 F CH 82 D CU 78 B CH 84 4-2 23 BB 2 1B 1-2 2-3 BB	C SL 82 B SL 82 X SL 82 1-1 1-3 1B		C SI 92 B SI 92 B CH 86 B SI 91 X SI 91 3-1 2B	B FF 88 B FF 90 S FF 88 F FF 89 B FC 88 F FF 89 F FF 93 F FF 89 B FF 92 4-2 FC6-4 BB 1-2 2-3		3	1	2	0	2	1	0
Coco Crisp, S (1, 8) OBP: 0.330, SLG: 0.454		B CU 73 X CH 81 1-0 ③ F9		B CU 74 B CU 74 B CH 82 C FF 86 F FF 90 F CH 84 F CH 83 F CU 77 F FF 90 3-3 S CH 84 ① K	C CU 71 S SL 82 B SL 82 B SL 82 X SL 83 2-2 ③ F7		X CU 78 0-0 ① L8	C FC 88 B CH 83 B FF 85 C FF 91 X FF 90 2-2 ③ FC6-4 1-2f		5	0	0	0	0	1	9
23 Julio Lugo, R (1, 6) OBP: 0.357, SLG: 0.341 Alex Cora, L (8, 6) OBP: 0.480, SLG: 0.455			B FF 88 C CH 80 C CU 74 B SL 85 X SL 84 2-2 ① P4	S SL 85 B FF 86 B SI 89 S CH 84 B SL 85 F CH 84 B FF 89 4-2 2 1B 1-2 2-3 3-H BB		C FF 87 F SL 82 F SL 81 X FF 87 0-2 15 S 2 G3-1 15 1B 1B	S SI 92 C CU 81 D CH 86 H SI 93 2-2 HBP			2 0	1 0	1 0	1 0	1 0	0 0	0 0
Inning Stats	R: 1 E: 0 K: 0 S: 13 H: 1 LOB: 1 BB: 1 P: 23	R: 0 E: 0 K: 1 S: 7 H: 0 LOB: 0 BB: 0 P: 10	R: 2 E: 0 K: 1 S: 14 H: 2 LOB: 0 BB: 0 P: 20	R: 3 E: 1 K: 1 S: 20 H: 2 LOB: 0 BB: 2 P: 33	R: 2 E: 0 K: 1 S: 19 H: 4 LOB: 2 BB: 0 P: 26	R: 1 E: 0 K: 1 S: 10 H: 2 LOB: 1 BB: 0 P: 16	R: 2 E: 0 K: 0 S: 14 H: 3 LOB: 2 BB: 0 P: 22	R: 0 E: 0 K: 0 S: 14 H: 1 LOB: 3 BB: 2 P: 26		1B: 9 2B: 2 3B: 0 HR: 4 SF: 0 SAC: 0 DP: 0 HBP: 1						

PITCHER		IP	WLS	BF	H	R	ER	SO	BB	IBB	HBP	BLK	WP	HR	S	P	ERA	WHIP
12 Carlos Villanueva, R ERA: 6.43	(1, 1)	4.0	L	19	5	6	5	3	3	0	0	0	0	2	54	86	11.25	2.000
45 Mark DiFelice, R ERA: 27.0	(5, 1)	1.0		8	5	3	3	1	0	0	0	0	0	1	23	30	27.00	5.000
Brian Shouse, L ERA: 2.57	(6, 1)	0.2		3	1	0	0	1	0	0	0	0	0	0	5	11	0.00	1.500
Salomon Torres, R ERA: 3.14	(6, 1)	0.2		6	3	2	2	0	0	0	1	0	0	1	8	14	27.00	4.500
47 Zach Jackson, L ERA:	(7, 1)	1.2		8	1	0	0	0	2	0	0	0	1	0	21	35	0.00	1.800

PITCHER	IP	WLS	BF	H	R	ER	SO	BB	IBB	HBP	BLK	WP	HR	S	P	ERA	WHIP

BOTTOM

Milwaukee Brewers @ Boston Red Sox

Fenway Park, Boston, MA

Sun May 18 2008, 1:35 PM EDT
Att. 37,204 - Partly Cloudy - 74 F

livebaseballscorecards.com

AB	38
R	11
H	15
RBI	11
BB	5
SO	5
LOB	20

Kansas City Royals @ Boston Red Sox

Fenway Park, Boston, MA

Mon May 19 2008, 7:05 PM EDT

Att. 37,746 - Partly Cloudy - 57 F

livebaseballscorecards.com

TOP

Batter	1	2	3	4	5	6	7	8	9	AB	R	H	RBI	BB	SO	LOB
9 David DeJesus, L (1, 8) OBP: 0.333, SLG: 0.380	C FF 93 B SI 93 F FF 92 B CU 79 X FF 94 2-2 ① F7		B SI 92 B SI 90 B FF 92 C FF 90 X FF 91 3-1 ③ G6-3			C FC 88 C CU 75 B FF 95 X FC 89 1-2 ③ G4-3			B FF 91 F FF 91 B FF 94 S FC 88 X SI 92 2-2 ② G3 2-3	4	0	0	0	0	0	1
15 Mark Grudzielanek, R (1, 4) OBP: 0.379, SLG: 0.398 13 Alberto Callaspo, S (7, 4) OBP: 0.369, SLG: 0.345	C FF 93 B FF 92 B SI 92 F FF 91 B FC 89 S FF 90 3-3 ② K			C FF 90 F S 0-3 ① K			C FF 92 B CU 76 X SI 91 1-1 ① G1-3		F FF 95 S FC 89 B FF 95 F FC 91 S FF 96 1-3 ③ K	3 1	0 0	0 0	0 0	0 0	2 1	0 1
4 Alex Gordon, L (1, 5) OBP: 0.352, SLG: 0.433	B FF 94 S SI 91 X FF 92 1-1 ③ G4-3			X FF 93 0-0 ② F8			C FF 93 B FC 88 B FC 87 B FF 91 C FF 93 F FF 93 X FF 93 3-2 ② F7			3	0	0	0	0	0	0
11 Jose Guillen, R (1, 10) OBP: 0.272, SLG: 0.432		C SI 91 F FC 90 F FF 94 X FC 88 0-2 ① F7		C FF 94 B CU 77 B CU 76 X SI 90 2-1 ③ L8			F FC 89 S FF 94 B FF 95 F CU 79 S FF 95 1-3 ③ K			3	0	0	0	0	1	0
16 Billy Butler, R (1, 3) OBP: 0.352, SLG: 0.365		B FF 92 F FF 93 F FF 93 B CU 78 B FC 89 B FF 92 4-2 21 FC5-4 BB			C FF 92 B CH 85 F CH 82 F FC 88 S FC 89 1-3 ① K			C FF 93 B FC 88 F SI 92 B FF 94 C FF 94 2-3 ① K		2	0	0	0	1	2	0
21 Miguel Olivo, R (1, 2) OBP: 0.307, SLG: 0.560		S FC 88 B FF 92 B FC 88 F FC 87 X FF 93 2-2 ② FC5-4 24 E 1-2f			B CH 85 F FC 88 C CU 77 S FF 93 1-3 ② K			C FF 94 F FC 89 F CU 79 B FF 94 S CU 79 1-3 ② K		3	0	0	0	0	2	1
24 Mark Teahen, L (1, 9) OBP: 0.335, SLG: 0.365		C FF 92 B FC 87 C CU 77 1 SAFE B FF 92 X SI 90 2-2 ③ G1-3 1-2			C FF 94 X CU 78 0-1 ③ G4-3			S FF 94 S SI 93 B CU 80 F FF 95 F FF 95 X CU 77 1-2 ③ F8		3	0	0	0	0	0	1
Esteban German, R (1, 7) OBP: 0.206, SLG: 0.103			C FF 91 B CH 83 B CH 84 S SI 90 F FF 94 F SI 91 X SI 92 2-2 ① L3			B FF 93 F FF 93 C CH 83 S FC 88 1-3 ① K			B FF 93 B FC 85 B FF 92 C FF 93 B SI 90 4-1 9 G3 1 G5-3 BB	2	0	0	0	1	1	0
1 Tony Pena Jr., R (1, 6) OBP: 0.194, SLG: 0.218			B CU 77 X SI 91 1-0 ② G6-3			B FF 94 B FF 90 C FF 90 S FC 86 F FC 88 F CU 77 X FF 94 2-2 ② G6-3			S FC 86 X SI 90 0-1 ① G5-3 1-2	3	0	0	0	0	0	1
Inning Stats	R: 0 E: 0 K: 1 S: 8 H: 0 LOB: 0 BB: 0 P: 14	R: 0 E: 1 K: 0 S: 12 H: 0 LOB: 1 BB: 1 P: 20	R: 0 E: 0 K: 0 S: 8 H: 0 LOB: 0 BB: 0 P: 14	R: 0 E: 0 K: 1 S: 6 H: 0 LOB: 0 BB: 0 P: 8	R: 0 E: 0 K: 2 S: 9 H: 0 LOB: 0 BB: 0 P: 11	R: 0 E: 0 K: 1 S: 11 H: 0 LOB: 0 BB: 0 P: 15	R: 0 E: 0 K: 1 S: 10 H: 0 LOB: 0 BB: 0 P: 15	R: 0 E: 0 K: 2 S: 12 H: 0 LOB: 0 BB: 0 P: 16	R: 0 E: 0 K: 1 S: 10 H: 0 LOB: 1 BB: 1 P: 17	1B: 0 2B: 0 3B: 0 HR: 0 SF: 0 SAC: 0 DP: 0 HBP: 0						

	AB	27
	R	0
	H	0
	RBI	0
	BB	2
	SO	9
	LOB	5

WP: 0 PA: 29
PB: 0
SB: 0
CS: 0

PITCHER	IP	WLS	BF	H	R	ER	SO	BB	IBB	HBP	BLK	WP	HR	S	P	ERA	WHIP
31 Jon Lester, L (1, 1) ERA: 3.41	9.0	W	29	0	0	0	9	2	0	0	0	0	0	86	130	0.00	0.222

PITCHER	IP	WLS	BF	H	R	ER	SO	BB	IBB	HBP	BLK	WP	HR	S	P	ERA	WHIP

BOTTOM

Batter	1	2	3	4	5	6	7	8	9	AB	R	H	RBI	BB	SO	LOB
2 Jacoby Ellsbury, L (1, 8) (8, 7) OBP: 0.377, SLG: 0.396	C SI 90 X SI 91 0-1 G6-3		C CH 86 B SI 95 X SI 92 1-1 BB 3B	B FF 93 B FF 91 B SI 91 C FF 92 B SI 91 4-1 15 S BB		B FF 90 X SI 90 1-0 G4-3				3	1	1	0	1	0	0
15 Dustin Pedroia, R (1, 4) OBP: 0.343, SLG: 0.405	B FF 93 B FF 91 B FF 92 C FF 92 X FF 92 3-1 F8		B SI 93 B SI 92 B SI 91 B FF 91 4-0 BB 25 E 34 S BB	B FF 92 B FF 91 C FF 92 F FF 91 B SI 92 X FF 93 3-2 G6-3 1-3			B FF 92 X FF 93 1-0 P4			3	1	0	0	1	0	1
34 David Ortiz, L (1, 10) OBP: 0.357, SLG: 0.476	B SI 93 B SI 92 X SI 92 2-0 G4-3		B SI 92 B SI 92 1 SAFE C SI 92 C SI 93 D SI 94 F FF 95 B FF 95 4-2 BB 25 E 1-2 BB		B FF 90 C FF 91 B B FF 90 B FF 90 4-1 25 G5-4-3 BB		C FF 93 X FS 84 0-1 F7			2	1	0	0	2	0	0
Manny Ramirez, R (1, 7) OBP: 0.381, SLG: 0.527 Coco Crisp, S (8, 8) OBP: 0.330, SLG: 0.454		B FF 92 B SL 85 X SI 92 2-0 G6-3	B SL 86 B SI 92 F FF 93 F FF 94 B SL 86 F SI 94 F SI 94 F FF 93 B FF 93 4-2 25 E 20 2B 1-2 2-3 3-H BB		F FF 92 X SL 83 0-1 F8		B FF 94 B CU 81 F FC 87 F FC 86 S FS 84 2-3 K		3 0	1 0	0 0	1 0	1 0	1 0	1 0
25 Mike Lowell, R (1, 5) OBP: 0.319, SLG: 0.482		C SL 84 B KC 78 B SI 92 B SI 93 B SI 92 4-1 20 G5-4-3 BB	B FF 92 X SI 92 1-0 E4 20 2B 1-3 2-H 3-H		C FF 91 F KC 76 X FF 90 0-2 G5-4-3 1-2f			B FF 90 B FS 79 X FF 92 2-0 F8		3	0	0	0	1	0	2
20 Kevin Youkilis, R (1, 3) OBP: 0.395, SLG: 0.602		C D SL 85 F SI 92 F SL 84 B KC 77 X SI 92 2-2 G5-4-3 1-2f	B SL 86 F FF 93 X SI 93 1-1 1-3 3-H 2B			C FF 89 B SL 82 C SL 81 F FF 92 X KC 76 1-2 G6-3		C FS 80 B FS 84 X CH 78 1-1 G5-3		4	0	1	1	0	0	1
7 J.D. Drew, L (1, 9) OBP: 0.392, SLG: 0.403			B SI 92 B SI 92 B SI 91 X SI 92 2-1 1B 23 G6-4-3 1B C FF 92 B SI 92 C FF 92 X SL 85 1-2 F9			H FF 91 1-0 HR HBP		C FS 87 C CH 78 S CH 80 0-3		3	2	1	0	0	1	2
Jason Varitek, S (1, 2) OBP: 0.362, SLG: 0.500			B SI 91 1 SAFE C CH 86 D SL 85 X SI 93 2-1 23 G6-4-3 1-3 1B C FF 91 F FF 91 C KC 76 0-3			C F F B B X 2-2 1-H HR				3	1	2	2	0	1	0
23 Julio Lugo, R (1, 6) OBP: 0.349, SLG: 0.333 Alex Cora, L (9, 6) OBP: 0.480, SLG: 0.455			B FF 92 B SI 92 F SI 91 X SI 93 2-1 G6-4-3 1-2f 3-H B FF 91 L FF 91 B KC 75 F FF 91 X SI 91 2-2 G4-3			C FF 91 F SL 82 C SL 84 0-3				3 0	0 0	0 0	0 0	0 0	1 0	1 0
Inning Stats	R: 0 E: 0 K: 0 S: 5 H: 0 LOB: 0 BB: 0 P: 10	R: 0 E: 0 K: 0 S: 6 H: 0 LOB: 0 BB: 1 P: 14	R: 5 E: 1 K: 0 S: 22 H: 4 LOB: 2 BB: 3 P: 44	R: 0 E: 0 K: 1 S: 10 H: 0 LOB: 1 BB: 1 P: 19	R: 0 E: 0 K: 0 S: 6 H: 0 LOB: 0 BB: 1 P: 10	R: 2 E: 0 K: 1 S: 12 H: 1 LOB: 0 BB: 0 P: 17	R: 0 E: 0 K: 1 S: 6 H: 0 LOB: 0 BB: 0 P: 9	R: 0 E: 0 K: 1 S: 6 H: 0 LOB: 0 BB: 0 P: 9		1B: 2 2B: 1 3B: 1 HR: 1 SF: 0 SAC: 0 DP: 3 HBP: 1				WP: 0 PB: 0 SB: 3 CS: 0 PA: 34		

PITCHER		IP	WLS	BF	H	R	ER	SO	BB	IBB	HBP	BLK	WP	HR	S	P	ERA	WHIP
44 Luke Hochevar, R ERA: 4.29	(1, 1)	6.0	L	28	5	7	4	2	6	0	1	0	0	1	61	114	6.00	1.833
57 Joel Peralta, R ERA: 5.79	(7, 1)	1.0		3	0	0	0	1	0	0	0	0	0	0	6	9	0.00	0.000
27 Yasuhiko Yabuta, R ERA: 6.16	(8, 1)	1.0		3	0	0	0	1	0	0	0	0	0	0	6	9	0.00	0.000

PITCHER	IP	WLS	BF	H	R	ER	SO	BB	IBB	HBP	BLK	WP	HR	S	P	ERA	WHIP

Kansas City Royals @ Boston Red Sox

Fenway Park, Boston, MA

Mon May 19 2008, 7:05 PM EDT

Att. 37,746 - Partly Cloudy - 57 F

livebaseballscorecards.com

AB	27
R	7
H	5
RBI	4
BB	6
SO	4
LOB	8

Kansas City Royals @ Boston Red Sox

Fenway Park, Boston, MA

Tue May 20 2008, 7:05 PM EDT

Att. 37,486 - Cloudy - 60 F

livebaseballscorecards.com

TOP

Batter	1	2	3	4	5	6	7	8	9	AB	R	H	RBI	BB	SO	LOB
9 David DeJesus, L (1, 8) OBP: 0.331, SLG: 0.384	G4-3		L4			L3		15 G1-6-3 2B		4	0	1	0	0	0	0
15 Mark Grudzielanek, R (1, 4) OBP: 0.376, SLG: 0.390	K		4 1B BB			G6-3		G1-6-3		3	0	0	0	1	1	1
4 Alex Gordon, L (1, 5) OBP: 0.366, SLG: 0.455	2B		1-3 1B			2B		24 BB		3	0	3	0	1	0	0
11 Jose Guillen, R (1, 7) OBP: 0.266, SLG: 0.422	G6-3			K		K		K		4	0	0	0	0	3	4
24 Mark Teahen, L (1, 9) OBP: 0.345, SLG: 0.363		K		16 G6-4-3 BB			14 1B 16 G1-3 BB	1-2 BB		1	1	0	0	3	1	0
16 Billy Butler, R (1, 10) OBP: 0.344, SLG: 0.356		G1-3		G6-4-3 1-2f			1-2 G1-3	K		4	0	0	0	0	1	5
Ross Gload, L (1, 3) OBP: 0.303, SLG: 0.294		HBP			G4-3		K		G3-1	3	0	0	0	0	1	1
14 John Buck, R (1, 2) OBP: 0.333, SLG: 0.362		G6-3			K		2-H 1B		K	4	0	1	1	0	2	1
1 Tony Pena Jr., R (1, 6) OBP: 0.191, SLG: 0.214 13 Alberto Callaspo, S (7, PH) OBP: 0.364, SLG: 0.339 (7, 6) 21 Miguel Olivo, R (9, PH) OBP: 0.303, SLG: 0.553			G5-3			F9		K	K	2 1 1	0 0 0	0 0 0	0 0 0	0 0 0	0 1 0	0 1 0
Inning Stats	R: 0 H: 1 E: 0 LOB: 1 K: 1 BB: 0 S: 9 P: 13	R: 0 H: 0 E: 0 LOB: 1 K: 1 BB: 0 S: 10 P: 19	R: 0 H: 1 E: 0 LOB: 2 K: 0 BB: 1 S: 6 P: 10	R: 0 H: 0 E: 0 LOB: 0 K: 1 BB: 1 S: 6 P: 13	R: 0 H: 0 E: 0 LOB: 0 K: 1 BB: 0 S: 7 P: 11	R: 0 H: 1 E: 0 LOB: 1 K: 1 BB: 0 S: 12 P: 16	R: 1 H: 1 E: 0 LOB: 1 K: 2 BB: 1 S: 12 P: 20	R: 0 H: 1 E: 0 LOB: 3 K: 2 BB: 2 S: 18 P: 32	R: 0 H: 0 E: 0 LOB: 0 K: 2 BB: 0 S: 9 P: 15	1B: 2 SF: 0 2B: 3 SAC: 0 3B: 0 DP: 1 HR: 0 HBP: 1						

AB	30
R	1
H	5
RBI	1
BB	5
SO	11
LOB	13

WP: 0 PA: 36
PB: 0
SB: 0
CS: 0

PITCHER		IP	WLS	BF	H	R	ER	SO	BB	IBB	HBP	BLK	WP	HR	S	P	ERA	WHIP
63 Justin Masterson, R ERA: 1.46	(1, 1)	6.1	W	24	3	1	1	5	3	0	1	0	0	0	55	91	1.42	0.947
48 Javier López, L ERA: 3.18	(7, 1)	0.1	H	1	0	0	0	1	0	0	0	0	0	0	3	5	0.00	0.000
17 Manny Delcarmen, R ERA: 5.71	(7, 1)	0.1	H	2	1	0	0	1	0	0	0	0	0	0	4	6	0.00	3.000
37 Hideki Okajima, L ERA: 0.9	(8, 1)	0.2	H	5	1	0	0	1	2	0	0	0	0	0	14	27	0.00	4.500
58 Jonathan Papelbon, R ERA: 2.45	(8, 1)	1.1	S	4	0	0	0	3	0	0	0	0	0	0	13	20	0.00	0.000

PITCHER		IP	WLS	BF	H	R	ER	SO	BB	IBB	HBP	BLK	WP	HR	S	P	ERA	WHIP

Batter	1	2	3	4	5	6	7	8	9	AB	R	H	RBI	BB	SO	LOB
Coco Crisp, S (1, 8) OBP: 0.327, SLG: 0.455	C FF 94 X FF 96 0-1 ① G1-6-3	B FF 95 F CH 84 B FF 95 F FF 94 B FF 96 F FF 96 F FF 95 F CH 86 X CH 87 3-2 1-3 3-H 2B			C CU 79 C FF 95 X FF 95 0-2 ② G3		1 SAFE C FF 93 1 SAFE 1 SAFE X CU 81 0-1 ③ L4			4	0	1	1	0	0	1
15 Dustin Pedroia, R (1, 4) OBP: 0.336, SLG: 0.397	C FF 93 B FF 96 B CU 82 X SL 91 2-1 ② L5	X SL 92 0-0 ③ L8			C CU 81 C FF 93 S SL 92 0-3 ③ K			C SL 87 F FF 94 B SL 90 F CH 90 F SL 90 S SL 88 1-3 ① K		4	0	0	0	0	2	2
34 David Ortiz, L (1, 10) OBP: 0.360, SLG: 0.477	X FF 95 0-0 1B		B CU 79 C CU 80 F FF 95 B FF 96 B CU 82 X CH 86 3-2 ① G3			C CH 84 B FF 94 B CU 81 B CU 78 X SL 89 3-1 25 G5-3 1B			S CH 91 F CH 91 B FA 91 X CH 90 1-2 ② G3	4	0	2	0	0	0	0
Manny Ramirez, R (1, 7) OBP: 0.373, SLG: 0.515 2 Jacoby Ellsbury, L (9, 7) OBP: 0.377, SLG: 0.396	C CU 80 B FF 94 F CH 83 B FF 94 S SL 92 2-3 ③ K		B SL 91 X CU 82 1-0 ② F9			S FF 93 B FF 91 F SL 91 B SL 91 S CU 82 2-3 ① K		C FF 95 B SL 90 S CH 90 B SL 87 S CH 91 2-3 ③ K		4 0	0 0	0 0	0 0	0 0	3 0	2 0
25 Mike Lowell, R (1, 5) OBP: 0.311, SLG: 0.469		C FF 94 B FF 92 F SL 90 S FF 95 1-3 ① K	C CU 78 B FF 94 B SL 90 F CU 80 X FF 94 2-2 ③ F8			C FF 94 B SL 91 F CU 80 B FF 95 F SL 91 X CU 83 2-2 ② G5-3 1-2				3	0	0	0	0	1	1
20 Kevin Youkilis, R (1, 3) OBP: 0.394, SLG: 0.598		C FF 94 B FF 93 C CU 82 X FF 96 1-2 7 1B 23 SF9 1B		F SL 90 F FF 92 F CU 82 F CU 81 B SL 90 B SL 92 C FF 94 2-3 ① K		B SL 90 C CU 82 F SL 92 B SL 83 S FF 96 2-3 ③ K				3	1	1	0	0	2	1
7 J.D. Drew, L (1, 9) OBP: 0.391, SLG: 0.402		F FF 95 C CH 86 B FF 95 B CH 87 F CH 85 F FF 92 X CH 85 2-2 23 SF9 BB 1-3 2B 1B		F FF 94 S SL 90 B FF 93 B CU 83 X SL 91 2-2 ② P4			C CU 79 F FF 93 B FF 94 X CU 80 1-2 ① G4-3		3	1	1	0	0	0	0
Jason Varitek, S (1, 2) OBP: 0.362, SLG: 0.492		F CH 85 D CU 81 C FF 95 B FF 95 B CH 85 B FF 94 4-2 2B 1-2 BB		S FF 96 B CH 88 C FF 95 B SL 90 C CU 83 2-3 ③ K			B CH 85 S CH 84 C CU 81 S FF 94 1-3 ② K		2	0	0	0	1	2	0
23 Julio Lugo, R (1, 6) OBP: 0.349, SLG: 0.331 Alex Cora, L (8, 6) OBP: 0.480, SLG: 0.455		X FF 93 0-0 ② SF9 2-3 3-H			B FF 93 X SL 90 1-0 ① P4		B FF 94 C CU 80 B CU 82 L FF 93 B FF 94 B SL 91 4-2 BB			1 0	0 0	0 0	1 0	1 0	0 0	0 0
Inning Stats	R: 0 E: 0 K: 1 S: 8 H: 1 LOB: 1 BB: 0 P: 12	R: 2 E: 0 K: 1 S: 21 H: 3 LOB: 2 BB: 1 P: 32	R: 0 E: 0 K: 0 S: 7 H: 0 LOB: 0 BB: 0 P: 13	R: 0 E: 0 K: 2 S: 11 H: 0 LOB: 0 BB: 0 P: 17	R: 0 E: 0 K: 1 S: 7 H: 0 LOB: 0 BB: 0 P: 8	R: 0 E: 0 K: 2 S: 12 H: 1 LOB: 1 BB: 0 P: 21	R: 0 E: 0 K: 1 S: 10 H: 0 LOB: 1 BB: 1 P: 16	R: 0 E: 0 K: 2 S: 11 H: 0 LOB: 0 BB: 0 P: 15		1B: 4 2B: 1 3B: 0 HR: 0 SF: 1 SAC: 0 DP: 0 HBP: 0						

PITCHER		IP	WLS	BF	H	R	ER	SO	BB	IBB	HBP	BLK	WP	HR	S	P	ERA	WHIP
55 Gil Meche, R ERA: 5.58	(1, 1)	7.0	L	28	5	2	2	8	2	0	0	0	0	0	76	119	2.57	1.000
Ramon E Ramirez, R ERA: 1.86	(8, 1)	1.0		3	0	0	0	2	0	0	0	0	0	0	11	15	0.00	0.000

PITCHER	IP	WLS	BF	H	R	ER	SO	BB	IBB	HBP	BLK	WP	HR	S	P	ERA	WHIP

BOTTOM

Kansas City Royals @ Boston Red Sox

Fenway Park, Boston, MA

Tue May 20 2008, 7:05 PM EDT

Att. 37,486 - Cloudy - 60 F

livebaseballscorecards.com

AB	28
R	2
H	5
RBI	2
BB	2
SO	10
LOB	7

Batter	1	2	3	4	5	6	7	8	9	AB	R	H	RBI	BB	SO	LOB
9 David DeJesus, L (1, 9) OBP: 0.341, SLG: 0.393	B FF 93 C FF 93 X SI 92 1-1 15 FC6-4 1B		1 SAFE B SI 89 B CH 80 1 SAFE 1 SAFE F SI 88 F SL 83 C FF 92 2-3 ① K		B SI 87 1 SAFE B FF 89 X SI 88 2-0 4 1B 15 SH3-4 1-2 1B		B SL 79 1 SAFE C SI 87 B SI 88 B SI 88 C SI 88 1 SAFE C SI 87 3-3 ① K		B FF 92 B FC 90 X FF 92 2-0 1-H 1B	5	0	3	1	0	2	2
15 Mark Grudzielanek, R (1, 4) OBP: 0.366, SLG: 0.379	B SI 90 1 SAFE X SI 89 1-0 ① FC6-4 4 BB 1-2f		X SL 85 0-0 ② P3		C SI 90 X SI 91 0-1 ① SH3-4 1-2 2-3		B SI 86 B SI 88 C SI 87 F SI 87 F SI 88 X SI 88 2-2 ② G3-1 1-3		X FF 92 0-0 ③ F9	4	0	0	0	0	0	4
4 Alex Gordon, L (1, 5) OBP: 0.374, SLG: 0.456	B SI 89 B SL 86 B SI 91 B SI 90 4-0 1-2 BB		B SI 90 B SL 82 B FF 91 C FF 91 B SI 90 4-1 11 1B 1-2 BB		B FF 94 X SL 86 1-0 2-3 3-H 1B		S SI 88 C SI 89 B SI 88 B SI 89 S SI 90 2-3 ③ K			2	0	1	1	2	1	1
11 Jose Guillen, R (1, 7) OBP: 0.266, SLG: 0.418	C SI 92 F SI 91 F FF 94 C SI 93 0-3 ② K		X SI 92 0-0 1-3 2-H 1B		B SI 90 B SL 85 X SL 84 2-0 ② P4			B FF 96 S FF 95 T FF 96 F FF 96 F FF 95 X FF 98 1-2 ① F8		4	0	1	1	0	1	4
24 Mark Teahen, L (1, 3) OBP: 0.337, SLG: 0.354	F FF 94 X SL 85 0-1 ③ G4-3		C SI 90 F FF 96 B FF 95 X SL 86 1-2 ③ P5		F SL 84 B FF 94 S FF 95 F FF 95 C SI 92 1-3 ③ K			C FF 95 B FF 95 B FF 95 X CU 75 2-1 ② G4-3		4	0	0	0	0	1	6
16 Billy Butler, R (1, 10) OBP: 0.337, SLG: 0.348		B FF 92 C SI 92 B SI 92 X SL 85 2-1 ① G5-3		B SI 91 C SI 90 X SI 91 1-1 ① G5-3		B FF 96 C FF 95 S SL 86 S FC 95 S SL 88 2-3 ① K		F FF 96 B CU 79 C CU 79 F FF 96 X CU 78 1-2 ③ G6-3		4	0	0	0	0	1	0
14 John Buck, R (1, 2) OBP: 0.323, SLG: 0.349		C FF 92 B SL 87 B FF 92 C SI 92 X SI 92 2-2 ② G4-3		F SI 92 B SI 93 F SI 91 S FF 94 1-3 ② K		X FF 95 0-0 ② G5-3			X FF 92 0-0 ① F9	4	0	0	0	0	1	0
1 Tony Pena Jr., R (1, 6) OBP: 0.185, SLG: 0.208		C SI 92 B FF 95 F SI 92 X FF 94 1-2 ③ G5-3		B FF 93 X SI 92 1-0 ③ G5-3		B FF 96 B FF 96 C FF 95 X FF 96 2-1 ③ G6-3			C FF 92 B SI 90 X FF 92 1-1 ② B1-3	4	0	0	0	0	0	0
2 Joey Gathright, L (1, 8) OBP: 0.299, SLG: 0.278			C SI 91 F FF 96 B FF 96 F FF 95 X SI 93 1-2 4 BB 11 1B 1B		X FF 93 0-0 15 SH3-4 9 1B 4 1B 1B		B SI 88 B SI 88 B SI 87 C SI 87 C SI 89 F SI 89 B SI 87 4-2 15 G3-1 15 S BB		C FF 92 C FF 92 B FC 90 B FC 90 B FF 93 F FF 91 F FF 92 B FF 92 4-2 9 DI 9 1B BB	2	3	2	0	2	0	0
Inning Stats	R: 0 E: 0 K: 1 S: 9 H: 1 LOB: 2 BB: 1 P: 15	R: 0 E: 0 K: 0 S: 8 H: 0 LOB: 0 BB: 0 P: 13	R: 1 E: 0 K: 1 S: 13 H: 2 LOB: 2 BB: 1 P: 21	R: 0 E: 0 K: 1 S: 6 H: 0 LOB: 0 BB: 0 P: 9	R: 1 E: 0 K: 1 S: 10 H: 3 LOB: 2 BB: 0 P: 16	R: 0 E: 0 K: 1 S: 6 H: 0 LOB: 0 BB: 0 P: 10	R: 0 E: 0 K: 2 S: 13 H: 0 LOB: 1 BB: 1 P: 24	R: 0 E: 0 K: 0 S: 11 H: 0 LOB: 0 BB: 0 P: 15	R: 1 E: 0 K: 0 S: 9 H: 1 LOB: 1 BB: 1 P: 16	1B: 7 2B: 0 3B: 0 HR: 0 SF: 0 SAC: 1 DP: 0 HBP: 0						

PITCHER		IP	WLS	BF	H	R	ER	SO	BB	IBB	HBP	BLK	WP	HR	S	P	ERA	WHIP
40 Bartolo Colon, R ERA: 3.6	(1, 1)	5.0	W	23	6	2	2	4	2	0	0	0	0	0	46	74	3.60	1.600
56 Craig Hansen, R ERA: 6.14	(6, 1)	1.0	H	3	0	0	0	1	0	0	0	0	0	0	6	10	0.00	0.000
48 Javier López, L ERA: 3.0	(7, 1)	1.0	H	4	0	0	0	2	1	0	0	0	0	0	13	24	0.00	1.000
17 Manny Delcarmen, R ERA: 5.4	(8, 1)	1.0		3	0	0	0	0	0	0	0	0	0	0	11	15	0.00	0.000
50 Mike Timlin, R ERA: 8.25	(9, 1)	1.0		5	1	1	1	0	1	0	0	0	0	0	9	16	9.00	2.000

PITCHER	IP	WLS	BF	H	R	ER	SO	BB	IBB	HBP	BLK	WP	HR	S	P	ERA	WHIP

TOP

Kansas City Royals @ Boston Red Sox

Fenway Park, Boston, MA

Wed May 21 2008, 7:05 PM EDT

Att. 37,674 - Cloudy - 65 F

livebaseballscorecards.com

AB	33
R	3
H	7
RBI	3
BB	4
SO	7
LOB	17

WP: 0	PB: 0	SB: 1	CS: 0
PA: 38			

Batter	1	2	3	4	5	6	7	8	9	AB	R	H	RBI	BB	SO	LOB
2 Jacoby Ellsbury, L (1, 9) OBP: 0.390, SLG: 0.428	C FF 94 B FF 94 B SI 88 X SI 87 2-1 HR		C SI 94 B FF 94 C FF 94 F FF 95 X FF 95 1-2 ② G5-3		1 SAFE 1 SAFE C FF 92 S FF 92 B FF 93 X CH 84 1-2 34 SF8 15 1B WP 1-2 1B		X FF 90 0-0 15 S 15 1B 1B	B CH 86 T FF 92 C FF 92 B CU 71 F FC 92 B CU 69 B CH 86 4-2 1-2 2-3 BB		4	3	3	1	1	0	0
15 Dustin Pedroia, R (1, 4) OBP: 0.342, SLG: 0.402	B FF 95 C SL 86 X SL 88 1-1 G5-4-3 1B		B CU 76 B SL 78 C FF 94 X SL 86 2-1 ③ G5-3		D CH 85 C FF 91 X CH 85 1-1 WP 1-2 2-3 1B		B FC 86 1 SAFE C FC 86 L CU 80 X FS 83 1-2 34 FC3-4 1-H 1B	B FF 93 B SL 80 B FF 92 C FF 91 C FF 90 F FF 92 X FF 93 3-2 ③ F9		5	0	3	1	0	0	3
34 David Ortiz, L (1, 10) OBP: 0.353, SLG: 0.469	B FF 93 C FF 94 B FF 94 B SI 92 F FF 94 1 SAFE X SI 88 3-2 ① P4			B CU 75 F FF 94 S CH 86 F SL 78 B FF 95 B SI 87 S SI 86 3-3 ① K	D SL 84 F FF 91 X SL 84 1-1 ② SF8 2-3 3-H		C SL 84 B SI 91 B SL 84 B SI 89 X FF 90 3-1 ① FC3-4 1-2f			3	0	0	1	0	1	2
Manny Ramirez, R (1, 7) OBP: 0.371, SLG: 0.506	1 SAFE 1 SAFE B FF 93 X SL 77 1-0 ②③ G5-4-3 1-2f			S SL 86 B SI 94 B FF 95 B SI 96 C SI 95 B SL 86 4-2 25 G6-4-3 BB	C FF 91 1 SAFE B FF 91 F FF 92 B CH 86 B CH 84 S CH 85 3-3 ③ K 1-2 3-H		F FF 91 X SL 87 0-1 ② P3			3	0	0	0	1	1	3
25 Mike Lowell, R (1, 5) OBP: 0.317, SLG: 0.474		B FF 94 S SL 86 B FF 95 B FF 95 X FF 94 3-1 G4-3 2B		C FF 94 B FF 94 X SI 94 1-1 ②③ G6-4-3 1-2f		C FF 91 B CH 86 B FF 92 B FF 93 B FF 92 4-2 20 FC5-4 BB	C FF 91 C SL 86 C FF 92 0-3 ③			3	0	1	0	1	1	2
20 Kevin Youkilis, R (1, 3) OBP: 0.386, SLG: 0.584		B FF 94 C SL 86 B FF 94 B CU 76 C SL 84 C SI 94 3-3 ① K			B FF 93 B SL 83 B FF 92 C FF 92 X 3-1 ① P4	B FF 92 C FF 92 X CH 86 1-1 ① FC5-4 FC6-4 1B 1-2f		F FC 91 F FF 92 F SL 81 B FF 92 S SL 82 1-3 ① K		4	0	0	0	0	2	2
Jason Varitek, S (1, 2) OBP: 0.372, SLG: 0.519		B CU 76 B FF 94 X SI 86 2-0 ② G4-3 2-3			C FF 94 F FF 94 F FF 94 X SL 84 0-2 HR	X FF 92 0-0 FC6-4 1-2 1B		B FF 92 B FF 91 B FF 92 C FF 92 B FF 92 4-1 2 BB 23 1B BB		3	1	2	1	1	0	1
Coco Crisp, S (1, 8) OBP: 0.324, SLG: 0.457		B SI 88 F FF 94 B CH 88 B SL 76 F SI 88 X SI 89 3-2 ③ G6-3			B SI 93 B SI 87 C FF 94 F SI 93 B SI 94 X FF 94 3-2 23 WP 23 1B 2B	X FF 92 0-0 ② FC6-4 1-2f 2-3		C FF 92 F FF 92 S CU 69 0-3 ② K		4	1	1	0	0	1	4
23 Julio Lugo, R (1, 6) OBP: 0.353, SLG: 0.336 Alex Cora, L (9, 6) OBP: 0.480, SLG: 0.455			B FF 93 C FF 93 B SL 86 F FF 94 F SL 83 X FF 94 2-2 ① P6		C SL 81 F SI 92 F SI 94 F CU 75 B SL 83 X FF 94 1-2 15 1B 2 1B 34 SF8 2-H 1B	B FC 89 1 SAFE C FC 85 C CU 81 X FF 93 1-2 ③ F9		X FF 92 0-0 2 BB 1-2 1B		4 0	1 0	2 0	1 0	0 0	0 0	2 0
Inning Stats	R: 1 E: 0 K: 0 S: 8 H: 2 LOB: 0 BB: 0 P: 15	R: 0 E: 0 K: 1 S: 9 H: 1 LOB: 1 BB: 0 P: 20	R: 0 E: 0 K: 0 S: 10 H: 0 LOB: 0 BB: 0 P: 15	R: 0 E: 0 K: 1 S: 8 H: 0 LOB: 0 BB: 1 P: 16	R: 4 E: 0 K: 1 S: 24 H: 5 LOB: 1 BB: 0 P: 37	R: 0 E: 0 K: 0 S: 9 H: 1 LOB: 2 BB: 1 P: 15	R: 1 E: 0 K: 1 S: 11 H: 2 LOB: 1 BB: 0 P: 15	R: 0 E: 0 K: 2 S: 16 H: 1 LOB: 3 BB: 2 P: 28		1B: 8 2B: 2 3B: 0 HR: 2 SF: 1 SAC: 0 DP: 2 HBP: 0						

BOTTOM

Kansas City Royals @ Boston Red Sox

Fenway Park, Boston, MA

Wed May 21 2008, 7:05 PM EDT

Att. 37,674 - Cloudy - 65 F

livebaseballscorecards.com

AB	33
R	6
H	12
RBI	5
BB	4
SO	6
LOB	19

WP: 2 PA: 38
PB: 0
SB: 1
CS: 0

PITCHER		IP	WLS	BF	H	R	ER	SO	BB	IBB	HBP	BLK	WP	HR	S	P	ERA	WHIP
Brett Tomko, R ERA: 5.76	(1, 1)	4.1	L	19	7	5	5	2	1	0	0	0	1	2	52	91	10.38	1.846
32 Ron Mahay, L ERA: 2.7	(5, 1)	1.0		6	2	0	0	1	1	0	0	0	1	0	12	22	0.00	3.000
57 Joel Peralta, R ERA: 6.14	(6, 1)	0.2		4	2	1	1	0	0	0	0	0	0	0	8	10	13.50	3.000
41 Jimmy Gobble, L ERA: 3.48	(7, 1)	1.0		3	0	0	0	1	0	0	0	0	0	0	7	10	0.00	0.000
48 Joakim Soria, R ERA: 0.98	(8, 1)	1.0		6	1	0	0	2	2	0	0	0	0	0	16	28	0.00	3.000

PITCHER	IP	WLS	BF	H	R	ER	SO	BB	IBB	HBP	BLK	WP	HR	S	P	ERA	WHIP

Kansas City Royals @ Boston Red Sox

Fenway Park, Boston, MA

Thu May 22 2008, 1:35 PM EDT

Att. 37,613 - Cloudy - 57 F

livebaseballscorecards.com

TOP

Batter	1	2	3	4	5	6	7	8	9	AB	R	H	RBI	BB	SO	LOB
9 David DeJesus, L (1, 7) OBP: 0.341, SLG: 0.390	C FF 89 B FF 90 F FC 88 B FF 91 F SL 81 C FF 92 2-3 K	C SL 79 C SL 79 B SL 79 T FF 93 1-2 K		S SL 79 F FC 89 B SL 80 X FF 94 1-2 2-3 1B		L FC 86 B FF 91 B SL 78 B FS 82 C FC 87 T FC 88 3-2 K 1-2	B FF 96 D SL 84 C FF 95 X FF 95 2-1 G3		X FF 96 0-0 16 1B 1B	6	0	2	0	0	3	4
15 Mark Grudzielanek, R (1, 4) OBP: 0.363, SLG: 0.371 Esteban German, R (7, 4) OBP: 0.200, SLG: 0.100 16 Billy Butler, R (9, PH) OBP: 0.341, SLG: 0.352	F FF 96 B SL 84 S FC 94 B FF 92 F FF 92 B FF 92 X FC 90 3-2 G4-3		F FF 90 B FF 89 B FC 88 B FF 92 B FF 92 4-1 24 BB BB	C SL 79 C SL 78 X FF 93 0-2 G1-3		X FC 89 0-0 G1-3		B FF 96 S B F B S 3-3 K	C FF 98 X FF 97 0-1 4 DI 1-3 1B	3 1 1	0 0 0	0 0 1	0 0 0	1 0 0	0 1 0	3 0 0
4 Alex Gordon, L (1, 5) OBP: 0.378, SLG: 0.451	B FF 93 C FF 93 B FC 91 B FF 93 B FF 93 4-1 11 WP 11 1B BB		C SL 81 X FF 91 0-1 P3		F FF 91 B FS 82 S FS 82 B SL 80 B FF 92 B FS 82 4-2 11 WP 11 2B BB	F SI 87 F CU 75 B CU 77 S SI 90 1-3 K		B FF 96 S FF 97 B FF 97 F FF 98 X FF 97 2-2 11 1B 21 HR 1B	C FF 98 B FF 97 D FF 92 X FF 97 2-1 F7 1-2	4	3	1	0	2	1	4
11 Jose Guillen, R (1, 10) OBP: 0.280, SLG: 0.451	C SL 79 F FC 88 D SL 80 B SL 79 F FF 92 X FF 92 2-2 24 BB 1-H 1B		S FF 92 F FC 87 S FF 92 0-3 K		D FC 88 F FF 92 X SL 79 1-1 24 G4-3 21 2B 1-H 2B		C FF 95 X FF 93 0-1 HR	B FF 96 B FF 96 X FF 96 2-0 21 HR 1-2 1B		5	3	4	3	0	1	1
24 Mark Teahen, L (1, 9) OBP: 0.344, SLG: 0.350	B SL 79 B FF 91 S FF 91 B FF 92 B FF 91 4-1 1-2 BB		C SL 81 B SL 78 B FF 93 C FF 92 B FS 84 F SL 80 F FF 92 B FC 89 4-2 1-2 BB		B FF 92 B FS 82 F FF 91 F FC 87 D FS 84 X FC 89 3-2 G4-3 2-3		B C B F B B 4-2 21 2B BB	F FF 97 F FF 97 B FF 96 D FS 90 F FF 97 X FF 98 2-2 L9		2	1	0	0	3	0	3
21 Miguel Olivo, R (1, 2) OBP: 0.319, SLG: 0.611	S FC 87 B FC 89 S FF 92 D SL 82 C SL 79 2-3 K		X FC 88 0-0 F7		X FC 89 0-0 3-H 2B		X FF 96 0-0 1-H 2B	B X 1-0 1-H 2-H HR		5	1	3	5	0	1	4
Ross Gload, L (1, 3) OBP: 0.289, SLG: 0.280		B FF 89 X FF 90 1-0 P6		B FF 90 B FF 89 X FF 91 2-0 P5	C FC 88 B SL 78 F FS 83 B FF 91 C FC 88 2-3 K	F B F X 1-2 P3		F FF 95 S FS 89 B FS 90 S 1-3 K		5	0	0	0	0	2	2
13 Alberto Callaspo, S (1, 6) OBP: 0.352, SLG: 0.317		B FF 90 B CU 77 C FF 90 B FF 90 F FF 91 B SL 79 4-2 2 G4-3 BB		C CU 76 X FC 88 0-1 G4-3	B FC 90 C FC 87 S FF 92 S FS 84 1-3 K2-3	C X 0-1 F9		B FF 96 C FF 95 B FS 89 F FF 96 X FS 90 2-2 G5-3	4	0	0	0	1	1	2
2 Joey Gathright, L (1, 8) OBP: 0.311, SLG: 0.295		C CU 78 B SL 79 X FC 86 1-1 G4-3 1-2		X FF 91 0-0 9 1B 2B	C FC 86 B FS 81 C FS 81 B FF 92 X SL 81 2-2 9 S 1B	S B B SI 87 B FF 95 B FF 96 4-1 BB			B FF 97 C FF 96 X FS 91 1-1 G3-1	4	0	2	0	1	0	1
Inning Stats	R: 1 H: 1 E: 0 LOB: 2 K: 2 BB: 2 S: 17 P: 34	R: 0 H: 0 E: 0 LOB: 1 K: 1 BB: 1 S: 8 P: 15	R: 0 H: 0 E: 0 LOB: 2 K: 1 BB: 2 S: 11 P: 19	R: 0 H: 2 E: 0 LOB: 2 K: 0 BB: 0 S: 10 P: 13	R: 2 H: 2 E: 0 LOB: 1 K: 2 BB: 1 S: 14 P: 25	R: 0 H: 1 E: 0 LOB: 1 K: 2 BB: 0 S: 10 P: 16	R: 2 H: 2 E: 0 LOB: 2 K: 0 BB: 2 S: 13 P: 24	R: 3 H: 3 E: 0 LOB: 0 K: 2 BB: 0 S: 15 P: 26	R: 0 H: 2 E: 0 LOB: 2 K: 0 BB: 0 S: 10 P: 15	1B: 7 SF: 0 2B: 4 SAC: 0 3B: 0 DP: 0 HR: 2 HBP: 0						WP: 2 PA: 48 PB: 0 SB: 1 CS: 0

	AB	40
	R	8
	H	13
	RBI	8
	BB	8
	SO	10
	LOB	24

PITCHER		IP	WLS	BF	H	R	ER	SO	BB	IBB	HBP	BLK	WP	HR	S	P	ERA	WHIP
18 Daisuke Matsuzaka, R ERA: 2.4	(1, 1)	5.2	W	29	6	3	3	7	6	0	0	0	2	0	67	118	4.76	2.118
48 Javier López, L ERA: 2.95	(6, 1)	0.1	H	1	0	0	0	1	0	0	0	0	0	0	3	4	0.00	0.000
56 Craig Hansen, R ERA: 7.56	(7, 1)	1.0		7	2	2	2	0	2	0	0	0	0	1	13	24	18.00	4.000
53 David Aardsma, R ERA: 3.27	(8, 1)	1.0		6	3	3	3	2	0	0	0	0	0	1	15	26	27.00	3.000
58 Jonathan Papelbon, R ERA: 2.35	(9, 1)	1.0	S	5	2	0	0	0	0	0	0	0	0	0	10	15	0.00	2.000

PITCHER		IP	WLS	BF	H	R	ER	SO	BB	IBB	HBP	BLK	WP	HR	S	P	ERA	WHIP

Batter	1	2	3	4	5	6	7	8	9	AB	R	H	RBI	BB	SO	LOB
2 Jacoby Ellsbury, L (1, 8) (9, 7) OBP: 0.396, SLG: 0.426	C FF 90 X CH 86 0-1 G3	F FF 90 B CH 84 F FF 90 F SL 76 1 SAFE F FF 90 B FC 84 B FC 86 B FC 88 4-2 1-2 BB		X FF 89 0-0 1-2 34 1B 1B		B SI 89 B SL 89 B SI 89 C SI 89 B FF 90 4-1 15 2B 25 HR 1-2 BB	C C F F B FF 93 X FF 88 1-2 G4-3			3	1	1	0	2	0	1
15 Dustin Pedroia, R (1, 4) OBP: 0.339, SLG: 0.402	B FF 89 B FF 90 B FF 89 C FF 89 F FF 90 F FF 91 F FF 91 X FC 87 3-2 P3	1 SAFE B FF 88 B FF 88 F FC 88 F FC 86 X FC 86 2-2 G5-3		B CH 87 B FF 91 C FF 89 X FF 90 2-1 F7		C FF 91 B SL 87 B FF 92 X FF 91 2-1 25 HR 1-3 2-H 2B		B SI 95 C SI 96 X SI 95 1-1 G5-3		5	1	1	1	0	0	3
34 David Ortiz, L (1, 10) OBP: 0.349, SLG: 0.462	C FF 91 X FF 91 0-1 G6-3		B CH 87 B FF 90 B FF 90 C FF 90 X FF 91 3-1 G4-3	B FF 91 X FF 90 1-0 1-2 2-H 1B		X FF 89 0-0 P5		C SI 97 S SI 97 F FF 98 F SI 90 S CH 88 0-3 K		5	0	1	0	0	1	2
Manny Ramirez, R (1, 7) OBP: 0.371, SLG: 0.500 Coco Crisp, S (9, 8) OBP: 0.324, SLG: 0.457		C FF 90 B FC 85 F FF 91 B FC 88 X FF 92 2-2 20 1B 25 1B 7 HR 1B	F FF 92 B FC 87 B FC 87 C FF 91 S FF 90 2-3 K		F FF 90 C FF 90 B FC 85 F CH 87 F FF 91 C CH 87 1-3 K	I IN 66 I IN 70 I IN 69 I IN 69 4-0 25 HR IBB		B FF 97 X FF 97 1-0 P4	4 0	2 0	1 0	0 0	1 0	2 0	0 0
25 Mike Lowell, R (1, 5) OBP: 0.331, SLG: 0.517		B FF 90 F FF 91 X SL 77 1-1 20 1B 7 HR 1-2 1B	X FF 90 0-0 20 1B 2B		B CH 86 C FF 91 F CH 86 X SL 77 1-2 P3	B FF 91 X SL 87 1-0 1-H 2-H 3-H HR				4	3	3	4	0	0	0
20 Kevin Youkilis, R (1, 3) OBP: 0.388, SLG: 0.582		F FF 90 X FC 86 0-1 7 HR 1-2 2-3 1B	C FF 91 F FC 85 F FC 86 B FC 86 X FF 90 1-2 2-H 1B		C FF 91 F CH 87 X SL 77 0-2 L7	C FF 91 B FF 92 B CH 84 C FF 91 B SL 87 S SL 86 3-3 K				4	1	2	1	0	1	0
7 J.D. Drew, L (1, 9) OBP: 0.394, SLG: 0.427		C FF 90 B FF 91 B FF 91 F CH 86 X FF 91 2-2 1-H 2-H 3-H HR	B CH 86 B FF 89 F FF 89 X FF 90 2-1 F8			C FF 90 B FF 90 B CH 86 F FF 91 X CH 86 2-2 1B 23 SF9 1B	C CH 75 B FF 88 X CH 77 1-1 P6			4	2	2	4	0	0	1
Kevin Cash, R (1, 2) OBP: 0.389, SLG: 0.417		B FC 85 C FF 90 S FF 90 B SL 78 F FF 91 C FF 91 2-3 K		B FF 91 F FF 89 F FF 91 F FC 87 B SL 78 F FF 90 S CH 87 2-3 K		X FF 89 0-0 2 BB 15 2B 1-3 1B	C FF 93 B FS 84 B CH 76 F FF 92 S FS 81 2-3 K			4	1	1	0	0	3	0
23 Julio Lugo, R (1, 6) OBP: 0.357, SLG: 0.343 Alex Cora, L (8, 6) OBP: 0.480, SLG: 0.455		C FF 91 B SL 77 X FC 84 1-1 2 CS 1B		B FF 92 F FF 90 X FC 86 1-1 2 1B 34 1B 1B		S FF 91 X FC 87 0-1 SF9 3-H	C B X 1-1 E3			3 0	0 0	2 0	1 0	0 0	0 0	0 0
Inning Stats	R: 0 E: 0 K: 0 S: 9 H: 0 LOB: 0 BB: 0 P: 12	R: 4 E: 0 K: 1 S: 23 H: 5 LOB: 1 BB: 1 P: 37	R: 1 E: 0 K: 1 S: 12 H: 2 LOB: 1 BB: 0 P: 20	R: 0 E: 0 K: 1 S: 11 H: 3 LOB: 2 BB: 0 P: 17	R: 0 E: 0 K: 1 S: 11 H: 0 LOB: 0 BB: 0 P: 13	R: 6 E: 0 K: 1 S: 14 H: 4 LOB: 0 BB: 2 P: 30	R: 0 E: 1 K: 1 S: 12 H: 0 LOB: 1 BB: 0 P: 17	R: 0 E: 0 K: 1 S: 8 H: 0 LOB: 0 BB: 0 P: 10		1B: 10 2B: 2 3B: 0 HR: 2 SF: 1 SAC: 0 DP: 0 HBP: 0			WP: 0 PB: 0 SB: 0 CS: 1 PA: 40	

PITCHER		IP	WLS	BF	H	R	ER	SO	BB	IBB	HBP	BLK	WP	HR	S	P	ERA	WHIP
19 Brian Bannister, R ERA: 4.94	(1, 1)	5.1	L	27	12	7	7	4	1	0	0	0	0	1	72	107	11.81	2.438
41 Jimmy Gobble, L ERA: 6.55	(6, 1)	0.2		6	2	4	4	1	1	1	0	0	0	1	8	22	54.00	4.500
27 Yasuhiko Yabuta, R ERA: 5.85	(7, 1)	1.0		4	0	0	0	1	0	0	0	0	0	0	12	17	0.00	0.000
46 Juan Carlos Oviedo, R ERA: 1.45	(8, 1)	1.0		3	0	0	0	1	0	0	0	0	0	0	8	10	0.00	0.000

PITCHER	IP	WLS	BF	H	R	ER	SO	BB	IBB	HBP	BLK	WP	HR	S	P	ERA	WHIP

BOTTOM

Kansas City Royals @ Boston Red Sox

Fenway Park, Boston, MA

Thu May 22 2008, 1:35 PM EDT

Att. 37,613 - Cloudy - 57 F

livebaseballscorecards.com

AB	36
R	11
H	14
RBI	11
BB	3
SO	7
LOB	7

Batter	1	2	3	4	5	6	7	8	9	AB	R	H	RBI	BB	SO	LOB
2 Jacoby Ellsbury, L (1, 8) OBP: 0.399, SLG: 0.428	C FF 90 S SL 86 C FF 94 0-3 ① K			X FF 89 0-0 ① P6	C SL 84 S FF 94 X SL 85 0-2 15 FC4-6 2-H 1B		B FF 93 C FF 93 B SL 80 T FF 93 X FF 92 2-2 15 CS 2-H 1B			4	0	2	2	0	1	0
15 Dustin Pedroia, R (1, 4) OBP: 0.338, SLG: 0.413	F FF 90 B FF 94 X SL 87 1-1 ② G5-3			C FF 90 B FF 90 B SL 84 X FF 91 2-1 HR	1 SAFE C FF 93 X FF 93 0-1 ③ FC4-6 1-2f		C SL 80 C FF 94 B FF 94 B SL 82 F SI 93 B SL 82 S FF 93 3-3 ②③ K 1-2			4	1	1	1	0	1	2
34 David Ortiz, L (1, 10) OBP: 0.352, SLG: 0.457	C CH 86 B FF 93 B CH 86 S SL 86 F FF 95 S SL 88 2-3 ③ K			B FF 93 C SL 84 S SL 86 B FF 94 F FF 94 B CH 85 B FF 94 4-2 25 BB BB	B SL 81 T FF 88 B FF 91 B FF 92 4-1 25 2B BB			B FF 93 B SL 79 B FF 93 C FF 90 S FF 94 T FF 93 3-2 ① K		2	0	0	0	2	2	0
Manny Ramirez, R (1, 7) OBP: 0.364, SLG: 0.489		C FF 91 B CH 86 S FF 92 B FF 96 X FF 97 2-2 ① G4-3		B FF 91 B FF 92 S FF 95 S SL 86 F FF 95 B SL 86 X FF 94 3-2 ② F9	S SL 84 B FF 92 X FF 92 1-1 ① P3			X FF 94 0-0 ② L8		4	0	0	0	0	0	2
25 Mike Lowell, R (1, 5) OBP: 0.336, SLG: 0.520		B SL 85 C SL 85 B FF 92 S SL 85 S FF 94 2-3 ② K		S CH 84 B FF 94 B SL 84 B FF 90 C FF 92 B FF 92 4-2 1-2 BB	D SL 84 F SL 83 B FF 92 X SL 85 2-1 1-3 2B			C SL 82 S FF 93 F FF 93 B SL 82 B SL 82 F FF 92 B SL 82 X FF 94 3-2 ③ F8		3	0	1	0	1	1	0
20 Kevin Youkilis, R (1, 3) OBP: 0.381, SLG: 0.570		B FF 91 B FF 90 C FF 93 C FF 94 S SL 87 2-3 ③ K		B SL 84 C CH 84 X FF 90 1-1 ③ F9	B FF 93 F FF 93 X FF 93 1-1 ② P3				B SI 89 F B C S 2-3 ① K	4	0	0	0	0	2	4
7 J.D. Drew, L (1, 9) OBP: 0.390, SLG: 0.430			F SL 83 X FF 90 0-1 ① F8		B FF 88 C SL 82 B FF 91 B SL 84 X FF 90 3-1 2 1B 2B	C FF 92 F FF 93 B CH 86 F FF 94 D SL 84 B FF 95 S SL 86 3-3 ③ K			S B C C 1-3 ② K	4	1	1	0	0	2	2
23 Julio Lugo, R (1, 6) OBP: 0.354, SLG: 0.340			B SL 83 B FF 92 F FF 92 S FF 93 S FF 95 2-3 ② K		F FF 90 D CH 84 B FF 89 S SL 85 S SL 86 2-3 ① K		C FF 92 C SL 80 B SL 81 X FF 93 1-2 2 1B E5 1B		X SI 91 0-0 ③ G6-3	4	1	1	0	0	2	1
Kevin Cash, R (1, 2) OBP: 0.368, SLG: 0.392			B FF 90 X FF 93 1-0 ③ P4		C FF 91 S SL 86 B SL 86 S FF 94 1-3 ② K		S FF 92 X FF 92 0-1 ① G6-3			3	0	0	0	0	1	2
Inning Stats	R: 0 E: 0 K: 2 S: 9 H: 0 LOB: 0 BB: 0 P: 12	R: 0 E: 0 K: 2 S: 9 H: 0 LOB: 0 BB: 0 P: 15	R: 0 E: 0 K: 1 S: 6 H: 0 LOB: 0 BB: 0 P: 9	R: 1 E: 0 K: 0 S: 14 H: 1 LOB: 2 BB: 2 P: 28	R: 1 E: 0 K: 2 S: 13 H: 2 LOB: 1 BB: 0 P: 19	R: 0 E: 0 K: 1 S: 11 H: 1 LOB: 2 BB: 1 P: 22	R: 1 E: 1 K: 1 S: 12 H: 2 LOB: 0 BB: 0 P: 18	R: 0 E: 0 K: 1 S: 9 H: 0 LOB: 0 BB: 0 P: 15	R: 0 E: 0 K: 2 S: 7 H: 0 LOB: 0 BB: 0 P: 10	1B: 3 2B: 2 3B: 0 HR: 1 SF: 0 SAC: 0 DP: 0 HBP: 0	WP: 0 PB: 0 SB: 0 CS: 1 PA: 35					

PITCHER		IP	WLS	BF	H	R	ER	SO	BB	IBB	HBP	BLK	WP	HR	S	P	ERA	WHIP
Rich Harden, R ERA: 2.93	(1, 1)	6.0	W	25	4	2	2	8	3	0	0	0	0	1	62	105	3.00	1.167
33 Joey Devine, R ERA: 1.27	(7, 1)	2.0		7	2	1	0	2	0	0	0	0	0	0	21	33	0.00	1.000
Huston Street, R ERA: 4.22	(9, 1)	1.0		3	0	0	0	2	0	0	0	0	0	0	7	10	0.00	0.000

PITCHER	IP	WLS	BF	H	R	ER	SO	BB	IBB	HBP	BLK	WP	HR	S	P	ERA	WHIP

TOP

Boston Red Sox @ Oakland Athletics

McAfee Coliseum, Oakland, CA

Fri May 23 2008, 10:05 PM EDT

Att. 29,051 - Overcast - 54 F

livebaseballscorecards.com

AB	32
R	3
H	6
RBI	3
BB	3
SO	12
LOB	13

Batter	1	2	3	4	5	6	7	8	9	AB	R	H	RBI	BB	SO	LOB
22 Jack Hannahan, L (1, 5) OBP: 0.361, SLG: 0.344	C KN 64 B KN 64 B KN 63 X KN 63 2-1 F7 ①	B KN 65 B KN 64 C FF 72 B KN 64 X FF 71 3-1 L8 ③		B KN 63 X FF 70 1-0 F7 ②		F FF 92 B SL 81 C SL 83 X FS 87 1-2 G4-3 ①				4	0	0	0	0	0	3
7 Bobby Crosby, R (1, 6) OBP: 0.329, SLG: 0.398	C KN 64 C KN 60 B KN 57 X KN 65 1-2 32 1B 2B		X KN 63 0-0 F7 ①	B KN 64 B FF 71 C FF 71 B CU 58 X FF 72 3-1 F8 ③		B FF 92 B SL 83 F FF 93 B FF 93 C FF 94 F FS 86 X SL 83 3-2 SF8 ② 2-3 3-H				3	1	1	1	0	0	0
32 Jack Cust, L (1, 7) OBP: 0.434, SLG: 0.462 11 Rajai Davis, R (7, 8) OBP: 0.210, SLG: 0.237	C KN 64 X KN 64 0-1 35 HR 1B 2-H		B KN 64 B KN 64 B KN 65 B KN 64 4-0 15 PB 35 1B 15 1B BB		B KN 63 F FF 71 B KN 65 B FF 72 C FF 69 B CU 59 4-2 35 1B BB	B SI 93 F FF 92 S FF 94 B FS 87 B FS 87 C SL 84 3-3 K ③				2 0	2 0	1 0	1 0	2 0	1 0	1 0
35 Frank Thomas, R (1, 10) OBP: 0.365, SLG: 0.437	X KN 64 0-0 1-H HR		B KN 65 B KN 65 C FF 72 X CU 58 2-1 15 1B 14 HR 1-2 1B		B KN 65 C FF 72 S KN 65 X KN 62 1-2 14 FC5-4 1-2 1B		C FC 90 B SI 89 B SL 87 F FC 90 S SL 87 2-3 K ①			4	2	3	2	0	1	0
15 Ryan Sweeney, L (1, 8) OBP: 0.360, SLG: 0.385 (7, 9)	B FF 72 C KN 64 X KN 64 1-1 G4-3 ②		C KN 66 S KN 65 B KN 65 F KN 66 F KN 66 X 1-2 14 HR 1-2 2-H 1B		B KN 65 C CU 59 S KN 65 S KN 66 1-3 K ①		F FF 90 X FC 88 0-1 P2 ②			4	1	1	1	0	1	2
Emil Brown, R (1, 9) OBP: 0.282, SLG: 0.389 (7, 7)	C KN 64 F KN 64 B KN 64 F KN 58 C KN 64 1-3 K ③		C KN 66 B KN 65 F KN 65 S KN 65 1-3 K ②		C KN 65 X KN 66 0-1 F8 ②		X FC 90 0-0 G4-3 ③			4	0	0	0	0	2	4
14 Mark Ellis, R (1, 4) OBP: 0.326, SLG: 0.395		B KN 63 C KN 64 B KN 64 C KN 64 S KN 64 2-3 K ①	C KN 64 X KN 65 0-1 1-H 2-H HR		S KN 66 X KN 64 0-1 FC5-4 ③ 1-2f			B FF 90 X FF 90 1-0 F8 ①		4	1	1	3	0	1	2
10 Daric Barton, L (1, 3) OBP: 0.332, SLG: 0.319		B KN 63 X KN 65 1-0 P4 ② F KN 64 B KN 64 B KN 64 X KN 64 2-1 L9 ③				S KN 62 B KN 63 B KN 63 B CU 56 F KN 67 B CU 58 4-2 8 2B 7 SF8 BB		C FF 90 B FS 83 B FS 83 C FF 91 S FC 88 2-3 K ②		3	1	0	0	1	1	0
8 Kurt Suzuki, R (1, 2) OBP: 0.301, SLG: 0.298		B KN 63 B KN 64 C KN 64 F KN 64 B KN 65 B KN 66 4-2 BB		C KN 63 X KN 63 0-1 P6 ①		D KN 64 B FF 72 C FF 72 X FF 72 2-1 7 SF8 1-3 2B		C FF 90 B SL 87 S SI 90 F FC 87 F FF 91 X FF 91 1-2 G6-3 ③		3	0	1	0	1	0	0
Inning Stats	R: 3 E: 0 K: 1 S: 14 H: 3 LOB: 0 BB: 0 P: 19	R: 0 E: 0 K: 1 S: 8 H: 0 LOB: 1 BB: 1 P: 18	R: 4 E: 0 K: 1 S: 15 H: 3 LOB: 0 BB: 1 P: 25	R: 0 E: 0 K: 0 S: 5 H: 0 LOB: 0 BB: 0 P: 9	R: 0 E: 0 K: 1 S: 12 H: 1 LOB: 2 BB: 1 P: 18	R: 1 E: 0 K: 1 S: 14 H: 1 LOB: 1 BB: 1 P: 27	R: 0 E: 0 K: 1 S: 6 H: 0 LOB: 0 BB: 0 P: 8	R: 0 E: 0 K: 1 S: 9 H: 0 LOB: 0 BB: 0 P: 13		1B: 4 2B: 2 3B: 0 HR: 2	SF: 1 SAC: 0 DP: 0 HBP: 0		WP: 0 PB: 1 SB: 0 CS: 0	PA: 36		

PITCHER		IP	WLS	BF	H	R	ER	SO	BB	IBB	HBP	BLK	WP	HR	S	P	ERA	WHIP
49 Tim Wakefield, R ERA: 5.19	(1, 1)	5.0	L	27	8	8	8	4	4	0	0	0	0	2	58	99	14.40	2.400
53 David Aardsma, R ERA: 3.13	(6, 1)	1.0		3	0	0	0	1	0	0	0	0	0	0	10	17	0.00	0.000
50 Mike Timlin, R ERA: 7.07	(7, 1)	2.0		6	0	0	0	2	0	0	0	0	0	0	15	21	0.00	0.000

PITCHER	IP	WLS	BF	H	R	ER	SO	BB	IBB	HBP	BLK	WP	HR	S	P	ERA	WHIP

BOTTOM

Boston Red Sox @ Oakland Athletics

McAfee Coliseum, Oakland, CA

Fri May 23 2008, 10:05 PM EDT
Att. 29,051 - Overcast - 54 F

livebaseballscorecards.com

AB	31
R	8
H	8
RBI	8
BB	4
SO	7
LOB	12

Batter	1	2	3	4	5	6	7	8	9	AB	R	H	RBI	BB	SO	LOB
2 Jacoby Ellsbury, L (1, 7) OBP: 0.390, SLG: 0.416	B SI 84 B SI 85 B FF 85 C FF 84 X SI 84 3-1 ① F7			S SI 85 B CU 68 X SL 81 1-1 ① P5		C SL 80 F CU 69 B SL 78 F FF 85 B SL 76 X SI 84 2-2 ③ G5-3			C SI 90 C SI 91 F SL 85 F SI 91 B CH 81 F SI 91 B CH 81 X SI 90 2-2 ② G3-1	4	0	0	0	0	0	1
15 Dustin Pedroia, R (1, 4) OBP: 0.332, SLG: 0.406	C SL 80 F FF 85 F CU 69 F SI 85 X CU 69 0-2 ② F7			C SL 81 C SI 86 B SL 80 X CU 70 1-2 ② G6-3			C SL 80 X FF 84 0-1 ① L9		C SI 90 B SL 83 X SL 84 1-1 ③ G5-3	4	0	0	0	0	0	0
34 David Ortiz, L (1, 10) OBP: 0.352, SLG: 0.455	B CU 68 C SI 85 X SL 82 1-1 ③ F8			B CH 80 C SL 82 S CU 70 B SL 81 F CU 70 F FF 86 F SL 80 X SL 81 2-2 ③ F9			B CU 68 B SI 85 X SI 86 2-0 1B			3	0	1	0	0	0	0
20 Kevin Youkilis, R (1, 3) OBP: 0.376, SLG: 0.561		C FF 83 X SL 80 0-1 ① F9			C SL 79 B CU 68 C FF 85 B SL 78 F FF 86 F CU 69 X SL 80 2-2 ① P4		B SI 84 X FF 85 1-0 ② F9			3	0	0	0	0	0	1
25 Mike Lowell, R (1, 5) OBP: 0.328, SLG: 0.508		B SL 80 C SL 81 X SI 85 1-1 ② F9			B CU 67 X SL 81 1-0 ② P6		B SL 79 C FF 84 B CU 69 X SL 80 2-1 ③ F9			3	0	0	0	0	0	1
7 J.D. Drew, L (1, 9) OBP: 0.383, SLG: 0.420		B SI 79 C SI 85 B CU 68 C CU 67 X FF 85 2-2 ③ P4			C SL 80 B CU 69 S SL 81 B SL 80 T CU 69 2-2 ③ K			S CU 66 B CU 67 B SL 81 C SL 79 B CU 69 X SL 80 3-2 ① G4-3		3	0	0	0	0	1	0
Jason Varitek, S (1, 2) OBP: 0.372, SLG: 0.511			C SI 83 B SL 81 B SI 84 C SL 80 C SL 80 2-3 ① K			C CU 66 H SL 80 1-1 HBP		X SI 85 0-0 ② G4-3		2	0	0	0	0	1	0
Coco Crisp, S (1, 8) OBP: 0.316, SLG: 0.444			C SL 79 X SL 81 0-1 ② P5			L SI 83 B SL 78 F SI 85 S FF 84 1-3 ① K		F SI 85 S CU 68 B FF 86 F SL 81 T FF 86 1-2 ③ K		3	0	0	0	0	2	1
Alex Cora, L (1, 6) OBP: 0.429, SLG: 0.400			B SI 85 B SI 86 F SI 85 B SI 84 F SI 85 X SI 86 3-2 ③ F8			X FF 84 0-0 ② P5			C SI 90 C SL 84 S CH 80 0-3 ① K	3	0	0	0	0	1	1
Inning Stats	R: 0 E: 0 K: 0 S: 9 H: 0 LOB: 0 BB: 0 P: 13	R: 0 E: 0 K: 0 S: 7 H: 0 LOB: 0 BB: 0 P: 10	R: 0 E: 0 K: 1 S: 8 H: 0 LOB: 0 BB: 0 P: 13	R: 0 E: 0 K: 0 S: 11 H: 0 LOB: 0 BB: 0 P: 15	R: 0 E: 0 K: 1 S: 9 H: 0 LOB: 0 BB: 0 P: 14	R: 0 E: 0 K: 1 S: 9 H: 0 LOB: 1 BB: 0 P: 13	R: 0 E: 0 K: 0 S: 6 H: 1 LOB: 1 BB: 0 P: 11	R: 0 E: 0 K: 1 S: 8 H: 0 LOB: 0 BB: 0 P: 12	R: 0 E: 0 K: 1 S: 11 H: 0 LOB: 0 BB: 0 P: 14	1B: 1 2B: 0 3B: 0 HR: 0	SF: 0 SAC: 0 DP: 0 HBP: 1			WP: 0 PB: 0 SB: 0 CS: 0	PA: 29	

TOP

Boston Red Sox @ Oakland Athletics

McAfee Coliseum, Oakland, CA

Sat May 24 2008, 9:05 PM EDT

Att. 33,468 - Cloudy - 56 F

livebaseballscorecards.com

AB	28
R	0
H	1
RBI	0
BB	0
SO	5
LOB	5

PITCHER		IP	WLS	BF	H	R	ER	SO	BB	IBB	HBP	BLK	WP	HR	S	P	ERA	WHIP
58 Justin Duchscherer, R ERA: 2.16	(1, 1)	8.0	W	26	1	0	0	4	0	0	1	0	0	0	67	101	0.00	0.125
Huston Street, R ERA: 4.03	(9, 1)	1.0	S	3	0	0	0	1	0	0	0	0	0	0	11	14	0.00	0.000

PITCHER	IP	WLS	BF	H	R	ER	SO	BB	IBB	HBP	BLK	WP	HR	S	P	ERA	WHIP

BOTTOM

Boston Red Sox @ Oakland Athletics

McAfee Coliseum, Oakland, CA

Sat May 24 2008, 9:05 PM EDT

Att. 33,468 - Cloudy - 56 F

livebaseballscorecards.com

Batter	1	2	3	4	5	6	7	8	9	AB	R	H	RBI	BB	SO	LOB
22 Jack Hannahan, L (1, 5) OBP: 0.352, SLG: 0.333	C FF 93 F CH 88 B FF 94 F FF 95 F FF 95 F FF 95 B FF 95 X FF 95 2-2 ① L7	B FF 94 S FF 94 C CU 77 B FF 94 T SI 93 2-2 ③ K			B FF 94 X FF 94 1-0 ③ F8		F FF 93 B FF 94 F CH 89 1 SAFE S CU 78 1-3 ③ K			4	0	0	0	0	2	3
7 Bobby Crosby, R (1, 6) OBP: 0.332, SLG: 0.400	F FF 94 T FF 94 F FF 94 B CU 76 B CU 78 B CU 77 X FF 94 3-2 35 FC5-4 1B	C FF 93 C CU 76 B CU 76 T FF 94 1-2 ① K				B CU 75 C CU 75 X SI 93 1-1 32 CS 1B		C FF 93 X CU 77 0-1 ① G5-3		4	0	2	0	0	1	0
32 Jack Cust, L (1, 7) OBP: 0.426, SLG: 0.452 11 Rajai Davis, R (7, 8) OBP: 0.222, SLG: 0.250	B FF 94 F SI 94 D CU 76 C CU 75 1 SAFE C SI 94 2-3 ② K	B CU 73 B CU 75 S FF 94 F CH 88 C CU 78 2-3 ② K				B SI 92 B FF 92 B CH 88 C FF 92 C SI 93 C FF 93 3-3 ① ② K 1-2		X FF 94 0-0 35 S 5 1B 1B		3 1	0 1	0 1	0 0	0 0	3 0	2 0
35 Frank Thomas, R (1, 10) OBP: 0.368, SLG: 0.434 2 Gregorio Petit, R (8, PR) OBP: 0.375, SLG: 0.400 (9, 10)	C FF 94 X FF 93 0-1 ③ FC5-4 1-2f	C CU 77 C CU 77 B FF 95 C FF 94 1-3 ③ K				F FF 93 B FF 94 S FF 93 F FF 93 X FF 93 1-2 5 FC6-4 1B		C FF 94 B FF 95 B FF 94 1 SAFE B CU 76 C FF 94 B FF 95 4-2 5 1B BB 1-2		3 0	0 0	1 0	0 0	1 0	1 0	1 0
5 Mike Sweeney, R (1, 3) OBP: 0.358, SLG: 0.427		S FF 92 F FF 93 F FF 94 X FF 95 0-2 15 SH2-3 FC6 2B		C FF 94 F CH 88 X FF 93 0-2 ① P1		D CU 78 F CU 76 B CU 79 X CH 88 2-1 ③ FC6-4 1-2f		F FF 95 T FF 92 X FF 92 0-2 1-2 2-H 1B		4	1	2	1	0	0	1
15 Ryan Sweeney, L (1, 8) OBP: 0.359, SLG: 0.411 (7, 9)		X SI 94 0-0 ① SH2-3 2-3		C SI 93 B FF 92 F SI 93 C SI 94 1-3 ② K			B SI 92 X CH 88 1-0 HR	B FF 93 C FF 93 B CH 83 X CH 84 2-1 ② F7		3	1	1	1	0	1	2
Emil Brown, R (1, 9) OBP: 0.276, SLG: 0.381 (7, 7)		X CU 77 0-0 FC6 14 1B 3-H		X FF 94 0-0 ③ F9			C CU 75 X CU 75 0-1 ① L5	C CU 78 F FF 95 B CU 78 D CU 79 B CU 78 X CU 77 3-2 ③ G4-3		4	0	0	1	0	0	2
14 Mark Ellis, R (1, 4) OBP: 0.326, SLG: 0.394	F FF 93 B CH 86 1 SAFE F FF 93 B SI 94 F FF 94 1 SAFE F SI 93 X CU 76 2-2 1-2 1B				B CH 88 B CH 89 B FF 93 C FF 93 F SI 93 S FF 93 3-3 ① K		B FF 92 F FF 93 C FF 93 X CU 77 1-2 ② G6-3			3	0	1	0	0	1	0
8 Kurt Suzuki, R (1, 2) OBP: 0.302, SLG: 0.299	C FF 94 X SI 94 0-1 ② L7				C SI 93 X FF 93 0-1 ② F9		B CU 76 C FF 92 F FF 93 X FF 94 1-2 1B			3	0	1	0	0	0	2
Inning Stats	R: 0 H: 1 E: 0 LOB: 1 K: 1 BB: 0 S: 15 P: 22	R: 1 H: 2 E: 0 LOB: 2 K: 1 BB: 0 S: 16 P: 20	R: 0 H: 0 E: 0 LOB: 0 K: 3 BB: 0 S: 9 P: 13	R: 0 H: 0 E: 0 LOB: 0 K: 1 BB: 0 S: 7 P: 8	R: 0 H: 0 E: 0 LOB: 0 K: 1 BB: 0 S: 6 P: 10	R: 0 H: 2 E: 0 LOB: 1 K: 1 BB: 0 S: 11 P: 18	R: 1 H: 2 E: 0 LOB: 1 K: 1 BB: 0 S: 12 P: 16	R: 1 H: 2 E: 0 LOB: 2 K: 0 BB: 1 S: 13 P: 22		1B: 7 SF: 0 2B: 2 SAC: 1 3B: 0 DP: 1 HR: 1 HBP: 0				WP: 0 PA: 34 PB: 0 SB: 1 CS: 1		

	AB	32
	R	3
	H	9
	RBI	3
	BB	1
	SO	9
	LOB	13

PITCHER	IP	WLS	BF	H	R	ER	SO	BB	IBB	HBP	BLK	WP	HR	S	P	ERA	WHIP
19 Josh Beckett, R (1, 1) ERA: 4.43	7.0	L	28	7	2	2	9	0	0	0	0	0	1	76	107	2.57	1.000
17 Manny Delcarmen, R (8, 1) ERA: 5.59	1.0		6	2	1	1	0	1	0	0	0	0	0	13	22	9.00	3.000

PITCHER	IP	WLS	BF	H	R	ER	SO	BB	IBB	HBP	BLK	WP	HR	S	P	ERA	WHIP

Boston Red Sox @ Oakland Athletics

McAfee Coliseum, Oakland, CA

Sun May 25 2008, 4:05 PM EDT

Att. 35,067 - Partly Cloudy - 62 F

TOP

livebaseballscorecards.com

Batter	1	2	3	4	5	6	7	8	9	AB	R	H	RBI	BB	SO	LOB
2 Jacoby Ellsbury, L (1, 8) OBP: 0.379, SLG: 0.403	C SI 87 B FF 89 B FF 89 X CH 89 2-1 G4-3 ①	X FF 90 0-0 G4-3 ③			B FF 89 C FF 90 B FF 90 F CH 81 X FF 89 2-2 F9 ①		C FF 84 F SI 84 B FF 85 X FF 86 1-2 P3 ①		B SI 90 C SI 89 C SL 85 B SI 91 B SL 84 X SI 90 3-2 G4-6-3 ②③ 1-2f	5	0	0	0	0	0	4
15 Dustin Pedroia, R (1, 4) OBP: 0.331, SLG: 0.400	C FF 89 B FF 90 X FF 89 1-1 F8 ②		C SI 86 F CU 72 F CU 76 X FF 90 0-2 G4-3 ①		1 SAFE B FF 89 B CU 73 B FF 88 B FF 88 4-0 34 BB 1B 1-2 BB		C SL 79 B FF 86 X FF 86 1-1 G4-3 ②			3	1	0	0	1	0	0
34 David Ortiz, L (1, 10) OBP: 0.354, SLG: 0.468	C FF 90 X FF 91 0-1 HR		X FF 90 0-0 F8 ②		B CH 83 B CH 84 B FF 91 C CH 83 F FF 91 D FF 93 4-2 1B 1-2 2-3 BB		B CH 74 C FF 86 S FF 86 S FF 86 1-3 K ③			3	1	1	1	1	1	0
Manny Ramirez, R (1, 7) OBP: 0.371, SLG: 0.495	X FF 90 0-0 1B		C SI 90 C FF 91 X FF 91 0-2 1B		B FF 91 C FF 90 B SI 91 X SI 90 2-1 1B 1-2 2-H 3-H			C SL 79 X FF 94 0-1 P4 ①		4	0	3	2	0	0	0
25 Mike Lowell, R (1, 5) OBP: 0.326, SLG: 0.500	B FF 87 C FF 88 B SL 80 F FF 88 C FF 89 2-3 K ③		C SL 79 X CU 74 0-1 F8 ③		C FF 89 S SL 81 B CU 76 F CU 75 2 SAFE C SI 91 1-3 K ②			F SL 80 X SL 81 0-1 1B		4	0	1	0	0	2	4
20 Kevin Youkilis, R (1, 3) OBP: 0.369, SLG: 0.549		C FF 87 B SL 80 B FF 88 S CH 83 F SI 89 X FF 90 2-2 F8 ①		B FF 87 B SL 77 C FF 86 C FF 87 F CH 82 C SI 90 2-3 K ①	B SL 81 C FF 90 F SL 80 D SI 93 B CH 82 S CH 83 3-3 K ③			B FF 92 B FF 92 F FF 93 F FF 93 F SL 80 F FF 94 B SI 94 X FF 94 3-2 L9 ②		4	0	0	0	0	2	3
7 J.D. Drew, L (1, 9) OBP: 0.380, SLG: 0.415		B FF 87 X CH 83 1-0 23 BB 1B		B CH 82 X CH 82 1-0 F7 ②		B CU 69 B CH 80 C FF 87 F CH 81 B CU 72 S CU 71 3-3 K ①		C SL 80 F FF 94 D SL 81 F SL 81 S SL 81 1-3 K ③		4	0	1	0	0	2	1
Jason Varitek, S (1, 2) OBP: 0.362, SLG: 0.496		B FF 90 B CH 82 C CH 83 F CH 83 C FF 90 2-3 K ②		S CU 72 B CH 80 B CH 82 X CH 81 2-1 P6 ③		C FF 89 C CU 74 S SL 80 0-3 K ②			B SI 90 C SI 91 B SI 91 C SL 86 S SI 91 2-3 K ①	4	0	0	0	0	3	1
23 Julio Lugo, R (1, 6) OBP: 0.364, SLG: 0.342		B SL 80 C SI 89 B SL 79 B FF 89 B FF 91 4-1 1-2 BB			B SL 79 B FF 88 B FF 87 C FF 87 C SI 88 B SI 89 4-2 34 BB 15 BB 1B BB		B FF 89 C FF 88 C SL 79 B FF 91 B CU 74 X SI 88 3-2 G6-3 ③		X SI 91 0-0 2 G4-6-3 1B	2	1	1	0	2	0	0
Inning Stats	R: 1 E: 0 K: 1 S: 10 H: 2 LOB: 1 BB: 0 P: 15	R: 0 E: 0 K: 1 S: 10 H: 1 LOB: 2 BB: 1 P: 19	R: 0 E: 0 K: 0 S: 10 H: 1 LOB: 1 BB: 0 P: 10	R: 0 E: 0 K: 1 S: 7 H: 0 LOB: 0 BB: 0 P: 12	R: 2 E: 0 K: 2 S: 16 H: 1 LOB: 2 BB: 3 P: 36	R: 0 E: 0 K: 2 S: 9 H: 0 LOB: 0 BB: 0 P: 15	R: 0 E: 0 K: 1 S: 8 H: 0 LOB: 0 BB: 0 P: 11	R: 0 E: 0 K: 1 S: 13 H: 1 LOB: 1 BB: 0 P: 17	R: 0 E: 0 K: 1 S: 7 H: 1 LOB: 0 BB: 0 P: 12	1B: 6 2B: 0 3B: 0 HR: 1 SF: 0 SAC: 0 DP: 1 HBP: 0						

	AB	33
	R	3
	H	7
	RBI	3
	BB	4
	SO	10
	LOB	13

WP: 0 PA: 37
PB: 0
SB: 0
CS: 0

PITCHER		IP	WLS	BF	H	R	ER	SO	BB	IBB	HBP	BLK	WP	HR	S	P	ERA	WHIP
Joe Blanton, R ERA: 3.92	(1, 1)	6.0	W	27	5	3	3	7	4	0	0	0	0	1	62	107	4.50	1.500
29 Keith Foulke, R ERA: 2.92	(7, 1)	1.0	H	3	0	0	0	1	0	0	0	0	0	0	8	11	0.00	0.000
33 Joey Devine, R ERA: 1.23	(8, 1)	0.2	H	3	1	0	0	0	0	0	0	0	0	0	9	12	0.00	1.500
Alan Embree, L ERA: 4.15	(8, 1)	0.1	H	1	0	0	0	1	0	0	0	0	0	0	4	5	0.00	0.000
Huston Street, R ERA: 3.86	(9, 1)	1.0	S	3	1	0	0	1	0	0	0	0	0	0	7	12	0.00	1.000

PITCHER	IP	WLS	BF	H	R	ER	SO	BB	IBB	HBP	BLK	WP	HR	S	P	ERA	WHIP

Batter	1	2	3	4	5	6	7	8	9	AB	R	H	RBI	BB	SO	LOB
22 Jack Hannahan, L (1, 5) OBP: 0.354, SLG: 0.336	C FF 90 B FF 90 S SI 88 X FF 92 1-2 7 BB 1B 1B		B FF 91 B FF 90 X FF 91 2-0 E7 5 1B	F SI 89 F FF 91 F SI 90 B FC 86 X FF 92 1-2 2-H 3-H 1B		X FF 95 0-0 ② FC3-6 1-2f		C FF 92 F FF 90 F FF 92 B FF 92 S FC 89 1-3 ① K		5	2	2	2	0	1	3
7 Bobby Crosby, R (1, 6) OBP: 0.329, SLG: 0.392	B SI 90 B FF 89 F SI 90 B SI 88 S FF 91 B SI 88 4-2 1B 1-2 BB		B CU 74 B CU 74 B FC 86 C FF 90 X FF 90 3-1 ① P6	F FC 87 X CU 75 0-1 ① L6		B FF 94 D SL 86 X FF 91 2-0 ③ F9		C FC 89 F FC 88 S FF 91 0-3 ② K		4	0	0	0	1	1	6
5 Mike Sweeney, R (1, 3) OBP: 0.355, SLG: 0.421 10 Daric Barton, L (8, 3) OBP: 0.330, SLG: 0.317	X FF 92 0-0 ① P2		B CU 74 B CU 74 X FC 86 2-0 35 1B 3-H 1B	S FC 88 B FF 93 X CU 75 1-1 ② F9			B FF 93 C SL 85 C SL 82 B SL 86 B FF 93 S FF 91 3-3 ① K	C FC 89 B FS 82 X FC 89 1-1 ③ G4-3		4 1	0 0	1 0	1 0	0 0	1 0	4 2
35 Frank Thomas, R (1, 10) OBP: 0.371, SLG: 0.436 2 Gregorio Petit, R (7, PR) OBP: 0.375, SLG: 0.400 (8, 10)	B FF 91 B FC 88 B FF 89 X FF 91 3-0 ② F4		F SI 90 B FC 89 C SI 88 B FF 91 X FF 92 2-2 1-2 1B	B FF 92 C FC 86 B CU 74 F FC 86 X FC 86 2-2 ③ P6			C SL 84 C FF 95 B SL 86 B SL 87 X SL 86 2-2 32 HR 1B			4 0	0 1	2 0	0 0	0 0	0 0	4 0
Emil Brown, R (1, 9) OBP: 0.276, SLG: 0.378 (8, 7)	B FF 91 X SI 90 1-0 1-2 2-H 1B		B SI 91 X SI 88 1-0 ② L8		C FF 90 F FC 86 S FF 91 0-3 ① K		X FF 94 0-0 ② F8			4	0	1	1	0	1	3
32 Jack Cust, L (1, 7) OBP: 0.422, SLG: 0.468 11 Rajai Davis, R (8, 8) OBP: 0.222, SLG: 0.250	B FF 91 F SI 90 B CU 74 C FC 86 B FF 91 S FC 84 3-3 ③ K		B CU 75 B FC 86 B SI 89 C FF 91 X SI 88 3-1 ③ G3-1		S FC 87 S FF 92 F FC 88 C SI 90 0-3 ② K		X SI 85 0-0 1-H HR			4 0	1 0	1 0	2 0	0 0	2 0	4 0
14 Mark Ellis, R (1, 4) OBP: 0.324, SLG: 0.387		F FF 90 C FC 84 X FF 91 0-2 E1 15 G1-6-3		B FF 92 B CU 73 B SI 89 B FC 90 4-0 8 1B 15 1B 22 1B BB	C CU 75 F FC 88 X SI 90 0-2 ③ F8		F SI 86 X SI 88 0-1 ③ L4			3	1	0	0	1	0	1
15 Ryan Sweeney, L (1, 8) OBP: 0.356, SLG: 0.405 (8, 9)		C FF 91 X SI 89 0-1 ① ② G1-6-3 1-2f		B FF 91 C FF 91 1 SAFE F SI 90 F SI 89 X CU 77 1-2 8 1B 22 1B 1-2 1B		C FF 93 C FF 93 X SL 86 0-2 ① P6		S FF 91 B FF 91 B FF 90 F FF 90 F FF 92 F FC 90 F FF 92 X SI 92 2-2 8 1B E6		4	1	1	0	0	0	1
8 Kurt Suzuki, R (1, 2) OBP: 0.311, SLG: 0.309		C SI 90 F CH 83 B FC 87 X CU 75 1-2 ③ F8		B FF 91 B SI 89 C SI 88 F FC 86 X SI 89 2-2 22 1B 1-2 2-3 1B		B FF 94 B SL 85 X FF 93 2-0 22 FC3-6 1B		1 SAFE B FC 89 X FC 89 1-0 1-3 1B		4	0	3	0	0	0	0
Inning Stats	R: 1 E: 0 K: 1 S: 11 H: 2 LOB: 2 BB: 1 P: 23	R: 0 E: 1 K: 0 S: 8 H: 0 LOB: 0 BB: 0 P: 9	R: 1 E: 1 K: 0 S: 10 H: 2 LOB: 2 BB: 0 P: 23	R: 2 E: 0 K: 0 S: 18 H: 3 LOB: 2 BB: 1 P: 29	R: 0 E: 0 K: 2 S: 10 H: 0 LOB: 0 BB: 0 P: 10	R: 0 E: 0 K: 0 S: 6 H: 1 LOB: 1 BB: 0 P: 10	R: 2 E: 0 K: 1 S: 10 H: 2 LOB: 1 BB: 0 P: 15	R: 0 E: 1 K: 2 S: 16 H: 1 LOB: 2 BB: 0 P: 21		1B: 10 2B: 0 3B: 0 HR: 1	SF: 0 SAC: 0 DP: 1 HBP: 0		WP: 0 PB: 0 SB: 0 CS: 0	PA: 39	

PITCHER		IP	WLS	BF	H	R	ER	SO	BB	IBB	HBP	BLK	WP	HR	S	P	ERA	WHIP
31 Jon Lester, L ERA: 3.55	(1, 1)	5.0	L	25	7	4	3	3	2	0	0	0	0	0	57	94	5.40	1.800
56 Craig Hansen, R ERA: 7.2	(6, 1)	1.2		7	2	1	1	1	0	0	0	0	0	0	13	22	5.40	1.200
48 Javier López, L ERA: 3.38	(7, 1)	0.1		2	1	1	1	0	0	0	0	0	0	1	3	3	27.00	3.000
50 Mike Timlin, R ERA: 6.6	(8, 1)	1.0		5	1	0	0	2	0	0	0	0	0	0	16	21	0.00	1.000

PITCHER	IP	WLS	BF	H	R	ER	SO	BB	IBB	HBP	BLK	WP	HR	S	P	ERA	WHIP

BOTTOM

Boston Red Sox @ Oakland Athletics

McAfee Coliseum, Oakland, CA

Sun May 25 2008, 4:05 PM EDT

Att. 35,067 - Partly Cloudy - 62 F

livebaseballscorecards.com

AB	37
R	6
H	11
RBI	6
BB	2
SO	6
LOB	28

Batter	1	2	3	4	5	6	7	8	9	AB	R	H	RBI	BB	SO	LOB
2 Jacoby Ellsbury, L (1, 8) (8, 7) OBP: 0.380, SLG: 0.399	C SI 96 X FF 97 0-1 P6			B SI 95 X SI 95 1-0 ① F8		B SI 96 B B SI 95 B SI 95 4-0 34 BLK BB		S SI 93 B SI 94 1 SAFE S SL 87 1 SAFE X SI 95 1-2 ② G4-3 1-2	B SI 90 X SI 89 1-0 15 G5-3 1-2 1B	4	0	1	0	1	0	1
15 Dustin Pedroia, R (1, 4) OBP: 0.328, SLG: 0.400	B SI 96 X SI 97 1-0 ② F8			B SI 96 C SI 96 B FF 96 X SI 96 2-1 ② L8		B SI 93 1 SAFE C SI 94 F SI 95 C SI 96 1-3 ② K		X SI 96 0-0 1B 2-H 2B	B SI 90 X FF 90 1-0 ① G5-3 1-2 2-3f ②	5	1	1	1	0	1	3
34 David Ortiz, L (1, 10) OBP: 0.355, SLG: 0.479	B SI 97 C SI 97 F SL 90 S CU 85 1-3 ③ K			B SI 97 X CH 91 1-0 HR		D SI 95 S SI 95 1 SAFE S SL 88 T SL 88 1-2 ③ K 1-2		I IN 50 I IN 48 I IN 47 I 4-0 1B 25 1B IBB	X FF 91 0-0 ③ P2	4	2	1	1	1	2	2
Manny Ramirez, R (1, 7) OBP: 0.374, SLG: 0.492 Coco Crisp, S (8, 8) OBP: 0.316, SLG: 0.444		B SI 96 C FF 95 C SI 96 X SI 98 1-2 ① G4-3		C SI 96 B SI 96 X FF 97 1-1 ③ G6-3			B SI 96 B SL 88 B FF 97 B SI 96 4-0 25 G4-6-3 BB	X FF 97 0-0 7 1B 25 1B 1-3 2-H BB 1B		3 0	1 0	1 0	1 0	1 0	0 0	0 0
25 Mike Lowell, R (1, 5) OBP: 0.324, SLG: 0.493		C SI 97 F FF 97 B FF 98 X CU 83 1-2 ② F8			B CU 84 C CU 83 X SI 94 1-1 ① F7		C SI 95 C SI 94 B SI 95 B SI 95 F SL 87 X SI 96 2-2 ①② G4-6-3 1-2f	F SL 87 X SI 95 0-1 BB 7 1B 1-2 3-H 1B		4	0	1	1	0	0	1
7 J.D. Drew, L (1, 9) OBP: 0.388, SLG: 0.421		C SI 97 B SL 88 S S SL 88 1-3 ③ K			B CU 81 B X SI 95 2-0 1B		C CU 82 B CH 91 C SL 85 B FF 96 B SL 88 B CH 90 4-2 BB	X CH 87 0-0 BB 1-2 2-3 1B		3	0	2	0	1	1	0
Jason Varitek, S (1, 2) OBP: 0.359, SLG: 0.486			C SI 94 B FF 96 B X SI 95 2-1 ① G6-3		X SI 95 0-0 ② F8		C SI 96 T SI 95 F SI 96 B SI 96 B CU 82 S SI 96 2-3 ③ K	S B FF 94 B SI 95 F SI 95 F SI 96 F SI 96 F CH 90 B SL 87 B SI 95 4-2 1-2 2-3 3-H BB		3	0	0	1	1	1	2
22 Sean Casey, L (1, 3) OBP: 0.411, SLG: 0.455			B SI 96 F SI 96 X CU 83 1-1 ② F8		D CU 83 C SI 95 X SL 86 1-1 ③ L3			F SI 95 F SI 96 X CU 82 1-2 23 FC3-6 1B		4	0	1	0	0	0	4
23 Julio Lugo, R (1, 6) OBP: 0.357, SLG: 0.336 Alex Cora, L (8, 6) OBP: 0.448, SLG: 0.423			X SI 96 0-0 ③ G5-3			C SL 85 X SL 86 0-1 ① G4-3		C SI 90 X SI 90 0-1 G4-3 1 SAFE 1 SAFE X SI 94 0-0 ① FC3-6 2 G4-3 15 2B 1-2f	T FF 89 F FF 90 B SI 91 X CU 73 1-2 15 G5-3 2 1B 1B	3 1	1 0	0 1	0 0	0 0	0 0	1 0

livebaseballscorecards.com

Boston Red Sox @ Seattle Mariners

Safeco Field, Seattle, WA

Mon May 26 2008, 7:10 PM PDT

Att. 35,807 - Cloudy - 68 F

TOP

AB	34
R	5
H	9
RBI	5
BB	5
SO	5
LOB	14

Inning Stats	1	2	3	4	5	6	7	8	9	1B	SF	WP	PA
R	0	0	0	1	0	0	0	4	0	7	0	0	39
E	0	0	0	0	0	0	0	0	0	2B: 1	SAC: 0	PB: 0	
K	1	1	0	0	0	2	1	0	0	3B: 0	DP: 2	SB: 0	
S	6	9	5	6	6	8	10	19	6	HR: 1	HBP: 0	CS: 0	
H	0	0	0	1	1	0	0	5	2				
LOB	0	0	0	0	1	1	0	3	1				
BB	0	0	0	0	0	1	2	2	0				
P	8	12	8	11	10	14	22	29	9				

PITCHER		IP	WLS	BF	H	R	ER	SO	BB	IBB	HBP	BLK	WP	HR	S	P	ERA	WHIP
34 Félix Hernández, R ERA: 3.6	(1, 1)	7.2	L	34	7	5	5	5	4	1	0	1	0	1	67	112	5.87	1.435
18 Ryan Rowland-Smith, L ERA: 2.49	(8, 1)	1.1		5	2	0	0	0	0	0	0	0	0	0	8	11	0.00	1.500

BOTTOM

Batter	1	2	3	4	5	6	7	8	9	AB	R	H	RBI	BB	SO	LOB
51 Ichiro Suzuki, L (1, 8) OBP: 0.352, SLG: 0.389	L8		F8			SH1-3; 4 HBP; G4-3; 1B	F8		4 WP; 4 DI; 1-3; 3-H; 1B	5	1	2	1	0	0	4
4 Jose Lopez, R (1, 4) OBP: 0.309, SLG: 0.400	L3		G4-3			G4-3; SH1-3; 1-2; HBP		1B	G4-3; 1-3; 3-H	4	0	1	0	0	0	3
Jose Vidro, S (1, 10) OBP: 0.285, SLG: 0.357	L7			BB		SH1-3; 1-2; 2-3		F8		2	0	0	0	1	0	1
Raul Ibanez, L (1, 7) OBP: 0.330, SLG: 0.449		K		P5		G4-3; 2-3; 3-H		K		4	0	0	1	0	2	3
29 Adrián Beltré, R (1, 5) OBP: 0.327, SLG: 0.448		K		F7		G4-3		L8		4	0	0	0	0	1	3
Jeremy Reed, L (1, 9) OBP: 0.267, SLG: 0.214		F8		F9			K		K	4	0	0	0	0	2	1
Richie Sexson, R (1, 3) OBP: 0.277, SLG: 0.413 Miguel Cairo, R (7, PR) OBP: 0.244, SLG: 0.194 (8, 3)			G5-3		K		7 1B; 1B		E1; 2 1B; 51 1B	3 1	0 1	1 0	0 0	1 0	0 0	0 0
2 Kenji Johjima, R (1, 2) OBP: 0.264, SLG: 0.313			7 1B; 2B		F7		F9		51 1B; 51 DI; 4 WP; 1-3; 1B	4	1	2	0	0	0	1
7 Yuniesky Betancourt, R (1, 6) OBP: 0.292, SLG: 0.400			2-3; 1B		F9		1-3; 1B		K	4	0	2	0	0	1	2

Inning Stats	1	2	3	4	5	6	7	8	9
	R: 0 E: 0 K: 0 S: 10	H: 0 LOB: 0 BB: 0 P: 13	R: 0 E: 0 K: 2 S: 8	H: 0 LOB: 0 BB: 0 P: 10	R: 0 E: 0 K: 0 S: 8	H: 2 LOB: 2 BB: 0 P: 11	R: 0 E: 0 K: 0 S: 5	H: 0 LOB: 1 BB: 1 P: 11	R: 0 E: 0 K: 1 S: 7	H: 0 LOB: 0 BB: 0 P: 7	R: 1 E: 0 K: 0 S: 10	H: 1 LOB: 1 BB: 0 P: 19	R: 0 E: 0 K: 1 S: 11	H: 2 LOB: 2 BB: 0 P: 13	R: 0 E: 0 K: 1 S: 12	H: 1 LOB: 1 BB: 0 P: 19	R: 2 E: 1 K: 2 S: 15	H: 2 LOB: 1 BB: 0 P: 24

1B: 7 SF: 0 WP: 1 PA: 38
2B: 1 SAC: 1 PB: 0
3B: 0 DP: 0 SB: 0
HR: 0 HBP: 1 CS: 0

PITCHER		IP	WLS	BF	H	R	ER	SO	BB	IBB	HBP	BLK	WP	HR	S	P	ERA	WHIP
40 Bartolo Colon, R ERA: 2.25	(1, 1)	7.0	W	28	5	1	1	4	1	0	1	0	0	0	59	84	1.29	0.857
37 Hideki Okajima, L ERA: 0.86	(8, 1)	1.0		4	1	0	0	1	0	0	0	0	0	0	12	19	0.00	1.000
58 Jonathan Papelbon, R ERA: 2.25	(9, 1)	1.0		6	2	2	0	2	0	0	0	0	1	0	15	24	0.00	2.000

PITCHER	IP	WLS	BF	H	R	ER	SO	BB	IBB	HBP	BLK	WP	HR	S	P	ERA	WHIP

Boston Red Sox @ Seattle Mariners

Safeco Field, Seattle, WA

Mon May 26 2008, 7:10 PM PDT

Att. 35,807 - Cloudy - 68 F

livebaseballscorecards.com

AB	35
R	3
H	8
RBI	2
BB	1
SO	7
LOB	18

Boston Red Sox @ Seattle Mariners

Safeco Field, Seattle, WA

Tue May 27 2008, 7:10 PM PDT

Att. 30,755 - Partly Cloudy - 68 F

TOP

livebaseballscorecards.com

Batter	1	2	3	4	5	6	7	8	9	AB	R	H	RBI	BB	SO	LOB
Coco Crisp, S (1, 8) OBP: 0.311, SLG: 0.429	L FF 90 X SI 92 0-1 ① F8		C SI 92 B CU 74 C SL 89 B CH 85 B SL 87 B SI 91 4-2 BB			C SL 85 C SL 85 B FF 93 F FF 93 B SL 87 F SL 87 F FF 93 B FF 93 S FF 92 3-3 ① K	B SI 92 X SI 91 1-0 ③ G6-3		F SI 95 X 0-1 ③ G1-3	4	0	0	0	1	1	2
15 Dustin Pedroia, R (1, 4) OBP: 0.331, SLG: 0.399	C FF 93 X SI 93 0-1 BB 1B		1 SAFE B SL 86 1 SAFE 1 SAFE C SL 86 B SL 85 1 SAFE F SI 91 X SI 94 2-2 ② L8			B CU 73 B SL 86 C FF 92 S SL 86 X SI 93 2-2 E6 34 1B HR		B SL 83 B SL 84 C SL 84 B SL 85 B FF 92 4-1 34 1B BB		3	1	1	0	1	0	1
34 David Ortiz, L (1, 10) OBP: 0.358, SLG: 0.480	C SI 92 B CH 82 B SI 92 1 SAFE B SL 86 X SI 93 3-1 ② F9		B SI 93 B CH 78 C SL 89 F SL 87 T FF 95 2-2 ③ K			S SL 85 X SL 86 0-1 1-2 HR 1B		B X SI 90 1-0 1-2 1B		4	1	2	0	0	1	2
Manny Ramirez, R (1, 7) OBP: 0.376, SLG: 0.505	1 SAFE B SI 92 C SI 93 B SI 91 B FF 93 B SL 88 4-1 1-2 BB			X SL 88 0-0 ① G6-3		X SI 94 0-0 1-H 2-H HR		C SL 85 B FF 96 S FF 98 S FF 99 1-3 ① K		3	1	1	3	1	1	2
25 Mike Lowell, R (1, 5) OBP: 0.315, SLG: 0.478	B SI 94 B SL 87 F SI 92 B SL 86 X SL 85 3-1 ③ F7			C SI 92 X SI 92 0-1 ② L8		C SL 85 X SL 85 0-1 ② L5		C SL 86 B SL 88 F SL 86 S FF 98 1-3 ② K		4	0	0	0	0	1	4
7 J.D. Drew, L (1, 9) OBP: 0.379, SLG: 0.409		C FF 91 B CH 79 B SI 91 X SI 92 2-1 ① P6		C CU 71 B SL 89 S SL 88 B CH 85 X SL 87 2-2 ③ G4-3		B SI 93 B SL 85 B FF 93 C SL 90 C SI 90 X SI 92 3-2 ③ F7		B FF 97 C FF 96 F FF 98 F FF 99 X 1-2 ③ L9		4	0	0	0	0	0	2
Jason Varitek, S (1, 2) OBP: 0.350, SLG: 0.472		C FF 92 B SI 92 B SI 93 X SI 94 2-1 ② G3			C FF 92 B SL 85 B SL 85 S SL 87 X SL 86 2-2 ① G3	C CH 75 F FF 91 F SL 89 X SL 87 0-2 ① G4-3			C SI 95 S B SI 94 B FF 95 X SL 86 2-2 ① G3	4	0	0	0	0	0	0
22 Sean Casey, L (1, 3) OBP: 0.429, SLG: 0.471		B FF 94 X SI 93 1-0 ③ F9			B FF 94 X CH 77 1-0 23 G6-4-3 1B	B FF 92 X FF 90 1-0 1B			B F SI 96 B SI 96 X SI 96 2-1 1B	4	0	3	0	0	0	0
23 Julio Lugo, R (1, 6) OBP: 0.353, SLG: 0.331 Alex Cora, L (5, 6) OBP: 0.419, SLG: 0.393			B FF 92 C SL 89 X SI 93 1-1 ① G3		X SI 92 0-0 ② ③ G6-4-3 1-2f	X FF 91 0-0 ② F8			B SI 95 X SI 94 1-0 ② L9	2 2	0 0	0 0	0 0	0 0	0 0	1 2
Inning Stats	R: 0 H: 1 E: 0 LOB: 2 K: 0 BB: 1 S: 9 P: 19	R: 0 H: 0 E: 0 LOB: 0 K: 0 BB: 0 S: 5 P: 10	R: 0 H: 0 E: 0 LOB: 1 K: 1 BB: 1 S: 10 P: 19	R: 0 H: 0 E: 0 LOB: 0 K: 0 BB: 0 S: 6 P: 8	R: 0 H: 1 E: 0 LOB: 0 K: 0 BB: 0 S: 5 P: 8	R: 3 H: 2 E: 1 LOB: 0 K: 1 BB: 0 S: 17 P: 25	R: 0 H: 1 E: 0 LOB: 1 K: 0 BB: 0 S: 7 P: 9	R: 0 H: 1 E: 0 LOB: 2 K: 2 BB: 1 S: 12 P: 20	R: 0 H: 1 E: 0 LOB: 1 K: 0 BB: 0 S: 8 P: 13	1B: 6 SF: 0 2B: 0 SAC: 0 3B: 0 DP: 1 HR: 1 HBP: 0						

	AB	34
	R	3
	H	7
	RBI	3
	BB	3
	SO	4
	LOB	16

PITCHER		IP	WLS	BF	H	R	ER	SO	BB	IBB	HBP	BLK	WP	HR	S	P	ERA	WHIP
43 Miguel Batista, R ERA: 5.98	(1, 1)	7.0		29	5	3	2	2	3	0	0	0	0	1	60	103	2.57	1.143
18 Ryan Rowland-Smith, L ERA: 2.49	(8, 1)	0.0		1	1	0	0	0	0	0	0	0	0	0	1	2	∞	∞
35 Brandon Morrow, R ERA: 1.5	(8, 1)	1.0		3	0	0	0	2	0	0	0	0	0	0	10	13	0.00	0.000
20 J.J. Putz, R ERA: 4.2	(9, 1)	1.0	W	4	1	0	0	0	0	0	0	0	0	0	8	13	0.00	1.000

PITCHER	IP	WLS	BF	H	R	ER	SO	BB	IBB	HBP	BLK	WP	HR	S	P	ERA	WHIP

1B: 6	SF: 0	WP: 0	PA: 37
2B: 0	SAC: 0	PB: 0	
3B: 0	DP: 1	SB: 0	
HR: 1	HBP: 0	CS: 0	

Batter	1	2	3	4	5	6	7	8	9	AB	R	H	RBI	BB	SO	LOB
51 Ichiro Suzuki, L (1, 8) OBP: 0.357, SLG: 0.395	C FF 91 F FF 92 X FF 93 0-2 4 SH FC3-6 2B		C FF 90 X FC 87 0-1 E S FC4-6 1B		X FF 95 0-0 ① G1-3		B FF 96 X FF 95 1-0 ② G4-3		I IN 55 I IN 56 I IN 57 I IN 56 4-0 4 1B 4 DI IBB	4	2	2	0	1	0	0
4 Jose Lopez, R (1, 4) OBP: 0.313, SLG: 0.407	L FF 90 X SI 89 0-1 SH FC3-6 2-3		C FC 87 X FC 87 0-1 ① L7		C FF 95 S F FF 96 B FF 96 F SL 85 X FF 96 1-2 ② G5-3		B CU 78 S CU 76 C FF 98 F FF 98 F FF 95 B FF 96 F CU 78 B CU 79 X CU 76 3-2 2B		C FF 92 B FF 93 F FC 91 X FC 91 1-2 1-3 3-H 1B	4	0	2	1	0	0	1
Jose Vidro, S (1, 10) OBP: 0.284, SLG: 0.350	C FF 91 B FC 88 S SL 80 C FF 92 B FS 82 X FC 88 2-2 ① FC3-6 1-2f 3-H 2B		D FC 86 B SL 79 B FC 86 C FF 90 F SL 80 X SL 80 3-2 E3 FC4-6 1-3		S FF 96 F FS 89 B B FF 96 B SL 85 B FF 97 4-2 BB		C B CU 77 F FF 97 B FF 97 B CH 84 X CH 84 3-2 ③ G6-3			3	1	0	1	1	0	3
Raul Ibanez, L (1, 7) OBP: 0.329, SLG: 0.450	B FF 92 C FF 92 D SL 80 F SL 81 B FF 93 X FF 91 3-2 1-H 2B		B SL 81 C FC 89 S FF 93 X FF 93 1-2 ② FC4-6 1-2f 3-H		B FF 96 B SL 85 C FF 94 S FF 95 X FS 89 2-2 ③ G1-3			B CU 75 B CU 76 X FF 88 2-0 ① P2		4	0	1	2	0	0	2
29 Adrian Beltré, R (1, 5) OBP: 0.326, SLG: 0.442	C FF 93 C FF 92 F FF 93 B FF 93 S FC 90 1-3 ② K		X FF 93 0-0 ③ L8			B FF 94 B FF 96 B FF 95 B FF 95 4-0 2 1B BB		C CU 76 B FF 90 B FF 89 C CU 76 F FF 89 X FS 85 2-2 ② G6-3		3	0	0	0	1	1	2
2 Kenji Johjima, R (1, 2) OBP: 0.264, SLG: 0.312	F FC 89 B FF 92 F FF 92 S SL 81 1-3 ③ K			F FF 92 F SI 90 B SL 82 X FC 89 1-2 ① G5-3		C SL 84 F FF 96 B X FF 96 1-2 ① 50 S 1-3 1B		F FS 84 B FF 90 B FF 89 F CU 77 F FF 89 B FF 89 T FS 84 3-2 ③ K		4	0	1	0	0	2	1
50 Wladimir Balentien, R (1, 9) OBP: 0.293, SLG: 0.398		X SL 80 0-0 ① F9		C FF 92 B FF 93 X SL 81 1-1 ② F8		C FF 94 B FF 93 C FF 94 X CU 81 1-2 ② G5-3 2-3			F FF 91 X FC 90 0-1 G4-3 SH1-4 4 1B 1B	4	1	1	0	0	0	1
Miguel Cairo, R (1, 3) OBP: 0.250, SLG: 0.205		C FF 92 X SL 79 0-1 ② F7		B FF 92 B FF 92 C FF 92 B FC 88 F FF 91 F FF 92 X FC 89 3-2 1B		X FF 96 0-0 ③ L3			X FF 89 0-0 ① SH1-4 1-2	3	0	1	0	0	0	1
7 Yuniesky Betancourt, R (1, 6) OBP: 0.287, SLG: 0.393 Jeremy Reed, L (9, PH) OBP: 0.250, SLG: 0.200		B FF 92 C FF 92 B FF 92 B FF 92 X FF 92 3-1 ③ F8		F FF 91 X FC 88 0-1 ③ G1-3			F FF 97 X CU 78 0-1 ① G5-3		B FC 91 X FF 92 1-0 ② G4-3 2-3	3 1	0 0	0 0	0 0	0 0	0 0	1 1
Inning Stats	R: 2 H: 2 E: 0 LOB: 1 K: 2 BB: 0 S: 19 P: 26	R: 0 H: 0 E: 0 LOB: 0 K: 0 BB: 0 S: 5 P: 8	R: 1 H: 1 E: 1 LOB: 1 K: 0 BB: 0 S: 11 P: 15	R: 0 H: 1 E: 0 LOB: 1 K: 0 BB: 0 S: 11 P: 16	R: 0 H: 0 E: 0 LOB: 1 K: 0 BB: 1 S: 12 P: 19	R: 0 H: 1 E: 0 LOB: 1 K: 0 BB: 1 S: 7 P: 13	R: 0 H: 1 E: 0 LOB: 1 K: 0 BB: 0 S: 12 P: 19	R: 0 H: 0 E: 0 LOB: 0 K: 1 BB: 0 S: 9 P: 16	R: 1 H: 2 E: 0 LOB: 2 K: 0 BB: 1 S: 7 P: 13	1B: 5 SF: 0 2B: 3 SAC: 2 3B: 0 DP: 0 HR: 0 HBP: 0						

BOTTOM

Boston Red Sox @ Seattle Mariners

Safeco Field, Seattle, WA

Tue May 27 2008, 7:10 PM PDT
Att. 30,755 - Partly Cloudy - 68 F

livebaseballscorecards.com

AB	33
R	4
H	8
RBI	4
BB	3
SO	3
LOB	13

PITCHER		IP	WLS	BF	H	R	ER	SO	BB	IBB	HBP	BLK	WP	HR	S	P	ERA	WHIP
18 Daisuke Matsuzaka, R ERA: 2.53	(1, 1)	4.0		18	4	3	2	2	0	0	0	0	0	0	46	65	4.50	1.000
53 David Aardsma, R ERA: 2.96	(5, 1)	1.1		6	1	0	0	0	2	0	0	0	0	0	15	27	0.00	2.250
17 Manny Delcarmen, R ERA: 5.14	(6, 1)	1.2		6	1	0	0	0	0	0	0	0	0	0	16	24	0.00	0.600
37 Hideki Okajima, L ERA: 0.82	(8, 1)	1.0		3	0	0	0	1	0	0	0	0	0	0	9	16	0.00	0.000
50 Mike Timlin, R ERA: 6.89	(9, 1)	0.2	L	5	2	1	1	0	0	1	0	0	0	0	7	13	13.50	3.000

PITCHER	IP	WLS	BF	H	R	ER	SO	BB	IBB	HBP	BLK	WP	HR	S	P	ERA	WHIP

WP: 0 PA: 38
PB: 0
SB: 2
CS: 0

Boston Red Sox @ Seattle Mariners

Safeco Field, Seattle, WA

Wed May 28 2008, 7:10 PM PDT

Att. 30,758 - Cloudy - 63 F

TOP

livebaseballscorecards.com

Batter	1	2	3	4	5	6	7	8	9	AB	R	H	RBI	BB	SO	LOB
2 Jacoby Ellsbury, L (1, 9) OBP: 0.377, SLG: 0.391	C FF 90 C CU 76 B SI 92 C FF 93 1-3 ① K		B CU 78 B FF 91 B FF 93 B FF 90 4-0 15 S BB			B SI 90 F FF 90 B FF 92 C CU 78 X SI 92 2-2 ① L5		C FF 98 F FF 98 B FF 98 X FS 84 1-2 ② G4-3 1-2		3	0	0	0	1	1	1
15 Dustin Pedroia, R (1, 4) OBP: 0.325, SLG: 0.392	B SI 92 B SI 93 C FF 92 F CU 77 C SI 93 2-3 ② K		C CU 77 C FF 93 F SI 94 1 SAFE B FF 93 X FF 92 1-2 ③ F9 1-2			B CU 78 C CU 78 B CU 78 X FF 91 2-1 ② G6-3		S SL 86 F FF 98 S FF 100 0-3 ③ K		4	0	0	0	0	2	2
34 David Ortiz, L (1, 10) OBP: 0.356, SLG: 0.473	C FF 92 B SI 93 B FF 92 S FF 92 B SI 94 B CU 77 4-2 BB			S FF 90 X SI 92 0-1 ① G3-1		B SI 91 S SI 91 X SI 91 1-1 ③ P3			C F FS 86 X FF 96 0-2 ① L9	3	0	0	0	1	0	0
Manny Ramirez, R (1, 7) OBP: 0.378, SLG: 0.503	C CU 76 F B FF 93 B SI 94 F FF 92 F SI 92 F CU 78 D CU 79 X FF 92 3-2 ③ G5-3			C FF 92 S SI 93 B FF 93 F FF 93 F CU 78 X SI 93 1-2 25 1B 1B			C CH 73 X CU 76 0-1 ① G5-3		B FF 96 B FF 97 B SL 87 B FF 96 4-0 22 BB BB	3	0	1	0	1	0	1
25 Mike Lowell, R (1, 5) OBP: 0.320, SLG: 0.475		B CU 76 X FF 90 1-0 ① L6		F FF 93 X FF 93 0-1 22 G4-6-3 1-2 1B			B SI 92 B CU 76 B FF 91 C FF 90 B 4-1 BB		B FF 93 X FF 94 1-0 ② P6	3	0	1	0	1	0	1
22 Sean Casey, L (1, 3) OBP: 0.420, SLG: 0.452 20 Kevin Youkilis, R (9, PR) OBP: 0.369, SLG: 0.549		C FF 92 B FF 94 C CU 77 X FF 92 1-2 ② F8		F FF 93 F FF 93 X FF 93 0-2 ② ③ G4-6-3 1-2f			C CU 77 S FF 91 F FF 92 S CU 79 0-3 ② K		B FF 96 B SI 95 B SI 95 B FF 95 4-0 BB 1-2	3 0	0 0	0 0	0 0	1 0	1 0	3 0
Coco Crisp, S (1, 8) OBP: 0.301, SLG: 0.414		B CU 77 C SI 93 X SI 92 1-1 ③ F7			B SI 92 C FF 90 B CU 78 C CU 76 S FF 92 2-3 ① K		B CU 77 B CU 76 B FF 91 C FF 90 X SI 92 3-1 ③ F7		C FF 94 C FF 96 X 0-2 ③ G4-3	4	0	0	0	0	1	3
Kevin Cash, R (1, 2) OBP: 0.356, SLG: 0.377 7 J.D. Drew, L (8, PH) OBP: 0.383, SLG: 0.409 Jason Varitek, S (8, 2) OBP: 0.350, SLG: 0.472			C FF 91 S CU 76 B CU 77 S FF 92 1-3 ① K		B CU 77 C CU 76 F SI 93 S SI 92 1-3 ② K			B FF 97 B FF 97 B FF 97 B FF 97 4-0 23 FC3-6 BB		2 0 0	0 0 0	0 0 0	0 0 0	2 1 0	0 0 0	0 0 0
23 Julio Lugo, R (1, 6) OBP: 0.347, SLG: 0.325			B SI 93 C CU 77 B CH 81 B SI 93 S FF 93 F SI 92 F FF 92 C FF 92 3-3 ② K		F FF 93 B FC 92 B C CU 77 F CU 79 C CU 78 2-3 ③ K			X FF 97 0-0 ① FC3-6 2 G4-3 1-2f		3	0	0	0	0	2	1

	AB	28
	R	0
	H	2
	RBI	0
	BB	6
	SO	9
	LOB	12

Inning Stats																		
	R: 0 E: 0 K: 2 S: 14	H: 0 LOB: 1 BB: 1 P: 24	R: 0 E: 0 K: 0 S: 6	H: 0 LOB: 0 BB: 0 P: 9	R: 0 E: 0 K: 2 S: 12	H: 0 LOB: 1 BB: 1 P: 21	R: 0 E: 0 K: 0 S: 12	H: 2 LOB: 1 BB: 0 P: 13	R: 0 E: 0 K: 3 S: 10	H: 0 LOB: 0 BB: 0 P: 15	R: 0 E: 0 K: 0 S: 7	H: 0 LOB: 0 BB: 0 P: 12	R: 0 E: 0 K: 1 S: 9	H: 0 LOB: 1 BB: 1 P: 16	R: 0 E: 0 K: 1 S: 7	H: 0 LOB: 1 BB: 1 P: 12	R: 0 E: 0 K: 0 S: 7	H: 0 LOB: 2 BB: 2 P: 16	1B: 2 2B: 0 3B: 0 HR: 0	SF: 0 SAC: 0 DP: 1 HBP: 0	WP: 0 PB: 0 SB: 1 CS: 0	PA: 34

PITCHER		IP	WLS	BF	H	R	ER	SO	BB	IBB	HBP	BLK	WP	HR	S	P	ERA	WHIP
45 Erik Bedard, L ERA: 4.08	(1, 1)	7.0	W	25	2	0	0	8	3	0	0	0	0	0	70	110	0.00	0.714
35 Brandon Morrow, R ERA: 1.38	(8, 1)	1.0	H	4	0	0	0	1	1	0	0	0	0	0	7	12	0.00	1.000
20 J.J. Putz, R ERA: 3.94	(9, 1)	1.0	S	5	0	0	0	0	2	0	0	0	0	0	7	16	0.00	2.000

PITCHER	IP	WLS	BF	H	R	ER	SO	BB	IBB	HBP	BLK	WP	HR	S	P	ERA	WHIP

Batter	1	2	3	4	5	6	7	8	9	AB	R	H	RBI	BB	SO	LOB
51 Ichiro Suzuki, L (1, 8) OBP: 0.351, SLG: 0.388	C KN 65 B KN 61 S KN 66 X KN 66 1-2 ① G1-3		B KN 65 X KN 66 1-0 ② G4-3			B KN 65 B KN 64 F FF 73 B CU 60 X FF 74 3-1 ① L9		X KN 67 0-0 ② FC4-6 E S 1-2f		4	0	0	0	0	0	1
Miguel Cairo, R (1, 3) OBP: 0.250, SLG: 0.209	C KN 66 S KN 66 C KN 62 0-3 ② K		X KN 65 0-0 ③ G5-3			X KN 65 0-0 CS WP 1B		C FF 75 B KN 66 1 SAFE 1 SAFE C KN 67 B KN 68 X KN 67 2-2 ③ G5-3 1-3		4	0	1	0	0	1	1
Jose Vidro, S (1, 10) OBP: 0.285, SLG: 0.349	X KN 65 0-0 1B			B KN 64 F KN 65 S KN 66 C KN 65 1-3 ① K		C KN 66 F KN 66 B KN 68 1 SAFE B KN 66 C KN 67 2-3 ② ③ K 1-3				3	0	1	0	0	2	1
Raul Ibanez, L (1, 7) OBP: 0.325, SLG: 0.444	X KN 66 0-0 ③ L4			B CU 59 X KN 66 1-0 ② L9			B KN 64 C KN 64 S KN 61 X KN 60 1-2 ① G3-1			3	0	0	0	0	0	1
4 Jose Lopez, R (1, 4) OBP: 0.308, SLG: 0.401		C KN 65 F KN 65 S KN 61 0-3 ① K		X KN 65 0-0 ③ F8			C KN 65 B KN 66 B KN 66 B CU 59 F CU 58 X FF 75 3-2 ② G6-3			3	0	0	0	0	1	0
29 Adrian Beltré, R (1, 5) OBP: 0.321, SLG: 0.435		B KN 65 S KN 65 F KN 65 F KN 60 S KN 67 1-3 ② K			X KN 65 0-0 ① G6-3		B KN 66 B FF 75 F KN 66 F KN 67 S KN 68 2-3 K			3	0	0	0	0	2	0
50 Wladimir Balentien, R (1, 9) OBP: 0.295, SLG: 0.407		F KN 67 S KN 66 S KN 67 0-3 ③ K			B KN 66 B KN 64 X FF 73 2-0 2B		1 SAFE 1 SAFE C KN 66 F KN 66 P PO 72 S KN 68 1-3 ③ K			3	0	1	0	0	2	1
Jamie Burke, R (1, 2) OBP: 0.282, SLG: 0.314			B KN 64 C KN 65 B KN 64 S KN 65 F KN 65 B KN 66 X KN 67 3-2 ① F7		C KN 66 B KN 66 X KN 65 1-1 ② P4			B KN 66 B KN 66 B FF 73 C FF 74 X FF 74 3-1 ① P3		3	0	0	0	0	0	1
7 Yuniesky Betancourt, R (1, 6) OBP: 0.293, SLG: 0.414			B KN 66 C FF 73 X KN 65 1-1 HR		B KN 67 F KN 67 X KN 67 1-1 ③ P2			B KN 66 B KN 66 B CU 61 C FF 75 X FF 69 3-1 51 FC4-6 1B		3	1	2	1	0	0	1
Inning Stats	R: 0 E: 0 K: 1 S: 8 H: 1 LOB: 1 BB: 0 P: 9	R: 0 E: 0 K: 3 S: 10 H: 0 LOB: 0 BB: 0 P: 11	R: 1 E: 0 K: 0 S: 8 H: 1 LOB: 0 BB: 0 P: 13	R: 0 E: 0 K: 1 S: 5 H: 0 LOB: 0 BB: 0 P: 7	R: 0 E: 0 K: 0 S: 6 H: 1 LOB: 1 BB: 0 P: 10	R: 0 E: 0 K: 1 S: 6 H: 1 LOB: 1 BB: 0 P: 11	R: 0 E: 0 K: 2 S: 13 H: 0 LOB: 1 BB: 0 P: 19	R: 0 E: 0 K: 0 S: 8 H: 1 LOB: 1 BB: 0 P: 16		1B: 3 2B: 2 3B: 0 HR: 1	SF: 0 SAC: 0 DP: 1 HBP: 0					

PITCHER	IP	WLS	BF	H	R	ER	SO	BB	IBB	HBP	BLK	WP	HR	S	P	ERA	WHIP
49 Tim Wakefield, R (1, 1) ERA: 4.7	8.0	L	29	5	1	1	8	0	0	0	0	2	1	64	96	1.12	0.625

PITCHER	IP	WLS	BF	H	R	ER	SO	BB	IBB	HBP	BLK	WP	HR	S	P	ERA	WHIP

BOTTOM

Boston Red Sox @ Seattle Mariners

Safeco Field, Seattle, WA

Wed May 28 2008, 7:10 PM PDT
Att. 30,758 - Cloudy - 63 F

livebaseballscorecards.com

AB	29
R	1
H	5
RBI	1
BB	0
SO	8
LOB	7

WP: 2 PA: 29
PB: 0
SB: 1
CS: 1

Batter	1	2	3	4	5	6	7	8	9	10	11	12	13	AB	R	H	RBI	BB	SO	LOB
2 Jacoby Ellsbury, L (1, 9) OBP: 0.379, SLG: 0.405	C FF 91 X FF 94 0-1 15 SH1-3 34 1B 2B	B FF 92 X FF 92 1-0 G4-3			B FF 94 C FF 94 X CH 83 1-1 2B		C FF 93 B FF 93 F FF 94 B FF 94 F FF 95 B FF 94 X FF 94 3-2 E5 34 S 15 S			X SI 93 0-0 P6		1 SAFE 1 SAFE C SI 91 B SI 92 X CU 80 1-1 15 FC5 15 S 1-3 1B	B FF 96 C FF 96 F FF 95 F FF 97 F CH 84 S FF 96 1-3 K 1-2	7	1	3	0	0	1	3
15 Dustin Pedroia, R (1, 4) OBP: 0.319, SLG: 0.384	X FF 92 0-0 SH1-3 2-3		C FF 92 B FF 93 X FF 94 1-1 F8 B FF 92 F FF 93 B CH 82 X FF 94 2-1 2B		B FF 92 B FF 91 X FF 93 2-0 L6		B FF 91 1 SAFE F FF 91 B FF 93 X FF 93 2-1 G5-3 1-2			C SI 91 X CU 79 0-1 F9		B SI 95 C SI 96 F SI 95 X SI 94 1-2 FC5 1-3		5	0	0	0	0	0	4
34 David Ortiz, L (1, 10) OBP: 0.355, SLG: 0.473	F SI 95 X FF 94 0-1 2B 25 SF7 1B 3-H				B FF 93 S CH 84 F FF 94 B FF 96 X SL 85 2-2 F8		D FF 94 X FF 93 1-0 G3 2-3			C SI 92 S CU 78 B CU 79 X CU 80 1-2 G6-3			L SL 76 F SL 76 B CH 78 X SL 75 1-2 G3	6	1	2	1	0	0	2
Manny Ramirez, R (1, 7) OBP: 0.373, SLG: 0.498	B FF 94 B FF 93 X FF 93 2-0 25 SF7 1-3 2B		C FF 95 F FF 93 B FF 92 B FF 94 B SL 80 S FF 94 3-3 K			B FF 93 X FF 94 1-0 F9 B FF 93 C FF 94 F FF 94 F FF 94 B FF 89 F FF 94 B FF 93 X FF 94 3-2 2B		X SI 95 0-0 F9 C SI 95 C CU 79 X SI 96 0-2 20 G6-4-3 1B		X SI 90 0-0 P2			F SI 82 X SI 82 0-1 E5 25 1B	6	1	1	0	0	1	1
25 Mike Lowell, R (1, 5) OBP: 0.327, SLG: 0.486	C FF 93 X FF 94 0-1 SF7 2-3 3-H		B SL 79 C SL 78 B FF 94 X FF 95 2-1 G5-3				C SL 82 B FF 94 X FF 94 1-1 G5-3	B SI 96 1 SAFE F SI 95 C CU 78 D CU 80 X CU 80 2-2 G6-4-3 1-2f		B SI 92 B CU 80 C CU 79 F SI 92 X SI 93 2-2 L9			B SI 82 C SI 81 X SI 81 1-1 S 20 1B E 2-H 1B	5	1	3	2	0	0	1
20 Kevin Youkilis, R (1, 3) OBP: 0.363, SLG: 0.538	B SL 80 B FF 96 C FF 94 X FF 94 2-1 F7			C FF 92 X FF 94 0-1 F8		F SL 95 B FF 95 B FF 95 B FF 96 B CH 83 4-1 BB			C SL 75 S FF 90 B FF 91 F SL 78 B FF 90 F FF 83 X SL 75 2-2 F8		B CU 78 C SI 92 C SI 93 F SI 93 F CU 81 T SI 93 1-2 K		1 SAFE B CU 68 F SI 81 B CU 68 X SI 82 2-1 S E 1B 1-2	6	1	1	0	0	1	3
Jason Varitek, S (1, 2) OBP: 0.343, SLG: 0.456		B FF 92 B FF 92 Y FF 93 X FF 92 2-1 P6		F FF 93 B CH 83 B FF 94 F FF 94 B SL 81 X SL 82 3-2 P6								C SI 92 S CU 81 F CU 80 S SI 93 0-3 K	B CU 79 B FF 96 S FF 95 S FF 96 T FF 96 2-2 K 1-2 2-3	5	0	0	0	1	2	2
Coco Crisp, S (1, 8) OBP: 0.295, SLG: 0.397		C FF 93 B FF 94 B FF 93 F FF 92 B FF 93 B FF 94 4-2 S CS BB		C FF 94 F CH 84 B FF 95 F FF 94 T FF 96 1-2 K		B SI 95 B SI 94 F FF 94 F FF 94 X FF 96 2-2 G4-3			B FF 90 C FF 90 B SL 76 B FF 90 C FF 90 F FC 90 X FF 90 3-2 P6			X SI 93 0-0 F9	C B S X 1-2 E6 23 WP 2-H 3-H	5	0	0	0	1	1	2
Alex Cora, L (1, 6) OBP: 0.412, SLG: 0.367		C FF 93 B FF 93 M FF 93 B FF 94 H FF 95 3-2 2-H HBP			C FF 93 B CH 83 X FF 94 1-1 F8		C SI 91 X SI 93 0-1 F9		F FF 90 B SL 76 F SL 76 F FF 92 B FF 91 B SL 78 F FF 90 F SL 77 3-3 S SL 78 K			C CU 81 C CU 81 B CU 81 B SI 95 B SI 93 B CU 83 4-2 2 1B BB	B FF 95 B FF 96 B FF 95 B FF 96 4-0 2 DI 2-3 BB	2	0	0	0	0	0	0
55 Jeff Bailey, R (9, PH)														1	0	0	0	0	1	0
23 Julio Lugo, R (9, 6) OBP: 0.354, SLG: 0.325														0	0	0	0	2	0	0
Inning Stats	R: 2 E: 0 K: 0 S: 10 H: 3 LOB: 1 BB: 0 P: 14	R: 0 E: 0 K: 0 S: 7 H: 0 LOB: 1 BB: 1 P: 17	R: 0 E: 0 K: 1 S: 9 H: 1 LOB: 1 BB: 0 P: 17	R: 0 E: 0 K: 1 S: 9 H: 0 LOB: 0 BB: 0 P: 13	R: 0 E: 0 K: 0 S: 8 H: 1 LOB: 1 BB: 0 P: 14	R: 0 E: 0 K: 0 S: 12 H: 1 LOB: 2 BB: 1 P: 23	R: 0 E: 1 K: 0 S: 9 H: 0 LOB: 1 BB: 0 P: 15	R: 0 E: 0 K: 0 S: 7 H: 1 LOB: 0 BB: 0 P: 9	R: 0 E: 0 K: 1 S: 16 H: 0 LOB: 0 BB: 0 P: 24	R: 0 E: 0 K: 0 S: 6 H: 0 LOB: 0 BB: 0 P: 7	R: 0 E: 0 K: 1 S: 9 H: 0 LOB: 0 BB: 0 P: 12	R: 0 E: 0 K: 1 S: 12 H: 1 LOB: 2 BB: 1 P: 18	R: 3 E: 2 K: 2 S: 20 H: 2 LOB: 2 BB: 1 P: 32	1B: 5 2B: 5 3B: 0 HR: 0 SF: 1 SAC: 1 DP: 1 HBP: 1						

PITCHER		IP	WLS	BF	H	R	ER	SO	BB	IBB	HBP	BLK	WP	HR	S	P	ERA	WHIP
40 Daniel Cabrera, R ERA: 3.6	(1, 1)	7.0		30	6	2	2	2	2	0	1	0	1	0	64	113	2.57	1.143
43 Jim Johnson, R ERA: 1.19	(8, 1)	1.0		3	1	0	0	0	0	0	0	0	0	0	7	9	0.00	1.000
52 George Sherrill, L ERA: 3.42	(9, 1)	1.0		3	0	0	0	1	0	0	0	0	0	0	16	24	0.00	0.000
34 Matt Albers, R ERA: 2.08	(10, 1)	3.0		11	1	0	0	2	1	0	0	0	0	0	27	37	0.00	0.667
32 Jamie Walker, L ERA: 4.5	(13, 1)	0.1		1	0	0	0	0	0	0	0	0	0	0	3	4	0.00	0.000

PITCHER		IP	WLS	BF	H	R	ER	SO	BB	IBB	HBP	BLK	WP	HR	S	P	ERA	WHIP
Chad Bradford, R ERA: 2.65	(13, 1)	0.0	L	3	2	1	0	0	0	0	0	0	0	0	6	9	∞	∞
45 Dennis Sarfate, R ERA: 3.27	(13, 1)	0.2		4	0	2	0	2	1	0	0	0	1	0	11	19	0.00	1.500

TOP

Boston Red Sox @ Baltimore Orioles

Oriole Park at Camden Yards, Baltimore, MD

Fri May 30 2008, 7:05 PM EDT

Att. 46,199 - Clear - 83 F

livebaseballscorecards.com

AB	48
R	5
H	10
RBI	3
BB	4
SO	7
LOB	18

Batter	1	2	3	4	5	6	7	8	9	10	11	12	13	AB	R	H	RBI	BB	SO	LOB
1 Brian Roberts, S (1, 4) OBP: 0.358, SLG: 0.422	B FF 94 B FF 94 C FF 94 B FF 95 F FF 95 F FF 95 F FF 96 X FF 96 3-2 F9 ①		X FF 95 0-0 E4 6 S ①		C FF 94 F FF 93 D CU 74 1 SAFE S SI 94 1-3 K ②		B FF 89 X FF 88 1-0 1B ①		B CH 81 F FF 94 S CU 76 D CU 79 B FF 98 F FF 96 F FF 97 B CH 83 4-2 1-2 BB ③		B FF 96 X FC 97 1-0 F8 ③		C FF 95 F FS 90 C FF 96 0-3 K ③	6	0	1	0	1	2	1
6 Melvin Mora, R (1, 5) OBP: 0.303, SLG: 0.413	X FF 95 0-0 F9 ②		C CU 76 1 SAFE 1 SAFE 1 SAFE B FF 94 C FF 94 1 SAFE F FF 94 B SI 95 3-3 B CU 77 S CU 78 K ② 1-2		T FF 94 C FF 94 B FF 93 1 SAFE C SI 95 1-3 K ③		1 SAFE C FF 89 F CU 75 X FF 88 0-2 F8 ②		S CU 75 F FF 95 B FF 95 X CU 80 1-2 G5-3 ③			B FF 92 C FF 92 B SI 90 F FF 91 B SL 86 S FC 90 3-3 K ①		6	0	0	0	0	3	5
21 Nick Markakis, L (1, 9) OBP: 0.368, SLG: 0.438	F FF 95 X FF 95 0-1 G4-3 ③		B CU 77 D CU 79 C CU 77 B CU 77 F FF 95 F FF 96 C FF 95 3-3 K ③			B CU 77 B FA 91 C FF 95 S FF 95 F CU 78 S FF 96 2-3 K ①	C FF 88 B FF 88 C FF 88 F FF 88 F CU 75 S CU 75 1-3 K ③			C CU 74 B CU 76 B SI 88 B SL 80 X SI 86 3-1 G5-3 1B ①		X FC 90 0-0 G6-3 2B ①		6	0	2	0	0	3	2
17 Aubrey Huff, L (1, 10) OBP: 0.308, SLG: 0.446		C CU 77 C CU 78 B CU 79 B CU 80 C SI 96 2-3 K ①		B CU 76 X FF 93 1-0 HR ①		C CU 77 F FF 96 S CU 78 0-3 K ②		B CU 75 C CU 75 C CU 75 X FF 87 1-2 G4-3 ①		B SI 88 B SI 88 C SI 86 X CU 75 2-1 F8 ①				5	1	1	1	1	2	1
Kevin Millar, R (1, 3) OBP: 0.332, SLG: 0.389		F FF 96 B CU 79 B CU 77 B CU 76 C SI 96 F FF 95 F FF 96 X SI 96 3-2 30 1B E 1B		X FF 94 0-0 P5 ①		B CU 77 B FF 94 F SI 96 B CU 79 B SI 96 4-1 BB 30 BB BB	X CU 75 0-0 G3 ②			B FF 97 C FF 96 X SL 88 1-1 G5-3 ② 1-2				5	1	1	0	1	0	3
30 Luke Scott, L (1, 7) OBP: 0.343, SLG: 0.435	X FF 96 0-0 G4-3 S 1-3 1B			C FF 95 B CU 78 B FF 95 F CU 77 S FF 96 2-3 K ②		B CU 80 B FF 95 F FF 94 B CU 80 B FF 94 B FF 95 4-2 1-2 BB	B CU 76 C CU 74 X FF 87 1-1 F7 ③			I IN 78 I IN 79 I IN 78 I IN 77 4-0 IBB		I 1 4-0 IBB		3	0	1	0	3	1	0
Ramon Hernandez, R (1, 2) OBP: 0.248, SLG: 0.347	B SI 96 C CU 77 B SI 94 B FF 94 C CU 77 X SI 96 3-2 G4-3 ② 1-3 3-H			B CU 77 F SI 95 C SI 96 B CU 80 B FF 96 X FF 95 3-2 G4-3 ③		B B C B C B 4-2 1-2 2-3 BB			B FF 97 C CU 75 X FF 96 1-1 F8 ①	D SL 88 C SL 86 B FF 96 F SL 84 D FF 96 S FF 97 3-3 K ③		C FF 92 B FC 90 X FC 92 1-1 F7 ③		5	0	0	0	1	1	6
10 Adam Jones, R (1, 8) OBP: 0.293, SLG: 0.353	B SI 95 F CU 78 B FF 96 X SI 95 2-1 G3-1 ③				C FF 94 B SI 94 X CH 90 1-1 G5-3 ①	F FF 95 B FF 96 C FF 96 B CU 81 F CU 80 F FF 96 T FF 96 2-2 K ③	B FF 98 B CU 75 F FF 97 C CU 77 F CU 81 F CH 82 S CU 78 2-3 K ②				B FF 97 B FF 96 F FF 97 X FF 97 2-1 G4-3 ①		X FF 95 0-0 G5-3 ①	6	0	0	0	0	2	4
Freddie Bynum, L (1, 6) OBP: 0.276, SLG: 0.309 Jay Payton, R (13, PH) OBP: 0.284, SLG: 0.373			C FF 94 F FF 95 B FF 94 S FF 94 1-3 K ①		F SI 94 B FF 95 B SI 94 F SI 94 X SI 95 3-2 1B		F FF 87 B CU 76 B CU 76 F FF 88 X FF 88 2-2 G6-3 ①		B FF 96 S FF 96 B FF 96 B FF 96 X FF 95 3-1 1 S 1B		S FF 97 S SL 89 0-3 K ②		B FF 94 B FF 95 C FF 96 B FF 96 C FF 96 T FF 95 3-2 K ②	5 1	0 0	2 0	0 0	0 0	2 1	0 0
Inning Stats	R: 0 H: 0 E: 0 LOB: 0 K: 0 BB: 0 S: 8 P: 11	R: 1 H: 2 E: 0 LOB: 1 K: 1 BB: 0 S: 14 P: 24	R: 0 H: 0 E: 1 LOB: 0 K: 3 BB: 0 S: 12 P: 19	R: 1 H: 1 E: 0 LOB: 1 K: 1 BB: 0 S: 8 P: 14	R: 0 H: 1 E: 0 LOB: 1 K: 2 BB: 0 S: 11 P: 17	R: 0 H: 0 E: 0 LOB: 3 K: 3 BB: 3 S: 17 P: 33	R: 0 H: 1 E: 0 LOB: 0 K: 1 BB: 0 S: 12 P: 16	R: 0 H: 0 E: 0 LOB: 0 K: 0 BB: 0 S: 6 P: 8	R: 0 H: 1 E: 0 LOB: 2 K: 1 BB: 1 S: 16 P: 27	R: 0 H: 1 E: 0 LOB: 2 K: 1 BB: 2 S: 9 P: 22	R: 0 H: 0 E: 0 LOB: 0 K: 1 BB: 0 S: 6 P: 9	R: 0 H: 1 E: 0 LOB: 3 K: 2 BB: 2 S: 7 P: 21	R: 0 H: 0 E: 0 LOB: 0 K: 2 BB: 0 S: 7 P: 10	1B: 6 2B: 1 3B: 0 HR: 1	SF: 0 SAC: 0 DP: 0 HBP: 0	WP: 0 PB: 0 SB: 3 CS: 0	PA: 55		

PITCHER	IP	WLS	BF	H	R	ER	SO	BB	IBB	HBP	BLK	WP	HR	S	P	ERA	WHIP
19 Josh Beckett, R (1, 1) ERA: 4.3	6.0		26	4	2	2	10	3	0	0	0	0	1	70	118	3.00	1.167
37 Hideki Okajima, L (7, 1) ERA: 0.75	2.0		7	1	0	0	1	0	0	0	0	0	0	18	24	0.00	0.500
17 Manny Delcarmen, R (9, 1) ERA: 4.91	1.0		5	1	0	0	1	1	0	0	0	0	0	16	27	0.00	2.000
48 Javier López, L (10, 1) ERA: 3.32	0.1		2	1	0	0	0	0	0	0	0	0	0	4	9	0.00	3.000
56 Craig Hansen, R (10, 1) ERA: 6.17	1.2		6	0	0	0	2	0	1	0	0	0	0	11	22	0.00	0.000

PITCHER	IP	WLS	BF	H	R	ER	SO	BB	IBB	HBP	BLK	WP	HR	S	P	ERA	WHIP
50 Mike Timlin, R (12, 1) ERA: 6.48	1.0	W	6	1	0	0	1	0	0	2	0	0	0	7	21	0.00	1.000
58 Jonathan Papelbon, R (13, 1) ERA: 2.16	1.0	S	3	0	0	0	2	0	0	0	0	0	0	7	10	0.00	0.000

BOTTOM

Boston Red Sox @ Baltimore Orioles

Oriole Park at Camden Yards, Baltimore, MD

Fri May 30 2008, 7:05 PM EDT

Att. 46,199 - Clear - 83 F

livebaseballscorecards.com

AB	48
R	2
H	8
RBI	1
BB	7
SO	17
LOB	22

Boston Red Sox @ Baltimore Orioles

Oriole Park at Camden Yards, Baltimore, MD

Sat May 31 2008, 7:05 PM EDT

Att. 48,281 - Partly Cloudy - 77 F

TOP

livebaseballscorecards.com

Batter	1	2	3	4	5	6	7	8	9	AB	R	H	RBI	BB	SO	LOB
2 Jacoby Ellsbury, L (1, 9) OBP: 0.384, SLG: 0.415 (9, 7)	B SI 89 B SI 88 B SI 88 B SI 89 4-0 34 S 34 E BB		B SI 88 C SI 89 S SL 80 F SI 89 B SL 80 F SL 79 C SI 90 2-3 ② K		B SI 89 C FF 88 B SL 80 B FF 88 B SI 89 4-1 34 S 15 S BB		B SI 90 C SI 90 B FC 88 X FC 89 2-1 34 SF7 3B	1 SAFE 1 SAFE C FF 92 B FF 91 B FF 93 C FF 94 S FF 94 2-3 ③ K		3	1	1	0	2	2	1
15 Dustin Pedroia, R (1, 4) OBP: 0.320, SLG: 0.397	C SI 89 B CH 83 F SI 88 1 SAFE 1 SAFE F SI 88 F SL 80 X CH 82 1-2 ① F8		C SL 78 B SL 78 B FF 88 B SI 89 F FF 89 X CH 83 3-2 HR		B SI 87 B SI 87 1 SAFE C SI 88 B SL 80 C SL 79 X SI 89 3-2 ② F7 1-2		C CU 78 B FC 90 F CU 79 B FC 92 X CU 78 2-2 ① G6-3		C FF 92 X CU 76 0-1 1B	5	1	2	1	0	0	3
34 David Ortiz, L (1, 10) OBP: 0.354, SLG: 0.486 22 Sean Casey, L (9, PH) OBP: 0.415, SLG: 0.446 (9, 10)	F SI 88 1 SAFE B SL 80 S SL 80 C SL 79 1-3 ② K 1-3		C SL 79 B SL 79 X FF 88 1-1 HR		C SL 79 B SI 89 B SI 88 S SL 80 X SL 80 2-2 ③ F7 2-3		C SL 76 B SL 76 X SL 76 1-1 ② SF7 3-H		B FF 93 B FF 92 C FF 94 B FF 93 S FF 94 F FF 96 F FF 95 1 SAFE 1 SAFE 3-2 ① X FF 84 F7	3 1	1 0	1 0	2 0	0 0	1 0	2 1
Manny Ramirez, R (1, 7) OBP: 0.369, SLG: 0.505 7 J.D. Drew, L (9, 9) OBP: 0.383, SLG: 0.409	C SI 89 B SL 81 X SI 90 1-1 ③ F7		B CH 81 F SI 89 C SL 80 X SI 90 1-2 ③ G5-3			F SI 90 X FC 89 0-1 ① L7	X SI 82 0-0 HR		B FF 95 B FF 94 F FF 95 B FF 95 C FF 94 X FF 96 3-2 ② P3	5 0	1 0	1 0	1 0	0 0	0 0	2 0
25 Mike Lowell, R (1, 5) OBP: 0.323, SLG: 0.473		C SI 89 C SL 79 B SI 88 B SI 88 X CH 81 2-2 ① G5-3		X SI 88 0-0 ① L7		B FC 88 H CU 77 2-0 20 1B 20 BLK 1B HBP	F SI 82 X SI 81 0-1 ③ F7		C FF 94 C FF 94 1 SAFE B FF 95 C FC 84 1-3 ③ K	4	1	0	0	0	1	1
20 Kevin Youkilis, R (1, 3) OBP: 0.366, SLG: 0.535		C SI 88 C SI 89 S SL 80 0-3 ② K		B SI 87 B CH 80 C SI 88 B SI 88 X SI 87 3-1 E6		C FC 89 X FC 90 0-1 FC3-6 1B 1-3 1B		C FF 95 S CU 79 B CU 80 F FF 96 B CH 84 B FF 97 F FF 97 H FF 97 4-2 1B G6-3 HBP		3	1	1	0	0	1	0
Jason Varitek, S (1, 2) OBP: 0.353, SLG: 0.470		B SI 89 B CH 81 X SI 88 2-0 2B		1 SAFE D SL 79 X SI 88 1-0 ② F8		1 SAFE F FC 90 F CU 80 X CU 80 0-2 FC3-6 1-2 3-H 1B		1 SAFE B FF 94 1 SAFE X FF 93 1-0 G6-3 1-3 1B		4	0	3	1	0	0	1
Coco Crisp, S (1, 8) OBP: 0.286, SLG: 0.384	C SL 79 B CH 81 B CH 82 D SL 80 F SI 89 S CH 81 3-3 ③ K		F SI 89 B SL 78 B SL 78 X SI 89 2-1 ③ F7		C CU 78 X CU 78 0-1 ② FC3-6 1-2f 2-3		X FF 94 0-0 ①② G6-3 1-2f 3-H		4	0	0	0	0	1	5
23 Julio Lugo, R (1, 6) OBP: 0.352, SLG: 0.318 Alex Cora, L (8, 6) OBP: 0.412, SLG: 0.367			C SI 88 F SI 88 B SL 80 F SI 89 F CH 81 S SL 79 1-3 ① K		X FF 88 0-0 ① G5-3	B FC 90 B FC 90 B FC 90 C FC 91 L FC 91 F FC 90 X FC 89 3-2 ③ P4		B FF 94 S FF 94 C FF 93 B FF 94 F FF 95 B CU 83 B FF 94 4-2 BB		3 0	0 0	0 0	0 0	1 0	1 0	2 0
Inning Stats	R: 0 E: 1 K: 1 S: 10 H: 0 LOB: 1 BB: 1 P: 17	R: 0 E: 0 K: 2 S: 10 H: 1 LOB: 1 BB: 0 P: 17	R: 2 E: 0 K: 2 S: 18 H: 2 LOB: 0 BB: 0 P: 26	R: 0 E: 1 K: 0 S: 6 H: 0 LOB: 1 BB: 0 P: 12	R: 0 E: 0 K: 0 S: 8 H: 0 LOB: 1 BB: 1 P: 17	R: 1 E: 0 K: 0 S: 13 H: 2 LOB: 2 BB: 0 P: 18	R: 2 E: 0 K: 0 S: 10 H: 2 LOB: 0 BB: 0 P: 15	R: 1 E: 0 K: 1 S: 12 H: 1 LOB: 1 BB: 1 P: 23	R: 0 E: 0 K: 1 S: 13 H: 1 LOB: 1 BB: 0 P: 20	1B: 4 2B: 1 3B: 1 HR: 3 SF: 1 SAC: 0 DP: 1 HBP: 2						

	AB	35
	R	6
	H	9
	RBI	5
	BB	3
	SO	7
	LOB	18

PITCHER		IP	WLS	BF	H	R	ER	SO	BB	IBB	HBP	BLK	WP	HR	S	P	ERA	WHIP	PITCHER	IP	WLS	BF	H	R	ER	SO	BB	IBB	HBP	BLK	WP	HR	S	P	ERA	WHIP
18 Garrett Olson, L ERA: 4.03	(1, 1)	5.0		21	3	2	2	5	2	0	0	0	0	2	52	89	3.60	1.000																	
Lance Cormier, R ERA: 2.51	(6, 1)	1.1	L	8	3	2	2	0	0	0	1	1	0	0	18	27	13.50	2.250																	
32 Jamie Walker, L ERA: 4.41	(7, 1)	0.1		1	0	0	0	0	0	0	0	0	0	0	2	3	0.00	0.000																	
Chad Bradford, R ERA: 3.12	(7, 1)	0.1		2	1	1	1	0	0	0	0	0	0	1	3	3	27.00	3.000																	
45 Dennis Sarfate, R ERA: 3.38	(8, 1)	2.0		9	2	1	1	2	1	0	1	0	0	0	25	43	4.50	1.500																	

Batter	1	2	3	4	5	6	7	8	9	AB	R	H	RBI	BB	SO	LOB
1 Brian Roberts, S (1, 4) OBP: 0.359, SLG: 0.433	B FF 91 X FF 91 1-0 ① G4-3		B FF 91 C FC 86 F FC 87 B FF 93 F CU 76 S CU 75 2-3 ① K		C FC 88 B FF 92 B FF 92 F FF 91 X FC 89 2-2 HR		C FF 94 B FF 94 B FF 94 X FF 95 2-1 ① G3-1		F FF 95 B FS 90 B SL 90 B FF 96 B FF 96 4-1 1-2 BB	4	1	1	1	1	1	0
21 Nick Markakis, L (1, 9) OBP: 0.369, SLG: 0.447	X FF 92 0-0 ② G4-3		B FC 88 C CU 74 C CU 75 B FC 88 B SI 93 X FF 93 3-2 6 G1-3 2B		X FC 88 0-0 17 BB 2B		F FF 94 B FS 88 X FS 88 1-1 ② G3-1		B FF 95 B FF 97 X FF 96 2-0 ②③ L6-4 2-2	5	0	2	0	0	0	2
6 Melvin Mora, R (1, 5) OBP: 0.297, SLG: 0.405	B FF 92 L FF 92 B FC 87 F FC 87 F CU 77 X CU 76 2-2 ③ G5-3		C FF 93 B FF 93 F FC 87 X FF 93 1-2 ② G1-3 2-3		C CU 76 C FF 93 F FC 88 B FC 88 B CU 76 B FF 94 X CU 76 3-2 ② G5-3		F SL 84 B FF 95 S FF 95 B FF 96 F FF 96 S FS 87 2-3 ③ K			4	0	0	0	0	1	2
Kevin Millar, R (1, 3) OBP: 0.335, SLG: 0.385		B FF 91 B FF 92 B FF 91 C FF 92 F FF 92 B FF 92 4-2 1B 17 PB 1B BB	B FC 89 D CU 76 C FC 89 F CU 77 F X 2-2 ③ F8		B CU 74 B CU 76 B FC 87 B FF 91 4-0 17 BB BB			F FF 88 B CU 76 B FS 84 F FS 84 B FF 89 F FF 89 S FS 84 3-3 ① K		2	1	0	0	2	1	1
17 Aubrey Huff, L (1, 10) OBP: 0.311, SLG: 0.449		C SI 92 F FC 87 B SI 91 B CU 74 S CU 76 2-3 ① K 1-2		B FF 87 C CU 74 S SI 91 B CU 75 X FF 93 2-2 2B	B CU 76 C CU 76 D CU 76 C CU 76 B CU 75 F SI 92 F CU 76 B FF 94 4-2 1-2 2-3 BB			X FS 84 0-0 ② G4-3		3	0	1	0	1	1	1
Ramon Hernandez, R (1, 2) OBP: 0.255, SLG: 0.351		F FF 92 B CU 75 X FC 87 1-1 10 1B 1B 2-3 1B		B FC 88 F FC 87 S FF 93 B CU 76 X CU 77 2-2 ① G5-3	C FC 89 C CU 76 T FF 93 0-2 ③ K			X FF 89 0-0 FC4-6 1B		4	1	2	0	0	1	4
Jay Payton, R (1, 7) OBP: 0.283, SLG: 0.368		X FC 89 0-0 13 G5-3 10 1B 1-2 3-H 1B		C FC 88 B FF 92 B CU 76 B CU 74 F FC 87 C FF 93 3-3 ② K		C SL 84 L FS 89 F FF 95 X FS 88 0-2 ① G4-3		X FF 89 0-0 ③ FC4-6 1-2f		4	0	1	1	0	1	2
10 Adam Jones, R (1, 8) OBP: 0.292, SLG: 0.351		F FF 92 B CU 75 X SI 91 1-1 1-2 2-H 1B		C FC 89 B FC 89 S CU 76 X FF 93 1-2 ③ G4-3		B SL 84 S FF 95 B FF 95 S FF 95 S FF 96 2-3 ② K			S FF 95 F SL 85 S FF 95 0-3 ① K	4	0	1	1	0	2	1
13 Alex Cintron, S (1, 6) OBP: 0.409, SLG: 0.350 30 Luke Scott, L (9, PH) OBP: 0.346, SLG: 0.439		L FF 92 S FC 89 X FC 88 0-2 ②③ G5-3 2-3f			B FF 91 C FC 85 X SI 89 1-1 ① G3-1	C FF 94 S FS 88 B FF 95 F FF 96 X FS 89 1-2 ③ G5-3			F FF 96 B FF 95 F FF 95 X FS 88 1-2 21 L6-4 1 BB 1B	3	0	0	0	0	0	2
										1	0	1	0	0	0	0
Inning Stats	R: 0 E: 0 K: 0 S: 6 H: 0 LOB: 0 BB: 0 P: 9	R: 2 E: 0 K: 1 S: 13 H: 3 LOB: 1 BB: 1 P: 21	R: 0 E: 0 K: 1 S: 14 H: 1 LOB: 1 BB: 0 P: 22	R: 0 E: 0 K: 1 S: 12 H: 1 LOB: 1 BB: 0 P: 20	R: 1 E: 0 K: 1 S: 17 H: 2 LOB: 3 BB: 2 P: 31	R: 0 E: 0 K: 1 S: 11 H: 0 LOB: 0 BB: 0 P: 14	R: 0 E: 0 K: 1 S: 8 H: 0 LOB: 0 BB: 0 P: 13	R: 0 E: 0 K: 1 S: 7 H: 1 LOB: 1 BB: 0 P: 10	R: 0 E: 0 K: 1 S: 8 H: 1 LOB: 1 BB: 1 P: 15	1B: 5 2B: 4 3B: 0 HR: 1 SF: 0 SAC: 0 DP: 2 HBP: 0						

PITCHER	IP	WLS	BF	H	R	ER	SO	BB	IBB	HBP	BLK	WP	HR	S	P	ERA	WHIP
31 Jon Lester, L (1, 1) ERA: 3.67	5.0		24	7	3	3	4	3	0	0	0	0	1	62	103	5.40	2.000
53 David Aardsma, R (6, 1) ERA: 2.73	2.0	W	6	0	0	0	2	0	0	0	0	0	0	19	27	0.00	0.000
37 Hideki Okajima, L (8, 1) ERA: 0.72	1.0	H	4	1	0	0	1	0	0	0	0	0	0	7	10	0.00	1.000
58 Jonathan Papelbon, R (9, 1) ERA: 2.08	1.0	S	4	1	0	0	1	1	0	0	0	0	0	8	15	0.00	2.000

PITCHER	IP	WLS	BF	H	R	ER	SO	BB	IBB	HBP	BLK	WP	HR	S	P	ERA	WHIP

BOTTOM

Boston Red Sox @ Baltimore Orioles

Oriole Park at Camden Yards, Baltimore, MD

Sat May 31 2008, 7:05 PM EDT
Att. 48,281 - Partly Cloudy - 77 F

livebaseballscorecards.com

AB	34
R	3
H	9
RBI	3
BB	4
SO	8
LOB	15

Batter	1	2	3	4	5	6	7	8	9	AB	R	H	RBI	BB	SO	LOB
2 Jacoby Ellsbury, L (1, 8) (7, 7) OBP: 0.389, SLG: 0.420	C SI 87 X CU 73 0-1 20 CS 1B	C SL 83 S SL 82 S SL 84 0-3 ③ K		X SI 89 0-0 20 FC5-4 1B	B FS 82 F CU 78 C FS 82 F FS 81 D FS 82 B FF 87 X FS 82 3-2 ② FC4-6 15 S 1-2f 2-3		X FS 80 0-0 2-H 1B			5	0	3	1	0	1	4
15 Dustin Pedroia, R (1, 4) OBP: 0.318, SLG: 0.393	C SI 89 S SI 90 B FF 89 X SI 89 1-2 F9 ①		B SI 86 F SL 78 F FF 88 F SL 83 X SL 78 1-2 20 1B 2B 1B	1 SAFE 1 SAFE B SI 87 C X 1-1 F8 ①	B CU 77 B CU 77 C FF 86 X FF 88 2-1 F9 ③ 1-2		X FF 86 0-0 P6 ③			5	1	1	0	0	0	5
20 Kevin Youkilis, R (1, 3) OBP: 0.366, SLG: 0.531	1 SAFE C SI 89 S CH 80 B CH 85 B FF 90 F CH 80 X FF 89 2-2 ② 1-2 1B		S SL 83 B FF 89 C SI 89 B SL 85 X SI 88 2-2 2B 25 SF9 1-3 1B	1 SAFE D SL 84 B CU 71 C SI 88 X FF 89 2-1 ② FC5-4 HR 1-2f		B CU 77 F FF 86 X CU 75 1-1 ① G5-3		C FF 83 S FS 80 X FS 80 0-2 ① F8		5	2	2	0	0	0	1
Manny Ramirez, R (1, 10) OBP: 0.374, SLG: 0.526	B SI 90 F FF 90 X SL 83 1-1 ③ F8		X SL 84 0-0 25 SF9 7 1B 1-3 3-H 2B	B SI 88 X SI 88 1-0 1-H HR		B FS 79 C FF 86 F CU 76 X FS 82 1-2 ② G6-3		X FF 84 0-0 25 F7-6-3 1B		5	2	3	3	0	0	1
25 Mike Lowell, R (1, 5) OBP: 0.325, SLG: 0.500		B SL 82 X SI 88 1-0 1B 7 SF7 2B	D SL 82 C FF 89 B CU 73 X SI 89 2-1 ① SF9 2-3 3-H	C FF 88 X CU 71 0-1 HR		C FF 86 B FF 86 B FS 81 X FS 81 2-1 ③ G6-3		C X 0-1 ② F7-6-3 ③ 1-1		4	2	2	2	0	0	1
Jason Varitek, S (1, 2) OBP: 0.349, SLG: 0.462		B FF 90 F FF 88 F FF 89 D SL 83 X CH 81 2-2 ② 23 1B 2-3 1B	S SL 84 X FF 88 0-1 ② L5	B CH 79 X SL 77 1-0 ③ F8			B FS 78 B FF 85 C FS 78 B FF 85 X FF 85 3-1 ① G6-3		X FF 88 0-0 ① F8	5	0	1	0	0	0	1
7 J.D. Drew, L (1, 9) OBP: 0.389, SLG: 0.434		C FF 89 B FF 90 C SI 89 D SL 84 X SL 83 2-2 ① SF7 3-H	D SL 84 B SL 84 C SI 90 B SI 90 X SI 90 3-1 55 BB 3-H 1B		C FF 86 T CU 77 X FS 82 0-2 ① G4-3		C CU 75 X FF 86 0-1 HR		C FF 84 B FS 79 B CU 75 B FS 79 B FS 79 4-1 G6-3 BB	3	1	2	3	1	0	0
55 Jeff Bailey, R (1, 7) Coco Crisp, S (7, PR) (7, 8) OBP: 0.284, SLG: 0.381		B SI 90 F SI 90 C FF 89 B FF 89 F FF 90 F CH 85 B SI 91 F SI 90 C FF 90 3-3 ② K	1 SAFE S SL 77 C FF 89 D CH 85 B SL 78 B SL 77 F FF 89 B FF 90 4-2 1-2 BB		C CU 77 B FF 86 S FS 82 B FS 81 B CU 78 B CU 76 4-2 2 FC4-6 23 1B BB		B FF 85 B CU 76 B FF 86 B FF 85 4-0 23 G5-3 2 1B BB		C FF 85 X CU 76 0-1 ② ③ G6-3 1-2f	1 1	0 1	0 0	0 0	3 0	1 0	1 1
23 Julio Lugo, R (1, 6) OBP: 0.355, SLG: 0.323		B SI 90 C SI 88 F FF 89 X CH 85 1-2 1B	B SI 88 C SI 88 X FF 88 1-1 ③ P3		B FF 87 X FF 87 1-0 2 FC4-6 1-2 1B		C FF 86 1 SAFE D CU 77 C CU 78 1 SAFE D CU 78 1 SAFE B FF 87 X FF 87 3-2 ② G5-3 1-2			4	0	2	0	0	0	3
Inning Stats	R: 0 E: 0 K: 0 S: 11 H: 2 LOB: 1 BB: 0 P: 15	R: 1 E: 0 K: 2 S: 19 H: 3 LOB: 2 BB: 0 P: 28	R: 3 E: 0 K: 0 S: 19 H: 4 LOB: 2 BB: 1 P: 32	R: 3 E: 0 K: 0 S: 9 H: 3 LOB: 0 BB: 0 P: 14	R: 0 E: 0 K: 0 S: 12 H: 1 LOB: 2 BB: 1 P: 22	R: 0 E: 0 K: 0 S: 7 H: 0 LOB: 0 BB: 0 P: 11	R: 2 E: 0 K: 0 S: 9 H: 2 LOB: 1 BB: 1 P: 19	R: 0 E: 0 K: 0 S: 6 H: 1 LOB: 0 BB: 0 P: 6	R: 0 E: 0 K: 0 S: 4 H: 0 LOB: 0 BB: 1 P: 8	1B: 11 2B: 3 3B: 0 HR: 3 SF: 2 SAC: 0 DP: 2 HBP: 0						

PITCHER	IP	WLS	BF	H	R	ER	SO	BB	IBB	HBP	BLK	WP	HR	S	P	ERA	WHIP
56 Brian Burres, L (1, 1) ERA: 4.87	4.0	L	24	12	7	7	2	1	0	0	0	0	2	58	89	15.75	3.250
Steve Trachsel, R (5, 1) ERA: 8.15	5.0		20	4	2	2	0	3	0	0	0	0	1	38	66	3.60	1.400

PITCHER	IP	WLS	BF	H	R	ER	SO	BB	IBB	HBP	BLK	WP	HR	S	P	ERA	WHIP

Boston Red Sox @ Baltimore Orioles

Oriole Park at Camden Yards, Baltimore, MD

Sun Jun 01 2008, 1:35 PM EDT
Att. 45,031 - Partly Cloudy - 83 F

TOP

livebaseballscorecards.com

AB	38
R	9
H	16
RBI	9
BB	4
SO	2
LOB	18

WP: 0	PB: 0	SB: 1	CS: 1	PA: 44						

BOTTOM

Boston Red Sox @ Baltimore Orioles

Oriole Park at Camden Yards, Baltimore, MD

Sun Jun 01 2008, 1:35 PM EDT
Att. 45,031 - Partly Cloudy - 83 F

livebaseballscorecards.com

Batter	1	2	3	4	5	6	7	8	9	AB	R	H	RBI	BB	SO	LOB
1 Brian Roberts, S (1, 4) OBP: 0.356, SLG: 0.425	C FF 92 X FF 93 0-1 ① F7		F FF 94 X FF 95 0-1 ① G5-3		B FF 92 F FF 92 B FF 92 F FF 93 S FF 94 2-3 ① K		B SL 87 B FF 91 B FF 92 B FF 91 4-0 1-2 21 G6-4-3 BB		B FF 94 C FF 94 B CH 83 C FF 95 B FF 96 F FF 95 X FF 94 3-2 ② G4-3	4	0	0	0	1	1	0
21 Nick Markakis, L (1, 9) OBP: 0.374, SLG: 0.453	F FF 93 B SL 87 C SI 91 B FF 95 X SI 91 2-2 2B		B FF 93 C SL 87 S FF 96 B SL 88 F FF 96 S FF 96 3-3 ② K		C CH 85 C FF 95 B FF 93 B FF 95 B FF 94 F SI 93 B FF 96 4-2 G6-3 BB		B SI 88 B SI 88 X SI 88 2-0 ① ② G6-4-3 1-2f 2-3		C CH 84 B CU 78 B CU 78 F CH 82 X FF 96 2-2 1B	4	0	2	0	1	1	2
Kevin Millar, R (1, 3) OBP: 0.332, SLG: 0.380	X SI 90 0-0 ② F9		C SI 93 B SL 86 B FF 93 X SI 92 2-1 ③ G5-3		X SI 91 0-0 ② G6-3 1-2		B SI 89 B X 2-0 17 1B 3-H 1B		C FF 96 B CH 77 D CU 81 X FF 96 2-1 ③ P2	5	0	1	1	0	0	3
17 Aubrey Huff, L (1, 5) OBP: 0.314, SLG: 0.450	B FF 94 X FF 93 1-0 ③ P6			X SI 91 0-0 30 HR 1B	C FF 93 C SI 91 S FF 95 0-3 ③ K		X 0-0 1-2 1B			4	1	2	0	0	1	2
30 Luke Scott, L (1, 10) OBP: 0.350, SLG: 0.465		S FF 92 B SL 85 X SL 86 1-1 SH3-1 10 1B 2B		B FF 92 T FF 94 B FF 95 X SI 92 2-1 1-H HR	F FF 93 F FF 94 B FF 95 B FF 95 C SI 94 2-3 ① K		B SL 76 F SI 88 C CU 76 B CU 76 X 2-2 ③ F9			4	2	2	2	0	1	2
Jay Payton, R (1, 7) OBP: 0.284, SLG: 0.367		F SI 90 X FF 94 0-1 ① SH3-1 2-3		X SL 85 0-0 1B	C SI 93 F FF 94 B SL 88 B SI 92 B SL 84 F SI 93 X SI 92 3-2 ② G4-3			C FF 95 S SL 88 S SL 87 0-3 ① K		3	0	1	0	0	1	0
10 Adam Jones, R (1, 8) OBP: 0.296, SLG: 0.354		F SI 91 X SI 92 0-1 G4-3 3-H 1B		B SI 90 B SL 86 X SI 91 2-0 ① P4	C SL 85 B SL 86 F SI 92 X FF 95 1-2 1B			C FF 97 B FF 96 C SL 86 S SL 87 1-3 ② K		4	0	2	1	0	1	1
Guillermo Quiroz, R (1, 2) OBP: 0.296, SLG: 0.306		C SI 90 1 SAFE 1 SAFE X SI 89 0-1 ② G4-3 1-2		F SI 91 F SI 90 X FF 94 0-2 ② F8	C SI 89 B SI 93 B SI 90 F SI 91 C SL 86 2-3 ③ K			X FC 95 0-0 ③ G4-3		4	0	0	0	0	1	3
Freddie Bynum, L (1, 6) OBP: 0.274, SLG: 0.293		B FF 94 B SL 83 C SI 94 S FF 94 B SI 92 F FF 96 X SL 87 3-2 ③ G3		B FF 93 B SI 91 B FF 94 C FF 93 F FF 94 F FF 96 F FF 96 X FF 95 3-2 ③ P6			F FF 91 B SI 93 H SL 85 2-1 21 1 G6-4-3 BB 1B HBP		B FF 96 X FF 95 1-0 ① F7	3	1	0	0	0	0	2
Inning Stats	R: 0 E: 0 K: 0 S: 7 H: 1 LOB: 1 BB: 0 P: 10	R: 1 E: 0 K: 0 S: 12 H: 2 LOB: 1 BB: 0 P: 16	R: 0 E: 0 K: 1 S: 8 H: 0 LOB: 0 BB: 0 P: 13	R: 2 E: 0 K: 0 S: 13 H: 3 LOB: 1 BB: 0 P: 20	R: 0 E: 0 K: 2 S: 10 H: 0 LOB: 1 BB: 1 P: 16	R: 0 E: 0 K: 2 S: 13 H: 1 LOB: 1 BB: 0 P: 21	R: 1 E: 0 K: 0 S: 7 H: 2 LOB: 2 BB: 1 P: 19	R: 0 E: 0 K: 2 S: 7 H: 0 LOB: 0 BB: 0 P: 8	R: 0 E: 0 K: 0 S: 10 H: 1 LOB: 1 BB: 0 P: 18	1B: 7 2B: 2 3B: 0 HR: 1 SF: 0 SAC: 1 DP: 1 HBP: 1	WP: 0 PB: 0 SB: 0 CS: 0 PA: 39					

PITCHER	IP	WLS	BF	H	R	ER	SO	BB	IBB	HBP	BLK	WP	HR	S	P	ERA	WHIP
40 Bartolo Colon, R (1, 1) ERA: 3.5	6.0	W	28	7	4	4	5	2	0	1	0	0	1	64	103	6.00	1.500
48 Javier López, L (7, 1) ERA: 3.15	1.0		4	2	0	0	0	0	0	0	0	0	0	6	12	0.00	2.000
56 Craig Hansen, R (8, 1) ERA: 5.68	1.0		3	0	0	0	2	0	0	0	0	0	0	7	8	0.00	0.000
17 Manny Delcarmen, R (9, 1) ERA: 4.7	1.0		4	1	0	0	0	0	0	0	0	0	0	10	18	0.00	1.000

PITCHER	IP	WLS	BF	H	R	ER	SO	BB	IBB	HBP	BLK	WP	HR	S	P	ERA	WHIP

AB	35
R	4
H	10
RBI	4
BB	2
SO	7
LOB	15

Batter	1	2	3	4	5	6	7	8	9	AB	R	H	RBI	BB	SO	LOB
2 Jacoby Ellsbury, L (1, 7) OBP: 0.385, SLG: 0.414	C SI 93 B FF 95 F SI 94 X SI 96 1-2 F7		C SI 95 B SL 87 C CH 87 X SI 96 1-2 23 G6-4-3 1B		B CH 85 B FF 94 C FF 93 X CU 73 2-1 G1-3		C SL 75 S SL 74 F SI 84 B CH 78 S CH 78 1-3 K		C FF 91 C SL 76 F FC 91 S SL 78 0-3 K	5	0	1	0	0	2	1
23 Julio Lugo, R (1, 6) OBP: 0.356, SLG: 0.321	C SI 96 B FF 96 B FF 95 X SI 95 2-1 G6-3 20 1B 1B		C SL 94 C SL 86 X SI 94 0-2 G6-4-3 1-2f		C SL 84 F SL 86 B FF 94 F CH 87 C SL 86 1-3 K		B CU 76 F SI 90 X CU 77 1-1 G5-3		B FF 91 B FF 91 B FF 91 C FF 90 C FF 90 B FF 91 4-2 20 DI BB	4	0	1	0	1	1	2
20 Kevin Youkilis, R (1, 3) OBP: 0.371, SLG: 0.529	1 SAFE B FF 95 C SL 84 F SI 93 B CH 87 1 SAFE F SL 86 B SI 95 F SL 86 3-2 F FF 94 X FF 95 G6-3 1-2 1B		B SL 86 C SL 84 B FF 95 B SI 95 C SI 94 X SL 86 3-2 G6-3		B SI 93 B FF 92 C FF 92 B FF 94 C FF 92 S FF 92 3-3 K			B SI 96 B SI 96 C SI 95 B CU 80 B FF 96 4-1 25 WP 25 1B 1B BB	B FF 91 B FF 90 C FF 90 F FF 90 F SL 77 D SL 76 F FF 90 B FF 91 4-2 1-2 BB	3	1	1	0	2	1	0
Manny Ramirez, R (1, 10) OBP: 0.374, SLG: 0.537	C SI 96 F FF 96 B SI 95 B FF 96 X SI 94 2-2 G6-3 1-2 2-3			T SI 96 B SL 85 S SL 86 B FF 95 X SI 96 2-2 G5-3		C FF 96 F FF 95 X SL 86 0-2 HR		X SI 94 0-0 25 1B 25 WP 7 FC6-2 1-2 1B	B FF 91 S FF 91 X FF 92 1-1 F9	5	1	2	1	0	0	4
25 Mike Lowell, R (1, 5) OBP: 0.329, SLG: 0.500	S SL 87 X SI 96 0-1 F7			C SI 96 X SI 95 0-1 1B 1B	C SL 85 C SL 85 X FF 93 0-2 G5-3			B CU 80 C CU 81 C SI 95 X SI 95 1-2 BB 7 FC6-2 1-3 2-H 1B		4	0	2	1	0	0	2
7 J.D. Drew, L (1, 9) OBP: 0.386, SLG: 0.429		B SI 93 C SI 93 C SI 95 X SI 89 1-2 SH1-3 1B		C SI 94 D SI 94 F SI 94 B SI 94 F SI 93 F SL 86 S FF 94 2-3 K	C CU 73 B CH 86 B CH 85 S CH 84 T SI 94 2-2 K			B SI 96 B SI 94 X SI 93 2-0 FC6-2 BB 1-2 3-H		4	0	1	0	0	2	3
Coco Crisp, S (1, 8) OBP: 0.292, SLG: 0.383		X SI 93 0-0 SH1-3 1-2		B CU 74 B CU 74 C SI 93 X SL 84 2-1 1-2 1B			B SI 92 S SI 90 F SL 83 F SI 94 B SL 84 F CH 84 X CH 84 2-2 L4	B CU 80 C CU 80 B SI 95 B SI 95 B SI 94 4-1 G5-4-3 1-2 2-3 BB		2	0	1	0	1	0	0
Alex Cora, L (1, 4) OBP: 0.395, SLG: 0.333		B FF 92 X SI 93 1-0 F7		B CU 75 B CH 84 S CH 85 X SI 92 2-1 L6			C CH 84 S CH 85 B CH 87 B FF 95 B CH 84 F SL 83 B SL 84 4-2 2B BB	C FF 95 F CU 80 D CU 82 B CU 82 X SI 95 3-2 G5-4-3 1-2f		3	1	0	0	1	0	6
Kevin Cash, R (1, 2) OBP: 0.355, SLG: 0.393 55 Jeff Bailey, R (9, PH)		C SL 87 B SI 94 C SI 95 F SI 94 X SL 86 1-2 G6-3			C SI 93 F SI 92 B FF 93 F SL 84 S SL 86 1-3 K		F SL 84 B SI 94 X SI 94 1-1 1-H 2B		C FF 90 B FF 91 S SL 77 F SL 77 S FF 91 1-3 K	3 1	0 0	1 0	1 0	0 0	1 1	1 0
Inning Stats	R: 0 E: 0 K: 0 S: 16 H: 2 LOB: 2 BB: 0 P: 24	R: 0 E: 0 K: 0 S: 9 H: 1 LOB: 1 BB: 0 P: 12	R: 0 E: 0 K: 0 S: 9 H: 1 LOB: 0 BB: 0 P: 13	R: 0 E: 0 K: 1 S: 14 H: 2 LOB: 2 BB: 0 P: 22	R: 0 E: 0 K: 2 S: 11 H: 0 LOB: 0 BB: 0 P: 15	R: 1 E: 0 K: 2 S: 12 H: 1 LOB: 0 BB: 0 P: 17	R: 1 E: 0 K: 1 S: 16 H: 1 LOB: 1 BB: 1 P: 25	R: 1 E: 0 K: 0 S: 10 H: 2 LOB: 2 BB: 2 P: 24	R: 0 E: 0 K: 2 S: 16 H: 0 LOB: 2 BB: 2 P: 26	1B: 8 2B: 1 3B: 0 HR: 1 SF: 0 SAC: 1 DP: 2 HBP: 0						

PITCHER		IP	WLS	BF	H	R	ER	SO	BB	IBB	HBP	BLK	WP	HR	S	P	ERA	WHIP
46 Jeremy Guthrie, R ERA: 3.58	(1, 1)	6.1		27	8	2	2	5	1	0	0	0	0	1	81	120	2.84	1.421
32 Jamie Walker, L ERA: 4.32	(7, 1)	0.1		1	0	0	0	1	0	0	0	0	0	0	4	5	0.00	0.000
34 Matt Albers, R ERA: 2.06	(7, 1)	0.1		1	0	0	0	0	0	0	0	0	0	0	2	3	0.00	0.000
43 Jim Johnson, R ERA: 1.44	(8, 1)	1.0	W	6	2	1	1	0	2	0	0	0	1	0	10	24	9.00	4.000
52 George Sherrill, L ERA: 3.28	(9, 1)	1.0	S	5	0	0	0	2	2	0	0	0	0	0	16	26	0.00	2.000

PITCHER	IP	WLS	BF	H	R	ER	SO	BB	IBB	HBP	BLK	WP	HR	S	P	ERA	WHIP

TOP

Boston Red Sox @ Baltimore Orioles

Oriole Park at Camden Yards, Baltimore, MD

Mon Jun 02 2008, 7:05 PM EDT

Att. 25,711 - Clear - 80 F

livebaseballscorecards.com

AB	34
R	3
H	10
RBI	3
BB	5
SO	8
LOB	19

1B: 8	SF: 0	WP: 1	PA: 40
2B: 1	SAC: 1	PB: 0	
3B: 0	DP: 2	SB: 0	
HR: 1	HBP: 0	CS: 0	

BOTTOM

Batter	1	2	3	4	5	6	7	8	9	AB	R	H	RBI	BB	SO	LOB
1 Brian Roberts, S (1, 4) OBP: 0.354, SLG: 0.422	C KN 63 S KN 63 X KN 60 0-2 6 S 1B		C KN 63 S KN 64 B KN 64 S KN 64 1-3 ③ K		X KN 64 0-0 ② F8		C KN 65 C KN 56 F KN 66 X KN 65 0-2 ③ G4-3			4	0	1	0	0	1	0
21 Nick Markakis, L (1, 9) OBP: 0.376, SLG: 0.451	C KN 64 F KN 63 X KN 64 0-2 ① F9			B KN 63 C KN 63 B KN 59 F KN 64 B KN 64 S KN 64 3-3 ① K	B KN 63 B KN 65 C KN 64 B KN 64 B KN 64 4-1 BB			X FF 88 0-0 17 1B 6 1B SF9 1B		3	1	1	0	1	1	1
6 Melvin Mora, R (1, 5) OBP: 0.305, SLG: 0.406	1 SAFE D KN 64 B KN 64 B KN 63 B KN 64 4-0 17 CS 1-3 BB			B CU 57 B KN 64 B FF 71 C FF 72 D KN 67 4-1 17 PB 17 2B BB	1 SAFE B KN 64 C FF 72 X KN 65 1-1 ③ F8			C FF 88 X FF 88 0-1 SF9 17 1B 30 FC3-5 1-2 1B		2	1	1	0	2	0	1
17 Aubrey Huff, L (1, 10) OBP: 0.318, SLG: 0.455	C KN 65 B KN 64 F KN 64 B KN 65 C FF 72 2-3 ②③ K 1-2			B KN 64 S KN 65 X KN 65 1-1 1-H 1B 2B		B KN 63 B KN 63 C KN 64 B KN 64 C FF 72 X KN 65 3-2 ① F8		D FF 88 B FF 89 X FF 89 2-0 BB 30 FC3-5 10 2B 1-2 2-3 1B		4	2	2	1	0	1	2
Kevin Millar, R (1, 3) OBP: 0.331, SLG: 0.380		B KN 62 F KN 63 B KN 59 C FF 71 X KN 65 2-2 ① G6-3		C KN 64 F KN 59 X KN 66 0-2 30 1B 2-H 1B		C KN 65 F KN 61 X CU 56 0-2 ② F9		B FS 84 C FS 83 B FF 88 X FS 83 2-1 ① SF9 2-3 3-H		3	0	1	2	0	0	0
30 Luke Scott, L (1, 7) OBP: 0.358, SLG: 0.469 Jay Payton, R (9, 7) OBP: 0.284, SLG: 0.367		B FF 71 C KN 63 B KN 63 X KN 64 2-1 ② 1B		C KN 64 X KN 64 0-1 1-2 1B		B KN 64 B KN 64 B FF 72 F FF 73 C FF 73 B FF 74 4-2 BB		B CU 75 B FS 84 C FF 88 X FS 83 2-1 ② FC3-5 BB 10 2B 1-2 3-H		3 0	1 0	2 0	0 0	1 0	0 0	2 0
Ramon Hernandez, R (1, 2) OBP: 0.254, SLG: 0.344	C KN 63 X KN 60 0-1 ③ G5-3			F KN 64 D KN 65 S KN 65 X KN 65 1-2 ② F9		S KN 65 F KN 65 1 SAFE X KN 62 0-2 ③ F8		B CU 74 B FS 84 B FS 83 F FF 88 B FF 87 4-1 10 2B 1-2 2-3 BB		3	1	0	0	1	0	3
10 Adam Jones, R (1, 8) OBP: 0.295, SLG: 0.357			S KN 62 C KN 59 F KN 64 X KN 64 0-2 ① F7	B KN 65 F KN 65 F KN 65 X KN 65 1-2 ③ G1-3			B KN 63 F KN 63 B KN 65 B KN 65 C FF 72 F KN 65 X KN 64 3-2 ① P6	B CU 75 C FF 88 B FS 84 B FF 88 X FF 88 3-1 1-H 2-H 3-H 2B		4	0	1	3	0	0	2
Freddie Bynum, L (1, 6) OBP: 0.258, SLG: 0.274			C KN 63 C KN 63 X KN 64 0-2 ② G6-3		B KN 63 B KN 63 X FF 71 2-0 ① G1-3		C KN 64 B KN 64 B KN 64 X FF 73 2-1 ② F8	C SI 88 D CH 80 T CU 75 S CU 76 1-3 ③ K		4	0	0	0	0	1	1
Inning Stats	R: 0 E: 0 K: 1 S: 9 H: 1 LOB: 2 BB: 1 P: 15	R: 0 E: 0 K: 0 S: 7 H: 1 LOB: 0 BB: 0 P: 11	R: 0 E: 0 K: 1 S: 10 H: 0 LOB: 0 BB: 0 P: 11	R: 2 E: 0 K: 1 S: 17 H: 3 LOB: 2 BB: 1 P: 27	R: 0 E: 0 K: 0 S: 5 H: 0 LOB: 1 BB: 1 P: 12	R: 0 E: 0 K: 0 S: 11 H: 0 LOB: 1 BB: 1 P: 18	R: 0 E: 0 K: 0 S: 10 H: 0 LOB: 0 BB: 0 P: 15	R: 4 E: 0 K: 1 S: 14 H: 4 LOB: 1 BB: 1 P: 28		1B: 7 2B: 3 3B: 0 HR: 0 SF: 1 SAC: 0 DP: 1 HBP: 0						

PITCHER		IP	WLS	BF	H	R	ER	SO	BB	IBB	HBP	BLK	WP	HR	S	P	ERA	WHIP
49 Tim Wakefield, R ERA: 4.5	(1, 1)	7.0		28	5	2	2	3	4	0	0	0	0	0	69	109	2.57	1.286
37 Hideki Okajima, L ERA: 2.1	(8, 1)	0.2	L	7	4	4	4	0	1	0	0	0	0	0	11	24	54.00	7.500
48 Javier López, L ERA: 3.1	(8, 1)	0.1		1	0	0	0	1	0	0	0	0	0	0	3	4	0.00	0.000

PITCHER	IP	WLS	BF	H	R	ER	SO	BB	IBB	HBP	BLK	WP	HR	S	P	ERA	WHIP

Boston Red Sox @ Baltimore Orioles

Oriole Park at Camden Yards, Baltimore, MD

Mon Jun 02 2008, 7:05 PM EDT

Att. 25,711 - Clear - 80 F

livebaseballscorecards.com

AB	30
R	6
H	9
RBI	6
BB	5
SO	4
LOB	12

WP: 0 PA: 36
PB: 1
SB: 2
CS: 1

Tampa Bay Rays @ Boston Red Sox

Fenway Park, Boston, MA

Tue Jun 03 2008, 7:05 PM EDT

Att. 37,823 - Clear - 83 F

TOP

livebaseballscorecards.com

Batter	1	2	3	4	5	6	7	8	9	AB	R	H	RBI	BB	SO	LOB
1 Akinori Iwamura, L (1, 4) OBP: 0.337, SLG: 0.366	C SI 90 B FF 94 X CH 82 1-1 HR		X SI 90 0-0 ② F8		B SL 81 F FF 92 B FF 94 B SL 79 B SI 89 4-1 BB		B FF 95 B FF 96 B FF 95 B FF 94 4-0 BB		B FF 99 S FF 98 S FF 99 S FF 99 1-3 ① K	3	1	1	1	2	1	0
30 Dioner Navarro, S (1, 2) OBP: 0.377, SLG: 0.423	X SI 90 0-0 ① L9		C SI 91 B FF 93 C SL 80 F SI 93 X SI 93 1-2 ③ G4-3		M CH 81 1 SAFE X SL 83 0-1 ③ F9		C CH 84 F FF 97 X CU 79 0-2 ① F8		C FF 100 F FF 99 X FF 99 0-2 ② G4-3	5	0	0	0	0	0	2
2 B.J. Upton, R (1, 8) OBP: 0.410, SLG: 0.441	C FF 92 S SI 93 B SI 93 F SL 84 X SI 92 1-2 ② G6-3			C SL 79 F SI 91 F SI 93 B FF 94 F SI 93 F SL 85 X SL 82 1-2 23 2B 2B		B SL 82 X SI 91 1-0 23 HR 23 S 1B	C CU 76 B FF 97 B FF 97 S CU 77 S FF 98 2-3 ② K		B SL 89 C SL 88 F FF 97 B FF 98 S FF 97 2-3 ③ K	5	2	2	0	0	2	1
23 Carlos Pena, L (1, 3) OBP: 0.333, SLG: 0.430	C SI 92 S SL 84 H SL 85 1-2 HBP			B FF 92 X FF 91 1-0 2-H 2B		C SI 89 F SL 84 B SL 85 F SL 84 B FF 93 X CH 83 2-2 1-H HR	F CH 85 B CU 80 B CH 85 X CU 77 2-1 ③ G4-3			3	1	2	3	0	0	1
3 Evan Longoria, R (1, 5) OBP: 0.313, SLG: 0.426	F SI 91 B SI 90 F SL 84 X SI 93 1-2 ③ F8			X SI 90 0-0 ① F9		C SL 82 S FF 93 S SL 86 0-3 ① K		S SI 89 B CH 81 B CH 81 B SI 89 B SI 90 4-1 13 FC3-6 16 1B BB		3	0	0	0	1	1	2
15 Cliff Floyd, L (1, 10) 16 Willy Aybar, S (8, PH) OBP: 0.333, SLG: 0.455 (8, 10)		B FF 92 C CH 82 C FF 94 S SL 82 1-3 ① K		S CH 82 T SI 92 S FF 86 0-3 ② K		B SI 92 X SI 88 1-0 ② G4-3		B CH 81 C SI 88 X CH 80 1-1 13 FC3-6 1-2 1B		3 1	0 0	0 1	0 0	0 0	2 0	1 0
32 Eric Hinske, L (1, 7) OBP: 0.327, SLG: 0.513 31 Jonny Gomes, R (8, PH) OBP: 0.320, SLG: 0.409 13 Carl Crawford, L (8, PH) OBP: 0.322, SLG: 0.382 (8, 7)		C FF 91 X SL 84 0-1 ② G3		C SL 82 B FF 94 X SI 91 1-1 ③ G6-3		B CH 83 S SL 83 B FF 94 B SI 85 B SI 90 4-1 26 1B BB		C FF 98 S SL 90 B SL 89 X FF 97 1-2 ① FC3-6 8 FC6-4 1-2f 2-3		2 0 1	0 0 0	0 0 0	0 0 0	1 0 0	0 0 0	1 0 2
26 Gabe Gross, L (1, 9) OBP: 0.344, SLG: 0.376		C FF 92 B SI 91 F SL 82 C SI 94 1-3 ③ K			B SI 90 C SL 78 B SI 91 C SI 89 S SL 84 2-3 ① K	B SI 90 B SI 88 X SI 88 2-0 8 FC6 1-2 1B		B FF 96 F FF 97 S FF 96 C SL 88 1-3 ② K		4	0	1	0	0	3	2
8 Jason Bartlett, R (1, 6) OBP: 0.294, SLG: 0.275			B FF 90 C FF 92 B SL 80 X SI 88 2-1 ① G5-3		F FF 93 B SI 92 X SL 82 1-1 ② F8	C SI 88 B SI 88 X SI 88 1-1 ③ FC6 1-2f		B SL 88 X FF 98 1-0 ③ FC6-4 1-2f		4	0	0	0	0	0	4

Inning Stats	1	2	3	4	5	6	7	8	9
	R: 1 E: 0 K: 0 S: 12	R: 0 E: 0 K: 2 S: 8	R: 0 E: 0 K: 0 S: 7	R: 1 E: 0 K: 1 S: 13	R: 0 E: 0 K: 1 S: 8	R: 2 E: 0 K: 1 S: 13	R: 0 E: 0 K: 1 S: 8	R: 0 E: 0 K: 1 S: 10	R: 0 E: 0 K: 2 S: 9
	H: 1 LOB: 1 BB: 0 P: 16	H: 0 LOB: 0 BB: 0 P: 10	H: 0 LOB: 0 BB: 0 P: 10	H: 2 LOB: 1 BB: 0 P: 16	H: 0 LOB: 1 BB: 1 P: 15	H: 3 LOB: 2 BB: 1 P: 24	H: 0 LOB: 1 BB: 1 P: 16	H: 1 LOB: 2 BB: 1 P: 18	H: 0 LOB: 0 BB: 0 P: 12

1B: 3	SF: 0	WP: 0	PA: 39
2B: 2	SAC: 0	PB: 0	
3B: 0	DP: 0	SB: 1	
HR: 2	HBP: 1	CS: 0	

	AB	34
	R	4
	H	7
	RBI	4
	BB	4
	SO	9
	LOB	16

PITCHER		IP	WLS	BF	H	R	ER	SO	BB	IBB	HBP	BLK	WP	HR	S	P	ERA	WHIP
63 Justin Masterson, R ERA: 2.95	(1, 1)	6.0	W	27	6	4	4	5	2	0	1	0	0	2	61	91	6.00	1.333
17 Manny Delcarmen, R ERA: 4.5	(7, 1)	1.0	H	4	0	0	0	1	1	0	0	0	0	0	8	16	0.00	1.000
48 Javier López, L ERA: 3.1	(8, 1)	0.0		2	1	0	0	0	1	0	0	0	0	0	3	8	∞	∞
56 Craig Hansen, R ERA: 5.27	(8, 1)	1.0	H	3	0	0	0	1	0	0	0	0	0	0	7	10	0.00	0.000
58 Jonathan Papelbon, R ERA: 2.0	(9, 1)	1.0	S	3	0	0	0	2	0	0	0	0	0	0	9	12	0.00	0.000

PITCHER	IP	WLS	BF	H	R	ER	SO	BB	IBB	HBP	BLK	WP	HR	S	P	ERA	WHIP

Tampa Bay Rays @ Boston Red Sox

Fenway Park, Boston, MA

Tue Jun 03 2008, 7:05 PM EDT

Att. 37,823 - Clear - 83 F

BOTTOM

livebaseballscorecards.com

Batter	1	2	3	4	5	6	7	8	9	AB	R	H	RBI	BB	SO	LOB
2 Jacoby Ellsbury, L (1, 7) OBP: 0.382, SLG: 0.410	B FF 95 F FF 94 C SI 94 B SI 96 X SL 89 2-2 ① G3-1		C B B FF 94 C FF 93 F FF 94 B SI 94 4-2 15 S BB		C SI 94 X SI 95 0-1 ② L4	C FF 96 F CH 87 B FF 97 F FF 97 X FF 97 1-2 ② SF8 2-3 3-H				2	0	0	1	1	0	0
15 Dustin Pedroia, R (1, 4) OBP: 0.317, SLG: 0.388	B FF 96 C FF 94 X FF 96 1-1 ② F7		B SI 94 B SI 94 F FF 92 B SI 91 H FF 96 4-1 G5-4-3 1-2 HBP		B FF 95 C SL 88 F FF 96 S SL 88 1-3 ③ K	B SL 89 B FF 96 C FF 96 C FF 96 T FF 98 2-2 ③ K				3	0	0	0	0	2	2
20 Kevin Youkilis, R (1, 3) OBP: 0.373, SLG: 0.526	B FF 96 C FF 94 B FF 96 C FF 94 C SL 88 2-3 ③ K		B SL 86 C FF 93 F SL 87 F FF 95 X FF 93 1-2 ① F7			C FF 95 H CH 85 1-1 7 BB E 1B HBP	C FF 94 S CH 85 B FF 94 F FF 95 B SL 87 F CH 85 B FF 95 X FF 93 3-2 G4-6-3 1B			3	1	1	0	0	1	2
Manny Ramirez, R (1, 10) OBP: 0.372, SLG: 0.532		B FF 95 X SI 93 1-0 25 HR 1B	B FF 94 X FF 95 1-0 ② ③ G5-4-3 1-2f			F F FF 95 X FF 96 0-2 FC6 1B 7 BB 1-2 2B	B SL 89 B FF 94 F SL 87 X FF 93 2-1 ① ② G4-6-3 1-2f			4	2	1	0	0	0	4
25 Mike Lowell, R (1, 5) OBP: 0.328, SLG: 0.512		C FF 94 X SL 85 0-1 1-H HR	B FF 93 F FF 94 B CU 76 X SI 93 2-1 ① G5-3			B FF 95 F FF 94 B SL 88 X FF 96 2-1 ① P3	C FF 94 B FF 95 C SI 94 F SL 87 B SL 89 F FF 95 S CH 87 2-3 ③ K			4	1	1	2	0	1	2
7 J.D. Drew, L (1, 9) OBP: 0.394, SLG: 0.459		B SI 95 F CH 84 F FF 94 B CU 78 B CU 77 X FF 96 3-2 2B	X CH 84 0-0 HR			B FF 96 B SI 96 B SI 95 B FF 97 4-0 1B 2B 1-2 2-3 BB		X FF 92 0-0 ① F8		3	2	2	1	1	0	0
Jason Varitek, S (1, 2) OBP: 0.346, SLG: 0.456		B FF 95 C SI 91 B SI 91 B FF 94 F FF 94 C SL 87 3-3 ① K	B FF 94 F FF 94 B CU 77 X SI 94 2-1 ② G4-3			B FF 96 B CH 86 X SI 96 2-0 2B 2 SF8 1-2 2-3 3-H 1B		C FF 94 B SI 94 B CU 78 B FF 93 X FF 93 3-1 ② F8		4	1	1	1	0	1	1
Coco Crisp, S (1, 8) OBP: 0.291, SLG: 0.386		C FF 94 F CU 75 X FF 95 0-2 ② F8	B FF 95 F SI 94 F FF 94 F SL 87 X FF 95 1-2 ③ G3-1			B FF 95 X FF 94 1-0 2 SF8 1-3 2-H 3-H 2B		B CH 85 B CH 86 X FF 93 2-0 ③ L4		4	0	1	2	0	0	1
23 Julio Lugo, R (1, 6) OBP: 0.356, SLG: 0.317 Alex Cora, L (9, 6) OBP: 0.395, SLG: 0.333		B SI 95 B SI 92 B CH 85 C FF 92 X FF 92 3-1 ③ G3			F FF 93 X SI 94 0-1 ① G5-3	B CU 83 B FF 96 B FF 97 B FF 96 4-0 BB				2 0	0 0	0 0	0 0	1 0	0 0	1 0
Inning Stats	R: 0 E: 0 K: 1 S: 8 H: 0 LOB: 0 BB: 0 P: 13	R: 2 E: 0 K: 1 S: 14 H: 3 LOB: 1 BB: 0 P: 24	R: 0 E: 0 K: 0 S: 9 H: 0 LOB: 1 BB: 1 P: 19	R: 1 E: 0 K: 0 S: 9 H: 1 LOB: 0 BB: 0 P: 14	R: 0 E: 0 K: 1 S: 7 H: 0 LOB: 0 BB: 0 P: 8	R: 4 E: 1 K: 1 S: 15 H: 2 LOB: 2 BB: 2 P: 32	R: 0 E: 0 K: 1 S: 12 H: 1 LOB: 0 BB: 0 P: 19	R: 0 E: 0 K: 0 S: 4 H: 0 LOB: 0 BB: 0 P: 9		1B: 3 2B: 2 3B: 0 HR: 2 SF: 1 SAC: 0 DP: 2 HBP: 2				WP: 0 PB: 0 SB: 1 CS: 0 PA: 35	

	AB	29
	R	7
	H	7
	RBI	7
	BB	3
	SO	5
	LOB	13

PITCHER		IP	WLS	BF	H	R	ER	SO	BB	IBB	HBP	BLK	WP	HR	S	P	ERA	WHIP
22 Matt Garza, R ERA: 4.21	(1, 1)	5.1	L	26	6	7	5	3	2	0	2	0	0	2	55	96	8.44	1.500
50 Grant Balfour, R ERA:	(6, 1)	0.2		3	0	0	0	1	1	0	0	0	0	0	7	14	0.00	1.500
47 Gary Glover, R ERA: 4.34	(7, 1)	2.0		6	1	0	0	1	0	0	0	0	0	0	16	28	0.00	0.500

PITCHER	IP	WLS	BF	H	R	ER	SO	BB	IBB	HBP	BLK	WP	HR	S	P	ERA	WHIP

Batter	1	2	3	4	5	6	7	8	9	AB	R	H	RBI	BB	SO	LOB
1 Akinori Iwamura, L (1, 4) OBP: 0.340, SLG: 0.368	B FF 94 X FF 95 1-0 ① F9		C FF 95 B CU 77 C FF 95 F FF 94 X CU 77 1-2 ① F9		X CH 90 0-0 13 L3 1B			B CU 75 B FF 88 F FF 88 F FS 84 F FF 89 B FF 88 X FF 89 3-2 1B		4	0	2	0	0	0	0
13 Carl Crawford, L (1, 7) OBP: 0.320, SLG: 0.380	X FF 95 0-0 15 1B 1B		F FF 96 C FC 93 B FF 94 C FF 95 1-3 ② K		B CU 77 B SI 93 F CH 89 T FF 92 X FF 93 2-2 ② ③ L3 1-1			C FF 88 B CU 77 S FF 89 B CU 77 S FF 89 2-3 ① K		4	0	1	0	0	2	2
2 B.J. Upton, R (1, 8) OBP: 0.403, SLG: 0.432 10 Justin Ruggiano, R (8, 8) OBP: 0.357, SLG: 0.333	C FF 95 T CU 77 C CU 77 0-3 ② K		F SI 95 B FF 95 C FF 95 B FF 96 B SI 96 S FF 96 3-3 ③ K			C CU 78 B CU 79 B CU 78 X SI 95 2-1 ① G5-3		B FF 89 C CU 75 C FF 89 C FF 89 1-3 ② K		4 0	0 0	0 0	0 0	0 0	3 0	2 0
15 Cliff Floyd, L (1, 10) OBP: 0.338, SLG: 0.514 31 Jonny Gomes, R (8, PH) OBP: 0.317, SLG: 0.404 (8, 10)	1 SAFE F FF 94 B FF 94 B CU 78 B CU 77 X FF 94 3-1 1-2 1B			C FF 94 C SI 95 B CU 78 B SI 96 F FF 95 X CH 88 2-2 ① G1-3		C CU 78 F FF 92 F FF 94 B CU 79 C CU 79 1-3 ② K		C CU 77 F CU 76 B FS 84 B FF 89 B FF 88 X FS 84 3-2 ③ G5-3		3 1	0 0	1 0	0 0	0 0	1 0	0 1
3 Evan Longoria, R (1, 5) OBP: 0.322, SLG: 0.436	B FF 95 B CU 78 B FF 96 X FF 96 3-0 ③ F8			C FF 95 C SI 96 B FF 94 B CU 79 B CU 78 X FF 96 3-2 30 G6-3 32 1B 2B		F FF 92 F FF 94 X SI 95 0-2 1B			C FF 97 B SL 89 B SL 89 C FF 97 B SL 89 B FF 97 4-2 32 G4-3 30 G6-3 BB	3	1	2	0	1	0	2
30 Dioner Navarro, S (1, 2) OBP: 0.366, SLG: 0.410		B CH 89 X SI 95 1-0 ① G6-3		C FF 94 B FC 92 F FF 94 B SI 96 F CU 76 X SI 94 2-2 ② G6-3 2-3		B CH 89 B CH 88 X FF 94 2-0 ③ G4-3			X FF 96 0-0 ① G6-3 1-2	4	0	0	0	0	0	3
32 Eric Hinske, L (1, 3) OBP: 0.331, SLG: 0.519		B FF 95 S CH 90 F FF 96 B FF 96 B FF 95 X FF 96 3-2 26 S 2B		X FF 96 0-0 3-H 1B			C FF 96 B CU 80 S CH 84 B CU 80 S CH 84 2-3 ① K		C FF 96 X SI 91 0-1 ② G4-3 2-3	4	0	2	1	0	1	1
26 Gabe Gross, L (1, 9) OBP: 0.333, SLG: 0.363		C FF 97 S FF 96 B CU 76 C SI 97 1-3 ② K 2-3		X FF 94 0-0 ③ F7			B FF 95 B FF 96 C FF 94 F FF 96 B FF 94 S FF 96 3-3 ② K		X FF 97 0-0 ③ F7	4	0	0	0	0	2	3
8 Jason Bartlett, R (1, 6) OBP: 0.290, SLG: 0.271		C CU 78 D CU 79 B FF 96 F SI 96 B FF 96 X FF 96 3-2 ③ F8			F SI 94 B FF 94 X FF 94 1-1 ① G6-3		C CU 79 B CU 80 F CU 80 F CH 82 S FF 97 1-3 ③ K			3	0	0	0	0	1	1

TOP

Tampa Bay Rays @ Boston Red Sox

Fenway Park, Boston, MA

Wed Jun 04 2008, 7:05 PM EDT

Att. 37,474 - Drizzle - 56 F

livebaseballscorecards.com

AB	34
R	1
H	8
RBI	1
BB	1
SO	10
LOB	15

Inning Stats	1	2	3	4	5	6	7	8	9
	R: 0 E: 0 K: 1 S: 8	H: 2 LOB: 2 BB: 0 P: 15	R: 0 E: 0 K: 1 S: 10	H: 1 LOB: 1 BB: 0 P: 18	R: 0 E: 0 K: 2 S: 10	H: 0 LOB: 0 BB: 0 P: 15	R: 1 E: 0 K: 0 S: 13	H: 2 LOB: 1 BB: 0 P: 20	R: 0 E: 0 K: 0 S: 6	H: 1 LOB: 0 BB: 0 P: 9	R: 0 E: 0 K: 1 S: 10	H: 1 LOB: 1 BB: 0 P: 15	R: 0 E: 0 K: 3 S: 10	H: 0 LOB: 0 BB: 0 P: 16	R: 0 E: 0 K: 2 S: 13	H: 1 LOB: 1 BB: 0 P: 22	R: 0 E: 0 K: 0 S: 6	H: 0 LOB: 1 BB: 1 P: 10

| | | |

Batter	1	2	3	4	5	6	7	8	9	AB	R	H	RBI	BB	SO	LOB
2 Jacoby Ellsbury, L (1, 7) OBP: 0.383, SLG: 0.410	C FF 94 B FF 97 X FF 94 1-1 ① **P2**		X CH 85 0-0 15 E, 7 2B 2-H 1B	C CU 79 B FF 96 X FF 94 1-1 ② **P5**		1 SAFE 1 SAFE P PO 87 B CU 76 X FF 93 2-0 ③ 1-H 1B		B SL 75 B SI 87 B FF 87 C FF 86 C SI 87 X FF 87 3-2 ③ **F9**		5	1	2	1	0	0	2
15 Dustin Pedroia, R (1, 4) OBP: 0.316, SLG: 0.383	C FF 95 F FF 96 B FF 97 F FF 97 B SL 88 F SL 88 F FF 97 B SL 89 B FF 96 4-2 **BB**		B FF 96 B SL 88 C FF 94 1 SAFE C SL 87 S SL 90 2-3 ② **K** 1-2	X SL 90 0-0 ③ **FC5-4** 1-2f			C FF 94 F FF 94 X SL 86 0-2 ① **G5-3**			3	0	0	0	1	1	3
7 J.D. Drew, L (1, 9) OBP: 0.401, SLG: 0.469	S FF 95 B FF 96 F FF 95 F SL 88 F FF 97 F CU 80 B FF 96 B CH 86 F FF 95 3-2 ② **F8** 1 SAFE X FF 95		B CH 87 B C CH 87 B FF 98 X CH 87 3-1 1B, 2-H 2B		B FF 97 B FF 95 B FF 96 B FF 95 4-0 20 WP **BB**		F FF 94 B CU 76 X FF 94 1-1 25 1B, 20 1B, S 1B			3	2	2	1	1	0	1
Manny Ramirez, R (1, 10) OBP: 0.375, SLG: 0.529	B FF 96 F F CH 86 S FF 97 1-3 ③ **K**		S SL 90 C SL 89 B FF 92 F FF 98 F SL 89 F FF 97 X FF 97 1-2 2-H 1B		X FF 95 0-0 ① **F9**		D SL 86 S FF 93 F FF 94 D CU 76 B FF 94 B SI 91 4-2 20 1B, 25 1B, F8-2 1-2 **BB**			3	0	1	1	1	1	2
25 Mike Lowell, R (1, 5) OBP: 0.326, SLG: 0.506		X FF 96 0-0 ① **L8**	X CU 80 0-0 ③ **L5**		C FF 98 B FF 98 F FF 97 X FF 99 1-2 ② **F9**		X FF 93 0-0 20 1B 1-2 2-3 1B			4	0	1	0	0	0	2
20 Kevin Youkilis, R (1, 3) OBP: 0.376, SLG: 0.525		C FF 95 F FF 96 S SL 90 0-3 ② **K**		B FF 94 X FF 94 1-0 1B, SF8 1B	S SL 90 B FF 91 B FF 95 C SL 88 X SL 90 2-2 ③ **F8** 1-2		B SL 87 C SL 87 X SI 92 1-1 1-2 2-3 3-H 1B			4	1	2	1	0	1	1
Jason Varitek, S (1, 2) OBP: 0.344, SLG: 0.451		C CH 87 B CU 79 B FF 95 F CH 87 S FF 99 2-3 ③ **K**		B SI 93 X CH 84 1-0 23 BB 1-3 1B		B SI 95 B CH 87 B SI 94 C FF 95 F FF 93 S FF 93 3-3 ① **K**	S CH 86 X FF 94 0-1 ② ③ **F8-2** 3-H			4	0	1	0	0	2	3
Coco Crisp, S (1, 8) OBP: 0.303, SLG: 0.396			C FF 95 B CU 79 X FF 96 1-1 23 G6-3, 2 1B 1B	C FF 95 F CU 78 X FF 96 0-2 ① **SF8** 3-H		X FF 93 0-0 2 S, 2 1B 1B		L FF 93 B CU 75 B CH 84 B FF 93 B FF 92 4-1 23 CS **BB**		2	1	2	1	1	0	0
23 Julio Lugo, R (1, 6) OBP: 0.354, SLG: 0.312			B FF 95 F FF 96 T FF 97 B FF 98 F FF 96 F FF 97 1 SAFE X FF 96 2-2 ① **G6-3** 1-2	P PO 85 B SL 87 F FF 95 B FF 92 B FF 94 4-1 15 FC5-4 1-2 **BB**		B FF 94 B SI 93 F SI 93 F FF 94 X SL 83 2-2 ② **F8**		C FF 92 B FF 92 1 SAFE 1 SAFE P PO 85 B FF 93 F FF 93 S FF 93 3-3 ① ② **K** 1-2		3	0	0	0	1	1	3
Inning Stats	R: 0 E: 0 K: 1 S: 17 H: 0 LOB: 1 BB: 1 P: 26	R: 0 E: 0 K: 2 S: 7 H: 0 LOB: 0 BB: 0 P: 9	R: 3 E: 1 K: 1 S: 20 H: 4 LOB: 1 BB: 0 P: 29	R: 1 E: 0 K: 0 S: 10 H: 2 LOB: 2 BB: 1 P: 16	R: 0 E: 0 K: 0 S: 7 H: 0 LOB: 1 BB: 1 P: 14	R: 0 E: 0 K: 1 S: 9 H: 2 LOB: 2 BB: 0 P: 15	R: 1 E: 0 K: 0 S: 12 H: 3 LOB: 2 BB: 1 P: 18	R: 0 E: 0 K: 1 S: 8 H: 0 LOB: 0 BB: 1 P: 17		1B: 10 2B: 2 3B: 0 HR: 0 SF: 1 SAC: 0 DP: 1 HBP: 0						

PITCHER		IP	WLS	BF	H	R	ER	SO	BB	IBB	HBP	BLK	WP	HR	S	P	ERA	WHIP
36 Edwin Jackson, R ERA: 3.95	(1, 1)	5.0	L	24	6	4	4	4	3	0	0	0	1	0	61	94	7.20	1.800
49 Jason Hammel, R ERA: 4.73	(6, 1)	2.2		12	5	1	1	2	2	0	0	0	0	0	26	44	3.38	2.625
Trever Miller, L ERA: 3.57	(8, 1)	0.1		1	0	0	0	0	0	0	0	0	0	0	3	6	0.00	0.000

PITCHER	IP	WLS	BF	H	R	ER	SO	BB	IBB	HBP	BLK	WP	HR	S	P	ERA	WHIP

BOTTOM

Tampa Bay Rays @ Boston Red Sox

Fenway Park, Boston, MA

Wed Jun 04 2008, 7:05 PM EDT

Att. 37,474 - Drizzle - 56 F

livebaseballscorecards.com

AB	31
R	5
H	11
RBI	5
BB	5
SO	6
LOB	17

WP: 1 PA: 37
PB: 0
SB: 2
CS: 1

TOP

Tampa Bay Rays @ Boston Red Sox

Fenway Park, Boston, MA

Thu Jun 05 2008, 6:05 PM EDT

Att. 37,639 - Cloudy - 59 F

Batter	1	2	3	4	5	6	7	8	9	AB	R	H	RBI	BB	SO	LOB
1 Akinori Iwamura, L (1, 4) OBP: 0.341, SLG: 0.370	B X 1-0 ① F7	B SI 92 X FF 92 1-0 ③ F9			B FF 91 X FF 90 1-0 ① F7		C FC 86 C FF 91 B FF 93 B CU 76 B FF 91 1 SAFE H FF 91 4-2 1-2 HBP		B FF 95 F FF 94 F FF 96 X FF 96 1-2 3 WP 2B	4	0	1	0	0	0	2
8 Jason Bartlett, R (1, 6) OBP: 0.288, SLG: 0.269	B C B X 2-1 2 FC4-6 1B		B FF 92 F FF 92 F CH 84 F FF 93 X CU 76 1-2 ① L9		F FF 92 S FC 86 F FF 93 F SI 91 X FC 88 0-2 ② F7		C FC 90 F SI 92 B SI 94 X FC 91 1-2 ② F9		F FF 97 S SL 86 B SL 86 S FF 97 1-3 ① K	5	0	1	0	0	1	3
13 Carl Crawford, L (1, 7) OBP: 0.318, SLG: 0.373	B FF 93 S SI 92 C FF 93 C FF 95 1-3 ② K		B CU 77 B FC 87 C SI 92 X SI 92 2-1 ② G6-3		H CU 75 1-0 2 FC6-4 HBP		F FC 91 S FF 92 F FS 85 F FF 93 F FF 93 F FS 84 F FF 92 S FF 92 0-3 ③ K		D FS 88 F FF 95 F FF 96 X FS 89 1-2 ② G6-3	4	0	0	0	0	2	4
2 B.J. Upton, R (1, 8) OBP: 0.399, SLG: 0.424	B FF 94 1 SAFE C SI 92 X FF 95 1-1 ③ FC4-6 1-2f		X FF 94 0-0 ③ F9		D CU 75 X SI 90 1-0 ③ FC6-4 1-2f			B FC 90 B SI 91 S FF 92 B SI 91 X FF 92 3-1 ① F9	B FF 96 C SL 84 B FF 97 B SL 86 B FF 97 4-1 3 WP BB	4	0	0	0	1	0	2
3 Evan Longoria, R (1, 5) OBP: 0.324, SLG: 0.432		C FF 94 B FF 93 F CH 85 S CU 77 1-3 ① K		B SI 91 B FC 87 B FF 92 C FF 92 X SI 90 3-1 ① F8		T FC 85 B CU 74 C CU 75 B FF 94 B CU 74 F FF 93 F FF 93 X FF 89 3-2 16 G5-4-3 1B		C FF 90 C FF 93 B SL 87 B SL 88 B FS 85 F SI 91 B FF 92 4-2 16 G4-3 30 E BB	F SI 96 S FS 89 B FS 88 F FF 97 B FS 88 D SL 85 F FF 97 F FF 97 S FF 97 3-3 ③ K 1-2 2-3	4	0	1	0	1	2	2
30 Dioner Navarro, S (1, 2) OBP: 0.363, SLG: 0.406		B SI 93 B FF 94 C FF 93 C FC 90 B FF 96 X FF 94 3-2 ② G6-3		C CU 74 C FF 94 B CU 76 F FF 94 B FF 94 F FC 89 X 2-2 16 2B 1B		F FF 94 B SI 91 F CH 83 C FC 87 1-3 ① K		C FF 92 X FS 83 0-1 FC5 16 G4-3 1-2		4	0	1	0	0	1	2
16 Willy Aybar, S (1, 3) OBP: 0.350, SLG: 0.514		B SI 94 X FF 95 1-0 31 1B 2B		C FF 92 B FC 88 B CU 75 B FC 87 X FF 89 3-1 1-3 2B		B FF 92 C CU 75 B CH 82 F FC 88 X FF 89 2-2 ② ③ G5-4-3 1-2f		C FC 90 X FC 89 0-1 ② G4-3 1-2 2-3		4	1	2	0	0	0	3
31 Jonny Gomes, R (1, 10) OBP: 0.324, SLG: 0.411 15 Cliff Floyd, L (4, PH) OBP: 0.338, SLG: 0.500 (4, 10)		C FF 94 D CU 76 B CU 75 B FC 89 C CU 75 F FF 95 X CH 84 3-2 10 1B 2-H 1B		F FF 94 F CU 76 B FF 94 T FF 91 1-2 ② K			S CU 76 B FF 91 S FF 92 S CU 79 1-3 ① K	B FS 84 B SL 89 B FC 88 C FF 92 B SL 89 4-1 BB		1 2	0 0	1 0	1 0	0 1	0 2	0 2
10 Justin Ruggiano, R (1, 9) OBP: 0.389, SLG: 0.375		X FF 93 0-0 1-2 1B		B CU 77 C CU 75 S FC 89 F FF 96 X CU 77 1-2 ③ G5-3			X CH 84 0-0 1 HBP 1B	C FC 90 B FF 92 C SL 87 B SL 86 F FF 91 F SI 90 F SL 87 B FC 91 S SI 90 3-3 ③ K		4	0	2	0	0	1	5
Inning Stats	R: 0 E: 0 K: 1 S: 8 H: 1 LOB: 1 BB: 0 P: 13	R: 1 E: 0 K: 1 S: 13 H: 3 LOB: 2 BB: 0 P: 22	R: 0 E: 0 K: 0 S: 7 H: 0 LOB: 0 BB: 0 P: 10	R: 0 E: 0 K: 1 S: 16 H: 2 LOB: 2 BB: 0 P: 26	R: 0 E: 0 K: 0 S: 7 H: 0 LOB: 1 BB: 0 P: 10	R: 0 E: 0 K: 1 S: 11 H: 1 LOB: 0 BB: 0 P: 17	R: 0 E: 0 K: 2 S: 17 H: 1 LOB: 2 BB: 0 P: 23	R: 0 E: 1 K: 1 S: 16 H: 0 LOB: 3 BB: 2 P: 30	R: 0 E: 0 K: 2 S: 16 H: 1 LOB: 2 BB: 1 P: 26	1B: 6 2B: 3 3B: 0 HR: 0 SF: 0 SAC: 0 DP: 1 HBP: 2						

livebaseballscorecards.com

AB	36
R	1
H	9
RBI	1
BB	3
SO	9
LOB	25

WP: 1 PB: 0 SB: 0 CS: 0 PA: 41

PITCHER		IP	WLS	BF	H	R	ER	SO	BB	IBB	HBP	BLK	WP	HR	S	P	ERA	WHIP
31 Jon Lester, L ERA: 3.5	(1, 1)	6.1	W	28	8	1	1	5	0	0	2	0	0	0	68	109	1.42	1.263
50 Mike Timlin, R ERA: 5.89	(7, 1)	1.2		8	0	0	0	2	2	0	0	0	0	0	27	42	0.00	1.200
53 David Aardsma, R ERA: 2.63	(9, 1)	1.0		5	1	0	0	2	1	0	0	0	1	0	16	26	0.00	2.000

PITCHER	IP	WLS	BF	H	R	ER	SO	BB	IBB	HBP	BLK	WP	HR	S	P	ERA	WHIP

Tampa Bay Rays @ Boston Red Sox

Fenway Park, Boston, MA

Thu Jun 05 2008, 6:05 PM EDT

Att. 37,639 - Cloudy - 59 F

BOTTOM

livebaseballscorecards.com

Batter	1	2	3	4	5	6	7	8	9	AB	R	H	RBI	BB	SO	LOB
2 Jacoby Ellsbury, L (1, 7) OBP: 0.379, SLG: 0.405	C FF 94 S FF 91 F CH 85 C SI 93 — 0-3 — K ①	B FF 94 B FF 94 C FF 94 X FF 94 — 2-1 — G3 ① 1-2 2-3		D CH 81 B SI 88 C SI 88 B SI 89 S CH 81 X SI 89 — 3-2 — F8 ② 2-3		B FF 94 F FF 93 C FF 94 S SL 88 — 1-3 — K ①		B FF 87 F FF 87 H CH 78 — 2-1 — 7 BB HBP		2	0	0	0	0	1	2
20 Kevin Youkilis, R (3, 8) (4, 9) OBP: 0.375, SLG: 0.521										2	0	0	0	0	1	2
15 Dustin Pedroia, R (1, 4) OBP: 0.318, SLG: 0.380	C FF 94 H FF 94 — 1-1 — 7 2B HR HBP	F SI 96 B SL 88 F FF 95 B FF 95 X FF 95 — 2-2 — SF8 ② 3-H		B SI 89 B SI 89 D CH 82 B SI 89 — 4-0 — 7 BB 1B 1-2 BB		B SL 89 X SL 87 — 1-0 — F8 ②		C FF 88 B FF 88 F FF 88 X FF 88 — 1-2 — L9 ②		2	2	0	1	1	0	1
7 J.D. Drew, L (1, 9) (4, 8) OBP: 0.406, SLG: 0.473	B FF 93 D CH 85 F FF 92 X SI 91 — 2-1 — HR 1-3 2B	B FF 96 C SI 94 X CU 81 — 1-1 — F8 ③		B SI 89 B SI 89 S SI 88 F SI 89 F SI 90 B SI 90 F SI 83 B FF 89 — 4-2 — 1B 1-2 2-3 3-H BB		B FF 94 X CH 86 — 1-0 — G1-3 ③		C FF 88 C FF 88 B CU 78 B CU 78 B FF 89 F CH 81 B CH 81 — 4-2 — 1-2 BB		3	1	1	1	2	0	2
Manny Ramirez, R (1, 10) OBP: 0.380, SLG: 0.544	B FF 94 X CH 84 — 1-0 — 2-H 3-H HR	S FF 94 F CH 89 F SI 96 B SL 89 B SL 89 F FF 96 B SI 96 F FF 96 S FF 96 — 3-3 — K ①		B SI 89 S CH 83 B SI 89 B SI 88 S CH 83 X SI 89 — 3-2 — 25 FC5-4 1-2 2-H 3-H 1B			C SI 91 C SI 91 B SI 91 F SI 91 B SI 91 B SL 79 B SI 90 — 4-2 — 22 1B BB	S FF 88 B FF 88 S FF 88 B FF 89 S FF 89 — 2-3 — K ③		3	1	2	5	1	1	0
Kevin Cash, R (7, PR) (8, 10) OBP: 0.349, SLG: 0.386										1	0	0	0	0	1	2
25 Mike Lowell, R (1, 5) OBP: 0.319, SLG: 0.494	B FF 93 C FF 93 F SI 92 X KC 80 — 1-2 — G6-3 ②	C SL 88 F FF 96 X FF 95 — 0-2 — P6 ②	S KC 83 D KC 84 B CH 82 F CH 81 X KC 83 — 2-2 — FC5-4 ③ 1-2f				X SI 90 — 0-0 — F9 ①			4	0	0	0	0	0	3
22 Sean Casey, L (1, 3) OBP: 0.419, SLG: 0.449	C FF 93 F CH 84 X FC 90 — 0-2 — 1B	B FF 94 B FF 94 X FF 94 — 2-0 — G4-3 ③			B FF 93 F FF 93 F FF 92 B FF 95 F FF 94 F FF 94 B CH 85 F FF 93 F FF 93 — 3-2 — X FF 93 F8 ①		C SI 92 F SI 90 F SI 91 X FS 85 — 0-2 — 1-2 1B			4	0	2	0	0	0	0
Jason Varitek, S (1, 2) OBP: 0.337, SLG: 0.440	S SI 92 B FF 92 B KC 79 B SI 93 F SI 93 C FF 94 — 3-3 — K ③			B SI 93 F SI 93 B CH 87 B SI 93 X SI 93 — 3-1 — G4-3 ①		C CH 86 F CH 87 B FF 94 C FF 94 — 1-3 — K ②	S FS 85 C SI 89 F FF 89 S FS 83 — 0-3 — K ②			4	0	0	0	0	3	3
Coco Crisp, S (1, 8) OBP: 0.308, SLG: 0.396		B FF 92 H FF 93 — 2-0 — 2 G3 23 BB 15 SF8 HBP		B SI 93 C SI 93 C CU 80 F SI 94 X CU 81 — 1-2 — 20 F8 23 1B 7 BB 1B		S CH 86 X CU 80 — 0-1 — 1B	X FS 84 — 0-0 — G5-3 ③			0	0	0	0	0	0	0
51 Chris Carter, L (2, PR) (3, 7) OBP: 0.667, SLG: 0.667										3	2	2	0	0	0	2
23 Julio Lugo, R (1, 6) OBP: 0.357, SLG: 0.312		B SI 94 B FF 95 B SI 94 B SI 95 — 4-0 — 2 G3 1-2 BB		C FF 94 B SL 86 X FF 93 — 1-1 — 7 BB 15 S 1B 1-2 1B		S FF 94 C FF 94 B FF 95 D CU 81 F FF 94 D CH 86 X FF 94 — 3-2 — F9 ③		X FF 86 — 0-0 — P5 ①		3	1	1	0	1	0	1
Inning Stats	R: 3 E: 0 K: 2 S: 17 — H: 3 LOB: 1 BB: 0 P: 25	R: 1 E: 0 K: 0 S: 7 — H: 0 LOB: 2 BB: 1 P: 18	R: 0 E: 0 K: 1 S: 10 — H: 0 LOB: 0 BB: 0 P: 15	R: 3 E: 0 K: 0 S: 21 — H: 3 LOB: 2 BB: 2 P: 42	R: 0 E: 0 K: 1 S: 16 — H: 1 LOB: 1 BB: 0 P: 23	R: 0 E: 0 K: 1 S: 5 — H: 0 LOB: 0 BB: 0 P: 8	R: 0 E: 0 K: 1 S: 13 — H: 1 LOB: 2 BB: 1 P: 17	R: 0 E: 0 K: 1 S: 11 — H: 0 LOB: 2 BB: 1 P: 20		1B: 6 2B: 1 3B: 0 HR: 1 — SF: 1 SAC: 0 DP: 0 HBP: 3						

	AB	31
	R	7
	H	8
	RBI	7
	BB	5
	SO	7
	LOB	18

WP: 0 PB: 0 SB: 1 CS: 0 — PA: 40

PITCHER		IP	WLS	BF	H	R	ER	SO	BB	IBB	HBP	BLK	WP	HR	S	P	ERA	WHIP
33 James Shields, R (1, 1) ERA: 3.64		1.0	L	8	3	4	4	2	0	0	2	0	0	1	17	27	36.00	3.000
50 Grant Balfour, R (2, 1) ERA: 3.86		2.1		10	2	2	2	1	1	0	0	0	0	0	25	44	7.71	1.286
39 J.P. Howell, L (4, 1) ERA: 3.55		0.2		5	1	1	1	0	2	0	0	0	0	0	13	29	13.50	4.500
47 Gary Glover, R (5, 1) ERA: 3.92		2.0		7	1	0	0	2	0	0	0	0	0	0	21	31	0.00	0.500
35 Dan Wheeler, R (7, 1) ERA: 2.0		1.0		5	1	0	0	1	1	0	0	0	0	0	13	17	0.00	2.000

PITCHER		IP	WLS	BF	H	R	ER	SO	BB	IBB	HBP	BLK	WP	HR	S	P	ERA	WHIP
28 Al Reyes, R (8, 1) ERA: 3.29		1.0		5	0	0	0	1	1	0	1	0	0	0	11	20	0.00	1.000

Seattle Mariners @ Boston Red Sox

Fenway Park, Boston, MA

Fri Jun 06 2008, 7:05 PM EDT

Att. 37,757 - Cloudy - 60 F

TOP

livebaseballscorecards.com

Batter	1	2	3	4	5	6	7	8	9	AB	R	H	RBI	BB	SO	LOB
51 Ichiro Suzuki, L (1, 8) OBP: 0.347, SLG: 0.382	B B FF 92 X 2-0 ① P2		B C C F F X 1-2 E5 (29 E, 4 1B, 29 SF8)	B FF 94 X SL 87 1-0 2-H 3-H 1B		B FF 94 F SI 95 B FS 86 X FF 94 2-1 ② P5		C SI 89 B SI 88 X CU 76 1-1 ② G3-1		5	1	1	2	0	0	0
4 Jose Lopez, R (1, 4) OBP: 0.317, SLG: 0.443	C SI 91 F SI 92 X SL 88 0-2 (29 FC1, BB, 29 E) 1B		X FF 93 0-0 (29 SF8, 29 E) 1-2 1B	C SI 92 F FF 94 X SI 93 0-2 ③ G1-3		F SL 83 S FS 88 C FF 97 0-3 ③ K		B SL 79 B SI 87 S SI 87 X SI 87 2-1 ③ G5-3		5	1	2	0	0	1	1
Raul Ibanez, L (1, 7) OBP: 0.337, SLG: 0.445	B SI 90 B SI 90 B FF 90 B SI 89 4-0 (29 E, G1-3) 1-2 BB		C SI 90 T X 0-2 ① F4	C F X 0-2 (29 1B, 1B) 1B			B FF 94 B FS 88 X FF 94 2-0 (1B) 2B		B SI 87 C SI 86 B CU 76 S SL 80 B SI 87 B SI 88 4-2 (FC5-4) BB	3	3	2	0	2	0	2
29 Adrian Beltré, R (1, 5) OBP: 0.311, SLG: 0.447	C SI 92 B FF 94 B FF 93 T SI 92 X SI 92 2-2 FC1 (G1-3) 1-3 2-H		2 SAFE C SI 94 B SI 93 X 1-1 ② SF8 1-3 2-H	F CH 85 X SL 87 0-1 (1B) 1-2 1B			B FF 94 C SL 83 B FF 95 F FF 95 B FF 94 B FS 87 4-2 (50 G6-4-3, 1B, 1B) BB		S SI 87 X SI 88 0-1 ① L5	3	1	1	1	1	0	2
Jose Vidro, S (1, 10) OBP: 0.271, SLG: 0.322	X 0-0 ② G1-3 1-2 3-H		B SI 93 X SI 93 1-0 ③ F7	C SL 87 F SI 92 F SI 91 F FF 94 X FF 94 0-2 ① L6			B FF 94 B SL 83 B SI 94 C FF 94 F FF 95 F FF 95 X FF 95 3-2 (50 G6-4-3) 1-2 2-H 1B		B SI 87 X SI 88 1-0 ② FC5-4 1-2f	5	0	1	2	0	0	5
Jeremy Reed, L (1, 9) OBP: 0.270, SLG: 0.333 50 Wladimir Balentien, R (7, PH) (7, 9) OBP: 0.272, SLG: 0.372	C S B B D X 3-2 ③ G4-3			X CH 84 0-0 ① L7	B SL 88 X SL 85 1-0 ② F7		C SI 86 B CH 79 X CH 79 1-1 ①② G6-4-3 1-2f 2-3		B SI 88 B SI 89 C SI 88 B SI 89 X SI 88 3-1 ③ F8	3 2	0 0	0 0	0 0	0 0	0 0	3 3
Richie Sexson, R (1, 3) OBP: 0.287, SLG: 0.408		C F B B SI 92 B SI 92 T SI 92 3-2 ① K	B SI 92 X SL 86 1-0 (7 2B, 51 1B) 1B	X SI 92 0-0 1-3 2-H 1B			C SI 89 B SI 90 F SI 89 X CH 82 1-2 3-H 1B			4	1	3	2	0	1	0
2 Kenji Johjima, R (1, 2) OBP: 0.257, SLG: 0.295		B X 1-0 ② G5-3	X SI 91 0-0 ② F9	B SI 92 F SL 86 F FF 94 B SI 92 F SI 93 X SI 93 2-2 ③ G4-3			B CH 80 T SI 88 X SI 88 1-1 ③ G4-3			4	0	0	0	0	0	4
7 Yuniesky Betancourt, R (1, 6) OBP: 0.304, SLG: 0.427		C SL 86 F SI 91 S FF 95 0-3 ③ K	B FF 93 S SI 91 X SL 86 1-1 (51 1B) 1-3 2B			X FF 94 0-0 ① P3		C SI 89 F SL 80 B CH 81 B SI 90 X SI 88 2-2 ① F8		4	1	1	0	0	1	0
Inning Stats	R: 2 E: 1 K: 0 S: 11 H: 1 LOB: 1 BB: 1 P: 22	R: 0 E: 0 K: 2 S: 7 H: 0 LOB: 0 BB: 0 P: 11	R: 1 E: 2 K: 0 S: 12 H: 1 LOB: 1 BB: 0 P: 15	R: 2 E: 0 K: 0 S: 9 H: 3 LOB: 1 BB: 0 P: 12	R: 1 E: 0 K: 0 S: 16 H: 3 LOB: 2 BB: 0 P: 19	R: 0 E: 0 K: 1 S: 6 H: 0 LOB: 0 BB: 0 P: 8	R: 2 E: 0 K: 0 S: 14 H: 3 LOB: 1 BB: 1 P: 26	R: 0 E: 0 K: 0 S: 7 H: 0 LOB: 0 BB: 0 P: 12	R: 0 E: 0 K: 0 S: 7 H: 0 LOB: 1 BB: 1 P: 15	1B: 9 2B: 2 3B: 0 HR: 0 SF: 1 SAC: 0 DP: 1 HBP: 0	WP: 0 PB: 0 SB: 0 CS: 0 PA: 42					

	AB	38
	R	8
	H	11
	RBI	7
	BB	3
	SO	3
	LOB	20

PITCHER		IP	WLS	BF	H	R	ER	SO	BB	IBB	HBP	BLK	WP	HR	S	P	ERA	WHIP
40 Bartolo Colon, R ERA: 3.91	(1, 1)	5.0	L	26	8	6	3	2	1	0	0	0	0	0	55	79	5.40	1.800
53 David Aardsma, R ERA: 3.18	(6, 1)	1.0		6	2	2	2	1	1	0	0	0	0	0	13	24	18.00	3.000
48 Javier López, L ERA: 2.7	(7, 1)	3.0		10	1	0	0	0	1	0	0	0	0	0	21	37	0.00	0.667

PITCHER	IP	WLS	BF	H	R	ER	SO	BB	IBB	HBP	BLK	WP	HR	S	P	ERA	WHIP

Batter	1	2	3	4	5	6	7	8	9	AB	R	H	RBI	BB	SO	LOB
Coco Crisp, S (1, 8) OBP: 0.300, SLG: 0.384	C F B X 1-2 ① L4	F CH 90 F CH 89 F SL 90 S SI 96 0-3 ③ K		B CU 81 S CH 87 C CU 84 X CU 84 1-2 ③ G1-3			B SI 88 X SI 87 1-0 ② G6-3			4	0	0	0	0	1	4
15 Dustin Pedroia, R (1, 4) OBP: 0.313, SLG: 0.375	C B C B FF 98 X FF 96 2-2 ② G1-3		F SI 93 X SI 95 0-1 ① G4-3		C SI 93 X SI 94 0-1 ① F9		C SI 90 F SI 90 B CU 76 B CU 75 B SI 90 X SI 89 3-2 ③ G5-3			4	0	0	0	0	0	0
7 J.D. Drew, L (1, 9) OBP: 0.413, SLG: 0.476	B SI 97 B SI 96 X SI 97 2-0 1B		B CH 89 F CH 88 B SL 89 X SI 95 2-1 20 F9 25 BB 1B		C SI 93 B CH 86 B CH 86 B SI 93 B SI 93 4-1 20 FC5-4 BB			C SI 89 X 0-1 ① G4-3		3	0	2	0	1	0	0
25 Mike Lowell, R (1, 5) OBP: 0.317, SLG: 0.486	C SI 96 S SL 89 C CH 90 0-3 ③ K		S SL 88 B SI 95 F CH 88 B SI 96 F SL 85 F SI 96 B SL 90 B SI 97 4-2 1-2 BB		C SI 95 F FF 95 B FF 96 F SL 86 F CU 85 X SL 89 1-2 ② F8			B CU 73 C CU 74 S CU 74 B SI 90 F SI 90 C CU 77 2-3 ② K		3	0	0	0	1	2	2
20 Kevin Youkilis, R (1, 3) OBP: 0.369, SLG: 0.511		B C B B C T 3-2 ① K	B SI 97 B SI 96 C SI 95 X FF 95 2-1 ② F9 2-3		B SI 95 B SI 96 X SI 96 2-0 ③ FC5-4 1-2f			C SI 90 X CU 76 0-1 ③ G6-3		4	0	0	0	0	1	3
22 Sean Casey, L (1, 10) OBP: 0.433, SLG: 0.476		C SI 95 B SI 96 F SI 95 B FF 97 X SI 96 2-2 23 BB 1B 1B	X CH 88 0-0 ③ G1			C SI 94 F FF 93 B SI 96 X SI 95 1-2 G4-6-3 1B			B FF 90 C SI 89 B SL 79 F FF 90 X FF 92 2-2 2B	4	0	3	0	0	0	2
Jason Varitek, S (1, 2) OBP: 0.335, SLG: 0.436		X SI 95 0-0 23 BB 1-2 1B		C SI 93 B CH 87 F SI 94 B CU 84 F SI 95 X SL 84 2-2 ① G3		C SI 94 B CH 87 B CH 88 X SI 95 2-1 ① ② G4-6-3 1-2f			B FF 90 F SI 88 C CH 80 X CH 78 1-2 ① P3	4	0	1	0	0	0	2
44 Brandon Moss, L (1, 7) OBP: 0.308, SLG: 0.560		F SI 95 F CH 88 C CU 84 0-3 ② K		B SI 94 S SI 93 B SI 93 F SI 94 B SI 95 F SI 95 X SI 95 3-2 2B		C SI 95 F CU 84 B FF 96 S SL 88 1-3 ③ K			C FF 90 B FF 89 B SL 74 F S SL 75 2-3 ② K	4	0	1	0	0	3	3
23 Julio Lugo, R (1, 6) OBP: 0.355, SLG: 0.307		C SL 88 C SI 95 F SI 96 D SL 86 B FF 98 B SI 97 B SI 96 4-2 1-2 2-3 BB		X SI 95 0-0 ② F9			C SI 88 S SI 88 C SI 89 0-3 ① K		C CH 80 D CU 72 C CH 80 B FF 92 X CH 80 2-2 ③ G5-3	3	0	0	0	1	1	2
Inning Stats	R: 0 E: 0 K: 1 S: 10 H: 1 LOB: 1 BB: 0 P: 15	R: 0 E: 0 K: 3 S: 17 H: 2 LOB: 3 BB: 1 P: 26	R: 0 E: 0 K: 0 S: 11 H: 1 LOB: 2 BB: 1 P: 19	R: 0 E: 0 K: 0 S: 12 H: 1 LOB: 1 BB: 0 P: 18	R: 0 E: 0 K: 0 S: 9 H: 0 LOB: 1 BB: 1 P: 16	R: 0 E: 0 K: 1 S: 8 H: 1 LOB: 0 BB: 0 P: 12	R: 0 E: 0 K: 1 S: 7 H: 0 LOB: 0 BB: 0 P: 11	R: 0 E: 0 K: 1 S: 8 H: 0 LOB: 0 BB: 0 P: 10	R: 0 E: 0 K: 1 S: 12 H: 1 LOB: 1 BB: 0 P: 19	1B: 5 2B: 2 3B: 0 HR: 0	SF: 0 SAC: 0 DP: 1 HBP: 0						

PITCHER		IP	WLS	BF	H	R	ER	SO	BB	IBB	HBP	BLK	WP	HR	S	P	ERA	WHIP
34 Félix Hernández, R ERA: 3.07	(1, 1)	6.0	W	26	6	0	0	5	3	0	0	0	0	0	67	106	0.00	1.500
Sean Green, R ERA: 3.34	(7, 1)	2.0		6	0	0	0	2	0	0	0	0	0	0	15	21	0.00	0.000
18 Ryan Rowland-Smith, L ERA: 2.39	(9, 1)	1.0		4	1	0	0	1	0	0	0	0	0	0	12	19	0.00	1.000

PITCHER	IP	WLS	BF	H	R	ER	SO	BB	IBB	HBP	BLK	WP	HR	S	P	ERA	WHIP

BOTTOM

Seattle Mariners @ Boston Red Sox

Fenway Park, Boston, MA

Fri Jun 06 2008, 7:05 PM EDT

Att. 37,757 - Cloudy - 60 F

livebaseballscorecards.com

AB	33
R	0
H	7
RBI	0
BB	3
SO	8
LOB	18

Seattle Mariners @ Boston Red Sox

Fenway Park, Boston, MA

Sat Jun 07 2008, 3:55 PM EDT

Att. 37,443 - Sunny - 86 F

TOP

livebaseballscorecards.com

Batter	1	2	3	4	5	6	7	8	9	AB	R	H	RBI	BB	SO	LOB
51 Ichiro Suzuki, L (1, 8) OBP: 0.352, SLG: 0.388	C KN 65 B KN 66 B KN 64 C KN 64 X KN 67 2-2 4 S 1B		X KN 66 0-0 4 G5-3 2B 1B 1-2		C KN 64 B KN 66 F KN 65 B FF 75 F KN 67 X CU 60 2-2 ① P6			B FF 100 X FF 99 1-0 4 FC4-6 1B		4	1	3	0	0	0	0
4 Jose Lopez, R (1, 4) OBP: 0.316, SLG: 0.437	B KN 66 B KN 65 B KN 65 B FF 74 4-0 FC6-4 BB 1-2		S KN 66 X KN 66 0-1 ① G5-3 1-2 2-3		C KN 66 F KN 65 B CU 60 X KN 67 1-2 ② G4-3			B SL 91 B FF 98 C FF 97 F FF 95 X SL 92 2-2 ① FC4-6 29 FC6-4 1-2f		3	0	0	0	1	0	3
Raul Ibanez, L (1, 7) OBP: 0.336, SLG: 0.446	B KN 65 C KN 67 F KN 66 C KN 67 1-3 ① K		C KN 67 F KN 66 F KN 67 X KN 61 0-2 2-H 2B 3-H		B KN 65 B KN 65 F FF 73 X KN 65 2-1 ③ P5			B FF 97 B FF 98 C FF 96 X FF 97 2-1 ② P4		4	0	1	2	0	1	3
29 Adrian Beltré, R (1, 5) OBP: 0.310, SLG: 0.442	B KN 67 C KN 66 S KN 67 F KN 67 F KN 68 S KN 67 1-3 ② K		C KN 66 B KN 66 B KN 66 B KN 66 B KN 66 4-1 BB			X KN 63 0-0 ① P2		C SL 92 X FF 98 0-1 ③ FC6-4 1-2f		3	0	0	0	1	1	3
Jose Vidro, S (1, 10) OBP: 0.267, SLG: 0.316 16 Willie Bloomquist, R (9, PH) OBP: 0.319, SLG: 0.158	S KN 66 X KN 66 0-1 ③ FC6-4 1-2f		X KN 66 0-0 ② P6			B CU 63 B KN 63 C FF 71 S CU 57 X CU 59 2-2 ② G6-3			B FF 96 X FF 96 1-0 E3 DI 1B	3 1	0 1	0 1	0 0	0 0	0 0	4 0
Richie Sexson, R (1, 3) OBP: 0.283, SLG: 0.401 Miguel Cairo, R (9, PH) OBP: 0.279, SLG: 0.255		F KN 65 F KN 60 B CU 57 S KN 66 1-3 ① K	S KN 66 X KN 67 0-1 ③ G5-3			F KN 64 B KN 65 B KN 65 C CU 58 F KN 66 B KN 65 S FF 74 3-3 ③ K			C FF 96 C FF 97 B FF 96 B FF 97 F FF 96 X FS 88 2-2 1-H 1B	3 1	0 0	0 1	0 1	0 0	2 0	2 0
50 Wladimir Balentien, R (1, 9) OBP: 0.262, SLG: 0.357		C KN 66 X KN 67 0-1 ② G6-3		F KN 64 B KN 65 F KN 65 X KN 67 1-2 ① L5			B KN 63 F KN 64 S KN 64 F KN 65 F KN 58 B KN 66 B FF 74 S CU 59 3-3 ① K		F FF 97 B SL 87 S SL 89 C FF 98 1-3 ① K	4	0	0	0	0	2	1
2 Kenji Johjima, R (1, 2) OBP: 0.258, SLG: 0.296 Jeremy Reed, L (9, PH) OBP: 0.263, SLG: 0.324		C KN 64 S KN 58 S KN 55 0-3 ③ K		B KN 65 B KN 65 F FF 73 C FF 74 X KN 67 2-2 ② F9			B KN 65 C FF 72 B KN 65 F FF 73 X CU 59 2-2 7 G6-4-3 1B		F FF 97 B SL 89 B FS 91 S FF 98 S FF 97 2-3 ② K	3 1	0 0	1 0	0 0	0 0	1 1	0 1
7 Yuniesky Betancourt, R (1, 6) OBP: 0.303, SLG: 0.423			B KN 65 B KN 64 C FF 73 F FF 73 B KN 66 X FF 74 3-2 4 G5-3 51 1B 2B 1B	C FF 74 F CU 60 B KN 67 X KN 67 1-2 ③ F7			F KN 65 X KN 66 0-1 ②③ G6-4-3 1-2f		B SL 87 B FF 97 B FF 96 C FF 96 F FF 97 X FF 97 3-2 ③ F9	4	1	1	0	0	0	2

Inning Stats	1	2	3	4	5	6	7	8	9
	R: 0 E: 0 K: 2 S: 13	R: 0 E: 0 K: 2 S: 8	R: 2 E: 0 K: 0 S: 14	R: 0 E: 0 K: 0 S: 9	R: 0 E: 0 K: 0 S: 9	R: 0 E: 0 K: 1 S: 8	R: 0 E: 0 K: 1 S: 10	R: 0 E: 0 K: 0 S: 8	R: 1 E: 1 K: 2 S: 14
	H: 1 LOB: 2 BB: 1 P: 21	H: 0 LOB: 0 BB: 0 P: 9	H: 3 LOB: 2 BB: 1 P: 21	H: 0 LOB: 0 BB: 0 P: 13	H: 0 LOB: 0 BB: 0 P: 14	H: 0 LOB: 0 BB: 0 P: 13	H: 1 LOB: 0 BB: 0 P: 15	H: 1 LOB: 1 BB: 0 P: 13	H: 1 LOB: 1 BB: 0 P: 23

1B: 6	SF: 0
2B: 1	SAC: 0
3B: 0	DP: 1
HR: 0	HBP: 0

WP: 0	PA: 36
PB: 0	
SB: 1	
CS: 0	

AB	34
R	3
H	7
RBI	3
BB	2
SO	8
LOB	19

PITCHER	IP	WLS	BF	H	R	ER	SO	BB	IBB	HBP	BLK	WP	HR	S	P	ERA	WHIP
49 Tim Wakefield, R (1, 1) ERA: 4.33	7.0	W	27	5	2	2	6	2	0	0	0	0	0	71	106	2.57	1.000
56 Craig Hansen, R (8, 1) ERA: 4.6	1.0		4	1	0	0	0	0	0	0	0	0	0	8	13	0.00	1.000
58 Jonathan Papelbon, R (9, 1) ERA: 1.93	1.0		5	1	1	0	2	0	0	0	0	0	0	14	23	0.00	1.000

PITCHER	IP	WLS	BF	H	R	ER	SO	BB	IBB	HBP	BLK	WP	HR	S	P	ERA	WHIP

BOTTOM

Seattle Mariners @ Boston Red Sox

Fenway Park, Boston, MA

Sat Jun 07 2008, 3:55 PM EDT

Att. 37,443 - Sunny - 86 F

livebaseballscorecards.com

Batter	1	2	3	4	5	6	7	8	9	AB	R	H	RBI	BB	SO	LOB
Coco Crisp, S (1, 8) OBP: 0.303, SLG: 0.385	B FF 89 B CH 88 F FF 89 F FF 91 X SI 92 2-2 ① L5		B SI 91 F SI 91 X SL 89 1-1 23 SH1-4 23 S 1B	C SI 92 B SI 91 F SL 88 X CH 84 1-2 23 S 1B 2-H		B FF 86 S FF 85 B KN 71 C FF 86 S KN 75 2-3 ① K		B CH 87 F CH 87 B FF 96 1 SAFE X CH 87 2-1 ① L9		5	0	2	1	0	1	1
23 Julio Lugo, R (1, 6) OBP: 0.357, SLG: 0.307	C FF 91 X SI 93 0-1 ② G6-3		B SL 86 X SL 86 1-0 ① SH1-4 1-3	1 SAFE B SI 92 P PO 79 B SI 90 B FF 91 4-0 1-2 BB		B KN 72 B FF 87 X FF 86 2-0 ② G6-3		1 SAFE B FF 96 X FF 97 1-0 7 1B 25 2B 1-2 1B		3	1	1	0	1	0	0
7 J.D. Drew, L (1, 9) OBP: 0.417, SLG: 0.509	C FF 93 B SL 89 X SL 88 1-1 HR 3B		X SL 89 0-0 ② L6	B FF 93 C SL 80 B FF 92 C FF 92 X CH 86 2-2 ③ L4		B KN 73 C KN 71 X KN 77 1-1 HR		C FF 96 X CH 88 0-1 BB 25 2B 1-3 2-H 1B		5	3	3	2	0	0	3
Manny Ramirez, R (1, 10) OBP: 0.388, SLG: 0.557 2 Jacoby Ellsbury, L (8, PR) OBP: 0.379, SLG: 0.405 (9, 10)	B FF 94 B SI 91 X SL 86 2-0 3-H HR		B SL 95 B SL 88 I I IN 50 4-0 IBB		C FF 92 B CU 74 B CU 75 F FF 94 B CH 85 B FF 95 4-2 44 BB 22 1B PB BB	B KN 71 B KN 71 C KN 74 B KN 74 S FF 88 S KN 74 3-3 ③ K		B FF 97 F FF 96 B FF 98 S CH 88 B SL 90 F CH 88 B CH 88 4-2 25 2B 20 2B 1-2 BB		2 0	2 1	1 0	2 0	3 0	1 0	0 0
22 Sean Casey, L (1, 3) OBP: 0.426, SLG: 0.465 25 Mike Lowell, R (8, 5) OBP: 0.321, SLG: 0.494	C FF 93 X SL 87 0-1 ③ G4-3		C SL 89 X SL 90 0-1 ③ F8		B FF 94 B FF 92 C FF 92 S SL 87 X SL 86 2-2 PB 44 BB 1-2 1B		C KN 72 F KN 77 F EP 63 B KN 81 X KN 70 1-2 ① G6-3	F FF 95 B FF 96 B FF 97 X FF 97 2-1 20 2B 1-3 2-H 3-H 2B		4 1	0 1	1 1	0 2	0 0	0 0	2 0
20 Kevin Youkilis, R (1, 5) OBP: 0.370, SLG: 0.513 (8, 3)		C FF 91 B SI 92 F SI 92 S CH 83 1-3 ① K		F FF 92 B SI 91 B SI 93 X FF 93 2-1 ① G6-3	C SI 92 F SI 91 X SL 87 0-2 ① F8		B KN 71 X FF 88 1-0 44 G4-3 1B	C FF 89 F SI 88 B SI 89 X CH 78 1-2 2-H 3-H 2B		5	0	2	2	0	1	2
44 Brandon Moss, L (1, 7) OBP: 0.323, SLG: 0.500		C FF 93 B SL 88 X SL 88 1-1 ② P5		B SI 93 B CH 79 B SI 90 B FF 92 4-0 2B BB	B SI 93 B SL 88 B SI 91 B FF 90 4-0 PB 1-2 2-3 BB		1 SAFE S KN 71 X KN 72 0-1 ② G4-3 1-2	X SI 90 0-0 ② P6		3	1	0	0	2	0	3
Kevin Cash, R (1, 2) OBP: 0.338, SLG: 0.361		B FF 92 B SL 87 C FF 91 B SL 85 B FF 92 4-1 BB		1 SAFE 1 SAFE B SL 86 X SL 85 1-0 ② F8	X EP 66 0-0 ② P4		B KN 69 B KN 72 C KN 73 X KN 72 2-1 ③ P2	F SI 89 B CU 70 S CH 79 S CH 80 1-3 ③ K		4	0	0	0	1	1	7
Alex Cora, L (1, 4) OBP: 0.405, SLG: 0.378		B FF 93 X FF 91 1-0 ③ G5-3		B SI 92 C SI 91 X SI 92 1-1 1-H 1B 2B	C KN 72 B KN 72 S KN 70 F KN 81 F KN 67 F FF 87 X KN 75 1-2 1-2 2-3 3-H P4			F FF 97 C CH 87 X FF 98 0-2 23 1B 7 1B 1B		4	2	2	1	0	0	3
Inning Stats	R: 2 E: 0 K: 0 S: 10 H: 2 LOB: 0 BB: 0 P: 15	R: 0 E: 0 K: 1 S: 7 H: 0 LOB: 1 BB: 1 P: 14	R: 0 E: 0 K: 0 S: 6 H: 1 LOB: 2 BB: 1 P: 12	R: 2 E: 0 K: 0 S: 12 H: 2 LOB: 2 BB: 2 P: 26	R: 1 E: 0 K: 0 S: 15 H: 1 LOB: 2 BB: 2 P: 26	R: 1 E: 0 K: 2 S: 9 H: 1 LOB: 0 BB: 0 P: 17	R: 0 E: 0 K: 0 S: 9 H: 1 LOB: 1 BB: 0 P: 13	R: 5 E: 0 K: 1 S: 20 H: 5 LOB: 2 BB: 1 P: 31		1B: 7 2B: 3 3B: 1 HR: 2 SF: 0 SAC: 1 DP: 0 HBP: 0						

	AB	36
	R	11
	H	13
	RBI	10
	BB	7
	SO	4
	LOB	21

WP: 0 PA: 44
PB: 1
SB: 2
CS: 0

PITCHER		IP	WLS	BF	H	R	ER	SO	BB	IBB	HBP	BLK	WP	HR	S	P	ERA	WHIP
43 Miguel Batista, R ERA: 6.06	(1, 1)	4.1	L	25	6	5	4	1	5	1	0	0	0	1	43	85	8.31	2.538
R.A. Dickey, R ERA: 2.88	(5, 1)	2.2		10	2	1	1	2	0	0	0	0	0	1	25	38	3.38	0.750
57 Mark Lowe, R ERA: 4.94	(8, 1)	0.1		6	4	5	5	0	1	0	0	0	0	0	13	22	135.00	15.000
18 Ryan Rowland-Smith, L ERA: 2.33	(8, 1)	0.2		3	1	0	0	1	0	0	0	0	0	0	7	9	0.00	1.500

PITCHER	IP	WLS	BF	H	R	ER	SO	BB	IBB	HBP	BLK	WP	HR	S	P	ERA	WHIP

Seattle Mariners @ Boston Red Sox

Fenway Park, Boston, MA

Sun Jun 08 2008, 1:35 PM EDT

Att. 37,198 - Partly Cloudy - 98 F

livebaseballscorecards.com

Batter	1	2	3	4	5	6	7	8	9	AB	R	H	RBI	BB	SO	LOB
51 Ichiro Suzuki, L (1, 8) OBP: 0.347, SLG: 0.382	C FF 88 B SI 90 X SL 80 1-1 ① G5-3		B CH 85 X FF 89 1-0 ① L4		C SI 87 F FF 90 F SI 88 S SL 82 0-3 ② K 1-2			C FF 89 X FS 84 0-1 ① G6-3		4	0	0	0	0	1	1
4 Jose Lopez, R (1, 10) OBP: 0.315, SLG: 0.434	B FF 91 C SI 90 S SL 84 B FF 90 F SI 89 X SI 88 2-2 G3-6 1B		B FF 89 C SL 77 C SI 90 F SL 81 S SL 84 1-3 ② K		C SI 87 C FF 91 S SL 83 0-3 ③ K			F FF 89 X FS 84 0-1 ② L8		4	0	1	0	0	2	1
Raul Ibanez, L (1, 7) OBP: 0.331, SLG: 0.439	C SI 86 F FF 88 F SL 82 X SI 89 0-2 ②③ G3-6 1-2f		B CH 78 F FF 91 F SI 89 F SL 82 B SL 79 F SL 82 F FF 92 X SL 81 2-2 ③ F9			C CH 84 B SL 78 B SL 77 X SL 78 2-1 ① F7		B FF 89 S CU 76 B FF 88 F FF 89 S FF 89 2-3 ③ K		4	0	0	0	0	1	1
29 Adrián Beltré, R (1, 5) OBP: 0.309, SLG: 0.436		B SI 90 B SI 89 B SI 87 B FF 89 4-0 F9 7 BB FC6-4 BB	B SI 87 B SI 86 C CH 85 C SL 79 X SI 90 2-2 ① F9		B SL 77 F SI 85 F SI 89 X SL 81 1-2 ② G6-3		X FF 97 0-0 ① F8			3	1	0	0	1	0	0
Jeremy Reed, L (1, 9) OBP: 0.286, SLG: 0.308		B SL 77 1 SAFE C SI 88 B SI 87 B SL 76 B FF 88 4-1 7 FC6-4 1-2 BB	B FF 89 F SI 85 B SL 78 B CH 84 F SI 88 B FF 88 4-2 BB		X SI 88 0-0 ③ G4-3		C FF 97 X FS 89 0-1 ② G1-3			2	0	0	0	2	0	0
Richie Sexson, R (1, 3) OBP: 0.282, SLG: 0.394		B SI 90 X SI 89 1-0 ① F9 2-3	X FF 90 0-0 ② F7			B FF 97 B FF 98 C FF 97 B FF 99 B FF 96 4-1 BB	C FF 96 X FF 98 0-1 ③ F9			3	0	0	0	1	0	3
7 Yuniesky Betancourt, R (1, 6) OBP: 0.299, SLG: 0.417		C SL 79 X SI 90 0-1 ② FC6-4 1B 1-2f 3-H	B SI 87 X SL 77 1-0 ③ G4-3			C FF 98 B SL 88 X SL 89 1-1 ① P2				3	0	0	1	0	0	3
Jamie Burke, R (1, 2) OBP: 0.289, SLG: 0.317		B FF 88 C SI 88 B CH 85 X FF 88 2-1 1-2 1B			C FF 88 S SI 87 F SI 89 F SI 90 B FF 90 F FF 92 C SL 83 1-3 ① K		1 SAFE B FF 97 F FF 97 F SI 95 C SL 89 1-3 ② K			3	0	1	0	0	2	1
16 Willie Bloomquist, R (1, 4) OBP: 0.320, SLG: 0.171		B SI 88 C SI 88 B SI 87 F SI 88 X SL 80 2-2 ③ G5-3			X SI 88 0-0 51 S 1B		F FF 97 B SL 87 C SL 88 F FF 98 F SL 89 C SL 89 1-3 ③ K			3	0	1	0	0	1	3

	AB	R	H	RBI	BB	SO	LOB
AB	29						
R	1						
H	3						
RBI	1						
BB	4						
SO	7						
LOB	13						

Inning Stats	1	2	3	4	5	6	7	8	9	1B	SF	WP	PA
R	0	1	0	0	0	0	0	0	0	3	0	0	33
E	0	0	0	0	0	0	0	0	0	2B 0	SAC 0	PB 0	
K	0	0	1	0	3	0	2	1	0	3B 0	DP 1	SB 1	
S	10	9	11	7	14	6	11	7	5	HR 0	HBP 0	CS 0	
H	1	1	0	0	1	0	0	0	0				
LOB	0	2	0	0	1	0	1	0	0				
BB	0	2	0	1	0	0	1	0	0				
P	13	22	15	14	15	9	18	9	5				

PITCHER		IP	WLS	BF	H	R	ER	SO	BB	IBB	HBP	BLK	WP	HR	S	P	ERA	WHIP
63 Justin Masterson, R ERA: 2.59	(1, 1)	6.0	W	23	3	1	1	4	3	0	0	0	0	0	57	88	1.50	1.000
56 Craig Hansen, R ERA: 4.32	(7, 1)	1.0	H	4	0	0	0	2	1	0	0	0	0	0	11	18	0.00	1.000
37 Hideki Okajima, L ERA: 1.95	(8, 1)	1.0	H	3	0	0	0	1	0	0	0	0	0	0	7	9	0.00	0.000
58 Jonathan Papelbon, R ERA: 1.86	(9, 1)	1.0	S	3	0	0	0	0	0	0	0	0	0	0	5	5	0.00	0.000

PITCHER	IP	WLS	BF	H	R	ER	SO	BB	IBB	HBP	BLK	WP	HR	S	P	ERA	WHIP

Batter	1	2	3	4	5	6	7	8	9	AB	R	H	RBI	BB	SO	LOB
23 Julio Lugo, R (1, 6) OBP: 0.360, SLG: 0.313	C FF 88 B SI 91 B CU 74 B FF 90 B SI 90 4-1 15 G4-6-3 BB		B CU 75 B SI 93 C C X 2-2 ② F8 2-3		C CU 78 X FF 93 0-1 2B		C CU 76 C CU 76 S CU 78 0-3 ③ K			3	0	1	0	1	1	3
Alex Cora, L (8, 6) OBP: 0.405, SLG: 0.378										0	0	0	0	0	0	0
15 Dustin Pedroia, R (1, 4) OBP: 0.312, SLG: 0.370	C FF 90 ①② B CU 75 1 SAFE F CU 75 X FF 92 1-2 G4-6-3 1-2f		B CU 77 D CU 78 C FF 93 F FF 94 B SI 93 F CU 79 F CU 78 F FF 93 B SI 93 4-2 7 HBP 1-2 BB		C CU 77 F CU 79 F SI 93 B FF 91 F SI 92 F CU 79 B SI 92 F CU 78 B SI 93 3-2 ③ X FF 90 G5-3			B SI 92 X SI 91 1-0 ① P2		3	0	0	0	1	0	2
7 J.D. Drew, L (1, 9) OBP: 0.419, SLG: 0.523	F SI 91 B CU 77 S CU 77 F CU 78 B SI 91 F FF 91 B SI 92 X CU 77 3-2 ③ F8		C CU 79 S SI 94 B SI 93 F FF 92 H SI 92 2-2 1-2 2-3 3-H HBP			C SI 91 F FF 82 B CU 79 F SI 92 X SI 92 1-2 HR		B SL 84 C SL 86 X SL 87 1-1 ② F7		3	1	1	2	0	0	0
Manny Ramirez, R (1, 10) OBP: 0.386, SLG: 0.552		C FF 89 X SI 91 0-1 ① G4-3	C SI 94 B FF 94 B SI 94 C SI 94 B SI 94 S CU 79 3-3 ③ K			B SI 92 B SI 93 C SI 94 B CU 78 F SI 92 X SI 93 3-2 25 G5-4-3 1B		B SL 88 F FF 97 B FS 86 B FF 97 F FF 98 C SI 99 3-3 ③ K		4	0	1	0	0	2	3
25 Mike Lowell, R (1, 5) OBP: 0.316, SLG: 0.486		B SI 90 C FF 90 X CH 77 1-1 ② F8		C CU 75 X CU 76 0-1 ① F9		B CU 78 X SI 92 1-0 ①② G5-4-3 1-2f				3	0	0	0	0	0	1
20 Kevin Youkilis, R (1, 3) OBP: 0.365, SLG: 0.506		C FF 91 F CU 77 F SI 92 B FF 93 D CU 76 S CU 77 2-3 ③ K		B SI 91 C CU 75 F FF 91 B SI 92 X CU 78 2-2 ② F8		C SI 94 B CU 78 C CU 76 S CU 77 1-3 ③ K				3	0	0	0	0	2	0
Jason Varitek, S (1, 2) OBP: 0.330, SLG: 0.429			B FF 89 C CU 75 F SI 91 C SI 92 1-3 ① K	F SI 92 X FF 91 0-1 ③ P3			C SI 91 S SI 92 B S SI 93 1-3 ① K			3	0	0	0	0	2	0
Coco Crisp, S (1, 8) OBP: 0.304, SLG: 0.384			B SI 93 B FF 90 C FF 90 X CU 77 2-1 23 F8 44 BB 7 HBP 1B		B CU 77 C FF 90 S SI 92 F FF 90 S FF 93 1-3 ① K		B SI 93 M FF 84 F SI 93 F CU 78 F SI 93 F FF 84 B SI 93 X SI 93 2-2 ② F9			3	1	1	0	0	1	0
44 Brandon Moss, L (1, 7) OBP: 0.353, SLG: 0.500			F FF 90 C CU 78 B SI 92 1 SAFE 1 SAFE B FF 91 F CU 77 B CU 79 B SI 92 4-2 7 HBP 15 BB 1-2 BB		F FF 93 S FF 94 B FF 92 F SI 93 S CU 79 1-3 ② K		B FF 86 B SI 92 F SI 92 F SI 93 X CU 77 2-2 1B			2	0	1	0	1	1	0
Inning Stats	R: 0 E: 0 K: 0 S: 9 H: 0 LOB: 0 BB: 1 P: 17	R: 0 E: 0 K: 1 S: 8 H: 0 LOB: 0 BB: 0 P: 11	R: 1 E: 0 K: 2 S: 22 H: 1 LOB: 3 BB: 2 P: 40	R: 0 E: 0 K: 0 S: 7 H: 0 LOB: 0 BB: 0 P: 9	R: 0 E: 0 K: 2 S: 17 H: 1 LOB: 1 BB: 0 P: 22	R: 1 E: 0 K: 1 S: 11 H: 2 LOB: 0 BB: 0 P: 17	R: 0 E: 0 K: 2 S: 15 H: 1 LOB: 1 BB: 0 P: 20	R: 0 E: 0 K: 1 S: 6 H: 0 LOB: 0 BB: 0 P: 11		1B: 3 2B: 1 3B: 0 HR: 1 SF: 0 SAC: 0 DP: 2 HBP: 1		WP: 0 PB: 0 SB: 0 CS: 0 PA: 31		

PITCHER		IP	WLS	BF	H	R	ER	SO	BB	IBB	HBP	BLK	WP	HR	S	P	ERA	WHIP
45 Erik Bedard, L ERA: 4.26	(1, 1)	5.0		20	2	1	1	5	3	0	1	0	0	0	63	99	1.80	1.000
Sean Green, R ERA: 3.38	(6, 1)	2.1	L	9	3	1	1	3	0	0	0	0	0	1	27	39	3.86	1.286
Arthur Rhodes, L ERA: 5.23	(8, 1)	0.1		1	0	0	0	0	0	0	0	0	0	0	2	3	0.00	0.000
20 J.J. Putz, R ERA: 5.5	(8, 1)	0.1		1	0	0	0	1	0	0	0	0	0	0	3	6	0.00	0.000

PITCHER	IP	WLS	BF	H	R	ER	SO	BB	IBB	HBP	BLK	WP	HR	S	P	ERA	WHIP

BOTTOM

Seattle Mariners @ Boston Red Sox

Fenway Park, Boston, MA

Sun Jun 08 2008, 1:35 PM EDT
Att. 37,198 - Partly Cloudy - 98 F

livebaseballscorecards.com

AB	27
R	2
H	5
RBI	2
BB	3
SO	9
LOB	9

Baltimore Orioles @ Boston Red Sox

Fenway Park, Boston, MA

Tue Jun 10 2008, 6:05 PM EDT

Att. 37,858 - Partly Cloudy - 93 F

livebaseballscorecards.com

Batter	1	2	3	4	5	6	7	8	9	AB	R	H	RBI	BB	SO	LOB
1 Brian Roberts, S (1, 4) OBP: 0.366, SLG: 0.456	F FF 95 X FF 96 0-1 ① F8	C FF 96 C FF 96 B FF 96 B FF 97 X FF 96 2-2 2-H 3-H 2B		F FF 95 B FF 96 X SI 92 1-1 ③ F8			B CU 77 B FF 89 B FF 89 C FF 90 B FF 89 4-1 21 2B 17 1B BB	1 SAFE C CH 84 S FF 96 1 SAFE 1 SAFE D CU 80 S FF 96 1-3 ③ K		4	1	1	2	1	1	2
21 Nick Markakis, L (1, 9) OBP: 0.396, SLG: 0.487	B CU 78 F FF 96 S FF 96 S FF 97 1-3 ② K	B CU 80 C CU 79 D SI 92 B CU 79 X FC 94 3-1 ③ L3			C FF 95 B CU 78 X CU 78 1-1 6 CS 1B		B CU 77 B CU 75 C FF 89 S FF 89 F FF 89 F CU 77 B FF 89 X FF 89 3-2 17 1B 1-3 2B		C SL 89 X FF 98 0-1 17 1B 6 E 1B 1B	5	2	3	0	0	1	1
6 Melvin Mora, R (1, 5) OBP: 0.302, SLG: 0.422	B FF 95 B FF 95 C FF 95 S FF 95 B CU 77 X FF 96 3-2 ③ F8		B FF 95 L FF 95 B FF 95 L CH 89 F CU 78 B FF 96 C FF 96 3-3 ① K		D CU 78 C FF 95 X FF 95 2-1 ①② F8 1-2		B FF 89 B FF 89 C FS 84 B FF 89 B FS 82 4-1 17 1B SF8 BB		B FF 98 L SL 86 F FF 96 X FF 96 1-2 FC6 1-2 1B 17 1B 1B	4	2	0	0	1	1	2
17 Aubrey Huff, L (1, 10) OBP: 0.322, SLG: 0.435		C CU 77 B CU 75 B CU 78 C CU 78 X CU 78 2-2 ① F9	B FC 92 B CH 91 F SI 95 B FF 96 S CH 90 X FF 96 3-2 1B		C CU 77 F FF 96 B FF 97 X CU 79 1-2 1B		B CU 75 F FF 89 B FF 89 F FF 90 X FS 83 2-2 1-3 2-H 3-H 1B		X FF 99 0-0 1B 1-2 2-3 1B	5	1	4	2	0	0	0
Kevin Millar, R (1, 3) OBP: 0.335, SLG: 0.421		C FF 95 B FF 95 C FF 96 B CU 78 B CU 77 X SI 96 3-2 HBP 2B 2B	B SI 95 B CH 87 C SI 95 F SI 94 X SI 93 2-2 ② F9		C FF 96 X SI 94 0-1 ③ P4		B FF 96 X FF 96 1-0 ② SF8 3-H		B FF 97 D SL 90 F FF 98 X FF 97 2-1 ① P3	4	1	1	1	0	0	5
30 Luke Scott, L (1, 7) OBP: 0.358, SLG: 0.486 Jay Payton, R (7, 7) OBP: 0.302, SLG: 0.388		B FF 96 F FF 93 B FF 95 B FF 93 F FF 94 F FF 96 B FF 94 4-2 HBP 2B BB	B CH 88 F FF 95 X FC 93 1-1 ③ P2			F FC 92 C CH 88 F FF 95 B FF 96 F FF 95 X FF 96 1-2 FC4-6 1B	B FF 97 B CH 84 F CH 86 F FF 97 F FF 97 S CH 85 2-3 ③ K		F FF 97 X SL 90 0-1 1B 1-2 2-3 3-H 1B	3 1	1 0	1 1	0 1	1 0	1 0	2 0
Ramon Hernandez, R (1, 2) OBP: 0.258, SLG: 0.350		B CU 78 C FF 96 H CU 78 2-1 2B 1 2B 1-2 2-3 HBP		S FF 95 F SI 95 X FF 95 0-2 ① G3-1		F SI 95 C CU 78 X CU 77 0-2 ① FC4-6 10 L4-3 1-2f		F CH 81 S CU 81 X FF 97 0-2 ① G3-1	C SL 89 X FF 97 0-1 10 G5-4-3 1-2 2-H 3-H 1B	4	1	1	2	0	0	1
10 Adam Jones, R (1, 8) OBP: 0.291, SLG: 0.378		F FF 95 B CU 78 F SI 96 X CU 79 1-2 ② F3		C CU 76 F CU 77 B FF 95 B FF 94 F FF 94 X FF 96 3-2 2B		B FF 95 T SI 94 S FF 94 X CU 77 1-2 ②③ L4-3 1-1		B FF 97 F FF 97 X CH 84 1-1 1B	B FF 98 S FF 96 D SL 88 X SL 88 2-1 ②③ G5-4-3 1-2f	5	0	2	0	0	0	6
Freddie Bynum, L (1, 6) OBP: 0.259, SLG: 0.284		B FF 95 X FF 96 1-0 1 2B 1-3 2-H 3-H 2B		C SI 95 B CU 77 S FF 91 S SI 95 1-3 ② K			F FF 89 C CU 77 C CU 78 0-3 ① K	B FF 97 1 SAFE C CH 84 X CH 83 1-1 ② F8		4	1	1	2	0	2	2

| Inning Stats | | |

Baltimore Orioles @ Boston Red Sox

Fenway Park, Boston, MA

Tue Jun 10 2008, 6:05 PM EDT

Att. 37,858 - Partly Cloudy - 93 F

livebaseballscorecards.com

Batter	1	2	3	4	5	6	7	8	9	AB	R	H	RBI	BB	SO	LOB
2 Jacoby Ellsbury, L (1, 7) OBP: 0.376, SLG: 0.400	B FF 91 C FF 91 B FF 93 X FF 93 2-1 15 2B G6-4-3 1B	C SI 95 B FF 94 B FF 94 X SL 78 2-1 ③ G4-3		X FF 95 0-0 ③ G1-5-3		C CU 79 B CH 82 C FF 95 X FF 97 1-2 ③ G3-1			C FF 91 F SL 76 F FF 92 S SL 78 0-3 ③ K	5	1	1	0	0	1	1
15 Dustin Pedroia, R (1, 4) OBP: 0.318, SLG: 0.377	1 SAFE B FF 91 X FF 92 1-0 G6-4-3 1-3 2B		B SI 92 X FF 92 1-0 7 1B WP 25 FC4-6 1B		B FF 94 B FF 94 F FF 92 F FF 94 B FF 95 H FF 93 4-2 7 HR HBP		B FF 94 B FF 95 C FF 96 F FF 96 F FF 97 F FF 98 B CH 83 X FF 97 3-2 ① F7			3	2	2	0	0	0	0
7 J.D. Drew, L (1, 9) OBP: 0.425, SLG: 0.539	F FF 94 B SL 81 B FF 94 B SL 82 F FF 93 B SL 81 4-2 G6-4-3 BB		F FF 94 B FF 93 B FF 96 C FF 95 B SL 83 B SL 80 4-2 25 FC4-6 20 FC5-4 1B 1-2 BB		X FF 93 0-0 1-H HR		B SL 77 S SL 76 C FF 87 S SL 76 1-3 ② K			2	2	1	2	2	1	0
Manny Ramirez, R (1, 10) OBP: 0.388, SLG: 0.564	F FF 93 F FF 93 X FF 95 0-2 ①② G6-4-3 1-2f 2-3 3-H		F FF 95 F FF 94 B FF 94 F FF 94 B FF 94 X FF 95 2-2 25 FC4-6 1B 1-2 2-3		F FF 95 X FF 94 0-1 HR		C SI 82 B CU 70 X SI 77 1-1 ③ P3			4	1	2	1	0	0	2
25 Mike Lowell, R (1, 5) OBP: 0.320, SLG: 0.480	C FF 93 F FF 94 B FF 93 B SL 82 D SL 82 B SL 82 4-2 20 FC6-4 BB		B FF 93 F FF 93 B CH 84 X SL 80 2-1 ① FC4-6 20 FC5-4 1-2f 2-3 3-H		C FF 94 X SL 83 0-1 ① G6-3			C SI 94 B SI 95 B CU 78 B CU 77 B SI 95 4-1 G6-4-3 BB		2	0	0	1	2	0	2
20 Kevin Youkilis, R (1, 3) OBP: 0.360, SLG: 0.498	C FF 94 C SL 82 X SL 82 0-2 ③ FC6-4 1-2f		B FF 95 B SL 80 F FF 94 X FF 94 2-1 ② FC5-4 1-2f 3-H		B FF 95 F FF 94 C SL 80 S SL 81 1-3 ② K			C SI 94 F SI 93 B SI 96 S CU 78 1-3 ① K		4	0	0	1	0	2	4
Jason Varitek, S (1, 2) OBP: 0.328, SLG: 0.425		B FF 91 X FF 93 1-0 G4-6-3 BB 1B	F FF 94 F SL 80 B FF 95 1 SAFE S SL 83 1-3 ③ K		C SL 80 F CH 85 B FF 96 C FF 96 1-3 ③ K			1 SAFE C SI 94 B SI 93 C CU 80 X SI 95 1-2 ②③ G6-4-3 1-2f		4	0	1	0	0	2	2
Coco Crisp, S (1, 8) OBP: 0.309, SLG: 0.383		B FF 93 F FF 93 B FF 94 B FF 92 B FF 92 4-1 G4-6-3 1-2 BB		B FF 94 B FF 92 X SI 93 2-0 ① B2-3		B FF 95 X FF 95 1-0 G4-6-3 1B		X FF 89 0-0 ① F7	3	0	1	0	1	0	0
Alex Cora, L (1, 6) OBP: 0.378, SLG: 0.350 23 Julio Lugo, R (9, PH) OBP: 0.358, SLG: 0.311		B FF 92 B FF 91 F FF 92 X FF 92 2-1 ①② G4-6-3 1-2f 2-3		C FF 94 F FF 95 B FF 96 F FF 96 F F FF 96 X 1-2 ② L7		B FF 93 1 SAFE L CU 78 1 SAFE L FF 94 B CH 83 X FF 97 2-2 ①② G4-6-3 1-2f		B FF 88 C FF 89 F FF 90 F FF 92 B FF 91 F FF 91 X FC 90 2-2 ② F8	3 1	0 0	0 0	0 0	0 0	3 0	3 0

Inning Stats	1	2	3	4	5	6	7	8	9
	R: 1 E: 0 K: 0 S: 13	H: 2 LOB: 2 BB: 2 P: 24	R: 0 E: 0 K: 0 S: 6	H: 1 LOB: 1 BB: 1 P: 15	R: 2 E: 0 K: 1 S: 14	H: 2 LOB: 1 BB: 1 P: 26	R: 0 E: 0 K: 0 S: 8	H: 0 LOB: 0 BB: 0 P: 11	R: 3 E: 0 K: 2 S: 13	H: 2 LOB: 0 BB: 0 P: 19	R: 0 E: 0 K: 0 S: 7	H: 1 LOB: 0 BB: 0 P: 11	R: 0 E: 0 K: 1 S: 10	H: 0 LOB: 0 BB: 0 P: 15	R: 0 E: 0 K: 1 S: 7	H: 0 LOB: 0 BB: 1 P: 13	R: 0 E: 0 K: 1 S: 10	H: 0 LOB: 0 BB: 0 P: 12

	AB	31
	R	6
	H	8
	RBI	5
	BB	5
	SO	6
	LOB	14

	1B: 5	SF: 0	WP: 1	PA: 37
	2B: 1	SAC: 0	PB: 0	
	3B: 0	DP: 4	SB: 0	
	HR: 2	HBP: 1	CS: 0	

PITCHER		IP	WLS	BF	H	R	ER	SO	BB	IBB	HBP	BLK	WP	HR	S	P	ERA	WHIP
40 Daniel Cabrera, R ERA: 4.35	(1, 1)	5.0		25	7	6	6	3	4	0	1	0	1	2	54	95	10.80	2.200
45 Dennis Sarfate, R ERA: 2.96	(6, 1)	1.1	W	4	1	0	0	0	0	0	0	0	0	0	12	19	0.00	0.750
32 Jamie Walker, L ERA: 4.67	(7, 1)	0.1	H	1	0	0	0	1	0	0	0	0	0	0	3	4	0.00	0.000
Chad Bradford, R ERA: 2.75	(7, 1)	0.1	H	1	0	0	0	0	0	0	0	0	0	0	2	3	0.00	0.000
43 Jim Johnson, R ERA: 1.31	(8, 1)	1.0	H	3	0	0	0	1	1	0	0	0	0	0	7	13	0.00	1.000

PITCHER		IP	WLS	BF	H	R	ER	SO	BB	IBB	HBP	BLK	WP	HR	S	P	ERA	WHIP
52 George Sherrill, L ERA: 2.83	(9, 1)	1.0		3	0	0	0	1	0	0	0	0	0	0	10	12	0.00	0.000

Batter	1	2	3	4	5	6	7	8	9	AB	R	H	RBI	BB	SO	LOB
1 Brian Roberts, S (1, 4) OBP: 0.359, SLG: 0.447	C FF 92 X FF 93 0-1 ① F7		F FF 94 B SI 94 B SI 94 X SI 93 2-1 ③ F7		1 SAFE 1 SAFE B X 1-0 ③ F7			C SI 86 C SI 90 S CH 80 0-3 ① K	F FF 96 B FS 89 F FF 96 F FF 96 X FS 90 1-2 ③ G3	5	0	0	0	0	1	3
21 Nick Markakis, L (1, 9) OBP: 0.398, SLG: 0.485	C FF 92 B FF 93 B SI 91 F SL 86 F SI 94 T FF 94 2-2 ② K			B FF 92 F SL 83 B FF 92 S FF 93 X FF 94 2-2 1B		B FF 91 C FF 91 X SL 85 1-1 ① G3-1		B SI 89 B SI 88 C SI 90 B SL 79 B SI 88 4-1 6 G5-4-3 BB		3	0	1	0	1	1	0
6 Melvin Mora, R (1, 5) OBP: 0.301, SLG: 0.423	C SI 91 B SI 92 B SI 91 F FF 91 F FF 92 B SI 91 X SI 90 3-2 ③ F8			B SI 89 C SI 88 B SL 83 C SL 85 X SI 90 2-2 ① L9		B SL 84 C SI 90 X FF 93 1-1 2B		X SI 88 0-0 ②③ G5-4-3 1-2f		4	0	1	0	0	0	2
17 Aubrey Huff, L (1, 10) OBP: 0.325, SLG: 0.440		C SI 90 C SI 90 X FF 94 0-2 G5-4-3 1B		B FF 90 B SL 84 X SL 84 2-0 ② P5		C SI 91 B SI 91 C SI 92 F SL 85 B FF 95 F SI 91 B SI 90 C SI 91 3-3 ② K			C FF 92 F FS 84 F FC 90 F FF 92 X SL 91 0-2 2B 2B	4	1	2	0	0	1	2
Kevin Millar, R (1, 3) OBP: 0.333, SLG: 0.423		B SI 90 C SI 90 F SI 90 B FF 91 B SI 92 X SI 92 3-2 ①② G5-4-3 1-2f		B SL 82 F SL 84 F SI 89 C SI 92 1-3 ③ K		F SI 92 F FF 94 S SI 90 0-3 ③ K			B FF 94 X FF 93 1-0 30 G4-3 10 E 2B 2-H	4	1	1	1	0	2	3
30 Luke Scott, L (1, 7) OBP: 0.361, SLG: 0.508		B SI 92 S FF 93 F CH 85 B FF 95 X SI 91 2-2 2B			B CH 83 S FF 91 X FF 93 1-1 HR		B FF 95 B FF 95 B FF 95 C FF 97 F FF 96 F FF 97 S FF 97 3-3 ① K		D FS 86 B FC 91 F FF 94 X FS 83 2-1 ① G4-3 2-3	4	1	2	1	0	1	1
Ramon Hernandez, R (1, 2) OBP: 0.253, SLG: 0.343		C SI 92 B SL 85 C SI 93 F SI 92 S FF 94 1-3 ③ K			X SL 85 0-0 ① L5		S FF 96 C SL 86 X FF 97 0-2 ② F9		F FF 93 B SI 94 B SL 87 X FC 91 2-1 ② L3	4	0	0	0	0	1	2
10 Adam Jones, R (1, 8) OBP: 0.290, SLG: 0.381			B SI 89 S SI 90 F SL 83 S SL 85 1-3 ① K		B B F X 2-1 ② F7		B SL 84 B FF 95 B FF 96 C FF 96 C FF 97 X FF 96 3-2 2B		C SL 88 B SI 94 X SL 88 1-1 E4 19 1B 3-H	4	0	1	0	0	1	0
Freddie Bynum, L (1, 6) OBP: 0.261, SLG: 0.277 19 Oscar Salazar, R (9, PH) OBP: 1.000, SLG: 1.000			C SI 91 F FF 93 C SI 90 0-3 ② K		B B B B 4-0 BB		C FF 96 S FS 89 B FS 90 F FF 97 S FF 97 1-3 ③ K		C FF 93 B SL 87 B SL 87 X FC 90 2-1 1-2 1B	2 1	0 0	0 1	0 0	1 0	2 0	1 0
Inning Stats	R: 0 E: 0 K: 1 S: 10 H: 0 LOB: 0 BB: 0 P: 15	R: 0 E: 0 K: 1 S: 13 H: 2 LOB: 1 BB: 0 P: 19	R: 0 E: 0 K: 2 S: 8 H: 0 LOB: 0 BB: 0 P: 11	R: 0 E: 0 K: 1 S: 10 H: 1 LOB: 1 BB: 0 P: 17	R: 1 E: 0 K: 0 S: 6 H: 1 LOB: 1 BB: 1 P: 14	R: 0 E: 0 K: 2 S: 12 H: 1 LOB: 1 BB: 0 P: 17	R: 0 E: 0 K: 2 S: 14 H: 1 LOB: 1 BB: 0 P: 21	R: 0 E: 0 K: 1 S: 5 H: 0 LOB: 0 BB: 1 P: 9	R: 2 E: 1 K: 0 S: 18 H: 3 LOB: 2 BB: 0 P: 27	1B: 3 2B: 5 3B: 0 HR: 1 SF: 0 SAC: 0 DP: 2 HBP: 0						

PITCHER		IP	WLS	BF	H	R	ER	SO	BB	IBB	HBP	BLK	WP	HR	S	P	ERA	WHIP
40 Bartolo Colon, R ERA: 3.41	(1, 1)	6.0	W	23	5	1	1	7	1	0	0	0	0	1	59	93	1.50	1.000
53 David Aardsma, R ERA: 3.07	(7, 1)	1.0		4	1	0	0	2	0	0	0	0	0	0	14	21	0.00	1.000
48 Javier López, L ERA: 2.59	(8, 1)	1.0		3	0	0	0	1	1	0	0	0	0	0	5	9	0.00	1.000
50 Mike Timlin, R ERA: 6.16	(9, 1)	0.2		6	3	2	1	0	0	0	0	0	0	0	14	22	13.50	4.500
58 Jonathan Papelbon, R ERA: 1.84	(9, 1)	0.1	S	1	0	0	0	0	0	0	0	0	0	0	4	5	0.00	0.000

PITCHER	IP	WLS	BF	H	R	ER	SO	BB	IBB	HBP	BLK	WP	HR	S	P	ERA	WHIP

TOP

Baltimore Orioles @ Boston Red Sox

Fenway Park, Boston, MA

Wed Jun 11 2008, 7:05 PM EDT

Att. 38,130 - Partly Cloudy - 85 F

livebaseballscorecards.com

AB	35
R	3
H	9
RBI	2
BB	2
SO	10
LOB	14

WP: 0 PA: 37
PB: 0
SB: 0
CS: 0

BOTTOM

Baltimore Orioles @ Boston Red Sox

Fenway Park, Boston, MA

Wed Jun 11 2008, 7:05 PM EDT

Att. 38,130 - Partly Cloudy - 85 F

livebaseballscorecards.com

Batter	1	2	3	4	5	6	7	8	9	AB	R	H	RBI	BB	SO	LOB
2 Jacoby Ellsbury, L (1, 7) OBP: 0.373, SLG: 0.397	C FF 90 F SL 81 X SL 82 0-2 7 E 7 S 7 2B 1B	F SI 90 X FF 89 0-1 ① P5		B SI 91 F FF 89 B SL 81 X SL 81 2-1 ③ G3-1			C FC 91 C CU 80 B FC 92 X CU 80 1-2 ① G4-3			4	1	1	0	0	0	1
15 Dustin Pedroia, R (1, 4) OBP: 0.314, SLG: 0.372	C SI 90 X SI 91 0-1 ① P4	C CH 82 X FF 89 0-1 ② P2			C SL 81 F CH 83 F SL 80 B SI 91 X SI 90 1-2 ① G5-3		B FC 91 S FC 91 X CU 81 1-1 ② G4-3			4	0	0	0	0	0	2
7 J.D. Drew, L (1, 9) OBP: 0.427, SLG: 0.541	1 SAFE B SI 90 B SL 80 F SI 91 1 SAFE 1 SAFE S SL 83 X SL 81 2-2 G4-3 25 WP 1-H 2B	C SL 81 B SI 90 B SI 89 1 SAFE C SL 81 B SI 90 X SL 82 3-2 ③ G1-3 1-2			C SI 92 B CH 82 F SL 80 B SI 91 X FF 91 2-2 ② P6		B CU 80 B SI 92 B CU 78 B FC 92 4-0 25 BB BB BB			3	1	1	1	1	0	1
Manny Ramirez, R (1, 10) OBP: 0.390, SLG: 0.561	B SI 92 B FF 91 X CH 84 2-0 ② G4-3 2-3		F FF 91 X SI 90 0-1 20 BB 1B		S SI 92 S SL 82 B SL 82 F SI 92 X SI 91 1-2 ③ F9		B CU 78 C FC 90 B SI 92 B CU 80 B FC 91 4-1 20 FC5 25 BB 1-2 BB			3	0	1	0	1	0	1
25 Mike Lowell, R (1, 5) OBP: 0.328, SLG: 0.497	B SL 83 B CH 84 B CH 83 B SI 92 4-0 20 BB HR 3-H BB		C SI 90 X SI 90 0-1 ① F8			B CH 81 C SI 89 B SL 80 F CH 83 F SL 81 F CH 83 X SL 81 2-2 HR	B FC 90 B CU 79 B FC 91 C FC 92 C FC 91 D CU 81 4-2 20 FC5 1-2 2-3 BB			2	2	1	1	2	0	1
20 Kevin Youkilis, R (1, 3) OBP: 0.366, SLG: 0.502	C SI 91 F SI 91 1 SAFE B SL 82 B CH 84 F SI 91 F FF 90 B SL 82 B SL 81 4-2 HR 1-2 BB		B SI 90 B CH 83 B SI 90 C SI 91 B SI 90 4-1 G4-6-3 1-2 BB			C FF 90 C SL 81 F SL 82 B FF 91 B SL 82 F CH 84 X SI 91 2-2 2B	B FC 93 D FC 92 C FC 92 F FC 92 X CU 80 2-2 ③ FC5 1-2 2-3f			2	1	1	0	2	0	3
Jason Varitek, S (1, 2) OBP: 0.327, SLG: 0.437 Kevin Cash, R (9, 2) OBP: 0.338, SLG: 0.361	C FF 91 D SL 81 B SI 91 B CH 83 X FF 91 3-1 1-H 2-H HR		F SI 90 F CH 83 X SL 81 0-2 ②③ G4-6-3 1-2f			C SL 80 B SL 81 X CH 82 1-1 ① G6-3		C FF 96 C FF 96 B CH 84 F FF 96 S FF 95 1-3 ① K		4 0	1 0	1 0	3 0	0 0	1 0	3 0
Coco Crisp, S (1, 8) OBP: 0.301, SLG: 0.373	X SI 91 0-0 ③ L9			B SI 89 C SI 90 F CH 83 X SL 81 1-2 E6 23 G6-3		B SI 92 C SI 92 C CU 80 B CU 81 X CU 79 2-2 ② F9		B FF 96 B FF 95 F FF 95 F FF 95 F FF 97 X FF 96 2-2 ② G1-3		4	0	0	0	0	0	1
23 Julio Lugo, R (1, 6) OBP: 0.356, SLG: 0.310		C FF 90 B SI 90 B SL 81 X FF 90 2-1 7 S 1B		X SI 89 0-0 ①② G6-3 1-2f		C FC 91 C CU 79 B FC 91 D CU 80 S CU 79 2-3 ③ K		S FF 96 F FF 95 F FF 97 S CH 84 0-3 ③ K		4	0	1	0	0	2	2
Inning Stats	R: 5 E: 0 K: 0 S: 16 H: 3 LOB: 0 BB: 2 P: 31	R: 0 E: 0 K: 0 S: 9 H: 1 LOB: 1 BB: 0 P: 14	R: 0 E: 0 K: 0 S: 8 H: 1 LOB: 1 BB: 1 P: 12	R: 0 E: 1 K: 0 S: 6 H: 0 LOB: 0 BB: 0 P: 9	R: 0 E: 0 K: 0 S: 11 H: 0 LOB: 0 BB: 0 P: 15	R: 1 E: 0 K: 1 S: 18 H: 2 LOB: 1 BB: 0 P: 27	R: 0 E: 0 K: 0 S: 11 H: 0 LOB: 3 BB: 3 P: 27	R: 0 E: 0 K: 2 S: 12 H: 0 LOB: 0 BB: 0 P: 15		1B: 3 2B: 2 3B: 0 HR: 2 SF: 0 SAC: 0 DP: 2 HBP: 0						

	AB	30
	R	6
	H	7
	RBI	5
	BB	6
	SO	3
	LOB	15

WP: 1 PB: 0 SB: 2 CS: 0 PA: 36

PITCHER		IP	WLS	BF	H	R	ER	SO	BB	IBB	HBP	BLK	WP	HR	S	P	ERA	WHIP
18 Garrett Olson, L ERA: 4.53	(1, 1)	5.1	L	25	7	6	6	0	3	0	0	0	1	2	62	98	10.12	1.875
Lance Cormier, R ERA: 2.21	(6, 1)	1.2		8	0	0	0	1	3	0	0	0	0	0	17	37	0.00	1.800
45 Dennis Sarfate, R ERA: 2.86	(8, 1)	1.0		3	0	0	0	2	0	0	0	0	0	0	12	15	0.00	0.000

PITCHER	IP	WLS	BF	H	R	ER	SO	BB	IBB	HBP	BLK	WP	HR	S	P	ERA	WHIP

Batter	1	2	3	4	5	6	7	8	9	AB	R	H	RBI	BB	SO	LOB
1 Brian Roberts, S (1, 4) OBP: 0.358, SLG: 0.448	X FF 92 0-0 ① G6-3		B FF 91 C FC 88 T CU 75 B FF 94 S CU 76 2-3 ② K			F FF 89 X CH 83 0-1 21 G6-3 19 2B 2B	C FC 89 X FF 92 0-1 ③ P6			4	1	1	0	0	1	1
6 Melvin Mora, R (1, 5) OBP: 0.296, SLG: 0.416	C FF 93 S CU 77 F CU 76 F CU 77 F FF 94 B FC 90 F CU 78 X FF 92 1-2 ② G6-3		B FF 94 F FF 94 X CU 77 1-1 ③ F7			C FC 87 B FF 91 X SI 88 1-1 ① F9		C FF 97 F FF 97 B FF 97 B CU 79 F CU 78 F FF 97 F CH 81 S FF 95 2-3 ① K		4	0	0	0	0	1	2
21 Nick Markakis, L (1, 9) OBP: 0.392, SLG: 0.477	B FF 94 C FC 89 F CU 78 F SI 92 S CU 79 1-3 ③ K			B FF 92 C FF 90 X FC 88 1-1 ① G6-3		F FF 91 F CU 74 D SI 91 F FF 93 B FF 93 X CU 76 2-2 ② G6-3 2-3		B CU 76 C FF 97 D CU 78 S FF 97 C FF 98 2-3 ② K		4	0	0	0	0	2	1
Kevin Millar, R (1, 3) OBP: 0.333, SLG: 0.423		F FC 92 X FC 86 0-1 ① G5-3		B FF 92 X FF 89 1-0 ② F8		B CU 78 X FF 92 1-0 ② 17 2B 3-H 2B		F FF 98 X CU 80 0-1 E6		0	0	0	0	0	0	0
19 Oscar Salazar, R (2, PH) OBP: 0.400, SLG: 0.600 (2, 3)										4	1	1	1	0	0	0
Freddie Bynum, L (8, PR) OBP: 0.261, SLG: 0.277 (8, 6)										0	0	0	0	0	0	0
17 Aubrey Huff, L (1, 10) OBP: 0.327, SLG: 0.449		B FF 92 X FF 91 1-0 ② G6-3		B FF 93 B FC 88 B FF 91 C FF 92 X FF 91 3-1 2B		D CU 76 B SI 92 F FF 92 B FF 92 F SI 90 X FC 86 3-2 1B 2-H 2B		X FF 97 0-0 ③ F7		4	0	2	1	0	0	1
Ramon Hernandez, R (1, 2) OBP: 0.258, SLG: 0.346		C FF 91 B CU 77 S CU 76 X FF 95 1-2 1B		F FC 87 S FC 92 F FF 93 X FC 88 0-2 ③ G6-3		C CU 77 F FC 88 X FF 93 0-2 2-3 1B			X FF 92 0-0 ① G5-3	4	0	2	0	0	0	1
10 Adam Jones, R (1, 8) OBP: 0.290, SLG: 0.376		C SI 92 F CU 76 B CU 76 X FC 88 1-2 ③ F9			C FC 86 B FC 87 B CH 82 B FF 90 S SI 90 F CU 76 B FF 93 4-2 CS BB	X CU 76 0-0 ③ P3			C FF 93 T FF 94 S SI 94 0-3 ② K	3	0	0	0	1	1	3
Jay Payton, R (1, 7) OBP: 0.301, SLG: 0.384			C SI 91 X FC 88 0-1 13 G4-3 1B		S CU 75 B FC 90 X FF 93 1-1 ①② G4-3 1-2		C CU 73 F CU 76 B FF 93 T FC 88 1-2 ① K		B FF 92 B FC 91 X FF 92 2-0 ③ P4	4	0	1	0	0	1	1
13 Alex Cintron, S (1, 6) OBP: 0.344, SLG: 0.300 (8, 3)			F FF 90 B CH 82 F CU 75 F FF 91 1 SAFE X CU 75 1-2 ① G4-3 1-2		B CH 84 X SI 91 1-0 ③ G6-3		B CU 75 B FF 91 B FF 92 C FF 90 X SI 89 3-1 ② G5-3			3	0	0	0	0	0	1
Inning Stats	R: 0 E: 0 K: 1 S: 12 H: 0 LOB: 0 BB: 0 P: 14	R: 0 E: 0 K: 0 S: 9 H: 1 LOB: 1 BB: 0 P: 12	R: 0 E: 0 K: 1 S: 11 H: 1 LOB: 1 BB: 0 P: 15	R: 0 E: 0 K: 0 S: 9 H: 1 LOB: 1 BB: 0 P: 14	R: 0 E: 0 K: 0 S: 6 H: 0 LOB: 0 BB: 1 P: 12	R: 2 E: 0 K: 0 S: 16 H: 4 LOB: 2 BB: 0 P: 23	R: 0 E: 0 K: 1 S: 7 H: 0 LOB: 0 BB: 0 P: 11	R: 0 E: 1 K: 2 S: 12 H: 0 LOB: 1 BB: 0 P: 16	R: 0 E: 0 K: 1 S: 5 H: 0 LOB: 0 BB: 0 P: 7	1B: 3 2B: 4 3B: 0 HR: 0 SF: 0 SAC: 0 DP: 0 HBP: 0						

PITCHER	IP	WLS	BF	H	R	ER	SO	BB	IBB	HBP	BLK	WP	HR	S	P	ERA	WHIP
31 Jon Lester, L (1, 1) ERA: 3.43	7.0	W	28	7	2	2	3	1	0	0	0	0	0	70	101	2.57	1.143
17 Manny Delcarmen, R (8, 1) ERA: 3.9	1.0		4	0	0	0	2	0	0	0	0	0	0	12	16	0.00	0.000
50 Mike Timlin, R (9, 1) ERA: 5.85	1.0		3	0	0	0	1	0	0	0	0	0	0	5	7	0.00	0.000

PITCHER	IP	WLS	BF	H	R	ER	SO	BB	IBB	HBP	BLK	WP	HR	S	P	ERA	WHIP

TOP

Baltimore Orioles @ Boston Red Sox

Fenway Park, Boston, MA

Thu Jun 12 2008, 6:05 PM EDT

Att. 38,139 - Clear - 79 F

livebaseballscorecards.com

AB	34
R	2
H	7
RBI	2
BB	1
SO	6
LOB	11

WP: 0	PA: 35		
PB: 0			
SB: 0			
CS: 1			

Baltimore Orioles @ Boston Red Sox

Fenway Park, Boston, MA

Thu Jun 12 2008, 6:05 PM EDT

Att. 38,139 - Clear - 79 F

BOTTOM

Batter	1	2	3	4	5	6	7	8	9	AB	R	H	RBI	BB	SO	LOB
2 Jacoby Ellsbury, L (1, 7) OBP: 0.370, SLG: 0.392	B SI 93 C SI 93 F SI 93 F FF 95 B SI 95 S CH 86 2-3 ① **K**	F CH 86 B FF 95 X CU 74 1-1 ③ F7			C SI 93 B SI 93 F CH 84 B SI 94 X SL 84 2-2 7 2B 25 HR 1B	C SI 82 X SI 76 0-1 ① G3		C FF 87 F SL 77 B SL 77 S CH 79 1-3 ② **K**		5	1	1	0	0	2	2
15 Dustin Pedroia, R (1, 4) OBP: 0.312, SLG: 0.366	B FF 95 C FF 96 X SI 95 1-1 ② P6		X SI 93 0-0 ① F8		L FF 93 X SI 94 0-1 ① F9	C SI 82 B CU 69 B CU 70 F SI 82 B SI 82 F SI 82 F SI 82 X SI 82 3-2 ② G3		C CH 78 F SL 77 B FF 86 B CH 78 F CH 79 B FF 85 B 4-2 7 HR BB		4	1	0	0	1	0	1
7 J.D. Drew, L (1, 9) OBP: 0.430, SLG: 0.562 44 Brandon Moss, L (9, 9) OBP: 0.353, SLG: 0.500	C SI 95 B SI 96 B SI 95 C CH 88 B FF 96 F SI 95 B FF 97 4-2 WP BB		C FF 92 B CH 85 B SI 93 B SI 93 C FF 94 X FF 94 3-2 ② P4		C CH 84 B FF 94 1 SAFE B SL 85 X SL 84 2-1 25 HR 1-3 2B	F SI 82 X SI 76 0-1 ③ G4-3		X SL 76 0-0 1-H HR		4 0	2 0	2 0	2 0	1 0	0 0	0 0
Manny Ramirez, R (1, 10) OBP: 0.390, SLG: 0.554	C SI 97 B FF 96 C SI 96 B FF 96 B SI 97 X SI 97 3-2 ③ G3-1 1-2		X SI 96 0-0 ③ G5-3		I IN 58 I IN 52 I IN 55 I IN 55 4-0 25 HR IBB		B FF 95 B FF 94 B FF 95 B FF 93 4-0 20 HR BB	C SI 88 X SL 76 0-1 ③ F7		3	2	0	0	2	0	1
25 Mike Lowell, R (1, 5) OBP: 0.327, SLG: 0.508		X FF 94 0-0 ① F8		B SI 92 B SL 85 X SI 94 2-0 ① F7	F SL 85 X SL 85 0-1 1-H 2-H 3-H HR		C FF 96 C FF 96 S FF 96 0-3 ① **K**			4	1	1	4	0	1	1
20 Kevin Youkilis, R (1, 3) OBP: 0.375, SLG: 0.519		B FF 94 B FF 95 F SI 94 F SI 95 F FF 94 B CH 86 F FF 96 X SI 95 3-2 G1 23 1B 1B		B SI 95 B SI 94 B SI 94 B SI 94 4-0 1B 23 FC5-2-5-1 BB	B SI 94 B FF 92 F SI 93 C SI 94 B SL 85 B SI 94 4-2 23 2B BB		X FF 95 0-0 1-H HR			2	2	2	2	2	0	0
Coco Crisp, S (1, 8) OBP: 0.300, SLG: 0.369		B FF 93 1 SAFE C SI 92 B CU 74 F FF 94 1 SAFE B SI 95 1 SAFE F FF 94 3-2 X CH 85 ② G1 1-2		C CU 74 F CU 75 X CH 85 0-2 23 FC5-2-5-1 1-3 1B	C SI 92 F FF 93 B SI 92 F SL 86 X SI 93 1-2 ② F8		B FF 95 B C X 2-1 ② F9			4	0	1	0	0	0	2
23 Julio Lugo, R (1, 6) OBP: 0.359, SLG: 0.319		C SI 96 B SL 86 D SL 85 C SI 96 B SI 96 X SI 96 3-2 BB 2-H 1B		B SI 94 X SI 94 1-0 ② FC5-2-5-1 1-3 3-H	X SI 94 0-0 1-3 2B		C FF 95 B CU 76 C FF 95 B FF 96 X FF 95 2-2 ③ L9			4	0	2	1	0	0	2
Kevin Cash, R (1, 2) OBP: 0.333, SLG: 0.344		B SI 93 C FF 94 C FF 94 1 SAFE B SL 86 B SL 86 B SI 96 4-2 1-2 BB		F SI 93 F SL 87 F SL 86 B SI 96 X SI 96 1-2 ③ G5-3	X SI 82 0-0 ③ G1-3			S SI 86 X CH 78 0-1 ① G1-3		3	0	0	0	1	0	4
Inning Stats	R: 0 E: 0 K: 1 S: 12 H: 0 LOB: 1 BB: 1 P: 22	R: 1 E: 0 K: 0 S: 17 H: 2 LOB: 2 BB: 1 P: 31	R: 0 E: 0 K: 0 S: 5 H: 0 LOB: 0 BB: 0 P: 8	R: 0 E: 0 K: 0 S: 9 H: 1 LOB: 2 BB: 1 P: 17	R: 4 E: 0 K: 0 S: 17 H: 4 LOB: 2 BB: 2 P: 30	R: 0 E: 0 K: 0 S: 9 H: 0 LOB: 0 BB: 0 P: 12	R: 2 E: 0 K: 1 S: 9 H: 1 LOB: 0 BB: 1 P: 17	R: 2 E: 0 K: 1 S: 11 H: 1 LOB: 0 BB: 1 P: 16		1B: 4 2B: 2 3B: 0 HR: 3 SF: 0 SAC: 0 DP: 0 HBP: 0						

livebaseballscorecards.com

AB	33
R	9
H	9
RBI	9
BB	7
SO	3
LOB	13

WP: 1 PA: 40
PB: 0
SB: 0
CS: 0

PITCHER		IP	WLS	BF	H	R	ER	SO	BB	IBB	HBP	BLK	WP	HR	S	P	ERA	WHIP
46 Jeremy Guthrie, R ERA: 3.71	(1, 1)	4.2	L	26	7	5	5	1	4	1	0	0	1	1	59	107	9.64	2.357
Chad Bradford, R ERA: 2.57	(5, 1)	1.1		4	0	0	0	0	0	0	0	0	0	0	10	13	0.00	0.000
45 Dennis Sarfate, R ERA: 3.38	(7, 1)	1.0		5	1	2	2	1	1	0	0	0	0	1	9	17	18.00	2.000
32 Jamie Walker, L ERA: 5.4	(8, 1)	1.0		5	1	2	2	1	1	0	0	0	0	1	11	16	18.00	2.000

PITCHER	IP	WLS	BF	H	R	ER	SO	BB	IBB	HBP	BLK	WP	HR	S	P	ERA	WHIP

Batter	1	2	3	4	5	6	7	8	9	AB	R	H	RBI	BB	SO	LOB
2 Jacoby Ellsbury, L (1, 8) (7, 7) OBP: 0.368, SLG: 0.394	B FF 89 B FF 90 C FF 89 C FF 91 B SL 82 S FF 90 3-3 ① **K**			T FF 88 B FF 90 F FF 89 X SL 84 1-2 1B 2B		X SL 83 0-0 ① **G3**		C FC 91 B SL 89 B FC 91 F FC 91 C FC 93 2-3 ③ **K**		4	1	1	0	0	2	0
15 Dustin Pedroia, R (1, 4) OBP: 0.311, SLG: 0.365	B FF 90 X FF 90 1-0 ② **F7**			B FF 91 X SL 85 1-0 ① **P4**		B FF 90 C FF 90 C FF 90 B SL 84 B SL 85 X SL 84 3-2 ② **G5-3**			C FF 94 B FF 94 C FF 94 X FF 95 1-2 1B	4	0	1	0	0	0	1
7 J.D. Drew, L (1, 9) OBP: 0.423, SLG: 0.550	B FF 90 B FF 89 C FF 88 B FF 89 F FF 89 F FF 91 T FF 90 3-2 ③ **K**			C FF 90 S FF 91 B FF 90 D SL 84 S FF 93 2-3 ② **K**		B FF 91 F FF 90 B FF 90 F FF 90 F FF 92 F SL 83 B SL 84 X FF 91 3-2 ③ **F7**			B S D S S 2-3 ① **K**	4	0	0	0	0	3	2
Manny Ramirez, R (1, 7) OBP: 0.389, SLG: 0.551 Coco Crisp, S (7, 8) OBP: 0.298, SLG: 0.367		B FF 89 F FF 89 B FF 90 X FF 90 2-1 ① **F9**		C FF 91 C FF 92 B FF 93 X FF 92 1-2 25 1B 2-H 1B			S FF 89 B FF 91 F SL 82 B SL 83 B FF 91 F FF 92 S FF 93 3-3 ① **K**		C FF 95 B SL 87 X FF 95 1-1 ② **F7**	3 1	0 0	1 0	1 0	0 0	1 0	0 1
25 Mike Lowell, R (1, 5) OBP: 0.325, SLG: 0.503		C FF 90 X FF 90 0-1 ② **G6-3**		S SL 84 F SL 84 F FF 92 F SL 84 B FF 90 X SL 83 1-2 1-2 1B			F SL 84 B FF 92 F FF 92 F FF 92 B SL 84 X CH 84 2-2 ② **F7**		C SL 88 X SL 89 0-1 ③ **G1-3**	4	0	1	0	0	0	1
22 Sean Casey, L (1, 3) OBP: 0.423, SLG: 0.461		B FF 90 S FF 90 B FF 90 F FF 90 B FF 91 X FF 90 3-2 ③ **P5**		D CU 75 B FF 91 F FF 92 S FF 91 B FF 92 F FF 90 F FF 91 X FF 91 3-2 ③ **G3**			B FF 91 F FF 91 X CH 83 1-1 1B			3	0	1	0	0	0	2
23 Julio Lugo, R (1, 6) OBP: 0.354, SLG: 0.314			C FF 88 X FF 89 0-1 ① **F7**		S SL 83 B FF 90 B FF 89 C FF 89 B FF 92 F SL 84 F FF 90 X FF 91 3-2 ① **G6-3**		C FF 91 F SL 84 B FF 92 F FF 92 F FF 92 S SL 82 1-3 ③ **K2-3**			3	0	0	0	0	1	1
Kevin Cash, R (1, 2) OBP: 0.320, SLG: 0.328			C FF 90 B SL 83 S SL 82 S FF 91 1-3 ② **K**		X SL 84 0-0 ② **G5-3**			C SL 85 S FC 92 B FC 91 X FC 91 1-2 ① **G6-3**		3	0	0	0	0	1	0
63 Justin Masterson, R (1, 1) 48 Javier López, L (7, 1) 44 Brandon Moss, L (8, PH) OBP: 0.343, SLG: 0.484 53 David Aardsma, R (8, 1)			C FF 88 F FF 91 B FF 90 X FF 90 1-2 ③ **G6-3**		C FF 88 S SL 81 B FF 91 F FF 90 F SL 83 C FF 90 1-3 ③ **K**			C FF 92 X FC 92 0-1 ② **G4-3**		2 0 1 0	0 0 0 0	0 0 0 0	0 0 0 0	1 0 0 0	0 0 0 0	0 0 0 0
Inning Stats	R: 0 E: 0 K: 2 S: 8 H: 0 LOB: 0 BB: 0 P: 15	R: 0 E: 0 K: 0 S: 7 H: 0 LOB: 0 BB: 0 P: 12	R: 0 E: 0 K: 1 S: 8 H: 0 LOB: 0 BB: 0 P: 10	R: 1 E: 0 K: 1 S: 20 H: 3 LOB: 2 BB: 0 P: 29	R: 0 E: 0 K: 1 S: 11 H: 0 LOB: 0 BB: 0 P: 15	R: 0 E: 0 K: 0 S: 9 H: 0 LOB: 0 BB: 0 P: 15	R: 0 E: 0 K: 2 S: 15 H: 1 LOB: 1 BB: 0 P: 22	R: 0 E: 0 K: 1 S: 8 H: 0 LOB: 0 BB: 0 P: 11	R: 0 E: 0 K: 1 S: 10 H: 1 LOB: 1 BB: 0 P: 14	1B: 4 2B: 1 3B: 0 HR: 0	SF: 0 SAC: 0 DP: 0 HBP: 0					

PITCHER		IP	WLS	BF	H	R	ER	SO	BB	IBB	HBP	BLK	WP	HR	S	P	ERA	WHIP
39 Aaron Harang, R ERA: 4.1	(1, 1)	7.0	W	25	4	1	1	7	0	0	0	0	0	0	78	118	1.29	0.571
51 Jared Burton, R ERA: 2.55	(8, 1)	1.0	H	3	0	0	0	1	0	0	0	0	0	0	8	11	0.00	0.000
48 Francisco Cordero, R ERA: 2.64	(9, 1)	1.0	S	4	1	0	0	1	0	0	0	0	0	0	10	14	0.00	1.000

PITCHER	IP	WLS	BF	H	R	ER	SO	BB	IBB	HBP	BLK	WP	HR	S	P	ERA	WHIP

TOP

Boston Red Sox @ Cincinnati Reds

Great American Ball Park, Cincinnati, OH

Fri Jun 13 2008, 7:10 PM EDT

Att. 38,855 - Overcast - 72 F

livebaseballscorecards.com

AB	32
R	1
H	5
RBI	1
BB	0
SO	9
LOB	8

WP: 0	PA: 32																	
PB: 0																		
SB: 0																		
CS: 0																		

BOTTOM

Boston Red Sox @ Cincinnati Reds

Great American Ball Park, Cincinnati, OH

Fri Jun 13 2008, 7:10 PM EDT

Att. 38,855 - Overcast - 72 F

livebaseballscorecards.com

Batter	1	2	3	4	5	6	7	8	9	AB	R	H	RBI	BB	SO	LOB
32 Jay Bruce, L (1, 8) OBP: 0.468, SLG: 0.632	F FF 88 S SL 78 B FF 90 X SL 81 1-2 HR		X SI 86 0-0 ① G1-4-3		B SL 86 X FF 87 1-0 ① G4-3		S CH 77 B SL 76 B SI 88 B CH 78 S CH 77 X SL 76 3-2 ③ P5			4	1	1	1	0	0	0
7 Paul Janish, R (1, 6) OBP: 0.278, SLG: 0.224	C FF 89 F SI 87 F SI 92 S SI 88 0-3 ① K		C SL 88 S SI 86 B SI 89 C SL 80 1-3 ② K		S SI 86 B SI 89 S SI 86 S SI 88 1-3 ② K			F FC 93 S SL 86 S SL 88 0-3 ① K		4	0	0	0	0	4	0
Ken Griffey Jr., L (1, 9) OBP: 0.366, SLG: 0.404	B SI 88 F FF 90 B FF 91 B SI 87 B SL 84 4-1 BB		C CH 85 B SL 79 B SI 88 B SI 85 F SI 86 S SL 78 3-3 ③ K		B SL 77 F SI 85 B SL 88 X SL 87 2-1 ③ L6			S FC 93 S FC 93 B FC 94 X SL 88 1-2 ② F7		3	0	0	0	1	1	0
4 Brandon Phillips, R (1, 4) OBP: 0.314, SLG: 0.489	F SI 87 C SL 80 S SI 89 0-3 ② K			C CH 82 X SI 86 0-1 ① G3		B SL 77 F CH 84 X SI 85 1-1 ① F7		C FC 94 F SL 88 B FC 95 B SL 86 S FC 93 2-3 ③ K		4	0	0	0	0	2	1
Adam Dunn, L (1, 7) OBP: 0.400, SLG: 0.522	C FF 89 F SI 86 B SL 82 B FF 91 S SI 86 2-3 ③ K			B SI 87 B SL 75 T SL 84 X SI 85 2-1 HR		C SL 78 B SL 79 B FF 89 B SI 87 S SL 77 B FF 89 4-2 BB				2	1	1	1	1	1	1
28 Edwin Encarnación, R (1, 5) OBP: 0.330, SLG: 0.443		B SI 86 B FF 87 B SL 87 B FF 86 4-0 19 G3 BB		X SL 74 0-0 19 2B 2B		C SI 86 F SI 89 X SI 86 0-2 ② F9				2	1	1	0	1	0	1
19 Joey Votto, L (1, 3) OBP: 0.342, SLG: 0.484		X SL 83 0-0 ① G3 1-2		F SI 85 B SL 77 X SL 78 1-1 F9 39 FC2 2-H 2B		X SL 78 0-0 ③ G4-3				3	0	1	1	0	0	2
David Ross, R (1, 2) OBP: 0.351, SLG: 0.323		B SI 86 B SI 86 F FF 86 B SI 86 F SL 85 C SL 78 3-3 ② K		B SL 84 F SL 85 F CH 84 B SL 79 X SL 84 2-2 ② F9 2-3			C CH 84 B SI 86 B SL 79 S CH 84 S SI 87 2-3 ① K			3	0	0	0	0	2	2
39 Aaron Harang, R (1, 1) OBP: 0.194, SLG: 0.226 Andy Phillips, R (7, PH) OBP: 0.250, SLG: 0.222 51 Jared Burton, R (8, 1) 48 Francisco Cordero, R (9, 1)		B FF 87 S SI 86 F FF 89 B SI 88 S SL 80 2-3 ③ K		B SL 76 S SL 82 X SI 86 1-1 ③ FC2 3-H			B SI 85 F CH 84 S SL 76 X SI 86 1-2 ② G1-3			2 1 0 0	0 0 0 0	0 0 0 0	0 0 0 0	0 0 0 0	1 0 0 0	2 0 0 0

Inning Stats																								
	R: 1	H: 1		R: 0	H: 0		R: 0	H: 0		R: 2	H: 3		R: 0	H: 0		R: 0	H: 0		R: 0	H: 0		1B: 0	SF: 0	
	E: 0	LOB: 1		E: 0	LOB: 1		E: 0	LOB: 0		E: 0	LOB: 1		E: 0	LOB: 0		E: 0	LOB: 1		E: 0	LOB: 0		2B: 2	SAC: 0	
	K: 3	BB: 1		K: 2	BB: 1		K: 2	BB: 0		K: 0	BB: 0		K: 1	BB: 0		K: 0	BB: 1		K: 1	BB: 0		3B: 0	DP: 0	
	S: 14	P: 21		S: 7	P: 16		S: 7	P: 11		S: 12	P: 18		S: 6	P: 10		S: 8	P: 13		S: 9	P: 15		HR: 2	HBP: 0	

	AB	28
	R	3
	H	4
	RBI	3
	BB	3
	SO	11
	LOB	9

	WP: 0	PA: 31
	PB: 0	
	SB: 0	
	CS: 0	

PITCHER		IP	WLS	BF	H	R	ER	SO	BB	IBB	HBP	BLK	WP	HR	S	P	ERA	WHIP
63 Justin Masterson, R ERA: 2.9	(1, 1)	6.2	L	27	4	3	3	9	3	0	0	0	0	2	60	98	4.05	1.050
48 Javier López, L ERA: 2.55	(7, 1)	0.1		1	0	0	0	0	0	0	0	0	0	0	3	6	0.00	0.000
53 David Aardsma, R ERA: 2.97	(8, 1)	1.0		3	0	0	0	2	0	0	0	0	0	0	9	12	0.00	0.000

PITCHER	IP	WLS	BF	H	R	ER	SO	BB	IBB	HBP	BLK	WP	HR	S	P	ERA	WHIP

Batter	1	2	3	4	5	6	7	8	9	10	AB	R	H	RBI	BB	SO	LOB
2 Jacoby Ellsbury, L (1, 7) OBP: 0.368, SLG: 0.394	B FF 91 F FF 90 X FF 92 1-1 7 S 15 WP 7 E 1B	F FF 93 X CH 81 0-1 ③ L4-3	F FF 93 B FF 91 B CH 83 B FF 91 S FF 93 S FF 93 3-3 ③ K		X FF 93 0-0 15 S 1B	B FC 89 F FC 88 X FC 85 1-1 ② G4-3				5	1	2	0	0	1	2
15 Dustin Pedroia, R (1, 4) OBP: 0.313, SLG: 0.365	B FF 91 B FF 90 X FF 90 2-0 ① G6-3 1-2	C KC 75 B FF 93 B CH 80 X CH 81 2-1 ① L5	C FF 94 B FF 93 F CH 80 B FF 93 X CH 81 2-2 25 1B 20 1B 1B	1 SAFE T FF 92 1 SAFE P PO 89 1 SAFE S CH 83 X CH 82 1-2 ③ G1-3 1-2	B FC 91 C FC 90 F FC 90 X FC 89 1-2 1B					5	1	2	0	0	0	2
7 J.D. Drew, L (1, 9) OBP: 0.422, SLG: 0.562	B KC 75 B FF 92 C FF 92 F CH 80 X CH 80 2-2 ② P5 2-H	B KC 77 B FF 93 X CH 82 2-0 20 WP 3B	F CH 82 D CH 81 F CH 80 1 SAFE C FF 94 1-3 ① K	X FF 86 0-0 25 1B 2B	B FC 89 C CU 76 X FC 89 1-1 ③ G4-3					5	2	2	0	0	1	2
25 Mike Lowell, R (1, 5) OBP: 0.327, SLG: 0.500	X FF 93 0-0 ③ F7	C CH 83 B FF 94 X CH 83 1-1 ② P5	C CH 82 C CH 82 X KC 80 0-2 20 1B 1-2 1B	C FC 87 B FC 88 B FC 88 F FC 88 B FC 86 X SL 82 3-2 20 2B 2-H 1B	C FC 91 B FC 91 C FC 90 F FC 91 B FC 85 S CU 78 2-3 ① K					5	0	2	1	0	1	1
20 Kevin Youkilis, R (1, 3) OBP: 0.379, SLG: 0.537		B FF 92 B FF 90 C FF 92 F CH 81 S CH 81 2-3 ① K	C KC 81 B FF 94 B FF 94 C CH 82 S CH 83 2-3 ③ K 3-H	F CH 82 B FF 92 X FF 92 1-1 1-2 2-H 1B	C SL 82 X FC 88 0-1 ① 1-H 2B	B CU 78 F FC 90 B FC 91 C CU 76 X FC 91 2-2 HR				5	1	3	2	0	2	0
Coco Crisp, S (1, 8) OBP: 0.295, SLG: 0.380		X FF 93 0-0 ② F7	X FF 94 0-0 ① F9	B CH 83 D CH 82 S FF 93 F FF 93 T FF 93 2-2 ② K	C FC 86 X SL 83 0-1 ② G4-3	X FC 89 0-0 HR				5	1	1	1	0	1	3
Alex Cora, L (1, 6) OBP: 0.400, SLG: 0.372	B FF 93 B CH 80 F FF 93 F FF 92 X CH 83 2-2 ③ F9	C FF 94 B FF 94 C FF 94 F FF 94 B FF 94 F CH 84 B FF 94 X CH 84 3-2 2B	C FF 93 X FF 92 0-1 ③ G4-3	I I IN 45 I IN 46 I 4-0 FC5-4 IBB	B FC 90 B FC 91 B FC 90 B FC 89 4-0 BB					3	0	1	0	2	0	2
Kevin Cash, R (1, 2) OBP: 0.313, SLG: 0.310		B FF 92 B KC 81 F FF 94 X FF 93 2-1 ① G5-3	B FF 94 S CH 82 B CH 82 B FF 94 C CH 81 B CH 82 4-2 BB	C KC 81 C FF 92 B CH 82 F CH 80 B FF 91 S FF 92 2-3 ① K	B SL 81 C FC 86 B SL 81 F SL 80 F FC 87 X FC 87 2-2 ③ FC5-4 1-2f		C FA 90 C SI 90 X SI 90 0-2 ② F9			4	0	0	0	1	1	3
49 Tim Wakefield, R (1, 1) 37 Hideki Okajima, L (8, 1) 17 Manny Delcarmen, R (8, 1) 44 Brandon Moss, L (9, PH) OBP: 0.333, SLG: 0.469 58 Jonathan Papelbon, R (9, 1) Manny Ramirez, R (10, PH) OBP: 0.388, SLG: 0.549 56 Craig Hansen, R (10, 1)		B FF 92 F FF 92 C CH 80 S CH 82 1-3 ② K	C FF 91 B FF 91 C FF 91 B SI 92 L FF 92 2-3 ② K	C FF 91 B CH 80 B FF 92 S FF 92 S FF 93 2-3 ② K		C CU 75 S FC 88 C FC 91 0-3 ① K	S SI 91 S SI 91 S SL 86 0-3 ③ K			3 0 0 1 0 0 1 0	0 0 0 0 0 0 0 0	0 0 0 0 0 0 1 0	0 0 0 0 0 0 1 0	3 0 0 0 0 0 1 0	2 0 0 0 0 0 1 0
Inning Stats	R: 1 E: 0 K: 0 S: 7 H: 1 LOB: 0 BB: 0 P: 12	R: 0 E: 0 K: 1 S: 7 H: 0 LOB: 0 BB: 0 P: 11	R: 0 E: 0 K: 1 S: 7 H: 0 LOB: 0 BB: 0 P: 10	R: 1 E: 0 K: 1 S: 8 H: 1 LOB: 0 BB: 0 P: 15	R: 0 E: 0 K: 2 S: 14 H: 1 LOB: 2 BB: 1 P: 26	R: 1 E: 0 K: 2 S: 16 H: 3 LOB: 2 BB: 0 P: 22	R: 0 E: 0 K: 2 S: 12 H: 1 LOB: 1 BB: 0 P: 16	R: 1 E: 0 K: 0 S: 12 H: 3 LOB: 2 BB: 1 P: 21	R: 0 E: 0 K: 1 S: 10 H: 1 LOB: 1 BB: 0 P: 13	R: 2 E: 0 K: 2 S: 14 H: 2 LOB: 1 BB: 1 P: 22	1B: 7 2B: 3 3B: 1 HR: 2 SF: 0 SAC: 0 DP: 0 HBP: 0						

PITCHER		IP	WLS	BF	H	R	ER	SO	BB	IBB	HBP	BLK	WP	HR	S	P	ERA	WHIP
36 Edinson Volquez, R ERA: 1.64	(1, 1)	7.0		29	7	3	2	9	1	0	0	0	2	0	71	112	2.57	1.143
David Weathers, R ERA: 4.44	(8, 1)	1.0		6	3	1	1	0	0	1	0	0	0	0	12	21	9.00	3.000
Mike Lincoln, R ERA: 5.06	(9, 1)	1.1	L	8	3	2	2	2	1	0	0	0	0	2	18	29	13.50	3.000
45 Bill Bray, L ERA: 2.66	(10, 1)	0.2		2	0	0	0	1	0	0	0	0	0	0	6	6	0.00	0.000

PITCHER	IP	WLS	BF	H	R	ER	SO	BB	IBB	HBP	BLK	WP	HR	S	P	ERA	WHIP

TOP

Boston Red Sox @ Cincinnati Reds

Great American Ball Park, Cincinnati, OH

Sat Jun 14 2008, 3:55 PM EDT
Att. 40,947 - Partly Cloudy - 81 F

livebaseballscorecards.com

AB	42
R	6
H	13
RBI	4
BB	3
SO	12
LOB	18

WP: 2	PA: 45		
PB: 0			
SB: 2			
CS: 0			

Batter	1	2	3	4	5	6	7	8	9	10	AB	R	H	RBI	BB	SO	LOB
32 Jay Bruce, L (1, 8) OBP: 0.452, SLG: 0.597	C KN 64 X KN 64 0-1 P6		X KN 65 0-0 FC1-6 1-2f			C KN 62 C CU 57 F KN 64 F KN 57 B CU 57 F KN 64 X KN 65 1-2 G4-3		B CU 74 D FS 82 B FC 88 B FC 87 4-0 1B 1-2 BB		C FC 96 S SL 86 B SL 87 F FF 94 S SL 87 1-3 K	4	0	0	0	1	1	1
7 Paul Janish, R (1, 6) OBP: 0.263, SLG: 0.212 Javier Valentin, S (8, PH) OBP: 0.264, SLG: 0.286 54 Jolbert Cabrera, R (8, PR) OBP: 0.333, SLG: 0.333 (9, 6)	B KN 64 B KN 64 C FF 72 X FF 72 2-1 F8		1 SAFE C KN 65 F KN 64 B KN 66 1 SAFE 1 SAFE 1 SAFE X KN 65 1-2 F7			C KN 63 B KN 64 C FF 71 B CU 56 S KN 64 2-3 K		X CH 82 0-0 G4-6-3 1-3 2-H 1B		S FC 93 X SL 86 0-1 DI 1B	3 1 1	0 0 0	0 1 1	0 1 0	0 0 0	1 0 0	1 0 0
Ken Griffey Jr., L (1, 9) OBP: 0.363, SLG: 0.397 61 Bronson Arroyo, R (10, PR) OBP: 0.276, SLG: 0.308	B KN 65 C KN 64 C KN 64 F KN 59 F KN 65 S KN 58 1-3 K			X KN 62 0-0 P5		B KN 57 C KN 64 B FF 72 C KN 63 B KN 59 F FF 72 F KN 64 F FF 73 C KN 65 3-3 K		B FF 94 B FF 94 D CH 82 X FF 95 3-0 G4-6-3 1-2f		B SL 87 B S D B FC 93 4-1 1-3 BB	4 0	0 0	0 0	0 0	1 0	2 0	2 0
4 Brandon Phillips, R (1, 4) OBP: 0.315, SLG: 0.498		X KN 63 0-0 CS S 1B		C KN 63 S KN 63 S KN 64 0-3 K			F KN 62 B CU 63 X KN 63 1-1 HR		C FC 95 B FC 94 C SL 88 F FC 96 X FC 96 1-2 G4-3	B FC 93 X FC 94 1-0 F9	5	1	2	1	0	1	2
Adam Dunn, L (1, 7) OBP: 0.401, SLG: 0.534		B KN 64 X KN 64 1-0 1-3 HR		B KN 64 C FF 72 B KN 64 B KN 64 B FF 72 4-1 BB			B KN 64 F KN 63 B KN 64 X KN 64 2-1 F8		B FC 96 B FC 96 X FC 95 2-0 G4-3		3	1	1	1	1	0	0
28 Edwin Encarnación, R (1, 5) OBP: 0.332, SLG: 0.457		C KN 65 X KN 64 0-1 19 G3-6 1B		F KN 64 B KN 64 X KN 64 1-1 F8			C KN 63 B KN 64 F KN 63 X KN 65 1-2 G5-3		B FC 94 F FC 95 S SL 86 B FC 94 F FC 96 F FC 96 X SL 89 2-2 HR		4	1	2	1	0	0	1
19 Joey Votto, L (1, 3) OBP: 0.340, SLG: 0.477		X KN 65 0-0 G3-6 1-2f			C KN 62 X KN 63 0-1 F8		F KN 64 F KN 65 S KN 58 0-3 K		B FC 95 B FC 95 B FC 95 C FC 95 B SL 88 4-1 BB		3	0	0	0	1	1	1
Paul Bako, L (1, 2) OBP: 0.318, SLG: 0.411			C KN 63 B KN 64 B KN 63 B KN 64 F FF 71 B FF 71 4-2 32 FC1-6 BB		C KN 63 C KN 63 X KN 64 0-2 G3			X FC 86 0-0 32 BB 1B 1B	B FC 95 S FC 93 B SL 87 C FC 94 F FC 94 S SL 89 2-3 K2-3		3	1	1	0	1	1	1
36 Edinson Volquez, R (1, 1) OBP: 0.065, SLG: 0.065 David Weathers, R (8, 1) Andy Phillips, R (8, PH) OBP: 0.238, SLG: 0.211 Mike Lincoln, R (9, 1) 45 Bill Bray, L (10, 1) Corey Patterson, L (10, PH) OBP: 0.231, SLG: 0.350			C KN 65 L KN 65 S KN 65 0-3 K		S KN 63 C KN 64 F KN 65 B KN 57 X KN 65 1-2 G6-3			C FS 83 1 SAFE B FC 88 C CU 74 F FS 83 S FC 88 1-3 K		X FC 95 0-0 G6-3	2 0 1 0 0 1	0 0 0 0 0 0	0 0 0 0 0 0	0 0 0 0 0 0	1 0 1 0 0 0	1 0 1 0 0 0	1 0 1 0 0 0
Inning Stats	R: 0 E: 0 K: 1 S: 9 H: 0 LOB: 0 BB: 0 P: 12	R: 1 E: 0 K: 0 S: 5 H: 3 LOB: 0 BB: 0 P: 6	R: 0 E: 0 K: 1 S: 9 H: 0 LOB: 1 BB: 1 P: 14	R: 0 E: 0 K: 1 S: 7 H: 0 LOB: 1 BB: 1 P: 12	R: 0 E: 0 K: 0 S: 9 H: 0 LOB: 0 BB: 0 P: 10	R: 0 E: 0 K: 2 S: 15 H: 0 LOB: 0 BB: 0 P: 21	R: 1 E: 0 K: 1 S: 10 H: 1 LOB: 0 BB: 0 P: 14	R: 1 E: 0 K: 1 S: 7 H: 2 LOB: 2 BB: 1 P: 15	R: 1 E: 0 K: 1 S: 15 H: 1 LOB: 1 BB: 1 P: 26	R: 0 E: 0 K: 1 S: 9 H: 1 LOB: 2 BB: 1 P: 15	1B: 5 2B: 0 3B: 0 HR: 3 SF: 0 SAC: 0 DP: 2 HBP: 0						

PITCHER		IP	WLS	BF	H	R	ER	SO	BB	IBB	HBP	BLK	WP	HR	S	P	ERA	WHIP
49 Tim Wakefield, R ERA: 4.19	(1, 1)	7.0		25	4	2	2	6	2	0	0	0	0	2	64	89	2.57	0.857
37 Hideki Okajima, L ERA: 3.18	(8, 1)	0.1	H	3	1	1	1	1	1	0	0	0	0	0	5	10	27.00	6.000
17 Manny Delcarmen, R ERA: 3.81	(8, 1)	0.2	H	2	1	0	0	0	0	0	0	0	0	0	2	5	0.00	1.500
58 Jonathan Papelbon, R ERA: 2.08	(9, 1)	1.0	W	5	1	1	1	1	1	0	0	0	0	1	15	26	9.00	2.000
56 Craig Hansen, R ERA: 4.82	(10, 1)	1.0	S	5	1	0	0	1	1	0	0	0	0	0	9	15	0.00	2.000

PITCHER	IP	WLS	BF	H	R	ER	SO	BB	IBB	HBP	BLK	WP	HR	S	P	ERA	WHIP

BOTTOM

Boston Red Sox @ Cincinnati Reds

Great American Ball Park, Cincinnati, OH

Sat Jun 14 2008, 3:55 PM EDT
Att. 40,947 - Partly Cloudy - 81 F

livebaseballscorecards.com

AB	35
R	4
H	8
RBI	4
BB	5
SO	9
LOB	11

WP: 0 PA: 40
PB: 0
SB: 1
CS: 1

Boston Red Sox @ Cincinnati Reds

Great American Ball Park, Cincinnati, OH

Sun Jun 15 2008, 1:15 PM EDT

Att. 39,958 - Sunny - 83 F

TOP

livebaseballscorecards.com

Batter	1	2	3	4	5	6	7	8	9	AB	R	H	RBI	BB	SO	LOB
2 Jacoby Ellsbury, L (1, 7) OBP: 0.373, SLG: 0.413	C FC 90 C FC 92 X FC 92 0-2 15 S 15 SF9 1B		F FC 90 S SL 82 X KC 74 0-2 HR	C SI 96 X SI 95 0-1 ③ L7		C SL 82 X CH 84 0-1 ① G4-3		F FF 86 B SL 82 F FF 86 B FF 87 X FF 87 2-2 1B		5	2	3	1	0	0	1
15 Dustin Pedroia, R (1, 4) OBP: 0.311, SLG: 0.374	B FC 89 C FC 89 S FC 91 F FC 91 B SL 85 F FC 93 F FC 92 F SL 82 X FC 92 2-2 ① SF9 1-H		X FC 90 0-0 ① F7		C SI 94 X CH 89 0-1 ① G6-3	C SI 92 C SL 82 B SL 83 X SI 92 1-2 HR		C FC 88 X SL 80 0-1 ① F8		4	1	1	2	0	0	1
7 J.D. Drew, L (1, 9) OBP: 0.428, SLG: 0.577 44 Brandon Moss, L (6, 9) OBP: 0.324, SLG: 0.455	B FC 94 B FC 92 B FC 91 B FC 92 4-0 25 G6-4-3 BB		X FC 90 0-0 HR		B CU 79 C CU 78 B SI 96 B SI 95 C SI 94 F SI 94 F SI 96 B CU 79 4-2 25 1B 20 1B BB	B SI 93 C CH 85 T SL 81 B SI 93 S SL 80 2-3 ② K		C SL 82 C SL 80 B CH 85 B FF 86 X FF 87 2-2 ② L8		2 1	2 0	1 0	1 0	2 0	1 0	0 1
25 Mike Lowell, R (1, 5) OBP: 0.335, SLG: 0.503 22 Sean Casey, L (8, PH) OBP: 0.418, SLG: 0.456 (8, 3)	B FC 90 B FC 91 C FC 90 S FC 90 F SL 80 X FC 92 2-2 ②③ G6-4-3 1-2f		B FC 91 B SL 83 B FC 91 C FC 91 B FC 90 4-1 FC6-4 BB		1 SAFE C CU 80 B SI 96 F SI 95 D CU 81 F SI 95 D CH 89 X SI 96 3-2 20 E 20 1B 1B 1-2 1B	B SL 92 X SL 91 1-0 1B		C FF 86 B FF 87 F FF 87 C SL 81 1-3 ③ K		3 1	1 0	2 0	0 0	1 0	0 1	1 1
20 Kevin Youkilis, R (1, 3) OBP: 0.376, SLG: 0.530 (8, 5)		B FC 91 C FC 91 B SL 85 B FC 91 X FF 91 3-1 ① F7	C CU 77 D CU 78 B SI 94 C SI 92 B SI 95 S SI 94 3-3 ② K		B CU 80 C CU 80 F SI 96 X SI 95 1-2 E7 BB 1-3 2-H 1B	B SL 81 B SI 91 C SL 80 X SL 81 2-1 ③ G5-3			B FC 92 B FC 91 B FC 92 C FF 92 F FC 92 F FC 92 F FC 93 X FC 92 3-2 ① F8	5	1	1	1	0	1	2
Jason Varitek, S (1, 2) OBP: 0.330, SLG: 0.432 Kevin Cash, R (8, 2) OBP: 0.309, SLG: 0.306		B FC 92 F FC 92 C FC 91 B FC 92 D SL 84 F FC 93 B FC 92 4-2 HR BB	C SI 94 B CH 88 B CU 78 S CU 78 F SI 94 X CU 80 2-2 ③ FC6-4 1-2f		B SI 90 D SL 79 T SI 91 B SL 82 F SI 92 B SI 92 4-2 1B 1-2 BB		B SI 90 B CH 90 B CH 85 C SI 92 C SI 90 F CH 90 F CH 86 X SI 93 3-2 ① G4-3	X FC 92 0-0 ② F8	2 1	1 0	0 0	0 0	2 0	0 0	1 0
Coco Crisp, S (1, 8) OBP: 0.298, SLG: 0.399	B FC 90 F FC 88 B FC 90 F SL 87 B SL 83 F FC 88 X FC 90 3-2 1-H HR		F SI 94 B CH 88 C CH 89 F CU 80 S CU 79 1-3 ① K		S SL 83 B SI 93 X SI 92 1-1 19 FC6 1-2 2-H 3-H 1B		C SI 92 F CH 87 F SI 92 F SI 93 B SI 92 F SI 92 S SL 87 1-3 ② K	B FC 91 C FC 91 B SL 88 S SL 88 C FC 95 2-3 ③ K	5	1	2	4	0	3	0
23 Julio Lugo, R (1, 6) OBP: 0.357, SLG: 0.318	C FC 93 C KC 74 D FC 93 F SL 85 F KC 76 F FC 93 X FC 92 1-2 ② F8		C CU 79 F SI 95 B CU 80 F SI 94 X CU 80 1-2 19 SH1-4 1B		X SI 92 0-0 ② F8		B SI 92 B SI 92 F SI 92 B CH 85 F SI 92 F SI 93 F SI 93 X SI 93 3-2 1B		4	0	2	0	0	0	2
19 Josh Beckett, R (1, 1) 53 David Aardsma, R (8, 1) 50 Mike Timlin, R (9, 1)	B FC 90 C FC 89 C FC 89 X KC 73 1-2 ③ L4		X SI 95 0-0 ② SH1-4 1-2		B SI 92 X SI 92 1-0 ③ FC6 1-2f		F SI 92 S SI 92 S SI 92 0-3 ③ K		3 0 0	0 0 0	0 0 0	0 0 0	0 0 0	1 0 0	3 0 0
Inning Stats	R: 1 H: 1 E: 0 LOB: 0 K: 0 BB: 1 S: 14 P: 22	R: 2 H: 1 E: 0 LOB: 0 K: 0 BB: 1 S: 18 P: 30	R: 2 H: 2 E: 0 LOB: 1 K: 1 BB: 1 S: 13 P: 22	R: 0 H: 1 E: 0 LOB: 1 K: 1 BB: 0 S: 11 P: 13	R: 3 H: 3 E: 1 LOB: 2 K: 0 BB: 2 S: 19 P: 33	R: 1 H: 2 E: 0 LOB: 1 K: 1 BB: 0 S: 11 P: 17	R: 0 H: 1 E: 0 LOB: 1 K: 2 BB: 0 S: 19 P: 26	R: 0 H: 1 E: 0 LOB: 1 K: 1 BB: 0 S: 11 P: 16	R: 0 H: 0 E: 0 LOB: 0 K: 1 BB: 0 S: 9 P: 14	1B: 8 SF: 1 2B: 0 SAC: 1 3B: 0 DP: 1 HR: 4 HBP: 0						

AB	36
R	9
H	12
RBI	9
BB	5
SO	7
LOB	13

WP: 0 PA: 43
PB: 0
SB: 2
CS: 0

PITCHER		IP	WLS	BF	H	R	ER	SO	BB	IBB	HBP	BLK	WP	HR	S	P	ERA	WHIP
34 Homer Bailey, R ERA: 8.76	(1, 1)	2.1	L	13	4	5	5	0	3	0	0	0	0	3	38	62	19.29	3.000
Jeremy Affeldt, L ERA: 4.68	(3, 1)	2.0		10	3	3	3	2	1	0	0	0	0	0	31	46	13.50	2.000
38 Gary Majewski, R ERA: 3.6	(5, 1)	1.2		9	3	1	1	1	1	0	0	0	0	1	17	29	5.40	2.400
45 Bill Bray, L ERA: 2.53	(7, 1)	1.0		4	1	0	0	2	0	0	0	0	0	0	19	26	0.00	1.000
David Weathers, R ERA: 4.26	(8, 1)	1.0		4	1	0	0	1	0	0	0	0	0	0	11	16	0.00	1.000

PITCHER		IP	WLS	BF	H	R	ER	SO	BB	IBB	HBP	BLK	WP	HR	S	P	ERA	WHIP
51 Jared Burton, R ERA: 2.48	(9, 1)	1.0		3	0	0	0	1	0	0	0	0	0	0	9	14	0.00	0.000

Boston Red Sox @ Cincinnati Reds

Great American Ball Park, Cincinnati, OH

Sun Jun 15 2008, 1:15 PM EDT

Att. 39,958 - Sunny - 83 F

BOTTOM

Batter	1	2	3	4	5	6	7	8	9	AB	R	H	RBI	BB	SO	LOB
32 Jay Bruce, L (1, 8) (6, 9) OBP: 0.432, SLG: 0.566	F FC 94 S FC 87 S CU 76 0-3 ① K	S FC 88 X FC 92 0-1 ③ P4			B FC 89 S FC 89 X FC 92 1-1 ② G4-3		X FC 87 0-0 ②③ G4-6-3 1-2f			4	0	0	0	0	1	4
54 Jolbert Cabrera, R (1, 6) OBP: 0.571, SLG: 0.500	F FF 93 X FF 93 0-1 FC6 1B	C FF 93 F FC 93 S CU 77 0-3 ① K			S FC 87 F FC 93 B FC 95 X CU 77 1-2 1B			B FC 94 F FC 93 B SL 88 F FC 94 B FC 94 B FC 94 4-2 BB		3	0	2	0	1	1	0
Ken Griffey Jr., L (1, 9) OBP: 0.359, SLG: 0.392 Corey Patterson, L (6, 8) OBP: 0.229, SLG: 0.348	C FF 93 B FC 92 B FC 91 C FF 93 F FC 93 D FC 92 X FC 94 3-2 ② FC6 1-2f	B FC 93 B FF 93 S FC 93 X FC 92 2-1 ② P5			B FF 95 X FF 92 1-0 ③ G6-3			B FC 94 S SL 81 X FC 95 1-1 ① P6		3 1	0 0	0 0	0 0	0 0	0 0	2 1
4 Brandon Phillips, R (1, 4) OBP: 0.314, SLG: 0.493 51 Jared Burton, R (9, 1)	D CU 78 C CU 77 B CU 78 C FF 95 B FC 95 D CU 78 4-2 BB	B CU 75 X FF 93 1-0 ③ L7				F FF 94 F FC 94 B FC 93 X FC 94 1-2 ① G4-3		F FC 94 D SL 84 X FC 95 1-1 ② F9		3 0	0 0	0 0	0 0	1 0	0 0	1 0
Adam Dunn, L (1, 7) OBP: 0.396, SLG: 0.524	F FC 93 D CU 79 C CU 79 D CU 79 B FF 95 C FC 95 3-3 ③ K			F FF 92 F FC 90 D CU 78 C FC 93 1-3 ① K		F FC 93 B FC 88 S CU 76 F FC 94 D CU 77 F FC 95 B FF 94 X FC 92 3-2 ② F8		B FC 95 C FC 95 B SL 88 F FC 95 X FC 95 2-2 ③ G4-3		4	0	0	0	0	2	3
28 Edwin Encarnación, R (1, 5) OBP: 0.327, SLG: 0.450		X CU 76 0-0 ① F7		B FC 93 B FC 87 F FC 92 B FC 94 X FF 93 3-1 ② G5-3		X FF 94 0-0 ③ G5-3			B SL 89 C SL 91 C FC 91 C SL 88 1-3 ① K	4	0	0	0	0	1	0
19 Joey Votto, L (1, 3) OBP: 0.347, SLG: 0.486		C FC 93 C FC 93 X CU 74 0-2 2B		C FC 93 F FC 93 F FC 93 F FC 93 F FC 91 B CU 75 X FF 93 1-2 1B			X FC 88 0-0 1B 1B		B FS 83 C SL 88 F FS 83 C SL 92 1-3 ② K	4	0	3	0	0	1	0
David Ross, R (1, 2) OBP: 0.354, SLG: 0.318 38 Gary Majewski, R (5, 1) 45 Bill Bray, L (7, 1) Javier Valentin, S (7, PH) OBP: 0.273, SLG: 0.294 (8, 2)		C FC 92 C FC 92 B FC 92 D CU 76 B FF 94 B FF 94 4-2 BB		X FC 92 0-0 ③ F7			C FC 91 X FC 91 0-1 32 G4-6-3 1-2 1B		X SL 88 0-0 ③ G3	1 0 0 2	0 0 0 0	0 0 0 1	0 0 0 0	1 0 0 0	0 0 0 0	1 0 0 0
34 Homer Bailey, R (1, 1) Jeremy Affeldt, L (3, 1) Paul Bako, L (5, 2) OBP: 0.315, SLG: 0.406 David Weathers, R (8, 1) Andy Phillips, R (9, 4) OBP: 0.238, SLG: 0.211		L FC 92 B FF 93 L FF 93 S FC 92 1-3 ② K			F FC 92 B FF 93 S FC 94 F FC 94 C FF 94 1-3 ① K		X FF 93 0-0 ① F7			1 0 2 0 0	0 0 0 0 0	0 0 0 0 0	0 0 0 0 0	1 0 1 0 0	2 0 2 0 0	2 0 2 0 0

Inning Stats																																	
	R: 0	E: 1	K: 2	S: 14	H: 1	LOB: 2	BB: 1	P: 24	R: 0	E: 0	K: 1	S: 11	H: 1	LOB: 2	BB: 1	P: 16	R: 0	E: 0	K: 1	S: 6	H: 0	LOB: 0	BB: 0	P: 9	R: 0	E: 0	K: 1	S: 12	H: 1	LOB: 1	BB: 0	P: 17
	R: 0	E: 0	K: 1	S: 10	H: 1	LOB: 1	BB: 0	P: 14	R: 0	E: 0	K: 0	S: 9	H: 0	LOB: 0	BB: 0	P: 13	R: 0	E: 0	K: 0	S: 5	H: 2	LOB: 1	BB: 0	P: 5	R: 0	E: 0	K: 0	S: 9	H: 0	LOB: 1	BB: 1	P: 17
	R: 0	E: 0	K: 2	S: 7	H: 0	LOB: 0	BB: 0	P: 9	1B: 5	2B: 1	3B: 0	HR: 0	SF: 0	SAC: 0	DP: 1	HBP: 0	WP: 0	PB: 0	SB: 0	CS: 0	PA: 35											

PITCHER	IP	WLS	BF	H	R	ER	SO	BB	IBB	HBP	BLK	WP	HR	S	P	ERA	WHIP
19 Josh Beckett, R (1, 1) ERA: 3.87	7.0	W	28	6	0	0	6	2	0	0	0	0	0	67	98	0.00	1.143
53 David Aardsma, R (8, 1) ERA: 2.87	1.0		4	0	0	0	0	1	0	0	0	0	0	9	17	0.00	1.000
50 Mike Timlin, R (9, 1) ERA: 5.57	1.0		3	0	0	0	2	0	0	0	0	0	0	7	9	0.00	0.000

PITCHER	IP	WLS	BF	H	R	ER	SO	BB	IBB	HBP	BLK	WP	HR	S	P	ERA	WHIP

livebaseballscorecards.com

AB	32
R	0
H	6
RBI	0
BB	3
SO	8
LOB	16

Batter	1	2	3	4	5	6	7	8	9	AB	R	H	RBI	BB	SO	LOB
2 Jacoby Ellsbury, L (1, 8) OBP: 0.367, SLG: 0.405	B FF 83 F FF 84 B FF 85 X CH 75 2-1 ① P6		C CH 74 B CU 70 L CH 75 F FF 86 F FF 86 F FF 86 X FF 85 1-2 ① P2		F CH 75 F CH 76 B FF 86 B FF 86 X CU 73 2-2 ① G5-3		C CU 69 C FF 84 X CU 72 0-2 ② G4-3			4	0	0	0	0	0	0
15 Dustin Pedroia, R (1, 4) OBP: 0.316, SLG: 0.393	C CU 69 F FF 85 B FF 86 X CH 76 1-2 2B		C CH 77 X FF 86 0-1 1B		B CU 71 B CH 76 B CH 78 C FF 87 X FF 87 3-1 HR		F FF 84 B FF 85 X CH 76 1-1 ③ G5-3			4	1	3	1	0	0	0
7 J.D. Drew, L (1, 9) OBP: 0.429, SLG: 0.588	B CH 76 C FF 86 F CH 76 B FF 86 S CH 77 2-3 ② K		X CH 86 0-0 ② P6		B FF 86 C FF 86 X FF 87 1-1 HR			C FF 85 S CH 76 B FF 86 B CU 74 B CH 76 B CH 76 4-2 G5-4-3 BB		3	1	1	1	1	1	2
Manny Ramirez, R (1, 7) OBP: 0.382, SLG: 0.540 37 Hideki Okajima, L (8, 1)	F FF 85 C FF 86 D CH 78 C FF 87 1-3 ③ K		X CH 76 0-0 ③ G4-3		B FF 86 S FF 87 X CH 78 1-1 ② G5-3			C CH 82 X FS 85 0-1 ① ② G5-4-3 1-2f		4 0	0 0	0 0	0 0	0 0	1 0	3 0
25 Mike Lowell, R (1, 5) OBP: 0.329, SLG: 0.493		F CH 74 B FF 84 B FF 83 X CH 75 2-1 ① G6-3		B CU 68 X CH 76 1-0 ① F7	B FF 86 C FF 86 X CH 78 1-1 ③ G5-3			X CH 82 0-0 ③ P6		4	0	0	0	0	0	0
Jason Varitek, S (1, 2) OBP: 0.324, SLG: 0.423		B FF 84 C FF 85 S CH 77 X CU 73 1-2 ② L1		B CH 75 C FF 85 B CH 85 X FF 86 2-1 ② G3		B FF 86 C CH 76 B FF 86 B FF 85 C CH 76 F FF 86 X CH 78 3-2 ① G6-3			C CU 70 S CH 81 C FS 85 0-3 ① K	4	0	0	0	0	1	0
22 Sean Casey, L (1, 3) OBP: 0.422, SLG: 0.468		C FF 84 B FF 85 X FF 85 1-1 2B		B FF 85 F CH 76 B CH 77 X FF 86 2-1 23 2B 1B		C CU 70 X CU 71 0-1 ② G3			C FS 85 B CH 82 B CH 77 X FS 84 2-1 ② P4	4	0	2	0	0	0	0
23 Julio Lugo, R (1, 6) OBP: 0.361, SLG: 0.325 53 David Aardsma, R (6, 1) 44 Brandon Moss, L (8, 7) OBP: 0.342, SLG: 0.500		B CH 77 C CU 70 F CH 76 B FF 87 B FF 86 F CH 77 B CU 72 4-2 BB		X FF 85 0-0 1-3 2B		C CH 75 S CU 72 X FF 86 0-2 ③ G6-3			B CH 82 X FS 85 1-0 2B	2 0 1	0 0 0	1 0 1	0 0 0	1 0 0	0 0 0	0 0 0
40 Bartolo Colon, R (1, 1) 48 Javier López, L (5, 1) 50 Mike Timlin, R (6, 1) Alex Cora, L (6, 6) OBP: 0.385, SLG: 0.356		S FF 85 S FF 87 S FF 87 0-3 ③ K		B FF 86 S CH 77 S CH 79 S CH 76 1-3 ③ K			C FF 83 C FF 84 S CU 73 0-3 ① K		B FS 85 F CH 84 F CH 81 B FS 85 S CH 76 2-3 ③ K	2 0 0 2	0 0 0 0	0 0 0 0	0 0 0 0	0 0 0 0	2 0 0 2	4 0 0 1
Inning Stats	R: 0 E: 0 K: 2 S: 11 H: 1 LOB: 1 BB: 0 P: 17	R: 0 E: 0 K: 1 S: 13 H: 1 LOB: 2 BB: 1 P: 21	R: 0 E: 0 K: 0 S: 10 H: 1 LOB: 1 BB: 0 P: 11	R: 0 E: 0 K: 1 S: 9 H: 2 LOB: 2 BB: 0 P: 15	R: 2 E: 0 K: 0 S: 11 H: 2 LOB: 0 BB: 0 P: 19	R: 0 E: 0 K: 0 S: 9 H: 0 LOB: 0 BB: 0 P: 12	R: 0 E: 0 K: 1 S: 8 H: 0 LOB: 0 BB: 0 P: 9	R: 0 E: 0 K: 0 S: 5 H: 0 LOB: 0 BB: 1 P: 9	R: 0 E: 0 K: 2 S: 9 H: 1 LOB: 1 BB: 0 P: 14	1B: 2 2B: 4 3B: 0 HR: 2 SF: 0 SAC: 0 DP: 1 HBP: 0					WP: 0 PB: 0 SB: 0 CS: 0	PA: 36

PITCHER		IP	WLS	BF	H	R	ER	SO	BB	IBB	HBP	BLK	WP	HR	S	P	ERA	WHIP
35 Cole Hamels, L ERA: 3.23	(1, 1)	7.0	W	30	7	2	2	5	2	0	0	0	0	2	73	110	2.57	1.286
37 Chad Durbin, R ERA: 1.55	(8, 1)	2.0		6	1	0	0	2	0	0	0	0	0	0	12	17	0.00	0.500

PITCHER	IP	WLS	BF	H	R	ER	SO	BB	IBB	HBP	BLK	WP	HR	S	P	ERA	WHIP

Boston Red Sox @ Philadelphia Phillies

Citizens Bank Park, Philadelphia, PA

Mon Jun 16 2008, 7:05 PM EDT

Att. 45,026 - Cloudy - 79 F

TOP

livebaseballscorecards.com

AB	34
R	2
H	8
RBI	2
BB	2
SO	7
LOB	10

BOTTOM

Batter	1	2	3	4	5	6	7	8	9	AB	R	H	RBI	BB	SO	LOB
11 Jimmy Rollins, S (1, 6) OBP: 0.344, SLG: 0.464	B CH 84 X CH 83 1-0 HR	X CH 83 0-0 8 BB 1B		B CU 78 B CU 77 F CH 85 B CH 78 S CH 84 C CH 84 3-3 ② K		B FS 86 F FS 83 X FS 84 1-1 8 1B 26 FC6-4 2-H 3-H 1B	C FS 89 B FS 82 D FS 82 S FS 81 X FS 89 2-2 ③ L9			5	2	3	3	0	1	1
8 Shane Victorino, S (1, 8) OBP: 0.351, SLG: 0.396	C CH 84 X CH 85 0-1 6 HR 2B	1 SAFE 1 SAFE B CH 80 B CH 75 B CH 82 C CH 82 B CH 81 4-1 1-2 BB		B CH 76 C CH 83 F CH 82 F CH 84 F CU 78 X CH 86 1-2 ③ F9		C FS 84 X FS 76 0-1 26 FC6-4 1-3 1B		C FS 83 F CU 78 B FS 83 B CU 78 F CU 78 F FS 83 S CU 72 2-3 ① K2-3		4	1	2	0	1	1	0
26 Chase Utley, L (1, 4) OBP: 0.394, SLG: 0.624	B CH 85 C CU 79 S CH 85 S CH 84 1-3 ① K	C CU 80 B CH 77 B CH 86 C CH 79 X CH 84 2-2 ③ P3			X CH 81 0-0 ① B1-3	B FS 83 X FS 83 1-0 ② FC6-4 6 3B 1-2f 3-H		X FS 84 0-0 ② P5		5	1	0	1	0	1	4
6 Ryan Howard, L (1, 3) OBP: 0.324, SLG: 0.496	B CH 85 X CH 83 1-0 2-H HR		B CH 84 S CU 78 B CU 76 X CH 86 2-1 HR		B CU 70 B CU 71 F CU 70 S CH 81 B CU 71 S CU 71 3-3 ② K	X FS 83 0-0 1-H 3B		C FS 83 S CU 78 B CU 72 S FS 83 1-3 ③ K		5	2	3	4	0	2	0
Pat Burrell, R (1, 7) OBP: 0.433, SLG: 0.614 So Taguchi, R (6, PR) OBP: 0.294, SLG: 0.279 (7, 7)	B CU 79 C CU 79 B CH 83 F CH 82 B CH 85 B CU 80 4-2 10 FC5-4 BB		B CH 83 C CH 84 X CH 84 1-1 1B		X CH 81 0-0 3B	D FS 80 B FS 80 B FS 82 C FS 85 B FS 85 4-1 BB				2	0	2	0	2	0	0
										0	0	0	0	0	0	0
10 Geoff Jenkins, L (1, 9) OBP: 0.306, SLG: 0.411	B CH 82 B CH 78 S CH 83 X CH 77 2-1 ② FC5-4 1-2f		X CH 83 0-0 ① L6		F CH 82 S CU 71 S CU 71 0-3 ③ K	X FS 89 0-0 ③ G1-3				4	0	0	0	0	1	5
7 Pedro Feliz, R (1, 5) OBP: 0.310, SLG: 0.414	C CH 84 C CH 83 F CH 79 S CH 85 0-3 ③ K		B CU 77 B CH 80 T CH 83 X CH 81 2-1 ② F8			B FS 86 B FS 83 B FS 86 B FS 86 4-0 35 SH1-4 51 1B 11 1B BB	F FS 88 B SL 79 X FS 89 1-1 ① G5-3			3	1	0	0	1	1	2
51 Carlos Ruiz, R (1, 2) OBP: 0.306, SLG: 0.314		C CH 83 C CU 77 T CH 84 0-2 ① K	X CH 83 0-0 ③ L8			C FS 85 B FS 86 B FS 82 X FS 84 2-1 35 SH1-4 11 1B 1-2 1B	S FS 88 C FS 90 B FS 88 B FS 89 X FS 89 2-2 ② F9			4	1	1	0	0	1	1
35 Cole Hamels, L (1, 1) OBP: 0.316, SLG: 0.342 37 Chad Durbin, R (8, 1) OBP: 0.200, SLG: 0.200		C CH 83 F CH 84 F CH 84 F CH 86 X CH 82 0-2 ② G3		F CH 85 X CU 78 0-1 ① G3		X FS 85 0-0 ① SH1-4 1-2 2-3	B FS 88 F FS 87 B FS 89 X FS 88 2-1 1B			3	0	1	0	0	0	0
										0	0	0	0	0	0	0
Inning Stats	R: 3 H: 3 E: 0 LOB: 1 K: 2 BB: 1 S: 15 P: 24	R: 0 H: 1 E: 0 LOB: 2 K: 1 BB: 1 S: 13 P: 19	R: 1 H: 2 E: 0 LOB: 1 K: 0 BB: 0 S: 8 P: 13	R: 0 H: 0 E: 0 LOB: 0 K: 1 BB: 0 S: 10 P: 14	R: 0 H: 1 E: 0 LOB: 1 K: 2 BB: 0 S: 8 P: 11	R: 4 H: 4 E: 0 LOB: 2 K: 0 BB: 2 S: 11 P: 23	R: 0 H: 1 E: 0 LOB: 1 K: 0 BB: 0 S: 10 P: 17	R: 0 H: 0 E: 0 LOB: 0 K: 2 BB: 0 S: 9 P: 12		1B: 6 SF: 0 2B: 1 SAC: 1 3B: 2 DP: 0 HR: 3 HBP: 0						

PITCHER		IP	WLS	BF	H	R	ER	SO	BB	IBB	HBP	BLK	WP	HR	S	P	ERA	WHIP
40 Bartolo Colon, R ERA: 4.09	(1, 1)	4.0	L	20	6	4	4	4	2	0	0	0	0	3	46	70	9.00	2.000
48 Javier López, L ERA: 2.45	(5, 1)	1.0		4	1	0	0	2	0	0	0	0	0	0	8	11	0.00	1.000
50 Mike Timlin, R ERA: 7.06	(6, 1)	0.2		8	4	4	4	0	2	0	0	0	0	0	10	22	54.00	9.000
53 David Aardsma, R ERA: 2.76	(6, 1)	1.1		5	1	0	0	0	0	0	0	0	0	0	11	18	0.00	0.750
37 Hideki Okajima, L ERA: 3.07	(8, 1)	1.0		3	0	0	0	2	0	0	0	0	0	0	9	12	0.00	0.000

PITCHER	IP	WLS	BF	H	R	ER	SO	BB	IBB	HBP	BLK	WP	HR	S	P	ERA	WHIP

Boston Red Sox @ Philadelphia Phillies

Citizens Bank Park, Philadelphia, PA

Mon Jun 16 2008, 7:05 PM EDT

Att. 45,026 - Cloudy - 79 F

livebaseballscorecards.com

AB	35
R	8
H	12
RBI	8
BB	4
SO	8
LOB	13

WP: 0	PA: 40		
PB: 0			
SB: 0			
CS: 0			

Boston Red Sox @ Philadelphia Phillies

Citizens Bank Park, Philadelphia, PA

Tue Jun 17 2008, 7:05 PM EDT

Att. 45,160 - Partly Cloudy - 74 F

livebaseballscorecards.com

Batter	1	2	3	4	5	6	7	8	9	AB	R	H	RBI	BB	SO	LOB
23 Julio Lugo, R (1, 6) OBP: 0.366, SLG: 0.330	C CH 75 B CH 76 B CH 69 B CH 76 B CH 75 4-1 1B 7 G3-4-3 BB	B CU 66 C CH 70 C FC 74 F CH 75 B CU 63 B CH 70 F FC 75 D CH 70 4-2 7 S 15 BB		B FF 75 B FF 75 F CH 75 C CH 70 F CH 76 C CH 75 2-3 ② K		B FF 88 C CH 82 B FF 88 C CH 75 B CH 86 X FF 88 3-2 2-H 2B		C SL 77 S SL 78 B SL 76 B CH 80 F CH 86 F CH 81 S SL 78 2-3 ③ K2-3		3	0	1	1	2	2	1
15 Dustin Pedroia, R (1, 4) OBP: 0.318, SLG: 0.391	1 SAFE 1 SAFE C FC 75 F FC 75 B CH 76 X CH 76 1-2 ① F7	1 SAFE B CH 76 1 SAFE S CH 69 1 SAFE D CU 66 B FC 74 B CH 75 4-1 7 S 1-2 BB		B CH 76 C CU 63 X CH 69 1-1 ③ G5-3		C CH 83 D CH 76 S CH 75 X CH 75 1-2 ③ G5-3			B SL 77 B CH 84 C CH 84 X SL 79 2-1 2 FC4-6 1B	4	0	1	0	1	0	2
7 J.D. Drew, L (1, 9) OBP: 0.424, SLG: 0.576	B FC 75 1 SAFE 1 SAFE 1 SAFE F FC 75 B CH 76 C FC 74 1 SAFE B CH 77 3-2 ② G3-4-3 X FC 74 1-2	S CU 64 C CU 64 B CH 75 B CH 69 F CH 77 F CH 76 F CH 76 S CH 69 2-3 ③ K 1-2 2-3			B CH 70 X FC 73 1-0 ① G3		B CH 83 C CH 82 B CH 84 C CH 86 B SL 73 B CH 75 4-2 25 G4-3 BB		C SL 82 B CH 85 B CH 81 X CH 83 2-1 ① F7	4	0	0	0	1	1	4
Manny Ramirez, R (1, 7) OBP: 0.381, SLG: 0.535 2 Jacoby Ellsbury, L (7, 7) OBP: 0.366, SLG: 0.404	C CH 76 B FF 76 B FC 75 X CH 76 2-1 25 FC5-4 2-3 1B		X CH 75 0-0 ① F9		C FC 76 B FC 74 S CU 63 B CH 70 F CH 75 X FC 75 2-2 ② L6		B CH 86 1 SAFE S CH 83 S CH 86 X CH 75 1-2 ① F7		1 SAFE B CH 78 X CH 78 1-0 ② FC4-6 25 CS 25 S 1-2f	4 1	0 0	1 0	0 0	0 0	0 0	1 1
25 Mike Lowell, R (1, 5) OBP: 0.332, SLG: 0.490	C FC 75 B CH 70 X CH 69 1-1 ③ FC5-4 1-2f		B CH 75 B FF 75 F CH 73 B FC 74 D CH 69 4-1 22 1B BB		B CU 65 B CU 64 X CH 76 2-0 ① 1B		C SL 73 1 SAFE B CH 82 F CH 82 X CH 85 1-2 ② G4-3 1-2		1 SAFE 1 SAFE P PO 76 C CH 84 C CH 86 1-2 ③ CS 1-3	3	0	1	0	1	0	3
Jason Varitek, S (1, 2) OBP: 0.322, SLG: 0.417		B CH 71 B FC 74 C CH 75 C CH 75 B FC 74 B FC 75 4-2 22 FC4-6 BB	C CH 70 S CH 76 B CH 76 B CH 71 C FC 74 2-3 ② K		B FC 74 B CH 76 B FC 74 C CH 74 S CH 70 S CH 69 3-3 ③ K		D CH 76 F FF 88 B CH 83 X CH 82 2-1 ③ P6			3	0	0	0	1	2	3
22 Sean Casey, L (1, 3) OBP: 0.425, SLG: 0.464		B FC 75 C FC 74 X FC 73 1-1 ① FC4-6 1-2f HR	D CU 65 F CH 69 X CH 76 1-1 1-2 1B			B CH 82 F CH 86 B CH 81 X CH 74 2-1 ① F8		B SL 78 B CH 81 B CH 81 C CH 85 B CH 86 4-1 44 S BB		3	1	1	0	1	0	1
Coco Crisp, S (1, 8) OBP: 0.303, SLG: 0.419		X FC 75 0-0 1-H HR	S CH 69 B CH 76 X CH 75 1-1 ③ G4-3			S CH 86 F SL 73 B CH 74 X CH 75 1-2 23 S 31 S 23 2B 1B		L CH 85 B SL 76 S CH 81 B SL 77 S CH 82 2-3 ① K		4	2	2	2	0	1	3
31 Jon Lester, L (1, 1) 44 Brandon Moss, L (8, PH) OBP: 0.333, SLG: 0.486 37 Hideki Okajima, L (8, 1) 58 Jonathan Papelbon, R (9, 1)		F FF 75 B FC 74 X FC 74 1-1 ② G4-3		F FC 73 B CH 76 C CH 69 B CU 64 B CH 70 X FF 75 3-2 ① G6-3		1 SAFE B CH 84 1 SAFE C CH 84 B CH 86 S CH 86 S CH 87 2-3 ② K 1-2		B CH 81 S CH 80 S CH 80 B SL 78 D CH 87 S CH 80 3-3 ② K 1-2		3 1 0 0	0 0 0 0	0 0 0 0	0 0 0 0	1 1 0 0	1 1 0 0	1 1 0 0
Inning Stats	R: 0 E: 0 K: 0 S: 12 H: 1 LOB: 2 BB: 1 P: 23	R: 2 E: 0 K: 1 S: 18 H: 1 LOB: 2 BB: 3 P: 34	R: 0 E: 0 K: 1 S: 9 H: 1 LOB: 2 BB: 1 P: 17	R: 0 E: 0 K: 1 S: 9 H: 0 LOB: 0 BB: 0 P: 15	R: 0 E: 0 K: 1 S: 9 H: 1 LOB: 1 BB: 0 P: 17	R: 1 E: 0 K: 1 S: 14 H: 2 LOB: 1 BB: 0 P: 23	R: 0 E: 0 K: 0 S: 10 H: 0 LOB: 1 BB: 1 P: 18	R: 0 E: 0 K: 3 S: 12 H: 0 LOB: 1 BB: 1 P: 23	R: 0 E: 0 K: 0 S: 8 H: 1 LOB: 0 BB: 0 P: 13	1B: 5 2B: 1 3B: 0 HR: 1	SF: 0 SAC: 0 DP: 0 HBP: 0			WP: 0 PB: 0 SB: 6 CS: 1	PA: 41		

TOP	
AB	33
R	3
H	7
RBI	3
BB	7
SO	8
LOB	21

PITCHER		IP	WLS	BF	H	R	ER	SO	BB	IBB	HBP	BLK	WP	HR	S	P	ERA	WHIP
Jamie Moyer, L ERA: 4.09	(1, 1)	5.0	L	24	4	2	2	4	5	0	0	0	0	1	57	106	3.60	1.800
46 Ryan Madson, R ERA: 3.28	(6, 1)	2.0		9	2	1	1	1	1	0	0	0	0	0	24	41	4.50	1.500
57 Rudy Seanez, R ERA: 2.28	(8, 1)	1.0		4	0	0	0	3	1	0	0	0	0	0	12	23	0.00	1.000
55 Clay Condrey, R ERA: 3.95	(9, 1)	1.0		3	1	0	0	0	0	0	0	0	0	0	8	13	0.00	1.000

PITCHER	IP	WLS	BF	H	R	ER	SO	BB	IBB	HBP	BLK	WP	HR	S	P	ERA	WHIP

BOTTOM

Boston Red Sox @ Philadelphia Phillies

Citizens Bank Park, Philadelphia, PA

Tue Jun 17 2008, 7:05 PM EDT

Att. 45,160 - Partly Cloudy - 74 F

Batter	1	2	3	4	5	6	7	8	9	AB	R	H	RBI	BB	SO	LOB
11 Jimmy Rollins, S (1, 6) OBP: 0.352, SLG: 0.472	X FC 85 0-0 ① G6-3		C CU 69 C FC 83 X FC 83 0-2 8 FC6-4 1B			B FC 84 B CU 79 B CH 81 C FC 83 C CH 82 B CU 79 4-2 8 L5-3 BB		B CU 78 X CU 78 1-0 8 L9 2B		3	0	2	0	1	0	0
8 Shane Victorino, S (1, 8) OBP: 0.349, SLG: 0.394	X FC 86 0-0 6 S 1B		C CH 86 X CH 84 0-1 ② FC6-4 1-2f			C CU 80 X FC 86 0-1 ①② L5-3 1-1		C CU 78 B CU 79 X CU 78 1-1 ② L9 2-3		4	0	1	0	0	0	3
26 Chase Utley, L (1, 4) OBP: 0.390, SLG: 0.615	F FC 84 B CH 83 B CH 83 1 SAFE T CH 83 D CU 70 F CH 83 F CH 84 F CH 86 3-2 ② 1 SAFE 1 SAFE F FC 86 F FC 81 1 SAFE X CH 82 F9		X FC 83 0-0 ③ G3			B CU 68 B CH 85 C FC 85 S CU 69 F CU 80 B CH 85 X FC 86 3-2 ③ P3		D FS 83 F FS 82 D CU 71 B FS 82 F FS 82 F FS 82 T CU 79 3-2 ③ K		4	0	0	0	0	1	3
6 Ryan Howard, L (1, 3) OBP: 0.320, SLG: 0.489	C CU 71 B FC 87 F CH 84 B CU 72 D CU 72 S CH 85 3-3 ③ K 1-2			B CU 71 C CU 69 B CH 84 C CU 68 S FC 86 2-3 ① K			B CH 83 F CH 83 F CU 70 S CU 70 1-3 ① K		B FS 89 F FS 90 S FS 90 B FS 84 F FS 90 F FS 84 B FS 90 S FF 91 3-3 ① K	4	0	0	0	0	4	1
Pat Burrell, R (1, 7) OBP: 0.427, SLG: 0.603		B FC 85 C CU 68 S FC 81 F FC 85 F CU 71 F FC 82 F FC 88 B CU 71 T FC 87 2-2 ① K		B FC 83 F CU 69 B FC 86 F FC 82 C FC 82 2-3 ② K			F FC 85 X CH 76 0-1 ② P4		F FS 90 C SI 90 T FS 90 0-2 ② K	4	0	0	0	0	3	0
28 Jayson Werth, R (1, 9) OBP: 0.353, SLG: 0.493		C FC 87 B FC 87 C CH 85 X FC 86 1-2 7 1B 1B		B CH 84 X CH 86 1-0 ③ G5-3			B FC 86 C FC 86 C CH 77 B FC 87 X FC 83 2-2 51 FC5 7 1B 1B		F FS 90 S FS 89 S FS 90 0-3 ③ K	4	0	2	0	0	1	0
7 Pedro Feliz, R (1, 5) OBP: 0.314, SLG: 0.417		F FC 86 B FC 82 F CH 83 F CU 71 1 SAFE X FC 82 1-2 51 G5-4-3 1-2 1B			X CH 84 0-0 ① P4		X CH 84 0-0 51 FC5 1-2 1B			3	0	2	0	0	0	0
51 Carlos Ruiz, R (1, 2) OBP: 0.301, SLG: 0.308		B FC 81 B FC 81 X CH 83 2-0 ②③ G5-4-3 1-2f			C FC 85 C CH 77 B FC 85 B CU 72 X FC 82 2-2 ② G5-3		C CH 83 X CU 70 0-1 ③ FC5 1-2 2-3f			3	0	0	0	0	0	4
Jamie Moyer, L (1, 1) OBP: 0.241, SLG: 0.192 So Taguchi, R (5, PH) OBP: 0.290, SLG: 0.274 46 Ryan Madson, L (6, 1) 57 Rudy Seanez, R (8, 1) 27 Chris Coste, R (8, PH) OBP: 0.366, SLG: 0.533 55 Clay Condrey, R (9, 1)			C CH 84 F FC 85 B FC 85 B CH 84 X FC 84 2-2 ① F7		X FC 86 0-0 ③ L5			B FS 82 S CU 76 C CU 70 F FS 83 S CU 79 1-3 ① K		1 1 0 0 1 0	0 0 0 0 0 0	0 0 0 0 0 0	0 0 0 0 1 0	0 0 0 0 0 0	0 0 0 0 0 0	0 0 0 0 0 0

	AB	32
	R	0
	H	7
	RBI	0
	BB	1
	SO	10
	LOB	11

livebaseballscorecards.com

Inning Stats	1	2	3	4	5	6	7	8	9
	R: 0 E: 0 K: 1 S: 13	R: 0 E: 0 K: 1 S: 15	R: 0 E: 0 K: 0 S: 9	R: 0 E: 0 K: 2 S: 7	R: 0 E: 0 K: 0 S: 5	R: 0 E: 0 K: 0 S: 8	R: 0 E: 0 K: 1 S: 11	R: 0 E: 0 K: 2 S: 11	R: 0 E: 0 K: 3 S: 11
	H: 1 LOB: 1 BB: 0 P: 19	H: 2 LOB: 1 BB: 0 P: 21	H: 1 LOB: 1 BB: 0 P: 11	H: 0 LOB: 0 BB: 0 P: 12	H: 0 LOB: 0 BB: 0 P: 7	H: 0 LOB: 0 BB: 1 P: 15	H: 2 LOB: 2 BB: 0 P: 14	H: 1 LOB: 1 BB: 0 P: 17	H: 0 LOB: 0 BB: 0 P: 14

| | | |

Boston Red Sox @ Philadelphia Phillies

Citizens Bank Park, Philadelphia, PA

Wed Jun 18 2008, 1:05 PM EDT

Att. 45,187 - Cloudy - 75 F

TOP

livebaseballscorecards.com

Batter	1	2	3	4	5	6	7	8	9	AB	R	H	RBI	BB	SO	LOB
2 Jacoby Ellsbury, L (1, 7) (3, 8) OBP: 0.363, SLG: 0.399	C SI 87 B CH 82 F FC 84 X SI 88 1-2 7 HR 15 1B 1B	C SI 90 B SI 90 C FC 83 C FC 84 1-3 ③ K		B FC 87 B SI 89 C SI 89 F SI 89 X FF 88 2-2 ① G5-3	C CH 82 F SL 82 S SL 86 0-3 ③ K			C SL 78 S SI 92 B SI 91 F SI 93 C SI 92 1-3 ① K		5	1	1	0	0	3	1
15 Dustin Pedroia, R (1, 4) OBP: 0.322, SLG: 0.398	C SI 88 1 SAFE 1 SAFE P PO 81 F SI 88 1 SAFE B FC 86 1 SAFE F SI 88 2-2 X SI 90 1-2 7 HR 1B		C SI 89 B SI 89 F SI 90 X SI 89 1-2 ① L6	B SL 85 B SI 90 X SI 90 2-0 7 1B 2B		X FC 86 0-0 ① F7		C SL 79 L SL 81 F SL 82 B CH 80 X SL 82 1-2 7 G2-3 1B		5	2	3	0	0	0	0
7 J.D. Drew, L (1, 9) OBP: 0.432, SLG: 0.601	C SI 89 X SI 90 0-1 1-H 2-H HR		C SI 89 B CH 81 B FC 84 F SL 81 F SI 90 B SI 90 X SI 91 3-2 BB 44 1B 2B	S SL 83 C FC 88 B SI 91 F FC 88 X CH 82 1-2 2-H 22 1B 1B		F SI 90 B FF 91 B CU 78 C CU 76 X SI 91 2-2 22 2B 1B		C SI 93 X SI 92 0-1 ② G2-3 1-2		5	2	4	4	0	0	1
25 Mike Lowell, R (1, 5) OBP: 0.338, SLG: 0.502	B FC 84 B FC 84 F SI 89 X SI 89 2-1 HR		C SI 91 C SI 91 H SI 91 1-2 BB 44 1B HBP	F SI 90 B SI 90 X FC 88 1-1 ② P3		C FF 91 D CU 78 F FC 85 C FC 88 1-3 ② K		I IN 54 I IN 54 I IN 56 I IN 51 4-0 22 FC6 IBB		3	2	1	1	1	1	2
22 Sean Casey, L (1, 3) OBP: 0.423, SLG: 0.471	B SI 89 B SI 89 F SI 89 F SI 89 X FC 85 2-2 ① G4-3		B SI 90 C SI 90 F SI 91 X SI 91 1-2 ② L4	B CH 81 B SI 89 X SI 89 2-0 1-2 1B		B CU 75 F FC 86 X FC 87 1-1 1-3 2B		C SI 93 X SI 92 0-1 ③ FC6 1-2f		5	0	2	0	0	0	4
Jason Varitek, S (1, 2) OBP: 0.320, SLG: 0.408	B FC 83 B SI 88 X SI 89 2-0 ② F8		B SI 90 B FC 84 C SI 90 B SI 91 F FC 83 F SI 91 F SI 91 B SI 91 4-2 44 1B 1-2 2-3 BB	X SI 89 0-0 ③ F8		B FF 92 F FC 87 F SI 92 B FF 91 D FS 84 C CU 78 3-3 ③ K			B SL 84 B FF 95 F FF 95 S SL 85 C FF 96 2-3 ① K	4	0	0	0	1	2	4
Coco Crisp, S (1, 8) OBP: 0.301, SLG: 0.416 44 Brandon Moss, L (3, PH) (3, 7) OBP: 0.326, SLG: 0.462	X SI 88 0-0 ③ G4-3		B SI 89 B SI 90 X SI 91 2-0 23 BB 1B 1-3 2-H 3-H		X SL 86 0-0 ① F7		B CH 87 F FF 91 X SL 82 1-1 ① G3		C SL 85 S FF 86 S FF 86 0-3 ② K2-3	1 4	0 0	0 1	0 2	0 0	0 1	0 0
23 Julio Lugo, R (1, 6) OBP: 0.367, SLG: 0.333		C SI 88 B FC 82 B SI 88 L SI 88 C SI 89 2-3 ① K	B SI 91 B FC 83 F SI 91 B FC 84 B SI 91 4-1 1-2 BB		B SI 89 X SI 88 1-0 2B		C FF 91 B FF 87 S SL 83 B SL 83 B CH 87 X SL 82 3-2 ② G6-3		B FF 96 C FF 85 S FF 96 B FF 87 F FF 86 X FF 96 2-2 ③ P4	4	0	1	0	1	1	0
63 Justin Masterson, R (1, 1) 48 Javier López, L (6, 1) 56 Craig Hansen, R (7, 1) 17 Manny Delcarmen, R (7, 1) 58 Jonathan Papelbon, R (9, 1)		C SI 89 S SI 88 S FC 82 0-3 ② K	B FC 83 S SI 89 S SI 89 C SI 90 1-3 ③ K		B SL 86 F SI 88 F SI 88 S SL 81 1-3 ② K		F FF 92 C SL 82 S SL 82 0-3 ③ K			3 1 0 0 0	0 0 0 0 0	0 0 0 0 0	0 0 0 0 0	0 0 0 0 0	3 1 0 0 0	4 0 0 0 0

Inning Stats	1	2	3	4	5	6	7	8	9
	R: 4 E: 0 K: 0 S: 17	R: 0 E: 0 K: 3 S: 9	R: 2 E: 0 K: 1 S: 21	R: 1 E: 0 K: 0 S: 12	R: 0 E: 0 K: 2 S: 8	R: 0 E: 0 K: 2 S: 12	R: 0 E: 0 K: 1 S: 8	R: 0 E: 0 K: 1 S: 12	R: 0 E: 0 K: 2 S: 10
	H: 4 LOB: 0 BB: 0 P: 25	H: 0 LOB: 0 BB: 0 P: 12	H: 2 LOB: 3 BB: 2 P: 38	H: 3 LOB: 2 BB: 0 P: 20	H: 1 LOB: 1 BB: 0 P: 10	H: 2 LOB: 2 BB: 0 P: 19	H: 0 LOB: 0 BB: 0 P: 12	H: 1 LOB: 2 BB: 1 P: 18	H: 0 LOB: 0 BB: 0 P: 14

	AB	40
	R	7
	H	13
	RBI	7
	BB	3
	SO	12
	LOB	16

1B: 7 SF: 0
2B: 4 SAC: 0
3B: 0 DP: 0
HR: 2 HBP: 1

WP: 0 PA: 44
PB: 0
SB: 0
CS: 0

PITCHER		IP	WLS	BF	H	R	ER	SO	BB	IBB	HBP	BLK	WP	HR	S	P	ERA	WHIP
38 Kyle Kendrick, R ERA: 5.06	(1, 1)	3.0	L	18	6	6	6	4	2	0	1	0	0	2	47	75	18.00	2.667
55 Clay Condrey, R ERA: 3.99	(4, 1)	2.0		10	4	1	1	2	0	0	0	0	0	0	20	30	4.50	2.000
37 Chad Durbin, R ERA: 1.51	(6, 1)	1.0		5	2	0	0	2	0	0	0	0	0	0	12	19	0.00	2.000
57 Rudy Seanez, R ERA: 2.19	(7, 1)	1.0		3	0	0	0	1	0	0	0	0	0	0	8	12	0.00	0.000
16 J.C. Romero, L ERA: 1.33	(8, 1)	1.0		5	1	0	0	1	0	1	0	0	0	0	12	18	0.00	1.000

PITCHER		IP	WLS	BF	H	R	ER	SO	BB	IBB	HBP	BLK	WP	HR	S	P	ERA	WHIP
54 Brad Lidge, R ERA: 0.9	(9, 1)	1.0		3	0	0	0	2	0	0	0	0	0	0	10	14	0.00	0.000

BOTTOM

Boston Red Sox @ Philadelphia Phillies

Citizens Bank Park, Philadelphia, PA

Wed Jun 18 2008, 1:05 PM EDT
Att. 45,187 - Cloudy - 75 F

Batter	1	2	3	4	5	6	7	8	9	AB	R	H	RBI	BB	SO	LOB
11 Jimmy Rollins, S (1, 6) OBP: 0.353, SLG: 0.468	B SI 88 F SI 88 S SL 80 X SL 80 1-2 L3 ①		B SI 86 F SI 87 B CH 78 X SI 87 2-1 L8 ①		B SI 87 C SI 85 B SL 77 X SI 85 2-1 8 S 1-3 1B ①		B FF 95 C FF 94 B CH 81 B CH 82 C FF 94 B FF 94 4-2 1-2 BB ①		F FF 96 X FF 95 0-1 F7 ③	4	0	1	0	1	0	0
8 Shane Victorino, S (1, 8) OBP: 0.347, SLG: 0.389	B SI 89 C SI 88 B CH 80 B SI 87 B SI 86 4-1 26 G4-3 6 1B BB		B SI 87 C SL 80 F FF 90 X SI 89 1-2 G6-3 ②		B SL 78 B SI 86 C SI 86 F SI 85 X SL 79 2-2 P5 1-2 ②		C FF 94 F FF 95 B FF 95 F CH 83 X CU 77 1-2 F4 ①			3	1	0	0	1	0	4
26 Chase Utley, L (1, 4) OBP: 0.385, SLG: 0.606	B SI 87 B SL 77 C SI 87 X SI 86 2-1 G4-3 1-2 ②		B SI 88 B SL 79 F SI 88 C SL 77 X SL 82 2-2 G3 ③		C CH 85 B SI 87 X SI 85 1-1 G3-1 ③		C FF 95 S CU 78 X FF 96 0-2 L7 ②			4	0	0	0	0	0	5
6 Ryan Howard, L (1, 3) OBP: 0.319, SLG: 0.486	C SI 90 B SL 78 B SL 78 F SL 76 X FF 92 2-2 2-H 1B			B CH 79 B SI 90 X SI 88 2-0 L4 ①		S SI 87 S CU 75 F CU 75 B CU 76 X SI 86 1-2 G6-3 ①	B CH 83 C CU 76 S CU 78 S FF 96 1-3 K ③			4	0	1	1	0	1	2
Pat Burrell, R (1, 7) OBP: 0.421, SLG: 0.593	F SI 87 X SL 81 0-1 F8 ③			C SI 89 B SI 91 F SI 88 B SL 82 B SL 83 F SI 88 X SI 88 3-2 G5-3 ②		C SI 88 X CH 81 0-1 G4-3 ②		X FF 94 0-0 F7 ①		4	0	0	0	0	0	1
10 Geoff Jenkins, L (1, 9) OBP: 0.305, SLG: 0.405		S SI 86 B SI 89 B CH 83 F SL 80 F SI 88 B FF 90 B SI 87 4-2 19 FC4-6 BB		F SI 88 B FF 92 F FF 91 F SL 82 F SI 89 F SI 90 B FF 93 S SL 81 2-3 K ③		B CU 78 C SI 89 B SI 87 X SI 87 2-1 G3 ③		C FF 95 F FF 95 X CU 78 0-2 F9 ②		3	0	0	0	1	1	0
19 Greg Dobbs, L (1, 5) OBP: 0.396, SLG: 0.500 4 Eric Bruntlett, R (7, PH) OBP: 0.321, SLG: 0.339 16 J.C. Romero, S (8, 1) 27 Chris Coste, R (8, PH) OBP: 0.364, SLG: 0.529 54 Brad Lidge, R (9, 1)		B FF 88 B SI 85 S FF 90 F SI 85 F SL 81 X SI 88 2-2 FC4-6 38 B3-6 51 HBP 1-2f ①		F SL 77 B SI 88 X CH 80 1-1 51 1B 28 FC6-4 1B		C FF 94 C SL 88 B FF 94 F FF 91 X SL 87 1-2 7 WP 51 S 7 1B 1B	B FF 96 S CH 80 S CU 81 F FF 97 F CU 80 B FF 96 F CH 81 C FF 95 2-3 K ③		2 1 0 1 0	1 1 0 0 0	1 1 0 0 0	0 0 0 0 0	0 0 0 1 0	0 0 0 0 0	1 0 0 0 0
51 Carlos Ruiz, R (1, 2) OBP: 0.311, SLG: 0.311		F SI 87 1 SAFE C SL 81 H SI 89 1-2 HBP		B SI 87 X SI 88 1-0 28 FC6-4 1-3 1B		B FF 94 C FF 94 B SL 85 S FF 94 B FF 94 B FF 96 4-2 7 WP 7 1B 1-2 BB			B FF 94 F FF 94 B FF 95 C FF 95 3-3 K ①	2	1	1	0	1	1	0
38 Kyle Kendrick, R (1, 1) OBP: 0.200, SLG: 0.179 55 Clay Condrey, R (4, 1) 28 Jayson Werth, R (5, PH) OBP: 0.351, SLG: 0.490 37 Chad Durbin, R (6, 1) OBP: 0.200, SLG: 0.200 57 Rudy Seanez, R (7, 1) 7 Pedro Feliz, R (7, PH) OBP: 0.316, SLG: 0.418 (8, 5)		B SI 85 L FF 88 B FF 88 L CH 86 X FF 89 2-2 B3-6 ② ③ 2-2f		B SI 86 B SI 88 X SI 87 2-0 FC6-4 11 1B ① 1-2f 3-H		C FF 94 D SL 85 S SL 86 B SL 86 B SL 85 X FF 93 3-2 11 BB 1-H 2-H 1B			F FF 95 B SL 87 X FF 95 1-1 P2 ②	1 0 1 0 0 0 2	0 0 0 0 0 0 0	0 0 1 0 0 0 1	0 0 0 0 0 0 2	0 0 0 0 0 0 0	0 0 1 0 0 0 0	2 0 1 0 0 0 0
Inning Stats	R: 1 E: 0 K: 0 S: 11 H: 1 LOB: 1 BB: 1 P: 20	R: 0 E: 0 K: 0 S: 12 H: 0 LOB: 1 BB: 1 P: 21	R: 0 E: 0 K: 0 S: 8 H: 0 LOB: 0 BB: 0 P: 13	R: 0 E: 0 K: 1 S: 11 H: 0 LOB: 0 BB: 0 P: 18	R: 1 E: 0 K: 0 S: 11 H: 3 LOB: 2 BB: 0 P: 20	R: 0 E: 0 K: 0 S: 8 H: 0 LOB: 0 BB: 0 P: 11	R: 2 E: 0 K: 1 S: 21 H: 2 LOB: 2 BB: 2 P: 35	R: 0 E: 0 K: 1 S: 10 H: 0 LOB: 0 BB: 0 P: 12	R: 0 E: 0 K: 1 S: 7 H: 0 LOB: 0 BB: 0 P: 11	1B: 6 2B: 1 3B: 0 HR: 0 SF: 0 SAC: 0 DP: 1 HBP: 1						WP: 1 PB: 0 SB: 2 CS: 0 PA: 37	

livebaseballscorecards.com

	AB	32
	R	4
	H	6
	RBI	4
	BB	4
	SO	4
	LOB	16

PITCHER		IP	WLS	BF	H	R	ER	SO	BB	IBB	HBP	BLK	WP	HR	S	P	ERA	WHIP
63 Justin Masterson, R ERA: 3.0	(1, 1)	5.0	W	21	4	2	2	1	2	0	1	0	0	0	53	92	3.60	1.200
48 Javier López, L ERA: 2.36	(6, 1)	1.0		3	0	0	0	0	0	0	0	0	0	0	8	11	0.00	0.000
56 Craig Hansen, R ERA: 5.79	(7, 1)	0.0		3	2	2	2	0	1	0	0	0	1	0	9	17	∞	∞
17 Manny Delcarmen, R ERA: 3.56	(7, 1)	2.0	H	7	0	0	0	2	1	0	0	0	0	0	22	30	0.00	0.500
58 Jonathan Papelbon, R ERA: 1.95	(9, 1)	1.0	S	3	0	0	0	1	0	0	0	0	0	0	7	11	0.00	0.000

PITCHER	IP	WLS	BF	H	R	ER	SO	BB	IBB	HBP	BLK	WP	HR	S	P	ERA	WHIP

Batter	1	2	3	4	5	6	7	8	9	AB	R	H	RBI	BB	SO	LOB
3 Cesar Izturis, S (1, 6) OBP: 0.315, SLG: 0.313 13 Brendan Ryan, R (4, 6) OBP: 0.321, SLG: 0.314	B KN 66 B FF 73 C FF 73 X FF 73 2-1 F8		F KN 66 F KN 66 F CU 60 S KN 67 0-3 K	F KN 66 F KN 65 F KN 60 S KN 66 0-3 K	M KN 66 B KN 65 X KN 66 1-1 SH5-4 1-2	C FF 90 B FS 84 1 SAFE B FS 84 X FF 88 2-1 1-2 1B		2 0 0 0 0 1 1 2 0 1 0 0 1 0							
55 Skip Schumaker, L (1, 9) OBP: 0.366, SLG: 0.446	C KN 66 X KN 66 0-1 F7		B KN 66 S KN 67 X KN 66 1-1 G1-3		C KN 66 C KN 61 F KN 67 F KN 68 F KN 59 B FF 75 S KN 67 1-3 K2-3		X KN 66 0-0 2-H HR	C CU 77 S FF 89 D CU 77 S CU 76 1-3 K		5 1 1 2 0 2 3					
47 Ryan Ludwick, R (1, 7) OBP: 0.375, SLG: 0.624	B KN 66 C KN 66 C KN 66 X KN 67 1-2 P1			F KN 65 B KN 65 F KN 65 F KN 67 B KN 60 B FF 75 B KN 67 4-2 8 1B BB	F KN 67 F KN 67 F KN 61 B FF 74 B KN 67 X CU 60 2-2 L6		C KN 66 S KN 65 H KN 66 1-2 8 PB HBP		S FF 97 S FF 97 S FF 97 0-3 K	3 0 0 0 1 1 0					
24 Rick Ankiel, L (1, 8) OBP: 0.333, SLG: 0.482		C KN 65 B KN 66 S KN 64 X KN 60 1-2 8 CS 1B		X KN 66 0-0 F9		C KN 63 B KN 65 F KN 64 X KN 66 1-2 16 E 2B	1 SAFE X KN 64 0-0 F9		S FF 96 F FS 90 B FF 97 S FF 97 1-3 K	5 1 2 0 0 1 2						
8 Troy Glaus, R (1, 5) OBP: 0.362, SLG: 0.441		C KN 65 B KN 65 B KN 66 B KN 66 C KN 65 B KN 66 4-2 16 F8 1-2 BB		X KN 66 0-0 16 BB 1-3 1B		X KN 66 0-0 E6 16 FC3-6	1 SAFE C KN 64 F KN 65 B KN 66 F KN 66 B KN 68 S KN 66 2-3 K 1-2		S FF 97 B FF 97 B FF 98 C FF 98 S FF 98 2-3 K	4 0 1 0 1 2 2						
16 Chris Duncan, L (1, 3) OBP: 0.324, SLG: 0.335		B KN 66 C KN 66 X KN 66 1-1 F8 1-2		S KN 67 B KN 66 F KN 67 F KN 67 B KN 67 B KN 67 F KN 67 B KN 67 4-2 1-2 BB		F KN 66 F KN 66 B KN 66 F KN 66 X KN 67 1-2 FC3-6 1-2f 2-H		C CU 77 F FF 89 B CU 77 B CU 77 C CU 77 2-3 K		3 0 0 0 1 1 2						
4 Yadier Molina, R (1, 10) OBP: 0.352, SLG: 0.389		B KN 66 F KN 66 X KN 66 1-1 F9		X KN 68 0-0 L5		1 SAFE B KN 65 F KN 65 X KN 66 1-1 F7		X FF 89 0-0 HR		4 1 1 1 0 0 5						
Adam Kennedy, L (1, 4) OBP: 0.308, SLG: 0.304			B KN 64 C FF 71 X KN 65 1-1 21 FC6-4 1B	X KN 67 0-0 F7		B KN 66 B KN 66 C FF 73 B FF 73 X FF 74 3-1 F7		F FF 89 B CU 77 X CU 77 1-1 13 1B 1B		4 0 2 0 0 0 4						
21 Jason LaRue, R (1, 2) OBP: 0.333, SLG: 0.324			1 SAFE F KN 66 B KN 65 B KN 64 X KN 65 2-1 FC6-4 1-2f		B KN 64 X FF 72 1-0 HR		B KN 63 F KN 64 B KN 64 X KN 65 2-1 13 SH5-4 55 HR 1B	1 SAFE S FS 85 X FS 84 0-1 F8		4 2 2 1 0 0 2					
Inning Stats	R: 0 E: 0 K: 0 S: 7 H: 0 LOB: 0 BB: 0 P: 10	R: 0 E: 0 K: 0 S: 9 H: 1 LOB: 1 BB: 1 P: 16	R: 0 E: 0 K: 1 S: 10 H: 1 LOB: 1 BB: 0 P: 14	R: 0 E: 0 K: 0 S: 11 H: 1 LOB: 3 BB: 2 P: 19	R: 1 E: 0 K: 2 S: 15 H: 1 LOB: 0 BB: 0 P: 19	R: 1 E: 2 K: 0 S: 12 H: 1 LOB: 1 BB: 0 P: 18	R: 2 E: 0 K: 1 S: 12 H: 2 LOB: 1 BB: 0 P: 18	R: 1 E: 0 K: 2 S: 13 H: 3 LOB: 2 BB: 0 P: 19	R: 0 E: 0 K: 3 S: 9 H: 0 LOB: 0 BB: 0 P: 12	1B: 6 2B: 1 3B: 0 HR: 3 SF: 0 SAC: 1 DP: 0 HBP: 1		WP: 0 PB: 1 SB: 0 CS: 1 PA: 41				

PITCHER		IP	WLS	BF	H	R	ER	SO	BB	IBB	HBP	BLK	WP	HR	S	P	ERA	WHIP
49 Tim Wakefield, R ERA: 4.17	(1, 1)	7.0	L	32	7	4	3	4	3	0	1	0	0	2	76	114	3.86	1.429
37 Hideki Okajima, L ERA: 3.16	(8, 1)	1.0		6	3	1	1	2	0	0	0	0	0	1	13	19	9.00	3.000
53 David Aardsma, R ERA: 2.67	(9, 1)	1.0		3	0	0	0	3	0	0	0	0	0	0	9	12	0.00	0.000

PITCHER	IP	WLS	BF	H	R	ER	SO	BB	IBB	HBP	BLK	WP	HR	S	P	ERA	WHIP

TOP

St. Louis Cardinals @ Boston Red Sox

Fenway Park, Boston, MA

Fri Jun 20 2008, 7:05 PM EDT

Att. 37,671 - Cloudy - 67 F

livebaseballscorecards.com

AB	36
R	5
H	10
RBI	4
BB	3
SO	9
LOB	21

BOTTOM

St. Louis Cardinals @ Boston Red Sox

Fenway Park, Boston, MA

Fri Jun 20 2008, 7:05 PM EDT

Att. 37,671 - Cloudy - 67 F

Batter	1	2	3	4	5	6	7	8	9	AB	R	H	RBI	BB	SO	LOB
2 Jacoby Ellsbury, L (1, 7) OBP: 0.360, SLG: 0.395	C SI 93 B SI 93 B SI 93 F SI 94 C SI 93 2-3 ① K	F SI 92 C SI 92 B SI 92 X CH 84 1-2 ① L6	F SI 91 B SI 92 1 SAFE X SI 90 1-1 ① F8	B FF 90 C FF 90 X FF 89 1-1 ① 7 BB 15 BB G4-6-3 1B	C SI 93 X FF 90 0-1 ① L9	5	1	1	0	0	1	1
15 Dustin Pedroia, R (1, 4) OBP: 0.326, SLG: 0.403	B SI 93 B SI 92 F SI 93 F SI 94 X SI 94 2-2 ② G4-3	B SL 87 C SI 93 X SL 85 1-1 ② G4-3	C SL 85 S SI 91 B SI 90 B SL 84 F SI 92 F SI 91 F SL 83 F SI 92 X SI 91 2-2 7 1B 1-2 1B	B SI 90 B SI 91 B FF 92 D FF 86 4-0 G4-6-3 7 BB 1-2 BB	B FF 92 B FC 93 C FF 91 F FF 93 F FF 93 F SL 87 F SL 87 X SI 94 2-2 25 1B 2B	4	1	2	0	1	0	0
7 J.D. Drew, L (1, 9) OBP: 0.435, SLG: 0.597	C SI 94 B SL 87 B CH 85 B SI 94 X SI 94 3-1 ③ F9	B SI 93 C SI 92 B SI 92 B SL 85 F SI 92 B SI 92 4-2 1B BB	B SI 92 C CH 82 C SI 92 F SL 85 X SI 92 1-2 25 FC6-4 1-2 2-3 1B	B SL 82 B SL 82 B FF 90 B FF 89 4-0 G4-6-3 1-2 2-3 BB	B SI 94 F FF 90 F FF 91 C FF 92 1-3 ② K	3	0	1	0	2	1	1
Manny Ramirez, R (1, 10) OBP: 0.384, SLG: 0.533	B SI 92 F SI 93 F SI 93 B CU 76 B SI 93 B SI 94 4-2 1B 25 E 23 SF8 BB	B SI 91 X SL 84 1-0 1-2 1B	C SI 92 F SI 92 B SI 93 C SL 84 1-3 ② K	F FF 93 X FF 93 0-1 ①② G4-6-3 1-2f 2-3 3-H	B FF 93 B FF 92 B FF 92 C FF 92 B FF 93 4-1 25 1B BB	3	1	1	0	2	1	5
25 Mike Lowell, R (1, 5) OBP: 0.335, SLG: 0.495	B SL 85 C SI 93 C SI 93 X SL 85 1-2 FC6 1B 1-2	C SI 93 B SL 85 C SI 93 X SI 93 1-2 ③ G5-3	X SL 84 0-0 ③ FC6-4 1-2f	C SL 86 F FF 92 B FF 93 T FF 93 1-2 ③ K	B FF 92 F FF 92 X FS 86 1-1 1-3 2-H 1B	5	0	1	1	0	1	7
20 Kevin Youkilis, R (1, 3) OBP: 0.373, SLG: 0.524	C SI 94 C SL 85 B SI 95 C SI 93 1-3 ① K	B SI 92 C SI 90 C SL 84 X SI 91 1-2 ① F9	C SL 84 B SI 90 X SL 83 1-1 ① G5-3	C FF 93 X SL 86 0-1 G4-6-3 1B	C FF 93 B SI 92 X FF 92 1-1 ③ F9	5	0	1	0	0	1	4
Coco Crisp, S (1, 8) OBP: 0.300, SLG: 0.412	X CU 77 0-0 FC6-4 1-2 2-3 1B	L SI 92 B SL 85 B SI 92 X SI 92 2-1 ② P4	X SI 91 0-0 ② F7	C SI 92 X CU 77 0-1 ①② G4-6-3 1-2f	4	0	1	0	0	0	1
23 Julio Lugo, R (1, 6) OBP: 0.369, SLG: 0.349	C SL 84 B SL 86 B SI 94 B SI 93 X SI 92 3-1 ② SF8 3-H	B SI 92 C SI 92 B SL 85 F SI 92 X SI 92 2-2 ③ L1	C SI 91 B SL 85 B SI 90 C SI 91 B SL 84 X SI 90 3-2 HR	B FF 93 C FF 93 B SI 94 C FF 94 B FF 92 F FF 93 F FF 94 F FF 93 4-2 B FF 84 BB	2	1	1	2	1	0	0
Kevin Cash, R (1, 2) OBP: 0.310, SLG: 0.307 44 Brandon Moss, L (8, PH) OBP: 0.318, SLG: 0.450 Jason Varitek, S (9, 2) OBP: 0.320, SLG: 0.408	B SL 86 C SI 93 B SL 86 X SI 93 2-1 ③ FC6-4 1-2f	X SI 90 0-0 7 1B 15 1B 1B	B SL 84 B SL 84 C SI 91 C SI 90 S SI 91 2-3 ③ K	D FS 85 B SI 93 C SI 92 C SI 92 X FF 93 2-2 ③ G4-3	3	0	1	0	0	1	2
										1	0	0	0	0	0	1
										0	0	0	0	0	0	0
Inning Stats	R: 0 E: 0 K: 1 S: 8 H: 0 LOB: 0 BB: 0 P: 15	R: 1 E: 1 K: 1 S: 13 H: 1 LOB: 2 BB: 1 P: 24	R: 0 E: 0 K: 0 S: 11 H: 1 LOB: 2 BB: 1 P: 19	R: 0 E: 0 K: 0 S: 8 H: 0 LOB: 0 BB: 0 P: 13	R: 0 E: 0 K: 1 S: 18 H: 3 LOB: 3 BB: 0 P: 23	R: 1 E: 0 K: 1 S: 9 H: 1 LOB: 0 BB: 0 P: 15	R: 1 E: 0 K: 1 S: 7 H: 1 LOB: 1 BB: 2 P: 17	R: 0 E: 0 K: 0 S: 13 H: 1 LOB: 1 BB: 1 P: 19	R: 1 E: 0 K: 1 S: 16 H: 2 LOB: 2 BB: 1 P: 25	1B: 8 2B: 1 3B: 0 HR: 1 SF: 1 SAC: 0 DP: 2 HBP: 0						

livebaseballscorecards.com

AB	35
R	4
H	10
RBI	3
BB	6
SO	6
LOB	22

PITCHER		IP	WLS	BF	H	R	ER	SO	BB	IBB	HBP	BLK	WP	HR	S	P	ERA	WHIP
26 Kyle Lohse, R ERA: 3.63	(1, 1)	6.0	W	27	6	2	1	4	2	0	0	0	0	1	67	109	1.50	1.333
34 Randy Flores, L ERA: 4.66	(7, 1)	0.0		3	1	1	1	0	2	0	0	0	0	0	2	11	∞	∞
Russ Springer, R ERA: 2.61	(7, 1)	1.0	H	2	0	0	0	1	0	0	0	0	0	0	5	6	0.00	0.000
31 Ryan Franklin, R ERA: 2.86	(8, 1)	2.0	S	10	3	1	1	1	2	0	0	0	0	0	29	44	4.50	2.500

PITCHER		IP	WLS	BF	H	R	ER	SO	BB	IBB	HBP	BLK	WP	HR	S	P	ERA	WHIP

St. Louis Cardinals @ Boston Red Sox

Fenway Park, Boston, MA

Sat Jun 21 2008, 3:55 PM EDT

Att. 37,227 - Partly Cloudy - 81 F

TOP

livebaseballscorecards.com

Batter	1	2	3	4	5	6	7	8	9	AB	R	H	RBI	BB	SO	LOB
55 Skip Schumaker, L (1, 9) OBP: 0.367, SLG: 0.440	B FF 88 F FF 88 B FS 79 B CU 77 B FF 91 4-1 HR BB	B FF 89 B FC 86 B FC 87 B FF 84 4-0 47 BB 8 HR 1B BB	B FF 90 X CH 76 1-0 G3-1 ③			L SI 88 B SI 89 B SL 81 C SI 88 F SI 90 F SI 89 S CU 78 2-3 K ①		F FF 96 F FS 89 B FS 89 F FF 98 B FF 98 B FS 88 S FF 98 3-3 K ②		3	2	0	0	2	2	1
Aaron Miles, S (1, 4) OBP: 0.333, SLG: 0.344	C FF 89 B FF 91 B FF 90 X FF 89 2-1 1-H HR	C SI 90 X FC 89 0-1 47 BB 8 HR 1-2 1B		C FF 91 B FF 91 C CH 77 T CH 78 1-2 K ①		C SI 90 X SI 89 0-1 G5-3 1-2 ②		F SL 86 C SL 84 F FF 99 B FS 90 S FF 90 1-3 K ③		5	2	2	2	0	2	1
47 Ryan Ludwick, R (1, 7) OBP: 0.375, SLG: 0.617	F FF 90 X FF 91 0-1 16 G3 8 1B 21 1B 1B	F FC 88 B FF 91 B FC 93 F FC 88 B FC 88 F FC 88 B FF 93 4-2 8 HR 1-2 2-3 BB		B CH 76 C CH 75 B FF 90 C CU 77 C FF 91 2-3 K ②		X SI 88 0-0 G4-3 ③			C FF 94 F SL 85 B SL 88 B FF 96 F FF 96 B SL 87 X FF 96 3-2 F9 ①	4	2	1	0	1	1	1
24 Rick Ankiel, L (1, 8) OBP: 0.335, SLG: 0.493	F FF 91 B FC 88 B SL 78 X SL 81 2-1 F9 ①	S CH 76 S CH 77 S CH 77 0-3 K ①		B CU 78 F FF 91 X CH 77 1-1 G3-1 ③			B SI 88 X CU 76 1-0 HR		B FF 96 B FF 95 B FF 96 C FF 94 X FF 93 3-1 16 BB 1B	5	1	2	1	0	1	4
8 Troy Glaus, R (1, 5) OBP: 0.366, SLG: 0.453	B FF 91 F SI 91 C FC 87 X SI 91 1-2 16 G3 21 1B 1-2 1B	B FF 92 X CU 78 1-0 1-H 2-H 3-H HR			C CU 78 X CU 78 0-1 F7 ①		B SI 88 B SI 88 T SI 88 F SI 88 B SL 82 B SI 88 4-2 21 G6-3 16 G4-3 BB		B FF 96 C FF 95 B FF 94 B FF 94 F FF 96 F FF 95 X SL 88 3-2 P3 ②	4	2	2	4	1	0	1
16 Chris Duncan, L (1, 3) OBP: 0.326, SLG: 0.333	B SL 80 D SL 81 X FC 89 2-0 G3 ② 1-2 2-3	B CU 76 C CH 78 C FF 90 X CH 76 1-2 F8 ②			B CU 76 B CU 76 F CH 76 X FF 90 2-1 21 1B 1B		B SI 88 X SI 89 1-0 G4-3 ① 1-2		C SL 86 F FF 97 F SL 87 B SL 88 B FF 95 F FF 96 B SL 84 B FF 95 4-2 1-2 BB	4	0	1	0	1	0	3
21 Jason LaRue, R (1, 2) OBP: 0.337, SLG: 0.329	B FC 88 F FC 88 B SL 80 C FC 87 X SL 81 2-2 2B 2-H 3-H 1B	X CH 76 0-0 G3 ③			C FF 90 B FF 89 1 SAFE X CU 77 1-1 G6-4-3 1-2 1B		C SI 89 X CH 81 0-1 G6-3 ② 2-3		B SL 86 B FF 96 X FF 95 2-0 P5 ③	5	0	2	2	0	0	3
Adam Kennedy, L (1, 10) OBP: 0.306, SLG: 0.308	B FF 91 B FF 91 X FF 91 2-0 1-3 2B		C FF 90 X CU 78 0-1 G4-3 ①		B FF 89 B FF 89 C CH 76 D CH 76 F CH 76 X FF 88 3-2 G6-4-3 ② ③ 1-2f		X SI 88 0-0 P5 ③			4	0	1	0	0	0	3
13 Brendan Ryan, R (1, 6) OBP: 0.319, SLG: 0.312	B FF 91 F FF 92 S FF 92 F FF 92 S SL 83 1-3 K ③		C FF 89 B FF 89 F FF 90 X CH 78 1-2 P4 ②			F SI 89 X SI 90 0-1 G5-3 1B		B FF 96 C FF 96 B FS 90 F FF 96 S FF 96 2-3 K ①		4	0	1	0	0	2	2
Inning Stats	R: 4 E: 0 K: 1 S: 19 H: 5 LOB: 2 BB: 1 P: 35	R: 4 E: 0 K: 1 S: 13 H: 2 LOB: 0 BB: 2 P: 23	R: 0 E: 0 K: 0 S: 6 H: 0 LOB: 0 BB: 0 P: 8	R: 0 E: 0 K: 2 S: 8 H: 0 LOB: 0 BB: 0 P: 12	R: 0 E: 0 K: 0 S: 9 H: 2 LOB: 1 BB: 0 P: 15	R: 0 E: 0 K: 1 S: 10 H: 1 LOB: 1 BB: 0 P: 12	R: 1 E: 0 K: 0 S: 7 H: 1 LOB: 1 BB: 1 P: 13	R: 0 E: 0 K: 3 S: 11 H: 0 LOB: 0 BB: 0 P: 17	R: 0 E: 0 K: 0 S: 15 H: 1 LOB: 2 BB: 1 P: 30	1B: 8 2B: 1 3B: 0 HR: 3 SF: 0 SAC: 0 DP: 1 HBP: 0						

	AB	38
	R	9
	H	12
	RBI	9
	BB	5
	SO	8
	LOB	19

WP: 0 PB: 0 SB: 0 CS: 0 PA: 43

PITCHER		IP	WLS	BF	H	R	ER	SO	BB	IBB	HBP	BLK	WP	HR	S	P	ERA	WHIP
18 Daisuke Matsuzaka, R ERA: 3.46	(1, 1)	1.0	L	12	6	7	7	1	3	0	0	0	0	1	24	48	63.00	9.000
59 Chris Smith, R ERA: 2.25	(2, 1)	4.0		14	3	1	1	3	0	0	0	0	0	1	31	45	2.25	0.750
48 Javier López, L ERA: 2.51	(6, 1)	2.0		9	2	1	1	1	1	0	0	0	0	1	17	25	4.50	1.500
53 David Aardsma, R ERA: 2.6	(8, 1)	1.0		3	0	0	0	3	0	0	0	0	0	0	11	17	0.00	0.000
56 Craig Hansen, R ERA: 5.49	(9, 1)	1.0		5	1	0	0	0	1	0	0	0	0	0	15	30	0.00	2.000

PITCHER		IP	WLS	BF	H	R	ER	SO	BB	IBB	HBP	BLK	WP	HR	S	P	ERA	WHIP

St. Louis Cardinals @ Boston Red Sox

Fenway Park, Boston, MA

Sat Jun 21 2008, 3:55 PM EDT

Att. 37,227 - Partly Cloudy - 81 F

livebaseballscorecards.com

Batter	1	2	3	4	5	6	7	8	9	AB	R	H	RBI	BB	SO	LOB
2 Jacoby Ellsbury, L (1, 8) OBP: 0.358, SLG: 0.397	C FC 92 B SL 79 X FF 95 1-1 2B	C SL 80 X SL 79 0-1 ③ G3			B FC 95 X FF 92 1-0 ② F9		C SI 94 S CU 78 B FF 94 B SL 79 B CU 76 T SL 90 3-2 ③ K			4	0	1	0	0	1	1
15 Dustin Pedroia, R (1, 4) OBP: 0.322, SLG: 0.397	B FC 92 X SI 93 1-0 ① L7		B FC 94 F FF 94 C SL 78 F SL 80 B FC 95 X FC 96 2-2 ① F8		F FC 93 B SL 77 X FC 93 1-1 ③ G6-3			C FF 94 X SL 87 0-1 ① G1-3		4	0	0	0	0	0	1
7 J.D. Drew, L (1, 9) OBP: 0.432, SLG: 0.605	X FF 95 0-0 ② F8		B FF 94 B FF 95 X FF 95 2-0 ② G4-3			C SI 93 B SL 81 F SI 93 B SL 83 F SI 94 X SI 95 2-2 HR		B FF 94 X FF 93 1-0 ② F9		4	1	1	1	0	0	1
Manny Ramirez, R (1, 10) OBP: 0.383, SLG: 0.533	B FC 96 F SI 95 C SI 96 B FC 96 X FF 97 2-2 ③ F9		C SL 79 X SL 78 0-1 2B			B FC 93 B FF 92 C SI 93 C FC 94 C FC 96 2-3 ① K		B FF 94 X FF 94 1-0 ③ F8		4	0	1	0	0	1	1
25 Mike Lowell, R (1, 5) OBP: 0.333, SLG: 0.488		C FC 91 X SL 76 0-1 ① G5-3	B FC 93 C FC 94 D SL 82 F FC 96 B FC 96 X FC 97 3-2 ③ G6-3			B SL 78 B FC 92 B FC 93 B FC 93 4-0 BB			B FF 93 B SI 93 F FF 93 B FF 91 F FF 92 X FF 92 3-2 ① P2	3	0	0	0	1	0	1
20 Kevin Youkilis, R (1, 3) OBP: 0.375, SLG: 0.521		C FC 92 H FF 94 1-1 44 BB 2B HBP		B FC 94 X FC 94 1-0 L3 1B		F SI 95 F SI 96 B CU 78 F SL 93 F SI 94 D SL 92 S SI 95 2-3 ② K			C FF 92 B CU 81 C CU 81 B CU 81 X FC 89 2-2 ② G6-3	3	1	1	0	0	1	1
44 Brandon Moss, L (1, 7) OBP: 0.333, SLG: 0.442		B FF 93 B FF 94 S FF 93 F FF 94 F FF 95 B SL 79 B FF 94 4-2 1-2 2B BB		B FF 94 B FC 94 X FC 93 2-0 ① F7		F SI 94 B FF 96 F SI 87 B CU 78 F SL 95 S CU 78 2-3 ③ K			X FF 93 0-0 DI 1B	3	1	1	0	1	1	2
Jason Varitek, S (1, 2) OBP: 0.315, SLG: 0.402 Kevin Cash, R (8, 2) OBP: 0.306, SLG: 0.303		B SI 96 B FF 95 F FF 94 B FF 94 X FF 94 3-1 ② L3		B FF 95 F FF 94 X SL 81 1-1 ②③ L3 1-1			B FF 92 B SI 93 B SI 92 C SI 93 X SI 94 3-1 ① P5		B FF 92 C FF 93 X FC 89 1-1 ③ G1 1-2	3 1	0 0	0 0	0 0	0 0	0 0	3 1
Alex Cora, L (1, 6) OBP: 0.382, SLG: 0.375		C FC 95 B FC 95 X SI 93 1-1 1-H 2-H 2B		C FC 92 B SL 77 B FC 93 X FC 92 2-1 ① G3-1			C SI 94 S SL 90 B SL 91 S CU 78 1-3 ② K			3	0	1	2	0	1	0

Inning Stats																				
	R: 0 E: 0 K: 0 S: 7	H: 1 LOB: 1 BB: 0 P: 11	R: 2 E: 0 K: 0 S: 12	H: 1 LOB: 1 BB: 1 P: 21	R: 0 E: 0 K: 0 S: 10	H: 1 LOB: 1 BB: 0 P: 17	R: 0 E: 0 K: 0 S: 4	H: 1 LOB: 0 BB: 0 P: 8	R: 0 E: 0 K: 0 S: 5	H: 0 LOB: 0 BB: 0 P: 9	R: 1 E: 0 K: 3 S: 16	H: 1 LOB: 1 BB: 1 P: 28	R: 0 E: 0 K: 2 S: 8	H: 0 LOB: 0 BB: 0 P: 15	R: 0 E: 0 K: 0 S: 4	H: 0 LOB: 0 BB: 0 P: 6	R: 0 E: 0 K: 0 S: 9	H: 1 LOB: 1 BB: 0 P: 15

	AB	32
	R	3
	H	6
	RBI	3
	BB	2
	SO	5
	LOB	12

	1B: 2	SF: 0	WP: 0	PA: 35
	2B: 4	SAC: 0	PB: 0	
	3B: 0	DP: 1	SB: 0	
	HR: 1	HBP: 1	CS: 0	

PITCHER		IP	WLS	BF	H	R	ER	SO	BB	IBB	HBP	BLK	WP	HR	S	P	ERA	WHIP
68 Mitchell Boggs, R ERA: 5.4	(1, 1)	5.1	W	23	5	3	3	1	2	0	1	0	0	1	45	81	5.06	1.312
46 Kyle McClellan, R ERA: 2.58	(6, 1)	1.2		5	0	0	0	4	0	0	0	0	0	0	17	28	0.00	0.000
Russ Springer, R ERA: 2.49	(8, 1)	1.0		3	0	0	0	0	0	0	0	0	0	0	4	6	0.00	0.000
44 Jason Isringhausen, R ERA: 6.45	(9, 1)	1.0		4	1	0	0	0	0	0	0	0	0	0	9	15	0.00	1.000

PITCHER	IP	WLS	BF	H	R	ER	SO	BB	IBB	HBP	BLK	WP	HR	S	P	ERA	WHIP

Batter	1	2	3	4	5	6	7	8	9	10	11	12	13	AB	R	H	RBI	BB	SO	LOB
54 Brian Barton, R (1, 7) OBP: 0.333, SLG: 0.345 55 Skip Schumaker, L (9, PH) OBP: 0.363, SLG: 0.435 (9, 9)	F FF 94 B FF 86 B CH 85 S CH 84 T FF 95 2-2 ① K		X CU 77 0-0 ③ F9			B FC 89 B CH 83 B FF 92 C FF 91 X FF 92 3-1 47 S 47 1B 2B 2-H	D CH 84 F FC 87 B FF 93 X FC 88 2-1 ③ F8		T FF 97 S FF 92 X FS 91 0-2 ③ G5-3		X FF 90 0-0 ② F8		C SI 89 X CU 76 0-1 ③ F8	4 3	1 0	1 0	1 0	0 0	1 0	2 4
Aaron Miles, S (1, 4) OBP: 0.351, SLG: 0.362 (9, 6)	C FF 94 X FC 91 0-1 47 G4-6-3 1B	B FF 93 B SI 92 X FF 92 2-0 47 G6-4-3 1B				B FF 92 L FC 88 F FC 91 X CU 76 1-2 ① F9	F FF 92 F CU 76 F FC 89 X CU 77 0-2 1B			B FF 90 X FS 84 1-0 8 BB 1B	X CU 77 0-0 1-2 2-3 1B			6	0	5	0	0	0	1
47 Ryan Ludwick, R (1, 9) OBP: 0.370, SLG: 0.606 (9, 7)	F FF 94 B FF 93 X SI 93 1-1 ② ③ G4-6-3 1-2f	C FF 92 S FC 88 X FF 93 0-2 ① ② G6-4-3 1-2f				C FF 94 S FC 90 B FC 89 B FF 93 X CU 78 2-2 8 FC5-4 2-H 1B	B FF 91 D FC 88 C FF 92 X FF 90 2-1 ① F9			B FF 89 C CU 76 X FF 88 1-1 ① F8	S FF 96 F FF 98 S SL 89 0-3 ③ K			6	0	1	1	0	1	7
8 Troy Glaus, R (1, 5) OBP: 0.366, SLG: 0.447		B FF 93 C FF 92 B FF 91 X FF 93 2-1 ① G6-3	B CU 77 B CU 75 S SI 93 B FC 89 B FF 94 4-1 BB			1 SAFE X SI 91 0-0 ② FC5-4 61 1B 1-2f	B CU 78 F FF 98 F FF 97 D CU 82 F FF 96 B FF 98 F CU 79 C FF 98 3-3 ② K			B FF 90 B FF 90 B FS 83 B FF 90 4-0 1-2 BB		B FF 95 C SL 88 F FF 94 F FF 85 S SL 87 1-3 ① K		4	0	0	0	2	2	2
61 Nick Stavinoha, R (1, 10) OBP: 0.167, SLG: 0.167		F FF 94 F CH 84 F FF 94 F FC 90 C FC 94 0-3 ② K	B SI 92 X SI 92 1-0 ③ L7			B CU 78 X FC 90 1-0 1-3 1B	B FF 98 C CU 79 B FF 98 C FF 97 B FF 98 F FF 96 S FF 97 3-3 ③ K			X FS 85 0-0 ② F3		B FC 97 F FC 96 F FF 96 F SL 88 F SL 88 F FF 98 B SL 87 S SL 88 2-3 ② K		6	0	1	0	0	3	4
24 Rick Ankiel, L (1, 8) OBP: 0.327, SLG: 0.481		B FF 94 B FF 92 F FF 95 X SI 93 2-1 ③ P5			B FF 92 F FF 92 B CU 75 B FF 93 X FF 90 3-1 ① F8	S SI 93 T CU 78 X FF 93 0-2 ③ F8			S FF 97 S FS 91 T FF 98 0-2 ① K	D CU 78 C CU 78 B FF 89 S FS 84 S FF 90 2-3 ③ K		S SL 86 B FF 96 X FF 96 1-1 ③ G4-3		6	0	0	0	0	2	4
4 Yadier Molina, R (1, 3) OBP: 0.347, SLG: 0.382 (9, 2)			B FF 91 B CU 72 F FF 90 F SI 91 B FC 89 F FC 88 X FF 93 3-2 ① L6		C CH 84 X FC 88 0-1 ② G6-3	X FF 91 0-0 ① G5-3	F FF 97 F SL 88 F FF 97 C FF 97 0-3 ② K			X FS 83 0-0 1B 1B 1B		B SL 87 C FF 95 X SL 87 1-1 ① P3		6	0	1	0	0	1	0
21 Jason LaRue, R (1, 2) OBP: 0.337, SLG: 0.329 16 Chris Duncan, L (9, PH) OBP: 0.332, SLG: 0.341 (9, 3)			B CU 75 X SI 93 1-0 ② G6-3		F SI 94 F FC 90 S CU 79 0-3 ③ K		B FC 90 T FC 88 F SI 92 X FF 93 1-2 13 FC5-4 1B		B FS 91 B FS 91 B FF 96 B FF 96 4-0 2B BB	C FF 88 S CU 76 D CU 76 F FF 87 B FF 89 F CU 76 X FS 85 2-2 ① F7		B SI 89 B CU 76 C SI 89 B SI 88 F SI 89 X SI 90 3-2 1B 2B		3 2	0 1	1 1	0 0	0 1	1 0	0 1
13 Brendan Ryan, R (1, 6) OBP: 0.328, SLG: 0.339 Adam Kennedy, L (9, PH) OBP: 0.317, SLG: 0.326 (9, 4)			F FF 94 X FF 95 0-1 2B			X FF 91 0-0 54 2B 2B	1 SAFE B FC 88 1 SAFE F FC 85 B FF 92 1 SAFE F FC 88 X FC 88 2-2 1-2f FC5-4		S FF 96 F FF 98 F FF 98 F FF 97 X FS 92 0-2 1-H 2B	B FF 90 B FF 89 X FF 89 2-0 1B 1-2 1B		B SI 89 X SI 89 1-0 ② 2-H 1B		3 3	1 0	2 3	0 1	0 0	0 0	1 0
Inning Stats	R: 0 E: 0 K: 1 S: 7 H: 1 LOB: 0 BB: 0 P: 10	R: 0 E: 0 K: 1 S: 9 H: 0 LOB: 0 BB: 0 P: 13	R: 0 E: 0 K: 0 S: 8 H: 1 LOB: 1 BB: 0 P: 12	R: 0 E: 0 K: 0 S: 6 H: 1 LOB: 1 BB: 1 P: 13	R: 0 E: 0 K: 1 S: 7 H: 0 LOB: 0 BB: 0 P: 10	R: 2 E: 0 K: 0 S: 14 H: 4 LOB: 2 BB: 0 P: 21	R: 0 E: 0 K: 0 S: 9 H: 1 LOB: 1 BB: 0 P: 14	R: 0 E: 0 K: 2 S: 15 H: 1 LOB: 1 BB: 0 P: 23	R: 1 E: 0 K: 2 S: 15 H: 1 LOB: 1 BB: 1 P: 19	R: 0 E: 0 K: 1 S: 7 H: 1 LOB: 2 BB: 1 P: 15	R: 0 E: 0 K: 1 S: 12 H: 3 LOB: 3 BB: 0 P: 16	R: 0 E: 0 K: 2 S: 12 H: 0 LOB: 0 BB: 0 P: 16	R: 0 E: 0 K: 0 S: 8 H: 2 LOB: 1 BB: 0 P: 13	1B: 11 2B: 5 3B: 0 HR: 0 SF: 0 SAC: 0 DP: 2 HBP: 0	WP: 0 PB: 0 SB: 1 CS: 0 PA: 55						

PITCHER		IP	WLS	BF	H	R	ER	SO	BB	IBB	HBP	BLK	WP	HR	S	P	ERA	WHIP
31 Jon Lester, L ERA: 3.13	(1, 1)	7.1		30	9	2	2	3	1	0	0	0	0	0	66	101	2.46	1.364
17 Manny Delcarmen, R ERA: 3.48	(8, 1)	0.2		2	0	0	0	2	0	0	0	0	0	0	9	15	0.00	0.000
58 Jonathan Papelbon, R ERA: 2.16	(9, 1)	1.0	B	5	1	1	1	2	1	0	0	0	0	0	15	19	9.00	2.000
37 Hideki Okajima, L ERA: 3.0	(10, 1)	1.2		10	4	0	0	1	1	0	0	0	0	0	16	28	0.00	3.000
56 Craig Hansen, R ERA: 5.06	(11, 1)	1.2		5	0	0	0	3	0	0	0	0	0	0	17	22	0.00	0.000

PITCHER		IP	WLS	BF	H	R	ER	SO	BB	IBB	HBP	BLK	WP	HR	S	P	ERA	WHIP
48 Javier López, L ERA: 2.45	(13, 1)	0.2	W	3	2	0	0	0	0	0	0	0	0	0	6	10	0.00	3.000

TOP

St. Louis Cardinals @ Boston Red Sox

Fenway Park, Boston, MA

Sun Jun 22 2008, 1:35 PM EDT
Att. 37,085 - Cloudy - 84 F

livebaseballscorecards.com

AB	52
R	3
H	16
RBI	3
BB	3
SO	11
LOB	26

Batter	1	2	3	4	5	6	7	8	9	10	11	12	13	AB	R	H	RBI	BB	SO	LOB
2 Jacoby Ellsbury, L (1, 7) OBP: 0.354, SLG: 0.395	B FF 92 C FF 92 F FF 93 X FF 92 1-2 F7 ①		B CU 77 B SI 89 X FF 91 2-0 G3 ③			X FF 90 0-0 B1-3 ②		B FF 96 C FF 97 X FF 97 1-1 G6-3 ②		B SI 92 X SI 94 1-0 15 SH3-4 2B	C C CU 80 S CU 82 0-3 K ③			6	0	1	0	0	1	3
15 Dustin Pedroia, R (1, 4) OBP: 0.329, SLG: 0.410	C FF 92 F FF 89 F FF 92 X CU 80 0-2 7 FC1-6 1B			F SL 86 F FF 92 B SI 87 X SI 92 1-2 F9 ①		C SL 84 B FF 92 X SL 79 1-1 2B		C FF 97 F SL 88 X SL 88 0-2 BB 25 BB 7 S 1B		X SI 93 0-0 SH3-4 ① 2-3		B SI 91 S SI 91 X SI 91 1-1 7 FC1-6 2B		5	1	4	0	0	0	0
7 J.D. Drew, L (1, 9) OBP: 0.426, SLG: 0.591	B SI 93 X SI 86 1-0 FC1-6 ② 1-2f			B CU 78 C FF 87 B FF 91 S SI 84 X FF 91 2-2 F8 ②		F FF 88 D SI 86 X SI 84 1-1 L1 ③		B FF 96 B FF 96 B FF 96 C FF 97 S FF 96 B FF 97 4-2 25 BB BB 1-2 BB		B SL 90 B FF 94 C SL 91 S CU 80 B SL 80 S SL 90 3-3 K ②		X FF 87 0-0 FC1-6-5 ① 22 G4-6-3 2-3		5	0	0	0	1	1	4
Manny Ramirez, R (1, 10) OBP: 0.384, SLG: 0.530 44 Brandon Moss, L (8, PR) OBP: 0.333, SLG: 0.442 (9, 10) 22 Sean Casey, L (10, PH) OBP: 0.416, SLG: 0.462 (11, 10)	X FF 92 0-0 F8 ③			B FF 87 B FF 90 X FF 90 2-0 25 FC6-4 1B		B FF 92 F SI 89 B SI 91 X SI 91 2-1 G5-3 ①		B FF 98 B FF 98 B FF 96 B FF 97 4-0 25 BB 1-2 2-3 BB		C SL 91 X SL 90 0-1 F7 ③		1 SAFE 1 SAFE 1 SAFE D FF 87 X FF 91 1-0 G4-6-3 ②③ 1-2f		3 0 2	0 0 0	1 0 0	0 0 0	1 0 0	0 0 0	1 0 2
25 Mike Lowell, R (1, 5) OBP: 0.341, SLG: 0.495		B SL 85 C FF 92 B FF 92 X FF 92 2-1 G4-6-3 1B		X FF 88 0-0 FC6-4 ③ 1-2f		C SI 90 B SI 91 X FF 87 1-1 G5-3 ②		B FF 96 B FF 98 B FF 98 B FF 96 4-0 1-2 2-3 3-H BB			B FF 94 B FF 93 X FF 93 2-0 FC1-5 2B		X FF 94 0-0 20 HR 1B	5	1	3	1	1	0	1
20 Kevin Youkilis, R (1, 3) OBP: 0.377, SLG: 0.542		C FF 92 F FF 87 F SL 92 S CU 79 0-3 K ①			C SL 87 X SI 90 0-1 G5-3 ①		F FF 91 X FF 92 0-1 HR	C FF 98 B SL 86 C FF 97 S FF 97 1-3 K ③			B FC 91 B FC 92 B FC 91 C FF 94 T FC 92 D FC 91 4-2 BB FC1-5 BB		B FF 94 F FF 93 B CU 81 1 SAFE B CU 80 X FF 94 3-1 1-H HR	5	2	2	3	1	2	4
Jason Varitek, S (1, 2) OBP: 0.308, SLG: 0.392	C FF 89 C SI 85 X FF 92 0-2 G4-6-3 ②③ 1-2f				B CU 78 X FF 91 1-0 G3 ②		C FF 89 B FF 90 S SI 94 X FF 85 1-2 G3-1 ③		S FF 92 S FF 93 F FF 94 F CU 77 B FF 93 X CU 78 1-2 P5 ①		C FF 92 C CU 79 X CU 82 0-2 FC1-5 ① BB 1-2 2-3f		5	0	0	0	0	0	3
Coco Crisp, S (1, 8) OBP: 0.308, SLG: 0.425			F FF 92 C FF 86 B SI 90 F CU 79 X FF 90 1-2 G3-1 ①		B SI 90 F SI 88 B SI 85 X SI 89 2-1 23 CS 1B			B SI 90 C SI 85 X FF 89 1-1 23 SF9 3B		B FF 93 C FF 94 X CU 78 1-1 L4 ②		C SI 93 B CU 81 B CU 79 B SI 94 B SI 94 4-1 1-2 2-3 BB		4	1	2	0	1	0	0
23 Julio Lugo, R (1, 6) OBP: 0.364, SLG: 0.346 Alex Cora, L (9, 6) OBP: 0.368, SLG: 0.360			C FF 93 B CU 78 C SL 86 B CU 78 X FF 90 2-2 G5-3 ②		1 SAFE 0-0 CS ③ 1-2	F FF 88 X CH 85 0-1 L1 ①		B FF 97 D FF 96 B FF 96 C FF 96 X FF 97 3-1 SF9 ① 3-H		X FF 93 0-0 F8 ③		S FC 89 B FF 92 F FC 90 S FC 89 1-3 K ②		2 2	0 0	0 0	1 0	0 1	0 3	0 3
Inning Stats	R: 0 E: 0 K: 0 S: 9 H: 1 LOB: 1 BB: 0 P: 11	R: 0 E: 0 K: 1 S: 9 H: 1 LOB: 0 BB: 0 P: 11	R: 0 E: 0 K: 0 S: 8 H: 0 LOB: 0 BB: 0 P: 13	R: 0 E: 0 K: 0 S: 8 H: 1 LOB: 1 BB: 0 P: 13	R: 0 E: 0 K: 0 S: 5 H: 1 LOB: 0 BB: 0 P: 8	R: 0 E: 0 K: 0 S: 7 H: 1 LOB: 1 BB: 0 P: 9	R: 1 E: 0 K: 0 S: 9 H: 1 LOB: 0 BB: 0 P: 13	R: 2 E: 0 K: 1 S: 14 H: 2 LOB: 3 BB: 3 P: 32	R: 0 E: 0 K: 0 S: 8 H: 0 LOB: 0 BB: 0 P: 10	R: 0 E: 0 K: 1 S: 7 H: 1 LOB: 1 BB: 0 P: 11	R: 0 E: 0 K: 2 S: 13 H: 1 LOB: 3 BB: 2 P: 24	R: 0 E: 0 K: 0 S: 4 H: 1 LOB: 0 BB: 0 P: 6	R: 2 E: 0 K: 0 S: 3 H: 2 LOB: 0 BB: 0 P: 6	1B: 6 2B: 4 3B: 1 HR: 2 SF: 1 SAC: 1 DP: 2 HBP: 0	WP: 0 PB: 0 SB: 1 CS: 1 PA: 52						

BOTTOM

St. Louis Cardinals @ Boston Red Sox

Fenway Park, Boston, MA

Sun Jun 22 2008, 1:35 PM EDT

Att. 37,085 - Cloudy - 84 F

livebaseballscorecards.com

AB	44
R	5
H	13
RBI	5
BB	5
SO	5
LOB	21

PITCHER		IP	WLS	BF	H	R	ER	SO	BB	IBB	HBP	BLK	WP	HR	S	P	ERA	WHIP
35 Joel Pineiro, R ERA: 3.86	(1, 1)	7.0		26	7	2	2	1	0	0	0	0	0	1	57	81	2.57	1.000
63 Chris Perez, R ERA: 4.2	(8, 1)	1.0	B	7	1	1	1	1	3	0	0	0	0	0	12	29	9.00	4.000
Russ Springer, R ERA: 2.38	(9, 1)	1.0		3	0	0	0	0	0	0	0	0	0	0	8	10	0.00	0.000
46 Kyle McClellan, R ERA: 2.52	(10, 1)	1.0		4	1	0	0	1	0	0	0	0	0	0	7	11	0.00	1.000
44 Jason Isringhausen, R ERA: 6.17	(11, 1)	1.0		6	1	0	0	2	2	0	0	0	0	0	13	24	0.00	3.000

PITCHER		IP	WLS	BF	H	R	ER	SO	BB	IBB	HBP	BLK	WP	HR	S	P	ERA	WHIP
Ron Villone, L ERA: 5.65	(12, 1)	1.0		3	1	0	0	0	0	0	0	0	0	0	4	6	0.00	1.000
65 Mike Parisi, R ERA: 8.06	(13, 1)	0.0	L	2	2	2	2	0	0	0	0	0	0	1	3	6	∞	∞

Batter	1	2	3	4	5	6	7	8	9	AB	R	H	RBI	BB	SO	LOB
22 Eric Byrnes, R (1, 7) OBP: 0.278, SLG: 0.378	F FF 96 X FF 96 0-1 ① P5		B SI 95 X CU 76 1-0 ② F7			X FF 94 0-0 ① F7	C CU 77 F SI 93 F FF 95 X SI 94 0-2 ③ F8		S FF 97 F FF 98 B FF 97 S FF 97 1-3 ③ K	5	0	0	0	0	1	6
6 Stephen Drew, L (1, 6) OBP: 0.301, SLG: 0.465	B SI 95 F FF 96 B CU 78 F FC 94 F CU 77 F FF 97 X FF 94 2-2 ② F9		C CH 89 S FF 95 B FF 94 B CU 76 S CU 77 2-3 ③ K			C CH 90 F FA 91 C SI 96 0-3 ② K		B CU 76 B CH 88 F SI 95 F FC 92 X CH 89 2-2 ① G1		4	0	0	0	0	2	1
1 Orlando Hudson, S (1, 4) OBP: 0.354, SLG: 0.465	B FF 96 F FF 96 X FF 96 1-1 2B			B FF 92 B SI 95 F FF 96 X FF 95 2-1 ① G5-3		C CU 77 X FF 96 0-1 ③ F8		B CU 78 X FF 94 1-0 ② F7		4	0	1	0	0	0	0
34 Conor Jackson, R (1, 3) OBP: 0.398, SLG: 0.485	F FF 96 B SI 96 X FF 97 1-1 ③ G6-3			B CU 79 B CU 80 B SI 95 C FF 96 X SI 96 3-1 ② G6-3			C CU 77 B CU 77 B FF 94 S FF 94 B FF 96 F FF 95 B SI 96 4-2 27 1B / 24 2B BB	B SI 94 C CU 77 B CU 78 B CU 78 X FF 95 3-1 ③ P3		3	1	0	0	1	0	1
18 Chad Tracy, L (1, 10) OBP: 0.282, SLG: 0.403 Chris Burke, R (9, PR) OBP: 0.283, SLG: 0.198 (9, 10)		C CH 90 B CU 78 F FC 94 C FF 96 1-3 ① K		C CU 78 S CH 90 B CU 80 C CU 79 1-3 ③ K			B SI 95 S CH 89 B CH 88 F CH 90 C SI 95 2-3 ① K		S F B B X 2-2 24 SH2-4 / 27 BB / 1B	4 0	0 0	1 0	0 0	0 0	3 0	1 0
27 Mark Reynolds, R (1, 5) OBP: 0.336, SLG: 0.494		C CU 78 F SI 95 S CU 79 0-3 ② K			S SI 94 S FF 95 S FF 96 0-3 ① K		B FC 93 B CU 79 C FF 95 X SI 94 2-1 24 2B / 19 G3 / 1-2 1B		F FF 97 B SL 86 F FF 97 B SL 86 F FF 96 B FS 89 B FF 97 4-2 24 SH2-4 / 1-2 BB	3	1	1	0	1	2	0
24 Chris Young, R (1, 8) OBP: 0.307, SLG: 0.435		C SI 97 B SI 96 S CU 78 B FF 96 X SI 97 2-2 ③ G5-3			C CU 78 X CU 79 0-1 1B		F SI 95 X FF 96 0-1 19 G3 / 1-3 2-H 2B		B FF 95 X FF 94 1-0 ① SH2-4 / 1-2 2-3	3	0	2	1	0	0	0
19 Chris Snyder, R (1, 2) OBP: 0.335, SLG: 0.448			X FF 95 0-0 ① L5		F SI 95 C FF 96 S SI 95 0-3 ② K		B CU 80 B CU 80 B CU 80 X FF 96 3-0 ② G3 / 2-3 3-H		B FF 96 B SL 85 I IN 78 I IN 74 4-0 IBB	3	0	0	1	1	1	2
10 Justin Upton, R (1, 9) OBP: 0.358, SLG: 0.433			C FF 96 S CU 78 F CU 79 B FF 95 X FF 96 1-2 2B		1 SAFE B FF 94 B FF 94 X SI 95 2-0 ③ F9		C CU 79 F CU 80 B FF 96 B FF 96 F CU 80 B FF 95 B CU 78 4-2 BB		S FF 96 F FF 97 F FF 96 B FF 96 S FF 97 1-3 ② K	3	0	1	0	1	1	4
Inning Stats	R: 0 E: 0 K: 0 S: 11 H: 1 LOB: 1 BB: 0 P: 15	R: 0 E: 0 K: 2 S: 9 H: 0 LOB: 0 BB: 0 P: 12	R: 0 E: 0 K: 1 S: 9 H: 1 LOB: 1 BB: 0 P: 13	R: 0 E: 0 K: 1 S: 7 H: 0 LOB: 0 BB: 0 P: 13	R: 0 E: 0 K: 2 S: 9 H: 1 LOB: 1 BB: 0 P: 11	R: 0 E: 0 K: 1 S: 6 H: 0 LOB: 0 BB: 0 P: 6	R: 2 E: 0 K: 1 S: 18 H: 2 LOB: 2 BB: 2 P: 33	R: 0 E: 0 K: 0 S: 6 H: 0 LOB: 0 BB: 0 P: 12	R: 0 E: 0 K: 2 S: 14 H: 1 LOB: 3 BB: 2 P: 27	1B: 3 2B: 3 3B: 0 HR: 0		SF: 0 SAC: 1 DP: 0 HBP: 0			WP: 0 PB: 0 SB: 0 CS: 0	PA: 37

TOP

Arizona Diamondbacks @ Boston Red Sox

Fenway Park, Boston, MA

Mon Jun 23 2008, 7:05 PM EDT

Att. 37,694 - Cloudy - 69 F

livebaseballscorecards.com

AB	32
R	2
H	6
RBI	2
BB	4
SO	10
LOB	15

PITCHER		IP	WLS	BF	H	R	ER	SO	BB	IBB	HBP	BLK	WP	HR	S	P	ERA	WHIP
19 Josh Beckett, R ERA: 3.73	(1, 1)	8.0	L	31	5	2	2	8	2	0	0	0	0	0	75	115	2.25	0.875
53 David Aardsma, R ERA: 2.52	(9, 1)	1.0		6	1	0	0	2	1	1	0	0	0	0	14	27	0.00	2.000

PITCHER	IP	WLS	BF	H	R	ER	SO	BB	IBB	HBP	BLK	WP	HR	S	P	ERA	WHIP

BOTTOM

Arizona Diamondbacks @ Boston Red Sox

Fenway Park, Boston, MA

Mon Jun 23 2008, 7:05 PM EDT

Att. 37,694 - Cloudy - 69 F

livebaseballscorecards.com

Batter	1	2	3	4	5	6	7	8	9	AB	R	H	RBI	BB	SO	LOB
2 Jacoby Ellsbury, L (1, 7) OBP: 0.356, SLG: 0.394	C FF 90 B FF 91 X FF 91 1-1 ① P5		B SI 93 C KC 82 B SI 92 F SI 88 B KC 82 B KC 81 4-2 BB			C KC 81 X FF 92 0-1 ② P6		C SI 97 X SI 97 0-1 15 1B 1-2 1B		3	0	1	0	1	0	0
15 Dustin Pedroia, R (1, 4) OBP: 0.328, SLG: 0.408	B SI 92 X FF 93 1-0 ② G6-3		C FF 90 B KC 82 F SI 94 S FC 88 1-3 ③ K			C KC 83 X FF 90 0-1 ③ G5-3		S FF 92 B SI 97 X SI 97 1-1 1-2 2-3 1B		4	0	1	0	0	1	2
7 J.D. Drew, L (1, 9) OBP: 0.420, SLG: 0.583	X FF 92 0-0 ③ F8			S FS 87 C KC 82 B KC 82 B SI 89 B KC 80 X KC 82 3-2 ① G3-1			F FS 86 B FS 86 B FF 92 B KC 80 F SI 92 X SI 92 3-2 ① G4-3	B SI 97 B SI 98 X SI 98 2-0 ② SF8 3-H		3	0	0	1	0	0	0
Manny Ramirez, R (1, 10) OBP: 0.382, SLG: 0.524		C FF 91 B FF 92 X FC 89 1-1 ① F9		C SI 94 F FF 93 F SI 95 F SI 95 B SI 95 S SI 89 1-3 ② K2-3			S SI 94 F SI 88 B FF 90 B SI 94 B SI 88 F SI 94 H SI 94 4-2 44 G1 25 1B HBP	C SI 98 B FF 92 F SI 98 B SI 98 F SL 91 F SI 97 X FF 93 2-2 ③ L5		3	0	0	0	0	1	2
25 Mike Lowell, R (1, 5) OBP: 0.340, SLG: 0.491		C FF 93 B KC 82 X FF 91 1-1 ② F8		C SI 93 X SI 88 0-1 ③ F8			X SI 93 0-0 44 G1 1-2 1B		X FF 93 0-0 ① F9	4	0	1	0	0	0	0
20 Kevin Youkilis, R (1, 3) OBP: 0.376, SLG: 0.540 44 Brandon Moss, L (5, 3) OBP: 0.314, SLG: 0.413		C FF 91 B KC 83 B KC 83 C KC 84 S SI 88 2-3 ③ K			B SI 92 F SI 92 S FF 91 X SI 92 1-2 ① L8		C KC 82 S KC 82 F KC 81 X FS 87 0-2 ② G1 1-2 2-3		C CU 76 F CU 75 X FF 94 0-2 ② P5	1 3	0 0	0 0	0 0	0 0	1 0	0 2
Jason Varitek, S (1, 2) OBP: 0.307, SLG: 0.394			B FF 92 C FF 92 B FF 91 C KC 82 F FF 93 B KC 81 X FF 93 3-2 2B		B KC 82 S KC 83 B SI 92 B KC 81 X FF 92 3-1 ② G4-3		S KC 82 F KC 82 B FS 87 B FF 93 F KC 82 S KC 82 2-3 ③ K		X CU 77 0-0 ③ L7	4	0	1	0	0	1	2
Coco Crisp, S (1, 8) OBP: 0.303, SLG: 0.418			X SI 91 0-0 ① B1		C SI 93 B SI 93 B SI 92 X SI 92 2-1 ③ L7			F FF 97 B SI 97 X SI 98 1-1 ① G1-3		3	0	0	0	0	0	1
23 Julio Lugo, R (1, 6) OBP: 0.364, SLG: 0.343			B KC 82 B FF 93 X SI 92 2-0 ② G6-3			C SI 90 B KC 82 C SI 93 B FC 87 C FC 86 2-3 ① K		C FF 97 C FF 91 F SL 91 B SI 97 B SL 91 F SI 98 B SI 98 B SI 98 4-2 15 1B 2 1B 7 SF8 BB		2	1	0	0	1	1	1
Inning Stats	R: 0 E: 0 K: 0 S: 4 H: 0 LOB: 0 BB: 0 P: 6	R: 0 E: 0 K: 1 S: 7 H: 0 LOB: 0 BB: 0 P: 11	R: 0 E: 0 K: 1 S: 11 H: 1 LOB: 2 BB: 1 P: 21	R: 0 E: 0 K: 1 S: 10 H: 0 LOB: 0 BB: 0 P: 14	R: 0 E: 0 K: 0 S: 7 H: 0 LOB: 0 BB: 0 P: 13	R: 0 E: 0 K: 1 S: 7 H: 0 LOB: 0 BB: 0 P: 9	R: 0 E: 0 K: 1 S: 15 H: 1 LOB: 2 BB: 0 P: 24	R: 1 E: 0 K: 0 S: 16 H: 2 LOB: 2 BB: 1 P: 26	R: 0 E: 0 K: 0 S: 5 H: 0 LOB: 0 BB: 0 P: 5						

	AB	30
	R	1
	H	4
	RBI	1
	BB	2
	SO	5
	LOB	10

1B: 3 SF: 1
2B: 1 SAC: 0
3B: 0 DP: 0
HR: 0 HBP: 1

WP: 0 PA: 34
PB: 0
SB: 0
CS: 0

PITCHER		IP	WLS	BF	H	R	ER	SO	BB	IBB	HBP	BLK	WP	HR	S	P	ERA	WHIP
15 Dan Haren, R ERA: 3.04	(1, 1)	7.0	W	25	2	0	0	5	1	0	1	0	0	0	61	98	0.00	0.429
56 Ramon Pena, R ERA: 3.12	(8, 1)	1.0	H	6	2	1	1	0	1	0	0	0	0	0	16	26	9.00	3.000
Brandon Lyon, R ERA: 2.35	(9, 1)	1.0	S	3	0	0	0	0	0	0	0	0	0	0	5	5	0.00	0.000

PITCHER	IP	WLS	BF	H	R	ER	SO	BB	IBB	HBP	BLK	WP	HR	S	P	ERA	WHIP

Batter	1	2	3	4	5	6	7	8	9	AB	R	H	RBI	BB	SO	LOB
22 Eric Byrnes, R (1, 7) OBP: 0.281, SLG: 0.375	C FF 92 S SL 82 B SL 83 X SI 91 1-2 ① L8		X SI 88 0-0 ① G6-3	C SL 78 B SL 80 F SI 88 B SI 89 X SI 88 2-2 1-2 1B		B SI 89 B SI 88 B FF 88 C FF 89 X SI 88 3-1 ③ FC5-4 1-2f			S FF 96 F FF 97 B SL 88 F FF 96 F FF 97 B SL 88 B SL 89 F FF 97 B FF 97 4-2 BB	4	0	1	0	1	0	1
6 Stephen Drew, L (1, 6) OBP: 0.296, SLG: 0.457	C SI 91 B SL 83 X SI 88 1-1 ② G5-3		B CH 82 B SL 82 F SI 86 F SL 80 S SL 82 2-3 ② K	B SL 77 B SL 79 S SL 77 X SL 78 2-1 ③ G3			B CH 76 S CH 75 B FF 90 C CU 76 F CH 77 B FF 90 X CH 75 3-2 ① F8		1 SAFE S FF 96 1 SAFE F FF 97 S FF 97 0-3 ② K	5	0	0	0	0	2	3
1 Orlando Hudson, S (1, 4) OBP: 0.355, SLG: 0.464	B FF 94 B SI 89 C SI 88 F SI 88 S SL 82 2-3 ③ K		B SL 77 S FF 91 B SI 88 X SL 81 2-1 34 BB 18 HR 1B		X SI 88 0-0 18 E 1B		B FF 88 B FF 91 F CH 76 X FF 89 2-1 ② G4-3		1 SAFE F FF 97 B FF 97 X FF 97 1-1 ③ G5-3	5	1	2	0	0	1	1
34 Conor Jackson, R (1, 3) OBP: 0.403, SLG: 0.485		C SI 91 B SI 90 B SI 91 X SL 81 2-1 18 S 18 1B 1B	1 SAFE B SI 88 B SI 86 1 SAFE B FF 91 B FF 87 4-0 1-2 18 HR BB	F CH 84 F SI 85 X SL 81 0-2 ① F8			C FF 90 F FF 91 B FF 90 B CH 77 F CH 75 B FF 89 4-2 BB			2	2	1	0	2	0	1
18 Chad Tracy, L (1, 10) OBP: 0.307, SLG: 0.457		B SI 88 C SI 87 B SL 80 B SI 86 C SI 88 F SI 88 F SI 87 X SI 92 3-2 F9 11 BB 1-H 1B	C SL 82 X SI 88 0-1 1-H 2-H HR	D FF 88 1 SAFE I IN 66 I IN 67 I IN 66 4-0 1-2 24 G6-4-3 IBB			C CU 75 X CH 74 0-1 ③ F9			3	1	2	4	1	0	1
24 Chris Young, R (1, 8) OBP: 0.303, SLG: 0.429		M SI 88 X SL 82 0-1 ① F7	B FF 89 X SL 80 1-0 ③ G5-3		F SL 79 X SI 88 0-1 ②③ G6-4-3 1-2f			C FF 88 C FF 87 S CU 77 0-3 ① K		4	0	0	0	0	1	3
11 Augie Ojeda, S (1, 5) OBP: 0.384, SLG: 0.353		B SI 88 B SL 80 B SI 86 C SI 88 B SI 87 4-1 1-2 BB		C FF 91 S CH 80 X SL 82 0-2 ① G3		C SI 86 B SL 80 S SL 78 S FF 93 1-3 ① K		C CH 77 X FF 88 0-1 ② L7		3	0	0	0	1	1	0
Jeff Salazar, L (1, 9) OBP: 0.339, SLG: 0.359		B SI 86 B SI 87 X FF 88 2-0 ② F9 2-3		X SI 89 0-0 ② F8		X FF 91 0-0 ② F8		B CU 77 S CH 74 X CH 77 1-1 ③ G4-3		4	0	0	0	0	0	2
19 Chris Snyder, R (1, 2) OBP: 0.338, SLG: 0.446		C SI 88 C SI 88 B SI 89 B SL 83 S SL 81 2-3 ③ K		C FF 91 B SI 89 F SI 91 B SL 83 B SI 90 B SI 89 4-2 22 1B BB		C FF 92 B SI 89 B SL 82 B SL 77 S SL 81 X FF 93 2-2 22 FC5-4 1B			C FF 96 B SL 89 F FF 97 S FF 96 1-3 ① K	3	0	1	0	1	2	2
Inning Stats	R: 0 E: 0 K: 1 S: 8 H: 0 LOB: 0 BB: 0 P: 12	R: 1 E: 0 K: 1 S: 14 H: 2 LOB: 2 BB: 1 P: 27	R: 3 E: 0 K: 1 S: 9 H: 2 LOB: 0 BB: 1 P: 18	R: 0 E: 0 K: 0 S: 11 H: 1 LOB: 2 BB: 1 P: 19	R: 0 E: 1 K: 0 S: 6 H: 1 LOB: 1 BB: 1 P: 10	R: 0 E: 0 K: 1 S: 9 H: 1 LOB: 1 BB: 0 P: 15	R: 0 E: 0 K: 0 S: 11 H: 0 LOB: 1 BB: 1 P: 20	R: 0 E: 0 K: 1 S: 7 H: 0 LOB: 0 BB: 0 P: 8	R: 0 E: 0 K: 2 S: 13 H: 0 LOB: 1 BB: 1 P: 19	1B: 6 2B: 0 3B: 0 HR: 1 SF: 0 SAC: 0 DP: 1 HBP: 0						WP: 0 PB: 0 SB: 1 CS: 0 PA: 39

PITCHER		IP	WLS	BF	H	R	ER	SO	BB	IBB	HBP	BLK	WP	HR	S	P	ERA	WHIP
63 Justin Masterson, R ERA: 3.43	(1, 1)	6.0		28	7	4	4	4	3	1	0	0	0	1	57	101	6.00	1.667
59 Chris Smith, R ERA: 1.5	(7, 1)	2.0	W	7	0	0	0	1	1	0	0	0	0	0	18	28	0.00	0.500
58 Jonathan Papelbon, R ERA: 2.1	(9, 1)	1.0	S	4	0	0	0	2	1	0	0	0	0	0	13	19	0.00	1.000

PITCHER	IP	WLS	BF	H	R	ER	SO	BB	IBB	HBP	BLK	WP	HR	S	P	ERA	WHIP

TOP

Arizona Diamondbacks @ Boston Red Sox

Fenway Park, Boston, MA

Tue Jun 24 2008, 7:05 PM EDT

Att. 37,867 - Rain - 64 F

livebaseballscorecards.com

AB	33
R	4
H	7
RBI	4
BB	6
SO	7
LOB	14

Batter	1	2	3	4	5	6	7	8	9	AB	R	H	RBI	BB	SO	LOB
2 Jacoby Ellsbury, L (1, 7) OBP: 0.354, SLG: 0.392	C FC 84 B FF 86 C CU 70 B FC 83 S FC 85 2-3 K ①	D CU 72 S FC 87 C FC 85 X CU 73 1-2 G4-3 ③			X FC 87 0-0 G6-3 ③			X FC 83 0-0 G5-3, 15 1B, 25 2B, 1-2 1B		4	1	1	0	0	1	1
15 Dustin Pedroia, R (1, 4) OBP: 0.330, SLG: 0.419	C FC 86 B FF 87 B FF 86 F FC 84 B FC 84 X FC 86 3-2 HR		C FC 86 C CU 70 B FF 87 X CU 68 1-2 G5-3 ①			F FF 85 B FF 85 X CH 79 1-1 G5-3 ①		B SL 86 C SI 96 F SL 87 F SL 90 F SI 96 F SL 90 X SI 96 1-2 G5-3, 25 2B, 1B 2-H		4	2	2	2	0	0	0
7 J.D. Drew, L (1, 9) OBP: 0.414, SLG: 0.573	X FF 86 0-0 G5-3 ②		C FF 86 X FC 87 0-1 G5-3 ②			C CU 72 X CH 77 0-1 G1-3 ②		C SI 96 B SI 94 C SI 96 F SL 91 F SI 95 B SI 95 S SL 91 2-3 K ①		4	0	0	0	0	1	2
Manny Ramirez, R (1, 10) OBP: 0.384, SLG: 0.524	B FF 86 F FF 80 B FF 86 C CU 71 X FC 85 2-2 25 1B, 1B		C CU 71 B FC 84 F FC 88 B FC 84 S FC 85 2-3 K ③			X FF 86 0-0 25 FC6-4, 1B		F SI 98 X SI 96 0-1 G5-3 ② 1-2 2-3		4	0	2	0	0	1	2
25 Mike Lowell, R (1, 5) OBP: 0.346, SLG: 0.498	B FF 86 X FF 86 1-0 1-2 1B			B FC 85 B CH 77 B FC 85 B FC 85 4-0 G5-4-3 BB		1 SAFE X CH 78 0-0 FC6-4 ③ 1-2f		B SI 97 B SL 90 X SI 96 2-0 1B, 2B 2-H 3-H		3	1	2	2	1	0	1
Jason Varitek, S (1, 2) OBP: 0.306, SLG: 0.392	C CU 71 B FC 85 F FC 84 D CU 72 X FC 85 2-2 G1-6-3 ③			X FC 84 0-0 G5-4-3 ①② 1-2f			B CU 71 C FC 83 S CU 69 F FC 84 S FC 87 1-3 K ①	C SI 95 X SL 87 0-1 44 1B, 1B 2-H		4	0	1	1	0	1	3
44 Brandon Moss, L (1, 3) OBP: 0.309, SLG: 0.400 20 Kevin Youkilis, R (9, 3) OBP: 0.376, SLG: 0.540		F FC 86 S FC 85 B FC 84 B FC 84 S CU 71 2-3 K ①		C CU 70 B FC 86 S CU 72 C 1-3 K ③			B FC 84 C FC 83 B FC 81 C CU 71 X CU 73 2-2 G3 ②	B SI 94 F SI 94 X SI 94 1-1 1-2 1B		4 0	0 0	1 0	0 0	0 0	2 0	0 0
Coco Crisp, S (1, 8) OBP: 0.302, SLG: 0.415		X FF 85 0-0 23 G6-3, 1B			S FC 82 B CH 78 X CU 70 1-1 G5-3 ①		B CU 69 C CU 70 C FC 84 S FC 84 1-3 K ③	X SI 93 0-0 F9 ③		4	0	1	0	0	1	2
23 Julio Lugo, R (1, 6) OBP: 0.364, SLG: 0.343		1 SAFE 1 SAFE B FF 85 C FC 83 1 SAFE L CH 78 X CU 70 1-2 G6-3 ② 1-2			B FC 87 B FC 84 C FC 86 S CU 70 F CU 71 B FF 87 F FC 83 F FC 84 X CU 70 3-2 F8 ②			B FC 81 F FC 84 B CH 79 F FC 84 X CU 70 2-2 2, 1B, 15 1B, 1B		3	1	1	0	0	0	1
Inning Stats	R: 1 E: 0 K: 1 S: 14 H: 3 LOB: 2 BB: 0 P: 24	R: 0 E: 0 K: 1 S: 10 H: 1 LOB: 1 BB: 0 P: 14	R: 0 E: 0 K: 1 S: 8 H: 0 LOB: 0 BB: 0 P: 11	R: 0 E: 0 K: 1 S: 4 H: 0 LOB: 0 BB: 1 P: 9	R: 0 E: 0 K: 0 S: 9 H: 0 LOB: 0 BB: 0 P: 13	R: 0 E: 0 K: 0 S: 6 H: 1 LOB: 1 BB: 0 P: 7	R: 0 E: 0 K: 2 S: 10 H: 0 LOB: 0 BB: 0 P: 14	R: 4 E: 0 K: 1 S: 23 H: 6 LOB: 2 BB: 0 P: 31		1B: 9 2B: 1 3B: 0 HR: 1	SF: 0 SAC: 0 DP: 1 HBP: 0					

PITCHER		IP	WLS	BF	H	R	ER	SO	BB	IBB	HBP	BLK	WP	HR	S	P	ERA	WHIP
49 Doug Davis, L ERA: 3.68	(1, 1)	7.0		28	7	3	3	6	1	0	0	0	0	1	65	98	3.86	1.143
50 Chad Qualls, R ERA: 3.5	(8, 1)	0.2	L	6	4	2	2	1	0	0	0	0	0	0	18	24	27.00	6.000
56 Ramon Pena, R ERA: 3.09	(8, 1)	0.1		1	0	0	0	0	0	0	0	0	0	0	1	1	0.00	0.000

PITCHER	IP	WLS	BF	H	R	ER	SO	BB	IBB	HBP	BLK	WP	HR	S	P	ERA	WHIP

BOTTOM

Arizona Diamondbacks @ Boston Red Sox

Fenway Park, Boston, MA

Tue Jun 24 2008, 7:05 PM EDT

Att. 37,867 - Rain - 64 F

livebaseballscorecards.com

AB	34
R	5
H	11
RBI	5
BB	1
SO	7
LOB	12

1B: 9	SF: 0	WP: 0	PA: 35		
2B: 1	SAC: 0	PB: 0			
3B: 0	DP: 1	SB: 0			
HR: 1	HBP: 0	CS: 0			

Batter	1	2	3	4	5	6	7	8	9	AB	R	H	RBI	BB	SO	LOB
22 Eric Byrnes, R (1, 7) OBP: 0.276, SLG: 0.367	B KN 65 B KN 65 F FF 72 C FF 73 F KN 67 S KN 67 2-3 **K** ①		B KN 65 X KN 66 1-0 P6 ③			B KN 66 B KN 65 B FF 72 X FF 72 3-0 P3 ③			C FF 95 C SL 86 X FF 96 0-2 P6 ①	4	0	0	0	0	1	2
6 Stephen Drew, L (1, 6) OBP: 0.292, SLG: 0.450	B KN 66 X KN 65 1-0 F9 ②			B KN 63 C KN 64 B KN 65 F FF 71 B CU 58 F FF 72 X FF 72 3-2 G4-3 ①			C KN 64 F CU 64 X KN 65 0-2 G4-3 ①		C FF 97 B FF 97 S SL 84 S FF 95 1-3 **K** ② 1-2	4	0	0	0	0	1	1
1 Orlando Hudson, S (1, 4) OBP: 0.357, SLG: 0.468	B KN 65 B KN 65 S FF 74 B KN 67 F FF 74 F KN 67 X KN 66 3-2 P3 ③			B KN 66 B FF 73 C FF 72 B CU 58 F FF 72 S KN 66 3-3 **K** ②			C CU 58 X KN 65 0-1 2B		C FF 95 X FF 97 0-1 34 BB 1B 2-3	4	0	2	0	0	1	0
34 Conor Jackson, R (1, 3) OBP: 0.401, SLG: 0.479		C KN 64 C KN 66 B KN 66 F KN 66 S KN 67 1-3 **K** ①		S CU 59 S CU 57 B FF 75 B CU 55 F KN 68 S KN 67 2-3 **K** ③			X KN 65 0-0 F7 ②		B FF 97 C FF 96 S SL 88 B FF 96 B SL 88 D SL 89 4-2 BB 1-2	3	0	0	0	1	2	1
18 Chad Tracy, L (1, 10) OBP: 0.291, SLG: 0.432		C KN 65 C FF 74 B KN 59 X KN 68 1-2 F8 ②			B KN 65 C KN 64 F KN 65 B KN 67 F FF 74 B CU 60 F KN 66 S KN 67 3-3 **K** ①		C KN 65 X KN 61 0-1 G4-3 ③		C FF 98 F FF 97 B FF 97 F FF 97 S FF 98 1-3 **K** ③	4	0	0	0	0	2	4
27 Mark Reynolds, R (1, 5) OBP: 0.332, SLG: 0.488		C KN 66 X KN 59 0-1 F8 ③			B KN 66 F KN 66 S CU 60 X KN 67 1-2 G5-3 ②			C FF 98 B CU 80 C CU 79 S FF 99 1-3 **K** ①		3	0	0	0	0	1	0
24 Chris Young, R (1, 8) OBP: 0.304, SLG: 0.427			C KN 64 B KN 63 F KN 64 X KN 66 1-2 F9 ①		B KN 67 B KN 66 C KN 66 B FF 75 B FF 74 4-1 26 CS BB			C FF 99 S FF 99 F FF 99 B FF 99 X CU 82 1-2 P5 ②		2	0	0	0	1	0	0
26 Miguel Montero, L (1, 2) OBP: 0.314, SLG: 0.338			S KN 64 X KN 59 0-1 10 WP 1B		C KN 66 1 SAFE 1 SAFE P PO 72 1 SAFE C KN 67 F KN 66 B KN 66 2-2 CS ③ 1-2	X KN 64 0-0 G3 ①		B FF 97 C FF 98 S CU 78 S FF 98 1-3 **K** ③		3	0	1	0	0	1	0
10 Justin Upton, R (1, 9) OBP: 0.357, SLG: 0.430			C KN 64 B KN 65 F KN 65 B KN 66 S KN 66 2-3 **K** ② 1-2			X KN 64 0-0 P4 ②			C FF 95 B SL 90 B SL 88 B SI 95 B FF 96 4-1 1 1B 6 DI BB	2	0	0	0	1	1	1
Inning Stats	R: 0 E: 0 K: 1 S: 9 H: 0 LOB: 0 BB: 0 P: 15	R: 0 E: 0 K: 1 S: 9 H: 0 LOB: 0 BB: 0 P: 11	R: 0 E: 0 K: 1 S: 9 H: 1 LOB: 1 BB: 0 P: 13	R: 0 E: 0 K: 2 S: 11 H: 0 LOB: 0 BB: 0 P: 19	R: 0 E: 0 K: 1 S: 13 H: 0 LOB: 0 BB: 1 P: 22	R: 0 E: 0 K: 0 S: 3 H: 0 LOB: 0 BB: 0 P: 6	R: 0 E: 0 K: 0 S: 8 H: 1 LOB: 1 BB: 0 P: 8	R: 0 E: 0 K: 2 S: 10 H: 0 LOB: 0 BB: 0 P: 13	R: 0 E: 0 K: 2 S: 15 H: 1 LOB: 3 BB: 2 P: 25	1B: 2 2B: 1 3B: 0 HR: 0 SF: 0 SAC: 0 DP: 0 HBP: 0	WP: 1 PB: 0 SB: 0 CS: 1 PA: 33					

PITCHER		IP	WLS	BF	H	R	ER	SO	BB	IBB	HBP	BLK	WP	HR	S	P	ERA	WHIP
49 Tim Wakefield, R ERA: 3.88	(1, 1)	7.0	W	23	2	0	0	6	1	0	0	0	1	0	62	94	0.00	0.429
17 Manny Delcarmen, R ERA: 3.38	(8, 1)	1.0	H	3	0	0	0	2	0	0	0	0	0	0	10	13	0.00	0.000
56 Craig Hansen, R ERA: 4.91	(9, 1)	0.2		5	1	0	0	1	2	0	0	0	0	0	11	20	0.00	4.500
58 Jonathan Papelbon, R ERA: 2.08	(9, 1)	0.1	S	1	0	0	0	1	0	0	0	0	0	0	4	5	0.00	0.000

PITCHER	IP	WLS	BF	H	R	ER	SO	BB	IBB	HBP	BLK	WP	HR	S	P	ERA	WHIP

TOP

Arizona Diamondbacks @ Boston Red Sox

Fenway Park, Boston, MA

Wed Jun 25 2008, 7:05 PM EDT
Att. 37,924 - Partly Cloudy - 82 F

livebaseballscorecards.com

AB	29
R	0
H	3
RBI	0
BB	3
SO	10
LOB	9

Batter	1	2	3	4	5	6	7	8	9	AB	R	H	RBI	BB	SO	LOB
2 Jacoby Ellsbury, L (1, 7) OBP: 0.352, SLG: 0.388	B FF 91 C FF 91 B SL 84 B FF 92 X FF 91 3-1 ① G4-3	B SL 85 F SL 86 C FF 94 B FF 94 X SL 88 2-2 ③ G1-3			B SL 86 L SL 86 X SL 86 1-1 ① F7		C SL 78 B FF 97 S FF 95 F FF 96 B SL 81 F SL 81 B FF 97 T FF 96 3-2 ① K	X SL 82 0-0 1B		5	0	1	0	0	1	3
15 Dustin Pedroia, R (1, 4) OBP: 0.334, SLG: 0.422	B FF 92 C FF 91 B FF 92 X FS 86 2-1 1B		C SL 84 B FF 93 X SL 86 1-1 1B		C SI 94 B SI 91 D SI 94 X SI 91 2-1 20 G5-4-3 2-3 1B		F FC 85 S FF 98 F FC 85 B F X FC 84 1-2 ② P4	C CH 84 X FF 91 0-1 ③ G5-3		5	0	3	0	0	0	1
20 Kevin Youkilis, R (1, 3) OBP: 0.374, SLG: 0.539	C SI 92 1 SAFE F FF 94 B FF 94 X FF 93 1-2 ② F8		C SI 92 1 SAFE F SL 86 B FF 93 1 SAFE B FF 92 F SL 88 F SL 86 T FF 94 2-2 ① K		B SL 86 X FS 87 1-0 ② ③ G5-4-3 1-2f		B SL 83 X SL 81 1-0 2B			4	0	1	0	0	1	4
Manny Ramirez, R (1, 10) OBP: 0.379, SLG: 0.516	B FF 94 X FS 86 1-0 ③ P4		B SL 87 F SL 87 F SL 87 1 SAFE B FF 94 F FF 94 B FS 86 T FS 87 3-2 ② K			C SL 85 B FF 92 F FF 92 S FF 94 1-3 ① K	B FF 98 C FF 98 F FF 94 F FF 95 S FF 98 1-3 ③ K			4	0	0	0	0	3	3
25 Mike Lowell, R (1, 5) OBP: 0.353, SLG: 0.500		C FF 91 B SL 82 X FS 86 1-1 2B 44 G4-3 1B	B SI 90 1 SAFE B FF 91 B SL 87 C FF 92 X SL 87 3-1 ③ F8			X SI 92 0-0 2B 44 SF9 1B		B FF 97 B FC 83 B FF 96 B FF 94 4-0 2B HR BB		3	3	2	0	1	0	1
Coco Crisp, S (1, 8) OBP: 0.311, SLG: 0.438		C FF 92 S FF 94 X FF 92 0-2 44 G4-3 1-3 2B		C SL 83 X SL 86 0-1 ① F9		X FF 93 0-0 44 SF9 1-3 2B		B FF 95 B FF 94 X FF 95 2-0 HR 1-3 2B		4	1	3	0	0	0	0
Kevin Cash, R (1, 2) OBP: 0.315, SLG: 0.342		C SL 85 B FF 95 F SI 94 F SI 94 X SL 87 1-2 ① F8		C SI 90 S FF 93 S SI 94 0-3 ② K		I IN 77 I IN 77 I IN 78 I IN 77 4-0 IBB		C FC 86 B FF 96 F FF 95 B FF 95 F FF 95 F FC 86 F FF 96 X FC 85 2-2 2-H 3-H HR		3	1	1	3	1	1	2
44 Brandon Moss, L (1, 9) OBP: 0.288, SLG: 0.377		C SL 86 B SI 92 F SI 93 X SL 88 1-2 ② G4-3 2-3 3-H		B SI 94 C SL 85 X SL 87 1-1 ③ G4-3		C SL 85 F SI 91 B FF 94 B SL 88 X SL 86 2-2 ② SF9 2-3 3-H		S SL 81 B SI 90 F FF 91 S SL 82 1-3 ① K2-3		3	0	0	2	0	1	1
23 Julio Lugo, R (1, 6) OBP: 0.366, SLG: 0.347		C SL 87 B FF 94 B FF 94 C SL 87 F SL 89 B FF 94 F SL 88 B SL 87 4-2 BB			C SL 83 F FF 93 B FF 92 B FF 94 F SL 85 F FF 94 X SL 86 2-2 15 S 2B	F SL 86 B SI 93 F FF 94 F FF 93 S FF 93 1-3 ③ K		C FF 90 F FF 92 F SL 82 F FF 91 X CH 86 0-2 ② G3		3	0	1	0	1	1	2
Inning Stats	R: 0 E: 0 K: 0 S: 8 H: 1 LOB: 1 BB: 0 P: 15	R: 1 E: 0 K: 0 S: 19 H: 2 LOB: 2 BB: 1 P: 28	R: 0 E: 0 K: 2 S: 13 H: 1 LOB: 1 BB: 0 P: 22	R: 0 E: 0 K: 1 S: 7 H: 0 LOB: 0 BB: 0 P: 8	R: 0 E: 0 K: 0 S: 10 H: 2 LOB: 1 BB: 0 P: 16	R: 1 E: 0 K: 2 S: 12 H: 2 LOB: 2 BB: 1 P: 20	R: 0 E: 0 K: 2 S: 15 H: 1 LOB: 1 BB: 0 P: 21	R: 3 E: 0 K: 1 S: 18 H: 3 LOB: 1 BB: 1 P: 27		1B: 6 2B: 5 3B: 0 HR: 1 SF: 1 SAC: 0 DP: 1 HBP: 0				WP: 0 PB: 0 SB: 1 CS: 0 PA: 38		

BOTTOM

Arizona Diamondbacks @ Boston Red Sox

Fenway Park, Boston, MA

Wed Jun 25 2008, 7:05 PM EDT

Att. 37,924 - Partly Cloudy - 82 F

livebaseballscorecards.com

AB	34
R	5
H	12
RBI	5
BB	3
SO	8
LOB	17

PITCHER		IP	WLS	BF	H	R	ER	SO	BB	IBB	HBP	BLK	WP	HR	S	P	ERA	WHIP
Randy Johnson, L ERA: 4.94	(1, 1)	6.0	L	27	8	2	2	5	1	1	0	0	0	0	69	109	3.00	1.500
37 Juan Cruz, R ERA: 3.45	(7, 1)	1.0		7	3	3	3	2	1	0	0	0	0	1	22	36	27.00	4.000
45 Doug Slaten, L ERA: 4.07	(8, 1)	1.0		4	1	0	0	1	0	0	0	0	0	0	11	12	0.00	1.000

PITCHER	IP	WLS	BF	H	R	ER	SO	BB	IBB	HBP	BLK	WP	HR	S	P	ERA	WHIP

Boston Red Sox @ Houston Astros

Minute Maid Park, Houston, TX

Fri Jun 27 2008, 7:05 PM CDT

Att. 42,327 - Roof Closed - 74 F

TOP

livebaseballscorecards.com

Batter	1	2	3	4	5	6	7	8	9	AB	R	H	RBI	BB	SO	LOB
Coco Crisp, S (1, 8) OBP: 0.313, SLG: 0.434	B FF 93 C FF 93 B FF 93 B FF 93 C FF 92 X FF 95 3-2 F9 ①		B FF 94 B CH 81 B CH 83 B FF 94 4-0 15 2B 7 HR BB	B CH 81 C SI 92 F CH 81 F FF 94 F SL 86 F FF 93 F CH 82 X CH 82 1-2 P6 ③			1 SAFE 1 SAFE B SI 88 F SL 86 F CU 79 B FF 89 1 SAFE 1 SAFE 2-2 X SI 89 G4-3 ② 1-2		C FF 91 X FF 91 0-1 7 BB 15 BB 25 1B 1B	4	2	1	0	1	0	3
15 Dustin Pedroia, R (1, 4) OBP: 0.341, SLG: 0.429	C F X 0-2 FC6-4 1B		1 SAFE C FF 91 C FF 92 B FF 91 1 SAFE X FF 92 1-2 7 HR 1-3 2B		F SI 91 B CH 86 B SL 84 B FF 90 S FF 92 F SL 84 F FF 93 F FF 92 F CH 82 3-2 F FF 94 X SL 82 F9 ①		C SL 85 X SI 88 0-1 7 BB 2-H 1B		B FF 90 B KC 79 B FF 91 B FF 91 4-0 7 BB 25 1B 1-2 BB	4	2	3	1	1	0	0
7 J.D. Drew, L (1, 9) OBP: 0.417, SLG: 0.583	C 1 SAFE B SI 93 1 SAFE F FF 93 F SL 88 B SL 87 1 SAFE S FF 94 2-3 K ②		B FF 93 B CH 82 X SL 86 2-0 2-H 3-H HR		B FF 92 X SI 92 1-0 F7 ②		1 SAFE B SL 82 B FF 90 B SL 83 B FF 90 4-0 1-2 BB		F FF 92 B KC 78 2 SAFE F FF 91 B FF 93 B SL 85 B FF 92 4-2 20 1B 25 1B 1-2 2-3 BB	3	1	1	3	2	1	1
Manny Ramirez, R (1, 7) OBP: 0.374, SLG: 0.509 17 Manny Delcarmen, R (7, 1) 37 Hideki Okajima, L (8, 1) Alex Cora, L (8, 6) OBP: 0.362, SLG: 0.353	C FF 94 T SL 88 D SL 82 X SL 87 1-2 FC6-4 ③ 1-2f		B FF 93 C FF 93 B FF 93 B SL 88 F FF 94 C SI 94 3-3 K ②		B SI 94 B SL 86 F FF 93 B FF 94 X SL 85 3-1 F9 ③		B SL 86 D SL 86 X SI 89 2-0 F7 ③		B FF 93 S FF 92 B SL 85 X FF 93 2-1 F3 ①	4 0 0 1	0 0 0 0	0 0 0 0	0 0 0 0	0 0 0 0	1 0 0 0	3 0 0 3
25 Mike Lowell, R (1, 5) OBP: 0.350, SLG: 0.494		C FF 93 S SL 86 F FF 94 F SL 86 F CH 85 S CH 85 0-3 K ①	C FF 95 C SL 85 B SI 94 X SL 88 1-2 G6-3 ③			X SL 86 0-0 P4 ①		B SI 91 C SL 81 X CU 78 1-1 F8 ①	B FF 88 X FC 87 1-0 20 1B 1-2 2-H 3-H 1B	5	0	1	2	0	1	0
20 Kevin Youkilis, R (1, 3) OBP: 0.381, SLG: 0.548		C FF 94 X FF 94 0-1 BB 1B		C SL 83 X FF 93 0-1 2B		C FF 90 B FF 90 C SL 84 B FF 91 X SL 81 2-2 G5-3 ②		C CU 78 C SI 90 B SI 91 F SI 90 X CU 81 1-2 1B 1B	X SI 91 0-0 G4-6-3 1-2 2-3 1B	5	0	4	0	0	0	0
Jason Varitek, S (1, 2) OBP: 0.313, SLG: 0.391		C SL 82 B FF 94 B SL 85 B FF 92 B FF 93 4-1 23 G6-4-3 1-2 BB		B CU 79 B FF 91 C SI 91 B SI 91 B FF 92 4-1 BB		B SI 90 B CU 78 X SL 86 2-0 G3-1 ③		F SI 89 F SL 86 F CU 80 B SI 92 F SL 82 B CU 80 X SL 84 2-2 1-2 1B	C SI 90 F FC 89 F FF 92 B FC 90 X CU 77 1-2 G4-6-3 ②③ 1-2f	3	0	1	0	2	0	3
23 Julio Lugo, R (1, 6) OBP: 0.364, SLG: 0.345 58 Jonathan Papelbon, R (8, 1)		B SL 86 B FF 93 X FF 94 2-0 G6-4-3 ②③ 1-2f		X FF 92 0-0 F6 ①			C FF 89 X CU 78 0-1 G4-3 15 1B 1B	C SI 90 B SI 92 B SI 89 X SI 91 2-1 F8 ②		4 0	1 0	1 0	0 0	0 0	0 0	6 0
18 Daisuke Matsuzaka, R (1, 1) 56 Craig Hansen, R (6, 1) 22 Sean Casey, L (7, PH) OBP: 0.412, SLG: 0.457 2 Jacoby Ellsbury, L (7, 7) OBP: 0.351, SLG: 0.387			C SI 91 F FF 92 F FF 93 C SL 86 0-3 K ①	M FF 89 B SL 85 F FF 90 F SL 85 S SL 85 1-3 K ②			S SL 86 X FF 88 0-1 F7 ①	B SI 93 X SI 91 1-0 F7 ③		2 0 1 1	0 0 0 0	0 0 0 0	0 0 0 0	2 0 0 0	0 0 0 0	2 0 1 2

Inning Stats																								
	R: 0 E: 0 K: 1 S: 13	H: 1 LOB: 1 BB: 0 P: 19	R: 0 E: 0 K: 1 S: 10	H: 1 LOB: 1 BB: 1 P: 16	R: 3 E: 0 K: 2 S: 14	H: 2 LOB: 0 BB: 1 P: 25	R: 0 E: 0 K: 1 S: 15	H: 1 LOB: 2 BB: 1 P: 21	R: 0 E: 0 K: 0 S: 11	H: 0 LOB: 0 BB: 0 P: 18	R: 0 E: 0 K: 0 S: 5	H: 0 LOB: 0 BB: 0 P: 9	R: 1 E: 0 K: 0 S: 10	H: 2 LOB: 2 BB: 1 P: 18	R: 0 E: 0 K: 0 S: 14	H: 2 LOB: 2 BB: 0 P: 21	R: 2 E: 0 K: 0 S: 12	H: 3 LOB: 2 BB: 2 P: 24	1B: 9 2B: 2 3B: 0 HR: 1	SF: 0 SAC: 0 DP: 2 HBP: 0	WP: 0 PB: 0 SB: 0 CS: 0	PA: 43

PITCHER		IP	WLS	BF	H	R	ER	SO	BB	IBB	HBP	BLK	WP	HR	S	P	ERA	WHIP
50 Runelvys Hernandez, R ERA: 5.4	(1, 1)	5.0	L	22	5	3	3	5	3	0	0	0	0	1	63	99	5.40	1.600
43 Chris Sampson, R ERA: 5.29	(6, 1)	1.2		7	2	1	1	0	0	0	0	0	0	0	14	20	5.40	1.200
48 Tim Byrdak, L ERA: 1.96	(7, 1)	0.0		1	0	0	0	0	1	0	0	0	0	0	0	4	∞	∞
Oscar Villarreal, R ERA: 4.66	(7, 1)	1.1		6	2	0	0	0	0	0	0	0	0	0	15	24	0.00	1.500
53 Wesley Wright, L ERA: 5.47	(9, 1)	0.1		4	1	2	2	0	2	0	0	0	0	0	6	16	54.00	9.000

PITCHER		IP	WLS	BF	H	R	ER	SO	BB	IBB	HBP	BLK	WP	HR	S	P	ERA	WHIP
26 Doug Brocail, R ERA: 3.23	(9, 1)	0.2		3	2	0	0	0	0	0	0	0	0	0	6	8	0.00	3.000

AB	37
R	6
H	12
RBI	6
BB	6
SO	5
LOB	24

Boston Red Sox @ Houston Astros

Minute Maid Park, Houston, TX

Fri Jun 27 2008, 7:05 PM CDT

Att. 42,327 - Roof Closed - 74 F

livebaseballscorecards.com

BOTTOM

Batter	1	2	3	4	5	6	7	8	9	AB	R	H	RBI	BB	SO	LOB
21 Michael Bourn, L (1, 8) OBP: 0.288, SLG: 0.312	C FF 91 F SI 91 B FS 81 F FF 93 S SL 82 1-3 ① **K**		C SL 82 B FC 88 C SL 82 B FF 93 X SL 82 2-2 ② **FC4-6** 1-2f		B SL 82 C SL 83 B FF 94 B SL 82 S FF 93 B SL 82 4-2 1-2 2-3 **BB**			C FF 89 B FF 89 S FS 84 X FF 89 1-2 ② **F7**		3	0	0	0	1	1	1
David Newhan, L (1, 4) OBP: 0.333, SLG: 0.444 53 Wesley Wright, R (9, 1) 26 Doug Brocail, L (9, 1)	B FF 93 T FC 88 B FS 81 F SL 81 F SI 93 S SL 83 2-3 ② **K**		B SL 81 C SL 82 F FS 83 X FC 89 1-2 ③ **G6-3**		B FC 89 C FF 93 X FS 85 1-1 ③ **P6**			B FS 85 S FS 83 B FF 89 S FS 85 F FS 84 X FS 84 2-2 **HR**		3 0 0	0 0 0	0 0 0	0 0 0	0 0 0	1 0 0	4 0 0
10 Miguel Tejada, R (1, 6) OBP: 0.326, SLG: 0.453	C SI 94 C FF 94 F FF 93 S SL 84 0-3 ③ **K**			X FC 88 0-0 ① **G4-3**		C FF 95 C SL 87 S SL 86 0-3 ① **K**		C FF 89 X FS 83 0-1 **1B**		4	0	1	0	0	2	0
17 Lance Berkman, S (1, 3) OBP: 0.447, SLG: 0.698		B FF 93 B FC 88 X FC 90 2-0 **1B**		C FF 92 B FC 89 S FS 84 B FF 94 X FC 91 2-2 ② **G1-3**		X FF 95 0-0 ② **G5-3**		B FF 96 F FF 95 F FF 94 F FS 90 B FF 97 S FS 91 2-3 ③ **K**		4	0	1	0	0	1	1
45 Carlos Lee, R (1, 7) OBP: 0.322, SLG: 0.520		C SI 93 F SI 93 B SI 94 F FC 94 X SL 81 1-2 ① **F8**		F FF 94 B SI 93 F FF 94 B FC 90 F FC 89 X FF 94 2-2 ③ **F9**		B FF 95 B FF 96 T FF 94 X FF 94 2-1 ③ **F9**			B FF 93 X FF 94 1-0 ① **G5-3**	4	0	0	0	0	0	1
27 Geoff Blum, S (1, 5) OBP: 0.250, SLG: 0.346		X SI 93 0-0 ② **P6**			C SL 80 F FC 90 B SL 83 X SI 93 1-2 ① **F9**		C FF 96 S CU 76 B CU 76 B CH 81 B FF 96 F FF 96 F FF 96 F FF 96 F FF 97 3-2 X FF 97 ① **F9**		F FF 94 X FF 93 0-1 ② **F9**	4	0	0	0	0	0	1
9 Hunter Pence, R (1, 9) OBP: 0.306, SLG: 0.444		B SL 81 X SL 81 1-0 ③ **L1**			T FF 93 F SL 82 F FF 94 B FC 89 F SL 82 B SL 82 B SI 93 B FC 91 4-2 21 BB 55 1B **BB**		C FF 97 C FF 96 X CU 78 0-2 ② **G6-3**		B FF 94 C FF 95 X SL 83 1-1 ③ **G6-3**	3	0	0	0	1	0	1
55 Humberto Quintero, R (1, 2) OBP: 0.265, SLG: 0.324			B B F X FC 88 2-1 ① **G5-3**		F FC 88 B FF 91 X FF 92 1-1 21 BB 1-2 **1B**		C CU 79 B FF 97 F FF 97 T CU 79 1-2 ③ **K**			3	0	1	0	0	1	0
50 Runelvys Hernandez, R (1, 1) 2 Darin Erstad, L (5, PH) OBP: 0.345, SLG: 0.444 43 Chris Sampson, R (6, 1) OBP: 0.105, SLG: 0.105 48 Tim Byrdak, L (7, 1) OBP: 0.250, SLG: 0.250 Oscar Villarreal, L (7, 1) Mark Loretta, R (7, 4) OBP: 0.329, SLG: 0.362 Reggie Abercrombie, R (8, PH) OBP: 0.364, SLG: 0.700			B FF 92 B FF 91 C FF 91 B FF 92 B SI 91 4-1 21 FC4-6 **BB**		D FC 91 C SL 81 S FC 91 B FF 94 F FF 94 F SL 83 S FC 89 2-3 ② **K**			B FF 88 C FS 82 X FS 82 1-1 ① **F8**		0 1 0 0 0 1 1	0 0 0 0 0 0 1	0 0 0 0 0 0 1	0 0 0 0 0 0 1	1 0 0 0 0 0 0	0 1 0 0 0 0 0	0 2 0 0 0 0 0
Inning Stats	R: 0 E: 0 K: 3 S: 12 H: 0 LOB: 0 BB: 0 P: 15	R: 0 E: 0 K: 0 S: 7 H: 1 LOB: 1 BB: 1 P: 11	R: 0 E: 0 K: 0 S: 9 H: 0 LOB: 1 BB: 1 P: 18	R: 0 E: 0 K: 0 S: 8 H: 0 LOB: 0 BB: 0 P: 12	R: 0 E: 0 K: 1 S: 18 H: 1 LOB: 3 BB: 2 P: 31	R: 0 E: 0 K: 1 S: 6 H: 0 LOB: 0 BB: 0 P: 8	R: 0 E: 0 K: 1 S: 13 H: 0 LOB: 0 BB: 0 P: 17	R: 1 E: 0 K: 1 S: 15 H: 2 LOB: 1 BB: 0 P: 21	R: 0 E: 0 K: 0 S: 5 H: 0 LOB: 0 BB: 0 P: 7	1B: 3 2B: 0 3B: 0 HR: 1	SF: 0 SAC: 0 DP: 0 HBP: 0		WP: 0 PB: 0 SB: 0 CS: 0	PA: 34			

	AB	R	H	RBI	BB	SO	LOB
	31	1	4	1	3	7	11

PITCHER	IP	WLS	BF	H	R	ER	SO	BB	IBB	HBP	BLK	WP	HR	S	P	ERA	WHIP
18 Daisuke Matsuzaka, R (1, 1) ERA: 3.21	5.0	W	20	2	0	0	4	3	0	0	0	0	0	54	87	0.00	1.000
56 Craig Hansen, R (6, 1) ERA: 4.7	1.0	H	3	0	0	0	1	0	0	0	0	0	0	6	8	0.00	0.000
17 Manny Delcarmen, R (7, 1) ERA: 3.27	1.0		3	0	0	0	1	0	0	0	0	0	0	13	17	0.00	0.000
37 Hideki Okajima, L (8, 1) ERA: 3.21	0.2		4	2	1	1	0	0	0	0	0	0	1	11	15	13.50	3.000
58 Jonathan Papelbon, R (8, 1) ERA: 2.0	1.1	S	4	0	0	0	1	0	0	0	0	0	0	9	13	0.00	0.000

PITCHER	IP	WLS	BF	H	R	ER	SO	BB	IBB	HBP	BLK	WP	HR	S	P	ERA	WHIP

Boston Red Sox @ Houston Astros

Minute Maid Park, Houston, TX

Sat Jun 28 2008, 6:05 PM CDT

Att. 43,073 - Roof Closed - 73 F

livebaseballscorecards.com

TOP

Batter	1	2	3	4	5	6	7	8	9	AB	R	H	RBI	BB	SO	LOB
2 Jacoby Ellsbury, L (1, 8) OBP: 0.348, SLG: 0.391	C FF 90 B SI 89 F SI 90 B SI 89 C SI 90 2-3 K ①		X FF 90 0-0 G4-3 ②	B SI 90 B SL 80 X 2-0 F7 ②		B SI 89 C CU 76 F SL 81 F FC 88 F CH 80 F FC 87 F SI 91 X SI 91 1-2 15 1B 1-H 3B		L FF 89 C SL 83 B SL 86 B X 2-2 G4-3 ①		5	1	1	1	0	1	0
15 Dustin Pedroia, R (1, 4) OBP: 0.347, SLG: 0.434	B FF 90 X FF 90 1-0 1B		B FF 91 X SI 92 1-0 7 BB 2B 1B	B CU 77 X CU 78 1-0 7 HBP 1B		C SL 80 B SI 92 F FF 92 F SL 81 B FF 91 F FF 91 X SL 80 2-2 7 1B 25 SF9 3-H 1B		B FF 90 X FC 85 1-0 F9 ②		5	2	4	1	0	0	0
7 J.D. Drew, L (1, 9) OBP: 0.420, SLG: 0.579	C CU 75 B FF 87 C FF 90 1 SAFE X CH 82 1-2 F8 ②		B FF 90 C CU 77 B CU 70 C SL 82 B FF 90 B CU 78 4-2 1-2 2B BB	C SI 90 F CU 72 B SL 82 H FF 90 2-2 1-2 HBP		B FF 91 S SL 80 B FF 91 C FF 93 1 SAFE B FF 92 X SI 92 3-2 25 SF9 BB 20 2B 1-3 1B		B FF 91 B CH 79 X CH 82 2-0 F8 ③		3	2	1	0	1	0	1
Manny Ramirez, R (1, 7) OBP: 0.375, SLG: 0.509	B SI 90 C CU 74 B FC 87 B FC 88 X FF 88 3-1 P3 ③		C FF 90 S CU 72 B FF 92 F FF 91 X CU 70 1-2 25 2B 1-H 2-H 2B	C FF 89 S SL 82 X SL 82 0-2 G1-3 ③		B FF 93 F FF 92 B FF 91 B FF 90 B FF 90 4-1 20 2B 1-2 BB		S FF 96 B FF 96 C FF 96 S FF 97 1-3 K ①		4	2	1	2	1	1	3
25 Mike Lowell, R (1, 5) OBP: 0.358, SLG: 0.523		B C X 1-1 2B	C SL 82 B CH 82 X CH 81 1-1 20 1B 2-H 2B		B FF 90 F SL 81 B SI 91 X SI 91 2-1 20 G6-4-3 1B	B FF 92 X FF 91 1-0 SF9 ② 2-3 3-H			B FS 86 X FF 94 1-0 HR	4	2	4	3	0	0	0
20 Kevin Youkilis, R (1, 3) OBP: 0.381, SLG: 0.549		B C X 1-1 G6-3 ①	B SI 90 X SI 90 1-0 BB 2-H 1B		C SI 90 D CH 81 B SL 81 X SL 83 2-1 ① G6-4-3 ② 1-2f	C SL 82 F FF 91 X FF 91 0-2 ③ 1-H 3-H 2B			C FS 86 S FS 85 F FF 97 S FS 87 0-3 K ②	5	0	2	3	0	1	2
Jason Varitek, S (1, 2) OBP: 0.310, SLG: 0.384	B C F S 1-3 K ②		C SL 79 B CU 78 C FC 90 B FF 91 B SL 82 B SL 83 4-2 23 FC6-4 1-2 BB		B FC 87 C FC 88 S CU 79 B FC 88 X CU 72 2-2 ③ F7		B FF 89 B SL 80 B FF 89 C FF 90 F SI 88 S SL 81 3-3 ① K		C FS 86 B FF 97 F FS 86 S FS 85 1-3 K2-3 ③	4	0	0	0	1	3	1
23 Julio Lugo, R (1, 6) OBP: 0.362, SLG: 0.341	B C S 1-3 K ③		B FF 90 X CU 77 1-0 FC6-4 ③ 1-2f			S SL 82 B SI 91 C SI 90 B SL 83 B SL 82 B SI 90 4-2 2 3B BB		B SL 83 B FF 90 X FF 90 2-0 G5-3 ②		3	1	0	0	1	1	3
31 Jon Lester, L (1, 1) 22 Sean Casey, L (6, PH) OBP: 0.409, SLG: 0.453 53 David Aardsma, R (6, 1) 56 Craig Hansen, R (7, 1) 17 Manny Delcarmen, R (8, 1)			C FF 88 F SI 89 S SL 79 0-3 K ①	F FF 89 C SI 89 X SL 80 0-2 G6-3 ①		C SI 89 S CU 77 1 SAFE F CU 76 B FC 86 1 SAFE F SI 91 T FC 87 1-2 K ①	C SI 90 S FF 92 B FF 92 S FF 92 1-3 K ③			2 1 1 0 0	0 0 0 0 0	0 0 0 0 0	0 0 0 0 0	1 1 1 0 0	0 1 0 0 0	0 1 0 0 0

	AB	37
	R	10
	H	13
	RBI	10
	BB	4
	SO	10
	LOB	11

Inning Stats	1	2	3	4	5	6	7	8	9	1B: 7	SF: 1	WP: 0	PA: 43
	R: 0 E: 0 K: 1 S: 9 H: 1 LOB: 1 BB: 0 P: 16	R: 0 E: 0 K: 2 S: 10 H: 1 LOB: 1 BB: 0 P: 14	R: 4 E: 0 K: 1 S: 17 H: 4 LOB: 2 BB: 2 P: 30	R: 0 E: 0 K: 0 S: 10 H: 1 LOB: 2 BB: 0 P: 15	R: 0 E: 0 K: 0 S: 7 H: 1 LOB: 0 BB: 0 P: 13	R: 5 E: 0 K: 1 S: 27 H: 4 LOB: 1 BB: 2 P: 43	R: 0 E: 0 K: 2 S: 7 H: 0 LOB: 0 BB: 0 P: 13	R: 0 E: 0 K: 0 S: 5 H: 0 LOB: 0 BB: 0 P: 10	R: 1 E: 0 K: 3 S: 11 H: 1 LOB: 0 BB: 0 P: 14	2B: 4 3B: 1 HR: 1 SAC: 0 DP: 1 HBP: 1	PB: 0 SB: 0 CS: 0

PITCHER		IP	WLS	BF	H	R	ER	SO	BB	IBB	HBP	BLK	WP	HR	S	P	ERA	WHIP
41 Brandon Backe, R ERA: 5.12	(1, 1)	5.1		28	9	6	6	5	3	0	1	0	0	0	67	108	10.12	2.250
29 Geoff Geary, R ERA: 3.18	(6, 1)	0.2	B	5	3	3	3	0	1	0	0	0	0	0	13	23	40.50	6.000
48 Tim Byrdak, L ERA: 1.85	(7, 1)	1.1		4	0	0	0	2	0	0	0	0	0	0	10	18	0.00	0.000
26 Doug Brocail, R ERA: 3.18	(8, 1)	0.2	W	2	0	0	0	0	0	0	0	0	0	0	2	5	0.00	0.000
47 Jose Valverde, R ERA: 4.46	(9, 1)	1.0	S	4	1	1	1	3	0	0	0	0	0	1	11	14	9.00	1.000

PITCHER	IP	WLS	BF	H	R	ER	SO	BB	IBB	HBP	BLK	WP	HR	S	P	ERA	WHIP

BOTTOM

Boston Red Sox @ Houston Astros
Minute Maid Park, Houston, TX
Sat Jun 28 2008, 6:05 PM CDT
Att. 43,073 - Roof Closed - 73 F

livebaseballscorecards.com

Batter	1	2	3	4	5	6	7	8	9	AB	R	H	RBI	BB	SO	LOB
21 Michael Bourn, L (1, 8) OBP: 0.293, SLG: 0.315	X FF 91 0-0 17 S 45 1B 1B		C FF 91 X SI 91 0-1 9 G3-1 45 1B 1-2 1B	X SI 91 0-0 ② G1-3 1-2			C B C B F B B 4-2 9 1B 17 1B BB	S CH 84 C FF 96 C FF 96 0-3 ② K		4	2	2	0	1	1	2
9 Hunter Pence, R (1, 9) OBP: 0.307, SLG: 0.441	L FF 91 X FC 89 0-1 ① F9		C SI 91 S CU 76 B FC 89 B FF 92 F FF 89 X SI 92 2-2 ① G3-1 1-2 2-3	C CU 76 F FC 88 X FF 92 0-2 ③ F8			S S B B B B X 3-2 17 1B 45 PB 1-3 1B	D CU 81 B CU 78 F CH 82 B FF 97 B FF 96 4-1 17 2B BB		4	2	1	0	1	0	4
17 Lance Berkman, S (1, 3) OBP: 0.447, SLG: 0.697	F FC 89 1 SAFE B SI 91 C SI 90 B FC 89 B FF 92 S FC 88 3-3 ② K 1-2		S CH 85 S FC 90 B FC 93 C FF 94 1-3 ② K		C CU 74 F SI 91 S FF 89 0-3 ① K		S FF 95 B X 1-1 45 PB 1-3 3-H 1B	S CH 85 B FF 96 X CH 85 1-1 1-H 2-H 2B		5	0	2	3	0	3	3
45 Carlos Lee, R (1, 7) OBP: 0.326, SLG: 0.532 47 Jose Valverde, R (9, 1)	C FF 93 X SI 93 0-1 ③ 2-H 1B		B FC 89 C FC 88 F FC 89 D CU 78 F FF 94 X FF 93 2-2 10 1B HR 2-H 3-H 1B		C SI 91 X CU 76 0-1 HR		B FF 94 S B C X 2-2 ① F9 1-2 3-H	B FF 96 C FF 96 F FF 96 D CU 80 D CU 80 F FF 97 X FF 97 3-2 ③ G3-1		5 0	2 0	3 0	3 0	0 0	0 0	2 0
10 Miguel Tejada, R (1, 6) OBP: 0.326, SLG: 0.450		X 0-0 ① F7 X FC 89 0-0 HR 1-2 1B			B CH 83 F FC 88 X FC 87 1-1 ② L5		X 0-0 ② G5-3			4	1	1	0	0	0	1
Mark Loretta, R (1, 4) OBP: 0.327, SLG: 0.381		C B F B FC 88 B X 3-2 ② F8 X 0-0 1-H 2-H HR			C SI 91 B CH 85 B FC 92 C FC 86 F FC 88 F SI 91 B CH 85 X FC 88 3-2 ③ L5		B C S F D F F F F 2-2 F X F9			4	1	1	3	0	0	1
Ty Wigginton, R (1, 5) OBP: 0.373, SLG: 0.447		C CU 75 F B FF 94 B CU 77 X 2-2 2B	B CH 83 B CH 84 F FC 88 B SI 90 X SI 90 3-1 ③ F8			C FF 94 X SL 84 0-1 ① F8		S FF 96 B CU 77 B CU 76 B FF 97 F FF 96 X FF 97 3-2 HR		4	1	2	1	0	0	0
55 Humberto Quintero, R (1, 2) OBP: 0.243, SLG: 0.297 2 Darin Erstad, L (8, PH) OBP: 0.350, SLG: 0.450 (9, 7)	X 0-0 ③ G6-3			C SI 89 X CH 84 0-1 ① G5-3		B FF 94 C FF 95 C FF 96 S FF 97 1-3 ② K		C FF 97 S CU 79 B CH 85 B FF 96 X CU 77 2-2 SH1-4 17 2B 1B		3 1	0 1	0 1	0 0	0 0	1 0	1 0
41 Brandon Backe, R (1, 1) OBP: 0.400, SLG: 0.522 29 Geoff Geary, R (6, 1) David Newhan, L (6, PH) OBP: 0.300, SLG: 0.400 48 Tim Byrdak, L (7, 1) OBP: 0.250, SLG: 0.250 26 Doug Brocail, L (8, 1) Brad Ausmus, R (8, PH) OBP: 0.250, SLG: 0.291 (9, 2)			H FF 91 1-0 9 G3-1 21 1B 45 1B HBP	C SI 91 B CU 76 S FC 88 X CU 74 1-2 21 G1-3 1B		F FF 96 B FS 88 B FF 95 B FF 95 S FF 95 S FF 96 3-3 ③ K		X FF 95 0-0 ① SH1-4 1-2		1 0 1 0 0 0	1 0 0 0 0 0	1 0 0 0 0 0	0 0 1 0 0 0	0 0 0 0 0 0	0 0 1 0 0 0	0 0 0 0 0 0
Inning Stats	R: 0 E: 0 K: 1 S: 8 H: 2 LOB: 1 BB: 0 P: 11	R: 0 E: 0 K: 0 S: 8 H: 1 LOB: 1 BB: 0 P: 13	R: 5 E: 0 K: 1 S: 17 H: 4 LOB: 0 BB: 0 P: 26	R: 0 E: 0 K: 0 S: 9 H: 1 LOB: 1 BB: 0 P: 10	R: 1 E: 0 K: 1 S: 12 H: 1 LOB: 0 BB: 0 P: 16	R: 0 E: 0 K: 2 S: 8 H: 0 LOB: 0 BB: 0 P: 12	R: 2 E: 0 K: 0 S: 21 H: 2 LOB: 1 BB: 1 P: 33	R: 3 E: 0 K: 1 S: 17 H: 3 LOB: 1 BB: 1 P: 30		1B: 9 2B: 2 3B: 0 HR: 3	SF: 0 SAC: 1 DP: 0 HBP: 1	WP: 0 PB: 1 SB: 1 CS: 0	PA: 40			

	AB	R	H	RBI	BB	SO	LOB
TOTALS	**36**	**11**	**14**	**10**	**2**	**6**	**14**

PITCHER		IP	WLS	BF	H	R	ER	SO	BB	IBB	HBP	BLK	WP	HR	S	P	ERA	WHIP
31 Jon Lester, L ERA: 3.48	(1, 1)	5.0		24	9	6	6	3	0	0	1	0	0	2	54	76	10.80	1.800
53 David Aardsma, R ERA: 2.7	(6, 1)	1.0	H	5	1	2	1	2	1	0	0	0	0	0	14	25	9.00	2.000
56 Craig Hansen, R ERA: 4.5	(7, 1)	1.0	H	4	1	0	0	0	0	0	0	0	0	0	15	20	0.00	1.000
17 Manny Delcarmen, R ERA: 3.97	(8, 1)	1.0	L	7	3	3	3	1	1	0	0	0	0	1	17	30	27.00	4.000

PITCHER	IP	WLS	BF	H	R	ER	SO	BB	IBB	HBP	BLK	WP	HR	S	P	ERA	WHIP

Batter	1	2	3	4	5	6	7	8	9	AB	R	H	RBI	BB	SO	LOB
2 Jacoby Ellsbury, L (1, 8) OBP: 0.349, SLG: 0.389	C FF 89 X SI 90 0-1 G6-3	1 SAFE C CU 78 F FF 89 1 SAFE X FF 89 0-2 P4		B CU 78 X FF 88 1-0 15 FC5-4 1B		B FF 92 C FF 92 D SL 85 B FF 92 F FF 92 B FF 93 4-2 1-2 BB		B SI 90 B FC 89 F FC 88 B FC 90 C FC 89 C FC 90 3-3 K		4	0	1	0	1	1	1
15 Dustin Pedroia, R (1, 4) OBP: 0.348, SLG: 0.442	X FF 87 0-0 25 BB 7 S 1B		B CU 78 X FF 86 1-0 HR	1 SAFE 1 SAFE C SI 88 1 SAFE X SI 89 0-1 FC5-4 1-2f		T FF 92 F FF 92 S FF 94 0-3 K		B SI 91 F FF 92 X SI 93 1-1 F8		5	1	2	1	0	1	4
7 J.D. Drew, L (1, 9) OBP: 0.417, SLG: 0.570	B SI 88 B FF 88 B FF 86 C FF 86 F FF 86 B FF 88 4-2 25 BB 1-2 BB		B SI 90 X CU 79 1-0 G3		B CU 77 F SI 89 B SI 89 X CU 79 2-1 P5		C FF 92 B SL 85 B FF 92 F FF 92 C FF 92 2-3 K		C FF 95 F FS 85 B FS 87 F FF 97 X FS 86 1-2 G3	4	0	0	0	1	1	0
Manny Ramirez, R (1, 7) OBP: 0.378, SLG: 0.519	B SI 88 F SI 89 F SI 89 B SI 90 B FF 86 F SI 90 S FF 88 3-3 K		X SI 90 0-0 20 1B 1B		C FF 84 F SI 90 B FF 88 S FF 90 1-3 K		C SI 91 B SL 86 C CH 85 X SI 92 1-2 HR		C FS 83 B FS 87 S FF 97 B FF 98 B FS 88 B FF 98 4-2 25 FC5-4 BB	4	1	2	1	1	2	2
25 Mike Lowell, R (1, 5) OBP: 0.359, SLG: 0.519	B FC 83 B SI 90 C FF 88 C FF 88 D SI 83 B FF 87 4-2 1-2 2-3 BB		D CU 80 C SI 90 X SI 82 1-1 F8		B FC 83 X FC 84 1-0 F9		C SL 86 B SL 87 X CH 83 1-1 20 BB 1B		C FF 96 F FF 96 X FF 98 0-2 FC5-4 1-2f	4	0	1	0	1	0	2
20 Kevin Youkilis, R (1, 3) OBP: 0.382, SLG: 0.544	B FF 88 C FF 88 B SI 89 F FF 87 F FF 89 X SI 89 2-2 G4-3		B CH 81 X FF 88 1-0 1-2 1B			S FF 88 B SI 89 F CH 82 F SI 89 X FC 84 1-2 F9	B CH 83 B SI 90 B SI 90 C SI 90 F SI 91 B SI 90 4-2 1-2 BB		X FS 86 0-0 F7	4	0	1	0	1	0	4
Jason Varitek, S (1, 2) OBP: 0.309, SLG: 0.378		C SI 89 B FF 87 C CU 77 F FF 90 B CU 79 X CU 79 2-2 G4-3	S CU 80 F SI 90 F FF 89 F CU 80 X SI 89 0-2 F9			C FF 89 C CU 78 B CU 78 B FF 89 B SI 83 B CU 79 4-2 23 1B BB	B FC 87 S SI 89 X SI 92 1-1 F9			3	0	0	0	1	0	4
23 Julio Lugo, R (1, 6) OBP: 0.364, SLG: 0.343		C SI 89 F FF 88 B FC 86 F FC 85 F FF 90 B FC 84 F SI 90 X SI 89 2-2 1B		B CU 79 C SI 88 B CU 78 C SI 89 S FC 85 2-3 K		C FC 85 B FF 91 S FC 86 B FC 85 X SI 90 2-2 2 S 1-3 1B	C FC 89 B FF 92 C FC 88 F FF 93 F F B B C 3-3 K			4	0	2	0	0	2	2
19 Josh Beckett, R (1, 1) 44 Brandon Moss, L (8, PH) OBP: 0.283, SLG: 0.370 53 David Aardsma, R (8, 1) 37 Hideki Okajima, L (8, 1)		S FF 89 L FC 85 B FC 85 D FC 85 F FF 88 F FF 90 1 SAFE S CU 80 2-3 K		C SI 90 B FC 80 B FF 90 B FF 89 X FF 89 3-1 F9		L FC 84 1 SAFE L FC 84 1 SAFE B FC 84 S FC 84 1-3 K		C CU 75 B SI 91 F CU 76 S CU 79 1-3 K		3 1 0 0	0 0 0 0	0 0 0 0	0 0 0 0	2 1 0 0	3 0 0 0	

Inning Stats	1	2	3	4	5	6	7	8	9
	R: 0 E: 0 K: 1 S: 15 H: 1 LOB: 3 BB: 2 P: 28	R: 0 E: 0 K: 1 S: 18 H: 1 LOB: 1 BB: 0 P: 24	R: 1 E: 0 K: 0 S: 11 H: 3 LOB: 2 BB: 0 P: 15	R: 0 E: 0 K: 1 S: 8 H: 1 LOB: 1 BB: 0 P: 14	R: 0 E: 0 K: 1 S: 6 H: 0 LOB: 0 BB: 0 P: 10	R: 0 E: 0 K: 2 S: 17 H: 1 LOB: 3 BB: 2 P: 29	R: 1 E: 0 K: 2 S: 18 H: 2 LOB: 2 BB: 1 P: 30	R: 0 E: 0 K: 2 S: 8 H: 0 LOB: 0 BB: 0 P: 13	R: 0 E: 0 K: 0 S: 10 H: 0 LOB: 1 BB: 1 P: 15

PITCHER		IP	WLS	BF	H	R	ER	SO	BB	IBB	HBP	BLK	WP	HR	S	P	ERA	WHIP
38 Brian Moehler, R ERA: 3.82	(1, 1)	5.2		27	7	1	1	5	3	0	0	0	0	1	70	111	1.59	1.765
53 Wesley Wright, L ERA: 5.33	(6, 1)	0.2	H	3	0	0	0	2	1	0	0	0	0	0	8	14	0.00	1.500
Oscar Villarreal, R ERA: 4.91	(7, 1)	0.0	B	3	2	1	1	0	1	0	0	0	0	1	7	13	∞	∞
26 Doug Brocail, R ERA: 3.05	(7, 1)	1.2	W	5	0	0	0	3	0	0	0	0	0	0	16	25	0.00	0.000
47 Jose Valverde, R ERA: 4.35	(9, 1)	1.0	S	4	0	0	0	0	1	0	0	0	0	0	10	15	0.00	1.000

PITCHER	IP	WLS	BF	H	R	ER	SO	BB	IBB	HBP	BLK	WP	HR	S	P	ERA	WHIP

TOP

Boston Red Sox @ Houston Astros

Minute Maid Park, Houston, TX

Sun Jun 29 2008, 1:05 PM CDT
Att. 42,066 - Roof Closed - 74 F

livebaseballscorecards.com

AB	36
R	2
H	9
RBI	2
BB	6
SO	10
LOB	22

1B: 7	SF: 0	WP: 0	PA: 42
2B: 0	SAC: 0	PB: 0	
3B: 0	DP: 0	SB: 2	
HR: 2	HBP: 0	CS: 0	

Boston Red Sox @ Houston Astros

Minute Maid Park, Houston, TX

Sun Jun 29 2008, 1:05 PM CDT

Att. 42,066 - Roof Closed - 74 F

BOTTOM

Batter	1	2	3	4	5	6	7	8	9	AB	R	H	RBI	BB	SO	LOB
21 Michael Bourn, L (1, 8) OBP: 0.289, SLG: 0.311	C FF 94 F SI 95 B FF 95 X SI 96 1-2 ① F7		B FF 94 C FF 94 S FF 95 B SI 95 B CU 77 F SI 95 X SI 94 3-2 ② P5		C FF 93 X CH 86 0-1 ② FC5-4 9 1B 17 1B 1-2f		C SI 94 X FF 94 0-1 ② G1-3			4	1	0	0	0	0	2
9 Hunter Pence, R (1, 9) OBP: 0.310, SLG: 0.442	C FF 96 C CU 76 C FF 96 0-3 ② K		C CU 77 F SI 96 F CU 78 F FF 96 X FF 94 0-2 ③ G5-3		D CU 77 1 SAFE 1 SAFE 1 SAFE B FF 94 X FF 94 2-0 17 1B 1-2 1B		F FF 93 X SI 93 0-1 1B			4	0	2	0	0	1	1
17 Lance Berkman, S (1, 3) OBP: 0.444, SLG: 0.690	F FF 96 X FF 94 0-1 ③ G4-3			B CH 90 C FF 95 B CH 90 F FF 93 B FF 96 S CH 89 3-3 ① K	B FF 92 B FC 93 C SI 94 B CH 88 X CH 88 3-1 1-3 2-H 1B		C SI 93 B CH 86 X FC 92 1-1 ③ G3			4	0	1	1	0	1	1
45 Carlos Lee, R (1, 7) OBP: 0.325, SLG: 0.528 2 Darin Erstad, L (9, 7) OBP: 0.350, SLG: 0.450		X FF 94 0-0 ① G6-3		C SI 95 B SI 95 C FF 95 F SI 95 F FF 96 B CU 78 X SI 96 2-2 27 1B 1B	X SI 96 0-0 ③ G1-3			B FF 95 B FF 96 X FF 96 2-0 ① F9		4 0	0 0	1 0	0 0	0 0	0 0	2 0
10 Miguel Tejada, R (1, 6) OBP: 0.325, SLG: 0.448		B FF 94 F SI 95 C SI 95 S FF 94 1-3 ② K		C CU 76 X SI 93 0-1 ② F9		F SI 92 S CU 74 X FF 94 0-2 ① G3-1		C SL 84 S FF 96 F FF 96 F FF 95 F FF 96 B SL 86 F FF 95 B FF 95 X SL 86 2-2 27 WP 1B 1B		4	1	1	0	0	1	1
27 Geoff Blum, S (1, 4) OBP: 0.257, SLG: 0.373 (7, 5)		B FF 94 B CH 89 X SI 95 2-0 HR		B FF 95 C CU 76 D CU 77 C CU 76 X SI 95 2-2 1-2 1B	X SI 93 0-0 ② P4			B CU 75 C CU 75 B CU 77 X FS 84 2-1 ② G1-3 1-2		4	1	2	1	0	0	1
Ty Wigginton, R (1, 5) OBP: 0.372, SLG: 0.451 47 Jose Valverde, R (9, 1)		F SI 96 B CH 88 X SI 95 1-1 ③ P4		F SI 94 D CU 78 T CU 77 B FF 94 F CU 77 F FF 94 S FF 95 2-3 ③ K		S CH 87 B CU 78 B CU 79 S CU 76 F CU 77 B FF 95 X SI 94 3-2 2B		C FF 87 D FS 83 F FS 83 X FS 85 1-2 2-H 1B		3 0	0 0	1 0	0 0	0 0	1 0	2 0
55 Humberto Quintero, R (1, 2) OBP: 0.244, SLG: 0.293			B FF 95 X FF 94 1-0 38 SH3-4 1B		S FF 92 S CU 78 F FF 95 B CU 79 X CU 79 1-2 ① G5-3	C CU 78 X CU 75 0-1 ③ G5-3		B FS 83 B FS 84 B FF 89 C FF 88 X FS 84 3-1 ③ P5		4	0	1	0	0	0	2
38 Brian Moehler, R (1, 1) 53 Wesley Wright, R (6, 1) Oscar Villarreal, L (7, 1) 26 Doug Brocail, L (7, 1) David Newhan, L (7, 4) OBP: 0.273, SLG: 0.364 Mark Loretta, R (8, PH) OBP: 0.331, SLG: 0.385			1 SAFE B FF 92 C FF 93 X SI 94 1-1 ① SH3-4 1-2	C FF 94 S SI 96 B SI 95 B FF 95 F FF 94 B SI 94 B SI 93 4-2 21 FC5-4 BB			F B B X 2-1 ① G3-1			0 0 0 0 1 1	0 0 0 0 0 0	0 0 0 0 0 1	0 0 0 0 0 0	1 0 0 0 0 1	0 0 0 0 0 0	0 0 0 0 0 0
Inning Stats	R: 0 E: 0 K: 1 S: 8 H: 0 LOB: 0 BB: 0 P: 9	R: 1 E: 0 K: 1 S: 7 H: 1 LOB: 0 BB: 0 P: 11	R: 0 E: 0 K: 0 S: 12 H: 1 LOB: 1 BB: 0 P: 17	R: 0 E: 0 K: 2 S: 18 H: 2 LOB: 2 BB: 0 P: 27	R: 1 E: 0 K: 0 S: 13 H: 2 LOB: 2 BB: 1 P: 23	R: 0 E: 0 K: 0 S: 10 H: 1 LOB: 1 BB: 0 P: 13	R: 0 E: 0 K: 0 S: 8 H: 1 LOB: 1 BB: 0 P: 11	R: 1 E: 0 K: 0 S: 15 H: 2 LOB: 1 BB: 0 P: 25		1B: 8 2B: 1 3B: 0 HR: 1	SF: 0 SAC: 1 DP: 0 HBP: 0			WP: 1 PB: 0 SB: 0 CS: 0	PA: 35	

livebaseballscorecards.com

AB	33
R	3
H	10
RBI	3
BB	1
SO	4
LOB	12

PITCHER		IP	WLS	BF	H	R	ER	SO	BB	IBB	HBP	BLK	WP	HR	S	P	ERA	WHIP
19 Josh Beckett, R ERA: 3.65	(1, 1)	7.0		30	8	2	2	4	1	0	0	0	0	1	76	111	2.57	1.286
53 David Aardsma, R ERA: 2.92	(8, 1)	0.1	L	2	1	1	1	0	0	0	0	0	0	0	8	12	27.00	3.000
37 Hideki Okajima, L ERA: 3.15	(8, 1)	0.2		3	1	0	0	0	0	0	0	0	1	0	7	13	0.00	1.500

PITCHER	IP	WLS	BF	H	R	ER	SO	BB	IBB	HBP	BLK	WP	HR	S	P	ERA	WHIP

Boston Red Sox @ Tampa Bay Rays

Tropicana Field, St. Petersburg, FL

Mon Jun 30 2008, 7:10 PM EDT

Att. 34,145 - Dome - 72 F

livebaseballscorecards.com

TOP

Batter	1	2	3	4	5	6	7	8	9	AB	R	H	RBI	BB	SO	LOB
2 Jacoby Ellsbury, L (1, 8) OBP: 0.344, SLG: 0.383	G3-1			F7		G4-3		F7		4	0	0	0	0	0	0
15 Dustin Pedroia, R (1, 4) OBP: 0.347, SLG: 0.440	G5-3			BB, 25, 1B, 1B		K		F8		4	1	1	0	0	1	0
7 J.D. Drew, L (1, 9) OBP: 0.414, SLG: 0.577	G4-3			F9		HR		F7		4	1	1	1	0	0	1
Manny Ramirez, R (1, 10) OBP: 0.377, SLG: 0.514		K		BB, 25, 1B, 1-2		F8			K	3	0	0	0	1	2	0
25 Mike Lowell, R (1, 5) OBP: 0.365, SLG: 0.526		P4		1B, 20, FC5-4, 1-2, 2-H			1B, 44, BB		2B, 20, 1B, 44, 2B	4	1	3	1	0	0	0
20 Kevin Youkilis, R (1, 3) OBP: 0.380, SLG: 0.540		K		FC5-4, 1-2f			L6		1B, 44, 2B, SF9, 2-3	4	1	1	0	0	1	3
44 Brandon Moss, L (1, 7) OBP: 0.313, SLG: 0.404			K		1B, CS		BB, 1-2		SF9, 2B, 1-3, 3-H	3	0	2	1	1	1	0
Jason Varitek, S (1, 2) OBP: 0.304, SLG: 0.373			K	G3-1, 1-2			P2		SF9, 2-3, 3-H	3	0	0	1	0	1	3
23 Julio Lugo, R (1, 6) OBP: 0.359, SLG: 0.338			G4-3	F8			G1-3		L6	4	0	0	0	0	0	3

	AB	33
	R	4
	H	8
	RBI	4
	BB	2
	SO	6
	LOB	10

Inning Stats																																
	R: 0	E: 0	K: 0	S: 5	H: 0	LOB: 0	BB: 0	P: 7	R: 0	E: 0	K: 2	S: 9	H: 0	LOB: 0	BB: 0	P: 13	R: 0	E: 0	K: 2	S: 8	H: 0	LOB: 0	BB: 0	P: 11	R: 1	E: 0	K: 0	S: 12	H: 2	LOB: 2	BB: 1	P: 26
	R: 0	E: 0	K: 0	S: 11	H: 1	LOB: 0	BB: 0	P: 16	R: 1	E: 0	K: 1	S: 16	H: 1	LOB: 0	BB: 0	P: 22	R: 0	E: 0	K: 0	S: 13	H: 1	LOB: 2	BB: 1	P: 23	R: 0	E: 0	K: 0	S: 5	H: 0	LOB: 0	BB: 0	P: 7
	R: 2	E: 0	K: 1	S: 13	H: 3	LOB: 1	BB: 0	P: 23	1B: 5	2B: 2	3B: 0	HR: 1	SF: 1	SAC: 0	DP: 0	HBP: 0	WP: 0	PB: 0	SB: 0	CS: 1	PA: 36											

PITCHER		IP	WLS	BF	H	R	ER	SO	BB	IBB	HBP	BLK	WP	HR	S	P	ERA	WHIP
33 James Shields, R ERA: 3.7	(1, 1)	6.1	W	24	5	2	2	5	1	0	0	0	0	1	66	104	2.84	0.947
Trever Miller, L ERA: 3.92	(7, 1)	0.0		1	0	0	0	0	1	0	0	0	0	0	3	7	∞	∞
50 Grant Balfour, R ERA: 1.17	(7, 1)	0.2	H	2	0	0	0	0	0	0	0	0	0	0	5	7	0.00	0.000
35 Dan Wheeler, R ERA: 1.88	(8, 1)	1.0	H	3	0	0	0	0	0	0	0	0	0	0	5	7	0.00	0.000
40 Troy Percival, R ERA: 3.54	(9, 1)	0.2	H	5	3	2	2	1	0	0	0	0	0	0	9	16	27.00	4.500

PITCHER		IP	WLS	BF	H	R	ER	SO	BB	IBB	HBP	BLK	WP	HR	S	P	ERA	WHIP
39 J.P. Howell, L ERA: 3.0	(9, 1)	0.1	S	1	0	0	0	0	0	0	0	0	0	0	4	7	0.00	0.000

Boston Red Sox @ Tampa Bay Rays

Tropicana Field, St. Petersburg, FL

Mon Jun 30 2008, 7:10 PM EDT

Att. 34,145 - Dome - 72 F

BOTTOM

livebaseballscorecards.com

Batter	1	2	3	4	5	6	7	8	9	AB	R	H	RBI	BB	SO	LOB
2 B.J. Upton, R (1, 8) OBP: 0.397, SLG: 0.421	X FF 90 0-0 HR		B FF 89 B SL 79 M CH 84 X SL 80 2-1 ① G4-3		C SL 77 S SL 82 B FF 93 B SI 90 S SI 90 2-3 ① K	1 SAFE 1 SAFE S SL 77 S SI 86 B SL 81 X SL 81 1-2 ③ F8		C SI 87 B SI 88 X SI 87 1-1 ① ② G6-4-3 1-2f 2-3		5	1	1	1	0	1	4
13 Carl Crawford, L (1, 7) OBP: 0.319, SLG: 0.405	B SI 88 F FF 91 F CH 83 X FF 93 1-2 ① G3		X SL 79 0-0 ② F7		B FF 91 X CH 84 1-0 ② G4-3		B CH 75 B CH 75 B CH 75 B FF 88 4-0 3 BB 16 SH1-3 31 FC6-4 BB	B SL 81 B SI 87 T SI 88 F SI 89 F CU 76 X SI 87 2-2 ③ G4-3		4	1	0	0	1	0	1
16 Willy Aybar, S (1, 4) OBP: 0.361, SLG: 0.415	B FF 91 S SI 87 B SL 83 S SI 86 H SL 83 3-2 HBP		C X 0-1 1B		B FF 93 B SI 89 B SI 86 B SI 89 4-0 23 2B BB		C FF 87 X CH 74 0-1 ① SH1-3 1-2			1	1	1	0	1	0	0
23 Carlos Pena, L (1, 3) OBP: 0.335, SLG: 0.426	X FF 90 0-0 ② P5		C SL 78 F SI 90 B SL 82 B FF 92 B FF 94 X SL 80 3-2 ③ P5		X FF 90 0-0 1-H 2B		B FF 88 D CU 76 F CH 75 D CU 76 C CU 76 F FF 89 B CU 76 4-2 31 FC6-4 3 BB BB			3	0	1	1	1	0	2
3 Evan Longoria, R (1, 5) OBP: 0.341, SLG: 0.523	B FF 91 B SI 87 F FF 88 S SL 80 S SL 81 2-3 ③ K			B FF 91 F SL 79 B FF 92 T SI 86 F SL 81 X SL 83 2-2 ① G5-3	B SL 80 X SL 80 1-0 ③ G6-3		B FF 89 B CH 75 B CH 76 B FF 87 4-0 31 FC6-4 1-2 2-3 BB			3	0	0	0	1	1	2
32 Eric Hinske, L (1, 10) OBP: 0.351, SLG: 0.528 31 Jonny Gomes, R (7, PH) OBP: 0.304, SLG: 0.417 (8, 10)		T FF 88 B CH 83 B SL 79 B SL 78 B SI 88 4-1 30 G4-6-3 BB		B SI 89 F SL 77 S FF 92 F SL 82 B SL 80 F SL 81 B FF 93 S CH 84 3-3 ② K		C SL 76 B SL 81 S SL 78 C SI 93 1-3 ① K	C SI 88 S CH 81 X SI 90 0-2 ② FC6-4 30 FC5-4 1-2f 2-3 3-H			2 1	0 0	0 0	0 1	1 0	2 0	0 2
30 Dioner Navarro, S (1, 2) OBP: 0.366, SLG: 0.438		B SI 85 X SI 86 1-0 ① ② G4-6-3 1-2f		B SL 81 B SI 87 B SI 85 C SI 88 B SI 86 4-1 26 HR BB		B SL 75 B SI 85 C FF 90 X SL 79 2-1 ② L9	C SI 88 1 SAFE F CH 81 X CH 81 0-2 ③ FC5-4 1-2f			3	1	0	0	1	0	3
26 Gabe Gross, L (1, 9) OBP: 0.343, SLG: 0.406		B SI 88 B CH 83 C FF 87 B FF 89 F SI 87 B SI 86 4-2 8 FC5-4 BB		B SL 80 F SI 87 B FF 92 X SI 87 2-1 1-H HR		B SI 87 B SL 79 B SL 76 B FF 90 4-0 8 1B BB		B SI 87 C SI 88 S SI 87 X SI 91 1-2 2 G6-4-3 8 E 1B		2	1	2	2	2	0	0
8 Jason Bartlett, R (1, 6) OBP: 0.296, SLG: 0.282		F SI 87 B SI 90 C SI 87 X SI 90 1-2 ③ FC5-4 1-2f		F FF 89 S SL 82 0-3 ③ K		C SL 80 C FF 90 X SI 89 0-2 1-3 1B		C SI 86 1 SAFE X SI 87 0-1 FC1 2 G6-4-3 1-2		4	0	1	0	0	1	2
Inning Stats	R: 1 E: 0 K: 1 S: 10 H: 1 LOB: 1 BB: 0 P: 16	R: 0 E: 0 K: 0 S: 7 H: 0 LOB: 1 BB: 2 P: 17	R: 0 E: 0 K: 0 S: 8 H: 1 LOB: 1 BB: 0 P: 13	R: 2 E: 0 K: 2 S: 15 H: 1 LOB: 0 BB: 1 P: 26	R: 1 E: 0 K: 1 S: 6 H: 1 LOB: 1 BB: 1 P: 14	R: 0 E: 0 K: 1 S: 11 H: 1 LOB: 2 BB: 1 P: 19	R: 1 E: 0 K: 0 S: 11 H: 0 LOB: 2 BB: 3 P: 23	R: 0 E: 1 K: 0 S: 11 H: 1 LOB: 1 BB: 0 P: 15		1B: 3 2B: 1 3B: 0 HR: 2	SF: 0 SAC: 1 DP: 2 HBP: 1	WP: 0 PB: 0 SB: 0 CS: 0	PA: 38			

	AB	28
	R	5
	H	6
	RBI	5
	BB	8
	SO	5
	LOB	16

PITCHER		IP	WLS	BF	H	R	ER	SO	BB	IBB	HBP	BLK	WP	HR	S	P	ERA	WHIP
63 Justin Masterson, R ERA: 3.75	(1, 1)	6.0	L	28	5	4	4	5	5	0	1	0	0	2	57	105	6.00	1.667
59 Chris Smith, R ERA: 2.84	(7, 1)	0.1		4	0	1	1	0	3	0	0	0	0	0	5	17	27.00	9.000
48 Javier López, L ERA: 2.32	(7, 1)	1.2		6	1	0	0	0	0	0	0	0	0	0	17	21	0.00	0.600

PITCHER	IP	WLS	BF	H	R	ER	SO	BB	IBB	HBP	BLK	WP	HR	S	P	ERA	WHIP

Boston Red Sox @ Tampa Bay Rays

Tropicana Field, St. Petersburg, FL

Tue Jul 01 2008, 7:10 PM EDT

Att. 31,112 - Dome - 72 F

TOP

livebaseballscorecards.com

Batter	1	2	3	4	5	6	7	8	9	AB	R	H	RBI	BB	SO	LOB
2 Jacoby Ellsbury, L (1, 8) OBP: 0.350, SLG: 0.388	C FF 94 F FF 94 F FF 96 B SL 88 B FF 93 X FF 95 2-2 ① G5-3			F FF 94 B FF 94 X SI 95 1-1 E2 7 SF7 1B		B FF 93 C CH 85 B FF 95 X FF 92 2-1 E6 1B		X SI 86 0-0 BB 15 S 1B		4	1	3	0	0	0	0
15 Dustin Pedroia, R (1, 4) OBP: 0.348, SLG: 0.439	C FF 95 B SL 86 X FF 95 1-1 ② F7			X FF 94 0-0 ① P4		C FF 94 F SL 84 F FF 96 X SL 86 0-2 1B		1 SAFE 1 SAFE B CH 80 C CH 79 B SI 87 B KC 80 B CH 80 4-1 1-2 BB BB		3	0	1	0	1	0	1
7 J.D. Drew, L (1, 9) OBP: 0.409, SLG: 0.570	C FF 95 F FF 96 B FF 96 B SL 87 C FF 96 2-3 ③ K			B FF 96 X FF 95 1-0 ② SF7 3-H		B FF 94 B FF 93 C CH 86 B FF 93 X FF 94 3-1 ② P3		C KC 80 C SI 87 C SI 88 0-3 ② K		3	0	0	1	0	2	4
Manny Ramirez, R (1, 10) OBP: 0.375, SLG: 0.509		B FF 94 S FF 90 B SL 84 F FF 89 S FF 96 2-3 ① K		X FF 95 0-0 ③ P3		S FF 94 B FF 95 B FF 95 X FF 94 2-1 ③ P3		B FF 95 F FF 95 B FF 95 B FF 94 F FF 94 B FF 96 4-2 1-2 2-3 BB		3	0	0	0	1	1	2
25 Mike Lowell, R (1, 5) OBP: 0.359, SLG: 0.518		B FF 91 B FF 93 F FF 95 X FF 92 2-1 ② F9			C SL 85 F FF 95 X FF 95 0-2 ① F7		B SL 84 F FF 95 B FF 94 B FF 94 F SI 93 X SL 87 3-2 ① F8	F FF 95 D SL 89 T FF 95 B FF 95 X FF 94 2-2 ③ G6-3		4	0	0	0	0	0	3
20 Kevin Youkilis, R (1, 3) OBP: 0.375, SLG: 0.533		C FF 94 X FF 96 0-1 ③ G5-3			B FF 96 C FF 94 B SL 85 X FF 94 2-1 ② F9		B CU 78 B FF 95 B CH 87 C FF 94 F FF 95 X FF 96 3-2 ② L7		C FF 95 F FF 95 S FF 95 0-3 ① K	4	0	0	0	0	1	0
44 Brandon Moss, L (1, 7) OBP: 0.324, SLG: 0.410			C FF 93 B FF 94 X CU 75 1-1 ① F8		B FF 96 F FF 93 F FF 95 X SL 86 1-2 FC6-4 1B		F FF 96 X FF 96 0-1 1B		B FF 94 C FF 94 B FF 94 S FF 94 B FF 94 F SI 94 F FF 94 S FF 95 3-3 ② K	4	0	2	0	0	1	0
Alex Cora, L (1, 6) OBP: 0.355, SLG: 0.364			C FF 94 S FF 94 F FF 94 X SL 87 0-2 ② P5		B FF 91 B CH 85 B FF 94 C SI 93 X FF 93 3-1 ③ FC6-4 1-2f		C FF 91 S FF 92 D CU 78 F CU 77 B SI 93 X FF 91 2-2 ③ G5-3		C B B S F X 2-2 2B	4	0	1	0	0	0	2
Kevin Cash, R (1, 2) OBP: 0.308, SLG: 0.333 22 Sean Casey, L (8, PH) OBP: 0.409, SLG: 0.453 Jason Varitek, S (8, PH) OBP: 0.302, SLG: 0.370 (8, 2)			F FF 95 B FF 95 C FF 95 B FF 96 F FF 95 B SL 88 S FF 96 3-3 ③ K		B FF 92 S FF 93 X FF 92 1-1 ① P3		C CH 79 S KC 80 S KC 81 0-3 ① K	C FF 95 F FF 95 S FF 94 0-3 ③ K	2	0	0	0	0	1	0
										0	0	0	0	0	0	0
										2	0	0	0	0	2	1

Inning Stats										
	R: 0 E: 0 K: 1 S: 9	H: 0 LOB: 0 BB: 0 P: 14	R: 0 E: 0 K: 1 S: 7	H: 0 LOB: 0 BB: 0 P: 11	R: 0 E: 0 K: 1 S: 10	H: 0 LOB: 0 BB: 0 P: 14	R: 1 E: 1 K: 0 S: 5	H: 1 LOB: 0 BB: 0 P: 7	R: 0 E: 0 K: 0 S: 10	H: 1 LOB: 1 BB: 0 P: 16
	R: 0 E: 1 K: 0 S: 12	H: 2 LOB: 2 BB: 0 P: 20	R: 0 E: 0 K: 0 S: 12	H: 1 LOB: 1 BB: 0 P: 20	R: 0 E: 0 K: 2 S: 13	H: 1 LOB: 3 BB: 2 P: 23	R: 0 E: 0 K: 3 S: 15	H: 1 LOB: 1 BB: 0 P: 20	1B: 6 2B: 1 3B: 0 HR: 0	SF: 1 SAC: 0 DP: 0 HBP: 0

AB	33
R	1
H	7
RBI	1
BB	2
SO	8
LOB	13

WP: 0 PA: 36
PB: 0
SB: 1
CS: 0

PITCHER		IP	WLS	BF	H	R	ER	SO	BB	IBB	HBP	BLK	WP	HR	S	P	ERA	WHIP
22 Matt Garza, R ERA: 3.47	(1, 1)	7.0	W	26	5	1	0	3	0	0	0	0	0	0	65	102	0.00	0.714
39 J.P. Howell, L ERA: 2.96	(8, 1)	0.2	H	4	1	0	0	2	1	0	0	0	0	0	8	12	0.00	3.000
50 Grant Balfour, R ERA: 1.08	(8, 1)	1.1	S	6	1	0	0	3	1	0	0	0	0	0	20	31	0.00	1.500

PITCHER	IP	WLS	BF	H	R	ER	SO	BB	IBB	HBP	BLK	WP	HR	S	P	ERA	WHIP

Boston Red Sox @ Tampa Bay Rays

Tropicana Field, St. Petersburg, FL

Tue Jul 01 2008, 7:10 PM EDT

Att. 31,112 - Dome - 72 F

BOTTOM

Batter	1	2	3	4	5	6	7	8	9	AB	R	H	RBI	BB	SO	LOB
1 Akinori Iwamura, L (1, 4) OBP: 0.348, SLG: 0.374	C KN 63 B KN 63 B KN 63 F FF 71 X KN 65 2-2 ① P2		C KN 62 B KN 58 B KN 62 B FF 70 X FF 70 3-1 13 G4-6-3 1B		C KN 63 X CU 60 0-1 ② G3		B KN 63 F KN 64 B KN 64 B KN 64 B KN 63 4-1 2-3 BB			3	0	1	0	1	0	0
13 Carl Crawford, L (1, 7) OBP: 0.318, SLG: 0.401	B KN 63 B KN 63 C FF 71 F FF 70 B CU 58 B FF 71 4-2 23 E 3 WP 2 G6-3 BB		X CU 63 0-0 ①② G4-6-3 1-2f		F KN 63 X KN 63 0-1 ③ F7		X KN 64 0-0 ③ G3			3	1	0	0	1	0	3
2 B.J. Upton, R (1, 8) OBP: 0.392, SLG: 0.416	C KN 64 B KN 63 B KN 64 B KN 65 1 SAFE C KN 64 X KN 65 3-2 ② G6-3 1-2		B KN 63 C KN 63 C KN 64 F KN 65 S KN 65 1-3 ③ K			B KN 62 S CU 56 B KN 62 F KN 62 B KN 64 X CU 57 3-2 ① P4		L FF 92 S FF 92 B SL 86 B SL 87 C SL 87 2-3 ① K		4	0	0	0	0	2	1
23 Carlos Pena, L (1, 3) OBP: 0.333, SLG: 0.420	B KN 64 X CU 64 1-0 E6 3 WP 2-3			C KN 62 B KN 62 S KN 62 B KN 64 B CU 56 F KN 64 X KN 63 3-2 ① F8		C KN 62 X KN 62 0-1 ② P1		B FF 95 B SL 85 F FF 93 S SL 84 B FF 92 B SL 85 4-2 15 BB 30 1B BB		3	1	0	0	1	0	1
3 Evan Longoria, R (1, 5) OBP: 0.343, SLG: 0.521	B KN 64 C KN 64 S KN 64 B KN 64 C CU 64 2-3 ③ K 1-2 3-H			S FF 72 X KN 64 0-1 30 WP 30 1B 1B		B KN 64 C CU 57 B CU 55 B FF 72 B CU 58 4-1 15 S BB		B FF 92 F FF 93 X FF 92 1-1 ② P3		3	1	1	0	1	1	2
15 Cliff Floyd, L (1, 10) OBP: 0.342, SLG: 0.457 31 Jonny Gomes, R (8, PR) OBP: 0.304, SLG: 0.417 (9, 10)		B KN 62 S KN 63 B KN 62 S KN 63 B KN 63 X KN 63 3-2 ① G3		C KN 64 F KN 64 S KN 64 0-3 ② K		C KN 64 B KN 64 S KN 64 B KN 64 F KN 64 X KN 64 2-2 ③ P4 1-2		B FF 93 F FF 92 B FF 92 D SL 86 C FC 93 D SL 85 4-2 30 1B 1-2 BB		3 0	0 0	0 0	0 0	1 0	1 0	2 0
30 Dioner Navarro, S (1, 2) OBP: 0.368, SLG: 0.439		C KN 64 F KN 59 F KN 64 B KN 58 F KN 64 F KN 65 B FF 72 X CU 58 2-2 ② F7		F KN 64 S KN 57 X KN 66 0-2 1-H 1B			C KN 62 X KN 63 0-1 ① G4-3	B FF 94 C FF 95 C FF 95 B FF 94 X FF 94 2-2 1-2 2-H 1B		4	0	2	2	0	0	0
32 Eric Hinske, L (1, 9) OBP: 0.351, SLG: 0.526 26 Gabe Gross, L (8, 9) OBP: 0.342, SLG: 0.404		C KN 64 C KN 58 X KN 56 0-2 1B		B KN 64 B KN 63 B CU 56 C FF 71 F KN 64 S KN 65 3-3 ③ K			B KN 62 C FF 70 X CU 56 1-1 ② G4-3	C FF 95 C FF 95 S CU 79 0-3 ③ K		3 1	0 0	1 0	0 0	0 0	1 1	1 2
8 Jason Bartlett, R (1, 6) OBP: 0.297, SLG: 0.286		X KN 64 0-0 ③ F7			C KN 62 F KN 61 F KN 62 F KN 63 X FF 71 0-2 ① F7		B KN 63 X FF 70 1-0 1 S 2B			3	0	1	0	0	0	1

livebaseballscorecards.com

	AB	30
	R	3
	H	6
	RBI	2
	BB	5
	SO	6
	LOB	13

Inning Stats																																
	R: 1 E: 1 K: 1 S: 12	H: 0 LOB: 1 BB: 1 P: 24	R: 0 E: 0 K: 0 S: 13	H: 1 LOB: 1 BB: 0 P: 18	R: 0 E: 0 K: 1 S: 7	H: 1 LOB: 0 BB: 0 P: 11	R: 1 E: 0 K: 2 S: 15	H: 2 LOB: 1 BB: 0 P: 21	R: 0 E: 0 K: 0 S: 9	H: 0 LOB: 0 BB: 0 P: 9	R: 0 E: 0 K: 0 S: 10	H: 0 LOB: 1 BB: 1 P: 19	R: 0 E: 0 K: 0 S: 7	H: 1 LOB: 2 BB: 1 P: 13	R: 1 E: 0 K: 2 S: 15	H: 1 LOB: 2 BB: 2 P: 28	1B: 5 2B: 1 3B: 0 HR: 0	SF: 0 SAC: 0 DP: 1 HBP: 0	WP: 2 PB: 0 SB: 2 CS: 0	PA: 35

PITCHER		IP	WLS	BF	H	R	ER	SO	BB	IBB	HBP	BLK	WP	HR	S	P	ERA	WHIP
49 Tim Wakefield, R ERA: 3.72	(1, 1)	7.0	L	29	5	2	1	4	3	0	0	0	2	0	73	115	1.29	1.143
56 Craig Hansen, R ERA: 4.74	(8, 1)	0.2		4	0	1	1	1	2	0	0	0	0	0	9	20	13.50	3.000
17 Manny Delcarmen, R ERA: 3.93	(8, 1)	0.1		2	1	0	0	1	0	0	0	0	0	0	6	8	0.00	3.000

PITCHER	IP	WLS	BF	H	R	ER	SO	BB	IBB	HBP	BLK	WP	HR	S	P	ERA	WHIP

Batter	1	2	3	4	5	6	7	8	9	AB	R	H	RBI	BB	SO	LOB
2 Jacoby Ellsbury, L (1, 8) OBP: 0.347, SLG: 0.383	B C SI 90 X SI 90 1-1 G6-3		X SI 87 0-0 ① P6	B SI 92 C SI 92 F SI 91 F SI 92 B SI 92 X SI 92 2-2 ②③ G4-6-3 1-2f		L FF 87 F SL 75 F SL 81 B FF 88 F FF 87 H SL 78 2-2 HBP		C FF 91 B FF 93 X FF 92 1-1 ② G4-3 1-2		4	0	0	0	0	0	4
15 Dustin Pedroia, R (1, 4) OBP: 0.354, SLG: 0.464	C SI 89 B SI 90 S SI 89 F SL 83 B SI 91 X SI 91 2-2 HR		C SI 87 X CH 78 0-1 G5-3 3B		C SI 87 B SI 88 B SI 87 F CH 76 X SI 89 2-2 7 3B 2B	X CH 81 0-0 ③ F8		C FF 93 F FF 93 B FF 93 F SL 87 X FF 94 1-2 2-H 2B		5	3	4	2	0	0	1
7 J.D. Drew, L (1, 9) OBP: 0.412, SLG: 0.577	B SI 93 S SL 82 X SL 83 1-1 ② F8		B SI 89 C SI 89 B SI 91 B SI 90 D SL 84 4-1 G5-3 BB		B SI 90 F SL 82 2 SAFE C SI 90 X SI 91 1-2 WP 2-H 3B		X FF 85 0-0 F9 WP 1B	B FS 83 F FF 89 B SI 89 X FS 83 2-1 ③ L8		4	1	2	1	1	0	1
Manny Ramirez, R (1, 10) OBP: 0.370, SLG: 0.500	B SI 92 C SI 92 B SI 90 B CH 79 S SI 92 F SI 92 S SI 93 3-3 ③ K		F SI 91 B SI 92 F SI 91 X SI 92 1-2 ② G5-3 1-2 3-H		B SI 93 F SI 92 F SI 92 C SL 82 1-3 ① K		C FF 92 F FF 92 B FF 94 B SL 86 F FF 94 B FF 93 X FF 93 3-2 ① F9 1-3		B CU 75 X SI 88 1-0 E6 25 1B 20 SF8	5	1	0	1	0	2	3
25 Mike Lowell, R (1, 5) OBP: 0.360, SLG: 0.514		B SI 91 B CH 76 B SI 89 B SI 88 4-0 20 FC3-6 BB	B SI 90 B SI 91 X SI 89 2-0 ③ F9		D CH 78 X CH 78 1-0 ② G5-3		B FF 94 C FF 93 X CU 77 1-1 ② P3		D SI 90 C SI 89 C SI 90 B SI 90 F CU 74 X SI 89 2-2 CS 1-3 1B	4	0	1	0	1	0	3
20 Kevin Youkilis, R (1, 3) OBP: 0.376, SLG: 0.529		C SI 89 B SI 89 B CH 77 F SI 90 X SI 91 2-2 ① FC3-6 44 E 44 1B 1-2f		C SI 89 X SI 90 0-1 ① F7	I IN 75 I IN 74 I IN 77 I IN 76 4-0 WP IBB		I IN 75 I IN 76 I IN 79 I IN 79 4-0 IBB		1 SAFE B SI 89 B SI 89 C SI 88 F SI 89 X FF 89 2-2 ① SF8 3-H	2	0	0	1	2	0	1
Jason Varitek, S (1, 2) OBP: 0.300, SLG: 0.364		B SI 90 B SI 91 S SI 90 S SI 91 S SI 92 2-3 ② K	B SI 91 B SI 90 C SI 89 B SI 90 C SI 91 F SI 92 B SI 90 4-2 23 1B 44 1B BB		S SI 92 S SI 92 F SI 91 B SI 92 B SL 83 B SI 92 X SI 92 3-2 ③ G6-3 1-2 3-H		F FF 93 S FF 94 S FF 94 0-3 ③ K		B FS 83 1 SAFE F SI 88 S SI 89 B SI 88 F SI 88 C CU 74 2-3 ②③ K 1-2	4	0	0	0	1	3	5
44 Brandon Moss, L (1, 7) OBP: 0.333, SLG: 0.415		D SL 82 F SI 90 S SL 81 F SI 92 X SL 80 1-2 E4 1-3 1B	X SI 89 0-0 23 1B 1-2 1B		X FF 87 0-0 ① P5			C FF 91 S FF 92 T FF 92 0-2 ① K		4	0	2	0	0	1	0
23 Julio Lugo, R (1, 6) OBP: 0.361, SLG: 0.338		B SI 91 C SI 90 F SI 92 F SI 92 F SI 92 B SI 92 X CH 79 2-2 ③ G5-3	F SI 91 B SI 91 B CH 79 C SI 90 X SI 91 2-2 2 G4-6-3 1-2 2-3 1B		F FF 86 F SL 81 B SL 77 B SI 88 X SL 78 2-2 ② F8			C FF 93 B CU 76 B FF 93 B FF 92 B FF 92 4-1 2 G4-3 15 2B BB	3	1	1	0	1	0	2
Inning Stats	R: 1 E: 0 K: 1 S: 12 H: 1 LOB: 0 BB: 0 P: 19	R: 0 E: 1 K: 1 S: 15 H: 1 LOB: 2 BB: 1 P: 26	R: 1 E: 0 K: 0 S: 8 H: 1 LOB: 1 BB: 1 P: 15	R: 0 E: 0 K: 0 S: 13 H: 2 LOB: 2 BB: 1 P: 21	R: 2 E: 0 K: 1 S: 14 H: 2 LOB: 1 BB: 1 P: 26	R: 0 E: 0 K: 0 S: 9 H: 0 LOB: 1 BB: 0 P: 13	R: 0 E: 0 K: 1 S: 10 H: 1 LOB: 2 BB: 1 P: 18	R: 1 E: 0 K: 1 S: 12 H: 1 LOB: 1 BB: 1 P: 20	R: 1 E: 1 K: 1 S: 12 H: 1 LOB: 0 BB: 0 P: 19	1B: 5 2B: 3 3B: 2 HR: 1 SF: 1 SAC: 0 DP: 1 HBP: 1						

PITCHER		IP	WLS	BF	H	R	ER	SO	BB	IBB	HBP	BLK	WP	HR	S	P	ERA	WHIP
19 Scott Kazmir, L ERA: 2.63	(1, 1)	5.0		25	7	4	4	3	3	1	0	0	1	1	62	107	7.20	2.000
Trever Miller, L ERA: 3.74	(6, 1)	1.0		5	1	0	0	0	0	0	1	0	0	0	10	14	0.00	1.000
47 Gary Glover, R ERA: 3.45	(7, 1)	1.2	W	8	1	1	1	2	1	1	0	0	1	0	19	33	5.40	1.200
35 Dan Wheeler, R ERA: 1.82	(8, 1)	1.1	S	5	1	1	0	1	0	0	0	0	0	0	14	23	0.00	0.750

PITCHER	IP	WLS	BF	H	R	ER	SO	BB	IBB	HBP	BLK	WP	HR	S	P	ERA	WHIP

TOP

Boston Red Sox @ Tampa Bay Rays

Tropicana Field, St. Petersburg, FL

Wed Jul 02 2008, 7:10 PM EDT

Att. 36,048 - Dome - 72 F

livebaseballscorecards.com

AB	35
R	6
H	10
RBI	5
BB	6
SO	6
LOB	20

WP: 2	PA: 43		
PB: 0			
SB: 0			
CS: 1			

BOTTOM

Boston Red Sox @ Tampa Bay Rays

Tropicana Field, St. Petersburg, FL

Wed Jul 02 2008, 7:10 PM EDT

Att. 36,048 - Dome - 72 F

livebaseballscorecards.com

Batter	1	2	3	4	5	6	7	8	9	AB	R	H	RBI	BB	SO	LOB
1 Akinori Iwamura, L (1, 4) OBP: 0.346, SLG: 0.372	X FF 90 0-0 G4-3 ① S FF 91 1 SAFE B FS 81 B FC 91 F FC 88 X SL 83 2-2 F8 ②	C FF 91 S FF 92 X FF 92 0-2 F7 ① B FF 96 S CH 82 B FF 96 D CH 85 F FF 96 X FS 88 X CU 77 13 1B 23 BB 1B 2-H 3-3 K ②								5	1	1	1	0	1	3
13 Carl Crawford, L (1, 7) OBP: 0.325, SLG: 0.405	C FF 89 B FS 81 S FC 88 B FF 90 B FF 91 B FC 89 4-2 2 FC4-6 BB C FC 91 B FF 92 B SI 91 F FF 92 F FC 89 X FS 82 2-2 2 S 1-3 1B	S FF 92 C FF 92 B FC 93 B FF 92 F FF 91 B FF 92 X FF 91 3-2 P6 ②					B FF 95 F FF 95 D CU 77 X FF 96 2-1 23 BB 2 BB 3 2B 1-3 1B X SI 87 0-0 2 G4-3 1B			4	1	3	0	1	0	0
2 B.J. Upton, R (1, 8) OBP: 0.392, SLG: 0.411	B FF 91 X FC 86 1-0 FC4-6 23 S 3 1B 1-2f ② S FF 92 B FF 92 B FC 88 B FF 92 X FC 89 3-1 L4 ③ 1-2	B SL 83 B FF 92 C FF 91 B FF 92 C FF 91 B FF 90 4-2 23 S BB					B FF 91 D SL 82 B FF 92 C FF 92 B FF 92 4-1 23 BB 3 2B 1-2 BB X SI 86 0-0 G4-3 ①② 1-2f			3	2	0	0	2	0	4
23 Carlos Pena, L (1, 3) OBP: 0.335, SLG: 0.415	B FF 90 B SL 80 S SL 82 B SL 80 B FC 88 4-1 3 1B 1-2 BB	B FC 87 F FC 89 B FS 82 F FC 89 B FF 93 F SL 83 S FF 94 3-3 K ①			F FC 90 B FS 82 B SL 82 C SL 85 S FF 91 2-3 K ③ 1-2		B FF 93 D FF 93 B FF 93 C FF 91 B FF 94 4-1 3 2B 8 1B 1-2 2-3 3-H BB B SI 89 S CU 75 F CU 76 B CU 76 F SI 86 B SI 90 X SI 87 3-2 G3 ③		3	1	0	1	2	2	1
3 Evan Longoria, R (1, 5) OBP: 0.348, SLG: 0.528	C FF 91 B FF 91 B SL 82 X SL 81 2-1 15 BB 1-3 2-H 1B	B SL 84 C FF 92 B FC 89 F FC 90 X FC 89 2-2 G6-3 ②				F FF 88 B FF 88 B CU 76 B FS 84 X FF 88 3-1 1B	D SL 84 F FF 92 X FF 92 1-1 8 1B 1-3 2-H 3-H 2B			4	1	3	3	0	0	0
15 Cliff Floyd, L (1, 10) OBP: 0.344, SLG: 0.453 16 Willy Aybar, S (6, PH) OBP: 0.355, SLG: 0.407 (7, 10)	B FF 91 D SL 80 B FC 89 B FF 91 4-0 1-2 BB	F FF 92 B FC 89 C FS 83 B SL 85 X FC 90 2-2 G1-3 ③				C FF 88 S CU 76 X FF 87 0-2 P3 ①	C FF 96 B FF 95 B FF 96 F FF 96 X FS 88 2-2 G3-1 ①			1 2	0 0	0 0	0 0	1 0	0 0	0 3
30 Dioner Navarro, S (1, 2) OBP: 0.366, SLG: 0.433	C FF 91 X FS 82 0-1 F9 ③	B FF 89 F FF 91 B FC 89 F FF 90 C SI 91 2-3 K ①				B FF 87 C FF 87 S FS 84 S CU 75 1-3 K ②	B FF 96 B FF 94 B SL 87 I IN 74 4-0 8 1B IBB			3	0	0	0	1	2	4
32 Eric Hinske, L (1, 9) OBP: 0.352, SLG: 0.523 31 Jonny Gomes, R (6, PH) OBP: 0.302, SLG: 0.413 (7, 9) 26 Gabe Gross, L (7, PH) OBP: 0.340, SLG: 0.401 (8, 9)		B FF 89 B SL 82 F FF 90 B FC 89 C FF 91 F FC 89 F FC 90 B SL 83 4-2 13 1B BB	C SL 83 S FS 82 B FC 90 F FF 91 B SL 85 S FS 82 2-3 K ②			C FC 76 F FF 88 D FS 82 F CU 74 D FS 83 F FF 88 S CU 77 2-3 K ③	B CU 74 S SI 87 F SI 88 F CU 77 B SI 86 S SI 87 2-3 K ②		1 1 1	0 0 0	0 0 0	0 0 0	1 0 0	1 0 0	0 1 3
8 Jason Bartlett, R (1, 6) OBP: 0.299, SLG: 0.293		X FF 90 0-0 F8 ①	F FF 92 F FC 91 S SL 84 0-3 K ③				C FF 96 B FF 95 B FF 94 C FF 92 F FF 92 X FF 96 2-2 S 1 1B 2B 1-1 1-2 2-H 3-H 1B			4	1	2	2	0	1	1
Inning Stats	R: 1 H: 1 E: 0 LOB: 3 K: 0 BB: 3 S: 9 P: 24	R: 0 H: 1 E: 0 LOB: 2 K: 0 BB: 1 S: 14 P: 25	R: 0 H: 0 E: 0 LOB: 0 K: 1 BB: 0 S: 10 P: 17	R: 0 H: 0 E: 0 LOB: 0 K: 3 BB: 0 S: 10 P: 14	R: 0 H: 0 E: 0 LOB: 1 K: 1 BB: 1 S: 12 P: 21	R: 0 H: 1 E: 0 LOB: 1 K: 2 BB: 0 S: 13 P: 19	R: 6 H: 5 E: 0 LOB: 2 K: 2 BB: 3 S: 25 P: 54	R: 0 H: 1 E: 0 LOB: 0 K: 0 BB: 0 S: 6 P: 9		1B: 7 SF: 0 2B: 2 SAC: 0 3B: 0 DP: 1 HR: 0 HBP: 0						

	AB	32
	R	7
	H	9
	RBI	7
	BB	8
	SO	9
	LOB	20

WP: 0 PA: 40
PB: 0
SB: 4
CS: 0

PITCHER		IP	WLS	BF	H	R	ER	SO	BB	IBB	HBP	BLK	WP	HR	S	P	ERA	WHIP
18 Daisuke Matsuzaka, R ERA: 3.12	(1, 1)	5.0		22	2	1	1	5	5	0	0	0	0	0	55	101	1.80	1.400
37 Hideki Okajima, L ERA: 3.06	(6, 1)	1.0	H	4	1	0	0	2	0	0	0	0	0	0	13	19	0.00	1.000
17 Manny Delcarmen, R ERA: 4.72	(7, 1)	0.0		3	3	3	3	0	0	0	0	0	0	0	9	17	∞	∞
56 Craig Hansen, R ERA: 5.84	(7, 1)	0.0	L	3	1	1	1	0	2	0	0	0	0	0	4	13	∞	∞
53 David Aardsma, R ERA: 2.89	(7, 1)	0.1		2	0	0	0	0	0	1	0	0	0	0	3	9	0.00	0.000

PITCHER		IP	WLS	BF	H	R	ER	SO	BB	IBB	HBP	BLK	WP	HR	S	P	ERA	WHIP
48 Javier López, L ERA: 2.2	(7, 1)	1.2		6	2	2	2	2	0	0	0	0	0	0	15	24	10.80	1.200

Boston Red Sox @ New York Yankees

Yankee Stadium, Bronx, NY

Thu Jul 03 2008, 7:05 PM EDT

Att. 54,677 - Cloudy - 86 F

TOP

livebaseballscorecards.com

Batter	1	2	3	4	5	6	7	8	9	AB	R	H	RBI	BB	SO	LOB
2 Jacoby Ellsbury, L (1, 7) OBP: 0.345, SLG: 0.383	K	15 CS 2-H 3-H 2B		G4-3		G5-3			G1-3	5	0	1	2	0	1	0
15 Dustin Pedroia, R (1, 4) OBP: 0.352, SLG: 0.461	E 7 1B 1B	F8 2-3			G6-3		F9		K	5	1	1	0	0	1	1
7 J.D. Drew, L (1, 9) OBP: 0.412, SLG: 0.577 44 Brandon Moss, L (9, 9) OBP: 0.333, SLG: 0.415	1-2 FC4-6 1B	K			1B 25 SF7 2B		K		G6-3	5 0	1 0	2 0	0 0	0 0	2 0	0 0
Manny Ramirez, R (1, 10) OBP: 0.371, SLG: 0.498	FC4-6 25 1B 1-2f 2-H	25 BB BB			20 2B 2-3 1B		K			3	1	1	0	1	1	1
25 Mike Lowell, R (1, 5) OBP: 0.362, SLG: 0.514	2-H 1B	20 G1-4-3 1-2 BB			SF7 3-H			G4-3		2	0	1	2	1	0	0
20 Kevin Youkilis, R (1, 3) OBP: 0.377, SLG: 0.532	G4-3	G1-4-3 1-2f			2B 1-3			BB 1B 1B		4	1	2	0	0	0	3
Coco Crisp, S (1, 8) OBP: 0.321, SLG: 0.437		23 SH3-4 2 2B BB 1B		G3 S 23 SF8 1B	F7			1B 1-2 BB		3	2	2	0	1	0	2
Jason Varitek, S (1, 2) OBP: 0.303, SLG: 0.363		23 SH3-4 2 2B 1-2 BB		G3 1-3		P6		23 G4-6-3 1-3 2-H 1B		3	1	1	1	1	0	1
23 Julio Lugo, R (1, 6) OBP: 0.357, SLG: 0.335		SH3-4 1-2 2-3		SF8 3-H		K2-3		G4-6-3 1-2f		2	0	0	1	0	1	2

	AB	32
	R	7
	H	11
	RBI	6
	BB	4
	SO	6
	LOB	10

Inning Stats																																
	R: 2	E: 1	K: 1	S: 14	H: 3	LOB: 1	BB: 0	P: 24	R: 2	E: 0	K: 0	S: 7	H: 2	LOB: 0	BB: 1	P: 13	R: 0	E: 0	K: 1	S: 7	H: 0	LOB: 2	BB: 1	P: 17	R: 1	E: 0	K: 0	S: 8	H: 1	LOB: 0	BB: 0	P: 17
	R: 1	E: 0	K: 0	S: 15	H: 3	LOB: 2	BB: 0	P: 20	R: 0	E: 0	K: 1	S: 7	H: 0	LOB: 0	BB: 0	P: 10	R: 0	E: 0	K: 2	S: 8	H: 0	LOB: 0	BB: 0	P: 13	R: 1	E: 0	K: 0	S: 13	H: 2	LOB: 1	BB: 1	P: 24
	R: 0	E: 0	K: 1	S: 10	H: 0	LOB: 0	BB: 0	P: 16	1B: 8	2B: 3	3B: 0	HR: 0	SF: 2	SAC: 1	DP: 2	HBP: 0	WP: 0	PB: 0	SB: 1	CS: 1	PA: 39												

PITCHER		IP	WLS	BF	H	R	ER	SO	BB	IBB	HBP	BLK	WP	HR	S	P	ERA	WHIP
Andy Pettitte, L ERA: 4.22	(1, 1)	4.2	L	24	9	6	5	2	3	0	0	0	0	0	49	89	9.64	2.571
38 Dan Giese, R ERA: 2.82	(5, 1)	2.1		7	0	0	0	3	0	0	0	0	0	0	17	25	0.00	0.000
LaTroy Hawkins, R ERA: 5.94	(8, 1)	1.0		5	2	1	1	0	1	0	0	0	0	0	13	24	9.00	3.000
30 David Robertson, R ERA: 1.8	(9, 1)	1.0		3	0	0	0	1	0	0	0	0	0	0	10	16	0.00	0.000

PITCHER	IP	WLS	BF	H	R	ER	SO	BB	IBB	HBP	BLK	WP	HR	S	P	ERA	WHIP

BOTTOM

Batter	1	2	3	4	5	6	7	8	9	AB	R	H	RBI	BB	SO	LOB
18 Johnny Damon, L (1, 7) OBP: 0.385, SLG: 0.465	B FC 90 B FC 90 B FC 91 C FC 90 B FC 91 4-1 FC6 2 BB BB		X FC 91 0-0 ① F9			B FC 90 C FF 88 X FF 89 1-1 ① G4-3		C FF 88 F FC 91 F CU 75 B FF 89 B FC 86 S FF 91 2-3 ③ K		3	0	0	0	1	1	2
2 Derek Jeter, R (1, 6) OBP: 0.342, SLG: 0.384	F FC 92 B FC 87 B FC 87 B FC 88 F FF 87 B FC 91 4-2 FC6 1-2 BB		X FC 86 0-0 ②③ G5-4-3 1-2f			B FC 91 C FC 84 F CU 73 S FC 88 1-3 ② K			B FC 90 B FF 87 F FF 87 X FC 91 2-1 G6-4-3 1B	3	0	1	0	1	1	1
Bobby Abreu, L (1, 9) OBP: 0.349, SLG: 0.451	B FC 92 C FF 88 B SI 90 S FC 85 X FC 92 2-2 ① FC6 1-2f 2-3			B FC 90 C FC 83 X FF 89 1-1 ① G3-1		C FC 92 B FC 87 C CU 74 B FC 87 B FF 92 X FF 89 3-2 ③ G1			C FC 90 F FF 89 X FF 89 0-2 ①② G6-4-3 1-2f	4	0	0	0	0	0	3
13 Alex Rodriguez, R (1, 5) OBP: 0.401, SLG: 0.594	C FC 93 C FC 92 B FF 93 F FC 89 S FC 93 1-3 ② K			X FC 85 0-0 ② G6-3			F FC 91 B CU 74 B FC 86 F FC 92 B FF 90 X FF 92 3-2 ① F8		X FC 92 0-0 ③ F7	4	0	0	0	0	1	2
Jason Giambi, L (1, 10) OBP: 0.399, SLG: 0.555	C FC 92 C FF 90 T FC 93 0-2 ③ K			F FF 92 B FC 88 C FF 89 S FF 91 1-3 ③ K			F FC 86 S FC 91 X FC 92 0-2 ② P2			3	0	0	0	0	2	2
20 Jorge Posada, S (1, 2) OBP: 0.364, SLG: 0.456		S FC 91 B CU 73 C CU 72 S FC 87 1-3 ① K			X FC 91 0-0 ① G5-3		C FF 90 X CH 83 0-1 ③ F9			3	0	0	0	0	1	0
24 Robinson Canó, L (1, 4) OBP: 0.287, SLG: 0.366		C FC 92 B FF 91 S FF 90 F FC 92 X CU 75 1-2 ② L8			C FC 90 B FF 90 X FF 89 1-1 1B			X FF 87 0-0 G5-4-3 1B		3	0	2	0	0	0	0
Wilson Betemit, S (1, 3) OBP: 0.287, SLG: 0.461		C FC 93 B FF 91 F FC 87 S FC 93 1-3 ③ K			F FC 88 B CU 74 F FC 89 F FC 86 F FF 90 S CU 76 1-3 ② K			X FC 90 0-0 ①② G5-4-3 1-2f		3	0	0	0	0	2	2
28 Melky Cabrera, S (1, 8) OBP: 0.308, SLG: 0.352			B FC 90 X FC 91 1-0 2 G5-4-3 1B		F FC 92 B CH 83 X CH 84 1-1 ③ F8			C FF 90 B FC 86 X FC 86 1-1 2B		3	0	2	0	0	0	1
Inning Stats	R: 0 E: 0 K: 2 S: 13 H: 0 LOB: 2 BB: 2 P: 24	R: 0 E: 0 K: 2 S: 10 H: 0 LOB: 0 BB: 0 P: 13	R: 0 E: 0 K: 0 S: 3 H: 1 LOB: 0 BB: 0 P: 4	R: 0 E: 0 K: 1 S: 6 H: 0 LOB: 0 BB: 0 P: 8	R: 0 E: 0 K: 1 S: 10 H: 1 LOB: 1 BB: 0 P: 13	R: 0 E: 0 K: 1 S: 8 H: 0 LOB: 0 BB: 0 P: 13	R: 0 E: 0 K: 0 S: 8 H: 0 LOB: 0 BB: 0 P: 11	R: 0 E: 0 K: 1 S: 8 H: 2 LOB: 1 BB: 0 P: 11	R: 0 E: 0 K: 0 S: 6 H: 1 LOB: 0 BB: 0 P: 8	1B: 4 2B: 1 3B: 0 HR: 0	SF: 0 SAC: 0 DP: 3 HBP: 0	WP: 0 PB: 0 SB: 0 CS: 0	PA: 31			

PITCHER	IP	WLS	BF	H	R	ER	SO	BB	IBB	HBP	BLK	WP	HR	S	P	ERA	WHIP
31 Jon Lester, L (1, 1) ERA: 3.21	9.0	W	31	5	0	0	8	2	0	0	0	0	0	72	105	0.00	0.778

PITCHER	IP	WLS	BF	H	R	ER	SO	BB	IBB	HBP	BLK	WP	HR	S	P	ERA	WHIP

Boston Red Sox @ New York Yankees

Yankee Stadium, Bronx, NY

Thu Jul 03 2008, 7:05 PM EDT

Att. 54,677 - Cloudy - 86 F

livebaseballscorecards.com

AB	29
R	0
H	5
RBI	0
BB	2
SO	8
LOB	13

Boston Red Sox @ New York Yankees

Yankee Stadium, Bronx, NY

Fri Jul 04 2008, 1:05 PM EDT

Att. 55,130 - Cloudy - 76 F

TOP

livebaseballscorecards.com

Batter	1	2	3	4	5	6	7	8	9	AB	R	H	RBI	BB	SO	LOB
2 Jacoby Ellsbury, L (1, 7) OBP: 0.349, SLG: 0.387	B CU 73 B SI 87 C SI 86 X SI 87 2-1 BB 15 HBP 1B		X CH 84 0-0 7 G3 15 1B 25 SF7 1B	X CH 84 0-0 15 CS 1B		C CU 69 B SI 85 F SI 85 X SI 86 1-2 ① G5-3		1 SAFE C SI 89 1 SAFE B SI 91 B SI 90 S CH 79 S SI 91 2-3 ① ② K 1-2		5	1	3	0	0	1	1
15 Dustin Pedroia, R (1, 4) OBP: 0.355, SLG: 0.461	C CU 72 F SI 87 B CH 84 H SI 88 2-2 BB 1-2 HBP		B CH 84 X SI 87 1-0 7 G3 20 3B 1-2 1B	1 SAFE 1 SAFE B CH 85 F CH 84 1 SAFE P PO 82 2-1 ③ CS 1-2	F CH 85 B SI 86 B CU 71 X CU 72 2-1 1B 25 HR 1B	L SL 80 X SI 85 0-1 ② G6-3		C SI 92 X SL 83 0-1 ③ P6		4	2	2	0	0	0	0
7 J.D. Drew, L (1, 9) OBP: 0.408, SLG: 0.568	F SI 87 F CH 84 B SI 88 B CH 82 F CH 85 C CU 73 2-3 ① K		B CU 73 C SI 88 X CU 73 1-1 ① G3 1-2 2-3		B CH 84 X SI 87 1-0 ① P4	B SL 81 F SI 87 B FF 85 B SL 80 C FF 86 B SI 86 4-2 BB			B SI 90 C CH 77 X SI 90 1-1 ① F9	4	0	0	0	1	1	5
Manny Ramirez, R (1, 10) OBP: 0.374, SLG: 0.497	B SI 87 B SI 88 F SI 86 C SI 88 B SI 88 B CH 85 4-2 1-2 2-3 BB		B SI 87 B SI 88 B SI 88 B SI 89 4-0 20 3B BB		F CH 85 B SI 87 X SI 87 1-1 25 HR 1-2 1B	X FF 86 0-0 ③ G5-3			B SL 84 B SI 90 F SI 90 F SI 90 F CH 80 F CH 79 S SI 90 2-3 ② K	3	2	1	0	2	1	1
25 Mike Lowell, R (1, 5) OBP: 0.363, SLG: 0.529	C CU 73 X CU 73 0-1 ② P3		B CU 73 X SI 88 1-0 ② SF7 3-H		C SI 88 B SI 88 D CU 73 X SI 89 2-1 1-H 2-H HR	X SI 96 0-0 20 1B 2B			F SI 90 B SI 90 C SL 83 F SI 91 B CH 82 F CH 81 B SL 84 S CH 80 3-3 ③ K	4	1	2	4	0	1	3
20 Kevin Youkilis, R (1, 3) OBP: 0.379, SLG: 0.538	C SI 88 F SI 88 X FF 86 0-2 ③ L6		B CU 74 C SI 89 B SI 89 B SI 88 F FF 86 F CU 74 X SI 88 3-2 1-H 2-H 3B		B FF 87 X CH 86 1-0 ② F8	X SI 95 0-0 CS 2-3 1B				4	0	2	2	0	0	3
Coco Crisp, S (1, 8) OBP: 0.320, SLG: 0.431		B CU 71 B SI 86 C SI 86 B SI 87 C SI 88 X SI 87 3-2 ① G6-3	S CH 86 C SI 88 X CH 85 0-2 ③ G1-3		B CU 74 F CH 84 B SI 88 C SI 88 F SI 88 B FF 86 F CH 85 F SI 88 B SI 88 4-2 1B BB		B SI 95 3 SAFE C CU 78 S SI 95 B CU 80 X CU 78 2-2 ① F7			3	0	0	0	1	0	3
Jason Varitek, S (1, 2) OBP: 0.306, SLG: 0.366		C SI 87 C SI 87 X CU 73 0-2 23 G4-6-3 1B		B SI 87 S CH 85 C SI 87 B SI 86 F CH 85 C SI 87 2-3 ① K	1 SAFE C SI 88 B SI 88 1 SAFE F CH 85 X SI 89 1-2 23 FC6-4 1-3 1B		F SI 95 F SI 96 B SI 96 B SI 94 B CU 80 C CU 78 3-3 ② ③ K 1-2			4	0	2	0	0	2	2
23 Julio Lugo, R (1, 6) OBP: 0.352, SLG: 0.329 Alex Cora, L (8, 6) OBP: 0.355, SLG: 0.364		C CH 85 B CH 84 B SI 88 C SI 87 X CH 86 2-2 ② ③ G4-6-3 1-2f		B CH 84 C FC 84 X CH 85 1-1 ② G1-3	X CH 86 0-0 ③ FC6-4 1-2f			B FF 94 C FF 94 B FF 95 F FF 94 B SL 84 X FF 93 3-2 E5 2 CS		4 0	0 0	0 0	0 0	0 0	0 0	3 0

Inning Stats																		
	R: 0 E: 0 K: 1 S: 15	H: 1 LOB: 3 BB: 1 P: 25	R: 0 E: 0 K: 0 S: 9	H: 1 LOB: 0 BB: 0 P: 14	R: 3 E: 0 K: 0 S: 12	H: 3 LOB: 1 BB: 1 P: 22	R: 0 E: 0 K: 1 S: 9	H: 1 LOB: 0 BB: 0 P: 13	R: 3 E: 0 K: 0 S: 17	H: 4 LOB: 2 BB: 1 P: 29	R: 0 E: 0 K: 0 S: 8	H: 0 LOB: 1 BB: 1 P: 13	R: 0 E: 0 K: 1 S: 8	H: 2 LOB: 2 BB: 0 P: 13	R: 0 E: 1 K: 1 S: 8	H: 0 LOB: 0 BB: 0 P: 13	R: 0 E: 0 K: 2 S: 12	H: 0 LOB: 0 BB: 0 P: 18

1B: 9 2B: 2 3B: 1 HR: 1	SF: 1 SAC: 0 DP: 2 HBP: 1	WP: 0 PB: 0 SB: 0 CS: 3	PA: 42
---	---	---	---

PITCHER		IP	WLS	BF	H	R	ER	SO	BB	IBB	HBP	BLK	WP	HR	S	P	ERA	WHIP
Darrell Rasner, R ERA: 4.94	(1, 1)	5.0	L	27	10	6	6	2	3	0	1	0	0	1	62	103	10.80	2.600
61 Billy Traber, L ERA: 5.06	(6, 1)	1.0		4	0	0	0	0	1	0	0	0	0	0	8	13	0.00	1.000
41 Jose Veras, R ERA: 2.63	(7, 1)	1.0		4	2	0	0	1	0	0	0	0	0	0	8	13	0.00	2.000
Kyle Farnsworth, R ERA: 3.89	(8, 1)	0.0		1	0	0	0	0	0	0	0	0	0	0	3	6	∞	∞
36 Edwar Ramirez, R ERA: 2.9	(8, 1)	2.0		5	0	0	0	3	0	0	0	0	0	0	17	25	0.00	0.000

PITCHER		IP	WLS	BF	H	R	ER	SO	BB	IBB	HBP	BLK	WP	HR	S	P	ERA	WHIP

AB	35
R	6
H	12
RBI	6
BB	4
SO	6
LOB	21

BOTTOM

Boston Red Sox @ New York Yankees

Yankee Stadium, Bronx, NY

Fri Jul 04 2008, 1:05 PM EDT
Att. 55,130 - Cloudy - 76 F

Batter	1	2	3	4	5	6	7	8	9	AB	R	H	RBI	BB	SO	LOB
18 Johnny Damon, L (1, 7) OBP: 0.387, SLG: 0.470 11 Brett Gardner, L (3, 7) OBP: 0.200, SLG: 0.077	C FF 94 X CH 88 0-1 13 2B 2B	C FF 94 F FF 94 B SI 94 S FF 94 1-3 ① K	B SI 91 C FF 92 F FF 93 F FF 92 C SI 92 1-3 ① K	C FF 89 F FF 88 B CU 76 X FF 88 1-2 ① FC6-4 2 BB 1-2f 2-3	B FF 95 C FF 95 B FF 96 F FF 94 F FF 95 B FF 95 B FF 95 4-2 2 DI 2 2B BB	1	1	1	0	0	0	0
										3	1	0	0	1	2	2
2 Derek Jeter, R (1, 6) OBP: 0.346, SLG: 0.389	L SI 94 F SI 93 D CU 77 B CU 74 X CU 75 2-2 ① F9	F SI 94 B SI 95 X SI 93 1-1 ② G6-3	B CU 74 X SI 93 1-0 13 FC6-4 1B	B CU 74 C CU 75 T FF 88 B CU 75 B FF 87 B FF 88 4-2 13 FC5-4 1-2 BB	C FF 96 S SL 86 B FF 94 B FF 95 X SL 87 2-2 1-H 2B	4	0	2	1	1	0	1
Bobby Abreu, L (1, 9) OBP: 0.347, SLG: 0.445	B SI 93 B FF 92 B FF 94 B SI 93 4-0 13 2B BB	C CH 88 X CH 89 0-1 ③ G3-1	B CU 74 X SI 91 1-0 ② F7	B FF 88 C CU 75 B FF 86 F FF 88 X FF 88 2-2 ② F3	C FF 94 F FF 95 D FS 90 X FF 95 1-2 ③ F8	4	1	0	0	1	0	5
13 Alex Rodriguez, R (1, 5) OBP: 0.402, SLG: 0.597	F FF 94 C SI 94 X SI 93 0-2 SF8 1-H 2-H 2B	C FF 93 C CU 76 B FF 94 B FF 94 F CU 78 B SI 95 X FF 95 3-2 28 HBP 20 BB 1B	C SI 93 B CH 86 F CH 87 X FF 94 1-2 ③ FC6-4 1-2f	B CU 75 C CH 81 S CU 78 X CU 78 1-2 ③ FC5-4 1-2f		4	1	2	2	0	0	4
Jason Giambi, L (1, 3) OBP: 0.397, SLG: 0.550	C FF 94 B CH 88 F FF 95 X SI 95 1-2 ② SF8 3-H	C SI 92 B FF 91 C CU 75 F CU 75 F FF 92 B SI 94 F CU 75 F FF 91 1 SAFE 3-2 ① F8	B FF 92 C CU 72 S FF 93 X FF 94 1-2 ① F7	B SI 94 F SI 94 S SI 93 B CU 77 B SI 95 B CH 81 4-2 24 G4-6-3 BB		2	0	0	1	1	0	1
20 Jorge Posada, S (1, 10) OBP: 0.361, SLG: 0.446	C CU 77 C CU 77 F FF 95 B CU 76 S CU 77 1-3 ③ K	B CH 88 F FF 91 B SI 93 C CU 76 B SI 94 1 SAFE 1 SAFE 1 SAFE B CU 75 4-2 28 HBP 1-2 BB	C CH 88 C CU 73 B CU 75 X CH 88 1-2 ② G1-3	B CH 82 C SI 95 B CU 77 B SI 94 X SI 93 3-1 ① F8		3	0	0	0	1	1	1
24 Robinson Canó, L (1, 4) OBP: 0.284, SLG: 0.362		B FF 94 F FF 92 F FF 94 X SI 94 1-2 ① F7	B CH 88 T FF 93 X FF 94 1-1 ② F7	F CH 89 F FF 94 F CU 75 F SI 94 S CU 76 0-3 ③ K	X SI 86 0-0 ②③ G4-6-3 1-2f	4	0	0	0	0	1	3
28 Melky Cabrera, S (1, 8) OBP: 0.311, SLG: 0.352		B FF 94 S CH 88 F FF 92 X CU 75 1-2 ② F8	F FF 93 H FF 95 1-1 1-2 2-3 HBP	B FF 87 C FF 87 B CU 75 F FS 84 F CU 76 X FF 88 2-2 11 FC6-4 26 BB 1B	B FF 95 C FF 94 S FF 95 B FF 94 F FF 96 F FF 95 F FF 95 X FF 96 2-2 ① P2	3	0	1	0	0	0	0
26 José Molina, R (1, 2) OBP: 0.261, SLG: 0.318 Wilson Betemit, S (9, PH) OBP: 0.284, SLG: 0.456		B SI 93 C SI 94 X SI 94 1-1 ③ G6-3	B SI 94 C SI 93 B CU 76 C SI 94 X SI 94 2-2 ③ G5-3	B FS 82 B CU 74 C FF 87 B FF 88 1 SAFE S FF 88 B FF 87 4-2 11 FC6-4 1-2 BB	C FF 95 B FS 90 X FF 96 1-1 ② F8	2	0	0	0	1	0	3
						1	0	0	0	0	0	0
Inning Stats	R: 3 E: 0 K: 1 S: 15 H: 2 LOB: 0 BB: 1 P: 23	R: 0 E: 0 K: 0 S: 8 H: 0 LOB: 0 BB: 0 P: 11	R: 0 E: 0 K: 1 S: 7 H: 0 LOB: 0 BB: 0 P: 9	R: 0 E: 0 K: 0 S: 19 H: 1 LOB: 3 BB: 1 P: 33	R: 0 E: 0 K: 1 S: 9 H: 1 LOB: 1 BB: 0 P: 13	R: 0 E: 0 K: 1 S: 11 H: 0 LOB: 0 BB: 0 P: 13	R: 0 E: 0 K: 0 S: 17 H: 1 LOB: 3 BB: 2 P: 31	R: 0 E: 0 K: 0 S: 5 H: 0 LOB: 0 BB: 1 P: 12	R: 1 E: 0 K: 0 S: 17 H: 1 LOB: 1 BB: 1 P: 27	1B: 3 2B: 3 3B: 0 HR: 0 SF: 1 SAC: 0 DP: 1 HBP: 1						

PITCHER		IP	WLS	BF	H	R	ER	SO	BB	IBB	HBP	BLK	WP	HR	S	P	ERA	WHIP
19 Josh Beckett, R ERA: 3.7	(1, 1)	6.0	W	25	4	3	3	4	2	0	1	0	0	0	69	102	4.50	1.000
37 Hideki Okajima, L ERA: 3.0	(7, 1)	0.2	H	5	1	0	0	0	2	0	0	0	0	0	14	27	0.00	4.500
17 Manny Delcarmen, R ERA: 4.63	(7, 1)	0.2	H	3	0	0	0	0	1	0	0	0	0	0	7	15	0.00	1.500
48 Javier López, L ERA: 2.16	(8, 1)	0.2	H	1	0	0	0	0	0	0	0	0	0	0	1	1	0.00	0.000
58 Jonathan Papelbon, R ERA: 2.19	(9, 1)	1.0	S	5	1	1	1	0	1	0	0	0	0	0	17	27	9.00	2.000

PITCHER	IP	WLS	BF	H	R	ER	SO	BB	IBB	HBP	BLK	WP	HR	S	P	ERA	WHIP

AB	31
R	4
H	6
RBI	4
BB	6
SO	4
LOB	20

livebaseballscorecards.com

Boston Red Sox @ New York Yankees

Yankee Stadium, Bronx, NY

Sat Jul 05 2008, 3:55 PM EDT

Att. 54,990 - Overcast - 72 F

livebaseballscorecards.com

TOP

Batter	1	2	3	4	5	6	7	8	9	AB	R	H	RBI	BB	SO	LOB
2 Jacoby Ellsbury, L (1, 7) OBP: 0.348, SLG: 0.385	B KC 72 C SI 85 C KC 68 C FC 81 1-3 ① K		C FF 87 X SL 78 0-1 ② G6-3		X KC 68 0-0 15 CS 1B			C FF 98 B FF 97 T SL 87 F FF 98 B FF 96 X SL 86 2-2 ② L6		4	0	1	0	0	1	0
15 Dustin Pedroia, R (1, 4) OBP: 0.357, SLG: 0.462	C FC 81 B SI 86 X KC 70 1-1 ② 1B		C SL 74 B FC 82 B FF 85 X SI 88 2-1 1B		1 SAFE C SI 86 0-1 ③ CS 1-2	X SI 84 0-0 ① L8		B SL 85 F SL 84 F FF 96 F SL 83 B SL 86 X SL 85 2-2 ③ G4-3		4	0	2	0	0	0	0
7 J.D. Drew, L (1, 9) OBP: 0.413, SLG: 0.573	C KC 70 X FF 86 0-1 WP 2B		B SL 77 B SL 76 C SI 88 F CH 72 C SI 87 2-3 ③ K			C SL 76 C SI 87 B FF 84 B FC 81 B CH 73 B SL 78 4-2 BB			B FC 91 F FC 92 B FC 91 C FC 92 B FC 90 X FC 92 3-2 HBP 25 1B	3	1	2	0	1	1	1
Manny Ramirez, R (1, 10) OBP: 0.379, SLG: 0.495 44 Brandon Moss, L (9, PR) OBP: 0.333, SLG: 0.415	B FC 82 C SI 87 F FF 85 B FF 86 B FF 84 H CH 70 4-2 2-3 HBP			C SI 86 B SI 86 F FF 84 B FF 89 H SI 86 3-2 HBP		B SI 88 F SI 88 S SI 88 B FF 89 C FF 85 2-3 ② K			F FC 93 H FC 91 1-1 20 HBP 25 1B 1-2 HBP	1 0	0 0	0 0	0 0	0 0	1 0	1 0
25 Mike Lowell, R (1, 5) OBP: 0.361, SLG: 0.525	C SI 86 F SI 87 B SI 89 S FF 84 1-3 ③ K			C SI 87 C FF 85 B SI 87 B SI 88 X FF 84 2-2 ① L8		F SI 89 X SI 88 0-1 ③ L8			C FC 93 X FC 92 0-1 20 HBP 1-2 2-H 1B	4	0	1	1	0	1	4
20 Kevin Youkilis, R (1, 3) OBP: 0.377, SLG: 0.533		C SI 84 X FC 80 0-1 ① G6-3		B FF 83 C SI 88 B FF 85 B FC 82 X SI 87 3-1 ② F8			B SI 95 C SI 95 B CU 76 C SI 95 X CU 79 2-2 ① F9		S FC 93 F FC 93 F FC 92 H FC 92 1-2 1-2 2-3 HBP	3	0	0	0	0	0	1
Coco Crisp, S (1, 8) OBP: 0.314, SLG: 0.422		C KC 69 C FF 85 B FC 82 X SL 79 1-2 ② G4-3		B SL 76 C SL 74 X SL 76 1-1 ③ G5-3			B SI 95 C SI 94 B CU 79 F SI 95 S SI 94 2-3 ② K		F FC 94 C FC 93 S FC 93 0-3 ① K	4	0	0	0	0	2	4
Jason Varitek, S (1, 2) OBP: 0.301, SLG: 0.360		C FF 85 B SI 88 B CH 72 B SL 76 X SI 88 3-1 ③ F7			B SL 77 C SL 75 F CH 69 C 1-3 ① K		F SI 95 S SI 97 B SI 96 B CU 79 S SI 96 2-3 ③ K		B FC 93 B FC 92 X FC 92 2-0 ② F3	4	0	0	0	0	2	3
Alex Cora, L (1, 6) OBP: 0.344, SLG: 0.351 22 Sean Casey, L (8, PH) OBP: 0.405, SLG: 0.449 23 Julio Lugo, R (8, 6) OBP: 0.351, SLG: 0.328			C KC 70 F SI 86 B SL 77 B FC 81 X SL 78 2-2 ① G4-3		F KC 71 B FC 82 B SL 76 C FF 87 X SI 86 2-2 ② P1			C FF 95 F FF 98 X FF 98 0-2 ① F8	B FC 93 S FC 93 C FC 93 B FC 94 S FC 93 2-3 ③ K	2 1 1	0 0 0	0 0 0	0 0 0	0 0 0	0 0 1	0 0 3
Inning Stats	R: 0 E: 0 K: 2 S: 12 H: 2 LOB: 2 BB: 0 P: 19	R: 0 E: 0 K: 0 S: 7 H: 0 LOB: 0 BB: 0 P: 11	R: 0 E: 0 K: 1 S: 10 H: 1 LOB: 1 BB: 0 P: 16	R: 0 E: 0 K: 0 S: 9 H: 0 LOB: 1 BB: 0 P: 18	R: 0 E: 0 K: 1 S: 8 H: 1 LOB: 0 BB: 0 P: 11	R: 0 E: 0 K: 1 S: 8 H: 0 LOB: 1 BB: 1 P: 14	R: 0 E: 0 K: 2 S: 9 H: 0 LOB: 0 BB: 0 P: 15	R: 0 E: 0 K: 0 S: 11 H: 0 LOB: 0 BB: 0 P: 15	R: 1 E: 0 K: 2 S: 16 H: 2 LOB: 3 BB: 0 P: 25	1B: 5 2B: 1 3B: 0 HR: 0 SF: 0 SAC: 0 DP: 0 HBP: 4						

	AB	31
	R	1
	H	6
	RBI	1
	BB	1
	SO	9
	LOB	17

WP: 1 PA: 37
PB: 0
SB: 0
CS: 1

PITCHER		IP	WLS	BF	H	R	ER	SO	BB	IBB	HBP	BLK	WP	HR	S	P	ERA	WHIP
35 Mike Mussina, R ERA: 3.64	(1, 1)	6.0	W	23	4	0	0	5	1	0	2	0	1	0	54	89	0.00	0.833
41 Jose Veras, R ERA: 2.54	(7, 1)	1.0	H	3	0	0	0	2	0	0	0	0	0	0	9	15	0.00	0.000
Kyle Farnsworth, R ERA: 3.79	(8, 1)	1.0	H	3	0	0	0	0	0	0	0	0	0	0	11	15	0.00	0.000
42 Mariano Rivera, R ERA: 1.17	(9, 1)	1.0	S	7	2	1	1	2	0	0	2	0	0	0	16	25	9.00	2.000

PITCHER	IP	WLS	BF	H	R	ER	SO	BB	IBB	HBP	BLK	WP	HR	S	P	ERA	WHIP

BOTTOM

Batter	1	2	3	4	5	6	7	8	9	AB	R	H	RBI	BB	SO	LOB
11 Brett Gardner, L (1, 7) OBP: 0.158, SLG: 0.063	C FF 88 X SI 86 0-1 G1-3 ①		B FF 88 B FF 86 C FF 86 X SI 85 2-1 G5-3 ① C FF 89 C SL 78 B FF 91 B FF 90 X SL 77 2-2 F8 ③			B CH 83 B SL 76 C CH 84 X SI 86 2-1 SF7 ② 3-H				3	0	0	1	0	0	1
2 Derek Jeter, R (1, 6) OBP: 0.345, SLG: 0.387	B FF 90 F FF 86 X SI 89 1-1 G1-3 ②		B SI 87 C SI 87 B SL 79 B SL 80 F SI 86 X SI 86 3-2 13 HBP BB 1B		C CH 84 B SL 79 B SI 87 X SI 85 2-1 L9 ①	B SI 85 X SL 76 1-0 FC5-4 ③ 1-2f				4	0	1	0	0	0	2
Bobby Abreu, L (1, 9) OBP: 0.346, SLG: 0.441	C FF 92 B SL 80 B SI 89 C SI 86 S SL 81 2-3 K ③		B SI 88 B SI 85 C FF 88 B SI 86 B SI 85 4-1 13 HBP BB 1-2		C SL 76 B CH 76 B SL 77 C SI 86 X FF 91 2-2 L7 ②		C SI 86 F CU 75 X CU 75 0-2 G4-3 ①			3	0	0	0	1	1	0
13 Alex Rodriguez, R (1, 5) OBP: 0.407, SLG: 0.596		X FF 90 0-0 G6-3 ① C SL 77 H CH 85 1-1 HBP 1-2 2-3			B SI 88 B SI 87 C SL 77 C FF 91 X SL 82 2-2 S 1B		B CU 77 C SI 86 B SI 88 C CH 81 F SI 86 B SI 87 F CH 80 B SI 88 4-2 BB			2	0	1	0	1	0	0
Jason Giambi, L (1, 10) OBP: 0.395, SLG: 0.543		B FF 91 B FF 89 B SI 86 B FF 89 4-0 24 1B 28 1B BB B SI 85 C SL 75 B SI 86 F SL 76 S SL 80 2-3 K ②			B FF 87 C SL 78 1 SAFE B SI 86 B SL 78 C SL 77 X FF 87 3-2 L3 ③ 1-3		F SI 86 C CU 74 1 SAFE F CU 75 B SI 86 X SI 87 1-2 F7 ②			3	1	0	0	1	1	5
Wilson Betemit, S (1, 3) OBP: 0.283, SLG: 0.447		X FF 87 0-0 L8 ② C SI 87 F SL 78 X SL 81 0-2 G4-3 ③				X SI 85 0-0 26 WP 11 SF7 28 1B 1B	B SI 86 C CH 79 1 SAFE F SI 86 S CH 80 1-3 K ③			4	1	1	0	0	1	5
24 Robinson Canó, L (1, 4) OBP: 0.287, SLG: 0.361		C FF 90 S SL 76 X FF 90 0-2 28 1B 1-2 1B		F FF 87 B CH 74 C SL 79 H SL 79 2-2 HBP		S SI 86 X SI 88 0-1 F9 ①		B FF 92 B SI 92 X FF 91 2-0 F8 ①		3	0	1	0	0	0	1
28 Melky Cabrera, S (1, 8) OBP: 0.313, SLG: 0.354		X CH 84 0-0 1-3 2-H 1B		B CH 84 C FF 89 D SI 85 B CH 80 X CH 84 3-1 P4 ①		1 SAFE C SL 75 F SL 77 F FF 92 X SI 89 0-2 26 WP 1-2 1B		B SI 91 C FF 91 X FS 84 1-1 P5 ②		4	0	2	1	0	0	1
26 José Molina, R (1, 2) OBP: 0.261, SLG: 0.311		B SI 85 X SI 87 1-0 G6-3 ③		B SI 86 X SI 86 1-0 F9 ②		S B SI 86 S SL 79 H SI 87 2-2 2 FC5-4 1-2 2-3 HBP		C SI 92 S FC 88 S FF 92 0-3 K ③		3	0	0	0	0	1	3
Inning Stats	R: 0 E: 0 K: 1 S: 7 H: 0 LOB: 0 BB: 0 P: 10	R: 1 E: 0 K: 0 S: 7 H: 2 LOB: 2 BB: 1 P: 12	R: 0 E: 0 K: 1 S: 13 H: 1 LOB: 3 BB: 1 P: 25	R: 0 E: 0 K: 0 S: 8 H: 0 LOB: 1 BB: 0 P: 16	R: 0 E: 0 K: 0 S: 11 H: 1 LOB: 1 BB: 0 P: 20	R: 1 E: 0 K: 0 S: 12 H: 2 LOB: 2 BB: 0 P: 17	R: 0 E: 0 K: 1 S: 14 H: 0 LOB: 1 BB: 1 P: 20	R: 0 E: 0 K: 1 S: 6 H: 0 LOB: 0 BB: 0 P: 9		1B: 6 2B: 0 3B: 0 HR: 0 SF: 1 SAC: 0 DP: 0 HBP: 3				WP: 1 PB: 0 SB: 2 CS: 0 PA: 36		

PITCHER		IP	WLS	BF	H	R	ER	SO	BB	IBB	HBP	BLK	WP	HR	S	P	ERA	WHIP
63 Justin Masterson, R ERA: 3.67	(1, 1)	6.0	L	29	6	2	2	2	2	0	3	0	1	0	58	100	3.00	1.333
48 Javier López, L ERA: 2.1	(7, 1)	1.0		4	0	0	0	1	1	0	0	0	0	0	14	20	0.00	1.000
50 Mike Timlin, R ERA: 6.75	(8, 1)	1.0		3	0	0	0	1	0	0	0	0	0	0	6	9	0.00	0.000

PITCHER	IP	WLS	BF	H	R	ER	SO	BB	IBB	HBP	BLK	WP	HR	S	P	ERA	WHIP

Boston Red Sox @ New York Yankees

Yankee Stadium, Bronx, NY

Sat Jul 05 2008, 3:55 PM EDT
Att. 54,990 - Overcast - 72 F

livebaseballscorecards.com

AB	29
R	2
H	6
RBI	2
BB	3
SO	4
LOB	18

Boston Red Sox @ New York Yankees

Yankee Stadium, Bronx, NY

Sun Jul 06 2008, 8:05 PM EDT

Att. 54,922 - Cloudy - 76 F

livebaseballscorecards.com

TOP

Batter	1	2	3	4	5	6	7	8	9	10	AB	R	H	RBI	BB	SO	LOB
2 Jacoby Ellsbury, L (1, 7) OBP: 0.345, SLG: 0.380	G5-3		G4-3		15 1B BB		G6-3			P5	4	0	0	0	1	0	1
15 Dustin Pedroia, R (1, 4) OBP: 0.355, SLG: 0.458	G5-3			G6-3	1B		F7			K	5	0	1	2	0	1	1
7 J.D. Drew, L (1, 9) OBP: 0.409, SLG: 0.564	25 FC5-4 BB			F8	K			P6		G6-3	4	0	0	0	1	1	2
25 Mike Lowell, R (1, 5) OBP: 0.356, SLG: 0.517	FC5-4			G6-3		G6-3		F7			4	0	0	0	0	0	1
20 Kevin Youkilis, R (1, 3) OBP: 0.382, SLG: 0.534		22 CS 1B			22 1B WP 1B	22 G3-6-3 BB		K			3	1	2	0	1	1	0
22 Sean Casey, L (1, 10) OBP: 0.408, SLG: 0.450 44 Brandon Moss, L (9, PR) OBP: 0.333, SLG: 0.415 (9, 10)		K			2 BB 15 1B WP 1B	G3-6-3			G1-3 SH2-4 1B		4 0	1 0	2 0	0 0	0 0	1 0	2 0
Coco Crisp, S (1, 8) OBP: 0.314, SLG: 0.418	G6-3				2 BB 15 1B BB		F8		SH2-4		2	1	0	0	1	0	0
23 Julio Lugo, R (1, 6) OBP: 0.351, SLG: 0.328 Jason Varitek, S (9, PH) OBP: 0.300, SLG: 0.358 (9, 2)			K		K		E6 2B 1B		G1-3		3 1	1 0	1 0	0 0	0 0	2 0	2 2
Kevin Cash, R (1, 2) OBP: 0.309, SLG: 0.345 Manny Ramirez, R (9, PH) OBP: 0.377, SLG: 0.493 Alex Cora, L (9, 6) OBP: 0.344, SLG: 0.351			G6-3		K		2B		K		3 1 0	0 0 0	1 0 0	1 0 0	0 0 0	1 1 0	2 2 0
Inning Stats	R: 0 E: 0 K: 0 S: 8 H: 0 LOB: 1 BB: 1 P: 16	R: 0 E: 0 K: 1 S: 9 H: 1 LOB: 0 BB: 0 P: 12	R: 0 E: 0 K: 1 S: 8 H: 0 LOB: 0 BB: 0 P: 11	R: 0 E: 0 K: 0 S: 10 H: 0 LOB: 0 BB: 0 P: 14	R: 3 E: 0 K: 3 S: 22 H: 3 LOB: 2 BB: 2 P: 36	R: 0 E: 0 K: 0 S: 6 H: 0 LOB: 0 BB: 1 P: 12	R: 1 E: 1 K: 0 S: 15 H: 2 LOB: 1 BB: 0 P: 23	R: 0 E: 0 K: 1 S: 10 H: 0 LOB: 0 BB: 0 P: 16	R: 0 E: 0 K: 1 S: 6 H: 1 LOB: 2 BB: 0 P: 6	R: 0 E: 0 K: 1 S: 7 H: 0 LOB: 0 BB: 0 P: 10	1B: 6 2B: 2 3B: 0 HR: 0 SF: 0 SAC: 1 DP: 2 HBP: 0						

	AB	34
	R	4
	H	7
	RBI	3
	BB	4
	SO	8
	LOB	15

WP: 1 PB: 0 SB: 0 CS: 1 PA: 39

PITCHER		IP	WLS	BF	H	R	ER	SO	BB	IBB	HBP	BLK	WP	HR	S	P	ERA	WHIP
62 Joba Chamberlain, R ERA: 2.45	(1, 1)	6.0		24	4	3	3	5	4	0	0	0	1	0	63	101	4.50	1.333
30 David Robertson, R ERA: 3.0	(7, 1)	1.0		5	2	1	1	0	0	0	0	0	0	0	15	23	9.00	2.000
Kyle Farnsworth, R ERA: 3.69	(8, 1)	1.0		3	0	0	0	1	0	0	0	0	0	0	10	16	0.00	0.000
42 Mariano Rivera, R ERA: 1.12	(9, 1)	2.0	W	7	1	0	0	2	0	0	0	0	0	0	13	16	0.00	0.500

PITCHER	IP	WLS	BF	H	R	ER	SO	BB	IBB	HBP	BLK	WP	HR	S	P	ERA	WHIP

Batter	1	2	3	4	5	6	7	8	9	10	AB	R	H	RBI	BB	SO	LOB
11 Brett Gardner, L (1, 7) OBP: 0.208, SLG: 0.143	B KN 65 C KN 64 F KN 64 F KN 65 X KN 66 1-2 F9 ①		C KN 65 F KN 65 B KN 66 X KN 60 1-2 F7 ③			C KN 66 B KN 65 C KN 65 X KN 65 1-2 2 S 2 1B 1B		C SI 94 C CU 77 B CU 76 F SI 97 F FF 94 F SI 96 B CU 77 F FF 96 S CH 83 2-3 K ①		F FF 94 C FF 96 F FF 96 F FF 96 B FF 96 B FF 96 F SI 96 X FS 92 2-2 2-H 1B	5	1	2	1	0	1	0
2 Derek Jeter, R (1, 6) OBP: 0.343, SLG: 0.385	B KN 65 F KN 65 B KN 67 X KN 65 2-1 F7 ②			C KN 63 F KN 64 X KN 65 0-2 P3 ①		F KN 65 C KN 64 D KN 67 X KN 66 1-2 L6-4 E 1-H 1B		C FF 96 B FF 95 B CH 82 F FF 97 F FF 97 X SI 96 2-2 G6-3 ②			4	0	1	1	0	0	0
Bobby Abreu, L (1, 9) OBP: 0.342, SLG: 0.436	C FF 71 B KN 64 C KN 64 S KN 66 1-3 K ③			C X 0-1 G4-3 ②		C KN 65 B KN 65 1 SAFE B KN 65 B KN 64 C KN 66 X KN 66 3-2 L6-4 ②③ 1-2		B CH 85 B SI 95 C FF 95 X FF 95 2-1 L7 ③			4	0	0	0	0	1	1
13 Alex Rodriguez, R (1, 5) OBP: 0.408, SLG: 0.606		C KN 64 X KN 65 0-1 HR		X KN 65 0-0 G5-3 ③			C KN 65 F FF 73 X KN 58 0-2 20 1B 24 3B 1B		B CU 75 C CU 75 B FS 83 X CU 75 2-1 G5-3 ①		4	2	2	1	0	0	0
Jason Giambi, L (1, 3) OBP: 0.393, SLG: 0.537		C KN 65 B KN 65 B KN 65 C FF 72 F KN 66 X KN 66 2-2 F7 ①			C KN 64 B KN 65 B FF 72 B KN 64 C KN 68 B KN 65 4-2 BB		B KN 66 C KN 64 B KN 66 B KN 65 C KN 65 F KN 65 F KN 66 X KN 66 3-2 F9 ①		B FF 88 B FF 87 C CU 76 B FF 88 X FF 87 3-1 P5 ②		3	0	0	0	1	0	1
20 Jorge Posada, S (1, 10) OBP: 0.358, SLG: 0.441	C KN 65 S KN 59 B KN 67 S KN 60 1-3 K ②				B KN 65 B KN 64 C FF 72 B CU 59 C FF 72 C CU 59 3-3 K ①		B SI 87 F SI 87 X CU 77 1-1 24 3B 1-3 1B		C CU 76 B FF 87 C FF 88 F CU 77 B FF 88 B FS 82 S CU 76 3-3 K ③		4	1	1	0	0	3	1
24 Robinson Canó, L (1, 4) OBP: 0.289, SLG: 0.369	B KN 65 C KN 64 X KN 60 1-1 G4-3 ③				B KN 66 B CU 59 X FF 72 2-0 F9 ②		B CU 74 C SI 88 X CU 76 1-1 28 FC4-2 1-H 3-H 3B			F FF 95 S FF 94 X FF 95 0-2 28 SH1-4 11 1B 1B	4	1	2	2	0	0	1
28 Melky Cabrera, S (1, 8) OBP: 0.310, SLG: 0.350		B KN 64 F KN 64 F KN 65 S CU 59 1-3 K ①			C FF 72 C CU 60 X CU 57 0-2 G4-3 ③		C SI 88 B SI 89 X SI 90 1-1 FC4-2 26 S 3-H			B FF 94 X FF 95 1-0 SH1-4 ① 1-2	3	0	0	0	0	1	2
26 José Molina, R (1, 2) OBP: 0.256, SLG: 0.305 Wilson Betemit, S (10, PH) OBP: 0.280, SLG: 0.442		C KN 64 S KN 64 F KN 65 X KN 58 0-2 F7 ②				C KN 64 B KN 64 B KN 64 F FF 72 F KN 66 C KN 66 2-3 K ①	C SI 96 B SI 95 1 SAFE C CU 78 B FF 95 S SI 96 2-3 K ③ 1-2			C FF 96 S FF 95 B FF 94 S FF 96 1-3 K ②	3 1	0 0	0 0	0 0	0 0	2 1	1 1
Inning Stats	R: 0 E: 0 K: 1 S: 9 H: 0 LOB: 0 BB: 0 P: 13	R: 1 E: 0 K: 1 S: 11 H: 1 LOB: 0 BB: 0 P: 15	R: 0 E: 0 K: 1 S: 10 H: 0 LOB: 0 BB: 0 P: 12	R: 0 E: 0 K: 0 S: 6 H: 0 LOB: 0 BB: 0 P: 6	R: 0 E: 0 K: 1 S: 9 H: 0 LOB: 1 BB: 1 P: 18	R: 1 E: 1 K: 1 S: 13 H: 2 LOB: 0 BB: 0 P: 20	R: 2 E: 0 K: 1 S: 17 H: 3 LOB: 1 BB: 0 P: 25	R: 0 E: 0 K: 1 S: 13 H: 0 LOB: 0 BB: 0 P: 19	R: 0 E: 0 K: 1 S: 8 H: 0 LOB: 0 BB: 0 P: 16	R: 1 E: 0 K: 1 S: 13 H: 2 LOB: 1 BB: 0 P: 17	1B: 6 2B: 1 3B: 1 HR: 1	SF: 0 SAC: 1 DP: 1 HBP: 0					

PITCHER		IP	WLS	BF	H	R	ER	SO	BB	IBB	HBP	BLK	WP	HR	S	P	ERA	WHIP
49 Tim Wakefield, R ERA: 3.75	(1, 1)	6.1		23	4	3	3	5	1	0	0	0	0	1	66	95	4.26	0.789
48 Javier López, L ERA: 2.34	(7, 1)	0.1	B	3	2	1	1	0	0	0	0	0	0	0	6	9	27.00	6.000
17 Manny Delcarmen, R ERA: 4.46	(7, 1)	1.1		4	0	0	0	2	0	0	0	0	0	0	16	24	0.00	0.000
37 Hideki Okajima, L ERA: 2.92	(9, 1)	1.0		3	0	0	0	1	0	0	0	0	0	0	8	16	0.00	0.000
58 Jonathan Papelbon, R ERA: 2.39	(10, 1)	0.2	L	4	2	1	1	1	0	0	0	0	0	0	13	17	13.50	3.000

PITCHER	IP	WLS	BF	H	R	ER	SO	BB	IBB	HBP	BLK	WP	HR	S	P	ERA	WHIP

BOTTOM

Boston Red Sox @ New York Yankees

Yankee Stadium, Bronx, NY

Sun Jul 06 2008, 8:05 PM EDT
Att. 54,922 - Cloudy - 76 F

livebaseballscorecards.com

AB	35
R	5
H	8
RBI	5
BB	1
SO	9
LOB	8

WP: 0 PB: 0 SB: 2 CS: 0
PA: 37

Minnesota Twins @ Boston Red Sox

Fenway Park, Boston, MA

Mon Jul 07 2008, 7:05 PM EDT

Att. 37,912 - Partly Cloudy - 82 F

TOP

livebaseballscorecards.com

Batter	1	2	3	4	5	6	7	8	9	AB	R	H	RBI	BB	SO	LOB
22 Carlos Gómez, R (1, 8) OBP: 0.301, SLG: 0.370	C FF 92 F FF 92 B SL 83 X FF 93 1-2 ① P3		B SL 81 X FC 89 1-0 ① P6		F FC 89 X SI 92 0-1 ②③ G6-4-3 1-2f			S FF 93 L SL 83 X FC 85 0-2 ① L7		4	0	0	0	0	0	1
25 Alexi Casilla, S (1, 4) OBP: 0.361, SLG: 0.445	C FF 92 S SL 83 B FF 92 X SI 92 1-2 ② P6		C FF 92 F FC 88 B FF 94 F FF 93 B FC 91 S SI 93 2-3 ② K			F FF 92 X FF 93 0-1 ① P5		C FF 93 B FF 94 F FF 94 X FF 95 1-2 33 BB 7 1B 1B		4	0	1	0	0	1	0
7 Joe Mauer, L (1, 2) OBP: 0.416, SLG: 0.452	B FF 93 B FF 93 F FF 93 F FC 92 F FF 94 B FF 94 B FF 93 4-2 16 BB 33 1B BB		B FF 94 X FC 89 1-0 ③ G6-3			C FF 94 C FS 86 S FC 90 0-3 ② K		B FF 93 1 SAFE B FF 93 B FF 91 C FF 92 X FC 90 3-1 33 BB 1-2 1B		3	0	1	0	1	1	0
33 Justin Morneau, L (1, 3) OBP: 0.373, SLG: 0.485	C FF 93 1 SAFE X FS 84 0-1 16 BB 1-2 1B			X SL 83 0-0 ① F7		C FF 94 C FF 95 X FF 94 0-2 2B		B FF 88 B CU 76 C CU 77 B FF 89 F FF 88 B FF 90 4-2 21 FC4-6 1-2 2-3 BB		3	0	2	0	1	0	0
16 Jason Kubel, L (1, 10) OBP: 0.328, SLG: 0.465 Craig Monroe, R (8, PH) OBP: 0.289, SLG: 0.449 (8, 10)	B FF 93 T FF 93 B SL 83 D SL 83 F FF 93 F FF 93 B FC 90 4-2 1-2 2-3 BB			C SL 83 X FS 83 0-1 1B		B FC 90 B FF 94 S FF 94 B SL 82 X FC 91 3-1 ③ F9		B CU 76 D CU 77 S CU 78 F FF 90 X FF 89 2-2 ② P3		2 1	0 0	1 0	0 0	1 0	0 0	1 3
21 Delmon Young, R (1, 7) OBP: 0.333, SLG: 0.390	X FF 94 0-0 ③ G1-3			S FF 94 C FF 93 B SL 83 S FF 94 1-3 ② K			S FF 94 B FF 94 B SL 83 B FF 94 H FF 94 4-1 32 L3 HBP	X FS 85 0-0 ③ FC4-6 1-2f		3	0	0	0	0	1	7
32 Brian Buscher, L (1, 5) OBP: 0.342, SLG: 0.400		C FF 92 C FS 83 B SI 92 S SI 92 1-3 ① K		B FS 83 B FF 94 S FF 93 F SL 83 B FF 94 F FF 93 X FC 92 3-2 ③ G4-3			F FF 93 X FC 90 0-1 ①② L3 1-1		F FF 94 B FS 92 F FF 96 F FF 96 F SL 88 F FF 96 S FF 96 1-3 ① K	4	0	0	0	0	2	2
Nick Punto, S (1, 6) OBP: 0.351, SLG: 0.437		C FF 92 F FF 93 X FC 92 0-2 ② F9			F FF 91 C FS 83 B SI 92 F FF 92 C FC 89 1-3 ① K		S FF 94 B FC 85 X FC 85 1-1 3B		X FF 95 0-0 ② P5	4	0	1	0	0	1	0
2 Denard Span, L (1, 9) OBP: 0.400, SLG: 0.392		C FF 93 X FS 85 0-1 ③ G6-3			B FF 93 C FF 93 B FC 92 B FC 90 B FF 93 4-1 22 G6-4-3 BB		F FF 95 B SI 94 X FF 95 1-1 ③ L5		X FF 96 0-0 ③ G3-1	3	0	0	0	1	0	1
Inning Stats	R: 0 E: 0 K: 0 S: 15 H: 1 LOB: 3 BB: 2 P: 25	R: 0 E: 0 K: 1 S: 8 H: 0 LOB: 0 BB: 0 P: 9	R: 0 E: 0 K: 1 S: 6 H: 0 LOB: 0 BB: 0 P: 10	R: 0 E: 0 K: 1 S: 10 H: 1 LOB: 1 BB: 0 P: 14	R: 0 E: 0 K: 1 S: 7 H: 0 LOB: 0 BB: 1 P: 12	R: 0 E: 0 K: 1 S: 10 H: 1 LOB: 1 BB: 0 P: 13	R: 0 E: 0 K: 0 S: 7 H: 1 LOB: 1 BB: 0 P: 13	R: 0 E: 0 K: 0 S: 14 H: 2 LOB: 3 BB: 1 P: 24	R: 0 E: 0 K: 1 S: 8 H: 0 LOB: 0 BB: 0 P: 9	1B: 4 2B: 2 3B: 1 HR: 0	SF: 0 SAC: 0 DP: 2 HBP: 1				WP: 0 PB: 0 SB: 0 CS: 0	PA: 36	

	AB	31
	R	0
	H	6
	RBI	0
	BB	4
	SO	6
	LOB	15

PITCHER	IP	WLS	BF	H	R	ER	SO	BB	IBB	HBP	BLK	WP	HR	S	P	ERA	WHIP
18 Daisuke Matsuzaka, R (1, 1) ERA: 2.84	7.1		30	6	0	0	5	3	0	1	0	0	0	71	108	0.00	1.227
37 Hideki Okajima, L (8, 1) ERA: 2.87	0.2	W	3	0	0	0	0	1	0	0	0	0	0	6	12	0.00	1.500
58 Jonathan Papelbon, R (9, 1) ERA: 2.33	1.0	S	3	0	0	0	1	0	0	0	0	0	0	8	9	0.00	0.000

PITCHER	IP	WLS	BF	H	R	ER	SO	BB	IBB	HBP	BLK	WP	HR	S	P	ERA	WHIP

BOTTOM

Minnesota Twins @ Boston Red Sox

Fenway Park, Boston, MA

Mon Jul 07 2008, 7:05 PM EDT

Att. 37,912 - Partly Cloudy - 82 F

livebaseballscorecards.com

Batter	1	2	3	4	5	6	7	8	9	AB	R	H	RBI	BB	SO	LOB
2 Jacoby Ellsbury, L (1, 7) OBP: 0.344, SLG: 0.378	C SI 91 X SL 77 0-1 ① F8		B CH 84 X SI 93 1-0 1B		C SI 93 B SI 93 F CH 85 S SL 86 1-3 ② K		B SI 90 F SI 91 B SI 92 X SI 90 2-1 ③ L9			4	0	1	0	0	1	1
15 Dustin Pedroia, R (1, 4) OBP: 0.354, SLG: 0.458	B SI 92 C SL 82 S SI 93 T SI 94 1-2 ② K		1 SAFE C SL 82 F SL 82 X SI 93 0-2 ③ F9		B SI 95 X SI 94 1-0 ③ P4			X FF 90 0-0 7 G4-3 1B 2B		4	1	1	0	0	1	1
7 J.D. Drew, L (1, 9) OBP: 0.407, SLG: 0.560	S SL 80 B SL 82 C SI 93 C SI 94 1-3 ③ K			F SI 92 X SL 81 0-1 1B 1B		C SL 80 X CH 84 0-1 ① G3		B FF 94 B FF 94 X FF 94 2-0 ① G4-3 2-3		4	0	1	0	0	1	1
Manny Ramirez, R (1, 10) OBP: 0.379, SLG: 0.494		F SI 93 B SI 94 B SI 92 F SI 94 F SL 86 X SL 83 2-2 ① G1-3		B SI 92 B SI 92 F SI 92 B CH 84 X SI 91 3-2 20 BB 1-3 1B		B SI 94 F SI 94 S SI 95 B SI 95 S SI 95 2-3 ② K		F FF 95 F FF 94 B FF 96 F FF 96 B FF 96 X FF 96 2-2 20 F8 25 BB 3-H 1B		4	0	2	1	0	1	0
25 Mike Lowell, R (1, 5) OBP: 0.362, SLG: 0.520		B SI 93 B SI 94 C SI 94 B SI 93 B SL 83 4-1 BB		C SI 92 F SI 93 B SL 86 S SL 84 1-3 ① K		B SL 81 B SI 93 X SI 94 2-0 2B		B FF 90 B SL 90 B FF 94 B FF 93 4-0 1-2 BB		2	0	1	0	2	1	2
20 Kevin Youkilis, R (1, 3) OBP: 0.380, SLG: 0.529		C SL 80 S SL 85 X SL 83 0-2 ② F9		B SI 92 B SI 91 B SI 93 C SI 90 C SL 83 B FF 92 4-2 1-2 BB		X SI 93 0-0 ③ F9		B SL 91 B FF 97 X FF 97 2-0 ② F8 2-3		3	0	0	0	1	0	4
Coco Crisp, S (1, 8) OBP: 0.309, SLG: 0.410		X SI 92 0-0 ③ F7		B SL 81 C SL 80 S SL 82 X SL 81 1-2 ② F5			C SL 80 F SL 80 B FF 87 X SL 82 1-2 ① F9	S FF 97 C FF 97 B FF 98 F FF 97 B FF 96 X FF 94 2-2 ③ G4-3		4	0	0	0	0	0	6
Jason Varitek, S (1, 2) OBP: 0.297, SLG: 0.354			B SI 92 F SI 92 S SI 92 S SL 84 1-3 ① K B SI 93 X SI 93 1-0 ③ F8				X SI 94 0-0 ② F8			3	0	0	0	0	1	3
23 Julio Lugo, R (1, 6) OBP: 0.351, SLG: 0.328			B SI 92 F SI 93 F SI 93 C SI 94 1-3 ② K		B SL 78 B SL 81 C SI 93 X SI 92 2-1 ① G1-3		B SI 92 X SI 93 1-0 1B			3	0	1	0	0	1	0

Inning Stats	1	2	3	4	5	6	7	8	9
	R: 0 E: 0 K: 2 S: 8 H: 0 LOB: 0 BB: 0 P: 10	R: 0 E: 0 K: 0 S: 9 H: 0 LOB: 1 BB: 1 P: 15	R: 0 E: 0 K: 2 S: 10 H: 1 LOB: 1 BB: 0 P: 13	R: 0 E: 0 K: 1 S: 14 H: 2 LOB: 3 BB: 1 P: 24	R: 0 E: 0 K: 1 S: 6 H: 0 LOB: 0 BB: 0 P: 10	R: 0 E: 0 K: 1 S: 7 H: 1 LOB: 1 BB: 0 P: 11	R: 0 E: 0 K: 0 S: 7 H: 1 LOB: 1 BB: 0 P: 11	R: 1 E: 0 K: 0 S: 11 H: 2 LOB: 2 BB: 1 P: 23	

	AB	31
	R	1
	H	7
	RBI	1
	BB	3
	SO	7
	LOB	18

1B: 5 SF: 0
2B: 2 SAC: 0
3B: 0 DP: 0
HR: 0 HBP: 0

WP: 0 PA: 34
PB: 0
SB: 0
CS: 0

PITCHER		IP	WLS	BF	H	R	ER	SO	BB	IBB	HBP	BLK	WP	HR	S	P	ERA	WHIP
30 Scott Baker, R ERA: 3.32	(1, 1)	7.0		28	5	0	0	7	2	0	0	0	0	0	61	94	0.00	1.000
Brian Bass, R ERA: 4.58	(8, 1)	0.1	L	4	2	1	1	0	1	0	0	0	0	0	6	14	27.00	9.000
28 Jesse Crain, R ERA: 2.75	(8, 1)	0.2		2	0	0	0	0	0	0	0	0	0	0	5	9	0.00	0.000

PITCHER	IP	WLS	BF	H	R	ER	SO	BB	IBB	HBP	BLK	WP	HR	S	P	ERA	WHIP

Minnesota Twins @ Boston Red Sox

Fenway Park, Boston, MA

Tue Jul 08 2008, 7:05 PM EDT

Att. 37,925 - Cloudy - 84 F

TOP

livebaseballscorecards.com

Batter	1	2	3	4	5	6	7	8	9	AB	R	H	RBI	BB	SO	LOB
22 Carlos Gómez, R (1, 8) OBP: 0.298, SLG: 0.366	F FF 94 S FC 91 X FC 89 0-2 E5 25 CS		X CU 77 0-0 ② B5-4		B FF 88 B FC 88 C FF 92 1 SAFE F FC 86 S CU 77 2-3 ① K		F FC 89 F CU 77 F FC 87 S FC 89 0-3 ② K 1-2		B C FF 96 C FF 97 B FF 97 B FF 97 S FF 97 3-3 ② K	4	0	0	0	0	2	2
16 Jason Kubel, L (9, PH) OBP: 0.326, SLG: 0.463										1	0	0	0	0	1	1
25 Alexi Casilla, S (1, 4) OBP: 0.362, SLG: 0.438	B SI 92 B FF 93 B FF 93 C FF 92 1 SAFE F FF 93 1 SAFE F FC 88 B SI 92 4-2 ① 7 G3-1 1-2 BB		B SI 92 X FF 92 1-0 ③ B6		D FC 89 B FF 93 B FF 92 1 SAFE B 4-0 7 G6-4-3 1-2 BB		S FC 88 D CU 78 B FC 88 F FF 93 X CU 76 2-2 ③ G5-3		C FF 97 B FF 97 X FF 98 1-1 ③ G4-3	3	0	0	0	2	0	2
7 Joe Mauer, L (1, 2) OBP: 0.414, SLG: 0.449	C FF 93 B SI 92 1 SAFE 1 SAFE X SI 92 1-1 ② G3-1 1-2			C FF 91 B CU 75 X CU 74 1-1 ① G4-3	C B X 1-1 ②③ G6-4-3 1-2f			C FF 91 F FF 90 X FF 93 0-2 33 1B 21 1B 1B		4	1	1	0	0	0	3
33 Justin Morneau, L (1, 3) OBP: 0.377, SLG: 0.487	B FF 94 B FC 89 B SI 91 B FF 92 4-0 BB			B CU 74 X FF 91 1-0 FC4-6 1B		X CU 76 0-0 ① L7		S FF 90 B FF 89 D CU 75 X CU 76 2-1 21 1B 1-2 1B		3	0	2	0	1	0	0
Craig Monroe, R (1, 10) OBP: 0.282, SLG: 0.437	C FF 94 F FC 90 F CU 75 B FF 94 X FC 90 1-2 ③ P4			T FC 88 B FC 88 F FF 93 D CU 76 F FC 87 X FF 93 2-2 ② FC4-6 21 1B 23 3B 1-2f		B SI 93 S FC 88 F FC 88 F CU 76 S FF 94 1-3 ② K		F FC 86 S CU 76 B FF 93 D CU 77 F FC 88 F FF 93 D CU 79 S FC 87 3-3 ① K		4	1	0	0	0	2	5
21 Delmon Young, R (1, 7) OBP: 0.335, SLG: 0.392		B FF 93 F FC 88 B FC 89 S FF 93 S CU 77 2-3 ① K		B FC 89 X FF 91 1-0 23 3B 1-2 1B		B FC 90 F FC 87 S CU 78 F FF 94 S FC 88 1-3 ③ K		B FF 97 B FF 97 C FF 97 T FF 98 F FF 98 X FF 98 2-2 23 G6-4-3 1-3 2-H 1B		4	1	2	1	0	2	0
23 Brendan Harris, R (1, 5) OBP: 0.309, SLG: 0.359		C FF 94 X CH 86 0-1 ② G5-3		C FC 87 X SI 91 0-1 1B 1-H 2-H 3B			C CU 74 T FC 89 B CU 78 F CU 78 X FC 88 1-2 G4-3 2 1B 2B	B FF 97 F FF 96 S SL 86 F FF 97 X SL 85 1-2 ②③ G6-4-3 1-2f		4	2	2	2	0	0	2
Nick Punto, S (1, 6) OBP: 0.356, SLG: 0.451		C SI 93 F X FF 95 0-2 ③ G3-1		B CU 77 B FC 89 X SI 90 2-0 2 CS 3-H 1B			X FF 94 0-0 ① G4-3 2-3		B FF 96 F FF 95 C FF 96 F FF 96 F FF 97 B FF 97 F FF 96 F FF 96 2-2 F FF 96 F FF 97 X FF 97 2 SH1-4 2B	4	0	2	1	0	0	1
2 Denard Span, L (1, 9) OBP: 0.413, SLG: 0.407			F FF 92 C CU 76 X CU 76 0-2 ① G3 1 SAFE 0-0 ③ CS 1-2 C FC 88 X FF 91 0-1 25 BB 1B			B FC 89 B FC 87 F FC 92 F FF 93 X FF 94 2-2 22 PB 3-H 1B		X FF 96 0-0 ① SH1-4 2-3	3	0	2	1	0	0	0

Inning Stats																																			
	R: 0	E: 1	K: 0	S: 12	H: 0	LOB: 2	BB: 2	P: 22	R: 0	E: 0	K: 1	S: 8	H: 0	LOB: 0	BB: 0	P: 10	R: 0	E: 0	K: 0	S: 5	H: 0	LOB: 0	BB: 0	P: 6	R: 3	E: 0	K: 0	S: 11	H: 4	LOB: 0	BB: 0	P: 18	R: 0	E: 0	K: 1	S: 7	H: 1	LOB: 1	BB: 1	P: 14
	R: 0	E: 0	K: 2	S: 9	H: 0	LOB: 0	BB: 0	P: 11	R: 1	E: 0	K: 1	S: 15	H: 2	LOB: 1	BB: 0	P: 20	R: 1	E: 0	K: 1	S: 19	H: 3	LOB: 1	BB: 0	P: 27	R: 0	E: 0	K: 1	S: 16	H: 1	LOB: 1	BB: 0	P: 22	1B: 8	2B: 2	3B: 1	HR: 0	SF: 0	SAC: 1	DP: 2	HBP: 0	WP: 0	PB: 1	SB: 0	CS: 2	PA: 39

PITCHER		IP	WLS	BF	H	R	ER	SO	BB	IBB	HBP	BLK	WP	HR	S	P	ERA	WHIP
31 Jon Lester, L ERA: 3.38	(1, 1)	7.1		32	9	5	5	6	3	0	0	0	0	0	78	117	6.14	1.636
53 David Aardsma, R ERA: 2.84	(8, 1)	0.2	W	2	1	0	0	0	0	0	0	0	0	0	8	11	0.00	1.500
58 Jonathan Papelbon, R ERA: 2.27	(9, 1)	1.0	S	4	1	0	0	1	0	0	0	0	0	0	16	22	0.00	1.000

PITCHER	IP	WLS	BF	H	R	ER	SO	BB	IBB	HBP	BLK	WP	HR	S	P	ERA	WHIP

AB	34
R	5
H	11
RBI	5
BB	3
SO	7
LOB	16

BOTTOM

Minnesota Twins @ Boston Red Sox

Fenway Park, Boston, MA

Tue Jul 08 2008, 7:05 PM EDT

Att. 37,925 - Cloudy - 84 F

livebaseballscorecards.com

Batter	1	2	3	4	5	6	7	8	9	AB	R	H	RBI	BB	SO	LOB
2 Jacoby Ellsbury, L (1, 8) (9, 7) OBP: 0.346, SLG: 0.383	M SI 91 B CU 76 X FC 88 1-1 7 2B 1B		C CU 76 X CH 83 0-1 ② G3			B CU 78 C SI 92 B SI 94 B SI 92 X SI 93 3-1 ① G4-3		C SI 92 B SI 87 B SI 92 X SI 93 2-1 15 1B 7 G4-3 2B		4	2	2	0	0	0	0
15 Dustin Pedroia, R (1, 4) OBP: 0.355, SLG: 0.459	1 SAFE C SI 91 X SI 92 0-1 ① F8		C SI 94 X CU 78 0-1 ③ G5-3			B SI 92 X FC 90 1-0 1B		B FF 94 C FC 89 B FF 94 F FF 94 X FC 83 2-2 7 G4-3 HR 2-3 1B		4	1	2	0	0	0	1
7 J.D. Drew, L (1, 9) OBP: 0.405, SLG: 0.559 Coco Crisp, S (9, 8) OBP: 0.309, SLG: 0.410	S FC 90 X SI 92 0-1 FC6-5 1-H 2B			B CU 76 C CH 82 B CH 82 B SI 93 F SI 93 X FC 90 3-2 ① G3-1		B FC 88 B CH 81 X SI 92 2-0 ② F7		B FF 90 S FF 93 B SI 94 X FC 89 2-1 ① G4-3 1-2 3-H		4 0	0 0	1 0	2 0	0 0	0 0	2 0
Manny Ramirez, R (1, 10) OBP: 0.377, SLG: 0.500	C FC 87 F FC 89 X SI 92 0-2 ② FC6-5 2-3			F SI 93 X FC 88 0-1 ② F9		C FC 90 F SI 94 S FC 90 0-3 ③ K		X FF 95 0-0 2-H HR		4	1	1	2	0	1	2
25 Mike Lowell, R (1, 5) OBP: 0.357, SLG: 0.513	C SI 93 X SI 92 0-1 ③ L7			B CH 83 C FC 89 F FC 89 F CU 79 S FC 90 1-3 ③ K			B SI 91 C SI 93 F SI 94 B FC 86 X FC 89 2-2 ① G6-3	F FC 88 S FC 88 S FC 87 0-3 ② K		4	0	0	0	0	2	1
20 Kevin Youkilis, R (1, 3) OBP: 0.384, SLG: 0.542		C SI 93 B SI 95 X FC 87 1-1 ① G6-3	C FC 87 X CU 77 0-1 23 G4-3 44 G1-3 1B				B SI 92 B FC 89 C FC 91 X FC 89 2-1 44 SF7 3B	F FC 88 X FF 94 0-1 44 WP 44 1B 2B		4	2	3	0	0	0	0
44 Brandon Moss, L (1, 7) (9, 9) OBP: 0.329, SLG: 0.412		F SI 92 B CH 82 X CH 83 1-1 ② F8	S SI 92 B SI 92 F SI 91 B SI 93 F SI 90 B FC 88 X SI 92 3-2 ① G1-3 1-2				F SI 92 F CU 78 F SI 94 X FC 90 0-2 ② SF7 3-H	C FF 93 B FC 87 X SI 93 1-1 23 S 2-H 1B		3	0	1	2	0	0	1
23 Julio Lugo, R (1, 6) OBP: 0.349, SLG: 0.327		B FC 90 F FC 90 X SI 93 1-1 ③ G5-3	X SI 92 0-0 ② G4-3 2-3				C FC 90 B CU 77 B FC 90 B FC 92 F SI 94 X SI 95 3-2 1B	M FC 87 S FC 88 D FC 82 S FC 88 1-3 ③ K 1-2		4	0	1	0	0	1	2
Kevin Cash, R (1, 2) OBP: 0.302, SLG: 0.337 22 Sean Casey, L (7, PH) OBP: 0.408, SLG: 0.450 55 Jeff Bailey, R (7, PH) Jason Varitek, S (8, 2) OBP: 0.297, SLG: 0.354			B SI 91 X FC 89 1-0 ① F9		S SI 93 S SI 93 X SI 96 0-2 ③ F9		C SI 86 F SI 87 1 SAFE C SL 86 0-3 ③ K			2 0 1 0	0 0 0 0	0 0 0 0	0 0 0 0	0 0 1 0	0 0 1 0	1 0 1 0
Inning Stats	R: 1 E: 0 K: 0 S: 11 H: 2 LOB: 1 BB: 0 P: 12	R: 0 E: 0 K: 0 S: 6 H: 0 LOB: 0 BB: 0 P: 9	R: 0 E: 0 K: 0 S: 5 H: 0 LOB: 0 BB: 0 P: 6	R: 0 E: 0 K: 1 S: 9 H: 0 LOB: 0 BB: 0 P: 13	R: 0 E: 0 K: 0 S: 10 H: 1 LOB: 1 BB: 0 P: 13	R: 0 E: 0 K: 1 S: 7 H: 1 LOB: 1 BB: 0 P: 13	R: 1 E: 0 K: 1 S: 15 H: 2 LOB: 1 BB: 0 P: 22	R: 4 E: 0 K: 2 S: 18 H: 5 LOB: 1 BB: 0 P: 26		1B: 6 2B: 3 3B: 1 HR: 1 SF: 1 SAC: 0 DP: 0 HBP: 0					WP: 1 PB: 0 SB: 1 CS: 0 PA: 35	

	AB	34
	R	6
	H	11
	RBI	6
	BB	0
	SO	5
	LOB	11

PITCHER		IP	WLS	BF	H	R	ER	SO	BB	IBB	HBP	BLK	WP	HR	S	P	ERA	WHIP
53 Nick Blackburn, R ERA: 3.72	(1, 1)	6.2		26	6	2	2	2	0	0	0	0	0	0	60	85	2.70	0.900
Dennys Reyes, L ERA: 2.59	(7, 1)	0.1	H	2	1	1	1	1	0	0	0	0	0	0	5	7	27.00	3.000
54 Matt Guerrier, R ERA: 3.56	(8, 1)	1.0	L	7	4	3	3	2	0	0	0	0	1	1	16	22	27.00	4.000

PITCHER	IP	WLS	BF	H	R	ER	SO	BB	IBB	HBP	BLK	WP	HR	S	P	ERA	WHIP

Batter	1	2	3	4	5	6	7	8	9	AB	R	H	RBI	BB	SO	LOB
2 Denard Span, L (1, 8) OBP: 0.426, SLG: 0.404	C FF 95 C CU 76 B CU 78 B FF 95 F FF 95 B FF 96 B FF 95 4-2 25 CS BB	1 SAFE F FF 94 C FF 95 X SI 94 0-2 ③ F7			C FF 92 C FF 91 X FF 94 0-2 ① P4	B SI 90 B SI 90 B SI 88 B SI 88 4-0 25 E 1-2 BB		B FF 97 B FF 97 X FF 96 2-0 25 FC6-4-5 1-2 1B		3	0	1	0	2	0	1
25 Alexi Casilla, S (1, 4) OBP: 0.358, SLG: 0.436	1 SAFE C FF 94 L FF 94 B SI 96 F FF 95 B FF 96 B FF 96 X FF 96 3-2 ① 7 1B 1-2 2B		C FF 93 C CU 76 X FF 94 0-2 ① G5-3		C FF 93 C CU 77 B CU 79 X CU 78 1-2 ② P5	C SI 89 C CH 82 F SI 90 2 SAFE X SI 91 0-2 ③ F8 1-2 2-3		X 0-0 ①② FC6-4-5 7 BB 1-2 2-3		5	1	1	0	0	0	4
7 Joe Mauer, L (1, 2) OBP: 0.420, SLG: 0.455	C FF 96 B FF 96 C FF 96 F FF 93 B FC 93 X SI 96 2-2 33 HR 2-H 1B		C FF 93 C FF 95 F FF 95 B CH 89 B CU 77 B FC 93 F FF 95 F FF 96 B FC 92 4-2 33 E BB		C FF 94 B FC 91 B CH 90 X FF 95 2-1 2B		C SI 87 B CU 77 F SI 87 X CU 77 1-2 ① G3	C FF 96 B FF 97 B FF 97 B CH 84 B FF 96 4-1 1-2 BB		3	1	2	1	2	0	0
33 Justin Morneau, L (1, 10) OBP: 0.378, SLG: 0.494	B SI 93 F FF 94 B FF 95 X FF 94 2-1 1-H HR		C FF 94 S FF 95 B FF 95 1 SAFE 1 SAFE B FF 96 X CH 89 2-2 ② L8 1-2		B SI 92 X FF 94 1-0 ③ P6		F SI 89 F CU 78 B SI 90 B SI 90 F SI 88 X CU 77 2-2 21 1B 16 BB 1B	B FF 97 C CU 76 F FF 97 X CU 78 1-2 ③ G3-1		5	1	2	2	0	0	4
16 Jason Kubel, L (1, 9) OBP: 0.328, SLG: 0.471	B FF 96 F FA 91 C CU 78 B CU 78 C SI 96 2-3 ② K		B CU 78 F FC 92 S CH 89 B FF 94 X CU 77 2-2 ③ F9			B CH 89 C FF 94 X CH 89 1-1 HR	S CU 76 B SI 88 B SI 88 C SI 89 B CU 78 F SI 88 F SI 88 B SI 89 4-2 21 1B 1-2 BB		C FF 94 C FS 87 X FS 87 0-2 ① G3	4	1	1	1	1	1	1
21 Delmon Young, R (1, 7) OBP: 0.339, SLG: 0.398	B CU 77 F SI 95 S FF 95 F FF 96 X SI 94 1-2 ③ G4-3			B FF 94 B CU 77 C FF 93 S CH 88 F CU 77 F FF 95 X FF 95 2-2 ① G1-3		X FF 94 0-0 1B 2B	B SL 87 C FF 98 B FF 96 B FF 97 X FF 97 3-1 1-2 2-3 1B		S FF 94 B FC 90 B SI 94 B FF 94 F FF 94 X FF 95 3-2 G3-1 1B	5	1	3	0	0	0	0
Mike Lamb, L (1, 3) OBP: 0.263, SLG: 0.300		C FF 94 F FC 91 B FF 96 X SI 95 1-2 ① L7		B FC 91 B FF 95 X FF 93 2-0 1B		F SI 88 F SI 89 S CU 77 0-3 ① K	F FF 99 F SL 88 B FF 97 X SL 88 1-2 ② F7		B FF 94 F SI 93 C FS 85 X FS 85 1-2 ② G3-1 1-2	5	0	1	0	0	1	5
Nick Punto, S (1, 6) OBP: 0.358, SLG: 0.448		B FF 94 C FF 94 X FF 95 1-1 32 FC3-6 1B		C FF 93 S FC 91 B FF 95 1 SAFE 1 SAFE C FF 95 1-3 ② K		C SI 88 S CH 82 X CH 81 0-2 23 1B 2-H 1B	X FF 97 0-0 ③ G1-3		C FF 93 B SI 94 C SI 94 F SL 88 B SI 95 S SL 88 2-3 ③ K	5	0	2	1	0	2	5
32 Brian Buscher, L (1, 5) OBP: 0.333, SLG: 0.389 23 Brendan Harris, R (6, PH) OBP: 0.313, SLG: 0.361 (6, 5)		B FF 94 1 SAFE X SI 94 1-0 ② FC3-6 1-2f		B FF 94 B CU 77 F SI 94 X SI 95 2-2 ③ F8		C SI 88 S SI 89 B SI 92 B SI 90 X CH 82 2-2 ② 25 E 2 BB 1-3 1B		C FF 95 B SL 89 B SL 88 B FF 95 F FF 95 B FF 98 4-2 25 FC6-4-3 2 1B BB		2 1	0 0	0 1	0 0	0 1	0 0	2 0

| Inning Stats | | |

Minnesota Twins @ Boston Red Sox

Fenway Park, Boston, MA

Wed Jul 09 2008, 1:05 PM EDT

Att. 37,470 - Sunny - 87 F

livebaseballscorecards.com

BOTTOM

Batter	1	2	3	4	5	6	7	8	9	AB	R	H	RBI	BB	SO	LOB
2 Jacoby Ellsbury, L (1, 8) OBP: 0.352, SLG: 0.392	B SI 82 C SI 83 X SI 82 1-1 15 FC6-4 1B		L SI 84 B FF 86 B SI 85 1 SAFE B SI 85 X SL 79 3-1 15 FC6-4 1B 1-2	B SI 84 C SI 84 1 SAFE P PO 78 B SI 82 X SI 82 3-1 ② F9		C CU 79 X CU 80 0-1 15 F9 20 SF9 2B	C SL 87 X FF 91 0-1 15 2B 1B 1-2 2-3 3-H	C FF 94 B CU 81 B FF 87 F FF 93 X FF 88 2-2 ② L6		6	2	4	1	0	0	1
15 Dustin Pedroia, R (1, 4) OBP: 0.355, SLG: 0.460	C SI 85 F SI 85 F SL 79 X SL 78 0-2 ① FC6-4 20 G6-3 1-2f		B SI 87 B SI 87 C FF 86 X SI 86 2-1 ① FC6-4 2B 25 E 1-2f 2-3	B SI 84 B SI 84 X SL 79 2-0 ③ G6-3 1-2		B FF 95 B FF 95 X FF 96 2-0 ① F9 2-3	X FF 94 0-0 20 2B 2B 1-H 2-H 3-H	B FF 89 B FF 86 B FF 92 C FF 94 X FF 93 3-1 20 HR 1B		6	3	2	3	0	0	5
20 Kevin Youkilis, R (1, 3) OBP: 0.386, SLG: 0.555	C FF 86 B SL 78 C SI 85 C CU 60 F SL 79 B SI 85 X SI 85 3-2 ② G6-3 1-2		B SI 87 F SI 86 F SI 87 D CU 59 S SL 82 2-3 ② K		C SL 78 B CU 59 C CU 68 X FF 84 1-2 2B 1B	T FF 96 X FF 97 0-1 ② SF9 3-H	X FF 90 0-0 1B 2B 2-H	C SI 92 F SI 90 D SI 86 X SL 86 1-2 1-H HR		5	3	3	4	0	1	3
Manny Ramirez, R (1, 7) OBP: 0.380, SLG: 0.508 55 Jeff Bailey, R (7, PR) (8, 7)	C SI 86 B SI 86 F SI 86 F SI 87 X FF 87 1-2 ③ G1-3		F SI 87 C SI 88 X SI 88 0-2 25 E 2B 1-3 3-H		B SI 87 B SL 80 C SI 87 X SI 88 2-1 22 1B 2B 1-H	B CU 81 B FF 97 X CU 82 2-0 ③ G1-3	B SL 82 B SL 89 F SL 88 X FF 93 2-1 25 FC5-4 1B 2-H	X SI 93 0-0 ③ F9		5 1	2 0	3 0	3 0	0 0	0 0	1 0
25 Mike Lowell, R (1, 5) OBP: 0.361, SLG: 0.513		X FF 83 0-0 G3-1 1B	X SL 78 0-0 E8 22 1B 1B 2-H 3-H		C SI 84 X SI 84 0-1 ① G6-3	 				4	2	2	2	1	0	2
22 Sean Casey, L (1, 10) OBP: 0.416, SLG: 0.466		C SI 83 F SI 84 F SI 85 C SI 82 0-3 ① K	F SL 79 X SI 85 0-1 1B 3-H		X SI 83 0-0 2B 2-H 1B	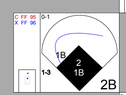 				5	1	3	2	0	1	2
Jason Varitek, S (1, 2) OBP: 0.300, SLG: 0.360 Kevin Cash, R (8, PH) OBP: 0.309, SLG: 0.379 (9, 2)	X SI 83 0-0 ② G3-1 1-2		B SI 84 B CH 74 B CH 74 C SI 84 C SI 84 X SI 84 3-2 ③ F8		X SL 88 0-0 1-3 2B	B FF 97 B FF 96 X FF 95 2-0 2 1B 23 BB 15 2B 1B 2-3 3-H	F FF 93 F FF 94 B SL 89 B FF 89 X FF 93 2-2 HR			4 1	1 1	2 1	1 1	0 0	0 0	2 0
44 Brandon Moss, L (1, 9) OBP: 0.321, SLG: 0.425	B SL 78 X SI 84 1-0 ③ F7			B SL 76 F SI 82 F SI 82 B CU 59 X SI 83 2-2 ① P6	C FF 97 S FF 96 S FF 96 0-3 ② K	B SL 86 C SL 86 F SI 90 S FF 92 1-3 ① K	B FF 94 B FF 87 S FF 86 F FF 86 X FF 93 2-2 23 G6-3 3B			5	1	1	0	0	2	5
23 Julio Lugo, R (1, 6) OBP: 0.353, SLG: 0.329			C SI 82 C SI 84 B SI 86 X SL 79 1-2 15 FC6-4 2 1B 2B 1B	X FF 83 0-0 15 S 1B	B SL 89 C SL 90 F FF 97 X CU 82 1-2 ③ L9	B SL 84 B SL 86 B CH 74 C SI 90 B SL 86 4-1 2 1B 15 2B BB 1-2	D SL 90 F FF 94 X FF 94 1-1 ① G6-3 3-H			4	2	2	1	1	0	2
Inning Stats	R: 0 E: 0 K: 0 S: 14 H: 1 LOB: 1 BB: 0 P: 19	R: 0 E: 0 K: 1 S: 7 H: 1 LOB: 1 BB: 0 P: 8	R: 4 E: 1 K: 1 S: 19 H: 5 LOB: 1 BB: 0 P: 30	R: 0 E: 0 K: 0 S: 8 H: 1 LOB: 1 BB: 0 P: 14	R: 2 E: 0 K: 1 S: 15 H: 4 LOB: 2 BB: 0 P: 19	R: 1 E: 0 K: 0 S: 6 H: 1 LOB: 0 BB: 0 P: 10	R: 7 E: 0 K: 1 S: 17 H: 6 LOB: 1 BB: 2 P: 31	R: 4 E: 0 K: 0 S: 17 H: 4 LOB: 0 BB: 0 P: 28		1B: 13 2B: 7 3B: 1 HR: 2 SF: 1 SAC: 0 DP: 0 HBP: 0			WP: 0 PB: 0 SB: 1 CS: 0 PA: 49		

PITCHER		IP	WLS	BF	H	R	ER	SO	BB	IBB	HBP	BLK	WP	HR	S	P	ERA	WHIP
Livan Hernandez, R ERA: 5.44	(1, 1)	4.1	L	24	11	6	6	2	0	0	0	0	0	0	56	82	12.46	2.538
26 Boof Bonser, R ERA: 6.5	(5, 1)	1.2		10	4	4	4	1	1	0	0	0	0	0	17	28	21.60	3.000
49 Craig Breslow, L ERA: 2.33	(7, 1)	0.1		3	1	0	0	1	1	0	0	0	0	0	6	11	0.00	6.000
Brian Bass, R ERA: 5.27	(7, 1)	1.1		10	6	7	7	0	0	0	0	0	0	1	20	33	47.25	4.500
Dennys Reyes, L ERA: 2.92	(8, 1)	0.1		2	1	1	1	0	0	0	0	0	0	1	4	5	27.00	3.000

PITCHER	IP	WLS	BF	H	R	ER	SO	BB	IBB	HBP	BLK	WP	HR	S	P	ERA	WHIP

AB	46
R	18
H	23
RBI	18
BB	2
SO	4
LOB	23

Baltimore Orioles @ Boston Red Sox

Fenway Park, Boston, MA

Fri Jul 11 2008, 7:05 PM EDT

Att. 37,779 - Cloudy - 73 F

TOP

livebaseballscorecards.com

Batter	1	2	3	4	5	6	7	8	9	AB	R	H	RBI	BB	SO	LOB
1 Brian Roberts, S (1, 4) OBP: 0.376, SLG: 0.493	3-2: 10 S / 10 SF8 — 2B	X FF 96 0-0: 10 E / 10 S — 1B			B CH 78 1 SAFE 1 SAFE B CH 78 X FF 94 2-0: 17 SF8 — 1-H — 3B		B FF 92 C FS 89 B FS 85 F FF 91 B FF 92 F FF 91 F FF 93 X FF 93 3-2: G4-3 ①	F CH 85 D CU 79 C CH 86 S FF 98 1-3: K ③		5	2	3	1	0	1	2
10 Adam Jones, R (1, 8) OBP: 0.318, SLG: 0.409	B SI 95 X SL 83 1-0: SF8 ① — 2-H	1 SAFE 1 SAFE C FF 95 C CU 81 B FF 95 X CU 81 1-2: G5-3 ③ — 1-3			C FF 95 S FF 95 X FF 95 0-2: G6-3 ①		C SL 80 F FS 89 B FS 85 F FF 92 F SI 94 S FS 84 1-3: K ②		X SI 94 0-0: 17 F9 / 21 S / 6 SF8 — 1B	4	1	1	1	0	1	2
21 Nick Markakis, L (1, 9) OBP: 0.401, SLG: 0.496	C FF 96 B CU 79 C CU 79 B FF 97 B CU 80 B CH 80 4-2: 17 BB / 6 1B — BB	F CH 81 S FF 96 F CU 81 S FF 97 0-3: K ①			F FF 95 B CU 79 S FF 95 F FF 95 B CU 76 B CU 77 4-2: 6 BB — BB		B SL 80 S SL 81 B FF 92 F FF 92 B FF 92 X FF 92 3-2: F8 ③		B FF 92 C FF 93 1 SAFE B FF 93 1 SAFE 1 SAFE F FF 92 B FF 92 B FS 83 4-2: FC5-4 — 1-2 — BB	2	1	0	0	3	1	0
17 Aubrey Huff, L (1, 10) OBP: 0.349, SLG: 0.532	1 SAFE S CH 80 B CH 79 1 SAFE B FF 96 B FF 96 B CH 78 4-1: 6 1B — 1-2 — BB	C FF 97 B CU 81 F FF 96 C CU 80 1-3: K ②			C CU 76 C CU 76 F FF 95 X SI 95 0-2: SF8 ② — 3-H			F CH 87 B FF 97 F FF 97 X CU 78 1-2: F9 ①	X FF 93 0-0: F9 ① — 2-3	3	0	0	1	1	1	2
6 Melvin Mora, R (1, 5) OBP: 0.307, SLG: 0.395	X FF 95 0-0: ② — 1-3 — 2-H — 1B	F FF 96 B FF 97 B FF 96 S CH 79 F FF 96 C CU 80 2-3: K ③			1 SAFE C CH 77 1 SAFE P PO 85 F FF 94 P PO 86 B CU 79 F SL 80 1 SAFE 4-2: B FF 95 — 1-2 — BB			B FF 98 C CU 77 H CU 78 2-1: BB / 12 1B / G6-3 — HBP	X FF 92 0-0: SF8 ② — 3-H	2	1	1	2	1	1	0
Kevin Millar, R (1, 3) OBP: 0.340, SLG: 0.394	C FF 95 B SI 94 B SI 95 B CH 81 B SL 84 4-1: BB	B SL 80 C SL 80 B CH 79 X FF 95 2-1: F7 ①		C CH 80 C CU 80 B FF 96 F FF 97 F CU 81 B CH 82 S CH 79 2-3: K ②	C CU 76 F CH 78 B CU 80 C FF 95 1-3: K ③			C FF 96 C FF 95 X CH 83 0-2: G6-3 ② — 1-2	B FF 93 B FF 90 F FF 93 1 SAFE F FF 92 X SL 87 2-2: FC5-4 ③ — 1-2f	4	0	0	0	1	1	4
30 Luke Scott, L (1, 7) OBP: 0.340, SLG: 0.483 Jay Payton, R (8, PR) OBP: 0.283, SLG: 0.373 (8, 7)	B CU 77 B FF 95 S CH 80 X FF 95 2-1: G4-3 ③				X SI 88 0-0: G1-3 ①			I IN 77 I IN 79 I IN 84 I IN 83 4-0: BB / 12 1B / IBB		3 0	0 1	0 0	0 0	1 0	1 0	2 0
Ramon Hernandez, R (1, 2) OBP: 0.285, SLG: 0.368		F FF 96 S SI 95 B CU 81 F FF 97 F SI 95 B SL 79 F CH 81 F FF 96 X FF 97 2-2: G3 ①		B SL 84 C SL 81 C CU 80 S SI 96 1-3: K2-3 ③		X SI 88 0-0: G5-3 ②		B CU 76 C CU 76 B FF 96 C CU 78 F FF 96 B CU 79 F CU 78 B FF 99 4-2: 12 1B — 1-2 2-3 — BB		3	0	0	0	1	1	0
12 Brandon Fahey, L (1, 6) OBP: 0.267, SLG: 0.362		C FF 96 C SI 96 B FF 97 X FF 96 1-2: G4-3 ②			B FF 94 F FF 94 X FF 94 1-1: 1 3B — 1B	C SI 88 S CU 76 B CU 76 B SI 88 X CU 77 2-2: F7 ③		B FF 97 C FF 97 B FF 96 X FF 95 2-1: 1-2 2-H 3-H — 1B		4	1	2	2	0	0	0

| Inning Stats | | | |

Baltimore Orioles @ Boston Red Sox

Fenway Park, Boston, MA

Fri Jul 11 2008, 7:05 PM EDT

Att. 37,779 - Cloudy - 73 F

livebaseballscorecards.com

BOTTOM

Batter	1	2	3	4	5	6	7	8	9	AB	R	H	RBI	BB	SO	LOB
2 Jacoby Ellsbury, L (1, 8) OBP: 0.347, SLG: 0.385	C FF 87 B SI 89 X FF 89 1-1 F8 ①	S SL 82 B SI 90 B SI 89 X SL 83 2-1 G1-3 ③		B SI 90 C SL 84 D SL 83 F SL 82 B FF 91 C SL 82 3-3 K ③			B SL 82 X SL 83 1-0 F8 ①		C SI 93 F SI 94 X SI 95 0-2 FC6 15 BB 1-2	5	0	0	0	0	1	4
15 Dustin Pedroia, R (1, 4) OBP: 0.356, SLG: 0.456	B SI 88 B SI 89 B SI 90 B FF 88 4-0 BB		C CH 80 B SL 82 X SI 88 1-1 G1-3 ①		B FF 87 X FF 89 1-0 F8 ①		B SI 81 X SI 81 1-0 FC6-4 ② 1-2f		B SL 77 C FF 92 B FF 93 B FF 92 B FF 92 4-1 BB 1-2 2-3	3	0	0	0	2	0	1
20 Kevin Youkilis, R (1, 3) OBP: 0.381, SLG: 0.547	B SI 89 C FF 90 B SL 84 X SI 89 2-1 L7 ②		B CU 71 B FF 88 C FF 90 X FF 90 2-1 G6-3 ②		C FF 88 B SL 83 F SL 83 B FF 89 X CU 72 2-2 F9 ②		B SI 81 F SI 81 X SI 81 1-1 G5-3 ③		C FF 92 F SL 79 S FC 93 0-3 K ③	5	0	0	0	0	1	5
Manny Ramirez, R (1, 7) OBP: 0.384, SLG: 0.509	F FF 90 B SI 90 B SI 90 X SL 80 2-1 F8 ③		B SI 90 B CU 73 C FF 90 B FF 90 B CH 82 4-1 BB		B SL 80 B CH 81 X FF 90 2-0 1B			B SI 94 F SI 95 C CU 79 B CU 80 X SI 96 2-2 25 G5-4-3 1B		3	0	2	0	1	0	1
25 Mike Lowell, R (1, 5) OBP: 0.359, SLG: 0.509		X SI 87 0-0 22 2B 44 1B 1B	C FF 90 B FF 89 B CH 79 X CH 81 2-1 P3 ③		B SI 90 C FF 88 F FF 90 X FF 90 1-2 F7 ③			C SI 95 B CU 80 F CU 78 F SI 95 F SI 95 X CU 79 1-2 G5-4-3 ①② 1-2f		4	1	1	0	0	0	3
22 Sean Casey, L (1, 10) OBP: 0.411, SLG: 0.467	C FF 87 X SL 81 0-1 44 1B 23 G3-1 1-3 2B			B FF 88 B FF 88 X FF 88 2-0 F9 ①		B CU 71 X SL 82 1-0 G4-3 ①		B SI 93 C SI 94 B FF 95 F FF 96 B SI 97 X SI 96 3-2 G4-3 ③		4	1	1	0	0	0	0
Jason Varitek, S (1, 2) OBP: 0.299, SLG: 0.358		B CU 69 C CU 71 B FF 89 X CU 70 2-1 F8 ①		C CU 71 B SL 79 B SL 80 C CU 71 F FF 90 X FF 91 2-2 44 2B 23 G6-3 1B		B CU 72 C CU 71 B FF 89 X FF 90 2-1 L5 ②			B SI 94 C CU 79 B SI 95 F SI 95 B SI 95 X SI 95 3-2 G5-3 ①	4	1	1	0	0	0	2
44 Brandon Moss, L (1, 9) OBP: 0.329, SLG: 0.442		F FF 89 X SI 90 0-1 23 G3-1 2-3 3-H 1B		S SL 82 X SI 87 0-1 23 G6-3 1-3 2B		B SL 84 B SL 84 C FF 89 S SL 84 S SL 85 2-3 K ③			C SI 95 B SI 95 C CU 79 B CU 79 T SI 96 2-2 K ②	4	0	2	1	0	2	0
23 Julio Lugo, R (1, 6) OBP: 0.355, SLG: 0.330 Alex Cora, L (9, PR) OBP: 0.344, SLG: 0.351		C CU 71 B FF 89 F CU 72 B SL 84 F FF 90 F SL 84 X SI 91 2-2 G3-1 ② 1-2 3-H		X SL 84 0-0 G6-3 ② 2-3 3-H			B SI 88 B SI 88 B SI 88 B SI 86 4-0 15 FC6-4 BB		C SI 95 C SI 96 X SI 96 0-2 15 BB 2 E 1B	3 0	0 0	1 0	2 0	1 0	0 0	2 0
Inning Stats	R: 0 E: 0 K: 0 S: 6 H: 0 LOB: 1 BB: 1 P: 15	R: 2 E: 0 K: 0 S: 14 H: 3 LOB: 1 BB: 0 P: 20	R: 0 E: 0 K: 0 S: 7 H: 0 LOB: 1 BB: 1 P: 16	R: 1 E: 0 K: 1 S: 11 H: 2 LOB: 1 BB: 0 P: 18	R: 0 E: 0 K: 0 S: 8 H: 1 LOB: 1 BB: 0 P: 14	R: 0 E: 0 K: 1 S: 6 H: 0 LOB: 0 BB: 0 P: 11	R: 0 E: 0 K: 0 S: 4 H: 0 LOB: 1 BB: 1 P: 11	R: 0 E: 0 K: 0 S: 11 H: 1 LOB: 0 BB: 0 P: 17	R: 0 E: 1 K: 2 S: 16 H: 1 LOB: 3 BB: 1 P: 25	1B: 6 2B: 2 3B: 0 HR: 0 SF: 0 SAC: 0 DP: 1 HBP: 0						

	AB	35
	R	3
	H	8
	RBI	3
	BB	4
	SO	4
	LOB	18

PITCHER		IP	WLS	BF	H	R	ER	SO	BB	IBB	HBP	BLK	WP	HR	S	P	ERA	WHIP
56 Brian Burres, L ERA: 5.02	(1, 1)	6.1	W	28	6	3	3	2	3	0	0	0	0	0	53	100	4.26	1.421
Chad Bradford, R ERA: 2.7	(7, 1)	0.2	H	2	0	0	0	0	0	0	0	0	0	0	3	5	0.00	0.000
43 Jim Johnson, R ERA: 2.06	(8, 1)	1.2	H	7	2	0	0	1	0	0	0	0	0	0	23	34	0.00	1.200
52 George Sherrill, L ERA: 4.08	(9, 1)	0.1	S	2	0	0	0	1	1	0	0	0	0	0	4	8	0.00	3.000

PITCHER	IP	WLS	BF	H	R	ER	SO	BB	IBB	HBP	BLK	WP	HR	S	P	ERA	WHIP

Baltimore Orioles @ Boston Red Sox

Fenway Park, Boston, MA

Sat Jul 12 2008, 7:05 PM EDT

Att. 37,539 - Clear - 79 F

livebaseballscorecards.com

TOP

Batter	1	2	3	4	5	6	7	8	9	AB	R	H	RBI	BB	SO	LOB
1 Brian Roberts, S (1, 4) OBP: 0.374, SLG: 0.490 Freddie Bynum, L (5, 4) OBP: 0.226, SLG: 0.229	F KN 66 C KN 66 X KN 67 0-2 G4-3		C KN 66 X KN 67 0-1 G5-3			C KN 64 F KN 65 S 0-3 K			C FF 92 F FS 84 F FS 85 F FF 92 S SL 89 0-3 K2-3	2 2	0 0	0 0	0 0	0 0	0 2	0 0
10 Adam Jones, R (1, 8) OBP: 0.317, SLG: 0.405	F KN 67 B KN 68 X KN 67 1-1 P4		F KN 66 F KN 60 F KN 57 F KN 68 B FF 76 B KN 66 F KN 67 B KN 65 B CU 62 4-2 21 PB BB			C KN 64 F KN 66 F KN 66 B CU 60 F FF 75 B CU 53 B FF 76 X FF 75 3-2 F8			F SL 89 X FC 89 0-1 F9	3	0	0	0	1	0	0
21 Nick Markakis, L (1, 9) OBP: 0.400, SLG: 0.496	B KN 66 B KN 66 B FF 74 C FF 75 C FF 75 F CU 61 C FF 75 3-3 K		C KN 67 B KN 66 C KN 67 S KN 67 1-3 K 1-2			C KN 66 B KN 67 B KN 66 X FF 72 2-1 G4-3			F FF 92 F FS 84 B FS 85 F FF 93 X FC 87 1-2 2B	4	0	1	0	0	2	1
17 Aubrey Huff, L (1, 3) OBP: 0.346, SLG: 0.526		C KN 65 F KN 66 X KN 58 0-2 F9		C KN 64 S KN 64 B KN 66 X 1-2 G2-3			B KN 64 X KN 64 1-0 G3-1		C FF 92 X FS 84 0-1 G1-4-3	4	0	0	0	0	0	1
6 Melvin Mora, R (1, 5) OBP: 0.304, SLG: 0.391		C KN 65 S KN 65 B KN 58 B KN 66 S KN 66 2-3 K		C KN 65 S KN 66 F KN 66 S KN 67 0-3 K			F KN 65 B KN 60 X KN 66 1-1 F8			3	0	0	0	0	2	0
Kevin Millar, R (1, 10) OBP: 0.340, SLG: 0.393		C KN 66 S KN 67 X FF 75 0-2 1B		S KN 66 F KN 66 F KN 67 X KN 67 0-2 G5-3			C KN 64 B KN 65 S KN 65 F KN 60 B KN 56 F KN 67 F KN 66 B KN 64 C KN 66 3-3 K			3	0	1	0	0	1	0
30 Luke Scott, L (1, 7) OBP: 0.337, SLG: 0.478		C KN 67 S KN 66 F KN 67 X KN 62 0-2 G4-3			X KN 63 0-0 P3			C FF 96 F FF 97 B FF 96 B SL 89 S SL 88 2-3 K		3	0	0	0	0	1	1
Ramon Hernandez, R (1, 2) OBP: 0.285, SLG: 0.379			C KN 65 X KN 66 0-1 HR		B KN 64 X KN 65 1-0 L5			B FF 97 X FF 96 1-0 G6-3		3	1	1	1	0	0	0
12 Brandon Fahey, L (1, 6) OBP: 0.254, SLG: 0.344			B KN 65 C FF 74 S KN 66 F KN 66 X 1-2 G4-3		C KN 65 B KN 59 F KN 65 B KN 65 B FF 74 X FF 73 3-2 F7			C FF 98 C SL 86 B SL 89 X FF 96 1-2 G4-3		3	0	0	0	0	0	0

Inning Stats																																
	R: 0	E: 0	K: 1	S: 9	H: 0	LOB: 0	BB: 0	P: 13	R: 0	E: 0	K: 1	S: 13	H: 1	LOB: 1	BB: 0	P: 15	R: 1	E: 0	K: 1	S: 16	H: 1	LOB: 1	BB: 1	P: 22	R: 0	E: 0	K: 1	S: 11	H: 0	LOB: 0	BB: 0	P: 12
	R: 0	E: 0	K: 0	S: 5	H: 0	LOB: 0	BB: 0	P: 9	R: 0	E: 0	K: 1	S: 10	H: 0	LOB: 0	BB: 0	P: 15	R: 0	E: 0	K: 1	S: 9	H: 0	LOB: 0	BB: 0	P: 14	R: 0	E: 0	K: 1	S: 7	H: 0	LOB: 0	BB: 0	P: 11
	R: 0	E: 0	K: 1	S: 13	H: 1	LOB: 1	BB: 0	P: 14	1B: 1	2B: 1	3B: 0	HR: 1	SF: 0	SAC: 0	DP: 0	HBP: 0	WP: 0	PB: 1	SB: 0	CS: 0	PA: 31											

	AB	30
	R	1
	H	3
	RBI	1
	BB	1
	SO	8
	LOB	3

PITCHER		IP	WLS	BF	H	R	ER	SO	BB	IBB	HBP	BLK	WP	HR	S	P	ERA	WHIP
49 Tim Wakefield, R ERA: 3.6	(1, 1)	7.0	W	24	2	1	1	6	1	0	0	0	0	1	73	100	1.29	0.429
56 Craig Hansen, R ERA: 5.47	(8, 1)	1.0		3	0	0	0	1	0	0	0	0	0	0	7	11	0.00	0.000
50 Mike Timlin, R ERA: 6.31	(9, 1)	1.0		4	1	0	0	1	0	0	0	0	0	0	13	14	0.00	1.000

PITCHER		IP	WLS	BF	H	R	ER	SO	BB	IBB	HBP	BLK	WP	HR	S	P	ERA	WHIP

Batter	1	2	3	4	5	6	7	8	9	AB	R	H	RBI	BB	SO	LOB
2 Jacoby Ellsbury, L (1, 8) (9, 7) OBP: 0.345, SLG: 0.382	C FF 94 F FF 96 F FF 98 F FF 98 X FF 98 0-2 ① G5-3		C FF 94 F SL 84 S SL 84 0-3 ① K C CU 78 F CU 78 B CU 78 F CU 78 F FC 92 X CU 78 1-2 15 2B 1-2 2-3 1B		B FF 91 S SL 79 B FF 93 X FF 91 2-1 ② P5			C FF 94 S SL 84 F SL 85 X FF 94 0-2 ① F7		5	0	1	0	0	1	0
15 Dustin Pedroia, R (1, 4) OBP: 0.356, SLG: 0.458	B FF 97 F FF 96 S SL 84 F FF 98 X SL 84 1-2 ② G4-3		C FF 96 X SL 85 0-1 HBP 7 BB 25 BB 1B B FC 92 C CU 78 X FC 92 1-1 1-3 2-H 3-H 2B		C SL 80 B SL 82 B SL 80 C FF 93 B SL 80 X FF 93 3-2 ③ F7			C FF 95 C SL 83 S SL 84 0-3 ② K		5	1	2	2	0	1	0
7 J.D. Drew, L (1, 9) OBP: 0.411, SLG: 0.571 Coco Crisp, S (8, PR) (9, 8) OBP: 0.309, SLG: 0.410	B FF 96 C SL 82 C CH 88 B FF 98 X FF 98 2-2 HR		B FF 97 C FF 97 B SL 94 B FF 97 4-1 25 BB 20 HR HBP 1-2 BB C CU 78 S FC 86 X CU 78 0-3 ③ K			C FF 91 S SL 82 B SL 83 X FF 92 1-2 1B		B SL 84 S SL 84 B SI 95 B FF 95 C SI 95 F SL 86 B SI 94 4-2 44 2B 1B BB		3 0	2 1	2 0	1 0	2 0	1 0	2 0
Manny Ramirez, R (1, 7) OBP: 0.388, SLG: 0.520 44 Brandon Moss, L (7, 7) (9, 9) OBP: 0.337, SLG: 0.462	X FF 99 0-0 HR		C FF 96 B FF 98 H FF 95 2-1 25 BB 20 HR 1-2 2-3 HBP	X FC 90 0-0 25 2B 20 SF9 1B		S CH 82 S SL 79 D SL 81 F SL 79 F FF 93 F FF 93 B FF 93 B SL 80 F FF 94 3-3 S SL 80 ①			B FF 94 C SI 94 F SL 84 X SL 84 1-2 1B 20 1B 1-3 2B		3 1	3 1	2 1	1 0	0 0	1 0	1 0
25 Mike Lowell, R (1, 5) OBP: 0.364, SLG: 0.514 Alex Cora, L (7, 6) OBP: 0.354, SLG: 0.362	B SL 83 B CH 85 B FF 97 C FF 97 X FF 98 3-1 20 FC5-4 1B		B B B C B 4-1 20 HR 1-2 2-3 3-H BB	C FC 89 F CU 77 F FC 88 B FC 89 F FC 90 X CU 79 1-2 1-3 2B		F FF 93 C FF 92 F SL 78 S SL 80 0-3 ②		X SI 94 0-0 20 1B 2-3 3-H 1B		3 1	1 0	2 1	1 1	1 0	1 0	1 0
20 Kevin Youkilis, R (1, 3) OBP: 0.381, SLG: 0.555	C FF 98 X SL 85 0-1 ③ FC5-4 1-2f		B B FF 95 B FF 96 C FF 93 X FF 95 3-1 1-H 2-H 3-H HR	B FC 90 C CU 77 S CU 77 X CU 78 1-2 ① SF9 3-H		B SL 78 F FF 93 X SL 77 1-1 ③ G5-3		C SL 84 B SI 94 F SI 94 X SL 84 1-2 1-2 3-H 1B		4	1	2	6	0	0	2
22 Sean Casey, L (1, 10) OBP: 0.410, SLG: 0.460		C FF 96 X CH 89 0-1 ① 1B	C FF 96 B FF 96 B FF 94 B FF 95 B FF 94 4-1 2 1B 1B 15 2B BB	B CU 78 C SI 91 X FC 89 1-1 ② F7			B SI 86 B SI 87 S SI 88 B SL 78 X SI 88 3-1 ① G1-3	C SL 84 F SI 94 C FF 95 0-3 ③ K		4	1	1	0	1	1	3
12 Jed Lowrie, S (1, 6) (7, 5) OBP: 0.314, SLG: 0.435		C FF 96 X FF 96 0-1 ② F8	C SI 89 D CU 78 B SI 90 B SI 91 X SI 92 3-1 ② F9	C CU 78 B CU 77 F FC 89 B CU 78 S CU 78 2-3 ③ K			B SI 92 B SI 91 F SI 92 B SI 92 X SI 91 3-1 ② F9			4	0	0	0	0	1	2
Kevin Cash, R (1, 2) OBP: 0.307, SLG: 0.374		B FF 97 S FF 97 C SL 84 B FF 98 F FF 96 C CH 88 2-3 ③ K	X FC 89 0-0 2 1B 15 2B 1-2 1B		C FF 90 S SL 80 S SL 81 0-3 ① K			C SL 80 B SL 81 C SI 91 B SL 81 S SL 81 2-3 ③ K		4	1	1	0	0	3	0
Inning Stats	R: 2 E: 0 K: 0 S: 17 H: 3 LOB: 1 BB: 0 P: 23	R: 0 E: 0 K: 1 S: 8 H: 1 LOB: 0 BB: 0 P: 10	R: 7 E: 0 K: 2 S: 24 H: 5 LOB: 2 BB: 3 P: 46	R: 1 E: 0 K: 1 S: 14 H: 2 LOB: 1 BB: 0 P: 19	R: 0 E: 0 K: 1 S: 8 H: 0 LOB: 0 BB: 0 P: 13	R: 0 E: 0 K: 2 S: 16 H: 1 LOB: 1 BB: 0 P: 21	R: 0 E: 0 K: 1 S: 7 H: 0 LOB: 0 BB: 0 P: 15	R: 2 E: 0 K: 2 S: 20 H: 3 LOB: 2 BB: 1 P: 26		1B: 9 2B: 3 3B: 0 HR: 3 SF: 1 SAC: 0 DP: 0 HBP: 1						

PITCHER		IP	WLS	BF	H	R	ER	SO	BB	IBB	HBP	BLK	WP	HR	S	P	ERA	WHIP
62 Radhames Liz, R ERA: 7.57	(1, 1)	2.1	L	16	6	8	8	2	3	0	1	0	0	3	36	61	30.86	3.857
Lance Cormier, R ERA: 3.0	(3, 1)	1.2		10	5	2	2	2	0	0	0	0	0	0	27	37	10.80	3.000
Fernando Cabrera, R ERA:	(5, 1)	2.0		7	1	0	0	3	0	0	0	0	0	0	24	34	0.00	0.500
Alberto Castillo, L ERA:	(7, 1)	1.0		3	0	0	0	1	0	0	0	0	0	0	7	15	0.00	0.000
35 Greg Aquino, R ERA: 12.54	(8, 1)	1.0		7	3	2	2	2	1	0	0	0	0	0	20	26	18.00	4.000

PITCHER	IP	WLS	BF	H	R	ER	SO	BB	IBB	HBP	BLK	WP	HR	S	P	ERA	WHIP

BOTTOM

Baltimore Orioles @ Boston Red Sox

Fenway Park, Boston, MA

Sat Jul 12 2008, 7:05 PM EDT

Att. 37,539 - Clear - 79 F

livebaseballscorecards.com

AB	37
R	12
H	15
RBI	12
BB	4
SO	10
LOB	11

Baltimore Orioles @ Boston Red Sox

Fenway Park, Boston, MA

Sun Jul 13 2008, 1:35 PM EDT

Att. 37,344 - Partly Cloudy - 83 F

TOP

livebaseballscorecards.com

Batter	1	2	3	4	5	6	7	8	9	AB	R	H	RBI	BB	SO	LOB
1 Brian Roberts, S (1, 4) OBP: 0.377, SLG: 0.490	B FF 93 X FF 92 1-0 17 BB 1B		B FC 90 B FC 90 F SI 94 X FF 90 2-1 ① G4-3		F FF 92 B FS 82 B FC 91 C FC 90 B FF 94 F FF 94 B FC 91 4-2 21 BB 10 HBP BB		B FF 88 X CU 76 1-0 ① G5-3		C FF 98 B FF 93 F FF 98 F FF 99 X FF 97 1-2 10 1B 17 1B 1B	4	1	2	0	1	0	0
10 Adam Jones, R (1, 8) OBP: 0.324, SLG: 0.408	C FF 92 F FF 91 S FF 92 0-3 ① K		C SL 81 B FC 88 C SL 81 F FF 94 X FC 90 1-2 21 CS 1B		F FC 87 H SI 93 1-1 21 BB 1-2 HBP		B CU 75 B CU 77 B FF 88 C FF 88 B FF 88 4-1 21 BB BB		B FF 97 X FF 98 1-0 17 1B 1-2 1B	3	0	2	0	1	1	1
21 Nick Markakis, L (1, 9) OBP: 0.402, SLG: 0.493	C SL 80 B FF 92 S FF 93 B FS 81 X SL 82 2-2 ② F8		B FF 92 B FC 89 B FF 94 B FF 93 4-0 ② 6 FC5 17 1B 1-2 BB		B FF 93 B FF 92 B FF 92 B FF 91 4-0 1-2 2-3 BB		B CU 76 B FF 88 B FF 88 B FF 88 4-0 1-2 BB		F FF 98 F FF 98 B FF 98 B FF 98 D FF 93 S FF 98 3-3 ② K	2	0	0	0	3	1	3
17 Aubrey Huff, L (1, 3) OBP: 0.349, SLG: 0.526	B FF 93 1 SAFE B SL 82 B FC 90 B FF 92 4-0 1-2 BB		X FS 84 0-0 6 FC5 1-2 1B		C FC 90 B FC 89 F SL 83 F FC 89 S SL 84 1-3 ② K		F FF 89 B FF 88 B CU 76 B CU 76 F FS 84 S FF 88 3-3 ② K		B FF 98 F FF 99 S FS 92 X FF 98 1-2 1-3 2-H 1B	4	0	2	1	1	2	5
6 Melvin Mora, R (1, 5) OBP: 0.300, SLG: 0.385	C FC 91 B SL 81 S SL 81 B FF 93 B FF 95 X SL 83 3-2 ③ G2-3		B FF 94 C FF 94 F FF 94 X SL 84 1-2 ③ FC5 1-2 2-3f		B FF 94 B SL 82 C FC 91 F FF 93 X SL 84 2-2 ③ G1-3		B FF 97 C CU 74 X CU 77 1-1 ③ G5-3		B FF 97 X FF 98 1-0 ③ L4	5	0	0	0	0	0	11
30 Luke Scott, L (1, 10) OBP: 0.335, SLG: 0.473		C SL 82 B FS 82 B FC 88 B SL 81 B FC 89 4-1 FC5-4 BB	T SL 83 B FF 94 T SL 84 F FC 90 B FF 94 B FS 82 X FC 90 3-2 ① P5		C FF 93 B FS 84 C SL 82 X FC 90 1-2 ① G5-3		C FF 97 F CH 83 B FF 96 B FF 96 X CU 75 2-2 ① F9		3	0	0	0	1	0	0
Jay Payton, R (1, 7) OBP: 0.283, SLG: 0.370		M FC 90 B FF 93 B FF 94 1 SAFE X FC 90 2-1 ① FC5-4 S 1-2f	S FF 94 C SL 82 F SL 84 F FF 95 B FC 92 S SL 83 1-3 ② K		S FC 90 X FF 94 0-1 1B		B FF 96 C CU 78 F CU 78 D CU 80 F FF 97 F FF 98 F FF 96 F CU 79 S CU 78 2-3 ② K		4	0	1	0	0	2	1
Guillermo Quiroz, R (1, 2) OBP: 0.276, SLG: 0.304 Ramon Hernandez, R (8, PH) OBP: 0.284, SLG: 0.378 (8, 2)		C FF 93 B FF 93 F FF 93 X FF 93 1-2 ② P6	F FF 95 B FF 92 C SL 85 B FF 94 B FF 93 F FF 92 F FF 95 S SL 84 3-3 ③ K		F FF 92 F FC 87 S FF 94 0-3 ② K		F FF 96 F CU 80 B CU 80 B CU 80 S FF 98 2-3 ③ K		3 1	0 0	0 0	0 0	0 0	2 1	2 0
Freddie Bynum, L (1, 6) OBP: 0.220, SLG: 0.223 Kevin Millar, R (9, PH) OBP: 0.340, SLG: 0.392		F FF 92 C FS 82 B FF 93 S SL 83 1-3 ③ K 1-2			L SL 80 X SL 80 0-1 ① F8	F FF 93 B FF 93 C FC 89 1 SAFE F SL 80 S SL 81 1-3 ③ K			F FF 98 F FF 99 X SL 87 0-2 ① P6	3 1	0 0	0 0	0 0	0 0	2 0	2 0

Inning Stats	1	2	3	4	5	6	7	8	9
	R: 0 E: 0 K: 1 S: 10 H: 1 LOB: 2 BB: 1 P: 20	R: 0 E: 0 K: 1 S: 9 H: 0 LOB: 1 BB: 1 P: 17	R: 0 E: 0 K: 0 S: 10 H: 2 LOB: 2 BB: 1 P: 18	R: 0 E: 0 K: 2 S: 14 H: 0 LOB: 0 BB: 0 P: 21	R: 0 E: 0 K: 1 S: 13 H: 0 LOB: 3 BB: 2 P: 25	R: 0 E: 0 K: 2 S: 12 H: 1 LOB: 1 BB: 0 P: 14	R: 0 E: 0 K: 1 S: 7 H: 0 LOB: 2 BB: 2 P: 20	R: 0 E: 0 K: 2 S: 13 H: 0 LOB: 0 BB: 0 P: 19	R: 1 E: 0 K: 1 S: 15 H: 3 LOB: 2 BB: 0 P: 22

| | | |

BOTTOM

Baltimore Orioles @ Boston Red Sox

Fenway Park, Boston, MA

Sun Jul 13 2008, 1:35 PM EDT

Att. 37,344 - Partly Cloudy - 83 F

livebaseballscorecards.com

Batter	1	2	3	4	5	6	7	8	9	AB	R	H	RBI	BB	SO	LOB
2 Jacoby Ellsbury, L (1, 8) OBP: 0.343, SLG: 0.378	C SI 92 B FF 94 C FF 93 C SI 94 1-3 ① K	B FF 96 C FF 94 X FF 95 1-1 ③ G4-3		C FF 94 B FF 94 B FF 96 B FF 95 B SI 94 4-1 15 FC6-4 BB	B CU 78 B FF 96 C FF 95 C FF 96 X FF 97 2-2 ③ L7			B SI 94 X SI 93 1-0 ③ G4-3		4	0	0	0	1	1	5
15 Dustin Pedroia, R (1, 4) OBP: 0.357, SLG: 0.458	C FF 92 X FF 95 0-1 E6 7 2B 1B		B FF 92 B FF 94 C FF 93 X FF 94 2-1 1B 1B	B FF 95 F FF 94 C SL 82 F FF 93 X SL 82 1-2 ② FC6-4 7 BB 1-2f 2-3 3-H		X 0-0 ① B3				4	1	2	1	0	0	2
7 J.D. Drew, L (1, 9) OBP: 0.412, SLG: 0.572	C CH 80 B FF 94 X FF 93 1-1 25 F8-4 2-H 2B		B SI 94 C FF 93 B CH 83 B FF 93 S SL 81 X SL 82 3-2 ① F9	B FF 94 D SL 85 C FF 94 F FF 94 B FF 95 F SL 85 B FF 94 4-2 1-2 BB		B FF 96 C CU 76 B FF 97 X FF 95 2-1 ② F8				3	0	1	1	1	0	1
Manny Ramirez, R (1, 7) OBP: 0.389, SLG: 0.518	B FF 95 F FF 94 B FF 93 B FF 93 B FF 93 4-1 BB		F FF 95 B FF 95 B FF 95 F FF 95 X SL 84 2-2 1-2 1B	C FF 95 F FF 95 X FF 95 0-2 ③ G4-3		C CU 78 F FF 98 C CU 79 0-3 ③ K				3	0	1	0	1	1	3
25 Mike Lowell, R (1, 10) OBP: 0.360, SLG: 0.507	B FF 94 S SL 83 B FF 96 X FF 96 2-1 ② ③ F8-4 2-2		B FF 95 B SI 95 B CH 79 C FF 95 X FF 96 3-1 ② F6		C SL 79 B FF 93 X FF 92 1-1 ① F7		X FF 94 0-0 ① F8			4	0	0	0	0	0	4
20 Kevin Youkilis, R (1, 5) OBP: 0.381, SLG: 0.552 12 Jed Lowrie, S (6, 5) OBP: 0.308, SLG: 0.426		B FF 92 B FF 93 F FF 93 X FF 94 2-1 ① F8	C SL 82 F FF 95 S SL 84 0-3 ③ K		B FF 93 H SI 94 2-0 22 WP 22 BB HBP		C FF 94 B CU 77 F FF 95 B FF 95 S CU 79 2-3 ② K			2 1	0 0	0 0	0 0	0 0	1 1	2 0
22 Sean Casey, L (1, 3) OBP: 0.428, SLG: 0.476		B FF 93 F FF 94 B FF 94 B FF 95 B FF 95 4-1 1B BB		X SI 92 0-0 SH5-4 15 FC6-4 2B	B FF 94 B SL 80 B SI 93 C SI 92 C FF 93 B FF 94 4-2 BB 1-3 BB		B CH 85 C SL 76 X SI 85 1-1 ③ 1B			2	1	2	0	2	0	0
Jason Varitek, S (1, 2) OBP: 0.299, SLG: 0.354		C FF 94 B FF 94 S CH 83 D SL 82 B SI 93 F SL 82 F FF 94 X FF 94 3-2 ② P6		F FF 94 S SL 82 B FF 94 B FF 93 F SL 82 B SL 81 F SL 81 B FF 96 4-2 15 FC6-4 SH5-4 BB	B FF 96 C FF 95 B FF 97 T FF 97 S FF 97 2-3 ② K			F SI 94 B SI 94 C CU 78 S CU 79 1-3 ① K		3	0	0	0	1	2	3
Alex Cora, L (1, 6) OBP: 0.368, SLG: 0.367		C FF 95 B FF 94 X FF 96 1-1 1-2 1B		X FF 91 0-0 ① SH5-4 1-2 2-3	B FF 97 F FF 96 C FF 96 B CU 73 F FF 96 B FF 96 B FF 98 4-2 1-2 BB			C SI 93 B CU 81 B SI 95 X SI 94 2-1 ② G6-3		2	0	1	0	1	0	0
Inning Stats	R: 1 E: 1 K: 1 S: 10 H: 2 LOB: 1 BB: 1 P: 18	R: 0 E: 0 K: 0 S: 12 H: 1 LOB: 2 BB: 1 P: 23	R: 0 E: 0 K: 1 S: 13 H: 2 LOB: 2 BB: 0 P: 23	R: 1 E: 0 K: 0 S: 17 H: 1 LOB: 3 BB: 3 P: 30	R: 0 E: 0 K: 1 S: 13 H: 0 LOB: 3 BB: 2 P: 28	R: 0 E: 0 K: 1 S: 6 H: 0 LOB: 0 BB: 0 P: 8	R: 0 E: 0 K: 1 S: 6 H: 1 LOB: 1 BB: 0 P: 9	R: 0 E: 0 K: 1 S: 6 H: 0 LOB: 0 BB: 0 P: 10		1B: 5 2B: 3 3B: 0 HR: 0 SF: 0 SAC: 1 DP: 1 HBP: 1					

	AB	28
	R	2
	H	7
	RBI	2
	BB	7
	SO	6
	LOB	20

PITCHER		IP	WLS	BF	H	R	ER	SO	BB	IBB	HBP	BLK	WP	HR	S	P	ERA	WHIP
40 Daniel Cabrera, R ERA: 4.33	(1, 1)	4.1	L	25	6	2	1	2	6	0	1	0	1	0	56	105	2.08	2.769
45 Dennis Sarfate, R ERA: 3.4	(5, 1)	2.1		8	0	0	0	3	1	0	0	0	0	0	19	31	0.00	0.429
Alberto Castillo, L ERA:	(7, 1)	0.1		1	1	0	0	0	0	0	0	0	0	0	2	3	0.00	3.000
43 Jim Johnson, R ERA: 2.03	(8, 1)	1.0		3	0	0	0	1	0	0	0	0	0	0	6	10	0.00	0.000

PITCHER	IP	WLS	BF	H	R	ER	SO	BB	IBB	HBP	BLK	WP	HR	S	P	ERA	WHIP

Batter	1	2	3	4	5	6	7	8	9	AB	R	H	RBI	BB	SO	LOB
2 Jacoby Ellsbury, L (1, 8) OBP: 0.339, SLG: 0.373	C FF 90 C FF 91 F FF 93 F FF 94 S FC 82 0-3 ① K2-3		F CU 79 B FF 90 1 SAFE X CU 79 1-1 ①② G6-3 1-2f		C FF 91 X CU 80 0-1 ③ G6-3			C FC 83 C SI 89 F SL 79 X FC 83 0-2 ① F7		4	0	0	0	0	1	2
15 Dustin Pedroia, R (1, 4) OBP: 0.359, SLG: 0.461	C FF 92 B FC 84 F FC 85 F FF 93 B FF 94 X FF 94 2-2 7 G4-6-3 1B		B FF 90 X FF 90 1-0 2B			B FF 91 X FF 89 1-0 ① F8		C SI 89 B FC 84 B SI 90 X FC 84 2-1 ②③ G5-4-3 1-2f		4	0	2	0	0	0	1
7 J.D. Drew, L (1, 9) OBP: 0.408, SLG: 0.564	B SI 91 X CU 79 1-0 ②③ G4-6-3 1-2f		B FF 91 C FF 91 C FF 90 B CU 81 F FF 91 B FF 92 X CU 80 3-2 ③ G3			X FF 91 0-0 ② P5			C FF 85 B SL 77 B SL 77 X SI 86 2-1 ① F7	4	0	0	0	0	0	2
Manny Ramirez, R (1, 7) OBP: 0.393, SLG: 0.529		B FF 91 X FF 91 1-0 20 HR 1B		X FF 92 0-0 HR		B FF 91 B FF 91 F FF 90 B FC 83 B FF 92 4-1 BB			C SI 87 B SL 76 F SL 77 B SL 78 X SI 86 2-2 ② G5-3	3	2	2	1	1	0	0
25 Mike Lowell, R (1, 5) OBP: 0.355, SLG: 0.500		C FF 92 B FF 90 X FF 90 1-1 ① F8		C FF 91 X FF 92 0-1 ① G5-3		C CU 78 S FC 82 D CU 80 S FC 83 1-3 ③ K			B SI 87 X FF 85 1-0 ③ F9	4	0	0	0	0	1	2
20 Kevin Youkilis, R (1, 3) OBP: 0.380, SLG: 0.559		C FF 91 B FF 91 1 SAFE B FF 92 B FC 85 X FF 91 3-1 1-H HR		C FC 82 B FF 92 C FF 92 B FC 82 T FC 82 2-2 ② K			C FF 90 X FC 83 0-1 ① G6-3			3	1	1	2	0	1	0
22 Sean Casey, L (1, 10) OBP: 0.418, SLG: 0.465		B FF 92 C FF 92 B FF 92 F FF 92 X FF 92 2-2 ② F7		C CU 79 S CU 80 B FF 93 C FF 93 1-3 ③ K			C CU 77 B FF 90 F FF 91 F CU 80 S CU 80 1-3 ② K			3	0	0	0	0	2	0
Jason Varitek, S (1, 2) OBP: 0.296, SLG: 0.350 Kevin Cash, R (7, 2) OBP: 0.307, SLG: 0.374		C FF 92 B CU 77 X CU 78 1-1 ③ G4-3			B CU 79 F CU 77 C CU 78 F FF 92 S FF 92 1-3 ① K		C FF 91 X CU 79 0-1 ③ G3			3 0	0 0	0 0	0 0	0 0	1 0	0 0
Alex Cora, L (1, 6) OBP: 0.380, SLG: 0.361			C FF 91 B FF 91 B CH 83 B FF 90 B FF 92 4-1 2 G6-3 BB		C FF 92 X CU 80 0-1 ② G4-1			C SI 89 F SI 89 F SL 80 B SL 79 H SI 90 2-2 15 G5-4-3 HBP		1	0	0	0	1	0	0
Inning Stats	R: 0 E: 0 K: 1 S: 10 H: 1 LOB: 0 BB: 0 P: 13	R: 2 E: 0 K: 0 S: 10 H: 2 LOB: 0 BB: 0 P: 18	R: 0 E: 0 K: 0 S: 8 H: 1 LOB: 1 BB: 1 P: 17	R: 1 E: 0 K: 2 S: 9 H: 1 LOB: 0 BB: 0 P: 12	R: 0 E: 0 K: 1 S: 8 H: 0 LOB: 0 BB: 0 P: 9	R: 0 E: 0 K: 1 S: 6 H: 0 LOB: 1 BB: 1 P: 12	R: 0 E: 0 K: 1 S: 8 H: 0 LOB: 0 BB: 0 P: 9	R: 0 E: 0 K: 0 S: 9 H: 0 LOB: 0 BB: 0 P: 13	R: 0 E: 0 K: 0 S: 6 H: 0 LOB: 0 BB: 0 P: 11	1B: 2 2B: 1 3B: 0 HR: 2 SF: 0 SAC: 0 DP: 3 HBP: 1						

TOP

Boston Red Sox @ Los Angeles Angels

Angel Stadium of Anaheim, Anaheim, CA

Fri Jul 18 2008, 7:05 PM PDT

Att. 44,260 - Partly Cloudy - 75 F

livebaseballscorecards.com

AB	29
R	3
H	5
RBI	3
BB	2
SO	6
LOB	7

PITCHER		IP	WLS	BF	H	R	ER	SO	BB	IBB	HBP	BLK	WP	HR	S	P	ERA	WHIP
41 John Lackey, R ERA: 2.58	(1, 1)	7.0	W	26	5	3	3	6	2	0	0	0	0	2	59	90	3.86	1.000
33 Justin Speier, R ERA: 5.12	(8, 1)	1.0		3	0	0	0	0	0	0	1	0	0	0	9	13	0.00	0.000
53 Darren O'Day, R ERA: 3.06	(9, 1)	1.0		3	0	0	0	0	0	0	0	0	0	0	6	11	0.00	0.000

PITCHER	IP	WLS	BF	H	R	ER	SO	BB	IBB	HBP	BLK	WP	HR	S	P	ERA	WHIP

Batter	1	2	3	4	5	6	7	8	9	AB	R	H	RBI	BB	SO	LOB
9 Chone Figgins, S (1, 5) OBP: 0.377, SLG: 0.322	C FF 92 X FF 93 0-1 ① F8	C FF 93 B FF 94 B FF 93 C CH 79 T FF 94 2-2 ② K			C CH 76 B CU 77 X FF 92 1-1 ① F7	X SI 87 0-0 G3-1 6 3B 2B	X FF 90 0-0 ② G6-3			5	1	1	0	0	1	0
Casey Kotchman, L (1, 3) OBP: 0.326, SLG: 0.430	B SI 94 C FF 93 F FF 93 X CH 78 1-2 6 2B 2B	B CH 79 X SI 92 1-0 ③ G4-3			C CH 78 C CU 76 F CU 79 B SI 93 F FF 94 X CU 78 1-2 27 G1-3 6 BB 48 E 1B	B SI 87 C SI 88 X SI 86 1-1 ① G3-1 2-3	C FC 90 B SL 85 X FC 90 1-1 ③ P6			5	2	2	0	0	0	1
6 Maicer Izturis, S (1, 6) OBP: 0.337, SLG: 0.370 77 Reggie Willits, S (8, 9) OBP: 0.293, SLG: 0.210 (9, 8)	B FF 92 B FF 92 C FF 92 F CH 78 B CU 75 X FF 92 3-2 27 1B 2-H 2B	C FF 92 X SI 92 1-1 ① L7			B CH 79 1 SAFE B CH 75 B FF 92 B SI 91 4-0 48 E 27 G1-3 1-2 1B BB	B SI 87 B CH 81 B SI 88 C SI 86 F CH 81 X SI 89 3-2 27 FC5-2 3-H 3B		C FF 94 F FF 96 B SL 86 S SL 86 1-3 ① K		3 1	2 0	2 0	2 0	1 1	0 0	0 0
27 Vladimir Guerrero, R (1, 9) OBP: 0.350, SLG: 0.483 2 Erick Aybar, S (8, 6) OBP: 0.311, SLG: 0.387	X FF 92 0-0 48 BB 1B 2-H 1B	C CU 77 X CH 80 0-1 48 F8-3 1B			X FF 91 0-0 ② G1-3 1-2 2-3	B SI 90 B SI 88 X CH 81 2-0 ② FC5-2 48 2B 1B 3-H		F FF 94 C SL 85 B SL 88 T FF 94 1-2 ② K		4 1	2 0	2 0	1 0	0 0	0 1	3 0
48 Torii Hunter, R (1, 8) OBP: 0.333, SLG: 0.452 39 Robb Quinlan, R (8, PH) OBP: 0.311, SLG: 0.299 (9, 9)	1 SAFE F SI 92 F FF 92 F CU 77 F CU 76 F CH 76 B SI 92 1 SAFE B SI 91 4-2 F CH 76 B SL 83 F CH 77 1 SAFE F FF 92 B SI 92 1B 1-2 BB	B SL 81 1 SAFE X CH 78 1-0 ② ③ F8-3 1-1			X CU 77 0-0 E6 BB 1B 47 1B 2-3 3-H	B SI 86 F SI 87 X CH 80 1-1 1B 2B 1-3		B FF 95 C FF 94 X FF 94 1-1 ③ G1-3		3 1	2 0	1 0	0 0	1 0	0 0	2 0
Garret Anderson, L (1, 10) OBP: 0.310, SLG: 0.405	C SI 91 B CH 78 B CH 75 F CH 77 X CU 76 2-2 1B 1-3 2-H	B CH 78 X FF 92 1-0 HR			B CH 78 F FF 91 X SL 82 1-1 47 1B BB 1B 1-2 3-H	B SI 87 B CU 76 X SI 85 2-0 1B 1B 2-H 3-H				4	2	4	5	0	0	0
Juan Rivera, R (1, 7) OBP: 0.303, SLG: 0.371	F SL 81 1 SAFE F FF 92 B CU 76 B FF 92 X CH 77 2-2 ② P5	C FF 93 B CU 77 B SL 82 S CH 76 C FF 93 2-3 ① K	F FF 92 B FF 90 B SL 82 C SL 82 B FF 92 B FF 91 4-2 47 1B 1-2 2-3 BB			X SL 87 0-0 47 FC4-6 1-2 1B				3	0	1	0	1	1	2
47 Howie Kendrick, R (1, 4) OBP: 0.338, SLG: 0.471	C SI 92 X CH 78 0-1 ③ L6	X SL 84 0-0 ② G5-3	F FF 93 F FF 92 B FF 91 X FF 92 1-2 2-H 3-H 1B			C SL 86 B FC 90 X FS 82 1-1 ③ FC4-6 1-2f				4	0	1	2	0	0	4
5 Jeff Mathis, R (1, 2) OBP: 0.291, SLG: 0.343		C FF 92 B CU 78 B SL 83 X FF 93 2-1 ① F8		B SI 92 X SL 83 1-0 ③ G6-3	X FS 90 0-0 ③ F7		B FC 90 B FC 89 B FC 90 C FC 89 X FC 90 3-1 ① P2			4	0	0	0	0	0	2
Inning Stats	R: 3 H: 4 E: 0 LOB: 2 K: 0 BB: 1 S: 25 P: 37	R: 0 H: 0 E: 0 LOB: 0 K: 1 BB: 0 S: 6 P: 11	R: 0 H: 1 E: 0 LOB: 0 K: 0 BB: 0 S: 5 P: 7	R: 1 H: 1 E: 0 LOB: 0 K: 1 BB: 0 S: 6 P: 10	R: 4 H: 3 E: 1 LOB: 2 K: 0 BB: 2 S: 17 P: 29	R: 3 H: 5 E: 0 LOB: 2 K: 0 BB: 0 S: 13 P: 23	R: 0 H: 0 E: 0 LOB: 0 K: 0 BB: 0 S: 5 P: 9	R: 0 H: 0 E: 0 LOB: 0 K: 2 BB: 0 S: 8 P: 11		1B: 8 SF: 0 2B: 5 SAC: 0 3B: 1 DP: 1 HR: 1 HBP: 0				WP: 0 PA: 41 PB: 0 SB: 0 CS: 0		

BOTTOM

Boston Red Sox @ Los Angeles Angels

Angel Stadium of Anaheim, Anaheim, CA

Fri Jul 18 2008, 7:05 PM PDT

Att. 44,260 - Partly Cloudy - 75 F

livebaseballscorecards.com

AB	38
R	11
H	14
RBI	10
BB	3
SO	4
LOB	14

PITCHER		IP	WLS	BF	H	R	ER	SO	BB	IBB	HBP	BLK	WP	HR	S	P	ERA	WHIP
61 Clay Buchholz, R ERA: 5.88	(1, 1)	4.2	L	24	8	8	4	2	2	0	0	0	0	1	53	83	7.71	2.143
53 David Aardsma, R ERA: 2.75	(5, 1)	0.1		3	1	0	0	0	1	0	0	0	0	0	6	11	0.00	6.000
48 Javier López, L ERA: 2.87	(6, 1)	0.2		6	4	3	3	0	0	0	0	0	0	0	10	19	40.50	6.000
50 Mike Timlin, R ERA: 6.0	(6, 1)	1.1		5	1	0	0	0	0	0	0	0	0	0	8	13	0.00	0.750
56 Craig Hansen, R ERA: 5.27	(8, 1)	1.0		3	0	0	0	2	0	0	0	0	0	0	8	11	0.00	0.000

PITCHER	IP	WLS	BF	H	R	ER	SO	BB	IBB	HBP	BLK	WP	HR	S	P	ERA	WHIP

Batter	1	2	3	4	5	6	7	8	9	AB	R	H	RBI	BB	SO	LOB
2 Jacoby Ellsbury, L (1, 7) OBP: 0.340, SLG: 0.372	B FF 91 C SI 90 C CU 77 S SI 92 1-3 K		C CU 77 X CU 78 0-1 G4-3		H SI 90 1-0 15 G6-4-3 1-2 HBP		C CU 78 F SL 84 X CU 78 0-2 15 BB 1B		C FF 91 S CH 83 S CU 80 0-3 K2-3	4	0	1	0	0	2	0
15 Dustin Pedroia, R (1, 4) OBP: 0.362, SLG: 0.462	B FF 92 X SI 92 1-0 7 G4-6-3 1B		B SI 91 B CH 84 C CH 84 X CH 83 2-1 F7		C CH 83 D CU 80 F CH 83 X SI 92 1-2 G6-4-3 1-2f 2-3		B FF 95 F FF 94 B FS 83 B FF 94 B FF 93 4-1 1-2 BB		C FF 91 X FF 91 0-1 7 BB 1B	4	0	2	0	1	0	2
7 J.D. Drew, L (1, 9) OBP: 0.410, SLG: 0.565	C SI 91 C SI 92 X SI 92 0-2 G4-6-3 1-2f		B SI 92 C SI 92 B SL 81 B SI 92 X SI 92 3-1 2B		B SI 92 B SL 82 C CU 80 B SI 93 C SI 92 F FF 94 F SI 91 B SI 92 4-2 BB		B FS 84 C FS 84 B FF 94 C FS 83 B FS 85 F FS 83 C FF 94 3-3 K		B FF 91 B FF 92 B FF 91 C FF 91 F FF 91 B FF 92 4-2 1-2 BB	3	0	1	0	2	1	3
Manny Ramirez, R (1, 10) OBP: 0.396, SLG: 0.530		B SI 91 S CH 82 X SI 92 1-1 20 HR 2B	I IN 64 I IN 63 I IN 62 I IN 63 4-0 IBB		F FF 93 X CH 84 0-1 L5			C SI 91 B SI 91 C SI 92 B CU 81 B SI 92 B SI 93 4-2 25 FC6-4 BB	B FF 92 B FF 92 F FF 90 X FF 91 2-1 F4	3	1	1	0	2	0	4
25 Mike Lowell, R (1, 5) OBP: 0.350, SLG: 0.492		F CH 82 B FF 92 C SI 92 B CU 79 F FF 93 X CH 83 2-2 P4	X CH 82 0-0 F8			B SI 89 B SI 89 B SI 90 C FF 88 F SI 90 F FF 91 F FF 92 X FF 93 3-2 F9		B SI 92 C SI 92 S CU 79 X SI 91 1-2 FC6-4 BB 20 1B 1-2f	X FF 92 0-0 P5	5	0	0	0	0	0	6
20 Kevin Youkilis, R (1, 3) OBP: 0.382, SLG: 0.567		D CU 76 B SI 92 C CH 83 X SI 92 2-1 2-H HR		B CU 77 B CU 77 C SI 92 F CH 83 F CH 82 F CU 79 F FF 92 X CH 82 2-2 L6		B CU 75 B CU 76 C CH 81 F CH 81 X CH 80 2-2 G6-3		C CU 79 B CU 80 X CU 80 1-1 BB 1-2 1B		4	1	2	2	0	0	0
Coco Crisp, S (1, 8) OBP: 0.303, SLG: 0.403		X SI 92 0-0 G6-3	X CH 83 0-0 G5-3			F FF 91 B CH 80 B CH 81 B SI 92 X SI 91 3-1 G6-3		F SI 92 B SI 92 B SI 92 F SI 91 F SI 92 C CU 80 2-3 K		4	0	0	0	0	1	2
Jason Varitek, S (1, 2) OBP: 0.298, SLG: 0.347		B SI 92 B CH 83 B CH 84 C FF 91 B SI 92 4-1 BB	B CH 83 S CH 83 B SI 92 B CH 85 F SI 92 F FF 94 F FF 93 X CH 84 3-2 F9				B SI 90 B SI 91 F SI 90 B CH 82 X SI 91 3-1 F9	B CU 79 B CU 79 S SI 91 B SI 91 B SI 91 4-1 1-2 2-3 BB		2	0	0	0	2	0	0
12 Jed Lowrie, S (1, 6) OBP: 0.304, SLG: 0.412		C SI 92 F CH 84 B SI 92 X CU 77 1-2 F7			X CH 82 0-0 15 G6-4-3 2 HBP 1B		C SI 91 S CU 76 B FF 91 X CU 77 1-2 F8	C SI 92 S CU 80 S CU 81 0-3 K		4	0	1	0	0	1	4
Inning Stats	R: 0 E: 0 K: 1 S: 7 H: 1 LOB: 0 BB: 0 P: 9	R: 2 E: 0 K: 0 S: 13 H: 2 LOB: 1 BB: 1 P: 23	R: 0 E: 0 K: 0 S: 7 H: 1 LOB: 2 BB: 1 P: 16	R: 0 E: 0 K: 0 S: 12 H: 0 LOB: 0 BB: 0 P: 17	R: 0 E: 0 K: 0 S: 10 H: 1 LOB: 2 BB: 1 P: 16	R: 0 E: 0 K: 0 S: 10 H: 0 LOB: 0 BB: 0 P: 18	R: 0 E: 0 K: 1 S: 13 H: 1 LOB: 2 BB: 1 P: 24	R: 0 E: 0 K: 2 S: 15 H: 1 LOB: 3 BB: 2 P: 27	R: 0 E: 0 K: 1 S: 10 H: 1 LOB: 2 BB: 1 P: 16	1B: 5 2B: 2 3B: 0 HR: 1 SF: 0 SAC: 0 DP: 2 HBP: 1						

PITCHER		IP	WLS	BF	H	R	ER	SO	BB	IBB	HBP	BLK	WP	HR	S	P	ERA	WHIP
51 Joe Saunders, L ERA: 3.05	(1, 1)	6.2		28	6	2	2	1	2	1	1	0	0	1	67	111	2.70	1.200
66 Jose Arredondo, R ERA: 1.11	(7, 1)	0.1	W	2	0	0	0	1	1	0	0	0	0	0	5	12	0.00	3.000
62 Scot Shields, R ERA: 3.03	(8, 1)	1.0	H	6	1	0	0	2	2	0	0	0	0	0	15	27	0.00	3.000
Francisco Rodríguez, R ERA: 2.3	(9, 1)	1.0	S	5	1	0	0	1	1	0	0	0	0	0	10	16	0.00	2.000

PITCHER	IP	WLS	BF	H	R	ER	SO	BB	IBB	HBP	BLK	WP	HR	S	P	ERA	WHIP

TOP

Boston Red Sox @ Los Angeles Angels

Angel Stadium of Anaheim, Anaheim, CA

Sat Jul 19 2008, 12:55 PM PDT

Att. 44,005 - Sunny - 75 F

livebaseballscorecards.com

AB	33
R	2
H	8
RBI	2
BB	7
SO	5
LOB	21

Boston Red Sox @ Los Angeles Angels

Angel Stadium of Anaheim, Anaheim, CA

Sat Jul 19 2008, 12:55 PM PDT
Att. 44,005 - Sunny - 75 F

livebaseballscorecards.com

BOTTOM

Batter	1	2	3	4	5	6	7	8	9	AB	R	H	RBI	BB	SO	LOB
9 Chone Figgins, S (1, 5) OBP: 0.379, SLG: 0.329	X FF 94 0-0 F7 S 1B		B FF 95 S FF 94 X SI 94 1-1 ③ G6-3			B CU 76 B FF 93 C FF 93 B FF 94 X FF 94 3-1 WP 2B	P PO 91 S CH 89 C FF 93 S CU 78 1-3 ② K			4	0	2	0	0	1	1
Casey Kotchman, L (1, 3) OBP: 0.322, SLG: 0.425	1 SAFE C SI 92 F CU 76 B FF 94 B FF 93 1 SAFE 1 SAFE F SI 94 B SI 94 3-2 ① X FF 94 F7 1-3			B SI 94 B CH 89 X FF 94 2-0 ① F8		B FF 93 F SI 95 S CU 79 F CU 80 F FF 95 C SI 96 1-3 ② K 2-3	X SI 96 0-0 ③ F8			4	0	0	0	0	1	3
6 Maicer Izturis, S (1, 6) OBP: 0.336, SLG: 0.368	X FF 95 0-0 ② P5			C SI 94 X FF 95 0-1 27 G6-4-3 1B		B FF 95 B CU 77 C FF 95 F FC 92 F FF 93 F FF 95 X FF 95 2-2 ③ F8		C FF 92 X CU 75 0-1 ① G3		4	0	1	0	0	0	2
27 Vladimir Guerrero, R (1, 10) OBP: 0.349, SLG: 0.490	F FF 95 X FF 94 0-1 ③ G6-3			C SI 94 X FF 93 0-1 ②③ G6-4-3 1-2f			X FF 93 0-0 HR	B SI 93 X FF 93 1-0 ② F7		4	1	1	1	0	0	2
48 Torii Hunter, R (1, 8) OBP: 0.335, SLG: 0.453		B SI 93 X FF 94 1-0 ① F9			C SI 93 B CU 76 F SI 94 B FF 94 F SI 94 C CU 75 2-3 ① K		B SI 94 B FF 92 X FF 92 2-0 77 SH1-4 2 3B 1B	B B CU 77 T SI 92 X SI 94 2-1 1B		4	1	2	0	0	1	0
Garret Anderson, L (1, 7) OBP: 0.309, SLG: 0.403		X SI 94 0-0 ② G4-3			B FF 94 S CH 89 F FC 91 C SI 95 1-3 ② K		B SI 92 C CH 90 B CH 86 S CH 88 X SI 93 2-2 77 SH1-4 2 3B 1-2 1B	X SI 92 0-0 ③ G1-3		4	1	1	0	0	1	1
Juan Rivera, R (1, 9) OBP: 0.307, SLG: 0.374 77 Reggie Willits, S (7, PH) OBP: 0.293, SLG: 0.210 (8, 9)		C FF 94 C CU 76 B CU 78 X CU 78 1-2 ③ F7			X SI 94 0-0 1B		X FF 94 0-0 ① SH1-4 1-2 2-3			2 0	0 0	1 0	0 0	0 0	0 0	0 0
47 Howie Kendrick, R (1, 4) OBP: 0.338, SLG: 0.466			C FF 94 B CH 88 F FF 94 F CH 89 S CU 78 1-3 ① K		B SI 92 B FF 93 S SI 93 B FF 94 S FF 94 X FF 95 3-2 ③ G6-3		4-0 2 3B IBB			2	1	0	0	1	1	1
5 Jeff Mathis, R (1, 2) OBP: 0.288, SLG: 0.339 2 Erick Aybar, S (7, PH) OBP: 0.314, SLG: 0.399 28 Ryan Budde, R (8, 2)			C SI 94 B CU 78 B CU 78 F SI 94 S CU 78 2-3 ② K			B SI 92 B SI 93 C FF 93 X SI 93 2-1 ① G6-3	D CU 77 X CH 90 1-0 1-H 2-H 3-H 3B			2 1 0	0 0 0	0 1 0	0 3 0	0 0 0	1 0 0	0 0 0
Inning Stats	R: 0 H: 1 E: 0 LOB: 1 K: 0 BB: 0 S: 8 P: 11	R: 0 H: 0 E: 0 LOB: 0 K: 0 BB: 0 S: 5 P: 7	R: 0 H: 0 E: 0 LOB: 0 K: 2 BB: 0 S: 9 P: 13	R: 0 H: 1 E: 0 LOB: 0 K: 0 BB: 0 S: 5 P: 7	R: 0 H: 1 E: 0 LOB: 1 K: 2 BB: 0 S: 11 P: 17	R: 0 H: 1 E: 0 LOB: 1 K: 1 BB: 0 S: 14 P: 22	R: 4 H: 4 E: 0 LOB: 1 K: 1 BB: 1 S: 12 P: 21	R: 0 H: 1 E: 0 LOB: 1 K: 0 BB: 0 S: 6 P: 9		1B: 6 2B: 1 3B: 1 HR: 1	SF: 0 SAC: 1 DP: 1 HBP: 0					

	AB	31
	R	4
	H	9
	RBI	4
	BB	1
	SO	6
	LOB	10

WP: 1 PA: 33
PB: 0
SB: 1
CS: 0

PITCHER		IP	WLS	BF	H	R	ER	SO	BB	IBB	HBP	BLK	WP	HR	S	P	ERA	WHIP
19 Josh Beckett, R ERA: 3.98	(1, 1)	8.0	L	33	9	4	4	6	0	1	0	0	1	1	70	107	4.50	1.125

PITCHER	IP	WLS	BF	H	R	ER	SO	BB	IBB	HBP	BLK	WP	HR	S	P	ERA	WHIP

Batter	1	2	3	4	5	6	7	8	9	AB	R	H	RBI	BB	SO	LOB
2 Jacoby Ellsbury, L (1, 7) OBP: 0.335, SLG: 0.366	X SI 89 0-0 G4-3		C FF 90 C CH 80 B SI 90 F SI 90 C FF 92 1-3 K		X CH 80 0-0 F9		B CH 80 X CH 80 1-0 E9 15 1B 2-H		B FF 90 B FF 89 B FF 88 C FF 88 C FF 87 S FF 91 3-3 K	5	0	0	0	0	2	0
15 Dustin Pedroia, R (1, 4) OBP: 0.365, SLG: 0.467	B FF 89 C SI 90 B CH 82 X SI 90 2-1 2B		C FF 90 B SI 92 X SL 83 1-1 2B 1B		C SL 81 B SL 80 B SL 82 F CU 80 B SI 91 F SI 91 X SL 82 3-2 G5-3		D SI 90 B SI 90 C SL 80 S FF 90 1 SAFE F FF 91 X SL 82 2-2 1-3 1B			4	1	3	0	0	0	0
7 J.D. Drew, L (1, 9) OBP: 0.406, SLG: 0.557	X SI 90 0-0 F7		1 SAFE B CH 80 S CH 78 X SI 90 1-1 F8		B CU 77 X FF 90 1-0 G3-1		C SL 79 1 SAFE S SL 79 S SL 80 0-3 K			4	0	0	0	0	1	4
Manny Ramirez, R (1, 10) OBP: 0.397, SLG: 0.531	I IN 78 I IN 80 I IN 80 I IN 83 4-0 IBB		C SL 81 B SI 90 B SL 83 B CH 80 X SL 82 3-1 25 1B 1-H 2B			S SL 82 F CH 80 S FF 89 0-3 K		C SL 78 B SI 90 F FF 89 X SL 77 1-2 F9		3	1	1	1	1	1	0
25 Mike Lowell, R (1, 5) OBP: 0.349, SLG: 0.488	C SL 83 S SL 83 B SL 82 D SL 84 C SI 92 2-3 K		B SL 83 X FF 91 1-0 2-H 1B			C SI 91 B SI 91 B CH 82 F CH 80 F FF 91 X SI 90 2-2 G2-3		C SI 89 B CH 85 F SL 78 B FF 90 S SL 79 2-3 K		4	0	1	1	0	2	2
20 Kevin Youkilis, R (1, 3) OBP: 0.380, SLG: 0.562		C SL 83 B FF 91 B SI 90 T SL 83 S FF 92 2-3 K		B FF 90 C CH 80 X SI 90 1-1 G5-3		C FF 90 F SL 82 F CU 77 B SI 91 F FF 89 B SI 92 B CH 80 X SL 81 3-2 G4-3		B SL 78 B FF 89 B FF 90 B FF 90 4-0 BB		3	0	0	0	1	1	0
12 Jed Lowrie, S (1, 6) OBP: 0.317, SLG: 0.407		C SI 91 X CU 78 0-1 SH2-3 1B		C CU 77 B SI 91 B CH 81 B FF 90 S SI 90 F FF 90 B SI 91 4-2 FC4-6 BB			C CH 79 B FF 89 B FF 88 C CH 79 B CH 80 X SI 90 3-2 F8	C SL 77 B FF 89 B SI 89 S SL 78 B SI 90 C SL 77 3-3 K		3	0	1	0	1	1	1
Coco Crisp, S (1, 8) OBP: 0.304, SLG: 0.399		X CH 80 0-0 SH2-3 1-2		S CH 80 1 SAFE D CH 81 S CH 80 X FF 91 1-2 FC4-6 1-2f			B CU 75 B CU 74 C FF 89 B SI 88 B SI 90 4-1 S 2 E BB		B CU 77 B FF 90 C FF 90 S FF 90 B CH 81 C FF 90 3-3 K	2	1	0	0	1	1	1
Kevin Cash, R (1, 2) OBP: 0.298, SLG: 0.362 22 Sean Casey, L (9, PH) OBP: 0.415, SLG: 0.462		B SL 82 S SL 82 F SL 83 B SL 84 C FF 92 2-3 K		1 SAFE P PO 84 1 SAFE 1 SAFE B FF 91 T SI 90 1 SAFE X SL 85 2-1 G6-3			1 SAFE B SI 91 C SI 90 B SL 82 1 SAFE 1 SAFE 1 SAFE F SL 83 F SI 90 3-3 K 1-2		B CU 79 C CU 78 S CH 84 F CH 84 B FF 92 S CU 79 2-3 K2-1-3	3 1	0 0	0 0	0 0	0 0	2 1	3 0

| Inning Stats | | |

Batter	1	2	3	4	5	6	7	8	9	AB	R	H	RBI	BB	SO	LOB
9 Chone Figgins, S (1, 5) OBP: 0.381, SLG: 0.329	C KN 63 X KN 64 0-1 ① G4-3		C FF 72 X KN 65 0-1 CS 1B			F KN 65 B KN 66 B KN 65 C KN 65 X KN 65 2-2 ② F7		B FF 95 B CH 82 B FF 96 C FF 94 C FF 96 B 4-2 2B BB		3	1	1	0	1	0	0
Casey Kotchman, L (1, 3) OBP: 0.324, SLG: 0.429	B KN 64 C KN 63 F KN 64 X KN 58 1-2 ② F9		B KN 65 B KN 66 X KN 65 2-0 ②③ P6 1-2			S KN 65 B FF 74 B KN 66 S KN 65 B KN 67 X FF 74 3-2 6 FC6-4 1B		C FF 95 B FF 95 X CH 80 1-1 1-H 3-H 2B		4	0	2	2	0	0	1
6 Maicer Izturis, S (1, 6) OBP: 0.331, SLG: 0.363	C KN 64 F KN 64 X KN 66 0-2 ③ P6			C KN 63 B KN 64 F KN 64 B CU 60 B KN 65 X FF 72 3-2 ① F7		F KN 65 X KN 66 0-1 ③ FC6-4 1-2f		F FF 95 C FF 95 F CU 77 S CU 79 0-3 ② K		4	0	0	0	0	1	2
27 Vladimir Guerrero, R (1, 9) OBP: 0.347, SLG: 0.496		B KN 64 B KN 64 C FF 72 B FF 72 X KN 66 3-1 HR		B KN 65 C FF 73 F CU 59 X CU 56 1-2 ② F8			B KN 64 F FF 72 C FF 72 B CU 59 X FF 74 2-2 ① F8	X SI 96 0-0 ③ P3		4	1	1	1	0	0	1
48 Torii Hunter, R (1, 8) OBP: 0.335, SLG: 0.460		X KN 65 0-0 HR		X KN 66 0-0 ③ L4			C CU 59 B CU 57 X FF 74 1-1 ② P3			3	1	1	1	0	0	0
Garret Anderson, L (1, 7) OBP: 0.307, SLG: 0.399		B KN 65 S KN 65 F KN 65 X KN 66 1-2 ① G4-3			B KN 63 S KN 65 F KN 64 F KN 65 X KN 65 1-2 ① G2-3		B KN 65 C FF 73 C CU 58 X CU 53 1-2 ③ F9			3	0	0	0	0	0	0
Juan Rivera, R (1, 10) OBP: 0.308, SLG: 0.383 77 Reggie Willits, S (8, PR) OBP: 0.293, SLG: 0.210 (9, 10)		X KN 66 0-0 ② P4			C KN 65 X KN 67 0-1 ② P2			B KN 64 S KN 63 B KN 65 C FF 72 X KN 66 2-2 47 2B 2B		3 0	0 1	1 0	0 0	0 0	0 0	0 0
47 Howie Kendrick, R (1, 4) OBP: 0.338, SLG: 0.469		B KN 65 B KN 65 X KN 66 2-0 ③ G5-3			S KN 65 S KN 65 F KN 66 B KN 66 X KN 67 1-2 ③ F8			B KN 65 X KN 65 1-0 5 SH3-4 2B 2-H 2B		3	1	1	1	0	0	0
5 Jeff Mathis, R (1, 2) OBP: 0.285, SLG: 0.335			B KN 63 B KN 64 C FF 72 X FF 72 2-1 ① P4			B KN 63 B KN 64 C FF 70 S FF 72 B KN 65 F FF 72 C CU 58 3-3 ① K		B FF 94 C FF 95 B CU 74 X FF 93 2-1 ① SH3-4 2-3		2	0	0	0	0	1	0
Inning Stats	R: 0 E: 0 K: 0 S: 8 H: 0 LOB: 0 BB: 0 P: 9	R: 2 E: 0 K: 0 S: 8 H: 2 LOB: 0 BB: 0 P: 14	R: 0 E: 0 K: 0 S: 5 H: 1 LOB: 0 BB: 0 P: 9	R: 0 E: 0 K: 0 S: 7 H: 0 LOB: 0 BB: 0 P: 11	R: 0 E: 0 K: 0 S: 10 H: 0 LOB: 0 BB: 0 P: 12	R: 0 E: 0 K: 1 S: 12 H: 1 LOB: 1 BB: 0 P: 20	R: 0 E: 0 K: 0 S: 8 H: 0 LOB: 0 BB: 0 P: 12	R: 3 E: 0 K: 1 S: 15 H: 3 LOB: 1 BB: 1 P: 25		1B: 2 2B: 3 3B: 0 HR: 2 SF: 0 SAC: 1 DP: 0 HBP: 0						

BOTTOM

Boston Red Sox @ Los Angeles Angels

Angel Stadium of Anaheim, Anaheim, CA

Sun Jul 20 2008, 3:00 PM PDT

Att. 44,164 - Sunny - 77 F

livebaseballscorecards.com

AB	29
R	5
H	7
RBI	5
BB	1
SO	2
LOB	4

PITCHER	IP	WLS	BF	H	R	ER	SO	BB	IBB	HBP	BLK	WP	HR	S	P	ERA	WHIP
49 Tim Wakefield, R (1, 1) ERA: 3.69	7.0	L	26	6	4	4	1	0	0	0	0	0	2	62	94	5.14	0.857
17 Manny Delcarmen, R (8, 1) ERA: 4.65	1.0		5	1	1	1	1	1	0	0	0	0	0	11	18	9.00	2.000

PITCHER	IP	WLS	BF	H	R	ER	SO	BB	IBB	HBP	BLK	WP	HR	S	P	ERA	WHIP

WP: 0 PA: 31
PB: 0
SB: 0
CS: 1

Boston Red Sox @ Seattle Mariners

Safeco Field, Seattle, WA

Mon Jul 21 2008, 7:10 PM PDT

Att. 37,858 - Clear - 73 F

TOP

livebaseballscorecards.com

Batter	1	2	3	4	5	6	7	8	9	AB	R	H	RBI	BB	SO	LOB
2 Jacoby Ellsbury, L (1, 7) OBP: 0.334, SLG: 0.365	C FF 88 F SI 87 B SI 89 X SI 88 1-2 F9 ①		B SL 75 B SI 88 S FF 88 F FF 89 X CU 76 2-2 1-2 1B		C FF 88 B FF 88 1 SAFE 1 SAFE T SI 86 B SI 87 X FF 86 2-2 F7 ②		X FF 93 0-0 SH1-3 ① 1-2	T FF 89 F CH 78 X CH 78 0-2 P5 ②		4	0	1	0	0	0	3
15 Dustin Pedroia, R (1, 4) OBP: 0.363, SLG: 0.464	B FF 88 C FF 87 B SI 86 S FF 88 X FF 91 2-2 7 G4-3-6 1B		B FF 89 C SI 89 B CH 81 X CH 82 2-1 F7 ③		B FF 86 B CH 80 1 SAFE F FF 88 F SI 86 B CH 80 X CH 81 3-2 F7 ③		C SL 85 S SL 85 F FF 95 X SL 84 0-2 F9 ②	B CH 78 B CH 78 X FF 90 2-0 1-2f FC6-4 ③		5	0	1	0	0	0	6
7 J.D. Drew, L (1, 9) OBP: 0.403, SLG: 0.549	B CU 76 C SI 88 B FF 88 X SL 74 2-1 1-2f G4-3-6 ②③			C FF 88 S SL 76 B SI 89 B T SL 77 2-2 K ①		C FF 87 B FF 87 X SI 86 1-1 G4-3 ① B FF 95 B FF 94 B CH 87 C FF 94 B FF 95 4-1 FC4 BB			X SI 92 0-0 L4 ①	4	0	0	0	1	1	1
Manny Ramirez, R (1, 10) OBP: 0.399, SLG: 0.532 44 Brandon Moss, L (9, PR) OBP: 0.337, SLG: 0.462 (9, 10)		B SI 86 X FF 87 1-0 25 G1-4-3 1B		C CU 72 B CU 71 C CU 72 B CU 70 X CU 72 2-2 F9 ②		B SI 87 X CH 81 1-0 BB 20 BB 1B B SL 84 X FF 96 1-0 1-2f FC4 ③			B FF 92 F FF 92 B FF 94 X SI 94 2-1 BB 20 1B 1B	5 0	0 0	3 0	0 0	0 0	0 0	2 0
25 Mike Lowell, R (1, 5) OBP: 0.344, SLG: 0.481		B SI 86 B FF 86 C FF 88 B FF 87 C FF 87 F FF 88 X FF 89 3-2 1-2f G1-4-3 ①②		C CU 69 B FF 89 X FF 88 1-1 F8 ③		F SI 86 B SI 88 D CH 80 C SI 89 X CH 80 2-2 F8 ②		C FF 94 F FF 92 B FF 93 X FF 93 1-2 G5-3 ① F SI 93 B SI 93 F FF 93 C FF 93 1-3 K ②	5	0	0	0	0	1	3
20 Kevin Youkilis, R (1, 3) OBP: 0.383, SLG: 0.560		C SI 87 S CH 82 B CH 79 F CH 81 B SI 89 F FF 88 C FF 88 2-3 K ③		C FF 86 X CU 72 0-1 F8 ①	C CH 79 B SI 89 B FF 90 B CH 79 B SI 88 4-1 1-2 BB BB			C FF 94 B FF 96 B FF 92 F SL 85 H FF 94 3-2 BB 12 1B 1B HBP	1 SAFE X SL 87 0-0 1-2 BB 1B	3	1	1	0	1	1	0
Coco Crisp, S (1, 8) OBP: 0.314, SLG: 0.400			B SI 85 F FF 87 C FF 88 F CH 81 B FF 90 B SI 88 C FF 89 3-3 K ①	C CU 71 B SI 87 B CH 80 S CH 80 F FF 88 B CH 79 B FF 88 4-2 HR BB	B CH 86 B FF 95 B FF 95 C FF 94 F SI 95 B CH 88 4-2 1-2 2-3 BB			B FF 92 B FF 94 X FF 94 2-0 1-2 BB 12 1B 1B B SI 94 C SI 93 D SL 86 B SI 93 B SI 92 4-1 1-2 2-3 BB	2	2	1	0	3	1	0
Jason Varitek, S (1, 2) OBP: 0.303, SLG: 0.361			C FF 90 B CH 81 X FF 89 1-1 2 1B 1B	B FF 87 B CH 79 C FF 88 C FF 87 1 SAFE B FF 88 X FF 87 3-2 1-H HR	C FF 95 C SI 95 B FF 95 T FF 94 1-2 K ③			B FF 90 B FF 90 B CH 78 C FF 91 B FF 90 4-1 1-2 2-3 12 1B BB X SI 94 0-0 F8 ③		4	1	2	2	1	1	6
12 Jed Lowrie, S (1, 6) OBP: 0.344, SLG: 0.421			C FF 90 D CH 79 B FF 88 B FF 88 X FF 88 3-1 P4 ②	B FF 88 B FF 88 C FF 87 B FF 88 C FF 86 X 3-2 1B			C FF 94 B FF 94 B FF 96 S FF 96 B FF 95 B SI 95 4-2 2 SH1-3 BB	B FF 91 B FF 90 X FF 91 2-0 1-2 2-H 3-H 15 FC6-4 1B		3	0	2	2	1	0	1

	AB	R	H	RBI	BB	SO	LOB
AB	35						
R	4						
H	11						
RBI	4						
BB	7						
SO	5						
LOB	22						

Inning Stats	1	2	3	4	5	6	7	8	9	1B: 10	SF: 0	WP: 0	PA: 44
	R: 0 E: 0 K: 0 S: 8	R: 0 E: 0 K: 1 S: 10	R: 0 E: 0 K: 1 S: 13	R: 0 E: 0 K: 1 S: 8	R: 2 E: 0 K: 0 S: 17	R: 0 E: 0 K: 1 S: 12	R: 0 E: 0 K: 0 S: 9	R: 2 E: 0 K: 0 S: 12	R: 0 E: 0 K: 1 S: 9	2B: 0 3B: 0 HR: 1	SAC: 1 DP: 2 HBP: 1	PB: 0 SB: 0 CS: 0	
	H: 1 LOB: 0 BB: 0 P: 13	H: 1 LOB: 0 BB: 0 P: 16	H: 2 LOB: 2 BB: 0 P: 24	H: 0 LOB: 0 BB: 0 P: 13	H: 2 LOB: 1 BB: 1 P: 32	H: 1 LOB: 3 BB: 2 P: 25	H: 0 LOB: 2 BB: 2 P: 18	H: 2 LOB: 2 BB: 1 P: 26	H: 2 LOB: 3 BB: 1 P: 16				

PITCHER		IP	WLS	BF	H	R	ER	SO	BB	IBB	HBP	BLK	WP	HR	S	P	ERA	WHIP
56 Jarrod Washburn, L ERA: 4.75	(1, 1)	5.2	L	24	7	2	2	3	2	0	0	0	0	1	63	113	3.18	1.588
57 Mark Lowe, R ERA: 4.17	(6, 1)	1.2		10	1	2	2	1	3	0	1	0	0	0	20	40	10.80	2.400
37 Cesar Jimenez, L ERA: 0.84	(8, 1)	0.2		4	1	0	0	0	1	0	0	0	0	0	6	14	0.00	3.000
43 Miguel Batista, R ERA: 6.89	(9, 1)	1.0		6	2	0	0	1	1	0	0	0	0	0	9	16	0.00	3.000

PITCHER	IP	WLS	BF	H	R	ER	SO	BB	IBB	HBP	BLK	WP	HR	S	P	ERA	WHIP

Boston Red Sox @ Seattle Mariners

Safeco Field, Seattle, WA

Mon Jul 21 2008, 7:10 PM PDT

Att. 37,858 - Clear - 73 F

livebaseballscorecards.com

BOTTOM

Batter	1	2	3	4	5	6	7	8	9	AB	R	H	RBI	BB	SO	LOB
51 Ichiro Suzuki, L (1, 9) OBP: 0.360, SLG: 0.372	C FF 93 B FF 93 S SI 92 F FC 90 F SI 93 F FF 94 S CU 80 1-3 K2-3 ①		F FF 92 F SI 90 X CU 76 0-2 G4-3 ② 2-3			C FC 88 X SI 92 0-1 G5-3 ②		C SI 91 S FF 94 F SI 92 B FF 93 B FF 94 F FC 89 B FF 95 F FF 94 X FF 94 3-2 L6 ①		4	0	0	0	0	1	3
16 Willie Bloomquist, R (1, 8) OBP: 0.372, SLG: 0.281	C FF 94 X FC 90 0-1 P6 ②		C CU 77 B FC 89 B FC 89 D CU 76 F FC 90 F FF 94 S FC 89 3-3 K ③			B SI 92 B SI 92 X SI 90 2-0 G1-3 ③		D FC 90 X SI 90 1-0 G6-4-3 1-2 2-3 1B		4	0	1	0	0	1	1
Raul Ibanez, L (1, 7) OBP: 0.343, SLG: 0.452	S FF 95 B CU 79 T FF 92 S SI 94 1-3 K ③			B FC 88 C FC 87 X SI 90 1-1 G4-3 ①			B FF 92 X SI 90 1-0 4 1B 1B	S FF 95 X FF 94 0-1 G6-4-3 ②③ 1-2f		4	0	1	0	0	1	3
29 Adrián Beltré, R (1, 5) OBP: 0.335, SLG: 0.441		X FF 92 0-0 4 FC5-4 1B		C FF 93 B CU 77 F FC 88 X FC 89 1-2 4 G6-4-3 1B			C SI 92 B CU 75 S SI 90 F FC 88 X FC 88 1-2 F9 ①		B FF 93 S SL 87 F FF 94 B FC 94 F FF 93 X SL 85 2-2 G6-3 ①	4	0	2	0	0	0	1
4 Jose Lopez, R (1, 4) OBP: 0.317, SLG: 0.414		B FF 91 X SI 89 1-0 FC5-4 ① 1-2f		X SI 92 0-0 G6-4-3 ②③ 1-2f			T FC 88 F FF 92 D CU 79 X FF 94 1-2 1-2 1B		B FF 93 C FF 93 S X FF 94 1-2 G3 ②	4	0	1	0	0	0	2
Miguel Cairo, R (1, 10) OBP: 0.298, SLG: 0.284 Jeremy Reed, L (9, PH) OBP: 0.313, SLG: 0.350		X FF 92 0-0 F9 ②	C FF 92 X FC 89 0-1 F7 ①				F SI 91 F FC 87 F FF 94 D CU 79 F FC 88 S CU 76 1-3 K ②		B FF 93 B FF 93 X FF 94 2-0 L4 ③	3 1	0 0	0 0	0 0	0 0	1 0	3 0
39 Bryan LaHair, L (1, 3) Jose Vidro, S (7, PH) OBP: 0.266, SLG: 0.319 (8, 3)		B FF 92 S FC 88 F SI 91 S CU 78 1-3 K ③	T FC 87 X SI 92 0-1 G1-3 ②				B SI 92 B CU 75 F SI 91 B FC 88 X FC 88 3-1 F9 ③			2 1	0 0	0 0	0 0	0 0	1 0	1 2
9 Jeff Clement, L (1, 2) OBP: 0.260, SLG: 0.345			C FF 92 C CU 75 S FF 93 0-3 K ①		X FC 88 0-0 P3 ③			F FF 90 B CU 72 F SI 90 B CU 74 X FC 88 2-2 16 1B 7 1B 1B		3	0	1	0	0	1	0
7 Yuniesky Betancourt, R (1, 6) OBP: 0.277, SLG: 0.371			C SI 92 B FC 88 X SI 92 1-1 51 G4-3 2B		B FC 87 C FC 86 C CU 74 F FF 94 F FC 89 X CU 78 1-2 P6 ①			B SI 91 F FC 87 B SI 91 X FC 88 2-1 16 1B 1-2 1B		3	0	2	0	0	0	0

Inning Stats																															
	R: 0	H: 0	E: 0	LOB: 0	K: 2	BB: 0	S: 11	P: 13	R: 0	H: 1	E: 0	LOB: 1	K: 1	BB: 0	S: 6	P: 8	R: 0	H: 1	E: 0	LOB: 1	K: 2	BB: 0	S: 12	P: 16	R: 0	H: 1	E: 0	LOB: 0	K: 0	BB: 0	S: 6	P: 8
	R: 0	H: 0	E: 0	LOB: 0	K: 0	BB: 0	S: 5	P: 5	R: 0	H: 0	E: 0	LOB: 0	K: 0	BB: 0	S: 8	P: 11	R: 0	H: 2	E: 0	LOB: 2	K: 1	BB: 0	S: 15	P: 22	R: 0	H: 3	E: 0	LOB: 2	K: 0	BB: 0	S: 14	P: 22
	R: 0	H: 0	E: 0	LOB: 0	K: 0	BB: 0	S: 8	P: 13	1B: 7	SF: 0	2B: 1	SAC: 0	3B: 0	DP: 2	HR: 0	HBP: 0	WP: 0	PA: 33	PB: 0	SB: 0	CS: 0										

PITCHER		IP	WLS	BF	H	R	ER	SO	BB	IBB	HBP	BLK	WP	HR	S	P	ERA	WHIP
31 Jon Lester, L ERA: 3.2	(1, 1)	7.1	W	29	8	0	0	6	0	0	0	0	0	0	75	103	0.00	1.091
58 Jonathan Papelbon, R ERA: 2.34	(8, 1)	1.2	S	4	0	0	0	0	0	0	0	0	0	0	10	15	0.00	0.000

PITCHER	IP	WLS	BF	H	R	ER	SO	BB	IBB	HBP	BLK	WP	HR	S	P	ERA	WHIP

AB	33
R	0
H	8
RBI	0
BB	0
SO	6
LOB	16

Boston Red Sox @ Seattle Mariners

Safeco Field, Seattle, WA

Tue Jul 22 2008, 7:10 PM PDT

Att. 38,440 - Cloudy - 65 F

TOP

livebaseballscorecards.com

Batter	1	2	3	4	5	6	7	8	9	AB	R	H	RBI	BB	SO	LOB
2 Jacoby Ellsbury, L (1, 7) OBP: 0.332, SLG: 0.362	G4-3	L7			1B	B5-3			G1-3	5	1	1	0	0	0	2
15 Dustin Pedroia, R (1, 4) OBP: 0.364, SLG: 0.462	G1-3	BB			1B	G6-3			K	4	1	1	0	1	1	0
7 J.D. Drew, L (1, 9) OBP: 0.406, SLG: 0.561	HR	F9			SF9		1B		BB	3	1	2	2	1	0	3
Manny Ramirez, R (1, 10) OBP: 0.402, SLG: 0.530	BB		F8		1B		K		BB	3	1	1	0	2	1	1
25 Mike Lowell, R (1, 5) OBP: 0.348, SLG: 0.484	1B		P4		2B		BB		F8	4	0	2	1	1	0	2
20 Kevin Youkilis, R (1, 3) OBP: 0.382, SLG: 0.555	F9		G6-3		IBB		G6-4-3			3	0	0	0	1	0	4
12 Jed Lowrie, S (1, 6) OBP: 0.338, SLG: 0.417		SH3-4 1B		L7	SF7			K		3	0	1	1	0	1	0
Jason Varitek, S (1, 2) OBP: 0.303, SLG: 0.359		SH3-4		P4	F8			K		4	0	1	0	0	1	2
Coco Crisp, S (1, 8) OBP: 0.310, SLG: 0.395		SH3-4		P5		G6-3		K		3	0	0	0	0	1	0

AB	32
R	4
H	9
RBI	4
BB	6
SO	5
LOB	14

Inning Stats	1	2	3	4	5	6	7	8	9
	R: 1 E: 0 K: 0 S: 18	H: 2 LOB: 2 BB: 1 P: 27	R: 0 E: 0 K: 0 S: 12	H: 2 LOB: 3 BB: 1 P: 21	R: 0 E: 0 K: 0 S: 6	H: 0 LOB: 0 BB: 0 P: 7	R: 3 E: 0 K: 0 S: 16	H: 4 LOB: 2 BB: 1 P: 27	R: 0 E: 0 K: 0 S: 8	H: 0 LOB: 0 BB: 0 P: 11	R: 0 E: 0 K: 1 S: 10	H: 1 LOB: 1 BB: 1 P: 20	R: 0 E: 0 K: 3 S: 12	H: 0 LOB: 0 BB: 0 P: 13	R: 0 E: 0 K: 1 S: 13	H: 0 LOB: 2 BB: 2 P: 27

1B: 7 SF: 2
2B: 1 SAC: 1
3B: 0 DP: 1
HR: 1 HBP: 0

WP: 0 PA: 41
PB: 0
SB: 0
CS: 0

PITCHER		IP	WLS	BF	H	R	ER	SO	BB	IBB	HBP	BLK	WP	HR	S	P	ERA	WHIP
R.A. Dickey, R ERA: 3.93	(1, 1)	6.0	L	30	9	4	4	0	2	1	0	0	0	1	68	105	6.00	1.833
48 Roy Corcoran, R ERA: 3.41	(7, 1)	1.0		3	0	0	0	1	1	0	0	0	0	0	8	16	0.00	1.000
Arthur Rhodes, L ERA: 2.75	(8, 1)	1.0		3	0	0	0	3	0	0	0	0	0	0	12	13	0.00	0.000
37 Cesar Jimenez, L ERA: 0.77	(9, 1)	1.0		5	0	0	0	1	2	0	0	0	0	0	13	27	0.00	2.000

PITCHER	IP	WLS	BF	H	R	ER	SO	BB	IBB	HBP	BLK	WP	HR	S	P	ERA	WHIP

Boston Red Sox @ Seattle Mariners

Safeco Field, Seattle, WA

Tue Jul 22 2008, 7:10 PM PDT

Att. 38,440 - Cloudy - 65 F

BOTTOM

Batter	1	2	3	4	5	6	7	8	9	AB	R	H	RBI	BB	SO	LOB
51 Ichiro Suzuki, L (1, 9) OBP: 0.363, SLG: 0.375	X FF 91 0-0 ① G4-3		B FC 92 B FS 84 B FF 94 C FF 92 B FF 94 4-1 BB			F FF 93 B FC 90 B FF 93 B FF 93 B FF 93 4-1 4 G1-3 BB		C FF 92 B FF 93 S FF 92 B FF 93 X FC 88 2-2 4 1B 1-H 2B		2	1	1	1	2	0	0
4 Jose Lopez, R (1, 4) OBP: 0.317, SLG: 0.412	C FF 91 S SL 81 S SL 81 0-3 ② K		X FF 92 0-0 ③ F8			F FF 90 B SL 78 F SL 81 X SI 92 1-2 ① G1-3 1-2		X FF 93 0-0 FC3-6 2-H 1B		4	0	1	1	0	1	2
Raul Ibanez, L (1, 7) OBP: 0.345, SLG: 0.451	B FF 92 B SL 81 F FF 92 X FC 89 2-1 1B			B SL 80 B FC 91 B FF 93 B FF 92 4-0 29 G4-6-3 1B BB		B FF 93 B FF 93 F FF 93 S SL 82 C SI 91 2-3 ② K		B FF 89 C CU 77 F FF 89 X CU 76 1-2 ② FC3-6 1-2f		3	0	1	0	1	1	2
Jose Vidro, S (1, 10) OBP: 0.266, SLG: 0.318	B FF 90 B FC 88 F FC 91 F SL 79 C FF 91 2-3 ③ K			C FF 93 F FF 93 B FC 90 F FC 90 F FS 84 D SL 84 B FC 90 X FC 90 3-2 29 G4-6-3 1-2 1B		B SL 83 B FF 93 C FF 92 F FF 92 X FS 82 2-2 ③ F7		B CU 75 S CU 77 S FF 89 D CU 76 F FF 89 B FS 83 F FF 89 X FF 88 3-2 ③ L8		4	0	1	0	0	1	3
29 Adrian Beltré, R (1, 5) OBP: 0.332, SLG: 0.437		C SL 80 X FF 90 0-1 ① G6-3		X SI 92 0-0 ① ② G4-6-3 1-2f 2-3			B SL 82 X FF 90 1-0 ① L7		X FF 94 0-0 ① L8	4	0	0	0	0	0	2
Jeremy Reed, L (1, 8) OBP: 0.303, SLG: 0.339		C FF 93 F FC 90 F SL 81 S FF 93 0-3 ② K		X FC 91 0-0 ③ G5-3			C SL 83 X FC 89 0-1 ② G6-3		L FF 94 B FF 93 S FF 93 B FF 94 F FF 94 X FF 94 2-2 ② F7	4	0	0	0	0	1	1
9 Jeff Clement, L (1, 2) OBP: 0.258, SLG: 0.342 2 Kenji Johjima, R (3, 2) OBP: 0.250, SLG: 0.283		B FF 93 S SL 80 B FS 83 F FC 90 S SL 83 2-3 ③ K		C FF 92 C SI 91 B FC 90 X SI 92 1-2 ① G5-3		B FC 90 B SI 92 F FF 91 X FF 93 2-1 ③ P4			B FF 95 X FF 94 1-0 ③ G5-3	1 3	0 0	0 0	0 0	0 0	1 0	0 0
39 Bryan LaHair, L (1, 3) OBP: 0.200, SLG: 0.111			B SL 81 S FC 89 S FF 93 B FF 94 C SL 84 2-3 ① K	S FF 93 B FS 83 C SL 82 B SI 92 B FF 94 X SL 82 3-2 ② G4-3				F FF 91 X FS 80 0-1 51 2B 1B		3	1	1	0	0	1	0
7 Yuniesky Betancourt, R (1, 6) OBP: 0.275, SLG: 0.367			X FF 93 0-0 ② P6	B FF 94 X FF 92 1-0 ③ P3				X FF 91 0-0 ① F8		3	0	0	0	0	0	1
Inning Stats	R: 0 E: 0 K: 2 S: 9 H: 1 LOB: 1 BB: 0 P: 13	R: 0 E: 0 K: 2 S: 9 H: 0 LOB: 0 BB: 0 P: 11	R: 0 E: 0 K: 1 S: 6 H: 0 LOB: 1 BB: 1 P: 12	R: 0 E: 0 K: 0 S: 7 H: 1 LOB: 1 BB: 1 P: 14		R: 0 E: 0 K: 1 S: 11 H: 0 LOB: 1 BB: 1 P: 20	R: 0 E: 0 K: 0 S: 5 H: 0 LOB: 0 BB: 0 P: 8	R: 2 E: 0 K: 0 S: 15 H: 3 LOB: 1 BB: 0 P: 21	R: 0 E: 0 K: 0 S: 6 H: 0 LOB: 0 BB: 0 P: 9	1B: 4 2B: 1 3B: 0 HR: 0	SF: 0 SAC: 0 DP: 1 HBP: 0			WP: 0 PB: 0 SB: 0 CS: 0		PA: 34

PITCHER		IP	WLS	BF	H	R	ER	SO	BB	IBB	HBP	BLK	WP	HR	S	P	ERA	WHIP
18 Daisuke Matsuzaka, R ERA: 2.63	(1, 1)	7.1	W	29	5	2	2	6	3	0	0	0	0	0	61	99	2.46	1.091
37 Hideki Okajima, L ERA: 2.77	(8, 1)	0.2	H	2	0	0	0	0	0	0	0	0	0	0	8	12	0.00	0.000
58 Jonathan Papelbon, R ERA: 2.28	(9, 1)	1.0	S	3	0	0	0	0	0	0	0	0	0	0	6	9	0.00	0.000

PITCHER	IP	WLS	BF	H	R	ER	SO	BB	IBB	HBP	BLK	WP	HR	S	P	ERA	WHIP

livebaseballscorecards.com

AB	31
R	2
H	5
RBI	2
BB	3
SO	6
LOB	11

Batter	1	2	3	4	5	6	7	8	9	10	11	12	AB	R	H	RBI	BB	SO	LOB
2 Jacoby Ellsbury, L (1, 7) OBP: 0.330, SLG: 0.359	C SI 94 T FF 95 C SI 96 0-3 K ①		X SI 94 0-0 P5 ①		C SI 94 X SI 95 0-1 G4-3 ①	B SI 96 C FF 96 T FF 97 X FF 97 1-2 P3 ③			F FS 86 B FF 96 X FF 96 1-1 G4-3 ③			C SI 89 X SI 89 0-1 20 E 15 G4-3 25 1B 1B	6	1	1	0	0	1	4
15 Dustin Pedroia, R (1, 4) OBP: 0.365, SLG: 0.461	C SI 96 S SL 87 B SI 96 B FF 97 B SI 97 B SI 97 4-2 7 S BB		C SI 94 B CU 83 F SL 86 F SI 95 1 SAFE X SL 87 1-2 20 1B 20 E 1-2 1B		B SI 94 C SI 94 B SI 96 F SI 96 F CU 83 F CU 84 F SI 96 F SI 96 X CU 83 2-2 F8 ②		F FF 93 B FF 93 F FF 93 X FS 87 1-2 20 CS 1B			C SL 84 F FF 95 B FF 98 X FF 98 1-2 G3 ①		C SI 89 X SI 89 0-1 G4-3 ① 1-2	5	1	2	0	1	0	1
7 J.D. Drew, L (1, 9) OBP: 0.407, SLG: 0.555	B SI 95 B CH 89 F CH 90 B SI 95 B SI 97 4-1 25 FC6-4 1-2 BB		S SI 95 X SL 88 0-1 F9 ②		B CU 81 S CH 89 C CH 90 B CU 83 S FF 96 2-3 K ③		D FF 92 S FS 85 1 SAFE S FS 84 S SI 94 1-3 K ①			B FF 95 B FS 87 B FF 96 C FF 96 F FF 96 F FS 86 B FF 97 4-2 20 F9-3 BB		I IN 67 I IN 65 I IN 68 I IN 77 4-0 20 E 25 1B IBB	3	1	0	0	3	2	3
20 Kevin Youkilis, R (1, 3) OBP: 0.381, SLG: 0.551	C SI 96 X SI 96 0-1 F9 ②		C SI 97 F CU 83 X FF 97 0-2 E9 1-H 2-H 1B			F SI 94 X CU 81 0-1 22 BB 25 1B BB 1B	C FF 93 B FS 85 D FS 86 C FF 94 S FF 94 2-3 K ② ③ 1-2			F SL 85 F FF 98 X SL 87 0-2 F9-3 ② ③ 1-1		B SI 90 F SI 88 X SI 91 1-1 E8 25 1B 22 1B 1-2 2-3	6	2	2	1	0	1	6
25 Mike Lowell, R (1, 5) OBP: 0.350, SLG: 0.483	X SI 96 0-0 FC6 ③ 1-2f		B SI 96 F SI 96 B CH 89 B FF 96 F SI 96 F FF 96 B CH 91 4-2 BB			C SI 96 B SI 96 X CH 88 1-1 BB 22 BB ① 1-2 1B		B FF 94 F FF 94 F FF 94 C FF 95 1-3 K ①			B CU 74 F SI 88 X SI 90 1-1 F9 ①	B SI 92 X SI 91 1-0 12 F8 22 1B 1-3 2-H 3-H 1B	5	0	2	2	1	1	2
22 Sean Casey, L (1, 10) OBP: 0.412, SLG: 0.452		B SI 93 C FF 92 S SI 93 S SI 96 1-3 K ① C CH 89 B SI 96 S SI 94 B SI 96 S CH 89 2-3 K ③				S CH 89 B FF 95 B SI 96 F SI 96 B CH 90 B CH 90 4-2 BB 1-2 2-3 BB		C CU 78 B FS 88 S FF 97 X CU 78 1-2 F9 ②			C SI 89 X SI 89 0-1 F7 ②	1 SAFE X FF 89 0-0 1-2 3-H 1B	5	0	1	1	1	2	2
12 Jed Lowrie, S (1, 6) OBP: 0.338, SLG: 0.400		C FF 95 F FF 95 B SI 96 X SL 86 1-2 L4-3 1B		C SI 92 X 0-1 G4-3 ①		F CH 89 B FF 97 B SI 96 B SI 96 C FF 97 F FF 97 F FF 97 F FF 98 S SL 90 3-3 K ①		B X FF 96 1-0 F7 ③			C SI 89 F SI 89 F SI 90 B CU 76 B CU 76 F SI 89 B SI 90 B SI 91 4-2 1B BB	B CH 78 X FF 89 1-0 F8 ② 2-3	5	0	1	0	1	1	5
Jason Varitek, S (1, 2) OBP: 0.300, SLG: 0.355		B SI 94 C SI 94 F SI 96 B CU 82 1 SAFE B CU 83 X SI 95 3-2 L4-3 ② ③ 1-1		B SI 92 S CH 87 X CH 88 1-1 G4-3 ②		S SI 97 T SI 98 S FF 98 0-3 K ②			B FF 94 B FF 94 F FF 95 S FF 96 T FF 97 2-2 K ①		X SI 90 0-0 FC6 1-2 1B	C CH 78 B FF 90 F SL 77 B CH 78 X CH 78 2-2 G1-3 ③	6	0	1	0	0	2	6
Coco Crisp, S (1, 8) OBP: 0.312, SLG: 0.392			X SI 93 0-0 15 1B 20 1B 1B	X CH 88 0-0 G1-3 ③		B SI 91 B SI 98 B FF 97 B FF 97 4-0 1-2 2-3 3-H BB			C SL 84 C FS 86 B FF 96 C FS 86 1-3 K ②		X SI 91 0-0 FC6 ③ 1-2f		4	1	1	1	1	1	2
Inning Stats	R: 0 E: 0 K: 1 S: 9 H: 0 LOB: 2 BB: 2 P: 17	R: 0 E: 0 K: 1 S: 9 H: 1 LOB: 0 BB: 0 P: 14	R: 2 E: 1 K: 1 S: 17 H: 3 LOB: 2 BB: 1 P: 24	R: 0 E: 0 K: 0 S: 5 H: 0 LOB: 0 BB: 0 P: 6	R: 0 E: 0 K: 1 S: 12 H: 0 LOB: 0 BB: 0 P: 16	R: 1 E: 0 K: 2 S: 18 H: 2 LOB: 3 BB: 2 P: 31	R: 0 E: 0 K: 2 S: 9 H: 1 LOB: 1 BB: 0 P: 13	R: 0 E: 0 K: 1 S: 7 H: 0 LOB: 0 BB: 0 P: 10	R: 0 E: 0 K: 2 S: 8 H: 0 LOB: 0 BB: 0 P: 12	R: 0 E: 0 K: 0 S: 9 H: 0 LOB: 0 BB: 1 P: 14	R: 0 E: 0 K: 0 S: 10 H: 1 LOB: 2 BB: 1 P: 15	R: 3 E: 1 K: 0 S: 12 H: 3 LOB: 2 BB: 1 P: 21	1B: 11 2B: 3 3B: 0 HR: 0	SF: 0 SAC: 0 DP: 3 HBP: 0	WP: 0 PB: 0 SB: 1 CS: 1	PA: 53			

PITCHER		IP	WLS	BF	H	R	ER	SO	BB	IBB	HBP	BLK	WP	HR	S	P	ERA	WHIP
34 Félix Hernández, R ERA: 2.95	(1, 1)	6.0		28	6	3	2	6	5	0	0	0	0	0	70	108	3.00	1.833
J.J. Putz, R ERA: 4.5	(7, 1)	2.0		6	1	0	0	3	0	0	0	0	0	0	16	23	0.00	0.500
35 Brandon Morrow, R ERA: 1.6	(9, 1)	2.0		6	0	0	0	2	1	0	0	0	0	0	17	26	0.00	0.500
Sean Green, R ERA: 2.93	(11, 1)	1.1	L	10	3	3	2	0	1	1	0	0	0	0	17	28	13.50	3.000
37 Cesar Jimenez, L ERA: 0.73	(12, 1)	0.2		3	1	0	0	0	0	0	0	0	0	0	5	8	0.00	1.500

PITCHER	IP	WLS	BF	H	R	ER	SO	BB	IBB	HBP	BLK	WP	HR	S	P	ERA	WHIP

TOP

Boston Red Sox @ Seattle Mariners

Safeco Field, Seattle, WA

Wed Jul 23 2008, 1:40 PM PDT

Att. 43,257 - Overcast - 61 F

livebaseballscorecards.com

AB	45
R	6
H	11
RBI	5
BB	8
SO	11
LOB	31

Boston Red Sox @ Seattle Mariners

Safeco Field, Seattle, WA

Wed Jul 23 2008, 1:40 PM PDT

Att. 43,257 - Overcast - 61 F

livebaseballscorecards.com

Batter	1	2	3	4	5	6	7	8	9	10	11	12	AB	R	H	RBI	BB	SO	LOB
51 Ichiro Suzuki, L (1, 9) OBP: 0.361, SLG: 0.372	C FF 93 B FF 93 C CH 80 F FF 93 X FF 94 1-2 4 1B		C CH 76 F FF 93 F FF 93 X CU 77 0-2 ② G5-3 1-2		F FF 94 X CU 79 0-1 ③ G6-3		C FF 92 B FF 94 F SL 84 B FF 93 X SL 85 2-2 ② G4-3			B FF 95 X FF 95 1-0 ① F8		C FF 94 X SL 86 0-1 ② F8	6	0	1	0	0	0	2
4 Jose Lopez, R (1, 4) OBP: 0.317, SLG: 0.411	1 SAFE 1 SAFE B FF 95 F CH 79 B CU 78 B SL 81 F FF 94 F CH 78 C FF 95 3-3 ① ② K 1-2		B CU 74 B CU 75 F CH 77 C FF 93 F CU 76 X FF 93 2-2 ③ P6			B SL 80 C SI 91 F CH 78 F CU 77 F CU 78 F CU 79 B CU 78 B CH 79 X SI 95 3-2 HR 1B	S SL 82 C FF 94 B SL 86 X SL 83 1-2 ③ F7			C CU 76 F CU 78 B FF 96 F FF 97 S CU 79 1-3 ② K	B FF 96 F SL 87 X FF 95 1-1 1-2 BB 1B	6	1	2	0	0	2	2
Raul Ibanez, L (1, 7) OBP: 0.345, SLG: 0.455	B FF 94 C FF 93 B CH 80 C CH 77 S CU 78 2-3 ③ K			B CH 77 F CU 76 X SI 93 1-1 HR		F SI 92 1 SAFE F CU 77 F FF 94 S CU 78 0-3 ① K		B SI 90 X SL 81 1-0 ① G3-1		B CH 85 B CU 77 S CH 86 B FF 96 S FF 95 S FF 97 3-3 ③ K		B FF 97 B FF 97 F FF 96 B SL 85 B FF 97 4-1 1-2 2-3 BB	5	1	1	1	1	3	1
Jose Vidro, S (1, 10) OBP: 0.274, SLG: 0.333		C FF 94 B FF 92 B SI 92 B CH 78 B FF 94 4-1 29 G1-3 BB		X FF 93 0-0 2 FC5-4 1B		D CH 77 1 SAFE D CH 76 X FF 92 2-0 1-H HR		C SI 91 B SL 83 F SL 84 B FF 96 F SI 90 S SL 84 2-3 ② K			C FF 92 B X 1-1 7 1B 1B	B FF 97 D FF 95 B FF 96 C FF 97 X FF 97 3-1 ③ G4-3	5	1	3	2	1	1	3
29 Adrian Beltré, R (1, 5) OBP: 0.330, SLG: 0.432		B SL 80 1 SAFE B SL 82 1 SAFE C FF 92 X SI 91 2-1 ① G1-3 1-2		F SI 92 1 SAFE C CU 76 C FF 94 0-3 ① K		B CU 77 B SI 93 B CH 78 B FF 92 4-0 1B BB		C SL 83 X SI 90 0-1 ③ G5-3			B FF 93 S FF 94 F FF 94 S FF 95 1-3 ① K		4	0	0	0	1	2	3
Jeremy Reed, L (1, 8) OBP: 0.304, SLG: 0.339 7 Yunieski Betancourt, R (9, PH) OBP: 0.276, SLG: 0.368 (10, 6)		B FF 93 F CH 76 F FF 93 C CU 77 1-3 ② K		C SI 92 C CU 77 B SI 92 T FF 94 1-2 ② K		1 SAFE B CH 78 1 SAFE B FF 91 X FF 91 2-0 1-2 1B		B FS 82 C FS 83 B FF 88 S FS 82 F FF 88 X FS 82 2-2 ① L7			B FF 94 F SL 85 S FF 94 X FF 94 1-2 2 G5-4-3 1-3 1B	3 2	0 0	1 1	0 0	0 0	2 0	2 0
2 Kenji Johjima, R (1, 2) OBP: 0.245, SLG: 0.277		C FF 93 B CU 78 F FF 92 F CH 80 B FF 93 X CU 77 2-2 ③ G6-3		D CH 78 X CH 75 1-0 ③ FC5-4 1-2f		B SI 90 C SI 90 C SL 83 T SI 90 1-2 ② K		B CU 77 B CU 76 X FF 88 2-0 ② F7			B FF 95 F FF 94 F FF 95 X FF 95 1-2 ② ③ G5-4-3 1-2f	5	0	0	0	0	1	6
39 Bryan LaHair, L (1, 3) OBP: 0.231, SLG: 0.167 Miguel Cairo, R (9, PH) OBP: 0.302, SLG: 0.282 (10, 3)			F FF 92 C CU 77 X CU 79 0-2 51 G5-3 1B		X FF 92 0-0 ① F7	C SL 81 S SL 82 S SL 84 0-3 ③ K			B CU 77 B FF 88 B FF 88 B FF 88 4-0 BB		B FF 95 B FF 96 C FF 95 X FF 96 2-1 ① G4-3	3 1	0 0	1 0	0 0	0 1	1 0	2 0
16 Willie Bloomquist, R (1, 6) OBP: 0.366, SLG: 0.278 (10, 8)			C FF 92 B CU 76 B SI 91 1 SAFE C CH 78 S CH 78 2-3 ① K		B SI 92 B CH 78 C FF 93 F CH 78 X SI 93 2-2 ② G1-3		X FF 92 0-0 ① F9		B FF 96 1 SAFE 1 SAFE B FF 96 F FF 95 T FF 96 X FF 96 2-2 ③ G4-3		C FF 96 S SL 88 X SL 89 0-2 BB 4 1B 1B	5	0	1	0	0	1	2
Inning Stats	R: 0 E: 0 K: 2 S: 11 H: 1 LOB: 0 BB: 0 P: 17	R: 0 E: 0 K: 1 S: 10 H: 0 LOB: 1 BB: 1 P: 19	R: 0 E: 0 K: 1 S: 14 H: 1 LOB: 1 BB: 0 P: 18	R: 1 E: 0 K: 2 S: 10 H: 2 LOB: 1 BB: 0 P: 13	R: 0 E: 0 K: 0 S: 6 H: 0 LOB: 0 BB: 0 P: 8	R: 2 E: 0 K: 3 S: 18 H: 3 LOB: 2 BB: 1 P: 30	R: 0 E: 0 K: 0 S: 7 H: 0 LOB: 0 BB: 0 P: 10	R: 0 E: 0 K: 1 S: 7 H: 0 LOB: 0 BB: 0 P: 10	R: 0 E: 0 K: 0 S: 8 H: 0 LOB: 1 BB: 1 P: 18	R: 0 E: 0 K: 2 S: 8 H: 0 LOB: 0 BB: 0 P: 13	R: 0 E: 0 K: 1 S: 11 H: 2 LOB: 1 BB: 0 P: 15	R: 0 E: 0 K: 0 S: 12 H: 2 LOB: 3 BB: 1 P: 22	1B: 9 2B: 0 3B: 0 HR: 2	SF: 0 SAC: 0 DP: 1 HBP: 0	WP: 0 PB: 0 SB: 0 CS: 0	PA: 49			

PITCHER		IP	WLS	BF	H	R	ER	SO	BB	IBB	HBP	BLK	WP	HR	S	P	ERA	WHIP
61 Clay Buchholz, R ERA: 5.81	(1, 1)	5.1		24	7	3	3	7	2	0	0	0	0	2	63	98	5.06	1.688
63 Justin Masterson, R ERA: 3.49	(6, 1)	2.2		8	0	0	0	3	0	0	0	0	0	0	20	27	0.00	0.000
37 Hideki Okajima, L ERA: 2.72	(9, 1)	0.2		3	0	0	0	0	1	0	0	0	0	0	5	13	0.00	1.500
17 Manny Delcarmen, R ERA: 4.5	(9, 1)	1.1		4	0	0	0	2	0	0	0	0	0	0	11	18	0.00	0.000
58 Jonathan Papelbon, R ERA: 2.23	(11, 1)	1.0	W	4	2	0	0	1	0	0	0	0	0	0	11	15	0.00	2.000

PITCHER		IP	WLS	BF	H	R	ER	SO	BB	IBB	HBP	BLK	WP	HR	S	P	ERA	WHIP
56 Craig Hansen, R ERA: 5.08	(12, 1)	1.0	S	6	2	0	0	0	1	0	0	0	0	0	12	22	0.00	3.000

AB	45
R	3
H	11
RBI	3
BB	4
SO	13
LOB	23

Batter	1	2	3	4	5	6	7	8	9	AB	R	H	RBI	BB	SO	LOB
18 Johnny Damon, L (1, 10) OBP: 0.385, SLG: 0.462	B FF 96 C FF 96 B FF 95 F FF 96 F CU 78 F SI 96 F SI 96 F FF 96 F FF 96 2-2 X FF 86 G4-3		C FF 95 B FC 92 F CH 90 S CU 79 1-3 K		C CU 75 X CU 76 0-1 2 FC4-6 1B		B FF 95 C SI 94 B FC 91 B FF 94 B FF 95 4-1 2 S BB			3	0	1	0	1	1	0
2 Derek Jeter, R (1, 6) OBP: 0.346, SLG: 0.402	C FF 96 X SI 96 0-1 1B 1B		F SI 95 C CU 76 F FF 96 X CU 79 0-2 G1-3		1 SAFE X FF 93 0-0 FC4-6 L3 1-2f		B CU 76 C SI 93 1 SAFE 1 SAFE F CU 77 F SI 94 D CU 77 X CU 76 2-2 F9 1-2			4	0	1	0	0	0	2
Bobby Abreu, L (1, 9) OBP: 0.350, SLG: 0.440	1 SAFE C FF 94 1 SAFE X FF 93 0-1 1-2 1B		C FF 96 F CH 90 B CU 79 X SI 95 1-2 13 1B 1B		1 SAFE S CH 89 X FF 92 0-1 L3 1-1			C SI 89 B CU 77 B SI 88 S SI 89 X SI 87 2-2 G3		4	1	2	0	0	0	1
13 Alex Rodriguez, R (1, 5) OBP: 0.399, SLG: 0.592	D CU 78 C CU 78 C FF 96 B FF 96 S CU 79 2-3 K		S SI 94 B SI 95 X FC 92 1-1 1B 1-3 1B			S CH 89 S CH 90 B CU 80 B FF 96 B FF 95 X FF 96 3-2 24 G3 WP 1B		B FF 97 S FF 96 B FF 96 B FF 97 C CH 84 C FF 96 3-3 K		4	0	2	0	0	2	2
Jason Giambi, L (1, 3) OBP: 0.397, SLG: 0.529 Richie Sexson, R (8, 3) OBP: 0.317, SLG: 0.375	C CU 79 B CU 80 C FF 96 B CU 79 C SI 96 2-3 K		F FF 95 X FC 91 0-1 1-2 3-H 1B			C FF 94 S CU 77 B CU 77 B SI 95 F SI 96 B FF 95 S CU 77 3-3 K 1-2		B CU 76 S CU 78 C FF 89 S FF 89 1-3 K		4 0	0 0	1 0	1 0	0 0	3 0	3 0
24 Robinson Canó, L (1, 4) OBP: 0.300, SLG: 0.390		C FF 94 B CU 76 F FF 96 X CU 79 1-2 1B	S FC 92 F CU 80 B FF 97 B FF 97 X FF 94 2-2 F7			B FF 95 B FF 96 X CH 91 2-0 G3 2-3			S FF 86 X CU 75 0-1 L6	4	0	1	0	0	0	3
28 Melky Cabrera, S (1, 8) OBP: 0.305, SLG: 0.348		X FF 95 0-0 F7		B FF 95 B FF 94 F FF 95 X FC 91 2-1 26 CS 1B		C CU 78 S FF 96 X FF 96 0-2 G6-3			B FF 87 C FF 87 C CU 76 B FS 83 C CU 76 2-3 K	4	0	1	0	0	1	2
26 José Molina, R (1, 2) OBP: 0.255, SLG: 0.293		B FF 94 X SI 94 1-0 F9		S SI 93 B CU 78 C SI 94 S CU 78 1-3 K 1-2			X SI 93 0-0 G6-3		S CU 77 C FF 88 X CU 76 0-2 L6	4	0	0	0	0	1	2
11 Brett Gardner, L (1, 7) OBP: 0.227, SLG: 0.169		B FF 95 F SI 94 C FF 95 C CU 77 1-3 K		C FF 96 B CU 77 B FF 95 B SI 95 X FF 96 3-1 L7			C FF 94 C FF 94 F FF 96 X SI 94 0-2 L8			3	0	0	0	0	1	1
Inning Stats	R: 0 E: 0 K: 2 S: 18 H: 2 LOB: 2 BB: 0 P: 24	R: 0 E: 0 K: 1 S: 8 H: 1 LOB: 1 BB: 0 P: 11	R: 1 E: 0 K: 1 S: 17 H: 3 LOB: 2 BB: 0 P: 22	R: 0 E: 0 K: 1 S: 7 H: 1 LOB: 0 BB: 0 P: 13	R: 0 E: 0 K: 0 S: 5 H: 1 LOB: 0 BB: 0 P: 5	R: 0 E: 0 K: 1 S: 11 H: 1 LOB: 1 BB: 0 P: 19	R: 0 E: 0 K: 0 S: 10 H: 0 LOB: 1 BB: 1 P: 16	R: 0 E: 0 K: 2 S: 9 H: 0 LOB: 0 BB: 0 P: 15	R: 0 E: 0 K: 1 S: 8 H: 0 LOB: 0 BB: 0 P: 10	1B: 9 2B: 1 3B: 0 HR: 0 SF: 0 SAC: 0 DP: 1 HBP: 0					WP: 1 PB: 0 SB: 1 CS: 1	PA: 35	

PITCHER	IP	WLS	BF	H	R	ER	SO	BB	IBB	HBP	BLK	WP	HR	S	P	ERA	WHIP
19 Josh Beckett, R (1, 1) ERA: 3.83	7.0	L	29	9	1	1	6	1	0	0	0	1	0	76	110	1.29	1.429
48 Javier López, L (8, 1) ERA: 2.84	0.1		1	0	0	0	0	0	0	0	0	0	0	3	5	0.00	0.000
17 Manny Delcarmen, R (8, 1) ERA: 4.46	0.1		1	0	0	0	1	0	0	0	0	0	0	3	6	0.00	0.000
37 Hideki Okajima, L (8, 1) ERA: 2.63	1.1		4	0	0	0	2	0	0	0	0	0	0	11	14	0.00	0.000

PITCHER	IP	WLS	BF	H	R	ER	SO	BB	IBB	HBP	BLK	WP	HR	S	P	ERA	WHIP

TOP

New York Yankees @ Boston Red Sox

Fenway Park, Boston, MA

Fri Jul 25 2008, 7:05 PM EDT

Att. 37,744 - Cloudy - 75 F

livebaseballscorecards.com

AB	34
R	1
H	9
RBI	1
BB	1
SO	9
LOB	16

BOTTOM

New York Yankees @ Boston Red Sox

Fenway Park, Boston, MA

Fri Jul 25 2008, 7:05 PM EDT

Att. 37,744 - Cloudy - 75 F

livebaseballscorecards.com

Batter	1	2	3	4	5	6	7	8	9	AB	R	H	RBI	BB	SO	LOB
2 Jacoby Ellsbury, L (1, 7) OBP: 0.327, SLG: 0.355	B FF 93 C FF 91 X FF 91 1-1 G4-3		X FF 97 0-0 G3			B CU 77 F FF 92 F FF 93 F FF 96 B SL 88 C CU 79 2-3 K		F FC 94 S FC 94 B FC 94 C FC 95 1-3 K		4	0	0	0	0	2	2
15 Dustin Pedroia, R (1, 4) OBP: 0.364, SLG: 0.459	X FF 95 0-0 34 S 1B			C FF 94 X FF 95 0-1 F9		F SL 85 X FF 99 0-1 P3		C FC 95 F FC 95 B FC 95 X FC 95 1-2 G1-3		4	0	1	0	0	0	2
34 David Ortiz, L (1, 10) OBP: 0.352, SLG: 0.481	C FF 94 F FF 94 B FF 95 D SL 86 1 SAFE F SL 85 F FF 97 1 SAFE B CU 78 3-3 F FF 97 S SL 85 K 1-2			B CU 76 X FF 95 1-0 25 BB 1B		C CU 78 B SL 81 F FF 97 B CH 82 F SL 85 X CU 80 2-2 G6-3			S FC 94 X FC 94 0-1 F9	4	0	1	0	0	1	1
20 Kevin Youkilis, R (1, 3) OBP: 0.380, SLG: 0.548	C FF 98 B FF 98 S SL 88 B FF 97 B SL 88 F FF 100 S SL 86 3-3 K			C FF 99 B FF 98 D SL 86 F SL 84 X FF 95 2-2 F7			B SL 86 B FF 94 F FF 93 F SL 84 S SL 88 2-3 K		F FC 94 B FC 94 F FC 93 X FC 93 1-2 1B	4	0	1	0	0	2	2
25 Mike Lowell, R (1, 5) OBP: 0.352, SLG: 0.481		B FF 95 C SL 86 B FF 97 B FF 94 X FF 95 3-1 12 G4-6-3 1B		C FF 94 B FF 97 B FF 99 D SL 86 C SL 84 D SL 86 4-2 1-2 BB			C CU 78 S SL 88 C SL 87 0-3		B FC 94 C FC 94 F FC 95 F FC 95 F FC 93 B FF 96 F FC 96 C FC 94 2-3	3	0	1	0	1	2	1
7 J.D. Drew, L (1, 9) OBP: 0.403, SLG: 0.548		F FF 94 X FF 96 0-1 F8		C SL 85 F FF 95 B FF 96 B FF 96 S SL 88 2-3 K			C CU 78 S SL 88 B SL 88 B FF 100 X CU 80 2-2 F9		F FC 94 B FC 94 C FC 94 C FC 93 1-3	4	0	0	0	0	2	4
12 Jed Lowrie, S (1, 6) OBP: 0.338, SLG: 0.397		B FF 93 X FF 92 1-0 G4-6-3 1-2f			C FF 92 B FF 95 S CU 77 X SL 87 1-2 G3			C FF 96 X SL 87 0-1 1B		3	0	1	0	0	0	1
Jason Varitek, S (1, 2) OBP: 0.297, SLG: 0.351			C FF 92 C SL 84 S SL 86 0-3 K		C FF 94 C FF 97 F SL 88 B FF 97 B FF 94 F SL 85 S SL 88 2-3 K			1 SAFE X FF 94 0-0 P6		3	0	0	0	0	2	1
Coco Crisp, S (1, 8) OBP: 0.312, SLG: 0.391			B CU 77 C FF 92 F FF 96 F FF 97 B SL 87 F SL 86 S SL 88 2-3 K		F FF 97 B FF 98 S SL 87 X FF 98 1-2 G6-3			1 SAFE C FF 94 1 SAFE F FF 95 1 SAFE B FF 96 1 SAFE F FF 96 B SL 87 2-2 X SL 84 1-2 1B		3	0	1	0	0	1	0
Inning Stats	R: 0 E: 0 K: 2 S: 13 H: 1 LOB: 1 BB: 0 P: 20	R: 0 E: 0 K: 0 S: 5 H: 1 LOB: 0 BB: 0 P: 9	R: 0 E: 0 K: 2 S: 9 H: 0 LOB: 0 BB: 0 P: 11	R: 0 E: 0 K: 1 S: 11 H: 1 LOB: 2 BB: 1 P: 20	R: 0 E: 0 K: 1 S: 11 H: 0 LOB: 0 BB: 0 P: 15	R: 0 E: 0 K: 1 S: 10 H: 0 LOB: 0 BB: 0 P: 14	R: 0 E: 0 K: 2 S: 9 H: 0 LOB: 0 BB: 0 P: 13	R: 0 E: 0 K: 1 S: 13 H: 2 LOB: 2 BB: 0 P: 17	R: 0 E: 0 K: 2 S: 14 H: 1 LOB: 1 BB: 0 P: 18	1B: 6 2B: 0 3B: 0 HR: 0 SF: 0 SAC: 0 DP: 1 HBP: 0						

	AB	32
	R	0
	H	6
	RBI	0
	BB	1
	SO	12
	LOB	14

WP: 0 PA: 33
PB: 0
SB: 1
CS: 0

PITCHER		IP	WLS	BF	H	R	ER	SO	BB	IBB	HBP	BLK	WP	HR	S	P	ERA	WHIP
62 Joba Chamberlain, R ERA: 2.3	(1, 1)	7.0	W	24	3	0	0	9	1	0	0	0	0	0	68	102	0.00	0.571
Kyle Farnsworth, R ERA: 3.32	(8, 1)	0.1	H	3	2	0	0	0	0	0	0	0	0	0	7	9	0.00	6.000
42 Mariano Rivera, R ERA: 1.17	(8, 1)	1.2	S	6	1	0	0	3	0	0	0	0	0	0	20	26	0.00	0.600

PITCHER	IP	WLS	BF	H	R	ER	SO	BB	IBB	HBP	BLK	WP	HR	S	P	ERA	WHIP

TOP

New York Yankees @ Boston Red Sox

Fenway Park, Boston, MA

Sat Jul 26 2008, 3:55 PM EDT

Att. 37,225 - Partly Cloudy - 81 F

livebaseballscorecards.com

Batter	1	2	3	4	5	6	7	8	9	AB	R	H	RBI	BB	SO	LOB
18 Johnny Damon, L (1, 10) OBP: 0.383, SLG: 0.458 17 Justin Christian, R (9, PH) OBP: 0.360, SLG: 0.364 (9, 10)	C KN 65 B KN 66 S KN 67 X KN 62 1-2 F7 ①		B KN 66 D KN 66 B FF 73 C FF 73 C FF 74 X FF 74 3-2 F8 ①	B KN 66 1 SAFE 1 SAFE C KN 66 S KN 66 X KN 67 1-2 2 S 1B 1-H		B KN 66 C X KN 65 1-1 FC4-6 2 2B 1B ① 1-2f 2-3 3-H		C B X 1-1 G4-3 ① 1-2 C B X 1-1 G1-3 ② 1-2	5 1	1 0	1 0	2 0	0 0	0 0	4 1
2 Derek Jeter, R (1, 6) OBP: 0.346, SLG: 0.404	X KN 66 0-0 G4-3 2B		B KN 68 X KN 68 1-0 F8 ② 1-3	C KN 66 X KN 66 0-1 G5-3 ③ 1-2		B SI 91 C SI 90 B SI 89 S SL 80 F SI 92 F FF 91 F FF 93 X SI 90 2-2 2B 13 1B 1B 1-2 3-H		C FF 96 C SL 88 B SL 89 B FF 96 S SL 86 2-3 K ② B FF 94 F FF 94 B SL 89 S FF 93 S FF 94 2-3 K ③		6	1	2	1	0	2	4
Bobby Abreu, L (1, 9) OBP: 0.353, SLG: 0.444	C KN 66 X KN 66 0-1 G4-3 ② 2-3		B KN 67 B KN 67 C FF 74 C CU 60 B KN 68 F CU 60 X FF 75 3-2 13 2B 1B ① 3-H		B KN 64 C FF 72 B KN 64 X KN 68 2-1 F8 ①	B SI 90 B SL 78 X FF 91 2-0 13 1B G3-5 2B 1-3 2-H		B SL 86 B FF 95 C SL 84 B FF 95 B FF 96 4-1 BB 24 2B 13 HBP BB 2-3		4	1	2	2	1	0	1
13 Alex Rodriguez, R (1, 5) OBP: 0.404, SLG: 0.595 Wilson Betemit, S (8, 5) OBP: 0.279, SLG: 0.414	S KN 67 X 0-1 G5-3 ③		1 SAFE X KN 67 0-0 2B 1-3		C KN 66 C FF 74 B CU 60 F KN 67 B FF 74 B CU 61 B KN 68 4-2 24 BB BB	B SI 89 B SI 87 X SI 88 2-0 1B 2-3 3-H		B SL 85 H FF 98 2-0 BB 24 2B HBP 1-2		3 0	1 0	2 0	1 0	1 0	0 0	1 0
Jason Giambi, L (1, 3) OBP: 0.394, SLG: 0.522 Richie Sexson, R (8, PR) OBP: 0.317, SLG: 0.375 (8, 3)		C KN 64 F KN 66 S KN 60 0-3 K ① 1-2	C KN 68 C KN 67 F KN 67 B KN 68 B KN 68 X KN 67 2-2 F9 ③		B KN 66 C KN 67 B KN 66 1 SAFE C FF 74 S CU 60 2-3 K ② 1-2	B SI 86 F SI 86 S CU 76 X CU 76 1-2 G3-5 ②③ 3-Hf		B D SL 86 B FF 96 C FF 96 B FF 96 4-1 24 2B BB 1-2 2-3 3-H		4 0	0 0	0 0	1 0	1 0	2 0	5 0
24 Robinson Canó, L (1, 4) OBP: 0.306, SLG: 0.404		C KN 65 B KN 65 X KN 62 1-1 22 G1-3 1B		B KN 64 X KN 64 1-0 HR	1 SAFE B KN 66 1 SAFE B FF 73 B FF 73 B FF 73 4-0 22 CS BB 1-2		F SI 87 X SI 87 0-1 G1-6-3 ①	C FF 95 C FF 95 B SL 87 D SL 87 X FF 96 2-2 2B 1-3 2-H 3-H		4	1	3	3	1	0	0
22 Xavier Nady, R (1, 7) OBP: 0.384, SLG: 0.530		B KN 65 B KN 65 X FF 74 2-0 G1-3 ② 1-2		X KN 66 0-0 G6-3 ① 3-2 CS ③ 1-2	B FF 88 F KN 66 F KN 66 B KN 67 F KN 67 B KN 67	B KN 64 B FF 71 B FF 72 B FF 72 4-0 28 2B 18 FC4-6 BB	C SI 88 S CU 76 B SI 90 B SI 89 H CU 77 3-2 28 CS HBP	X SI 94 0-0 G6-3 ③		3	1	0	0	1	0	4
28 Melky Cabrera, S (1, 8) OBP: 0.306, SLG: 0.351		C KN 66 F KN 67 F KN 67 S KN 67 0-3 K ③		B KN 64 X KN 65 1-0 18 S 18 1B 1B		C KN 66 S KN 65 X KN 60 0-2 18 FC4-6 2 1B 2B 1-3	B SI 87 C CH 81 B SI 88 F SI 89 B CH 81 S CH 80 3-3 K ②③ 1-2		C FF 93 X FS 86 0-1 G6-3 ①	5	2	2	0	0	2	2
26 José Molina, R (1, 2) OBP: 0.269, SLG: 0.296			B KN 64 C FF 72 B KN 65 B KN 66 B FF 73 4-1 2 F8 2 WP 1B BB	C KN 65 S KN 66 1 SAFE X KN 66 0-2 F7 ②		H KN 65 1-0 18 FC4-6 HBP		B FF 97 B C B F F B 4-2 WP 18 G4-3 BB BB	B FF 94 C FF 93 B FC 92 F FF 94 F F B X 3-2 17 G1-3 1B	2	2	1	0	2	0	1
Inning Stats	R: 0 E: 0 K: 0 S: 8 H: 1 LOB: 1 BB: 0 P: 9	R: 0 E: 0 K: 2 S: 10 H: 1 LOB: 1 BB: 0 P: 13	R: 1 E: 0 K: 0 S: 14 H: 2 LOB: 2 BB: 1 P: 27	R: 2 E: 0 K: 0 S: 11 H: 3 LOB: 1 BB: 0 P: 14	R: 0 E: 0 K: 1 S: 11 H: 0 LOB: 1 BB: 2 P: 26	R: 4 E: 0 K: 0 S: 16 H: 4 LOB: 1 BB: 1 P: 29	R: 0 E: 0 K: 1 S: 7 H: 0 LOB: 1 BB: 0 P: 13	R: 3 E: 0 K: 1 S: 14 H: 1 LOB: 3 BB: 3 P: 33	R: 0 E: 0 K: 1 S: 12 H: 1 LOB: 1 BB: 0 P: 18	1B: 7 2B: 7 3B: 0 HR: 1	SF: 0 SAC: 0 DP: 2 HBP: 3	WP: 2 PB: 0 SB: 2 CS: 2	PA: 48			

	AB	37
	R	10
	H	13
	RBI	10
	BB	7
	SO	6
	LOB	23

PITCHER		IP	WLS	BF	H	R	ER	SO	BB	IBB	HBP	BLK	WP	HR	S	P	ERA	WHIP
49 Tim Wakefield, R ERA: 3.94	(1, 1)	5.1	L	28	8	6	6	3	4	0	1	0	1	1	59	100	10.12	2.250
63 Justin Masterson, R ERA: 3.65	(6, 1)	0.0		3	3	1	1	0	0	0	0	0	0	0	8	14	∞	∞
48 Javier López, L ERA: 2.72	(6, 1)	1.2		4	0	0	0	1	0	0	1	0	0	0	10	17	0.00	0.000
56 Craig Hansen, R ERA: 5.9	(8, 1)	0.2		7	1	3	3	1	3	0	1	0	1	0	13	32	40.50	6.000
50 Mike Timlin, R ERA: 5.72	(8, 1)	1.1		5	1	0	0	1	0	0	0	0	0	0	13	19	0.00	0.750

PITCHER	IP	WLS	BF	H	R	ER	SO	BB	IBB	HBP	BLK	WP	HR	S	P	ERA	WHIP

BOTTOM

Batter	1	2	3	4	5	6	7	8	9	AB	R	H	RBI	BB	SO	LOB
15 Dustin Pedroia, R (1, 4) OBP: 0.363, SLG: 0.455	C SI 90 B FC 90 X CH 79 1-1 E5 20 BB 34 1B	B FC 86 C CU 75 F FC 91 B SL 83 S SL 86 2-3 ③ K		S SL 86 F SL 86 B FC 91 X FC 92 1-2 ③ G4-3			B SI 98 B SI 96 B SI 97 C SI 96 B SI 98 4-1 20 1B BB		B KC 79 B FC 92 X FC 91 2-0 ② G4-3	4	1	0	0	1	1	2
20 Kevin Youkilis, R (1, 3) OBP: 0.382, SLG: 0.547	B FC 87 C FC 90 B FC 89 D CH 82 1 SAFE B SI 90 4-1 34 1B 1-2 FC6-4 BB		C FC 89 B FC 89 X SI 90 1-1 25 BB 1B		B X 1-0 ① G6-3		C SI 98 B SI 98 B CU 81 X SI 96 2-1 1-2 1B		B FC 92 B FF 92 C FF 92 X FC 92 2-1 ③ F8	4	1	2	0	1	0	0
34 David Ortiz, L (1, 10) OBP: 0.354, SLG: 0.482	B SI 91 X SI 91 1-0 FC6-4 1-3 2-H 1B		B SL 85 S SL 84 F SL 84 C FC 91 1-3 ① K		B C B F SL 83 F FC 90 B X 3-2 G5-4-3 1B		C SI 96 F SL 86 F SI 97 S SI 95 0-3 ② K			4	0	2	1	0	2	3
Manny Ramirez, R (1, 7) OBP: 0.398, SLG: 0.524	B SL 85 F FC 85 X FC 91 1-1 ① FC6-4 25 FC6-4 1-2f 3-H		B SL 84 X FC 91 1-0 ② L7		F FC 91 B FC 90 F SL 85 X SL 83 1-2 ②③ G5-4-3 1-2f		C FF 84 X FF 92 0-1 ③ F8			4	0	0	1	0	0	5
25 Mike Lowell, R (1, 5) OBP: 0.351, SLG: 0.477	C SI 91 B FC 87 B SL 84 D CH 82 X SI 91 3-1 ② FC6-4 1-2f		B FC 91 B SI 91 B SI 91 C FF 90 D FC 88 4-1 1-2 BB			C FC 87 B CU 72 B CU 73 F FF 87 F SL 81 X FC 89 2-2 ① G5-3		C SI 92 F FF 92 S FF 85 0-3 ① K		3	0	0	0	1	1	1
7 J.D. Drew, L (1, 9) OBP: 0.401, SLG: 0.554	B FC 86 S SL 83 S SL 83 F SL 84 B FC 90 B FF 90 S SL 84 3-3 ③ K		C SL 84 B SL 84 X SL 85 1-1 ③ F7			X SL 80 0-0 HR		C SI 80 B FF 92 F SL 84 B SI 82 X FF 82 2-2 ② G4-3		4	1	1	1	0	1	3
12 Jed Lowrie, S (1, 6)		B CU 74 B SI 90 B SL 85 C FC 88 B FC 89 4-1 BB		C CU 74 F SL 84 B FC 91 S SL 82 1-3 ① K		T FC 88 C FC 88 B SL 81 X FC 90 1-2 ② G5-3		C FF 93 B SI 92 F FF 92 B SI 83 F SI 82 B FF 92 F SI 81 B SI 92 4-2 FC6-4 BB		2	0	0	0	2	1	0
Coco Crisp, S (1, 8) OBP: 0.307, SLG: 0.385		C SI 90 C FC 90 F SL 84 F FC 86 1 SAFE X SL 85 0-2 ① P5		F CU 74 C FF 90 B SL 81 F FC 91 F FF 91 S SL 85 1-3 ② K		S SL 84 C FC 89 B FC 90 B SL 84 C FC 89 2-3 ③ K		B FF 92 B CH 81 F FF 91 X FF 91 2-1 ③ FC6-4 1-2f		4	0	0	0	0	2	2
Kevin Cash, R (1, 2) OBP: 0.296, SLG: 0.357		1 SAFE F FC 85 B FC 88 B SL 83 B FF 91 S SL 84 F FC 86 F SL 82 F FC 86 3-3 ② S FC 91 K		X SL 82 0-0 1B			T SI 96 B SI 96 C CU 78 B CU 81 C SL 79 2-3 ① K		B FC 91 S FC 90 F FC 90 F FC 92 B KC 80 X KC 78 2-2 ① G6-3	4	0	1	0	0	2	1
Inning Stats	R: 2 E: 1 K: 1 S: 12 H: 1 LOB: 1 BB: 1 P: 25	R: 0 E: 0 K: 2 S: 15 H: 0 LOB: 1 BB: 1 P: 24	R: 0 E: 0 K: 1 S: 9 H: 1 LOB: 2 BB: 1 P: 17	R: 0 E: 0 K: 2 S: 12 H: 1 LOB: 1 BB: 0 P: 15	R: 0 E: 0 K: 0 S: 8 H: 1 LOB: 0 BB: 0 P: 13	R: 1 E: 0 K: 0 S: 11 H: 1 LOB: 0 BB: 0 P: 16	R: 0 E: 0 K: 2 S: 12 H: 1 LOB: 2 BB: 1 P: 20	R: 0 E: 0 K: 1 S: 12 H: 0 LOB: 1 BB: 1 P: 20	R: 0 E: 0 K: 0 S: 7 H: 0 LOB: 0 BB: 0 P: 13	1B: 5 2B: 0 3B: 0 HR: 1	SF: 0 SAC: 0 DP: 1 HBP: 0	WP: 0 PB: 0 SB: 0 CS: 0	PA: 38			

PITCHER		IP	WLS	BF	H	R	ER	SO	BB	IBB	HBP	BLK	WP	HR	S	P	ERA	WHIP
Andy Pettitte, L ERA: 3.76	(1, 1)	6.0	W	26	5	3	1	7	3	0	0	0	0	1	67	110	1.50	1.333
41 Jose Veras, R ERA: 2.94	(7, 1)	0.1		3	1	0	0	1	1	0	0	0	0	0	6	14	0.00	6.000
43 Damaso Marte, L ERA: 3.45	(7, 1)	0.1	H	1	0	0	0	1	0	0	0	0	0	0	4	4	0.00	0.000
36 Edwar Ramirez, R ERA: 2.39	(7, 1)	1.1	H	5	0	0	0	1	1	0	0	0	0	0	14	22	0.00	0.750
30 David Robertson, R ERA: 1.46	(9, 1)	1.0		3	0	0	0	0	0	0	0	0	0	0	7	13	0.00	0.000

PITCHER	IP	WLS	BF	H	R	ER	SO	BB	IBB	HBP	BLK	WP	HR	S	P	ERA	WHIP

New York Yankees @ Boston Red Sox
Fenway Park, Boston, MA
Sat Jul 26 2008, 3:55 PM EDT
Att. 37,225 - Partly Cloudy - 81 F

livebaseballscorecards.com

AB	33
R	3
H	6
RBI	3
BB	5
SO	10
LOB	17

New York Yankees @ Boston Red Sox

Fenway Park, Boston, MA

Sun Jul 27 2008, 8:05 PM EDT

Att. 37,688 - Overcast - 66 F

livebaseballscorecards.com

TOP

Batter	1	2	3	4	5	6	7	8	9	AB	R	H	RBI	BB	SO	LOB
18 Johnny Damon, L (1, 10) OBP: 0.384, SLG: 0.458	B FF 93 C FF 93 F FF 94 F FF 94 C CU 80 1-3 ① K		C FF 93 X FF 92 0-1 2 G4-6-3 1-2 1B		C FF 92 B SI 91 F FF 92 X FF 92 1-2 BB 2 1B 1-2 2-3 1B		C FC 84 X CU 73 0-1 ① P3			4	0	2	0	0	1	0
2 Derek Jeter, R (1, 6) OBP: 0.345, SLG: 0.402 Wilson Betemit, S (8, 6) OBP: 0.279, SLG: 0.414	B FF 96 B FF 94 B FF 92 C FF 94 X FF 94 3-1 ② F8		B CU 77 B SI 92 F SI 91 F FC 88 X CU 77 2-2 ① ② G4-6-3 1-2f 2-3		F FC 89 B SI 93 X CU 78 1-1 BB 1-2 2-3 3-H 1B		B FF 93 C FC 88 F FC 88 B CU 77 C FC 88 2-3 ② K			4 0	0 0	1 0	1 0	0 0	1 0	2 0
Bobby Abreu, L (1, 9) OBP: 0.354, SLG: 0.445	C FF 95 B CU 79 S SI 94 X FF 94 1-2 2B		B FF 96 C SI 92 F FC 91 S FF 96 1-3 ③ K		B FC 89 B FF 94 B FF 92 C FF 90 B FF 93 4-1 1-2 2-3 3-H BB		B CU 76 X FF 93 1-0 ③ G6-3			3	0	1	1	1	1	1
13 Alex Rodriguez, R (1, 5) OBP: 0.406, SLG: 0.597	B FF 95 C CU 77 F CU 78 X FF 95 1-2 ③ F7			B SI 92 X CU 76 1-0 24 G6-3 2B	D CU 79 X FC 90 1-0 ① L5			C CH 83 B CU 80 X CU 79 1-1 22 G6-4-3 1B		4	0	2	0	0	0	4
22 Xavier Nady, R (1, 7) OBP: 0.379, SLG: 0.524		B FF 93 X FC 87 1-0 ① L5		C FF 92 T CH 84 B FF 92 S FC 90 1-3 ① K	B SI 94 B FC 90 X FC 88 2-0 ② F8			F FF 98 B FF 98 C CU 78 F FF 97 X CU 81 1-2 ① ② G6-4-3 1-2f		4	0	0	0	0	1	5
24 Robinson Canó, L (1, 4) OBP: 0.303, SLG: 0.400		C FF 94 F CU 78 X CU 78 0-2 ② G3-1		B SI 92 F SI 91 F SI 91 B FF 96 F CU 80 X SI 93 2-2 ② G6-3 2-3	B FF 95 B FC 89 S FF 93 X SI 92 2-1 ③ G1-3			C FF 98 B FF 97 B CH 84 F FF 98 F FF 98 X FF 97 2-2 ③ F7		4	0	0	0	0	0	4
Richie Sexson, R (1, 3) OBP: 0.316, SLG: 0.373		C CU 78 S FC 91 B FC 89 F FF 96 X CU 80 1-2 1B		S CU 80 F FF 95 C FC 90 0-3 ③ K		B FC 88 S FC 89 B SI 92 S FC 88 S FC 89 2-3 ① K			C FF 92 B SI 92 C FC 88 B SL 86 B FF 93 X FC 88 3-2 ① G6-3	4	0	1	0	0	2	1
28 Melky Cabrera, S (1, 8) OBP: 0.305, SLG: 0.350		C FF 95 S CU 80 S FF 96 0-3 ③ K			B SI 91 B SI 92 C FF 92 F SI 90 X CU 78 2-2 18 1B 26 1B 2 1B 1B	C CU 76 F FC 90 B FF 94 B FF 94 S CU 79 2-3 ② K2-3			C FF 92 X FS 85 0-1 ② F8	4	1	1	0	0	2	1
26 José Molina, R (1, 2) OBP: 0.275, SLG: 0.302 Chad Moeller, R (7, 2) OBP: 0.316, SLG: 0.343			C FF 93 X FC 88 0-1 2 18 G4-6-3 1B 1B		F SI 91 C CU 75 X FF 92 0-2 2 18 1B 1B 1-2 BB 1B	B SI 91 C FF 92 B CU 75 B CU 75 C FF 92 X FF 94 3-2 ③ F9			B FF 92 X FF 92 1-0 ③ G6-3	3 1	1 0	2 0	0 0	0 0	0 0	0 0
Inning Stats	R: 0 E: 0 K: 1 S: 12 H: 1 LOB: 1 BB: 0 P: 18	R: 0 E: 0 K: 1 S: 11 H: 1 LOB: 1 BB: 0 P: 13	R: 0 E: 0 K: 1 S: 10 H: 2 LOB: 1 BB: 0 P: 13	R: 0 E: 0 K: 2 S: 11 H: 1 LOB: 1 BB: 0 P: 15	R: 2 E: 0 K: 0 S: 16 H: 4 LOB: 3 BB: 1 P: 29	R: 0 E: 0 K: 2 S: 9 H: 0 LOB: 0 BB: 0 P: 16	R: 0 E: 0 K: 1 S: 6 H: 0 LOB: 0 BB: 0 P: 9	R: 0 E: 0 K: 0 S: 10 H: 1 LOB: 0 BB: 0 P: 14	R: 0 E: 0 K: 0 S: 6 H: 0 LOB: 0 BB: 0 P: 10	1B: 8 2B: 2 3B: 0 HR: 0 SF: 0 SAC: 0 DP: 2 HBP: 0						

	AB	35
	R	2
	H	10
	RBI	2
	BB	1
	SO	8
	LOB	18

WP: 0 PA: 36
PB: 0
SB: 0
CS: 0

PITCHER	IP	WLS	BF	H	R	ER	SO	BB	IBB	HBP	BLK	WP	HR	S	P	ERA	WHIP
31 Jon Lester, L (1, 1) ERA: 3.17	7.0	W	30	9	2	2	8	1	0	0	0	0	0	75	113	2.57	1.429
17 Manny Delcarmen, R (8, 1) ERA: 4.36	1.0		3	1	0	0	0	0	0	0	0	0	0	10	14	0.00	1.000
50 Mike Timlin, R (9, 1) ERA: 5.52	1.0		3	0	0	0	0	0	0	0	0	0	0	6	10	0.00	0.000

PITCHER	IP	WLS	BF	H	R	ER	SO	BB	IBB	HBP	BLK	WP	HR	S	P	ERA	WHIP

BOTTOM

New York Yankees @ Boston Red Sox

Fenway Park, Boston, MA

Sun Jul 27 2008, 8:05 PM EDT

Att. 37,688 - Overcast - 66 F

livebaseballscorecards.com

Batter	1	2	3	4	5	6	7	8	9	AB	R	H	RBI	BB	SO	LOB
15 Dustin Pedroia, R (1, 4) OBP: 0.363, SLG: 0.457	B SI 89 X SI 92 1-0 20 FC6-4 1B	X SI 93 0-0 ② SF8 3-H		C FF 92 X SL 82 0-1 34 HR 2B		1 SAFE B SL 76 B SI 89 X FF 88 2-0 ① L8	B SL 78 B FF 89 C SL 78 X SI 88 2-1 ③ F9			4	1	2	1	0	0	3
20 Kevin Youkilis, R (1, 3) OBP: 0.380, SLG: 0.543	C SI 91 F SI 91 X SI 92 0-2 ① FC6-4 34 1B 1-2f 2B	B CU 77 B SI 92 X SI 93 2-0 ③ G5-3		C SL 84 B SI 95 F SL 85 F SI 94 X SL 84 1-2 ② G6-3		1 SAFE C SI 90 P PO 86 1 SAFE P PO 85 B SL 77 X FF 89 3-1 34 SF9 1-3 1B 1B		X FF 88 0-0 ① F9		5	2	1	0	0	0	3
34 David Ortiz, L (1, 10) OBP: 0.355, SLG: 0.495	B FF 91 F SI 93 F SI 92 X SI 92 1-2 2B 25 1B 1-3 1B		B CU 76 B CU 74 F SI 92 B SI 93 C SI 92 F SI 92 X SI 94 3-2 ① G4-3	C SI 93 F SI 92 B SI 92 B SL 84 B CH 86 X SI 94 3-2 2-H HR		B SL 76 B FF 89 B FF 88 F FF 88 X FF 89 3-1 ② SF9 1-2 3-H		C SL 78 B SL 79 B SI 88 X SL 77 2-1 ② F8		4	2	2	3	0	0	0
Manny Ramirez, R (1, 7) OBP: 0.400, SLG: 0.531	B SL 84 X SI 93 1-0 25 1B 1-3 3-H 2B		B CU 78 X SI 92 1-0 2B 2B	C SL 83 C SI 91 B SI 94 X SL 82 1-2 ③ F8		B FF 90 B SL 78 S FF 90 X SI 88 2-1 2-H 1B		C SL 79 B FF 89 B SL 79 B FF 89 F FF 88 X SI 88 3-2 ③ F9		5	2	3	2	0	0	0
25 Mike Lowell, R (1, 5) OBP: 0.350, SLG: 0.474 12 Jed Lowrie, S (9, 5) OBP: 0.346, SLG: 0.386	B SI 94 B SL 84 C SI 94 C SI 93 X CH 88 2-2 ② 2-H 3-H 1B		B SI 93 S SI 92 B SI 92 F SI 94 X SI 93 2-2 ② L8		B FF 88 X FF 88 1-0 ① P4	C SL 78 C FF 90 X FF 89 0-2 ③ L9				4 0	0 0	1 0	2 0	0 0	0 0	2 0
7 J.D. Drew, L (1, 9) OBP: 0.402, SLG: 0.550	C SI 92 B SI 92 C SL 83 B SL 84 B CH 87 F SL 83 X SI 94 3-2 ③ G6-3		B CU 76 B CH 86 I IN 74 I IN 78 4-0 2B IBB		B SI 88 B SL 76 B SI 88 C SI 87 B SI 88 4-1 F9 S BB		F SL 76 B SL 77 X SL 76 1-1 ① F8			2	0	0	0	2	0	0
Jason Varitek, S (1, 2) OBP: 0.297, SLG: 0.353		F SI 91 B SI 92 F SI 91 C SI 92 1-3 ① X SI 93 0-0 1-3 2-H 2B		B SI 89 B SL 76 C SI 89 X FF 88 2-1 ② F9 1-3		B FF 88 S SL 74 F SI 88 F SL 78 X SL 79 1-2 ② F7				4	0	1	1	0	1	1
Alex Cora, L (1, 6) OBP: 0.387, SLG: 0.369		X SI 92 0-0 ③ 2 2B 15 SF8 1B X SI 92 0-0 ③ P5		C SI 88 S SL 78 X SL 80 0-2 ③ P6		C SL 77 X FF 88 0-1 2 1B 1B				4	1	2	0	0	0	3
2 Jacoby Ellsbury, L (1, 8) OBP: 0.331, SLG: 0.362		C CU 77 B CU 76 X SI 90 1-1 1-3 2B		F CU 76 B SI 91 F SI 92 B SI 92 X SI 91 2-2 ① G4-3		B SL 77 C FF 88 X FF 89 1-1 20 1B 34 SF9 1B	F SL 78 B SL 79 X SL 78 1-1 1-2 1B			4	1	3	0	0	0	0
Inning Stats	R: 3 E: 0 K: 0 S: 15 H: 4 LOB: 0 BB: 0 P: 23	R: 1 E: 0 K: 1 S: 8 H: 2 LOB: 1 BB: 0 P: 12	R: 1 E: 0 K: 0 S: 10 H: 2 LOB: 2 BB: 1 P: 20	R: 2 E: 0 K: 0 S: 15 H: 2 LOB: 0 BB: 0 P: 22	R: 0 E: 0 K: 0 S: 7 H: 0 LOB: 1 BB: 1 P: 14	R: 2 E: 0 K: 0 S: 14 H: 3 LOB: 1 BB: 0 P: 23	R: 0 E: 0 K: 0 S: 12 H: 2 LOB: 2 BB: 0 P: 17	R: 0 E: 0 K: 0 S: 6 H: 0 LOB: 0 BB: 0 P: 11		1B: 9 2B: 5 3B: 0 HR: 1 SF: 2 SAC: 0 DP: 0 HBP: 0				WP: 0 PB: 0 SB: 1 CS: 0 PA: 40		

	AB	36
	R	9
	H	15
	RBI	9
	BB	2
	SO	1
	LOB	12

PITCHER		IP	WLS	BF	H	R	ER	SO	BB	IBB	HBP	BLK	WP	HR	S	P	ERA	WHIP
Sidney Ponson, R ERA: 4.59	(1, 1)	4.0	L	22	10	7	7	1	0	1	0	0	0	1	48	77	15.75	2.500
38 Dan Giese, R ERA: 2.86	(5, 1)	4.0		18	5	2	2	0	1	0	0	0	0	0	39	65	4.50	1.500

PITCHER	IP	WLS	BF	H	R	ER	SO	BB	IBB	HBP	BLK	WP	HR	S	P	ERA	WHIP

Batter	1	2	3	4	5	6	7	8	9	AB	R	H	RBI	BB	SO	LOB
9 Chone Figgins, S (1, 5) OBP: 0.368, SLG: 0.313	B FF 91 F FF 91 F FF 93 B FF 92 X FC 89 2-2 L1		L FF 91 F FF 93 F FF 93 F FF 94 X FS 83 0-2 P4-3 1B			C SL 80 C SL 81 B FF 94 B FF 92 B FF 93 S SL 81 4-2 S HR BB B FF 91 B SL 84 C SL 82 B FF 94 B FF 92 S SI 89 3-3 K			C CH 79 B SI 88 B SI 89 F SI 89 B CH 81 S CH 81 3-3 K	4	1	1	0	1	2	3
Casey Kotchman, L (1, 3) OBP: 0.327, SLG: 0.448	C FF 92 B FC 90 F FS 83 F SI 92 B FF 94 F FF 94 X FC 90 2-2 G3-1		B FC 90 1 SAFE B SL 81 B FF 92 C FF 91 X FC 90 3-1 P4-3 1-1f			C SI 91 X FF 91 0-1 1-H HR	B SI 89 F SL 81 X SI 91 1-1 G4-3		F SI 86 B CU 76 F SI 88 F CU 76 X SI 88 1-2 L5	5	1	1	2	0	0	3
6 Maicer Izturis, S (1, 6) OBP: 0.324, SLG: 0.352	C FF 92 F SL 81 B SL 80 B SI 93 X SL 81 2-2 G4-3		B SL 82 B SL 82 B FF 92 C FF 92 X FF 92 3-1 F7			C SL 82 X FS 84 0-1 27 1B 48 HR 2B	C FF 94 F SI 91 F SL 84 F FF 94 X SL 82 0-2 G4-3			4	1	1	0	0	0	0
27 Vladimir Guerrero, R (1, 9) OBP: 0.350, SLG: 0.484		F FF 92 X FF 93 0-1 47 BB 48 1B SF9 1B		B FF 93 F FF 95 F SL 82 B FF 94 S SL 84 2-3 K2-3		C FF 93 X FF 93 0-1 48 HR 2-3 1B	X SL 84 0-0 F9			4	2	2	0	0	1	0
48 Torii Hunter, R (1, 8) OBP: 0.342, SLG: 0.485		C FF 90 B FF 90 B FC 89 X FC 90 2-1 SF9 47 BB 1-2 1B		B SI 93 X SI 92 1-0 G6-3		B SL 80 S SL 80 B SI 92 X FS 82 2-1 1-H 3-H HR		C FF 96 S SL 88 X SL 88 0-2 F9		4	1	2	3	0	0	0
Garret Anderson, L (1, 7) OBP: 0.309, SLG: 0.398		B FF 92 C FC 88 B SI 90 F SL 82 X SI 91 2-2 F7		S FS 83 X FS 83 0-1 F8		C SI 90 F SL 81 X SL 84 0-2 47 FC4 1B		C FF 95 S CH 89 X SL 86 0-2 F9		4	0	1	0	0	0	2
47 Howie Kendrick, R (1, 4) OBP: 0.356, SLG: 0.493		B FF 92 B FF 93 B FC 90 F FF 92 B FF 91 4-1 1-2 2-3 BB			C FF 89 B FF 91 C FS 82 F FF 93 X SL 82 1-2 P3	S SI 89 C SL 83 X SI 92 0-2 FC4 1B 5 SH2-3 1-2f		B FF 96 C SL 86 X SL 86 1-1 G5-3		3	1	0	0	1	0	1
Juan Rivera, R (1, 10) OBP: 0.313, SLG: 0.417 77 Reggie Willits, S (9, PR) OBP: 0.308, SLG: 0.231 (9, 10)		S SL 83 X SI 92 0-1 SF9 2-3 3-H			C SL 82 B CU 74 F SI 92 B SL 82 F SL 82 S FF 94 2-3 K	1 SAFE F SI 88 S SI 91 B SL 84 X SI 92 1-2 5 SH2-3 1-3 1B			C SI 86 B CH 80 S CH 80 B CH 82 B CH 80 B CH 80 4-2 5 SH1-4 BB	2 0	0 0	1 0	1 0	1 0	1 0	0 0
5 Jeff Mathis, R (1, 2) OBP: 0.299, SLG: 0.372		C FC 89 X SL 81 0-1 F8			C SL 80 F SI 93 S FF 95 0-3 K	B SI 91 X SL 82 1-0 SH2-3 1-2 3-H			B CH 79 X SI 87 1-0 SH1-4 1-2	2	0	0	1	0	1	2
Inning Stats	R: 0 E: 0 K: 0 S: 11 H: 0 LOB: 0 BB: 0 P: 17	R: 1 E: 0 K: 0 S: 12 H: 2 LOB: 2 BB: 1 P: 20	R: 0 E: 0 K: 0 S: 9 H: 1 LOB: 0 BB: 0 P: 15	R: 0 E: 0 K: 1 S: 6 H: 0 LOB: 0 BB: 0 P: 9	R: 0 E: 0 K: 2 S: 11 H: 0 LOB: 0 BB: 0 P: 14	R: 6 E: 0 K: 1 S: 25 H: 6 LOB: 1 BB: 1 P: 36	R: 0 E: 0 K: 0 S: 8 H: 0 LOB: 0 BB: 0 P: 9	R: 0 E: 0 K: 0 S: 8 H: 0 LOB: 0 BB: 0 P: 9	R: 0 E: 0 K: 1 S: 10 H: 0 LOB: 2 BB: 1 P: 19	1B: 6 2B: 2 3B: 0 HR: 2 SF: 1 SAC: 2 DP: 1 HBP: 0						

TOP

Los Angeles Angels @ Boston Red Sox

Fenway Park, Boston, MA

Mon Jul 28 2008, 7:05 PM EDT

Att. 37,830 - Partly Cloudy - 80 F

livebaseballscorecards.com

AB	32
R	7
H	9
RBI	7
BB	3
SO	5
LOB	11

PITCHER		IP	WLS	BF	H	R	ER	SO	BB	IBB	HBP	BLK	WP	HR	S	P	ERA	WHIP
18 Daisuke Matsuzaka, R ERA: 3.04	(1, 1)	5.0	L	23	7	6	6	3	2	0	0	0	0	2	59	91	10.80	1.800
63 Justin Masterson, R ERA: 3.68	(6, 1)	2.0		8	2	1	1	1	0	0	0	0	0	0	23	29	4.50	1.000
56 Craig Hansen, R ERA: 5.7	(8, 1)	1.0		3	0	0	0	0	0	0	0	0	0	0	8	9	0.00	0.000
48 Javier López, L ERA: 2.66	(9, 1)	1.0		4	0	0	0	1	1	0	0	0	0	0	10	19	0.00	1.000

PITCHER	IP	WLS	BF	H	R	ER	SO	BB	IBB	HBP	BLK	WP	HR	S	P	ERA	WHIP

BOTTOM

Los Angeles Angels @ Boston Red Sox

Fenway Park, Boston, MA

Mon Jul 28 2008, 7:05 PM EDT

Att. 37,830 - Partly Cloudy - 80 F

livebaseballscorecards.com

Batter	1	2	3	4	5	6	7	8	9	AB	R	H	RBI	BB	SO	LOB
15 Dustin Pedroia, R (1, 4) OBP: 0.359, SLG: 0.452	F FF 91 X FF 94 0-1 ① L3		C FF 93 F FF 92 X CH 81 1-2 ③ G5-3		C SL 80 B SL 78 F FF 92 B FF 93 B SL 81 S CH 81 3-3 ② K		C FF 95 X FF 94 0-1 ① F8	B SI 94 C SI 94 F CU 81 B CU 78 X SI 94 2-2 ③ G3		5	0	0	0	0	1	3
20 Kevin Youkilis, R (1, 3) OBP: 0.380, SLG: 0.540	C FF 93 F FF 94 F FF 93 X SL 82 0-2 ② G6-3			B FF 92 C SL 79 B SL 82 B SL 81 B FF 92 4-1 34 2B 1B BB	C SL 80 B FF 92 F SL 80 B SL 81 S FF 93 2-3 ③ K		B FF 96 X FF 93 1-0 34 1B 1B		B FF 91 F FF 94 B FF 94 X FF 93 2-1 ① F9	4	1	1	0	1	1	1
34 David Ortiz, L (1, 10) OBP: 0.360, SLG: 0.500	B CU 71 B CH 83 C FF 92 B FF 92 F CH 81 X FF 95 3-2 ③ L7			1 SAFE F FF 91 X FF 91 0-1 1-3 1B 2B		B FF 90 B FF 89 B FF 89 C FF 91 B FF 91 4-1 7 1B 12 2B BB	C FS 84 B FS 86 D FS 86 X FF 95 2-1 1-2 G6-4-3 1B		C FF 94 S CH 83 B CH 86 B CH 87 S FF 94 2-3 ② K	4	2	2	0	1	1	0
Manny Ramirez, R (1, 7) OBP: 0.400, SLG: 0.538		F SL 78 S SL 81 B SL 80 B FF 95 C FF 95 2-3 ① K		B CH 80 F CH 80 X FF 93 1-1 12 L6 7 BB 2-H 3-H 1B		C FF 91 F FF 90 B FF 90 D CH 80 X FF 93 2-2 ① P4	C FF 95 B FF 95 X FF 96 1-1 ②③ G6-4-3 1-2f		X CU 81 0-0 HR	5	1	2	3	0	1	3
25 Mike Lowell, R (1, 5) OBP: 0.348, SLG: 0.470		C SL 80 F FF 91 B FF 93 B SI 95 B FF 93 X FF 93 3-2 1B		X FF 92 0-0 ① P6		C CH 80 X FF 92 0-1 ② L7		B SI 94 X SI 94 1-0 ① G5-3	C CU 81 X FF 94 0-1 ③ F7	5	0	1	0	0	0	2
7 J.D. Drew, L (1, 9) OBP: 0.406, SLG: 0.554		X FF 91 0-0 ② F8		B FF 91 F CH 83 B FF 92 B CH 81 B CH 80 4-1 1-2 BB		B CU 69 S CH 79 X FF 92 1-1 12 2B 1-2 1B		B SI 94 C SI 92 B SI 94 B SI 92 X SI 94 3-1 2 1B 2B		3	1	2	0	1	0	1
12 Jed Lowrie, S (1, 6) OBP: 0.341, SLG: 0.392		C CH 81 B FF 91 C FF 91 C CH 83 1-3 ③ K		B CH 81 D FF 92 F CH 81 F FF 92 X CH 82 2-2 ②③ L6 2-2		D FF 91 D FF 91 X FF 91 2-0 1-3 2-H 2B		B SI 94 B SI 92 S SI 93 C SI 93 F SI 94 B CU 80 F SI 94 X SI 94 3-2 ② F9		4	0	1	1	0	1	4
Jason Varitek, S (1, 2) OBP: 0.302, SLG: 0.358			C CU 72 B CU 70 F FF 91 F CH 81 X FF 92 1-2 ① L3		C CH 80 X FF 90 0-1 2 G3-1 2B	D FS 88 B FF 94 B FF 94 B FF 94 4-0 BB		C CU 80 B CU 82 B SI 94 S SI 94 B SI 95 B SI 95 4-2 2 1B BB		2	0	1	0	2	0	0
2 Jacoby Ellsbury, L (1, 8) OBP: 0.330, SLG: 0.361			C CU 70 X FF 93 0-1 ② P5		B CH 81 F CH 79 C FF 92 B SL 82 B FF 92 X CH 82 3-2 ① G3-1 2-3	B FS 85 C FF 96 B FF 94 C FF 95 S FS 88 2-3 ③ K		B SI 93 C SI 94 F SI 93 D CU 82 X CU 82 2-2 1-2 2-H 1B		4	0	1	1	0	1	4
Inning Stats	R: 0 E: 0 K: 0 S: 9 H: 0 LOB: 0 BB: 0 P: 12	R: 0 E: 0 K: 2 S: 10 H: 1 LOB: 1 BB: 0 P: 16	R: 0 E: 0 K: 0 S: 9 H: 0 LOB: 0 BB: 0 P: 11	R: 2 E: 0 K: 0 S: 10 H: 2 LOB: 1 BB: 2 P: 21	R: 0 E: 0 K: 2 S: 11 H: 1 LOB: 1 BB: 0 P: 19	R: 1 E: 0 K: 1 S: 12 H: 2 LOB: 3 BB: 2 P: 27	R: 0 E: 0 K: 0 S: 7 H: 2 LOB: 1 BB: 0 P: 11	R: 1 E: 0 K: 0 S: 16 H: 2 LOB: 2 BB: 1 P: 31	R: 1 E: 0 K: 1 S: 8 H: 1 LOB: 0 BB: 0 P: 12	1B: 6 2B: 5 3B: 0 HR: 1	SF: 0 SAC: 0 DP: 2 HBP: 0	WP: 0 PB: 0 SB: 0 CS: 0	PA: 41				

PITCHER		IP	WLS	BF	H	R	ER	SO	BB	IBB	HBP	BLK	WP	HR	S	P	ERA	WHIP
36 Jered Weaver, R ERA: 4.11	(1, 1)	5.2	W	25	6	3	3	4	3	0	0	0	0	0	58	97	4.76	1.588
66 Jose Arredondo, R ERA: 1.2	(6, 1)	1.1	H	6	2	0	0	1	1	0	0	0	0	0	10	20	0.00	2.250
62 Scot Shields, R ERA: 3.0	(8, 1)	1.0		6	2	1	1	0	1	0	0	0	0	0	16	31	9.00	3.000
Francisco Rodríguez, R ERA: 2.47	(9, 1)	1.0	S	4	1	1	1	1	0	0	0	0	0	1	8	12	9.00	1.000

PITCHER	IP	WLS	BF	H	R	ER	SO	BB	IBB	HBP	BLK	WP	HR	S	P	ERA	WHIP

Los Angeles Angels @ Boston Red Sox

Fenway Park, Boston, MA

Tue Jul 29 2008, 7:05 PM EDT

Att. 38,110 - Partly Cloudy - 82 F

livebaseballscorecards.com

TOP

Batter	1	2	3	4	5	6	7	8	9	AB	R	H	RBI	BB	SO	LOB
9 Chone Figgins, S (1, 5) OBP: 0.373, SLG: 0.315	G4-3		6 BB, 47 1B 1-2 3-H 1B		47 CS BB		6 S, 6 1B 1-2 BB			2	0	1	1	2	0	0
47 Howie Kendrick, R (1, 4) OBP: 0.354, SLG: 0.491	L7		6 BB 1-2 2-3 1B		K 1-2		SF9 2-3 3-H			3	0	1	1	0	1	1
6 Maicer Izturis, S (1, 6) OBP: 0.327, SLG: 0.352	K		27 G6-4-3 1-2 2-3 3-H BB		G6-3		1-H 3-H 1B			3	0	1	2	1	1	0
27 Vladimir Guerrero, R (1, 9) OBP: 0.346, SLG: 0.478		G6-3	G6-4-3 1-2f			G5-3		G5-3		4	0	0	0	0	0	3
48 Torii Hunter, R (1, 8) OBP: 0.341, SLG: 0.483		P6		HR 1B		L8		P4		4	1	1	0	0	0	0
Garret Anderson, L (1, 10) OBP: 0.309, SLG: 0.404		G4-3		1-H HR		P2		G6-3		4	1	1	2	0	0	0
Juan Rivera, R (1, 7) OBP: 0.303, SLG: 0.403			G6-3	G5-3			K		P4	4	0	0	0	0	1	0
39 Robb Quinlan, R (1, 3) OBP: 0.313, SLG: 0.320			E5 5 1B, 9 1B	K			47 SF9 3B		K	4	2	1	0	0	2	0
5 Jeff Mathis, R (1, 2) OBP: 0.303, SLG: 0.372			47 1B, 9 1B, 6 BB 1-3 1B	K			47 SF9, 9 BB, 6 1B BB		K	3	2	1	0	1	2	0
Inning Stats	R: 0 E: 0 K: 1 S: 5 H: 0 LOB: 0 BB: 0 P: 7	R: 0 E: 0 K: 0 S: 6 H: 0 LOB: 0 BB: 0 P: 8	R: 2 E: 1 K: 0 S: 16 H: 3 LOB: 2 BB: 1 P: 27	R: 2 E: 0 K: 2 S: 14 H: 2 LOB: 0 BB: 0 P: 18	R: 0 E: 0 K: 1 S: 5 H: 0 LOB: 0 BB: 1 P: 11	R: 0 E: 0 K: 0 S: 4 H: 0 LOB: 0 BB: 0 P: 6	R: 2 E: 0 K: 1 S: 15 H: 2 LOB: 2 BB: 2 P: 25	R: 0 E: 0 K: 0 S: 6 H: 0 LOB: 0 BB: 0 P: 9	R: 0 E: 0 K: 2 S: 11 H: 0 LOB: 0 BB: 0 P: 15	1B: 5 2B: 0 3B: 1 HR: 1 SF: 1 SAC: 0 DP: 1 HBP: 0						

	AB	31
	R	6
	H	7
	RBI	6
	BB	4
	SO	7
	LOB	4

PITCHER	IP	WLS	BF	H	R	ER	SO	BB	IBB	HBP	BLK	WP	HR	S	P	ERA	WHIP
61 Clay Buchholz, R (1, 1) ERA: 5.94	6.1	L	27	6	6	5	5	3	0	0	0	0	1	57	90	7.11	1.421
56 Craig Hansen, R (7, 1) ERA: 5.58	0.2		3	1	0	0	0	1	0	0	0	0	0	8	12	0.00	3.000
37 Hideki Okajima, L (8, 1) ERA: 2.57	1.0		3	0	0	0	0	0	0	0	0	0	0	6	9	0.00	0.000
58 Jonathan Papelbon, R (9, 1) ERA: 2.18	1.0		3	0	0	0	2	0	0	0	0	0	0	11	15	0.00	0.000

PITCHER	IP	WLS	BF	H	R	ER	SO	BB	IBB	HBP	BLK	WP	HR	S	P	ERA	WHIP

Los Angeles Angels @ Boston Red Sox

Fenway Park, Boston, MA

Tue Jul 29 2008, 7:05 PM EDT

Att. 38,110 - Partly Cloudy - 82 F

livebaseballscorecards.com

BOTTOM

Batter	1	2	3	4	5	6	7	8	9	AB	R	H	RBI	BB	SO	LOB
15 Dustin Pedroia, R (1, 4) OBP: 0.360, SLG: 0.451	B SI 93 C SI 93 X FF 94 1-1 ① F8		B SI 94 X SI 93 1-0 ③ F8			B SI 94 B SI 94 F SI 93 B SI 94 B SI 92 4-1 20 FC6-4 BB			C CU 79 X CU 80 0-1 20 HR 1B	3	1	1	0	1	0	0
20 Kevin Youkilis, R (1, 3) OBP: 0.379, SLG: 0.544	C FF 94 B FF 94 F SI 94 X FF 94 1-2 ② F8			C SI 93 B FC 85 F FC 82 F FF 94 B FC 82 F SI 94 S FF 95 2-3 ① K		B FC 84 F FC 83 F SI 93 F FC 82 F FC 84 F FF 94 F FF 93 F FC 83 B FF 93 2-2 ③ X FC 84 FC6-4 1-2f			C SI 92 X FC 83 0-1 1-H HR	4	1	1	2	0	1	1
34 David Ortiz, L (1, 10) OBP: 0.354, SLG: 0.491	F SI 95 X SI 95 0-1 ③ G4-3			C SI 94 B CH 84 B FF 94 B SI 93 S FF 94 X CU 79 3-2 ② F7			B CU 78 B SI 92 C FF 92 X SI 92 2-1 ① F9		F SI 93 B SI 94 B SI 94 F SI 94 X FF 94 2-2 ② P5	4	0	0	0	0	0	0
Manny Ramirez, R (1, 7) OBP: 0.399, SLG: 0.533		C FC 84 C SI 95 B FF 94 F SI 94 B FC 86 S FC 85 2-3 ① K		F FC 85 X FC 85 0-1 ③ G5-3			C FF 92 X SI 92 0-1 ② G5-3		B FC 84 S SI 93 B FC 85 F FF 92 B FF 94 F CU 80 B FC 87 4-2 25 FC5-4 BB	3	0	0	0	1	1	0
25 Mike Lowell, R (1, 5) OBP: 0.344, SLG: 0.464		X FF 94 0-0 ② F9			X SI 93 0-0 ① F8		B FC 85 X FC 82 1-0 ③ G5-3		C FF 93 S CU 81 X CU 81 0-2 ③ FC5-4 1-2f	4	0	0	0	0	0	1
7 J.D. Drew, L (1, 9) OBP: 0.405, SLG: 0.551		C SI 94 C SI 94 H FC 83 1-2 HBP			B FF 93 X SI 91 1-0 ② F9			B CU 78 C CU 76 B FF 92 X SI 92 2-1 ① G1-3		2	0	0	0	0	0	0
Jason Varitek, S (1, 2) OBP: 0.299, SLG: 0.354		B SI 94 B SI 94 X SI 93 2-0 ③ F9			C FF 93 F FF 93 X FF 95 0-2 ③ F9			S CU 78 F CU 79 B FF 93 F CU 81 S CU 80 1-3 ② K2-3		3	0	0	0	0	1	1
Alex Cora, L (1, 6) OBP: 0.372, SLG: 0.353			C SI 91 B FF 92 X SI 91 1-1 ① F7			C SI 92 C CU 80 B CU 81 X CU 81 1-2 ① F8		B CU 77 B SI 92 F SI 93 X SI 94 2-1 ③ G4-3		3	0	0	0	0	0	0
2 Jacoby Ellsbury, L (1, 8) OBP: 0.328, SLG: 0.358			C SI 93 B FF 92 S SI 93 F SI 95 F FC 83 X FC 82 1-2 ② F9			F FF 93 X FF 93 0-1 ② G1-3			C CU 76 F CU 77 B CU 80 B FF 92 S CU 79 2-3 ① K	3	0	0	0	0	1	0

	AB	R	H	RBI	BB	SO	LOB
AB	29						
R		2					
H			2				
RBI				2			
BB					2		
SO						4	
LOB							3

Inning Stats										
	R: 0	H: 0	R: 0	H: 0	R: 0	H: 0	R: 0	H: 0	R: 0	H: 0
	E: 0	LOB: 0	E: 0	LOB: 1	E: 0	LOB: 0	E: 0	LOB: 0	E: 0	LOB: 1
	K: 0	BB: 0	K: 1	BB: 0	K: 0	BB: 0	K: 1	BB: 0	K: 1	BB: 1
	S: 7	P: 9	S: 8	P: 13	S: 8	P: 11	S: 10	P: 15	S: 5	P: 6
	R: 0	H: 0	R: 0	H: 0	R: 0	H: 0	R: 0	H: 0	R: 2	H: 2
	E: 0	LOB: 1	E: 0	LOB: 0	E: 0	LOB: 0	E: 0	LOB: 0	E: 0	LOB: 1
	K: 0	BB: 1	K: 1	BB: 0	K: 0	BB: 0	K: 1	BB: 0	K: 1	BB: 1
	S: 14	P: 21	S: 5	P: 8	S: 8	P: 13	S: 16	P: 24		

	1B: 1	SF: 0	WP: 0	PA: 32
	2B: 0	SAC: 0	PB: 0	
	3B: 0	DP: 0	SB: 0	
	HR: 1	HBP: 1	CS: 0	

PITCHER	IP	WLS	BF	H	R	ER	SO	BB	IBB	HBP	BLK	WP	HR	S	P	ERA	WHIP
41 John Lackey, R (1, 1) ERA: 2.93	9.0	W	32	2	2	2	4	2	0	1	0	0	1	81	120	2.00	0.444

PITCHER	IP	WLS	BF	H	R	ER	SO	BB	IBB	HBP	BLK	WP	HR	S	P	ERA	WHIP

Los Angeles Angels @ Boston Red Sox

Fenway Park, Boston, MA

Wed Jul 30 2008, 7:05 PM EDT

Att. 38,042 - Partly Cloudy - 72 F

TOP

livebaseballscorecards.com

Batter	1	2	3	4	5	6	7	8	9	AB	R	H	RBI	BB	SO	LOB
9 Chone Figgins, S (1, 5) OBP: 0.377, SLG: 0.320	C SI 95 C CU 78 F FF 97 C FF 96 0-3 ① K		B FF 96 F SI 96 C SI 97 C SI 97 1-3 ③ K		C FF 95 B FF 92 X CU 78 1-1 6 1B 1B	F FF 94 B FF 96 F FF 95 B FF 95 X FF 94 2-2 6 S 6 SF7 2-3 1B		F SI 87 B SL 80 X SI 89 1-1 6 FC6-4 1-2 1B		5	1	3	0	0	2	0
6 Maicer Izturis, S (1, 6) OBP: 0.328, SLG: 0.357	C FF 96 F SI 97 B FF 96 F SI 96 B FF 96 F FF 96 C SI 96 2-3 ② K			B FF 95 B FF 94 F FF 95 B FF 96 F FF 95 X FF 96 3-2 27 1B 2B	1 SAFE C SI 94 X FF 92 0-1 27 FC4-6 1-3 1B	C FF 96 B FF 96 B FF 96 B FF 97 X FF 97 3-1 ② SF7 1-H 3-H		X SI 88 0-0 ① FC6-4 BB 1-2f 2-3		4	1	2	1	0	1	2
Mark Teixeira, S (1, 3) OBP: 0.388, SLG: 0.506	B CU 80 B CU 78 B SI 97 C FF 95 X SI 96 3-1 ③ F8			F FC 94 C CU 79 C FF 97 0-3 ① K	C CU 77 F CU 77 B CU 76 B CU 74 S CU 76 2-3 ② K	B FF 98 B CU 77 S CH 85 F FF 97 B FF 95 X CU 77 3-2 E3 27 2B		B SI 87 B SI 88 B CH 80 B SI 88 4-0 27 G5-4-3 1-2 BB		4	0	0	0	1	2	3
27 Vladimir Guerrero, R (1, 10) OBP: 0.347, SLG: 0.480		B FF 95 F FF 96 X FF 95 1-1 ① G4-3		F FF 96 X FF 94 0-1 48 2B E 2-H 1B	X SI 95 0-0 ③ FC4-6 1-2f	B FF 98 D CU 78 S FF 96 F FF 96 X FF 98 2-2 1-3 2B		B SL 81 F SI 89 B SI 91 X SL 79 2-1 ② ③ G5-4-3 1-2f		5	1	2	1	0	0	5
48 Torii Hunter, R (1, 8) OBP: 0.345, SLG: 0.493 Juan Rivera, R (9, 7) OBP: 0.303, SLG: 0.403		F SI 96 B SI 96 C CU 79 F CU 78 X SI 97 1-2 ② G4-3		B FF 94 X SI 94 1-0 E 1-3 2B		S CU 77 F FF 95 F FF 96 S FF 96 G FF 96 4-0 HR BB X FF 97 0-0 ③ G5-3			B SI 90 C SI 89 F SL 82 F SI 91 B SI 92 X SL 81 2-2 HR	4 0	3 0	2 0	1 0	1 0	0 0	2 0
Garret Anderson, L (1, 7) OBP: 0.315, SLG: 0.420 77 Reggie Willits, S (9, 9) OBP: 0.308, SLG: 0.231		X SI 96 0-0 1B		X SI 92 0-0 E9 2-H 3-H 1B		1 SAFE B FF 93 F CH 88 X FF 91 1-1 1-H HR B CH 85 X CH 84 1-0 ① G4-3			X SL 81 0-0 24 G4-3 2B	5 0	1 0	4 0	4 0	0 0	0 0	0 0
47 Howie Kendrick, R (1, 4) OBP: 0.351, SLG: 0.485		B SI 96 B SI 94 F SI 94 F FF 95 B FF 96 C CU 78 3-3 ③ K		C CU 79 S CU 80 F CU 79 S CU 75 0-3 ② K		F FF 96 S CU 78 B CU 79 X CU 78 1-2 5 E 24 G4-3 5 2B 1B B FF 96 B FF 97 C CU 74 S FF 98 F CU 75 X FF 95 2-2 ② G6-3			S SI 89 F SI 91 S SL 83 0-3 ① K	5	1	1	0	0	3	3
24 Gary Matthews, S (1, 9) OBP: 0.309, SLG: 0.340 (9, 8)		C CH 90 B CU 78 C CU 78 X CU 80 1-2 ① G1-3		B CU 77 F FF 92 B CH 90 X CH 88 2-1 ③ G1-3		B SI 94 B SI 94 C CH 90 X CH 89 2-1 ① G4-3 1-2 X CH 84 0-0 ③ F7			X SL 81 0-0 ② G4-3 2-3	5	0	0	0	0	0	3
5 Jeff Mathis, R (1, 2) OBP: 0.305, SLG: 0.378		S SI 95 B FF 94 F SI 96 F FF 96 S CU 79 1-3 ② K			X SI 94 0-0 ① G5-3	2 SAFE F CU 77 X FF 94 0-1 9 1B 6 E 2-H 2B		F SI 86 X 0-1 6 FC6-4 9 1B 1B	B SL 84 B SI 90 C SL 79 B SI 92 F SI 90 X SI 88 3-2 ③ G6-3	5	1	2	1	0	1	1
Inning Stats	R: 0 E: 0 K: 2 S: 11 H: 0 LOB: 0 BB: 0 P: 16	R: 0 E: 0 K: 1 S: 10 H: 1 LOB: 1 BB: 0 P: 15	R: 0 E: 0 K: 2 S: 10 H: 0 LOB: 0 BB: 0 P: 13	R: 3 E: 1 K: 2 S: 16 H: 4 LOB: 1 BB: 0 P: 22	R: 0 E: 0 K: 1 S: 9 H: 2 LOB: 2 BB: 0 P: 12	R: 5 E: 2 K: 0 S: 21 H: 5 LOB: 2 BB: 1 P: 39	R: 0 E: 0 K: 0 S: 6 H: 0 LOB: 0 BB: 0 P: 9	R: 0 E: 0 K: 0 S: 7 H: 2 LOB: 2 BB: 1 P: 14	R: 1 E: 0 K: 1 S: 12 H: 2 LOB: 1 BB: 0 P: 17	1B: 9 2B: 5 3B: 0 HR: 2 SF: 1 SAC: 0 DP: 1 HBP: 0						

	AB	42
	R	9
	H	16
	RBI	8
	BB	2
	SO	9
	LOB	19

WP: 0 PA: 45
PB: 0
SB: 2
CS: 0

PITCHER		IP	WLS	BF	H	R	ER	SO	BB	IBB	HBP	BLK	WP	HR	S	P	ERA	WHIP
19 Josh Beckett, R ERA: 4.15	(1, 1)	5.1	L	28	11	8	7	8	1	0	0	0	0	1	68	100	11.81	2.250
17 Manny Delcarmen, R ERA: 4.2	(6, 1)	1.2		7	1	0	0	0	0	0	0	0	0	0	15	26	0.00	0.600
48 Javier López, L ERA: 2.63	(8, 1)	0.1		4	2	0	0	0	1	0	0	0	0	0	5	10	0.00	9.000
63 Justin Masterson, R ERA: 3.73	(8, 1)	1.2		6	2	1	1	1	0	0	0	0	0	1	14	21	5.40	1.200

PITCHER		IP	WLS	BF	H	R	ER	SO	BB	IBB	HBP	BLK	WP	HR	S	P	ERA	WHIP

Batter	1	2	3	4	5	6	7	8	9	AB	R	H	RBI	BB	SO	LOB
15 Dustin Pedroia, R (1, 4) OBP: 0.359, SLG: 0.451	B FF 92 X SI 92 1-0 ① F8		B SI 93 X SI 93 1-0 2B		B FF 94 X SI 94 1-0 ① F8		C SI 92 F SL 82 B SL 84 X FC 87 1-2 ② F8		C SI 91 F FF 91 B SL 80 X FF 90 1-2 ②③ G6-4-3 1-2f	5	0	1	0	0	0	2
20 Kevin Youkilis, R (1, 3) OBP: 0.378, SLG: 0.544	C FF 92 B SI 93 F CH 84 F FF 93 B FF 94 X FF 94 2-2 ② G5-3		C CU 78 F FF 94 C FF 95 0-3 ③ K		C CU 78 X FF 94 0-1 34 G4-3 2B		F FC 87 S FC 86 X SI 92 0-2 ③ F8			4	0	1	0	0	1	1
34 David Ortiz, L (1, 10) OBP: 0.360, SLG: 0.498	B SL 87 B SI 94 B SI 94 C FF 93 B SI 94 4-1 FC5-4 BB			C SI 90 B CH 77 S SI 92 B SL 83 B SL 81 F FF 95 X SI 93 3-2 7 FC6 25 1B 1B	B CU 79 B CU 78 B CH 80 C FF 93 F SI 92 F FF 94 X SI 93 3-2 ② G4-3 2-3			B FC 86 B SI 92 C SI 93 C SI 93 X FC 87 2-2 7 WP 2B		3	0	2	0	1	0	1
Manny Ramirez, R (1, 7) OBP: 0.398, SLG: 0.529	B SI 93 X CH 84 1-0 ③ FC5-4 1-2f			X CH 83 0-0 ① L7	I IN 62 I IN 62 I IN 61 I IN 61 4-0 IBB			B SI 92 F SI 93 X FC 87 1-1 ① F8		3	0	0	0	1	0	3
25 Mike Lowell, R (1, 5) OBP: 0.343, SLG: 0.462		B SI 90 C SI 91 X FF 91 1-1 ① P3		B SI 94 C SI 94 S SI 94 D CU 80 X CH 84 2-2 7 FC6 1B 1-2	B FF 93 B FF 94 C FF 93 B SI 94 X SI 94 3-1 ③ F9			C FC 86 B SI 93 C SI 93 F SL 84 C SL 82 1-3 ② K		4	0	1	0	0	1	3
7 J.D. Drew, L (1, 9) OBP: 0.401, SLG: 0.544		C FF 89 B SL 84 B SI 92 C SI 91 F SI 92 X SL 83 2-2 ② L8		X SI 94 0-0 ② FC6 1-2f 2-3	C FF 88 B SI 89 B SI 88 X SI 89 2-1 ① G4-3			C FC 87 B FC 87 B SI 93 F FC 87 D SL 83 X FC 88 3-2 ③ F8 2-3		4	0	0	0	0	0	3
12 Jed Lowrie, S (1, 6) OBP: 0.326, SLG: 0.372		C SI 92 B CH 84 X SI 94 1-1 ③ G3		X CH 84 0-0 ③ F7	B SI 89 C SI 90 B FF 92 X 2-1 ② L8				C SI 91 X SL 77 0-1 ① G5-3	4	0	0	0	0	0	2
Jason Varitek, S (1, 2) OBP: 0.302, SLG: 0.354			C FF 91 F FF 91 B FF 92 B CU 77 B FF 93 S FF 94 3-3 ① K		C CH 81 B FF 92 F CH 81 B FF 92 B FF 94 F FF 94 B CH 82 4-2 HR BB		S SI 93 F FF 92 B FF 92 B FF 93 F FF 93 X CH 84 2-2 ③ F9		B SI 91 X SI 90 1-0 1B 1B	3	1	1	0	1	1	0
Coco Crisp, S (1, 8) OBP: 0.310, SLG: 0.399			C CH 83 C FF 93 B FF 93 B CU 79 F CH 82 B FF 94 X FF 95 3-2 ② G1-3		B CU 76 X CH 82 1-0 1-H HR		C SI 92 B FC 85 X FC 87 1-1 ① G3		C FF 90 B SI 91 B SI 91 X SI 91 2-1 15 G6-4-3 1B 1-2	4	1	2	2	0	0	0
Inning Stats	R: 0 H: 0 E: 0 LOB: 1 K: 0 BB: 1 S: 7 P: 15	R: 0 H: 0 E: 0 LOB: 0 K: 0 BB: 0 S: 8 P: 12	R: 0 H: 1 E: 0 LOB: 1 K: 2 BB: 0 S: 11 P: 18	R: 0 H: 2 E: 0 LOB: 2 K: 0 BB: 0 S: 10 P: 15	R: 2 H: 2 E: 0 LOB: 2 K: 0 BB: 2 S: 13 P: 29	R: 0 H: 0 E: 0 LOB: 0 K: 0 BB: 0 S: 8 P: 14	R: 0 H: 0 E: 0 LOB: 0 K: 0 BB: 0 S: 8 P: 10	R: 0 H: 1 E: 0 LOB: 1 K: 1 BB: 0 S: 12 P: 19	R: 0 H: 2 E: 0 LOB: 1 K: 0 BB: 0 S: 8 P: 12	1B: 4 SF: 0 2B: 3 SAC: 0 3B: 0 DP: 1 HR: 1 HBP: 0						

PITCHER		IP	WLS	BF	H	R	ER	SO	BB	IBB	HBP	BLK	WP	HR	S	P	ERA	WHIP
51 Joe Saunders, L ERA: 3.09	(1, 1)	6.0	W	26	5	2	2	2	2	1	0	0	0	1	57	103	3.00	1.167
33 Justin Speier, R ERA: 4.63	(7, 1)	2.0		7	1	0	0	1	0	0	0	0	1	0	20	29	0.00	0.500
Darren Oliver, L ERA: 3.28	(9, 1)	1.0		4	2	0	0	0	0	0	0	0	0	0	8	12	0.00	2.000

PITCHER	IP	WLS	BF	H	R	ER	SO	BB	IBB	HBP	BLK	WP	HR	S	P	ERA	WHIP

BOTTOM

Los Angeles Angels @ Boston Red Sox

Fenway Park, Boston, MA

Wed Jul 30 2008, 7:05 PM EDT

Att. 38,042 - Partly Cloudy - 72 F

livebaseballscorecards.com

AB	34
R	2
H	8
RBI	2
BB	3
SO	3
LOB	15

WP: 1 PA: 37
PB: 0
SB: 0
CS: 0

Oakland Athletics @ Boston Red Sox

Fenway Park, Boston, MA

Fri Aug 01 2008, 7:05 PM EDT

Att. 37,832 - Partly Cloudy - 73 F

livebaseballscorecards.com

TOP

Batter	1	2	3	4	5	6	7	8	9	10	11	12	AB	R	H	RBI	BB	SO	LOB
15 Ryan Sweeney, L (1, 9) OBP: 0.349, SLG: 0.387	C KN 67 F KN 67 X KN 61 0-2 F9 ①		B KN 68 B KN 67 B FF 75 B FF 74 4-0 BB		C KN 67 B KN 66 X KN 66 1-1 F7 ③			C FF 88 X CU 76 0-1 G4-3 ①		T FF 95 S FF 96 F FF 97 F FF 97 B FF 95 B FF 96 X FF 96 2-2 G4-3 ①		C FF 94 C FF 95 X FF 94 0-2 1B	5	0	1	0	1	0	1
8 Kurt Suzuki, R (1, 2) OBP: 0.350, SLG: 0.390	C KN 67 C KN 66 S KN 68 0-3 K ②		1 SAFE B KN 67 B FF 74 B FF 74 C FF 73 F KN 70 X CU 61 3-2 F8 ③			B KN 65 B KN 64 C CU 59 F FF 74 X KN 67 2-2 35 CS 1B		C FF 90 F FF 88 B FF 88 B CU 77 X FF 89 2-2 G5-3 ②		C SL 87 X FF 96 0-1 E5 FC6-4		B SI 91 X FC 92 1-0 G6-3 ③	6	0	1	0	0	1	2
32 Jack Cust, L (1, 7) OBP: 0.372, SLG: 0.437	C KN 67 B KN 68 S KN 68 S KN 68 1-3 K ③			B KN 66 C KN 65 F KN 66 B CU 58 X KN 66 2-2 G6-3 ①		B KN 67 C CU 59 B KN 65 X CU 60 2-1 F8 ①		B CU 77 C CU 77 B CU 76 F FF 88 X CU 76 3-2 HR		B FF 96 B FF 96 S FF 96 S FF 97 F FF 97 S FF 98 2-3 K ②			5	1	1	1	0	2	2
35 Frank Thomas, R (1, 10) OBP: 0.370, SLG: 0.435 11 Rajai Davis, R (8, PR) OBP: 0.230, SLG: 0.267 (8, 10) Emil Brown, R (10, PH) OBP: 0.287, SLG: 0.382 (10, 10)		C KN 65 S KN 66 B KN 68 B KN 68 B KN 68 F KN 67 F KN 67 F KN 68 X KN 68 3-2 P3 ①		C KN 66 F KN 66 X KN 68 0-2 G5-3 ②		B KN 67 F KN 66 F KN 66 F KN 68 B FF 75 B KN 68 S KN 68 3-3 K ②③ 1-2		B FF 88 C FF 87 B CU 76 B FF 88 B CU 76 4-1 BB		B FF 96 C SL 87 X FF 96 1-1 FC6-4 ③ 1-2f			3 0 1	0 0 0	0 0 0	0 0 0	1 0 0	1 0 1	1 0 0
28 Carlos González, L (1, 8) OBP: 0.309, SLG: 0.408		C KN 67 B KN 67 B KN 66 S KN 67 B KN 67 B KN 67 4-2 BB		B KN 66 X KN 66 1-0 1B			C KN 65 X KN 61 0-1 F9 ①	B CU 76 1 SAFE S FF 68 X CU 76 1-1 G4-3 ③			B SL 79 C SI 88 S SI 89 B CU 78 S CU 77 2-3 K ①		4	0	1	0	1	1	1
14 Mark Ellis, R (1, 4) OBP: 0.327, SLG: 0.377		B KN 66 M FF 74 1 SAFE X KN 67 1-1 P4 ②		B KN 66 1 SAFE C CU 60 X KN 66 1-1 F8 ③			F KN 65 B KN 66 C KN 66 X KN 67 1-2 22 BB 1B		X FF 95 0-0 22 FC5-6 1B		C SI 88 X SI 89 0-1 G5-3 ②	5	0	2	0	0	0	2
22 Jack Hannahan, L (1, 5) OBP: 0.327, SLG: 0.358		1 SAFE B KN 67 S KN 66 X KN 67 1-1 F9 ③			B KN 64 C KN 64 X KN 65 1-1 F9 ①		1 SAFE B KN 65 F KN 67 B KN 66 D CU 60 C CU 59 1 SAFE B KN 67 4-2 BB 1-2		1 SAFE C FF 95 L FF 96 B FF 97 B FF 96 1 SAFE B FF 96 X FF 97 3-2 FC5-6 10 E 1-2f ①		C SI 91 B SI 91 F SI 91 B CU 78 X SI 91 2-2 G6-3 ③	4	0	0	0	1	0	2
7 Bobby Crosby, R (1, 6) OBP: 0.305, SLG: 0.353			C KN 65 B KN 66 B KN 66 X FF 73 2-1 P4 ①		B KN 65 C FF 73 X KN 65 1-1 10 F9 2B		B CU 76 B FF 96 X FF 97 2-0 F7 ②		C FF 96 B SL 89 F FF 97 B FF 98 S FF 98 2-3 K ②		C SI 91 S FC 89 B SL 88 S SI 91 1-3 K ①	5	0	1	0	0	2	3
10 Daric Barton, L (1, 3) OBP: 0.323, SLG: 0.305			B KN 66 F FF 74 B KN 66 F FF 74 F KN 68 F KN 67 F CU 61 F KN 68 F KN 54 2-3 S KN 66 K ②		F KN 66 C KN 67 X KN 65 0-2 F9 ② 2-3		F FF 98 B FF 96 X CU 78 1-1 G1-3 ③		1 SAFE B FF 97 X FF 97 1-0 L7 ③ 1-2		B FF 94 C FC 92 B FF 94 S SI 92 F FC 91 X FC 91 2-2 G4-3 ②	5	0	0	0	0	1	4

Inning Stats																								
	R: 0	H: 0	R: 0	H: 0	R: 0	H: 0	R: 0	H: 1	R: 0	H: 1	R: 0	H: 1	R: 1	H: 1	R: 0	H: 1	R: 0	H: 0	R: 0	H: 0	R: 0	H: 1		
	E: 0	LOB: 0	E: 0	LOB: 1	E: 0	LOB: 1	E: 0	LOB: 1	E: 0	LOB: 1	E: 0	LOB: 2	E: 0	LOB: 1	E: 1	LOB: 1	E: 1	LOB: 1	E: 0	LOB: 0	E: 0	LOB: 1		
	K: 2	BB: 0	K: 0	BB: 1	K: 1	BB: 1	K: 0	BB: 0	K: 0	BB: 1	K: 0	BB: 1	K: 0	BB: 1	K: 1	BB: 0	K: 1	BB: 0	K: 1	BB: 0	K: 1	BB: 0		
	S: 9	P: 10	S: 12	P: 21	S: 13	P: 24	S: 9	P: 13	S: 9	P: 12	S: 9	P: 16	S: 10	P: 18	S: 11	P: 21	S: 8	P: 14	S: 13	P: 18	S: 8	P: 12	S: 11	P: 15

	AB	43
	R	1
	H	7
	RBI	1
	BB	4
	SO	8
	LOB	19

	1B: 5	SF: 0	WP: 0	PA: 47
	2B: 2	SAC: 0	PB: 0	
	3B: 0	DP: 1	SB: 0	
	HR: 1	HBP: 0	CS: 1	

PITCHER		IP	WLS	BF	H	R	ER	SO	BB	IBB	HBP	BLK	WP	HR	S	P	ERA	WHIP
49 Tim Wakefield, R ERA: 3.77	(1, 1)	6.1		25	4	0	0	4	3	0	0	0	0	0	68	108	0.00	1.105
17 Manny Delcarmen, R ERA: 4.14	(7, 1)	0.2	H	2	0	0	0	0	0	0	0	0	0	0	3	6	0.00	0.000
37 Hideki Okajima, L ERA: 2.72	(8, 1)	1.0	B	5	1	1	1	0	1	0	0	0	0	1	11	21	9.00	2.000
58 Jonathan Papelbon, R ERA: 2.09	(9, 1)	2.0		8	1	0	0	2	0	0	0	0	0	0	21	32	0.00	0.500
48 Javier López, L ERA: 2.57	(11, 1)	1.0		3	0	0	0	1	0	0	0	0	0	0	8	12	0.00	0.000

PITCHER		IP	WLS	BF	H	R	ER	SO	BB	IBB	HBP	BLK	WP	HR	S	P	ERA	WHIP
50 Mike Timlin, R ERA: 5.34	(12, 1)	1.0	W	4	1	0	0	1	0	0	0	0	0	0	11	15	0.00	1.000

Oakland Athletics @ Boston Red Sox

Fenway Park, Boston, MA

Fri Aug 01 2008, 7:05 PM EDT

Att. 37,832 - Partly Cloudy - 73 F

BOTTOM

livebaseballscorecards.com

Batter	1	2	3	4	5	6	7	8	9	10	11	12	AB	R	H	RBI	BB	SO	LOB
15 Dustin Pedroia, R (1, 4) OBP: 0.358, SLG: 0.449	C SI 86 C SI 86 B CU 71 F SI 87 F SL 82 X FF 88 1-2 L7 ①		B CU 71 B SL 83 C SI 88 F SL 83 X FF 88 2-2 34 F9 20 1B 1B		B SI 88 F SL 84 B CU 70 F SL 83 F CU 73 X CU 72 2-2 G6-3 ②		C SL 89 B FF 96 F SL 90 F SI 98 F SL 88 S FF 98 1-3 K ②		C SI 87 F SI 87 X CU 74 0-2 F8 ③		B CU 74 B CU 75 X SI 93 2-0 1B		6	0	2	0	0	1	2
20 Kevin Youkilis, R (1, 3) OBP: 0.380, SLG: 0.543	C FF 88 F FF 88 F CU 72 T FF 87 0-2 K ②		C FF 87 C SL 82 B FF 86 F SL 82 X FF 87 1-2 1-2 1B		B SI 84 B FF 87 B CU 72 X SL 85 2-1 34 BB 1B		F SL 90 S FF 93 X FF 96 0-2 1B ③			F SI 92 F SI 92 S SL 86 0-3 K ①	C SI 92 T SI 93 B SI 94 D CU 76 I SAFE F SI 93 C SI 94 2-3 K ③		6	0	3	0	0	3	1
34 David Ortiz, L (1, 10) OBP: 0.356, SLG: 0.487	B CU 70 C CU 71 X SI 88 1-1 P6 ③		C FF 88 B CU 71 X SL 83 1-1 F9 ② 2-3		B CU 72 F FF 88 B CU 71 C SI 86 B FF 87 B CU 72 4-2 25 FC5-4 1-2 BB			B SI 86 C SI 87 B SI 85 X SI 88 2-1 F7 ①		X SI 92 0-0 P5 ②		C SL 81 S SL 83 B SL 82 C SL 83 1-3 K ①	5	0	0	0	1	1	2
25 Mike Lowell, R (1, 5) OBP: 0.341, SLG: 0.458 Coco Crisp, S (10, PR) OBP: 0.310, SLG: 0.399 Alex Cora, L (11, 6) OBP: 0.367, SLG: 0.348		B SL 83 X SL 84 1-0 G6-3 ①	B CU 72 C CU 71 C SI 87 B CU 73 X SL 82 2-2 G1-3 ③		X SL 82 0-0 FC5-4 ③ 1-2f			B SI 86 B SI 86 B SI 86 C SI 86 X SI 86 3-1 G5-3 ②		B SL 86 C SI 92 B SL 86 X SL 84 2-1 7 BB 44 BB 1B		B FF 95 C FF 95 F SL 83 X FF 96 1-2 G6-3 ②	5 0 1	0 0 0	1 0 0	0 0 0	0 0 0	0 0 0	4 0 0
44 Jason Bay, R (1, 7) OBP: 0.378, SLG: 0.523		B CU 71 B SL 84 B SI 88 C SL 82 B SL 83 4-1 7 2B 12 SF7 BB	F FF 86 H CU 70 1-1 12 1B HBP		B SI 87 C SL 84 F SL 83 B CU 71 F CU 72 B FF 89 S SL 84 3-3 K ①			C SI 86 B SI 86 B SI 86 F SI 86 S CU 74 2-3 K ③		B SI 91 B SL 84 B SI 91 C SI 90 B SI 91 4-1 7 BB 1-2 BB		F FF 94 X SL 82 0-1 12 1B 3B	3	2	1	0	2	2	0
7 J.D. Drew, L (1, 9) OBP: 0.408, SLG: 0.548		B SI 86 B SL 82 1 SAFE X SI 86 2-0 1-3 2B	X FF 87 0-0 F7 ①		C CU 71 B SI 88 B SL 83 B CU 71 C SI 88 B SI 88 4-2 FC6-4 BB				B SI 87 C SI 85 X SI 87 1-1 2 G4-3 12 SH3-4 1B	C SI 91 B SI 91 B CH 80 B CH 80 B CH 82 4-1 1-2 2-3 BB	I IN 79 I IN 82 I IN 82 I IN 82 4-0 12 1B IBB		3	0	2	0	3	0	1
12 Jed Lowrie, S (1, 6) OBP: 0.330, SLG: 0.378 (11, 5)	C CU 70 X SI 87 0-1 SF7 ② 3-H		B SI 86 1 SAFE C SL 82 C CU 69 B FF 87 B CU 71 X SL 83 3-2 G5-4-3 1-3 1B		F SI 87 1 SAFE B FF 86 B SL 82 X SI 87 2-1 F7 ②				X SI 87 0-0 SH3-4 ① 1-2	C SI 90 F SI 90 D CH 79 B CH 80 B SI 90 F SI 90 X SI 90 3-2 F8 ③		X SL 82 0-0 1-2 3-H 1B	4	0	2	2	0	0	4
Kevin Cash, R (1, 2) OBP: 0.288, SLG: 0.347 22 Sean Casey, L (9, PH) OBP: 0.416, SLG: 0.452 Jason Varitek, S (10, 2) OBP: 0.301, SLG: 0.353		F SL 84 C CU 72 B FF 88 X CU 71 1-2 G6-3 ③		S SL 82 S SI 87 X SL 82 0-2 G5-4-3 ② 1-2f ③		B CU 70 X SL 83 1-0 FC6-4 ③ 1-2f			I IN 64 I IN 70 I IN 76 I IN 74 4-0 2 G4-3 IBB		C SI 94 B SI 94 B CU 75 F SI 93 S CU 76 2-3 K ①		3 0 1	0 0 0	0 0 0	0 1 0	0 0 0	0 0 1	4 0 0
2 Jacoby Ellsbury, L (1, 8) OBP: 0.324, SLG: 0.353			B SI 86 C SI 86 B CU 70 X FF 87 2-1 F9 ①		X SI 87 0-0 B5-3 ①		B SI 96 B SI 95 C SI 96 F SI 97 T FF 97 2-2 K ①		C SI 87 B SI 87 B SI 86 X SI 87 2-1 G4-3 ② 1-2 2-3		C SI 94 B SI 93 F CU 74 B SI 94 B F SI 94 F X 3-2 F7 ②		5	0	0	0	0	1	2

Inning Stats	1	2	3	4	5	6	7	8	9	10	11	12
	R: 0 E: 0 K: 1 S: 11 H: 0 LOB: 0 BB: 0 P: 13	R: 1 E: 0 K: 0 S: 8 H: 1 LOB: 1 BB: 1 P: 16	R: 0 E: 0 K: 0 S: 14 H: 2 LOB: 2 BB: 0 P: 22	R: 0 E: 0 K: 0 S: 8 H: 1 LOB: 1 BB: 0 P: 12	R: 0 E: 0 K: 0 S: 10 H: 1 LOB: 2 BB: 1 P: 18	R: 0 E: 0 K: 1 S: 9 H: 0 LOB: 1 BB: 1 P: 19	R: 0 E: 0 K: 2 S: 11 H: 1 LOB: 1 BB: 0 P: 14	R: 0 E: 0 K: 1 S: 7 H: 0 LOB: 0 BB: 0 P: 14	R: 0 E: 0 K: 0 S: 8 H: 1 LOB: 2 BB: 1 P: 15	R: 0 E: 0 K: 1 S: 12 H: 1 LOB: 3 BB: 2 P: 25	R: 0 E: 0 K: 2 S: 13 H: 1 LOB: 1 BB: 0 P: 22	R: 1 E: 0 K: 1 S: 9 H: 2 LOB: 2 BB: 1 P: 15

	AB	42
	R	2
	H	11
	RBI	2
	BB	7
	SO	9
	LOB	20

	1B: 9	SF: 1
	2B: 1	SAC: 1
	3B: 1	DP: 1
	HR: 0	HBP: 1

	WP: 0	PA: 52
	PB: 0	
	SB: 0	
	CS: 0	

PITCHER		IP	WLS	BF	H	R	ER	SO	BB	IBB	HBP	BLK	WP	HR	S	P	ERA	WHIP
58 Justin Duchscherer, R ERA: 2.33	(1, 1)	6.0		26	5	1	1	2	3	0	1	0	0	0	60	100	1.50	1.333
44 Santiago Casilla, R ERA: 2.84	(7, 1)	1.0		3	1	0	0	2	0	0	0	0	0	0	11	14	0.00	1.000
31 Brad Ziegler, R ERA:	(8, 1)	2.0		8	1	0	0	1	0	1	0	0	0	0	15	29	0.00	0.500
Huston Street, R ERA: 3.97	(10, 1)	1.0		6	1	0	0	1	2	0	0	0	0	0	12	25	0.00	3.000
13 Jerry Blevins, L ERA: 0.66	(11, 1)	1.0		4	1	0	0	2	0	0	0	0	0	0	13	22	0.00	1.000

PITCHER		IP	WLS	BF	H	R	ER	SO	BB	IBB	HBP	BLK	WP	HR	S	P	ERA	WHIP
Alan Embree, L ERA: 5.13	(12, 1)	0.2	L	5	2	1	1	1	0	1	0	0	0	0	9	15	13.50	3.000

Oakland Athletics @ Boston Red Sox

Fenway Park, Boston, MA

Sat Aug 02 2008, 7:05 PM EDT

Att. 37,838 - Overcast - 68 F

livebaseballscorecards.com

Batter	1	2	3	4	5	6	7	8	9	AB	R	H	RBI	BB	SO	LOB
15 Ryan Sweeney, L (1, 9) OBP: 0.348, SLG: 0.386	C FF 94 X FF 94 0-1 HR 1B	B FF 94 C SI 90 F CU 75 B SI 93 T FF 95 2-2 ③ K			B FF 93 X FF 90 1-0 ② G3			C SI 90 B SL 80 B SI 92 B SL 83 S FF 91 C SI 90 3-3 ① K		3	1	1	0	0	1	1
11 Rajai Davis, R (7, 8) OBP: 0.228, SLG: 0.265										1	0	0	0	0	1	0
8 Kurt Suzuki, R (1, 2) OBP: 0.350, SLG: 0.389	B FF 94 F SI 91 L FC 90 2-2 ① F8	C FC 89 C CU 78 X FC 89 0-2 ① G5-3			B FF 92 B FC 89 X FF 92 2-0 1B			X FF 92 0-0 ② P6		3	0	1	0	0	0	1
Rob Bowen, S (7, 2) OBP: 0.250, SLG: 0.269	B FF 94 X FF 93									1	0	0	0	0	0	0
Emil Brown, R (1, 7) OBP: 0.290, SLG: 0.391	B FF 94 B CU 75 F CU 76 B SI 91 1 SAFE F SI 91 X CU 77 3-2 1-H HR	S CU 78 F FF 95 F FF 94 B FF 94 B FC 89 X FF 95 2-2 ② G5-3			X SI 92 0-0 ③ F9			B SL 82 S SL 80 S SI 93 B SL 84 B SI 89 B SL 82 4-2 BB		3	1	1	2	1	0	1
35 Frank Thomas, R (1, 10) OBP: 0.372, SLG: 0.437	C FF 94 X FF 93 0-1 14 1B 1B	C FF 95 B CU 78 S FC 90 B FF 94 X FF 94 2-2 1B				C FC 89 C CU 75 F FC 87 C FF 90 0-3 ① K		C SL 82 F SI 92 X SL 85 0-2 ③ P3		4	0	2	0	0	1	1
14 Mark Ellis, R (1, 4) OBP: 0.326, SLG: 0.376	C FF 93 X FC 91 0-1 28 G4-6-3 1-2 1B	F FC 89 B SI 94 S CU 76 B FC 90 F CU 78 F FF 94 S CU 78 2-3 ③ K2-4				B CH 84 B CH 84 F SI 91 X FC 89 2-1 ② F9			X FF 90 0-0 ① P6	4	0	1	0	0	1	1
28 Carlos González, L (1, 8) OBP: 0.303, SLG: 0.400 (7, 9)	D FF 94 F FF 94 X SI 92 1-1 ②③ G4-6-3 1-2f			B FF 91 C FF 93 X FC 88 1-1 ① G4-3		S FF 93 B SI 92 S SI 91 S CU 78 1-3 ③ K			C FF 89 B CH 75 F CH 77 B FF 90 B CH 75 C FF 91 3-3 ② K	4	0	0	0	0	2	2
22 Jack Hannahan, L (1, 5) OBP: 0.326, SLG: 0.357		C FF 92 B CU 77 B FF 92 X SI 90 2-1 ① G3-1		F FC 88 B SI 92 B FF 92 F SI 89 F FF 94 S SI 92 2-3 ② K			C FC 86 B FF 91 B FF 91 X FF 91 2-1 7 G6-4-3 1B		C FF 91 B CU 78 S FF 90 S FF 92 1-3 ③ K	4	0	1	0	0	2	0
7 Bobby Crosby, R (1, 6) OBP: 0.305, SLG: 0.352	B B B B 4-0 BB			B CU 76 X SI 92 1-0 ③ G5-3			C FC 89 C CU 78 F CU 76 X FF 93 0-2 ①② G6-4-3 1-2f			2	0	0	0	1	0	1
2 Gregorio Petit, R (7, 6) OBP: 0.400, SLG: 0.435										0	0	0	0	0	0	0
10 Daric Barton, L (1, 3) OBP: 0.320, SLG: 0.302	X 0-0 ② F7				X FF 92 0-0 ① F9		C FC 88 B CU 74 C SI 91 B CU 78 F SI 92 F FF 94 X SI 92 2-2 ③ F8			3	0	0	0	0	0	1

Inning Stats	1	2	3	4	5	6	7	8	9
	R: 2 E: 0 K: 0 S: 14	R: 0 E: 0 K: 1 S: 6	R: 0 E: 0 K: 1 S: 15	R: 0 E: 0 K: 1 S: 7	R: 0 E: 0 K: 0 S: 4	R: 0 E: 0 K: 2 S: 9	R: 0 E: 0 K: 0 S: 11	R: 0 E: 0 K: 1 S: 9	R: 0 E: 0 K: 2 S: 7
	H: 4 LOB: 1 BB: 0 P: 20	H: 0 LOB: 1 BB: 1 P: 14	H: 1 LOB: 1 BB: 0 P: 21	H: 0 LOB: 0 BB: 0 P: 11	H: 1 LOB: 1 BB: 0 P: 7	H: 0 LOB: 0 BB: 0 P: 12	H: 1 LOB: 0 BB: 0 P: 15	H: 0 LOB: 1 BB: 1 P: 16	H: 0 LOB: 0 BB: 0 P: 11

	AB	32
	R	2
	H	7
	RBI	2
	BB	2
	SO	8
	LOB	9

	1B: 6	SF: 0	WP: 0	PA: 34
	2B: 0	SAC: 0	PB: 0	
	3B: 0	DP: 2	SB: 0	
	HR: 1	HBP: 0	CS: 0	

TOP

PITCHER		IP	WLS	BF	H	R	ER	SO	BB	IBB	HBP	BLK	WP	HR	S	P	ERA	WHIP
31 Jon Lester, L ERA: 3.14	(1, 1)	7.0	W	27	7	2	2	5	1	0	0	0	0	1	66	100	2.57	1.143
63 Justin Masterson, R ERA: 3.67	(8, 1)	1.0		4	0	0	0	1	1	0	0	0	0	0	9	16	0.00	1.000
59 Chris Smith, R ERA: 2.45	(9, 1)	1.0		3	0	0	0	2	0	0	0	0	0	0	7	11	0.00	0.000

PITCHER		IP	WLS	BF	H	R	ER	SO	BB	IBB	HBP	BLK	WP	HR	S	P	ERA	WHIP

BOTTOM

Oakland Athletics @ Boston Red Sox

Fenway Park, Boston, MA

Sat Aug 02 2008, 7:05 PM EDT

Att. 37,838 - Overcast - 68 F

livebaseballscorecards.com

Batter	1	2	3	4	5	6	7	8	9	AB	R	H	RBI	BB	SO	LOB
15 Dustin Pedroia, R (1, 4) OBP: 0.359, SLG: 0.447	B SI 91 B SI 90 C FF 91 X SI 91 2-1 20 HR 1B	X SI 91 0-0 ① G6-3	B CU 71 B CH 77 B FF 82 C FF 83 C FF 85 F CH 78 X FF 83 3-2 ② F8		S FF 85 B FF 87 F FF 86 X FF 86 1-2 ② L4			C FF 86 B CU 73 B FF 85 F FF 85 B FF 86 B FF 85 4-2 20 HR BB		4	2	1	0	1	0	3
20 Kevin Youkilis, R (1, 3) OBP: 0.380, SLG: 0.557	B SI 92 C FF 92 X FF 93 1-1 1-H HR	C FF 93 B SL 80 S SL 80 B SL 82 X SL 84 2-2 ② G5-3	C CU 71 S FF 84 S FF 85 0-3 ③ K		C FF 87 X FF 86 0-1 ③ G6-3			B FF 85 X FF 85 1-0 1-H HR		5	2	2	4	0	1	3
34 David Ortiz, L (1, 10) OBP: 0.358, SLG: 0.485 22 Sean Casey, L (8, PH) OBP: 0.420, SLG: 0.456 (9, 10)	C FF 94 B SL 84 B SI 92 C SL 86 X SL 83 2-2 25 1B 44 HR 1B	B SL 83 B SL 84 B FF 92 C FF 92 X SI 92 3-1 ③ F7		B FF 84 B CU 72 B FF 84 B FF 83 4-0 25 G3-6-3 BB		S FC 83 B CU 72 S FF 82 B FF 83 X FF 84 2-2 ① G3-1		C FF 84 B CU 72 X FF 84 1-1 1B		3 1	1 0	1 1	0 0	1 0	0 0	0 0
25 Mike Lowell, R (1, 5) OBP: 0.343, SLG: 0.461 Alex Cora, L (7, 6) OBP: 0.363, SLG: 0.343	C SI 92 X CH 85 0-1 1-2 44 HR 1B		X SI 90 0-0 7 1B 12 2B 2B	C FF 84 B FF 86 B CH 77 X FF 84 2-1 ①② G3-6-3 1-2f		B CH 77 B CH 78 B FF 84 C FF 85 X FF 85 3-1 ② G6-3		X FF 83 0-0 ① F8		4 1	2 0	2 0	0 0	0 0	0 0	1 1
44 Jason Bay, R (1, 7) OBP: 0.379, SLG: 0.528	S SI 92 B SI 92 B SI 85 D SI 86 X SI 92 3-1 1-H 2-H HR		B SL 83 B SL 83 B SL 90 C FF 92 B FF 91 4-1 7 1B 12 2B BB	B CU 73 S FF 85 B FF 85 F FF 85 B FF 85 F FF 85 T FF 84 3-2 ③ K		B CH 78 C FF 85 B FF 84 B CH 79 X FF 85 2-2 ③ G6-3		S CU 74 B CU 73 C FF 83 X FF 84 1-2 ② F9		4	2	1	3	1	1	1
7 J.D. Drew, L (1, 9) OBP: 0.406, SLG: 0.545 2 Jacoby Ellsbury, L (8, 9) OBP: 0.323, SLG: 0.352	C SL 85 B SL 84 F SI 93 F SL 86 B FF 93 F SL 82 B FF 94 F SL 84 C SL 83 3-3 ① K		F SL 83 B FF 90 B SI 90 X SL 82 2-1 12 2B 1B 1-2 2-3		C CU 72 B FF 85 X FF 84 1-1 ① F7		B FF 84 S FF 85 S FF 84 X FF 84 1-2 ① G3	X FF 84 0-0 ③ G4-3		4 1	1 0	1 0	0 0	0 0	1 0	0 1
12 Jed Lowrie, S (1, 6) OBP: 0.347, SLG: 0.400 (7, 5)	B FF 93 B FF 94 B SI 93 B FF 93 4-0 BB		X SI 90 0-0 2B 1-H 2-H 3-H 2B		C FF 86 B CU 74 B FF 85 X FF 85 2-1 BB E 1B		X FF 85 0-0 ② G6-3			3	2	2	3	1	0	0
Jason Varitek, S (1, 2) OBP: 0.306, SLG: 0.359 Kevin Cash, R (8, 2) OBP: 0.288, SLG: 0.347	B SI 92 C SI 92 C SL 84 F SL 85 B FF 94 B SI 93 X SL 84 3-2 ② F8		X FF 83 0-0 2-H 2B		B FF 83 B FF 84 C FF 84 B CH 78 B FF 84 4-1 E 1-2 BB		S FF 86 X FF 86 0-1 FC5-4 1B			3 0	0 0	2 0	1 0	1 0	0 0	1 0
Coco Crisp, S (1, 8) OBP: 0.309, SLG: 0.397	F SI 92 C SI 92 F SL 85 F SL 85 F SL 85 B FF 93 S SL 82 1-3 ③ K		X FF 85 0-0 ① L5		X CH 78 0-0 1-3 2-H E8 1B		B FF 84 F FF 84 B CU 72 X FF 86 2-1 ③ FC5-4 1-2f			4	0	1	1	0	1	3
Inning Stats	R: 5 E: 0 K: 2 S: 27 H: 5 LOB: 1 BB: 1 P: 46	R: 0 E: 0 K: 0 S: 6 H: 0 LOB: 0 BB: 0 P: 11	R: 4 E: 0 K: 1 S: 14 H: 4 LOB: 1 BB: 1 P: 23	R: 0 E: 0 K: 1 S: 6 H: 0 LOB: 0 BB: 1 P: 15	R: 1 E: 1 K: 0 S: 11 H: 2 LOB: 2 BB: 1 P: 19	R: 0 E: 0 K: 0 S: 8 H: 0 LOB: 0 BB: 0 P: 15	R: 0 E: 0 K: 0 S: 8 H: 1 LOB: 1 BB: 0 P: 11	R: 2 E: 0 K: 0 S: 10 H: 2 LOB: 1 BB: 1 P: 17		1B: 8 2B: 3 3B: 0 HR: 3 SF: 0 SAC: 0 DP: 1 HBP: 0				WP: 0 PB: 0 SB: 0 CS: 0 PA: 42		

	AB	37
	R	12
	H	14
	RBI	12
	BB	5
	SO	4
	LOB	14

PITCHER		IP	WLS	BF	H	R	ER	SO	BB	IBB	HBP	BLK	WP	HR	S	P	ERA	WHIP
30 Dana Eveland, L ERA: 4.46	(1, 1)	2.0	L	16	8	9	9	2	2	0	0	0	0	2	38	68	40.50	5.000
25 Lenny DiNardo, L ERA: 6.55	(3, 1)	6.0		26	6	3	3	2	3	0	0	0	0	1	52	89	4.50	1.500

PITCHER	IP	WLS	BF	H	R	ER	SO	BB	IBB	HBP	BLK	WP	HR	S	P	ERA	WHIP

Batter	1	2	3	4	5	6	7	8	9	AB	R	H	RBI	BB	SO	LOB
15 Ryan Sweeney, L (1, 9) OBP: 0.344, SLG: 0.380	B FF 91 X FF 92 1-0 P5		X FF 94 0-0 G4-3		C FF 94 B FF 94 S FF 94 B SL 85 F FF 94 F FF 94 S SL 84 2-3 K		X FF 88 0-0 F8			4	0	0	0	0	1	2
14 Mark Ellis, R (1, 4) OBP: 0.326, SLG: 0.375	B SL 79 C SL 80 B SI 91 X SL 82 2-1 1B		C SL 83 S SL 83 B FF 96 B FF 95 C FC 90 2-3 K			B FF 91 B FF 91 C FC 88 X FF 91 2-1 F8		C FF 97 C CU 79 B FF 98 X FF 98 1-2 F9		4	0	1	0	0	1	0
32 Jack Cust, L (1, 7) OBP: 0.376, SLG: 0.437	C FF 93 B FS 84 B SL 82 S SL 82 B FF 93 F SL 82 F SI 93 B FF 94 4-2 BB			C F B FC 91 B SL 83 B SL 85 S SL 85 3-3 K		B FC 85 S SL 84 B FF 95 X SL 83 2-1 1B		B FF 98 B FF 96 B FF 96 C FF 96 F FF 95 B FF 98 4-2 BB		2	0	1	0	2	1	0
35 Frank Thomas, R (1, 10) OBP: 0.365, SLG: 0.426	S FF 93 C FF 91 X FF 94 0-2 F9			F SI 94 C SI 95 B SL 85 S FC 85 1-3 K		B FF 94 C FF 94 X FF 92 1-1 F9		X CU 76 0-0 F8		4	0	0	0	0	1	3
28 Carlos González, L (1, 8) OBP: 0.302, SLG: 0.407		F FF 91 S FC 89 X FF 92 0-2 3B		F SL 83 F FF 95 B SL 85 F FS 85 B FF 95 S FS 84 2-3 K		C SL 83 X FS 83 0-1 F7		C CH 83 D CU 80 C FF 98 B FF 97 X CH 86 2-2 G4-3		4	0	1	0	0	1	2
22 Jack Hannahan, L (1, 5) OBP: 0.322, SLG: 0.352		B FF 93 B FF 92 C FC 90 S SL 81 F SL 83 F FF 95 B SL 83 F FC 91 F SL 84 3-3 S SL 84 K2-3			C FF 87 X FF 90 0-1 F9		C FF 88 C FF 88 B CU 78 S FF 89 1-3 K		C FF 95 B FF 95 X FS 91 1-1 G4-3	4	0	0	0	0	2	1
7 Bobby Crosby, R (1, 6) OBP: 0.308, SLG: 0.351 2 Gregorio Petit, R (8, 6) OBP: 0.400, SLG: 0.435 Emil Brown, R (9, PH) OBP: 0.289, SLG: 0.390		C FF 94 F FF 95 D SL 83 F FF 95 B FC 85 S SL 84 2-3 K			B SI 90 S SI 90 B SL 83 C SL 81 B SI 93 F SL 83 B FF 93 4-2 10 HR BB		B FF 88 C CU 76 B CU 77 S CU 77 F FF 89 B FF 88 B FF 88 4-2 8 1B BB		B FF 96 S SL 85 F FF 96 B FF 97 X FF 96 2-2 G5-3	1 0 1	1 0 0	0 0 0	0 0 0	2 0 0	1 0 0	1 0 0
10 Daric Barton, L (1, 3) OBP: 0.319, SLG: 0.311		S SL 84 B FC 92 C FF 96 D SL 83 B SL 83 F FC 91 X SL 83 3-2 F8			X FC 89 0-0 1-H HR		C CU 77 X FF 89 0-1 P2		F FF 96 C FS 90 S FS 92 0-3 K	4	1	1	2	0	1	2
Rob Bowen, S (1, 2) OBP: 0.241, SLG: 0.259 8 Kurt Suzuki, R (7, PH) OBP: 0.351, SLG: 0.391 (7, 2)			C FF 92 B FF 93 B SL 83 S SL 83 F FF 94 S SL 83 2-3 K		F FF 93 B FS 83 C FF 93 X SL 83 1-2 G4-3		B FF 88 C CU 74 X CU 76 1-1 1-2 1B			2 1	0 0	0 1	0 0	0 0	1 0	0 0
Inning Stats	R: 0 E: 0 K: 0 S: 10 H: 1 LOB: 1 BB: 1 P: 17	R: 0 E: 0 K: 2 S: 18 H: 1 LOB: 1 BB: 0 P: 26	R: 0 E: 0 K: 2 S: 8 H: 0 LOB: 0 BB: 0 P: 12	R: 0 E: 0 K: 3 S: 10 H: 0 LOB: 0 BB: 0 P: 16	R: 2 E: 0 K: 1 S: 14 H: 1 LOB: 0 BB: 1 P: 21	R: 0 E: 0 K: 0 S: 8 H: 1 LOB: 1 BB: 0 P: 13	R: 0 E: 0 K: 1 S: 11 H: 1 LOB: 2 BB: 1 P: 17	R: 0 E: 0 K: 0 S: 9 H: 0 LOB: 1 BB: 1 P: 16	R: 0 E: 0 K: 1 S: 8 H: 0 LOB: 0 BB: 0 P: 11	1B: 3 2B: 0 3B: 1 HR: 1	SF: 0 SAC: 0 DP: 0 HBP: 0					

Oakland Athletics @ Boston Red Sox

Fenway Park, Boston, MA

Sun Aug 03 2008, 1:35 PM EDT
Att. 37,317 - Partly Cloudy - 75 F

TOP

livebaseballscorecards.com

AB	31
R	2
H	5
RBI	2
BB	4
SO	10
LOB	11

WP: 0 PB: 0 SB: 0 CS: 0 PA: 35

PITCHER		IP	WLS	BF	H	R	ER	SO	BB	IBB	HBP	BLK	WP	HR	S	P	ERA	WHIP
18 Daisuke Matsuzaka, R ERA: 3.04	(1, 1)	6.0	W	23	4	2	2	8	2	0	0	0	0	1	68	105	3.00	1.000
37 Hideki Okajima, L ERA: 2.66	(7, 1)	1.0	H	5	1	0	0	1	1	0	0	0	0	0	11	17	0.00	2.000
17 Manny Delcarmen, R ERA: 4.05	(8, 1)	1.0	H	4	0	0	0	0	1	0	0	0	0	0	9	16	0.00	1.000
58 Jonathan Papelbon, R ERA: 2.05	(9, 1)	1.0	S	3	0	0	0	1	0	0	0	0	0	0	8	11	0.00	0.000

PITCHER	IP	WLS	BF	H	R	ER	SO	BB	IBB	HBP	BLK	WP	HR	S	P	ERA	WHIP

Oakland Athletics @ Boston Red Sox

Fenway Park, Boston, MA

Sun Aug 03 2008, 1:35 PM EDT
Att. 37,317 - Partly Cloudy - 75 F

livebaseballscorecards.com

BOTTOM

Batter	1	2	3	4	5	6	7	8	9	AB	R	H	RBI	BB	SO	LOB
15 Dustin Pedroia, R (1, 4) OBP: 0.358, SLG: 0.448	C SI 88 X SI 89 0-1 20 1B 2B		X FF 88 0-0 ① G5-3		B FF 94 C FF 96 B FF 96 F FF 97 X FF 96 2-2 ① P4		X SI 92 0-0 ① P2			4	1	1	0	0	0	1
20 Kevin Youkilis, R (1, 3) OBP: 0.381, SLG: 0.559	C SI 88 B CH 75 X SI 90 1-1 2-H 1B		C CH 76 B CH 76 S CH 75 B FF 90 X FF 90 2-2 ② FC6-5 34 2-6 2-3		S FF 97 X FF 97 0-1 ② F9		B SI 91 X SI 92 1-0 2B			4	0	2	1	0	0	1
34 David Ortiz, L (1, 10) OBP: 0.360, SLG: 0.481	S CU 80 B SI 90 F FF 91 B CU 79 S CU 80 2-3 ① K		D CU 63 1-0 ③ 2-6 1-2	X SI 89 0-0 ① F7	B FF 92 S FF 99 B SL 92 S SL 91 B FF 98 B FF 98 4-2 25 S BB		I IN 83 I IN 87 I IN 90 I IN 88 4-0 IBB			2	0	0	0	2	1	1
25 Mike Lowell, R (1, 5) OBP: 0.342, SLG: 0.462	B SI 90 F CH 77 B SI 89 B CH 77 X CH 76 3-1 ② F7			C SI 88 B CU 80 F SI 87 B CU 79 X FF 89 2-2 44 1B 12 3B 2B	C FF 96 B F B F B S 3-3 ③ K 1-2		C SL 85 B SL 84 C SI 91 B SL 84 S SL 84 2-3 ② K			4	1	1	0	0	2	4
44 Jason Bay, R (1, 7) OBP: 0.380, SLG: 0.527	C CU 79 S FF 90 F CU 79 B FF 91 X CH 76 1-2 ③ G5-3			C CH 75 F CU 78 F FF 90 X CH 73 0-2 12 3B 2-3 1B		C FF 95 B FF 97 X FF 95 1-1 PB 12 BB SF8 1B	B SL 84 C SI 92 C SL 84 F SL 84 X SL 85 1-2 ③ P4			4	2	2	0	0	0	3
12 Jed Lowrie, S (1, 6) OBP: 0.353, SLG: 0.420		C CU 74 F SI 89 B CU 78 B FF 86 X CH 72 2-2 ① F9		B SI 86 B CH 74 1 SAFE F CH 74 1 SAFE X SI 87 2-1 SF8 1-H 3-H 3B		B FF 95 B FF 89 B FF 95 C FF 94 1 SAFE B FF 93 4-1 SF8 PB 1-2 BB		C FF 90 C FF 92 F FF 93 B CH 78 X SI 92 1-2 ① F9		3	1	1	2	1	0	0
Jason Varitek, S (1, 2) OBP: 0.306, SLG: 0.356		C SI 88 B SI 86 B CU 77 B SI 87 X SI 86 3-1 ② G5-3		B FF 94 3 SAFE B FF 94 F SI 95 F CH 91 F FF 95 B SL 90 B FF 96 4-2 2 FC6-4 BB		B FF 96 B FF 95 C FF 95 B FF 96 S FF 95 S FF 95 3-3 ① K 1-2 2-3		C CH 79 B CH 80 B FF 92 S FF 92 F SL 84 F FF 93 B CH 79 S FF 91 3-3 ② K		3	0	0	0	1	2	2
Coco Crisp, S (1, 8) OBP: 0.305, SLG: 0.393		B SI 87 F SI 87 F CU 77 F FF 89 X CU 76 1-2 ③ F8		X SI 96 0-0 ② SF8 3-H		S FF 95 X FF 96 0-1 ② SF8 2-3 3-H		X CH 79 0-0 ③ G5-3		2	0	0	2	0	0	0
2 Jacoby Ellsbury, L (1, 9) OBP: 0.323, SLG: 0.352			C FF 87 B SI 88 B SI 88 F CU 79 X SI 88 2-2 E4 20 FC6-5 1B	B SI 94 F FF 96 X SL 89 1-1 ③ FC6-4 1-2f		D SL 81 F FF 96 F FF 96 B FF 96 F SL 82 F SL 82 X FF 96 2-2 ③ F8				3	0	1	0	0	0	2
Inning Stats	R: 1 E: 0 K: 1 S: 13 H: 2 LOB: 1 BB: 0 P: 20	R: 0 E: 0 K: 0 S: 9 H: 0 LOB: 0 BB: 0 P: 15	R: 0 E: 1 K: 0 S: 7 H: 1 LOB: 1 BB: 0 P: 12	R: 3 E: 0 K: 0 S: 16 H: 3 LOB: 1 BB: 1 P: 25	R: 0 E: 0 K: 1 S: 11 H: 0 LOB: 1 BB: 1 P: 20	R: 1 E: 0 K: 1 S: 13 H: 1 LOB: 1 BB: 1 P: 23	R: 0 E: 0 K: 1 S: 9 H: 1 LOB: 2 BB: 1 P: 17	R: 0 E: 0 K: 1 S: 10 H: 0 LOB: 0 BB: 0 P: 14		1B: 4 2B: 3 3B: 1 HR: 0 SF: 2 SAC: 0 DP: 0 HBP: 0						

	AB	29
	R	5
	H	8
	RBI	5
	BB	4
	SO	5
	LOB	14

PITCHER		IP	WLS	BF	H	R	ER	SO	BB	IBB	HBP	BLK	WP	HR	S	P	ERA	WHIP
51 Dallas Braden, L ERA: 5.1	(1, 1)	3.1	L	16	6	4	4	1	0	0	0	0	0	0	39	61	10.80	1.800
44 Santiago Casilla, R ERA: 2.7	(4, 1)	1.2		7	0	0	0	1	2	0	0	0	0	0	17	31	0.00	1.200
33 Joey Devine, R ERA: 1.23	(6, 1)	0.0		2	1	1	0	0	1	0	0	0	0	0	3	8	∞	∞
Alan Embree, L ERA: 5.01	(6, 1)	1.0		3	0	0	0	1	0	0	0	0	0	0	10	15	0.00	0.000
Huston Street, R ERA: 3.88	(7, 1)	1.0		5	1	0	0	1	0	1	0	0	0	0	9	17	0.00	1.000

PITCHER		IP	WLS	BF	H	R	ER	SO	BB	IBB	HBP	BLK	WP	HR	S	P	ERA	WHIP
53 Dan Meyer, L ERA:	(8, 1)	1.0		3	0	0	0	1	0	0	0	0	0	0	10	14	0.00	0.000

Boston Red Sox @ Kansas City Royals

Kauffman Stadium, Kansas City, MO

Mon Aug 04 2008, 7:10 PM CDT

Att. 24,378 - Clear - 96 F

livebaseballscorecards.com

TOP

Batter	1	2	3	4	5	6	7	8	9	AB	R	H	RBI	BB	SO	LOB
7 J.D. Drew, L (1, 9) OBP: 0.403, SLG: 0.538	F FF 94 B SL 91 B FF 94 C SL 87 B FF 95 F FF 95 B CH 87 4-2 15 2B 34 G3 BB	X CH 86 0-0 ③ G3			B FF 92 C CU 76 F CU 78 B CH 85 B FF 94 S FF 94 3-3 ① K		X CH 88 0-0 ① G4-3		B FF 90 C FF 90 C FF 91 D CU 70 B CH 82 S FC 90 3-3 ① K	4	1	0	0	1	2	2
15 Dustin Pedroia, R (1, 4) OBP: 0.362, SLG: 0.453 2 Jacoby Ellsbury, L (9, PR) OBP: 0.323, SLG: 0.352	B SL 90 C SL 90 X FF 93 1-1 34 G3 20 2B 1-3 2B		C CU 76 B SL 88 B FF 91 B SL 89 B FF 94 4-1 BB		C CH 83 B SL 90 B FF 94 F CH 85 X CU 81 2-2 20 BB 1B		B FF 93 X SL 87 1-0 ② F8		B FF 90 B FF 90 C FF 89 X SL 77 2-1 44 1B 34 G3-1 1-2 1B	4 0	1 0	3 0	0 0	1 0	0 0	0 0
34 David Ortiz, L (1, 10) OBP: 0.354, SLG: 0.472	B FF 94 X SL 90 1-0 ① G3 2-3 3-H		B FF 94 X FF 92 1-0 ① F8		C CH 85 C FF 93 1 SAFE 1 SAFE D CU 76 B FF 94 S FF 94 2-3 ② K		B CH 88 F CH 88 C CH 89 B CH 90 X CH 89 2-2 ③ G4-3		S FF 90 B FF 90 F FC 91 F FC 91 2 SAFE B CU 69 X CH 84 2-2 ② G3-1 1-2 2-3	5	0	0	1	0	1	5
20 Kevin Youkilis, R (1, 5) OBP: 0.383, SLG: 0.560	B FF 91 F FF 93 C CU 78 X FF 96 1-2 3-H 2B		X FF 92 0-0 ② F8		B SL 89 B SL 86 B FF 94 B FF 91 4-0 1-2 BB			C FF 92 F FF 93 B SL 88 S CH 89 1-3 ① K	I IN 60 I IN 65 I IN 64 I IN 64 4-0 44 1B IBB	3	0	1	1	2	1	1
44 Jason Bay, R (1, 7) OBP: 0.378, SLG: 0.523	C FF 93 S FF 93 C CU 81 0-3 ② K		C SL 87 S FF 93 C FF 94 0-3 ③ K		C FF 94 B SL 90 B SL 90 F FF 95 X CU 82 2-2 ③ G4-3			F SL 86 X FF 93 0-1 ② F9	B FC 90 C FC 90 X SL 78 1-1 1-2 2-3 3-H 1B	5	0	1	1	0	2	4
22 Sean Casey, L (1, 3) OBP: 0.413, SLG: 0.447	C CU 80 F FF 95 S CU 81 0-3 ③ K			X FF 91 0-0 ① G4-3		C CU 76 B CU 80 F FF 93 B FF 93 X CU 80 2-2 ① G4-3		C CH 87 B FF 94 F CH 88 B CH 88 X CH 88 2-2 12 1B 1B	C FF 92 C FF 91 X CU 70 0-2 ③ F9	5	0	1	0	0	1	4
12 Jed Lowrie, S (1, 6) OBP: 0.349, SLG: 0.413		C FF 94 S SL 91 B FF 94 B CU 80 X CU 80 2-2 ① G3		B FF 92 S FF 92 F FF 93 X SL 87 1-2 ② F7		S FF 94 C CU 79 B FF 94 F FF 94 S FF 95 1-3 ② K		B CH 89 X CH 90 1-0 1-3 1B		4	0	1	0	0	1	0
Jason Varitek, S (1, 2) OBP: 0.311, SLG: 0.357		C FF 95 B FF 94 B FF 94 B CH 87 F FF 94 B FF 94 4-2 BB		C FF 94 B FF 94 B FF 93 B SL 86 B FF 92 4-1 BB		S FF 93 C FF 93 F FF 95 F CH 87 X FF 94 0-2 1B		B FF 90 D CH 84 B FF 90 C FF 91 F FF 91 F FF 91 F FF 92 F FF 93 S FF 91 3-3 ③ K		2	0	1	0	2	1	2
Coco Crisp, S (1, 8) OBP: 0.304, SLG: 0.391		L FF 94 S FF 93 B FF 93 B FF 95 S FF 94 2-3 ② K		B CU 77 C CH 84 F CU 78 F FF 94 D CU 80 S FF 94 2-3 ③ K		S FF 94 C CU 80 T FF 94 0-2 ③ K			C FF 92 B FC 90 S CH 81 B FF 91 X FF 90 2-2 34 G3-1 15 1B 44 1B 1B	4	1	1	0	0	3	3

Inning Stats	1	2	3	4	5	6	7	8	9
	R: 2 E: 0 K: 2 S: 15 H: 2 LOB: 1 BB: 1 P: 22	R: 0 E: 0 K: 1 S: 9 H: 0 LOB: 1 BB: 1 P: 17	R: 0 E: 0 K: 1 S: 6 H: 0 LOB: 1 BB: 1 P: 11	R: 0 E: 0 K: 1 S: 9 H: 0 LOB: 1 BB: 1 P: 16	R: 0 E: 0 K: 2 S: 12 H: 1 LOB: 2 BB: 1 P: 25	R: 0 E: 0 K: 2 S: 15 H: 1 LOB: 1 BB: 0 P: 18	R: 0 E: 0 K: 0 S: 5 H: 0 LOB: 0 BB: 0 P: 8	R: 0 E: 0 K: 2 S: 15 H: 2 LOB: 2 BB: 0 P: 22	R: 1 E: 0 K: 1 S: 17 H: 3 LOB: 3 BB: 1 P: 31

1B: 7	SF: 0	WP: 0
2B: 2	SAC: 0	PA: 42
3B: 0	DP: 0	PB: 0
HR: 0	HBP: 0	SB: 0
		CS: 0

AB	36
R	3
H	9
RBI	3
BB	6
SO	12
LOB	21

PITCHER		IP	WLS	BF	H	R	ER	SO	BB	IBB	HBP	BLK	WP	HR	S	P	ERA	WHIP
55 Gil Meche, R ERA: 4.17	(1, 1)	6.0	W	27	4	2	2	9	5	0	0	0	0	0	66	109	3.00	1.500
Ramon E Ramirez, R ERA: 2.89	(7, 1)	1.2	H	7	2	0	0	1	0	0	0	0	0	0	14	21	0.00	1.200
32 Ron Mahay, L ERA: 2.2	(8, 1)	0.1	H	1	0	0	0	1	0	0	0	0	0	0	6	9	0.00	0.000
48 Joakim Soria, R ERA: 1.57	(9, 1)	1.0	S	7	3	1	1	1	0	1	0	0	0	0	17	31	9.00	3.000

PITCHER	IP	WLS	BF	H	R	ER	SO	BB	IBB	HBP	BLK	WP	HR	S	P	ERA	WHIP

BOTTOM

Boston Red Sox @ Kansas City Royals
Kauffman Stadium, Kansas City, MO
Mon Aug 04 2008, 7:10 PM CDT
Att. 24,378 - Clear - 96 F

livebaseballscorecards.com

Batter	1	2	3	4	5	6	7	8	9	AB	R	H	RBI	BB	SO	LOB
30 Mike Aviles, R (1, 6) (8, 4) OBP: 0.363, SLG: 0.545	C FF 91 B CU 76 X FF 93 1-1 F8 ①		B SL 80 S SL 80 X FF 94 1-1 24 WP 1B 24 1B 1B	B FF 91 1 SAFE C SL 78 F SL 80 1 SAFE F CU 78 1 SAFE X FF 92 1-2 L5 ①		B FF 93 S SL 81 X CU 80 1-1 G6-3 ③				4	1	1	0	0	0	1
Esteban German, R (1, 4) (8, 7) OBP: 0.299, SLG: 0.333	C FF 92 X CH 78 0-1 B2-3 ②		1 SAFE 1 SAFE X SI 91 0-0 24 1B 24 WP 16 SF9 1-2 1B	X SI 91 0-0 G6-3 ② 1-2			B FF 90 B FF 88 C FF 90 F FF 88 C SL 81 2-3 K ①			4	1	1	0	0	1	1
24 Mark Teahen, L (1, 9) OBP: 0.314, SLG: 0.382	C FF 92 X FF 93 0-1 11 FC6-4 1B		D CH 76 C CU 75 C CU 75 F CU 78 F SI 92 B CH 78 X CU 78 2-2 16 SF9 11 BB 14 HBP 1-3 2-H 1B	B FF 92 B FF 93 X FF 90 2-0 G4-3 ③			C SL 78 F SI 89 S SL 83 0-3 K ②			4	1	2	1	0	1	1
11 Jose Guillen, R (1, 10) OBP: 0.295, SLG: 0.462	X FF 91 0-0 FC6-4 ③ 1-2f		B CU 76 1 SAFE B FF 93 B SL 79 B FF 92 4-0 14 HBP 4 BB 1-2 BB		S CH 76 X FF 90 0-1 2B		B FF 95 C FF 93 X FF 94 1-1 2B			3	0	2	0	1	0	1
16 Billy Butler, R (1, 3) OBP: 0.327, SLG: 0.390 1 Tony Pena Jr., R (8, 6) OBP: 0.169, SLG: 0.196		C FF 90 C CU 78 S CU 79 0-3 K2-3 ① X FF 93 0-0 HR	X FF 90 0-0 SF9 ② 2-3 3-H C CU 77 D CH 76 B FF 93 1 SAFE B CU 76 S CH 76 B FF 93 4-2 14 HBP 1-2 BB		B FF 90 C FF 90 B CU 77 C CU 76 B CU 75 S FF 90 3-3 K ① C CU 75 B FF 92 B FF 91 B CU 76 I IN 70 4-1 14 G4-6-3 IBB		C FF 91 B SI 91 C SL 80 X SI 90 1-2 G6-3 ③	B SI 86 B CU 76 X SI 88 2-0 F8 ①		3 0	0 0	0 0	1 0	0 0	2 0	2 0
4 Alex Gordon, L (1, 5) OBP: 0.347, SLG: 0.414										2	1	1	1	2	0	0
14 John Buck, R (1, 2) OBP: 0.322, SLG: 0.402		C SL 82 C CU 78 B FF 93 F CU 79 X CH 77 1-2 G6-3 ② X FF 93 0-0 G4-3 ③	F FF 92 H FF 88 1-1 1-2 2-3 3-H HBP B CH 77 C FF 93 B CH 78 B SL 81 X FF 92 3-1 G3 ③		B SI 90 B SL 78 C SL 79 B FF 91 X FF 92 3-1 G4-6-3 ② ③ 1-2f			X CH 78 0-0 G1-3 ②		3	0	0	1	0	0	2
Ross Gload, L (1, 7) (8, 3) OBP: 0.317, SLG: 0.341						C CH 75 B CU 79 C CU 78 S FF 94 1-3 K ①		B CU 76 F SI 86 X SI 86 1-1 F8 ③		4	0	0	0	0	1	3
35 Mitch Maier, L (1, 8) OBP: 0.333, SLG: 0.310			B FF 92 S CH 77 S CH 78 S CH 78 1-3 K ① B FF 92 B CH 78 B FF 91 C FF 90 X FF 92 3-1 G6-3 1B			C CU 75 F CH 77 X CU 80 0-2 G6-3 ②				3	0	1	0	0	1	0

Inning Stats	R: 0 E: 0 K: 0 S: 7	H: 1 LOB: 1 BB: 0 P: 8	R: 1 E: 0 K: 1 S: 9	H: 1 LOB: 0 BB: 0 P: 10	R: 3 E: 0 K: 1 S: 17	H: 3 LOB: 3 BB: 2 P: 33	R: 0 E: 0 K: 0 S: 8	H: 1 LOB: 1 BB: 0 P: 14	R: 0 E: 0 K: 1 S: 8	H: 1 LOB: 1 BB: 1 P: 18	R: 0 E: 0 K: 2 S: 11	H: 0 LOB: 0 BB: 0 P: 10	R: 0 E: 0 K: 1 S: 8	H: 1 LOB: 1 BB: 0 P: 15	R: 0 E: 0 K: 0 S: 4	H: 0 LOB: 0 BB: 0 P: 7	1B: 5 2B: 2 3B: 0 HR: 1	SF: 1 SAC: 0 DP: 1 HBP: 1	WP: 1 PB: 0 SB: 0 CS: 0	PA: 35
---	---	---	---	---	---	---	---	---	---	---	---	---	---	---	---	---	---	---	---	---

PITCHER		IP	WLS	BF	H	R	ER	SO	BB	IBB	HBP	BLK	WP	HR	S	P	ERA	WHIP
61 Clay Buchholz, R ERA: 5.94	(1, 1)	6.0	L	28	7	4	4	4	2	1	1	0	1	1	57	93	6.00	1.500
63 Justin Masterson, R ERA: 3.61	(7, 1)	1.0		4	1	0	0	2	0	0	0	0	0	0	11	15	0.00	1.000
48 Javier López, L ERA: 2.51	(8, 1)	1.0		3	0	0	0	0	0	0	0	0	0	0	4	7	0.00	0.000

PITCHER	IP	WLS	BF	H	R	ER	SO	BB	IBB	HBP	BLK	WP	HR	S	P	ERA	WHIP

Boston Red Sox @ Kansas City Royals

Kauffman Stadium, Kansas City, MO

Tue Aug 05 2008, 7:10 PM CDT

Att. 22,069 - Partly Cloudy - 86 F

livebaseballscorecards.com

Batter	1	2	3	4	5	6	7	8	9	AB	R	H	RBI	BB	SO	LOB
7 J.D. Drew, L (1, 9) OBP: 0.406, SLG: 0.539	C FF 90 C FF 90 B FF 91 B SL 76 X FC 86 2-2 15 FC1-5-6 2B		B CU 75 B CH 86 C FF 90 C FF 90 F SI 92 F FC 84 B FC 85 B FF 90 4-2 BB		B FF 89 1 SAFE B FC 89 B FF 89 C FF 89 B FF 89 4-1 15 1B 1-2 BB	B CH 84 B CH 83 X FF 94 2-0 ② F8 2-3		X FF 92 0-0 ① F8		3	0	1	0	2	0	2
15 Dustin Pedroia, R (1, 4) OBP: 0.361, SLG: 0.450	D CU 75 B FF 90 B CH 85 C FF 90 X FC 86 2-1 ① FC1-5-6 34 1B 2-3		F FF 90 F FF 90 X FF 90 0-2 ② F7		B FC 85 X FC 86 1-0 1-2 2-H 1B	1 SAFE C FF 94 1 SAFE B FF 96 F SL 83 F CH 87 X CH 87 1-2 ③ E5 1-H 3-H		B FF 94 F FF 92 F SL 85 S SI 93 1-3 ② K		5	1	1	1	0	1	3
34 David Ortiz, L (1, 10) OBP: 0.351, SLG: 0.466	C SI 90 D CH 86 B FF 92 X CH 86 2-1 25 L6-4 20 1B 2-H 1B		B FC 85 B FF 90 B SI 90 X FF 89 3-0 ③ L9		S FF 90 B CU 84 X CU 83 1-1 ① F8		X FF 95 0-0 ① P5	C CH 86 F FF 96 B SL 85 S CH 87 1-3 ③ K		5	0	1	1	0	1	3
20 Kevin Youkilis, R (1, 3) OBP: 0.384, SLG: 0.560	C FF 90 B FF 91 S CH 86 D CH 86 F FF 91 X FF 90 2-2 1-2 1B			C FF 90 B SI 90 F CH 86 T FF 91 1-2 ① K	D CH 84 B CH 84 C FF 91 B FF 90 F SI 90 X SI 92 3-2 ② L8		C FF 96 C SL 85 B SL 87 B SL 84 F SL 83 X FF 96 2-2 44 2B 2B		B FF 92 F FC 87 F FF 92 X CU 80 1-2 ① F8	5	1	2	0	0	1	2
25 Mike Lowell, R (1, 5) OBP: 0.340, SLG: 0.457	F SI 90 B SI 91 B CH 86 F FF 91 F CH 86 X FC 87 2-2 ②③ L6-4 2-2			C SL 76 C FF 91 B FC 87 H FC 84 2-2 44 2B HBP	B CH 85 S CH 86 X FF 92 1-1 ③ G1-4-3		C SL 83 X SL 82 0-1 E5 44 2B 12 3B		B FC 87 X FC 87 1-0 ② F8	4	2	0	0	0	0	5
44 Jason Bay, R (1, 7) OBP: 0.382, SLG: 0.531		C FC 84 B CU 70 F SI 89 X FF 91 1-2 ① L4		X FC 84 0-0 12 WP 1-H 2B		C FF 95 C SL 83 X FF 96 0-2 1B 2 1B 1B	B SL 82 X FF 94 1-0 12 3B 1-3 2-H 2B		B FF 92 B FC 87 B FC 88 C FF 92 C FC 88 F FC 86 X FF 91 3-2 1B	5	2	4	2	0	0	0
12 Jed Lowrie, S (1, 6) OBP: 0.342, SLG: 0.423		C FF 89 B SL 74 B FF 90 B CH 86 X FF 91 3-1 ② P6		F CH 85 B FF 91 B SI 90 X FF 90 2-1 ② G3 2-3		B FF 93 X FF 94 1-0 ① F9	S CH 85 X FF 94 0-1 2-H 3-H 3B		C FF 91 S FS 81 B FS 81 B FS 80 X FF 91 2-2 ③ F7	5	0	1	2	0	0	3
Jason Varitek, S (1, 2) OBP: 0.310, SLG: 0.355 Kevin Cash, R (8, 2) OBP: 0.288, SLG: 0.347		C FF 90 B FF 92 B CH 85 C FF 90 B CH 87 C FF 90 3-3 ③ K		S CH 86 F SI 90 B FF 90 B FC 84 S FF 90 2-3 ③ K		X FF 96 0-0 7 F8 2 1B 15 E 1-3 1B	T FF 93 S CH 85 F CH 87 X CH 86 0-2 ② P4			4 0	1 0	1 0	0 0	0 0	2 0	2 0
2 Jacoby Ellsbury, L (1, 8) OBP: 0.325, SLG: 0.354			B FF 90 C FF 89 F FF 90 F CH 87 X FF 91 1-2 ① G5-3		B SI 91 X FF 90 1-0 7 S 15 1B 1B	X CH 85 0-0 15 S 15 E5 1-2 3-H 1B	B CH 85 B FF 94 F CH 85 B FF 96 F CH 86 X FF 95 3-2 ③ G3			4	1	2	1	0	0	1

Inning Stats																								
	R: 1 E: 0 K: 0 S: 15	H: 3 LOB: 1 BB: 0 P: 25	R: 0 E: 0 K: 1 S: 8	H: 0 LOB: 0 BB: 0 P: 15	R: 0 E: 0 K: 0 S: 12	H: 0 LOB: 1 BB: 1 P: 20	R: 1 E: 0 K: 2 S: 11	H: 1 LOB: 1 BB: 0 P: 18	R: 1 E: 0 K: 0 S: 10	H: 2 LOB: 2 BB: 1 P: 21	R: 2 E: 1 K: 0 S: 11	H: 3 LOB: 3 BB: 0 P: 15	R: 3 E: 1 K: 0 S: 17	H: 3 LOB: 1 BB: 0 P: 23	R: 0 E: 0 K: 2 S: 7	H: 0 LOB: 0 BB: 0 P: 9	R: 0 E: 0 K: 0 S: 11	H: 1 LOB: 1 BB: 0 P: 18	1B: 8 2B: 5 3B: 1 HR: 0	SF: 0 SAC: 0 DP: 1 HBP: 1	WP: 1 PB: 0 SB: 2 CS: 0	PA: 43				

PITCHER		IP	WLS	BF	H	R	ER	SO	BB	IBB	HBP	BLK	WP	HR	S	P	ERA	WHIP
19 Brian Bannister, R ERA: 5.37	(1, 1)	4.0	L	20	6	3	3	3	2	0	1	0	1	0	49	87	6.75	2.000
Horacio Ramirez, L ERA: 2.84	(5, 1)	1.0		3	0	0	0	0	0	0	0	0	0	0	7	12	0.00	0.000
Juan Carlos Oviedo, R ERA: 2.96	(6, 1)	1.1		11	6	5	3	0	0	0	0	0	0	0	21	28	20.25	4.500
51 Robinson Tejeda, R ERA: 4.32	(7, 1)	1.2		5	0	0	0	2	0	0	0	0	0	0	14	19	0.00	0.000
Joel Peralta, R ERA: 5.35	(9, 1)	1.0		4	1	0	0	0	0	0	0	0	0	0	11	18	0.00	1.000

PITCHER	IP	WLS	BF	H	R	ER	SO	BB	IBB	HBP	BLK	WP	HR	S	P	ERA	WHIP

AB	40
R	8
H	13
RBI	7
BB	2
SO	5
LOB	21

Batter	1	2	3	4	5	6	7	8	9	AB	R	H	RBI	BB	SO	LOB
30 Mike Aviles, R (1, 6) OBP: 0.361, SLG: 0.539	B FF 93 X FF 93 1-0 24 2B 1B		F FF 94 B FF 95 S FF 94 S CU 78 1-3 ① K		F FF 93 B CU 77 B CU 74 B FF 95 X FF 94 3-1 ③ G1-3		C FC 91 X SL 87 0-1 ③ G1-3			4	1	1	0	0	1	2
Esteban German, R (1, 4) OBP: 0.290, SLG: 0.323 (8, 7)	C FF 94 1 SAFE C CU 76 B FF 93 S FF 93 1-3 ① K		F FF 94 S CU 76 S CU 75 0-3 ② K			F FF 93 X FF 93 0-1 ① G4-3		C SI 90 B SL 87 X SI 91 1-1 ① G1-3		4	0	0	0	0	2	1
24 Mark Teahen, L (1, 9) OBP: 0.313, SLG: 0.384	B CU 75 1 SAFE S FF 92 B CU 74 X FF 93 2-1 1-H 2B		B FF 94 F CH 89 C CU 76 F CU 74 B FF 94 S FF 94 2-3 ③ K			B CU 77 X FC 91 1-0 ② F8		B SI 91 C SI 91 X FC 90 1-1 ② F9		4	0	1	1	0	1	0
11 Jose Guillen, R (1, 10) OBP: 0.293, SLG: 0.458	C CU 78 B FF 95 C FF 95 X CU 77 1-2 ② F8			S FF 94 F FF 94 B FF 95 F FF 95 X CU 77 1-2 ① G5-3		F CU 76 X CU 76 0-1 ③ L7		C FC 92 B FF 92 F SL 88 F FC 92 S SI 90 1-3 ③ K		4	0	0	0	0	1	1
16 Billy Butler, R (1, 3) OBP: 0.324, SLG: 0.386 Jason Smith, L (8, 4)	C FF 93 F FF 92 B CU 75 S CU 78 1-3 ③ K			X FF 93 0-0 ② G5-3			C FF 93 C CU 76 F FF 94 S CU 76 0-3 ① K2-3		B FF 88 B FF 89 X FF 88 2-0 ① P6	3 1	0 0	0 0	0 0	0 0	2 0	1 0
4 Alex Gordon, L (1, 5) OBP: 0.350, SLG: 0.418		C FF 94 C CU 76 X CU 77 0-2 F8 14 G6-3 1B		B FF 94 F FF 94 B CH 90 B CU 75 B FF 95 4-1 BB			X FF 94 0-0 35 1B 2B		B FF 90 B CH 76 C FF 89 S CH 76 C FF 90 2-3 ② K	3	1	2	0	1	1	0
14 John Buck, R (1, 2) OBP: 0.318, SLG: 0.396		B FF 91 B CU 76 S FF 93 1 SAFE X FF 93 2-1 ① G6-3 1-2		X CU 76 0-0 ③ L8			C FF 94 B SI 96 S FF 93 B FF 94 B FF 94 S SI 94 3-3 ② K		X FF 90 0-0 ③ F9	4	0	0	0	0	1	3
Ross Gload, L (1, 7) OBP: 0.317, SLG: 0.339 (8, 3)		X FF 95 0-0 ② F8 2-3			B FF 93 C FF 94 X FC 91 1-1 ① F9		D CU 78 B FF 94 B FF 93 B FF 93 4-0 35 1B BB			2	0	0	0	1	0	1
35 Mitch Maier, L (1, 8) OBP: 0.333, SLG: 0.313		C CU 78 C CU 77 B FF 95 B FF 95 X CU 77 2-2 ③ P5			B CH 89 B CH 88 C FF 94 F FF 94 X FF 95 2-2 ② G3-1		B FC 90 X FC 90 1-0 1-2 2-H 1B			3	0	1	1	0	0	1
Inning Stats	R: 1 E: 0 K: 2 S: 12 H: 2 LOB: 1 BB: 0 P: 18	R: 0 E: 0 K: 0 S: 9 H: 1 LOB: 1 BB: 0 P: 13	R: 0 E: 0 K: 3 S: 10 H: 0 LOB: 0 BB: 0 P: 13	R: 0 E: 0 K: 0 S: 7 H: 0 LOB: 1 BB: 1 P: 12	R: 0 E: 0 K: 0 S: 7 H: 0 LOB: 0 BB: 0 P: 13	R: 0 E: 0 K: 0 S: 5 H: 0 LOB: 0 BB: 0 P: 6	R: 1 E: 0 K: 2 S: 11 H: 2 LOB: 2 BB: 1 P: 19	R: 0 E: 0 K: 1 S: 8 H: 0 LOB: 0 BB: 0 P: 11	R: 0 E: 0 K: 1 S: 5 H: 0 LOB: 0 BB: 0 P: 9	1B: 3 2B: 2 3B: 0 HR: 0	SF: 0 SAC: 0 DP: 0 HBP: 0			WP: 0 PB: 0 SB: 0 CS: 0	PA: 34		

PITCHER		IP	WLS	BF	H	R	ER	SO	BB	IBB	HBP	BLK	WP	HR	S	P	ERA	WHIP
19 Josh Beckett, R ERA: 4.08	(1, 1)	6.2	W	26	4	2	2	7	2	0	0	0	0	0	58	90	2.70	0.900
50 Mike Timlin, R ERA: 5.12	(7, 1)	1.1		5	1	0	0	1	0	0	0	0	0	0	11	15	0.00	0.750
59 Chris Smith, R ERA: 2.16	(9, 1)	1.0		3	0	0	0	1	0	0	0	0	0	0	5	9	0.00	0.000

PITCHER	IP	WLS	BF	H	R	ER	SO	BB	IBB	HBP	BLK	WP	HR	S	P	ERA	WHIP

BOTTOM

Boston Red Sox @ Kansas City Royals

Kauffman Stadium, Kansas City, MO

Tue Aug 05 2008, 7:10 PM CDT
Att. 22,069 - Partly Cloudy - 86 F

livebaseballscorecards.com

AB	32
R	2
H	5
RBI	2
BB	2
SO	9
LOB	10

Batter	1	2	3	4	5	6	7	8	9	AB	R	H	RBI	BB	SO	LOB
7 J.D. Drew, L (1, 9) OBP: 0.408, SLG: 0.539	C FF 91 X SL 82 0-1 34 F7 12 BB 1B		C KC 75 F SI 91 F FF 92 X KC 78 0-2 ① G3		B SI 89 B SI 90 B SI 89 C FF 91 B SI 90 4-1 12 2B 1-2 BB	D SL 82 B FF 89 B FF 90 C FF 90 X FF 90 3-1 1-3 2-H 3-H 1B		C FF 91 C FS 80 B FS 81 B FS 87 S FS 80 2-3 ① K		4	1	2	2	1	1	0
12 Jed Lowrie, S (1, 6) OBP: 0.345, SLG: 0.426	C FF 90 B SI 90 F SI 90 1 SAFE B KC 77 B SI 90 B SI 91 4-2 20 HBP 1-2 BB		C SI 92 X KC 77 0-1 ② G1-3		B CH 82 F SI 91 S CH 82 B FF 92 X FF 91 2-2 34 1B 1-H 2-H 2B	C FF 90 D CH 82 X FF 88 1-1 ③ F9		F FC 87 F FS 80 C FS 83 0-3 ② K		4	1	1	2	1	1	2
34 David Ortiz, L (1, 10) OBP: 0.349, SLG: 0.461	B SI 91 B SI 90 F FF 91 X SI 91 2-1 ① F7 2-3		C KC 77 B CH 85 B SI 91 F FF 92 X SL 82 2-2 ③ F8		X SI 91 0-0 2-H 1B		B CH 82 C SL 81 B FF 89 X FF 90 2-1 ① F7	S FS 82 C FC 89 B FS 84 S FS 83 1-3 ③ K		5	0	1	1	0	1	2
20 Kevin Youkilis, R (1, 3) OBP: 0.385, SLG: 0.560 22 Sean Casey, L (1, 3) OBP: 0.415, SLG: 0.444	B SI 90 F SI 90 1 SAFE F SI 91 B SI 91 H FF 92 3-2 25 L1-3 1-2 HBP			C SI 90 B FF 90 F SI 91 B KC 77 F SI 91 X CH 85 2-2 ① F7	B CH 84 F CH 81 B SI 91 F CH 83 F KC 77 C SL 83 2-3 ③ K		C FF 90 C FF 90 H FF 89 1-2 44 1B 2 HR HBP	F FF 90 F FC 87 X FS 82 0-2 25 G6-4-3 1B	0 3	0 1	0 1	0 0	0 1	0 1	0 1
25 Mike Lowell, R (1, 5) OBP: 0.336, SLG: 0.450	C SI 91 X SL 82 0-1 ②③ L1-3 1-1			B KC 75 B SI 90 X FF 90 2-0 ② F8	C FF 90 B SI 89 F SL 82 B SL 82 F SI 91 X SL 83 2-2 ① G6-3	S CH 82 C FF 88 B CH 83 F CH 82 B FF 89 S FF 89 2-3 ② K		X FC 88 0-0 ①② G6-4-3 1-2f	5	0	0	0	0	1	5
44 Jason Bay, R (1, 7) OBP: 0.382, SLG: 0.530		C SL 81 X SI 91 0-1 ① F8		C SI 91 X SL 82 0-1 ③ G5-3	F SI 90 X SL 82 0-1 BB 2 1B 7 1B 1B	X CH 82 0-0 1-3 2 HR 1B		C CU 80 B FC 88 S CU 81 C FF 91 1-3 ③ K	5	2	2	0	0	1	0
2 Jacoby Ellsbury, L (1, 8) OBP: 0.329, SLG: 0.366		F FF 91 X FF 91 0-1 1B			C KC 76 X CH 83 0-1 ① G3	X CH 82 0-0 BB 7 1B 1-2 1B	B SL 82 C FF 89 B FF 89 X FF 90 2-1 1-H 3-H HR		4	2	3	3	0	0	0
Kevin Cash, R (1, 2) OBP: 0.287, SLG: 0.343		1 SAFE X FF 90 0-0 ② P4			C SI 92 X SI 90 0-1 ② G6-3	C SL 82 S SL 82 F SL 81 S SL 84 0-3 ② K	B FF 89 S CH 82 S CH 81 X SL 80 1-2 1B		4	0	1	0	0	1	3
Alex Cora, L (1, 4) OBP: 0.369, SLG: 0.342		C SI 89 1 SAFE X SI 90 0-1 ③ G6-3			B FF 91 C CH 84 B SI 92 F FF 90 X CH 85 2-2 7 BB 12 2B 1B	F SL 82 2 SAFE B SI 89 B SL 82 B SI 90 B FF 90 4-1 7 1B 1-2 2-3 BB	C CH 87 B CH 86 B FF 93 X CH 88 2-1 ③ G3		3	1	1	0	1	0	2
Inning Stats	R: 0 E: 0 K: 0 S: 10 H: 1 LOB: 2 BB: 1 P: 19	R: 0 E: 0 K: 0 S: 7 H: 1 LOB: 1 BB: 0 P: 7	R: 0 E: 0 K: 0 S: 9 H: 0 LOB: 0 BB: 0 P: 11	R: 0 E: 0 K: 0 S: 7 H: 0 LOB: 0 BB: 0 P: 11	R: 3 E: 0 K: 1 S: 16 H: 3 LOB: 1 BB: 1 P: 26	R: 2 E: 0 K: 1 S: 16 H: 3 LOB: 2 BB: 1 P: 26	R: 3 E: 0 K: 1 S: 16 H: 3 LOB: 1 BB: 0 P: 26	R: 0 E: 0 K: 3 S: 9 H: 0 LOB: 0 BB: 0 P: 12	R: 0 E: 0 K: 1 S: 7 H: 1 LOB: 0 BB: 0 P: 8	1B: 10 2B: 2 3B: 0 HR: 1	SF: 0 SAC: 0 DP: 2 HBP: 2					

PITCHER		IP	WLS	BF	H	R	ER	SO	BB	IBB	HBP	BLK	WP	HR	S	P	ERA	WHIP
44 Luke Hochevar, R ERA: 5.54	(1, 1)	5.2	L	27	7	5	5	2	3	0	1	0	0	0	61	92	7.94	1.765
32 Ron Mahay, L ERA: 2.62	(6, 1)	1.0		8	4	3	3	1	0	0	1	0	0	1	18	30	27.00	4.000
Ramon E Ramirez, R ERA: 2.87	(7, 1)	0.1		1	0	0	0	0	0	0	0	0	0	0	2	4	0.00	0.000
Joel Peralta, R ERA: 5.09	(8, 1)	2.0		6	1	0	0	4	0	0	0	0	0	0	16	20	0.00	0.500

PITCHER	IP	WLS	BF	H	R	ER	SO	BB	IBB	HBP	BLK	WP	HR	S	P	ERA	WHIP

TOP

Boston Red Sox @ Kansas City Royals

Kauffman Stadium, Kansas City, MO

Wed Aug 06 2008, 7:10 PM CDT
Att. 24,294 - Cloudy - 84 F

livebaseballscorecards.com

AB	37
R	8
H	12
RBI	8
BB	3
SO	7
LOB	15

BOTTOM

Batter	1	2	3	4	5	6	7	8	9	AB	R	H	RBI	BB	SO	LOB
30 Mike Aviles, R (1, 6) OBP: 0.355, SLG: 0.529	B KN 64 B KN 64 C FF 71 C FF 72 F KN 65 X KN 66 2-2 ① G5-3		B KN 64 X KN 64 1-0 ③ G5-3		B KN 65 B KN 66 C KN 65 F KN 66 X KN 66 2-2 ③ F7			C SL 82 S SI 90 C FF 92 0-3 ① K		4	0	0	0	0	1	1
Esteban German, R (1, 4) OBP: 0.282, SLG: 0.313	C KN 65 B KN 65 C KN 65 S KN 65 1-3 ② K			X KN 63 0-0 ① G6-3		C KN 64 S KN 64 X KN 64 0-2 ① F8		C FF 92 B SI 87 B SI 87 X FF 89 2-1 ② G6-3		4	0	0	0	0	1	0
24 Mark Teahen, L (1, 9) OBP: 0.313, SLG: 0.382	B KN 65 F KN 66 F KN 65 B KN 67 F KN 66 B KN 67 X FF 73 3-2 1B			C KN 64 S KN 64 F KN 65 B KN 57 B FF 73 S KN 66 2-3 ② K		C KN 63 F KN 65 F KN 66 X KN 58 0-2 ② G5-3		B SI 92 C SI 88 B SL 83 F SL 79 B FF 93 F FF 89 F SL 80 F SL 79 S FF 91 3-3 ③ K		4	0	1	0	0	2	0
11 Jose Guillen, R (1, 10) OBP: 0.290, SLG: 0.453	C KN 65 B KN 66 B KN 66 B KN 66 C FF 72 C FF 73 3-3 ③ K			F KN 64 B KN 66 X KN 65 1-1 ③ G6-3		F KN 64 B KN 66 F KN 65 B KN 59 S KN 65 2-3 ③ K			X FF 93 0-0 ① G5-3	4	0	0	0	0	2	1
16 Billy Butler, R (1, 3) OBP: 0.329, SLG: 0.391		F KN 64 C KN 64 S KN 66 0-3 ① K			C KN 63 X KN 64 0-1 14 PB 4 1B 1B 1B		B FF 96 C FF 97 F FF 93 F CU 78 B CU 76 B FF 96 X FF 96 3-2 1B 1B		B SL 87 F FF 94 C SL 84 X FF 94 1-2 4 1B 1B	4	1	3	0	0	1	0
4 Alex Gordon, L (1, 5) OBP: 0.351, SLG: 0.419		C KN 65 B KN 64 X KN 64 1-1 ② F8			F KN 65 B KN 65 X KN 65 1-1 14 PB 1B 1-2 1B		C CH 85 F CU 76 C FF 96 0-3 ① K		F FS 89 B FF 94 B FF 95 F FF 94 F FF 95 X FS 90 2-2 1-2 1B	4	1	2	0	0	1	1
14 John Buck, R (1, 2) OBP: 0.314, SLG: 0.391		S KN 64 F KN 64 X KN 66 0-2 ③ F8			C KN 65 F KN 65 B KN 65 F KN 66 F KN 67 B KN 66 S KN 66 2-3 ① K2-3 1-2 2-3		F FF 95 X FF 95 0-1 ② P4		C SL 86 F FF 95 S FF 94 0-3 ② K	4	0	0	0	0	2	5
Ross Gload, L (1, 7) OBP: 0.319, SLG: 0.341			B KN 63 X KN 63 1-0 ① F8		B KN 65 C KN 66 X KN 67 1-1 2-H 3-H 1B		C CU 77 B FF 96 S CH 84 X CU 78 1-2 35 FC4-6 1-3 1B		F FF 95 B FF 95 B FS 91 B FF 94 F FF 95 X FF 95 3-2 ③ G4-3	4	0	2	2	0	0	2
35 Mitch Maier, L (1, 8) OBP: 0.306, SLG: 0.286			X KN 63 0-0 ② G4-3		C KN 65 X 0-1 ② F8		B FF 96 X FF 94 1-0 ③ FC4-6 1-2f			3	0	0	0	0	0	3

| Inning Stats | | |

Batter	1	2	3	4	5	6	7	8	9	AB	R	H	RBI	BB	SO	LOB
7 J.D. Drew, L (1, 9) OBP: 0.407, SLG: 0.534	B FF 88 C FF 89 C FF 89 F FF 91 X CU 74 1-2 ① G6-3		B FC 84 F FC 84 F SI 88 B SI 88 B SI 82 X FC 84 3-2 ③ G4-3			C FF 86 B SI 87 S SI 86 B FC 82 S CU 72 2-3 ① K		F FF 94 B FF 94 B FF 92 F FF 92 B FF 94 B FF 93 4-2 15 HR 1-2 BB		3	1	0	0	1	1	1
15 Dustin Pedroia, R (1, 4) OBP: 0.360, SLG: 0.455	C SI 88 F SI 88 X FF 89 0-2 ② G3			B FC 85 F CH 79 X FF 88 1-1 ① G6-3		B CU 70 B FF 86 F SI 87 F SI 86 F CH 79 B FF 84 X CH 80 3-2 ② G6-3		B FF 93 B FF 93 C FF 93 F FF 93 F FF 94 X SL 84 2-2 1-H 2-H HR		4	1	1	3	0	0	0
34 David Ortiz, L (1, 10) OBP: 0.348, SLG: 0.456	B FF 90 B SI 89 F FF 90 S SI 89 B CU 75 T FC 85 3-2 ③ K			B CU 72 C CU 73 C CU 72 B CH 80 S CU 73 2-3 ② K		F CU 72 B CU 72 B CU 69 B FF 88 B FF 91 4-1 BB		F FF 97 B SI 97 X FF 97 1-1 ② G4-3		3	0	0	0	1	2	0
20 Kevin Youkilis, R (1, 3) OBP: 0.384, SLG: 0.556		B FF 88 C FF 88 X FF 88 1-1 ① F8		C FC 84 B SI 90 B CH 81 B FC 85 C SI 88 C FF 89 3-3 ③ K		C CH 79 F CH 78 B CH 80 S CH 81 1-3 ③ K		B FC 90 B FC 88 B SI 93 B FC 88 4-0 BB		3	0	0	0	1	2	1
25 Mike Lowell, R (1, 5) OBP: 0.333, SLG: 0.445		X SI 86 0-0 ② G1-3			B SI 86 B SI 86 X SI 87 2-0 ① P4		B SI 85 C FF 87 B CU 71 F SI 86 S CH 80 2-3 ① K	B FC 82 B SI 92 C FF 89 B FC 90 X FC 90 3-1 ③ P2		4	0	0	0	0	1	1
44 Jason Bay, R (1, 7) OBP: 0.381, SLG: 0.527		C SI 87 B SI 88 F FC 86 F FF 88 S FF 89 1-3 ③ K			C SI 86 F CU 71 B FF 88 S CH 80 1-3 ② K		B CU 72 C FF 85 F CH 78 F FF 88 X FC 82 1-2 12 G6-4-3 1B		B FF 97 X FF 96 1-0 ① F9	4	0	1	0	0	2	0
12 Jed Lowrie, S (1, 6) OBP: 0.350, SLG: 0.423			B SI 86 X FF 85 1-0 ① G5-3		C CU 71 X FF 88 0-1 BB 1B	B FF 87 B FC 84 X SI 87 2-0 ② ③ G6-4-3 1-2f			C FF 96 B FF 97 F FF 97 H SL 85 2-2 22 DI HBP	3	0	1	0	0	0	1
Jason Varitek, S (1, 2) OBP: 0.312, SLG: 0.355			B SI 86 F FF 88 B FF 87 X SI 87 2-1 ② G5-3		C FF 89 B SI 88 B CU 72 F FC 84 1 SAFE B FF 88 F FF 85 B FF 88 4-2 1-2 BB			F FF 87 B FF 86 B FC 84 X FF 88 2-1 7 BB 15 HR 1B	B FF 96 X FF 94 1-0 ② F8	3	1	1	0	1	0	1
Coco Crisp, S (1, 8) OBP: 0.304, SLG: 0.394 22 Sean Casey, L (9, PH) OBP: 0.413, SLG: 0.441			B SI 88 B SI 86 X SI 87 2-0 2B		F CH 80 F FC 84 B FF 88 X FF 88 1-2 ③ P4			B FF 92 X FF 93 1-0 ① F8	B FF 97 B FF 97 F FF 96 B FF 96 X FF 96 3-1 ③ G6-3 1-2	3 1	0 0	1 0	0 0	0 0	0 0	3 1
Inning Stats	R: 0 E: 0 K: 1 S: 10 H: 0 LOB: 0 BB: 0 P: 14	R: 0 E: 0 K: 1 S: 7 H: 0 LOB: 0 BB: 0 P: 9	R: 0 E: 0 K: 0 S: 7 H: 1 LOB: 1 BB: 0 P: 15	R: 0 E: 0 K: 2 S: 8 H: 0 LOB: 0 BB: 0 P: 14	R: 0 E: 0 K: 1 S: 12 H: 1 LOB: 2 BB: 1 P: 20	R: 0 E: 0 K: 2 S: 11 H: 0 LOB: 1 BB: 1 P: 21	R: 0 E: 0 K: 1 S: 8 H: 1 LOB: 0 BB: 0 P: 13	R: 3 E: 0 K: 0 S: 14 H: 2 LOB: 1 BB: 2 P: 31	R: 0 E: 0 K: 0 S: 6 H: 0 LOB: 1 BB: 0 P: 13	1B: 3 2B: 1 3B: 0 HR: 1 SF: 0 SAC: 0 DP: 1 HBP: 1						WP: 0 PB: 0 SB: 0 CS: 0 PA: 36	

PITCHER		IP	WLS	BF	H	R	ER	SO	BB	IBB	HBP	BLK	WP	HR	S	P	ERA	WHIP
56 Mark Buehrle, L ERA: 3.94	(1, 1)	7.0	W	26	4	1	1	8	2	0	0	0	0	0	65	110	1.29	0.857
26 Octavio Dotel, R ERA: 3.35	(8, 1)	0.1		3	1	2	2	0	1	0	0	0	0	1	8	15	54.00	6.000
37 Matt Thornton, L ERA: 2.87	(8, 1)	0.1	H	1	0	0	0	0	0	0	0	0	0	0	2	3	0.00	0.000
53 D.J. Carrasco, R ERA: 2.6	(8, 1)	0.1	H	2	0	0	0	0	1	0	0	0	0	0	2	9	0.00	3.000
45 Bobby Jenks, R ERA: 1.96	(9, 1)	1.0	S	4	0	0	0	0	0	0	1	0	0	0	6	13	0.00	0.000

PITCHER	IP	WLS	BF	H	R	ER	SO	BB	IBB	HBP	BLK	WP	HR	S	P	ERA	WHIP

TOP

Boston Red Sox @ Chicago White Sox

U.S. Cellular Field, Chicago, IL

Fri Aug 08 2008, 8:11 PM EDT
Att. 38,621 - Partly Cloudy - 72 F

livebaseballscorecards.com

AB	31
R	3
H	5
RBI	3
BB	4
SO	8
LOB	9

BOTTOM

Boston Red Sox @ Chicago White Sox

U.S. Cellular Field, Chicago, IL

Fri Aug 08 2008, 8:11 PM EDT
Att. 38,621 - Partly Cloudy - 72 F

Batter	1	2	3	4	5	6	7	8	9	AB	R	H	RBI	BB	SO	LOB
Orlando Cabrera, R (1, 6) OBP: 0.324, SLG: 0.350	B FF 94 C FF 91 B FC 90 X FC 88 2-1 G6-3 ①		X FC 88 0-0 12 SF9 1-3 1B		X FC 92 0-0 12 G6-3 2-H 3-H 2B		B FF 91 F CH 81 B CU 76 1 SAFE B B FF 92 4-1 12 1B 12 1B 1-2 BB ②			3	1	2	2	1	0	0
12 A.J. Pierzynski, L (1, 2) OBP: 0.321, SLG: 0.424	F FF 94 S FF 93 X FF 95 0-2 F8 ②		C FF 91 X FF 91 0-1 SF9 ② 1-2 3-H		F FC 90 B FF 93 X SI 93 1-1 G6-3 ② 2-3		X 0-0 1-H 1B ③			3	0	1	1	0	0	1
20 Carlos Quentin, R (1, 7) OBP: 0.384, SLG: 0.569	B FF 94 B FF 93 F FF 94 B FC 89 C FC 88 B FF 94 4-2 BB		D CU 78 X FF 94 1-0 G5-3 ③		H CU 80 1-0 HBP			B FF 96 C FF 96 X CU 78 1-1 HR		2	1	1	1	1	0	1
23 Jermaine Dye, R (1, 9) OBP: 0.360, SLG: 0.562	C FF 94 F CU 78 1 SAFE 1 SAFE B FF 93 1 SAFE B FF 94 T FC 88 2-2 K ③			X SI 92 0-0 G4-3 ①	C FC 90 B FF 94 B FC 90 B FC 89 X CU 75 3-1 F7 ③			B FF 97 S CH 84 F FF 97 T CH 88 1-2 K ①		4	0	0	0	0	2	3
Ken Griffey Jr., L (1, 10) OBP: 0.353, SLG: 0.420		C FF 93 S SI 91 X FF 93 0-2 L6 ①		B CU 77 F FC 89 X SI 92 1-1 G4-3 ②		C CU 76 B FC 90 X FC 89 1-1 P5 ①		B FF 98 B FF 98 X CH 86 2-0 F9 ②		4	0	0	0	0	0	0
14 Paul Konerko, R (1, 3) OBP: 0.320, SLG: 0.367 32 Brian Anderson, R (9, 8) OBP: 0.273, SLG: 0.448		C FF 93 B FC 90 C FF 94 B CU 80 S FC 93 2-3 K ②		B CU 77 X SI 91 1-0 G6-3 ③		F FF 93 B CH 83 X CH 83 1-1 G1-3 ②		C CU 81 F FF 98 B FF 98 B FF 96 S CH 84 2-3 K ③		4 0	0 0	0 0	0 0	0 0	2 0	0 0
Nick Swisher, S (1, 8) (9, 3) OBP: 0.350, SLG: 0.408	B FF 94 S FC 89 C FF 92 F CU 80 B FF 93 X FC 90 2-2 F9 ③				F FC 90 F FF 92 B CU 79 F CU 77 B FF 94 B FC 91 B FC 90 4-2 SH5-4 10 1B 2B BB	B FF 92 B CU 76 C FC 88 B FF 90 X SI 92 3-1 G1 ③				2	1	0	0	1	0	0
10 Alexei Ramirez, R (1, 4) OBP: 0.329, SLG: 0.474			C CU 77 B FC 90 F CU 75 X FF 93 1-2 L6 ①		C FC 91 B FC 91 S FC 90 F CU 80 1 SAFE X FC 89 1-2 SH5-4 2B 1-2 1B		B CU 73 X CU 74 1-0 L5 ①			3	1	1	0	0	0	0
Juan Uribe, R (1, 5) OBP: 0.284, SLG: 0.361			B SI 91 C SI 92 X CU 78 1-1 1B 12 SF9 1B		B SI 92 X FC 89 1-0 SH5-4 ① 1-2 2-3		B FF 91 X CH 82 1-0 CS 1B			2	1	2	0	0	0	0
Inning Stats	R: 0 E: 0 K: 1 S: 10 H: 0 LOB: 1 BB: 1 P: 18	R: 0 E: 0 K: 1 S: 10 H: 0 LOB: 0 BB: 0 P: 14	R: 1 E: 0 K: 0 S: 9 H: 2 LOB: 1 BB: 0 P: 12	R: 0 E: 0 K: 0 S: 4 H: 0 LOB: 0 BB: 0 P: 6	R: 2 E: 0 K: 0 S: 13 H: 2 LOB: 2 BB: 1 P: 24	R: 0 E: 0 K: 0 S: 6 H: 0 LOB: 0 BB: 0 P: 11	R: 1 E: 0 K: 0 S: 4 H: 2 LOB: 1 BB: 1 P: 10	R: 1 E: 0 K: 2 S: 9 H: 1 LOB: 0 BB: 0 P: 15		1B: 5 2B: 1 3B: 0 HR: 1 SF: 1 SAC: 1 DP: 0 HBP: 1				WP: 0 PB: 0 SB: 0 CS: 1 PA: 33		

livebaseballscorecards.com

	AB	27
	R	5
	H	7
	RBI	4
	BB	3
	SO	4
	LOB	5

PITCHER		IP	WLS	BF	H	R	ER	SO	BB	IBB	HBP	BLK	WP	HR	S	P	ERA	WHIP
31 Jon Lester, L ERA: 3.23	(1, 1)	7.0	L	29	6	4	4	2	3	0	1	0	0	0	56	95	5.14	1.286
17 Manny Delcarmen, R ERA: 4.07	(8, 1)	1.0		4	1	1	1	2	0	0	0	0	0	1	9	15	9.00	1.000

PITCHER	IP	WLS	BF	H	R	ER	SO	BB	IBB	HBP	BLK	WP	HR	S	P	ERA	WHIP

Batter	1	2	3	4	5	6	7	8	9	AB	R	H	RBI	BB	SO	LOB
7 J.D. Drew, L (1, 9) OBP: 0.409, SLG: 0.531	C FF 94 T FF 93 B FF 94 B FS 79 C FS 78 2-3 K ①		B SI 92 F FC 89 F SI 93 B CH 82 B FC 90 B FF 90 4-2 15 1B BB		B SI 92 X FC 89 1-0 F8 ②		B SL 83 B SL 81 C SI 94 F SL 84 D SL 84 F SL 83 D SL 83 4-2 15 1B 34 2B 1-2 2-3 BB	B SI 99 B CH 86 C SI 98 B SI 97 B SI 97 4-1 BB		2	1	0	0	3	1	0
15 Dustin Pedroia, R (1, 4) OBP: 0.360, SLG: 0.454	C FF 94 B FF 95 X FF 93 1-1 P3 ②		B SL 81 B FF 89 X SI 91 2-0 1-2 1B		C FF 90 B SI 93 X SI 92 1-1 F8 ③		D SL 82 X SI 94 1-0 34 2B 1-2 2-3 3-H 1B	B SI 94 X SL 81 1-0 F8 ③		5	1	2	1	0	0	1
34 David Ortiz, L (1, 10) OBP: 0.352, SLG: 0.462	B FF 94 C FF 95 F FS 79 F FF 94 B FF 96 F FF 95 F FS 80 B FS 80 X FF 95 3-2 1B		C FF 90 B SI 93 C FC 88 F FC 91 S CH 81 1-3 K ①			C SL 78 B SI 93 C FC 88 X FF 91 1-2 25 1B 44 FC5-4 1B	S SI 94 S SI 95 B SI 95 B SL 84 X SI 94 2-2 25 G5-4-3 1-H 2-H 3-H 2B		C SL 77 B SL 78 C CH 85 B SL 80 X SL 80 2-2 F8 ①	5	1	3	3	0	1	2
20 Kevin Youkilis, R (1, 3) OBP: 0.384, SLG: 0.554	C FF 94 F FF 94 F FF 96 D FS 79 C FS 79 1-3 K ③		B FC 83 C SI 92 X SI 93 1-1 F3 ②			F FF 89 F SI 92 T SI 87 0-2 K ①	C SI 93 X SI 94 0-1 25 G5-4-3 1B		S SL 82 B SI 98 F SI 94 B SL 79 B SL 80 X SI 98 3-2 44 WP 25 1B 1B	5	0	2	0	0	2	4
25 Mike Lowell, R (1, 5) OBP: 0.333, SLG: 0.445		B SL 83 C SL 83 B FF 93 X FF 93 2-1 P4 ①	B SI 93 C SI 92 F SL 82 S SL 75 1-3 K ③			B FC 89 F SI 91 X SI 92 1-1 44 FC5-4 1-3 1B	B SI 95 X SI 98 1-0 G5-4-3 ① ② 1-2f 2-3		B SL 82 X SI 97 1-0 44 WP 1-2 1B	5	0	2	0	0	1	4
44 Jason Bay, R (1, 7) OBP: 0.378, SLG: 0.521		X SI 93 0-0 F9 ②		B SL 81 X SI 91 1-0 F9 ①		S SL 81 B FC 75 B FC 89 F SI 92 X CU 74 2-2 FC5-4 ② 1-2f 3-H	B SL 81 S SL 85 X SL 83 1-1 G1-3 ③		C SI 94 S SL 80 B SL 81 F SL 82 X SL 80 1-2 G5-3 ② 1-2 2-3	5	0	0	1	0	0	4
12 Jed Lowrie, S (1, 6) OBP: 0.344, SLG: 0.422		B SI 93 B FF 94 X FF 93 2-0 2 1B 2B		C SI 92 B SL 76 C FC 91 F FC 82 X CH 85 1-2 G6-3 ②		1 SAFE X FF 89 0-0 G4-3 ③		C SI 96 B SL 82 F SI 96 B SI 96 C SL 79 2-3 K ① B SI 97 C SI 96 B SI 96 F SI 96 X SL 80 2-2 F8 ③		5	0	1	0	0	1	3
2 Jacoby Ellsbury, L (1, 8) OBP: 0.333, SLG: 0.377		B FF 92 B FF 93 F FF 92 X SI 93 2-1 2-3 1B		F FF 90 F FC 91 S FF 91 0-3 K ③			C SL 80 X SI 92 0-1 7 BB 1B 15 1B 1B	B SI 97 X SI 95 1-0 HR		4	2	3	1	0	1	0
Jason Varitek, S (1, 2) OBP: 0.312, SLG: 0.354		1 SAFE C FF 89 B FC 88 1 SAFE B SI 92 X FC 88 2-1 P6 ③			C FF 90 F CH 84 B CH 81 F FF 91 X FC 83 1-2 G6-3 ①		1 SAFE C SI 92 X SI 93 0-1 15 1B 7 BB 34 2B 1-2 1B	B SI 97 F SI 98 X SI 97 1-1 F7 ②		4	1	1	0	0	0	2
Inning Stats	R: 0 E: 0 K: 2 S: 15 H: 1 LOB: 1 BB: 0 P: 22	R: 0 E: 0 K: 0 S: 8 H: 2 LOB: 2 BB: 0 P: 16	R: 0 E: 0 K: 2 S: 12 H: 1 LOB: 2 BB: 1 P: 21	R: 0 E: 0 K: 1 S: 8 H: 0 LOB: 0 BB: 0 P: 10	R: 0 E: 0 K: 0 S: 7 H: 0 LOB: 0 BB: 0 P: 10	R: 1 E: 0 K: 1 S: 12 H: 2 LOB: 1 BB: 0 P: 16	R: 4 E: 0 K: 0 S: 16 H: 5 LOB: 1 BB: 1 P: 25	R: 1 E: 0 K: 1 S: 8 H: 1 LOB: 1 BB: 1 P: 17	R: 0 E: 0 K: 0 S: 14 H: 2 LOB: 2 BB: 0 P: 23	1B: 11 2B: 2 3B: 0 HR: 1 SF: 0 SAC: 0 DP: 1 HBP: 0						

TOP

Boston Red Sox @ Chicago White Sox

U.S. Cellular Field, Chicago, IL

Sat Aug 09 2008, 7:05 PM EDT
Att. 39,243 - Partly Cloudy - 77 F

livebaseballscorecards.com

AB	40
R	6
H	14
RBI	6
BB	3
SO	7
LOB	20

PITCHER		IP	WLS	BF	H	R	ER	SO	BB	IBB	HBP	BLK	WP	HR	S	P	ERA	WHIP
52 Jose Contreras, R ERA: 4.54	(1, 1)	1.2		8	3	0	0	2	0	0	0	0	0	0	21	34	0.00	1.800
53 D.J. Carrasco, R ERA: 2.49	(2, 1)	4.1		17	3	1	1	4	1	0	0	0	0	0	41	61	2.08	0.923
57 Boone Logan, L ERA: 5.36	(7, 1)	0.0	L	5	4	4	4	0	1	0	0	0	0	0	11	18	∞	∞
46 Adam Russell, R ERA: 5.52	(7, 1)	3.0		13	4	1	1	1	1	0	0	0	1	1	27	47	3.00	1.667

PITCHER	IP	WLS	BF	H	R	ER	SO	BB	IBB	HBP	BLK	WP	HR	S	P	ERA	WHIP

BOTTOM

Boston Red Sox @ Chicago White Sox

U.S. Cellular Field, Chicago, IL

Sat Aug 09 2008, 7:05 PM EDT
Att. 39,243 - Partly Cloudy - 77 F

livebaseballscorecards.com

Batter	1	2	3	4	5	6	7	8	9	AB	R	H	RBI	BB	SO	LOB
Orlando Cabrera, R (1, 6) OBP: 0.328, SLG: 0.352	F FF 90 B SI 90 B FF 90 B FF 91 C FF 92 B FF 93 4-2 BB		B FF 92 B FF 92 X FF 92 2-0 ① B1		X FF 94 0-0 12 G4-6-3 1-3 3-H 1B			X FC 90 0-0 12 G4-6-3 1B		3	0	2	1	1	0	2
12 A.J. Pierzynski, L (1, 2) OBP: 0.318, SLG: 0.420	C FF 91 B FF 92 1 SAFE B SL 80 F FF 93 S SL 81 2-3 ① K		X FC 92 0-0 ②③ G6-4-3 1-2f		F FF 94 F FF 93 B FF 94 F SL 83 F FF 94 X FF 94 1-2 ②③ G4-6-3 1-2f			S FC 89 T SL 81 B FF 93 X FC 89 1-2 ②③ G4-6-3 1-2f		4	0	0	0	0	1	6
20 Carlos Quentin, R (1, 7) OBP: 0.383, SLG: 0.565	X FF 93 0-0 ② F9			C SI 94 B FF 94 H FF 94 2-1 25 G4-6-3 HBP		B FF 95 B FF 95 F FF 95 B FF 93 X FC 84 3-1 ① G5-3			F SI 92 F SI 91 B FF 94 X SI 91 1-2 ① F8	3	0	0	0	0	0	1
23 Jermaine Dye, R (1, 9) OBP: 0.357, SLG: 0.557	C FF 92 C FF 91 F FF 93 B SL 81 B SI 92 D SL 82 X FF 92 3-2 ③ P6			B FF 93 B FF 94 B FF 92 C FF 94 X FC 91 3-1 ① F8		B FF 95 X FF 96 1-0 ② L4			B FF 94 B SI 92 B FF 93 C FF 93 S SI 91 X FF 94 3-2 ② F7	4	0	0	0	0	0	2
25 Jim Thome, L (1, 10) OBP: 0.379, SLG: 0.520		F FF 91 B SL 79 C SL 81 S FF 94 1-3 ① K		C FF 91 B SL 83 X SL 82 1-1 ② G4-6-3 1-2		F FC 91 B FF 95 C FF 94 B FC 86 X SL 85 2-2 ③ G3-1			C FF 94 B FS 84 X FS 85 1-1 HR	4	1	1	1	0	1	1
10 Alexei Ramirez, R (1, 4) OBP: 0.328, SLG: 0.471		S FF 93 C FF 94 X SL 83 0-2 G3-6-1 1B		S SL 84 X FF 95 0-1 ③ P3			B FF 93 X FC 90 1-0 ① G5-3		F SI 92 X FC 90 0-1 ③ F8	4	0	1	0	0	0	1
Nick Swisher, S (1, 3) OBP: 0.350, SLG: 0.406	1 SAFE 1 SAFE B FF 92 C FF 92 X FC 90 1-1 ②③ G3-6-1 1-2f			C FC 85 B FF 95 B SL 84 C SL 82 F SI 95 B FF 95 B SL 84 4-2 31 FC6-4 1B 1B BB			C FF 94 B FC 88 F FF 94 S SL 84 1-3 ② K		2	1	0	0	1	1	1
Juan Uribe, R (1, 5) OBP: 0.290, SLG: 0.362			B FF 92 C FF 93 B FF 92 B SL 82 B FF 93 4-1 31 SH BB		F FC 88 X FF 92 0-1 31 FC6-4 1-2 1B		T FF 93 F SL 83 B SL 84 F SL 82 F FF 94 S SL 84 1-3 ③ K			2	0	1	0	1	1	0
31 Dewayne Wise, L (1, 8) OBP: 0.318, SLG: 0.484			X FF 92 0-0 SH 12 G6-4-3 1-2		B FF 94 B FF 93 C FF 93 C FF 93 X SL 84 2-2 ① FC6-4 1B 1-2f 2-3			F FF 92 F SL 82 B SI 93 X FF 93 1-2 ① P5		2	0	0	0	0	0	2
Inning Stats	R: 0 E: 0 K: 1 S: 10 H: 0 LOB: 1 BB: 1 P: 19	R: 0 E: 0 K: 1 S: 8 H: 1 LOB: 0 BB: 0 P: 10	R: 0 E: 1 K: 0 S: 4 H: 0 LOB: 1 BB: 1 P: 10	R: 0 E: 0 K: 0 S: 7 H: 0 LOB: 1 BB: 0 P: 13	R: 1 E: 0 K: 0 S: 14 H: 2 LOB: 1 BB: 1 P: 21	R: 0 E: 0 K: 0 S: 6 H: 0 LOB: 0 BB: 0 P: 12	R: 0 E: 0 K: 2 S: 9 H: 0 LOB: 0 BB: 0 P: 12	R: 0 E: 0 K: 0 S: 7 H: 1 LOB: 0 BB: 0 P: 9	R: 1 E: 0 K: 0 S: 10 H: 1 LOB: 0 BB: 0 P: 15	1B: 4 2B: 0 3B: 0 HR: 1	SF: 0 SAC: 1 DP: 4 HBP: 1			WP: 0 PB: 0 SB: 0 CS: 0	PA: 33		

PITCHER		IP	WLS	BF	H	R	ER	SO	BB	IBB	HBP	BLK	WP	HR	S	P	ERA	WHIP
18 Daisuke Matsuzaka, R ERA: 2.9	(1, 1)	8.0	W	29	4	1	1	4	3	0	1	0	0	0	65	106	1.12	0.875
50 Mike Timlin, R ERA: 5.23	(9, 1)	1.0		4	1	1	1	0	0	0	0	0	0	1	10	15	9.00	1.000

PITCHER	IP	WLS	BF	H	R	ER	SO	BB	IBB	HBP	BLK	WP	HR	S	P	ERA	WHIP

Batter	1	2	3	4	5	6	7	8	9	AB	R	H	RBI	BB	SO	LOB
2 Jacoby Ellsbury, L (1, 8) OBP: 0.331, SLG: 0.373	C FF 91 X FF 94 0-1 P4	X CH 82 0-0 FC3-6 15 S 1-2f 2-3			H FF 92 1-0 15 G4-3 1-2 HBP		C FF 96 C FF 97 B FC 88 B FF 97 F FF 96 X FF 97 2-2 F7		F FF 96 B FF 95 F FF 94 B SL 85 X FF 96 2-2 P5	4	0	0	0	0	0	2
15 Dustin Pedroia, R (1, 4) OBP: 0.361, SLG: 0.454	F FF 94 F FF 93 X CU 81 0-2 25 S 25 HR 2B	B FC 87 C FF 93 B SI 93 B FC 88 X SI 93 3-1 G5-3 1-2			C FC 86 F FF 93 B FF 94 F FC 87 B FC 88 X SI 94 2-2 G4-3 1-2f 2-3		B SI 96 B FF 97 B FF 96 C FF 96 F FF 96 B FF 97 4-2 7 BB 34 BB BB		B FF 97 F FF 96 X FC 92 1-1 G6-3	4	1	1	0	1	0	4
34 David Ortiz, L (1, 10) OBP: 0.350, SLG: 0.457	B FF 94 B FC 88 C FF 94 B CU 80 F FF 94 S CH 83 3-3 K	T FF 93 S FF 93 B CU 81 B FF 94 F CH 83 S CU 81 2-3 K			X FC 88 0-0 G3		B SI 95 F SI 96 B FF 96 B SI 96 B FF 96 4-1 7 BB 1-2 BB			3	0	0	0	1	2	2
7 J.D. Drew, L (1, 9) OBP: 0.412, SLG: 0.536	B CU 78 B FF 93 B FF 94 C FF 93 B FF 94 4-1 25 S 25 HR BB	C SI 93 S CU 80 S CU 80 0-3 K				B FF 92 X FF 93 1-0 44 1B 3B	B FF 96 S FF 96 F FF 95 B FF 96 B FF 97 B FF 95 4-2 25 G5-4-3 1-2 2-3 BB			2	2	1	0	2	1	0
25 Mike Lowell, R (1, 5) OBP: 0.333, SLG: 0.451	F FC 88 C CU 80 X CU 80 0-2 1-H 2-H HR	B SI 94 F FC 87 B FC 86 X SI 94 2-1 G5-3				B SI 93 B SI 93 C SI 93 F SI 93 C CU 82 2-3 K	F FF 94 X FF 94 0-1 G5-4-3 1-2f			4	1	1	3	0	1	4
44 Jason Bay, R (1, 7) OBP: 0.376, SLG: 0.519	F FF 93 X FC 88 0-1 P3			C FC 86 F CU 79 B CU 81 B FC 88 S SI 93 2-3 K		X SI 93 0-0 22 1B WP 3-H 1B		C FF 93 B FF 95 F FF 94 S FF 95 1-3 K		4	1	1	1	0	2	0
22 Sean Casey, L (1, 3) OBP: 0.415, SLG: 0.443		B FF 92 F FF 93 X CH 83 1-1 2 FC3-6 1B 1B		B SI 93 B FF 93 X FF 94 2-0 F8		X FF 94 0-0 WP 1-3 1B		X FF 95 0-0 P4		4	0	2	0	0	0	0
Jason Varitek, S (1, 2) OBP: 0.308, SLG: 0.349		L FF 92 X SI 91 0-1 F8		C CU 80 F SI 94 B CU 81 C CU 82 1-3 K		F FF 95 F FF 96 F FF 96 B FF 96 B FF 96 F FF 97 F FF 96 S FC 87 2-3 K 1-2 3-H		B FF 94 X FF 94 1-0 F9		4	0	0	0	0	2	2
Alex Cora, L (1, 6) OBP: 0.372, SLG: 0.347 12 Jed Lowrie, S (6, PH) OBP: 0.339, SLG: 0.414 (6, 6)		B FF 92 B SI 92 X FF 92 2-0 2 FC3-6 1-2 1B			B SI 92 C SI 92 F CH 82 X CH 83 1-2 E6 15 G4-3 2 HBP	B FF 96 F FF 96 F FF 96 S FF 96 1-3 K			B FF 95 X FF 94 1-0 F7	2 2	0 0	1 0	0 0	0 0	0 1	0 1

Inning Stats	1	2	3	4	5	6	7	8	9
	R: 3 E: 0 K: 1 S: 14	H: 2 LOB: 0 BB: 1 P: 21	R: 0 E: 0 K: 0 S: 8	H: 2 LOB: 2 BB: 0 P: 14	R: 0 E: 0 K: 2 S: 9	H: 0 LOB: 0 BB: 0 P: 13	R: 0 E: 0 K: 2 S: 7	H: 0 LOB: 0 BB: 0 P: 12	R: 0 E: 1 K: 0 S: 8	H: 0 LOB: 1 BB: 0 P: 12	R: 2 E: 0 K: 3 S: 15	H: 3 LOB: 1 BB: 0 P: 21	R: 0 E: 0 K: 0 S: 11	H: 0 LOB: 2 BB: 3 P: 25	R: 0 E: 0 K: 1 S: 5	H: 0 LOB: 0 BB: 0 P: 7	R: 0 E: 0 K: 0 S: 6	H: 0 LOB: 0 BB: 0 P: 10

PITCHER		IP	WLS	BF	H	R	ER	SO	BB	IBB	HBP	BLK	WP	HR	S	P	ERA	WHIP
34 Gavin Floyd, R ERA: 3.84	(1, 1)	5.1	W	25	7	5	5	6	1	0	1	0	0	1	52	81	8.44	1.500
37 Matt Thornton, L ERA: 2.81	(6, 1)	1.0	H	6	0	0	0	2	3	0	0	0	1	0	18	35	0.00	3.000
26 Octavio Dotel, R ERA: 3.25	(7, 1)	1.2	H	4	0	0	0	1	0	0	0	0	0	0	7	9	0.00	0.000
45 Bobby Jenks, R ERA: 1.91	(9, 1)	1.0	S	3	0	0	0	0	0	0	0	0	0	0	6	10	0.00	0.000

PITCHER	IP	WLS	BF	H	R	ER	SO	BB	IBB	HBP	BLK	WP	HR	S	P	ERA	WHIP

TOP

Boston Red Sox @ Chicago White Sox

U.S. Cellular Field, Chicago, IL

Sun Aug 10 2008, 2:05 PM EDT

Att. 39,008 - Sunny - 72 F

livebaseballscorecards.com

AB	33
R	5
H	7
RBI	4
BB	4
SO	9
LOB	15

1B: 4	SF: 0	WP: 1	PA: 38
2B: 1	SAC: 0	PB: 0	
3B: 1	DP: 2	SB: 3	
HR: 1	HBP: 1	CS: 0	

Batter	1	2	3	4	5	6	7	8	9	AB	R	H	RBI	BB	SO	LOB
Orlando Cabrera, R (1, 6) OBP: 0.326, SLG: 0.351	B FF 93 S SI 92 T SI 92 B CU 79 F SI 94 F SI 95 X SI 95 2-2 ① F8		B SI 92 C FF 92 S CH 78 S CH 80 1-3 ① K	B SI 89 1 SAFE X SI 91 1-0 1-2 12 SH1-3 1B	C SI 90 F SL 82 B SL 85 F SI 90 S SI 88 1-3 ② K			B CU 77 C CU 78 B FF 89 X FS 85 2-1 ① G5-3		5	0	1	0	0	2	2
12 A.J. Pierzynski, L (1, 2) OBP: 0.317, SLG: 0.418	C SI 94 S CH 80 B SI 94 B CU 79 X CH 79 2-2 ② F9		X SI 95 0-0 20 HR 1B	X SI 94 0-0 ① SH1-3 1-2 2-3	T SL 81 F SL 83 S SL 83 0-3 ③ K			B CU 76 C CU 77 S FF 90 X FF 89 1-2 ② F9		4	1	1	0	0	1	2
20 Carlos Quentin, R (1, 7) OBP: 0.383, SLG: 0.569	X FF 95 0-0 ③ G6-3		X SI 89 0-0 1-H HR	H FF 94 1-0 HBP		C SI 91 F SI 90 S SL 86 0-3 ① K		B FS 85 B FF 86 X CU 78 2-0 ③ F8		4	1	1	2	0	1	0
23 Jermaine Dye, R (1, 9) OBP: 0.358, SLG: 0.564		C FF 94 B CU 79 X SI 94 1-1 HR	C CH 78 S CH 80 F SI 95 X CU 79 0-2 25 HR 1B	S FF 96 B FF 94 F SI 96 B FF 96 B FF 96 S FF 97 3-3 ② K		C SL 84 X SI 92 0-1 ② G5-3				4	2	2	1	0	1	3
25 Jim Thome, L (1, 10) OBP: 0.378, SLG: 0.525		B C FF 94 F CH 80 B CU 79 F CU 78 S FF 96 2-3 ① K	1 SAFE X CU 74 0-0 1-H HR	F SI 95 F FF 95 B FF 94 X FF 95 1-2 ③ P5		C SL 83 C SI 92 B FF 92 S SL 85 1-3 ③ K				4	1	1	2	0	2	3
14 Paul Konerko, R (1, 3) OBP: 0.324, SLG: 0.368 32 Brian Anderson, R (9, 8) OBP: 0.273, SLG: 0.448		B FF 96 C CH 80 S SI 95 F SI 95 B SL 83 B CU 79 B SI 94 4-2 BB BB	T SI 93 C CU 79 F CU 80 B SI 95 F FF 94 X SI 94 1-2 1B		B FF 91 B FF 93 B FF 94 B FF 94 4-0 10 1B 10 WP FC5 BB		C SI 91 B SI 92 T SI 89 B FF 86 X SI 90 2-2 ① G4-3			2 0	1 0	1 0	0 0	2 0	0 0	0 0
Nick Swisher, S (1, 8) OBP: 0.352, SLG: 0.406 (9, 3)		1 SAFE B SI 90 B SI 93 1 SAFE B FF 92 C FF 92 B SI 92 4-1 1-2 BB	B CH 77 S SL 80 C CU 75 B SL 81 X FF 94 2-2 ② F8		C FF 94 B SL 82 S FF 94 S FF 94 1-3 ① K		B SL 82 X SI 90 1-0 10 FC6-4 1B			3	0	1	0	1	1	2
10 Alexei Ramirez, R (1, 4) OBP: 0.327, SLG: 0.468		C CU 78 B CU 75 B SI 93 S CH 77 B CU 75 F CH 78 S SI 91 3-3 ② K	C FF 93 S CH 79 F CU 76 B FF 92 S CH 77 1-3 ③ K		B SL 84 C FF 92 F FF 94 X FF 94 1-2 E FC5 1-3 1B		B SI 90 X SL 81 1-0 ② FC6-4 1-2f			4	0	1	0	0	2	4
Juan Uribe, R (1, 5) OBP: 0.284, SLG: 0.354		B FF 93 C CU 78 X SL 82 1-1 ③ F7		X SI 91 0-0 12 SH1-3 E5 1B	B SL 81 S SL 78 X SI 91 1-1 1-3 3-H FC5		1 SAFE B SL 84 C SL 82 1 SAFE B SI 90 F SI 89 S SL 84 2-3 ③ K			4	0	0	1	0	1	4
Inning Stats	R: 0 E: 0 K: 0 S: 9 H: 0 LOB: 0 BB: 0 P: 13	R: 1 E: 0 K: 2 S: 16 H: 1 LOB: 2 BB: 2 P: 31	R: 4 E: 0 K: 2 S: 22 H: 5 LOB: 1 BB: 0 P: 27	R: 0 E: 1 K: 1 S: 9 H: 1 LOB: 3 BB: 0 P: 15	R: 1 E: 1 K: 3 S: 15 H: 1 LOB: 2 BB: 1 P: 23	R: 0 E: 0 K: 2 S: 8 H: 0 LOB: 0 BB: 0 P: 9	R: 0 E: 0 K: 1 S: 8 H: 1 LOB: 1 BB: 0 P: 14	R: 0 E: 0 K: 0 S: 6 H: 0 LOB: 0 BB: 0 P: 11		1B: 6 2B: 0 3B: 0 HR: 3 SF: 0 SAC: 1 DP: 0 HBP: 1				WP: 1 PB: 0 SB: 0 CS: 0 PA: 39		

PITCHER		IP	WLS	BF	H	R	ER	SO	BB	IBB	HBP	BLK	WP	HR	S	P	ERA	WHIP
61 Clay Buchholz, R ERA: 6.32	(1, 1)	3.0	L	19	7	5	5	4	2	0	0	0	0	3	49	74	15.00	3.000
53 David Aardsma, R ERA: 2.88	(4, 1)	1.1		7	1	1	1	2	1	0	1	0	1	0	13	24	6.75	1.500
63 Justin Masterson, R ERA: 3.41	(5, 1)	2.2		10	1	0	0	5	0	0	0	0	0	0	25	34	0.00	0.375
37 Hideki Okajima, L ERA: 2.6	(8, 1)	1.0		3	0	0	0	0	0	0	0	0	0	0	6	11	0.00	0.000

PITCHER	IP	WLS	BF	H	R	ER	SO	BB	IBB	HBP	BLK	WP	HR	S	P	ERA	WHIP

BOTTOM

Boston Red Sox @ Chicago White Sox

U.S. Cellular Field, Chicago, IL

Sun Aug 10 2008, 2:05 PM EDT
Att. 39,008 - Sunny - 72 F

livebaseballscorecards.com

AB	34
R	6
H	9
RBI	6
BB	3
SO	11
LOB	20

Batter	1	2	3	4	5	6	7	8	9	AB	R	H	RBI	BB	SO	LOB
Coco Crisp, S (1, 8) OBP: 0.300, SLG: 0.388	C FF 91 F FF 92 X CH 84 0-2 F7 ①			B FF 91 F CH 82 B FC 89 B FC 90 F FF 94 C FF 94 3-3 K ①		1 SAFE C CH 82 X FF 93 0-1 FC4-6 ③ 1-2f		X SI 92 0-0 SH1-3 ① 1-2	F SI 90 B SI 90 B SI 90 S SI 91 F CH 81 X SI 92 2-2 G4-3 ③	4	0	0	0	0	1	2
15 Dustin Pedroia, R (1, 4) OBP: 0.358, SLG: 0.451	F FF 91 C FF 94 X FF 95 0-2 L5 ②			C FF 94 B CU 78 F FF 94 B FF 95 S CH 84 2-3 K ②			F FF 93 X FF 94 0-1 F7 ① B SI 96 X SI 96 1-0 P4 ②			4	0	0	0	0	1	1
20 Kevin Youkilis, R (1, 3) OBP: 0.383, SLG: 0.551	C FF 93 F FF 94 F FC 90 F FC 90 B CH 84 S FF 95 1-3 K ③			C CU 76 X FF 95 0-1 F8 ③			B CH 83 X FF 95 1-0 25 BB 7 2B 1B B SI 97 F SI 97 X SI 97 1-1 L7 ③			4	1	1	0	0	1	1
25 Mike Lowell, R (1, 5) OBP: 0.334, SLG: 0.448		B CU 76 F FF 92 F FF 93 B FF 93 F CH 83 B CH 83 S FC 90 3-3 K ①			B CH 82 X FF 92 1-0 G3 ①		1 SAFE B FC 89 B FF 93 B FF 93 C FF 94 B FF 94 4-1 7 2B 1-2 BB		B SL 81 B SI 95 B SI 96 B SI 95 4-0 7 1B 44 1B 12 2B BB	2	2	0	0	2	1	0
44 Jason Bay, R (1, 7) OBP: 0.375, SLG: 0.516		C FF 94 B FF 94 F FF 94 B CU 79 X FF 93 2-2 F8 ②			C FF 93 T FF 93 F CH 83 B CH 82 B CH 84 S CH 83 2-3 K ②		S FF 93 T FF 94 F FF 93 S CH 84 0-3 K ②		S SI 96 B SI 93 1 SAFE X SI 96 1-1 7 1B 12 2B 1-2 1B	4	1	1	0	0	2	2
7 J.D. Drew, L (1, 10) OBP: 0.413, SLG: 0.539		C FF 92 C FF 94 B FF 94 B FF 95 X FC 90 2-2 F7 ③			C FF 94 B FF 95 B FF 94 C FF 94 S FF 95 2-3 K ③		S FC 89 X FF 94 0-1 1-H 2-H 2B		B FF 96 S FF 96 B FF 96 S FF 97 B FF 97 X FF 96 3-2 12 2B 1-2 2-3 1B	4	0	2	2	0	1	0
12 Jed Lowrie, S (1, 6) OBP: 0.344, SLG: 0.421			B FF 92 X FF 92 1-0 P3 ①			C FF 93 F FC 89 S FF 95 0-3 K ① C FC 89 S FF 93 F FF 93 B CH 83 B CH 83 B FF 94 B CH 84 4-2 BB		B FF 96 B FF 97 C FF 97 X FF 97 2-1 F8 2 1B 1-H 2-H 3-H 2B ①	3	1	1	2	1	1	0
Jason Varitek, S (1, 2) OBP: 0.305, SLG: 0.345			B FC 89 C FF 94 F FC 89 B FF 95 X FF 95 2-2 G4-3 ②			B CU 78 B FC 90 S FF 95 X FF 94 2-1 F7 ② C FC 89 T FF 94 D CU 78 S FF 94 1-3 K ③		F FF 96 S FF 97 X FF 96 0-2 F8 ② 2-3	4	0	0	0	0	1	3
2 Jacoby Ellsbury, L (1, 9) OBP: 0.335, SLG: 0.376			B FF 94 C FF 94 X FF 94 1-1 G3 ③			B FC 89 S FF 94 H FF 93 2-1 FC4-6 HBP B FF 90 B FF 92 C FF 91 B FF 91 C FF 93 F SI 91 F FF 92 X FF 91 3-2 SH1-3 1B		C FF 96 B SL 86 B FF 97 C FF 96 B FF 96 F FF 97 X FF 96 3-2 3-H 1B	3	0	2	1	0	0	0
Inning Stats	R: 0 E: 0 K: 1 S: 11 H: 0 LOB: 0 BB: 0 P: 12	R: 0 E: 0 K: 1 S: 10 H: 0 LOB: 0 BB: 0 P: 17	R: 0 E: 0 K: 0 S: 6 H: 0 LOB: 0 BB: 0 P: 10	R: 0 E: 0 K: 2 S: 8 H: 0 LOB: 0 BB: 0 P: 13	R: 0 E: 0 K: 2 S: 8 H: 0 LOB: 0 BB: 0 P: 13	R: 0 E: 0 K: 1 S: 8 H: 0 LOB: 1 BB: 0 P: 12	R: 2 E: 0 K: 2 S: 16 H: 2 LOB: 2 BB: 2 P: 26	R: 0 E: 0 K: 0 S: 9 H: 1 LOB: 1 BB: 0 P: 14	R: 3 E: 0 K: 0 S: 18 H: 4 LOB: 1 BB: 1 P: 33	1B: 5 2B: 2 3B: 0 HR: 0 SF: 0 SAC: 1 DP: 0 HBP: 1						

TOP

Boston Red Sox @ Chicago White Sox

U.S. Cellular Field, Chicago, IL

Mon Aug 11 2008, 8:11 PM EDT

Att. 32,634 - Clear - 73 F

livebaseballscorecards.com

AB	32
R	5
H	7
RBI	5
BB	3
SO	9
LOB	9

PITCHER		IP	WLS	BF	H	R	ER	SO	BB	IBB	HBP	BLK	WP	HR	S	P	ERA	WHIP
50 John Danks, L ERA: 3.18	(1, 1)	7.0	L	26	2	2	2	9	2	0	1	0	0	0	67	103	2.57	0.571
49 Horacio Ramirez, L ERA: 2.67	(8, 1)	0.1		2	1	0	0	0	0	0	0	0	0	0	6	9	0.00	3.000
46 Adam Russell, R ERA: 6.46	(8, 1)	0.2		4	1	2	2	0	1	0	0	0	0	0	5	12	27.00	3.000
37 Matt Thornton, L ERA: 2.96	(9, 1)	0.2		4	3	1	1	0	0	0	0	0	0	0	12	20	13.50	4.500
41 Lance Broadway, R ERA:	(9, 1)	0.1		1	0	0	0	0	0	0	0	0	0	0	4	6	0.00	0.000

PITCHER	IP	WLS	BF	H	R	ER	SO	BB	IBB	HBP	BLK	WP	HR	S	P	ERA	WHIP

BOTTOM

Boston Red Sox @ Chicago White Sox

U.S. Cellular Field, Chicago, IL

Mon Aug 11 2008, 8:11 PM EDT

Att. 32,634 - Clear - 73 F

livebaseballscorecards.com

Batter	1	2	3	4	5	6	7	8	9	AB	R	H	RBI	BB	SO	LOB
Orlando Cabrera, R (1, 6) OBP: 0.324, SLG: 0.348	X FF 97 / 0-0 / F8 ①		X FF 96 / 0-0 / F8 ① 2-3			B SI 95 X SI 95 / 1-0 / G4-3 ①		C FF 95 B FF 96 F FF 95 B CU 78 X FC 93 / 2-2 / F7 ①		4	0	0	0	0	0	2
12 A.J. Pierzynski, L (1, 2) OBP: 0.317, SLG: 0.417	B SI 97 F FF 97 X CU 78 / 1-1 / G3 ②		B FF 97 X FF 96 / 1-0 / SF8 ② 3-H			X FF 93 / 0-0 / 23 1B 1B		X FF 95 / 0-0 / F8 ②		3	0	1	1	0	0	0
20 Carlos Quentin, R (1, 7) OBP: 0.382, SLG: 0.565	B FF 97 B FF 96 C FF 97 C FF 97 S FF 97 / 2-3 / K ③		B FF 95 F SI 95 F FF 96 F FF 96 S CH 91 / 1-3 / K ③			C FF 94 B SI 94 S SI 94 S FF 93 / 1-3 / K ②		C FF 96 B CU 77 H FF 95 / 2-1 / HBP		3	0	0	0	0	3	2
23 Jermaine Dye, R (1, 9) OBP: 0.357, SLG: 0.561		C FF 95 B CU 79 F SI 97 S FF 96 / 1-3 / K ①		C CU 78 B CU 78 B FF 96 F FF 97 F CU 79 X CU 80 / 2-2 / G5-3 ①		B CH 90 X SI 94 / 1-0 / 1-2 1B		B FF 95 C FF 94 D CU 79 B CU 77 C FF 95 1 SAFE X FF 95 / 3-2 / F7 ③		4	0	1	0	0	1	1
25 Jim Thome, L (1, 10) OBP: 0.375, SLG: 0.519		B FF 97 S FC 94 C FF 98 X FF 97 / 1-2 / G6-3 ②		C CU 79 C FC 94 C SI 96 / 0-3 / K ②		B FF 97 X FF 97 / 1-0 / L8 ③			C FF 95 F FF 95 S FF 96 / 0-3 / K ①	4	0	0	0	0	2	2
10 Alexei Ramirez, R (1, 4) OBP: 0.326, SLG: 0.469		X SI 98 / 0-0 / 2B		C FF 96 S CU 80 B FF 97 F CU 80 B SI 96 S FF 97 / 2-3 / K ③			F CU 78 X CU 78 / 0-1 / G5-3 ①		B FF 96 B SL 88 B FF 95 C FF 94 F FF 95 X FF 96 / 3-2 / F9 ②	4	0	1	0	0	1	0
Ken Griffey Jr., L (1, 8) OBP: 0.352, SLG: 0.418		B FF 97 B FC 94 F FF 97 B FF 98 F FF 96 C FF 97 / 3-3 / K ③			X FF 96 / 0-0 / G3-6-1 1B		B FF 96 B FF 96 X SI 96 / 2-0 / G3-1 ②		C FF 95 B FF 96 X FF 96 / 1-1 / F9 ③	4	0	1	0	0	1	1
Nick Swisher, S (1, 3) OBP: 0.354, SLG: 0.408			B FF 95 F FF 96 B FF 98 F FF 96 B FF 97 X FF 96 / 3-2 / F8 12 SF8 1B 1B		C SI 95 B CH 90 C CU 78 B CU 76 X CU 76 / 2-2 / G3-6-1 ① ② 1-2f		C SI 91 B FF 94 B FF 94 X FF 96 / 2-1 / 1B			3	1	2	0	0	0	1
Juan Uribe, R (1, 5) OBP: 0.285, SLG: 0.354			S SI 96 1 SAFE F FF 93 D CU 78 X FF 95 / 1-2 / 1-2 1B		X SI 96 / 0-0 / G4-3 ③		C FF 95 D CU 78 B CU 78 S CU 78 S CU 81 / 2-3 / K ③			3	0	1	0	0	1	1
Inning Stats	R: 0 E: 0 K: 1 S: 6 / H: 0 LOB: 0 P: 9	R: 0 E: 0 K: 2 S: 10 / H: 1 LOB: 1 BB: 0 P: 15	R: 1 E: 0 K: 1 S: 12 / H: 2 LOB: 1 BB: 0 P: 18	R: 0 E: 0 K: 2 S: 11 / H: 0 LOB: 0 BB: 0 P: 15	R: 0 E: 0 K: 0 S: 5 / H: 1 LOB: 0 BB: 0 P: 7	R: 0 E: 0 K: 1 S: 7 / H: 2 LOB: 2 BB: 0 P: 11	R: 0 E: 0 K: 1 S: 8 / H: 1 LOB: 1 BB: 0 P: 14	R: 0 E: 0 K: 0 S: 8 / H: 0 LOB: 1 BB: 0 P: 15	R: 0 E: 0 K: 1 S: 8 / H: 0 LOB: 0 BB: 0 P: 12	1B: 6 2B: 1 3B: 0 HR: 0	SF: 1 SAC: 0 DP: 1 HBP: 1						

	AB	32
	R	1
	H	7
	RBI	1
	BB	0
	SO	9
	LOB	10

WP: 0 PB: 0 SB: 0 CS: 0 PA: 34

PITCHER	IP	WLS	BF	H	R	ER	SO	BB	IBB	HBP	BLK	WP	HR	S	P	ERA	WHIP
19 Josh Beckett, R (1, 1) ERA: 3.92	8.0	W	31	7	1	1	8	0	0	1	0	0	0	67	104	1.12	0.875
58 Jonathan Papelbon, R (9, 1) ERA: 1.97	1.0		3	0	0	0	1	0	0	0	0	0	0	8	12	0.00	0.000

PITCHER	IP	WLS	BF	H	R	ER	SO	BB	IBB	HBP	BLK	WP	HR	S	P	ERA	WHIP

Texas Rangers @ Boston Red Sox

Fenway Park, Boston, MA

Tue Aug 12 2008, 7:05 PM EDT

Att. 38,004 - Cloudy - 71 F

TOP

livebaseballscorecards.com

Batter	1	2	3	4	5	6	7	8	9	AB	R	H	RBI	BB	SO	LOB
5 Ian Kinsler, R (1, 4) OBP: 0.377, SLG: 0.513	B KN 70 B KN 68 C CH 82 X CH 77 2-1 ① F7	F KN 68 B KN 68 F KN 68 D KN 69 B KN 69 X KN 70 3-2 ③ P6			B KN 68 X KN 68 1-0 32 WP 32 1B 2B F FF 95 F FF 94 X FF 95 1-1 1-H 2-H HR	B FF 97 F CU 80 F FF 96 X FF 98 1-2 ② SF8 3-H		L FF 88 C CU 76 X CU 77 0-2 ① L5		5	2	2	4	0	0	2
10 Michael Young, R (1, 6) OBP: 0.335, SLG: 0.411	C CH 83 X KN 70 0-1 ② P3	C CH 81 X KN 67 0-1 32 FC4-6 1B			B KN 69 X KN 68 1-0 ① G5-3 F FF 95 F SL 84 S SL 84 0-3 ③ K	X CU 79 0-0 ③ F9		C FF 89 B FF 88 B CU 76 X CU 77 2-1 ② G4-3		6	0	1	0	0	1	2
32 Josh Hamilton, L (1, 8) OBP: 0.369, SLG: 0.555	C KN 69 F KN 69 B KN 73 B KN 70 B KN 69 X KN 70 3-2 ③ G4-3		X KN 67 0-0 ① FC4-6 22 1B 1-2f		B KN 68 X KN 68 1-0 1B 22 2B 2-H 1B	B FF 93 S FS 87 B FF 94 B FS 88 C FF 94 B FS 88 4-2 1B 22 1B BB	S CH 86 B FF 94 S CH 86 F FF 95 X 1-2 22 1B 2B	F FF 88 C CU 77 F FF 87 F FS 84 B FF 87 B C CU 77 2-3 ③ K		5	3	2	1	1	1	1
Milton Bradley, S (1, 10) OBP: 0.447, SLG: 0.587		B KN 69 B KN 67 C CH 82 B CH 84 C CH 81 F CH 78 F KN 70 F FF 83 D KN 69 4-2 G1-3 22 1B 19 1B BB	F KN 68 F KN 68 F CH 82 F KN 69 D KN 69 C FF 83 1-3 ② K		X 0-0 22 2B 1-2 2B 1B	B FF 95 S SL 82 X SL 82 1-1 22 1B 1-3 2B 1B	B FF 97 C FF 95 S CH 85 B FF 96 F CH 84 C CU 79 2-3 ① K		B FF 97 C FF 96 B FF 97 B FF 97 S FF 97 S FF 98 3-3 ① K	5	3	2	0	1	3	2
22 Marlon Byrd, R (1, 9) OBP: 0.383, SLG: 0.477		C KN 68 S KN 69 F KN 71 X KN 70 0-2 G1-3 19 1B 1-2 1B	F CH 82 B KN 69 S KN 68 X KN 68 1-2 1-2 1B		D SL 75 B X 2-0 1-3 2-H 2B	B FF 94 X SL 82 1-0 2B SF9 1-2 3-H 1B	X FF 95 0-0 19 HBP WP 2-H 1B		X FF 97 0-0 E5 41 DI 41 2B	6	4	5	3	0	0	0
Frank Catalanotto, L (1, 7) OBP: 0.353, SLG: 0.406 Jason Ellison, R (7, PH) OBP: 0.273, SLG: 0.200 (7, 7) 41 Brandon Boggs, S (9, PH) OBP: 0.337, SLG: 0.405	C KN 68 F KN 68 X CU 70 0-2 ① G1-3 1-2 2-3	F KN 68 B CH 82 B CH 83 B KN 69 X KN 73 3-1 ③ F9			F CH 83 F CH 84 B KN 70 X CH 84 2-2 2B 19 1B 2-H 3-H 2B	S FF 95 S CU 78 B FF 96 B CH 85 F CU 77 X CU 78 2-2 SF9 19 E 1-3 2-H 2B	C CU 75 B CU 76 1 SAFE B FF 89 X FS 83 2-1 ② F9		C FF 96 B FF 97 C FF 96 B FF 96 X FF 96 2-2 1-H 2B	4 1 1	2 0 0	2 0 1	3 0 1	0 0 0	0 0 0	4 1 0
Gerald Laird, R (1, 2) OBP: 0.344, SLG: 0.429	X KN 70 0-0 ② F9		B KN 67 C CH 81 X KN 67 1-1 ① F8		F KN 69 X KN 70 0-1 5 HR 2-3 2B	X FF 97 0-0 ① SF9 2-3 3-H	1 SAFE S FS 83 B CU 75 F FF 89 D CU 77 1 SAFE B FS 84 F FS 84 B CU 77 4-2 19 HBP 1-2 BB		B FF 96 X FF 95 1-0 ② F9	4	1	1	1	1	0	3
19 Chris Davis, L (1, 3) OBP: 0.325, SLG: 0.579	B KN 69 X KN 69 1-0 1B 2-H 3-H 1B		B KN 67 B KN 68 X CH 82 2-0 ② F9		B SL 79 F CU 76 X CU 76 1-1 5 HR 3-H 1B	B CU 78 B CH 85 S FF 98 X CU 78 2-1 E3 1B 5 SF8 3-H	B CU 78 H FF 88 2-0 1-2 2-3 HBP		F FF 96 F FF 96 D FS 91 X FF 96 1-2 ③ L4	5	2	2	4	0	0	1
Ramón Vázquez, L (1, 5) OBP: 0.384, SLG: 0.477	B KN 70 C FF 82 C KN 68 X KN 71 1-2 1-2 1B		C KN 68 X KN 69 0-1 ③ G1-3		B SL 80 C SI 88 B CU 76 F SI 88 F CH 79 C SI 90 2-3 ② K	X FF 96 0-0 1-3 1B	C CU 79 X FF 88 0-1 ③ F8			5	0	2	0	0	1	5

AB	47
R	17
H	20
RBI	17
BB	3
SO	6
LOB	21

Inning Stats	1	2	3	4	5	6	7	8	9
	R: 0 E: 0 K: 0 S: 7	R: 2 E: 0 K: 0 S: 20	R: 0 E: 0 K: 1 S: 13	R: 0 E: 0 K: 0 S: 5	R: 8 E: 0 K: 2 S: 21	R: 5 E: 1 K: 0 S: 17	R: 1 E: 0 K: 1 S: 16	R: 0 E: 0 K: 1 S: 10	R: 1 E: 1 K: 1 S: 11
	H: 0 LOB: 0 BB: 0 P: 12	H: 3 LOB: 2 BB: 1 P: 29	H: 2 LOB: 2 BB: 0 P: 18	H: 0 LOB: 0 BB: 0 P: 8	H: 8 LOB: 0 BB: 0 P: 32	H: 4 LOB: 1 BB: 1 P: 28	H: 2 LOB: 3 BB: 1 P: 27	H: 0 LOB: 0 BB: 0 P: 14	H: 1 LOB: 1 BB: 0 P: 18

1B: 12	SF: 2
2B: 7	SAC: 0
3B: 0	DP: 0
HR: 1	HBP: 1

WP: 2	PA: 53
PB: 0	
SB: 0	
CS: 0	

PITCHER		IP	WLS	BF	H	R	ER	SO	BB	IBB	HBP	BLK	WP	HR	S	P	ERA	WHIP
51 Charlie Zink, R ERA: 16.62	(1, 1)	4.1		25	11	8	8	1	1	0	0	0	1	0	55	84	16.61	2.769
48 Javier López, L ERA: 2.7	(5, 1)	0.1		2	1	0	0	1	0	0	0	0	0	0	6	9	0.00	3.000
53 David Aardsma, R ERA: 3.73	(5, 1)	0.1		5	3	5	5	1	1	0	0	0	0	1	10	17	135.00	12.000
17 Manny Delcarmen, R ERA: 4.32	(6, 1)	1.1	B	9	4	3	2	1	0	0	0	0	0	0	21	29	13.50	3.000
37 Hideki Okajima, L ERA: 2.51	(7, 1)	1.2	W	7	0	0	0	1	1	0	1	0	1	0	17	29	0.00	0.600

PITCHER		IP	WLS	BF	H	R	ER	SO	BB	IBB	HBP	BLK	WP	HR	S	P	ERA	WHIP
58 Jonathan Papelbon, R ERA: 1.93	(9, 1)	1.0	S	5	1	1	0	1	0	0	0	0	0	0	11	18	0.00	1.000

Texas Rangers @ Boston Red Sox

Fenway Park, Boston, MA

Tue Aug 12 2008, 7:05 PM EDT

Att. 38,004 - Cloudy - 71 F

livebaseballscorecards.com

BOTTOM

Batter	1	2	3	4	5	6	7	8	9	AB	R	H	RBI	BB	SO	LOB
7 J.D. Drew, L (1, 9) OBP: 0.416, SLG: 0.538	34 HR 15 1B BB 1-3 2-H 34 HR 15 1B 1B	34 G4-3 25 BB 15 1B 1B	15 FC6-4 BB	F8 ②	20 HR 2B	F9 ②	4	3	2	1	2	0	2
15 Dustin Pedroia, R (1, 4) OBP: 0.363, SLG: 0.457	1-2 34 HR 1B 1-2 3-H 34 HR 1B 1B	25 BB 34 G4-3 44 1B 1-2 1B	FC6-4 ③ 1-2f	CS ③ 1-2	20 HR 2B	20 FC1 34 BB 20 E 1B 1-H 1B	6	5	5	2	0	0	1
34 David Ortiz, L (1, 10) OBP: 0.359, SLG: 0.487	1-H 2-H HR 1-H 2-H HR	G4-3 ② 1-2 2-3	20 HR 2B	44 FC5-4 20 E 1-2 BB	20 HR IBB	4	4	3	6	2	0	2
20 Kevin Youkilis, R (1, 3) OBP: 0.384, SLG: 0.564 (8, 5)	K ① K ③	44 1B 25 BB BB	2-H HR	FC1 44 FC5-4 1-2 2-H 1-H 2-H HR	5	2	2	5	1	2	1
25 Mike Lowell, R (1, 5) OBP: 0.335, SLG: 0.446 22 Sean Casey, L (8, 3) OBP: 0.412, SLG: 0.440	12 S 44 E 12 2B 1B G5-3 ①	44 1B 1-2 2-3 3-H BB	K ①	K ①	4 1	1 0	1 0	1 0	1 0	2 1	2 0
44 Jason Bay, R (1, 7) OBP: 0.376, SLG: 0.514	E5 12 S 12 2B 1-2 G6-3 ②	12 FC4-6 1-2 2-3 3-H 1B	12 G6-4-3 BB	FC5-4 ② 1-2f 2-3	4	1	1	1	1	0	3
12 Jed Lowrie, S (1, 6) OBP: 0.346, SLG: 0.437	7 1B 1-H 2-H 2B 2B	FC4-6 ③ 1-2f	G6-4-3 ② ③ 1-2f	F7 ③	5	1	2	2	0	0	6
Coco Crisp, S (1, 8) OBP: 0.302, SLG: 0.386	F8 ② G6-3 ③	G4-6-3 1B	15 CS BB	F8 ①	4	0	1	0	1	0	2
Kevin Cash, R (1, 2) OBP: 0.286, SLG: 0.333 2 Jacoby Ellsbury, L (8, PH) OBP: 0.336, SLG: 0.376 Jason Varitek, S (9, 2) OBP: 0.305, SLG: 0.345	7 1B 15 1B BB	L7 ①	G4-6-3 ① ② 1-2f	K ①	15 2B BB	3 0 0	1 1 0	0 0 0	0 1 0	1 0 0	1 0 0	2 0 0
Inning Stats	R: 10 E: 1 K: 2 S: 28 H: 7 LOB: 0 BB: 2 P: 51	R: 0 E: 0 K: 0 S: 10 H: 1 LOB: 1 BB: 0 P: 17	R: 2 E: 0 K: 0 S: 17 H: 3 LOB: 3 BB: 2 P: 32	R: 0 E: 0 K: 0 S: 7 H: 1 LOB: 1 BB: 1 P: 14	R: 2 E: 0 K: 1 S: 12 H: 2 LOB: 0 BB: 1 P: 26	R: 0 E: 0 K: 1 S: 9 H: 0 LOB: 0 BB: 1 P: 16	R: 1 E: 1 K: 1 S: 15 H: 1 LOB: 2 BB: 1 P: 26	R: 4 E: 0 K: 1 S: 15 H: 2 LOB: 0 BB: 2 P: 32		1B: 9 2B: 4 3B: 0 HR: 4	SF: 0 SAC: 0 DP: 2 HBP: 0					

	AB	40
	R	19
	H	17
	RBI	18
	BB	10
	SO	6
	LOB	21

PITCHER		IP	WLS	BF	H	R	ER	SO	BB	IBB	HBP	BLK	WP	HR	S	P	ERA	WHIP
39 Scott Feldman, R ERA: 5.18	(1, 1)	2.2		22	10	12	6	2	3	0	0	0	0	2	51	90	20.25	4.875
59 Josh Rupe, R ERA: 3.95	(3, 1)	2.1		12	4	2	2	1	3	0	0	0	0	1	23	50	7.71	3.000
60 Warner Madrigal, R ERA: 5.5	(6, 1)	1.0	H	3	0	0	0	1	1	0	0	0	0	0	9	16	0.00	1.000
Jamey Wright, R ERA: 4.59	(7, 1)	1.0	H	6	1	1	0	1	1	0	0	0	0	0	15	26	0.00	2.000
50 Frank Francisco, R ERA: 3.88	(8, 1)	1.0	L	7	2	4	4	1	1	1	0	0	0	1	15	32	36.00	3.000

PITCHER	IP	WLS	BF	H	R	ER	SO	BB	IBB	HBP	BLK	WP	HR	S	P	ERA	WHIP

Texas Rangers @ Boston Red Sox

Fenway Park, Boston, MA

Wed Aug 13 2008, 7:05 PM EDT

Att. 37,876 - Partly Cloudy - 71 F

TOP

livebaseballscorecards.com

Batter	1	2	3	4	5	6	7	8	9	AB	R	H	RBI	BB	SO	LOB
5 Ian Kinsler, R (1, 4) OBP: 0.376, SLG: 0.516	C FF 94 B FF 94 C FF 95 X CU 80 1-2 ① F7		F FC 90 X FF 94 0-1 ② G6-3		B FC 90 S CU 76 C FF 94 S CU 79 1-3 ③ K			F FF 92 B FF 94 B FC 90 B FC 89 C FF 92 X FF 91 3-2 HR	L FF 90 B SL 82 X SI 88 1-1 ①② G1-6-3 1-2f 2-3	5	1	1	1	0	1	3
10 Michael Young, R (1, 6) OBP: 0.337, SLG: 0.413	B FF 95 F FF 93 C CU 79 B FF 95 F FC 91 X CU 81 2-2 ② 32 FC5-4 1B		B SI 93 C FC 91 F FC 90 C SI 87 1-3 ③ K			C FC 87 X FC 89 0-1 22 FC4-6 1B		C FF 93 B SI 92 X FC 90 1-1 1B HR 1B	C SL 82 S SL 83 X SL 82 0-2 ③ P3	5	1	3	0	0	1	1
32 Josh Hamilton, L (1, 8) OBP: 0.367, SLG: 0.551 Jason Ellison, R (6, 9) OBP: 0.333, SLG: 0.273	B SI 94 C FF 94 F CU 80 X SI 94 1-2 ② FC5-4 1-2f			C FC 88 B SI 91 X FF 90 1-1 ① G4-3		B FF 91 B FC 89 C SI 91 S SI 91 S SI 91 2-3 ① K		B FF 93 C FF 91 F FC 91 F CU 79 F FC 90 B SI 91 F CU 79 X FF 94 2-2 1-2 HR 1B		3 1	0 1	0 1	0 0	0 0	1 0	2 0
Milton Bradley, S (1, 10) OBP: 0.448, SLG: 0.594	B FF 95 C SI 93 S CU 79 S FC 92 1-3 ③ K			S CU 78 B SI 92 B FF 91 B FC 90 B SI 91 4-1 41 FC5-4 BB		B FC 90 S FF 90 S FC 91 S CU 80 1-3 ② K		F FF 93 X SI 91 0-1 1-H 2-H HR		3	1	1	3	1	2	2
22 Marlon Byrd, R (1, 9) OBP: 0.381, SLG: 0.477 (6, 8)		X FF 93 0-0 ① F9		C FC 90 X FC 89 0-1 ② L5		X SI 92 0-0 ③ FC4-6 1-2f		B FC 90 F FF 93 X FF 92 1-1 2B		4	0	1	0	0	0	2
41 Brandon Boggs, S (1, 7) OBP: 0.336, SLG: 0.406		C FC 94 X FC 90 0-1 19 G3-1 2B		C FF 92 B CU 78 F SI 92 F CU 80 X FC 91 1-2 ③ FC5-4 1-2f			B SI 91 X FC 91 1-0 ① G6-3	C FF 93 B FC 92 F FF 94 B FC 91 F FC 91 S FS 86 2-3 ② K		4	0	1	0	0	1	2
19 Chris Davis, L (1, 3) OBP: 0.317, SLG: 0.564		B FF 94 F FF 93 X SI 92 1-1 ② G3-1 2-3			X FF 92 0-0 ① G5-3		C FF 94 B CU 78 S SI 91 F FC 89 X FF 92 1-2 ② F7	X SL 79 0-0 ③ F8		4	0	0	0	0	0	2
21 Jarrod Saltalamacchia, S (1, 2) OBP: 0.335, SLG: 0.339		B CU 80 D CU 78 X FC 90 2-0 ③ G5-3			C FF 92 B CU 77 X SI 92 1-1 ② G6-3		B SI 92 C FC 90 F FF 93 C CU 78 1-3 ③ K		X SI 90 0-0 5 G1-6-3 2B	4	0	1	0	0	1	1
30 Travis Metcalf, R (1, 5) OBP: 0.219, SLG: 0.300			C SI 92 B CU 78 F SI 93 X FF 94 1-2 ① F9		C FF 94 X FF 87 0-1 2B			B FF 92 C SI 90 B CU 76 F FC 88 F FF 91 X CU 78 2-2 ① F9	B SI 91 B SI 89 D FF 89 B FF 90 4-0 5 G1-6-3 BB	3	0	1	0	1	0	0
Inning Stats	R: 0 E: 0 K: 1 S: 13 H: 1 LOB: 1 BB: 0 P: 18	R: 0 E: 0 K: 0 S: 6 H: 1 LOB: 1 BB: 0 P: 9	R: 0 E: 0 K: 1 S: 8 H: 0 LOB: 0 BB: 0 P: 10	R: 0 E: 0 K: 0 S: 9 H: 0 LOB: 1 BB: 1 P: 15	R: 0 E: 0 K: 1 S: 8 H: 1 LOB: 1 BB: 0 P: 10	R: 0 E: 0 K: 2 S: 9 H: 1 LOB: 1 BB: 0 P: 12	R: 0 E: 0 K: 1 S: 8 H: 0 LOB: 0 BB: 0 P: 11	R: 4 E: 0 K: 1 S: 24 H: 5 LOB: 1 BB: 0 P: 35	R: 0 E: 0 K: 0 S: 6 H: 1 LOB: 1 BB: 1 P: 11	1B: 4 2B: 4 3B: 0 HR: 2 SF: 0 SAC: 0 DP: 1 HBP: 0						

	AB	36
	R	4
	H	10
	RBI	4
	BB	2
	SO	7
	LOB	15

WP: 0 PA: 38
PB: 0
SB: 0
CS: 0

PITCHER		IP	WLS	BF	H	R	ER	SO	BB	IBB	HBP	BLK	WP	HR	S	P	ERA	WHIP
31 Jon Lester, L ERA: 3.25	(1, 1)	7.1	W	30	7	3	3	6	1	0	0	0	0	1	76	108	3.68	1.091
50 Mike Timlin, R ERA: 5.45	(8, 1)	0.1		3	2	1	1	1	0	0	0	0	0	1	8	11	27.00	6.000
48 Javier López, L ERA: 2.68	(8, 1)	0.1		1	0	0	0	0	0	0	0	0	0	0	1	1	0.00	0.000
63 Justin Masterson, R ERA: 3.36	(9, 1)	1.0		4	1	0	0	0	1	0	0	0	0	0	6	11	0.00	2.000

PITCHER		IP	WLS	BF	H	R	ER	SO	BB	IBB	HBP	BLK	WP	HR	S	P	ERA	WHIP

Batter	1	2	3	4	5	6	7	8	9	AB	R	H	RBI	BB	SO	LOB
7 J.D. Drew, L (1, 9) OBP: 0.412, SLG: 0.531	B SI 91 B SI 92 X FF 93 2-0 ① P4		1 SAFE F SI 92 B CH 82 1 SAFE S CH 81 F FF 93 S SL 83 1-3 ① K	X SI 88 0-0 ② F8		C CU 78 X FF 96 0-1 ① F8		C FF 94 F CH 82 F FF 96 B CH 83 B CH 85 X FF 96 2-2 ① G3-1		5	0	0	0	0	1	1
15 Dustin Pedroia, R (1, 4) OBP: 0.364, SLG: 0.459	F SI 93 C FF 94 B SI 94 X SI 93 1-2 ② F8		C SI 83 1 SAFE X SI 92 0-1 20 2B 1-3 2B	C SI 91 B SL 84 B SL 82 B SI 86 X SI 92 3-1 ③ F7		C FF 95 X CH 84 0-1 34 FC4-6 1B		B CU 80 C CU 80 X FF 97 1-1 ② F9		5	1	2	0	0	0	0
34 David Ortiz, L (1, 10) OBP: 0.360, SLG: 0.484	C SI 95 X CH 84 0-1 ③ L9		I IN 74 I IN 76 I IN 70 I IN 70 4-0 20 2B 44 2B IBB		B SL 82 F SL 82 B CH 81 X CH 82 2-1 20 2B 12 2B 1B	X FF 97 0-0 ② FC4-6 1-2f		B CU 80 X CH 86 1-0 ③ P3		4	2	1	0	1	0	1
20 Kevin Youkilis, R (1, 5) (8, 3) OBP: 0.387, SLG: 0.573		C SI 94 B SL 84 B SI 93 B SI 92 F SI 93 X SI 94 3-2 44 1B 12 E 2B	C SL 81 D SI 92 X SI 92 1-1 44 2B 1-3 2-H 3-H 2B		C SL 81 C SI 93 X SL 82 0-2 12 2B 1-3 2B	F FF 96 D SL 81 B SL 80 B SI 95 F FF 98 X FF 98 3-2 ③ F9				4	3	3	2	0	0	1
44 Jason Bay, R (1, 7) OBP: 0.379, SLG: 0.517		B SI 92 B SI 93 C SI 93 X FF 92 2-1 12 S 22 G4-3 2-3 1B	F SL 82 B SL 82 D SI 92 X SL 81 2-1 22 PB 2-H 3-H 2B		D SI 92 B SI 93 D SI 92 B SI 93 4-0 12 2B FC3-2 BB		C CU 79 C CU 82 B FF 97 F FF 97 B FF 95 B CU 80 F FF 96 F FF 97 X CU 79 3-2 ① G6-3			3	1	2	2	1	0	0
12 Jed Lowrie, S (1, 6) (8, 5) OBP: 0.357, SLG: 0.451		B FF 94 F FF 93 S SI 93 F SI 93 S SL 84 1-3 ① K 1-3 3-H	B SI 94 B SI 94 D SI 91 D SI 92 4-0 22 PB BB		S CH 83 B FF 93 B SI 93 D SI 90 X SI 92 3-1 FC3-2 F8-2 1-3 2-H 3-H 2B		C FF 97 B CH 86 X CH 85 1-1 22 1B 1B			3	0	2	2	1	1	1
22 Sean Casey, L (1, 3) OBP: 0.414, SLG: 0.438 Alex Cora, L (7, PR) OBP: 0.372, SLG: 0.347 (8, 6)		B FF 94 X CH 83 1-0 ② G4-3 3-H	B SI 93 B SI 92 B FF 92 C SI 93 X SI 93 3-1 ② P5 1-2 2-3		I IN 68 I IN 71 I IN 61 I IN 59 4-0 FC3-2 IBB		C FF 96 X FF 96 0-1 1-2 1B			3 0	0 0	1 0	1 0	1 0	0 0	2 0
Jason Varitek, S (1, 2) OBP: 0.304, SLG: 0.342		C SI 94 B CH 84 B CH 84 S CH 83 B SI 94 F SI 90 B CH 85 4-2 CS BB	C SI 93 F SL 81 B FF 91 X SL 81 1-2 ③ G3		S FF 96 F SI 96 B FF 96 F FF 97 B CH 84 X CH 85 2-2 ① FC3-2 1-2 2-3 3-Hf		F FF 95 C F B F S 1-3 ② K			3	0	0	0	1	1	7
Coco Crisp, S (1, 8) OBP: 0.301, SLG: 0.384		F FF 93 0-1 ③ CS 1-2	X SI 93 0-0 15 2B 20 2B 1B	B FF 91 X SI 90 1-0 ① F7	X FF 96 0-0 ② ③ F8-2 3-H		S FF 96 F SI 96 B FF 98 B FF 96 F FF 96 S SL 83 2-3 ③ K			4	1	1	0	0	1	5
Inning Stats	R: 0 E: 0 K: 0 S: 6 H: 0 LOB: 0 BB: 0 P: 9	R: 2 E: 0 K: 1 S: 14 H: 2 LOB: 0 BB: 1 P: 25	R: 4 E: 0 K: 1 S: 16 H: 4 LOB: 2 BB: 2 P: 32	R: 0 E: 0 K: 0 S: 4 H: 0 LOB: 0 BB: 0 P: 8	R: 2 E: 0 K: 0 S: 12 H: 3 LOB: 2 BB: 2 P: 27	R: 0 E: 0 K: 0 S: 8 H: 1 LOB: 1 BB: 0 P: 11	R: 0 E: 0 K: 2 S: 19 H: 2 LOB: 2 BB: 0 P: 26	R: 0 E: 0 K: 0 S: 7 H: 0 LOB: 0 BB: 0 P: 11		1B: 6 2B: 7 3B: 0 HR: 0 SF: 0 SAC: 0 DP: 1 HBP: 0					WP: 0 PB: 1 SB: 2 CS: 1	PA: 40

BOTTOM

Texas Rangers @ Boston Red Sox

Fenway Park, Boston, MA

Wed Aug 13 2008, 7:05 PM EDT
Att. 37,876 - Partly Cloudy - 71 F

livebaseballscorecards.com

AB	34
R	8
H	12
RBI	7
BB	5
SO	4
LOB	18

PITCHER		IP	WLS	BF	H	R	ER	SO	BB	IBB	HBP	BLK	WP	HR	S	P	ERA	WHIP
46 Luis Mendoza, R ERA: 8.13	(1, 1)	4.0	L	24	9	8	7	2	3	1	0	0	0	0	47	90	15.75	3.000
57 Dustin Nippert, R ERA: 7.03	(5, 1)	4.0		15	3	0	0	2	0	1	0	0	0	0	39	59	0.00	0.750

PITCHER	IP	WLS	BF	H	R	ER	SO	BB	IBB	HBP	BLK	WP	HR	S	P	ERA	WHIP

Batter	1	2	3	4	5	6	7	8	9	AB	R	H	RBI	BB	SO	LOB
5 Ian Kinsler, R (1, 4) OBP: 0.377, SLG: 0.515	B FF 92 B FF 92 F FF 92 F FF 92 B SL 83 B SL 83 4-2 CS BB		C FF 92 C FF 92 B SL 82 B SL 82 X FC 90 2-2 10 1B 1B		B FC 90 X SI 92 1-0 ② ③ G4-6-3 1-2f		B FF 93 B FC 90 B FC 90 C FF 91 C SI 92 X FC 90 3-2 ③ G5-3			3	0	1	0	1	0	3
Frank Catalanotto, L (1, 7) OBP: 0.348, SLG: 0.399	B SL 78 B FF 92 B FF 92 C FF 92 X FF 92 3-1 ① ② G6-3 1-2		C FF 92 B FC 89 X FF 92 1-1 ① F8			F SI 91 F FF 93 F FF 94 X FS 85 0-2 ① G6-3		B FF 97 C FF 96 X FF 96 1-1 ① P6		4	0	0	0	0	0	2
10 Michael Young, R (1, 6) OBP: 0.339, SLG: 0.415 30 Travis Metcalf, R (7, 5) OBP: 0.212, SLG: 0.290	C FF 94 S SL 81 B SL 84 S FF 95 1-3 ③ K		X FC 90 0-0 G4-6-3 1-3 1B			C SL 84 X SL 83 0-1 1B		B FF 98 F FF 97 S FF 96 C CU 80 1-3 ② K		3 1	0 0	2 0	0 0	0 0	1 1	0 0
Milton Bradley, S (1, 10) OBP: 0.446, SLG: 0.589		C FF 92 X SL 81 0-1 22 FC5-4 1B	B FC 90 X FC 87 1-0 ② ③ G4-6-3 1-2f			C FF 94 B FF 92 C FC 90 B FC 89 F FC 92 S SL 84 2-3 ② K		F CH 83 S FF 98 B FF 96 B FF 96 S CH 85 2-3 ③ K		4	0	1	0	0	2	3
22 Marlon Byrd, R (1, 8) OBP: 0.376, SLG: 0.470		S FC 88 X SL 80 0-1 ① FC5-4 21 BB 41 BB 1-2f		B FC 90 F FC 89 F FF 92 B FF 92 X SL 81 2-2 ① G3		B FF 93 X FC 91 1-0 ③ F9			B SI 92 X FC 89 1-0 ① L8	4	0	0	0	0	0	2
41 Brandon Boggs, S (1, 9) OBP: 0.339, SLG: 0.403		B FF 92 B FF 93 C FF 93 B SL 82 B FF 93 4-1 21 BB 1-2 BB		C SL 81 C FF 93 X SL 82 0-2 ② F7			B FF 90 C FF 90 B FC 90 T FF 92 B FF 90 B FC 92 4-2 BB BB		F SI 91 X FS 84 0-1 ② P6	2	0	0	0	2	0	0
19 Chris Davis, L (1, 3) OBP: 0.316, SLG: 0.556		C SL 82 S FF 94 B FF 94 S SL 83 1-3 ② K	S SL 83 B FS 83 C SL 84 F SI 94 X SL 84 1-2 21 CS 1B				B SL 83 X SL 84 1-0 ① F8		B FC 91 B FS 84 S SI 91 S SI 91 B SI 90 S SI 90 3-3 ③ K	4	0	1	0	0	2	3
21 Jarrod Saltalamacchia, S (1, 2) OBP: 0.340, SLG: 0.341		B SL 80 B FC 90 B SL 84 C FF 92 B SL 81 4-1 1-2 2-3 BB	B FF 94 B SL 82 C FC 91 S SL 82 2-2 ③ CS 1-2	B FF 92 F FF 90 B SL 83 B SL 83 X FC 90 3-1 5 G4-6-3 1B			C FF 93 F SL 83 C SI 92 0-3 ② K			2	0	1	0	1	1	1
Ramón Vázquez, L (1, 5) OBP: 0.383, SLG: 0.473 (7, 6)		B SL 81 C FC 88 F SL 82 F SI 92 B FF 94 S SL 83 2-3 ③ K			F FF 93 B FC 86 C FC 89 B SL 82 X SL 82 2-2 ① F7		B SL 81 F SL 84 B FF 92 B FC 88 B FF 92 4-1 1-2 BB			2	0	0	0	1	1	4
Inning Stats	R: 0 E: 0 K: 1 S: 7 H: 0 LOB: 0 BB: 1 P: 15	R: 0 E: 0 K: 2 S: 13 H: 1 LOB: 3 BB: 2 P: 24	R: 0 E: 0 K: 0 S: 7 H: 2 LOB: 1 BB: 0 P: 11	R: 0 E: 0 K: 0 S: 12 H: 1 LOB: 0 BB: 0 P: 17	R: 0 E: 0 K: 0 S: 6 H: 1 LOB: 0 BB: 0 P: 12	R: 0 E: 0 K: 1 S: 11 H: 1 LOB: 1 BB: 0 P: 14	R: 0 E: 0 K: 1 S: 10 H: 0 LOB: 2 BB: 2 P: 22	R: 0 E: 0 K: 2 S: 8 H: 0 LOB: 0 BB: 0 P: 12	R: 0 E: 0 K: 1 S: 6 H: 0 LOB: 0 BB: 0 P: 10	1B: 6 2B: 0 3B: 0 HR: 0	SF: 0 SAC: 0 DP: 2 HBP: 0			WP: 0 PB: 0 SB: 0 CS: 2	PA: 35		

PITCHER		IP	WLS	BF	H	R	ER	SO	BB	IBB	HBP	BLK	WP	HR	S	P	ERA	WHIP
18 Daisuke Matsuzaka, R ERA: 2.74	(1, 1)	7.0	W	28	6	0	0	5	5	0	0	0	0	0	66	115	0.00	1.571
17 Manny Delcarmen, R ERA: 4.24	(8, 1)	1.0		3	0	0	0	2	0	0	0	0	0	0	8	12	0.00	0.000
50 Mike Timlin, R ERA: 5.29	(9, 1)	1.0		3	0	0	0	1	0	0	0	0	0	0	6	10	0.00	0.000

PITCHER	IP	WLS	BF	H	R	ER	SO	BB	IBB	HBP	BLK	WP	HR	S	P	ERA	WHIP

TOP

Texas Rangers @ Boston Red Sox

Fenway Park, Boston, MA

Thu Aug 14 2008, 7:05 PM EDT

Att. 37,856 - Partly Cloudy - 71 F

livebaseballscorecards.com

AB	29
R	0
H	6
RBI	0
BB	5
SO	8
LOB	18

BOTTOM

Texas Rangers @ Boston Red Sox
Fenway Park, Boston, MA
Thu Aug 14 2008, 7:05 PM EDT
Att. 37,856 - Partly Cloudy - 71 F

livebaseballscorecards.com

Batter	1	2	3	4	5	6	7	8	9	AB	R	H	RBI	BB	SO	LOB
7 J.D. Drew, L (1, 9) OBP: 0.408, SLG: 0.525 2 Jacoby Ellsbury, L (6, 9) OBP: 0.336, SLG: 0.375	B FF 92 X FF 91 1-0 L4 ①	B CH 86 X FF 90 1-0 FC4-6 15 2B 34 HR ② 1-2f 2-3 3-H	S SL 85 T SL 87 B FF 94 F SL 87 B SL 86 F FF 93 X FS 86 2-2 FC3-6 15 FC4-6 ② 1-2f		B FF 92 B FF 91 X FF 92 2-0 F7 ③		B FF 94 F FF 95 B FF 95 F FF 93 S FS 88 2-3 K ③			4 1	1 0	0 0	1 0	0 0	0 1	3 1
15 Dustin Pedroia, R (1, 4) OBP: 0.366, SLG: 0.464	B FF 93 B FC 92 C FF 93 F FF 91 X FF 93 2-2 G4-3 ②	C CU 78 F CU 80 B FF 92 X FF 90 1-2 34 HR 2B 1-3 3-H	C FF 94 X SL 87 0-1 FC4-6 ③ 1-2f			B FF 90 B SL 82 X SI 90 2-0 34 BB 1B		B SI 85 F SI 84 F SI 86 X CH 77 1-2 22 G4-3 55 1B 2B		5	2	3	1	0	0	1
34 David Ortiz, L (1, 10) OBP: 0.365, SLG: 0.495 22 Sean Casey, L (8, PH) OBP: 0.412, SLG: 0.435 (9, 10)	C FF 93 F FF 93 T CU 80 0-2 K ③	B FF 92 X CH 86 1-0 HR 2-H 3-H		B FF 93 C FF 94 B FF 93 B SL 85 S FF 94 B FF 95 4-2 12 1B BB		F FF 91 B CH 83 S CH 83 B FF 92 B CH 85 F FF 93 B CH 83 4-2 BB 1-2		B SI 85 X SI 85 1-0 G4-3 ① 2-3		2 1	1 0	1 0	3 0	2 0	1 0	0 1
20 Kevin Youkilis, R (1, 3) OBP: 0.388, SLG: 0.574 55 Jeff Bailey, R (8, PH) OBP: 0.444, SLG: 0.167 (9, 3)	B FF 92 X FF 95 B FF 91 B FF 92 X FF 95 3-1 12 1B 1B C FF 92 X CU 79 0-1 44 1B 2B			S SL 86 S FF 94 X FF 94 0-2 F7 ①		C FF 92 S SL 85 S SL 86 0-3 K ①		F SI 85 B SI 86 B SI 86 X SI 86 2-1 44 G6-4-3 1B 3-H		4 1	2 0	2 1	0 1	0 0	1 0	3 0
44 Jason Bay, R (1, 7) OBP: 0.377, SLG: 0.513	C FF 91 C FF 91 F FF 90 B CU 78 X FF 93 1-2 F8 ① B FF 92 B FF 91 B FF 90 B FF 92 X FF 90 3-2 12 2B 1B 2-H			C SL 87 B SL 87 C SL 86 X FF 93 1-2 F9 ②		F SL 86 B FF 93 B SL 87 B FF 93 S FF 94 2-3 K ②		C SI 86 B SI 86 F SI 83 X CH 77 1-2 G6-4-3 ②③ 1-2f		5	1	1	1	0	1	5
12 Jed Lowrie, S (1, 5) OBP: 0.368, SLG: 0.468	B SAFF B FF 91 S FF 90 C FF 93 X FF 92 2-1 1B BB HBP 1-3 1B B FF 92 B FF 91 B FF 90 B FF 92 X FF 90 1-2 1-H 2B			B FF 93 B SL 85 X FF 93 2-0 1-2 1B		F FF 94 B FF 93 B FF 93 C FF 93 F CH 85 B CH 86 S FF 96 3-3 K ③				4	1	3	1	0	1	2
Jason Varitek, S (1, 2) OBP: 0.304, SLG: 0.338 Kevin Cash, R (8, 2) OBP: 0.286, SLG: 0.333	B FF 91 S CH 85 B FF 90 F CU 78 B SAFF B FF 91 4-2 HBP 1B 7 FC4-6 1-2 BB B FF 96 B FF 95 B FS 88 C SI 95 X FS 86 2-3 K ③			F SL 86 D FS 88 F SL 86 S SL 88 1-3 K2-3 ③			B FF 92 X FF 91 1-0 G3 ①			3 0	1 0	0 0	0 0	1 0	2 0	3 0
Coco Crisp, S (1, 8) OBP: 0.300, SLG: 0.382	X FF 91 0-0 7 FC4-6 15 2B HBP 1B 1-2 2-3 3-H	C FF 95 B FF 94 F FF 93 B FS 88 F FF 94 X FF 94 2-2 F7 ①			C FF 94 X FF 93 0-1 P5 ①		S FS 84 S FF 93 B FS 86 F FS 86 X FF 94 1-2 L9 ②			4	1	1	1	0	0	0
Alex Cora, L (1, 6) OBP: 0.389, SLG: 0.364	B FF 91 B FF 92 H FF 90 3-0 7 FC4-6 HBP 1-2 2-3 3-H	C FF 94 C FS 88 B FF 95 B FS 88 B FS 86 B FF 94 4-2 7 FC3-6 BB			C FF 91 X FF 92 0-1 F8 ②		C FF 93 T FF 95 F FF 95 X FS 86 0-2 2B			2	0	1	1	1	0	0
Inning Stats	R: 0 E: 0 K: 1 S: 7 H: 0 LOB: 0 BB: 0 P: 10	R: 9 E: 0 K: 1 S: 27 H: 8 LOB: 1 BB: 1 P: 51	R: 0 E: 0 K: 0 S: 13 H: 0 LOB: 1 BB: 1 P: 21	R: 0 E: 0 K: 1 S: 12 H: 1 LOB: 2 BB: 1 P: 20	R: 0 E: 0 K: 0 S: 5 H: 0 LOB: 0 BB: 0 P: 7	R: 0 E: 0 K: 3 S: 14 H: 1 LOB: 2 BB: 1 P: 25	R: 0 E: 0 K: 1 S: 12 H: 1 LOB: 1 BB: 0 P: 16	R: 1 E: 0 K: 0 S: 9 H: 2 LOB: 0 BB: 0 P: 14		1B: 7 2B: 5 3B: 0 HR: 1 SF: 0 SAC: 0 DP: 1 HBP: 1				WP: 0 PB: 0 SB: 0 CS: 0 PA: 41	

	AB	36
	R	10
	H	13
	RBI	10
	BB	4
	SO	7
	LOB	19

PITCHER		IP	WLS	BF	H	R	ER	SO	BB	IBB	HBP	BLK	WP	HR	S	P	ERA	WHIP
35 Tommy Hunter, R ERA: 16.36	(1, 1)	1.2	L	14	7	9	9	1	1	0	1	0	0	1	28	50	48.60	4.800
60 Warner Madrigal, R ERA: 4.87	(2, 1)	2.1		11	2	0	0	2	2	0	0	0	0	0	31	52	0.00	1.714
53 Joaquín Benoit, R ERA: 5.49	(5, 1)	2.0		8	1	0	0	3	1	0	0	0	0	0	19	32	0.00	1.000
50 Frank Francisco, R ERA: 3.81	(7, 1)	1.0		4	1	0	0	1	0	0	0	0	0	0	12	16	0.00	1.000
Eddie Guardado, L ERA: 3.28	(8, 1)	1.0		4	2	1	1	0	0	0	0	0	0	0	9	14	9.00	2.000

PITCHER	IP	WLS	BF	H	R	ER	SO	BB	IBB	HBP	BLK	WP	HR	S	P	ERA	WHIP

Batter	1	2	3	4	5	6	7	8	9	AB	R	H	RBI	BB	SO	LOB
1 Joe Inglett, L (1, 4) OBP: 0.350, SLG: 0.421	C FF 85 X FF 88 0-1 19 1B 1B		B FF 86 B CH 80 B CH 80 C FF 87 C FF 87 F SI 83 X FF 88 3-2 10 FC6-4 1B		B CH 83 X FF 88 1-0 ② G3		B FF 87 F FF 87 X CH 81 1-1 ③ G4-3			4	0	2	0	0	0	0
19 Marco Scutaro, R (1, 5) OBP: 0.343, SLG: 0.327	F FF 87 C SL 81 B SL 82 1 SAFE F FF 90 X FF 87 1-2 15 HR 1-2 1B		F SL 82 X SL 81 0-1 ① L4		C FF 88 F CH 82 B CU 78 X SL 83 1-2 15 FC5-4 1B			C SL 81 X FF 88 0-1 ① F9		4	1	2	0	0	0	1
15 Alex Rios, R (1, 9) OBP: 0.330, SLG: 0.431	F FF 87 B CH 81 X CH 82 1-1 1-H HR		C CH 82 X FF 89 0-1 ② L8		B FF 88 F FF 87 X FF 88 1-1 ③ FC5-4 1-2f			B SL 82 B SL 83 B FF 88 X FF 86 3-0 10 1B 3B		4	2	2	2	0	0	2
10 Vernon Wells, R (1, 8) OBP: 0.325, SLG: 0.448	B FF 86 F FF 86 X FF 87 1-1 ② P4		1 SAFE B FF 88 C SL 82 X FF 88 1-1 ③ FC6-4 1-2f			X SL 82 0-0 ① P4		C FF 88 X FF 88 0-1 3-H 1B		4	0	1	1	0	0	1
26 Adam Lind, L (1, 10) OBP: 0.332, SLG: 0.511	C SI 89 X FF 89 0-1 ③ F8			F FF 87 B SL 82 B FF 88 C SL 82 X FF 82 2-2 ① F9		B CU 78 B CU 78 X CH 82 2-0 HR		F SL 79 F SI 90 F SI 89 S CU 77 0-3 ② K		4	1	1	1	0	1	1
20 Rod Barajas, R (1, 2) OBP: 0.304, SLG: 0.430		C FF 88 B FF 87 F SL 82 X FF 88 1-2 6 FC4-6 1B		F FF 87 F F X CU 78 0-2 ② L6		X SL 81 0-0 ② F7		B SI 88 F SI 88 X CH 81 1-1 ③ P4		4	0	1	0	0	0	1
35 Lyle Overbay, L (1, 3) OBP: 0.367, SLG: 0.397		C FF 89 B CU 78 D SL 79 B CH 82 X CH 82 3-1 ① P2		S FF 88 B SL 82 B FF 88 F FF 88 F FF 90 X SL 79 2-2 1B		X CU 76 0-0 ③ F8			B SI 87 B SI 87 F SI 89 S CU 76 F SI 91 F CU 78 B SI 88 S SI 90 3-3 ① K	4	0	1	0	0	1	1
35 Brad Wilkerson, L (1, 7) OBP: 0.315, SLG: 0.314		S CH 82 B FF 88 C SL 77 F FF 89 X CH 82 1-2 ② P5		B FF 89 X FF 89 1-0 ③ G4-3			C CH 80 F SL 82 B FF 88 X FF 88 1-2 ① L9		B SI 87 X SI 88 1-0 ② G4-3	4	0	0	0	0	0	2
6 John McDonald, R (1, 6) OBP: 0.264, SLG: 0.282		B FF 87 X FF 88 1-0 ③ FC4-6 1-2f			C FF 88 F SL 82 X FF 84 0-2 ① G6-3		X SL 82 0-0 ② G4-3		C SI 88 F SI 89 X CH 82 0-2 ③ G5-3	4	0	0	0	0	0	1
Inning Stats	R: 2 E: 0 K: 0 S: 12 H: 3 LOB: 0 BB: 0 P: 15	R: 0 E: 0 K: 0 S: 10 H: 1 LOB: 1 BB: 0 P: 16	R: 0 E: 0 K: 0 S: 10 H: 1 LOB: 1 BB: 0 P: 14	R: 0 E: 0 K: 0 S: 12 H: 1 LOB: 1 BB: 0 P: 17	R: 0 E: 0 K: 0 S: 9 H: 1 LOB: 1 BB: 0 P: 12	R: 1 E: 0 K: 0 S: 4 H: 1 LOB: 0 BB: 0 P: 6	R: 0 E: 0 K: 0 S: 6 H: 0 LOB: 0 BB: 0 P: 8	R: 1 E: 0 K: 1 S: 11 H: 2 LOB: 1 BB: 0 P: 15	R: 0 E: 0 K: 1 S: 9 H: 0 LOB: 0 BB: 0 P: 13	1B: 7 2B: 0 3B: 1 HR: 2 SF: 0 SAC: 0 DP: 0 HBP: 0						

PITCHER		IP	WLS	BF	H	R	ER	SO	BB	IBB	HBP	BLK	WP	HR	S	P	ERA	WHIP
36 Paul Byrd, R ERA: 4.55	(1, 1)	7.1	L	31	10	4	4	0	0	0	0	0	0	2	68	96	4.91	1.364
48 Javier López, L ERA: 2.58	(8, 1)	1.2		5	0	0	0	2	0	0	0	0	0	0	15	20	0.00	0.000

PITCHER	IP	WLS	BF	H	R	ER	SO	BB	IBB	HBP	BLK	WP	HR	S	P	ERA	WHIP

TOP

Toronto Blue Jays @ Boston Red Sox

Fenway Park, Boston, MA

Sat Aug 16 2008, 7:05 PM EDT
Att. 37,834 - Partly Cloudy - 68 F

livebaseballscorecards.com

AB	36
R	4
H	10
RBI	4
BB	0
SO	2
LOB	10

PA: 36
WP: 0
PB: 0
SB: 0
CS: 0

BOTTOM

Toronto Blue Jays @ Boston Red Sox

Fenway Park, Boston, MA

Sat Aug 16 2008, 7:05 PM EDT
Att. 37,834 - Partly Cloudy - 68 F

livebaseballscorecards.com

Batter	1	2	3	4	5	6	7	8	9	AB	R	H	RBI	BB	SO	LOB
2 Jacoby Ellsbury, L (1, 8) OBP: 0.333, SLG: 0.371	C SI 93 C SI 94 S FC 90 0-3 ① **K**		X SI 94 0-0 ① **FC6-4** 15 G5-4-3 1-2f			C SI 94 S FC 91 F CU 79 X SI 93 0-2 ① **G5-3**		X SI 93 0-0 ③ **G4-3**		4	0	0	0	0	1	2
15 Dustin Pedroia, R (1, 4) OBP: 0.365, SLG: 0.468	F SI 94 X SI 94 0-1 ② **G3-1**		C FC 92 B FC 92 X SI 94 1-1 ②③ **G5-4-3** 1-2f			C SI 94 F FC 91 B CU 78 F SI 93 B FC 90 F SI 95 X CU 78 2-2 ② **F8**			X FC 89 0-0 **HR**	4	1	1	1	0	0	1
34 David Ortiz, L (1, 10) OBP: 0.363, SLG: 0.491	X SI 94 0-0 20 BB **1B**			B SI 94 X FC 91 1-0 ① **P5**		F FC 92 B CH 86 X SI 94 1-1 ③ **F7**			S FC 90 B FC 92 F FC 90 X CU 78 1-2 ① **G4-3**	4	0	1	0	0	0	0
20 Kevin Youkilis, R (1, 5) OBP: 0.387, SLG: 0.570	B SI 93 B SI 94 B FC 91 C FC 92 B SI 92 4-1 **1-2** **BB**			B FC 92 C FC 91 X SI 93 1-1 ② **L5**			C FC 91 S CU 77 B CU 78 X FC 90 1-2 ① **F9**		C FC 90 S CU 78 B SI 94 B CU 79 B CU 78 X FC 91 3-2 ② **L4**	3	0	0	0	1	0	0
7 J.D. Drew, L (1, 9) OBP: 0.407, SLG: 0.522	B FC 91 B CU 78 X FC 91 2-0 ③ **L8**			C CU 78 B FC 91 X SI 94 1-1 ③ **G6-3**			B FC 92 F SI 94 B SI 93 X CU 79 2-1 44 G5-4-3 **1B**		C SI 94 F SI 94 F SI 94 B CU 78 B FC 92 F SI 95 C FC 92 2-3 ③ **K**	4	0	1	0	0	1	2
44 Jason Bay, R (1, 7) OBP: 0.379, SLG: 0.514		B FC 91 B FC 91 X FC 90 2-0 12 L3 **1B**			C CU 78 S CU 78 B X 1-2 22 FC4 **1B**		F FC 91 B FC 90 C CU 79 X SI 94 1-2 ②③ **G5-4-3** 1-2f			3	0	2	0	0	0	1
12 Jed Lowrie, S (1, 6) OBP: 0.361, SLG: 0.457		B SI 94 F SI 94 B SI 93 F FC 92 X SI 94 2-2 ①② **L3** 1-1			1 SAFE C SI 93 B CU 79 S SI 93 C SI 94 1-3 ① **K**			B FC 91 F FC 90 X FC 89 1-1 ① **L4**		3	0	0	0	0	1	2
22 Sean Casey, L (1, 3) OBP: 0.410, SLG: 0.433		C X 0-1 ③ **G3**			S FC 92 X SI 94 0-1 ② **FC4** 1-2f			B SI 94 S FC 91 X FC 91 1-1 **1B**		3	0	1	0	0	0	1
Jason Varitek, S (1, 2) OBP: 0.304, SLG: 0.338			B FC 90 B FC 91 C FC 91 F FC 90 B FC 90 X FC 92 3-2 2 FC6-4 **1B**		C FC 91 X 0-1 ③ **P4**			B SI 93 F FC 90 F SI 93 D CU 79 B CU 79 S SI 94 3-3 ② **K**		3	0	1	0	0	1	2
Inning Stats	R: 0 E: 0 K: 1 S: 8 H: 1 LOB: 2 BB: 1 P: 14	R: 0 E: 0 K: 0 S: 6 H: 1 LOB: 0 BB: 0 P: 10	R: 0 E: 0 K: 0 S: 6 H: 1 LOB: 0 BB: 0 P: 10	R: 0 E: 0 K: 0 S: 5 H: 0 LOB: 0 BB: 0 P: 8	R: 0 E: 0 K: 1 S: 10 H: 1 LOB: 1 BB: 0 P: 12	R: 0 E: 0 K: 0 S: 11 H: 0 LOB: 0 BB: 0 P: 14	R: 0 E: 0 K: 0 S: 8 H: 1 LOB: 0 BB: 0 P: 12	R: 0 E: 0 K: 1 S: 8 H: 1 LOB: 1 BB: 0 P: 13	R: 1 E: 0 K: 1 S: 12 H: 1 LOB: 0 BB: 0 P: 18	1B: 6 2B: 1 3B: 0 HR: 1	SF: 0 SAC: 0 DP: 3 HBP: 0	WP: 0 PB: 0 SB: 0 CS: 0	PA: 32				

PITCHER	IP	WLS	BF	H	R	ER	SO	BB	IBB	HBP	BLK	WP	HR	S	P	ERA	WHIP
32 Roy Halladay, R (1, 1) ERA: 2.64	9.0	W	32	7	1	1	4	1	0	0	0	0	1	74	111	1.00	0.889

PITCHER	IP	WLS	BF	H	R	ER	SO	BB	IBB	HBP	BLK	WP	HR	S	P	ERA	WHIP

AB	31
R	1
H	7
RBI	1
BB	1
SO	4
LOB	11

Toronto Blue Jays @ Boston Red Sox

Fenway Park, Boston, MA

Sun Aug 17 2008, 1:35 PM EDT
Att. 37,413 - Partly Cloudy - 78 F

livebaseballscorecards.com

TOP

Batter	1	2	3	4	5	6	7	8	9	AB	R	H	RBI	BB	SO	LOB
1 Joe Inglett, L (1, 4) OBP: 0.350, SLG: 0.418	K G6-3		L6		FC6-4 1B	F9		15 1B 1B		6	1	2	1	0	1	3
19 Marco Scutaro, R (1, 5) OBP: 0.345, SLG: 0.330	15 2B 26 1B 1B 15 G6-4-3 1B		K		FC6-4 15 2B	G6-3		15 1B 10 2B 1B		6	2	3	0	0	1	2
15 Alex Rios, R (1, 9) OBP: 0.336, SLG: 0.444	26 1B 26 E 2B G6-4-3			26 2B 2B			10 1B 26 G4-1 2B	10 2B 1B		6	3	5	2	0	0	1
10 Vernon Wells, R (1, 8) OBP: 0.331, SLG: 0.452	26 E 35 1B BB K			26 2B BB	G6-3		26 G4-1 1B	3-2		4	1	2	1	2	1	2
26 Adam Lind, L (1, 10) OBP: 0.337, SLG: 0.532	E7 20 HBP 35 1B 1B		HR	K 2B	F7		G4-1	G6-3		6	2	3	4	0	0	5
20 Rod Barajas, R (1, 2) OBP: 0.304, SLG: 0.424	35 G3-1 35 1B 6 2B HBP		K	G5-3		6 2B BB	K		F K	4	2	0	0	1	3	3
35 Lyle Overbay, L (1, 3) OBP: 0.371, SLG: 0.404	35 G3-1 6 2B 1B		35 3B 2B	BB		F7		1 2B	F K	5	3	3	2	1	1	1
35 Brad Wilkerson, L (1, 7) OBP: 0.312, SLG: 0.319	G3-1		3B	G4-3		K		K	F8	6	0	1	1	0	2	7
6 John McDonald, R (1, 6) OBP: 0.278, SLG: 0.313	2B		K		19 FC6-4 1 1B 15 2B 1B	2B		F8		5	1	3	3	0	1	2

	AB	48
	R	15
	H	22
	RBI	14
	BB	4
	SO	10
	LOB	26

Inning Stats																																		
	R: 6	E: 1	K: 1	S: 22	H: 5	LOB: 1	BB: 1	P: 36	R: 0	E: 0	K: 1	S: 6	H: 1	LOB: 0	BB: 0	P: 10	R: 2	E: 0	K: 2	S: 15	H: 3	LOB: 1	BB: 0	P: 20	R: 1	E: 0	K: 1	S: 15	H: 2	LOB: 3	BB: 2	P: 29
	R: 1	E: 0	K: 0	S: 13	H: 3	LOB: 2	BB: 0	P: 17	R: 1	E: 0	K: 1	S: 12	H: 1	LOB: 1	BB: 1	P: 21	R: 1	E: 0	K: 1	S: 10	H: 2	LOB: 1	BB: 0	P: 14	R: 3	E: 0	K: 1	S: 20	H: 5	LOB: 2	BB: 0	P: 28
	R: 0	E: 0	K: 2	S: 10	H: 0	LOB: 0	BB: 0	P: 13	1B: 10	2B: 10	3B: 1	HR: 1	SF: 0	SAC: 0	DP: 1	HBP: 1	WP: 0	PB: 0	SB: 0	CS: 0	PA: 53														

PITCHER		IP	WLS	BF	H	R	ER	SO	BB	IBB	HBP	BLK	WP	HR	S	P	ERA	WHIP
19 Josh Beckett, R ERA: 4.34	(1, 1)	2.1	L	16	8	8	8	3	1	0	1	0	0	1	36	55	30.86	3.857
53 David Aardsma, R ERA: 3.83	(3, 1)	1.1		9	3	1	1	2	2	0	0	0	0	0	19	36	6.75	3.750
50 Mike Timlin, R ERA: 5.35	(4, 1)	1.1		7	3	1	1	0	0	0	0	0	0	0	16	21	6.75	2.250
61 Clay Buchholz, R ERA: 6.35	(6, 1)	1.0		5	1	1	1	1	1	0	0	0	0	0	12	21	9.00	2.000
63 Justin Masterson, R ERA: 3.44	(7, 1)	1.0		5	2	1	1	1	0	0	0	0	0	0	10	14	9.00	2.000

PITCHER		IP	WLS	BF	H	R	ER	SO	BB	IBB	HBP	BLK	WP	HR	S	P	ERA	WHIP
37 Hideki Okajima, L ERA: 3.02	(8, 1)	1.0		8	5	3	3	1	0	0	0	0	0	0	20	28	27.00	5.000
58 Jonathan Papelbon, R ERA: 1.89	(9, 1)	1.0		3	0	0	0	2	0	0	0	0	0	0	10	13	0.00	0.000

BOTTOM

Toronto Blue Jays @ Boston Red Sox

Fenway Park, Boston, MA

Sun Aug 17 2008, 1:35 PM EDT
Att. 37,413 - Partly Cloudy - 78 F

livebaseballscorecards.com

Batter	1	2	3	4	5	6	7	8	9	AB	R	H	RBI	BB	SO	LOB
2 Jacoby Ellsbury, L (1, 8) (5, 9) OBP: 0.331, SLG: 0.369	B FF 86 C FF 88 F FF 88 X CH 82 1-2 15 G6-4-3 1B		X SI 88 0-0 ① F7		C FF 86 B CU 76 X SI 88 1-1 ① F9		C SI 92 B F F SI 92 F SI 93 C 1-3 ② K		F FC 91 B FF 91 B X FF 91 2-1 ② P6	5	0	1	0	0	1	2
15 Dustin Pedroia, R (1, 4) OBP: 0.363, SLG: 0.472	C FC 87 X FF 88 0-1 ① ② G6-4-3 1-2f		C CH 82 F CH 82 B SI 89 S FC 86 1-3 ② K		B FF 88 F FF 85 B CH 82 F SI 89 B SL 81 F FF 87 X FF 88 3-2 ② G6-3		B SI 93 F B SI 92 S X 2-2 HR		C FF 91 C FF 90 F FF 91 B FF 92 S FF 92 1-3 ③ K	5	1	1	1	0	2	3
34 David Ortiz, L (1, 10) OBP: 0.363, SLG: 0.488 22 Sean Casey, L (7, PH) (8, 10) OBP: 0.408, SLG: 0.430	C FF 89 B CU 77 B CH 84 B FC 88 C FC 84 F SI 90 B FF 88 4-2 BB		B CH 83 B CH 84 F FF 87 B SI 89 C FF 90 T FF 89 3-2 ③ K		B SI 88 X FF 89 1-0 ③ P5		C SI 92 B SI 92 F SI 92 F C 1-3 ③ K			2	0	0	0	1	1	1
										1	0	0	0	0	1	0
20 Kevin Youkilis, R (1, 3) OBP: 0.388, SLG: 0.577 Coco Crisp, S (5, 8) OBP: 0.302, SLG: 0.381	C FF 88 S SL 83 F FC 86 B SI 90 S CH 81 1-3 ③ K			B FF 87 B FC 85 B FF 89 C FF 87 X FF 88 3-1 HR		B SI 91 X SI 90 1-0 ① G5-3		C SI 99 C SI 99 B FS 87 B SI 100 B SI 99 F SI 100 B SI 98 4-2 55 G6-4-3 BB		2	1	1	1	0	1	1
										1	0	0	0	1	0	0
7 J.D. Drew, L (1, 9) OBP: 0.408, SLG: 0.522 55 Jeff Bailey, R (4, 9) (5, 3) OBP: 0.417, SLG: 0.333		C SI 88 B FF 87 B FF 86 B CH 83 B FF 88 4-1 12 F8-4 1B BB		C SI 88 B FC 85 B FC 86 B FF 89 F FF 88 F FC 84 F SI 89 X FC 87 3-2 ① G5-3		B SI 92 F SI 91 C SL 81 B SL 83 X SI 92 2-2 12 3B 2B			X SI 98 0-0 ① ② G6-4-3 1-2f	0	0	0	0	1	0	0
										3	1	1	0	0	0	1
44 Jason Bay, R (1, 7) OBP: 0.378, SLG: 0.511		C FC 87 1 SAFE B FF 87 F CH 83 C SI 90 1-3 ① K		B FC 86 B FF 87 B FF 89 B FF 87 4-0 1B 12 BB BB		C SI 92 S SL 83 S SL 83 0-3 ② K		C FS 92 C FS 93 F SI 100 S FS 89 0-3 ③ K		3	0	0	0	1	3	2
12 Jed Lowrie, S (1, 5) OBP: 0.377, SLG: 0.492		C SI 89 B CH 83 B FF 88 X SI 90 2-1 1-2 1B		C SI 88 F CH 82 B SI 88 B FC 86 B FC 86 B FF 89 4-2 1B 1-2 BB		B SI 92 C SI 91 F F SL 84 F SL 83 B SI 93 X SL 83 2-2 2-H 3B			C FF 91 X 0-1 E 2B	3	1	3	1	1	0	0
Alex Cora, L (1, 6) OBP: 0.394, SLG: 0.370		C SI 89 B SI 89 B CH 83 F SI 90 X CH 83 2-2 ② ③ F8-4 2-2		C FC 85 B SI 88 B SL 76 C FC 85 X FC 84 2-2 G4-6-3 1-2 2-3 1B		C SI 92 X CH 84 0-1 ③ G1-3			C FC 90 F FF 91 D FC 86 X 1-2 E5 2-H 1B	4	0	2	0	0	0	3
Jason Varitek, S (1, 2) OBP: 0.305, SLG: 0.339 Kevin Cash, R (5, 2) OBP: 0.281, SLG: 0.327			C FF 87 B FC 86 B CU 76 F FF 86 X FF 84 2-2 1B	C CH 82 S CH 82 X CH 83 0-2 ② ③ G4-6-3 1-2f			C SI 91 C X 0-2 ① G6-3		S FF 92 B FF 91 S FF 92 B FF 91 F FF 90 B FF 91 X FF 91 3-2 ① G6-3	2	0	1	0	0	0	3
										2	0	0	0	0	0	1

Inning Stats	1	2	3	4	5	6	7	8	9
	R: 0 H: 1 E: 0 LOB: 1 K: 1 BB: 1 S: 12 P: 18	R: 0 H: 1 E: 0 LOB: 1 K: 1 BB: 1 S: 9 P: 18	R: 0 H: 1 E: 0 LOB: 1 K: 2 BB: 0 S: 10 P: 16	R: 1 H: 2 E: 0 LOB: 2 K: 0 BB: 2 S: 15 P: 31	R: 0 H: 0 E: 0 LOB: 0 K: 0 BB: 0 S: 7 P: 12	R: 1 H: 2 E: 0 LOB: 1 K: 1 BB: 0 S: 14 P: 19	R: 1 H: 1 E: 0 LOB: 0 K: 2 BB: 0 S: 15 P: 19	R: 0 H: 0 E: 0 LOB: 0 K: 1 BB: 1 S: 8 P: 12	R: 1 H: 2 E: 1 LOB: 1 K: 1 BB: 0 S: 15 P: 22

1B: 5	SF: 0	WP: 0 PA: 38
2B: 3	SAC: 0	PB: 0
3B: 1	DP: 4	SB: 0
HR: 2	HBP: 0	CS: 0

PITCHER		IP	WLS	BF	H	R	ER	SO	BB	IBB	HBP	BLK	WP	HR	S	P	ERA	WHIP
28 Shaun Marcum, R ERA: 3.36	(1, 1)	5.0	W	21	5	1	1	4	4	0	0	0	0	1	53	95	1.80	1.800
57 Shawn Camp, R ERA: 3.75	(6, 1)	1.0		5	2	1	1	1	0	0	0	0	0	0	14	19	9.00	2.000
39 Jesse Carlson, L ERA: 2.25	(7, 1)	1.0		4	1	1	1	2	0	0	0	0	0	1	15	19	9.00	1.000
22 Brandon League, R ERA: 2.18	(8, 1)	1.0		3	0	0	0	1	1	0	0	0	0	0	8	12	0.00	1.000
52 B.J. Ryan, L ERA: 2.93	(9, 1)	1.0		5	2	1	0	1	0	0	0	0	0	0	15	22	0.00	2.000

PITCHER		IP	WLS	BF	H	R	ER	SO	BB	IBB	HBP	BLK	WP	HR	S	P	ERA	WHIP

AB	33
R	4
H	10
RBI	3
BB	5
SO	9
LOB	17

Boston Red Sox @ Baltimore Orioles

Oriole Park at Camden Yards, Baltimore, MD

Mon Aug 18 2008, 7:05 PM EDT
Att. 40,429 - Partly Cloudy - 90 F

TOP

livebaseballscorecards.com

Batter	1	2	3	4	5	6	7	8	9	AB	R	H	RBI	BB	SO	LOB
2 Jacoby Ellsbury, L (1, 9) OBP: 0.330, SLG: 0.365	C FF 92 B FF 95 X SI 92 1-1 F7	X FF 91 0-0 F7			C SI 92 X CH 87 0-1 G1-3		1 SAFE B SI 91 B CH 84 B CH 85 B FF 92 4-0 1-2 BB	C SL 76 X SI 87 0-1 G4-3		4	0	0	0	1	0	4
15 Dustin Pedroia, R (1, 4) OBP: 0.364, SLG: 0.470	C FF 94 X FF 96 0-1 F8		X FF 94 0-0 P2		B SI 94 B CH 86 B SL 84 B SI 93 B SI 94 4-0 34 G3-6-3 BB		C FF 95 X FF 94 0-1 P6		C SI 95 F SI 94 X CU 80 0-2 34 2B 1B	4	1	1	0	1	0	1
34 David Ortiz, L (1, 10) OBP: 0.364, SLG: 0.493	B FF 94 C SI 94 F FF 95 X SI 97 1-2 2B		B SI 93 C CH 86 B SL 84 F CH 86 X FF 94 2-2 L3		C CH 87 X CH 88 0-1 G3-6-3 1-2f			B SL 82 B SL 80 C SL 82 X CH 81 2-1 E3 44 HR	B SI 95 F SI 96 X SI 94 1-1 20 G4-3 1-H 44 FC6 2B	5	2	2	1	0	0	1
20 Kevin Youkilis, R (1, 5) OBP: 0.386, SLG: 0.572 (8, 3)	B FF 94 B SL 85 S SL 86 B FF 94 X SL 85 3-1 G2-3		C SI 95 B SL 86 B SL 86 B FF 95 B SI 94 4-1 BB			C SL 83 B SL 84 B FF 94 C FF 92 B SL 85 X SL 84 3-2 F7		C SL 83 C FF 94 S SL 83 0-3 K	B CU 80 C CU 78 F SI 95 X SI 96 1-2 G4-3 2-3	4	0	0	0	1	1	3
44 Jason Bay, R (1, 7) OBP: 0.380, SLG: 0.525		C FF 94 B FF 94 B FF 94 X FF 94 2-1 HR	C SL 86 F SL 85 B FF 95 B FF 94 B FF 95 X SL 86 3-2 G5-3			C FF 95 X FF 94 0-1 22 S 1B		B SI 94 C SL 82 B SL 83 X SL 81 2-1 1-H HR	B SI 97 X SI 96 1-0 FC6 12 FC4-6 3-H	5	2	3	4	0	0	1
12 Jed Lowrie, S (1, 6) OBP: 0.372, SLG: 0.478 (8, 5)		B SI 93 X FF 94 1-0 F7		B FF 92 S CH 84 F FF 93 S CU 76 1-3 K		1 SAFE B CU 73 B CU 72 X SI 92 2-0 F7		C FF 92 S FF 93 B SL 82 B SL 83 B FF 94 B SL 82 4-2 22 1B BB	B SI 95 C CU 79 C SI 93 B SI 94 B CU 79 F CU 78 X SI 93 3-2 1-2f FC4-6 BB	4	0	0	0	1	1	2
22 Sean Casey, L (1, 3) OBP: 0.404, SLG: 0.426 Alex Cora, L (8, PR) OBP: 0.400, SLG: 0.370 (8, 6)		C FF 95 S CH 88 F FF 94 X FF 96 0-2 F7		S SL 86 F FF 94 S SL 86 0-3 K		B CH 86 B SL 84 C CH 84 B FF 93 F SL 83 C SI 94 3-3 1-2 K		1 SAFE C FF 92 X FF 92 0-1 1-3 WP 1B	C SI 95 B SI 95 B CU 79 B CU 80 B SI 94 4-1 1-2 BB	4 0	0 0	1 0	0 0	0 1	2 0	1 0
Jason Varitek, S (1, 2) OBP: 0.306, SLG: 0.347		B FF 94 B FF 96 X FF 94 2-0 HR		B CH 88 B SI 94 B CH 88 C SI 94 B SL 86 4-1 BB			B CU 73 B FF 91 X FF 92 2-0 G3	C SL 82 B SL 83 B CH 79 S SL 83 S SL 82 2-3 1-2 K	C CH 84 B FF 87 1 SAFE B FF 85 F CH 84 C FF 89 2-3 K	4	1	1	1	1	2	4
Coco Crisp, S (1, 8) OBP: 0.308, SLG: 0.381		X FF 94 0-0 1B		S CH 88 S CH 87 B FF 95 B CH 88 C SL 86 2-3 K			B CH 85 C SI 93 B CH 86 L SI 94 B SL 86 F SL 85 B SL 85 4-2 2 CS BB	C SL 83 B FF 90 F CH 77 B SI 94 B SL 84 D 4-2 BB		2	0	1	0	2	1	1
Inning Stats	R: 0 E: 0 K: 0 S: 9 H: 1 LOB: 1 BB: 0 P: 14	R: 2 E: 0 K: 0 S: 10 H: 3 LOB: 1 BB: 0 P: 15	R: 0 E: 0 K: 0 S: 8 H: 0 LOB: 1 BB: 1 P: 17	R: 0 E: 0 K: 3 S: 10 H: 0 LOB: 1 BB: 1 P: 17	R: 0 E: 0 K: 0 S: 4 H: 0 LOB: 0 BB: 1 P: 8	R: 0 E: 0 K: 1 S: 9 H: 1 LOB: 1 BB: 0 P: 17	R: 0 E: 0 K: 0 S: 6 H: 0 LOB: 1 BB: 2 P: 16	R: 2 E: 1 K: 2 S: 18 H: 2 LOB: 3 BB: 2 P: 32	R: 2 E: 0 K: 1 S: 17 H: 2 LOB: 2 BB: 1 P: 29	1B: 4 2B: 2 3B: 0 HR: 3 SF: 0 SAC: 0 DP: 1 HBP: 0						WP: 1 PB: 0 SB: 1 CS: 1 PA: 44	

	AB	36
	R	6
	H	9
	RBI	6
	BB	8
	SO	7
	LOB	18

PITCHER		IP	WLS	BF	H	R	ER	SO	BB	IBB	HBP	BLK	WP	HR	S	P	ERA	WHIP
46 Jeremy Guthrie, R ERA: 3.15	(1, 1)	7.0	L	29	5	2	2	4	5	0	0	0	0	2	56	104	2.57	1.429
Rocky Cherry, R ERA: 7.2	(8, 1)	0.2		7	2	2	1	2	2	0	0	0	1	1	16	30	13.50	6.000
Alberto Castillo, L ERA: 2.7	(8, 1)	0.1		1	0	0	0	0	0	0	0	0	0	0	2	2	0.00	0.000
43 Jim Johnson, R ERA: 2.37	(9, 1)	0.2		6	2	2	2	0	1	0	0	0	0	0	14	24	27.00	4.500
Randor Bierd, R ERA: 3.52	(9, 1)	0.1		1	0	0	0	1	0	0	0	0	0	0	3	5	0.00	0.000

PITCHER		IP	WLS	BF	H	R	ER	SO	BB	IBB	HBP	BLK	WP	HR	S	P	ERA	WHIP

BOTTOM

Boston Red Sox @ Baltimore Orioles

Oriole Park at Camden Yards, Baltimore, MD

Mon Aug 18 2008, 7:05 PM EDT
Att. 40,429 - Partly Cloudy - 90 F

livebaseballscorecards.com

Batter	1	2	3	4	5	6	7	8	9	AB	R	H	RBI	BB	SO	LOB
1 Brian Roberts, S (1, 4) OBP: 0.379, SLG: 0.471	B FF 92 B FF 93 C FF 92 X FF 92 2-1 F9 ①		C FF 93 F CU 77 F FF 93 B CU 77 X FF 94 1-2 1B		B SI 92 C FF 90 B FC 88 C FC 89 B FF 95 F FC 90 X FF 94 3-2 F8 ③			C FF 97 C FF 96 B FF 95 C FF 95 1-3 K ②		4	0	1	0	0	1	0
21 Nick Markakis, L (1, 9) OBP: 0.404, SLG: 0.497	X FF 93 0-0 F7 ②		B SI 89 D CU 75 C SI 91 X SI 91 2-1 G6-3 ③			C CU 75 F SI 92 B FC 89 F SI 92 S FF 94 1-3 K ①		B FF 95 B FF 95 S FF 97 C CH 84 B FF 96 F FF 95 B FF 95 4-2 6 BB 17 2B BB		3	1	0	0	1	1	1
6 Melvin Mora, R (1, 5) OBP: 0.341, SLG: 0.487	B FF 93 F FF 92 X FF 93 1-1 P2 ③			F FF 89 F FF 89 B FF 92 X CU 76 1-2 G5-3 ①		C CU 76 F FF 92 S FC 90 0-3 K ②		B CU 76 B FF 96 C FF 95 B FF 96 B FF 92 4-1 17 2B 1-2 BB		3	1	0	0	1	1	0
17 Aubrey Huff, L (1, 10) OBP: 0.364, SLG: 0.562		C SI 91 C CU 76 B FF 93 F SI 91 F CU 77 X SI 93 1-2 G1-3 ①		B CU 75 B CU 75 X SI 91 2-0 HR	B SI 92 C FC 90 B FF 91 X CU 78 2-1 L3 ③			B FF 96 B FF 94 X FS 89 2-0 1-H 2-H 2B		4	1	2	3	0	0	0
Ramon Hernandez, R (1, 2) OBP: 0.311, SLG: 0.413		B FF 92 X SI 92 1-0 1B		B FF 94 B CU 77 S FF 90 X FC 91 2-1 G5-3 ②			S FF 92 B CU 75 B CU 76 S FC 89 B FC 89 F FC 87 F FC 88 X FF 93 3-2 F9 ①	T FF 96 X FF 95 0-1 F9 ③		4	0	1	0	0	0	1
Kevin Millar, R (1, 3) OBP: 0.341, SLG: 0.421		B SI 93 C FF 93 B FF 92 X FF 93 2-1 P5 ②		C FF 94 B FF 92 B FF 92 B FF 94 B FF 94 4-1 BB			C FF 94 C FF 93 X FF 91 0-2 2B		F FF 93 F FF 94 B SL 86 X FF 95 1-2 P4 ①	3	0	1	0	1	0	1
30 Luke Scott, L (1, 7) OBP: 0.355, SLG: 0.512	C SI 92 D CU 77 F SI 92 S FF 93 1-3 K ③			S SI 92 X SI 92 0-1 P6 ③			D CU 79 B CU 76 C CU 76 F SI 91 B FF 93 S CU 78 3-3 K ②		C FF 93 B FF 94 C FF 94 F FF 94 F FF 94 X FF 94 1-2 P2 ②	4	0	0	0	0	2	3
Jay Payton, R (1, 8) OBP: 0.285, SLG: 0.360			C FF 92 F FC 89 B FF 90 S FF 91 1-3 K ①		X FC 89 0-0 P2 ①		B CU 76 X FF 90 1-0 G5-3 ③		X FF 92 0-0 G4-3 ③	4	0	0	0	0	1	1
Juan Castro, R (1, 6) OBP: 0.220, SLG: 0.253 Alex Cintron, S (8, PH) OBP: 0.310, SLG: 0.375 (9, 6)			C FF 93 B FC 91 B SI 92 B SI 91 X FF 92 3-1 P4 ②		C FF 94 B SI 92 B FC 89 X SI 91 2-1 G6-3 ②			B FF 95 S CH 82 S FF 95 B CU 78 F FF 96 F CH 83 B CH 84 X FF 95 3-2 G6-3 ①		2 1	0 0	0 0	0 0	0 0	0 0	0 0
Inning Stats	R: 0 E: 0 K: 0 S: 5 H: 0 LOB: 0 BB: 0 P: 8	R: 0 E: 0 K: 1 S: 11 H: 1 LOB: 1 BB: 0 P: 16	R: 0 E: 0 K: 1 S: 11 H: 1 LOB: 1 BB: 0 P: 18	R: 1 E: 0 K: 0 S: 9 H: 1 LOB: 1 BB: 1 P: 18	R: 0 E: 0 K: 0 S: 7 H: 0 LOB: 0 BB: 0 P: 12	R: 0 E: 0 K: 2 S: 9 H: 0 LOB: 0 BB: 0 P: 12	R: 0 E: 0 K: 1 S: 12 H: 1 LOB: 1 BB: 0 P: 19	R: 2 E: 0 K: 1 S: 15 H: 1 LOB: 1 BB: 2 P: 29	R: 0 E: 0 K: 0 S: 9 H: 0 LOB: 0 BB: 0 P: 11	1B: 2 2B: 2 3B: 0 HR: 1	SF: 0 SAC: 0 DP: 0 HBP: 0		WP: 0 PB: 0 SB: 0 CS: 0	PA: 35			

	AB	32
	R	3
	H	5
	RBI	3
	BB	3
	SO	6
	LOB	7

PITCHER		IP	WLS	BF	H	R	ER	SO	BB	IBB	HBP	BLK	WP	HR	S	P	ERA	WHIP
31 Jon Lester, L ERA: 3.17	(1, 1)	7.0	W	26	4	1	1	5	1	0	0	0	0	1	64	103	1.29	0.714
17 Manny Delcarmen, R ERA: 4.53	(8, 1)	0.2	H	4	0	2	2	1	2	0	0	0	0	0	12	24	27.00	3.000
58 Jonathan Papelbon, R ERA: 1.84	(8, 1)	1.1	S	5	1	0	0	0	0	0	0	0	0	0	12	16	0.00	0.750

PITCHER	IP	WLS	BF	H	R	ER	SO	BB	IBB	HBP	BLK	WP	HR	S	P	ERA	WHIP

Boston Red Sox @ Baltimore Orioles

Oriole Park at Camden Yards, Baltimore, MD

Tue Aug 19 2008, 7:05 PM EDT

Att. 48,515 - Clear - 91 F

TOP

livebaseballscorecards.com

Batter	1	2	3	4	5	6	7	8	9	AB	R	H	RBI	BB	SO	LOB
2 Jacoby Ellsbury, L (1, 9) OBP: 0.330, SLG: 0.365	C FF 90 X FF 91 0-1 15 E 15 S 34 1B 1B	B SI 92 F FF 92 X FF 92 1-1 ③ G2		B CH 81 F CH 81 B FF 93 B SL 80 F FF 92 C FF 91 3-3 ③ K		X 0-0 ① B1-3		C FC 88 C SI 84 X FC 91 0-2 15 S 20 1B 1B	C CH 84 S FF 86 S FC 89 0-3 ③ K	6	2	2	0	0	2	4
15 Dustin Pedroia, R (1, 4) OBP: 0.364, SLG: 0.470 55 Jeff Bailey, R (8, 3) OBP: 0.417, SLG: 0.333	B FF 90 B FF 90 C FF 90 F FF 92 D SL 83 F FF 90 B FF 91 4-2 20 F8 34 1B 44 SF7 1-3 BB		C FF 91 B FF 91 X FF 91 1-1 ① G3		X FF 91 0-0 34 L7 20 HR 2B	B X 1-0 ② F8		B FC 88 D FC 91 B FC 89 C FC 89 S FC 88 X FC 89 3-2 ② G6-3 1-2		4 0	2 0	1 0	0 0	1 0	0 0	1 0
34 David Ortiz, L (1, 10) OBP: 0.370, SLG: 0.495	B FF 92 F FF 91 B CH 82 C SL 80 B FF 91 X SL 78 3-2 1-2 3-H 1B		C FF 91 B CH 81 F CH 82 B FF 92 B FF 92 B SL 83 4-2 44 FC6-4 BB		X FF 92 0-0 ① L7 2-3	X 0-0 20 1B 1B		I IN 67 I I IN 72 I IN 72 4-0 20 1B IBB		3	0	2	1	2	0	1
20 Kevin Youkilis, R (1, 5) OBP: 0.388, SLG: 0.579 (7, 3) (8, 5)	B FF 92 C FF 92 B FF 92 X FF 92 2-1 ① F8 2-3	C FF 92 X SL 82 0-1 ② F8			C FF 92 B SL 82 X SL 82 1-1 3-H HR	B C F B X 2-2 1-2 1B		X FC 88 0-0 44 FC6-4 1-2 2-H 1B		5	1	3	3	0	0	3
44 Jason Bay, R (1, 7) OBP: 0.378, SLG: 0.523	F FF 91 B FF 93 B FF 92 C SL 81 F SL 83 X SL 81 2-2 ② SF7 3-H	B SL 82 C FF 92 X FF 92 1-1 ③ FC6-4 1-2f			C FF 93 B FF 92 X FF 92 1-1 22 BB 2B 1B	F F C 0-3 ③ K		B FC 90 S CU 78 C CU 78 X CU 78 1-2 ③ FC6-4 1-2f		4	1	1	1	0	1	5
22 Sean Casey, L (1, 3) OBP: 0.407, SLG: 0.424 12 Jed Lowrie, S (7, 5) OBP: 0.376, SLG: 0.482 (8, 6)	B FF 92 C FF 92 X FF 92 1-1 ③ G4-3			B FF 92 B FF 91 F FF 90 X FF 91 2-1 1B 1B	B FF 92 S FF 92 B FF 92 F FF 93 1 SAFE B FF 92 F FF 92 B SL 82 4-2 2B 1-2 BB		C CU 76 S SI 83 B SI 85 B FC 90 F CU 77 F FC 88 T CU 78 2-2 ① K		C FF 86 B SI 84 X CH 84 1-1 G3 1B	3 1	0 0	1 1	0 0	1 0	1 0	1 0
Jason Varitek, S (1, 2) OBP: 0.307, SLG: 0.360		B FF 91 B FF 91 B FF 92 C FF 90 X FF 90 3-1 HR		C FF 92 B SL 82 C FF 93 D SL 82 S SL 79 2-3 ① K	B SL 72 C SL 74 B CH 80 C SI 90 F SL 79 X SL 79 2-2 1-3 2-H 2B		S CU 77 B FC 88 B FC 87 T CU 78 X FC 88 2-2 ② G6-3		B FF 88 X FF 88 1-0 ① F8	5	1	2	2	0	1	2
Alex Cora, L (1, 6) OBP: 0.390, SLG: 0.360 (8, 4)		C FF 90 B FF 90 X FF 90 1-1 ① G4-3		C FF 92 B FF 92 X FF 91 1-1 ② 1B 1-3 1B	C SL 76 B CH 86 F CH 86 X SL 76 1-2 ② F8		B CU 78 B CU 77 X FC 90 2-0 ③ F9		C FF 88 X SL 85 0-1 ② G3 1-2	5	0	1	0	0	0	3
Coco Crisp, S (1, 8) OBP: 0.309, SLG: 0.380		X FF 92 0-0 ② F7		C FF 92 B SL 82 C FF 92 F SL 82 X FF 93 1-2 2-3 1B	B SL 76 C SL 78 B CH 81 F SL 79 C SI 91 2-3 ③ K			M CU 77 F CU 77 B FC 87 X CU 78 1-2 ① G4-3	B CH 84 B CH 84 B CH 84 C FF 88 B SL 84 4-1 BB	4	0	1	0	1	1	2

Inning Stats	1	2	3	4	5	6	7	8	9
	R: 2 E: 0 K: 0 S: 16 H: 2 LOB: 1 BB: 1 P: 28	R: 1 E: 0 K: 0 S: 7 H: 1 LOB: 0 BB: 0 P: 12	R: 0 E: 0 K: 0 S: 8 H: 0 LOB: 1 BB: 1 P: 14	R: 0 E: 0 K: 2 S: 14 H: 3 LOB: 2 BB: 0 P: 23	R: 3 E: 0 K: 1 S: 19 H: 4 LOB: 2 BB: 1 P: 30	R: 0 E: 0 K: 1 S: 10 H: 2 LOB: 2 BB: 0 P: 13	R: 0 E: 0 K: 1 S: 9 H: 0 LOB: 0 BB: 0 P: 15	R: 1 E: 0 K: 0 S: 13 H: 2 LOB: 2 BB: 1 P: 22	R: 0 E: 0 K: 1 S: 9 H: 1 LOB: 2 BB: 1 P: 15

	AB	40
	R	7
	H	15
	RBI	7
	BB	5
	SO	6
	LOB	22

	1B: 11	SF: 1	WP: 0	PA: 46
	2B: 2	SAC: 0	PB: 0	
	3B: 0	DP: 0	SB: 2	
	HR: 2	HBP: 0	CS: 0	

PITCHER		IP	WLS	BF	H	R	ER	SO	BB	IBB	HBP	BLK	WP	HR	S	P	ERA	WHIP
40 Daniel Cabrera, R ERA: 4.98	(1, 1)	4.1	L	24	9	6	6	2	3	0	0	0	0	2	54	92	12.46	2.769
Alberto Castillo, L ERA: 2.5	(5, 1)	1.1		7	3	0	0	1	0	0	0	0	0	0	16	24	0.00	2.250
Lance Cormier, R ERA: 4.5	(6, 1)	2.1		10	2	1	1	2	0	1	0	0	0	0	26	41	3.86	0.857
Randor Bierd, R ERA: 3.38	(9, 1)	1.0		5	1	0	0	1	1	0	0	0	0	0	9	15	0.00	2.000

PITCHER	IP	WLS	BF	H	R	ER	SO	BB	IBB	HBP	BLK	WP	HR	S	P	ERA	WHIP

Boston Red Sox @ Baltimore Orioles

Oriole Park at Camden Yards, Baltimore, MD

Tue Aug 19 2008, 7:05 PM EDT

Att. 48,515 - Clear - 91 F

livebaseballscorecards.com

BOTTOM

Batter	1	2	3	4	5	6	7	8	9	AB	R	H	RBI	BB	SO	LOB
1 Brian Roberts, S (1, 4) OBP: 0.381, SLG: 0.473	F FF 89 B FC 87 F FF 90 X FF 92 1-2 21 S 1B		C FF 92 B FC 88 S FC 89 S FF 93 1-3 ① K	X FC 88 0-0 1-3 21 BB 1B		F B CH 80 T SI 91 B SI 91 F CH 81 X CH 81 2-2 ② G5-3			C FF 96 C FF 95 B FF 93 B FF 94 F FF 94 B FF 94 X FF 93 3-2 6 G1-3 21 1B 1B	5	0	3	0	0	1	0
21 Nick Markakis, L (1, 9) OBP: 0.405, SLG: 0.496	B FF 89 C FC 86 B SL 80 D FC 88 D FC 89 4-1 1-2 BB		B FF 90 B FF 93 C FC 91 X SL 84 2-1 ② F7	B FC 92 B FF 92 B FC 87 B FF 91 4-0 1-2 BB		C SI 89 B CU 77 B SI 88 X SI 89 2-1 ③ G5-3			C FF 94 X CU 76 0-1 6 G1-3 1-2 1B	3	0	1	0	2	0	0
6 Melvin Mora, R (1, 5) OBP: 0.340, SLG: 0.483	S FF 91 B SL 81 B FC 89 F SL 81 S SL 80 2-3 ① K		C FC 93 B FF 93 X SL 84 1-1 17 WP 1B 1B	B FF 92 B FC 89 T FC 89 D FF 93 S FF 93 F FF 94 T SL 82 3-2 ② K			B FF 93 C SL 81 B SI 90 C FF 93 S SL 83 2-3 ① K		B FF 94 L FF 94 X FF 95 1-1 ② G1-3 1-2 2-3	5	1	1	0	0	3	7
17 Aubrey Huff, L (1, 10) OBP: 0.363, SLG: 0.558	B SL 79 C FF 91 F SL 80 C SI 90 1-3 ② K		B FF 93 F FF 93 B SL 82 C SL 82 F SL 83 B FF 93 B FF 94 4-2 1B 30 1B 1-2 BB	F FF 94 B FF 93 B FF 92 C SL 82 X SL 81 2-2 ③ P5			B FF 94 C SL 83 C FF 93 B SL 84 S SL 82 2-3 ② K		B FF 95 C FF 96 B FF 94 F CH 81 X FF 95 2-2 ③ G5-3	4	1	0	0	1	2	7
Ramon Hernandez, R (1, 2) OBP: 0.311, SLG: 0.412	C SL 80 B SL 80 B SL 79 X SL 79 2-1 ③ F9		S FF 93 C SL 81 F SL 81 F FF 94 X SL 81 0-2 30 1B 1-2 2-H 1B		C FC 86 F FF 91 X FC 87 0-2 ① L9		B FF 94 F SL 81 B SI 91 X SI 89 2-1 ③ G5-3			4	0	1	1	0	0	2
30 Luke Scott, L (1, 7) OBP: 0.358, SLG: 0.512		B SL 78 F SL 80 F FF 93 B SL 82 B FF 92 F SL 82 B FF 93 4-2 E BB	X FC 88 0-0 1-2 2-H 1B		B FC 91 B FF 91 C SL 81 B FF 92 B FF 91 4-1 BB			B FF 92 B SI 88 X FF 89 2-0 ① F9		2	0	1	1	2	0	0
Kevin Millar, R (1, 3) OBP: 0.340, SLG: 0.420		D SL 81 C SL 81 F SI 91 B FC 89 X FF 92 2-2 ① F9	C FC 89 B FF 93 S FF 93 S SL 83 1-3 ③ K		B FC 86 C SL 80 C SL 81 B FC 93 S FC 92 2-3 ② K			C FF 94 S SI 91 F SL 84 X SI 91 0-2 G6-4-3 1B	4	0	1	0	0	2	4
Jay Payton, R (1, 8) OBP: 0.281, SLG: 0.355		C FC 89 X FF 92 0-1 FC1 G4-6-3 1-2		B FC 86 B FF 90 X FC 87 2-0 ① G6-3	B FF 90 X 1-0 ③ G6-3			F SI 88 B SI 88 X SL 80 1-1 ②③ G6-4-3 1-2f	4	0	0	0	0	0	3
Juan Castro, R (1, 6) OBP: 0.221, SLG: 0.253		F FC 93 B SL 81 D SL 82 X FC 89 2-1 ②③ G4-6-3 1-2f		C FF 91 X FF 90 0-1 1 1B 1B		X 0-0 ① G6-3			B FF 95 X FF 94 1-0 ① F9	4	0	1	0	0	0	2

Inning Stats	1	2	3	4	5	6	7	8	9
	R: 0 E: 0 K: 2 S: 12 H: 1 LOB: 2 BB: 1 P: 22	R: 0 E: 1 K: 0 S: 10 H: 0 LOB: 1 BB: 1 P: 18	R: 2 E: 0 K: 2 S: 19 H: 3 LOB: 2 BB: 1 P: 28	R: 0 E: 0 K: 1 S: 11 H: 2 LOB: 3 BB: 1 P: 22	R: 0 E: 0 K: 1 S: 8 H: 0 LOB: 1 BB: 1 P: 15	R: 0 E: 0 K: 0 S: 7 H: 0 LOB: 0 BB: 0 P: 11	R: 0 E: 0 K: 2 S: 8 H: 0 LOB: 0 BB: 0 P: 14	R: 0 E: 0 K: 0 S: 7 H: 1 LOB: 0 BB: 0 P: 10	R: 0 E: 0 K: 0 S: 12 H: 2 LOB: 2 BB: 0 P: 19

1B: 9	SF: 0
2B: 0	SAC: 0
3B: 0	DP: 2
HR: 0	HBP: 0
WP: 1	PA: 40
PB: 0	
SB: 1	
CS: 0	

AB	35
R	2
H	9
RBI	2
BB	5
SO	8
LOB	25

PITCHER		IP	WLS	BF	H	R	ER	SO	BB	IBB	HBP	BLK	WP	HR	S	P	ERA	WHIP
18 Daisuke Matsuzaka, R ERA: 2.77	(1, 1)	5.0	W	26	6	2	2	6	5	0	0	0	1	0	60	105	3.60	2.200
48 Javier López, L ERA: 2.53	(6, 1)	1.0		3	0	0	0	0	0	0	0	0	0	0	7	11	0.00	0.000
63 Justin Masterson, R ERA: 3.34	(7, 1)	2.0		6	1	0	0	2	0	0	0	0	0	0	15	24	0.00	0.500
17 Manny Delcarmen, R ERA: 4.44	(9, 1)	1.0		5	2	0	0	0	0	0	0	0	0	0	12	19	0.00	2.000

PITCHER	IP	WLS	BF	H	R	ER	SO	BB	IBB	HBP	BLK	WP	HR	S	P	ERA	WHIP

Boston Red Sox @ Baltimore Orioles

Oriole Park at Camden Yards, Baltimore, MD

Wed Aug 20 2008, 7:05 PM EDT

Att. 33,364 - Clear - 79 F

TOP

livebaseballscorecards.com

Batter	1	2	3	4	5	6	7	8	9	AB	R	H	RBI	BB	SO	LOB
2 Jacoby Ellsbury, L (1, 9) OBP: 0.330, SLG: 0.368	C SI 88 B SI 89 X SI 89 1-1 G4-3 ①	X SL 79 0-0 E1 15 S 34 1B 1B 2-H		C SI 88 D SL 79 F SL 78 X SI 90 1-2 G4-6-3 ①② 1-2f		C FC 93 S FF 91 B FC 96 B FF 95 B FC 94 F FC 96 X FC 94 3-2 P3 ③		B FF 95 C FF 93 B FF 96 X FF 95 2-1 2B 1-3 2-H		5	1	2	1	0	0	2
15 Dustin Pedroia, R (1, 4) OBP: 0.363, SLG: 0.471	C SI 88 B CH 82 X SI 89 1-1 20 1B 3B	B SI 89 B CH 81 F CH 81 X SI 88 2-1 P4 ① 2-3		B SI 88 C SI 88 F CH 81 F SL 80 X FF 89 1-2 G6-3 ③			B FF 91 B FF 92 C FC 92 F FC 92 S FC 93 2-3 K ①	C FF 95 X FF 95 0-1 P2 ③		5	1	1	0	0	1	3
34 David Ortiz, L (1, 10) OBP: 0.373, SLG: 0.493	D SI 89 C SL 80 F SI 89 F SL 81 B SI 90 B CH 80 B SL 80 4-2 44 1B 20 1B 12 BB BB	C CU 75 B C B F D X 3-2 3-H 1B			T SI 87 B CU 80 X SI 87 1-1 G3-1 ①		F FC 93 B FC 93 B FF 92 C FC 93 B FC 94 B CU 78 4-2 BB		X SI 95 0-0 G6-3 ①	3	1	1	1	2	0	0
20 Kevin Youkilis, R (1, 5) OBP: 0.388, SLG: 0.577	C SI 88 C SI 88 F SL 80 X SI 89 0-2 12 BB 44 1B 1-2 3-H 1B	B SI 88 C C SL 80 F X 1-2 F8 ②			F SI 88 C CU 76 B CH 80 X SL 79 1-2 P6 ②		B FC 92 F FC 93 X FC 94 1-1 F9 ②		B SI 93 C SI 94 B SI 94 X FF 94 2-1 1B	5	0	2	1	0	0	2
44 Jason Bay, R (1, 7) OBP: 0.378, SLG: 0.528	C SI 88 D CH 81 B CH 82 C SI 88 X SL 80 2-2 FC6-5 12 BB 1-2 2-3 1B	C SI 88 S CH 82 B SI 89 X SI 88 1-2 G4-3 ③			B SI 88 B SI 86 B SI 87 C SI 86 X SI 88 3-1 HR		C FC 93 B FF 96 S CU 78 1-3 K ③		S SI 95 D CU 79 C CU 77 S SI 94 1-3 K ②	5	1	2	1	0	2	3
12 Jed Lowrie, S (1, 6) OBP: 0.377, SLG: 0.482	B SI 87 C SI 88 F SI 87 B SL 88 B CU 74 F SI 88 B SI 89 4-2 FC6-5 1-2 2-3 3-H BB		B SI 86 F SI 87 C CU 73 B SL 79 F SI 88 B SI 89 X CU 74 3-2 55 F9-6 2B		B CU 73 C SI 87 B SI 86 X SI 87 2-1 F9 ③			B FF 94 C FF 95 F FF 96 C FF 94 1-3 K ①	B SI 94 S SI 93 B SI 94 F SI 94 X CU 79 2-2 F8 ③	4	0	1	1	1	1	1
55 Jeff Bailey, R (1, 3) OBP: 0.375, SLG: 0.308	B SI 87 S SI 87 F SI 87 C SI 88 1-3 K ②		F SI 88 D CH 80 B CH 80 B SI 87 S SI 87 X SI 87 3-2 F9-6 ①② 2-2			F FF 92 C FF 93 X FF 94 0-2 F7 ①		B FF 96 S FF 94 S SL 85 F FF 96 B FF 94 B SL 84 X FF 94 3-2 2 2B 1B 1B		4	1	1	0	0	1	4
Coco Crisp, S (1, 8) OBP: 0.312, SLG: 0.381	X SI 87 0-0 FC6-5 ③ 1-2 2-3f		B SI 85 B CH 80 F SI 87 B SI 87 S SI 88 F SI 88 X SI 87 3-2 G5-3 ③			B FF 92 B FF 92 F FF 92 B FF 92 F FF 91 F FF 92 X FC 93 3-2 1B		F FF 94 B SI 95 B FF 94 X FF 93 2-1 2 2B 1-2 1B		4	0	2	0	0	0	3
Kevin Cash, R (1, 2) OBP: 0.288, SLG: 0.336		B SI 86 B SI 86 X SI 87 2-0 2 E 2B		B C B B B 4-1 2 G4-6-3 BB		F FF 91 C CU 76 T FF 94 0-2 K ②		B FF 94 S FF 94 S SL 84 F SI 95 F SL 85 F SL 86 S FF 94 1-3 K ②		3	1	1	0	1	2	3

	AB	38
	R	6
	H	13
	RBI	5
	BB	4
	SO	7
	LOB	21

Inning Stats																																		
	R: 2	H: 3	R: 2	H: 3	R: 0	H: 1	R: 0	H: 0	R: 1	H: 1	R: 0	H: 1	R: 0	H: 0	R: 1	H: 3	R: 0	H: 1	1B: 8	SF: 0	WP: 0	PA: 42
	E: 0	LOB: 3	E: 1	LOB: 1	E: 0	LOB: 0	E: 0	LOB: 0	E: 0	LOB: 0	E: 0	LOB: 1	E: 0	LOB: 1	E: 0	LOB: 2	E: 0	LOB: 1	2B: 4	SAC: 0	PB: 0	
	K: 1	BB: 2	K: 0	BB: 0	K: 0	BB: 0	K: 0	BB: 1	K: 0	BB: 0	K: 1	BB: 0	K: 2	BB: 1	K: 2	BB: 0	K: 1	BB: 0	3B: 1	DP: 2	SB: 1	
	S: 21	P: 34	S: 15	P: 24	S: 11	P: 20	S: 8	P: 14	S: 9	P: 16	S: 14	P: 20	S: 10	P: 18	S: 19	P: 28	S: 9	P: 14	HR: 1	HBP: 0	CS: 0	

PITCHER		IP	WLS	BF	H	R	ER	SO	BB	IBB	HBP	BLK	WP	HR	S	P	ERA	WHIP
29 Chris Waters, L ERA: 4.98	(1, 1)	5.0	W	24	8	5	4	1	3	0	0	0	0	1	64	108	7.20	2.200
45 Dennis Sarfate, R ERA: 5.19	(6, 1)	2.0		8	1	0	0	3	1	0	0	0	0	0	24	38	0.00	1.000
31 Kam Mickolio, R ERA: 9.0	(8, 1)	1.0		6	3	1	1	2	0	0	0	0	0	0	19	28	9.00	3.000
43 Jim Johnson, R ERA: 2.33	(9, 1)	1.0		4	1	0	0	1	0	0	0	0	0	0	9	14	0.00	1.000

PITCHER		IP	WLS	BF	H	R	ER	SO	BB	IBB	HBP	BLK	WP	HR	S	P	ERA	WHIP

Batter	1	2	3	4	5	6	7	8	9	AB	R	H	RBI	BB	SO	LOB
1 Brian Roberts, S (1, 4) OBP: 0.383, SLG: 0.473	C FF 92 B FF 90 B CH 78 B FF 93 C FF 92 F FF 91 X FF 91 3-2 ① G6-3	X FF 95 0-0 1-2 2-H 3-H 1B		C SI 87 B CH 80 B SI 88 X CH 80 2-1 ① 21 BB 6 HR 1B	B SI 90 X FS 84 1-0 ① G3 1-2 2-3		C FF 88 B FC 88 B CU 76 B FS 83 B FF 88 4-1 BB			4	1	2	2	1	0	2
21 Nick Markakis, L (1, 9) OBP: 0.405, SLG: 0.493	B FF 91 C FF 94 X CH 80 1-1 ② G3	C CU 76 X FF 93 0-1 ③ F8		B SL 75 B SI 88 B SI 89 B SI 87 4-0 1-2 6 HR BB	C SI 90 B SL 90 B SL 87 F FC 90 B FC 91 B SI 89 4-2 BB		C CU 78 X FF 88 0-1 ① F8			3	1	0	0	2	0	3
6 Melvin Mora, R (1, 5) OBP: 0.341, SLG: 0.489	F FF 93 B FF 94 S SL 82 F FF 93 F CU 78 F FF 94 B CU 80 F CU 76 X SL 83 2-2 ③ G5-3		B CU 76 B CU 77 H FF 94 3-0 S 30 BB HR HBP	X SI 86 0-0 1-H 2-H HR	C FC 91 F FC 92 X FF 92 0-2 ② SF8 2-3 3-H		B CU 77 C FF 88 S CU 76 B FF 88 B CU 76 F CU 77 X FF 88 3-2 ② F8			3	2	1	4	0	0	1
17 Aubrey Huff, L (1, 3) OBP: 0.359, SLG: 0.552		C FF 92 B CU 77 X CH 77 1-1 ① F9	B FF 90 B CH 76 1 SAFE X FF 89 2-0 ① F8	B CH 78 X SI 86 1-0 ① G4-3	B SL 90 S FS 83 B FF 92 F SL 90 B SL 89 T FS 83 3-2 ③ K		B FS 84 B CU 76 C CU 76 C FF 88 S CU 77 2-3 ③ K			5	0	0	0	0	2	4
30 Luke Scott, L (1, 10) OBP: 0.361, SLG: 0.511		B FF 94 B FF 94 B FF 94 C FF 92 B CH 78 4-1 12 1B G6-3 BB	B CH 79 C FF 93 1 SAFE B FF 93 B FF 91 1 SAFE F FF 93 B CU 76 4-2 1-2 HR BB	C SL 79 B CU 77 B SI 86 F SL 79 F CU 77 X SI 88 2-2 1B		B FF 91 B FC 89 S FC 91 B FS 82 F FC 89 F FC 91 F FC 91 S SL 87 3-3 ① K		F CU 74 B CU 75 S FF 86 B CU 76 B FF 87 C CU 75 3-3 ① K		3	2	1	0	2	2	0
Ramon Hernandez, R (1, 2) OBP: 0.309, SLG: 0.417		C FF 92 B FF 91 B CU 75 C CU 80 B FF 93 1 SAFE X FF 93 3-2 ② G6-3 1-2	B FF 92 B FF 93 X FF 92 2-0 1-H 2-H HR	B SI 89 C SI 88 B SI 85 S CH 81 B SI 87 F SI 87 F SI 89 S SI 87 3-3 ② K		B FC 90 B SI 89 C SI 88 S SL 88 X FF 91 2-2 ② P4		F FS 85 B CU 75 F FF 87 X FS 83 1-2 ② G1-3		5	1	1	3	0	1	2
12 Luis Montanez, R (1, 7) OBP: 0.419, SLG: 0.517		C FF 93 X FF 93 0-1 BB 1 1B 2-H 1B	B FF 92 B SL 82 B FF 92 B SL 89 4-0 G5-3 1B BB	C CH 80 B SI 87 F SI 86 F SI 90 S CH 81 1-3 ③ K		B FC 89 S SI 89 T SI 89 F SI 89 B SL 85 F SI 88 B FC 92 B SI 88 4-2 BB		C FF 87 C FF 87 B CU 75 B CU 75 F FF 88 X FF 87 2-2 ③ P4		3	2	1	1	2	1	1
Jay Payton, R (1, 8) OBP: 0.288, SLG: 0.358		C CH 79 1 SAFE B CU 75 S CH 77 B CU 78 B FF 93 X FF 94 3-2 BB 1 1B 1-2 1B	C SL 89 D SL 81 B FS 90 X SL 89 2-1 ② G5-3 1-2		C FC 89 B FF 92 S SL 89 F SI 90 X SL 88 1-2 1 G3 6 SF8 S 1B	C SL 89 F SI 88 F SI 88 B FC 91 F SI 89 F SL 87 B FC 91 F FC 89 B FS 83 4-2 D SL 88 1-2 BB				3	2	2	0	1	0	1
Juan Castro, R (1, 6) OBP: 0.242, SLG: 0.258		B FF 94 B FF 93 B FF 93 B FF 93 4-0 1 1B 1-2 2-3 BB	B FS 90 F FS 89 B SL 89 F FF 91 X SL 80 2-2 ③ 2-H 1B	C SI 89 B SI 89 F FC 92 B SI 90 F SI 90 B FF 92 H SI 89 4-2 6 SF8 1 G3 1-2 HBP	X SI 89 0-0 ③ G5-3					2	0	1	1	1	0	2
Inning Stats	R: 0 E: 0 K: 0 S: 13 H: 0 LOB: 0 BB: 0 P: 19	R: 3 E: 0 K: 0 S: 14 H: 3 LOB: 2 BB: 2 P: 29	R: 4 E: 0 K: 0 S: 9 H: 2 LOB: 1 BB: 2 P: 28	R: 3 E: 0 K: 2 S: 17 H: 3 LOB: 1 BB: 1 P: 30	R: 1 E: 0 K: 1 S: 16 H: 1 LOB: 2 BB: 1 P: 29	R: 0 E: 0 K: 1 S: 19 H: 0 LOB: 2 BB: 2 P: 32	R: 0 E: 0 K: 1 S: 10 H: 0 LOB: 1 BB: 1 P: 19	R: 0 E: 0 K: 1 S: 10 H: 0 LOB: 0 BB: 0 P: 16		1B: 7 2B: 0 3B: 0 HR: 2 SF: 1 SAC: 0 DP: 0 HBP: 2				WP: 0 PB: 0 SB: 2 CS: 0		PA: 43

PITCHER		IP	WLS	BF	H	R	ER	SO	BB	IBB	HBP	BLK	WP	HR	S	P	ERA	WHIP
61 Clay Buchholz, R ERA: 6.75	(1, 1)	2.1	L	14	3	5	5	0	3	0	1	0	0	0	30	60	19.29	2.571
53 David Aardsma, R ERA: 4.19	(3, 1)	0.2		4	2	2	2	0	1	0	0	0	0	1	6	16	27.00	4.500
48 Javier López, L ERA: 3.04	(4, 1)	1.0		7	3	3	3	2	1	0	0	0	0	1	17	30	27.00	4.000
50 Mike Timlin, R ERA: 5.3	(5, 1)	2.0		11	1	1	1	2	3	0	1	0	0	0	35	61	4.50	2.000
37 Hideki Okajima, L ERA: 2.9	(7, 1)	2.0		7	0	0	0	2	1	0	0	0	0	0	20	35	0.00	0.500

PITCHER	IP	WLS	BF	H	R	ER	SO	BB	IBB	HBP	BLK	WP	HR	S	P	ERA	WHIP

BOTTOM

Boston Red Sox @ Baltimore Orioles

Oriole Park at Camden Yards, Baltimore, MD

Wed Aug 20 2008, 7:05 PM EDT
Att. 33,364 - Clear - 79 F

livebaseballscorecards.com

AB	31
R	11
H	9
RBI	11
BB	9
SO	6
LOB	16

Batter	1	2	3	4	5	6	7	8	9	AB	R	H	RBI	BB	SO	LOB
2 Jacoby Ellsbury, L (1, 9) OBP: 0.329, SLG: 0.366	B SI 86 C FF 87 B SI 87 F FC 86 F CH 82 F CU 75 X FC 83 2-2 G6-3 ①	B CU 75 C FC 85 F CH 81 X CU 76 1-2 F7 ③		X FC 83 0-0 G3 ① 1-2 2-3 3-H		1 SAFE B FF 87 F SL 88 S CU 82 X CU 81 1-2 F7 ②		C SI 89 1 SAFE 1 SAFE F SI 89 X SI 90 0-2 34 G3 15 1B 1-2 3-H 1B		5	0	1	2	0	0	5
15 Dustin Pedroia, R (1, 4) OBP: 0.363, SLG: 0.477	C FF 88 B FC 84 X FF 88 1-1 HR		B FF 85 B SL 82 X FC 85 2-0 F7 ①	C SL 82 B FC 84 X FC 84 1-1 SF9 ② 2-3 3-H		F FF 94 B SI 95 F FF 95 B SL 83 F SL 82 T FF 95 2-2 K ③		B SL 81 C SI 90 F SI 90 X SI 90 1-2 34 G3 1-2 2-H 1B		4	1	2	3	0	1	1
34 David Ortiz, L (1, 10) OBP: 0.371, SLG: 0.487	B CH 81 C FF 87 F FC 86 B SI 86 S CH 82 2-3 K ②		B CH 81 F FC 85 B FC 84 X FF 86 2-1 P6 ②	B CU 77 C SL 87 B CU 79 X SL 87 2-1 L6 ③			F SI 94 B SI 94 C SL 83 B SI 94 B SL 84 B SI 95 4-2 BB	B CH 84 B SI 88 F CH 82 F SL 80 B SI 89 X SL 81 3-2 G3 ② 1-2 2-3		4	0	0	0	1	1	3
20 Kevin Youkilis, R (1, 3) OBP: 0.386, SLG: 0.575	C FC 86 B CH 81 S SL 81 X CU 74 1-2 2B		C SL 79 X CU 76 0-1 F8 ③		C SL 87 B CH 81 C CU 79 F CH 83 F FF 87 B CU 79 B CH 83 S SL 88 3-3 K ①		B SI 94 F FF 93 C FF 94 B FF 95 F FF 94 F SL 84 F SL 81 B FF 94 F FF 94 3-3 F FF 94 S FF 93 K ①	C SL 81 B SL 79 S CH 82 B SL 82 X SL 80 2-2 P3 ③		5	0	1	0	0	2	3
44 Jason Bay, R (1, 7) OBP: 0.378, SLG: 0.525	B FC 84 B FF 88 X CH 80 2-0 F7 ③			B FF 86 X SL 81 1-0 BB 12 BB HBP 1B	B CH 83 C SI 90 B SL 88 B CH 83 B FF 90 4-1 12 G5-4-3 BB		C SL 82 S FF 94 B FF 95 B SL 84 X FF 94 2-2 F9 ②		C SI 88 X SL 79 0-1 G5-3 ①	4	1	1	0	1	0	2
12 Jed Lowrie, S (1, 5) OBP: 0.371, SLG: 0.469		C FC 84 S CH 80 B CH 80 X SI 86 1-2 F9 ①		B CH 80 B SI 86 B CH 81 C FF 86 1 SAFE S FF 86 1 SAFE F FC 83 1 SAFE 4-2 B CH 80 HBP BB 1B 1-2 BB	F FF 87 D CH 82 X FF 88 1-1 G5-4-3 ②③ 1-2f		B FF 95 F FF 94 F SL 84 B SL 80 C FF 95 2-3 K ③		C CH 81 F CH 83 B SI 90 B CH 85 F SL 79 T SI 90 2-2 K ②	4	1	0	0	1	2	2
Jason Varitek, S (1, 2) OBP: 0.314, SLG: 0.371		B FF 86 F FC 86 F CH 81 B CU 74 B FC 84 X CH 81 3-2 1B 1B		B CU 74 S FF 86 F FF 87 D CU 74 B FC 83 B FF 87 4-2 1B 2 G3 HBP 1-2 2-3 BB		B SI 91 X FF 89 1-0 HR		C CH 82 H SL 79 1-1 1B 2 1B G2-3 HBP	C SL 80 B CH 84 X SI 89 1-1 G5-3 ③	3	3	2	1	1	0	0
Alex Cora, L (1, 6) OBP: 0.394, SLG: 0.360		B FF 87 F FC 84 F CH 81 D CU 74 F SI 86 X FC 83 2-2 1-2 1B		C SI 86 H FC 85 1-1 2 G3 15 SF9 1B HBP 1-2 2-3 3-H		B SL 89 C FF 87 B CU 80 F FF 88 B SL 88 F FF 88 S SL 88 3-3 K ①		B SI 89 F SI 89 L SI 89 X SI 90 1-2 G2-3 ① 1-2		3	1	1	1	0	1	1
Coco Crisp, S (1, 8) OBP: 0.317, SLG: 0.387		B SI 87 C CH 82 S CH 82 S CH 81 1-3 K ②		X CH 81 0-0 15 SF9 2 G3 1-2 2-3 3-H 1B		B CH 83 F SI 90 S CH 82 X CU 80 1-2 2 S 1B		X SI 89 0-0 2 1B 15 1B 2-3 1B		4	1	3	1	0	1	2
Inning Stats	R: 1 E: 0 K: 1 S: 14 H: 2 LOB: 1 BB: 0 P: 22	R: 0 E: 0 K: 1 S: 16 H: 2 LOB: 2 BB: 0 P: 24	R: 0 E: 0 K: 0 S: 5 H: 0 LOB: 0 BB: 0 P: 9	R: 4 E: 0 K: 0 S: 13 H: 2 LOB: 1 BB: 2 P: 26	R: 0 E: 0 K: 1 S: 8 H: 0 LOB: 0 BB: 1 P: 16	R: 1 E: 0 K: 2 S: 15 H: 2 LOB: 1 BB: 0 P: 23	R: 0 E: 0 K: 2 S: 16 H: 0 LOB: 1 BB: 1 P: 27	R: 2 E: 0 K: 0 S: 18 H: 3 LOB: 2 BB: 0 P: 26	R: 0 E: 0 K: 1 S: 8 H: 0 LOB: 0 BB: 0 P: 11	1B: 8 2B: 1 3B: 0 HR: 2 SF: 1 SAC: 0 DP: 1 HBP: 2						

PITCHER		IP	WLS	BF	H	R	ER	SO	BB	IBB	HBP	BLK	WP	HR	S	P	ERA	WHIP
28 Shaun Marcum, R ERA: 3.6	(1, 1)	3.2	L	20	6	5	5	2	2	0	1	0	0	1	46	77	12.27	2.182
56 Brian Tallet, L ERA: 2.95	(4, 1)	2.0		8	2	1	1	2	1	0	0	0	0	1	21	37	4.50	1.500
54 Jason Frasor, R ERA: 4.07	(6, 1)	1.1		5	0	0	0	3	1	0	0	0	0	0	20	33	0.00	0.750
57 Shawn Camp, R ERA: 4.03	(8, 1)	2.0		10	3	2	2	1	0	0	1	0	0	0	26	37	9.00	1.500

PITCHER	IP	WLS	BF	H	R	ER	SO	BB	IBB	HBP	BLK	WP	HR	S	P	ERA	WHIP

TOP

Boston Red Sox @ Toronto Blue Jays

Rogers Centre, Toronto, ON

Fri Aug 22 2008, 7:07 PM EDT
Att. 40,181 - Clear - 79 F

livebaseballscorecards.com

AB	36
R	8
H	11
RBI	8
BB	4
SO	8
LOB	19

WP: 0	PB: 0	SB: 1	CS: 0	PA: 43		

BOTTOM

Boston Red Sox @ Toronto Blue Jays

Rogers Centre, Toronto, ON

Fri Aug 22 2008, 7:07 PM EDT

Att. 40,181 - Clear - 79 F

livebaseballscorecards.com

Batter	1	2	3	4	5	6	7	8	9	AB	R	H	RBI	BB	SO	LOB
1 Joe Inglett, L (1, 4) OBP: 0.367, SLG: 0.430	B FF 85 F FF 83 B CU 78 B CH 79 B SI 84 4-1 19 S 15 HR BB		C SL 79 B CH 80 B SI 87 C FF 86 F FF 88 B CH 80 X CH 80 3-2 10 PO 1B		X CH 82 0-0 1B		B FF 91 B SI 88 X SI 90 2-0 ①② G4-6-3 1-2f		B FF 93 C FF 94 F FF 93 F FF 93 X FF 94 1-2 ②③ G6-3 1-2f	4	1	2	0	1	0	2
19 Marco Scutaro, R (1, 5) OBP: 0.349, SLG: 0.344	C FF 83 C SL 79 F FF 86 B SL 81 F SL 81 B FF 87 F CH 78 F SL 79 C FF 87 2-3 ① K 1-2		X SL 81 0-0 ① P5		F SL 81 X SI 87 0-1 ② F9		C SL 80 F FF 94 F SL 82 B SL 82 B SI 91 B SI 91 B SL 82 4-2 15 BB BB			3	0	0	0	1	1	3
15 Alex Rios, R (1, 9) OBP: 0.336, SLG: 0.447	X FF 86 0-0 2-H HR		C SI 88 1 SAFE X FF 86 0-1 ② P3		B SL 82 S SL 83 X FF 89 1-1 ③ F8		B SL 82 S FF 89 F SL 82 B SL 84 B SL 83 B SL 83 4-2 1-2 BB			3	1	1	2	1	0	2
10 Vernon Wells, R (1, 8) OBP: 0.324, SLG: 0.436	X SL 81 0-0 ② P4		1 SAFE 0-0 ③ PO 1-2	B SL 79 F FF 84 S SL 80 X SL 78 1-2 ① G1		C SL 80 F FF 88 F SL 82 F FF 89 F SL 81 X SL 83 0-2 ① P5	B SI 90 B SI 88 C SL 80 X SI 89 2-1 ③ G2-3			4	0	0	0	0	0	2
26 Adam Lind, L (1, 7) OBP: 0.335, SLG: 0.530	F FF 87 F SL 80 F FF 86 S CU 76 0-3 ③ K2-3			S FF 87 B CU 75 F FF 88 B CU 76 F FF 89 X SL 81 2-2 ① 35 HR 1B		C CU 76 B SI 89 X SI 88 1-1 ② G1-3		B FF 88 B FF 88 C FF 88 F FF 87 T FF 88 2-2 ① K		4	1	1	0	0	2	0
35 Lyle Overbay, L (1, 3) OBP: 0.370, SLG: 0.407		F FF 86 B FF 88 C SL 80 S FF 88 1-3 ① K		X FF 88 0-0 1-H HR	X FF 89 0-0 BB 1B			F FF 88 S FS 83 B CU 75 B FF 88 B FF 88 X FF 88 3-2 ② G4-3		4	1	2	2	0	1	0
Matt Stairs, L (1, 10) OBP: 0.341, SLG: 0.395 19 José Bautista, R (8, PH) OBP: 0.324, SLG: 0.403 (9, 10)	H FF 88 1-0 HBP			F SI 87 B CU 75 F CH 82 X FF 88 1-2 ② G1-3		B CU 76 B SL 82 S CH 81 B SL 82 B CH 81 4-1 1-2 BB		B FF 89 B FS 84 S FS 83 F FF 88 F FS 82 X FF 88 2-2 ③ G5-3		1 1	0 0	0 0	0 0	1 0	0 0	0 0
Gregg Zaun, S (1, 2) OBP: 0.332, SLG: 0.347	B SI 87 X FF 86 1-0 ② F8			C SL 81 B CU 75 C CU 75 F SL 81 B CU 75 C FF 90 2-3 ③ K		X CH 82 0-0 ③ G4-3			B FF 92 C FF 92 F FF 93 S FF 93 1-3 ① K	4	0	0	0	0	2	3
6 John McDonald, R (1, 6) OBP: 0.277, SLG: 0.308	C FF 86 D CU 76 X SL 81 1-1 ③ G6-3				C SL 79 F FF 86 X SL 81 0-2 ① P6		X FF 92 0-0 1 G4-6-3 1B		C FF 92 B FF 93 F FF 93 B SL 84 X FF 94 2-2 1 G6-3 1B	4	0	2	0	0	0	1

	AB	32
	R	4
	H	8
	RBI	4
	BB	4
	SO	6
	LOB	13

Inning Stats	1	2	3	4	5	6	7	8	9
	R: 2 E: 0 K: 2 S: 14 H: 1 LOB: 0 BB: 1 P: 20	R: 0 E: 0 K: 1 S: 6 H: 0 LOB: 1 BB: 0 P: 10	R: 0 E: 0 K: 0 S: 7 H: 1 LOB: 0 BB: 0 P: 10	R: 2 E: 0 K: 1 S: 15 H: 2 LOB: 0 BB: 0 P: 21	R: 0 E: 0 K: 0 S: 8 H: 1 LOB: 1 BB: 0 P: 9	R: 0 E: 0 K: 0 S: 11 H: 1 LOB: 2 BB: 1 P: 16	R: 0 E: 0 K: 0 S: 9 H: 1 LOB: 2 BB: 2 P: 21	R: 0 E: 0 K: 1 S: 10 H: 0 LOB: 0 BB: 0 P: 17	R: 0 E: 0 K: 1 S: 10 H: 1 LOB: 0 BB: 0 P: 14

1B: 6	SF: 0
2B: 0	SAC: 0
3B: 0	DP: 2
HR: 2	HBP: 1

WP: 0	PA: 38
PB: 0	
SB: 1	
CS: 0	

PITCHER		IP	WLS	BF	H	R	ER	SO	BB	IBB	HBP	BLK	WP	HR	S	P	ERA	WHIP
36 Paul Byrd, R ERA: 4.61	(1, 1)	6.0	W	26	6	4	4	4	2	0	1	0	0	2	61	86	6.00	1.333
63 Justin Masterson, R ERA: 3.3	(7, 1)	1.0	H	5	1	0	0	0	2	0	0	0	0	0	9	21	0.00	3.000
37 Hideki Okajima, L ERA: 2.84	(8, 1)	1.0		3	0	0	0	1	0	0	0	0	0	0	10	17	0.00	0.000
58 Jonathan Papelbon, R ERA: 1.81	(9, 1)	1.0		3	1	0	0	1	0	0	0	0	0	0	10	14	0.00	1.000

PITCHER	IP	WLS	BF	H	R	ER	SO	BB	IBB	HBP	BLK	WP	HR	S	P	ERA	WHIP

Batter	1	2	3	4	5	6	7	8	9	AB	R	H	RBI	BB	SO	LOB
2 Jacoby Ellsbury, L (1, 9) OBP: 0.331, SLG: 0.365	B FF 91 B FC 89 B SL 84 C FC 89 C SL 84 X SL 85 3-2 15 BB 1B	F CH 81 B SL 87 F SL 83 F CU 78 B FC 92 X FC 89 2-2 ③ G5-3		X SI 88 0-0 ③ P5			B SL 79 B SI 89 B SI 88 B SI 87 4-0 BB			3	0	1	0	1	0	4
15 Dustin Pedroia, R (1, 4) OBP: 0.362, SLG: 0.475	D FF 90 B SL 85 C SL 86 F SL 84 F SL 85 1 SAFE B FC 90 F SL 85 1 SAFE 4-2 B SI 90 1-2 BB		B FC 90 F SL 83 X SL 84 1-1 ① F7		C FC 88 X CH 79 0-1 ① P4		B SI 89 C SI 89 X SI 90 1-1 ③ F9			3	0	0	0	1	0	1
34 David Ortiz, L (1, 10) OBP: 0.367, SLG: 0.480	B SI 89 C CH 79 X SL 86 1-1 ① F6		B CH 78 X CH 79 1-0 ② G6-3		C FF 87 F SL 84 B CU 76 B FC 91 F CH 79 X SL 84 2-2 ② F7			F SI 98 C FS 90 B FS 88 F SI 99 S FS 87 1-3 ① K		4	0	0	0	0	1	2
20 Kevin Youkilis, R (1, 3) OBP: 0.385, SLG: 0.572	C FF 93 F SL 86 F FC 92 C CH 80 0-3 ② K		B SL 86 B FC 90 C SL 84 X SL 84 2-1 1B		F FC 92 F FF 93 B CH 80 B CH 80 C SL 86 2-3 ③ K			B SI 99 F SI 98 F SI 98 B SI 98 F SI 97 S FS 86 2-3 ② K		4	0	1	0	0	3	2
44 Jason Bay, R (1, 7) OBP: 0.376, SLG: 0.522 55 Jeff Bailey, R (6, 7) OBP: 0.353, SLG: 0.286	B FC 91 C CU 74 S FC 91 S CU 76 1-3 ③ K		X FC 90 0-0 ③ F8			B FF 89 B SL 82 C SL 82 X FC 89 2-1 ① F8		B SI 97 S SI 97 X SI 97 1-1 ③ G5-3		3 1	0 0	0 0	0 0	0 0	1 0	3 0
12 Jed Lowrie, S (1, 5) OBP: 0.368, SLG: 0.463		C FC 89 S CH 80 B CH 82 B SL 88 F CH 80 B SL 86 C SL 85 3-3 ① K		C SL 88 B SI 89 F SL 84 F CU 76 X FC 90 1-2 ① G4-3		C SI 88 F SL 85 B CU 77 B CH 80 X SL 85 2-2 ② F7			B FF 89 C FF 90 F FF 90 B SL 84 B FF 90 X FF 89 3-2 WP 1B	4	0	1	0	0	1	0
Jason Varitek, S (1, 2) OBP: 0.314, SLG: 0.369 Kevin Cash, R (6, 2) OBP: 0.286, SLG: 0.333		C SL 86 B SL 87 B SL 84 B CH 80 C SL 83 B FF 93 4-2 HBP BB		B SL 83 X SL 83 1-0 ② P4		B SL 85 B CH 80 X SL 83 2-0 ③ P1			C FF 90 B FF 90 D FF 90 F FF 89 X FF 89 2-2 ① P3	2 1	0 0	0 0	0 0	1 0	0 0	0 1
Alex Cora, L (1, 6) OBP: 0.398, SLG: 0.370		B SI 89 F SI 88 C SL 85 H SL 86 2-2 1-2 HBP		B FC 90 C SL 84 F SI 89 F CU 77 X SL 82 1-2 2B			B SI 88 C SI 88 B SL 80 F SI 88 F SI 89 X SL 82 2-2 ① L5		B FF 89 F FF 88 B FF 89 F FF 88 F FF 88 F FF 89 B SL 83 T FF 89 3-2 ② K 1-2	3	0	1	0	0	1	1
Coco Crisp, S (1, 8) OBP: 0.316, SLG: 0.382		B SI 89 X SL 84 1-0 ② F7		C CU 72 B SL 84 B CH 78 C SI 87 D CU 80 F SL 84 B FC 90 4-2 BB			C SI 89 B SL 81 X SL 80 1-1 ② G1-6-3		C FF 90 F FF 88 C FF 89 0-3 ③ K	3	0	0	0	1	1	3
Inning Stats	R: 0 E: 0 K: 2 S: 16 H: 1 LOB: 2 BB: 1 P: 25	R: 0 E: 0 K: 1 S: 13 H: 0 LOB: 2 BB: 1 P: 25	R: 0 E: 0 K: 0 S: 6 H: 1 LOB: 1 BB: 0 P: 10	R: 0 E: 0 K: 0 S: 13 H: 1 LOB: 2 BB: 1 P: 20	R: 0 E: 0 K: 1 S: 9 H: 0 LOB: 0 BB: 0 P: 13	R: 0 E: 0 K: 0 S: 6 H: 0 LOB: 0 BB: 0 P: 12	R: 0 E: 0 K: 0 S: 8 H: 0 LOB: 1 BB: 1 P: 16	R: 0 E: 0 K: 2 S: 10 H: 0 LOB: 0 BB: 0 P: 14	R: 0 E: 0 K: 2 S: 14 H: 1 LOB: 1 BB: 0 P: 22	1B: 3 2B: 1 3B: 0 HR: 0 SF: 0 SAC: 0 DP: 0 HBP: 1						WP: 1 PB: 0 SB: 0 CS: 0 PA: 36	

PITCHER		IP	WLS	BF	H	R	ER	SO	BB	IBB	HBP	BLK	WP	HR	S	P	ERA	WHIP
51 Jesse Litsch, R ERA: 4.01	(1, 1)	6.0	W	25	3	0	0	4	3	0	1	0	0	0	63	105	0.00	1.000
39 Jesse Carlson, L ERA: 2.15	(7, 1)	1.0		4	0	0	0	0	1	0	0	0	0	0	8	16	0.00	1.000
22 Brandon League, R ERA: 1.99	(8, 1)	1.0		3	0	0	0	2	0	0	0	0	0	0	10	14	0.00	0.000
52 B.J. Ryan, L ERA: 2.8	(9, 1)	1.0		4	1	0	0	2	0	0	0	0	1	0	14	22	0.00	1.000

PITCHER	IP	WLS	BF	H	R	ER	SO	BB	IBB	HBP	BLK	WP	HR	S	P	ERA	WHIP

TOP

Boston Red Sox @ Toronto Blue Jays

Rogers Centre, Toronto, ON

Sat Aug 23 2008, 1:07 PM EDT
Att. 44,896 - Sunny - 79 F

livebaseballscorecards.com

AB	31
R	0
H	4
RBI	0
BB	4
SO	8
LOB	17

Batter	1	2	3	4	5	6	7	8	9	AB	R	H	RBI	BB	SO	LOB
19 Marco Scutaro, R (1, 4) OBP: 0.349, SLG: 0.352	C FF 92 B SI 92 X CU 74 1-1 ① G1-3	B FC 91 B FC 90 F FC 90 F CU 77 F FF 94 D FC 92 B FC 91 4-2 BB	X CU 77 0-0 ② SF9 3-H		C CH 77 F CH 76 F CU 79 X FF 88 0-2 HR	X SI 91 0-0 ③ G6-3				3	1	1	2	1	0	0
19 José Bautista, R (1, 5) OBP: 0.320, SLG: 0.398	C FF 93 B FC 90 B CU 76 B FC 90 F SI 91 X FF 93 3-2 ② F8	B CU 78 C CU 77 F FC 91 B SI 93 F CU 76 X FC 90 2-2 ② SF9 3-H	F CH 75 S FF 88 D CU 78 C FF 88 1-3 ③ K		B FF 89 B CU 79 C CU 79 X FF 88 2-1 ① P4		C SI 87 X SI 86 0-1 ① G5-3			4	0	0	1	0	1	1
15 Alex Rios, R (1, 9) OBP: 0.338, SLG: 0.451	C SI 93 C FC 91 B FF 95 B CU 76 F FC 91 X SI 93 2-2 10 HR 1B	1 SAFE C SI 91 B FC 89 B FC 88 F CU 76 F FF 90 C CU 76 2-3 ③ K		B FF 88 B CH 75 C FF 88 S CH 74 X FF 87 2-2 26 G4-3 35 1B 2B	C FF 89 B FF 90 F FF 89 B CU 80 F FF 90 B CH 77 X FF 90 3-2 ② P4		C SI 86 B CH 80 B CH 80 C SI 89 X SI 90 2-2 10 FC5-4 1B			5	2	3	0	0	1	1
10 Vernon Wells, R (1, 8) OBP: 0.331, SLG: 0.462	X FF 93 0-0 1-H HR		B SI 92 C FC 89 B FC 89 S CU 75 F FF 93 B CU 77 F FC 88 X SI 90 3-2 26 E 26 1B 20 G6-3 1B	X FF 88 0-0 26 G4-3 35 1B 1B	X FF 88 0-0 HR		B SI 86 B SI 88 C SI 87 F SI 87 X CH 78 2-2 ② FC5-4 1-2f			5	4	4	3	0	0	1
26 Adam Lind, L (1, 7) OBP: 0.341, SLG: 0.529	B FF 94 B SI 93 B FF 94 B SI 92 4-0 20 HBP BB		X SI 92 0-0 E6 35 2B 1-3 1B	B FF 88 X CU 77 1-0 ① G4-3 1-2 2-3	C FF 92 B FF 91 X SI 92 1-1 20 BB 1B		B SL 79 B SI 88 B SI 86 C SI 86 C SI 87 F SI 88 X SI 87 3-2 ③ F8			4	1	2	0	1	0	3
20 Rod Barajas, R (1, 2) OBP: 0.305, SLG: 0.419	S FF 94 S CU 78 H FC 90 1-2 1-2 HBP		F CU 76 F CU 75 X FF 92 0-2 ① G6-3 3-H	C FF 88 C FF 89 S FF 90 0-3 ② K	D FF 88 B SI 90 B SI 91 C SI 92 F FF 92 F FC 91 B SI 89 4-2 1-2 BB			S FF 96 F FF 96 B FF 96 F FF 96 B FF 93 C CU 77 2-3 ① K		3	0	0	1	1	2	3
35 Lyle Overbay, L (1, 3) OBP: 0.370, SLG: 0.410	C FC 89 F FC 90 S CU 78 0-3 ③ K		C FF 92 B SI 91 B SI 91 B SI 91 S FC 87 X FF 92 3-2 36 2B 2-H 2B	B CH 76 D CH 76 B CH 77 C FF 88 C FF 88 X FF 90 3-2 36 1B 2-H 3-H 1B	B FC 90 C SL 90 F FS 85 X FF 92 1-2 ③ L5			B FF 96 X FF 95 1-0 ② L7		5	1	2	3	0	1	4
36 Kevin Mench, R (1, 10) OBP: 0.313, SLG: 0.357		B FF 92 B SI 90 X SI 90 2-0 6 G6-3 19 SF9 2B	C FC 89 X FC 90 0-1 6 1B 19 SF9 2-H 2B	C FF 88 F FF 88 X CH 78 0-2 1-2 1B		B SI 91 C FC 90 C SI 89 S FF 92 1-3 ① K		C FF 95 F FF 94 B FF 96 X FF 96 1-2 ③ L4		5	2	3	1	0	1	0
6 John McDonald, R (1, 6) OBP: 0.276, SLG: 0.306		C FF 93 L FC 91 B FC 90 F FF 93 B FF 93 F FC 90 X CU 78 2-2 ① G6-3 2-3	B SI 91 B FC 88 X SI 89 2-0 2-3 1B	B CU 77 B FF 89 C FF 88 S CH 76 S FF 90 2-3 ③ K		C FC 91 B FC 89 C SL 90 F SI 90 B SL 87 F FC 88 X FF 92 2-2 ② F9				4	0	1	0	0	1	3
Inning Stats	R: 2 E: 0 K: 1 S: 15 H: 2 LOB: 2 BB: 1 P: 26	R: 1 E: 0 K: 1 S: 17 H: 1 LOB: 1 BB: 1 P: 29	R: 4 E: 1 K: 1 S: 19 H: 5 LOB: 1 BB: 0 P: 28	R: 2 E: 0 K: 2 S: 17 H: 4 LOB: 2 BB: 0 P: 25	R: 2 E: 0 K: 0 S: 19 H: 3 LOB: 2 BB: 1 P: 30	R: 0 E: 0 K: 1 S: 9 H: 0 LOB: 0 BB: 0 P: 12	R: 0 E: 0 K: 0 S: 12 H: 1 LOB: 1 BB: 0 P: 19	R: 0 E: 0 K: 1 S: 8 H: 0 LOB: 0 BB: 0 P: 12								

BOTTOM

Boston Red Sox @ Toronto Blue Jays

Rogers Centre, Toronto, ON

Sat Aug 23 2008, 1:07 PM EDT
Att. 44,896 - Sunny - 79 F

livebaseballscorecards.com

AB	38
R	11
H	16
RBI	11
BB	3
SO	7
LOB	16

1B: 9 SF: 2
2B: 4 SAC: 0
3B: 0 DP: 0
HR: 3 HBP: 1

WP: 0 PA: 44
PB: 0
SB: 0
CS: 0

PITCHER		IP	WLS	BF	H	R	ER	SO	BB	IBB	HBP	BLK	WP	HR	S	P	ERA	WHIP
31 Jon Lester, L ERA: 3.49	(1, 1)	2.1	L	18	8	7	7	2	2	0	1	0	0	1	47	78	27.00	4.286
59 Chris Smith, R ERA: 5.06	(3, 1)	2.1		13	6	4	4	3	0	0	0	0	0	2	32	46	15.43	2.571
50 Mike Timlin, R ERA: 5.12	(5, 1)	1.1		6	1	0	0	1	1	0	0	0	0	0	17	26	0.00	1.500
48 Javier López, L ERA: 2.98	(7, 1)	1.0		4	1	0	0	0	0	0	0	0	0	0	12	19	0.00	1.000
17 Manny Delcarmen, R ERA: 4.36	(8, 1)	1.0		3	0	0	0	1	0	0	0	0	0	0	8	12	0.00	0.000

PITCHER	IP	WLS	BF	H	R	ER	SO	BB	IBB	HBP	BLK	WP	HR	S	P	ERA	WHIP

Batter	1	2	3	4	5	6	7	8	9	10	11	AB	R	H	RBI	BB	SO	LOB
2 Jacoby Ellsbury, L (1, 9) OBP: 0.327, SLG: 0.361	C SI 94 B SI 96 B SI 94 F SI 94 C SI 96 2-3 K		S B FF 96 X FF 95 1-1 F4		B FF 93 B KC 80 F FF 93 B KC 82 X FF 93 3-1 F8		B SI 94 B CH 87 C SI 93 B FF 93 C SI 94 X KC 82 3-2 G5-3		S SI 89 S SI 90 F SI 90 1 SAFE F SI 91 B SI 90 B SI 90 B CU 76 C CU 76 3-3 K			5	0	0	0	0	2	3
15 Dustin Pedroia, R (1, 4) OBP: 0.363, SLG: 0.479	C SI 95 F FF 96 X KC 83 0-2 G4-3		X FF 96 0-0 1-H 2-H HR		C SI 94 C KC 81 B FF 95 F SI 94 F FF 96 B KC 83 B KC 83 B KC 84 4-2 BB		C SI 94 X CH 88 0-1 G5-3			F FF 90 B FF 90 X FF 89 1-1 G5-3		4	1	1	3	1	0	0
34 David Ortiz, L (1, 10) OBP: 0.364, SLG: 0.479	C SI 96 B CH 89 F SI 98 S KC 84 1-3 K		C KC 82 B KC 83 X SI 94 1-1 20 1B 2B		F FF 96 1 SAFE C KC 81 F KC 80 X KC 81 0-2 F7		B CH 87 F SI 95 S FF 94 S FF 95 1-3 K			S FF 89 X FF 90 0-1 P4		5	1	1	0	0	2	1
20 Kevin Youkilis, R (1, 3) OBP: 0.383, SLG: 0.568		C FF 95 X SI 95 0-1 G6-3	B KC 81 D B SI 96 C SI 96 X SI 94 3-1 44 1B 2-H 1B		X FF 94 0-0 G5-3			B SI 90 C SI 91 B SI 91 B SI 91 T SI 92 X SI 91 3-2 P4		C FF 90 C FF 90 B FF 88 X FF 88 1-2 G5-3		5	0	1	1	0	0	1
44 Jason Bay, R (1, 7) OBP: 0.377, SLG: 0.521		X SI 95 0-0 12 G4-6-3 1B	B KC 85 X SI 95 1-0 1-2 1B			B CH 87 C KC 80 B KC 81 F FF 94 B KC 82 F FF 94 C SI 94 3-3		B SI 91 F SI 92 B SI 91 X SI 91 2-1 G1-3			F SI 97 B SI 97 F SI 98 X FS 87 1-2 F9	5	0	2	0	0	1	0
12 Jed Lowrie, S (1, 5) OBP: 0.364, SLG: 0.474		F FF 96 S KC 81 B FF 96 X KC 80 1-2 G4-6-3 1-2f	C SI 96 B KC 82 B SI 95 X SI 94 2-1 F8			C CH 87 C KC 81 S KC 82 0-3 K		B SI 90 C SI 90 S CU 76 X CU 77 1-2 G4-3			B SL 89 F SI 96 X FS 89 1-1 HR	5	1	1	1	0	1	3
Jason Varitek, S (1, 2) OBP: 0.315, SLG: 0.370			C SI 93 X SI 93 0-1 G4-3	B SI 94 B FF 94 F FF 94 C KC 82 F KC 81 S KC 82 2-3 K		X KC 82 0-0 1B			X SI 89 0-0 FC5-6 1B		B SI 99 T SI 98 F SI 98 S FS 87 1-3 K2-3	5	0	2	0	0	2	0
Alex Cora, L (1, 6) OBP: 0.389, SLG: 0.354			B FF 94 B SI 94 C FF 94 F SI 95 B SI 95 B SI 95 4-2 BB 15 HR BB	C SI 95 B SI 95 X SI 94 1-1 G4-3		C FF 94 X FF 94 0-1 L4			L 1 SAFE X SI 89 0-1 FC5-6 FC6-4 1-2f		F SI 98 X SI 98 0-1 G4-3	4	1	0	0	1	0	2
Coco Crisp, S (1, 8) OBP: 0.319, SLG: 0.392			B SI 94 F SI 95 C KC 79 B B B 4-2 1-2 15 HR BB	C SI 95 B FF 94 C SI 93 S KC 82 1-3 K			B FF 94 X FF 93 1-0 HR		B SI 90 X SI 89 1-0 FC6-4 1-2f			3	2	1	1	1	1	1
Inning Stats	R: 0 E: 0 K: 2 S: 9 H: 0 LOB: 0 BB: 0 P: 12	R: 0 E: 0 K: 0 S: 6 H: 1 LOB: 0 BB: 0 P: 7	R: 4 E: 0 K: 0 S: 16 H: 4 LOB: 2 BB: 2 P: 32	R: 0 E: 0 K: 2 S: 9 H: 0 LOB: 0 BB: 0 P: 13	R: 0 E: 0 K: 0 S: 11 H: 0 LOB: 1 BB: 1 P: 18	R: 0 E: 0 K: 2 S: 10 H: 1 LOB: 1 BB: 0 P: 13	R: 1 E: 0 K: 1 S: 9 H: 1 LOB: 0 BB: 0 P: 14	R: 0 E: 0 K: 0 S: 8 H: 0 LOB: 0 BB: 0 P: 14	R: 0 E: 0 K: 1 S: 9 H: 1 LOB: 1 BB: 0 P: 13	R: 0 E: 0 K: 0 S: 7 H: 0 LOB: 0 BB: 0 P: 9	R: 1 E: 0 K: 1 S: 10 H: 1 LOB: 0 BB: 0 P: 13	1B: 5 2B: 1 3B: 0 HR: 3 SF: 0 SAC: 0 DP: 1 HBP: 0				WP: 0 PB: 0 SB: 0 CS: 0	PA: 44	

PITCHER	IP	WLS	BF	H	R	ER	SO	BB	IBB	HBP	BLK	WP	HR	S	P	ERA	WHIP
A.J. Burnett, R (1, 1) ERA: 4.58	7.0		30	7	5	5	7	3	0	0	0	0	2	70	109	6.43	1.429
37 Scott Downs, L (8, 1) ERA: 1.34	2.0		7	1	0	0	1	0	0	0	0	0	0	17	27	0.00	0.500
52 B.J. Ryan, L (10, 1) ERA: 2.74	1.0		3	0	0	0	0	0	0	0	0	0	0	7	9	0.00	0.000
22 Brandon League, R (11, 1) ERA: 2.28	1.0	L	4	1	1	1	1	0	0	0	0	0	1	10	13	9.00	1.000

PITCHER	IP	WLS	BF	H	R	ER	SO	BB	IBB	HBP	BLK	WP	HR	S	P	ERA	WHIP

TOP

Boston Red Sox @ Toronto Blue Jays

Rogers Centre, Toronto, ON

Sun Aug 24 2008, 1:07 PM EDT

Att. 44,521 - Roof Closed - 68 F

livebaseballscorecards.com

AB	41
R	6
H	9
RBI	6
BB	3
SO	9
LOB	11

Batter	1	2	3	4	5	6	7	8	9	10	11	AB	R	H	RBI	BB	SO	LOB
1 Joe Inglett, L (1, 4) OBP: 0.361, SLG: 0.422	C SI 90 C SI 90 B FS 81 B SI 91 S SI 88 2-3 ① **K**		B FF 90 F FF 90 B SI 91 B FF 89 X FF 90 3-1 ① **G4-3**		B FC 89 F FF 92 S FS 82 C FF 92 1-3 ② **K**		S SI 90 B SL 82 B SL 81 X SI 88 2-1 ② **F9**			X FF 93 0-0 ① **G3**		5	0	0	0	0	2	0
19 Marco Scutaro, R (1, 5) OBP: 0.350, SLG: 0.352	F FF 90 B SL 81 X SI 90 1-1 **10 HR 1B**		X FF 91 0-0 ② **F8**		C FC 88 B SL 83 B SL 85 B FF 93 X FF 93 3-1 ③ **G1-6-3**		B FF 91 C SL 78 X SL 82 1-1 **1B**			C FF 93 B SL 85 X FF 94 1-1 ② **L9**		5	1	2	0	0	0	0
15 Alex Rios, R (1, 9) OBP: 0.337, SLG: 0.448	B SL 79 D FC 87 X FC 87 2-0 ② **P6**		B SL 84 C FF 92 B SI 92 B SL 83 F FF 93 S SL 83 3-3 ③ **K**			F FF 94 B SL 83 S FC 91 B SL 81 F FC 89 X FF 93 2-2 **10 2B 1B**	F SL 80 X FF 92 0-1 ③ **F8**			F FF 94 F FF 95 X FF 94 0-2 ③ **L7**		5	1	1	0	0	1	2
10 Vernon Wells, R (1, 8) OBP: 0.335, SLG: 0.475	B SL 81 X SL 79 1-0 **1-H HR**			S FC 88 C SL 81 S FC 90 0-3 ① **K**		F SI 92 X FC 87 0-1 **26 G4-3 20 2B 1-H 2B**	C SI 89 B SI 90 F SL 82 X SI 91 1-2 ① **G5-3**			B FF 95 B FF 93 C FF 95 C CU 75 B FF 95 B FF 94 4-2 **26 FC3-6 BB**		4	2	2	3	1	1	0
26 Adam Lind, L (1, 7) OBP: 0.333, SLG: 0.517	B FF 91 C FF 91 F SI 92 X SI 92 1-2 ③ **L7**			C FF 93 X SL 84 0-1 ② **L9**		C FF 94 B FF 94 X FF 93 1-1 ① **G4-3** 2-3	B FF 87 C CU 76 B FF 88 X FF 88 2-1 ② **F7**			F FF 92 1 SAFE B FF 94 F CU 74 F FF 95 F FF 96 D CU 76 F FF 94 X CH 81 2-2 ① **FC3-6** 1-2f		5	0	0	0	0	0	2
35 Lyle Overbay, L (1, 3) OBP: 0.370, SLG: 0.419		X SI 92 0-0 **2B**		C FC 88 X FC 89 0-1 **HR**		C FF 94 B FF 94 S SL 85 D FS 85 B FF 93 F SL 83 S SI 92 3-3 ② **K**	B CU 76 B CU 76 C CU 76 B FF 88 C CU 76 S FF 88 3-3 ③ **K**			B CH 81 B FF 94 F CH 83 B FF 94 F FF 94 X FF 95 3-2 ② **F8**		5	1	2	1	0	2	2
Matt Stairs, L (1, 10) OBP: 0.343, SLG: 0.396 19 José Bautista, R (9, PH) OBP: 0.318, SLG: 0.396 (10, 10)		B SI 91 S SI 90 X FS 81 1-1 ① **L3**		B SL 83 C FF 93 F FF 93 B FS 83 B FF 93 F SL 84 X FF 93 3-2 **20 FC5-4 1B**		I IN 74 I IN 73 I IN 74 I IN 72 4-0 **20 2B IBB**			X FF 93 0-0 ① **G6-3**	C FF 96 B CU 79 B CU 79 B FF 95 S FF 96 S FF 96 3-3 ③ **K**		2 2	0 0	1 0	0 0	1 1	0 1	1 1
20 Rod Barajas, R (1, 2) OBP: 0.304, SLG: 0.420		C SI 91 S SL 81 F SI 92 F SL 81 T SL 81 0-2 ② **K**		B FF 91 F FF 92 S SL 83 X SL 82 1-2 ③ **FC5-4** 1-2f		B FF 92 C FF 93 F FF 93 D SL 83 B FF 93 F SL 83 X FF 94 3-2 ③ **2B** 1-H 3-H			B FF 94 S SL 85 B FF 94 X FF 94 2-1 ② **G5-3**			4	0	1	1	0	1	2
6 John McDonald, R (1, 6) OBP: 0.268, SLG: 0.297		B FF 91 F FF 92 B FF 91 B SI 92 C FF 92 F SL 82 C SI 93 3-3 ③ **K**			C SL 82 B FF 91 F SI 92 S SL 83 1-3 ① **K2-3**		B FF 91 B FF 91 B FF 90 C FF 89 C FF 90 F FF 91 X FF 90 3-2 ① **L4**			C FF 94 B FF 93 B SL 86 X FF 93 2-1 ③ **G6-3**		4	0	0	0	0	2	1
Inning Stats	R: 2 E: 0 K: 1 S: 10 H: 2 LOB: 0 BB: 0 P: 17	R: 0 E: 0 K: 2 S: 12 H: 1 LOB: 1 BB: 0 P: 16	R: 0 E: 0 K: 1 S: 6 H: 0 LOB: 0 BB: 0 P: 12	R: 1 E: 0 K: 1 S: 14 H: 2 LOB: 1 BB: 0 P: 18	R: 0 E: 0 K: 2 S: 8 H: 0 LOB: 0 BB: 0 P: 13	R: 2 E: 0 K: 1 S: 16 H: 3 LOB: 2 BB: 1 P: 29	R: 0 E: 0 K: 0 S: 10 H: 1 LOB: 1 BB: 0 P: 16	R: 0 E: 0 K: 1 S: 8 H: 0 LOB: 0 BB: 0 P: 14	R: 0 E: 0 K: 0 S: 5 H: 0 LOB: 0 BB: 0 P: 9	R: 0 E: 0 K: 0 S: 6 H: 0 LOB: 0 BB: 0 P: 7	R: 0 E: 0 K: 1 S: 14 H: 0 LOB: 1 BB: 1 P: 26	1B: 4 2B: 3 3B: 0 HR: 2 SF: 0 SAC: 0 DP: 0 HBP: 0			WP: 0 PB: 0 SB: 0 CS: 0	PA: 43		

PITCHER		IP	WLS	BF	H	R	ER	SO	BB	IBB	HBP	BLK	WP	HR	S	P	ERA	WHIP
18 Daisuke Matsuzaka, R ERA: 2.98	(1, 1)	6.0		26	8	5	5	8	0	1	0	0	0	2	66	105	7.50	1.333
63 Justin Masterson, R ERA: 3.24	(7, 1)	1.1		5	1	0	0	0	0	0	0	0	0	0	13	20	0.00	0.750
37 Hideki Okajima, L ERA: 2.81	(8, 1)	0.2		2	0	0	0	1	0	0	0	0	0	0	5	10	0.00	0.000
58 Jonathan Papelbon, R ERA: 1.75	(9, 1)	2.0	W	6	0	0	0	0	0	0	0	0	0	0	11	16	0.00	0.000
17 Manny Delcarmen, R ERA: 4.28	(11, 1)	1.0	S	4	0	0	0	1	1	0	0	0	0	0	14	26	0.00	1.000

PITCHER	IP	WLS	BF	H	R	ER	SO	BB	IBB	HBP	BLK	WP	HR	S	P	ERA	WHIP

BOTTOM

Boston Red Sox @ Toronto Blue Jays

Rogers Centre, Toronto, ON

Sun Aug 24 2008, 1:07 PM EDT
Att. 44,521 - Roof Closed - 68 F

livebaseballscorecards.com

AB	41
R	5
H	9
RBI	5
BB	2
SO	10
LOB	11

Batter	1	2	3	4	5	6	7	8	9	AB	R	H	RBI	BB	SO	LOB
2 Jacoby Ellsbury, L (1, 9) OBP: 0.325, SLG: 0.358	C FC 87 C FC 87 B SL 82 X CU 73 1-2 G4-3 ①	X FF 90 0-0 15 FC5 1-2 2-H 1B		C CU 74 B FC 89 B FC 89 S SL 80 C FC 90 2-3 K ②		C FF 93 B SL 86 X SL 87 1-1 F8 ①	P PO 88 C FC 91 1-1 CS ③ 1-2	X SI 90 0-0 P4 ①	B CH 75 C FF 87 T FF 87 F CH 77 C FF 89 1-3 K ②	6	0	1	1	0	2	3
15 Dustin Pedroia, R (1, 4) OBP: 0.361, SLG: 0.474	C CU 73 X CU 73 0-1 G3 ②	X FF 91 0-0 FC5 ③ 1-2 2-3f		1 SAFE B FC 88 X CH 80 1-0 G5-3 ③		C SL 88 F FF 95 B SL 90 B SL 88 F FF 97 B SL 89 F FF 96 B FF 95 4-2 20 BB 34 BB 44 SF7 BB		C FF 90 X SL 82 0-1 G5-3 ②	B FF 88 B SL 79 X FF 86 2-0 L5 ③	5	1	0	0	1	0	5
34 David Ortiz, L (1, 10) OBP: 0.370, SLG: 0.487	B FC 89 C FC 89 B FC 89 B FC 90 B FC 89 4-1 20 BB BB		S SL 80 B CU 74 B CH 78 B SL 81 X FC 89 3-1 20 2B 2B		C SL 80 B FC 88 X FF 88 1-1 F9 ①	1 SAFE 1 SAFE B SL 86 B FF 94 B FF 93 C FF 92 S FF 93 B SL 88 4-2 20 BB 1-2 BB		C FF 91 X SI 90 0-1 44 E 2B		3	1	2	0	2	0	0
20 Kevin Youkilis, R (1, 5) (7, 3) OBP: 0.387, SLG: 0.570	B CU 73 B CU 73 B FC 88 C FC 89 F FC 89 B CU 73 4-2 1-2 BB		B FC 89 B FF 90 C FC 89 X FC 89 2-1 44 1B 2-H 2B		C FC 89 F CH 80 B FC 88 B FC 88 X CU 74 2-2 G6-3 ②	C FF 94 B FF 95 D SL 89 B FF 94 B FF 95 4-1 1-2 2-3 BB		I IN 77 I IN 76 I IN 76 I IN 78 4-0 44 E IBB		2	1	1	1	3	0	0
44 Jason Bay, R (1, 7) OBP: 0.377, SLG: 0.521	D FC 90 F FC 90 B SL 84 S FC 89 B FC 90 X FC 89 3-2 F9 ③		S CU 77 C SL 84 X FC 88 0-2 12 G4-3 2-H 1B		C CU 74 B CH 81 S CH 79 B FF 89 X FF 90 2-2 12 1B 1B	B SL 91 X FF 95 1-0 SF7 ② 3-H		B FF 90 B SL 80 X SI 89 2-0 E5 1-2 2-3		4	1	2	2	0	0	4
12 Jed Lowrie, S (1, 6) (7, 5) OBP: 0.359, SLG: 0.465		B FC 87 C SI 87 C CU 74 B FC 88 C FC 88 2-3 K ①	C CU 76 1 SAFE C FC 88 B FC 88 F SL 83 X FC 89 1-2 G4-3 ①② 1-2f		1 SAFE S CH 80 X CU 76 0-1 1B 55 1B 1-2 1B	B FF 96 S FF 89 C FF 96 B FF 96 F FF 95 B CH 87 F FF 95 X FF 95 3-2 F8 ③		C FF 90 D CH 80 X CH 81 1-1 L4 ③		5	1	1	0	0	1	6
Coco Crisp, S (1, 8) OBP: 0.323, SLG: 0.396		F CU 76 B FC 89 X FC 90 1-1 L9 ②	C FC 89 F CH 81 C FC 88 0-3 K ③		B FC 90 S CH 82 B FC 89 X FF 89 2-1 55 S 55 1B 1-3 2-H 1B		L FF 92 C FC 92 X KC 80 0-2 2 CS 1B		X FF 88 0-0 1B 1B	5	1	3	1	0	1	0
55 Jeff Bailey, R (1, 3) OBP: 0.381, SLG: 0.333 Alex Cora, L (7, 6) OBP: 0.386, SLG: 0.351		C FC 90 C FF 90 B FF 91 X SL 81 1-2 1B 2 1B 1B		C FC 87 B FC 88 F SL 81 B FC 88 B FC 88 X FC 88 3-2 G4-3 ①	1 SAFE C FC 86 F FC 89 B FC 90 X CH 81 1-2 1-H 3-H 1B		1 SAFE 1 SAFE B FC 91 C KC 78 1 SAFE C FC 91 C KC 79 1-3 K ①		1 SAFE X FF 87 0-0 L9 ①	4 1	1 0	2 0	2 0	0 0	1 0	1 1
Kevin Cash, R (1, 2) OBP: 0.298, SLG: 0.339		C CU 76 B FC 89 F FC 88 X FC 89 1-2 15 FC5 2 1B 1-2 1B		B CU 74 B FC 88 B FF 88 B FC 88 4-0 BB	X FF 93 0-0 G5-3 ③		S FC 90 1 SAFE 1 SAFE B KC 77 S KC 77 S FC 91 1-3 K ②		P PO 83 S SL 80 B SL 80 1 SAFE T FF 88 B SL 78 F FF 87 F FF 88 X FF 88 3-2 1-2 1B	4	0	2	0	1	1	2

Inning Stats																																			
	R: 0	E: 0	K: 0	S: 11	H: 0	LOB: 2	BB: 2	P: 23	R: 1	E: 0	K: 1	S: 13	H: 3	LOB: 2	BB: 0	P: 18	R: 2	E: 0	K: 1	S: 14	H: 3	LOB: 0	BB: 0	P: 20	R: 0	E: 0	K: 1	S: 7	H: 0	LOB: 1	BB: 1	P: 17	R: 3	E: 0	K: 0	S: 16	H: 4	LOB: 1	BB: 0	P: 24
	R: 1	E: 0	K: 0	S: 15	H: 0	LOB: 2	BB: 3	P: 32	R: 0	E: 0	K: 2	S: 11	H: 1	LOB: 0	BB: 0	P: 13	R: 0	E: 1	K: 0	S: 8	H: 1	LOB: 3	BB: 1	P: 15	R: 0	E: 0	K: 1	S: 13	H: 2	LOB: 2	BB: 0	P: 18	1B: 11	2B: 3	3B: 0	HR: 0	SF: 1	SAC: 0	DP: 1	HBP: 0	WP: 0	PB: 0	SB: 1	CS: 1	PA: 48

PITCHER		IP	WLS	BF	H	R	ER	SO	BB	IBB	HBP	BLK	WP	HR	S	P	ERA	WHIP
Andy Pettitte, L ERA: 4.37	(1, 1)	4.2	L	26	10	6	6	3	3	0	0	0	0	0	60	101	11.57	2.786
38 Brian Bruney, R ERA: 2.38	(5, 1)	1.1		7	0	1	1	0	3	0	0	0	0	0	16	33	6.75	2.250
30 David Robertson, R ERA: 5.76	(7, 1)	1.0		3	1	0	0	2	0	0	0	0	0	0	11	13	0.00	1.000
36 Edwar Ramirez, R ERA: 3.59	(8, 1)	1.0		6	1	0	0	0	0	1	0	0	0	0	8	15	0.00	1.000
39 Chris Britton, R ERA: 4.3	(9, 1)	1.0		5	2	0	0	1	0	0	0	0	0	0	13	18	0.00	2.000

PITCHER	IP	WLS	BF	H	R	ER	SO	BB	IBB	HBP	BLK	WP	HR	S	P	ERA	WHIP

TOP

Boston Red Sox @ New York Yankees

Yankee Stadium, Bronx, NY

Tue Aug 26 2008, 7:05 PM EDT

Att. 55,058 - Partly Cloudy - 75 F

livebaseballscorecards.com

AB	39
R	7
H	14
RBI	7
BB	7
SO	6
LOB	22

Batter	1	2	3	4	5	6	7	8	9	AB	R	H	RBI	BB	SO	LOB
18 Johnny Damon, L (1, 8) OBP: 0.386, SLG: 0.463	C KN 64 C KN 64 F KN 64 F KN 64 F KN 57 B KN 65 F KN 64 X CU 56 1-2 HR	F KN 65 B KN 65 X KN 65 1-1 ③ G4-3			F KN 64 X KN 65 0-1 HR		B FF 95 B CH 81 B FF 95 B FF 93 4-0 BB 2 1B BB		C FF 93 F FF 94 S FF 94 0-3 ① K	4	2	2	2	1	1	2
2 Derek Jeter, R (1, 6) OBP: 0.352, SLG: 0.402	F KN 65 X KN 64 0-1 ① G5-3		B KN 63 X KN 63 1-0 ① P4		B KN 64 S KN 63 X KN 64 1-1 1B 1B		B FF 94 C FF 95 X CU 76 1-1 BB 1-2 1B		B FF 94 X SL 86 1-0 E5 FC4-6	5	0	2	0	0	0	0
Bobby Abreu, L (1, 9) OBP: 0.371, SLG: 0.467	C KN 65 B KN 65 X KN 64 1-1 ② G4-3		B KN 63 C KN 63 F KN 64 B KN 66 X KN 65 2-2 13 G6-4-3 1B		C KN 64 X KN 65 0-1 1-2 1B		B CH 79 B FF 94 F FF 94 F FF 93 D CU 76 B FF 94 4-2 13 G6-3 1-2 2-3 BB		B FF 95 C FF 95 B FF 95 X FF 95 2-1 ② FC4-6 1-2f	4	0	2	0	1	0	1
13 Alex Rodriguez, R (1, 5) OBP: 0.398, SLG: 0.583	S KN 65 C KN 65 F KN 66 C KN 66 0-3 ③ K		X KN 66 0-0 ② ③ G6-4-3 1-2f		S KN 66 D KN 65 F KN 66 B KN 67 1 SAFE F KN 66 X KN 66 2-2 ② F8		C SI 91 X SI 92 0-1 ② ③ G6-3 1-2f		F FF 95 B FF 95 F FF 94 B FF 95 S FF 95 2-3 ③ K	5	0	0	0	0	2	7
Jason Giambi, L (1, 3) OBP: 0.378, SLG: 0.497		B KN 64 B KN 64 C KN 64 B KN 64 X FF 72 3-1 ① G1-3		F KN 63 B KN 63 F KN 64 X KN 65 1-2 ① L9	F KN 66 B KN 66 B KN 65 F KN 65 B KN 66 X KN 66 3-2 ③ F8			B FF 93 B FF 92 B FF 91 C FF 91 X SI 89 3-1 E4 22 1B		4	0	0	0	0	0	2
22 Xavier Nady, R (1, 7) OBP: 0.384, SLG: 0.552		B KN 64 X FF 72 1-0 ② P3		B KN 64 B KN 63 C KN 63 B FF 72 F FF 71 B KN 66 4-2 BB		C SI 88 F CH 80 X SI 91 0-2 ① F8		C FF 92 X SL 85 0-1 1-2 1B	3	0	1	0	1	0	0
55 Hideki Matsui, L (1, 10) OBP: 0.392, SLG: 0.458		X KN 64 0-0 24 1B 26 1B 1B		X KN 65 0-0 ② F9		C SL 80 C SL 75 X CU 75 0-2 ② G4-3		B CU 76 C FF 87 B CU 76 F FF 88 F FF 88 D CU 77 F FS 84 C CU 76 3-3 ① K	4	1	1	0	0	1	3
24 Robinson Canó, L (1, 4) OBP: 0.307, SLG: 0.409		C KN 64 B KN 65 C KN 64 X KN 66 1-2 26 1B 1-2 1B		C KN 65 X KN 65 0-1 ③ G4-3		F SI 86 F SI 88 S SI 92 0-3 ③ K		B FF 88 F FF 88 F FF 88 B CU 76 B CU 75 X FF 88 3-2 ② F4	4	0	1	0	0	1	3
26 José Molina, R (1, 2) OBP: 0.277, SLG: 0.328 Ivan Rodriguez, R (7, PH) OBP: 0.327, SLG: 0.400 (8, 2)		B KN 64 B KN 64 F KN 64 X KN 65 2-1 1-3 2-H 1B			B KN 62 C FF 70 C KN 63 X KN 64 1-2 ① F8		F FF 96 B FF 96 F CU 76 B FF 92 S FF 94 2-3 ① K	X FF 95 0-0 ③ G1-3		2 2	0 0	1 0	1 0	0 0	0 1	0 2
Inning Stats	R: 1 E: 0 S: 15 H: 1 LOB: 0 P: 17	R: 1 E: 0 S: 11 H: 3 LOB: 2 P: 19	R: 0 E: 0 S: 5 H: 1 LOB: 0 P: 8	R: 0 E: 0 S: 8 H: 0 LOB: 1 P: 13	R: 1 E: 0 S: 16 H: 3 LOB: 2 P: 23	R: 0 E: 0 K: 1 S: 9 H: 0 LOB: 0 P: 9	R: 0 E: 0 K: 1 S: 9 H: 1 LOB: 2 P: 20	R: 0 E: 1 K: 1 S: 13 H: 1 LOB: 2 P: 22	R: 0 E: 1 K: 2 S: 9 H: 0 LOB: 1 P: 14	1B: 8 2B: 0 3B: 0 HR: 2	SF: 0 SAC: 0 DP: 2 HBP: 0	WP: 0 PB: 0 SB: 0 CS: 0	PA: 40				

PITCHER		IP	WLS	BF	H	R	ER	SO	BB	IBB	HBP	BLK	WP	HR	S	P	ERA	WHIP
49 Tim Wakefield, R ERA: 3.73	(1, 1)	5.0	W	23	8	3	3	1	1	0	0	0	0	2	55	80	5.40	1.800
48 Javier López, L ERA: 2.92	(6, 1)	1.0		3	0	0	0	1	0	0	0	0	0	0	9	9	0.00	0.000
17 Manny Delcarmen, R ERA: 4.25	(7, 1)	0.1		4	1	0	0	1	2	0	0	0	0	0	7	18	0.00	9.000
63 Justin Masterson, R ERA: 3.21	(7, 1)	0.2	H	3	1	0	0	0	0	0	0	0	0	0	6	9	0.00	1.500
37 Hideki Okajima, L ERA: 2.77	(8, 1)	0.2	H	2	0	0	0	1	0	0	0	0	0	0	8	14	0.00	0.000

PITCHER		IP	WLS	BF	H	R	ER	SO	BB	IBB	HBP	BLK	WP	HR	S	P	ERA	WHIP
58 Jonathan Papelbon, R ERA: 1.71	(8, 1)	1.1	S	5	0	0	0	2	0	0	0	0	0	0	10	15	0.00	0.000

BOTTOM

Boston Red Sox @ New York Yankees

Yankee Stadium, Bronx, NY

Tue Aug 26 2008, 7:05 PM EDT
Att. 55,058 - Partly Cloudy - 75 F

livebaseballscorecards.com

AB	37
R	3
H	10
RBI	3
BB	3
SO	6
LOB	20

Boston Red Sox @ New York Yankees

Yankee Stadium, Bronx, NY

Wed Aug 27 2008, 7:05 PM EDT

Att. 55,027 - Partly Cloudy - 72 F

livebaseballscorecards.com

Batter	1	2	3	4	5	6	7	8	9	AB	R	H	RBI	BB	SO	LOB
2 Jacoby Ellsbury, L (1, 9) OBP: 0.326, SLG: 0.359	F7	K			15 1B 20 BB 1B		K	15 HR 1B		5	2	2	0	0	2	0
15 Dustin Pedroia, R (1, 4) OBP: 0.363, SLG: 0.481	34 2B 44 2B 1B		G4-3		20 BB 34 BB 44 SF9 1B		K	HR		5	3	3	4	0	1	0
34 David Ortiz, L (1, 10) OBP: 0.376, SLG: 0.492	44 2B 2B		20 G5-4-3 BB		44 SF9 20 BB BB		G1-3	1B		3	1	2	0	2	0	0
20 Kevin Youkilis, R (1, 3) OBP: 0.387, SLG: 0.567	K		G5-4-3		BB			44 3B 1B L9		4	1	1	1	1	1	4
44 Jason Bay, R (1, 7) OBP: 0.377, SLG: 0.527	1B 2B			G5-3	SF9			SF8 3B G1-3		4	1	2	4	0	0	1
12 Jed Lowrie, S (1, 5) OBP: 0.366, SLG: 0.469	1B BB			2B	G3			BB 1B BB	K	3	1	1	0	2	1	2
Jason Varitek, S (1, 2) OBP: 0.316, SLG: 0.368	1B			F8	G3			2 1B 15 HR 1B BB	K	4	1	1	0	1	1	1
Alex Cora, L (1, 6) OBP: 0.370, SLG: 0.337		F9		G3	F9			SF8 3-H	G3	4	0	0	1	0	0	1
Coco Crisp, S (1, 8) OBP: 0.322, SLG: 0.394		G1-3			K	G3		2 1B 15 HR 1B		4	1	1	1	0	1	0
Inning Stats	R: 2 E: 0 K: 1 S: 16 H: 4 LOB: 2 BB: 1 P: 28	R: 0 E: 0 K: 1 S: 7 H: 0 LOB: 0 BB: 0 P: 10	R: 0 E: 0 K: 0 S: 9 H: 0 LOB: 0 BB: 1 P: 18	R: 0 E: 0 K: 0 S: 7 H: 1 LOB: 1 BB: 0 P: 9	R: 2 E: 0 K: 1 S: 13 H: 2 LOB: 2 BB: 2 P: 25	R: 0 E: 0 K: 0 S: 3 H: 0 LOB: 0 BB: 0 P: 7	R: 0 E: 0 K: 2 S: 13 H: 0 LOB: 0 BB: 0 P: 19	R: 7 E: 0 K: 0 S: 19 H: 6 LOB: 1 BB: 2 P: 41	R: 0 E: 0 K: 2 S: 9 H: 0 LOB: 0 BB: 0 P: 10	1B: 8 2B: 3 3B: 1 HR: 1 SF: 2 SAC: 0 DP: 1 HBP: 0						

	AB	36
	R	11
	H	13
	RBI	11
	BB	6
	SO	7
	LOB	9

WP: 0 PB: 0 SB: 0 CS: 0 PA: 44

PITCHER		IP	WLS	BF	H	R	ER	SO	BB	IBB	HBP	BLK	WP	HR	S	P	ERA	WHIP
Sidney Ponson, R ERA: 4.8	(1, 1)	4.2	L	23	7	4	4	3	4	0	0	0	0	0	51	89	7.71	2.357
36 Edwar Ramirez, R ERA: 3.49	(5, 1)	1.1		4	0	0	0	0	0	0	0	0	0	0	4	8	0.00	0.000
43 Damaso Marte, L ERA: 4.26	(7, 1)	1.0		3	0	0	0	2	0	0	0	0	0	0	13	19	0.00	0.000
41 Jose Veras, R ERA: 3.64	(8, 1)	0.1		6	3	5	5	0	2	0	0	0	0	0	9	23	135.00	15.000
30 David Robertson, R ERA: 6.31	(8, 1)	0.2		5	3	2	2	0	0	0	0	0	0	1	10	18	27.00	4.500

PITCHER		IP	WLS	BF	H	R	ER	SO	BB	IBB	HBP	BLK	WP	HR	S	P	ERA	WHIP
39 Chris Britton, R ERA: 4.02	(9, 1)	1.0		3	0	0	0	2	0	0	0	0	0	0	9	10	0.00	0.000

BOTTOM

Batter	1	2	3	4	5	6	7	8	9	AB	R	H	RBI	BB	SO	LOB
18 Johnny Damon, L (1, 8) OBP: 0.385, SLG: 0.461	F FF 85 F FF 86 B FF 86 B CU 74 B FF 87 C FF 85 3-3 ① K		S CH 79 B FF 86 C FF 87 B FF 89 X CH 80 2-2 ② P4		B SL 82 F FF 83 B CH 77 B FF 84 C FF 84 F FF 85 X FF 84 3-2 1B		B FF 95 B FF 94 B FF 92 C FF 94 X FF 93 3-1 ③ P5			4	0	1	0	0	1	0
2 Derek Jeter, R (1, 6) OBP: 0.351, SLG: 0.401	F FF 85 B FF 86 S FF 86 B FF 88 X FF 87 2-2 ② L9		C SL 80 X CU 75 0-1 1B		B FF 85 C CH 76 F FF 86 X CH 78 1-2 ① L4			B SI 88 F SI 89 B FF 90 B SI 88 F FF 91 X SI 89 3-2 ① G5-3		4	0	1	0	0	0	1
Bobby Abreu, L (1, 9) OBP: 0.370, SLG: 0.464	B FF 87 C FF 86 B CH 80 B CH 79 C FF 86 B FF 89 4-2 13 2B BB		1 SAFE C CH 79 C CU 75 X CH 80 0-2 ③ F9		S FF 85 X FF 86 0-1 ② F7			C FF 91 B SL 86 X FF 91 1-1 ② G6-3		3	1	0	0	1	0	2
13 Alex Rodriguez, R (1, 5) OBP: 0.399, SLG: 0.587	B SL 81 X FF 86 1-0 1-H 2B			B FF 85 F FF 86 B CU 77 S CU 77 X SL 83 2-2 G4-3 24 1B 2B	B FF 85 X FF 86 1-0 ③ F8			X SL 86 0-0 ③ G5-3		4	1	2	1	0	0	1
Jason Giambi, L (1, 3) OBP: 0.376, SLG: 0.503	C CU 74 C CU 76 F FF 87 S CH 79 0-3 ③ K			B FF 85 C SL 80 B CU 74 B SL 80 X FF 87 3-1 ① G4-3 2-3		B FF 85 F SL 78 B FF 86 F CU 73 F CH 79 X FF 87 2-2 ① G5-3			X FF 91 0-0 HR	4	1	1	1	0	1	2
22 Xavier Nady, R (1, 7) OBP: 0.383, SLG: 0.549		C FF 86 F CU 76 X FF 87 0-2 ① L8		F FF 87 F FF 87 B FF 84 S FF 87 1-3 ② K		C CU 73 B CU 73 F FF 86 B CH 78 S SL 80 2-3 ② K			C FF 91 B SL 86 F FC 90 X SL 86 1-2 24 F9 55 1B 1B	4	0	1	0	0	2	1
55 Hideki Matsui, L (1, 10) OBP: 0.393, SLG: 0.457		C FF 88 B CU 75 B CH 81 C SL 79 F FF 88 X FF 88 2-2 ② G3-1		B CU 76 B CH 80 D CU 75 C FF 86 B FF 88 4-1 24 1B BB		B FF 86 S SL 79 B FF 86 B CH 79 X FF 85 3-1 ③ F7			C FF 92 B FS 85 X FC 88 1-1 1-2 G4-6-3 1B	3	0	1	0	1	0	0
24 Robinson Canó, L (1, 4) OBP: 0.306, SLG: 0.408		F FF 88 B FF 87 F FF 88 S FF 89 1-3 ③ K		C FF 87 F FF 87 B SI 88 B FF 87 X CH 80 2-2 1-3 3-H 1B			C FF 95 B CH 84 B FF 95 B FF 94 C FF 94 S FF 95 3-3 ① K		X FC 89 0-0 2-3 F9 ①	4	0	1	1	0	2	2
Ivan Rodriguez, R (1, 2) OBP: 0.324, SLG: 0.395			C SL 79 X FF 86 0-1 ① G6-3	B FF 87 S CH 78 X FF 87 1-1 ③ F9			B FF 96 C FF 96 B FF 96 F FF 95 F FF 95 S FF 96 2-3 ② K		S SI 90 X SI 90 0-1 ② ③ G4-6-3 1-2f	4	0	0	0	0	1	4
Inning Stats	R: 1 E: 0 K: 2 S: 13 H: 1 LOB: 1 BB: 1 P: 23	R: 0 E: 0 K: 1 S: 10 H: 0 LOB: 0 BB: 0 P: 13	R: 0 E: 0 K: 0 S: 10 H: 1 LOB: 1 BB: 0 P: 12	R: 1 E: 0 K: 1 S: 14 H: 2 LOB: 2 BB: 1 P: 27	R: 0 E: 0 K: 0 S: 10 H: 1 LOB: 1 BB: 0 P: 15	R: 0 E: 0 K: 1 S: 9 H: 0 LOB: 0 BB: 0 P: 16	R: 0 E: 0 K: 2 S: 9 H: 0 LOB: 0 BB: 0 P: 17	R: 0 E: 0 K: 0 S: 6 H: 0 LOB: 0 BB: 0 P: 10	R: 1 E: 0 K: 0 S: 9 H: 3 LOB: 1 BB: 0 P: 11	1B: 5 2B: 2 3B: 0 HR: 1 SF: 0 SAC: 0 DP: 1 HBP: 0						WP: 0 PB: 0 SB: 0 CS: 0 PA: 36

PITCHER	IP	WLS	BF	H	R	ER	SO	BB	IBB	HBP	BLK	WP	HR	S	P	ERA	WHIP
36 Paul Byrd, R (1, 1) ERA: 4.55	6.0	W	25	5	2	2	5	2	0	0	0	0	0	66	106	3.00	1.167
17 Manny Delcarmen, R (7, 1) ERA: 4.18	1.0	H	3	0	0	0	2	0	0	0	0	0	0	9	17	0.00	0.000
50 Mike Timlin, R (8, 1) ERA: 5.09	2.0		8	3	1	1	0	0	0	0	0	0	1	15	21	4.50	1.500

PITCHER	IP	WLS	BF	H	R	ER	SO	BB	IBB	HBP	BLK	WP	HR	S	P	ERA	WHIP

Boston Red Sox @ New York Yankees

Yankee Stadium, Bronx, NY

Wed Aug 27 2008, 7:05 PM EDT
Att. 55,027 - Partly Cloudy - 72 F

livebaseballscorecards.com

AB	34
R	3
H	8
RBI	3
BB	2
SO	7
LOB	13

Boston Red Sox @ New York Yankees

Yankee Stadium, Bronx, NY

Thu Aug 28 2008, 1:05 PM EDT

Att. 55,092 - Partly Cloudy - 80 F

livebaseballscorecards.com

Batter	1	2	3	4	5	6	7	8	9	AB	R	H	RBI	BB	SO	LOB
2 Jacoby Ellsbury, L (1, 8) OBP: 0.323, SLG: 0.356	C KC 69 X SL 77 0-1 L8		C FF 86 C FC 81 C SI 88 0-3 K		C SI 86 B FC 82 X FC 81 1-1 FC4-6 15 CS 1-2f 3-H		C SI 87 B FC 81 S FF 86 B FC 82 X SL 77 2-2 L1			4	0	0	1	0	1	2
15 Dustin Pedroia, R (1, 4) OBP: 0.362, SLG: 0.479	C SI 85 F FC 80 B SI 87 F FC 83 C SI 88 1-3 K		X FC 80 0-0 P2		1 SAFE P PO 80 B FC 81 C SI 85 2-1 CS 1-2	C SI 86 B SI 87 F FC 81 F KC 67 X SI 86 1-2 44 G5-3 20 HBP 1B		B SL 89 X FF 94 1-0 F8		4	0	1	0	0	1	0
34 David Ortiz, L (1, 10) OBP: 0.377, SLG: 0.489	B KC 68 C SL 76 B FC 80 B SI 89 C FC 81 B CH 70 4-2 BB			B SI 86 B KC 70 B SL 77 F SI 86 B FC 81 4-1 44 G4-3 BB		F FC 80 C FF 86 F SL 77 C FC 82 0-3 K		B SL 82 X FF 88 1-0 G4-3		2	0	0	0	2	1	1
20 Kevin Youkilis, R (1, 3) OBP: 0.386, SLG: 0.563	B SI 88 B SI 88 C KC 70 X SI 86 2-1 L9			C SI 87 F SI 88 F SI 88 X SI 86 0-2 P4		C SI 86 B SI 88 H FF 84 2-1 44 G5-3 1-2 HBP		B FC 91 X FC 92 1-0 F8		3	0	0	0	0	0	2
44 Jason Bay, R (1, 7) OBP: 0.374, SLG: 0.522		C SI 87 B SI 87 B FC 81 X SL 77 2-1 G5-3		C FC 81 B SI 87 C SI 87 D FC 84 B FC 82 X CH 73 3-2 G4-3 1-2f		X SI 88 0-0 G5-3 1-2 2-3			B FF 93 C FF 93 X FF 94 1-1 E6 12 G3	4	0	0	0	0	0	3
Mark Kotsay, L (1, 9) OBP: 0.339, SLG: 0.419		F KC 68 B SL 77 S FC 80 X SI 88 1-2 2B			F SL 75 B FC 81 X SL 78 1-1 L9	C FC 80 C SI 88 F FC 83 B FC 82 B FC 83 S CH 67 2-3 K			C FC 93 B FC 93 X FC 94 1-1 F9	4	0	1	0	0	1	3
12 Jed Lowrie, S (1, 5) OBP: 0.363, SLG: 0.464		C FC 81 S SL 78 F SI 88 S FC 82 0-3 K			X SL 75 0-0 HBP 1B		C SL 75 B SI 87 B FC 80 B SI 87 F FF 86 X CH 71 3-2 P6		B FC 92 B FC 94 F FC 93 S FC 93 F FC 93 X FC 94 2-2 G3 1-2	4	1	1	0	0	1	2
Alex Cora, L (1, 6) OBP: 0.374, SLG: 0.337		B SL 76 C SL 77 C FC 82 X FF 87 1-2 G5-3			1 SAFE B FC 82 C SL 76 C FC 81 H SI 87 2-2 1B 2 FC4-6 1-2 HBP		C SI 84 B FC 80 F FC 80 B FC 84 F CH 70 X FC 81 2-2 S 1B		X FC 94 0-0 G5-3	3	1	1	0	0	0	2
Jason Varitek, S (1, 2) OBP: 0.316, SLG: 0.368			F SL 74 C SL 77 B FC 81 X SL 78 1-2 G3		X SL 78 0-0 2 FC4-6 1-3 2-H 1B		F SI 87 B SI 87 B FC 81 S SL 78 B SI 86 C FF 85 3-3 K 1-2			3	0	1	1	0	1	1

Inning Stats	1	2	3	4	5	6	7	8	9
	R: 0 E: 0 K: 1 S: 10 H: 0 LOB: 1 BB: 1 P: 17	R: 0 E: 0 K: 1 S: 12 H: 1 LOB: 1 BB: 0 P: 16	R: 0 E: 0 K: 1 S: 7 H: 0 LOB: 0 BB: 0 P: 8	R: 0 E: 0 K: 0 S: 8 H: 0 LOB: 0 BB: 1 P: 15	R: 2 E: 0 K: 0 S: 10 H: 2 LOB: 0 BB: 0 P: 15	R: 0 E: 0 K: 2 S: 14 H: 1 LOB: 2 BB: 0 P: 19	R: 0 E: 0 K: 1 S: 13 H: 1 LOB: 1 BB: 0 P: 23	R: 0 E: 0 K: 0 S: 3 H: 0 LOB: 0 BB: 0 P: 6	R: 0 E: 1 K: 0 S: 9 H: 0 LOB: 1 BB: 0 P: 13

1B: 4 SF: 0
2B: 1 SAC: 0
3B: 0 DP: 1
HR: 0 HBP: 2

WP: 0 PA: 36
PB: 0
SB: 1
CS: 1

TOP	
AB	31
R	2
H	5
RBI	2
BB	2
SO	6
LOB	16

PITCHER		IP	WLS	BF	H	R	ER	SO	BB	IBB	HBP	BLK	WP	HR	S	P	ERA	WHIP
35 Mike Mussina, R ERA: 3.41	(1, 1)	7.0		28	5	2	2	6	2	0	2	0	0	0	74	113	2.57	1.000
38 Brian Bruney, R ERA: 2.35	(8, 1)	0.1		1	0	0	0	0	0	0	0	0	0	0	1	2	0.00	0.000
43 Damaso Marte, L ERA: 4.24	(8, 1)	0.1		1	0	0	0	0	0	0	0	0	0	0	1	2	0.00	0.000
42 Mariano Rivera, R ERA: 1.5	(8, 1)	1.1	W	5	0	0	0	0	0	0	0	0	0	0	10	15	0.00	0.000

PITCHER	IP	WLS	BF	H	R	ER	SO	BB	IBB	HBP	BLK	WP	HR	S	P	ERA	WHIP

Batter	1	2	3	4	5	6	7	8	9	AB	R	H	RBI	BB	SO	LOB
18 Johnny Damon, L (1, 8) OBP: 0.384, SLG: 0.458	B FF 94 B FF 93 B FF 94 C FF 92 C FF 94 X FF 93 3-2 ① L9		B SI 93 B FF 94 B FF 95 C FF 93 C SI 92 C SI 92 3-3 ① K			B FF 92 B SI 90 C FF 92 H SI 88 3-1 F8 2 1B HBP	C FF 88 S CU 77 B FF 87 C FF 88 1-3 ③ K			3	0	0	0	0	2	0
2 Derek Jeter, R (1, 6) OBP: 0.354, SLG: 0.404	X SI 94 0-0 22 FC5 1B 1B		C FC 92 B FF 96 B FF 93 X FC 91 2-1 CS 1B			B FC 90 F FC 90 B SI 92 B SI 91 C SI 90 1 SAFE X FF 93 3-2 1-2 1B		B CU 74 C CU 74 X FS 82 1-1 ① F8		4	0	3	0	0	0	0
Bobby Abreu, L (1, 9) OBP: 0.369, SLG: 0.463	C FF 94 B FF 94 F SI 92 F FC 91 B FF 95 X FF 94 2-2 22 FC5 1-2 1B		S SI 92 C CU 78 F FF 97 X FF 95 0-2 ②③ F8 1-2			B SI 93 C SI 91 S FF 90 B CU 76 X FF 95 2-2 ① F8 2-3		B FF 87 B CU 75 C FF 88 B CU 74 F FF 87 F FF 88 X FF 87 3-2 ② F8		4	0	1	0	0	0	3
13 Alex Rodriguez, R (1, 5) OBP: 0.395, SLG: 0.581	F FF 95 B FF 94 F FF 95 B CU 79 F FF 95 S CU 78 2-3 ② K			B FC 90 F FC 90 C FF 95 B FC 91 B FF 95 F FF 95 F FC 91 C FF 95 3-3 ① K		X FF 95 0-0 ② P2		B SL 84 B SL 82 S SI 89 C SL 82 F FF 95 B SL 84 S SL 83 3-3 ③ K		4	0	0	0	0	3	4
22 Xavier Nady, R (1, 7) OBP: 0.381, SLG: 0.546 11 Brett Gardner, L (9, PR) OBP: 0.256, SLG: 0.243	S FC 91 X FF 95 0-1 ③ FC5 1-2 2-3f			F SI 95 B FF 94 B CU 76 S FC 91 C FF 95 2-3 ② K		B FF 92 X FC 91 1-0 ③ F8			F FF 91 S SI 90 B SL 84 B FF 93 B SI 92 X FF 94 3-2 BB 55 S 1B 1B	4 0	0 1	1 0	0 0	0 0	1 0	4 0
24 Robinson Canó, L (1, 4) OBP: 0.304, SLG: 0.404		C FF 93 B FC 90 S SI 94 B CU 78 F SI 93 X FF 95 2-2 ① F8		F FF 96 B FC 91 X SI 94 1-1 ③ G4-3			C FF 93 S FF 93 B FC 90 F FF 95 X SI 92 1-2 ① P6		C SI 88 C SL 80 X SI 94 0-2 ① L5	4	0	0	0	0	0	1
55 Hideki Matsui, L (1, 10) OBP: 0.391, SLG: 0.452		C FF 96 F SI 93 B CU 79 B FF 96 F FF 95 F SI 93 S FC 91 2-3 ② K			S FF 94 C FC 90 B FF 92 F FF 95 B SI 93 X FF 94 2-2 ① G6-3		F FF 94 F FC 89 C CU 77 0-3 ② K		B FF 92 I IN 66 I IN 70 I IN 69 4-0 1B BB 1-2 IBB	3	0	0	0	1	2	0
12 Cody Ransom, R (1, 3) OBP: 0.800, SLG: 2.500 Ivan Rodriguez, R (8, 2) OBP: 0.325, SLG: 0.395		B CU 75 C CU 75 F FC 92 F FF 96 B FC 92 H CU 79 3-2 HBP			F SI 94 S CH 83 S FF 95 0-3 ② K		C FC 89 B SI 92 C FF 94 F FF 94 B CH 83 F FF 96 B FC 92 X FF 94 3-2 HR 2B		B SI 89 F SI 88 F SI 89 B SL 84 B SI 88 B SI 89 4-2 1B 1-2 2-3 BB	2 0	1 0	1 0	0 0	0 1	1 0	0 0
26 José Molina, R (1, 2) OBP: 0.275, SLG: 0.325 Jason Giambi, L (7, PH) OBP: 0.379, SLG: 0.514 (8, 3)		C FF 95 X CU 78 0-1 ③ F7			F SI 93 S FF 96 B FF 95 S FF 96 1-3 ③ K		F FF 88 X FF 87 0-1 2-H HR		C FF 94 C FF 94 X FF 96 0-2 1-2 2-3 3-H 1B	2 2	0 1	0 2	0 3	0 0	1 0	1 0
Inning Stats	R: 0 H: 2 E: 0 LOB: 2 K: 1 BB: 0 S: 14 P: 21	R: 0 H: 0 E: 0 LOB: 1 K: 1 BB: 0 S: 14 P: 21	R: 0 H: 1 E: 0 LOB: 0 K: 1 BB: 0 S: 9 P: 14	R: 0 H: 0 E: 0 LOB: 0 K: 2 BB: 0 S: 10 P: 16	R: 0 H: 0 E: 0 LOB: 0 K: 2 BB: 0 S: 10 P: 13	R: 0 H: 1 E: 0 LOB: 2 K: 0 BB: 0 S: 9 P: 18	R: 2 H: 2 E: 0 LOB: 0 K: 2 BB: 0 S: 17 P: 22	R: 0 H: 0 E: 0 LOB: 0 K: 1 BB: 0 S: 10 P: 17	R: 1 H: 2 E: 0 LOB: 3 K: 0 BB: 2 S: 11 P: 22	1B: 6 2B: 1 3B: 0 HR: 1	SF: 0 SAC: 0 DP: 0 HBP: 2					

PITCHER	IP	WLS	BF	H	R	ER	SO	BB	IBB	HBP	BLK	WP	HR	S	P	ERA	WHIP
31 Jon Lester, L (1, 1) ERA: 3.41	6.2		26	5	1	1	8	0	0	2	0	0	0	78	119	1.35	0.750
37 Hideki Okajima, L (7, 1) ERA: 2.89	1.0	B	4	1	1	1	1	0	0	0	0	0	1	11	16	9.00	1.000
63 Justin Masterson, R (8, 1) ERA: 3.3	0.2	L	5	1	1	1	1	1	1	0	0	0	0	12	26	13.50	3.000
58 Jonathan Papelbon, R (9, 1) ERA: 1.71	0.0		1	1	0	0	0	0	0	0	0	0	0	3	3	∞	∞

PITCHER	IP	WLS	BF	H	R	ER	SO	BB	IBB	HBP	BLK	WP	HR	S	P	ERA	WHIP

BOTTOM

Boston Red Sox @ New York Yankees

Yankee Stadium, Bronx, NY

Thu Aug 28 2008, 1:05 PM EDT
Att. 55,092 - Partly Cloudy - 80 F

livebaseballscorecards.com

AB	32
R	3
H	8
RBI	3
BB	2
SO	10
LOB	13

WP: 0 PA: 36
PB: 0
SB: 1
CS: 1

Chicago White Sox @ Boston Red Sox

Fenway Park, Boston, MA

Fri Aug 29 2008, 7:05 PM EDT

Att. 37,755 - Cloudy - 71 F

TOP

livebaseballscorecards.com

Batter	1	2	3	4	5	6	7	8	9	AB	R	H	RBI	BB	SO	LOB
Orlando Cabrera, R (1, 6) OBP: 0.324, SLG: 0.361	X FF 92 0-0 L8		C FF 92 1 SAFE X FF 93 0-1 F8			C SL 84 B SL 81 X FF 93 1-1 G6-3			B SI 92 C SI 91 S SI 91 B SL 87 S SI 92 2-3 K	4	0	0	0	0	1	1
12 A.J. Pierzynski, L (1, 2) OBP: 0.321, SLG: 0.434	C FF 92 B FC 90 F FC 90 X FF 93 1-2 G6-3		F FC 91 B SL 79 X FF 94 1-1 G4-3 1-2			C SL 84 B FC 91 B FC 90 X FC 89 2-1 G4-3			F FF 93 X FC 90 0-1 G4-3	4	0	0	0	0	0	1
20 Carlos Quentin, R (1, 7) OBP: 0.397, SLG: 0.578	B FF 94 T FF 94 X FF 95 1-1 F9			S FF 93 S FF 94 B FF 94 S FF 95 1-3 K			B SL 81 B SL 82 B FF 92 C FF 91 B FF 93 4-1 BB		X FF 92 0-0 P4	3	0	0	0	1	1	0
23 Jermaine Dye, R (1, 9) OBP: 0.349, SLG: 0.575		B FF 92 F FF 92 X FF 91 1-1 1B		B FF 95 C FF 94 B SL 83 B FF 94 F FF 94 B SL 84 4-2 25 G3-6-1 BB			C FC 89 B FF 94 F FF 93 S FF 94 1-3 K			2	0	1	0	1	1	1
25 Jim Thome, L (1, 10) OBP: 0.372, SLG: 0.518		B FF 92 T FF 92 S SL 81 T FF 93 1-2 K		X FC 91 0-0 G3-6-1 1-2f			F FF 94 F FF 93 D SL 84 C SI 93 1-3			3	0	0	0	0	2	3
14 Paul Konerko, R (1, 3) OBP: 0.347, SLG: 0.389		C FF 92 F SI 92 B FF 94 X FF 94 1-2 F8			C SL 84 C SL 81 B FF 94 B SI 94 B SL 83 C FF 95 3-3		B SI 93 X FF 94 1-0 F8			3	0	0	0	0	1	2
Nick Swisher, S (1, 8) OBP: 0.350, SLG: 0.431		C FF 93 C SL 81 B FF 94 F FF 94 X SL 83 1-2 G3			C SL 84 F FF 94 B SL 83 F FF 95 B FS 83 B SL 85 F SL 83 S SL 84 3-3 K			C SL 81 B FC 87 B FC 86 F FC 88 X SI 92 2-2 F8		3	0	0	0	0	1	1
10 Alexei Ramirez, R (1, 4) OBP: 0.324, SLG: 0.491			B SL 82 F FC 88 X FF 93 1-1 12 S 1B		F FC 90 B SL 84 B SL 82 X SL 85 2-1 G1-3			F FF 94 F FF 94 B SL 84 F SL 84 X FC 88 1-2 G5-3		3	0	1	0	0	0	0
24 Joe Crede, R (1, 5) OBP: 0.313, SLG: 0.457			F FF 93 S FF 93 B SL 82 S SL 81 1-3 K			B SL 82 B SL 81 S FF 92 X FF 94 2-1 F9		B FF 93 B SL 83 X FF 93 2-0 F9		3	0	0	0	0	1	1

	AB	28
	R	0
	H	2
	RBI	0
	BB	2
	SO	8
	LOB	10

Inning Stats	1	2	3	4	5	6	7	8	9	1B: 2	SF: 0	WP: 0	PA: 30
R:	0	0	0	0	0	0	0	0	0	2B: 0	SAC: 0	PB: 0	
E:	0	0	0	0	0	0	0	0	0	3B: 0	DP: 1	SB: 1	
K:	0	1	1	1	2	0	2	2	1	HR: 0	HBP: 0	CS: 0	
S:	6	12	9	6	10	6	8	8	6				
H:	0	1	1	0	0	0	0	0	0				
LOB:	0	1	1	0	0	1	1	0	0				
BB:	0	0	0	1	0	1	1	0	0				
P:	8	16	12	11	18	11	15	13	8				

PITCHER		IP	WLS	BF	H	R	ER	SO	BB	IBB	HBP	BLK	WP	HR	S	P	ERA	WHIP
18 Daisuke Matsuzaka, R ERA: 2.82	(1, 1)	8.0	W	27	2	0	0	7	2	0	0	0	0	0	65	104	0.00	0.500
50 Mike Timlin, R ERA: 4.97	(9, 1)	1.0		3	0	0	0	1	0	0	0	0	0	0	6	8	0.00	0.000

PITCHER	IP	WLS	BF	H	R	ER	SO	BB	IBB	HBP	BLK	WP	HR	S	P	ERA	WHIP

Batter	1	2	3	4	5	6	7	8	9	AB	R	H	RBI	BB	SO	LOB
2 Jacoby Ellsbury, L (1, 8) OBP: 0.322, SLG: 0.353	C FF 91 B SI 94 B FF 93 B SI 93 B SI 92 4-1 34 1B 15 1B 20 FC5-4 BB	C FF 88 B SI 86 F SI 94 B SI 95 S SL 86 2-3 ③ K			B FF 92 F SL 85 F CH 81 X SL 81 1-2 ① G4-3	B SI 85 B CU 77 S SL 86 X FF 94 2-1 ② G5-3	X SI 96 0-0 ③ FC6-4 1-2f			4	1	0	0	1	1	3
15 Dustin Pedroia, R (1, 4) OBP: 0.367, SLG: 0.485	B SI 93 1 SAFE X FF 86 1-0 20 FC5-4 34 1B 1-2 1B		X FF 91 0-0 2B		C FF 94 F SI 94 F SI 95 X CU 68 0-2 34 S 34 2B 1B	B CU 79 B SI 94 B CU 81 B FF 94 4-0 20 HBP 34 S 44 2B BB		B SI 91 X SI 91 1-0 34 1B 20 2B 1B		4	3	4	0	1	0	0
34 David Ortiz, L (1, 10) OBP: 0.383, SLG: 0.495 55 Jeff Bailey, R (8, PR) OBP: 0.381, SLG: 0.333 (9, 10)	S FF 89 B CH 81 S SI 94 X CU 74 1-2 20 FC5-4 1-2 2-3 1B		B SI 94 C SI 92 S FF 88 S SL 86 1-3 ① K		B SI 93 C CU 77 F SI 94 B FF 94 B FF 94 X SL 86 3-2 20 1B 1-H 2B	S CU 80 B CU 81 F CU 79 D CU 80 F CU 79 B CU 79 4-2 20 HBP 44 2B 1-2 BB		C SI 91 B SL 86 F CH 78 F CH 78 X SL 83 1-2 20 2B 1-2 1B		4 0	2 0	3 0	1 0	1 0	1 0	1 0
20 Kevin Youkilis, R (1, 3) OBP: 0.388, SLG: 0.565	B FF 95 F SI 94 X SI 95 1-1 ① FC5-4 1-2f 2-3 3-H		C SI 91 S FF 88 C CU 70 0-3 ② K		C SL 86 F SI 95 X FF 88 0-2 2B 2-3 1B	C FC 89 S SL 73 B SL 74 H SI 89 2-2 44 2B 1-2 2-3 3-H HBP		X SI 92 0-0 1-3 2-H 2B		4	1	2	3	0	1	3
44 Jason Bay, R (1, 7) OBP: 0.373, SLG: 0.521	S FF 89 B FF 96 C CU 72 X FF 96 1-2 ② P5		B SL 87 S SL 85 B SL 86 C CU 78 F CU 69 S FF 95 2-3 ③ K		S SI 92 C SI 92 S SI 93 0-3 ② K	C FC 82 B FC 90 S FC 90 X FF 91 1-2 1-H 2-H 3-H 2B		S SL 86 F SL 87 S SL 85 0-3 ① K		5	0	1	3	0	3	8
Mark Kotsay, L (1, 9) OBP: 0.340, SLG: 0.420	C FF 88 F FF 96 B FF 96 B CU 79 X CH 79 2-2 ③ F9			S FF 91 S FF 92 F SI 94 X CU 80 0-2 ① F8	S SI 83 C SI 92 B FF 94 B SI 94 X CH 78 2-2 1-3 3-H 2B	C SI 93 B FC 90 C FC 90 B CU 77 X SL 81 2-2 ③ G4-3		I IN 73 I IN 76 I IN 76 I IN 78 4-0 IBB		4	0	1	1	1	0	3
12 Jed Lowrie, S (1, 5) OBP: 0.354, SLG: 0.450		B FF 92 S SL 87 X SL 88 1-1 ① F9		C CU 76 S SI 94 B CU 72 S CU 78 1-3 ② K	B SI 93 B SL 86 F SL 84 C FF 94 X SI 94 2-2 ③ F7		C SI 96 C SI 97 X SL 80 0-2 ① F8	B SI 90 C SI 91 S SL 86 B SL 87 S SL 87 2-3 ② K		5	0	0	0	0	2	5
Alex Cora, L (1, 6) OBP: 0.375, SLG: 0.349		B FF 92 C FF 92 F CU 78 X SL 87 1-2 ② P6		B FF 93 C SL 85 X SI 94 1-1 1B	B FF 92 B SL 87 F FF 92 X SI 92 2-1 WP 20 HBP 2B		C SI 96 F SI 97 B SI 97 F CH 86 B SL 79 B SI 97 X SI 98 3-2 ② F7	C SI 92 X CH 80 0-1 ③ G3		5	1	2	0	0	0	3
Jason Varitek, S (1, 2) OBP: 0.318, SLG: 0.372		B FF 94 X FF 89 1-0 2B		X SI 94 0-0 ③ F9		F FF 87 F CU 73 D CU 75 S CU 74 1-3 ① K 2-3	X SI 97 0-0 2 FC6-4 1B			4	0	2	0	0	1	2
Inning Stats	R: 1 E: 0 K: 0 S: 13 H: 2 LOB: 2 BB: 1 P: 23	R: 0 E: 0 K: 1 S: 9 H: 1 LOB: 1 BB: 0 P: 14	R: 0 E: 0 K: 3 S: 11 H: 1 LOB: 1 BB: 0 P: 14	R: 0 E: 0 K: 1 S: 10 H: 1 LOB: 1 BB: 0 P: 12	R: 2 E: 0 K: 1 S: 22 H: 4 LOB: 2 BB: 0 P: 30	R: 4 E: 0 K: 1 S: 18 H: 2 LOB: 1 BB: 2 P: 36	R: 0 E: 0 K: 0 S: 9 H: 1 LOB: 1 BB: 0 P: 12	R: 1 E: 0 K: 2 S: 14 H: 3 LOB: 3 BB: 1 P: 22		1B: 8 2B: 7 3B: 0 HR: 0 SF: 0 SAC: 0 DP: 0 HBP: 1					

PITCHER		IP	WLS	BF	H	R	ER	SO	BB	IBB	HBP	BLK	WP	HR	S	P	ERA	WHIP
Javier Vazquez, R ERA: 4.38	(1, 1)	5.2	L	29	10	5	5	7	2	0	0	0	1	0	72	109	7.94	2.118
49 Horacio Ramirez, L ERA: 3.69	(6, 1)	0.0		1	0	0	0	0	1	0	0	0	0	0	3	7	∞	∞
53 D.J. Carrasco, R ERA: 2.48	(6, 1)	0.1		3	1	2	0	0	0	0	1	0	0	0	8	13	0.00	3.000
46 Adam Russell, R ERA: 4.63	(7, 1)	1.0		4	1	0	0	0	0	0	0	0	0	0	9	12	0.00	1.000
41 Lance Broadway, R ERA: 8.44	(8, 1)	1.0		7	3	1	1	2	0	1	0	0	0	0	14	22	9.00	3.000

PITCHER	IP	WLS	BF	H	R	ER	SO	BB	IBB	HBP	BLK	WP	HR	S	P	ERA	WHIP

BOTTOM

Chicago White Sox @ Boston Red Sox

Fenway Park, Boston, MA

Fri Aug 29 2008, 7:05 PM EDT

Att. 37,755 - Cloudy - 71 F

livebaseballscorecards.com

AB	39
R	8
H	15
RBI	8
BB	4
SO	9
LOB	28

Batter	1	2	3	4	5	6	7	8	9	AB	R	H	RBI	BB	SO	LOB
Orlando Cabrera, R (1, 6) OBP: 0.325, SLG: 0.361	B FC 92 B FF 92 C FF 91 B FF 93 B FF 92 4-1 12 P1-3 BB		B FC 91 S FS 83 F FF 93 D FS 86 S FS 85 2-3 ① K		S FF 92 C CU 78 X FF 94 0-2 12 1B 1B		C FF 97 B CH 82 X FF 96 1-1 ③ F8			3	0	1	0	1	1	1
12 A.J. Pierzynski, L (1, 2) OBP: 0.322, SLG: 0.437	C FF 93 B FF 93 F FF 93 X FC 93 1-2 ①② P1-3 1-1f		C FS 84 F FF 92 X FF 94 0-2 ② G4-3 3-H		B FF 93 B FS 84 B FF 91 C FF 92 X FF 92 3-1 1-2 1B			X FF 93 0-0 20 FC5 2B		4	0	2	1	0	0	1
20 Carlos Quentin, R (1, 7) OBP: 0.394, SLG: 0.573	C FF 92 B FF 93 F FF 92 B FF 94 F FF 93 X FF 93 2-2 ③ G5-3		X FF 91 0-0 ③ F7		F FF 92 S FF 93 B FF 93 X FF 93 1-2 ② F7			B SL 81 F SI 90 F SL 82 F FF 93 F SL 81 X SL 85 1-2 ① FC5 23 G5-4-3 2-3		4	0	0	0	0	0	3
23 Jermaine Dye, R (1, 9) OBP: 0.348, SLG: 0.574		C FF 91 B CU 78 B FF 90 F FC 91 X FC 93 2-2 10 2B 2B		X FF 90 0-0 ① F9	C FF 92 S FS 84 B CU 80 X FF 92 1-2 ③ F7			B SL 82 B SI 89 C FF 91 C SI 88 X SL 84 2-2 ②③ G5-4-3 1-2f		4	1	1	0	0	0	3
25 Jim Thome, L (1, 10) OBP: 0.371, SLG: 0.516		X FF 92 0-0 ① F7		B FS 83 X FF 91 1-0 ② F8		B SI 87 F SI 87 B SI 90 B SI 88 S SI 89 X SI 92 3-2 10 G5-4-3 1B			C FF 88 F FS 84 X FS 84 0-2 ① G4-3	4	0	1	0	0	0	1
10 Alexei Ramirez, R (1, 4) OBP: 0.326, SLG: 0.493		C FF 92 F CU 78 F FF 93 B FF 93 B FC 93 X FF 92 2-2 2-H 2B		C FC 91 B FS 84 F FS 85 F CU 79 X FF 92 1-2 2B 1B		X SI 87 0-0 ①② G5-4-3 1-2f			X FF 89 0-0 ② P3	4	0	2	1	0	0	1
Ken Griffey Jr., L (1, 8) OBP: 0.356, SLG: 0.422		C FF 92 X FF 92 0-1 ② F9		X FC 92 0-0 1-3 2B		B SI 88 B CU 75 B SI 89 C SI 87 X SI 86 3-1 ③ G4-3			C FF 89 B CU 78 S FF 89 B FF 89 F FS 84 B FF 89 S FF 90 3-3 ③ K	4	0	1	0	0	1	1
Nick Swisher, S (1, 3) OBP: 0.348, SLG: 0.428		C FF 92 C CU 78 B FF 92 F CU 79 S CU 79 1-3 ③ K2-3		C FF 92 D FS 86 B FC 92 B FS 85 S FS 85 F FC 92 F FF 93 C FS 86 3-3 ③ K			B FF 96 C FF 96 B FF 96 F FF 96 S FF 97 2-3 ① K			3	0	0	0	0	3	3
24 Joe Crede, R (1, 5) OBP: 0.313, SLG: 0.462			C FF 90 S FF 91 F FF 93 F FC 92 B CU 80 F FF 92 B FS 86 X FF 93 2-2 12 G4-3 3B		B FF 90 F FF 90 S FC 91 F CU 79 X CU 80 1-2 ① P2		X FF 96 0-0 ② L4			3	1	1	0	0	0	0
Inning Stats	R: 0 E: 0 K: 0 S: 8 H: 0 LOB: 0 BB: 1 P: 15	R: 1 E: 0 K: 1 S: 14 H: 2 LOB: 1 BB: 0 P: 19	R: 1 E: 0 K: 1 S: 13 H: 1 LOB: 0 BB: 0 P: 17	R: 0 E: 0 K: 1 S: 12 H: 2 LOB: 2 BB: 0 P: 17	R: 0 E: 0 K: 0 S: 15 H: 2 LOB: 2 BB: 0 P: 21	R: 0 E: 0 K: 0 S: 6 H: 1 LOB: 0 BB: 0 P: 12	R: 0 E: 0 K: 1 S: 6 H: 0 LOB: 0 BB: 0 P: 9	R: 0 E: 0 K: 0 S: 9 H: 1 LOB: 0 BB: 0 P: 12	R: 0 E: 0 K: 1 S: 8 H: 0 LOB: 0 BB: 0 P: 11	1B: 4 2B: 5 3B: 1 HR: 0	SF: 0 SAC: 0 DP: 3 HBP: 0			WP: 0 PB: 0 SB: 0 CS: 0	PA: 34		

TOP

Chicago White Sox @ Boston Red Sox

Fenway Park, Boston, MA

Sat Aug 30 2008, 7:05 PM EDT
Att. 37,751 - Cloudy - 77 F

livebaseballscorecards.com

AB	33
R	2
H	9
RBI	2
BB	1
SO	5
LOB	14

PITCHER		IP	WLS	BF	H	R	ER	SO	BB	IBB	HBP	BLK	WP	HR	S	P	ERA	WHIP
64 Michael Bowden, R ERA: 3.6	(1, 1)	5.0	W	22	7	2	2	3	1	0	0	0	0	0	62	89	3.60	1.600
48 Javier López, L ERA: 2.86	(6, 1)	1.0		3	1	0	0	0	0	0	0	0	0	0	6	12	0.00	1.000
17 Manny Delcarmen, R ERA: 4.11	(7, 1)	1.0		3	0	0	0	1	0	0	0	0	0	0	6	9	0.00	0.000
63 Justin Masterson, R ERA: 3.25	(8, 1)	1.0		3	1	0	0	0	0	0	0	0	0	0	9	12	0.00	1.000
37 Hideki Okajima, L ERA: 2.83	(9, 1)	1.0		3	0	0	0	1	0	0	0	0	0	0	8	11	0.00	0.000

PITCHER	IP	WLS	BF	H	R	ER	SO	BB	IBB	HBP	BLK	WP	HR	S	P	ERA	WHIP

Batter	1	2	3	4	5	6	7	8	9	AB	R	H	RBI	BB	SO	LOB
2 Jacoby Ellsbury, L (1, 8) OBP: 0.325, SLG: 0.362	C FF 88 X FF 88 0-1 15 1B 2B 2B	1 SAFE L SI 87 B SI 86 1 SAFE C CU 73 B SI 88 X CU 73 2-2 ① 12 SF7 1-2 3B		B FF 88 F SI 87 X FF 89 1-1 ③ G6-3		C FF 97 C FF 98 B FF 97 F FC 88 F SI 97 X SI 97 1-2 ② G6-3		B SI 92 B SI 92 X SI 91 2-0 12 2B 1B		5	3	3	0	0	0	0
12 Jed Lowrie, S (1, 5) OBP: 0.350, SLG: 0.451	L FF 88 F FC 84 S FF 87 0-3 ① K	B FF 89 C SI 87 B FF 85 X FC 86 2-1 ② SF7 3-H			B SI 84 F FC 82 B FF 87 B CH 78 C SI 84 X SI 84 3-2 ① G6-3	B FF 96 F FF 97 B FF 96 F FF 98 X FC 88 2-2 ③ F9		F SI 90 X CH 82 0-1 34 G6-3 1-H 2B		4	0	1	2	0	1	1
34 David Ortiz, L (1, 10) OBP: 0.380, SLG: 0.491	C SI 88 S SI 88 F SI 88 F CH 81 X CH 80 0-2 ② G1-3	B CU 74 F CH 80 X SI 88 1-1 ③ G4-3			C CH 76 X CH 78 0-1 15 2B 2B 1B		X FF 94 0-0 ① F7	B SI 91 F CH 83 S CH 83 F SI 95 X SI 94 1-2 ② G6-3 2-3		5	1	1	0	0	0	2
15 Dustin Pedroia, R (1, 4) OBP: 0.372, SLG: 0.490	B CH 81 C FF 85 B FF 89 X FF 89 2-1 2B 44 2B 2-3 1B		F SI 86 X SI 86 0-1 1B		B FF 87 B FF 87 X SI 85 2-0 2B 1-3 2B		B FF 95 B FF 95 F FF 94 X FF 93 2-1 44 G6-3 1B 1B	I IN 73 I IN 73 I IN 73 I IN 71 4-0 IBB		4	2	4	0	1	0	0
Mark Kotsay, L (1, 9) OBP: 0.344, SLG: 0.429	B FC 84 1 SAFE X FC 83 1-0 44 2B 1-3 3-H 2B		X FF 86 0-0 ① F8		B SI 87 X SI 87 1-0 2B 2-H 3-H 2B		C FF 94 S FF 94 D CU 80 X CU 78 1-2 44 G6-3 1-2 1B	X CH 82 0-0 ③ L6		5	1	3	3	0	0	3
44 Jason Bay, R (1, 7) OBP: 0.374, SLG: 0.522	B SI 87 B CH 80 C FC 84 C FF 88 X CH 81 2-2 2B 2-H 3-H 2B		B FF 85 F FF 88 B FF 86 X CU 72 2-1 ② F8		I IN 74 I IN 76 I IN 75 I IN 78 4-0 55 FC6-4 IBB		C FF 94 B FF 94 S FF 94 B FF 95 D CU 79 X FF 93 3-2 ② G6-3 1-2 2-3			3	0	1	2	1	0	3
Jason Varitek, S (1, 2) OBP: 0.317, SLG: 0.369	C CU 72 X FF 85 0-1 ③ F8		B CH 79 B SI 85 X FF 86 2-0 ③ F8		B SI 86 X FF 88 1-0 ② L5		I I I 4-0 IBB			3	0	0	0	1	0	4
55 Jeff Bailey, R (1, 3) OBP: 0.360, SLG: 0.455		B SI 84 S CU 70 B SI 85 X CH 79 2-1 HR		S FC 82 S FC 82 B FC 83 C FF 87 1-3 ① K	C FC 81 B FF 89 B FC 81 F SI 92 X SL 74 2-2 ③ FC6-4 1-2f		S FF 94 T FF 95 S FF 95 0-3 ③ K			4	1	1	1	0	2	5
Alex Cora, L (1, 6) OBP: 0.371, SLG: 0.345		B FF 88 X FC 83 1-0 2 3B 1B		C FF 88 S SI 87 B CH 79 F SI 88 S CU 74 1-3 ② K2-3		X FF 96 0-0 ① G6-3		C SI 90 B SI 91 C SI 92 F SI 94 S CH 85 1-3 ① K		4	0	1	0	0	2	0
Inning Stats	R: 3 H: 4 E: 0 LOB: 1 K: 1 BB: 0 S: 18 P: 23	R: 2 H: 3 E: 0 LOB: 0 K: 0 BB: 0 S: 10 P: 18	R: 0 H: 1 E: 0 LOB: 1 K: 0 BB: 0 S: 6 P: 10	R: 0 H: 0 E: 0 LOB: 0 K: 2 BB: 0 S: 9 P: 12	R: 2 H: 3 E: 0 LOB: 2 K: 0 BB: 1 S: 11 P: 24	R: 0 H: 0 E: 0 LOB: 0 K: 0 BB: 0 S: 9 P: 12	R: 0 H: 2 E: 0 LOB: 3 K: 1 BB: 1 S: 12 P: 22	R: 1 H: 2 E: 0 LOB: 2 K: 1 BB: 1 S: 12 P: 20		1B: 7 SF: 1 2B: 6 SAC: 0 3B: 1 DP: 0 HR: 1 HBP: 0						

BOTTOM

Chicago White Sox @ Boston Red Sox

Fenway Park, Boston, MA

Sat Aug 30 2008, 7:05 PM EDT
Att. 37,751 - Cloudy - 77 F

livebaseballscorecards.com

AB	37
R	8
H	15
RBI	8
BB	3
SO	5
LOB	18

PITCHER		IP	WLS	BF	H	R	ER	SO	BB	IBB	HBP	BLK	WP	HR	S	P	ERA	WHIP
56 Mark Buehrle, L ERA: 4.12	(1, 1)	4.2	L	25	11	7	7	3	0	1	0	0	0	1	51	82	13.50	2.357
53 D.J. Carrasco, R ERA: 2.45	(5, 1)	0.1		1	0	0	0	0	0	0	0	0	0	0	3	5	0.00	0.000
37 Matt Thornton, L ERA: 2.8	(6, 1)	1.0		3	0	0	0	0	0	0	0	0	0	0	9	12	0.00	0.000
26 Octavio Dotel, R ERA: 3.75	(7, 1)	1.0		6	2	0	0	1	0	1	0	0	0	0	12	22	0.00	2.000
54 Clayton Richard, L ERA: 6.33	(8, 1)	1.0		6	2	1	1	1	0	1	0	0	0	0	12	20	9.00	2.000

PITCHER	IP	WLS	BF	H	R	ER	SO	BB	IBB	HBP	BLK	WP	HR	S	P	ERA	WHIP

Batter	1	2	3	4	5	6	7	8	9	AB	R	H	RBI	BB	SO	LOB
Orlando Cabrera, R (1, 6) OBP: 0.325, SLG: 0.361	B KN 64 C FF 72 X KN 66 1-1 ① F8		C KN 64 F KN 64 F KN 67 B KN 64 F KN 67 X KN 58 1-2 20 1B 1B		B KN 64 S KN 65 F KN 66 X KN 66 1-2 ③ F9			C FF 96 F FF 96 B FF 96 X CU 80 1-2 ① F8		4	0	1	0	0	0	0
Nick Swisher, S (1, 9) OBP: 0.345, SLG: 0.424	B KN 66 C KN 66 X KN 60 1-1 ② F8		B KN 65 1 SAFE C KN 64 C KN 64 F KN 66 S KN 66 1-3 ② K			X KN 65 0-0 ① F9		B FF 95 C CH 84 X CH 85 1-1 ② L1		4	0	0	0	0	1	1
20 Carlos Quentin, R (1, 7) OBP: 0.396, SLG: 0.576	C KN 65 X KN 65 0-1 25 HR 2B		X KN 66 0-0 1-2 1B			B KN 66 S KN 66 C KN 67 X KN 67 1-2 ② G6-3		F FF 96 B FF 98 B FF 98 B CH 84 S FF 98 F FF 97 B FF 98 4-2 BB		3	1	2	0	1	0	0
25 Jim Thome, L (1, 10) OBP: 0.372, SLG: 0.525	C KN 65 B KN 65 X KN 64 1-1 ① 2-H HR		S KN 66 X KN 66 0-1 ③ F7			C KN 65 F KN 66 B KN 59 X KN 67 1-2 14 2B 2B		B FF 97 B FF 97 B FF 96 C S S FF 96 3-3 ③ K		4	2	2	2	0	1	3
14 Paul Konerko, R (1, 3) OBP: 0.349, SLG: 0.393	B KN 65 S KN 64 X KN 64 1-1 ③ F7			F KN 64 B KN 66 S KN 66 X KN 66 1-2 ① F9		C KN 66 B KN 67 C KN 66 X KN 66 1-2 2-H 2B			F FF 92 B SI 93 B FF 93 B SI 89 F FF 90 X SI 90 3-2 G4-6-3 1B	4	0	2	1	0	0	0
Ken Griffey Jr., L (1, 8) 32 Brian Anderson, R (9, 8) OBP: 0.273, SLG: 0.444		B KN 62 C KN 63 X KN 64 1-1 ① L7		B KN 66 B KN 65 S KN 65 X KN 66 2-1 ② G3-1		C KN 67 B KN 66 S KN 65 S KN 66 1-3 ③ K			B FF 91 B SI 88 B FF 90 C FF 87 F SI 88 X SI 90 3-2 ①② G4-6-3 1-2f	4 0	0 0	0 0	0 0	0 0	1 0	2 0
10 Alexei Ramirez, R (1, 4) OBP: 0.325, SLG: 0.491		B KN 64 F KN 63 X KN 56 1-1 ② F7		F KN 65 S KN 67 X KN 67 0-2 ③ F9			B FF 97 X FF 97 1-0 ① G6-3		B SI 90 X SI 91 1-0 24 2B 1B	4	1	1	0	0	0	0
24 Joe Crede, R (1, 5) OBP: 0.313, SLG: 0.462		S KN 64 X KN 64 0-1 ③ P3			C KN 64 F KN 65 S KN 66 0-3 ① K		T FF 97 F FF 97 B FF 95 X FF 96 1-2 ② G4-3		1 SAFE B SL 82 F FF 91 P PO 89 1 SAFE 1 SAFE B SL 82 X FF 87 3-1 1-H 2B	4	0	1	1	0	1	0
Toby Hall, R (1, 2) OBP: 0.322, SLG: 0.327			B KN 64 C KN 64 S KN 62 F KN 65 F KN 65 F KN 65 F KN 65 F KN 62 F KN 54 1-2 ① X KN 65 F8		X KN 64 0-0 ② P3		C FF 97 X CU 80 0-1 ③ G5-3		S SI 91 S SI 87 B SL 84 X SI 90 1-2 ③ G6-3	4	0	0	0	0	0	1
Inning Stats	R: 2 E: 0 K: 0 S: 10 H: 2 LOB: 0 BB: 0 P: 14	R: 0 E: 0 K: 0 S: 6 H: 0 LOB: 0 BB: 0 P: 8	R: 0 E: 0 K: 1 S: 21 H: 2 LOB: 2 BB: 0 P: 24	R: 0 E: 0 K: 0 S: 8 H: 0 LOB: 0 BB: 0 P: 11	R: 0 E: 0 K: 1 S: 7 H: 0 LOB: 0 BB: 0 P: 8	R: 1 E: 0 K: 1 S: 13 H: 2 LOB: 1 BB: 0 P: 17	R: 0 E: 0 K: 0 S: 6 H: 0 LOB: 0 BB: 0 P: 8	R: 0 E: 0 K: 1 S: 11 H: 0 LOB: 1 BB: 1 P: 20	R: 1 E: 0 K: 0 S: 13 H: 3 LOB: 1 BB: 0 P: 23	1B: 4 2B: 4 3B: 0 HR: 1 SF: 0 SAC: 0 DP: 1 HBP: 0						

PITCHER		IP	WLS	BF	H	R	ER	SO	BB	IBB	HBP	BLK	WP	HR	S	P	ERA	WHIP
49 Tim Wakefield, R ERA: 3.76	(1, 1)	6.0	L	24	6	3	3	3	0	0	0	0	0	1	65	82	4.50	1.000
17 Manny Delcarmen, R ERA: 3.97	(7, 1)	2.0		7	0	0	0	1	1	0	0	0	0	0	17	28	0.00	0.500
63 Justin Masterson, R ERA: 3.33	(9, 1)	1.0		5	3	1	1	0	0	0	0	0	0	0	13	23	9.00	3.000

PITCHER	IP	WLS	BF	H	R	ER	SO	BB	IBB	HBP	BLK	WP	HR	S	P	ERA	WHIP

Chicago White Sox @ Boston Red Sox

Fenway Park, Boston, MA

Sun Aug 31 2008, 1:35 PM EDT

Att. 37,391 - Sunny - 79 F

TOP

livebaseballscorecards.com

AB	35
R	4
H	9
RBI	4
BB	1
SO	4
LOB	7

WP: 0 PB: 0 SB: 0 CS: 0 PA: 36

BOTTOM

Batter	1	2	3	4	5	6	7	8	9	AB	R	H	RBI	BB	SO	LOB
2 Jacoby Ellsbury, L (1, 8) OBP: 0.329, SLG: 0.367	B FF 92 C FF 93 F FC 85 X FF 93 1-2 ① P4	F FF 94 X FF 92 0-1 1-3 2B		X FF 93 0-0 1-3 2-H 12 S 1B			B CH 82 S FC 87 B FF 94 B FF 94 F FF 93 B FC 87 4-2 34 S BB		C FF 92 B CH 85 X FF 93 1-1 1-3 12 G4-3 12 DI 1B	4	0	3	1	1	0	0
12 Jed Lowrie, S (1, 5) OBP: 0.341, SLG: 0.439	C SI 91 C FC 86 B FF 94 B FF 93 F FF 94 F CU 81 B FF 95 X FF 94 3-2 ② F8	X CH 81 0-0 ③ F8		1 SAFE B CH 81 C FF 93 S FC 86 B CU 81 F CU 80 F FF 93 F CU 79 B FF 94 3-3 ③ F CU 81 S CU 82 K 1-2			C SI 90 X FF 92 0-1 ② F7		C FF 94 B FF 94 F FF 90 B SL 84 X FF 91 2-2 ② G4-3 1-3 3-H	5	0	0	1	0	1	6
34 David Ortiz, L (1, 10) OBP: 0.381, SLG: 0.488 Coco Crisp, S (9, PR) OBP: 0.322, SLG: 0.394	B FC 86 F FF 95 X FC 88 1-1 15 1B 1B		F CH 81 F CH 80 B CH 80 S CU 80 1-3 ① K		C CU 80 B FF 92 B CH 84 C FC 84 B FF 94 F FC 88 F CU 81 X CU 82 3-2 ① G6-3		B FF 96 C SL 85 S FC 88 D FC 90 B FF 98 C SL 86 3-3 ③ K 1-2		F FF 96 B FF 95 B CH 87 F FF 95 B FF 95 B FF 94 4-2 15 S BB	4 0	0 0	1 0	0 0	1 0	2 0	1 0
15 Dustin Pedroia, R (1, 4) OBP: 0.373, SLG: 0.488	B FC 86 C FC 85 F CH 82 X CU 81 1-2 S 1-3 1B		F FC 84 B FF 93 X CH 82 1-1 ② G1-3		C SI 94 B FF 95 B FC 86 X FF 93 2-1 ② G6-3			B FF 96 B FF 95 C FF 95 B FF 94 S FF 95 B FF 94 4-2 55 S BB	F SL 91 1 SAFE B FF 96 X SL 92 1-1 ③ F7 1-2	4	0	1	0	1	0	2
Mark Kotsay, L (1, 9) OBP: 0.343, SLG: 0.425	B FF 93 B CH 83 B CH 81 C FC 85 B FC 85 4-1 1-2 BB		B CH 81 X FF 93 1-0 ③ G4-3		B CH 83 X CH 86 1-0 ③ G4-3			B FF 95 B FF 94 B FF 95 C FF 95 X FF 94 3-1 ① L7		3	0	0	0	1	0	1
44 Jason Bay, R (1, 7) OBP: 0.371, SLG: 0.518	B CU 80 B CU 79 C FC 86 B SI 93 X FC 87 3-1 ③ L5			F FF 92 X FF 92 0-1 ① P3		C FF 92 B FF 92 B FC 86 S SI 93 C CU 81 2-3 ① K		B FF 96 S FF 95 T FF 96 C CU 80 1-3 ② K		4	0	0	0	0	2	4
55 Jeff Bailey, R (1, 3) OBP: 0.345, SLG: 0.423		C FF 93 S FC 86 B CU 81 C CU 80 1-3 ① K		F FF 93 B FF 94 B CH 82 X FC 86 2-1 1B 2 1B 1B		B FC 85 B FF 94 C FF 92 C FC 87 X CU 82 2-2 ② G6-3		B FF 96 S FF 96 S FF 96 B FF 96 C FF 96 2-3 ③ K 1-2		4	1	1	0	0	2	1
Alex Cora, L (1, 6) OBP: 0.375, SLG: 0.345		C FC 86 X CH 83 0-1 2 2B 1B		L CH 81 X SI 92 0-1 ② F9		C FC 86 X FC 87 0-1 ③ G3			B FF 95 B FF 95 C FF 93 B FF 94 C FF 94 B FF 94 4-2 2 1B 12 G4-3 BB	3	1	1	0	1	0	1
Kevin Cash, R (1, 2) OBP: 0.299, SLG: 0.339 60 Jonathan Van Every, L (9, PH) OBP: 0.250, SLG: 0.250		S FF 91 F SI 90 X CU 79 0-2 ② F8		X FC 86 0-0 2 1B 1-2 1B			B FC 86 C FF 92 B CH 83 S FF 93 S FF 93 2-3 ① K		C FF 94 F FF 94 D CH 86 C FF 91 1-3 ① K	3 1	0 0	1 0	0 0	0 0	1 1	1 1
Inning Stats	R: 0 E: 0 K: 0 S: 16 H: 2 LOB: 3 BB: 1 P: 29	R: 0 E: 0 K: 1 S: 11 H: 2 LOB: 2 BB: 0 P: 12	R: 0 E: 0 K: 1 S: 6 H: 0 LOB: 0 BB: 0 P: 9	R: 1 E: 0 K: 1 S: 15 H: 3 LOB: 2 BB: 0 P: 20	R: 0 E: 0 K: 0 S: 8 H: 0 LOB: 0 BB: 0 P: 14	R: 0 E: 0 K: 1 S: 8 H: 0 LOB: 0 BB: 0 P: 12	R: 0 E: 0 K: 2 S: 10 H: 0 LOB: 1 BB: 1 P: 19	R: 0 E: 0 K: 2 S: 10 H: 0 LOB: 1 BB: 1 P: 20	R: 1 E: 0 K: 1 S: 14 H: 1 LOB: 3 BB: 2 P: 27	1B: 7 2B: 1 3B: 0 HR: 0 SF: 0 SAC: 0 DP: 0 HBP: 0						

PITCHER		IP	WLS	BF	H	R	ER	SO	BB	IBB	HBP	BLK	WP	HR	S	P	ERA	WHIP
34 Gavin Floyd, R ERA: 3.61	(1, 1)	6.2	W	29	7	1	1	5	2	0	0	0	0	0	71	109	1.35	1.350
37 Matt Thornton, L ERA: 2.78	(7, 1)	0.1	H	1	0	0	0	1	0	0	0	0	0	0	3	6	0.00	0.000
26 Octavio Dotel, R ERA: 3.68	(8, 1)	1.0	H	4	0	0	0	2	1	0	0	0	0	0	10	20	0.00	1.000
45 Bobby Jenks, R ERA: 1.82	(9, 1)	1.0	S	6	1	1	1	1	2	0	0	0	0	0	14	27	9.00	3.000

PITCHER	IP	WLS	BF	H	R	ER	SO	BB	IBB	HBP	BLK	WP	HR	S	P	ERA	WHIP

Chicago White Sox @ Boston Red Sox

Fenway Park, Boston, MA

Sun Aug 31 2008, 1:35 PM EDT

Att. 37,391 - Sunny - 79 F

livebaseballscorecards.com

AB	35
R	2
H	8
RBI	2
BB	5
SO	9
LOB	18

WP: 0	PA: 40					
PB: 0						
SB: 5						
CS: 0						

Baltimore Orioles @ Boston Red Sox

Fenway Park, Boston, MA

Mon Sep 01 2008, 7:05 PM EDT

Att. 37,565 - Clear - 78 F

livebaseballscorecards.com

TOP

Batter	1	2	3	4	5	6	7	8	9	AB	R	H	RBI	BB	SO	LOB
1 Brian Roberts, S (1, 4) OBP: 0.376, SLG: 0.463	C FF 84 F FF 86 S FF 88 0-3 ① K		B FF 87 C CH 80 B FF 88 X CH 81 2-1 ② G6-3			X FF 86 0-0 ① SH1-3 1-2	B FF 87 B FF 86 F FF 87 B CH 81 X SI 86 3-1 ③ G4-3			3	0	0	0	0	1	0
10 Adam Jones, R (1, 8) OBP: 0.319, SLG: 0.410	X FF 85 0-0 HR		C FF 89 B FF 89 F FF 84 B SL 83 S SL 79 2-3 ③ K			F CH 82 X FF 88 0-1 ② P3		B SI 88 C SI 88 B CH 79 X CH 80 2-1 ① G5-3		4	1	1	1	0	1	1
21 Nick Markakis, L (1, 9) OBP: 0.407, SLG: 0.496	X FF 86 0-0 ② P6			B CU 74 C CU 74 C CU 74 C FF 89 1-3 ① K		B FF 89 X FF 89 1-0 17 2B 2-H 1B		C SI 91 B CU 77 X CU 76 1-1 ② G4-3		4	0	1	1	0	1	0
17 Aubrey Huff, L (1, 5) OBP: 0.368, SLG: 0.576	B CU 74 B CU 75 X CH 81 2-0 ③ F9			C FF 88 C CU 76 X CU 77 0-2 ② F7		C FF 89 1 SAFE X CU 76 0-1 1-3 2B		B CU 74 F CU 76 C SI 88 B SI 91 X SI 88 2-2 ③ G5-3		4	0	1	0	0	0	0
Ramon Hernandez, R (1, 2) OBP: 0.307, SLG: 0.413		C FF 84 X CU 76 0-1 ① G6-3		B FF 84 B SL 81 X SL 82 2-0 ③ G1-3		B FF 89 C FF 88 B SL 83 B SL 83 B SL 82 4-1 BB			B FF 95 C FF 96 F FF 94 S FF 95 1-3 ① K	3	0	0	0	1	1	0
30 Luke Scott, L (1, 10) OBP: 0.358, SLG: 0.496		B CU 73 C FF 88 B FF 88 S CH 81 X FF 89 2-2 G5-4-3 1B			C FF 87 B CU 75 B SI 87 X CH 82 2-1 ① P2	C CU 76 T CH 82 B FF 90 X CH 82 1-2 ③ F9			B FF 95 F FF 96 S FS 90 F FF 95 F FF 95 F FF 95 F FF 96 F FF 96 S SL 88 1-3 ② K	4	0	1	0	0	1	3
Kevin Millar, R (1, 3) OBP: 0.332, SLG: 0.416		C FF 88 X FF 87 0-1 ② ③ G5-4-3 1-2f			C SL 82 C FF 88 B CH 82 C FF 84 1-3 ② K		S FF 86 X CH 79 0-1 HR		B FF 96 F FF 96 X FF 95 1-1 PB 1B 1B	4	1	2	1	0	1	1
Jay Payton, R (1, 7) OBP: 0.298, SLG: 0.369			C FF 87 X SL 82 0-1 ① F8		F FF 87 B FF 87 X CU 77 1-1 ③ G5-3		B FF 85 C FF 87 B FF 87 B SL 81 X FF 87 3-1 ① L1-3		X FF 95 0-0 1-2 PB 1B	4	0	1	0	0	0	0
Juan Castro, R (1, 6) OBP: 0.238, SLG: 0.281 Oscar Salazar, R (9, PH) OBP: 0.261, SLG: 0.571			F FF 87 X CU 75 0-1 HR			C SL 81 X FF 87 0-1 1 SH1-3 21 1B	F FF 88 F SL 81 X SL 82 0-2 ② G1-3		B FF 95 C FF 95 F FF 94 F FF 96 B FF 96 F FF 95 B FF 96 X FF 95 3-2 ③ G4-3 1-2 2-3	3 1	2 0	2 0	1 0	0 0	0 0	0 2
Inning Stats	R: 1 E: 0 K: 1 S: 6 H: 1 LOB: 0 BB: 0 P: 8	R: 0 E: 0 K: 0 S: 7 H: 1 LOB: 0 BB: 0 P: 9	R: 1 E: 0 K: 1 S: 9 H: 1 LOB: 0 BB: 0 P: 13	R: 0 E: 0 K: 1 S: 7 H: 0 LOB: 0 BB: 0 P: 10	R: 0 E: 0 K: 1 S: 7 H: 0 LOB: 0 BB: 0 P: 11	R: 1 E: 0 K: 0 S: 12 H: 3 LOB: 3 BB: 1 P: 18	R: 1 E: 0 K: 0 S: 9 H: 1 LOB: 0 BB: 0 P: 15	R: 0 E: 0 K: 0 S: 7 H: 0 LOB: 0 BB: 0 P: 12	R: 0 E: 0 K: 2 S: 19 H: 2 LOB: 2 BB: 0 P: 25	1B: 5 2B: 1 3B: 0 HR: 3 SF: 0 SAC: 1 DP: 1 HBP: 0						

	AB	34
	R	4
	H	9
	RBI	4
	BB	1
	SO	6
	LOB	7

WP: 0 PB: 1 SB: 0 CS: 0 PA: 36

PITCHER		IP	WLS	BF	H	R	ER	SO	BB	IBB	HBP	BLK	WP	HR	S	P	ERA	WHIP
36 Paul Byrd, R ERA: 4.58	(1, 1)	7.0	W	28	7	4	4	4	1	0	0	0	0	3	57	84	5.14	1.143
48 Javier López, L ERA: 2.81	(8, 1)	1.0	H	3	0	0	0	0	0	0	0	0	0	0	7	12	0.00	0.000
58 Jonathan Papelbon, R ERA: 1.68	(9, 1)	1.0	S	5	2	0	0	2	0	0	0	0	0	0	19	25	0.00	2.000

PITCHER	IP	WLS	BF	H	R	ER	SO	BB	IBB	HBP	BLK	WP	HR	S	P	ERA	WHIP

Batter	1	2	3	4	5	6	7	8	9	AB	R	H	RBI	BB	SO	LOB
2 Jacoby Ellsbury, L (1, 9) OBP: 0.328, SLG: 0.366	C FF 90 C SI 90 B SI 90 S 1-3 ① **K**	B SL 82 B FF 91 X FF 91 2-0 ② **G6-3**			M CH 83 C SL 83 X SL 83 0-2 ① **G6-3**	X SL 82 0-0 **15 E** 1-2 2-3 **1B**		B FF 92 F SI 92 F SL 85 B SI 94 X CU 72 2-2 ① **G3-1**		5	0	1	0	0	1	0
15 Dustin Pedroia, R (1, 4) OBP: 0.374, SLG: 0.488	B FF 91 B FF 90 B FF 90 B SI 90 4-0 **44 BB 20 BB** **BB**	C FF 90 F FF 90 B FF 90 B SL 83 X SI 92 2-2 ③ **F8**			X FF 91 0-0 ② **F8**	B FF 96 C FF 95 F FF 96 X FF 96 1-2 **E9** 1-3 2-H 3-H **1B**		C SL 84 B SL 86 X SI 93 1-1 **20 E 34 S 12 BB** **1B**		4	1	2	2	1	0	0
34 David Ortiz, L (1, 10) OBP: 0.381, SLG: 0.483	B SI 90 X SI 90 1-0 ② **P3**		C SI 91 C SI 91 B SL 83 B SL 82 X SI 91 2-2 ① **L9**		X SI 90 0-0 ③ **L9**	I IN 61 I IN 66 I IN 69 I IN 68 4-0 **20 FC5-4** **IBB**		B CU 75 B SI 94 C SL 85 B SL 88 I IN 52 4-1 **12 BB 20 E** 1-2 **IBB**		3	0	0	0	2	0	1
20 Kevin Youkilis, R (1, 5) (8, 3) OBP: 0.387, SLG: 0.560	C SI 90 B SI 90 B SI 90 B CH 84 B SI 90 4-1 **44 BB** 1-2 **BB**		C SI 92 F SI 91 X FF 91 0-2 ② **F9**			B SI 89 C SI 92 C SI 92 B SL 82 X SL 82 1-2 ① **L7** C CU 78 F FF 96 F SI 94 B CU 73 X FF 94 1-2 ③ **FC5-4**		C SL 86 S SL 86 X SL 87 0-2 **E1 12 BB** 1-2 2-3		4	0	0	0	1	0	5
44 Jason Bay, R (1, 7) OBP: 0.371, SLG: 0.518	B SI 90 B SI 90 B CH 83 B SI 91 4-0 1-2 2-3 **BB**		B CH 84 B FF 91 C FF 91 X SI 91 2-1 ③ **F9**			S SL 83 B SL 83 B FF 89 C CH 83 X SL 83 2-2 **12 2B** **2B**	B FF 94 C FF 94 F FF 94 S FF 96 1-3 ① **K**	C SL 87 B SI 94 B SI 94 C SL 86 F CU 75 B SI 93 S SL 84 3-3 ② **K**		4	1	1	0	1	2	3
12 Jed Lowrie, S (1, 6) (8, 5) OBP: 0.352, SLG: 0.445	B SI 90 C SL 82 C SL 82 S SI 91 1-3 ③ **K**			B FF 90 C SI 90 B SI 89 B SI 90 B SI 90 4-1 **BB**		B SI 90 X SL 83 1-0 **G6-3** 2-H **1B 2B**	F FF 93 B FF 95 B FF 94 B FF 93 B FF 94 4-1 **55 BB** **BB**	D CU 74 B SL 83 F SI 92 B FF 95 C SI 94 B SI 94 4-2 1-2 2-3 3-H **BB**		2	1	1	2	3	1	3
Jason Varitek, S (1, 2) OBP: 0.316, SLG: 0.375		B FF 90 C SI 90 X SL 81 1-1 **HR**		C FF 90 X FF 89 0-1 ① **F9**		B CH 82 S CH 82 F FF 90 F SL 83 X SI 89 1-2 ② **G6-3** 2-3	1 SAFE 1 SAFE B CU 78 C FF 94 1 SAFE B FF 94 C CU 78 S FF 95 2-3 ② **K**	F CH 84 B CH 84 X CH 85 1-1 ③ **G3**		5	1	1	1	0	1	6
55 Jeff Bailey, R (1, 3) OBP: 0.394, SLG: 0.536 Alex Cora, L (8, 6) OBP: 0.375, SLG: 0.345		B SI 90 X SI 90 1-0 **HR**		1 SAFE X SI 90 0-0 ② **F7**		C SL 82 D CH 81 B CH 83 F SL 82 B FF 91 B SI 90 4-2 **2 1B 15 E 1B** **BB**	T FF 96 B FF 96 B FF 97 B FF 96 S FF 97 B FF 98	4-2 1-2 **FC4-6** **BB**		2 0	2 0	1 0	1 0	2 0	0 0	1 0
Coco Crisp, S (1, 8) OBP: 0.321, SLG: 0.392		B FF 90 F SI 90 F SI 91 B SL 82 S SL 82 2-3 ① **K**		F CH 83 F SI 90 S SI 90 0-3 ③ **K**		F CH 82 D CH 82 B SL 83 X SI 90 2-1 **2 1B 15 E** 1-2 3-H **1B**	C FF 96 B FF 94 S CU 80 X CU 80 1-2 ③ **FC4-6** 1-2f			4	1	1	1	0	2	3
Inning Stats	R: 0 E: 0 K: 2 S: 8 H: 0 LOB: 3 BB: 3 P: 23	R: 2 E: 0 K: 1 S: 10 H: 2 LOB: 0 BB: 0 P: 18	R: 0 E: 0 K: 0 S: 8 H: 0 LOB: 0 BB: 0 P: 12	R: 0 E: 0 K: 1 S: 7 H: 0 LOB: 1 BB: 1 P: 11	R: 0 E: 0 K: 0 S: 5 H: 0 LOB: 0 BB: 0 P: 5	R: 4 E: 1 K: 0 S: 24 H: 5 LOB: 3 BB: 2 P: 41	R: 0 E: 0 K: 2 S: 12 H: 0 LOB: 2 BB: 2 P: 24	R: 1 E: 1 K: 1 S: 17 H: 1 LOB: 3 BB: 2 P: 32		1B: 4 2B: 2 3B: 0 HR: 2 SF: 0 SAC: 0 DP: 0 HBP: 0					

PITCHER		IP	WLS	BF	H	R	ER	SO	BB	IBB	HBP	BLK	WP	HR	S	P	ERA	WHIP
Garrett Olson, L ERA: 6.53	(1, 1)	5.2	L	28	6	6	6	4	5	0	0	0	0	2	54	96	9.53	1.941
45 Dennis Sarfate, R ERA: 4.96	(6, 1)	1.1		8	1	0	0	2	2	1	0	0	0	0	20	38	0.00	2.250
53 Jim Miller, R ERA:	(8, 1)	0.2		6	1	1	0	1	1	1	0	0	0	0	15	29	0.00	3.000
Randor Bierd, R ERA: 3.6	(8, 1)	0.1		1	0	0	0	0	0	0	0	0	0	0	2	3	0.00	0.000

PITCHER	IP	WLS	BF	H	R	ER	SO	BB	IBB	HBP	BLK	WP	HR	S	P	ERA	WHIP

BOTTOM

Baltimore Orioles @ Boston Red Sox

Fenway Park, Boston, MA

Mon Sep 01 2008, 7:05 PM EDT

Att. 37,565 - Clear - 78 F

livebaseballscorecards.com

AB	33
R	7
H	8
RBI	7
BB	10
SO	7
LOB	22

Batter	1	2	3	4	5	6	7	8	9	AB	R	H	RBI	BB	SO	LOB
1 Brian Roberts, S (1, 4) OBP: 0.376, SLG: 0.461	B FF 96 F FF 95 F FF 96 F CU 82 F FF 97 F FC 93 B FF 96 S FF 98 2-3 **K** ①		B FF 95 C FC 92 B CU 79 B FF 95 C FF 94 B FF 96 4-2 S **BB**		C FF 93 B CH 84 B CH 84 X FF 93 2-1 **L7** ①		X FF 90 0-0 **F7** ①		B CU 73 B CU 72 F SI 89 X SI 89 2-1 2-H **2B**	2	0	0	0	1	1	0
Alex Cintron, S (6, 4) OBP: 0.307, SLG: 0.367										2	0	1	1	0	0	0
Adam Jones, R (1, 8) OBP: 0.318, SLG: 0.406	F FF 97 B CU 80 X FF 94 1-1 **P4** ②		B CU 78 F FC 92 T CU 79 B FF 95 B FF 95 F CU 79 B FC 91 4-2 **1-2** **BB**		C SI 93 B FF 86 C CU 76 F FC 91 F CU 78 B FC 91 S SI 92 2-3 **K** ②		B FF 90 B CH 77 X FF 89 2-0 **F9** ②		C SI 89 F SI 90 B SI 90 X CU 74 1-2 **F8** ③	4	0	0	0	1	1	1
21 Nick Markakis, L (1, 9) OBP: 0.407, SLG: 0.497	S FF 97 B SI 97 S SI 96 S CU 82 1-3 **K** ③		X SI 94 0-0 **G1** ③		X FF 93 0-0 **2B**		F FF 91 F CU 78 B FF 91 F FF 90 F CH 77 X CH 77 1-2 **G6-3** ③			3	0	1	0	0	1	2
30 Luke Scott, L (6, 7) OBP: 0.357, SLG: 0.495										1	0	0	0	0	0	0
17 Aubrey Huff, L (1, 10) OBP: 0.369, SLG: 0.576		B SI 94 F SI 93 X SI 93 1-1 **G3** ①		C FF 92 T SI 93 X CU 78 0-2 2B **SF7** **1B**	D SI 92 B SI 93 B SI 93 B FF 94 4-0 **BB**			C SI 90 F SI 91 B SI 92 B SL 76 F CU 74 B SI 90 X SI 89 3-2 **G5-3** ①		2	1	1	0	1	0	0
Guillermo Quiroz, R (8, PH) OBP: 0.254, SLG: 0.269										1	0	0	0	0	0	0
(8, 10)																
(8, 2)																
Ramon Hernandez, R (1, 2) OBP: 0.309, SLG: 0.416		S FF 96 C CU 78 B FF 96 F FF 96 B CU 81 B FF 97 X SI 95 3-2 1B **F7-2** **1B**		B SI 94 X SI 94 1-0 **SF7** **2B**	C CU 77 B FC 91 B FC 91 C FC 91 X FF 94 2-2 **L4** ③			C SI 90 B SI 91 X SI 91 1-1 **G5-3** ②		4	0	2	0	0	0	2
(8, 3)				1-3												
Kevin Millar, R (1, 3) OBP: 0.332, SLG: 0.415		C FF 96 B FF 96 F FC 92 F FF 96 F CU 80 X FC 92 1-2 **1-3** **1B**		S FF 95 B FF 95 D CU 80 F FF 95 X FF 95 2-2 **SF7** ①		X FF 96 0-0 **P3** ①		F SI 90 B SI 91 X SI 90 1-1 **G5-3** ③		3	0	1	1	0	0	0
41 Bob McCrory, R (8, 1)				**2-3** **3-H**						0	0	0	0	0	0	0
Oscar Salazar, R (1, 5) OBP: 0.296, SLG: 0.522		B FF 96 X FF 93 1-0 **F7-2** ② ③ **3-H**		B CU 79 B FF 94 B FC 90 B FF 93 4-0 **BB**		B FF 96 B FF 96 B FF 96 C FF 96 B FF 97 4-1 12 **G4-3** **BB**			X SI 88 0-0 **G5-3** ①	2	0	0	0	2	0	2
12 Luis Montanez, R (1, 7) OBP: 0.386, SLG: 0.463			C FF 94 B FC 92 F CU 77 X CU 77 1-2 **L6-3** **1B**	B FC 91 S FC 90 B FC 92 F FC 89 B FF 94 S FC 91 3-3 **K** ②		B FF 96 C FF 96 B CH 83 C FF 96 X FF 96 2-2 **G4-3** ② **1-2**			B CU 73 C SI 88 B SI 89 X SI 89 2-1 G1-3 2B **1B**	4	1	2	0	0	1	3
(6, 9)																
Juan Castro, R (1, 6) OBP: 0.231, SLG: 0.272			B FF 93 1 SAFE D SI 93 X FF 93 2-0 **L6-3** ① ② **1-1**	F FF 95 F FC 92 C FF 95 0-3 **K** ③		C FF 97 B FF 96 F FF 96 C FF 97 1-3 **K** ③			B SI 88 F SI 88 X SI 89 1-1 **G1-3** ② **1-2**	4	0	0	0	0	2	5

TOP

Baltimore Orioles @ Boston Red Sox

Fenway Park, Boston, MA

Tue Sep 02 2008, 7:05 PM EDT
Att. 37,710 - Partly Cloudy - 69 F

livebaseballscorecards.com

AB	32
R	2
H	8
RBI	2
BB	5
SO	6
LOB	15

Inning Stats	1	2	3	4	5	6	7	8	9
	R: 0 E: 0 K: 2 S: 11	H: 0 LOB: 0 BB: 0 P: 15	R: 0 E: 0 K: 0 S: 12	H: 2 LOB: 1 BB: 0 P: 18	R: 0 E: 0 K: 0 S: 10	H: 1 LOB: 2 BB: 2 P: 21	R: 1 E: 0 K: 2 S: 13	H: 2 LOB: 2 BB: 1 P: 23	R: 0 E: 0 K: 1 S: 12	H: 1 LOB: 2 BB: 1 P: 22
	R: 0 E: 0 K: 1 S: 8	H: 0 LOB: 1 BB: 1 P: 15	R: 0 E: 0 K: 0 S: 7	H: 0 LOB: 0 BB: 0 P: 10	R: 0 E: 0 K: 0 S: 8	H: 0 LOB: 0 BB: 0 P: 13	R: 1 E: 0 K: 0 S: 10	H: 2 LOB: 1 BB: 0 P: 16		

| | | | | | | | | | | | | | | | |

BOTTOM

Baltimore Orioles @ Boston Red Sox

Fenway Park, Boston, MA

Tue Sep 02 2008, 7:05 PM EDT

Att. 37,710 - Partly Cloudy - 69 F

Batter	1	2	3	4	5	6	7	8	9	AB	R	H	RBI	BB	SO	LOB
2 Jacoby Ellsbury, L (1, 7) OBP: 0.330, SLG: 0.365	C FF 92 B FF 96 X FF 95 1-1 P4 ①		B FF 94 1 SAFE 1 SAFE B FF 92 B FF 90 B FF 93 4-0 12 BB 34 2B 1-2 BB	B CH 81 X SI 92 1-0 12 S 34 2B 1-3 2-H 1B	C FF 94 C CH 84 B FF 94 S CH 84 1-3 K ②		X SI 86 0-0 G3-1 ①	B SI 97 B FF 96 B SI 94 B FF 95 4-0 15 1B 12 PB 1-2 BB		4	2	1	1	2	1	2
12 Jed Lowrie, S (1, 5) OBP: 0.361, SLG: 0.451	B FF 94 X FF 96 1-0 F9 ②		C FF 94 B CH 87 B SI 94 C CH 85 B CH 85 B FF 93 4-2 34 2B 15 SF7 1-2 2-3 BB	B FF 94 B FF 94 D FF 94 B FF 92 4-0 34 2B 15 HR 1-2 BB	C CH 82 B FC 85 F FF 94 B FC 84 X FF 94 2-2 1-3 2-H 2B		C SI 90 B CH 83 B CH 82 B SI 90 B SI 91 4-1 1B 15 2B BB	C FF 95 T CU 78 B CU 80 B SI 95 X SI 95 2-2 SF7 ① 1-2 2-H		2	3	1	2	3	0	0
34 David Ortiz, L (1, 10) OBP: 0.387, SLG: 0.494 Kevin Cash, R (7, PH) OBP: 0.301, SLG: 0.341 (8, 10)	B FF 96 B FF 95 B FF 94 X FF 92 3-0 15 FC6-4 1B		B FF 95 B FF 94 B FF 93 T SI 94 X SI 94 3-1 2B 1-3 2-H 3-H 2B	B FF 93 X FF 94 1-0 15 HR 1-3 2-H 3-H 2B	B SL 76 F SI 86 B SI 87 B SI 77 B SI 87 4-1 BB		B SI 92 X SI 91 1-0 15 2B 60 1B 1-3 1B	C SI 96 B CU 78 B SI 94 X SI 95 2-1 P4 ②		3 2	2 1	3 1	4 0	1 0	0 0	0 1
15 Dustin Pedroia, R (1, 4) OBP: 0.376, SLG: 0.496	C FF 95 X CH 85 0-1 FC6-4 ③ 1-2f		B FF 95 B CH 82 X CH 81 2-0 SF7 ② 3-H	C FF 93 B FF 92 X FF 92 1-1 2-H 3-H HR	B SI 92 S SI 92 B SL 81 F SI 91 B SI 92 X SL 80 3-2 P5 ③		C SL 78 B SL 80 C SI 92 B SL 81 F SI 92 X SI 92 2-2 60 1B 1-3 3-H 2B	B SI 95 D CU 79 C SI 95 X SI 95 2-1 2-3 1B		5	1	3	5	0	0	4
Mark Kotsay, L (1, 9) OBP: 0.344, SLG: 0.429 60 Jonathan Van Every, L (6, PR) OBP: 0.333, SLG: 0.333 (7, 9)		X FF 90 0-0 G3 ① 2-H 2B	D CH 86 C CH 85 B FF 92 F FF 93 X CH 86 2-2 2-H 2B	C SL 82 S CH 85 S CH 85 0-3 K ②		B CH 86 X SI 85 1-0 1B 1B 1B	B SI 87 F SL 76 F SI 92 B SL 79 F SL 77 X SL 78 2-2 55 BB 2-3 3-H 1B	F SI 96 F FF 96 D CU 78 B CU 77 B SI 95 X SI 95 3-2 G3 ③		4 2	0 0	2 1	1 1	0 0	1 0	0 2
Jason Varitek, S (1, 2) OBP: 0.318, SLG: 0.376 David Ross, R (6, PR) OBP: 0.379, SLG: 0.363 (7, 2)		C FF 91 B CH 88 B FF 95 X FF 93 2-1 55 G5-4-3 1B	C FF 95 F FF 94 B FF 95 F FF 95 B SL 83 F CH 88 S SL 86 2-3 K ③	B CH 85 X FF 93 1-0 F7 ③		C SI 91 F CH 84 X SL 80 0-2 G5-3 1B 1-2 1B	F SI 96 C SI 97 F FF 97 B SL 88 B SL 88 S FF 95 2-3 K ②			4 1	0 0	2 0	0 0	0 0	1 1	1 2
55 Jeff Bailey, R (1, 3) OBP: 0.421, SLG: 0.516		B FF 94 F FF 94 X FF 94 1-1 G5-4-3 ② ③ 1-2f		C FF 93 S SL 83 X FF 96 0-2 2 1B 1B	S SL 80 B SL 82 B SL 81 B FF 92 S FF 92 B FF 92 4-2 12 2B 1B BB	B SI 90 X SI 91 1-0 F8 ①	F SI 97 B FF 96 B SL 87 B SI 94 B SI 95 4-1 1-2 BB			3	2	1	0	2	0	3
Alex Cora, L (1, 6) OBP: 0.376, SLG: 0.347			C FF 93 B CH 87 F FF 94 B SL 83 B FF 94 X FF 94 3-2 F8 ①	F FF 94 C SL 84 B CH 86 D CH 86 S CH 86 2-3 K ①	F FF 92 B FF 93 B FF 93 C FF 92 X FF 92 2-2 12 2B 1-2 1B	B SI 87 X SI 87 1-0 1-2 2-3 1B	C FF 96 B SI 96 B SI 96 X SI 96 2-1 F8 ③			5	0	2	0	0	1	4
Coco Crisp, S (1, 8) OBP: 0.325, SLG: 0.395			X FF 94 0-0 12 BB 2 S 34 2B 1B	C SI 92 B FF 95 X CH 86 1-1 2 1B 34 2B 1-2 1B	C FF 94 B CH 85 S CH 86 D CH 86 C FC 85 2-3 K ①	B SI 83 F SI 91 F SL 80 B SI 91 F SI 91 D SL 80 X SI 92 3-2 G5-3 ② ③ 2-3f		C SI 96 B FF 95 B FF 96 X SI 95 2-1 12 PB 2 BB 12 SF7 1B		5	3	3	0	0	1	5

livebaseballscorecards.com

AB	40
R	14
H	20
RBI	14
BB	8
SO	6
LOB	24

Inning Stats	1	2	3	4	5	6	7	8	9
	R: 0 E: 0 K: 0 S: 6	R: 0 E: 0 K: 0 S: 5	R: 4 E: 0 K: 1 S: 17	R: 6 E: 0 K: 2 S: 16	R: 1 E: 0 K: 2 S: 18	R: 0 E: 0 K: 0 S: 10	R: 2 E: 0 K: 1 S: 18	R: 1 E: 0 K: 0 S: 12	
	H: 1 LOB: 1 BB: 0 P: 11	H: 1 LOB: 0 BB: 0 P: 8	H: 3 LOB: 1 BB: 2 P: 37	H: 5 LOB: 0 BB: 1 P: 27	H: 2 LOB: 3 BB: 2 P: 36	H: 3 LOB: 2 BB: 0 P: 16	H: 3 LOB: 3 BB: 2 P: 35	H: 2 LOB: 2 BB: 1 P: 27	

| | | |

Batter	1	2	3	4	5	6	7	8	9	AB	R	H	RBI	BB	SO	LOB
1 Brian Roberts, S (1, 4) OBP: 0.377, SLG: 0.462	C FF 90 S FF 91 X FF 93 0-2 21 E 2B		C FF 91 B FC 88 X FC 89 1-1 ① G4-3	C FF 92 B FF 91 F FF 92 B FC 89 D FS 83 B SL 82 4-2 1-2 BB			C SI 89 X SI 92 0-1 ① F8			3	1	1	0	1	0	0
Jay Payton, R (1, 8) OBP: 0.295, SLG: 0.365 (7, 7)	C FF 90 L FF 88 X SL 81 0-2 ① F9		B SI 91 B SI 91 X FC 89 2-0 ② G6-3	B FC 89 X SI 92 1-0 ③ G1-3			F SI 92 F SI 89 B SI 92 X CH 80 1-2 ② F8			4	0	0	0	0	0	3
21 Nick Markakis, L (1, 9) OBP: 0.404, SLG: 0.493	S SL 81 F SL 82 B FF 93 F SL 80 F FF 92 F SL 82 F FF 93 F SI 91 B FC 88 2-2 X SL 83 E8 2-H		C SL 84 X FC 90 0-1 ③ F7		F FS 82 S FF 94 S FF 93 0-3 ① K		X CU 76 0-0 ③ G6-3			4	0	0	0	0	1	0
17 Aubrey Huff, L (1, 5) OBP: 0.370, SLG: 0.575	B FF 93 B FC 90 D SL 83 C SL 81 F FF 93 F FS 83 X SI 92 3-2 ② L6			F FF 93 B FC 90 X SL 83 1-1 30 2B BB 1B	C SL 85 X FC 90 0-1 ② F9			B SI 86 C SI 86 X CU 74 1-1 FC6-5 S 1B		4	1	2	0	0	0	1
Oscar Salazar, R (1, 3) OBP: 0.323, SLG: 0.480	C FF 92 B FF 92 B FF 92 F SL 83 S SL 82 2-3 ③ K			B FF 91 B FF 90 B FF 92 B FF 91 4-0 30 2B 12 G3 1-2 BB	B FF 93 B SL 83 B FF 94 C FF 92 B FF 92 4-1 BB			F FF 93 B SI 92 S SL 84 B SL 83 F SI 91 B SL 82 X SI 90 3-2 ① FC6-5 30 G3-5 1-3		2	1	0	0	2	1	2
30 Luke Scott, L (1, 10) OBP: 0.356, SLG: 0.495		C FF 93 B FC 88 B CU 76 C SL 83 F FF 92 F FF 94 S FS 83 2-3 ① K		C SL 82 S CU 77 B FF 94 B FF 93 D SL 78 X FF 92 3-2 12 G3 1B 1-3 2-H 2B	F FF 93 C FF 94 C FL 80 0-3 ③ K			C SL 80 X SI 90 0-1 ②③ G3-5 1-2f		4	1	1	1	0	2	2
12 Luis Montanez, R (1, 7) OBP: 0.367, SLG: 0.439 Adam Jones, R (7, 8) OBP: 0.317, SLG: 0.405		S FF 94 S SL 82 F FF 94 S SL 85 0-3 ② K		C SL 83 S FF 93 D SL 83 X SL 83 1-2 ① G3 2-3 3-H		C SL 80 X SI 91 0-1 ① F9			C B S B B X 3-2 ① G6-3	3 1	0 0	0 0	1 0	0 0	1 0	1 0
Alex Cintron, S (1, 6) OBP: 0.308, SLG: 0.360 Juan Castro, R (7, 6) OBP: 0.230, SLG: 0.270		S FF 94 B FS 83 B SL 84 S SL 82 F SI 92 B FF 94 B SL 84 4-2 BB		B SL 81 F FF 92 X FF 93 1-1 ② P6		S SL 80 X FF 93 0-1 ② G6-3			C FF 94 B SI 96 F SI 90 B SL 84 F SL 83 S FF 95 2-3 ② K	2 1	0 0	0 0	0 0	1 0	0 1	1 0
Guillermo Quiroz, R (1, 2) OBP: 0.256, SLG: 0.270 Ramon Hernandez, R (9, PH) OBP: 0.308, SLG: 0.415 (9, 2)		C FF 93 F FF 93 F SL 82 B FF 92 S FF 94 1-3 ③ K		S FF 92 B FF 92 X FF 92 1-1 1 BB 1B 3-H		B FF 93 F FF 93 B SL 83 C FF 93 S SL 83 2-3 ③ K			B FF 93 C FF 94 B SL 82 C SI 91 F SI 92 B SL 83 C SL 80 3-3 ③ K	3 1	0 0	1 0	1 0	0 0	2 1	1 0
Inning Stats	R: 1 H: 1 E: 1 LOB: 1 K: 1 BB: 0 S: 21 P: 28	R: 0 H: 0 E: 0 LOB: 1 K: 3 BB: 1 S: 16 P: 23	R: 0 H: 0 E: 0 LOB: 0 K: 0 BB: 0 S: 5 P: 8	R: 3 H: 3 E: 0 LOB: 2 K: 0 BB: 2 S: 15 P: 31	R: 0 H: 0 E: 0 LOB: 1 K: 2 BB: 1 S: 9 P: 13	R: 0 H: 0 E: 0 LOB: 0 K: 1 BB: 0 S: 7 P: 9	R: 0 H: 0 E: 0 LOB: 0 K: 0 BB: 0 S: 6 P: 7	R: 0 H: 1 E: 0 LOB: 0 K: 0 BB: 0 S: 8 P: 12	R: 0 H: 0 E: 0 LOB: 0 K: 2 BB: 0 S: 11 P: 19	1B: 3 SF: 0 2B: 2 SAC: 0 3B: 0 DP: 1 HR: 0 HBP: 0						

PITCHER		IP	WLS	BF	H	R	ER	SO	BB	IBB	HBP	BLK	WP	HR	S	P	ERA	WHIP
18 Daisuke Matsuzaka, R ERA: 2.88	(1, 1)	6.0		27	4	4	3	7	4	0	0	0	0	0	73	112	4.50	1.333
48 Javier López, L ERA: 2.75	(7, 1)	1.0		4	1	0	0	0	0	0	0	0	0	0	8	10	0.00	1.000
63 Justin Masterson, R ERA: 3.24	(8, 1)	2.0	W	5	0	0	0	2	0	0	0	0	0	0	17	28	0.00	0.000

PITCHER	IP	WLS	BF	H	R	ER	SO	BB	IBB	HBP	BLK	WP	HR	S	P	ERA	WHIP

TOP

Baltimore Orioles @ Boston Red Sox

Fenway Park, Boston, MA

Wed Sep 03 2008, 1:35 PM EDT

Att. 37,373 - Sunny - 74 F

livebaseballscorecards.com

AB	32
R	4
H	5
RBI	3
BB	4
SO	9
LOB	11

Baltimore Orioles @ Boston Red Sox

Fenway Park, Boston, MA

Wed Sep 03 2008, 1:35 PM EDT

Att. 37,373 - Sunny - 74 F

livebaseballscorecards.com

BOTTOM

Batter	1	2	3	4	5	6	7	8	9	AB	R	H	RBI	BB	SO	LOB
2 Jacoby Ellsbury, L (1, 9) OBP: 0.328, SLG: 0.362	C FC 90 X SI 91 0-1 ① L8		X FC 91 0-0 ②③ G4-6-3 1-2f			C CU 78 B FF 95 C FF 96 D CU 80 B FF 96 F FF 97 C FF 97 3-3 ② K	C FF 91 F SI 92 B SL 82 B SL 82 X FF 92 2-2 ③ P6		X SI 94 0-0 SH 1-2 2-H	4	0	0	0	0	1	5
12 Jed Lowrie, S (1, 5) OBP: 0.355, SLG: 0.441	B SI 92 C SI 90 C SI 90 X FC 90 1-2 ② G1-3			B FF 92 B FF 93 F FF 93 F FF 94 C FF 95 2-3 ① K		C FF 95 B FF 96 X FF 95 1-1 ③ FC4-6 1-2f		C SL 81 B FF 91 F SI 90 B FF 92 S SL 82 2-3 ① K		4	0	0	0	0	2	1
34 David Ortiz, L (1, 10) OBP: 0.386, SLG: 0.490	B SI 90 C FC 92 S CU 78 S CU 78 1-3 ③ K			X FF 94 0-0 ② G4-3			C FF 88 B SL 77 X SL 78 1-1 ① L3	B SL 82 B SL 80 F SI 91 F SI 92 B SI 92 B SL 83 4-2 15 2B 3B BB		3	1	0	0	1	1	0
15 Dustin Pedroia, R (1, 4) OBP: 0.378, SLG: 0.505		B FC 91 F FC 91 X FC 92 1-1 1B		C FF 94 F CU 78 B CU 80 X FF 95 1-2 ③ F9			C SL 76 X CH 79 0-1 HR	F FF 91 F SL 81 F FF 92 X SL 82 0-2 1-3 3B 2B		4	2	3	1	0	0	0
Mark Kotsay, L (1, 3) OBP: 0.343, SLG: 0.433		B SI 90 F FC 90 F FC 90 F CU 77 F CU 78 F FC 90 1 SAFE B SI 92 X CU 78 2-2 ① F8			B CU 77 C FF 92 F FF 93 F FF 93 F CU 79 B CU 78 X FF 95 2-2 ① L7		C SL 75 C SL 77 B SL 76 B SI 89 S SL 77 2-3 ② K	B FF 90 B SI 91 F SI 91 X SI 93 2-1 2-H 3-H 3B		4	0	1	2	0	1	1
44 Jason Bay, R (1, 7) OBP: 0.371, SLG: 0.515		X FC 92 0-0 ② F8			B FF 94 F FF 94 F CU 77 B FF 96 F FF 96 S FF 97 2-3 ② K		H FF 87 1-0 1B BB BB HBP	F SL 85 F SI 91 B CU 76 S SL 84 1-3 ② K		3	1	0	0	0	2	2
Jason Varitek, S (1, 2) OBP: 0.317, SLG: 0.373		1 SAFE S CU 79 X FC 89 0-1 ③ P5			S FF 96 S FF 96 B FF 97 B CU 82 B FF 96 S FF 95 3-3 ③ K		B SI 88 B CH 80 B SI 87 B SI 85 4-0 BB 1B 1-2 BB	C CU 73 B SL 85 S SI 94 F SI 93 B B S 3-3 ③ K		3	0	0	0	1	2	2
Alex Cora, L (1, 6) OBP: 0.386, SLG: 0.360			C SI 91 X FC 90 0-1 ① G1-3			B FF 94 C FF 94 X FF 94 1-1 12 FC4-6 1B	X SL 77 0-0 BB 1-2 2-3 1B		C SI 92 B CU 74 F SI 93 X SL 85 1-2 2 SH 2 E 1B 1B	4	1	3	0	0	0	0
Coco Crisp, S (1, 8) OBP: 0.330, SLG: 0.398			C SI 90 S FC 90 F FC 90 F CU 78 X SI 92 0-2 2 G4-6-3 1B			1 SAFE B FF 93 1 SAFE F FF 94 1 SAFE T FF 95 B FF 96 S FF 94 2-3 ① K	B FF 92 B FF 92 F FF 91 B FF 92 B FF 91 4-1 1-2 2-3 3-H BB		1 SAFE X SI 94 0-0 1-2 2 E 1B	3	0	2	1	1	1	1
Inning Stats	R: 0 E: 0 K: 1 S: 8 H: 0 LOB: 0 BB: 0 P: 10	R: 0 E: 0 K: 0 S: 11 H: 1 LOB: 1 BB: 0 P: 14	R: 0 E: 0 K: 0 S: 8 H: 1 LOB: 0 BB: 0 P: 8	R: 0 E: 0 K: 1 S: 7 H: 0 LOB: 0 BB: 0 P: 10	R: 0 E: 0 K: 0 S: 12 H: 0 LOB: 0 BB: 0 P: 19	R: 0 E: 0 K: 2 S: 11 H: 1 LOB: 1 BB: 0 P: 18	R: 2 E: 0 K: 1 S: 12 H: 2 LOB: 3 BB: 2 P: 26	R: 2 E: 0 K: 3 S: 18 H: 2 LOB: 1 BB: 1 P: 30	R: 1 E: 1 K: 0 S: 5 H: 2 LOB: 2 BB: 0 P: 6	1B: 6 2B: 1 3B: 1 HR: 1	SF: 0 SAC: 1 DP: 1 HBP: 1	WP: 0 PB: 0 SB: 0 CS: 0	PA: 37				

	AB	32
	R	5
	H	9
	RBI	4
	BB	3
	SO	10
	LOB	12

PITCHER		IP	WLS	BF	H	R	ER	SO	BB	IBB	HBP	BLK	WP	HR	S	P	ERA	WHIP
Lance Cormier, R ERA: 4.37	(1, 1)	3.0		10	2	0	0	1	0	0	0	0	0	0	27	32	0.00	0.667
45 Dennis Sarfate, R ERA: 4.77	(4, 1)	3.0		10	1	0	0	5	0	0	0	0	0	0	30	47	0.00	0.333
32 Jamie Walker, L ERA: 6.23	(7, 1)	0.2		6	2	2	2	1	1	0	1	0	0	1	8	16	27.00	4.500
Rocky Cherry, R ERA: 6.1	(7, 1)	0.2	B	6	2	2	2	1	2	0	0	0	0	0	15	29	27.00	6.000
53 Jim Miller, R ERA:	(8, 1)	0.2	L	5	2	1	0	2	0	0	0	0	0	0	12	17	0.00	3.000

PITCHER	IP	WLS	BF	H	R	ER	SO	BB	IBB	HBP	BLK	WP	HR	S	P	ERA	WHIP

Boston Red Sox @ Texas Rangers

Rangers Ballpark in Arlington, Arlington, TX

Fri Sep 05 2008, 8:05 PM EDT

Att. 30,264 - Clear - 87 F

TOP

livebaseballscorecards.com

Batter	1	2	3	4	5	6	7	8	9	AB	R	H	RBI	BB	SO	LOB
2 Jacoby Ellsbury, L (1, 9) OBP: 0.326, SLG: 0.364	C FF 89 X SI 88 0-1 ① F7		F SI 91 C FF 91 B FF 90 X FF 93 1-2 ② F7	B SI 92 B SI 90 C FF 90 X FF 89 2-1 ② P6		X FC 86 0-0 3-H 3B		B SI 93 B CH 82 X SI 93 2-0 ② G3 1-2 2-3		5	0	1	1	0	0	4
15 Dustin Pedroia, R (1, 4) OBP: 0.378, SLG: 0.505	C FF 88 X FF 90 0-1 34 G3 2B		B FF 90 C SI 92 B FC 90 F FF 91 F SL 84 B CU 73 X FF 92 3-2 ③ G1-3	B FC 85 X FC 86 1-0 ③ F9		C FF 90 D SI 86 X FF 85 1-1 ③ G6-3		B SI 92 B FF 92 B SI 93 B SI 93 4-0 BB		4	0	1	0	1	0	3
34 David Ortiz, L (1, 10) OBP: 0.381, SLG: 0.483	B FF 85 B SI 84 C FC 85 D SI 86 X FF 86 3-1 ② G3 2-3			B FF 91 C FF 89 X FC 89 1-1 ① F8	X FF 88 0-0 ① F8		B SI 93 F SI 94 C CH 81 B CH 86 F SI 93 X CU 70 2-2 ① G6-3	S SL 86 X SI 92 0-1 ③ F8		5	0	0	0	0	0	4
Mark Kotsay, L (1, 3) OBP: 0.339, SLG: 0.427	F FC 86 D SI 86 B FC 87 X SL 86 2-1 ③ F9			F FF 90 X SI 90 0-1 E4 44 2B 25 1B	C FF 88 F FF 89 S CU 73 0-3 ② K		B SI 95 B SI 94 X SI 93 2-0 ② G3		X SL 80 0-0 ① F9	5	1	0	0	0	1	1
44 Jason Bay, R (1, 7) OBP: 0.372, SLG: 0.516		B FC 88 C FF 88 F FF 90 F SI 90 S FC 85 1-3 ① K		C FC 85 X FF 89 0-1 1-3 25 1B 2B	X FF 89 0-0 ③ L7		C SI 93 B SI 94 B SL 85 B SL 84 B SI 93 4-1 BB		C FF 90 B FF 90 B SL 81 B FF 91 B FF 90 4-1 25 2B BB	3	2	1	0	2	1	0
25 Mike Lowell, R (1, 5) OBP: 0.338, SLG: 0.459		B FF 90 B FF 90 X FF 91 2-0 HR		S FC 87 F FF 92 B FF 92 X CU 74 1-2 1B 1B 2-H 3-H 1B		C FF 87 X FF 87 0-1 ① F9	B FF 93 X FF 94 1-0 ③ P4		C FF 91 C SL 81 B FF 90 B FF 92 F SL 81 X SL 80 2-2 12 1B 1-H 2B	5	2	3	4	0	0	1
12 Jed Lowrie, S (1, 6) OBP: 0.356, SLG: 0.438		B SI 90 F SI 90 S SL 84 X FF 92 1-2 ② P5		C SL 86 B FC 91 B FF 91 C FF 91 B FF 91 B FF 91 4-2 1B 1B BB		F SI 88 C FF 91 B FF 90 C SI 90 1-3 ② K		C SI 91 B SI 92 B SI 91 F CH 82 F SL 84 S SI 94 2-3 ① K	C FF 91 B CH 83 X SL 80 1-1 WP 2-3 1B	4	1	1	0	1	2	0
Jason Varitek, S (1, 2) OBP: 0.320, SLG: 0.375		C FF 91 C FF 91 C SI 92 0-3 ③ K		X FF 85 0-0 1B 1-2 2-3 1B		B SI 89 X SI 90 1-0 3B 1B		B SI 93 F CH 84 B CU 72 B CH 82 B SI 93 4-1 2 G3 1B BB	F SI 94 B FF 96 S SI 95 B SI 95 X SI 95 2-2 ② G3 1-2	4	1	2	0	1	1	2
Coco Crisp, S (1, 8) OBP: 0.334, SLG: 0.408			F FF 90 X SI 91 0-1 ① L7	F FC 87 F SL 86 X CU 74 0-2 1-2 2-H 3-H 1B		X FF 89 0-0 1-H 2 3B 3B		B SI 93 X SI 94 1-0 1-2 2 G3 1B	F SI 95 X SI 96 0-1 ③ F7	5	1	3	3	0	0	2

Inning Stats	1	2	3	4	5	6	7	8	9
	R: 0 E: 0 K: 0 S: 8	R: 1 E: 0 K: 2 S: 11	R: 0 E: 0 K: 0 S: 9	R: 4 E: 1 K: 0 S: 18	R: 0 E: 0 K: 1 S: 5	R: 2 E: 0 K: 1 S: 10	R: 0 E: 0 K: 0 S: 7	R: 0 E: 0 K: 1 S: 9	R: 1 E: 0 K: 0 S: 13
	H: 1 LOB: 1 BB: 0 P: 13	H: 1 LOB: 0 BB: 0 P: 15	H: 0 LOB: 0 BB: 0 P: 13	H: 4 LOB: 2 BB: 1 P: 27	H: 0 LOB: 0 BB: 0 P: 5	H: 3 LOB: 1 BB: 0 P: 13	H: 0 LOB: 1 BB: 1 P: 16	H: 1 LOB: 3 BB: 2 P: 22	H: 2 LOB: 2 BB: 1 P: 22

1B: 6	SF: 0	WP: 1
2B: 3	SAC: 0	PA: 45
3B: 2	DP: 0	PB: 0
HR: 1	HBP: 0	SB: 0
		CS: 0

AB	40
R	8
H	12
RBI	8
BB	5
SO	5
LOB	17

PITCHER		IP	WLS	BF	H	R	ER	SO	BB	IBB	HBP	BLK	WP	HR	S	P	ERA	WHIP
33 Kevin Millwood, R ERA: 5.01	(1, 1)	6.0	L	29	9	7	6	4	1	0	0	0	0	1	61	86	9.00	1.667
59 Josh Rupe, R ERA: 4.61	(7, 1)	2.0		10	1	0	0	1	3	0	0	0	0	0	16	38	0.00	2.000
Bill White, L ERA: 27.0	(9, 1)	0.1		4	2	1	1	0	1	0	0	0	0	0	8	15	27.00	9.000
46 Luis Mendoza, R ERA: 8.35	(9, 1)	0.2		2	0	0	0	0	0	0	0	0	1	0	5	7	0.00	0.000

PITCHER		IP	WLS	BF	H	R	ER	SO	BB	IBB	HBP	BLK	WP	HR	S	P	ERA	WHIP

Boston Red Sox @ Texas Rangers

Rangers Ballpark in Arlington, Arlington, TX

Fri Sep 05 2008, 8:05 PM EDT

Att. 30,264 - Clear - 87 F

BOTTOM

Batter	1	2	3	4	5	6	7	8	9	AB	R	H	RBI	BB	SO	LOB
3 Joaquin Arias, R (1, 4) OBP: 0.306, SLG: 0.373	B FF 93 B FF 93 C FF 93 C FF 92 B CU 76 S FF 94 3-3 ① K			B FF 92 X FF 92 1-0 10 G6-4-3 1B		C FF 97 B FF 94 B FF 95 F FF 97 C CU 78 2-3 ① K		B FF 93 B FF 92 B FF 89 B FF 89 4-0 1-2 BB		3	0	1	0	1	2	0
10 Michael Young, R (1, 6) OBP: 0.335, SLG: 0.409	B FF 94 X SI 93 1-0 ② G5-3			C FF 91 F FF 91 F CU 73 X CH 90 0-2 ①② G6-4-3 1-2f		S FF 96 B FF 95 B CH 82 F FF 96 S FF 96 2-3 ② K		B SL 80 B FF 89 C FF 90 B SL 81 F FF 90 F FF 92 X FF 92 3-2 ③ G4-3		4	0	0	0	0	1	3
32 Josh Hamilton, L (1, 8) OBP: 0.363, SLG: 0.540	C FF 94 F FF 93 B CU 78 F CU 76 B FF 95 F FF 94 C SI 94 2-3 ③ K			F FC 90 B CU 76 B FF 93 S FF 93 B FC 90 X FF 93 3-2 1B 1B		X FF 96 0-0 ③ F8			X FF 87 0-0 ① L6	4	0	1	0	0	1	0
Milton Bradley, S (1, 10) OBP: 0.446, SLG: 0.583 6 German Duran, R (9, PH) OBP: 0.286, SLG: 0.363		B FF 93 B FF 92 C FF 93 X FF 93 2-1 ① L8		F FF 93 B FF 91 1 SAFE B FF 91 D FC 90 F FF 92 X FF 93 3-2 1-3 1B			B FF 96 B FF 95 F FF 95 X FF 95 2-1 ① F9		B FF 87 F FS 83 B FF 88 C FF 88 F FS 83 F FF 87 B CU 78 B FF 88 4-2 9 1B 17 1B BB	3 0	0 1	1 0	0 0	0 1	0 0	0 0
9 Hank Blalock, L (1, 3) OBP: 0.320, SLG: 0.413		F FC 91 B FF 93 B FF 93 S FC 91 X SI 93 2-2 ② F8		C CH 86 B FF 92 B FF 92 S CU 75 S FF 92 2-3 ③ K			B CH 85 B FF 96 F FF 97 B CH 84 C FF 96 X FF 97 3-2 ② G4-3		B FF 86 X FF 88 1-0 17 1B 1-2 1B	4	0	1	0	0	1	2
22 Marlon Byrd, R (1, 7) OBP: 0.374, SLG: 0.461 41 Brandon Boggs, S (2, 7) OBP: 0.337, SLG: 0.406		B FF 93 C FF 93 B FF 93 B FF 93 C FF 92 X SI 93 3-2 ③ F7			C FF 92 B FF 92 B CU 75 F FF 91 B FF 93 S FF 93 3-3 ① K		C FF 96 B FF 97 S FF 96 F FF 97 C FF 95 1-3 ③ K		C FF 87 C CU 76 D CU 76 S FF 87 1-3 ② K	0 4	0 0	0 0	0 0	0 3	0 2	0 0
17 Nelson Cruz, R (1, 9) OBP: 0.326, SLG: 0.410			F FF 92 B CH 87 F FF 93 C FF 94 1-3 ① K		B CU 76 X FF 92 1-0 ② L9			F SI 89 X FF 95 0-1 ① G4-3	S CU 75 B FF 87 F FF 87 X FS 83 1-2 1-2 2-H 1B	4	0	1	1	0	1	0
Gerald Laird, R (1, 2) OBP: 0.332, SLG: 0.409			S FF 93 C CU 74 B CU 77 S CU 77 1-3 ② K		B FF 91 F FF 92 F FF 92 B CU 77 X FF 92 2-2 1B			C FF 94 B SL 86 X FF 93 1-1 ② P4	B FF 87 B FS 82 F FS 83 B FF 88 C FF 87 S FS 83 3-3 ③ K	4	0	1	0	0	2	2
19 Chris Davis, L (1, 5) OBP: 0.331, SLG: 0.547			C CU 75 X CU 74 0-1 ③ L6		F FC 89 B FF 92 S CU 76 S CU 77 1-3 ③ K			B SL 85 S SI 91 S FF 94 B SL 86 F SL 84 B FF 93 B FF 91 4-2 3 BB BB		2	0	0	0	1	1	1
Inning Stats	R: 0 E: 0 K: 2 S: 9 H: 0 LOB: 0 BB: 0 P: 15	R: 0 E: 0 K: 0 S: 8 H: 0 LOB: 0 BB: 0 P: 15	R: 0 E: 0 K: 2 S: 8 H: 0 LOB: 0 BB: 0 P: 10	R: 0 E: 0 K: 1 S: 14 H: 3 LOB: 2 BB: 0 P: 23	R: 0 E: 0 K: 2 S: 10 H: 1 LOB: 1 BB: 0 P: 17	R: 0 E: 0 K: 2 S: 7 H: 0 LOB: 0 BB: 0 P: 11	R: 0 E: 0 K: 1 S: 9 H: 0 LOB: 0 BB: 0 P: 15	R: 0 E: 0 K: 0 S: 11 H: 0 LOB: 2 BB: 2 P: 23	R: 1 E: 0 K: 2 S: 15 H: 2 LOB: 2 BB: 1 P: 25	1B: 6 2B: 0 3B: 0 HR: 0	SF: 0 SAC: 0 DP: 1 HBP: 0			WP: 0 PB: 0 SB: 0 CS: 0	PA: 35		

livebaseballscorecards.com

AB	32
R	1
H	6
RBI	1
BB	3
SO	12
LOB	10

PITCHER		IP	WLS	BF	H	R	ER	SO	BB	IBB	HBP	BLK	WP	HR	S	P	ERA	WHIP
19 Josh Beckett, R ERA: 4.2	(1, 1)	5.0	W	18	4	0	0	7	0	0	0	0	0	0	49	80	0.00	0.800
17 Manny Delcarmen, R ERA: 3.77	(6, 1)	2.0		6	0	0	0	3	0	0	0	0	0	0	16	26	0.00	0.000
63 Justin Masterson, R ERA: 3.2	(8, 1)	1.0		5	0	0	0	0	2	0	0	0	0	0	11	23	0.00	2.000
37 Hideki Okajima, L ERA: 2.95	(9, 1)	1.0		6	2	1	1	2	1	0	0	0	0	0	15	25	9.00	3.000

PITCHER	IP	WLS	BF	H	R	ER	SO	BB	IBB	HBP	BLK	WP	HR	S	P	ERA	WHIP

Boston Red Sox @ Texas Rangers

Rangers Ballpark in Arlington, Arlington, TX

Sat Sep 06 2008, 8:05 PM EDT

Att. 38,208 - Clear - 90 F

TOP

livebaseballscorecards.com

Batter	1	2	3	4	5	6	7	8	9	AB	R	H	RBI	BB	SO	LOB
Mark Kotsay, L (1, 9) OBP: 0.337, SLG: 0.423	C FF 89 F SI 90 F SI 90 B FF 91 B FF 93 F FF 92 X FF 92 2-2 ① F9		C FC 85 C FC 85 B FF 90 X CU 73 1-2 ① F7		F FF 90 B FF 90 X FF 90 1-1 ① P5		S SL 77 B SL 78 X SI 89 1-1 ② FC4-6 1-2f		X SI 90 0-0 1B 55 1B 1B 1-2 2-H 3-H	5	1	1	2	0	0	1
15 Dustin Pedroia, R (1, 4) OBP: 0.377, SLG: 0.503 Alex Cora, L (7, 4) OBP: 0.384, SLG: 0.357	B SI 91 X FF 91 1-0 ② G6-3		B CH 80 B FF 90 B SI 88 C FF 87 B FF 91 4-1 34 1B 20 HR BB		C CH 81 S FF 91 X FF 91 0-2 ② G6-3		C SI 92 F SI 92 B SL 81 X SI 93 1-2 ③ L8		C SL 77 F SL 76 B SI 90 S SI 91 1-3 ② K	3 1	1 0	0 0	0 0	1 0	0 1	1 2
34 David Ortiz, L (1, 10) OBP: 0.381, SLG: 0.481 Sean Casey, L (8, PH) OBP: 0.408, SLG: 0.425 (8, 10)	B FF 92 F FF 91 F FF 91 B FF 94 F FF 92 B FF 92 X FF 92 3-2 ③ F8		B FC 86 X FF 91 1-0 20 HR 1-3 1B		C CU 77 B CU 79 C CH 80 S CH 77 1-3 ③ K			B SI 89 F SI 88 B SL 75 X SI 88 2-1 ① P4	B CH 81 B SI 89 C SI 88 X CH 83 2-1 55 1B 1-3 2-H 1B	3 2	1 0	1 1	0 1	0 0	1 0	0 0
20 Kevin Youkilis, R (1, 3) OBP: 0.386, SLG: 0.565 55 Jeff Bailey, R (8, PH) OBP: 0.425, SLG: 0.515 (8, 3)		B FF 88 C FF 90 F FF 90 S CH 81 1-3 ① K	C CU 77 B FC 87 F CH 80 B FF 92 F FF 89 D CU 79 X FF 90 3-2 1-H 3-H HR			B SI 90 C CH 79 B FF 90 S FF 91 B FF 92 X FF 89 3-2 ① F8		C SI 91 X SI 91 0-1 ② G6-3	B SL 86 B FF 93 F FF 92 F FF 94 B FF 94 X FF 93 3-2 1-2 3-H 1B	3 2	1 0	1 1	3 1	0 0	1 0	0 0
44 Jason Bay, R (1, 7) OBP: 0.371, SLG: 0.514		X SI 92 0-0 25 1B 12 1B 2B	C CU 77 X FC 87 0-1 ② F9			X FF 91 0-0 ② F8		B SI 92 C SI 90 C SI 92 B SI 92 S SL 80 2-3 ③ K	B SL 86 C SL 84 S SL 86 S SL 88 1-3 ③ K	5	1	1	0	0	2	2
25 Mike Lowell, R (1, 5) OBP: 0.339, SLG: 0.462		C CU 76 B SI 89 B SI 88 C CH 78 B FF 90 X CH 79 3-2 12 1B 1B 2-3 1B	X FF 91 0-0 ③ L9			C CH 80 F CU 78 B FF 91 B FF 90 B FF 93 F FF 90 X FF 90 3-2 2B			C SI 88 S SI 88 C SI 90 0-3 ① K	4	0	2	0	0	1	0
12 Jed Lowrie, S (1, 6) OBP: 0.358, SLG: 0.439		C FF 89 B SI 90 B CH 79 F CH 79 B FF 90 F FF 90 X FF 90 3-2 1B 1-2 3-H 1B		B FF 87 B FF 86 C FF 92 F FF 91 F FF 92 S FF 92 2-3 ① K		X CU 75 0-0 ③ G4-3			C SL 74 B SL 76 S CH 82 X FF 91 1-2 1B 1B 1B	4	1	2	1	0	1	1
Coco Crisp, S (1, 8) OBP: 0.339, SLG: 0.410		F SI 88 D CU 77 B FF 89 X FF 89 2-1 ② 1-2 2-H 1B		B CH 83 B FF 93 X FF 92 2-0 ② P2			B SI 90 B SI 89 C SI 87 C SI 88 F SI 91 B SI 91 B SI 89 4-2 FC4-6 BB		B CH 82 C SI 88 F SI 90 X SI 91 1-2 1B 1B 1B	3	1	2	0	1	0	0
Kevin Cash, R (1, 2) OBP: 0.295, SLG: 0.333 David Ross, R (7, 2) OBP: 0.382, SLG: 0.368		C SI 87 B SI 87 B FC 85 X SI 87 2-1 ③ F7		C FF 93 S CH 81 B FF 92 B CH 82 F FF 93 S FF 91 2-3 ③ K			C SL 76 B SI 90 F SI 89 D SL 78 X SI 91 2-2 ① F9		C SL 75 X SI 90 0-1 1B 1B 1B 1-2 2-3	3 1	0 1	0 1	0 0	0 0	1 0	3 0
Inning Stats	R: 0 E: 0 K: 0 S: 10 H: 0 LOB: 0 BB: 0 P: 16	R: 1 E: 0 K: 1 S: 15 H: 4 LOB: 2 BB: 0 P: 26	R: 3 E: 0 K: 0 S: 12 H: 2 LOB: 0 BB: 1 P: 21	R: 0 E: 0 K: 2 S: 9 H: 0 LOB: 0 BB: 0 P: 15	R: 0 E: 0 K: 1 S: 8 H: 0 LOB: 0 BB: 0 P: 10	R: 0 E: 0 K: 0 S: 9 H: 1 LOB: 1 BB: 0 P: 15	R: 0 E: 0 K: 0 S: 11 H: 0 LOB: 1 BB: 1 P: 19	R: 0 E: 0 K: 1 S: 7 H: 0 LOB: 0 BB: 0 P: 11	R: 4 E: 0 K: 3 S: 23 H: 6 LOB: 2 BB: 0 P: 32	1B: 10 2B: 2 3B: 0 HR: 1 SF: 0 SAC: 0 DP: 0 HBP: 0						

	AB	39
	R	8
	H	13
	RBI	8
	BB	2
	SO	8
	LOB	10

WP: 0 PA: 41
PB: 0
SB: 0
CS: 0

PITCHER		IP	WLS	BF	H	R	ER	SO	BB	IBB	HBP	BLK	WP	HR	S	P	ERA	WHIP
54 Matt Harrison, L ERA: 5.76	(1, 1)	6.0	W	25	7	4	4	4	1	0	0	0	0	1	63	103	6.00	1.333
Kameron Loe, R ERA: 3.42	(7, 1)	2.2		14	5	4	4	3	1	0	0	0	0	0	35	52	13.50	2.250
60 Warner Madrigal, R ERA: 4.88	(9, 1)	0.1		2	1	0	0	1	0	0	0	0	0	0	6	10	0.00	3.000

PITCHER	IP	WLS	BF	H	R	ER	SO	BB	IBB	HBP	BLK	WP	HR	S	P	ERA	WHIP

BOTTOM

Boston Red Sox @ Texas Rangers

Rangers Ballpark in Arlington, Arlington, TX

Sat Sep 06 2008, 8:05 PM EDT

Att. 38,208 - Clear - 90 F

Batter	1	2	3	4	5	6	7	8	9	AB	R	H	RBI	BB	SO	LOB
Frank Catalanotto, L (1, 10) OBP: 0.338, SLG: 0.391 3 Joaquin Arias, R (8, PH) OBP: 0.302, SLG: 0.367 (9, 10)	B KN 63 S KN 63 S KN 64 X KN 64 1-2 F7 ① B KN 65 B KN 64 C KN 65 F KN 65 H KN 66 3-2 10 BB, 41 BB, 32 1B; 1-2, 2-3 HBP	B CU 78 B FF 89 X FF 88 2-0 F7 ③		B FC 89 S FS 83 C FF 91 S FC 89 1-3 K ① B SI 89 B SL 84 F SI 89 X SI 90 2-1 1-3 2B	C SI 88 X SI 90 0-1 G4-3 ③	4 1	1 0	1 0	0 0	0 0	1 0	0 1
41 Brandon Boggs, S (1, 7) OBP: 0.341, SLG: 0.413	B KN 64 S KN 65 X KN 65 1-1 F9 ② C KN 65 B KN 65 B KN 64 B KN 64 F FF 72 B KN 66 4-2 10 BB, 32 1B; 1-2, 2-3, 3-H BB	X FF 87 0-0 F9 ①		C FF 92 B FF 92 X FC 90 1-1 10 1B 3B B CU 73 B SI 90 S SI 89 B SI 89 S CH 81 F SI 91 B SI 90 4-2 BB		3	2	1	1	2	0	0
10 Michael Young, R (1, 6) OBP: 0.335, SLG: 0.408 Ramón Vázquez, L (9, 6) OBP: 0.372, SLG: 0.442	B KN 64 X KN 63 1-0 F9 ③ B KN 66 S KN 65 F KN 65 B KN 64 B KN 64 F KN 65 B KN 66 4-2 32 1B, 9 1B; 1-2, 2-3, 3-H BB	B CU 78 F FF 87 B FF 88 C FF 88 B CH 78 X FF 88 3-2 G6-3 ②		B FC 90 X FF 91 1-0 32 3B 1B; 3-H F SI 90 F SI 90 S SI 91 0-3 K ②		4 0	2 0	1 0	2 0	1 0	1 0	3 0
32 Josh Hamilton, L (1, 8) OBP: 0.365, SLG: 0.543	X KN 63 0-0 F8 ① X KN 66 0-0 9 1B; 1-3, 2-H, 3-H 1B	C SI 85 B SI 86 B CU 73 B SI 86 B SI 85 4-1 BB		F SI 90 1 SAFE S FC 89 X FF 90 0-2 2B; 1-H 3B S SL 83 S CH 81 B SI 91 F SL 83 B SI 90 B CH 80 S SI 90 3-3 K ③		4	1	2	3	1	1	3
9 Hank Blalock, L (1, 3) OBP: 0.317, SLG: 0.408	B KN 63 X KN 62 1-0 F7 ② S KN 65 X KN 64 0-1 PO; 1-3, 3-H 1B	C CU 73 S CU 74 B CU 73 C SI 90 1-3 K ③		S SI 90 B SI 90 F SI 89 B FC 88 B FF 91 S FC 89 3-3 K ②	B SI 87 C SI 88 F SL 81 S CH 81 1-3 K ①	5	0	1	1	0	3	2
Gerald Laird, R (1, 2) OBP: 0.336, SLG: 0.419	C KN 64 X KN 64 0-1 19 WP, 19 PB; 2B 1 SAFE 1-0 PO; 1-2	C FF 88 B FF 88 X CH 76 1-1 F9 ①	X FF 91 0-0 F9 ①	S SI 90 F SI 90 D SI 90 B FF 91 X SI 88 2-2 3-H 2B	X SI 87 0-0 19 1B, 17 2B 1B	5	2	3	1	0	0	0
19 Chris Davis, L (1, 5) OBP: 0.336, SLG: 0.550	B KN 64 B KN 64 F KN 64 F KN 65 B KN 65 B KN 65 4-2 17 S, 6 1B; 2-H BB	B FF 89 B CU 78 F FF 88 F FF 89 B FF 89 X CH 76 3-2 17 HR 2B	C FF 91 X FC 89 0-1 P6 ②	F FC 90 S FF 92 B SI 90 F FC 89 B SI 89 X FS 84 2-2 G4-3 ③	F SI 88 F SI 89 X SL 82 0-2 17 2B 1B; 1-2	4	3	2	0	1	0	1
17 Nelson Cruz, R (1, 9) OBP: 0.375, SLG: 0.605	B KN 64 B KN 63 C KN 64 F KN 65 B KN 65 F KN 65 B KN 65 4-2 HBP, 6 1B, 41 BB; 1-2 BB	B FF 88 B FF 89 B CH 76 X FF 90 3-0 2-H HR	C FC 89 B SL 85 X SL 88 1-1 HR	B SI 89 C SI 89 B CU 75 F SI 90 S SI 90 2-3 K ①	B CU 73 C CU 73 F SI 89 F SL 81 X SI 90 1-2 1-H, 2-H 2B	4	3	3	5	1	1	0
6 German Duran, R (1, 4) OBP: 0.291, SLG: 0.364	X KN 64 0-0 41 BB, HBP, 10 BB; 1-2, 2-H 1B	F FF 89 C CU 77 B CU 78 X FF 88 1-2 F7 ②	C FF 92 S SL 86 B SL 86 X FF 91 1-2 F8 ③		B SI 89 X SI 89 1-0 2B 1B	X SI 89 0-0 G5-3 ②		5	1	2	1	0	0	1
Inning Stats	R: 0 E: 0 K: 0 S: 6 H: 0 LOB: 0 BB: 0 P: 9	R: 7 E: 0 K: 0 S: 20 H: 4 LOB: 1 BB: 4 P: 41	R: 2 E: 0 K: 0 S: 10 H: 2 LOB: 0 BB: 0 P: 20	R: 0 E: 0 K: 1 S: 8 H: 0 LOB: 1 BB: 1 P: 16	R: 1 E: 0 K: 0 S: 8 H: 1 LOB: 0 BB: 0 P: 10	R: 3 E: 0 K: 2 S: 19 H: 4 LOB: 1 BB: 0 P: 29	R: 0 E: 0 K: 3 S: 16 H: 2 LOB: 3 BB: 1 P: 28	R: 2 E: 0 K: 1 S: 14 H: 3 LOB: 1 BB: 0 P: 16		1B: 7 2B: 5 3B: 2 HR: 2 SF: 0 SAC: 0 DP: 0 HBP: 1			WP: 1 PB: 1 SB: 1 CS: 0 PA: 47	

livebaseballscorecards.com

AB	39
R	15
H	16
RBI	14
BB	6
SO	7
LOB	11

PITCHER		IP	WLS	BF	H	R	ER	SO	BB	IBB	HBP	BLK	WP	HR	S	P	ERA	WHIP
49 Tim Wakefield, R ERA: 4.11	(1, 1)	1.2	L	14	4	7	7	0	4	0	1	0	1	0	26	49	37.80	4.800
59 Chris Smith, R ERA: 5.27	(2, 1)	2.0		7	2	2	2	0	0	0	0	0	0	1	14	28	9.00	1.000
48 Javier López, L ERA: 2.73	(4, 1)	0.1		2	0	0	0	1	1	0	0	0	0	0	4	9	0.00	3.000
50 Mike Timlin, R ERA: 5.56	(5, 1)	2.0		11	5	4	4	2	0	0	0	0	0	1	27	39	18.00	2.500
62 David Pauley, R ERA: 8.64	(7, 1)	2.0		12	5	2	2	4	1	0	0	0	0	0	30	44	9.00	3.000

PITCHER	IP	WLS	BF	H	R	ER	SO	BB	IBB	HBP	BLK	WP	HR	S	P	ERA	WHIP

Batter	1	2	3	4	5	6	7	8	9	AB	R	H	RBI	BB	SO	LOB
2 Jacoby Ellsbury, L (1, 9) OBP: 0.327, SLG: 0.363	C SI 88 X SI 89 0-1 ① F8	1 SAFE B SI 89 B SI 90 1 SAFE B FF 89 B FF 89 4-0 15 FC5 1-2 BB			1 SAFE B SI 88 B SI 88 F SI 88 B SI 89 F SI 90 F SI 90 X SI 90 3-2 ① G2-3 1-3	C FF 93 F SI 95 X SL 84 0-2 15 1B 1-2 3-H 1B		B CH 86 T CH 85 S FF 89 F FF 91 B CH 81 X FF 92 2-2 ② F8		4	0	1	1	1	0	2
15 Dustin Pedroia, R (1, 4) OBP: 0.378, SLG: 0.501	B FF 88 B FF 89 F FF 89 S CH 79 X CH 78 2-2 ② L5	C FF 90 D CU 77 F CH 78 X CU 77 1-2 ③ FC5 1-2 2-3f			B SI 89 F FF 89 X SI 90 1-1 ② G5-3	C FF 95 F FF 93 B FF 96 F FF 95 F FF 94 X SL 83 1-2 1-2 2-H 1B		B FF 90 B SL 81 C CH 81 F SL 84 B FF 92 F CH 82 B FF 93 4-2 BB		4	0	1	1	1	0	3
34 David Ortiz, L (1, 10) OBP: 0.381, SLG: 0.489	X FF 88 0-0 1B	B CU 75 X SI 88 1-0 ① G6-3			C CU 75 D CH 78 D CH 79 S FF 90 X FF 91 2-2 3-H HR	B SI 94 X SI 94 1-0 ③ G3		B FF 93 X FF 93 1-0 ③ F7		5	1	2	2	0	0	4
20 Kevin Youkilis, R (1, 5) (7, 3) OBP: 0.385, SLG: 0.563	C FC 88 F SI 88 X CU 76 0-2 ③ F9	C FF 89 B CH 79 S CH 78 X SI 89 1-2 ② G3			F FF 90 C CU 77 B CU 77 B CH 79 X FF 91 2-2 2B		C SI 92 B FC 87 B FC 90 F SI 93 S CU 79 2-3 ① K		C FF 94 B SI 94 B FF 94 B FF 94 X FF 94 3-1 ① F8	5	0	1	0	0	1	1
44 Jason Bay, R (1, 7) OBP: 0.371, SLG: 0.519		B FF 89 X FF 89 1-0 ① F9	C FF 90 B FF 90 X FF 90 1-1 ③ F8		C CU 76 X CU 77 0-1 ③ F9		B CU 78 X SI 94 1-0 HR		B X 1-0 1B	5	1	2	1	0	0	1
Sean Casey, L (1, 3) OBP: 0.404, SLG: 0.421 12 Jed Lowrie, S (7, 5) OBP: 0.357, SLG: 0.437		C SI 88 X CU 74 0-1 ② G4-3		X FF 88 0-0 ① F9		C FF 88 C CU 76 F CU 76 F FF 90 B CH 77 B CU 73 B SI 89 X SI 90 3-2 FC4-6 2 1B G1-3 1B	C SI 93 C CH 86 B CU 78 X FC 92 1-2 ② G1-3		C SI 95 C FF 94 B FF 96 S 1-3 ② K	4 1	1 0	1 0	0 0	0 0	0 1	0 1
Jason Varitek, S (1, 2) OBP: 0.319, SLG: 0.372		B SI 88 X FF 89 1-0 3B 1B		C SI 87 S FF 88 B CU 76 S CH 78 1-3 ② K		B SI 87 B SI 89 B SI 88 C SI 88 C CU 76 X CU 74 3-2 ① G1-3 1-2	F SI 93 S FC 89 S CU 81 0-3 ③ K		F D CU 80 B FF 96 F FS 87 S FF 98 2-3 ③ K	5	1	1	0	0	3	2
Alex Cora, L (1, 6) OBP: 0.387, SLG: 0.372		B SI 88 C SI 89 B CU 75 X CH 78 2-1 1-H 1B 3B		C SI 89 B FF 90 X SI 89 2-1 ③ G6-3		B SI 89 F SI 89 B CU 75 D CH 79 B SI 90 4-1 FC4-6 BB		B SL 86 C SL 83 C CH 86 X CH 75 1-2 ① G1-3		3	1	1	1	1	0	0
Coco Crisp, S (1, 8) OBP: 0.344, SLG: 0.416		X SI 90 0-0 15 FC5 2 BB 3-H 1B			C CU 74 B FF 89 B CH 78 B SI 89 B SI 89 4-1 2 G2-3 2 S 34 HR BB	B FF 93 B FF 92 S FF 92 X SI 94 2-1 ② FC4-6 2 1B 15 1B 1-2f 2-3		S CH 84 B CH 76 X FF 88 1-1 2B		3	2	2	1	1	0	2
Inning Stats	R: 0 E: 0 K: 0 S: 9 H: 1 LOB: 1 BB: 0 P: 11	R: 2 E: 0 K: 0 S: 10 H: 3 LOB: 2 BB: 1 P: 19	R: 0 E: 0 K: 0 S: 6 H: 0 LOB: 0 BB: 0 P: 9	R: 0 E: 0 K: 1 S: 6 H: 0 LOB: 0 BB: 0 P: 9	R: 2 E: 0 K: 0 S: 15 H: 2 LOB: 1 BB: 1 P: 27	R: 2 E: 0 K: 0 S: 20 H: 3 LOB: 2 BB: 1 P: 34	R: 1 E: 0 K: 2 S: 10 H: 1 LOB: 0 BB: 0 P: 14	R: 0 E: 0 K: 0 S: 13 H: 1 LOB: 2 BB: 1 P: 22	R: 0 E: 0 K: 2 S: 9 H: 1 LOB: 1 BB: 0 P: 16	1B: 7 2B: 2 3B: 1 HR: 2 SF: 0 SAC: 0 DP: 0 HBP: 0						

TOP

Boston Red Sox @ Texas Rangers

Rangers Ballpark in Arlington, Arlington, TX

Sun Sep 07 2008, 3:05 PM EDT

Att. 28,644 - Sunny - 93 F

livebaseballscorecards.com

AB	39
R	7
H	12
RBI	7
BB	4
SO	5
LOB	16

WP: 0 PB: 0 SB: 1 CS: 0 PA: 43

PITCHER		IP	WLS	BF	H	R	ER	SO	BB	IBB	HBP	BLK	WP	HR	S	P	ERA	WHIP
20 Brandon McCarthy, R ERA: 4.22	(1, 1)	5.1	L	26	7	6	6	1	3	0	0	0	0	1	55	94	10.12	1.875
46 Luis Mendoza, R ERA: 8.25	(6, 1)	0.2		4	2	0	0	0	0	0	0	0	0	0	11	15	0.00	3.000
Jamey Wright, R ERA: 4.76	(7, 1)	1.0		4	1	1	1	2	0	0	0	0	0	1	10	14	9.00	1.000
53 Joaquín Benoit, R ERA: 5.0	(8, 1)	1.0		5	1	0	0	0	1	0	0	0	0	0	13	22	0.00	2.000
50 Frank Francisco, R ERA: 3.43	(9, 1)	1.0		4	1	0	0	2	0	0	0	0	0	0	9	16	0.00	1.000

Boston Red Sox @ Texas Rangers

Rangers Ballpark in Arlington, Arlington, TX

Sun Sep 07 2008, 3:05 PM EDT

Att. 28,644 - Sunny - 93 F

livebaseballscorecards.com

BOTTOM

Batter	1	2	3	4	5	6	7	8	9	AB	R	H	RBI	BB	SO	LOB
3 Joaquin Arias, R (1, 4) OBP: 0.294, SLG: 0.344	C FF 84 B SL 82 F SL 83 X SL 80 1-2 ① P4		C H 1-1 BB HBP			X FF 83 0-0 ① F7		B FF 96 B FF 96 C FF 95 C FF 96 F CU 75 S FF 96 2-3 ① K	B FF 94 C FC 95 F FF 95 B FF 96 X SL 88 2-2 ③ P3 1-2	4	0	0	0	0	1	2
Ramón Vázquez, L (1, 6) OBP: 0.374, SLG: 0.444	B FF 84 B CH 79 C SL 78 B CH 78 X FF 86 3-1 ② F9		C CU 73 F CH 79 D CU 74 B FF 88 B FF 86 B CH 80 4-2 1-2 BB			B CH 78 C CH 82 B CU 71 X FF 84 2-1 ② L9		B FF 95 C CH 82 C FF 95 X FF 95 1-2 2B		3	0	1	0	1	0	0
10 Michael Young, R (1, 10) OBP: 0.333, SLG: 0.405	C CU 73 B SL 80 S FF 85 S FF 87 1-3 ③ K		C FF 86 F SL 82 S FF 88 0-3 ③ K			F SL 77 B CU 72 F SL 80 X FF 87 1-2 ③ G6-3		C FF 96 S FF 96 C FF 95 0-3 ② K		4	0	0	0	0	3	4
32 Josh Hamilton, L (1, 8) OBP: 0.365, SLG: 0.542		B FF 83 F FF 84 X CU 71 1-1 ① L6		B FF 86 X FF 86 1-0 22 G1-6-3 1B			B FF 87 S CH 78 B FF 86 B FF 86 B FF 85 4-1 17 BB BB	S CH 84 B FF 95 B FF 94 F FF 96 B FF 96 F FF 96 F FF 96 S FF 95 3-3 ③ K		3	0	1	0	1	1	1
22 Marlon Byrd, R (1, 7) OBP: 0.375, SLG: 0.460		F SL 83 F SL 79 F FF 86 B FF 86 B SL 82 F SL 81 F SL 81 X FF 86 2-2 9 G4-6-3 1B		C FF 85 B FF 87 B SL 80 F SL 79 X FF 86 2-2 ①② G1-6-3 1-2f			C CH 79 B CH 79 X FF 85 1-1 ① F7		B FF 88 F FF 91 B CH 79 B CH 80 F FF 91 F FF 90 B FF 91 4-2 17 1B 2 1B BB	3	1	1	0	1	0	2
9 Hank Blalock, L (1, 3) OBP: 0.310, SLG: 0.399		X FF 86 0-0 ②③ G4-6-3 1-2f		B CU 73 C CU 72 F FF 87 B CH 80 F CU 73 F FF 87 X CH 80 2-2 ③ L9			C FF 86 B SL 80 X CH 79 1-1 ② F9		B FF 90 C FF 87 X FF 90 1-1 ① F8	4	0	0	0	0	0	3
17 Nelson Cruz, R (1, 9) OBP: 0.404, SLG: 0.609			F FF 85 F SL 81 X FF 86 0-2 2 S 2 E 1B		B SL 79 B FF 84 B FF 83 C FF 84 X FF 84 3-1 ① F8		B FF 85 F FF 86 B CU 75 C SL 79 B SL 80 F SL 81 F FF 87 F FF 88 F SL 81 4-2 B FF 88 1-2 BB		C FF 92 B FF 92 F FF 92 X FF 95 1-2 2 1B 1-2 1B	3	0	2	0	1	0	0
19 Chris Davis, L (1, 5) OBP: 0.331, SLG: 0.541			B FF 86 1 SAFE B SL 79 X CH 79 2-0 ① F8		C FF 84 F SL 82 B CU 76 X FF 87 1-2 ② F7		C SI 86 B SI 87 S CU 74 F SI 86 S CU 74 1-3 ③ K		F FF 93 S FF 95 S FF 96 0-3 ② K	4	0	0	0	0	2	5
2 Taylor Teagarden, R (1, 2) OBP: 0.333, SLG: 0.933			1 SAFE B FF 84 S SL 80 F FF 84 C CU 72 1-3 ② K 1-3		C FF 86 S SL 80 S SL 81 0-3 ③ K			B FF 96 B FF 94 X FF 94 2-0 HR	C FF 95 S SL 86 X FF 95 0-2 3 PB 1-3 2-H 1B	4	1	2	2	0	2	1
Inning Stats	R: 0 E: 0 K: 1 S: 8 H: 0 LOB: 0 BB: 0 P: 13	R: 0 E: 0 K: 0 S: 9 H: 1 LOB: 0 BB: 1 P: 12	R: 0 E: 1 K: 2 S: 13 H: 1 LOB: 3 BB: 1 P: 21	R: 0 E: 0 K: 0 S: 9 H: 1 LOB: 0 BB: 0 P: 14	R: 0 E: 0 K: 1 S: 8 H: 0 LOB: 0 BB: 0 P: 12	R: 0 E: 0 K: 0 S: 6 H: 0 LOB: 0 BB: 0 P: 9	R: 0 E: 0 K: 1 S: 15 H: 0 LOB: 2 BB: 2 P: 26	R: 1 E: 0 K: 3 S: 16 H: 2 LOB: 1 BB: 0 P: 24	R: 1 E: 0 K: 1 S: 17 H: 2 LOB: 2 BB: 1 P: 25	1B: 5 2B: 1 3B: 0 HR: 1 SF: 0 SAC: 0 DP: 2 HBP: 1						

	AB	32
	R	2
	H	7
	RBI	2
	BB	4
	SO	9
	LOB	18

WP: 0 PB: 1 SB: 1 CS: 0 PA: 37

PITCHER		IP	WLS	BF	H	R	ER	SO	BB	IBB	HBP	BLK	WP	HR	S	P	ERA	WHIP
36 Paul Byrd, R ERA: 4.39	(1, 1)	6.2	W	25	3	0	0	4	3	0	1	0	0	0	64	102	0.00	0.900
48 Javier López, L ERA: 2.72	(7, 1)	0.1		1	0	0	0	1	0	0	0	0	0	0	4	5	0.00	0.000
17 Manny Delcarmen, R ERA: 3.86	(8, 1)	1.0		5	2	1	1	3	0	0	0	0	0	1	16	24	9.00	2.000
59 Chris Smith, R ERA: 5.79	(9, 1)	0.1		2	0	1	1	0	1	0	0	0	0	0	5	10	27.00	3.000
58 Jonathan Papelbon, R ERA: 1.66	(9, 1)	0.2		4	2	0	0	1	0	0	0	0	0	0	12	15	0.00	3.000

PITCHER	IP	WLS	BF	H	R	ER	SO	BB	IBB	HBP	BLK	WP	HR	S	P	ERA	WHIP

Batter	1	2	3	4	5	6	7	8	9	AB	R	H	RBI	BB	SO	LOB
1 Akinori Iwamura, L (1, 4) OBP: 0.350, SLG: 0.381	C FF 94 B SI 94 B SI 93 B SI 93 B FF 94 4-1 2 B1-3 BB			F SI 92 B FF 94 B FF 95 X SI 90 2-1 ① G4-3		C FF 93 B SI 93 C SI 93 F SI 92 F FF 94 X SI 93 1-2 23 F8 18 BB 1B		C FF 95 C CU 78 B FF 96 S CU 78 1-3 ② K		3	0	1	0	1	1	0
2 B.J. Upton, R (1, 8) OBP: 0.382, SLG: 0.397 18 Ben Zobrist, S (5, 7) OBP: 0.306, SLG: 0.405	X FF 94 0-0 ① ② B1-3 1-1f			F FF 94 B CU 76 C CU 76 B FF 96 X FF 95 2-2 ② G6-3		F FF 94 B SI 94 B CU 76 B FC 90 B SI 91 4-1 1-2 BB		B FF 95 X FC 88 1-0 23 2B 1B		2 1	0 0	0 1	0 0	0 1	0 0	1 0
23 Carlos Pena, L (1, 3) OBP: 0.371, SLG: 0.487	S FF 97 B SI 95 X SI 95 1-1 ③ G6-3			B SI 94 C SI 93 B FC 93 B SI 92 S SI 94 S FF 97 3-3 ③ K		B SI 94 X SI 92 1-0 ② F8 2-3		X SI 92 0-0 1-3 2B		4	0	1	0	0	1	2
Rocco Baldelli, R (1, 10) OBP: 0.375, SLG: 0.560		B FF 94 C FF 94 B FC 90 F FF 94 F FF 95 S CU 79 2-3 ① K			C FF 94 S FC 91 C FF 96 0-3 ① K	B CU 79 C CU 77 B FC 91 F FC 90 S CU 79 2-3 ③ K		C FF 95 B FF 97 B FF 96 F FF 96 F FF 97 S FF 97 2-3 ③ K		4	0	0	0	0	4	4
16 Willy Aybar, S (1, 5) OBP: 0.328, SLG: 0.415		B FF 97 B SI 94 C FF 94 F FC 92 X FF 96 2-2 ② F8			F FC 92 C CU 78 B FF 96 F CU 79 X FC 91 1-2 ② P5		B FC 88 C FC 88 C FC 88 S FC 89 1-3 ① K		C FF 95 F FF 96 B FF 95 C FF 96 1-3 ① K	4	0	0	0	0	2	0
30 Dioner Navarro, S (1, 2) OBP: 0.353, SLG: 0.410		B FF 96 F SI 94 C CU 78 F FF 96 S CU 81 1-3 ③ K2-3			C FF 96 B CU 78 F CU 78 B SI 96 F FC 93 B CU 79 B SI 95 4-2 8 1B BB		B FF 93 C FC 88 B FC 89 B FC 86 F FF 93 F FF 94 F FC 88 X FF 94 3-2 1B		X FF 96 0-0 ② F8	3	0	1	0	1	1	0
8 Jason Bartlett, R (1, 6) OBP: 0.320, SLG: 0.353 32 Eric Hinske, L (9, PH) OBP: 0.332, SLG: 0.480			B FF 94 F FC 89 X SI 93 1-1 38 G5-4-3 1B		B FC 91 X SI 92 1-0 1-2 1B	C FC 90 B FC 90 F FC 90 C FF 95 1-3 ② K		C FF 98 B FF 92 X FF 97 1-1 26 DI 1B		3 1	0 0	2 1	0 0	0 0	1 0	1 0
26 Gabe Gross, L (1, 9) OBP: 0.337, SLG: 0.433			B FF 93 B FF 93 C FF 93 F SI 92 C FF 95 2-3 ① K		B FF 95 C FF 96 X SI 93 1-1 ③ G3-1	X FF 95 0-0 ③ P3		F FF 96 F FF 98 B FF 97 S FF 97 1-3 ③ K 1-2		4	0	0	0	0	2	5
38 Fernando Perez, R (1, 7) OBP: 0.100, SLG: 0.100 (5, 8)			C FF 94 X FC 90 0-1 ② ③ G5-4-3 1-2f			X FF 93 0-0 ① B3		B FF 93 C FF 92 B FC 89 B FF 92 C FF 91 X FF 95 3-2 ① L6		3	0	0	0	0	0	1
Inning Stats	R: 0 E: 0 K: 0 S: 4 H: 0 LOB: 0 BB: 1 P: 9	R: 0 E: 0 K: 2 S: 11 H: 0 LOB: 0 BB: 0 P: 16	R: 0 E: 0 K: 1 S: 7 H: 1 LOB: 0 BB: 0 P: 10	R: 0 E: 0 K: 1 S: 8 H: 0 LOB: 0 BB: 0 P: 15	R: 0 E: 0 K: 1 S: 13 H: 1 LOB: 2 BB: 1 P: 20	R: 0 E: 0 K: 1 S: 11 H: 1 LOB: 2 BB: 1 P: 19	R: 0 E: 0 K: 2 S: 12 H: 1 LOB: 1 BB: 0 P: 17	R: 0 E: 0 K: 2 S: 12 H: 2 LOB: 2 BB: 0 P: 19	R: 0 E: 0 K: 2 S: 9 H: 1 LOB: 1 BB: 0 P: 12	1B: 6 2B: 2 3B: 0 HR: 0	SF: 0 SAC: 0 DP: 2 HBP: 0			WP: 0 PB: 0 SB: 0 CS: 0	PA: 35		

PITCHER		IP	WLS	BF	H	R	ER	SO	BB	IBB	HBP	BLK	WP	HR	S	P	ERA	WHIP
31 Jon Lester, L ERA: 3.23	(1, 1)	7.2	W	30	6	0	0	9	3	0	0	0	0	0	74	119	0.00	1.174
58 Jonathan Papelbon, R ERA: 1.62	(8, 1)	1.1	S	5	1	0	0	3	0	0	0	0	0	0	13	18	0.00	0.750

PITCHER	IP	WLS	BF	H	R	ER	SO	BB	IBB	HBP	BLK	WP	HR	S	P	ERA	WHIP

TOP

Tampa Bay Rays @ Boston Red Sox

Fenway Park, Boston, MA

Mon Sep 08 2008, 7:05 PM EDT

Att. 37,662 - Cloudy - 76 F

livebaseballscorecards.com

AB	32
R	0
H	7
RBI	0
BB	3
SO	12
LOB	14

Tampa Bay Rays @ Boston Red Sox

Fenway Park, Boston, MA

Mon Sep 08 2008, 7:05 PM EDT

Att. 37,662 - Cloudy - 76 F

BOTTOM

livebaseballscorecards.com

Batter	1	2	3	4	5	6	7	8	9	AB	R	H	RBI	BB	SO	LOB
Mark Kotsay, L (1, 9) OBP: 0.341, SLG: 0.425	C FF 96 B FF 96 B FF 93 B FF 95 B FF 93 4-1 34 2B BB	C FF 96 F FF 97 B SL 90 S FF 97 1-3 ③ K 1-2			X SI 93 0-0 ② 1-3 1B			1 SAFE 1 SAFE B SI 87 F SI 87 F SI 88 B KC 83 B KC 81 X SI 88 3-2 ① 1-2 1B		3	1	2	0	1	1	1
15 Dustin Pedroia, R (1, 4) OBP: 0.375, SLG: 0.497	B FF 94 C FF 93 X FF 94 1-1 ① L4		X FF 96 0-0 ① P6		C SL 88 B SL 89 S SL 90 B FF 91 X FF 96 2-2 ③ F8			B SI 88 F CH 81 1 SAFE B KC 83 X SI 89 2-1 ② P4		4	0	0	0	0	0	3
34 David Ortiz, L (1, 10) OBP: 0.380, SLG: 0.489	B FF 94 B FF 95 X FF 94 2-0 20 1B 1-H 2B		B CH 89 B FF 95 C FF 95 B CU 81 F FF 96 X FF 95 3-2 ② G3			F FF 95 B CH 88 F CH 86 X SL 89 1-2 ① G3		B SI 88 S KC 82 C KC 83 D KC 84 B KC 84 C KC 82 3-3 ③ K		4	1	1	1	0	1	1
20 Kevin Youkilis, R (1, 3) OBP: 0.386, SLG: 0.563	B FF 94 S SL 88 S SL 88 F SL 89 B FF 96 B CH 89 X SL 89 3-2 ② 2-H 1B		C FF 97 X FF 97 0-1 ③ P3			B FF 95 B CH 88 C SL 87 B FF 93 F FF 95 D SL 89 4-2 44 CS BB				2	0	1	1	1	0	0
44 Jason Bay, R (1, 7) OBP: 0.373, SLG: 0.526	C SL 89 B SI 96 B CU 81 X FF 94 2-1 HR			X FF 96 0-0 25 G5-4-3 1B		C SL 89 S SL 89 B FF 96 B FF 96 D FF 90 S SL 89 3-3 ②③ 1-2 K				3	1	2	1	0	1	1
25 Mike Lowell, R (1, 5) OBP: 0.337, SLG: 0.458	B FF 95 T SL 87 C SL 89 B FF 98 F FF 96 S SL 90 2-3 ③ K			1 SAFE X SL 88 0-0 ①② G5-4-3 1-2f			C SL 87 B FF 97 X FF 96 1-1 ① G5-3			3	0	0	0	0	1	1
12 Jed Lowrie, S (1, 6) OBP: 0.352, SLG: 0.430		C FF 95 X FF 96 0-1 ① F7		C FF 97 B FF 97 B FF 96 F FF 97 B FF 97 C FF 96 3-3 ③ K			B FF 97 F FF 96 B CH 89 B FF 96 F FF 96 X FF 97 3-2 ② F9			3	0	0	0	0	1	0
Jason Varitek, S (1, 2) OBP: 0.317, SLG: 0.370		F FF 96 S FF 98 S FF 98 0-3 ② K			X FF 96 0-0 ① B5-3		S FF 98 F FF 98 S FF 100 0-3 ③ K			3	0	0	0	0	2	0
Coco Crisp, S (1, 8) OBP: 0.349, SLG: 0.421		B FF 97 X FF 97 1-0 S 1B			B FF 97 B CU 82 X FF 94 2-0 1B 1B			B FF 95 B FF 97 C FF 95 X FF 96 2-1 CS 1B		3	0	3	0	0	0	0
Inning Stats	R: 3 E: 0 K: 1 S: 14 H: 3 LOB: 0 BB: 1 P: 28	R: 0 E: 0 K: 2 S: 9 H: 1 LOB: 1 BB: 0 P: 11	R: 0 E: 0 K: 0 S: 6 H: 0 LOB: 0 BB: 0 P: 9	R: 0 E: 0 K: 1 S: 5 H: 1 LOB: 0 BB: 0 P: 8	R: 0 E: 0 K: 0 S: 6 H: 2 LOB: 1 BB: 0 P: 10	R: 0 E: 0 K: 1 S: 8 H: 0 LOB: 1 BB: 1 P: 16	R: 0 E: 0 K: 1 S: 8 H: 0 LOB: 0 BB: 0 P: 12	R: 0 E: 0 K: 1 S: 10 H: 2 LOB: 1 BB: 0 P: 20		1B: 7 2B: 2 3B: 0 HR: 1 SF: 0 SAC: 0 DP: 2 HBP: 0						

	AB	28
	R	3
	H	9
	RBI	3
	BB	2
	SO	7
	LOB	7

PITCHER		IP	WLS	BF	H	R	ER	SO	BB	IBB	HBP	BLK	WP	HR	S	P	ERA	WHIP
36 Edwin Jackson, R ERA: 4.06	(1, 1)	7.0	L	27	8	3	3	6	2	0	0	0	0	1	58	98	3.86	1.429
39 J.P. Howell, L ERA: 2.51	(8, 1)	1.0		3	1	0	0	1	0	0	0	0	0	0	8	16	0.00	1.000

PITCHER		IP	WLS	BF	H	R	ER	SO	BB	IBB	HBP	BLK	WP	HR	S	P	ERA	WHIP

WP: 0 PA: 30
PB: 0
SB: 1
CS: 2

Tampa Bay Rays @ Boston Red Sox

Fenway Park, Boston, MA

Tue Sep 09 2008, 7:05 PM EDT

Att. 37,573 - Cloudy - 68 F

TOP

livebaseballscorecards.com

Batter	1	2	3	4	5	6	7	8	9	AB	R	H	RBI	BB	SO	LOB
1 Akinori Iwamura, L (1, 4) OBP: 0.351, SLG: 0.381	B FF 93 B FF 93 X FF 92 2-0 F7 ①		X FF 94 0-0 23 BB 18 BB 15 HBP 1B	F FF 93 B FF 94 X FS 82 1-1 G3 ①		C SL 82 B FC 90 B SL 82 X SL 83 2-1 18 G6-3 1B		B FF 96 X CH 84 1-0 G4-3 ①		5	1	2	0	0	0	1
18 Ben Zobrist, S (1, 8) (7, 7) OBP: 0.303, SLG: 0.395	B FF 93 C SL 80 S FF 94 S FF 94 1-3 K ②		B FF 93 C FC 89 D SL 82 F FC 90 B FF 94 B FF 92 4-2 15 HBP 23 BB 16 SF9 1-2 BB	F FF 94 C SL 83 T FF 94 0-2 K ②		X SI 88 0-0 G6-3 ① 1-2		B FF 97 B FF 97 B FF 96 C FF 96 X FF 96 3-1 G6-3 ②		4	1	0	0	1	2	2
23 Carlos Pena, L (1, 3) OBP: 0.373, SLG: 0.486	B FF 94 X FF 94 1-0 1B		B FF 93 D SL 83 S SL 82 D SL 84 B SL 83 4-1 16 SF9 15 HBP 1-2 2-3 BB	B FF 93 B FF 94 S FF 94 B SL 83 4-2 BB		F CU 75 F SI 88 X SI 92 1-2 F7 ②		C FF 89 S FS 84 B FF 88 C FF 89 1-3 K ③		3	0	1	0	2	1	1
15 Cliff Floyd, L (1, 10) OBP: 0.354, SLG: 0.472 10 Justin Ruggiano, R (9, PH) OBP: 0.213, SLG: 0.271 24 Dan Johnson, L (9, PH) OBP: 0.500, SLG: 2.000 (9, 10)	B FF 94 C SL 80 F FF 93 F SL 82 F FF 94 C SL 81 1-3 K ③		F SL 82 H SL 84 1-1 1-2 2-3 3-H HBP	F FF 94 B FF 94 F FF 94 F FF 94 F SL 84 T SL 81 1-2 K ③		B CU 74 C CU 77 S SI 88 X SI 88 1-2 G4-3 ③			B FF 96 B FF 96 B FF 97 C FF 96 F FF 97 X FF 96 3-2 HR	3 0 1	0 0 1	0 0 1	1 0 1	0 0 0	2 0 0	4 0 0
16 Willy Aybar, S (1, 5) OBP: 0.329, SLG: 0.416		C FF 91 C FC 90 B FF 93 X SI 92 1-2 F8 ①	B FC 91 B FC 90 C FF 93 X SL 83 2-1 SF9 ① 2-3 3-H		B FF 93 F FF 93 B SL 82 X FC 90 2-1 30 G3-1 32 BB 1B		X SI 88 0-0 30 F9 38 BB 1B		B FF 97 F FF 97 C FF 97 X FF 98 1-2 F8 ①	4	0	2	1	0	0	0
32 Eric Hinske, L (1, 7) OBP: 0.332, SLG: 0.477 38 Fernando Perez, R (7, PH) OBP: 0.250, SLG: 0.273 (7, 8)		C SL 82 F FS 82 B SL 83 X SL 82 1-2 G3 ②	S FF 94 B FF 94 X SL 83 1-1 L4 ②		B FC 90 D FC 90 B FC 89 D FF 92 4-0 30 G3-1 1-2 BB		C SI 90 B CH 80 B SI 91 S SI 91 B CH 81 1 SAFE B SI 88 4-2 8 FC5-4 1-2 BB		B FF 97 X FF 96 1-0 30 2B 2B	2 1	0 1	0 1	0 0	1 0	0 0	2 0
30 Dioner Navarro, S (1, 2) OBP: 0.354, SLG: 0.412		F FF 93 X FF 94 0-1 26 1B 1B	F FF 93 B SL 82 B SL 85 C SL 84 B FF 95 X SI 93 3-2 G3 ③		B SL 81 F FF 93 X SL 83 1-1 G3-1 ① 1-2 2-3		B FF 95 X FF 97 1-0 F9 ① 2-3		C FF 97 X FF 96 0-1 2-H 2B	5	0	2	1	0	0	6
26 Gabe Gross, L (1, 9) OBP: 0.338, SLG: 0.432		B FF 93 F FF 93 B SL 81 C SL 82 B FF 93 X SL 82 3-2 1-3 1B	C SL 82 C FF 93 X FF 94 0-2 8 2B 1B	F FF 92 F SL 83 S FF 94 0-3 K ②		C FF 97 X FF 97 0-1 F7 ②		D FS 92 B FF 96 B FS 92 X FF 95 3-0 F7 ②	5	1	2	0	0	1	5
8 Jason Bartlett, R (1, 6) OBP: 0.319, SLG: 0.353		C FF 94 X FF 93 0-1 P3 ③	X FC 89 0-0 1-H 2B	B FF 94 X FF 95 1-0 P4 ③		B FF 97 F FF 96 X FF 96 1-1 FC5-4 ③ 1-2f		S SL 87 X FF 95 0-1 G5-3 ③	5	0	1	1	0	0	7
Inning Stats	R: 0 E: 0 K: 2 S: 10 H: 1 LOB: 1 BB: 0 P: 15	R: 0 E: 0 K: 0 S: 13 H: 2 LOB: 2 BB: 0 P: 18	R: 2 E: 0 K: 0 S: 12 H: 1 LOB: 2 BB: 2 P: 27	R: 1 E: 0 K: 2 S: 16 H: 2 LOB: 2 BB: 1 P: 22	R: 0 E: 0 K: 1 S: 8 H: 1 LOB: 2 BB: 1 P: 16	R: 0 E: 0 K: 0 S: 9 H: 1 LOB: 1 BB: 0 P: 13	R: 0 E: 0 K: 0 S: 8 H: 1 LOB: 2 BB: 1 P: 14	R: 0 E: 0 K: 1 S: 6 H: 0 LOB: 0 BB: 0 P: 11	R: 2 E: 0 K: 0 S: 12 H: 3 LOB: 1 BB: 0 P: 20	1B: 8 2B: 3 3B: 0 HR: 1 SF: 1 SAC: 0 DP: 0 HBP: 1						

	AB	38
	R	5
	H	12
	RBI	5
	BB	5
	SO	6
	LOB	28

WP: 0 PA: 45
PB: 0
SB: 0
CS: 0

PITCHER		IP	WLS	BF	H	R	ER	SO	BB	IBB	HBP	BLK	WP	HR	S	P	ERA	WHIP
18 Daisuke Matsuzaka, R ERA: 2.97	(1, 1)	5.0		28	8	3	3	5	4	0	1	0	0	0	61	102	5.40	2.400
48 Javier López, L ERA: 2.67	(6, 1)	1.0		5	1	0	0	0	1	0	0	0	0	0	10	16	0.00	2.000
17 Manny Delcarmen, R ERA: 3.76	(7, 1)	1.2		5	0	0	0	0	0	0	0	0	0	0	8	14	0.00	0.000
37 Hideki Okajima, L ERA: 2.93	(8, 1)	0.1		1	0	0	0	1	0	0	0	0	0	0	3	4	0.00	0.000
58 Jonathan Papelbon, R ERA: 1.89	(9, 1)	1.0	L	6	3	2	2	0	0	0	0	0	0	1	12	20	18.00	3.000

PITCHER	IP	WLS	BF	H	R	ER	SO	BB	IBB	HBP	BLK	WP	HR	S	P	ERA	WHIP

Tampa Bay Rays @ Boston Red Sox

Fenway Park, Boston, MA

Tue Sep 09 2008, 7:05 PM EDT

Att. 37,573 - Cloudy - 68 F

livebaseballscorecards.com

Batter	1	2	3	4	5	6	7	8	9	AB	R	H	RBI	BB	SO	LOB
Coco Crisp, S (1, 8) OBP: 0.347, SLG: 0.418	F8		F8		12 BB 1B		F8		P4	5	0	1	0	0	0	1
12 Jed Lowrie, S (1, 6) OBP: 0.354, SLG: 0.426	F8		15 G4-6-3 BB		1-2 BB			K		2	0	0	0	2	1	0
15 Dustin Pedroia, R (1, 4) OBP: 0.374, SLG: 0.496	20 2B 1B		G4-6-3 1-2f		F9			G6-3		4	1	1	0	0	0	3
20 Kevin Youkilis, R (1, 3) OBP: 0.387, SLG: 0.564	1-H 2B			G5-3		L5		44 HR BB		3	1	1	1	1	0	0
44 Jason Bay, R (1, 7) OBP: 0.374, SLG: 0.530	BB			K		K		1-H HR		3	1	1	2	1	2	0
25 Mike Lowell, R (1, 5) OBP: 0.339, SLG: 0.466	P6			HR	1B			G6-3		4	1	2	1	0	0	2
Mark Kotsay, L (1, 9) OBP: 0.340, SLG: 0.422 2 Jacoby Ellsbury, L (9, PR) OBP: 0.327, SLG: 0.363		G6-3	F8			K			E S BB	3 0	0 0	0 0	0 0	1 0	1 0	1 0
Jason Varitek, S (1, 2) OBP: 0.314, SLG: 0.366		F8			P5		F7		K	4	0	0	0	0	1	1
55 Jeff Bailey, R (1, 10) OBP: 0.405, SLG: 0.486 34 David Ortiz, L (7, PH) (8, 10) OBP: 0.378, SLG: 0.486		K			P6		F9		F9	2 2	0 0	0 0	0 0	0 0	1 0	0 1
Inning Stats	R: 1 H: 2 E: 0 LOB: 2 K: 0 BB: 1 S: 17 P: 27		R: 0 H: 0 E: 0 LOB: 0 K: 1 BB: 0 S: 9 P: 11	R: 0 H: 0 E: 0 LOB: 0 K: 0 BB: 1 S: 10 P: 18	R: 1 H: 1 E: 0 LOB: 0 K: 1 BB: 0 S: 11 P: 15	R: 0 H: 1 E: 0 LOB: 2 K: 0 BB: 1 S: 10 P: 20	R: 0 H: 1 E: 0 LOB: 1 K: 2 BB: 0 S: 11 P: 17	R: 0 H: 0 E: 0 LOB: 0 K: 0 BB: 0 S: 8 P: 11	R: 2 H: 1 E: 0 LOB: 0 K: 1 BB: 1 S: 11 P: 19	R: 0 H: 0 E: 0 LOB: 2 K: 1 BB: 1 S: 10 P: 19	1B: 3 SF: 0 2B: 1 SAC: 0 3B: 0 DP: 1 HR: 2 HBP: 0						

	AB	32
	R	4
	H	6
	RBI	4
	BB	5
	SO	6
	LOB	9

WP: 0 PA: 37
PB: 0
SB: 1
CS: 0

PITCHER		IP	WLS	BF	H	R	ER	SO	BB	IBB	HBP	BLK	WP	HR	S	P	ERA	WHIP
19 Scott Kazmir, L ERA: 2.99	(1, 1)	6.0		25	5	2	2	4	3	0	0	0	0	1	68	108	3.00	1.333
50 Grant Balfour, R ERA: 1.66	(7, 1)	1.0	H	3	0	0	0	0	0	0	0	0	0	0	8	11	0.00	0.000
35 Dan Wheeler, R ERA: 2.74	(8, 1)	1.0	W	5	1	2	2	1	1	0	0	0	0	1	11	19	18.00	2.000
40 Troy Percival, R ERA: 4.79	(9, 1)	1.0	S	4	0	0	0	1	1	0	0	0	0	0	10	19	0.00	1.000

PITCHER	IP	WLS	BF	H	R	ER	SO	BB	IBB	HBP	BLK	WP	HR	S	P	ERA	WHIP

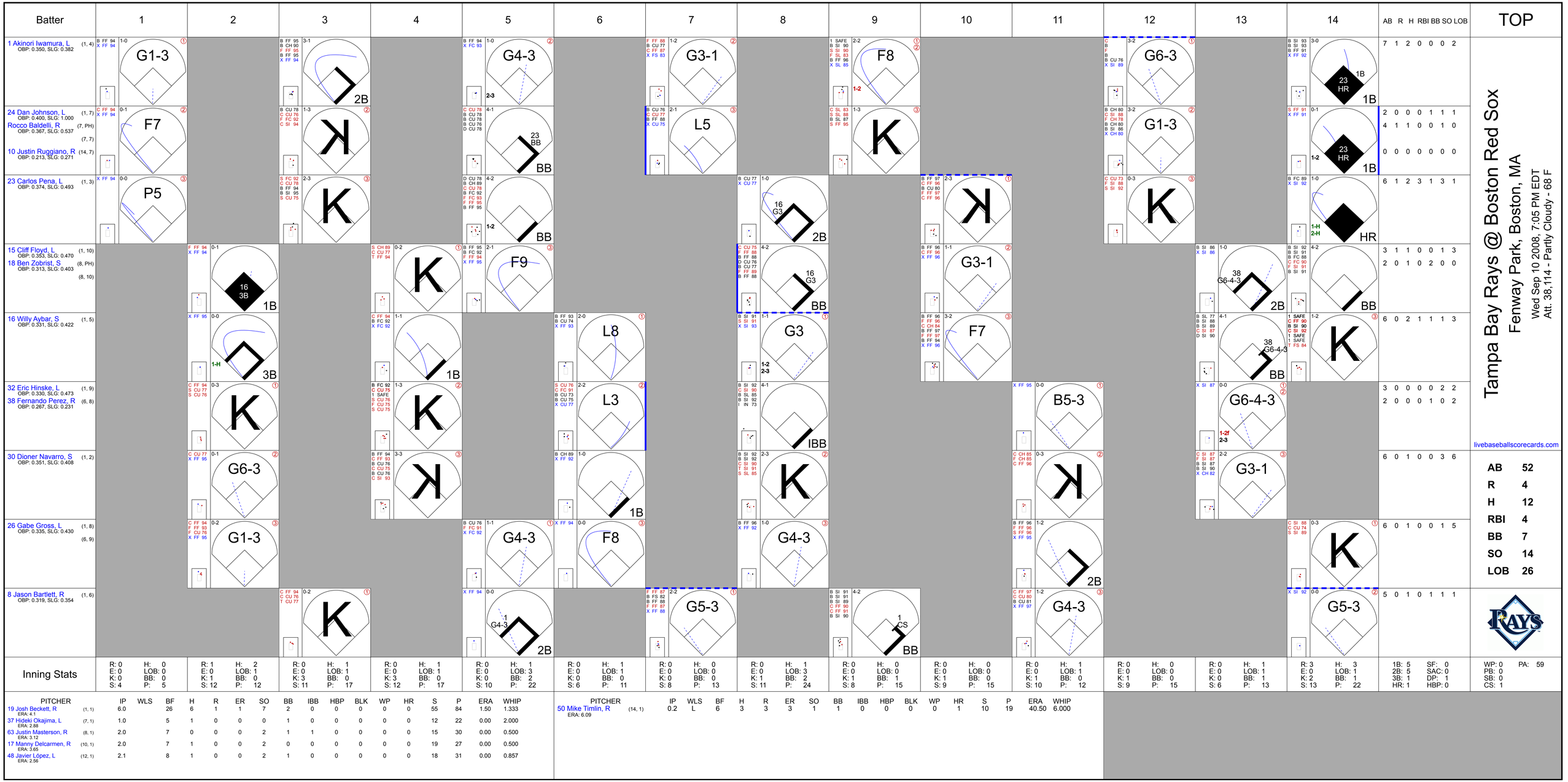
Batter
1
2
3
4
5
6
7
8
9
10
11
12
13
14
AB R H RBI BB SO LOB
TOP
1 Akinori Iwamura, L (1, 4) OBP: 0.350, SLG: 0.382
G1-3
7 1 2 0 0 0 2
24 Dan Johnson, L (1, 7) OBP: 0.400, SLG: 1.000
Rocco Baldelli, R (7, PH) OBP: 0.367, SLG: 0.537
(7, 7)
10 Justin Ruggiano, R (14, 7) OBP: 0.213, SLG: 0.271
F7
2 0 0 0 1 1 1
4 1 1 0 0 1 0
0 0 0 0 0 0 0
23 Carlos Pena, L (1, 3) OBP: 0.374, SLG: 0.493
P5
6 1 2 3 1 3 1
15 Cliff Floyd, L (1, 10) OBP: 0.353, SLG: 0.470
18 Ben Zobrist, S (8, PH) OBP: 0.313, SLG: 0.403
(8, 10)
3 1 1 0 0 1 3
2 0 1 0 2 0 0
16 Willy Aybar, S (1, 5) OBP: 0.331, SLG: 0.422
6 0 2 1 1 1 3
32 Eric Hinske, L (1, 9) OBP: 0.330, SLG: 0.473
38 Fernando Perez, R (6, 8) OBP: 0.267, SLG: 0.231
3 0 0 0 0 2 2
2 0 0 0 1 0 2
30 Dioner Navarro, S (1, 2) OBP: 0.351, SLG: 0.408
G6-3
6 0 1 0 0 3 6
26 Gabe Gross, L (1, 8) OBP: 0.335, SLG: 0.430
(6, 9)
G1-3
6 0 1 0 0 1 5
8 Jason Bartlett, R (1, 6) OBP: 0.319, SLG: 0.354
K
5 0 1 0 1 1 1
Tampa Bay Rays @ Boston Red Sox
Fenway Park, Boston, MA
Wed Sep 10 2008, 7:05 PM EDT
Att. 38,114 - Partly Cloudy - 68 F
livebaseballscorecards.com
AB 52
R 4
H 12
RBI 4
BB 7
SO 14
LOB 26
Inning Stats
R: 0 E: 0 K: 0 S: 4 H: 0 LOB: 0 BB: 0 P: 5
R: 1 E: 0 K: 1 S: 12 H: 2 LOB: 1 BB: 0 P: 12
R: 0 E: 0 K: 3 S: 11 H: 1 LOB: 1 BB: 0 P: 17
R: 0 E: 0 K: 3 S: 12 H: 1 LOB: 1 BB: 0 P: 17
R: 0 E: 0 K: 0 S: 10 H: 1 LOB: 3 BB: 2 P: 22
R: 0 E: 0 K: 0 S: 6 H: 1 LOB: 1 BB: 0 P: 11
R: 0 E: 0 K: 0 S: 8 H: 0 LOB: 0 BB: 0 P: 13
R: 0 E: 0 K: 1 S: 11 H: 1 LOB: 3 BB: 2 P: 24
R: 0 E: 0 K: 1 S: 8 H: 0 LOB: 0 BB: 1 P: 15
R: 0 E: 0 K: 1 S: 9 H: 0 LOB: 0 BB: 0 P: 15
R: 0 E: 0 K: 1 S: 10 H: 1 LOB: 1 BB: 0 P: 12
R: 0 E: 0 K: 1 S: 9 H: 0 LOB: 0 BB: 0 P: 15
R: 0 E: 0 K: 0 S: 6 H: 1 LOB: 1 BB: 1 P: 13
R: 3 E: 0 K: 2 S: 13 H: 3 LOB: 1 BB: 1 P: 22
1B: 5 2B: 5 3B: 1 HR: 1 SF: 0 SAC: 0 DP: 1 HBP: 0
WP: 0 PB: 0 SB: 0 CS: 1 PA: 59
PITCHER IP WLS BF H R ER SO BB IBB HBP BLK WP HR S P ERA WHIP
19 Josh Beckett, R (1, 1) ERA: 4.1 6.0 26 6 1 1 7 2 0 0 0 0 0 55 84 1.50 1.333
37 Hideki Okajima, L (7, 1) ERA: 2.88 1.0 5 1 0 0 1 0 0 0 0 0 0 12 22 0.00 2.000
63 Justin Masterson, R (8, 1) ERA: 3.12 2.0 7 0 0 0 2 1 1 0 0 0 0 15 30 0.00 0.500
17 Manny Delcarmen, R (10, 1) ERA: 3.65 2.0 7 1 0 0 2 0 0 0 0 0 0 19 27 0.00 0.500
48 Javier López, L (12, 1) ERA: 2.56 2.1 8 1 0 0 2 1 0 0 0 0 0 18 31 0.00 0.857
PITCHER IP WLS BF H R ER SO BB IBB HBP BLK WP HR S P ERA WHIP
50 Mike Timlin, R (14, 1) ERA: 6.09 0.2 L 6 3 3 3 1 1 0 0 0 0 1 10 19 40.50 6.000

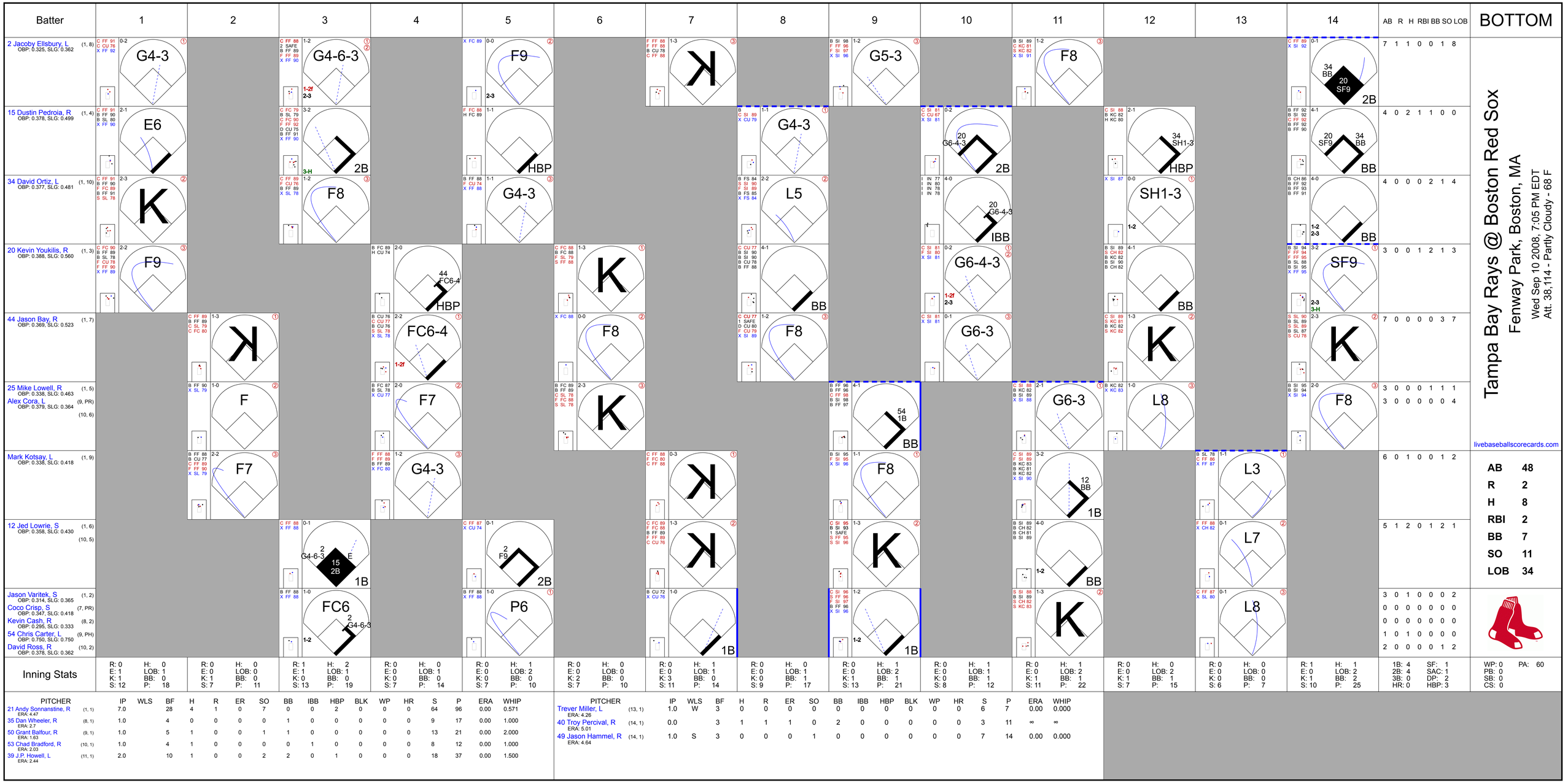

PITCHER		IP	WLS	BF	H	R	ER	SO	BB	IBB	HBP	BLK	WP	HR	S	P	ERA	WHIP
21 Andy Sonnanstine, R (1, 1) ERA: 4.47		7.0		28	4	1	0	7	0	0	2	0	0	0	64	96	0.00	0.571
35 Dan Wheeler, R (8, 1) ERA: 2.7		1.0		4	0	0	0	0	1	0	0	0	0	0	9	17	0.00	1.000
50 Grant Balfour, R (9, 1) ERA: 1.63		1.0		5	1	0	0	1	1	0	0	0	0	0	13	21	0.00	2.000
53 Chad Bradford, R (10, 1) ERA: 2.03		1.0		4	1	0	0	0	0	1	0	0	0	0	8	12	0.00	1.000
39 J.P. Howell, L (11, 1) ERA: 2.44		2.0		10	1	0	0	2	2	0	1	0	0	0	18	37	0.00	1.500

PITCHER		IP	WLS	BF	H	R	ER	SO	BB	IBB	HBP	BLK	WP	HR	S	P	ERA	WHIP
Trever Miller, L (13, 1) ERA: 4.26		1.0	W	3	0	0	0	0	0	0	0	0	0	0	6	7	0.00	0.000
40 Troy Percival, R (14, 1) ERA: 5.01		0.0		3	1	1	1	0	2	0	0	0	0	0	3	11	∞	∞
49 Jason Hammel, R (14, 1) ERA: 4.64		1.0	S	3	0	0	0	1	0	0	0	0	0	0	7	14	0.00	0.000

Batter	1	2	3	4	5	6	7	8	9	AB	R	H	RBI	BB	SO	LOB
19 Marco Scutaro, R (1, 4) OBP: 0.348, SLG: 0.354	C KN 66 F KN 66 B KN 60 B KN 67 S KN 67 2-3 ① **K**		X KN 66 0-0 ② **G6-3**			B KN 64 F FF 72 X KN 64 1-1 ① **F7**			B FF 95 C FF 95 X FF 95 1-1 ① **G4-3**	4	0	0	0	0	1	1
Brad Wilkerson, L (1, 7) OBP: 0.306, SLG: 0.312	C KN 67 F KN 67 F KN 59 X KN 68 0-2 ② **F9**		C KN 66 B KN 59 X KN 65 1-1 ③ **G4-3**			B FF 72 C KN 65 M KN 65 B KN 67 B CU 59 S CU 60 3-3 ② **K**			B FF 96 B FF 95 C FF 95 F FF 95 B CU 78 X FF 97 3-2 ② **F7**	4	0	0	0	0	1	1
15 Alex Rios, R (1, 9) OBP: 0.343, SLG: 0.473	B KN 66 X KN 66 1-0 ③ **P3**			X KN 66 0-0 ① **G5-3**		B KN 65 F FF 74 B KN 58 B KN 60 F FF 73 F CU 59 S KN 67 3-3 ③ **K**			C FF 98 S FF 98 F FF 96 X FF 98 0-2 ③ **G6-3**	4	0	0	0	0	1	0
10 Vernon Wells, R (1, 8) OBP: 0.341, SLG: 0.488		F KN 64 F KN 65 B KN 60 B KN 66 F KN 66 X KN 66 2-2 ① **F8**		C KN 64 X KN 60 0-1 ② **F7**			S KN 64 X KN 64 0-1 ① **F9**			3	0	0	0	0	0	0
35 Lyle Overbay, L (1, 3) OBP: 0.368, SLG: 0.435		B KN 65 C KN 65 F KN 65 S CU 60 1-3 ② **K**		B KN 64 F KN 65 X KN 66 1-1 **1B**			X KN 62 0-0 ② **G4-3**			3	0	1	0	0	1	0
Kevin Mench, R (1, 10) OBP: 0.320, SLG: 0.364		B KN 66 C KN 66 X KN 67 1-1 20 PB **2B**		C KN 66 X CU 60 0-1 ③ **F7**			C FF 73 X KN 63 0-1 ③ **G4-3**			3	0	1	0	0	0	1
20 Rod Barajas, R (1, 2) OBP: 0.291, SLG: 0.409		B KN 66 X KN 66 1-0 ③ **F8** 2-3			C KN 64 F KN 65 F KN 65 B KN 65 X CU 59 1-2 ① **G5-3**			B KN 63 C FF 71 F KN 64 F KN 66 B KN 58 F CU 59 X KN 65 2-2 ① **G5-3**		3	0	0	0	0	0	1
33 Scott Rolen, R (1, 5) OBP: 0.345, SLG: 0.405			B KN 63 B KN 65 C FF 72 B FF 72 X FF 72 3-1 **2B**		B KN 65 C FF 72 C CU 60 X CU 56 1-2 ② **G5-3**			X FF 72 0-0 ② **G5-3**		3	0	1	0	0	0	0
6 John McDonald, R (1, 6) OBP: 0.261, SLG: 0.280			B KN 65 C FF 73 X KN 66 1-1 ① **F7**		B FF 74 F FF 73 B KN 65 B KN 67 F FF 73 F CU 60 F FF 74 X FF 74 3-2 ③ **P3**			B CU 59 X FF 72 1-0 ③ **G6-3**		3	0	0	0	0	0	1
Inning Stats	R: 0 E: 0 K: 1 S: 8 H: 0 LOB: 0 BB: 0 P: 11	R: 0 E: 0 K: 1 S: 10 H: 1 LOB: 1 BB: 0 P: 15	R: 0 E: 0 K: 0 S: 7 H: 1 LOB: 1 BB: 0 P: 12	R: 0 E: 0 K: 0 S: 7 H: 1 LOB: 1 BB: 0 P: 8	R: 0 E: 0 K: 0 S: 12 H: 0 LOB: 0 BB: 0 P: 17	R: 0 E: 0 K: 2 S: 9 H: 0 LOB: 0 BB: 0 P: 16	R: 0 E: 0 K: 0 S: 5 H: 0 LOB: 0 BB: 0 P: 5	R: 0 E: 0 K: 0 S: 7 H: 0 LOB: 0 BB: 0 P: 10	R: 0 E: 0 K: 0 S: 9 H: 0 LOB: 0 BB: 0 P: 13	1B: 1 2B: 2 3B: 0 HR: 0 SF: 0 SAC: 0 DP: 0 HBP: 0						

TOP

Toronto Blue Jays @ Boston Red Sox

Fenway Park, Boston, MA

Fri Sep 12 2008, 7:05 PM EDT

Att. 37,398 - Rain - 66 F

livebaseballscorecards.com

AB	30
R	0
H	3
RBI	0
BB	0
SO	4
LOB	5

PITCHER	IP	WLS	BF	H	R	ER	SO	BB	IBB	HBP	BLK	WP	HR	S	P	ERA	WHIP
49 Tim Wakefield, R (1, 1) ERA: 3.92	8.0	W	27	3	0	0	4	0	0	0	0	0	0	65	94	0.00	0.375
17 Manny Delcarmen, R (9, 1) ERA: 3.59	1.0		3	0	0	0	0	0	0	0	0	0	0	9	13	0.00	0.000

PITCHER	IP	WLS	BF	H	R	ER	SO	BB	IBB	HBP	BLK	WP	HR	S	P	ERA	WHIP

Blue Jays @ Boston Red Sox

Fenway Park, Boston, MA

Fri Sep 12 2008, 7:05 PM EDT

Att. 37,398 - Rain - 66 F

livebaseballscorecards.com

BOTTOM

Batter	1	2	3	4	5	6	7	8	9	AB	R	H	RBI	BB	SO	LOB
Coco Crisp, S (1, 8) OBP: 0.348, SLG: 0.416	B FF 90 F FF 89 F SL 87 X CU 74 1-2 E5		F FF 91 B CH 83 X FF 91 1-1 ① F8 F SL 85 F X 0-2 ③ P3				C FF 93 B SL 86 X FF 92 1-1 34 2B 2-3 1B	F FF 95 B CH 87 B FF 96 F FF 94 B FF 94 B FF 94 4-2 BB		4	1	1	0	1	0	2
15 Dustin Pedroia, R (1, 4) OBP: 0.377, SLG: 0.498	C FF 90 F FF 90 S SL 86 0-3 ① K		B SL 86 B FF 92 C FF 91 X FF 90 2-1 2B		B SL 84 B FF 92 C FF 91 B FF 88 X FF 92 3-1 ① P5		B FF 92 B X 2-0 ② F8	B SL 81 C FF 94 X FF 94 1-1 ③ G3		5	0	1	0	0	1	4
34 David Ortiz, L (1, 10) OBP: 0.376, SLG: 0.481	B FF 90 B FF 91 X FF 91 2-0 ② F8		B FF 92 D SL 86 B FF 92 C FF 92 X FF 92 3-1 ② F7		F FF 93 X FF 93 0-1 ② G5-3		X FF 93 0-0 1-H 3-H 2B			4	0	1	2	0	0	2
20 Kevin Youkilis, R (1, 3) OBP: 0.385, SLG: 0.556	B FF 90 B FF 92 C FF 91 D SL 86 X FF 92 3-1 ③ F7		C SL 84 C CU 75 B FF 92 D SL 86 B FF 92 S SL 85 3-3 ③ K		C FF 91 C FF 92 B FF 94 T CU 77 1-2 ③ K		X FF 95 0-0 ③ F9			4	0	0	0	0	2	3
44 Jason Bay, R (1, 7) OBP: 0.369, SLG: 0.520		B FF 89 B FF 90 B FF 91 B FF 89 4-0 25 1B 25 WP 12 SF8 BB		C FF 91 B CH 82 S FF 88 B SL 86 X FF 88 2-2 E5 G4-3 12 2B		C FF 91 B CU 72 B FF 92 F FF 91 S FF 93 2-3 ① K		C FF 94 B SL 82 X FF 95 1-1 ① F8		3	2	0	0	1	1	0
25 Mike Lowell, R (1, 5) OBP: 0.339, SLG: 0.463		C SL 83 F FF 90 B CH 85 D SL 87 B FF 92 F SL 87 X FF 91 3-2 1-3 1B	C SL 82 F FF 91 X CU 76 0-2 ① L5		B CH 84 B FF 91 X FF 92 2-0 ② F9		C SL 83 X SL 82 0-1 12 BB HR 1B		4	1	2	0	0	0	1
Mark Kotsay, L (1, 9) OBP: 0.334, SLG: 0.413		F FF 92 T FF 92 F FF 93 B SL 87 B FF 91 X FF 92 2-2 ① P4	X CU 74 0-0 ② G4-3 1-2		F FF 92 F FF 93 X FF 94 0-2 ③ P5		1 SAFE F FF 95 F FF 95 X FF 96 0-2 ② F8			4	0	0	0	0	0	4
12 Jed Lowrie, S (1, 6) OBP: 0.364, SLG: 0.445		B FF 92 B FF 93 X SL 85 2-0 ② SF8 3-H	B FF 90 B FF 92 B FF 92 C FF 91 F FF 92 X FF 92 3-2 2-H 2B				B FF 92 B FF 91 X FF 91 2-0 1B 34 2B 2B	B SL 82 B FF 95 F FF 96 F FF 95 F FF 94 B FF 95 F FF 95 F FF 96 B SL 82 4-2 1-2 HR BB		2	2	2	2	1	0	0
Kevin Cash, R (1, 2) OBP: 0.301, SLG: 0.357		B FF 91 B SL 83 B FF 91 C FF 90 S FF 90 F FF 92 F FF 91 F FF 91 C SL 86 3-3 ③ K	D SL 85 B SL 83 B FF 91 B FF 91 4-0 BB				T FF 92 B FF 91 S FF 93 C CU 77 1-3 ① K	F FF 96 X FF 96 0-1 1-H 2-H HR		3	1	1	3	1	2	2

Inning Stats	1	2	3	4	5	6	7	8	9
	R: 0 E: 1 K: 1 S: 9 H: 0 LOB: 1 BB: 0 P: 15	R: 1 E: 0 K: 1 S: 15 H: 1 LOB: 1 BB: 1 P: 29	R: 0 E: 0 K: 1 S: 9 H: 1 LOB: 1 BB: 0 P: 18	R: 1 E: 1 K: 0 S: 13 H: 1 LOB: 2 BB: 1 P: 22	R: 0 E: 0 K: 1 S: 7 H: 0 LOB: 0 BB: 0 P: 11	R: 0 E: 0 K: 1 S: 7 H: 0 LOB: 0 BB: 0 P: 11	R: 2 E: 0 K: 1 S: 9 H: 3 LOB: 1 BB: 0 P: 15	R: 3 E: 0 K: 0 S: 18 H: 2 LOB: 1 BB: 2 P: 28	

	AB	33
	R	7
	H	8
	RBI	7
	BB	4
	SO	6
	LOB	18

	1B: 3	SF: 1	WP: 1	PA: 38
	2B: 4	SAC: 0	PB: 0	
	3B: 0	DP: 0	SB: 0	
	HR: 1	HBP: 0	CS: 0	

PITCHER		IP	WLS	BF	H	R	ER	SO	BB	IBB	HBP	BLK	WP	HR	S	P	ERA	WHIP
25 David Purcey, L ERA: 5.1	(1, 1)	6.2	L	30	6	4	3	6	2	0	0	0	1	0	68	120	4.05	1.200
54 Jason Frasor, R ERA: 4.24	(7, 1)	1.1		8	2	3	3	0	2	0	0	0	0	1	19	29	20.25	3.000

PITCHER	IP	WLS	BF	H	R	ER	SO	BB	IBB	HBP	BLK	WP	HR	S	P	ERA	WHIP

Batter	1	2	3	4	5	6	7	8	9	AB	R	H	RBI	BB	SO	LOB
1 Joe Inglett, L (1, 4) OBP: 0.357, SLG: 0.415	X FF 85 0-0 10 2B 1B		F FF 89 X FF 89 0-1 ② B4-3		C CH 82 X CH 82 0-1 ① F7	C FF 93 X FS 88 0-1 2-H 1B			C FF 92 B SL 84 B FF 93 X FF 93 2-1 ② F9	5	1	2	1	0	0	0
19 Marco Scutaro, R (1, 6) OBP: 0.348, SLG: 0.355 6 John McDonald, R (8, 6) OBP: 0.259, SLG: 0.278	B FF 84 X SL 80 1-0 ① L8		F FF 88 X CU 77 0-1 ③ F9		B FF 89 C SL 83 X FF 88 1-1 2B	C FF 94 B FF 93 F FF 94 C SL 83 1-3 ③ K			B FF 92 C FF 92 C FF 92 T SL 83 1-2 ③ K	4 1	0 0	1 0	0 0	0 0	1 1	2 0
15 Alex Rios, R (1, 9) OBP: 0.341, SLG: 0.469 Kevin Mench, R (8, 9) OBP: 0.320, SLG: 0.364	C SL 82 F FF 86 C SL 82 0-3 ② K			C SL 82 X FF 88 0-1 ① L8	F SL 83 X CU 77 0-1 ② G5-3		B FF 92 X FF 92 1-0 ① G4-3			4 0	0 0	0 0	0 0	0 0	1 0	2 0
10 Vernon Wells, R (1, 8) OBP: 0.343, SLG: 0.493	B FF 86 F FF 87 X FF 88 1-1 1-H 2B			B SL 82 F SL 82 X FF 84 1-1 35 1B 2B	X FF 89 0-0 ③ P2		B SL 84 X FF 93 1-0 ② P4			4	0	2	1	0	0	1
35 Lyle Overbay, L (1, 3) OBP: 0.369, SLG: 0.436	C CH 80 B FF 87 S FF 89 B CH 80 S FF 89 2-3 ③ K			F CU 74 X FF 88 0-1 ② 26 2B 2-3 1B		B CH 80 C SL 83 B CH 80 C CH 81 X FF 90 2-2 26 G6-3 1B	B SI 93 X FF 93 1-0 ③ F8			4	1	2	0	0	1	1
26 Adam Lind, L (1, 10) OBP: 0.327, SLG: 0.471		B FF 87 C FF 85 C CU 74 B CU 77 C FF 87 2-3 ① K		B CU 77 X FF 89 1-0 ③ 1-H 2B		C FF 93 X FF 95 0-1 ①② G6-3 1-2f		C SI 92 X CH 88 0-1 ① F9		4	0	1	1	0	1	1
20 Rod Barajas, R (1, 2) OBP: 0.294, SLG: 0.410 Gregg Zaun, S (8, PH) OBP: 0.337, SLG: 0.354 (8, 2)		C SL 80 X SL 82 0-1 ② F8			F FF 87 X FF 84 0-1 33 1B 45 HR 1B	B FF 94 F SL 84 B FF 93 B FF 95 B FF 93 4-1 33 2B 45 2B BB		B SI 92 F SI 92 F SL 84 B FF 92 C FF 93 2-3 ② K		2 1	2 0	1 0	0 0	1 0	0 1	0 0
33 Scott Rolen, R (1, 5) OBP: 0.347, SLG: 0.410 19 José Bautista, R (8, PH) OBP: 0.320, SLG: 0.403 (8, 5)		C FF 88 F FF 88 B FF 85 X FF 84 1-2 ③ G6-3			X FF 87 0-0 45 HR 1-2 1B	S FF 94 B FF 95 X FF 94 1-1 45 2B 1-3 2B		F FF 93 C SL 82 F SL 82 D SL 82 C FF 93 1-3 ③ K		3 1	2 0	2 0	0 0	0 0	0 1	0 0
45 Travis Snider, L (1, 7) OBP: 0.368, SLG: 0.583			F FF 87 C FF 88 X SL 82 0-2 ① G3		C CU 75 X FF 90 0-1 1-H 2-H HR	F FF 95 D SL 85 X FF 96 1-1 1 1B 2-H 3-H 2B			X SI 92 0-0 ① G4-3	4	2	2	5	0	0	0
Inning Stats	R: 1 H: 2 E: 0 LOB: 1 K: 2 BB: 0 S: 10 P: 14	R: 0 H: 0 E: 0 LOB: 0 K: 1 BB: 0 S: 8 P: 11	R: 0 H: 0 E: 0 LOB: 0 K: 0 BB: 0 S: 7 P: 7	R: 1 H: 3 E: 0 LOB: 1 K: 0 BB: 0 S: 7 P: 9	R: 3 H: 4 E: 0 LOB: 1 K: 0 BB: 0 S: 12 P: 13	R: 3 H: 4 E: 0 LOB: 1 K: 1 BB: 1 S: 15 P: 24	R: 0 H: 0 E: 0 LOB: 0 K: 0 BB: 0 S: 3 P: 6	R: 0 H: 0 E: 0 LOB: 0 K: 2 BB: 0 S: 9 P: 12	R: 0 H: 0 E: 0 LOB: 0 K: 1 BB: 0 S: 6 P: 9	1B: 6 SF: 0 2B: 6 SAC: 0 3B: 0 DP: 1 HR: 1 HBP: 0						

PITCHER		IP	WLS	BF	H	R	ER	SO	BB	IBB	HBP	BLK	WP	HR	S	P	ERA	WHIP
36 Paul Byrd, R ERA: 4.53	(1, 1)	5.0	L	23	10	6	6	3	0	0	0	0	0	1	47	59	10.80	2.000
53 David Aardsma, R ERA: 4.7	(6, 1)	1.0		6	3	2	2	1	1	0	0	0	0	0	12	19	18.00	4.000
43 Devern Hansack, R ERA:	(7, 1)	3.0		9	0	0	0	3	0	0	0	0	0	0	18	27	0.00	0.000

PITCHER	IP	WLS	BF	H	R	ER	SO	BB	IBB	HBP	BLK	WP	HR	S	P	ERA	WHIP

TOP

Toronto Blue Jays @ Boston Red Sox

Fenway Park, Boston, MA

Sat Sep 13 2008, 12:35 PM EDT

Att. 37,341 - Cloudy - 72 F

livebaseballscorecards.com

AB	37
R	8
H	13
RBI	8
BB	1
SO	7
LOB	7

WP: 0 PA: 38
PB: 0
SB: 0
CS: 0

Toronto Blue Jays @ Boston Red Sox

Fenway Park, Boston, MA

Sat Sep 13 2008, 12:35 PM EDT

Att. 37,341 - Cloudy - 72 F

BOTTOM

Batter	1	2	3	4	5	6	7	8	9	AB	R	H	RBI	BB	SO	LOB
2 Jacoby Ellsbury, L (1, 9) OBP: 0.326, SLG: 0.363 54 Chris Carter, L (8, 7) OBP: 0.800, SLG: 0.800	B FF 95 B FF 94 C FF 94 X FF 95 2-1 15 F9 15 S 1B		C SI 96 S KC 84 B KC 82 X KC 84 1-2 ② G4-3 2-3		C FF 96 F FF 96 X FF 96 0-2 15 S 1B		F SI 89 B SL 80 B SI 89 X SI 90 2-1 ① FC4-6 1-2f 2-3		B SI 93 C SL 89 X CU 80 1-1 FC5-4 1B	4 1	0 0	2 1	0 0	0 0	0 0	3 0
15 Dustin Pedroia, R (1, 4) OBP: 0.378, SLG: 0.498 Kevin Cash, R (7, PH) OBP: 0.297, SLG: 0.354 (8, 5)	B FF 96 1 SAFE B KC 84 B SI 97 C FF 95 T FF 97 F FF 98 F FF 96 F KC 85 3-2 ① F FF 89 X SI 96 F9 1-3		B KC 84 B KC 84 C FF 96 F FF 97 D SI 90 B FF 97 4-2 BB		C FF 97 B FF 96 B FF 96 B KC 82 B FF 97 4-1 1-2 BB		S SL 82 F SL 83 B SI 90 F SI 90 X SL 83 1-2 ② SF9 3-H		F SI 92 B CH 84 F CH 84 X CU 82 1-2 ③ FC5-4 1-2f	1 1	0 0	0 0	0 1	2 0	0 0	1 1
34 David Ortiz, L (1, 10) OBP: 0.374, SLG: 0.477 55 Jeff Bailey, R (7, PH) OBP: 0.395, SLG: 0.472 (8, 10)	B KC 83 S KC 84 C KC 84 S KC 85 1-3 ② K		X FF 96 0-0 ③ G1-3		C KC 83 B KC 84 X FF 96 1-1 ③ L8		S SL 82 C SL 83 S SL 85 0-3 ③ K			3 1	0 0	0 0	0 0	0 0	1 1	5 1
25 Mike Lowell, R (1, 5) OBP: 0.337, SLG: 0.459 Alex Cora, L (7, 6) OBP: 0.383, SLG: 0.368 (8, 4)	S FF 97 B FF 97 F SI 90 S KC 84 1-3 ③ K			F SI 94 X KC 84 0-1 ① F8		C FF 94 B CH 89 F CH 89 B KC 83 B KC 84 X FF 95 3-2 ① F8		B SI 90 C SL 86 C CU 80 X SL 88 1-2 60 G3 1B		3 1	0 0	0 1	0 0	0 0	1 0	1 0
Sean Casey, L (1, 3) OBP: 0.401, SLG: 0.417		C FF 95 F SI 96 X KC 82 0-2 ① G4-3		X SI 95 0-0 1B		C CH 89 X CH 90 0-1 ② G1-3		B CU 82 C SI 91 X SI 92 1-1 ① L6		4	0	1	0	0	0	1
44 Jason Bay, R (1, 7) OBP: 0.368, SLG: 0.518 60 Jonathan Van Every, L (6, PR) OBP: 0.286, SLG: 0.286 (7, 7) (8, 9)		B CH 89 B FF 96 F SI 96 C KC 85 X KC 84 2-2 ② G6-3		C KC 84 X CH 89 0-1 ② F8		C KC 85 B KC 81 B SI 90 B FF 95 C FF 96 F SI 96 B SI 96 4-2 BB		B SI 92 B SL 89 X SI 92 2-0 ② G3 1-2		2 1	0 0	0 0	0 0	1 0	0 0	1 1
12 Jed Lowrie, S (1, 6) OBP: 0.359, SLG: 0.437 (7, 5) (8, 6)		C FF 97 B KC 84 B FF 96 F SI 96 S KC 83 2-3 ③ K		X FF 96 0-0 ③ G3		F FF 96 C KC 83 C KC 84 0-3 ③ K		B CH 84 C SI 92 B SI 93 D CH 84 X SI 92 3-1 ③ F9		4	0	0	0	0	2	3
Jason Varitek, S (1, 2) OBP: 0.315, SLG: 0.365 68 George Kottaras, L (7, 2)			H KC 82 1-0 2 G4-3 SH1-3 HBP		C FF 96 B CH 89 F FF 94 B KC 83 C KC 81 2-3 ① K		C FF 95 B FF 95 F FF 93 S KC 82 1-3 K 2 FC4-6 E SF9		F SI 91 B CU 82 X CU 82 1-1 ① F9	1 2	0 1	0 0	0 0	0 0	1 1	0 0
Coco Crisp, S (1, 8) OBP: 0.345, SLG: 0.412			X FF 95 0-0 ① SH1-3 1-2		B CH 88 X FF 96 1-0 ② L9		F FF 95 D KC 82 B KC 82 F FF 95 F KC 85 B KC 83 F FF 97 X FF 96 3-2 FC6 2 FC4-6 1-2		B SL 88 F SI 91 X FF 90 1-1 ② G5-3	3	0	0	0	0	0	1
Inning Stats	R: 0 E: 0 K: 2 S: 15 H: 1 LOB: 1 BB: 0 P: 22	R: 0 E: 0 K: 1 S: 9 H: 0 LOB: 0 BB: 0 P: 13	R: 0 E: 0 K: 0 S: 7 H: 0 LOB: 2 BB: 1 P: 13	R: 0 E: 0 K: 0 S: 6 H: 1 LOB: 1 BB: 0 P: 6	R: 0 E: 0 K: 1 S: 10 H: 1 LOB: 2 BB: 1 P: 18	R: 0 E: 0 K: 1 S: 11 H: 0 LOB: 1 BB: 1 P: 18	R: 1 E: 1 K: 2 S: 17 H: 0 LOB: 1 BB: 0 P: 24	R: 0 E: 0 K: 0 S: 8 H: 1 LOB: 1 BB: 0 P: 15	R: 0 E: 0 K: 0 S: 9 H: 1 LOB: 1 BB: 0 P: 13	1B: 5 2B: 0 3B: 0 HR: 0	SF: 1 SAC: 1 DP: 0 HBP: 1					WP: 1 PB: 0 SB: 2 CS: 0	PA: 38

	AB	32
	R	1
	H	5
	RBI	1
	BB	3
	SO	7
	LOB	19

livebaseballscorecards.com

PITCHER		IP	WLS	BF	H	R	ER	SO	BB	IBB	HBP	BLK	WP	HR	S	P	ERA	WHIP
A.J. Burnett, R ERA: 4.19	(1, 1)	6.0	W	27	3	1	0	6	3	0	1	0	1	0	66	102	0.00	1.000
39 Jesse Carlson, L ERA: 1.83	(7, 1)	1.0		3	0	0	0	1	0	0	0	0	0	0	9	12	0.00	0.000
56 Brian Tallet, L ERA: 3.1	(8, 1)	2.0		8	2	0	0	0	0	0	0	0	0	0	17	28	0.00	1.000

PITCHER	IP	WLS	BF	H	R	ER	SO	BB	IBB	HBP	BLK	WP	HR	S	P	ERA	WHIP

Batter	1	2	3	4	5	6	7	8	9	AB	R	H	RBI	BB	SO	LOB
1 Joe Inglett, L (1, 4) OBP: 0.356, SLG: 0.416	B FF 92 C FF 92 B SI 92 C SI 91 X FF 94 2-2 F8	B FF 94 X SI 93 1-0 19 SF9 15 1B 1-3 2-H 3-H 2B		B SL 84 F FF 93 B SI 92 B SI 92 X FF 92 3-1 F8			B SL 78 X SI 89 1-0 G5-3			4	1	1	2	0	0	0
19 Marco Scutaro, R (1, 6) OBP: 0.347, SLG: 0.355	C FF 92 F SI 91 B SI 92 B SI 92 X SL 86 2-2 10 FC6-4 1B	F SI 92 X FF 93 0-1 SF9 2-3 3-H			X FF 92 0-0 G6-3			B FF 95 B SI 90 X SI 94 2-0 E5 15 G6-4-3		3	0	1	1	0	0	0
15 Alex Rios, R (1, 8) OBP: 0.340, SLG: 0.468	C FF 91 F SI 89 X FF 92 0-2 P6	C SL 85 X FF 92 0-1 3-H 1B			C FF 92 C SI 91 X SI 93 0-2 G1-3			X SI 90 0-0 G6-4-3 1-2f		4	0	1	1	0	0	2
10 Vernon Wells, R (1, 10) OBP: 0.340, SLG: 0.488	C SI 90 1 SAFE X SI 89 0-1 FC6-4 1-2f	B SI 90 D SL 84 S SI 89 B SI 90 S SI 89 S SI 91 3-3 K			X FF 93 0-0 G6-3			C FF 95 B SL 85 F SI 94 B FF 95 X SL 82 2-2 F8		4	0	0	0	0	1	2
35 Lyle Overbay, L (1, 3) OBP: 0.368, SLG: 0.434		B FF 91 F CH 84 B CH 83 F SI 91 X SI 91 2-2 L7	B SL 83 B SI 92 S SI 91 X SI 92 2-1 G6-3			B SI 90 B FF 92 F SI 91 F FF 92 X SI 92 2-2 33 G5-4-3 1B			X FF 95 0-0 G4-3	4	0	1	0	0	0	0
26 Adam Lind, L (1, 7) OBP: 0.329, SLG: 0.472		C SL 85 X SL 86 0-1 E 33 1B 45 BB 1B	B CH 84 C FF 92 C SI 92 X SI 92 1-2 33 G5-4-3 1B			B SI 90 C SI 91 X FF 92 1-1 P3			F FF 93 B FS 90 F FS 89 F FF 94 F FF 95 F SL 89 S FF 96 1-3 K	4	1	2	0	0	1	1
33 Scott Rolen, R (1, 5) OBP: 0.346, SLG: 0.408		C SI 90 1 SAFE B SI 90 F SI 90 X SI 90 1-2 45 BB E 1 2B 1-2 1B	X SI 90 0-0 G5-4-3 1-2f			X SI 90 0-0 G5-4-3 1-2f			B FF 96 B FF 96 C FF 95 X FF 95 2-1 G6-3	4	1	1	0	0	0	2
Gregg Zaun, S (1, 2) OBP: 0.333, SLG: 0.349		C FF 93 X SI 92 0-1 FC5 45 BB 1 2B 1-2 2-3		B SL 83 B FF 92 B FF 92 C FF 90 C SI 91 X SI 91 3-2 P6			B SI 87 C SI 89 X SI 88 1-1 G6-3			3	1	0	0	0	0	2
45 Travis Snider, L (1, 9) OBP: 0.366, SLG: 0.553		B SI 93 B SI 92 F SI 92 B FF 93 B SI 91 4-1 1 2B 19 SF9 1-2 2-3 3-H BB		X SL 84 0-0 F8			M SI 89 B SI 89 B CU 77 S CU 76 S CU 77 2-3 K			2	1	0	1	1	1	0
Inning Stats	R: 0 E: 0 K: 0 S: 11 H: 1 LOB: 1 BB: 0 P: 15	R: 5 E: 1 K: 1 S: 19 H: 4 LOB: 1 BB: 1 P: 30	R: 0 E: 0 K: 0 S: 6 H: 1 LOB: 0 BB: 0 P: 9	R: 0 E: 0 K: 0 S: 6 H: 0 LOB: 0 BB: 0 P: 12	R: 0 E: 0 K: 0 S: 5 H: 0 LOB: 0 BB: 0 P: 5	R: 0 E: 0 K: 0 S: 6 H: 1 LOB: 0 BB: 0 P: 9	R: 0 E: 0 K: 1 S: 6 H: 0 LOB: 0 BB: 0 P: 10	R: 0 E: 1 K: 0 S: 5 H: 0 LOB: 0 BB: 0 P: 9	R: 0 E: 0 K: 1 S: 9 H: 0 LOB: 0 BB: 0 P: 12	1B: 6 2B: 1 3B: 0 HR: 0 SF: 1 SAC: 0 DP: 3 HBP: 0						

PITCHER		IP	WLS	BF	H	R	ER	SO	BB	IBB	HBP	BLK	WP	HR	S	P	ERA	WHIP
40 Bartolo Colon, R ERA: 3.92	(1, 1)	6.0		25	7	5	2	1	1	0	0	0	0	0	53	80	3.00	1.333
48 Javier López, L ERA: 2.51	(7, 1)	1.0		3	0	0	0	1	0	0	0	0	0	0	6	10	0.00	0.000
63 Justin Masterson, R ERA: 3.09	(8, 1)	1.0	W	3	0	0	0	0	0	0	0	0	0	0	5	9	0.00	0.000
58 Jonathan Papelbon, R ERA: 1.86	(9, 1)	1.0	S	3	0	0	0	1	0	0	0	0	0	0	9	12	0.00	0.000

PITCHER	IP	WLS	BF	H	R	ER	SO	BB	IBB	HBP	BLK	WP	HR	S	P	ERA	WHIP

TOP

Toronto Blue Jays @ Boston Red Sox

Fenway Park, Boston, MA

Sat Sep 13 2008, 7:05 PM EDT
Att. 37,846 - Partly Cloudy - 68 F

livebaseballscorecards.com

AB	32
R	5
H	7
RBI	5
BB	1
SO	3
LOB	9

WP: 0	PA: 34		
PB: 0			
SB: 0			
CS: 0			

BOTTOM

Toronto Blue Jays @ Boston Red Sox

Fenway Park, Boston, MA

Sat Sep 13 2008, 7:05 PM EDT
Att. 37,846 - Partly Cloudy - 68 F

livebaseballscorecards.com

Batter	1	2	3	4	5	6	7	8	9	AB	R	H	RBI	BB	SO	LOB
2 Jacoby Ellsbury, L (1, 8) (7, 9) OBP: 0.328, SLG: 0.366	B SI 91 B FF 91 C SL 87 S SL 87 B FF 94 B SL 88 4-2 15 2B 20 WP BB	X CH 82 0-0 ③ G3			X SI 91 0-0 ① ② G4-6-3 1-2f		C SI 100 F SI 100 F FS 89 F SI 99 X FS 89 0-2 15 G6-3 20 FC4-6 2B	B CU 75 B SI 91 C SI 92 F SI 91 F SI 91 F SI 92 B SI 91 F SI 91 X SI 92 3-2 15 1B 34 2B 3-H 1B		4	3	2	1	1	0	2
15 Dustin Pedroia, R (1, 4) OBP: 0.380, SLG: 0.502	C SL 88 D CU 79 S SL 86 1 SAFE X FC 92 1-2 20 E 1-3 2B		F CH 82 S FC 89 F SL 82 F SI 93 X CH 82 0-2 ① G5-3		B FF 93 F SL 88 B CH 82 X SL 88 2-1 2B		B SI 98 X SI 99 1-0 ① G6-3 2-3	1 SAFE 1 SAFE C SI 91 1 SAFE B CH 86 B SI 92 B SI 92 X SI 92 3-1 34 2B 1-2 1B		5	1	3	0	0	0	1
34 David Ortiz, L (1, 10) OBP: 0.374, SLG: 0.477	S SL 88 F SL 89 B FF 94 S CU 82 1-3 ① K		B SI 92 C SI 91 B CH 83 X CH 82 2-1 ② G1-3		F FC 89 F FC 93 D SL 80 S FF 92 1-3 ③ K		B CU 78 C CU 77 D CU 78 B CU 78 F CU 77 B CU 78 4-2 20 FC4-6 BB	B CH 85 F SI 90 F SL 81 F SL 82 B SI 92 X SI 92 2-2 1-3 2-H 2B		4	0	1	1	1	2	3
20 Kevin Youkilis, R (1, 3) (7, 5) OBP: 0.385, SLG: 0.555	B CH 83 C SL 89 S SI 93 F FF 86 D FC 90 F SL 88 F FC 91 D CU 80 B FC 90 4-2 2-H 3-H BB		C FC 95 F SI 92 B FC 89 F SI 93 B CH 84 B FF 94 S SL 89 3-3 ③ K			F SL 87 B CH 82 B FC 87 F SL 86 X SI 92 2-2 44 1B 12 SF9 2B	B SI 92 C SI 92 S SI 92 X SI 93 1-2 ② FC4-6 1-2f 3-H	B SL 83 B SL 82 C SL 82 X CH 85 2-1 ③ P3		4	1	1	1	1	1	3
Mark Kotsay, L (1, 9) (7, 3) OBP: 0.333, SLG: 0.410	D SI 92 S SI 90 B SL 89 B SI 90 X SL 88 3-1 ② F8			B SI 90 B FC 87 C SL 86 F FF 92 X SL 88 2-2 ① L3		B SI 91 B SL 87 B SI 89 B FC 91 4-0 12 SF9 44 1B BB	X SI 92 0-0 ③ G4-3			3	0	0	0	1	0	2
44 Jason Bay, R (1, 7) OBP: 0.371, SLG: 0.522	B FC 90 X SI 92 1-0 ③ P5			S SI 93 B FF 89 X 1-1 1B		B SL 89 C SL 87 C FC 92 B SI 94 F SL 88 X SL 87 2-2 1-2 2-3 1B		B SI 90 X SI 91 1-0 12 1B 2B		4	1	3	0	0	0	1
12 Jed Lowrie, S (1, 5) (7, 6) OBP: 0.357, SLG: 0.435		B SI 90 S SI 90 B CH 82 X SI 91 2-1 ① L7		F SL 88 B SI 91 B CH 82 X SI 90 2-1 ② F9		D CH 83 X SL 87 1-0 ① SF9 2-3 3-H		B SI 91 X SI 91 1-0 G6-3 SH1-4 2 1B 2-H 1B		3	1	1	2	0	0	1
Alex Cora, L (1, 6) OBP: 0.378, SLG: 0.363 25 Mike Lowell, R (6, PH) OBP: 0.336, SLG: 0.458 David Ross, R (7, 2) OBP: 0.378, SLG: 0.362 Jason Varitek, S (9, 2) OBP: 0.315, SLG: 0.365		B SI 91 C SI 91 B FC 88 X SL 87 2-1 ② G4-3		D CH 83 C SI 90 F SI 90 X FC 89 1-2 ③ P4		B C F X 1-2 ② P4		X 0-0 ① SH1-4 1-2		2 1 0 0	0 0 0 0	0 0 0 0	0 0 0 0	0 0 0 0	0 2 0 0	1 2 0 0
Kevin Cash, R (1, 2) OBP: 0.306, SLG: 0.354 Coco Crisp, S (6, PH) (7, 8) OBP: 0.343, SLG: 0.409		C FF 94 S SI 92 B SL 90 B SI 95 B SL 90 B SL 88 4-2 BB	S SL 86 F SI 91 B FC 90 B SL 88 F SL 87 B SL 88 4-2 2 G4-6-3 BB		F SI 98 X SI 99 0-1 ③ G4-3		C SI 91 B CU 77 F SI 90 B CU 76 X SI 92 2-2 ② G6-3 2-3		0 2	0 0	0 0	0 0	0 0	2 0	0 3
Inning Stats	R: 2 E: 0 K: 1 S: 16 H: 1 LOB: 1 BB: 2 P: 30	R: 0 E: 0 K: 0 S: 7 H: 0 LOB: 1 BB: 1 P: 15	R: 0 E: 0 K: 1 S: 11 H: 0 LOB: 0 BB: 0 P: 16	R: 0 E: 0 K: 0 S: 10 H: 1 LOB: 1 BB: 0 P: 16	R: 0 E: 0 K: 1 S: 10 H: 1 LOB: 1 BB: 1 P: 17	R: 1 E: 0 K: 0 S: 13 H: 2 LOB: 2 BB: 1 P: 23	R: 1 E: 0 K: 0 S: 12 H: 1 LOB: 1 BB: 1 P: 18	R: 3 E: 0 K: 0 S: 20 H: 5 LOB: 2 BB: 0 P: 34		1B: 5 2B: 6 3B: 0 HR: 0	SF: 1 SAC: 1 DP: 1 HBP: 0			WP: 1 PB: 0 SB: 0 CS: 0	PA: 40	

AB	32
R	7
H	11
RBI	5
BB	6
SO	3
LOB	19

PITCHER		IP	WLS	BF	H	R	ER	SO	BB	IBB	HBP	BLK	WP	HR	S	P	ERA	WHIP
51 Jesse Litsch, R ERA: 3.75	(1, 1)	5.1		25	5	3	3	3	5	0	0	0	1	0	62	111	5.06	1.875
39 Jesse Carlson, L ERA: 1.82	(6, 1)	0.1	H	1	0	0	0	0	0	0	0	0	0	0	3	4	0.00	0.000
22 Brandon League, R ERA: 2.1	(6, 1)	0.2	H	3	1	1	1	0	0	0	0	0	0	0	8	9	13.50	1.500
37 Scott Downs, L ERA: 1.78	(7, 1)	1.1	L	8	3	3	3	0	1	0	0	0	0	0	18	30	20.25	3.000
57 Shawn Camp, R ERA: 4.15	(8, 1)	0.1		3	2	0	0	0	0	0	0	0	0	0	8	15	0.00	6.000

PITCHER	IP	WLS	BF	H	R	ER	SO	BB	IBB	HBP	BLK	WP	HR	S	P	ERA	WHIP

Toronto Blue Jays @ Boston Red Sox

Fenway Park, Boston, MA

Sun Sep 14 2008, 1:35 PM EDT

Att. 37,007 - Cloudy - 71 F

livebaseballscorecards.com

Batter	1	2	3	4	5	6	7	8	9	AB	R	H	RBI	BB	SO	LOB
19 Marco Scutaro, R (1, 4) OBP: 0.344, SLG: 0.352	C FF 95 B FF 87 B CH 86 X SI 95 2-1 F9 ①		C FF 93 X CU 75 0-1 F8 ①		B FC 90 X FF 92 1-0 L5 ②			C FF 92 B CH 84 X CH 84 1-1 F8 ①		4	0	0	0	0	0	0
19 José Bautista, R (1, 10) OBP: 0.319, SLG: 0.410	B FF 97 B FF 97 B FF 95 C FF 94 F SI 93 X FF 95 3-2 HR		S FF 93 B FC 90 B SI 92 B CU 77 X SI 92 3-1 G4-3 ②		B CU 76 B CU 75 F FC 88 C CU 76 C FF 94 2-3 K ③			C FF 93 X FC 89 0-1 F7 ②		4	1	1	1	0	1	0
15 Alex Rios, R (1, 9) OBP: 0.340, SLG: 0.468	C FF 96 X FF 93 0-1 G6-3 ②		C CU 77 B FF 94 F FC 90 X FF 96 1-2 2B			B SI 92 B CU 74 F FC 89 X SI 91 2-1 G4-3 ①		X FC 89 0-0 P4 ③		4	0	1	0	0	0	0
10 Vernon Wells, R (1, 8) OBP: 0.341, SLG: 0.490	C CU 77 B SI 95 H CU 79 2-1 HBP		C FC 91 B FC 90 X FF 94 1-1 P6 ③			X SI 92 0-0 G5-3 ②			X FF 94 0-0 26 1B 2B	3	1	1	0	0	0	1
Kevin Mench, R (1, 7) OBP: 0.312, SLG: 0.355 26 Adam Lind, L (9, PH) OBP: 0.331, SLG: 0.474	C FF 94 B CH 86 F CU 77 S FC 90 1-3 K ③			X FF 92 0-0 G5-3 ①		F FF 93 F CU 77 B CU 78 F FC 88 S CU 78 1-3 K ③			C FF 95 X 0-1 35 1B 33 G5-3 2-H 1B	3 1	0 1	0 1	0 1	0 0	2 0	1 0
35 Lyle Overbay, L (1, 3) OBP: 0.369, SLG: 0.435		C FF 94 B CU 76 B SI 92 F FF 91 F CU 77 S FF 95 2-3 K ①		B CU 74 F FF 94 X FF 92 1-1 1B			F FF 93 B SI 92 B FF 93 C FC 90 C CU 77 2-3 K ①		C FF 96 D FS 90 D FS 90 X FF 96 2-1 1-3 1B ①	4	0	2	0	0	2	0
33 Scott Rolen, R (1, 5) OBP: 0.347, SLG: 0.408		C FF 96 B FF 96 S CH 87 B FC 92 B CU 79 F FC 91 B FF 96 4-2 G4-3 BB		X FF 91 0-0 F9 ②			C CU 74 B CH 85 X FC 90 1-1 BB 1B		F FF 95 B SL 88 F FF 96 X FF 96 1-2 G5-3 ② 3-H	3	0	1	1	1	0	1
Gregg Zaun, S (1, 2) OBP: 0.332, SLG: 0.344		X SI 94 0-0 G4-3 ② 1-2		B SI 94 B FF 94 B SI 93 C FF 92 F FF 92 X FF 94 3-2 G5-3 ③			B FC 91 B SI 91 C SI 90 D FC 89 B SI 91 4-1 6 G6-4-3 1-2 BB		F FF 96 F FS 91 B FF 96 F FF 96 B FS 90 X FS 90 2-2 G4-3 ③	3	0	0	0	1	0	2
6 John McDonald, R (1, 6) OBP: 0.255, SLG: 0.274		F FF 95 C FF 93 F CU 77 B FF 96 F FF 94 S CU 79 1-3 K ③			X FF 93 0-0 F9 ①		C CU 75 X SI 92 0-1 G6-4-3 ②③ 1-2f			3	0	0	0	0	1	3

	AB	32
	R	3
	H	7
	RBI	3
	BB	2
	SO	6
	LOB	8

Inning Stats										
1	R: 1 E: 0 K: 1 S: 11	H: 1 LOB: 1 BB: 0 P: 19	1B: 4 2B: 2 3B: 0 HR: 1	SF: 0 SAC: 0 DP: 1 HBP: 1	WP: 0 PB: 0 SB: 0 CS: 0	PA: 35				
2	R: 0 E: 0 K: 2 S: 13	H: 0 LOB: 1 BB: 1 P: 20								
3	R: 0 E: 0 K: 0 S: 9	H: 1 LOB: 1 BB: 0 P: 14								
4	R: 0 E: 0 K: 0 S: 7	H: 1 LOB: 1 BB: 0 P: 11								
5	R: 0 E: 0 K: 1 S: 5	H: 0 LOB: 0 BB: 0 P: 8								
6	R: 0 E: 0 K: 1 S: 7	H: 0 LOB: 0 BB: 0 P: 10								
7	R: 0 E: 0 K: 1 S: 8	H: 1 LOB: 1 BB: 1 P: 15								
8	R: 0 E: 0 K: 0 S: 5	H: 0 LOB: 0 BB: 0 P: 6								
9	R: 2 E: 0 K: 0 S: 12	H: 3 LOB: 0 BB: 0 P: 17								

PITCHER		IP	WLS	BF	H	R	ER	SO	BB	IBB	HBP	BLK	WP	HR	S	P	ERA	WHIP
31 Jon Lester, L ERA: 3.15	(1, 1)	8.0	W	30	4	1	1	6	2	0	1	0	0	1	65	103	1.12	0.750
58 Jonathan Papelbon, R ERA: 2.11	(9, 1)	1.0	S	5	3	2	2	0	0	0	0	0	0	0	12	17	18.00	3.000

PITCHER		IP	WLS	BF	H	R	ER	SO	BB	IBB	HBP	BLK	WP	HR	S	P	ERA	WHIP

Batter	1	2	3	4	5	6	7	8	9	AB	R	H	RBI	BB	SO	LOB
2 Jacoby Ellsbury, L (1, 9) OBP: 0.328, SLG: 0.365	B SI 91 X SI 92 1-0 15 SH1-3 15 S 34 G4-3 1B	P PO 89 1 SAFE C SI 95 T SI 94 F CU 79 X SI 95 1-2 ③ G2-3			C SI 94 F FC 92 B CU 80 S CU 78 1-3 ③ K		F SI 94 X SI 94 0-1 ③ F8			4	1	1	0	0	1	3
15 Dustin Pedroia, R (1, 4) OBP: 0.378, SLG: 0.499	B SI 94 X SI 93 1-0 ① SH1-3 1-3	B SI 94 B FC 92 F SI 94 T FC 92 X CU 80 2-2 ① F9		B CU 77 F FC 92 X SI 94 1-1 ① G5-3		C FF 89 B SL 83 B FF 90 X FF 90 2-1 ① G4-3			3	0	0	0	0	0	0
34 David Ortiz, L (1, 10) OBP: 0.373, SLG: 0.480	C FC 91 X FC 92 0-1 ② G4-3 3-H	B CU 78 B FC 93 F SI 94 F FC 92 S CU 79 2-3 ② K		F FC 92 B FC 90 C CU 79 F SI 94 B FC 93 B CU 79 X CU 79 3-2 ② F8		F FF 90 B SL 85 X SL 83 1-1 20 SF8 3B			4	1	1	1	0	1	0
20 Kevin Youkilis, R (1, 3) OBP: 0.384, SLG: 0.554	C SI 93 B FC 91 F SI 94 F SI 95 B CU 78 F FC 93 X FC 93 2-2 1B	C CU 78 S FC 92 B CU 79 F SI 95 B FC 92 X SI 94 2-2 ③ G5-3		B SI 94 B SI 95 B FC 93 C SI 94 C SI 95 X CU 81 3-2 ③ G6-3		C FF 92 B FF 90 B FF 90 B FC 90 X FF 90 3-1 ② SF8 3-H			3	0	1	1	0	0	0
25 Mike Lowell, R (1, 5) OBP: 0.336, SLG: 0.456	C FC 92 B CU 78 X SI 95 1-1 ③ G5-3		C SI 94 S CH 86 S CU 79 0-3 ① K				B SI 92 T CU 79 S FC 90 B CH 85 F SI 93 B CH 88 X FC 92 3-2 FC5-4 E 1B 1B	C FF 90 X FC 85 0-1 ③ L7		4	1	1	0	0	1	1
44 Jason Bay, R (1, 7) OBP: 0.371, SLG: 0.523		B FC 90 B CU 77 B FC 92 C FC 92 X FC 91 3-1 G4-3 1B 2B	B CU 80 C SI 95 B CU 80 F FC 91 C FC 92 2-3 ② K				C FC 92 X CU 78 0-1 ① P4			3	1	1	0	0	1	1
Jason Varitek, S (1, 2) OBP: 0.313, SLG: 0.362		S FC 93 B FC 92 T FC 93 B CU 79 F FC 92 X SI 95 2-2 ① G4-3 2-3	C CH 86 C SI 95 B CU 79 F FC 91 F FC 92 X CU 79 1-2 ③ F7				X FC 93 0-0 E3 FC5-4 1-2			3	0	0	0	0	0	2
Alex Cora, L (1, 6) OBP: 0.371, SLG: 0.355		F SI 95 B SI 96 F FC 92 F SI 95 F CU 80 S CU 80 1-3 ② K			B FC 91 C SI 94 F CU 80 X FC 91 1-2 ① G1-3		B SI 94 X SI 94 1-0 ② FC5-4 1B 1-2f 2-3			3	0	0	0	0	1	3
Coco Crisp, S (1, 8) OBP: 0.346, SLG: 0.412		B SI 96 S SI 95 B CU 79 X SI 95 2-1 3-H 1B			B CU 78 F SI 94 F FC 93 X CU 79 1-2 ② P6		C CU 78 X FC 92 0-1 1-2 3-H 1B			3	0	2	2	0	0	0
Inning Stats	R: 1 E: 0 K: 0 S: 11 H: 2 LOB: 1 BB: 0 P: 16	R: 1 E: 0 K: 1 S: 18 H: 2 LOB: 1 BB: 0 P: 26	R: 0 E: 0 K: 1 S: 10 H: 0 LOB: 0 BB: 0 P: 16	R: 0 E: 0 K: 2 S: 11 H: 0 LOB: 0 BB: 0 P: 14	R: 0 E: 0 K: 1 S: 9 H: 0 LOB: 0 BB: 0 P: 12	R: 0 E: 0 K: 0 S: 9 H: 0 LOB: 0 BB: 0 P: 16	R: 1 E: 1 K: 0 S: 12 H: 2 LOB: 2 BB: 0 P: 16	R: 1 E: 0 K: 0 S: 8 H: 1 LOB: 0 BB: 0 P: 14		1B: 5 2B: 1 3B: 1 HR: 0 SF: 1 SAC: 1 DP: 0 HBP: 0				WP: 0 PB: 0 SB: 1 CS: 0 PA: 32		

PITCHER		IP	WLS	BF	H	R	ER	SO	BB	IBB	HBP	BLK	WP	HR	S	P	ERA	WHIP
32 Roy Halladay, R ERA: 2.77	(1, 1)	7.0	L	28	6	3	2	5	0	0	0	0	0	0	80	116	2.57	0.857
52 B.J. Ryan, L ERA: 3.11	(8, 1)	1.0		4	1	1	1	0	0	0	0	0	0	0	8	14	9.00	1.000

PITCHER	IP	WLS	BF	H	R	ER	SO	BB	IBB	HBP	BLK	WP	HR	S	P	ERA	WHIP

BOTTOM

Toronto Blue Jays @ Boston Red Sox

Fenway Park, Boston, MA

Sun Sep 14 2008, 1:35 PM EDT
Att. 37,007 - Cloudy - 71 F

livebaseballscorecards.com

AB	30
R	4
H	7
RBI	4
BB	0
SO	5
LOB	10

Boston Red Sox @ Tampa Bay Rays

Tropicana Field, St. Petersburg, FL

Mon Sep 15 2008, 7:10 PM EDT

Att. 29,772 - Dome - 72 F

TOP

livebaseballscorecards.com

Batter	1	2	3	4	5	6	7	8	9	AB	R	H	RBI	BB	SO	LOB
Coco Crisp, S (1, 8) OBP: 0.351, SLG: 0.414	B SI 90 B SI 88 B SI 90 B SI 90 4-0 15 BB 34 HR BB	C SI 91 B SI 91 D CH 79 1 SAFE 1 SAFE B B 4-1 ② 1-2 BB		F SI 91 B CH 79 S CH 82 F SL 81 X SI 91 1-2 15 1B 1-3 34 FC4-6 2B	B CH 82 C CH 82 B KC 79 B FF 92 C CH 87 B FC 90 4-2 BB		B SL 80 C FF 92 X FF 91 1-1 ② G3-1		B CU 75 C FF 94 B CH 84 X FF 93 2-1 ③ L8	3	2	1	0	3	0	0
15 Dustin Pedroia, R (1, 4) OBP: 0.379, SLG: 0.498 Kevin Cash, R (7, PH) OBP: 0.311, SLG: 0.354 (7, 5)	B SI 88 B SI 90 B SI 90 B SI 90 4-0 34 HR 1-2 BB	C X 0-1 ③ P2		C FF 90 C FF 92 B KC 80 X FF 92 1-2 34 FC4-6 2-3 3-H 1B	C FF 92 X FC 87 0-1 ③ F9		B FF 93 B FF 92 C FF 91 B FF 92 B FF 92 4-1 BB			3	1	1	1	1	0	2
										0	0	0	0	1	0	0
34 David Ortiz, L (1, 10) OBP: 0.374, SLG: 0.491 54 Chris Carter, L (6, PR) OBP: 0.667, SLG: 0.667 (6, 10)	B SI 90 F SL 78 X SI 90 1-1 1-H 2-H HR	B SL 83 X SL 82 1-0 ① P2	C FF 93 F CH 82 B SI 92 B FC 90 F FF 93 F CH 81 X FC 89 2-2 ① FC4-6 20 HR 1-2f 3-H	C B S B X 2-2 20 2B 2B	F FF 91 F SL 80 X SL 80 1-2 ③ L9				4	2	2	4	0	0	1
										1	1	0	0	0	0	1
20 Kevin Youkilis, R (1, 3) OBP: 0.385, SLG: 0.562 55 Jeff Bailey, R (8, PH) OBP: 0.386, SLG: 0.459 (8, 3)	B SI 93 X SI 92 1-0 ① F7	B SI 93 B CH 81 B SI 92 C SI 91 X SI 91 3-1 ② F9	X FF 93 0-0 1-H HR	C FC 88 B FF 93 X CH 82 1-1 44 G6-4-3 2-H 2B		C FC 91 S FC 91 B FC 91 S SL 80 1-3 ① K			4	1	2	3	0	0	0
									1	0	0	0	0	1	0	
25 Mike Lowell, R (1, 5) OBP: 0.337, SLG: 0.463 Alex Cora, L (6, PR) OBP: 0.375, SLG: 0.355 (6, 6) (7, 4)	C SI 93 X CH 81 0-1 HR	F SI 93 S SI 93 F SI 94 B SI 92 B SL 80 F SL 82 S SI 92 2-3 ③ K	X FC 89 0-0 ② G5-3	C FF 92 B KC 80 F KC 80 H FF 93 2-2 44 G6-4-3 HBP		F SI 90 B SL 82 F FC 91 B SL 81 F FC 91 B FF 91 F FC 92 F FC 90 4-2 B FF 91 BB			3	1	1	1	0	1	0
										0	0	0	0	1	0	0
44 Jason Bay, R (1, 7) OBP: 0.370, SLG: 0.526 David Ross, R (6, 2) OBP: 0.376, SLG: 0.360	C SI 94 F SI 93 B SI 93 S SI 93 1-3 ② K	X SI 82 0-0 HR C XC 81 S XC 79 F XC 80 S XC 82 0-3 ③ K		B SL 87 B KC 77 C FF 92 X FC 87 2-1 ①② G6-4-3 1-2f 2-3		C FC 90 S SL 82 B SL 83 F SL 80 F FF 90 X SL 80 1-2 ② F7			4	1	1	1	0	2	2
										1	0	0	0	0	0	1
12 Jed Lowrie, S (1, 6) OBP: 0.362, SLG: 0.431 (6, 5) (7, 6)	B SI 94 B SI 92 C SI 93 X SI 92 2-1 ③ F8			B CH 80 C SI 91 C SL 83 B SL 81 B SI 92 B SI 92 4-2 HR BB	B FF 91 B FC 86 B FF 92 B FF 91 4-0 G3-6-1 BB	S FF 92 D CH 81 C FC 88 B FF 93 D CH 81 B FC 88 4-2 BB		X SL 80 0-0 ③ F8		2	1	0	0	3	0	1
Jason Varitek, S (1, 2) OBP: 0.314, SLG: 0.369 60 Jonathan Van Every, L (6, 9) OBP: 0.250, SLG: 0.250		F SI 92 H SI 92 1-1 2 FC6-4 HBP	B CH 80 C SI 91 B CH 79 C SI 91 1 SAFE F SI 92 B SI 92 F SI 91 X SI 92 3-2 1-H HR	B FF 90 B CH 82 B FF 92 C FF 91 X FF 90 3-1 ①② G3-6-1 1-2f	B FF 93 C CH 84 B KC 79 C FF 93 S FC 87 2-3 ③ K			F FF 93 B FF 94 F CH 85 S FF 94 1-3 ① K	3	1	1	2	0	1	4
									1	0	0	0	0	1	0	
2 Jacoby Ellsbury, L (1, 9) OBP: 0.329, SLG: 0.372 (6, 7)		C SI 92 X SI 93 0-1 ① FC6-4 CS 1-2f	C CH 82 B SL 82 C SI 93 X SL 82 1-2 2B 15 1B 1B	X FF 90 0-0 HR	X FF 91 0-0 ① G4-3			X FF 93 0-0 ② G3-1	5	2	2	1	0	0	1
Inning Stats	R: 4 E: 0 K: 1 S: 10 H: 2 LOB: 0 BB: 2 P: 23	R: 0 E: 0 K: 0 S: 6 H: 0 LOB: 1 BB: 1 P: 11	R: 0 E: 0 K: 1 S: 8 H: 0 LOB: 0 BB: 0 P: 14	R: 7 E: 0 K: 1 S: 29 H: 6 LOB: 0 BB: 1 P: 41	R: 1 E: 0 K: 0 S: 7 H: 1 LOB: 1 BB: 2 P: 18	R: 1 E: 0 K: 1 S: 14 H: 2 LOB: 3 BB: 1 P: 27	R: 0 E: 0 K: 0 S: 7 H: 0 LOB: 1 BB: 1 P: 13	R: 0 E: 0 K: 1 S: 15 H: 0 LOB: 1 BB: 1 P: 21	R: 0 E: 0 K: 1 S: 6 H: 0 LOB: 0 BB: 0 P: 9	1B: 2 2B: 3 3B: 0 HR: 6 SF: 0 SAC: 0 DP: 2 HBP: 2	WP: 0 PB: 0 SB: 0 CS: 1 PA: 46					

	AB	35
	R	13
	H	11
	RBI	13
	BB	9
	SO	6
	LOB	13

PITCHER		IP	WLS	BF	H	R	ER	SO	BB	IBB	HBP	BLK	WP	HR	S	P	ERA	WHIP
19 Scott Kazmir, L ERA: 3.5	(1, 1)	3.0	L	19	6	9	9	2	4	0	1	0	0	4	39	72	27.00	3.333
51 Mitch Talbot, R ERA: 12.0	(4, 1)	3.0		16	5	4	4	2	3	0	1	0	0	2	35	62	12.00	2.667
52 Juan Salas, R ERA: 7.11	(7, 1)	2.0		8	0	0	0	1	2	0	0	0	0	0	22	34	0.00	1.000
49 Jason Hammel, R ERA: 4.54	(9, 1)	1.0		3	0	0	0	1	0	0	0	0	0	0	6	9	0.00	0.000

PITCHER	IP	WLS	BF	H	R	ER	SO	BB	IBB	HBP	BLK	WP	HR	S	P	ERA	WHIP

Boston Red Sox @ Tampa Bay Rays

Tropicana Field, St. Petersburg, FL

Mon Sep 15 2008, 7:10 PM EDT

Att. 29,772 - Dome - 72 F

BOTTOM

Batter	1	2	3	4	5	6	7	8	9	AB	R	H	RBI	BB	SO	LOB
1 Akinori Iwamura, L (1, 4) OBP: 0.351, SLG: 0.383 16 Willy Aybar, S (5, PH) OBP: 0.332, SLG: 0.416 (6, 4)	C FF 90 B FS 80 F FF 90 F FF 91 X FS 80 1-2 F7 ①		B FF 93 C FF 93 C SL 83 F FF 94 X FF 94 1-2 HR		C FF 92 D FS 82 B FF 92 S FF 92 F FS 81 X FF 90 2-2 F7 ①		B FF 88 F FF 88 B FF 87 C FF 89 X CH 75 2-2 24 HR 1B		F SI 88 B SL 81 B SL 81 F SI 89 B SI 90 B SI 89 4-2 BB	2 2	1 1	1 1	1 0	0 1	0 0	0 2
8 Jason Bartlett, R (1, 6) OBP: 0.315, SLG: 0.349 18 Ben Zobrist, S (5, PH) OBP: 0.314, SLG: 0.426 (6, 6)	C FF 91 B SL 82 B SL 82 F FF 90 S SL 82 2-3 K ②		X FF 92 0-0 G4-3 ②		B FF 93 C FC 89 F SL 81 S FF 93 1-3 K ②		B FF 88 C FF 88 S CH 75 B CU 77 F FF 90 B FF 89 X FF 85 3-2 F7 ②		F B B B SI 89 X SI 88 3-1 G4-3 ③	2 3	0 0	0 0	0 0	0 0	1 1	0 4
23 Carlos Pena, L (1, 3) OBP: 0.372, SLG: 0.486 24 Dan Johnson, L (5, PH) OBP: 0.364, SLG: 0.900 (6, 3)	B SL 82 B FF 93 C FF 93 S SL 84 B SI 92 X FF 93 3-2 3 BB 1B		C SL 83 X SL 81 0-1 G3-1 ③		B FF 93 B SL 80 C SL 82 F FF 92 B SL 82 F FF 93 C SL 82 3-3 K ③		C CU 76 C CH 74 B FF 87 X CH 72 1-2 1-H HR			2 2	0 1	1 1	0 2	0 0	0 1	0 2
3 Evan Longoria, R (1, 5) OBP: 0.355, SLG: 0.528 28 John Jaso, L (6, 2) OBP: 0.333, SLG: 0.333	C FF 91 D SL 81 C SL 79 D SL 81 D SL 81 B SL 81 4-2 1-2 BB			H FF 90 1-0 HBP		F FF 88 S CH 76 X CH 77 0-2 10 HR 1B	B FF 88 C FF 88 B CU 76 B FF 88 C FF 87 C FF 86 3-3 K ③			0 2	0 1	0 1	0 0	0 0	1 1	0 0
15 Cliff Floyd, L (1, 10) OBP: 0.353, SLG: 0.466 Michel Hernandez, R (8, PH) OBP: 0.167, SLG: 0.167 (9, 10)	S SL 80 B FF 93 F FF 92 B SL 81 B SL 81 X SL 80 3-2 L3 ③			F FF 90 B FS 78 B FF 90 F FF 90 X FF 89 3-2 F9 ①		B CU 78 C FF 89 B FF 89 B CH 75 X FF 89 3-1 F8 ①		X SI 93 0-0 G4-3 ①		3 1	0 0	0 0	0 0	0 0	0 0	4 0
30 Dioner Navarro, S (1, 2) OBP: 0.348, SLG: 0.402 10 Justin Ruggiano, R (6, 9) OBP: 0.265, SLG: 0.385		B FF 91 B FF 90 F FF 90 F FF 92 F SL 82 X FF 92 2-2 F8 ①		C FC 88 B FC 90 F SL 81 B SI 91 S FS 80 2-3 K ②		B FF 90 F FF 88 X FF 90 1-1 1-H HR		B FF 93 B SI 93 C FF 92 F FF 93 B SL 88 B SI 93 4-2 32 G4-6-3 BB		2 1	0 1	0 1	0 2	0 1	1 0	1 0
32 Eric Hinske, L (1, 7) OBP: 0.328, SLG: 0.465 (6, 5)		C FF 92 C FS 79 B FS 82 T SI 92 1-2 K ②		B SL 81 C SL 79 S SL 81 S SL 81 1-3 K ③		B FF 89 X CH 77 1-0 G3 ②		X SL 88 0-0 G4-6-3 ②③ 1-2f		4	0	0	0	0	2	2
26 Gabe Gross, L (1, 9) OBP: 0.344, SLG: 0.430 31 Jonny Gomes, R (6, 7) OBP: 0.279, SLG: 0.376		B FS 80 C SL 83 F FF 94 F FF 92 F FF 93 B SL 82 X FF 92 2-2 P5 ③			B FC 90 B FF 91 B FF 90 C FF 89 B FF 92 4-1 38 1B BB	C CU 78 S CH 78 B FF 90 S CU 78 1-3 K ③			F SI 89 B CU 75 B CU 74 B SI 89 F SI 89 C SI 89 3-3 K ①	1 2	0 0	0 0	0 0	1 2	0 0	0 0
38 Fernando Perez, R (1, 8) OBP: 0.323, SLG: 0.393			B FC 90 C SL 80 F FF 92 F FS 80 F SL 83 C SI 93 1-3 K ①		B SL 80 F FC 88 B FF 92 X FC 89 2-1 1-2 1B		B CU 78 C FF 88 F CU 77 B FF 89 F CH 77 F FF 89 B CH 75 F FF 89 F FF 88 3-3 C FF 88 K ①		B SI 89 X SI 88 1-0 G3 ②	4	0	1	0	0	2	0
Inning Stats	R: 0 E: 0 K: 1 S: 15 H: 1 LOB: 2 BB: 1 P: 28	R: 0 E: 0 K: 1 S: 12 H: 0 LOB: 0 BB: 0 P: 17	R: 1 E: 0 K: 1 S: 12 H: 1 LOB: 0 BB: 0 P: 14	R: 0 E: 0 K: 2 S: 9 H: 0 LOB: 1 BB: 0 P: 16	R: 0 E: 0 K: 2 S: 14 H: 1 LOB: 2 BB: 1 P: 26	R: 2 E: 0 K: 1 S: 11 H: 2 LOB: 0 BB: 0 P: 17	R: 2 E: 0 K: 2 S: 20 H: 2 LOB: 0 BB: 0 P: 32	R: 0 E: 0 K: 0 S: 4 H: 0 LOB: 0 BB: 1 P: 8	R: 0 E: 0 K: 1 S: 8 H: 0 LOB: 1 BB: 1 P: 19	1B: 4 2B: 0 3B: 0 HR: 3		SF: 0 SAC: 0 DP: 1 HBP: 1		WP: 0 PB: 0 SB: 0 CS: 0		PA: 38

livebaseballscorecards.com

	AB	33
	R	5
	H	7
	RBI	5
	BB	4
	SO	11
	LOB	15

PITCHER		IP	WLS	BF	H	R	ER	SO	BB	IBB	HBP	BLK	WP	HR	S	P	ERA	WHIP
18 Daisuke Matsuzaka, R ERA: 2.93	(1, 1)	5.0	W	21	3	1	1	7	2	0	1	0	0	1	62	101	1.80	1.000
59 Chris Smith, R ERA: 7.31	(6, 1)	2.0		10	4	4	4	3	0	0	0	0	0	2	31	49	18.00	2.000
50 Mike Timlin, R ERA: 5.96	(8, 1)	1.0		3	0	0	0	0	1	0	0	0	0	0	4	8	0.00	1.000
62 David Pauley, R ERA: 7.71	(9, 1)	1.0		4	0	0	0	1	1	0	0	0	0	0	8	19	0.00	1.000

PITCHER	IP	WLS	BF	H	R	ER	SO	BB	IBB	HBP	BLK	WP	HR	S	P	ERA	WHIP

Batter	1	2	3	4	5	6	7	8	9	AB	R	H	RBI	BB	SO	LOB
2 Jacoby Ellsbury, L (1, 7) OBP: 0.330, SLG: 0.373	B FC 89 B FC 88 C FC 88 F FC 87 B FC 90 X CU 78 3-2 G3-1		C FC 87 B FC 88 X CU 73 1-1 G4-3			C FC 86 C FC 87 B FC 88 X FC 88 1-2 34 G3 15 E 20 SF7 1B		C KC 79 B KC 81 B SI 88 X SI 88 2-1 15 CS 1B		4	1	2	0	0	0	0
15 Dustin Pedroia, R (1, 4) OBP: 0.378, SLG: 0.497	C FC 89 S SL 79 B FC 89 X CU 77 1-2 1B		X FC 88 0-0 F9			C FC 86 X CU 77 0-1 E5 34 G3 1-2		1 SAFE B SI 87 B CH 80 X SI 88 2-0 P4 1-2		4	0	1	0	0	0	2
34 David Ortiz, L (1, 10) OBP: 0.371, SLG: 0.486	D FF 88 X FC 86 1-0 F8		X FC 88 0-0 F8			B CU 74 C FF 88 C FF 87 B FF 88 B CU 77 X CU 77 3-2 G3 1-2 2-3			F SI 87 S KC 81 X KC 81 0-2 G6-3	4	0	0	0	0	0	3
20 Kevin Youkilis, R (1, 3) OBP: 0.382, SLG: 0.558	C FC 88 F FC 87 B FC 89 B CU 77 S CU 77 2-3 K			C FC 88 F FC 88 F CU 74 X FC 87 0-2 G6-3		D CU 78 B SL 79 B SL 78 C CU 78 F FC 87 F FC 90 X CU 78 3-2 SF7 3-H			C KC 80 X KC 80 0-1 G1-3	3	0	0	1	0	1	1
25 Mike Lowell, R (1, 5) OBP: 0.338, SLG: 0.462 60 Jonathan Van Every, L (9, PR) OBP: 0.250, SLG: 0.250 Alex Cora, L (9, 6) OBP: 0.375, SLG: 0.355		B FC 86 C FC 87 B FC 87 B SL 80 B FC 89 4-1 12 1B BB		B CU 76 C CU 77 X FC 87 1-1 P4		F FC 87 C FC 88 X FC 89 0-2 P3			C CH 80 B KC 81 X KC 82 1-1 BB 1B	3 0 0	0 0 0	1 0 0	0 0 0	1 0 0	0 0 0	1 0 0
Mark Kotsay, L (1, 9) OBP: 0.333, SLG: 0.406		B FF 87 C FC 87 F FC 88 S CU 71 1-3 K		F FC 87 F FC 89 F FF 88 B CU 75 B SL 79 X SL 79 2-2 F9			C FF 94 F FF 94 X FF 95 0-2 F8		B SI 89 B KC 80 S CH 81 D SI 89 F SI 88 B CH 80 4-2 1-2 BB	3	0	0	0	1	1	1
12 Jed Lowrie, S (1, 6) OBP: 0.360, SLG: 0.428 (9, 5)		X FC 87 0-0 1-2 1B			C FC 86 F FF 88 B FF 88 C CU 73 1-3 K		S FF 95 B FF 96 B SI 94 C SI 94 F FF 96 X FF 94 2-2 F8		F FS 82 B FF 90 S FS 84 S SI 89 1-3 K	4	0	1	0	0	2	2
Jason Varitek, S (1, 2) OBP: 0.314, SLG: 0.367		C FC 88 D CU 74 C FC 88 F SL 79 B FC 89 B FC 88 C SL 79 3-3 K			C FC 88 B FC 88 B FC 88 B CU 78 B FC 87 4-1 G6-4-3 BB		C FF 96 F FF 95 X FF 96 0-2 P5			2	0	0	0	1	1	2
Coco Crisp, S (1, 8) OBP: 0.348, SLG: 0.410		C SL 79 S CU 74 T CU 74 0-2 K			B FC 86 C FC 87 F CU 73 F FC 87 F CU 73 B FC 89 X FC 88 2-2 G6-4-3 1-2f			B FF 94 X FF 93 1-0 F8		3	0	0	0	0	1	3
Inning Stats	R: 0 E: 0 K: 1 S: 10 H: 1 LOB: 1 BB: 0 P: 17	R: 0 E: 0 K: 3 S: 12 H: 1 LOB: 2 BB: 1 P: 20	R: 0 E: 0 K: 0 S: 4 H: 0 LOB: 0 BB: 0 P: 5	R: 0 E: 0 K: 0 S: 10 H: 0 LOB: 0 BB: 0 P: 13	R: 0 E: 0 K: 1 S: 9 H: 0 LOB: 0 BB: 1 P: 16	R: 1 E: 1 K: 0 S: 15 H: 1 LOB: 1 BB: 0 P: 22	R: 0 E: 0 K: 0 S: 10 H: 0 LOB: 0 BB: 0 P: 12	R: 0 E: 0 K: 0 S: 4 H: 1 LOB: 0 BB: 0 P: 9	R: 0 E: 0 K: 1 S: 12 H: 1 LOB: 2 BB: 1 P: 18	1B: 5 2B: 0 3B: 0 HR: 0 SF: 1 SAC: 0 DP: 1 HBP: 0						

Boston Red Sox @ Tampa Bay Rays

Tropicana Field, St. Petersburg, FL

Tue Sep 16 2008, 7:10 PM EDT

Att. 32,079 - Dome - 72 F

TOP

livebaseballscorecards.com

AB	30
R	1
H	5
RBI	1
BB	3
SO	6
LOB	15

PITCHER		IP	WLS	BF	H	R	ER	SO	BB	IBB	HBP	BLK	WP	HR	S	P	ERA	WHIP
21 Andy Sonnanstine, R ERA: 4.33	(1, 1)	6.0		23	3	1	0	5	2	0	0	0	0	0	60	93	0.00	0.833
50 Grant Balfour, R ERA: 1.58	(7, 1)	1.1		4	0	0	0	0	0	0	0	0	0	0	11	14	0.00	0.000
39 J.P. Howell, L ERA: 2.36	(8, 1)	1.1		6	2	0	0	0	1	0	0	0	0	0	12	21	0.00	2.250
35 Dan Wheeler, R ERA: 2.69	(9, 1)	0.1	W	1	0	0	0	1	0	0	0	0	0	0	3	4	0.00	0.000

PITCHER	IP	WLS	BF	H	R	ER	SO	BB	IBB	HBP	BLK	WP	HR	S	P	ERA	WHIP

Batter	1	2	3	4	5	6	7	8	9	AB	R	H	RBI	BB	SO	LOB
1 Akinori Iwamura, L (1, 4) OBP: 0.350, SLG: 0.382	C FF 92 B CU 75 B CU 77 B FF 92 C FF 93 F FF 93 F SI 93 X FF 93 3-2 ① F7			B CU 74 F FF 92 X FF 93 1-1 ① G5-3		F FF 92 X CU 75 0-1 8 G1-4-3 1B		B FF 93 F FC 89 B FF 91 X FC 90 2-1 ③ F8		4	0	1	0	0	0	1
8 Jason Bartlett, R (1, 6) OBP: 0.314, SLG: 0.348	B FF 93 C CU 76 X FF 92 1-1 ② G6-3			B CU 74 X FF 92 1-0 ② G5-3		S CU 74 F CU 76 B FF 92 D FC 89 B FF 92 X FF 92 3-2 ②③ G1-4-3 1-2f			C FF 94 C SI 91 F FF 94 X SL 85 0-2 15 HBP 23 BB 30 1B 1B	4	1	1	0	0	0	1
23 Carlos Pena, L (1, 3) OBP: 0.373, SLG: 0.491	C CU 76 F CU 76 F CU 76 B CU 76 B FF 94 S CU 76 2-3 ③ K			B FC 92 X FC 90 1-0 ③ P4			X CU 75 0-0 HR		1 SAFE L FF 94 B SL 83 B SL 81 B FF 91 S FF 92 B SL 81 4-2 30 1B 15 HBP 1-2 BB	3	1	1	1	1	1	0
3 Evan Longoria, R (1, 5) OBP: 0.352, SLG: 0.523		S FF 92 F FF 92 S CU 75 0-3 ① K			X FF 91 0-0 ① L8		C CU 74 C FF 93 T CU 75 0-2 ① K		L SL 82 S SL 82 B SI 92 C SI 91 1-3 ① K	4	0	0	0	0	3	2
15 Cliff Floyd, L (1, 10) OBP: 0.355, SLG: 0.465		X CH 87 0-0 ② L7			S FF 92 C CU 76 B FF 93 X FF 92 1-2 30 BB 1B		X FF 92 0-0 ② G3		C FF 94 F FF 93 H SL 86 1-2 30 1B HBP 2-3	3	0	1	0	0	0	0
30 Dioner Navarro, S (1, 2) OBP: 0.349, SLG: 0.401		F SI 92 B FC 89 B FF 92 B SI 93 F FF 93 F FF 93 X FF 93 3-2 ③ L9			B FF 91 C CH 87 B FC 89 B FF 91 B SI 92 4-1 1-2 BB		B FF 91 X SI 92 1-0 ③ G6-3		B FF 93 B FF 93 C SI 89 S SL 82 X SI 93 2-2 1-2 2-3 3-H 1B	3	0	1	1	1	0	0
32 Eric Hinske, L (1, 7) OBP: 0.327, SLG: 0.463 10 Justin Ruggiano, R (8, 7) OBP: 0.275, SLG: 0.385		C CU 75 S CU 76 B CU 78 X CU 74 1-2 ① G4-3			B FF 93 S CU 76 F SI 93 F CU 77 B FC 91 B SI 94 S CH 88 3-3 ② K			C CU 74 H FC 91 1-1 26 G3 HBP		2 0	0 0	0 0	0 0	1 0	0 0	2 0
26 Gabe Gross, L (1, 9) OBP: 0.341, SLG: 0.426		C FF 92 X FC 92 0-1 ② G4-3			B FC 91 C CU 75 F FC 94 D CU 78 S FC 90 2-3 ③ K			X FF 92 0-0 ① G3 1-2		3	0	0	0	0	1	3
38 Fernando Perez, R (1, 8) OBP: 0.294, SLG: 0.355		C FF 93 B CU 76 F FF 93 C SI 93 1-3 ③ K				M FF 92 X FF 92 0-1 ① B2		D CU 76 C CU 75 S CU 74 C FF 93 1-3 ② K		3	0	0	0	0	2	1
Inning Stats	R: 0 H: 0 E: 0 LOB: 0 K: 1 BB: 0 S: 11 P: 17	R: 0 H: 0 E: 0 LOB: 0 K: 1 BB: 0 S: 8 P: 11	R: 0 H: 0 E: 0 LOB: 0 K: 1 BB: 0 S: 8 P: 10	R: 0 H: 0 E: 0 LOB: 0 K: 0 BB: 0 S: 4 P: 7	R: 0 H: 1 E: 0 LOB: 2 K: 2 BB: 1 S: 12 P: 22	R: 0 H: 1 E: 0 LOB: 0 K: 0 BB: 0 S: 7 P: 10	R: 1 H: 1 E: 0 LOB: 0 K: 1 BB: 0 S: 6 P: 7	R: 0 H: 0 E: 0 LOB: 1 K: 1 BB: 0 S: 7 P: 11	R: 1 H: 2 E: 0 LOB: 3 K: 1 BB: 1 S: 14 P: 22	1B: 4 SF: 0 2B: 0 SAC: 0 3B: 0 DP: 1 HR: 1 HBP: 2					WP: 0 PA: 33 PB: 0 SB: 0 CS: 0	

PITCHER		IP	WLS	BF	H	R	ER	SO	BB	IBB	HBP	BLK	WP	HR	S	P	ERA	WHIP
19 Josh Beckett, R ERA: 3.96	(1, 1)	8.0		28	3	1	1	7	1	0	1	0	0	1	63	95	1.12	0.500
63 Justin Masterson, R ERA: 3.18	(9, 1)	0.1	L	5	2	1	1	1	1	0	1	0	0	0	14	22	27.00	9.000

PITCHER	IP	WLS	BF	H	R	ER	SO	BB	IBB	HBP	BLK	WP	HR	S	P	ERA	WHIP

BOTTOM

Boston Red Sox @ Tampa Bay Rays

Tropicana Field, St. Petersburg, FL

Tue Sep 16 2008, 7:10 PM EDT

Att. 32,079 - Dome - 72 F

livebaseballscorecards.com

AB	29
R	2
H	5
RBI	2
BB	2
SO	8
LOB	10

Batter	1	2	3	4	5	6	7	8	9	AB	R	H	RBI	BB	SO	LOB
2 Jacoby Ellsbury, L (1, 7) OBP: 0.331, SLG: 0.374	B FF 94 B FF 92 C FF 93 F FF 94 X FF 95 2-2 34 HR 1B		B CU 74 F FF 93 B CU 76 F FF 94 X FF 95 2-2 15 G5-4-3 1B		B FF 90 B FF 92 C FF 92 B FF 92 X FF 92 3-1 ② FC4-6 15 1B 1-2f		B SI 88 C SI 87 L SI 88 X SI 88 1-2 ③ G3			4	1	2	0	0	0	1
15 Dustin Pedroia, R (1, 4) OBP: 0.377, SLG: 0.495	B FF 94 X FF 93 1-0 ① F8		C FF 94 B SL 85 X FF 94 1-1 ②③ G5-4-3 1-2f		B SL 84 C FF 93 F FF 92 B SL 84 B FF 94 F FF 92 X FF 93 3-2 1-2 1B			C SI 88 B SI 88 B SI 88 X SI 88 2-1 ① G5-3		4	0	1	0	0	0	2
34 David Ortiz, L (1, 10) OBP: 0.372, SLG: 0.501	B FF 94 C FF 93 X CH 86 1-1 1-H HR			B FF 93 B FF 94 X FF 92 2-0 HR	F FF 94 B FF 95 F FF 95 B FF 95 F FF 95 F FF 95 B CU 81 X FF 94 3-2 ③ F8			C KC 81 C SI 88 B SI 90 B CH 83 X KC 81 2-2 ② F8		4	2	2	3	0	0	2
20 Kevin Youkilis, R (1, 5) OBP: 0.383, SLG: 0.559	B FF 95 X FF 94 1-0 ② P4			B FF 94 C SL 84 B FF 93 F FF 94 B SL 85 F SL 84 F FF 94 F FF 94 B SL 85 4-2 BB		C SL 87 B SL 88 B FF 94 C FF 94 F FF 95 X FF 95 2-2 2B		B KC 81 B KC 79 S CH 80 C SI 88 B SI 88 X SI 88 3-2 ③ F9		3	0	1	0	1	0	0
Mark Kotsay, L (1, 9) OBP: 0.329, SLG: 0.402	C FF 94 F FF 94 C CU 78 0-3 ③ K			B FF 92 B FF 93 X FF 92 2-0 ① P2		B FF 93 C FF 93 B FF 95 S FF 94 X FF 95 2-2 ① P6			B SI 79 X SI 78 1-0 ① L9	4	0	0	0	0	1	2
12 Jed Lowrie, S (1, 6) OBP: 0.354, SLG: 0.420		B FF 91 X FF 93 1-0 ① P6		B FF 93 B FF 93 S CH 85 S FF 94 C CU 76 2-3 ② K		C FF 95 C FF 94 B FF 95 S FF 96 1-3 ② K			F SI 79 B SI 79 X SI 79 1-1 ② L3	4	0	0	0	0	2	2
Sean Casey, L (1, 3) OBP: 0.398, SLG: 0.410		C FF 93 B FF 94 X FF 94 1-1 ② L8		B FF 93 X FF 92 1-0 ③ G4-3		C FF 95 B FF 95 X FF 95 1-1 ③ F8			C SI 79 S SI 80 H CU 67 1-2 HBP	3	0	0	0	0	0	2
Coco Crisp, S (1, 8) OBP: 0.344, SLG: 0.406		B FF 94 X FF 93 1-0 ③ G3			B SL 89 C FF 89 F FF 92 X SL 81 1-2 ① P6		B FF 94 C FF 91 X FF 94 1-1 ① F8		C SI 79 B SI 79 F CH 73 X SI 79 1-2 ③ F8	4	0	0	0	0	0	1
Kevin Cash, R (1, 2) OBP: 0.313, SLG: 0.351 55 Jeff Bailey, R (7, PH) OBP: 0.378, SLG: 0.447 David Ross, R (7, 2) OBP: 0.376, SLG: 0.360			C FF 93 F FF 93 C SL 85 0-3 ① K		B FF 91 B FF 90 B FF 91 B FF 92 4-0 2 FC4-6 BB		B FF 94 C FF 94 B FF 94 S FF 94 S FF 95 2-3 ② K			1 1 0	0 0 0	0 0 0	0 0 0	1 0 0	1 0 0	0 0 0
Inning Stats	R: 2 E: 0 K: 1 S: 10 H: 2 LOB: 0 BB: 0 P: 15	R: 0 E: 0 K: 0 S: 4 H: 0 LOB: 0 BB: 0 P: 7	R: 0 E: 0 K: 1 S: 8 H: 1 LOB: 0 BB: 0 P: 11	R: 1 E: 0 K: 1 S: 11 H: 1 LOB: 1 BB: 1 P: 22	R: 0 E: 0 K: 0 S: 14 H: 1 LOB: 2 BB: 1 P: 28	R: 0 E: 0 K: 1 S: 12 H: 1 LOB: 1 BB: 0 P: 18	R: 0 E: 0 K: 1 S: 8 H: 0 LOB: 0 BB: 0 P: 12	R: 0 E: 0 K: 0 S: 8 H: 0 LOB: 0 BB: 0 P: 15	R: 0 E: 0 K: 0 S: 8 H: 0 LOB: 1 BB: 0 P: 12	1B: 3 2B: 1 3B: 0 HR: 2 SF: 0 SAC: 0 DP: 1 HBP: 1						

TOP

Boston Red Sox @ Tampa Bay Rays

Tropicana Field, St. Petersburg, FL

Wed Sep 17 2008, 7:10 PM EDT

Att. 36,048 - Dome - 72 F

livebaseballscorecards.com

AB	32
R	3
H	6
RBI	3
BB	2
SO	5
LOB	12

PITCHER		IP	WLS	BF	H	R	ER	SO	BB	IBB	HBP	BLK	WP	HR	S	P	ERA	WHIP
22 Matt Garza, R ERA: 3.66	(1, 1)	4.2		20	5	3	3	3	2	0	0	0	0	2	42	75	5.79	1.500
50 Grant Balfour, R ERA: 1.52	(5, 1)	2.0	W	7	1	0	0	2	0	0	0	0	0	0	22	34	0.00	0.500
39 J.P. Howell, L ERA: 2.32	(7, 1)	1.1		4	0	0	0	0	0	0	0	0	0	0	11	19	0.00	0.000
53 Chad Bradford, R ERA: 2.11	(9, 1)	1.0		4	0	0	0	0	0	0	1	0	0	0	8	12	0.00	0.000

PITCHER	IP	WLS	BF	H	R	ER	SO	BB	IBB	HBP	BLK	WP	HR	S	P	ERA	WHIP

WP: 0 PA: 35
PB: 0
SB: 0
CS: 0

Boston Red Sox @ Tampa Bay Rays

Tropicana Field, St. Petersburg, FL

Wed Sep 17 2008, 7:10 PM EDT

Att. 36,048 - Dome - 72 F

BOTTOM

Batter	1	2	3	4	5	6	7	8	9	AB	R	H	RBI	BB	SO	LOB
1 Akinori Iwamura, L (1, 4) OBP: 0.351, SLG: 0.382	B KN 62 B KN 62 C FF 68 X FF 70 2-1 8 1B 8 S 23 SF8 1B	B KN 64 B KN 64 B KN 63 C FF 70 F FF 72 C KN 64 3-3 ② K	B CU 74 B SI 86 B SI 86 C SI 87 F SI 87 B SI 88 4-2 1-2 BB			B FF 93 B CH 82 B FF 94 C FF 94 X FF 94 3-1 ① G6-3		C SI 88 F SI 90 B SI 89 S CU 74 1-3 ① K		4	1	1	0	1	2	2
8 Jason Bartlett, R (1, 6) OBP: 0.315, SLG: 0.348	C KN 63 F KN 64 B KN 64 B KN 65 F KN 64 F KN 64 X KN 65 2-2 1-3 16 S 16 HR 1B	C KN 64 B KN 64 F KN 64 X KN 64 1-2 ③ P3	C FF 92 X FF 93 0-1 ③ G1-3			X FF 95 0-0 ② G6-3		B SI 89 B SI 89 F SI 89 X SI 89 2-1 1-2 3 L8 23 1B 2-H 1B		5	1	2	1	0	0	3
23 Carlos Pena, L (1, 3) OBP: 0.373, SLG: 0.490 24 Dan Johnson, L (8, PR) OBP: 0.364, SLG: 0.900 (9, 3)	B KN 64 X KN 64 1-0 ① SF8 3-H	X KN 63 0-0 ① G1-3	B FF 92 S FF 94 B FF 94 X FF 94 2-1 ① G4-3			B FF 93 B FF 94 F CH 84 F CH 85 B FF 95 B CH 84 4-2 BB		F CU 74 F SI 89 X CU 74 0-2 1-2 2-H 1B		3 0	0 0	1 0	2 0	1 0	0 0	0 0
3 Evan Longoria, R (1, 5) OBP: 0.350, SLG: 0.521	1 SAFE B KN 64 B KN 63 C KN 64 1 SAFE S KN 64 F KN 65 X KN 64 2-2 ② F8	X KN 63 0-0 16 1B 2B	F FF 93 X FF 93 0-1 ② F8			B FF 95 S CH 80 B CU 79 F FF 95 S CH 83 2-3 ③ K		B FF 88 X FF 89 1-0 ② L8 2-3		5	1	1	0	0	1	4
16 Willy Aybar, S (1, 10) OBP: 0.336, SLG: 0.429	1 SAFE C KN 64 X KN 64 0-1 1-H HR	C FF 92 B SL 83 X FF 92 1-1 30 E 26 E 2-H 1B	C SL 85 B FF 93 X FF 93 1-1 1B				X FF 88 0-0 ① P3	B CU 79 C CH 76 X FF 88 1-1 ③ F9		5	2	3	3	0	0	2
30 Dioner Navarro, S (1, 2) OBP: 0.348, SLG: 0.398	C KN 64 S KN 63 F KN 60 F KN 64 X CU 60 0-2 ③ G4-3	B SL 84 B FF 92 2 SAFE B SL 86 C FF 93 S SL 83 B SL 84 4-2 26 E 38 1B 2-3 BB	B FF 92 F FF 91 C SL 83 F FF 93 F FF 94 F FF 94 X SL 83 1-2 ③ L9				C FS 83 F CU 76 B FS 84 B FF 88 F CU 76 B FF 88 S FS 83 3-3 ② K			3	1	0	0	1	1	1
10 Justin Ruggiano, R (1, 7) OBP: 0.260, SLG: 0.362		B KN 62 B KN 62 S FF 69 F FF 70 S CU 59 2-3 ① K	L FF 89 S SL 84 B SL 84 C FF 92 1-3 ② K	C FF 95 F CU 77 S FF 95 0-3 ① K			F FS 83 B FS 83 B CU 76 S FS 84 C FF 88 2-3 ③ K			4	0	0	0	0	4	2
26 Gabe Gross, L (1, 9) OBP: 0.342, SLG: 0.437		F KN 64 B KN 60 B KN 64 B CU 58 F FF 71 X CU 58 3-2 HR	B SI 87 C SI 88 D CU 74 B SI 87 X SI 86 3-1 E1 38 1B 1-2 3-H	C FF 94 B FF 93 S CH 84 B FF 94 S CH 84 2-3 ② K				B SI 87 C SI 88 F SL 82 B SI 88 B CH 80 X SI 89 3-2 38 HBP 8 1B 1B		4	2	2	1	0	1	1
38 Fernando Perez, R (1, 8) OBP: 0.342, SLG: 0.471		B KN 64 X FF 70 1-0 HR	C SI 87 C SI 87 X SI 90 0-2 1 BB 1-3 2-H 1B	B CU 76 X CH 84 1-0 ③ G4-3				1 SAFE H CU 74 1-0 8 1B 23 1B 1-2 HBP		3	2	2	2	0	0	0
Inning Stats	R: 3 E: 0 K: 0 S: 19 H: 3 LOB: 0 BB: 0 P: 26	R: 2 E: 0 K: 2 S: 13 H: 2 LOB: 0 BB: 0 P: 23	R: 3 E: 2 K: 1 S: 18 H: 3 LOB: 3 BB: 2 P: 31	R: 0 E: 0 K: 0 S: 12 H: 1 LOB: 1 BB: 0 P: 16	R: 0 E: 0 K: 2 S: 7 H: 0 LOB: 0 BB: 0 P: 10	R: 0 E: 0 K: 1 S: 8 H: 0 LOB: 1 BB: 1 P: 17	R: 0 E: 0 K: 2 S: 8 H: 0 LOB: 0 BB: 0 P: 13	R: 2 E: 0 K: 1 S: 14 H: 3 LOB: 2 BB: 0 P: 23		1B: 8 2B: 1 3B: 0 HR: 3 SF: 1 SAC: 0 DP: 0 HBP: 1						

AB	36
R	10
H	12
RBI	9
BB	3
SO	9
LOB	15

WP: 0 PB: 0 SB: 2 CS: 0 PA: 41

livebaseballscorecards.com

PITCHER		IP	WLS	BF	H	R	ER	SO	BB	IBB	HBP	BLK	WP	HR	S	P	ERA	WHIP
49 Tim Wakefield, R ERA: 4.18	(1, 1)	2.1	L	13	6	6	6	2	0	0	0	0	0	3	34	51	23.14	2.571
43 Devern Hansack, R ERA:	(3, 1)	0.1		3	1	0	0	1	1	0	0	0	0	0	7	13	0.00	6.000
48 Javier López, L ERA: 2.51	(3, 1)	0.0		3	1	2	0	0	1	0	0	0	0	0	7	14	∞	∞
53 David Aardsma, R ERA: 4.57	(3, 1)	1.1		5	1	0	0	0	0	0	0	0	0	0	14	18	0.00	0.750
17 Manny Delcarmen, R ERA: 3.49	(5, 1)	2.0		7	0	0	0	3	1	0	0	0	0	0	15	27	0.00	0.500

PITCHER		IP	WLS	BF	H	R	ER	SO	BB	IBB	HBP	BLK	WP	HR	S	P	ERA	WHIP
37 Hideki Okajima, L ERA: 2.83	(7, 1)	1.0		3	0	0	0	2	0	0	0	0	0	0	8	13	0.00	0.000
62 David Pauley, R ERA: 9.31	(8, 1)	0.1		5	3	2	2	1	0	0	1	0	0	0	11	18	54.00	9.000
59 Chris Smith, R ERA: 7.02	(8, 1)	0.2		2	0	0	0	0	0	0	0	0	0	0	3	5	0.00	0.000

Batter	1	2	3	4	5	6	7	8	9	AB	R	H	RBI	BB	SO	LOB
2 Jacoby Ellsbury, L (1, 8) OBP: 0.330, SLG: 0.372	C FF 95 B FF 95 F FF 95 F KC 83 B SI 96 S KC 84 2-3 K		C FF 95 B KC 82 X FF 95 1-1 B1-3		L FF 95 X FF 95 0-1 15 CS 2-3 1B	C FF 94 X FF 96 0-1 G4-3		C FF 87 B SL 84 F FF 88 F CH 85 X FF 90 1-2 F8		5	0	1	0	0	1	3
15 Dustin Pedroia, R (1, 4) OBP: 0.376, SLG: 0.492	B FF 97 B FF 96 C SI 96 B SI 96 B FF 97 4-1 BB		B KC 83 C FF 95 B FF 95 F SI 95 C FF 97 2-3 K		B FF 94 1 SAFE 1 SAFE X FF 94 1-0 FC6 20 1B 1-2 2B		B SI 93 B FF 93 F FF 93 X FF 94 2-1 F9		B SI 86 X SI 88 1-0 G5-3	4	1	0	0	1	1	2
34 David Ortiz, L (1, 10) OBP: 0.370, SLG: 0.496	X FF 96 0-0 P5		C CH 89 C KC 84 B FF 96 B KC 84 B FF 98 F KC 83 F KC 81 S FF 97 3-3 K		B FF 95 F FF 96 F KC 82 1 SAFE S KC 83 1-3 K		S FF 93 F FF 94 F KC 81 B KC 82 B FF 94 B FF 94 F KC 81 B KC 81 4-2 20 F7-3 BB		B SL 85 X SI 88 1-0 P5	4	0	0	0	1	2	3
20 Kevin Youkilis, R (1, 5) OBP: 0.385, SLG: 0.558 (9, 3)	C SI 96 F FF 96 X FF 96 0-2 F9			C FF 95 F FF 95 B SI 96 X KC 84 1-2 44 FC5-4 1B	B FF 96 C FF 95 S SI 96 D KC 83 B KC 85 X SI 97 3-2 1-3 3-H 2B 1B		C KC 80 X FF 94 0-1 F7-3 1-1		B CH 84 C CH 83 B SI 88 F CH 84 B CH 84 F CH 82 B SL 84 4-2 BB	4	1	2	1	1	0	2
Sean Casey, L (1, 3) OBP: 0.393, SLG: 0.410 Alex Cora, L (9, 6) OBP: 0.375, SLG: 0.355		B FF 95 F CH 89 C KC 83 B KC 82 S SI 91 2-3 K		X FF 96 0-0 F8	B FF 95 B CH 88 X FF 95 2-0 1-H 3-H 2B			B SI 90 S FF 88 B SI 91 S SI 90 S CU 83 2-3 K	X FF 89 0-0 L8	5 0	0 0	1 0	2 0	0 0	2 0	2 0
44 Jason Bay, R (1, 7) OBP: 0.369, SLG: 0.524		C SI 96 B CH 90 C KC 84 B SI 96 X KC 85 2-2 E1 12 1B		B KC 81 B FF 95 S SI 95 D CH 89 X SI 96 3-1 FC5-4 1B 1-2f	B KC 82 S FF 96 B KC 84 X SI 95 2-1 G5-3			F SI 91 B CH 82 B CH 81 X SI 90 2-1 12 BB BB FC6-4 1B		4	1	1	0	0	0	2
Mark Kotsay, L (1, 9) OBP: 0.331, SLG: 0.402		X SI 96 0-0 F8		F FF 95 C KC 82 B KC 83 D KC 81 X SI 95 2-2 1-2 1B		B KC 80 C FF 93 B CH 88 F FF 94 F KC 82 B KC 83 F KC 81 F FF 95 X KC 82 3-2 G4-3		B SI 90 B SI 90 B FF 88 B SI 90 4-0 FC6-4 12 BB 1-2 BB		3	0	1	0	1	0	1
12 Jed Lowrie, S (1, 6) OBP: 0.360, SLG: 0.428 (9, 5)		B CH 90 C FF 95 X KC 81 1-1 1-2 1B		C FF 96 S FF 95 S KC 83 0-3 K		B FF 95 C FF 95 B CH 89 X KC 81 2-1 G4-3 2B		B SI 89 C SI 89 B SI 90 B SI 90 B SI 91 4-1 FC6-4 1-2 2-3 BB		3	0	2	0	1	1	2
Jason Varitek, S (1, 2) OBP: 0.314, SLG: 0.369		X FF 96 0-0 P2			C FF 93 B FF 94 C FF 94 X KC 82 1-2 2 1B 20 1B 2B	B FF 95 B FF 95 X FF 95 2-0 G4-3 2-3		C SI 90 X SI 90 0-1 FC6-4 1-2f 2-3 3-H		4	1	1	1	0	0	5
Inning Stats	R: 0 E: 0 K: 1 S: 9 H: 0 LOB: 1 BB: 1 P: 15	R: 0 E: 1 K: 1 S: 10 H: 1 LOB: 2 BB: 0 P: 15	R: 0 E: 0 K: 2 S: 10 H: 0 LOB: 0 BB: 0 P: 16	R: 0 E: 0 K: 1 S: 12 H: 2 LOB: 2 BB: 0 P: 18	R: 3 E: 0 K: 1 S: 15 H: 4 LOB: 1 BB: 0 P: 25	R: 0 E: 0 K: 0 S: 11 H: 1 LOB: 1 BB: 0 P: 18	R: 0 E: 0 K: 0 S: 8 H: 0 LOB: 0 BB: 1 P: 14	R: 1 E: 0 K: 1 S: 12 H: 1 LOB: 2 BB: 2 P: 25	R: 0 E: 0 K: 0 S: 6 H: 0 LOB: 1 BB: 1 P: 12	1B: 6 2B: 4 3B: 0 HR: 0	SF: 0 SAC: 0 DP: 1 HBP: 0				WP: 0 PB: 0 SB: 0 CS: 1	PA: 41	

PITCHER		IP	WLS	BF	H	R	ER	SO	BB	IBB	HBP	BLK	WP	HR	S	P	ERA	WHIP
A.J. Burnett, R ERA: 4.18	(1, 1)	7.0		31	8	3	3	6	2	0	0	0	0	0	75	121	3.86	1.429
56 Brian Tallet, L ERA: 3.1	(8, 1)	0.1	L	3	1	1	1	1	1	0	0	0	0	0	5	13	27.00	6.000
57 Shawn Camp, R ERA: 4.12	(8, 1)	0.1		2	0	0	0	0	1	0	0	0	0	0	3	7	0.00	3.000
John Parrish, L ERA: 4.33	(8, 1)	1.1		5	0	0	0	0	1	0	0	0	0	0	10	17	0.00	0.750

PITCHER	IP	WLS	BF	H	R	ER	SO	BB	IBB	HBP	BLK	WP	HR	S	P	ERA	WHIP

TOP

Boston Red Sox @ Toronto Blue Jays

Rogers Centre, Toronto, ON

Fri Sep 19 2008, 7:07 PM EDT

Att. 34,982 - Clear - 63 F

livebaseballscorecards.com

AB	36
R	4
H	9
RBI	4
BB	5
SO	7
LOB	22

Batter	1	2	3	4	5	6	7	8	9	AB	R	H	RBI	BB	SO	LOB
1 Joe Inglett, L (1, 4) OBP: 0.361, SLG: 0.416	C CU 74 B CH 78 X FF 86 1-1 ① G4-3	B CH 81 F FF 88 B FF 88 B CH 81 B FF 87 4-1 BB			B FF 86 C SL 79 X FF 86 1-1 19 2B 1B		F SI 87 B CU 74 T SI 86 F SI 91 B SI 86 B CU 75 B SI 87 4-2 19 FC4 BB			2	1	1	0	2	0	0
19 Marco Scutaro, R (1, 6) OBP: 0.342, SLG: 0.355	X FF 86 0-0 2B	C SL 82 C SL 82 F CU 77 F CH 81 B FF 89 X SL 83 1-2 ③ F8			B SL 80 X FF 84 1-0 10 FC5 1-H 2B		X FF 97 0-0 ③ FC4 1-2f			4	0	2	1	0	0	3
15 Alex Rios, R (1, 9) OBP: 0.336, SLG: 0.466	S SL 82 X SL 81 0-1 ② F7		X FF 86 0-0 ① F8		B FF 86 B SL 83 S FF 87 X SL 81 2-1 ② P5			B FF 95 B FF 93 X FF 96 2-0 ① P3		4	0	0	0	0	0	2
10 Vernon Wells, R (1, 8) OBP: 0.340, SLG: 0.480	X FF 87 0-0 ③ P2		C FF 86 B SL 82 C FF 85 X FF 86 1-2 ② G3		F FF 88 S SL 82 D SL 79 X SL 83 1-2 ③ FC5 2-3			F FF 96 B CU 80 X FF 96 1-1 ② F8		4	0	0	0	0	0	2
35 Lyle Overbay, L (1, 3) OBP: 0.364, SLG: 0.426		B CU 74 B CU 74 C CH 80 B CH 80 S CH 80 F FF 88 F CH 80 X FF 88 3-2 ① G4-3	X SL 82 0-0 ③ G3			C CU 74 B FF 86 B CH 79 F FF 88 B FF 90 X CH 79 3-2 ① F7		B FF 88 B CU 76 F CU 77 X FF 87 2-1 ③ F7		4	0	0	0	0	0	0
26 Adam Lind, L (1, 10) OBP: 0.322, SLG: 0.457 Brad Wilkerson, L (9, PR) OBP: 0.306, SLG: 0.312		C FF 89 C SL 82 F SL 78 B CH 80 B FF 88 F FF 88 F FF 88 X CU 77 2-2 ② F8	C FF 85 X FF 86 0-1 ① G5-3			B SL 80 B SL 80 B SL 80 C FF 86 F CH 80 F FF 86 F CH 80 F FF 89 X FF 88 3-2 ② F7		F FF 94 X FS 89 0-1 E1 G4-1 1B		4 0	0 0	1 0	0 0	0 0	0 0	0 0
33 Scott Rolen, R (1, 5) OBP: 0.348, SLG: 0.418		X SL 82 0-0 2B	B SL 83 B FF 86 X SL 81 2-0 ② G6-3			B FF 88 C FF 86 S CU 76 F FF 88 B FF 84 F FF 88 B CU 77 S SL 83 3-3 ③ K		F FF 94 B FF 95 B SL 87 B SL 86 X FF 95 3-1 ① L6		4	1	1	0	0	1	1
Gregg Zaun, S (1, 2) OBP: 0.337, SLG: 0.355		B CU 75 C FF 88 C CH 79 X CU 76 1-2 45 2B 2-H 2B	B CU 74 B CU 74 B CH 79 C FF 86 F FF 87 F CH 79 X FF 87 3-2 ③ F7				S SI 86 B SI 86 X SI 86 1-1 ① G4-3		C FF 95 B FF 95 F FF 94 F FF 96 F FF 95 D FS 90 F FS 90 F FF 95 X FS 89 2-2 ② G4-1 2-3	4	1	1	1	0	0	1
45 Travis Snider, L (1, 7) OBP: 0.382, SLG: 0.560		X CU 77 0-0 2-H 2B			B FF 86 C CH 80 F CH 80 T FF 88 1-2 ① K		C SI 89 F CU 75 F SI 91 S CU 76 0-3 ② K		C FF 95 B FF 94 S FF 95 S FF 95 1-3 ③ K	4	0	1	1	0	3	2
Inning Stats	R: 0 H: 1 E: 0 LOB: 1 K: 0 BB: 0 S: 6 P: 7	R: 2 H: 3 E: 0 LOB: 2 K: 0 BB: 1 S: 22 P: 33	R: 0 H: 0 E: 0 LOB: 0 K: 0 BB: 0 S: 5 P: 6	R: 0 H: 0 E: 0 LOB: 0 K: 0 BB: 0 S: 7 P: 12	R: 1 H: 2 E: 0 LOB: 1 K: 1 BB: 0 S: 11 P: 17	R: 0 H: 0 E: 0 LOB: 0 K: 1 BB: 0 S: 14 P: 23	R: 0 H: 0 E: 0 LOB: 1 K: 1 BB: 1 S: 10 P: 15	R: 0 H: 0 E: 0 LOB: 0 K: 0 BB: 0 S: 5 P: 10	R: 0 H: 1 E: 1 LOB: 2 K: 1 BB: 0 S: 14 P: 20	1B: 2 2B: 5 3B: 0 HR: 0	SF: 0 SAC: 0 DP: 0 HBP: 0			WP: 0 PB: 0 SB: 0 CS: 0	PA: 36		

PITCHER		IP	WLS	BF	H	R	ER	SO	BB	IBB	HBP	BLK	WP	HR	S	P	ERA	WHIP
36 Paul Byrd, R ERA: 4.53	(1, 1)	6.0		25	6	3	3	2	1	0	0	0	0	0	65	98	4.50	1.167
48 Javier López, L ERA: 2.48	(7, 1)	0.2		3	0	0	0	1	1	0	0	0	0	0	9	14	0.00	1.500
17 Manny Delcarmen, R ERA: 3.44	(7, 1)	1.0	W	3	0	0	0	0	0	0	0	0	0	0	4	7	0.00	0.000
37 Hideki Okajima, L ERA: 2.81	(8, 1)	0.1	H	1	0	0	0	0	0	0	0	0	0	0	2	4	0.00	0.000
58 Jonathan Papelbon, R ERA: 2.08	(9, 1)	1.0	S	4	1	0	0	1	0	0	0	0	0	0	14	20	0.00	1.000

PITCHER	IP	WLS	BF	H	R	ER	SO	BB	IBB	HBP	BLK	WP	HR	S	P	ERA	WHIP

BOTTOM

Boston Red Sox @ Toronto Blue Jays

Rogers Centre, Toronto, ON

Fri Sep 19 2008, 7:07 PM EDT

Att. 34,982 - Clear - 63 F

livebaseballscorecards.com

AB	34
R	3
H	7
RBI	3
BB	2
SO	4
LOB	11

Batter	1	2	3	4	5	6	7	8	9	AB	R	H	RBI	BB	SO	LOB
2 Jacoby Ellsbury, L (1, 9) OBP: 0.329, SLG: 0.370	C SI 94 X SI 94 0-1 34 F9 15 S 1B		B FC 90 X SI 92 1-0 ① G4-3		B CU 76 C FC 89 F FC 89 B CU 77 B CU 78 X SI 93 3-2 ① G1-3		B SL 82 C SI 89 X SI 89 1-1 ① P4		C SL 84 S SL 84 X SL 86 0-2 ② G4-3	5	0	1	0	0	0	0
15 Dustin Pedroia, R (1, 4) OBP: 0.376, SLG: 0.492	B FC 91 B FC 92 B CU 76 B FC 92 4-0 20 S 1-2 BB		B SI 93 C FC 90 B CU 78 F FC 91 X SI 94 2-2 34 1B 2B		X FC 91 0-0 ② F9		C SL 82 X SL 82 0-1 ② G6-3		B FC 90 B FF 90 C FF 90 B SL 83 X FC 90 3-1 ③ G6-3	4	1	1	0	1	0	0
34 David Ortiz, L (1, 10) OBP: 0.371, SLG: 0.495	F FC 91 C CH 85 X FC 92 0-2 ① F9 2-3		S CU 76 F FC 90 B CU 77 D CU 78 X FC 92 2-2 44 HR 1B 2-H		C SI 94 B CU 79 B FC 92 S CH 86 B CU 79 F FC 92 F FC 91 F SI 93 B CU 77 4-2 44 WP 20 1B BB		B SI 91 C SL 81 C SI 91 F SI 91 F SL 83 F SL 83 X SI 90 1-2 ③ F9			3	1	1	1	1	0	2
20 Kevin Youkilis, R (1, 3) OBP: 0.384, SLG: 0.556	B SI 95 C FC 92 B SI 94 S SI 94 B FC 92 F SI 95 T CU 79 3-2 ② K 1-2		D CU 77 X SI 93 1-0 ② F9		C FC 90 B CH 87 X FC 90 1-1 44 WP 1-2 1B			F SI 98 F SI 98 B FS 89 S FS 88 1-3 ① K		4	0	1	0	0	2	3
44 Jason Bay, R (1, 7) OBP: 0.372, SLG: 0.530	S CU 78 B FC 91 B FC 92 F CU 79 D CU 79 X FC 90 3-2 ③ F7		B SI 94 S FC 92 B CH 86 B FC 91 X SI 94 3-1 1-H HR		S CU 77 S FC 92 B CU 80 B CU 79 D CU 79 F FC 93 F CU 79 B FC 91 4-2 1-2 2-3 BB			C SI 99 F SI 100 B FS 89 F SI 99 B FS 89 X SI 99 2-2 G3-1 12 E 1B		3	1	2	2	1	0	2
12 Jed Lowrie, S (1, 5) OBP: 0.355, SLG: 0.421		C SI 94 B CH 85 B SI 93 B SI 94 F FC 91 X FC 92 3-2 ① F8	X SI 94 0-0 ③ G3		C SI 95 F CU 79 B CU 78 F SI 95 B CU 79 S FC 92 2-3 ③ K			B SI 98 C SI 98 B SI 97 C SI 97 F SI 98 F SI 98 F SI 98 F SI 98 X SI 98 2-2 FC3 G3-1 1-2		4	0	0	0	0	1	4
Coco Crisp, S (1, 8) OBP: 0.344, SLG: 0.404		X SI 95 0-0 1B		B FC 91 X FC 91 1-0 ① G5-3		B FC 91 C FC 92 B CH 86 X FC 91 2-1 ① G3		B SI 98 B SI 97 X SI 97 2-0 ② G3-1 1-2 2-3		4	0	1	0	0	0	2
Alex Cora, L (1, 6) OBP: 0.366, SLG: 0.345		B SI 94 1 SAFE B FC 91 X SI 94 2-0 ② F7	C SI 93 C CU 78 X CU 77 0-2 ② F8		B SI 94 F FC 92 C FC 92 X CU 79 1-2 ② G4-3			B SI 97 X SI 97 1-0 ③ G1-3		4	0	0	0	0	0	3
Jason Varitek, S (1, 2) OBP: 0.311, SLG: 0.365		C FC 92 B CU 79 B FC 92 C FC 91 C SI 94 2-3 ③ K	X CH 86 0-0 ③ G1		B FC 92 X FC 91 1-0 ③ F8				C FF 90 B FC 89 S SL 84 X SL 83 1-2 ① F9	4	0	0	0	0	1	1
Inning Stats	R: 0 E: 0 K: 1 S: 12 H: 1 LOB: 2 BB: 1 P: 22	R: 0 E: 0 K: 1 S: 8 H: 1 LOB: 1 BB: 0 P: 15	R: 3 E: 0 K: 0 S: 11 H: 3 LOB: 0 BB: 0 P: 20	R: 0 E: 0 K: 0 S: 5 H: 0 LOB: 0 BB: 0 P: 6	R: 0 E: 0 K: 1 S: 19 H: 1 LOB: 3 BB: 2 P: 33	R: 0 E: 0 K: 0 S: 6 H: 0 LOB: 0 BB: 0 P: 10	R: 0 E: 0 K: 0 S: 10 H: 0 LOB: 0 BB: 0 P: 12	R: 0 E: 1 K: 1 S: 16 H: 1 LOB: 2 BB: 0 P: 24	R: 0 E: 0 K: 0 S: 8 H: 0 LOB: 0 BB: 0 P: 12	1B: 5 2B: 1 3B: 0 HR: 1 SF: 0 SAC: 0 DP: 0 HBP: 0						

TOP

Boston Red Sox @ Toronto Blue Jays

Rogers Centre, Toronto, ON

Sat Sep 20 2008, 1:07 PM EDT

Att. 40,554 - Sunny - 72 F

livebaseballscorecards.com

AB	35
R	3
H	7
RBI	3
BB	3
SO	4
LOB	17

WP: 1 PA: 38
PB: 0
SB: 2
CS: 0

PITCHER	IP	WLS	BF	H	R	ER	SO	BB	IBB	HBP	BLK	WP	HR	S	P	ERA	WHIP
32 Roy Halladay, R (1, 1) ERA: 2.81	6.0	W	27	6	3	3	3	3	0	0	0	1	1	61	106	4.50	1.500
39 Jesse Carlson, L (7, 1) ERA: 1.74	1.0	H	3	0	0	0	0	0	0	0	0	0	0	10	12	0.00	0.000
22 Brandon League, R (8, 1) ERA: 2.25	1.0	H	5	1	0	0	1	0	0	0	0	0	0	16	24	0.00	1.000
52 B.J. Ryan, L (9, 1) ERA: 2.95	1.0	S	3	0	0	0	0	0	0	0	0	0	0	8	12	0.00	0.000

PITCHER	IP	WLS	BF	H	R	ER	SO	BB	IBB	HBP	BLK	WP	HR	S	P	ERA	WHIP

BOTTOM

Boston Red Sox @ Toronto Blue Jays

Rogers Centre, Toronto, ON

Sat Sep 20 2008, 1:07 PM EDT
Att. 40,554 - Sunny - 72 F

livebaseballscorecards.com

Batter	1	2	3	4	5	6	7	8	9	AB	R	H	RBI	BB	SO	LOB
19 Marco Scutaro, R (1, 4) OBP: 0.343, SLG: 0.358	X FF 93 0-0 19 G4-3 15 1B 1B	B FF 94 C CU 76 X FC 91 1-1 19 1B 15 FC6 1-3 2-H 3-H 2B		C FF 87 X FC 93 0-1 ② G5-3		B CH 84 X CH 84 1-0 ② F9				4	2	2	2	0	0	1
19 José Bautista, R (1, 10) OBP: 0.317, SLG: 0.413	D FF 94 X FC 88 1-0 ① G4-3 1-2	B CU 78 C CU 76 X CU 75 1-1 15 E 15 FC6 2-3 3-H 1B		C CU 79 B SI 94 B FF 87 B CH 84 F FC 90 X FF 94 3-2 15 BB 1B		B FC 91 S CH 85 F FC 92 C FF 96 1-3 ③ K				4	0	2	1	0	1	2
15 Alex Rios, R (1, 9) OBP: 0.338, SLG: 0.467	B FC 91 B CU 73 X FC 88 2-0 10 S 2-H 1B	S FC 92 F SI 94 X CU 78 0-2 FC6 1-3 3-H		D CU 79 C FC 92 B FF 93 B FC 82 B FC 92 4-1 1-2 BB			B CH 83 B CH 83 F FC 89 S CU 76 F FC 90 X CH 84 2-2 10 G5-4-3 1B			3	0	2	2	1	0	1
10 Vernon Wells, R (1, 8) OBP: 0.339, SLG: 0.476	B CU 75 C CU 76 F FF 92 D CU 77 B FF 94 S FC 91 3-3 ② K 1-2	I IN 63 I IN 62 I IN 62 I IN 58 4-0 35 G4-6-3 IBB		B FC 93 C FC 90 S CU 78 X FF 95 1-2 ③ P6			1 SAFE X FF 89 0-0 ①② G5-4-3 1-2f			3	0	0	0	1	1	4
35 Lyle Overbay, L (1, 3) OBP: 0.362, SLG: 0.423	B CU 78 C FF 93 B CU 78 S CU 77 F FF 94 F SI 94 X CU 78 2-2 ③ F8	C SI 93 X FF 93 0-1 ②③ G4-6-3 1-2f			X FC 89 0-0 ① P5		B FF 95 S CU 76 X CU 77 1-1 ③ G3-1			4	0	0	0	0	0	4
33 Scott Rolen, R (1, 5) OBP: 0.350, SLG: 0.426		C FF 92 F CU 76 X FF 94 0-2 7 SH5-4 19 2B BB 1B	B FF 94 B CH 83 C CH 85 F FF 93 T CU 77 2-2 ① K		C FF 93 C FC 91 X CU 77 0-2 ② G6-3			C FF 95 S SL 84 B FF 95 B SL 85 F FF 92 F FF 93 F SL 85 X SI 90 2-2 HR		4	2	2	1	0	1	0
Kevin Mench, R (1, 7) OBP: 0.313, SLG: 0.348 45 Travis Snider, L (8, PH) OBP: 0.375, SLG: 0.549 (9, 7)		B FF 94 B FF 95 B FF 94 C FF 94 1 SAFE B FF 92 4-1 7 SH5-4 19 2B 1-2 BB	F FF 95 B CH 86 S FC 92 C SI 94 1-3 ② K		X FF 93 0-0 ③ G4-3			X SI 92 0-0 ① G5-3		2 1	1 0	0 0	0 0	1 0	1 0	0 0
7 Curtis Thigpen, R (1, 2) OBP: 0.308, SLG: 0.182		C FF 93 X FF 94 0-1 ① SH5-4 1-2 2-3	B FF 95 B CH 86 X SI 91 2-0 ③ G5-3			C FF 93 B CU 74 X FC 90 1-1 6 SH1-4 1B		B FF 93 B SL 82 X FF 93 2-0 ② P6		3	0	1	0	0	0	0
6 John McDonald, R (1, 6) OBP: 0.256, SLG: 0.271		H CU 78 1-0 19 2B 19 1B HBP		C FF 93 B FF 94 X FF 92 1-1 ① G4-3		X FF 93 0-0 ① SH1-4 1-2		X FF 94 0-0 ③ G4-3		2	1	0	0	0	0	0
Inning Stats	R: 1 E: 0 K: 1 S: 11 H: 2 LOB: 1 BB: 0 P: 19	R: 4 E: 1 K: 0 S: 15 H: 3 LOB: 2 BB: 2 P: 26	R: 0 E: 0 K: 2 S: 7 H: 0 LOB: 0 BB: 0 P: 12	R: 0 E: 0 K: 0 S: 11 H: 1 LOB: 2 BB: 1 P: 20	R: 0 E: 0 K: 0 S: 5 H: 0 LOB: 0 BB: 0 P: 5	R: 0 E: 0 K: 1 S: 7 H: 1 LOB: 1 BB: 0 P: 10	R: 0 E: 0 K: 0 S: 7 H: 1 LOB: 0 BB: 0 P: 10	R: 1 E: 0 K: 0 S: 9 H: 1 LOB: 0 BB: 0 P: 13		1B: 7 2B: 1 3B: 0 HR: 1 SF: 0 SAC: 2 DP: 2 HBP: 1				WP: 0 PB: 0 SB: 1 CS: 0 PA: 36	

	AB	30
	R	6
	H	9
	RBI	6
	BB	3
	SO	4
	LOB	12

PITCHER		IP	WLS	BF	H	R	ER	SO	BB	IBB	HBP	BLK	WP	HR	S	P	ERA	WHIP
31 Jon Lester, L ERA: 3.26	(1, 1)	7.0	L	32	8	5	5	4	2	1	1	0	0	0	63	102	6.43	1.429
63 Justin Masterson, R ERA: 3.25	(8, 1)	1.0		4	1	1	1	0	0	0	0	0	0	1	9	13	9.00	1.000

PITCHER	IP	WLS	BF	H	R	ER	SO	BB	IBB	HBP	BLK	WP	HR	S	P	ERA	WHIP

Boston Red Sox @ Toronto Blue Jays

Rogers Centre, Toronto, ON

Sun Sep 21 2008, 1:07 PM EDT

Att. 38,814 - Cloudy - 59 F

TOP

livebaseballscorecards.com

Batter	1	2	3	4	5	6	7	8	9	AB	R	H	RBI	BB	SO	LOB
2 Jacoby Ellsbury, L (1, 8) OBP: 0.332, SLG: 0.381	C FF 93 B FF 92 F SI 92 B CU 76 B SL 87 X FF 92 3-2 15 SF7 3B		B CH 82 X SI 90 1-0 15 G5-3 34 HR 2B		C FF 90 F FF 90 B FF 90 F CU 77 B SL 85 X FF 89 2-2 2B		B FF 88 D FF 86 C FF 86 B FF 86 F FF 87 X SI 88 3-2 ③ P5			4	2	3	0	0	0	1
15 Dustin Pedroia, R (1, 4) OBP: 0.375, SLG: 0.493	C FF 92 B FF 92 X SL 86 1-1 ① SF7 3-H		X FF 89 0-0 ② G5-3 2-3		B SL 85 C SL 83 B SL 89 X SL 89 2-1 ③ F9			C FF 93 B FF 92 X SI 92 1-1 20 S 2B		3	0	1	1	0	0	2
34 David Ortiz, L (1, 10) OBP: 0.370, SLG: 0.500	B FF 90 B CH 82 X FF 92 2-0 ② P5		B CH 82 S SL 86 B FF 91 B SL 86 C CH 81 X CH 81 3-2 3-H HR			X FF 86 0-0 ① F9		C FF 93 F CU 78 B FF 95 X FF 91 1-2 ① P6		4	1	1	2	0	0	1
20 Kevin Youkilis, R (1, 5) OBP: 0.383, SLG: 0.553 (7, 3)	B SL 87 C FF 91 B FF 92 S SL 86 B CU 78 F SL 86 F FF 92 F SL 87 B FF 92 4-2 BB		C SL 84 C CH 81 F CU 77 S SL 86 0-3 ③ K			C FF 88 S CH 82 F FF 86 S SL 82 0-3 ② K		B CU 77 X FF 94 1-0 ② L5 2-3		3	0	0	0	1	2	1
44 Jason Bay, R (1, 7) OBP: 0.371, SLG: 0.528	B SL 90 B SL 84 X FF 90 2-0 ③ F9			B FF 90 C SL 83 X SL 83 1-1 ① F8		B CH 82 B FF 87 B FF 87 C FF 86 F FF 86 B CH 81 4-2 BB		C FC 93 B FF 95 D FF 94 C FF 93 F CU 80 X FF 92 2-2 ③ G6-3		3	0	0	0	1	0	2
Mark Kotsay, L (1, 9) OBP: 0.330, SLG: 0.400		B FF 89 B SI 90 C FF 89 X CH 82 2-1 ① F7		B SI 90 C FF 90 B CH 83 F SL 85 X SL 84 2-2 12 CS 1B		X FF 88 0-0 ③ G5-3			C SI 89 S CU 79 B CU 80 B FF 88 X CU 78 2-2 ① G4-3	4	0	1	0	0	0	1
12 Jed Lowrie, S (1, 6) OBP: 0.350, SLG: 0.414 (7, 5)		B CH 83 F FF 90 F FF 90 S SL 84 1-3 ② K		B SL 84 C FF 89 1 SAFE B SI 90 B SL 85 F FF 89 S SL 88 3-3 ② ③ K 1-2			B CH 86 F SI 87 X CH 78 1-1 ① G5-3		B SI 90 F SI 90 S CU 80 B CH 82 F SI 90 B CH 81 X SI 90 3-2 ② F9	4	0	0	0	0	2	1
Sean Casey, L (1, 3) OBP: 0.387, SLG: 0.403 Alex Cora, L (7, 6) OBP: 0.364, SLG: 0.343		B FF 90 B FF 89 F SL 83 F SI 90 B FF 90 X SI 90 3-2 ③ L9			X FF 90 0-0 ① P5		B SI 87 C SI 87 F SL 77 B SL 82 B SL 83 F SI 86 X FF 89 3-2 ② P4		X SI 90 0-0 ③ G6-3	3 1	0 0	0 0	0 0	0 0	0 0	0 0
Jason Varitek, S (1, 2) OBP: 0.311, SLG: 0.365			C SL 84 S FF 90 C FF 89 0-3 ① K		B SL 85 B SI 81 F FF 90 X FF 90 2-1 ② P2		C FF 88 X CH 81 0-1 1B			3	0	1	0	0	1	0
Inning Stats	R: 1 E: 0 K: 0 S: 12 H: 1 LOB: 1 BB: 1 P: 24	R: 0 E: 0 K: 1 S: 8 H: 0 LOB: 0 BB: 0 P: 14	R: 2 E: 0 K: 2 S: 12 H: 2 LOB: 0 BB: 0 P: 16	R: 0 E: 0 K: 1 S: 8 H: 1 LOB: 1 BB: 0 P: 14	R: 0 E: 0 K: 0 S: 9 H: 1 LOB: 1 BB: 0 P: 15	R: 0 E: 0 K: 1 S: 8 H: 0 LOB: 1 BB: 1 P: 12	R: 0 E: 0 K: 0 S: 11 H: 1 LOB: 1 BB: 0 P: 18	R: 0 E: 0 K: 0 S: 10 H: 1 LOB: 1 BB: 0 P: 15	R: 0 E: 0 K: 0 S: 8 H: 0 LOB: 0 BB: 0 P: 13	1B: 2 2B: 4 3B: 1 HR: 1 SF: 1 SAC: 0 DP: 1 HBP: 0						

	AB	32
	R	3
	H	7
	RBI	3
	BB	2
	SO	5
	LOB	9

PITCHER		IP	WLS	BF	H	R	ER	SO	BB	IBB	HBP	BLK	WP	HR	S	P	ERA	WHIP	PITCHER	IP	WLS	BF	H	R	ER	SO	BB	IBB	HBP	BLK	WP	HR	S	P	ERA	WHIP
48 Scott Richmond, R ERA: 5.14	(1, 1)	5.0	L	20	5	3	3	4	1	0	0	0	0	1	49	83	5.40	1.200																	
John Parrish, L ERA: 4.1	(6, 1)	2.0		8	1	0	0	1	1	0	0	0	0	0	19	30	0.00	1.000																	
40 Brian Wolfe, R ERA: 2.45	(8, 1)	1.0		4	1	0	0	0	0	0	0	0	0	0	10	15	0.00	1.000																	
56 Brian Tallet, L ERA: 3.04	(9, 1)	1.0		3	0	0	0	0	0	0	0	0	0	0	8	13	0.00	0.000																	

Red Sox @ Toronto Blue Jays

Rogers Centre, Toronto, ON

Sun Sep 21 2008, 1:07 PM EDT

Att. 38,814 - Cloudy - 59 F

livebaseballscorecards.com

BOTTOM

Batter	1	2	3	4	5	6	7	8	9	AB	R	H	RBI	BB	SO	LOB
1 Joe Inglett, L (1, 4) OBP: 0.360, SLG: 0.417	F8		G1-3			2B		L4		4	0	1	0	0	0	0
19 Marco Scutaro, R (1, 6) OBP: 0.340, SLG: 0.355	K		K			L9			G6-3	4	0	0	0	0	2	1
15 Alex Rios, R (1, 9) OBP: 0.336, SLG: 0.464	F7			P6		P5			G5-3	4	0	0	0	0	0	1
10 Vernon Wells, R (1, 8) OBP: 0.341, SLG: 0.479		26 G4-3 2B		P3		G1-3			26 DI 1B	4	0	2	0	0	0	1
26 Adam Lind, L (1, 10) OBP: 0.318, SLG: 0.451		G4-3 2-3		F7			K		F7 1-2	4	0	0	0	0	1	2
35 Lyle Overbay, L (1, 3) OBP: 0.362, SLG: 0.422 19 José Bautista, R (6, 3) OBP: 0.316, SLG: 0.412 (7, 5)		BB	G3				F8			1 1	0 0	0 0	0 0	1 0	0 0	0 0
33 Scott Rolen, R (1, 5) OBP: 0.348, SLG: 0.424 Brad Wilkerson, L (7, 3) OBP: 0.305, SLG: 0.310	K		P3				F7			2 1	0 0	0 0	0 0	0 0	1 0	2 0
45 Travis Snider, L (1, 7) OBP: 0.373, SLG: 0.528	K			BB				G4-3		2	0	0	0	1	1	2
7 Curtis Thigpen, R (1, 2) OBP: 0.250, SLG: 0.143			F9		G3			K		3	0	0	0	0	2	1

	AB	30
	R	0
	H	3
	RBI	0
	BB	2
	SO	7
	LOB	10

Inning Stats										
	R: 0	H: 0	R: 0	H: 1	R: 0	H: 0	R: 0	H: 0	R: 0	H: 1
	E: 0	LOB: 0	E: 0	LOB: 2	E: 0	LOB: 0	E: 0	LOB: 0	E: 0	LOB: 1
	K: 1	BB: 0	K: 2	BB: 1	K: 1	BB: 0	K: 0	BB: 0	K: 1	BB: 0
	S: 12	P: 19	S: 15	P: 26	S: 8	P: 11	S: 5	P: 9	S: 10	P: 16
	R: 0	H: 1	R: 0	H: 0	R: 0	H: 0	R: 0	H: 1	R: 0	H: 0
	E: 0	LOB: 1	E: 0	LOB: 0	E: 0	LOB: 0	E: 0	LOB: 1	E: 0	LOB: 0
	K: 0	BB: 0	K: 1	BB: 0	K: 1	BB: 0	K: 1	BB: 0	K: 0	BB: 0
	S: 11	P: 13	S: 8	P: 15	K: 1	BB: 0	S: 6	P: 10	S: 9	P: 16

	1B: 1	SF: 0	WP: 0	PA: 32
	2B: 2	SAC: 0	PB: 0	
	3B: 0	DP: 0	SB: 0	
	HR: 0	HBP: 0	CS: 0	

PITCHER		IP	WLS	BF	H	R	ER	SO	BB	IBB	HBP	BLK	WP	HR	S	P	ERA	WHIP
18 Daisuke Matsuzaka, R ERA: 2.8	(1, 1)	7.0	W	25	2	0	0	6	2	0	0	0	0	0	69	109	0.00	0.571
37 Hideki Okajima, L ERA: 2.76	(8, 1)	1.0	H	3	0	0	0	1	0	0	0	0	0	0	6	10	0.00	0.000
58 Jonathan Papelbon, R ERA: 2.05	(9, 1)	1.0	S	4	1	0	0	0	0	0	0	0	0	0	9	16	0.00	1.000

PITCHER		IP	WLS	BF	H	R	ER	SO	BB	IBB	HBP	BLK	WP	HR	S	P	ERA	WHIP

Cleveland Indians @ Boston Red Sox

Fenway Park, Boston, MA

Mon Sep 22 2008, 7:05 PM EDT

Att. 37,828 - Cloudy - 57 F

TOP

livebaseballscorecards.com

Batter	1	2	3	4	5	6	7	8	9	AB	R	H	RBI	BB	SO	LOB
24 Grady Sizemore, L (1, 8) OBP: 0.377, SLG: 0.512	B FF 93 B FF 93 C FF 94 X FF 94 2-1 F7 ①	C CU 77 B FC 88 F CU 76 S FC 88 1-3 K ③			X CU 75 0-0 G4-3 ① 1-2	B SI 91 S CH 88 B SI 92 1 SAFE S CU 75 X CU 75 2-2 F8 ②			C FF 88 C FF 89 B CU 78 X FF 88 1-2 G6-3 ①	5	0	0	0	0	1	5
11 Jamey Carroll, R (1, 5) OBP: 0.356, SLG: 0.340	C FF 94 C CU 76 T CU 76 0-2 K ②		C SI 94 B SI 93 F SI 93 S FF 94 1-3 K ①		D CU 76 C CU 76 X FF 92 1-1 17 WP 17 1B 1B 2-H	X SI 92 0-0 G4-3 ③			B FF 90 C FF 89 C CU 77 F FF 88 S CU 76 1-3 K ②	5	1	1	1	0	3	1
17 Shin-Soo Choo, L (1, 9) OBP: 0.397, SLG: 0.548	B FF 94 C CU 76 X FF 94 1-1 G3-1 ③		B FF 94 B CH 89 F SI 93 B FF 94 X FF 94 3-1 F9 ②		F FC 90 C SI 92 D CU 75 X SI 93 1-2 2 2B 48 G3 1B 1-H		C SI 89 X SI 87 0-1 G4-3 ①		B CU 75 B CU 77 S CU 77 C FF 89 S FS 84 2-3 K ③	5	1	1	1	0	1	0
2 Jhonny Peralta, R (1, 6) OBP: 0.326, SLG: 0.471		B FF 93 S SI 93 C FF 94 X CU 75 1-2 G3 ①	B CU 78 B CU 76 F SI 93 C CU 75 F FF 94 F CU 77 B CU 76 X SI 94 3-2 G6-3 ③		F SI 92 B FF 92 1 SAFE S CU 76 B FC 87 1 SAFE F CU 76 X SI 92 2-2 48 G3 1-3 2B		C SI 90 C SI 92 X CH 82 0-2 2B			4	0	2	0	0	0	0
48 Travis Hafner, L (1, 10) OBP: 0.315, SLG: 0.332		C FF 93 B FC 90 B FF 93 F FF 94 B FF 95 F FF 94 F FF 94 X FF 94 3-2 G4-3 ②		C CU 75 B FF 93 B SI 92 S FF 93 C SI 93 2-3 K ①	X CH 89 0-0 G3 ② 2-3 3-H		B CU 76 B CU 75 B CU 76 B SI 88 4-0 12 G6-4-3 BB			3	0	0	1	1	1	1
12 Ben Francisco, R (1, 7) OBP: 0.335, SLG: 0.445		C CU 75 B FF 94 B SI 93 X SI 93 2-1 10 HBP BB 2B		C FF 93 B CU 77 S CU 76 B CU 77 X CU 77 2-2 2B	H SI 94 1-0 25 FC6-4 HBP		B SI 91 X SI 93 1-0 G6-4-3 ②③ 1-2f			3	1	2	0	0	0	2
25 Ryan Garko, R (1, 3) OBP: 0.343, SLG: 0.389		B CU 75 C CU 77 F FF 94 H FF 94 2-2 BB 10 HBP HBP		B FF 92 F CU 76 X FF 93 1-1 G6-3 ②	B SI 92 X CU 74 1-0 FC6-4 ③ 1-2f			C SL 80 F SL 83 B FF 94 T FF 96 1-2 K ①		3	0	0	0	0	1	3
10 Kelly Shoppach, R (1, 2) OBP: 0.345, SLG: 0.529		C FF 94 H FF 94 1-1 BB HBP 1-2 2-3		S SI 92 C CU 76 B FF 93 S CU 76 1-3 K ③		C CU 76 C FC 90 C CU 76 0-3 K ①		F SI 89 X SI 93 0-1 G5-3 ②		3	0	0	0	0	2	1
Asdrúbal Cabrera, S (1, 4) OBP: 0.344, SLG: 0.364		B FF 95 F FF 94 B FF 94 B FF 94 B FF 95 4-1 BB 1-2 2-3 3-H			X FF 92 0-0 24 G4-3 11 1B 1B	F FF 93 X CU 76 0-1 1B		X SI 91 0-0 G5-3 ③		3	1	2	1	1	0	0
Inning Stats	R: 0 E: 0 K: 1 S: 7 H: 0 LOB: 0 BB: 0 P: 10	R: 1 E: 0 K: 1 S: 17 H: 1 LOB: 3 BB: 1 P: 31	R: 0 E: 0 K: 1 S: 10 H: 0 LOB: 0 BB: 0 P: 17	R: 0 E: 0 K: 2 S: 11 H: 1 LOB: 1 BB: 0 P: 17	R: 3 E: 0 K: 0 S: 13 H: 4 LOB: 2 BB: 0 P: 19	R: 0 E: 0 K: 1 S: 9 H: 1 LOB: 1 BB: 0 P: 11	R: 0 E: 0 K: 0 S: 6 H: 1 LOB: 1 BB: 1 P: 11	R: 0 E: 0 K: 1 S: 6 H: 0 LOB: 0 BB: 0 P: 7	R: 0 E: 0 K: 2 S: 10 H: 0 LOB: 0 BB: 0 P: 14	1B: 4 2B: 4 3B: 0 HR: 0 SF: 0 SAC: 0 DP: 1 HBP: 3						

	AB	34
	R	4
	H	8
	RBI	4
	BB	2
	SO	9
	LOB	13

WP: 1 PA: 39
PB: 0
SB: 0
CS: 0

PITCHER		IP	WLS	BF	H	R	ER	SO	BB	IBB	HBP	BLK	WP	HR	S	P	ERA	WHIP
19 Josh Beckett, R ERA: 4.03	(1, 1)	6.0	L	29	7	4	4	6	1	0	3	0	1	0	67	105	6.00	1.333
48 Javier López, L ERA: 2.47	(7, 1)	0.1		3	1	0	0	0	1	0	0	0	0	0	5	9	0.00	6.000
63 Justin Masterson, R ERA: 3.19	(7, 1)	1.2		4	0	0	0	1	0	0	0	0	0	0	7	9	0.00	0.000
37 Hideki Okajima, L ERA: 2.72	(9, 1)	1.0		3	0	0	0	2	0	0	0	0	0	0	10	14	0.00	0.000

PITCHER		IP	WLS	BF	H	R	ER	SO	BB	IBB	HBP	BLK	WP	HR	S	P	ERA	WHIP

BOTTOM

Cleveland Indians @ Boston Red Sox

Fenway Park, Boston, MA

Mon Sep 22 2008, 7:05 PM EDT

Att. 37,828 - Cloudy - 57 F

livebaseballscorecards.com

Batter	1	2	3	4	5	6	7	8	9	AB	R	H	RBI	BB	SO	LOB
2 Jacoby Ellsbury, L (1, 8) (9, 9) OBP: 0.332, SLG: 0.381	B FF 89 C FF 89 X FC 86 1-1 ① G1-3		C FF 87 X SI 88 0-1 34 BB 20 2B 1B		C FF 89 S CH 82 X CU 76 0-2 ① P4		C FF 91 F SL 85 X SL 85 0-2 34 FC4-6 15 1B 20 2B 1B	1 SAFE 1 SAFE C FF 93 C FF 93 X FF 94 0-2 ②③ G6-3 1-2f		5	2	2	0	0	0	1
15 Dustin Pedroia, R (1, 4) OBP: 0.374, SLG: 0.491	C FF 89 F FF 91 X FF 88 0-2 ② G1-3		B FC 86 B FF 90 B SI 89 C SI 90 X SI 91 3-1 ② F8		C CU 69 X CH 82 0-1 ② G6-3		C FF 91 X SL 85 0-1 34 FC4-6 1-2 1B		C FF 91 C FF 92 S 0-3 ① K	5	0	1	0	0	1	1
34 David Ortiz, L (1, 10) OBP: 0.372, SLG: 0.510	C FF 88 X SI 90 0-1 2B		B SI 90 B FC 86 B SI 91 C SI 85 B FC 86 4-1 20 2B 1-2 BB		B SI 90 S SI 89 B SI 90 X SI 91 2-1 HR		X SL 85 0-0 ① FC4-6 20 2B 1-2f 2-3		X FF 92 0-0 ② F9	4	1	2	1	1	0	2
20 Kevin Youkilis, R (1, 5) OBP: 0.386, SLG: 0.558	B FF 89 C FF 88 B CH 83 B SI 89 B FF 90 4-1 BB		C SI 88 B CU 72 X FC 86 1-1 1-3 2-H 2B		C CU 70 B CH 80 B SI 89 B FF 90 C FF 90 X SI 88 3-2 ③ G4-3		C FF 93 B FF 93 X FF 94 1-1 1-3 3-H 2B		C FF 92 S FF 93 X FF 93 0-2 44 2B 1B	4	0	3	2	1	0	0
44 Jason Bay, R (1, 7) OBP: 0.373, SLG: 0.529	C FF 89 B FC 85 B SI 88 S SI 89 B FF 89 S FC 86 3-3 ③ K		B CH 83 C CH 83 F CH 83 T FF 91 1-2 ③ K			S SI 87 X FF 89 0-1 G3 55 1B 1B	I IN 69 I IN 73 I IN 74 I IN 77 4-0 IBB		B SL 82 X FF 92 1-0 1-3 2B	4	0	2	0	1	2	4
12 Jed Lowrie, S (1, 6) OBP: 0.344, SLG: 0.405		C FF 88 B FF 89 B SI 88 C FF 89 S FC 84 2-3 ① K		X FF 89 0-0 ① G5-3		B CH 81 C CH 82 X SI 88 1-1 ① F9	C FF 92 D CH 87 B FF 94 B FF 92 F FF 91 C FF 93 3-3 ② K		C CH 80 F FF 92 S FF 91 0-3 ③ K	5	0	0	0	0	3	6
Mark Kotsay, L (1, 9) (9, 3) OBP: 0.327, SLG: 0.396		X FF 89 0-0 ② F7		C SI 88 B FF 86 F SI 87 B FF 88 C CU 75 2-3 ② K		X CH 82 0-0 ② G3 1-2	B FF 94 B FF 93 C FF 92 X FF 94 2-1 ③ F7			4	0	0	0	0	1	4
Jason Varitek, S (1, 2) OBP: 0.313, SLG: 0.363		B FF 89 X FF 89 1-0 ③ F8		B FF 88 B CH 82 C FF 89 C SI 88 B FF 90 4-1 BB		B SI 88 B CH 80 B FF 90 C SI 89 B SI 90 4-1 55 1B BB		B FF 94 S FF 94 F FF 88 B FF 94 B FF 93 F FF 92 S FF 92 3-3 ① K		2	0	0	0	2	1	0
55 Jeff Bailey, R (1, 3) OBP: 0.375, SLG: 0.439 Sean Casey, L (8, PH) OBP: 0.390, SLG: 0.406 Coco Crisp, S (8, PR) OBP: 0.344, SLG: 0.404 (9, 8)			C FF 88 F SI 87 F CU 76 X FF 89 0-2 ① G3	B CH 82 X SI 89 1-0 ③ F9		B FC 85 F FC 86 B CH 82 B SI 88 C FF 90 X FC 86 3-2 ③ 1-2 2-H 1B		C FF 94 X SL 84 0-1 2 G6-3 1B	3 1 0	0 0 0	1 1 0	0 0 0	0 0 0	0 0 0	1 0 0
Inning Stats	R: 0 H: 1 E: 0 LOB: 2 K: 1 BB: 1 S: 11 P: 19	R: 0 H: 0 E: 0 LOB: 0 K: 1 BB: 0 S: 5 P: 8	R: 1 H: 2 E: 0 LOB: 2 K: 1 BB: 1 S: 14 P: 23	R: 0 H: 0 E: 0 LOB: 1 K: 1 BB: 1 S: 6 P: 13	R: 1 H: 1 E: 0 LOB: 0 K: 0 BB: 0 S: 10 P: 15	R: 0 H: 2 E: 0 LOB: 2 K: 0 BB: 1 S: 9 P: 17	R: 1 H: 3 E: 0 LOB: 3 K: 1 BB: 1 S: 13 P: 23	R: 0 H: 1 E: 0 LOB: 1 K: 1 BB: 0 S: 9 P: 12	R: 0 H: 2 E: 0 LOB: 2 K: 2 BB: 0 S: 11 P: 12	1B: 7 SF: 0 2B: 4 SAC: 0 3B: 0 DP: 1 HR: 1 HBP: 0						

	AB	37
	R	3
	H	12
	RBI	3
	BB	5
	SO	8
	LOB	19

PITCHER		IP	WLS	BF	H	R	ER	SO	BB	IBB	HBP	BLK	WP	HR	S	P	ERA	WHIP
57 Zach Jackson, L ERA: 5.96	(1, 1)	6.0	W	27	6	2	2	4	4	0	0	0	0	1	55	95	3.00	1.667
53 Rafael Perez, L ERA: 3.36	(7, 1)	0.1	H	3	2	1	1	0	0	0	0	0	0	0	6	6	27.00	6.000
63 Rafael Betancourt, R ERA: 5.11	(7, 1)	1.2	H	7	2	0	0	2	0	1	0	0	0	0	16	29	0.00	1.200
50 Jensen Lewis, R ERA: 3.84	(9, 1)	1.0	S	5	2	0	0	2	0	0	0	0	0	0	11	12	0.00	2.000

PITCHER	IP	WLS	BF	H	R	ER	SO	BB	IBB	HBP	BLK	WP	HR	S	P	ERA	WHIP

WP: 0 PA: 42
PB: 0
SB: 0
CS: 0

Cleveland Indians @ Boston Red Sox

Fenway Park, Boston, MA

Tue Sep 23 2008, 7:05 PM EDT

Att. 37,882 - Partly Cloudy - 59 F

livebaseballscorecards.com

Batter	1	2	3	4	5	6	7	8	9	AB	R	H	RBI	BB	SO	LOB
24 Grady Sizemore, L (1, 8) OBP: 0.377, SLG: 0.511	B KN 64 C KN 64 C KN 64 X KN 65 1-2 ① F9		C KN 63 B KN 62 C KN 62 S KN 57 1-3 K 11 1B		C KN 63 S KN 64 D KN 63 B KN 64 X KN 64 2-2 11 G5-3 17 2B 1-3 2-H 1B		C FF 95 B FF 94 X CH 84 1-1 ① G4-3 1-2	B CU 75 B SI 89 F SI 88 B SI 87 B CU 74 4-1 11 FC4-6 1-2 2-3 BB		4	1	1	1	1	1	1
11 Jamey Carroll, R (1, 4) (3, 5) OBP: 0.354, SLG: 0.338	B KN 64 B KN 64 B FF 72 C FF 72 C FF 72 S FF 73 3-3 ② K		C KN 63 1 SAFE 1 SAFE S KN 64 X KN 64 0-2 1-2 1B		X KN 64 0-0 ② G5-3 1-2 3-H		S FF 98 B FF 98 F FF 96 C SI 96 1-3 ② K	X FF 96 0-0 ③ FC4-6 1-2f		5	0	1	1	0	2	5
17 Shin-Soo Choo, L (1, 7) OBP: 0.397, SLG: 0.548	B KN 65 C KN 65 F KN 64 B KN 66 X KN 58 2-2 ③ F9		S KN 64 C KN 64 F KN 64 B KN 65 F KN 64 S KN 64 1-3 ③ K		B KN 64 X KN 63 1-0 2 2B 2-H 2B		C CU 78 D CU 80 B FF 96 D CU 81 B FF 96 4-1 2 1B BB		B FF 96 B FF 96 S FF 96 S FF 96 T FF 97 2-2 ① K	4	1	1	1	1	2	2
2 Jhonny Peralta, R (1, 6) OBP: 0.329, SLG: 0.473		B KN 62 F KN 62 S KN 63 B KN 64 F KN 64 B KN 64 B KN 64 4-2 41 G6-4-3 BB	F KN 62 B CU 63 X KN 64 1-1 ① F9	C KN 63 X KN 63 0-1 2-H 2B		B FF 96 F FF 95 B CH 82 S FF 97 X FF 96 2-2 1-2 2-3 1B		C FF 96 C FF 97 S FF 97 0-3 ② K	4	0	2	1	1	1	0
41 Victor Martinez, S (1, 3) OBP: 0.333, SLG: 0.358		C KN 64 B KN 64 X KN 63 1-1 ① ② G6-4-3 1-2f	C KN 63 X KN 63 0-1 ② G5-3	B KN 64 X KN 63 1-0 ③ F9		C CU 77 B CU 77 C CU 76 B FF 88 B CU 76 F FF 89 F FF 90 X FS 83 3-2 ③ P3		X FF 97 0-0 ③ P6	5	0	0	0	0	0	5
20 David Dellucci, L (1, 10) 12 Ben Francisco, R (8, PH) (8, 10) OBP: 0.307, SLG: 0.408 OBP: 0.335, SLG: 0.444		B KN 64 B KN 63 F KN 63 F KN 64 X KN 59 2-2 1B	X KN 62 0-0 ③ G3		B KN 62 B KN 62 C FF 69 X KN 63 2-1 ① G3		B SI 89 C SI 91 B SI 91 F SI 90 S SL 85 2-3 ① K		3 1	0 0	1 0	0 0	0 1	0 0	0 0
10 Kelly Shoppach, R (1, 2) OBP: 0.347, SLG: 0.526		C KN 63 B KN 64 D CU 63 B KN 64 S FF 72 S KN 65 3-3 ③ K2-3		H KN 62 1-0 1B 24 1B HBP	B KN 63 C FF 71 F KN 64 C KN 66 1-3 ② K		B SI 91 C SL 83 S SL 84 B FF 96 B SI 93 B SI 91 4-2 24 BB 29 1B BB		2	1	0	0	1	2	1
Franklin Gutierrez, R (1, 9) OBP: 0.304, SLG: 0.386			C KN 63 B KN 63 F KN 64 X KN 65 1-2 ① G5-3	C KN 63 B KN 62 B KN 63 B KN 64 F FF 71 F KN 64 X FF 72 3-2 24 1B 11 G5-3 1-2 1B	C KN 63 B KN 64 X KN 63 1-1 ③ F8		C SL 82 C SL 84 B SL 86 F SL 83 S SI 91 1-3 ② K		4	1	1	0	0	1	1
Andy Marte, R (1, 5) OBP: 0.268, SLG: 0.315 29 Josh Barfield, R (3, 4) OBP: 0.143, SLG: 0.143			B KN 63 F KN 63 C KN 64 X KN 64 1-2 ② G6-3	B KN 64 B KN 63 C FF 71 F KN 64 S KN 64 2-3 ① K		X FF 97 0-0 2 1B 24 G4-3 1B	B SL 83 C FF 90 X SL 84 1-1 24 BB 1-2 1B		1 3	0 0	0 2	0 0	0 0	0 1	0 2
Inning Stats	R: 0 E: 0 K: 1 S: 9 H: 0 LOB: 0 BB: 0 P: 15	R: 0 E: 0 K: 1 S: 11 H: 1 LOB: 1 BB: 1 P: 21	R: 0 E: 1 K: 2 S: 17 H: 1 LOB: 2 BB: 0 P: 21	R: 0 E: 0 K: 0 S: 5 H: 0 LOB: 0 BB: 0 P: 6	R: 4 E: 0 K: 1 S: 15 H: 4 LOB: 1 BB: 0 P: 25	R: 0 E: 0 K: 1 S: 7 H: 0 LOB: 0 BB: 0 P: 11	R: 0 E: 0 K: 1 S: 15 H: 2 LOB: 3 BB: 1 P: 26	R: 0 E: 0 K: 2 S: 13 H: 1 LOB: 3 BB: 2 P: 25	R: 0 E: 0 K: 2 S: 7 H: 0 LOB: 0 BB: 0 P: 9	1B: 7 2B: 2 3B: 0 HR: 0	SF: 0 SAC: 0 DP: 1 HBP: 1	WP: 0 PB: 0 SB: 0 CS: 0	PA: 41			

TOP

AB	36
R	4
H	9
RBI	4
BB	4
SO	11
LOB	17

PITCHER		IP	WLS	BF	H	R	ER	SO	BB	IBB	HBP	BLK	WP	HR	S	P	ERA	WHIP
49 Tim Wakefield, R ERA: 4.24	(1, 1)	6.0	W	26	6	4	4	6	1	0	1	0	0	0	64	99	6.00	1.167
17 Manny Delcarmen, R ERA: 3.41	(7, 1)	0.2	H	5	2	0	0	1	1	0	0	0	0	0	10	18	0.00	4.500
37 Hideki Okajima, L ERA: 2.7	(7, 1)	0.1	H	1	0	0	0	0	0	0	0	0	0	0	5	8	0.00	0.000
63 Justin Masterson, R ERA: 3.16	(8, 1)	0.2	H	4	1	0	0	2	1	0	0	0	0	0	11	19	0.00	3.000
48 Javier López, L ERA: 2.47	(8, 1)	0.0		1	0	0	0	0	1	0	0	0	0	0	1	5	∞	∞

PITCHER		IP	WLS	BF	H	R	ER	SO	BB	IBB	HBP	BLK	WP	HR	S	P	ERA	WHIP
58 Jonathan Papelbon, R ERA: 2.0	(8, 1)	1.1	S	4	0	0	0	2	0	0	0	0	0	0	8	10	0.00	0.000

Cleveland Indians @ Boston Red Sox

Fenway Park, Boston, MA

Tue Sep 23 2008, 7:05 PM EDT

Att. 37,882 - Partly Cloudy - 59 F

livebaseballscorecards.com

BOTTOM

Batter	1	2	3	4	5	6	7	8	9	AB	R	H	RBI	BB	SO	LOB
2 Jacoby Ellsbury, L (1, 9) OBP: 0.332, SLG: 0.382	B FF 90 X FF 90 1-0 ① L9		C FF 90 B FC 86 F SI 90 X CU 75 1-2 ② G4-3		F FF 90 C FC 86 X CU 76 0-2 15 2B 1-3 2B	C FF 91 C FC 88 0-3 ③ K				4	1	1	0	0	1	2
15 Dustin Pedroia, R (1, 4) OBP: 0.375, SLG: 0.492	C FF 89 X FC 85 0-1 20 BB 1B		C FF 89 F FF 90 F CU 76 F FF 90 F CH 81 X CU 74 0-2 ③ G6-3		B CH 82 B FF 91 X FC 85 2-0 44 1B 2-H 3-H 2B		B SI 89 F FF 90 F FF 90 B CU 75 B FF 90 X SI 91 3-2 ① F8			4	1	2	2	0	0	0
34 David Ortiz, L (1, 10) OBP: 0.371, SLG: 0.510	C FF 90 B FF 90 S FF 90 D CU 76 S FF 91 2-3 ② K			B SI 91 X SI 90 1-0 20 HR 2B	C FC 85 F CU 77 F FF 91 S FF 92 0-3 ② K		X FC 86 0-0 ② F8			4	1	1	0	0	2	2
20 Kevin Youkilis, R (1, 5) OBP: 0.390, SLG: 0.565 (7, 3)	B SI 91 B FF 90 B SI 91 C SI 90 F SI 91 1 SAFE B SI 91 4-2 1-2 BB			C SI 91 B CH 82 X CH 83 1-1 2-H HR	4-0 44 1B IBB		B CH 82 B SI 91 C SI 91 B CU 76 B SI 90 4-1 BB			1	1	1	2	3	0	0
44 Jason Bay, R (1, 7) OBP: 0.372, SLG: 0.527	C FF 89 C FC 85 C CU 76 0-3 ③ K			X SI 90 0-0 ① P3	C FC 85 D CU 76 X FF 90 1-1 1-3 2-H 1B		B CH 81 B SI 91 C FF 89 S CH 82 B SI 91 T SI 90 3-2 ③ K			4	0	1	1	0	2	3
12 Jed Lowrie, S (1, 6) OBP: 0.339, SLG: 0.398 (7, 5)		C SI 90 X FF 89 0-1 ① F9		C SI 90 B CH 82 S FC 85 F CU 76 B FF 90 X CU 74 2-2 ② G6-3	C CH 82 F SI 91 C FF 91 0-3 ③ K			C FF 90 S FS 88 B FF 89 T CH 83 1-2 ① K		4	0	0	0	0	2	2
Sean Casey, L (1, 3) OBP: 0.389, SLG: 0.405 Alex Cora, L (6, PR) OBP: 0.367, SLG: 0.343 (7, 6)		B FF 89 F FF 89 F FF 89 B SI 90 S FF 91 2-3 ② K		X FF 90 0-0 ③ G6-3		C FF 89 B SI 89 X FC 84 1-1 G5-4-3 1B		B FF 91 F FF 91 F FS 88 B FF 90 F FS 86 F FF 89 F FF 91 B FF 91 F FS 87 4-2 B FF 90 CS BB		3 0	0 0	1 0	0 0	0 1	1 0	0 0
Kevin Cash, R (1, 2) OBP: 0.312, SLG: 0.348		B SI 91 C SI 90 S CH 82 B CH 81 B FF 90 S SI 90 3-3 ③ K			B SI 90 F SI 90 S CH 83 X SI 92 1-2 FC3-6 1B	X CH 82 0-0 ① ② G5-4-3 1-2f		S FS 88 B FS 88 C FF 90 S FS 88 1-3 ② ③ K 1-2		4	0	1	0	0	2	2
Coco Crisp, S (1, 8) OBP: 0.343, SLG: 0.406			X FF 89 0-0 ① P3		C CH 82 F FF 90 B CU 76 X CH 83 1-2 ① FC3-6 2 2B 15 2B 1-2f	B FC 86 B SI 91 B SI 91 C SI 90 F SI 90 X SI 91 3-2 2B				3	1	1	0	0	0	1
Inning Stats	R: 0 E: 0 K: 2 S: 11 H: 1 LOB: 2 BB: 1 P: 18	R: 0 E: 0 K: 2 S: 8 H: 0 LOB: 0 BB: 0 P: 13	R: 0 E: 0 K: 0 S: 10 H: 0 LOB: 0 BB: 0 P: 11	R: 2 E: 0 K: 0 S: 9 H: 2 LOB: 0 BB: 0 P: 13	R: 3 E: 0 K: 2 S: 19 H: 4 LOB: 2 BB: 1 P: 28	R: 0 E: 0 K: 1 S: 9 H: 2 LOB: 2 BB: 0 P: 13	R: 0 E: 0 K: 1 S: 8 H: 0 LOB: 1 BB: 1 P: 18	R: 0 E: 0 K: 2 S: 12 H: 0 LOB: 0 BB: 1 P: 18		1B: 4 2B: 4 3B: 0 HR: 1 SF: 0 SAC: 0 DP: 1 HBP: 0				WP: 0 PB: 0 SB: 0 CS: 1 PA: 35		

	AB	31
	R	5
	H	9
	RBI	5
	BB	4
	SO	10
	LOB	12

PITCHER		IP	WLS	BF	H	R	ER	SO	BB	IBB	HBP	BLK	WP	HR	S	P	ERA	WHIP
31 Cliff Lee, L ERA: 2.54	(1, 1)	7.0	L	32	9	5	5	8	2	1	0	0	0	1	74	114	6.43	1.571
Brendan Donnelly, R ERA: 7.62	(8, 1)	1.0		3	0	0	0	2	1	0	0	0	0	0	12	18	0.00	1.000

PITCHER	IP	WLS	BF	H	R	ER	SO	BB	IBB	HBP	BLK	WP	HR	S	P	ERA	WHIP

Batter	1	2	3	4	5	6	7	8	9	AB	R	H	RBI	BB	SO	LOB
24 Grady Sizemore, L (1, 8) OBP: 0.379, SLG: 0.512	B FF 86 B FF 86 C FF 86 F FF 87 F FF 88 F CU 75 X FF 89 2-2 ① G3	C FF 89 X FF 89 0-1 ③ G4-3		X CH 82 0-0 2B		B FF 93 S FF 93 B FC 88 X SI 92 2-1 1B			B FF 96 B FF 95 B FF 95 C FF 93 B FF 95 4-1 11 SH1-3 BB	4	0	2	0	1	0	2
11 Jamey Carroll, R (1, 5) OBP: 0.355, SLG: 0.343	B FF 84 X SL 82 1-0 1B		B FF 87 B FF 86 C FF 86 C SL 81 B CU 76 F FF 86 X FF 89 3-2 E9 17 E 2B	X SL 83 0-0 ③ G6-3		1 SAFE C FF 91 F FC 88 S SI 91 0-3 ③ K			X FF 94 0-0 ① SH1-3 1-2	4	1	2	0	0	1	2
17 Shin-Soo Choo, L (1, 9) OBP: 0.397, SLG: 0.545	X FF 87 0-0 ② F8		C CH 80 X CU 77 0-1 E3 2 1B 1B 3-H		B CH 81 C CU 76 S SL 77 F CH 80 B FF 89 X CU 76 2-2 ① 41 2 1B 1B		B SL 88 C FC 89 B FS 84 F FC 89 F FF 93 X FC 91 2-2 ① F8		C FF 96 B FF 97 B FF 97 F CH 83 C FF 95 2-3 ② K	5	2	2	1	0	1	2
2 Jhonny Peralta, R (1, 6) OBP: 0.331, SLG: 0.473	B FF 88 B SL 82 S SL 82 1 SAFE 1 SAFE C SL 83 S FF 88 2-3 ③ K		B FF 88 F SL 83 X FF 88 1-1 41 G4-6-3 1B 2-H		B FF 89 F SL 83 C CU 76 X FF 89 1-2 48 G4-6-3 41 1B 1B 1-2		C FC 92 B SI 93 S SI 92 F SI 94 B SL 89 B SI 92 B SI 93 4-2 41 G3-6-3 BB		B FF 95 C CU 77 S FF 96 B CU 79 B FF 94 C CU 79 3-3 ③ K	4	0	2	1	1	2	2
41 Victor Martinez, S (1, 2) OBP: 0.336, SLG: 0.360		C FF 87 C SL 83 X SI 88 0-2 25 F9 12 BB 29 1B 1B	B FF 89 B CU 75 C CH 81 B CU 77 X FF 89 3-1 ① ② G4-6-3 1-2f		C FF 90 X FF 89 0-1 48 G4-6-3 1B 1-2 2-H		B FF 94 X FF 94 1-0 ② ③ G3-6-3 1-2f			4	1	2	1	0	0	2
48 Travis Hafner, L (1, 10) OBP: 0.314, SLG: 0.335		C FF 87 F CU 75 B FF 89 B FF 89 B CH 80 S CH 81 3-3 ① K	F FF 90 X FF 85 0-1 2B		X CH 82 0-0 ① ② G4-6-3 1-2f 2-3			B FF 93 C FF 94 C FF 94 B FF 96 F FF 95 B FF 95 F FF 96 X FF 96 3-2 ① G4-3		4	0	1	0	0	1	3
12 Ben Francisco, R (1, 7) OBP: 0.334, SLG: 0.441		B SL 82 B SL 81 B SL 81 C FF 87 B SL 81 4-1 29 1B 1-2 BB	B CU 76 F FF 83 B CU 78 S FF 89 C FF 85 2-3 ③ K		X FF 84 0-0 ③ G5-3			B FF 94 S SL 85 F FF 95 B FF 94 S FF 96 2-3 ② K		3	0	0	0	1	2	2
25 Ryan Garko, R (1, 3) OBP: 0.342, SLG: 0.388		C FF 87 B FF 89 B FF 88 F FF 87 X SL 78 2-2 ② F9 2-3		F SL 82 F FF 90 B FF 85 X FF 89 1-2 ① F9		S FF 93 S FF 93 B FF 93 B SI 93 X FF 92 2-2 ① F9		X FF 96 0-0 1B		4	0	1	0	0	0	2
29 Josh Barfield, R (1, 4) OBP: 0.160, SLG: 0.160		F SL 82 B FF 90 F FF 89 X CH 82 1-2 1B 1-2 3-H		S CH 79 F FF 90 B FF 90 F SI 85 S FF 89 1-3 ② K		M SI 92 X FF 92 0-1 ② G6-3		X FF 94 0-0 ③ F7		4	0	1	1	0	1	1
Inning Stats	R: 0 E: 0 K: 1 S: 10 H: 1 LOB: 1 BB: 0 P: 15	R: 1 E: 0 K: 1 S: 15 H: 2 LOB: 2 BB: 1 P: 25	R: 2 E: 2 K: 1 S: 15 H: 4 LOB: 1 BB: 0 P: 24	R: 0 E: 0 K: 1 S: 9 H: 1 LOB: 1 BB: 0 P: 11	R: 1 E: 0 K: 0 S: 11 H: 3 LOB: 1 BB: 0 P: 14	R: 0 E: 0 K: 1 S: 10 H: 1 LOB: 1 BB: 0 P: 14	R: 0 E: 0 K: 0 S: 8 H: 0 LOB: 0 BB: 1 P: 15	R: 0 E: 0 K: 1 S: 10 H: 1 LOB: 1 BB: 0 P: 15	R: 0 E: 0 K: 2 S: 8 H: 0 LOB: 1 BB: 1 P: 17	1B: 10 2B: 3 3B: 0 HR: 0 SF: 0 SAC: 1 DP: 3 HBP: 0	WP: 0 PB: 0 SB: 0 CS: 0 PA: 40					

PITCHER	IP	WLS	BF	H	R	ER	SO	BB	IBB	HBP	BLK	WP	HR	S	P	ERA	WHIP
36 Paul Byrd, R (1, 1) ERA: 4.6	5.0		25	11	4	4	4	1	0	0	0	0	0	60	89	7.20	2.400
50 Mike Timlin, R (6, 1) ERA: 5.79	1.1		6	1	0	0	1	1	0	0	0	0	0	17	27	0.00	1.500
53 David Aardsma, R (7, 1) ERA: 4.4	1.2	W	5	1	0	0	1	0	0	0	0	0	0	11	17	0.00	0.600
17 Manny Delcarmen, R (9, 1) ERA: 3.36	1.0	S	4	0	0	0	2	1	0	0	0	0	0	8	17	0.00	1.000

PITCHER	IP	WLS	BF	H	R	ER	SO	BB	IBB	HBP	BLK	WP	HR	S	P	ERA	WHIP

TOP

Cleveland Indians @ Boston Red Sox

Fenway Park, Boston, MA

Wed Sep 24 2008, 7:05 PM EDT

Att. 37,719 - Clear - 59 F

livebaseballscorecards.com

AB	36
R	4
H	13
RBI	4
BB	3
SO	8
LOB	18

Cleveland Indians @ Boston Red Sox

Fenway Park, Boston, MA

Wed Sep 24 2008, 7:05 PM EDT

Att. 37,719 - Clear - 59 F

BOTTOM

livebaseballscorecards.com

Batter	1	2	3	4	5	6	7	8	9	AB	R	H	RBI	BB	SO	LOB
2 Jacoby Ellsbury, L (1, 8) OBP: 0.331, SLG: 0.381	F8 K			15 FC5-4 1B			G4-3			4	0	1	0	0	1	3
15 Dustin Pedroia, R (1, 4) OBP: 0.376, SLG: 0.494	34 2B 2B K	K		FC5-4 1-2f			34 S 1B			4	1	2	0	0	1	1
34 David Ortiz, L (1, 10) OBP: 0.370, SLG: 0.510	7 FC4-6 1B 2B 2-H	L8			G4-3		K 1-2			4	1	1	1	0	1	1
20 Kevin Youkilis, R (1, 5) OBP: 0.390, SLG: 0.561 (9, 3)	7 FC4-6 BB	K			L5			K		3	0	0	0	1	2	0
7 J.D. Drew, L (1, 9) OBP: 0.408, SLG: 0.522 60 Jonathan Van Every, L (3, PR) OBP: 0.222, SLG: 0.222 (4, 9) 55 Jeff Bailey, R (8, PH) OBP: 0.388, SLG: 0.500 44 Jason Bay, R (9, 7) OBP: 0.372, SLG: 0.527	FC4-6 1B 1B 1-2f 2-3		G3-6-3 1B		K			2B 3B		2 1 1 0	1 0 1 0	1 0 1 0	0 0 0 0	0 0 0 0	0 1 0 0	2 0 0 0
Mark Kotsay, L (1, 3) (9, 9) OBP: 0.329, SLG: 0.399	54 1B 1B 1B 1-2 3-H		G3-6-3 1-2f			F8		12 FC3-6 2B 3-H		4	1	2	2	0	0	1
Jason Varitek, S (1, 2) OBP: 0.314, SLG: 0.363	54 1B 1B 1-2 2-H		K			F9		12 FC3-6 IBB		3	0	1	1	1	1	1
54 Chris Carter, L (1, 7) OBP: 0.556, SLG: 0.556 12 Jed Lowrie, S (8, PH) OBP: 0.338, SLG: 0.397 (9, 5)	HBP 1B 1-3 2-H			K		K		FC3-6 FC6 1-2f 2-3		3 1	0 0	1 0	1 0	0 0	2 0	0 2
Alex Cora, L (1, 6) OBP: 0.365, SLG: 0.336	HBP 1-2			G6-3			F7	FC6 1-2f		3	0	0	0	0	0	2
Inning Stats	R: 4 H: 5 E: 0 LOB: 3 K: 1 BB: 1 S: 35 P: 51	R: 0 H: 0 E: 0 LOB: 0 K: 2 BB: 0 S: 12 P: 17	R: 0 H: 1 E: 0 LOB: 1 K: 1 BB: 0 S: 7 P: 10	R: 0 H: 1 E: 0 LOB: 1 K: 1 BB: 0 S: 10 P: 12	R: 0 H: 0 E: 0 LOB: 0 K: 1 BB: 0 S: 7 P: 12	R: 0 H: 0 E: 0 LOB: 0 K: 1 BB: 0 S: 7 P: 9	R: 0 H: 1 E: 0 LOB: 1 K: 1 BB: 0 S: 13 P: 18	R: 1 H: 2 E: 0 LOB: 2 K: 1 BB: 1 S: 11 P: 19		1B: 6 SF: 0 2B: 3 SAC: 0 3B: 1 DP: 1 HR: 0 HBP: 1						

	AB	33
	R	5
	H	10
	RBI	5
	BB	2
	SO	9
	LOB	13

WP: 0 PA: 36
PB: 0
SB: 1
CS: 0

PITCHER		IP	WLS	BF	H	R	ER	SO	BB	IBB	HBP	BLK	WP	HR	S	P	ERA	WHIP
55 Roberto Hernandez, R ERA: 5.44	(1, 1)	1.0		10	5	4	4	1	1	0	1	0	0	0	35	51	36.00	6.000
Bryan Bullington, R ERA: 5.59	(2, 1)	5.0		16	2	0	0	6	0	0	0	0	0	0	43	60	0.00	0.400
56 Rich Rundles, L ERA: 2.08	(7, 1)	1.0		4	1	0	0	1	0	0	0	0	0	0	13	18	0.00	1.000
53 Rafael Perez, L ERA: 3.43	(8, 1)	1.0	L	6	2	1	1	1	0	1	0	0	0	0	11	19	9.00	2.000

PITCHER		IP	WLS	BF	H	R	ER	SO	BB	IBB	HBP	BLK	WP	HR	S	P	ERA	WHIP

Cleveland Indians @ Boston Red Sox

Fenway Park, Boston, MA

Thu Sep 25 2008, 7:05 PM EDT

Att. 37,726 - Cloudy - 59 F

livebaseballscorecards.com

TOP

Batter	1	2	3	4	5	6	7	8	9	AB	R	H	RBI	BB	SO	LOB
24 Grady Sizemore, L (1, 8) OBP: 0.378, SLG: 0.510	C FF 96 B FF 95 F FF 94 C CU 80 1-3 ① K		F FC 92 B SI 95 F CU 78 F FF 97 H FC 90 2-2 ① 11 FC5-4 HBP			X FF 95 0-0 ① L4 2-3		B FF 89 B CU 76 B FF 89 C FF 89 X FF 90 3-1 ③ F7		3	0	0	0	0	1	1
11 Jamey Carroll, R (1, 5) OBP: 0.354, SLG: 0.342	C FF 97 B FC 94 X FF 95 1-1 ② G6-3		B SI 94 F FC 91 B CU 78 X SI 92 2-1 ③ FC5-4 1-2f			C CU 77 C FF 95 D CU 79 X CU 78 1-2 2 WP 3-H 1B			B FF 94 X FF 94 1-0 ① G6-3	4	0	1	1	0	0	1
12 Ben Francisco, R (1, 7) OBP: 0.331, SLG: 0.437	B FF 97 S FF 87 B FF 95 S FF 87 B SI 97 X FF 97 3-2 ③ G5-3			B FC 91 C FC 91 X CU 78 1-1 ① G6-3		C FC 90 X SI 92 0-1 ② F9			B FF 95 C SL 86 B SL 85 F FF 96 B FF 95 F FF 96 S FF 94 3-3 ② K	4	0	0	0	0	1	1
2 Jhonny Peralta, R (1, 6) OBP: 0.329, SLG: 0.470		F FF 94 B CU 76 C CU 77 F FF 96 B FC 92 X FF 96 2-2 ① G4-3		B FC 93 B SI 94 F FF 95 X FC 91 2-1 ② F8		F FC 92 F FF 95 B FF 96 B CU 79 S FF 95 2-3 ③ K 1-2			B FF 95 F SL 86 X FF 95 1-1 ③ F9	4	0	0	0	0	1	1
10 Kelly Shoppach, R (1, 2) OBP: 0.347, SLG: 0.523		C CU 76 B FC 92 B FF 86 B FF 87 F SI 94 F FF 96 B FF 87 4-2 48 G3-1 BB		C FF 96 B FF 96 B FC 92 F FC 91 S CU 81 2-3 ③ K			S FF 93 F SI 93 X SL 83 0-2 ① G4-3			2	0	0	0	1	1	0
48 Travis Hafner, L (1, 10) OBP: 0.310, SLG: 0.330		B FF 95 S FF 96 X SI 94 1-1 ② G3-1 1-2			B FF 94 B FF 93 X FF 94 2-0 ① F8		B FF 92 B SI 90 F SI 90 F FF 94 X SL 83 2-2 ② G4-3			3	0	0	0	0	0	1
25 Ryan Garko, R (1, 3) OBP: 0.341, SLG: 0.386		B FF 96 S FC 90 X CU 78 1-1 ③ G5-3			C FF 95 X FF 87 0-1 ② F8		C FF 94 B SI 91 S SL 85 S SI 93 1-3 ③ K			3	0	0	0	0	1	1
Franklin Gutierrez, R (1, 9) OBP: 0.302, SLG: 0.383			B FF 93 B CH 84 C FC 90 F FF 94 X CU 78 2-2 ① G5-3		C FF 86 F FC 91 F FF 95 F CU 79 B CU 80 S CU 78 1-3 ③ K			B FF 89 C FF 89 S FS 84 C FF 88 1-3 ① K		3	0	0	0	0	2	0
29 Josh Barfield, R (1, 4) OBP: 0.179, SLG: 0.214			C FF 95 B CU 79 X SI 94 1-1 ② G5-3			C FF 94 X FC 90 0-1 24 BLK 11 1B 2B		C CU 77 B FS 82 X FF 86 1-1 ② P4		3	1	1	0	0	0	0
Inning Stats	R: 0 E: 0 K: 1 S: 8 H: 0 LOB: 0 BB: 0 P: 13	R: 0 E: 0 K: 0 S: 11 H: 0 LOB: 1 BB: 1 P: 19	R: 0 E: 0 K: 0 S: 10 H: 0 LOB: 1 BB: 0 P: 17	R: 0 E: 0 K: 1 S: 7 H: 0 LOB: 0 BB: 0 P: 12	R: 0 E: 0 K: 1 S: 8 H: 0 LOB: 0 BB: 0 P: 11	R: 1 E: 0 K: 1 S: 11 H: 2 LOB: 1 BB: 0 P: 14	R: 0 E: 0 K: 1 S: 9 H: 0 LOB: 0 BB: 0 P: 12	R: 0 E: 0 K: 1 S: 7 H: 0 LOB: 0 BB: 0 P: 12	R: 0 E: 0 K: 1 S: 7 H: 0 LOB: 0 BB: 0 P: 12	1B: 1 2B: 1 3B: 0 HR: 0 SF: 0 SAC: 0 DP: 0 HBP: 1						

	AB	29
	R	1
	H	2
	RBI	1
	BB	1
	SO	7
	LOB	6

WP: 1 PB: 0 SB: 0 CS: 0 PA: 31

PITCHER		IP	WLS	BF	H	R	ER	SO	BB	IBB	HBP	BLK	WP	HR	S	P	ERA	WHIP
31 Jon Lester, L ERA: 3.21	(1, 1)	6.0	W	22	2	1	1	4	1	0	1	1	1	0	55	86	1.50	0.500
63 Justin Masterson, R ERA: 3.13	(7, 1)	1.0		3	0	0	0	1	0	0	0	0	0	0	9	12	0.00	0.000
37 Hideki Okajima, L ERA: 2.66	(8, 1)	1.0		3	0	0	0	1	0	0	0	0	0	0	7	12	0.00	0.000
58 Jonathan Papelbon, R ERA: 1.98	(9, 1)	1.0		3	0	0	0	1	0	0	0	0	0	0	7	12	0.00	0.000

PITCHER	IP	WLS	BF	H	R	ER	SO	BB	IBB	HBP	BLK	WP	HR	S	P	ERA	WHIP

Cleveland Indians @ Boston Red Sox

Fenway Park, Boston, MA

Thu Sep 25 2008, 7:05 PM EDT

Att. 37,726 - Cloudy - 59 F

livebaseballscorecards.com

BOTTOM

Batter	1	2	3	4	5	6	7	8	9	AB	R	H	RBI	BB	SO	LOB
2 Jacoby Ellsbury, L (1, 8) OBP: 0.332, SLG: 0.383	B FF 90 X FF 90 1-0 12 1B 15 SF8 1B	B FF 89 B FF 89 C FF 88 X CH 83 2-1 12 2B 2B		C CU 81 C CU 82 B FF 90 X CU 76 1-2 ② F7		F FF 90 B CU 82 D CU 83 F FF 91 X FF 91 2-2 ②③ G4-6-3 1-2f				4	2	2	0	0	0	2
12 Jed Lowrie, S (1, 5) OBP: 0.340, SLG: 0.402	C FF 91 X CH 83 0-1 44 BB 20 BB 1-3 SF8 1B	C FF 90 F FF 89 F CU 80 X FF 90 0-2 15 F9 20 1B 2-H 2B		B CH 84 X FF 90 1-0 ③ F9			X FF 91 0-0 ① P5			4	2	2	1	0	0	0
15 Dustin Pedroia, R (1, 4) OBP: 0.375, SLG: 0.493	C FF 90 X FF 90 0-1 ① SF8 3-H	F FF 89 B CU 82 B SI 90 X FF 90 2-1 ② F9 2-3			B FF 90 F FF 90 B CH 84 X FF 91 2-1 44 BB 1B		C FF 92 X CU 81 0-1 ② G3-1			3	0	1	1	0	0	1
20 Kevin Youkilis, R (1, 3) OBP: 0.392, SLG: 0.568	B FF 90 B FF 90 B FF 84 B SI 90 4-0 SF8 44 BB 1-2 2B BB	B CU 80 B SI 89 C FF 91 X FF 85 2-1 44 FC6-4 3-H 1B			B FF 90 F FF 90 F SI 90 X FF 91 1-2 ① F7		B FF 92 X SI 91 1-0 HR			3	2	2	2	1	0	1
44 Jason Bay, R (1, 7) OBP: 0.373, SLG: 0.525	B FF 90 C FF 90 B CU 81 F FF 89 B FF 92 B FF 90 4-2 2B 1-2 2-3 BB	B FF 90 X FF 90 1-0 ③ FC6-4 1-2f			S FF 85 C FF 90 B CU 82 B FF 90 B FF 90 B FF 91 4-2 G1-6-3 1-2 BB		C CU 79 C SL 85 C FF 93 0-3 ③ K			2	0	0	0	2	1	1
Jason Varitek, S (1, 2) OBP: 0.312, SLG: 0.360	B FF 92 C SI 90 X CU 81 1-1 ② SF8 2-3 3-H		C FF 90 B FF 89 X CH 83 1-1 ① P4		X SI 91 0-0 ②③ G1-6-3 1-2f			B FF 90 X FF 90 1-0 ① P4		3	0	0	1	0	0	2
Mark Kotsay, L (1, 9) OBP: 0.328, SLG: 0.401 60 Jonathan Van Every, L (9, 9) OBP: 0.222, SLG: 0.222	C CU 81 X FF 90 0-1 1-3 3-H 2B		F FF 89 S FF 90 S CU 83 0-3 ② K			B CH 84 B FF 90 X FF 90 2-0 ① F9		C CU 78 B FF 91 B CU 79 S FF 90 X FF 90 2-2 ② F7		4 0	0 0	1 0	1 0	0 0	1 0	0 0
55 Jeff Bailey, R (1, 10) OBP: 0.365, SLG: 0.467 54 Chris Carter, L (8, PH) OBP: 0.500, SLG: 0.500 (9, 10)	B SI 91 C CH 84 X FF 90 1-1 ③ G5-3		F CH 84 S FF 90 B FF 91 X FF 91 1-2 ③ G5-3			B CU 80 B FF 90 F FF 91 B FF 89 F FF 90 X FF 90 3-2 E5		B FF 90 X SI 89 1-0 ③ G5-3		3 1	0 0	0 0	0 0	0 0	0 0	2 0
Alex Cora, L (1, 6) OBP: 0.364, SLG: 0.331 51 Gil Velazquez, R (6, PR) (7, 6)		C FF 88 B FF 89 X CU 80 1-1 ① F9		F FF 90 B CU 81 F FF 89 X FF 90 1-2 ① G6-3		H FF 89 1-0 2 G4-6-3 HBP				2 0	0 0	0 0	0 0	0 0	0 0	0 0
Inning Stats	R: 3 H: 3 E: 0 LOB: 2 K: 0 BB: 2 S: 13 P: 24	R: 2 H: 3 E: 0 LOB: 1 K: 0 BB: 0 S: 13 P: 21	R: 0 H: 0 E: 0 LOB: 0 K: 1 BB: 0 S: 8 P: 10	R: 0 H: 0 E: 0 LOB: 0 K: 0 BB: 0 S: 7 P: 10	R: 0 H: 1 E: 0 LOB: 1 K: 0 BB: 1 S: 8 P: 15	R: 0 H: 0 E: 1 LOB: 2 K: 0 BB: 0 S: 7 P: 15	R: 1 H: 1 E: 0 LOB: 0 K: 1 BB: 0 S: 7 P: 8	R: 0 H: 0 E: 0 LOB: 0 K: 0 BB: 0 S: 5 P: 9		1B: 4 SF: 2 2B: 3 SAC: 0 3B: 0 DP: 2 HR: 1 HBP: 1					WP: 0 PA: 35 PB: 0 SB: 0 CS: 0	

	AB	29
	R	6
	H	8
	RBI	6
	BB	3
	SO	2
	LOB	9

PITCHER		IP	WLS	BF	H	R	ER	SO	BB	IBB	HBP	BLK	WP	HR	S	P	ERA	WHIP
45 Jeremy Sowers, L ERA: 5.58	(1, 1)	6.0	L	28	7	5	5	1	3	0	1	0	0	0	56	95	7.50	1.667
Tom Mastny, R ERA: 10.8	(7, 1)	2.0		7	1	1	1	1	0	0	0	0	0	1	12	17	4.50	0.500

PITCHER	IP	WLS	BF	H	R	ER	SO	BB	IBB	HBP	BLK	WP	HR	S	P	ERA	WHIP

Batter	1	2	3	4	5	6	7	8	9	AB	R	H	RBI	BB	SO	LOB
18 Johnny Damon, L (1, 7) OBP: 0.376, SLG: 0.465	B SI 89 B SI 89 F SI 89 B SL 83 F SI 90 X SI 90 3-2 F9 ①	F SI 90 S CU 74 D CU 76 B FF 91 F CU 76 X SI 90 2-2 3-H HR	X FF 93 0-0 G3 ③	C FF 92 F FC 91 B SL 89 S FS 85 1-3 K ③ 1-2		X FF 89 0-0 F7 ③		C FF 93 S SL 85 F FF 92 B CH 88 X CH 88 1-2 12 2B SF9 1B		4	1	1	2	0	1	3
53 Melky Cabrera, S (6, PH) OBP: 0.297, SLG: 0.337	(6, 7)									2	1	1	0	0	0	1
	(8, 9)															
2 Derek Jeter, R (1, 6) OBP: 0.363, SLG: 0.408	B SI 90 B SI 90 X SI 89 2-0 G5-3 ②	C SL 82 X SI 89 0-1 F9 ③		X FF 92 0-0 HR	X FF 90 0-0 HR		C CU 79 C CU 79 B FF 91 B CH 77 B FF 89 B FF 90 4-2 BB 2B BB	X SL 85 0-0 1-3 2B		2	0	0	0	0	0	0
12 Cody Ransom, R (3, 6) OBP: 0.395, SLG: 0.703										3	3	3	2	1	0	0
Bobby Abreu, L (1, 9) OBP: 0.371, SLG: 0.473	C SI 89 B CH 80 S CU 73 X CU 76 1-2 E3 13 1B		C CH 80 B SI 88 C SI 88 B CU 76 B CH 80 X CU 72 3-2 22 1B 13 S 24 SF9 1B	C FS 88 C FF 93 B SL 84 B FS 89 B FF 94 4-2 22 BB HBP 24 2B BB	B SI 92 F FS 84 F FC 90 S FF 90 1-3 K ①		B CH 76 B FF 88 B FF 89 C FF 89 B FF 88 4-1 2B 1-2 G3-1 BB	S SL 86 C FF 92 F SL 83 F SL 83 B FF 93 B SL 83 F SL 83 X FF 92 2-2 SF9 ② 3-H		3	4	1	1	2	1	0
30 David Robertson, R (8, 1)										0	0	0	0	0	0	0
39 Chris Britton, R (9, 1)										0	0	0	0	0	0	0
13 Alex Rodriguez, R (1, 5) OBP: 0.390, SLG: 0.573	C SI 89 S SI 90 B SL 76 B SI 90 F CH 82 B SI 91 X SI 91 3-2 2-H 1B		S SL 81 C SI 90 B CH 82 B SL 83 F SI 90 F SI 90 S SL 76 2-3 K ① 1-2	C SL 84 D FS 88 X FF 94 1-1 F8 ①	C FF 91 S SI 92 X FF 89 0-2 2B		B FF 87 X FF 90 1-0 G3-1 24 2B 2B 1-3 2-H	C CH 87 S CH 87 F FF 92 D SL 83 X CH 87 1-2 G3 ③		3	0	1	1	0	1	2
Wilson Betemit, S (5, PH) OBP: 0.292, SLG: 0.435	(5, 5)									3	1	2	1	0	0	1
Jason Giambi, L (1, 3) OBP: 0.378, SLG: 0.510	B CU 73 S SI 90 B SI 89 C SI 90 B SI 91 F SI 90 C CU 74 3-3 K ③		B CU 75 B CH 81 C SI 89 B SL 84 D CU 76 4-1 24 SF9 22 1B 11 1B BB	B FF 93 C SL 82 B SL 84 F FF 94 H FF 93 3-2 22 BB 24 2B HBP 1-2	B FS 84 C FS 82 B FF 90 S FS 83 B FC 90 S FC 89 3-3 K ②		B FF 88 C FF 90 F CH 78 F FF 90 B FF 90 F CH 76 D CH 76 F CH 77 X FF 91 3-2 G3-1 ① 2-3 3-H		C CH 86 X SL 83 0-1 22 2B 24 1B 1B	3	2	0	1	1	2	3
72 Juan Miranda, L (7, 3) OBP: 0.556, SLG: 0.571										1	1	1	0	0	0	0
22 Xavier Nady, R (1, 10) OBP: 0.358, SLG: 0.508	(8, 7)	C SI 88 B SI 88 S CH 81 X SI 90 1-2 2B 11 G4-3 1B	X SI 89 0-0 11 1B HBP 1-2 2-3 1B	B FF 92 C FF 93 D FS 87 B FF 93 B SL 83 4-1 24 2B SF9 BB 1-2 2-3	B SI 92 B SI 92 C FC 90 B SI 92 X FF 90 3-1 G4-3 ③		C CU 80 B FF 89 B FF 88 B FF 91 X FF 89 3-1 F7 ②		C FF 91 F SL 83 X SL 82 0-2 24 1B G6-4-3 2B 1-3	5	4	3	0	1	0	2
24 Robinson Canó, L (1, 4) OBP: 0.301, SLG: 0.406		C CU 73 B SI 88 X SI 90 1-1 P4 ① 2-3 3-H	B SI 88 X CH 84 1-0 SF9 ② 2-3 3-H	B FF 93 F FS 90 X SL 84 1-1 SF9 11 1B 2B 1-3 2-H 3-H		B FF 87 B CH 77 C FF 89 F FF 90 F FF 92 B FF 90 X FF 90 3-2 F9 ① 3-H	F FF 89 B FF 89 F CH 76 F CU 78 B FF 89 F CU 79 B FF 89 F FF 90 X FF 90 3-2 2B		X FF 90 0-0 G6-4-3 1B 2-3 3-H	5	1	3	5	0	0	1
Chad Moeller, R (1, 2) OBP: 0.311, SLG: 0.330	X SI 89 0-0 11 G4-3 18 HR 2B 1-3	H FF 92 1-0 11 1B HBP 1-2	X FF 92 0-0 SF9 ② 2-3 3-H		X FF 89 0-0 1B	C SL 84 B FF 91 B SL 84 B FF 92 S FF 92 X FF 93 3-2 F9 ③		C SL 83 B SL 81 X SL 83 1-1 G6-4-3 ① ② 1-2f 3-H	4	1	2	1	0	0	2
11 Brett Gardner, L (1, 8) OBP: 0.281, SLG: 0.305	C SI 89 C CU 73 X CU 76 0-2 G4-3 ② 2-3 3-H	B FF 94 F FF 94 B SL 85 C FF 95 X SL 85 2-2 1-3 2-H 3-H 1B	B FF 91 D FS 85 C SI 93 X SI 92 2-1 18 WP 1B 3-H		X FF 87 0-0 P5 ②	B FF 92 C SI 92 X CH 87 1-1 G4-3 ①	B CH 87 B FF 92 B FF 92 C FF 91 X FF 92 3-1 P6 ③		6	0	2	4	0	0	2
Inning Stats	R: 1 E: 1 K: 1 S: 15 H: 1 LOB: 1 BB: 0 P: 27	R: 3 E: 0 K: 0 S: 15 H: 3 LOB: 0 BB: 0 P: 19	R: 3 E: 0 K: 1 S: 15 H: 3 LOB: 2 BB: 1 P: 28	R: 5 E: 0 K: 1 S: 16 H: 3 LOB: 1 BB: 2 P: 32	R: 1 E: 0 K: 2 S: 12 H: 2 LOB: 1 BB: 0 P: 19	R: 0 E: 0 K: 0 S: 7 H: 1 LOB: 1 BB: 0 P: 10	R: 3 E: 0 K: 0 S: 21 H: 2 LOB: 1 BB: 2 P: 42	R: 1 E: 0 K: 0 S: 17 H: 2 LOB: 1 BB: 0 P: 22	R: 2 E: 0 K: 0 S: 10 H: 3 LOB: 0 BB: 0 P: 14	1B: 10 2B: 7 3B: 0 HR: 3 SF: 3 SAC: 0 DP: 1 HBP: 2	WP: 1 PB: 0 SB: 1 CS: 0 PA: 54						

TOP

New York Yankees @ Boston Red Sox

Fenway Park, Boston, MA

Fri Sep 26 2008, 7:05 PM EDT

Att. 37,301 - Drizzle - 64 F

livebaseballscorecards.com

AB	44
R	19
H	20
RBI	18
BB	5
SO	5
LOB	17

PITCHER		IP	WLS	BF	H	R	ER	SO	BB	IBB	HBP	BLK	WP	HR	S	P	ERA	WHIP
62 David Pauley, R ERA: 11.68	(1, 1)	2.2	L	16	6	7	6	2	1	0	0	0	0	1	41	67	20.25	2.625
53 David Aardsma, R ERA: 5.29	(3, 1)	0.2		9	3	5	5	0	2	0	2	0	0	1	14	30	67.50	7.500
50 Mike Timlin, R ERA: 5.77	(4, 1)	1.2		8	3	1	1	3	0	0	0	0	1	1	18	28	5.40	1.800
59 Chris Smith, R ERA: 7.85	(6, 1)	1.2		10	3	3	3	0	2	0	0	0	0	0	25	46	16.20	3.000
43 Devern Hansack, R ERA: 4.76	(7, 1)	2.1		11	5	3	3	0	0	0	0	0	0	0	30	42	11.57	2.143

PITCHER	IP	WLS	BF	H	R	ER	SO	BB	IBB	HBP	BLK	WP	HR	S	P	ERA	WHIP

BOTTOM

Batter	1	2	3	4	5	6	7	8	9	AB	R	H	RBI	BB	SO	LOB
2 Jacoby Ellsbury, L (1, 8) OBP: 0.336, SLG: 0.395	B FF 91 C SI 91 X FF 92 1-1 HR	X FF 93 0-0 12 S 1B		X CH 82 0-0 G4-3 1-2f		B SL 82 C SL 83 S FF 95 X FF 94 1-2 2-3 1B			F FF 88 X FF 89 0-1 12 2B 2B	5	2	4	1	0	0	2
12 Jed Lowrie, S (1, 6) OBP: 0.341, SLG: 0.404	B SI 93 B CH 85 B FS 86 B FF 92 4-0 20 HR BB	1 SAFE 1 SAFE B CH 83 B SI 92 F FF 88 X FF 89 2-1 F8 1-2			F SI 94 F SI 93 F SL 83 F FF 94 B CH 86 S CH 86 1-3 K		C FC 91 B FC 91 F KC 78 S KC 78 1-3 K		B FF 88 B FF 88 B FF 88 F FF 86 F FF 88 F FF 88 F FF 89 X SL 77 3-2 60 3B 2-H 2B	4	2	1	1	1	2	1
25 Mike Lowell, R (1, 10) OBP: 0.338, SLG: 0.461 54 Chris Carter, L (3, PH) OBP: 0.500, SLG: 0.462 (4, 10)	C FF 92 S FC 87 F FC 89 D CU 78 X SI 92 1-2 F7	C FF 92 F CH 82 F FC 88 X CH 85 0-2 F7			B SL 85 X FF 94 1-0 68 2B 60 G3 1B		B FC 92 B FC 91 F FC 92 F FC 90 B KC 76 C FC 92 3-3		B FF 88 B FF 87 C FF 87 B FF 88 B FF 89 4-1 60 3B BB	1 3	0 2	0 1	0 0	0 1	0 1	1 0
20 Kevin Youkilis, R (1, 5) OBP: 0.392, SLG: 0.573 68 George Kottaras, L (5, 2) OBP: 0.200, SLG: 0.400	1 SAFE B SI 92 B SI 91 X FF 92 2-0 1-H HR	B SI 92 C CU 76 B SI 92 B FC 89 F FC 89 S CH 85 3-3 K			S SL 82 C SL 83 B SL 84 X FF 94 1-2 60 G3 1-3 2B		C FC 91 X FC 91 0-1 G3		C FF 88 S FF 90 B FF 89 S CH 77 1-3 K	2 3	1 0	1 1	2 0	0 0	1 1	0 2
Mark Kotsay, L (1, 9) OBP: 0.329, SLG: 0.401 60 Jonathan Van Every, L (5, 9) OBP: 0.250, SLG: 0.417	C FF 93 S CH 83 B CU 77 X CU 79 1-2 44 BB 1B	B FF 92 B FF 92 F FF 93 S CH 84 F CH 84 X CH 84 2-2 G4-3			B SL 83 C SL 82 X SI 94 1-1 G3 2-3 3-H			X FC 90 0-0 F7	B FF 88 B FF 88 X FF 87 2-0 1-H 2-H 3B	2 3	0 0	1 1	0 3	0 0	0 0	0 1
44 Jason Bay, R (1, 7) OBP: 0.374, SLG: 0.524 55 Jeff Bailey, R (8, 7) OBP: 0.389, SLG: 0.478	B FC 88 B CH 85 B FC 88 C FF 91 B FC 89 4-1 G4-3 1-2 BB			B FF 91 F FF 92 C CU 77 F CU 78 B CU 78 B FC 89 B FC 89 4-2 WP 51 1B BB	B SI 94 S CH 85 S CH 85 S CH 84 1-3 K			C FC 89 X KC 74 0-1 G4-3 1B	B SL 80 C FF 89 B FF 87 C SL 77 B FF 89 B FF 87 4-2 BB	1 1	1 0	0 1	0 0	2 1	1 0	1 0
Sean Casey, L (1, 3) OBP: 0.380, SLG: 0.395	B FF 92 B SI 92 C FC 88 X FS 86 2-1 G4-3 1-2f			B FC 90 X SI 92 1-0 P6		B FF 93 C FF 94 F SI 93 B SI 93 X SL 83 2-2 F8		X FC 90 0-0 G4-3 1-2	C FF 89 F CH 77 F CH 75 B FF 87 F FF 87 X CH 76 1-2 F8	5	0	0	0	0	0	6
Kevin Cash, R (1, 2) OBP: 0.316, SLG: 0.348 (5, 5)		C SI 91 F FF 91 B SI 92 X FC 89 1-2 G4-3		F FF 93 B FS 86 F CH 85 B CU 81 F CH 83 B FC 88 B SI 93 4-2 51 1B 1-2 BB		X SI 92 0-0 2 1B 51 G6-3 1B		B FC 88 C KC 76 C KC 76 B FC 90 B FC 91 T FC 89 3-2 K		3	0	1	0	1	1	1
51 Gil Velazquez, R (1, 4) OBP: 0.250, SLG: 0.250		F FF 93 B FC 90 X FC 89 1-1 G5-3		B CU 78 B SI 92 C FF 92 X FF 91 2-1 2 G4-3 1-3 2-H 1B		B CH 84 B SI 92 X SI 92 2-0 G6-3 1-2			C FF 86 X FF 90 0-1 G3	4	0	1	1	0	0	1
Inning Stats	R: 3 E: 0 K: 0 S: 13 H: 3 LOB: 1 BB: 2 P: 28	R: 0 E: 0 K: 0 S: 8 H: 1 LOB: 1 BB: 0 P: 12	R: 0 E: 0 K: 1 S: 11 H: 0 LOB: 0 BB: 0 P: 16	R: 1 E: 0 K: 0 S: 10 H: 1 LOB: 1 BB: 2 P: 21	R: 1 E: 0 K: 2 S: 14 H: 2 LOB: 1 BB: 0 P: 19	R: 0 E: 0 K: 0 S: 8 H: 2 LOB: 2 BB: 0 P: 13	R: 0 E: 0 K: 2 S: 8 H: 0 LOB: 0 BB: 0 P: 12	R: 0 E: 0 K: 1 S: 7 H: 1 LOB: 1 BB: 0 P: 10	R: 3 E: 0 K: 1 S: 22 H: 3 LOB: 2 BB: 2 P: 37	1B: 7 2B: 3 3B: 1 HR: 2 SF: 0 SAC: 0 DP: 2 HBP: 0						

PITCHER		IP	WLS	BF	H	R	ER	SO	BB	IBB	HBP	BLK	WP	HR	S	P	ERA	WHIP
91 Alfredo Aceves, R ERA: 2.4	(1, 1)	4.0		19	5	4	4	1	4	0	0	0	1	2	42	77	9.00	2.250
48 Phil Coke, L ERA: 0.66	(5, 1)	2.0		9	4	1	1	2	0	0	0	0	0	0	22	32	4.50	2.000
30 David Robertson, R ERA: 5.52	(7, 1)	2.0	W	7	1	0	0	3	0	0	0	0	0	0	15	22	0.00	0.500
30 David Robertson, R ERA: 5.52	(8, 1)	2.0	W	7	1	0	0	3	0	0	0	0	0	0	15	22	0.00	0.500
39 Chris Britton, R ERA: 5.09	(9, 1)	1.0		8	3	3	3	1	2	0	0	0	0	0	22	37	27.00	5.000

PITCHER	IP	WLS	BF	H	R	ER	SO	BB	IBB	HBP	BLK	WP	HR	S	P	ERA	WHIP

New York Yankees @ Boston Red Sox

Fenway Park, Boston, MA

Fri Sep 26 2008, 7:05 PM EDT

Att. 37,301 - Drizzle - 64 F

livebaseballscorecards.com

AB	37
R	8
H	13
RBI	8
BB	6
SO	7
LOB	16

WP: 1 PA: 43
PB: 0
SB: 1
CS: 0

Batter	1	2	3	4	5	6	7	8	9	AB	R	H	RBI	BB	SO	LOB
11 Brett Gardner, L (1, 8) OBP: 0.278, SLG: 0.301	C FF 92 B SL 79 B FF 92 X FF 93 2-1 G3-1		C FF 93 B SL 83 B SL 84 X FF 94 2-1 G4-3 ③		C SI 88 C SI 89 B SI 92 S SI 88 1-3 K ①		L FF 95 X CH 85 0-1 F9 ①		B FF 96 F FF 96 F FF 95 X FF 95 1-2 53 G5-3, 18 BB, 13 1B, 1B 1-2	5	1	1	0	0	1	1
18 Johnny Damon, L (1, 7) OBP: 0.374, SLG: 0.461	X FF 92 0-0 F9 ②			C FF 92 F FS 82 X FF 93 0-2 G6-3 ①	F SI 92 C SI 88 B CU 77 B CU 76 F SI 92 X SI 89 2-2 G6-3 ②		C CU 78 F CH 85 X CH 86 0-2 G4-3 ②		B FS 87 F FF 94 D FS 88 B FF 94 F FF 96 B FF 95 4-2 13 1B, 53 G5-3, BB 1-2 2-3	4	0	0	0	1	0	0
Bobby Abreu, L (1, 9) OBP: 0.371, SLG: 0.471 53 Melky Cabrera, S (8, 9) OBP: 0.297, SLG: 0.337	C FF 94 F FF 93 F FF 93 B FS 82 F FS 83 C SI 92 1-3 K ③			B FF 93 B FS 82 B SL 82 C FF 92 F FF 94 F SL 83 B SI 92 4-2 13 S, 22 HR, BB	F SI 89 B SI 89 B SL 79 B SL 78 C SI 91 B SI 90 4-2 13 1B, 13 WP, BB		F FF 95 B FF 94 C FF 94 B CH 88 D CU 80 X FF 96 3-2 F8 ③		F FF 95 F FF 96 F FF 94 B FF 95 B FS 88 X FS 91 2-2 G5-3 ② 1-2 2-3 3-H	2	1	0	0	2	1	0
										1	0	0	1	0	0	2
13 Alex Rodriguez, R (1, 5) OBP: 0.392, SLG: 0.573		X FF 92 0-0 P6 ①		C SI 91 B FC 90 B FC 88 B FF 94 T FF 94 B SL 82 4-2 22 HR, BB 1-2	B SI 90 F SI 92 B SI 89 B CH 81 F SI 88 F SI 92 F CH 81 X SI 89 3-2 K 1-3 1B			C FF 88 C CU 77 B CU 77 S FS 85 1-3 K ①	F FF 96 B FF 96 B FS 89 C FF 95 X FF 95 2-2 1B 2-3 3-H	4	1	2	1	1	1	0
Jason Giambi, L (1, 3) OBP: 0.375, SLG: 0.506 72 Juan Miranda, L (8, 3) OBP: 0.500, SLG: 0.500		B FF 92 T FF 93 B SL 83 C SL 84 B SI 93 S SI 91 3-3 K ②		D SL 82 B SL 83 C SL 81 S FF 94 F SL 81 S SI 93 2-3 K ②	B SI 88 B SI 91 S SI 92 S CU 77 C SI 92 2-3 K ③			B FF 89 C FF 89 X CU 76 1-1 P5 ②	B FF 94 C FF 94 S FF 94 B FF 94 S FF 94 2-3 K ③	4	0	0	0	0	3	4
										1	0	0	0	0	1	2
22 Xavier Nady, R (1, 10) OBP: 0.359, SLG: 0.514		B FF 94 S CU 77 C FF 94 B FF 94 F FF 94 X CU 73 2-2 F7 ③		F FC 88 B CU 76 X FF 94 1-1 HR 1-H 2-H	F FF 95 S CU 78 X FF 93 0-2 24 FC6-4, 1B			C FS 85 B FF 90 F CU 76 T FF 90 1-2 K ③		4	1	2	3	0	1	0
24 Robinson Canó, L (1, 4) OBP: 0.304, SLG: 0.410			X FF 92 0-0 26 S, 2B	F FC 90 C FF 93 B FF 93 F FF 93 B FS 84 X FS 83 2-2 12 1B, 1B	C FF 93 X CH 86 0-1 FC6-4, 12 BB, 1B ① 1-2f				B FF 94 X FS 89 1-0 12 1B, 26 SF9, 1B	4	1	3	0	0	0	1
12 Cody Ransom, R (1, 6) OBP: 0.426, SLG: 0.700			B SL 80 C SL 78 F FC 88 T SL 82 1-2 K ① 2-3	F SL 82 B FF 92 B SL 80 X FC 89 2-1 1B 1-2	T FF 95 B FF 93 B CU 79 C CU 78 B FF 96 B FF 96 4-2 26 G5-4-3, BB 1-2				B FF 95 X FF 95 1-0 18 BB, 11 1B, 53 G5-3, 1B 1-3	3	1	2	0	1	1	1
26 José Molina, R (1, 2) OBP: 0.263, SLG: 0.313			F SI 91 C FF 93 B FF 93 S FF 93 1-3 K ② 2-3	X FF 92 0-0 G4-3 ③	X FF 94 0-0 G5-4-3 ②③ 1-2f				B FF 96 B SL 85 X FF 96 2-0 SF9 ① 3-H	3	0	0	1	0	1	5

Inning Stats																										
	R: 0	H: 0	E: 0	LOB: 0	K: 1	BB: 0	S: 8	P: 11	R: 0	H: 0	E: 0	LOB: 0	K: 1	BB: 0	S: 8	P: 13	R: 0	H: 1	E: 0	LOB: 1	K: 2	BB: 0	S: 9	P: 13	R: 3	H: 3	E: 0	LOB: 2	K: 1	BB: 2	S: 21	P: 36
	R: 0	H: 1	E: 0	LOB: 2	K: 2	BB: 1	S: 17	P: 29	R: 0	H: 1	E: 0	LOB: 1	K: 0	BB: 1	S: 8	P: 12	R: 0	H: 0	E: 0	LOB: 0	K: 0	BB: 0	S: 8	P: 11	R: 0	H: 0	E: 0	LOB: 0	K: 2	BB: 0	S: 8	P: 11
	R: 3	H: 4	E: 0	LOB: 2	K: 1	BB: 1	S: 18	P: 33	1B: 8	SF: 1	2B: 1	SAC: 0	3B: 0	DP: 1	HR: 1	HBP: 0	WP: 1	PA: 41	PB: 0	SB: 2	CS: 0					

PITCHER		IP	WLS	BF	H	R	ER	SO	BB	IBB	HBP	BLK	WP	HR	S	P	ERA	WHIP
18 Daisuke Matsuzaka, R ERA: 2.9	(1, 1)	4.0	L	18	4	3	3	5	2	0	0	0	0	1	0	46	73	6.75	1.500
48 Javier López, L ERA: 2.43	(5, 1)	1.0		5	1	0	0	2	1	0	0	0	1	0	0	17	29	0.00	2.000
17 Manny Delcarmen, R ERA: 3.27	(6, 1)	2.0		7	1	0	0	0	1	0	0	0	0	0	0	16	23	0.00	1.000
37 Hideki Okajima, L ERA: 2.61	(8, 1)	1.0		3	0	0	0	2	0	0	0	0	0	0	0	8	11	0.00	0.000
58 Jonathan Papelbon, R ERA: 2.34	(9, 1)	1.0		8	4	3	3	1	1	0	0	0	0	0	0	18	33	27.00	5.000

PITCHER	IP	WLS	BF	H	R	ER	SO	BB	IBB	HBP	BLK	WP	HR	S	P	ERA	WHIP

TOP

New York Yankees @ Boston Red Sox

Fenway Park, Boston, MA

Sun Sep 28 2008, 1:35 PM EDT

Att. 37,091 - Drizzle - 67 F

livebaseballscorecards.com

AB	35
R	6
H	10
RBI	6
BB	5
SO	10
LOB	16

New York Yankees @ Boston Red Sox

Fenway Park, Boston, MA

Sun Sep 28 2008, 1:35 PM EDT

Att. 37,091 - Drizzle - 67 F

livebaseballscorecards.com

BOTTOM

Batter	1	2	3	4	5	6	7	8	9	AB	R	H	RBI	BB	SO	LOB
2 Jacoby Ellsbury, L (1, 8) OBP: 0.336, SLG: 0.394	C KC 71 B FC 82 X SL 76 1-1 G4-3		L SI 88 X KC 69 0-1 G4-3			B FC 85 X SI 90 1-0 F8		S SL 83 C FF 94 F SI 94 B FF 95 F SL 85 X SL 85 1-2 1B 3-H		4	0	1	1	0	0	1
15 Dustin Pedroia, R (1, 4) OBP: 0.376, SLG: 0.493	X FC 82 0-0 1B			C SI 87 C SI 90 B SI 90 B FC 86 X SI 90 2-2 20 F8 34 1B 1B		C SI 90 T SI 90 X FF 88 0-2 G4-6-3 1-2f		1 SAFE S FC 94 C FC 94 1 SAFE S FC 95 0-3 K		4	0	2	0	0	1	2
34 David Ortiz, L (1, 10) OBP: 0.369, SLG: 0.507 55 Jeff Bailey, R (9, PR) OBP: 0.389, SLG: 0.478	B KC 66 C FC 82 B FC 82 C SL 77 X SI 88 2-2 F7			F SI 90 B FF 88 1 SAFE B SI 89 X SL 81 2-1 7 G4-6-3 1-2 1B			S SI 95 F FF 96 B SL 85 X SI 96 1-2 G4-3		F FC 93 B FC 92 F FC 93 B FC 94 X FC 93 2-2 E6 20 G5-3	4 0	0 0	1 0	0 0	0 0	0 0	0 0
20 Kevin Youkilis, R (1, 5) OBP: 0.390, SLG: 0.569		X SI 86 0-0 P4		C SI 90 C SI 90 X FC 85 0-2 F8 2-3			C SI 94 C CH 86 B CH 86 B SI 95 T FF 96 2-2 K		C FC 94 F FC 94 F FC 94 F FC 94 X FC 95 0-2 G5-3 1-2	4	0	0	0	0	1	3
7 J.D. Drew, L (1, 9) OBP: 0.408, SLG: 0.519 60 Jonathan Van Every, L (8, 9) OBP: 0.231, SLG: 0.385		B SI 87 C KC 67 C SI 88 B FC 83 B SI 90 B FC 84 4-2 FC4-6 BB		C FC 85 B SI 90 C FC 85 F FF 88 X FC 84 1-2 G4-6-3 1-2f			S SL 84 B SI 95 C FF 96 S FF 96 1-3 K		B FC 93 F FC 93 B FC 93 X FC 94 2-1 P4	2 1	0 0	0 0	0 0	1 0	1 0	2 2
44 Jason Bay, R (1, 7) OBP: 0.373, SLG: 0.522		B SI 90 S SI 89 C SI 88 S FC 84 1-3 K			B FC 84 C SI 89 C SI 90 D FC 86 S FF 89 2-3 K			B SL 84 B FF 94 B FF 93 B FF 92 4-0 2B 54 G4-3 BB	B FF 95 B FF 94 C FC 95 S FC 94 B FC 94 X FC 94 3-2 G6-3	3	1	0	0	1	2	3
Mark Kotsay, L (1, 3) OBP: 0.329, SLG: 0.403		F KC 69 B SI 88 F FF 87 X SL 78 1-2 FC4-6 1-2f			F FF 88 X SI 90 0-1 G4-3			C FF 92 B FF 91 C SL 84 D SL 84 F SL 84 X SL 85 2-2 54 G4-3 2 1B 1-3 2B		3	1	1	0	0	0	1
12 Jed Lowrie, S (1, 6) OBP: 0.338, SLG: 0.399			C SL 77 X SI 88 0-1 F8		C SL 78 F SI 91 B FC 84 B SL 79 C FC 85 2-3 K			B FF 96 C FF 95 B FF 95 B SL 90 F FF 97 F FF 97 C FF 97 3-3 K		3	0	0	0	0	2	2
Jason Varitek, S (1, 2) OBP: 0.313, SLG: 0.359 68 George Kottaras, L (6, PR) OBP: 0.200, SLG: 0.400 David Ross, R (7, 2) OBP: 0.376, SLG: 0.360 54 Chris Carter, L (8, PH) OBP: 0.467, SLG: 0.429 Kevin Cash, R (9, 2) OBP: 0.316, SLG: 0.348			C SI 88 C SI 89 B SL 79 B SI 90 X FC 83 2-2 G6-3			C KC 69 B FC 82 B SL 79 C SI 90 B SL 79 B CH 72 4-2 15 G4-6-3 BB		F FF 93 S SL 92 X SL 91 0-2 G4-3 2-3 3-H	1 0 0 1 0	0 0 0 0 0	0 0 0 0 0	0 0 0 1 0	1 0 0 0 0	0 0 0 0 0	0 0 0 1 0
Inning Stats	R: 0 E: 0 K: 0 S: 6 H: 1 LOB: 0 BB: 0 P: 9	R: 0 E: 0 K: 1 S: 9 H: 0 LOB: 1 BB: 1 P: 15	R: 0 E: 0 K: 0 S: 7 H: 0 LOB: 0 BB: 0 P: 9	R: 0 E: 0 K: 0 S: 12 H: 2 LOB: 1 BB: 0 P: 17	R: 0 E: 0 K: 2 S: 8 H: 0 LOB: 0 BB: 0 P: 12	R: 0 E: 0 K: 0 S: 6 H: 0 LOB: 1 BB: 1 P: 11	R: 0 E: 0 K: 2 S: 9 H: 0 LOB: 0 BB: 0 P: 13	R: 2 E: 0 K: 2 S: 19 H: 2 LOB: 1 BB: 1 P: 29	R: 0 E: 1 K: 0 S: 13 H: 0 LOB: 2 BB: 0 P: 20	1B: 4 2B: 1 3B: 0 HR: 0 SF: 0 SAC: 0 DP: 2 HBP: 0						WP: 0 PB: 0 SB: 0 CS: 0 PA: 33	

PITCHER		IP	WLS	BF	H	R	ER	SO	BB	IBB	HBP	BLK	WP	HR	S	P	ERA	WHIP
35 Mike Mussina, R ERA: 3.37	(1, 1)	6.0	W	20	3	0	0	3	2	0	0	0	0	0	48	73	0.00	0.833
48 Phil Coke, L ERA: 0.61	(7, 1)	1.0	H	3	0	0	0	2	0	0	0	0	0	0	9	13	0.00	0.000
62 Joba Chamberlain, R ERA: 2.6	(8, 1)	0.0		2	1	2	2	0	1	0	0	0	0	0	4	10	∞	∞
38 Brian Bruney, R ERA: 1.83	(8, 1)	0.2	H	2	0	0	0	1	0	0	0	0	0	0	7	10	0.00	0.000
43 Damaso Marte, L ERA: 4.02	(8, 1)	0.0		1	1	0	0	0	0	0	0	0	0	0	5	6	∞	∞

PITCHER		IP	WLS	BF	H	R	ER	SO	BB	IBB	HBP	BLK	WP	HR	S	P	ERA	WHIP
42 Mariano Rivera, R ERA: 1.4	(8, 1)	1.1	S	5	0	0	0	1	0	0	0	0	0	0	16	23	0.00	0.000

AB	30
R	2
H	5
RBI	2
BB	3
SO	7
LOB	17

Batter	1	2	3	4	5	6	7	8	9	10	AB	R	H	RBI	BB	SO	LOB
11 Brett Gardner, L (1, 8) OBP: 0.283, SLG: 0.299	B KN 66 C KN 64 C KN 65 H KN 66 2-2 G6-3 24 S HBP		C KN 66 X KN 65 0-1 ① F9		C KN 65 F KN 65 B KN 67 X KN 66 1-2 ③ F9			C SI 93 X FS 86 0-1 24 G4-3 24 S 1B	B FF 93 C FF 94 F FF 93 C FF 95 1-3 ② K		4	0	1	0	0	1	5
24 Robinson Canó, L (1, 4) OBP: 0.305, SLG: 0.410	C KN 66 C KN 66 B KN 66 S KN 66 1-3 ① K 1-2		X KN 66 0-0 ② F7			F SI 90 X FF 94 0-1 1B 22 FC5-4 1B		C FF 91 F FF 93 F FC 92 B SL 88 F FF 91 F FS 85 X SI 92 1-2 ① G4-3 1-3	F FF 94 X FF 96 0-1 1-2 3-H 1B		5	1	2	1	0	1	4
Jason Giambi, L (1, 10) OBP: 0.373, SLG: 0.502	B KN 66 C KN 65 B KN 65 X KN 65 2-1 ② G6-3 2-3		C KN 65 B KN 65 F KN 64 B KN 66 B KN 65 S KN 66 3-3 ③ K			B SI 89 B SI 92 B SI 89 X SI 89 3-0 22 FC5-4 1-3 1B		C SI 93 B FC 91 F FC 91 D FS 84 B SI 94 X FC 91 3-2 ② P4	B SL 83 C FF 94 B FS 88 F SL 84 B FF 94 F FS 88 X FF 94 3-2 ③ G3		5	0	1	0	0	1	6
22 Xavier Nady, R (1, 7) OBP: 0.357, SLG: 0.510	C KN 65 B KN 65 X KN 65 1-1 ③ F9			C KN 64 X KN 64 0-1 ① F8		C SL 81 X SI 93 0-1 ① FC5-4 G1-4-3 1-2f 3-H		B FF 91 B FC 91 S FC 91 D SI 93 B FC 90 4-1 75 S BB		X SL 84 0-0 ① G6-3	4	0	0	1	1	0	2
Ivan Rodriguez, R (1, 2) OBP: 0.319, SLG: 0.394 75 Francisco Cervelli, R (7, 2)		B KN 64 X KN 64 1-0 ① G4-3		C KN 64 F KN 65 X KN 67 0-2 ② F9		F SI 92 B SI 92 X SI 90 1-1 ②③ G1-4-3 1-2f		B FC 92 F FC 91 F FF 93 F FC 87 B SL 88 F FF 93 B FC 91 F SL 89 S SI 94 3-3 ③ K 1-2		C FF 92 C SL 83 B SL 84 B FF 92 S FF 92 2-3 ② K	3 2	0 0	0 0	0 0	0 0	0 2	1 2
Wilson Betemit, S (1, 5) OBP: 0.289, SLG: 0.429 (9, 6)		C KN 64 F KN 65 X KN 66 0-2 ② G6-3		X KN 65 0-0 ③ F8			B FF 94 B SI 90 F SI 91 X SI 91 2-1 ① G4-3		F FF 93 X FF 92 0-1 53 1B 18 BB 72 SF9 1B	S CH 87 B FF 92 F FF 92 F SL 84 F CH 88 B CH 87 F FF 93 X CH 88 2-2 ③ G3	5	1	1	0	0	0	0
12 Cody Ransom, R (1, 6) OBP: 0.400, SLG: 0.651 18 Johnny Damon, L (9, PH) OBP: 0.375, SLG: 0.461 Chad Moeller, R (9, 5) OBP: 0.311, SLG: 0.330		S KN 65 F KN 66 B CU 57 X KN 67 1-2 ③ F8		X KN 64 0-0 ① G4-3			F SL 84 B SL 82 T SI 92 X SL 82 1-2 ② F8		C FF 93 B FF 94 B FS 89 B FF 95 F FF 93 D FF 94 4-2 72 SF9 53 1B 24 1B 1-2 BB		3 0 0	0 1 0	0 0 0	0 0 0	0 1 0	0 0 0	0 0 0
53 Melky Cabrera, S (1, 9) OBP: 0.301, SLG: 0.341			L KN 63 F KN 63 X KN 66 0-2 72 1B 1B		B KN 64 B KN 64 C KN 64 F KN 65 B KN 63 C FF 73 3-3 ② K		C SL 83 C SI 93 B FF 96 X SI 92 1-2 1B		X FF 93 0-0 24 1B 1-2 2-3 1B		4	0	3	0	0	1	0
72 Juan Miranda, L (1, 3) OBP: 0.500, SLG: 0.500			1 SAFE X KN 63 0-0 1-2 1B		H KN 65 1-0 HBP		1 SAFE S SI 90 1 SAFE B SI 92 C SI 92 S SL 84 1-3 ③ K		X FF 92 0-0 ① SF9 2-3 3-H		2	0	1	1	0	1	1
Inning Stats	R: 0 E: 0 K: 1 S: 9 H: 0 LOB: 1 BB: 0 P: 15	R: 0 E: 0 K: 0 S: 7 H: 0 LOB: 0 BB: 0 P: 9	R: 0 E: 0 K: 1 S: 10 H: 2 LOB: 2 BB: 0 P: 13	R: 0 E: 0 K: 0 S: 6 H: 0 LOB: 0 BB: 0 P: 6	R: 0 E: 0 K: 1 S: 7 H: 0 LOB: 1 BB: 0 P: 12	R: 1 E: 0 K: 0 S: 7 H: 2 LOB: 0 BB: 0 P: 11	R: 0 E: 0 K: 1 S: 11 H: 1 LOB: 1 BB: 0 P: 16	R: 0 E: 0 K: 1 S: 18 H: 1 LOB: 2 BB: 1 P: 29	R: 2 E: 0 K: 1 S: 15 H: 3 LOB: 2 BB: 1 P: 23	R: 0 E: 0 K: 1 S: 10 H: 0 LOB: 0 BB: 0 P: 14	1B: 9 2B: 0 3B: 0 HR: 0 SF: 1 SAC: 0 DP: 1 HBP: 2						WP: 0 PB: 0 SB: 3 CS: 0 PA: 42

TOP

New York Yankees @ Boston Red Sox

Fenway Park, Boston, MA

Sun Sep 28 2008, 7:35 PM EDT

Att. 37,440 - Cloudy - 65 F

livebaseballscorecards.com

AB	37
R	3
H	9
RBI	3
BB	2
SO	7
LOB	21

PITCHER		IP	WLS	BF	H	R	ER	SO	BB	IBB	HBP	BLK	WP	HR	S	P	ERA	WHIP
49 Tim Wakefield, R ERA: 4.13	(1, 1)	5.0		19	2	0	0	3	0	0	2	0	0	0	39	55	0.00	0.400
63 Justin Masterson, R ERA: 3.16	(6, 1)	2.0	B	8	3	1	1	1	0	0	0	0	0	0	18	27	4.50	1.500
50 Mike Timlin, R ERA: 5.66	(8, 1)	1.0		5	1	0	0	1	1	0	0	0	0	0	18	29	0.00	2.000
53 David Aardsma, R ERA: 5.55	(9, 1)	1.0	B	7	3	2	2	1	1	0	0	0	0	0	15	23	18.00	4.000
43 Devern Hansack, R ERA: 4.05	(10, 1)	1.0	W	3	0	0	0	1	0	0	0	0	0	0	10	14	0.00	0.000

PITCHER	IP	WLS	BF	H	R	ER	SO	BB	IBB	HBP	BLK	WP	HR	S	P	ERA	WHIP

Batter	1	2	3	4	5	6	7	8	9	10	AB	R	H	RBI	BB	SO	LOB
Coco Crisp, S (1, 8) OBP: 0.344, SLG: 0.407	M SI 89 F CH 83 X SL 83 0-2 G6-3 54 G3-1 2B		B SI 91 B SI 91 X SI 91 2-0 ① L8		B SI 90 X SI 91 1-0 ③ F7			B FF 91 C FF 91 C SI 91 D CU 76 B FC 88 F FF 91 B FF 91 4-2 54 BB BB 1B BB	D KC 79 B FC 91 B FC 92 C FC 91 X FC 90 3-1 ③ F7		4	2	1	0	1	0	1
Alex Cora, L (1, 6) OBP: 0.371, SLG: 0.349	X SI 91 0-0 ① G6-3 2-3		B SI 90 X SI 92 1-0 1B			B SI 91 F SI 90 B SI 90 X SI 92 2-1 ① G3		1 SAFE B FF 89 C FF 89 B FF 90 1 SAFE F FF 90 B FC 86 F FC 87 F FC 86 4-2 B FF 90 54 BB 1B 1-2 BB		C SI 95 C FS 87 B CU 81 F SI 96 B CU 79 F CU 80 B SI 95 X SI 97 3-2 60 1B 3B	4	2	2	0	1	0	1
54 Chris Carter, L (1, 10) OBP: 0.400, SLG: 0.333	C SI 91 X SI 92 0-1 ② G3-1 3-H		X SI 92 0-0 ② F8			S SI 89 F SI 91 B SI 91 T SI 90 1-2 ② K		C CU 76 B FF 91 B FC 88 B FF 92 B FF 92 4-1 1B 1-2 2-3 BB		B CU 81 S SI 96 F SI 97 S SI 97 1-3 ① K	4	0	0	1	1	2	2
55 Jeff Bailey, R (1, 7) OBP: 0.390, SLG: 0.460	B SL 82 F SI 91 C SI 91 X SI 92 1-2 1B		C SI 92 S SI 90 D SL 84 B SI 93 F SI 92 C CU 78 2-3 ③ K			F SI 91 C SI 91 B FF 93 D CU 76 F SI 91 T SI 93 2-2 ③ K		C FF 88 S FC 88 C FF 92 0-3 ② K		I IN 81 I IN 83 I IN 83 I IN 83 4-0 60 1B IBB IBB	4	0	1	0	1	3	4
Sean Casey, L (1, 3) OBP: 0.381, SLG: 0.392	B SI 92 B CH 84 F SI 92 X SI 93 2-1 G3			C SI 91 X CH 86 0-1 ① F8			B FF 90 X FF 90 1-0 ① G6-3	C FC 87 X FF 91 0-1 1-2 2-H 3-H 1B		I IN 81 I IN 82 I IN 82 I IN 83 4-0 60 1B 1-2 IBB	4	0	1	2	1	0	1
12 Jed Lowrie, S (1, 5) OBP: 0.339, SLG: 0.400 David Ross, R (6, 2) OBP: 0.369, SLG: 0.352		C SI 92 B CH 85 B SI 93 S SI 93 B SI 93 X SI 92 3-2 S 1B		C SI 92 X SI 93 0-1 ② F9			X FC 88 0-0 E5	B CU 75 B FC 88 X FC 87 2-0 ③ F7		D CU 81 B SI 95 F SI 96 F SI 96 C SI 97 2-3 ② K	2 3	0 0	1 0	0 0	0 0	0 1	0 5
60 Jonathan Van Every, L (1, 9) OBP: 0.278, SLG: 0.353		1 SAFE C SI 91 C SI 92 B CH 84 1 SAFE S SI 91 1-3 ① K		B CH 84 B SI 90 C SI 92 X SI 92 2-1 ③ G4-3			F FF 90 D CU 75 F FC 88 B CU 75 X CU 75 2-2 ② F9		C FC 91 C FC 92 B FC 92 B KC 78 F FC 92 D KC 79 B FC 92 4-2 51 G3 BB	T SI 96 B SI 97 D CU 81 X SI 96 2-1 1-2 2-3 3-H 1B	4	0	1	1	1	1	2
Kevin Cash, R (1, 2) OBP: 0.309, SLG: 0.338 (6, 5)		C SI 90 B SI 92 B SI 92 T SI 91 B SI 92 C SI 93 3-3 ② K 1-2	F SI 90 F SI 89 B SI 90 B SI 91 F SI 91 F SI 91 X SI 91 2-2 ① G6-3			S FC 88 X FC 88 0-1 ③ F9		1 SAFE C FC 92 C FC 92 S FC 93 0-3 ① K		4	0	0	0	0	2	3
51 Gil Velazquez, R (1, 4) OBP: 0.125, SLG: 0.125		C SI 94 F SL 83 B SI 93 X SI 92 1-2 ③ G5-3	F SI 89 F SI 92 X CU 75 0-2 ② F9				X FF 90 0-0 ① F7		B FC 90 1 SAFE B FC 93 B FC 91 C FC 90 X FC 90 3-1 ② G3 1-2		4	0	0	0	0	0	2
Inning Stats	R: 1 H: 2 E: 0 LOB: 1 K: 0 BB: 0 S: 11 P: 14	R: 0 H: 1 E: 0 LOB: 1 K: 2 BB: 0 S: 12 P: 20	R: 0 H: 1 E: 0 LOB: 1 K: 1 BB: 0 S: 7 P: 12	R: 0 H: 0 E: 0 LOB: 0 K: 0 BB: 0 S: 6 P: 8	R: 0 H: 0 E: 0 LOB: 0 K: 0 BB: 0 S: 9 P: 12	R: 0 H: 0 E: 0 LOB: 0 K: 2 BB: 0 S: 9 P: 14	R: 0 H: 0 E: 1 LOB: 1 K: 0 BB: 0 S: 7 P: 10	R: 2 H: 1 E: 0 LOB: 2 K: 1 BB: 3 S: 15 P: 29	R: 0 H: 0 E: 0 LOB: 1 K: 1 BB: 1 S: 10 P: 20	R: 1 H: 2 E: 0 LOB: 3 K: 2 BB: 2 S: 13 P: 29	1B: 5 SF: 0 2B: 1 SAC: 0 3B: 1 DP: 0 HR: 0 HBP: 0						

PITCHER	IP	WLS	BF	H	R	ER	SO	BB	IBB	HBP	BLK	WP	HR	S	P	ERA	WHIP
Sidney Ponson, R (1, 1) ERA: 5.04	6.0		22	4	1	1	5	0	0	0	0	0	0	54	80	1.50	0.667
Darrell Rasner, R (7, 1) ERA: 5.4	2.0		11	1	2	2	1	3	0	0	0	0	0	22	39	9.00	2.000
30 David Robertson, R (9, 1) ERA: 5.34	1.0		4	0	0	0	1	1	0	0	0	0	0	10	20	0.00	1.000
41 Jose Veras, R (10, 1) ERA: 3.59	0.2	L	6	2	1	1	2	0	2	0	0	0	0	13	29	13.50	3.000

PITCHER	IP	WLS	BF	H	R	ER	SO	BB	IBB	HBP	BLK	WP	HR	S	P	ERA	WHIP

BOTTOM

New York Yankees @ Boston Red Sox

Fenway Park, Boston, MA

Sun Sep 28 2008, 7:35 PM EDT

Att. 37,440 - Cloudy - 65 F

livebaseballscorecards.com

AB	37
R	4
H	7
RBI	4
BB	6
SO	9
LOB	21

WP: 0 PA: 43
PB: 0
SB: 1
CS: 0

Boston Red Sox @ Los Angeles Angels

Angel Stadium of Anaheim, Anaheim, CA

Wed Oct 01 2008, 7:00 PM PDT

Att. 44,996 - Partly Cloudy - 81 F

TOP

livebaseballscorecards.com

Batter	1	2	3	4	5	6	7	8	9	AB	R	H	RBI	BB	SO	LOB
2 Jacoby Ellsbury, L (1, 8) OBP: 0.600, SLG: 0.800	C FF 93 B SI 93 B CU 79 S SI 92 X FF 94 2-2 34 G4-3 2B		C CU 78 B CU 80 X SI 91 1-1 ② FC4-6 15 BB 1-2f		X SI 92 0-0 15 S 1B		F SI 91 X CU 78 0-1 E9		B SI 91 S SI 91 C SI 92 F SI 91 F SI 92 B SI 92 X SI 92 2-2 15 G1-3 15 S 34 1B 2-H 1B	5	1	3	1	0	0	1
15 Dustin Pedroia, R (1, 4)	C FF 93 X SI 92 0-1 ① G1-3		C SI 91 B FC 83 P PO 87 1 SAFE B CU 82 B SI 91 4-1 1-2 BB		B SI 91 C CU 78 X CU 80 1-1 ③ F9 1-2		B SI 90 C SI 90 B SI 90 B SI 91 B CU 78 4-1 BB		1 SAFE B SI 91 1 SAFE C SI 90 C CU 78 F SI 92 F CU 79 X SI 93 1-2 ② G1-3 1-3	3	0	0	0	2	0	3
34 David Ortiz, L (1, 10) OBP: 0.200, SLG: 0.200	F CU 80 X SI 93 0-1 ② G4-3 2-3		C CU 80 B CU 80 B CU 82 X CU 81 2-1 ③ P6			X FF 90 0-0 ① P6	F FF 90 F SL 77 B FF 88 D SL 79 B SL 78 S SL 77 3-3 ③ K		X SI 92 0-0 3-H 1B	5	0	1	1	0	1	5
20 Kevin Youkilis, R (1, 3) OBP: 0.400, SLG: 0.250	C SI 93 B SI 93 X FF 91 1-1 ③ G5-3			B SI 91 X SI 91 1-0 1B		B SI 91 C CU 80 B SI 89 B FC 82 B CU 80 4-1 44 HR BB		B FF 88 F FF 88 B SL 76 B SL 76 C FF 89 X SL 76 3-2 ① F8	B FS 85 C FF 96 B FS 86 X FS 85 2-1 ③ G5-3	4	1	1	0	1	0	2
7 J.D. Drew, L (1, 9)		F SI 92 C SI 93 B CU 81 B CU 82 X SI 92 2-2 ① G4-3		X SI 91 0-0 ① F7		F SI 91 B CU 78 F SI 91 B FF 91 T SI 91 2-2 ② K		X SL 78 0-0 ② G5-3		4	0	0	0	0	1	2
44 Jason Bay, R (1, 7) OBP: 0.500, SLG: 1.500		C FF 92 B SI 93 F FC 82 B FF 92 S CU 81 2-3 ② K		B SI 92 C SI 91 S FC 83 S CU 81 1-3 ② K		C CU 79 X FF 90 0-1 1-H HR		B CU 79 C CU 79 X CU 79 1-1 2B		4	1	2	2	0	2	1
25 Mike Lowell, R (1, 5)		C SI 92 C SI 93 X CU 80 0-2 ③ L7		D SI 92 C SI 92 F SI 92 F FF 92 D FC 84 S CU 81 2-3 ③ K		B CU 80 X SI 90 1-0 ③ G3		B SI 92 C CU 78 B SI 92 C SI 92 D CU 80 X CU 80 3-2 ③ G4-3		4	0	0	0	0	1	2
12 Jed Lowrie, S (1, 6) OBP: 0.500, SLG: 0.333			C SI 92 C CU 79 H FC 82 1-2 FC1-6 HBP		C CU 77 X SI 91 0-1 ① F9		F SI 90 F CU 78 B FF 90 S CU 79 1-3 ① K		C SI 91 X CU 78 0-1 SH3 2 1B 1B	3	1	1	0	0	1	0
Jason Varitek, S (1, 2)			L SI 91 X SI 92 0-1 ① FC1-6 2 FC4-6 1-2f		C CU 77 C CU 77 F FF 90 X CU 79 0-2 ② F9		X SI 91 0-0 ② G6-3		X SI 91 0-0 ① SH3 1-2	3	0	0	0	0	0	1
Inning Stats	R: 0 E: 0 K: 0 S: 9 H: 1 LOB: 1 BB: 0 P: 12	R: 0 E: 0 K: 1 S: 9 H: 0 LOB: 0 BB: 0 P: 13	R: 0 E: 0 K: 0 S: 10 H: 0 LOB: 2 BB: 1 P: 17	R: 0 E: 0 K: 2 S: 9 H: 1 LOB: 1 BB: 0 P: 13	R: 0 E: 0 K: 0 S: 9 H: 1 LOB: 1 BB: 0 P: 10	R: 2 E: 0 K: 1 S: 8 H: 1 LOB: 0 BB: 1 P: 15	R: 0 E: 1 K: 2 S: 10 H: 0 LOB: 2 BB: 1 P: 18	R: 0 E: 0 K: 0 S: 9 H: 1 LOB: 1 BB: 0 P: 16	R: 2 E: 0 K: 0 S: 16 H: 3 LOB: 1 BB: 0 P: 21	1B: 5 2B: 2 3B: 0 HR: 1 SF: 0 SAC: 1 DP: 0 HBP: 1						

	AB	35
	R	4
	H	8
	RBI	4
	BB	3
	SO	6
	LOB	17

PITCHER		IP	WLS	BF	H	R	ER	SO	BB	IBB	HBP	BLK	WP	HR	S	P	ERA	WHIP
41 John Lackey, R ERA: 2.7	(1, 1)	6.2	L	29	4	2	2	5	3	0	1	0	0	1	61	92	2.70	1.050
Darren Oliver, L ERA:	(7, 1)	1.0		3	0	0	0	1	0	0	0	0	0	0	7	13	0.00	0.000
62 Scot Shields, R ERA: 18.0	(8, 1)	1.0		7	4	2	2	0	0	0	0	0	0	0	19	26	18.00	4.000
66 Jose Arredondo, R ERA:	(9, 1)	0.1		1	0	0	0	0	0	0	0	0	0	0	2	4	0.00	0.000

PITCHER	IP	WLS	BF	H	R	ER	SO	BB	IBB	HBP	BLK	WP	HR	S	P	ERA	WHIP

BOTTOM

Boston Red Sox @ Los Angeles Angels

Angel Stadium of Anaheim, Anaheim, CA

Wed Oct 01 2008, 7:00 PM PDT

Att. 44,996 - Partly Cloudy - 81 F

livebaseballscorecards.com

Batter	1	2	3	4	5	6	7	8	9	AB	R	H	RBI	BB	SO	LOB
9 Chone Figgins, S (1, 5)	G4-3		K		L6		K		K	5	0	0	0	0	3	1
Garret Anderson, L (1, 7) OBP: 0.500, SLG: 0.500	1B		1B		G3-1		L4			4	1	2	0	0	0	0
Mark Teixeira, S (1, 3) OBP: 0.500, SLG: 0.500	1B		K		1B			F8		4	0	2	0	0	1	1
27 Vladimir Guerrero, R (1, 10) OBP: 0.500, SLG: 0.500	F9		FC6		1B			1B		4	0	2	0	0	0	3
48 Torii Hunter, R (1, 8) OBP: 0.750, SLG: 0.667	BB		1B		G1-3			FC6-4		3	0	2	1	1	0	2
47 Howie Kendrick, R (1, 4)	FC5		G5-3			K		FC6-4		4	0	0	0	0	1	6
44 Mike Napoli, R (1, 2)		K		G6-3		K			K	4	0	0	0	0	3	0
24 Gary Matthews, S (1, 9) 8 Kendrys Morales, S (9, PH) OBP: 1.000, SLG: 1.000		G2-3		G6-3		K			2 DI 1B	3 1	0 0	0 1	0 0	0 0	1 0	0 0
2 Erick Aybar, S (1, 6)		G5-3		G5-3			P4		K2-3	4	0	0	0	0	1	1

Inning Stats	1	2	3	4	5	6	7	8	9
R	0	0	1	0	0	0	0	0	0
E	0	0	1	0	0	0	0	0	0
K	0	1	2	0	0	3	1	0	3
S	9	8	18	8	10	12	11	14	11
H	2	0	2	0	2	0	0	2	1
LOB	3	0	2	0	2	0	0	1	1
P	18	11	27	11	13	20	17	21	13

1B	9	
2B	0	
3B	0	
HR	0	
SF	0	
SAC	0	
DP	0	
HBP	0	
WP	0	
PB	0	
SB	0	
CS	0	
PA	37	

AB	36
R	1
H	9
RBI	1
BB	1
SO	10
LOB	14

PITCHER		IP	WLS	BF	H	R	ER	SO	BB	IBB	HBP	BLK	WP	HR	S	P	ERA	WHIP
31 Jon Lester, L	(1, 1)	7.0	W	29	6	1	0	7	1	0	0	0	0	0	76	117	0.00	1.000
ERA:																		
63 Justin Masterson, R	(8, 1)	1.0	H	4	2	0	0	0	0	0	0	0	0	0	14	21	0.00	2.000
ERA:																		
58 Jonathan Papelbon, R	(9, 1)	1.0	S	4	1	0	0	3	0	0	0	0	0	0	11	13	0.00	1.000
ERA:																		

PITCHER	IP	WLS	BF	H	R	ER	SO	BB	IBB	HBP	BLK	WP	HR	S	P	ERA	WHIP

Boston Red Sox @ Los Angeles Angels

Angel Stadium of Anaheim, Anaheim, CA

Fri Oct 03 2008, 6:37 PM PDT

Att. 45,354 - Overcast - 67 F

TOP

livebaseballscorecards.com

Batter	1	2	3	4	5	6	7	8	9	AB	R	H	RBI	BB	SO	LOB
2 Jacoby Ellsbury, L (1, 8) OBP: 0.500, SLG: 0.667	P5	FC4-6 1-2f		2B 2-H		K		BB 15 S		4	0	1	1	1	1	4
15 Dustin Pedroia, R (1, 4)	K	L7		G5-3		G4-3		G6-3 1-2		5	0	0	0	0	1	6
34 David Ortiz, L (1, 10) OBP: 0.300, SLG: 0.400 Coco Crisp, S (9, PR) (9, 10)	1B 7 2B 20 1B	G3			K		P4		2B 7 HR	5 0	1 1	2 0	0 0	0 0	1 0	1 0
20 Kevin Youkilis, R (1, 5) OBP: 0.300, SLG: 0.222	1B 7 2B 44 HR 1-2		F9		F9		L6		G5-3	5	1	1	0	0	0	1
7 J.D. Drew, L (1, 9) OBP: 0.333, SLG: 0.778	2B 44 HR 1-3 2-H		K		F9		1B 44 1B		HR 2-H	5	2	3	3	0	1	0
44 Jason Bay, R (1, 7) OBP: 0.556, SLG: 1.333	HR 2-H 3-H		G5-3			F9	1B 1-2		1B	5	1	3	3	0	0	0
Mark Kotsay, L (1, 3) OBP: 0.400, SLG: 0.400	1B			F8		E8 BB 1B	F9		G4-6-3 1-2 1B	5	0	2	0	0	0	2
Jason Varitek, S (1, 2) OBP: 0.125, SLG: 0.125	P6			G3-1		BB 1-2 1B		G3	G4-6-3 1-2f	5	0	1	0	0	0	3
Alex Cora, L (1, 6) OBP: 0.500, SLG: 0.667		E6 2 FC4-6		2B 2		BB 1-2 2-3		K		3	1	1	0	1	1	0

Inning Stats																		
	R: 4	H: 5	R: 0	H: 0	R: 0	H: 0	R: 1	H: 2	R: 0	H: 0	R: 0	H: 1	R: 0	H: 2	R: 0	H: 0	R: 2	H: 4
	E: 0	LOB: 1	E: 1	LOB: 1	E: 0	LOB: 0	E: 0	LOB: 1	E: 0	LOB: 0	E: 1	LOB: 3	E: 0	LOB: 2	E: 0	LOB: 1	E: 0	LOB: 1
	K: 1	BB: 0	K: 0	BB: 0	K: 1	BB: 0	K: 0	BB: 0	K: 1	BB: 1	K: 1	BB: 1	K: 0	BB: 0	K: 1	BB: 1	K: 0	BB: 0
	S: 20	P: 30	S: 11	P: 15	S: 9	P: 17	S: 8	P: 10	S: 9	P: 14	S: 15	P: 25	S: 11	P: 18	S: 9	P: 14	S: 12	P: 19

	AB	42
	R	7
	H	14
	RBI	7
	BB	2
	SO	5
	LOB	17

	1B: 8	SF: 0	WP: 0	PA: 44
	2B: 4	SAC: 0	PB: 0	
	3B: 0	DP: 1	SB: 1	
	HR: 2	HBP: 0	CS: 0	

PITCHER		IP	WLS	BF	H	R	ER	SO	BB	IBB	HBP	BLK	WP	HR	S	P	ERA	WHIP
54 Ervin Santana, R ERA: 8.44	(1, 1)	5.1		26	8	5	5	3	0	0	0	0	0	1	65	98	8.44	1.500
66 Jose Arredondo, R ERA:	(6, 1)	1.2		8	2	0	0	1	1	0	0	0	0	0	18	31	0.00	1.800
62 Scot Shields, R ERA: 10.8	(8, 1)	0.2		3	0	0	0	1	1	0	0	0	0	0	6	10	0.00	1.500
Francisco Rodríguez, R ERA: 13.5	(8, 1)	1.1	L	7	4	2	2	0	0	0	0	0	0	1	15	23	13.50	3.000

PITCHER	IP	WLS	BF	H	R	ER	SO	BB	IBB	HBP	BLK	WP	HR	S	P	ERA	WHIP

BOTTOM

Batter	1	2	3	4	5	6	7	8	9	AB	R	H	RBI	BB	SO	LOB
9 Chone Figgins, S (1, 5) OBP: 0.200, SLG: 0.400	C FF 91 B FF 91 B FF 92 F FF 91 X FF 92 2-2 ① **P6**		C FF 91 B FF 92 X FF 92 1-1 ① **F9**	B FF 93 T FF 92 B FF 94 F FF 93 B FF 94 X FF 93 3-2 **2-3** **3-H** **1B**		C CU 73 B FS 83 B FS 83 F FF 87 X FS 82 2-2 ② **F8**		B FF 93 X FF 92 1-0 **SF8** **3B**		5	1	2	1	0	0	0
Garret Anderson, L (1, 7) OBP: 0.222, SLG: 0.222	C FF 90 F FS 82 X FC 91 0-2 ② **L9**		B FC 90 C FC 90 B FC 91 X FC 90 2-1 ② **G4-3**	C FC 89 S FS 83 B FC 88 B FC 91 F SI 92 S FS 82 2-3 ③ **K**		C FF 88 B CU 74 B CU 75 B FF 87 X FF 88 3-1 ③ **F9**		X FF 96 0-0 ① **P5**		5	0	0	0	0	1	3
Mark Teixeira, S (1, 3) OBP: 0.667, SLG: 0.714	C FF 92 X FF 93 0-1 **27 1B** **48 1B** **1B**		C FF 94 B SL 84 B SL 84 B SL 83 X FC 91 3-1 **27 1B** **1B**		C SL 83 B FF 92 F SI 93 B SL 84 B FC 89 F SL 84 B FF 94 4-2 **27 BB** **48 1B** **BB**		C FF 86 B FF 86 C FF 86 D CU 75 X FF 87 2-2 **48 F7** **27 1B** **44 BB** **1B**	B FF 96 X FF 96 1-0 ② **SF8** **3-H**		3	3	3	1	1	0	0
27 Vladimir Guerrero, R (1, 10) OBP: 0.667, SLG: 0.625	C FF 92 B FF 91 X FF 92 1-1 **48 1B** **1-3** **1B**		S FF 92 B FF 92 X SI 92 1-1 **1-2** **1B**		B FF 92 B FC 89 B SL 83 C FF 92 C FC 89 F SL 83 B FC 89 4-2 **47 F8** **48 1B** **1-2** **BB**		B FF 86 F FF 87 B FF 87 C CU 74 F FF 87 X FS 82 2-2 **44 BB** **BB** **1-2** **1B**	B FF 96 F FF 95 F FF 96 X FF 96 1-2 ③ **P4**		4	0	3	0	1	0	0
48 Torii Hunter, R (1, 8) OBP: 0.556, SLG: 0.500	C SL 82 X SL 82 0-1 **1-3** **3-H** **1B**		B FC 91 F SL 85 F FF 94 X FC 89 1-2 ③ **G6-3**		S FC 89 B FF 93 S FC 88 B SL 84 B FC 89 X FC 89 3-2 **1-2** **2-H** **1B**		X SL 80 0-0 ① **F7** **2-3**		X FF 95 0-0 ① **B5-3**	5	0	2	2	0	0	4
Juan Rivera, R (1, 9) 77 Reggie Willits, S (7, PR) (8, 9) 24 Gary Matthews, S (9, PH)	X SL 81 0-0 ③ **G6-3**			B FF 92 B SL 81 B FC 88 B FF 91 4-0 **2 G3** **5 1B** **9 1B** **BB**	C FC 88 B FC 88 B SI 92 B FC 89 F FC 89 F FF 92 F FC 90 S SL 82 3-3 ① **K**		B SL 81 F SL 80 S SI 92 B SI 92 B SI 91 B SL 81 4-2 **44 BB** **1-2** **BB**		F FF 95 B FS 90 B FS 91 F FF 94 F FF 95 B FS 90 X FF 96 3-2 ② **P5**	2 0 1	1 0 0	0 0 0	0 0 0	2 0 0	1 0 0	4 0 0
47 Howie Kendrick, R (1, 4)			C FF 91 B FF 91 S SL 83 F FF 92 S SL 83 1-3 ① **K**	C FC 89 S FF 92 S SL 83 0-3 ① **K**	C FC 88 X SL 82 0-1 ② **F8** **2-3**		S SL 83 F FF 93 S SL 85 0-3 ② **K**		C FF 94 S SL 87 F FF 96 B FF 95 F SL 88 S FF 95 1-3 ③ **K**	5	0	0	0	0	4	6
5 Jeff Mathis, R (1, 2) OBP: 0.500, SLG: 0.500 8 Kendrys Morales, S (5, PH) OBP: 0.500, SLG: 0.500 44 Mike Napoli, R (6, 2)			B FF 93 C SL 82 S FF 92 S FF 93 1-3 ② **K**	X SL 82 0-0 **9 1B** **2 G3** **1-2** **1B**	C SL 82 F FS 83 B FF 92 B FF 91 X SL 81 2-2 ③ **P5**		B FF 91 C SI 90 B FF 94 B SL 83 B SI 87 4-1 **1-2** **2-3** **3-H** **BB**			2 1 0	0 0 0	1 0 0	0 0 1	0 0 1	1 0 0	0 2 0
2 Erick Aybar, S (1, 6)			B FF 91 C SL 82 X FS 82 1-1 ③ **F9**	B FC 89 C FC 88 B SL 81 F FC 90 X FF 93 2-2 ② **G3** **1-2** **2-3**		B FF 87 B FF 88 B FF 86 C FF 87 C FF 88 F FF 89 X FF 88 3-2 ① **G6-3**	B SI 88 C SL 80 F FF 95 S SL 84 1-3 ③ **K**			4	0	0	0	0	1	5
Inning Stats	R: 1 E: 0 K: 0 S: 13 H: 3 LOB: 2 BB: 0 P: 16		R: 0 E: 0 K: 2 S: 9 H: 0 LOB: 0 BB: 0 P: 12	R: 0 E: 0 K: 0 S: 11 H: 2 LOB: 2 BB: 0 P: 19	R: 1 E: 0 K: 2 S: 14 H: 2 LOB: 2 BB: 1 P: 25	R: 1 E: 0 K: 1 S: 20 H: 1 LOB: 2 BB: 2 P: 36	R: 0 E: 0 K: 0 S: 9 H: 0 LOB: 0 BB: 0 P: 17	R: 1 E: 0 K: 2 S: 17 H: 2 LOB: 3 BB: 2 P: 30	R: 1 E: 0 K: 0 S: 6 H: 1 LOB: 0 BB: 0 P: 9	R: 0 E: 0 K: 1 S: 10 H: 0 LOB: 0 BB: 0 P: 14	1B: 10 2B: 0 3B: 1 HR: 0 SF: 1 SAC: 0 DP: 0 HBP: 0						

PITCHER		IP	WLS	BF	H	R	ER	SO	BB	IBB	HBP	BLK	WP	HR	S	P	ERA	WHIP
18 Daisuke Matsuzaka, R ERA: 5.4	(1, 1)	5.0		26	8	3	3	5	3	0	0	0	0	0	67	108	5.40	2.200
37 Hideki Okajima, L ERA: 9.0	(6, 1)	1.0	H	5	2	1	1	0	0	0	0	0	0	0	16	28	9.00	2.000
63 Justin Masterson, R ERA: 4.5	(7, 1)	1.0	H	6	1	1	1	2	2	0	0	0	0	0	11	21	9.00	3.000
58 Jonathan Papelbon, R ERA:	(8, 1)	2.0	W	6	0	0	0	1	0	0	0	0	0	0	15	21	0.00	0.000

PITCHER	IP	WLS	BF	H	R	ER	SO	BB	IBB	HBP	BLK	WP	HR	S	P	ERA	WHIP

Boston Red Sox @ Los Angeles Angels

Angel Stadium of Anaheim, Anaheim, CA

Fri Oct 03 2008, 6:37 PM PDT

Att. 45,354 - Overcast - 67 F

livebaseballscorecards.com

AB	37
R	5
H	11
RBI	5
BB	5
SO	8
LOB	24

WP: 0	PA: 43																	
PB: 0																		
SB: 0																		
CS: 0																		

Batter	1	2	3	4	5	6	7	8	9	10	11	12	AB	R	H	RBI	BB	SO	LOB
9 Chone Figgins, S (1, 5) OBP: 0.294, SLG: 0.471	X FF 94 0-0 48 1B BB 2B	B SI 93 B FF 94 B FF 92 C FF 93 C FF 93 X SI 94 3-2 S 1B		B FF 92 C FC 90 B FC 90 C FF 91 F CU 75 B FF 91 X FF 93 3-2 27 BB 1B 1B	C FF 92 B CU 74 B FF 91 F FF 91 S FF 93 2-3 K ③			B FS 82 B FF 87 C FF 86 S FS 81 B FF 88 X FF 88 3-2 L8 ①		T FF 96 B FF 97 B FF 96 S FF 97 C FF 97 2-3 K ③		C SI 87 F SI 87 F SI 88 C SI 90 0-3 K ②	7	1	3	0	0	3	2
Garret Anderson, L (1, 7) OBP: 0.250, SLG: 0.200	S CH 89 F CH 89 F SI 94 B CU 77 B CU 76 C CU 76 2-3 K ①	B SI 92 S SI 93 B CH 87 B CH 88 B FC 91 4-1 FC5-4 1-2 BB		1 SAFE 1 SAFE X SI 92 0-0 F8 ②		B FF 98 C CH 83 B CH 86 S CH 84 F CH 86 X CH 84 2-2 G3 ①		C FF 87 B FS 82 C CU 77 B FF 88 X FS 83 2-2 G3-1 ②			B FF 96 F FF 95 S FS 90 B FF 97 B FF 97 S FF 98 3-3 K ①	1 SAFE S CU 75 C SI 87 X SI 91 0-2 FC6-4 1-3 1B	6	0	1	0	1	2	2
Mark Teixeira, S (1, 3) OBP: 0.563, SLG: 0.538	B FF 92 C CU 77 B CU 77 C CU 77 B SI 95 S FC 91 3-3 K ②	C CU 77 X FF 94 0-1 FC5-4 1-2f ③		B CU 75 1 SAFE C CU 74 B FF 92 1 SAFE F FC 90 X CU 76 2-2 27 BB 1-2 1B		B FF 98 B CU 79 X CU 79 2-0 G3 ②		S CU 76 B FF 88 B FF 88 X CU 75 2-1 1B			B FF 97 S FS 91 B FF 97 F FF 98 B FS 92 D FS 92 4-2 27 1B BB	C CH 79 X SI 86 0-1 FC6-4 1-2f ③	6	0	2	0	1	1	5
27 Vladimir Guerrero, R (1, 10) OBP: 0.667, SLG: 0.667	B FF 95 B FF 95 T CU 77 B FF 94 B SI 94 4-1 BB 48 1B BB		X FF 93 0-0 44 S 44 HR 2B	B SI 93 B FF 94 B SI 94 B SI 92 4-0 48 FC4-6 1-2 2-3 BB		S FF 96 B FF 98 B FF 97 F FF 97 F FF 96 X FF 97 2-2 G4-3 ③		F FF 94 B FF 93 F SI 94 B FF 96 B SL 86 F SI 91 S FF 96 3-3 K ③			X FF 98 0-0 1-2 1B		4	1	2	0	2	1	1
48 Torii Hunter, R (1, 8) OBP: 0.467, SLG: 0.429	F SI 94 B FC 92 C SI 95 B FC 93 X FC 90 2-2 BB 1-2 2-3 1B		F SI 92 B SI 93 C FF 95 S CU 79 1-3 K ①	B FF 92 X FF 93 1-0 FC4-6 1-2f ③			C FF 96 B FF 98 C FF 96 T CH 85 1-2 K ①		B SI 89 X SI 90 1-0 1B ①		S FF 96 B FF 96 F FF 98 X FF 97 1-2 F9 ②		6	0	2	0	0	2	6
Juan Rivera, R (1, 9) 77 Reggie Willits, S (7, 9) 8 Kendrys Morales, S (9, PH) OBP: 0.333, SLG: 0.333 24 Gary Matthews, S (9, 9)	B SI 94 B SI 94 B SI 95 F FF 94 B FF 94 4-1 44 FC6-4 1-2 2-3 3-H BB	C FF 94 B CU 76 F FF 94 B CU 75 X CU 76 2-2 P3 ②		C FF 92 C FF 93 F CU 75 S FF 93 0-3 K ①			C FF 98 B CU 82 X FF 97 1-1 G6-3 ②		B SL 80 X SL 82 0-1 G3-1 ②		F FF 98 S FF 98 S FF 97 0-3 K ③		3 0 1 0	0 0 0 0	0 0 0 0	1 0 0 0	1 0 0 0	1 0 0 1	1 0 0 2
44 Mike Napoli, R (1, 2) OBP: 0.455, SLG: 1.000	B CU 76 X SI 94 1-0 FC6-4 1-2f ③	B CU 78 C CU 77 B SI 94 F FF 93 B SI 94 X CU 77 3-2 2-H HR		B CU 75 X SI 92 1-0 HR		H FF 95 1-0 2 FC5 47 1B HBP		B SI 94 B SI 93 C SI 92 B SI 90 X SI 92 3-1 G4-3 ③		F CU 73 F SI 88 B SI 93 F SI 88 B SI 91 X CH 81 2-2 47 SH1-3 2 1B 1B		5	3	3	3	0	0	3
47 Howie Kendrick, R (1, 4) OBP: 0.143, SLG: 0.143		C FF 93 F CU 76 D CU 77 B FF 94 B FF 94 X SI 93 3-2 G5-3 ①	C FF 94 F FF 92 S FF 93 0-3 K ③		F FF 92 X SI 92 0-1 1B		C FF 96 X FF 97 0-1 2 FC5 1-2 1B			X FF 95 0-0 B5-3 ①		X SI 87 0-0 SH1-3 1-2 ①	5	0	2	0	0	1	0
2 Erick Aybar, S (1, 6) OBP: 0.071, SLG: 0.071		B SI 94 X SI 94 1-0 G3 ②		L FF 92 X FF 92 0-1 L8 ①	1 SAFE B SI 92 X FF 91 1-0 F8 ②		C CU 76 X FS 83 0-1 FC5 1-2 2-3f ③			C FF 97 F FF 97 B FF 98 B FF 97 X FF 97 2-2 G1-3 ②		C SI 87 F SI 88 F SI 92 X CH 80 0-2 1B 2-H 1B	6	0	1	1	0	0	3
Inning Stats	R: 1 E: 0 K: 2 S: 14 H: 2 LOB: 3 BB: 2 P: 30	R: 0 E: 0 K: 0 S: 10 H: 1 LOB: 2 BB: 1 P: 21	R: 2 E: 0 K: 2 S: 13 H: 2 LOB: 0 BB: 0 P: 19	R: 0 E: 0 K: 0 S: 11 H: 2 LOB: 3 BB: 1 P: 21	R: 1 E: 0 K: 2 S: 11 H: 2 LOB: 1 BB: 0 P: 15	R: 0 E: 0 K: 0 S: 9 H: 0 LOB: 0 BB: 0 P: 15	R: 0 E: 0 K: 1 S: 9 H: 1 LOB: 2 BB: 0 P: 12	R: 0 E: 0 K: 1 S: 12 H: 1 LOB: 1 BB: 0 P: 22	R: 0 E: 0 K: 0 S: 5 H: 1 LOB: 0 BB: 0 P: 9	R: 0 E: 0 K: 1 S: 7 H: 0 LOB: 0 BB: 0 P: 11	R: 0 E: 0 K: 2 S: 12 H: 1 LOB: 2 BB: 1 P: 20	R: 1 E: 0 K: 1 S: 18 H: 3 LOB: 2 BB: 0 P: 20	1B: 12 2B: 2 3B: 0 HR: 2	SF: 0 SAC: 1 DP: 0 HBP: 1	WP: 0 PB: 0 SB: 2 CS: 0	PA: 57

PITCHER		IP	WLS	BF	H	R	ER	SO	BB	IBB	HBP	BLK	WP	HR	S	P	ERA	WHIP
19 Josh Beckett, R ERA: 7.2	(1, 1)	5.0		28	9	4	4	6	4	0	0	0	0	2	59	106	7.20	2.600
17 Manny Delcarmen, R ERA:	(6, 1)	1.2		7	1	0	0	1	0	0	1	0	0	0	16	25	0.00	0.600
37 Hideki Okajima, L ERA: 4.5	(7, 1)	1.0		4	1	0	0	0	0	0	0	0	0	0	10	17	0.00	1.000
63 Justin Masterson, R ERA: 2.7	(8, 1)	1.1		4	1	0	0	1	0	0	0	0	0	0	9	16	0.00	0.750
58 Jonathan Papelbon, R ERA:	(10, 1)	2.0		8	1	0	0	3	1	0	0	0	0	0	19	31	0.00	1.000

PITCHER		IP	WLS	BF	H	R	ER	SO	BB	IBB	HBP	BLK	WP	HR	S	P	ERA	WHIP
48 Javier López, L ERA: 9.0	(12, 1)	1.0	L	6	3	1	1	1	0	0	0	0	0	0	18	20	9.00	3.000

TOP

Los Angeles Angels @ Boston Red Sox

Fenway Park, Boston, MA

Sun Oct 05 2008, 7:27 PM EDT

Att. 39,067 - Cloudy - 53 F

livebaseballscorecards.com

AB	50
R	5
H	16
RBI	5
BB	5
SO	12
LOB	25

Batter	1	2	3	4	5	6	7	8	9	10	11	12	AB	R	H	RBI	BB	SO	LOB
2 Jacoby Ellsbury, L (1, 9) OBP: 0.500, SLG: 0.643	C FF 91 X CU 77 0-1 G3 ①	B FF 96 C FF 95 C FF 94 B FF 95 F FF 96 B SL 83 X FF 95 3-2 15 FC6-4 1B 1-H 2-H 3-H			B FF 93 B SI 92 C FF 92 X FF 93 2-1 20 2B 2B		B FS 85 B FF 95 B FF 95 B FF 94 4-0 34 CS BB		B CU 80 X SI 92 1-0 F9 ③		C FF 92 1 SAFE B SI 83 C FF 92 C FF 94 1-3 K ②		5	1	2	3	1	1	1
15 Dustin Pedroia, R (1, 4)	C FF 90 H FF 93 1-1 20 FC6-4 HBP	B FF 95 X CH 85 1-0 FC6-4 ③ 1-2f			B CH 83 B CH 83 B FF 94 C FF 92 F FF 94 X FF 95 3-2 P2 ①		1 SAFE 1 SAFE 1 SAFE C FF 96 X FF 96 0-1 F8 ①			C FF 94 B CU 82 F FF 95 S CH 88 1-3 K ①	1 SAFE 1 SAFE 1 SAFE P PO 87 C FF 93 C FF 93 X FF 95 1-2 G5-3 ③ 1-2		5	0	0	0	0	1	4
34 David Ortiz, L (1, 10) OBP: 0.375, SLG: 0.308	X FF 93 0-0 F8 ②		B CU 77 C FF 92 X FF 92 1-1 F8 ①		C SL 82 F SI 93 S FF 94 0-3 K ②		B FF 90 B SL 78 C SL 77 1 SAFE S SL 78 F FF 90 B SL 77 B SL 79 4-2 1-2 BB ②			F CH 88 F CH 87 B CH 89 F FF 96 B CU 81 D CH 90 F CH 88 D CU 82 4-2 25 BB 20 1B BB		C CH 78 B SI 90 B CH 82 S CH 80 B CH 81 B CU 71 4-2 BB	3	0	0	0	3	1	2
20 Kevin Youkilis, R (1, 3) OBP: 0.375, SLG: 0.357	B SI 92 C CU 76 S FF 94 1 SAFE X FF 94 1-2 FC6-4 1-2f ③		B FF 93 B FF 93 C SI 94 C CU 78 B CH 84 B CH 84 4-2 BB		C CU 77 F FF 94 B FF 95 B CH 83 X FF 95 2-2 2-H 2B		B SI 92 C SI 92 C SI 93 S SI 92 1-3 K ③			C FF 94 S CH 87 F CH 89 F FF 95 X CU 82 0-2 25 BB 1-2 1B		C SI 92 B SL 79 S FF 92 B SI 94 B SL 79 X FF 92 3-2 F8 ①	5	0	2	1	1	1	3
44 Jason Bay, R (1, 7) OBP: 0.400, SLG: 0.857		C SI 92 B FF 93 B CU 74 B FF 93 F FF 93 X FF 94 3-2 G5-3 ① B SI 94 B CH 84 S SI 93 X SI 93 2-1 F9 ②			F CH 83 F FF 95 B SL 84 D CH 82 D CH 83 F FF 95 D CH 84 4-2 BB		B SI 93 C SI 92 B CU 81 B SI 92 X SI 93 3-1 F7 ①			C CU 81 S CU 81 D CU 81 B CH 88 S CU 82 2-3 K ②		C FF 91 C SL 80 B SL 80 F SL 78 C FF 92 1-3 K ②	5	0	0	0	1	2	4
25 Mike Lowell, R (1, 5) Alex Cora, L (10, PR) OBP: 0.400, SLG: 0.500 (11, 6)		F SI 93 B SI 94 F FF 94 F FF 94 B FF 95 S 2-3 K ②	X SI 93 0-0 F9 ③		B FF 98 C FF 95 F FS 87 B FF 99 B FF 97 C FF 96 3-3 K		C CU 80 F CU 81 X SI 93 0-2 G4-3 ②			B FF 95 B FF 94 C CU 80 B CU 80 S CU 83 F CU 82 B FF 95 4-2 1-2 2-3 BB		C CH 83 X SI 92 0-1 G5-3 ③	4	0	0	0	1	2	3
12 Jed Lowrie, S (1, 6) OBP: 0.444, SLG: 0.286 (11, 5)		C CU 77 B CU 76 B SI 94 B SI 94 B FF 94 4-1 BB 1B 2 1B BB	X FF 91 0-0 G5-4-3 1B		C FF 95 B FF 97 T FF 96 B FF 88 B FF 88 S FF 96 3-3 K ①		C CU 80 S CU 81 S CU 80 0-3 K ③			B CU 80 B FF 94 C FF 93 X FF 94 2-1 L9 ③			4	1	1	0	1	2	3
Jason Varitek, S (1, 2) OBP: 0.182, SLG: 0.182 7 J.D. Drew, L (9, PH) OBP: 0.300, SLG: 0.700 Kevin Cash, R (10, 2) Mark Kotsay, L (11, PH) OBP: 0.333, SLG: 0.333 David Ross, R (12, 2)		B FF 94 B FF 95 F FF 94 F FF 94 F FF 96 B FF 96 F FF 96 X FF 95 3-2 BB 2 1B 1-2 1B	B SI 91 F FF 92 1 SAFE B CH 83 C CH 82 X CH 82 2-2 G5-4-3 ① ② 1-2f		C FF 97 B FF 89 F FF 97 C FS 87 1-3 K ②			B SI 93 C SI 93 S SI 94 B SI 94 T SI 95 2-2 K ①			B FF 92 C CH 81 B CH 80 B FF 91 C FF 92 S FF 93 3-3 K ①	3 1 0 0 1 0	1 0 0 0 0 0	1 0 0 0 1 0	0 1 0 0 0 0	1 0 0 1 0 0	1 0 0 0 0 0	0 0 0 0 0 0
Coco Crisp, S (1, 8) OBP: 0.400, SLG: 0.250		B CU 77 B CU 78 B CH 85 B FF 94 4-0 2 1B 2 1B 1-2 2-3 BB			S CH 84 C SI 93 B CH 83 X FF 93 1-2 G5-3 ③		B FF 87 C FS 86 S SL 87 F FF 96 F FS 86 X FF 97 1-2 G4-3 ③			B SI 94 S SI 93 B CU 80 F SI 93 B SI 93 X SI 94 3-2 F8 ②		X CH 80 0-0 15 S 1B	4	1	1	0	1	0	0
Inning Stats	R: 0 E: 0 K: 0 S: 7 H: 0 LOB: 1 BB: 0 P: 9	R: 3 E: 0 K: 1 S: 18 H: 2 LOB: 1 BB: 2 P: 38	R: 0 E: 0 K: 0 S: 7 H: 0 LOB: 1 BB: 1 P: 14	R: 0 E: 0 K: 0 S: 7 H: 1 LOB: 0 BB: 0 P: 10	R: 1 E: 0 K: 2 S: 17 H: 2 LOB: 2 BB: 1 P: 31	R: 0 E: 0 K: 2 S: 11 H: 0 LOB: 0 BB: 0 P: 16	R: 0 E: 0 K: 1 S: 8 H: 0 LOB: 1 BB: 2 P: 17	R: 0 E: 0 K: 1 S: 8 H: 0 LOB: 0 BB: 0 P: 11	R: 0 E: 0 K: 1 S: 7 H: 0 LOB: 0 BB: 0 P: 13	R: 0 E: 0 K: 2 S: 20 H: 1 LOB: 3 BB: 2 P: 33	R: 0 E: 0 K: 2 S: 11 H: 1 LOB: 1 BB: 0 P: 15	R: 0 E: 0 K: 1 S: 11 H: 0 LOB: 1 BB: 1 P: 19	1B: 5 2B: 2 3B: 0 HR: 0	SF: 0 SAC: 0 DP: 1 HBP: 1	WP: 0 PB: 0 SB: 1 CS: 1	PA: 51

PITCHER		IP	WLS	BF	H	R	ER	SO	BB	IBB	HBP	BLK	WP	HR	S	P	ERA	WHIP
51 Joe Saunders, L ERA: 7.71	(1, 1)	4.2		23	5	4	4	2	4	0	1	0	0	0	53	96	7.71	1.929
66 Jose Arredondo, R ERA:	(5, 1)	1.2		6	0	0	0	3	1	0	0	0	0	0	16	28	0.00	0.600
Darren Oliver, L ERA:	(7, 1)	0.1		1	0	0	0	0	1	0	0	0	0	0	3	7	0.00	3.000
62 Scot Shields, R ERA: 4.5	(7, 1)	2.1		7	0	0	0	3	0	0	0	0	0	0	18	28	0.00	0.000
Francisco Rodriguez, R ERA: 7.71	(10, 1)	1.0		6	1	0	0	2	2	0	0	0	0	0	20	33	0.00	3.000

PITCHER		IP	WLS	BF	H	R	ER	SO	BB	IBB	HBP	BLK	WP	HR	S	P	ERA	WHIP
36 Jered Weaver, R ERA:	(11, 1)	2.0	W	8	1	0	0	3	1	0	0	0	0	0	22	34	0.00	1.000

Los Angeles Angels @ Boston Red Sox

Fenway Park, Boston, MA

Sun Oct 05 2008, 7:27 PM EDT

Att. 39,067 - Cloudy - 53 F

BOTTOM

livebaseballscorecards.com

AB	41
R	4
H	7
RBI	4
BB	9
SO	13
LOB	22

Los Angeles Angels @ Boston Red Sox

Fenway Park, Boston, MA

Mon Oct 06 2008, 8:37 PM EDT

Att. 38,785 - Cloudy - 50 F

TOP

livebaseballscorecards.com

Batter	1	2	3	4	5	6	7	8	9	AB	R	H	RBI	BB	SO	LOB
9 Chone Figgins, S (1, 5) OBP: 0.333, SLG: 0.476	G4-3		G3 1B		FC4-6 1B			G4-3		4	0	2	0	0	0	0
Garret Anderson, L (1, 7) OBP: 0.200, SLG: 0.158	K		G3		FC4-6			G4-3		4	0	0	0	0	1	3
Mark Teixeira, S (1, 3) OBP: 0.550, SLG: 0.467	G4-3		BB		K			48 PB 48 1B 27 BB BB		2	1	0	0	2	1	2
27 Vladimir Guerrero, R (1, 10) OBP: 0.579, SLG: 0.533		F9	G4-3			P3		48 PB 48 1B BB		3	1	0	0	1	0	2
48 Torii Hunter, R (1, 8) OBP: 0.421, SLG: 0.389		F9		K		G5-3		1B		4	0	1	2	0	1	0
44 Mike Napoli, R (1, 2) OBP: 0.400, SLG: 0.750		1B BB		G6-3		F7		F9		3	0	0	0	1	0	1
Juan Rivera, R (1, 9) OBP: 0.364, SLG: 0.125 8 Kendrys Morales, S (9, PH) OBP: 0.500, SLG: 0.750 77 Reggie Willits, S (9, PR) (9, 9)	1B			G5-3			P4		47 SH5-3 2 CS 2B	3 1 0	0 0 0	1 1 0	0 0 0	0 0 0	0 0 0	0 0 0
47 Howie Kendrick, R (1, 4) OBP: 0.118, SLG: 0.118		K2-3		G5-3			P3		SH5-3	3	0	0	0	0	1	2
2 Erick Aybar, S (1, 6) OBP: 0.111, SLG: 0.111			G5-3		FC4-6 1B		F8		G3	4	0	1	0	0	0	2

	AB	31
	R	2
	H	6
	RBI	2
	BB	4
	SO	4
	LOB	12

Inning Stats	1	2	3	4	5	6	7	8	9
	R: 0 E: 0 K: 1 S: 6	H: 0 LOB: 0 BB: 0 P: 9	R: 0 E: 0 K: 1 S: 11	H: 1 LOB: 2 BB: 1 P: 19	R: 0 E: 0 K: 0 S: 15	H: 1 LOB: 2 BB: 1 P: 26	R: 0 E: 0 K: 1 S: 9	H: 0 LOB: 0 BB: 0 P: 14	R: 0 E: 0 K: 1 S: 11	H: 2 LOB: 2 BB: 0 P: 16	R: 0 E: 0 K: 0 S: 8	H: 0 LOB: 0 BB: 0 P: 13	R: 0 E: 0 K: 0 S: 9	H: 0 LOB: 0 BB: 0 P: 12	R: 2 E: 0 K: 0 S: 16	H: 1 LOB: 1 BB: 2 P: 30	R: 0 E: 0 K: 0 S: 7	H: 1 LOB: 1 BB: 0 P: 11

	1B: 5	SF: 0
	2B: 1	SAC: 1
	3B: 0	DP: 0
	HR: 0	HBP: 0

	WP: 0	PA: 36
	PB: 1	
	SB: 0	
	CS: 1	

PITCHER		IP	WLS	BF	H	R	ER	SO	BB	IBB	HBP	BLK	WP	HR	S	P	ERA	WHIP
31 Jon Lester, L ERA:	(1, 1)	7.0		27	4	0	0	4	2	0	0	0	0	0	69	109	0.00	0.857
37 Hideki Okajima, L ERA: 6.75	(8, 1)	0.2	H	3	0	1	1	0	1	0	0	0	0	0	6	13	13.50	1.500
63 Justin Masterson, R ERA: 2.25	(8, 1)	0.2	B	5	2	1	0	0	1	0	0	0	0	0	14	23	0.00	4.500
17 Manny Delcarmen, R ERA:	(9, 1)	0.2	W	1	0	0	0	0	0	0	0	0	0	0	3	5	0.00	0.000

PITCHER		IP	WLS	BF	H	R	ER	SO	BB	IBB	HBP	BLK	WP	HR	S	P	ERA	WHIP

Batter	1	2	3	4	5	6	7	8	9	AB	R	H	RBI	BB	SO	LOB
2 Jacoby Ellsbury, L (1, 8) OBP: 0.400, SLG: 0.500	C SI 92 B CU 81 B SI 92 X SI 92 2-1 G1-3 ①		C CU 77 X CU 78 0-1 G1-3 ③		B FF 91 C CU 78 F FF 90 X FF 92 1-2 G4-3 ② 1-2 3-H		C SI 92 F SI 91 B FF 93 1 SAFE X FF 93 1-2 G6-3 ②③ 1-2f			4	0	0	1	0	0	2
15 Dustin Pedroia, R (1, 4) OBP: 0.200, SLG: 0.118	B SI 92 X SI 92 1-0 P4 ②			B CU 80 B SI 91 B FF 92 C SI 90 X FF 90 3-1 G6-3 ① B FF 92 F SI 92 X CU 80 1-1 2-H 2B				B SI 92 X SI 92 1-0 L4 ①		4	0	1	1	0	0	0
34 David Ortiz, L (1, 10) OBP: 0.350, SLG: 0.294	B SI 94 B SI 93 C CU 79 X SI 94 2-1 G6-3 ③			X CU 81 0-0 7 F8 20 E 1B	X CU 80 0-0 G1-3 ③			C CU 79 C SI 93 F CU 80 B CU 80 B CU 80 F CU 80 F CU 81 S CU 82 2-3 K ②		4	0	1	0	0	1	1
20 Kevin Youkilis, R (1, 5) OBP: 0.300, SLG: 0.278		C FF 93 B FC 84 B SI 92 C SI 92 F CU 81 F FF 92 F FF 93 C FF 93 2-3 K ①		B FF 92 B SI 93 D FC 82 C FF 92 X SI 92 3-1 FC5 1-2		X FF 90 0-0 G5-3 ①		B CU 78 F SI 90 F SI 92 B SI 94 S CU 80 2-3 K ③		4	0	0	0	0	2	1
7 J.D. Drew, L (1, 9) OBP: 0.286, SLG: 0.571		C CU 79 B SI 93 X SI 92 1-1 44 BB 1B		S FF 93 B SI 93 B CU 81 F CU 78 B FF 90 F CU 79 X SI 91 3-2 F8 ② 2-3		B FF 91 X FF 91 1-0 G3-1 ②			C SI 92 B CU 81 B SI 92 S SI 92 C CU 80 2-3 K ①	4	0	1	0	0	1	2
44 Jason Bay, R (1, 7) OBP: 0.474, SLG: 0.882		B FF 93 D CU 81 B CU 79 C SI 91 B SI 92 4-1 G4-6-3 1-2 BB		C CU 80 S CU 80 D CU 81 X CU 79 1-2 F7 ③		B CU 80 C FF 90 B FF 91 X CU 78 2-1 1B			B CU 80 C SI 92 X SI 92 1-1 12 1B 2B	3	1	2	0	1	0	2
Mark Kotsay, L (1, 3) OBP: 0.300, SLG: 0.300		X CU 78 0-0 G4-6-3 1-2f ②③			B CU 76 X CU 76 1-0 1B 2 G4-3 1B	B CU 78 S SI 90 1 SAFE X SI 92 1-1 G3 ③			X CU 80 0-0 L3 ②	4	1	1	0	0	0	4
12 Jed Lowrie, S (1, 6) OBP: 0.462, SLG: 0.364			B CU 78 B SI 91 X SI 91 2-0 F8 ①		D CU 78 B SI 91 D SI 91 C SI 90 X SI 90 3-1 F8 ①		X SI 90 0-0 2 G6-3 1B		X CU 80 0-0 2-H 1B	4	0	2	1	0	0	1
Jason Varitek, S (1, 2) OBP: 0.214, SLG: 0.214			B SI 92 B CU 79 F SI 92 X SI 90 2-1 G4-3 ②		C SI 91 C CU 79 D CU 80 F CU 76 B SI 91 D SI 92 1 SAFE X CU 78 3-2 2 G4-3 15 2B 1-3 1B		X FF 90 0-0 F8 ①			3	1	1	0	0	0	1
Inning Stats	R: 0 E: 0 K: 0 S: 5 H: 0 LOB: 0 BB: 0 P: 10	R: 0 E: 0 K: 1 S: 10 H: 1 LOB: 1 BB: 1 P: 17	R: 0 E: 0 K: 0 S: 5 H: 0 LOB: 0 BB: 0 P: 9	R: 0 E: 1 K: 0 S: 12 H: 1 LOB: 2 BB: 0 P: 22	R: 2 E: 0 K: 0 S: 13 H: 3 LOB: 1 BB: 0 P: 22	R: 0 E: 0 K: 0 S: 6 H: 1 LOB: 1 BB: 0 P: 10	R: 0 E: 0 K: 0 S: 5 H: 1 LOB: 0 BB: 0 P: 6	R: 0 E: 0 K: 2 S: 10 H: 0 LOB: 0 BB: 0 P: 15	R: 1 E: 0 K: 1 S: 7 H: 2 LOB: 1 BB: 0 P: 10	1B: 7 2B: 2 3B: 0 HR: 0 SF: 0 SAC: 0 DP: 2 HBP: 0						WP: 0 PB: 0 SB: 0 CS: 0 PA: 35

PITCHER		IP	WLS	BF	H	R	ER	SO	BB	IBB	HBP	BLK	WP	HR	S	P	ERA	WHIP
41 John Lackey, R ERA: 2.63	(1, 1)	7.0		28	7	2	2	1	1	0	0	0	0	0	56	96	2.57	1.143
62 Scot Shields, R ERA: 4.76	(8, 1)	1.2	L	7	2	1	1	3	0	0	0	0	0	0	17	25	5.40	1.200

PITCHER	IP	WLS	BF	H	R	ER	SO	BB	IBB	HBP	BLK	WP	HR	S	P	ERA	WHIP

BOTTOM

Los Angeles Angels @ Boston Red Sox

Fenway Park, Boston, MA

Mon Oct 06 2008, 8:37 PM EDT

Att. 38,785 - Cloudy - 50 F

livebaseballscorecards.com

AB	34
R	3
H	9
RBI	3
BB	1
SO	4
LOB	14

Boston Red Sox @ Tampa Bay Rays

Tropicana Field, St. Petersburg, FL

Fri Oct 10 2008, 8:37 PM EDT

Att. 35,001 - Dome - 72 F

TOP

livebaseballscorecards.com

Batter	1	2	3	4	5	6	7	8	9	AB	R	H	RBI	BB	SO	LOB
2 Jacoby Ellsbury, L (1, 8) OBP: 0.320, SLG: 0.391	C FF 91 S FF 91 B FF 91 S CH 82 1-3 K		X FC 88 0-0 ② P6		S CH 82 B FC 88 D CH 82 F FC 88 X FF 92 2-2 ③ P6			C CH 78 B FC 84 X FC 85 1-1 ① G1-3	B SI 94 C SI 94 X SI 95 1-1 ③ L7	5	0	0	0	0	1	1
15 Dustin Pedroia, R (1, 4) OBP: 0.250, SLG: 0.150	B FF 92 C FF 90 F KC 77 D CH 83 D CH 82 B FF 92 4-2 20 2B BB		B KC 74 C FF 91 X KC 77 1-1 ③ P6			C FF 88 B KC 76 F CH 80 F FF 89 X KC 75 1-2 ① G5-3		C KC 74 F FF 88 X SI 89 0-2 34 S 20 2B 1B		3	1	1	0	1	0	0
34 David Ortiz, L (1, 10) OBP: 0.333, SLG: 0.250	B FC 88 B CH 82 C FF 92 X FC 88 2-1 ② F8			F FF 90 B FC 86 X KC 77 1-1 ① G3		F KC 75 B KC 76 B FC 86 S CH 81 S CH 81 2-3 ② K		B KC 80 C SI 87 B KC 82 S KC 80 B SI 89 D KC 81 4-2 20 2B 1-2 BB		3	0	0	0	1	1	1
20 Kevin Youkilis, R (1, 5) OBP: 0.375, SLG: 0.455	B FF 91 C FC 86 C CH 81 D CH 83 B CH 82 X FF 92 3-2 1-3 2B			C FF 91 X KC 77 0-1 7 G4-6-3 1B		B FF 90 C FC 86 C CH 82 B CH 81 X FC 88 2-2 ③ P3		C CH 79 F KC 80 F SI 88 F SI 88 D KC 82 X KC 81 1-2 1-3 2-H 2B		4	0	3	1	0	0	0
7 J.D. Drew, L (1, 9) OBP: 0.333, SLG: 0.529	B FC 88 B FC 88 2 SAFE F FC 88 S CH 83 S CH 84 2-3 ③ K			X SI 91 0-0 ②③ G4-6-3 1-2f			B FC 86 X SI 90 1-0 44 1B 1B	H FF 94 1-0 HBP		3	0	1	0	0	1	3
44 Jason Bay, R (1, 7) OBP: 0.478, SLG: 0.800		B FF 90 F FF 90 X KC 76 1-1 ① F9			B KC 74 B FF 91 C FF 90 B CH 80 B FF 90 4-1 2B 12 SF9 BB		C FC 85 D KC 76 X KC 76 1-1 1-2 1B	B FF 95 B FF 95 C FF 95 S FF 94 B FF 95 S FF 94 3-3 ② K		3	1	1	0	1	1	3
Mark Kotsay, L (1, 3) OBP: 0.286, SLG: 0.357		X FF 90 0-0 ② G3			X SI 89 0-0 12 SF9 1-3 2B		D CH 82 X CH 81 1-0 ① P4	F FF 95 F FF 95 B FF 95 X FF 96 1-2 ③ P5		4	0	1	0	0	0	5
12 Jed Lowrie, S (1, 6) OBP: 0.353, SLG: 0.286		B FF 90 B FF 90 C FF 89 S FF 90 B CH 82 S FF 90 3-3 ③ K			F FC 87 S CH 82 X CH 82 0-2 ① SF9 2-3 3-H		C SI 90 F FC 86 B FC 85 F CH 81 B FC 87 F CH 81 C SI 89 2-3 ② K		L FF 93 B FF 94 F FF 94 F FF 94 B FF 96 X FF 95 2-2 ① F8	3	0	0	1	0	2	2
Jason Varitek, S (1, 2) OBP: 0.167, SLG: 0.167			F FF 90 C KC 76 S CH 82 0-3 ① K		F FF 92 X FC 88 0-1 ② G4-3		X FC 87 0-0 ③ P6		B FF 95 F FF 95 B FF 94 X FF 94 2-1 ② F8	4	0	0	0	0	1	3

	AB	32
	R	2
	H	7
	RBI	2
	BB	3
	SO	7
	LOB	18

Inning Stats																				
	R: 0	H: 1	R: 0	H: 0	R: 0	H: 0	R: 0	H: 1	R: 1	H: 1	R: 0	H: 0	R: 0	H: 2	R: 1	H: 2	R: 0	H: 0	1B: 4	SF: 1	WP: 0	PA: 37
	E: 0	LOB: 2	E: 0	LOB: 0	E: 0	LOB: 0	E: 0	LOB: 0	E: 0	LOB: 1	E: 0	LOB: 0	E: 0	LOB: 2	E: 0	LOB: 3	E: 0	LOB: 0	2B: 3	SAC: 0	PB: 0	
	K: 2	BB: 1	K: 1	BB: 0	K: 1	BB: 0	K: 0	BB: 0	K: 0	BB: 1	K: 1	BB: 0	K: 1	BB: 0	K: 1	BB: 1	K: 0	BB: 0	3B: 0	DP: 1	SB: 1	
	S: 13	P: 25	S: 6	P: 10	S: 6	P: 7	S: 5	P: 6	S: 10	P: 16	S: 10	P: 15	S: 10	P: 15	S: 18	P: 29	S: 8	P: 13	HR: 0	HBP: 1	CS: 0	

PITCHER		IP	WLS	BF	H	R	ER	SO	BB	IBB	HBP	BLK	WP	HR	S	P	ERA	WHIP
33 James Shields, R ERA: 3.29	(1, 1)	7.1	L	29	6	2	2	6	2	0	0	0	0	0	65	100	2.46	1.091
39 J.P. Howell, L ERA:	(8, 1)	0.0		2	1	0	0	0	1	0	0	0	0	0	7	12	∞	∞
50 Grant Balfour, R ERA:	(8, 1)	1.1		5	0	0	0	1	0	0	1	0	0	0	12	21	0.00	0.000
14 David Price, L ERA:	(9, 1)	0.1		1	0	0	0	0	0	0	0	0	0	0	2	3	0.00	0.000

PITCHER		IP	WLS	BF	H	R	ER	SO	BB	IBB	HBP	BLK	WP	HR	S	P	ERA	WHIP

Boston Red Sox @ Tampa Bay Rays

Tropicana Field, St. Petersburg, FL

Fri Oct 10 2008, 8:37 PM EDT

Att. 35,001 - Dome - 72 F

BOTTOM

Batter	1	2	3	4	5	6	7	8	9	AB	R	H	RBI	BB	SO	LOB
1 Akinori Iwamura, L (1, 4) OBP: 0.435, SLG: 0.667	B FF 90 C FF 90 B FS 80 B FF 91 B FF 89 4-1 13 BB 23 BB BB		B FC 88 X 1-0 ① L9		C FF 93 F FC 91 B FF 93 D FS 85 X SL 82 2-2 ③ F9			B FF 90 F FF 90 B FF 91 B FF 92 X FF 90 3-1 2 WP 1B		3	0	1	0	1	0	0
2 B.J. Upton, R (1, 8) OBP: 0.304, SLG: 0.773	C SL 80 B SL 81 F SL 82 X FC 90 1-2 ① F7		B FC 89 S FC 88 B FF 92 C SL 85 C FF 92 2-3 ② K			B FC 89 B FC 89 C SL 83 X SL 84 2-1 ① P4		C FC 90 B FC 90 X SL 82 1-1 3 G6-4-3 1-2 1B		4	0	1	0	0	1	1
23 Carlos Pena, L (1, 3) OBP: 0.533, SLG: 0.417	B FC 89 B FF 90 C FC 88 B SL 82 B SL 80 4-1 13 BB 1-2 BB		B FF 93 B FF 93 C FC 90 F FC 92 B SI 92 B SL 83 4-2 BB			B FC 91 X FC 90 1-0 ② G4-3		D CU 76 B CU 76 B CU 75 X FF 88 3-0 ① F9		2	0	0	0	2	0	2
3 Evan Longoria, R (1, 5) OBP: 0.286, SLG: 0.526	C SL 81 S FC 91 B SL 82 C FC 87 1-3 ② K		C FF 91 C FF 91 S FF 92 0-3 ③ K			B SL 85 B SL 84 B FC 90 X FF 92 3-0 ③ F9		B FF 92 B SL 76 S SI 88 S SL 80 X SL 82 2-2 ②③ G6-4-3 1-2f		4	0	0	0	0	2	5
13 Carl Crawford, L (1, 7) OBP: 0.350, SLG: 0.235	F FF 91 B FF 90 B FF 92 B FF 91 S FC 88 F FF 91 D SL 82 4-2 1-2 2-3 BB			C FC 88 B FF 91 S FF 93 F FF 93 C SI 92 1-3 ① K			B FC 88 X FC 88 1-0 15 1B 1B		S FF 95 S FF 95 B FF 97 S FF 96 1-3 ① K	3	0	1	0	1	2	0
15 Cliff Floyd, L (1, 10) OBP: 0.222, SLG: 0.333	B SL 80 X SL 82 1-0 ③ G4-3			F FF 91 F FF 92 S FS 83 0-3 ② K			C SL 79 X SL 80 0-1 8 FC6-4 1-3 1B		C FF 96 B FF 96 B FF 95 X FF 96 2-1 ② P5	4	0	1	0	0	1	3
30 Dioner Navarro, S (1, 2) OBP: 0.350, SLG: 0.474		F FF 91 F FC 89 S FF 92 0-3 ① K		B FC 91 X FC 90 1-0 ③ P5			C FF 92 B FF 92 S SL 83 B SI 91 X SI 91 2-2 ① F7		C FF 95 B FF 92 F FF 95 S FS 91 1-3 ③ K	4	0	0	0	0	2	2
26 Gabe Gross, L (1, 9) OBP: 0.273, SLG: 0.111		B SL 81 B FF 92 F FC 88 C FF 92 F FF 92 S FS 82 2-3 ② K			X FC 88 0-0 ① G4-3		B FC 92 B FC 91 S FF 92 B FC 91 F FS 81 T FF 91 3-2 ② K			3	0	0	0	0	2	2
8 Jason Bartlett, R (1, 6) OBP: 0.278, SLG: 0.294		C SL 83 F FF 92 D SL 83 B FC 90 B FC 90 F FF 92 X SL 84 3-2 ③ P5			C FF 91 S FF 90 B SL 84 C FC 90 1-3 ② K		F FF 92 B FF 91 X FF 92 1-1 ③ FC6-4 1-2f			3	0	0	0	0	1	2

livebaseballscorecards.com

AB	30
R	0
H	4
RBI	0
BB	4
SO	11
LOB	17

Inning Stats	1	2	3	4	5	6	7	8	9
	R: 0 E: 0 K: 1 S: 12 H: 0 LOB: 3 BB: 3 P: 27	R: 0 E: 0 K: 2 S: 11 H: 0 LOB: 0 BB: 0 P: 16	R: 0 E: 0 K: 2 S: 9 H: 0 LOB: 1 BB: 1 P: 16	R: 0 E: 0 K: 2 S: 8 H: 0 LOB: 0 BB: 0 P: 10	R: 0 E: 0 K: 1 S: 7 H: 0 LOB: 0 BB: 0 P: 10	R: 0 E: 0 K: 0 S: 4 H: 0 LOB: 0 BB: 0 P: 10	R: 0 E: 0 K: 1 S: 11 H: 2 LOB: 2 BB: 0 P: 18	R: 0 E: 0 K: 0 S: 8 H: 2 LOB: 1 BB: 0 P: 17	R: 0 E: 0 K: 2 S: 8 H: 0 LOB: 0 BB: 0 P: 12

1B: 4	SF: 0	WP: 1	PA: 34
2B: 0	SAC: 0	PB: 0	
3B: 0	DP: 1	SB: 0	
HR: 0	HBP: 0	CS: 0	

PITCHER		IP	WLS	BF	H	R	ER	SO	BB	IBB	HBP	BLK	WP	HR	S	P	ERA	WHIP
18 Daisuke Matsuzaka, R ERA: 2.25	(1, 1)	7.0	W	29	4	0	0	9	4	0	0	0	1	0	66	115	0.00	1.143
37 Hideki Okajima, L ERA: 6.0	(8, 1)	0.1	H	1	0	0	0	0	0	0	0	0	0	0	1	4	0.00	0.000
63 Justin Masterson, R ERA: 1.93	(8, 1)	0.2	H	1	0	0	0	0	0	0	0	0	0	0	3	5	0.00	0.000
58 Jonathan Papelbon, R ERA:	(9, 1)	1.0	S	3	0	0	0	2	0	0	0	0	0	0	8	12	0.00	0.000

PITCHER	IP	WLS	BF	H	R	ER	SO	BB	IBB	HBP	BLK	WP	HR	S	P	ERA	WHIP

Batter	1	2	3	4	5	6	7	8	9	10	11	AB	R	H	RBI	BB	SO	LOB
2 Jacoby Ellsbury, L (1, 9) OBP: 0.258, SLG: 0.310	C SI 91 B SL 83 C SI 93 F SI 92 B SI 93 S SI 92 2-3 K ①	C SL 81 X SL 84 0-1 F8 ③		B SI 93 B SI 90 B SI 92 C SI 91 C SI 90 X SI 91 3-2 P6 ③		L SI 83 B SI 86 X SI 85 1-1 L3 ①	B SI 79 1 SAFE F SI 79 1 SAFE 1 SAFE B SI 78 1 SAFE F SI 79 1 SAFE 2-2 X SI 79 G1-3 ③		B FF 89 S SI 89 C SI 90 B SI 87 S FF 89 2-3 K ③			6	0	0	0	0	2	3
Kevin Cash, R (9, 2)												0	0	0	0	0	0	0
15 Dustin Pedroia, R (1, 4) OBP: 0.333, SLG: 0.480	F SI 93 B SI 92 C SI 92 F SI 94 X SL 82 1-2 F8 ②		C SI 90 B SL 80 B SI 91 B SI 91 F SI 91 X SI 91 3-2 HR		B SI 89 X CH 78 1-0 HR	B SI 86 C SI 86 B SI 87 B SI 86 F SI 87 F CH 80 B SI 87 4-2 20 1B 44 1B BB	C FF 78 B CU 65 B SI 78 X SI 79 2-1 20 G6-4-3 34 BB 44 WP 1B			B SI 87 C SI 88 S FF 89 F FF 89 B CU 79 C SI 87 2-3 K ①		5	4	3	2	1	1	0
34 David Ortiz, L (1, 10) OBP: 0.367, SLG: 0.217	B SL 84 C SL 82 B SL 82 F SI 94 F SI 94 B SL 83 B SL 84 4-2 20 1B 44 2B BB		B SI 94 B SI 93 B SL 82 C SI 92 B SI 93 4-1 BB		S SI 92 B SI 92 C SI 92 B SL 83 B SL 81 F SI 92 X SL 81 3-2 F9 ①	C KC 78 B SI 87 T KC 80 C KC 81 1-3 K ②	B SI 86 B SL 78 F FF 86 S FF 86 1 SAFE F SI 88 F SL 75 B SL 75 B SI 88 4-2 20 G6-4-3 1-2 BB			X FF 85 0-0 F8 ②		3	1	0	0	3	1	1
20 Kevin Youkilis, R (1, 5) OBP: 0.400, SLG: 0.571	C SI 92 B SI 92 F SI 93 X SL 82 1-2 44 2B 1-2 1B		C SI 92 F SI 93 B SI 92 B SI 91 X SI 91 2-2 F9 ①		B SI 90 X SI 92 1-0 HR	C SI 79 F SI 78 X SI 79 0-2 44 1B 1-2 1B	C FF 89 X SI 90 0-1 G6-4-3 ① ② 1-2f 2-3			B CU 77 C SI 88 X SI 87 1-1 F8 ③		6	2	3	1	0	0	3
44 Jason Bay, R (1, 7) OBP: 0.517, SLG: 0.920	C CH 81 C SI 94 B SI 93 B SI 94 B SL 84 X SI 94 3-2 1-H 2-H 2B		B CH 79 X SI 92 1-0 F9 ②		B FF 94 C FF 94 S CU 81 B FF 95 X FF 95 2-2 HR	B SI 78 F SI 78 X SI 77 1-1 1-3 2-H 1B	B SL 82 B SL 80 B FF 87 B SI 88 4-0 3-H BB			C SI 88 B SI 89 B CU 78 C SI 88 S SI 88 2-3 K ①		5	1	3	4	1	1	1
12 Jed Lowrie, S (1, 6) OBP: 0.391, SLG: 0.235	B SI 93 F CH 81 T SI 93 B SI 92 B CH 78 B SI 92 4-2 BB		B CH 79 X CH 79 1-0 F9 ③		B FF 94 S FF 94 B FF 95 B FF 94 B FF 93 4-2 F9 BB BB	X SI 78 0-0 F8 ③	B SI 89 C SI 89 1 SAFE B SI 89 B FF 88 X SI 89 3-1 L8 ③			B SI 88 B SI 88 C SI 86 B SI 86 B SI 87 4-1 7 BB BB		3	0	0	0	3	0	4
Jason Varitek, S (1, 2) OBP: 0.182, SLG: 0.143	C CH 81 B CH 81 S SI 92 S SI 92 1-3 K ③		C SI 89 B CH 76 S CH 78 F SI 90 B CH 77 X SI 92 2-2 P3 ①	1 SAFE B FF 93 B FF 94 F FF 93 F FF 93 1 SAFE F FF 94 B FF 94 F FF 93 4-2 B FF 94 1-2 BB		F SI 78 B CH 72 F SI 79 C CU 66 1-3 K ①		C FS 83 B FS 83 B SI 88 S SI 88 X SI 88 2-2 L8 ①		C SI 95 B FC 88 B FC 90 1 SAFE B FF 96 B FF 95 4-1 FC5-4 1-2 BB	3 1	0 0	0 0	1 1	2 0	2 0
7 J.D. Drew, L (9, PH) OBP: 0.350, SLG: 0.500																		
Mark Kotsay, L (1, 3) OBP: 0.200, SLG: 0.250		C SI 91 S SI 91 F SI 92 B SI 92 X SL 82 1-2 F8 ①		B SI 92 X SL 81 1-0 L4 ②	X SI 86 0-0 F9 ② 2-3	B SI 78 X SI 78 1-0 F8 ②		B SI 89 C FS 83 T SI 88 S SI 88 1-3 K ②		B FC 88 C SI 94 F FF 95 F FF 96 C FF 95 1-3 K ②		6	0	0	0	0	2	4
Coco Crisp, S (1, 8) OBP: 0.455, SLG: 0.600		C SI 92 B SI 92 B CH 80 B SI 92 C SI 93 X SI 91 3-2 G6-3 ②		F SI 92 X SI 93 0-1 2B	B SI 85 C SI 86 B SI 87 F KC 81 F KC 80 F SI 87 F SI 88 S KC 80 2-3 K ③	B SI 78 X SI 77 1-0 1B		F SI 89 S SI 88 X SI 90 0-2 2B		B FC 89 X SI 95 1-0 FC5-4 ③ 1-2f		6	0	3	0	0	1	4
Inning Stats	R: 2 E: 0 K: 2 S: 22 H: 2 LOB: 2 BB: 2 P: 38	R: 0 E: 0 K: 0 S: 9 H: 0 LOB: 0 BB: 0 P: 13	R: 1 E: 0 K: 0 S: 9 H: 1 LOB: 1 BB: 1 P: 20	R: 0 E: 0 K: 0 S: 10 H: 1 LOB: 1 BB: 0 P: 16	R: 3 E: 0 K: 1 S: 22 H: 3 LOB: 2 BB: 2 P: 39	R: 1 E: 0 K: 1 S: 14 H: 2 LOB: 2 BB: 1 P: 21	R: 0 E: 0 K: 1 S: 8 H: 1 LOB: 1 BB: 0 P: 13	R: 1 E: 0 K: 0 S: 10 H: 1 LOB: 1 BB: 2 P: 23	R: 0 E: 0 K: 2 S: 12 H: 1 LOB: 1 BB: 0 P: 17	R: 0 E: 0 K: 1 S: 7 H: 0 LOB: 0 BB: 0 P: 10	R: 0 E: 0 K: 2 S: 10 H: 0 LOB: 2 BB: 2 P: 22						

PITCHER		IP	WLS	BF	H	R	ER	SO	BB	IBB	HBP	BLK	WP	HR	S	P	ERA	WHIP
19 Scott Kazmir, L ERA: 6.52	(1, 1)	4.1		22	6	5	5	2	3	0	0	0	0	3	56	98	10.38	2.077
50 Grant Balfour, R ERA: 1.93	(5, 1)	0.0		3	1	1	1	0	2	0	0	0	0	1	9	19	∞	∞
39 J.P. Howell, L ERA: 1.59	(5, 1)	1.1		5	0	1	1	2	1	0	0	0	0	0	15	23	6.75	0.750
53 Chad Bradford, R ERA: 2.08	(6, 1)	1.1	H	8	4	1	1	1	0	0	0	0	0	0	16	24	6.75	3.000
Trever Miller, L ERA:	(8, 1)	0.0		1	0	0	0	0	1	0	0	0	0	0	4	8	∞	∞

PITCHER		IP	WLS	BF	H	R	ER	SO	BB	IBB	HBP	BLK	WP	HR	S	P	ERA	WHIP
35 Dan Wheeler, R ERA: 2.08	(8, 1)	3.1	B	12	1	0	0	4	2	0	0	0	1	0	27	48	0.00	0.900
14 David Price, L ERA:	(11, 1)	0.2	W	3	0	0	0	1	1	0	0	0	0	0	6	12	0.00	1.500

TOP

Boston Red Sox @ Tampa Bay Rays

Tropicana Field, St. Petersburg, FL

Sat Oct 11 2008, 8:07 PM EDT

Att. 34,904 - Dome - 72 F

livebaseballscorecards.com

AB	44
R	8
H	12
RBI	7
BB	10
SO	10
LOB	22

1B: 5	SF: 0	WP: 1	PA: 54
2B: 3	SAC: 0	PB: 0	
3B: 0	DP: 1	SB: 0	
HR: 4	HBP: 0	CS: 0	

Batter	1	2	3	4	5	6	7	8	9	10	11	AB	R	H	RBI	BB	SO	LOB
1 Akinori Iwamura, L (1, 4) OBP: 0.414, SLG: 0.577	C FF 92 X FF 92 0-1 P5 ①		B FF 91 X FF 93 1-0 F7 ①		B FF 92 C CH 86 S FC 90 F SI 93 C FF 92 1-3 K ①	B FF 94 X FF 94 1-0 G3 ② 1-2			C SL 80 S SL 82 F SL 81 B FF 95 B FF 93 X SI 90 2-2 1B		I I I I 4-0 IBB	5	0	1	0	1	1	1
2 B.J. Upton, R (1, 8) OBP: 0.310, SLG: 0.808	B FF 94 B SI 93 F FF 92 S FF 93 F FF 93 C FC 93 2-3 K ②		B CU 75 B FC 90 X FF 91 2-0 HR		B SI 92 B FF 92 B FF 92 C CH 90 B FC 90 4-1 23 S 23 1B BB	S FF 96 B FF 96 F FF 96 C FF 92 1-3 K ③			F SI 88 1 SAFE B SI 89 B SL 80 F FF 89 S SL 79 2-3 K ②		F SI 92 S FF 92 F FF 92 X SL 82 0-2 SF9 ② 3-H	4	2	1	2	1	3	2
23 Carlos Pena, L (1, 3) OBP: 0.500, SLG: 0.471	B FF 92 F FF 93 X FF 93 1-1 3 HR 2B		X FF 93 0-0 P3 ②		C CU 73 B CU 74 F FC 89 B CH 84 B SI 92 X CU 74 3-2 3 2B 1-H 1B		L FF 88 B FF 88 B FF 87 X FS 83 2-1 L3 ①		F FF 94 B FC 96 B FF 95 F FF 95 T FF 96 2-2 K ③			5	2	2	1	0	1	1
3 Evan Longoria, R (1, 5) OBP: 0.346, SLG: 0.750	B FF 93 B CH 88 C CU 76 B SI 93 X CH 87 3-1 2-H HR		B FF 93 C FF 92 X FF 92 1-1 13 1B 2B		B FF 92 B FC 89 C CH 91 B FC 88 X CH 90 3-1 13 1B 1-H 2B		C FF 88 B FF 88 X FF 88 1-1 F7 ②			X FF 95 0-0 G5-3 ①		5	3	3	3	0	0	0
13 Carl Crawford, L (1, 7) OBP: 0.360, SLG: 0.273	F FF 93 F FC 91 F FC 88 X FF 92 0-2 G6-3 ③		B FC 89 B FF 92 F FC 90 X CU 75 2-1 15 PO 2-H 1B		X SI 85 0-0 3-H 1B		S FF 88 B CU 78 X FF 87 1-1 G6-3 ③			F FF 94 B FF 94 B FS 88 S FF 95 F FF 95 F FF 94 F FS 89 B FF 95 X FF 94 3-2 L1-4-3 ②		5	0	2	2	0	0	0
15 Cliff Floyd, L (1, 10) OBP: 0.273, SLG: 0.636 16 Willy Aybar, S (5, PH) OBP: 0.200, SLG: 0.286 (6, 10)	F FF 93 B CU 73 B CU 73 C CU 74 B FF 92 F FF 93 F FF 93 F CH 87 C SI 93 3-3 K ①	1 SAFE 0-0 PO ③ 1-2	B CH 87 F FF 93 X FF 92 1-1 HR	B FF 95 B FF 94 C FF 94 1 SAFE C CH 81 X FF 95 2-2 F9 ②			C FF 86 B CU 75 F FS 83 F FF 88 B FS 84 B FF 88 X FS 83 3-2 G5-3 ①		B FF 94 S FS 88 X FS 89 1-1 F9 ③		2 3	1 0	1 0	1 0	0 0	1 0	0 1
30 Dioner Navarro, S (1, 2) OBP: 0.360, SLG: 0.435 38 Fernando Perez, R (11, PR) OBP: 0.250, SLG: 0.250	C CU 74 B FC 91 B SI 91 X FF 93 2-1 1B		F CH 88 B FC 90 B FC 91 B FC 89 X FF 92 3-1 F8 ① 1 SAFE X CH 83 0-0 F7 ③				B FF 88 F FF 88 B FF 88 F FF 88 B FS 83 S FS 83 3-3 K ②			C FF 92 B FF 93 F SL 83 B SL 82 B SL 90 B FF 92 4-2 8 G5-3 18 BB 2 SF9 BB	4 0	0 1	1 0	0 0	1 0	1 0	1 0
26 Gabe Gross, L (1, 9) OBP: 0.214, SLG: 0.083 18 Ben Zobrist, S (8, PH) (9, 9)	C FC 89 F FF 92 B CU 76 S CU 76 1-3 K ②		C CU 73 B FF 92 F SI 93 B FC 91 F SI 92 X CU 75 2-2 G4-3 ②		B FF 94 B FF 94 X FF 93 2-0 G1-3 ①		C FS 82 C FF 88 F FS 81 B CU 76 X FS 83 1-2 G6-3 ③			B FC 91 1 SAFE B FS 84 1 SAFE B FC 90 C FC 90 B FF 89 4-1 8 G5-3 1-2 BB	3 1	0 0	0 0	0 0	1 1	1 0	1 0
8 Jason Bartlett, R (1, 6) OBP: 0.261, SLG: 0.273	B CU 75 B CU 76 F FF 92 F FF 92 C SI 93 2-3 K ③		F SI 93 S CU 76 X CU 76 0-2 F8 ③		B FF 94 B CU 77 B FF 94 C FF 93 X FF 95 3-1 1 G3 1B				B SI 87 C SI 87 B SI 89 C SI 88 B SL 80 F SI 89 X SI 89 3-2 G5-3 ①		C FF 91 L FF 91 B SL 83 X SI 92 1-2 G5-3 ① 1-2 2-3	5	0	1	0	0	1	3
Inning Stats	R: 2 E: 0 K: 1 S: 14 H: 2 LOB: 0 BB: 0 P: 20		R: 0 E: 0 K: 3 S: 14 H: 1 LOB: 1 BB: 0 P: 22		R: 2 E: 0 K: 0 S: 7 H: 3 LOB: 0 BB: 0 P: 13		R: 1 E: 0 K: 0 S: 11 H: 1 LOB: 0 BB: 0 P: 17		R: 3 E: 0 K: 1 S: 15 H: 3 LOB: 1 BB: 1 P: 28		R: 0 E: 0 K: 1 S: 7 H: 1 LOB: 1 BB: 0 P: 14		R: 0 E: 0 K: 0 S: 6 H: 0 LOB: 0 BB: 0 P: 10		R: 0 E: 0 K: 1 S: 11 H: 0 LOB: 0 BB: 0 P: 18		R: 0 E: 0 K: 0 S: 14 H: 1 LOB: 1 BB: 0 P: 23		R: 0 E: 0 K: 0 S: 9 H: 0 LOB: 0 BB: 0 P: 13		R: 1 E: 0 K: 0 S: 10 H: 0 LOB: 2 BB: 3 P: 23		1B: 6 2B: 3 3B: 0 HR: 3		SF: 1 SAC: 0 DP: 0 HBP: 0		WP: 0 PB: 0 SB: 1 CS: 0		PA: 48

PITCHER		IP	WLS	BF	H	R	ER	SO	BB	IBB	HBP	BLK	WP	HR	S	P	ERA	WHIP
19 Josh Beckett, R ERA: 11.57	(1, 1)	4.1		22	9	8	8	5	1	0	0	0	0	3	56	93	16.61	2.308
48 Javier López, L ERA: 9.0	(5, 1)	0.0		1	1	0	0	0	0	0	0	0	0	0	1	1	∞	∞
17 Manny Delcarmen, R ERA:	(5, 1)	1.2		6	1	0	0	1	0	0	0	0	0	0	11	20	0.00	0.600
37 Hideki Okajima, L ERA: 3.6	(7, 1)	2.0		6	0	0	0	1	0	0	0	0	0	0	17	28	0.00	0.000
63 Justin Masterson, R ERA: 1.69	(9, 1)	0.2		3	1	0	0	1	0	0	0	0	0	0	11	18	0.00	1.500

PITCHER		IP	WLS	BF	H	R	ER	SO	BB	IBB	HBP	BLK	WP	HR	S	P	ERA	WHIP
58 Jonathan Papelbon, R ERA:	(9, 1)	1.1		4	0	0	0	1	0	0	0	0	0	0	12	18	0.00	0.000
Mike Timlin, R ERA: 13.5	(11, 1)	0.2	L	5	0	1	1	0	2	1	0	0	0	0	10	23	13.50	3.000

BOTTOM

Boston Red Sox @ Tampa Bay Rays

Tropicana Field, St. Petersburg, FL

Sat Oct 11 2008, 8:07 PM EDT

Att. 34,904 - Dome - 72 F

livebaseballscorecards.com

AB	42
R	9
H	12
RBI	9
BB	4
SO	9
LOB	10

Batter	1	2	3	4	5	6	7	8	9	AB	R	H	RBI	BB	SO	LOB
1 Akinori Iwamura, L (1, 4) OBP: 0.412, SLG: 0.613	C FF 96 X SI 94 0-1 G6-3		B CU 75 X SI 90 1-0 2 HR 1-3 2B	C SI 93 B CU 77 S SI 93 S CU 78 1-3 K			C FF 87 B FF 88 S CH 79 X FF 90 1-2 23 G4-3 2B	B CU 76 B CH 81 X CH 81 2-0 G3		5	1	2	0	0	1	2
2 B.J. Upton, R (1, 8) OBP: 0.324, SLG: 0.839	X FF 97 0-0 G3		B FC 91 D CU 77 C CU 76 X FF 94 2-1 2-H 3-H HR		C FF 93 B FC 90 X FF 93 1-1 23 1B 1B		B FF 88 C FF 87 B FF 88 C FF 88 C FF 84 2-3 K		T FF 87 C SL 83 B CU 77 B FF 87 X CH 82 2-2 G6-3	5	1	2	3	0	1	1
23 Carlos Pena, L (1, 3) OBP: 0.480, SLG: 0.591	X FF 97 0-0 F8		B SI 94 B CU 78 F FF 96 B SI 95 F SI 94 C SI 93 3-3 K		1 SAFE X SI 92 0-0 3 S 1-3 1B		B FF 88 X FF 89 1-0 G4-3 2-3		X CU 76 0-0 HR	5	1	2	1	0	1	1
3 Evan Longoria, R (1, 5) OBP: 0.355, SLG: 0.786		F FF 94 B CU 76 S CU 77 B FC 92 B FF 96 F SI 93 B FF 95 4-2 30 PB 16 1B 30 G4-3 BB	S FF 95 B FF 96 S FF 88 B CU 81 X FC 91 2-2 HR		C CU 79 B FC 91 B FF 93 S CU 77 C FF 94 2-3 K 1-2		B FF 90 C FF 88 B FF 90 X FF 90 2-1 L5		X FF 89 0-0 P4	4	2	1	1	1	2	
13 Carl Crawford, L (1, 7) OBP: 0.333, SLG: 0.259		C FF 96 C CU 77 F FF 96 B FF 94 F CU 78 F FF 95 S CU 79 1-3 K	F SI 93 B FC 91 B FF 96 S CU 78 C CU 79 2-3 K		F FF 94 B FF 94 F FF 95 F CU 80 B CU 78 B FF 95 X FF 95 3-2 F7			B CH 79 X FF 86 1-0 16 1B 30 FC4-2 1B	X CH 80 0-0 G4-3	5	0	1	0	0	2	2
16 Willy Aybar, S (1, 10) OBP: 0.263, SLG: 0.333 38 Fernando Perez, R (8, PR) OBP: 0.250, SLG: 0.250 (8, 10)		X FF 95 0-0 30 G4-3 30 PB 1-2 1B	B FF 96 C FC 89 B CU 79 C CU 78 X FC 91 2-2 F8			C CH 84 B CU 77 F FC 90 S CU 78 1-3 K		C FF 86 B CH 81 B CH 80 1 SAFE X FF 87 2-1 30 FC4-2 1-3 HR 1B		4 0	0 1	2 0	0 0	1 0	0 0	0 0
30 Dioner Navarro, S (1, 2) OBP: 0.345, SLG: 0.407		B FF 94 X FF 95 1-0 G4-3 1-3 2-H	C FF 92 X SI 92 0-1 FC4-6 1B			X FF 94 0-0 G6-3		C FF 87 F FF 89 X SL 79 0-2 FC4-2 1-2 HR 3-H		4	1	1	1	0	0	3
Rocco Baldelli, R (1, 9) OBP: 0.308, SLG: 0.455 26 Gabe Gross, L (8, 9) OBP: 0.214, SLG: 0.083		C CU 78 B FC 90 F FC 92 S CU 80 1-3 K2-3	B SI 92 B FC 88 S SI 92 F FC 89 B CU 78 F FF 94 1 SAFE X SI 91 3-2 FC4-6 8 G5-3 1-2f			B FC 92 B CH 85 B FF 95 B FF 94 4-0 BB		B FF 83 C SL 83 B FF 88 X SL 83 2-1 1-H 2-H HR		3 0	1 0	1 0	3 0	1 0	1 0	2 0
8 Jason Bartlett, R (1, 6) OBP: 0.259, SLG: 0.269			F FF 92 X CU 75 0-1 1 2B 2 HR 1B	B CU 76 B FF 94 C FF 94 X FC 90 2-1 G5-3 1-2		B SL 81 S SL 81 B FF 88 X SL 83 2-1 L6		C FF 88 B SL 83 F FF 86 S SL 84 1-3 K		4	1	1	0	0	1	3

| Inning Stats | | |

Tampa Bay Rays @ Boston Red Sox

Fenway Park, Boston, MA

Mon Oct 13 2008, 4:37 PM EDT

Att. 38,031 - Cloudy - 59 F

BOTTOM

livebaseballscorecards.com

Batter	1	2	3	4	5	6	7	8	9	AB	R	H	RBI	BB	SO	LOB
2 Jacoby Ellsbury, L (1, 8) OBP: 0.229, SLG: 0.281	C FF 94 X FF 96 0-1 ① F7		C FF 94 B FF 95 B CU 77 X FF 96 2-1 ① F9		B FF 96 B FF 95 C FF 96 X FF 96 2-1 ② F8		C SI 87 B SI 88 X SI 88 1-1 ① SF9 3-H			3	0	0	1	0	0	0
15 Dustin Pedroia, R (1, 4) OBP: 0.382, SLG: 0.536	B FF 96 C FF 95 C CU 77 X FF 97 1-2 2B		B CU 77 B FF 96 C FF 95 B FF 96 X FF 96 3-1 1B		B SI 95 F FF 96 B CU 78 B CU 74 F FF 96 B SL 89 4-2 BB		X SI 88 0-0 ② ③ G5-4-3 1-2f			3	0	2	0	1	0	1
34 David Ortiz, L (1, 10) OBP: 0.324, SLG: 0.185	D CU 78 B FF 96 C FF 93 S FF 95 C FF 94 2-3 ② K		B FF 96 B FF 95 B SI 91 C FF 95 F FF 93 F CU 78 F FF 96 X CU 78 3-2 ② P6		B FF 96 F FF 96 X FF 96 1-1 ③ F8			C SI 86 B KC 80 B SI 86 F SI 87 X KC 81 2-2 ① G3		4	0	0	0	0	1	3
20 Kevin Youkilis, R (1, 5) OBP: 0.353, SLG: 0.500	B FF 96 B SI 94 B SI 96 C FF 96 X FF 96 3-1 ③ G6-3		D CU 78 S FF 95 B FF 96 F FF 96 S SL 89 2-3 ③ K			C FF 95 B CH 85 X FF 95 1-1 ① G5-3		C SI 87 B CH 81 F SI 88 T SI 86 1-2 ② K		4	0	0	0	0	2	2
7 J.D. Drew, L (1, 9) OBP: 0.333, SLG: 0.455		C FF 91 C FF 92 B SL 89 X CU 78 1-2 ① G4-3		B FF 94 F FF 94 B FF 96 B FF 94 C FF 96 T FF 97 3-2 ① K		B FF 95 F FF 95 F FF 95 B CU 78 S SL 88 2-3 ② K2-3		C SI 87 B CH 80 B SI 87 X SI 88 2-1 1B		4	0	1	0	0	2	0
44 Jason Bay, R (1, 7) OBP: 0.515, SLG: 0.857		B FF 95 B FF 95 C SI 96 F FF 97 B SL 88 X FF 96 3-2 2B 1B		B FF 96 C FF 97 X CU 77 1-1 ② G3		B FF 95 C FF 96 F FF 96 B SL 88 B FF 96 B SI 96 4-2 BB		C KC 80 C KC 82 S KC 82 0-3 ③ K		3	0	1	0	1	1	1
Mark Kotsay, L (1, 3) OBP: 0.250, SLG: 0.333		X FF 93 0-0 1-3 2B		B CH 85 X FF 96 1-0 1B		B FF 94 B SI 93 C FF 95 C FF 95 F FF 96 B CU 78 X FF 96 3-2 ③ F8			C FF 95 B FF 98 X FF 98 1-1 ① L5	4	0	2	0	0	0	1
Jason Varitek, S (1, 2) OBP: 0.192, SLG: 0.125		C FF 97 F FF 97 B CU 79 D CU 80 C FF 97 2-3 ② K		B FF 96 X FF 94 1-0 ③ P3			B FF 94 B FF 94 C FF 94 B FF 95 F FF 94 B FF 94 4-2 1B 2 SF9 BB		B FF 98 B FF 97 C FF 96 X FF 97 2-1 ② G4-3	3	1	0	0	1	1	3
Alex Cora, L (1, 6) OBP: 0.333, SLG: 0.375		B FF 96 X FF 95 1-0 ③ F8			C FF 93 B FF 96 B FF 94 X FF 94 2-1 ① G4-3		C FF 91 B FF 94 X FF 90 1-1 15 G5-4-3 1-3 1B		B FF 98 C FF 97 F FF 98 F FF 98 B FF 99 B FF 97 X FF 95 3-2 ③ F7	4	0	1	0	0	0	2
Inning Stats	R: 0 H: 1 E: 0 LOB: 1 K: 1 BB: 0 S: 10 P: 16	R: 0 H: 2 E: 0 LOB: 2 K: 1 BB: 0 S: 11 P: 18	R: 0 H: 1 E: 0 LOB: 1 K: 1 BB: 0 S: 12 P: 22	R: 0 H: 1 E: 0 LOB: 1 K: 1 BB: 0 S: 7 P: 13	R: 0 H: 0 E: 0 LOB: 1 K: 0 BB: 1 S: 8 P: 17	R: 0 H: 0 E: 0 LOB: 1 K: 1 BB: 1 S: 11 P: 21	R: 1 H: 1 E: 0 LOB: 0 K: 0 BB: 1 S: 7 P: 13	R: 0 H: 1 E: 0 LOB: 1 K: 2 BB: 0 S: 11 P: 16	R: 0 H: 0 E: 0 LOB: 0 K: 0 BB: 0 S: 8 P: 14	1B: 5 SF: 1 2B: 2 SAC: 0 3B: 0 DP: 1 HR: 0 HBP: 0					WP: 0 PA: 36 PB: 0 SB: 0 CS: 0	

	AB	32
	R	1
	H	7
	RBI	1
	BB	3
	SO	7
	LOB	13

PITCHER		IP	WLS	BF	H	R	ER	SO	BB	IBB	HBP	BLK	WP	HR	S	P	ERA	WHIP
22 Matt Garza, R ERA: 4.5	(1, 1)	6.0	W	27	6	1	1	5	3	0	0	0	0	0	63	116	1.50	1.500
39 J.P. Howell, L ERA: 1.17	(7, 1)	2.0		6	1	0	0	2	0	0	0	0	0	0	14	20	0.00	0.500
Edwin Jackson, R ERA:	(9, 1)	1.0		3	0	0	0	0	0	0	0	0	0	0	8	14	0.00	0.000

PITCHER	IP	WLS	BF	H	R	ER	SO	BB	IBB	HBP	BLK	WP	HR	S	P	ERA	WHIP

Tampa Bay Rays @ Boston Red Sox

Fenway Park, Boston, MA

Tue Oct 14 2008, 8:07 PM EDT

Att. 38,133 - Partly Cloudy - 60 F

livebaseballscorecards.com

Batter	1	2	3	4	5	6	7	8	9	AB	R	H	RBI	BB	SO	LOB
1 Akinori Iwamura, L (1, 4) OBP: 0.375, SLG: 0.528	C KN 65 B KN 66 F KN 65 S KN 66 1-3 K ①	C KN 62 X KN 62 0-1 F9 ②		X SL 82 0-0 G3-1 ②		B FF 97 B CH 86 F FF 98 D CU 80 B CH 86 4-1 23 BB, 2 1B, 3 BB BB	X SI 88 0-0 G4-3 ②		B FS 86 F FF 94 B SL 85 S SI 93 B SI 94 F FF 94 X SL 86 3-2 P6 ③	5	1	0	0	1	1	0
2 B.J. Upton, R (1, 8) OBP: 0.359, SLG: 0.794	B KN 65 B KN 64 B KN 65 B FF 72 4-0 23 S, 23 HR BB	X KN 63 0-0 G5-3 ③		C SL 85 B SI 94 B SI 94 B SI 92 B SI 90 4-1 BB		B FF 97 B CU 80 X FF 97 2-0 3 BB, 23 BB, 13 1B 1-2 3-H 1B	C B CU 75 B CH 80 X SI 86 2-1 G3-1 ③			3	2	1	1	2	0	0
23 Carlos Pena, L (1, 3) OBP: 0.500, SLG: 0.680	1 SAFE B KN 66 C KN 65 X KN 65 1-1 1-H HR		X KN 62 0-0 F8 ①	B FF 94 B SL 80 S SL 81 1 SAFE 1 SAFE 1 SAFE 1 SAFE F FF 92 1 SAFE 2-3 K ③		B FF 97 F FF 98 B CU 79 B FF 98 S FF 97 B FF 97 4-2 13 1B, 3 BB, 16 1B 1-2 2-3 BB		B FF 94 B FC 91 S FF 94 F FF 94 B FF 94 B SL 85 4-2 3 G5-3, 13 3B BB		3	3	1	2	2	1	1
3 Evan Longoria, R (1, 5) OBP: 0.361, SLG: 0.813	F KN 65 X KN 65 0-1 HR		C KN 63 B KN 65 X KN 64 1-1 P5 ②		C SI 93 B SI 91 B SI 92 F SL 81 F SI 92 S FF 96 2-3 K ①	C CU 79 B FF 97 S FF 97 B FF 97 B CH 84 F FF 98 F FF 98 B FF 98 4-2 16 1B, 13 1B, 30 G5-3 1-2 2-3 3-H BB		B FF 94 S SI 93 B SI 94 B FF 94 X FF 93 3-1 G5-3 ① 1-2		4	2	1	2	1	1	1
13 Carl Crawford, L (1, 7) OBP: 0.429, SLG: 0.500	X KN 66 0-0 16 S 2B		F KN 62 F FF 71 X CU 59 0-2 16 S, 16 HR 1B		X FF 94 0-0 16 1B 2B	S SL 78 F SI 88 X CU 77 0-2 30 G5-3, 16 1B 1-2 2-3 3-H 1B		C FF 94 X FC 92 0-1 16 1B 2-H 3B		5	3	5	2	0	0	0
16 Willy Aybar, S (1, 10) OBP: 0.375, SLG: 0.565	B KN 66 C KN 65 S KN 64 F KN 65 S KN 66 1-3 K ② 2-3		P PO 69 C KN 64 B KN 64 X KN 64 2-1 1-H HR		B FF 96 S SL 81 S SI 92 D SL 86 F SL 84 X FF 98 2-2 ② 2-H 1B	C SI 88 B CU 74 X SI 87 1-1 30 G5-3 1-2 2-3 3-H 1B		C SL 86 F SI 94 D SL 85 X SL 84 1-2 3-H 1B		5	1	4	5	0	1	1
30 Dioner Navarro, S (1, 2) OBP: 0.353, SLG: 0.387	B KN 64 B KN 64 B KN 65 S KN 65 B KN 64 4-1 BB		C KN 65 X KN 65 0-1 1B		C SI 89 B FF 96 S SL 83 F SL 86 B SI 93 X SL 82 2-2 G6-3 ③	C CH 81 B SI 90 B SI 89 B SI 86 C SI 88 F CH 83 F SI 90 X 3-2 G5-3 ② 1-2 2-3 3-H		X SI 94 0-0 G4-6-3 ②③ 1-2f		4	0	1	1	1	0	3
38 Fernando Perez, R (1, 9) OBP: 0.111, SLG: 0.111	C KN 65 S KN 65 X KN 65 0-2 P3 ③		C FF 92 F SL 84 F SL 83 B FF 96 F FF 96 C SL 85 1-3 K ③			C FF 97 C FF 97 B FF 96 S CU 78 1-3 K ③ F CU 75 B CU 76 B SI 90 X SI 88 1-2 G4-3 ③			B SI 92 X FS 84 1-0 G4-3 ①	5	0	0	0	0	2	5
8 Jason Bartlett, R (1, 6) OBP: 0.258, SLG: 0.333 18 Ben Zobrist, S (9, PH) (9, 6)		X KN 63 0-0 G6-3 ①		C SI 91 S SI 91 C FF 96 0-3 K ①		S FF 98 X FF 99 0-1 2 1B 3B	F SI 88 B CU 76 X SI 88 1-1 L7 ①		B SI 94 C FS 85 B FS 83 X FF 93 2-1 F8 ②	4 1	1 0	1 0	0 0	0 0	1 0	0 0

Inning Stats																								
	R: 3	H: 3	R: 0	H: 0	R: 2	H: 3	R: 0	H: 0	R: 1	H: 2	R: 5	H: 4	R: 0	H: 0	R: 2	H: 2	R: 0	H: 0	1B: 7	SF: 0	WP: 0	PA: 46
	E: 0	LOB: 2	E: 0	LOB: 0	E: 0	LOB: 1	E: 0	LOB: 1	E: 0	LOB: 0	E: 0	LOB: 2	E: 0	LOB: 0	E: 0	LOB: 0	E: 0	LOB: 0	2B: 2	SAC: 0	PB: 0	
	K: 2	BB: 2	K: 0	BB: 0	K: 1	BB: 0	K: 2	BB: 1	K: 1	BB: 0	K: 1	BB: 3	K: 0	BB: 1	K: 0	BB: 0	K: 0	BB: 0	3B: 2	DP: 1	SB: 3	
	S: 16	P: 27	S: 4	P: 4	S: 16	P: 19	S: 8	P: 14	S: 13	P: 19	S: 26	P: 46	S: 5	P: 8	S: 10	P: 18	S: 7	P: 13	HR: 3	HBP: 0	CS: 0	

PITCHER		IP	WLS	BF	H	R	ER	SO	BB	IBB	HBP	BLK	WP	HR	S	P	ERA	WHIP
49 Tim Wakefield, R ERA: 16.88	(1, 1)	2.2	L	16	6	5	5	2	2	0	0	0	0	3	31	44	16.88	3.000
63 Justin Masterson, R ERA: 2.35	(3, 1)	2.1		9	2	1	1	4	1	0	0	0	0	0	26	39	3.86	1.286
17 Manny Delcarmen, R ERA: 10.38	(6, 1)	0.1		6	2	5	5	1	3	0	0	0	0	0	13	28	135.00	15.000
48 Javier López, L ERA: 3.38	(6, 1)	1.2		7	2	0	0	0	0	0	0	0	0	0	18	26	0.00	1.200
Mike Timlin, R ERA: 10.13	(8, 1)	2.0		8	2	2	2	0	1	0	0	0	0	0	17	31	9.00	1.500

PITCHER	IP	WLS	BF	H	R	ER	SO	BB	IBB	HBP	BLK	WP	HR	S	P	ERA	WHIP

TOP	
AB	39
R	13
H	14
RBI	13
BB	7
SO	7
LOB	11

Tampa Bay Rays @ Boston Red Sox

Fenway Park, Boston, MA

Tue Oct 14 2008, 8:07 PM EDT

Att. 38,133 - Partly Cloudy - 60 F

livebaseballscorecards.com

BOTTOM

Batter	1	2	3	4	5	6	7	8	9	AB	R	H	RBI	BB	SO	LOB
7 J.D. Drew, L (1, 9) OBP: 0.276, SLG: 0.370	C FC 89 B FF 90 X CU 75 1-1 L7 ①	B CU 77 C FF 90 F FC 90 X FC 90 1-2 F7 ②	B FC 88 B SL 79 X FF 88 2-0 G1-3 ②	F FF 86 F CU 74 X SL 78 0-2 G1-3 ① 1-2	C FF 98 B FF 98 C FF 96 F FF 98 S FF 91 1-3 K ③	5	0	0	0	0	1	3
15 Dustin Pedroia, R (1, 4) OBP: 0.368, SLG: 0.500	B FF 90 B FC 89 C FC 88 S FC 88 S FC 90 2-3 K ②	S FC 89 X CU 74 0-1 L6 ③	B FF 90 X FF 89 1-0 F8 ③	B FC 89 F FC 88 X FC 89 1-1 E8 20 2B 2-H 1B		4	1	1	1	0	1	0
34 David Ortiz, L (1, 10) OBP: 0.316, SLG: 0.258	B FF 90 B FC 89 X FC 89 2-0 G4-3 ③	B FC 89 B CU 74 C FC 90 S FC 90 X FF 91 2-2 G6-3 ①	X FC 87 0-0 20 G6-3 3B	S FF 86 C FF 88 B FF 88 S FF 88 1-3 K ②		4	1	1	0	0	1	1
20 Kevin Youkilis, R (1, 5) OBP: 0.342, SLG: 0.500	B FC 89 C FF 90 X FC 90 1-1 F8 ①	C SL 79 B FC 90 X FF 90 1-1 F8 ②	B FC 89 B SL 79 F FF 88 X FC 89 2-1 G6-3 ① 3-H	C FF 88 X FF 88 0-1 2-H 2B		4	0	1	2	0	0	0
44 Jason Bay, R (1, 7) OBP: 0.486, SLG: 0.781	B FC 91 X SL 80 1-0 E5 1B	C SL 79 F SL 80 D SL 79 B CU 78 B FC 88 X SL 78 3-2 G5-3 ③	B FF 90 B FC 89 X FF 89 2-0 BB 1B	B FF 98 C FF 97 S FF 99 S FF 98 1-3 K ③		4	0	1	0	0	1	1
Mark Kotsay, L (1, 3) OBP: 0.259, SLG: 0.333 Sean Casey, L (9, PH)	F FF 89 X FF 90 0-1 G4-6-3 2-3 1B	C FC 88 B FF 82 B CU 74 X FC 88 2-1 F8 ①	F SL 78 B CU 76 X FF 88 1-1 F8 ②	B FF 96 C FF 96 F FF 98 F FF 98 C FF 99 1-3 K ①		3 1	0 0	1 0	0 0	0 1	0 0	1 0
Coco Crisp, S (1, 8) OBP: 0.467, SLG: 0.500	C FC 89 X SL 78 0-1 G4-6-3 1-2f ②③	C FF 89 X SL 77 0-1 G6-3 ②	B FF 88 B CU 77 F FC 87 S FC 87 F SL 80 D CU 76 F FF 88 B FF 88 4-2 1-2 BB	B FF 99 B FF 97 B FF 97 B FF 97 4-0 2 BB BB		2	0	0	0	2	0	2
Kevin Cash, R (1, 2) OBP: 0.333, SLG: 1.333 2 Jacoby Ellsbury, L (9, PH) OBP: 0.250, SLG: 0.281	B FC 88 S FC 88 B CU 77 X FC 89 2-1 HR	B SL 81 F FC 88 C CU 77 X SL 78 1-2 G5-3 ③	C SL 78 F SL 78 S FF 90 0-3 K ③	B FF 97 B FF 97 B FF 97 B FF 98 4-0 1-2 BB		3 0	1 0	1 0	1 0	0 1	1 0	2 0
12 Jed Lowrie, S (1, 6) OBP: 0.370, SLG: 0.238	C FC 89 F FC 89 B FF 91 X FF 91 1-2 G4-3 ①	C FF 87 B FF 88 F FC 87 X FF 90 1-2 F8 ①	F FF 88 X FF 88 0-1 7 G1-3 15 E 1B	C FF 97 F FF 99 C FF 98 0-3 K ②		4	1	1	0	0	1	2
Inning Stats	R: 0 E: 0 K: 1 S: 6 H: 0 LOB: 0 BB: 0 P: 11	R: 0 E: 1 K: 0 S: 7 H: 1 LOB: 1 BB: 0 P: 9	R: 1 E: 0 K: 0 S: 10 H: 1 LOB: 0 BB: 0 P: 14	R: 0 E: 0 K: 0 S: 8 H: 0 LOB: 0 BB: 0 P: 14	R: 0 E: 0 K: 0 S: 7 H: 0 LOB: 0 BB: 0 P: 10	R: 0 E: 0 K: 0 S: 5 H: 0 LOB: 0 BB: 0 P: 9	R: 1 E: 0 K: 1 S: 13 H: 2 LOB: 2 BB: 1 P: 22	R: 2 E: 1 K: 2 S: 15 H: 3 LOB: 1 BB: 0 P: 18	R: 0 E: 0 K: 3 S: 11 H: 0 LOB: 2 BB: 2 P: 21	1B: 4 2B: 1 3B: 1 HR: 1	SF: 0 SAC: 0 DP: 1 HBP: 0	WP: 0 PB: 0 SB: 0 CS: 0	PA: 37			

PITCHER		IP	WLS	BF	H	R	ER	SO	BB	IBB	HBP	BLK	WP	HR	S	P	ERA	WHIP
21 Andy Sonnanstine, R ERA: 3.46	(1, 1)	7.1	W	29	6	4	3	2	1	0	0	0	0	1	63	97	3.68	0.955
Trever Miller, L ERA:	(8, 1)	0.1		2	1	0	0	1	0	0	0	0	0	0	5	6	0.00	3.000
Edwin Jackson, R ERA:	(8, 1)	1.1		6	0	0	0	4	2	0	0	0	0	0	14	25	0.00	1.500

PITCHER	IP	WLS	BF	H	R	ER	SO	BB	IBB	HBP	BLK	WP	HR	S	P	ERA	WHIP

Tampa Bay Rays @ Boston Red Sox

Fenway Park, Boston, MA

Thu Oct 16 2008, 8:07 PM EDT

Att. 38,437 - Partly Cloudy - 66 F

livebaseballscorecards.com

Batter	1	2	3	4	5	6	7	8	9	AB	R	H	RBI	BB	SO	LOB
1 Akinori Iwamura, L (1, 4) OBP: 0.400, SLG: 0.513	2 HR 1B		G3-1		3 S 23 1B BB		2 2B BB		F7	3	2	1	0	2	0	1
2 B.J. Upton, R (1, 8) OBP: 0.409, SLG: 0.895	1-H HR		23 HR 1B		K		3 G6-4-3 1-H 2-H 2B		23 G4-6-3 BB	4	2	3	4	1	1	1
23 Carlos Pena, L (1, 3) OBP: 0.514, SLG: 0.759	K		1-H HR		1-2 1B		3 G6-4-3 IBB		G4-6-3 1-2f	4	1	2	2	1	1	2
3 Evan Longoria, R (1, 5) OBP: 0.350, SLG: 0.833	F9		HR		K 2-3		G6-4-3 1-2f 2-3			4	1	1	1	0	1	4
13 Carl Crawford, L (1, 7) OBP: 0.385, SLG: 0.444	F8		G1-3		G4-3		G5-3			4	0	0	0	0	0	3
15 Cliff Floyd, L (1, 10) OBP: 0.231, SLG: 0.538 16 Willy Aybar, S (6, PH) OBP: 0.346, SLG: 0.520 (6, 10)		G5-3	K			P3		K		2 2	0 0	0 0	0 0	0 0	1 1	0 0
30 Dioner Navarro, S (1, 2) OBP: 0.316, SLG: 0.343		L1		F7		F7		F8		4	0	0	0	0	0	0
26 Gabe Gross, L (1, 9) OBP: 0.222, SLG: 0.067		8 S BB		L4		G4-3		K		3	0	0	0	1	1	0
8 Jason Bartlett, R (1, 6) OBP: 0.286, SLG: 0.333		F7 1-2		P3			2 S 1 BB 2 2B BB		2 BB 1B	3	1	1	0	1	0	1

Inning Stats	1	2	3	4	5	6	7	8	9
	R: 2 E: 0 K: 1 S: 14	H: 2 LOB: 0 BB: 0 P: 23	R: 0 E: 0 K: 0 S: 13	H: 0 LOB: 1 BB: 1 P: 24	R: 3 E: 0 K: 1 S: 17	H: 3 LOB: 0 BB: 0 P: 21	R: 0 E: 0 K: 0 S: 7	H: 0 LOB: 0 BB: 0 P: 8	R: 0 E: 0 K: 2 S: 11	H: 1 LOB: 2 BB: 1 P: 22	R: 0 E: 0 K: 0 S: 8	H: 0 LOB: 0 BB: 0 P: 12	R: 2 E: 0 K: 0 S: 22	H: 1 LOB: 1 BB: 3 P: 42	R: 0 E: 0 K: 2 S: 10	H: 0 LOB: 0 BB: 0 P: 13	R: 0 E: 0 K: 0 S: 7	H: 1 LOB: 1 BB: 1 P: 15

	1B: 4	SF: 0
	2B: 1	SAC: 0
	3B: 0	DP: 2
	HR: 3	HBP: 0

	WP: 0	PA: 39
	PB: 0	
	SB: 4	
	CS: 0	

	AB	33
	R	7
	H	8
	RBI	7
	BB	6
	SO	6
	LOB	12

PITCHER		IP	WLS	BF	H	R	ER	SO	BB	IBB	HBP	BLK	WP	HR	S	P	ERA	WHIP
18 Daisuke Matsuzaka, R ERA: 4.5	(1, 1)	4.0		19	5	5	5	2	2	0	0	0	0	3	53	82	11.25	1.750
37 Hideki Okajima, L ERA: 2.57	(5, 1)	2.0		7	1	0	0	2	0	0	0	0	0	0	17	28	0.00	0.500
17 Manny Delcarmen, R ERA: 14.54	(7, 1)	0.0		2	0	2	2	0	2	0	0	0	0	0	9	17	∞	∞
58 Jonathan Papelbon, R ERA:	(7, 1)	2.0		7	1	0	0	2	0	1	0	0	0	0	23	38	0.00	0.500
63 Justin Masterson, R ERA: 2.08	(9, 1)	1.0	W	4	1	0	0	0	1	0	0	0	0	0	7	15	0.00	2.000

PITCHER		IP	WLS	BF	H	R	ER	SO	BB	IBB	HBP	BLK	WP	HR	S	P	ERA	WHIP

BOTTOM

Tampa Bay Rays @ Boston Red Sox

Fenway Park, Boston, MA

Thu Oct 16 2008, 8:07 PM EDT

Att. 38,437 - Partly Cloudy - 66 F

livebaseballscorecards.com

Batter	1	2	3	4	5	6	7	8	9	AB	R	H	RBI	BB	SO	LOB
Coco Crisp, S (1, 8) OBP: 0.500, SLG: 0.500	BB	K			F8		34 HR	1B		4	1	2	1	1	1	2
15 Dustin Pedroia, R (1, 4) OBP: 0.349, SLG: 0.459	G5-3		G4-3		G4-3		34 HR		G5-6-3	5	1	1	1	0	0	1
34 David Ortiz, L (1, 10) OBP: 0.302, SLG: 0.333	K		G3		G4-3		HR		K	5	1	1	3	0	2	1
20 Kevin Youkilis, R (1, 5) OBP: 0.372, SLG: 0.500	BB		1B		K		F9		E5	4	1	2	0	1	1	0
44 Jason Bay, R (1, 7) OBP: 0.476, SLG: 0.714	F8		K		K			BB	IBB	3	1	0	0	2	2	3
7 J.D. Drew, L (1, 9) OBP: 0.324, SLG: 0.484		G6-3		BB	F8			HR		4	1	2	3	1	0	0
12 Jed Lowrie, S (1, 6) OBP: 0.355, SLG: 0.280		F8		FC5-4 WP			1B 15 1B 2B	F7		4	1	1	0	0	0	1
Jason Varitek, S (1, 2) OBP: 0.207, SLG: 0.115		1B HBP		K			F8	K		2	0	0	0	0	1	2
Sean Casey, L (8, PH)										1	0	0	0	0	1	0
Kevin Cash, R (9, 2) OBP: 0.333, SLG: 1.333										0	0	0	0	0	0	0
Mark Kotsay, L (1, 3) OBP: 0.290, SLG: 0.387		1B		K			F8	2B		4	1	2	0	0	1	2
Inning Stats	R: 0 E: 0 K: 1 S: 9 H: 0 LOB: 2 BB: 2 P: 21	R: 0 E: 0 K: 1 S: 14 H: 1 LOB: 2 BB: 0 P: 25	R: 0 E: 0 K: 1 S: 13 H: 1 LOB: 1 BB: 0 P: 17	R: 0 E: 0 K: 2 S: 9 H: 0 LOB: 1 BB: 1 P: 20	R: 0 E: 0 K: 0 S: 5 H: 0 LOB: 0 BB: 0 P: 7	R: 0 E: 0 K: 2 S: 12 H: 0 LOB: 0 BB: 0 P: 21	R: 4 E: 0 K: 0 S: 20 H: 4 LOB: 0 BB: 0 P: 33	R: 3 E: 0 K: 1 S: 14 H: 3 LOB: 1 BB: 1 P: 25	R: 1 E: 1 K: 1 S: 14 H: 2 LOB: 2 BB: 1 P: 25	1B: 7 2B: 2 3B: 0 HR: 2	SF: 0 SAC: 0 DP: 0 HBP: 1			WP: 1 PB: 0 SB: 0 CS: 0	PA: 42		

	AB	36
	R	8
	H	11
	RBI	8
	BB	5
	SO	9
	LOB	12

PITCHER		IP	WLS	BF	H	R	ER	SO	BB	IBB	HBP	BLK	WP	HR	S	P	ERA	WHIP
19 Scott Kazmir, L ERA: 4.02	(1, 1)	6.0		24	2	0	0	7	3	0	1	0	1	0	62	111	0.00	0.833
50 Grant Balfour, R ERA: 8.44	(7, 1)	0.2		6	4	4	4	0	0	0	0	0	0	1	15	25	54.00	6.000
35 Dan Wheeler, R ERA: 6.35	(7, 1)	1.1	B	7	3	3	3	1	1	0	0	0	0	1	19	33	20.25	3.000
39 J.P. Howell, L ERA: 2.16	(9, 1)	0.2	L	5	2	1	1	1	0	1	0	0	0	0	14	25	13.50	3.000

PITCHER	IP	WLS	BF	H	R	ER	SO	BB	IBB	HBP	BLK	WP	HR	S	P	ERA	WHIP

Batter	1	2	3	4	5	6	7	8	9	AB	R	H	RBI	BB	SO	LOB
Coco Crisp, S (1, 8) OBP: 0.560, SLG: 0.550	X FF 91 0-0 15 P5 1B		B SI 90 F FF 90 B KC 76 F FF 90 X FF 91 2-2 ① F8	X SI 89 0-0 1B		S CH 81 X KC 77 0-1 15 E 34 1B 1B		B FF 92 B FF 92 B FF 93 C FF 92 F FF 92 B FF 92 4-2 15 G1-3 BB		4	1	3	0	1	0	0
15 Dustin Pedroia, R (1, 4) OBP: 0.333, SLG: 0.415	C FF 89 D CH 82 1 SAFE 1 SAFE F FC 87 B CH 83 F CH 82 B FF 91 F FF 91 3-2 ①② X FF 82 P5 1-2		B KC 76 B FF 90 B FF 91 C FF 88 B FF 90 4-1 34 2B 20 G6-3 BB	C FF 88 B CH 83 F CH 80 1 SAFE F FF 90 D KC 77 1 SAFE S CH 81 2-3 ③ K		C SI 85 B KC 79 B KC 79 X KC 80 2-1 E6 34 1B 1-3		C SI 78 X FF 77 0-1 ① G1-3 1-2		4	1	0	0	1	1	4
34 David Ortiz, L (1, 10) OBP: 0.333, SLG: 0.375	F FC 89 F FF 89 F CH 83 B CH 84 B FF 91 F CH 82 S FC 88 2-3 ③ K		B FC 87 X CH 82 1-0 20 G6-3 1-3 2B		B FC 86 F SI 89 C KC 76 B CH 81 X FC 86 2-2 ① F7	F SI 86 B SI 86 X KC 80 1-1 1-2 3-H 1B		I IN 72 I IN 73 I IN 73 I IN 72 4-0 20 G5-4-3 IBB		4	0	2	1	1	1	0
20 Kevin Youkilis, R (1, 5) OBP: 0.354, SLG: 0.533		B FF 91 C FF 91 B FF 90 X FC 89 2-1 HR	C FF 91 X FF 90 0-1 ② G6-3 2-3 3-H		C SI 91 X CH 81 0-1 ② L5	C KC 80 C SI 87 B KC 81 F SI 88 B SI 88 S KC 80 2-3 ③ K		B SI 77 F SI 76 X SI 77 1-1 ②③ G5-4-3 1-2f		5	1	1	2	0	1	5
7 J.D. Drew, L (1, 9) OBP: 0.359, SLG: 0.514		B FF 92 C FC 87 B CH 82 F FC 89 X CH 82 2-2 44 FC5-4 1B	B FC 88 B FC 88 C CH 82 D KC 78 B SI 91 4-1 44 BB BB		X FF 90 0-0 2B		C SI 84 B SI 83 B SI 86 X KC 78 2-1 ① F8		B SI 78 X SI 77 1-0 ① L7	4	0	2	0	1	0	0
44 Jason Bay, R (1, 7) OBP: 0.468, SLG: 0.658		X FF 90 0-0 ① FC5-4 1B 1-2f	B KC 77 C KC 75 S CH 82 D CH 83 B CH 82 F FF 91 B CH 83 4-2 1-2 BB		X KC 76 0-0 ③ F9		C KC 78 B SI 86 H SI 84 2-1 PB G1-3 HBP		B SI 76 B CU 65 X SI 77 2-0 ② G6-3	3	0	0	0	1	0	2
Mark Kotsay, L (1, 3) OBP: 0.278, SLG: 0.361		S CH 81 X CH 82 0-1 1-2 1B	B FC 86 B FF 87 B FF 90 C FF 89 X FF 90 3-1 ③ F8			B CH 80 C FF 88 B CH 80 X FC 89 2-1 ① L4	D SI 86 C KC 78 X KC 79 1-1 ② G1-3 1-2		X SL 78 0-0 ③ P5	5	0	1	0	0	0	4
12 Jed Lowrie, S (1, 6) OBP: 0.343, SLG: 0.250		C SI 90 X FC 87 0-1 ② F8		B FF 89 B FF 89 B FF 89 C FF 88 F FF 89 X FF 90 3-2 ① F8		S FF 90 S FC 87 B CH 82 C FC 85 1-3 ② K	B FF 94 B FF 94 B FF 94 C FF 94 B FF 94 4-1 PB BB			3	0	0	0	1	1	2
Jason Varitek, S (1, 2) OBP: 0.212, SLG: 0.233		C CH 83 D CH 82 B FF 88 B CH 82 C FF 91 F FF 92 X FF 92 3-2 ③ F7		B FF 90 F FF 90 F FF 90 B FC 87 X FF 90 2-2 ② G3-1		B CH 81 B FC 87 X FF 89 2-0 HR	S FF 95 F FF 95 B CU 82 F FF 95 B FF 95 B FF 95 X FF 95 3-2 ③ 1-2 2-3 F9			4	1	1	1	0	0	4
Inning Stats	R: 0 E: 0 K: 1 S: 11 H: 1 LOB: 0 BB: 0 P: 16	R: 1 E: 0 K: 0 S: 14 H: 3 LOB: 2 BB: 0 P: 21	R: 1 E: 0 K: 0 S: 13 H: 1 LOB: 3 BB: 3 P: 31	R: 0 E: 0 K: 1 S: 11 H: 1 LOB: 1 BB: 0 P: 18	R: 0 E: 0 K: 0 S: 7 H: 1 LOB: 1 BB: 0 P: 9	R: 2 E: 1 K: 2 S: 16 H: 3 LOB: 2 BB: 0 P: 26	R: 0 E: 0 K: 0 S: 10 H: 0 LOB: 2 BB: 1 P: 22	R: 0 E: 0 K: 0 S: 6 H: 0 LOB: 1 BB: 2 P: 15	R: 0 E: 0 K: 0 S: 3 H: 0 LOB: 0 BB: 0 P: 6	1B: 6 2B: 2 3B: 0 HR: 2 SF: 0 SAC: 0 DP: 1 HBP: 1						

TOP

Boston Red Sox @ Tampa Bay Rays

Tropicana Field, St. Petersburg, FL

Sat Oct 18 2008, 8:07 PM EDT

Att. 40,947 - Dome - 72 F

livebaseballscorecards.com

AB	36
R	4
H	10
RBI	4
BB	6
SO	4
LOB	21

PITCHER		IP	WLS	BF	H	R	ER	SO	BB	IBB	HBP	BLK	WP	HR	S	P	ERA	WHIP
33 James Shields, R ERA: 3.72	(1, 1)	5.2	L	28	9	4	3	3	3	0	0	0	0	2	64	108	4.76	2.118
39 J.P. Howell, L ERA: 1.93	(6, 1)	1.0		6	1	0	0	1	0	0	1	0	0	0	13	23	0.00	1.000
50 Grant Balfour, R ERA: 7.94	(7, 1)	0.1		3	0	0	0	0	2	0	0	0	0	0	7	18	0.00	6.000
53 Chad Bradford, R ERA: 1.5	(8, 1)	1.2		5	0	0	0	0	0	1	0	0	0	0	6	14	0.00	0.000
Trever Miller, L ERA:	(9, 1)	0.1		1	0	0	0	0	0	0	0	0	0	0	1	1	0.00	0.000

PITCHER	IP	WLS	BF	H	R	ER	SO	BB	IBB	HBP	BLK	WP	HR	S	P	ERA	WHIP

Boston Red Sox @ Tampa Bay Rays

Tropicana Field, St. Petersburg, FL

Sat Oct 18 2008, 8:07 PM EDT

Att. 40,947 - Dome - 72 F

livebaseballscorecards.com

BOTTOM

Batter	1	2	3	4	5	6	7	8	9	AB	R	H	RBI	BB	SO	LOB
1 Akinori Iwamura, L (1, 4) OBP: 0.367, SLG: 0.465	C FF 92 C CU 75 F CU 71 B CU 76 S FC 90 1-3 ① **K**		1 SAFE B FF 91 1 SAFE 1 SAFE B FA 91 B FF 91 C FF 92 1 SAFE X FF 92 3-1 ② **P4**		B FC 89 C CH 87 B CH 86 B FC 88 F FC 89 X FF 92 3-2 ③ **G5-3**			D SI 88 B FF 87 C FF 87 S SL 78 S FF 90 2-3 ① **K**		4	0	0	0	0	2	2
2 B.J. Upton, R (1, 8) OBP: 0.396, SLG: 0.905	B FF 93 F CU 75 B FF 94 F CU 74 B FF 93 X FF 92 3-2 **HR**		C FF 93 1 SAFE S FF 92 B FF 91 F FF 92 B CU 75 F CU 72 X CU 76 2-2 ③ **G1-3**			B FC 87 C FS 83 S FF 88 X FF 88 1-2 ① **L5**		F SI 89 F SL 82 1 SAFE F FF 94 F SL 83 X SL 80 0-2 ② **P4**		4	1	1	1	0	0	2
23 Carlos Pena, L (1, 3) OBP: 0.487, SLG: 0.688	B FF 92 C CU 74 F FC 89 B CU 74 B FF 93 B FF 92 4-2 3 G6-4-3 **BB**			B FC 89 X FF 91 1-0 ① **P5**		B FF 88 S CU 76 F FF 88 B CU 76 B FF 88 C FS 83 3-3 ② **K**		X SL 79 0-0 ③ **P6**		3	0	0	0	1	1	1
3 Evan Longoria, R (1, 5) OBP: 0.341, SLG: 0.769	1 SAFE B FF 92 X FF 93 1-0 ② ③ **G6-4-3** 1-2f			B CU 74 F FF 91 X FC 91 1-1 ② **F8**		B FS 83 B FS 84 C CU 76 C FF 88 B FF 89 B CU 75 4-2 13 FC6-4 **BB**			F FF 92 X FF 92 0-1 ① **G6-3**	3	0	0	0	1	0	1
13 Carl Crawford, L (1, 7) OBP: 0.372, SLG: 0.425		X FF 91 0-0 ① **G4-3**		C FC 89 B FF 92 F CU 74 F FF 92 F FF 92 X CH 86 1-2 15 S 1B		S FF 88 F FF 87 B FF 87 X FF 87 1-2 ③ **FC6-4** 1-2f			C FS 91 S FS 87 B FF 93 S FF 92 1-3 ② **K**	4	0	1	0	0	1	1
15 Cliff Floyd, L (1, 10) OBP: 0.200, SLG: 0.467 16 Willy Aybar, S (7, PH) OBP: 0.321, SLG: 0.481 (8, 10)		C CU 74 S FC 89 B CU 74 C CU 71 1-3 ② **K**		B FF 92 F FC 89 1 SAFE C CU 74 B CU 75 X SI 94 2-2 ③ **G3-1** 1-2			C FS 85 B CU 74 X FS 83 1-1 ① **P5**		C FF 92 X 0-1 ③ **L5**	2 2	0 0	0 0	0 0	0 0	1 0	1 0
30 Dioner Navarro, S (1, 2) OBP: 0.317, SLG: 0.342		X FF 92 0-0 ③ **L9**			C FF 91 B FC 90 F FC 90 X CH 87 1-2 8 CS 1B		C FF 88 S FF 88 F FF 87 F CU 75 X FF 87 0-2 ② **F7**			3	0	1	0	0	0	0
26 Gabe Gross, L (1, 9) OBP: 0.211, SLG: 0.063 18 Ben Zobrist, S (5, PH) (6, 9)			F FF 92 S CH 87 C FF 93 0-3 ① **K**		C FC 92 C CU 74 B FF 93 X CU 73 1-2 ① **F8**		C FF 88 B FF 87 B FF 88 X FS 84 2-1 ③ **F8**			1 2	0 0	0 0	0 0	0 0	1 0	0 1
8 Jason Bartlett, R (1, 6) OBP: 0.342, SLG: 0.441			C CU 75 C CU 75 H CU 75 1-2 **HBP**		1 SAFE 1 SAFE B CU 73 C FF 92 S CU 74 B CU 77 X CU 74 2-2 ② 1-2 **HR**			B FF 92 C FF 92 B FF 91 B SI 88 F FF 87 F SI 88 H SI 86 4-2 **HBP**		1	1	1	1	0	0	0
Inning Stats	R: 1 H: 1 E: 0 LOB: 0 K: 1 BB: 1 S: 10 P: 19	R: 0 H: 0 E: 0 LOB: 0 K: 1 BB: 0 S: 5 P: 6	R: 0 H: 0 E: 0 LOB: 1 K: 1 BB: 0 S: 12 P: 18	R: 0 H: 1 E: 0 LOB: 1 K: 0 BB: 0 S: 11 P: 16	R: 1 H: 2 E: 0 LOB: 0 K: 0 BB: 0 S: 12 P: 19	R: 0 H: 0 E: 0 LOB: 1 K: 1 BB: 1 S: 11 P: 20	R: 0 H: 0 E: 0 LOB: 0 K: 0 BB: 0 S: 9 P: 12	R: 0 H: 0 E: 0 LOB: 1 K: 1 BB: 0 S: 12 P: 18	R: 0 H: 0 E: 0 LOB: 0 K: 1 BB: 0 S: 7 P: 8	1B: 2 2B: 0 3B: 0 HR: 2	SF: 0 SAC: 0 DP: 1 HBP: 2	WP: 0 PB: 0 SB: 1 CS: 1	PA: 33				

	AB	29
	R	2
	H	4
	RBI	2
	BB	2
	SO	6
	LOB	9

PITCHER		IP	WLS	BF	H	R	ER	SO	BB	IBB	HBP	BLK	WP	HR	S	P	ERA	WHIP
19 Josh Beckett, R ERA: 8.79	(1, 1)	5.0	W	19	4	2	2	3	1	0	1	0	0	2	50	78	3.60	1.000
37 Hideki Okajima, L ERA: 2.0	(6, 1)	2.0	H	7	0	0	0	1	1	0	0	0	0	0	20	32	0.00	0.500
63 Justin Masterson, R ERA: 1.86	(8, 1)	1.0	H	4	0	0	0	1	0	0	1	0	0	0	12	18	0.00	0.000
58 Jonathan Papelbon, R ERA:	(9, 1)	1.0	S	3	0	0	0	1	0	0	0	0	0	0	7	8	0.00	0.000

PITCHER	IP	WLS	BF	H	R	ER	SO	BB	IBB	HBP	BLK	WP	HR	S	P	ERA	WHIP

Boston Red Sox @ Tampa Bay Rays

Tropicana Field, St. Petersburg, FL

Sun Oct 19 2008, 8:07 PM EDT

Att. 40,473 - Dome - 72 F

livebaseballscorecards.com

TOP

Batter	1	2	3	4	5	6	7	8	9	AB	R	H	RBI	BB	SO	LOB
Coco Crisp, S (1, 8) OBP: 0.517, SLG: 0.500	B1-3		K			G1-3		34 FC4-6 1B		4	0	1	0	0	1	0
15 Dustin Pedroia, R (1, 4) OBP: 0.365, SLG: 0.488	HR		34 S HBP			4-2 F FF 94 B CU 78 34 CS BB		F7		2	1	1	1	1	0	2
34 David Ortiz, L (1, 10) OBP: 0.327, SLG: 0.349	BB		1-2 K			3-3 K		2-2 FC4-6 20 BB		3	0	0	0	1	2	4
20 Kevin Youkilis, R (1, 5) OBP: 0.346, SLG: 0.500	F9			G5-3			P6	BB		3	0	0	0	1	0	1
7 J.D. Drew, L (1, 9) OBP: 0.349, SLG: 0.474	K2-3			P3			F9 44 1B BB	K		3	0	0	0	1	2	4
44 Jason Bay, R (1, 7) OBP: 0.471, SLG: 0.634		K		K			1-2 1B		12 FC4 BB	3	0	1	0	1	2	0
Mark Kotsay, L (1, 3) OBP: 0.250, SLG: 0.325		G6-3			P4		F9 2-3		K	4	0	0	0	0	1	3
Jason Varitek, S (1, 2) OBP: 0.189, SLG: 0.206		K			G3		K2-3		K	4	0	0	0	0	3	3
Alex Cora, L (1, 6) OBP: 0.250, SLG: 0.273			F7					E6 34 FC4-6 1B	FC4 1-2f	3	0	0	0	0	1	0
12 Jed Lowrie, S (9, PH) OBP: 0.333, SLG: 0.241										1	0	0	0	0	0	1
Inning Stats	R: 1 H: 1 E: 0 LOB: 1 K: 1 BB: 1 S: 12 P: 20	R: 0 H: 0 E: 0 LOB: 0 K: 2 BB: 0 S: 11 P: 16	R: 0 H: 0 E: 0 LOB: 1 K: 2 BB: 0 S: 13 P: 18	R: 0 H: 0 E: 0 LOB: 0 K: 1 BB: 0 S: 8 P: 12	R: 0 H: 0 E: 0 LOB: 0 K: 1 BB: 0 S: 6 P: 9	R: 0 H: 0 E: 0 LOB: 1 K: 1 BB: 1 S: 15 P: 25	R: 0 H: 1 E: 0 LOB: 2 K: 1 BB: 1 S: 8 P: 16	R: 0 H: 1 E: 1 LOB: 3 K: 1 BB: 1 S: 17 P: 27	R: 0 H: 0 E: 0 LOB: 1 K: 2 BB: 1 S: 12 P: 20	1B: 2 SF: 0 2B: 1 SAC: 0 3B: 0 DP: 1 HR: 1 HBP: 1				WP: 0 PA: 36 PB: 0 SB: 1 CS: 1		

	AB	30
	R	1
	H	3
	RBI	1
	BB	5
	SO	12
	LOB	18

PITCHER		IP	WLS	BF	H	R	ER	SO	BB	IBB	HBP	BLK	WP	HR	S	P	ERA	WHIP
22 Matt Garza, R ERA: 3.32	(1, 1)	7.0	W	27	2	1	1	9	3	0	1	0	0	1	75	118	1.29	0.714
35 Dan Wheeler, R ERA: 6.0	(8, 1)	0.1	H	2	1	0	0	0	0	0	0	0	0	0	5	8	0.00	3.000
39 J.P. Howell, L ERA: 1.86	(8, 1)	0.1	H	1	0	0	0	0	0	0	0	0	0	0	5	7	0.00	0.000
53 Chad Bradford, R ERA: 1.5	(8, 1)	0.0		1	0	0	0	0	1	0	0	0	0	0	2	6	∞	∞
14 David Price, L ERA:	(8, 1)	1.1	S	5	0	0	0	3	1	0	0	0	0	0	15	24	0.00	0.750

PITCHER	IP	WLS	BF	H	R	ER	SO	BB	IBB	HBP	BLK	WP	HR	S	P	ERA	WHIP

BOTTOM

Boston Red Sox @ Tampa Bay Rays

Tropicana Field, St. Petersburg, FL

Sun Oct 19 2008, 8:07 PM EDT

Att. 40,473 - Dome - 72 F

livebaseballscorecards.com

Batter	1	2	3	4	5	6	7	8	9	AB	R	H	RBI	BB	SO	LOB
1 Akinori Iwamura, L (1, 4) OBP: 0.358, SLG: 0.447	C FF 93 C CU 76 F FF 95 B CU 78 F SI 93 X CU 79 1-2 ① G4-3			B SI 92 X FC 88 1-0 23 FC4-5 1B	X SI 94 0-0 ② G1-3 1-2 2-3			B CU 74 B FF 87 C FF 88 X FS 82 2-1 ① G4-3		4	0	1	0	0	0	2
2 B.J. Upton, R (1, 8) OBP: 0.365, SLG: 0.826	B SI 94 C CU 78 B CU 77 F CU 78 B FF 95 F CU 76 X SI 94 3-2 ② L9			B FC 89 C FC 88 F CU 75 F FF 94 S FC 89 1-3 ① K	F CU 78 X FC 91 0-1 ③ L6			X FS 83 0-0 ② F8		4	0	0	0	0	1	3
23 Carlos Pena, L (1, 3) OBP: 0.442, SLG: 0.611	S SI 94 B CU 79 S SI 94 F FF 96 B CU 78 F SI 95 S CU 78 2-3 ③ K			C CU 76 D SI 93 X SI 93 1-1 ② FC4-5 3 2B 1-2f		X FF 94 0-0 ① P5		F FF 88 C FS 82 B CU 76 C FF 88 1-3 ③ K		4	1	0	0	0	2	1
3 Evan Longoria, R (1, 5) OBP: 0.340, SLG: 0.762		B SI 92 B CU 75 B FF 93 C FF 93 X SI 93 3-1 ① G6-3		1 SAFE C FC 89 B FF 94 B FF 94 S CU 77 X FF 95 2-2 1-H 2B		B SI 93 X FC 88 1-0 ② F7				3	0	1	1	0	0	0
13 Carl Crawford, L (1, 7) OBP: 0.348, SLG: 0.395		F FF 94 C FC 89 S FF 95 0-3 ② K		F FF 95 S CU 78 F FF 93 F CU 78 S FF 93 0-3 ③ K		B CU 75 X CU 74 1-0 ③ F8				3	0	0	0	0	2	1
16 Willy Aybar, S (1, 10) OBP: 0.355, SLG: 0.633		C CU 78 B FF 96 X FC 90 1-1 ③ G5-3			C FF 93 C FC 87 B CU 76 X CU 78 1-2 1B 2B		C CU 76 F FC 87 B FF 93 B FF 90 F FC 89 B FF 94 X FC 88 3-2 HR			3	2	2	1	0	0	0
30 Dioner Navarro, S (1, 2) OBP: 0.318, SLG: 0.341			C FF 93 B FC 89 B FF 94 C FF 94 F FF 94 B CU 77 S FF 94 3-3 ① K		B FF 94 B FF 94 B FF 92 C FF 92 F FF 93 X FF 93 3-2 1 G1-3 1B 1B		C FF 94 B CU 76 F FF 94 X FF 95 1-2 ① F9			3	0	1	0	0	1	0
Rocco Baldelli, R (1, 9) OBP: 0.313, SLG: 0.429 26 Gabe Gross, L (8, 9) OBP: 0.211, SLG: 0.063			B FF 95 C FC 89 C CU 77 C FF 96 1-3 ② K		S FC 90 F FF 90 X FC 91 0-2 1 G1-3 1-2 2-H 1B		F SI 93 B CU 78 F FC 89 S CU 77 1-3 ② K2-3			3 0	0 0	1 0	1 0	0 0	2 0	0 0
8 Jason Bartlett, R (1, 6) OBP: 0.317, SLG: 0.405			X FF 95 0-0 ③ P4		F FF 95 F FF 95 F CU 78 S FC 89 0-3 ① K		F SI 92 F FC 88 F FF 94 X FC 89 0-2 ③ F8			3	0	0	0	0	1	2
Inning Stats	R: 0 E: 0 K: 1 S: 14 H: 0 LOB: 0 BB: 0 P: 20	R: 0 E: 0 K: 1 S: 7 H: 0 LOB: 0 BB: 0 P: 11	R: 0 E: 0 K: 2 S: 8 H: 0 LOB: 0 BB: 0 P: 12	R: 1 E: 0 K: 2 S: 15 H: 2 LOB: 1 BB: 0 P: 20	R: 1 E: 0 K: 1 S: 16 H: 3 LOB: 2 BB: 0 P: 20	R: 0 E: 0 K: 0 S: 3 H: 0 LOB: 0 BB: 0 P: 5	R: 1 E: 0 K: 1 S: 14 H: 1 LOB: 0 BB: 0 P: 19	R: 0 E: 0 K: 1 S: 6 H: 0 LOB: 0 BB: 0 P: 9		1B: 3 2B: 2 3B: 0 HR: 1 SF: 0 SAC: 0 DP: 0 HBP: 0				WP: 0 PB: 0 SB: 0 CS: 0 PA: 30		

PITCHER		IP	WLS	BF	H	R	ER	SO	BB	IBB	HBP	BLK	WP	HR	S	P	ERA	WHIP
31 Jon Lester, L ERA: 2.36	(1, 1)	7.0	L	27	6	3	3	8	0	0	0	0	0	1	77	107	3.86	0.857
37 Hideki Okajima, L ERA: 1.8	(8, 1)	1.0		3	0	0	0	1	0	0	0	0	0	0	6	9	0.00	0.000

PITCHER	IP	WLS	BF	H	R	ER	SO	BB	IBB	HBP	BLK	WP	HR	S	P	ERA	WHIP

AB	30
R	3
H	6
RBI	3
BB	0
SO	9
LOB	9