

Boston Red Sox - 2009

Batter	1	2	3	4	5	6	7	8	9	AB	R	H	RBI	BB	SO	LOB	TOP																		
12 James MacDonald, L (1, 10) 33 Spenser Payne, R (4, PH) 14 Andrew Lawrence, L (6, PH)	G4-3			K		F8				1	0	0	0	0	0	0	Boston College Eagles @ Boston Red Sox City of Palms Park, Ft. Myers, FL Wed Feb 25 2009, 1:05 PM EST Att: 5,707 - Sunny - 75 F livebaseballscorecards.com																		
18 Harry Darling, R 7 Rob Moir, L	L1			25 1B 24 1B BB		FC5-4 1B				1	1	0	0	1	0	0																			
25 Mike Augustine, L 2 Brad Zepenas, R	G6-3			24 1B 1-2 1B		FC5-4 1-2				2	0	1	0	0	0	0																			
42 Sam Shaughnessy, L 38 John Spatola, L	K			F7		K				1	0	0	0	0	1	0																			
16 Barry Butera, L 24 Mike Belfiore, R	P6			1-3 2-H 1B		26 1B 1B				2	0	2	1	0	0	0																			
5 Robert Anston, L 3 Mike Sudol, L	K			K		K				1	0	0	0	0	1	0																			
6 Matt Hamlet, R 26 Tony Sanchez, R			G6-3		F9	11 FC5-4 1B				2	0	1	0	0	0	0																			
4 Garret Smith, R 27 Kyle Prohovich, R	G4-3		G4-3		G4-3	K				2	0	0	0	0	0	0																			
17 Mickey Wiswall, L 11 Anthony Melchionda, R	K		K		G1-3	FC5-4 1-2				1	0	0	0	0	1	0																			
Inning Stats	R: 0 E: 0 K: 0 S: 3	H: 0 LOB: 0 BB: 0 P: 3	R: 0 E: 0 K: 2 S: 7	H: 0 LOB: 0 BB: 0 P: 7	R: 0 E: 0 K: 1 S: 5	H: 0 LOB: 0 BB: 0 P: 5	R: 1 E: 0 K: 2 S: 9	H: 2 LOB: 2 BB: 1 P: 13	R: 0 E: 0 K: 0 S: 3	H: 0 LOB: 0 BB: 0 P: 3	R: 0 E: 0 K: 1 S: 6	H: 1 LOB: 1 BB: 0 P: 6	R: 0 E: 0 K: 2 S: 9	H: 2 LOB: 2 BB: 0 P: 9																					
PITCHER	IP	WLS	BF	H	R	ER	SO	BB	IBB	HBP	BLK	WP	HR	S	P	ERA	WHIP	PITCHER	IP	WLS	BF	H	R	ER	SO	BB	IBB	HBP	BLK	WP	HR	S	P	ERA	WHIP
19 Josh Beckett, R 61 Clay Buchholz, R 83 Kris Johnson, L 63 Junichi Tazawa, R 73 Felix Doubront, L	2.0 1.0 1.0 1.0 1.0		6 3 6 3 4	0 0 2 0 1	0 0 1 0 0	0 0 2 0 1	2 1 2 0 1	0 0 0 0 0	0 0 0 0 0	0 0 0 0 0	0 0 0 0 0	0 0 0 0 0	0 0 0 0 0	0 0 0 0 0	10 5 9 3 6	10 0 13 3 6	0.00 0.00 9.00 0.00 0.00	0.000 0.000 3.000 0.000 1.000	72 Daniel Bard, R	1.0		5	2	0	0	2	0	0	0	0	0	9	9	0.00	2.000

Batter	1	2	3	4	5	6	7	8	9	AB	R	H	RBI	BB	SO	LOB	BOTTOM																		
23 Julio Lugo, R 87 Yamaico Navarro, R	G3 BB		G5-3		84 BB 54 2B 2-H 2B	HR				1	0	0	0	1	0	0	Boston College Eagles @ Boston Red Sox City of Palms Park, Ft. Myers, FL Wed Feb 25 2009, 1:05 PM EST Att: 5,707 - Sunny - 75 F livebaseballscorecards.com																		
5 Rocco Baldelli, R Bryan Pritz, R	K		L4		K	K				3	0	0	0	0	2	2																			
34 David Ortiz, L Ino Guerrero, R 82 Jeff Corsaletti, L	G3		F8		84 BB 54 2B BB	G4-3				2	0	0	0	0	1	0																			
7 J.D. Drew, L 84 Bubba Bell, L	G3 BB			G4-3	84 BB 54 2B BB	G4-3				0	0	0	0	1	0	0																			
54 Chris Carter, L	G4-3			G4-3	16 G4-3 BB	81 1B 1-H 2-H 2-H 2B				1	1	0	0	0	0	0																			
16 George Kottaras, L 81 Mark Wagner, R	G3			G4-3	1-H 2-H 2-H 1B	G4-3				2	0	0	0	0	1	0																			
60 Jonathan Van Every, L 99 Kristopher Negrón, R	G4-3			G4-3	26 BB 2B	K				3	1	1	0	0	1	2																			
22 Nick Green, R 88 Jeff Natale, R	G4-3			G4-3	71 BB 1B	F7				2	1	2	0	0	0	0																			
71 Angel Chavez, R	G5-3			G4-3	87 2B 1-H 2-H	P4				3	1	1	2	0	0	1																			
Inning Stats	R: 0 E: 0 K: 1 S: 5	H: 0 LOB: 2 BB: 2 P: 13	R: 0 E: 0 K: 0 S: 4	H: 1 LOB: 1 BB: 0 P: 4	R: 0 E: 0 K: 0 S: 3	H: 0 LOB: 0 BB: 0 P: 3	R: 0 E: 0 K: 0 S: 2	H: 0 LOB: 1 BB: 1 P: 6	R: 6 E: 0 K: 2 S: 13	H: 6 LOB: 2 BB: 2 P: 21	R: 1 E: 0 K: 1 S: 6	H: 1 LOB: 0 BB: 0 P: 6	R: 0 E: 0 K: 1 S: 6	H: 0 LOB: 0 BB: 0 P: 6																					
PITCHER	IP	WLS	BF	H	R	ER	SO	BB	IBB	HBP	BLK	WP	HR	S	P	ERA	WHIP	PITCHER	IP	WLS	BF	H	R	ER	SO	BB	IBB	HBP	BLK	WP	HR	S	P	ERA	WHIP
22 Geoff Oxtley, R 30 Matt O'Brien, L 32 Dane Clemens, R 36 Tim O'Keefe, R 27 Kyle Prohovich, R	1.0 1.0 1.0 1.0 0.1		5 4 3 3 7	0 1 0 0 4	0 0 0 0 6	0 0 0 0 6	0 0 0 0 1	0 0 0 0 2	0 0 0 0 0	0 0 0 0 0	0 0 0 0 0	0 0 0 0 0	0 0 0 0 0	0 0 0 0 0	4 4 3 2 7	4 4 3 6 15	0.00 0.00 0.00 0.00 162.00	2.000 1.000 0.000 1.000 18.000	28 Chris Kowalski, R 31 Dave Laufer, R	0.2 1.0		4 4	1 1	1 1	1 1	0 0	0 0	0 0	0 0	0 0	0 6	6 6	9.00 1.000	3.000 1.000	

Batter	1	2	3	4	5	6	7	8	9	AB	R	H	RBI	BB	SO	LOB	TOP							
2 Jacoby Ellsbury, L (1,8) 82 Josh Reddick, L (5,8)	F7		L3		G3		P4		F9	3	0	0	0	0	0	0								
15 Dustin Pedroia, R (1,4) 85 Ivan Ochoa, R (5, PR) (5,4)	2B		P6		1B		FC6-4 16 1B		1B	3	0	2	0	0	0	0								
20 Kevin Youkilis, R (1,3) 16 Paul McNulty, L (5,3)	F9			1B 12 WP 55 1B	P4		1B		F9	3	1	1	0	0	0	2								
44 Jason Bay, R (1,7) 87 Zach Daeges, L (6,7)	F9			F8		K			F7	3	0	0	0	0	1	2								
32 Brad Wilkerson, L (1,9) 13 Chip Ambres, R (6,9)		K		F7		1B 12 3B			K	3	1	1	0	0	1	1								
12 Jed Lowrie, S (1,6) 76 Argenis Diaz, R (6,6)	F8			BB 55 1B		3B			G6-3	2	0	1	1	1	0	0								
55 Jeff Bailey, R (1,10) 78 Lars Anderson, L (8, PH) (8,10)	1B			1B		BB			G4-3	2	0	2	1	1	0	0								
Josh Bard, S (1,2) 80 Dusty Brown, R (6,2)	P6			G4-3		G1-6-3			G4-3	3	0	0	0	0	0	5								
70 Gil Velazquez, R (1,5) 76 Ryan Khoury, R (7, PR) (7,5)			G6-3		F8		BB 85 FC6-4		BB 85 1B	2	0	0	0	1	0	0								
Inning Stats	R: 0 E: 0 K: 0 S: 4	H: 1 LOB: 1 BB: 0 P: 4	R: 0 E: 0 K: 1 S: 6	H: 1 LOB: 0 BB: 0 P: 6	R: 0 E: 0 K: 0 S: 3	H: 0 LOB: 0 BB: 0 P: 3	R: 1 E: 0 K: 0 S: 5	H: 2 LOB: 2 BB: 1 P: 9	R: 0 E: 0 K: 1 S: 4	H: 1 LOB: 1 BB: 0 P: 4	R: 1 E: 0 K: 1 S: 6	H: 2 LOB: 1 BB: 1 P: 10	R: 0 E: 0 K: 0 S: 4	H: 1 LOB: 2 BB: 1 P: 8	R: 0 E: 0 K: 1 S: 5	H: 0 LOB: 0 BB: 0 P: 5	R: 0 E: 0 K: 0 S: 4	H: 1 LOB: 2 BB: 1 P: 8	1B: 7 2B: 1 3B: 1 HR: 0	SF: 0 SAC: 0 DP: 1 HBP: 0	WP: 1 PB: 0 SB: 0 CS: 0	PA: 39		
PITCHER	IP WLS BF H R ER SO BB IBB HBP BLK WP HR S P ERA WHIP	IP WLS BF H R ER SO BB IBB HBP BLK WP HR S P ERA WHIP	IP WLS BF H R ER SO BB IBB HBP BLK WP HR S P ERA WHIP	IP WLS BF H R ER SO BB IBB HBP BLK WP HR S P ERA WHIP	IP WLS BF H R ER SO BB IBB HBP BLK WP HR S P ERA WHIP	IP WLS BF H R ER SO BB IBB HBP BLK WP HR S P ERA WHIP	IP WLS BF H R ER SO BB IBB HBP BLK WP HR S P ERA WHIP	IP WLS BF H R ER SO BB IBB HBP BLK WP HR S P ERA WHIP	IP WLS BF H R ER SO BB IBB HBP BLK WP HR S P ERA WHIP	IP WLS BF H R ER SO BB IBB HBP BLK WP HR S P ERA WHIP	IP WLS BF H R ER SO BB IBB HBP BLK WP HR S P ERA WHIP	IP WLS BF H R ER SO BB IBB HBP BLK WP HR S P ERA WHIP	IP WLS BF H R ER SO BB IBB HBP BLK WP HR S P ERA WHIP	IP WLS BF H R ER SO BB IBB HBP BLK WP HR S P ERA WHIP	IP WLS BF H R ER SO BB IBB HBP BLK WP HR S P ERA WHIP	IP WLS BF H R ER SO BB IBB HBP BLK WP HR S P ERA WHIP	IP WLS BF H R ER SO BB IBB HBP BLK WP HR S P ERA WHIP	IP WLS BF H R ER SO BB IBB HBP BLK WP HR S P ERA WHIP	IP WLS BF H R ER SO BB IBB HBP BLK WP HR S P ERA WHIP	IP WLS BF H R ER SO BB IBB HBP BLK WP HR S P ERA WHIP	IP WLS BF H R ER SO BB IBB HBP BLK WP HR S P ERA WHIP	IP WLS BF H R ER SO BB IBB HBP BLK WP HR S P ERA WHIP	IP WLS BF H R ER SO BB IBB HBP BLK WP HR S P ERA WHIP	IP WLS BF H R ER SO BB IBB HBP BLK WP HR S P ERA WHIP

Boston Red Sox @ Minnesota Twins
Hammond Stadium, Fort Myers, FL
Wed Feb 25 2009, 7:05 PM EST
Att. 7,849 - Clear - 73 F


AB 35
R 2
H 9
RBI 2
BB 4
SO 3
LOB 17



Batter	1	2	3	4	5	6	7	8	9	AB	R	H	RBI	BB	SO	LOB	BOTTOM							
25 Alexi Casilla, S (1,4) 20 Matt Tolbert, S (4, PH) (5,8)	G6-3			G6-3		P3		F6		2	0	1	1	0	0	0								
1 Trevor Plouffe, R (7,6)		1B 8 S								1	0	0	0	0	0	2								
8 Nick Punto, S (1,6) 78 Alejandro Machado, S (5,4)	P5	F7		G4-3			K		K	3	0	0	0	0	0	1								
33 Justin Morneau, L (1,3) 27 Matt Macri, R (6,3)	2B	BB				K		F9		2	0	1	0	1	1	0								
5 Michael Cuddyer, R (1,9) 73 David Winfree, R (6,9)	BB	FC4		G6-3			K			2	0	0	0	1	0	2								
16 Jason Kubel, L (1,10) 72 Brock Peterson, R (8, PH) 74 Delbinson Romero, R (8, PR) (9,10)	P5			F7					BB 79 1B 82 1B 80 1B	2	0	0	0	1	0	2								
21 Delmon Young, R (1,7) 82 Dustin Martin, L (4,7)		1B 32 1B 55 1B		G6-3		K			1B 79 1B 80 1B	2	1	1	0	0	0	1								
32 Brian Buscher, L (1,5) 79 Danny Valencia, R (4,5)		1B 55 E 11 SF8				1B 71 1B			1B 80 1B	2	1	2	0	0	0	0								
55 Mike Redmond, R (1,2) 71 Drew Butera, R (5,2) 80 Jeff Christy, R (7,2)		1B 11 SF8 25 1B		G2-3		1B			1B	2	1	1	1	0	0	1								
11 Jason Pridie, L (1,8) 31 Luis Matos, R (5,8)	SF8			G4-3				F9		1	0	0	1	0	0	0								
Inning Stats	R: 0 E: 0 K: 0 S: 4	H: 1 LOB: 2 BB: 1 P: 8	R: 3 E: 1 K: 0 S: 7	H: 4 LOB: 2 BB: 1 P: 12	R: 0 E: 0 K: 0 S: 3	H: 1 LOB: 1 BB: 1 P: 7	R: 0 E: 0 K: 0 S: 3	H: 0 LOB: 0 BB: 0 P: 3	R: 0 E: 0 K: 1 S: 5	H: 0 LOB: 0 BB: 0 P: 5	R: 0 E: 0 K: 1 S: 7	H: 2 LOB: 2 BB: 0 P: 7	R: 0 E: 0 K: 2 S: 7	H: 0 LOB: 0 BB: 0 P: 7	R: 2 E: 0 K: 1 S: 8	H: 3 LOB: 2 BB: 1 P: 12	1B: 9 2B: 2 3B: 0 HR: 0	SF: 1 SAC: 0 DP: 1 HBP: 0	WP: 0 PB: 0 SB: 1 CS: 0	PA: 38				
PITCHER	IP WLS BF H R ER SO BB IBB HBP BLK WP HR S P ERA WHIP	IP WLS BF H R ER SO BB IBB HBP BLK WP HR S P ERA WHIP	IP WLS BF H R ER SO BB IBB HBP BLK WP HR S P ERA WHIP	IP WLS BF H R ER SO BB IBB HBP BLK WP HR S P ERA WHIP	IP WLS BF H R ER SO BB IBB HBP BLK WP HR S P ERA WHIP	IP WLS BF H R ER SO BB IBB HBP BLK WP HR S P ERA WHIP	IP WLS BF H R ER SO BB IBB HBP BLK WP HR S P ERA WHIP	IP WLS BF H R ER SO BB IBB HBP BLK WP HR S P ERA WHIP	IP WLS BF H R ER SO BB IBB HBP BLK WP HR S P ERA WHIP	IP WLS BF H R ER SO BB IBB HBP BLK WP HR S P ERA WHIP	IP WLS BF H R ER SO BB IBB HBP BLK WP HR S P ERA WHIP	IP WLS BF H R ER SO BB IBB HBP BLK WP HR S P ERA WHIP	IP WLS BF H R ER SO BB IBB HBP BLK WP HR S P ERA WHIP	IP WLS BF H R ER SO BB IBB HBP BLK WP HR S P ERA WHIP	IP WLS BF H R ER SO BB IBB HBP BLK WP HR S P ERA WHIP	IP WLS BF H R ER SO BB IBB HBP BLK WP HR S P ERA WHIP	IP WLS BF H R ER SO BB IBB HBP BLK WP HR S P ERA WHIP	IP WLS BF H R ER SO BB IBB HBP BLK WP HR S P ERA WHIP	IP WLS BF H R ER SO BB IBB HBP BLK WP HR S P ERA WHIP	IP WLS BF H R ER SO BB IBB HBP BLK WP HR S P ERA WHIP	IP WLS BF H R ER SO BB IBB HBP BLK WP HR S P ERA WHIP	IP WLS BF H R ER SO BB IBB HBP BLK WP HR S P ERA WHIP	IP WLS BF H R ER SO BB IBB HBP BLK WP HR S P ERA WHIP	IP WLS BF H R ER SO BB IBB HBP BLK WP HR S P ERA WHIP

Boston Red Sox @ Minnesota Twins
Hammond Stadium, Fort Myers, FL
Wed Feb 25 2009, 7:05 PM EST
Att. 7,849 - Clear - 73 F


AB 33
R 5
H 11
RBI 5
BB 4
SO 5
LOB 17




Batter	1	2	3	4	5	6	7	8	9	AB	R	H	RBI	BB	SO	LOB	TOP						
2 Jacoby Ellsbury, L (1,8) 60 Jonathan Van Every, L (5,8)	0-0 G6-3 1B		2-2 F7		0-0 E6 44 HBP 5 1B	0-0 F9			3-3 K	3	0	1	1	0	0	4	Boston Red Sox @ Tampa Bay Rays Charlotte County Stadium, Port Charlotte, FL Fri Feb 27 2009, 1:05 PM EST Att: 6,629 - Sunny - 80 F						
12 Jed Lowrie, S (1,6) 76 Argenis Diaz, R (5,6)	0-0 G3		0-2 G5-4-3		0-0 SF8			0-3 K	2	2	0	0	1	0	3								
20 Kevin Youkilis, R (1,3) 54 Chris Carter, L (5,3)	0-0 G6-3			0-3 K	0-0 F8			0-0 P6	2	3	0	0	0	0	1								
5 Rocco Baldelli, R (1,10) 78 Lars Anderson, L (5,PR) (5,10)	0-0 F7			4-0 BB 44 G6-4-3	3-0 44 HBP 1B			2-3 K	3	2	0	1	1	0	1								
44 Jason Bay, R (1,7) 87 Zach Daeges, L (5,7)		0-1 G4-3		0-0 G6-4-3	2-0 HBP			1-3 K	1	2	0	0	0	0	1								
32 Brad Wilkerson, L (1,9) 13 Chip Ambres, R (5,9)	0-3 K			1-2 2-3 E4				0-3 K	2	3	1	0	0	0	1								
80 Dusty Brown, R (1,2) 81 Mark Wagner, R (6,PH) (6,2)					0-0 2B 22 1B	4-0 BB		2-0 2B		2	1	1	0	0	1								
22 Nick Green, R (1,4) 85 Ivan Ochoa, R (6,4)			1-0 1B 71 1B		0-0 1B 2 SF8 71 HBP	0-3 K		0-3 K	3	3	2	1	0	1	1								
71 Angel Chavez, R (1,5) 70 Gil Velazquez, R (6,5)	1-1 1B		1-2 1B		2-0 HBP 5 1B			1-1 G6-3	1	2	1	1	0	0	1								
Inning Stats	R: 0 E: 0 K: 0 S: 4	H: 1 LOB: 1 BB: 0 P: 4	R: 0 E: 0 K: 2 S: 8	H: 0 LOB: 0 BB: 0 P: 8	R: 0 E: 0 K: 1 S: 10	H: 2 LOB: 1 BB: 0 P: 14	R: 0 E: 0 K: 1 S: 4	H: 0 LOB: 0 BB: 1 P: 8	R: 4 E: 2 K: 0 S: 8	H: 3 LOB: 3 BB: 0 P: 15	R: 0 E: 0 K: 1 S: 5	H: 0 LOB: 1 BB: 1 P: 9	R: 0 E: 0 K: 3 S: 10	H: 0 LOB: 0 BB: 0 P: 12	R: 0 E: 0 K: 3 S: 13	H: 1 LOB: 1 BB: 0 P: 16		R: 0 E: 0 K: 1 S: 7	H: 0 LOB: 0 BB: 0 P: 11	1B: 5 2B: 2 3B: 0 HR: 0	SF: 1 SAC: 0 DP: 2 HBP: 2	WP: 0 PB: 0 SB: 0 CS: 0	PA: 38
PITCHER	IP WLS BF H R ER SO BB IBB HBP BLK WP HR S P ERA WHIP	2.0 W 7 1 0 0 2 0 0 0 0 0 0 0 10 12 0.00 0.500	3.1 L 4 2 0 0 0 0 0 0 0 0 0 0 4 8 0.00 2.000	4.1 R 3 0 0 0 1 1 0 0 0 0 0 0 7 14 13.50 4.500	5.1 L 5 0 0 0 1 1 0 0 0 0 0 0 6 10 0.00 0.750	PITCHER	IP WLS BF H R ER SO BB IBB HBP BLK WP HR S P ERA WHIP	2.0 L 7 1 0 0 5 0 0 0 0 0 0 0 0 23 28 0.00 0.500	1.0 R 3 0 0 0 1 0 0 0 0 0 0 0 0 7 11 0.00 0.000														

Batter	1	2	3	4	5	6	7	8	9	AB	R	H	RBI	BB	SO	LOB	BOTTOM					
38 Fernando Perez, R (1,8) 37 Ray Olmedo, S (6,5)	2-2 8 F 8 S G6-3 1B	4-1 8 2B BB	3-2 2B		0-3 K				0-0 F8	3	2	2	2	1	1	0	Boston Red Sox @ Tampa Bay Rays Charlotte County Stadium, Port Charlotte, FL Fri Feb 27 2009, 1:05 PM EST Att: 6,629 - Sunny - 80 F					
8 Jason Bartlett, R (1,6) 10 Justin Ruggiano, R (5,7) (6,8)	3-2 G5-3	1-0 3 HR 2B	0-0 1B			0-0 G5-3			3-2 F8	3	1	2	3	0	0	0						
3 Evan Longoria, R (1,5) 15 Reid Brignac, L (6,4)	1-0 F9	0-1 HR	0-1 F7			0-0 F8			0-0 G6-3	3	1	1	2	0	0	1						
5 Pat Burrell, R (1,10) 11 Morgan Ensberg, R (3,PH) (4,10) 68 Nevin Ashley, R (8,PH) (9,10)	0-2 16 1B	0-0 F8	0-0 F7			0-0 G5-3			0-0 G5-3	2	0	1	0	0	0	0						
16 Willy Aybar, S (1,3) 28 John Jaso, L (5,2)	0-0 1B		1-1 18 BB 26 1B 30 E 1B		0-0 P5			4-1 32 HR BB	3	1	2	0	0	0	0	0						
30 Dioner Navarro, S (1,2) 32 Chris Richard, L (5,3)	2-1 G4-3		0-0 FC4 26 1B 29 BB 18 BB 1B		0-3 K			2-1 HR	3	1	0	0	0	1	3							
18 Ben Zobrist, S (1,7) 64 Tim Beckham, R (5,6)		4-0 26 G6-4-3 BB	4-1 26 1B 29 1B BB		0-3 K			0-0 62 HBP 1B	3	1	0	1	0	0	0	0						
26 Gabe Gross, L (1,9) 43 Jon Weber, L (6,9)	0-0 G6-4-3		3-2 29 1B 38 2B 1B			0-0 L9		0-3 K	3	1	1	1	0	0	1							
29 Elliot Johnson, S (1,4) 62 Ray Sadler, R (6,7)	1-2 8 2B 2B		1-2 38 2B 1B			0-3 K		2-0 HBP	3	2	2	2	0	1	0							
Inning Stats	R: 1 E: 1 K: 0 S: 14	H: 3 LOB: 2 BB: 0 P: 22	R: 4 E: 0 K: 0 S: 10	H: 3 LOB: 0 BB: 2 P: 20	R: 5 E: 1 K: 0 S: 17	H: 5 LOB: 1 BB: 1 P: 29	R: 0 E: 0 K: 2 S: 7	H: 0 LOB: 0 BB: 0 P: 7	R: 0 E: 0 K: 2 S: 7	H: 0 LOB: 0 BB: 0 P: 7	R: 0 E: 0 K: 1 S: 12	H: 0 LOB: 2 BB: 1 P: 23	R: 0 E: 0 K: 0 S: 6	H: 0 LOB: 0 BB: 0 P: 8	R: 0 E: 0 K: 0 S: 6	H: 0 LOB: 0 BB: 0 P: 8		1B: 8 2B: 3 3B: 0 HR: 2	SF: 0 SAC: 0 DP: 1 HBP: 1	WP: 0 PB: 0 SB: 1 CS: 0	PA: 41	
PITCHER	IP WLS BF H R ER SO BB IBB HBP BLK WP HR S P ERA WHIP	1.2 L 11 5 4 4 0 2 0 0 0 0 0 1 20 32 33.75 5.250	1.1 R 6 0 0 0 4 0 0 0 0 0 0 1 15 26 9.00 1.500	2.0 L 11 6 6 5 0 1 0 0 0 0 0 0 6 8 0.00 0.000	PITCHER	IP WLS BF H R ER SO BB IBB HBP BLK WP HR S P ERA WHIP	2.1 L 11 6 6 5 0 1 0 0 0 0 0 0 1 20 32 33.75 5.250	2.0 R 6 0 0 0 4 0 0 0 0 0 0 0 1 15 26 9.00 1.500	1.0 L 3 0 0 0 0 0 0 0 0 0 0 0 0 6 8 0.00 0.000													



Batter	1	2	3	4	5	6	7	8	9	AB	R	H	RBI	BB	SO	LOB	TOP								
3 Willy Taveras, R OBP: 0.182, SLG: 0.100 83 Drew Stubbs, R OBP: 0.250, SLG: 0.500	G6-3		K		G6-3		G3-1		K	3	0	0	0	1	1	0	<p>Cincinnati Reds @ Boston Red Sox City of Palms Park, Ft. Myers, FL Sat Feb 28 2009, 7:05 PM EST Att. 7,395 - Clear - 71 F</p> <p>AB 34 R 5 H 8 RBI 5 BB 4 SO 8 LOB 16</p> 								
15 Jerry Hairston, R OBP: 0.273, SLG: 0.500 64 Chris Valaika, R	F7			19 1B 28 SF9 BB	G5-3		G3-1		G6-3	2	1	0	0	1	0	0									
19 Joey Votto, L OBP: 0.545, SLG: 0.800 82 Wes Bankston, R	G4-3			31 FC5-4 32 BB 1B			P3		F9	3	0	2	0	0	0	0									
28 Edwin Encarnación, R OBP: 0.333, SLG: 0.250 84 Todd Frazier, R OBP: 0.200, SLG: 0.200		9 FC6-4 1B		SF9		P6			85 FC6-4 1B	1	0	1	1	0	0	0									
32 Jay Bruce, L OBP: 0.333, SLG: 0.200 50 Laynce Nix, L	K			31 FC5-4 BB		K			K	1	0	0	0	1	1	1									
31 Jonny Gomes, R OBP: 0.286, SLG: 0.571 85 Devin Mesoraco, R	P6			FC5-4 9 BB		K			FC6-4 80 3B	2	0	0	0	0	0	3									
9 Jacque Jones, L OBP: 0.500, SLG: 1.000 80 Darnell McDonald, R	FC6-4			1-2 2-3 BB					G5-3	1	0	0	0	1	0	1									
62 Danny Richar, L OBP: 0.250, SLG: 0.250 7 Paul Janish, R OBP: 0.667, SLG: 0.600			F8	K			81 2B 83 2B BB		1B	2	0	0	0	0	1	3									
55 Ramon Hernandez, R OBP: 0.125, SLG: 0.125 81 Chris Kroski, L	G6-3		G6-3		G4-3		83 2B 2B		K	2	1	1	1	0	0	0									
Inning Stats	R: 0 E: 0 K: 0 S: 3	H: 0 LOB: 0 BB: 0 P: 3	R: 0 E: 0 K: 1 S: 6	H: 1 LOB: 1 BB: 0 P: 6	R: 0 E: 0 K: 1 S: 5	H: 0 LOB: 0 BB: 0 P: 5	R: 1 E: 0 K: 1 S: 6	H: 1 LOB: 3 BB: 3 P: 18	R: 0 E: 0 K: 0 S: 3	H: 0 LOB: 0 BB: 0 P: 3	R: 0 E: 0 K: 2 S: 8	H: 1 LOB: 1 BB: 0 P: 8	R: 2 E: 0 K: 0 S: 5	H: 2 LOB: 1 BB: 1 P: 9	R: 2 E: 0 K: 2 S: 10	H: 3 LOB: 1 BB: 0 P: 10		R: 0 E: 0 K: 1 S: 5	H: 0 LOB: 0 BB: 0 P: 5	1B: 5 2B: 2 HR: 0	SF: 1 SAC: 0 HBP: 0	WP: 0 PB: 0 SB: 0 CS: 0	PA: 39		
PITCHER	IP	WLS	BF	H	R	ER	SO	BB	IBB	HBP	BLK	WP	HR	S	P	ERA	WHIP								
61 Clay Buchholz, R ERA: 9.0	2.0	W	7	1	0	0	1	0	0	0	0	0	0	9	5	0.00	0.500								
56 Ramon E Ramirez, R ERA: 4.5	1.0		3	0	0	0	1	0	0	0	0	0	0	5	5	0.00	0.000								
48 Javier López, L ERA: 4.5	1.0		7	1	1	1	1	3	0	0	0	0	0	6	18	9.00	4.000								
17 Manny Delcarmen, R ERA: 9.0	1.0		3	0	0	0	0	0	0	0	0	0	0	3	3	0.00	0.000								
40 Billy Traber, L ERA: 9.0	1.0		4	1	0	0	2	0	0	0	0	0	0	8	8	0.00	1.000								

Batter	1	2	3	4	5	6	7	8	9	AB	R	H	RBI	BB	SO	LOB	BOTTOM								
23 Julio Lugo, R OBP: 0.286, SLG: 0.333 85 Ivan Ochoa, R OBP: 0.333, SLG: 0.333	34 WP 7 FC4-6 32 E 1B			K		P4			55 FC6-4 1B	3	2	2	1	0	1	1	<p>Cincinnati Reds @ Boston Red Sox City of Palms Park, Ft. Myers, FL Sat Feb 28 2009, 7:05 PM EST Att. 7,395 - Clear - 71 F</p> <p>AB 41 R 16 H 20 RBI 16 BB 7 SO 6 LOB 23</p> 								
32 Brad Wilkerson, L OBP: 0.300, SLG: 0.700 60 Jonathan Van Every, L	FC1 7 FC4-6 34 WP 44 1B					K		SF8	4	2	2	2	0	1	3										
99 Daniel Nava, S	1-2 2-3 3-H									0	0	0	0	0	0	0									
34 David Ortiz, L OBP: 0.625, SLG: 0.500	7 FC4-6 BB	44 BB 7 1B 37 SF7 BB	P4	G5-3		13 2B BB			FC6-4 13 BB 16 1B	1	1	0	0	2	0	0									
7 J.D. Drew, L OBP: 0.500, SLG: 0.600 13 Chip Ambres, R OBP: 0.375, SLG: 0.429	FC4-6 33 2B	54 1B 22 1B 1B	44 BB 33 G4-3 2B	L4					16 1B 16 1B BB	3	2	2	1	0	0	2									
44 Jason Bay, R OBP: 0.500, SLG: 0.429 16 Paul McNulty, L OBP: 0.286, SLG: 0.286	33 2B 1B	22 1B 70 1B BB	33 G4-3 54 2B 2B		54 1B 33 G4-3 BB				16 1B 1-2 2-H 1B	2	3	2	1	2	0	0									
33 Jason Varitek, S OBP: 0.167, SLG: 0.400 16 George Kottaras, L OBP: 0.500, SLG: 0.500	22 1B 2B	SF7	G4-3		G4-3				P4	3	0	1	4	0	0	2									
54 Chris Carter, L OBP: 0.500, SLG: 0.571									K	5	1	3	1	0	1	2									
22 Nick Green, R OBP: 0.500, SLG: 0.500 76 Argenis Diaz, R									F7	4	0	2	1	0	1	3									
70 Gil Velazquez, R OBP: 0.444, SLG: 0.429 99 Kristopher Negrón, R	G3-6-1								F7	1	0	0	0	0	0	0									
Inning Stats	R: 4 E: 1 K: 0 S: 7	H: 4 LOB: 2 BB: 1 P: 12	R: 6 E: 0 K: 1 S: 12	H: 6 LOB: 2 BB: 2 P: 22	R: 2 E: 0 K: 0 S: 6	H: 3 LOB: 1 BB: 0 P: 6	R: 1 E: 0 K: 1 S: 6	H: 1 LOB: 1 BB: 1 P: 10	R: 0 E: 0 K: 1 S: 6	H: 1 LOB: 2 BB: 1 P: 10	R: 0 E: 0 K: 2 S: 8	H: 1 LOB: 2 BB: 1 P: 12	R: 0 E: 0 K: 1 S: 5	H: 0 LOB: 0 BB: 0 P: 5	R: 3 E: 0 K: 0 S: 7	H: 4 LOB: 2 BB: 1 P: 11	R: 0 E: 0 K: 0 S: 5	H: 0 LOB: 0 BB: 0 P: 5	1B: 12 2B: 7 3B: 0 HR: 1	SF: 3 SAC: 0 DP: 1 HBP: 1	WP: 1 PB: 0 SB: 0 CS: 0	PA: 52			
PITCHER	IP	WLS	BF	H	R	ER	SO	BB	IBB	HBP	BLK	WP	HR	S	P	ERA	WHIP								
40 Nick Masset, R ERA: 27.0	1.0	L	9	4	4	3	0	1	0	0	0	0	1	8	18	27.00	5.000								
79 Robert Manuel, R ERA: 19.0	0.1		9	6	6	6	0	2	0	0	0	0	0	1	8	162.00	24.000								
56 Aaron Fultz, L ERA: 13.5	0.2		2	0	0	0	1	0	0	0	0	0	0	4	4	0.00	0.000								
78 Sam LeCure, R ERA: 13.5	2.0		11	4	3	3	1	1	0	0	0	0	0	12	16	13.50	2.500								
51 Jared Burton, R ERA: 27.0	1.0		5	1	0	0	1	1	0	0	0	0	0	6	10	0.00	2.000								
PITCHER	IP	WLS	BF	H	R	ER	SO	BB	IBB	HBP	BLK	WP	HR	S	P	ERA	WHIP								
76 Carlos Fisher, R ERA: 27.0	6.1		5	1	0	0	2	1	0	0	0	0	0	8	12	0.00	2.000								
63 Adam Pettyjohn, L ERA: 27.0	7.1		3	0	0	0	1	0	0	0	0	0	0	5	5	0.00	0.000								
70 Jeff Kennard, R ERA: 27.0	8.1		8	4	3	3	0	1	0	0	0	0	0	7	11	27.00	5.000								

Batter	1	2	3	4	5	6	7	8	9	AB	R	H	RBI	BB	SO	LOB	TOP
19 Matt Miller, L (1,9) 12 Ryan Kemp, R (5,9)	G4-3		K			K				2	0	0	0	0	1	0	Northeastern Huskies @ Boston Red Sox City of Palms Park, Ft. Myers, FL Sat Feb 28 2009, 1:05 PM EST Att: 5,205 - Sunny - 80 F livebaseballscorecards.com
9 David Gustafson, R (1,8) 7 Jason Roth, L (6,PH) (6,8)	3B			K		G6-3				2	0	1	0	0	1	0	
6 Mike Tamsin, L (1,5)	K			K			F7			3	0	0	0	0	2	1	
11 Frank Pesanello, R (1,2) 36 Tucker Roeder, R (5,2)	K			G4-3			K			2	0	0	0	0	1	1	
33 James Donaldson, R (1,4) 37 Drew Leenhouts, L (7,PR)		G5-3			FC5-4	BB		35 FC6-4	1B	2	0	1	0	1	0	0	
35 Jeff Dunlap, L (1,7)	G5-3			K			FC6-4			3	0	0	0	0	1	2	
17 Brendan Stokes, R (1,3) 34 Chris Guillemette, R (5,PH) (5,3)					FC5-4	1-2				1	0	0	0	0	1	0	
27 Devin Barry, R (1,10) 2 John Puttress, R (5,PH) (5,10)			K			K				1	0	0	0	0	1	0	
1 Sam Berg, R (1,6) 41 Ryan Maguire, R (4,6)			G4-3			K				1	0	0	0	0	0	0	
										1	0	0	0	0	1	0	
Inning Stats	R: 0 E: 0 K: 2 S: 9	H: 1 LOB: 1 BB: 0 P: 9	R: 0 E: 0 K: 1 S: 5	H: 0 LOB: 0 BB: 0 P: 5	R: 0 E: 0 K: 2 S: 7	H: 0 LOB: 0 BB: 0 P: 7	R: 0 E: 0 K: 2 S: 7	H: 0 LOB: 0 BB: 1 P: 11	R: 0 E: 0 K: 1 S: 6	H: 1 LOB: 1 BB: 0 P: 6	1B: 1 2B: 0 3B: 1 HR: 0	SF: 0 SAC: 0 DP: 0 HBP: 0	WP: 0 PA: 24				
PITCHER	IP	WLS	BF	H	R	ER	SO	BB	IBB	HBP	BLK	WP	HR	S	P	ERA	WHIP
83 Kris Johnson, L (1,1) ERA: 3.0	2.0	W	7	1	0	0	3	0	0	0	0	0	0	14	14	0.00	0.500
79 Dustin Richardson, L (3,1) ERA:	1.0		3	0	0	0	2	0	0	0	0	0	0	7	7	0.00	0.000
63 Junichi Tazawa, R (4,1) ERA:	2.0		7	0	0	0	4	1	0	0	0	0	0	14	18	0.00	0.500
73 Felix Doubront, L (6,1) ERA:	2.0		7	1	0	0	3	0	0	0	0	0	0	13	13	0.00	0.500

Batter	1	2	3	4	5	6	7	8	9	AB	R	H	RBI	BB	SO	LOB	BOTTOM												
2 Jacoby Ellsbury, L (1,8) 82 Jeff Corsaletti, L (4,PR) (5,7)	G3-1			15 1B		P6				3	1	1	1	1	0	2	Northeastern Huskies @ Boston Red Sox City of Palms Park, Ft. Myers, FL Sat Feb 28 2009, 1:05 PM EST Att: 5,205 - Sunny - 80 F livebaseballscorecards.com												
15 Dustin Pedroia, R (1,4) 76 Ryan Khoury, R (3,PR) (4,4)	G4-3	E6	78 BB	20 1B	L5	K				2	1	1	1	1	0	0													
20 Kevin Youkilis, R (1,3) 88 Jeff Natale, R (3,PR) (4,3)	F8		71 HR	12 2B	1B					3	0	1	1	0	1	2													
78 Lars Anderson, L (1,10) Ino Guerrero, R (4,PH) (5,10)			71 HR	71 FC4-6	12 2B	P3				0	2	0	0	3	0	0													
12 Jed Lowrie, S (1,6) 95 Iggy Suarez, R (4,6)			71 HR	12 2B	1B					2	2	1	3	1	1	2													
71 Angel Chavez, R (1,5) 59 Zach Borowiak, R (4,5)			71 HR	12 2B	2B					3	2	2	6	0	0	2													
Josh Bard, S (1,2) 74 Carlos Maldonado, R (6,2)										3	1	1	1	1	0	1													
87 Zach Daeges, L (1,7) (5,9)				2 BB	15 1B	P6				2	2	1	0	1	0	1													
82 Josh Reddick, L (1,9) (5,8)				2 BB	2 BB	G3				3	1	1	1	1	1	2													
										1B: 3 2B: 3 3B: 1 HR: 3	SF: 0 SAC: 0 DP: 0 HBP: 1	WP: 0 PA: 40																	
Inning Stats	R: 5 E: 0 K: 0 S: 8	H: 2 LOB: 2 BB: 4 P: 28	R: 0 E: 1 K: 2 S: 8	H: 0 LOB: 2 BB: 1 P: 12	R: 7 E: 0 K: 1 S: 10	H: 4 LOB: 1 BB: 3 P: 25	R: 2 E: 0 K: 1 S: 8	H: 3 LOB: 2 BB: 1 P: 12	R: 0 E: 0 K: 1 S: 5	H: 0 LOB: 1 BB: 1 P: 9	R: 0 E: 0 K: 2 S: 8	H: 1 LOB: 1 BB: 0 P: 8	IP	WLS	BF	H	R	ER	SO	BB	IBB	HBP	BLK	WP	HR	S	P	ERA	WHIP
14 Russ Lloyd, R (1,1) ERA: 27.0	0.2	L	6	1	4	4	0	3	0	0	0	0	1	4	11	27.00	6.000												
24 Aaron Greenblatt, R (1,1) ERA:	0.1		4	1	1	1	0	1	0	1	0	0	1	4	11	27.00	6.000												
18 Ryan Quigley, L (2,1) ERA:	1.0		5	0	0	0	2	1	0	0	0	0	0	8	12	0.00	1.000												
22 J.T. Ross, L (3,1) ERA: 94.5	0.2		9	4	7	7	1	3	0	0	0	0	1	9	24	94.50	10.500												
15 Brandon McNelis, R (3,1) ERA: 13.5	1.1		8	3	2	2	1	1	0	0	0	0	0	9	13	13.50	3.000												

Batter	1	2	3	4	5	6	7	8	9	AB	R	H	RBI	BB	SO	LOB	TOP										
2 Jacoby Ellsbury, L OBP: 0.222, SLG: 0.222 60 Jonathan Van Every, L OBP: 0.250, SLG: 0.167										3	0	1	0	0	1	2	Boston Red Sox @ Baltimore Orioles Fort Lauderdale Stadium, Ft. Lauderdale, FL Mon Mar 02 2009, 1:05 PM EST Att: 6,285 - Sunny - 67 F										
12 Jed Lowrie, S OBP: 0.222, SLG: 0.429 76 Ryan Khourey, R										3	0	0	0	0	1	1											
54 Chris Carter, L OBP: 0.417, SLG: 0.455 87 Zach Daeges, L										4	0	1	0	0	0	0											
32 Brad Wilkerson, L OBP: 0.231, SLG: 0.538 16 Paul McNulty, L OBP: 0.182, SLG: 0.182										3	0	0	0	0	1	2											
55 Jeff Bailey, R OBP: 0.667, SLG: 0.556 13 Chip Ambres, R OBP: 0.300, SLG: 0.333										2	1	1	0	0	0	0											
78 Lars Anderson, L OBP: 0.222, SLG: 0.125										3	0	1	0	1	0	0											
16 George Kottaras, L OBP: 0.250, SLG: 0.250 80 Dusty Brown, R OBP: 0.200, SLG: 0.400										2	0	0	0	0	1	4											
22 Nick Green, R OBP: 0.538, SLG: 0.615 59 Zach Borowiak, R										3	1	2	1	0	0	2											
85 Ivan Ochoa, R OBP: 0.300, SLG: 0.600 76 Argenis Diaz, R										3	1	1	2	0	2	2											
Inning Stats	R: 0 E: 0 K: 1 S: 5	H: 0 LOB: 0 BB: 0 P: 5	R: 0 E: 0 K: 1 S: 7	H: 2 LOB: 2 BB: 0 P: 7	R: 0 E: 0 K: 1 S: 7	H: 2 LOB: 2 BB: 0 P: 7	R: 1 E: 0 K: 2 S: 8	H: 1 LOB: 2 BB: 1 P: 13	R: 0 E: 0 K: 1 S: 5	H: 0 LOB: 0 BB: 0 P: 5	R: 0 E: 0 K: 0 S: 3	H: 0 LOB: 0 BB: 0 P: 3	R: 2 E: 0 K: 0 S: 6	H: 2 LOB: 0 BB: 0 P: 7	R: 0 E: 0 K: 1 S: 5	H: 0 LOB: 0 BB: 0 P: 5		R: 0 E: 0 K: 2 S: 7	H: 0 LOB: 1 BB: 1 P: 11	1B: 5 2B: 1 3B: 0 HR: 1	SF: 0 SAC: 0 DP: 0 HBP: 1	WP: 0 PB: 0 SB: 0 CS: 0	PA: 37				
PITCHER	IP	WLS	BF	H	R	ER	SO	BB	IBB	HBP	BLK	WP	HR	S	P	ERA	WHIP										
64 Brad Bergesen, R ERA: 9.0	3.0		13	4	0	0	3	0	0	0	0	0	0	19	19	0.00	1.333										
43 Jim Johnson, R ERA: 9.0	1.0	B	6	1	1	1	2	1	0	1	0	0	0	8	13	9.00	2.000										
37 Chris Ray, R ERA: 9.0	1.0	H	3	0	0	0	1	0	0	0	0	0	0	5	5	0.00	0.000										
29 Chris Waters, L ERA: 5.79	3.0	W	11	2	2	2	1	0	0	0	0	0	1	14	15	6.00	0.667										
85 Wilfredo Perez, L ERA: 5.79	1.0	S	4	0	0	0	2	1	0	0	0	0	0	7	11	0.00	1.000										

Batter	1	2	3	4	5	6	7	8	9	AB	R	H	RBI	BB	SO	LOB	BOTTOM										
1 Brian Roberts, S OBP: 0.200, SLG: 0.125 83 Justin Turner, R OBP: 0.200, SLG: 0.600										2	0	0	1	0	0	2	Boston Red Sox @ Baltimore Orioles Fort Lauderdale Stadium, Ft. Lauderdale, FL Mon Mar 02 2009, 1:05 PM EST Att: 6,285 - Sunny - 67 F										
Adam Jones, R OBP: 0.400, SLG: 0.250 15 Matt Wieters, S OBP: 0.400, SLG: 0.778										2	0	1	0	0	0	0											
21 Nick Markakis, L OBP: 0.385, SLG: 0.875 12 Luis Montanez, R OBP: 0.385, SLG: 0.384										3	0	1	0	0	0	2											
17 Aubrey Huff, L OBP: 0.556, SLG: 0.625 16 Oscar Salazar, R OBP: 0.143, SLG: 0.143										3	0	0	0	0	0	3											
23 Ty Wigginton, R OBP: 0.222, SLG: 0.444 13 Donnie Murphy, R OBP: 0.250, SLG: 0.625										3	1	1	0	0	1	0											
30 Luke Scott, L OBP: 0.500, SLG: 0.600 2 Ryan Freel, R OBP: 0.250, SLG: 0.273										2	0	0	1	1	0	0											
77 Justin Christian, R OBP: 0.385, SLG: 0.607 60 Nolan Reimold, R OBP: 0.308, SLG: 0.500										2	1	1	0	0	1	0											
9 Gregg Zaun, S OBP: 0.667, SLG: 0.800 78 Guillermo Rodriguez, R										1	1	1	1	1	0	0											
14 Chris Gomez, R OBP: 0.429, SLG: 0.400 35 Blake Davis, L OBP: 0.667, SLG: 0.800										1	0	1	0	1	0	0											
Inning Stats	R: 0 E: 0 K: 0 S: 4	H: 1 LOB: 1 BB: 0 P: 4	R: 0 E: 0 K: 1 S: 5	H: 0 LOB: 0 BB: 0 P: 5	R: 1 E: 0 K: 0 S: 5	H: 2 LOB: 2 BB: 1 P: 9	R: 2 E: 0 K: 0 S: 6	H: 3 LOB: 2 BB: 1 P: 10	R: 0 E: 0 K: 1 S: 5	H: 0 LOB: 0 BB: 0 P: 5	R: 0 E: 0 K: 0 S: 2	H: 0 LOB: 1 BB: 1 P: 6	R: 0 E: 0 K: 1 S: 5	H: 0 LOB: 0 BB: 0 P: 5	R: 2 E: 0 K: 0 S: 5	H: 2 LOB: 0 BB: 0 P: 7		1B: 3 2B: 3 3B: 1 HR: 1	SF: 1 SAC: 0 DP: 1 HBP: 0	WP: 0 PB: 0 SB: 0 CS: 0	PA: 34						
PITCHER	IP	WLS	BF	H	R	ER	SO	BB	IBB	HBP	BLK	WP	HR	S	P	ERA	WHIP										
63 Justin Masterson, R ERA: 3.0	2.0		7	1	0	0	1	0	0	0	0	0	0	9	9	0.00	0.500										
43 Devern Hansack, R ERA: 3.0	1.0		6	2	1	1	0	1	0	0	0	0	0	5	9	9.00	3.000										
40 Billy Traber, L ERA: 12.0	1.0		7	3	2	2	0	1	0	0	0	0	0	6	10	18.00	4.000										
72 Daniel Bard, R ERA: 12.0	1.0		3	0	0	0	1	0	0	0	0	0	0	5	5	0.00	0.000										
79 Dustin Richardson, L ERA: 12.0	1.0		3	0	0	0	0	1	0	0	0	0	0	2	6	0.00	1.000										

Batter	1	2	3	4	5	6	7	8	9	AB	R	H	RBI	BB	SO	LOB	TOP																			
38 Fernando Perez, R OBP: 0.292, SLG: 0.263 28 John Jaso, L (6, 2)	G6-3		G1-3			24 2B		K		3	1	1	0	0	0	0																				
24 Adam Kennedy, L OBP: 0.333, SLG: 0.267 43 Jon Weber, L OBP: 0.294, SLG: 0.625	K					32 CS		SF7		3	0	1	1	0	2	0																				
3 Evan Longoria, R OBP: 0.368, SLG: 0.933 63 Chris Nowak, R (6, 5)	G5-3					30 1B		K		3	0	1	0	0	1	1																				
23 Carlos Pena, L OBP: 0.500, SLG: 1.000 32 Chris Richard, L OBP: 0.500, SLG: 0.688		K				2-3		K		2	0	0	0	0	2	1																				
30 Dioner Navarro, S OBP: 0.400, SLG: 0.571 15 Reid Brignac, L OBP: 0.105, SLG: 0.222		F7				1-2		K		2	0	1	0	0	0	0																				
26 Gabe Gross, L OBP: 0.625, SLG: 0.500 18 Ben Zobrist, S OBP: 0.250, SLG: 0.150						1-2		F8		2	0	1	0	0	1	2																				
11 Morgan Ensberg, R (1, 10) 64 Tim Beckham, R OBP: 0.286, SLG: 0.167								K		3	0	0	0	0	3	1																				
62 Ray Sadler, R OBP: 0.353, SLG: 0.813 10 Justin Ruggiano, R OBP: 0.409, SLG: 0.550			G6-3					K		2	0	0	0	0	1	0																				
29 Elliot Johnson, S OBP: 0.381, SLG: 0.737			F9					K		3	0	0	0	1	1	0																				
Inning Stats	R: 0 E: 0 K: 1 S: 5	H: 0 LOB: 0 BB: 0 P: 5	R: 0 E: 0 K: 2 S: 8	H: 1 LOB: 1 BB: 0 P: 8	R: 0 E: 0 K: 0 S: 3	H: 0 LOB: 0 BB: 0 P: 3	R: 0 E: 0 K: 3 S: 11	H: 2 LOB: 2 BB: 0 P: 11	R: 0 E: 0 K: 2 S: 9	H: 0 LOB: 0 BB: 0 P: 9	R: 1 E: 0 K: 2 S: 8	H: 2 LOB: 1 BB: 0 P: 8	R: 0 E: 0 K: 2 S: 7	H: 0 LOB: 0 BB: 0 P: 7	R: 1 E: 0 K: 1 S: 6	H: 1 LOB: 1 BB: 0 P: 11	R: 0 E: 0 K: 1 S: 6	H: 1 LOB: 1 BB: 0 P: 7	1B: 6 2B: 2 3B: 0 HR: 0	SF: 1 SAC: 0 DP: 1 HBP: 0	WP: 0 PB: 0 SB: 3 CS: 1	PA: 34														
PITCHER	IP	WLS	BF	H	R	ER	SO	BB	IBB	HBP	BLK	WP	HR	S	P	ERA	WHIP	PITCHER	IP	WLS	BF	H	R	ER	SO	BB	IBB	HBP	BLK	WP	HR	S	P	ERA	WHIP	
63 Justin Masterson, R ERA: 4.1	3.0	W	10	1	0	0	3	0	0	0	0	0	0	16	16	0.00	0.333	75 Hunter Jones, L ERA:	1.0		4	1	0	0	1	0	0	0	0	0	0	6	7	0.00	1.000	
58 Jonathan Papelbon, R ERA:	1.0		5	2	0	0	3	0	0	0	0	0	0	11	11	0.00	2.000																			
72 Daniel Bard, R ERA:	5.1		3	0	0	0	3	0	0	0	0	0	0	9	9	0.00	0.000																			
63 Junichi Tazawa, R ERA: 3.0	2.0		7	2	1	1	4	0	0	0	0	0	0	15	15	4.50	1.000																			
64 Michael Bowden, R ERA: 16.85	1.0		5	1	1	1	1	1	0	0	0	0	0	6	11	9.00	2.000																			

Tampa Bay Rays @ Boston Red Sox
City of Palms Park, Ft. Myers, FL
Sun Mar 08 2009, 1:05 PM EDT
Att: 7,920 - Partly Cloudy - 79 F

AB	32
R	2
H	7
RBI	2
BB	1
SO	15
LOB	12



Batter	1	2	3	4	5	6	7	8	9	AB	R	H	RBI	BB	SO	LOB	BOTTOM																		
23 Julio Lugo, R OBP: 0.525, SLG: 0.667 76 Argenis Diaz, R OBP: 0.188, SLG: 0.071	FC5-4					16 HBP		F9		3	0	3	2	1	0	0																			
5 Rocco Baldelli, R OBP: 0.273, SLG: 0.200 16 George Kottaras, L OBP: 0.444, SLG: 0.714	FC5-4		P3			1-2		F9		3	1	0	0	0	1	3																			
33 Jason Vantek, S OBP: 0.188, SLG: 0.214 74 Carlos Maldonado, R OBP: 0.500, SLG: 0.250	K					G6-3		G6-3		4	0	1	0	0	1	1																			
7 J.D. Drew, L OBP: 0.500, SLG: 0.444 82 Josh Reddick, L OBP: 0.417, SLG: 0.417						5-2-1		G6-3		2	0	0	0	1	1	0																			
78 Lars Anderson, L OBP: 0.278, SLG: 0.133						3-H		P6		1	0	0	0	0	0	0																			
87 Zach Daeges, L OBP: 0.500, SLG: 1.100								F7		3	1	1	1	1	0	0																			
60 Jonathan Van Every, L OBP: 0.294, SLG: 0.643										4	1	1	2	0	3	3																			
22 Nick Green, R OBP: 0.550, SLG: 0.789 70 Gil Velazquez, R OBP: 0.333, SLG: 0.398						16 HBP				3	1	1	1	1	0	0																			
85 Ivan Ochoa, R OBP: 0.227, SLG: 0.364						23 2B				3	2	2	1	0	0	1																			
Inning Stats	R: 1 E: 0 K: 2 S: 9	H: 2 LOB: 2 BB: 1 P: 13	R: 2 E: 0 K: 1 S: 8	H: 4 LOB: 2 BB: 0 P: 8	R: 4 E: 0 K: 0 S: 7	H: 4 LOB: 1 BB: 1 P: 11	R: 0 E: 1 K: 2 S: 8	H: 0 LOB: 1 BB: 0 P: 8	R: 0 E: 0 K: 1 S: 4	H: 0 LOB: 3 BB: 2 P: 14	R: 0 E: 0 K: 0 S: 3	H: 0 LOB: 0 BB: 0 P: 3	R: 1 E: 0 K: 2 S: 8	H: 1 LOB: 0 BB: 0 P: 9	R: 0 E: 0 K: 0 S: 3	H: 0 LOB: 0 BB: 0 P: 3	R: 0 E: 0 K: 0 S: 3	H: 0 LOB: 0 BB: 0 P: 3	1B: 5 2B: 3 3B: 0 HR: 3	SF: 0 SAC: 0 DP: 0 HBP: 1	WP: 0 PB: 0 SB: 0 CS: 0	PA: 39													
PITCHER	IP	WLS	BF	H	R	ER	SO	BB	IBB	HBP	BLK	WP	HR	S	P	ERA	WHIP	PITCHER	IP	WLS	BF	H	R	ER	SO	BB	IBB	HBP	BLK	WP	HR	S	P	ERA	WHIP
58 Wade Davis, R ERA: 6.48	2.2	L	17	8	6	6	3	2	0	0	0	0	0	3	3	20.25	3.750	Derek Rodriguez, R ERA: 6.0	1.0		3	0	0	0	0	0	0	0	0	3	3	0.00	0.000		
66 Calvin Medlock, R ERA: 15.43	0.1		3	2	1	1	0	0	0	0	0	0	0	3	3	27.00	6.000																		
73 Dewon Day, R ERA: 1.8	2.0		10	0	0	0	3	2	0	1	0	0	0	12	22	0.00	1.000																		
76 Winston Abreu, R ERA: 3.8	1.1		4	0	0	0	1	0	0	0	0	0	0	6	6	0.00	0.000																		
54 Chad Orvella, R ERA: 13.5	0.2		3	1	1	1	1	0	0	0	0	0	1	5	6	13.50	1.500																		

Tampa Bay Rays @ Boston Red Sox
City of Palms Park, Ft. Myers, FL
Sun Mar 08 2009, 1:05 PM EDT
Att: 7,920 - Partly Cloudy - 79 F

AB	34
R	8
H	11
RBI	8
BB	4
SO	8
LOB	9



Batter	1	2	3	4	5	6	7	8	9	AB	R	H	RBI	BB	SO	LOB	TOP																			
18 Felix Pie, L (1,8) 77 Justin Christian, R (7,PH) OBP: 0.250, SLG: 0.167 OBP: 0.286, SLG: 0.450	F8			F7		P6	F9		P4	3	0	0	0	0	0	0																				
13 Donnie Murphy, R (1,4) OBP: 0.158, SLG: 0.316	G5-3			F7		F8		72 HR G3-1 1B		4	1	1	0	0	0	0																				
21 Nick Markakis, L (1,9) 72 Brandon Snyder, R (6,3) OBP: 0.353, SLG: 0.647 OBP: 0.667, SLG: 0.800	G4-3					F8		G3-1		3	0	1	0	0	0	0																				
15 Matt Wieters, S (1,2) 54 Chad Moeller, R (6,2)		K		G3				G5-3	G5-3	2	0	0	0	0	1	1																				
26 Scott Moore, L (1,5) OBP: 0.478, SLG: 0.905		K				F7		12 BB 16 SF9 30 1B 1B	2H HR	4	2	2	2	0	1	0																				
30 Luke Scott, L (1,7) 60 Nolan Reimold, R (7,PR) OBP: 0.409, SLG: 0.500 OBP: 0.316, SLG: 0.444	G4-3					K		16 SF9 12 BB 83 2B 1B	K	3	0	1	0	0	1	0																				
12 Luis Montanez, R (1,10) 65 Jose Reyes, S (9,PH) OBP: 0.414, SLG: 0.400 OBP: 0.667, SLG: 0.500				G6-3		16 1B BB		16 SF9 83 2B BB	G4-3	1	1	0	0	2	0	0																				
16 Oscar Salazar, R (1,3) OBP: 0.313, SLG: 0.333				G6-3				SF9		3	0	2	1	0	0	0																				
35 Blake Davis, L (1,6) 83 Justin Turner, R (6,6) OBP: 0.500, SLG: 0.500 OBP: 0.300, SLG: 0.550				G3-1		1-2 2-3 3-H 2B		2-H 3-H 2B	F8	2	0	0	0	0	1	2																				
Inning Stats	R: 0 E: 0 K: 0 S: 3	H: 0 LOB: 0 BB: 0 P: 3	R: 0 E: 0 K: 2 S: 7	H: 0 LOB: 0 BB: 0 P: 7	R: 0 E: 0 K: 0 S: 3	H: 0 LOB: 0 BB: 0 P: 3	R: 0 E: 0 K: 0 S: 4	H: 1 LOB: 1 BB: 0 P: 4	R: 0 E: 0 K: 2 S: 8	H: 1 LOB: 2 BB: 1 P: 12	R: 0 E: 0 K: 0 S: 3	H: 0 LOB: 0 BB: 0 P: 3	R: 3 E: 0 K: 0 S: 6	H: 3 LOB: 2 BB: 1 P: 10	R: 2 E: 0 K: 1 S: 8	H: 2 LOB: 0 BB: 0 P: 10	R: 0 E: 0 K: 0 S: 4	H: 1 LOB: 1 BB: 0 P: 4	1B: 5 2B: 1 3B: 1 HR: 1	SF: 1 SAC: 0 DP: 0 HBP: 0	WP: 0 PA: 37 PB: 0 SB: 0 CS: 0															
PITCHER	IP	WLS	BF	H	R	ER	SO	BB	IBB	HBP	BLK	WP	HR	S	P	ERA	WHIP	PITCHER		IP	WLS	BF	H	R	ER	SO	BB	IBB	HBP	BLK	WP	HR	S	P	ERA	WHIP
61 Clay Buchholz, R (1,1) ERA: 4.1	3.0		9	0	0	0	2	0	0	0	0	0	0	4	13	0.00	0.000	90 Adam Mills, R (9,1) ERA: 3.0		1.0		4	1	0	0	0	0	0	0	0	0	4	4	0.00	1.000	
58 Jonathan Papelbon, R (4,1) ERA: 5.1	1.0	H	4	1	0	0	2	0	0	0	0	0	0	4	4	0.00	1.000																			
72 Daniel Bard, R (5,1) ERA: 6.1	1.0	H	5	1	0	0	2	1	0	0	0	0	0	8	12	0.00	2.000																			
83 Kris Johnson, L (6,1) ERA: 13.5	2.0	L	10	3	3	3	0	1	0	0	0	0	0	9	13	13.50	2.000																			
73 Felix Doubront, L (8,1) ERA: 9.0	1.0		5	2	2	2	1	0	0	0	0	0	1	8	10	18.00	2.000																			

Baltimore Orioles @ Boston Red Sox
City of Palms Park, Ft. Myers, FL
Tue Mar 10 2009, 1:05 PM EDT
Att: 8,232 - Sunny - 80 F

AB 34
R 5
H 8
RBI 5
BB 2
SO 5
LOB 9



Batter	1	2	3	4	5	6	7	8	9	AB	R	H	RBI	BB	SO	LOB	BOTTOM																			
2 Jacoby Ellsbury, L (1,8) 60 Jonathan Van Every, L (7,8) OBP: 0.333, SLG: 0.412 OBP: 0.236, SLG: 0.500	23 5 2B BB			23 5 4-3 1B		G1-3		K		2	1	1	0	1	0	0																				
23 Julio Lugo, R (1,6) 22 Nick Green, R (7,6) OBP: 0.450, SLG: 0.556 OBP: 0.519, SLG: 0.792	G6-3			G5-4-3		G5-3		G6-3		3	0	0	0	0	2																					
7 J.D. Drew, L (1,9) 82 Josh Reddick, L (7,9) OBP: 0.467, SLG: 0.364 OBP: 0.428, SLG: 0.500	5 2B BB			G4-3		F7		F7		2	0	0	0	1	0	0																				
5 Rocco Baldelli, R (1,7) 16 Paul McNulty, L (8,7) OBP: 0.286, SLG: 0.308 OBP: 0.291, SLG: 0.409				G5-3		K		K		3	0	1	1	0	1	0																				
25 Mike Lowell, R (1,10) 78 Lars Anderson, L (7,PR) OBP: 0.333, SLG: 0.333 OBP: 0.300, SLG: 0.176				K		P3		81 WP 1B		3	0	1	0	0	1	2																				
33 Jason Varitek, S (1,2) 81 Mark Wagner, R (7,2) OBP: 0.167, SLG: 0.188 OBP: 0.500, SLG: 1.200				K		K		K		2	0	0	0	0	1	1																				
32 Brad Wilkerson, L (1,3) 54 Chris Carter, L (8,3) OBP: 0.167, SLG: 0.458 OBP: 0.391, SLG: 0.524				G4-3		K		P3		3	0	0	0	0	1	2																				
12 Jed Lowrie, S (1,5) 71 Angel Chavez, R (6,5) OBP: 0.417, SLG: 0.667 OBP: 0.500, SLG: 0.250						K		K		0	0	0	0	0	0	0																				
85 Ivan Ochoa, R (1,4) 70 Gil Velazquez, R (9,4) OBP: 0.192, SLG: 0.308 OBP: 0.316, SLG: 0.294				85 CS 1B		3B		K		2	0	2	0	0	0	0																				
				G5-3		F8		G6-3		3	0	0	0	0	1																					
Inning Stats	R: 1 E: 0 K: 1 S: 6	H: 1 LOB: 2 BB: 2 P: 14	R: 0 E: 0 K: 0 S: 4	H: 1 LOB: 0 BB: 0 P: 4	R: 0 E: 0 K: 0 S: 3	H: 1 LOB: 0 BB: 0 P: 3	R: 0 E: 0 K: 1 S: 5	H: 0 LOB: 0 BB: 0 P: 5	R: 0 E: 0 K: 1 S: 5	H: 1 LOB: 0 BB: 0 P: 5	R: 0 E: 0 K: 0 S: 3	H: 0 LOB: 0 BB: 0 P: 3	R: 0 E: 0 K: 2 S: 8	H: 1 LOB: 2 BB: 0 P: 8	R: 0 E: 0 K: 2 S: 7	H: 0 LOB: 0 BB: 0 P: 7	R: 0 E: 0 K: 1 S: 5	H: 0 LOB: 0 BB: 0 P: 5	1B: 3 2B: 1 3B: 1 HR: 0	SF: 0 SAC: 0 DP: 1 HBP: 0	WP: 1 PA: 31 PB: 0 SB: 0 CS: 1															
PITCHER	IP	WLS	BF	H	R	ER	SO	BB	IBB	HBP	BLK	WP	HR	S	P	ERA	WHIP	PITCHER		IP	WLS	BF	H	R	ER	SO	BB	IBB	HBP	BLK	WP	HR	S	P	ERA	WHIP
25 Brian Bass, R (1,1) ERA: 2.7	2.2		11	3	1	1	1	2	0	0	0	0	0	1	12	2.00	1.875	75 Ross Wolf, R (9,1) ERA: 7.36		1.0		3		0	0	0	0	0	0	5	5	0.00	0.000			
85 Alfredo Perez, L (3,1) ERA: 2.57	0.1		1	0	0	0	0	0	0	0	0	0	0	1	1	0.00	0.000																			
62 Radhames Liz, R (4,1) ERA: 2.57	3.0	W	9	1	0	0	2	0	0	0	0	0	0	13	13	0.00	0.333																			
41 Bob McCrory, R (7,1) ERA: 8.1	1.0	H	4	1	0	0	2	0	0	0	0	1	0	8	8	0.00	1.000																			
31 Kam Mickolio, R (8,1) ERA: 8.1	1.0		3	0	0	0	2	0	0	0	0	0	0	7	7	0.00	0.000																			

Baltimore Orioles @ Boston Red Sox
City of Palms Park, Ft. Myers, FL
Tue Mar 10 2009, 1:05 PM EDT
Att: 8,232 - Sunny - 80 F

AB 29
R 1
H 5
RBI 1
BB 2
SO 8
LOB 10



Batter	1	2	3	4	5	6	7	8	9	AB	R	H	RBI	BB	SO	LOB	TOP								
82 Josh Reddick, L OBP: 0.500, SLG: 0.667 (1, 7) (5, 8)										4	0	3	1	0	0	0	Boston Red Sox @ St. Louis Cardinals Roger Dean Stadium, Jupiter, FL Thu Mar 12 2009, 1:05 PM EDT Att: 8,306 - Partly Cloudy - 80 F								
23 Julio Lugo, R OBP: 0.478, SLG: 0.550 71 Angel Chavez, R OBP: 0.429, SLG: 0.200 (1, 6) (5, 4) (6, 5)										2	0	1	1	1	0	1									
33 Jason Varitek, S OBP: 0.143, SLG: 0.158 80 Dusty Brown, R OBP: 0.375, SLG: 1.000 (1, 2) (7, 2)										3	0	0	0	0	1	4									
32 Brad Wilkerson, L OBP: 0.222, SLG: 0.440 55 Jeff Bailey, R OBP: 0.577, SLG: 0.682 (1, 9) (6, 9)										1	0	0	0	2	0	0									
54 Chris Carter, L OBP: 0.333, SLG: 0.440 (1, 3)										4	0	0	0	0	0	3									
12 Jed Lowrie, S OBP: 0.407, SLG: 0.625 85 Ivan Ochoa, R OBP: 0.185, SLG: 0.296 (1, 5) (6, 6)										3	0	1	0	0	1	0									
16 Paul McNulty, L OBP: 0.231, SLG: 0.360 78 Lars Anderson, L OBP: 0.286, SLG: 0.167 (1, 10) (9, PH) (9, 10)										3	0	0	0	0	1	1									
22 Nick Green, R OBP: 0.516, SLG: 0.731 (1, 4) (5, 6) (6, 4)										2	1	0	0	1	1	1									
60 Jonathan Van Every, L OBP: 0.217, SLG: 0.450 13 Chip Ambres, R OBP: 0.152, SLG: 0.167 (1, 8) (5, PR) (5, 7)										2	0	0	0	0	0	1									
Inning Stats	R: 0 E: 0 K: 1 S: 6	H: 1 LOB: 2 BB: 1 P: 10	R: 0 E: 0 K: 0 S: 3	H: 1 LOB: 0 BB: 0 P: 3	R: 0 E: 0 K: 0 S: 3	H: 0 LOB: 1 BB: 1 P: 7	R: 0 E: 0 K: 0 S: 3	H: 0 LOB: 0 BB: 0 P: 3	R: 1 E: 0 K: 0 S: 5	H: 2 LOB: 2 BB: 1 P: 9	R: 0 E: 0 K: 1 S: 4	H: 0 LOB: 1 BB: 1 P: 8	R: 1 E: 0 K: 1 S: 6	H: 1 LOB: 1 BB: 0 P: 8	R: 0 E: 0 K: 1 S: 5	H: 0 LOB: 0 BB: 0 P: 5		R: 0 E: 0 K: 2 S: 7	H: 0 LOB: 0 BB: 0 P: 7	1B: 4 2B: 0 3B: 1 HR: 0	SF: 0 SAC: 0 DP: 2 HBP: 1	WP: 0 PB: 0 SB: 1 CS: 0	PA: 35		
PITCHER	IP WLS BF H R ER SO BB IBB HBP BLK WP HR S P ERA WHIP	IP WLS BF H R ER SO BB IBB HBP BLK WP HR S P ERA WHIP	IP WLS BF H R ER SO BB IBB HBP BLK WP HR S P ERA WHIP	IP WLS BF H R ER SO BB IBB HBP BLK WP HR S P ERA WHIP	IP WLS BF H R ER SO BB IBB HBP BLK WP HR S P ERA WHIP	IP WLS BF H R ER SO BB IBB HBP BLK WP HR S P ERA WHIP	IP WLS BF H R ER SO BB IBB HBP BLK WP HR S P ERA WHIP	IP WLS BF H R ER SO BB IBB HBP BLK WP HR S P ERA WHIP	IP WLS BF H R ER SO BB IBB HBP BLK WP HR S P ERA WHIP	IP WLS BF H R ER SO BB IBB HBP BLK WP HR S P ERA WHIP	IP WLS BF H R ER SO BB IBB HBP BLK WP HR S P ERA WHIP	IP WLS BF H R ER SO BB IBB HBP BLK WP HR S P ERA WHIP	IP WLS BF H R ER SO BB IBB HBP BLK WP HR S P ERA WHIP	IP WLS BF H R ER SO BB IBB HBP BLK WP HR S P ERA WHIP	IP WLS BF H R ER SO BB IBB HBP BLK WP HR S P ERA WHIP	IP WLS BF H R ER SO BB IBB HBP BLK WP HR S P ERA WHIP	IP WLS BF H R ER SO BB IBB HBP BLK WP HR S P ERA WHIP	IP WLS BF H R ER SO BB IBB HBP BLK WP HR S P ERA WHIP	IP WLS BF H R ER SO BB IBB HBP BLK WP HR S P ERA WHIP	IP WLS BF H R ER SO BB IBB HBP BLK WP HR S P ERA WHIP	IP WLS BF H R ER SO BB IBB HBP BLK WP HR S P ERA WHIP	IP WLS BF H R ER SO BB IBB HBP BLK WP HR S P ERA WHIP	IP WLS BF H R ER SO BB IBB HBP BLK WP HR S P ERA WHIP	IP WLS BF H R ER SO BB IBB HBP BLK WP HR S P ERA WHIP	IP WLS BF H R ER SO BB IBB HBP BLK WP HR S P ERA WHIP

AB	30
R	2
H	5
RBI	2
BB	4
SO	6
LOB	13



Batter	1	2	3	4	5	6	7	8	9	AB	R	H	RBI	BB	SO	LOB	BOTTOM								
55 Skip Schumaker, L OBP: 0.361, SLG: 0.485 86 Allen Craig, R OBP: 0.591, SLG: 0.778 54 Brian Barton, R OBP: 0.321, SLG: 0.583 (1, 10) (8, PH) (8, PR) (9, 10)										3	0	0	0	0	0	1	Boston Red Sox @ St. Louis Cardinals Roger Dean Stadium, Jupiter, FL Thu Mar 12 2009, 1:05 PM EDT Att: 8,306 - Partly Cloudy - 80 F								
65 Joe Thurston, L OBP: 0.321, SLG: 0.577 (1, 4)										4	1	3	1	0	0	0									
24 Rick Ankiel, L OBP: 0.395, SLG: 0.496 61 Nick Stavinoha, R OBP: 0.467, SLG: 0.462 (1, 8) (9, 9)										3	0	0	1	0	0	2									
47 Ryan Ludwick, R OBP: 0.267, SLG: 0.160 13 Brendan Ryan, R OBP: 0.300, SLG: 0.222 (1, 9) (6, PR) (7, 6)										2	0	0	0	1	1	2									
16 Chris Duncan, L OBP: 0.400, SLG: 0.600 (1, 3)										3	0	0	0	1	1	3									
88 Jon Jay, L OBP: 0.385, SLG: 0.458 (1, 7) (9, 8)										4	1	1	0	0	1	2									
23 Brian Barden, R OBP: 0.474, SLG: 0.529 (1, 5)										3	0	1	0	0	1	0									
21 Jason LaRue, R OBP: 0.261, SLG: 0.286 87 Bryan Anderson, L OBP: 0.200, SLG: 0.111 (1, 2) (6, 2)										1	0	0	0	0	0	0									
67 Tyler Greene, R OBP: 0.344, SLG: 0.286 62 Joe Mather, R OBP: 0.316, SLG: 0.563 (1, 6) (7, 9) (9, 7)										2	0	0	0	0	2	1									
Inning Stats	R: 0 E: 0 K: 1 S: 6	H: 1 LOB: 0 BB: 0 P: 6	R: 0 E: 0 K: 0 S: 3	H: 0 LOB: 0 BB: 0 P: 3	R: 0 E: 0 K: 0 S: 4	H: 1 LOB: 2 BB: 1 P: 8	R: 0 E: 0 K: 1 S: 5	H: 0 LOB: 1 BB: 1 P: 9	R: 0 E: 0 K: 3 S: 9	H: 0 LOB: 0 BB: 0 P: 9	R: 2 E: 1 K: 0 S: 5	H: 1 LOB: 2 BB: 1 P: 9	R: 2 E: 0 K: 0 S: 5	H: 2 LOB: 0 BB: 0 P: 7	1B: 3 2B: 2 3B: 0 HR: 1	SF: 1 SAC: 2 DP: 0 HBP: 0		WP: 0 PB: 0 SB: 0 CS: 0	PA: 36						
PITCHER	IP WLS BF H R ER SO BB IBB HBP BLK WP HR S P ERA WHIP	IP WLS BF H R ER SO BB IBB HBP BLK WP HR S P ERA WHIP	IP WLS BF H R ER SO BB IBB HBP BLK WP HR S P ERA WHIP	IP WLS BF H R ER SO BB IBB HBP BLK WP HR S P ERA WHIP	IP WLS BF H R ER SO BB IBB HBP BLK WP HR S P ERA WHIP	IP WLS BF H R ER SO BB IBB HBP BLK WP HR S P ERA WHIP	IP WLS BF H R ER SO BB IBB HBP BLK WP HR S P ERA WHIP	IP WLS BF H R ER SO BB IBB HBP BLK WP HR S P ERA WHIP	IP WLS BF H R ER SO BB IBB HBP BLK WP HR S P ERA WHIP	IP WLS BF H R ER SO BB IBB HBP BLK WP HR S P ERA WHIP	IP WLS BF H R ER SO BB IBB HBP BLK WP HR S P ERA WHIP	IP WLS BF H R ER SO BB IBB HBP BLK WP HR S P ERA WHIP	IP WLS BF H R ER SO BB IBB HBP BLK WP HR S P ERA WHIP	IP WLS BF H R ER SO BB IBB HBP BLK WP HR S P ERA WHIP	IP WLS BF H R ER SO BB IBB HBP BLK WP HR S P ERA WHIP	IP WLS BF H R ER SO BB IBB HBP BLK WP HR S P ERA WHIP	IP WLS BF H R ER SO BB IBB HBP BLK WP HR S P ERA WHIP	IP WLS BF H R ER SO BB IBB HBP BLK WP HR S P ERA WHIP	IP WLS BF H R ER SO BB IBB HBP BLK WP HR S P ERA WHIP	IP WLS BF H R ER SO BB IBB HBP BLK WP HR S P ERA WHIP	IP WLS BF H R ER SO BB IBB HBP BLK WP HR S P ERA WHIP	IP WLS BF H R ER SO BB IBB HBP BLK WP HR S P ERA WHIP	IP WLS BF H R ER SO BB IBB HBP BLK WP HR S P ERA WHIP	IP WLS BF H R ER SO BB IBB HBP BLK WP HR S P ERA WHIP	IP WLS BF H R ER SO BB IBB HBP BLK WP HR S P ERA WHIP

AB	30
R	4
H	6
RBI	4
BB	3
SO	7
LOB	13



Batter	1	2	3	4	5	6	7	8	9	AB	R	H	RBI	BB	SO	LOB	TOP										
11 Brett Gardner, L (1,8) OBP: 0.448, SLG: 0.808 82 Austin Jackson, R (6,PH) OBP: 0.263, SLG: 0.278	4-1 72 S BB	1-3 K	0-3 K			0-3 K		0-0 FC5-4		2	0	0	0	1	2	5											
12 Cody Ransom, R (1,5) OBP: 0.387, SLG: 0.483 74 Justin Leone, R (4,5) OBP: 0.286, SLG: 0.368	1-0 F7		0-0 22 2B 3B			0-0 P6			0-0 83 BB 60 BB 1B	3	1	1	0	0	0	1											
72 Juan Miranda, L (1,3) OBP: 0.298, SLG: 0.348 60 Todd Linden, S (7,PH) OBP: 0.214, SLG: 0.083	4-0 22 G5-4-3 BB		1-0 22 2B HBP			0-0 P6			4-0 81 L8-6 83 BB BB	1	1	0	0	1	0	0											
22 Xavier Nady, R (1,9) OBP: 0.261, SLG: 0.545 79 Colin Curtis, L (6,9)	0-0 G5-4-3		0-0 26 1B 2B			0-3 K			0-3 K	3	1	1	2	0	1	2											
47 John Rodriguez, L (1,10) OBP: 0.389, SLG: 0.500 83 Jesus Montero, R (7,PH) OBP: 0.667, SLG: 0.750		0-0 14 1B 17 PB 1B	0-3 K			0-3 K			4-0 1-2 2-3 BB	3	1	1	0	0	2	1											
26 José Molina, R (1,2) OBP: 0.375, SLG: 0.333 81 Kyle Anson, S (6,2)		0-3 K	0-0 90 BB 14 1B 1B			0-3 K			0-0 L8-6	3	0	1	1	0	2	1											
17 Shelley Duncan, R (1,7) OBP: 0.500, SLG: 0.887 76 Kevin Russo, R (6,5)		4-0 90 FC3-6 14 1B BB	0-3 K			0-0 2B			0-0 G4-3	2	0	1	0	1	1	1											
14 Angel Berroa, R (1,4) OBP: 0.464, SLG: 0.778 73 Doug Bernier, R (6,4)		0-0 90 FC3-6 1B	0-0 90 BB 1B			0-0 F9			0-0 82 FC5-4 1B	3	0	2	1	0	0	1											
90 Ramiro Pena, S (1,6) OBP: 0.308, SLG: 0.375 92 Eduardo Núñez, R (6,6)	0-0 FC3-6 1B		4-0 11 S BB			0-0 G4-3			0-0 P4	2	0	0	0	1	0	2											
Inning Stats	R: 0 E: 0 K: 0 S: 3	H: 0 LOB: 1 BB: 2 P: 12	R: 1 E: 0 K: 2 S: 9	H: 2 LOB: 2 BB: 1 P: 14	R: 3 E: 0 K: 3 S: 13	H: 4 LOB: 3 BB: 1 P: 18	R: 0 E: 0 K: 1 S: 5	H: 0 LOB: 0 BB: 0 P: 5	R: 0 E: 0 K: 2 S: 8	H: 1 LOB: 1 BB: 0 P: 8	R: 0 E: 0 K: 1 S: 5	H: 0 LOB: 1 BB: 1 P: 5	R: 0 E: 0 K: 2 S: 7	H: 0 LOB: 1 BB: 1 P: 11	R: 0 E: 0 K: 0 S: 4	H: 1 LOB: 1 BB: 0 P: 4	R: 0 E: 0 K: 1 S: 5	H: 1 LOB: 2 BB: 2 P: 13	1B: 6 2B: 3 3B: 1 HR: 0	SF: 0 SAC: 0 DP: 2 HBP: 1	WP: 0 PB: 1 CS: 2	PA: 42					
PITCHER	IP	WLS	BF	H	R	ER	SO	BB	IBB	HBP	BLK	WP	HR	S	P	ERA	WHIP										
49 Tim Wakefield, R (1,1) ERA: 7.71	2.1	W	15	5	4	4	3	3	0	1	0	0	0	18	33	15.43	3.429										
83 Jose Vaquez, R (3,1) ERA:	0.2	H	4	1	0	0	2	1	0	0	0	0	0	7	11	0.00	3.000										
58 Jonathan Papelbon, R (4,1) ERA:	1.0	H	3	0	0	0	1	0	0	0	0	0	0	5	5	0.00	0.000										
24 Takashi Saito, R (5,1) ERA: 1.8	1.0	H	4	1	0	0	2	0	0	0	0	0	0	8	8	0.00	1.000										
72 Daniel Bard, R (6,1) ERA:	1.0	H	3	0	0	0	1	0	0	0	0	0	0	5	5	0.00	0.000										
63 Junichi Tazawa, R (7,1) ERA: 1.8	2.0	H	8	1	0	0	2	1	0	0	0	0	0	11	15	0.00	1.000										
40 Billy Traber, L (9,1) ERA: 12.0	1.0		5	1	0	0	1	2	0	0	0	0	0	5	13	0.00	3.000										

New York Yankees @ Boston Red Sox
City of Palms Park, Ft. Myers, FL
Fri Mar 13 2009, 7:05 PM EDT
Att. 7,755 - Overcast - 76 F

AB 34
R 4
H 9
RBI 4
BB 7
SO 12
LOB 24



Batter	1	2	3	4	5	6	7	8	9	AB	R	H	RBI	BB	SO	LOB	BOTTOM										
2 Jacoby Ellsbury, L (1,8) OBP: 0.318, SLG: 0.381 82 Josh Reddick, L (7,8)	0-0 G6-3	0-0 G3		0-0 F8		0-0 1B		0-0 SF9-3-6		4	0	1	1	0	0	2											
23 Julio Lugo, R (1,6) OBP: 0.478, SLG: 0.550 85 Ivan Ochoa, R (1,PH) OBP: 0.226, SLG: 0.323	0-0 G5-3	0-0 34 HR 1B		0-0 1B		0-3 K				0	0	0	0	0	0	0											
34 David Ortiz, L (1,10) OBP: 0.550, SLG: 0.400 55 Jeff Bailey, R (7,PH) OBP: 0.556, SLG: 0.652	0-0 G3	2-0 2H 3H HR		0-3 K		0-3 K				3	1	1	2	0	1	1											
25 Mike Lowell, R (1,5) OBP: 0.600, SLG: 1.200 70 Gil Velazquez, R (5,5) OBP: 0.296, SLG: 0.293		HR				0-3 K				2	1	2	1	0	0	0											
7 J.D. Drew, L (1,9) OBP: 0.444, SLG: 0.357 13 Chip Ambres, R (6,9) OBP: 0.200, SLG: 0.167		16 1B 71 1B 1B				0-0 F7				3	1	1	0	0	1	1											
44 Jason Bay, R (1,7) OBP: 0.385, SLG: 0.300 87 Zach Daeges, L (6,7)		0-3 K	0-3 K			0-3 K				0	0	0	0	0	3	1											
32 Brad Wilkerson, L (1,3) OBP: 0.200, SLG: 0.393 78 Lars Anderson, L (7,3) OBP: 0.318, SLG: 0.167		0-0 FC3 71 1B 2 G3 1B	0-0 F7			0-3 K				3	1	0	0	0	1	1											
16 George Kottaras, L (1,2) OBP: 0.357, SLG: 0.500 80 Dusty Brown, R (6,2) OBP: 0.400, SLG: 0.889		0-0 2 G3 85 1B 1B	0-0 G4-3			0-0 F8				2	1	1	0	0	0	0											
71 Angel Chavez, R (1,4) OBP: 0.455, SLG: 0.250	0-0 85 1B 1B		0-0 G5-3			4-0 2 1B BB				3	1	1	1	1	0	2											
Inning Stats	R: 0 E: 0 K: 0 S: 3	H: 7 LOB: 1 BB: 0 P: 19	R: 0 E: 0 K: 1 S: 5	H: 0 LOB: 0 BB: 0 P: 5	R: 0 E: 0 K: 1 S: 6	H: 1 LOB: 1 BB: 0 P: 6	R: 0 E: 0 K: 2 S: 7	H: 0 LOB: 0 BB: 0 P: 7	R: 0 E: 0 K: 2 S: 8	H: 1 LOB: 2 BB: 1 P: 12	R: 0 E: 0 K: 1 S: 5	H: 0 LOB: 1 BB: 0 P: 6	R: 1 E: 0 K: 0 S: 2	H: 0 LOB: 0 BB: 2 P: 10	1B: 7 2B: 1 3B: 0 HR: 2	SF: 1 SAC: 0 DP: 1 HBP: 1	WP: 0 PB: 0 CS: 0	PA: 37									
PITCHER	IP	WLS	BF	H	R	ER	SO	BB	IBB	HBP	BLK	WP	HR	S	P	ERA	WHIP										
40 Chien-Ming Wang, R (1,1) ERA: 2.7	1.2	L	12	6	7	1	1	0	0	0	0	0	0	22	22	0.00	0.600										
28 Brett Tomko, R (2,1) ERA: 1.74	3.1		12	2	0	0	5	0	0	0	0	0	0	22	22	0.00	0.600										
29 Kei Igawa, L (6,1) ERA:	1.0		5	1	0	0	2	1	0	0	0	0	0	8	12	0.00	2.000										
80 Steven Jackson, R (7,1) ERA: 3.18	1.0		4	0	0	0	1	0	0	1	0	0	0	5	6	0.00	0.000										
85 Mike Dunn, L (8,1) ERA: 2.25	1.0		4	0	1	1	0	2	0	0	0	0	0	2	10	9.00	2.000										

New York Yankees @ Boston Red Sox
City of Palms Park, Ft. Myers, FL
Fri Mar 13 2009, 7:05 PM EDT
Att. 7,755 - Overcast - 76 F

AB 32
R 8
H 9
RBI 8
BB 3
SO 9
LOB 11



Batter	1	2	3	4	5	6	7	8	9	AB	R	H	RBI	BB	SO	LOB	TOP										
2 Jacoby Ellsbury, L OBP: 0.276, SLG: 0.321 82 Josh Reddick, L OBP: 0.500, SLG: 0.682										4	1	1	0	0	2	2	Boston Red Sox @ Toronto Blue Jays Dunedin Stadium, Dunedin, FL Mon Mar 16 2009, 1:05 PM EDT Att: 5,697 - Sunny - 81 F										
12 Jed Lowrie, S OBP: 0.459, SLG: 0.781 87 Yamaico Navarro, R7, PR										4	1	3	2	0	0	0											
7 J.D. Drew, L OBP: 0.333, SLG: 0.250 16 Paul McNulty, L OBP: 0.212, SLG: 0.313										3	0	0	0	0	2	1											
54 Chris Carter, L OBP: 0.324, SLG: 0.486 87 Zach Daegels, L OBP: 0.500, SLG: 0.923										4	1	2	2	0	0	1											
Josh Bard, S OBP: 0.529, SLG: 0.786 78 Lars Anderson, L OBP: 0.308, SLG: 0.182										2	0	1	0	1	0	1											
55 Jeff Bailey, R OBP: 0.543, SLG: 0.800										4	2	2	1	0	0	2											
71 Angel Chavez, R OBP: 0.450, SLG: 0.412 70 Gil Velazquez, R OBP: 0.296, SLG: 0.333										3	0	1	0	0	0	0											
22 Nick Green, R OBP: 0.436, SLG: 0.588 85 Ivan Ochoa, R OBP: 0.229, SLG: 0.294										3	0	0	0	0	1	1											
80 Dusty Brown, R OBP: 0.385, SLG: 0.750 81 Mark Wagner, R OBP: 0.444, SLG: 0.875										3	0	1	0	0	2	1											
Inning Stats	R: 1 E: 0 K: 1 S: 7	H: 2 LOB: 1 BB: 0 P: 7	R: 1 E: 0 K: 1 S: 8	H: 2 LOB: 1 BB: 0 P: 9	R: 1 E: 0 K: 1 S: 8	H: 2 LOB: 1 BB: 0 P: 10	R: 0 E: 0 K: 2 S: 8	H: 1 LOB: 1 BB: 0 P: 8	R: 1 E: 0 K: 0 S: 5	H: 1 LOB: 1 BB: 1 P: 9	R: 0 E: 0 K: 1 S: 5	H: 0 LOB: 0 BB: 0 P: 5	R: 1 E: 0 K: 3 S: 11	H: 2 LOB: 2 BB: 0 P: 11	R: 1 E: 0 K: 1 S: 6	H: 1 LOB: 0 BB: 0 P: 7		R: 0 E: 0 K: 0 S: 2	H: 0 LOB: 0 BB: 1 P: 6	1B: 4 2B: 5 3B: 0 HR: 3	SF: 1 SAC: 0 DP: 1 HBP: 0	WP: 0 PB: 1 SB: 0 CS: 0	PA: 39				
PITCHER	IP	WLS	BF	H	R	ER	SO	BB	IBB	HBP	BLK	WP	HR	S	P	ERA	WHIP										
32 Roy Halladay, R ERA: 2.57	5.0	L	24	8	4	4	5	1	0	0	0	0	3	36	43	7.20	1.800										
52 B.J. Ryan, L ERA: 12.0	1.0		3	0	0	0	1	0	0	0	0	0	0	5	5	0.00	0.000										
78 Brian Burres, L ERA: 4.5	1.0		5	2	1	1	3	0	0	0	0	0	0	11	11	9.00	2.000										
Matt Bush, R ERA:	1.0		4	1	1	0	1	0	0	0	0	0	0	6	7	0.00	1.000										
Luis Perez, L ERA: 3.89	1.0		3	0	0	0	0	1	0	0	0	0	0	2	6	0.00	1.000										

Batter	1	2	3	4	5	6	7	8	9	AB	R	H	RBI	BB	SO	LOB	BOTTOM										
1 Joe Inglett, L OBP: 0.313, SLG: 0.250 Aaron Mathews, R OBP: 0.500, SLG: 0.833										3	0	1	0	0	0	0	Boston Red Sox @ Toronto Blue Jays Dunedin Stadium, Dunedin, FL Mon Mar 16 2009, 1:05 PM EDT Att: 5,697 - Sunny - 81 F										
2 Aaron Hill, R OBP: 0.419, SLG: 0.556 69 Brad Emaus, R OBP: 0.387, SLG: 0.556										3	0	1	0	0	0	0											
26 Adam Lind, L OBP: 0.314, SLG: 0.438 8 Russ Adams, L OBP: 0.444, SLG: 0.714										3	0	1	0	0	1	1											
35 Lyle Overbay, L OBP: 0.278, SLG: 0.294 3 Randy Ruiz, R OBP: 0.375, SLG: 0.400										2	0	1	0	1	1	0											
19 José Bautista, R OBP: 0.600, SLG: 0.667 64 Scott Campbell, L OBP: 0.379, SLG: 0.500										3	1	1	0	0	1	4											
11 Jason Lane, R OBP: 0.399, SLG: 0.757 78 Sean Shoftit, L OBP: 0.231, SLG: 0.167										3	1	2	0	0	0	0											
45 Travis Snider, L OBP: 0.389, SLG: 0.714 71 Ryan Patterson, R OBP: 0.250, SLG: 0.250										3	1	1	2	0	1	2											
13 Raul Chavez, R OBP: 0.250, SLG: 0.333 7 Curtis Thigpen, R OBP: 0.211, SLG: 0.526										3	0	1	1	0	0	1											
6 John McDonald, R OBP: 0.194, SLG: 0.148 4 Angel Sanchez, R OBP: 0.389, SLG: 0.214										4	0	0	0	0	1	3											
Inning Stats	R: 0 E: 0 K: 0 S: 5	H: 2 LOB: 2 BB: 0 P: 5	R: 2 E: 0 K: 1 S: 8	H: 2 LOB: 0 BB: 0 P: 10	R: 0 E: 0 K: 2 S: 7	H: 0 LOB: 0 BB: 0 P: 7	R: 1 E: 0 K: 1 S: 7	H: 2 LOB: 1 BB: 0 P: 7	R: 0 E: 0 K: 1 S: 6	H: 2 LOB: 2 BB: 1 P: 10	R: 0 E: 0 K: 0 S: 4	H: 1 LOB: 1 BB: 0 P: 4	R: 1 E: 0 K: 2 S: 9	H: 2 LOB: 1 BB: 0 P: 9	R: 0 E: 0 K: 1 S: 6	H: 1 LOB: 1 BB: 0 P: 6		R: 0 E: 0 K: 1 S: 5	H: 1 LOB: 0 BB: 0 P: 5	1B: 7 2B: 5 3B: 0 HR: 1	SF: 0 SAC: 0 DP: 1 HBP: 0	WP: 0 PB: 0 SB: 0 CS: 0	PA: 39				
PITCHER	IP	WLS	BF	H	R	ER	SO	BB	IBB	HBP	BLK	WP	HR	S	P	ERA	WHIP										
63 Justin Masterson, R ERA: 2.25	2.0	W	8	2	0	0	2	1	0	0	0	0	0	11	15	0.00	1.500										
72 Daniel Bard, R ERA:	3.0	H	13	4	1	1	3	0	0	0	0	0	0	19	19	3.00	1.333										
64 Michael Bowden, R ERA: 9.35	1.0	S	3	1	0	0	1	0	0	0	0	0	0	5	5	0.00	1.000										
75 Hunter Jones, L ERA: 3.0																											

AB	36
R	6
H	11
RBI	6
BB	2
SO	10
LOB	14



Batter	1	2	3	4	5	6	7	8	9	AB	R	H	RBI	BB	SO	LOB	TOP										
2 Denard Span, L (1.7) 78 Alejandro Machado, S (6.7) OBP: 0.268, SLG: 0.324 OBP: 0.231, SLG: 0.250	F8	25 1B			HR		K		G6-3	3	1	2	2	0	0	0											
25 Alexi Casilla, S (1.4) OBP: 0.485, SLG: 0.543	1B	24 G5-4-3			5 2B 33 1B		24 G1			4	0	4	1	0	0	0											
24 Joe Crede, R (1.10) OBP: 0.212, SLG: 0.290	P6	G5-4-3			F7		G1			4	0	0	1	0	0	6											
33 Justin Morneau, L (1.3) 72 Brock Peterson, R (5.3) OBP: 0.394, SLG: 0.759 OBP: 0.368, SLG: 0.588	K				F8		P4			3	0	0	0	0	2	2											
5 Michael Cuddyer, R (1.9) 73 David Winfree, R (6.9) OBP: 0.333, SLG: 0.548 OBP: 0.318, SLG: 0.476		58 1B 23 1B			G5-3		P6		G6-3	3	1	1	0	0	0	1											
32 Brian Buscher, L (1.5) 57 Luke Hughes, R (6.5) OBP: 0.400, SLG: 0.538 OBP: 0.400, SLG: 0.400	K	G3			L6		K			3	0	0	0	0	1	1											
22 Carlos Gómez, R (1.8) 31 Luis Matos, R (6.8) OBP: 0.150, SLG: 0.200		23 1B 58 1B			B1-3		F8		G6-3	2	1	0	0	1	0	0											
58 Jose Morales, S (1.2) 71 Drew Butera, R (6.2) OBP: 0.250, SLG: 0.273 OBP: 0.333, SLG: 0.250		2 1B 23 1B			F9		K		P3	3	1	1	0	0	1	0											
23 Brendan Harris, R (1.6) 27 Matt Macri, R (7.6) OBP: 0.393, SLG: 0.333 OBP: 0.238, SLG: 0.250		25 1B 2 1B			P5		25 1B 24 G1		G1-3	2	1	1	1	1	0	0											
Inning Stats	R: 0 E: 0 K: 1 S: 6	H: 1 LOB: 0 BB: 0 P: 6	R: 3 E: 0 K: 1 S: 9	H: 5 LOB: 2 BB: 1 P: 13	R: 0 E: 0 K: 1 S: 5	H: 0 LOB: 0 BB: 0 P: 5	R: 0 E: 0 K: 0 S: 3	H: 0 LOB: 0 BB: 0 P: 3	R: 1 E: 0 K: 0 S: 7	H: 2 LOB: 1 BB: 0 P: 7	R: 0 E: 0 K: 1 S: 5	H: 0 LOB: 0 BB: 0 P: 5	R: 1 E: 0 K: 1 S: 6	H: 1 LOB: 1 BB: 1 P: 10	R: 0 E: 0 K: 1 S: 5	H: 0 LOB: 0 BB: 0 P: 5	R: 0 E: 0 K: 0 S: 3	H: 0 LOB: 0 BB: 0 P: 3	1B: 7 2B: 1 3B: 0 HR: 1	SF: 0 SAC: 0 DP: 1 HBP: 0	WP: 0 PB: 0 SB: 2 CS: 0	PA: 37					
PITCHER	IP	WLS	BF	H	R	ER	SO	BB	IBB	HBP	BLK	WP	HR	S	P	ERA	WHIP										
19 Josh Beckett, R (1.1) ERA: 2.08	4.0	W	18	6	3	3	3	1	0	0	0	0	0	23	27	6.75	1.750										
58 Jonathan Papelbon, R (5.1) ERA: 3.0	1.0		5	2	1	1	0	0	0	0	0	0	1	7	7	9.00	2.000										
24 Takashi Saito, R (6.1) ERA: 1.5	1.0		3	0	0	0	1	0	0	0	0	0	0	5	5	0.00	0.000										
37 Hideki Okajima, L (7.1) ERA: 3.86	1.0		5	1	1	1	1	1	0	0	0	0	0	6	10	9.00	2.000										
63 Junichi Tazawa, R (8.1) ERA: 1.28	2.0		6	0	0	0	1	0	0	0	0	0	0	8	8	0.00	0.000										

Minnesota Twins @ Boston Red Sox
City of Palms Park, Ft. Myers, FL
Tue Mar 17 2009, 1:05 PM EDT
Att: 8,064 - Partly Cloudy - 84 F

AB 35
R 5
H 9
RBI 5
BB 2
SO 6
LOB 12



Batter	1	2	3	4	5	6	7	8	9	AB	R	H	RBI	BB	SO	LOB	BOTTOM											
2 Jacoby Ellsbury, L (1.8) 13 Chip Ambres, R (5.8) OBP: 0.313, SLG: 0.484 OBP: 0.227, SLG: 0.158	25 G6-3 34 SF8		G6-3	HR	71 1B			G6-3		3	2	2	2	0	0	0												
25 Mike Lowell, R (1.5) 71 Angel Chavez, R (5.5) 76 Ryan Khoury, R (9.5) OBP: 0.500, SLG: 0.800 OBP: 0.455, SLG: 0.421	G6-3		34 HR		1-3 2-H			K		3	1	1	0	0	0	1												
34 David Ortiz, L (1.10) 70 Gil Velazquez, R (6. PH) OBP: 0.316, SLG: 0.690 OBP: 0.321, SLG: 0.360	SF8		HR	44 HR			G3			3	2	2	3	0	0	0												
5 Rocco Baldelli, R (1.9) 55 Jeff Bailey, R (7.9) OBP: 0.273, SLG: 0.333 OBP: 0.526, SLG: 0.774	G6-3		K	K			F7			4	0	0	0	0	2	1												
44 Jason Bay, R (1.7) 16 Paul McNulty, L (7.7) OBP: 0.450, SLG: 0.563 OBP: 0.212, SLG: 0.313		K	33 1B	HR			F8			4	1	2	2	0	1	0												
33 Jason Varitek, S (1.2) 16 George Kottaras, L (7.2) OBP: 0.185, SLG: 0.320 OBP: 0.375, SLG: 0.500		HR	32 BB	F7				K		3	1	2	1	0	0	0												
32 Brad Wilkerson, L (1.3) 54 Chris Carter, L (6.3) OBP: 0.316, SLG: 0.472	P6			BB			K			2	0	0	0	1	1	0												
12 Jed Lowrie, S (1.6) 85 Ivan Ochoa, R (6.6) OBP: 0.475, SLG: 0.771 OBP: 0.222, SLG: 0.286			F7		71 1B 13 BB		F8			3	1	2	0	0	0	3												
22 Nick Green, R (1.4) OBP: 0.419, SLG: 0.553	F8			HR			K			4	1	1	0	0	1	3												
Inning Stats	R: 1 E: 0 K: 0 S: 4	H: 1 LOB: 0 BB: 0 P: 4	R: 1 E: 0 K: 1 S: 8	H: 2 LOB: 1 BB: 0 P: 9	R: 2 E: 0 K: 1 S: 11	H: 4 LOB: 3 BB: 1 P: 15	R: 4 E: 0 K: 1 S: 10	H: 4 LOB: 0 BB: 0 P: 12	R: 1 E: 0 K: 2 S: 8	H: 2 LOB: 2 BB: 1 P: 12	R: 0 E: 0 K: 0 S: 3	H: 0 LOB: 0 BB: 0 P: 3	R: 0 E: 0 K: 0 S: 4	H: 1 LOB: 1 BB: 0 P: 4	R: 0 E: 0 K: 2 S: 8	H: 1 LOB: 1 BB: 0 P: 8	1B: 10 2B: 1 3B: 0 HR: 4	SF: 1 SAC: 0 DP: 0 HBP: 0	WP: 0 PB: 0 SB: 0 CS: 0	PA: 40								
PITCHER	IP	WLS	BF	H	R	ER	SO	BB	IBB	HBP	BLK	WP	HR	S	P	ERA	WHIP											
30 Scott Baker, R (1.1) ERA: 8.31	3.0	L	17	7	4	4	2	1	0	0	0	0	0	2	10	12	36.00	4.000										
54 Matt Guerrier, R (4.1) ERA: 8.22	1.0		7	4	4	4	1	0	0	0	0	0	0	2	10	12	36.00	4.000										
50 Jose Mijares, L (5.1) ERA: 10.13	1.0		5	2	1	1	2	1	0	0	0	0	0	8	12	9.00	3.000											
52 Brian Duensing, L (6.1) ERA: 1.13	2.0		7	1	0	0	0	0	0	0	0	0	0	7	7	0.00	0.500											
44 Bob Koppel, R (8.1) ERA: 3.0	1.0		4	1	0	0	2	0	0	0	0	0	0	8	8	0.00	1.000											

Minnesota Twins @ Boston Red Sox
City of Palms Park, Ft. Myers, FL
Tue Mar 17 2009, 1:05 PM EDT
Att: 8,064 - Partly Cloudy - 84 F

AB 37
R 9
H 15
RBI 9
BB 2
SO 7
LOB 11



Batter	1	2	3	4	5	6	7	8	9	AB	R	H	RBI	BB	SO	LOB	TOP												
5 Rocco Baldelli, R OBP: 0.269, SLG: 0.292 75 Ryan Kalish, L OBP: 1.000, SLG: 3.000	F7		12 HR BB		P4		K	1-H 2-H 3-H 3B		3	1	0	0	1	1	1													
12 Jed Lowrie, S OBP: 0.500, SLG: 0.872 70 Gil Velazquez, R OBP: 0.310, SLG: 0.346	2B		1-H HR		G4-3		1B	P2		4	1	3	3	0	0	0													
32 Brad Wilkerson, L OBP: 0.200, SLG: 0.306 56 Ramon E Ramirez, R 72 Daniel Bard, R 79 Mitchell Dening, L	F8		F7		55 FC6-4 BB		K		K	3	0	0	0	1	1	2													
55 Jeff Bailey, R 17 Manny Delcarmen, R 16 Paul McNulty, L	BB		54 HR BB		FC6-4			54 1B	F7	1	1	0	0	2	0	1													
54 Chris Carter, L 40 Billy Traber, L	K		1-H HR		G1			22 1B	G4-3	5	1	2	2	0	1	2													
22 Nick Green, R			K		K			72 1B		4	1	1	1	0	3	0													
71 Angel Chavez, R 85 Ivan Ochoa, R	G1-3		K		P3			72 2B		3	1	0	0	1	0	0													
80 Dusty Brown, R 72 Luis Exposito, R	K				P5			75 3B		0	0	0	0	0	0	0													
31 Jon Lester, L 13 Chip Ambres, R			G1-3		B2-3			1-2 2-3 3-H		3	0	0	0	0	1	0													
								12 WP 12 1B 5 S		0	2	0	0	2	0	0													
Inning Stats	R: 0 E: 0 K: 1 S: 6	H: 1 LOB: 2 BB: 1 P: 10	R: 0 E: 0 K: 2 S: 7	H: 0 LOB: 0 BB: 0 P: 7	R: 4 E: 0 K: 1 S: 8	H: 2 LOB: 0 BB: 2 P: 18	R: 0 E: 0 K: 0 S: 3	H: 0 LOB: 0 BB: 0 P: 3	R: 0 E: 0 K: 1 S: 5	H: 0 LOB: 1 BB: 0 P: 7	R: 0 E: 0 K: 1 S: 5	H: 0 LOB: 0 BB: 0 P: 5	R: 1 E: 0 K: 2 S: 8	H: 1 LOB: 1 BB: 1 P: 13	R: 4 E: 0 K: 0 S: 6	H: 4 LOB: 1 BB: 2 P: 14	R: 0 E: 0 K: 1 S: 5	H: 0 LOB: 0 BB: 0 P: 5	1B: 3 2B: 2 3B: 1 HR: 2	SF: 0 SAC: 0 DP: 1 HBP: 0	WP: 1 PB: 0 SB: 1 CS: 0	PA: 41							
PITCHER	IP WLS BF H R ER SO BB IBB HBP BLK WP HR S P ERA WHIP																												
61 Bronson Arroyo, R 57 Mike Lincoln, R 25 David Weathers, R 48 Francisco Cordero, R 52 Daniel Herrera, L	5.0 1.0 1.0 1.0 1.0	L 3 5 8 3	22 0 1 4 0	4 0 1 4 0	4 0 0 4 0	4 0 0 0 0	0 0 0 0 0	0 0 0 0 0	0 0 1 0 0	2 0 8 6 5	27 5 13 14 5	45 5 9.00 36.00 0.00	1.400 0.000 2.000 6.000 0.000																

Boston Red Sox @ Cincinnati Reds
Ed Smith Stadium, Sarasota, FL
Thu Mar 19 2009, 7:05 PM EDT
Att. 7,530 - Clear - 78 F

AB 34
R 9
H 8
RBI 9
BB 7
SO 8
LOB 10



Batter	1	2	3	4	5	6	7	8	9	AB	R	H	RBI	BB	SO	LOB	BOTTOM													
3 Willy Taveras, R 2 Alex Gonzalez, R 64 Chris Valaika, R	2 1B 4 1B BB		G4-3		K			64 1B		3	1	1	0	1	1	1														
19 Joey Volto, L 4 Brandon Phillips, R	1B		K		F8			1B		3	0	1	0	0	1	0														
32 Jay Bruce, L 28 Edwin Encarnación, R	L5		G3-1		G1-3			1B		4	0	0	0	0	1	4														
21 Chris Dickerson, L 71 Craig Tatum, R 26 Wilkin Castillo, S	G4-3		G4-3		G3-1			G1-6-3		4	0	1	1	0	0	2														
61 Bronson Arroyo, R Chris Heisey, R 57 Mike Lincoln, R 25 David Weathers, R 48 Francisco Cordero, R Eric Eymann, R 52 Daniel Herrera, L	32 S 1-2 2-H 1B		K		K			28 F8		4	0	2	0	0	2	1														
			G1-3		G1-3			28 1B		4	0	0	0	0	1	2														
			K		G5-3			F8		4	0	0	0	0	3	2														
			G6-3		K			K		4	0	0	0	0	3	2														
			1B		G5-3			L6		2	0	1	0	0	0	0														
			K		K			L3		2	0	0	0	0	0	2														
Inning Stats	R: 1 E: 0 K: 1 S: 6	H: 2 LOB: 1 BB: 1 P: 10	R: 0 E: 0 K: 2 S: 8	H: 1 LOB: 0 BB: 0 P: 8	R: 0 E: 0 K: 1 S: 5	H: 0 LOB: 0 BB: 0 P: 5	R: 0 E: 0 K: 1 S: 5	H: 0 LOB: 0 BB: 0 P: 5	R: 0 E: 0 K: 2 S: 8	H: 1 LOB: 0 BB: 0 P: 8	R: 0 E: 0 K: 0 S: 3	H: 0 LOB: 0 BB: 0 P: 3	R: 0 E: 0 K: 1 S: 6	H: 1 LOB: 1 BB: 0 P: 6	R: 0 E: 0 K: 1 S: 7	H: 2 LOB: 2 BB: 0 P: 7	R: 0 E: 0 K: 1 S: 6	H: 1 LOB: 0 BB: 0 P: 6	1B: 6 2B: 1 3B: 1 HR: 0	SF: 0 SAC: 0 DP: 0 HBP: 0	WP: 0 PB: 0 SB: 1 CS: 0	PA: 35								
PITCHER	IP WLS BF H R ER SO BB IBB HBP BLK WP HR S P ERA WHIP																													
31 Jon Lester, L 17 Manny Delcarmen, R 56 Ramon E Ramirez, R 72 Daniel Bard, R 40 Billy Traber, L	1.1 1.2 1.0 1.0 1.0	L H 4 5 4	16 6 1 2 1	3 1 0 0 0	1 0 0 0 0	1 0 0 0 0	0 0 0 0 0	0 0 0 0 0	0 0 0 0 0	8 8 6 7 6	27 8 6 7 6	31 8 6 7 6	2.08 0.00 0.00 0.00 0.00	0.923 0.600 1.000 2.000 1.000																

Boston Red Sox @ Cincinnati Reds
Ed Smith Stadium, Sarasota, FL
Thu Mar 19 2009, 7:05 PM EDT
Att. 7,530 - Clear - 78 F

AB 34
R 1
H 8
RBI 1
BB 1
SO 10
LOB 15



Batter	1	2	3	4	5	6	7	8	9	AB	R	H	RBI	BB	SO	LOB	TOP										
3 Nyer Morgan, L (1.8) OBP: 0.226, SLG: 0.265 22 Andrew McCutchen, R (7.8) OBP: 0.383, SLG: 0.471	G4-1		1B		SF8		G4-3	E5		3	0	1	1	0	0	0											
10 Brian Dixler, R (1.4) OBP: 0.390, SLG: 0.514 Jim Negrych, L (7.4)	G5-3		K		G6-3		G6-3	F7		4	1	1	0	0	1	2											
16 Eric Hinske, L (1.9) OBP: 0.400, SLG: 0.143 51 Steve Pearce, R (6.9) OBP: 0.231, SLG: 0.320	BB		K				F8	K		2	1	1	0	1	1	2											
18 Craig Monroe, R (1.7) OBP: 0.347, SLG: 0.800 68 Jeff Salazar, L (6.7) OBP: 0.378, SLG: 0.605	K				2B		G4-3	G4-3		3	1	2	0	0	1	1											
44 Brandon Moss, L (1.10) OBP: 0.259, SLG: 0.333		P5			F9		G6-3	G6-3		4	0	1	1	1	0	1											
15 Andy LaRoche, R (1.5) OBP: 0.558, SLG: 0.625 Jeremy Farrell, R (6.5)	G4-3				G5-3		K	F9		3	0	0	0	0	1	4											
69 Garrett Jones, L (1.3) OBP: 0.420, SLG: 0.605	G3				P6		K	P5		4	0	0	0	0	1	4											
23 Robinson Diaz, R (1.2) OBP: 0.542, SLG: 0.909 35 Jason Jaramillo, S (6.2) OBP: 0.280, SLG: 0.182			1B				K	2B		3	1	3	2	0	0	0											
36 Luis Alfonso Cruz, R (1.6) OBP: 0.233, SLG: 0.179 71 Anderson Machado, S (7.6) OBP: 0.257, SLG: 0.214	P3				F8		K	P4		3	0	0	0	0	1	4											
Inning Stats	R: 0 E: 0 K: 1 S: 5	H: 0 LOB: 1 BB: 1 P: 9	R: 0 E: 0 K: 0 S: 3	H: 0 LOB: 0 BB: 0 P: 3	R: 0 E: 0 K: 2 S: 9	H: 2 LOB: 2 BB: 0 P: 9	R: 0 E: 0 K: 0 S: 4	H: 1 LOB: 1 BB: 0 P: 4	R: 1 E: 1 K: 0 S: 4	H: 1 LOB: 0 BB: 0 P: 5	R: 2 E: 0 K: 3 S: 12	H: 3 LOB: 2 BB: 1 P: 16	R: 1 E: 0 K: 0 S: 6	H: 3 LOB: 2 BB: 0 P: 6	R: 0 E: 1 K: 0 S: 5	H: 1 LOB: 2 BB: 0 P: 5	R: 0 E: 0 K: 1 S: 5	H: 0 LOB: 0 BB: 0 P: 5	1B: 9 2B: 2 3B: 0 HR: 0	SF: 1 SAC: 0 DP: 0 HBP: 0	WP: 0 PB: 0 SB: 1 CS: 0	PA: 41					
PITCHER	IP	WLS	BF	H	R	ER	SO	BB	IBB	HBP	BLK	WP	HR	S	P	ERA	WHIP										
61 Clay Buchholz, R (1.1) ERA: 0.00	5.0	W	20	4	1	0	3	1	0	0	0	0	0	25	30	0.00	1.000										
58 Jonathan Papelbon, R (6.1) ERA: 5.14	1.0		7	3	2	2	3	1	0	0	0	0	0	12	16	18.00	4.000										
24 Takashi Saito, R (7.1) ERA: 2.57	1.0	H	6	3	1	1	0	0	0	0	0	0	0	6	6	9.00	3.000										
37 Hideki Okajima, L (8.1) ERA: 3.38	1.0		5	1	0	0	0	0	0	0	0	0	0	5	5	0.00	1.000										
48 Javier López, L (9.1) ERA: 3.0	1.0		3	0	0	0	1	0	0	0	0	0	0	5	5	0.00	0.000										

Pittsburgh Pirates @ Boston Red Sox
City of Palms Park, Ft. Myers, FL
Fri Mar 20 2009, 1:05 PM EDT
Att. 8,090 - Overcast - 78 F

AB 38
R 4
H 11
RBI 4
BB 2
SO 7
LOB 25



Batter	1	2	3	4	5	6	7	8	9	AB	R	H	RBI	BB	SO	LOB	BOTTOM										
2 Jacoby Ellsbury, L (1.8) OBP: 0.314, SLG: 0.500 13 Chip Ambres, R (5.8) OBP: 0.296, SLG: 0.318	15 G6-3 2B	G1-3		FC4-6		K	HR	F8		3	1	1	0	0	0	1											
15 Dustin Pedroia, R (1.4) OBP: 0.384, SLG: 0.444 85 Ivan Ochoa, R (3. PR) OBP: 0.231, SLG: 0.289	G6-3		E5		K		K			2	0	1	1	0	0	0											
76 Ryan Khoury, R (9.4)	2H		34 G5-3 1B			54 2B 1B				3	0	1	0	0	2	0											
34 David Ortiz, L (1.10) OBP: 0.518, SLG: 0.529 54 Chris Carter, L (5. PR) OBP: 0.333, SLG: 0.558	F9		G5-3		44 WP 33 BB BB		F7			2	0	0	0	1	0	1											
25 Mike Lowell, R (1.5) OBP: 0.385, SLG: 0.615 70 Gil Velazquez, R (6.5) OBP: 0.323, SLG: 0.333	P3		P6		F8		G6-3			3	0	0	0	0	0	3											
7 J.D. Drew, L (1.9) OBP: 0.407, SLG: 0.250 84 Bubba Bell, L (5. PR) (6.9)		4-0 BB BB BB								1	1	0	0	2	0	0											
99 Daniel Nava, S (6. PR) (7.9)		44 BB HR BB				33 BB 44 WP HBP				0	0	0	0	0	0	0											
44 Jason Bay, R (1.7) OBP: 0.478, SLG: 0.529 55 Jeff Bailey, R (5. PR) OBP: 0.537, SLG: 0.727		4-0 BB BB BB								1	1	0	0	2	0	3											
33 Jason Varitek, S (1.2) OBP: 0.279, SLG: 0.444 16 George Kottaras, L (7.2) OBP: 0.444, SLG: 0.625		4-0 BB BB BB								1	1	0	0	1	0	3											
12 Jed Lowrie, S (1.6) OBP: 0.478, SLG: 0.829 71 Angel Chavez, R (5.6) OBP: 0.379, SLG: 0.320		4-0 BB BB BB								2	1	1	4	1	0	0											
16 Paul McNulty, L (1.3) OBP: 0.300, SLG: 0.368	G6-3									2	1	2	2	0	0	0											
Inning Stats	R: 1 E: 0 K: 0 S: 4	H: 1 LOB: 0 BB: 0 P: 5	R: 3 E: 0 K: 0 S: 4	H: 1 LOB: 2 BB: 2 P: 14	R: 0 E: 0 K: 0 S: 4	H: 1 LOB: 3 BB: 1 P: 8	R: 0 E: 0 K: 0 S: 3	H: 0 LOB: 1 BB: 1 P: 7	R: 1 E: 0 K: 2 S: 7	H: 0 LOB: 3 BB: 3 P: 20	R: 1 E: 0 K: 1 S: 8	H: 3 LOB: 0 BB: 0 P: 9	R: 3 E: 0 K: 1 S: 9	H: 3 LOB: 0 BB: 0 P: 9	R: 2 E: 0 K: 1 S: 7	H: 2 LOB: 2 BB: 2 P: 16	1B: 6 2B: 3 3B: 0 HR: 2	SF: 0 SAC: 0 DP: 0 HBP: 2	WP: 3 PB: 0 SB: 1 CS: 0	PA: 46							
PITCHER	IP	WLS	BF	H	R	ER	SO	BB	IBB	HBP	BLK	WP	HR	S	P	ERA	WHIP										
27 Jeff Karstens, R (1.1) ERA: 6.39	3.0	L	15	3	4	4	0	3	0	1	0	0	1	7	24	12.00	2.000										
56 Donnie Veal, L (4.1) ERA: 2.79	1.2		10	0	1	1	1	4	0	1	0	1	0	7	24	5.40	2.400										
54 Denny Bautista, R (5.1) ERA: 6.23	1.1		8	3	1	1	2	0	0	1	0	0	0	11	12	6.75	2.250										
17 Sean Burnett, L (7.1) ERA: 10.8	1.0		6	3	3	3	1	0	0	0	0	0	1	9	9	27.00	3.000										
47 Evan Meek, R (8.1) ERA: 3.48	0.2		6	2	2	2	1	2	0	0	0	2	0	6	15	27.00	6.000										

Pittsburgh Pirates @ Boston Red Sox
City of Palms Park, Ft. Myers, FL
Fri Mar 20 2009, 1:05 PM EDT
Att. 8,090 - Overcast - 78 F

AB 35
R 11
H 11
RBI 11
BB 9
SO 5
LOB 22



Batter	1	2	3	4	5	6	7	8	9	AB	R	H	RBI	BB	SO	LOB	TOP										
4 Eric Brunnett, R (1.5) OBP: 0.443, SLG: 0.449	G6-3		K			F7		K		4	0	0	0	0	2	1	Philadelphia Phillies @ Boston Red Sox City of Palms Park, Ft. Myers, FL Sun Mar 22 2009, 1:05 PM EDT Att: 7,894 - Partly Cloudy - 77 F										
28 Jason Werth, R (1.8) OBP: 0.310, SLG: 0.605 83 Rich Thompson, L (6.8)	G6-3			29 2B		G6-3		E4 40 WP 79 G4-3		3	0	1	0	0	0	0											
29 Raul Ibanez, L (1.7) OBP: 0.288, SLG: 0.333 79 Jason Ellison, R (6.7)	P6					F8		G4-3		3	0	1	0	0	0	0											
6 Ryan Howard, L (1.3) OBP: 0.393, SLG: 0.702 75 Jason Donald, R (7.6) OBP: 0.426, SLG: 0.392	F9			40 G5-4-3		12 G1-4-3		40 WP		2	0	1	0	1	0	0											
12 Matt Stairs, L (1.10) OBP: 0.286, SLG: 0.323	F8					G1-4-3		F8		4	0	0	0	0	1	6											
40 John Mayberry Jr., R (1.9) OBP: 0.327, SLG: 0.525	P6							G4-3		4	0	1	0	0	0	5											
9 Miguel Cairo, R (1.6) OBP: 0.302, SLG: 0.439 (7.3)	F9					P5				3	0	0	0	0	0	1											
34 Pablo Ozuna, R (1.4) OBP: 0.432, SLG: 0.455	G3-1					51 G6-4-3		G5-3		3	0	1	0	0	0	0											
51 Carlos Ruiz, R (1.2) OBP: 0.429, SLG: 0.500 Ronny Paulino, R (7.2) OBP: 0.269, SLG: 0.348						G6-4-3		K		2	0	1	0	0	0	1											
Inning Stats	R: 0 E: 0 K: 0 S: 3	H: 0 LOB: 0 BB: 0 P: 3	R: 0 E: 0 K: 0 S: 3	H: 0 LOB: 0 BB: 0 P: 3	R: 0 E: 0 K: 1 S: 6	H: 1 LOB: 1 BB: 0 P: 6	R: 0 E: 0 K: 1 S: 6	H: 2 LOB: 2 BB: 1 P: 10	R: 0 E: 0 K: 0 S: 3	H: 1 LOB: 2 BB: 0 P: 3	R: 0 E: 0 K: 0 S: 4	H: 2 LOB: 1 BB: 0 P: 4	R: 0 E: 0 K: 2 S: 7	H: 0 LOB: 0 BB: 0 P: 7	R: 0 E: 1 K: 0 S: 4	H: 0 LOB: 2 BB: 1 P: 9		1B: 4 2B: 2 3B: 0 HR: 0	SF: 0 SAC: 0 DP: 3 HBP: 0	WP: 1 PB: 0 SB: 0 CS: 0	PA: 33						
PITCHER	IP	WLS	BF	H	R	ER	SO	BB	IBB	HBP	BLK	WP	HR	S	P	ERA	WHIP										
19 Josh Beckett, R (1.1) ERA: 1.5	5.0	W	18	4	0	0	2	1	0	0	0	0	0	21	25	0.00	1.000										
37 Hideki Okajima, L (6.1) ERA: 3.0	1.0	H	3	0	0	0	0	0	0	0	0	0	0	3	3	0.00	0.000										
17 Manny Delcarmen, R (7.1) ERA: 1.93	1.2	H	6	2	0	0	1	0	0	0	0	0	0	8	8	0.00	1.200										
72 Daniel Bard, R (8.1) ERA:	1.1	S	6	0	0	0	1	1	0	0	0	1	0	7	12	0.00	0.750										


Batter	1	2	3	4	5	6	7	8	9	AB	R	H	RBI	BB	SO	LOB	BOTTOM										
2 Jacoby Ellsbury, L (1.8) OBP: 0.282, SLG: 0.447 13 Chip Ambres, R (7.8) OBP: 0.276, SLG: 0.292	G3-1	G4-3		G3		P5		K		4	0	0	0	0	0	4	Philadelphia Phillies @ Boston Red Sox City of Palms Park, Ft. Myers, FL Sun Mar 22 2009, 1:05 PM EDT Att: 7,894 - Partly Cloudy - 77 F										
15 Dustin Pedroia, R (1.4) OBP: 0.429, SLG: 0.583 85 Ivan Ochoa, R (6.4) OBP: 0.244, SLG: 0.282	P6			44 FC6-4		34 2B		FC6-4		3	0	2	0	0	0	0											
34 David Ortiz, L (1.10) OBP: 0.360, SLG: 0.579 55 Jeff Bailey, R (7.7) OBP: 0.500, SLG: 0.649 (7, PH) (8, 10)	25 HR			P6		25 L4-6		71 G6-4-3		2	1	1	0	1	0	1											
25 Mike Lowell, R (1.5) OBP: 0.375, SLG: 0.750 71 Angel Chavez, R (6.5) OBP: 0.353, SLG: 0.276	1-H			K		L4-6		G6-4-3		3	1	1	2	0	1	3											
44 Jason Bay, R (1.7) OBP: 0.448, SLG: 0.500 75 Ryan Kalish, L (6.7) OBP: 0.667, SLG: 1.500				FC6-4				K2-3		2	0	1	0	1	0	1											
5 Rocco Baldelli, R (1.9) OBP: 0.310, SLG: 0.280 54 Chris Carter, L (6.9) OBP: 0.347, SLG: 0.638						33 S		P4		1	0	0	0	2	0	2											
33 Jason Varitek, S (1.2) OBP: 0.212, SLG: 0.490 80 Dusty Brown, R (7.2) OBP: 0.294, SLG: 0.563	P5			F8		G3-1		K		3	0	0	0	0	3	AB 31 R 3 H 9 RBI 3 BB 6 SO 4 LOB 19											
12 Jed Lowrie, S (1.6) OBP: 0.469, SLG: 0.818 70 Gil Velazquez, R (7.6) OBP: 0.343, SLG: 0.333	F8			P2		16 1B		G6-3		3	0	1	0	0	0	1											
16 Paul McNulty, L (1.3) OBP: 0.333, SLG: 0.381	F9					85 FC6-4				3	0	2	0	1	0	0											
Inning Stats	R: 2 E: 0 K: 0 S: 6	H: 2 LOB: 2 BB: 2 P: 16	R: 0 E: 0 K: 0 S: 3	H: 0 LOB: 0 BB: 0 P: 3	R: 0 E: 0 K: 1 S: 6	H: 1 LOB: 1 BB: 0 P: 6	R: 0 E: 0 K: 0 S: 4	H: 0 LOB: 2 BB: 2 P: 12	R: 0 E: 0 K: 0 S: 5	H: 2 LOB: 2 BB: 0 P: 5	R: 0 E: 0 K: 1 S: 4	H: 0 LOB: 0 BB: 1 P: 8	R: 1 E: 0 K: 2 S: 10	H: 2 LOB: 1 BB: 0 P: 10	1B: 3 2B: 5 3B: 0 HR: 2	SF: 0 SAC: 0 DP: 2 HBP: 0		WP: 0 PB: 0 SB: 1 CS: 0	PA: 37								
PITCHER	IP	WLS	BF	H	R	ER	SO	BB	IBB	HBP	BLK	WP	HR	S	P	ERA	WHIP										
39 Brett Myers, R (1.1) ERA: 2.63	5.0	L	24	5	2	2	1	5	0	0	0	0	0	23	45	3.60	2.000										
Bobby Mosebach, R (6.1) ERA: 7.94	1.0		5	2	0	0	0	0	0	0	0	0	0	5	5	0.00	2.000										
37 Chad Durbin, R (7.1) ERA:	1.0		3	0	0	0	1	1	0	0	0	0	0	4	8	0.00	1.000										
46 Ryan Madson, R (8.1) ERA: 3.12	1.0		5	2	1	1	2	0	0	0	0	0	1	10	10	9.00	2.000										



Batter	1	2	3	4	5	6	7	8	9	AB	R	H	RBI	BB	SO	LOB	TOP										
66 Will Rhymes, L OBP: 0.261, SLG: 0.455 64 Justin Henry, L (8, 4)	G4-3		F7		F7			62 BB 45 BB 33 BB BB	E6 43 2B 34 1B	3	1	0	0	1	0	3											
12 Gerald Laird, R OBP: 0.455, SLG: 0.645 45 Angel Flores, R (7, 2)	K							33 BB 62 BB 64 BB BB	34 1B 62 1B 2B	3	0	1	0	0	1	0											
43 Andrew Graham, R OBP: 1.000, SLG: 2.000										2	0	0	1	1	1	1											
Gary Sheffield, R OBP: 0.418, SLG: 0.436 34 Clete Thomas, L OBP: 0.286, SLG: 0.375 (9, PH)										2	0	0	1	1	1	1											
19 Jeff Larish, L OBP: 0.379, SLG: 0.500 26 Mike Hessman, R OBP: 0.297, SLG: 0.381 (6, PH)	K									1	0	1	1	0	0	0											
62 Don Kelly, L OBP: 0.346, SLG: 0.409 (8, PH)	K									1	0	1	1	1	0	0											
33 Marcus Thames, R OBP: 0.303, SLG: 0.448 54 Kyle Peter, L OBP: 0.500, SLG: 0.500 (8, PH)										3	0	0	1	1	2	1											
25 Ryan Raburn, R OBP: 0.289, SLG: 0.213 Bronson Sardinha, L (8, 9)										1	0	0	0	0	0	2											
60 Wilkin Ramirez, R OBP: 0.300, SLG: 0.407 64 Alexis Gomez, L OBP: 0.320, SLG: 0.364 (8, PH)										3	0	0	0	0	0	1											
15 Brandon Inge, R OBP: 0.362, SLG: 0.475 78 Danny Worth, R (7, 6)										2	0	0	0	1	0	0											
39 Ramon Santiago, S OBP: 0.381, SLG: 0.378 (7, 5)										1	0	0	0	0	0	3											
Inning Stats	R: 0 E: 0 K: 2 S: 7	H: 0 LOB: 1 BB: 1 P: 12	R: 0 E: 0 K: 1 S: 5	H: 0 LOB: 0 BB: 0 P: 5	R: 0 E: 0 K: 0 S: 3	H: 0 LOB: 0 BB: 0 P: 3	R: 0 E: 0 K: 2 S: 7	H: 1 LOB: 0 BB: 0 P: 7	R: 0 E: 0 K: 1 S: 7	H: 2 LOB: 3 BB: 1 P: 11	R: 0 E: 0 K: 1 S: 6	H: 1 LOB: 1 BB: 0 P: 6	R: 0 E: 0 K: 1 S: 5	H: 0 LOB: 0 BB: 0 P: 5	R: 3 E: 0 K: 1 S: 5	H: 0 LOB: 3 BB: 6 P: 29	R: 3 E: 1 K: 1 S: 9	H: 3 LOB: 1 BB: 0 P: 10	1B: 6 2B: 2 3B: 0 HR: 0	SF: 1 SAC: 0 DP: 1 HBP: 0	WP: 0 PB: 0 SB: 2 CS: 1	PA: 42					
PITCHER	IP	WLS	BF	H	R	ER	SO	BB	IBB	HBP	BLK	WP	HR	S	P	ERA	WHIP										
36 Brad Penny, R ERA: 4.5	3.0	10	0	0	0	3	1	0	0	0	0	0	0	15	20	0.00	0.333										
58 Jonathan Papelbon, R ERA: 4.5	1.0	3	1	0	0	2	1	0	0	0	0	0	0	7	7	0.00	1.000										
24 Takashi Saito, R ERA: 2.25	1.0	W	6	2	0	0	1	1	0	0	0	0	0	7	11	0.00	3.000										
48 Javier López, L ERA: 2.25	1.0	H	4	1	0	0	1	0	0	0	0	0	0	6	6	0.00	1.000										
53 Fernando Cabrera, R ERA: 9.0	1.0	3	0	0	0	1	0	0	0	0	0	0	0	5	5	0.00	0.000										
PITCHER	IP	WLS	BF	H	R	ER	SO	BB	IBB	HBP	BLK	WP	HR	S	P	ERA	WHIP										
89 T.J. Large, R ERA: 81.0	0.1	6	0	3	3	0	5	0	0	0	0	0	0	1	21	81.00	15.000										
83 Jose Vaquedano, R ERA: 3.0	0.2	H	3	0	0	0	1	1	0	0	0	0	0	4	8	0.00	1.500										
96 Mike James, R ERA: 3.0	1.0	7	3	3	1	1	0	0	0	0	0	0	0	9	10	9.00	3.000										

Detroit Tigers @ Boston Red Sox
City of Palms Park, Ft. Myers, FL
Mon Mar 23 2009, 1:05 PM EDT
Att: 8,278 - Partly Cloudy - 75 F


AB 33
R 6
H 7
RBI 5
BB 8
SO 10
LOB 16



Batter	1	2	3	4	5	6	7	8	9	AB	R	H	RBI	BB	SO	LOB	BOTTOM										
2 Jacoby Ellsbury, L OBP: 0.262, SLG: 0.415 13 Chip Ambres, R OBP: 0.258, SLG: 0.269 (8, 8)	G4-3		G4-3		L6			F9		3	0	0	0	0	0	1											
15 Dustin Pedroia, R OBP: 0.471, SLG: 0.538 22 Nick Green, R OBP: 0.442, SLG: 0.565 (6, 4)										1	0	0	0	2	1	0											
34 David Ortiz, L OBP: 0.393, SLG: 0.591 Ronald Bermudez, R (7, PH)										1	0	1	0	0	0	0											
20 Kevin Youkilis, R OBP: 0.273, SLG: 0.500 55 Jeff Bailey, R OBP: 0.500, SLG: 0.641 (5, 3)										3	0	2	0	0	0	2											
25 Mike Lowell, R OBP: 0.368, SLG: 0.842 70 Gil Velazquez, R OBP: 0.333, SLG: 0.323 (7, 5)										1	0	0	0	0	0	1											
44 Jason Bay, R OBP: 0.489, SLG: 0.625 79 Mitchell Denning, L (7, 7)										1	0	0	0	1	0	1											
54 Chris Carter, L OBP: 0.377, SLG: 0.706 (1, 9)										2	0	1	1	1	0	0											
12 Jed Lowrie, S OBP: 0.471, SLG: 0.826 85 Ivan Ochoa, R OBP: 0.256, SLG: 0.366 (6, 6)										4	2	3	1	0	0	0											
80 Dusty Brown, R OBP: 0.300, SLG: 0.579 72 Luis Exposito, R OBP: 0.500, SLG: 0.500 (7, 2)										2	0	1	1	0	0	0											
Inning Stats	R: 0 E: 0 K: 0 S: 3	H: 1 LOB: 2 BB: 2 P: 12	R: 0 E: 0 K: 0 S: 3	H: 0 LOB: 0 BB: 0 P: 3	R: 0 E: 0 K: 1 S: 5	H: 0 LOB: 0 BB: 0 P: 5	R: 0 E: 0 K: 0 S: 3	H: 1 LOB: 0 BB: 0 P: 3	R: 3 E: 0 K: 0 S: 5	H: 3 LOB: 2 BB: 2 P: 13	R: 4 E: 0 K: 1 S: 15	H: 4 LOB: 0 BB: 0 P: 23	R: 0 E: 0 K: 1 S: 6	H: 2 LOB: 1 BB: 0 P: 6	R: 0 E: 0 K: 0 S: 5	H: 2 LOB: 2 BB: 0 P: 5	1B: 7 2B: 3 3B: 0 HR: 4	SF: 0 SAC: 0 DP: 3 HBP: 0	WP: 0 PB: 0 SB: 2 CS: 0	PA: 37							
PITCHER	IP	WLS	BF	H	R	ER	SO	BB	IBB	HBP	BLK	WP	HR	S	P	ERA	WHIP										
36 Edwin Jackson, R ERA: 4.85	4.0	14	2	0	0	0	2	0	0	0	0	0	0	5	13	27.00	5.000										
56 Fernando Rodney, R ERA: 7.11	1.0	L	7	3	3	3	0	2	0	0	0	0	0	5	13	27.00	5.000										
37 Brandon Lyon, R ERA: 5.19	1.0	7	4	4	4	1	0	0	0	0	0	0	4	15	23	36.00	4.000										
50 Clay Rapada, L ERA: 7.11	1.0	4	2	0	0	1	0	0	0	0	0	0	0	6	6	0.00	2.000										
49 Eddie Bonine, R ERA: 0.82	1.0	5	2	0	0	0	0	0	0	0	0	0	0	5	5	0.00	2.000										

Detroit Tigers @ Boston Red Sox
City of Palms Park, Ft. Myers, FL
Mon Mar 23 2009, 1:05 PM EDT
Att: 8,278 - Partly Cloudy - 75 F

AB 33
R 7
H 13
RBI 7
BB 4
SO 3
LOB 11



Batter	1	2	3	4	5	6	7	8	9	AB	R	H	RBI	BB	SO	LOB	TOP								
2 Jacoby Ellsbury, L (1, 8) Matt Sheely, R (8, 8)	G4-3		CS 12 BB			34 1B HBP		E1 70 1B 97 BB		2	0	0	0	1	0	0									
12 Jed Lowrie, S (1, 6) 70 Gil Velazquez, R (6, 5)	G1-3		CS 1-2	K		K		97 BB 1B		3	0	0	0	0	2	2									
34 David Ortiz, L (1, 10) 97 Ryan Dent, R (6, 10)	K			G4-3		54 BB 1B		BB BB BB 1-3 BB		3	0	1	1	0	1	0									
54 Chris Carter, L (1, 7) OBP: 0.386, SLG: 0.704		G6-3 5 G6-3 2B		G3		5 FC6-4 BB		3-H BB P5		3	0	1	0	1	0	2									
5 Rocco Baldelli, R (1, 9) Carlos Fernandez-Oliva, S (6, 9)	G6-3				G1-3	FC6-4		K		3	0	0	0	0	0	4									
16 George Kottaras, L (1, 2) 80 Dusty Brown, R (7, 2)	F9				G3		G6-3	85 G4-3 1B		3	0	0	0	0	0	1									
32 Brad Wilkerson, L (1, 3) 85 David Mailman, L (7, 7)	P6				G3		K	G4-3		3	0	0	0	0	1	1									
22 Nick Green, R (1, 4) OBP: 0.411, SLG: 0.520			K			P4	K	K		4	0	0	0	0	3	1									
71 Angel Chavez, R (1, 5) OBP: 0.351, SLG: 0.281			G5-3			2 HBP 34 1B 1B		K		3	1	1	0	0	1	0									
Inning Stats	R: 0 E: 0 K: 1 S: 5	H: 0 LOB: 0 BB: 0 P: 6	R: 0 E: 0 K: 0 S: 4	H: 1 LOB: 1 BB: 0 P: 4	R: 0 E: 0 K: 1 S: 4	H: 0 LOB: 0 BB: 1 P: 9	R: 0 E: 0 K: 1 S: 5	H: 0 LOB: 0 BB: 0 P: 5	R: 0 E: 0 K: 0 S: 3	H: 0 LOB: 0 BB: 0 P: 3	R: 1 E: 0 K: 1 S: 7	H: 2 LOB: 3 BB: 1 P: 12	R: 0 E: 0 K: 2 S: 7	H: 0 LOB: 0 BB: 0 P: 7	R: 0 E: 1 K: 1 S: 6	H: 1 LOB: 2 BB: 1 P: 10	R: 0 E: 0 K: 2 S: 8	H: 1 LOB: 1 BB: 1 P: 8	1B: 4 2B: 1 3B: 0 HR: 0	SF: 0 SAC: 0 DP: 0 HBP: 1	WP: 0 PB: 0 SB: 0 CS: 1	PA: 36			
PITCHER	IP	WLS	BF	H	R	ER	SO	BB	IBB	HBP	BLK	WP	HR	S	P	ERA	WHIP								
34 A.J. Burnett, R (1, 1) ERA: 1.2	5.2		22	3	1	1	4	2	0	1	0	0	0	27	38	1.59	0.882								
63 Jonathan Albaladejo, R (6, 1) ERA: 1.04	0.1		1	0	0	0	0	0	0	0	0	0	0	1	1	0.00	0.000								
42 Mariano Rivera, R (7, 1) ERA: 1.04	1.0		3	0	0	0	2	0	0	0	0	0	0	7	7	0.00	0.000								
43 Damaso Marte, L (8, 1) ERA: 4.91	0.2		4	1	0	0	1	1	0	0	0	0	0	5	9	0.00	3.000								
36 Edwin Ramirez, R (8, 1) ERA: 1.68	1.1	W	5	1	0	0	2	0	0	0	0	0	0	9	9	0.00	0.750								

Boston Red Sox @ New York Yankees
George M. Steinbrenner Field, Tampa, FL
Tue Mar 24 2009, 7:15 PM EDT
Att: 11,113 - Partly Cloudy - 78 F

AB 31
R 1
H 5
RBI 1
BB 3
SO 9
LOB 12



Batter	1	2	3	4	5	6	7	8	9	AB	R	H	RBI	BB	SO	LOB	BOTTOM								
18 Johnny Damon, L (1, 7) 14 Angel Berroa, R (8, 5)	G3		F9			2 S 1B		55 CI 82 HR 2B		3	0	1	1	0	0	0									
2 Derek Jeter, R (1, 6) 17 Shelley Duncan, R (8, 3)	G6-3			25 G5-4-3 1B		3-H 1B BB		K		2	0	1	0	1	0	0									
25 Mark Teixeira, S (1, 3) 60 Todd Linden, S (8, 9)	K			G5-4-3		F6		82 HR BB		3	0	0	0	0	1	3									
55 Hideki Matsui, L (1, 10) 92 Eduardo Núñez, R (8, PR)		G3-1		P5		F8		CI 82 HR		3	0	0	1	0	0	2									
20 Jorge Posada, S (1, 2) 86 P.J. Pillittere, R (7, 2)	G4-3				G1-3		F7	K		2	0	0	0	0	0	0									
24 Robinson Canó, L (1, 4) 82 Austin Jackson, R (8, 7)					K		K	HR		3	0	1	0	0	2	0									
22 Xavier Nady, R (1, 9) 73 Doug Bernier, R (8, 4)	G6-3				K		P4	K		3	0	0	0	0	1	1									
12 Cody Ransom, R (1, 5) 53 Melky Cabrera, S (8, 8)			K			K		90 E 14 2B BB		2	0	0	0	0	2	0									
11 Brett Gardner, L (1, 8) 90 Ramiro Pena, S (8, 6)			F8			18 1B 3B		E3 14 2B 55 CI 1B		2	1	1	0	0	0	0									
Inning Stats	R: 0 E: 0 K: 1 S: 5	H: 0 LOB: 0 BB: 0 P: 5	R: 0 E: 0 K: 0 S: 4	H: 1 LOB: 1 BB: 0 P: 4	R: 0 E: 0 K: 1 S: 5	H: 0 LOB: 0 BB: 0 P: 5	R: 0 E: 0 K: 0 S: 3	H: 1 LOB: 0 BB: 0 P: 3	R: 0 E: 0 K: 2 S: 7	H: 0 LOB: 0 BB: 0 P: 7	R: 1 E: 0 K: 1 S: 7	H: 2 LOB: 2 BB: 1 P: 11	R: 0 E: 0 K: 1 S: 5	H: 0 LOB: 0 BB: 0 P: 5	R: 6 E: 2 K: 3 S: 15	H: 3 LOB: 1 BB: 2 P: 26	R: 0 E: 0 K: 3 S: 15	H: 0 LOB: 0 BB: 0 P: 15	1B: 4 2B: 1 3B: 1 HR: 1	SF: 0 SAC: 0 DP: 1 HBP: 0	WP: 0 PB: 0 SB: 1 CS: 0	PA: 34			
PITCHER	IP	WLS	BF	H	R	ER	SO	BB	IBB	HBP	BLK	WP	HR	S	P	ERA	WHIP								
49 Tim Wakefield, R (1, 1) ERA: 5.4	5.2		21	4	1	1	5	1	0	0	0	0	0	6	6	0.00	0.000								
56 Ramon E Ramirez, R (6, 1) ERA: 5.4	0.1	L	4	2	3	3	1	1	0	0	0	0	0	5	9	81.00	9.000								
17 Manny Delcarmen, R (8, 1) ERA: 4.66	0.2		5	1	3	2	2	1	0	0	0	0	1	10	17	27.00	3.000								

Boston Red Sox @ New York Yankees
George M. Steinbrenner Field, Tampa, FL
Tue Mar 24 2009, 7:15 PM EDT
Att: 11,113 - Partly Cloudy - 78 F

AB 30
R 7
H 7
RBI 7
BB 3
SO 9
LOB 12



Batter	1	2	3	4	5	6	7	8	9	AB	R	H	RBI	BB	SO	LOB	TOP				
44 Jason Bay, R OBP: 0.428, SLG: 0.556 55 Jeff Bailey, R OBP: 0.510, SLG: 0.641 48 Javier López, L (9, 1)										3	0	0	0	0	3	0	Boston Red Sox @ Cincinnati Reds Ed Smith Stadium, Sarasota, FL Wed Mar 25 2009, 1:05 PM EDT Att: 7,498 - Sunny - 78 F				
15 Dustin Pedroia, R OBP: 0.450, SLG: 0.500 64 Aaron Reza, R OBP: 1.000, SLG: 2.000										3	0	1	0	0	0	0					
7 J.D. Drew, L OBP: 0.367, SLG: 0.217 Jason Place, R (7, 9)										3	0	0	0	0	0	1					
20 Kevin Youkilis, R OBP: 0.286, SLG: 0.452 72 Luis Exposito, R OBP: 0.500, SLG: 0.500										3	0	1	0	0	0	0					
25 Mike Lowell, R OBP: 0.318, SLG: 0.727 59 Zach Borowiak, R (8, 5)										3	0	0	0	0	0	0					
33 Jason Varitek, S OBP: 0.194, SLG: 0.364 37 Hideki Okajima, L (8, 1) Luis Segovia, R (9, 6)										3	0	0	0	0	0	0					
13 Chip Ambres, R OBP: 0.265, SLG: 0.250										2	1	0	0	1	1	0					
Argenis Diaz, R OBP: 0.150, SLG: 0.056 Sean Danielson, S OBP: 1.000, SLG: 1.000 (9, PH)										2	0	0	0	0	1	0					
61 Clay Buchholz, L (1, 1) 58 Jonathan Papelbon, R (7, 1) Anthony Rizzo, L (8, 3)										2	0	0	0	0	0	0					
Inning Stats	R: 0 E: 0 K: 1 S: 5	H: 1 LOB: 0 BB: 0 P: 5	R: 0 E: 0 K: 0 S: 3	H: 1 LOB: 0 BB: 0 P: 3	R: 0 E: 0 K: 1 S: 5	H: 0 LOB: 0 BB: 0 P: 5	R: 0 E: 0 K: 1 S: 5	H: 0 LOB: 0 BB: 0 P: 5	R: 0 E: 0 K: 1 S: 5	H: 0 LOB: 0 BB: 0 P: 5	R: 0 E: 0 K: 0 S: 3	H: 0 LOB: 0 BB: 0 P: 3	R: 2 E: 0 K: 1 S: 6	H: 2 LOB: 1 BB: 2 P: 14	1B: 3 2B: 2 3B: 0 HR: 0	SF: 0 SAC: 0 DP: 3 HBP: 0		WP: 0 PA: 30 PB: 0 SB: 1 CS: 0			
PITCHER	IP WLS BF H R ER SO BB IBB HBP BLK WP HR S P ERA WHIP																				
47 Johnny Cueto, R ERA: 1.5	6.0		18	2	0	0	5	0	0	0	0	0	0	0	28	28	0.00	0.333			
40 Nick Masset, R ERA: 5.74	2.0	H	6	0	0	0	1	0	0	0	0	0	0	0	8	8	0.00	0.000			
45 Bill Bray, L ERA: 5.79	1.0	L	6	2	2	2	1	2	0	0	0	0	0	0	6	14	18.00	4.000			
Batter	1	2	3	4	5	6	7	8	9	AB	R	H	RBI	BB	SO	LOB	BOTTOM				
3 Willy Taveras, R OBP: 0.344, SLG: 0.286 40 Nick Masset, R (7, 1) Chris Heisey, R OBP: 0.500, SLG: 1.500 45 Bill Bray, L (9, 1)										3	0	1	0	0	1	1	Boston Red Sox @ Cincinnati Reds Ed Smith Stadium, Sarasota, FL Wed Mar 25 2009, 1:05 PM EDT Att: 7,498 - Sunny - 78 F				
Jeff Keppinger, R OBP: 0.170, SLG: 0.152 26 Wilkin Castillo, S OBP: 0.250, SLG: 0.259										3	0	1	1	0	0	1					
19 Joey Votto, L OBP: 0.357, SLG: 0.500 9 Jacque Jones, L OBP: 0.167, SLG: 0.128										3	0	0	0	0	1	1					
60 Adam Rosales, R OBP: 0.317, SLG: 0.400 69 Luis Bolivar, R OBP: 0.353, SLG: 0.375										2	0	0	0	0	0	0					
32 Jay Bruce, L OBP: 0.362, SLG: 0.488 50 Laynce Nix, L OBP: 0.310, SLG: 0.459										2	0	1	0	0	0	0					
55 Ramon Hernandez, R OBP: 0.100, SLG: 0.100 29 Ryan Hanigan, R OBP: 0.394, SLG: 0.548										2	0	0	0	0	0	1					
21 Chris Dickerson, L OBP: 0.388, SLG: 0.523 30 Norris Hopper, R OBP: 0.200, SLG: 0.125										2	0	0	0	0	0	1					
7 Paul Janish, R OBP: 0.306, SLG: 0.455 64 Chris Valaika, R OBP: 0.421, SLG: 0.722										2	1	0	0	0	0	0					
47 Johnny Cueto, R (1, 1) 31 Jonny Gomes, R OBP: 0.368, SLG: 0.657 80 Darnell McDonald, R OBP: 0.395, SLG: 0.629										1	0	0	0	0	0	0					
Inning Stats	R: 0 E: 0 K: 0 S: 3	H: 1 LOB: 0 BB: 0 P: 3	R: 0 E: 0 K: 0 S: 3	H: 0 LOB: 0 BB: 0 P: 3	R: 0 E: 0 K: 0 S: 3	H: 0 LOB: 0 BB: 0 P: 3	R: 0 E: 0 K: 1 S: 5	H: 0 LOB: 0 BB: 0 P: 5	R: 0 E: 0 K: 1 S: 4	H: 1 LOB: 1 BB: 0 P: 4	R: 1 E: 3 K: 2 S: 9	H: 1 LOB: 1 BB: 0 P: 9	R: 0 E: 0 K: 1 S: 6	H: 1 LOB: 1 BB: 0 P: 6	R: 0 E: 0 K: 0 S: 4	H: 1 LOB: 1 BB: 0 P: 4		R: 0 E: 0 K: 0 S: 4	H: 1 LOB: 0 BB: 0 P: 4	1B: 6 2B: 0 3B: 0 HR: 0	SF: 0 SAC: 1 DP: 0 HBP: 0
PITCHER	IP WLS BF H R ER SO BB IBB HBP BLK WP HR S P ERA WHIP																				
61 Clay Buchholz, R ERA: 4.0	1.0		4	1	0	0	1	0	0	0	0	0	0	0	6	6	0.00	1.000			
37 Hideki Okajima, L ERA: 2.7	1.0	W	4	1	0	0	0	0	0	0	0	0	0	4	4	0.00	1.000				
48 Javier López, L ERA: 1.8	1.0	S	3	1	0	0	0	0	0	0	0	0	0	4	4	0.00	1.000				

Batter	1	2	3	4	5	6	7	8	9	AB	R	H	RBI	BB	SO	LOB	TOP			
2 Denard Span, L (1, 9) 94 Justin Huber, R (7, 3)	G5-3		G6-3		F8		G4-3			4	0	0	0	0	0	0	Minnesota Twins @ Boston Red Sox City of Palms Park, Ft. Myers, FL Sat Mar 28 2009, 1:05 PM EDT Att. 7,914 - Overcast - 84 F			
22 Carlos Gómez, R (1, 8) 93 Brian Dinkelman, L (6, 4)	24 S 24 2B 1B		24 S 1B		1B			K		3	1	3	0	0	0	0				
24 Joe Crede, R (1, 5) 93 Estarlin De Los Santos, S (8, 5)	1-H 33 1B 2B		G5-3		F7			P5		4	1	1	1	0	0	2				
33 Justin Morneau, L (1, 10) Matt Moses, L (8, PH)	2H 1B		F8		G3			P4		3	0	1	1	0	0	2				
21 Delmon Young, R (1, 7)	F9				F8				K	4	0	0	0	0	1	1				
32 Brian Buscher, L (1, 3) 78 Alejandro Machado, S (7, 9)	G3-1		G6-3		G3-1				F9	3	0	0	0	0	0	1				
23 Brendan Harris, R (1, 6)		G4-3		G4-3		G5-3			71 FC6-4 1B	4	0	1	0	0	0	0				
55 Mike Redmond, R (1, 2) 71 Drew Butera, R (7, 2)	L4				20 HR 1B		P6		FC6-4	3	1	1	0	0	0	0				
20 Matt Tolbert, S (1, 4) (6, 8)	G4-3				1-H HR		G5-3			3	1	1	2	0	0	0				
Inning Stats	R: 2 E: 0 K: 0 S: 6	H: 3 LOB: 1 BB: 0 P: 7	R: 0 E: 0 K: 0 S: 3	H: 0 LOB: 0 BB: 0 P: 3	R: 0 E: 0 K: 0 S: 4	H: 1 LOB: 1 BB: 0 P: 5	R: 0 E: 0 K: 0 S: 3	H: 0 LOB: 0 BB: 0 P: 3	R: 2 E: 0 K: 0 S: 7	H: 3 LOB: 1 BB: 0 P: 7	R: 0 E: 0 K: 0 S: 3	H: 0 LOB: 0 BB: 0 P: 3	R: 0 E: 0 K: 1 S: 5	H: 0 LOB: 0 BB: 0 P: 5	R: 0 E: 0 K: 1 S: 6	H: 1 LOB: 1 BB: 0 P: 6		1B: 6 2B: 1 3B: 0 HR: 1	SF: 0 SAC: 0 DP: 0 HBP: 0	WP: 0 PB: 0 SB: 2 CS: 0
PITCHER	IP WLS BF H R ER SO BB IBB HBP BLK WP HR S P ERA WHIP																			
36 Brad Penny, R (1, 1) ERA: 2.57	4.0 W 16 4 2 2 0 0 0 0 0 0 0 16 18 4.50 1.000																			
48 Javier López, L (5, 1) ERA: 4.5	1.0 6 3 2 2 0 0 0 0 0 0 1 7 7 18.00 3.000																			
37 Hideki Okajima, L (6, 1) ERA: 2.31	1.2 H 5 0 0 0 0 0 0 0 0 0 0 5 5 0.00 0.000																			
Devern Hansack, R (7, 1) ERA: 4.66	2.1 8 1 0 0 2 0 0 0 0 0 0 12 12 0.00 0.429																			

Batter	1	2	3	4	5	6	7	8	9	AB	R	H	RBI	BB	SO	LOB	BOTTOM			
5 Rocco Baldelli, R (1, 8) 13 Chip Ambres, R (7, 8)	K		1-H 2-H HR		K			G5-3		4	1	1	3	0	3	3	Minnesota Twins @ Boston Red Sox City of Palms Park, Ft. Myers, FL Sat Mar 28 2009, 1:05 PM EDT Att. 7,914 - Overcast - 84 F			
15 Dustin Pedroia, R (1, 4) 92 David Marks, L (7, 9)	G4-3		34 HR BB		1B					3	1	1	0	1	0	2				
34 David Ortiz, L (1, 10) 54 Chris Carter, L (7, PH)	K		1-H HR		F9		G1-3		K	3	1	1	2	0	1	2				
20 Kevin Youkilis, R (1, 3) 55 Jeff Bailey, R (7, PR)		4-0 25 G4-6-3 BB	G3		K		44 BB 71 HBP BB		K	2	0	0	0	2	1	0				
25 Mike Lowell, R (1, 5) 71 Angel Chavez, R (6, 5) 76 Ryan Khourey, R (7, PR)	G4-6-3		44 HR 1B		K		BB 44 BB HBP			3	1	1	0	0	1	1				
44 Jason Bay, R (1, 7) 70 Gil Velazquez, R (7, PR)	K		1-H HR		G5-3		1-2 2-3 BB			3	1	1	2	1	1	0				
12 Jed Lowrie, S (1, 6) 87 Yamaico Navarro, R (6, PR)			1-H HR BB		K		16 2B BB		P3	1	1	0	0	2	1	0				
16 George Kottaras, L (1, 2) Dusty Brown, R (7, 2)			5 HR HBP		F8		1-H 2B			2	1	1	1	0	0	0				
22 Nick Green, R (1, 9) (8, 7)			K				F9		F8	3	0	0	0	1	1	7				
Inning Stats	R: 0 E: 0 K: 2 S: 7	H: 0 LOB: 0 BB: 0 P: 7	R: 0 E: 0 K: 1 S: 4	H: 0 LOB: 1 BB: 1 P: 8	R: 7 E: 0 K: 2 S: 14	H: 4 LOB: 0 BB: 2 P: 29	R: 0 E: 0 K: 1 S: 6	H: 1 LOB: 2 BB: 1 P: 10	R: 0 E: 0 K: 2 S: 7	H: 0 LOB: 0 BB: 0 P: 7	R: 1 E: 0 K: 1 S: 6	H: 1 LOB: 2 BB: 1 P: 10	R: 1 E: 0 K: 0 S: 3	H: 0 LOB: 3 BB: 3 P: 16	R: 0 E: 0 K: 2 S: 8	H: 1 LOB: 1 BB: 0 P: 8		1B: 3 2B: 1 3B: 0 HR: 3	SF: 0 SAC: 0 DP: 1 HBP: 2	WP: 0 PB: 0 SB: 0 CS: 0
PITCHER	IP WLS BF H R ER SO BB IBB HBP BLK WP HR S P ERA WHIP																			
47 Francisco Liriano, L (1, 1) ERA: 5.18	3.0 L 16 4 7 7 5 3 0 0 0 0 0 0 0 6 10 0.00 2.000																			
36 Joe Nathan, R (4, 1) ERA: 3.38	1.0 5 1 0 0 1 1 0 0 0 0 0 0 6 10 0.00 2.000																			
38 Philip Humber, R (5, 1) ERA: 4.91	2.0 8 1 1 1 3 1 0 0 0 0 0 0 13 17 4.50 1.000																			
96 Kyle Aseltun, L (7, 1) ERA: 9.0	1.0 7 0 1 1 1 0 3 0 1 0 0 0 3 16 9.00 3.000																			
92 Reid Santos, L (8, 1) ERA:	1.0 4 1 0 0 2 0 0 0 0 0 0 0 8 8 0.00 1.000																			



Batter	1	2	3	4	5	6	7	8	9	AB R H RBI BB SO LOB	TOP															
2 Jacoby Ellsbury, L OBP: 0.304, SLG: 0.442	G4-3		BB		G5-3			HR		3 1 1 1 1 0 0	Boston Red Sox @ Philadelphia Phillies Bright House Networks Field, Clearwater, FL Sun Mar 29 2009, 1:05 PM EDT Att: 9,918 - Cloudy - 69 F															
12 Jed Lowrie, S OBP: 0.426, SLG: 0.704 Oscar Tejada, R	G3		F9			K		K		4 0 0 0 0 2 1 0 0 0 0 0 0 0																
7 J.D. Drew, L OBP: 0.368, SLG: 0.258	K				54 FC9-6 55 SF8 3B 1B	P4		K		4 1 1 0 0 2 0																
33 Jason Varitek, S OBP: 0.238, SLG: 0.462 72 Luis Exposito, R OBP: 0.333, SLG: 0.333		P2			54 FC9-6 1B	K		F8		3 0 1 0 0 1 0 1 0 0 0 0 0 0																
54 Chris Carter, L OBP: 0.388, SLG: 0.703		HR			FC9-6 1-2 2-3	F9		55 2B 1B		4 1 2 1 0 0 2																
55 Jeff Bailey, R OBP: 0.484, SLG: 0.600 Sean Danielson, S OBP: 1.000, SLG: 1.000 75 Ryan Kalish, L OBP: 0.697, SLG: 1.500		E6			SF8	F8		1-3 2B		3 0 1 1 0 0 0 0 0 0 0 0 0 0 0 0 0 0 0 0 0																
16 George Kottaras, L OBP: 0.344, SLG: 0.483 Jonathan Hee, R	L3				3-H 6-3	K		G5-3		3 0 0 0 0 2 2 1 0 0 0 0 0 2																
Jorge Jimenez, L OBP: 0.333, SLG: 0.333 95 Iggy Suarez, R					70 G6-4-3 1B	P4		K		3 0 1 0 0 1 0 0 0 0 0 0 0 0																
70 Gil Velazquez, R OBP: 0.333, SLG: 0.324					G6-4-3 1-2	P4		G5-3		3 0 0 0 0 0 1																
Inning Stats	R: 0 E: 0 K: 1 S: 5	H: 0 LOB: 0 BB: 0 P: 5	R: 1 E: 1 K: 0 S: 4	H: 1 LOB: 0 BB: 0 P: 4	R: 0 E: 0 K: 0 S: 3	H: 1 LOB: 1 BB: 1 P: 7	R: 1 E: 0 K: 1 S: 7	H: 2 LOB: 1 BB: 0 P: 7	R: 0 E: 0 K: 0 S: 3	H: 0 LOB: 0 BB: 0 P: 3		R: 0 E: 0 K: 2 S: 7	H: 0 LOB: 0 BB: 0 P: 7	R: 0 E: 0 K: 1 S: 5	H: 0 LOB: 0 BB: 0 P: 5	R: 1 E: 0 K: 2 S: 8	H: 1 LOB: 0 BB: 0 P: 8	R: 0 E: 0 K: 1 S: 7	H: 2 LOB: 2 BB: 0 P: 7	R: 0 E: 0 K: 1 S: 7	H: 0 LOB: 0 BB: 0 P: 7	R: 0 E: 0 K: 2 S: 4	H: 1 LOB: 2 BB: 1 P: 8	1B: 4 2B: 2 3B: 0 HR: 2	SF: 1 SAC: 0 DP: 2 HBP: 0	WP: 0 PB: 0 SB: 0 CS: 0
PITCHER	IP WLS BF H R ER SO BB IBB HBP BLK WP HR S P ERA WHIP											IP WLS BF H R ER SO BB IBB HBP BLK WP HR S P ERA WHIP														
56 Joe Blanton, R ERA: 2.45	6.1 L 23 4 2 2 4 1 0 0 0 0 0 1 30 34 2.84 0.789																									
47 Scott Eyre, L ERA: 7.0	0.2 2 0 0 0 1 0 0 0 0 0 0 0 4 4 0.00 0.000																									
37 Chad Durbin, R ERA: 1.69	1.0 4 1 1 1 2 0 0 0 0 0 0 1 8 8 9.00 1.000																									
46 Ryan Madson, R ERA: 2.19	1.0 5 2 0 0 1 0 0 0 0 0 0 0 7 7 0.00 2.000																									

Batter	1	2	3	4	5	6	7	8	9	AB R H RBI BB SO LOB	BOTTOM											
11 Jimmy Rollins, S OBP: 0.360, SLG: 0.333 9 Miguel Cairo, R OBP: 0.333, SLG: 0.489	G5-3		8 1B 6 BB 2B		K				FC6-4 34 1B	3 1 1 0 1 1 3 1 0 0 0 0 0 1	Boston Red Sox @ Philadelphia Phillies Bright House Networks Field, Clearwater, FL Sun Mar 29 2009, 1:05 PM EDT Att: 9,918 - Cloudy - 69 F											
8 Shane Victorino, S OBP: 0.276, SLG: 0.333 79 Jason Ellison, R OBP: 0.313, SLG: 0.333	K		6 BB 26 BB 1B		G3-1			G3		4 0 1 0 0 1 5 1 0 0 0 0 0 1												
26 Chase Utley, L OBP: 0.394, SLG: 0.519 34 Pablo Ozuna, R OBP: 0.405, SLG: 0.421	G3-1		6 BB 1-2 BB			6 4-3 BB		K		2 0 0 0 2 1 0 1 0 1 0 0 0 0												
6 Ryan Howard, L OBP: 0.375, SLG: 0.689 19 Greg Dobbs, L OBP: 0.360, SLG: 0.349		K			L4-3			K		3 0 0 1 1 2 1 1 0 0 0 0 0 2												
28 Jayson Werth, R OBP: 0.328, SLG: 0.667 Geoff Jenkins, L OBP: 0.306, SLG: 0.357		F9			FC6-4 1-2 2-3 3-H			P2		4 0 1 0 0 0 3 0 0 0 0 0 0 0												
29 Raul Ibanez, L OBP: 0.347, SLG: 0.406 4 Eric Bruntlett, R OBP: 0.461, SLG: 0.500						7 2B 1B		G4-3		4 0 3 0 0 0 1 0 0 0 0 0 0 0												
7 Pedro Feliz, R OBP: 0.182, SLG: 0.219	L4							K		4 0 1 0 0 1 2												
40 John Mayberry Jr., R OBP: 0.288, SLG: 0.464								K		4 0 0 0 0 2 2												
27 Chris Coste, R OBP: 0.300, SLG: 0.130								K		1 0 0 0 3 1 0												
Inning Stats	R: 0 E: 0 K: 1 S: 5	H: 0 LOB: 0 BB: 0 P: 5	R: 0 E: 0 K: 1 S: 6	H: 1 LOB: 1 BB: 0 P: 6	R: 1 E: 0 K: 2 S: 9	H: 2 LOB: 3 BB: 2 P: 17	R: 0 E: 0 K: 1 S: 7	H: 2 LOB: 3 BB: 1 P: 11	R: 0 E: 0 K: 0 S: 3	H: 1 LOB: 1 BB: 1 P: 7		R: 0 E: 0 K: 2 S: 7	H: 0 LOB: 2 BB: 2 P: 15	R: 0 E: 0 K: 0 S: 7	H: 0 LOB: 0 BB: 0 P: 7	R: 0 E: 0 K: 0 S: 3	H: 1 LOB: 0 BB: 0 P: 3	R: 0 E: 0 K: 0 S: 4	H: 1 LOB: 2 BB: 1 P: 8	1B: 6 2B: 3 3B: 0 HR: 0	SF: 0 SAC: 0 DP: 2 HBP: 0	WP: 0 PB: 0 SB: 0 CS: 0
PITCHER	IP WLS BF H R ER SO BB IBB HBP BLK WP HR S P ERA WHIP											IP WLS BF H R ER SO BB IBB HBP BLK WP HR S P ERA WHIP										
31 Jon Lester, L ERA: 1.72	5.0 W 24 6 0 0 0 5 4 0 0 0 0 0 30 46 1.80 2.000																					
58 Jonathan Papelbon, R ERA: 3.6	1.0 H 5 0 0 0 2 2 0 0 0 0 0 0 7 15 0.00 2.000																					
56 Ramon E Ramirez, R ERA: 4.35	1.0 H 3 0 0 0 2 0 0 0 0 0 0 0 7 7 0.00 0.000																					
17 Manny Delcarmen, R ERA: 3.86	2.0 S 8 2 0 0 0 1 0 0 0 0 0 0 7 11 0.00 1.500																					



Batter	1	2	3	4	5	6	7	8	9	10	AB	R	H	RBI	BB	SO	LOB	TOP					
5 Rocco Baldelli, R OBP: 0.275, SLG: 0.417 Ronald Bermudez, R (9, PH)											4	1	2	0	2	3	1	0	0	0	1	0	
15 Dustin Pedroia, R OBP: 0.438, SLG: 0.519 99 Kristopher Negrón, R (7, 4)											4	0	1	1	0	0	1	1	0	0	0	1	0
44 Jason Bay, R OBP: 0.395, SLG: 0.559 82 Jeff Corsaletti, L (6, 7)											3	0	0	0	0	0	1	1	0	0	0	1	0
20 Kevin Youkilis, R OBP: 0.360, SLG: 0.581 Anthony Rizzo, L (6, 3)											3	0	1	0	0	1	0	2	0	0	0	1	3
25 Mike Lowell, R OBP: 0.370, SLG: 0.581 97 Ryan Dent, R OBP: 0.667, SLG: 0.500											3	0	1	0	0	1	1	2	0	1	0	0	0
62 Steve Green, R (1, 6)											3	0	0	0	1	1	2						
13 Chip Ambres, R OBP: 0.293, SLG: 0.353											3	2	1	0	1	1	3						
Dusty Brown, R OBP: 0.370, SLG: 0.583 Mark Wagner, R OBP: 0.400, SLG: 0.778											3	0	1	0	0	1	3						
Che-Hsuan Lin, R OBP: 0.250, SLG: 0.250											4	0	1	0	0	1	3						
Inning Stats	R: 0 E: 0 K: 1 S: 5	H: 0 LOB: 0 BB: 0 P: 5	R: 0 E: 0 K: 1 S: 6	H: 1 LOB: 2 BB: 1 P: 10	R: 0 E: 0 K: 0 S: 4	H: 1 LOB: 1 BB: 0 P: 4	R: 0 E: 0 K: 1 S: 5	H: 0 LOB: 0 BB: 0 P: 5	R: 2 E: 0 K: 0 S: 4	H: 1 LOB: 0 BB: 1 P: 11	R: 0 E: 0 K: 1 S: 6	H: 1 LOB: 1 BB: 0 P: 6	R: 1 E: 0 K: 2 S: 10	H: 3 LOB: 3 BB: 1 P: 14	R: 0 E: 0 K: 3 S: 9	H: 0 LOB: 0 BB: 0 P: 9	R: 0 E: 0 K: 0 S: 3	H: 0 LOB: 0 BB: 0 P: 3	1B: 6 2B: 1 3B: 0 HR: 1	SF: 0 SAC: 0 DP: 0 HBP: 0	WP: 1 PB: 0 SB: 0 CS: 0	PA: 41	
PITCHER	IP WLS BF H R ER SO BB IBB HBP BLK WP HR S P ERA WHIP	IP WLS BF H R ER SO BB IBB HBP BLK WP HR S P ERA WHIP	IP WLS BF H R ER SO BB IBB HBP BLK WP HR S P ERA WHIP	IP WLS BF H R ER SO BB IBB HBP BLK WP HR S P ERA WHIP	IP WLS BF H R ER SO BB IBB HBP BLK WP HR S P ERA WHIP	IP WLS BF H R ER SO BB IBB HBP BLK WP HR S P ERA WHIP	IP WLS BF H R ER SO BB IBB HBP BLK WP HR S P ERA WHIP	IP WLS BF H R ER SO BB IBB HBP BLK WP HR S P ERA WHIP	IP WLS BF H R ER SO BB IBB HBP BLK WP HR S P ERA WHIP	IP WLS BF H R ER SO BB IBB HBP BLK WP HR S P ERA WHIP	IP WLS BF H R ER SO BB IBB HBP BLK WP HR S P ERA WHIP	IP WLS BF H R ER SO BB IBB HBP BLK WP HR S P ERA WHIP	IP WLS BF H R ER SO BB IBB HBP BLK WP HR S P ERA WHIP	IP WLS BF H R ER SO BB IBB HBP BLK WP HR S P ERA WHIP	IP WLS BF H R ER SO BB IBB HBP BLK WP HR S P ERA WHIP	IP WLS BF H R ER SO BB IBB HBP BLK WP HR S P ERA WHIP	IP WLS BF H R ER SO BB IBB HBP BLK WP HR S P ERA WHIP	IP WLS BF H R ER SO BB IBB HBP BLK WP HR S P ERA WHIP	IP WLS BF H R ER SO BB IBB HBP BLK WP HR S P ERA WHIP	IP WLS BF H R ER SO BB IBB HBP BLK WP HR S P ERA WHIP	IP WLS BF H R ER SO BB IBB HBP BLK WP HR S P ERA WHIP	IP WLS BF H R ER SO BB IBB HBP BLK WP HR S P ERA WHIP	IP WLS BF H R ER SO BB IBB HBP BLK WP HR S P ERA WHIP
11 Kenesh Kawakami, R ERA: 1.74	6.0	24	4	2	2	4	2	0	0	0	0	0	0	0	0	7	7	13.50	4.500				
46 Manny Acosta, R ERA: 3.4	0.2	5	3	1	1	1	0	0	0	0	0	0	0	0	0	7	7	13.50	4.500				
34 Eric O'Flaherty, L ERA: 10.36	1.1	6	1	0	0	4	1	0	0	0	0	0	0	0	13	17	0.00	1.500					
51 Michael Gonzalez, L ERA: 5.87	1.0	3	0	0	0	3	0	0	0	0	0	0	0	0	9	9	0.00	0.000					
74 Rafael Cruz, R ERA:	1.0	W	3	0	0	0	0	0	0	0	0	0	0	0	3	3	0.00	0.000					

Boston Red Sox @ Atlanta Braves
 Champion Stadium, Lake Buena Vista, FL
 Mon Mar 30 2009, 1:05 PM EDT
 Att. 10,824 - Sunny - 74 F

AB 38
 R 3
 H 8
 RBI 3
 BB 3
 SO 12
 LOB 21



Batter	1	2	3	4	5	6	7	8	9	10	AB	R	H	RBI	BB	SO	LOB	BOTTOM						
2 Kelly Johnson, L OBP: 0.314, SLG: 0.339 14 Martin Prado, R OBP: 0.371, SLG: 0.404											2	0	0	0	1	0	0	2	0	2	1	0	0	
19 Yunel Escobar, R OBP: 0.333, SLG: 0.323 88 Javier Guzman, S (8, 6)											4	0	0	0	0	0	2	1	0	0	0	0	1	0
10 Chipper Jones, S OBP: 0.455, SLG: 0.667 89 Van Pope, R OBP: 0.333, SLG: 0.667											2	1	0	0	1	0	0	2	1	1	0	0	0	0
16 Brian McCann, L OBP: 0.390, SLG: 0.588 8 David Ross, R OBP: 0.279, SLG: 0.447											1	1	1	0	1	0	0	3	0	0	0	0	1	1
18 Garret Anderson, L OBP: 0.500, SLG: 0.533 68 Brooks Conrad, S OBP: 0.211, SLG: 0.351 (8, PR) (9, 10)											3	0	2	1	1	0	0	1	0	1	1	0	0	0
7 Jeff Francoeur, R OBP: 0.394, SLG: 0.439 1 Grégor Blanco, L OBP: 0.238, SLG: 0.222											3	0	1	0	0	2	3	1	0	0	0	0	0	1
22 Casey Kotchman, L OBP: 0.333, SLG: 0.531 20 Greg Norton, S OBP: 0.408, SLG: 0.524											3	0	0	0	0	0	5	1	1	1	0	0	0	0
23 Matt Diaz, R OBP: 0.345, SLG: 0.536											4	0	0	0	0	1	1							
64 Jordan Schafer, L OBP: 0.403, SLG: 0.542 87 Reid Gorecki, R OBP: 0.385, SLG: 0.583											2	0	0	0	0	0	0	2	0	0	0	0	0	1
Inning Stats	R: 0 E: 0 K: 0 S: 3	H: 0 LOB: 0 BB: 0 P: 3	R: 0 E: 0 K: 1 S: 5	H: 1 LOB: 1 BB: 1 P: 9	R: 0 E: 0 K: 0 S: 3	H: 0 LOB: 0 BB: 0 P: 3	R: 2 E: 1 K: 1 S: 7	H: 1 LOB: 1 BB: 1 P: 11	R: 0 E: 0 K: 0 S: 3	H: 1 LOB: 2 BB: 1 P: 10	R: 0 E: 0 K: 2 S: 4	H: 1 LOB: 1 BB: 0 P: 4	R: 0 E: 0 K: 0 S: 4	H: 1 LOB: 2 BB: 0 P: 5	R: 1 E: 0 K: 1 S: 7	H: 2 LOB: 1 BB: 0 P: 8	R: 1 E: 0 K: 0 S: 3	H: 2 LOB: 1 BB: 0 P: 3	1B: 5 2B: 5 3B: 0 HR: 0	SF: 0 SAC: 0 DP: 1 HBP: 0	WP: 0 PB: 0 SB: 2 CS: 0	PA: 41		
PITCHER	IP WLS BF H R ER SO BB IBB HBP BLK WP HR S P ERA WHIP	IP WLS BF H R ER SO BB IBB HBP BLK WP HR S P ERA WHIP	IP WLS BF H R ER SO BB IBB HBP BLK WP HR S P ERA WHIP	IP WLS BF H R ER SO BB IBB HBP BLK WP HR S P ERA WHIP	IP WLS BF H R ER SO BB IBB HBP BLK WP HR S P ERA WHIP	IP WLS BF H R ER SO BB IBB HBP BLK WP HR S P ERA WHIP	IP WLS BF H R ER SO BB IBB HBP BLK WP HR S P ERA WHIP	IP WLS BF H R ER SO BB IBB HBP BLK WP HR S P ERA WHIP	IP WLS BF H R ER SO BB IBB HBP BLK WP HR S P ERA WHIP	IP WLS BF H R ER SO BB IBB HBP BLK WP HR S P ERA WHIP	IP WLS BF H R ER SO BB IBB HBP BLK WP HR S P ERA WHIP	IP WLS BF H R ER SO BB IBB HBP BLK WP HR S P ERA WHIP	IP WLS BF H R ER SO BB IBB HBP BLK WP HR S P ERA WHIP	IP WLS BF H R ER SO BB IBB HBP BLK WP HR S P ERA WHIP	IP WLS BF H R ER SO BB IBB HBP BLK WP HR S P ERA WHIP	IP WLS BF H R ER SO BB IBB HBP BLK WP HR S P ERA WHIP	IP WLS BF H R ER SO BB IBB HBP BLK WP HR S P ERA WHIP	IP WLS BF H R ER SO BB IBB HBP BLK WP HR S P ERA WHIP	IP WLS BF H R ER SO BB IBB HBP BLK WP HR S P ERA WHIP	IP WLS BF H R ER SO BB IBB HBP BLK WP HR S P ERA WHIP	IP WLS BF H R ER SO BB IBB HBP BLK WP HR S P ERA WHIP	IP WLS BF H R ER SO BB IBB HBP BLK WP HR S P ERA WHIP	IP WLS BF H R ER SO BB IBB HBP BLK WP HR S P ERA WHIP	
18 Daisuke Matsuzaka, R ERA: 1.8	5.0	20	2	1	2	3	0	0	0	0	0	0	0	0	14	19	0.00	1.333						
51 Enrique Gonzalez, R ERA: 10.36	1.0	B	5	2	1	1	0	0	0	0	0	0	0	7	8	9.00	2.000							
53 Fernando Cabrera, R ERA: 7.5 Bryce Cox, R ERA: 27.0	0.1	L	3	2	1	1	0	0	0	0	0	0	0	3	3	27.00	6.000							

Boston Red Sox @ Atlanta Braves
 Champion Stadium, Lake Buena Vista, FL
 Mon Mar 30 2009, 1:05 PM EDT
 Att. 10,824 - Sunny - 74 F

AB 37
 R 4
 H 9
 RBI 3
 BB 4
 SO 4
 LOB 15



Batter	1	2	3	4	5	6	7	8	9	AB	R	H	RBI	BB	SO	LOB	TOP								
18 Ben Zobrist, S OBP: 0.406, SLG: 0.385	4-1 20 PO BB		3-1 3-H 3B	0-0 F8		2-0 G4-3			4-0 BB	3	0	1	1	2	0	1	<p>Tampa Bay Rays @ Boston Red Sox</p> <p>City of Palms Park, Ft. Myers, FL</p> <p>Tue Mar 31 2009, 1:05 PM EDT</p> <p>Att: 7,862 - Cloudy - 82 F</p>								
24 Adam Kennedy, L OBP: 0.393, SLG: 0.415	0-0 F8		2-3 K		0-1 F7		0-0 G6-3	3-1 F9	5	0	0	0	0	1	4										
16 Willy Aybar, S OBP: 0.341, SLG: 0.405	1-3 K			0-0 20 HR 2B	0-1 L8		0-0 G3-1	2-1 G4-3	5	1	1	0	0	1	3										
20 Matt Joyce, L OBP: 0.348, SLG: 0.476	0-1 PO 1-2	1-3 K		0-0 2H HR	3-1 1B		0-3 K			4	1	2	2	0	2										
9 Shawn Riggins, R OBP: 0.282, SLG: 0.333		0-0 G6-3		1-0 26 HR 2B	0-0 F9			0-0 G1-3		4	1	1	0	0	1										
41 Michel Hernandez, R OBP: 0.400, SLG: 0.353										0	0	0	0	0	0										
26 Gabe Gross, L OBP: 0.480, SLG: 0.500		0-0 F7		3-1 2H HR		3-3 K		0-0 F7		4	1	1	2	0	1										
52 John Matulia, L										0	0	0	0	0	0										
19 Gabe Kapler, R OBP: 0.233, SLG: 0.236			1-2 G5-3	0-0 G5-3		3-2 43 HR 2B		0-3 K		4	1	1	0	0	1										
Ryan Royster, R										0	0	0	0	0	0										
32 Chris Richard, L OBP: 0.327, SLG: 0.378			1-1 62 G6-3 18 3B 2B	0-0 G4-3		3-3 K		0-0 G4-3		4	1	1	0	0	1										
62 Ray Sadler, R OBP: 0.386, SLG: 0.750			2-2 G6-3	0-0		3-2 2H HR		0-0		2	0	1	0	0	0										
43 Jon Weber, L OBP: 0.341, SLG: 0.667									24 F9 18 S 1B	2	1	2	2	0	0										
Inning Stats	R: 0 E: 0 K: 1 S: 6	H: 0 LOB: 0 BB: 1 P: 11	R: 0 E: 0 K: 1 S: 5	H: 0 LOB: 0 BB: 0 P: 6	R: 1 E: 0 K: 1 S: 14	H: 2 LOB: 1 BB: 0 P: 23	R: 4 E: 0 K: 0 S: 9	H: 5 LOB: 1 BB: 0 P: 13	R: 0 E: 0 K: 0 S: 7	H: 1 LOB: 1 BB: 0 P: 10	R: 2 E: 0 K: 2 S: 15	H: 2 LOB: 0 BB: 0 P: 29	R: 0 E: 0 K: 1 S: 5	H: 0 LOB: 0 BB: 0 P: 5	R: 0 E: 0 K: 1 S: 5	H: 0 LOB: 0 BB: 0 P: 5	R: 0 E: 0 K: 0 S: 6	H: 1 LOB: 2 BB: 1 P: 15	1B: 2 2B: 5 HR: 3	SF: 0 SAC: 0 HBP: 0	WP: 0 PB: 0 SB: 1 CS: 0	PA: 40			
PITCHER	IP	WLS	BF	H	R	ER	SO	BB	IBB	HBP	BLK	WP	HR	S	P	ERA	WHIP								
61 Clay Buchholz, R ERA: 2.52	5.1		25	9	6	6	4	1	0	0	0	0	2	49	77	10.12	1.875								
63 Justin Masterson, R ERA: 2.45	2.2	W	9	1	1	1	3	0	0	0	0	0	1	17	25	3.38	0.375								
56 Ramon E Ramirez, R ERA: 3.97	1.0	S	5	1	0	0	0	1	0	0	0	0	0	6	15	0.00	2.000								

Batter	1	2	3	4	5	6	7	8	9	AB	R	H	RBI	BB	SO	LOB	BOTTOM											
2 Jacoby Ellsbury, L OBP: 0.305, SLG: 0.455	0-1 P6			0-0 15 2B	2-2 F9		0-3 K			3	1	1	0	0	0	0	<p>Tampa Bay Rays @ Boston Red Sox</p> <p>City of Palms Park, Ft. Myers, FL</p> <p>Tue Mar 31 2009, 1:05 PM EDT</p> <p>Att: 7,862 - Cloudy - 82 F</p>											
13 Chip Ambres, R OBP: 0.286, SLG: 0.343										1	0	0	0	1	1													
15 Dustin Pedroia, R OBP: 0.429, SLG: 0.533	3-2 G6-3			0-0 7 1B 44 SF8 2B		0-2 G4-3		1-1 5 G2-3 22 E 2B		3	1	1	1	0	0													
70 Gil Velazquez, R OBP: 0.349, SLG: 0.368				2H 2B						1	1	1	0	0	0													
34 David Ortiz, L OBP: 0.390, SLG: 0.588	0-0 G4-3			4-0 44 SF8 7 1B BB		0-0 F8		0-2 G2-3		2	0	0	0	1	0													
5 Rocco Baldelli, R OBP: 0.268, SLG: 0.405										1	0	0	0	0	1													
20 Kevin Youkilis, R OBP: 0.321, SLG: 0.333		2-2 F8		0-0 P6		1-0 P3		1-3 K		3	0	0	0	0	2													
54 Chris Carter, L OBP: 0.392, SLG: 0.692										1	0	0	0	1	1													
7 J.D. Drew, L OBP: 0.390, SLG: 0.273	0-0 G4-3			0-0 P6						2	0	1	0	1	0													
Jason Place, R				1-2 2-3 1B						0	1	0	0	1	0													
44 Jason Bay, R OBP: 0.391, SLG: 0.556		2-3 K		0-0 SF8		0-0 FC5		1-2 25 FC5 33 HR 1B	1-2 71 1B 2B	2	0	1	1	0	1													
22 Nick Green, R OBP: 0.424, SLG: 0.525										1	2	1	2	0	0													
25 Mike Lowell, R OBP: 0.286, SLG: 0.529			1-1 G4-3	0-0 F8		0-0 FC5		0-0 33 HR 1B	3-H 99 BB 1B	3	0	0	0	0	4													
71 Angel Chavez, R OBP: 0.400, SLG: 0.324										1	1	1	1	0	0													
12 Jed Lowrie, S OBP: 0.406, SLG: 0.667			0-0 G3		3-1 G5-3		0-0 F5	3-H 4-0		3	0	0	0	0	2													
99 Kristopher Negrón, R										0	0	0	0	1	0													
33 Jason Varitek, S OBP: 0.261, SLG: 0.535			2-2 G4-3		1-0 1B		1-0 HR	0-0 BB		4	1	2	3	0	2													
Juan Apodaca, R										0	0	0	0	0	0													
Inning Stats	R: 0 E: 0 K: 0 S: 6	H: 0 LOB: 0 BB: 0 P: 9	R: 0 E: 0 K: 1 S: 8	H: 0 LOB: 0 BB: 0 P: 12	R: 0 E: 0 K: 0 S: 7	H: 0 LOB: 0 BB: 0 P: 10	R: 2 E: 0 K: 0 S: 6	H: 3 LOB: 2 BB: 1 P: 10	R: 0 E: 0 K: 0 S: 7	H: 1 LOB: 0 BB: 0 P: 13	R: 0 E: 0 K: 0 S: 5	H: 0 LOB: 0 BB: 0 P: 6	R: 3 E: 0 K: 1 S: 7	H: 2 LOB: 1 BB: 1 P: 12	R: 3 E: 1 K: 1 S: 14	H: 3 LOB: 2 BB: 2 P: 25	R: 0 E: 0 K: 0 S: 6	H: 0 LOB: 0 BB: 0 P: 6	R: 3 E: 0 K: 1 S: 7	H: 2 LOB: 1 BB: 1 P: 12	R: 3 E: 1 K: 1 S: 14	H: 3 LOB: 2 BB: 2 P: 25	R: 0 E: 0 K: 0 S: 6	H: 0 LOB: 0 BB: 0 P: 6	1B: 4 2B: 4 3B: 0 HR: 1	SF: 1 SAC: 0 HBP: 0	WP: 0 PB: 0 SB: 0 CS: 0	PA: 36
PITCHER	IP	WLS	BF	H	R	ER	SO	BB	IBB	HBP	BLK	WP	HR	S	P	ERA	WHIP											
21 Andy Sonnanstine, R ERA: 3.28	7.0		28	6	5	5	2	2	0	0	0	0	0	46	72	6.43	1.143											
50 Grant Balfour, R ERA: 4.5	0.2	L	7	3	3	2	1	2	0	0	0	0	0	13	24	27.00	7.500											
76 Winston Abreu, R ERA: 2.84	0.1		1	0	0	0	0	0	0	0	0	0	0	1	1	0.00	0.000											

AB	37
R	7
H	11
RBI	7
BB	2
SO	7
LOB	11



Batter	1	2	3	4	5	6	7	8	9	AB	R	H	RBI	BB	SO	LOB	TOP			
2 Jacoby Ellsbury, L (1,8) 85 David Mailman, L (5,8) OBP: 0.306, SLG: 0.448 OBP: 0.333, SLG: 0.333										3	0	1	0	0	0	0	Boston Red Sox @ Pittsburgh Pirates McKechnie Field, Bradenton, FL Wed Apr 01 2009, 1:05 PM EDT Att: 5,004 - Overcast - 84 F			
15 Dustin Pedroia, R (1,4) 71 Angel Chavez, R (5,4) OBP: 0.395, SLG: 0.485 OBP: 0.415, SLG: 0.324										3	0	0	0	0	1	1				
54 Chris Carter, L (1,3) OBP: 0.375, SLG: 0.667										4	1	1	0	0	2	2				
5 Rocco Baldelli, R (1,10) 79 Mitchell Denning, L (8,PH) (8,10)										3	1	2	0	0	0	0				
12 Jed Lowrie, S (1,6) 86 Joantonio Garcia, R (6,6)										3	0	0	0	0	2	3				
16 George Kottaras, L (1,2) 72 Luis Exposito, R (7,2) OBP: 0.343, SLG: 0.500 OBP: 0.250, SLG: 0.250										3	0	1	0	0	1	2				
13 Chip Ambres, R (1,7) OBP: 0.348, SLG: 0.579										3	2	3	4	1	0	0				
75 Ryan Kalish, L (1,9) OBP: 0.429, SLG: 0.600										3	0	0	0	1	0	3				
70 Gil Velazquez, R (1,5) 95 Iggy Suarez, R (9,5)										4	0	0	0	0	1	2				
										0	0	0	0	0	0	0				
Inning Stats	R: 0 E: 0 K: 1 S: 5	H: 1 LOB: 0 BB: 0 P: 5	R: 0 E: 0 K: 0 S: 4	H: 2 LOB: 2 BB: 1 P: 8	R: 0 E: 0 K: 0 S: 3	H: 0 LOB: 0 BB: 0 P: 3	R: 3 E: 0 K: 1 S: 9	H: 3 LOB: 0 BB: 0 P: 9	R: 0 E: 0 K: 2 S: 7	H: 0 LOB: 0 BB: 0 P: 7	R: 0 E: 0 K: 1 S: 6	H: 1 LOB: 1 BB: 0 P: 6	R: 0 E: 0 K: 1 S: 5	H: 1 LOB: 2 BB: 2 P: 13	R: 1 E: 0 K: 1 S: 6	H: 1 LOB: 1 BB: 1 P: 11	1B: 5 2B: 2 3B: 0 HR: 2	SF: 0 SAC: 0 DP: 3 HBP: 0	WP: 0 PB: 0 SB: 1 CS: 0	PA: 37
PITCHER	IP WLS BF H R ER SO BB IBB HBP BLK WP HR S P ERA WHIP	IP WLS BF H R ER SO BB IBB HBP BLK WP HR S P ERA WHIP																		
28 Paul Maholm, L (1,1) ERA: 1.52	4.0 17 6 3 3 2 1 0 0 0 0 0 1 21 25 6.75 1.750																			
17 Sean Burnett, L (5,1) ERA: 7.5	1.0 3 0 0 0 2 0 0 0 0 0 0 0 7 7 0.00 0.000																			
56 Donnie Veal, L (6,1) ERA: 3.46	1.0 3 0 0 0 1 0 0 0 0 0 0 0 5 5 0.00 0.000																			
65 Juan Mateo, R (7,1) ERA: 3.38	1.0 4 1 0 0 1 0 0 0 0 0 0 0 6 6 0.00 1.000																			
Yoslan Herrera, R (8,1) ERA:	1.0 5 1 0 0 1 2 0 0 0 0 0 0 5 13 0.00 3.000																			
67 Daniel Haigwood, L (9,1) ERA: 4.5	1.0 5 1 1 1 1 1 0 0 0 0 0 0 1 11 9.00 2.000																			
Batter	1	2	3	4	5	6	7	8	9	AB	R	H	RBI	BB	SO	LOB	BOTTOM			
3 Nnyer Morgan, L (1,7) OBP: 0.277, SLG: 0.329										4	1	3	1	0	0	0	Boston Red Sox @ Pittsburgh Pirates McKechnie Field, Bradenton, FL Wed Apr 01 2009, 1:05 PM EDT Att: 5,004 - Overcast - 84 F			
Yoslan Herrera, R (8,1)										0	0	0	0	0	0	0				
67 Daniel Haigwood, R (9,1) Eddie Prasch, L (9,PH)										0	0	0	0	0	0	0				
12 Freddy Sanchez, R (1,4) OBP: 0.322, SLG: 0.373										3	0	1	0	0	0	3				
70 Pedro Lopez, R (7,4)										2	0	0	0	0	0	2				
13 Nate McLouth, L (1,8) OBP: 0.387, SLG: 0.556										3	1	1	2	0	0	3				
Robbie Grossman, S (7,8)										2	0	0	0	0	1	2				
41 Ryan Doumit, S (1,2) OBP: 0.344, SLG: 0.527										2	0	0	0	1	0	1				
35 Jason Jaramillo, S (6,2) OBP: 0.295, SLG: 0.194										0	0	0	0	1	0	0				
25 Adam LaRoche, L (1,3) OBP: 0.257, SLG: 0.358										3	0	1	0	0	0	1				
Jamie Romak, R (7,3)										1	0	0	0	0	1	2				
44 Brandon Moss, L (1,9) OBP: 0.294, SLG: 0.326										3	0	0	0	0	2	2				
Maiko Loyola, R (7,9)										1	0	0	0	0	0	0				
15 Andy LaRoche, R (1,5) OBP: 0.443, SLG: 0.469										2	0	0	0	0	1	1				
5 Ramon Vazquez, L (5,5) OBP: 0.313, SLG: 0.345										2	0	0	0	0	0	0				
2 Jack Wilson, R (1,6) OBP: 0.260, SLG: 0.295										3	1	1	0	0	1	2				
65 Juan Mateo, R (7,1) Jose De Los Santos, R (8,6)										0	0	0	0	0	0	0				
28 Paul Maholm, L (1,1) 18 Craig Monroe, R (4,PH) 17 Sean Burnett, L (5,1)										1	0	0	0	0	1	2				
56 Donnie Veal, L (6,1) 36 Luis Alfonso Cruz, R (6,PH) OBP: 0.271, SLG: 0.182										0	0	0	0	0	0	0				
										2	0	0	0	0	1	0				
Inning Stats	R: 0 E: 0 K: 0 S: 4	H: 1 LOB: 1 BB: 0 P: 4	R: 0 E: 1 K: 2 S: 9	H: 1 LOB: 2 BB: 0 P: 9	R: 2 E: 0 K: 1 S: 9	H: 2 LOB: 1 BB: 1 P: 16	R: 1 E: 0 K: 1 S: 8	H: 3 LOB: 2 BB: 0 P: 8	R: 0 E: 0 K: 0 S: 3	H: 0 LOB: 0 BB: 0 P: 3	R: 0 E: 0 K: 2 S: 7	H: 0 LOB: 0 BB: 0 P: 7	R: 0 E: 0 K: 1 S: 6	H: 1 LOB: 2 BB: 1 P: 10	R: 0 E: 0 K: 1 S: 5	H: 0 LOB: 1 BB: 0 P: 6	1B: 5 2B: 2 3B: 0 HR: 1	SF: 0 SAC: 0 DP: 0 HBP: 1	WP: 0 PB: 0 SB: 0 CS: 0	PA: 39
PITCHER	IP WLS BF H R ER SO BB IBB HBP BLK WP HR S P ERA WHIP	IP WLS BF H R ER SO BB IBB HBP BLK WP HR S P ERA WHIP																		
19 Josh Beckett, R (1,1) ERA: 3.25	3.2 20 7 3 3 3 4 1 0 0 0 0 0 11 11 0.00 0.000																			
48 Javier Lopez, L (4,1) ERA: 3.24	2.1 7 0 0 0 2 0 0 0 0 0 0 0 11 11 0.00 0.000																			
17 Manny Delcarmen, R (7,1) ERA: 0.95	1.0 5 1 0 0 1 1 0 0 0 0 0 0 6 10 0.00 2.000																			
58 Jonathan Papelbon, R (8,1) ERA: 3.27	1.0 W 3 0 0 0 1 0 0 0 0 0 0 0 5 5 0.00 0.000																			
62 Chris George, L (9,1) ERA:	1.0 S 4 0 0 0 1 0 0 0 1 0 0 0 5 6 0.00 0.000																			
Batter	1	2	3	4	5	6	7	8	9	AB	R	H	RBI	BB	SO	LOB	BOTTOM			
3 Nnyer Morgan, L (1,7) OBP: 0.277, SLG: 0.329										4	1	3	1	0	0	0	Boston Red Sox @ Pittsburgh Pirates McKechnie Field, Bradenton, FL Wed Apr 01 2009, 1:05 PM EDT Att: 5,004 - Overcast - 84 F			
Yoslan Herrera, R (8,1)										0	0	0	0	0	0	0				
67 Daniel Haigwood, R (9,1) Eddie Prasch, L (9,PH)										0	0	0	0	0	0	0				
12 Freddy Sanchez, R (1,4) OBP: 0.322, SLG: 0.373										3	0	1	0	0	0	3				
70 Pedro Lopez, R (7,4)										2	0	0	0	0	0	2				
13 Nate McLouth, L (1,8) OBP: 0.387, SLG: 0.556										3	1	1	2	0	0	3				
Robbie Grossman, S (7,8)																				

Batter	1	2	3	4	5	6	7	8	9	AB	R	H	RBI	BB	SO	LOB	TOP			
2 Jacoby Ellsbury, L (1,8) 82 Josh Reddick, L (6,8) OBP: 0.309, SLG: 0.444 OBP: 0.464, SLG: 0.625	F8		15 E BB		15 F9 2B		P2		K	2	0	1	0	1	0	0				
15 Dustin Pedroia, R (1,4) 76 Ryan Khoury, R (6,4)	34 F9 2B		1-3 BB		2-3		L7			2	0	1	0	1	0	1				
34 David Ortiz, L (1,10) 78 Lars Anderson, L (6,PH) OBP: 0.362, SLG: 0.513 OBP: 0.333, SLG: 0.217	F9		3-1 F7						87 G3-4-1 22 G3 71 2B 1B	3	0	0	0	0	1	4				
7 J.D. Drew, L (1,9) 22 Nick Green, R (6,9) OBP: 0.426, SLG: 0.324 OBP: 0.412, SLG: 0.508	K				0-1 54 2B 2B		G1-3		G3	3	1	1	0	0	1	1				
44 Jason Bay, R (1,7) 87 Zach Deaeges, L (6,7) OBP: 0.385, SLG: 0.585 OBP: 0.471, SLG: 0.857		1-3 K			0-2 G6-3		G5-3		G3-4-1	3	0	0	0	0	1	1				
25 Mike Lowell, R (1,5) 71 Angel Chavez, R (6,PH) OBP: 0.300, SLG: 0.513 OBP: 0.409, SLG: 0.351	L7				0-3 K		L4			2	0	0	0	0	1	1				
54 Chris Carter, L (1,3)	F8				3-1 2H 2B				70 2B G5-3 1B	4	1	2	1	0	1	1				
12 Jed Lowrie, S (1,6) 70 Gil Velazquez, R (6,6) OBP: 0.389, SLG: 0.615 OBP: 0.314, SLG: 0.248			1-1 G4-3		1-0 G3					2	0	0	0	0	0	1				
33 Jason Varitek, S (1,2) Dusty Brown, R (5,2) OBP: 0.235, SLG: 0.479 OBP: 0.345, SLG: 0.538			2-3 K				F7			2	0	0	0	0	1	0				
Inning Stats	R: 0 E: 0 K: 1 S: 10	H: 1 LOB: 1 BB: 0 P: 18	R: 0 E: 0 K: 1 S: 6	H: 0 LOB: 0 BB: 0 P: 7	R: 0 E: 0 K: 1 S: 11	H: 0 LOB: 2 BB: 2 P: 25	R: 1 E: 0 K: 1 S: 11	H: 2 LOB: 1 BB: 0 P: 15	R: 0 E: 0 K: 0 S: 6	H: 0 LOB: 0 BB: 0 P: 12	R: 1 E: 0 K: 0 S: 9	H: 2 LOB: 1 BB: 0 P: 12	R: 1 E: 0 K: 1 S: 11	H: 2 LOB: 1 BB: 0 P: 15	R: 0 E: 0 K: 1 S: 8	H: 0 LOB: 0 BB: 0 P: 10	1B: 2 2B: 6 3B: 0 HR: 0	SF: 0 SAC: 0 DP: 0 HBP: 0	WP: 0 PB: 0 SB: 0 CS: 0	PA: 37
PITCHER	IP WLS BF H R ER SO BB IBB HBP BLK WP HR S P ERA WHIP																			
61 Livan Hernandez, R (1,1) ERA: 2.55	3.0	12	2	1	0	0	3	2	0	0	0	0	0	0	0	27	15	0.00	1.000	
50 Sean Green, R (4,1) ERA: 3.45	1.0	5	2	1	1	1	0	0	0	0	0	0	0	0	0	11	15	9.00	2.000	
39 Bobby Parnell, R (5,1) ERA: 1.88	1.0	W	4	1	0	0	1	0	0	0	0	0	0	0	0	11	18	0.00	1.000	
25 Pedro Feliciano, L (6,1) ERA: 2.87	0.2	H	2	0	0	0	0	0	0	0	0	0	0	0	4	7	0.00	0.000		
43 Brian Stokes, R (6,1)	1.1	H	6	2	1	1	0	0	0	0	0	0	0	0	11	17	6.75	1.500		

Boston Red Sox @ New York Mets
Citi Field, Flushing, NY
Fri Apr 03 2009, 6:10 PM EDT
Att: 37,652 - Overcast - 53 F

AB 35
R 3
H 8
RBI 3
BB 2
SO 7
LOB 15



Batter	1	2	3	4	5	6	7	8	9	AB	R	H	RBI	BB	SO	LOB	BOTTOM		
7 José Reyes, S (1,6) 86 Rubén Tejada, R (6,4) OBP: 0.309, SLG: 0.500 OBP: 0.294, SLG: 0.353	P6		G6-3	F7		F8			K	3	0	0	0	0	0	2			
28 Daniel Murphy, L (1,7) 19 Ryan Church, L (6,9) OBP: 0.404, SLG: 0.494 OBP: 0.397, SLG: 0.449	5 CS BB					F7			6 1B 89 WP 3 BB	1	0	0	0	2	0	0			
5 David Wright, R (1,5) 89 Jonathan Malo, R (6,5) OBP: 0.362, SLG: 0.286 OBP: 0.276, SLG: 0.357	21 BB		K			15 WP 21 1B 15 1B			G6-3	1	1	0	0	2	1	1			
21 Carlos Delgado, L (1,3) 6 Nick Evans, R (6,3) OBP: 0.590, SLG: 0.656 OBP: 0.337, SLG: 0.500			K			15 1B 17 WP FC4-6 1B			P5	2	1	1	0	1	1	1			
15 Carlos Beltrán, S (1,8) 9 Marlon Anderson, L (5,PR) OBP: 0.425, SLG: 0.556 OBP: 0.245, SLG: 0.255	K					17 1B 62 1B BB			K	2	1	1	1	1	1	2			
17 Fernando Tatis, R (1,9) 3 Alex Cora, L (6,4) OBP: 0.423, SLG: 0.673 OBP: 0.387, SLG: 0.333						1-3 2H 1B			FC4-6	3	0	2	1	0	0	1			
62 Bobby Kielty, S (1,10) OBP: 0.362, SLG: 0.390						1 FC5-4 62 1B			FC4-6	0	0	0	1	1	0	0			
11 Ramon Castro, R (1,2) 76 Omar Santos, R (6,2) OBP: 0.289, SLG: 0.514 OBP: 0.290, SLG: 0.750						1-2 2-3 3H 1B			F7	3	0	1	1	1	0	4			
1 Luis Castillo, S (1,4) 18 Jeremy Reed, L (6,7) OBP: 0.431, SLG: 0.382 OBP: 0.479, SLG: 0.548						1 FC5-4 1B				3	0	0	0	0	0	6			
Inning Stats	R: 0 E: 0 K: 1 S: 9	H: 0 LOB: 3 BB: 0 P: 25	R: 0 E: 0 K: 0 S: 10	H: 1 LOB: 0 BB: 0 P: 15	R: 0 E: 0 K: 2 S: 11	H: 0 LOB: 1 BB: 1 P: 17	R: 1 E: 0 K: 1 S: 14	H: 2 LOB: 2 BB: 1 P: 26	R: 2 E: 0 K: 0 S: 20	H: 3 LOB: 3 BB: 2 P: 28	R: 1 E: 0 K: 3 S: 9	H: 1 LOB: 0 BB: 0 P: 15	R: 0 E: 0 K: 1 S: 10	H: 0 LOB: 0 BB: 0 P: 14	1B: 6 2B: 1 3B: 0 HR: 0	SF: 0 SAC: 0 DP: 0 HBP: 0	WP: 2 PB: 0 SB: 2 CS: 1	PA: 40	
PITCHER	IP WLS BF H R ER SO BB IBB HBP BLK WP HR S P ERA WHIP																		
31 Jon Lester, L (1,1) ERA: 1.83	4.0	19	3	1	1	4	0	5	0	0	0	0	0	1	0	14	28	18.00	5.000
17 Manny Delcarmen, R (5,1) ERA: 4.61	1.0	L	8	3	2	2	0	2	0	0	0	0	0	1	0	20	38	9.00	4.000
59 Marcus Mbeth, R (6,1) ERA: 5.0	1.0		7	1	1	1	1	3	0	0	0	0	0	0	0	9	15	0.00	0.000
37 Hideki Okajima, L (7,1) ERA: 2.13	1.0		3	0	0	0	3	0	0	0	0	0	0	0	0	20	38	0.00	0.000
56 Jonathan Papelbon, R (8,1) ERA: 3.0	1.0		3	0	0	0	1	0	0	0	0	0	0	0	10	14	0.00	0.000	

Boston Red Sox @ New York Mets
Citi Field, Flushing, NY
Fri Apr 03 2009, 6:10 PM EDT
Att: 37,652 - Overcast - 53 F

AB 30
R 4
H 7
RBI 4
BB 10
SO 9
LOB 23



Batter	1	2	3	4	5	6	7	8	9	AB	R	H	RBI	BB	SO	LOB	TOP			
1 Akinori Iwamura, L (1.4) OBP: 0.750, SLG: 0.500										2	1	1	0	2	1	0	Tampa Bay Rays @ Boston Red Sox Fenway Park, Boston, MA Tue Apr 07 2009, 4:05 PM EDT Att: 37,057 - Cloudy - 45 F			
13 Carl Crawford, L (1.7) OBP: 0.250, SLG: 0.667										3	0	1	1	0	1	2				
3 Evan Longoria, R (1.5) OBP: 0.250, SLG: 0.250										4	0	1	2	0	1	4				
23 Carlos Pena, L (1.3)										4	0	0	0	0	4	3				
5 Pat Burrell, R (1.10)										4	0	0	0	0	0	3				
20 Matt Joyce, L (1.8)										4	0	0	0	0	2	0				
30 Dioner Navarro, S (1.2)										4	0	0	0	0	2	0				
26 Gabe Gross, L (1.9)										3	1	0	0	1	3	0				
8 Jason Bartlett, R (1.6)										1	1	0	0	1	0	0				
Inning Stats	R: 0 E: 0 K: 2 S: 8	H: 0 LOB: 0 BB: 0 P: 11	R: 0 E: 0 K: 1 S: 5	H: 0 LOB: 0 BB: 0 P: 5	R: 1 E: 0 K: 0 S: 11	H: 1 LOB: 2 BB: 2 P: 23	R: 0 E: 0 K: 2 S: 8	H: 0 LOB: 0 BB: 0 P: 9	R: 0 E: 0 K: 1 S: 12	H: 1 LOB: 2 BB: 1 P: 19	R: 0 E: 0 K: 2 S: 8	H: 0 LOB: 0 BB: 0 P: 12	R: 2 E: 0 K: 2 S: 13	H: 1 LOB: 1 BB: 1 P: 21	R: 0 E: 0 K: 2 S: 8	H: 0 LOB: 0 BB: 0 P: 15	1B: 2 2B: 1 3B: 0 HR: 0	SF: 1 SAC: 0 DP: 0 HBP: 1	WP: 0 PB: 0 SB: 3 CS: 0	PA: 35
PITCHER	IP WLS BF H R ER SO BB IBB HBP BLK WP HR S P ERA WHIP	IP WLS BF H R ER SO BB IBB HBP BLK WP HR S P ERA WHIP	IP WLS BF H R ER SO BB IBB HBP BLK WP HR S P ERA WHIP	IP WLS BF H R ER SO BB IBB HBP BLK WP HR S P ERA WHIP	IP WLS BF H R ER SO BB IBB HBP BLK WP HR S P ERA WHIP	IP WLS BF H R ER SO BB IBB HBP BLK WP HR S P ERA WHIP	IP WLS BF H R ER SO BB IBB HBP BLK WP HR S P ERA WHIP	IP WLS BF H R ER SO BB IBB HBP BLK WP HR S P ERA WHIP	IP WLS BF H R ER SO BB IBB HBP BLK WP HR S P ERA WHIP	IP WLS BF H R ER SO BB IBB HBP BLK WP HR S P ERA WHIP	IP WLS BF H R ER SO BB IBB HBP BLK WP HR S P ERA WHIP	IP WLS BF H R ER SO BB IBB HBP BLK WP HR S P ERA WHIP	IP WLS BF H R ER SO BB IBB HBP BLK WP HR S P ERA WHIP	IP WLS BF H R ER SO BB IBB HBP BLK WP HR S P ERA WHIP	IP WLS BF H R ER SO BB IBB HBP BLK WP HR S P ERA WHIP	IP WLS BF H R ER SO BB IBB HBP BLK WP HR S P ERA WHIP	IP WLS BF H R ER SO BB IBB HBP BLK WP HR S P ERA WHIP			
19 Josh Beckett, R (1.1) ERA: 1.29	7.0	W	26	2	1	1	10	3	0	0	0	0	0	0	61	93	1.29	0.714		
37 Hideki Okajima, L (8.1) ERA: 54.0	0.1		3	0	2	2	1	1	0	1	0	0	0	0	6	12	54.00	3.000		
63 Justin Masterson, R (8.1) ERA:	0.2	H	3	1	0	0	1	0	0	0	0	0	0	7	9	0.00	1.500			
58 Jonathan Papelbon, R (9.1) ERA:	1.0	S	3	0	0	0	2	0	0	0	0	0	0	8	15	0.00	0.000			

Batter	1	2	3	4	5	6	7	8	9	AB	R	H	RBI	BB	SO	LOB	BOTTOM			
2 Jacoby Ellsbury, L (1.8)										4	0	0	0	0	1	0	Tampa Bay Rays @ Boston Red Sox Fenway Park, Boston, MA Tue Apr 07 2009, 4:05 PM EDT Att: 37,057 - Cloudy - 45 F			
15 Dustin Pedroia, R (1.4) OBP: 0.500, SLG: 1.333										3	2	1	1	1	0	0				
34 David Ortiz, L (1.10) OBP: 0.500, SLG: 0.333										3	0	1	0	1	0	1				
20 Kevin Youkilis, R (1.3) OBP: 0.500, SLG: 0.750										4	1	2	0	0	0	2				
7 J.D. Drew, L (1.9) OBP: 0.500, SLG: 0.667										3	0	1	1	1	0	2				
44 Jason Bay, R (1.7) OBP: 0.500, SLG: 0.333										3	1	1	1	1	0	3				
25 Mike Lowell, R (1.5) OBP: 0.250, SLG: 0.500										4	0	1	1	0	0	5				
12 Jed Lowrie, S (1.6) OBP: 0.250, SLG: 0.250										4	0	1	0	0	2	0				
33 Jason Varitek, S (1.2) OBP: 0.250, SLG: 1.000										4	1	1	1	0	0	2				
Inning Stats	R: 1 E: 0 K: 1 S: 14	H: 3 LOB: 3 BB: 1 P: 27	R: 0 E: 0 K: 0 S: 8	H: 0 LOB: 0 BB: 0 P: 10	R: 3 E: 0 K: 0 S: 19	H: 4 LOB: 2 BB: 1 P: 30	R: 0 E: 0 K: 0 S: 10	H: 0 LOB: 0 BB: 0 P: 12	R: 0 E: 0 K: 1 S: 6	H: 1 LOB: 1 BB: 1 P: 12	R: 1 E: 0 K: 1 S: 10	H: 1 LOB: 0 BB: 0 P: 12	R: 0 E: 0 K: 0 S: 10	H: 0 LOB: 1 BB: 1 P: 18	R: 0 E: 0 K: 1 S: 8	H: 0 LOB: 0 BB: 0 P: 10	1B: 4 2B: 3 3B: 0 HR: 2	SF: 0 SAC: 0 DP: 1 HBP: 0	WP: 1 PB: 0 SB: 0 CS: 0	PA: 36
PITCHER	IP WLS BF H R ER SO BB IBB HBP BLK WP HR S P ERA WHIP	IP WLS BF H R ER SO BB IBB HBP BLK WP HR S P ERA WHIP	IP WLS BF H R ER SO BB IBB HBP BLK WP HR S P ERA WHIP	IP WLS BF H R ER SO BB IBB HBP BLK WP HR S P ERA WHIP	IP WLS BF H R ER SO BB IBB HBP BLK WP HR S P ERA WHIP	IP WLS BF H R ER SO BB IBB HBP BLK WP HR S P ERA WHIP	IP WLS BF H R ER SO BB IBB HBP BLK WP HR S P ERA WHIP	IP WLS BF H R ER SO BB IBB HBP BLK WP HR S P ERA WHIP	IP WLS BF H R ER SO BB IBB HBP BLK WP HR S P ERA WHIP	IP WLS BF H R ER SO BB IBB HBP BLK WP HR S P ERA WHIP	IP WLS BF H R ER SO BB IBB HBP BLK WP HR S P ERA WHIP	IP WLS BF H R ER SO BB IBB HBP BLK WP HR S P ERA WHIP	IP WLS BF H R ER SO BB IBB HBP BLK WP HR S P ERA WHIP	IP WLS BF H R ER SO BB IBB HBP BLK WP HR S P ERA WHIP	IP WLS BF H R ER SO BB IBB HBP BLK WP HR S P ERA WHIP	IP WLS BF H R ER SO BB IBB HBP BLK WP HR S P ERA WHIP	IP WLS BF H R ER SO BB IBB HBP BLK WP HR S P ERA WHIP			
33 James Shields, R (1.1) ERA: 8.44	5.1	L	27	9	5	5	2	3	0	0	0	0	0	0	64	100	8.44	2.250		
31 Lance Cormier, R (6.1) ERA:	1.2		6	0	0	0	0	1	0	0	0	1	0	13	21	0.00	0.600			
46 Joe Nelson, R (8.1) ERA:	1.0		3	0	0	0	1	0	0	0	0	0	0	8	10	0.00	0.000			

Batter	1	2	3	4	5	6	7	8	9	AB	R	H	RBI	BB	SO	LOB	TOP			
8 Jason Bartlett, R OBP: 0.625, SLG: 0.500										5	1	3	1	0	2	0				
13 Carl Crawford, L OBP: 0.444, SLG: 0.625										5	0	3	1	0	0	0				
3 Evan Longoria, R OBP: 0.333, SLG: 0.778										5	1	2	1	0	0	6				
23 Carlos Pena, L OBP: 0.125, SLG: 0.500										4	1	1	2	0	1	2				
5 Pat Burrell, R (1, 10)										3	0	0	0	1	0	0				
30 Dioner Navarro, S (1, 2)										4	0	0	0	0	1	1				
18 Ben Zobrist, S (1, 9)										4	0	0	0	0	1	1	AB 37			
19 Gabe Kapler, R OBP: 0.500, SLG: 0.667										3	1	1	0	1	1	1	R 7			
1 Akinori Iwamura, L OBP: 0.750, SLG: 0.833										4	3	3	0	0	0	0	H 13			
Inning Stats	R: 0 H: 1 E: 0 K: 2 S: 15	H: 0 R: 0 ER: 0 SO: 1 BB: 0 P: 21	R: 1 H: 3 E: 1 K: 0 S: 15	H: 3 R: 0 ER: 0 SO: 1 BB: 0 P: 21	R: 0 H: 0 E: 0 K: 0 S: 5	H: 0 R: 0 ER: 0 SO: 0 BB: 0 P: 10	R: 4 H: 4 E: 0 K: 0 S: 13	H: 4 R: 0 ER: 0 SO: 0 BB: 1 P: 24	R: 0 H: 0 E: 0 K: 0 S: 10	H: 0 R: 0 ER: 0 SO: 0 BB: 0 P: 17	R: 0 H: 0 E: 0 K: 1 S: 10	H: 0 R: 0 ER: 0 SO: 0 BB: 0 P: 13	R: 1 H: 1 E: 0 K: 0 S: 9	H: 1 R: 0 ER: 0 SO: 0 BB: 0 P: 16	R: 1 H: 4 E: 0 K: 0 S: 13	H: 4 R: 0 ER: 0 SO: 0 BB: 0 P: 20	1B: 8 2B: 3 HR: 2	SF: 0 SAC: 0 DP: 2 HBP: 0	WP: 0 PB: 0 SB: 0 CS: 0	PA: 39
PITCHER	IP WLS BF H R ER SO BB IBB HBP BLK WP HR S P ERA WHIP																			
31 Jon Lester, L ERA: 9.0	5.0 L 23 8 5 5 5 2 0 0 0 0 0 1 60 94 9.00 2.000																			
17 Manny Delcarmen, R ERA: 9.0	1.0 3 0 0 0 0 0 0 0 0 0 0 0 10 17 0.00 0.000																			
56 Ramon E Ramirez, R ERA: 9.0	1.0 3 0 0 0 1 0 0 0 0 0 0 0 10 13 0.00 0.000																			
24 Takashi Saito, R ERA: 9.0	1.0 4 1 1 1 0 0 0 0 0 0 0 1 9 16 9.00 1.000																			
48 Javier López, L ERA: 9.0	1.0 6 4 1 1 0 0 0 0 0 0 0 0 13 20 9.00 4.000																			

Tampa Bay Rays @ Boston Red Sox
Fenway Park, Boston, MA
Wed Apr 08 2009, 7:10 PM EDT
Att: 37,552 - Cloudy - 45 F

AB 37
R 7
H 13
RBI 5
BB 2
SO 6
LOB 11



Batter	1	2	3	4	5	6	7	8	9	AB	R	H	RBI	BB	SO	LOB	BOTTOM			
2 Jacoby Ellsbury, L OBP: 0.111, SLG: 0.111										5	0	1	0	0	0	0				
15 Dustin Pedroia, R OBP: 0.444, SLG: 0.857										4	1	1	0	1	1	1				
34 David Ortiz, L OBP: 0.500, SLG: 0.333										3	1	1	0	1	1	1				
20 Kevin Youkilis, R OBP: 0.625, SLG: 0.750										4	0	3	1	0	1	2				
5 Rocco Baldelli, R OBP: 0.250, SLG: 0.250										4	0	1	0	0	2	4				
44 Jason Bay, R OBP: 0.375, SLG: 0.429										4	0	1	1	0	1	2				
25 Mike Lowell, R OBP: 0.250, SLG: 0.286										3	0	0	0	0	0	2				
12 Jed Lowrie, S OBP: 0.250, SLG: 0.143										3	0	0	0	1	2	3				
33 Jason Varitek, S OBP: 0.125, SLG: 0.500										4	0	0	0	0	0	1				
Inning Stats	R: 0 H: 0 E: 0 K: 2 S: 13	H: 0 R: 0 ER: 0 SO: 1 BB: 1 P: 16	R: 1 H: 2 E: 0 K: 1 S: 12	H: 2 R: 0 ER: 0 SO: 1 BB: 0 P: 17	R: 0 H: 0 E: 0 K: 0 S: 6	H: 0 R: 0 ER: 0 SO: 0 BB: 0 P: 9	R: 0 H: 1 E: 0 K: 0 S: 13	H: 1 R: 0 ER: 0 SO: 0 BB: 0 P: 22	R: 0 H: 2 E: 0 K: 1 S: 12	H: 2 R: 0 ER: 0 SO: 0 BB: 0 P: 22	R: 0 H: 0 E: 0 K: 1 S: 10	H: 0 R: 0 ER: 0 SO: 0 BB: 0 P: 15	R: 1 H: 3 E: 0 K: 3 S: 15	H: 3 R: 0 ER: 0 SO: 0 BB: 0 P: 22	R: 0 H: 0 E: 0 K: 0 S: 7	H: 0 R: 0 ER: 0 SO: 0 BB: 0 P: 10	1B: 6 2B: 2 HR: 0	SF: 0 SAC: 0 DP: 0 HBP: 1	WP: 0 PB: 0 SB: 0 CS: 0	PA: 38
PITCHER	IP WLS BF H R ER SO BB IBB HBP BLK WP HR S P ERA WHIP																			
19 Scott Kazmir, L ERA: 1.5	6.0 W 25 5 1 1 4 0 3 0 0 0 0 0 0 10 15 1.50 1.333																			
35 Dan Wheeler, R ERA: 13.5	1.0 3 0 0 0 1 0 0 0 0 0 0 0 10 15 0.00 0.000																			
39 J.P. Howell, L ERA: 13.5	0.2 6 3 1 1 2 0 0 0 1 0 0 0 0 11 16 13.50 4.500																			
50 Grant Balfour, R ERA: 13.5	1.1 S 4 0 0 0 1 0 0 0 0 0 0 0 0 11 16 0.00 0.000																			

Tampa Bay Rays @ Boston Red Sox
Fenway Park, Boston, MA
Wed Apr 08 2009, 7:10 PM EDT
Att: 37,552 - Cloudy - 45 F

AB 34
R 2
H 8
RBI 2
BB 3
SO 8
LOB 16



Batter	1	2	3	4	5	6	7	8	9	AB	R	H	RBI	BB	SO	LOB	TOP			
1 Akinori Iwamura, L (1.4) OBP: 0.815, SLG: 0.700										4	1	1	0	1	2	1				
13 Carl Crawford, L (1.7) OBP: 0.286, SLG: 0.385										5	0	0	0	0	1	3				
3 Evan Longoria, R (1.5) OBP: 0.429, SLG: 1.000										5	1	3	2	0	1	1				
23 Carlos Pena, L (1.3) OBP: 0.385, SLG: 0.500										2	0	1	0	3	0	1				
16 Willy Aybar, S (1.10) OBP: 0.600, SLG: 0.667										3	0	1	0	2	2	3				
20 Matt Joyce, L (1.8) OBP: 0.250, SLG: 0.571										3	1	1	1	0	0	3				
5 Pat Burrell, R (9, PH) OBP: 0.222, SLG: 0.125										1	0	1	0	0	0	0				
18 Ben Zobrist, S (9, PR) (9, 9)										0	0	0	0	0	0	0				
26 Gabe Gross, L (1.9) OBP: 0.400, SLG: 0.500										3	0	0	0	1	0	2				
9 Shawn Riggans, R (1.2) OBP: 0.250, SLG: 1.000										4	1	1	1	0	0	3				
8 Jason Bartlett, R (1.6) OBP: 0.500, SLG: 0.500										4	0	1	0	0	1	0				
Inning Stats	R: 0 E: 0 K: 2 S: 12	H: 1 LOB: 2 BB: 1 P: 19	R: 1 E: 0 K: 0 S: 8	H: 1 LOB: 0 BB: 0 P: 14	R: 2 E: 0 K: 2 S: 15	H: 2 LOB: 1 BB: 1 P: 26	R: 1 E: 0 K: 0 S: 11	H: 2 LOB: 1 BB: 0 P: 15	R: 0 E: 0 K: 1 S: 13	H: 1 LOB: 1 BB: 2 P: 20	R: 0 E: 0 K: 0 S: 7	H: 0 LOB: 0 BB: 2 P: 18	R: 0 E: 0 K: 1 S: 8	H: 0 LOB: 0 BB: 0 P: 12	R: 0 E: 0 K: 1 S: 18	H: 1 LOB: 3 BB: 2 P: 34	1B: 3 2B: 4 3B: 0 HR: 3	SF: 0 SAC: 0 DP: 2 HBP: 1	WP: 1 PB: 0 SB: 1 CS: 0	PA: 43
PITCHER	IP WLS BF H R ER SO BB IBB HBP BLK WP HR S P ERA WHIP																			
18 Daisuke Matsuzaka, R (1.1) ERA: 6.75	5.1 L 28 9 4 4 5 2 1 1 0 1 3 60 100 6.75 2.062																			
17 Manny Delcarmen, R (6, 1) ERA:	1.0 5 0 0 0 0 2 0 0 0 0 0 0 12 25 0.00 2.000																			
56 Ramon E Ramirez, R (7, 1) ERA:	1.2 4 0 0 0 1 0 0 0 0 0 0 9 13 0.00 0.000																			
37 Hideki Okajima, L (9, 1) ERA: 18.0	0.2 5 1 0 0 1 2 0 0 0 0 0 0 16 30 0.00 4.500																			
63 Justin Masterson, R (9, 1) ERA:	0.1 1 0 0 0 0 0 0 0 0 0 0 0 2 4 0.00 0.000																			

Tampa Bay Rays @ Boston Red Sox
Fenway Park, Boston, MA
Thu Apr 09 2009, 1:35 PM EDT
Att: 37,784 - Sunny - 58 F

AB	35
R	4
H	10
RBI	4
BB	7
SO	7
LOB	20



Batter	1	2	3	4	5	6	7	8	9	AB	R	H	RBI	BB	SO	LOB	BOTTOM					
2 Jacoby Ellsbury, L (1.8) OBP: 0.214, SLG: 0.154										4	0	1	0	1	2	0						
15 Dustin Pedroia, R (1.4) OBP: 0.286, SLG: 0.500										5	0	0	0	0	1	2						
34 David Ortiz, L (1.10) OBP: 0.462, SLG: 0.222										3	0	0	0	2	1	2						
20 Kevin Youkilis, R (1.3) OBP: 0.692, SLG: 0.833										4	2	3	0	1	0	1						
7 J.D. Drew, L (1.9) OBP: 0.250, SLG: 0.286										4	0	0	0	0	0	6						
44 Jason Bay, R (1.7) OBP: 0.417, SLG: 0.600										3	0	1	1	1	0	0						
25 Mike Lowell, R (1.5) OBP: 0.250, SLG: 0.364										4	0	1	1	0	0	1						
22 Nick Green, R (8, PR) (8, 9)										0	0	0	0	0	0	0						
12 Jed Lowrie, S (1.6) OBP: 0.167, SLG: 0.091										4	0	0	0	0	2	3						
33 Jason Varitek, S (1.2) OBP: 0.167, SLG: 0.667										4	1	1	1	0	0	1						
Inning Stats	R: 0 E: 1 K: 1 S: 10	H: 0 LOB: 2 BB: 1 P: 21	R: 0 E: 0 K: 0 S: 10	H: 0 LOB: 0 BB: 0 P: 16	R: 0 E: 0 K: 2 S: 12	H: 1 LOB: 2 BB: 1 P: 20	R: 0 E: 0 K: 1 S: 7	H: 0 LOB: 0 BB: 0 P: 11	R: 0 E: 0 K: 0 S: 9	H: 0 LOB: 1 BB: 1 P: 19	R: 1 E: 0 K: 0 S: 8	H: 2 LOB: 1 BB: 0 P: 9	R: 0 E: 0 K: 1 S: 7	H: 0 LOB: 0 BB: 0 P: 10	R: 1 E: 0 K: 1 S: 14	H: 2 LOB: 2 BB: 1 P: 27	R: 1 E: 0 K: 0 S: 11	H: 1 LOB: 1 BB: 1 P: 22	1B: 3 2B: 2 3B: 1 HR: 1	SF: 0 SAC: 0 DP: 0 HBP: 0	WP: 0 PB: 0 SB: 1 CS: 0	PA: 40
PITCHER	IP WLS BF H R ER SO BB IBB HBP BLK WP HR S P ERA WHIP																					
22 Matt Garza, R (1.1) ERA: 1.29	7.0 W 29 4 1 1 1 0 0 0 0 0 0 7 12 13.50 1.500																					
52 Brian Shouse, L (8, 1) ERA: 13.5	0.2 H 3 1 1 1 0 0 0 0 0 0 0 7 15 0.00 6.000																					
46 Joe Nelson, R (8, 1) ERA:	0.1 H 3 1 0 0 1 1 0 0 0 0 0 7 15 0.00 6.000																					
40 Troy Percival, R (9, 1) ERA: 9.0	1.0 S 5 1 1 1 0 1 0 0 0 0 1 11 22 9.00 2.000																					

Tampa Bay Rays @ Boston Red Sox
Fenway Park, Boston, MA
Thu Apr 09 2009, 1:35 PM EDT
Att: 37,784 - Sunny - 58 F

AB	35
R	3
H	7
RBI	3
BB	5
SO	6
LOB	16



Batter	1	2	3	4	5	6	7	8	9	AB	R	H	RBI	BB	SO	LOB	TOP					
2 Jacoby Ellsbury, L (1, 8) OBP: 0.273, SLG: 0.238										4	0	1	0	0	0	3						
15 Dustin Pedroia, R (1, 4) OBP: 0.273, SLG: 0.421										4	0	0	0	0	0	1						
34 David Ortiz, L (1, 10) OBP: 0.286, SLG: 0.125										4	0	0	0	0	1	1						
20 Kevin Youkilis, R (1, 3) OBP: 0.571, SLG: 0.632											3	0	0	0	1	0						
5 Rocco Baldelli, R (1, 9) OBP: 0.375, SLG: 0.375											4	1	2	0	0	0						
44 Jason Bay, R (1, 7) OBP: 0.500, SLG: 0.933										3	3	2	3	1	0	2						
25 Mike Lowell, R (1, 5) OBP: 0.250, SLG: 0.474											4	1	1	2	0	2						
12 Jed Lowrie, S (1, 6) OBP: 0.150, SLG: 0.056											3	0	0	0	1	1						
33 Jason Varitek, S (1, 2) OBP: 0.267, SLG: 0.733											3	0	2	0	0	1						
Inning Stats	R: 0 E: 0 K: 0 S: 6	H: 1 LOB: 0 BB: 0 P: 13	R: 0 E: 0 K: 0 S: 8	H: 1 LOB: 1 BB: 1 P: 13	R: 0 E: 0 K: 0 S: 10	H: 0 LOB: 0 BB: 1 P: 16	R: 0 E: 0 K: 1 S: 5	H: 0 LOB: 0 BB: 0 P: 8	R: 2 E: 0 K: 0 S: 8	H: 2 LOB: 1 BB: 1 P: 15	R: 0 E: 0 K: 0 S: 5	H: 0 LOB: 0 BB: 0 P: 10	R: 2 E: 0 K: 1 S: 11	H: 3 LOB: 1 BB: 0 P: 16	R: 0 E: 0 K: 0 S: 6	H: 0 LOB: 0 BB: 0 P: 9	R: 1 E: 0 K: 0 S: 10	H: 1 LOB: 0 BB: 0 P: 17	1B: 4 2B: 1 3B: 0 HR: 3	SF: 0 SAC: 0 DP: 2 HBP: 0	WP: 0 PB: 0 SB: 1 CS: 1	PA: 35
PITCHER	IP WLS BF H R ER SO BB IBB HBP BLK WP HR S P ERA WHIP																					
51 Joe Saunders, L (1, 1) ERA: 2.63	7.0 L 28 7 4 4 2 3 0 0 0 0 0 2 53 91 5.14 1.429																					
65 Kevin Jepsen, R (8, 1) ERA: 10.13	1.0 3 0 0 0 0 0 0 0 0 0 0 0 6 9 0.00 0.000																					
33 Justin Speier, R (9, 1) ERA: 9.0	1.0 4 1 1 1 0 0 0 0 0 0 0 1 10 17 9.00 1.000																					

Boston Red Sox @ Los Angeles Angels
Angel Stadium of Anaheim, Anaheim, CA

Sat Apr 11 2009, 1:10 PM PDT
Att: 40,163 - Cloudy - 63 F

AB 32
R 5
H 8
RBI 5
BB 3
SO 2
LOB 10



Batter	1	2	3	4	5	6	7	8	9	AB	R	H	RBI	BB	SO	LOB	BOTTOM					
Chone Figgins, S (1, 5) OBP: 0.358, SLG: 0.353											3	1	1	0	2	1						
47 Howie Kendrick, R (1, 4) OBP: 0.250, SLG: 0.348											5	0	1	0	0	5						
53 Bobby Abreu, L (1, 9) OBP: 0.348, SLG: 0.300										3	0	0	1	1	0	1						
27 Vladimir Guerrero, R (1, 10) OBP: 0.318, SLG: 0.250										4	0	0	0	0	2							
48 Torii Hunter, R (1, 8) OBP: 0.286, SLG: 0.444											4	1	1	1	0	1						
8 Kendrys Morales, S (1, 3) OBP: 0.400, SLG: 0.526											4	0	2	0	0	1						
77 Reggie Willits, S (9, FR)											0	0	0	0	0	0						
20 Juan Rivera, R (1, 7) OBP: 0.250, SLG: 0.313										4	0	0	0	0	2							
44 Mike Napoli, R (1, 2) OBP: 0.750, SLG: 2.000										3	2	3	2	1	0	0						
2 Erick Aybar, S (1, 6) OBP: 0.143, SLG: 0.167										4	0	0	0	0	1	3						
Inning Stats	R: 1 E: 0 K: 0 S: 6	H: 0 LOB: 0 BB: 1 P: 15	R: 0 E: 0 K: 1 S: 8	H: 0 LOB: 0 BB: 0 P: 11	R: 1 E: 0 K: 0 S: 9	H: 2 LOB: 2 BB: 1 P: 17	R: 0 E: 0 K: 0 S: 11	H: 1 LOB: 0 BB: 0 P: 13	R: 1 E: 0 K: 0 S: 14	H: 2 LOB: 1 BB: 0 P: 22	R: 0 E: 0 K: 1 S: 6	H: 0 LOB: 0 BB: 0 P: 8	R: 0 E: 0 K: 1 S: 9	H: 1 LOB: 1 BB: 0 P: 17	R: 0 E: 0 K: 0 S: 9	H: 0 LOB: 0 BB: 0 P: 14	R: 1 E: 0 K: 1 S: 27	H: 2 LOB: 3 BB: 2 P: 37	1B: 2 2B: 3 3B: 0 HR: 3	SF: 0 SAC: 0 DP: 1 HBP: 0	WP: 0 PB: 0 SB: 1 CS: 0	PA: 38
PITCHER	IP WLS BF H R ER SO BB IBB HBP BLK WP HR S P ERA WHIP																					
36 Brad Penny, R (1, 1) ERA: 4.5	6.0 W 24 5 3 3 2 2 0 0 0 0 0 0 16 29 4.50 1.167																					
56 Ramon E Ramirez, R (7, 1) ERA: 3.86	1.2 H 6 1 0 0 1 0 0 0 0 0 0 0 16 29 0.00 0.600																					
58 Jonathan Papelbon, R (8, 1) ERA: 3.86	1.1 S 8 2 1 1 1 2 0 0 0 0 0 1 29 39 6.75 3.000																					

Boston Red Sox @ Los Angeles Angels
Angel Stadium of Anaheim, Anaheim, CA

Sat Apr 11 2009, 1:10 PM PDT
Att: 40,163 - Cloudy - 63 F

AB 34
R 4
H 8
RBI 4
BB 4
SO 4
LOB 14



Batter	1	2	3	4	5	6	7	8	9	AB	R	H	RBI	BB	SO	LOB	TOP					
1 Brian Roberts, S (1,4) OBP: 0.491, SLG: 0.521										2	0	0	0	2	1	0	Baltimore Orioles @ Boston Red Sox Fenway Park, Boston, MA Sun Apr 19 2009, 1:35 PM EDT Att: 37,869 - Partly Cloudy - 49 F					
Adam Jones, R (1,8) OBP: 0.472, SLG: 0.698										1	0	0	0	0	0	0						
18 Felix Pie, L (2,8)										3	0	0	0	0	1	4						
21 Nick Markakis, L (1,9) OBP: 0.426, SLG: 0.587										4	1	1	0	0	2	2						
17 Aubrey Huff, L (1,3) OBP: 0.358, SLG: 0.426										4	0	1	0	0	2	2						
23 Ty Wigginton, R (1,5) OBP: 0.341, SLG: 0.270										4	0	2	1	0	0	1						
30 Luke Scott, L (1,10) OBP: 0.340, SLG: 0.476										4	0	0	0	0	1	3						
2 Ryan Freel, R (1,7) OBP: 0.316, SLG: 0.071										3	0	0	0	0	1	1						
9 Gregg Zaun, S (9, PH) OBP: 0.250, SLG: 0.258										1	0	0	0	0	1	1						
16 Chad Moeller, R (1,2) OBP: 0.286, SLG: 0.571										3	0	0	0	0	0	0						
12 Robert Andino, R (1,6) OBP: 0.500, SLG: 0.444										3	0	2	0	0	0	0						
Inning Stats	R: 0 E: 0 K: 1 S: 8	H: 0 LOB: 0 BB: 0 P: 13	R: 0 E: 0 K: 1 S: 9	H: 1 LOB: 0 BB: 0 P: 12	R: 0 E: 0 K: 2 S: 10	H: 1 LOB: 2 BB: 1 P: 20	R: 0 E: 0 K: 2 S: 7	H: 0 LOB: 0 BB: 0 P: 14	R: 0 E: 0 K: 1 S: 11	H: 0 LOB: 0 BB: 0 P: 15	R: 0 E: 0 K: 2 S: 16	H: 1 LOB: 2 BB: 1 P: 23	R: 0 E: 0 K: 0 S: 6	H: 1 LOB: 1 BB: 0 P: 11	R: 0 E: 0 K: 0 S: 8	H: 0 LOB: 0 BB: 0 P: 15	R: 1 E: 0 K: 1 S: 15	H: 2 LOB: 1 BB: 0 P: 23	1B: 6 2B: 0 3B: 0 HR: 0	SF: 0 SAC: 0 DP: 0 HBP: 0	WP: 1 PB: 1 SB: 0 CS: 1	PA: 34
PITCHER	IP WLS BF H R ER SO BB IBB HBP BLK WP HR S P ERA WHIP	7.0 W 26 4 0 0 9 2 0 0 0 1 0 67 108 0.00 0.857	1.0 H 3 0 0 0 0 0 0 0 0 0 0 8 15 0.00 0.000	1.0 S 5 2 1 1 1 0 0 0 0 0 0 15 23 9.00 2.000	PITCHER										IP WLS BF H R ER SO BB IBB HBP BLK WP HR S P ERA WHIP							

AB 32
R 1
H 6
RBI 1
BB 2
SO 10
LOB 15



Batter	1	2	3	4	5	6	7	8	9	AB	R	H	RBI	BB	SO	LOB	BOTTOM			
2 Jacoby Ellsbury, L (1,8) OBP: 0.283, SLG: 0.260										4	0	2	0	0	0	1	Baltimore Orioles @ Boston Red Sox Fenway Park, Boston, MA Sun Apr 19 2009, 1:35 PM EDT Att: 37,869 - Partly Cloudy - 49 F			
15 Dustin Pedroia, R (1,4) OBP: 0.304, SLG: 0.353										4	0	1	1	0	0	2				
34 David Ortiz, L (1,10) OBP: 0.255, SLG: 0.191										4	0	0	0	0	2	2				
20 Kevin Youkilis, R (1,3) OBP: 0.537, SLG: 0.787										2	1	1	0	1	0	0				
7 J.D. Drew, L (1,9) OBP: 0.356, SLG: 0.615										3	0	0	0	0	1	2				
44 Jason Bay, R (1,7) OBP: 0.482, SLG: 0.658										3	0	0	0	0	1	2				
25 Mike Lowell, R (1,5) OBP: 0.327, SLG: 0.467										3	0	1	1	0	0	1				
16 George Kottaras, L (1,2) OBP: 0.300, SLG: 0.333										3	0	0	0	0	1	1				
22 Nick Green, R (1,6) OBP: 0.348, SLG: 0.381										3	1	1	0	0	0	0				
Inning Stats	R: 0 E: 0 K: 1 S: 9	H: 0 LOB: 0 BB: 0 P: 12	R: 1 E: 0 K: 1 S: 16	H: 2 LOB: 1 BB: 0 P: 22	R: 0 E: 0 K: 0 S: 14	H: 1 LOB: 1 BB: 0 P: 19	R: 0 E: 0 K: 0 S: 10	H: 0 LOB: 1 BB: 1 P: 18	R: 1 E: 0 K: 2 S: 10	H: 2 LOB: 1 BB: 0 P: 11	R: 0 E: 0 K: 1 S: 7	H: 0 LOB: 0 BB: 0 P: 10	R: 0 E: 0 K: 0 S: 9	H: 0 LOB: 0 BB: 0 P: 13	R: 0 E: 0 K: 0 S: 8	H: 1 LOB: 0 BB: 0 P: 12		1B: 3 2B: 3 3B: 0 HR: 0	SF: 0 SAC: 0 DP: 1 HBP: 0	WP: 0 PB: 0 SB: 0 CS: 0
PITCHER	IP WLS BF H R ER SO BB IBB HBP BLK WP HR S P ERA WHIP	7.0 L 27 5 2 2 5 1 0 0 0 0 0 75 105 2.57 0.857	1.0 3 1 0 0 0 0 0 0 0 0 0 0 8 12 0.00 1.000	PITCHER										IP WLS BF H R ER SO BB IBB HBP BLK WP HR S P ERA WHIP						

AB 29
R 2
H 6
RBI 2
BB 1
SO 5
LOB 11



Batter	1	2	3	4	5	6	7	8	9	AB	R	H	RBI	BB	SO	LOB	TOP										
1 Brian Roberts, S OBP: 0.475, SLG: 0.519	G6-3		G4-3		K			2B		4	0	1	0	0	1	1	Baltimore Orioles @ Boston Red Sox Fenway Park, Boston, MA Mon Apr 20 2009, 11:05 AM EDT Att: 37,865 - Cloudy - 46 F										
3 Cesar Izturis, S OBP: 0.209, SLG: 0.244	L6		2B			G6-3		G5-3		4	0	1	1	0	0	1											
21 Nick Markakis, L OBP: 0.414, SLG: 0.560	G4-3		F8			1B		F8		4	0	1	0	0	0	3											
17 Aubrey Huff, L OBP: 0.368, SLG: 0.408		K				E6		BB		2	0	0	0	2	1	1											
23 Ty Wigginton, R OBP: 0.311, SLG: 0.244	F8		G6-4-3			G6-4-3		BB		4	0	0	0	0	0	5											
30 Luke Scott, L OBP: 0.353, SLG: 0.467										3	0	1	0	1	0	0											
9 Gregg Zaun, S OBP: 0.250, SLG: 0.235										3	0	0	0	1	1	2											
2 Ryan Freel, R OBP: 0.350, SLG: 0.133										1	0	1	0	0	0	0											
12 Robert Andino, R OBP: 0.385, SLG: 0.333										3	1	0	0	0	0	1											
18 Felix Pie, L OBP: 0.216, SLG: 0.235										3	0	0	0	0	1	2											
Inning Stats	R: 0 E: 0 K: 0 S: 9	H: 0 LOB: 0 BB: 12	R: 0 E: 0 K: 1 S: 7	H: 0 LOB: 1 BB: 16	R: 1 E: 0 K: 0 S: 11	H: 2 LOB: 1 BB: 0 P: 16	R: 0 E: 0 K: 1 S: 8	H: 1 LOB: 1 BB: 1 P: 12	R: 0 E: 0 K: 1 S: 12	H: 0 LOB: 0 BB: 0 P: 17	R: 0 E: 0 K: 0 S: 15	H: 1 LOB: 1 BB: 20	R: 0 E: 0 K: 1 S: 9	H: 0 LOB: 1 BB: 19	R: 0 E: 0 K: 0 S: 11	H: 1 LOB: 2 BB: 0 P: 15	R: 0 E: 0 K: 0 S: 9	H: 0 LOB: 1 BB: 0 P: 15	1B: 4 2B: 1 3B: 0 HR: 0	SF: 0 SAC: 1 DP: 2 HBP: 0	WP: 0 PB: 0 SB: 1 CS: 0	PA: 36					
PITCHER	IP	WLS	BF	H	R	ER	SO	BB	IBB	HBP	BLK	WP	HR	S	P	ERA	WHIP										
63 Justin Masterson, R ERA: 3.18	5.1	W	21	4	1	1	3	2	0	0	0	0	0	56	84	1.69	1.125										
17 Manny Delcarmen, R ERA: 4.5	1.1	H	5	0	0	0	0	1	0	0	0	0	0	12	25	0.00	0.750										
37 Hideki Okajima, L ERA: 4.5	0.1		1	0	0	0	1	0	0	0	0	0	0	3	3	0.00	0.000										
48 Javier López, L ERA: 5.79	1.0		5	1	0	0	0	1	0	0	0	0	0	11	24	0.00	2.000										
62 Hunter Jones, L ERA:	1.0		4	0	0	0	0	0	0	0	0	0	0	9	15	0.00	0.000										

Batter	1	2	3	4	5	6	7	8	9	AB	R	H	RBI	BB	SO	LOB	BOTTOM											
2 Jacoby Ellsbury, L OBP: 0.305, SLG: 0.304	15 1B	G4-3			K			F7		6	3	3	1	0	1	0	Baltimore Orioles @ Boston Red Sox Fenway Park, Boston, MA Mon Apr 20 2009, 11:05 AM EDT Att: 37,865 - Cloudy - 46 F											
15 Dustin Pedroia, R OBP: 0.339, SLG: 0.404	34 2B	K						P6		6	3	4	3	0	1	0												
34 David Ortiz, L OBP: 0.333, SLG: 0.275	5 FC6-4									4	1	2	2	0	1	1												
20 Kevin Youkilis, R OBP: 0.559, SLG: 0.776	5 FC6-4									2	0	1	1	3	0	0												
5 Rocco Baldelli, R OBP: 0.286, SLG: 0.231	FC6-4									2	0	0	1	0	0	2												
54 Chris Carter, L										2	0	0	1	0	2	4												
44 Jason Bay, R OBP: 0.474, SLG: 0.634	P3									3	1	1	0	2	0	4												
25 Mike Lowell, R OBP: 0.333, SLG: 0.480	F9									5	1	2	2	0	1	4												
51 Gil Velazquez, R OBP: 0.200, SLG: 0.333										0	0	0	0	0	0	0												
33 Jason Varitek, S OBP: 0.341, SLG: 0.583										5	2	2	1	0	1	4												
16 George Kottaras, L OBP: 0.200, SLG: 0.333										0	0	0	0	0	0	0												
22 Nick Green, R OBP: 0.321, SLG: 0.320										4	1	0	0	0	1	1												
Inning Stats	R: 2 E: 0 K: 0 S: 15	H: 3 LOB: 2 BB: 1 P: 29	R: 1 E: 0 K: 1 S: 11	H: 1 LOB: 0 BB: 0 P: 19	R: 0 E: 0 K: 2 S: 15	H: 0 LOB: 2 BB: 1 P: 24	R: 0 E: 0 K: 2 S: 7	H: 0 LOB: 0 BB: 0 P: 12	R: 0 E: 0 K: 1 S: 9	H: 1 LOB: 2 BB: 1 P: 19	R: 3 E: 0 K: 1 S: 18	H: 4 LOB: 2 BB: 1 P: 30	R: 6 E: 0 K: 1 S: 24	H: 6 LOB: 3 BB: 1 P: 41	R: 0 E: 0 K: 0 S: 5	H: 0 LOB: 0 BB: 0 P: 7	R: 0 E: 0 K: 0 S: 5	H: 0 LOB: 0 BB: 0 P: 7	1B: 9 2B: 4 3B: 1 HR: 1	SF: 1 SAC: 0 DP: 0 HBP: 2	WP: 0 PB: 0 SB: 1 CS: 0	PA: 47						
PITCHER	IP	WLS	BF	H	R	ER	SO	BB	IBB	HBP	BLK	WP	HR	S	P	ERA	WHIP											
27 Mark Hendrickson, L ERA: 3.96	5.0	L	24	5	3	3	6	2	1	0	0	0	0	1	57	103	5.40	1.400										
45 Dennis Sarfate, R ERA: 7.36	1.0		8	4	3	3	1	1	0	0	0	0	0	18	30	27.00	5.000											
62 Radhames Liz, R ERA: 07.5	0.1		7	3	6	6	0	1	0	2	0	0	0	9	19	162.00	12.000											
34 Matt Albers, R ERA: 5.87	1.2		8	3	0	0	1	0	0	0	0	0	0	20	29	0.00	1.800											



Batter	1	2	3	4	5	6	7	8	9	AB	R	H	RBI	BB	SO	LOB	TOP
2 Denard Span, L OBP: 0.403, SLG: 0.415										3	0	1	0	0	0	1	
25 Alexi Casilla, S OBP: 0.231, SLG: 0.224										3	0	0	0	0	1	3	
33 Justin Morneau, L OBP: 0.344, SLG: 0.483										4	0	1	1	0	0	3	
16 Jason Kubel, L OBP: 0.360, SLG: 0.563										3	0	1	0	0	0	3	
5 Michael Cuddyer, R OBP: 0.271, SLG: 0.333										3	0	0	0	0	1	4	
24 Joe Crede, R OBP: 0.286, SLG: 0.310										2	0	0	0	1	0	0	
55 Mike Redmond, R OBP: 0.290, SLG: 0.250										3	0	0	0	0	0	3	
8 Nick Punto, S OBP: 0.370, SLG: 0.282										3	0	1	0	0	1	0	
22 Carlos Gómez, R OBP: 0.250, SLG: 0.316										3	1	1	0	0	1	1	
Inning Stats	R: 0 E: 0 K: 1 S: 7	H: 0 LOB: 0 BB: 0 P: 10	R: 0 E: 1 K: 0 S: 11	H: 0 LOB: 1 BB: 0 P: 15	R: 0 E: 0 K: 0 S: 7	H: 1 LOB: 2 BB: 0 P: 13	R: 0 E: 0 K: 1 S: 8	H: 1 LOB: 1 BB: 1 P: 14	R: 1 E: 1 K: 1 S: 14	H: 2 LOB: 3 BB: 0 P: 23	R: 0 E: 0 K: 0 S: 6	H: 0 LOB: 0 BB: 0 P: 11	R: 0 E: 0 K: 1 S: 10	H: 1 LOB: 1 BB: 0 P: 16			
PITCHER 49 Tim Wakefield, R ERA: 2.45	IP: 7.0 WLS: W BF: 30 H: 5 R: 1 ER: 1 SO: 4 BB: 1 IBB: 0 HBP: 2 BLK: 0 WP: 1 HR: 0 S: 63 P: 102 ERA: 1.29 WHIP: 0.857																

Minnesota Twins @ Boston Red Sox
Fenway Park, Boston, MA
Wed Apr 22 2009, 12:35 PM EDT
Att: 37,608 - Partly Cloudy - 60 F

AB	27
R	1
H	5
RBI	1
BB	1
SO	4
LOB	18



1B: 2	SF: 0	WP: 1	PA: 30
2B: 3	SAC: 0	FB: 0	
3B: 0	DP: 1	SB: 0	
HR: 0	HBP: 2	CS: 0	

Batter	1	2	3	4	5	6	7	8	9	AB	R	H	RBI	BB	SO	LOB	BOTTOM
2 Jacoby Ellsbury, L OBP: 0.317, SLG: 0.317										4	0	2	0	0	0	0	
15 Dustin Pedroia, R OBP: 0.333, SLG: 0.393										4	0	1	0	0	0	2	
34 David Ortiz, L OBP: 0.297, SLG: 0.309										4	2	2	0	0	0	2	
20 Kevin Youkilis, R OBP: 0.556, SLG: 0.808										3	2	1	2	1	1	0	
7 J.D. Drew, L OBP: 0.408, SLG: 0.690										3	2	3	0	1	0	0	
44 Jason Bay, R OBP: 0.459, SLG: 0.591										3	1	0	1	1	1	3	
25 Mike Lowell, R OBP: 0.362, SLG: 0.574										4	1	3	3	0	0	0	
16 George Kottaras, L OBP: 0.286, SLG: 0.273										2	1	0	1	1	0	2	
22 Nick Green, R OBP: 0.344, SLG: 0.483										4	1	2	3	0	1	0	
Inning Stats	R: 2 E: 0 K: 0 S: 14	H: 3 LOB: 1 BB: 0 P: 20	R: 2 E: 0 K: 0 S: 12	H: 2 LOB: 1 BB: 1 P: 22	R: 2 E: 0 K: 1 S: 8	H: 2 LOB: 0 BB: 0 P: 12	R: 0 E: 0 K: 0 S: 13	H: 1 LOB: 1 BB: 0 P: 19	R: 0 E: 0 K: 1 S: 14	H: 2 LOB: 2 BB: 0 P: 20	R: 0 E: 0 K: 1 S: 9	H: 1 LOB: 0 BB: 0 P: 12	R: 4 E: 0 K: 0 S: 9	H: 3 LOB: 3 BB: 3 P: 25			
PITCHER 30 Scott Baker, R ERA: 12.46 49 Craig Breslow, L ERA: 6.75 31 Juan Morillo, R ERA: 36.0 39 R.A. Dickey, R ERA: 5.0	IP: 4.2 WLS: L BF: 25 H: 10 R: 6 ER: 6 SO: 2 BB: 1 IBB: 0 HBP: 0 BLK: 0 WP: 0 HR: 3 S: 60 P: 92 ERA: 11.57 WHIP: 2.357																

Minnesota Twins @ Boston Red Sox
Fenway Park, Boston, MA
Wed Apr 22 2009, 12:35 PM EDT
Att: 37,608 - Partly Cloudy - 60 F

AB	31
R	10
H	14
RBI	10
BB	4
SO	3
LOB	9



1B: 6	SF: 1	WP: 0	PA: 36
2B: 5	SAC: 0	FB: 0	
3B: 0	DP: 0	SB: 1	
HR: 3	HBP: 0	CS: 1	

Batter	1	2	3	4	5	6	7	8	9	AB	R	H	RBI	BB	SO	LOB	TOP					
2 Denard Span, L OBP: 0.408, SLG: 0.421	L6		L4-3 1B		G6-4-3 1B			G4-3		4	0	2	0	0	0	0						
23 Brendan Harris, R OBP: 0.344, SLG: 0.516	G5-3		L4-3		G6-4-3			P2		4	0	0	0	0	0	2						
33 Justin Morneau, L OBP: 0.368, SLG: 0.556								K		3	2	2	1	1	1	0						
16 Jason Kubel, L OBP: 0.352, SLG: 0.558	K							P5		4	1	1	0	0	1	2						
5 Michael Cuddyer, R OBP: 0.254, SLG: 0.310								G4-3		4	0	0	1	0	0	1						
32 Brian Buscher, L OBP: 0.333, SLG: 0.333								P5		4	0	0	0	0	1	0						
21 Delmon Young, R OBP: 0.289, SLG: 0.343								HBP		2	0	1	0	0	0	1						
58 Jose Morales, S OBP: 0.308, SLG: 0.333								F8		3	0	0	0	0	0	3						
8 Nick Punto, S OBP: 0.347, SLG: 0.262								L4-3		3	0	0	0	0	0	1						
Inning Stats	R: 0 E: 0 K: 1 S: 10	H: 0 LOB: 1 BB: 1 P: 16	R: 0 E: 0 K: 1 S: 11	H: 1 LOB: 1 BB: 0 P: 19	R: 0 E: 0 K: 0 S: 8	H: 1 LOB: 0 BB: 0 P: 11	R: 2 E: 1 K: 0 S: 12	H: 2 LOB: 1 BB: 0 P: 20	R: 0 E: 0 K: 0 S: 6	H: 1 LOB: 0 BB: 0 P: 9	R: 1 E: 0 K: 0 S: 9	H: 1 LOB: 0 BB: 0 P: 14	R: 0 E: 0 K: 0 S: 8	H: 0 LOB: 0 BB: 0 P: 14	R: 0 E: 0 K: 1 S: 9	H: 0 LOB: 0 BB: 0 P: 10	R: 0 E: 0 K: 0 S: 14	H: 0 LOB: 0 BB: 0 P: 21	1B: 2 2B: 5 HR: 1	SF: 0 SAC: 0 DP: 3 HBP: 1	WP: 0 PB: 0 SB: 0 CS: 0	PA: 33
PITCHER	IP	WLS	BF	H	R	ER	SO	BB	IBB	HBP	BLK	WP	HR	S	P	ERA	WHIP					
36 Brad Penny, R ERA: 7.8	6.0	W	24	6	3	2	2	1	0	0	0	0	1	56	89	3.00	1.167					
56 Ramon E Ramirez, R ERA: 3.98	1.0		3	0	0	0	0	0	0	1	0	0	0	8	14	0.00	0.000					
37 Hideki Okajima, L ERA: 1.42	1.0		3	0	0	0	0	0	0	0	0	0	0	9	10	0.00	0.000					
58 Jonathan Papelbon, R ERA: 1.42	1.0		3	0	0	0	0	0	0	0	0	0	0	14	21	0.00	0.000					

Minnesota Twins @ Boston Red Sox
Fenway Park, Boston, MA
Wed Apr 22 2009, 7:10 PM EDT
Att. 37,494 - Rain - 52 F

AB	31
R	3
H	6
RBI	2
BB	1
SO	3
LOB	10



Batter	1	2	3	4	5	6	7	8	9	AB	R	H	RBI	BB	SO	LOB	BOTTOM					
2 Jacoby Ellsbury, L OBP: 0.313, SLG: 0.302	L8		G4-3 15 2B		G4-3			L4		3	1	0	1	1	0	2						
15 Dustin Pedroia, R OBP: 0.343, SLG: 0.413	K		SF7 34 2B		SF7			HBP		2	1	1	1	0	1	0						
34 David Ortiz, L OBP: 0.294, SLG: 0.322	K		G1-3 20 PB		G1-3			G6-3		4	0	1	2	0	1	1						
20 Kevin Youkilis, R OBP: 0.522, SLG: 0.750			K		L6			K		4	0	0	0	0	3	1						
7 J.D. Drew, L OBP: 0.396, SLG: 0.644			K		G3-1			K		3	1	0	0	1	2	1						
44 Jason Bay, R OBP: 0.446, SLG: 0.553			K		K			G6-3		3	0	0	0	1	2	1						
33 Jason Varitek, S OBP: 0.333, SLG: 0.538					F9			F9		3	1	0	0	0	2							
55 Jeff Bailey, R OBP: 0.667, SLG: 2.000					HR			P6		2	2	1	3	1	0	0						
22 Nick Green, R OBP: 0.371, SLG: 0.563					G4-3 15 SF7			2B		3	1	2	0	0	0	0						
Inning Stats	R: 0 E: 0 K: 2 S: 10	H: 0 LOB: 0 BB: 0 P: 13	R: 3 E: 0 K: 2 S: 10	H: 1 LOB: 0 BB: 1 P: 18	R: 2 E: 0 K: 2 S: 17	H: 2 LOB: 2 BB: 1 P: 32	R: 2 E: 0 K: 0 S: 6	H: 1 LOB: 0 BB: 1 P: 11	R: 0 E: 0 K: 1 S: 9	H: 0 LOB: 0 BB: 0 P: 14	R: 0 E: 0 K: 0 S: 5	H: 1 LOB: 0 BB: 0 P: 8	R: 0 E: 0 K: 1 S: 8	H: 0 LOB: 0 BB: 0 P: 14	R: 0 E: 0 K: 1 S: 7	H: 0 LOB: 0 BB: 0 P: 7	1B: 0 2B: 4 3B: 0 HR: 1	SF: 1 SAC: 0 DP: 0 HBP: 2	WP: 0 PB: 1 SB: 0 CS: 1	PA: 34		
PITCHER	IP	WLS	BF	H	R	ER	SO	BB	IBB	HBP	BLK	WP	HR	S	P	ERA	WHIP					
47 Francisco Liriano, L ERA: 7.06	4.0	L	21	4	7	7	6	4	0	1	0	0	1	43	74	15.75	2.000					
54 Matt Guerrier, R ERA: 6.23	2.0		7	1	0	0	1	0	0	0	0	0	0	14	22	0.00	0.500					
18 Luis Ayala, R ERA: 6.48	1.0		3	0	0	0	1	0	0	1	0	0	0	8	14	0.00	0.000					
50 Jose Mijares, L ERA: 1.42	1.0		3	0	0	0	1	0	0	0	0	0	0	7	7	0.00	0.000					

Minnesota Twins @ Boston Red Sox
Fenway Park, Boston, MA
Wed Apr 22 2009, 7:10 PM EDT
Att. 37,494 - Rain - 52 F

AB	27
R	7
H	5
RBI	7
BB	4
SO	9
LOB	8



Batter	1	2	3	4	5	6	7	8	9	AB	R	H	RBI	BB	SO	LOB	TOP					
11 Brett Gardner, L (1, 8) OBP: 0.254, SLG: 0.271	G6-3		SF7		K		F7			3	0	0	1	0	1	0	New York Yankees @ Boston Red Sox Fenway Park, Boston, MA Sun Apr 26 2009, 8:05 PM EDT Att: 38,154 - Partly Cloudy - 60 F					
2 Derek Jeter, R (1, 6) OBP: 0.357, SLG: 0.506	G4-3		E5				K			4	0	1	0	0	1	1						
25 Mark Teixeira, S (1, 3) OBP: 0.380, SLG: 0.418	K		F9							4	0	0	0	0	1	3						
33 Nick Swisher, S (1, 7) OBP: 0.400, SLG: 0.635		K			K		F7			4	0	0	0	0	2	0						
24 Robinson Canó, L (1, 4) OBP: 0.415, SLG: 0.627	G3									4	0	2	0	0	1	0						
20 Jorge Posada, S (1, 2) OBP: 0.380, SLG: 0.517	F7				P5					3	0	0	0	1	0	1						
55 Hideki Matsui, L (1, 10)										4	1	2	0	0	0	2						
53 Melky Cabrera, S (1, 9) OBP: 0.378, SLG: 0.667										4	0	2	0	0	1	4						
14 Angel Berroa, R (1, 5) OBP: 0.167, SLG: 0.167										2	0	0	0	0	0	0						
18 Johnny Damon, L (9, PH) OBP: 0.403, SLG: 0.508										1	0	0	0	0	0	1						
Inning Stats	R: 0 E: 0 K: 1 S: 8	H: 0 LOB: 0 BB: 0 P: 14	R: 0 E: 0 K: 1 S: 7	H: 0 LOB: 0 BB: 0 P: 14	R: 1 E: 2 K: 0 S: 12	H: 2 LOB: 2 BB: 0 P: 17	R: 0 E: 0 K: 1 S: 14	H: 2 LOB: 2 BB: 0 P: 20	R: 0 E: 0 K: 1 S: 16	H: 1 LOB: 1 BB: 0 P: 16	R: 0 E: 0 K: 1 S: 16	H: 1 LOB: 2 BB: 1 P: 26	R: 0 E: 0 K: 1 S: 9	H: 0 LOB: 0 BB: 0 P: 17	R: 0 E: 0 K: 1 S: 8	H: 0 LOB: 0 BB: 0 P: 14	R: 0 E: 0 K: 0 S: 11	H: 1 LOB: 1 BB: 0 P: 21	1B: 7 2B: 3 3B: 0 HR: 0	SF: 1 SAC: 1 DP: 0 HBP: 0	WP: 0 PB: 0 SB: 0 CS: 0	PA: 36
PITCHER	IP WLS BF H R ER SO BB IBB HBP BLK WP HR S P ERA WHIP																					
63 Justin Masterson, R (1, 1) ERA: 2.7	5.1 W 24 6 1 1 4 1 0 0 0 0 0 0 62 99 1.69 1.312																					
62 Hunter Jones, L (6, 1) ERA:	0.2 H 2 0 0 0 1 0 0 0 0 0 0 0 7 8 0.00 0.000																					
64 Michael Bowden, R (7, 1) ERA:	2.0 H 6 0 0 0 2 0 0 0 0 0 0 0 17 31 0.00 0.000																					
24 Takashi Saito, R (9, 1) ERA: 4.26	1.0 S 4 1 0 0 0 0 0 0 0 0 0 0 11 21 0.00 1.000																					

Batter	1	2	3	4	5	6	7	8	9	AB	R	H	RBI	BB	SO	LOB	BOTTOM			
2 Jacoby Ellsbury, L (1, 8) OBP: 0.333, SLG: 0.368	L4-3		FC1-6				G1-3			3	2	1	0	1	0	1	New York Yankees @ Boston Red Sox Fenway Park, Boston, MA Sun Apr 26 2009, 8:05 PM EDT Att: 38,154 - Partly Cloudy - 60 F			
15 Dustin Pedroia, R (1, 4) OBP: 0.376, SLG: 0.419	F8		E5		F8		F8			4	0	0	0	0	4	4				
34 David Ortiz, L (1, 10)	L4-3		SF7				P4			3	1	1	2	0	0	1				
20 Kevin Youkilis, R (1, 3) OBP: 0.549, SLG: 0.773	G4-3		CS		K					3	0	1	0	1	1	0				
7 J.D. Drew, L (1, 9) OBP: 0.379, SLG: 0.564										3	0	1	1	0	2	0				
30 Jonathan Van Every, L (8, 9)										0	0	0	0	1	0	0				
44 Jason Bay, R (1, 7) OBP: 0.494, SLG: 0.649										2	0	1	0	1	1	2				
25 Mike Lowell, R (1, 5) OBP: 0.361, SLG: 0.603										4	0	1	0	0	1	4				
33 Jason Varitek, S (1, 2) OBP: 0.322, SLG: 0.510										3	1	0	0	1	1	5				
22 Nick Green, R (1, 6) OBP: 0.375, SLG: 0.488										4	0	1	0	0	1	4				
Inning Stats	R: 0 E: 0 K: 0 S: 7	H: 1 LOB: 0 BB: 0 P: 9	R: 0 E: 0 K: 1 S: 15	H: 2 LOB: 2 BB: 0 P: 24	R: 1 E: 2 K: 0 S: 8	H: 0 LOB: 0 BB: 0 P: 15	R: 0 E: 0 K: 3 S: 12	H: 0 LOB: 1 BB: 1 P: 20	R: 3 E: 0 K: 2 S: 17	H: 2 LOB: 2 BB: 3 P: 38	R: 0 E: 0 K: 0 S: 6	H: 1 LOB: 0 BB: 0 P: 10	R: 0 E: 0 K: 0 S: 5	H: 0 LOB: 0 BB: 0 P: 5	R: 0 E: 0 K: 1 S: 7	H: 1 LOB: 3 BB: 1 P: 17	1B: 5 2B: 3 3B: 0 HR: 0	SF: 1 SAC: 0 DP: 1 HBP: 1	WP: 0 PB: 0 SB: 3 CS: 2	PA: 38
PITCHER	IP WLS BF H R ER SO BB IBB HBP BLK WP HR S P ERA WHIP																			
46 Andy Pettitte, L (1, 1) ERA: 2.96	6.0 L 27 6 4 3 6 3 1 0 0 0 0 0 65 116 4.50 1.500																			
39 Mark Melancon, R (7, 1) ERA:	2.0 9 1 0 0 1 1 0 1 0 0 0 0 12 22 0.00 1.000																			

Batter	1	2	3	4	5	6	7	8	9	AB	R	H	RBI	BB	SO	LOB	TOP										
2 Jacoby Ellsbury, L (1, 8) OBP: 0.318, SLG: 0.350	G1-3		G4-3		G4-6-3			B1-3		4	0	0	0	0	0	3											
15 Dustin Pedroia, R (1, 4) OBP: 0.371, SLG: 0.403	F9			F9		F8			34 1B HR	3	1	0	0	1	0	0											
34 David Ortiz, L (1, 10) OBP: 0.287, SLG: 0.342	G3			44 1B		G1-3			44 HR	4	1	2	0	0	0	0											
20 Kevin Youkilis, R (1, 3) OBP: 0.523, SLG: 0.729		G6-3		F8		F9			F9	4	0	0	0	0	0	3											
44 Jason Bay, R (1, 7) OBP: 0.506, SLG: 0.705	F9									4	1	3	3	0	0	0											
25 Mike Lowell, R (1, 5) OBP: 0.355, SLG: 0.611	F7									4	0	1	0	0	1	3											
55 Jeff Bailey, R (1, 9) ERA: 3.94										3	0	1	0	0	2	0											
7 J.D. Drew, L (9, PH) OBP: 0.373, SLG: 0.554										1	0	0	0	0	1	1											
30 Jonathan Van Every, L (9, 9)										0	0	0	0	0	0	0											
16 George Kottaras, L (1, 2) OBP: 0.278, SLG: 0.214										3	0	0	0	1	2	1											
22 Nick Green, R (1, 6) OBP: 0.365, SLG: 0.468										4	0	1	0	0	1	3											
Inning Stats	R: 0 H: 0 E: 0 K: 0 S: 8	H: 0 LOB: 0 BB: 0 P: 12	R: 0 H: 0 E: 0 K: 0 S: 6	H: 0 LOB: 0 BB: 0 P: 10	R: 0 H: 1 E: 0 K: 2 S: 9	H: 1 LOB: 1 BB: 0 P: 11	R: 0 H: 2 E: 0 K: 1 S: 14	H: 2 LOB: 2 BB: 0 P: 24	R: 0 H: 1 E: 1 K: 1 S: 11	H: 1 LOB: 1 BB: 0 P: 16	R: 0 H: 0 E: 0 K: 0 S: 8	H: 0 LOB: 0 BB: 0 P: 14	R: 0 H: 1 E: 0 K: 1 S: 8	H: 1 LOB: 0 BB: 0 P: 12	R: 0 H: 0 E: 0 K: 0 S: 6	H: 0 LOB: 0 BB: 0 P: 7	R: 3 H: 3 E: 0 K: 2 S: 15	H: 3 LOB: 2 BB: 2 P: 27	1B: 6 SF: 0 2B: 0 3B: 1 HR: 1	SF: 0 SAC: 0 DP: 2 HBP: 0	WP: 0 PA: 36 PB: 0 SB: 0 CS: 0						
PITCHER	IP	WLS	BF	H	R	ER	SO	BB	IBB	HBP	BLK	WP	HR	S	P	ERA	WHIP										
31 Cliff Lee, L (1, 1) ERA: 3.94	8.0		28	5	0	0	5	0	0	0	0	0	0	70	106	0.00	0.625										
34 Kerry Wood, R (9, 1) ERA: 7.71	0.2	L	7	3	3	3	1	2	0	0	0	0	1	12	22	40.50	7.500										
63 Rafael Betancourt, R (9, 1) ERA: 4.66	0.1		1	0	0	0	1	0	0	0	0	0	0	3	5	0.00	0.000										

Boston Red Sox @ Cleveland Indians
 Progressive Field, Cleveland, OH
 Mon Apr 27 2009, 7:05 PM EDT
 Att: 18,652 - Clear - 83 F

AB 34
 R 3
 H 8
 RBI 3
 BB 2
 SO 7
 LOB 14



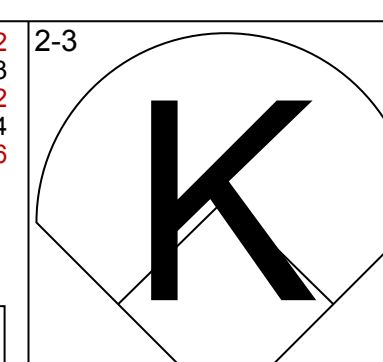
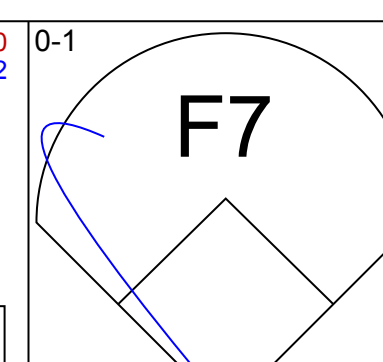
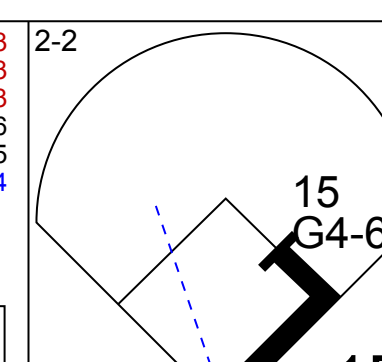
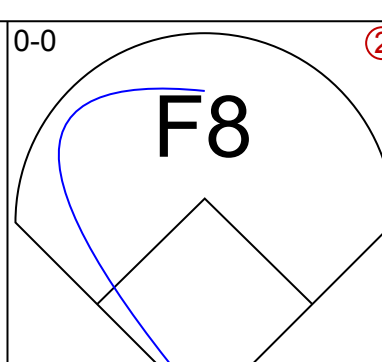

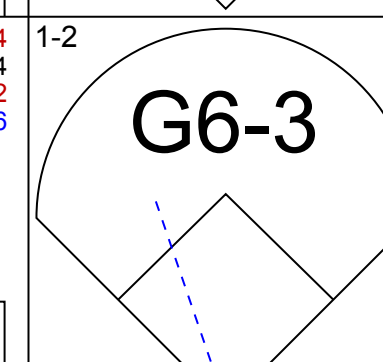
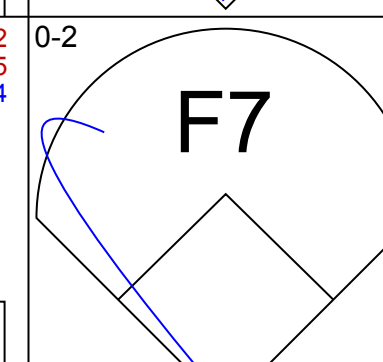
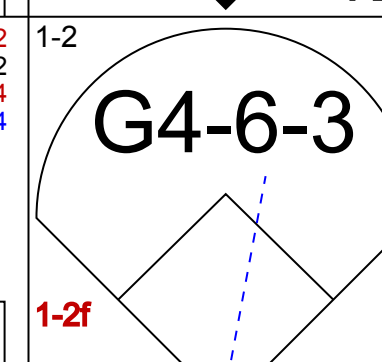
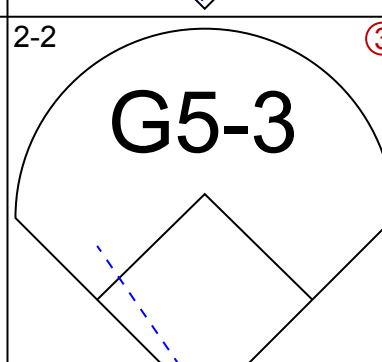
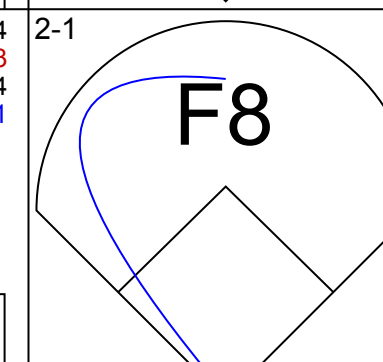
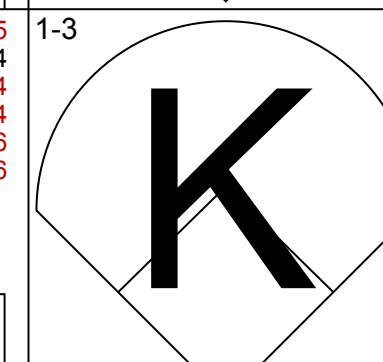
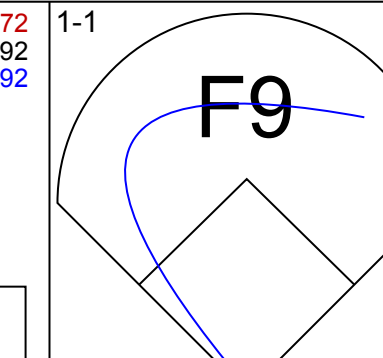
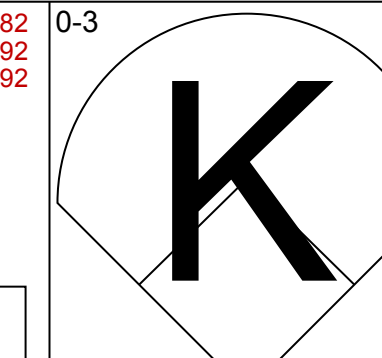
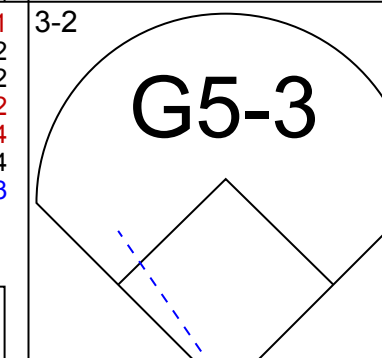
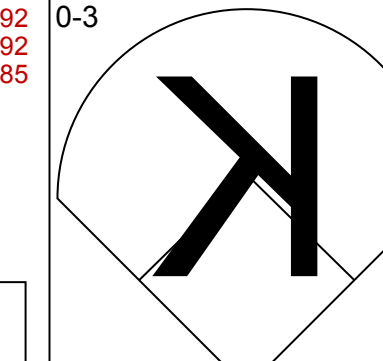
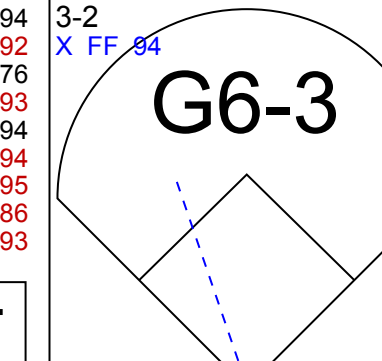
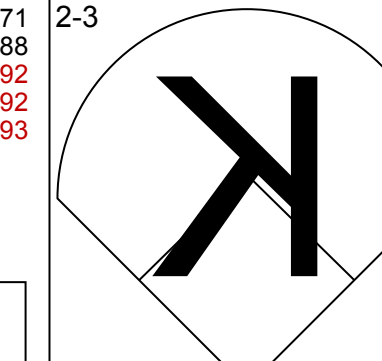
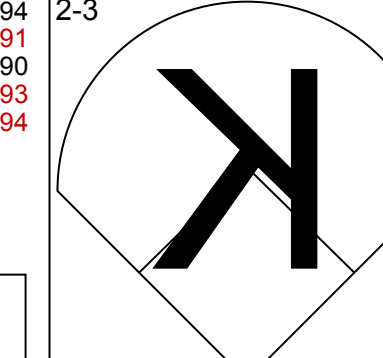
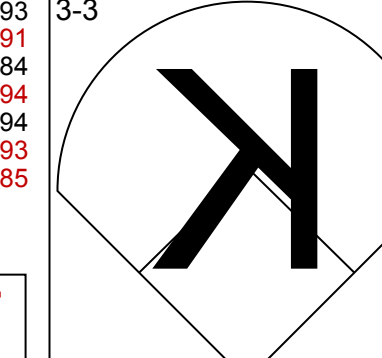
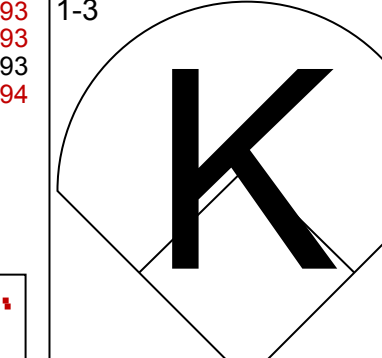
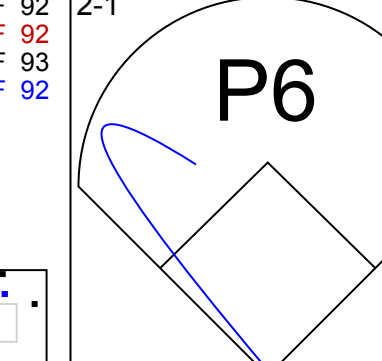
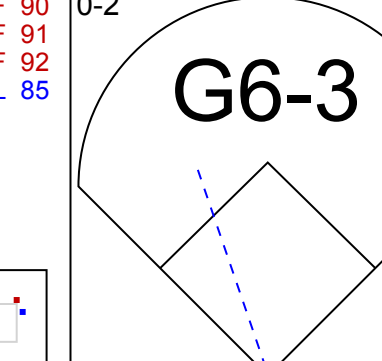
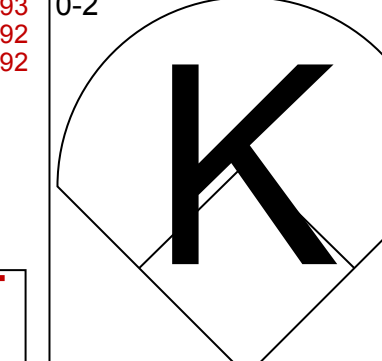
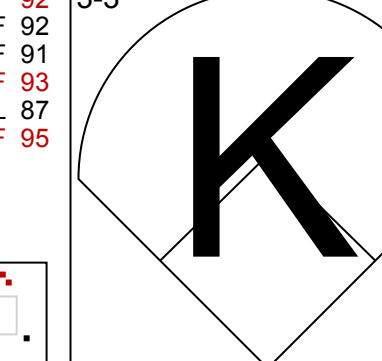
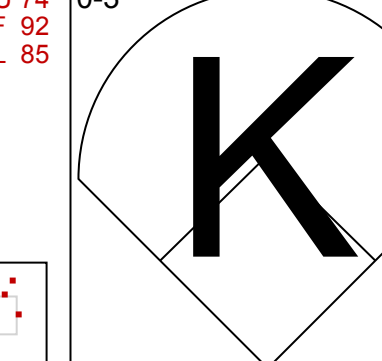
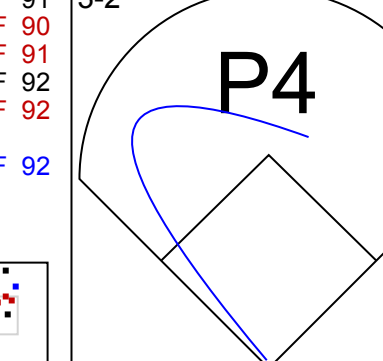
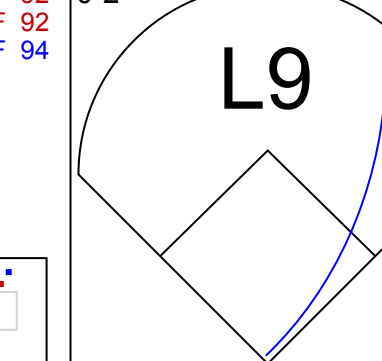
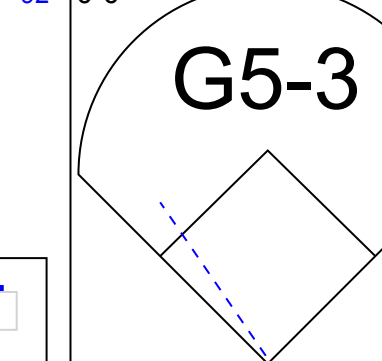
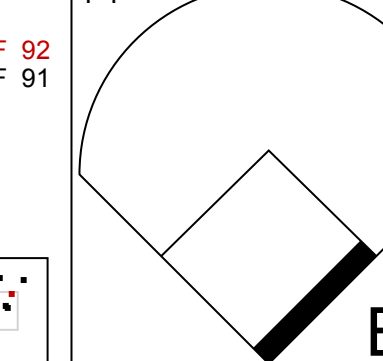
Batter	1	2	3	4	5	6	7	8	9	AB	R	H	RBI	BB	SO	LOB	BOTTOM										
24 Grady Sizemore, L (1, 8) OBP: 0.362, SLG: 0.543	G3		L4					F8		3	0	0	0	1	0	0											
Asdrubal Cabrera, S (1, 4) OBP: 0.431, SLG: 0.450	L4			F9		G1-3		K		4	0	0	0	0	1	1											
41 Victor Martinez, S (1, 3) OBP: 0.440, SLG: 0.634				K		L6		G6-3		4	0	1	0	0	1	1											
17 Shin-Soo Choo, L (1, 9) OBP: 0.434, SLG: 0.523	P6									2	1	1	0	1	0	1											
25 Ryan Garko, R (1, 10) OBP: 0.404, SLG: 0.404		K2-3								3	0	1	0	1	1	2											
2 Jhonny Peralta, R (1, 6) OBP: 0.307, SLG: 0.299										4	0	0	0	0	3	4											
7 Mark DeRosa, R (1, 5) OBP: 0.281, SLG: 0.338										3	0	1	1	1	1	0											
10 Kelly Shoppach, R (1, 2) OBP: 0.308, SLG: 0.371										4	0	0	0	0	1	3											
26 Trevor Crowe, S (1, 7) OBP: 0.250, SLG: 0.212										2	0	0	0	0	0	0											
48 Travis Hafner, L (7, PH) OBP: 0.362, SLG: 0.576										1	0	0	0	0	0	1											
12 Ben Francisco, R (8, 7) OBP: 0.281, SLG: 0.346										1	0	0	0	0	0	2											
Inning Stats	R: 0 H: 1 E: 0 K: 0 S: 10	H: 0 LOB: 1 BB: 0 P: 16	R: 0 H: 0 E: 0 K: 3 S: 11	H: 0 LOB: 0 BB: 0 P: 16	R: 0 H: 0 E: 0 K: 0 S: 8	H: 0 LOB: 0 BB: 0 P: 11	R: 0 H: 0 E: 0 K: 1 S: 11	H: 0 LOB: 2 BB: 1 P: 21	R: 0 H: 0 E: 0 K: 0 S: 6	H: 0 LOB: 0 BB: 0 P: 11	R: 0 H: 0 E: 0 K: 0 S: 8	H: 0 LOB: 2 BB: 2 P: 22	R: 0 H: 0 E: 0 K: 1 S: 9	H: 0 LOB: 1 BB: 1 P: 15	R: 0 H: 0 E: 0 K: 1 S: 8	H: 0 LOB: 0 BB: 0 P: 11	R: 1 H: 3 E: 0 K: 2 S: 11	H: 3 LOB: 2 BB: 0 P: 19	1B: 4 SF: 0 2B: 0 3B: 0 HR: 0	SF: 0 SAC: 0 DP: 0 HBP: 1	WP: 1 PA: 36 PB: 2 SB: 2 CS: 0						
PITCHER	IP	WLS	BF	H	R	ER	SO	BB	IBB	HBP	BLK	WP	HR	S	P	ERA	WHIP										
49 Tim Wakefield, R (1, 1) ERA: 1.86	7.0		27	1	0	0	5	4	0	1	0	0	0	63	112	0.00	0.714										
17 Manny Delcarmen, R (8, 1) ERA: 1.86	1.0	W	3	0	0	0	1	0	0	0	0	0	0	8	11	0.00	0.000										
58 Jonathan Papelbon, R (9, 1) ERA: 1.93	1.0	S	6	3	1	1	2	0	0	0	0	0	0	11	19	9.00	3.000										

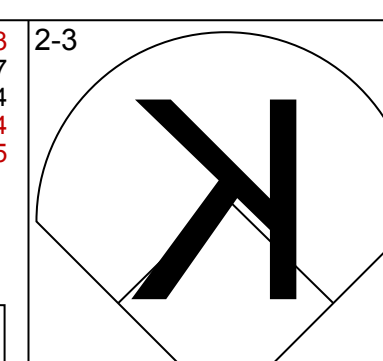
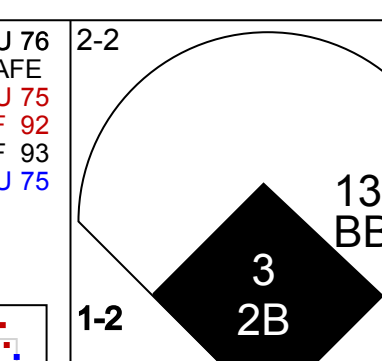
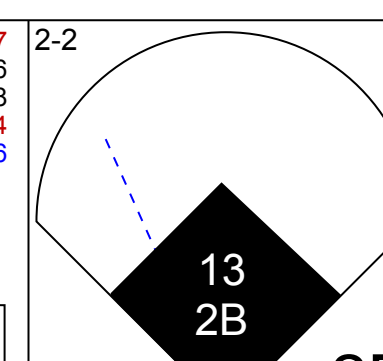
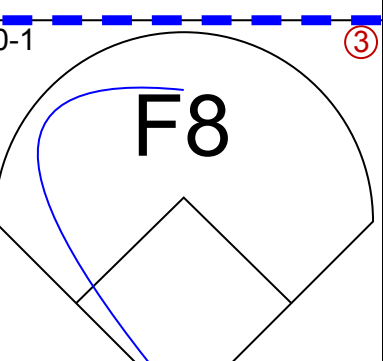
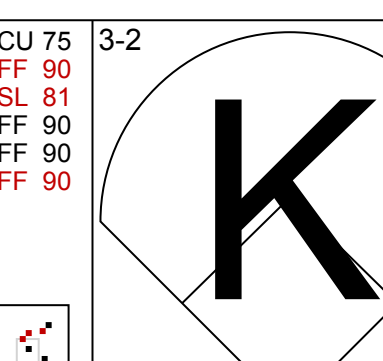

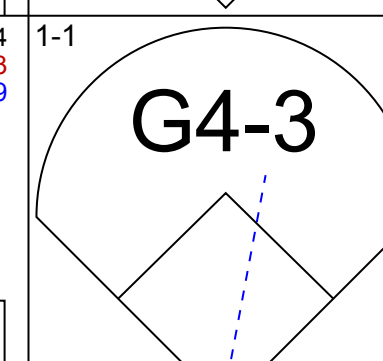
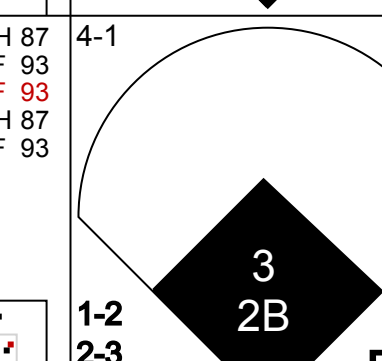
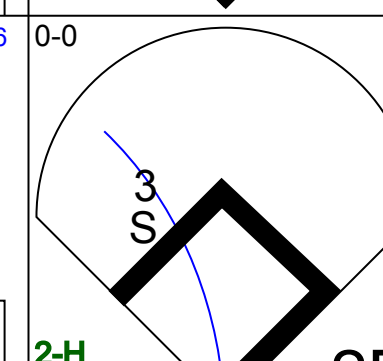
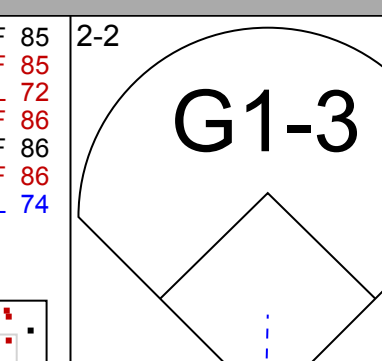
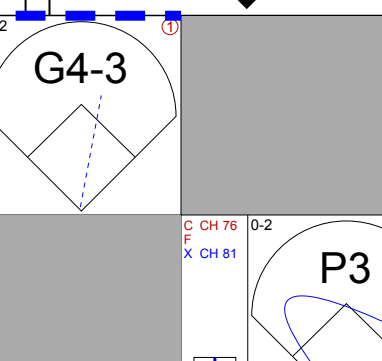
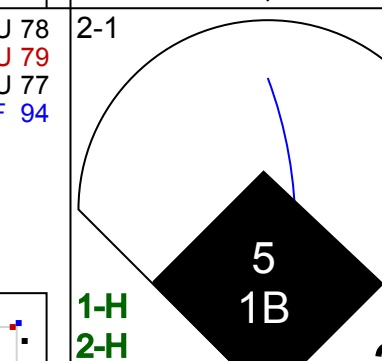
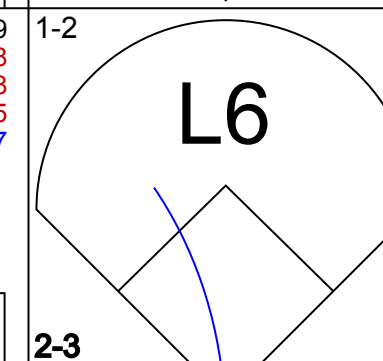
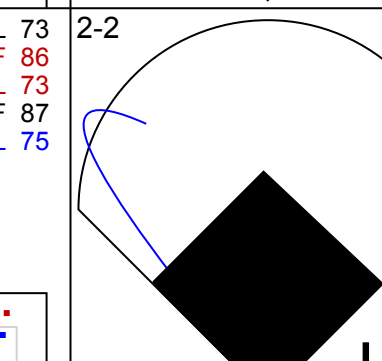
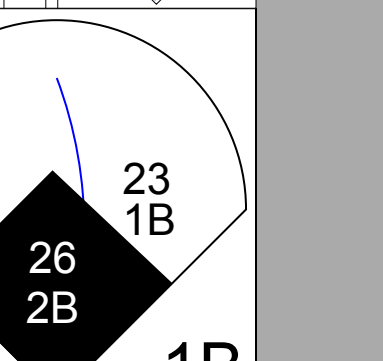
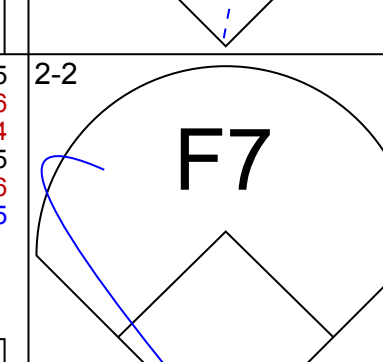
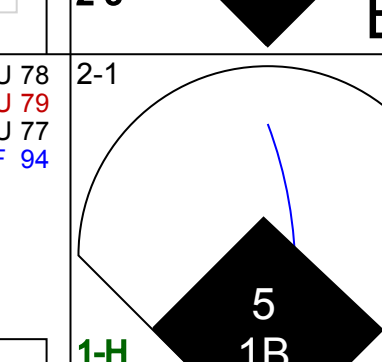
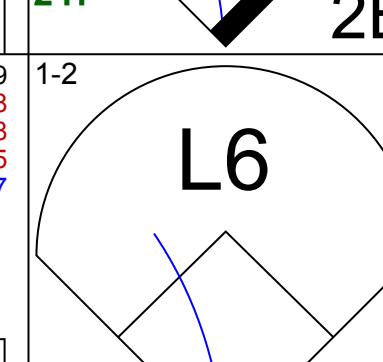
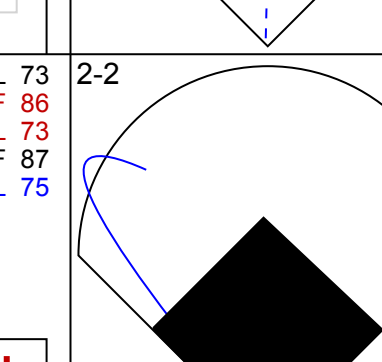
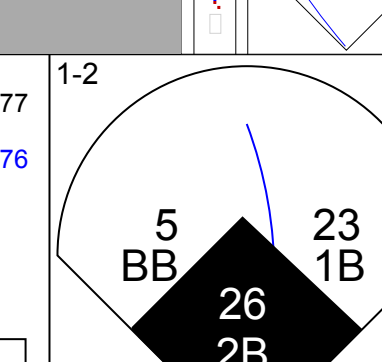
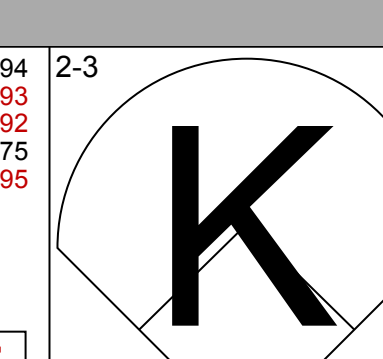
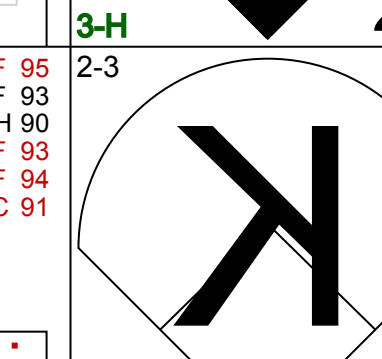
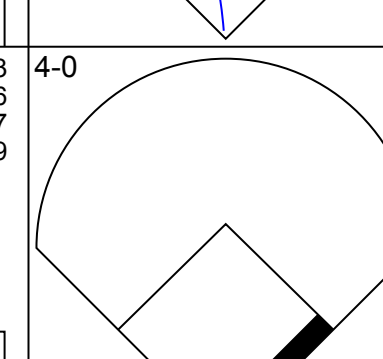
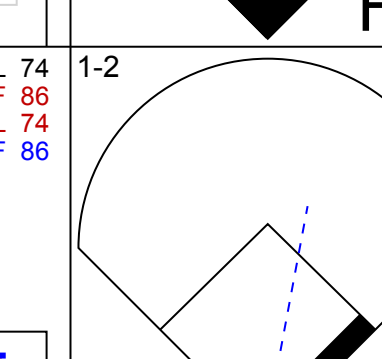
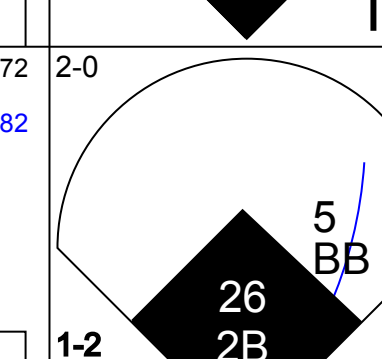
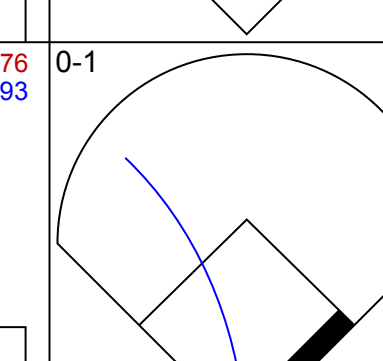
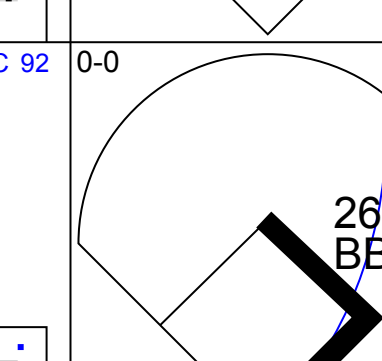
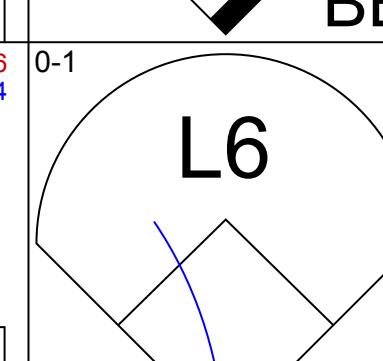
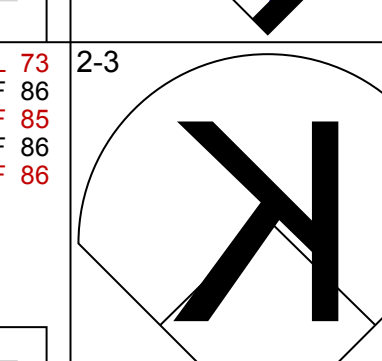
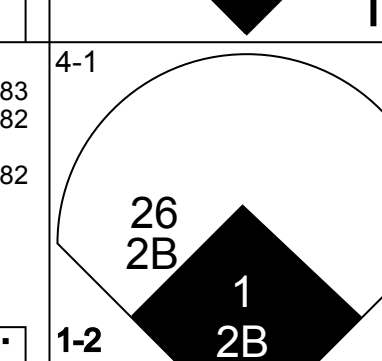
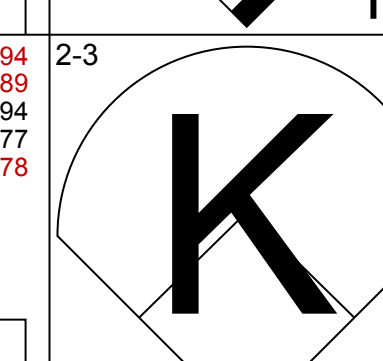
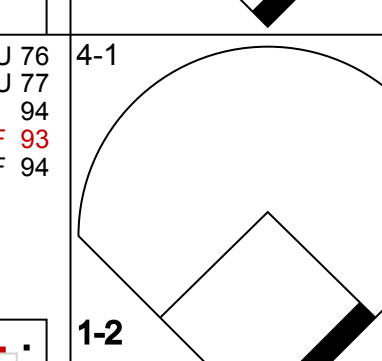
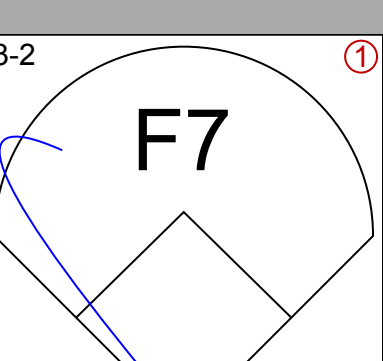
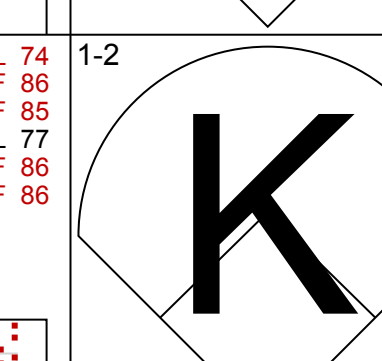
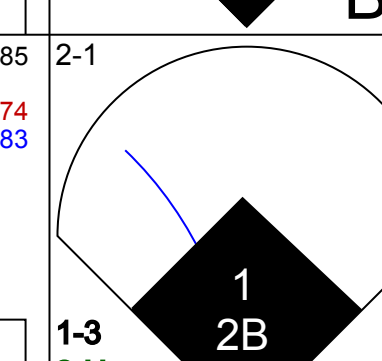
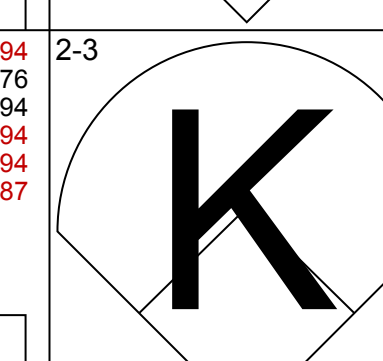
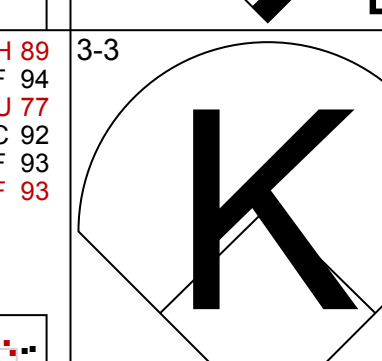
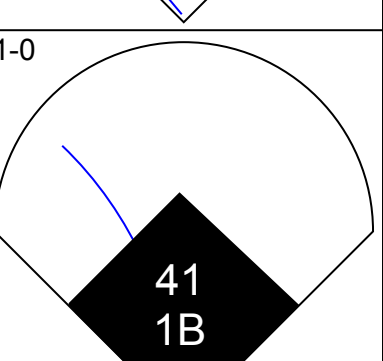
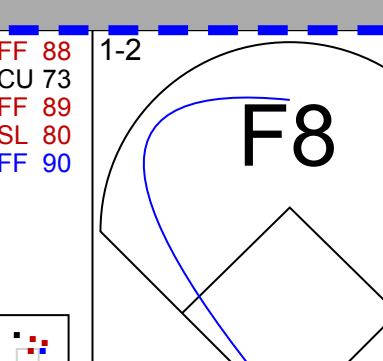
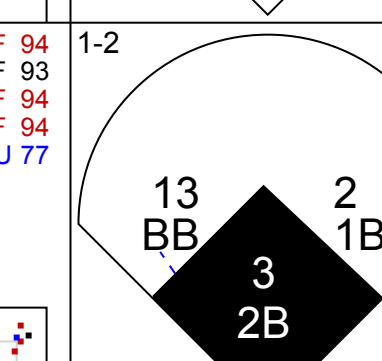
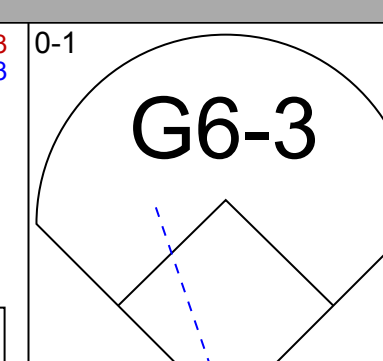
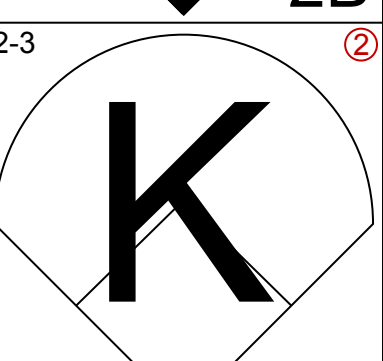
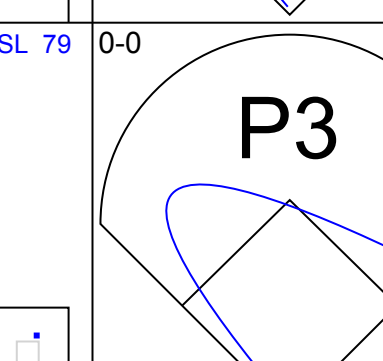
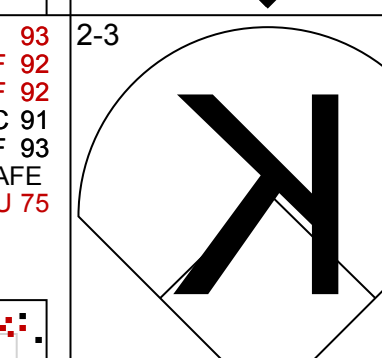
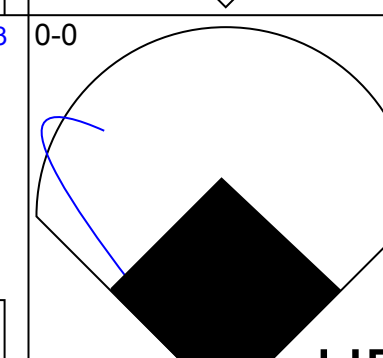
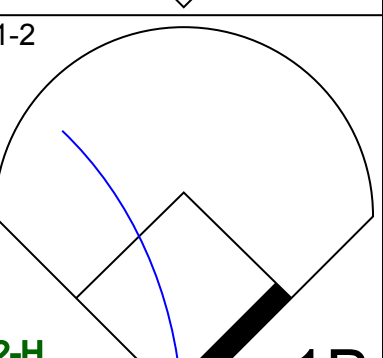
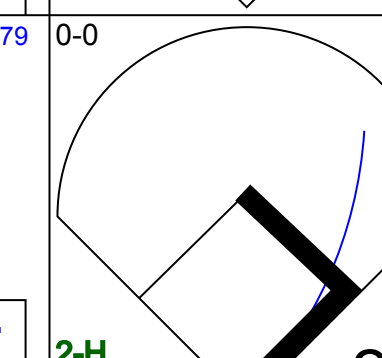
Boston Red Sox @ Cleveland Indians
 Progressive Field, Cleveland, OH
 Mon Apr 27 2009, 7:05 PM EDT
 Att: 18,652 - Clear - 83 F


AB 31
 R 1
 H 4
 RBI 1
 BB 4
 SO 8
 LOB 15




Batter	1	2	3	4	5	6	7	8	9	AB	R	H	RBI	BB	SO	LOB	TOP
2 Jacoby Ellsbury, L OBP: 0.308, SLG: 0.341	F7	SF7	G3		1B		K		L4	5	0	1	2	0	1	4	Boston Red Sox @ Cleveland Indians Progressive Field, Cleveland, OH Tue Apr 28 2009, 7:05 PM EDT Att: 19,613 - Overcast - 47 F
15 Dustin Pedroia, R OBP: 0.394, SLG: 0.432	7 1B	34 2B 20 2B	34 BB		G6-4-3			20 S BB		4	2	3	0	1	0	2	
34 David Ortiz, L OBP: 0.293, SLG: 0.350	P4	20 2B			F7		F7	F7		4	1	1	1	1	0	2	
20 Kevin Youkilis, R OBP: 0.516, SLG: 0.716	7 1B	2B	F8		K2-3		K	K		4	0	1	2	0	2	4	
7 J.D. Drew, L OBP: 0.361, SLG: 0.525	1B	F7			F7		F8	K		5	0	1	1	0	1	2	
44 Jason Bay, R OBP: 0.523, SLG: 0.703	K		25 1B 33 2B		25 G6-4-3 BB		25 1B 23 BB	33 1B		3	2	2	0	2	1	2	
25 Mike Lowell, R OBP: 0.346, SLG: 0.584		F8	33 2B 2 G3		G5-4-3		G6-3	F9		5	1	1	0	0	0	3	
33 Jason Varitek, S OBP: 0.344, SLG: 0.527		23 1B 2 SF7	15 1B		G6-3		F7	1B		4	1	2	1	1	0	1	
23 Julio Lugo, R OBP: 0.750, SLG: 0.667		15 1B 34 2B			G5-3			K		3	1	2	1	1	0	2	
22 Nick Green, R OBP: 0.358, SLG: 0.458										1	0	0	0	0	1	2	
Inning Stats	R: 1 E: 0 K: 1 S: 16	H: 2 LOB: 2 BB: 0 P: 29	R: 4 H: 4 LOB: 1 BB: 1 P: 34	R: 2 H: 4 LOB: 3 BB: 1 P: 38	R: 0 H: 0 LOB: 0 BB: 0 P: 13	R: 0 H: 1 LOB: 0 BB: 1 P: 16	R: 0 H: 0 LOB: 0 BB: 0 P: 10	R: 1 H: 1 LOB: 1 BB: 1 P: 24	R: 0 H: 0 LOB: 1 BB: 1 P: 17	R: 0 H: 2 LOB: 2 BB: 0 P: 23	1B: 10 2B: 4 3B: 0 HR: 0	SF: 1 DP: 2 HBP: 1	WP: 0 PB: 0 SB: 1 CS: 0	PA: 46			
PITCHER	IP WLS BF H R ER SO BB IBB HBP BLK WP HR S P ERA WHIP											ERA WHIP					
27 Anthony Reyes, R ERA: 7.58	2.0 17 9 7 7 1 1 0 1 0 0 0 44 76 31.50 5.000											0.00 2.000					
39 Vinnie Chulk, R ERA: 1.53	3.1 10 1 0 0 0 3 0 0 0 0 0 22 50 0.00 1.714																
53 Rafael Perez, L ERA: 12.1	1.2 5 1 0 0 1 0 0 0 0 0 0 10 14 0.00 0.600																
38 Joe Smith, R ERA: 7.11	0.2 4 1 1 1 0 1 0 0 0 0 0 9 16 13.50 3.000																
49 Tony Sipp, L ERA:	1.1 5 0 0 0 3 1 0 0 0 0 0 16 25 0.00 0.750																
34 Kerry Wood, R ERA: 6.75	1.0 W 5 2 0 0 1 0 0 0 0 0 0 22 50 0.00 1.714																
Batter	1	2	3	4	5	6	7	8	9	AB	R	H	RBI	BB	SO	LOB	BOTTOM
24 Grady Sizemore, L OBP: 0.350, SLG: 0.517	F7	K	G1-3 WP		P5		L7		K	6	0	1	0	0	2	5	Boston Red Sox @ Cleveland Indians Progressive Field, Cleveland, OH Tue Apr 28 2009, 7:05 PM EDT Att: 19,613 - Overcast - 47 F
Asdrubal Cabrera, S OBP: 0.430, SLG: 0.446	41 1B 25 SF7		G1-3		P3			E1		5	1	2	0	1	0	2	
41 Victor Martinez, S OBP: 0.438, SLG: 0.624	49 BB	SF9					F8			3	0	1	1	1	0	2	
48 Travis Hafner, L OBP: 0.370, SLG: 0.540		G4-3	F9					K		4	0	0	0	1	1	4	
25 Ryan Garko, R OBP: 0.397, SLG: 0.392	SF7		G5-3		G5-3			K		4	0	1	1	0	1	0	
17 Shin-Soo Choo, L OBP: 0.432, SLG: 0.507	G3		7 FC3 2 HBP		K		G4-3		2 S BB	4	1	1	0	1	1	3	
2 Johnny Peralta, R OBP: 0.313, SLG: 0.296		12 FC5 7 1B	7 E 12 HR		G6-3			F8	F8	4	2	1	0	0	0	1	
7 Mark DeRosa, R OBP: 0.309, SLG: 0.412		12 E 41 SF9	12 HR				WP		12 SH1-3 E	5	4	4	1	0	0	1	
12 Ben Francisco, R OBP: 0.295, SLG: 0.411		FC5			K		1B		SH1-3	4	1	2	3	0	1	2	
Inning Stats	R: 1 E: 0 K: 0 S: 14	H: 2 LOB: 2 BB: 1 P: 29	R: 2 H: 2 LOB: 2 BB: 1 P: 28	R: 4 H: 3 LOB: 2 BB: 1 P: 35	R: 0 H: 0 LOB: 0 BB: 0 P: 17	R: 0 H: 1 LOB: 1 BB: 0 P: 16	R: 0 H: 0 LOB: 0 BB: 0 P: 10	R: 1 H: 3 LOB: 2 BB: 0 P: 18	R: 0 H: 0 LOB: 1 BB: 1 P: 28	R: 1 H: 1 LOB: 1 BB: 0 P: 19	1B: 10 2B: 1 3B: 0 HR: 2	SF: 2 DP: 0 HBP: 1	WP: 2 PB: 0 SB: 2 CS: 0	PA: 47			
PITCHER	IP WLS BF H R ER SO BB IBB HBP BLK WP HR S P ERA WHIP											ERA WHIP					
36 Brad Penny, R ERA: 8.66	2.2 21 7 0 0 2 3 0 0 0 0 1 46 89 13.50 3.750																
62 Hunter Jones, L ERA:	3.1 8 1 0 0 2 0 0 0 0 0 0 25 36 0.00 0.429																
37 Hideki Okajima, L ERA: 6.23	1.0 4 1 0 0 0 0 0 0 0 0 0 10 16 0.00 1.000																
24 Takashi Saito, R ERA: 5.14	0.2 B 5 3 1 1 0 0 0 0 0 0 1 9 14 13.50 4.500																
56 Ramon E Ramirez, R ERA:	1.1 5 0 0 0 2 1 0 0 0 0 0 19 32 0.00 0.750																
48 Javier López, L ERA: 4.26	0.2 L 4 1 1 0 0 1 0 0 0 0 0 12 19 0.00 1.500																

Batter	1	2	3	4	5	6	7	8	9	AB	R	H	RBI	BB	SO	LOB	TOP					
2 Jacoby Ellsbury, L OBP: 0.320, SLG: 0.351										4	0	1	0	0	1	1	Boston Red Sox @ Tampa Bay Rays Tropicana Field, St. Petersburg, FL Thu Apr 30 2009, 7:08 PM EDT Att: 20,341 - Dome - 72 F livebaseballscorecards.com AB 27 R 0 H 1 RBI 0 BB 2 SO 11 LOB 4 					
15 Dustin Pedroia, R OBP: 0.369, SLG: 0.393										4	0	0	0	0	2							
34 David Ortiz, L OBP: 0.390, SLG: 0.333										2	0	0	0	1	1	0						
48 Javier López, L										0	0	0	0	0	0	0						
20 Kevin Youkilis, R OBP: 0.505, SLG: 0.697										2	0	0	0	0	1	0						
55 Jeff Bailey, R OBP: 0.333, SLG: 0.500										1	0	0	0	0	0	1						
7 J.D. Drew, L OBP: 0.347, SLG: 0.500										2	0	0	0	0	1	0						
30 Jonathan Van Every, L OBP: 0.371, SLG: 1.000										1	0	0	0	0	1	0						
44 Jason Bay, R OBP: 0.490, SLG: 0.634										3	0	0	0	0	3	0						
25 Mike Lowell, R OBP: 0.341, SLG: 0.571										2	0	0	0	0	0	0						
22 Nick Green, R OBP: 0.351, SLG: 0.431										1	0	0	0	0	1	0						
16 George Kottaras, L OBP: 0.238, SLG: 0.176										3	0	0	0	0	2	0						
23 Julio Lugo, R OBP: 0.500, SLG: 0.333										2	0	0	0	1	0	0						
Inning Stats	R: 0 E: 0 K: 1 S: 8	H: 0 LOB: 0 BB: 0 P: 13	R: 0 E: 0 K: 2 S: 8	H: 0 LOB: 0 BB: 0 P: 11	R: 0 E: 0 K: 1 S: 8	H: 0 LOB: 0 BB: 0 P: 13	R: 0 E: 0 K: 1 S: 10	H: 0 LOB: 0 BB: 0 P: 11	R: 0 E: 0 K: 2 S: 14	H: 0 LOB: 0 BB: 0 P: 20	R: 0 E: 0 K: 1 S: 8	H: 0 LOB: 0 BB: 0 P: 8	R: 0 E: 0 K: 3 S: 9	H: 0 LOB: 0 BB: 0 P: 12	R: 0 E: 0 K: 0 S: 9	H: 0 LOB: 1 BB: 1 P: 18	R: 0 E: 0 K: 0 S: 9	H: 0 LOB: 1 BB: 1 P: 18	1B: 1 2B: 0 3B: 0 HR: 0	SF: 0 SAC: 0 DP: 1 HBP: 0	WP: 0 PB: 0 SB: 0 CS: 0	PA: 29
PITCHER	IP WLS BF H R ER SO BB IBB HBP BLK WP HR S P ERA WHIP	7.2 W 24 1 0 0 10 1 0 0 0 0 0 75 108 0.00 0.261	1.1 5 0 0 0 1 1 0 0 0 0 0 12 21 0.00 0.750																			

Batter	1	2	3	4	5	6	7	8	9	AB	R	H	RBI	BB	SO	LOB	BOTTOM					
2 B.J. Upton, R OBP: 0.320, SLG: 0.226										5	2	2	0	1	2	2	Boston Red Sox @ Tampa Bay Rays Tropicana Field, St. Petersburg, FL Thu Apr 30 2009, 7:08 PM EDT Att: 20,341 - Dome - 72 F livebaseballscorecards.com AB 42 R 13 H 18 RBI 13 BB 5 SO 11 LOB 17 					
13 Carl Crawford, L OBP: 0.350, SLG: 0.359										4	1	1	1	1	0	0						
18 Ben Zobrist, S OBP: 0.360, SLG: 0.644										1	0	0	0	0	2							
3 Evan Longoria, R OBP: 0.419, SLG: 0.714										5	3	3	4	0	0	1						
23 Carlos Pena, L OBP: 0.340, SLG: 0.628										4	1	2	0	1	2	1						
5 Pat Burrell, R OBP: 0.384, SLG: 0.352										4	1	2	1	1	1	3						
26 Gabe Gross, L OBP: 0.382, SLG: 0.342										4	1	1	2	1	2	2						
1 Akinori Iwamura, L OBP: 0.353, SLG: 0.410										5	2	2	2	0	2	3						
8 Jason Bartlett, R OBP: 0.395, SLG: 0.506										5	1	1	0	0	1	2						
41 Michel Hernandez, R OBP: 0.429, SLG: 0.714										5	1	4	3	0	1	1						
Inning Stats	R: 0 E: 0 K: 1 S: 9	H: 0 LOB: 0 BB: 0 P: 14	R: 0 E: 0 K: 3 S: 12	H: 1 LOB: 1 BB: 0 P: 18	R: 4 E: 0 K: 3 S: 23	H: 4 LOB: 2 BB: 2 P: 43	R: 2 E: 0 K: 0 S: 13	H: 3 LOB: 1 BB: 1 P: 20	R: 1 E: 0 K: 1 S: 13	H: 2 LOB: 1 BB: 0 P: 20	R: 1 E: 0 K: 2 S: 19	H: 2 LOB: 0 BB: 0 P: 27	R: 0 E: 0 K: 1 S: 11	H: 1 LOB: 0 BB: 0 P: 16	R: 5 E: 0 K: 0 S: 20	H: 5 LOB: 2 BB: 2 P: 40	R: 5 E: 0 K: 0 S: 20	H: 5 LOB: 2 BB: 2 P: 40	1B: 9 2B: 7 3B: 0 HR: 2	SF: 0 SAC: 0 DP: 0 HBP: 0	WP: 0 PB: 0 SB: 1 CS: 0	PA: 47
PITCHER	IP WLS BF H R ER SO BB IBB HBP BLK WP HR S P ERA WHIP	4.2 L 27 7 7 7 8 3 0 0 0 0 0 1 21 29 6.75 1.500	1.1 6 2 1 1 2 0 0 0 0 0 0 11 16 0.00 1.000	0.1 4 5 5 0 1 0 0 0 0 0 0 11 25 135.00 15.000	0.2 4 1 0 0 0 1 0 0 0 0 0 9 15 0.00 3.000																	

Batter	1	2	3	4	5	6	7	8	9	AB	R	H	RBI	BB	SO	LOB	TOP					
2 Jacoby Ellsbury, L OBP: 0.305, SLG: 0.333	G6-3		G3	L3		K			F7	5	0	0	0	0	1	2	Boston Red Sox @ Tampa Bay Rays Tropicana Field, St. Petersburg, FL Fri May 01 2009, 7:38 PM EDT Att: 27,045 - Dome - 72 F AB 33 R 2 H 9 RBI 2 BB 6 SO 6 LOB 17 					
15 Dustin Pedroia, R OBP: 0.380, SLG: 0.404	1B		1B			1B			G5-3	5	1	3	0	0	0	0						
34 David Ortiz, L OBP: 0.286, SLG: 0.319	BB		F8			F7			G6-5-3	4	0	0	0	1	1	2						
20 Kevin Youkilis, R OBP: 0.515, SLG: 0.722	F9		2B			2B			BB	3	1	2	0	1	0	2						
7 J.D. Drew, L OBP: 0.367, SLG: 0.500	G5-3		BB			1B			BB	2	0	1	1	2	0	0						
44 Jason Bay, R OBP: 0.490, SLG: 0.616	BB		BB			P4			BB	2	0	0	1	2	1	3						
25 Mike Lowell, R OBP: 0.337, SLG: 0.557	1B		FC6-4			G5-3			F7	4	0	1	0	0	0	3						
33 Jason Varitek, S OBP: 0.342, SLG: 0.516	F9		K			1B			K	4	0	1	0	0	2	2						
23 Julio Lugo, R OBP: 0.417, SLG: 0.300	F7		1B			P3			K	4	0	1	0	0	1	3						
Inning Stats	R: 0 E: 0 K: 0 S: 11	H: 1 LOB: 2 BB: 1 P: 19	R: 0 E: 0 K: 0 S: 10	H: 1 LOB: 2 BB: 1 P: 21	R: 1 E: 0 K: 1 S: 10	H: 2 LOB: 3 BB: 2 P: 20	R: 0 E: 0 K: 1 S: 5	H: 1 LOB: 0 BB: 0 P: 9	R: 1 E: 0 K: 0 S: 12	H: 2 LOB: 0 BB: 0 P: 16	R: 0 E: 0 K: 1 S: 11	H: 1 LOB: 1 BB: 0 P: 13	R: 0 E: 0 K: 1 S: 12	H: 1 LOB: 2 BB: 2 P: 24	R: 0 E: 0 K: 2 S: 8	H: 0 LOB: 0 BB: 0 P: 9	R: 0 E: 0 K: 1 S: 11	H: 0 LOB: 0 BB: 0 P: 16	1B: 7 2B: 3 3B: 0 HR: 0	SF: 0 SAC: 0 DP: 2 HBP: 0	WP: 0 PB: 0 SB: 0 CS: 0	PA: 39
PITCHER	IP WLS BF H R ER SO BB IBB HBP BLK WP HR S P ERA WHIP	IP WLS BF H R ER SO BB IBB HBP BLK WP HR S P ERA WHIP	IP WLS BF H R ER SO BB IBB HBP BLK WP HR S P ERA WHIP	IP WLS BF H R ER SO BB IBB HBP BLK WP HR S P ERA WHIP	IP WLS BF H R ER SO BB IBB HBP BLK WP HR S P ERA WHIP	IP WLS BF H R ER SO BB IBB HBP BLK WP HR S P ERA WHIP	IP WLS BF H R ER SO BB IBB HBP BLK WP HR S P ERA WHIP	IP WLS BF H R ER SO BB IBB HBP BLK WP HR S P ERA WHIP	IP WLS BF H R ER SO BB IBB HBP BLK WP HR S P ERA WHIP	IP WLS BF H R ER SO BB IBB HBP BLK WP HR S P ERA WHIP	IP WLS BF H R ER SO BB IBB HBP BLK WP HR S P ERA WHIP	IP WLS BF H R ER SO BB IBB HBP BLK WP HR S P ERA WHIP	IP WLS BF H R ER SO BB IBB HBP BLK WP HR S P ERA WHIP	IP WLS BF H R ER SO BB IBB HBP BLK WP HR S P ERA WHIP	IP WLS BF H R ER SO BB IBB HBP BLK WP HR S P ERA WHIP	IP WLS BF H R ER SO BB IBB HBP BLK WP HR S P ERA WHIP						
21 Andy Sonnanstine, R ERA: 6.75	5.2	W	27	8	2	2	1	4	0	0	0	0	0	0	56	93	3.18	2.118				
39 J.P. Howell, L ERA: 2.7	1.0		5	1	0	0	1	2	0	0	0	0	0	0	11	23	0.00	3.000				
35 Dan Wheeler, R ERA: 7.27	1.1	H	4	0	0	0	3	0	0	0	0	0	0	0	12	15	0.00	0.000				
46 Joe Nelson, R ERA: 2.7	1.0		3	0	0	0	1	0	0	0	0	0	0	0	11	16	0.00	0.000				


Batter	1	2	3	4	5	6	7	8	9	AB	R	H	RBI	BB	SO	LOB	BOTTOM					
2 B.J. Upton, R OBP: 0.316, SLG: 0.231	1B		K		SF8		K			3	0	1	1	0	2	0	Boston Red Sox @ Tampa Bay Rays Tropicana Field, St. Petersburg, FL Fri May 01 2009, 7:38 PM EDT Att: 27,045 - Dome - 72 F AB 27 R 6 H 7 RBI 6 BB 4 SO 9 LOB 11 					
13 Carl Crawford, L OBP: 0.355, SLG: 0.358	K		F7		BB		1B			3	1	1	0	1	1	1						
3 Evan Longoria, R OBP: 0.425, SLG: 0.736	K		G1-4-3		HR		BB			3	1	1	4	1	1	1						
23 Carlos Pena, L OBP: 0.337, SLG: 0.644	G4-3		G3		HR		K			4	1	1	1	0	1	2						
5 Pat Burrell, R OBP: 0.367, SLG: 0.333	K		G6-3		K		F9			4	0	0	0	0	2	2						
26 Gabe Gross, L OBP: 0.392, SLG: 0.366	1 HBP BB		1 HBP BB		SH2-3 BB SF8		1B		K	3	1	2	0	1	1	0						
1 Akinori Iwamura, L OBP: 0.371, SLG: 0.413	BB		BB		2 SF8 3 SH2-3 HR		1B		F7	2	1	1	0	1	0	0						
30 Dioner Navarro, S OBP: 0.184, SLG: 0.253	G1-3		SH2-3		BB		K		L9	3	0	0	0	0	1	4						
8 Jason Bartlett, R OBP: 0.393, SLG: 0.494	P3		P3		2 SF8 3 HR HBP		P4			2	1	0	0	0	0	1						
Inning Stats	R: 0 E: 0 K: 2 S: 9	H: 1 LOB: 0 BB: 0 P: 15	R: 0 E: 0 K: 1 S: 8	H: 0 LOB: 2 BB: 1 P: 20	R: 0 E: 0 K: 1 S: 5	H: 0 LOB: 0 BB: 0 P: 7	R: 0 E: 0 K: 0 S: 7	H: 0 LOB: 0 BB: 0 P: 10	R: 6 E: 0 K: 1 S: 19	H: 3 LOB: 0 BB: 2 P: 38	R: 0 E: 0 K: 1 S: 10	H: 2 LOB: 1 BB: 0 P: 15	R: 0 E: 0 K: 2 S: 13	H: 1 LOB: 2 BB: 1 P: 25	R: 0 E: 0 K: 1 S: 7	H: 0 LOB: 0 BB: 0 P: 12	R: 0 E: 0 K: 1 S: 7	H: 0 LOB: 0 BB: 0 P: 12	1B: 5 2B: 0 3B: 0 HR: 2	SF: 1 SAC: 1 DP: 0 HBP: 2	WP: 0 PB: 0 SB: 2 CS: 2	PA: 35
PITCHER	IP WLS BF H R ER SO BB IBB HBP BLK WP HR S P ERA WHIP	IP WLS BF H R ER SO BB IBB HBP BLK WP HR S P ERA WHIP	IP WLS BF H R ER SO BB IBB HBP BLK WP HR S P ERA WHIP	IP WLS BF H R ER SO BB IBB HBP BLK WP HR S P ERA WHIP	IP WLS BF H R ER SO BB IBB HBP BLK WP HR S P ERA WHIP	IP WLS BF H R ER SO BB IBB HBP BLK WP HR S P ERA WHIP	IP WLS BF H R ER SO BB IBB HBP BLK WP HR S P ERA WHIP	IP WLS BF H R ER SO BB IBB HBP BLK WP HR S P ERA WHIP	IP WLS BF H R ER SO BB IBB HBP BLK WP HR S P ERA WHIP	IP WLS BF H R ER SO BB IBB HBP BLK WP HR S P ERA WHIP	IP WLS BF H R ER SO BB IBB HBP BLK WP HR S P ERA WHIP	IP WLS BF H R ER SO BB IBB HBP BLK WP HR S P ERA WHIP	IP WLS BF H R ER SO BB IBB HBP BLK WP HR S P ERA WHIP	IP WLS BF H R ER SO BB IBB HBP BLK WP HR S P ERA WHIP	IP WLS BF H R ER SO BB IBB HBP BLK WP HR S P ERA WHIP	IP WLS BF H R ER SO BB IBB HBP BLK WP HR S P ERA WHIP						
63 Justin Masterson, R ERA: 4.37	6.0	L	27	6	6	6	0	3	0	2	0	0	0	0	58	105	9.00	1.500				
17 Manny Delcarmen, R ERA: 4.37	1.0		5	1	0	0	2	1	0	0	0	0	0	0	13	25	0.00	2.000				
56 Ramon E Ramirez, R ERA: 4.37	1.0		3	0	0	0	1	0	0	0	0	0	0	7	12	0.00	0.000					

Batter	1	2	3	4	5	6	7	8	9	AB	R	H	RBI	BB	SO	LOB	TOP							
2 Jacoby Ellsbury, L OBP: 0.306, SLG: 0.333	G5-3	E4 15 S	K			15 S 20 2B	G1-3		G4-6-3 15 1B	6	2	2	0	0	1	4								
15 Dustin Pedroia, R OBP: 0.404, SLG: 0.423	7 2B 20 HBP	E9 20 G5-3 1B		F7 34 2B		20 2B BB	20 BB 34 HBP 1B		G4-6-3 1-2 1B	3	2	2	1	3	0	1								
34 David Ortiz, L OBP: 0.300, SLG: 0.312	P5			F7 2-3		20 2B BB	20 BB HBP			2	0	0	0	2	0	2								
20 Kevin Youkilis, R OBP: 0.520, SLG: 0.720	7 2B HBP	G5-3		G5-3		20 2B BB	20 BB HBP			3	1	1	3	1	0	3								
7 J.D. Drew, L OBP: 0.357, SLG: 0.493			K	K		K	F8			5	0	1	2	0	3	6								
44 Jason Bay, R OBP: 0.485, SLG: 0.605 55 Jeff Bailey, R OBP: 0.286, SLG: 0.417	K		16 WP 22 1B 25 S		L8	P4		F9		3	1	1	0	0	1	1								
25 Mike Lowell, R OBP: 0.340, SLG: 0.581		16 2B 22 1B	L8		F8		HR	G5-3		5	2	2	1	0	0	1								
16 George Kottaras, L OBP: 0.269, SLG: 0.238		22 1B	22 1B		G4-3		K	K		4	1	1	0	1	2	0								
22 Nick Green, R OBP: 0.371, SLG: 0.464						K	G1-3 20 BB	G6-3		5	1	3	3	0	1	0								
Inning Stats	R: 2 H: 1 E: 0 K: 1 S: 12	H: 1 LOB: 1 BB: 1 P: 25	R: 3 H: 4 E: 2 K: 0 S: 16	H: 4 LOB: 1 BB: 1 P: 23	R: 1 H: 2 E: 0 K: 2 S: 18	H: 2 LOB: 1 BB: 1 P: 28	R: 0 H: 1 E: 0 K: 1 S: 9	H: 1 LOB: 1 BB: 0 P: 13	R: 0 H: 0 E: 0 K: 0 S: 5	H: 2 LOB: 2 BB: 0 P: 9	R: 2 H: 2 E: 0 K: 2 S: 26	H: 2 LOB: 3 BB: 2 P: 45	R: 2 H: 2 E: 0 K: 1 S: 17	H: 2 LOB: 3 BB: 2 P: 31	R: 0 H: 0 E: 0 K: 1 S: 8	H: 0 LOB: 0 BB: 0 P: 12	R: 0 H: 1 E: 0 K: 0 S: 10	H: 1 LOB: 0 BB: 0 P: 12	1B: 7 2B: 5 3B: 0 HR: 1	SF: 0 SAC: 0 DP: 2 HBP: 2	WP: 1 PB: 0 SB: 4 CS: 1	PA: 47		
PITCHER	IP WLS BF H R ER SO BB IBB HBP BLK WP HR S P ERA WHIP	IP WLS BF H R ER SO BB IBB HBP BLK WP HR S P ERA WHIP	IP WLS BF H R ER SO BB IBB HBP BLK WP HR S P ERA WHIP	IP WLS BF H R ER SO BB IBB HBP BLK WP HR S P ERA WHIP	IP WLS BF H R ER SO BB IBB HBP BLK WP HR S P ERA WHIP	IP WLS BF H R ER SO BB IBB HBP BLK WP HR S P ERA WHIP	IP WLS BF H R ER SO BB IBB HBP BLK WP HR S P ERA WHIP	IP WLS BF H R ER SO BB IBB HBP BLK WP HR S P ERA WHIP	IP WLS BF H R ER SO BB IBB HBP BLK WP HR S P ERA WHIP	3.0 L 19 7 6 5 3 3 0 1 0 1 0 46 76 15.00 3.333	2.0 H 7 1 0 0 1 0 0 0 0 0 14 22 0.00 0.500	0.1 L 4 1 2 2 1 2 0 0 0 0 1 24 45 13.50 3.000	1.1 L 4 0 0 0 1 0 0 0 0 0 10 14 0.00 0.000	1.0 L 3 1 0 0 0 0 0 0 0 0 10 12 0.00 1.000	1.0 L 3 1 0 0 0 0 0 0 0 0 10 12 0.00 1.000	0.00 1.000	0.00 1.000	0.00 1.000	0.00 1.000	0.00 1.000	0.00 1.000	0.00 1.000	0.00 1.000	0.00 1.000

Boston Red Sox @ Tampa Bay Rays
Tropicana Field, St. Petersburg, FL
Sat May 02 2009, 7:08 PM EDT
Att: 34,910 - Dome - 72 F

livebaseballscorecards.com

AB 38
R 10
H 13
RBI 10
BB 7
SO 8
LOB 20




Batter	1	2	3	4	5	6	7	8	9	AB	R	H	RBI	BB	SO	LOB	BOTTOM							
2 B.J. Upton, R OBP: 0.310, SLG: 0.217	K		G5-3			13 PB 3 1B BB	P3		F8	4	1	0	0	1	1	2								
13 Carl Crawford, L OBP: 0.357, SLG: 0.360	G3				P5		K			5	1	2	0	0	1	4								
3 Evan Longoria, R OBP: 0.422, SLG: 0.728	23 1B 2B				P6			G5-3		5	2	2	2	0	1	2								
23 Carlos Pena, L OBP: 0.358, SLG: 0.677	5 FC6-4 1B				HR	5 2B BB	18 E 18 1B BB		G3-1	3	1	2	2	2	0	1								
5 Pat Burrell, R OBP: 0.368, SLG: 0.350	FC6-4				K		K			5	0	2	2	0	2	2								
18 Ben Zobrist, S OBP: 0.345, SLG: 0.600		G3-1			L7		K		E6	5	0	1	0	0	2	3								
1 Akinori Iwamura, L OBP: 0.366, SLG: 0.405		G3-1			G6-3				K	4	0	1	0	0	1	2								
19 Gabe Kapler, R OBP: 0.308, SLG: 0.400 26 Gabe Gross, L OBP: 0.365, SLG: 0.357					K				P5	3	0	1	0	0	2	0								
30 Dioner Navarro, S OBP: 0.190, SLG: 0.247					G1-3				P3	2	1	0	0	0	0	0								
Inning Stats	R: 1 H: 2 E: 0 K: 1 S: 11	H: 2 LOB: 1 BB: 0 P: 17	R: 0 H: 0 E: 0 K: 1 S: 8	H: 0 LOB: 0 BB: 0 P: 15	R: 0 H: 1 E: 0 K: 0 S: 9	H: 1 LOB: 1 BB: 0 P: 14	R: 1 H: 1 E: 0 K: 1 S: 10	H: 1 LOB: 0 BB: 0 P: 16	R: 3 H: 2 E: 0 K: 2 S: 15	H: 2 LOB: 2 BB: 2 P: 34	R: 0 H: 2 E: 0 K: 1 S: 11	H: 2 LOB: 2 BB: 0 P: 20	R: 0 H: 1 E: 1 K: 2 S: 13	H: 1 LOB: 2 BB: 1 P: 19	R: 0 H: 0 E: 0 K: 0 S: 7	H: 0 LOB: 0 BB: 0 P: 10	R: 1 H: 2 E: 0 K: 2 S: 19	H: 2 LOB: 1 BB: 0 P: 27	1B: 8 2B: 2 3B: 0 HR: 1	SF: 0 SAC: 1 DP: 0 HBP: 1	WP: 0 PB: 1 SB: 1 CS: 0	PA: 42		
PITCHER	IP WLS BF H R ER SO BB IBB HBP BLK WP HR S P ERA WHIP	IP WLS BF H R ER SO BB IBB HBP BLK WP HR S P ERA WHIP	IP WLS BF H R ER SO BB IBB HBP BLK WP HR S P ERA WHIP	IP WLS BF H R ER SO BB IBB HBP BLK WP HR S P ERA WHIP	IP WLS BF H R ER SO BB IBB HBP BLK WP HR S P ERA WHIP	IP WLS BF H R ER SO BB IBB HBP BLK WP HR S P ERA WHIP	IP WLS BF H R ER SO BB IBB HBP BLK WP HR S P ERA WHIP	IP WLS BF H R ER SO BB IBB HBP BLK WP HR S P ERA WHIP	IP WLS BF H R ER SO BB IBB HBP BLK WP HR S P ERA WHIP	5.0 H 25 7 5 5 5 2 0 1 0 0 0 22 34 9.00 1.800	2.0 H 9 2 0 0 3 1 0 0 0 0 0 22 34 0.00 1.500	1.0 L 3 0 0 0 0 0 0 0 0 7 10 0.00 0.000	1.0 L 5 2 1 1 2 0 0 0 0 0 0 19 27 9.00 2.000	1.0 L 3 1 0 0 0 0 0 0 0 10 12 0.00 1.000	1.0 L 3 1 0 0 0 0 0 0 0 10 12 0.00 1.000	0.00 1.000	0.00 1.000	0.00 1.000	0.00 1.000	0.00 1.000	0.00 1.000	0.00 1.000	0.00 1.000	0.00 1.000

Boston Red Sox @ Tampa Bay Rays
Tropicana Field, St. Petersburg, FL
Sat May 02 2009, 7:08 PM EDT
Att: 34,910 - Dome - 72 F

livebaseballscorecards.com

AB 37
R 6
H 11
RBI 6
BB 3
SO 10
LOB 16



Batter	1	2	3	4	5	6	7	8	9	AB	R	H	RBI	BB	SO	LOB	TOP				
2 Jacoby Ellsbury, L OBP: 0.310, SLG: 0.336	G3-1	15 CS 1B			FC4-6			15 FC4-6 1B	F9	5	0	2	0	0	0	1					
15 Dustin Pedroia, R OBP: 0.398, SLG: 0.416	20 1B 34 BB 7 1B	CS	G5-3		F9			FC4-6 G1-3 34 20 HR		4	2	1	0	0	0	2					
34 David Ortiz, L OBP: 0.298, SLG: 0.302	7 1B 20 1B		G6-3		F7			G1-3		3	0	0	0	1	0	1					
20 Kevin Youkilis, R OBP: 0.519, SLG: 0.744	7 1B		F7		F7			K		4	1	2	2	0	1	0					
7 J.D. Drew, L OBP: 0.375, SLG: 0.520					K			HR		4	0	3	1	0	1	0					
44 Jason Bay, R OBP: 0.477, SLG: 0.582					K			44 BB 1B		3	0	0	0	1	2	4					
25 Mike Lowell, R OBP: 0.327, SLG: 0.557	F7				F8			BB		4	0	0	0	0	0	5					
33 Jason Varitek, S OBP: 0.338, SLG: 0.493										3	0	0	0	1	2	0					
23 Julio Lugo, R OBP: 0.313, SLG: 0.214	F8				L8			G6-3		4	0	0	0	0	0	1					
Inning Stats	R: 1 E: 0 K: 1 S: 20	H: 3 LOB: 3 BB: 1 P: 30	R: 0 E: 0 K: 1 S: 8	H: 1 LOB: 0 BB: 0 P: 13	R: 0 E: 0 K: 0 S: 5	H: 0 LOB: 0 BB: 0 P: 7	R: 0 E: 0 K: 2 S: 9	H: 0 LOB: 0 BB: 0 P: 16	R: 0 E: 0 K: 0 S: 7	H: 1 LOB: 1 BB: 0 P: 8	R: 0 E: 0 K: 1 S: 6	H: 0 LOB: 0 BB: 0 P: 6	R: 2 E: 0 K: 0 S: 16	H: 3 LOB: 2 BB: 1 P: 29	R: 0 E: 0 K: 0 S: 8	H: 0 LOB: 0 BB: 0 P: 14	1B: 6 2B: 1 3B: 0 HR: 1	SF: 0 SAC: 0 DP: 0 HBP: 0	WP: 0 PB: 0 SB: 1 CS: 1	PA: 38	
PITCHER	IP	WLS	BF	H	R	ER	SO	BB	IBB	HBP	BLK	WP	HR	S	P	ERA	WHIP				
33 James Shields, R ERA: 3.51	7.1	W	29	6	2	2	6	2	0	0	0	0	0	65	102	2.46	1.091				
39 J.P. Howell, L ERA: 3.48	0.1	H	3	2	1	1	0	0	0	0	0	0	1	6	10	27.00	6.000				
35 Dan Wheeler, R ERA: 7.0	0.1	H	2	0	0	0	0	1	0	0	0	0	0	5	11	0.00	3.000				
40 Troy Percival, R ERA: 2.45	1.0	S	3	0	0	0	0	0	0	0	0	0	0	8	14	0.00	0.000				

Boston Red Sox @ Tampa Bay Rays
Tropicana Field, St. Petersburg, FL
Sun May 03 2009, 1:38 PM EDT
Att: 32,332 - Dome - 72 F

AB 34
R 3
H 8
RBI 3
BB 3
SO 6
LOB 14



Batter	1	2	3	4	5	6	7	8	9	AB	R	H	RBI	BB	SO	LOB	BOTTOM				
2 B.J. Upton, R OBP: 0.292, SLG: 0.203	G6-3		K	K				P4	P3	5	0	0	0	0	2	2					
13 Carl Crawford, L OBP: 0.385, SLG: 0.385	3 F 23 S 2B		23 S 1B		5 S 3 S 1B			3 1B 3 S 5 HBP 1B	3 S 1B	4	2	4	1	1	0	0					
3 Evan Longoria, R OBP: 0.421, SLG: 0.708	23 2B HBP		F8		K			5 HBP 23 HBP 1B	K	4	0	1	0	0	2	3					
23 Carlos Pena, L OBP: 0.364, SLG: 0.677			K		P4			5 HBP HBP		3	0	1	1	0	1	2					
5 Pat Burrell, R OBP: 0.364, SLG: 0.337	K		F9		K			HBP		3	0	0	1	0	2	3					
18 Ben Zobrist, S OBP: 0.339, SLG: 0.566	K				1 2B 8 BB 1B			F8	K	3	1	0	0	1	2	5					
1 Akinori Iwamura, L OBP: 0.361, SLG: 0.409			K		8 BB 41 FC4-6 2B			F9	F8	4	1	1	0	0	1	3					
8 Jason Bartlett, R OBP: 0.409, SLG: 0.517	L8				41 FC4-6 1B					4	1	3	1	0	0	0					
41 Michel Hernandez, R OBP: 0.353, SLG: 0.588	F9				FC4-6 2 S			G6-3	SH3-4	3	0	0	1	0	0	2					
Inning Stats	R: 1 E: 0 K: 2 S: 12	H: 1 LOB: 2 BB: 1 P: 20	R: 0 E: 0 K: 1 S: 10	H: 0 LOB: 0 BB: 0 P: 15	R: 0 E: 0 K: 2 S: 13	H: 1 LOB: 1 BB: 0 P: 17	R: 2 E: 0 K: 1 S: 16	H: 2 LOB: 1 BB: 1 P: 29	R: 0 E: 0 K: 0 S: 9	H: 1 LOB: 1 BB: 0 P: 13	R: 0 E: 0 K: 0 S: 10	H: 1 LOB: 3 BB: 0 P: 16	R: 1 E: 0 K: 1 S: 13	H: 2 LOB: 3 BB: 0 P: 28	R: 1 E: 0 K: 1 S: 10	H: 2 LOB: 1 BB: 0 P: 13	1B: 7 2B: 3 3B: 0 HR: 0	SF: 0 SAC: 1 DP: 0 HBP: 3	WP: 0 PB: 0 SB: 8 CS: 0	PA: 39	
PITCHER	IP	WLS	BF	H	R	ER	SO	BB	IBB	HBP	BLK	WP	HR	S	P	ERA	WHIP				
36 Brad Penny, R ERA: 7.61	6.0	L	27	6	3	3	8	2	0	1	0	0	0	70	110	4.50	1.333				
17 Manny Delcarmen, R ERA: 0.63	0.1		5	2	1	1	0	0	0	2	0	0	0	9	21	27.00	6.000				
62 Hunter Jones, L ERA: 2.84	1.0		4	1	1	1	1	0	0	0	0	0	0	7	12	9.00	1.000				
56 Ramon E Ramirez, R ERA:	0.2		3	1	0	0	1	0	0	0	0	0	0	7	8	0.00	1.500				

Boston Red Sox @ Tampa Bay Rays
Tropicana Field, St. Petersburg, FL
Sun May 03 2009, 1:38 PM EDT
Att: 32,332 - Dome - 72 F

AB 33
R 5
H 10
RBI 5
BB 2
SO 10
LOB 20



Batter	1	2	3	4	5	6	7	8	9	AB	R	H	RBI	BB	SO	LOB	TOP		
2 Jacoby Ellsbury, L (1, 8) OBP: 0.323, SLG: 0.350 30 Jonathan Van Every, L (4, 8) OBP: 0.440, SLG: 0.625										2	1	1	0	0	0	0			
15 Dustin Pedroia, R (1, 4) OBP: 0.414, SLG: 0.431										4	2	3	0	1	1	0			
34 David Ortiz, L (1, 10) OBP: 0.331, SLG: 0.333										3	1	1	1	2	1	2			
44 Jason Bay, R (1, 7) OBP: 0.487, SLG: 0.644										3	2	1	3	1	1	1			
25 Mike Lowell, R (1, 5) OBP: 0.286, SLG: 0.566										5	0	1	0	0	2	7			
7 J.D. Drew, L (1, 9) OBP: 0.336, SLG: 0.494										4	1	0	0	1	2	4			
55 Jeff Bailey, R (1, 3) OBP: 0.310, SLG: 0.440										3	0	0	1	1	2	1			
33 Jason Varitek, S (1, 2) OBP: 0.310, SLG: 0.440										3	0	0	1	1	1	3			
22 Nick Green, R (1, 6) OBP: 0.352, SLG: 0.422										4	0	1	1	0	2	1			
Inning Stats	R: 4 H: 5 E: 0 K: 0 S: 13	H: 5 LOB: 0 BB: 0 P: 23	R: 0 H: 0 E: 0 K: 2 S: 9	H: 0 LOB: 0 BB: 0 P: 13	R: 0 H: 1 E: 0 K: 2 S: 12	H: 1 LOB: 1 BB: 0 P: 19	R: 0 H: 0 E: 0 K: 3 S: 11	H: 0 LOB: 1 BB: 1 P: 16	R: 0 H: 0 E: 0 K: 2 S: 10	H: 0 LOB: 0 BB: 0 P: 16	R: 0 H: 1 E: 0 K: 0 S: 9	H: 1 LOB: 2 BB: 1 P: 28	R: 1 H: 0 E: 0 K: 1 S: 19	H: 0 LOB: 3 BB: 4 P: 42	1B: 6 SF: 1 2B: 1 3B: 0 HR: 1	SF: 1 SAC: 0 DP: 1 HBP: 2	WP: 0 PA: 44 PB: 0 SB: 3 CS: 0		
PITCHER	IP: 5.2 WLS: L BF: 25 H: 6 R: 4 ER: 4 SO: 12	IP: 5.2 WLS: L BF: 25 H: 6 R: 4 ER: 4 SO: 12	IP: 5.2 WLS: L BF: 25 H: 6 R: 4 ER: 4 SO: 12	IP: 5.2 WLS: L BF: 25 H: 6 R: 4 ER: 4 SO: 12	IP: 5.2 WLS: L BF: 25 H: 6 R: 4 ER: 4 SO: 12	IP: 5.2 WLS: L BF: 25 H: 6 R: 4 ER: 4 SO: 12	IP: 5.2 WLS: L BF: 25 H: 6 R: 4 ER: 4 SO: 12	IP: 5.2 WLS: L BF: 25 H: 6 R: 4 ER: 4 SO: 12	IP: 5.2 WLS: L BF: 25 H: 6 R: 4 ER: 4 SO: 12	IP: 5.2 WLS: L BF: 25 H: 6 R: 4 ER: 4 SO: 12	IP: 5.2 WLS: L BF: 25 H: 6 R: 4 ER: 4 SO: 12	IP: 5.2 WLS: L BF: 25 H: 6 R: 4 ER: 4 SO: 12	IP: 5.2 WLS: L BF: 25 H: 6 R: 4 ER: 4 SO: 12	IP: 5.2 WLS: L BF: 25 H: 6 R: 4 ER: 4 SO: 12	IP: 5.2 WLS: L BF: 25 H: 6 R: 4 ER: 4 SO: 12	IP: 5.2 WLS: L BF: 25 H: 6 R: 4 ER: 4 SO: 12	IP: 5.2 WLS: L BF: 25 H: 6 R: 4 ER: 4 SO: 12	IP: 5.2 WLS: L BF: 25 H: 6 R: 4 ER: 4 SO: 12	IP: 5.2 WLS: L BF: 25 H: 6 R: 4 ER: 4 SO: 12
62 Joba Chamberlain, R (1, 1) ERA: 3.77	39 Mark Melancon, R (9, 1) ERA: 5.4	41 Jose Veras, R (6, 1) ERA: 7.62	30 David Robertson, R (9, 1) ERA: 4.15	48 Phil Coke, L (7, 1) ERA: 9.38	63 Jonathan Albaladejo, R (8, 1) ERA: 6.92	36 Edgar Ramirez, R (8, 1) ERA: 5.08													

Boston Red Sox @ New York Yankees
Yankee Stadium, Bronx, NY
Tue May 05 2009, 7:05 PM EDT
Att: 46,810 - Cloudy - 54 F

AB 34
R 7
H 8
RBI 7
BB 7
SO 14
LOB 21



Batter	1	2	3	4	5	6	7	8	9	AB	R	H	RBI	BB	SO	LOB	BOTTOM		
2 Derek Jeter, R (1, 6) OBP: 0.350, SLG: 0.432										5	1	2	0	0	0	0			
18 Johnny Damon, L (1, 7) OBP: 0.364, SLG: 0.510										4	1	2	3	0	0	1			
25 Mark Teixeira, S (1, 3) OBP: 0.352, SLG: 0.407										4	0	1	0	0	2	2			
55 Hideki Matsui, L (1, 10) OBP: 0.380, SLG: 0.449										4	0	1	0	0	0	2			
24 Robinson Cano, L (1, 4) OBP: 0.373, SLG: 0.527										4	0	0	0	0	0	2			
33 Nick Swisher, S (1, 9) OBP: 0.427, SLG: 0.663										3	0	0	0	1	2	0			
53 Melky Cabrera, S (1, 8) OBP: 0.408, SLG: 0.563										4	0	3	0	0	1	0			
19 Ramiro Pena, S (1, 5) OBP: 0.333, SLG: 0.306										4	0	0	0	0	1	3			
26 José Molina, R (1, 2) OBP: 0.333, SLG: 0.342 11 Brett Gardner, L (9, PH) OBP: 0.292, SLG: 0.277										3	1	1	0	0	1	3			
Inning Stats	R: 0 H: 2 E: 0 K: 1 S: 14	H: 1 LOB: 0 BB: 0 P: 19	R: 3 H: 3 E: 0 K: 1 S: 16	H: 3 LOB: 0 BB: 0 P: 24	R: 0 H: 1 E: 1 K: 2 S: 12	H: 1 LOB: 1 BB: 0 P: 16	R: 0 H: 1 E: 0 K: 1 S: 9	H: 1 LOB: 2 BB: 1 P: 17	R: 0 H: 1 E: 0 K: 2 S: 12	H: 1 LOB: 1 BB: 0 P: 14	R: 0 H: 0 E: 0 K: 2 S: 9	H: 0 LOB: 0 BB: 0 P: 15	R: 0 H: 0 E: 0 K: 1 S: 9	H: 0 LOB: 0 BB: 0 P: 12	1B: 7 SF: 0 2B: 2 3B: 0 HR: 1	SF: 0 SAC: 0 DP: 1 HBP: 0	WP: 0 PA: 37 PB: 0 SB: 0 CS: 0		
PITCHER	IP: 6.0 WLS: W BF: 28 H: 10 R: 3 ER: 3 SO: 5	IP: 6.0 WLS: W BF: 28 H: 10 R: 3 ER: 3 SO: 5	IP: 6.0 WLS: W BF: 28 H: 10 R: 3 ER: 3 SO: 5	IP: 6.0 WLS: W BF: 28 H: 10 R: 3 ER: 3 SO: 5	IP: 6.0 WLS: W BF: 28 H: 10 R: 3 ER: 3 SO: 5	IP: 6.0 WLS: W BF: 28 H: 10 R: 3 ER: 3 SO: 5	IP: 6.0 WLS: W BF: 28 H: 10 R: 3 ER: 3 SO: 5	IP: 6.0 WLS: W BF: 28 H: 10 R: 3 ER: 3 SO: 5	IP: 6.0 WLS: W BF: 28 H: 10 R: 3 ER: 3 SO: 5	IP: 6.0 WLS: W BF: 28 H: 10 R: 3 ER: 3 SO: 5	IP: 6.0 WLS: W BF: 28 H: 10 R: 3 ER: 3 SO: 5	IP: 6.0 WLS: W BF: 28 H: 10 R: 3 ER: 3 SO: 5	IP: 6.0 WLS: W BF: 28 H: 10 R: 3 ER: 3 SO: 5	IP: 6.0 WLS: W BF: 28 H: 10 R: 3 ER: 3 SO: 5	IP: 6.0 WLS: W BF: 28 H: 10 R: 3 ER: 3 SO: 5	IP: 6.0 WLS: W BF: 28 H: 10 R: 3 ER: 3 SO: 5	IP: 6.0 WLS: W BF: 28 H: 10 R: 3 ER: 3 SO: 5	IP: 6.0 WLS: W BF: 28 H: 10 R: 3 ER: 3 SO: 5	IP: 6.0 WLS: W BF: 28 H: 10 R: 3 ER: 3 SO: 5
19 Josh Beckett, R (1, 1) ERA: 6.75	37 Hideki Okajima, L (7, 1) ERA: 3.95	24 Takashi Saito, R (9, 1) ERA: 4.5																	

Boston Red Sox @ New York Yankees
Yankee Stadium, Bronx, NY
Tue May 05 2009, 7:05 PM EDT
Att: 46,810 - Cloudy - 54 F

AB 36
R 3
H 10
RBI 3
BB 1
SO 8
LOB 13



Batter	1	2	3	4	5	6	7	8	9	AB	R	H	RBI	BB	SO	LOB	TOP			
12 Ben Francisco, R OBP: 0.340, SLG: 0.373	G5-3		G5-4-3																	
Asdrúbal Cabrera, S OBP: 0.407, SLG: 0.227	L3																			
41 Victor Martínez, S OBP: 0.467, SLG: 0.643																				
7 Mark DeRosa, R OBP: 0.311, SLG: 0.458																				
29 Josh Barfield, R OBP: 1.000, SLG: 1.000	K																			
20 David Dellucci, L OBP: 0.409, SLG: 0.450																				
25 Ryan Garko, R OBP: 0.422, SLG: 0.397																				
2 Johnny Peralta, R OBP: 0.278, SLG: 0.295																				
16 Matt LaPorta, R OBP: 0.267, SLG: 0.385																				
1 Luis Valbuena, L OBP: 0.375, SLG: 0.333																				
Inning Stats	R: 0 E: 0 K: 1 S: 12	H: 0 LOB: 1 BB: 1 P: 19	R: 0 E: 0 K: 2 S: 8	H: 0 LOB: 0 BB: 0 P: 13	R: 0 E: 0 K: 0 S: 10	H: 0 LOB: 0 BB: 1 P: 16	R: 0 E: 0 K: 0 S: 11	H: 1 LOB: 3 BB: 1 P: 17	R: 2 E: 0 K: 0 S: 10	H: 2 LOB: 1 BB: 1 P: 19	R: 0 E: 0 K: 0 S: 10	H: 1 LOB: 0 BB: 0 P: 15	R: 1 E: 0 K: 0 S: 8	H: 2 LOB: 1 BB: 0 P: 14	R: 0 E: 0 K: 0 S: 7	H: 0 LOB: 1 BB: 0 P: 11	1B: 5 2B: 2 3B: 0 HR: 0	SF: 1 SAC: 0 DP: 2 HBP: 3	WP: 1 PB: 1 SB: 1 CS: 0	PA: 38
PITCHER	IP WLS BF H R ER SO BB IBB HBP BLK WP HR S P ERA WHIP																			
49 Tim Wakefield, R ERA: 2.93	6.0 W 26 4 2 2 3 4 0 2 0 1 0 61 101 3.00 1.333																			
17 Manny Delcarmen, R ERA: 0.59	1.0 3 1 0 0 1 0 0 0 0 0 0 0 10 15 0.00 1.000																			
48 Javier López, L ERA: 10.24	1.0 5 2 1 1 0 0 0 0 0 0 0 0 8 14 9.00 2.000																			
24 Takashi Saito, R ERA: 4.09	1.0 4 0 0 0 0 0 0 0 1 0 0 0 7 11 0.00 0.000																			

Cleveland Indians @ Boston Red Sox
Fenway Park, Boston, MA
Thu May 07 2009, 7:10 PM EDT
Att: 37,541 - Cloudy - 67 F

AB 30
R 3
H 7
RBI 2
BB 4
SO 4
LOB 14



Batter	1	2	3	4	5	6	7	8	9	AB	R	H	RBI	BB	SO	LOB	BOTTOM			
23 Julio Lugo, R OBP: 0.408, SLG: 0.450	L8																			
15 Dustin Pedroia, R OBP: 0.409, SLG: 0.419	F9																			
44 Jason Bay, R OBP: 0.476, SLG: 0.653	FC6-4																			
25 Mike Lowell, R OBP: 0.328, SLG: 0.549	G6-4-3																			
5 Rocco Baldelli, R OBP: 0.278, SLG: 0.235	F9																			
7 J.D. Drew, L OBP: 0.377, SLG: 0.466	G6-3																			
55 Jeff Bailey, R OBP: 0.310, SLG: 0.333																				
22 Nick Green, R OBP: 0.342, SLG: 0.417	G6-3																			
16 George Kottaras, L OBP: 0.267, SLG: 0.240	F8																			
Inning Stats	R: 1 E: 0 K: 0 S: 11	H: 2 LOB: 0 BB: 0 P: 20	R: 0 E: 0 K: 0 S: 10	H: 1 LOB: 0 BB: 0 P: 14	R: 0 E: 0 K: 0 S: 5	H: 0 LOB: 0 BB: 0 P: 6	R: 0 E: 0 K: 0 S: 7	H: 0 LOB: 0 BB: 0 P: 10	R: 0 E: 0 K: 1 S: 9	H: 1 LOB: 1 BB: 0 P: 11	R: 12 E: 0 K: 1 S: 28	H: 9 LOB: 3 BB: 3 P: 56	R: 0 E: 0 K: 1 S: 8	H: 0 LOB: 0 BB: 0 P: 11	R: 0 E: 0 K: 0 S: 4	H: 0 LOB: 0 BB: 0 P: 9	1B: 8 2B: 3 3B: 1 HR: 1	SF: 0 SAC: 0 DP: 1 HBP: 0	WP: 0 PB: 1 SB: 0 CS: 0	PA: 39
PITCHER	IP WLS BF H R ER SO BB IBB HBP BLK WP HR S P ERA WHIP																			
45 Jeremy Sowers, L ERA: 12.6	5.0 L 24 7 7 7 0 2 0 0 0 0 0 0 0 8 12 ∞ ∞																			
30 Masa Kobayashi, R ERA: 8.39	0.0 5 5 3 3 0 0 0 0 0 0 0 0 1 18 30 13.50 0.500																			
40 Matt Herge, R ERA: 4.5	2.0 7 1 3 3 2 0 0 0 0 0 0 0 4 9 0.00 0.000																			
50 Jensen Lewis, R ERA: 5.52	1.0 3 0 0 0 0 0 0 0 0 0 0 0 0 4 9 0.00 0.000																			

Cleveland Indians @ Boston Red Sox
Fenway Park, Boston, MA
Thu May 07 2009, 7:10 PM EDT
Att: 37,541 - Cloudy - 67 F

AB 36
R 13
H 13
RBI 13
BB 3
SO 3
LOB 4



Batter	1	2	3	4	5	6	7	8	9	AB R H RBI BB SO LOB	TOP
2 B.J. Upton, R OBP: 0.289, SLG: 0.196	G5-3		G6-3		G6-3		BB		K	4 0 0 0 1 1 1	Tampa Bay Rays @ Boston Red Sox Fenway Park, Boston, MA Fri May 08 2009, 7:10 PM EDT Att: 37,745 - Partly Cloudy - 73 F
13 Carl Crawford, L OBP: 0.383, SLG: 0.421	5 1B		3 SF9		2B		F8		K	5 2 3 0 0 1 3	
3 Evan Longoria, R OBP: 0.411, SLG: 0.741	5 1B		SF9		F8		K			2 0 0 1 1 1 3	
23 Carlos Pena, L OBP: 0.364, SLG: 0.664	K		L4		G4-3		F8			4 0 0 0 0 1 3	
5 Pat Burrell, R OBP: 0.350, SLG: 0.313	1-2 2H 1B				F8		F9		18 FC4-6 BB	3 0 1 1 1 0 0	
26 Gabe Gross, L OBP: 0.390, SLG: 0.367	F8				G5-3		G5-3		FC4-6	3 1 1 0 0 0 2	
18 Ben Zobrist, S OBP: 0.348, SLG: 0.597	F8				1 2B				1-2	1 0 0 0 0 0 1	
1 Akinori Iwamura, L OBP: 0.333, SLG: 0.377		G6-3		G4-3		K		G3		4 0 0 0 0 1 2	
8 Jason Bartlett, R OBP: 0.395, SLG: 0.523		41 L6-4 2B		2H 2B			F7		41 F9 41 DI 1B	4 0 3 1 0 0 0	
41 Michel Hernandez, R OBP: 0.333, SLG: 0.524		L6-4		G5-3			2 BB 1B		F9	4 0 1 0 0 0 3	
Inning Stats	R: 1 H: 2 E: 0 LOB: 2 K: 1 S: 17	R: 0 H: 1 E: 0 LOB: 0 K: 1 S: 9	R: 1 H: 1 E: 0 LOB: 0 K: 0 S: 6	R: 1 H: 2 E: 0 LOB: 1 K: 0 S: 11	R: 0 H: 1 E: 0 LOB: 1 K: 0 S: 5	R: 0 H: 0 E: 0 LOB: 0 K: 1 S: 5	R: 0 H: 1 E: 0 LOB: 2 K: 1 S: 8	R: 0 H: 0 E: 0 LOB: 1 K: 2 S: 7	R: 0 H: 1 E: 0 LOB: 1 K: 2 S: 9	1B: 5 SF: 1 2B: 4 SAC: 0 3B: 1 DP: 1 HR: 0 HBP: 0	WP: 0 PA: 38 PB: 0 SB: 1 CS: 0
PITCHER	IP WLS BF H R ER SO BB IBB HBP BLK WP HR S P ERA WHIP										
36 Brad Penny, R ERA: 6.9	(1, 1) 6.1 W 28 8 3 3 2 2 0 0 0 0 0 0 56 91 4.26 1.579										
37 Hideki Okajima, L ERA: 3.68	(7, 1) 1.0 H 4 0 0 0 1 1 0 0 0 0 0 0 8 18 0.00 1.000										
56 Ramon E Ramirez, R ERA: 0.56	(8, 1) 0.2 H 2 0 0 0 0 0 0 0 0 0 0 0 4 7 0.00 0.000										
58 Jonathan Papelbon, R ERA: 1.38	(9, 1) 1.0 4 1 0 0 2 0 0 0 0 0 0 0 9 11 0.00 1.000										

Batter	1	2	3	4	5	6	7	8	9	AB R H RBI BB SO LOB	BOTTOM
2 Jacoby Ellsbury, L OBP: 0.326, SLG: 0.361	G6-3		1B		G1-3		K		15 1B 2B	5 1 2 1 0 1 1	Tampa Bay Rays @ Boston Red Sox Fenway Park, Boston, MA Fri May 08 2009, 7:10 PM EDT Att: 37,745 - Partly Cloudy - 73 F
15 Dustin Pedroia, R OBP: 0.423, SLG: 0.434	1B		F9		44 HR 1B		25 1B		2H 1B	5 1 4 1 0 0 1	
34 David Ortiz, L OBP: 0.331, SLG: 0.321	F8		K		44 HR BB		L8		L9	4 1 0 0 1 1 4	
44 Jason Bay, R OBP: 0.477, SLG: 0.677	F9				25 1B 1B		K		K	4 1 2 3 0 1 2	
25 Mike Lowell, R OBP: 0.341, SLG: 0.564		P4		1-3 1B		7 HR 2B		1-3 1B		4 1 3 0 0 0 0	
7 J.D. Drew, L OBP: 0.373, SLG: 0.489	K			L3		2H HR		G6-3		4 1 1 2 0 1 3	
55 Jeff Bailey, R OBP: 0.303, SLG: 0.393		3B		K		K2-3		K		4 0 1 0 0 3 1	
33 Jason Varitek, S OBP: 0.326, SLG: 0.451		G3				P5		G4-3		4 0 1 0 0 0 1	
23 Julio Lugo, R OBP: 0.385, SLG: 0.417			K		G6-3		K		2 2B 1B	4 1 1 0 0 2 1	
Inning Stats	R: 0 H: 1 E: 0 LOB: 1 K: 0 S: 8	R: 0 H: 1 E: 0 LOB: 0 K: 1 S: 8	R: 0 H: 1 E: 0 LOB: 0 K: 2 S: 12	R: 0 H: 2 E: 0 LOB: 1 K: 1 S: 9	R: 0 H: 0 E: 0 LOB: 0 K: 0 S: 4	R: 5 H: 5 E: 0 LOB: 1 K: 3 S: 28	R: 0 H: 2 E: 0 LOB: 2 K: 1 S: 15	R: 2 H: 3 E: 0 LOB: 1 K: 1 S: 12	R: 0 H: 1 E: 0 LOB: 1 K: 2 S: 9	1B: 10 SF: 0 2B: 2 SAC: 0 3B: 1 DP: 0 HR: 2 HBP: 0	
PITCHER	IP WLS BF H R ER SO BB IBB HBP BLK WP HR S P ERA WHIP										
33 James Shields, R ERA: 4.02	(1, 1) 6.0 L 28 10 5 5 7 1 0 0 0 0 0 0 2 69 7.50 1.833										
50 Grant Balfour, R ERA: 7.15	(7, 1) 2.0 11 5 2 2 2 0 0 0 0 0 0 0 27 39 9.00 2.500										

Batter	1	2	3	4	5	6	7	8	9	AB R H RBI BB SO LOB	TOP											
2 B.J. Upton, R OBP: 0.281, SLG: 0.206	F9		G6-3						K	5 3 2 0 1 1 0	Tampa Bay Rays @ Boston Red Sox Fenway Park, Boston, MA Sat May 09 2009, 3:40 PM EDT Att: 37,773 - Cloudy - 65 F											
13 Carl Crawford, L OBP: 0.397, SLG: 0.446 16 Willy Aybar, S OBP: 0.257, SLG: 0.313	HR		K						2B	4 3 3 1 1 1 0 1 0 1 0 0 0 0												
3 Evan Longoria, R OBP: 0.415, SLG: 0.767	HR		K						F7	4 3 2 5 1 1 1												
23 Carlos Pena, L OBP: 0.358, SLG: 0.653 26 Gabe Gross, L OBP: 0.330, SLG: 0.367	F8		K						K	5 1 1 2 0 3 3 0 0 0 0 0 0 0												
5 Pat Burrell, R OBP: 0.352, SLG: 0.317	F8		K						F8	5 1 2 2 0 0 3												
8 Jason Bartlett, R OBP: 0.395, SLG: 0.514	F7		K						P5	4 1 1 0 1 1 1												
19 Gabe Kapler, R OBP: 0.286, SLG: 0.358 18 Ben Zobrist, S OBP: 0.352, SLG: 0.594	G5-3		K						G6-3	3 0 1 0 0 1 1 2 0 1 2 0 0 0												
1 Akinori Iwamura, L OBP: 0.336, SLG: 0.391									K	4 1 2 2 0 1 2												
30 Dioner Navarro, S OBP: 0.212, SLG: 0.260	L7								F9	5 1 1 0 0 0 4												
Inning Stats	R: 2 H: 1 E: 0 K: 0 S: 11	H: 1 LOB: 0 BB: 1 P: 19	R: 0 H: 1 E: 0 K: 0 S: 12	H: 1 LOB: 0 BB: 0 P: 16	R: 0 H: 0 E: 0 K: 2 S: 9	H: 0 LOB: 0 BB: 0 P: 14	R: 0 H: 1 E: 0 K: 3 S: 15	H: 1 LOB: 1 BB: 0 P: 19	R: 6 H: 8 E: 0 K: 1 S: 21	H: 8 LOB: 2 BB: 0 P: 34		R: 5 H: 4 E: 0 K: 0 S: 25	H: 4 LOB: 1 BB: 2 P: 45	R: 1 H: 1 E: 0 K: 1 S: 10	H: 1 LOB: 1 BB: 1 P: 18	R: 0 H: 0 E: 0 K: 1 S: 6	H: 0 LOB: 0 BB: 0 P: 10	R: 0 H: 1 E: 0 K: 1 S: 7	H: 1 LOB: 1 BB: 0 P: 13	1B: 10 2B: 6 3B: 0 HR: 1	SF: 2 2B: 6 3B: 0 HBP: 0	WP: 0 PB: 0 CS: 2 SB: 0
PITCHER	IP WLS BF H R ER SO BB IBB HBP BLK WP HR S P ERA WHIP											IP WLS BF H R ER SO BB IBB HBP BLK WP HR S P ERA WHIP										
31 Jon Lester, L ERA: 6.31	4.1 L 24 10 8 8 6 1 0 0 0 0 0 1 61 89 16.61 2.538																					
62 Hunter Jones, L ERA: 7.27	0.2 7 4 4 4 0 0 1 0 0 0 0 16 31 54.00 6.000																					
24 Takashi Saito, R ERA: 4.5	1.0 5 1 1 1 0 0 1 0 0 0 0 16 27 9.00 1.000																					
48 Javier López, L ERA: 9.26	2.0 8 1 1 1 2 1 0 0 0 0 0 16 28 4.50 1.000																					
17 Manny Delcarmen, R ERA: 0.55	1.0 4 1 0 0 1 0 0 0 0 0 0 7 13 0.00 1.000																					

Batter	1	2	3	4	5	6	7	8	9	AB R H RBI BB SO LOB	BOTTOM									
2 Jacoby Ellsbury, L OBP: 0.328, SLG: 0.357	F7								G6-3	4 1 1 0 1 0 2	Tampa Bay Rays @ Boston Red Sox Fenway Park, Boston, MA Sat May 09 2009, 3:40 PM EDT Att: 37,773 - Cloudy - 65 F									
15 Dustin Pedroia, R OBP: 0.415, SLG: 0.421	BB								G5-3	4 1 0 0 1 0 4										
34 David Ortiz, L OBP: 0.333, SLG: 0.319	E7								F7	4 0 1 0 1 0 1										
44 Jason Bay, R OBP: 0.467, SLG: 0.654	K								F9	5 1 1 1 0 1 4										
25 Mike Lowell, R OBP: 0.346, SLG: 0.570 22 Nick Green, R OBP: 0.338, SLG: 0.411	G5-3								G3-1	4 0 2 2 0 0 2 1 0 0 0 0 0 0										
5 Rocco Baldelli, R OBP: 0.324, SLG: 0.409	HR								F8	5 1 2 1 0 0 3										
55 Jeff Bailey, R OBP: 0.324, SLG: 0.387	1B								G6-3	3 0 1 0 1 0 1										
33 Jason Varitek, S OBP: 0.327, SLG: 0.440 16 George Kottaras, L OBP: 0.256, SLG: 0.231	K								F9	2 0 0 0 1 1 4 1 0 0 0 0 0 0										
23 Julio Lugo, R OBP: 0.400, SLG: 0.536	1B								G6-3	4 1 2 1 0 0 1										
Inning Stats	R: 0 H: 1 E: 1 K: 1 S: 12	H: 3 LOB: 2 BB: 0 P: 26	R: 0 H: 0 E: 0 K: 0 S: 4	H: 0 LOB: 0 BB: 0 P: 5	R: 0 H: 1 E: 0 K: 0 S: 6	H: 1 LOB: 1 BB: 1 P: 12	R: 2 H: 3 E: 1 K: 0 S: 20	H: 3 LOB: 3 BB: 1 P: 35	R: 2 H: 2 E: 0 K: 0 S: 16	H: 2 LOB: 2 BB: 2 P: 31		R: 0 H: 0 E: 0 K: 0 S: 4	H: 0 LOB: 0 BB: 0 P: 6	R: 0 H: 0 E: 0 K: 0 S: 7	H: 0 LOB: 0 BB: 0 P: 9	R: 0 H: 0 E: 0 K: 0 S: 10	H: 0 LOB: 0 BB: 0 P: 14	1B: 7 2B: 1 3B: 0 HR: 2	SF: 0 2B: 1 3B: 0 HBP: 0	WP: 1 PB: 0 CS: 0 SB: 0
PITCHER	IP WLS BF H R ER SO BB IBB HBP BLK WP HR S P ERA WHIP											IP WLS BF H R ER SO BB IBB HBP BLK WP HR S P ERA WHIP								
19 Scott Kazmir, L ERA: 5.92	5.0 W 26 8 3 3 2 3 0 0 0 0 0 1 58 100 5.40 2.200																			
46 Joe Nelson, R ERA: 4.61	0.1 4 1 2 2 0 2 0 0 0 0 0 1 8 20 54.00 9.000																			
31 Lance Cormier, R ERA: 2.49	3.2 S 12 1 0 0 0 0 0 0 0 0 0 0 29 40 0.00 0.273																			

Batter	1	2	3	4	5	6	7	8	9	AB R H RBI BB SO LOB	TOP											
2 B.J. Upton, R OBP: 0.277, SLG: 0.216	G4-3		E5				P4		K	5 1 1 0 0 1 2	Tampa Bay Rays @ Boston Red Sox Fenway Park, Boston, MA Sun May 10 2009, 8:05 PM EDT Att: 37,759 - Partly Cloudy - 61 F livebaseballscores.com											
13 Carl Crawford, L OBP: 0.397, SLG: 0.444	1B		G1-3				F7		K	5 1 2 1 0 1 3												
3 Evan Longoria, R OBP: 0.416, SLG: 0.748	P6						G6-3			3 0 0 0 1 0 2												
5 Pat Burrell, R OBP: 0.349, SLG: 0.315	1B		FC4-6						K	4 0 1 1 0 2 1												
16 Willy Aybar, S OBP: 0.282, SLG: 0.361	1B								K	4 1 2 0 0 1 0												
18 Ben Zobrist, S OBP: 0.347, SLG: 0.567									K	3 0 0 0 1 1 2												
1 Akinori Iwamura, L OBP: 0.341, SLG: 0.384			L7							2 0 0 0 2 0 0												
8 Jason Bartlett, R OBP: 0.347, SLG: 0.509										3 0 1 1 0 2 0												
30 Dioner Navarro, S OBP: 0.206, SLG: 0.253 23 Carlos Pena, L OBP: 0.355, SLG: 0.647	G3									3 0 0 0 0 1 2 1 0 0 0 0 1 2												
Inning Stats	R: 1 E: 0 K: 1 S: 16	H: 3 LOB: 2 BB: 0 P: 22	R: 0 E: 0 K: 1 S: 8	H: 0 LOB: 0 BB: 0 P: 14	R: 0 E: 0 K: 0 S: 7	H: 0 LOB: 1 BB: 1 P: 17	R: 0 E: 0 K: 0 S: 8	H: 0 LOB: 0 BB: 0 P: 12	R: 1 E: 0 K: 1 S: 12	H: 2 LOB: 1 BB: 0 P: 19	R: 1 E: 0 K: 2 S: 17	H: 1 LOB: 2 BB: 2 P: 34	R: 0 E: 0 K: 0 S: 8	H: 0 LOB: 0 BB: 0 P: 13	R: 0 E: 0 K: 2 S: 13	H: 0 LOB: 0 BB: 0 P: 21	R: 0 E: 1 K: 3 S: 11	H: 1 LOB: 2 BB: 1 P: 22	1B: 5 2B: 2 3B: 0 HR: 0	SF: 1 SAC: 0 DP: 0 HBP: 0	WP: 0 PB: 0 SB: 3 CS: 1	PA: 38
PITCHER	IP WLS BF H R ER SO BB IBB HBP BLK WP HR S P ERA WHIP											IP WLS BF H R ER SO BB IBB HBP BLK WP HR S P ERA WHIP										
19 Josh Beckett, R ERA: 6.42	6.0 27 6 3 3 5 3 0 0 0 0 0 68 118 4.50 1.500																					
37 Hideki Okajima, L ERA: 3.31	1.2 5 0 0 0 2 0 0 0 0 0 0 16 27 0.00 0.000																					
56 Ramon E Ramirez, R ERA: 0.55	0.1 W 1 0 0 0 0 0 0 0 0 0 0 5 7 0.00 0.000																					
58 Jonathan Papelbon, R ERA: 1.29	1.0 S 5 1 0 0 3 1 0 0 0 0 0 0 11 22 0.00 2.000																					

Batter	1	2	3	4	5	6	7	8	9	AB R H RBI BB SO LOB	BOTTOM									
2 Jacoby Ellsbury, L OBP: 0.326, SLG: 0.354	F9						G3			4 0 1 0 0 0 0	Tampa Bay Rays @ Boston Red Sox Fenway Park, Boston, MA Sun May 10 2009, 8:05 PM EDT Att: 37,759 - Partly Cloudy - 61 F livebaseballscores.com									
15 Dustin Pedroia, R OBP: 0.409, SLG: 0.414 23 Julio Lugo, R OBP: 0.375, SLG: 0.500	L6		G5-3				G5-3			2 0 0 0 0 0 1 2 0 0 0 0 0 0										
34 David Ortiz, L OBP: 0.338, SLG: 0.328	K						P5			3 1 1 0 1 1 0										
44 Jason Bay, R OBP: 0.468, SLG: 0.667										4 1 2 1 0 1 2										
25 Mike Lowell, R OBP: 0.344, SLG: 0.560	F9									4 0 1 0 0 1 2										
7 J.D. Drew, L OBP: 0.366, SLG: 0.474	FC3									3 0 0 1 1 2 1										
55 Jeff Bailey, R OBP: 0.341, SLG: 0.412	F9									3 1 1 0 1 1 3										
33 Jason Varitek, S OBP: 0.324, SLG: 0.443										4 1 1 1 0 1 5										
22 Nick Green, R OBP: 0.349, SLG: 0.421										3 0 2 1 0 0 0										
Inning Stats	R: 0 E: 0 K: 1 S: 8	H: 0 LOB: 0 BB: 0 P: 13	R: 1 E: 0 K: 1 S: 12	H: 1 LOB: 0 BB: 0 P: 19	R: 0 E: 0 K: 1 S: 15	H: 2 LOB: 1 BB: 1 P: 26	R: 2 E: 0 K: 2 S: 12	H: 3 LOB: 1 BB: 0 P: 17	R: 0 E: 0 K: 0 S: 5	H: 0 LOB: 0 BB: 0 P: 10	R: 0 E: 0 K: 1 S: 9	H: 1 LOB: 2 BB: 1 P: 13	R: 0 E: 0 K: 0 S: 11	H: 0 LOB: 0 BB: 0 P: 18	R: 1 E: 0 K: 1 S: 12	H: 2 LOB: 2 BB: 1 P: 21	1B: 4 2B: 5 3B: 0 HR: 0	SF: 0 SAC: 0 DP: 0 HBP: 0	WP: 1 PB: 0 SB: 0 CS: 0	PA: 35
PITCHER	IP WLS BF H R ER SO BB IBB HBP BLK WP HR S P ERA WHIP											IP WLS BF H R ER SO BB IBB HBP BLK WP HR S P ERA WHIP								
22 Matt Garza, R ERA: 3.56	7.0 29 7 3 3 6 2 0 0 0 0 0 72 116 3.86 1.286																			
52 Brian Shouse, L ERA: 4.22	0.0 L 1 1 1 1 0 0 0 0 0 0 0 2 3 -- --																			
35 Dan Wheeler, R ERA: 7.15	1.0 5 1 0 0 1 0 1 0 0 0 1 0 10 18 0.00 1.000																			

Batter	1	2	3	4	5	6	7	8	9	AB	R	H	RBI	BB	SO	LOB	TOP											
2 Jacoby Ellsbury, L (1, 8) OBP: 0.329, SLG: 0.356										5	1	2	0	0	0	2	Boston Red Sox @ Los Angeles Angels Angel Stadium of Anaheim, Anaheim, CA Tue May 12 2009, 7:05 PM PDT Att: 33,411 - Clear - 68 F											
23 Julio Lugo, R (1, 6) OBP: 0.376, SLG: 0.455										3	0	0	0	2	0	3												
34 David Ortiz, L (1, 10) OBP: 0.336, SLG: 0.319										3	0	0	1	0	1	2												
44 Jason Bay, R (1, 7) OBP: 0.455, SLG: 0.643										4	0	0	1	0	1	3												
25 Mike Lowell, R (1, 5)										4	0	1	0	0	0	2												
7 J.D. Drew, L (1, 9) OBP: 0.373, SLG: 0.505										4	2	2	1	0	0	1												
55 Jeff Bailey, R (1, 3) OBP: 0.311, SLG: 0.368										4	0	0	0	0	0	2												
33 Jason Varitek, S (1, 2) OBP: 0.330, SLG: 0.457										4	0	2	1	0	1	0												
22 Nick Green, R (1, 4) OBP: 0.356, SLG: 0.418										3	1	1	0	1	1	1												
Inning Stats	R: 0 H: 0 E: 0 K: 0 S: 12	H: 0 BB: 1 P: 22	R: 1 H: 2 E: 0 K: 1 S: 11	H: 1 BB: 1 P: 16	R: 0 H: 0 E: 0 K: 1 S: 10	H: 0 BB: 0 P: 16	R: 0 H: 0 E: 0 K: 1 S: 7	H: 0 BB: 0 P: 10	R: 0 H: 0 E: 0 K: 1 S: 7	H: 0 BB: 0 P: 11	R: 0 H: 1 E: 0 K: 0 S: 6	H: 1 BB: 0 P: 11	R: 0 H: 1 E: 0 K: 0 S: 8	H: 1 BB: 0 P: 12	R: 2 H: 2 E: 0 K: 0 S: 16	H: 2 BB: 2 P: 31	R: 1 H: 2 E: 0 K: 0 S: 16	H: 2 BB: 1 P: 23	1B: 6 2B: 2 3B: 0 HR: 1	SF: 0 SAC: 0 DP: 1 HBP: 1	WP: 1 PB: 0 SB: 1 CS: 0	PA: 38						
PITCHER	IP	WLS	BF	H	R	ER	SO	BB	IBB	HBP	BLK	WP	HR	S	P	ERA	WHIP											
36 Jered Weaver, R (1, 1) ERA: 2.45	7.0		25	4	1	1	4	1	0	0	0	0	0	1	61	98	1.29	0.714										
66 Jose Arredondo, R (8, 1) ERA: 6.43	0.1	H	4	2	2	2	0	1	0	0	0	0	0	0	9	18	54.00	9.000										
38 Darren Oliver, L (8, 1) ERA: 1.42	0.0		1	0	0	0	0	0	0	1	0	0	0	2	4		∞											
62 Scot Shields, R (8, 1) ERA: 7.82	1.0	L	5	2	1	1	0	0	0	0	0	0	0	17	24	9.00	2.000											
52 Jason Bulger, R (9, 1) ERA: 8.44	0.2		3	0	0	0	0	1	0	0	0	1	0	4	8	0.00	1.500											

AB	34
R	4
H	8
RBI	4
BB	3
SO	4
LOB	16



Batter	1	2	3	4	5	6	7	8	9	AB	R	H	RBI	BB	SO	LOB	BOTTOM										
Chone Figgins, S (1, 5) OBP: 0.343, SLG: 0.298										4	1	0	0	0	0	2	Boston Red Sox @ Los Angeles Angels Angel Stadium of Anaheim, Anaheim, CA Tue May 12 2009, 7:05 PM PDT Att: 33,411 - Clear - 68 F										
13 Maicer Izturis, S (1, 6) OBP: 0.309, SLG: 0.320										3	1	1	1	0	0	1											
53 Bobby Abreu, L (1, 9) OBP: 0.389, SLG: 0.345										3	0	0	0	2	0	5											
48 Torii Hunter, R (1, 8) OBP: 0.367, SLG: 0.575										4	0	2	1	1	1	1											
8 Kendrys Morales, S (1, 3) OBP: 0.311, SLG: 0.509										3	0	0	1	0	1	2											
44 Mike Napoli, R (1, 10) OBP: 0.427, SLG: 0.575										4	0	1	0	0	0	2											
20 Juan Rivera, R (1, 7) ERA: 4.89										3	0	0	0	0	1	1											
77 Reggie Willits, S (8, PH) (9, 7)										0	0	0	0	0	0	0											
47 Howie Kendrick, R (1, 4) OBP: 0.271, SLG: 0.375										2	1	0	0	2	0	1											
5 Jeff Mathis, R (1, 2) OBP: 0.321, SLG: 0.286										4	0	2	0	0	2	1											
Inning Stats	R: 1 H: 1 E: 0 K: 0 S: 9	H: 1 BB: 2 P: 21	R: 0 H: 1 E: 0 K: 1 S: 15	H: 1 BB: 1 P: 23	R: 0 H: 1 E: 0 K: 0 S: 12	H: 1 BB: 0 P: 20	R: 1 H: 1 E: 0 K: 0 S: 9	H: 1 BB: 1 P: 14	R: 0 H: 0 E: 0 K: 1 S: 10	H: 0 BB: 0 P: 13	R: 0 H: 0 E: 0 K: 1 S: 10	H: 0 BB: 0 P: 14	R: 1 H: 1 E: 0 K: 0 S: 12	H: 1 BB: 0 P: 18	R: 0 H: 0 E: 1 K: 1 S: 12	H: 0 BB: 0 P: 19	R: 0 H: 0 E: 0 K: 1 S: 9	H: 0 BB: 1 P: 18	1B: 6 2B: 0 3B: 0 HR: 0	SF: 2 SAC: 2 DP: 0 HBP: 1	WP: 0 PB: 0 SB: 1 CS: 1	PA: 40					
PITCHER	IP	WLS	BF	H	R	ER	SO	BB	IBB	HBP	BLK	WP	HR	S	P	ERA	WHIP										
63 Justin Masterson, R (1, 1) ERA: 4.89	6.0		27	5	2	2	3	4	0	1	0	0	0	65	105	3.00	1.500										
17 Manny Delcarmen, R (7, 1) ERA: 0.52	1.0		5	1	1	0	0	0	0	0	0	0	0	12	18	0.00	1.000										
56 Ramon E Ramirez, R (8, 1) ERA: 0.52	1.0	W	4	0	0	0	1	0	0	0	0	0	0	12	19	0.00	0.000										
58 Jonathan Papelbon, R (9, 1) ERA: 1.2	1.0	S	4	0	0	0	1	1	0	0	0	0	0	9	18	0.00	1.000										



AB	30
R	3
H	6
RBI	3
BB	5
SO	5
LOB	16



Batter	1	2	3	4	5	6	7	8	9	AB	R	H	RBI	BB	SO	LOB	TOP							
2 Jacoby Ellsbury, L OBP: 0.327, SLG: 0.353										4	0	1	1	0	1	1	Boston Red Sox @ Los Angeles Angels Angel Stadium of Anaheim, Anaheim, CA Wed May 13 2009, 7:05 PM PDT Att: 35,666 - Clear - 68 F							
23 Julio Lugo, R OBP: 0.341, SLG: 0.405										4	0	0	0	0	1	2								
34 David Ortiz, L OBP: 0.333, SLG: 0.317										4	1	1	0	0	0	0								
44 Jason Bay, R OBP: 0.456, SLG: 0.664										4	1	2	2	0	2	0								
25 Mike Lowell, R OBP: 0.331, SLG: 0.534										4	0	0	0	0	1	1								
7 J.D. Drew, L OBP: 0.364, SLG: 0.490										3	0	0	0	0	1	0								
55 Jeff Bailey, R OBP: 0.313, SLG: 0.350										2	1	0	0	1	0	0								
16 George Kottaras, L OBP: 0.265, SLG: 0.214										2	1	0	0	1	1	0								
22 Nick Green, R OBP: 0.356, SLG: 0.427										3	0	1	1	0	1	0								
Inning Stats	R: 2 E: 0 K: 0 S: 10	H: 3 LOB: 0 BB: 0 P: 13	R: 2 E: 0 K: 1 S: 15	H: 1 LOB: 1 BB: 2 P: 25	R: 0 E: 0 K: 0 S: 5	H: 1 LOB: 0 BB: 0 P: 8	R: 0 E: 0 K: 0 S: 7	H: 0 LOB: 0 BB: 0 P: 9	R: 0 E: 0 K: 1 S: 6	H: 0 LOB: 0 BB: 0 P: 8	R: 0 E: 0 K: 1 S: 7	H: 0 LOB: 0 BB: 0 P: 12	R: 0 E: 0 K: 1 S: 7	H: 0 LOB: 0 BB: 0 P: 13	R: 0 E: 0 K: 2 S: 7	H: 0 LOB: 0 BB: 0 P: 8	R: 0 E: 0 K: 2 S: 9	H: 0 LOB: 0 BB: 0 P: 13	1B: 3 2B: 1 3B: 0 HR: 1	SF: 0 SAC: 0 DP: 1 HBP: 0	WP: 0 PB: 0 SB: 0 CS: 1	PA: 32		
PITCHER 32 Matt Palmer, R ERA: 3.38	IP: 9.0 WLS: W BF: 32	H: 5 R: 4 ER: 4 SO: 8	BB: 2 IBB: 0 HBP: 0 BLK: 0	WP: 0 HR: 1 S: 73 P: 109	ERA: 4.00 WHIP: 0.778	PITCHER														IP: 9.0 WLS: W BF: 32	H: 5 R: 4 ER: 4 SO: 8	BB: 2 IBB: 0 HBP: 0 BLK: 0	WP: 0 HR: 1 S: 73 P: 109	ERA: 4.00 WHIP: 0.778

Batter	1	2	3	4	5	6	7	8	9	AB	R	H	RBI	BB	SO	LOB	BOTTOM							
Chone Figgins, S OBP: 0.345, SLG: 0.297										4	0	1	0	1	0	5	Boston Red Sox @ Los Angeles Angels Angel Stadium of Anaheim, Anaheim, CA Wed May 13 2009, 7:05 PM PDT Att: 35,666 - Clear - 68 F							
77 Reggie Willits, S OBP: 0.333, SLG: 0.333										5	1	2	1	0	0	3								
53 Bobby Abreu, L OBP: 0.397, SLG: 0.345										3	1	1	0	2	0	2								
48 Torii Hunter, R OBP: 0.376, SLG: 0.598										4	3	2	2	1	0	3								
8 Kendrys Morales, S OBP: 0.323, SLG: 0.522										5	1	3	1	0	1	0								
44 Mike Napoli, R OBP: 0.426, SLG: 0.600										5	1	2	3	0	1	2								
20 Juan Rivera, R OBP: 0.304, SLG: 0.354										4	0	1	1	0	0	2								
47 Howie Kendrick, R OBP: 0.285, SLG: 0.374										3	1	1	0	1	0	2								
2 Erick Aybar, S OBP: 0.325, SLG: 0.389										4	0	1	0	0	1	4								
Inning Stats	R: 0 E: 0 K: 0 S: 8	H: 1 LOB: 1 BB: 0 P: 14	R: 0 E: 0 K: 1 S: 12	H: 2 LOB: 3 BB: 0 P: 19	R: 5 E: 0 K: 0 S: 22	H: 4 LOB: 2 BB: 3 P: 37	R: 1 E: 0 K: 1 S: 8	H: 1 LOB: 0 BB: 0 P: 10	R: 1 E: 0 K: 0 S: 9	H: 3 LOB: 2 BB: 0 P: 15	R: 1 E: 0 K: 1 S: 10	H: 1 LOB: 1 BB: 1 P: 16	R: 0 E: 0 K: 0 S: 17	H: 1 LOB: 2 BB: 1 P: 28	R: 0 E: 0 K: 0 S: 11	H: 1 LOB: 1 BB: 0 P: 15	1B: 11 2B: 1 3B: 0 HR: 2	SF: 1 SAC: 0 DP: 0 HBP: 1	WP: 0 PB: 0 SB: 2 CS: 0	PA: 44				
PITCHER 49 Tim Wakefield, R ERA: 4.03	IP: 4.2 WLS: L	H: 1 R: 1 ER: 1 SO: 7	BB: 3 IBB: 0 HBP: 1 BLK: 0	WP: 0 HR: 2 S: 57 P: 91	ERA: 13.50 WHIP: 3.000	PITCHER														IP: 4.2 WLS: L	H: 1 R: 1 ER: 1 SO: 7	BB: 3 IBB: 0 HBP: 1 BLK: 0	WP: 0 HR: 2 S: 57 P: 91	ERA: 13.50 WHIP: 3.000
62 Hunter Jones, L ERA: 8.0	IP: 0.1	H: 1 R: 1 ER: 1 SO: 0	BB: 1 IBB: 0 HBP: 0 BLK: 0	WP: 0 HR: 0 S: 4 P: 10	ERA: 27.00 WHIP: 6.000	PITCHER														IP: 0.1	H: 1 R: 1 ER: 1 SO: 0	BB: 1 IBB: 0 HBP: 0 BLK: 0	WP: 0 HR: 0 S: 4 P: 10	ERA: 27.00 WHIP: 6.000
51 Daniel Bard, R ERA: 8.0	IP: 2.0	H: 0 R: 0 ER: 0 SO: 1	BB: 1 IBB: 0 HBP: 0 BLK: 0	WP: 0 HR: 0 S: 25 P: 38	ERA: 0.00 WHIP: 1.000	PITCHER														IP: 2.0	H: 0 R: 0 ER: 0 SO: 1	BB: 1 IBB: 0 HBP: 0 BLK: 0	WP: 0 HR: 0 S: 25 P: 38	ERA: 0.00 WHIP: 1.000
24 Takashi Saito, R ERA: 4.15	IP: 1.0	H: 0 R: 0 ER: 0 SO: 0	BB: 0 IBB: 0 HBP: 0 BLK: 0	WP: 0 HR: 0 S: 11 P: 15	ERA: 0.00 WHIP: 1.000	PITCHER														IP: 1.0	H: 0 R: 0 ER: 0 SO: 0	BB: 0 IBB: 0 HBP: 0 BLK: 0	WP: 0 HR: 0 S: 11 P: 15	ERA: 0.00 WHIP: 1.000

AB	30
R	4
H	5
RBI	4
BB	2
SO	8
LOB	4



AB	37
R	8
H	14
RBI	8
BB	5
SO	3
LOB	23

Batter	1	2	3	4	5	6	7	8	9	10	11	12	AB	R	H	RBI	BB	SO	LOB	TOP					
2 Jacoby Ellsbury, L OBP: 0.331, SLG: 0.352													6	0	2	1	1	2	3						
15 Dustin Pedroia, R OBP: 0.423, SLG: 0.440													6	1	4	1	1	1	4						
34 David Ortiz, L OBP: 0.318, SLG: 0.300													7	0	0	0	0	3	12						
44 Jason Bay, R OBP: 0.444, SLG: 0.648														6	0	1	1	0	2	1					
25 Mike Lowell, R OBP: 0.333, SLG: 0.533													4	1	1	0	1	1	1						
7 J.D. Drew, L OBP: 0.380, SLG: 0.476													3	1	0	0	1	2	2						
5 Rocco Baldelli, R OBP: 0.320, SLG: 0.417													2	0	1	0	0	0	0						
55 Jeff Bailey, R OBP: 0.315, SLG: 0.318													4	0	0	0	1	1	3						
33 Jason Vartek, S OBP: 0.321, SLG: 0.439													6	0	1	0	0	2	7						
16 George Kottaras, L OBP: 0.265, SLG: 0.214													0	0	0	0	0	0	0						
23 Julio Lugo, R OBP: 0.404, SLG: 0.488													6	1	5	1	0	0	0						
Inning Stats	R: 0 E: 0 K: 2 S: 10	H: 1 LOB: 1 BB: 0 P: 16	R: 1 E: 0 K: 2 S: 15	H: 2 LOB: 2 BB: 0 P: 24	R: 1 E: 0 K: 1 S: 9	H: 2 LOB: 3 BB: 2 P: 20	R: 0 E: 0 K: 0 S: 6	H: 1 LOB: 2 BB: 1 P: 15	R: 0 E: 0 K: 3 S: 9	H: 0 LOB: 0 BB: 0 P: 15	R: 1 E: 0 K: 1 S: 11	H: 3 LOB: 2 BB: 0 P: 13	R: 0 E: 0 K: 1 S: 13	H: 1 LOB: 2 BB: 1 P: 22	R: 0 E: 0 K: 0 S: 7	H: 0 LOB: 0 BB: 0 P: 12	R: 0 E: 0 K: 1 S: 9	H: 0 LOB: 0 BB: 0 P: 15	R: 0 E: 0 K: 1 S: 12	H: 2 LOB: 3 BB: 1 P: 24	1B: 10 2B: 5 3B: 0 HR: 0	SF: 0 SAC: 0 DP: 1 HBP: 1	WP: 1 PB: 1 SB: 1 CS: 0	PA: 57	
PITCHER	IP 5.0	WLS 5	BF 26	H 7	R 3	ER 3	SO 5	BB 3	IBB 0	HBP 1	BLK 0	WP 0	HR 0	S 52	P 92	ERA 5.40	WHIP 2.000								
54 Ervin Santana, R ERA: 5.4																									
38 Darren Oliver, L ERA: 1.23																									
62 Scot Shields, R ERA: 7.9																									
40 Brian Fuentes, L ERA: 4.97																									
66 Jose Arredondo, R ERA: 5.51																									

Boston Red Sox @ Los Angeles Angels
Angel Stadium of Anaheim, Anaheim, CA
Thu May 14 2009, 12:35 PM PDT
Att. 35,124 - Sunny - 74 F

AB 51
R 4
H 15
RBI 4
BB 5
SO 14
LOB 34

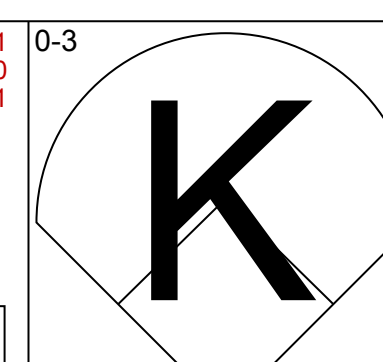
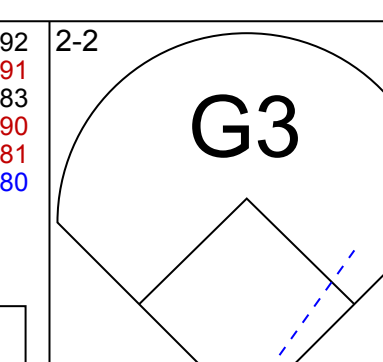
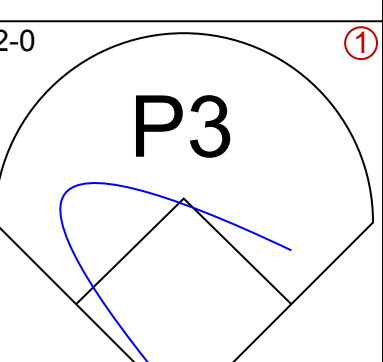
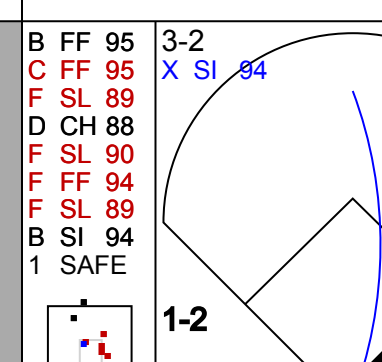
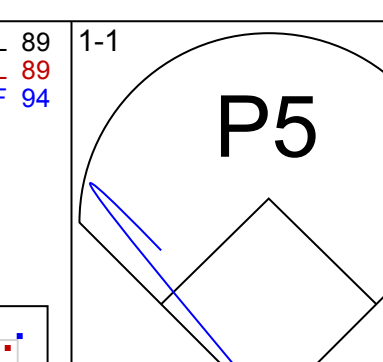
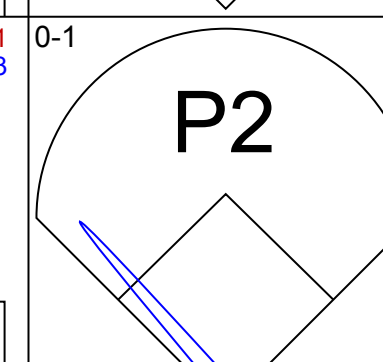
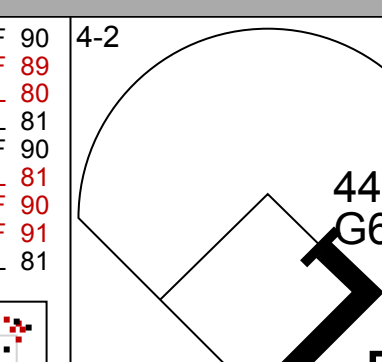
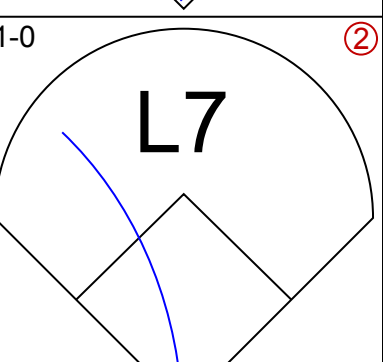
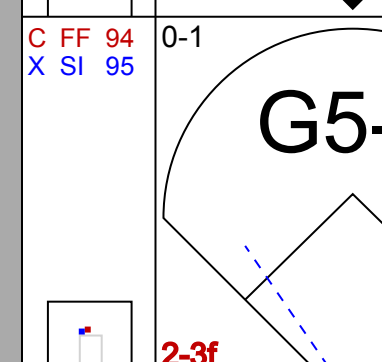
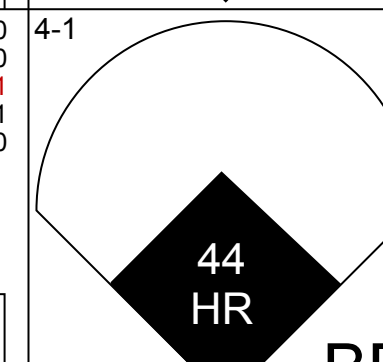
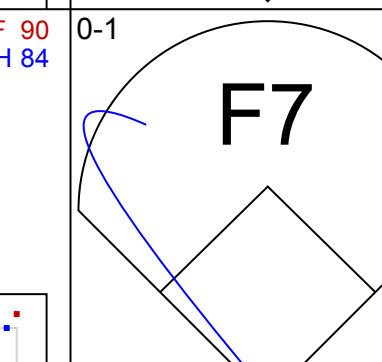
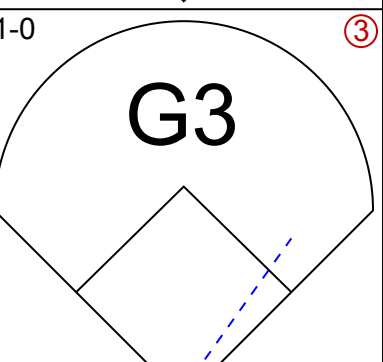
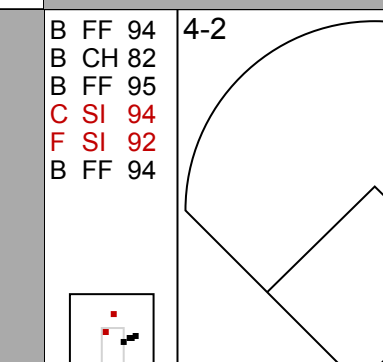
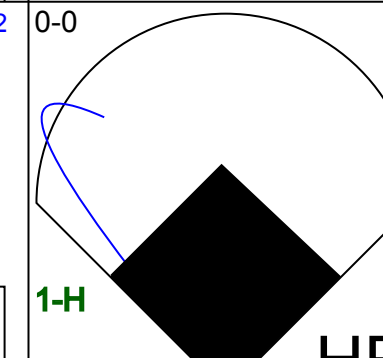
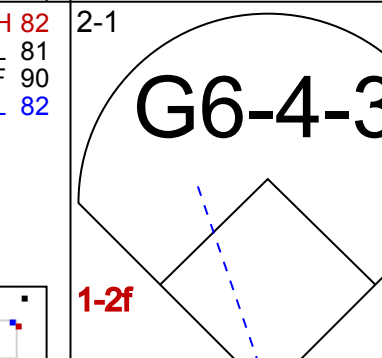
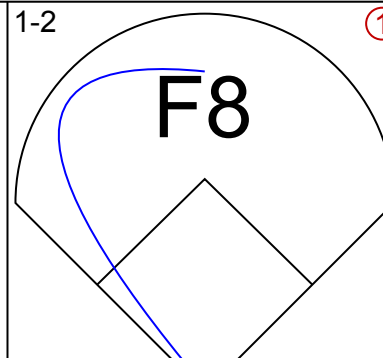
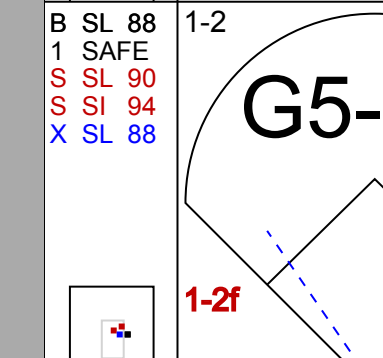
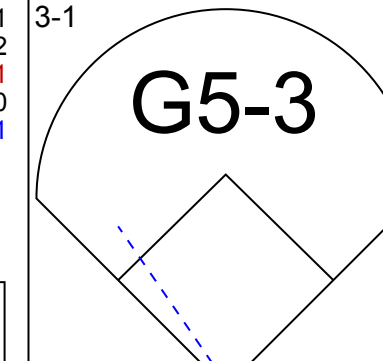
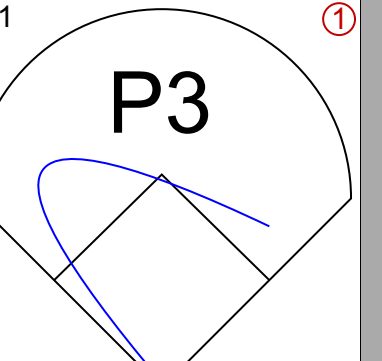
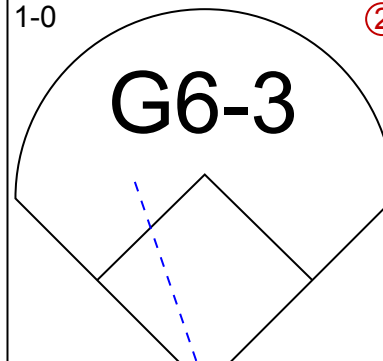
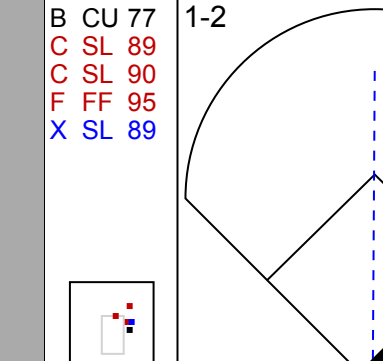
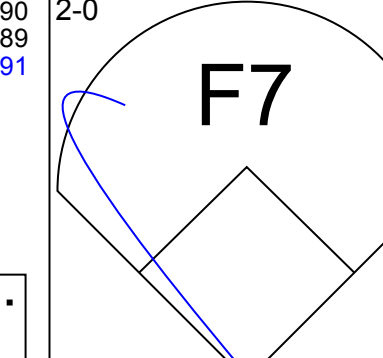
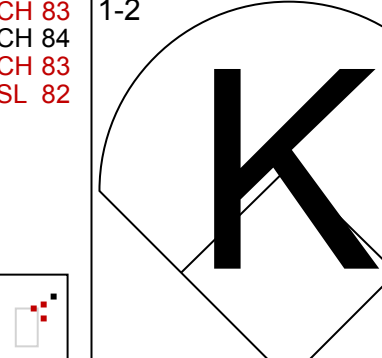
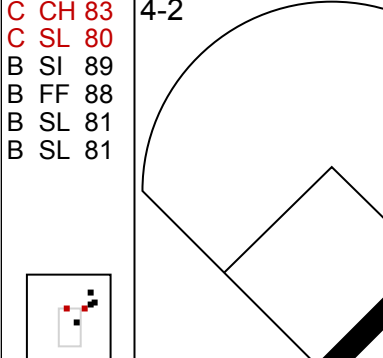
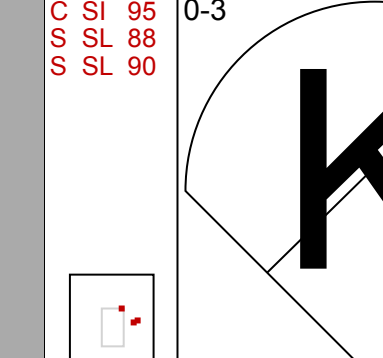
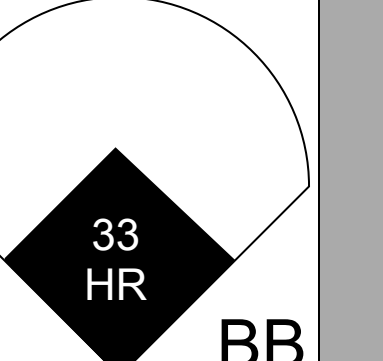
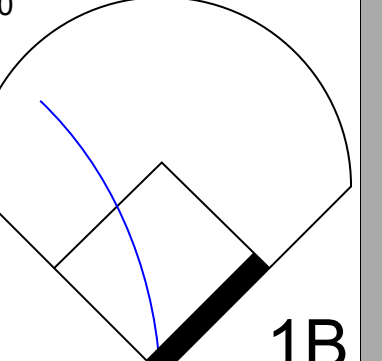
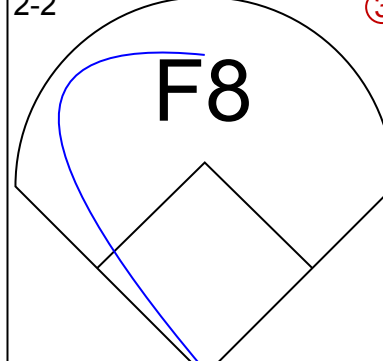
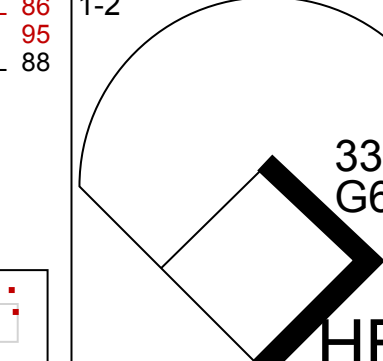

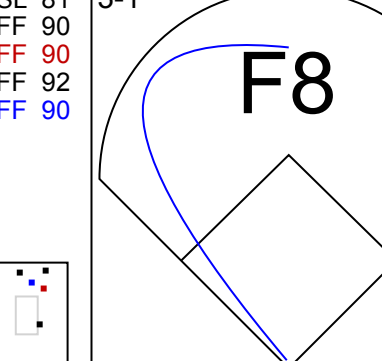

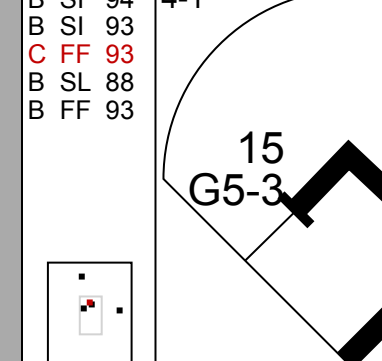
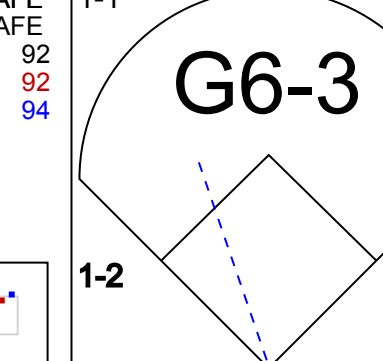
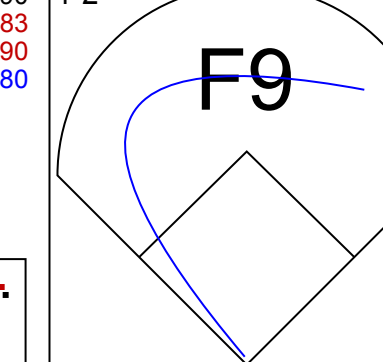
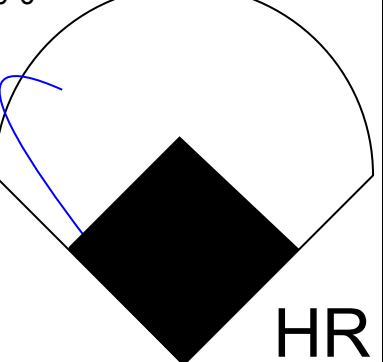
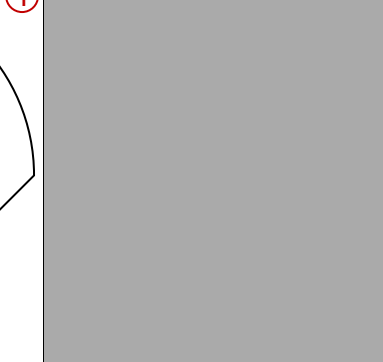


Batter	1	2	3	4	5	6	7	8	9	10	11	12	AB	R	H	RBI	BB	SO	LOB	BOTTOM					
Chone Figgins, S OBP: 0.340, SLG: 0.293													5	1	1	0	0	1	0						
13 Maicer Izturis, S OBP: 0.291, SLG: 0.300													5	0	0	0	0	1	2						
53 Bobby Abreu, L OBP: 0.397, SLG: 0.384													5	1	2	0	0	0	2						
48 Torii Hunter, R OBP: 0.384, SLG: 0.623													5	0	3	3	0	0	1						
8 Kendrys Morales, S OBP: 0.326, SLG: 0.508													3	0	0	0	2	2	1						
44 Mike Napoli, R OBP: 0.468, SLG: 0.567													5	0	0	0	0	0	4						
20 Juan Rivera, R OBP: 0.308, SLG: 0.358													5	0	2	0	0	0	0						
77 Reggie Willits, S OBP: 0.333, SLG: 0.333													0	1	0	0	0	0	0						
2 Erick Aybar, S OBP: 0.321, SLG: 0.408													4	1	1	0	0	0	0						
5 Jeff Mathis, R OBP: 0.328, SLG: 0.302													4	1	2	2	0	2	0						
Inning Stats	R: 1 E: 0 K: 1 S: 13	H: 2 LOB: 1 BB: 0 P: 19	R: 0 E: 0 K: 0 S: 4	H: 0 LOB: 0 BB: 0 P: 5	R: 2 E: 1 K: 1 S: 27	H: 3 LOB: 2 BB: 1 P: 27	R: 0 E: 0 K: 3 S: 8	H: 1 LOB: 0 BB: 0 P: 14	R: 0 E: 0 K: 0 S: 6	H: 0 LOB: 0 BB: 0 P: 12	R: 0 E: 0 K: 1 S: 9	H: 1 LOB: 0 BB: 0 P: 13	R: 0 E: 0 K: 0 S: 7	H: 1 LOB: 0 BB: 0 P: 12	R: 0 E: 0 K: 0 S: 5	H: 0 LOB: 0 BB: 0 P: 8	R: 0 E: 0 K: 0 S: 11	H: 1 LOB: 2 BB: 1 P: 22	R: 0 E: 0 K: 0 S: 7	H: 2 LOB: 1 BB: 0 P: 10	1B: 7 2B: 2 3B: 3 HR: 0	SF: 1 SAC: 1 DP: 1 HBP: 0	WP: 0 PB: 0 SB: 2 CS: 0	PA: 45	
PITCHER	IP 6.1	WLS 4	BF 26	H 7	R 4	ER 4	SO 4	BB 1	IBB 0	HBP 0	BLK 0	WP 0	HR 0	S 61	P 97	ERA 5.68	WHIP 1.263								
36 Brad Penny, R ERA: 6.69																									
37 Hideki Okajima, L ERA: 3.12																									
56 Ramon E. Ramirez, R ERA: 0.45																									
58 Jonathan Papelbon, R ERA: 1.13																									
17 Manny Delcarmen, R ERA: 1.02																									

Boston Red Sox @ Los Angeles Angels
Angel Stadium of Anaheim, Anaheim, CA
Thu May 14 2009, 12:35 PM PDT
Att. 35,124 - Sunny - 74 F


AB 41
R 5
H 11
RBI 5
BB 2
SO 6
LOB 10

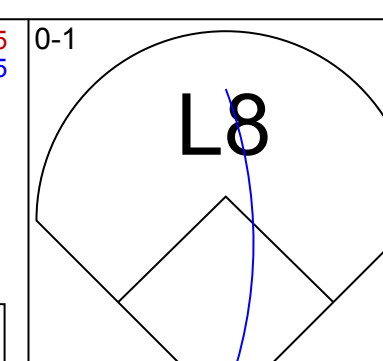
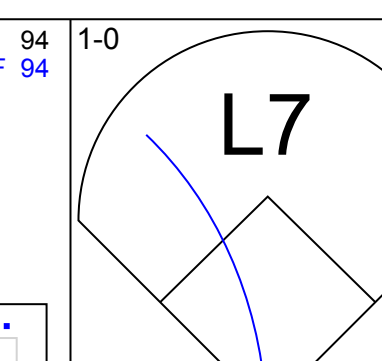
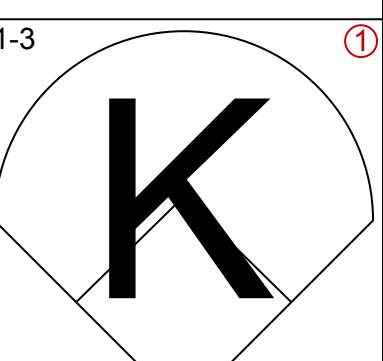
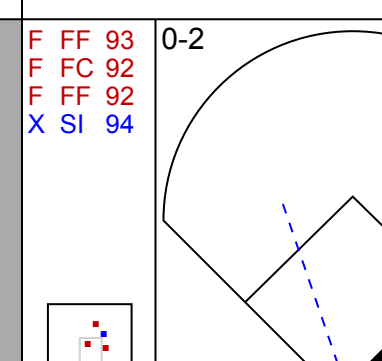
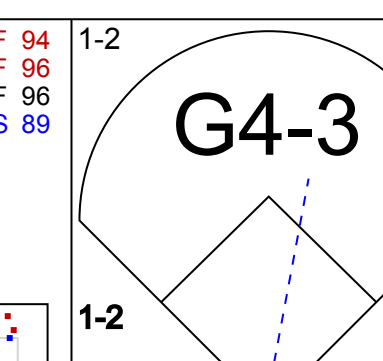
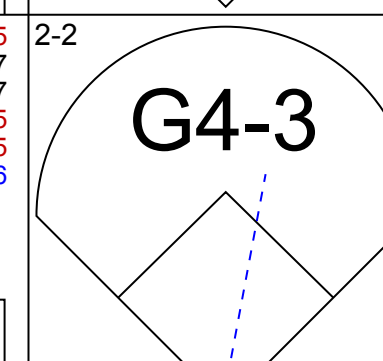
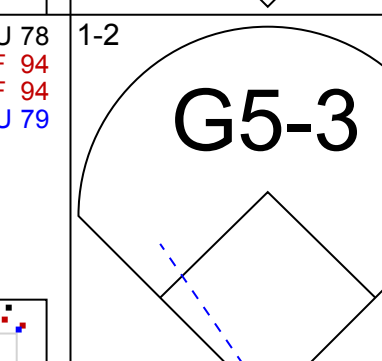
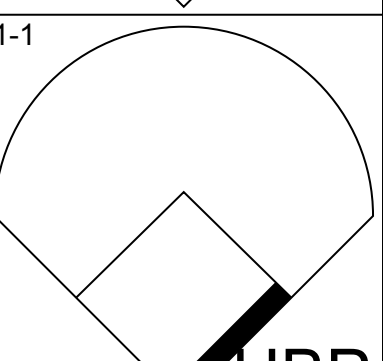
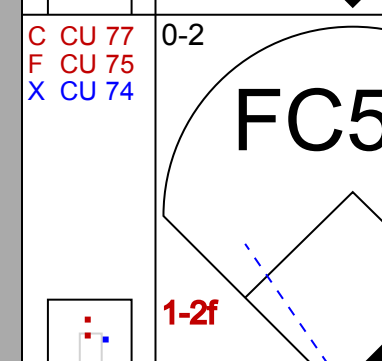
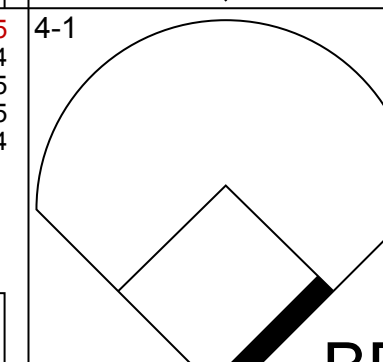
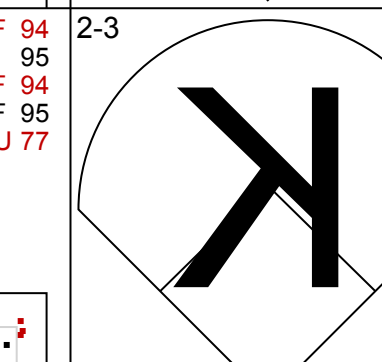
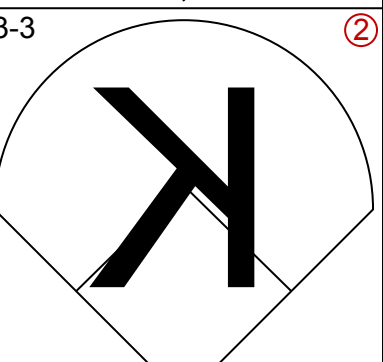
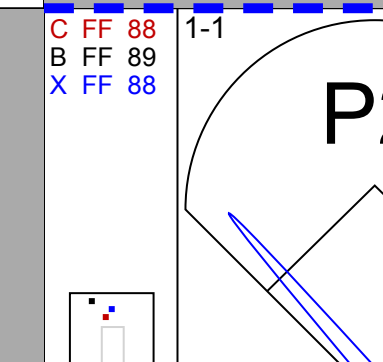
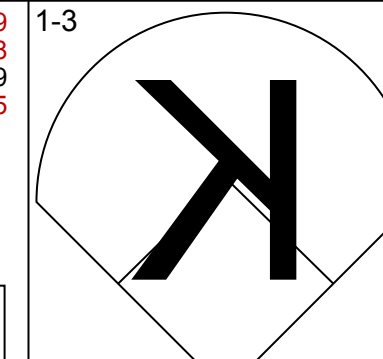
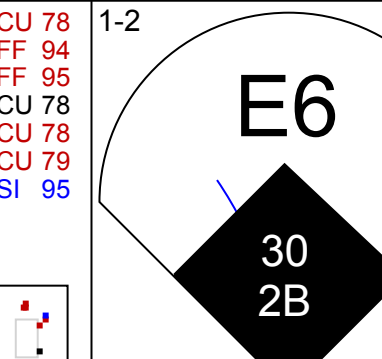
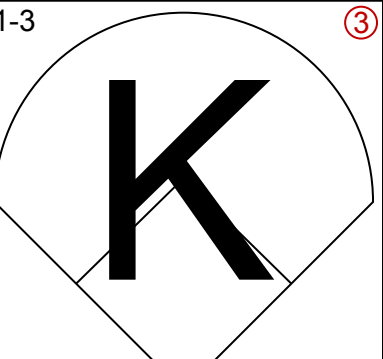
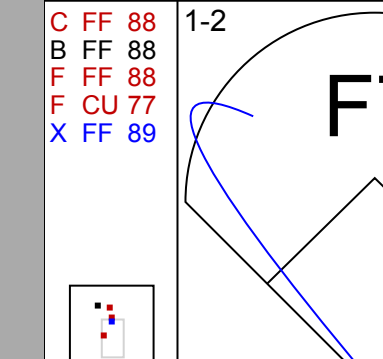
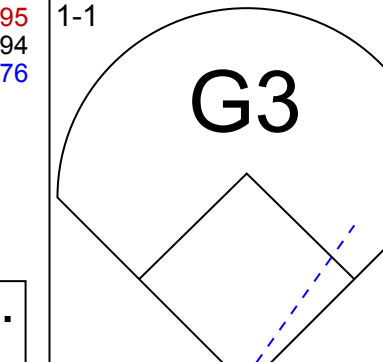
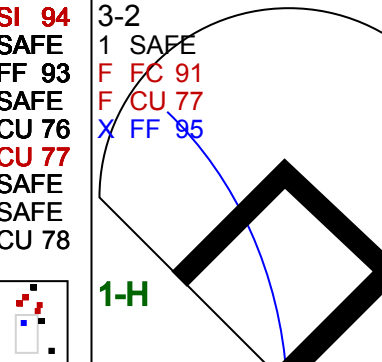
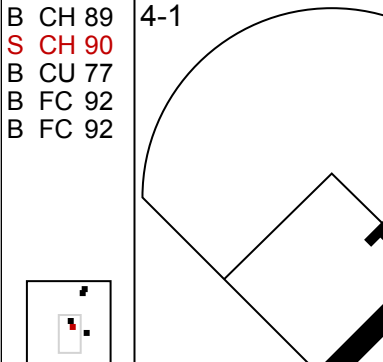
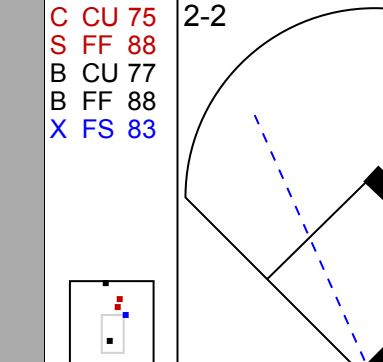
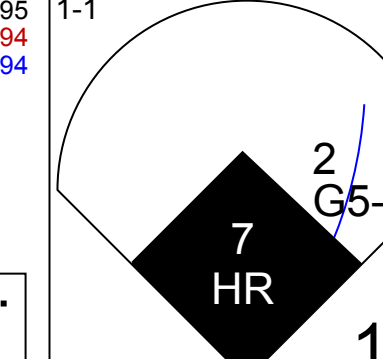
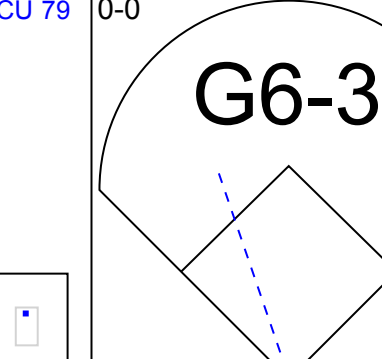
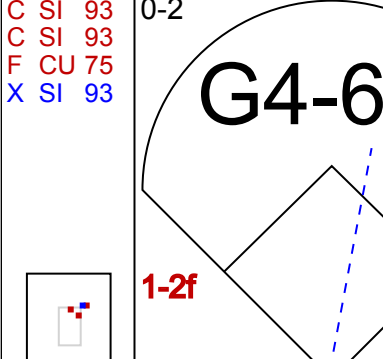
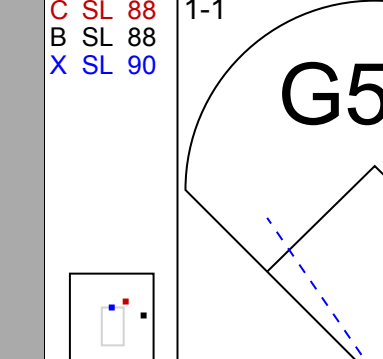
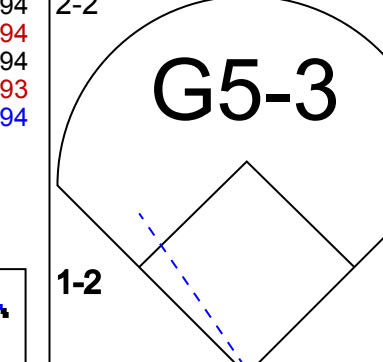
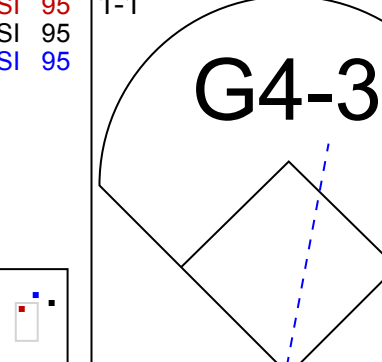
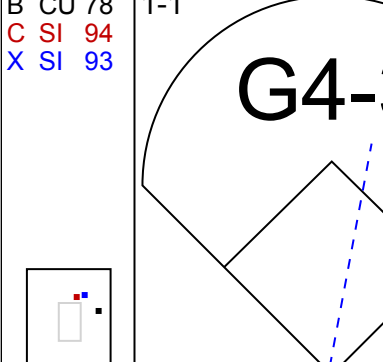

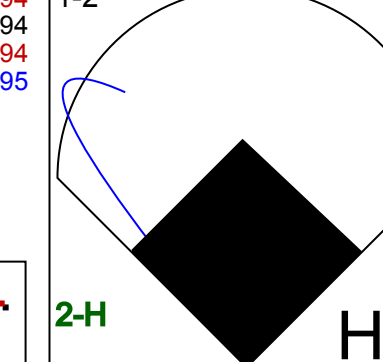
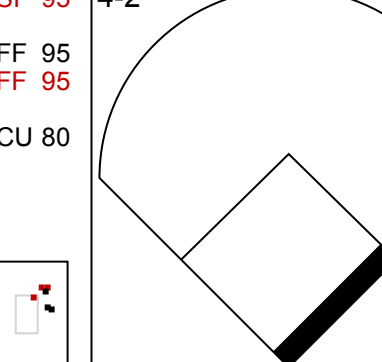
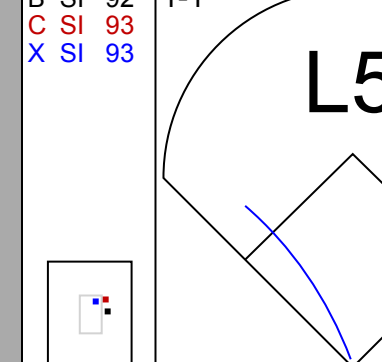
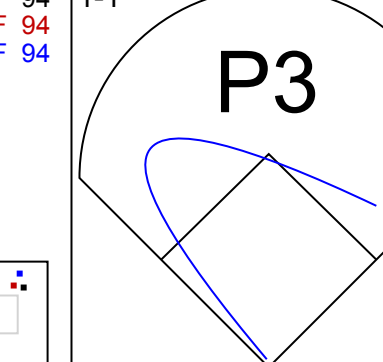
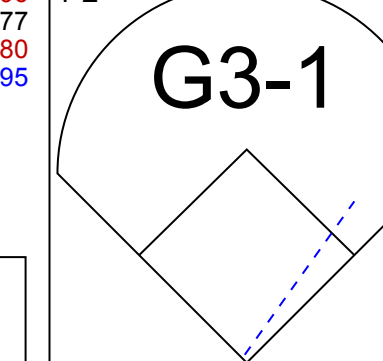
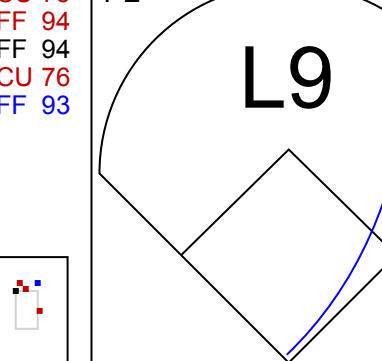
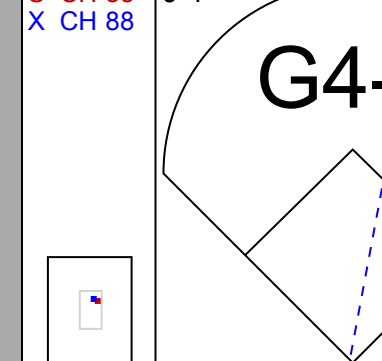
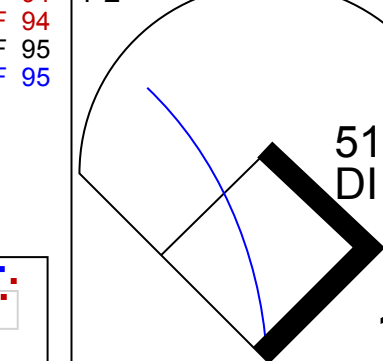


Batter	1	2	3	4	5	6	7	8	9	AB	R	H	RBI	BB	SO	LOB	TOP							
2 Jacoby Ellsbury, L OBP: 0.335, SLG: 0.374										5	0	1	0	0	1	1								
15 Dustin Pedroia, R OBP: 0.406, SLG: 0.415										3	0	0	0	1	0	2								
7 J.D. Drew, L OBP: 0.373, SLG: 0.482										2	1	0	0	2	0	1								
44 Jason Bay, R OBP: 0.444, SLG: 0.648										4	1	1	2	0	0	2								
25 Mike Lowell, R OBP: 0.329, SLG: 0.517										4	0	1	0	0	0	0								
5 Rocco Baldelli, R OBP: 0.273, SLG: 0.323										3	0	0	0	1	2	1								
23 Julio Lugo, R OBP: 0.407, SLG: 0.458										2	1	1	0	1	0	1								
51 Gil Velazquez, R										0	0	0	0	0	0	0								
33 Jason Varitek, S OBP: 0.317, SLG: 0.448										3	1	1	2	1	0	2								
55 Jeff Bailey, R OBP: 0.306, SLG: 0.365										4	1	1	1	0	2	2								
Inning Stats	R: 2 E: 0 K: 1 S: 9	H: 1 LOB: 0 BB: 1 P: 16	R: 2 E: 0 K: 0 S: 11	H: 1 LOB: 0 BB: 1 P: 22	R: 0 E: 0 K: 0 S: 9	H: 0 LOB: 0 BB: 1 P: 15	R: 0 E: 0 K: 1 S: 8	H: 1 LOB: 1 BB: 0 P: 15	R: 1 E: 0 K: 0 S: 4	H: 1 LOB: 0 BB: 0 P: 8	R: 0 E: 0 K: 0 S: 9	H: 0 LOB: 1 BB: 1 P: 17	R: 0 E: 0 K: 1 S: 12	H: 1 LOB: 1 BB: 1 P: 20	R: 0 E: 0 K: 1 S: 12	H: 1 LOB: 1 BB: 1 P: 18	R: 0 E: 0 K: 1 S: 10	H: 0 LOB: 1 BB: 0 P: 15	1B: 3 2B: 0 3B: 0 HR: 3	SF: 0 SAC: 0 DP: 3 HBP: 1	WP: 0 PB: 0 SB: 0 CS: 0	PA: 37		
PITCHER	IP WLS BF H R ER SO BB IBB HBP BLK WP HR S P ERA WHIP	IP WLS BF H R ER SO BB IBB HBP BLK WP HR S P ERA WHIP	IP WLS BF H R ER SO BB IBB HBP BLK WP HR S P ERA WHIP	IP WLS BF H R ER SO BB IBB HBP BLK WP HR S P ERA WHIP	IP WLS BF H R ER SO BB IBB HBP BLK WP HR S P ERA WHIP	IP WLS BF H R ER SO BB IBB HBP BLK WP HR S P ERA WHIP	IP WLS BF H R ER SO BB IBB HBP BLK WP HR S P ERA WHIP	IP WLS BF H R ER SO BB IBB HBP BLK WP HR S P ERA WHIP	IP WLS BF H R ER SO BB IBB HBP BLK WP HR S P ERA WHIP	IP WLS BF H R ER SO BB IBB HBP BLK WP HR S P ERA WHIP	IP WLS BF H R ER SO BB IBB HBP BLK WP HR S P ERA WHIP	IP WLS BF H R ER SO BB IBB HBP BLK WP HR S P ERA WHIP	IP WLS BF H R ER SO BB IBB HBP BLK WP HR S P ERA WHIP	IP WLS BF H R ER SO BB IBB HBP BLK WP HR S P ERA WHIP	IP WLS BF H R ER SO BB IBB HBP BLK WP HR S P ERA WHIP	IP WLS BF H R ER SO BB IBB HBP BLK WP HR S P ERA WHIP	IP WLS BF H R ER SO BB IBB HBP BLK WP HR S P ERA WHIP	IP WLS BF H R ER SO BB IBB HBP BLK WP HR S P ERA WHIP	IP WLS BF H R ER SO BB IBB HBP BLK WP HR S P ERA WHIP	IP WLS BF H R ER SO BB IBB HBP BLK WP HR S P ERA WHIP	IP WLS BF H R ER SO BB IBB HBP BLK WP HR S P ERA WHIP	IP WLS BF H R ER SO BB IBB HBP BLK WP HR S P ERA WHIP	IP WLS BF H R ER SO BB IBB HBP BLK WP HR S P ERA WHIP	IP WLS BF H R ER SO BB IBB HBP BLK WP HR S P ERA WHIP

Boston Red Sox @ Seattle Mariners
Safeco Field, Seattle, WA
Sat May 16 2009, 7:10 PM PDT
Att: 42,568 - Partly Cloudy - 75 F


AB 30
R 5
H 6
RBI 5
BB 6
SO 5
LOB 12



Batter	1	2	3	4	5	6	7	8	9	AB	R	H	RBI	BB	SO	LOB	BOTTOM							
51 Ichiro Suzuki, L OBP: 0.350, SLG: 0.438										5	0	1	0	0	1	1								
4 Jose Lopez, R OBP: 0.283, SLG: 0.343										3	0	0	0	0	0	1								
24 Ken Griffey Jr., L OBP: 0.340, SLG: 0.352										3	0	0	0	1	2	1								
29 Adrian Beltré, R OBP: 0.248, SLG: 0.324										4	1	0	0	0	2	2								
30 Russell Bryan, L OBP: 0.364, SLG: 0.595										3	0	2	1	1	0	0								
25 Vladimir Balentien, R OBP: 0.347, SLG: 0.455										4	1	1	0	0	0	3								
2 Kenji Johjima, R OBP: 0.277, SLG: 0.381										4	0	0	0	0	0	2								
7 Yuniesky Betancourt, R OBP: 0.283, SLG: 0.355										3	1	1	2	1	0	0								
10 Endy Chavez, L OBP: 0.336, SLG: 0.318										4	0	1	0	0	0	2								
Inning Stats	R: 0 E: 0 K: 1 S: 10	H: 0 LOB: 1 BB: 1 P: 17	R: 2 E: 0 K: 0 S: 13	H: 2 LOB: 0 BB: 0 P: 19	R: 0 E: 0 K: 1 S: 7	H: 0 LOB: 0 BB: 0 P: 11	R: 1 E: 1 K: 0 S: 21	H: 1 LOB: 2 BB: 1 P: 31	R: 0 E: 0 K: 3 S: 12	H: 0 LOB: 1 BB: 1 P: 18	R: 0 E: 0 K: 0 S: 7	H: 0 LOB: 0 BB: 1 P: 12	R: 0 E: 0 K: 0 S: 11	H: 1 LOB: 1 BB: 0 P: 12	R: 0 E: 0 K: 0 S: 11	H: 1 LOB: 1 BB: 0 P: 16	R: 0 E: 0 K: 0 S: 10	H: 1 LOB: 1 BB: 0 P: 13	1B: 3 2B: 2 3B: 0 HR: 1	SF: 0 SAC: 0 DP: 1 HBP: 1	WP: 0 PB: 0 SB: 0 CS: 0	PA: 37		
PITCHER	IP WLS BF H R ER SO BB IBB HBP BLK WP HR S P ERA WHIP	IP WLS BF H R ER SO BB IBB HBP BLK WP HR S P ERA WHIP	IP WLS BF H R ER SO BB IBB HBP BLK WP HR S P ERA WHIP	IP WLS BF H R ER SO BB IBB HBP BLK WP HR S P ERA WHIP	IP WLS BF H R ER SO BB IBB HBP BLK WP HR S P ERA WHIP	IP WLS BF H R ER SO BB IBB HBP BLK WP HR S P ERA WHIP	IP WLS BF H R ER SO BB IBB HBP BLK WP HR S P ERA WHIP	IP WLS BF H R ER SO BB IBB HBP BLK WP HR S P ERA WHIP	IP WLS BF H R ER SO BB IBB HBP BLK WP HR S P ERA WHIP	IP WLS BF H R ER SO BB IBB HBP BLK WP HR S P ERA WHIP	IP WLS BF H R ER SO BB IBB HBP BLK WP HR S P ERA WHIP	IP WLS BF H R ER SO BB IBB HBP BLK WP HR S P ERA WHIP	IP WLS BF H R ER SO BB IBB HBP BLK WP HR S P ERA WHIP	IP WLS BF H R ER SO BB IBB HBP BLK WP HR S P ERA WHIP	IP WLS BF H R ER SO BB IBB HBP BLK WP HR S P ERA WHIP	IP WLS BF H R ER SO BB IBB HBP BLK WP HR S P ERA WHIP	IP WLS BF H R ER SO BB IBB HBP BLK WP HR S P ERA WHIP	IP WLS BF H R ER SO BB IBB HBP BLK WP HR S P ERA WHIP	IP WLS BF H R ER SO BB IBB HBP BLK WP HR S P ERA WHIP	IP WLS BF H R ER SO BB IBB HBP BLK WP HR S P ERA WHIP	IP WLS BF H R ER SO BB IBB HBP BLK WP HR S P ERA WHIP	IP WLS BF H R ER SO BB IBB HBP BLK WP HR S P ERA WHIP	IP WLS BF H R ER SO BB IBB HBP BLK WP HR S P ERA WHIP	IP WLS BF H R ER SO BB IBB HBP BLK WP HR S P ERA WHIP

Boston Red Sox @ Seattle Mariners
Safeco Field, Seattle, WA
Sat May 16 2009, 7:10 PM PDT
Att: 42,568 - Partly Cloudy - 75 F

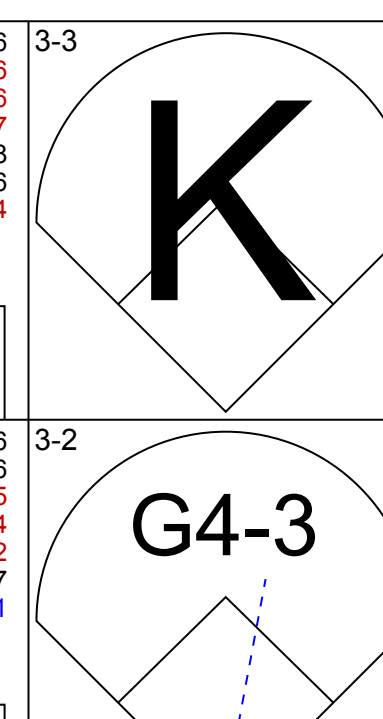
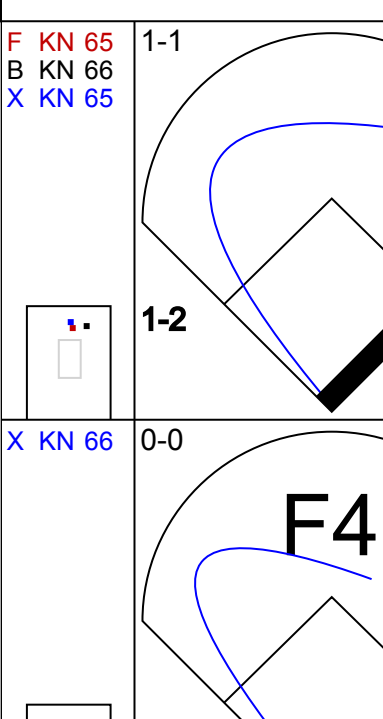
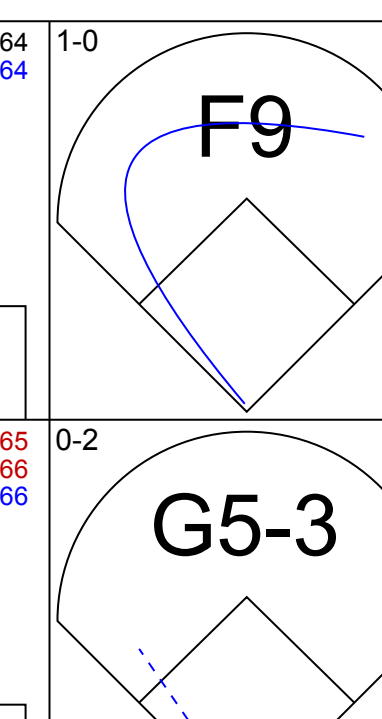
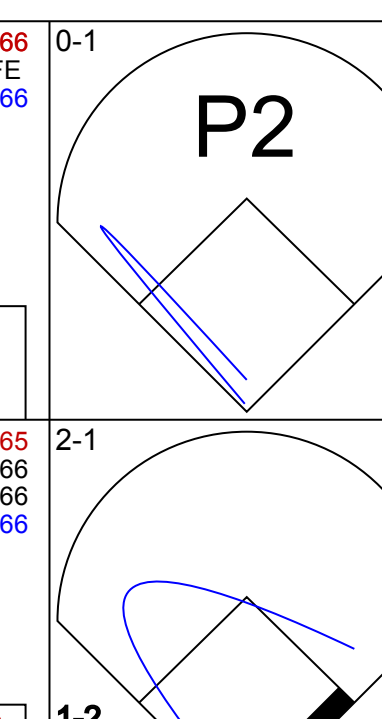
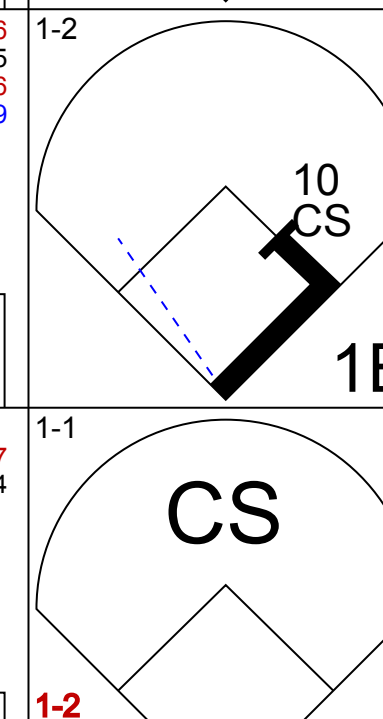
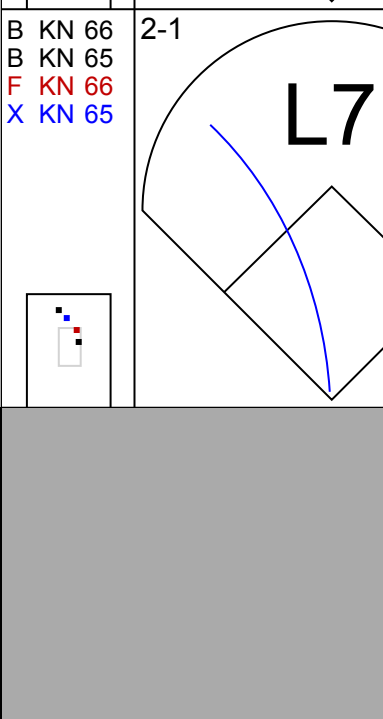

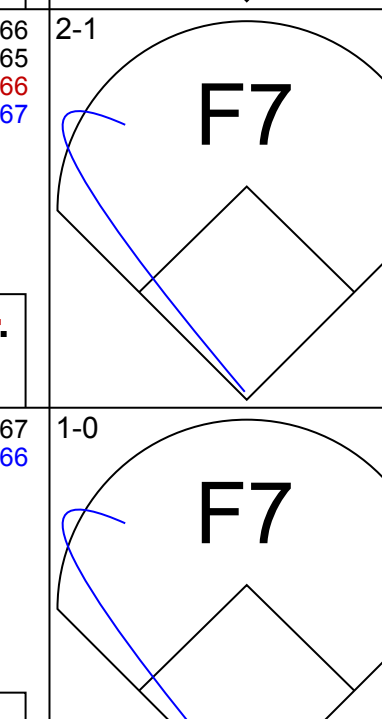


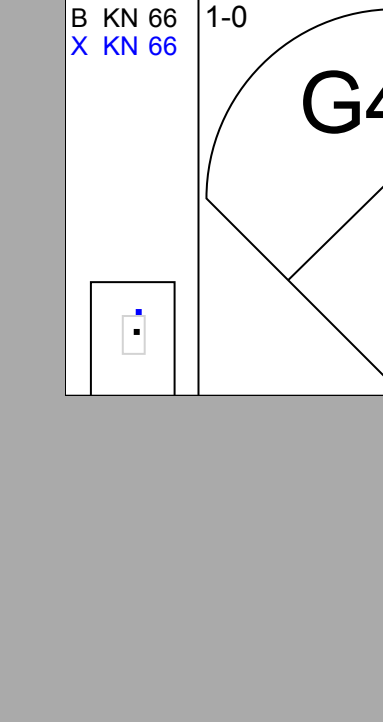


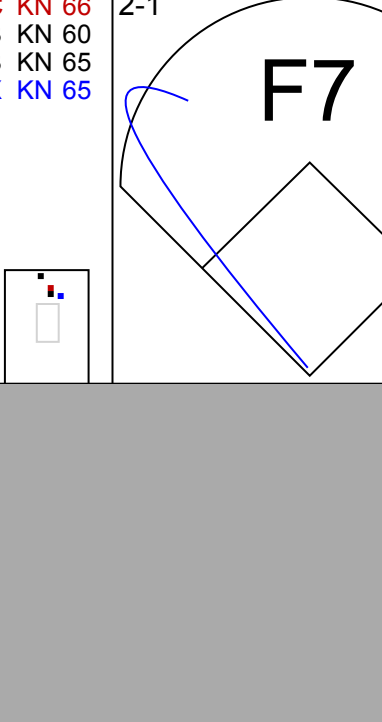
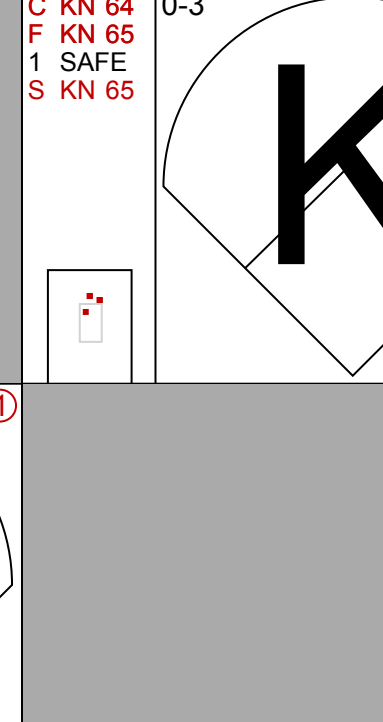


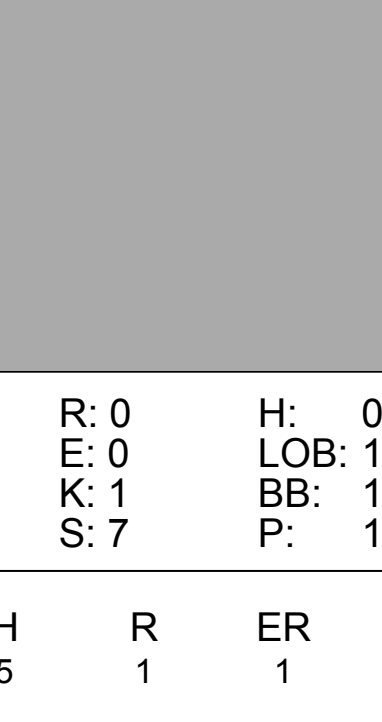
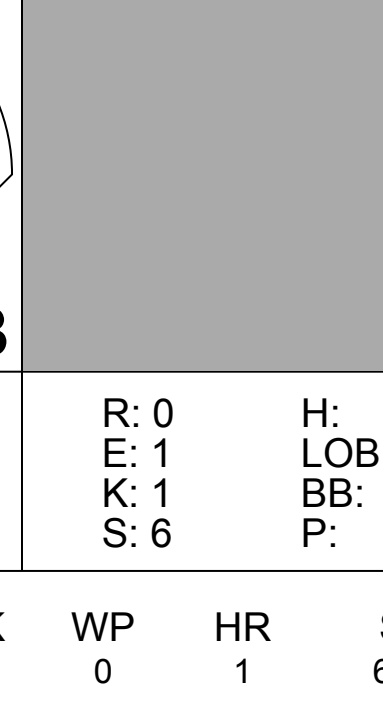
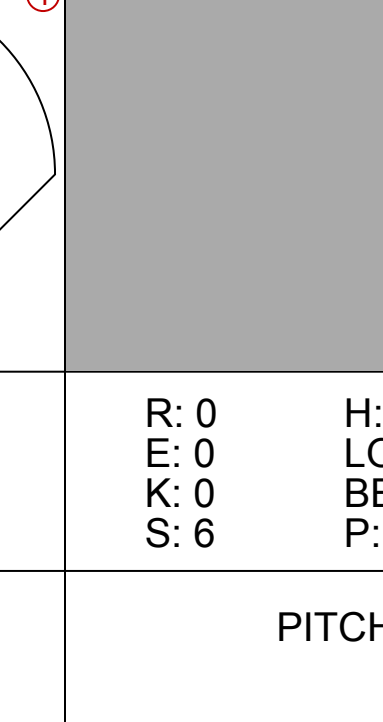
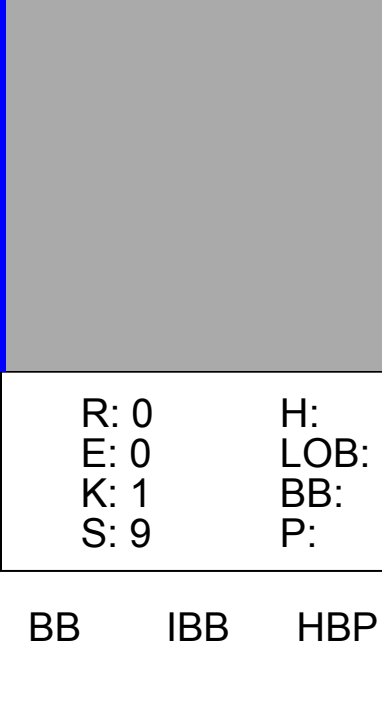
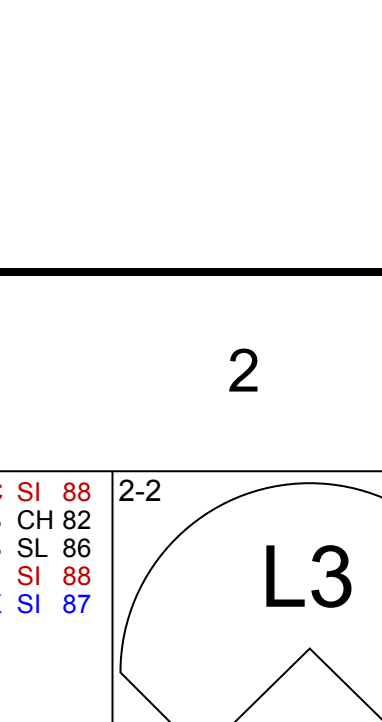
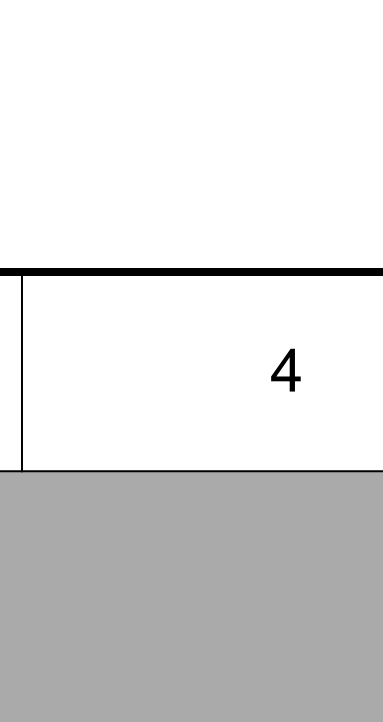
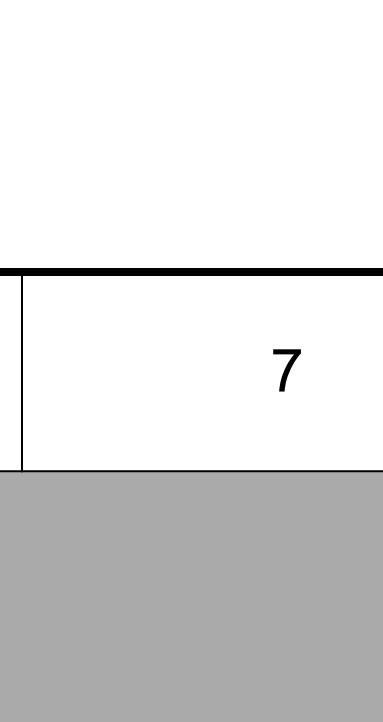
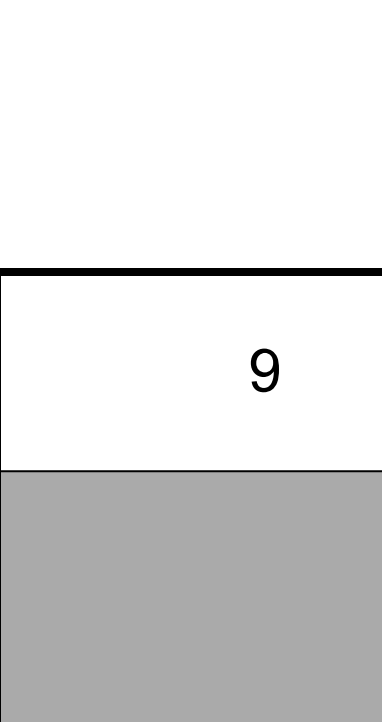




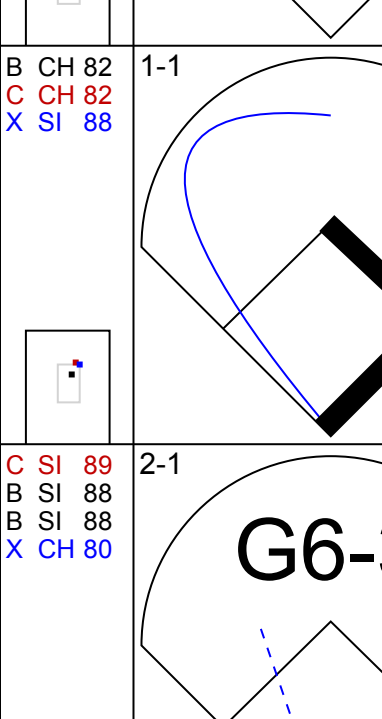





AB 33
R 3
H 6
RBI 3
BB 3
SO 5
LOB 12



Batter	1	2	3	4	5	6	7	8	9	AB	R	H	RBI	BB	SO	LOB	TOP			
2 Jacoby Ellsbury, L (1, 8) OBP: 0.331, SLG: 0.369	G4-3	G1-3					F8		F4	5	0	1	0	0	0	5	Boston Red Sox @ Seattle Mariners Safeco Field, Seattle, WA Sun May 17 2009, 1:10 PM PDT Att: 40,848 - Partly Cloudy - 65 F			
15 Dustin Pedroia, R (1, 4) OBP: 0.412, SLG: 0.414	P4								F9	3	0	1	0	2	0	2				
44 Jason Bay, R (1, 7) OBP: 0.434, SLG: 0.629	G1-3									4	0	0	0	0	1	5				
25 Mike Lowell, R (1, 5)										4	0	0	0	0	1	4				
7 J.D. Drew, L (1, 9) OBP: 0.384, SLG: 0.513										3	2	2	1	1	1	0				
5 Rocco Baldelli, R (1, 10) OBP: 0.243, SLG: 0.286	FC6									4	0	0	0	0	2	2				
55 Jeff Bailey, R (1, 3) OBP: 0.318, SLG: 0.364										3	0	1	0	1	1	0				
33 Jason Varitek, S (1, 2) OBP: 0.315, SLG: 0.454										3	0	1	1	0	0	2				
16 George Kottaras, L (9, PR) OBP: 0.265, SLG: 0.214	SF7									0	0	0	0	0	0	0				
22 Nick Green, R (1, 6) OBP: 0.368, SLG: 0.430										3	0	2	0	1	0	0				
Inning Stats	R: 0 E: 0 K: 0 S: 5	H: 0 LOB: 0 BB: 0 P: 7	R: 1 E: 1 K: 0 S: 19	H: 3 LOB: 3 BB: 0 P: 29	R: 0 E: 0 K: 0 S: 6	H: 1 LOB: 0 BB: 0 P: 10	R: 1 E: 0 K: 0 S: 8	H: 1 LOB: 0 BB: 0 P: 14	R: 0 E: 0 K: 1 S: 9	H: 0 LOB: 1 BB: 2 P: 21	R: 0 E: 0 K: 1 S: 9	H: 0 LOB: 0 BB: 1 P: 16	R: 0 E: 0 K: 3 S: 12	H: 0 LOB: 0 BB: 0 P: 18	R: 0 E: 0 K: 1 S: 11	H: 1 LOB: 2 BB: 1 P: 18	1B: 6 2B: 1 3B: 0 HR: 1	SF: 1 SAC: 0 DP: 3 HBP: 0	WP: 0 PB: 0 SB: 0 CS: 0	PA: 38
PITCHER	IP WLS BF H R ER SO BB IBB HBP BLK WP HR S P ERA WHIP																			
38 Jason Vargas, L (1, 1) ERA: 1.29	5.1	25	7	2	1	1	3	0	0	0	0	0	0	1	57	98	1.69	1.875		
46 Sean White, R (6, 1) ERA: 2.5	1.2	5	0	0	0	1	1	0	0	0	0	0	0	10	20	0.00	0.600			
57 Mark Lowe, R (8, 1) ERA: 4.15	1.0	3	0	0	0	3	0	0	0	0	0	0	0	12	18	0.00	0.000			
53 David Aardsma, R (9, 1) ERA: 1.45	1.0	W 5	1	0	0	1	1	0	0	0	0	0	0	11	18	0.00	2.000			

Batter	1	2	3	4	5	6	7	8	9	AB	R	H	RBI	BB	SO	LOB	BOTTOM					
51 Ichiro Suzuki, L (1, 9) OBP: 0.359, SLG: 0.440	G4-3	F7					G4-3			4	0	2	0	1	0	2	Boston Red Sox @ Seattle Mariners Safeco Field, Seattle, WA Sun May 17 2009, 1:10 PM PDT Att: 40,848 - Partly Cloudy - 65 F					
21 Franklin Gutierrez, R (1, 8) OBP: 0.352, SLG: 0.379	SH1-3									4	0	2	1	0	1	1						
24 Ken Griffey Jr., L (1, 10) OBP: 0.336, SLG: 0.348										4	0	1	0	0	0	3						
10 Endy Chavez, L (6, PR) OBP: 0.336, SLG: 0.318	G4-3									0	0	0	0	0	0	0						
29 Adrian Beltré, R (1, 5) OBP: 0.242, SLG: 0.316	K									4	0	0	0	0	2	4						
30 Russell Branyan, L (1, 3) OBP: 0.361, SLG: 0.608										4	1	1	1	0	2	1						
25 Vladimir Valentien, R (1, 7) OBP: 0.329, SLG: 0.429										4	0	0	0	0	1	1						
32 Rob Johnson, R (1, 2) OBP: 0.227, SLG: 0.286										2	0	1	0	0	1	0						
2 Kenji Johjima, R (7, 2) OBP: 0.273, SLG: 0.375										1	0	0	0	0	1	0						
7 Yuniesky Betancourt, R (1, 6) OBP: 0.290, SLG: 0.368										4	1	2	0	0	1	0						
3 Ronny Cedeno, R (1, 4) OBP: 0.256, SLG: 0.350										4	1	3	1	0	0	2						
Inning Stats	R: 0 E: 0 K: 1 S: 7	H: 1 LOB: 1 BB: 0 P: 10	R: 2 E: 0 K: 1 S: 9	H: 3 LOB: 1 BB: 0 P: 14	R: 0 E: 0 K: 1 S: 7	H: 0 LOB: 0 BB: 0 P: 11	R: 0 E: 0 K: 1 S: 13	H: 2 LOB: 2 BB: 0 P: 21	R: 0 E: 0 K: 0 S: 10	H: 2 LOB: 1 BB: 0 P: 15	R: 0 E: 1 K: 1 S: 6	H: 0 LOB: 0 BB: 0 P: 9	R: 0 E: 0 K: 2 S: 12	H: 1 LOB: 1 BB: 0 P: 17	R: 0 E: 0 K: 1 S: 14	H: 1 LOB: 0 BB: 0 P: 23	R: 1 E: 1 K: 1 S: 9	H: 2 LOB: 2 BB: 1 P: 17	1B: 9 2B: 2 3B: 1 HR: 1	SF: 0 SAC: 2 DP: 2 HBP: 0	WP: 0 PB: 0 SB: 0 CS: 0	PA: 38
PITCHER	IP WLS BF H R ER SO BB IBB HBP BLK WP HR S P ERA WHIP																					
63 Justin Masterson, R (1, 1) ERA: 4.57	6.1	27	9	2	2	6	0	0	0	0	0	0	0	60	93	2.84	1.421					
17 Manny Delcarmen, R (7, 1) ERA: 0.96	1.0	4	1	0	0	1	0	0	0	0	0	0	0	13	19	0.00	1.000					
37 Hideki Okajima, L (8, 1) ERA: 2.85	0.2	2	0	0	0	1	0	0	0	0	0	0	0	5	8	0.00	0.000					
56 Ramon E Ramirez, R (9, 1) ERA: 0.86	0.2	L 5	2	1	1	1	0	1	0	0	0	0	0	9	17	13.50	3.000					

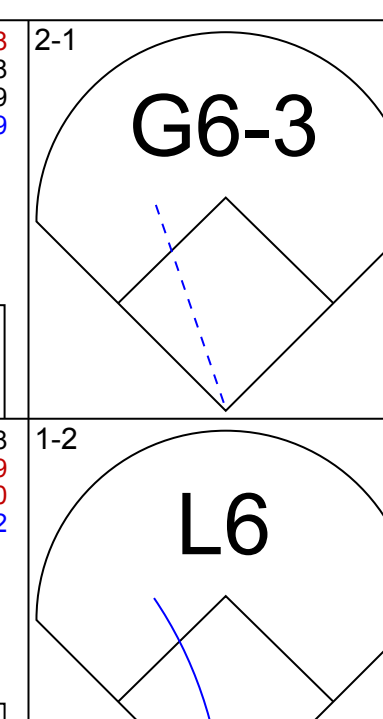
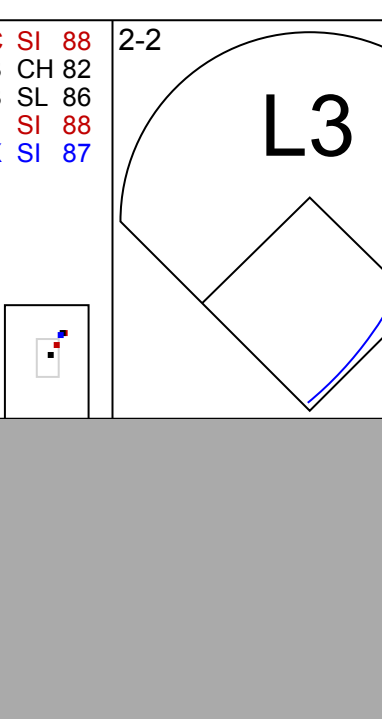
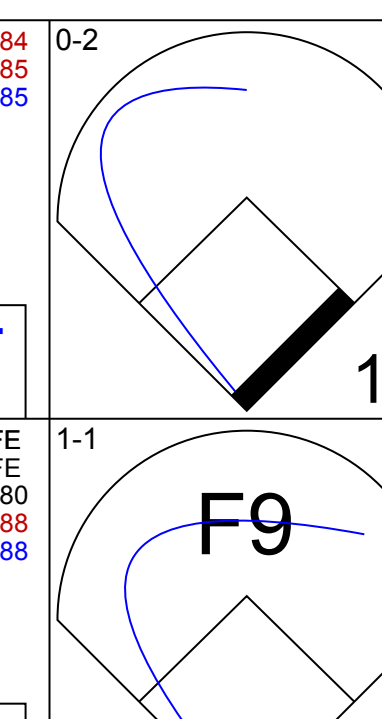
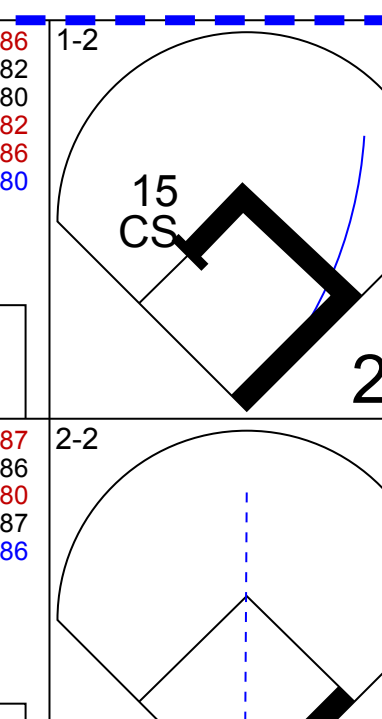
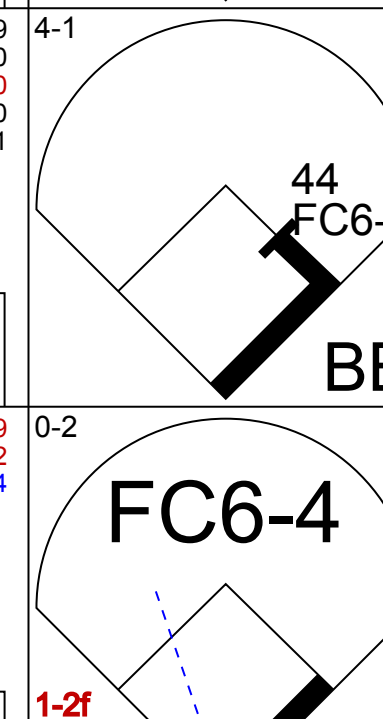
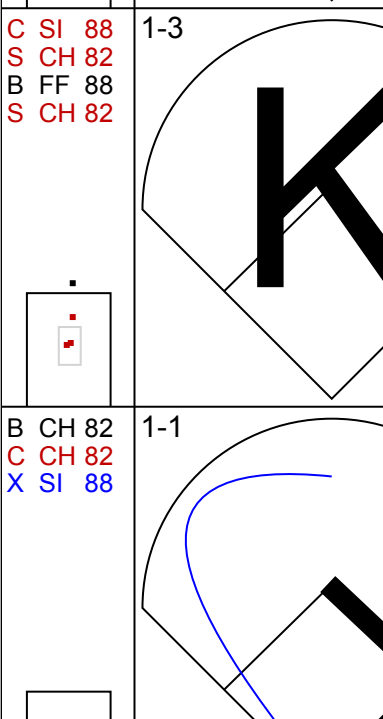
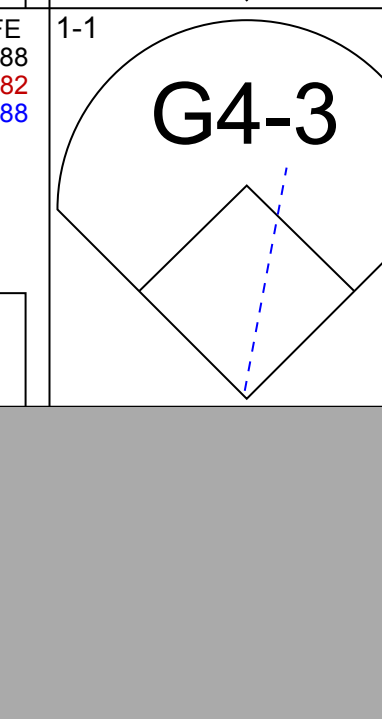
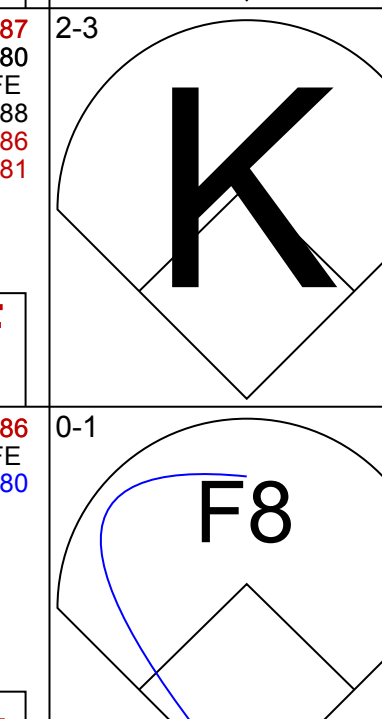

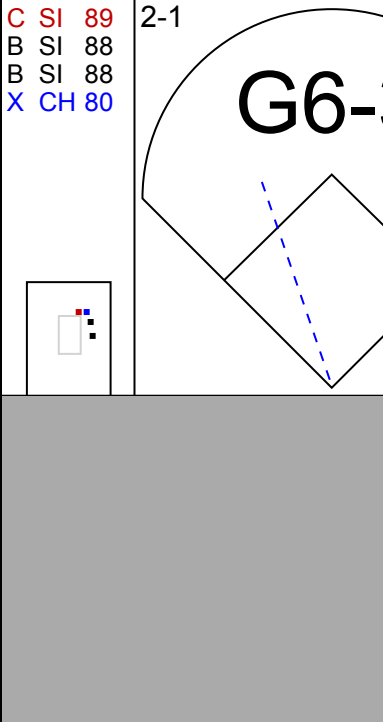






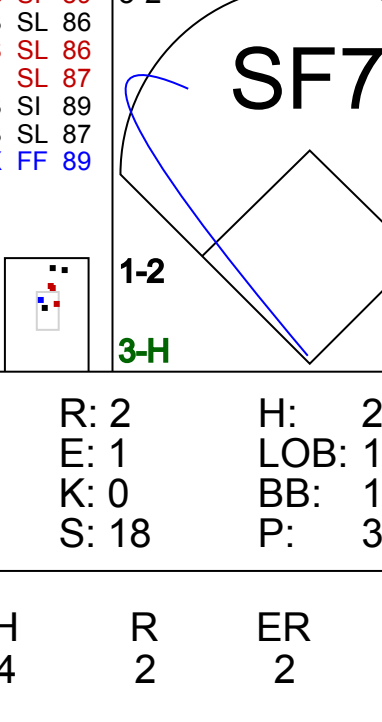
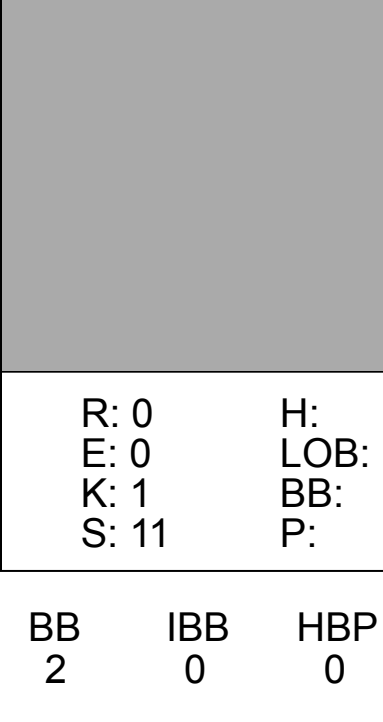
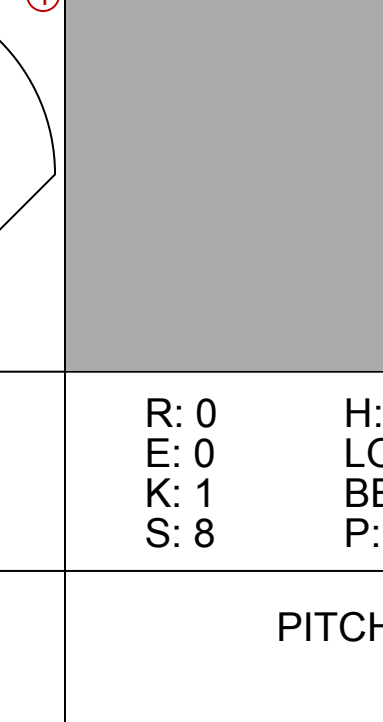





Batter	1	2	3	4	5	6	7	8	9	AB	R	H	RBI	BB	SO	LOB	TOP					
19 Marco Scutaro, R (1, 6) OBP: 0.411, SLG: 0.453										4	0	1	0	0	1	1	Toronto Blue Jays @ Boston Red Sox Fenway Park, Boston, MA Tue May 19 2009, 7:10 PM EDT Att: 37,830 - Partly Cloudy - 59 F					
2 Aaron Hill, R (1, 4) OBP: 0.385, SLG: 0.564										4	0	1	0	0	0	2						
15 Alex Rios, R (1, 9) OBP: 0.325, SLG: 0.425										4	0	1	0	0	0	4						
10 Vernon Wells, R (1, 8) OBP: 0.311, SLG: 0.408										4	0	0	0	0	0	2						
26 Adam Lind, L (1, 7) OBP: 0.389, SLG: 0.538										4	0	0	0	0	2	1						
33 Scott Rolen, R (1, 5) OBP: 0.377, SLG: 0.452										3	0	0	0	1	0	1						
35 Lyle Overbay, L (1, 3) OBP: 0.345, SLG: 0.474										4	0	0	0	0	1	2						
15 Kevin Millar, R (1, 10) OBP: 0.338, SLG: 0.500										3	1	1	1	0	0	0						
20 Rod Barajas, R (1, 2) OBP: 0.346, SLG: 0.487										2	0	1	0	1	0	0						
6 John McDonald, R (8, PR) OBP: 0.235, SLG: 0.235										0	0	0	0	0	0	0						
13 Raul Chavez, R (8, 2) OBP: 0.241, SLG: 0.241										0	0	0	0	0	0	0						
Inning Stats	R: 0 E: 0 K: 1 S: 12	H: 1 LOB: 0 BB: 0 P: 20	R: 0 E: 0 K: 1 S: 7	H: 0 LOB: 1 BB: 1 P: 13	R: 0 E: 0 K: 0 S: 11	H: 2 LOB: 2 BB: 0 P: 14	R: 0 E: 1 K: 1 S: 6	H: 0 LOB: 1 BB: 0 P: 8	R: 1 E: 0 K: 0 S: 6	H: 1 LOB: 0 BB: 0 P: 8	R: 0 E: 0 K: 0 S: 6	H: 0 LOB: 0 BB: 0 P: 10	R: 0 E: 0 K: 0 S: 5	H: 0 LOB: 0 BB: 0 P: 7	R: 0 E: 0 K: 0 S: 8	H: 1 LOB: 2 BB: 1 P: 17	R: 0 E: 0 K: 1 S: 9	H: 0 LOB: 0 BB: 0 P: 12	1B: 4 2B: 0 3B: 0 HR: 1	SF: 0 SAC: 0 DP: 0 HBP: 0	WP: 0 PB: 1 SB: 0 CS: 1	PA: 35
PITCHER	IP WLS BF H R ER SO BB IBB HBP BLK WP HR S P ERA WHIP																					
49 Tim Wakefield, R (1, 1) ERA: 3.99	8.0 W 31 5 1 1 3 2 0 0 0 0 0 1 61 97 1.12 0.875																					
58 Jonathan Papelbon, R (8, 1) ERA: 1.0	1.0 S 3 0 0 0 1 0 0 0 0 0 0 0 9 12 0.00 0.000																					

livebaseballscores.com

AB 32
R 1
H 5
RBI 1
BB 2
SO 4
LOB 13



Batter	1	2	3	4	5	6	7	8	9	AB	R	H	RBI	BB	SO	LOB	BOTTOM					
2 Jacoby Ellsbury, L (1, 8) OBP: 0.335, SLG: 0.378										4	0	2	0	0	0	1	Toronto Blue Jays @ Boston Red Sox Fenway Park, Boston, MA Tue May 19 2009, 7:10 PM EDT Att: 37,830 - Partly Cloudy - 59 F					
15 Dustin Pedroia, R (1, 4) OBP: 0.408, SLG: 0.409										4	0	1	0	0	0	1						
34 David Ortiz, L (1, 10) OBP: 0.317, SLG: 0.293										3	0	0	0	1	2	2						
44 Jason Bay, R (1, 7) OBP: 0.429, SLG: 0.625										4	0	1	0	0	0	2						
25 Mike Lowell, R (1, 5) OBP: 0.321, SLG: 0.500										3	1	1	0	0	1	1						
7 J.D. Drew, L (1, 9) OBP: 0.383, SLG: 0.504										2	1	0	0	1	1	0						
23 Julio Lugo, R (1, 6) OBP: 0.386, SLG: 0.431										3	0	0	0	0	0	2						
55 Jeff Bailey, R (1, 3) OBP: 0.319, SLG: 0.362										3	0	1	1	0	2	0						
16 George Kottaras, L (1, 2) OBP: 0.243, SLG: 0.200										2	0	0	1	0	1	0						
Inning Stats	R: 0 E: 0 K: 0 S: 9	H: 0 LOB: 1 BB: 1 P: 16	R: 2 E: 1 K: 0 S: 18	H: 2 LOB: 1 BB: 1 P: 31	R: 0 E: 0 K: 1 S: 11	H: 1 LOB: 0 BB: 0 P: 18	R: 0 E: 0 K: 2 S: 8	H: 0 LOB: 0 BB: 0 P: 12	R: 0 E: 0 K: 1 S: 10	H: 1 LOB: 1 BB: 0 P: 13	R: 0 E: 0 K: 1 S: 8	H: 0 LOB: 0 BB: 0 P: 12	R: 0 E: 0 K: 1 S: 7	H: 0 LOB: 0 BB: 0 P: 11	R: 0 E: 0 K: 1 S: 13	H: 2 LOB: 1 BB: 0 P: 18		R: 0 E: 0 K: 1 S: 9	H: 0 LOB: 0 BB: 0 P: 12	1B: 4 2B: 2 3B: 0 HR: 0	SF: 1 SAC: 0 DP: 0 HBP: 0	WP: 0 PB: 0 SB: 0 CS: 1
PITCHER	IP WLS BF H R ER SO BB IBB HBP BLK WP HR S P ERA WHIP																					
56 Brian Tallet, L (1, 1) ERA: 4.47	6.0 L 24 4 2 2 5 2 0 0 0 0 0 0 7 102 3.00 1.000																					
54 Jason Frasor, R (7, 1) ERA: 0.0	1.0 3 0 0 0 1 0 0 0 0 0 0 0 7 11 0.00 0.000																					
52 B.J. Ryan, L (8, 1) ERA: 8.22	1.0 4 2 0 0 1 0 0 0 0 0 0 0 13 18 0.00 2.000																					

livebaseballscores.com

AB 28
R 2
H 6
RBI 2
BB 2
SO 7
LOB 9




Batter	1	2	3	4	5	6	7	8	9	AB	R	H	RBI	BB	SO	LOB	TOP					
19 Marco Scutaro, R OBP: 0.406, SLG: 0.442	F8		15 2B		G5-3		G5-4-3		G1-3	4	0	0	0	1	0	1						
2 Aaron Hill, R OBP: 0.385, SLG: 0.559	F8		F8				10 1B		L7	5	0	2	0	0	0	1						
15 Alex Rios, R OBP: 0.332, SLG: 0.436	10 FC5-4		1B		F8		P4		10 1B	5	0	3	0	0	0	2						
10 Vernon Wells, R OBP: 0.318, SLG: 0.413	FC5-4		F8						10 1B	5	1	3	0	0	0	3						
26 Adam Lind, L OBP: 0.383, SLG: 0.528		G6-3			G3				F8	5	0	1	0	0	1	4						
33 Scott Rolen, R OBP: 0.374, SLG: 0.453					F8				L4	4	0	1	0	0	0	4						
35 Lyle Overbay, L OBP: 0.350, SLG: 0.505					F8					4	1	2	1	0	0	1						
20 Rod Barajas, R OBP: 0.344, SLG: 0.479					F8					4	1	1	1	0	0	3						
45 Travis Snider, L OBP: 0.292, SLG: 0.394										3	0	1	0	0	1	0						
15 Kevin Millar, R OBP: 0.333, SLG: 0.493										1	0	0	0	0	0	2						
19 José Bautista, R OBP: 0.427, SLG: 0.397										0	0	0	0	0	0	0						
Inning Stats	R: 0 E: 0 K: 0 S: 7	H: 1 LOB: 1 BB: 0 P: 10	R: 0 E: 0 K: 0 S: 8	H: 1 LOB: 1 BB: 0 P: 14	R: 0 E: 0 K: 0 S: 9	H: 1 LOB: 2 BB: 1 P: 19	R: 0 E: 0 K: 0 S: 8	H: 0 LOB: 0 BB: 0 P: 10	R: 0 E: 0 K: 1 S: 9	H: 0 LOB: 0 BB: 0 P: 16	R: 0 E: 0 K: 1 S: 10	H: 2 LOB: 1 BB: 0 P: 14	R: 2 E: 0 K: 0 S: 9	H: 4 LOB: 1 BB: 0 P: 15	R: 1 E: 0 K: 0 S: 13	H: 3 LOB: 2 BB: 0 P: 17	R: 0 E: 0 K: 0 S: 14	H: 2 LOB: 2 BB: 0 P: 21	1B: 10 2B: 3 3B: 1 HR: 0	SF: 0 SAC: 0 DP: 1 HBP: 0	WP: 0 PB: 0 SB: 0 CS: 0	PA: 41
PITCHER	IP	WLS	BF	H	R	ER	SO	BB	IBB	HBP	BLK	WP	HR	S	P	ERA	WHIP					
36 Brad Penny, R ERA: 6.07	6.2	W	29	9	2	2	2	1	0	0	0	0	0	58	96	2.70	1.500					
17 Manny Delcarmen, R ERA: 0.95	0.1		1	0	0	0	0	0	0	0	0	0	0	2	2	0.00	0.000					
51 Daniel Bard, R ERA: 2.25	0.2		5	3	1	1	0	0	0	0	0	0	0	10	14	13.50	4.500					
37 Hideki Okajima, L ERA: 2.84	0.1		1	0	0	0	0	0	0	0	0	0	0	3	3	0.00	0.000					
24 Takashi Saito, R ERA: 3.6	1.0		5	2	0	0	0	0	0	0	0	0	0	14	21	0.00	2.000					

Toronto Blue Jays @ Boston Red Sox
Fenway Park, Boston, MA
Wed May 20 2009, 7:10 PM EDT
Att: 38,099 - Partly Cloudy - 72 F

livebaseballscorecards.com

AB 40
R 3
H 14
RBI 2
BB 1
SO 2
LOB 21




Batter	1	2	3	4	5	6	7	8	9	AB	R	H	RBI	BB	SO	LOB	BOTTOM					
2 Jacoby Ellsbury, L OBP: 0.337, SLG: 0.375	G1-3		15 2B							4	0	1	0	1	2	0						
15 Dustin Pedroia, R OBP: 0.408, SLG: 0.412	G4-3		G4-6-3							4	1	1	0	1	0	1						
34 David Ortiz, L OBP: 0.319, SLG: 0.326	G3		K							5	1	2	2	0	2	1						
20 Kevin Youkilis, R OBP: 0.509, SLG: 0.713			25 1B							5	1	3	0	0	2	1						
44 Jason Bay, R OBP: 0.437, SLG: 0.647			25 1B							3	1	2	2	1	1	1						
25 Mike Lowell, R OBP: 0.325, SLG: 0.526			G6-4-3							4	1	2	1	0	1	3						
5 Rocco Baldelli, R OBP: 0.244, SLG: 0.333			G5-3							4	0	1	0	0	1	4						
33 Jason Varitek, S OBP: 0.328, SLG: 0.514			HR							3	2	2	2	1	1	1						
23 Julio Lugo, R OBP: 0.377, SLG: 0.436			2 1B							4	1	1	0	0	0	3						
Inning Stats	R: 0 E: 0 K: 0 S: 6	H: 0 LOB: 0 BB: 0 P: 8	R: 0 E: 0 K: 0 S: 10	H: 2 LOB: 1 BB: 0 P: 15	R: 2 E: 0 K: 1 S: 11	H: 3 LOB: 0 BB: 0 P: 19	R: 0 E: 0 K: 2 S: 10	H: 0 LOB: 1 BB: 1 P: 18	R: 6 E: 0 K: 1 S: 21	H: 7 LOB: 1 BB: 1 P: 33	R: 0 E: 0 K: 2 S: 11	H: 0 LOB: 1 BB: 1 P: 18	R: 0 E: 0 K: 2 S: 14	H: 2 LOB: 3 BB: 1 P: 26	R: 0 E: 0 K: 2 S: 9	H: 1 LOB: 1 BB: 0 P: 14	1B: 5 2B: 4 3B: 1 HR: 5	SF: 0 SAC: 0 DP: 2 HBP: 0	WP: 0 PB: 0 SB: 0 CS: 0	PA: 40		
PITCHER	IP	WLS	BF	H	R	ER	SO	BB	IBB	HBP	BLK	WP	HR	S	P	ERA	WHIP					
27 Brett Cecil, L ERA: 4.38	4.2	L	24	11	8	8	3	2	0	0	0	0	0	51	83	15.43	2.786					
57 Shawn Camp, R ERA: 3.56	1.1		6	1	0	0	3	1	0	0	0	0	0	18	28	0.00	1.500					
40 Brian Wolfe, R ERA: 2.25	1.0		6	2	0	0	2	0	1	0	0	0	0	14	26	0.00	2.000					
52 B.J. Ryan, L ERA: 7.27	1.0		4	1	0	0	2	0	0	0	0	0	0	9	14	0.00	1.000					

Toronto Blue Jays @ Boston Red Sox
Fenway Park, Boston, MA
Wed May 20 2009, 7:10 PM EDT
Att: 38,099 - Partly Cloudy - 72 F

livebaseballscorecards.com

AB 36
R 8
H 15
RBI 7
BB 4
SO 10
LOB 15



Batter	1	2	3	4	5	6	7	8	9	AB	R	H	RBI	BB	SO	LOB	TOP			
19 Marco Scutaro, R OBP: 0.406, SLG: 0.440										5	0	2	0	0	0	2				
2 Aaron Hill, R OBP: 0.385, SLG: 0.555										5	0	2	1	0	2	1				
15 Alex Rios, R OBP: 0.328, SLG: 0.429										5	0	1	0	0	2	4				
10 Vernon Wells, R OBP: 0.325, SLG: 0.421										4	0	2	0	1	0	2				
26 Adam Lind, L OBP: 0.375, SLG: 0.515										4	0	0	0	0	1	6				
33 Scott Rolen, R OBP: 0.377, SLG: 0.451										3	0	1	0	1	1	0				
15 Kevin Millar, R OBP: 0.329, SLG: 0.480										4	0	1	0	0	0	2				
20 Rod Barajas, R OBP: 0.341, SLG: 0.472										4	0	1	0	0	0	2				
19 José Bautista, R OBP: 0.430, SLG: 0.395										3	1	1	0	1	1	3				
Inning Stats	R: 0 E: 0 K: 1 S: 11	H: 2 LOB: 2 BB: 0 P: 17	R: 0 E: 0 K: 0 S: 11	H: 2 LOB: 2 BB: 0 P: 19	R: 0 E: 0 K: 2 S: 10	H: 1 LOB: 1 BB: 0 P: 18	R: 0 E: 0 K: 0 S: 15	H: 1 LOB: 1 BB: 0 P: 23	R: 0 E: 0 K: 1 S: 7	H: 0 LOB: 0 BB: 0 P: 9	R: 1 E: 0 K: 1 S: 12	H: 2 LOB: 3 BB: 2 P: 25	R: 0 E: 0 K: 1 S: 10	H: 1 LOB: 1 BB: 0 P: 13	1B: 10 2B: 1 3B: 0 HR: 0	SF: 0 SAC: 0 DP: 1 HBP: 0	WP: 0 PB: 0 SB: 0 CS: 0	PA: 40		
PITCHER	IP: 6.1 WLS: 5 BF: 28 ERA: 5.91	IP: 1.2 WLS: 0 BF: 8 ERA: 0.79	IP: 1.0 WLS: 0 BF: 4 ERA: 0.95	IP: 1.1 WLS: 0 BF: 5 ERA: 0.95	IP: 1.1 WLS: 0 BF: 5 ERA: 0.95	IP: 1.1 WLS: 0 BF: 5 ERA: 0.95	IP: 1.1 WLS: 0 BF: 5 ERA: 0.95	IP: 1.1 WLS: 0 BF: 5 ERA: 0.95	IP: 1.1 WLS: 0 BF: 5 ERA: 0.95	IP: 1.1 WLS: 0 BF: 5 ERA: 0.95	IP: 1.1 WLS: 0 BF: 5 ERA: 0.95	IP: 1.1 WLS: 0 BF: 5 ERA: 0.95	IP: 1.1 WLS: 0 BF: 5 ERA: 0.95	IP: 1.1 WLS: 0 BF: 5 ERA: 0.95	IP: 1.1 WLS: 0 BF: 5 ERA: 0.95	IP: 1.1 WLS: 0 BF: 5 ERA: 0.95	IP: 1.1 WLS: 0 BF: 5 ERA: 0.95	IP: 1.1 WLS: 0 BF: 5 ERA: 0.95	IP: 1.1 WLS: 0 BF: 5 ERA: 0.95	IP: 1.1 WLS: 0 BF: 5 ERA: 0.95

Toronto Blue Jays @ Boston Red Sox
Fenway Park, Boston, MA
Thu May 21 2009, 7:10 PM EDT
Att: 38,347 - Clear - 83 F

livebaseballscores.com

AB 37
R 1
H 11
RBI 1
BB 3
SO 7
LOB 22

Batter	1	2	3	4	5	6	7	8	9	AB	R	H	RBI	BB	SO	LOB	BOTTOM			
2 Jacoby Ellsbury, L OBP: 0.335, SLG: 0.378										4	2	1	0	0	0	1				
15 Dustin Pedroia, R OBP: 0.410, SLG: 0.420										4	1	2	1	0	0	1				
34 David Ortiz, L OBP: 0.318, SLG: 0.324										4	0	1	1	0	0	1				
20 Kevin Youkilis, R OBP: 0.508, SLG: 0.701										3	1	1	1	1	1	2				
44 Jason Bay, R OBP: 0.433, SLG: 0.657										4	1	1	2	0	1	3				
7 J.D. Drew, L OBP: 0.382, SLG: 0.500										3	0	1	0	0	1	0				
25 Mike Lowell, R OBP: 0.319, SLG: 0.516										3	0	0	0	0	2	1				
33 Jason Varitek, S OBP: 0.321, SLG: 0.500										3	0	0	0	0	2	1				
23 Julio Lugo, R OBP: 0.359, SLG: 0.414										3	0	0	0	0	0	0				
Inning Stats	R: 3 E: 0 K: 1 S: 16	H: 2 LOB: 1 BB: 1 P: 31	R: 0 E: 0 K: 1 S: 9	H: 0 LOB: 0 BB: 0 P: 14	R: 1 E: 0 K: 1 S: 12	H: 2 LOB: 1 BB: 0 P: 16	R: 0 E: 0 K: 1 S: 5	H: 0 LOB: 0 BB: 0 P: 7	R: 1 E: 0 K: 0 S: 17	H: 2 LOB: 2 BB: 0 P: 24	R: 0 E: 0 K: 2 S: 9	H: 1 LOB: 1 BB: 0 P: 14	R: 0 E: 0 K: 0 S: 7	H: 0 LOB: 0 BB: 0 P: 10	R: 0 E: 0 K: 1 S: 10	H: 0 LOB: 0 BB: 0 P: 14	1B: 4 2B: 3 3B: 0 HR: 1	SF: 0 SAC: 0 DP: 1 HBP: 0	WP: 0 PB: 0 SB: 1 CS: 1	PA: 32
PITCHER	IP: 4.1 WLS: 4 BF: 21 ERA: 4.44	IP: 1.2 WLS: 5 BF: 1 ERA: 4.12	IP: 1.0 WLS: 3 BF: 0 ERA: 3.27	IP: 1.0 WLS: 3 BF: 0 ERA: 0.56	IP: 1.0 WLS: 3 BF: 0 ERA: 0.56	IP: 1.0 WLS: 3 BF: 0 ERA: 0.56	IP: 1.0 WLS: 3 BF: 0 ERA: 0.56	IP: 1.0 WLS: 3 BF: 0 ERA: 0.56	IP: 1.0 WLS: 3 BF: 0 ERA: 0.56	IP: 1.0 WLS: 3 BF: 0 ERA: 0.56	IP: 1.0 WLS: 3 BF: 0 ERA: 0.56	IP: 1.0 WLS: 3 BF: 0 ERA: 0.56	IP: 1.0 WLS: 3 BF: 0 ERA: 0.56	IP: 1.0 WLS: 3 BF: 0 ERA: 0.56	IP: 1.0 WLS: 3 BF: 0 ERA: 0.56	IP: 1.0 WLS: 3 BF: 0 ERA: 0.56	IP: 1.0 WLS: 3 BF: 0 ERA: 0.56	IP: 1.0 WLS: 3 BF: 0 ERA: 0.56	IP: 1.0 WLS: 3 BF: 0 ERA: 0.56	IP: 1.0 WLS: 3 BF: 0 ERA: 0.56

Toronto Blue Jays @ Boston Red Sox
Fenway Park, Boston, MA
Thu May 21 2009, 7:10 PM EDT
Att: 38,347 - Clear - 83 F

livebaseballscores.com

AB 31
R 5
H 7
RBI 5
BB 1
SO 7
LOB 10

Batter	1	2	3	4	5	6	7	8	9	AB	R	H	RBI	BB	SO	LOB	TOP						
28 Daniel Murphy, L OBP: 0.331, SLG: 0.385										3	0	0	0	1	1	0							
19 Ryan Church, L OBP: 0.328, SLG: 0.352										2	0	0	0	0	1	0							
16 Angel Pagán, S OBP: 0.400, SLG: 0.467										1	0	1	1	0	0	0							
15 Carlos Beltrán, S OBP: 0.462, SLG: 0.582										4	1	1	0	0	0	1							
10 Gary Sheffield, R OBP: 0.396, SLG: 0.459										3	2	1	1	1	1	2							
5 David Wright, R OBP: 0.462, SLG: 0.539										3	0	1	1	1	0	0							
18 Jeremy Reed, L OBP: 0.375, SLG: 0.405										4	1	1	0	0	0	3							
9 Omir Santos, R OBP: 0.294, SLG: 0.390										4	0	1	1	0	2	2							
6 Ramon Martínez, R OBP: 0.063, SLG: 0.063										4	0	1	1	0	1	1							
1 Luis Castillo, S OBP: 0.361, SLG: 0.330										4	1	1	0	0	1	2							
Inning Stats	R: 0 K: 2 S: 9	H: 0 LOB: 0 BB: 0 P: 12	R: 1 E: 0 K: 0 S: 10	H: 1 LOB: 0 BB: 0 P: 16	R: 0 E: 0 K: 1 S: 6	H: 0 LOB: 0 BB: 0 P: 7	R: 3 E: 0 K: 0 S: 17	H: 4 LOB: 2 BB: 1 P: 30	R: 0 E: 0 K: 1 S: 8	H: 0 LOB: 1 BB: 1 P: 15	R: 0 E: 0 K: 2 S: 12	H: 0 LOB: 1 BB: 0 P: 19	R: 1 E: 0 K: 0 S: 7	H: 2 LOB: 0 BB: 0 P: 10	R: 0 E: 0 K: 1 S: 9	H: 1 LOB: 0 BB: 0 P: 13	R: 0 E: 0 K: 0 S: 6	H: 0 LOB: 0 BB: 0 P: 11	1B: 6 2B: 2 HR: 1	SF: 0 SAC: 2 DP: 1 HBP: 0	WP: 0 PB: 0 SB: 1 CS: 1	PA: 38	
PITCHER	IP WLS BF H R ER SO BB IBB HBP BLK WP HR S P ERA WHIP	5.0 L 22 5 4 4 4 2 0 0 0 0 1 50 80 7.20 1.400	3.0 H 12 3 1 1 3 1 0 0 0 0 0 28 42 3.00 1.333	1.0 S 3 0 0 0 0 0 0 0 0 0 0 6 11 0.00 0.000																			

New York Mets @ Boston Red Sox
Fenway Park, Boston, MA
Fri May 22 2009, 7:10 PM EDT
Att: 38,092 - Cloudy - 84 F

AB 32
R 5
H 8
RBI 5
BB 3
SO 7
LOB 11



Batter	1	2	3	4	5	6	7	8	9	AB	R	H	RBI	BB	SO	LOB	BOTTOM						
2 Jacoby Ellsbury, L OBP: 0.332, SLG: 0.373										5	0	1	0	0	0	3							
15 Dustin Pedroia, R OBP: 0.412, SLG: 0.429										4	0	2	0	0	0	1							
34 David Ortiz, L OBP: 0.310, SLG: 0.315										4	0	0	0	0	3	4							
20 Kevin Youkilis, R OBP: 0.500, SLG: 0.680										3	0	0	0	0	3	3							
44 Jason Bay, R OBP: 0.429, SLG: 0.644										3	0	0	0	1	1	3							
7 J.D. Drew, L OBP: 0.376, SLG: 0.492										4	1	1	0	0	1	1							
25 Mike Lowell, R OBP: 0.318, SLG: 0.515										4	1	1	0	0	0	1							
33 Jason Varitek, S OBP: 0.326, SLG: 0.525										4	1	2	2	0	0	0							
23 Julio Lugo, R OBP: 0.338, SLG: 0.387										4	0	0	0	0	1	3							
Inning Stats	R: 0 K: 2 S: 13	H: 1 LOB: 2 BB: 0 P: 21	R: 1 E: 0 K: 1 S: 11	H: 1 LOB: 0 BB: 0 P: 17	R: 0 E: 0 K: 2 S: 11	H: 1 LOB: 1 BB: 0 P: 15	R: 2 E: 1 K: 0 S: 13	H: 1 LOB: 1 BB: 1 P: 21	R: 0 E: 0 K: 1 S: 12	H: 1 LOB: 1 BB: 0 P: 16	R: 0 E: 0 K: 0 S: 11	H: 2 LOB: 0 BB: 0 P: 15	R: 0 E: 0 K: 2 S: 8	H: 0 LOB: 0 BB: 0 P: 13	R: 0 E: 0 K: 1 S: 7	H: 0 LOB: 0 BB: 0 P: 11	R: 0 E: 0 K: 0 S: 7	H: 0 LOB: 0 BB: 0 P: 12	1B: 4 2B: 2 HR: 1	SF: 0 SAC: 0 DP: 1 HBP: 1	WP: 0 PB: 0 SB: 0 CS: 0	PA: 37	
PITCHER	IP WLS BF H R ER SO BB IBB HBP BLK WP HR S P ERA WHIP	7.0 W 31 7 3 2 8 1 0 1 0 0 1 79 118 2.57 1.143	1.0 H 3 0 0 0 1 0 0 0 0 0 0 7 11 0.00 0.000	1.0 S 3 0 0 0 0 0 0 0 0 0 0 7 12 0.00 0.000																			

New York Mets @ Boston Red Sox
Fenway Park, Boston, MA
Fri May 22 2009, 7:10 PM EDT
Att: 38,092 - Cloudy - 84 F

AB 35
R 3
H 7
RBI 2
BB 1
SO 9
LOB 19



Batter	1	2	3	4	5	6	7	8	9	AB	R	H	RBI	BB	SO	LOB	TOP		
28 Daniel Murphy, L OBP: 0.321, SLG: 0.372	F9		G6-3		P6			L6		4	0	0	0	0	0	2	New York Mets @ Boston Red Sox Fenway Park, Boston, MA Sat May 23 2009, 7:10 PM EDT Att: 37,871 - Clear - 55 F		
16 Angel Pagan, S OBP: 0.316, SLG: 0.368	G4-3		K			L7		K		4	0	0	0	0	2				
15 Carlos Beltrán, S OBP: 0.458, SLG: 0.574	10 1B				F9		F7		K	4	1	1	0	0	1				
10 Gary Sheffield, R OBP: 0.400, SLG: 0.455	1B				G5-3		L8		9 HR	3	1	1	1	1	0				
5 David Wright, R OBP: 0.452, SLG: 0.526	L3				K		G5-3		K	4	0	0	0	0	2				
18 Jeremy Reed, L OBP: 0.364, SLG: 0.390	L7				G3-1		9 1B		K	4	0	1	0	0	1				
9 Omir Santos, R OBP: 0.306, SLG: 0.444	G6-3				F9		1B		HR	4	1	2	2	0	0				
6 Ramon Martínez, R OBP: 0.100, SLG: 0.100	G1-3				1 S		K		L5	4	0	1	0	0	1				
1 Luis Castillo, S OBP: 0.360, SLG: 0.325	G5-3				BB		L8			2	0	0	0	1	0				
Inning Stats	R: 1 H: 2 E: 0 K: 0 S: 15	H: 2 LOB: 1 BB: 0 P: 23	R: 0 H: 0 E: 0 K: 0 S: 10	H: 0 LOB: 0 BB: 0 P: 14	R: 0 H: 0 E: 0 K: 1 S: 7	H: 0 LOB: 0 BB: 0 P: 8	R: 0 H: 0 E: 0 K: 1 S: 9	H: 1 LOB: 2 BB: 1 P: 18	R: 0 H: 0 E: 0 K: 0 S: 8	H: 0 LOB: 0 BB: 0 P: 13	R: 0 H: 2 E: 0 K: 1 S: 11	H: 2 LOB: 2 BB: 0 P: 14	R: 0 H: 0 E: 0 K: 2 S: 10	H: 0 LOB: 0 BB: 1 P: 15	R: 2 H: 1 E: 0 K: 2 S: 9	H: 1 LOB: 0 BB: 1 P: 15	1B: 5 2B: 0 3B: 0 HR: 1	SF: 0 SAC: 0 DP: 0 HBP: 0	WP: 0 PA: 35 PB: 0 SB: 1 CS: 0
PITCHER	IP WLS BF H R ER SO BB IBB HBP BLK WP HR S P ERA WHIP	8.0 L 30 5 1 0 5 1 0 0 0 0 0 78 117 0.00 0.750	1.0 L 5 1 2 2 2 1 0 0 0 0 1 9 15 18.00 2.000	PITCHER															

Batter	1	2	3	4	5	6	7	8	9	AB	R	H	RBI	BB	SO	LOB	BOTTOM			
2 Jacoby Ellsbury, L OBP: 0.330, SLG: 0.370	20 15 1B		G4-3		FC4-6 15 1B			G6-3		4	1	1	0	0	0	1	New York Mets @ Boston Red Sox Fenway Park, Boston, MA Sat May 23 2009, 7:10 PM EDT Att: 37,871 - Clear - 55 F			
15 Dustin Pedroia, R OBP: 0.414, SLG: 0.430	20 S		K		1B		P3		K	4	1	2	0	0	1					
34 David Ortiz, L OBP: 0.309, SLG: 0.309	1B				G4-3		G4-3		K	3	0	0	0	1	2					
20 Kevin Youkilis, R OBP: 0.500, SLG: 0.670	1B				F8		F7		44 FC5-4	3	0	1	2	1	0	1				
44 Jason Bay, R OBP: 0.419, SLG: 0.627	K				G6-3		G4-3		FC5-4	4	0	0	0	0	1	2				
7 J.D. Drew, L OBP: 0.366, SLG: 0.477	G4-3				K		G4-3		L9	4	0	0	0	0	1	2				
25 Mike Lowell, R OBP: 0.310, SLG: 0.503	G5-3				G6-3		G6-3		G6-3	4	0	0	0	0	0	1				
33 Jason Varitek, S OBP: 0.326, SLG: 0.521	22 G4-6-3				K		K		K	3	0	1	0	0	2	0				
22 Nick Green, R OBP: 0.367, SLG: 0.427	G4-6-3				FC4-6 2		F9			3	0	1	0	0	0	1				
Inning Stats	R: 2 H: 3 E: 0 K: 2 S: 23	H: 3 LOB: 1 BB: 0 P: 34	R: 0 H: 1 E: 0 K: 0 S: 5	H: 1 LOB: 0 BB: 0 P: 9	R: 0 H: 0 E: 0 K: 1 S: 12	H: 0 LOB: 1 BB: 1 P: 19	R: 0 H: 0 E: 0 K: 1 S: 6	H: 0 LOB: 0 BB: 0 P: 9	R: 0 H: 2 E: 0 K: 1 S: 9	H: 2 LOB: 2 BB: 0 P: 14	R: 0 H: 0 E: 0 K: 0 S: 6	H: 0 LOB: 0 BB: 0 P: 13	R: 0 H: 0 E: 0 K: 1 S: 9	H: 0 LOB: 0 BB: 0 P: 13	R: 0 H: 0 E: 0 K: 0 S: 8	H: 0 LOB: 1 BB: 1 P: 15	1B: 6 2B: 0 3B: 0 HR: 0	SF: 0 SAC: 0 DP: 1 HBP: 0	WP: 0 PA: 34 PB: 0 SB: 2 CS: 0	
PITCHER	IP WLS BF H R ER SO BB IBB HBP BLK WP HR S P ERA WHIP	7.0 W 27 6 2 2 6 1 0 0 0 0 0 70 111 2.57 1.000	1.0 W 3 0 0 0 1 0 0 0 0 0 0 8 13 0.00 0.000	1.0 S 4 0 0 0 0 1 0 0 0 0 0 9 15 0.00 1.000	PITCHER															



Batter	1	2	3	4	5	6	7	8	9	AB	R	H	RBI	BB	SO	LOB	TOP							
28 Daniel Murphy, L (1, 3) OBP: 0.324, SLG: 0.368										4	1	1	0	1	1	0								
16 Angel Pagan, S (1, 9) OBP: 0.348, SLG: 0.333										2	1	0	0	2	2	0								
15 Carlos Beltrán, S (1, 10) OBP: 0.454, SLG: 0.566										4	0	1	1	0	0	3								
10 Gary Sheffield, R (1, 7) OBP: 0.404, SLG: 0.450										3	1	1	1	1	1	1								
5 David Wright, R (1, 5) OBP: 0.447, SLG: 0.519										4	0	1	1	0	1	2								
18 Jeremy Reed, L (1, 8) OBP: 0.354, SLG: 0.378										4	0	1	1	0	1	2								
11 Ramon Castro, R (1, 2) OBP: 0.325, SLG: 0.427										4	1	2	1	0	0	4								
6 Ramon Martínez, R (1, 6) OBP: 0.087, SLG: 0.087										3	0	0	0	0	0	0								
17 Fernando Tatís, R (8, PH) OBP: 0.353, SLG: 0.444										1	0	0	0	0	0	1								
1 Luis Castillo, S (1, 4) OBP: 0.357, SLG: 0.322										4	1	1	0	0	0	0								
Inning Stats	R: 0 E: 0 K: 1 S: 8	H: 1 LOB: 1 BB: 1 P: 18	R: 1 E: 0 K: 0 S: 11	H: 1 LOB: 0 BB: 15	R: 3 E: 0 K: 0 S: 14	H: 3 LOB: 2 BB: 26	R: 0 E: 0 K: 1 S: 9	H: 0 LOB: 2 BB: 12	R: 1 E: 0 K: 1 S: 11	H: 2 LOB: 2 BB: 1 P: 16	R: 0 E: 0 K: 0 S: 6	H: 0 LOB: 0 BB: 7	R: 0 E: 0 K: 1 S: 11	H: 0 LOB: 0 BB: 12	R: 0 E: 0 K: 1 S: 10	H: 1 LOB: 1 BB: 0 P: 16	R: 0 E: 0 K: 1 S: 10	H: 0 LOB: 0 BB: 15	1B: 6 2B: 1 3B: 0 HR: 1	SF: 0 SAC: 1 DP: 1 HBP: 0	WP: 0 PB: 0 SB: 1 CS: 0	PA: 38		
PITCHER	IP WLS BF H R ER SO BB IBB HBP BLK WP HR S P ERA WHIP	6.0 W 28 7 5 5 3 4 0 0 0 0 1 59 94 7.50 1.833	2.0 H 7 1 0 0 2 0 0 0 0 0 0 21 28 0.00 0.500	1.0 3 0 0 0 1 0 0 0 0 0 0 10 15 0.00 0.000																				

New York Mets @ Boston Red Sox
Fenway Park, Boston, MA
Sun May 24 2009, 1:35 PM EDT
Att: 37,446 - Partly Cloudy - 80 F

AB 33
R 5
H 8
RBI 5
BB 4
SO 6
LOB 13



Batter	1	2	3	4	5	6	7	8	9	AB	R	H	RBI	BB	SO	LOB	BOTTOM							
2 Jacoby Ellsbury, L (1, 8) OBP: 0.332, SLG: 0.373										4	1	1	0	1	0	2								
15 Dustin Pedroia, R (1, 4) OBP: 0.323, SLG: 0.431										2	2	1	1	3	0	2								
34 David Ortiz, L (1, 10) OBP: 0.301, SLG: 0.299										5	0	0	0	0	2	8								
20 Kevin Youkilis, R (1, 3) OBP: 0.496, SLG: 0.682										4	2	1	3	1	1	1								
44 Jason Bay, R (1, 7) OBP: 0.419, SLG: 0.617										4	1	1	1	1	0	0								
7 J.D. Drew, L (1, 9) OBP: 0.382, SLG: 0.504										5	2	4	1	0	1	0								
25 Mike Lowell, R (1, 5) OBP: 0.319, SLG: 0.362										5	2	3	3	0	1	3								
16 George Kottaras, L (1, 2) OBP: 0.286, SLG: 0.314										5	1	3	1	0	1	1								
22 Nick Green, R (1, 6) OBP: 0.369, SLG: 0.426										5	1	2	2	0	1	2								
Inning Stats	R: 0 E: 0 K: 2 S: 9	H: 0 LOB: 1 BB: 1 P: 17	R: 3 E: 0 K: 2 S: 18	H: 3 LOB: 2 BB: 2 P: 31	R: 0 E: 0 K: 0 S: 9	H: 1 LOB: 1 BB: 0 P: 14	R: 0 E: 0 K: 0 S: 4	H: 1 LOB: 2 BB: 1 P: 11	R: 3 E: 0 K: 0 S: 14	H: 4 LOB: 1 BB: 0 P: 22	R: 2 E: 0 K: 2 S: 16	H: 2 LOB: 2 BB: 2 P: 29	R: 4 E: 0 K: 0 S: 11	H: 4 LOB: 0 BB: 0 P: 18	R: 0 E: 0 K: 1 S: 9	H: 1 LOB: 1 BB: 0 P: 13	1B: 8 2B: 6 3B: 0 HR: 2	SF: 0 SAC: 0 DP: 0 HBP: 0	WP: 0 PB: 0 SB: 0 CS: 0	PA: 45				
PITCHER	IP WLS BF H R ER SO BB IBB HBP BLK WP HR S P ERA WHIP	4.2 L 26 8 6 6 4 4 0 0 0 0 0 1 53 94 11.57 2.571	0.1 1 1 0 0 0 0 0 0 0 0 0 0 1 1 0.00 3.000	0.2 3 0 1 1 1 1 1 0 0 1 0 0 7 14 13.50 1.500	1.1 11 6 5 5 1 1 0 0 0 0 1 20 33 33.75 5.250	1.0 4 1 0 0 1 0 0 0 0 0 0 9 13 0.00 1.000																		

New York Mets @ Boston Red Sox
Fenway Park, Boston, MA
Sun May 24 2009, 1:35 PM EDT
Att: 37,446 - Partly Cloudy - 80 F

AB 39
R 12
H 16
RBI 12
BB 6
SO 7
LOB 19



Batter	1	2	3	4	5	6	7	8	9	AB	R	H	RBI	BB	SO	LOB	TOP						
2 Jacoby Ellsbury, L OBP: 0.335, SLG: 0.374										5	2	2	0	0	0	2	Boston Red Sox @ Minnesota Twins Hubert H. Humphrey Metrodome, Minneapolis, MN Tue May 26 2009, 8:10 PM EDT Att: 20,019 - Dome - 70 F						
15 Dustin Pedroia, R OBP: 0.429, SLG: 0.443										4	0	2	1	0	1	1							
7 J.D. Drew, L OBP: 0.377, SLG: 0.489										3	0	0	0	1	0	2							
20 Kevin Youkilis, R OBP: 0.486, SLG: 0.672										4	0	1	0	0	3	3							
44 Jason Bay, R OBP: 0.410, SLG: 0.601										4	0	0	0	0	2	3							
34 David Ortiz, L OBP: 0.305, SLG: 0.306										3	0	1	0	1	1	0							
33 Jason Varitek, S OBP: 0.313, SLG: 0.492										4	0	1	0	0	1	3							
55 Jeff Bailey, R OBP: 0.312, SLG: 0.385										4	0	0	0	0	1	4							
23 Julio Lugo, R OBP: 0.329, SLG: 0.371										4	0	2	0	0	0	1							
Inning Stats	R: 0 H: 1 E: 0 K: 2 S: 15	H: 1 LOB: 2 BB: 1 P: 22	R: 0 H: 0 E: 0 K: 1 S: 13	H: 1 LOB: 1 BB: 0 P: 20	R: 0 H: 0 E: 0 K: 0 S: 4	H: 0 LOB: 0 BB: 0 P: 5	R: 0 H: 1 E: 0 K: 2 S: 10	H: 1 LOB: 2 BB: 1 P: 15	R: 1 H: 2 E: 1 K: 1 S: 11	H: 2 LOB: 1 BB: 0 P: 15	R: 0 H: 1 E: 0 K: 1 S: 10	H: 1 LOB: 1 BB: 0 P: 15	R: 1 H: 2 E: 1 K: 0 S: 12	H: 2 LOB: 2 BB: 0 P: 17	R: 0 H: 0 E: 0 K: 2 S: 8	H: 0 LOB: 0 BB: 0 P: 11	R: 0 H: 1 E: 0 K: 0 S: 7	H: 1 LOB: 1 BB: 0 P: 10	1B: 7 2B: 2 3B: 0 HR: 0	SF: 0 SAC: 0 DP: 0 HBP: 0	WP: 0 PB: 0 SB: 2 CS: 0	PA: 37	
PITCHER	IP WLS BF ERA WHIP	WLS BF ERA WHIP	H R ER SO BB IBB HBP BLK	H R ER SO BB IBB HBP BLK	WP HR S P ERA WHIP	WP HR S P ERA WHIP	IP WLS BF ERA WHIP	IP WLS BF ERA WHIP	H R ER SO BB IBB HBP BLK	H R ER SO BB IBB HBP BLK	WP HR S P ERA WHIP	WP HR S P ERA WHIP	IP WLS BF ERA WHIP	IP WLS BF ERA WHIP	H R ER SO BB IBB HBP BLK	H R ER SO BB IBB HBP BLK	WP HR S P ERA WHIP	WP HR S P ERA WHIP	1B: 7 2B: 2 3B: 0 HR: 0	SF: 0 SAC: 0 DP: 0 HBP: 0	WP: 0 PB: 0 SB: 2 CS: 0	PA: 37	
53 Nick Blackburn, R ERA: 3.55	7.0	W	30	8	2	1	7	2	0	0	0	0	0	0	0	0	0	0	0	75	111	1.29	1.429
54 Matt Guerrier, R ERA: 3.66	1.0	H	3	0	0	0	2	0	0	0	0	0	0	0	0	0	0	0	0	8	11	0.00	0.000
36 Joe Nathan, R ERA: 2.6	1.0	S	4	1	0	0	0	0	0	0	0	0	0	0	0	0	0	0	0	7	10	0.00	1.000

Batter	1	2	3	4	5	6	7	8	9	AB	R	H	RBI	BB	SO	LOB	BOTTOM						
2 Denard Span, L OBP: 0.394, SLG: 0.405										1	0	0	1	1	0	1	Boston Red Sox @ Minnesota Twins Hubert H. Humphrey Metrodome, Minneapolis, MN Tue May 26 2009, 8:10 PM EDT Att: 20,019 - Dome - 70 F						
7 Joe Mauer, L OBP: 0.519, SLG: 0.881										3	1	0	0	1	2	3							
33 Justin Morneau, L OBP: 0.428, SLG: 0.670										3	1	2	3	1	0	0							
5 Michael Cuddyer, R OBP: 0.371, SLG: 0.517										4	0	1	0	0	0	2							
16 Jason Kubel, L OBP: 0.373, SLG: 0.524										3	0	0	0	1	1	1							
23 Brendan Harris, R OBP: 0.301, SLG: 0.352										3	1	1	0	0	2	2							
21 Delmon Young, R OBP: 0.294, SLG: 0.294										4	0	0	0	0	2	4							
22 Carlos Gómez, R OBP: 0.293, SLG: 0.326										0	0	0	0	0	0	0							
20 Matt Tolbert, S OBP: 0.264, SLG: 0.277										4	1	1	0	0	1	2							
8 Nick Punto, S OBP: 0.298, SLG: 0.218										3	1	2	1	0	0	0							
Inning Stats	R: 0 H: 1 E: 0 K: 0 S: 10	H: 1 LOB: 1 BB: 1 P: 19	R: 0 H: 0 E: 0 K: 1 S: 10	H: 0 LOB: 0 BB: 0 P: 17	R: 0 H: 0 E: 0 K: 0 S: 8	H: 0 LOB: 0 BB: 0 P: 10	R: 5 H: 4 E: 0 K: 0 S: 12	H: 4 LOB: 0 BB: 1 P: 20	R: 0 H: 0 E: 0 K: 1 S: 8	H: 0 LOB: 1 BB: 1 P: 15	R: 0 H: 1 E: 0 K: 1 S: 13	H: 1 LOB: 2 BB: 1 P: 22	R: 0 H: 0 E: 0 K: 3 S: 13	H: 0 LOB: 1 BB: 0 P: 20	R: 0 H: 0 E: 0 K: 3 S: 13	H: 0 LOB: 1 BB: 0 P: 20	1B: 4 2B: 3 3B: 0 HR: 1	SF: 0 SAC: 1 DP: 1 HBP: 2	WP: 0 PB: 0 SB: 1 CS: 0	PA: 35			
PITCHER	IP WLS BF ERA WHIP	IP WLS BF ERA WHIP	H R ER SO BB IBB HBP BLK	H R ER SO BB IBB HBP BLK	WP HR S P ERA WHIP	WP HR S P ERA WHIP	IP WLS BF ERA WHIP	IP WLS BF ERA WHIP	H R ER SO BB IBB HBP BLK	H R ER SO BB IBB HBP BLK	WP HR S P ERA WHIP	WP HR S P ERA WHIP	IP WLS BF ERA WHIP	IP WLS BF ERA WHIP	H R ER SO BB IBB HBP BLK	H R ER SO BB IBB HBP BLK	WP HR S P ERA WHIP	WP HR S P ERA WHIP	1B: 4 2B: 3 3B: 0 HR: 1	SF: 0 SAC: 1 DP: 1 HBP: 2	WP: 0 PB: 0 SB: 1 CS: 0	PA: 35	
31 Jon Lester, L ERA: 6.07	6.0	L	26	6	1	5	4	3	0	0	0	0	0	0	0	0	0	0	0	62	7.50	1.500	
51 Daniel Bard, R ERA: 1.5	1.0		5	1	0	0	1	0	1	0	0	0	0	0	0	0	0	0	0	13	22	0.00	1.000
24 Takashi Saito, R ERA: 3.18	1.0		4	0	0	0	3	0	0	0	0	0	0	0	0	0	0	0	0	13	20	0.00	0.000

Batter	1	2	3	4	5	6	7	8	9	AB	R	H	RBI	BB	SO	LOB	TOP								
2 Jacoby Ellsbury, L OBP: 0.338, SLG: 0.377	G6-3		1B		1B					4	1	2	0	0	0	0	Boston Red Sox @ Minnesota Twins Hubert H. Humphrey Metrodome, Minneapolis, MN Wed May 27 2009, 8:10 PM EDT Att: 28,221 - Dome - 69 F livebaseballscorecards.com								
15 Dustin Pedroia, R OBP: 0.426, SLG: 0.439	E6		1B				G5-3			4	0	1	0	0	0	1									
7 J.D. Drew, L OBP: 0.373, SLG: 0.479	K							P4		3	0	0	0	1	1	2									
20 Kevin Youkilis, R OBP: 0.479, SLG: 0.661	G3-1									2	0	0	1	1	1	1									
44 Jason Bay, R OBP: 0.407, SLG: 0.611	K		P4					G4-6-3		4	1	1	1	0	1	3									
34 David Ortiz, L OBP: 0.298, SLG: 0.298	K									4	0	0	0	0	1	0									
25 Mike Lowell, R OBP: 0.335, SLG: 0.536										4	0	2	0	0	0	0									
16 George Kottaras, L OBP: 0.261, SLG: 0.282										4	0	0	0	0	2	2									
22 Nick Green, R OBP: 0.358, SLG: 0.412										3	0	0	0	0	0	0									
Inning Stats	R: 0 H: 0 E: 1 K: 1 S: 18	H: 0 LOB: 1 BB: 0 P: 26	R: 0 H: 1 E: 0 K: 2 S: 9	LOB: 1 BB: 0 P: 9	R: 1 H: 2 E: 0 K: 0 S: 8	LOB: 2 BB: 1 P: 17	R: 0 H: 0 E: 0 K: 0 S: 8	LOB: 0 BB: 0 P: 11	R: 0 H: 1 E: 0 K: 0 S: 10	LOB: 1 BB: 0 P: 15	R: 1 H: 2 E: 0 K: 2 S: 14	LOB: 2 BB: 1 P: 21	R: 0 H: 0 E: 0 K: 0 S: 6	LOB: 0 BB: 0 P: 9	R: 0 H: 0 E: 0 K: 0 S: 3	LOB: 0 BB: 1 P: 10	R: 0 H: 0 E: 0 K: 1 S: 10	LOB: 0 BB: 0 P: 17	1B: 5 2B: 0 3B: 0 HR: 1	SF: 1 SAC: 0 DP: 1 HBP: 0	WP: 0 PB: 0 SB: 2 CS: 0	PA: 35			
PITCHER	IP	WLS	BF	H	R	ER	SO	BB	IBB	HBP	BLK	WP	HR	S	P	ERA	WHIP								
59 Kevin Slowey, R ERA: 4.11	6.0	W	26	6	2	2	5	1	0	0	0	0	1	67	99	3.00	1.167								
50 Jose Mijares, L ERA: 2.35	1.1	H	5	0	0	0	0	1	0	0	0	0	0	8	17	0.00	0.750								
54 Matt Guerrier, R ERA: 3.75	0.2	H	1	0	0	0	0	0	0	0	0	0	0	1	2	0.00	0.000								
36 Joe Nathan, R ERA: 2.45	1.0	S	3	0	0	0	1	0	0	0	0	0	0	10	17	0.00	0.000								

Batter	1	2	3	4	5	6	7	8	9	AB	R	H	RBI	BB	SO	LOB	BOTTOM								
2 Denard Span, L OBP: 0.406, SLG: 0.418	1B		1B							4	2	4	0	1	0	0	Boston Red Sox @ Minnesota Twins Hubert H. Humphrey Metrodome, Minneapolis, MN Wed May 27 2009, 8:10 PM EDT Att: 28,221 - Dome - 69 F livebaseballscorecards.com								
7 Joe Mauer, L OBP: 0.514, SLG: 0.862	F7		SF7				G4-3			3	0	1	1	1	0	3									
33 Justin Morneau, L OBP: 0.423, SLG: 0.663	K		2B					G4-3		5	1	1	0	0	2	5									
16 Jason Kubel, L OBP: 0.387, SLG: 0.533			2B					F8		3	1	2	1	2	0	0									
5 Michael Cuddyer, R OBP: 0.371, SLG: 0.517	K		K							4	0	1	1	0	3	4									
23 Brendan Harris, R OBP: 0.305, SLG: 0.355	P2		1B							5	0	2	1	0	0	4									
21 Delmon Young, R ERA: 8.82										4	0	2	0	0	1	3									
22 Carlos Gómez, R OBP: 0.293, SLG: 0.326			K							0	0	0	0	0	0	0									
20 Matt Tolbert, S OBP: 0.267, SLG: 0.269	K									2	0	0	0	1	1	3									
8 Nick Punto, S OBP: 0.290, SLG: 0.211	P6									4	0	0	0	0	0	4									
Inning Stats	R: 0 H: 1 E: 0 K: 2 S: 15	H: 1 LOB: 2 BB: 1 P: 24	R: 0 H: 1 E: 0 K: 1 S: 9	LOB: 1 BB: 0 P: 14	R: 3 H: 4 E: 0 K: 2 S: 20	LOB: 1 BB: 0 P: 28	R: 0 H: 1 E: 0 K: 0 S: 9	LOB: 2 BB: 2 P: 19	R: 0 H: 2 E: 0 K: 1 S: 10	LOB: 2 BB: 0 P: 17	R: 1 H: 2 E: 0 K: 0 S: 18	LOB: 3 BB: 1 P: 30	R: 0 H: 1 E: 0 K: 0 S: 9	LOB: 1 BB: 1 P: 15	R: 0 H: 1 E: 0 K: 0 S: 9	LOB: 1 BB: 0 P: 15	1B: 10 2B: 3 3B: 0 HR: 0	SF: 1 SAC: 1 DP: 1 HBP: 1	WP: 6 PB: 0 SB: 2 CS: 0	PA: 42					
PITCHER	IP	WLS	BF	H	R	ER	SO	BB	IBB	HBP	BLK	WP	HR	S	P	ERA	WHIP								
18 Daisuke Matsuzaka, R ERA: 8.82	5.0	L	26	9	3	3	6	3	0	0	0	1	0	63	102	5.40	2.400								
17 Manny Delcarmen, R ERA: 1.25	0.2		5	2	1	1	1	0	1	0	0	1	0	11	18	13.50	3.000								
63 Justin Masterson, R ERA: 4.24	2.1		11	2	0	0	0	1	0	1	0	1	0	25	42	0.00	1.286								



Batter	1	2	3	4	5	6	7	8	9	AB	R	H	RBI	BB	SO	LOB	TOP				
2 Jacoby Ellsbury, L OBP: 0.338, SLG: 0.377	L6					G4-3			G4-3	5	0	2	2	0	0	1					
15 Dustin Pedroia, R OBP: 0.413, SLG: 0.426		L3				G6-4-3			F9	5	0	1	0	0	0	4					
7 J.D. Drew, L OBP: 0.368, SLG: 0.483	F9								G1-3	4	1	1	1	0	0	3					
20 Kevin Youkilis, R OBP: 0.487, SLG: 0.650									F9	3	0	1	0	1	1	0					
44 Jason Bay, R OBP: 0.409, SLG: 0.614									G6-4-3	4	0	2	0	0	1	1					
34 David Ortiz, L OBP: 0.291, SLG: 0.290	F8								F8	4	0	0	0	0	0	4					
25 Mike Lowell, R OBP: 0.327, SLG: 0.519									G6-3	4	1	1	0	0	1	0					
16 George Kottaras, L OBP: 0.275, SLG: 0.318									L9	4	1	1	0	0	0	1					
23 Julio Lugo, R OBP: 0.345, SLG: 0.368									F9	3	0	2	0	1	0	0					
Inning Stats	R: 0 E: 0 K: 0 S: 11	H: 2 LOB: 3 BB: 1 P: 17	R: 1 E: 0 K: 0 S: 13	H: 3 LOB: 2 BB: 0 P: 19	R: 0 E: 0 K: 0 S: 4	H: 1 LOB: 0 BB: 0 P: 6	R: 1 E: 0 K: 0 S: 11	H: 2 LOB: 1 BB: 1 P: 21	R: 0 E: 0 K: 0 S: 7	H: 1 LOB: 1 BB: 0 P: 11	R: 1 E: 0 K: 2 S: 14	H: 1 LOB: 0 BB: 0 P: 25	R: 0 E: 0 K: 1 S: 7	H: 0 LOB: 0 BB: 0 P: 10	R: 0 E: 0 K: 0 S: 7	H: 0 LOB: 0 BB: 0 P: 10	1B: 7 2B: 3 3B: 0 HR: 1	SF: 0 SAC: 0 DP: 2 HBP: 0	WP: 0 PB: 0 SB: 0 CS: 0	PA: 38	
PITCHER	IP	WLS	BF	H	R	ER	SO	BB	IBB	HBP	BLK	WP	HR	S	P	ERA	WHIP				
44 Casey Janssen, R ERA: 4.15	7.0	W	32	11	3	3	2	2	0	0	0	0	1	67	108	3.86	1.857				
22 Brandon League, R ERA: 4.15	1.0	H	3	0	0	0	1	0	0	0	0	0	0	7	10	0.00	0.000				
37 Scott Downs, L ERA: 2.45	1.0	S	3	0	0	0	0	0	0	0	0	0	0	7	10	0.00	0.000				

Boston Red Sox @ Toronto Blue Jays
Rogers Centre, Toronto, ON
Fri May 29 2009, 7:07 PM EDT
Att: 32,026 - Roof Closed - 68 F

AB	36
R	3
H	11
RBI	3
BB	2
SO	3
LOB	14



Batter	1	2	3	4	5	6	7	8	9	AB	R	H	RBI	BB	SO	LOB	BOTTOM				
19 Marco Scutaro, R OBP: 0.402, SLG: 0.453	K								G1-5-3	5	0	2	1	0	1	2					
2 Aaron Hill, R OBP: 0.374, SLG: 0.534									G1-3	5	0	1	0	0	1	2					
15 Alex Rios, R OBP: 0.319, SLG: 0.410									P4	4	0	1	0	0	0	1					
10 Vernon Wells, R OBP: 0.328, SLG: 0.412									P4	3	2	1	0	2	1	2					
26 Adam Lind, L OBP: 0.360, SLG: 0.476									G4-6-3	4	0	1	0	0	1	5					
33 Scott Rolen, R OBP: 0.377, SLG: 0.451									F8	4	1	2	2	0	1	1					
15 Kevin Millar, R OBP: 0.340, SLG: 0.442									F8	2	1	0	0	2	2	2					
35 Lyle Overbay, L OBP: 0.378, SLG: 0.508									G3-1	3	1	1	1	1	1	0					
20 Rod Barajas, R OBP: 0.327, SLG: 0.438									G4-3	4	1	1	2	0	3	2					
Inning Stats	R: 0 E: 1 K: 1 S: 13	H: 1 LOB: 2 BB: 1 P: 21	R: 0 E: 0 K: 1 S: 12	H: 0 LOB: 2 BB: 2 P: 22	R: 1 E: 0 K: 1 S: 14	H: 3 LOB: 2 BB: 0 P: 17	R: 0 E: 0 K: 2 S: 9	H: 1 LOB: 1 BB: 0 P: 15	R: 5 E: 0 K: 0 S: 15	H: 4 LOB: 1 BB: 1 P: 28	R: 0 E: 0 K: 2 S: 7	H: 0 LOB: 1 BB: 1 P: 14	R: 0 E: 0 K: 3 S: 12	H: 0 LOB: 0 BB: 0 P: 16	R: 0 E: 0 K: 1 S: 11	H: 1 LOB: 1 BB: 0 P: 22	1B: 5 2B: 5 3B: 0 HR: 0	SF: 0 SAC: 0 DP: 1 HBP: 1	WP: 0 PB: 1 SB: 1 CS: 0	PA: 40	
PITCHER	IP	WLS	BF	H	R	ER	SO	BB	IBB	HBP	BLK	WP	HR	S	P	ERA	WHIP				
49 Tim Wakefield, R ERA: 4.55	4.2	L	28	9	6	6	5	4	0	1	0	0	0	62	101	11.57	2.786				
51 Daniel Bard, R ERA: 1.09	2.1		8	0	0	0	5	1	0	0	0	0	0	20	32	0.00	0.429				
24 Takashi Saito, R ERA: 3.0	1.0		4	1	0	0	1	0	0	0	0	0	0	11	22	0.00	1.000				

Boston Red Sox @ Toronto Blue Jays
Rogers Centre, Toronto, ON
Fri May 29 2009, 7:07 PM EDT
Att: 32,026 - Roof Closed - 68 F

AB	34
R	6
H	10
RBI	6
BB	5
SO	11
LOB	17



Batter	1	2	3	4	5	6	7	8	9	AB	R	H	RBI	BB	SO	LOB	TOP					
2 Jacoby Ellsbury, L (1, 8) OBP: 0.332, SLG: 0.370	F7	G3			F9		G5-3			4	0	0	0	0	0	1	Boston Red Sox @ Toronto Blue Jays Rogers Centre, Toronto, ON Sat May 30 2009, 1:07 PM EDT Att: 35,484 - Sunny - 53 F					
15 Dustin Pedroia, R (1, 4) OBP: 0.419, SLG: 0.423	44 BB 25 1B	20 S BB			44 CS HBP		F9			1	1	0	0	2	0	0						
20 Kevin Youkilis, R (1, 3) OBP: 0.474, SLG: 0.630	K	K			F9		K			4	0	0	0	0	3	3						
44 Jason Bay, R (1, 7) OBP: 0.406, SLG: 0.603	25 1B BB			F7		L5		G2-3		3	0	0	0	1	0	0						
25 Mike Lowell, R (1, 5) OBP: 0.330, SLG: 0.518	1-3 2-H 1B			G2-3		F7		1B		4	0	2	1	0	0	0						
34 David Ortiz, L (1, 10) OBP: 0.286, SLG: 0.283	L3			K		K		L9		4	0	0	0	0	2	3						
33 Jason Varitek, S (1, 2)		5 HR BB		K2-3			F9		L9	3	1	0	0	1	1	1						
5 Rocco Baldelli, R (1, 9) OBP: 0.277, SLG: 0.444				L8			L9		G6-3	2	1	1	2	0	0	0						
7 J.D. Drew, L (5, 9) OBP: 0.354, SLG: 0.477		1-H HR								2	0	0	0	0	0	1						
22 Nick Green, R (1, 6) OBP: 0.358, SLG: 0.420		K2-3		F7			2B			3	0	1	0	0	1	0						
Inning Stats	R: 1 E: 0 K: 1 S: 14	H: 1 LOB: 2 BB: 2 P: 31	R: 2 E: 0 K: 2 S: 15	H: 1 LOB: 1 BB: 2 P: 28	R: 0 E: 0 K: 1 S: 7	H: 0 LOB: 0 BB: 0 P: 9	R: 0 E: 0 K: 1 S: 8	H: 0 LOB: 0 BB: 0 P: 11	R: 0 E: 0 K: 0 S: 5	H: 0 LOB: 0 BB: 0 P: 6	R: 0 E: 0 K: 1 S: 6	H: 0 LOB: 0 BB: 0 P: 11	R: 0 E: 0 K: 0 S: 13	H: 1 LOB: 1 BB: 0 P: 22	R: 0 E: 0 K: 1 S: 8	H: 0 LOB: 0 BB: 0 P: 11	R: 0 E: 0 K: 0 S: 5	H: 1 LOB: 1 BB: 0 P: 9	1B: 2 2B: 1 HR: 1	SF: 0 SAC: 0 DP: 0 HBP: 1	WP: 0 PB: 0 SB: 1 CS: 1	PA: 36
PITCHER	IP WLS BF H R ER SO BB IBB HBP BLK WP HR S P ERA WHIP	IP WLS BF H R ER SO BB IBB HBP BLK WP HR S P ERA WHIP	IP WLS BF H R ER SO BB IBB HBP BLK WP HR S P ERA WHIP	IP WLS BF H R ER SO BB IBB HBP BLK WP HR S P ERA WHIP	IP WLS BF H R ER SO BB IBB HBP BLK WP HR S P ERA WHIP	IP WLS BF H R ER SO BB IBB HBP BLK WP HR S P ERA WHIP	IP WLS BF H R ER SO BB IBB HBP BLK WP HR S P ERA WHIP	IP WLS BF H R ER SO BB IBB HBP BLK WP HR S P ERA WHIP	IP WLS BF H R ER SO BB IBB HBP BLK WP HR S P ERA WHIP	IP WLS BF H R ER SO BB IBB HBP BLK WP HR S P ERA WHIP	IP WLS BF H R ER SO BB IBB HBP BLK WP HR S P ERA WHIP	IP WLS BF H R ER SO BB IBB HBP BLK WP HR S P ERA WHIP	IP WLS BF H R ER SO BB IBB HBP BLK WP HR S P ERA WHIP	IP WLS BF H R ER SO BB IBB HBP BLK WP HR S P ERA WHIP	IP WLS BF H R ER SO BB IBB HBP BLK WP HR S P ERA WHIP	IP WLS BF H R ER SO BB IBB HBP BLK WP HR S P ERA WHIP						
56 Brian Tallet, L (1, 1) ERA: 4.26	7.0 W 28	3 3 3 6	4 0 0 0	0 0 0 0	0 0 0 0	0 0 0 0	0 0 0 0	0 0 0 0	0 0 0 0	0 0 0 0	0 0 0 0	0 0 0 0	0 0 0 0	0 0 0 0	0 0 0 0	0 0 0 0	3.86 1.000					
22 Brandon League, R (8, 1) ERA: 3.97	1.0 H 3	0 0 0 1	0 0 0 0	0 0 0 0	0 0 0 0	0 0 0 0	0 0 0 0	0 0 0 0	0 0 0 0	0 0 0 0	0 0 0 0	0 0 0 0	0 0 0 0	0 0 0 0	0 0 0 0	0 0 0 0	0.00 0.000					
37 Scott Downs, L (9, 1) ERA: 2.35	1.0 S 4	1 0 0 0	0 0 0 0	0 0 0 0	0 0 0 0	0 0 0 0	0 0 0 0	0 0 0 0	0 0 0 0	0 0 0 0	0 0 0 0	0 0 0 0	0 0 0 0	0 0 0 0	0 0 0 0	0 0 0 0	0.00 1.000					

AB 30
R 3
H 4
RBI 3
BB 4
SO 7
LOB 9



Batter	1	2	3	4	5	6	7	8	9	AB	R	H	RBI	BB	SO	LOB	BOTTOM			
19 Marco Scutaro, R (1, 6) OBP: 0.407, SLG: 0.456	F9	FC6-4			2 CS 1B		15 WP 15 1B			5	1	3	0	0	0	2	Boston Red Sox @ Toronto Blue Jays Rogers Centre, Toronto, ON Sat May 30 2009, 1:07 PM EDT Att: 35,484 - Sunny - 53 F			
2 Aaron Hill, R (1, 4) OBP: 0.370, SLG: 0.526	E9 15 1B			P2	F7		F8		P4	5	1	1	0	0	0	3				
15 Alex Rios, R (1, 9) OBP: 0.331, SLG: 0.430	2-H 1B			26 1B 2B	2B		10 2B 1B			4	2	4	2	0	0	0				
10 Vernon Wells, R (1, 8) OBP: 0.326, SLG: 0.414	F8			G5-3	F9		1-H 2B			4	0	1	1	0	0	3				
26 Adam Lind, L (1, 10) OBP: 0.367, SLG: 0.495	F7			2-H 1B			HR		IBB	3	1	2	2	1	0	1				
19 José Bautista, R (1, 5) OBP: 0.400, SLG: 0.374		G5-3		K			F9			4	0	0	0	0	2	3				
35 Lyle Overbay, L (1, 3) OBP: 0.374, SLG: 0.508		1 1B 2B		G4-3			P3			4	0	1	0	0	1	2				
13 Raul Chavez, R (1, 2) OBP: 0.250, SLG: 0.250		K		F9					G4-3	3	0	1	0	0	1	1				
6 John McDonald, R (6, PR) OBP: 0.222, SLG: 0.222										0	0	0	0	0	0	0				
20 Rod Barajas, R (7, 2) OBP: 0.325, SLG: 0.435										1	0	0	0	0	0	0				
1 Joe Inglett, L (1, 7) OBP: 0.182, SLG: 0.100		19 FC6-4 1B		K			L5		F7	4	0	1	0	0	1	1				
Inning Stats	R: 1 E: 1 K: 0 S: 9	H: 2 LOB: 1 BB: 0 P: 14	R: 0 E: 0 K: 1 S: 16	H: 2 LOB: 2 BB: 0 P: 23	R: 1 E: 0 K: 0 S: 15	H: 2 LOB: 1 BB: 0 P: 21	R: 0 E: 0 K: 1 S: 6	H: 0 LOB: 0 BB: 0 P: 8	R: 0 E: 0 K: 0 S: 11	H: 2 LOB: 1 BB: 0 P: 15	R: 1 E: 0 K: 2 S: 15	H: 2 LOB: 1 BB: 0 P: 21	R: 2 E: 0 K: 0 S: 14	H: 3 LOB: 2 BB: 1 P: 24	R: 0 E: 0 K: 0 S: 9	H: 1 LOB: 1 BB: 0 P: 12	1B: 9 2B: 4 3B: 0 HR: 1	SF: 0 SAC: 0 DP: 0 HBP: 0	WP: 1 PB: 0 SB: 0 CS: 1	PA: 38
PITCHER	IP WLS BF H R ER SO BB IBB HBP BLK WP HR S P ERA WHIP	IP WLS BF H R ER SO BB IBB HBP BLK WP HR S P ERA WHIP	IP WLS BF H R ER SO BB IBB HBP BLK WP HR S P ERA WHIP	IP WLS BF H R ER SO BB IBB HBP BLK WP HR S P ERA WHIP	IP WLS BF H R ER SO BB IBB HBP BLK WP HR S P ERA WHIP	IP WLS BF H R ER SO BB IBB HBP BLK WP HR S P ERA WHIP	IP WLS BF H R ER SO BB IBB HBP BLK WP HR S P ERA WHIP	IP WLS BF H R ER SO BB IBB HBP BLK WP HR S P ERA WHIP	IP WLS BF H R ER SO BB IBB HBP BLK WP HR S P ERA WHIP	IP WLS BF H R ER SO BB IBB HBP BLK WP HR S P ERA WHIP	IP WLS BF H R ER SO BB IBB HBP BLK WP HR S P ERA WHIP	IP WLS BF H R ER SO BB IBB HBP BLK WP HR S P ERA WHIP	IP WLS BF H R ER SO BB IBB HBP BLK WP HR S P ERA WHIP	IP WLS BF H R ER SO BB IBB HBP BLK WP HR S P ERA WHIP	IP WLS BF H R ER SO BB IBB HBP BLK WP HR S P ERA WHIP	IP WLS BF H R ER SO BB IBB HBP BLK WP HR S P ERA WHIP				
36 Brad Penny, R (1, 1) ERA: 5.63	6.0 L 6	10 3 2 0	10 3 2 0	10 3 2 0	10 3 2 0	10 3 2 0	10 3 2 0	10 3 2 0	10 3 2 0	10 3 2 0	10 3 2 0	10 3 2 0	10 3 2 0	10 3 2 0	10 3 2 0	10 3 2 0	3.00 1.667			
56 Ramon E Ramirez, R (7, 1) ERA: 1.44	0.2 L 6	3 2 2 0	3 2 2 0	3 2 2 0	3 2 2 0	3 2 2 0	3 2 2 0	3 2 2 0	3 2 2 0	3 2 2 0	3 2 2 0	3 2 2 0	3 2 2 0	3 2 2 0	3 2 2 0	3 2 2 0	27.00 4.500			
37 Hideki Okajima, L (7, 1) ERA: 2.45	1.0 4 1	0 0 0 0	0 0 0 0	0 0 0 0	0 0 0 0	0 0 0 0	0 0 0 0	0 0 0 0	0 0 0 0	0 0 0 0	0 0 0 0	0 0 0 0	0 0 0 0	0 0 0 0	0 0 0 0	0 0 0 0	0.00 1.000			
17 Manny Delcarmen, R (8, 1) ERA: 1.23	0.1 1 0	0 0 0 0	0 0 0 0	0 0 0 0	0 0 0 0	0 0 0 0	0 0 0 0	0 0 0 0	0 0 0 0	0 0 0 0	0 0 0 0	0 0 0 0	0 0 0 0	0 0 0 0	0 0 0 0	0 0 0 0	0.00 0.000			



Batter	1	2	3	4	5	6	7	8	9	AB	R	H	RBI	BB	SO	LOB	TOP					
15 Dustin Pedroia, R OBP: 0.416, SLG: 0.435	P3	CS	G5-3	HR		F8		SH4-3		4	1	1	3	0	0	0	Boston Red Sox @ Toronto Blue Jays Rogers Centre, Toronto, ON Sun May 31 2009, 1:07 PM EDT Att: 30,496 - Roof Closed - 68 F					
7 J.D. Drew, L OBP: 0.359, SLG: 0.471	K					F7		SF8		4	0	1	1	0	2	0						
20 Kevin Youkilis, R OBP: 0.478, SLG: 0.672	HR		G5-3			BB		HR		4	3	2	2	1	1	1						
44 Jason Bay, R OBP: 0.415, SLG: 0.627						BB		HR		3	1	2	1	2	1	0						
25 Mike Lowell, R OBP: 0.332, SLG: 0.525						BB		HR		5	0	2	1	0	3	3						
34 David Ortiz, L OBP: 0.284, SLG: 0.287		G6-3				P5				5	1	1	0	0	1	3						
33 Jason Varitek, S OBP: 0.327, SLG: 0.522		G5-3				L3				2	1	0	0	3	0	2						
2 Jacoby Ellsbury, L OBP: 0.335, SLG: 0.369						SH3-4		L7		3	0	1	0	1	0	3						
22 Nick Green, R OBP: 0.360, SLG: 0.423						K2-3		F9		4	1	1	0	1	1	6						
Inning Stats	R: 1 H: 2 E: 0 K: 2 S: 14	H: 2 LOB: 1 BB: 0 P: 20	R: 0 H: 1 E: 0 K: 0 S: 9	H: 1 LOB: 1 BB: 1 P: 15	R: 0 H: 1 E: 0 K: 1 S: 12	H: 1 LOB: 2 BB: 1 P: 24	R: 3 H: 2 E: 0 K: 2 S: 12	H: 2 LOB: 0 BB: 1 P: 21	R: 1 H: 1 E: 0 K: 0 S: 10	H: 1 LOB: 3 BB: 3 P: 25	R: 0 H: 0 E: 0 K: 1 S: 8	H: 0 LOB: 0 BB: 0 P: 13	R: 0 H: 1 E: 0 K: 1 S: 14	H: 1 LOB: 2 BB: 1 P: 27	R: 3 H: 3 E: 0 K: 1 S: 14	H: 3 LOB: 1 BB: 0 P: 19	R: 0 H: 0 E: 0 K: 1 S: 8	H: 0 LOB: 1 BB: 1 P: 16	1B: 2 2B: 5 3B: 0 HR: 4	SF: 1 SAC: 2 DP: 0 HBP: 0	WP: 1 PB: 0 SB: 0 CS: 1	PA: 46
PITCHER	IP WLS BF H R ER SO BB IBB HBP BLK WP HR S P ERA WHIP	IP WLS BF H R ER SO BB IBB HBP BLK WP HR S P ERA WHIP	IP WLS BF H R ER SO BB IBB HBP BLK WP HR S P ERA WHIP	IP WLS BF H R ER SO BB IBB HBP BLK WP HR S P ERA WHIP	IP WLS BF H R ER SO BB IBB HBP BLK WP HR S P ERA WHIP	IP WLS BF H R ER SO BB IBB HBP BLK WP HR S P ERA WHIP	IP WLS BF H R ER SO BB IBB HBP BLK WP HR S P ERA WHIP	IP WLS BF H R ER SO BB IBB HBP BLK WP HR S P ERA WHIP	IP WLS BF H R ER SO BB IBB HBP BLK WP HR S P ERA WHIP	IP WLS BF H R ER SO BB IBB HBP BLK WP HR S P ERA WHIP	IP WLS BF H R ER SO BB IBB HBP BLK WP HR S P ERA WHIP	IP WLS BF H R ER SO BB IBB HBP BLK WP HR S P ERA WHIP	IP WLS BF H R ER SO BB IBB HBP BLK WP HR S P ERA WHIP	IP WLS BF H R ER SO BB IBB HBP BLK WP HR S P ERA WHIP	IP WLS BF H R ER SO BB IBB HBP BLK WP HR S P ERA WHIP	IP WLS BF H R ER SO BB IBB HBP BLK WP HR S P ERA WHIP						
24 Ricky Romero, L ERA: 4.15	4.0	2	6	5	5	5	0	0	0	1	2	50	91	11.25	2.750							
48 Scott Richmond, R ERA: 3.5	2.0	8	1	0	0	1	0	1	0	0	0	15	27	0.00	0.500							
57 Shawn Camp, R ERA: 5.29	0.1	2	1	0	0	1	0	0	0	0	0	11	17	0.00	3.000							
52 B.J. Ryan, L ERA: 8.74	0.2	3	0	0	0	0	0	1	0	0	0	3	10	0.00	0.000							
40 Brian Wolfe, R ERA: 7.55	2.0	10	3	3	3	2	1	0	0	0	2	22	35	13.50	2.000							

Batter	1	2	3	4	5	6	7	8	9	AB	R	H	RBI	BB	SO	LOB	BOTTOM					
19 Marco Scutaro, R OBP: 0.408, SLG: 0.457	10 S 15 BB 10 SF7									4	1	2	0	0	1	1	Boston Red Sox @ Toronto Blue Jays Rogers Centre, Toronto, ON Sun May 31 2009, 1:07 PM EDT Att: 30,496 - Roof Closed - 68 F					
6 John McDonald, R OBP: 0.211, SLG: 0.211										1	0	0	0	0	0	1						
2 Aaron Hill, R OBP: 0.366, SLG: 0.519	K									3	0	0	0	1	1	2						
15 Alex Rios, R OBP: 0.333, SLG: 0.442										3	1	1	1	1	1	2						
10 Vernon Wells, R OBP: 0.321, SLG: 0.408										3	0	0	1	0	0	1						
1 Joe Inglett, L OBP: 0.192, SLG: 0.100										0	0	0	0	0	0	0						
26 Adam Lind, L OBP: 0.365, SLG: 0.490										4	0	1	0	0	3	1						
33 Scott Rolen, R OBP: 0.380, SLG: 0.448										3	0	1	0	1	1	1						
15 Kevin Millar, R OBP: 0.327, SLG: 0.422										4	0	0	0	0	2	2						
20 Rod Barajas, R OBP: 0.317, SLG: 0.424										4	0	0	0	0	2	2						
19 José Bautista, R OBP: 0.404, SLG: 0.366										2	0	0	0	2	2	1						
Inning Stats	R: 1 H: 1 E: 0 K: 2 S: 14	H: 0 LOB: 1 BB: 1 P: 24	R: 0 H: 0 E: 0 K: 2 S: 10	H: 0 LOB: 1 BB: 1 P: 18	R: 0 H: 1 E: 0 K: 0 S: 12	H: 1 LOB: 1 BB: 0 P: 17	R: 0 H: 1 E: 0 K: 3 S: 13	H: 1 LOB: 1 BB: 0 P: 19	R: 0 H: 0 E: 0 K: 3 S: 10	H: 0 LOB: 1 BB: 1 P: 19	R: 0 H: 0 E: 0 K: 2 S: 13	H: 0 LOB: 0 BB: 0 P: 18	R: 0 H: 0 E: 0 K: 1 S: 13	H: 0 LOB: 1 BB: 1 P: 21	R: 1 H: 2 E: 0 K: 0 S: 12	H: 2 LOB: 1 BB: 0 P: 18	R: 0 H: 0 E: 0 K: 0 S: 8	H: 0 LOB: 1 BB: 1 P: 15	1B: 4 2B: 0 3B: 0 HR: 1	SF: 1 SAC: 0 DP: 0 HBP: 0	WP: 1 PB: 0 SB: 2 CS: 0	PA: 37
PITCHER	IP WLS BF H R ER SO BB IBB HBP BLK WP HR S P ERA WHIP	IP WLS BF H R ER SO BB IBB HBP BLK WP HR S P ERA WHIP	IP WLS BF H R ER SO BB IBB HBP BLK WP HR S P ERA WHIP	IP WLS BF H R ER SO BB IBB HBP BLK WP HR S P ERA WHIP	IP WLS BF H R ER SO BB IBB HBP BLK WP HR S P ERA WHIP	IP WLS BF H R ER SO BB IBB HBP BLK WP HR S P ERA WHIP	IP WLS BF H R ER SO BB IBB HBP BLK WP HR S P ERA WHIP	IP WLS BF H R ER SO BB IBB HBP BLK WP HR S P ERA WHIP	IP WLS BF H R ER SO BB IBB HBP BLK WP HR S P ERA WHIP	IP WLS BF H R ER SO BB IBB HBP BLK WP HR S P ERA WHIP	IP WLS BF H R ER SO BB IBB HBP BLK WP HR S P ERA WHIP	IP WLS BF H R ER SO BB IBB HBP BLK WP HR S P ERA WHIP	IP WLS BF H R ER SO BB IBB HBP BLK WP HR S P ERA WHIP	IP WLS BF H R ER SO BB IBB HBP BLK WP HR S P ERA WHIP	IP WLS BF H R ER SO BB IBB HBP BLK WP HR S P ERA WHIP	IP WLS BF H R ER SO BB IBB HBP BLK WP HR S P ERA WHIP						
31 Jon Lester, L ERA: 5.65	6.0	24	3	1	1	12	3	0	0	0	0	72	115	1.50	1.000							
63 Justin Masterson, R ERA: 4.25	2.0	9	2	1	1	1	1	0	0	0	1	25	39	4.50	1.500							
56 Ramon E Ramirez, R ERA: 1.36	1.0	4	0	0	0	0	1	0	0	0	0	8	15	0.00	1.000							



Batter	1	2	3	4	5	6	7	8	9	AB	R	H	RBI	BB	SO	LOB	TOP							
15 Dustin Pedroia, R OBP: 0.416, SLG: 0.437										4	1	1	1	1	0	4	Boston Red Sox @ Detroit Tigers Comerica Park, Detroit, MI Tue Jun 02 2009, 7:05 PM EDT Att: 25,914 - Clear - 63 F							
7 J.D. Drew, L OBP: 0.360, SLG: 0.468										5	1	2	1	0	0	3								
20 Kevin Youkilis, R OBP: 0.476, SLG: 0.657										3	0	0	1	1	0	2								
44 Jason Bay, R OBP: 0.410, SLG: 0.632										5	1	1	2	0	1	4								
25 Mike Lowell, R OBP: 0.282, SLG: 0.512										5	0	0	0	0	1	1								
34 David Ortiz, L OBP: 0.282, SLG: 0.284										5	0	1	0	0	3	1								
33 Jason Varitek, S OBP: 0.337, SLG: 0.532										3	1	2	0	1	0	0								
2 Jacoby Ellsbury, L OBP: 0.346, SLG: 0.378										3	0	3	0	1	0	0								
22 Nick Green, R OBP: 0.356, SLG: 0.411										3	1	0	0	1	0	6								
Inning Stats	R: 1 E: 0 K: 1 S: 10	H: 2 LOB: 0 BB: 0 P: 16	R: 0 E: 0 K: 1 S: 15	H: 3 LOB: 3 BB: 0 P: 23	R: 2 E: 1 K: 0 S: 11	H: 2 LOB: 0 BB: 0 P: 16	R: 0 E: 0 K: 0 S: 9	H: 1 LOB: 1 BB: 0 P: 15	R: 0 E: 0 K: 0 S: 13	H: 0 LOB: 1 BB: 1 P: 23	R: 2 E: 0 K: 1 S: 18	H: 1 LOB: 3 BB: 3 P: 35	R: 0 E: 0 K: 1 S: 11	H: 1 LOB: 2 BB: 1 P: 18	R: 0 E: 0 K: 0 S: 10	H: 0 LOB: 0 BB: 0 P: 16	R: 0 E: 0 K: 1 S: 8	H: 0 LOB: 0 BB: 0 P: 10	1B: 7 2B: 2 3B: 0 HR: 1	SF: 0 SAC: 0 DP: 2 HBP: 1	WP: 0 PB: 0 SB: 1 CS: 0	PA: 42		
PITCHER	IP WLS BF H R ER SO BB IBB HBP BLK WP HR S P ERA WHIP	IP WLS BF H R ER SO BB IBB HBP BLK WP HR S P ERA WHIP	IP WLS BF H R ER SO BB IBB HBP BLK WP HR S P ERA WHIP	IP WLS BF H R ER SO BB IBB HBP BLK WP HR S P ERA WHIP	IP WLS BF H R ER SO BB IBB HBP BLK WP HR S P ERA WHIP	IP WLS BF H R ER SO BB IBB HBP BLK WP HR S P ERA WHIP	IP WLS BF H R ER SO BB IBB HBP BLK WP HR S P ERA WHIP	IP WLS BF H R ER SO BB IBB HBP BLK WP HR S P ERA WHIP	IP WLS BF H R ER SO BB IBB HBP BLK WP HR S P ERA WHIP	IP WLS BF H R ER SO BB IBB HBP BLK WP HR S P ERA WHIP	IP WLS BF H R ER SO BB IBB HBP BLK WP HR S P ERA WHIP	IP WLS BF H R ER SO BB IBB HBP BLK WP HR S P ERA WHIP	IP WLS BF H R ER SO BB IBB HBP BLK WP HR S P ERA WHIP	IP WLS BF H R ER SO BB IBB HBP BLK WP HR S P ERA WHIP	IP WLS BF H R ER SO BB IBB HBP BLK WP HR S P ERA WHIP	IP WLS BF H R ER SO BB IBB HBP BLK WP HR S P ERA WHIP	IP WLS BF H R ER SO BB IBB HBP BLK WP HR S P ERA WHIP	IP WLS BF H R ER SO BB IBB HBP BLK WP HR S P ERA WHIP	IP WLS BF H R ER SO BB IBB HBP BLK WP HR S P ERA WHIP	IP WLS BF H R ER SO BB IBB HBP BLK WP HR S P ERA WHIP	IP WLS BF H R ER SO BB IBB HBP BLK WP HR S P ERA WHIP	IP WLS BF H R ER SO BB IBB HBP BLK WP HR S P ERA WHIP	IP WLS BF H R ER SO BB IBB HBP BLK WP HR S P ERA WHIP	IP WLS BF H R ER SO BB IBB HBP BLK WP HR S P ERA WHIP

AB 36
R 5
H 10
RBI 5
BB 5
SO 5
LOB 21



Batter	1	2	3	4	5	6	7	8	9	AB	R	H	RBI	BB	SO	LOB	BOTTOM							
34 Clete Thomas, L OBP: 0.360, SLG: 0.455										3	1	0	0	1	2	3	Boston Red Sox @ Detroit Tigers Comerica Park, Detroit, MI Tue Jun 02 2009, 7:05 PM EDT Att: 25,914 - Clear - 63 F							
14 Placido Polanco, R OBP: 0.294, SLG: 0.359										4	0	1	0	0	1	2								
30 Magglio Ordonez, R OBP: 0.358, SLG: 0.355										4	0	1	0	0	1	4								
24 Miguel Cabrera, R OBP: 0.420, SLG: 0.578										4	0	2	1	0	0	1								
28 Curtis Granderson, L OBP: 0.346, SLG: 0.495										4	0	3	0	0	0	0								
15 Brandon Inge, R OBP: 0.360, SLG: 0.509										4	0	1	0	0	3	3								
13 Josh Anderson, L OBP: 0.308, SLG: 0.337										4	0	0	0	0	1	4								
12 Gerald Laird, R OBP: 0.327, SLG: 0.328										2	0	1	0	1	0	0								
19 Jeff Larish, L OBP: 0.392, SLG: 0.508										1	0	0	0	0	1	3								
39 Ramon Santiago, S OBP: 0.326, SLG: 0.481										3	0	0	0	1	1	4								
Inning Stats	R: 1 E: 0 K: 1 S: 13	H: 3 LOB: 2 BB: 1 P: 26	R: 0 E: 0 K: 1 S: 15	H: 1 LOB: 1 BB: 0 P: 20	R: 0 E: 0 K: 1 S: 6	H: 1 LOB: 0 BB: 0 P: 10	R: 0 E: 0 K: 2 S: 18	H: 0 LOB: 2 BB: 2 P: 29	R: 0 E: 0 K: 1 S: 10	H: 0 LOB: 0 BB: 0 P: 14	R: 0 E: 0 K: 0 S: 7	H: 0 LOB: 0 BB: 0 P: 11	R: 0 E: 0 K: 0 S: 9	H: 0 LOB: 0 BB: 0 P: 14	R: 0 E: 0 K: 3 S: 24	H: 3 LOB: 3 BB: 0 P: 35	1B: 9 2B: 2 3B: 0 HR: 0	SF: 0 SAC: 0 DP: 3 HBP: 0	WP: 1 PB: 0 SB: 1 CS: 0	PA: 36				
PITCHER	IP WLS BF H R ER SO BB IBB HBP BLK WP HR S P ERA WHIP	IP WLS BF H R ER SO BB IBB HBP BLK WP HR S P ERA WHIP	IP WLS BF H R ER SO BB IBB HBP BLK WP HR S P ERA WHIP	IP WLS BF H R ER SO BB IBB HBP BLK WP HR S P ERA WHIP	IP WLS BF H R ER SO BB IBB HBP BLK WP HR S P ERA WHIP	IP WLS BF H R ER SO BB IBB HBP BLK WP HR S P ERA WHIP	IP WLS BF H R ER SO BB IBB HBP BLK WP HR S P ERA WHIP	IP WLS BF H R ER SO BB IBB HBP BLK WP HR S P ERA WHIP	IP WLS BF H R ER SO BB IBB HBP BLK WP HR S P ERA WHIP	IP WLS BF H R ER SO BB IBB HBP BLK WP HR S P ERA WHIP	IP WLS BF H R ER SO BB IBB HBP BLK WP HR S P ERA WHIP	IP WLS BF H R ER SO BB IBB HBP BLK WP HR S P ERA WHIP	IP WLS BF H R ER SO BB IBB HBP BLK WP HR S P ERA WHIP	IP WLS BF H R ER SO BB IBB HBP BLK WP HR S P ERA WHIP	IP WLS BF H R ER SO BB IBB HBP BLK WP HR S P ERA WHIP	IP WLS BF H R ER SO BB IBB HBP BLK WP HR S P ERA WHIP	IP WLS BF H R ER SO BB IBB HBP BLK WP HR S P ERA WHIP	IP WLS BF H R ER SO BB IBB HBP BLK WP HR S P ERA WHIP	IP WLS BF H R ER SO BB IBB HBP BLK WP HR S P ERA WHIP	IP WLS BF H R ER SO BB IBB HBP BLK WP HR S P ERA WHIP	IP WLS BF H R ER SO BB IBB HBP BLK WP HR S P ERA WHIP	IP WLS BF H R ER SO BB IBB HBP BLK WP HR S P ERA WHIP	IP WLS BF H R ER SO BB IBB HBP BLK WP HR S P ERA WHIP	IP WLS BF H R ER SO BB IBB HBP BLK WP HR S P ERA WHIP


AB 33
R 1
H 9
RBI 1
BB 3
SO 10
LOB 24



Batter	1	2	3	4	5	6	7	8	9	AB	R	H	RBI	BB	SO	LOB	TOP			
15 Dustin Pedroia, R OBP: 0.415, SLG: 0.432	G6-3		20 BB 44 2B 7 BB	7 BB			F7	G4-3		4	1	1	0	1	0	3				
7 J.D. Drew, L OBP: 0.374, SLG: 0.481	K		20 BB	1B						1	1	0	1	4	1	0				
20 Kevin Youkilis, R 11 Mark Kotsay, L	G6-3		44 2B 25 G5-3	F8			F7	F8		1	1	0	1	1	0	0				
44 Jason Bay, R OBP: 0.405, SLG: 0.618	K		25 G5-3 5 1B	F8			F8			5	1	1	2	0	2	2				
25 Mike Lowell, R OBP: 0.327, SLG: 0.505	G6-4-3		5 G5-3	G5-3			G5-4-3	2 1B 23 FC1-2 5 BB	P3	4	0	2	1	1	0	2				
5 Rocco Baldelli, R OBP: 0.308, SLG: 0.449	G6-4-3		1B	G5-4-3			G5-4-3	23 FC1-2 2 1B		3	0	1	1	1	0	2				
2 Jacoby Ellsbury, L OBP: 0.351, SLG: 0.379			K	P6				23 FC1-2 1B		3	1	1	0	0	1	1				
23 Julio Lugo, R OBP: 0.341, SLG: 0.354			7 BB 20 BB 15 BB	G5-3			K	FC1-2		3	1	0	0	1	1	3				
16 George Kottaras, L OBP: 0.255, SLG: 0.292			1B	G3			F7	K		4	0	0	0	0	2	5				
Inning Stats	R: 0 H: 0 E: 0 K: 1 S: 11	H: 0 LOB: 0 BB: 1 P: 15	R: 0 H: 0 E: 0 K: 1 S: 4	H: 0 LOB: 0 BB: 1 P: 10	R: 6 H: 2 E: 0 K: 2 S: 18	H: 2 LOB: 1 BB: 4 P: 42	R: 0 H: 1 E: 0 K: 0 S: 11	H: 1 LOB: 2 BB: 1 P: 21	R: 0 H: 0 E: 0 K: 1 S: 8	H: 0 LOB: 0 BB: 0 P: 12	R: 0 H: 0 E: 0 K: 0 S: 11	H: 0 LOB: 1 BB: 1 P: 18	R: 0 H: 2 E: 0 K: 1 S: 16	H: 2 LOB: 3 BB: 1 P: 24	R: 0 H: 0 E: 0 K: 1 S: 12	H: 0 LOB: 1 BB: 1 P: 24	1B: 5 2B: 1 3B: 0 HR: 0	SF: 0 SAC: 0 DP: 2 HBP: 1	WP: 0 PB: 0 SB: 0 CS: 0	PA: 41
PITCHER	IP WLS BF H R ER SO	IP WLS BF H R ER SO	IP WLS BF H R ER SO	IP WLS BF H R ER SO	IP WLS BF H R ER SO	IP WLS BF H R ER SO	IP WLS BF H R ER SO	IP WLS BF H R ER SO	IP WLS BF H R ER SO	IP WLS BF H R ER SO	IP WLS BF H R ER SO	IP WLS BF H R ER SO	IP WLS BF H R ER SO	IP WLS BF H R ER SO	IP WLS BF H R ER SO	IP WLS BF H R ER SO	ERA WHIP	ERA WHIP		
21 Dontrelle Willis, L ERA: 6.84	2.1 L 12	4.0 17	4.0 17	4.0 17	4.0 17	4.0 17	4.0 17	4.0 17	4.0 17	4.0 17	4.0 17	4.0 17	4.0 17	4.0 17	4.0 17	4.0 17	19.29 2.143	2.25 1.500		
31 Zach Miner, R ERA: 5.29	0.2 2	0.2 2	0.2 2	0.2 2	0.2 2	0.2 2	0.2 2	0.2 2	0.2 2	0.2 2	0.2 2	0.2 2	0.2 2	0.2 2	0.2 2	0.2 2	0.00 0.000	0.00 0.000		
45 Ryan Perry, R ERA: 3.27	1.0 6	1.0 6	1.0 6	1.0 6	1.0 6	1.0 6	1.0 6	1.0 6	1.0 6	1.0 6	1.0 6	1.0 6	1.0 6	1.0 6	1.0 6	1.0 6	0.00 3.000	0.00 3.000		
54 Joel Zumaya, R ERA: 2.65	1.0 4	1.0 4	1.0 4	1.0 4	1.0 4	1.0 4	1.0 4	1.0 4	1.0 4	1.0 4	1.0 4	1.0 4	1.0 4	1.0 4	1.0 4	1.0 4	0.00 1.000	0.00 1.000		
56 Fernando Rodney, R ERA: 2.98																				

Boston Red Sox @ Detroit Tigers
Comerica Park, Detroit, MI
Thu Jun 04 2009, 1:05 PM EDT
Att: 31,353 - Sunny - 61 F


AB 31
R 6
H 6
RBI 6
BB 9
SO 7
LOB 22



Batter	1	2	3	4	5	6	7	8	9	AB	R	H	RBI	BB	SO	LOB	BOTTOM					
34 Clete Thomas, L OBP: 0.330, SLG: 0.412	F7		G4-3		G4-3			K		4	0	0	0	0	1	1						
39 Ramon Santiago, S OBP: 0.341, SLG: 0.462	F7		G4-3				19 1B	1B		4	0	2	0	0	0	0						
30 Magglio Ordonez, R OBP: 0.355, SLG: 0.348	F9		1B		F9		F9	G1-3		4	0	1	0	0	0	2						
24 Miguel Cabrera, R OBP: 0.415, SLG: 0.568			28 1B 15 2B		F8		G1-4-6-3	28 FC4-6 BB		1	1	1	0	0	0	0						
19 Jeff Larish, L OBP: 0.361, SLG: 0.463			15 2B					15 1B		2	0	0	0	1	0	2						
28 Curtis Granderson, L OBP: 0.347, SLG: 0.500			15 2B		K			FC4-6 15 1B		4	1	1	0	0	1	1						
15 Brandon Inge, R OBP: 0.367, SLG: 0.522			25 G6-3 4 G6-3		25 CS 1B		G6-3	14 FC6-4 1B		4	1	3	2	0	0	0						
25 Ryan Raburn, R OBP: 0.333, SLG: 0.490			G6-3		K			P3		4	0	1	0	0	1	4						
4 Adam Everett, R OBP: 0.312, SLG: 0.353			G6-3		G6-3			FC6-4		3	0	0	1	0	1	1						
14 Placido Polanco, R OBP: 0.295, SLG: 0.352			G6-3		G6-3			FC6-4		1	0	0	0	0	0	2						
57 Dane Sardinha, R OBP: 0.111, SLG: 0.154			K		G4-3			K		2	0	1	0	0	1	0						
12 Gerald Laird, R OBP: 0.329, SLG: 0.321					34 G4-3 1B					1	0	0	0	0	1	0						
Inning Stats	R: 0 H: 0 E: 0 K: 0 S: 6	H: 0 LOB: 0 BB: 0 P: 9	R: 3 H: 3 E: 0 K: 1 S: 16	H: 3 LOB: 0 BB: 0 P: 22	R: 0 H: 1 E: 0 K: 0 S: 8	H: 1 LOB: 0 BB: 0 P: 10	R: 0 H: 1 E: 0 K: 2 S: 10	H: 1 LOB: 0 BB: 0 P: 15	R: 0 H: 1 E: 0 K: 0 S: 5	H: 1 LOB: 0 BB: 0 P: 7	R: 0 H: 1 E: 0 K: 0 S: 8	H: 1 LOB: 0 BB: 0 P: 10	R: 0 H: 1 E: 0 K: 1 S: 10	H: 1 LOB: 1 BB: 0 P: 13	R: 0 H: 1 E: 0 K: 2 S: 12	H: 1 LOB: 2 BB: 0 P: 16	R: 0 H: 1 E: 0 K: 0 S: 12	H: 1 LOB: 1 BB: 1 P: 21	1B: 8 2B: 2 3B: 0 HR: 0	SF: 0 SAC: 0 DP: 2 HBP: 0	WP: 0 PB: 0 SB: 0 CS: 1	PA: 35
PITCHER	IP WLS BF H R ER SO	IP WLS BF H R ER SO	IP WLS BF H R ER SO	IP WLS BF H R ER SO	IP WLS BF H R ER SO	IP WLS BF H R ER SO	IP WLS BF H R ER SO	IP WLS BF H R ER SO	IP WLS BF H R ER SO	IP WLS BF H R ER SO	IP WLS BF H R ER SO	IP WLS BF H R ER SO	IP WLS BF H R ER SO	IP WLS BF H R ER SO	IP WLS BF H R ER SO	IP WLS BF H R ER SO	ERA WHIP	ERA WHIP				
49 Tim Wakefield, R ERA: 4.8	6.2 W 25	0.2 H 2	0.2 H 2	0.2 H 2	0.2 H 2	0.2 H 2	0.2 H 2	0.2 H 2	0.2 H 2	0.2 H 2	0.2 H 2	0.2 H 2	0.2 H 2	0.2 H 2	0.2 H 2	0.2 H 2	4.05 1.200	0.00 0.000				
63 Justin Masterson, R ERA: 4.2	0.2 H 3	0.2 H 3	0.2 H 3	0.2 H 3	0.2 H 3	0.2 H 3	0.2 H 3	0.2 H 3	0.2 H 3	0.2 H 3	0.2 H 3	0.2 H 3	0.2 H 3	0.2 H 3	0.2 H 3	0.2 H 3	0.00 1.500	0.00 1.500				
37 Hideki Okajima, L ERA: 2.25	1.0 S 5	1.0 S 5	1.0 S 5	1.0 S 5	1.0 S 5	1.0 S 5	1.0 S 5	1.0 S 5	1.0 S 5	1.0 S 5	1.0 S 5	1.0 S 5	1.0 S 5	1.0 S 5	1.0 S 5	1.0 S 5	0.00 2.000	0.00 2.000				
58 Jonathan Papelbon, R ERA: 2.25																						

Boston Red Sox @ Detroit Tigers
Comerica Park, Detroit, MI
Thu Jun 04 2009, 1:05 PM EDT
Att: 31,353 - Sunny - 61 F

AB 34
R 3
H 10
RBI 3
BB 1
SO 6
LOB 13



Batter	1	2	3	4	5	6	7	8	9	AB	R	H	RBI	BB	SO	LOB	TOP										
5 Ian Kinsler, R OBP: 0.365, SLG: 0.562	G5-3		G6-3		HR		K			4	1	1	3	0	1	0	Texas Rangers @ Boston Red Sox Fenway Park, Boston, MA Fri Jun 05 2009, 7:10 PM EDT Att: 37,519 - Drizzlie - 56 F										
10 Michael Young, R OBP: 0.377, SLG: 0.526	F9			G4-3	F9			G4-3		4	0	0	0	0	0												
9 Hank Blalock, L OBP: 0.301, SLG: 0.547		BB		L6				G4-3		2	1	0	0	2	0												
17 Nelson Cruz, R OBP: 0.355, SLG: 0.593	K			G5-3	L7			F9		4	0	0	0	0	1	2											
7 David Murphy, L OBP: 0.338, SLG: 0.333		G4-3			K	K			P5	4	0	0	0	0	2	1											
22 Marlon Byrd, R OBP: 0.321, SLG: 0.480		K			1B	1B			G1-3	4	1	2	0	0	1	0											
19 Chris Davis, L OBP: 0.263, SLG: 0.448				K	1B	2B			1B	4	1	3	1	0	1	0											
21 Jarrod Saltalamacchia, R OBP: 0.298, SLG: 0.396					F7	2-1			K	4	0	1	0	0	2	3											
1 Elvis Andrus, R OBP: 0.325, SLG: 0.411				G5-4-3	HR		F9			3	1	1	1	0	0	1											
Inning Stats	R: 0 H: 0 E: 0 K: 1 S: 7	H: 0 R: 0 ER: 0 LOB: 1 BB: 1 P: 16	R: 0 H: 0 E: 0 K: 2 S: 10	H: 1 R: 0 ER: 0 LOB: 0 BB: 0 P: 15	R: 0 H: 1 E: 0 K: 0 S: 6	H: 0 R: 0 ER: 0 LOB: 0 BB: 0 P: 9	R: 0 H: 0 E: 0 K: 0 S: 7	H: 0 R: 0 ER: 0 LOB: 0 BB: 0 P: 12	R: 4 H: 4 E: 0 K: 1 S: 18	H: 4 R: 0 ER: 0 LOB: 2 BB: 1 P: 30	R: 1 H: 2 E: 0 K: 1 S: 12	H: 2 R: 0 ER: 0 LOB: 2 BB: 1 P: 23	R: 0 H: 0 E: 0 K: 2 S: 10	H: 0 R: 0 ER: 0 LOB: 0 BB: 0 P: 15	R: 0 H: 1 E: 0 K: 1 S: 11	H: 1 R: 0 ER: 0 LOB: 1 BB: 0 P: 14	1B: 6 2B: 1 3B: 0 HR: 1	SF: 0 SAC: 0 DP: 1 HBP: 0	WP: 0 PB: 0 SB: 0 CS: 0	PA: 35							
PITCHER	IP	WLS	BF	H	R	ER	SO	BB	IBB	HBP	BLK	WP	HR	S	P	ERA	WHIP										
36 Brad Penny, R ERA: 5.85	5.2	L	25	7	5	5	5	2	0	0	0	0	0	1	103	7.94	1.588										
51 Daniel Bard, R ERA: 0.9	1.1		4	0	0	0	2	0	0	0	0	0	0	11	17	0.00	0.000										
17 Manny Delcarmen, R ERA: 1.13	1.0		3	0	0	0	0	0	0	0	0	0	0	8	10	0.00	0.000										
24 Takashi Saito, R ERA: 2.7	1.0		4	1	0	0	1	0	0	0	0	0	0	11	14	0.00	1.000										

Batter	1	2	3	4	5	6	7	8	9	AB	R	H	RBI	BB	SO	LOB	BOTTOM										
15 Dustin Pedroia, R OBP: 0.415, SLG: 0.426	BB		L7		K		F7		BB	3	0	0	0	2	1	0	Texas Rangers @ Boston Red Sox Fenway Park, Boston, MA Fri Jun 05 2009, 7:10 PM EDT Att: 37,519 - Drizzlie - 56 F										
7 J.D. Drew, L OBP: 0.385, SLG: 0.485	K		4B		BB				BB	3	0	2	0	2	1	1											
20 Kevin Youkilis, R OBP: 0.475, SLG: 0.641			F9				G4-3			4	0	0	0	1	1	5											
44 Jason Bay, R OBP: 0.401, SLG: 0.612	P3		2B			K		E3	F9	5	1	1	0	0	1	4											
25 Mike Lowell, R OBP: 0.329, SLG: 0.500	F9		G5-3			3B		34	F8	4	0	1	0	1	0	6											
34 David Ortiz, L OBP: 0.281, SLG: 0.288					P5		P6		FC4-6	4	0	1	1	0	1	1											
33 Jason Varitek, S OBP: 0.333, SLG: 0.530		P2			G3				K	4	0	1	0	0	1	2											
2 Jacoby Ellsbury, L OBP: 0.350, SLG: 0.382					G4-3		F8		F7	4	0	1	0	0	0	4											
23 Julio Lugo, R OBP: 0.330, SLG: 0.341									FC4-6	3	0	0	0	0	1	1											
5 Rocco Baldelli, R OBP: 0.302, SLG: 0.440										1	0	0	0	0	0	2											
22 Nick Green, R OBP: 0.352, SLG: 0.414										0	0	0	0	0	0	0											
Inning Stats	R: 0 H: 0 E: 0 K: 1 S: 10	H: 1 R: 0 ER: 0 LOB: 2 BB: 2 P: 22	R: 0 H: 1 E: 0 K: 1 S: 10	H: 2 R: 0 ER: 0 LOB: 0 BB: 0 P: 12	R: 0 H: 2 E: 0 K: 0 S: 12	H: 0 R: 0 ER: 0 LOB: 0 BB: 0 P: 20	R: 0 H: 0 E: 0 K: 0 S: 5	H: 0 R: 0 ER: 0 LOB: 0 BB: 0 P: 6	R: 0 H: 2 E: 0 K: 1 S: 9	H: 2 R: 0 ER: 0 LOB: 2 BB: 0 P: 13	R: 0 H: 1 E: 0 K: 1 S: 7	H: 1 R: 0 ER: 0 LOB: 1 BB: 0 P: 12	R: 1 H: 1 E: 0 K: 1 S: 13	H: 1 R: 0 ER: 0 LOB: 2 BB: 1 P: 27	R: 0 H: 0 E: 0 K: 1 S: 16	H: 0 R: 0 ER: 0 LOB: 2 BB: 2 P: 26	1B: 4 2B: 3 3B: 0 HR: 0	SF: 0 SAC: 0 DP: 0 HBP: 0	WP: 0 PB: 0 SB: 1 CS: 0	PA: 41							
PITCHER	IP	WLS	BF	H	R	ER	SO	BB	IBB	HBP	BLK	WP	HR	S	P	ERA	WHIP										
33 Kevin Millwood, R ERA: 2.96	7.0	W	33	7	1	0	5	4	0	0	0	0	0	70	11	0.00	1.571										
18 Eddie Guadardo, L ERA: 3.77	1.0	H	3	0	0	0	1	0	0	0	0	0	0	9	15	0.00	0.000										
56 Darren O'Day, R ERA: 1.06	1.0		5	0	0	0	1	2	0	0	0	0	0	16	26	0.00	2.000										

AB 33
R 5
H 8
RBI 5
BB 2
SO 8
LOB 7

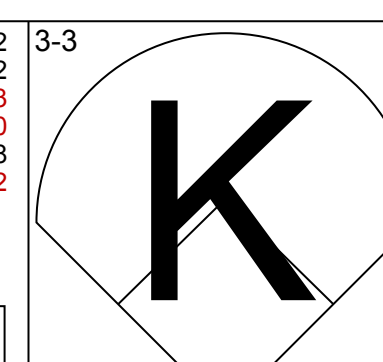
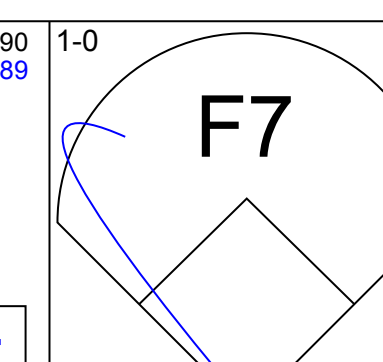
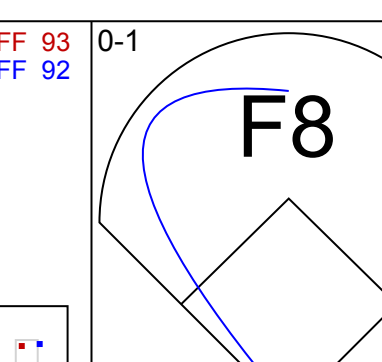
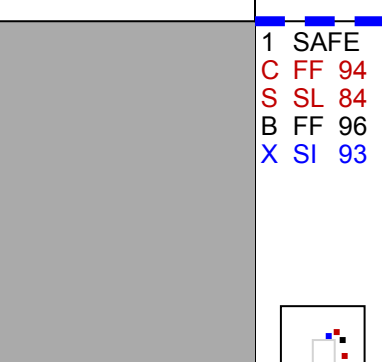
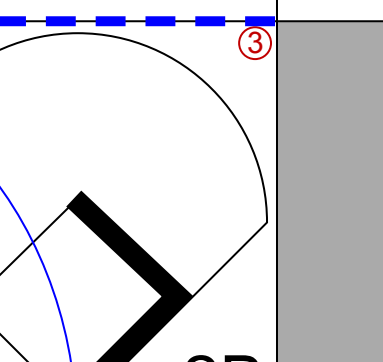

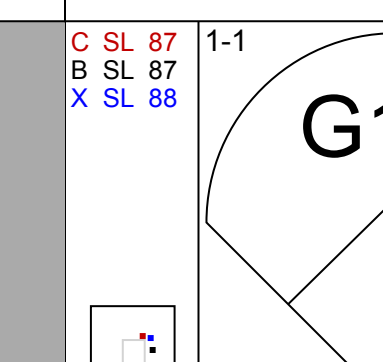
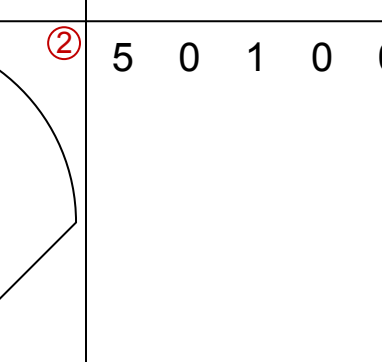

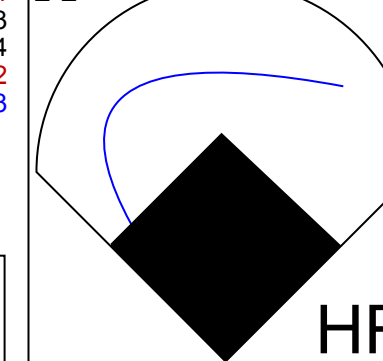


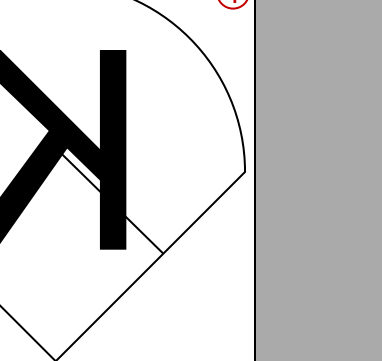
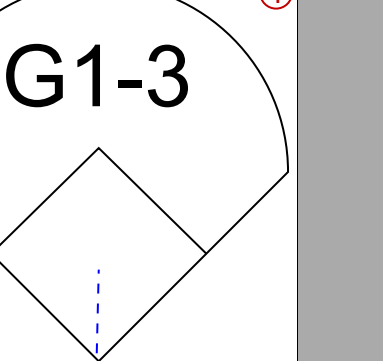
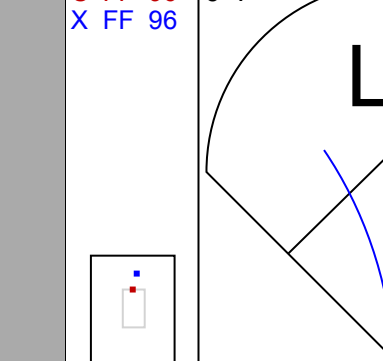
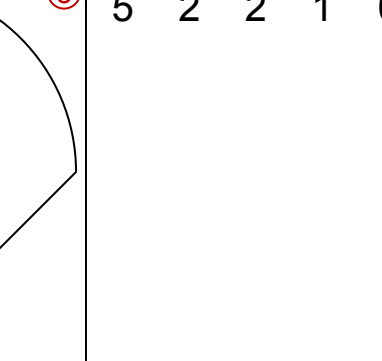
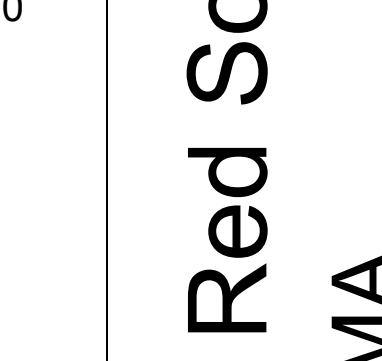
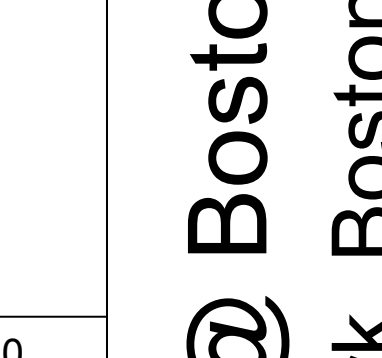
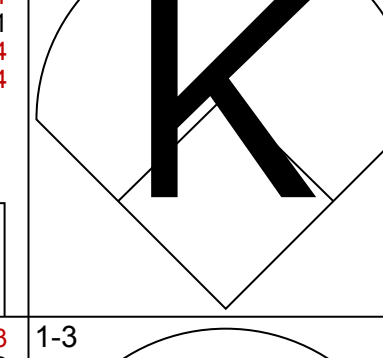






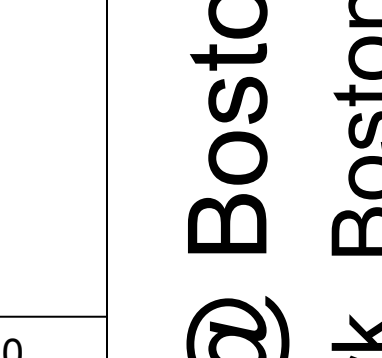


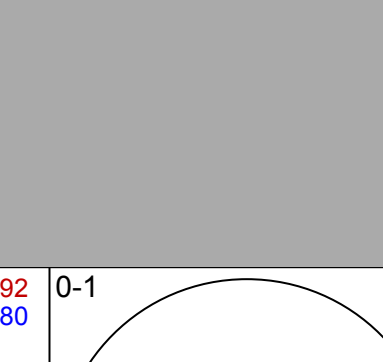

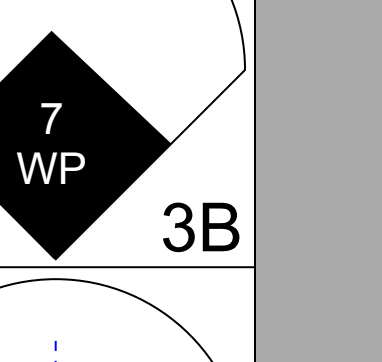
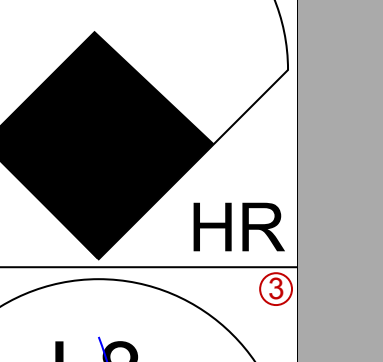

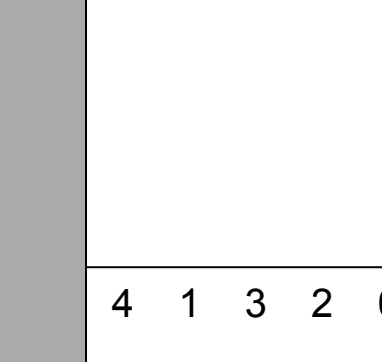



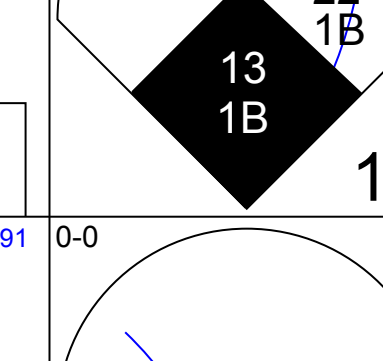

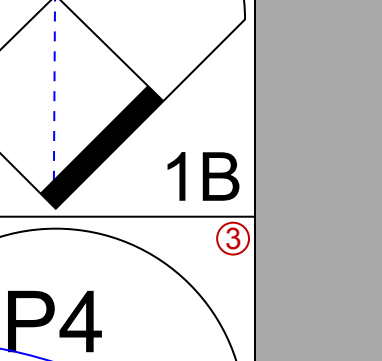
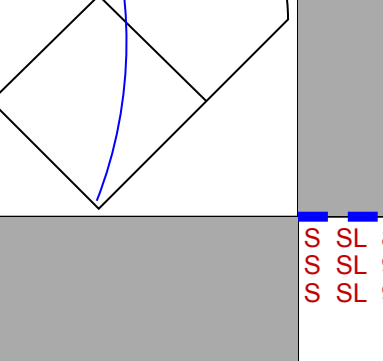
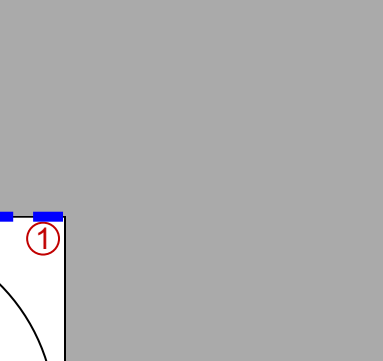
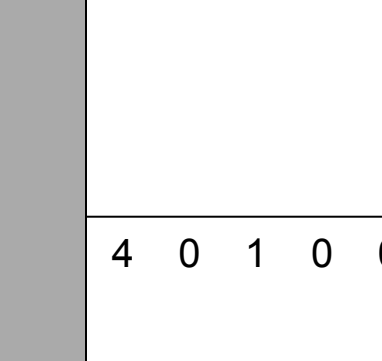

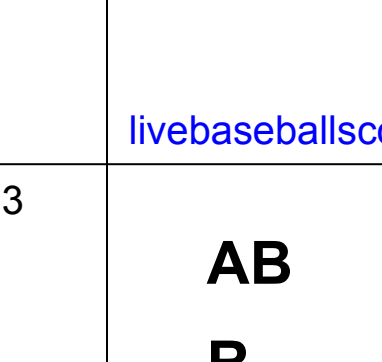

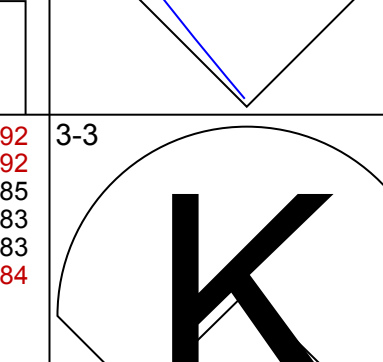
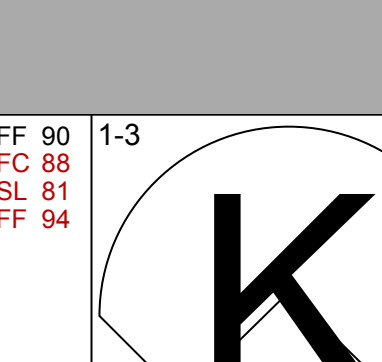
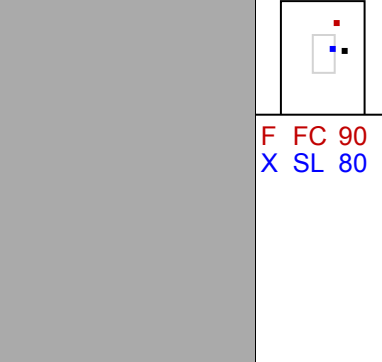
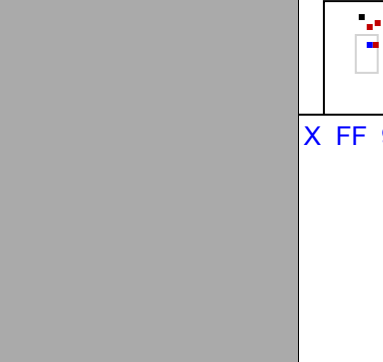
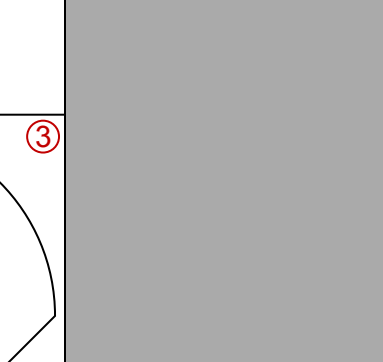
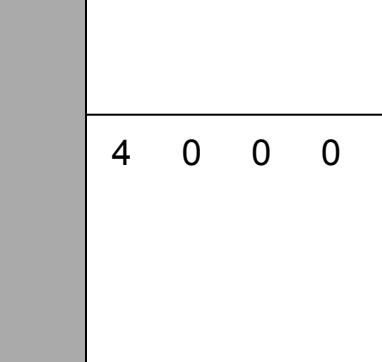
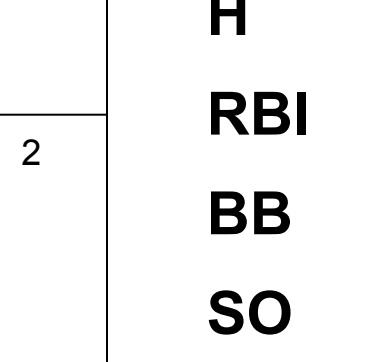

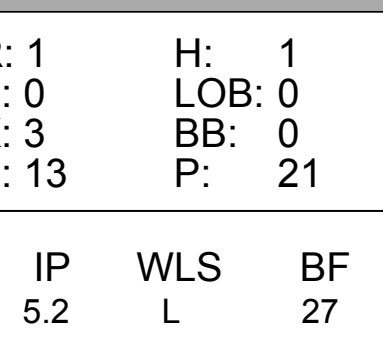
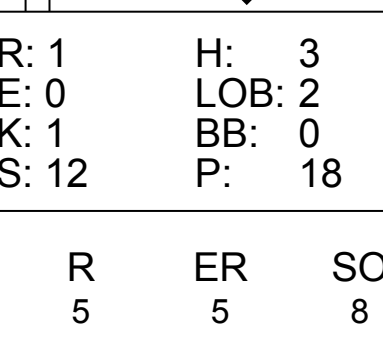
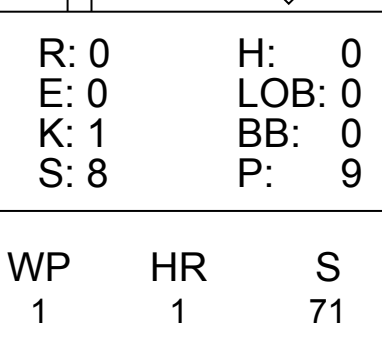
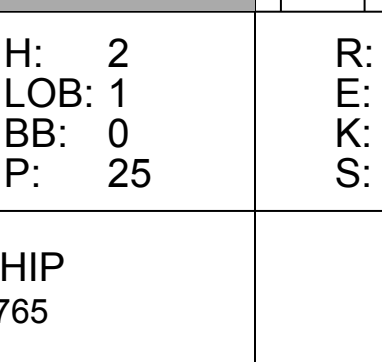
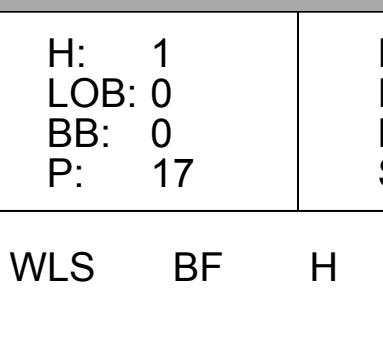
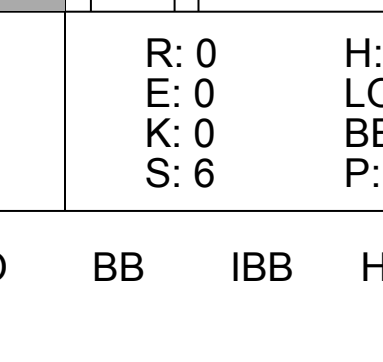
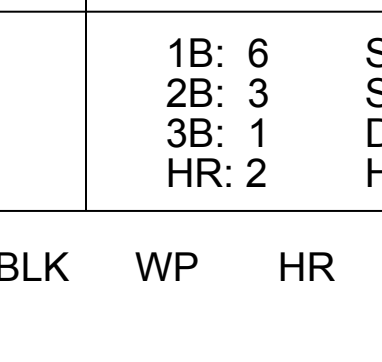
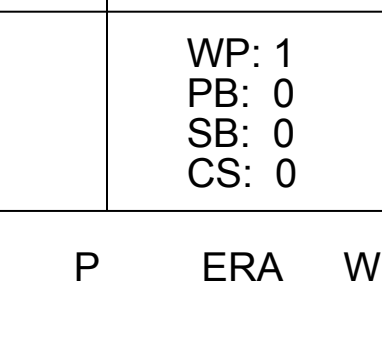

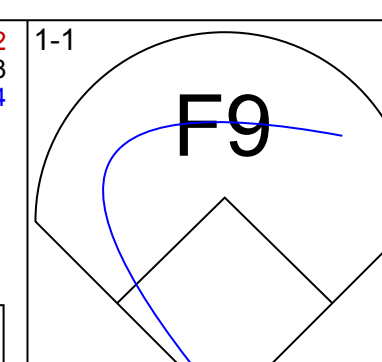


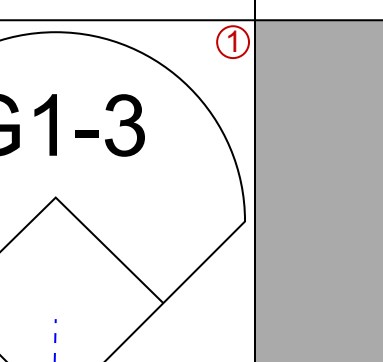
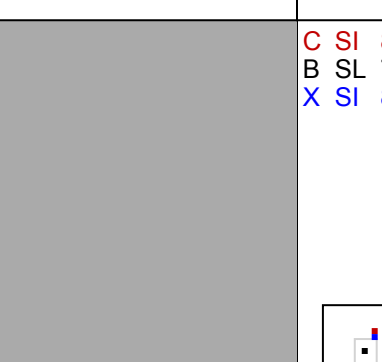
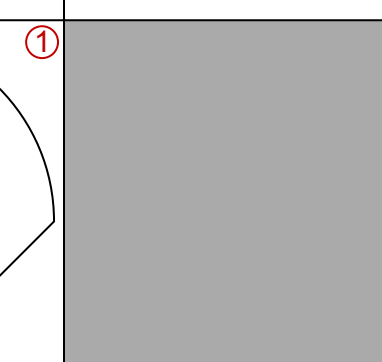
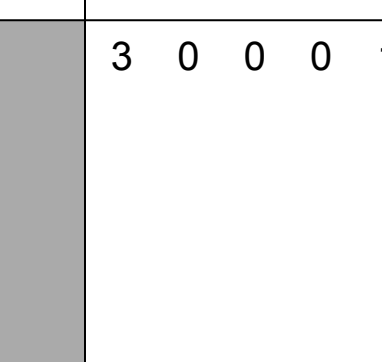

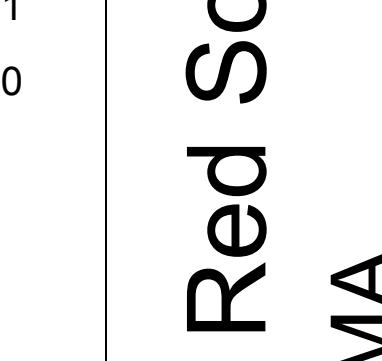
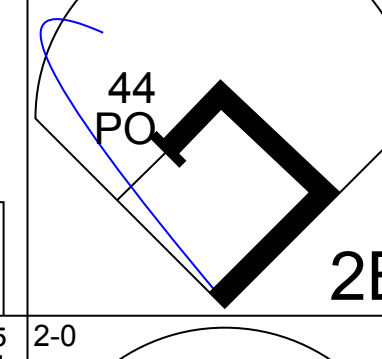
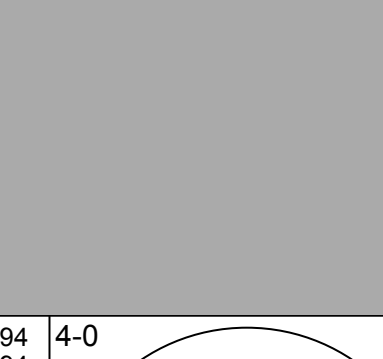

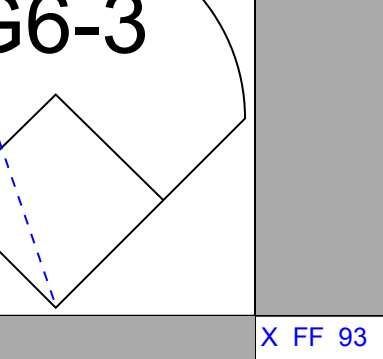

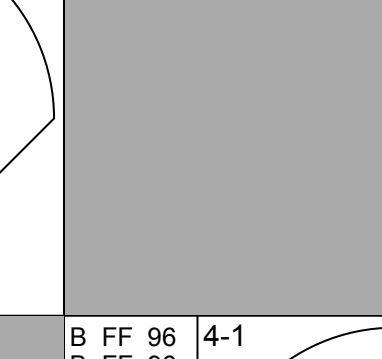
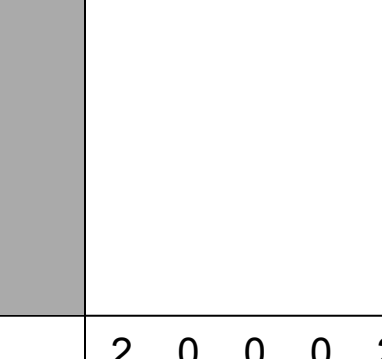

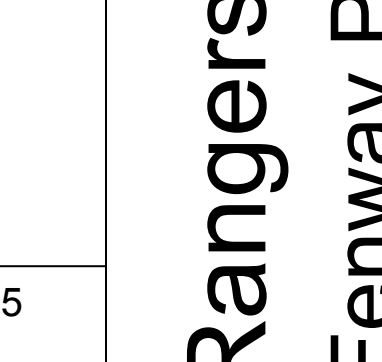


AB 35
R 1
H 7
RBI 1
BB 6
SO 7
LOB 26



Batter	1	2	3	4	5	6	7	8	9	AB	R	H	RBI	BB	SO	LOB	TOP					
5 Ian Kinsler, R OBP: 0.360, SLG: 0.552										4	0	0	0	0	1	1	<p>Texas Rangers @ Boston Red Sox Fenway Park, Boston, MA Sat Jun 06 2009, 7:10 PM EDT Att: 37,828 - Clear - 65 F</p> <p>livebaseballscorecards.com</p> <p>AB 28 R 1 H 2 RBI 1 BB 2 SO 11 LOB 6</p>					
10 Michael Young, R OBP: 0.379, SLG: 0.530										4	0	2	0	0	1	0						
25 Andrew Jones, R OBP: 0.400, SLG: 0.533										2	0	0	1	1	2	0						
17 Nelson Cruz, R OBP: 0.348, SLG: 0.581										4	0	0	0	0	1	3						
22 Marlon Byrd, R OBP: 0.319, SLG: 0.472										3	0	0	0	0	2	2						
41 Brandon Boggs, S										3	0	0	0	0	1	0						
19 Chris Davis, L OBP: 0.299, SLG: 0.440										3	0	0	0	0	2	0						
21 Jarrod Saltalamacchia, S										3	0	0	0	0	1	0						
1 Elvis Andrus, R OBP: 0.326, SLG: 0.406										2	1	0	0	1	0	0						
Inning Stats	R: 0 E: 0 K: 1 S: 7	H: 0 LOB: 0 BB: 0 P: 9	R: 0 E: 0 K: 1 S: 5	H: 0 LOB: 0 BB: 0 P: 6	R: 0 E: 0 K: 2 S: 7	H: 0 LOB: 0 BB: 0 P: 10	R: 0 E: 0 K: 3 S: 9	H: 0 LOB: 0 BB: 0 P: 13	R: 0 E: 0 K: 2 S: 9	H: 0 LOB: 0 BB: 0 P: 14	R: 0 E: 0 K: 1 S: 6	H: 0 LOB: 0 BB: 0 P: 9	R: 0 E: 0 K: 1 S: 13	H: 1 LOB: 2 BB: 1 P: 19	R: 0 E: 0 K: 0 S: 6	H: 0 LOB: 0 BB: 0 P: 10	R: 1 E: 0 K: 0 S: 10	H: 1 LOB: 1 BB: 1 P: 17	1B: 1 2B: 1 3B: 0 HR: 0	SF: 1 SAC: 0 DP: 0 HBP: 0	WP: 0 PB: 0 SB: 0 CS: 0	PA: 31
PITCHER 31 Jon Lester, L ERA: 5.09	IP: 9.0 WLS: W BF: 31	H: 2 R: 1 ER: 1 SO: 11	BB: 2 IBB: 0 HBP: 0 BLK: 0	WP: 0 HR: 0 S: 72 P: 107	ERA: 1.00 WHIP: 0.444	PITCHER										IP: 9.0 WLS: W BF: 31	H: 2 R: 1 ER: 1 SO: 11	BB: 2 IBB: 0 HBP: 0 BLK: 0	WP: 0 HR: 0 S: 72 P: 107	ERA: 1.00 WHIP: 0.444		

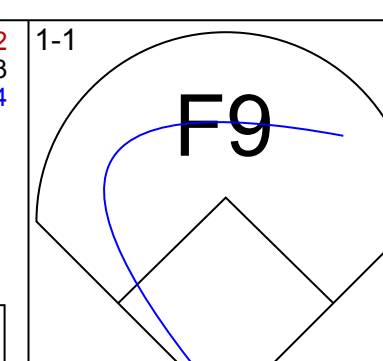


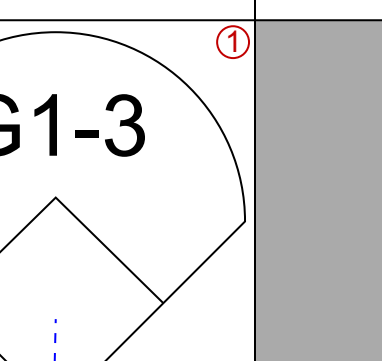
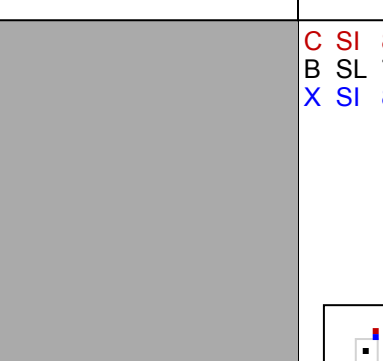
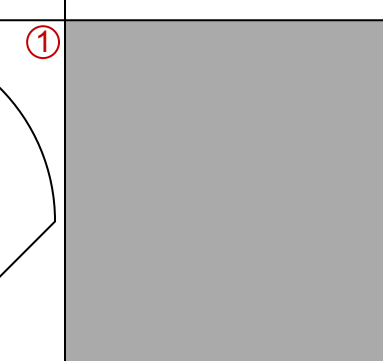
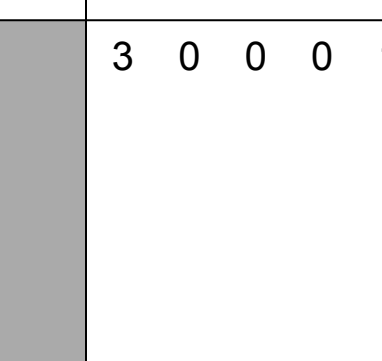

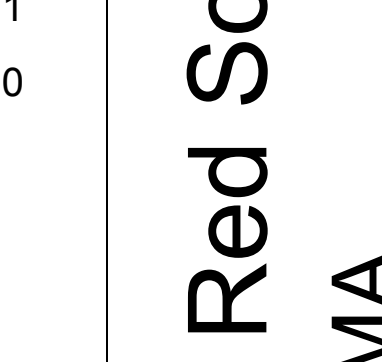
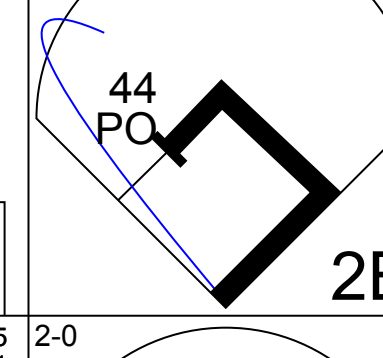
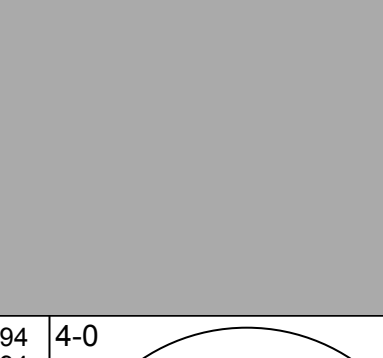

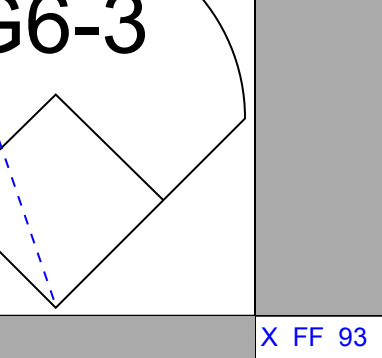
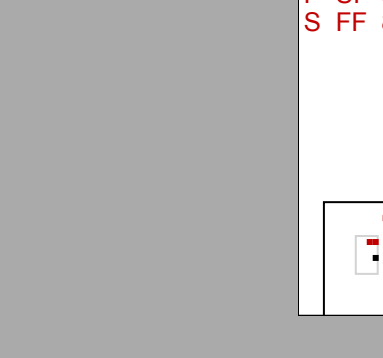
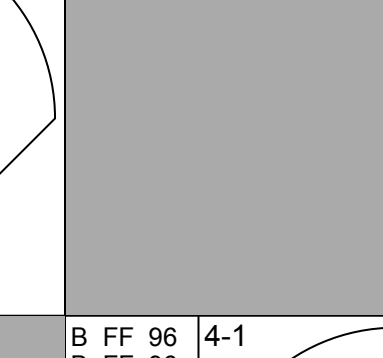
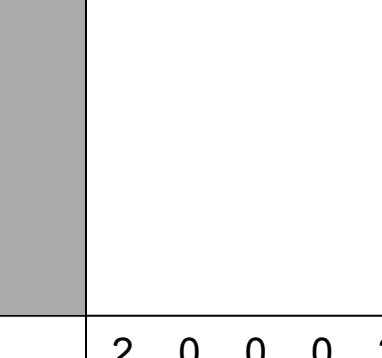
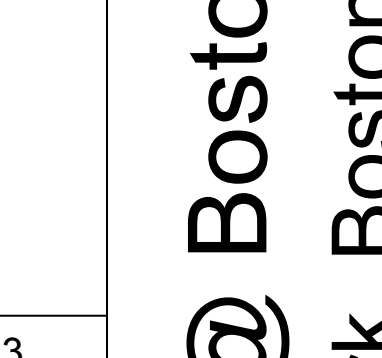
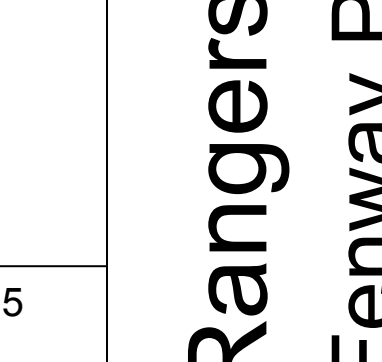

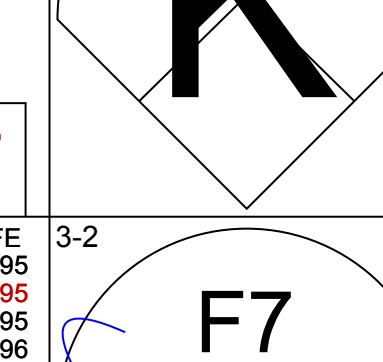

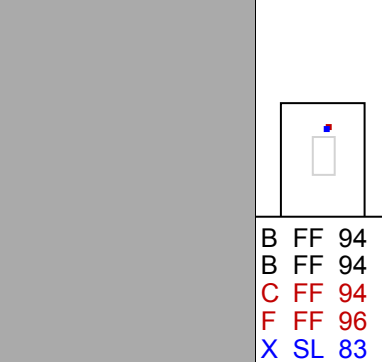

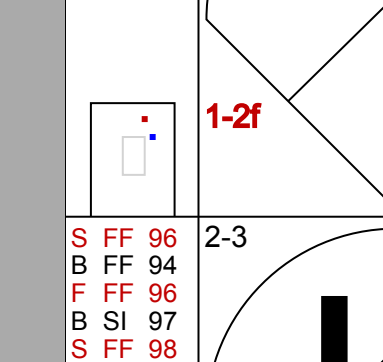
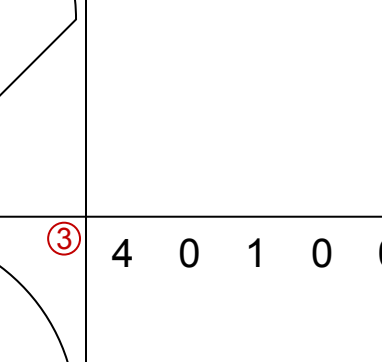

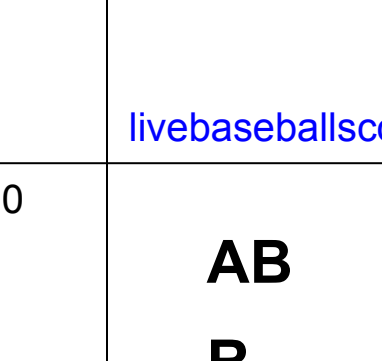

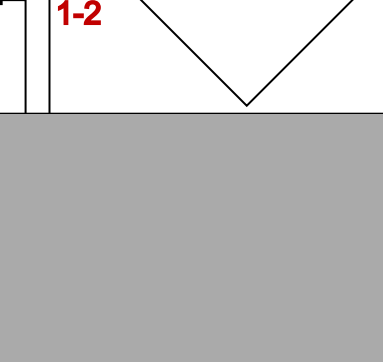
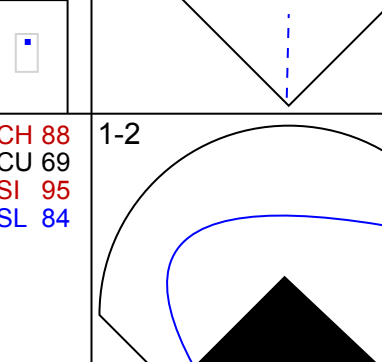
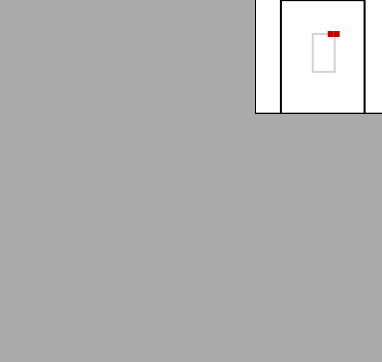
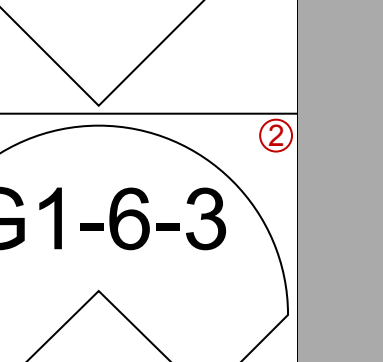

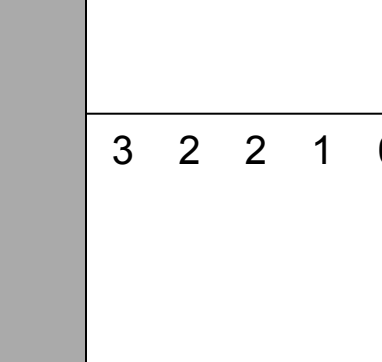
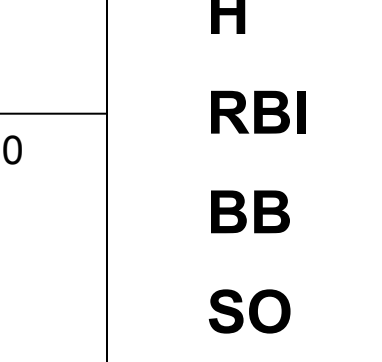

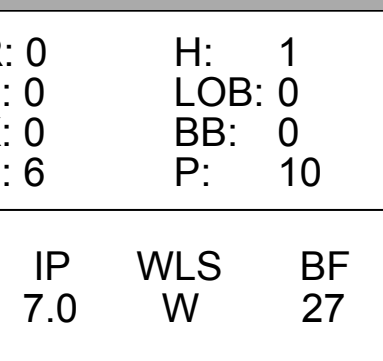
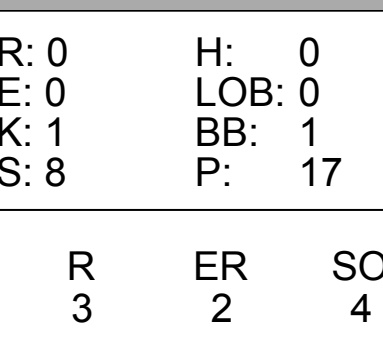
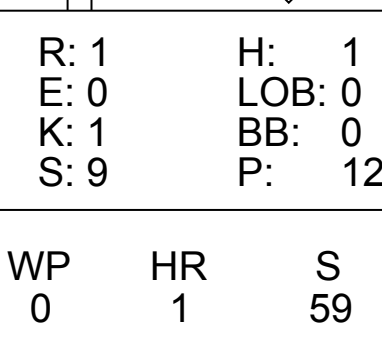
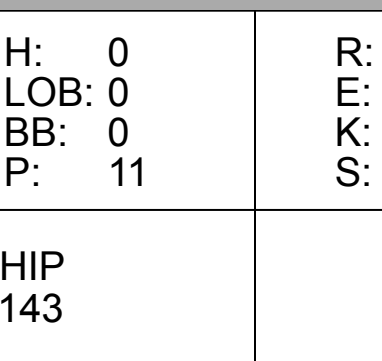
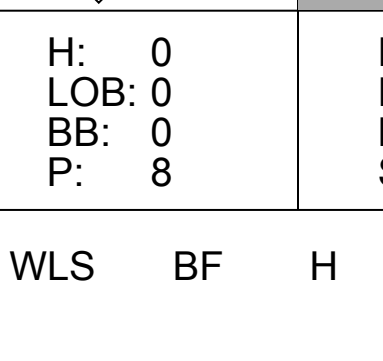
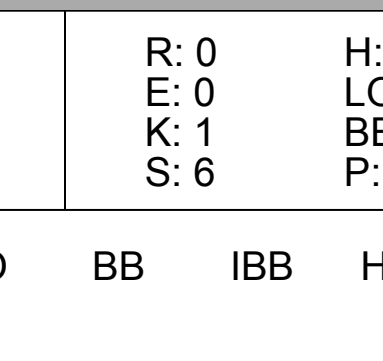
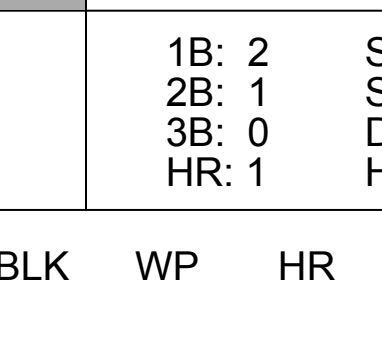
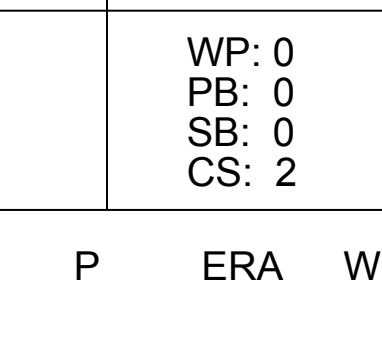

Batter	1	2	3	4	5	6	7	8	9	AB	R	H	RBI	BB	SO	LOB	BOTTOM				
15 Dustin Pedroia, R OBP: 0.414, SLG: 0.425										5	2	2	2	0	1	0	<p>Texas Rangers @ Boston Red Sox Fenway Park, Boston, MA Sat Jun 06 2009, 7:10 PM EDT Att: 37,828 - Clear - 65 F</p> <p>livebaseballscorecards.com</p> <p>AB 33 R 8 H 9 RBI 7 BB 5 SO 7 LOB 17</p>				
2 Jacoby Ellsbury, L OBP: 0.347, SLG: 0.375										4	1	0	0	1	0	2					
20 Kevin Youkilis, R OBP: 0.470, SLG: 0.630										4	0	1	1	0	2	2					
44 Jason Bay, R OBP: 0.398, SLG: 0.605										4	0	1	2	0	1	1					
25 Mike Lowell, R OBP: 0.332, SLG: 0.511										3	1	1	1	1	0	1					
34 David Ortiz, L OBP: 0.289, SLG: 0.309										3	1	2	1	1	1	1					
33 Jason Varitek, S OBP: 0.337, SLG: 0.526										3	1	1	0	1	0	2					
5 Rocco Baldelli, R OBP: 0.316, SLG: 0.434										3	1	1	0	1	0	3					
22 Nick Green, R OBP: 0.341, SLG: 0.400										4	1	0	0	0	2	5					
Inning Stats	R: 0 E: 0 K: 0 S: 7	H: 3 LOB: 2 BB: 0 P: 12	R: 1 E: 0 K: 2 S: 15	H: 3 LOB: 0 BB: 0 P: 22	R: 0 E: 0 K: 2 S: 10	H: 0 LOB: 0 BB: 0 P: 14	R: 0 E: 0 K: 0 S: 8	H: 0 LOB: 1 BB: 1 P: 14	R: 3 E: 0 K: 1 S: 18	H: 3 LOB: 1 BB: 1 P: 30	R: 4 E: 1 K: 0 S: 15	H: 3 LOB: 1 BB: 2 P: 28	R: 0 E: 0 K: 1 S: 8	H: 0 LOB: 1 BB: 1 P: 13	R: 0 E: 0 K: 1 S: 7	H: 0 LOB: 0 BB: 0 P: 9		1B: 7 2B: 0 3B: 0 HR: 2	SF: 0 SAC: 0 DP: 0 HBP: 0	WP: 0 PB: 0 SB: 2 CS: 0	PA: 38
PITCHER 45 Derek Holland, L ERA: 6.54 37 Kris Benson, R ERA: 8.46 52 Doug Mathis, R ERA:	IP: 4.2 WLS: L BF: 22	H: 4 R: 4 ER: 4 SO: 2	BB: 2 IBB: 0 HBP: 0 BLK: 0	WP: 0 HR: 1 S: 57 P: 91	ERA: 7.71 WHIP: 1.714	PITCHER										IP: 2.1 WLS: 13 BF: 3		H: 4 R: 4 ER: 3 SO: 1	BB: 3 IBB: 0 HBP: 0 BLK: 0	WP: 0 HR: 0 S: 24 P: 42	ERA: 11.57 WHIP: 2.571

Batter	1	2	3	4	5	6	7	8	9	AB	R	H	RBI	BB	SO	LOB	TOP											
5 Ian Kinsler, R OBP: 0.357, SLG: 0.549										5	0	1	0	0	1	2												
10 Michael Young, R OBP: 0.380, SLG: 0.541										5	2	2	1	0	1	0												
9 Hank Blalock, L OBP: 0.294, SLG: 0.534										4	0	0	0	0	3	1												
17 Nelson Cruz, R OBP: 0.356, SLG: 0.614										4	3	3	1	0	1	0												
7 David Murphy, L OBP: 0.317, SLG: 0.357										4	1	3	2	0	0	0												
22 Marlon Byrd, R OBP: 0.317, SLG: 0.467										4	0	1	0	0	1	2												
19 Chris Davis, L OBP: 0.431										4	0	0	0	0	1	3												
2 Taylor Teagarden, R OBP: 0.304, SLG: 0.260										4	0	0	0	0	2	2												
13 Omar Vizquel, S OBP: 0.379, SLG: 0.455										4	0	2	1	0	0	0												
Inning Stats	R: 1 E: 0 K: 3 S: 13	H: 1 LOB: 0 BB: 0 P: 21	R: 1 E: 0 K: 1 S: 12	H: 3 LOB: 2 BB: 0 P: 18	R: 2 E: 0 K: 1 S: 16	H: 3 LOB: 1 BB: 0 P: 22	R: 0 E: 0 K: 1 S: 8	H: 0 LOB: 0 BB: 0 P: 9	R: 1 E: 0 K: 2 S: 16	H: 2 LOB: 1 BB: 0 P: 25	R: 0 E: 0 K: 0 S: 9	H: 2 LOB: 2 BB: 0 P: 11	R: 1 E: 0 K: 1 S: 11	H: 1 LOB: 0 BB: 0 P: 17	R: 0 E: 0 K: 1 S: 8	H: 0 LOB: 0 BB: 0 P: 9	R: 0 E: 0 K: 0 S: 6	H: 0 LOB: 0 BB: 0 P: 8	R: 0 E: 0 K: 0 S: 6	H: 0 LOB: 0 BB: 0 P: 8	1B: 6 2B: 3 3B: 1 HR: 2	SF: 0 SAC: 0 DP: 0 HBP: 0	WP: 1 PB: 0 SB: 0 CS: 0	PA: 38				
PITCHER	IP	WLS	BF	H	R	ER	SO	BB	IBB	HBP	BLK	WP	HR	S	P	ERA	WHIP											
18 Daisuke Matsuzaka, R ERA: 7.33	(1, 1)	5.2	L	27	10	5	5	8	0	0	0	0	1	1	71	102	7.94	1.765										
63 Justin Masterson, R ERA: 4.14	(6, 1)	0.2		2	1	0	0	0	0	0	0	0	0	6	10	0.00	1.500											
37 Hideki Okajima, L ERA: 2.55	(7, 1)	0.2		3	1	1	1	1	0	0	0	0	1	8	11	13.50	1.500											
56 Ramon E Ramirez, R ERA: 1.3	(8, 1)	1.0		3	0	0	0	1	0	0	0	0	0	8	9	0.00	0.000											
58 Jonathan Papelbon, R ERA: 2.16	(9, 1)	1.0		3	0	0	0	0	0	0	0	0	0	6	8	0.00	0.000											

Texas Rangers @ Boston Red Sox
Fenway Park, Boston, MA
Sun Jun 07 2009, 1:35 PM EDT
Att: 37,537 - Partly Cloudy - 77 F

AB 38
R 6
H 12
RBI 5
BB 0
SO 10
LOB 10



Batter	1	2	3	4	5	6	7	8	9	AB	R	H	RBI	BB	SO	LOB	BOTTOM											
15 Dustin Pedroia, R OBP: 0.412, SLG: 0.419										3	0	0	0	1	0	0												
2 Jacoby Ellsbury, L OBP: 0.343, SLG: 0.370										3	0	0	1	0	0	1												
5 Rocco Baldelli, R OBP: 0.310, SLG: 0.426										1	0	0	0	0	1	0												
20 Kevin Youkilis, R OBP: 0.470, SLG: 0.631										3	0	1	0	1	1	0												
44 Jason Bay, R OBP: 0.400, SLG: 0.599										2	0	0	0	2	1	3												
25 Mike Lowell, R OBP: 0.326, SLG: 0.502										4	0	0	0	0	1	5												
34 David Ortiz, L OBP: 0.288, SLG: 0.308										4	0	1	0	0	2	1												
33 Jason Varitek, S OBP: 0.337, SLG: 0.519										2	1	0	0	1	1	0												
11 Mark Kotsay, L OBP: 0.286, SLG: 0.714										3	2	2	1	0	0	0												
22 Nick Green, R OBP: 0.333, SLG: 0.390										3	0	0	0	0	0	2												
Inning Stats	R: 0 E: 0 K: 0 S: 6	H: 1 LOB: 0 BB: 0 P: 10	R: 0 E: 0 K: 1 S: 8	H: 0 LOB: 1 BB: 1 P: 17	R: 2 E: 0 K: 1 S: 15	H: 1 LOB: 3 BB: 3 P: 31	R: 1 E: 0 K: 1 S: 9	H: 1 LOB: 0 BB: 0 P: 12	R: 0 E: 0 K: 0 S: 8	H: 0 LOB: 0 BB: 0 P: 11	R: 0 E: 0 K: 0 S: 8	H: 1 LOB: 0 BB: 0 P: 10	R: 0 E: 0 K: 1 S: 5	H: 0 LOB: 0 BB: 0 P: 8	R: 0 E: 0 K: 2 S: 8	H: 0 LOB: 0 BB: 0 P: 11	R: 0 E: 0 K: 1 S: 6	H: 0 LOB: 0 BB: 1 P: 12	R: 0 E: 0 K: 0 S: 6	H: 0 LOB: 0 BB: 0 P: 12	1B: 2 2B: 1 3B: 0 HR: 1	SF: 0 SAC: 0 DP: 1 HBP: 0	WP: 0 PB: 0 SB: 0 CS: 2	PA: 36				
PITCHER	IP	WLS	BF	H	R	ER	SO	BB	IBB	HBP	BLK	WP	HR	S	P	ERA	WHIP											
44 Vicente Padilla, R ERA: 5.22	(1, 1)	7.0	W	27	4	3	2	4	0	0	0	0	0	0	0	9	2.57	1.143										
56 Darren O'Day, R ERA: 1.0	(8, 1)	1.0	H	3	0	0	0	2	0	0	0	0	0	8	11	0.00	0.000											
36 C.J. Wilson, L ERA: 3.33	(9, 1)	1.0	S	3	0	0	0	1	1	0	0	0	0	6	12	0.00	1.000											

Texas Rangers @ Boston Red Sox
Fenway Park, Boston, MA
Sun Jun 07 2009, 1:35 PM EDT
Att: 37,537 - Partly Cloudy - 77 F

AB 28
R 3
H 4
RBI 2
BB 5
SO 7
LOB 12



Batter	1	2	3	4	5	6	7	8	9	AB	R	H	RBI	BB	SO	LOB	TOP					
2 Derek Jeter, R OBP: 0.370, SLG: 0.447	F9	F8		F8		FC4-6		K		5	0	0	0	0	1	6	New York Yankees @ Boston Red Sox Fenway Park, Boston, MA Wed Jun 10 2009, 7:10 PM EDT Att: 38,121 - Cloudy - 57 F					
18 Johnny Damon, L OBP: 0.390, SLG: 0.547	G3-1		L9	P2			HR	K		5	1	1	1	0	1	4						
25 Mark Teixeira, S OBP: 0.399, SLG: 0.643	1B		2B		2B		HR		G3	5	2	4	1	0	0	0						
13 Alex Rodriguez, R OBP: 0.390, SLG: 0.491 19 Ramiro Pena, S OBP: 0.293, SLG: 0.300	BB		F9		G3		G6-3		24 S	3	0	0	0	2	0	2						
24 Robinson Canó, L OBP: 0.328, SLG: 0.467	P5		F8		G4-3		K		BB	0	0	0	0	0	0	0						
20 Jorge Posada, S OBP: 0.380, SLG: 0.585		HR		K	G1-3			1B	F7	5	1	2	1	0	1	2						
55 Hideki Matsui, L OBP: 0.342, SLG: 0.471		2B		33 BB	53 1B		1B	K		3	1	2	0	1	1	1						
33 Nick Swisher, S OBP: 0.396, SLG: 0.539 11 Brett Gardner, L OBP: 0.383, SLG: 0.383		1B		53 1B	BB		K		53 SH1-4	2	0	1	0	2	1	1						
53 Melky Cabrera, S OBP: 0.343, SLG: 0.445	L6-3						F9		SH1-4	0	0	0	0	0	0	0						
										3	0	1	1	0	0	3						
Inning Stats	R: 0 E: 0 K: 0 S: 9	H: 1 LOB: 2 BB: 1 P: 18	R: 1 E: 0 K: 0 S: 10	H: 3 LOB: 1 BB: 0 P: 15	R: 0 E: 0 K: 0 S: 5	H: 1 LOB: 1 BB: 0 P: 6	R: 1 E: 0 K: 1 S: 15	H: 1 LOB: 2 BB: 2 P: 28	R: 1 E: 0 K: 0 S: 5	H: 1 LOB: 0 BB: 0 P: 7	R: 0 E: 0 K: 1 S: 8	H: 1 LOB: 1 BB: 0 P: 14	R: 2 E: 0 K: 2 S: 17	H: 3 LOB: 1 BB: 0 P: 28	R: 0 E: 0 K: 2 S: 11	H: 0 LOB: 2 BB: 1 P: 18	R: 0 E: 0 K: 1 S: 10	H: 0 LOB: 2 BB: 1 P: 21	1B: 5 2B: 4 3B: 0 HR: 3	SF: 0 SAC: 1 DP: 1 HBP: 0	WP: 0 PB: 0 SB: 1 CS: 0	PA: 42
PITCHER	IP WLS BF H R ER SO BB IBB HBP BLK WP HR S P ERA WHIP	IP WLS BF H R ER SO BB IBB HBP BLK WP HR S P ERA WHIP	IP WLS BF H R ER SO BB IBB HBP BLK WP HR S P ERA WHIP	IP WLS BF H R ER SO BB IBB HBP BLK WP HR S P ERA WHIP	IP WLS BF H R ER SO BB IBB HBP BLK WP HR S P ERA WHIP	IP WLS BF H R ER SO BB IBB HBP BLK WP HR S P ERA WHIP	IP WLS BF H R ER SO BB IBB HBP BLK WP HR S P ERA WHIP	IP WLS BF H R ER SO BB IBB HBP BLK WP HR S P ERA WHIP	IP WLS BF H R ER SO BB IBB HBP BLK WP HR S P ERA WHIP	IP WLS BF H R ER SO BB IBB HBP BLK WP HR S P ERA WHIP	IP WLS BF H R ER SO BB IBB HBP BLK WP HR S P ERA WHIP	IP WLS BF H R ER SO BB IBB HBP BLK WP HR S P ERA WHIP	IP WLS BF H R ER SO BB IBB HBP BLK WP HR S P ERA WHIP	IP WLS BF H R ER SO BB IBB HBP BLK WP HR S P ERA WHIP	IP WLS BF H R ER SO BB IBB HBP BLK WP HR S P ERA WHIP	IP WLS BF H R ER SO BB IBB HBP BLK WP HR S P ERA WHIP						
49 Tim Wakefield, R ERA: 4.5	6.0	W	28	8	3	3	2	3	0	0	0	0	0	0	0	0	1	52	88	4.50	1.833	
56 Ramon E Ramirez, R ERA: 1.86	0.2	H	5	3	2	2	1	0	0	0	0	0	0	0	0	0	2	14	22	27.00	4.500	
37 Hideki Okajima, L ERA: 2.42	1.1	H	5	0	0	0	3	1	0	0	0	0	0	0	0	0	0	14	24	0.00	0.750	
58 Jonathan Papelbon, R ERA: 2.08	1.0	S	4	0	0	0	1	1	0	0	0	0	0	0	0	0	0	10	21	0.00	1.000	

Batter	1	2	3	4	5	6	7	8	9	AB	R	H	RBI	BB	SO	LOB	BOTTOM					
15 Dustin Pedroia, R OBP: 0.400, SLG: 0.403	G6-3	E9		F9		L5		F8		5	0	0	0	0	0	1	New York Yankees @ Boston Red Sox Fenway Park, Boston, MA Wed Jun 10 2009, 7:10 PM EDT Att: 38,121 - Cloudy - 57 F					
7 J.D. Drew, L OBP: 0.390, SLG: 0.494	BB	G1		20 HR	3B	20 FC5-4		BB		2	2	1	0	3	0	1						
20 Kevin Youkilis, R OBP: 0.472, SLG: 0.637	BB	K		34 BB	44 1B	FC5-4		F8		4	1	1	2	1	1	4						
44 Jason Bay, R OBP: 0.402, SLG: 0.598	1B	K		34 BB	HR	K		K		4	0	1	1	0	3	2						
25 Mike Lowell, R OBP: 0.331, SLG: 0.509	F8		HR		G5-3			F9		4	1	1	1	0	0	2						
34 David Ortiz, L OBP: 0.291, SLG: 0.319	BB	F8				BB		G4-3		2	0	0	0	2	0	0						
11 Mark Kotsay, L OBP: 0.333, SLG: 0.500	G4-3			16 BLK	1B	K		F9		4	0	1	0	0	1	4						
22 Nick Green, R OBP: 0.336, SLG: 0.421		16 2B		K		K		F8		4	1	1	0	0	2	2						
16 George Kottaras, L OBP: 0.271, SLG: 0.346		15 E		K		G4-3			2B	4	1	2	1	0	1	2						
										4	0	1	0	0	1	4						
Inning Stats	R: 1 E: 0 K: 0 S: 12	H: 1 LOB: 3 BB: 3 P: 29	R: 2 E: 1 K: 2 S: 19	H: 2 LOB: 1 BB: 0 P: 29	R: 1 E: 0 K: 2 S: 13	H: 2 LOB: 1 BB: 0 P: 17	R: 2 E: 0 K: 1 S: 13	H: 2 LOB: 0 BB: 0 P: 24	R: 0 E: 0 K: 2 S: 10	H: 0 LOB: 1 BB: 1 P: 18	R: 0 E: 0 K: 1 S: 7	H: 0 LOB: 1 BB: 1 P: 12	R: 0 E: 0 K: 0 S: 8	H: 0 LOB: 0 BB: 0 P: 12	R: 0 E: 0 K: 0 S: 9	H: 1 LOB: 2 BB: 1 P: 17	R: 0 E: 0 K: 0 S: 10	H: 0 LOB: 2 BB: 1 P: 17	1B: 3 2B: 2 3B: 1 HR: 2	SF: 0 SAC: 0 DP: 0 HBP: 0	WP: 0 PB: 0 SB: 0 CS: 0	PA: 39
PITCHER	IP WLS BF H R ER SO BB IBB HBP BLK WP HR S P ERA WHIP	IP WLS BF H R ER SO BB IBB HBP BLK WP HR S P ERA WHIP	IP WLS BF H R ER SO BB IBB HBP BLK WP HR S P ERA WHIP	IP WLS BF H R ER SO BB IBB HBP BLK WP HR S P ERA WHIP	IP WLS BF H R ER SO BB IBB HBP BLK WP HR S P ERA WHIP	IP WLS BF H R ER SO BB IBB HBP BLK WP HR S P ERA WHIP	IP WLS BF H R ER SO BB IBB HBP BLK WP HR S P ERA WHIP	IP WLS BF H R ER SO BB IBB HBP BLK WP HR S P ERA WHIP	IP WLS BF H R ER SO BB IBB HBP BLK WP HR S P ERA WHIP	IP WLS BF H R ER SO BB IBB HBP BLK WP HR S P ERA WHIP	IP WLS BF H R ER SO BB IBB HBP BLK WP HR S P ERA WHIP	IP WLS BF H R ER SO BB IBB HBP BLK WP HR S P ERA WHIP	IP WLS BF H R ER SO BB IBB HBP BLK WP HR S P ERA WHIP	IP WLS BF H R ER SO BB IBB HBP BLK WP HR S P ERA WHIP	IP WLS BF H R ER SO BB IBB HBP BLK WP HR S P ERA WHIP	IP WLS BF H R ER SO BB IBB HBP BLK WP HR S P ERA WHIP						
40 Chien-Ming Wang, R ERA: 13.92	2.2	L	17	5	4	3	3	3	0	0	0	0	0	0	0	0	1	39	69	10.12	3.000	
65 Phil Hughes, R ERA: 5.29	3.2		15	2	2	2	5	2	0	0	1	0	0	1	37	63	4.91	1.091				
48 Phil Coke, L ERA: 4.13	0.2		2	0	0	0	0	0	0	0	0	0	0	6	9	0.00	0.000					
91 Alfredo Aceves, R ERA: 2.59	1.0		5	1	0	0	0	1	0	0	0	0	0	9	17	0.00	2.000					

Batter	1	2	3	4	5	6	7	8	9	10	11	12	13	AB	R	H	RBI	BB	SO	LOB	TOP											
15 Dustin Pedroia, R OBP: 0.386, SLG: 0.386	F9	F9	F9	G5-3	G6-3	G6-3	G6-3	G6-3	G6-3	G6-3	G6-3	G6-3	G6-3	7	0	0	0	0	0	4												
7 J.D. Drew, L OBP: 0.386, SLG: 0.505	G4-3	G4-3	L8	HR	HR	K	K	K	K	K	K	G4-3	G4-3	6	1	1	1	0	2	0												
20 Kevin Youkilis, R OBP: 0.485, SLG: 0.636	K	K	K	HR	HR	K	K	K	K	K	K	F8	F8	5	1	1	1	0	3	0												
44 Jason Bay, R OBP: 0.402, SLG: 0.587	K	K	K	BB	BB	K	K	K	K	K	K	K	K	5	1	2	0	1	3	1												
34 David Ortiz, L OBP: 0.425, SLG: 0.733	BB	BB	BB	BB	BB	G1-3	G1-3	G1-3	G1-3	G1-3	G1-3	BB	BB	3	0	1	0	0	1	1												
11 Mark Kottaras, L OBP: 0.270, SLG: 0.270	BB	BB	BB	BB	BB	G1-3	G1-3	G1-3	G1-3	G1-3	G1-3	BB	BB	2	0	1	0	0	1	1												
83 Justin Masterson, R ERA: 2.33	BB	BB	BB	BB	BB	G1-3	G1-3	G1-3	G1-3	G1-3	G1-3	BB	BB	0	0	0	0	0	0	0												
24 Takashi Saito, L ERA: 3.96	BB	BB	BB	BB	BB	G1-3	G1-3	G1-3	G1-3	G1-3	G1-3	BB	BB	0	0	0	0	0	0	0												
23 Julio Lugo, R OBP: 0.289, SLG: 0.389	BB	BB	BB	BB	BB	G1-3	G1-3	G1-3	G1-3	G1-3	G1-3	BB	BB	0	0	0	0	0	0	0												
51 Daniel Bard, R ERA: 2.45	BB	BB	BB	BB	BB	G1-3	G1-3	G1-3	G1-3	G1-3	G1-3	BB	BB	0	0	0	0	0	0	0												
33 Jason Varitek, S OBP: 0.328, SLG: 0.485	BB	BB	BB	BB	BB	G4-3	G4-3	G4-3	G4-3	G4-3	G4-3	BB	BB	4	1	0	0	2	0	3												
2 Jacoby Ellsbury, L OBP: 0.342, SLG: 0.369	F8	F8	F8	F8	F8	F8	F8	F8	F8	F8	F8	F8	F8	6	0	2	1	0	1	2												
22 Nick Green, R OBP: 0.329, SLG: 0.410	P6	P6	P6	P6	P6	P6	P6	P6	P6	P6	P6	P6	P6	5	0	1	1	0	2	4												
31 Jon Lester, L ERA: 2.2	K	K	K	K	K	K	K	K	K	K	K	K	K	2	0	0	0	0	1	0												
37 Hideki Okajima, L ERA: 2.33	K	K	K	K	K	K	K	K	K	K	K	K	K	0	0	0	0	0	0	0												
5 Rocco Baldelli, R OBP: 0.317, SLG: 0.414	K	K	K	K	K	K	K	K	K	K	K	K	K	0	0	0	0	1	0	0												
56 Ramon E Ramirez, R ERA: 2.1	K	K	K	K	K	K	K	K	K	K	K	K	K	0	0	0	0	0	0	0												
25 Mike Lowell, R OBP: 0.327, SLG: 0.502	K	K	K	K	K	K	K	K	K	K	K	K	K	2	0	1	1	0	0	0												
Inning Stats	R: 0 E: 0 K: 1 S: 10	H: 0 LOB: 0 BB: 0 P: 15	R: 0 E: 0 K: 1 S: 11	H: 1 LOB: 2 BB: 1 P: 22	R: 0 E: 0 K: 1 S: 8	H: 0 LOB: 0 BB: 0 P: 13	R: 1 E: 0 K: 2 S: 12	H: 2 LOB: 2 BB: 1 P: 22	R: 1 E: 0 K: 1 S: 9	H: 1 LOB: 0 BB: 0 P: 18	R: 0 E: 0 K: 0 S: 6	H: 0 LOB: 1 BB: 0 P: 13	R: 0 E: 0 K: 0 S: 6	H: 1 LOB: 1 BB: 0 P: 9	R: 0 E: 0 K: 0 S: 6	H: 0 LOB: 1 BB: 0 P: 24	R: 0 E: 0 K: 0 S: 6	H: 0 LOB: 1 BB: 0 P: 17	R: 0 E: 0 K: 0 S: 13	H: 2 LOB: 2 BB: 0 P: 17	R: 0 E: 0 K: 2 S: 10	H: 0 LOB: 1 BB: 0 P: 17	R: 0 E: 0 K: 0 S: 6	H: 0 LOB: 0 BB: 0 P: 9	R: 0 E: 0 K: 0 S: 8	H: 0 LOB: 0 BB: 0 P: 10	R: 3 E: 0 K: 0 S: 14	H: 4 LOB: 2 BB: 1 P: 26	1B: 9 2B: 0 3B: 0 HR: 2	SF: 0 SAC: 0 DP: 0 HBP: 1	W/P: 0 P/B: 0 SB: 1 CS: 0	PA: 55
PITCHER	IP 7.0	WLS 28	BF 5	H 2	R 2	ER 2	SO 7	BB 2	IBB 0	HBP 0	BLK 0	WP 0	HR 2	S 67	P 112	ERA 2.57	WHIP 1.000															
56 Joe Blanton, R ERA: 5.17	0.2	3	1	0	0	2	0	0	0	0	0	0	0	7	11	0.00	1.500															
61 Chan Ho Park, R ERA: 6.4	1.1	6	1	0	0	2	1	0	0	0	0	0	0	18	30	0.00	1.500															
16 J.C. Romero, L ERA: 2.33	1.0	4	0	0	0	3	0	0	1	0	0	0	0	10	17	0.00	0.000															
46 Ryan Madson, R ERA: 2.01	1.0	3	0	0	0	0	0	0	0	0	0	0	0	6	9	0.00	0.000															
55 Clay Condrey, R ERA: 2.2																																

Boston Red Sox @ Philadelphia Phillies
Citizens Bank Park, Philadelphia, PA
Fri Jun 12 2009, 7:05 PM EDT
Att. 45,321 - Cloudy - 83 F

AB 48
R 5
H 11
RBI 5
BB 4
SO 14
LOB 16



Batter	1	2	3	4	5	6	7	8	9	10	11	12	13	AB	R	H	RBI	BB	SO	LOB	BOTTOM						
11 Jimmy Rollins, S OBP: 0.266, SLG: 0.326	G6-3	G6-3	G4-3	G4-3	G4-3	P6	P6	F7	F7	FC4-6	FC4-6	G6-3	G6-3	6	0	0	0	0	0	3							
26 Chase Utley, L OBP: 0.431, SLG: 0.574	K	K	P4	P4	P4	K	K	K	K	F7	F7	F7	F7	5	0	0	0	1	3	2							
28 Jayson Werth, R OBP: 0.351, SLG: 0.417	BB	BB	F8	F8	F8	BB	BB	BB	BB	BB	BB	BB	BB	4	0	0	0	2	3	1							
6 Ryan Howard, L OBP: 0.327, SLG: 0.569	G4-3	G4-3	G4-3	G4-3	G4-3	K	K	K	K	K	K	K	K	6	1	1	1	0	4	3							
29 Raul Ibanez, L OBP: 0.383, SLG: 0.675	BB	BB	BB	BB	BB	K	K	K	K	K	K	K	K	4	1	2	0	1	2	0							
8 Shane Victorino, S OBP: 0.336, SLG: 0.449	BB	BB	BB	BB	BB	K	K	K	K	K	K	K	K	5	0	1	0	1	2	3							
7 Pedro Feliz, R ERA: 4.76	G5-3	G5-3	G5-3	G5-3	G5-3	K	K	K	K	K	K	K	K	3	0	0	0	0	2	1							
16 J.C. Romero, S ERA: 2.33	G5-3	G5-3	G5-3	G5-3	G5-3	K	K	K	K	K	K	K	K	1	0	0	0	0	0	1							
46 Ryan Madson, L ERA: 2.01	G5-3	G5-3	G5-3	G5-3	G5-3	K	K	K	K	K	K	K	K	0	0	0	0	0	0	0							
19 Greg Deeks, L ERA: 3.96	G5-3	G5-3	G5-3	G5-3	G5-3	K	K	K	K	K	K	K	K	1	0	0	0	1	2	0							
38 Kyle Kendrick, R ERA: 2.2	G5-3	G5-3	G5-3	G5-3	G5-3	K	K	K	K	K	K	K	K	0	0	0	0	0	0	0							
51 Carlos Ruiz, R OBP: 0.402, SLG: 0.462	G4-3	G4-3	G4-3	G4-3	G4-3	K	K	K	K	K	K	K	K	5	0	1	0	0	2	1							
56 Joe Blanton, R OBP: 0.200, SLG: 0.059	G4-3	G4-3	G4-3	G4-3	G4-3	K	K	K	K	K	K	K	K	2	0	0	0	0	1	1							
61 Chan Ho Park, R OBP: 0.231, SLG: 0.354	G4-3	G4-3	G4-3	G4-3	G4-3	K	K	K	K	K	K	K	K	0	0	0	0	0	0	0							
4 Eric Bruntlett, R OBP: 0.250, SLG: 0.234	G4-3	G4-3	G4-3	G4-3	G4-3	K	K	K	K	K	K	K	K	1	0	0	0	0	0	1							
Inning Stats	R: 0 E: 0 K: 1 S: 9	H: 0 LOB: 1 BB: 1 P: 18	R: 1 E: 0 K: 0 S: 13	H: 2 LOB: 1 BB: 0 P: 19	R: 0 E: 0 K: 0 S: 9	H: 0 LOB: 0 BB: 0 P: 12	R: 0 E: 0 K: 3 S: 9	H: 0 LOB: 0 BB: 0 P: 14	R: 0 E: 0 K: 3 S: 15	H: 0 LOB: 0 BB: 0 P: 19	R: 0 E: 0 K: 2 S: 8	H: 0 LOB: 1 BB: 0 P: 13	R: 0 E: 0 K: 0 S: 6	H: 1 LOB: 1 BB: 0 P: 9	R: 0 E: 0 K: 0 S: 7	H: 1 LOB: 2 BB: 1 P: 24	R: 0 E: 0 K: 0 S: 7	H: 1 LOB: 0 BB: 0 P: 9	R: 0 E: 0 K: 0 S: 11	H: 1 LOB: 2 BB: 1 P: 19	1B: 2 2B: 2 3B: 0 HR: 1	SF: 0 SAC: 0 DP: 1 HBP: 3	W/P: 0 P/B: 0 SB: 0 CS: 0	PA: 51			
PITCHER	IP 7.0	WLS 25	BF 2	H 1	R 1	ER 1	SO 11	BB 2	IBB 0	HBP 0	BLK 0	WP 0	HR 0	S 74	P 116	ERA 1.29	WHIP 0.571										
31 Jon Lester, L ERA: 2.33	1.0	H	4	0	0	0	2	0	0	0	0	0	0	10	16	0.00	0.000										
37 Hideki Okajima, L ERA: 2.33	1.0	B	5	1	1	1	1	1	0	0	0	1	12	20	9.00	2.000											
63 Justin Masterson, R ERA: 3.96	2.1	W	11	2	0	0	3	0	1	1	0	0	0	27	42	0.00	0.857										
24 Takashi Saito, R ERA: 2.45	0.2	W	1	0	0	0	0	0	0	0	0	0	0	4	6	0.00	0.000										

Boston Red Sox @ Philadelphia Phillies
Citizens Bank Park, Philadelphia, PA
Fri Jun 12 2009, 7:05 PM EDT
Att. 45,321 - Cloudy - 83 F

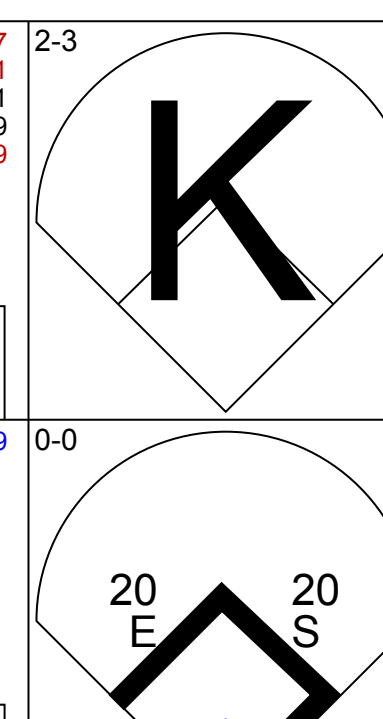
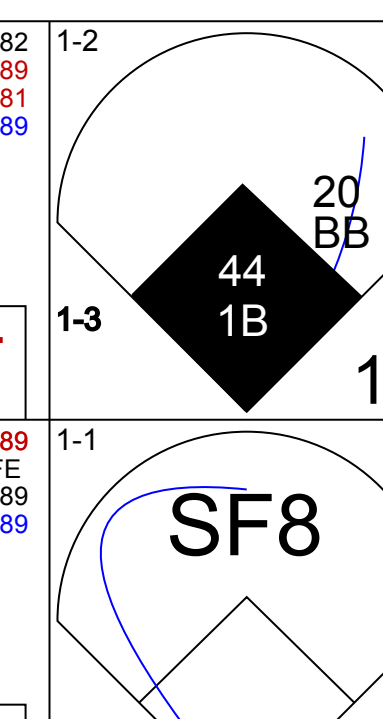
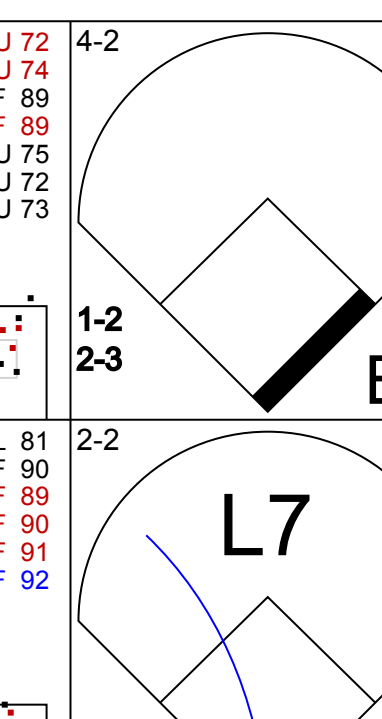
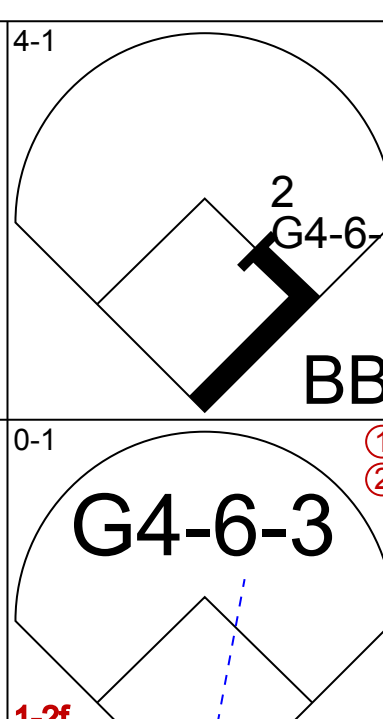
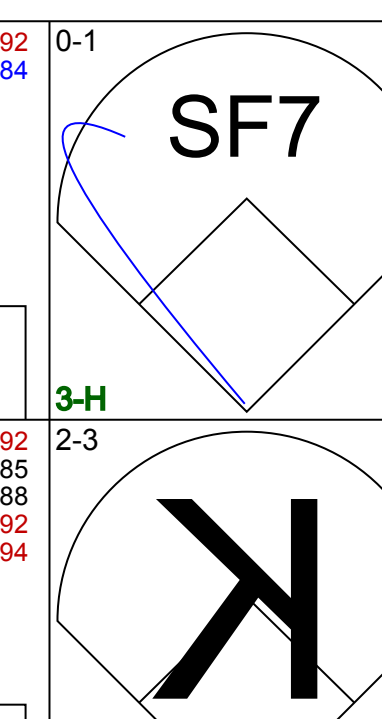
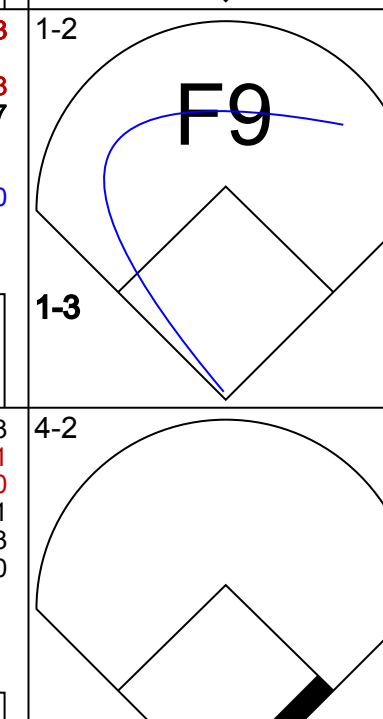
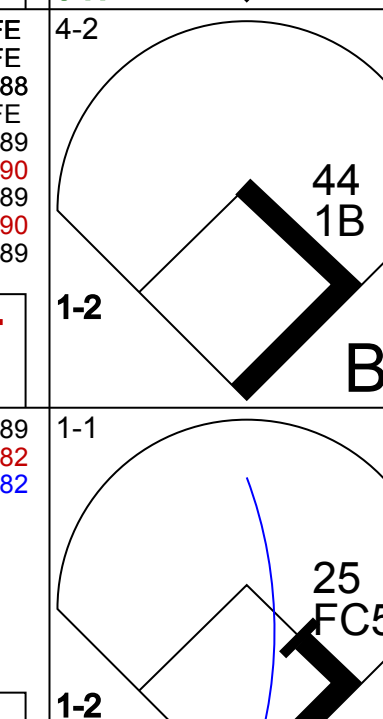

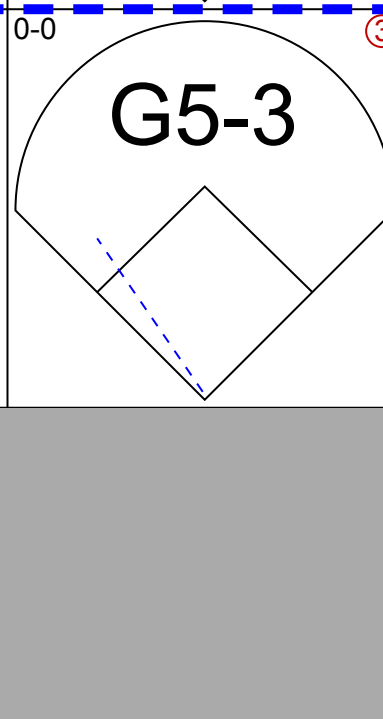
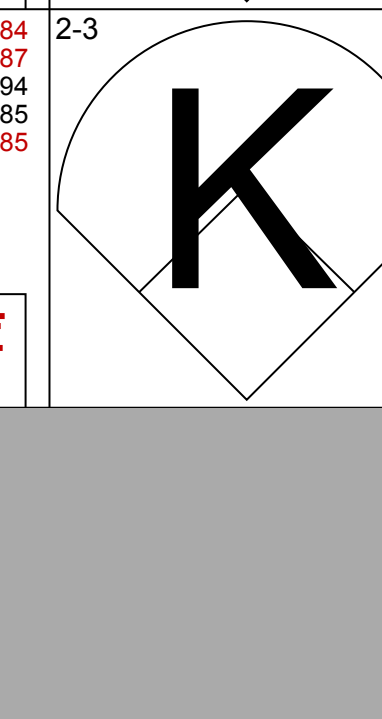
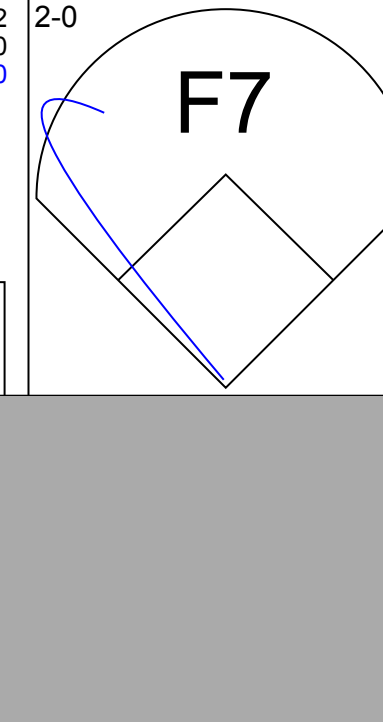
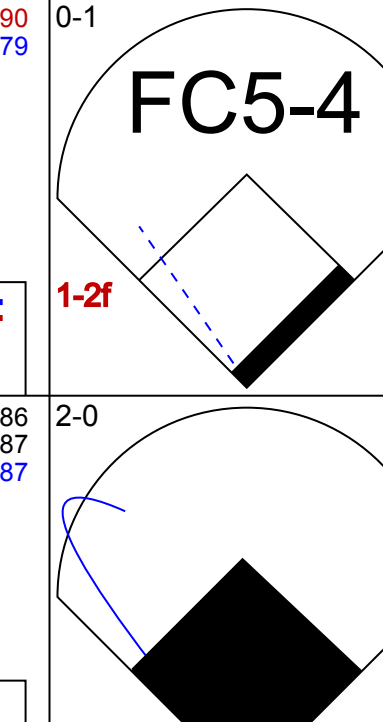
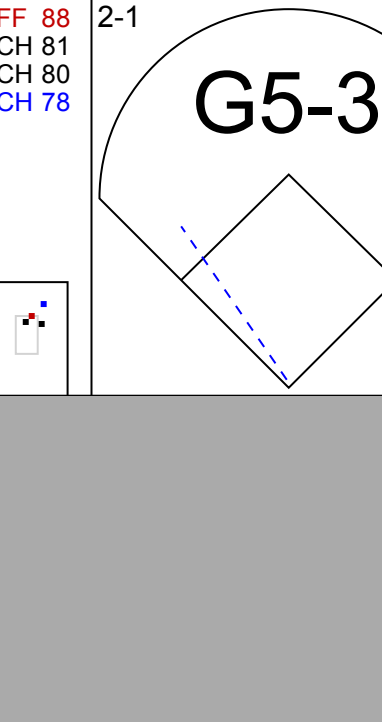



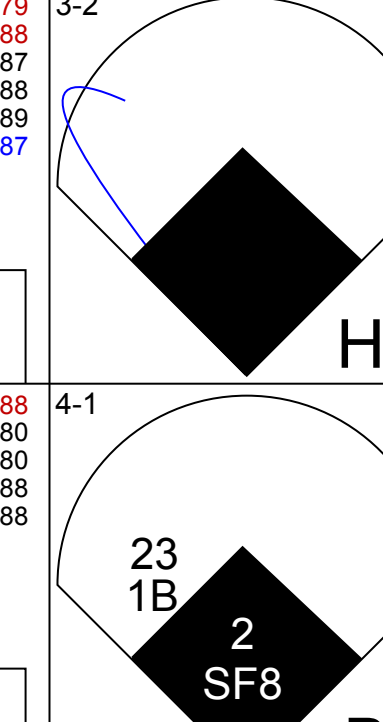

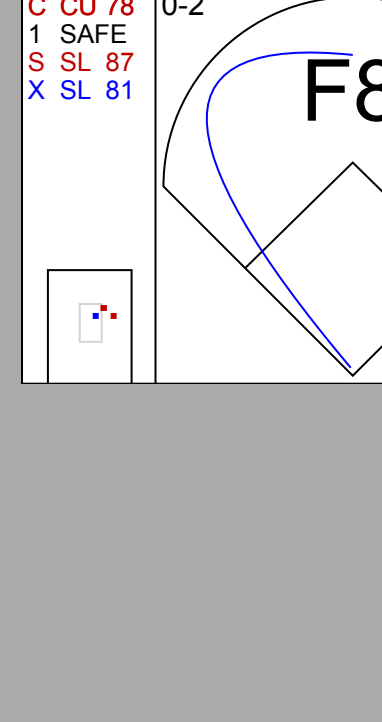
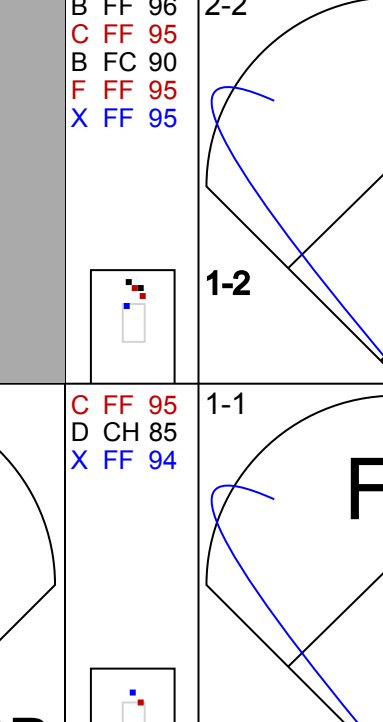

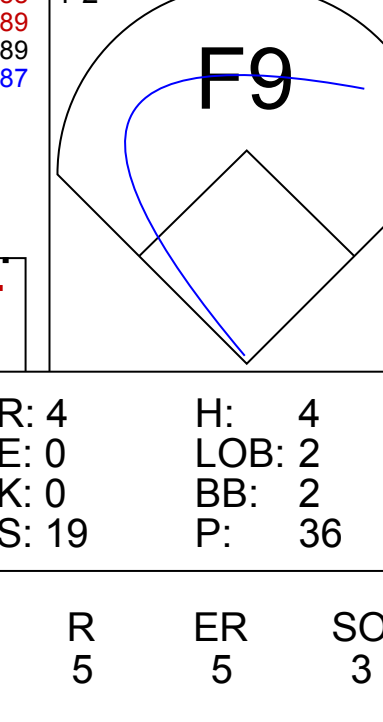
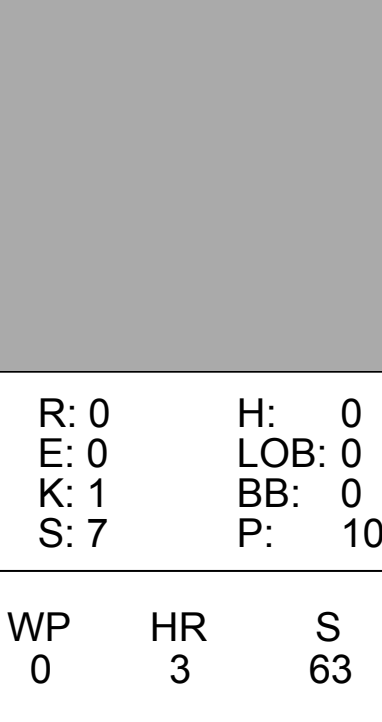
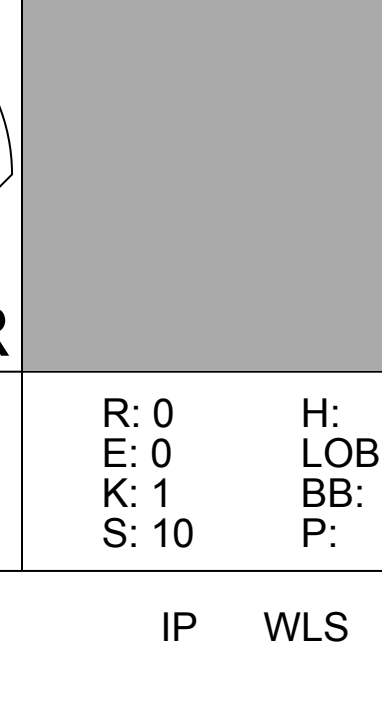
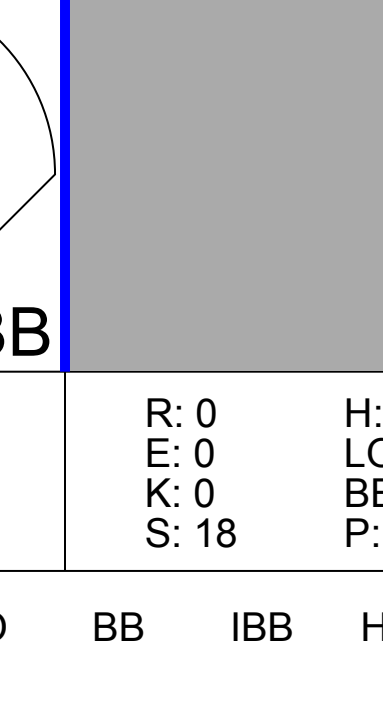
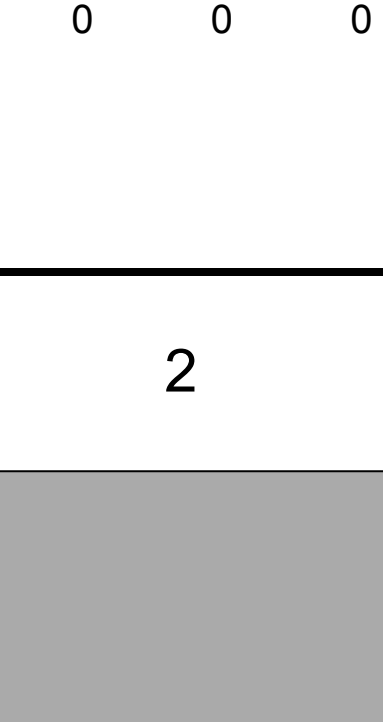
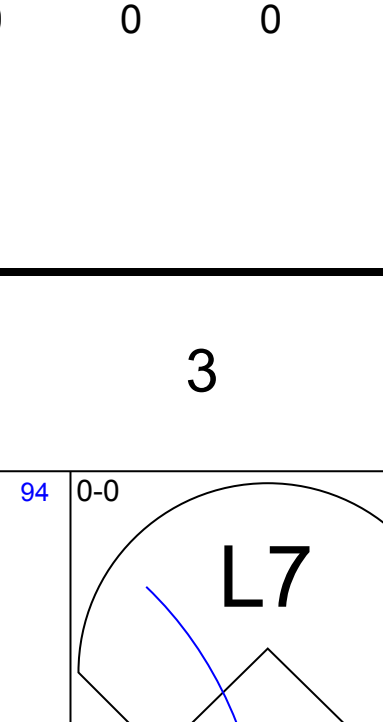
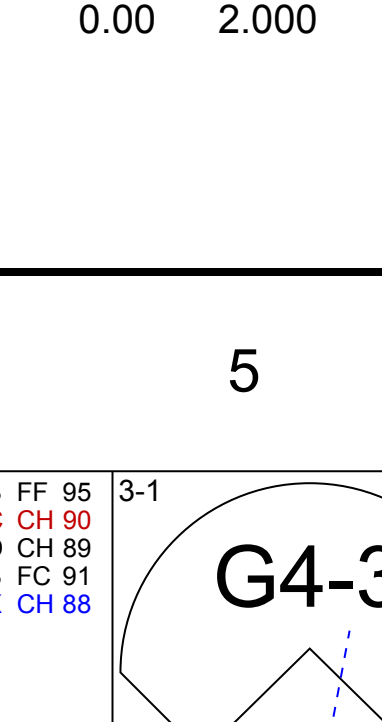
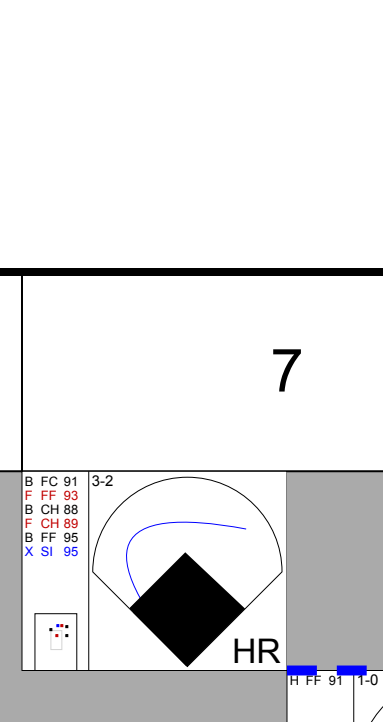
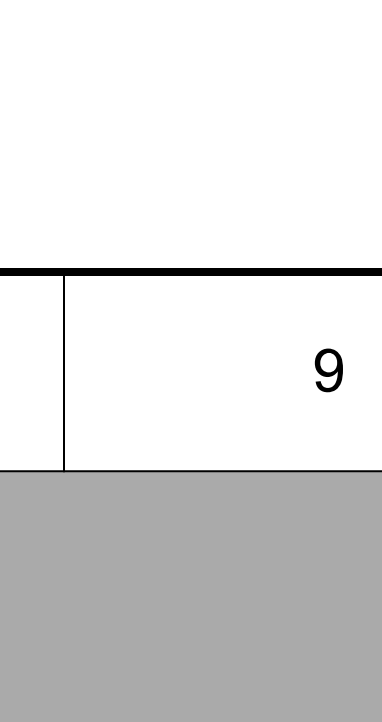

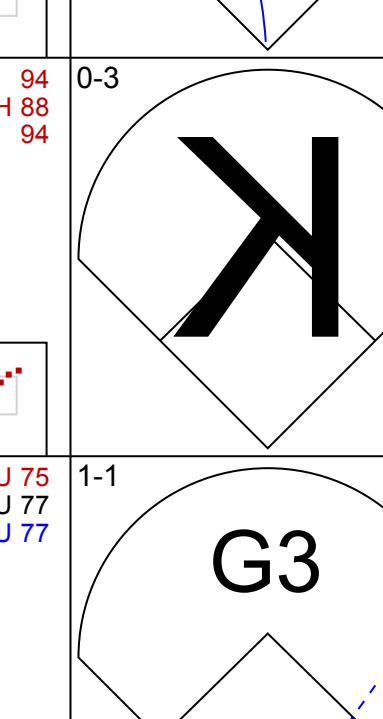
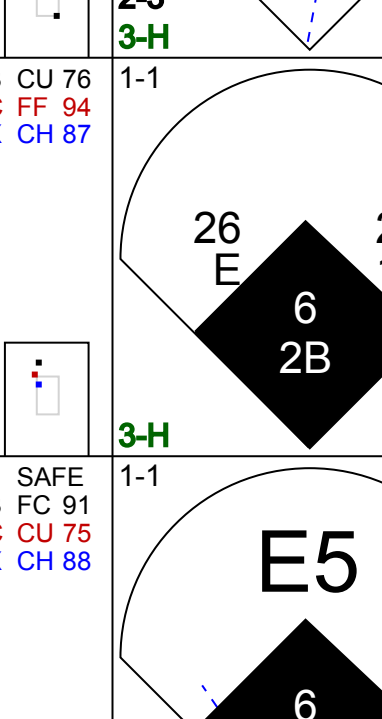
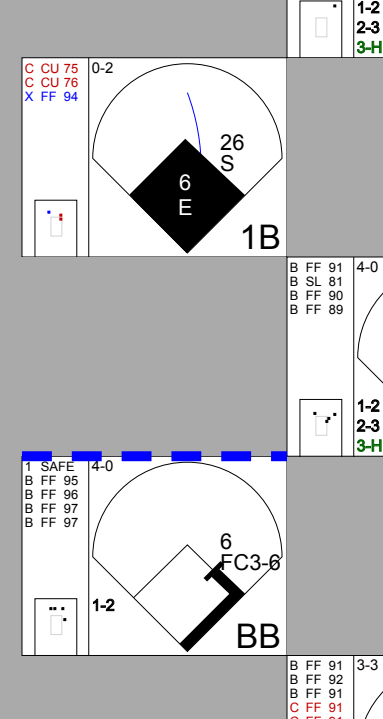



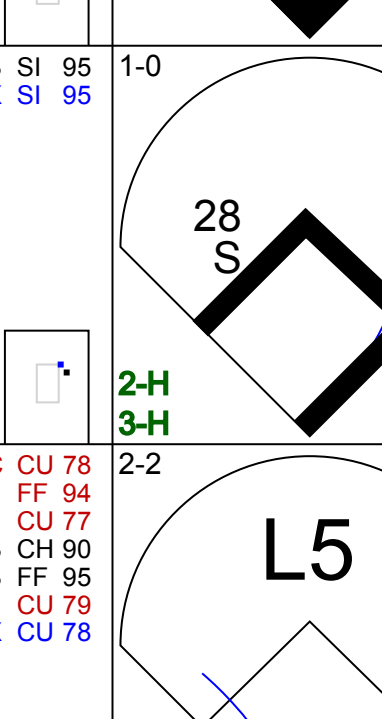
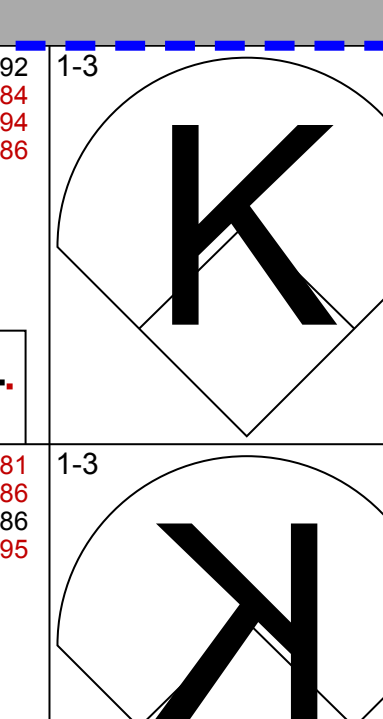
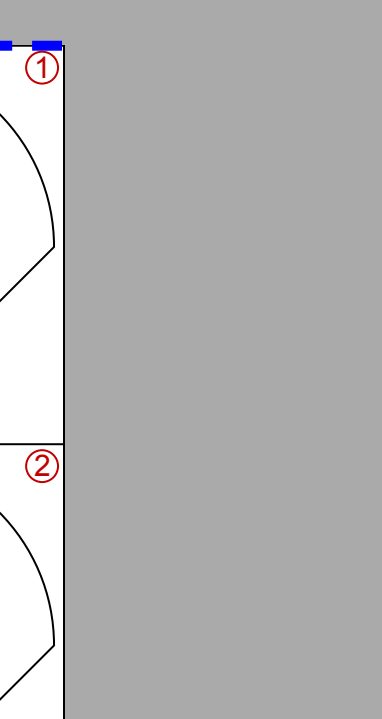
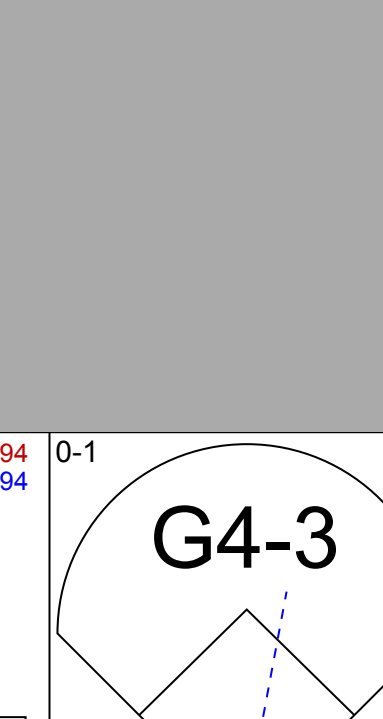

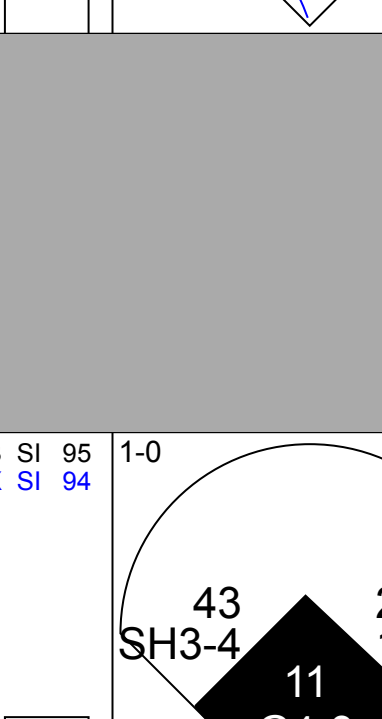
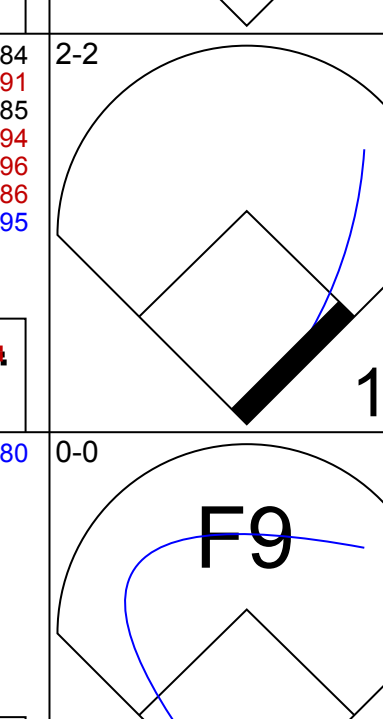
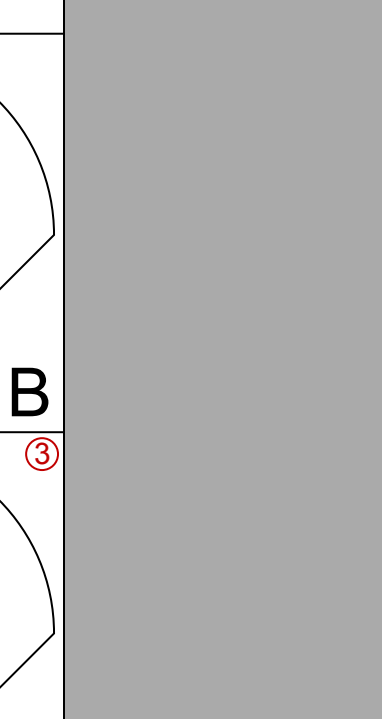


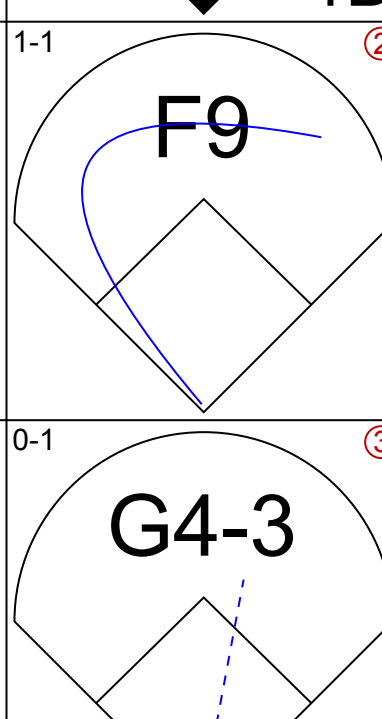
AB 43
R 2
H 5
RBI 2
BB 5
SO 20
LOB 19



Batter	1	2	3	4	5	6	7	8	9	AB	R	H	RBI	BB	SO	LOB	TOP					
15 Dustin Pedroia, R OBP: 0.393, SLG: 0.380	P3	G6-3		F8	1B		FC6-4 20 BB 44 SF7 2 1B	FC5-4		6	1	1	1	0	0	4	Boston Red Sox @ Philadelphia Phillies Citizens Bank Park, Philadelphia, PA Sat Jun 13 2009, 7:05 PM EDT Att: 45,202 - Overcast - 71 F					
2 Jacoby Ellsbury, L OBP: 0.354, SLG: 0.385	20 F 44 S 20 S	F9					44 SF7 20 BB	HR		3	2	2	2	3	0	0						
20 Kevin Youkilis, R OBP: 0.469, SLG: 0.625	44 F 44 HR	K		K	F8		44 SF7	44 FC6-4		3	1	0	0	3	2	5						
44 Jason Bay, R OBP: 0.400, SLG: 0.596	HR		P3		FC6-4 5 33 2B	G5-3	SF7	FC6-4 25 BB		5	2	2	3	0	0	1						
25 Mike Lowell, R OBP: 0.339, SLG: 0.510	23 1B	P1			5 FC6-4			22 G5-4-3		4	1	3	0	2	0	0						
5 Rocco Baldelli, R OBP: 0.328, SLG: 0.400										2	2	0	0	2	0	3						
37 Hideki Okajima, L										1	0	0	0	0	0	3						
56 Ramon E Ramirez, R	23 1B									0	0	0	0	0	0	0						
22 Nick Green, R OBP: 0.327, SLG: 0.407	23 E									1	0	0	0	0	0	2						
58 Jonathan Papelbon, R										0	0	0	0	0	0	0						
33 Jason Varitek, S OBP: 0.325, SLG: 0.482	K			K	23 1B 15 1B	K		G3		5	1	1	1	0	3	4						
23 Julio Lugo, R OBP: 0.361, SLG: 0.398	E8			18 FC4-5	2 1B 15 1B		15 FC6-4 2 1B	K		5	1	4	2	0	1	0						
18 Daisuke Matsuzaka, R										2	0	0	0	0	0	2						
34 David Ortiz, L OBP: 0.298, SLG: 0.336	P5			FC4-5 2 BB	K		15 FC6-4	15 FC5-4		1	0	0	0	0	1	2						
17 Manny Delcarmen, R										0	0	0	0	0	0	0						
7 J.D. Drew, L OBP: 0.392, SLG: 0.505										0	0	0	0	1	0	0						
Inning Stats	R: 5 E: 2 K: 1 S: 17	H: 3 LOB: 1 BB: 3 P: 38	R: 0 E: 0 K: 1 S: 10	H: 0 LOB: 0 BB: 0 P: 13	R: 0 E: 0 K: 1 S: 12	H: 1 LOB: 2 BB: 1 P: 22	R: 0 E: 0 K: 1 S: 12	H: 1 LOB: 3 BB: 1 P: 21	R: 3 E: 0 K: 1 S: 22	H: 5 LOB: 3 BB: 1 P: 37	R: 0 E: 0 K: 1 S: 11	H: 1 LOB: 1 BB: 0 P: 15	R: 2 E: 0 K: 0 S: 12	H: 2 LOB: 3 BB: 2 P: 26	R: 0 E: 0 K: 1 S: 9	H: 0 LOB: 1 BB: 1 P: 15	R: 1 E: 0 K: 0 S: 11	H: 1 LOB: 1 BB: 2 P: 23	1B: 7 2B: 4 3B: 0 HR: 2	SF: 1 SAC: 0 DP: 1 HBP: 1	WP: 0 PB: 0 SB: 1 CS: 0	PA: 51
PITCHER	IP WLS BF H R ER SO BB IBB HBP BLK WP HR S P ERA WHIP																					
58 Antonio Bastardo, L ERA: 5.25	(1, 1) 1.0 L 9 3 5 4 1 3 0 0 0 0 0 1 17 38 36.00 6.000																					
37 Chad Durbin, R ERA: 3.86	(2, 1) 3.0 12 1 0 0 3 2 0 0 0 0 0 0 34 56 0.00 1.000																					
57 Jack Taschner, L ERA: 4.78	(5, 1) 1.0 9 5 3 3 1 1 0 0 0 0 0 0 22 37 27.00 6.000																					
53 Sergio Escalona, L ERA: 4.15	(6, 1) 2.0 12 3 2 2 1 1 1 1 0 0 0 0 23 41 9.00 2.000																					
55 Clay Condrey, R ERA: 2.14	(8, 1) 1.0 4 0 0 0 1 1 0 0 0 0 0 0 9 15 0.00 1.000																					
16 J.C. Romero, L ERA: 1.23	(9, 1) 1.0 5 1 1 1 0 2 0 0 0 0 0 0 11 23 9.00 3.000																					

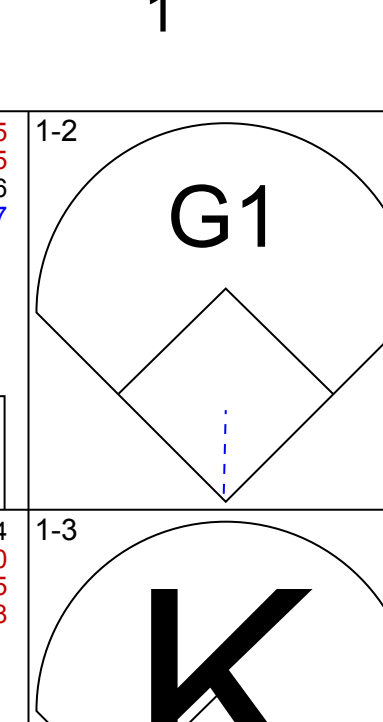
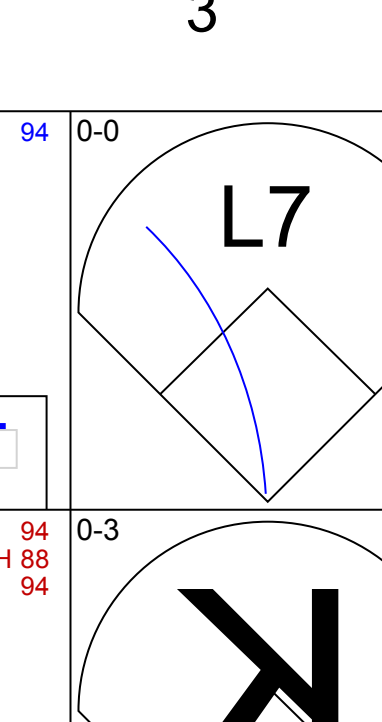
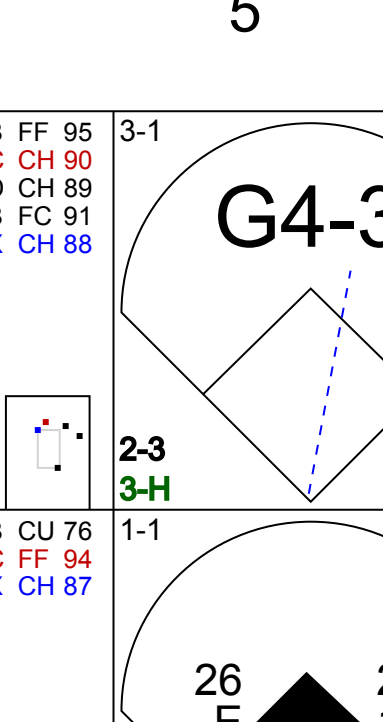
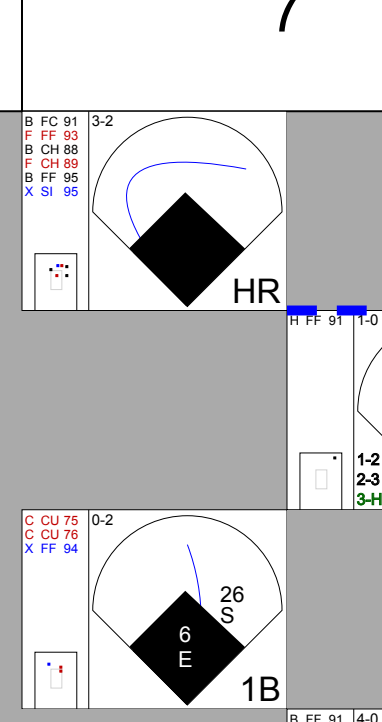
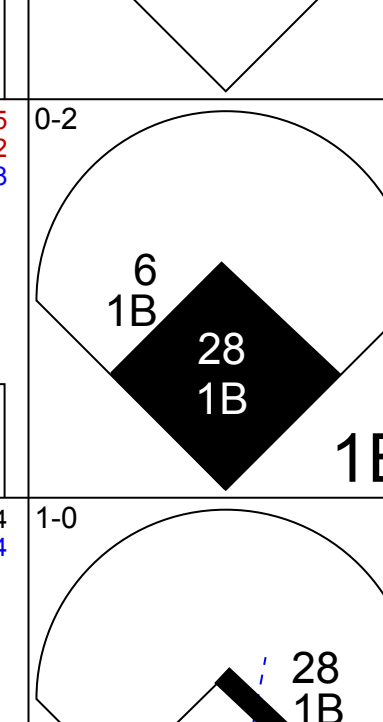
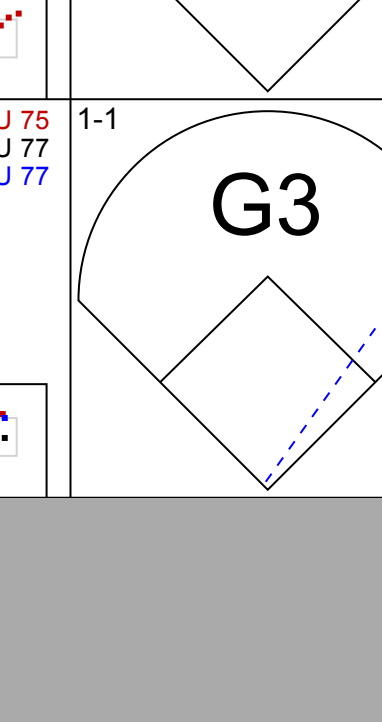
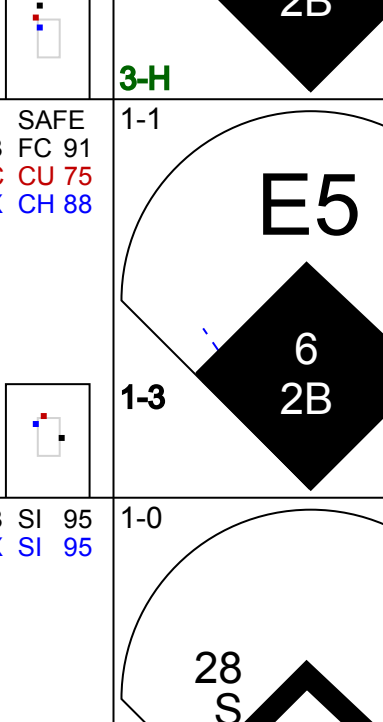
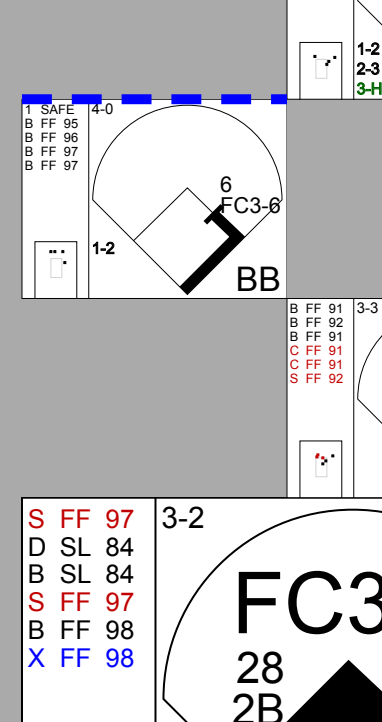
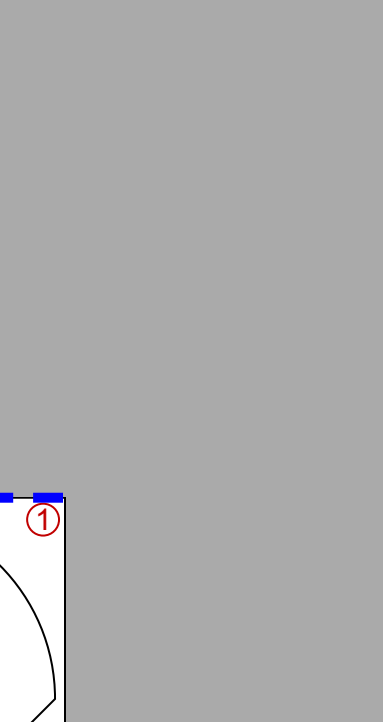
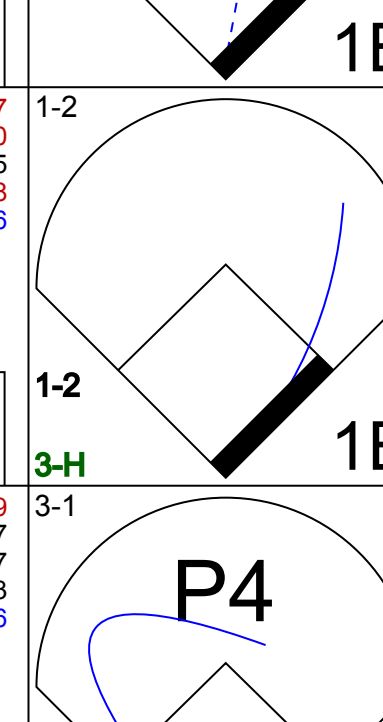

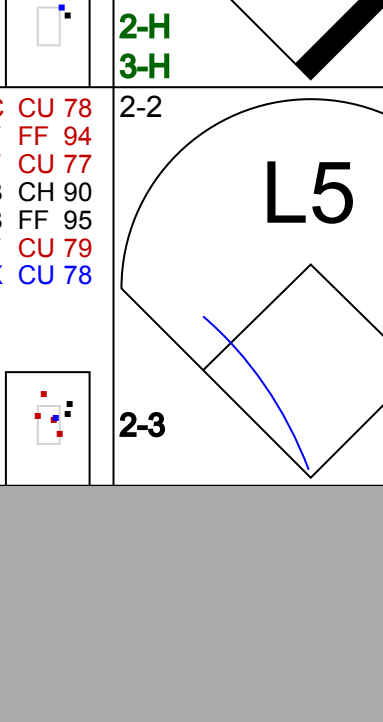
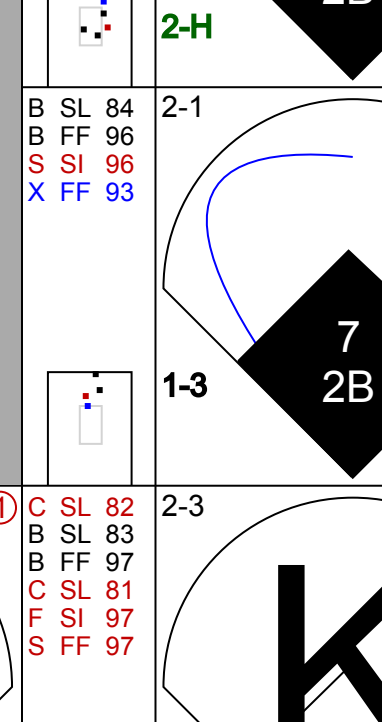
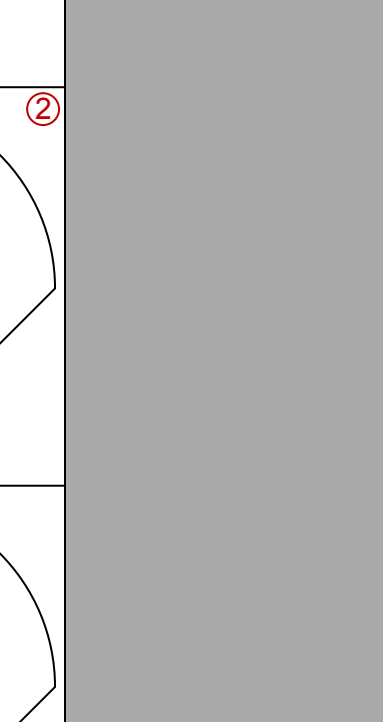


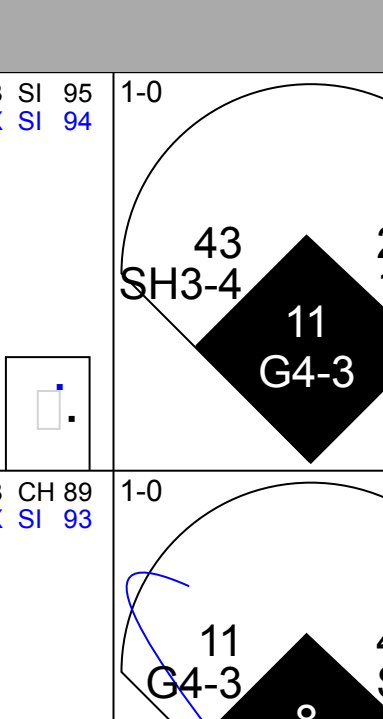
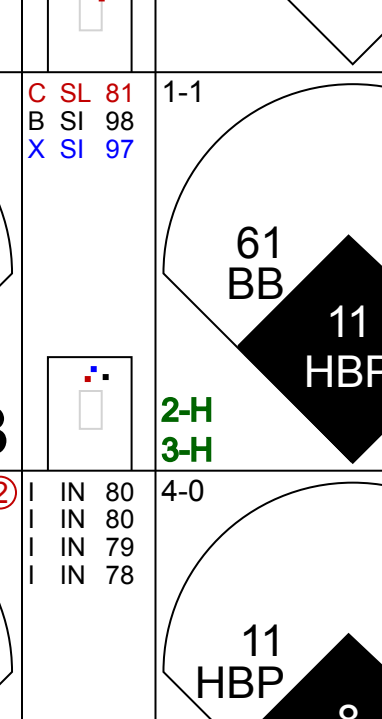
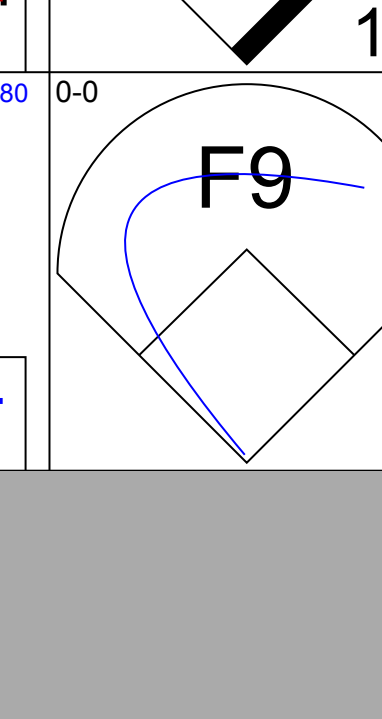
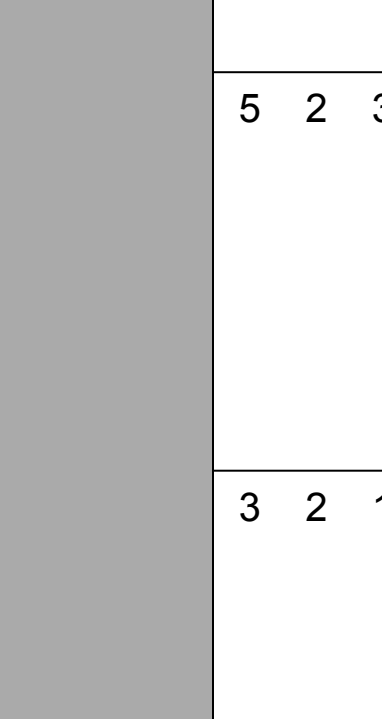
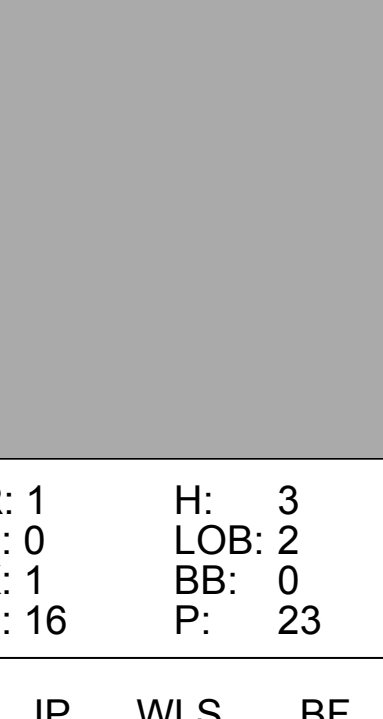
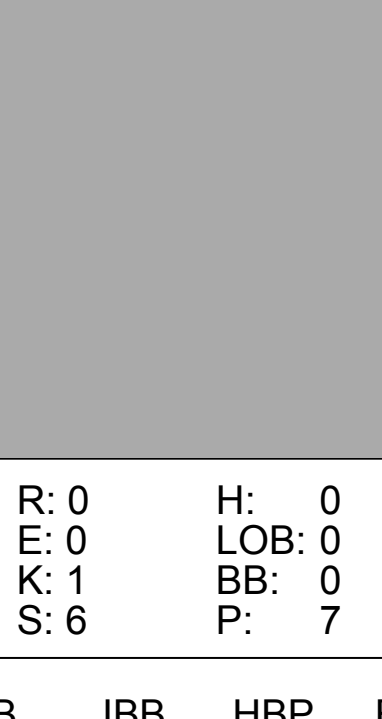
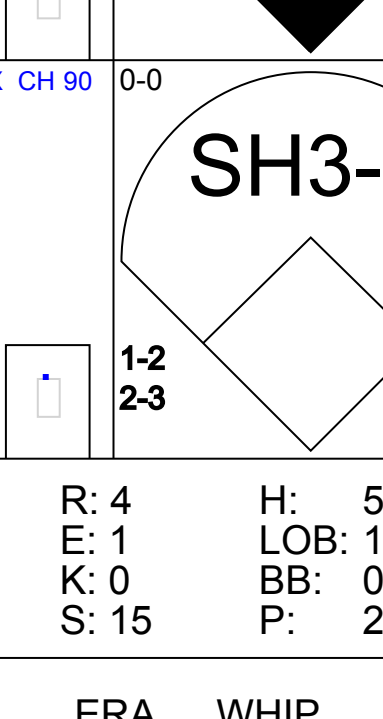
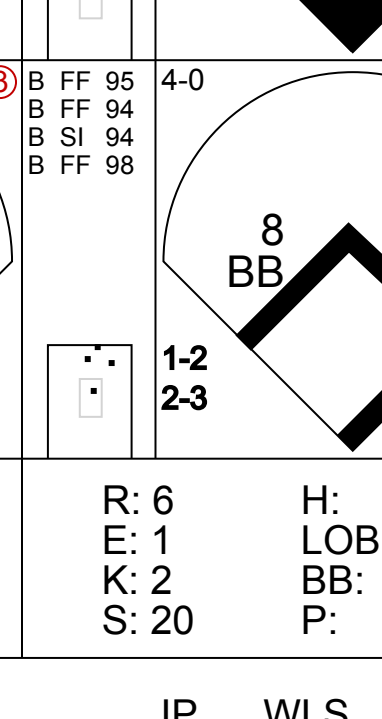

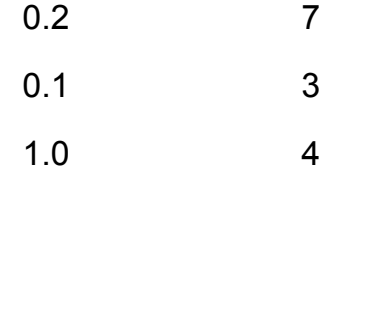
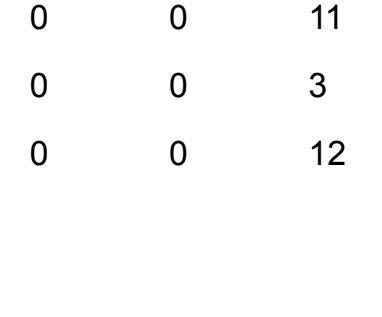









Batter	1	2	3	4	5	6	7	8	9	AB	R	H	RBI	BB	SO	LOB	BOTTOM					
11 Jimmy Rollins, S OBP: 0.252, SLG: 0.319	L6		F8	F7		G5-3		F7		5	0	0	0	0	0	1	Boston Red Sox @ Philadelphia Phillies Citizens Bank Park, Philadelphia, PA Sat Jun 13 2009, 7:05 PM EDT Att: 45,202 - Overcast - 71 F					
8 Shane Victorino, S OBP: 0.333, SLG: 0.448	P2		26 2B	G4-3		G3-1		P5		5	1	1	0	0	0	1						
26 Chase Utley, L OBP: 0.435, SLG: 0.579	F8				6 1B 28 1B	F7		29 DI		5	1	3	1	0	0	0						
6 Ryan Howard, L OBP: 0.328, SLG: 0.566		28 FC4-6 1B	L5		51 1B 28 1B		K	F7		5	0	2	0	0	1	2						
29 Raul Ibanez, L OBP: 0.380, SLG: 0.678	K			HR	P4		F8	K		5	1	1	1	0	2	4						
28 Jayson Werth, R OBP: 0.357, SLG: 0.436	FC4-6 7 1B			7 HR	51 1B		HR			4	2	3	2	0	0	1						
7 Pedro Feliz, R OBP: 0.360, SLG: 0.437							G6-3			4	1	2	2	0	1	2						
51 Carlos Ruiz, R OBP: 0.405, SLG: 0.459	P4							P2		3	0	1	0	1	0	2						
58 Antonio Bastardo, R ERA: 5.25										0	0	0	0	0	0	0						
37 Chad Durbin, R ERA: 3.86										1	0	0	0	0	1	0						
57 Jack Taschner, L ERA: 4.78										0	0	0	0	0	1	3						
53 Sergio Escalona, L ERA: 4.15										0	0	0	0	0	0	0						
55 Clay Condrey, R ERA: 2.14										0	0	0	0	0	1	0						
12 Matt Stairs, L ERA: 1.83										0	0	0	0	0	0	0						
Inning Stats	R: 0 E: 0 K: 0 S: 10	H: 0 LOB: 0 BB: 0 P: 14	R: 0 E: 0 K: 1 S: 18	H: 2 LOB: 0 BB: 0 P: 25	R: 1 E: 0 K: 1 S: 19	H: 2 LOB: 1 BB: 0 P: 27	R: 3 E: 0 K: 1 S: 14	H: 3 LOB: 1 BB: 1 P: 25	R: 1 E: 0 K: 2 S: 22	H: 4 LOB: 3 BB: 0 P: 34	R: 0 E: 0 K: 0 S: 6	H: 0 LOB: 0 BB: 0 P: 7	R: 1 E: 0 K: 1 S: 12	H: 1 LOB: 0 BB: 0 P: 18	R: 0 E: 0 K: 1 S: 9	H: 0 LOB: 0 BB: 0 P: 12	R: 0 E: 0 K: 1 S: 9	H: 1 LOB: 1 BB: 0 P: 14	1B: 8 2B: 2 3B: 0 HR: 3	SF: 0 SAC: 0 DP: 0 HBP: 0	WP: 0 PB: 0 SB: 0 CS: 0	PA: 41
PITCHER	IP WLS BF H R ER SO BB IBB HBP BLK WP HR S P ERA WHIP																					
18 Daisuke Matsuzaka, R ERA: 7.56	(1, 1) 4.0 20 7 4 4 3 1 0 0 0 0 0 0 2 61 91 9.00 2.000																					
17 Manny Delcarmen, R ERA: 2.33	(5, 1) 1.0 7 4 1 1 2 0 0 0 0 0 0 0 22 34 9.00 4.000																					
37 Hideki Okajima, L ERA: 2.45	(6, 1) 2.0 W 7 1 1 1 1 0 0 0 0 0 0 1 18 25 4.50 0.500																					
56 Ramon E Ramirez, R ERA: 2.03	(8, 1) 1.0 3 0 0 0 1 1 0 0 0 0 0 0 0 9 12 0.00 0.000																					
58 Jonathan Papelbon, R ERA: 1.83	(9, 1) 1.0 4 1 0 0 1 0 0 0 0 0 0 0 9 14 0.00 1.000																					



Batter	1	2	3	4	5	6	7	8	9	AB	R	H	RBI	BB	SO	LOB	TOP					
23 Julio Lugo, R OBP: 0.373, SLG: 0.400										2	1	1	1	2	1	0	Boston Red Sox @ Philadelphia Phillies Citizens Bank Park, Philadelphia, PA Sun Jun 14 2009, 1:35 PM EDT Att: 45,141 - Cloudy - 74 F					
2 Jacoby Ellsbury, L OBP: 0.351, SLG: 0.383										4	0	1	1	0	1	5						
20 Kevin Youkilis, R OBP: 0.463, SLG: 0.610										4	0	0	0	1	2	2						
44 Jason Bay, R OBP: 0.404, SLG: 0.595										4	0	2	1	1	0	0						
25 Mike Lowell, R OBP: 0.336, SLG: 0.504										5	0	1	0	0	0	5						
5 Rocco Baldelli, R OBP: 0.329, SLG: 0.444										3	1	1	1	0	0	0						
11 Mark Kotsay, L OBP: 0.316, SLG: 0.444										2	0	0	0	0	1	2						
22 Nick Green, R OBP: 0.336, SLG: 0.436										5	1	3	1	0	0	1						
16 George Kottaras, L OBP: 0.297, SLG: 0.364										3	2	1	0	2	0	2						
19 Josh Beckett, R OBP: 0.333, SLG: 1.333										3	1	1	1	0	1	3						
51 Daniel Bard, R OBP: 0.287, SLG: 0.333										0	0	0	0	0	0	0						
24 Takashi Saito, L OBP: 0.301, SLG: 0.336										0	0	0	0	0	0	0						
34 David Ortiz, L OBP: 0.301, SLG: 0.336										0	0	0	0	1	0	0						
63 Justin Masterson, R ERA: 1.95										0	0	0	0	0	0	0						
Inning Stats	R: 0 E: 0 K: 1 S: 10	H: 1 LOB: 2 BB: 1 P: 19	R: 4 E: 0 K: 0 S: 19	H: 4 LOB: 2 BB: 2 P: 36	R: 0 E: 0 K: 1 S: 18	H: 1 LOB: 3 BB: 2 P: 29	R: 0 E: 0 K: 1 S: 7	H: 0 LOB: 0 BB: 0 P: 10	R: 0 E: 0 K: 0 S: 5	H: 0 LOB: 0 BB: 0 P: 6	R: 1 E: 0 K: 0 S: 5	H: 1 LOB: 0 BB: 0 P: 9	R: 0 E: 0 K: 1 S: 10	H: 1 LOB: 1 BB: 0 P: 12	R: 1 E: 1 K: 2 S: 18	H: 1 LOB: 1 BB: 0 P: 29	R: 0 E: 0 K: 0 S: 18	H: 2 LOB: 2 BB: 0 P: 28	1B: 7 2B: 1 3B: 0 HR: 3	SF: 2 SAC: 0 DP: 1 HBP: 0	WP: 0 PB: 0 SB: 1 CS: 0	PA: 44
PITCHER	IP WLS BF H R ER SO BB IBB HBP BLK WP HR S P ERA WHIP																					
43 J.A. Happ, L ERA: 3.53	5.2		29	7	5	5	3	6	0	0	0	0	0	0	3	63	108	7.94	2.294			
61 Chan Ho Park, R ERA: 6.09	2.1	W	10	2	1	0	3	1	0	0	0	0	0	0	29	42	0.00	1.286				
46 Ryan Madson, R ERA: 1.95	1.0		5	2	0	0	0	0	0	0	0	0	0	0	18	28	0.00	2.000				

AB 35
R 6
H 11
RBI 6
BB 7
SO 6
LOB 20



Batter	1	2	3	4	5	6	7	8	9	AB	R	H	RBI	BB	SO	LOB	BOTTOM			
11 Jimmy Rollins, S OBP: 0.254, SLG: 0.330										4	1	1	3	0	0	1	Boston Red Sox @ Philadelphia Phillies Citizens Bank Park, Philadelphia, PA Sun Jun 14 2009, 1:35 PM EDT Att: 45,141 - Cloudy - 74 F			
8 Shane Victorino, S OBP: 0.338, SLG: 0.449										4	2	2	2	1	2	0				
26 Chase Utley, L OBP: 0.438, SLG: 0.577										4	2	2	0	1	1	3				
6 Ryan Howard, L OBP: 0.330, SLG: 0.566										5	1	2	2	0	2	1				
28 Jayson Werth, R OBP: 0.358, SLG: 0.440										5	1	2	1	0	2	1				
19 Greg Dobbs, L OBP: 0.250, SLG: 0.316										4	0	0	0	0	1	4				
4 Eric Bruntlett, R OBP: 0.263, SLG: 0.250										1	0	1	0	0	0	0				
7 Pedro Feliz, R OBP: 0.365, SLG: 0.445										5	2	3	2	0	0	1				
27 Chris Coste, R OBP: 0.359, SLG: 0.430										3	2	1	0	1	1	1				
43 J.A. Happ, L ERA: 4.15										1	0	0	0	0	0	0				
61 Chan Ho Park, R OBP: 0.287, SLG: 0.333										1	0	0	0	1	0	1				
46 Ryan Madson, L ERA: 3.88										0	0	0	0	0	0	0				
Inning Stats	R: 1 E: 0 K: 1 S: 16	H: 3 LOB: 0 BB: 0 P: 23	R: 0 E: 0 K: 1 S: 9	H: 0 LOB: 0 BB: 0 P: 11	R: 0 E: 0 K: 1 S: 6	H: 0 LOB: 0 BB: 0 P: 7	R: 0 E: 0 K: 2 S: 9	H: 0 LOB: 0 BB: 0 P: 13	R: 0 E: 0 K: 0 S: 15	H: 5 LOB: 1 BB: 0 P: 25	R: 0 E: 0 K: 0 S: 12	H: 1 LOB: 1 BB: 0 P: 17	R: 0 E: 1 K: 2 S: 20	H: 4 LOB: 3 BB: 4 P: 51	R: 0 E: 0 K: 2 S: 12	H: 1 LOB: 1 BB: 0 P: 16	1B: 10 2B: 3 3B: 0 HR: 1	SF: 0 SAC: 1 DP: 0 HBP: 1	WP: 0 PB: 0 SB: 2 CS: 0	PA: 43
PITCHER	IP WLS BF H R ER SO BB IBB HBP BLK WP HR S P ERA WHIP																			
19 Josh Beckett, R ERA: 3.55	6.0	L	29	11	7	6	5	0	0	0	0	0	0	0	73	105	9.00	1.833		
51 Daniel Bard, R ERA: 3.55	0.2		7	2	2	2	1	2	1	0	0	0	0	0	11	31	27.00	6.000		
24 Takashi Saito, R ERA: 2.42	0.1		3	0	2	2	1	1	0	1	0	0	0	3	11	54.00	3.000			
63 Justin Masterson, R ERA: 3.88	1.0		4	1	0	0	2	0	0	0	0	0	0	12	16	0.00	1.000			

AB 37
R 11
H 14
RBI 10
BB 4
SO 9
LOB 13



Batter	1	2	3	4	5	6	7	8	9	AB	R	H	RBI	BB	SO	LOB	TOP										
8 Chris Coghlan, L (1, 7) OBP: 0.376, SLG: 0.390										4	0	2	2	0	1	0	Florida Marlins @ Boston Red Sox Fenway Park, Boston, MA Tue Jun 16 2009, 7:10 PM EDT Att: 38,149 - Partly Cloudy - 59 F										
7 Ross Gload, L (1, 3) OBP: 0.375, SLG: 0.457										4	0	0	0	0	1	2											
2 Hanley Ramirez, R (1, 6) OBP: 0.393, SLG: 0.515										4	0	1	0	0	1	1											
3 Jorge Cantu, R (1, 10) OBP: 0.331, SLG: 0.458										4	0	2	0	0	0	0											
27 Jeremy Hermida, L (1, 9) OBP: 0.371, SLG: 0.416										3	0	0	0	1	0	1											
6 Dan Uggla, R (1, 4) OBP: 0.380, SLG: 0.415										4	0	0	0	0	0	3											
12 Cody Ross, R (1, 8) OBP: 0.316, SLG: 0.476										3	0	0	0	0	2	1											
21 John Baker, L (1, 2) OBP: 0.331, SLG: 0.408										3	0	0	0	0	1	0											
1 Emilio Bonifacio, S (1, 5) OBP: 0.295, SLG: 0.302										3	2	2	0	0	0	0											
Inning Stats	R: 0 E: 0 K: 2 S: 7	H: 0 LOB: 0 BB: 0 P: 9	R: 0 E: 0 K: 0 S: 9	H: 1 LOB: 1 BB: 1 P: 19	R: 1 E: 0 K: 0 S: 13	H: 2 LOB: 1 BB: 0 P: 20	R: 0 E: 0 K: 0 S: 5	H: 0 LOB: 0 BB: 0 P: 7	R: 1 E: 0 K: 2 S: 14	H: 2 LOB: 1 BB: 0 P: 22	R: 0 E: 0 K: 0 S: 8	H: 1 LOB: 0 BB: 0 P: 16	R: 0 E: 0 K: 1 S: 8	H: 0 LOB: 0 BB: 0 P: 12	R: 0 E: 0 K: 0 S: 13	H: 0 LOB: 0 BB: 0 P: 20	R: 0 E: 0 K: 1 S: 8	H: 1 LOB: 1 BB: 0 P: 10	1B: 4 2B: 3 3B: 0 HR: 0	SF: 0 SAC: 0 DP: 1 HBP: 0	WP: 0 PB: 0 SB: 1 CS: 0	PA: 33					
PITCHER	IP	WLS	BF	H	R	ER	SO	BB	IBB	HBP	BLK	WP	HR	S	P	ERA	WHIP										
49 Tim Wakefield, R (1, 1) ERA: 4.39	6.0	W	23	6	2	2	4	1	0	0	0	0	0	56	93	3.00	1.167										
17 Manny Delcarmen, R (7, 1) ERA: 2.25	1.0		3	0	0	0	1	0	0	0	0	0	0	8	12	0.00	0.000										
24 Takashi Saito, R (8, 1) ERA: 2.31	1.0		3	0	0	0	0	0	0	0	0	0	0	13	20	0.00	0.000										
51 Daniel Bard, R (9, 1) ERA: 3.29	1.0		4	1	0	0	1	0	0	0	0	0	0	8	10	0.00	1.000										

Batter	1	2	3	4	5	6	7	8	9	AB	R	H	RBI	BB	SO	LOB	BOTTOM										
15 Dustin Pedroia, R (1, 4) OBP: 0.383, SLG: 0.381										5	1	2	0	0	0	1	Florida Marlins @ Boston Red Sox Fenway Park, Boston, MA Tue Jun 16 2009, 7:10 PM EDT Att: 38,149 - Partly Cloudy - 59 F										
7 J.D. Drew, L (1, 9) OBP: 0.392, SLG: 0.500										4	1	1	0	1	0	5											
20 Kevin Youkilis, R (1, 3) OBP: 0.462, SLG: 0.608										4	1	1	0	1	1	2											
44 Jason Bay, R (1, 7) OBP: 0.404, SLG: 0.589										4	0	1	2	1	0	2											
34 David Ortiz, L (1, 10) OBP: 0.308, SLG: 0.355										3	1	2	3	1	0	0											
25 Mike Lowell, R (1, 5) OBP: 0.331, SLG: 0.496										4	0	0	0	0	1	3											
2 Jacoby Ellsbury, L (1, 8) OBP: 0.353, SLG: 0.585										4	2	2	0	0	0	0											
22 Nick Green, R (1, 6) OBP: 0.340, SLG: 0.444										4	1	2	2	0	2	0											
16 George Kottaras, L (1, 2) OBP: 0.309, SLG: 0.373										4	1	2	1	0	0	1											
Inning Stats	R: 0 E: 0 K: 1 S: 8	H: 0 LOB: 1 BB: 1 P: 16	R: 1 E: 0 K: 1 S: 11	H: 2 LOB: 1 BB: 0 P: 14	R: 1 E: 0 K: 0 S: 11	H: 2 LOB: 1 BB: 0 P: 19	R: 6 E: 0 K: 0 S: 19	H: 6 LOB: 2 BB: 2 P: 40	R: 0 E: 0 K: 1 S: 16	H: 1 LOB: 2 BB: 0 P: 25	R: 0 E: 0 K: 0 S: 9	H: 0 LOB: 1 BB: 1 P: 19	R: 0 E: 0 K: 1 S: 6	H: 0 LOB: 0 BB: 0 P: 8	R: 0 E: 0 K: 0 S: 10	H: 2 LOB: 1 BB: 0 P: 12	1B: 10 2B: 2 3B: 0 HR: 1	SF: 0 SAC: 0 DP: 1 HBP: 0	WP: 0 PB: 0 SB: 2 CS: 0	PA: 40							
PITCHER	IP	WLS	BF	H	R	ER	SO	BB	IBB	HBP	BLK	WP	HR	S	P	ERA	WHIP										
41 Chris Volstad, R (1, 1) ERA: 4.75	3.2	L	21	9	8	8	2	2	0	0	0	0	0	44	79	19.64	3.000										
35 Burke Badenhop, R (4, 1) ERA: 3.79	4.1		19	4	0	0	2	2	0	0	0	0	0	46	74	0.00	1.385										

AB 32
R 2
H 7
RBI 2
BB 1
SO 6
LOB 8



AB 36
R 8
H 13
RBI 8
SO 4
LOB 14



Batter	1	2	3	4	5	6	7	8	9	AB	R	H	RBI	BB	SO	LOB	TOP			
8 Chris Coghlan, L (1, 7) OBP: 0.385, SLG: 0.387										3	0	1	0	0	0	0	Florida Marlins @ Boston Red Sox Fenway Park, Boston, MA Thu Jun 18 2009, 7:10 PM EDT Att: 37,577 - Drizzzie - 63 F livebaseballscorecards.com			
18 Wes Helms, R (1, 3) OBP: 0.295, SLG: 0.307										3	0	1	0	0	2	1				
2 Hanley Ramirez, R (1, 6) OBP: 0.393, SLG: 0.506										3	0	1	0	0	1	1				
3 Jorge Cantu, R (1, 10) OBP: 0.329, SLG: 0.453										3	0	1	0	0	3	3				
6 Dan Uggla, R (1, 4) OBP: 0.329, SLG: 0.428										3	1	1	1	0	0	3				
12 Cody Ross, R (1, 8) OBP: 0.312, SLG: 0.468										2	0	0	0	0	0	0				
29 Ronny Paulino, R (1, 2) OBP: 0.373, SLG: 0.480										2	1	2	1	0	0	0				
25 Brett Carroll, R (1, 9) OBP: 0.347, SLG: 0.422										2	0	1	0	0	0	1				
1 Emilio Bonifacio, S (1, 5) OBP: 0.289, SLG: 0.295										2	0	0	0	0	1	2				
Inning Stats	R: 0 E: 0 K: 2 S: 13	H: 1 LOB: 1 BB: 0 P: 21	R: 2 E: 0 K: 1 S: 23	H: 3 LOB: 1 BB: 0 P: 33	R: 0 E: 0 K: 0 S: 11	H: 2 LOB: 2 BB: 0 P: 16	R: 0 E: 0 K: 0 S: 10	H: 1 LOB: 1 BB: 0 P: 17	R: 0 E: 0 K: 1 S: 13	H: 0 LOB: 0 BB: 0 P: 18	R: 0 E: 0 K: 0 S: 5	H: 1 LOB: 1 BB: 0 P: 9						1B: 6 2B: 0 3B: 0 HR: 2	SF: 0 SAC: 0 DP: 0 HBP: 0	WP: 1 PB: 0 SB: 0 CS: 0
PITCHER 31 Jon Lester, L (1, 1) ERA: 4.69	IP: 5.0 WLS: L BF: 24	H: 8 R: 2 ER: 2 SO: 4	BB: 0 IBB: 0 HBP: 0 BLK: 0	WP: 1 HR: 2 S: 75 P: 114	ERA: 3.60 WHIP: 1.600	PITCHER										IP: WLS: BF: H: R: ER: SO: BB: IBB: HBP: BLK: WP: HR: S: P: ERA: WHIP				

Batter	1	2	3	4	5	6	7	8	9	AB	R	H	RBI	BB	SO	LOB	BOTTOM			
15 Dustin Pedroia, R (1, 4) OBP: 0.384, SLG: 0.382										2	0	0	0	0	0	0	Florida Marlins @ Boston Red Sox Fenway Park, Boston, MA Thu Jun 18 2009, 7:10 PM EDT Att: 37,577 - Drizzzie - 63 F livebaseballscorecards.com			
7 J.D. Drew, L (1, 9) OBP: 0.385, SLG: 0.495										2	0	0	0	0	2	0				
20 Kevin Youkilis, R (1, 3) OBP: 0.454, SLG: 0.610										2	1	1	1	0	1	0				
44 Jason Bay, R (1, 7) OBP: 0.395, SLG: 0.574										2	0	0	0	0	0	0				
34 David Ortiz, L (1, 10) OBP: 0.313, SLG: 0.358										2	0	0	0	0	0	0				
25 Mike Lowell, R (1, 5) OBP: 0.327, SLG: 0.488										2	0	0	0	0	0	1				
2 Jacoby Ellsbury, L (1, 8) OBP: 0.355, SLG: 0.393										2	0	0	0	0	0	1				
33 Jason Varitek, S (1, 2) OBP: 0.325, SLG: 0.471										2	0	0	0	0	1	1				
22 Nick Green, R (1, 6) OBP: 0.342, SLG: 0.439										1	0	0	0	0	1	0				
Inning Stats	R: 1 E: 0 K: 1 S: 13	H: 1 LOB: 0 BB: 0 P: 18	R: 0 E: 0 K: 0 S: 8	H: 0 LOB: 0 BB: 0 P: 11	R: 0 E: 0 K: 1 S: 5	H: 0 LOB: 0 BB: 0 P: 8	R: 0 E: 0 K: 2 S: 12	H: 0 LOB: 0 BB: 0 P: 17	R: 0 E: 0 K: 1 S: 10	H: 0 LOB: 1 BB: 0 P: 20	R: 0 E: 0 K: 0 S: 1	H: 0 LOB: 0 BB: 0 P: 1						1B: 0 2B: 0 3B: 0 HR: 1	SF: 0 SAC: 0 DP: 0 HBP: 0	WP: 0 PB: 0 SB: 1 CS: 0
PITCHER 47 Ricky Nolasco, R (1, 1) ERA: 7.15	IP: 5.0 WLS: W BF: 17	H: 1 R: 1 ER: 1 SO: 5	BB: 0 IBB: 0 HBP: 0 BLK: 0	WP: 0 HR: 1 S: 48 P: 74	ERA: 1.80 WHIP: 0.200	PITCHER										IP: WLS: BF: H: R: ER: SO: BB: IBB: HBP: BLK: WP: HR: S: P: ERA: WHIP				

Batter	1	2	3	4	5	6	7	8	9	AB	R	H	RBI	BB	SO	LOB	TOP							
13 Nate McLouth, L OBP: 0.346, SLG: 0.476										4	2	2	2	1	1	2	Atlanta Braves @ Boston Red Sox Fenway Park, Boston, MA Fri Jun 19 2009, 7:10 PM EDT Att: 37,703 - Cloudy - 72 F							
19 Yunel Escobar, R OBP: 0.347, SLG: 0.436										5	1	2	1	0	0	2								
10 Chipper Jones, S OBP: 0.418, SLG: 0.500										4	2	1	0	1	0	1								
16 Brian McCann, L OBP: 0.419, SLG: 0.522										4	1	2	0	1	0	1								
18 Garret Anderson, L OBP: 0.308, SLG: 0.383										3	1	3	4	1	0	0								
23 Matt Diaz, R OBP: 0.348, SLG: 0.431										5	0	1	0	0	1	6								
22 Casey Kotchman, L OBP: 0.332, SLG: 0.390										4	0	0	1	0	0	6								
7 Jeff Francoeur, R OBP: 0.284, SLG: 0.337										3	0	0	0	1	0	2								
2 Kelly Johnson, L OBP: 0.294, SLG: 0.380										2	1	0	0	2	0	1								
Inning Stats	R: 2 H: 3 K: 1 S: 7	H: 3 LOB: 2 BB: 2 P: 18	R: 0 H: 0 K: 1 S: 7	H: 0 LOB: 1 BB: 1 P: 11	R: 0 H: 1 K: 0 S: 8	H: 1 LOB: 1 BB: 0 P: 12	R: 2 H: 2 K: 0 S: 13	H: 2 LOB: 1 BB: 1 P: 21	R: 2 H: 2 K: 0 S: 9	H: 2 LOB: 0 BB: 0 P: 10	R: 0 H: 0 K: 0 S: 10	H: 0 LOB: 0 BB: 1 P: 15	R: 1 H: 2 K: 0 S: 11	H: 2 LOB: 2 BB: 0 P: 16	R: 0 H: 0 K: 0 S: 8	H: 0 LOB: 0 BB: 1 P: 17		R: 1 H: 1 K: 0 S: 15	H: 1 LOB: 1 BB: 1 P: 22	1B: 6 2B: 5 3B: 0 HR: 1	SF: 2 SAC: 0 DP: 3 HBP: 0	WP: 0 PB: 0 SB: 0 CS: 0	PA: 43	
PITCHER	IP WLS BF H R ER SO BB IBB HBP BLK WP HR S P ERA WHIP	IP WLS BF H R ER SO BB IBB HBP BLK WP HR S P ERA WHIP	IP WLS BF H R ER SO BB IBB HBP BLK WP HR S P ERA WHIP	IP WLS BF H R ER SO BB IBB HBP BLK WP HR S P ERA WHIP	IP WLS BF H R ER SO BB IBB HBP BLK WP HR S P ERA WHIP	IP WLS BF H R ER SO BB IBB HBP BLK WP HR S P ERA WHIP	IP WLS BF H R ER SO BB IBB HBP BLK WP HR S P ERA WHIP	IP WLS BF H R ER SO BB IBB HBP BLK WP HR S P ERA WHIP	IP WLS BF H R ER SO BB IBB HBP BLK WP HR S P ERA WHIP	IP WLS BF H R ER SO BB IBB HBP BLK WP HR S P ERA WHIP	IP WLS BF H R ER SO BB IBB HBP BLK WP HR S P ERA WHIP	IP WLS BF H R ER SO BB IBB HBP BLK WP HR S P ERA WHIP	IP WLS BF H R ER SO BB IBB HBP BLK WP HR S P ERA WHIP	IP WLS BF H R ER SO BB IBB HBP BLK WP HR S P ERA WHIP	IP WLS BF H R ER SO BB IBB HBP BLK WP HR S P ERA WHIP	IP WLS BF H R ER SO BB IBB HBP BLK WP HR S P ERA WHIP	IP WLS BF H R ER SO BB IBB HBP BLK WP HR S P ERA WHIP	IP WLS BF H R ER SO BB IBB HBP BLK WP HR S P ERA WHIP	IP WLS BF H R ER SO BB IBB HBP BLK WP HR S P ERA WHIP	IP WLS BF H R ER SO BB IBB HBP BLK WP HR S P ERA WHIP	IP WLS BF H R ER SO BB IBB HBP BLK WP HR S P ERA WHIP	IP WLS BF H R ER SO BB IBB HBP BLK WP HR S P ERA WHIP	IP WLS BF H R ER SO BB IBB HBP BLK WP HR S P ERA WHIP	IP WLS BF H R ER SO BB IBB HBP BLK WP HR S P ERA WHIP
18 Daisuke Matsuzaka, R ERA: 9.22	4.0 L 23 8 6 6 2 4 0 0 0 0 0 1 39 67 13.50 3.000	4.0 L 23 8 6 6 2 4 0 0 0 0 0 1 39 67 13.50 3.000	4.0 L 23 8 6 6 2 4 0 0 0 0 0 1 39 67 13.50 3.000	4.0 L 23 8 6 6 2 4 0 0 0 0 0 1 39 67 13.50 3.000	4.0 L 23 8 6 6 2 4 0 0 0 0 0 1 39 67 13.50 3.000	4.0 L 23 8 6 6 2 4 0 0 0 0 0 1 39 67 13.50 3.000	4.0 L 23 8 6 6 2 4 0 0 0 0 0 1 39 67 13.50 3.000	4.0 L 23 8 6 6 2 4 0 0 0 0 0 1 39 67 13.50 3.000	4.0 L 23 8 6 6 2 4 0 0 0 0 0 1 39 67 13.50 3.000	4.0 L 23 8 6 6 2 4 0 0 0 0 0 1 39 67 13.50 3.000	4.0 L 23 8 6 6 2 4 0 0 0 0 0 1 39 67 13.50 3.000	4.0 L 23 8 6 6 2 4 0 0 0 0 0 1 39 67 13.50 3.000	4.0 L 23 8 6 6 2 4 0 0 0 0 0 1 39 67 13.50 3.000	4.0 L 23 8 6 6 2 4 0 0 0 0 0 1 39 67 13.50 3.000	4.0 L 23 8 6 6 2 4 0 0 0 0 0 1 39 67 13.50 3.000	4.0 L 23 8 6 6 2 4 0 0 0 0 0 1 39 67 13.50 3.000	4.0 L 23 8 6 6 2 4 0 0 0 0 0 1 39 67 13.50 3.000	4.0 L 23 8 6 6 2 4 0 0 0 0 0 1 39 67 13.50 3.000	4.0 L 23 8 6 6 2 4 0 0 0 0 0 1 39 67 13.50 3.000	4.0 L 23 8 6 6 2 4 0 0 0 0 0 1 39 67 13.50 3.000	4.0 L 23 8 6 6 2 4 0 0 0 0 0 1 39 67 13.50 3.000	4.0 L 23 8 6 6 2 4 0 0 0 0 0 1 39 67 13.50 3.000	4.0 L 23 8 6 6 2 4 0 0 0 0 0 1 39 67 13.50 3.000	
63 Justin Masterson, R ERA: 3.65	5.1 2.1 9 1 1 0 0 1 0 0 0 0 0 21 29 0.00 0.857	5.1 2.1 9 1 1 0 0 1 0 0 0 0 0 21 29 0.00 0.857	5.1 2.1 9 1 1 0 0 1 0 0 0 0 0 21 29 0.00 0.857	5.1 2.1 9 1 1 0 0 1 0 0 0 0 0 21 29 0.00 0.857	5.1 2.1 9 1 1 0 0 1 0 0 0 0 0 21 29 0.00 0.857	5.1 2.1 9 1 1 0 0 1 0 0 0 0 0 21 29 0.00 0.857	5.1 2.1 9 1 1 0 0 1 0 0 0 0 0 21 29 0.00 0.857	5.1 2.1 9 1 1 0 0 1 0 0 0 0 0 21 29 0.00 0.857	5.1 2.1 9 1 1 0 0 1 0 0 0 0 0 21 29 0.00 0.857	5.1 2.1 9 1 1 0 0 1 0 0 0 0 0 21 29 0.00 0.857	5.1 2.1 9 1 1 0 0 1 0 0 0 0 0 21 29 0.00 0.857	5.1 2.1 9 1 1 0 0 1 0 0 0 0 0 21 29 0.00 0.857	5.1 2.1 9 1 1 0 0 1 0 0 0 0 0 21 29 0.00 0.857	5.1 2.1 9 1 1 0 0 1 0 0 0 0 0 21 29 0.00 0.857	5.1 2.1 9 1 1 0 0 1 0 0 0 0 0 21 29 0.00 0.857	5.1 2.1 9 1 1 0 0 1 0 0 0 0 0 21 29 0.00 0.857	5.1 2.1 9 1 1 0 0 1 0 0 0 0 0 21 29 0.00 0.857	5.1 2.1 9 1 1 0 0 1 0 0 0 0 0 21 29 0.00 0.857	5.1 2.1 9 1 1 0 0 1 0 0 0 0 0 21 29 0.00 0.857	5.1 2.1 9 1 1 0 0 1 0 0 0 0 0 21 29 0.00 0.857	5.1 2.1 9 1 1 0 0 1 0 0 0 0 0 21 29 0.00 0.857	5.1 2.1 9 1 1 0 0 1 0 0 0 0 0 21 29 0.00 0.857	5.1 2.1 9 1 1 0 0 1 0 0 0 0 0 21 29 0.00 0.857	
51 Daniel Bard, R ERA: 2.93	7.1 1.2 6 1 0 0 0 1 0 0 0 0 0 13 24 0.00 1.200	7.1 1.2 6 1 0 0 0 1 0 0 0 0 0 13 24 0.00 1.200	7.1 1.2 6 1 0 0 0 1 0 0 0 0 0 13 24 0.00 1.200	7.1 1.2 6 1 0 0 0 1 0 0 0 0 0 13 24 0.00 1.200	7.1 1.2 6 1 0 0 0 1 0 0 0 0 0 13 24 0.00 1.200	7.1 1.2 6 1 0 0 0 1 0 0 0 0 0 13 24 0.00 1.200	7.1 1.2 6 1 0 0 0 1 0 0 0 0 0 13 24 0.00 1.200	7.1 1.2 6 1 0 0 0 1 0 0 0 0 0 13 24 0.00 1.200	7.1 1.2 6 1 0 0 0 1 0 0 0 0 0 13 24 0.00 1.200	7.1 1.2 6 1 0 0 0 1 0 0 0 0 0 13 24 0.00 1.200	7.1 1.2 6 1 0 0 0 1 0 0 0 0 0 13 24 0.00 1.200	7.1 1.2 6 1 0 0 0 1 0 0 0 0 0 13 24 0.00 1.200	7.1 1.2 6 1 0 0 0 1 0 0 0 0 0 13 24 0.00 1.200	7.1 1.2 6 1 0 0 0 1 0 0 0 0 0 13 24 0.00 1.200	7.1 1.2 6 1 0 0 0 1 0 0 0 0 0 13 24 0.00 1.200	7.1 1.2 6 1 0 0 0 1 0 0 0 0 0 13 24 0.00 1.200	7.1 1.2 6 1 0 0 0 1 0 0 0 0 0 13 24 0.00 1.200	7.1 1.2 6 1 0 0 0 1 0 0 0 0 0 13 24 0.00 1.200	7.1 1.2 6 1 0 0 0 1 0 0 0 0 0 13 24 0.00 1.200	7.1 1.2 6 1 0 0 0 1 0 0 0 0 0 13 24 0.00 1.200	7.1 1.2 6 1 0 0 0 1 0 0 0 0 0 13 24 0.00 1.200	7.1 1.2 6 1 0 0 0 1 0 0 0 0 0 13 24 0.00 1.200	7.1 1.2 6 1 0 0 0 1 0 0 0 0 0 13 24 0.00 1.200	
24 Takashi Saito, R ERA: 2.59	9.1 1.0 5 1 1 1 0 1 0 0 0 0 0 0 15 22 9.00 2.000	9.1 1.0 5 1 1 1 0 1 0 0 0 0 0 0 15 22 9.00 2.000	9.1 1.0 5 1 1 1 0 1 0 0 0 0 0 0 15 22 9.00 2.000	9.1 1.0 5 1 1 1 0 1 0 0 0 0 0 0 15 22 9.00 2.000	9.1 1.0 5 1 1 1 0 1 0 0 0 0 0 0 15 22 9.00 2.000	9.1 1.0 5 1 1 1 0 1 0 0 0 0 0 0 15 22 9.00 2.000	9.1 1.0 5 1 1 1 0 1 0 0 0 0 0 0 15 22 9.00 2.000	9.1 1.0 5 1 1 1 0 1 0 0 0 0 0 0 15 22 9.00 2.000	9.1 1.0 5 1 1 1 0 1 0 0 0 0 0 0 15 22 9.00 2.000	9.1 1.0 5 1 1 1 0 1 0 0 0 0 0 0 15 22 9.00 2.000	9.1 1.0 5 1 1 1 0 1 0 0 0 0 0 0 15 22 9.00 2.000	9.1 1.0 5 1 1 1 0 1 0 0 0 0 0 0 15 22 9.00 2.000	9.1 1.0 5 1 1 1 0 1 0 0 0 0 0 0 15 22 9.00 2.000	9.1 1.0 5 1 1 1 0 1 0 0 0 0 0 0 15 22 9.00 2.000	9.1 1.0 5 1 1 1 0 1 0 0 0 0 0 0 15 22 9.00 2.000	9.1 1.0 5 1 1 1 0 1 0 0 0 0 0 0 15 22 9.00 2.000	9.1 1.0 5 1 1 1 0 1 0 0 0 0 0 0 15 22 9.00 2.000	9.1 1.0 5 1 1 1 0 1 0 0 0 0 0 0 15 22 9.00 2.000	9.1 1.0 5 1 1 1 0 1 0 0 0 0 0 0 15 22 9.00 2.000	9.1 1.0 5 1 1 1 0 1 0 0 0 0 0 0 15 22 9.00 2.000	9.1 1.0 5 1 1 1 0 1 0 0 0 0 0 0 15 22 9.00 2.000	9.1 1.0 5 1 1 1 0 1 0 0 0 0 0 0 15 22 9.00 2.000	9.1 1.0 5 1 1 1 0 1 0 0 0 0 0 0 15 22 9.00 2.000	

AB	34
R	8
H	11
RBI	8
BB	7
SO	2
LOB	21



Batter	1	2	3	4	5	6	7	8	9	AB	R	H	RBI	BB	SO	LOB	BOTTOM						
15 Dustin Pedroia, R OBP: 0.379, SLG: 0.376										4	0	0	0	0	2	0	Atlanta Braves @ Boston Red Sox Fenway Park, Boston, MA Fri Jun 19 2009, 7:10 PM EDT Att: 37,703 - Cloudy - 72 F						
7 J.D. Drew, L OBP: 0.386, SLG: 0.487										3	0	0	0	1	1	1							
20 Kevin Youkilis, R OBP: 0.446, SLG: 0.597										4	1	0	0	0	1	1							
44 Jason Bay, R OBP: 0.400, SLG: 0.592										3	1	2	2	1	1	0							
34 David Ortiz, L OBP: 0.308, SLG: 0.351										4	0	0	0	0	3	2							
25 Mike Lowell, R OBP: 0.324, SLG: 0.482										3	0	0	0	0	1	2							
2 Jacoby Ellsbury, L OBP: 0.355, SLG: 0.390										2	0	0	0	1	0	1							
33 Jason Varitek, S OBP: 0.320, SLG: 0.463										3	0	0	0	0	1	1							
22 Nick Green, R OBP: 0.335, SLG: 0.430										3	0	0	0	0	1	0							
Inning Stats	R: 0 H: 0 K: 3 S: 11	H: 0 LOB: 0 BB: 0 P: 16	R: 0 H: 1 K: 1 S: 7	H: 1 LOB: 0 BB: 0 P: 11	R: 0 H: 0 K: 0 S: 8	H: 0 LOB: 0 BB: 0 P: 11	R: 0 H: 0 K: 0 S: 7	H: 0 LOB: 1 BB: 1 P: 16	R: 0 H: 0 K: 2 S: 9	H: 0 LOB: 0 BB: 0 P: 12	R: 0 H: 0 K: 2 S: 9	H: 0 LOB: 0 BB: 0 P: 14	R: 0 H: 0 K: 2 S: 7	H: 0 LOB: 0 BB: 0 P: 14	1B: 0 2B: 1 3B: 0 HR: 1	SF: 0 SAC: 0 DP: 1 HBP: 0		WP: 0 PB: 1 SB: 0 CS: 0	PA: 32				
PITCHER	IP WLS BF H R ER SO BB IBB HBP BLK WP HR S P ERA WHIP	IP WLS BF H R ER SO BB IBB HBP BLK WP HR S P ERA WHIP	IP WLS BF H R ER SO BB IBB HBP BLK WP HR S P ERA WHIP	IP WLS BF H R ER SO BB IBB HBP BLK WP HR S P ERA WHIP	IP WLS BF H R ER SO BB IBB HBP BLK WP HR S P ERA WHIP	IP WLS BF H R ER SO BB IBB HBP BLK WP HR S P ERA WHIP	IP WLS BF H R ER SO BB IBB HBP BLK WP HR S P ERA WHIP	IP WLS BF H R ER SO BB IBB HBP BLK WP HR S P ERA WHIP	IP WLS BF H R ER SO BB IBB HBP BLK WP HR S P ERA WHIP	IP WLS BF H R ER SO BB IBB HBP BLK WP HR S P ERA WHIP	IP WLS BF H R ER SO BB IBB HBP BLK WP HR S P ERA WHIP	IP WLS BF H R ER SO BB IBB HBP BLK WP HR S P ERA WHIP	IP WLS BF H R ER SO BB IBB HBP BLK WP HR S P ERA WHIP	IP WLS BF H R ER SO BB IBB HBP BLK WP HR S P ERA WHIP	IP WLS BF H R ER SO BB IBB HBP BLK WP HR S P ERA WHIP	IP WLS BF H R ER SO BB IBB HBP BLK WP HR S P ERA WHIP	IP WLS BF H R ER SO BB IBB HBP BLK WP HR S P ERA WHIP	IP WLS BF H R ER SO BB IBB HBP BLK WP HR S P ERA WHIP	IP WLS BF H R ER SO BB IBB HBP BLK WP HR S P ERA WHIP	IP WLS BF H R ER SO BB IBB HBP BLK WP HR S P ERA WHIP	IP WLS BF H R ER SO BB IBB HBP BLK WP HR S P ERA WHIP	IP WLS BF H R ER SO BB IBB HBP BLK WP HR S P ERA WHIP	IP WLS BF H R ER SO BB IBB HBP BLK WP HR S P ERA WHIP
11 Kenshin Kawakami, R ERA: 4.42	6.0 W 23 2 2 2 5 3 0 0 0 0 0 0 9 12 0.00 0.833	6.0 W 23 2 2 2 5 3 0 0 0																					

Batter	1	2	3	4	5	6	7	8	9	AB	R	H	RBI	BB	SO	LOB	TOP					
13 Nate McLouth, L (1, 8) OBP: 0.341, SLG: 0.468										4	0	0	0	0	0	0						
19 Yunel Escobar, R (1, 6) OBP: 0.346, SLG: 0.433										4	0	1	0	0	2	0						
10 Chipper Jones, S (1, 10) OBP: 0.417, SLG: 0.497										3	0	1	0	0	1	1						
16 Brian McCann, L (1, 2) OBP: 0.418, SLG: 0.519										3	0	1	0	0	2	1						
18 Garret Anderson, L (1, 7) OBP: 0.308, SLG: 0.382										3	0	1	0	0	0	1						
14 Martin Prado, R (1, 5) OBP: 0.331, SLG: 0.426										3	0	0	0	0	0	1						
22 Casey Kotchman, L (1, 3) OBP: 0.332, SLG: 0.389										3	0	1	0	0	1	0						
7 Jeff Francoeur, R (1, 9) OBP: 0.281, SLG: 0.333										3	0	0	0	0	0	2						
2 Kelly Johnson, L (1, 4) OBP: 0.290, SLG: 0.374										3	0	0	0	0	1	0						
Inning Stats	R: 0 H: 1 E: 0 K: 1 S: 11	H: 1 LOB: 0 BB: 0 P: 14	R: 0 H: 1 E: 0 K: 0 S: 5	H: 1 LOB: 0 BB: 0 P: 8	R: 0 H: 0 E: 0 K: 0 S: 7	H: 0 LOB: 0 BB: 0 P: 12	R: 0 H: 1 E: 0 K: 2 S: 9	H: 1 LOB: 1 BB: 0 P: 12	R: 0 H: 0 E: 0 K: 1 S: 7	H: 0 LOB: 0 BB: 0 P: 11	R: 0 H: 0 E: 0 K: 1 S: 7	H: 0 LOB: 0 BB: 0 P: 9	R: 0 H: 0 E: 0 K: 2 S: 9	H: 0 LOB: 0 BB: 0 P: 13	R: 0 H: 2 E: 0 K: 0 S: 7	H: 1 LOB: 1 BB: 0 P: 10	R: 0 H: 0 E: 0 K: 0 S: 5	H: 0 LOB: 0 BB: 0 P: 5	1B: 5 2B: 0 3B: 0 HR: 0	SF: 0 SAC: 0 DP: 0 HBP: 0	WP: 0 PB: 0 SB: 0 CS: 0	PA: 29
PITCHER 19 Josh Beckett, R (1, 1) ERA: 3.74	IP: 9.0 WLS: W BF: 30	H: 5 R: 0 ER: 0 SO: 7	BB: 0 IBB: 0 HBP: 0 BLK: 0	WP: 0 HR: 0 S: 67 P: 94	ERA: 0.00 WHIP: 0.556	PITCHER										IP: 9.0 WLS: W BF: 30	H: 5 R: 0 ER: 0 SO: 7	BB: 0 IBB: 0 HBP: 0 BLK: 0	WP: 0 HR: 0 S: 67 P: 94	ERA: 0.00 WHIP: 0.556		

Atlanta Braves @ Boston Red Sox
Fenway Park, Boston, MA
Sat Jun 20 2009, 7:10 PM EDT
Att: 38,029 - Cloudy - 66 F

AB 29
R 0
H 5
RBI 0
BB 0
SO 7
LOB 6



Batter	1	2	3	4	5	6	7	8	9	AB	R	H	RBI	BB	SO	LOB	BOTTOM			
15 Dustin Pedroia, R (1, 4) OBP: 0.374, SLG: 0.370										4	0	0	1	0	0	2				
7 J.D. Drew, L (1, 9) OBP: 0.386, SLG: 0.490										3	1	1	0	1	1	0				
20 Kevin Youkilis, R (1, 5) OBP: 0.447, SLG: 0.593										3	0	1	1	1	1	2				
44 Jason Bay, R (1, 7) OBP: 0.395, SLG: 0.582										4	0	0	0	0	0	2				
34 David Ortiz, L (1, 10) OBP: 0.307, SLG: 0.354										4	0	1	0	0	0	2				
11 Mark Kotsay, L (1, 3) OBP: 0.250, SLG: 0.348										4	0	0	0	0	0	2				
2 Jacoby Ellsbury, L (1, 8) OBP: 0.351, SLG: 0.385										3	0	0	0	0	1	1				
33 Jason Varitek, S (1, 2) OBP: 0.325, SLG: 0.478										3	2	2	0	0	0	0				
22 Nick Green, R (1, 6) OBP: 0.341, SLG: 0.442										3	0	2	1	0	0	0				
Inning Stats	R: 0 H: 0 E: 0 K: 0 S: 7	H: 1 LOB: 0 BB: 0 P: 12	R: 0 H: 0 E: 0 K: 0 S: 12	H: 1 LOB: 0 BB: 0 P: 22	R: 0 H: 0 E: 0 K: 0 S: 6	H: 0 LOB: 0 BB: 0 P: 8	R: 0 H: 0 E: 0 K: 1 S: 10	H: 0 LOB: 1 BB: 1 P: 19	R: 1 H: 2 E: 0 K: 0 S: 16	H: 2 LOB: 1 BB: 0 P: 25	R: 1 H: 2 E: 0 K: 0 S: 10	H: 2 LOB: 1 BB: 0 P: 14	R: 1 H: 2 E: 1 K: 1 S: 13	H: 2 LOB: 2 BB: 1 P: 26	R: 0 H: 0 E: 0 K: 0 S: 5	H: 0 LOB: 0 BB: 0 P: 8	1B: 2 2B: 5 3B: 0 HR: 0	SF: 0 SAC: 0 DP: 0 HBP: 0	WP: 1 PB: 0 SB: 0 CS: 0	PA: 33
PITCHER 32 Derek Lowe, R (1, 1) ERA: 4.09 30 Jeff Bennett, R (7, 1) ERA: 2.79 34 Eric O'Flaherty, L (8, 1) ERA: 3.91	IP: 6.1 WLS: L BF: 27	H: 7 R: 3 ER: 3 SO: 2	BB: 1 IBB: 0 HBP: 0 BLK: 0	WP: 1 HR: 0 S: 67 P: 110	ERA: 4.26 WHIP: 1.263	PITCHER										IP: 6.1 WLS: L BF: 27	H: 7 R: 3 ER: 3 SO: 2	BB: 1 IBB: 0 HBP: 0 BLK: 0	WP: 1 HR: 0 S: 67 P: 110	ERA: 4.26 WHIP: 1.263

Atlanta Braves @ Boston Red Sox
Fenway Park, Boston, MA
Sat Jun 20 2009, 7:10 PM EDT
Att: 38,029 - Cloudy - 66 F

AB 31
R 3
H 7
RBI 3
BB 2
SO 3
LOB 11



Batter	1	2	3	4	5	6	7	8	9	AB	R	H	RBI	BB	SO	LOB	TOP							
13 Nate McLouth, L OBP: 0.346, SLG: 0.468										4	1	2	1	1	0	1	Atlanta Braves @ Boston Red Sox Fenway Park, Boston, MA Sun Jun 21 2009, 1:35 PM EDT Att: 37,243 - Drizzzie - 63 F							
19 Yunel Escobar, R OBP: 0.351, SLG: 0.436									5	1	3	0	0	0	2									
10 Chipper Jones, S OBP: 0.412, SLG: 0.490									3	0	0	0	0	1	3									
2 Kelly Johnson, L OBP: 0.292, SLG: 0.380									2	1	1	0	0	0	2									
16 Brian McCann, L OBP: 0.418, SLG: 0.518									4	0	1	2	1	0	2									
18 Garret Anderson, L OBP: 0.313, SLG: 0.385									4	1	2	1	0	0	1									
23 Matt Diaz, R OBP: 0.345, SLG: 0.427									1	0	0	0	0	1	3									
22 Casey Kotchman, L OBP: 0.326, SLG: 0.381									4	0	0	0	0	0	3									
14 Martin Prado, R OBP: 0.344, SLG: 0.445									4	1	3	0	0	1	0									
8 David Ross, R OBP: 0.402, SLG: 0.551									4	0	1	0	0	0	5									
1 Grégor Blanco, L OBP: 0.176, SLG: 0.067									4	0	1	1	0	0	2									
Inning Stats	R: 2 H: 3 E: 0 K: 1 S: 18	H: 3 LOB: 1 BB: 0 P: 25	R: 0 H: 1 E: 0 K: 0 S: 9	H: 1 LOB: 1 BB: 0 P: 10	R: 0 H: 1 E: 0 K: 0 S: 7	H: 1 LOB: 0 BB: 0 P: 13	R: 0 H: 0 E: 0 K: 1 S: 9	H: 0 LOB: 0 BB: 0 P: 10	R: 0 H: 1 E: 0 K: 0 S: 6	H: 1 LOB: 0 BB: 0 P: 7	R: 0 H: 0 E: 0 K: 0 S: 7	H: 0 LOB: 0 BB: 0 P: 9	R: 2 H: 4 E: 0 K: 0 S: 9	H: 4 LOB: 2 BB: 0 P: 12	R: 1 H: 3 E: 0 K: 0 S: 12	H: 3 LOB: 2 BB: 0 P: 19	R: 0 H: 1 E: 0 K: 1 S: 16	H: 1 LOB: 3 BB: 2 P: 28	1B: 11 2B: 3 HR: 0	SF: 0 SAC: 0 DP: 2 HBP: 0	WP: 0 PB: 0 SB: 0 CS: 0	PA: 41		
PITCHER	IP WLS BF H R ER SO BB IBB HBP BLK WP HR S P ERA WHIP	IP WLS BF H R ER SO BB IBB HBP BLK WP HR S P ERA WHIP	IP WLS BF H R ER SO BB IBB HBP BLK WP HR S P ERA WHIP	IP WLS BF H R ER SO BB IBB HBP BLK WP HR S P ERA WHIP	IP WLS BF H R ER SO BB IBB HBP BLK WP HR S P ERA WHIP	IP WLS BF H R ER SO BB IBB HBP BLK WP HR S P ERA WHIP	IP WLS BF H R ER SO BB IBB HBP BLK WP HR S P ERA WHIP	IP WLS BF H R ER SO BB IBB HBP BLK WP HR S P ERA WHIP	IP WLS BF H R ER SO BB IBB HBP BLK WP HR S P ERA WHIP	IP WLS BF H R ER SO BB IBB HBP BLK WP HR S P ERA WHIP	IP WLS BF H R ER SO BB IBB HBP BLK WP HR S P ERA WHIP	IP WLS BF H R ER SO BB IBB HBP BLK WP HR S P ERA WHIP	IP WLS BF H R ER SO BB IBB HBP BLK WP HR S P ERA WHIP	IP WLS BF H R ER SO BB IBB HBP BLK WP HR S P ERA WHIP	IP WLS BF H R ER SO BB IBB HBP BLK WP HR S P ERA WHIP	IP WLS BF H R ER SO BB IBB HBP BLK WP HR S P ERA WHIP	IP WLS BF H R ER SO BB IBB HBP BLK WP HR S P ERA WHIP	IP WLS BF H R ER SO BB IBB HBP BLK WP HR S P ERA WHIP	IP WLS BF H R ER SO BB IBB HBP BLK WP HR S P ERA WHIP	IP WLS BF H R ER SO BB IBB HBP BLK WP HR S P ERA WHIP	IP WLS BF H R ER SO BB IBB HBP BLK WP HR S P ERA WHIP	IP WLS BF H R ER SO BB IBB HBP BLK WP HR S P ERA WHIP	IP WLS BF H R ER SO BB IBB HBP BLK WP HR S P ERA WHIP	
49 Tim Wakefield, R ERA: 4.47	6.2	27	9	4	4	2	0	0	0	0	0	0	0	0	63	83	5.40	1.350						
56 Ramon E Ramirez, R ERA: 1.95	0.1	2	1	0	0	0	0	0	0	0	0	0	0	2	3	0.00	3.000							
37 Hideki Okajima, L ERA: 2.91	1.0	6	3	1	1	0	0	0	0	0	0	0	0	12	19	9.00	3.000							
58 Jonathan Papelbon, R ERA: 1.8	1.0	6	1	0	0	1	2	0	0	0	0	0	0	16	28	0.00	3.000							

AB	39
R	5
H	14
RBI	5
BB	2
SO	3
LOB	24



Batter	1	2	3	4	5	6	7	8	9	AB	R	H	RBI	BB	SO	LOB	BOTTOM							
15 Dustin Pedroia, R OBP: 0.373, SLG: 0.372										4	1	1	0	0	0	3	Atlanta Braves @ Boston Red Sox Fenway Park, Boston, MA Sun Jun 21 2009, 1:35 PM EDT Att: 37,243 - Drizzzie - 63 F							
7 J.D. Drew, L OBP: 0.386, SLG: 0.485									4	0	1	1	0	2	1									
20 Kevin Youkilis, R OBP: 0.444, SLG: 0.585									4	1	1	0	0	1	2									
44 Jason Bay, R OBP: 0.393, SLG: 0.577									2	0	0	1	1	2	2									
34 David Ortiz, L OBP: 0.310, SLG: 0.370									4	2	2	2	0	2	1									
11 Mark Kotsay, L OBP: 0.286, SLG: 0.370									4	0	2	0	0	0	1									
2 Jacoby Ellsbury, L OBP: 0.349, SLG: 0.383									4	0	1	0	0	1	2									
22 Nick Green, R OBP: 0.345, SLG: 0.459									3	1	1	1	0	0	1									
16 George Kottaras, L OBP: 0.310, SLG: 0.393									2	1	1	1	0	0	0									
Inning Stats	R: 3 H: 3 E: 1 K: 1 S: 19	H: 3 LOB: 1 BB: 0 P: 31	R: 0 H: 0 E: 0 K: 0 S: 8	H: 0 LOB: 0 BB: 0 P: 11	R: 0 H: 1 E: 0 K: 1 S: 9	H: 1 LOB: 1 BB: 0 P: 15	R: 0 H: 2 E: 0 K: 0 S: 11	H: 2 LOB: 2 BB: 0 P: 18	R: 0 H: 0 E: 0 K: 3 S: 9	H: 1 LOB: 0 BB: 1 P: 13	R: 0 H: 1 E: 0 K: 1 S: 9	H: 1 LOB: 1 BB: 0 P: 12	R: 1 H: 2 E: 0 K: 1 S: 14	H: 2 LOB: 1 BB: 0 P: 22	R: 0 H: 0 E: 0 K: 1 S: 8	H: 0 LOB: 0 BB: 0 P: 10		R: 1 H: 1 E: 0 K: 0 S: 1	H: 1 LOB: 0 BB: 0 P: 1	1B: 6 2B: 3 HR: 2	SF: 2 SAC: 0 DP: 2 HBP: 1	WP: 0 PB: 0 SB: 1 CS: 1	PA: 35	
PITCHER	IP WLS BF H R ER SO BB IBB HBP BLK WP HR S P ERA WHIP	IP WLS BF H R ER SO BB IBB HBP BLK WP HR S P ERA WHIP	IP WLS BF H R ER SO BB IBB HBP BLK WP HR S P ERA WHIP	IP WLS BF H R ER SO BB IBB HBP BLK WP HR S P ERA WHIP	IP WLS BF H R ER SO BB IBB HBP BLK WP HR S P ERA WHIP	IP WLS BF H R ER SO BB IBB HBP BLK WP HR S P ERA WHIP	IP WLS BF H R ER SO BB IBB HBP BLK WP HR S P ERA WHIP	IP WLS BF H R ER SO BB IBB HBP BLK WP HR S P ERA WHIP	IP WLS BF H R ER SO BB IBB HBP BLK WP HR S P ERA WHIP	IP WLS BF H R ER SO BB IBB HBP BLK WP HR S P ERA WHIP	IP WLS BF H R ER SO BB IBB HBP BLK WP HR S P ERA WHIP	IP WLS BF H R ER SO BB IBB HBP BLK WP HR S P ERA WHIP	IP WLS BF H R ER SO BB IBB HBP BLK WP HR S P ERA WHIP	IP WLS BF H R ER SO BB IBB HBP BLK WP HR S P ERA WHIP	IP WLS BF H R ER SO BB IBB HBP BLK WP HR S P ERA WHIP	IP WLS BF H R ER SO BB IBB HBP BLK WP HR S P ERA WHIP	IP WLS BF H R ER SO BB IBB HBP BLK WP HR S P ERA WHIP	IP WLS BF H R ER SO BB IBB HBP BLK WP HR S P ERA WHIP	IP WLS BF H R ER SO BB IBB HBP BLK WP HR S P ERA WHIP	IP WLS BF H R ER SO BB IBB HBP BLK WP HR S P ERA WHIP	IP WLS BF H R ER SO BB IBB HBP BLK WP HR S P ERA WHIP	IP WLS BF H R ER SO BB IBB HBP BLK WP HR S P ERA WHIP	IP WLS BF H R ER SO BB IBB HBP BLK WP HR S P ERA WHIP	
49 Jair Jurrjens, R ERA: 2.88	6.1	28	5	2	6	1	0	0	0	0	0	0	0	69	106	2.84	1.421							
34 Eric O'Flaherty, L ERA: 3.91	0.0	1	1	0	0	0	0	0	0	0	0	0	0	3	4	"	"							
58 Peter Moylan, R ERA: 4.75	0.2	2	0	0	0	1	0	0	0	0	0	0	0	7	12	0.00	0.000							
51 Michael Gonzalez, L ERA: 2.25	1.0	3	0	0	0	1	0	0	0	0	0	0	0	8	10	0.00	0.000							
30 Jeff Bennett, R ERA: 3.03	0.0	1	1	1	1	0	0	0	0	0	0	0	0	1	1	"	"							

Batter	1	2	3	4	5	6	7	8	9	AB	R	H	RBI	BB	SO	LOB	TOP					
15 Dustin Pedroia, R (1,4) OBP: 0.372, SLG: 0.382										4	0	0	0	0	2	0	Boston Red Sox @ Washington Nationals Nationals Park, Washington, DC Thu Jun 25 2009, 7:05 PM EDT Att: 41,985 - Partly Cloudy - 88 F					
7 J.D. Drew, L (1,9) OBP: 0.390, SLG: 0.481										4	1	2	0	0	0	0						
44 Jason Bay, R (1,7) OBP: 0.392, SLG: 0.579										3	0	1	0	0	0	1						
11 Mark Kotsay, L (6,PH) OBP: 0.290, SLG: 0.400										1	0	1	0	0	0	0						
34 David Ortiz, L (1,3) OBP: 0.309, SLG: 0.381										3	0	0	1	0	1	1						
25 Mike Lowell, R (1,5) OBP: 0.320, SLG: 0.472										3	0	0	0	0	0	1						
23 Julio Lugo, R (8,6) OBP: 0.375, SLG: 0.402										1	1	1	0	0	0	0						
33 Jason Varitek, S (1,2) OBP: 0.326, SLG: 0.484										2	0	1	0	1	0	0						
16 George Kottaras, L (7,2) OBP: 0.306, SLG: 0.387										1	0	0	0	0	0	1						
2 Jacoby Ellsbury, L (1,8) OBP: 0.355, SLG: 0.491										3	0	1	0	0	0	1						
5 Rocco Baldelli, R (8,8) OBP: 0.351, SLG: 0.500										1	1	1	2	0	0	0						
22 Nick Green, R (8,5) OBP: 0.337, SLG: 0.438										4	0	0	0	0	2	3						
29 John Smoltz, R (1,1)										2	0	0	0	0	2	0						
51 Daniel Bard, R (6,1)										0	0	0	0	0	0	0						
20 Kevin Youkilis, R (7,PH) OBP: 0.440, SLG: 0.574										1	0	0	0	0	0	1						
24 Takashi Saito, L (7,1)										0	0	0	0	0	0	0						
56 Ramon E Ramirez, R (8,1)										1	0	0	0	0	1	0						
Inning Stats	R: 0 E: 0 K: 1 S: 9	H: 0 LOB: 0 BB: 0 P: 12	R: 0 E: 0 K: 0 S: 11	H: 2 LOB: 2 BB: 0 P: 13	R: 0 E: 0 K: 2 S: 20	H: 1 LOB: 1 BB: 0 P: 29	R: 0 E: 0 K: 1 S: 9	H: 0 LOB: 0 BB: 0 P: 12	R: 0 E: 0 K: 1 S: 9	H: 0 LOB: 0 BB: 0 P: 11	R: 1 E: 0 K: 0 S: 11	H: 2 LOB: 1 BB: 0 P: 17	R: 0 E: 0 K: 1 S: 8	H: 0 LOB: 1 BB: 1 P: 15	R: 0 E: 0 K: 0 S: 6	H: 1 LOB: 1 BB: 0 P: 12	R: 2 E: 0 K: 2 S: 13	H: 2 LOB: 0 BB: 0 P: 20	1B: 6 2B: 1 3B: 0 HR: 1	SF: 1 SAC: 0 DP: 0 HBP: 0	WP: 0 PB: 0 SB: 1 CS: 0	PA: 36
PITCHER	IP WLS BF H R ER SO BB IBB HBP BLK WP HR S P ERA WHIP	7.0 W 27 5 1 1 6 1 0 0 0 0 0 77 109 1.29 0.857	2.0 9 3 2 2 2 0 0 0 0 0 1 19 32 9.00 1.500																			



Batter	1	2	3	4	5	6	7	8	9	AB	R	H	RBI	BB	SO	LOB	BOTTOM				
15 Cristian Guzman, S (1,6) OBP: 0.354, SLG: 0.460										4	0	1	2	0	0	0	Boston Red Sox @ Washington Nationals Nationals Park, Washington, DC Thu Jun 25 2009, 7:05 PM EDT Att: 41,985 - Partly Cloudy - 88 F				
12 Alberto Gonzalez, R (8,6) OBP: 0.363, SLG: 0.429										1	0	0	0	0	0	0					
24 Nick Johnson, L (1,3) OBP: 0.418, SLG: 0.437										0	1	0	0	0	0	0					
34 Elijah Dukes, R (2,9) OBP: 0.307, SLG: 0.423										4	0	0	0	0	0	3					
11 Ryan Zimmerman, R (1,5) OBP: 0.368, SLG: 0.490										5	1	1	0	0	1	3					
44 Adam Dunn, L (2,3) OBP: 0.399, SLG: 0.520										4	1	0	0	1	3	3					
16 Josh Willingham, R (1,9) OBP: 0.389, SLG: 0.522										4	2	2	1	0	1	0					
7 Josh Bard, S (1,2) OBP: 0.330, SLG: 0.404										4	2	2	1	0	1	0					
22 Willie Harris, L (1,8) OBP: 0.351, SLG: 0.415										4	2	3	2	0	0	3					
6 Anderson Hernandez, S (1,4) OBP: 0.330, SLG: 0.333										3	1	1	2	1	0	2					
27 Jordan Zimmermann, R (1,1)										4	2	3	2	0	0	3					
10 Ronnie Bellard, R (7,PH) OBP: 0.213, SLG: 0.277										2	0	0	0	0	1	4					
36 Tyler Clippard, R (8,1)										1	0	0	0	0	1	0					
Inning Stats	R: 4 E: 0 K: 1 S: 21	H: 4 LOB: 2 BB: 1 P: 34	R: 0 E: 0 K: 0 S: 7	H: 0 LOB: 0 BB: 0 P: 10	R: 1 E: 0 K: 1 S: 18	H: 3 LOB: 2 BB: 0 P: 25	R: 0 E: 0 K: 0 S: 7	H: 0 LOB: 0 BB: 0 P: 10	R: 0 E: 0 K: 3 S: 9	H: 0 LOB: 0 BB: 0 P: 13	R: 2 E: 1 K: 1 S: 16	H: 2 LOB: 2 BB: 1 P: 32	R: 2 E: 0 K: 1 S: 16	H: 2 LOB: 0 BB: 0 P: 24	R: 0 E: 1 K: 1 S: 9	H: 0 LOB: 1 BB: 0 P: 15	1B: 7 2B: 3 3B: 0 HR: 1	SF: 0 SAC: 1 DP: 0 HBP: 1	WP: 1 PB: 0 SB: 0 CS: 0	PA: 40	
PITCHER	IP WLS BF H R ER SO BB IBB HBP BLK WP HR S P ERA WHIP	5.0 L 24 7 5 5 5 1 0 0 0 0 1 0 16 32 18.00 3.000	1.0 7 2 2 2 1 1 0 0 0 0 1 0 16 32 18.00 2.000	1.0 5 2 2 2 1 0 0 0 0 0 0 1 16 24 18.00 2.000	1.0 4 0 0 0 1 0 0 0 0 0 0 9 15 0.00 0.000																

Batter	1	2	3	4	5	6	7	8	9	AB	R	H	RBI	BB	SO	LOB	TOP						
15 Dustin Pedroia, R OBP: 0.372, SLG: 0.385										4	0	1	0	0	0	1							
7 J.D. Drew, L OBP: 0.365, SLG: 0.472										4	0	0	0	0	3	2							
20 Kevin Youkilis, R OBP: 0.442, SLG: 0.577										3	1	2	0	1	0	1							
34 David Ortiz, L OBP: 0.316, SLG: 0.394										2	0	1	0	2	1	1							
5 Rocco Baldelli, R OBP: 0.351, SLG: 0.590										0	0	0	0	0	0	0							
11 Mark Kotsay, L OBP: 0.333, SLG: 0.405										3	0	1	1	1	1	3							
2 Jacoby Ellsbury, L OBP: 0.350, SLG: 0.394										4	0	0	0	0	1	4							
23 Julio Lugo, R OBP: 0.305, SLG: 0.385										4	0	0	0	0	0	1							
58 Jonathan Papelbon, R										4	0	0	0	0	2	1							
16 George Kottaras, L										2	0	1	0	0	1	0							
49 Tim Wakefield, R OBP: 0.500, SLG: 0.500										1	0	0	0	0	0	0							
25 Mike Lowell, R OBP: 0.319, SLG: 0.470																							
17 Manny Delcarmen, R																							
63 Justin Masterson, R																							
22 Nick Green, R OBP: 0.337, SLG: 0.433																							
Inning Stats	R: 0 E: 0 K: 2 S: 14	H: 2 LOB: 1 BB: 0 P: 22	R: 0 E: 0 K: 2 S: 13	H: 0 LOB: 1 BB: 1 P: 21	R: 0 E: 0 K: 1 S: 8	H: 1 LOB: 1 BB: 0 P: 10	R: 0 E: 0 K: 1 S: 8	H: 1 LOB: 0 BB: 0 P: 11	R: 0 E: 0 K: 1 S: 7	H: 0 LOB: 0 BB: 0 P: 9	R: 1 E: 0 K: 1 S: 15	H: 1 LOB: 2 BB: 2 P: 26	R: 0 E: 0 K: 0 S: 4	H: 0 LOB: 0 BB: 0 P: 4	R: 0 E: 0 K: 0 S: 18	H: 1 LOB: 2 BB: 1 P: 28	R: 0 E: 0 K: 1 S: 8	H: 0 LOB: 0 BB: 0 P: 10	1B: 5 2B: 0 3B: 1 HR: 0	SF: 0 SAC: 0 DP: 1 HBP: 0	WP: 0 PB: 0 SB: 0 CS: 1	PA: 35	
PITCHER	IP WLS BF H R ER SO BB IBB HBP BLK WP HR S P ERA WHIP	IP WLS BF H R ER SO BB IBB HBP BLK WP HR S P ERA WHIP	IP WLS BF H R ER SO BB IBB HBP BLK WP HR S P ERA WHIP	IP WLS BF H R ER SO BB IBB HBP BLK WP HR S P ERA WHIP	IP WLS BF H R ER SO BB IBB HBP BLK WP HR S P ERA WHIP	IP WLS BF H R ER SO BB IBB HBP BLK WP HR S P ERA WHIP	IP WLS BF H R ER SO BB IBB HBP BLK WP HR S P ERA WHIP	IP WLS BF H R ER SO BB IBB HBP BLK WP HR S P ERA WHIP	IP WLS BF H R ER SO BB IBB HBP BLK WP HR S P ERA WHIP	IP WLS BF H R ER SO BB IBB HBP BLK WP HR S P ERA WHIP	IP WLS BF H R ER SO BB IBB HBP BLK WP HR S P ERA WHIP	IP WLS BF H R ER SO BB IBB HBP BLK WP HR S P ERA WHIP	IP WLS BF H R ER SO BB IBB HBP BLK WP HR S P ERA WHIP	IP WLS BF H R ER SO BB IBB HBP BLK WP HR S P ERA WHIP	IP WLS BF H R ER SO BB IBB HBP BLK WP HR S P ERA WHIP	IP WLS BF H R ER SO BB IBB HBP BLK WP HR S P ERA WHIP	IP WLS BF H R ER SO BB IBB HBP BLK WP HR S P ERA WHIP	IP WLS BF H R ER SO BB IBB HBP BLK WP HR S P ERA WHIP	IP WLS BF H R ER SO BB IBB HBP BLK WP HR S P ERA WHIP	IP WLS BF H R ER SO BB IBB HBP BLK WP HR S P ERA WHIP	IP WLS BF H R ER SO BB IBB HBP BLK WP HR S P ERA WHIP	IP WLS BF H R ER SO BB IBB HBP BLK WP HR S P ERA WHIP	IP WLS BF H R ER SO BB IBB HBP BLK WP HR S P ERA WHIP
33 Javier Vazquez, R ERA: 3.04	7.2 L 30 6 1 1 8 3 0 0 0 0 0 0 83 121 1.17 1.174	0.1 2 0 0 0 0 0 1 0 0 0 0 4 10 0.00 0.000	1.0 3 0 0 0 1 0 0 0 0 0 0 8 10 0.00 0.000																				
34 Eric O'Flaherty, L ERA: 3.5																							
Rafael Soriano, R ERA: 1.3																							

Boston Red Sox @ Atlanta Braves
Turner Field, Atlanta, GA
Sat Jun 27 2009, 4:00 PM EDT
Att: 48,151 - Partly Cloudy - 95 F

AB 31
R 1
H 6
RBI 1
BB 4
SO 9
LOB 14



Batter	1	2	3	4	5	6	7	8	9	AB	R	H	RBI	BB	SO	LOB	BOTTOM						
1 Grégor Blanco, L OBP: 0.240, SLG: 0.174										4	0	2	0	0	0	1							
14 Martín Prado, R OBP: 0.345, SLG: 0.432										3	0	0	0	0	2								
10 Chipper Jones, S OBP: 0.407, SLG: 0.471										4	0	0	0	0	0	1							
16 Brian McCann, L OBP: 0.412, SLG: 0.538										3	0	0	0	1	0	1							
18 Garret Anderson, L OBP: 0.308, SLG: 0.387										4	0	1	0	0	0	1							
22 Casey Kotchman, L OBP: 0.328, SLG: 0.377										4	0	0	0	0	2								
7 Jeff Francoeur, R OBP: 0.279, SLG: 0.346										3	0	0	0	0	0	1							
27 Diory Hernandez, R OBP: 0.178, SLG: 0.186										3	0	1	0	0	2	0							
33 Javier Vazquez, R OBP: 0.129, SLG: 0.138										2	0	0	0	0	0	1							
34 Eric O'Flaherty, L ERA: 4.16										0	0	0	0	0	0	0							
23 Matt Diaz, R OBP: 0.352, SLG: 0.424										2	0	0	0	0	0	0							
Rafael Soriano, R ERA: 1.91										0	0	0	0	0	0	0							
Inning Stats	R: 0 E: 0 K: 0 S: 9	H: 0 LOB: 0 BB: 1 P: 13	R: 0 E: 0 K: 0 S: 9	H: 0 LOB: 1 BB: 1 P: 17	R: 0 E: 0 K: 1 S: 14	H: 1 LOB: 0 BB: 0 P: 20	R: 0 E: 0 K: 0 S: 7	H: 0 LOB: 0 BB: 0 P: 9	R: 0 E: 0 K: 0 S: 9	H: 1 LOB: 1 BB: 0 P: 14	R: 0 E: 0 K: 0 S: 11	H: 1 LOB: 1 BB: 0 P: 15	R: 0 E: 0 K: 0 S: 6	H: 0 LOB: 0 BB: 0 P: 8	R: 0 E: 0 K: 1 S: 11	H: 0 LOB: 1 BB: 1 P: 19	R: 0 E: 0 K: 0 S: 14	H: 1 LOB: 1 BB: 0 P: 17	1B: 3 2B: 1 3B: 0 HR: 0	SF: 0 SAC: 1 DP: 0 HBP: 0	WP: 1 PB: 0 SB: 2 CS: 0	PA: 33	
PITCHER	IP WLS BF H R ER SO BB IBB HBP BLK WP HR S P ERA WHIP	IP WLS BF H R ER SO BB IBB HBP BLK WP HR S P ERA WHIP	IP WLS BF H R ER SO BB IBB HBP BLK WP HR S P ERA WHIP	IP WLS BF H R ER SO BB IBB HBP BLK WP HR S P ERA WHIP	IP WLS BF H R ER SO BB IBB HBP BLK WP HR S P ERA WHIP	IP WLS BF H R ER SO BB IBB HBP BLK WP HR S P ERA WHIP	IP WLS BF H R ER SO BB IBB HBP BLK WP HR S P ERA WHIP	IP WLS BF H R ER SO BB IBB HBP BLK WP HR S P ERA WHIP	IP WLS BF H R ER SO BB IBB HBP BLK WP HR S P ERA WHIP	IP WLS BF H R ER SO BB IBB HBP BLK WP HR S P ERA WHIP	IP WLS BF H R ER SO BB IBB HBP BLK WP HR S P ERA WHIP	IP WLS BF H R ER SO BB IBB HBP BLK WP HR S P ERA WHIP	IP WLS BF H R ER SO BB IBB HBP BLK WP HR S P ERA WHIP	IP WLS BF H R ER SO BB IBB HBP BLK WP HR S P ERA WHIP	IP WLS BF H R ER SO BB IBB HBP BLK WP HR S P ERA WHIP	IP WLS BF H R ER SO BB IBB HBP BLK WP HR S P ERA WHIP	IP WLS BF H R ER SO BB IBB HBP BLK WP HR S P ERA WHIP	IP WLS BF H R ER SO BB IBB HBP BLK WP HR S P ERA WHIP	IP WLS BF H R ER SO BB IBB HBP BLK WP HR S P ERA WHIP	IP WLS BF H R ER SO BB IBB HBP BLK WP HR S P ERA WHIP	IP WLS BF H R ER SO BB IBB HBP BLK WP HR S P ERA WHIP	IP WLS BF H R ER SO BB IBB HBP BLK WP HR S P ERA WHIP	IP WLS BF H R ER SO BB IBB HBP BLK WP HR S P ERA WHIP
49 Tim Wakefield, R ERA: 4.16	6.0 W 22 3 0 0 0 1 0 0 0 0 0 0 59 88 0.00 0.667	1.1 H 4 0 0 0 1 0 0 0 0 0 0 10 15 0.00 0.000	0.2 H 3 0 0 0 0 1 0 0 0 0 0 7 12 0.00 1.500	1.0 S 4 1 0 0 0 0 0 0 0 0 0 0 14 17 0.00 1.000																			
17 Manny Delcarmen, R ERA: 2.12																							
63 Justin Masterson, R																							
58 Jonathan Papelbon, R ERA: 1.91																							

Boston Red Sox @ Atlanta Braves
Turner Field, Atlanta, GA
Sat Jun 27 2009, 4:00 PM EDT
Att: 48,151 - Partly Cloudy - 95 F

AB 30
R 0
H 4
RBI 0
BB 2
SO 2
LOB 10



Batter	1	2	3	4	5	6	7	8	9	AB	R	H	RBI	BB	SO	LOB	TOP					
15 Dustin Pedroia, R OBP: 0.367, SLG: 0.380	F7		G3		G4-6-3			F8		4	0	0	0	0	0	1	Boston Red Sox @ Atlanta Braves Turner Field, Atlanta, GA Sun Jun 28 2009, 1:30 PM EDT Att: 41,463 - Partly Cloudy - 91 F					
7 J.D. Drew, L OBP: 0.380, SLG: 0.464	F9			F7		F9		F9		4	0	0	0	0	0	0						
20 Kevin Youkilis, R OBP: 0.443, SLG: 0.573				F9		F8			33 DI 33 1B	3	1	1	0	1	0	0						
44 Jason Bay, R OBP: 0.386, SLG: 0.566	F8			34 1B						4	0	1	0	0	2	2						
34 David Ortiz, L OBP: 0.315, SLG: 0.392					33 BB 1B		P6			4	0	1	0	0	1	1						
33 Jason Varitek, S OBP: 0.332, SLG: 0.485				G1-3						3	0	2	1	1	0	0						
16 George Kottaras, L (8, PR) OBP: 0.289, SLG: 0.364										0	0	0	0	0	0	0						
2 Jacoby Ellsbury, L OBP: 0.345, SLG: 0.388										4	0	0	0	0	1	5						
22 Nick Green, R OBP: 0.332, SLG: 0.425										3	0	0	0	0	0	2						
36 Brad Penny, R OBP: 0.325, SLG: 0.395										2	0	0	0	0	0	0						
24 Takashi Saito, L OBP: 0.289, SLG: 0.364										0	0	0	0	0	0	0						
11 Mark Kotsay, L (8, PH) OBP: 0.325, SLG: 0.395										1	0	0	0	0	1	0						
51 Daniel Bard, R OBP: 0.325, SLG: 0.395										0	0	0	0	0	0	0						
Inning Stats	R: 0 H: 0 E: 0 K: 0 S: 11	H: 0 LOB: 1 BB: 1 P: 19	R: 0 H: 0 E: 0 K: 1 S: 10	H: 0 LOB: 0 BB: 0 P: 17	R: 0 H: 0 E: 0 K: 0 S: 8	H: 0 LOB: 0 BB: 0 P: 9	R: 0 H: 2 E: 0 K: 0 S: 15	H: 2 LOB: 3 BB: 1 P: 23	R: 0 H: 0 E: 1 K: 1 S: 9	H: 0 LOB: 0 BB: 0 P: 13	R: 0 H: 0 E: 0 K: 1 S: 10	H: 0 LOB: 0 BB: 0 P: 16	R: 0 H: 1 E: 1 K: 0 S: 9	H: 1 LOB: 1 BB: 0 P: 13	R: 0 H: 0 E: 0 K: 1 S: 7	H: 0 LOB: 0 BB: 0 P: 9	R: 1 H: 2 E: 0 K: 2 S: 15	H: 2 LOB: 1 BB: 0 P: 19	1B: 4 2B: 1 3B: 0 HR: 0	SF: 0 SAC: 0 DP: 2 HBP: 0	WP: 0 PB: 0 CS: 0	PA: 34
PITCHER	IP WLS BF H R ER SO BB IBB HBP BLK WP HR S P ERA WHIP																					
48 Tommy Hanson, R ERA: 2.48	6.0 W 22 2 0 0 2 2 0 0 0 0 0 0 63 97 0.00 0.667																					
34 Eric O'Flaherty, L ERA: 3.86	0.1 H 3 1 0 0 0 0 0 0 0 0 0 0 0 8 11 0.00 3.000																					
58 Peter Moylan, R ERA: 4.25	0.2 H 1 0 0 0 0 0 0 0 0 0 0 0 0 1 2 0.00 0.000																					
Rafael Soriano, R ERA: 1.26	1.0 H 3 0 0 0 1 0 0 0 0 0 0 0 0 7 9 0.00 0.000																					
51 Michael Gonzalez, L ERA: 2.25	1.0 S 5 2 1 1 2 0 0 0 0 0 0 0 0 15 19 9.00 2.000																					

Batter	1	2	3	4	5	6	7	8	9	AB	R	H	RBI	BB	SO	LOB	BOTTOM					
1 Grégor Blanco, L OBP: 0.207, SLG: 0.148	G5-3		E3	G3				K		4	0	0	0	0	1	2	Boston Red Sox @ Atlanta Braves Turner Field, Atlanta, GA Sun Jun 28 2009, 1:30 PM EDT Att: 41,463 - Partly Cloudy - 91 F					
2 Kelly Johnson, L OBP: 0.288, SLG: 0.362	G4-3		FC2-6 10 G6-3 10 S		G1-3				10 S BB	3	0	0	0	1	0	1						
10 Chipper Jones, S OBP: 0.404, SLG: 0.480			G6-3		G3			F7		4	1	1	1	0	0	2						
16 Brian McCann, L OBP: 0.405, SLG: 0.526	K		P5		P4			F8		4	0	0	0	0	1	1						
18 Garret Anderson, L OBP: 0.312, SLG: 0.411		F7								4	1	2	1	0	1	0						
22 Casey Ketchman, L OBP: 0.326, SLG: 0.379				G3-1		G6-3		G6-3		4	0	1	0	0	0	1						
7 Jeff Francoeur, R OBP: 0.283, SLG: 0.347										2	0	1	0	0	0	1						
27 Diory Hernandez, R OBP: 0.167, SLG: 0.174					FC6 27 S					3	0	0	0	0	1	4						
48 Tommy Hanson, R ERA: 2.48										2	0	1	0	0	0	2						
34 Eric O'Flaherty, L ERA: 3.86										0	0	0	0	0	0	0						
58 Peter Moylan, R ERA: 4.25										0	0	0	0	0	0	0						
23 Matt Diaz, R OBP: 0.366, SLG: 0.493										1	0	0	0	0	0	0						
Rafael Soriano, R ERA: 1.26										0	0	0	0	0	0	0						
51 Michael Gonzalez, R ERA: 2.25										0	0	0	0	0	0	0						
Inning Stats	R: 1 H: 1 E: 0 K: 1 S: 15	H: 1 LOB: 0 BB: 0 P: 22	R: 0 H: 1 E: 0 K: 1 S: 12	H: 1 LOB: 2 BB: 0 P: 15	R: 0 H: 0 E: 1 K: 0 S: 6	H: 0 LOB: 1 BB: 0 P: 12	R: 1 H: 3 E: 0 K: 0 S: 22	H: 3 LOB: 2 BB: 0 P: 32	R: 0 H: 0 E: 0 K: 0 S: 5	H: 0 LOB: 0 BB: 0 P: 6	R: 0 H: 1 E: 0 K: 0 S: 13	H: 1 LOB: 1 BB: 0 P: 19	R: 0 H: 0 E: 0 K: 1 S: 10	H: 0 LOB: 1 BB: 1 P: 18	R: 0 H: 0 E: 0 K: 1 S: 10	H: 0 LOB: 0 BB: 0 P: 13	R: 0 H: 2 E: 0 K: 2 S: 10	H: 2 LOB: 1 BB: 0 P: 19	1B: 2 2B: 2 3B: 0 HR: 2	SF: 0 SAC: 0 DP: 0 HBP: 1	WP: 0 PB: 0 CS: 0	PA: 33
PITCHER	IP WLS BF H R ER SO BB IBB HBP BLK WP HR S P ERA WHIP																					
36 Brad Penny, R ERA: 4.79	6.0 L 26 6 2 2 2 2 0 0 0 0 0 0 0 73 106 3.00 1.000																					
24 Takashi Saito, R ERA: 2.96	1.0 4 0 0 0 1 1 0 0 0 0 0 0 0 10 18 0.00 1.000																					
51 Daniel Bard, R ERA: 3.44	1.0 3 0 0 0 1 0 0 0 0 0 0 0 0 10 13 0.00 0.000																					



Batter	1	2	3	4	5	6	7	8	9	AB	R	H	RBI	BB	SO	LOB	TOP		
7 J.D. Drew, L OBP: 0.384, SLG: 0.489										5	2	3	2	0	0	4			
15 Dustin Pedroia, R OBP: 0.371, SLG: 0.380										3	0	1	1	2	0	0			
20 Kevin Youkilis, R OBP: 0.438, SLG: 0.569										5	0	1	0	0	1	4			
44 Jason Bay, R OBP: 0.380, SLG: 0.555											5	0	0	0	2	3			
34 David Ortiz, L OBP: 0.316, SLG: 0.390											4	0	1	0	1	0			
11 Mark Kotsay, L OBP: 0.341, SLG: 0.405											4	0	2	0	0	2			
2 Jacoby Ellsbury, L OBP: 0.347, SLG: 0.388											3	1	1	0	0	2			
33 Jason Varitek, S OBP: 0.335, SLG: 0.485											4	1	2	1	0	1			
22 Nick Green, R OBP: 0.330, SLG: 0.418											3	0	0	0	0	2			
Inning Stats	R: 1 E: 0 K: 0 S: 13	H: 2 LOB: 0 BB: 0 P: 19	R: 0 E: 0 K: 1 S: 13	H: 2 LOB: 3 BB: 0 P: 20	R: 0 E: 0 K: 2 S: 14	H: 0 LOB: 2 BB: 2 P: 28	R: 3 E: 0 K: 0 S: 12	H: 2 LOB: 0 BB: 0 P: 19	R: 0 E: 0 K: 0 S: 9	H: 1 LOB: 2 BB: 0 P: 13	R: 0 E: 0 K: 0 S: 5	H: 0 LOB: 0 BB: 0 P: 11	R: 0 E: 0 K: 0 S: 9	H: 1 LOB: 1 BB: 0 P: 16	R: 0 E: 0 K: 1 S: 9	H: 1 LOB: 1 BB: 0 P: 12	1B: 8 2B: 1 3B: 1 HR: 1	SF: 0 SAC: 0 DP: 2 HBP: 2	WP: 0 PA: 41 PB: 0 SB: 3 CS: 0
PITCHER	IP WLS BF H R ER SO BB IBB HBP BLK WP HR S P ERA WHIP																		
49 Jason Berken, R ERA: 6.44	(1, 1) 5.0 L 26 8 4 4 3 2 0 0 2 1 0 1 61 99 7.20 2.000																		
25 Brian Bass, R ERA: 3.75	(6, 1) 3.0 11 2 0 0 0 1 0 0 0 0 0 20 37 0.00 1.000																		
37 Chris Ray, R ERA: 9.74	(9, 1) 1.0 4 1 0 0 1 0 0 0 0 0 0 9 12 0.00 1.000																		

Boston Red Sox @ Baltimore Orioles
 Oriole Park at Camden Yards, Baltimore, MD
 Mon Jun 29 2009, 7:05 PM EDT
 Att: 36,548 - Clear - 83 F

AB 36
 R 4
 H 11
 RBI 4
 BB 3
 SO 4
 LOB 22



Batter	1	2	3	4	5	6	7	8	9	AB	R	H	RBI	BB	SO	LOB	BOTTOM		
1 Brian Roberts, S OBP: 0.349, SLG: 0.440										4	0	0	0	1	2				
Adam Jones, R OBP: 0.381, SLG: 0.511										3	0	0	0	1	0				
21 Nick Markakis, L OBP: 0.357, SLG: 0.457										4	0	1	0	0	1				
17 Aubrey Huff, L OBP: 0.341, SLG: 0.453										4	0	0	0	1	1				
14 Nolan Reimold, R OBP: 0.367, SLG: 0.531										4	0	1	0	0	1				
23 Ty Wigington, R OBP: 0.307, SLG: 0.388										4	0	2	0	0	1				
6 Melvin Mora, R OBP: 0.329, SLG: 0.327										3	0	0	0	1	2				
32 Matt Wieters, S OBP: 0.287, SLG: 0.383										4	0	1	0	0	1	3			
12 Robert Andino, R OBP: 0.274, SLG: 0.314										3	0	1	0	0	0				
Inning Stats	R: 0 E: 0 K: 1 S: 8	H: 0 LOB: 0 BB: 0 P: 12	R: 0 E: 0 K: 1 S: 9	H: 1 LOB: 1 BB: 0 P: 14	R: 0 E: 0 K: 1 S: 8	H: 0 LOB: 0 BB: 0 P: 10	R: 0 E: 0 K: 3 S: 19	H: 2 LOB: 2 BB: 0 P: 30	R: 0 E: 0 K: 1 S: 10	H: 0 LOB: 1 BB: 0 P: 15	R: 0 E: 0 K: 0 S: 6	H: 1 LOB: 0 BB: 0 P: 9	R: 0 E: 0 K: 0 S: 8	H: 0 LOB: 1 BB: 1 P: 15	R: 0 E: 0 K: 0 S: 12	H: 1 LOB: 2 BB: 1 P: 22	1B: 6 2B: 0 3B: 0 HR: 0	SF: 0 SAC: 0 DP: 0 HBP: 0	WP: 0 PA: 35 PB: 0 SB: 0 CS: 0
PITCHER	IP WLS BF H R ER SO BB IBB HBP BLK WP HR S P ERA WHIP																		
31 Jon Lester, L ERA: 4.35	(1, 1) 7.0 W 26 5 0 0 0 8 0 0 0 0 0 0 4 10 0.00 0.714																		
17 Manny Delcarmen, R ERA: 2.08	(8, 1) 0.2 3 0 0 0 0 1 0 0 0 0 0 0 4 10 0.00 1.500																		
37 Hideki Okajima, L ERA: 2.41	(8, 1) 0.1 1 0 0 0 0 0 0 0 0 0 0 0 4 5 0.00 0.000																		
56 Ramon E Ramirez, R ERA: 1.85	(9, 1) 0.2 4 1 0 0 0 1 0 0 0 0 0 0 9 19 0.00 3.000																		
56 Jonathan Papelbon, R ERA: 1.89	(9, 1) 0.1 S 1 0 0 0 0 0 0 0 0 0 0 0 3 3 0.00 0.000																		

Boston Red Sox @ Baltimore Orioles
 Oriole Park at Camden Yards, Baltimore, MD
 Mon Jun 29 2009, 7:05 PM EDT
 Att: 36,548 - Clear - 83 F

AB 33
 R 0
 H 6
 RBI 0
 BB 2
 SO 8
 LOB 11



Batter	1	2	3	4	5	6	7	8	9	10	11	AB	R	H	RBI	BB	SO	LOB	TOP	
7 J.D. Drew, L OBP: 0.386, SLG: 0.487	G1-3		15 2B			F8		F7			1B	5	1	2	0	1	0	1		
15 Dustin Pedroia, R OBP: 0.372, SLG: 0.598			1B			F9					G3	5	1	2	1	1	0	5		
20 Kevin Youkilis, R OBP: 0.439, SLG: 0.593	F8				G6-3							5	1	1	2	0	0	1		
44 Jason Bay, R OBP: 0.370, SLG: 0.535	1B					K						5	0	0	0	0	5	1		
34 David Ortiz, L OBP: 0.319, SLG: 0.391						F8						5	0	1	0	0	2	0		
2 Jacoby Ellsbury, L OBP: 0.352, SLG: 0.405		F7				G3-1						5	2	2	0	0	0	1		
11 Mark Kotsay, L OBP: 0.319, SLG: 0.378						K						3	0	0	0	0	1	0		
55 Jeff Bailey, R OBP: 0.341, SLG: 0.432	G3											1	1	0	0	1	0	1		
33 Jason Varitek, S OBP: 0.336, SLG: 0.473												3	0	0	0	1	1	1		
23 Julio Lugo, R OBP: 0.365, SLG: 0.388						G4-3						1	0	1	1	0	0	0		
22 Nick Green, R OBP: 0.349, SLG: 0.487												3	0	0	0	0	0	1		
5 Rocco Baldelli, R OBP: 0.349, SLG: 0.487												1	0	1	2	0	0	0		
16 George Kottaras, L OBP: 0.262, SLG: 0.353												1	0	0	0	0	0	1		
Inning Stats	R: 0 E: 0 K: 1 S: 12	H: 1 LOB: 1 BB: 0 P: 15	R: 0 E: 0 K: 1 S: 7	H: 0 LOB: 0 BB: 0 P: 12	R: 1 E: 0 K: 1 S: 8	H: 2 LOB: 1 BB: 0 P: 13	R: 0 E: 0 K: 1 S: 10	H: 0 LOB: 0 BB: 0 P: 12	R: 0 E: 0 K: 1 S: 9	H: 0 LOB: 0 BB: 0 P: 12	R: 0 E: 1 K: 0 S: 6	H: 3 LOB: 3 BB: 0 P: 41	R: 0 E: 0 K: 1 S: 9	H: 0 LOB: 0 BB: 0 P: 11	R: 1 E: 0 K: 0 S: 11	H: 3 LOB: 2 BB: 0 P: 14	1B: 7 2B: 2 3B: 0 HR: 1	SF: 0 SAC: 0 DP: 0 HBP: 0	WP: 0 PB: 0 SB: 0 CS: 0	PA: 47
PITCHER	IP WLS BF H R ER SO BB IBB HBP BLK WP HR S P ERA WHIP	35 Brad Bergesen, R ERA: 3.53	43 Jim Johnson, R ERA: 2.87	52 George Sherrill, L ERA: 2.51	28 Danys Baez, R ERA: 4.17	PITCHER														IP WLS BF H R ER SO BB IBB HBP BLK WP HR S P ERA WHIP

Boston Red Sox @ Baltimore Orioles
 Oriole Park at Camden Yards, Baltimore, MD
 Wed Jul 01 2009, 1:35 PM EDT
 Att: 29,391 - Sunny - 82 F

livebaseballscorecards.com

AB 43
 R 6
 H 10
 RBI 6
 BB 4
 SO 9
 LOB 13



Batter	1	2	3	4	5	6	7	8	9	10	11	AB	R	H	RBI	BB	SO	LOB	BOTTOM			
1 Brian Roberts, S OBP: 0.348, SLG: 0.434	18 S		21 2B			F8					K	4	2	1	0	1	2	0				
18 Felix Pie, L OBP: 0.299, SLG: 0.355	1B					G3-1						5	0	1	1	0	2	2				
21 Nick Markakis, L OBP: 0.355, SLG: 0.458	F7					F7						5	0	1	2	0	1	0				
17 Aubrey Huff, L OBP: 0.336, SLG: 0.442	G6-3					K						5	0	0	0	0	2	1				
30 Luke Scott, L OBP: 0.362, SLG: 0.572						G4-3						3	1	1	1	1	0	0				
14 Nolan Reimold, R OBP: 0.365, SLG: 0.518						F9						4	0	0	0	0	1	2				
23 Ty Wigginton, R OBP: 0.304, SLG: 0.401						G6-3						4	1	1	1	0	0	0				
9 Gregg Zaun, S OBP: 0.341, SLG: 0.366						K						4	0	0	0	0	1	0				
12 Robert Andino, R OBP: 0.275, SLG: 0.312						K						4	1	1	0	0	1	0				
Inning Stats	R: 1 E: 0 K: 0 S: 10	H: 1 LOB: 0 BB: 1 P: 19	R: 1 E: 0 K: 0 S: 8	H: 1 LOB: 0 BB: 0 P: 10	R: 2 E: 0 K: 1 S: 21	H: 3 LOB: 2 BB: 1 P: 37	R: 1 E: 0 K: 2 S: 9	H: 1 LOB: 0 BB: 0 P: 13	R: 0 E: 0 K: 1 S: 9	H: 0 LOB: 0 BB: 0 P: 7	R: 0 E: 0 K: 3 S: 9	H: 0 LOB: 0 BB: 0 P: 13	R: 0 E: 0 K: 1 S: 7	H: 0 LOB: 0 BB: 0 P: 9	R: 0 E: 0 K: 1 S: 7	H: 0 LOB: 0 BB: 0 P: 10	R: 0 E: 0 K: 1 S: 9	H: 0 LOB: 0 BB: 0 P: 12	1B: 3 2B: 1 3B: 0 HR: 2	SF: 0 SAC: 0 DP: 0 HBP: 0	WP: 0 PB: 0 SB: 1 CS: 0	PA: 40
PITCHER	IP WLS BF H R ER SO BB IBB HBP BLK WP HR S P ERA WHIP	19 Josh Beckett, R ERA: 3.07	51 Daniel Bard, R ERA: 3.11	56 Ramon E Ramirez, R ERA: 1.8	50 Jonathan Papelton, R ERA: 1.8	PITCHER														IP WLS BF H R ER SO BB IBB HBP BLK WP HR S P ERA WHIP		

Boston Red Sox @ Baltimore Orioles
 Oriole Park at Camden Yards, Baltimore, MD
 Wed Jul 01 2009, 1:35 PM EDT
 Att: 29,391 - Sunny - 82 F

livebaseballscorecards.com

AB 38
 R 5
 H 6
 RBI 5
 BB 2
 SO 10
 LOB 5



Batter	1	2	3	4	5	6	7	8	9	10	11	AB R H RBI BB SO LOB	TOP													
51 Ichiro Suzuki, L OBP: 0.402, SLG: 0.495	G6-3		30 1B	G6-3			G6-3		G4-3		IBB	5 0 1 0 1 0 1	Seattle Mariners @ Boston Red Sox Fenway Park, Boston, MA Fri Jul 03 2009, 7:10 PM EDT Att: 38,078 - Cloudy - 74 F													
30 Russell Branyan, L OBP: 0.390, SLG: 0.592	K		1B		P6		F7		L8		G4-3	6 0 1 1 0 1 3														
4 Jose Lopez, R OBP: 0.292, SLG: 0.435			1B		F6		L5					5 1 3 1 0 0 2														
24 Ken Griffey Jr., L OBP: 0.325, SLG: 0.408	G4-3		P4				G3-1		HR		F7	5 0 0 0 0 1 4														
21 Franklin Gutierrez, R OBP: 0.348, SLG: 0.421	G6-3			P3			F8		K			5 1 1 0 0 1 0														
12 Ryan Langerhans, L OBP: 0.556, SLG: 0.875	L3				G4-3							4 2 2 0 1 0 0														
6 Chris Woodward, R OBP: 0.357, SLG: 0.320	P3				F8							4 0 0 0 0 0 2														
32 Rob Johnson, R OBP: 0.254, SLG: 0.328			51 1B	30 1B	2B				P4			5 2 3 3 0 1 0														
3 Ronny Cedeno, R OBP: 0.213, SLG: 0.277	F9								B3			5 1 2 2 0 1 2														
Inning Stats	R: 0 E: 0 K: 1 S: 10	H: 1 LOB: 1 BB: 0 P: 13	R: 0 E: 0 K: 0 S: 7	H: 0 LOB: 0 BB: 0 P: 10	R: 1 E: 0 K: 0 S: 14	H: 3 LOB: 2 BB: 0 P: 17	R: 3 E: 0 K: 0 S: 15	H: 3 LOB: 0 BB: 0 P: 21	R: 0 E: 0 K: 0 S: 7	H: 0 LOB: 0 BB: 0 P: 7	R: 0 E: 0 K: 0 S: 6	H: 0 LOB: 0 BB: 0 P: 9	R: 0 E: 0 K: 1 S: 11	H: 1 LOB: 1 BB: 0 P: 17	R: 1 E: 0 K: 1 S: 11	H: 2 LOB: 1 BB: 0 P: 18	R: 0 E: 0 K: 0 S: 5	H: 0 LOB: 0 BB: 0 P: 8	R: 0 E: 0 K: 1 S: 7	H: 1 LOB: 1 BB: 0 P: 10	R: 2 E: 0 K: 1 S: 13	H: 2 LOB: 2 BB: 2 P: 26	1B: 5 2B: 7 3B: 0 HR: 2	SF: 0 SAC: 1 DP: 1 HBP: 0	WP: 0 PB: 0 SB: 1 CS: 1	PA: 47
PITCHER	IP: 8.0 WLS: 34 BF: 10 H: 5 R: 5 ER: 3 SO: 3 BB: 0 IBB: 0 HBP: 0 BLK: 0 WP: 0 HR: 0 S: 81 P: 112 ERA: 5.62 WHIP: 1.250																									

Seattle Mariners @ Boston Red Sox
 Fenway Park, Boston, MA
 Fri Jul 03 2009, 7:10 PM EDT
 Att: 38,078 - Cloudy - 74 F

livebaseballscorecards.com

AB 44
 R 7
 H 13
 RBI 7
 BB 2
 SO 5
 LOB 14




Batter	1	2	3	4	5	6	7	8	9	10	11	AB R H RBI BB SO LOB	BOTTOM											
7 J.D. Drew, L OBP: 0.385, SLG: 0.496	F8				G3-1				G4-3			6 1 2 1 0 1 2	Seattle Mariners @ Boston Red Sox Fenway Park, Boston, MA Fri Jul 03 2009, 7:10 PM EDT Att: 38,078 - Cloudy - 74 F											
15 Dustin Pedroia, R OBP: 0.369, SLG: 0.561					G6-3				G6-3		FC5-4	6 1 1 0 0 1 3												
20 Kevin Youkilis, R OBP: 0.431, SLG: 0.580	F7				P6							5 0 0 0 0 1 1												
34 David Ortiz, L OBP: 0.317, SLG: 0.385												4 1 0 0 1 0 0												
44 Jason Bay, R OBP: 0.371, SLG: 0.535												4 1 1 1 1 2 0												
11 Mark Kotsay, L OBP: 0.327, SLG: 0.400												5 1 2 0 0 1 1												
2 Jacoby Ellsbury, L OBP: 0.350, SLG: 0.401												5 0 1 0 0 0 2												
22 Nick Green, R OBP: 0.332, SLG: 0.424												4 0 2 2 1 1 2												
16 George Kottaras, L OBP: 0.269, SLG: 0.397												5 1 2 1 0 1 2												
Inning Stats	R: 2 E: 0 K: 1 S: 12	H: 2 LOB: 1 BB: 1 P: 19	R: 0 E: 0 K: 2 S: 13	H: 2 LOB: 2 BB: 0 P: 17	R: 0 E: 0 K: 1 S: 7	H: 0 LOB: 0 BB: 0 P: 11	R: 0 E: 0 K: 1 S: 10	H: 0 LOB: 1 BB: 1 P: 20	R: 0 E: 0 K: 2 S: 13	H: 2 LOB: 2 BB: 0 P: 18	R: 1 E: 0 K: 0 S: 9	H: 1 LOB: 0 BB: 0 P: 11	R: 2 E: 0 K: 0 S: 13	H: 2 LOB: 1 BB: 1 P: 25	R: 0 E: 0 K: 1 S: 8	H: 0 LOB: 0 BB: 0 P: 12	R: 0 E: 0 K: 0 S: 12	H: 0 LOB: 0 BB: 0 P: 16	R: 1 E: 0 K: 0 S: 17	H: 2 LOB: 1 BB: 0 P: 26	1B: 5 2B: 4 3B: 0 HR: 2	SF: 0 SAC: 0 DP: 0 HBP: 0	WP: 2 PB: 0 SB: 1 CS: 0	PA: 47
PITCHER	IP: 7.0 WLS: 7 BF: 30 H: 7 R: 3 ER: 2 SO: 7 BB: 2 IBB: 0 HBP: 0 BLK: 1 WP: 2 HR: 0 S: 70 P: 105 ERA: 3.86 WHIP: 1.286																							

Seattle Mariners @ Boston Red Sox
 Fenway Park, Boston, MA
 Fri Jul 03 2009, 7:10 PM EDT
 Att: 38,078 - Cloudy - 74 F

livebaseballscorecards.com

AB 44
 R 6
 H 11
 RBI 5
 BB 3
 SO 8
 LOB 13



Batter	1	2	3	4	5	6	7	8	9	AB	R	H	RBI	BB	SO	LOB	TOP							
51 Ichiro Suzuki, L (1, 9) OBP: 0.399, SLG: 0.491										5	1	1	0	0	1	5								
30 Russell Branyan, L (1, 3) OBP: 0.388, SLG: 0.593										3	0	1	2	0	2	0								
4 Jose Lopez, R (1, 4) OBP: 0.291, SLG: 0.432										4	0	1	0	0	0	1								
24 Ken Griffey Jr., L (1, 10) OBP: 0.324, SLG: 0.402										3	0	0	0	1	1	1								
25 Vladimir Valentinov, R (9, PR) OBP: 0.273, SLG: 0.362										0	1	0	0	0	0	0								
21 Franklin Gutierrez, R (1, 8) OBP: 0.347, SLG: 0.418										4	0	1	0	0	1	1								
12 Ryan Langerhans, L (1, 7) OBP: 0.538, SLG: 0.700										2	0	0	0	2	1	0								
2 Kenji Johjima, R (1, 2) OBP: 0.288, SLG: 0.377										3	0	0	0	1	1	2								
6 Chris Woodward, R (1, 5) OBP: 0.406, SLG: 0.357										3	1	2	1	1	0	0								
3 Ronny Cedeno, R (1, 6) OBP: 0.214, SLG: 0.276										4	0	1	0	0	1	4								
Inning Stats	R: 0 E: 0 K: 2 S: 12	H: 1 LOB: 1 BB: 0 P: 15	R: 0 E: 0 K: 2 S: 7	H: 0 LOB: 0 BB: 0 P: 11	R: 1 E: 0 K: 0 S: 15	H: 2 LOB: 1 BB: 0 P: 20	R: 0 E: 0 K: 1 S: 11	H: 1 LOB: 2 BB: 1 P: 19	R: 1 E: 0 K: 0 S: 16	H: 2 LOB: 1 BB: 0 P: 22	R: 0 E: 0 K: 1 S: 10	H: 0 LOB: 0 BB: 0 P: 15	R: 0 E: 0 K: 1 S: 10	H: 0 LOB: 0 BB: 1 P: 15	R: 0 E: 0 K: 1 S: 10	H: 0 LOB: 0 BB: 0 P: 15	R: 1 E: 0 K: 1 S: 19	H: 1 LOB: 3 BB: 3 P: 38	1B: 6 2B: 1 3B: 0 HR: 0	SF: 1 SAC: 0 DP: 1 HBP: 0	WP: 0 PB: 0 SB: 0 CS: 0	PA: 37		
PITCHER	IP WLS BF H R ER SO BB IBB HBP BLK WP HR S P ERA WHIP	IP WLS BF H R ER SO BB IBB HBP BLK WP HR S P ERA WHIP	IP WLS BF H R ER SO BB IBB HBP BLK WP HR S P ERA WHIP	IP WLS BF H R ER SO BB IBB HBP BLK WP HR S P ERA WHIP	IP WLS BF H R ER SO BB IBB HBP BLK WP HR S P ERA WHIP	IP WLS BF H R ER SO BB IBB HBP BLK WP HR S P ERA WHIP	IP WLS BF H R ER SO BB IBB HBP BLK WP HR S P ERA WHIP	IP WLS BF H R ER SO BB IBB HBP BLK WP HR S P ERA WHIP	IP WLS BF H R ER SO BB IBB HBP BLK WP HR S P ERA WHIP	IP WLS BF H R ER SO BB IBB HBP BLK WP HR S P ERA WHIP	IP WLS BF H R ER SO BB IBB HBP BLK WP HR S P ERA WHIP	IP WLS BF H R ER SO BB IBB HBP BLK WP HR S P ERA WHIP	IP WLS BF H R ER SO BB IBB HBP BLK WP HR S P ERA WHIP	IP WLS BF H R ER SO BB IBB HBP BLK WP HR S P ERA WHIP	IP WLS BF H R ER SO BB IBB HBP BLK WP HR S P ERA WHIP	IP WLS BF H R ER SO BB IBB HBP BLK WP HR S P ERA WHIP	IP WLS BF H R ER SO BB IBB HBP BLK WP HR S P ERA WHIP	IP WLS BF H R ER SO BB IBB HBP BLK WP HR S P ERA WHIP	IP WLS BF H R ER SO BB IBB HBP BLK WP HR S P ERA WHIP	IP WLS BF H R ER SO BB IBB HBP BLK WP HR S P ERA WHIP	IP WLS BF H R ER SO BB IBB HBP BLK WP HR S P ERA WHIP	IP WLS BF H R ER SO BB IBB HBP BLK WP HR S P ERA WHIP	IP WLS BF H R ER SO BB IBB HBP BLK WP HR S P ERA WHIP	IP WLS BF H R ER SO BB IBB HBP BLK WP HR S P ERA WHIP

Seattle Mariners @ Boston Red Sox
Fenway Park, Boston, MA
Sat Jul 04 2009, 1:05 PM EDT
Att: 37,656 - Cloudy - 75 F

AB 31
R 3
H 7
RBI 3
BB 5
SO 8
LOB 14



Batter	1	2	3	4	5	6	7	8	9	AB	R	H	RBI	BB	SO	LOB	BOTTOM							
7 J.D. Drew, L (1, 9) OBP: 0.383, SLG: 0.490										3	0	0	0	1	2	2								
15 Dustin Pedroia, R (1, 4) OBP: 0.365, SLG: 0.377										4	0	0	0	0	1	1								
20 Kevin Youkilis, R (1, 5) OBP: 0.429, SLG: 0.579										4	0	1	0	0	1	1								
44 Jason Bay, R (1, 7) OBP: 0.366, SLG: 0.528										4	0	0	0	0	1	1								
5 Rocco Baldelli, R (1, 10) OBP: 0.360, SLG: 0.481										1	1	0	0	1	0	1								
34 David Ortiz, L (8, PH) OBP: 0.316, SLG: 0.384										1	0	0	0	0	0	0								
33 Jason Varitek, S (1, 2) OBP: 0.343, SLG: 0.490										3	1	2	2	1	0	0								
2 Jacoby Ellsbury, L (1, 8) OBP: 0.348, SLG: 0.399										4	0	1	0	0	0	3								
55 Jeff Bailey, R (1, 3) OBP: 0.330, SLG: 0.416										3	0	0	0	0	0	4								
11 Mark Kotsay, L (8, 3) OBP: 0.321, SLG: 0.392										1	0	0	0	0	0	0								
23 Julio Lugo, R (1, 6) OBP: 0.364, SLG: 0.381										2	0	0	0	1	1	1								
16 George Kottaras, L (9, PH) OBP: 0.286, SLG: 0.392										1	0	0	0	0	1	0								
Inning Stats	R: 0 E: 0 K: 2 S: 10	H: 0 LOB: 0 BB: 0 P: 14	R: 2 E: 0 K: 1 S: 12	H: 2 LOB: 2 BB: 2 P: 25	R: 0 E: 1 K: 0 S: 8	H: 0 LOB: 1 BB: 0 P: 11	R: 0 E: 0 K: 0 S: 7	H: 0 LOB: 1 BB: 1 P: 15	R: 0 E: 0 K: 1 S: 10	H: 1 LOB: 1 BB: 0 P: 14	R: 0 E: 0 K: 0 S: 8	H: 1 LOB: 0 BB: 0 P: 14	R: 0 E: 0 K: 1 S: 8	H: 0 LOB: 1 BB: 1 P: 16	R: 0 E: 0 K: 1 S: 8	H: 0 LOB: 0 BB: 0 P: 12	R: 0 E: 0 K: 1 S: 7	H: 0 LOB: 0 BB: 0 P: 10	1B: 2 2B: 1 3B: 0 HR: 1	SF: 0 SAC: 0 DP: 1 HBP: 1	WP: 0 PB: 0 SB: 2 CS: 0	PA: 36		
PITCHER	IP WLS BF H R ER SO BB IBB HBP BLK WP HR S P ERA WHIP	IP WLS BF H R ER SO BB IBB HBP BLK WP HR S P ERA WHIP	IP WLS BF H R ER SO BB IBB HBP BLK WP HR S P ERA WHIP	IP WLS BF H R ER SO BB IBB HBP BLK WP HR S P ERA WHIP	IP WLS BF H R ER SO BB IBB HBP BLK WP HR S P ERA WHIP	IP WLS BF H R ER SO BB IBB HBP BLK WP HR S P ERA WHIP	IP WLS BF H R ER SO BB IBB HBP BLK WP HR S P ERA WHIP	IP WLS BF H R ER SO BB IBB HBP BLK WP HR S P ERA WHIP	IP WLS BF H R ER SO BB IBB HBP BLK WP HR S P ERA WHIP	IP WLS BF H R ER SO BB IBB HBP BLK WP HR S P ERA WHIP	IP WLS BF H R ER SO BB IBB HBP BLK WP HR S P ERA WHIP	IP WLS BF H R ER SO BB IBB HBP BLK WP HR S P ERA WHIP	IP WLS BF H R ER SO BB IBB HBP BLK WP HR S P ERA WHIP	IP WLS BF H R ER SO BB IBB HBP BLK WP HR S P ERA WHIP	IP WLS BF H R ER SO BB IBB HBP BLK WP HR S P ERA WHIP	IP WLS BF H R ER SO BB IBB HBP BLK WP HR S P ERA WHIP	IP WLS BF H R ER SO BB IBB HBP BLK WP HR S P ERA WHIP	IP WLS BF H R ER SO BB IBB HBP BLK WP HR S P ERA WHIP	IP WLS BF H R ER SO BB IBB HBP BLK WP HR S P ERA WHIP	IP WLS BF H R ER SO BB IBB HBP BLK WP HR S P ERA WHIP	IP WLS BF H R ER SO BB IBB HBP BLK WP HR S P ERA WHIP	IP WLS BF H R ER SO BB IBB HBP BLK WP HR S P ERA WHIP	IP WLS BF H R ER SO BB IBB HBP BLK WP HR S P ERA WHIP	IP WLS BF H R ER SO BB IBB HBP BLK WP HR S P ERA WHIP

Seattle Mariners @ Boston Red Sox
Fenway Park, Boston, MA
Sat Jul 04 2009, 1:05 PM EDT
Att: 37,656 - Cloudy - 75 F

AB 31
R 2
H 4
RBI 2
BB 4
SO 7
LOB 14



Batter	1	2	3	4	5	6	7	8	9	AB R H RBI BB SO LOB	TOP											
51 Ichiro Suzuki, L (1,9) OBP: 0.396, SLG: 0.486	G6-3		G3-6-1	G1-3		G4-3			G6-3	5 0 1 0 0 0 1	Seattle Mariners @ Boston Red Sox Fenway Park, Boston, MA Sun Jul 05 2009, 1:35 PM EDT Att: 37,691 - Partly Cloudy - 70 F											
30 Russell Branyan, L (1,3) OBP: 0.385, SLG: 0.586	G3-6-1		G3-6-1		K2-3		K		F9	5 0 1 0 0 2 1												
4 Jose Lopez, R (1,4) OBP: 0.290, SLG: 0.428	P5		K				K			3 1 0 0 1 2 1												
5 Mike Sweeney, R (1,10) OBP: 0.295, SLG: 0.383	FC6-4									1 0 0 0 0 0 1												
24 Ken Griffey Jr., L (4,PH) OBP: 0.332, SLG: 0.495	FC6-4									1 1 1 0 2 0 0												
21 Franklin Gutierrez, R (1,8) OBP: 0.349, SLG: 0.420										4 1 2 0 0 2 1												
12 Ryan Langerhans, L (1,7) OBP: 0.471, SLG: 0.615										3 0 1 1 0 2 2												
2 Kenji Johjima, R (1,2) OBP: 0.287, SLG: 0.373										4 1 1 0 0 0 4												
6 Chris Woodward, R (1,5) OBP: 0.361, SLG: 0.313										4 0 0 0 0 3 5												
3 Ronny Cedeno, R (1,6) OBP: 0.215, SLG: 0.292										4 0 1 3 0 1 2												
Inning Stats	R: 0 E: 0 K: 0 S: 7	H: 1 LOB: 1 BB: 0 P: 9	R: 0 E: 0 K: 3 S: 13	H: 2 LOB: 2 BB: 0 P: 18	R: 0 E: 0 K: 1 S: 9	H: 1 LOB: 0 BB: 0 P: 11	R: 3 E: 1 K: 2 S: 16	H: 3 LOB: 1 BB: 0 P: 23	R: 1 E: 0 K: 1 S: 16	H: 1 LOB: 2 BB: 2 P: 29	R: 0 E: 0 K: 0 S: 5	H: 0 LOB: 0 BB: 0 P: 8	R: 0 E: 0 K: 3 S: 19	H: 0 LOB: 1 BB: 1 P: 28	R: 0 E: 0 K: 2 S: 8	H: 0 LOB: 0 BB: 0 P: 13	R: 0 E: 0 K: 0 S: 7	H: 0 LOB: 0 BB: 0 P: 11	1B: 7 2B: 0 3B: 1 HR: 0	SF: 1 SAC: 0 DP: 1 HBP: 0	WP: 0 PB: 0 SB: 0 CS: 0	PA: 38
PITCHER	IP WLS BF H R ER SO BB IBB HBP BLK WP HR S P ERA WHIP											IP WLS BF H R ER SO BB IBB HBP BLK WP HR S P ERA WHIP										
31 Jon Lester, L (1,1) ERA: 4.18	6.2 31 8 4 1 9 3 0 0 0 0 0 0 82 122 1.35 1.650																					
63 Justin Masterson, R (7,1) ERA: 4.12	1.1 W 4 0 0 0 3 0 0 0 0 0 0 0 11 17 0.00 0.000																					
37 Hideki Okajima, L (9,1) ERA: 3.25	1.0 3 0 0 0 0 0 0 0 0 0 0 0 7 11 0.00 0.000																					

AB	34
R	4
H	8
RBI	4
BB	3
SO	12
LOB	18



Batter	1	2	3	4	5	6	7	8	9	AB R H RBI BB SO LOB	BOTTOM									
7 J.D. Drew, L (1,9) OBP: 0.384, SLG: 0.483	K	K								3 1 0 0 2 2 2	Seattle Mariners @ Boston Red Sox Fenway Park, Boston, MA Sun Jul 05 2009, 1:35 PM EDT Att: 37,691 - Partly Cloudy - 70 F									
15 Dustin Pedroia, R (1,4) OBP: 0.368, SLG: 0.393	HR		F9							5 2 3 1 0 0 1										
20 Kevin Youkilis, R (1,5) OBP: 0.423, SLG: 0.569	G1-3		L7							4 0 0 0 0 0 4										
34 David Ortiz, L (1,10) OBP: 0.318, SLG: 0.397	HR		P4							4 2 2 2 0 1 2										
44 Jason Bay, R (1,7) OBP: 0.371, SLG: 0.527	1B									2 1 1 0 2 1 0										
2 Jacoby Ellsbury, L (1,8) OBP: 0.351, SLG: 0.410	G3									2 2 1 2 1 0 1										
11 Mark Kotsay, L (1,3) OBP: 0.316, SLG: 0.382										4 0 1 2 0 1 1										
33 Jason Varitek, S (1,2) OBP: 0.341, SLG: 0.486										4 0 1 0 0 2 2										
22 Nick Green, R (1,6) OBP: 0.330, SLG: 0.417	L6									3 0 0 0 1 1 1										
Inning Stats	R: 2 E: 0 K: 1 S: 15	H: 3 LOB: 1 BB: 0 P: 21	R: 0 E: 0 K: 1 S: 7	H: 1 LOB: 0 BB: 0 P: 14	R: 0 E: 0 K: 0 S: 5	H: 0 LOB: 0 BB: 0 P: 10	R: 0 E: 0 K: 1 S: 6	H: 0 LOB: 1 BB: 1 P: 12	R: 0 E: 0 K: 2 S: 15	H: 1 LOB: 2 BB: 1 P: 26	R: 1 E: 0 K: 2 S: 12	H: 1 LOB: 0 BB: 0 P: 15	R: 5 E: 0 K: 1 S: 15	H: 3 LOB: 1 BB: 3 P: 39	R: 0 E: 0 K: 0 S: 9	H: 0 LOB: 0 BB: 1 P: 15	1B: 5 2B: 1 3B: 0 HR: 3	SF: 0 SAC: 1 DP: 1 HBP: 0	WP: 0 PB: 1 SB: 0 CS: 0	PA: 38
PITCHER	IP WLS BF H R ER SO BB IBB HBP BLK WP HR S P ERA WHIP											IP WLS BF H R ER SO BB IBB HBP BLK WP HR S P ERA WHIP								
35 Brandon Morrow, R (1,1) ERA: 5.05	6.0 26 6 3 3 7 2 0 0 0 0 0 0 8 19 4.50 1.333																			
43 Miguel Batista, R (7,1) ERA: 3.3	0.2 L 5 2 3 3 0 1 0 0 0 0 0 0 8 19 40.50 4.500																			
57 Mark Lowe, R (7,1) ERA: 3.49	0.0 3 1 1 1 0 2 0 0 0 0 0 0 4 15 ∞ ∞																			
46 Sean White, R (7,1) ERA: 2.84	1.1 4 0 1 0 1 1 0 0 0 0 0 0 12 20 0.00 0.750																			



Batter	1	2	3	4	5	6	7	8	9	AB R H RBI BB SO LOB	TOP					
29 Adam Kennedy, L (1, 5) OBP: 0.357, SLG: 0.441										5 0 3 2 0 0 1	<p>Oakland Athletics @ Boston Red Sox Fenway Park, Boston, MA Mon Jul 06 2009, 7:10 PM EDT Att: 38,294 - Clear - 72 F</p> <p>livebaseballscores.com</p> <p>AB 40 R 6 H 15 RBI 6 BB 1 SO 5 LOB 22</p>					
18 Orlando Cabrera, R (1, 6) OBP: 0.293, SLG: 0.335										5 1 1 1 0 0 5						
5 Matt Holliday, R (1, 7) OBP: 0.374, SLG: 0.418										5 0 2 0 0 3 1						
16 Jason Giambi, L (1, 3) OBP: 0.336, SLG: 0.377										3 1 1 0 1 1 0						
7 Bobby Crosby, R (7, 3) OBP: 0.293, SLG: 0.315										1 0 1 0 0 0 0						
8 Kurt Suzuki, R (1, 2) OBP: 0.331, SLG: 0.414										5 1 2 0 0 0 4						
5 Nomar Garciaparra, R (1, 10) OBP: 0.324, SLG: 0.392										4 0 2 1 0 0 1						
11 Rajai Davis, R (8, PR) OBP: 0.322, SLG: 0.321										0 0 0 0 0 0 0						
32 Jack Cust, L (1, 9) OBP: 0.316, SLG: 0.411										3 0 1 0 0 1 2						
12 Scott Hairston, R (6, PR) OBP: 0.356, SLG: 0.530										1 1 0 0 0 0 1						
21 Ryan Sweeney, L (1, 8) OBP: 0.318, SLG: 0.353										4 1 0 0 0 0 5						
14 Mark Ellis, R (1, 4) OBP: 0.274, SLG: 0.337										4 1 2 2 0 0 2						
Inning Stats	R: 0 H: 2 E: 0 K: 0 S: 10	H: 0 R: 0 ER: 0 LOB: 0 P: 20	R: 0 H: 0 E: 1 K: 1 S: 11	H: 0 R: 0 ER: 0 LOB: 1 P: 17	R: 4 H: 5 E: 0 K: 1 S: 19	H: 1 R: 0 ER: 0 LOB: 1 P: 14	R: 1 H: 2 E: 0 K: 0 S: 12	H: 0 R: 0 ER: 0 LOB: 0 P: 18	R: 0 H: 1 E: 0 K: 0 S: 10	H: 4 R: 0 ER: 0 LOB: 1 P: 22		R: 1 H: 4 E: 0 K: 0 S: 15	1B: 11 2B: 4 3B: 0 HR: 1	SF: 0 SAC: 0 DP: 2 HBP: 0	WP: 0 PB: 0 SB: 2 CS: 1	PA: 41
PITCHER	IP WLS BF H R ER SO BB IBB HBP BLK WP HR S P ERA WHIP	IP WLS BF H R ER SO BB IBB HBP BLK WP HR S P ERA WHIP												IP WLS BF H R ER SO BB IBB HBP BLK WP HR S P ERA WHIP		
29 John Smoltz, R (1, 1) ERA: 6.6	6.0 L 29 10 5 5 3 1 0 0 0 0 0 0 68 99 7.50 1.833															
51 Daniel Bard, R (7, 1) ERA: 2.95	1.0 3 0 0 0 2 0 0 0 0 0 0 0 13 18 0.00 0.000															
56 Ramon E Ramirez, R (8, 1) ERA: 2.19	1.0 3 1 0 0 0 0 0 0 0 0 0 0 10 12 0.00 1.000															
24 Takashi Saito, R (9, 1) ERA: 3.64	1.0 6 4 1 1 0 0 0 0 0 0 0 1 15 22 9.00 4.000															

Batter	1	2	3	4	5	6	7	8	9	AB R H RBI BB SO LOB	BOTTOM					
2 Jacoby Ellsbury, L (1, 8) OBP: 0.347, SLG: 0.404										4 0 0 0 0 1 0	<p>Oakland Athletics @ Boston Red Sox Fenway Park, Boston, MA Mon Jul 06 2009, 7:10 PM EDT Att: 38,294 - Clear - 72 F</p> <p>livebaseballscores.com</p> <p>AB 29 R 0 H 2 RBI 0 BB 2 SO 9 LOB 6</p>					
23 Julio Lugo, R (1, 6) OBP: 0.352, SLG: 0.367										4 0 0 0 0 1 0						
20 Kevin Youkilis, R (1, 5) OBP: 0.417, SLG: 0.560										4 0 0 0 0 2 0						
34 David Ortiz, L (1, 10) OBP: 0.314, SLG: 0.391										4 0 0 0 0 1 0						
44 Jason Bay, R (1, 7) OBP: 0.370, SLG: 0.525										3 0 1 0 0 1 0						
33 Jason Varitek, S (1, 2) OBP: 0.341, SLG: 0.481										2 0 0 0 1 0 1						
5 Rocco Baldelli, R (1, 9) OBP: 0.360, SLG: 0.468										2 0 0 0 1 0 3						
22 Nick Green, R (1, 4) OBP: 0.330, SLG: 0.416										3 0 1 0 0 1 0						
50 Aaron Bates, R (1, 3) OBP: 0.330, SLG: 0.416										3 0 0 0 0 2 2						
Inning Stats	R: 0 H: 0 E: 0 K: 1 S: 8	H: 1 R: 0 ER: 0 LOB: 1 P: 11	R: 0 H: 0 E: 0 K: 1 S: 9	H: 0 R: 0 ER: 0 LOB: 0 P: 14	R: 0 H: 0 E: 0 K: 3 S: 11	H: 1 R: 0 ER: 0 LOB: 2 P: 16	R: 0 H: 0 E: 0 K: 0 S: 6	H: 0 R: 0 ER: 0 LOB: 0 P: 11	R: 0 H: 0 E: 0 K: 2 S: 9	H: 0 R: 0 ER: 0 LOB: 0 P: 14		R: 0 H: 0 E: 0 K: 0 S: 7	1B: 2 2B: 0 3B: 0 HR: 0	SF: 0 SAC: 0 DP: 1 HBP: 0	WP: 0 PB: 0 SB: 1 CS: 0	PA: 31
PITCHER	IP WLS BF H R ER SO BB IBB HBP BLK WP HR S P ERA WHIP	IP WLS BF H R ER SO BB IBB HBP BLK WP HR S P ERA WHIP												IP WLS BF H R ER SO BB IBB HBP BLK WP HR S P ERA WHIP		
49 Brett Anderson, L (1, 1) ERA: 4.86	9.0 W 31 2 0 0 9 2 0 0 0 0 0 73 111 0.00 0.444															

Batter	1	2	3	4	5	6	7	8	9	AB	R	H	RBI	BB	SO	LOB	TOP								
29 Adam Kennedy, L (1.5) OBP: 0.356, SLG: 0.442	F8		L7				G4-3			4	0	1	1	0	0	2									
18 Orlando Cabrera, R (1.6) OBP: 0.289, SLG: 0.331	G6-3		G6-3					G6-3		4	0	0	0	0	0	2									
12 Scott Hairston, R (1.8) OBP: 0.355, SLG: 0.540	HR			G6-3			F8	L6		4	1	1	1	0	0	0									
5 Matt Holliday, R (1.7) OBP: 0.373, SLG: 0.416	G6-3			G5-3			16 G4-6-3 1B	K		4	0	1	0	0	1	0									
16 Jason Giambi, L (1.3) OBP: 0.331, SLG: 0.371		K		K			G4-6-3 1-2	K		4	0	0	0	0	3	1									
8 Kurt Suzuki, R (1.2) OBP: 0.330, SLG: 0.412		K			G6-3					4	0	1	0	0	1	0									
32 Jack Cust, L (1.10) OBP: 0.315, SLG: 0.408						G3		K		4	0	1	0	0	2	2									
21 Ryan Sweeney, L (1.9) OBP: 0.317, SLG: 0.355							29 2B	F7		4	1	1	0	0	1	3									
14 Mark Ellis, R (1.4) OBP: 0.286, SLG: 0.341					G4-3		29 2B			2	0	1	0	1	0	0									
Inning Stats	R: 1 E: 0 K: 0 S: 11	H: 1 LOB: 0 BB: 0 P: 16	R: 0 E: 0 K: 2 S: 12	H: 1 LOB: 1 BB: 0 P: 17	R: 0 E: 0 K: 0 S: 7	H: 0 LOB: 0 BB: 0 P: 8	R: 0 E: 0 K: 1 S: 8	H: 0 LOB: 0 BB: 0 P: 12	R: 1 E: 0 K: 0 S: 18	H: 2 LOB: 2 BB: 1 P: 28	R: 0 E: 0 K: 0 S: 7	H: 1 LOB: 0 BB: 0 P: 10	R: 0 E: 0 K: 1 S: 15	H: 1 LOB: 2 BB: 0 P: 24	R: 0 E: 0 K: 1 S: 10	H: 0 LOB: 0 BB: 0 P: 15	R: 0 E: 0 K: 3 S: 11	H: 1 LOB: 1 BB: 0 P: 15	1B: 4 2B: 2 3B: 0 HR: 1	SF: 0 SAC: 0 DP: 1 HBP: 0	WP: 0 PB: 0 SB: 0 CS: 0	PA: 35			
PITCHER	IP	WLS	BF	H	R	ER	SO	BB	IBB	HBP	BLK	WP	HR	S	P	ERA	WHIP								
19 Josh Beckett, R (1.1) ERA: 3.62	6.2	W	27	6	2	2	4	1	0	0	0	0	1	73	107	2.70	1.050								
37 Hideki Okajima, L (7.1) ERA: 3.22	0.1	H	1	0	0	0	0	0	0	0	0	0	0	5	8	0.00	0.000								
63 Justin Masterson, R (8.1) ERA: 4.08	1.0	H	3	0	0	0	1	0	0	0	0	0	0	10	15	0.00	0.000								
58 Jonathan Papelbon, R (9.1) ERA: 1.7	1.0	S	4	1	0	0	3	0	0	0	0	0	0	11	15	0.00	1.000								

Oakland Athletics @ Boston Red Sox
Fenway Park, Boston, MA
Tue Jul 07 2009, 7:10 PM EDT
Att: 37,676 - Cloudy - 63 F

AB 34
R 2
H 7
RBI 2
BB 1
SO 8
LOB 10



Batter	1	2	3	4	5	6	7	8	9	AB	R	H	RBI	BB	SO	LOB	BOTTOM								
7 J.D. Drew, L (1.9) OBP: 0.380, SLG: 0.482	G4-3		44 FC6-4 33 1B	K			K	G3-1		5	1	1	0	0	2	2									
15 Dustin Pedroia, R (1.4) OBP: 0.370, SLG: 0.392	F9		44 FC6-4 BB	K			1B			3	0	1	1	1	1	0									
20 Kevin Youkilis, R (1.5) OBP: 0.411, SLG: 0.551	K		F8			F8	F7			4	0	0	0	0	1	4									
44 Jason Bay, R (1.7) OBP: 0.375, SLG: 0.540		HR	FC6-4 33 1B			2B		34 G3 34 S BB		3	2	2	1	1	0	2									
34 David Ortiz, L (1.10) OBP: 0.317, SLG: 0.394		33 1B 22 G6-3 2B	2 1B 33 1B BB			F9		G3		3	1	1	0	1	0	2									
33 Jason Varitek, S (1.2) OBP: 0.344, SLG: 0.482		22 G6-3 2 BB 1B	2 1B 2 1B 1B			F8		G6-3		4	0	2	2	0	0	2									
2 Jacoby Ellsbury, L (1.8) OBP: 0.352, SLG: 0.410		50 S 22 G6-3 BB	2 1B 1-2 2-3 1B				50 WP 15 1B 2B	K		3	1	2	0	1	1	1									
22 Nick Green, R (1.6) OBP: 0.324, SLG: 0.407		G6-3			F7		P3	G4-3		4	0	0	0	0	0	6									
50 Aaron Bates, R (1.3) OBP: 0.313, SLG: 0.341			K				15 1B BB	G3-1		3	0	0	0	1	2	1									
Inning Stats	R: 0 E: 0 K: 1 S: 7	H: 0 LOB: 0 BB: 0 P: 10	R: 2 E: 0 K: 1 S: 16	H: 3 LOB: 1 BB: 1 P: 28	R: 2 E: 0 K: 0 S: 21	H: 3 LOB: 3 BB: 2 P: 34	R: 0 E: 0 K: 3 S: 12	H: 0 LOB: 0 BB: 0 P: 19	R: 0 E: 0 K: 0 S: 10	H: 1 LOB: 1 BB: 0 P: 18	R: 1 E: 0 K: 0 S: 15	H: 2 LOB: 2 BB: 1 P: 26	R: 0 E: 0 K: 1 S: 12	H: 0 LOB: 1 BB: 1 P: 19	R: 0 E: 0 K: 0 S: 7	H: 0 LOB: 0 BB: 0 P: 10	1B: 4 2B: 4 3B: 0 HR: 1	SF: 0 SAC: 0 DP: 1 HBP: 0	WP: 1 PB: 0 SB: 3 CS: 0	PA: 37					
PITCHER	IP	WLS	BF	H	R	ER	SO	BB	IBB	HBP	BLK	WP	HR	S	P	ERA	WHIP								
30 Dana Eveland, L (1.1) ERA: 8.0	2.2	L	16	6	4	4	2	3	0	0	0	1	0	32	54	3.38	1.125								
59 Edgar Gonzalez, R (3.1) ERA: 5.34	2.2		11	2	1	1	3	1	0	0	0	0	0	6	14	0.00	3.000								
36 Russ Springer, R (6.1) ERA: 5.04	0.2		4	1	0	0	1	1	0	0	0	0	0	6	14	0.00	3.000								
56 Craig Breslow, L (7.1) ERA: 4.28	1.0		3	0	0	0	1	0	0	0	0	0	0	12	15	0.00	0.000								
31 Brad Ziegler, R (8.1) ERA: 3.13	1.0		3	0	0	0	0	0	0	0	0	0	0	7	10	0.00	0.000								

Oakland Athletics @ Boston Red Sox
Fenway Park, Boston, MA
Tue Jul 07 2009, 7:10 PM EDT
Att: 37,676 - Cloudy - 63 F

AB 32
R 5
H 9
RBI 4
BB 5
SO 7
LOB 20



Batter	1	2	3	4	5	6	7	8	9	AB	R	H	RBI	BB	SO	LOB	TOP						
29 Adam Kennedy, L (1.5) OBP: 0.357, SLG: 0.439										4	2	1	0	1	2	0							
18 Orlando Cabrera, R (1.6) OBP: 0.291, SLG: 0.332										5	0	2	0	0	2	2							
12 Scott Hairston, R (1.8) OBP: 0.351, SLG: 0.539										4	0	1	1	0	1	2							
5 Matt Holliday, R (1.7) OBP: 0.373, SLG: 0.417											4	1	1	0	1	2	3						
8 Kurt Suzuki, R (1.2) OBP: 0.334, SLG: 0.415											5	0	3	2	0	0	2						
32 Jack Cust, L (1.10) OBP: 0.318, SLG: 0.415											5	0	3	1	0	1	4						
21 Ryan Sweeney, L (1.9) OBP: 0.316, SLG: 0.353											4	0	1	0	0	0	3						
14 Mark Ellis, R (1.4) OBP: 0.284, SLG: 0.330											3	0	0	0	1	2	4						
7 Bobby Crosby, R (1.3) OBP: 0.293, SLG: 0.315											3	1	1	0	0	1	4						
5 Nomar Garciaparra, R (8. Ph) OBP: 0.360, SLG: 0.387											1	0	0	0	0	0	0						
Inning Stats	R: 0 E: 0 K: 2 S: 13	H: 0 LOB: 0 BB: 0 P: 14	R: 1 E: 0 K: 2 S: 13	H: 3 LOB: 2 BB: 0 P: 20	R: 0 E: 0 K: 1 S: 11	H: 2 LOB: 2 BB: 0 P: 16	R: 0 E: 0 K: 0 S: 9	H: 1 LOB: 1 BB: 1 P: 14	R: 0 E: 0 K: 1 S: 7	H: 0 LOB: 0 BB: 0 P: 8	R: 0 E: 0 K: 2 S: 14	H: 2 LOB: 2 BB: 0 P: 19	R: 2 E: 0 K: 1 S: 17	H: 3 LOB: 2 BB: 1 P: 33	R: 0 E: 0 K: 0 S: 6	H: 0 LOB: 0 BB: 0 P: 6	R: 1 E: 0 K: 2 S: 18	H: 2 LOB: 2 BB: 1 P: 30	1B: 10 2B: 4 3B: 0 HR: 0	SF: 1 SAC: 0 DP: 1 HBP: 0	WP: 0 PB: 0 SB: 0 CS: 0	PA: 42	
PITCHER	IP WLS BF H R ER SO BB IBB HBP BLK WP HR S P ERA WHIP	IP WLS BF H R ER SO BB IBB HBP BLK WP HR S P ERA WHIP	IP WLS BF H R ER SO BB IBB HBP BLK WP HR S P ERA WHIP	IP WLS BF H R ER SO BB IBB HBP BLK WP HR S P ERA WHIP	IP WLS BF H R ER SO BB IBB HBP BLK WP HR S P ERA WHIP	IP WLS BF H R ER SO BB IBB HBP BLK WP HR S P ERA WHIP	IP WLS BF H R ER SO BB IBB HBP BLK WP HR S P ERA WHIP	IP WLS BF H R ER SO BB IBB HBP BLK WP HR S P ERA WHIP	IP WLS BF H R ER SO BB IBB HBP BLK WP HR S P ERA WHIP	IP WLS BF H R ER SO BB IBB HBP BLK WP HR S P ERA WHIP	IP WLS BF H R ER SO BB IBB HBP BLK WP HR S P ERA WHIP	IP WLS BF H R ER SO BB IBB HBP BLK WP HR S P ERA WHIP	IP WLS BF H R ER SO BB IBB HBP BLK WP HR S P ERA WHIP	IP WLS BF H R ER SO BB IBB HBP BLK WP HR S P ERA WHIP	IP WLS BF H R ER SO BB IBB HBP BLK WP HR S P ERA WHIP	IP WLS BF H R ER SO BB IBB HBP BLK WP HR S P ERA WHIP	IP WLS BF H R ER SO BB IBB HBP BLK WP HR S P ERA WHIP	IP WLS BF H R ER SO BB IBB HBP BLK WP HR S P ERA WHIP	IP WLS BF H R ER SO BB IBB HBP BLK WP HR S P ERA WHIP	IP WLS BF H R ER SO BB IBB HBP BLK WP HR S P ERA WHIP	IP WLS BF H R ER SO BB IBB HBP BLK WP HR S P ERA WHIP	IP WLS BF H R ER SO BB IBB HBP BLK WP HR S P ERA WHIP	IP WLS BF H R ER SO BB IBB HBP BLK WP HR S P ERA WHIP

Oakland Athletics @ Boston Red Sox
Fenway Park, Boston, MA
Wed Jul 08 2009, 7:10 PM EDT
Att: 37,981 - Cloudy - 62 F

AB 38
R 4
H 13
RBI 4
BB 3
SO 11
LOB 24



Batter	1	2	3	4	5	6	7	8	9	AB	R	H	RBI	BB	SO	LOB	BOTTOM							
7 J.D. Drew, L (1.9) OBP: 0.382, SLG: 0.492											3	2	1	1	1	1	0							
15 Dustin Pedroia, R (1.4) OBP: 0.374, SLG: 0.402											4	1	3	0	0	0	0							
20 Kevin Youkilis, R (1.5) OBP: 0.413, SLG: 0.546											2	1	0	0	2	1	2							
34 David Ortiz, L (1.10) OBP: 0.316, SLG: 0.403											4	1	1	4	0	0	3							
44 Jason Bay, R (1.7) OBP: 0.376, SLG: 0.537											2	0	0	0	2	1	0							
2 Jacoby Ellsbury, L (1.8) OBP: 0.353, SLG: 0.409											3	0	1	0	0	0	5							
11 Mark Kotsay, L (1.3) OBP: 0.311, SLG: 0.373											4	0	1	0	0	0	0							
22 Nick Green, R (1.6) OBP: 0.318, SLG: 0.399											4	0	0	0	0	1	2							
16 George Kottaras, L (1.2) OBP: 0.273, SLG: 0.372											4	0	0	0	0	1	2							
Inning Stats	R: 0 E: 0 K: 0 S: 10	H: 0 LOB: 0 BB: 0 P: 16	R: 0 E: 0 K: 0 S: 6	H: 0 LOB: 0 BB: 0 P: 11	R: 0 E: 0 K: 1 S: 14	H: 1 LOB: 2 BB: 2 P: 28	R: 0 E: 0 K: 0 S: 6	H: 0 LOB: 0 BB: 0 P: 11	R: 4 E: 0 K: 2 S: 22	H: 5 LOB: 2 BB: 1 P: 44	R: 1 E: 0 K: 1 S: 15	H: 1 LOB: 2 BB: 2 P: 29	R: 0 E: 0 K: 1 S: 7	H: 0 LOB: 0 BB: 0 P: 10	R: 0 E: 0 K: 1 S: 7	H: 0 LOB: 0 BB: 0 P: 10	R: 0 E: 0 K: 1 S: 7	H: 0 LOB: 0 BB: 0 P: 10	1B: 3 2B: 2 3B: 0 HR: 2	SF: 0 SAC: 0 DP: 0 HBP: 1	WP: 0 PB: 0 SB: 0 CS: 1	PA: 37		
PITCHER	IP WLS BF H R ER SO BB IBB HBP BLK WP HR S P ERA WHIP	IP WLS BF H R ER SO BB IBB HBP BLK WP HR S P ERA WHIP	IP WLS BF H R ER SO BB IBB HBP BLK WP HR S P ERA WHIP	IP WLS BF H R ER SO BB IBB HBP BLK WP HR S P ERA WHIP	IP WLS BF H R ER SO BB IBB HBP BLK WP HR S P ERA WHIP	IP WLS BF H R ER SO BB IBB HBP BLK WP HR S P ERA WHIP	IP WLS BF H R ER SO BB IBB HBP BLK WP HR S P ERA WHIP	IP WLS BF H R ER SO BB IBB HBP BLK WP HR S P ERA WHIP	IP WLS BF H R ER SO BB IBB HBP BLK WP HR S P ERA WHIP	IP WLS BF H R ER SO BB IBB HBP BLK WP HR S P ERA WHIP	IP WLS BF H R ER SO BB IBB HBP BLK WP HR S P ERA WHIP	IP WLS BF H R ER SO BB IBB HBP BLK WP HR S P ERA WHIP	IP WLS BF H R ER SO BB IBB HBP BLK WP HR S P ERA WHIP	IP WLS BF H R ER SO BB IBB HBP BLK WP HR S P ERA WHIP	IP WLS BF H R ER SO BB IBB HBP BLK WP HR S P ERA WHIP	IP WLS BF H R ER SO BB IBB HBP BLK WP HR S P ERA WHIP	IP WLS BF H R ER SO BB IBB HBP BLK WP HR S P ERA WHIP	IP WLS BF H R ER SO BB IBB HBP BLK WP HR S P ERA WHIP	IP WLS BF H R ER SO BB IBB HBP BLK WP HR S P ERA WHIP	IP WLS BF H R ER SO BB IBB HBP BLK WP HR S P ERA WHIP	IP WLS BF H R ER SO BB IBB HBP BLK WP HR S P ERA WHIP	IP WLS BF H R ER SO BB IBB HBP BLK WP HR S P ERA WHIP	IP WLS BF H R ER SO BB IBB HBP BLK WP HR S P ERA WHIP	IP WLS BF H R ER SO BB IBB HBP BLK WP HR S P ERA WHIP

Oakland Athletics @ Boston Red Sox
Fenway Park, Boston, MA
Wed Jul 08 2009, 7:10 PM EDT
Att: 37,981 - Cloudy - 62 F

AB 30
R 5
H 7
RBI 5
BB 5
SO 5
LOB 14



Batter	1	2	3	4	5	6	7	8	9	AB	R	H	RBI	BB	SO	LOB	TOP				
9 David DeJesus, L OBP: 0.309, SLG: 0.414	G4-3		BB	L7		HR		K		4	1	1	2	1	1	2	5 0 3 1 0 0 0 0 0 0 0 0 0 0				
8 Willie Bloomquist, R OBP: 0.335, SLG: 0.593 1 Tony Pena Jr., R OBP: 0.129, SLG: 0.111	1B		1B		F9	G1-3		3B		5	0	1	0	0	1	4					
16 Billy Butler, R OBP: 0.341, SLG: 0.453	F8		G5-3		F8			K		5	1	1	0	0	2	2	5 2 3 0 0 2 0				
11 Jose Guillen, R OBP: 0.318, SLG: 0.372	F9				F9			K		5	1	1	0	0	2	2					
24 Mark Teahen, L OBP: 0.348, SLG: 0.445	K							K		5	2	3	0	0	2	0	5 0 0 0 0 1 5				
17 Mike Jacobs, L OBP: 0.294, SLG: 0.401	G3		P5					K		5	0	0	0	0	1	5					
21 Miguel Olivo, R OBP: 0.272, SLG: 0.488	F8									4	1	1	1	0	0	3	4 1 2 2 0 1 0				
13 Alberto Callaspo, S OBP: 0.354, SLG: 0.466			G1-3					K		4	1	2	2	0	1	0					
26 Ryan Freel, R OBP: 0.311, SLG: 0.176	F9		F9		L9			HR		3	2	1	1	1	0	1	WP: 0 PA: 42 PB: 0 SB: 4 CS: 0				
								BB													
Inning Stats	R: 0 H: 1 E: 0 K: 0 S: 16	H: 1 LOB: 1 BB: 0 P: 22	R: 0 H: 0 E: 0 K: 1 S: 8	H: 0 LOB: 0 BB: 0 P: 11	R: 0 H: 1 E: 0 K: 0 S: 18	H: 1 LOB: 2 BB: 1 P: 28	R: 3 H: 4 E: 0 K: 0 S: 19	H: 4 LOB: 1 BB: 0 P: 28	R: 0 H: 0 E: 0 K: 0 S: 7	H: 0 LOB: 0 BB: 0 P: 8	R: 4 H: 4 E: 0 K: 0 S: 21	H: 4 LOB: 0 BB: 2 P: 30	R: 0 H: 2 E: 0 K: 2 S: 15	H: 2 LOB: 0 BB: 0 P: 17	R: 1 H: 1 E: 0 K: 3 S: 17	H: 1 LOB: 1 BB: 1 P: 26	R: 0 H: 0 E: 0 K: 2 S: 11	H: 0 LOB: 0 BB: 0 P: 14	1B: 8 2B: 3 3B: 1 HR: 1	SF: 0 SAC: 0 DP: 0 HBP: 0	
PITCHER	IP WLS BF H R ER SO BB IBB HBP BLK WP HR S P ERA WHIP	IP WLS BF H R ER SO BB IBB HBP BLK WP HR S P ERA WHIP	IP WLS BF H R ER SO BB IBB HBP BLK WP HR S P ERA WHIP	IP WLS BF H R ER SO BB IBB HBP BLK WP HR S P ERA WHIP	IP WLS BF H R ER SO BB IBB HBP BLK WP HR S P ERA WHIP	IP WLS BF H R ER SO BB IBB HBP BLK WP HR S P ERA WHIP	IP WLS BF H R ER SO BB IBB HBP BLK WP HR S P ERA WHIP	IP WLS BF H R ER SO BB IBB HBP BLK WP HR S P ERA WHIP	IP WLS BF H R ER SO BB IBB HBP BLK WP HR S P ERA WHIP	IP WLS BF H R ER SO BB IBB HBP BLK WP HR S P ERA WHIP	IP WLS BF H R ER SO BB IBB HBP BLK WP HR S P ERA WHIP	IP WLS BF H R ER SO BB IBB HBP BLK WP HR S P ERA WHIP	IP WLS BF H R ER SO BB IBB HBP BLK WP HR S P ERA WHIP	IP WLS BF H R ER SO BB IBB HBP BLK WP HR S P ERA WHIP	IP WLS BF H R ER SO BB IBB HBP BLK WP HR S P ERA WHIP	IP WLS BF H R ER SO BB IBB HBP BLK WP HR S P ERA WHIP	IP WLS BF H R ER SO BB IBB HBP BLK WP HR S P ERA WHIP	IP WLS BF H R ER SO BB IBB HBP BLK WP HR S P ERA WHIP	IP WLS BF H R ER SO BB IBB HBP BLK WP HR S P ERA WHIP	IP WLS BF H R ER SO BB IBB HBP BLK WP HR S P ERA WHIP	
36 Brad Penny, R ERA: 4.71	5.0	22	6	3	3	1	1	0	0	0	0	0	0	0	0	0	68	97	5.40	1.400	
17 Manny Delcarmen, R ERA: 2.43	0.2	H	4	2	2	2	0	0	0	0	0	0	0	0	0	0	11	16	27.00	3.000	
63 Justin Masterson, R ERA: 4.31	0.1	L	3	2	2	2	0	0	0	0	0	0	0	0	0	0	1	10	14	54.00	6.000
56 Ramon E Ramirez, R ERA: 2.33	1.2		9	3	1	1	4	1	0	0	0	0	0	0	0	0	29	40	5.40	2.400	
51 Daniel Bard, R ERA: 2.78	1.1		4	0	0	0	3	0	0	0	0	0	0	0	0	0	14	17	0.00	0.000	

Kansas City Royals @ Boston Red Sox
Fenway Park, Boston, MA
Thu Jul 09 2009, 7:10 PM EDT
Att: 38,189 - Partly Cloudy - 63 F

AB	40
R	8
H	13
RBI	7
BB	2
SO	8
LOB	17



Batter	1	2	3	4	5	6	7	8	9	AB	R	H	RBI	BB	SO	LOB	BOTTOM				
7 J.D. Drew, L OBP: 0.376, SLG: 0.482	G4-3		K		CS		F8		G3								5 0 0 0 0 1 1				
15 Dustin Pedroia, R OBP: 0.377, SLG: 0.417	2B		F7				HR		F8								5 2 3 1 0 0 0				
20 Kevin Youkilis, R OBP: 0.412, SLG: 0.547	1B		HR		2B		F9		K								5 2 2 1 0 1 1				
34 David Ortiz, L OBP: 0.318, SLG: 0.413	HR						F8										3 1 1 2 1 1 1				
44 Jason Bay, R OBP: 0.377, SLG: 0.535	G5-3																3 1 1 1 1 1 0				
2 Jacoby Ellsbury, L OBP: 0.349, SLG: 0.404	F8																4 0 0 0 0 1 3				
33 Jason Varitek, S OBP: 0.348, SLG: 0.480 16 George Kottaras, L (6, PR) OBP: 0.273, SLG: 0.372	K																3 0 1 0 1 1 2 0 0 0 0 0 0 0				
11 Mark Kotsay, L OBP: 0.292, SLG: 0.355	G4-3																3 0 0 1 0 0 2				
22 Nick Green, R OBP: 0.321, SLG: 0.406	2B																4 0 2 0 0 2 2				
Inning Stats	R: 3 H: 3 E: 0 K: 0 S: 14	H: 3 LOB: 0 BB: 0 P: 20	R: 0 H: 1 E: 0 K: 2 S: 9	H: 1 LOB: 0 BB: 0 P: 13	R: 1 H: 2 E: 0 K: 2 S: 16	H: 2 LOB: 1 BB: 0 P: 21	R: 0 H: 1 E: 0 K: 0 S: 7	H: 1 LOB: 0 BB: 1 P: 13	R: 1 H: 1 E: 0 K: 0 S: 9	H: 1 LOB: 0 BB: 0 P: 16	R: 0 H: 1 E: 0 K: 1 S: 13	H: 1 LOB: 1 BB: 0 P: 18	R: 0 H: 1 E: 0 K: 2 S: 12	H: 1 LOB: 0 BB: 0 P: 16	R: 1 H: 0 E: 0 K: 1 S: 20	H: 0 LOB: 2 BB: 2 P: 30	R: 0 H: 0 E: 0 K: 0 S: 9	H: 0 LOB: 0 BB: 0 P: 13	1B: 5 2B: 3 3B: 0 HR: 2	SF: 1 SAC: 0 DP: 1 HBP: 0	
PITCHER	IP WLS BF H R ER SO BB IBB HBP BLK WP HR S P ERA WHIP	IP WLS BF H R ER SO BB IBB HBP BLK WP HR S P ERA WHIP	IP WLS BF H R ER SO BB IBB HBP BLK WP HR S P ERA WHIP	IP WLS BF H R ER SO BB IBB HBP BLK WP HR S P ERA WHIP	IP WLS BF H R ER SO BB IBB HBP BLK WP HR S P ERA WHIP	IP WLS BF H R ER SO BB IBB HBP BLK WP HR S P ERA WHIP	IP WLS BF H R ER SO BB IBB HBP BLK WP HR S P ERA WHIP	IP WLS BF H R ER SO BB IBB HBP BLK WP HR S P ERA WHIP	IP WLS BF H R ER SO BB IBB HBP BLK WP HR S P ERA WHIP	IP WLS BF H R ER SO BB IBB HBP BLK WP HR S P ERA WHIP	IP WLS BF H R ER SO BB IBB HBP BLK WP HR S P ERA WHIP	IP WLS BF H R ER SO BB IBB HBP BLK WP HR S P ERA WHIP	IP WLS BF H R ER SO BB IBB HBP BLK WP HR S P ERA WHIP	IP WLS BF H R ER SO BB IBB HBP BLK WP HR S P ERA WHIP	IP WLS BF H R ER SO BB IBB HBP BLK WP HR S P ERA WHIP	IP WLS BF H R ER SO BB IBB HBP BLK WP HR S P ERA WHIP	IP WLS BF H R ER SO BB IBB HBP BLK WP HR S P ERA WHIP	IP WLS BF H R ER SO BB IBB HBP BLK WP HR S P ERA WHIP	IP WLS BF H R ER SO BB IBB HBP BLK WP HR S P ERA WHIP	IP WLS BF H R ER SO BB IBB HBP BLK WP HR S P ERA WHIP	
44 Luke Hochevar, R ERA: 5.34	6.0	W	26	9	5	5	1	0	0	0	0	0	0	0	0	0	8	10	0.00	1.500	
49 John Bale, L ERA: 5.79	0.2	H	3	1	0	0	1	0	0	0	0	0	0	0	0	0	21	33	0.00	2.000	
37 Juan Cruz, R ERA: 4.19	1.0	H	6	0	1	0	1	2	0	0	0	0	0	0	0	0	0	12	16	0.00	0.000
48 Joaquin Soria, R ERA: 1.57	1.1	S	4	0	0	0	1	0	0	0	0	0	0	0	0	0	0	12	16	0.00	0.000

Kansas City Royals @ Boston Red Sox
Fenway Park, Boston, MA
Thu Jul 09 2009, 7:10 PM EDT
Att: 38,189 - Partly Cloudy - 63 F

AB	35
R	6
H	10
RBI	6
BB	3
SO	8
LOB	12



Batter	1	2	3	4	5	6	7	8	9	AB	R	H	RBI	BB	SO	LOB	TOP					
9 David DeJesus, L (1,8) OBP: 0.315, SLG: 0.413	G6-3		1B		HBP	BB	G3-1			3	2	1	0	1	0	2						
26 Ryan Freel, R (1,9) OBP: 0.290, SLG: 0.186	B1					FC9-2		E3		5	1	1	1	0	1	4						
16 Billy Butler, R (1,3) OBP: 0.344, SLG: 0.454										4	1	3	3	1	0	1						
24 Mark Teahen, L (1,5) OBP: 0.350, SLG: 0.448	F8									5	0	1	0	0	2	4						
11 Jose Guillen, R (1,7) OBP: 0.315, SLG: 0.379		G6-3		P4				SF8		4	2	2	2	0	0	2						
17 Mike Jacobs, L (1,10) OBP: 0.346, SLG: 0.412		K		K						5	1	2	2	0	3	2						
13 Alberto Callaspo, S (1,4) OBP: 0.355, SLG: 0.459				F7						4	1	1	0	1	1	2						
21 Miguel Olivo, R (1,2) OBP: 0.267, SLG: 0.476						L5				5	0	1	0	0	3	2						
1 Tony Pena Jr, R (1,6) OBP: 0.140, SLG: 0.125										3	1	1	1	0	2	0						
3 Brayan Peña, S (7,PH) OBP: 0.346, SLG: 0.521										1	0	0	0	0	1	2						
35 Mitch Mater, L (7,9) OBP: 0.289, SLG: 0.308										1	0	0	0	0	0	0						
Inning Stats	R: 0 E: 0 K: 0 S: 12	H: 0 LOB: 1 BB: 1 P: 21	R: 0 E: 0 K: 2 S: 8	H: 0 LOB: 0 BB: 0 P: 10	R: 0 E: 0 K: 3 S: 11	H: 1 LOB: 1 BB: 0 P: 18	R: 0 E: 0 K: 1 S: 16	H: 2 LOB: 2 BB: 0 P: 24	R: 1 E: 0 K: 1 S: 16	H: 1 LOB: 1 BB: 0 P: 24	R: 5 E: 0 K: 2 S: 27	H: 5 LOB: 2 BB: 2 P: 39	R: 1 E: 0 K: 2 S: 21	H: 3 LOB: 2 BB: 0 P: 29	R: 2 E: 1 K: 1 S: 17	H: 1 LOB: 0 BB: 0 P: 20	R: 0 E: 0 K: 1 S: 8	H: 0 LOB: 0 BB: 0 P: 10	1B: 9 2B: 2 3B: 0 HR: 2	SF: 1 SAC: 0 DP: 0 HBP: 1	WP: 0 PB: 0 SB: 0 CS: 0	PA: 45
PITCHER	IP WLS BF H R ER SO BB IBB HBP BLK WP HR S P ERA WHIP																					
29 John Smoltz, R (1,1) ERA: 5.4	5.0 W 21 4 1 1 7 1 0 1 0 0 0 0 63 97 1.80 1.000																					
63 Justin Masterson, R (6,1) ERA: 4.98	0.1 6 4 5 5 1 1 0 0 0 0 1 18 25 135.00 15.000																					
17 Manny Delcarmen, R (6,1) ERA: 2.41	0.1 3 1 0 0 0 1 0 0 0 0 0 6 10 6.000 6.000																					
37 Hideki Okajima, L (6,1) ERA: 3.32	0.1 H 4 3 1 1 1 0 0 0 0 0 1 15 23 27.00 9.000																					
51 Daniel Bard, R (7,1) ERA: 2.58	2.0 H 8 1 2 0 3 0 0 0 0 0 0 26 30 0.00 0.500																					

Kansas City Royals @ Boston Red Sox
Fenway Park, Boston, MA

Sat Jul 11 2009, 7:10 PM EDT
Att: 37,825 - Cloudy - 68 F

livebaseballscorecards.com

AB 40
R 9
H 13
RBI 9
BB 3
SO 13
LOB 21



Batter	1	2	3	4	5	6	7	8	9	AB	R	H	RBI	BB	SO	LOB	BOTTOM			
7 J.D. Drew, L (1,9) OBP: 0.377, SLG: 0.477	K			P2						4	1	1	1	1	2	0				
15 Dustin Pedroia, R (1,4) OBP: 0.375, SLG: 0.426				G6-3						6	2	2	1	0	1	6				
20 Kevin Youkilis, R (1,5) OBP: 0.420, SLG: 0.569										4	4	3	4	1	0	0				
34 David Ortiz, L (1,10) OBP: 0.318, SLG: 0.417										3	2	1	2	2	1	0				
44 Jason Bay, R (1,7) OBP: 0.372, SLG: 0.527										5	1	1	0	0	3	1				
2 Jacoby Ellsbury, L (1,8) OBP: 0.351, SLG: 0.404				G3						3	2	1	1	1	1	0				
33 Jason Varitek, S (1,2) OBP: 0.347, SLG: 0.485										4	3	1	1	1	1	3				
11 Mark Kotsay, L (1,3) OBP: 0.306, SLG: 0.343										2	0	0	0	2	0	0				
50 Aaron Bates, R (7,PR) OBP: 0.250, SLG: 0.143										1	0	1	1	0	0	0				
22 Nick Green, R (1,6) OBP: 0.320, SLG: 0.399										4	0	1	2	1	2	1				
Inning Stats	R: 3 E: 1 K: 2 S: 14	H: 2 LOB: 1 BB: 1 P: 25	R: 3 E: 0 K: 2 S: 20	H: 3 LOB: 0 BB: 0 P: 27	R: 1 E: 0 K: 2 S: 12	H: 1 LOB: 1 BB: 1 P: 21	R: 2 E: 0 K: 1 S: 12	H: 1 LOB: 0 BB: 1 P: 23	R: 0 E: 0 K: 1 S: 9	H: 0 LOB: 0 BB: 0 P: 13	R: 0 E: 0 K: 1 S: 6	H: 0 LOB: 0 BB: 0 P: 12	R: 3 E: 1 K: 1 S: 15	H: 2 LOB: 3 BB: 4 P: 38	R: 3 E: 0 K: 1 S: 18	H: 3 LOB: 3 BB: 2 P: 33	1B: 4 2B: 3 3B: 1 HR: 4	SF: 1 SAC: 0 DP: 0 HBP: 1	WP: 0 PB: 0 SB: 2 CS: 0	PA: 47
PITCHER	IP WLS BF H R ER SO BB IBB HBP BLK WP HR S P ERA WHIP																			
55 Gil Meche, R (1,1) ERA: 4.5	3.2 L 21 6 8 6 6 3 0 0 0 0 0 1 20 34 3.86 0.429																			
32 Ron Mahay, L (4,1) ERA: 4.3	2.1 8 1 1 1 3 0 0 0 0 0 0 1 20 34 3.86 0.429																			
34 Jamey Wright, R (7,1) ERA: 4.65	0.2 8 2 3 3 0 2 2 0 0 0 0 0 12 32 40.50 6.000																			
56 Roman Colon, R (7,1) ERA: 4.96	1.1 10 3 3 3 2 1 1 1 0 0 0 1 21 39 20.25 3.000																			

Kansas City Royals @ Boston Red Sox
Fenway Park, Boston, MA

Sat Jul 11 2009, 7:10 PM EDT
Att: 37,825 - Cloudy - 68 F

livebaseballscorecards.com

AB 36
R 15
H 12
RBI 13
BB 9
SO 11
LOB 11



Batter	1	2	3	4	5	6	7	8	9	AB	R	H	RBI	BB	SO	LOB	TOP					
9 David DeJesus, L (1.9) OBP: 0.314, SLG: 0.414	 C FF 95 B CU 78 S SI 97 X FF 96			 F FF 96 X CH 91		 B FF 94 S SI 95 X FF 96			 B FF 95 C FF 95 F FF 95 X FF 96	4	0	1	0	0	1	0						
35 Mitch Maier, L (1.8) OBP: 0.288, SLG: 0.309	 F FF 96 S SI 97 B CU 78 C CU 79			 X SI 96			 C FF 96 X CU 76		 F FF 96 F FF 93 X CH 88	3	0	1	0	0	1	0						
16 Billy Butler, R (1.3) OBP: 0.340, SLG: 0.449	 B FF 96 F FF 95 X FF 96			 D CU 79 X SI 96			 B SI 93 B FF 94 C SI 95 C SI 95		 C CU 78 S FC 93 S CU 80	4	0	0	0	0	2	2						
24 Mark Teahen, L (1.5) OBP: 0.350, SLG: 0.447		 C FF 95 B CU 78 F FC 94 C CU 78		 X FF 96			 D CU 79 S CU 78 H SI 96		 B SI 95 F FF 96 F FC 93 X FF 97	3	0	1	0	0	1	1						
11 Jose Guillen, R (1.7) OBP: 0.315, SLG: 0.376		 F FF 97 S CU 79 S CU 80		 B SI 95 E: 0 C FF 96 X CH 91		 B SI 95 E: 0 C FF 96 X CH 91		 D CU 79 S CU 78 H SI 96		 B SI 95 F FF 96 F FC 93 X FF 97	2	0	0	0	0	1	0					
3 Brayan Peña, S (1.10) OBP: 0.327, SLG: 0.490		 X FF 96		 C FF 96 X CH 91		 C FF 96 X CH 91		 C SI 96 X FC 94		 C SI 96 X FC 94	3	0	0	0	0	3						
13 Alberto Callaspo, S (1.4) OBP: 0.352, SLG: 0.455				 B SI 95 F FF 95 X FF 96		 X FF 96		 B FF 95 F FF 96 F FC 93 X FF 97		 B FF 95 F FF 96 F FC 93 X FF 97	3	0	0	0	0	0						
14 John Buck, R (1.2) OBP: 0.294, SLG: 0.422		 B CU 78 B FF 96 S FF 96		 X FF 96		 X FF 96		 S FF 96 B CU 79 B CU 76 X SI 96		 S FF 96 B CU 79 B CU 76 X SI 96	3	0	0	0	1	0						
1 Tony Peña Jr., R (1.6) OBP: 0.132, SLG: 0.118				 F FF 95 B SI 95 X CU 77		 C FF 95 B SI 95 X CU 78		 F FF 95 B SI 96 X FF 96		 F FF 95 B SI 96 X FF 96	3	0	0	0	0	0						
Inning Stats	R: 0 K: 2 S: 9	H: 0 LOB: 0 BB: 0 P: 15	R: 0 K: 2 S: 7	H: 0 LOB: 0 BB: 0 P: 8	R: 0 K: 1 S: 8	H: 0 LOB: 0 BB: 0 P: 12	R: 0 K: 0 S: 5	H: 1 LOB: 1 BB: 0 P: 6	R: 0 K: 0 S: 5	H: 0 LOB: 0 BB: 0 P: 7	R: 0 K: 0 S: 6	H: 0 LOB: 0 BB: 0 P: 10	R: 0 K: 1 S: 10	H: 2 LOB: 0 BB: 0 P: 14	R: 0 K: 0 S: 7	H: 0 LOB: 0 BB: 0 P: 11	R: 0 K: 1 S: 9	H: 0 LOB: 0 BB: 0 P: 11	1B: 2 2B: 1 3B: 0 HR: 0	SF: 0 SAC: 1 DP: 1 HBP: 1	WP: 0 PB: 0 SB: 0 CS: 0	PA: 30
PITCHER 19 Josh Beckett, R (1.1) ERA: 3.35	IP: 9.0 WLS: W BF: 30	H: 3 R: 0 ER: 0 SO: 7	BB: 0 IBB: 0 HBP: 1 BLK: 0	WP: 0 HR: 0 S: 66 P: 94	ERA: 0.00 WHIP: 0.333	PITCHER										IP: 9.0 WLS: W BF: 30	H: 3 R: 0 ER: 0 SO: 7	BB: 0 IBB: 0 HBP: 1 BLK: 0	WP: 0 HR: 0 S: 66 P: 94	ERA: 0.00 WHIP: 0.333		

Kansas City Royals @ Boston Red Sox
Fenway Park, Boston, MA
Sun Jul 12 2009, 1:35 PM EDT
Att: 37,612 - Partly Cloudy - 80 F

livebaseballscorecards.com

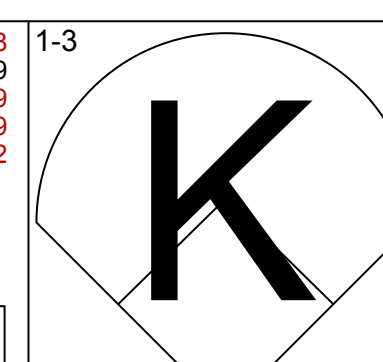
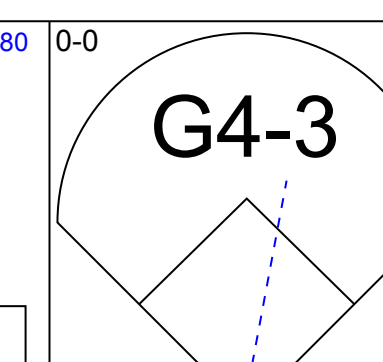
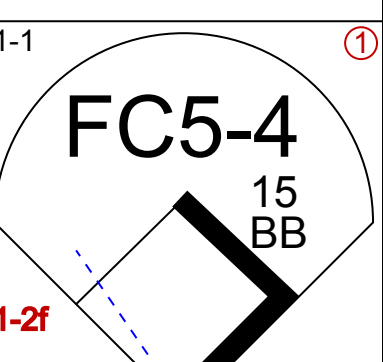
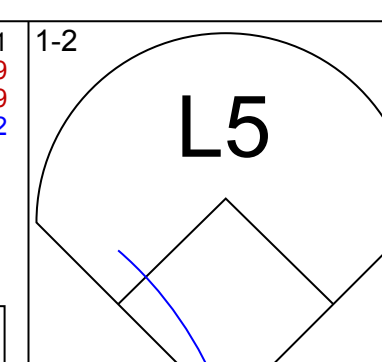
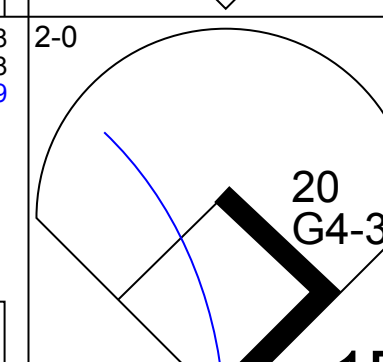
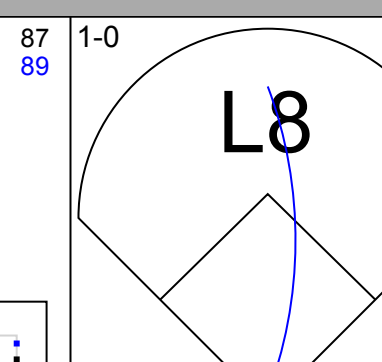
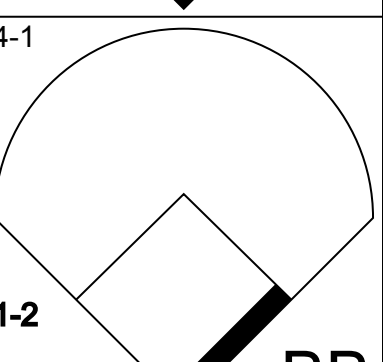
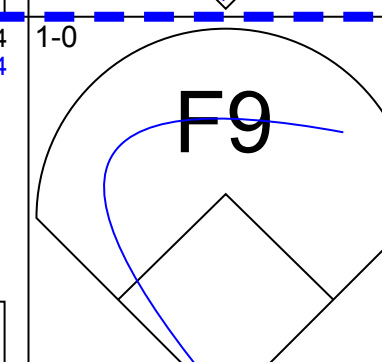
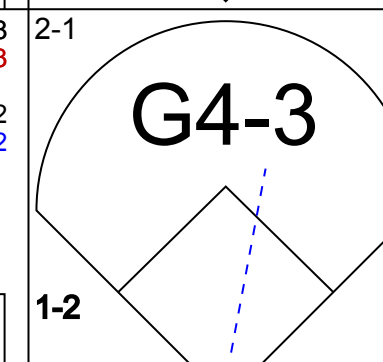
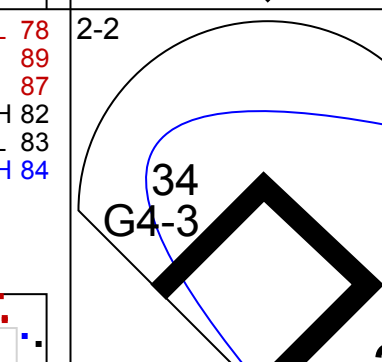
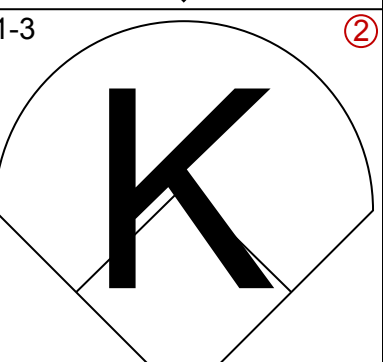
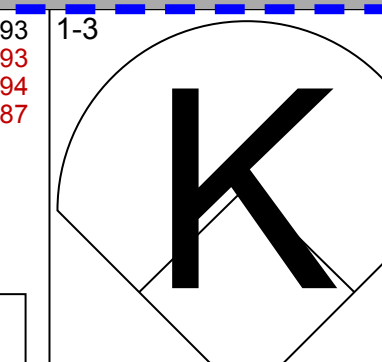
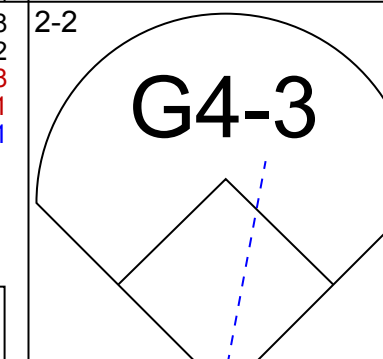
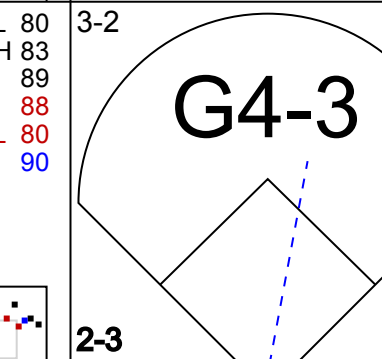
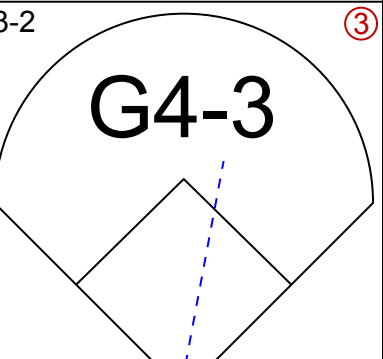
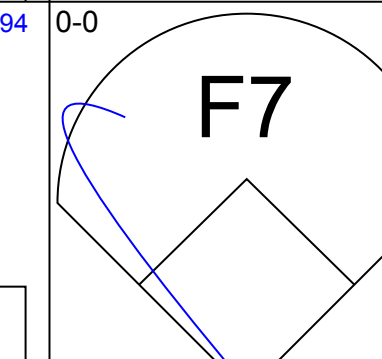
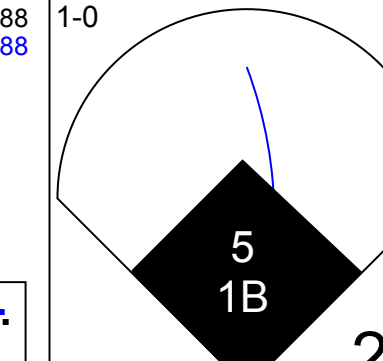
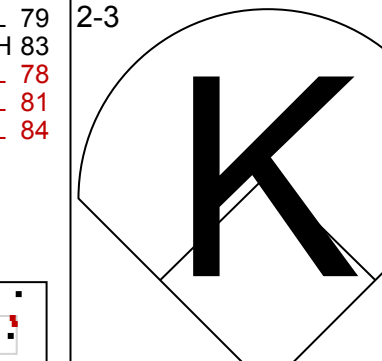
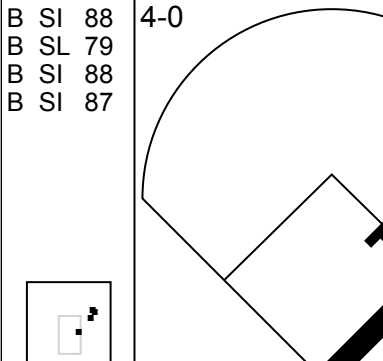
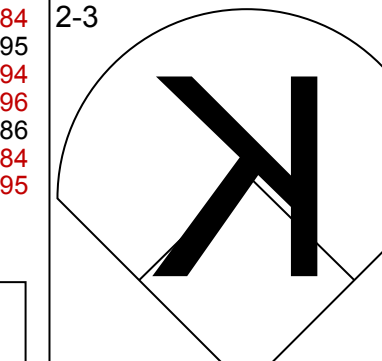
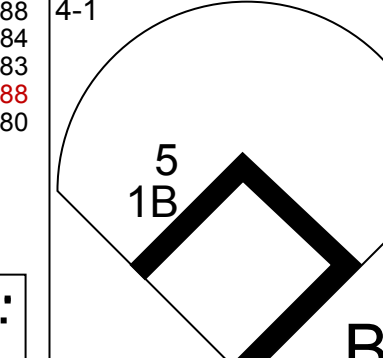
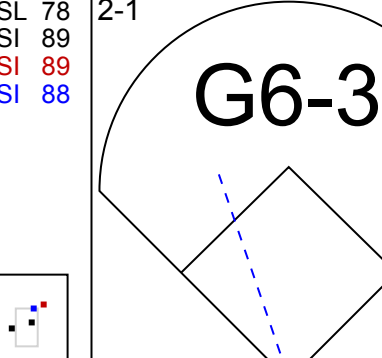
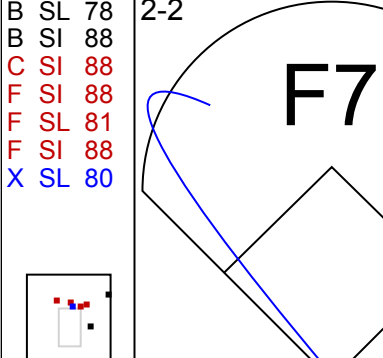
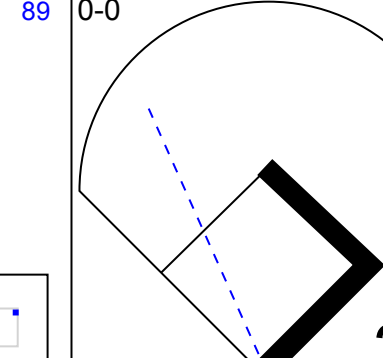
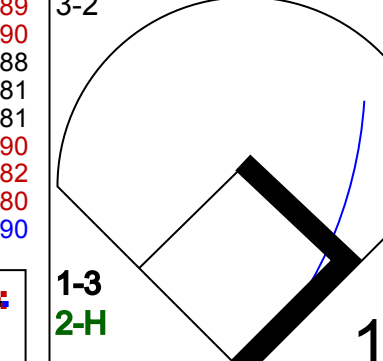
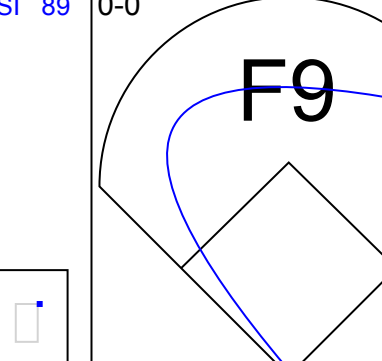
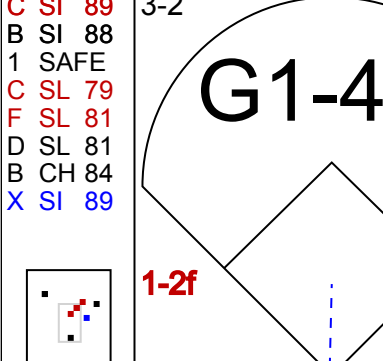
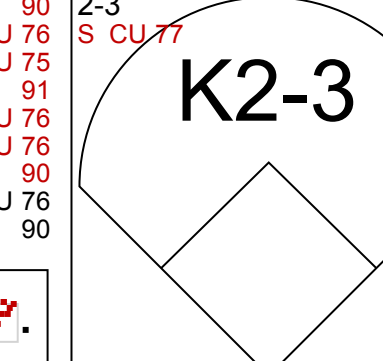

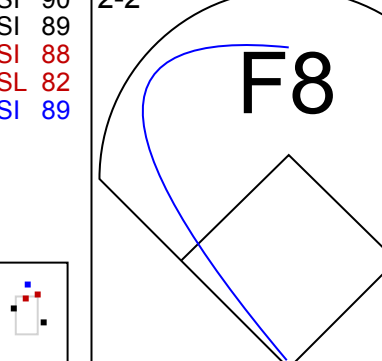
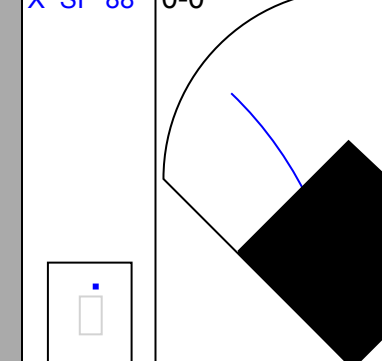
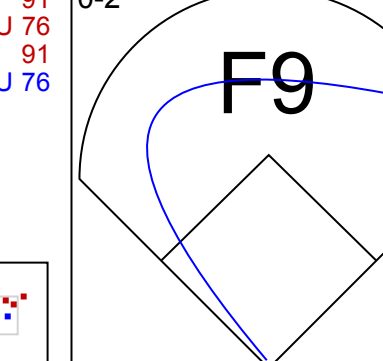
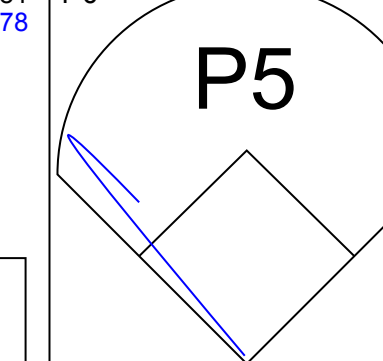
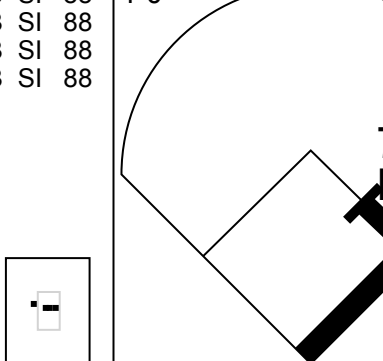
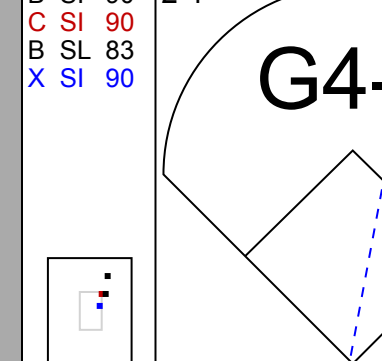
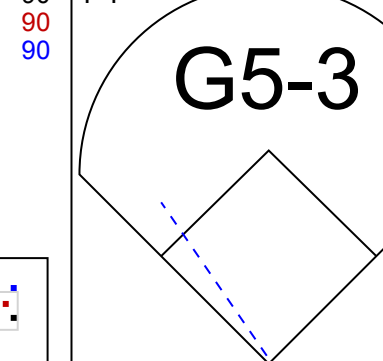
AB 28
R 0
H 3
RBI 0
BB 0
SO 7
LOB 6

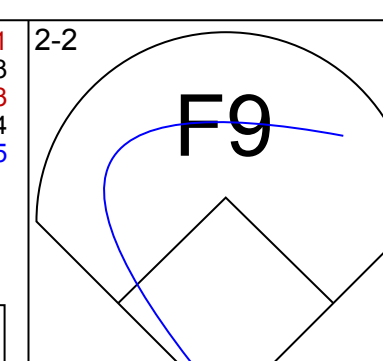
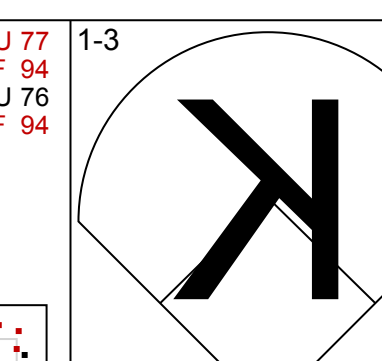
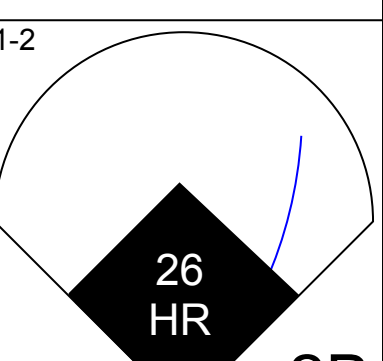
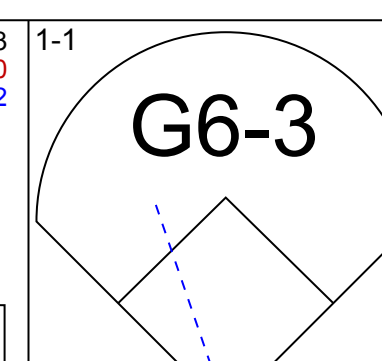
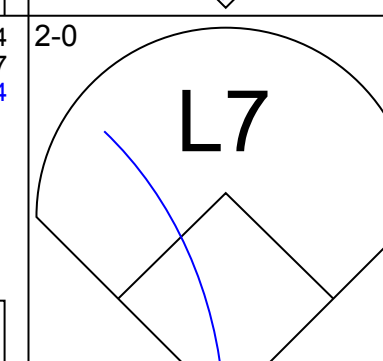
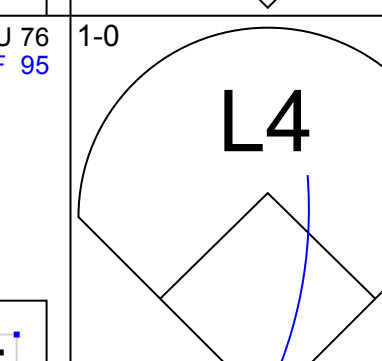
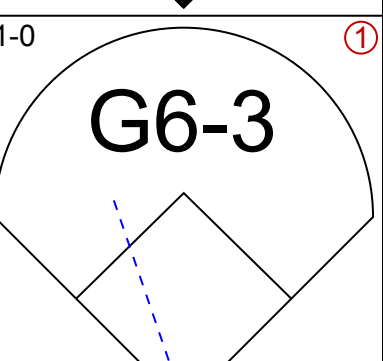
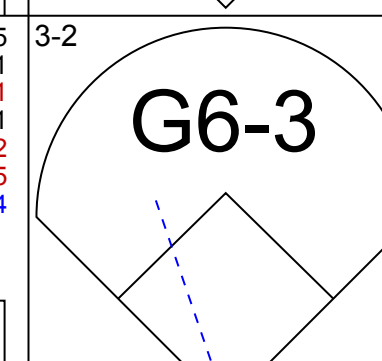
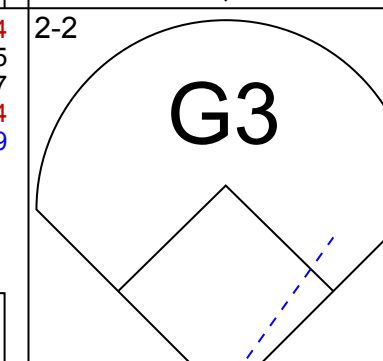
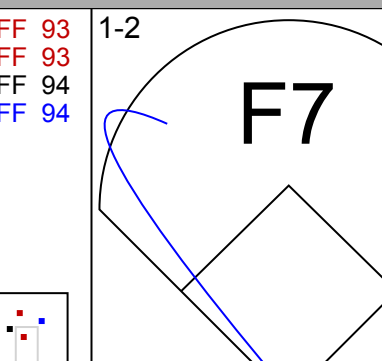
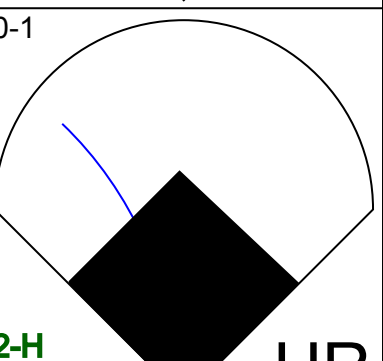
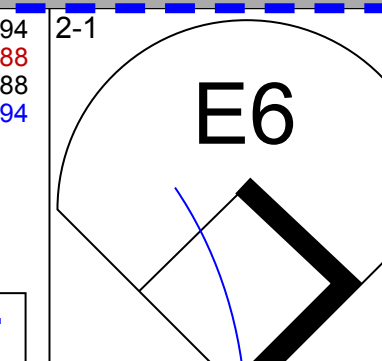
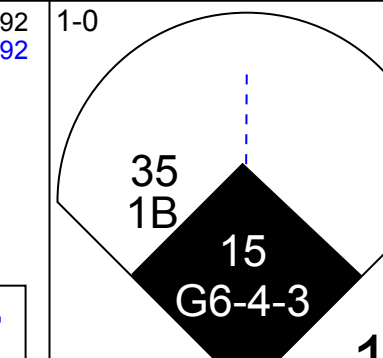
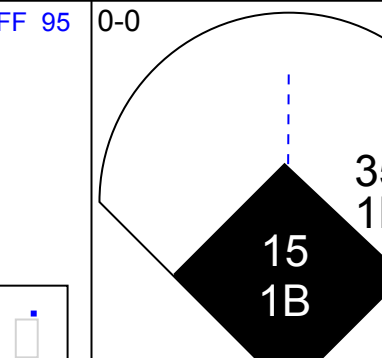
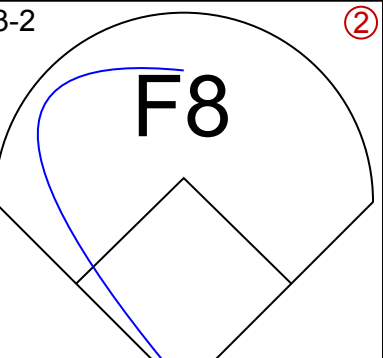

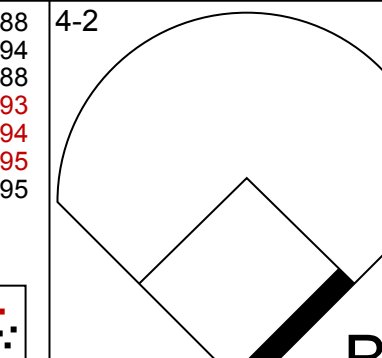
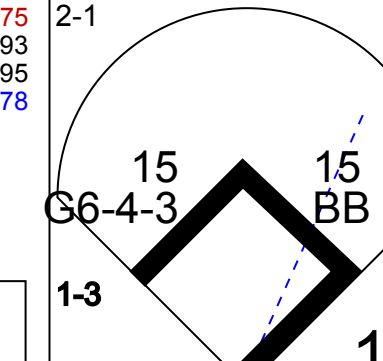
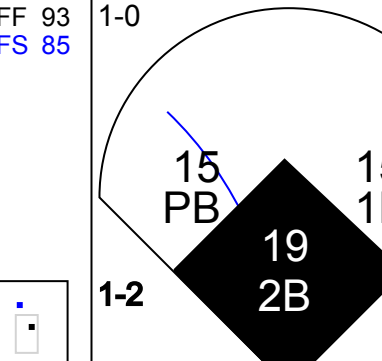
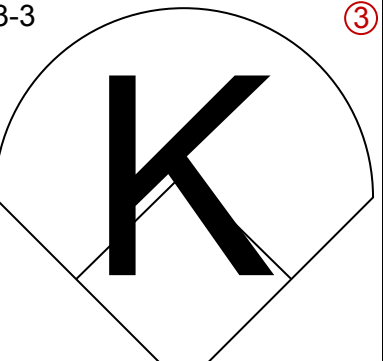

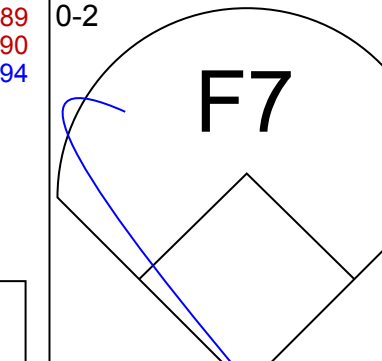
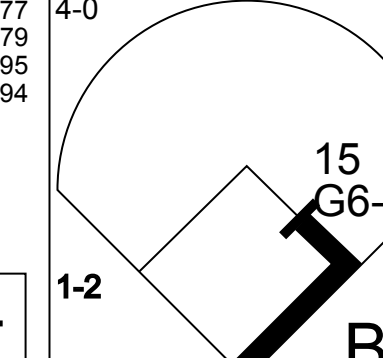
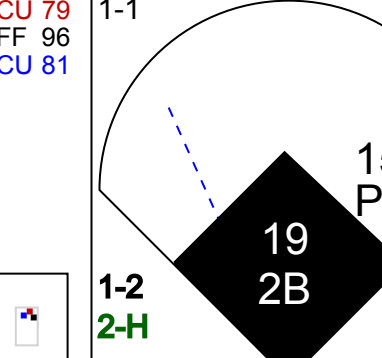

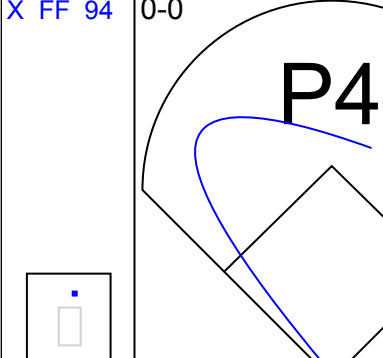
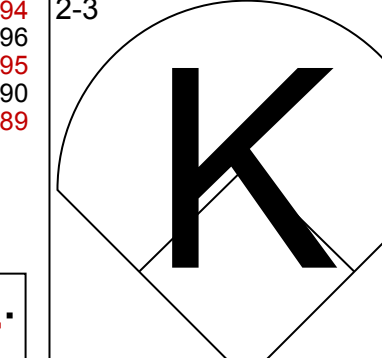
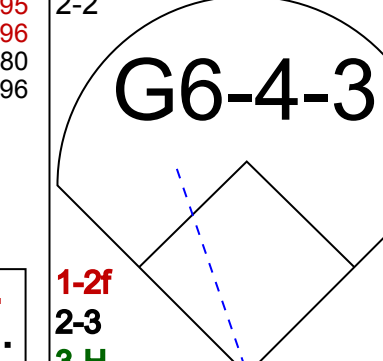
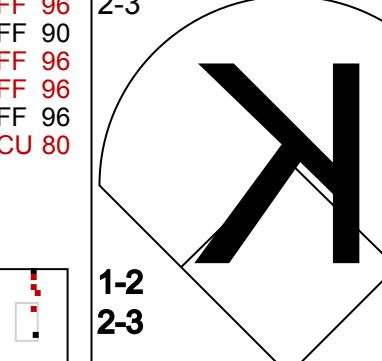

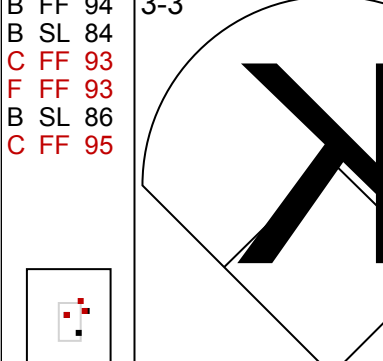

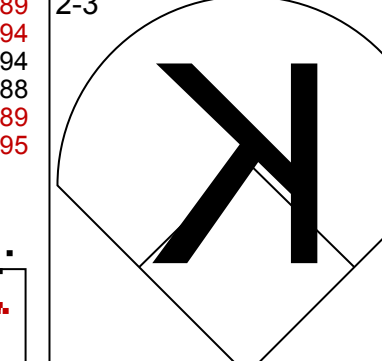
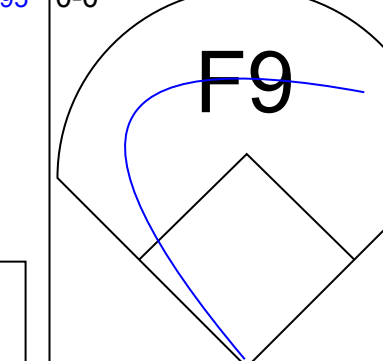
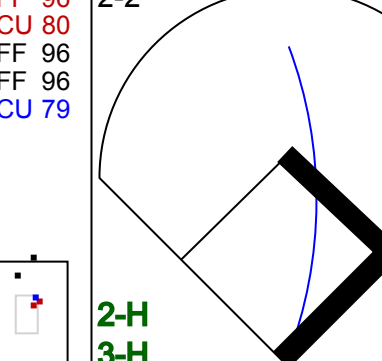

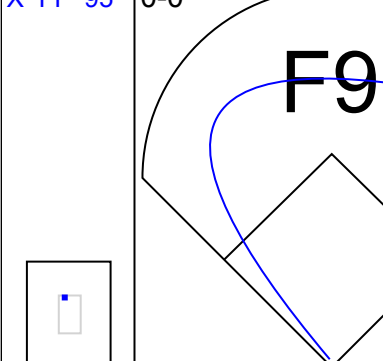


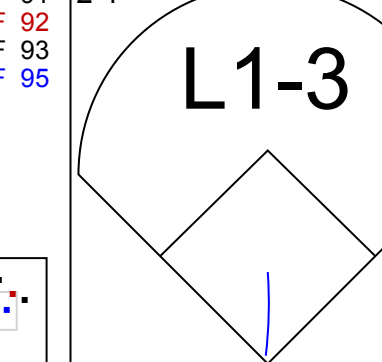
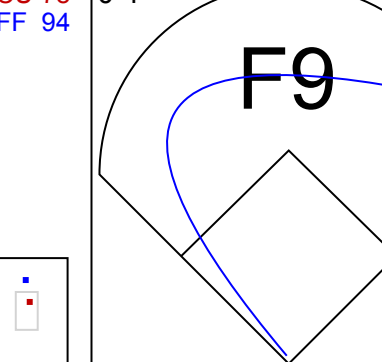
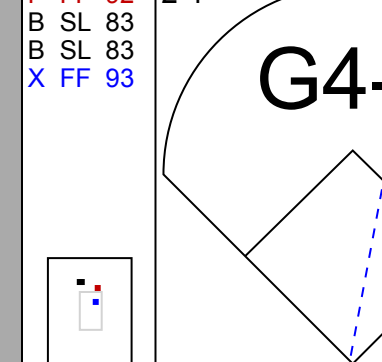
Batter	1	2	3	4	5	6	7	8	9	AB	R	H	RBI	BB	SO	LOB	BOTTOM					
2 Jacoby Ellsbury, L (1.8) OBP: 0.347, SLG: 0.399	 C SI 84 X SI 84	 L EP 71 F CU 78 D CH 79 B FF 90 F CU 78 F FF 89 B CH 79 C CH 77 X EP 72		 B FF 94 X CH 83	 1 SAFE 1 SAFE C SI 87 D CH 87 X SI 92		 F CH 84 F FF 93 B FF 94 X FC 84			4	1	0	0	0	0	4						
15 Dustin Pedroia, R (1.4) OBP: 0.378, SLG: 0.429	 C FF 83 B CH 75 B FF 89 X FF 86	 1 SAFE 1 SAFE C CH 77 1 SAFE X CH 78		 B SL 86 B CH 84 B SI 83 C CH 77 B FF 94	 C CU 79		 B FF 96 X FF 93			4	1	2	0	1	0	2						
20 Kevin Youkilis, R (1.5) OBP: 0.419, SLG: 0.566	 B FF 86 C FF 85 S CH 78 B FF 86 X FF 86		 B CH 78 F FF 85 B EP 72 C CH 77 X CH 78	 C FF 97 B CH 87 B SI 98 S SI 98		 B CH 87 X SI 92		 B CH 85 F FF 86 F FC 85 X CH 85		5	0	2	1	0	2	5						
34 David Ortiz, L (1.10) OBP: 0.317, SLG: 0.416	 S FF 90 B EP 71 B CH 78 C CH 77 S FF 89		 F EP 71 D CH 78 S CU 80	 B CH 87 X FF 95		 C CU 79 B CH 88 B SI 93 S SI 94		 F FF 93 B FF 93 B FF 93 X FF 91		5	1	1	1	0	3	4						
44 Jason Bay, R (1.7) OBP: 0.380, SLG: 0.527	 D CH 79 B FF 86 B FF 87 B FF 89		 B CH 78 D CH 77 B SI 86	 B CH 88 B FF 96 B SI 96		 H SI 93		 B FF 93 S FF 93 B SI 93 F FF 92 F CH 85 H CH 86		0	0	0	0	3	0	0						
33 Jason Varitek, S (1.2) OBP: 0.348, SLG: 0.478	 C CH 79 X FF 86		 X FF 87	 C CH 86 B FF 99 S FF 89 F FF 88 B CH 87		 B SI 94 B SI 92		 S FF 92 F FF 93 F FF 93 X CH 86		3	0	0	1	2	0	6						
5 Rocco Baldelli, R (1.9) OBP: 0.358, SLG: 0.471	 C SI 85 F EP 72 B FF 87 B CH 78 F CH 76 F FF 86 X CH 78		 X CH 78	 C SI 86 B CH 88 B FF 97 X FF 98		 B CU 79 X SI 93		 B SI 80 C FF 92 X FF 93		5	0	2	1	0	0	7						
22 Nick Green, R (1.6) OBP: 0.326, SLG: 0.395	 F FF 86 B FF 86 S CH 78 X CH 78		 F FF 86 B FF 86 S CH 78 X CH 78	 B EP 70 B CH 76 B FF 84	 S FF 94 B SI 96 B FF 96 B FF 96		 B SI 80 B FF 84 B FF 89		 F FF 92 X SI 85	2	2	0	0	3	0	3						
50 Aaron Bates, R (1.3) OBP: 0.417, SLG: 0.545	 B FF 88 1 SAFE C CH 77 C EP 71 X FF 80		 B FF 88 1 SAFE C CH 77 C EP 71 X FF 80	 B CH 76 F CH 77 1 SAFE X EP 73	 B EP 70 B CH 76 B FF 84	 S FF 94 B SI 96 B FF 96 B FF 96		 B SI 94 B SI 92		4	1	3	1	0	0	1						
Inning Stats	R: 1 K: 1 S: 13	H: 2 LOB: 2 BB: 1 P: 24	R: 0 K: 0 S: 21	H: 2 LOB: 0 BB: 0 P: 29	R: 0 K: 1 S: 9	H: 1 LOB: 2 BB: 1 P: 17	R: 3 K: 1 S: 18	H: 1 LOB: 3 BB: 4 P: 43	R: 1 K: 0 S: 8	H: 1 LOB: 0 BB: 1 P: 14	R: 0 K: 1 S: 7	H: 0 LOB: 2 BB: 1 P: 18	R: 0 K: 1 S: 11	H: 1 LOB: 2 BB: 1 P: 20	R: 1 K: 0 S: 13	H: 2 LOB: 1 BB: 0 P: 20	R: 0 K: 0 S: 9	H: 0 LOB: 2 BB: 0 P: 11	1B: 5 2B: 6 3B: 0 HR: 0	SF: 0 SAC: 1 DP: 2 HBP: 2	WP: 1 PB: 0 SB: 1 CS: 0	PA: 44
PITCHER 52 Bruce Chen, L (1.1) ERA: 7.2	IP: 3.0 WLS: L BF: 18	H: 6 R: 3 ER: 3 SO: 2	BB: 3 IBB: 0 HBP: 0 BLK: 0	WP: 0 HR: 0 S: 46 P: 78	ERA: 9.00 WHIP: 3.000	PITCHER										IP: 3.0 WLS: L BF: 18	H: 6 R: 3 ER: 3 SO: 2	BB: 3 IBB: 0 HBP: 0 BLK: 0	WP: 0 HR: 0 S: 46 P: 78	ERA: 9.00 WHIP: 3.000		
51 Robinson Tejeda, R (4.1) ERA: 5.4	IP: 1.0 WLS: W BF: 8	H: 0 R: 2 ER: 2 SO: 1	BB: 4 IBB: 0 HBP: 0 BLK: 0	WP: 0 HR: 0 S: 17 P: 41	ERA: 18.00 WHIP: 4.000	PITCHER										IP: 1.0 WLS: W BF: 8	H: 0 R: 2 ER: 2 SO: 1	BB: 4 IBB: 0 HBP: 0 BLK: 0	WP: 0 HR: 0 S: 17 P: 41	ERA: 18.00 WHIP: 4.000		
34 Jamey Wright, R (5.1) ERA: 4.43	IP: 2.0 WLS: W BF: 8	H: 1 R: 0 ER: 0 SO: 1	BB: 1 IBB: 0 HBP: 0 BLK: 0	WP: 0 HR: 0 S: 13 P: 26	ERA: 0.00 WHIP: 1.000	PITCHER										IP: 2.0 WLS: W BF: 8	H: 1 R: 0 ER: 0 SO: 1	BB: 1 IBB: 0 HBP: 0 BLK: 0	WP: 0 HR: 0 S: 13 P: 26	ERA: 0.00 WHIP: 1.000		
37 Juan Cruz, R (7.1) ERA: 4.08	IP: 1.0 WLS: W BF: 5	H: 1 R: 0 ER: 0 SO: 1	BB: 1 IBB: 0 HBP: 0 BLK: 0	WP: 1 HR: 0 S: 11 P: 20	ERA: 0.00 WHIP: 2.000	PITCHER										IP: 1.0 WLS: W BF: 5	H: 1 R: 0 ER: 0 SO: 1	BB: 1 IBB: 0 HBP: 0 BLK: 0	WP: 1 HR: 0 S: 11 P: 20	ERA: 0.00 WHIP: 2.000		
48 Joaquin Soria, R (8.1) ERA: 1.88	IP: 1.0 WLS: W BF: 5	H: 2 R: 1 ER: 1 SO: 0	BB: 0 IBB: 0 HBP: 0 BLK: 0	WP: 0 HR: 0 S: 13 P: 20	ERA: 9.00 WHIP: 2.000	PITCHER										IP: 1.0 WLS: W BF: 5	H: 2 R: 1 ER: 1 SO: 0	BB: 0 IBB: 0 HBP: 0 BLK: 0	WP: 0 HR: 0 S: 13 P: 20	ERA: 9.00 WHIP: 2.000		

Kansas City Royals @ Boston Red Sox
Fenway Park, Boston, MA
Sun Jul 12 2009, 1:35 PM EDT
Att: 37,612 - Partly Cloudy - 80 F

livebaseballscorecards.com

AB 32
R 6
H 10
RBI 5
BB 9
SO 5
LOB 32

Batter	1	2	3	4	5	6	7	8	9	AB	R	H	RBI	BB	SO	LOB	TOP					
7 J.D. Drew, L OBP: 0.369, SLG: 0.463										4	0	0	0	0	1	3	Boston Red Sox @ Toronto Blue Jays Rogers Centre, Toronto, ON Sat Jul 18 2009, 1:07 PM EDT Att: 36,926 - Partly Cloudy - 70 F					
15 Dustin Pedroia, R OBP: 0.380, SLG: 0.428										3	0	1	0	1	0	0						
20 Kevin Youkilis, R OBP: 0.418, SLG: 0.574										4	0	1	0	0	2	3						
34 David Ortiz, L OBP: 0.315, SLG: 0.415										4	0	0	0	0	0	4						
44 Jason Bay, R OBP: 0.378, SLG: 0.522										3	1	1	0	1	2	1						
25 Mike Lowell, R OBP: 0.324, SLG: 0.473										3	0	1	0	1	0	1						
5 Rocco Baldelli, R OBP: 0.378, SLG: 0.441										4	0	1	1	0	1	2						
12 Jed Lowrie, S OBP: 0.167, SLG: 0.227										4	1	1	1	0	1	3						
16 George Kottaras, L OBP: 0.275, SLG: 0.363										2	0	0	0	1	0	2						
33 Jason Varitek, S OBP: 0.349, SLG: 0.472										1	0	0	0	0	0	1						
Inning Stats	R: 0 E: 0 K: 1 S: 10	H: 1 LOB: 1 BB: 0 P: 17	R: 1 E: 0 K: 1 S: 13	H: 2 LOB: 2 BB: 1 P: 22	R: 0 E: 0 K: 1 S: 11	H: 1 LOB: 1 BB: 0 P: 19	R: 0 E: 0 K: 0 S: 6	H: 0 LOB: 0 BB: 0 P: 10	R: 0 E: 0 K: 1 S: 10	H: 0 LOB: 0 BB: 2 P: 23	R: 0 E: 0 K: 0 S: 9	H: 0 LOB: 0 BB: 1 P: 18	R: 1 E: 0 K: 0 S: 7	H: 1 LOB: 0 BB: 0 P: 11	R: 0 E: 0 K: 2 S: 9	H: 0 LOB: 0 BB: 0 P: 12	R: 0 E: 0 K: 1 S: 15	H: 1 LOB: 1 BB: 0 P: 18	1B: 2 2B: 3 HR: 1	SF: 0 SAC: 0 HBP: 0	WP: 0 PB: 0 SB: 0 CS: 0	PA: 36
PITCHER	IP WLS BF H R ER SO BB IBB HBP BLK WP HR S P ERA WHIP																					
34 Marc Rzepczynski, L ERA: 2.5	(1, 1) 6.0 W 25 4 1 1 4 4 0 0 0 0 0 0 59 109 1.50 1.333																					
39 Jesse Carlson, L ERA: 4.93	(7, 1) 0.2 3 1 1 1 0 0 0 0 0 0 0 1 6 9 13.50 1.500																					
49 Jeremy Accardo, R ERA: 5.09	(7, 1) 0.1 1 0 0 0 0 0 0 0 0 0 0 1 2 0 0.00 0.000																					
54 Jason Frasor, R ERA: 2.38	(8, 1) 1.0 3 0 0 0 2 0 0 0 0 0 0 9 12 0.00 0.000																					
37 Scott Downs, L ERA: 1.84	(9, 1) 1.0 4 1 0 0 1 0 0 0 0 0 0 0 15 18 0.00 1.000																					

Batter	1	2	3	4	5	6	7	8	9	AB	R	H	RBI	BB	SO	LOB	BOTTOM					
19 Marco Scutaro, R OBP: 0.384, SLG: 0.419										4	1	1	0	0	1	0	Boston Red Sox @ Toronto Blue Jays Rogers Centre, Toronto, ON Sat Jul 18 2009, 1:07 PM EDT Att: 36,926 - Partly Cloudy - 70 F					
2 Aaron Hill, R OBP: 0.326, SLG: 0.477										4	0	0	0	0	1							
26 Adam Lind, L OBP: 0.374, SLG: 0.556										4	1	1	2	0	0	0						
33 Scott Rolen, R OBP: 0.380, SLG: 0.472										3	2	2	0	1	0	0						
35 Lyle Overbay, L OBP: 0.379, SLG: 0.470										4	1	2	0	0	1	2						
15 Alex Rios, R OBP: 0.317, SLG: 0.413										3	1	1	1	1	1	2						
15 Kevin Millar, R OBP: 0.311, SLG: 0.364										4	0	0	0	0	3	6						
19 José Bautista, R OBP: 0.390, SLG: 0.367										3	0	1	2	0	0	1						
13 Raul Chavez, R OBP: 0.258, SLG: 0.366										3	0	0	0	0	0	1						
Inning Stats	R: 0 E: 0 K: 0 S: 7	H: 0 LOB: 0 BB: 0 P: 13	R: 1 E: 0 K: 0 S: 7	H: 2 LOB: 1 BB: 1 P: 16	R: 0 E: 0 K: 1 S: 6	H: 0 LOB: 0 BB: 0 P: 10	R: 3 E: 0 K: 1 S: 16	H: 4 LOB: 1 BB: 0 P: 23	R: 2 E: 0 K: 1 S: 12	H: 2 LOB: 0 BB: 0 P: 20	R: 0 E: 0 K: 1 S: 5	H: 0 LOB: 0 BB: 0 P: 8	R: 0 E: 0 K: 0 S: 8	H: 0 LOB: 0 BB: 0 P: 14	R: 0 E: 0 K: 2 S: 15	H: 0 LOB: 2 BB: 1 P: 25	R: 0 E: 0 K: 1 S: 15	H: 1 LOB: 1 BB: 0 P: 18	1B: 5 2B: 2 3B: 0 HR: 1	SF: 0 SAC: 0 DP: 1 HBP: 0	WP: 0 PB: 1 SB: 0 CS: 0	PA: 34
PITCHER	IP WLS BF H R ER SO BB IBB HBP BLK WP HR S P ERA WHIP																					
36 Brad Penny, R ERA: 5.02	(1, 1) 5.0 L 23 8 0 0 6 3 1 0 0 0 0 0 0 48 82 10.80 1.800																					
63 Justin Masterson, R ERA: 4.84	(6, 1) 2.0 6 0 0 0 1 0 0 0 0 0 0 0 13 22 0.00 0.000																					
56 Ramon E Ramirez, R ERA: 2.27	(8, 1) 1.0 5 0 0 0 2 1 0 0 0 0 0 0 0 15 25 0.00 1.000																					

Batter	1	2	3	4	5	6	7	8	9	AB	R	H	RBI	BB	SO	LOB	TOP					
7 J.D. Drew, L OBP: 0.365, SLG: 0.456										4	0	0	0	0	1	0	Boston Red Sox @ Toronto Blue Jays Rogers Centre, Toronto, ON Sun Jul 19 2009, 1:07 PM EDT Att: 36,534 - Cloudy - 64 F					
15 Dustin Pedroia, R OBP: 0.381, SLG: 0.429										4	1	2	0	0	0	0						
20 Kevin Youkilis, R OBP: 0.419, SLG: 0.576										4	0	2	0	0	0	0						
34 David Ortiz, L OBP: 0.314, SLG: 0.414										3	0	1	1	0	0	2						
44 Jason Bay, R OBP: 0.374, SLG: 0.516										4	0	0	0	0	0	4						
2 Jacoby Ellsbury, L OBP: 0.343, SLG: 0.395										4	0	0	0	0	1	1						
33 Jason Varitek, S OBP: 0.345, SLG: 0.466										3	0	0	0	0	1	0						
11 Mark Kotsay, L OBP: 0.307, SLG: 0.343										3	0	1	0	0	1	0						
22 Nick Green, R OBP: 0.317, SLG: 0.382										3	0	0	0	0	3	1						
Inning Stats	R: 1 E: 0 K: 1 S: 10	H: 2 LOB: 1 BB: 0 P: 11	R: 0 E: 0 K: 1 S: 9	H: 1 LOB: 1 BB: 0 P: 11	R: 0 E: 0 K: 1 S: 10	H: 2 LOB: 2 BB: 0 P: 15	R: 0 E: 0 K: 1 S: 6	H: 0 LOB: 0 BB: 0 P: 10	R: 0 E: 0 K: 1 S: 12	H: 0 LOB: 0 BB: 0 P: 17	R: 0 E: 0 K: 0 S: 10	H: 1 LOB: 1 BB: 0 P: 11	R: 0 E: 0 K: 2 S: 7	H: 0 LOB: 0 BB: 0 P: 8	R: 0 E: 0 K: 0 S: 6	H: 0 LOB: 0 BB: 0 P: 9	R: 0 E: 0 K: 1 S: 8	H: 0 LOB: 0 BB: 0 P: 13	1B: 5 2B: 1 3B: 0 HR: 0	SF: 1 SAC: 0 DP: 0 HBP: 0	WP: 0 PB: 0 SB: 1 CS: 0	PA: 33
PITCHER 32 Roy Halladay, R ERA: 2.73	IP: 9.0 WLS: W BF: 33 H: 6 R: 1 ER: 1 SO: 7 BB: 0 IBB: 0 HBP: 0 BLK: 0 WP: 0 HR: 0 S: 78 P: 105 ERA: 1.00 WHIP: 0.667															PITCHER						

Batter	1	2	3	4	5	6	7	8	9	AB	R	H	RBI	BB	SO	LOB	BOTTOM			
19 Marco Scutaro, R OBP: 0.383, SLG: 0.415										3	0	0	0	1	0	3	Boston Red Sox @ Toronto Blue Jays Rogers Centre, Toronto, ON Sun Jul 19 2009, 1:07 PM EDT Att: 36,534 - Cloudy - 64 F			
2 Aaron Hill, R OBP: 0.323, SLG: 0.473										4	0	0	0	0	1	1				
26 Adam Lind, L OBP: 0.373, SLG: 0.555										4	0	1	0	0	3	1				
33 Scott Rolen, R OBP: 0.376, SLG: 0.466										4	0	0	0	0	1	2				
35 Lyle Overbay, L OBP: 0.380, SLG: 0.472										3	2	1	0	1	0	0				
15 Alex Rios, R OBP: 0.321, SLG: 0.415										3	1	2	0	1	1	0				
15 Kevin Millar, R OBP: 0.304, SLG: 0.355										4	0	0	0	0	0	5				
20 Rod Barajas, R OBP: 0.286, SLG: 0.407										2	0	2	3	0	0	0				
19 José Bautista, R OBP: 0.389, SLG: 0.362										2	0	0	0	1	0	2				
Inning Stats	R: 0 E: 0 K: 1 S: 7	H: 0 LOB: 0 BB: 0 P: 11	R: 2 E: 0 K: 1 S: 11	H: 1 LOB: 2 BB: 2 P: 25	R: 0 E: 0 K: 1 S: 8	H: 0 LOB: 1 BB: 1 P: 16	R: 0 E: 1 K: 1 S: 17	H: 1 LOB: 3 BB: 1 P: 26	R: 0 E: 0 K: 2 S: 8	H: 0 LOB: 0 BB: 0 P: 9	R: 1 E: 0 K: 0 S: 9	H: 2 LOB: 1 BB: 0 P: 15	R: 0 E: 0 K: 0 S: 6	H: 1 LOB: 1 BB: 0 P: 10	R: 0 E: 0 K: 0 S: 6	H: 1 LOB: 0 BB: 0 P: 7	1B: 3 2B: 3 3B: 0 HR: 0	SF: 1 SAC: 0 DP: 1 HBP: 0	WP: 0 PB: 0 SB: 2 CS: 0	PA: 34
PITCHER 31 Jon Lester, L ERA: 3.87 17 Manny Delcarmen, R ERA: 2.34	IP: 7.0 WLS: L BF: 31 H: 5 R: 3 ER: 3 SO: 6 BB: 4 IBB: 0 HBP: 0 BLK: 0 WP: 0 HR: 0 S: 66 P: 112 ERA: 3.86 WHIP: 1.286															PITCHER				

AB 32
R 1
H 6
RBI 1
BB 0
SO 7
LOB 8



AB 29
R 3
H 6
RBI 3
BB 4
SO 6
LOB 14



livebaseballscorecards.com

livebaseballscorecards.com

Batter	1	2	3	4	5	6	7	8	9	AB	R	H	RBI	BB	SO	LOB	TOP					
2 Jacoby Ellsbury, L OBP: 0.339, SLG: 0.388	F9		G3			F7		L8		4	0	0	0	0	0	1						
15 Dustin Pedroia, R OBP: 0.376, SLG: 0.422	F9		F8			20 2B		L8		4	1	1	0	0	0	1						
20 Kevin Youkilis, R OBP: 0.418, SLG: 0.574	K				F9			F9		4	0	1	1	0	1	0						
34 David Ortiz, L OBP: 0.313, SLG: 0.413		1B			G4-3			P6		4	0	1	0	0	0	1						
44 Jason Bay, R OBP: 0.376, SLG: 0.511		BB			P4					1	1	0	0	3	0	0						
7 J.D. Drew, L OBP: 0.360, SLG: 0.446	F8				F9			G4-3		4	0	0	0	0	1	3						
25 Mike Lowell, R OBP: 0.329, SLG: 0.471	P4				F9					3	0	1	1	1	0	1						
33 Jason Varitek, S OBP: 0.340, SLG: 0.461			F9			K		K		4	0	0	0	0	2	3						
12 Jed Lowrie, S OBP: 0.167, SLG: 0.250			G3			F8		P6		3	0	1	0	0	0	2						
Inning Stats	R: 0 E: 0 K: 1 S: 8	H: 0 LOB: 0 BB: 0 P: 11	R: 0 E: 0 K: 0 S: 9	H: 1 LOB: 1 BB: 1 P: 17	R: 0 E: 0 K: 0 S: 8	H: 1 LOB: 0 BB: 0 P: 11	R: 0 E: 0 K: 0 S: 8	H: 0 LOB: 0 BB: 0 P: 11	R: 0 E: 0 K: 1 S: 8	H: 0 LOB: 0 BB: 0 P: 9	R: 1 E: 0 K: 0 S: 17	H: 2 LOB: 1 BB: 0 P: 26	R: 0 E: 0 K: 1 S: 14	H: 0 LOB: 2 BB: 2 P: 26	R: 0 E: 0 K: 0 S: 7	H: 0 LOB: 0 BB: 0 P: 12	R: 1 E: 0 K: 1 S: 8	H: 1 LOB: 1 BB: 1 P: 17	1B: 3 2B: 2 3B: 0 HR: 0	SF: 0 SAC: 0 DP: 0 HBP: 0	WP: 0 PB: 0 SB: 1 CS: 0	PA: 35
PITCHER	IP	WLS	BF	H	R	ER	SO	BB	IBB	HBP	BLK	WP	HR	S	P	ERA	WHIP					
35 Tommy Hunter, R ERA: 2.17	6.0	W	22	4	1	1	2	1	0	0	0	0	0	58	85	1.50	0.833					
26 Jason Jennings, R ERA: 3.25	1.0	H	5	0	0	0	1	2	0	0	0	0	0	14	26	0.00	2.000					
56 Darren O'Day, R ERA: 1.82	1.0	H	3	0	0	0	0	0	0	0	0	0	0	7	12	0.00	0.000					
36 C.J. Wilson, L ERA: 2.93	1.0	S	5	1	1	1	1	1	0	0	0	0	0	8	17	9.00	2.000					

Boston Red Sox @ Texas Rangers
Rangers Ballpark in Arlington, Arlington, TX

AB 31
R 2
H 5
RBI 2
BB 4
SO 4
LOB 12



WP: 0 PA: 35
PB: 0
SB: 1
CS: 0

Tue Jul 21 2009, 8:05 PM EDT
Att: 28,555 - Clear - 91 F

Batter	1	2	3	4	5	6	7	8	9	AB	R	H	RBI	BB	SO	LOB	BOTTOM					
5 Ian Kinsler, R OBP: 0.321, SLG: 0.491	G4-3		G4-3			K		F8		4	1	1	0	0	1	1						
10 Michael Young, R OBP: 0.364, SLG: 0.492	L9		G4-3			32 1B		FC6-2-5		4	1	1	0	0	0	2						
32 Josh Hamilton, L OBP: 0.291, SLG: 0.428	K		K			G4-3-6-4				4	0	1	1	0	2	2						
25 Andruw Jones, R OBP: 0.338, SLG: 0.519					F7			G6-3		3	2	1	0	1	0	1						
9 Hank Blalock, L OBP: 0.303, SLG: 0.529			G4-3							3	0	2	2	0	0	0						
22 Marlon Byrd, R OBP: 0.316, SLG: 0.453	G6-3				K					3	0	0	0	0	2	3						
7 David Murphy, L OBP: 0.363, SLG: 0.457			P5			F8		SF7		2	0	0	1	0	0	0						
21 Jarrod Saltalamacchia, R OBP: 0.292, SLG: 0.371			K			G4-3		K		3	0	0	0	0	2	1						
1 Elvis Andrus, R OBP: 0.313, SLG: 0.341			G4-3			G1-3				3	0	1	0	0	0	0						
Inning Stats	R: 2 E: 0 K: 1 S: 12	H: 2 LOB: 1 BB: 1 P: 22	R: 0 E: 0 K: 1 S: 8	H: 0 LOB: 0 BB: 0 P: 11	R: 0 E: 0 K: 1 S: 7	H: 0 LOB: 0 BB: 0 P: 9	R: 0 E: 0 K: 1 S: 9	H: 0 LOB: 0 BB: 0 P: 15	R: 0 E: 0 K: 0 S: 5	H: 1 LOB: 0 BB: 0 P: 7	R: 1 E: 0 K: 2 S: 10	H: 2 LOB: 1 BB: 0 P: 16	R: 1 E: 0 K: 0 S: 12	H: 2 LOB: 1 BB: 0 P: 16	R: 1 E: 0 K: 0 S: 7	H: 1 LOB: 1 BB: 0 P: 16	1B: 5 2B: 2 3B: 0 HR: 0	SF: 1 SAC: 0 DP: 1 HBP: 0	WP: 0 PB: 0 SB: 3 CS: 0	PA: 31		
PITCHER	IP	WLS	BF	H	R	ER	SO	BB	IBB	HBP	BLK	WP	HR	S	P	ERA	WHIP					
19 Josh Beckett, R ERA: 3.42	8.0	L	31	7	4	4	7	1	0	0	0	0	0	68	104	4.50	1.000					

Boston Red Sox @ Texas Rangers
Rangers Ballpark in Arlington, Arlington, TX

AB 29
R 4
H 7
RBI 4
BB 1
SO 7
LOB 10



WP: 0 PA: 31
PB: 0
SB: 3
CS: 0

Tue Jul 21 2009, 8:05 PM EDT
Att: 28,555 - Clear - 91 F

Batter	1	2	3	4	5	6	7	8	9	AB	R	H	RBI	BB	SO	LOB	TOP			
2 Jacoby Ellsbury, L OBP: 0.335, SLG: 0.384			G6-3		L7		FC6-4			4	0	0	0	0	1	1				
15 Dustin Pedroia, R OBP: 0.377, SLG: 0.423	G5-3						F9			4	0	2	0	0	0	1				
20 Kevin Youkilis, R OBP: 0.413, SLG: 0.566	K		F9		F7			G5-3		4	0	0	0	0	1	2				
34 David Ortiz, L OBP: 0.315, SLG: 0.415							F7		G3	4	0	2	0	0	0	0				
44 Jason Bay, R OBP: 0.375, SLG: 0.506	L4		F9						K	3	0	0	0	1	1	3				
7 J.D. Drew, L OBP: 0.359, SLG: 0.442					F8		K		L4	3	0	0	0	1	1	1				
11 Mark Kotsay, L OBP: 0.291, SLG: 0.324	K		G4-3		K		K		F7	4	0	0	0	0	2	3				
33 Jason Varitek, S OBP: 0.339, SLG: 0.457	L7				K				K	4	0	1	0	0	2	2				
22 Nick Green, R OBP: 0.317, SLG: 0.395					L5					3	1	1	1	0	1	1				
Inning Stats	R: 0 E: 0 K: 2 S: 7	H: 0 LOB: 0 BB: 0 P: 11	R: 0 E: 0 K: 1 S: 12	H: 1 LOB: 2 BB: 1 P: 17	R: 1 E: 0 K: 0 S: 13	H: 3 LOB: 2 BB: 0 P: 22	R: 0 E: 0 K: 1 S: 6	H: 0 LOB: 1 BB: 0 P: 10	R: 0 E: 0 K: 2 S: 16	H: 0 LOB: 1 BB: 0 P: 28	R: 0 E: 0 K: 1 S: 10	H: 1 LOB: 1 BB: 0 P: 16	R: 0 E: 0 K: 1 S: 6	H: 0 LOB: 0 BB: 0 P: 10	R: 0 E: 0 K: 1 S: 7	H: 0 LOB: 0 BB: 0 P: 13	1B: 5 2B: 0 3B: 0 HR: 1	SF: 0 SAC: 0 DP: 0 HBP: 0	WP: 1 PB: 0 CS: 0	PA: 35
PITCHER	IP: 5.2 WLS: W BF: 24	H: 5 R: 1 ER: 1 SO: 5	BB: 2 IBB: 0 HBP: 0 BLK: 0	WP: 1 HR: 1 S: 57 P: 94	ERA: 1.59 WHIP: 1.235	PITCHER					IP: 3.1 WLS: S BF: 11	H: 1 R: 0 ER: 0 SO: 4	BB: 0 IBB: 0 HBP: 0 BLK: 0	WP: 0 HR: 0 S: 26 P: 44	ERA: 0.00 WHIP: 0.300					

Boston Red Sox @ Texas Rangers
Rangers Ballpark in Arlington, Arlington, TX

AB 33
R 1
H 6
RBI 1
BB 2
SO 9
LOB 14



Wed Jul 22 2009, 8:05 PM EDT
Att: 39,778 - Clear - 88 F

Batter	1	2	3	4	5	6	7	8	9	AB	R	H	RBI	BB	SO	LOB	BOTTOM			
5 Ian Kinsler, R OBP: 0.322, SLG: 0.496	G4-3				G5-3		K		F8	4	1	1	1	0	1	2				
10 Michael Young, R OBP: 0.366, SLG: 0.490	K						K			3	0	1	0	1	2	2				
32 Josh Hamilton, L OBP: 0.285, SLG: 0.418	G4-3		FC4-6		FC5-4		L9			4	0	0	0	0	0	4				
22 Marlon Byrd, R OBP: 0.318, SLG: 0.457	P4		G6-3						2B	4	0	2	0	0	0	2				
9 Hank Blalock, L OBP: 0.299, SLG: 0.521	K2-3		G4-3		K		P4			4	0	0	0	0	2	3				
17 Nelson Cruz, R OBP: 0.335, SLG: 0.550									IBB	2	1	2	0	2	0	0				
7 David Murphy, L OBP: 0.365, SLG: 0.458							F8			4	1	2	0	0	0	3				
2 Taylor Teagarden, R OBP: 0.267, SLG: 0.325	K		G4-3		F7		K			4	0	0	1	0	2	3				
1 Elvis Andrus, R OBP: 0.316, SLG: 0.344	G6-3						G5-3			4	0	2	1	0	0	2				
Inning Stats	R: 0 E: 0 K: 1 S: 11	H: 0 LOB: 1 BB: 0 P: 17	R: 0 E: 0 K: 2 S: 14	H: 1 LOB: 2 BB: 1 P: 23	R: 1 E: 0 K: 0 S: 14	H: 2 LOB: 1 BB: 0 P: 23	R: 2 E: 0 K: 0 S: 17	H: 3 LOB: 2 BB: 1 P: 27	R: 0 E: 0 K: 1 S: 9	H: 2 LOB: 1 BB: 0 P: 12	R: 0 E: 0 K: 2 S: 11	H: 1 LOB: 1 BB: 0 P: 18	R: 0 E: 0 K: 0 S: 8	H: 1 LOB: 2 BB: 1 P: 16	R: 0 E: 0 K: 1 S: 5	H: 0 LOB: 0 BB: 0 P: 8	1B: 8 2B: 1 3B: 0 HR: 1	SF: 0 SAC: 0 DP: 0 HBP: 1	WP: 0 PB: 0 CS: 0	PA: 37
PITCHER	IP: 4.0 WLS: L BF: 21	H: 6 R: 3 ER: 3 SO: 3	BB: 2 IBB: 0 HBP: 0 BLK: 0	WP: 0 HR: 1 S: 56 P: 90	ERA: 6.75 WHIP: 2.000	PITCHER					IP: 1.0 WLS: L BF: 4	H: 3 R: 0 ER: 0 SO: 1	BB: 0 IBB: 0 HBP: 0 BLK: 0	WP: 0 HR: 0 S: 9 P: 12	ERA: 0.00 WHIP: 0.000					

Boston Red Sox @ Texas Rangers
Rangers Ballpark in Arlington, Arlington, TX

AB 33
R 3
H 10
RBI 3
BB 3
SO 7
LOB 21



Wed Jul 22 2009, 8:05 PM EDT
Att: 39,778 - Clear - 88 F

Batter	1	2	3	4	5	6	7	8	9	AB	R	H	RBI	BB	SO	LOB	TOP								
1 Brian Roberts, S OBP: 0.340, SLG: 0.432										4	0	0	0	0	1	0	Baltimore Orioles @ Boston Red Sox Fenway Park, Boston, MA Fri Jul 24, 2009, 7:10 PM EDT Att: 38,058 - Cloudy - 71 F								
Adam Jones, R OBP: 0.360, SLG: 0.490										4	0	1	0	0	0	0									
21 Nick Markakis, L OBP: 0.353, SLG: 0.466										4	0	2	0	0	1	0									
17 Aubrey Huff, L OBP: 0.316, SLG: 0.407										4	0	0	0	0	1	3									
14 Nolan Reimold, R OBP: 0.352, SLG: 0.453										3	1	3	0	1	0	0									
18 Felix Pie, L OBP: 0.289, SLG: 0.342										0	0	0	0	0	0	0									
30 Luke Scott, L OBP: 0.369, SLG: 0.551										4	0	0	0	0	1	6									
6 Melvin Mora, R OBP: 0.328, SLG: 0.340										3	0	0	1	0	2	4									
32 Matt Wieters, S OBP: 0.301, SLG: 0.373										3	0	1	0	0	0	0									
3 Cesar Izturis, S OBP: 0.283, SLG: 0.313										2	0	0	0	0	1	1									
23 Ty Wigington, R OBP: 0.300, SLG: 0.388										1	0	0	0	0	0	0									
Inning Stats	R: 0 H: 1 E: 0 K: 2 S: 15	H: 1 LOB: 0 BB: 0 P: 23	R: 1 H: 1 E: 0 K: 0 S: 18	H: 1 LOB: 0 BB: 0 P: 24	R: 0 H: 0 E: 0 K: 1 S: 7	H: 0 LOB: 0 BB: 0 P: 11	R: 0 H: 1 E: 0 K: 0 S: 13	H: 1 LOB: 0 BB: 0 P: 18	R: 0 H: 1 E: 0 K: 1 S: 10	H: 0 LOB: 0 BB: 0 P: 15	R: 0 H: 0 E: 0 K: 1 S: 10	H: 0 LOB: 1 BB: 0 P: 11	R: 0 H: 1 E: 0 K: 1 S: 11	H: 0 LOB: 1 BB: 0 P: 15	R: 0 H: 0 E: 0 K: 0 S: 5	H: 0 LOB: 0 BB: 0 P: 10	R: 0 H: 2 E: 0 K: 2 S: 16	H: 2 LOB: 3 BB: 1 P: 24	1B: 6 2B: 1 3B: 0 HR: 0	SF: 1 SAC: 0 DP: 1 HBP: 0	WP: 0 PB: 0 SB: 2 CS: 0	PA: 34			
PITCHER	IP	WLS	BF	H	R	ER	SO	BB	IBB	HBP	BLK	WP	HR	S	P	ERA	WHIP								
36 Brad Penny, R ERA: 4.71	6.1	W	23	5	1	0	4	0	0	0	0	0	0	78	108	0.00	0.789								
17 Manny Delcarmen, R ERA: 2.21	0.2	H	2	0	0	0	1	0	0	0	0	0	0	6	9	0.00	0.000								
37 Hideki Okajima, L ERA: 3.07	1.0	H	3	0	0	0	0	0	0	0	0	0	0	5	10	0.00	0.000								
58 Jonathan Papelbon, R ERA: 1.71	1.0	S	6	2	0	0	2	1	0	0	0	0	0	16	24	0.00	3.000								

Batter	1	2	3	4	5	6	7	8	9	AB	R	H	RBI	BB	SO	LOB	BOTTOM								
2 Jacoby Ellsbury, L OBP: 0.337, SLG: 0.388										4	0	2	0	0	0	2	Baltimore Orioles @ Boston Red Sox Fenway Park, Boston, MA Fri Jul 24, 2009, 7:10 PM EDT Att: 38,058 - Cloudy - 71 F								
15 Dustin Pedroia, R OBP: 0.381, SLG: 0.425										3	0	2	0	1	0	1									
20 Kevin Youkilis, R OBP: 0.411, SLG: 0.560										3	1	0	0	1	3	3									
34 David Ortiz, L OBP: 0.314, SLG: 0.413										4	0	1	0	0	2	3									
44 Jason Bay, R OBP: 0.376, SLG: 0.505										3	0	1	0	1	0	3									
7 J.D. Drew, L OBP: 0.356, SLG: 0.439										4	1	1	1	0	0	5									
25 Mike Lowell, R OBP: 0.331, SLG: 0.473										3	1	1	0	1	1	1									
33 Jason Varitek, S OBP: 0.338, SLG: 0.454										4	0	1	1	0	1	1									
12 Jed Lowrie, S OBP: 0.147, SLG: 0.226										3	0	0	1	0	0	1									
Inning Stats	R: 0 H: 2 E: 0 K: 2 S: 14	H: 0 LOB: 3 BB: 1 P: 24	R: 0 H: 0 E: 0 K: 0 S: 5	H: 0 LOB: 1 BB: 1 P: 10	R: 0 H: 1 E: 0 K: 1 S: 7	H: 1 LOB: 1 BB: 0 P: 11	R: 2 H: 3 E: 0 K: 0 S: 14	H: 3 LOB: 1 BB: 0 P: 24	R: 1 H: 1 E: 0 K: 1 S: 16	H: 1 LOB: 1 BB: 1 P: 26	R: 0 H: 2 E: 0 K: 1 S: 11	H: 2 LOB: 2 BB: 0 P: 12	R: 0 H: 0 E: 0 K: 2 S: 15	H: 0 LOB: 1 BB: 1 P: 23	R: 0 H: 0 E: 0 K: 0 S: 5	H: 0 LOB: 0 BB: 0 P: 8		R: 0 H: 0 E: 0 K: 0 S: 5	H: 0 LOB: 0 BB: 0 P: 8	1B: 7 2B: 2 3B: 0 HR: 0	SF: 1 SAC: 0 DP: 0 HBP: 0	WP: 0 PB: 0 SB: 1 CS: 0	PA: 36		
PITCHER	IP	WLS	BF	H	R	ER	SO	BB	IBB	HBP	BLK	WP	HR	S	P	ERA	WHIP								
35 Brad Bergesen, R ERA: 3.56	6.0	L	29	9	3	3	5	3	0	0	0	0	0	67	107	4.50	2.000								
34 Matt Albers, R ERA: 3.7	1.0		4	0	0	0	2	1	0	0	0	0	0	15	23	0.00	1.000								
28 Danys Baez, R ERA: 4.5	1.0		3	0	0	0	0	0	0	0	0	0	0	5	8	0.00	0.000								

AB 32
R 1
H 7
RBI 1
BB 1
SO 7
LOB 14



AB 31
R 3
H 9
RBI 3
BB 4
SO 7
LOB 20



Batter	1	2	3	4	5	6	7	8	9	AB	R	H	RBI	BB	SO	LOB	TOP							
1 Brian Roberts, S OBP: 0.341, SLG: 0.437										5	0	2	0	0	1	3								
21 Nick Markakis, L OBP: 0.351, SLG: 0.462										5	0	1	0	0	2	2								
Adam Jones, R OBP: 0.355, SLG: 0.483										5	0	0	0	0	3	4								
17 Aubrey Huff, L OBP: 0.313, SLG: 0.403										4	0	0	0	0	1	0								
14 Nolan Reimold, R OBP: 0.359, SLG: 0.462										3	1	2	0	1	0	0								
23 Ty Wigington, R OBP: 0.304, SLG: 0.387										3	1	1	0	1	0	2								
6 Melvin Mora, R OBP: 0.327, SLG: 0.338										4	0	1	0	0	1	4								
32 Matt Wieters, S OBP: 0.307, SLG: 0.377										4	0	2	1	0	1	3								
3 Cesar Izturis, S OBP: 0.283, SLG: 0.313										3	0	1	1	0	0	0								
18 Felix Pie, L OBP: 0.287, SLG: 0.339										1	0	0	0	0	1	1								
Inning Stats	R: 0 E: 0 K: 2 S: 11	H: 0 LOB: 0 BB: 0 P: 13	R: 0 E: 0 K: 2 S: 12	H: 1 LOB: 2 BB: 1 P: 23	R: 0 E: 0 K: 2 S: 9	H: 1 LOB: 1 BB: 0 P: 11	R: 2 E: 1 K: 1 S: 14	H: 3 LOB: 2 BB: 1 P: 19	R: 0 E: 0 K: 1 S: 11	H: 0 LOB: 0 BB: 0 P: 16	R: 0 E: 0 K: 0 S: 5	H: 1 LOB: 1 BB: 0 P: 6	R: 0 E: 0 K: 1 S: 9	H: 1 LOB: 0 BB: 0 P: 12	R: 0 E: 0 K: 0 S: 11	H: 1 LOB: 1 BB: 0 P: 16	R: 0 E: 0 K: 1 S: 16	H: 2 LOB: 2 BB: 0 P: 22	1B: 7 2B: 3 3B: 0 HR: 0	SF: 0 SAC: 0 DP: 0 HBP: 0	WP: 0 PB: 0 SB: 0 CS: 0	PA: 39		
PITCHER	IP: 7.1 WLS: W BF: 32 ERA: 3.79	WLS: H BF: 2 ERA: 2.29	WLS: W BF: 8 ERA: 2.21	R: 2 ER: 2 SO: 9 BB: 2 IBB: 0 HBP: 0 BLK: 0 WP: 0 HR: 0 S: 76 P: 109 ERA: 2.46 WHIP: 1.364	R: 0 ER: 0 SO: 0 BB: 0 IBB: 0 HBP: 0 BLK: 0 WP: 0 HR: 0 S: 6 P: 7 ERA: 0.00 WHIP: 0.000	R: 1 ER: 0 SO: 1 BB: 0 IBB: 0 HBP: 0 BLK: 0 WP: 0 HR: 16 S: 22 P: 22 ERA: 0.00 WHIP: 2.000																		

Baltimore Orioles @ Boston Red Sox
Fenway Park, Boston, MA
Sat Jul 25 2009, 7:10 PM EDT
Att: 38,063 - Partly Cloudy - 81 F

AB	37
R	2
H	10
RBI	2
BB	2
SO	10
LOB	19



Batter	1	2	3	4	5	6	7	8	9	AB	R	H	RBI	BB	SO	LOB	BOTTOM							
2 Jacoby Ellsbury, L OBP: 0.338, SLG: 0.394										5	0	2	2	0	0	0								
15 Dustin Pedroia, R OBP: 0.380, SLG: 0.421										3	1	0	0	1	0	1								
7 J.D. Drew, L OBP: 0.356, SLG: 0.436										4	0	1	0	0	1	1								
44 Jason Bay, R OBP: 0.380, SLG: 0.509										3	1	2	0	1	0	0								
34 David Ortiz, L OBP: 0.319, SLG: 0.422										2	1	1	3	1	1	2								
25 Mike Lowell, R OBP: 0.330, SLG: 0.470										4	1	1	0	0	0	3								
23 Adam LaRoche, L OBP: 0.328, SLG: 0.448										4	1	1	2	0	0	0								
33 Jason Varitek, S OBP: 0.337, SLG: 0.455										4	1	1	0	0	0	0								
22 Nick Green, R OBP: 0.316, SLG: 0.393										4	1	1	0	0	1	1								
Inning Stats	R: 3 E: 0 K: 1 S: 9	H: 2 LOB: 0 BB: 1 P: 16	R: 1 E: 0 K: 1 S: 11	H: 2 LOB: 0 BB: 0 P: 18	R: 0 E: 0 K: 0 S: 9	H: 0 LOB: 0 BB: 0 P: 17	R: 1 E: 0 K: 0 S: 8	H: 2 LOB: 1 BB: 0 P: 11	R: 0 E: 0 K: 0 S: 10	H: 1 LOB: 2 BB: 1 P: 18	R: 0 E: 0 K: 0 S: 8	H: 0 LOB: 0 BB: 0 P: 13	R: 0 E: 0 K: 1 S: 10	H: 1 LOB: 2 BB: 1 P: 19	R: 2 E: 0 K: 0 S: 9	H: 2 LOB: 0 BB: 0 P: 12	R: 0 E: 0 K: 0 S: 9	H: 2 LOB: 2 BB: 0 P: 12	1B: 4 2B: 4 3B: 0 HR: 2	SF: 0 SAC: 0 DP: 0 HBP: 1	WP: 0 PB: 0 SB: 1 CS: 0	PA: 38		
PITCHER	IP: 6.2 WLS: L BF: 31 ERA: 5.21	WLS: 4 BF: 2 ERA: 4.57	WLS: W BF: 8 ERA: 3.98	R: 1 ER: 5 SO: 2 BB: 1 IBB: 0 HBP: 0 BLK: 0 WP: 1 HR: 8 S: 12 P: 105 ERA: 6.75 WHIP: 3.000	R: 0 ER: 0 SO: 0 BB: 0 IBB: 0 HBP: 0 BLK: 0 WP: 0 HR: 5 S: 7 P: 7 ERA: 0.00 WHIP: 0.000																			

Baltimore Orioles @ Boston Red Sox
Fenway Park, Boston, MA
Sat Jul 25 2009, 7:10 PM EDT
Att: 38,063 - Partly Cloudy - 81 F

AB	33
R	7
H	10
RBI	7
BB	3
SO	3
LOB	8



Batter	1	2	3	4	5	6	7	8	9	AB	R	H	RBI	BB	SO	LOB	TOP					
29 Adam Kennedy, L (1,5) OBP: 0.341, SLG: 0.414										5	1	2	0	0	1	1						
18 Orlando Cabrera, R (1,6) OBP: 0.314, SLG: 0.365										4	0	1	0	0	1	1						
12 Scott Hairston, R (1,7) OBP: 0.347, SLG: 0.508										4	1	1	0	0	3	3						
11 Rajai Davis, R (8,8) OBP: 0.333, SLG: 0.364										0	0	0	0	0	0	0						
32 Jack Cust, L (1,10) OBP: 0.326, SLG: 0.410										3	0	0	0	1	2	2						
8 Kurt Suzuki, R (1,2) OBP: 0.324, SLG: 0.403										4	0	1	2	0	0	0						
Ryan Sweeney, L (1,9) OBP: 0.323, SLG: 0.358										4	0	2	0	0	2	3						
14 Mark Ellis, R (1,4) OBP: 0.270, SLG: 0.349										4	1	1	0	0	2	2						
7 Bobby Crosby, R (1,3) OBP: 0.299, SLG: 0.335										4	0	0	0	0	1	2						
1 Eric Patterson, L (1,8) (8,7)										3	0	1	1	0	0	0						
Inning Stats	R: 0 H: 0 E: 1 K: 2 S: 10	H: 0 LOB: 1 BB: 0 P: 10	R: 0 H: 0 E: 0 K: 2 S: 14	H: 1 LOB: 1 BB: 0 P: 17	R: 0 H: 1 E: 0 K: 0 S: 5	H: 1 LOB: 0 BB: 0 P: 8	R: 0 H: 0 E: 0 K: 2 S: 9	H: 0 LOB: 0 BB: 0 P: 11	R: 0 H: 0 E: 0 K: 1 S: 10	H: 0 LOB: 0 BB: 0 P: 12	R: 1 H: 3 E: 0 K: 2 S: 15	H: 3 LOB: 3 BB: 1 P: 21	R: 1 H: 2 E: 0 K: 1 S: 12	H: 2 LOB: 1 BB: 0 P: 21	R: 1 H: 2 E: 0 K: 2 S: 17	H: 2 LOB: 1 BB: 0 P: 24	R: 0 H: 0 E: 0 K: 0 S: 7	H: 0 LOB: 0 BB: 0 P: 11	1B: 6 2B: 3 3B: 1 HR: 0	SF: 1 SAC: 0 DP: 1 HBP: 0	WP: 0 PB: 0 SB: 0 CS: 0	PA: 37
PITCHER	IP	WLS	BF	H	R	ER	SO	BB	IBB	HBP	BLK	WP	HR	S	P	ERA	WHIP					
19 Josh Beckett, R (1,1) ERA: 3.44	7.0	W	30	8	3	3	10	1	0	0	0	0	0	77	103	3.86	1.286					
51 Daniel Bard, R (8,1) ERA: 2.2	1.0		4	1	0	0	2	0	0	0	0	0	0	15	21	0.00	1.000					
17 Manny Delcarmen, R (9,1) ERA: 2.15	1.0		3	0	0	0	0	0	0	0	0	0	0	7	11	0.00	0.000					

Oakland Athletics @ Boston Red Sox
Fenway Park, Boston, MA
Mon Jul 27 2009, 7:10 PM EDT
Att: 37,955 - Partly Cloudy - 81 F

AB 35
R 3
H 9
RBI 3
BB 1
SO 12
LOB 14



Batter	1	2	3	4	5	6	7	8	9	AB	R	H	RBI	BB	SO	LOB	BOTTOM				
2 Jacoby Ellsbury, L (1,8) OBP: 0.343, SLG: 0.403										5	1	3	1	0	0	2					
15 Dustin Pedroia, R (1,4) OBP: 0.379, SLG: 0.431										4	1	2	2	0	0	4					
20 Kevin Youkilis, R (1,5) OBP: 0.407, SLG: 0.548										4	1	1	0	1	1	3					
34 David Ortiz, L (1,10) OBP: 0.314, SLG: 0.414										5	0	1	0	0	2	1					
44 Jason Bay, R (1,7) OBP: 0.380, SLG: 0.503										2	2	1	1	2	0	1					
7 J.D. Drew, L (1,9) OBP: 0.356, SLG: 0.440										4	2	2	0	0	2	2					
23 Adam LaRoche, L (1,3) OBP: 0.332, SLG: 0.455										4	1	2	1	0	0	4					
33 Jason Varitek, S (1,2) OBP: 0.342, SLG: 0.455										2	0	1	1	2	1	1					
12 Jed Lowrie, S (1,6) OBP: 0.146, SLG: 0.243										4	0	1	2	0	0	4					
Inning Stats	R: 1 H: 1 E: 0 K: 1 S: 8	H: 1 LOB: 1 BB: 1 P: 18	R: 0 H: 1 E: 0 K: 2 S: 12	H: 1 LOB: 0 BB: 0 P: 16	R: 1 H: 1 E: 0 K: 1 S: 13	H: 1 LOB: 0 BB: 0 P: 22	R: 3 H: 4 E: 0 K: 0 S: 13	H: 4 LOB: 1 BB: 1 P: 30	R: 1 H: 3 E: 0 K: 1 S: 15	H: 3 LOB: 1 BB: 0 P: 24	R: 0 H: 1 E: 0 K: 1 S: 15	H: 1 LOB: 2 BB: 1 P: 25	R: 2 H: 2 E: 0 K: 0 S: 10	H: 2 LOB: 2 BB: 2 P: 26	R: 0 H: 1 E: 0 K: 0 S: 7	H: 1 LOB: 0 BB: 0 P: 9	1B: 8 2B: 4 3B: 1 HR: 1	SF: 1 SAC: 0 DP: 3 HBP: 0	WP: 0 PB: 0 SB: 0 CS: 0	PA: 40	
PITCHER	IP	WLS	BF	H	R	ER	SO	BB	IBB	HBP	BLK	WP	HR	S	P	ERA	WHIP				
53 Trevor Cahill, R (1,1) ERA: 4.77	5.0	L	25	10	6	6	5	2	0	0	0	0	0	61	110	10.80	2.400				
44 Santiago Casilla, R (6,1) ERA: 5.8	1.0		5	1	0	0	1	1	0	0	0	0	0	15	25	0.00	2.000				
59 Edgar Gonzalez, R (7,1) ERA: 5.12	2.0		10	3	2	2	0	1	1	0	0	0	0	17	35	9.00	2.000				

Oakland Athletics @ Boston Red Sox
Fenway Park, Boston, MA
Mon Jul 27 2009, 7:10 PM EDT
Att: 37,955 - Partly Cloudy - 81 F


AB 34
R 8
H 14
RBI 8
BB 5
SO 6
LOB 22



Batter	1	2	3	4	5	6	7	8	9	AB	R	H	RBI	BB	SO	LOB	TOP							
29 Adam Kennedy, L (1,5) OBP: 0.350, SLG: 0.434										5	1	2	1	0	0	1								
18 Orlando Cabrera, R (1,6) OBP: 0.317, SLG: 0.395										5	1	1	0	0	0	2								
8 Kurt Suzuki, R (1,2) OBP: 0.322, SLG: 0.407										5	2	2	1	0	1	1								
32 Jack Cust, L (1,10) OBP: 0.321, SLG: 0.412										1	0	1	0	4	0	0								
Ryan Sweeney, L (1,9) OBP: 0.321, SLG: 0.358										5	1	1	1	0	2	4								
21 Tommy Everidge, R (1,3) OBP: 0.273, SLG: 0.222										3	1	0	0	2	1	3								
7 Bobby Crosby, R (9,3) OBP: 0.299, SLG: 0.335										0	0	0	0	0	0	0								
14 Mark Ellis, R (1,4) OBP: 0.282, SLG: 0.376										5	1	1	0	0	0	8								
11 Rajai Davis, R (1,8) OBP: 0.340, SLG: 0.378										3	1	1	3	0	0	2								
1 Eric Patterson, L (1,7) OBP: 0.167, SLG: 0.217										4	0	1	2	0	3	1								
Inning Stats	R: 5 E: 0 K: 1 S: 20	H: 4 LOB: 1 BB: 2 P: 37	R: 0 E: 0 K: 0 S: 6	H: 0 LOB: 0 BB: 0 P: 11	R: 0 E: 0 K: 1 S: 12	H: 0 LOB: 2 BB: 2 P: 25	R: 0 E: 0 K: 1 S: 9	H: 0 LOB: 0 BB: 0 P: 12	R: 1 E: 1 K: 0 S: 8	H: 2 LOB: 1 BB: 0 P: 11	R: 2 E: 1 K: 1 S: 13	H: 2 LOB: 1 BB: 0 P: 21	R: 0 E: 0 K: 2 S: 11	H: 0 LOB: 1 BB: 1 P: 19	R: 0 E: 0 K: 1 S: 10	H: 1 LOB: 1 BB: 0 P: 17	R: 0 E: 0 K: 0 S: 9	H: 1 LOB: 2 BB: 1 P: 17	1B: 5 2B: 3 HR: 2	SF: 0 SAC: 1 DP: 0 HBP: 0	WP: 0 PB: 0 SB: 1 CS: 0	PA: 43		
PITCHER	IP WLS BF H R ER SO BB IBB HBP BLK WP HR S P ERA WHIP	IP WLS BF H R ER SO BB IBB HBP BLK WP HR S P ERA WHIP	IP WLS BF H R ER SO BB IBB HBP BLK WP HR S P ERA WHIP	IP WLS BF H R ER SO BB IBB HBP BLK WP HR S P ERA WHIP	IP WLS BF H R ER SO BB IBB HBP BLK WP HR S P ERA WHIP	IP WLS BF H R ER SO BB IBB HBP BLK WP HR S P ERA WHIP	IP WLS BF H R ER SO BB IBB HBP BLK WP HR S P ERA WHIP	IP WLS BF H R ER SO BB IBB HBP BLK WP HR S P ERA WHIP	IP WLS BF H R ER SO BB IBB HBP BLK WP HR S P ERA WHIP	IP WLS BF H R ER SO BB IBB HBP BLK WP HR S P ERA WHIP	IP WLS BF H R ER SO BB IBB HBP BLK WP HR S P ERA WHIP	IP WLS BF H R ER SO BB IBB HBP BLK WP HR S P ERA WHIP	IP WLS BF H R ER SO BB IBB HBP BLK WP HR S P ERA WHIP	IP WLS BF H R ER SO BB IBB HBP BLK WP HR S P ERA WHIP	IP WLS BF H R ER SO BB IBB HBP BLK WP HR S P ERA WHIP	IP WLS BF H R ER SO BB IBB HBP BLK WP HR S P ERA WHIP	IP WLS BF H R ER SO BB IBB HBP BLK WP HR S P ERA WHIP	IP WLS BF H R ER SO BB IBB HBP BLK WP HR S P ERA WHIP	IP WLS BF H R ER SO BB IBB HBP BLK WP HR S P ERA WHIP	IP WLS BF H R ER SO BB IBB HBP BLK WP HR S P ERA WHIP	IP WLS BF H R ER SO BB IBB HBP BLK WP HR S P ERA WHIP	IP WLS BF H R ER SO BB IBB HBP BLK WP HR S P ERA WHIP	IP WLS BF H R ER SO BB IBB HBP BLK WP HR S P ERA WHIP	IP WLS BF H R ER SO BB IBB HBP BLK WP HR S P ERA WHIP
36 Brad Penny, R (1,1) ERA: 5.07	5.0 L 25 7 7 7 3 4 0 0 0 0 0 2 58 100 12.60 2.200	63 Justin Masterson, R (6,1) ERA: 4.5	2.0 9 1 1 0 0 1 1 0 0 0 0 0 21 36 0.00 1.000	24 Takashi Saito, R (8,1) ERA: 3.15	1.0 4 1 0 0 0 1 0 0 0 0 0 0 10 17 0.00 1.000	56 Ramon E Ramirez, R (9,1) ERA: 2.28	1.0 5 1 0 0 0 1 0 0 0 0 0 0 9 17 0.00 2.000																	


Oakland Athletics @ Boston Red Sox
Fenway Park, Boston, MA
Wed Jul 29 2009, 7:10 PM EDT
Att: 38,193 - Partly Cloudy - 79 F

AB 36
R 8
H 10
RBI 8
BB 6
SO 7
LOB 22



Oakland Athletics @ Boston Red Sox
Fenway Park, Boston, MA
Wed Jul 29 2009, 7:10 PM EDT
Att: 38,193 - Partly Cloudy - 79 F

AB 36
R 6
H 9
RBI 6
BB 5
SO 12
LOB 22



Batter	1	2	3	4	5	6	7	8	9	AB	R	H	RBI	BB	SO	LOB	TOP										
29 Adam Kennedy, L (1,4) OBP: 0.348, SLG: 0.430	G4-3		FC4 1B			G4-3 FC4			G6-3	5	0	1	0	0	0	3	Oakland Athletics @ Boston Red Sox Fenway Park, Boston, MA Thu Jul 30 2009, 1:35 PM EDT Att: 37,919 - Partly Cloudy - 79 F										
Orlando Cabrera, R (1,6) OBP: 0.318, SLG: 0.365	G6-3		FC4 1-2			5 1B 21 SF9 BB	G6-3		8 1B	4	1	1	0	1	0	2											
5 Nomar Garciaparra, R (1,10) OBP: 0.309, SLG: 0.379	L4		21 G6-4-3 1B			21 SF9 7 2B 1B	21 SF9 1B		L4	4	1	3	0	0	0	0											
1 Eric Patterson, L (7, PR) OBP: 0.167, SLG: 0.217						7 2B 11 1B BB				0	1	0	0	0	0	0											
8 Kurt Suzuki, R (9, PH) OBP: 0.321, SLG: 0.406						1-2			F8	1	0	0	0	0	0	1											
32 Jack Cust, L (1,9) OBP: 0.336, SLG: 0.408	G3					1-2			F7	4	1	0	0	1	1	3											
21 Tommy Everidge, R (1,3) OBP: 0.267, SLG: 0.250	G6-3		G6-4-3			7 2B 11 1B BB	SF9		7 FC5-4 1B	3	0	1	2	0	0	1											
7 Bobby Crosby, R (1,5) OBP: 0.298, SLG: 0.339	L6					1-2			FC5-4	4	1	1	1	0	0	1											
11 Rajai Davis, R (1,8) OBP: 0.338, SLG: 0.374			F8			3-1			G6-3	4	0	1	2	0	0	0											
Ryan Sweeney, L (1,7) OBP: 0.323, SLG: 0.361			F7			3-1			K	3	0	1	0	1	1	0											
35 Landon Powell, S (1,2) OBP: 0.340, SLG: 0.422			29 1B 2B			3-3			F7	3	0	1	0	1	1	1											
Inning Stats	R: 0 E: 0 K: 0 S: 7	H: 0 LOB: 0 BB: 0 P: 10	R: 0 E: 0 K: 0 S: 7	H: 0 LOB: 0 BB: 0 P: 12	R: 0 E: 0 K: 0 S: 8	H: 2 LOB: 2 BB: 0 P: 15	R: 0 E: 0 K: 1 S: 9	H: 1 LOB: 0 BB: 0 P: 15	R: 0 E: 0 K: 1 S: 8	H: 1 LOB: 1 BB: 0 P: 15	R: 4 E: 0 K: 0 S: 21	H: 3 LOB: 3 BB: 4 P: 44	R: 1 E: 0 K: 0 S: 9	H: 2 LOB: 1 BB: 0 P: 14	R: 0 E: 0 K: 1 S: 9	H: 0 LOB: 0 BB: 0 P: 11	R: 0 E: 0 K: 0 S: 10	H: 1 LOB: 1 BB: 0 P: 17	1B: 7 2B: 3 3B: 0 HR: 0	SF: 1 SAC: 0 DP: 1 HBP: 0	WP: 0 PB: 0 SB: 3 CS: 0	PA: 40					
PITCHER	IP	WLS	BF	H	R	ER	SO	BB	IBB	HBP	BLK	WP	HR	S	P	ERA	WHIP										
31 Jon Lester, L (1,1) ERA: 3.9	5.2		26	7	4	4	2	3	0	0	0	0	0	58	104	6.35	1.765										
17 Manny Delcarmen, R (6,1) ERA: 2.66	1.1	W	7	2	1	1	0	1	0	0	0	0	0	11	21	6.75	2.250										
51 Daniel Bard, R (8,1) ERA: 2.08	1.0	H	3	0	0	0	1	0	0	0	0	0	0	9	11	0.00	0.000										
58 Jonathan Papelbon, R (9,1) ERA: 2.05	1.0	S	4	1	0	0	0	0	0	0	0	0	0	10	17	0.00	1.000										

Batter	1	2	3	4	5	6	7	8	9	AB	R	H	RBI	BB	SO	LOB	BOTTOM										
2 Jacoby Ellsbury, L (1,8) OBP: 0.346, SLG: 0.406	L5		K			15 CS BB			SF9	2	0	0	1	2	1	3	Oakland Athletics @ Boston Red Sox Fenway Park, Boston, MA Thu Jul 30 2009, 1:35 PM EDT Att: 37,919 - Partly Cloudy - 79 F										
15 Dustin Pedroia, R (1,4) OBP: 0.372, SLG: 0.421	G6-3		K			F8	G4-6-3		F9	5	0	0	0	0	1	2											
20 Kevin Youkilis, R (1,3) OBP: 0.408, SLG: 0.548	G5-3		1B			K			34 HR 2B	4	1	2	0	0	1	0											
44 Jason Bay, R (1,7) OBP: 0.379, SLG: 0.491		34 2B 33 1B BB	K			K			34 HR BB	2	2	0	0	2	2	1											
34 David Ortiz, L (1,10) OBP: 0.315, SLG: 0.423		33 1B 2B	G3			25 2B BB			HR	3	2	2	3	1	0	1											
25 Mike Lowell, R (1,5) OBP: 0.334, SLG: 0.487	K					G6-3			F8	4	1	1	1	0	1	2											
7 J.D. Drew, L (1,9) ERA: 7.38						F8				3	1	2	0	1	0	1											
5 Rocco Baldelli, R (9,9) OBP: 0.333, SLG: 0.429			33 1B BB			1B			33 2B 2B	0	0	0	0	0	0	0											
33 Jason Varitek, S (1,2) OBP: 0.346, SLG: 0.458						F7			12 G4-3 2 SF9 2B	4	1	3	3	0	0	1											
22 Nick Green, R (1,6) OBP: 0.308, SLG: 0.383						K			G4-3	2	0	0	0	0	2	4											
Adam LaRoche, L (6, PH) OBP: 0.326, SLG: 0.446										1	0	0	0	0	0	1											
12 Jed Lowrie, S (7,6) OBP: 0.156, SLG: 0.244										1	0	0	0	0	0	1											
Inning Stats	R: 0 E: 0 K: 0 S: 9	H: 0 LOB: 0 BB: 0 P: 10	R: 1 E: 0 K: 3 S: 16	H: 2 LOB: 3 BB: 2 P: 30	R: 0 E: 0 K: 2 S: 15	H: 1 LOB: 1 BB: 0 P: 23	R: 0 E: 0 K: 1 S: 9	H: 1 LOB: 0 BB: 0 P: 12	R: 0 E: 0 K: 1 S: 9	H: 0 LOB: 0 BB: 1 P: 16	R: 2 E: 0 K: 1 S: 13	H: 2 LOB: 1 BB: 1 P: 24	R: 3 E: 0 K: 0 S: 13	H: 2 LOB: 0 BB: 2 P: 27	R: 2 E: 0 K: 0 S: 11	H: 2 LOB: 0 BB: 0 P: 14	1B: 4 2B: 5 3B: 0 HR: 1	SF: 1 SAC: 0 DP: 1 HBP: 0	WP: 1 PB: 0 SB: 0 CS: 1	PA: 38							
PITCHER	IP	WLS	BF	H	R	ER	SO	BB	IBB	HBP	BLK	WP	HR	S	P	ERA	WHIP										
47 Gio González, L (1,1) ERA: 7.38	5.1		24	5	3	3	0	4	0	0	0	0	0	5	8	0.00	1.500										
36 Russ Springer, R (6,1) ERA: 4.34	0.2	H	3	1	0	0	0	0	0	0	0	0	0	5	8	0.00	1.500										
48 Michael Wuerz, L (7,1) ERA: 3.6	0.2	H	4	1	2	2	0	2	0	0	0	0	0	9	19	27.00	4.500										
56 Craig Breslow, L (7,1) ERA: 4.57	0.1	L	2	1	1	1	0	0	0	0	0	0	1	4	8	27.00	3.000										
44 Santiago Casilla, R (8,1) ERA: 6.14	1.0		5	2	2	2	0	0	0	0	0	0	0	11	14	18.00	2.000										



Batter	1	2	3	4	5	6	7	8	9	AB R H RBI BB SO LOB	TOP											
2 Jacoby Ellsbury, L OBP: 0.351, SLG: 0.416										5 1 2 0 1 0 3	Boston Red Sox @ Baltimore Orioles Oriole Park at Camden Yards, Baltimore, MD Sat Aug 01 2009, 7:05 PM EDT Att: 49,384 - Cloudy - 83 F											
15 Dustin Pedroia, R OBP: 0.370, SLG: 0.425										4 1 1 1 0 0 5												
41 Victor Martinez, S OBP: 0.366, SLG: 0.461										5 1 1 1 0 1 0												
20 Kevin Youkilis, R OBP: 0.419, SLG: 0.575										4 1 4 1 1 0 0												
34 David Ortiz, L OBP: 0.316, SLG: 0.432										5 0 1 0 0 0 5												
44 Jason Bay, R OBP: 0.382, SLG: 0.490										2 0 1 0 1 0 1												
5 Rocco Baldelli, R OBP: 0.327, SLG: 0.427										2 0 1 1 0 1 1												
33 Jason Varitek, S OBP: 0.346, SLG: 0.448										3 0 0 0 2 1 5												
68 Josh Reddick, L OBP: 0.500, SLG: 0.800										4 0 2 0 1 1 1												
12 Jed Lowrie, S OBP: 0.180, SLG: 0.227										3 0 0 0 2 1 4												
Inning Stats	R: 1 H: 1 E: 0 K: 1 S: 17	L: 1 BB: 1 P: 26	R: 0 H: 2 E: 0 K: 0 S: 10	L: 2 BB: 2 P: 24	R: 0 H: 1 E: 0 K: 1 S: 12	L: 1 BB: 1 P: 22	R: 0 H: 1 E: 0 K: 2 S: 13	L: 1 BB: 0 P: 20	R: 1 H: 2 E: 0 K: 0 S: 15	L: 2 BB: 2 P: 29	R: 2 H: 4 E: 0 K: 0 S: 16	L: 4 BB: 0 P: 19	R: 0 H: 1 E: 0 K: 0 S: 13	L: 1 BB: 0 P: 14	R: 0 H: 1 E: 0 K: 1 S: 13	L: 1 BB: 2 P: 22	R: 0 H: 0 E: 0 K: 0 S: 12	L: 0 BB: 2 P: 23	1B: 7 2B: 5 3B: 0 HR: 2	SF: 0 SAC: 1 DP: 2 HBP: 0	WP: 1 PB: 1 SB: 1 CS: 0	PA: 46
PITCHER	IP WLS BF H R ER SO BB IBB HBP BLK WP HR S P ERA WHIP											IP WLS BF H R ER SO BB IBB HBP BLK WP HR S P ERA WHIP										
29 David Hernandez, R ERA: 3.28	4.1 L 23 7 2 2 4 4 0 0 0 0 2 57 102 4.15 2.538																					
27 Mark Hendrickson, L ERA: 4.82	1.1 9 3 2 2 0 2 0 0 0 0 0 22 33 13.50 3.750																					
37 Chris Ray, R ERA: 5.74	1.1 6 2 0 0 0 0 0 0 0 0 0 17 19 0.00 1.500																					
31 Kam Mickolio, R ERA:	1.0 4 1 0 0 1 0 0 0 0 0 0 13 22 0.00 1.000																					
28 Danyys Baez, R ERA: 4.32	1.0 4 0 0 0 0 2 0 0 0 0 1 0 12 23 0.00 2.000																					

Batter	1	2	3	4	5	6	7	8	9	AB R H RBI BB SO LOB	BOTTOM									
1 Brian Roberts, S OBP: 0.344, SLG: 0.432										4 0 1 0 0 0 2	Boston Red Sox @ Baltimore Orioles Oriole Park at Camden Yards, Baltimore, MD Sat Aug 01 2009, 7:05 PM EDT Att: 49,384 - Cloudy - 83 F									
Adam Jones, R OBP: 0.352, SLG: 0.491										4 0 2 0 0 1 1										
21 Nick Markakis, L OBP: 0.353, SLG: 0.465										3 0 1 0 1 1 2										
17 Aubrey Huff, L OBP: 0.315, SLG: 0.406										4 0 0 0 0 1 5										
14 Nolan Reimold, R OBP: 0.368, SLG: 0.465										4 0 0 0 0 2 3										
30 Luke Scott, L OBP: 0.357, SLG: 0.522										3 0 1 0 1 1 1										
6 Melvin Mora, R OBP: 0.321, SLG: 0.330										4 0 1 0 0 1 1										
32 Matt Wieters, S OBP: 0.325, SLG: 0.393										3 0 1 0 0 1 2										
3 Cesar Izturis, S OBP: 0.292, SLG: 0.330										3 0 1 0 0 0 2										
Inning Stats	R: 0 H: 0 E: 0 K: 1 S: 8	L: 0 LOB: 0 P: 12	R: 0 H: 1 E: 0 K: 2 S: 12	L: 1 LOB: 0 P: 19	R: 0 H: 1 E: 0 K: 0 S: 8	L: 1 LOB: 0 P: 14	R: 0 H: 0 E: 0 K: 1 S: 12	L: 0 LOB: 1 P: 19	R: 0 H: 2 E: 0 K: 0 S: 7	L: 1 LOB: 0 P: 11		R: 0 H: 1 E: 0 K: 0 S: 11	L: 1 LOB: 1 P: 16	R: 0 H: 2 E: 0 K: 1 S: 17	L: 1 LOB: 0 P: 19	R: 0 H: 0 E: 0 K: 2 S: 7	L: 0 LOB: 0 P: 9	1B: 7 2B: 1 3B: 1 HR: 0	SF: 0 SAC: 0 DP: 3 HBP: 0	WP: 0 PB: 0 SB: 0 CS: 0
PITCHER	IP WLS BF H R ER SO BB IBB HBP BLK WP HR S P ERA WHIP											IP WLS BF H R ER SO BB IBB HBP BLK WP HR S P ERA WHIP								
19 Josh Beckett, R ERA: 3.27	7.0 W 27 6 0 0 5 2 0 0 0 0 0 69 107 0.00 1.143																			
37 Hideki Okajima, L ERA: 3.09	1.0 4 2 0 0 1 0 0 0 0 0 0 17 19 0.00 2.000																			
51 Daniel Bard, R ERA: 2.01	1.0 3 0 0 0 2 0 0 0 0 0 0 7 9 0.00 0.000																			



Batter	1	2	3	4	5	6	7	8	9	AB	R	H	RBI	BB	SO	LOB	TOP										
2 Jacoby Ellsbury, L OBP: 0.351, SLG: 0.412	G4-3		G4-3				G6-3		G4-3	5	0	1	0	0	0	2	Boston Red Sox @ Tampa Bay Rays Tropicana Field, St. Petersburg, FL Wed Aug 05 2009, 7:08 PM EDT Att: 31,517 - Dome - 72 F livebaseballscorecards.com										
15 Dustin Pedroia, R OBP: 0.372, SLG: 0.430	F8		G5-3				F8		41 2B 20 G5-3 BB	3	1	0	0	1	0	3											
41 Victor Martinez, S OBP: 0.373, SLG: 0.477	G6-3			P5			HR		1-3 2B	4	1	2	1	0	0	0											
20 Kevin Youkilis, R OBP: 0.422, SLG: 0.580	L8			2B			F9		G5-3	4	0	1	1	0	0	1											
44 Jason Bay, R OBP: 0.381, SLG: 0.496	HR			P3			K		G6-3	4	1	1	1	0	1	2											
22 Nick Green, R OBP: 0.304, SLG: 0.374									G6-3	0	0	0	0	0	0	0											
25 Mike Lowell, R OBP: 0.335, SLG: 0.482	K			K			G6-3		P6	4	0	0	0	0	2	2											
5 Rocco Baldelli, R OBP: 0.322, SLG: 0.441	P3									3	1	0	0	0	1	0											
7 J.D. Drew, L OBP: 0.365, SLG: 0.452									BB	0	0	0	0	1	0	0											
33 Jason Varitek, S OBP: 0.339, SLG: 0.441			G4-3 2B				G4-3		K	4	0	1	0	0	1	2											
12 Jed Lowrie, S OBP: 0.213, SLG: 0.241			K				G4-3 1B		K	4	0	1	1	0	2	2											
Inning Stats	R: 0 E: 0 K: 0 S: 9	H: 0 LOB: 0 BB: 0 P: 12	R: 1 E: 0 K: 1 S: 14	H: 1 LOB: 0 BB: 0 P: 20	R: 0 E: 0 K: 1 S: 8	H: 1 LOB: 1 BB: 0 P: 16	R: 0 E: 0 K: 1 S: 10	H: 1 LOB: 1 BB: 0 P: 16	R: 0 E: 0 K: 1 S: 17	H: 2 LOB: 2 BB: 0 P: 22	R: 1 E: 0 K: 1 S: 15	H: 1 LOB: 0 BB: 0 P: 21	R: 1 E: 0 K: 0 S: 10	H: 1 LOB: 1 BB: 1 P: 18	R: 1 E: 0 K: 0 S: 6	H: 1 LOB: 1 BB: 1 P: 12		R: 0 E: 0 K: 2 S: 11	H: 0 LOB: 1 BB: 1 P: 16	1B: 1 2B: 4 3B: 0 HR: 2	SF: 0 SAC: 0 DP: 0 HBP: 0	WP: 0 PB: 0 SB: 0 CS: 0	PA: 37				
PITCHER	IP	WLS	BF	H	R	ER	SO	BB	IBB	HBP	BLK	WP	HR	S	P	ERA	WHIP										
14 David Price, L ERA: 4.91	6.0	W	24	6	2	2	5	0	0	0	0	0	2	73	107	3.00	1.000										
31 Lance Cormier, R ERA: 2.53	1.0	H	4	0	1	0	0	0	0	0	0	0	0	10	18	0.00	0.000										
47 Jeff Bennett, R ERA: 3.25	0.0		2	1	1	1	0	1	0	0	0	0	0	2	7	∞	∞										
35 Dan Wheeler, R ERA: 3.8	1.0	H	3	0	0	0	0	0	0	0	0	0	0	4	5	0.00	0.000										
39 J.P. Howell, L ERA: 1.66	1.0	S	4	0	0	0	2	1	0	0	0	0	0	11	16	0.00	1.000										

Batter	1	2	3	4	5	6	7	8	9	AB	R	H	RBI	BB	SO	LOB	BOTTOM										
8 Jason Bartlett, R OBP: 0.391, SLG: 0.527	G6-3		F8		G4-3		HR			4	1	1	1	0	0	1	Boston Red Sox @ Tampa Bay Rays Tropicana Field, St. Petersburg, FL Wed Aug 05 2009, 7:08 PM EDT Att: 31,517 - Dome - 72 F livebaseballscorecards.com										
13 Carl Crawford, L OBP: 0.372, SLG: 0.466	G6-3		HR		G6-3		G5-3			4	1	1	2	0	0	0											
3 Evan Longoria, R OBP: 0.359, SLG: 0.529	F8		BB		F8					3	0	0	0	1	1	0											
18 Ben Zobrist, S OBP: 0.406, SLG: 0.562		5 S 23 HR 1B	F8		G4-3		G6-3			4	1	1	0	0	0	1											
5 Pat Burrell, R OBP: 0.333, SLG: 0.373	K		F7		HR					3	1	1	1	1	1	2											
23 Carlos Pena, L OBP: 0.348, SLG: 0.496	HR		K		HR		BB		F8	3	1	1	2	1	1	1											
2 B.J. Upton, R OBP: 0.319, SLG: 0.371	F9		1B		1B		K			3	0	1	0	0	1	1											
19 Gabe Kapler, R OBP: 0.333, SLG: 0.450	K		F9							2	0	0	0	0	1	1											
26 Gabe Gross, L OBP: 0.374, SLG: 0.412										1	0	0	0	0	1	0											
41 Michel Hernandez, R OBP: 0.292, SLG: 0.323			13 HR 1B		K		F9			3	1	1	0	0	1	1											
Inning Stats	R: 0 E: 0 K: 0 S: 5	H: 0 LOB: 0 BB: 0 P: 10	R: 2 E: 0 K: 2 S: 15	H: 2 LOB: 0 BB: 0 P: 25	R: 2 E: 0 K: 0 S: 11	H: 2 LOB: 1 BB: 1 P: 25	R: 0 E: 0 K: 2 S: 10	H: 1 LOB: 1 BB: 0 P: 16	R: 0 E: 0 K: 0 S: 9	H: 0 LOB: 0 BB: 0 P: 13	R: 1 E: 0 K: 1 S: 16	H: 1 LOB: 0 BB: 1 P: 28	R: 1 E: 0 K: 1 S: 7	H: 1 LOB: 0 BB: 0 P: 12	R: 0 E: 0 K: 1 S: 8	H: 0 LOB: 1 BB: 1 P: 18		1B: 3 2B: 0 3B: 0 HR: 4	SF: 0 SAC: 0 DP: 0 HBP: 0	WP: 0 PB: 0 SB: 3 CS: 1	PA: 33						
PITCHER	IP	WLS	BF	H	R	ER	SO	BB	IBB	HBP	BLK	WP	HR	S	P	ERA		WHIP									
36 Brad Penny, R ERA: 5.2	6.0	L	25	6	2	5	5	2	0	0	0	0	3	66	117	7.50	1.333										
17 Manny Delcarmen, R ERA: 3.05	1.0		4	1	1	1	1	0	0	0	0	0	1	7	12	9.00	1.000										
37 Hideki Okajima, L ERA: 2.98	1.0		4	0	0	0	1	1	0	0	0	0	0	8	18	0.00	1.000										

Batter	1	2	3	4	5	6	7	8	9	AB	R	H	RBI	BB	SO	LOB	TOP										
2 Jacoby Ellsbury, L OBP: 0.348, SLG: 0.409	G4-3	K		G1-3		K	K		15 BB	6	0	1	1	0	3	4	Boston Red Sox @ New York Yankees Yankee Stadium, Bronx, NY Thu Aug 06 2009, 7:05 PM EDT Att: 49,005 - Cloudy - 75 F										
15 Dustin Pedroia, R OBP: 0.378, SLG: 0.442	2B		HR	F9		BB		41 FC1-6 HBP	1B	4	1	3	2	1	0	0											
41 Victor Martinez, S OBP: 0.374, SLG: 0.474	BB		34 G4-6-3 20 BB	BB	7 BB 25 BB	BB	K	FC1-6 FC6-4	G2-3	3	1	0	0	3	1	5											
20 Kevin Youkilis, R OBP: 0.423, SLG: 0.576	F7		34 G4-6-3	BB	25 BB 7 BB	BB	K	FC6-4 34 DI		2	0	0	0	2	1	4											
68 Josh Reddick, L OBP: 0.333, SLG: 0.647			BB	BB	25 BB 7 BB	BB	K			1	0	0	0	0	0	1											
34 David Ortiz, L OBP: 0.382, SLG: 0.416	F9		G4-6-3		F8		P6	G4-3		5	0	0	0	0	0	9											
7 J.D. Drew, L OBP: 0.370, SLG: 0.456	2B	F8			25 BB					2	1	1	0	3	0	1											
25 Mike Lowell, R OBP: 0.339, SLG: 0.483	BB			11 HR	1B				25 DI 2 BB	4	1	2	1	1	0	2											
11 Casey Kotchman, L OBP: 0.313, SLG: 0.416	F8									4	2	1	2	1	1	6											
12 Jed Lowrie, S OBP: 0.206, SLG: 0.232	K									2	0	0	0	0	2	2											
22 Nick Green, R OBP: 0.304, SLG: 0.371										2	0	0	0	1	2	5											
Inning Stats	R: 0 E: 0 K: 0 S: 9	H: 1 LOB: 2 BB: 1 P: 17	R: 0 E: 0 K: 2 S: 15	H: 1 LOB: 2 BB: 1 P: 25	R: 1 E: 0 K: 0 S: 13	H: 1 LOB: 2 BB: 2 P: 22	R: 2 E: 0 K: 1 S: 13	H: 2 LOB: 1 BB: 0 P: 17	R: 1 E: 0 K: 2 S: 12	H: 1 LOB: 3 BB: 3 P: 27	R: 0 E: 0 K: 3 S: 16	H: 0 LOB: 2 BB: 1 P: 27	R: 0 E: 0 K: 1 S: 10	H: 0 LOB: 2 BB: 2 P: 20	R: 0 E: 0 K: 0 S: 12	H: 0 LOB: 1 BB: 0 P: 19	R: 2 E: 0 K: 1 S: 15	H: 2 LOB: 2 BB: 2 P: 28	1B: 4 2B: 2 3B: 0 HR: 2	SF: 0 SAC: 0 DP: 1 HBP: 1	WP: 1 PB: 0 SB: 0 CS: 0	PA: 48					
PITCHER	IP	WLS	BF	H	R	ER	SO	BB	IBB	HBP	BLK	WP	HR	S	P	ERA	WHIP										
62 Joba Chamberlain, R ERA: 3.73	5.0	W	27	6	4	4	5	7	0	0	0	0	2	62	108	7.20	2.600										
30 David Robertson, R ERA: 3.52	0.2		4	0	0	0	3	1	0	0	0	1	0	14	25	0.00	1.500										
48 Phil Coke, L ERA: 4.8	1.0		4	0	0	0	0	1	0	0	0	0	0	8	13	0.00	1.000										
39 Mark Melancon, R ERA: 3.18	1.1		6	0	0	0	1	1	0	1	0	0	0	16	28	0.00	0.750										
28 Anthony Claggett, R ERA: 33.5	1.0		7	2	2	2	1	2	0	0	0	0	0	15	28	18.00	4.000										

Batter	1	2	3	4	5	6	7	8	9	AB	R	H	RBI	BB	SO	LOB	BOTTOM											
2 Derek Jeter, R OBP: 0.389, SLG: 0.444	G4-3		F8	F8	G6-3	1B				5	0	1	1	0	0	0	Boston Red Sox @ New York Yankees Yankee Stadium, Bronx, NY Thu Aug 06 2009, 7:05 PM EDT Att: 49,005 - Cloudy - 75 F											
18 Johnny Damon, L OBP: 0.372, SLG: 0.517	K		HR	25 BB 55 FC3-6	1B	13 BB 55 E				5	3	3	1	0	1	2												
25 Mark Teixeira, S OBP: 0.383, SLG: 0.567	BB		2B	55 FC3-6 20 HR	2B					4	2	3	1	1	0	1												
13 Alex Rodriguez, R OBP: 0.392, SLG: 0.507	K		F8	55 FC3-6 IBB	1B					4	1	1	0	1	1	2												
14 Eric Hinske, L OBP: 0.370, SLG: 0.469										0	0	0	0	0	0	0												
55 Hideki Matsui, L OBP: 0.364, SLG: 0.498	G3-1		K	FC3-6 20 HR	E6					5	1	1	3	0	1	3												
20 Jorge Posada, S OBP: 0.356, SLG: 0.506	33 BB 24 BB	1B								5	2	3	3	0	1	1												
24 Robinson Cano, L OBP: 0.346, SLG: 0.495	33 BB 1B	BB								4	1	2	1	1	0	0												
33 Nick Swisher, S OBP: 0.377, SLG: 0.486										2	1	2	0	2	0	0												
17 Jerry Hairston, R OBP: 0.313, SLG: 0.397										0	1	0	0	1	0	0												
53 Melky Cabrera, S OBP: 0.348, SLG: 0.460	L4									5	1	2	3	0	0	5												
Inning Stats	R: 0 E: 0 K: 2 S: 15	H: 0 LOB: 1 BB: 1 P: 24	R: 0 E: 0 K: 0 S: 12	H: 2 LOB: 2 BB: 1 P: 20	R: 1 E: 0 K: 1 S: 10	H: 2 LOB: 1 BB: 0 P: 15	R: 8 E: 0 K: 0 S: 28	H: 8 LOB: 2 BB: 2 P: 52	R: 2 E: 1 K: 1 S: 11	H: 3 LOB: 1 BB: 0 P: 16	R: 1 E: 0 K: 0 S: 10	H: 2 LOB: 2 BB: 1 P: 20	R: 1 E: 0 K: 0 S: 7	H: 1 LOB: 0 BB: 0 P: 15	R: 0 E: 0 K: 0 S: 5	H: 0 LOB: 0 BB: 1 P: 11	1B: 10 2B: 4 3B: 0 HR: 4	SF: 0 SAC: 0 DP: 1 HBP: 0	WP: 0 PB: 0 SB: 0 CS: 0	PA: 45								
PITCHER	IP	WLS	BF	H	R	ER	SO	BB	IBB	HBP	BLK	WP	HR	S	P	ERA	WHIP											
29 John Smoltz, R ERA: 8.33	3.1	L	22	9	8	8	3	3	1	0	0	0	0	2	41	70	12.27	2.727										
40 Billy Traber, L ERA: 12.27	4.1		20	9	5	5	1	1	0	0	0	0	0	5	11	0.00	1.000											
24 Takashi Saito, R ERA: 3.23	8.1		3	0	0	0	0	1	0	0	0	0	0	5	11	0.00	1.000											

Batter	1	2	3	4	5	6	7	8	9	AB	R	H	RBI	BB	SO	LOB	TOP																				
2 Jacoby Ellsbury, L (1,8) OBP: 0.352, SLG: 0.410	G4-3			K													4 0 2 0 0 1 0																				
15 Dustin Pedroia, R (1,4) OBP: 0.374, SLG: 0.434	K			F8													4 0 0 0 0 2 2																				
41 Victor Martinez, S (1,2) OBP: 0.371, SLG: 0.466	P4			G5-3													3 0 1 0 1 0 0																				
20 Kevin Youkilis, R (1,7) OBP: 0.422, SLG: 0.569	F9			G6-3													4 0 1 0 0 0 2																				
34 David Ortiz, L (1,10) OBP: 0.306, SLG: 0.408	F8			BB													3 0 0 0 1 2 4																				
25 Mike Lowell, R (1,5) OBP: 0.336, SLG: 0.478	K			F8													3 0 0 0 0 1 3																				
7 J.D. Drew, L (1,9) OBP: 0.364, SLG: 0.444				G1-3													3 0 0 0 0 1 1																				
11 Casey Kotchman, L (1,3) OBP: 0.350, SLG: 0.410				K													3 0 0 0 0 3 0																				
22 Nick Green, R (1,6) OBP: 0.302, SLG: 0.365	G4-3			L7													3 0 0 0 0 1 0																				
Inning Stats	R: 0 E: 0 K: 1 S: 10	H: 0 LOB: 0 BB: 0 P: 16	R: 0 E: 0 K: 1 S: 8	H: 0 LOB: 0 BB: 0 P: 13	R: 0 E: 0 K: 1 S: 7	H: 0 LOB: 0 BB: 0 P: 8	R: 0 E: 0 K: 1 S: 12	H: 0 LOB: 0 BB: 0 P: 18	R: 0 E: 0 K: 2 S: 16	H: 1 LOB: 1 BB: 0 P: 26	R: 0 E: 0 K: 2 S: 9	H: 1 LOB: 1 BB: 0 P: 11	R: 0 E: 0 K: 1 S: 11	H: 1 LOB: 1 BB: 1 P: 20	R: 0 E: 0 K: 2 S: 12	H: 0 LOB: 0 BB: 0 P: 15	R: 0 E: 0 K: 1 S: 15	H: 2 LOB: 2 BB: 0 P: 21	1B: 4 2B: 0 3B: 0 HR: 0	SF: 0 SAC: 0 DP: 1 HBP: 0	WP: 0 PB: 0 SB: 0 CS: 0	PA: 32															
PITCHER	IP	WLS	BF	H	R	ER	SO	BB	IBB	HBP	BLK	WP	HR	S	P	ERA	WHIP	PITCHER	IP	WLS	BF	H	R	ER	SO	BB	IBB	HBP	BLK	WP	HR	S	P	ERA	WHIP		
52 CC Sabathia, L (1,1) ERA: 3.76	7.2	W	26	2	0	0	9	2	0	0	0	0	0	81	123	0.00	0.522																				
65 Phil Hughes, R (8,1) ERA: 3.55	0.1	H	1	0	0	0	1	0	0	0	0	0	0	4	4	0.00	0.000																				
30 David Robertson, R (9,1) ERA: 3.41	1.0		5	2	0	0	1	0	0	0	0	0	0	15	21	0.00	2.000																				

Boston Red Sox @ New York Yankees
 Yankee Stadium, Bronx, NY
 Sat Aug 08 2009, 4:10 PM EDT
 Att: 48,796 - Partly Cloudy - 77 F

AB	30
R	0
H	4
RBI	0
BB	2
SO	11
LOB	12



Batter	1	2	3	4	5	6	7	8	9	AB	R	H	RBI	BB	SO	LOB	BOTTOM																				
2 Derek Jeter, R (1,6) OBP: 0.383, SLG: 0.443	G6-3			G5-4-3													5 1 1 2 0 1 3																				
18 Johnny Damon, L (1,7) OBP: 0.366, SLG: 0.508	E7			25 1B													4 0 1 0 1 0 0																				
25 Mark Teixeira, S (1,3) OBP: 0.382, SLG: 0.557	K			BB													3 0 1 1 2 1 1																				
13 Alex Rodriguez, R (1,5) OBP: 0.387, SLG: 0.505	G6-3			1B													4 1 0 0 0 0 5																				
55 Hideki Matsui, L (1,10) OBP: 0.365, SLG: 0.493	G5-3			F7													4 0 1 0 0 0 2																				
24 Robinson Cano, L (1,4) OBP: 0.349, SLG: 0.500				33 BB													4 1 3 0 0 0 3																				
33 Nick Swisher, S (1,9) ERA: 5.33	G4-6-3			1B													1 0 0 1 2 0 1																				
17 Jerry Hairston, R (9,9) OBP: 0.313, SLG: 0.397				BB													0 0 0 0 0 0 0																				
53 Melky Cabrera, S (1,8) OBP: 0.346, SLG: 0.451				F7													3 1 1 0 1 0 5																				
26 José Molina, R (1,2) OBP: 0.333, SLG: 0.349				K													2 1 1 1 1 1 2																				
Inning Stats	R: 0 E: 1 K: 1 S: 11	H: 0 LOB: 1 BB: 0 P: 18	R: 0 E: 0 K: 0 S: 5	H: 1 LOB: 0 BB: 0 P: 8	R: 1 E: 0 K: 0 S: 10	H: 2 LOB: 2 BB: 2 P: 21	R: 0 E: 0 K: 1 S: 11	H: 1 LOB: 2 BB: 1 P: 20	R: 0 E: 0 K: 0 S: 15	H: 1 LOB: 1 BB: 1 P: 23	R: 1 E: 0 K: 0 S: 7	H: 1 LOB: 1 BB: 1 P: 15	R: 1 E: 0 K: 0 S: 14	H: 1 LOB: 3 BB: 2 P: 31	R: 2 E: 0 K: 0 S: 15	H: 2 LOB: 0 BB: 0 P: 23	R: 2 E: 0 K: 0 S: 15	H: 2 LOB: 0 BB: 0 P: 23	1B: 6 2B: 2 3B: 0 HR: 1	SF: 1 SAC: 1 DP: 2 HBP: 1	WP: 0 PB: 0 SB: 0 CS: 0	PA: 40															
PITCHER	IP	WLS	BF	H	R	ER	SO	BB	IBB	HBP	BLK	WP	HR	S	P	ERA	WHIP	PITCHER	IP	WLS	BF	H	R	ER	SO	BB	IBB	HBP	BLK	WP	HR	S	P	ERA	WHIP		
11 Clay Buchholz, R (1,1) ERA: 5.33	6.0	L	28	6	2	2	3	4	1	0	0	0	0	59	105	3.00	1.667																				
56 Ramon E Ramirez, R (7,1) ERA: 2.42	0.1		3	0	1	1	0	1	0	1	0	0	0	4	11	27.00	3.000																				
51 Enrique Gonzalez, R (7,1) ERA: 10.8	1.2		9	3	2	2	0	1	0	0	0	0	1	25	43	10.80	2.400																				

Boston Red Sox @ New York Yankees
 Yankee Stadium, Bronx, NY
 Sat Aug 08 2009, 4:10 PM EDT
 Att: 48,796 - Partly Cloudy - 77 F

AB	30
R	5
H	9
RBI	5
BB	7
SO	3
LOB	22



Batter	1	2	3	4	5	6	7	8	9	AB	R	H	RBI	BB	SO	LOB	TOP					
2 Jacoby Ellsbury, L (1, 8) OBP: 0.348, SLG: 0.406	G3		G6-3		SH1-3			K	G3	4	0	0	0	0	1	3						
15 Dustin Pedroia, R (1, 4) OBP: 0.373, SLG: 0.432	F9		F9		F9			41 HR		4	1	1	0	0	0	1						
41 Victor Martinez, S (1, 3) OBP: 0.370, SLG: 0.471	F9			G6-3	G4-3			1B	HR	4	1	1	2	0	0	1						
20 Kevin Youkilis, R (1, 5) OBP: 0.421, SLG: 0.565		K		L3				K	44 G6-4-3	4	0	1	0	0	2	0						
44 Jason Bay, R (1, 7) OBP: 0.380, SLG: 0.493	F9		7 1B					K	1B	4	0	1	0	0	1	1						
7 J.D. Drew, L (1, 9) OBP: 0.366, SLG: 0.448	25 BB			25 BB				F8		4	0	3	0	0	0	0						
25 Mike Lowell, R (1, 10) OBP: 0.338, SLG: 0.475								L9		2	0	0	0	2	0	1						
33 Jason Varitek, S (1, 2) OBP: 0.329, SLG: 0.426								G5-3		4	0	0	0	0	2	6						
22 Nick Green, R (1, 6) OBP: 0.306, SLG: 0.369								F8		3	0	2	0	0	0	0						
34 David Ortiz, L (9, PH) OBP: 0.368, SLG: 0.409										0	0	0	0	1	0	0						
3 Chris Woodward, R (9, PR) OBP: 0.289, SLG: 0.246										0	0	0	0	0	0	0						
Inning Stats	R: 0 H: 0 E: 0 K: 0 S: 9	H: 0 LOB: 0 BB: 0 P: 14	R: 0 H: 1 E: 0 K: 2 S: 14	LOB: 2 BB: 1 P: 25	R: 0 H: 1 E: 0 K: 0 S: 9	LOB: 1 BB: 0 P: 15	R: 0 H: 2 E: 0 K: 0 S: 13	LOB: 3 BB: 1 P: 27	R: 0 H: 1 E: 0 K: 0 S: 8	LOB: 1 BB: 0 P: 12	R: 0 H: 0 E: 0 K: 2 S: 9	LOB: 0 BB: 0 P: 11	R: 0 H: 0 E: 0 K: 0 S: 6	LOB: 0 BB: 0 P: 8	R: 2 H: 3 E: 0 K: 1 S: 10	LOB: 3 BB: 0 P: 17	R: 0 H: 1 E: 0 K: 1 S: 14	LOB: 2 BB: 1 P: 23	1B: 8 2B: 0 3B: 0 HR: 1	SF: 0 SAC: 1 DP: 2 HBP: 0	WP: 0 PB: 0 SB: 0 CS: 0	PA: 37
PITCHER	IP	WLS	BF	H	R	ER	SO	BB	IBB	HBP	BLK	WP	HR	S	P	ERA	WHIP					
46 Andy Pettitte, L (1, 1) ERA: 4.14	7.0		27	5	0	0	4	2	0	0	0	0	0	68	112	0.00	1.000					
48 Phil Coke, L (8, 1) ERA: 4.39	1.0	W	5	3	2	2	1	0	0	0	0	0	1	10	17	18.00	3.000					
42 Mariano Rivera, R (9, 1) ERA: 1.88	1.0	S	5	1	0	0	1	1	0	0	0	0	0	14	23	0.00	2.000					

Boston Red Sox @ New York Yankees
 Yankee Stadium, Bronx, NY
 Sun Aug. 09 2009, 8:05 PM EDT
 Att: 48,190 - Cloudy - 77 F

AB 33
 R 2
 H 9
 RBI 2
 BB 3
 SO 6
 LOB 13



Batter	1	2	3	4	5	6	7	8	9	AB	R	H	RBI	BB	SO	LOB	BOTTOM				
2 Derek Jeter, R (1, 6) OBP: 0.382, SLG: 0.442	18 G1		K		G6-3			G1-3		4	0	1	0	0	1	1					
18 Johnny Damon, L (1, 7) OBP: 0.365, SLG: 0.513	G1		P6					K		4	1	1	1	0	1	2					
25 Mark Teixeira, S (1, 3) OBP: 0.383, SLG: 0.563	P5			20 G1-3	13 G2-3			K		4	1	2	1	0	1	1					
13 Alex Rodriguez, R (1, 10) OBP: 0.388, SLG: 0.514	G5-3			G2-3				HR	20 2B	3	2	1	1	1	0	2					
20 Jorge Posada, S (1, 2) OBP: 0.361, SLG: 0.508		G6-3		G1-3				24 G4-3	33 G5-3	4	1	2	0	0	0	1					
33 Nick Swisher, S (1, 9) OBP: 0.377, SLG: 0.479				P4				33 1B	2B	4	0	1	2	0	1	2					
24 Robinson Cano, L (1, 4) OBP: 0.348, SLG: 0.498								24 1B		4	0	1	0	0	1	1					
53 Melky Cabrera, S (1, 8) OBP: 0.343, SLG: 0.446								2H	8-H	4	0	0	0	0	2	3					
17 Jerry Hairston, R (1, 5) OBP: 0.314, SLG: 0.397								G4-3		2	0	1	0	0	0	0					
55 Hideki Matsui, L (8, PH) OBP: 0.364, SLG: 0.492										1	0	0	0	0	0	0					
19 Ramiro Pena, S (9, 5) OBP: 0.308, SLG: 0.349										0	0	0	0	0	0	0					
Inning Stats	R: 0 H: 1 E: 0 K: 0 S: 13	H: 0 LOB: 0 BB: 0 P: 11	R: 0 H: 1 E: 0 K: 2 S: 11	LOB: 1 BB: 0 P: 17	R: 0 H: 1 E: 0 K: 0 S: 8	LOB: 1 BB: 0 P: 14	R: 0 H: 0 E: 0 K: 2 S: 10	LOB: 0 BB: 0 P: 16	R: 1 H: 2 E: 0 K: 0 S: 8	LOB: 1 BB: 0 P: 15	R: 4 H: 5 E: 0 K: 0 S: 17	LOB: 2 BB: 1 P: 29	1B: 6 2B: 1 3B: 0 HR: 3	SF: 0 SAC: 0 DP: 0 HBP: 0	WP: 0 PB: 0 SB: 0 CS: 0	PA: 35					
PITCHER	IP	WLS	BF	H	R	ER	SO	BB	IBB	HBP	BLK	WP	HR	S	P	ERA	WHIP				
31 Jon Lester, L (1, 1) ERA: 3.67	7.0		26	5	1	1	7	0	0	0	0	0	0	66	107	1.29	0.714				
51 Daniel Bard, R (8, 1) ERA: 2.97	0.2	L	5	2	3	3	0	1	0	0	0	0	2	8	17	40.50	4.500				
37 Hideki Okajima, L (8, 1) ERA: 3.06	0.1		4	3	1	1	0	0	0	0	0	0	0	9	12	27.00	9.000				

Boston Red Sox @ New York Yankees
 Yankee Stadium, Bronx, NY
 Sun Aug. 09 2009, 8:05 PM EDT
 Att: 48,190 - Cloudy - 77 F

AB 34
 R 5
 H 10
 RBI 5
 BB 1
 SO 7
 LOB 13



Batter	1	2	3	4	5	6	7	8	9	AB R H RBI BB SO LOB	TOP
28 Curtis Granderson, L (1,8) OBP: 0.342, SLG: 0.474	P6	G4-3		K			F8		2H HR	5 1 1 2 0 1 0	Detroit Tigers @ Boston Red Sox Fenway Park, Boston, MA Tue Aug 11 2009, 7:10 PM EDT Att: 38,013 - Overcast - 68 F
14 Placido Polanco, R (1,4) OBP: 0.328, SLG: 0.400	24 HBP 34 1B	F8		K			F9		K	5 1 1 0 0 2 0	
34 Clete Thomas, L (1,7) OBP: 0.344, SLG: 0.441	30 HBP FC6-4				K		K			3 1 1 0 1 2 0	
24 Miguel Cabrera, R (1,3) OBP: 0.397, SLG: 0.550										0 1 0 0 0 0 0	
25 Ryan Raburn, R (2,PH) OBP: 0.324, SLG: 0.435	30 HBP FC6-4 15 1B				B2				K	3 0 0 0 0 2 1	
9 Carlos Guillen, S (1,10) OBP: 0.305, SLG: 0.316	E6 FC6-4				F7				K	4 0 0 1 0 1 2	
30 Magglio Ordonez, R (1,9) OBP: 0.335, SLG: 0.386	FC6-4 15 1B 13 BB						G5-3		L4	4 0 1 1 0 0 2	
13 Alex Avila, L (1,2) OBP: 0.583, SLG: 1.182									28 HR 2B	3 1 2 0 1 1 1	
15 Brandon Inge, R (1,5) OBP: 0.347, SLG: 0.461									K	4 0 1 1 0 3 3	
39 Ramon Santiago, S (1,6) OBP: 0.294, SLG: 0.404	G4-3						F9		K	4 0 0 0 0 1 5	
Inning Stats	R: 3 H: 3 E: 0 LOB: 3 K: 0 BB: 1 S: 21 P: 35	R: 0 H: 0 E: 0 LOB: 1 K: 1 BB: 2 S: 12 P: 22	R: 0 H: 1 E: 0 LOB: 0 K: 2 BB: 0 S: 13 P: 19	R: 0 H: 0 E: 0 LOB: 0 K: 2 BB: 0 S: 12 P: 17	R: 0 H: 0 E: 0 LOB: 0 K: 1 BB: 0 S: 5 P: 5	R: 0 H: 1 E: 0 LOB: 1 K: 1 BB: 0 S: 11 P: 15	R: 0 H: 0 E: 0 LOB: 0 K: 1 BB: 0 S: 8 P: 11	R: 0 H: 0 E: 0 LOB: 0 K: 2 BB: 0 S: 10 P: 12	R: 2 H: 2 E: 0 LOB: 0 K: 3 BB: 0 S: 17 P: 24	1B: 3 SF: 0 2B: 2 SAC: 0 3B: 1 DP: 0 HR: 1 HBP: 1	WP: 0 PA: 38 PB: 0 SB: 0 CS: 0
PITCHER	IP WLS BF H R ER SO BB IBB HBP BLK WP HR S P ERA WHIP	PITCHER									
63 Junichi Tazawa, R (1,1) ERA: 4.05	5.0 W 23 4 3 1 6 2 0 0 1 0 0 0 63 98 1.80 1.200										
53 Fernando Cabrera, R (6,1) ERA: 3.07	1.0 H 4 1 0 0 1 0 0 0 0 0 0 0 11 15 0.00 1.000										
24 Takashi Saito, R (7,1) ERA: 3.07	1.0 H 3 0 0 0 1 0 0 0 0 0 0 0 8 11 0.00 0.000										
51 Daniel Bard, R (8,1) ERA: 2.88	1.0 3 0 0 0 2 0 0 0 0 0 0 0 10 12 0.00 0.000										
58 Jonathan Papelbon, R (9,1) ERA: 2.17	1.0 5 2 2 2 3 0 0 0 0 0 0 1 17 24 18.00 2.000										

Batter	1	2	3	4	5	6	7	8	9	AB R H RBI BB SO LOB	BOTTOM
2 Jacoby Ellsbury, L (1,8) OBP: 0.348, SLG: 0.406	15 G6-4-3 1B	G4-3			F8				E1 15 S 41 BLK	4 1 1 0 0 0 1	Detroit Tigers @ Boston Red Sox Fenway Park, Boston, MA Tue Aug 11 2009, 7:10 PM EDT Att: 38,013 - Overcast - 68 F
15 Dustin Pedroia, R (1,4) OBP: 0.376, SLG: 0.437	G6-4-3				41 F8 41 S 25 HR BB				41 BLK G6-3 41 BLK BB	1 1 0 0 3 0 1	
41 Victor Martinez, S (1,3) OBP: 0.363, SLG: 0.461	K				G6-4-3				G6-3	4 0 0 0 0 1 3	
20 Kevin Youkilis, R (1,5) OBP: 0.424, SLG: 0.564									P6	0 0 0 0 0 0 0	
25 Mike Lowell, R (2,PR) OBP: 0.341, SLG: 0.495		34 1B 44 HR HBP			HR				HR	3 3 2 3 0 0 1	
34 David Ortiz, L (1,10) OBP: 0.306, SLG: 0.405		44 HR 1B			F7				F8	4 1 1 0 0 1 0	
44 Jason Bay, R (1,7) OBP: 0.382, SLG: 0.508									K	4 1 2 3 0 0 0	
7 J.D. Drew, L (1,9) OBP: 0.371, SLG: 0.446		HR							G4-6-3 1B	0 0 0 0 0 0 0	
33 Jason Varitek, S (1,2) OBP: 0.332, SLG: 0.426									G4-6-3 1B	3 3 2 3 0 0 1	
22 Nick Green, R (1,6) OBP: 0.302, SLG: 0.376									K	3 0 0 0 0 2 2	
Inning Stats	R: 0 H: 1 E: 0 LOB: 0 K: 1 BB: 0 S: 8 P: 14	R: 3 H: 2 E: 0 LOB: 2 K: 1 BB: 2 S: 12 P: 27	R: 1 H: 1 E: 0 LOB: 0 K: 0 BB: 1 S: 6 P: 14	R: 0 H: 1 E: 0 LOB: 0 K: 1 BB: 0 S: 11 P: 13	R: 2 H: 1 E: 0 LOB: 0 K: 0 BB: 1 S: 9 P: 18	R: 0 H: 0 E: 0 LOB: 0 K: 1 BB: 0 S: 8 P: 10	R: 1 H: 0 E: 1 LOB: 1 K: 0 BB: 1 S: 9 P: 20	R: 0 H: 1 E: 0 LOB: 0 K: 1 BB: 0 S: 7 P: 8	1B: 4 SF: 0 2B: 0 SAC: 0 3B: 0 DP: 3 HR: 3 HBP: 1	WP: 0 PA: 34 PB: 0 SB: 2 CS: 1	
PITCHER	IP WLS BF H R ER SO BB IBB HBP BLK WP HR S P ERA WHIP	PITCHER									
48 Rick Porcello, R (1,1) ERA: 4.34	1.0 4 1 1 1 1 0 0 0 0 0 0 3 46 9.00 1.000										
40 Chris Lambert, R (2,1) ERA: 14.85	5.0 L 22 5 5 5 3 4 0 0 0 0 0 3 46 9.00 1.800										
45 Ryan Perry, R (7,1) ERA: 3.79	1.0 5 0 1 0 0 1 0 0 0 1 0 0 9 20 0.00 1.000										
44 Bobby Seay, L (8,1) ERA: 3.53	1.0 3 1 0 0 1 0 0 0 0 0 0 0 7 8 0.00 1.000										

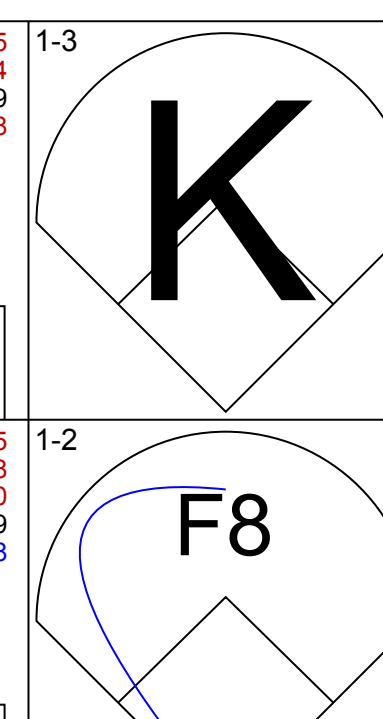
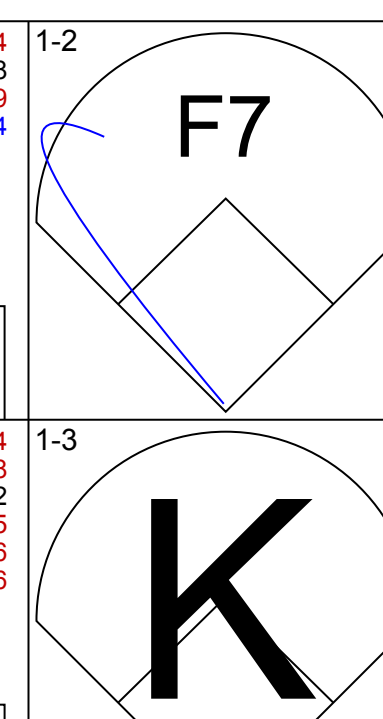
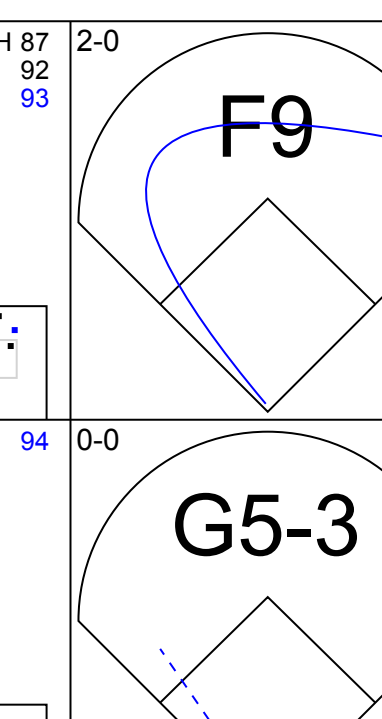
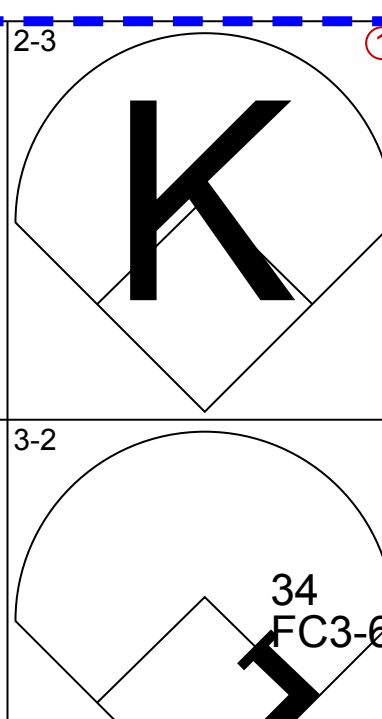
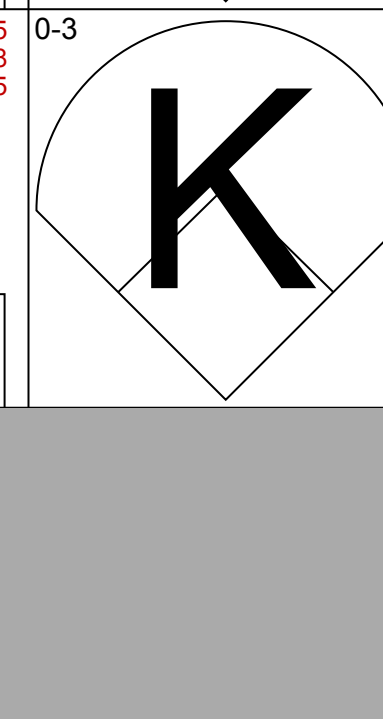
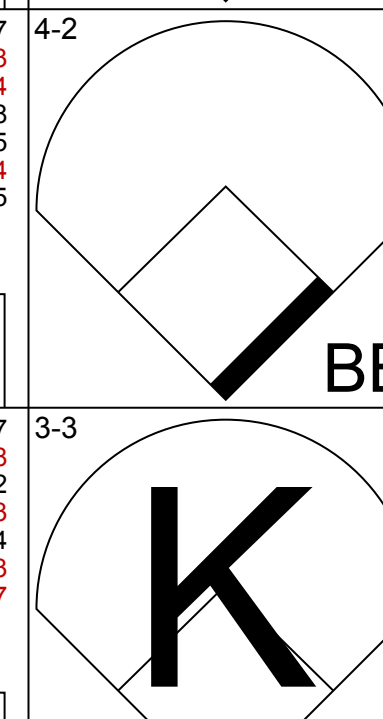
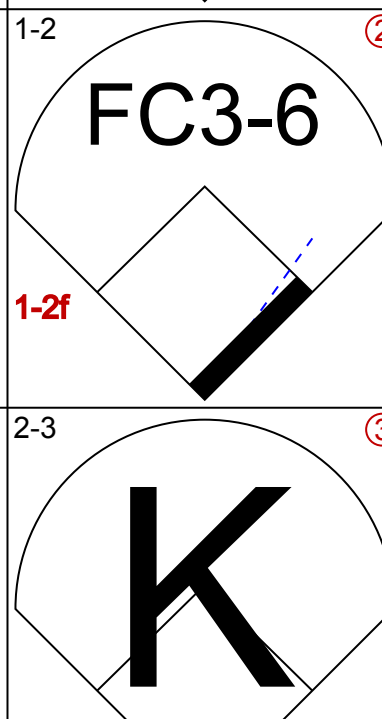







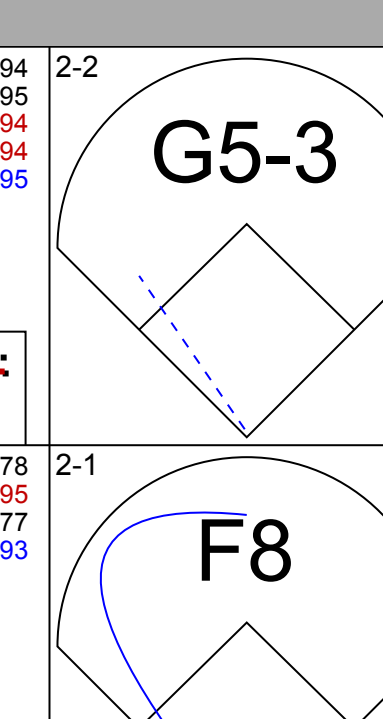


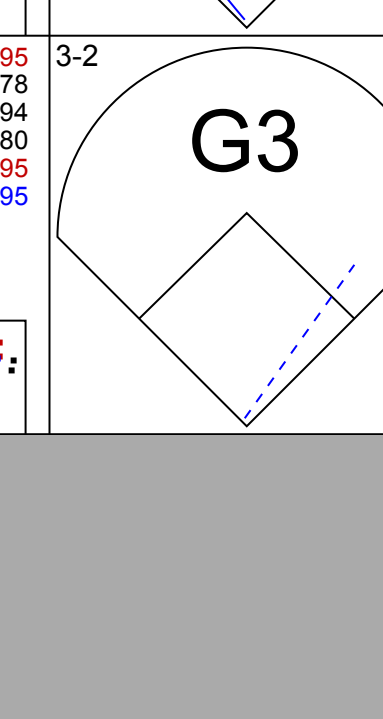
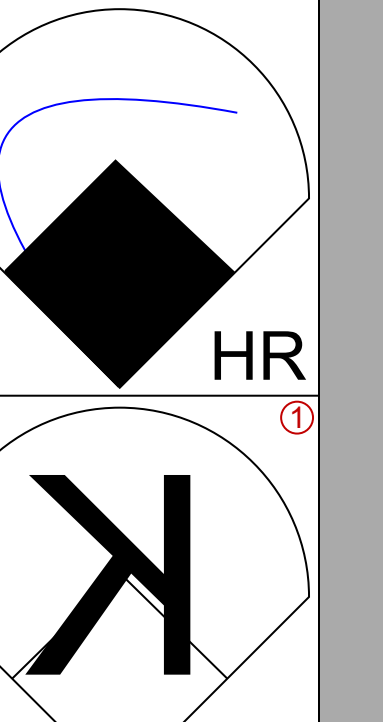
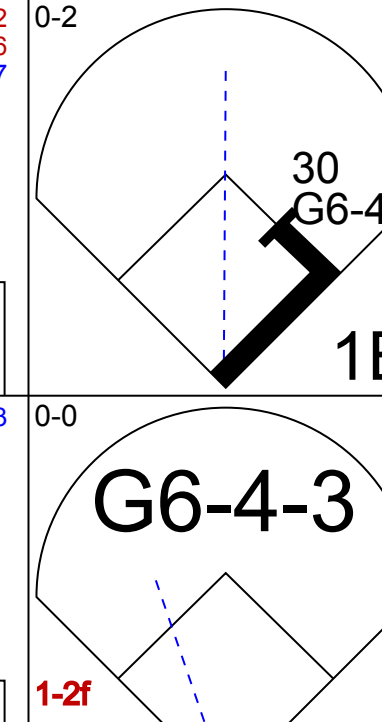

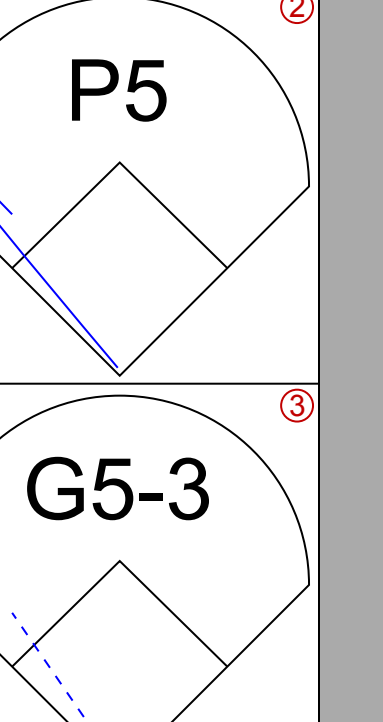

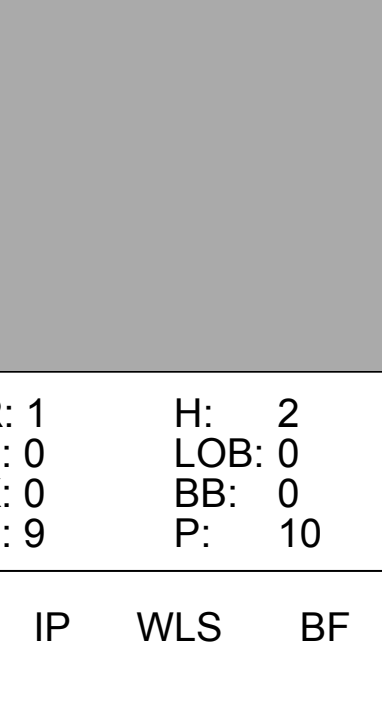
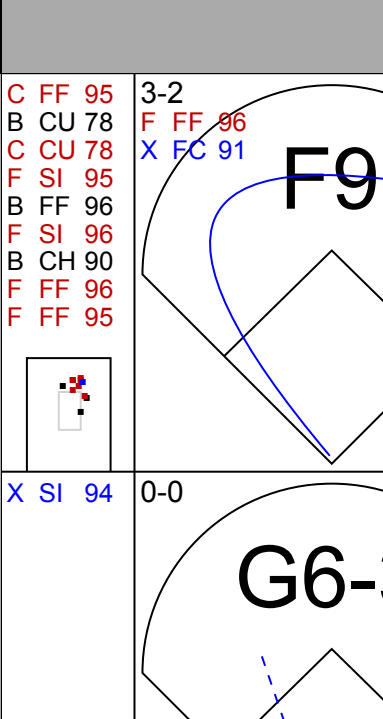
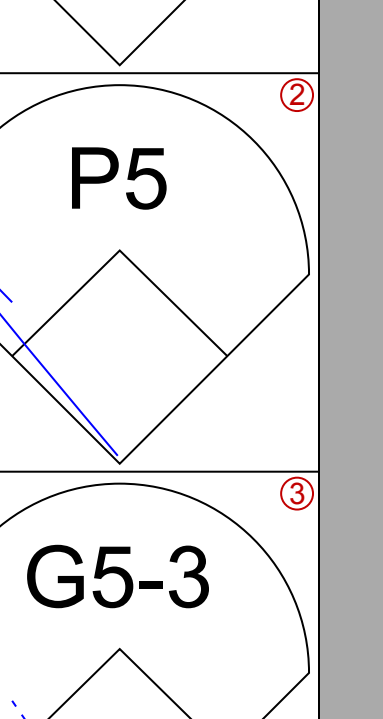
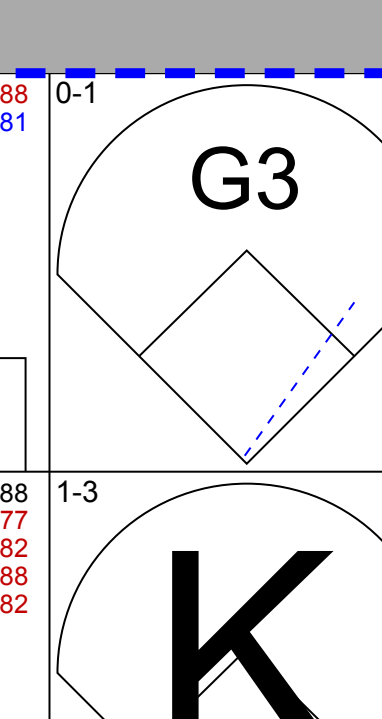
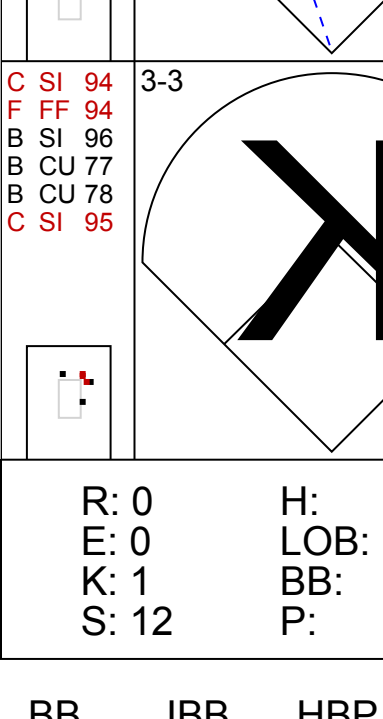
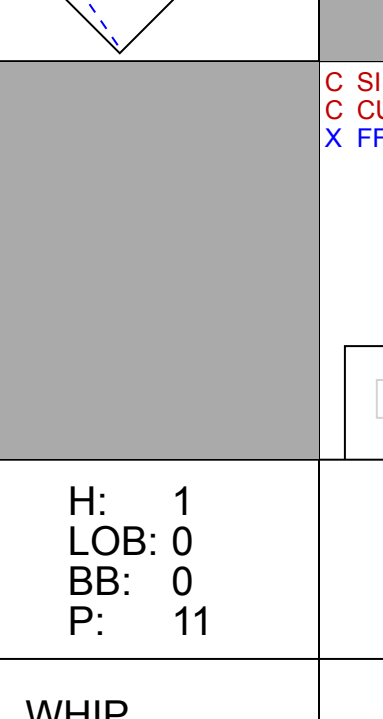
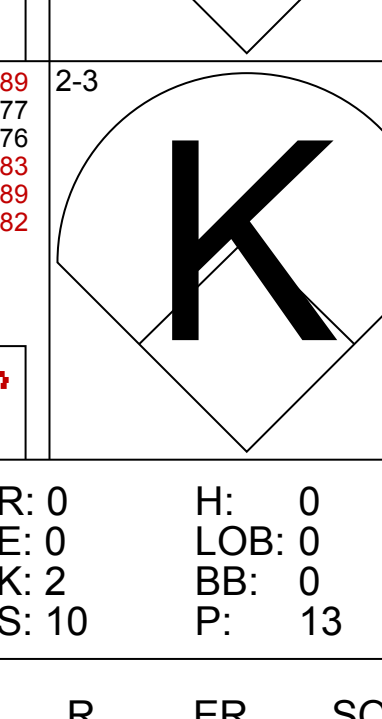
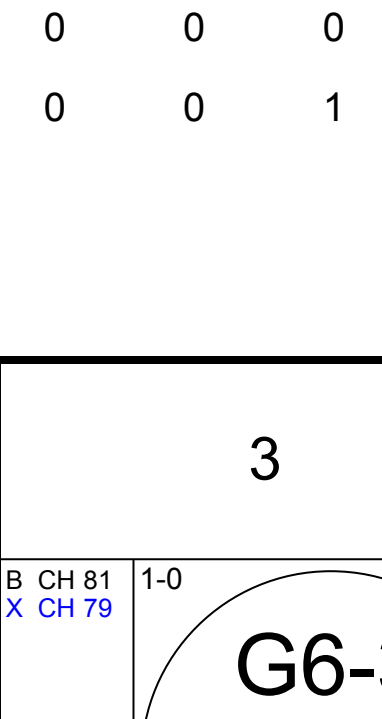
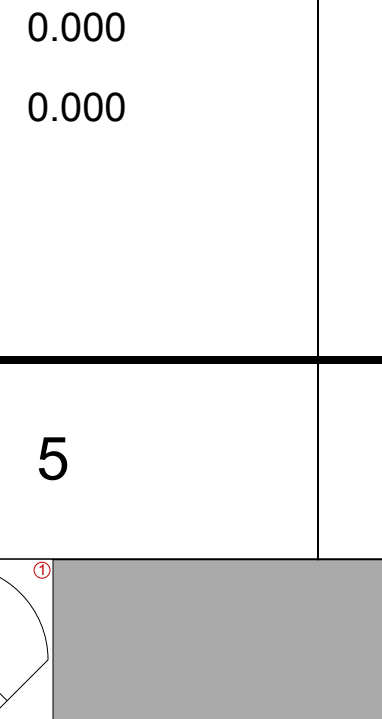
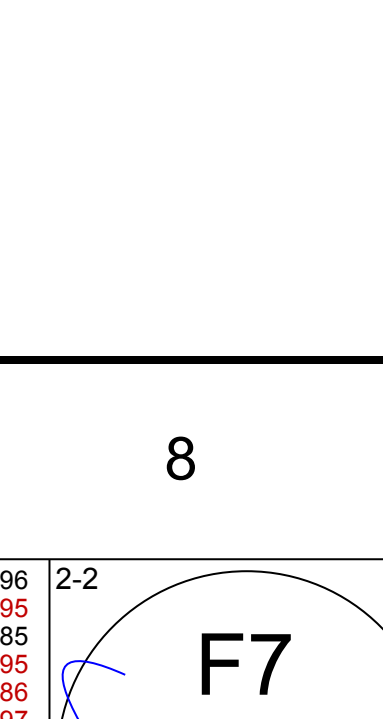
AB	35
R	5
H	7
RBI	5
BB	2
SO	13
LOB	14



AB	28
R	7
H	7
RBI	6
BB	5
SO	5
LOB	9



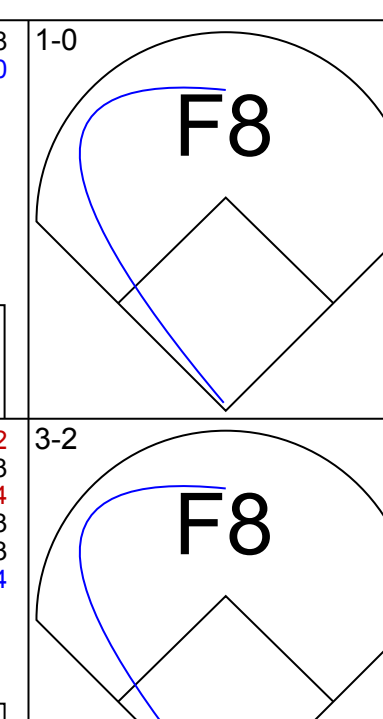
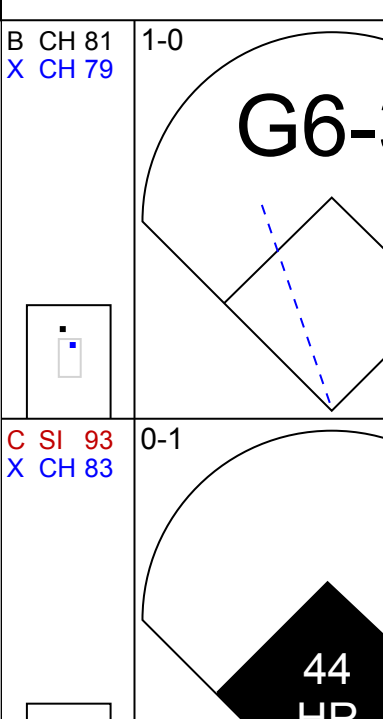
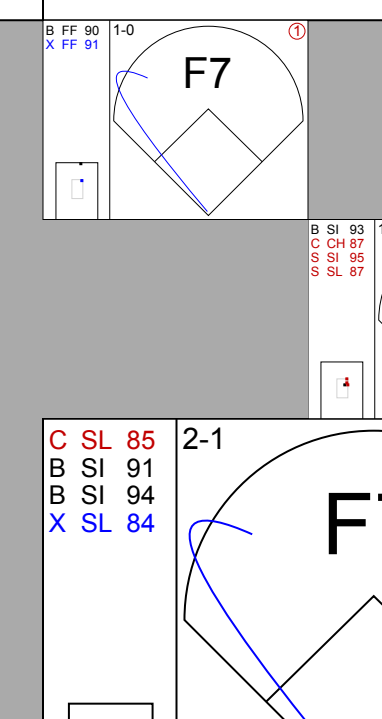
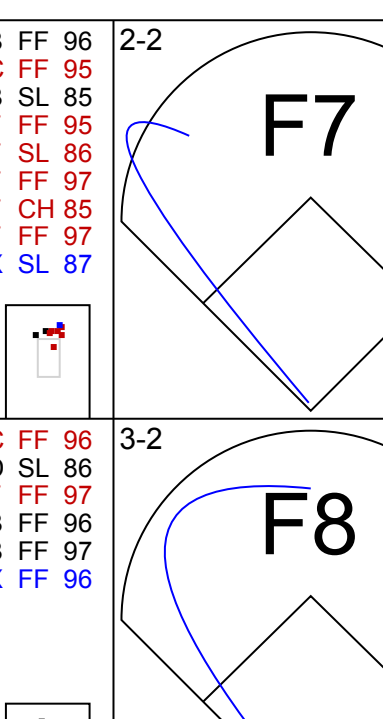
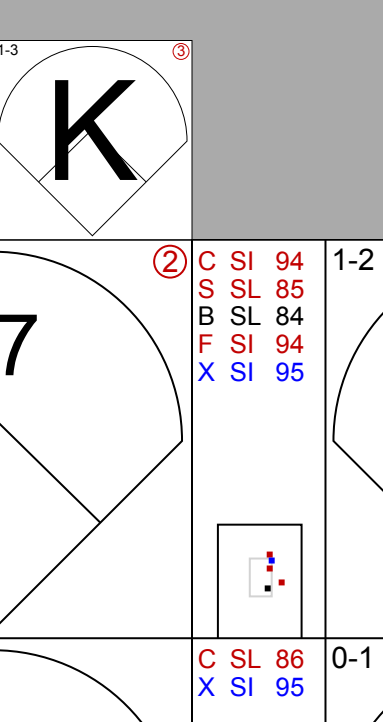
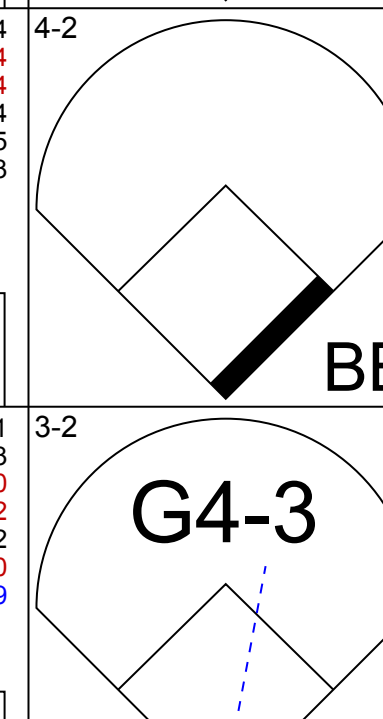
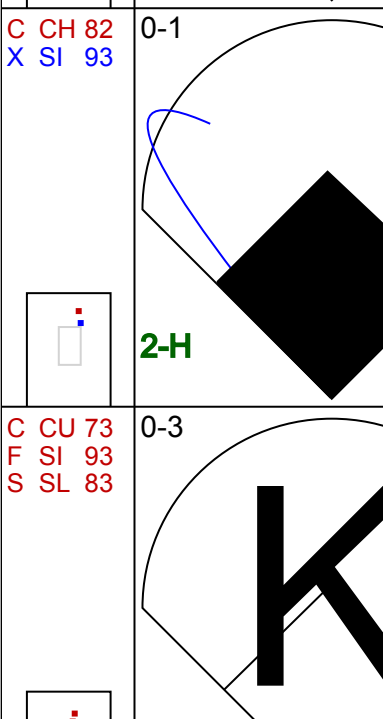
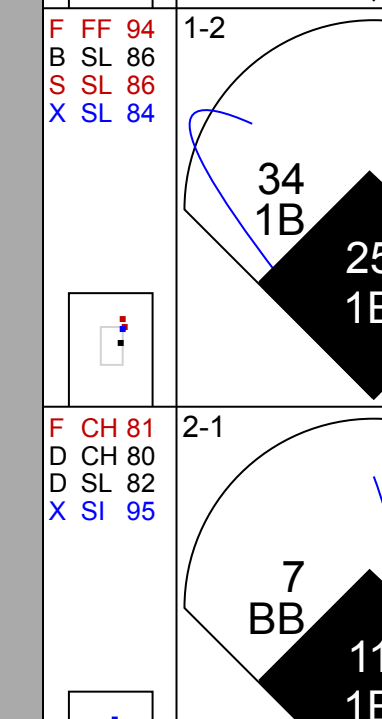
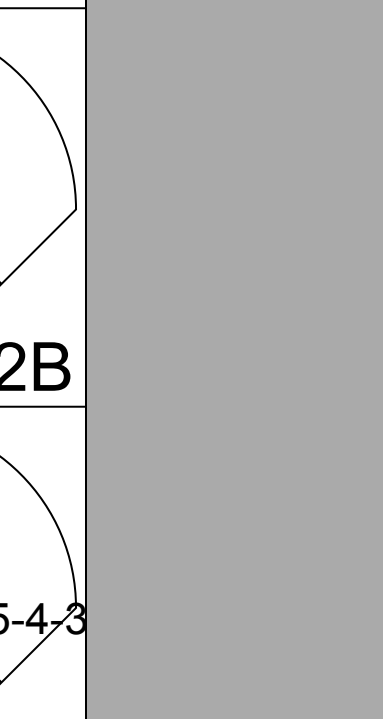
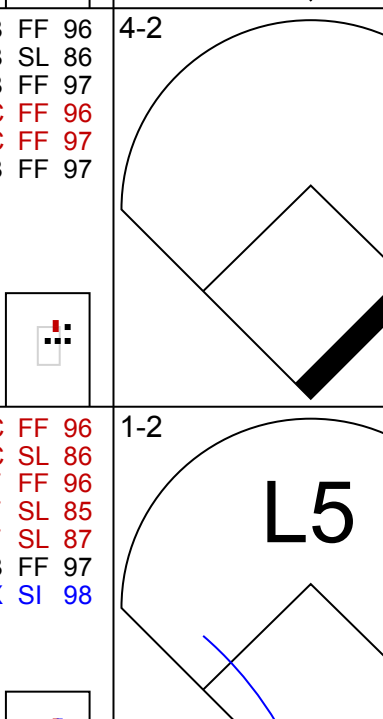


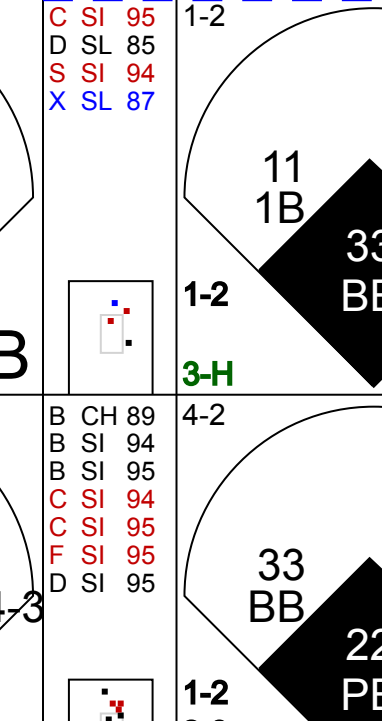
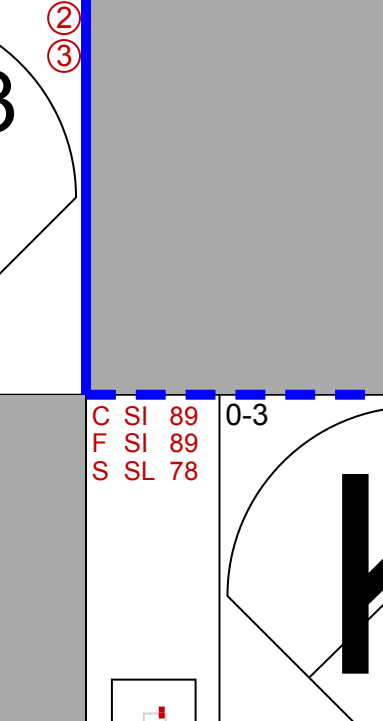



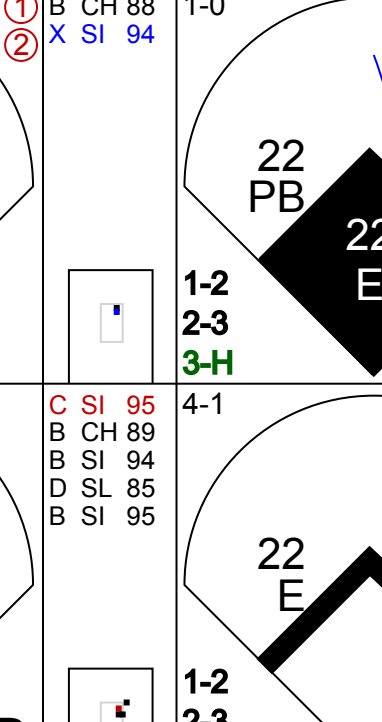
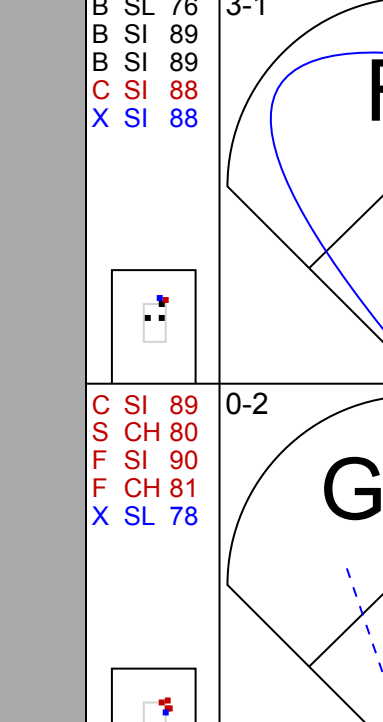
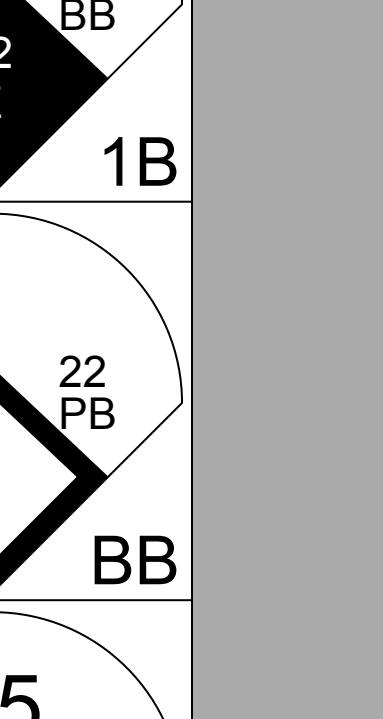

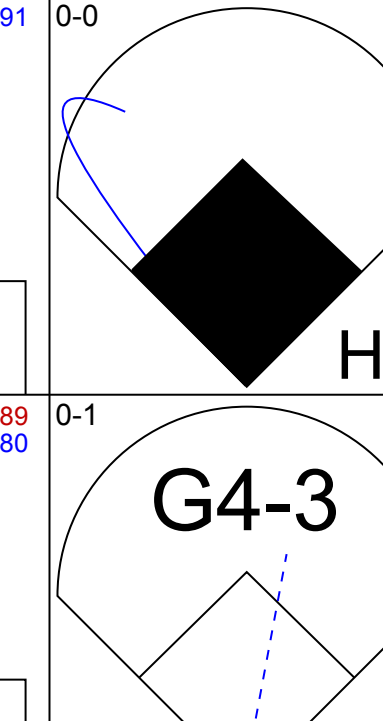
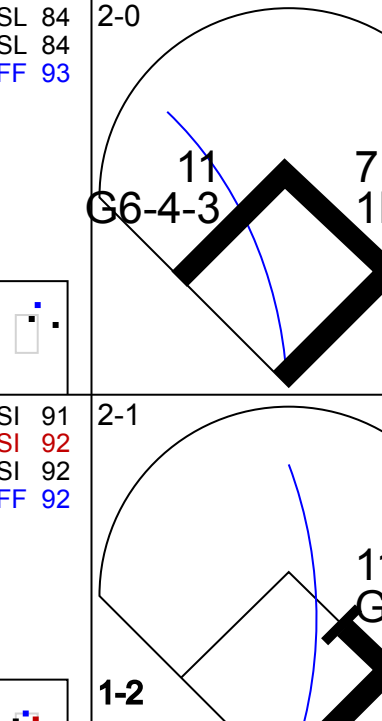
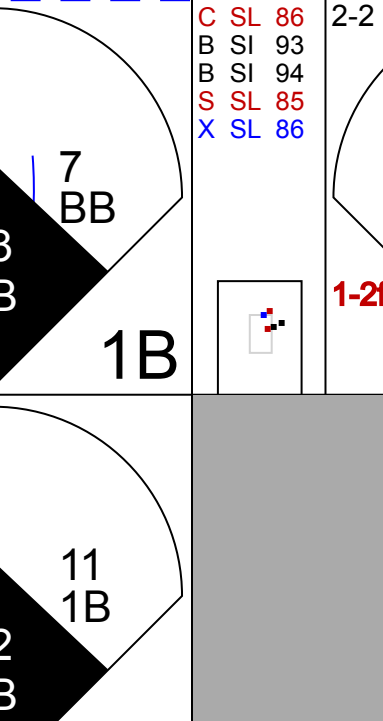
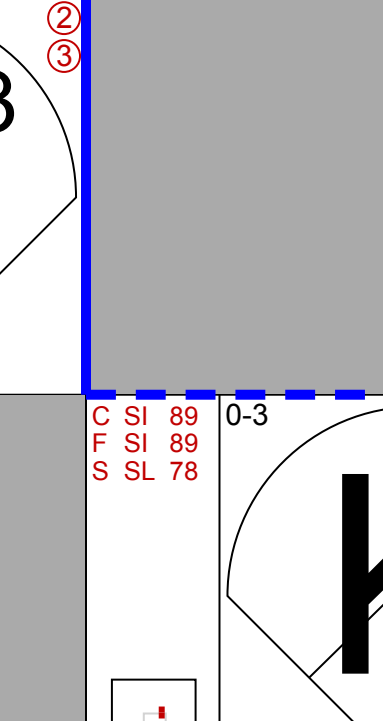

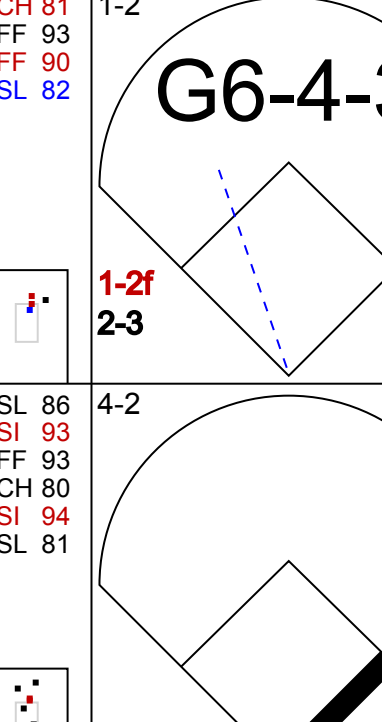
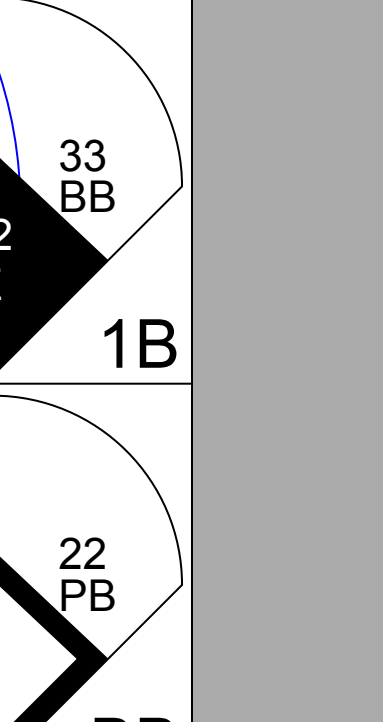
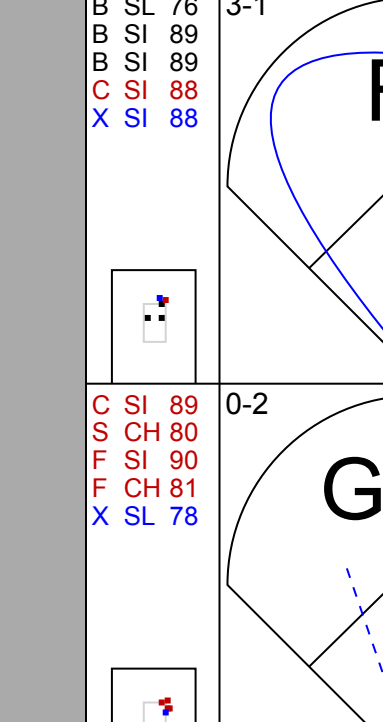
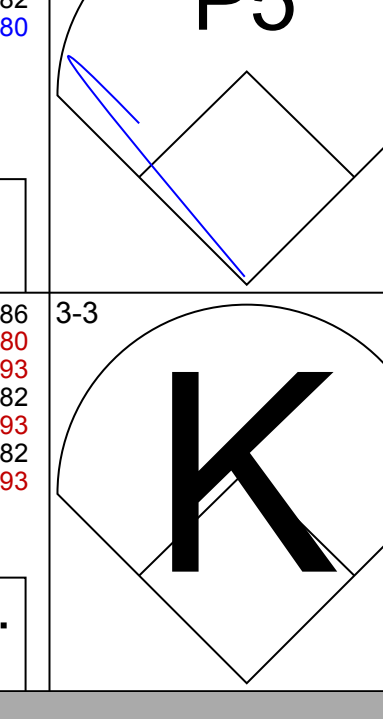
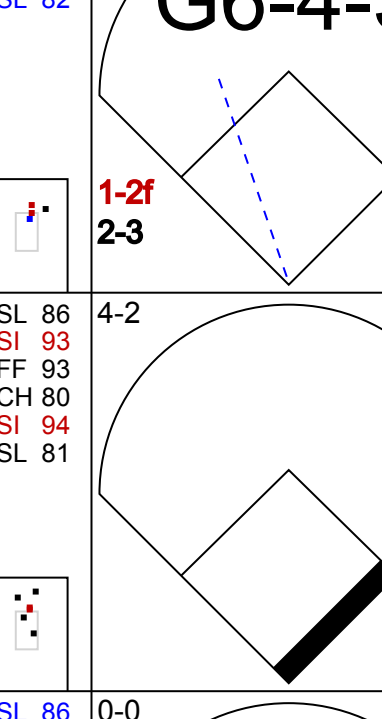
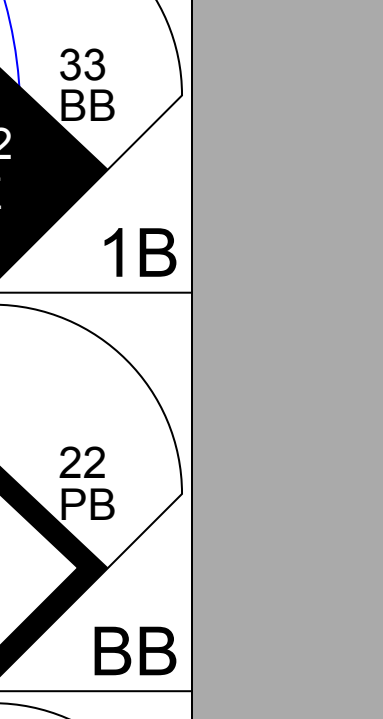
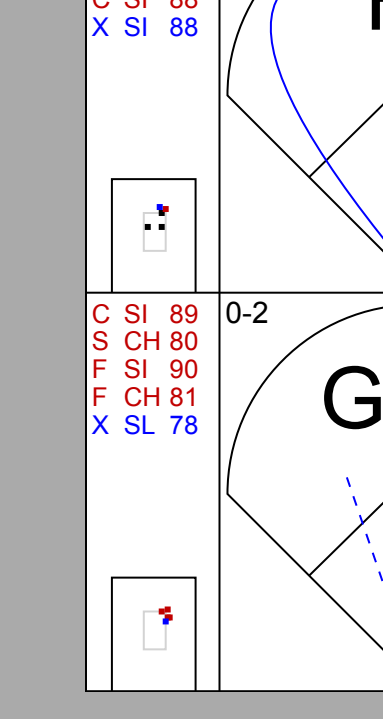

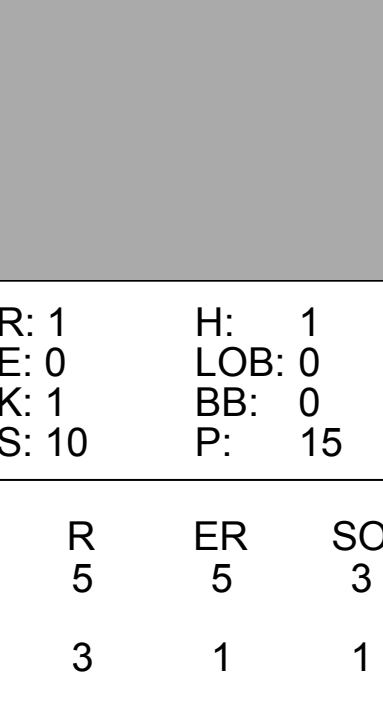
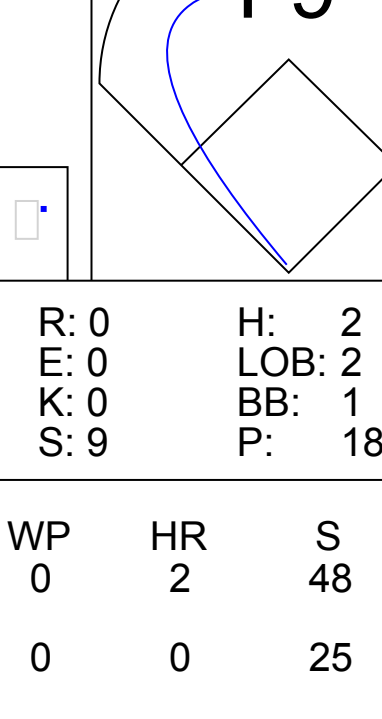
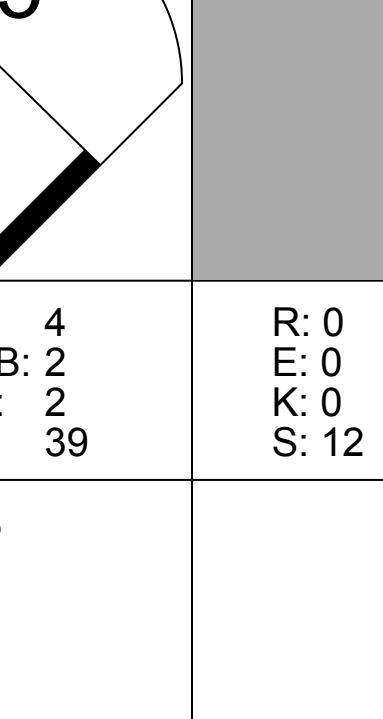
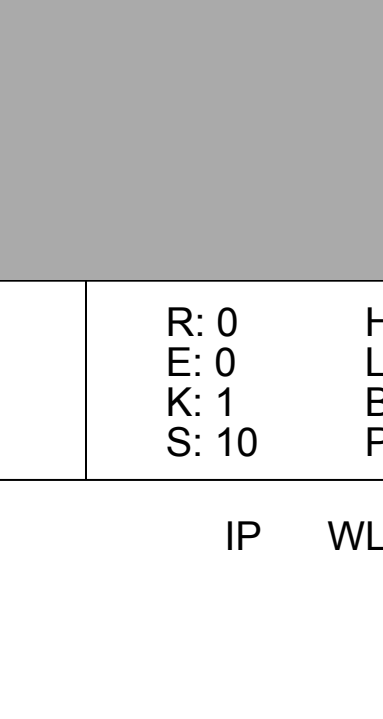
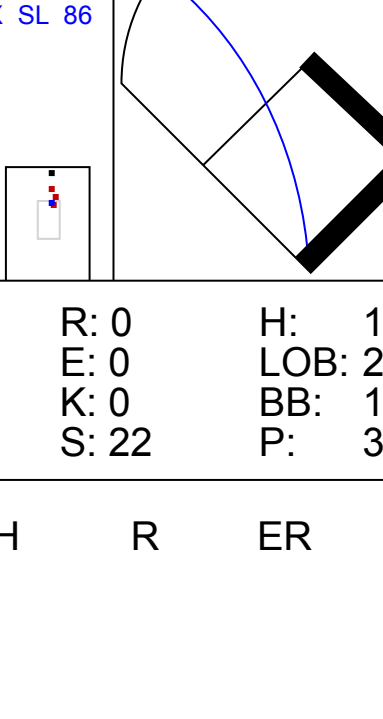


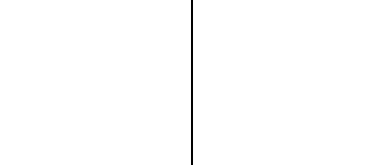






WP	0	PA	38
PB	0		
SB	0		
CS	0		

Batter	1	2	3	4	5	6	7	8	9	AB	R	H	RBI	BB	SO	LOB	TOP					
28 Curtis Granderson, L (1, 8) OBP: 0.339, SLG: 0.470										4	0	0	0	0	2	0						
14 Placido Polanco, R (1, 4) OBP: 0.326, SLG: 0.397										3	0	0	0	0	1	0						
39 Ramon Santiago, S (6, 4) OBP: 0.298, SLG: 0.404										0	0	0	0	0	0	0						
34 Clete Thomas, L (1, 7) OBP: 0.343, SLG: 0.435										3	0	0	0	1	1	1						
33 Marcus Thames, R (1, 10) OBP: 0.324, SLG: 0.519										4	1	1	1	0	2	2						
9 Carlos Guillen, S (1, 3) OBP: 0.311, SLG: 0.342										3	1	2	1	0	0	0						
30 Magglio Ordonez, R (1, 9) OBP: 0.332, SLG: 0.383										3	0	0	0	0	1	1						
25 Ryan Raburn, R (7, 7) OBP: 0.324, SLG: 0.435										0	0	0	0	0	0	0						
13 Alex Avila, L (1, 2) OBP: 0.407, SLG: 0.929										3	0	0	0	0	0	0						
15 Brandon Inge, R (1, 5) OBP: 0.345, SLG: 0.457										3	0	0	0	0	1	0						
4 Adam Everett, R (1, 6) OBP: 0.284, SLG: 0.317										3	0	0	0	0	2	0						
Inning Stats	R: 0 E: 0 K: 2 S: 10	H: 0 LOB: 0 BB: 0 P: 12	R: 0 E: 0 K: 0 S: 8	H: 0 LOB: 0 BB: 0 P: 15	R: 0 E: 0 K: 1 S: 12	H: 0 LOB: 0 BB: 0 P: 18	R: 0 E: 0 K: 2 S: 15	H: 0 LOB: 1 BB: 0 P: 24	R: 1 E: 0 K: 1 S: 8	H: 1 LOB: 0 BB: 0 P: 11	R: 0 E: 0 K: 0 S: 5	H: 0 LOB: 0 BB: 0 P: 7	R: 1 E: 0 K: 0 S: 9	H: 2 LOB: 0 BB: 0 P: 10	R: 0 E: 0 K: 2 S: 10	H: 0 LOB: 0 BB: 0 P: 13	R: 0 E: 0 K: 2 S: 11	H: 0 LOB: 1 BB: 0 P: 19	1B: 1 2B: 0 3B: 0 HR: 2	SF: 0 SAC: 0 DP: 1 HBP: 1	WP: 0 PB: 0 SB: 0 CS: 0	PA: 31
PITCHER	IP	WLS	BF	H	R	ER	SO	BB	IBB	HBP	BLK	WP	HR	S	P	ERA	WHIP					
19 Josh Beckett, R (1, 1) ERA: 3.1	7.0	W	24	3	2	2	6	1	0	0	0	0	2	67	97	2.57	0.571					
37 Hideki Okajima, L (8, 1) ERA: 3.0	1.0		3	0	0	0	2	0	0	0	0	0	0	10	13	0.00	0.000					
56 Ramon E Ramirez, R (9, 1) ERA: 2.32	1.0		4	0	0	0	2	0	0	1	0	0	0	11	19	0.00	0.000					

Detroit Tigers @ Boston Red Sox
Fenway Park, Boston, MA
Wed Aug 12 2009, 7:10 PM EDT
Att: 38,124 - Cloudy - 68 F

AB 29
R 2
H 3
RBI 2
BB 1
SO 10
LOB 4



Batter	1	2	3	4	5	6	7	8	9	AB	R	H	RBI	BB	SO	LOB	BOTTOM				
2 Jacoby Ellsbury, L (1, 8) OBP: 0.345, SLG: 0.403										4	0	0	0	0	1	2					
68 Josh Reddick, L (8, 8) OBP: 0.240, SLG: 0.458										1	0	0	0	0	0	1					
15 Dustin Pedroia, R (1, 4) OBP: 0.375, SLG: 0.436										5	1	1	0	0	0	1					
44 Jason Bay, R (1, 7) OBP: 0.389, SLG: 0.525										3	2	3	2	2	0	0					
34 David Ortiz, L (1, 10) OBP: 0.308, SLG: 0.403										4	1	1	0	1	1	3					
25 Mike Lowell, R (1, 5) OBP: 0.346, SLG: 0.508										4	2	3	2	0	0	2					
3 Chris Woodward, R (7, 5) OBP: 0.289, SLG: 0.246										0	0	0	0	0	0	0					
7 J.D. Drew, L (1, 9) OBP: 0.372, SLG: 0.445										3	1	1	0	1	1	0					
11 Casey Kotchman, L (1, 3) OBP: 0.353, SLG: 0.411										4	1	1	1	0	0	2					
33 Jason Varitek, S (1, 2) OBP: 0.334, SLG: 0.423										2	0	0	1	2	1	0					
22 Nick Green, R (1, 6) OBP: 0.301, SLG: 0.378										4	0	1	0	0	1	3					
Inning Stats	R: 0 E: 0 K: 0 S: 10	H: 1 LOB: 1 BB: 1 P: 21	R: 1 E: 0 K: 1 S: 10	H: 1 LOB: 0 BB: 0 P: 15	R: 2 E: 0 K: 2 S: 11	H: 2 LOB: 0 BB: 0 P: 14	R: 0 E: 0 K: 0 S: 9	H: 2 LOB: 2 BB: 1 P: 18	R: 5 E: 1 K: 1 S: 21	H: 4 LOB: 2 BB: 2 P: 39	R: 0 E: 0 K: 0 S: 12	H: 1 LOB: 1 BB: 1 P: 19	R: 0 E: 0 K: 1 S: 10	H: 0 LOB: 0 BB: 0 P: 13	R: 0 E: 0 K: 0 S: 22	H: 1 LOB: 2 BB: 1 P: 33	1B: 5 2B: 4 3B: 0 HR: 2	SF: 0 SAC: 0 DP: 2 HBP: 0	WP: 0 PB: 1 SB: 0 CS: 0	PA: 40	
PITCHER	IP	WLS	BF	H	R	ER	SO	BB	IBB	HBP	BLK	WP	HR	S	P	ERA	WHIP				
31 Zach Miner, R (1, 1) ERA: 4.95	4.2	L	22	7	5	5	3	2	0	0	0	0	2	48	82	9.64	1.929				
40 Freddy Dolsi, R (5, 1) ERA: 1.69	1.1		10	3	3	1	1	3	0	0	0	0	0	25	44	6.75	4.500				
59 Fu-Te Ni, L (7, 1) ERA: 2.37	1.0		3	0	0	0	1	0	0	0	0	0	0	10	13	0.00	0.000				
45 Ryan Perry, R (8, 1) ERA: 3.89	1.0		5	1	0	0	0	1	0	0	0	0	0	22	33	0.00	2.000				

Detroit Tigers @ Boston Red Sox
Fenway Park, Boston, MA
Wed Aug 12 2009, 7:10 PM EDT
Att: 38,124 - Cloudy - 68 F

AB 34
R 8
H 11
RBI 6
BB 6
SO 5
LOB 14



Batter	1	2	3	4	5	6	7	8	9	AB	R	H	RBI	BB	SO	LOB	TOP			
28 Curtis Granderson, L (1, 8) OBP: 0.341, SLG: 0.467	G3-1		BB		G3		BB			2	0	0	0	2	0	0	Detroit Tigers @ Boston Red Sox Fenway Park, Boston, MA Thu Aug 13 2009, 1:35 PM EDT Att: 37,556 - Overcast - 68 F			
14 Placido Polanco, R (1, 4) OBP: 0.323, SLG: 0.393	G6-3		L9		G4-3		L5			4	0	0	0	0	0	3				
34 Clete Thomas, L (1, 7) OBP: 0.336, SLG: 0.426	K				G4-3		G6-3		F7	4	0	0	0	0	1	0				
24 Miguel Cabrera, R (1, 3) OBP: 0.396, SLG: 0.547	K				E9 9 25 1B		G4-3		G6-3	4	1	1	0	0	1	0				
9 Carlos Guillen, S (1, 10) OBP: 0.309, SLG: 0.335	K				G3		F9			3	0	0	0	1	1	1				
30 Magglio Ordonez, R (1, 9) OBP: 0.335, SLG: 0.383									BB	2	0	1	0	1	0	0				
15 Brandon Inge, R (7, 5) OBP: 0.344, SLG: 0.456					25 1B				F8	1	0	0	0	0	0	1				
25 Ryan Raburn, R (1, 5) OBP: 0.328, SLG: 0.453					G4-3					4	1	2	2	0	1	1				
12 Gerald Laird, R (1, 2) OBP: 0.306, SLG: 0.345							F9		F7	4	0	0	0	0	1	2				
4 Adam Everett, R (1, 6) OBP: 0.284, SLG: 0.316					P3				G5-3	4	0	1	0	0	1	0				
Inning Stats	R: 0 E: 0 K: 1 S: 7	H: 0 LOB: 0 BB: 0 P: 9	R: 0 E: 0 K: 2 S: 12	H: 1 LOB: 1 BB: 0 P: 14	R: 0 E: 0 K: 0 S: 10	H: 0 LOB: 1 BB: 1 P: 20	R: 1 E: 1 K: 0 S: 10	H: 2 LOB: 2 BB: 1 P: 18	R: 0 E: 0 K: 0 S: 8	H: 0 LOB: 0 BB: 0 P: 11	R: 1 E: 0 K: 0 S: 7	H: 2 LOB: 2 BB: 1 P: 15	R: 0 E: 0 K: 0 S: 10	H: 0 LOB: 1 BB: 1 P: 17	R: 0 E: 0 K: 3 S: 11	H: 0 LOB: 0 BB: 0 P: 15	1B: 4 2B: 0 3B: 0 HR: 1	SF: 0 SAC: 0 DP: 0 HBP: 0	WP: 0 PB: 0 SB: 0 CS: 0	PA: 36
PITCHER	IP WLS BF H R ER SO BB IBB HBP BLK WP HR S P ERA WHIP	IP WLS BF H R ER SO BB IBB HBP BLK WP HR S P ERA WHIP	IP WLS BF H R ER SO BB IBB HBP BLK WP HR S P ERA WHIP	IP WLS BF H R ER SO BB IBB HBP BLK WP HR S P ERA WHIP	IP WLS BF H R ER SO BB IBB HBP BLK WP HR S P ERA WHIP	IP WLS BF H R ER SO BB IBB HBP BLK WP HR S P ERA WHIP	IP WLS BF H R ER SO BB IBB HBP BLK WP HR S P ERA WHIP	IP WLS BF H R ER SO BB IBB HBP BLK WP HR S P ERA WHIP	IP WLS BF H R ER SO BB IBB HBP BLK WP HR S P ERA WHIP	IP WLS BF H R ER SO BB IBB HBP BLK WP HR S P ERA WHIP	IP WLS BF H R ER SO BB IBB HBP BLK WP HR S P ERA WHIP	IP WLS BF H R ER SO BB IBB HBP BLK WP HR S P ERA WHIP	IP WLS BF H R ER SO BB IBB HBP BLK WP HR S P ERA WHIP	IP WLS BF H R ER SO BB IBB HBP BLK WP HR S P ERA WHIP	IP WLS BF H R ER SO BB IBB HBP BLK WP HR S P ERA WHIP	IP WLS BF H R ER SO BB IBB HBP BLK WP HR S P ERA WHIP	IP WLS BF H R ER SO BB IBB HBP BLK WP HR S P ERA WHIP			
11 Clay Buchholz, R (1, 1) ERA: 4.45	7.0	L	29	5	2	1	3	3	0	0	0	0	0	0	0	0	1.29	1.143		
17 Manny Delcarmen, R (8, 1) ERA: 3.26	1.0		4	0	0	0	0	1	0	0	0	0	0	0	0	0	0.00	1.000		
53 Fernando Cabrera, R (9, 1) ERA:	1.0		3	0	0	0	3	0	0	0	0	0	0	0	0	0	0.00	0.000		

Batter	1	2	3	4	5	6	7	8	9	AB	R	H	RBI	BB	SO	LOB	BOTTOM			
2 Jacoby Ellsbury, L (1, 8) OBP: 0.344, SLG: 0.404	G1-3		F8		F8					4	0	1	0	0	0	2	Detroit Tigers @ Boston Red Sox Fenway Park, Boston, MA Thu Aug 13 2009, 1:35 PM EDT Att: 37,556 - Overcast - 68 F			
68 Josh Reddick, L (1, 9) OBP: 0.241, SLG: 0.464	41 1B		FC3-6 41 1B		F8				2B	4	0	1	0	0	1	3				
41 Victor Martinez, S (1, 2) OBP: 0.364, SLG: 0.461							L7		P5	4	0	2	0	0	0	1				
44 Jason Bay, R (1, 7) OBP: 0.387, SLG: 0.521										3	0	0	0	1	3	5				
34 David Ortiz, L (1, 10) OBP: 0.305, SLG: 0.399										4	0	0	0	0	3	3				
25 Mike Lowell, R (1, 5) OBP: 0.342, SLG: 0.502										4	0	0	0	0	1	1				
11 Casey Kotchman, L (1, 3) OBP: 0.349, SLG: 0.406										4	0	0	0	0	0	0				
22 Nick Green, R (1, 6) OBP: 0.298, SLG: 0.374										3	0	0	0	0	1	0				
3 Chris Woodward, R (1, 4) OBP: 0.304, SLG: 0.243										1	0	0	0	0	0	0				
Inning Stats	R: 0 E: 0 K: 2 S: 17	H: 2 LOB: 2 BB: 0 P: 24	R: 0 E: 0 K: 1 S: 5	H: 0 LOB: 0 BB: 0 P: 7	R: 0 E: 0 K: 1 S: 12	H: 1 LOB: 2 BB: 0 P: 18	R: 0 E: 0 K: 1 S: 9	H: 0 LOB: 0 BB: 0 P: 12	R: 0 E: 0 K: 1 S: 7	H: 0 LOB: 1 BB: 0 P: 9	R: 0 E: 0 K: 0 S: 14	H: 0 LOB: 1 BB: 1 P: 26	R: 0 E: 0 K: 0 S: 7	H: 1 LOB: 0 BB: 0 P: 18	R: 0 E: 0 K: 1 S: 7	H: 0 LOB: 0 BB: 0 P: 13		1B: 2 2B: 2 3B: 0 HR: 0	SF: 0 SAC: 0 DP: 0 HBP: 2	WP: 0 PB: 0 SB: 1 CS: 0
PITCHER	IP WLS BF H R ER SO BB IBB HBP BLK WP HR S P ERA WHIP	IP WLS BF H R ER SO BB IBB HBP BLK WP HR S P ERA WHIP	IP WLS BF H R ER SO BB IBB HBP BLK WP HR S P ERA WHIP	IP WLS BF H R ER SO BB IBB HBP BLK WP HR S P ERA WHIP	IP WLS BF H R ER SO BB IBB HBP BLK WP HR S P ERA WHIP	IP WLS BF H R ER SO BB IBB HBP BLK WP HR S P ERA WHIP	IP WLS BF H R ER SO BB IBB HBP BLK WP HR S P ERA WHIP	IP WLS BF H R ER SO BB IBB HBP BLK WP HR S P ERA WHIP	IP WLS BF H R ER SO BB IBB HBP BLK WP HR S P ERA WHIP	IP WLS BF H R ER SO BB IBB HBP BLK WP HR S P ERA WHIP	IP WLS BF H R ER SO BB IBB HBP BLK WP HR S P ERA WHIP	IP WLS BF H R ER SO BB IBB HBP BLK WP HR S P ERA WHIP	IP WLS BF H R ER SO BB IBB HBP BLK WP HR S P ERA WHIP	IP WLS BF H R ER SO BB IBB HBP BLK WP HR S P ERA WHIP	IP WLS BF H R ER SO BB IBB HBP BLK WP HR S P ERA WHIP	IP WLS BF H R ER SO BB IBB HBP BLK WP HR S P ERA WHIP	IP WLS BF H R ER SO BB IBB HBP BLK WP HR S P ERA WHIP			
35 Justin Verlander, R (1, 1) ERA: 3.28	8.0	W	31	4	0	0	0	1	0	0	0	0	0	0	0	0	0.00	0.625		
56 Fernando Rodney, R (9, 1) ERA: 3.78	1.0	S	3	0	0	0	1	0	0	0	0	0	0	0	0	0	0.00	0.000		



Batter	1	2	3	4	5	6	7	8	9	AB	R	H	RBI	BB	SO	LOB	TOP
68 Josh Reddick, L (1,8) OBP: 0.212, SLG: 0.406 3 Chris Woodward, R (7,6) OBP: 0.300, SLG: 0.239										4	0	0	0	0	1	1	
15 Dustin Pedroia, R (1,4) OBP: 0.375, SLG: 0.438										5	1	2	0	0	0	1	
41 Victor Martinez, S (1,3) OBP: 0.366, SLG: 0.463										3	1	1	2	2	0	2	
44 Jason Bay, R (1,7) OBP: 0.388, SLG: 0.518										4	1	1	1	0	1	1	
7 J.D. Drew, L (1,9) OBP: 0.373, SLG: 0.453										5	1	2	2	0	1	3	
25 Mike Lowell, R (1,5) OBP: 0.345, SLG: 0.500										3	1	1	0	2	1	2	
34 David Ortiz, L (1,10) OBP: 0.310, SLG: 0.411										3	2	2	2	2	0	2	
33 Jason Varitek, S (1,2) OBP: 0.333, SLG: 0.421 11 Clay Buchholz, L (9,PR) 11 Casey Kotchman, L (9,3) OBP: 0.349, SLG: 0.406										4	0	1	0	0	2	4	
22 Nick Green, R (1,6) OBP: 0.300, SLG: 0.372 2 Jacoby Ellsbury, L (7,PH) OBP: 0.345, SLG: 0.404										1	0	0	0	1	0	2	
Inning Stats	R: 0 H: 0 E: 0 K: 1 S: 12	H: 0 LOB: 2 BB: 1 P: 21	R: 0 H: 1 E: 0 K: 1 S: 11	H: 1 LOB: 1 BB: 1 P: 21	R: 0 H: 1 E: 0 K: 1 S: 14	H: 1 LOB: 2 BB: 1 P: 23	R: 0 H: 0 E: 0 K: 0 S: 8	H: 0 LOB: 0 BB: 1 P: 17	R: 0 H: 0 E: 0 K: 2 S: 15	H: 0 LOB: 1 BB: 1 P: 27	R: 6 H: 7 E: 0 K: 1 S: 24	H: 2 LOB: 2 BB: 1 P: 40	1B: 6 2B: 4 3B: 0 HR: 2	SF: 0 SAC: 0 DP: 2 HBP: 1	WP: 0 PB: 0 SB: 0 CS: 0	PA: 43	
PITCHER	IP: 5.2 WLS: 6 BF: 24 H: 3 R: 1 ER: 1 SO: 4 BB: 5 IBB: 0 HBP: 1 BLK: 0 WP: 0 HR: 0 S: 63 P: 110 ERA: 1.59 WHIP: 1.412	IP: 0.1 WLS: 0 BF: 2 H: 0 R: 0 ER: 0 SO: 0 BB: 1 IBB: 0 HBP: 0 BLK: 0 WP: 0 HR: 0 S: 8 P: 15 ERA: 0.00 WHIP: 0.000	IP: 0.2 WLS: 0 BF: 8 H: 7 R: 6 ER: 6 SO: 1 BB: 0 IBB: 0 HBP: 0 BLK: 0 WP: 0 HR: 1 S: 22 P: 34 ERA: 81.00 WHIP: 10.500	IP: 0.1 WLS: 0 BF: 2 H: 0 R: 0 ER: 0 SO: 0 BB: 1 IBB: 0 HBP: 0 BLK: 0 WP: 0 HR: 0 S: 8 P: 6 ERA: 0.00 WHIP: 3.000													

Boston Red Sox @ Texas Rangers
Rangers Ballpark in Arlington, Arlington, TX
Fri Aug 14 2009, 8:05 PM EDT
Att.: 40,311 - Clear - 92 F

AB	35
R	8
H	11
RBI	8
BB	7
SO	7
LOB	20



Batter	1	2	3	4	5	6	7	8	9	AB	R	H	RBI	BB	SO	LOB	BOTTOM			
13 Omar Vizquel, S (1,4) OBP: 0.350, SLG: 0.383										4	1	3	0	1	0	0				
10 Michael Young, R (1,5) OBP: 0.369, SLG: 0.528										4	1	1	3	0	1	2				
22 Marlon Byrd, R (1,8) OBP: 0.323, SLG: 0.468										4	1	1	0	1	2	1				
25 Andruw Jones, R (1,10) OBP: 0.340, SLG: 0.506										3	0	1	1	1	2	2				
32 Josh Hamilton, L (1,9) OBP: 0.318, SLG: 0.430										3	0	2	0	1	1	1				
9 Hank Blalock, L (1,3) OBP: 0.281, SLG: 0.499										4	0	0	0	0	4	5				
7 David Murphy, L (1,7) OBP: 0.347, SLG: 0.449										4	0	1	0	0	2	4				
21 Jarrod Saltalamacchia, R (1,2) OBP: 0.293, SLG: 0.375 2 Taylor Teagarden, R (4,PH) OBP: 0.258, SLG: 0.353										1	0	0	0	0	0	1				
1 Elvis Andrus, R (1,6) OBP: 0.327, SLG: 0.365										3	0	0	0	0	2	0				
Inning Stats	R: 2 H: 2 E: 0 K: 3 S: 19	H: 2 LOB: 1 BB: 1 P: 31	R: 0 H: 1 E: 0 K: 1 S: 7	H: 1 LOB: 0 BB: 0 P: 10	R: 0 H: 1 E: 0 K: 0 S: 7	H: 0 LOB: 2 BB: 2 P: 27	R: 0 H: 0 E: 0 K: 1 S: 7	H: 0 LOB: 0 BB: 0 P: 13	R: 1 H: 2 E: 0 K: 3 S: 19	H: 2 LOB: 1 BB: 0 P: 25	R: 1 H: 1 E: 0 K: 1 S: 11	H: 1 LOB: 2 BB: 2 P: 24	R: 0 H: 1 E: 0 K: 1 S: 10	H: 1 LOB: 1 BB: 0 P: 15	R: 0 H: 1 E: 0 K: 2 S: 13	H: 1 LOB: 0 BB: 0 P: 21	1B: 6 2B: 2 3B: 0 HR: 1	SF: 1 SAC: 1 DP: 2 HBP: 0	WP: 0 PB: 0 SB: 0 CS: 0	PA: 39
PITCHER	IP: 6.0 WLS: 6 BF: 25 H: 6 R: 3 ER: 3 SO: 11 BB: 3 IBB: 1 HBP: 0 BLK: 0 WP: 0 HR: 1 S: 72 P: 117 ERA: 4.50 WHIP: 1.500	IP: 1.0 WLS: 0 BF: 6 H: 1 R: 1 ER: 1 SO: 1 BB: 1 IBB: 0 HBP: 0 BLK: 0 WP: 0 HR: 0 S: 11 P: 24 ERA: 9.00 WHIP: 2.000	IP: 1.0 WLS: 0 BF: 4 H: 1 R: 0 ER: 0 SO: 1 BB: 0 IBB: 0 HBP: 0 BLK: 0 WP: 0 HR: 0 S: 10 P: 15 ERA: 0.00 WHIP: 1.000	IP: 1.0 WLS: 0 BF: 4 H: 1 R: 0 ER: 0 SO: 2 BB: 0 IBB: 0 HBP: 0 BLK: 0 WP: 0 HR: 0 S: 13 P: 21 ERA: 0.00 WHIP: 1.000	IP: 0.1 WLS: 0 BF: 2 H: 0 R: 0 ER: 0 SO: 0 BB: 1 IBB: 0 HBP: 0 BLK: 0 WP: 0 HR: 0 S: 8 P: 6 ERA: 0.00 WHIP: 3.000															

Boston Red Sox @ Texas Rangers
Rangers Ballpark in Arlington, Arlington, TX
Fri Aug 14 2009, 8:05 PM EDT
Att.: 40,311 - Clear - 92 F


AB	32
R	4
H	9
RBI	4
BB	5
SO	15
LOB	19



Batter	1	2	3	4	5	6	7	8	9	AB	R	H	RBI	BB	SO	LOB	TOP					
2 Jacoby Ellsbury, L OBP: 0.346, SLG: 0.408	G3	K		1-H 3B		FC4-6 BB			F8	4	0	1	1	1	1	1						
7 J.D. Drew, L OBP: 0.369, SLG: 0.446	P5		F7	BB		FC4-6 FC6			K	4	0	0	0	1	1	1						
41 Victor Martinez, S OBP: 0.374, SLG: 0.480				L4		FC6			HR	4	1	2	1	1	0	3						
20 Kevin Youkilis, R OBP: 0.424, SLG: 0.560	K		1B					G2-3	HR	4	1	1	0	0	1	1						
34 David Ortiz, L OBP: 0.320, SLG: 0.435		HR	K		E4 44 HR	G1-3		G4-3	HBP	5	1	2	1	0	1	3						
44 Jason Bay, R OBP: 0.386, SLG: 0.530	K	K	K		HR			P4	1B	5	1	1	2	0	3	4						
11 Casey Kotchman, L OBP: 0.349, SLG: 0.402			G4-3		G3			F8		4	1	1	0	0	0	0						
22 Nick Green, R OBP: 0.294, SLG: 0.363	K	K	K		G5-3			F9		4	0	0	0	0	2	1						
3 Alex Gonzalez, R OBP: 0.258, SLG: 0.298				2B		G6-3		F8		4	1	2	1	0	0	0						
Inning Stats	R: 0 H: 0 E: 0 K: 1 S: 7	H: 0 LOB: 1 BB: 1 P: 16	R: 2 H: 3 E: 0 K: 3 S: 20	H: 3 LOB: 1 BB: 0 P: 30	R: 0 H: 2 E: 0 K: 2 S: 13	H: 2 LOB: 2 BB: 0 P: 22	R: 1 H: 2 E: 0 K: 1 S: 13	H: 2 LOB: 2 BB: 1 P: 20	R: 2 H: 1 E: 1 K: 0 S: 13	H: 1 LOB: 0 BB: 0 P: 15	R: 0 H: 0 E: 0 K: 0 S: 6	H: 0 LOB: 1 BB: 1 P: 10	R: 0 H: 0 E: 0 K: 0 S: 5	H: 0 LOB: 0 BB: 0 P: 8	R: 0 H: 0 E: 0 K: 0 S: 5	H: 0 LOB: 0 BB: 0 P: 9	R: 1 H: 2 E: 0 K: 2 S: 14	H: 2 LOB: 2 BB: 0 P: 22	1B: 6 2B: 0 3B: 1 HR: 3	SF: 0 SAC: 0 DP: 0 HBP: 1	WP: 0 PB: 0 SB: 2 CS: 0	PA: 42
PITCHER	IP	WLS	BF	H	R	ER	SO	BB	IBB	HBP	BLK	WP	HR	S	P	ERA	WHIP					
32 Roy Halladay, R ERA: 2.78	5.0	L	26	8	5	4	7	2	0	0	0	0	2	66	103	7.20	2.000					
17 Josh Roenicke, R ERA: 4.12	3.0		10	0	0	0	0	1	0	0	0	0	0	16	27	0.00	0.333					
22 Brandon League, R ERA: 5.27	1.0		6	2	1	1	2	0	0	1	0	0	1	14	22	9.00	2.000					

Boston Red Sox @ Toronto Blue Jays
Rogers Centre, Toronto, ON
Wed Aug 19 2009, 7:07 PM EDT
Att: 25,925 - Clear - 77 F


AB 38
R 6
H 10
RBI 6
BB 3
SO 9
LOB 14



Batter	1	2	3	4	5	6	7	8	9	AB	R	H	RBI	BB	SO	LOB	BOTTOM					
19 Marco Scutaro, R OBP: 0.386, SLG: 0.442	F8		K		L4					3	0	0	0	1	1	1						
2 Aaron Hill, R OBP: 0.329, SLG: 0.500	G1-4-3			35 BB 10 1B		F8			K	4	1	1	0	0	1	1						
26 Adam Lind, L OBP: 0.360, SLG: 0.536	G3-1			F7		21 1B 10 1B			K	4	0	1	0	0	1	1						
35 Lyle Overbay, L OBP: 0.385, SLG: 0.477		F8		10 1B BB		L4			G1-3	3	0	0	0	1	0	1						
10 Vernon Wells, R OBP: 0.300, SLG: 0.402		G6-3		1B		21 1B 1B			G4-3	4	0	2	1	0	0	0						
21 Randy Ruiz, R OBP: 0.333, SLG: 0.621		G6-3		K		1B			K	4	0	1	0	0	2	2						
7 Edwin Encarnación, R OBP: 0.300, SLG: 0.345			L8		G5-3				K	4	0	0	0	0	1	5						
20 Rod Barajas, R OBP: 0.271, SLG: 0.392				1B		F7			K	4	0	1	0	0	2	0						
45 Travis Snider, L OBP: 0.301, SLG: 0.419		K		K		K			G3	3	0	0	0	0	2	1						
Inning Stats	R: 0 H: 0 E: 0 K: 0 S: 5	H: 0 LOB: 0 BB: 0 P: 6	R: 0 H: 0 E: 0 K: 0 S: 7	H: 0 LOB: 0 BB: 0 P: 13	R: 0 H: 1 E: 0 K: 2 S: 12	H: 1 LOB: 1 BB: 0 P: 21	R: 1 H: 2 E: 0 K: 1 S: 15	H: 2 LOB: 2 BB: 1 P: 29	R: 0 H: 0 E: 0 K: 1 S: 7	H: 0 LOB: 0 BB: 0 P: 7	R: 0 H: 3 E: 0 K: 0 S: 8	H: 3 LOB: 3 BB: 0 P: 18	R: 0 H: 0 E: 0 K: 2 S: 10	H: 0 LOB: 1 BB: 1 P: 19	R: 0 H: 0 E: 0 K: 1 S: 8	H: 0 LOB: 0 BB: 0 P: 10	R: 0 H: 0 E: 0 K: 3 S: 12	H: 0 LOB: 0 BB: 0 P: 15	1B: 6 2B: 0 3B: 0 HR: 0	SF: 0 SAC: 0 DP: 0 HBP: 0	WP: 0 PB: 0 SB: 0 CS: 0	PA: 35
PITCHER	IP	WLS	BF	H	R	ER	SO	BB	IBB	HBP	BLK	WP	HR	S	P	ERA	WHIP					
11 Clay Buchholz, R ERA: 3.99	6.0	W	25	6	1	1	4	1	0	0	0	0	0	10	19	1.50	1.167					
56 Ramon E Ramirez, R ERA: 2.21	1.0		4	0	0	0	2	1	0	0	0	0	0	8	10	0.00	1.000					
37 Hideki Okajima, L ERA: 2.77	1.0		3	0	0	0	1	0	0	0	0	0	0	8	10	0.00	0.000					
24 Takashi Saito, R ERA: 2.93	1.0		3	0	0	0	3	0	0	0	0	0	0	12	15	0.00	0.000					

Boston Red Sox @ Toronto Blue Jays
Rogers Centre, Toronto, ON
Wed Aug 19 2009, 7:07 PM EDT
Att: 25,925 - Clear - 77 F

AB 33
R 1
H 6
RBI 1
BB 2
SO 10
LOB 12



Batter	1	2	3	4	5	6	7	8	9	AB	R	H	RBI	BB	SO	LOB	TOP			
2 Jacoby Ellsbury, L (1, 8) OBP: 0.347, SLG: 0.408										5	0	2	0	0	0	1				
15 Dustin Pedroia, R (1, 4) OBP: 0.371, SLG: 0.437										4	1	1	1	1	0	4				
41 Victor Martinez, S (1, 2) OBP: 0.373, SLG: 0.483										5	1	1	1	0	1	5				
20 Kevin Youkilis, R (1, 3) OBP: 0.421, SLG: 0.554										4	1	0	0	1	2	3				
44 Jason Bay, R (1, 7) OBP: 0.384, SLG: 0.525										4	1	0	0	1	2	1				
34 David Ortiz, L (1, 10) OBP: 0.318, SLG: 0.431										4	0	0	1	1	0	2				
25 Mike Lowell, R (1, 5) OBP: 0.343, SLG: 0.489										4	1	1	1	0	0	2				
7 J.D. Drew, L (1, 9) OBP: 0.375, SLG: 0.469										4	2	4	3	0	0	0				
32 Brian Anderson, R (8, PR) OBP: 0.316, SLG: 0.314										0	1	0	0	0	0	0				
3 Alex Gonzalez, R (1, 6) OBP: 0.258, SLG: 0.298										4	0	1	0	0	1	2				
Inning Stats	R: 0 E: 0 K: 1 S: 10	H: 0 LOB: 1 BB: 1 P: 16	R: 0 E: 0 K: 0 S: 7	H: 0 LOB: 0 BB: 0 P: 9	R: 1 E: 0 K: 1 S: 11	H: 3 LOB: 2 BB: 0 P: 16	R: 3 E: 0 K: 0 S: 16	H: 2 LOB: 0 BB: 1 P: 32	R: 2 E: 1 K: 0 S: 13	H: 1 LOB: 1 BB: 1 P: 21	R: 0 E: 1 K: 0 S: 11	H: 1 LOB: 1 BB: 0 P: 17	R: 1 E: 0 K: 2 S: 13	H: 1 LOB: 1 BB: 0 P: 18	R: 0 E: 0 K: 1 S: 7	H: 0 LOB: 0 BB: 0 P: 11	1B: 7 2B: 0 3B: 0 HR: 3	SF: 0 SAC: 0 DP: 0 HBP: 0	WP: 0 PB: 0 SB: 0 CS: 0	PA: 42
PITCHER	IP WLS BF H R ER SO BB IBB HBP BLK WP HR S P ERA WHIP																			
27 Brett Cecil, L (1, 1) ERA: 4.58	4.1 L 22 6 6 4 2 3 0 0 0 0 0 2 50 85 8.31 2.077																			
56 Brian Tallet, L (5, 1) ERA: 4.89	1.2 7 1 0 0 0 0 0 0 0 0 0 18 26 0.00 0.600																			
57 Shawn Camp, R (7, 1) ERA: 3.28	2.0 10 3 2 2 3 1 0 0 0 0 0 1 25 39 9.00 2.000																			
39 Jesse Carlson, L (9, 1) ERA: 5.12	1.0 3 0 0 0 1 0 0 0 0 0 0 0 7 11 0.00 0.000																			

Boston Red Sox @ Toronto Blue Jays
Rogers Centre, Toronto, ON
Thu Aug 20 2009, 7:07 PM EDT
Att: 22,817 - Roof Closed - 68 F

AB 38
R 8
H 10
RBI 7
BB 4
SO 6
LOB 20

Batter	1	2	3	4	5	6	7	8	9	AB	R	H	RBI	BB	SO	LOB	BOTTOM					
19 Marco Scutaro, R (1, 6) OBP: 0.387, SLG: 0.442										3	1	1	0	1	0	0						
2 Aaron Hill, R (1, 4) OBP: 0.330, SLG: 0.502										4	0	2	0	0	2	1						
10 Vernon Wells, R (1, 8) OBP: 0.300, SLG: 0.399										3	0	0	0	1	0	2						
20 Rod Barajas, R (1, 2) OBP: 0.268, SLG: 0.388										4	0	0	0	0	0	3						
15 Kevin Millar, R (1, 3) OBP: 0.305, SLG: 0.374										3	0	0	0	0	1	1						
21 Randy Ruiz, R (1, 10) OBP: 0.303, SLG: 0.563										3	0	0	0	0	1	0						
7 Edwin Encarnación, R (1, 5) ERA: 3.58										1	0	0	0	0	0	0						
6 John McDonald, R (4, 5) OBP: 0.255, SLG: 0.362										2	0	0	0	0	0	0						
19 José Bautista, R (1, 7) OBP: 0.352, SLG: 0.325										2	0	0	0	1	0	0						
45 Travis Snider, L (1, 9) OBP: 0.293, SLG: 0.407										3	0	0	0	0	2	1						
Inning Stats	R: 1 E: 0 K: 1 S: 12	H: 2 LOB: 1 BB: 1 P: 22	R: 0 E: 0 K: 1 S: 8	H: 0 LOB: 1 BB: 1 P: 15	R: 0 E: 0 K: 1 S: 6	H: 0 LOB: 0 BB: 0 P: 10	R: 0 E: 0 K: 1 S: 5	H: 0 LOB: 0 BB: 0 P: 7	R: 0 E: 0 K: 0 S: 6	H: 0 LOB: 0 BB: 0 P: 10	R: 0 E: 0 K: 0 S: 7	H: 1 LOB: 0 BB: 0 P: 13	R: 0 E: 0 K: 0 S: 7	H: 0 LOB: 0 BB: 0 P: 12	R: 0 E: 0 K: 1 S: 9	H: 0 LOB: 0 BB: 0 P: 16	R: 0 E: 0 K: 1 S: 10	H: 0 LOB: 1 BB: 1 P: 14	1B: 2 2B: 1 3B: 0 HR: 0	SF: 0 SAC: 0 DP: 2 HBP: 0	WP: 0 PB: 0 SB: 0 CS: 0	PA: 31
PITCHER	IP WLS BF H R ER SO BB IBB HBP BLK WP HR S P ERA WHIP																					
31 Jon Lester, L (1, 1) ERA: 3.58	8.0 W 27 3 1 1 5 2 0 0 0 0 0 0 105 1.12 0.625																					
53 Fernando Cabrera, R (9, 1) ERA: 4.5	1.0 4 0 0 0 1 1 0 0 0 0 0 0 10 14 0.00 1.000																					

Boston Red Sox @ Toronto Blue Jays
Rogers Centre, Toronto, ON
Thu Aug 20 2009, 7:07 PM EDT
Att: 22,817 - Roof Closed - 68 F

AB 28
R 1
H 3
RBI 0
BB 3
SO 6
LOB 8

Batter	1	2	3	4	5	6	7	8	9	AB	R	H	RBI	BB	SO	LOB	TOP								
2 Derek Jeter, R OBP: 0.396, SLG: 0.474										6	3	3	2	0	0	1									
18 Johnny Damon, L OBP: 0.394, SLG: 0.517										1	0	0	0	0	1	1									
14 Eric Hinske, L OBP: 0.366, SLG: 0.459										4	2	2	1	1	0	1									
25 Mark Teixeira, S OBP: 0.384, SLG: 0.559										5	3	3	3	1	0	2									
13 Alex Rodriguez, R OBP: 0.398, SLG: 0.505										4	2	4	1	1	0	0									
17 Jerry Hairston, R OBP: 0.312, SLG: 0.492										0	1	0	0	1	0	0									
55 Hideki Matsui, L OBP: 0.360, SLG: 0.518										6	2	2	7	0	1	6									
20 Jorge Posada, S OBP: 0.343, SLG: 0.493										5	2	2	2	1	1	0									
24 Robinson Cano, L OBP: 0.343, SLG: 0.499										6	2	1	1	0	0	4									
33 Nick Swisher, S OBP: 0.372, SLG: 0.478										6	1	2	1	0	2	1									
53 Melky Cabrera, S OBP: 0.336, SLG: 0.428										6	2	4	2	0	0	0									
Inning Stats	R: 2 H: 3 E: 0 K: 2 S: 19	H: 3 R: 1 ER: 0 LOB: 2 P: 28	R: 4 H: 5 E: 0 K: 0 S: 16	H: 5 R: 0 ER: 0 LOB: 0 P: 23	R: 0 H: 0 E: 0 K: 2 S: 7	H: 0 R: 0 ER: 0 LOB: 0 P: 13	R: 0 H: 0 E: 0 K: 0 S: 10	H: 0 R: 0 ER: 0 LOB: 0 P: 17	R: 6 H: 6 E: 0 K: 0 S: 26	H: 6 R: 3 ER: 0 LOB: 3 P: 52	R: 3 H: 4 E: 0 K: 0 S: 11	H: 1 R: 0 ER: 0 LOB: 0 P: 19	R: 1 H: 1 E: 0 K: 0 S: 5	H: 0 R: 0 ER: 0 LOB: 0 P: 8	R: 0 H: 0 E: 0 K: 1 S: 7	H: 0 R: 0 ER: 0 LOB: 0 P: 11	R: 4 H: 4 E: 1 K: 0 S: 16	H: 4 R: 4 ER: 2 LOB: 2 P: 24	1B: 12 2B: 8 3B: 1 HR: 2	SF: 0 SAC: 0 DP: 1 HBP: 0	WP: 4 PA: 54 CS: 0				
PITCHER	IP: 4.0 WLS: L BF: 22 ERA: 5.61	H: 10 R: 8 ER: 8 SO: 4	BB: 1 IBB: 0 HBP: 0 BLK: 0	WP: 2 HR: 0 S: 57 P: 89	ERA: 18.00 WHIP: 2.750	IP: 2.0 WLS: 1 BF: 7 ERA: 15.75	H: 8 R: 7 ER: 7 SO: 3	BB: 0 IBB: 0 HBP: 0 BLK: 0	WP: 2 HR: 1 S: 32 P: 63	ERA: 31.50 WHIP: 5.500	IP: 1.0 WLS: 1 BF: 4 ERA: 3.47	H: 1 R: 1 ER: 1 SO: 0	BB: 0 IBB: 0 HBP: 0 BLK: 0	WP: 0 HR: 0 S: 5 P: 8	ERA: 9.00 WHIP: 1.000	IP: 8.1 WLS: 3 BF: 0 ERA: 2.86	H: 0 R: 0 ER: 0 SO: 1	BB: 0 IBB: 0 HBP: 0 BLK: 0	WP: 0 HR: 0 S: 7 P: 11	ERA: 0.00 WHIP: 0.000	IP: 1.0 WLS: 1 BF: 4 ERA: 2.67	H: 4 R: 4 ER: 3 SO: 0	BB: 1 IBB: 0 HBP: 0 BLK: 0	WP: 0 HR: 1 S: 16 P: 24	ERA: 27.00 WHIP: 5.000
36 Brad Penny, R ERA: 5.61	IP: 4.0 WLS: L BF: 22 ERA: 5.61	H: 10 R: 8 ER: 8 SO: 4	BB: 1 IBB: 0 HBP: 0 BLK: 0	WP: 2 HR: 0 S: 57 P: 89	ERA: 18.00 WHIP: 2.750	IP: 2.0 WLS: 1 BF: 7 ERA: 15.75	H: 8 R: 7 ER: 7 SO: 3	BB: 0 IBB: 0 HBP: 0 BLK: 0	WP: 2 HR: 1 S: 32 P: 63	ERA: 31.50 WHIP: 5.500	IP: 1.0 WLS: 1 BF: 4 ERA: 3.47	H: 1 R: 1 ER: 1 SO: 0	BB: 0 IBB: 0 HBP: 0 BLK: 0	WP: 0 HR: 0 S: 5 P: 8	ERA: 9.00 WHIP: 1.000	IP: 8.1 WLS: 3 BF: 0 ERA: 2.86	H: 0 R: 0 ER: 0 SO: 1	BB: 0 IBB: 0 HBP: 0 BLK: 0	WP: 0 HR: 1 S: 16 P: 24	ERA: 27.00 WHIP: 5.000					
64 Michael Bowden, R ERA: 15.75	IP: 2.0 WLS: 1 BF: 7 ERA: 15.75	H: 8 R: 7 ER: 7 SO: 3	BB: 0 IBB: 0 HBP: 0 BLK: 0	WP: 2 HR: 1 S: 32 P: 63	ERA: 31.50 WHIP: 5.500	IP: 1.0 WLS: 1 BF: 4 ERA: 3.47	H: 1 R: 1 ER: 1 SO: 0	BB: 0 IBB: 0 HBP: 0 BLK: 0	WP: 0 HR: 0 S: 5 P: 8	ERA: 9.00 WHIP: 1.000	IP: 8.1 WLS: 3 BF: 0 ERA: 2.86	H: 0 R: 0 ER: 0 SO: 1	BB: 0 IBB: 0 HBP: 0 BLK: 0	WP: 0 HR: 1 S: 16 P: 24	ERA: 27.00 WHIP: 5.000										
17 Manny Delcarmen, R ERA: 3.47	IP: 1.0 WLS: 1 BF: 4 ERA: 3.47	H: 1 R: 1 ER: 1 SO: 0	BB: 0 IBB: 0 HBP: 0 BLK: 0	WP: 0 HR: 0 S: 5 P: 8	ERA: 9.00 WHIP: 1.000	IP: 8.1 WLS: 3 BF: 0 ERA: 2.86	H: 0 R: 0 ER: 0 SO: 1	BB: 0 IBB: 0 HBP: 0 BLK: 0	WP: 0 HR: 1 S: 16 P: 24	ERA: 27.00 WHIP: 5.000															
24 Takashi Saito, R ERA: 2.86	IP: 8.1 WLS: 3 BF: 0 ERA: 2.86	H: 0 R: 0 ER: 0 SO: 1	BB: 0 IBB: 0 HBP: 0 BLK: 0	WP: 0 HR: 0 S: 5 P: 8	ERA: 9.00 WHIP: 1.000																				
56 Ramon E Ramirez, R ERA: 2.67	IP: 1.0 WLS: 1 BF: 4 ERA: 2.67	H: 4 R: 4 ER: 3 SO: 0	BB: 1 IBB: 0 HBP: 0 BLK: 0	WP: 0 HR: 1 S: 16 P: 24	ERA: 27.00 WHIP: 5.000																				
Batter	1	2	3	4	5	6	7	8	9	AB	R	H	RBI	BB	SO	LOB	BOTTOM								
2 Jacoby Ellsbury, L OBP: 0.347, SLG: 0.407										4	2	1	2	1	1	1									
15 Dustin Pedroia, R OBP: 0.371, SLG: 0.440										5	0	2	1	0	0	1									
41 Victor Martinez, S OBP: 0.370, SLG: 0.481										2	0	0	1	0	1	1									
33 Jason Varitek, S OBP: 0.336, SLG: 0.430										1	1	1	1	1	0	0									
20 Kevin Youkilis, R OBP: 0.419, SLG: 0.551										2	0	0	0	0	1	0									
11 Casey Kotchman, L OBP: 0.351, SLG: 0.402										2	1	1	0	0	0	0									
44 Jason Bay, R OBP: 0.382, SLG: 0.522										2	0	0	0	0	0	0									
22 Nick Green, R OBP: 0.298, SLG: 0.364										2	2	1	0	1	0	1									
34 David Ortiz, L OBP: 0.321, SLG: 0.434										4	2	2	2	1	0	3									
25 Mike Lowell, R OBP: 0.346, SLG: 0.499										5	2	3	2	0	1	4									
7 J.D. Drew, L OBP: 0.374, SLG: 0.468										1	0	0	0	0	0	1									
5 Rocco Baldelli, R OBP: 0.336, SLG: 0.451										2	1	1	1	1	0	0									
3 Alex Gonzalez, R OBP: 0.253, SLG: 0.292										5	0	0	0	0	1	5									
Inning Stats	R: 1 H: 0 E: 0 K: 1 S: 14	H: 0 R: 0 ER: 0 LOB: 1 P: 26	R: 0 H: 0 E: 0 K: 0 S: 11	H: 0 R: 0 ER: 0 LOB: 1 P: 18	R: 0 H: 1 E: 0 K: 2 S: 9	H: 1 R: 0 ER: 0 LOB: 0 P: 14	R: 0 H: 0 E: 0 K: 0 S: 8	H: 0 R: 0 ER: 0 LOB: 0 P: 11	R: 3 H: 4 E: 0 K: 1 S: 17	H: 4 R: 3 ER: 1 LOB: 1 P: 28	R: 3 H: 3 E: 1 K: 0 S: 15	H: 3 R: 0 ER: 0 LOB: 3 P: 23	R: 0 H: 0 E: 0 K: 1 S: 9	H: 0 R: 0 ER: 0 LOB: 0 P: 7	R: 0 H: 0 E: 0 K: 0 S: 4	H: 0 R: 0 ER: 0 LOB: 0 P: 11	R: 4 H: 4 E: 0 K: 0 S: 13	H: 4 R: 4 ER: 1 LOB: 1 P: 26	1B: 6 2B: 4 3B: 0 HR: 2	SF: 1 SAC: 0 DP: 1 HBP: 2	WP: 0 PA: 45 CS: 0				
PITCHER	IP: 5.0 WLS: W BF: 24 ERA: 4.25	H: 7 R: 7 ER: 5 SO: 4	BB: 2 IBB: 0 HBP: 0 BLK: 0	WP: 0 HR: 0 S: 64 P: 105	ERA: 9.00 WHIP: 1.800	IP: 6.1 WLS: 1 BF: 8 ERA: 4.67	H: 1 R: 0 ER: 0 LOB: 1 P: 4	BB: 0 IBB: 0 HBP: 1 BLK: 0	WP: 0 HR: 0 S: 5 P: 6	ERA: 0.00 WHIP: 0.000	IP: 2.0 WLS: 2 BF: 11 ERA: 6.82	H: 4 R: 4 ER: 4 SO: 0	BB: 0 IBB: 0 HBP: 1 BLK: 0	WP: 0 HR: 2 S: 33 P: 18.00	ERA: 2.000										
46 Andy Pettitte, L ERA: 4.25	IP: 5.0 WLS: W BF: 24 ERA: 4.25	H: 7 R: 7 ER: 5 SO: 4	BB: 2 IBB: 0 HBP: 0 BLK: 0	WP: 0 HR: 0 S: 64 P: 105	ERA: 9.00 WHIP: 1.800	IP: 6.1 WLS: 1 BF: 8 ERA: 4.67	H: 1 R: 0 ER: 0 LOB: 1 P: 4	BB: 0 IBB: 0 HBP: 1 BLK: 0	WP: 0 HR: 0 S: 5 P: 6	ERA: 0.00 WHIP: 0.000	IP: 2.0 WLS: 2 BF: 11 ERA: 6.82														

Batter	1	2	3	4	5	6	7	8	9	AB	R	H	RBI	BB	SO	LOB	TOP										
2 Derek Jeter, R OBP: 0.394, SLG: 0.471 17 Jerry Hairston, R OBP: 0.313, SLG: 0.403	L9		G4-3		F9		K		26 1B	3	0	0	0	0	0	0	New York Yankees @ Boston Red Sox Fenway Park, Boston, MA Sat Aug 22 2009, 4:10 PM EDT Att: 37,217 - Cloudy - 86 F										
33 Nick Swisher, S OBP: 0.375, SLG: 0.491	13 F8				F7		HR		K	5	1	3	1	0	1	1											
25 Mark Teixeira, S OBP: 0.386, SLG: 0.559					F9				F8	4	0	2	0	0	0	2											
13 Alex Rodriguez, R OBP: 0.397, SLG: 0.503 26 Jose Molina, R OBP: 0.315, SLG: 0.325	F8				K					3	0	1	0	0	1	3											
55 Hideki Matsui, L OBP: 0.355, SLG: 0.510	F7									2	0	1	0	0	1	1											
20 Jorge Posada, S OBP: 0.355, SLG: 0.492										5	0	0	0	0	0	7											
24 Robinson Cano, L OBP: 0.346, SLG: 0.503		24 1B								1	0	0	0	3	0	0											
14 Eric Hinske, L OBP: 0.363, SLG: 0.454										4	0	3	0	0	0	1											
53 Melky Cabrera, S OBP: 0.333, SLG: 0.423										4	0	1	0	0	1	4											
Inning Stats	R: 0 E: 0 K: 0 S: 9	H: 1 LOB: 2 BB: 0 P: 13	R: 0 E: 0 K: 0 S: 8	H: 1 LOB: 1 BB: 0 P: 15	R: 0 E: 0 K: 1 S: 9	H: 1 LOB: 1 BB: 0 P: 18	R: 0 E: 0 K: 1 S: 9	H: 2 LOB: 2 BB: 0 P: 15	R: 0 E: 0 K: 0 S: 17	H: 2 LOB: 2 BB: 0 P: 24	R: 1 E: 0 K: 2 S: 14	H: 2 LOB: 1 BB: 0 P: 21	R: 0 E: 0 K: 0 S: 8	H: 0 LOB: 1 BB: 0 P: 17	R: 0 E: 0 K: 1 S: 10	H: 2 LOB: 2 BB: 0 P: 18	1B: 9 2B: 2 3B: 0 HR: 1	SF: 0 SAC: 0 DP: 1 HBP: 1	WP: 0 PB: 0 SB: 0 CS: 0	PA: 41							
PITCHER	IP	WLS	BF	H	R	ER	SO	BB	IBB	HBP	BLK	WP	HR	S	P	ERA	WHIP										
63 Junichi Tazawa, R ERA: 3.97	(1, 1)	6.0	W	27	8	0	2	2	0	1	0	0	0	61	99	0.00	1.667										
51 Daniel Bard, R ERA: 3.65	(7, 1)	1.0		5	2	1	2	0	0	0	0	0	1	14	21	9.00	2.000										
51 Enrique Gonzalez, R ERA: 4.91	(8, 1)	2.0		9	2	0	1	1	0	0	0	0	0	18	35	0.00	1.500										

Batter	1	2	3	4	5	6	7	8	9	AB	R	H	RBI	BB	SO	LOB	BOTTOM											
2 Jacoby Ellsbury, L OBP: 0.344, SLG: 0.403	G4-3		F9		G4-3		G4-3		F7	5	0	0	0	0	0	0	New York Yankees @ Boston Red Sox Fenway Park, Boston, MA Sat Aug 22 2009, 4:10 PM EDT Att: 37,217 - Cloudy - 86 F											
15 Dustin Pedroia, R OBP: 0.375, SLG: 0.447	41 2B				L6				11 2B	4	4	3	0	1	0	0												
41 Victor Martinez, S OBP: 0.373, SLG: 0.482 11 Casey Kotchman, L OBP: 0.353, SLG: 0.407	34 2B								20 HR	3	3	2	1	1	0	0												
20 Kevin Youkilis, R OBP: 0.421, SLG: 0.570	P3								20 HR	5	2	3	6	0	1	2												
34 David Ortiz, L OBP: 0.323, SLG: 0.444 5 Rocco Baldelli, R OBP: 0.333, SLG: 0.447	44 1B									4	2	2	3	0	1	0												
44 Jason Bay, R OBP: 0.383, SLG: 0.525 22 Nick Green, R OBP: 0.298, SLG: 0.364										4	1	2	1	0	2	0												
7 J.D. Drew, L OBP: 0.373, SLG: 0.468										0	0	0	0	0	0	0												
33 Jason Varitek, S OBP: 0.332, SLG: 0.425										4	0	1	1	0	2	1												
3 Alex Gonzalez, R OBP: 0.253, SLG: 0.303										4	1	1	1	0	1	0												
Inning Stats	R: 3 E: 0 K: 1 S: 17	H: 4 LOB: 1 BB: 0 P: 24	R: 4 E: 0 K: 1 S: 12	H: 2 LOB: 0 BB: 2 P: 25	R: 0 E: 0 K: 3 S: 10	H: 0 LOB: 0 BB: 0 P: 14	R: 0 E: 0 K: 0 S: 6	H: 0 LOB: 0 BB: 0 P: 11	R: 2 E: 0 K: 1 S: 14	H: 3 LOB: 0 BB: 0 P: 23	R: 3 E: 0 K: 1 S: 14	H: 3 LOB: 0 BB: 0 P: 20	R: 0 E: 0 K: 1 S: 9	H: 0 LOB: 0 BB: 0 P: 12	R: 2 E: 0 K: 1 S: 16	H: 3 LOB: 1 BB: 0 P: 25	1B: 4 2B: 7 3B: 0 HR: 4	SF: 0 SAC: 0 DP: 0 HBP: 0	WP: 0 PB: 0 SB: 1 CS: 0	PA: 41								
PITCHER	IP	WLS	BF	H	R	ER	SO	BB	IBB	HBP	BLK	WP	HR	S	P	ERA	WHIP											
34 A.J. Burnett, R ERA: 4.08	(1, 1)	5.0	L	26	9	9	9	2	0	0	0	0	0	1	23	32	13.50	1.500										
91 Alfredo Aceves, R ERA: 4.12	(6, 1)	2.0		9	3	3	3	2	0	0	0	0	0	23	32	13.50	1.500											
30 David Robertson, R ERA: 3.47	(8, 1)	1.0		6	3	2	2	1	0	0	0	0	0	16	25	18.00	3.000											

Batter	1	2	3	4	5	6	7	8	9	AB	R	H	RBI	BB	SO	LOB	TOP					
2 Derek Jeter, R OBP: 0.394, SLG: 0.476										5	2	1	0	0	1		New York Yankees @ Boston Red Sox Fenway Park, Boston, MA Sun Aug 23 2009, 8:05 PM EDT Att: 38,008 - Cloudy - 80 F					
18 Johnny Damon, L OBP: 0.365, SLG: 0.517										4	2	2	0	0	0							
25 Mark Teixeira, S OBP: 0.385, SLG: 0.556										4	0	1	1	0	2	1						
13 Alex Rodriguez, R OBP: 0.396, SLG: 0.509										4	1	1	3	0	1	1						
55 Hideki Matsui, L OBP: 0.371, SLG: 0.528										4	2	2	2	0	1	1						
33 Nick Swisher, S OBP: 0.371, SLG: 0.485										4	0	0	0	0	0	0						
24 Robinson Cano, L OBP: 0.345, SLG: 0.507										4	1	1	1	0	1	0						
53 Melky Cabrera, S OBP: 0.329, SLG: 0.419										4	0	0	0	0	1	0						
26 José Molina, R OBP: 0.312, SLG: 0.321										4	0	1	0	0	1	0						
Inning Stats	R: 1 E: 0 K: 1 S: 10	H: 1 LOB: 0 BB: 0 P: 12	R: 1 E: 0 K: 0 S: 5	H: 1 LOB: 0 BB: 0 P: 10	R: 2 E: 0 K: 0 S: 14	H: 3 LOB: 1 BB: 0 P: 20	R: 1 E: 0 K: 0 S: 16	H: 1 LOB: 0 BB: 0 P: 20	R: 2 E: 0 K: 2 S: 14	H: 2 LOB: 0 BB: 0 P: 18	R: 0 E: 0 K: 0 S: 7	H: 0 LOB: 0 BB: 0 P: 9	R: 0 E: 0 K: 1 S: 10	H: 0 LOB: 0 BB: 0 P: 12	R: 1 E: 0 K: 1 S: 11	H: 1 LOB: 0 BB: 0 P: 19		R: 0 E: 0 K: 2 S: 11	H: 1 LOB: 1 BB: 0 P: 14	1B: 5 2B: 0 3B: 0 HR: 5	SF: 0 SAC: 0 DP: 0 HBP: 0	WP: 0 PB: 0 SB: 0 CS: 0
PITCHER	IP: 8.0 WLS: L BF: 33	H: 9 R: 8 ER: 8 SO: 5	BB: 0 IBB: 0 HBP: 0 BLK: 0	WP: 0 HR: 5 S: 87 P: 120	ERA: 9.00 WHIP: 1.125	IP: 1.0 WLS: H BF: 4	H: 1 R: 0 ER: 0 SO: 2	BB: 0 IBB: 0 HBP: 0 BLK: 0	WP: 0 HR: 0 S: 11 P: 14	ERA: 0.00 WHIP: 1.000												

Batter	1	2	3	4	5	6	7	8	9	AB	R	H	RBI	BB	SO	LOB	BOTTOM								
2 Jacoby Ellsbury, L OBP: 0.340, SLG: 0.398										5	0	0	0	0	3	1	New York Yankees @ Boston Red Sox Fenway Park, Boston, MA Sun Aug 23 2009, 8:05 PM EDT Att: 38,008 - Cloudy - 80 F								
15 Dustin Pedroia, R OBP: 0.374, SLG: 0.446										4	0	1	0	0	1	1									
41 Victor Martinez, S OBP: 0.374, SLG: 0.483										4	0	2	0	0	1	0									
20 Kevin Youkilis, R OBP: 0.420, SLG: 0.570										4	1	1	0	0	1	3									
44 Jason Bay, R OBP: 0.382, SLG: 0.522										4	1	1	0	0	3	2									
25 Mike Lowell, R OBP: 0.348, SLG: 0.501										4	1	2	0	0	1	2									
5 Rocco Baldelli, R OBP: 0.333, SLG: 0.448										2	1	1	2	0	0	1									
7 J.D. Drew, L OBP: 0.375, SLG: 0.468										0	0	0	0	1	0	0									
33 Jason Varitek, S OBP: 0.332, SLG: 0.426										4	0	1	1	0	1	2									
3 Alex Gonzalez, R OBP: 0.251, SLG: 0.299										3	0	0	0	0	0	2									
11 Casey Kotchman, L OBP: 0.352, SLG: 0.406										1	0	0	0	0	0	1									
Inning Stats	R: 0 E: 1 K: 1 S: 13	H: 0 LOB: 0 BB: 0 P: 18	R: 2 E: 0 K: 2 S: 14	H: 3 LOB: 1 BB: 0 P: 19	R: 0 E: 0 K: 1 S: 17	H: 2 LOB: 1 BB: 0 P: 23	R: 1 E: 0 K: 1 S: 15	H: 1 LOB: 1 BB: 0 P: 24	R: 0 E: 0 K: 1 S: 6	H: 0 LOB: 0 BB: 0 P: 9	R: 1 E: 0 K: 1 S: 8	H: 2 LOB: 1 BB: 0 P: 14	R: 0 E: 0 K: 1 S: 10	H: 0 LOB: 0 BB: 0 P: 15	R: 0 E: 0 K: 1 S: 9	H: 1 LOB: 1 BB: 0 P: 15	R: 0 E: 0 K: 2 S: 12	H: 0 LOB: 1 BB: 1 P: 18	1B: 6 2B: 3 3B: 0 HR: 0	SF: 1 SAC: 0 DP: 1 HBP: 0	WP: 0 PB: 0 SB: 0 CS: 1	PA: 37			
PITCHER	IP: 6.2 WLS: W BF: 28	H: 4 R: 4 ER: 3 SO: 8	BB: 0 IBB: 0 HBP: 0 BLK: 0	WP: 0 HR: 0 S: 80 P: 118	ERA: 4.05 WHIP: 1.200	IP: 1.1 WLS: H BF: 5	H: 1 R: 0 ER: 0 SO: 1	BB: 0 IBB: 0 HBP: 0 BLK: 0	WP: 0 HR: 0 S: 12 P: 19	ERA: 0.00 WHIP: 0.750	IP: 1.0 WLS: H BF: 4	H: 0 R: 0 ER: 0 SO: 2	BB: 1 IBB: 0 HBP: 0 BLK: 0	WP: 0 HR: 0 S: 12 P: 18	ERA: 0.00 WHIP: 1.000										

Batter	1	2	3	4	5	6	7	8	9	AB	R	H	RBI	BB	SO	LOB	TOP					
22 Scott Podsednik, L (1, 8) OBP: 0.348, SLG: 0.389	F7		15 HR		15 F8 14 HR		14 HBP 23 BLK	G4-3		4	2	2	1	1	0	1	Chicago White Sox @ Boston Red Sox Fenway Park, Boston, MA Mon Aug 24 2009, 7:10 PM EDT Att: 37,812 - Cloudy - 71 F					
15 Gordon Beckham, R (1, 5) OBP: 0.327, SLG: 0.469	G5-3		HR		F8		P6	K		5	1	1	2	0	1	3						
23 Jermaine Dye, R (1, 9)	G1-3		G1-3		K		14 HBP BB	K		4	0	0	0	1	2	1						
25 Jim Thome, L (1, 10) OBP: 0.382, SLG: 0.506	L9		K		14 HR		F8	K		4	1	0	0	1	2	2						
14 Paul Konerko, R (1, 3)	20 BB 12 1B		G6-3		HR		HBP	BB		2	2	1	3	2	0	0						
20 Carlos Quentin, R (1, 7) OBP: 0.345, SLG: 0.454	12 1B 10 SF7		F9		K		F9	L7		4	1	0	0	1	1	4						
12 A.J. Pierzynski, L (1, 2)	10 G3		G3		G1-3		G1-3	G6-3		4	1	3	1	0	0	0						
10 Alexei Ramirez, R (1, 6)	SF7		G3		G6-3		G6-3	22 G4-3 7 G6-3		3	0	1	1	0	0	1						
5 Jayson Nix, R (1, 4) OBP: 0.313, SLG: 0.436	G5-3		K		P3		G6-3	G6-3		3	0	0	0	0	1	2						
7 Mark Kotsay, L (8, PH) OBP: 0.258, SLG: 0.330										1	0	0	0	0	0	2						
18 Brent Lillibridge, R (8, 4) OBP: 0.256, SLG: 0.161										0	0	0	0	0	0	0						
Inning Stats	R: 0 E: 0 K: 0 S: 6	H: 0 LOB: 0 BB: 0 P: 9	R: 2 E: 0 K: 0 S: 15	H: 1 LOB: 1 BB: 2 P: 24	R: 2 E: 0 K: 1 S: 13	H: 2 LOB: 0 BB: 0 P: 17	R: 0 E: 0 K: 1 S: 17	H: 1 LOB: 1 BB: 0 P: 22	R: 3 E: 1 K: 2 S: 13	H: 2 LOB: 0 BB: 1 P: 24	R: 0 E: 0 K: 0 S: 4	H: 0 LOB: 0 BB: 0 P: 8	R: 0 E: 0 K: 0 S: 13	H: 0 LOB: 3 BB: 2 P: 27	R: 1 E: 0 K: 1 S: 15	H: 2 LOB: 1 BB: 0 P: 22	R: 0 E: 0 K: 2 S: 12	H: 0 LOB: 1 BB: 1 P: 23	1B: 4 2B: 2 3B: 0 HR: 2	SF: 1 SAC: 0 DP: 0 HBP: 1	WP: 0 PB: 0 SB: 1 CS: 0	PA: 42
PITCHER	IP WLS BF H R ER SO BB IBB HBP BLK WP HR S P ERA WHIP	IP WLS BF H R ER SO BB IBB HBP BLK WP HR S P ERA WHIP	IP WLS BF H R ER SO BB IBB HBP BLK WP HR S P ERA WHIP	IP WLS BF H R ER SO BB IBB HBP BLK WP HR S P ERA WHIP	IP WLS BF H R ER SO BB IBB HBP BLK WP HR S P ERA WHIP	IP WLS BF H R ER SO BB IBB HBP BLK WP HR S P ERA WHIP	IP WLS BF H R ER SO BB IBB HBP BLK WP HR S P ERA WHIP	IP WLS BF H R ER SO BB IBB HBP BLK WP HR S P ERA WHIP	IP WLS BF H R ER SO BB IBB HBP BLK WP HR S P ERA WHIP													
11 Clay Buchholz, R (1, 1) ERA: 5.02	4.2	23	6	7	7	3	3	0	0	0	0	0	2	61	92	13.50	1.929					
56 Ramon E Ramirez, R (5, 1) ERA: 2.59	1.2	W	7	0	0	0	1	2	0	0	0	1	0	15	29	0.00	1.200					
37 Hideki Okajima, L (7, 1) ERA: 2.75	0.1	H	1	0	0	0	0	0	0	0	0	0	0	2	4	0.00	0.000					
51 Daniel Bard, R (7, 1) ERA: 3.76	1.1	H	7	2	1	1	1	0	0	0	1	0	0	0	18	28	6.75	1.500				
58 Jonathan Papelbon, R (9, 1) ERA: 2.04	1.0		4	0	0	0	2	1	0	0	0	0	0	12	23	0.00	1.000					

Batter	1	2	3	4	5	6	7	8	9	AB	R	H	RBI	BB	SO	LOB	BOTTOM	
2 Jacoby Ellsbury, L (1, 8) OBP: 0.341, SLG: 0.405	F9		F8		15 SF8 20 1B		E4 20 1B 15 1B	15 2B		5	2	2	1	0	0	1	Chicago White Sox @ Boston Red Sox Fenway Park, Boston, MA Mon Aug 24 2009, 7:10 PM EDT Att: 37,812 - Cloudy - 71 F	
15 Dustin Pedroia, R (1, 4) OBP: 0.376, SLG: 0.452	41 S		P3		SF8		20 1B	2B		4	0	3	2	0	0	1		
41 Victor Martinez, S (1, 2) OBP: 0.373, SLG: 0.478	G4-3		L4		34 E 44 BB		F9	P6		4	1	0	0	1	0	5		
20 Kevin Youkilis, R (1, 3)	K		44 BB 25 WP		44 BB 34 E		K	K		4	1	2	1	0	2	1		
34 David Ortiz, L (1, 10) OBP: 0.320, SLG: 0.439	G4-3		E1 25 WP 44 BB		G4-3		K	F8		5	1	0	0	0	1	6		
44 Jason Bay, R (1, 7) OBP: 0.382, SLG: 0.519	7 WP 3 CS		25 WP 25 HR		G6-3		K	F8		4	2	1	1	1	1	0		
25 Mike Lowell, R (1, 5) OBP: 0.347, SLG: 0.507	G6-3		HR		P3		G5-3			4	1	1	3	0	0	1		
7 J.D. Drew, L (1, 9) OBP: 0.376, SLG: 0.475	3 CS		P5		F8		HR			3	1	1	1	1	0	0		
3 Alex Gonzalez, R (1, 6) OBP: 0.258, SLG: 0.309	CS		20 HBP 41 BB		2 2B 15 SF8		F7	2 3B		4	3	3	0	0	0	0		
Inning Stats	R: 0 E: 0 K: 1 S: 13	H: 1 LOB: 1 BB: 0 P: 19	R: 1 E: 0 K: 0 S: 12	H: 1 LOB: 0 BB: 1 P: 23	R: 6 E: 1 K: 0 S: 22	H: 2 LOB: 0 BB: 2 P: 43	R: 2 E: 0 K: 0 S: 18	H: 3 LOB: 1 BB: 0 P: 27	R: 0 E: 0 K: 1 S: 13	H: 2 LOB: 3 BB: 0 P: 17	R: 3 E: 0 K: 1 S: 20	H: 4 LOB: 1 BB: 0 P: 33	R: 0 E: 0 K: 1 S: 7	H: 0 LOB: 0 BB: 0 P: 11	1B: 6 2B: 4 3B: 1 HR: 2	SF: 1 SAC: 0 DP: 0 HBP: 1	WP: 2 PB: 0 SB: 1 CS: 2	PA: 43
PITCHER	IP WLS BF H R ER SO BB IBB HBP BLK WP HR S P ERA WHIP	IP WLS BF H R ER SO BB IBB HBP BLK WP HR S P ERA WHIP	IP WLS BF H R ER SO BB IBB HBP BLK WP HR S P ERA WHIP	IP WLS BF H R ER SO BB IBB HBP BLK WP HR S P ERA WHIP	IP WLS BF H R ER SO BB IBB HBP BLK WP HR S P ERA WHIP	IP WLS BF H R ER SO BB IBB HBP BLK WP HR S P ERA WHIP	IP WLS BF H R ER SO BB IBB HBP BLK WP HR S P ERA WHIP	IP WLS BF H R ER SO BB IBB HBP BLK WP HR S P ERA WHIP	IP WLS BF H R ER SO BB IBB HBP BLK WP HR S P ERA WHIP									
52 Jose Contreras, R (1, 1) ERA: 5.09	2.2	L	16	4	7	1	1	0	0	0	0	0	0	0	0	0		
D.J. Carrasco, R (3, 1) ERA: 3.66	3.0		15	5	2	2	0	0	0	0	0	0	0	35	49	6.00	1.667	
67 Randy Williams, L (6, 1) ERA: 2.08	0.1		1	0	0	0	1	0	0	0	0	0	0	3	5	0.00	0.000	
26 Octavio Dotel, R (7, 1) ERA: 3.08	1.0		7	4	3	3	1	0	0	0	1	20	33	27.00	4.000			
57 Ramon Pena, R (8, 1) ERA: 4.35	1.0		3	0	0	0	1	0	0	0	0	7	11	0.00	0.000			


AB	34
R	8
H	8
RBI	8
BB	6
SO	7
LOB	16




Batter	1	2	3	4	5	6	7	8	9	AB	R	H	RBI	BB	SO	LOB	TOP								
5 Jayson Nix, R (1,4) OBP: 0.312, SLG: 0.447 22 Scott Podsednik, L (8,PH) OBP: 0.350, SLG: 0.450 18 Brent Lillibridge, R (8,4) OBP: 0.256, SLG: 0.161										3	0	0	0	0	1	0	Chicago White Sox @ Boston Red Sox Fenway Park, Boston, MA Wed Aug 26 2009, 7:10 PM EDT Att: 37,839 - Partly Cloudy - 79 F								
15 Gordon Beckham, R (1,5) OBP: 0.363, SLG: 0.455										3	1	1	0	1	1	0									
12 A.J. Pierzynski, L (1,2) OBP: 0.347, SLG: 0.469										4	0	1	0	0	0	2									
14 Paul Konerko, R (1,3) OBP: 0.349, SLG: 0.492										3	0	1	1	1	0	2									
25 Jim Thome, L (1,10) OBP: 0.380, SLG: 0.503										4	0	1	0	0	1	3									
23 Jermaine Dye, R (1,9) OBP: 0.347, SLG: 0.479										4	0	0	0	0	1	1									
20 Carlos Quentin, R (1,7) OBP: 0.325, SLG: 0.448										4	0	1	0	0	0	1									
51 Alex Rios, R (1,8) OBP: 0.308, SLG: 0.418										4	0	1	0	0	2	1									
10 Alexei Ramirez, R (1,6) OBP: 0.326, SLG: 0.401										3	0	0	0	0	0	3									
Inning Stats	R: 1 E: 0 K: 1 S: 11	H: 2 LOB: 1 BB: 0 P: 11	R: 0 E: 0 K: 1 S: 16	H: 0 LOB: 0 BB: 0 P: 19	R: 0 E: 0 K: 1 S: 8	H: 0 LOB: 0 BB: 0 P: 11	R: 0 E: 0 K: 0 S: 4	H: 0 LOB: 0 BB: 1 P: 10	R: 0 E: 0 K: 0 S: 6	H: 1 LOB: 1 BB: 0 P: 9	R: 0 E: 0 K: 0 S: 15	H: 1 LOB: 2 BB: 0 P: 20	R: 0 E: 0 K: 0 S: 13	H: 2 LOB: 2 BB: 0 P: 14	R: 1 E: 0 K: 1 S: 14	H: 1 LOB: 1 BB: 1 P: 24		R: 0 E: 0 K: 2 S: 10	H: 0 LOB: 0 BB: 0 P: 11	1B: 4 2B: 1 3B: 1 HR: 1	SF: 0 SAC: 0 DP: 1 HBP: 0	WP: 0 PB: 0 SB: 2 CS: 0	PA: 35		
PITCHER	IP	WLS	BF	H	R	ER	SO	BB	IBB	HBP	BLK	WP	HR	S	P	ERA	WHIP								
49 Tim Wakefield, R (1,1) ERA: 4.12	7.0		27	6	1	1	3	1	0	0	0	0	0	73	94	1.29	1.000								
56 Ramon E Ramirez, R (8,1) ERA: 2.72	0.2	B	4	1	1	1	0	1	0	0	0	0	1	11	21	13.50	3.000								
51 Daniel Bard, R (8,1) ERA: 3.63	1.1	W	4	0	0	0	3	0	0	0	0	0	0	13	14	0.00	0.000								

Batter	1	2	3	4	5	6	7	8	9	AB	R	H	RBI	BB	SO	LOB	BOTTOM									
2 Jacoby Ellsbury, L (1,8) OBP: 0.341, SLG: 0.405										4	0	0	0	0	0	1	Chicago White Sox @ Boston Red Sox Fenway Park, Boston, MA Wed Aug 26 2009, 7:10 PM EDT Att: 37,839 - Partly Cloudy - 79 F									
15 Dustin Pedroia, R (1,4) OBP: 0.374, SLG: 0.447										4	0	1	0	0	0	0										
41 Victor Martinez, S (1,2) OBP: 0.374, SLG: 0.480										3	0	0	0	1	0	0										
20 Kevin Youkilis, R (1,5) OBP: 0.419, SLG: 0.562										4	0	1	0	0	2	2										
34 David Ortiz, L (1,10) OBP: 0.318, SLG: 0.450										4	2	2	2	0	2	3										
44 Jason Bay, R (1,7) OBP: 0.381, SLG: 0.522										3	0	1	0	0	0	0										
7 J.D. Drew, L (1,9) OBP: 0.376, SLG: 0.473										3	0	0	0	0	1	1										
11 Casey Kotchman, L (1,3) OBP: 0.349, SLG: 0.402										3	0	0	0	0	0	1										
3 Alex Gonzalez, R (1,6) OBP: 0.260, SLG: 0.322										3	1	2	1	0	1	1										
Inning Stats	R: 0 E: 0 K: 0 S: 8	H: 0 LOB: 0 BB: 0 P: 12	R: 1 E: 0 K: 1 S: 13	H: 1 LOB: 0 BB: 0 P: 20	R: 0 E: 0 K: 0 S: 7	H: 1 LOB: 0 BB: 0 P: 10	R: 0 E: 0 K: 1 S: 14	H: 1 LOB: 1 BB: 0 P: 18	R: 0 E: 0 K: 1 S: 10	H: 0 LOB: 0 BB: 0 P: 15	R: 1 E: 0 K: 1 S: 15	H: 2 LOB: 2 BB: 1 P: 30	R: 0 E: 0 K: 1 S: 12	H: 1 LOB: 1 BB: 0 P: 17	R: 0 E: 0 K: 0 S: 9	H: 0 LOB: 0 BB: 0 P: 14		R: 1 E: 0 K: 1 S: 4	H: 1 LOB: 0 BB: 0 P: 6	1B: 4 2B: 0 3B: 0 HR: 3	SF: 0 SAC: 0 DP: 1 HBP: 0	WP: 0 PB: 0 SB: 1 CS: 0	PA: 32			
PITCHER	IP	WLS	BF	H	R	ER	SO	BB	IBB	HBP	BLK	WP	HR	S	P	ERA	WHIP									
34 Gavin Floyd, R (1,1) ERA: 3.95	6.0		23	5	2	2	4	1	0	0	0	0	0	2	67	105	3.00	1.000								
37 Matt Thornton, L (7,1) ERA: 2.54	2.0		7	1	0	0	1	0	0	0	0	0	0	21	31	0.00	0.500									
57 Ramon Pena, R (9,1) ERA: 4.5	0.1	L	2	1	1	1	1	0	0	0	0	0	1	4	6	27.00	3.000									

AB	33
R	2
H	7
RBI	2
BB	2
SO	6
LOB	13




AB	31
R	3
H	7
RBI	3
BB	1
SO	6
LOB	9



Batter	1	2	3	4	5	6	7	8	9	AB	R	H	RBI	BB	SO	LOB	TOP						
22 Scott Podsednik, L (1, 8) OBP: 0.347, SLG: 0.397	F8	F7	F7			F8	G3-1		G1-3	6	0	1	1	0	0	6							
15 Gordon Beckham, R (1, 5) OBP: 0.357, SLG: 0.450	G4-3	K	K			G6-3			P6	5	0	0	0	0	2	1							
12 A.J. Pierzynski, L (1, 2) OBP: 0.348, SLG: 0.468	F7								F8	5	1	2	0	0	0	0							
14 Paul Konerko, R (1, 3) OBP: 0.354, SLG: 0.493										3	3	2	0	2	0	1							
25 Jim Thome, L (1, 10) OBP: 0.383, SLG: 0.509										4	1	3	2	0	0	1							
20 Carlos Quentin, R (1, 7) OBP: 0.326, SLG: 0.456										4	2	1	2	0	1	2							
7 Mark Kotsay, L (1, 9) OBP: 0.293, SLG: 0.330										3	0	1	1	1	0	0							
10 Alexei Ramirez, R (1, 6) OBP: 0.327, SLG: 0.403										5	1	2	0	0	0	3							
5 Jayson Nix, R (1, 4) OBP: 0.318, SLG: 0.453										4	1	2	3	1	0	3							
Inning Stats	R: 0 E: 0 K: 0 S: 8	H: 0 LOB: 0 BB: 0 P: 11	R: 4 E: 0 K: 1 S: 19	H: 4 LOB: 1 BB: 0 P: 35	R: 4 E: 0 K: 0 S: 14	H: 5 LOB: 1 BB: 0 P: 19	R: 1 E: 0 K: 1 S: 11	H: 1 LOB: 1 BB: 1 P: 20	R: 0 E: 0 K: 0 S: 5	H: 0 LOB: 0 BB: 0 P: 7	R: 0 E: 0 K: 0 S: 11	H: 1 LOB: 1 BB: 0 P: 18	R: 0 E: 0 K: 1 S: 9	H: 3 LOB: 3 BB: 0 P: 15	R: 0 E: 0 K: 0 S: 5	H: 0 LOB: 1 BB: 1 P: 14	R: 0 E: 0 K: 0 S: 8	H: 0 LOB: 2 BB: 2 P: 21	1B: 10 2B: 3 3B: 0 HR: 1	SF: 2 SAC: 0 DP: 0 HBP: 1	WP: 0 PB: 0 SB: 1 CS: 0	PA: 46	
PITCHER	IP WLS BF H R ER SO BB IBB HBP BLK WP HR S P ERA WHIP	IP WLS BF H R ER SO BB IBB HBP BLK WP HR S P ERA WHIP	IP WLS BF H R ER SO BB IBB HBP BLK WP HR S P ERA WHIP	IP WLS BF H R ER SO BB IBB HBP BLK WP HR S P ERA WHIP	IP WLS BF H R ER SO BB IBB HBP BLK WP HR S P ERA WHIP	IP WLS BF H R ER SO BB IBB HBP BLK WP HR S P ERA WHIP	IP WLS BF H R ER SO BB IBB HBP BLK WP HR S P ERA WHIP	IP WLS BF H R ER SO BB IBB HBP BLK WP HR S P ERA WHIP	IP WLS BF H R ER SO BB IBB HBP BLK WP HR S P ERA WHIP	IP WLS BF H R ER SO BB IBB HBP BLK WP HR S P ERA WHIP	IP WLS BF H R ER SO BB IBB HBP BLK WP HR S P ERA WHIP	IP WLS BF H R ER SO BB IBB HBP BLK WP HR S P ERA WHIP	IP WLS BF H R ER SO BB IBB HBP BLK WP HR S P ERA WHIP	IP WLS BF H R ER SO BB IBB HBP BLK WP HR S P ERA WHIP	IP WLS BF H R ER SO BB IBB HBP BLK WP HR S P ERA WHIP	IP WLS BF H R ER SO BB IBB HBP BLK WP HR S P ERA WHIP	IP WLS BF H R ER SO BB IBB HBP BLK WP HR S P ERA WHIP	IP WLS BF H R ER SO BB IBB HBP BLK WP HR S P ERA WHIP	IP WLS BF H R ER SO BB IBB HBP BLK WP HR S P ERA WHIP	IP WLS BF H R ER SO BB IBB HBP BLK WP HR S P ERA WHIP	IP WLS BF H R ER SO BB IBB HBP BLK WP HR S P ERA WHIP	IP WLS BF H R ER SO BB IBB HBP BLK WP HR S P ERA WHIP	IP WLS BF H R ER SO BB IBB HBP BLK WP HR S P ERA WHIP

Chicago White Sox @ Boston Red Sox
Fenway Park, Boston, MA
Thu Aug 27 2009, 7:10 PM EDT
Att: 38,003 - Partly Cloudy - 68 F

AB 39
R 9
H 14
RBI 9
BB 4
SO 3
LOB 17



Batter	1	2	3	4	5	6	7	8	9	AB	R	H	RBI	BB	SO	LOB	BOTTOM							
2 Jacoby Ellsbury, L (1, 8) OBP: 0.343, SLG: 0.407										3	0	2	0	0	0	0								
5 Rocco Baldelli, R (6, 8) OBP: 0.328, SLG: 0.441										2	0	0	0	0	1	1								
15 Dustin Pedroia, R (1, 4) OBP: 0.372, SLG: 0.444										5	0	1	0	0	0	1								
41 Victor Martinez, S (1, 2) OBP: 0.371, SLG: 0.476										4	0	0	0	0	1	3								
20 Kevin Youkilis, R (1, 3) OBP: 0.417, SLG: 0.558										4	1	0	0	1	1	3								
34 David Ortiz, L (1, 10) OBP: 0.320, SLG: 0.452										4	1	2	1	0	0	0								
44 Jason Bay, R (1, 7) OBP: 0.382, SLG: 0.523										3	0	1	1	1	2	1								
25 Mike Lowell, R (1, 5) OBP: 0.343, SLG: 0.503										3	0	0	0	0	0	1								
11 Casey Kotchman, L (8, 3) OBP: 0.348, SLG: 0.401										1	0	0	0	0	0	1								
7 J.D. Drew, L (1, 9) OBP: 0.379, SLG: 0.491										3	2	2	2	1	1	1								
3 Alex Gonzalez, R (1, 6) OBP: 0.260, SLG: 0.331										4	1	1	1	0	2	1								
Inning Stats	R: 0 E: 0 K: 2 S: 11	H: 1 LOB: 1 BB: 0 P: 19	R: 0 E: 0 K: 1 S: 13	H: 0 LOB: 1 BB: 1 P: 23	R: 0 E: 0 K: 1 S: 9	H: 0 LOB: 0 BB: 0 P: 11	R: 0 E: 0 K: 1 S: 16	H: 1 LOB: 1 BB: 0 P: 23	R: 2 E: 0 K: 0 S: 15	H: 4 LOB: 1 BB: 0 P: 24	R: 0 E: 0 K: 1 S: 6	H: 0 LOB: 0 BB: 0 P: 8	R: 0 E: 0 K: 1 S: 13	H: 0 LOB: 1 BB: 1 P: 20	R: 2 E: 0 K: 0 S: 9	H: 2 LOB: 1 BB: 1 P: 14	R: 1 E: 0 K: 1 S: 10	H: 1 LOB: 0 BB: 0 P: 13	1B: 4 2B: 2 3B: 0 HR: 3	SF: 0 SAC: 0 DP: 0 HBP: 0	WP: 1 PB: 0 SB: 0 CS: 0	PA: 39		
PITCHER	IP WLS BF H R ER SO BB IBB HBP BLK WP HR S P ERA WHIP	IP WLS BF H R ER SO BB IBB HBP BLK WP HR S P ERA WHIP	IP WLS BF H R ER SO BB IBB HBP BLK WP HR S P ERA WHIP	IP WLS BF H R ER SO BB IBB HBP BLK WP HR S P ERA WHIP	IP WLS BF H R ER SO BB IBB HBP BLK WP HR S P ERA WHIP	IP WLS BF H R ER SO BB IBB HBP BLK WP HR S P ERA WHIP	IP WLS BF H R ER SO BB IBB HBP BLK WP HR S P ERA WHIP	IP WLS BF H R ER SO BB IBB HBP BLK WP HR S P ERA WHIP	IP WLS BF H R ER SO BB IBB HBP BLK WP HR S P ERA WHIP	IP WLS BF H R ER SO BB IBB HBP BLK WP HR S P ERA WHIP	IP WLS BF H R ER SO BB IBB HBP BLK WP HR S P ERA WHIP	IP WLS BF H R ER SO BB IBB HBP BLK WP HR S P ERA WHIP	IP WLS BF H R ER SO BB IBB HBP BLK WP HR S P ERA WHIP	IP WLS BF H R ER SO BB IBB HBP BLK WP HR S P ERA WHIP	IP WLS BF H R ER SO BB IBB HBP BLK WP HR S P ERA WHIP	IP WLS BF H R ER SO BB IBB HBP BLK WP HR S P ERA WHIP	IP WLS BF H R ER SO BB IBB HBP BLK WP HR S P ERA WHIP	IP WLS BF H R ER SO BB IBB HBP BLK WP HR S P ERA WHIP	IP WLS BF H R ER SO BB IBB HBP BLK WP HR S P ERA WHIP	IP WLS BF H R ER SO BB IBB HBP BLK WP HR S P ERA WHIP	IP WLS BF H R ER SO BB IBB HBP BLK WP HR S P ERA WHIP	IP WLS BF H R ER SO BB IBB HBP BLK WP HR S P ERA WHIP	IP WLS BF H R ER SO BB IBB HBP BLK WP HR S P ERA WHIP	IP WLS BF H R ER SO BB IBB HBP BLK WP HR S P ERA WHIP

Chicago White Sox @ Boston Red Sox
Fenway Park, Boston, MA
Thu Aug 27 2009, 7:10 PM EDT
Att: 38,003 - Partly Cloudy - 68 F

AB 36
R 5
H 9
RBI 5
BB 3
SO 8
LOB 13




Batter	1	2	3	4	5	6	7	8	9	AB	R	H	RBI	BB	SO	LOB	TOP				
19 Marco Scutaro, R OBP: 0.388, SLG: 0.430 6 John McDonald, R OBP: 0.255, SLG: 0.352										1	1	1	0	1	0	0	Toronto Blue Jays @ Boston Red Sox Fenway Park, Boston, MA Fri Aug 28 2009, 7:10 PM EDT Att: 37,844 - Cloudy - 65 F				
2 Aaron Hill, R OBP: 0.326, SLG: 0.505										5	1	3	3	0	1	2					
26 Adam Lind, L OBP: 0.361, SLG: 0.536										5	0	1	0	0	2	3					
35 Lyle Overbay, L OBP: 0.387, SLG: 0.478										5	1	2	0	0	2	4					
10 Vernon Wells, R OBP: 0.309, SLG: 0.402										4	0	1	0	1	1	1					
21 Randy Ruiz, R OBP: 0.365, SLG: 0.526										3	0	0	0	1	3	4					
20 Rod Barajas, R OBP: 0.274, SLG: 0.415										4	1	1	2	1	2	3					
45 Travis Snider, L OBP: 0.310, SLG: 0.420										4	0	0	0	1	4	5					
19 José Bautista, R OBP: 0.352, SLG: 0.321										3	1	0	0	1	2	1					
Inning Stats	R: 0 E: 0 K: 2 S: 15	H: 2 LOB: 3 BB: 1 P: 25	R: 3 E: 0 K: 1 S: 14	H: 1 LOB: 0 BB: 2 P: 30	R: 0 E: 0 K: 2 S: 11	H: 0 LOB: 2 BB: 2 P: 25	R: 0 E: 0 K: 2 S: 9	H: 0 LOB: 0 BB: 0 P: 13	R: 2 E: 0 K: 2 S: 11	H: 2 LOB: 0 BB: 0 P: 15	R: 0 E: 0 K: 2 S: 11	H: 2 LOB: 2 BB: 0 P: 23	R: 0 E: 0 K: 1 S: 8	H: 1 LOB: 1 BB: 1 P: 16	R: 0 E: 0 K: 3 S: 18	H: 2 LOB: 3 BB: 0 P: 28		1B: 6 2B: 2 3B: 0 HR: 2	SF: 0 SAC: 0 DP: 0 HBP: 2	WP: 0 PB: 0 SB: 0 CS: 0	PA: 44
PITCHER	IP WLS BF H R ER SO BB IBB HBP BLK WP HR S P ERA WHIP	IP WLS BF H R ER SO BB IBB HBP BLK WP HR S P ERA WHIP	IP WLS BF H R ER SO BB IBB HBP BLK WP HR S P ERA WHIP	IP WLS BF H R ER SO BB IBB HBP BLK WP HR S P ERA WHIP	IP WLS BF H R ER SO BB IBB HBP BLK WP HR S P ERA WHIP	IP WLS BF H R ER SO BB IBB HBP BLK WP HR S P ERA WHIP	IP WLS BF H R ER SO BB IBB HBP BLK WP HR S P ERA WHIP	IP WLS BF H R ER SO BB IBB HBP BLK WP HR S P ERA WHIP	IP WLS BF H R ER SO BB IBB HBP BLK WP HR S P ERA WHIP	IP WLS BF H R ER SO BB IBB HBP BLK WP HR S P ERA WHIP	IP WLS BF H R ER SO BB IBB HBP BLK WP HR S P ERA WHIP	IP WLS BF H R ER SO BB IBB HBP BLK WP HR S P ERA WHIP	IP WLS BF H R ER SO BB IBB HBP BLK WP HR S P ERA WHIP	IP WLS BF H R ER SO BB IBB HBP BLK WP HR S P ERA WHIP	IP WLS BF H R ER SO BB IBB HBP BLK WP HR S P ERA WHIP	IP WLS BF H R ER SO BB IBB HBP BLK WP HR S P ERA WHIP	IP WLS BF H R ER SO BB IBB HBP BLK WP HR S P ERA WHIP	IP WLS BF H R ER SO BB IBB HBP BLK WP HR S P ERA WHIP	IP WLS BF H R ER SO BB IBB HBP BLK WP HR S P ERA WHIP	IP WLS BF H R ER SO BB IBB HBP BLK WP HR S P ERA WHIP	IP WLS BF H R ER SO BB IBB HBP BLK WP HR S P ERA WHIP
19 Josh Beckett, R ERA: 3.8	5.0	26	5	5	5	9	5	0	1	0	0	2	60	108	9.00	2.000					
24 Takashi Saito, R ERA: 2.74	1.0	5	2	0	0	2	0	0	0	0	0	0	11	23	0.00	2.000					
51 Daniel Bard, R ERA: 3.48	1.2	6	1	0	0	3	1	0	0	0	0	0	16	26	0.00	1.200					
37 Hideki Okajima, L ERA: 2.68	0.1	W	1	0	0	0	0	0	0	0	0	0	2	3	0.00	0.000					
58 Jonathan Papelbon, R ERA: 1.98	1.0	S	6	2	0	3	0	0	1	0	0	0	18	28	0.00	2.000					

AB	36
R	5
H	10
RBI	5
BB	6
SO	17
LOB	23





Batter	1	2	3	4	5	6	7	8	9	AB	R	H	RBI	BB	SO	LOB	BOTTOM				
2 Jacoby Ellsbury, L OBP: 0.347, SLG: 0.410										3	0	2	1	2	0	0	Toronto Blue Jays @ Boston Red Sox Fenway Park, Boston, MA Fri Aug 28 2009, 7:10 PM EDT Att: 37,844 - Cloudy - 65 F				
15 Dustin Pedroia, R OBP: 0.371, SLG: 0.442										5	0	1	0	0	2	6					
41 Victor Martinez, S OBP: 0.370, SLG: 0.474										4	1	1	0	0	1	3					
20 Kevin Youkilis, R OBP: 0.416, SLG: 0.555										4	1	1	0	0	1	2					
34 David Ortiz, L OBP: 0.321, SLG: 0.452										3	2	1	0	1	1	1					
44 Jason Bay, R OBP: 0.381, SLG: 0.528										4	1	1	2	0	2	3					
7 J.D. Drew, L OBP: 0.380, SLG: 0.493										4	1	2	1	0	1	0					
33 Jason Varitek, S OBP: 0.331, SLG: 0.425										2	0	0	1	1	0	0					
3 Alex Gonzalez, R OBP: 0.260, SLG: 0.331										3	0	1	0	0	1	0					
11 Casey Kotchman, L (& PH) OBP: 0.347, SLG: 0.400										1	0	0	1	0	0	2					
22 Nick Green, R OBP: 0.300, SLG: 0.367										0	0	0	0	0	0	0					
Inning Stats	R: 0 E: 0 K: 0 S: 12	H: 0 LOB: 1 BB: 1 P: 23	R: 0 E: 0 K: 1 S: 12	H: 0 LOB: 0 BB: 0 P: 18	R: 0 E: 0 K: 1 S: 11	H: 2 LOB: 2 BB: 0 P: 16	R: 3 E: 0 K: 2 S: 20	H: 5 LOB: 0 BB: 0 P: 29	R: 2 E: 0 K: 2 S: 18	H: 2 LOB: 0 BB: 0 P: 25	R: 0 E: 0 K: 0 S: 12	H: 0 LOB: 0 BB: 0 P: 16	R: 0 E: 0 K: 2 S: 8	H: 0 LOB: 0 BB: 0 P: 12	R: 1 E: 0 K: 1 S: 13	H: 1 LOB: 3 BB: 3 P: 30	1B: 7 2B: 2 3B: 0 HR: 1	SF: 1 SAC: 0 DP: 0 HBP: 0	WP: 1 PB: 0 SB: 0 CS: 0	PA: 38	
PITCHER	IP WLS BF H R ER SO BB IBB HBP BLK WP HR S P ERA WHIP	IP WLS BF H R ER SO BB IBB HBP BLK WP HR S P ERA WHIP	IP WLS BF H R ER SO BB IBB HBP BLK WP HR S P ERA WHIP	IP WLS BF H R ER SO BB IBB HBP BLK WP HR S P ERA WHIP	IP WLS BF H R ER SO BB IBB HBP BLK WP HR S P ERA WHIP	IP WLS BF H R ER SO BB IBB HBP BLK WP HR S P ERA WHIP	IP WLS BF H R ER SO BB IBB HBP BLK WP HR S P ERA WHIP	IP WLS BF H R ER SO BB IBB HBP BLK WP HR S P ERA WHIP	IP WLS BF H R ER SO BB IBB HBP BLK WP HR S P ERA WHIP	IP WLS BF H R ER SO BB IBB HBP BLK WP HR S P ERA WHIP	IP WLS BF H R ER SO BB IBB HBP BLK WP HR S P ERA WHIP	IP WLS BF H R ER SO BB IBB HBP BLK WP HR S P ERA WHIP	IP WLS BF H R ER SO BB IBB HBP BLK WP HR S P ERA WHIP	IP WLS BF H R ER SO BB IBB HBP BLK WP HR S P ERA WHIP	IP WLS BF H R ER SO BB IBB HBP BLK WP HR S P ERA WHIP	IP WLS BF H R ER SO BB IBB HBP BLK WP HR S P ERA WHIP	IP WLS BF H R ER SO BB IBB HBP BLK WP HR S P ERA WHIP	IP WLS BF H R ER SO BB IBB HBP BLK WP HR S P ERA WHIP	IP WLS BF H R ER SO BB IBB HBP BLK WP HR S P ERA WHIP	IP WLS BF H R ER SO BB IBB HBP BLK WP HR S P ERA WHIP	IP WLS BF H R ER SO BB IBB HBP BLK WP HR S P ERA WHIP
48 Scott Richmond, R ERA: 4.32	5.0	25	5	5	5	9	1	0	0	0	0	2	60	111	9.00	2.000					
17 Josh Roenicke, R ERA: 3.95	2.0	6	0	0	0	2	0	0	0	0	0	0	20	28	0.00	0.000					
56 Brian Tallet, L ERA: 5.09	0.0	L	1	0	1	1	1	0	0	0	0	0	3	7	∞	∞					
57 Shawn Camp, R ERA: 3.55	1.0	6	1	0	0	1	1	1	0	0	0	0	10	23	0.00	2.000					



Batter	1	2	3	4	5	6	7	8	9	AB	R	H	RBI	BB	SO	LOB	TOP		
19 Marco Scutaro, R OBP: 0.386, SLG: 0.428										5	0	1	0	0	0	4	Toronto Blue Jays @ Boston Red Sox Fenway Park, Boston, MA Sun Aug 30 2009, 1:35 PM EDT Att: 37,560 - Cloudy - 67 F		
2 Aaron Hill, R OBP: 0.322, SLG: 0.497										4	0	0	0	0	1	2			
26 Adam Lind, L OBP: 0.361, SLG: 0.539										4	0	2	0	0	1	2			
35 Lyle Overbay, L OBP: 0.384, SLG: 0.473										4	0	0	0	0	1	3			
10 Vernon Wells, R OBP: 0.306, SLG: 0.396										4	0	0	0	0	1	2			
20 Rod Barajas, R OBP: 0.273, SLG: 0.412										3	0	0	0	1	1	0			
45 Travis Snider, L OBP: 0.309, SLG: 0.404										2	0	0	0	2	1	0			
19 José Bautista, R OBP: 0.357, SLG: 0.318										2	0	0	0	2	0	4			
6 John McDonald, R OBP: 0.258, SLG: 0.361										4	0	2	0	0	0	1			
Inning Stats	R: 0 H: 1 E: 0 K: 0 S: 11	H: 1 LOB: 1 BB: 0 P: 15	R: 0 H: 0 E: 0 K: 0 S: 12	H: 0 LOB: 1 BB: 1 P: 18	R: 0 H: 0 E: 0 K: 0 S: 7	H: 0 LOB: 0 BB: 0 P: 10	R: 0 H: 1 E: 0 K: 0 S: 9	H: 1 LOB: 3 BB: 2 P: 20	R: 0 H: 1 E: 0 K: 0 S: 9	H: 0 LOB: 0 BB: 0 P: 11	R: 0 H: 0 E: 0 K: 0 S: 5	H: 0 LOB: 1 BB: 1 P: 12	R: 0 H: 1 E: 0 K: 3 S: 11	H: 1 LOB: 1 BB: 0 P: 16	R: 0 H: 1 E: 0 K: 2 S: 14	H: 1 LOB: 2 BB: 1 P: 24	1B: 2 2B: 3 HR: 0	SF: 0 SAC: 0 DP: 0 HBP: 0	WP: 0 PA: 37 PB: 0 SB: 0 CS: 0
PITCHER	IP WLS BF H R ER SO BB IBB HBP BLK WP HR S P ERA WHIP	IP WLS BF H R ER SO BB IBB HBP BLK WP HR S P ERA WHIP	IP WLS BF H R ER SO BB IBB HBP BLK WP HR S P ERA WHIP	IP WLS BF H R ER SO BB IBB HBP BLK WP HR S P ERA WHIP	IP WLS BF H R ER SO BB IBB HBP BLK WP HR S P ERA WHIP	IP WLS BF H R ER SO BB IBB HBP BLK WP HR S P ERA WHIP	IP WLS BF H R ER SO BB IBB HBP BLK WP HR S P ERA WHIP	IP WLS BF H R ER SO BB IBB HBP BLK WP HR S P ERA WHIP	IP WLS BF H R ER SO BB IBB HBP BLK WP HR S P ERA WHIP	IP WLS BF H R ER SO BB IBB HBP BLK WP HR S P ERA WHIP	IP WLS BF H R ER SO BB IBB HBP BLK WP HR S P ERA WHIP	IP WLS BF H R ER SO BB IBB HBP BLK WP HR S P ERA WHIP	IP WLS BF H R ER SO BB IBB HBP BLK WP HR S P ERA WHIP	IP WLS BF H R ER SO BB IBB HBP BLK WP HR S P ERA WHIP	IP WLS BF H R ER SO BB IBB HBP BLK WP HR S P ERA WHIP	IP WLS BF H R ER SO BB IBB HBP BLK WP HR S P ERA WHIP	IP WLS BF H R ER SO BB IBB HBP BLK WP HR S P ERA WHIP		
36 Paul Byrd, R ERA: 3.25	6.0	W	24	3	0	0	1	3	0	0	0	0	0	0	0	0	0.00	1.000	
17 Manny Delcarmen, R ERA: 3.25	1.0		4	0	0	0	0	1	0	0	0	0	0	0	0	0	0.00	1.000	
13 Billy Wagner, L ERA: 2.88	1.0		4	1	0	0	3	0	0	0	0	0	0	0	0	0	0.00	1.000	
24 Takashi Saito, R ERA: 2.88	1.0		5	1	0	0	2	1	0	0	0	0	0	0	0	0	0.00	2.000	

Batter	1	2	3	4	5	6	7	8	9	AB	R	H	RBI	BB	SO	LOB	BOTTOM		
2 Jacoby Ellsbury, L OBP: 0.347, SLG: 0.415										4	1	1	0	0	1	1	Toronto Blue Jays @ Boston Red Sox Fenway Park, Boston, MA Sun Aug 30 2009, 1:35 PM EDT Att: 37,560 - Cloudy - 67 F		
15 Dustin Pedroia, R OBP: 0.373, SLG: 0.445										4	2	1	0	0	0	0			
41 Victor Martinez, S OBP: 0.370, SLG: 0.472										4	1	1	0	0	1	2			
20 Kevin Youkilis, R OBP: 0.417, SLG: 0.556										3	0	2	3	0	1	0			
34 David Ortiz, L OBP: 0.320, SLG: 0.447										3	0	1	0	1	0	0			
7 J.D. Drew, L OBP: 0.382, SLG: 0.491										4	1	1	0	0	2	3			
5 Rocco Baldelli, R OBP: 0.326, SLG: 0.459										4	1	1	1	0	2	2			
33 Jason Varitek, S OBP: 0.327, SLG: 0.420										4	0	0	0	0	2	2			
3 Alex Gonzalez, R OBP: 0.284, SLG: 0.337										3	1	2	1	0	0	0			
Inning Stats	R: 1 H: 2 E: 0 K: 2 S: 15	H: 2 LOB: 2 BB: 1 P: 28	R: 1 H: 1 E: 0 K: 0 S: 12	H: 1 LOB: 0 BB: 0 P: 17	R: 1 H: 1 E: 0 K: 0 S: 7	H: 1 LOB: 0 BB: 0 P: 12	R: 1 H: 2 E: 0 K: 1 S: 9	H: 2 LOB: 1 BB: 0 P: 13	R: 0 H: 0 E: 0 K: 1 S: 10	H: 0 LOB: 0 BB: 0 P: 17	R: 0 H: 1 E: 0 K: 2 S: 11	H: 1 LOB: 0 BB: 0 P: 16	R: 3 H: 3 E: 1 K: 1 S: 10	H: 3 LOB: 0 BB: 0 P: 13	R: 0 H: 0 E: 0 K: 2 S: 10	H: 0 LOB: 0 BB: 0 P: 12	1B: 5 2B: 4 HR: 1	SF: 1 SAC: 0 DP: 0 HBP: 0	WP: 0 PA: 35 PB: 0 SB: 0 CS: 0
PITCHER	IP WLS BF H R ER SO BB IBB HBP BLK WP HR S P ERA WHIP	IP WLS BF H R ER SO BB IBB HBP BLK WP HR S P ERA WHIP	IP WLS BF H R ER SO BB IBB HBP BLK WP HR S P ERA WHIP	IP WLS BF H R ER SO BB IBB HBP BLK WP HR S P ERA WHIP	IP WLS BF H R ER SO BB IBB HBP BLK WP HR S P ERA WHIP	IP WLS BF H R ER SO BB IBB HBP BLK WP HR S P ERA WHIP	IP WLS BF H R ER SO BB IBB HBP BLK WP HR S P ERA WHIP	IP WLS BF H R ER SO BB IBB HBP BLK WP HR S P ERA WHIP	IP WLS BF H R ER SO BB IBB HBP BLK WP HR S P ERA WHIP	IP WLS BF H R ER SO BB IBB HBP BLK WP HR S P ERA WHIP	IP WLS BF H R ER SO BB IBB HBP BLK WP HR S P ERA WHIP	IP WLS BF H R ER SO BB IBB HBP BLK WP HR S P ERA WHIP	IP WLS BF H R ER SO BB IBB HBP BLK WP HR S P ERA WHIP	IP WLS BF H R ER SO BB IBB HBP BLK WP HR S P ERA WHIP	IP WLS BF H R ER SO BB IBB HBP BLK WP HR S P ERA WHIP	IP WLS BF H R ER SO BB IBB HBP BLK WP HR S P ERA WHIP	IP WLS BF H R ER SO BB IBB HBP BLK WP HR S P ERA WHIP		
32 Roy Halladay, R ERA: 3.13	6.0	L	26	7	4	4	6	1	0	0	0	0	0	0	0	0	6.00	1.333	
57 Shawn Camp, R ERA: 3.64	1.0		6	3	3	1	1	0	0	0	0	0	0	0	0	0	9.00	3.000	
39 Jesse Carlson, L ERA: 4.77	1.0		3	0	0	0	2	0	0	0	0	0	0	0	0	0	0.00	0.000	


Batter	1	2	3	4	5	6	7	8	9	AB	R	H	RBI	BB	SO	LOB	TOP					
2 Jacoby Ellsbury, L (1, 8) OBP: 0.346, SLG: 0.414	F7	F7			41 WP 41 S BB		15 1B 41 S 1B	SH5-4		3	1	1	0	1	0	0	Boston Red Sox @ Tampa Bay Rays Tropicana Field, St. Petersburg, FL Thu Sep 03 2009, 7:08 PM EDT Att: 20,823 - Dome - 72 F livebaseballscorecards.com AB 37 R 6 H 12 RBI 6 BB 3 SO 2 LOB 15 					
15 Dustin Pedroia, R (1, 4) OBP: 0.386, SLG: 0.435	P3		F9		F7		41 1B 20 FC6-4 1B	FC4-2		5	1	1	0	0	0	3						
41 Victor Martinez, S (1, 2) OBP: 0.374, SLG: 0.471	44 2B 20 1B 1B		F8		F8		20 FC6-4 1B	G1-3		5	1	2	1	0	0	3						
20 Kevin Youkilis, R (1, 3) OBP: 0.421, SLG: 0.570	44 2B 1B						34 F8 25 SF8 44 BB 1B	FC6-4		5	2	3	1	0	0	1						
44 Jason Bay, R (1, 7) OBP: 0.385, SLG: 0.537			G5-3							4	0	2	2	1	0	1						
34 David Ortiz, L (1, 10) OBP: 0.317, SLG: 0.437	K				F7		F8			4	0	0	0	1	1	3						
25 Mike Lowell, R (1, 5)		G5-3			F7		SF8			3	0	0	1	0	0	3						
5 Rocco Baldelli, R (1, 9) OBP: 0.326, SLG: 0.480										3	1	1	1	0	0	1						
7 J.D. Drew, L (8, PH) OBP: 0.317, SLG: 0.496		HR			F9		F8			1	0	1	0	0	0	0						
3 Alex Gonzalez, R (1, 6) OBP: 0.263, SLG: 0.335		G4-3			K					4	0	1	0	0	1	0						
Inning Stats	R: 2 E: 0 K: 1 S: 20	H: 3 LOB: 1 BB: 0 P: 30	R: 1 E: 0 K: 0 S: 6	H: 1 LOB: 0 BB: 0 P: 10	R: 0 E: 0 K: 0 S: 8	H: 1 LOB: 1 BB: 0 P: 15	R: 0 E: 0 K: 0 S: 8	H: 0 LOB: 0 BB: 0 P: 11	R: 0 E: 0 K: 1 S: 11	H: 0 LOB: 1 BB: 1 P: 20	R: 1 E: 0 K: 0 S: 13	H: 1 LOB: 1 BB: 1 P: 22	R: 2 E: 0 K: 0 S: 15	H: 4 LOB: 3 BB: 1 P: 23	R: 0 E: 0 K: 0 S: 8	H: 2 LOB: 2 BB: 0 P: 13	R: 0 E: 0 K: 0 S: 7	H: 0 LOB: 0 BB: 0 P: 11	1B: 8 2B: 3 3B: 0 HR: 1	SF: 1 SAC: 1 DP: 0 HBP: 0	WP: 1 PB: 0 SB: 2 CS: 0	PA: 42
PITCHER	IP WLS BF H R ER SO BB IBB HBP BLK WP HR S P ERA WHIP																					
14 David Price, L (1, 1) ERA: 4.75	5.1 L 24 6 4 4 2 2 0 0 0 0 1 1 63 104 6.75 1.500																					
36 Russ Springer, R (6, 1) ERA: 3.59	0.2 2 0 0 0 0 0 0 0 0 0 0 0 3 4 0.00 0.000																					
52 Brian Shouse, L (7, 1) ERA: 5.48	0.1 2 1 1 1 0 0 0 0 0 0 0 0 5 8 27.00 3.000																					
53 Chad Bradford, R (7, 1) ERA: 3.38	0.2 6 3 1 1 0 0 1 0 0 0 0 10 15 13.50 4.500																					
31 Lance Cormier, R (8, 1) ERA: 2.91	2.0 8 2 0 0 0 0 0 0 0 0 0 0 15 24 0.00 1.000																					
Batter	1	2	3	4	5	6	7	8	9	AB	R	H	RBI	BB	SO	LOB	BOTTOM					
8 Jason Bartlett, R (1, 6) OBP: 0.396, SLG: 0.517	13 F8 18 1B 1B	L7			G5-3		K			4	1	1	0	0	1	3	Boston Red Sox @ Tampa Bay Rays Tropicana Field, St. Petersburg, FL Thu Sep 03 2009, 7:08 PM EDT Att: 20,823 - Dome - 72 F livebaseballscorecards.com AB 33 R 3 H 6 RBI 3 BB 3 SO 8 LOB 14 					
13 Carl Crawford, L (1, 7) OBP: 0.382, SLG: 0.457	F8	P5			G6-3		K			4	0	0	0	0	1	3						
18 Ben Zobrist, S (1, 4) OBP: 0.399, SLG: 0.533 (5, 8)	23 C6 2H 1B				G4-3		G1			4	0	1	1	0	0	0						
23 Carlos Pena, L (1, 3) OBP: 0.354, SLG: 0.539	5 S 3 2B 1B				F8		G3-1			3	1	0	0	1	0	1						
5 Pat Burrell, R (1, 10) OBP: 0.338, SLG: 0.407	3 2B BB				P4		P2			3	0	0	0	1	0	1						
3 Evan Longoria, R (1, 5) OBP: 0.356, SLG: 0.516					9 2B 2B		K			4	1	2	1	0	2	1						
9 Gregg Zaun, S (1, 2) OBP: 0.355, SLG: 0.418	K				G6-3		G6-3			4	0	1	1	0	2	2						
26 Gabe Gross, L (1, 9) OBP: 0.356, SLG: 0.393		G6-3			F7					2	0	0	0	0	0	1						
19 Gabe Kapler, R (7, PH) OBP: 0.338, SLG: 0.444 (8, 9)										0	0	0	0	1	0	0						
16 Willy Aybar, S (9, PH) OBP: 0.343, SLG: 0.429										1	0	0	0	0	1	0						
2 B.J. Upton, R (1, 8) OBP: 0.310, SLG: 0.367					K		F7			2	0	1	0	0	1	1						
1 Akinori Iwamura, L (5, 4) OBP: 0.366, SLG: 0.404										2	0	0	0	0	0	1						
Inning Stats	R: 2 E: 0 K: 1 S: 15	H: 3 LOB: 2 BB: 1 P: 24	R: 0 E: 0 K: 0 S: 11	H: 1 LOB: 1 BB: 0 P: 15	R: 0 E: 0 K: 0 S: 6	H: 0 LOB: 0 BB: 0 P: 9	R: 1 E: 0 K: 1 S: 12	H: 2 LOB: 1 BB: 0 P: 19	R: 0 E: 0 K: 0 S: 6	H: 0 LOB: 0 BB: 0 P: 12	R: 0 E: 0 K: 1 S: 7	H: 0 LOB: 0 BB: 0 P: 12	R: 0 E: 0 K: 2 S: 15	H: 0 LOB: 1 BB: 1 P: 25	R: 0 E: 0 K: 1 S: 11	H: 0 LOB: 1 BB: 1 P: 18	R: 0 E: 0 K: 2 S: 13	H: 0 LOB: 0 BB: 0 P: 20	1B: 3 2B: 3 3B: 0 HR: 0	SF: 0 SAC: 0 DP: 0 HBP: 0	WP: 0 PB: 0 SB: 2 CS: 0	PA: 36
PITCHER	IP WLS BF H R ER SO BB IBB HBP BLK WP HR S P ERA WHIP																					
11 Clay Buchholz, R (1, 1) ERA: 4.4	6.0 W 25 6 3 3 3 1 0 0 0 0 0 0 15 25 0.00 1.000																					
13 Billy Wagner, L (7, 1) ERA: 3.4	1.0 H 4 0 0 0 2 1 0 0 0 0 0 0 11 18 0.00 1.000																					
51 Daniel Bard, R (8, 1) ERA: 1.84	1.0 H 4 0 0 0 1 1 0 0 0 0 0 0 13 20 0.00 0.000																					
58 Jonathan Papelbon, R (9, 1) ERA: 1.84	1.0 S 3 0 0 0 2 0 0 0 0 0 0 0 13 20 0.00 0.000																					

Batter	1	2	3	4	5	6	7	8	9	AB	R	H	RBI	BB	SO	LOB	TOP																					
2 Jacoby Ellsbury, L (1,8) OBP: 0.342, SLG: 0.409	F7			K		G4-3			G6-3	4	0	0	0	0	1	1																						
15 Dustin Pedroia, R (1,4) OBP: 0.368, SLG: 0.433	G6-3			F9			F8			3	0	0	0	1	0	0																						
41 Victor Martinez, S (1,2)	F7			G3						4	0	1	0	0	1	1																						
20 Kevin Youkilis, R (1,3) OBP: 0.418, SLG: 0.565		K			L9					4	0	0	0	0	1	2																						
34 David Ortiz, L (1,10) OBP: 0.316, SLG: 0.434		K								3	0	0	0	0	3	1																						
44 Jason Bay, R (1,7) OBP: 0.383, SLG: 0.540										3	1	1	1	0	2	0																						
25 Mike Lowell, R (1,5) OBP: 0.339, SLG: 0.500										3	0	0	0	0	1	0																						
7 J.D. Drew, L (1,9) OBP: 0.383, SLG: 0.492										3	0	0	0	0	2	0																						
22 Nick Green, R (1,6) OBP: 0.303, SLG: 0.369										2	0	1	0	0	0	0																						
11 Casey Kotchman, L (& PH) OBP: 0.348, SLG: 0.396										1	0	0	0	0	1	0																						
30 Chris Woodward, R (8,6) OBP: 0.293, SLG: 0.233										0	0	0	0	0	0	0																						
Inning Stats	R: 0 E: 0 K: 0 S: 6	H: 0 LOB: 0 BB: 0 P: 9	R: 0 E: 0 K: 3 S: 10	H: 0 LOB: 0 BB: 0 P: 14	R: 0 E: 0 K: 1 S: 6	H: 0 LOB: 0 BB: 0 P: 10	R: 0 E: 0 K: 1 S: 9	H: 0 LOB: 0 BB: 0 P: 14	R: 0 E: 0 K: 2 S: 7	H: 0 LOB: 0 BB: 0 P: 11	R: 0 E: 0 K: 1 S: 10	H: 1 LOB: 1 BB: 0 P: 14	R: 0 E: 0 K: 1 S: 11	H: 1 LOB: 0 BB: 0 P: 21	R: 1 E: 0 K: 2 S: 8	H: 1 LOB: 0 BB: 0 P: 13	R: 0 E: 0 K: 1 S: 11	H: 0 LOB: 1 BB: 1 P: 17	1B: 1 2B: 1 3B: 0 HR: 1	SF: 0 SAC: 0 DP: 0 HBP: 0	WP: 0 PB: 0 SB: 0 CS: 0	PA: 31																
PITCHER	IP	WLS	BF	H	R	ER	SO	BB	IBB	HBP	BLK	WP	HR	S	P	ERA	WHIP	PITCHER				IP	WLS	BF	H	R	ER	SO	BB	IBB	HBP	BLK	WP	HR	S	P	ERA	WHIP
34 Gavin Floyd, R (1,1) ERA: 3.84	8.0	W	27	3	1	1	11	0	0	0	0	0	1	67	106	1.12	0.375					8.0	W	27	3	1	1	11	0	0	0	0	0	1	67	106	1.12	0.375
45 Bobby Jenks, R (9,1) ERA: 3.99	1.0		4	0	0	0	1	1	0	0	0	0	0	11	17	0.00	1.000					1.0		4	0	0	0	1	1	0	0	0	0	11	17	0.00	1.000	

Boston Red Sox @ Chicago White Sox
U.S. Cellular Field, Chicago, IL
Sat Sep 05 2009, 4:05 PM EDT
Att: 33,239 - Sunny - 71 F

livebaseballscorecards.com

AB 30
R 1
H 3
RBI 1
BB 1
SO 12
LOB 5




Batter	1	2	3	4	5	6	7	8	9	AB	R	H	RBI	BB	SO	LOB	BOTTOM																					
22 Scott Podsednik, L (1,10) OBP: 0.348, SLG: 0.401	SH1-3 1B									4	1	1	0	0	1	0																						
15 Gordon Beckham, R (1,5) OBP: 0.350, SLG: 0.458		F7								0	0	0	0	0	0	0																						
5 Jayson Nix, R (1,PH) (2,5)										3	1	0	0	1	1	0																						
12 A.J. Pierzynski, L (1,2) OBP: 0.346, SLG: 0.460	SH1-3									2	0	0	0	1	1	0																						
14 Paul Konerko, R (1,3) OBP: 0.354, SLG: 0.500										4	2	2	3	0	2	1																						
31 Dewayne Wise, L (9,9) OBP: 0.236, SLG: 0.242										0	0	0	0	0	0	0																						
7 Mark Kotsay, L (1,9) OBP: 0.312, SLG: 0.384										3	1	1	1	1	0	0																						
20 Carlos Quentin, R (1,7) OBP: 0.325, SLG: 0.437										4	0	2	0	0	0	2																						
17 Chris Getz, L (1,4) OBP: 0.338, SLG: 0.376										3	0	2	1	1	0	1																						
10 Alexei Ramirez, R (1,6) OBP: 0.334, SLG: 0.408										4	0	0	0	0	1	6																						
51 Alex Rios, R (1,8) OBP: 0.298, SLG: 0.404										3	0	0	0	0	0	1																						
Inning Stats	R: 3 E: 0 K: 1 S: 16	H: 3 LOB: 2 BB: 2 P: 28	R: 0 E: 0 K: 1 S: 9	H: 0 LOB: 0 BB: 0 P: 14	R: 0 E: 0 K: 1 S: 6	H: 0 LOB: 0 BB: 1 P: 14	R: 0 E: 0 K: 0 S: 7	H: 1 LOB: 1 BB: 0 P: 11	R: 0 E: 0 K: 0 S: 5	H: 0 LOB: 0 BB: 0 P: 9	R: 1 E: 0 K: 1 S: 13	H: 2 LOB: 1 BB: 0 P: 17	R: 0 E: 0 K: 1 S: 7	H: 0 LOB: 0 BB: 0 P: 10	R: 1 E: 0 K: 1 S: 12	H: 2 LOB: 2 BB: 1 P: 22	R: 1 E: 0 K: 1 S: 12	H: 2 LOB: 2 BB: 1 P: 22	1B: 6 2B: 0 3B: 0 HR: 2	SF: 0 SAC: 1 DP: 0 HBP: 0	WP: 0 PB: 0 SB: 3 CS: 1	PA: 35																
PITCHER	IP	WLS	BF	H	R	ER	SO	BB	IBB	HBP	BLK	WP	HR	S	P	ERA	WHIP	PITCHER				IP	WLS	BF	H	R	ER	SO	BB	IBB	HBP	BLK	WP	HR	S	P	ERA	WHIP
49 Tim Wakefield, R (1,1) ERA: 4.22	6.0	L	26	6	4	4	4	3	0	0	0	0	0	56	93	6.00	1.500					6.0	L	26	6	4	4	4	3	0	0	0	0	56	93	6.00	1.500	
56 Ramon E Ramirez, R (7,1) ERA: 2.88	1.0		3	0	0	0	1	0	0	0	0	0	0	7	10	0.00	0.000					1.0		3	0	0	0	1	0	0	0	0	7	10	0.00	0.000		
37 Hideki Okajima, L (8,1) ERA: 3.29	1.0		6	2	1	1	1	1	0	0	0	0	1	12	22	9.00	3.000					1.0		6	2	1	1	1	1	0	0	0	1	12	22	9.00	3.000	

Boston Red Sox @ Chicago White Sox
U.S. Cellular Field, Chicago, IL
Sat Sep 05 2009, 4:05 PM EDT
Att: 33,239 - Sunny - 71 F

livebaseballscorecards.com


AB 30
R 5
H 8
RBI 5
BB 4
SO 6
LOB 11




Batter	1	2	3	4	5	6	7	8	9	AB	R	H	RBI	BB	SO	LOB	TOP			
2 Jacoby Ellsbury, L (1, 8) OBP: 0.347, SLG: 0.412										4	1	2	0	0	0	0	Boston Red Sox @ Chicago White Sox U.S. Cellular Field, Chicago, IL Mon Sep 07 2009, 2:05 PM EDT Att: 22,511 - Sunny - 69 F			
15 Dustin Pedroia, R (1, 4) OBP: 0.367, SLG: 0.431										3	0	1	0	1	0	1				
41 Victor Martinez, S (1, 3) OBP: 0.376, SLG: 0.476										4	0	1	0	0	0	5				
20 Kevin Youkilis, R (1, 5) OBP: 0.416, SLG: 0.558									3	0	1	1	1	0	1					
44 Jason Bay, R (1, 7) OBP: 0.383, SLG: 0.537									4	0	1	0	0	2	3					
25 Mike Lowell, R (1, 10) OBP: 0.337, SLG: 0.503									4	0	1	0	0	1	2					
5 Rocco Baldelli, R (1, 9) OBP: 0.315, SLG: 0.462									4	0	0	0	0	1	2	AB 34				
33 Jason Varitek, S (1, 2) OBP: 0.322, SLG: 0.410									4	0	0	0	0	2	2	R 1				
3 Alex Gonzalez, R (1, 6) OBP: 0.262, SLG: 0.335										4	0	1	0	0	1	0	H 8			
Inning Stats	R: 1 E: 0 K: 1 S: 14	H: 2 LOB: 1 BB: 0 P: 20	R: 0 E: 0 K: 0 S: 5	H: 0 LOB: 0 BB: 0 P: 7	R: 0 E: 0 K: 0 S: 8	H: 1 LOB: 1 BB: 0 P: 11	R: 0 E: 0 K: 0 S: 7	H: 0 LOB: 0 BB: 1 P: 14	R: 0 E: 0 K: 2 S: 12	H: 2 LOB: 3 BB: 1 P: 15	R: 0 E: 0 K: 1 S: 8	H: 0 LOB: 0 BB: 0 P: 11	R: 0 E: 0 K: 2 S: 14	H: 1 LOB: 1 BB: 0 P: 18	R: 0 E: 0 K: 1 S: 8	H: 0 LOB: 0 BB: 0 P: 9	1B: 7 2B: 1 3B: 0 HR: 0	SF: 0 SAC: 0 DP: 1 HBP: 0	WP: 0 PB: 0 SB: 1 CS: 0	PA: 36
PITCHER	IP WLS BF H R ER SO BB IBB HBP BLK WP HR S P ERA WHIP																			
56 Mark Buehrle, L (1, 1) ERA: 3.77	7.0 W 30 8 1 1 4 2 0 0 0 0 0 0 73 107 1.29 1.429																			
57 Ramon Pena, R (8, 1) ERA: 4.19	1.0 H 3 0 0 0 2 0 0 0 0 0 0 0 10 13 0.00 0.000																			
37 Matt Thornton, L (9, 1) ERA: 2.63	1.0 3 0 0 0 1 0 0 0 0 0 0 0 8 9 0.00 0.000																			

Batter	1	2	3	4	5	6	7	8	9	AB	R	H	RBI	BB	SO	LOB	BOTTOM			
22 Scott Podsednik, L (1, 7) OBP: 0.355, SLG: 0.406										3	1	2	0	1	0	0	Boston Red Sox @ Chicago White Sox U.S. Cellular Field, Chicago, IL Mon Sep 07 2009, 2:05 PM EDT Att: 22,511 - Sunny - 69 F			
10 Alexei Ramirez, R (1, 6) OBP: 0.333, SLG: 0.405										3	0	0	0	0	3					
12 A.J. Pierzynski, L (1, 2) OBP: 0.343, SLG: 0.456										4	0	0	1	0	3	2				
23 Jermaine Dye, R (1, 9) OBP: 0.341, SLG: 0.472										3	1	1	0	1	1	1				
31 Deweyane Wise, L (8, PR) OBP: 0.236, SLG: 0.342										0	1	0	0	0	0	0				
7 Mark Kotsay, L (1, 3) OBP: 0.317, SLG: 0.388										4	0	2	2	0	0	1				
20 Carlos Quentin, R (1, 10) OBP: 0.323, SLG: 0.446									4	1	2	2	0	0	1					
17 Chris Getz, L (1, 4) OBP: 0.331, SLG: 0.367									4	0	0	0	0	1	2	AB 30				
51 Alex Rios, R (1, 8) OBP: 0.295, SLG: 0.399										3	0	0	0	0	0	1	R 5			
5 Jayson Nix, R (1, 5) OBP: 0.317, SLG: 0.427										2	1	1	0	0	0	0	H 8			
Inning Stats	R: 0 E: 0 K: 2 S: 11	H: 1 LOB: 1 BB: 0 P: 16	R: 0 E: 0 K: 0 S: 9	H: 1 LOB: 1 BB: 0 P: 11	R: 3 E: 0 K: 0 S: 12	H: 3 LOB: 2 BB: 1 P: 22	R: 0 E: 0 K: 1 S: 11	H: 1 LOB: 2 BB: 1 P: 18	R: 0 E: 0 K: 1 S: 8	H: 0 LOB: 0 BB: 0 P: 11	R: 0 E: 0 K: 0 S: 4	H: 0 LOB: 0 BB: 0 P: 8	R: 0 E: 0 K: 0 S: 7	H: 0 LOB: 0 BB: 0 P: 10	R: 2 E: 0 K: 1 S: 16	H: 2 LOB: 1 BB: 0 P: 23	1B: 6 2B: 1 3B: 0 HR: 1	SF: 0 SAC: 1 DP: 0 HBP: 1	WP: 1 PB: 0 SB: 1 CS: 0	PA: 34
PITCHER	IP WLS BF H R ER SO BB IBB HBP BLK WP HR S P ERA WHIP																			
19 Josh Beckett, R (1, 1) ERA: 3.87	7.0 L 29 6 3 3 4 2 0 0 1 0 0 1 62 96 3.86 1.143																			
37 Hideki Okajima, L (8, 1) ERA: 3.56	1.0 5 2 2 2 1 0 0 0 0 0 0 1 16 23 18.00 2.000																			

Batter	1	2	3	4	5	6	7	8	9	AB	R	H	RBI	BB	SO	LOB	TOP			
1 Brian Roberts, S OBP: 0.350, SLG: 0.454	F7	F8			14 SF7	18 1B		BB		3	1	1	1	2	0	1	Baltimore Orioles @ Boston Red Sox Fenway Park, Boston, MA Wed Sep 09 2009, 7:10 PM EDT Att: 37,712 - Clear - 63 F			
18 Felix Pie, L OBP: 0.335, SLG: 0.443	G3		B5-3		F8			K		5	0	1	1	0	1	3				
14 Nolan Reimold, R OBP: 0.362, SLG: 0.459	21 2B		F7		SF7			G6-3		4	0	1	1	0	1	5				
21 Nick Markakis, L OBP: 0.355, SLG: 0.473	1B									4	1	3	0	1	1	3				
6 Melvin Mora, R OBP: 0.320, SLG: 0.353	F8		K		F9			F8		5	0	0	0	0	1	5				
32 Matt Wieters, S OBP: 0.318, SLG: 0.377		23 1B, 30 BB, G6-4-3		G3-1		3 1B, 23 BB, 1B		K		4	2	2	0	1	1	0				
30 Luke Scott, L OBP: 0.342, SLG: 0.478		3 1B, 23 BB, G6-4-3		G4-3		K		K		3	0	1	1	1	2	1				
23 Ty Wigginton, R OBP: 0.313, SLG: 0.391		3 1B, 23 BB, G6-4-3		G4-3		E1, 18 1B		1 BB		5	1	2	0	0	0	3				
3 Cesar Izturis, S OBP: 0.283, SLG: 0.330	G6-4-3			G5-3		18 1B, 1 BB		K		4	0	1	0	0	1	4				
Inning Stats	R: 0, H: 2, E: 0, K: 0, S: 14	H: 2, LOB: 2, BB: 0, P: 19	R: 1, H: 1, E: 0, K: 0, S: 11	H: 1, LOB: 2, BB: 2, P: 22	R: 0, H: 0, E: 0, K: 1, S: 12	H: 0, LOB: 1, BB: 1, P: 18	R: 0, H: 1, E: 0, K: 0, S: 6	H: 1, LOB: 1, BB: 0, P: 7	R: 1, H: 2, E: 0, K: 0, S: 12	H: 2, LOB: 1, BB: 0, P: 17	R: 2, H: 3, E: 0, K: 3, S: 22	H: 3, LOB: 3, BB: 1, P: 38	R: 0, H: 0, E: 0, K: 2, S: 13	H: 0, LOB: 0, BB: 0, P: 16	R: 0, H: 1, E: 0, K: 2, S: 18	H: 1, LOB: 2, BB: 1, P: 26		R: 1, H: 2, E: 0, K: 0, S: 18	H: 2, LOB: 1, BB: 0, P: 28	1B: 9, SF: 2, 2B: 3, SAC: 0, 3B: 0, DP: 1, HR: 0, HBP: 0
PITCHER	IP, WLS, BF, H, R, ER, SO, BB, IBB, HBP, BLK, WP, HR, S, P, ERA, WHIP											IP, WLS, BF, H, R, ER, SO, BB, IBB, HBP, BLK, WP, HR, S, P, ERA, WHIP	ERA, WHIP							
36 Paul Byrd, R ERA: 6.08	5.0, 0, 23, 6, 2, 2, 1, 3, 0, 0, 0, 0, 0, 0, 55, 83, 3.60, 1.800											58 Jonathan Papelbon, R ERA: 1.92	1.1, S, 6, 2, 1, 1, 0, 0, 0, 0, 0, 0, 19, 29, 6.75, 1.500							
17 Manny Delcarmen, R ERA: 3.49	0.1, B, 5, 2, 2, 1, 1, 0, 0, 0, 0, 0, 0, 0, 14, 24, 27.00, 9.000											56 Ramon E Ramirez, R ERA: 2.85	0.2, 3, 1, 0, 0, 2, 0, 0, 0, 0, 0, 0, 0, 8, 14, 0.00, 1.500							
13 Billy Wagner, L ERA: 1.35	1.0, W, 3, 0, 0, 0, 2, 0, 0, 0, 0, 0, 0, 0, 13, 16, 0.00, 0.000											51 Daniel Bard, R ERA: 3.32	0.2, H, 4, 1, 0, 0, 2, 1, 0, 0, 0, 0, 0, 0, 17, 25, 0.00, 3.000							
Batter	1	2	3	4	5	6	7	8	9	AB	R	H	RBI	BB	SO	LOB	BOTTOM			
2 Jacoby Ellsbury, L OBP: 0.350, SLG: 0.411	F7	15 1B		F7		G3		BB		3	1	1	0	2	0	3	Baltimore Orioles @ Boston Red Sox Fenway Park, Boston, MA Wed Sep 09 2009, 7:10 PM EDT Att: 37,712 - Clear - 63 F			
15 Dustin Pedroia, R OBP: 0.369, SLG: 0.443	L7	1B		G6-3		G3		G5-3		5	0	2	1	0	0	4				
7 J.D. Drew, L OBP: 0.380, SLG: 0.495	G4-3			G4-3		P6		K		5	0	1	0	0	1	2				
20 Kevin Youkilis, R OBP: 0.421, SLG: 0.564	34 1B, 44 BB		G6-3		G6-3		25 BB, 41 1B	44 1B, 34 1B		3	2	2	0	2	0	1				
34 David Ortiz, L OBP: 0.319, SLG: 0.438	44 1B		F8		25 1B		K			4	0	2	0	1	1	2				
22 Nick Green, R OBP: 0.303, SLG: 0.369	44 1B				25 1B		50 L6-4, 44 1B			0	0	0	0	0	0	0				
44 Jason Bay, R OBP: 0.385, SLG: 0.536	1B		K		K		41 2B			5	1	3	2	0	2	3				
25 Mike Lowell, R OBP: 0.377, SLG: 0.480	L5						41 2B			3	1	1	0	1	0	2				
32 Brian Anderson, R OBP: 0.313, SLG: 0.311			E3, 33 BB, G6-3					L6-4		0	1	0	0	0	0	0				
50 Dusty Brown, R ERA: 4.22										1	0	0	0	0	0	3				
33 Jason Varitek, S OBP: 0.325, SLG: 0.415			K							3	0	2	1	0	1	0				
23 Joey Gathright, L OBP: 0.278, SLG: 0.235										0	1	0	0	0	0	0				
16 George Kottaras, L OBP: 0.307, SLG: 0.391										0	0	0	0	0	0	0				
41 Victor Martinez, S OBP: 0.377, SLG: 0.480										1	0	1	3	0	0	0				
3 Alex Gonzalez, R OBP: 0.264, SLG: 0.348	G5-3									2	0	0	0	0	0	2				
Inning Stats	R: 2, H: 2, E: 0, K: 0, S: 14	H: 2, LOB: 2, BB: 0, P: 29	R: 0, H: 1, E: 0, K: 1, S: 9	H: 1, LOB: 1, BB: 0, P: 13	R: 1, H: 1, E: 1, K: 0, S: 7	H: 1, LOB: 1, BB: 0, P: 9	R: 0, H: 1, E: 0, K: 1, S: 12	H: 1, LOB: 2, BB: 2, P: 25	R: 1, H: 2, E: 0, K: 0, S: 17	H: 2, LOB: 1, BB: 0, P: 24	R: 3, H: 3, E: 0, K: 1, S: 14	H: 3, LOB: 2, BB: 2, P: 29	R: 0, H: 3, E: 0, K: 1, S: 17	H: 3, LOB: 2, BB: 0, P: 24	1B: 13, SF: 0, 2B: 3, SAC: 2, 3B: 0, DP: 1, HR: 0, HBP: 0	WP: 0, PA: 43, PB: 0, SB: 1, CS: 0				
PITCHER	IP, WLS, BF, H, R, ER, SO, BB, IBB, HBP, BLK, WP, HR, S, P, ERA, WHIP											IP, WLS, BF, H, R, ER, SO, BB, IBB, HBP, BLK, WP, HR, S, P, ERA, WHIP	ERA, WHIP							
49 Jason Berken, R ERA: 6.02	5.1, 0, 27, 8, 4, 3, 3, 4, 0, 0, 0, 0, 0, 0, 58, 95, 5.06, 2.250											53 Sean Henn, L ERA: 6.94	0.1, 0, 0, 0, 0, 0, 0, 0, 0, 0, 8, 11, 0.00, 6.000							
53 Alberto Castillo, L ERA: 3.18	0.1, H, 1, 0, 0, 0, 0, 0, 0, 0, 0, 0, 0, 0, 2, 5, 0.00, 0.000											26 Cla Meredith, R ERA: 4.37	0.2, 2, 1, 0, 0, 0, 0, 0, 0, 0, 9, 13, 0.00, 1.500							
37 Matt Albers, R ERA: 5.46	0.1, L, 3, 2, 1, 1, 0, 0, 0, 0, 0, 0, 0, 0, 13, 17, 27.00, 6.000																			
27 Mark Hendrickson, L ERA: 4.59	0.1, 1, 0, 0, 0, 1, 0, 0, 0, 0, 0, 0, 0, 3, 6, 0.00, 0.000																			
28 Danyys Baez, R ERA: 4.22	0.2, 6, 2, 2, 2, 0, 2, 0, 0, 0, 0, 0, 0, 8, 19, 27.00, 6.000																			

Batter	1	2	3	4	5	6	7	8	9	AB	R	H	RBI	BB	SO	LOB	TOP
8 Jason Bartlett, R OBP: 0.395, SLG: 0.516	G4-3		F8		F8					3	0	1	1	0	0	1	<p>Tampa Bay Rays @ Boston Red Sox Fenway Park, Boston, MA Sat Sep 12 2009, 7:10 PM EDT Att: 37,755 - Drizzlie - 64 F</p> <p>livebaseballscorecards.com</p> <p>AB 19 R 1 H 4 RBI 1 BB 1 SO 4 LOB 8</p> 
13 Carl Crawford, L OBP: 0.360, SLG: 0.449	G3		G6-3		L8					3	0	0	0	0	0	3	
3 Evan Longoria, R OBP: 0.358, SLG: 0.538	G5-3			K						3	0	1	0	0	1	0	
18 Ben Zobrist, S OBP: 0.394, SLG: 0.517		K		P4						2	0	0	0	0	1	0	
5 Pat Burrell, R OBP: 0.330, SLG: 0.386		F8		G6-3						2	0	0	0	0	0	0	
16 Willy Aybar, S OBP: 0.342, SLG: 0.419					P6					1	0	0	0	1	0	0	
1 Akinori Iwamura, L OBP: 0.362, SLG: 0.397					G3					2	1	1	0	0	0	1	
30 Dioner Navarro, S OBP: 0.262, SLG: 0.331										1	0	1	0	0	0	0	
38 Fernando Perez, R OBP: 0.158, SLG: 0.158										2	0	0	0	0	2	3	
Inning Stats	R: 0 E: 0 K: 0 S: 6	H: 0 LOB: 0 BB: 0 P: 8	R: 0 E: 0 K: 1 S: 10	H: 0 LOB: 1 BB: 1 P: 20	R: 0 E: 0 K: 1 S: 8	H: 1 LOB: 0 BB: 0 P: 13	R: 0 E: 0 K: 1 S: 7	H: 0 LOB: 0 BB: 0 P: 9	R: 1 E: 0 K: 1 S: 14	H: 2 LOB: 2 BB: 0 P: 26	R: 0 E: 0 K: 0 S: 1	H: 1 LOB: 1 BB: 0 P: 2	1B: 3 2B: 1 3B: 0 HR: 0	SF: 0 SAC: 0 DP: 0 HBP: 1	WP: 0 PB: 0 SB: 0 CS: 0	PA: 21	
PITCHER 19 Josh Beckett, R ERA: 3.82	IP: 5.0 WLS: W BF: 21	H: 4 R: 1 ER: 1 SO: 4	BB: 1 IBB: 0 HBP: 1 BLK: 0	WP: 0 HR: 0 S: 46 P: 78	ERA: 1.80 WHIP: 1.000	PITCHER										IP: WLS: BF: H: R: ER: SO: BB: IBB: HBP: BLK: WP: HR: S: P: ERA: WHIP	


Batter	1	2	3	4	5	6	7	8	9	AB	R	H	RBI	BB	SO	LOB	BOTTOM
2 Jacoby Ellsbury, L OBP: 0.350, SLG: 0.411	G4-3		F8							3	0	1	1	0	0	1	<p>Tampa Bay Rays @ Boston Red Sox Fenway Park, Boston, MA Sat Sep 12 2009, 7:10 PM EDT Att: 37,755 - Drizzlie - 64 F</p> <p>livebaseballscorecards.com</p> <p>AB 23 R 9 H 8 RBI 8 BB 4 SO 6 LOB 11</p> 
15 Dustin Pedroia, R OBP: 0.365, SLG: 0.442	P4									3	1	1	0	0	0	1	
41 Victor Martinez, S OBP: 0.376, SLG: 0.479	P5									3	1	1	1	0	1	0	
20 Kevin Youkilis, R OBP: 0.424, SLG: 0.573										2	2	2	2	1	0	0	
34 David Ortiz, L OBP: 0.321, SLG: 0.439										2	1	1	1	1	1	0	
44 Jason Bay, R OBP: 0.394, SLG: 0.533										2	1	0	0	1	1	2	
7 J.D. Drew, L OBP: 0.379, SLG: 0.493										2	1	0	0	1	2	2	
33 Jason Varitek, S OBP: 0.322, SLG: 0.411										3	0	0	0	0	1	5	
3 Alex Gonzalez, R OBP: 0.267, SLG: 0.353										3	2	2	3	0	0	0	
Inning Stats	R: 0 E: 0 K: 0 S: 9	H: 0 LOB: 0 BB: 0 P: 14	R: 0 E: 0 K: 3 S: 16	H: 0 LOB: 2 BB: 2 P: 31	R: 8 E: 0 K: 0 S: 18	H: 7 LOB: 1 BB: 2 P: 32	R: 1 E: 0 K: 2 S: 9	H: 1 LOB: 0 BB: 0 P: 10	R: 0 E: 0 K: 1 S: 6	H: 0 LOB: 0 BB: 0 P: 9	1B: 6 2B: 1 3B: 0 HR: 1	SF: 0 SAC: 0 DP: 0 HBP: 0	WP: 1 PB: 0 SB: 0 CS: 0	PA: 27			
PITCHER 40 Wade Davis, R ERA: 9.38 59 Dale Thayer, R ERA: 4.0 21 Andy Sonnanstine, R ERA: 7.15	IP: 2.2 WLS: L BF: 18	H: 6 R: 8 ER: 8 SO: 2	BB: 3 IBB: 0 HBP: 0 BLK: 0	WP: 1 HR: 0 S: 14 P: 16	ERA: 6.75 WHIP: 1.500	PITCHER										IP: WLS: BF: H: R: ER: SO: BB: IBB: HBP: BLK: WP: HR: S: P: ERA: WHIP	

Batter	1	2	3	4	5	6	7	8	9	AB	R	H	RBI	BB	SO	LOB	TOP						
8 Jason Bartlett, R OBP: 0.391, SLG: 0.509	F7		K			G5-3		F7		4	0	0	0	0	1	1							
13 Carl Crawford, L OBP: 0.397, SLG: 0.444	G5-3			G3		G4-3		G3		4	0	0	0	0	0	0							
3 Evan Longoria, R OBP: 0.356, SLG: 0.535	G6-3				16 S BB	P4			18 1B	3	0	1	0	1	0	0							
18 Ben Zobrist, S OBP: 0.396, SLG: 0.514	F7			K		19 G5-4-3 BB				3	0	1	0	1	1	1							
16 Willy Aybar, S OBP: 0.377, SLG: 0.411	K			K		F9			1B	4	0	0	0	0	3	4							
19 Gabe Kapler, R OBP: 0.329, SLG: 0.422						G5-4-3				3	0	1	0	1	1	3							
30 Dioner Navarro, S OBP: 0.264, SLG: 0.332	FC4			SH3					1B	2	0	1	0	0	0	1							
2 B.J. Upton, R OBP: 0.307, SLG: 0.361			K			G5-3		F8		3	0	0	0	0	1	2							
38 Fernando Perez, R OBP: 0.143, SLG: 0.143			K			G5-3		K		2	0	0	0	0	1	1							
5 Pat Burrell, R OBP: 0.326, SLG: 0.381										1	0	0	0	0	1	1							
26 Gabe Gross, L OBP: 0.346, SLG: 0.381										0	0	0	0	0	0	0							
Inning Stats	R: 0 E: 0 K: 0 S: 5	H: 0 LOB: 0 BB: 0 P: 9	R: 0 E: 0 K: 1 S: 9	H: 1 LOB: 1 BB: 0 P: 14	R: 0 E: 0 K: 3 S: 9	H: 0 LOB: 0 BB: 0 P: 13	R: 0 E: 0 K: 2 S: 12	H: 0 LOB: 1 BB: 1 P: 20	R: 0 E: 0 K: 0 S: 8	H: 0 LOB: 0 BB: 0 P: 15	R: 0 E: 0 K: 0 S: 8	H: 0 LOB: 0 BB: 1 P: 10	R: 0 E: 0 K: 1 S: 9	H: 1 LOB: 1 BB: 0 P: 15	R: 0 E: 0 K: 2 S: 13	H: 2 LOB: 2 BB: 0 P: 18	1B: 3 2B: 1 3B: 0 HR: 0	SF: 0 SAC: 1 DP: 1 HBP: 0	WP: 1 PB: 0 SB: 1 CS: 0	PA: 33			
PITCHER	IP WLS BF H R ER SO BB IBB HBP BLK WP HR S P ERA WHIP	IP WLS BF H R ER SO BB IBB HBP BLK WP HR S P ERA WHIP	IP WLS BF H R ER SO BB IBB HBP BLK WP HR S P ERA WHIP	IP WLS BF H R ER SO BB IBB HBP BLK WP HR S P ERA WHIP	IP WLS BF H R ER SO BB IBB HBP BLK WP HR S P ERA WHIP	IP WLS BF H R ER SO BB IBB HBP BLK WP HR S P ERA WHIP	IP WLS BF H R ER SO BB IBB HBP BLK WP HR S P ERA WHIP	IP WLS BF H R ER SO BB IBB HBP BLK WP HR S P ERA WHIP	IP WLS BF H R ER SO BB IBB HBP BLK WP HR S P ERA WHIP	IP WLS BF H R ER SO BB IBB HBP BLK WP HR S P ERA WHIP	IP WLS BF H R ER SO BB IBB HBP BLK WP HR S P ERA WHIP	IP WLS BF H R ER SO BB IBB HBP BLK WP HR S P ERA WHIP	IP WLS BF H R ER SO BB IBB HBP BLK WP HR S P ERA WHIP	IP WLS BF H R ER SO BB IBB HBP BLK WP HR S P ERA WHIP	IP WLS BF H R ER SO BB IBB HBP BLK WP HR S P ERA WHIP	IP WLS BF H R ER SO BB IBB HBP BLK WP HR S P ERA WHIP	IP WLS BF H R ER SO BB IBB HBP BLK WP HR S P ERA WHIP	IP WLS BF H R ER SO BB IBB HBP BLK WP HR S P ERA WHIP	IP WLS BF H R ER SO BB IBB HBP BLK WP HR S P ERA WHIP	IP WLS BF H R ER SO BB IBB HBP BLK WP HR S P ERA WHIP	IP WLS BF H R ER SO BB IBB HBP BLK WP HR S P ERA WHIP		
31 Jon Lester, L ERA: 3.29	8.0	W	28	2	0	0	7	3	0	0	0	0	0	0	0	0	0	0	0	0	0	0.00	0.625
13 Billy Wagner, L ERA: 1.17	1.0		5	2	0	0	2	0	0	0	0	0	0	0	0	0	0	0	0	0	0	0.00	2.000

Tampa Bay Rays @ Boston Red Sox
Fenway Park, Boston, MA
Sun Sep 13 2009, 5:00 PM EDT
Att: 37,271 - Partly Cloudy - 78 F

livebaseballscorecards.com

AB	29
R	0
H	4
RBI	0
BB	3
SO	9
LOB	14




Batter	1	2	3	4	5	6	7	8	9	AB	R	H	RBI	BB	SO	LOB	BOTTOM						
2 Jacoby Ellsbury, L OBP: 0.349, SLG: 0.410	G3		L4			G3-1				3	0	0	0	0	0	0							
15 Dustin Pedroia, R OBP: 0.369, SLG: 0.448	G3		L1				15 G4-3 HBP			4	0	1	0	0	0	1							
41 Victor Martinez, S OBP: 0.376, SLG: 0.479	K				34 BB 7 BB 1B	K		F7		4	0	1	0	0	2	2							
7 J.D. Drew, L OBP: 0.384, SLG: 0.494					34 BB 25 G5-3 BB		25 BB 33 1B		44 CS BB	1	2	1	0	3	0	0							
44 Jason Bay, R OBP: 0.382, SLG: 0.534	K					F8		CS		4	1	1	1	0	2	4							
34 David Ortiz, L OBP: 0.324, SLG: 0.443						K		L9		3	0	1	0	1	1	1							
25 Mike Lowell, R OBP: 0.338, SLG: 0.501	G5-3					L5				4	1	1	1	0	1	4							
33 Jason Varitek, S OBP: 0.322, SLG: 0.409	G3-1					G1-3				4	0	1	2	0	0	4							
3 Alex Gonzalez, R OBP: 0.265, SLG: 0.350	K					G6-3		L7		3	0	0	0	0	1	1							
Inning Stats	R: 0 E: 0 K: 1 S: 12	H: 0 LOB: 0 BB: 0 P: 16	R: 1 E: 0 K: 1 S: 12	H: 1 LOB: 1 BB: 1 P: 19	R: 0 E: 0 K: 1 S: 6	H: 0 LOB: 0 BB: 0 P: 8	R: 0 E: 0 K: 1 S: 14	H: 1 LOB: 3 BB: 2 P: 27	R: 0 E: 0 K: 1 S: 10	H: 1 LOB: 1 BB: 0 P: 14	R: 2 E: 0 K: 1 S: 13	H: 3 LOB: 1 BB: 0 P: 16	R: 0 E: 0 K: 0 S: 10	H: 0 LOB: 1 BB: 1 P: 17	R: 1 E: 0 K: 1 S: 7	H: 1 LOB: 0 BB: 0 P: 9	1B: 4 2B: 2 3B: 0 HR: 1	SF: 0 SAC: 0 DP: 0 HBP: 1	WP: 0 PB: 0 SB: 0 CS: 1	PA: 36			
PITCHER	IP WLS BF H R ER SO BB IBB HBP BLK WP HR S P ERA WHIP	IP WLS BF H R ER SO BB IBB HBP BLK WP HR S P ERA WHIP	IP WLS BF H R ER SO BB IBB HBP BLK WP HR S P ERA WHIP	IP WLS BF H R ER SO BB IBB HBP BLK WP HR S P ERA WHIP	IP WLS BF H R ER SO BB IBB HBP BLK WP HR S P ERA WHIP	IP WLS BF H R ER SO BB IBB HBP BLK WP HR S P ERA WHIP	IP WLS BF H R ER SO BB IBB HBP BLK WP HR S P ERA WHIP	IP WLS BF H R ER SO BB IBB HBP BLK WP HR S P ERA WHIP	IP WLS BF H R ER SO BB IBB HBP BLK WP HR S P ERA WHIP	IP WLS BF H R ER SO BB IBB HBP BLK WP HR S P ERA WHIP	IP WLS BF H R ER SO BB IBB HBP BLK WP HR S P ERA WHIP	IP WLS BF H R ER SO BB IBB HBP BLK WP HR S P ERA WHIP	IP WLS BF H R ER SO BB IBB HBP BLK WP HR S P ERA WHIP	IP WLS BF H R ER SO BB IBB HBP BLK WP HR S P ERA WHIP	IP WLS BF H R ER SO BB IBB HBP BLK WP HR S P ERA WHIP	IP WLS BF H R ER SO BB IBB HBP BLK WP HR S P ERA WHIP	IP WLS BF H R ER SO BB IBB HBP BLK WP HR S P ERA WHIP	IP WLS BF H R ER SO BB IBB HBP BLK WP HR S P ERA WHIP	IP WLS BF H R ER SO BB IBB HBP BLK WP HR S P ERA WHIP	IP WLS BF H R ER SO BB IBB HBP BLK WP HR S P ERA WHIP	IP WLS BF H R ER SO BB IBB HBP BLK WP HR S P ERA WHIP	IP WLS BF H R ER SO BB IBB HBP BLK WP HR S P ERA WHIP	
33 James Shields, R ERA: 4.03	6.0	L	27	6	3	3	0	0	0	0	0	0	0	0	0	0	0	0	0	0	0	4.50	1.500
31 Lance Cormier, R ERA: 3.39	1.1		6	1	1	1	0	1	0	1	13	21	6.75	1.500									
35 Dan Wheeler, R ERA: 3.51	0.2		2	0	0	0	1	0	0	4	5	0.00	0.000										

Tampa Bay Rays @ Boston Red Sox
Fenway Park, Boston, MA
Sun Sep 13 2009, 5:00 PM EDT
Att: 37,271 - Partly Cloudy - 78 F

livebaseballscorecards.com

AB	30
R	4
H	7
RBI	4
BB	4
SO	7
LOB	17



Batter	1	2	3	4	5	6	7	8	9	AB	R	H	RBI	BB	SO	LOB	TOP								
Chone Figgins, S OBP: 0.300, SLG: 0.391										2	0	0	0	2	2	2	Los Angeles Angels @ Boston Red Sox Fenway Park, Boston, MA Tue Sep 15 2009, 7:10 PM EDT Att: 37,942 - Partly Cloudy - 65 F								
13 Maicer Izturis, S OBP: 0.355, SLG: 0.434										4	0	1	0	0	0	2									
53 Bobby Abreu, L OBP: 0.339, SLG: 0.436										4	0	1	0	0	1	2									
27 Vladimir Guerrero, R OBP: 0.336, SLG: 0.470										4	0	0	0	0	1	3									
48 Tori Hunter, R OBP: 0.381, SLG: 0.533										4	1	1	0	0	0	1									
8 Kendrys Morales, S OBP: 0.353, SLG: 0.570										3	0	1	0	1	0	1									
20 Juan Rivera, R OBP: 0.325, SLG: 0.479										4	0	0	0	0	1	3									
2 Erick Aybar, S OBP: 0.346, SLG: 0.422										4	0	2	1	0	0	1									
5 Jeff Mathis, R OBP: 0.293, SLG: 0.311										2	0	0	0	0	2	2									
24 Gary Matthews, S OBP: 0.326, SLG: 0.340										1	0	0	0	0	1	1									
46 Bobby Wilson, R OBP: 0.333, SLG: 0.427										0	0	0	0	0	0	0									
47 Howie Kendrick, R OBP: 0.333, SLG: 0.427										1	0	0	0	0	0	1									
Inning Stats	R: 0 E: 0 K: 0 S: 9	H: 0 LOB: 1 BB: 1 P: 18	R: 0 E: 0 K: 0 S: 4	H: 0 LOB: 0 BB: 0 P: 7	R: 0 E: 0 K: 1 S: 7	H: 0 LOB: 1 BB: 1 P: 14	R: 0 E: 0 K: 1 S: 8	H: 0 LOB: 0 BB: 0 P: 15	R: 0 E: 0 K: 2 S: 13	H: 2 LOB: 2 BB: 0 P: 18	R: 0 E: 0 K: 1 S: 10	H: 1 LOB: 1 BB: 1 P: 15	R: 0 E: 0 K: 1 S: 9	H: 0 LOB: 1 BB: 1 P: 18	R: 0 E: 0 K: 1 S: 13	H: 1 LOB: 1 BB: 0 P: 16	R: 1 E: 0 K: 1 S: 14	H: 2 LOB: 1 BB: 0 P: 20	1B: 4 2B: 2 3B: 0 HR: 0	SF: 0 SAC: 0 DP: 0 HBP: 0	WP: 0 PB: 0 SB: 2 CS: 0	PA: 36			
PITCHER	IP	WLS	BF	H	R	ER	SO	BB	IBB	HBP	BLK	WP	HR	S	P	ERA	WHIP								
18 Daisuke Matsuzaka, R ERA: 7.02	(1, 1)	6.0	W 24	3	0	0	5	3	0	0	0	0	0	53	93	0.00	1.000								
56 Ramon E Ramirez, R ERA: 2.8	(7, 1)	1.0	H 3	0	0	0	1	0	0	0	0	0	0	7	12	0.00	0.000								
13 Billy Wagner, L ERA: 1.08	(8, 1)	0.2	H 3	1	0	0	1	0	0	0	0	0	0	10	13	0.00	1.500								
51 Daniel Bard, R ERA: 3.3	(8, 1)	0.1	H 1	0	0	0	0	0	0	0	0	0	0	3	3	0.00	0.000								
58 Jonathan Papelbon, R ERA: 2.0	(9, 1)	1.0	5	2	1	1	1	0	0	0	0	0	0	14	20	9.00	2.000								

Batter	1	2	3	4	5	6	7	8	9	AB	R	H	RBI	BB	SO	LOB	BOTTOM								
2 Jacoby Ellsbury, L OBP: 0.350, SLG: 0.410										4	1	2	0	0	0	0	Los Angeles Angels @ Boston Red Sox Fenway Park, Boston, MA Tue Sep 15 2009, 7:10 PM EDT Att: 37,942 - Partly Cloudy - 65 F								
15 Dustin Pedroia, R OBP: 0.368, SLG: 0.447										4	0	1	0	0	0	1									
7 J.D. Drew, L OBP: 0.383, SLG: 0.496										4	1	1	0	0	0	3									
44 Jason Bay, R OBP: 0.385, SLG: 0.534										2	0	1	1	2	1	1									
34 David Ortiz, L OBP: 0.325, SLG: 0.450										4	1	2	2	0	1	1									
25 Mike Lowell, R OBP: 0.337, SLG: 0.498										3	0	0	0	1	2	3									
11 Casey Kotchman, L OBP: 0.342, SLG: 0.390										3	0	1	0	0	1	4									
33 Jason Varitek, S OBP: 0.319, SLG: 0.406										3	0	0	0	0	1	1									
3 Alex Gonzalez, R OBP: 0.265, SLG: 0.350										3	1	1	0	0	0	0									
Inning Stats	R: 0 E: 0 K: 1 S: 13	H: 1 LOB: 1 BB: 0 P: 23	R: 0 E: 0 K: 0 S: 4	H: 0 LOB: 0 BB: 1 P: 11	R: 0 E: 0 K: 1 S: 6	H: 1 LOB: 0 BB: 0 P: 9	R: 0 E: 0 K: 1 S: 8	H: 0 LOB: 1 BB: 1 P: 18	R: 0 E: 0 K: 1 S: 6	H: 1 LOB: 0 BB: 0 P: 8	R: 2 E: 1 K: 2 S: 16	H: 3 LOB: 3 BB: 1 P: 25	R: 0 E: 0 K: 0 S: 7	H: 0 LOB: 0 BB: 0 P: 9	R: 2 E: 0 K: 0 S: 11	H: 3 LOB: 0 BB: 0 P: 20		1B: 7 2B: 0 3B: 1 HR: 1	SF: 0 SAC: 0 DP: 2 HBP: 0	WP: 0 PB: 0 SB: 0 CS: 1	PA: 34				
PITCHER	IP	WLS	BF	H	R	ER	SO	BB	IBB	HBP	BLK	WP	HR	S	P	ERA	WHIP								
41 John Lackey, R ERA: 3.47	(1, 1)	7.2	L 31	8	3	2	6	3	0	0	0	0	1	69	120	2.35	1.435								
66 Jose Arredondo, R ERA: 6.15	(8, 1)	0.1	2	1	1	1	0	0	0	0	0	0	1	2	3	27.00	3.000								

AB 33
R 1
H 6
RBI 1
BB 3
SO 8
LOB 19



AB 30
R 4
H 9
RBI 3
BB 3
SO 6
LOB 14



Batter	1	2	3	4	5	6	7	8	9	AB	R	H	RBI	BB	SO	LOB	TOP								
Chone Figgins, S OBP: 0.300, SLG: 0.392 (1, 5)										5	0	2	1	0	1	3	Los Angeles Angels @ Boston Red Sox Fenway Park, Boston, MA Thu Sep 17 2009, 7:10 PM EDT Att: 38,157 - Cloudy - 57 F								
2 Erick Aybar, S OBP: 0.348, SLG: 0.424 (1, 6)										4	0	1	0	0	1	5									
53 Bobby Abreu, L OBP: 0.398, SLG: 0.436 (1, 10)										4	0	0	0	0	2	2									
48 Torii Hunter, R OBP: 0.380, SLG: 0.538 (1, 8)										4	0	0	0	0	1	1									
8 Kendrys Morales, S OBP: 0.347, SLG: 0.560 (1, 3)										4	0	0	0	0	2	0									
20 Juan Rivera, R OBP: 0.327, SLG: 0.479 (9, PR)										3	0	0	0	1	0	0									
64 Terry Evans, R (9, 9)										0	1	0	0	0	0	0									
24 Gary Matthews, S OBP: 0.225, SLG: 0.235 (9, PH)										3	0	0	0	0	0	0									
77 Reggie Willits, S (9, 7)										0	0	0	0	0	0	0									
47 Howie Kendrick, R OBP: 0.339, SLG: 0.442 (1, 4)										4	2	3	2	0	0	0									
5 Jeff Mathis, R OBP: 0.295, SLG: 0.318 (1, 2)										2	1	1	0	0	0	0									
13 Maicer Izturis, S OBP: 0.355, SLG: 0.436 (7, PH)										1	0	1	0	0	0	0									
33 Chris Pettit, R (7, PR)										0	0	0	0	0	0	0									
46 Bobby Wilson, R (7, 2)										0	0	0	0	0	0	0									
Inning Stats	R: 0 H: 1 E: 0 K: 1 S: 10	H: 1 LOB: 1 BB: 0 P: 16	R: 0 H: 0 E: 0 K: 0 S: 8	H: 0 LOB: 0 BB: 0 P: 14	R: 1 H: 2 E: 0 K: 1 S: 10	H: 2 LOB: 1 BB: 0 P: 12	R: 0 H: 0 E: 0 K: 1 S: 8	H: 0 LOB: 0 BB: 0 P: 13	R: 1 H: 2 E: 0 K: 0 S: 11	H: 2 LOB: 1 BB: 0 P: 17	R: 0 H: 0 E: 0 K: 2 S: 9	H: 0 LOB: 0 BB: 0 P: 12	R: 1 H: 2 E: 0 K: 2 S: 17	H: 2 LOB: 2 BB: 0 P: 20	R: 0 H: 0 E: 0 K: 0 S: 5	H: 0 LOB: 0 BB: 0 P: 10	R: 1 H: 1 E: 0 K: 0 S: 7	H: 1 LOB: 2 BB: 1 P: 13	1B: 4 2B: 3 3B: 0 HR: 1	SF: 0 SAC: 2 DP: 0 HBP: 0	WP: 1 PB: 0 SB: 1 CS: 0	PA: 37			
PITCHER	IP	WLS	BF	H	R	ER	SO	BB	IBB	HBP	BLK	WP	HR	S	P	ERA	WHIP								
19 Josh Beckett, R ERA: 3.8 (1, 1)	8.0		32	7	3	3	7	0	0	0	0	1	1	78	114	3.38	0.875								
13 Billy Wagner, L ERA: 1.93 (9, 1)	1.0	L	5	1	1	1	0	1	0	0	0	0	0	7	13	9.00	2.000								

Batter	1	2	3	4	5	6	7	8	9	AB	R	H	RBI	BB	SO	LOB	BOTTOM								
2 Jacoby Ellsbury, L OBP: 0.352, SLG: 0.415 (1, 8)										4	1	1	1	0	0	0	Los Angeles Angels @ Boston Red Sox Fenway Park, Boston, MA Thu Sep 17 2009, 7:10 PM EDT Att: 38,157 - Cloudy - 57 F								
15 Dustin Pedroia, R OBP: 0.366, SLG: 0.445 (1, 4)										4	0	1	0	0	0	0									
41 Victor Martinez, S OBP: 0.377, SLG: 0.478 (1, 3)										3	1	1	0	0	1	1									
44 Jason Bay, R OBP: 0.386, SLG: 0.538 (1, 7)										4	1	2	2	0	2	1									
34 David Ortiz, L OBP: 0.325, SLG: 0.446 (1, 10)										4	0	0	0	0	3	1									
25 Mike Lowell, R OBP: 0.335, SLG: 0.491 (1, 5)										4	0	1	0	0	1	0									
23 Joey Gathright, L OBP: 0.278, SLG: 0.235 (9, PR)										0	0	0	0	0	0	0									
7 J.D. Drew, L OBP: 0.386, SLG: 0.495 (1, 9)										2	0	0	0	1	0	0									
5 Rocco Baldelli, R OBP: 0.313, SLG: 0.453 (9, PH)										1	0	0	0	0	0	1									
33 Jason Varitek, S OBP: 0.317, SLG: 0.400 (1, 2)										3	0	0	0	0	1	1									
3 Alex Gonzalez, R OBP: 0.268, SLG: 0.350 (1, 6)										3	0	0	0	0	1	0									
Inning Stats	R: 0 H: 0 E: 0 K: 1 S: 11	H: 1 LOB: 0 BB: 0 P: 18	R: 0 H: 0 E: 0 K: 1 S: 7	H: 0 LOB: 0 BB: 0 P: 12	R: 0 H: 0 E: 0 K: 0 S: 10	H: 0 LOB: 0 BB: 0 P: 15	R: 3 H: 3 E: 0 K: 1 S: 17	H: 3 LOB: 0 BB: 0 P: 25	R: 0 H: 0 E: 0 K: 1 S: 5	H: 0 LOB: 0 BB: 0 P: 6	R: 0 H: 0 E: 0 K: 1 S: 12	H: 0 LOB: 1 BB: 0 P: 20	R: 0 H: 0 E: 0 K: 1 S: 8	H: 0 LOB: 1 BB: 1 P: 15	R: 0 H: 1 E: 0 K: 1 S: 7	H: 1 LOB: 0 BB: 0 P: 10		R: 0 H: 1 E: 0 K: 2 S: 10	H: 1 LOB: 0 BB: 0 P: 15	1B: 4 2B: 1 3B: 0 HR: 2	SF: 0 SAC: 0 DP: 1 HBP: 1	WP: 0 PB: 0 SB: 0 CS: 1	PA: 34		
PITCHER	IP	WLS	BF	H	R	ER	SO	BB	IBB	HBP	BLK	WP	HR	S	P	ERA		WHIP							
54 Ervin Santana, R ERA: 5.43 (1, 1)	7.0		26	4	3	3	6	1	0	1	0	0	0	10	11	3.86	0.714								
40 Kevin Jepsen, R ERA: 4.44 (8, 1)	1.1	W	5	1	0	0	2	0	0	0	0	0	0	10	14	0.00	0.750								
40 Brian Fuentes, L ERA: 4.35 (9, 1)	0.2	S	3	1	0	0	1	0	0	0	0	0	0	7	11	0.00	1.500								

AB	34
R	4
H	8
RBI	3
BB	1
SO	7
LOB	11



Batter	1	2	3	4	5	6	7	8	9	AB	R	H	RBI	BB	SO	LOB	TOP			
2 Jacoby Ellsbury, L OBP: 0.352, SLG: 0.415										5	0	2	1	0	2	4				
15 Dustin Pedroia, R OBP: 0.385, SLG: 0.443										5	0	1	0	0	1	3				
41 Victor Martinez, S OBP: 0.377, SLG: 0.479										5	0	2	0	0	0	1				
20 Kevin Youkilis, R OBP: 0.419, SLG: 0.562										4	0	0	0	1	0	3				
34 David Ortiz, L OBP: 0.325, SLG: 0.443										3	0	0	0	1	0	3				
44 Jason Bay, R OBP: 0.386, SLG: 0.544										2	2	1	1	0	0	1				
68 Josh Reddick, L OBP: 0.262, SLG: 0.400										2	1	1	0	0	1	1				
7 J.D. Drew, L OBP: 0.384, SLG: 0.492										4	0	3	1	0	0	1				
11 Casey Kotchman, L OBP: 0.345, SLG: 0.395										4	0	1	0	0	0	4				
3 Alex Gonzalez, R OBP: 0.268, SLG: 0.349										4	0	1	0	0	0	4				
Inning Stats	R: 0 E: 0 K: 0 S: 13	H: 1 LOB: 1 BB: 0 P: 21	R: 1 E: 0 K: 1 S: 11	H: 1 LOB: 2 BB: 2 P: 23	R: 0 E: 0 K: 0 S: 11	H: 2 LOB: 1 BB: 0 P: 17	R: 1 E: 0 K: 0 S: 14	H: 2 LOB: 1 BB: 0 P: 16	R: 0 E: 0 K: 0 S: 10	H: 0 LOB: 1 BB: 1 P: 19	R: 1 E: 0 K: 0 S: 14	H: 3 LOB: 2 BB: 0 P: 21	R: 0 E: 0 K: 1 S: 10	H: 1 LOB: 1 BB: 0 P: 15	R: 0 E: 0 K: 1 S: 11	H: 0 LOB: 0 BB: 0 P: 11	1B: 9 2B: 1 3B: 0 HR: 1	SF: 0 SAC: 0 DP: 0 HBP: 0	WP: 0 PB: 0 SB: 1 CS: 0	PA: 40
PITCHER	IP WLS BF H R ER SO BB IBB HBP BLK WP HR S P ERA WHIP	5.2 L 28 9 3 3 1 3 0 0 0 0 1 70 114 4.76 2.118	(6, 1) 0.2 3 1 0 0 0 0 0 0 0 0 0 7 8 0.00 1.500	(7, 1) 1.2 6 1 0 0 2 0 0 0 0 0 0 17 28 0.00 0.600	(9, 1) 1.0 3 0 0 0 1 0 0 0 0 0 0 7 11 0.00 0.000															

Boston Red Sox @ Baltimore Orioles
 Oriole Park at Camden Yards, Baltimore, MD
 Fri Sep 18 2009, 7:05 PM EDT
 Att: 26,812 - Clear - 77 F

AB 37
 R 3
 H 11
 RBI 3
 BB 3
 SO 4
 LOB 22



Batter	1	2	3	4	5	6	7	8	9	AB	R	H	RBI	BB	SO	LOB	BOTTOM					
18 Felix Pie, L OBP: 0.321, SLG: 0.421										4	0	0	0	0	1	2						
3 Cesar Izturis, S OBP: 0.285, SLG: 0.327										3	0	1	0	1	1	1						
1 Brian Roberts, S OBP: 0.356, SLG: 0.458										4	0	1	0	0	0	2						
21 Nick Markakis, L OBP: 0.348, SLG: 0.455										4	0	1	0	0	0	1						
6 Melvin Mora, R OBP: 0.319, SLG: 0.356										4	0	0	0	0	0	1						
32 Matt Wieters, S OBP: 0.324, SLG: 0.390										3	0	1	0	1	0	0						
30 Luke Scott, L OBP: 0.341, SLG: 0.488										4	1	1	1	0	0	3						
23 Ty Wigginton, R OBP: 0.310, SLG: 0.381										3	0	0	0	0	1	2						
24 Michael Aubrey, L OBP: 0.351, SLG: 0.400										1	0	0	0	2	0	0						
Inning Stats	R: 0 E: 0 K: 0 S: 6	H: 1 LOB: 1 BB: 0 P: 12	R: 1 E: 0 K: 1 S: 14	H: 1 LOB: 0 BB: 0 P: 20	R: 0 E: 0 K: 0 S: 9	H: 1 LOB: 1 BB: 0 P: 13	R: 0 E: 0 K: 0 S: 12	H: 1 LOB: 2 BB: 1 P: 22	R: 0 E: 0 K: 0 S: 6	H: 0 LOB: 1 BB: 2 P: 15	R: 0 E: 0 K: 0 S: 7	H: 1 LOB: 1 BB: 0 P: 13	R: 0 E: 0 K: 2 S: 9	H: 0 LOB: 1 BB: 1 P: 13	R: 0 E: 0 K: 0 S: 8	H: 0 LOB: 0 BB: 0 P: 12	R: 0 E: 0 K: 1 S: 11	H: 0 LOB: 0 BB: 0 P: 18	1B: 4 2B: 0 3B: 0 HR: 1	SF: 0 SAC: 0 DP: 1 HBP: 0	WP: 1 PB: 0 SB: 0 CS: 0	PA: 35
PITCHER	IP WLS BF H R ER SO BB IBB HBP BLK WP HR S P ERA WHIP	6.0 W 25 5 1 1 1 3 0 0 0 0 1 54 95 1.50 1.333	(7, 1) 1.0 H 4 0 0 0 2 1 0 0 0 0 9 13 0.00 1.000	(8, 1) 1.0 H 3 0 0 0 0 0 0 0 0 0 8 12 0.00 0.000	(9, 1) 1.0 S 3 0 0 0 1 0 0 0 0 0 11 18 0.00 0.000																	

Boston Red Sox @ Baltimore Orioles
 Oriole Park at Camden Yards, Baltimore, MD
 Fri Sep 18 2009, 7:05 PM EDT
 Att: 26,812 - Clear - 77 F

AB 31
 R 1
 H 5
 RBI 1
 BB 4
 SO 4
 LOB 12



Batter	1	2	3	4	5	6	7	8	9	AB	R	H	RBI	BB	SO	LOB	TOP
2 Jacoby Ellsbury, L OBP: 0.356, SLG: 0.423										4	2	3	3	1	1	0	
15 Dustin Pedroia, R OBP: 0.365, SLG: 0.442										5	1	2	0	0	0	3	
41 Victor Martinez, S OBP: 0.378, SLG: 0.477										4	1	2	1	1	0	2	
20 Kevin Youkilis, R OBP: 0.417, SLG: 0.556										4	1	1	0	1	0	2	
12 Jed Lowrie, S OBP: 0.219, SLG: 0.246										0	0	0	0	0	0	0	
44 Jason Bay, R OBP: 0.388, SLG: 0.550										4	1	2	3	0	2	2	
32 Brian Anderson, R OBP: 0.317, SLG: 0.330										0	0	0	0	0	0	0	
7 J.D. Drew, L OBP: 0.384, SLG: 0.498										4	0	0	0	0	1	6	
68 Josh Reddick, L OBP: 0.283, SLG: 0.465										1	0	0	0	0	0	0	
25 Mike Lowell, R OBP: 0.337, SLG: 0.490										5	0	1	2	0	1	3	
33 Jason Varitek, S OBP: 0.315, SLG: 0.397										5	1	1	0	0	1	2	
3 Alex Gonzalez, R OBP: 0.273, SLG: 0.353										4	2	2	0	0	0	0	
Inning Stats	R: 3 H: 3 E: 0 K: 1 S: 15	LOB: 2 BB: 2 P: 23	R: 1 H: 3 E: 0 K: 1 S: 13	LOB: 2 BB: 0 P: 17	R: 2 H: 4 E: 0 K: 1 S: 18	LOB: 2 BB: 0 P: 28	R: 1 H: 2 E: 0 K: 0 S: 9	LOB: 2 BB: 1 P: 14	R: 1 H: 1 E: 0 K: 0 S: 6	LOB: 0 BB: 0 P: 9	R: 0 H: 0 E: 0 K: 1 S: 6	LOB: 0 BB: 0 P: 7	R: 0 H: 0 E: 0 K: 1 S: 7	LOB: 0 BB: 0 P: 11	1B: 10 2B: 2 3B: 0 HR: 2	SF: 0 SAC: 0 DP: 1 HBP: 1	WP: 0 PA: 44 PB: 0 SB: 1 CS: 0
PITCHER	IP WLS BF H R ER SO BB IBB HBP BLK WP HR S P ERA WHIP																
49 Jason Berken, R ERA: 6.41	3.0 L 21 10 6 6 3 2 0 0 0 0 0 0 46 68 18.00 4.000																
29 Chris Waters, L ERA: 10.13	2.0 10 3 2 2 1 1 0 0 0 0 1 28 45 9.00 2.000																
25 Brian Bass, R ERA: 4.96	2.0 7 1 1 1 0 0 0 0 1 0 0 1 8 13 4.50 0.500																
45 Dennis Sarfate, R ERA: 6.0	1.0 3 0 0 0 1 0 0 0 0 0 0 6 7 0.00 0.000																
43 Jim Johnson, R ERA: 3.97	1.0 3 0 0 0 1 0 0 0 0 0 0 7 11 0.00 0.000																

Boston Red Sox @ Baltimore Orioles
 Oriole Park at Camden Yards, Baltimore, MD
 Sun Sep 20 2009, 1:35 PM EDT
 Att: 27,546 - Partly Cloudy - 73 F

AB 40
 R 9
 H 14
 RBI 9
 BB 3
 SO 6
 LOB 20



Batter	1	2	3	4	5	6	7	8	9	AB	R	H	RBI	BB	SO	LOB	BOTTOM				
1 Brian Roberts, S OBP: 0.355, SLG: 0.458										5	0	1	0	0	2	3					
18 Felix Pie, L OBP: 0.326, SLG: 0.436										4	0	0	0	1	3	3					
32 Matt Wieters, S OBP: 0.333, SLG: 0.399										4	2	3	0	0	0	1					
78 Guillermo Rodriguez, R										0	0	0	0	0	0	0					
21 Nick Markakis, L OBP: 0.344, SLG: 0.450										4	0	0	0	0	1	3					
30 Luke Scott, L OBP: 0.343, SLG: 0.494										3	1	1	2	1	0	0					
23 Ty Wigington, R OBP: 0.311, SLG: 0.397										4	0	1	0	0	0	0					
24 Michael Aubrey, L OBP: 0.357, SLG: 0.385										3	0	1	1	1	1	0					
15 Justin Turner, R OBP: 0.385, SLG: 0.200										3	0	0	0	1	0	4					
3 Cesar Izturis, S OBP: 0.293, SLG: 0.329										4	0	2	0	0	1	0					
Inning Stats	R: 0 H: 1 E: 0 K: 3 S: 16	LOB: 1 BB: 0 P: 21	R: 0 H: 1 E: 0 K: 0 S: 11	LOB: 0 BB: 0 P: 19	R: 0 H: 1 E: 0 K: 1 S: 10	LOB: 0 BB: 0 P: 13	R: 2 H: 2 E: 0 K: 1 S: 16	LOB: 0 BB: 0 P: 24	R: 0 H: 1 E: 0 K: 0 S: 11	LOB: 1 BB: 0 P: 17	R: 1 H: 2 E: 0 K: 0 S: 14	LOB: 2 BB: 2 P: 25	R: 0 H: 0 E: 0 K: 1 S: 10	LOB: 0 BB: 1 P: 19	R: 0 H: 0 E: 0 K: 0 S: 8	LOB: 0 BB: 0 P: 12	R: 0 H: 1 E: 0 K: 2 S: 11	LOB: 2 BB: 1 P: 19	1B: 7 2B: 1 3B: 0 HR: 1	SF: 0 SAC: 0 DP: 2 HBP: 0	WP: 0 PA: 38 PB: 0 SB: 0 CS: 0
PITCHER	IP WLS BF H R ER SO BB IBB HBP BLK WP HR S P ERA WHIP																				
18 Daisuke Matsuzaka, R ERA: 6.8	5.1 W 24 8 3 3 5 1 0 0 0 0 0 1 73 10 5.06 1.688																				
56 Ramon E Ramirez, R ERA: 2.67	1.2 6 0 0 0 1 2 0 0 0 0 0 0 15 28 0.00 1.200																				
37 Hideki Okajima, L ERA: 3.36	1.0 3 0 0 0 0 0 0 0 0 0 0 0 8 12 0.00 0.000																				
24 Takashi Saito, R ERA: 2.44	1.0 5 1 0 0 2 1 0 0 0 0 0 0 11 19 0.00 2.000																				

Boston Red Sox @ Baltimore Orioles
 Oriole Park at Camden Yards, Baltimore, MD
 Sun Sep 20 2009, 1:35 PM EDT
 Att: 27,546 - Partly Cloudy - 73 F

AB 34
 R 3
 H 9
 RBI 3
 BB 4
 SO 8
 LOB 14



Batter	1	2	3	4	5	6	7	8	9	AB	R	H	RBI	BB	SO	LOB	TOP										
2 Jacoby Ellsbury, L OBP: 0.354, SLG: 0.421	G4-3	G6-3	FC3-6 15 WP 41 1B		FC3-6 15 WP 41 1B	G3				5	1	1	2	0	0	4	Boston Red Sox @ Kansas City Royals Kauffman Stadium, Kansas City, MO Mon Sep 21 2009, 7:10 PM CDT Att. 16,770 - Rain - 67 F										
15 Dustin Pedroia, R OBP: 0.385, SLG: 0.443	G5-3									3	1	2	1	2	0	0											
41 Victor Martinez, S OBP: 0.380, SLG: 0.477										4	1	2	2	1	0	3											
20 Kevin Youkilis, R OBP: 0.415, SLG: 0.552										5	0	1	0	0	0	2											
44 Jason Bay, R OBP: 0.388, SLG: 0.555										5	2	3	0	0	2												
34 David Ortiz, L OBP: 0.326, SLG: 0.446										4	1	1	0	1	0	0											
25 Mike Lowell, R OBP: 0.338, SLG: 0.487										3	0	0	0	2	1	2											
5 Rocco Baldelli, R OBP: 0.318, SLG: 0.454										4	2	2	0	0	1	2											
11 Casey Kotchman, L (9, PH) OBP: 0.342, SLG: 0.392										1	0	0	0	0	0	0											
3 Alex Gonzalez, R OBP: 0.276, SLG: 0.353										3	1	1	0	1	0	2											
68 Josh Reddick, L (9, PH) OBP: 0.277, SLG: 0.455										1	0	0	0	0	0	0											
Inning Stats	R: 0 E: 0 K: 0 S: 13	H: 2 LOB: 0 BB: 0 P: 20	R: 0 E: 0 K: 0 S: 7	H: 1 LOB: 2 BB: 1 P: 16	R: 6 E: 0 K: 0 S: 22	H: 6 LOB: 2 BB: 2 P: 42	R: 0 E: 0 K: 0 S: 7	H: 0 LOB: 0 BB: 0 P: 13	R: 2 E: 0 K: 1 S: 8	H: 1 LOB: 2 BB: 3 P: 25	R: 1 E: 0 K: 1 S: 12	H: 2 LOB: 1 BB: 0 P: 22	R: 0 E: 0 K: 0 S: 6	H: 0 LOB: 0 BB: 0 P: 10	R: 0 E: 0 K: 1 S: 9	H: 0 LOB: 0 BB: 0 P: 15	1B: 11 2B: 5 3B: 0 HR: 1	SF: 0 SAC: 0 DP: 0 HBP: 0	WP: 2 PB: 0 SB: 0 CS: 0	PA: 45							
PITCHER	IP	WLS	BF	H	R	ER	SO	BB	IBB	HBP	BLK	WP	HR	S	P	ERA	WHIP										
41 Lenny DiNardo, L ERA: 8.22	5.0		30	10	8	8	0	6	0	0	0	1	1	57	116	14.40	3.200										
57 Yasuhiro Yabuta, R ERA: 14.04	1.0	W	5	2	1	1	1	0	0	0	0	1	0	12	22	9.00	2.000										
34 Jamey Wright, R ERA: 4.54	2.0	H	7	0	0	0	0	1	0	0	0	0	0	17	33	0.00	0.500										
48 Joakim Soria, R ERA: 2.36	1.0	S	3	0	0	0	1	0	0	0	0	0	0	9	15	0.00	0.000										

AB	38
R	9
H	12
RBI	8
BB	7
SO	2
LOB	17



Batter	1	2	3	4	5	6	7	8	9	AB	R	H	RBI	BB	SO	LOB	BOTTOM										
8 Willie Bloomquist, R OBP: 0.314, SLG: 0.364	G3									3	1	0	0	2	1	1	Boston Red Sox @ Kansas City Royals Kauffman Stadium, Kansas City, MO Mon Sep 21 2009, 7:10 PM CDT Att. 16,770 - Rain - 67 F										
12 Mitch Maier, L OBP: 0.333, SLG: 0.347	G3									3	1	0	0	2	1	2											
16 Billy Butler, R OBP: 0.358, SLG: 0.487	G1-3									4	2	2	2	1	0	3											
17 Mike Jacobs, L OBP: 0.303, SLG: 0.408										3	2	1	3	2	2	2											
13 Alberto Callaspo, S OBP: 0.351, SLG: 0.450										5	1	2	2	0	1	2											
21 Miguel Olivo, R OBP: 0.291, SLG: 0.503										3	2	1	0	2	0	1											
4 Alex Gordon, L OBP: 0.359, SLG: 0.359										4	1	2	2	1	0	1											
46 Luis Hernandez, S OBP: 0.200, SLG: 0.175										0	0	0	0	0	0	0											
3 Yuniesky Betancourt, R OBP: 0.271, SLG: 0.341										5	0	2	2	0	0	2											
1 Josh Anderson, L OBP: 0.279, SLG: 0.306										3	2	1	0	1	1	2											
Inning Stats	R: 0 E: 0 K: 0 S: 7	H: 0 LOB: 0 BB: 0 P: 8	R: 0 E: 0 K: 1 S: 11	H: 0 LOB: 1 BB: 1 P: 20	R: 1 E: 0 K: 1 S: 16	H: 0 LOB: 2 BB: 3 P: 31	R: 1 E: 0 K: 0 S: 15	H: 3 LOB: 1 BB: 0 P: 20	R: 3 E: 0 K: 1 S: 10	H: 2 LOB: 2 BB: 3 P: 24	R: 6 E: 0 K: 3 S: 21	H: 5 LOB: 1 BB: 2 P: 39	R: 1 E: 0 K: 3 S: 12	H: 1 LOB: 2 BB: 2 P: 21	R: 0 E: 0 K: 0 S: 8	H: 0 LOB: 0 BB: 0 P: 12	1B: 5 2B: 5 3B: 0 HR: 1	SF: 0 SAC: 0 DP: 1 HBP: 0	WP: 0 PB: 1 SB: 5 CS: 0	PA: 44							
PITCHER	IP	WLS	BF	H	R	ER	SO	BB	IBB	HBP	BLK	WP	HR	S	P	ERA	WHIP										
49 Tim Wakefield, R ERA: 4.33	5.0		26	5	5	4	1	7	0	0	0	0	0	12	25	54.00	6.000										
17 Manny Delcarmen, R ERA: 4.34	0.2		6	3	4	4	1	1	0	0	0	0	0	9	14	54.00	9.000										
51 Daniel Bard, R ERA: 3.72	0.1	L	3	2	2	2	0	1	0	0	0	0	0	12	21	9.00	3.000										
13 Billy Wagner, L ERA: 2.38	1.0		6	1	1	1	3	2	0	0	0	0	0	8	12	0.00	0.000										
64 Michael Bowden, R ERA: 9.0	1.0		3	0	0	0	0	0	0	0	0	0	0	8	12	0.00	0.000										

AB	33
R	12
H	11
RBI	11
BB	11
SO	6
LOB	16



Batter	1	2	3	4	5	6	7	8	9	AB	R	H	RBI	BB	SO	LOB	TOP			
2 Jacoby Ellsbury, L (1, 8) OBP: 0.354, SLG: 0.419	G4-3		F8		F8			G3-1		3	1	0	0	1	0	2	Boston Red Sox @ Kansas City Royals Kauffman Stadium, Kansas City, MO Tue Sep 22 2009, 7:10 PM CDT Att: 21,228 - Partly Cloudy - 66 F			
15 Dustin Pedroia, R (1, 4) OBP: 0.371, SLG: 0.445	2B			BB		F9		G3-1		2	0	1	0	2	0	0				
41 Victor Martinez, S (1, 3) OBP: 0.379, SLG: 0.475	F7		F9				1B	G3-1		4	0	1	1	0	0	3				
20 Kevin Youkilis, R (1, 5) OBP: 0.412, SLG: 0.547	K2-3			K		F8		F8		4	0	0	0	0	2	4				
34 David Ortiz, L (1, 10) OBP: 0.325, SLG: 0.443	P6			K		L6				3	0	0	0	1	1	2				
44 Jason Bay, R (1, 7) OBP: 0.386, SLG: 0.550	G4-3									4	0	0	0	0	3	1				
7 J.D. Drew, L (1, 9) OBP: 0.383, SLG: 0.494	F9									3	0	0	0	1	1	1				
33 Jason Varitek, S (1, 2) OBP: 0.316, SLG: 0.395			G5-3							2	0	0	0	1	1	0				
11 Casey Kotchman, L (9, PH) OBP: 0.342, SLG: 0.391										1	0	0	0	0	0	1				
3 Alex Gonzalez, R (1, 6) OBP: 0.274, SLG: 0.351										2	0	0	0	0	1	2				
68 Josh Reddick, L (8, PH) OBP: 0.271, SLG: 0.444										1	0	0	0	0	0	0				
12 Jed Lowrie, S (8, 6) OBP: 0.219, SLG: 0.246										0	0	0	0	0	0	0				
25 Mike Lowell, R (9, PH) OBP: 0.337, SLG: 0.486										1	0	0	0	0	0	2				
Inning Stats	R: 0 H: 1 E: 0 K: 1 S: 9	H: 1 LOB: 1 BB: 0 P: 15	R: 0 H: 0 E: 0 K: 0 S: 7	H: 0 LOB: 0 BB: 0 P: 11	R: 0 H: 0 E: 0 K: 1 S: 8	H: 0 LOB: 0 BB: 0 P: 9	R: 0 H: 0 E: 0 K: 2 S: 11	H: 0 LOB: 1 BB: 1 P: 21	R: 0 H: 1 E: 0 K: 0 S: 9	H: 0 LOB: 0 BB: 0 P: 15	R: 0 H: 0 E: 0 K: 2 S: 9	H: 0 LOB: 0 BB: 0 P: 11	R: 1 H: 0 E: 0 K: 0 S: 7	H: 0 LOB: 1 BB: 2 P: 20	R: 0 H: 0 E: 1 K: 2 S: 8	H: 0 LOB: 2 BB: 1 P: 18	1B: 1 2B: 1 3B: 0 HR: 0	SF: 0 SAC: 0 DP: 0 HBP: 0	WP: 0 PB: 0 SB: 2 CS: 0	PA: 36
PITCHER	IP WLS BF H R ER SO BB IBB HBP BLK WP HR S P ERA WHIP																			
23 Zack Greinke, R (1, 1) ERA: 2.08	6.0 W 23 2 0 0 5 3 0 0 0 0 0 0 53 91 0.00 0.833																			
56 Roman Colon, R (7, 1) ERA: 4.72	2.0 8 0 1 1 2 2 0 0 1 0 0 16 31 4.50 1.000																			
34 Jamey Wright, R (9, 1) ERA: 4.5	0.2 4 0 0 0 2 1 0 0 0 0 0 7 17 0.00 1.500																			
48 Joaquin Soria, R (9, 1) ERA: 2.34	0.1 S 1 0 0 0 0 0 0 0 0 0 0 1 1 0.00 0.000																			

Batter	1	2	3	4	5	6	7	8	9	AB	R	H	RBI	BB	SO	LOB	BOTTOM			
9 David DeJesus, L (1, 7) OBP: 0.349, SLG: 0.437	12 BB 17 BB	F7		16 FC6-4 1B			16 F8 12 BB			3	1	2	0	1	0	0	Boston Red Sox @ Kansas City Royals Kauffman Stadium, Kansas City, MO Tue Sep 22 2009, 7:10 PM CDT Att: 21,228 - Partly Cloudy - 66 F			
12 Mitch Maier, L (8, 9) OBP: 0.335, SLG: 0.349	17 BB 13 BB	F8		P5			13 BB			4	1	2	0	0	0	1				
16 Billy Butler, R (1, 3) OBP: 0.357, SLG: 0.484	13 BB 24 G4-3	G5-3		FC6-4			F8			3	1	0	0	1	0	3				
17 Mike Jacobs, L (1, 10) OBP: 0.302, SLG: 0.405	24 G4-3 4 BB		P2		P5		P6			3	1	0	1	1	0	2				
13 Alberto Callaspo, S (9, 5) OBP: 0.355, SLG: 0.453	24 G4-3 4 BB			21 BB			24 G6-3			3	1	3	1	1	0	0				
24 Mark Teahen, L (1, 9) OBP: 0.325, SLG: 0.408	1-2 2-3 3-H			1B			1B			4	0	0	1	0	0	7				
1 Josh Anderson, L (8, 8) OBP: 0.279, SLG: 0.306	G4-3		F8		G6-3		F8			0	0	0	0	0	0	0				
21 Miguel Olivo, R (1, 2) OBP: 0.290, SLG: 0.500	F7					G6-3		F7		4	0	1	0	0	0	2				
4 Alex Gordon, L (1, 5) OBP: 0.331, SLG: 0.356							F7			4	0	1	2	0	1	2				
46 Luis Hernandez, S (9, 4) OBP: 0.200, SLG: 0.175	2H 3H		F9					K		0	0	0	0	0	0	0				
3 Yuniesky Betancourt, R (1, 6) OBP: 0.269, SLG: 0.338	G4-3				G6-3		P3			4	0	0	0	0	0	1				
Inning Stats	R: 5 H: 4 E: 0 K: 0 S: 12	H: 4 LOB: 1 BB: 2 P: 22	R: 0 H: 0 E: 0 K: 0 S: 7	H: 0 LOB: 0 BB: 0 P: 10	R: 0 H: 2 E: 0 K: 0 S: 11	H: 2 LOB: 2 BB: 0 P: 16	R: 0 H: 1 E: 0 K: 0 S: 8	H: 1 LOB: 1 BB: 0 P: 13	R: 0 H: 1 E: 0 K: 0 S: 4	H: 0 LOB: 0 BB: 0 P: 7	R: 0 H: 0 E: 0 K: 0 S: 10	H: 0 LOB: 0 BB: 0 P: 12	R: 0 H: 1 E: 0 K: 0 S: 9	H: 1 LOB: 3 BB: 2 P: 23	R: 0 H: 0 E: 0 K: 1 S: 6	H: 0 LOB: 0 BB: 0 P: 10	1B: 9 2B: 0 3B: 0 HR: 0	SF: 0 SAC: 0 DP: 1 HBP: 0	WP: 0 PB: 0 SB: 0 CS: 0	PA: 36
PITCHER	IP WLS BF H R ER SO BB IBB HBP BLK WP HR S P ERA WHIP																			
36 Paul Byrd, R (1, 1) ERA: 6.04	6.2 L 32 9 5 5 0 4 0 0 0 0 0 60 101 6.75 1.950																			
17 Manny Delcarmen, R (7, 1) ERA: 4.31	0.1 1 0 0 0 0 0 0 0 0 0 0 1 2 0.00 0.000																			
64 Michael Bowden, R (8, 1) ERA: 7.88	1.0 3 0 0 0 1 0 0 0 0 0 0 6 10 0.00 0.000																			

AB	30
R	1
H	2
RBI	1
BB	6
SO	9
LOB	18



Batter	1	2	3	4	5	6	7	8	9	AB	R	H	RBI	BB	SO	LOB	TOP			
2 Jacoby Ellsbury, L (1,8) OBP: 0.352, SLG: 0.420 23 Joey Gathright, L (9,7) OBP: 0.316, SLG: 0.278										5	1	1	2	0	2	3				
15 Dustin Pedroia, R (1,4) OBP: 0.374, SLG: 0.446 12 Jed Lowrie, S (9,4) OBP: 0.219, SLG: 0.246										3	2	2	1	1	0	0				
41 Victor Martinez, S (1,2) OBP: 0.373, SLG: 0.473										5	1	1	0	0	0	5				
20 Kevin Youkilis, R (1,3) OBP: 0.410, SLG: 0.542										4	1	0	0	1	1	1				
44 Jason Bay, R (1,7) OBP: 0.387, SLG: 0.549 32 Brian Anderson, R (9, PR) OBP: 0.317, SLG: 0.330										3	0	1	2	2	2	0				
34 David Ortiz, L (1, 10) OBP: 0.328, SLG: 0.450										4	1	2	4	1	0	0				
25 Mike Lowell, R (1,5) OBP: 0.334, SLG: 0.481 30 Chris Woodward, R (8,5) OBP: 0.298, SLG: 0.240										4	0	0	0	0	1	4				
7 J.D. Drew, L (1,9) OBP: 0.387, SLG: 0.495 68 Josh Reddick, (9, PR) OBP: 0.271, SLG: 0.444										3	1	2	0	2	0	2				
3 Alex Gonzalez, R (1,6) OBP: 0.276, SLG: 0.354										5	1	2	0	0	0	4				
Inning Stats	R: 0 E: 0 K: 1 S: 11	H: 0 LOB: 0 BB: 1 P: 16	R: 0 E: 0 K: 1 S: 8	H: 0 LOB: 2 BB: 2 P: 22	R: 0 E: 0 K: 1 S: 11	H: 1 LOB: 1 BB: 0 P: 15	R: 0 E: 0 K: 2 S: 10	H: 0 LOB: 0 BB: 0 P: 11	R: 6 E: 0 K: 0 S: 17	H: 7 LOB: 1 BB: 1 P: 30	R: 0 E: 0 K: 0 S: 11	H: 0 LOB: 0 BB: 0 P: 24	R: 0 E: 0 K: 0 S: 7	H: 0 LOB: 1 BB: 1 P: 11	R: 3 E: 0 K: 0 S: 14	H: 4 LOB: 2 BB: 1 P: 29	1B: 9 2B: 1 3B: 1 HR: 1	SF: 0 SAC: 0 DP: 2 HBP: 1	WP: 0 PB: 0 SB: 0 CS: 0	PA: 45
PITCHER	IP WLS BF H R ER SO BB IBB HBP BLK WP HR S P ERA WHIP																			
44 Luke Hochevar, R (1,1) ERA: 5.98	5.0 L 25 8 6 6 5 3 0 1 0 0 0 57 94 10.80 2.200																			
47 Victor Marte, R (6,1) ERA: 7.99	2.0 8 0 0 0 1 2 0 0 0 0 0 20 40 0.00 1.000																			
53 Carlos Rosa, R (8,1) ERA: 7.71	2.0 12 4 3 3 0 2 0 0 0 0 1 21 40 13.50 3.000																			

Boston Red Sox @ Kansas City Royals
Kauffman Stadium, Kansas City, MO
Wed Sep 23 2009, 7:10 PM CDT
Att: 18,989 - Overcast - 69 F

AB 37
R 9
H 12
RBI 9
BB 7
SO 6
LOB 19



Batter	1	2	3	4	5	6	7	8	9	AB	R	H	RBI	BB	SO	LOB	BOTTOM			
9 David DeJesus, L (1,7) OBP: 0.349, SLG: 0.436 1 Josh Anderson, L (8, PR) OBP: 0.279, SLG: 0.306										4	0	1	1	1	1	3				
12 Mitch Maier, L (1,8) OBP: 0.338, SLG: 0.353										5	0	3	0	0	1	1				
16 Billy Butler, R (1,3) OBP: 0.358, SLG: 0.483										5	0	2	0	0	1	3				
3 Brayan Peña, S (1, 10) OBP: 0.316, SLG: 0.441										4	0	1	0	1	1	2				
13 Alberto Callaspo, S (1,4) OBP: 0.355, SLG: 0.451 46 Luis Hernandez, S (9, PH) OBP: 0.219, SLG: 0.132										3	0	0	0	1	2	4				
24 Mark Teahen, L (1,9) OBP: 0.323, SLG: 0.404										4	0	0	0	0	0	3				
14 John Buck, R (1,2) OBP: 0.297, SLG: 0.482										4	1	2	0	0	1	1				
4 Alex Gordon, L (1,5) OBP: 0.325, SLG: 0.348 8 Willie Bloomquist, R (8, PH) OBP: 0.314, SLG: 0.363										3	0	0	0	0	1	2				
3 Yuniesky Betancourt, R (1,6) OBP: 0.273, SLG: 0.346										4	1	3	1	0	0	0				
Inning Stats	R: 0 E: 0 K: 2 S: 11	H: 1 LOB: 2 BB: 1 P: 19	R: 0 E: 0 K: 0 S: 14	H: 2 LOB: 0 BB: 0 P: 20	R: 0 E: 0 K: 2 S: 9	H: 2 LOB: 2 BB: 0 P: 14	R: 2 E: 0 K: 0 S: 19	H: 5 LOB: 0 BB: 0 P: 27	R: 0 E: 0 K: 2 S: 8	H: 0 LOB: 0 BB: 0 P: 10	R: 0 E: 0 K: 1 S: 10	H: 2 LOB: 2 BB: 0 P: 13	R: 0 E: 0 K: 1 S: 12	H: 0 LOB: 1 BB: 1 P: 19	R: 0 E: 0 K: 1 S: 9	H: 0 LOB: 1 BB: 1 P: 16	1B: 10 2B: 1 3B: 1 HR: 0	SF: 0 SAC: 0 DP: 0 HBP: 0	WP: 0 PB: 0 SB: 1 CS: 1	PA: 41
PITCHER	IP WLS BF H R ER SO BB IBB HBP BLK WP HR S P ERA WHIP																			
19 Josh Beckett, R (1,1) ERA: 3.78	6.0 W 30 12 2 2 7 1 0 0 0 0 0 0 12 103 3.00 2.167																			
37 Hideki Okajima, L (7,1) ERA: 3.3	1.0 4 0 0 0 1 1 0 0 0 0 0 0 12 19 0.00 1.000																			
13 Billy Wagner, L (8,1) ERA: 2.15	1.0 4 0 0 0 1 1 0 0 0 0 0 0 9 16 0.00 1.000																			
58 Jonathan Papelbon, R (9,1) ERA: 1.94	1.0 3 0 0 0 1 0 0 0 0 0 0 0 10 12 0.00 0.000																			

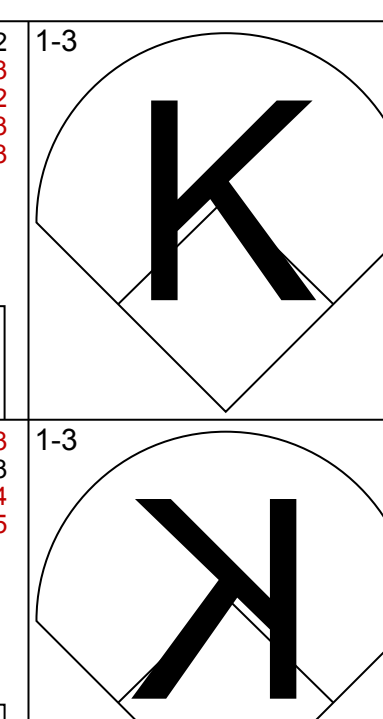
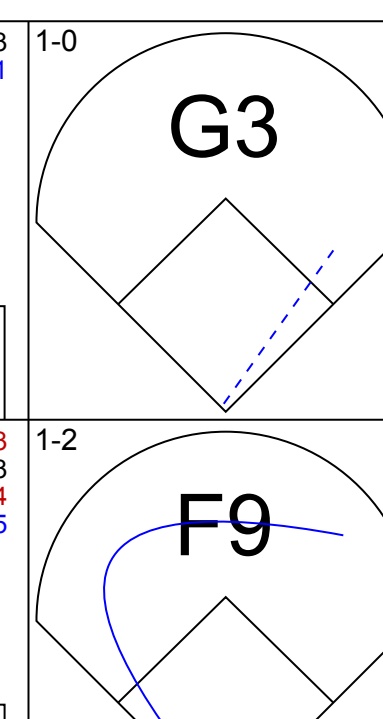
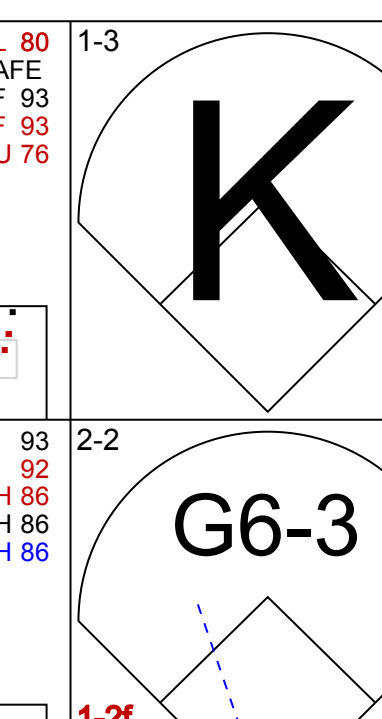
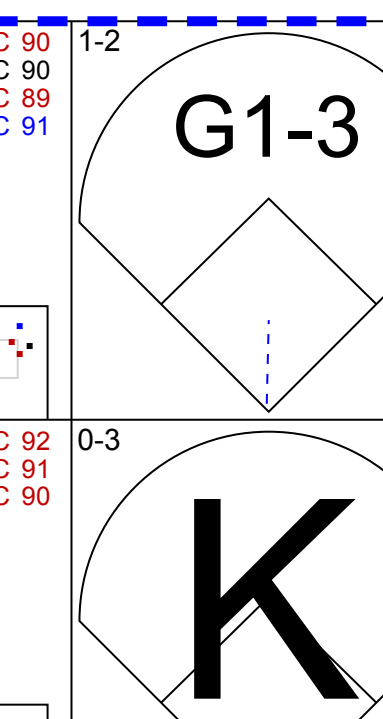
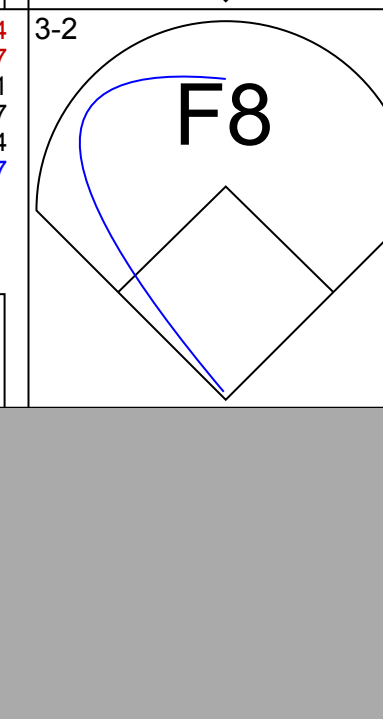
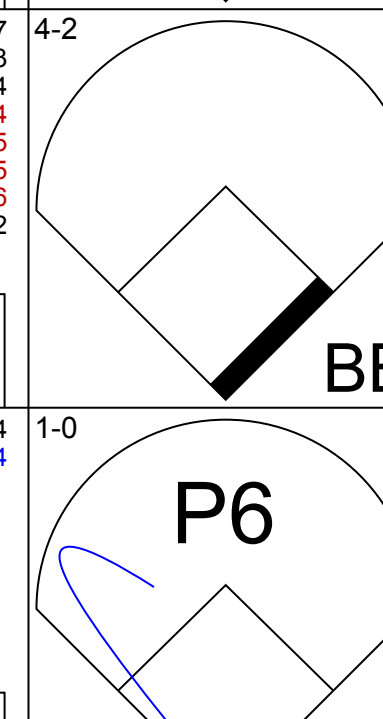

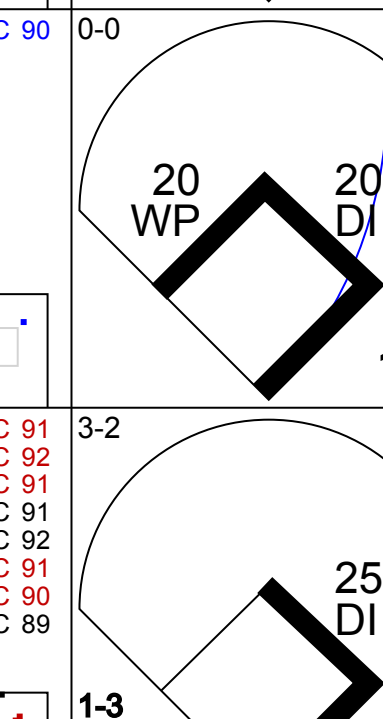


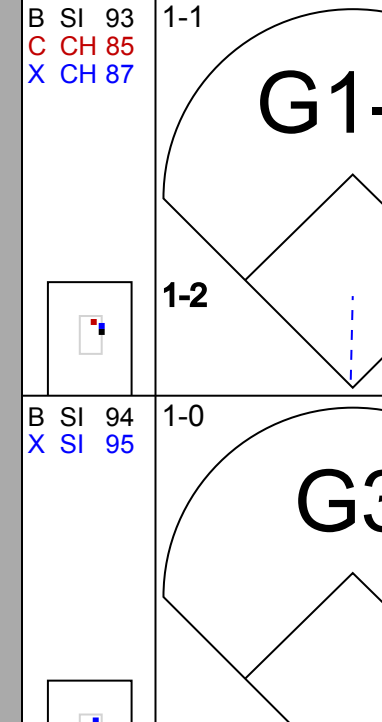
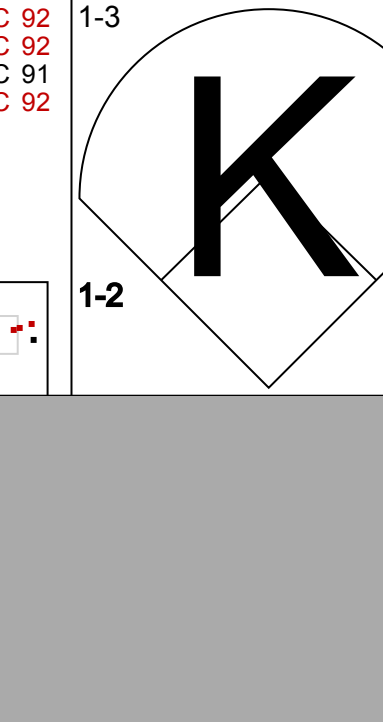





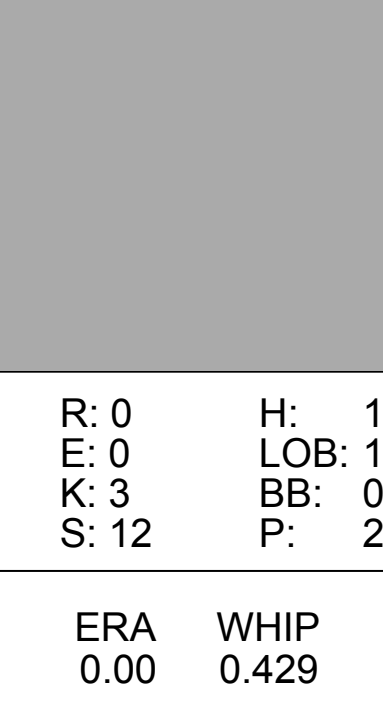
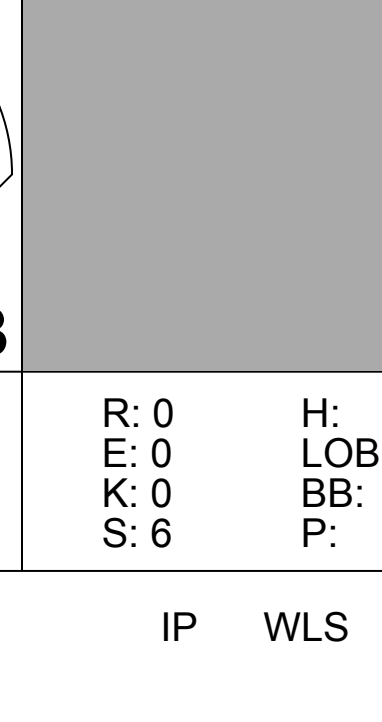
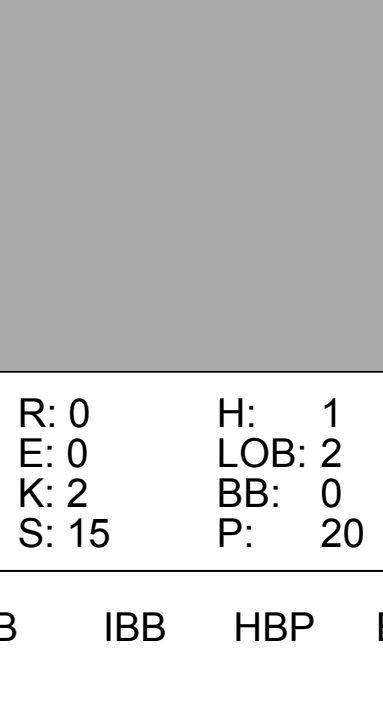
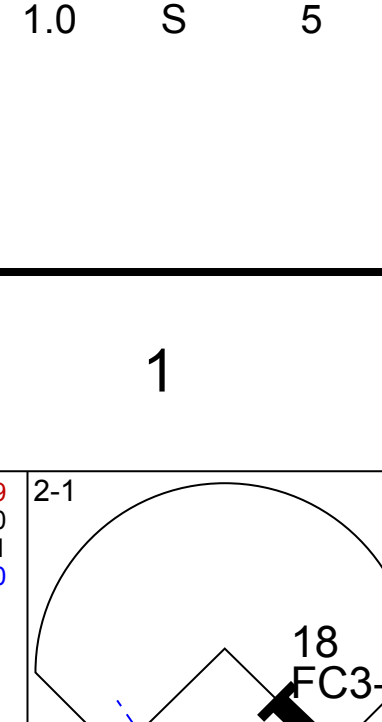
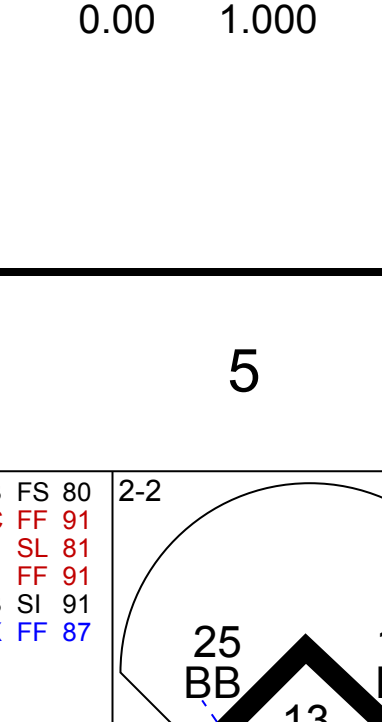
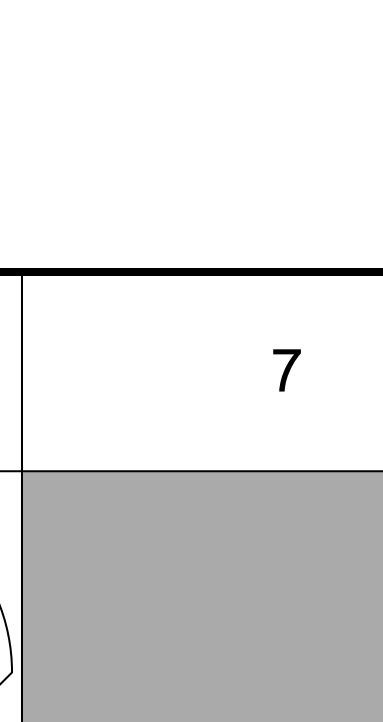
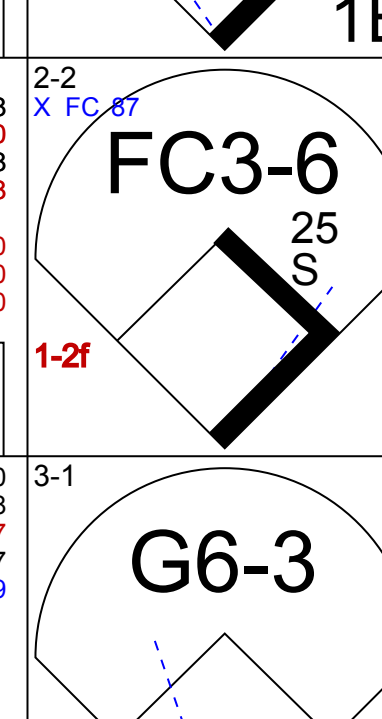
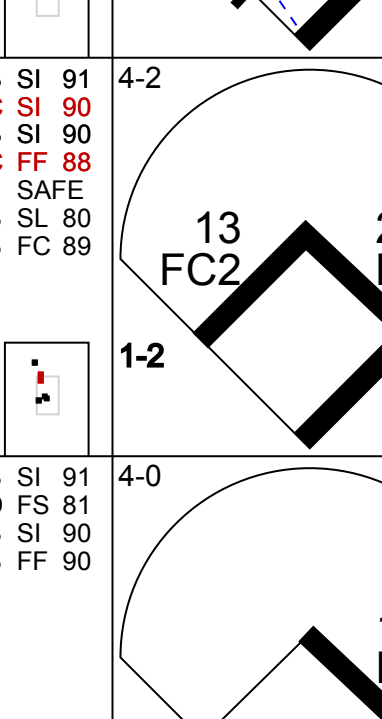
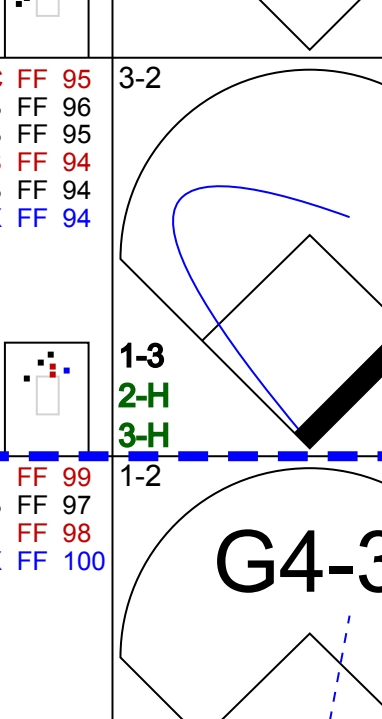
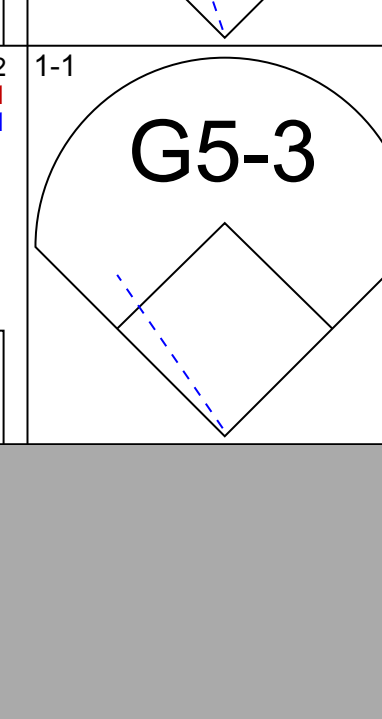
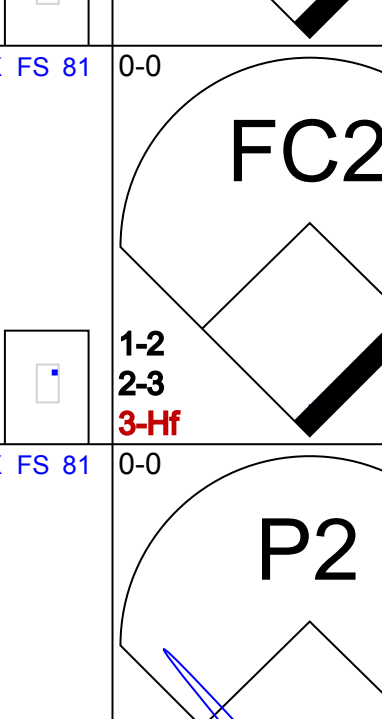


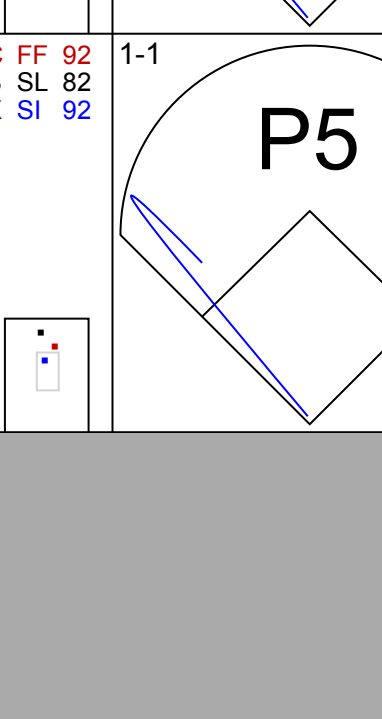
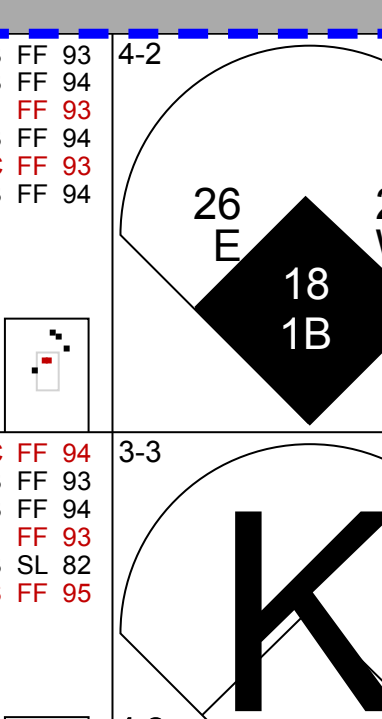
Boston Red Sox @ Kansas City Royals
Kauffman Stadium, Kansas City, MO
Wed Sep 23 2009, 7:10 PM CDT
Att: 18,989 - Overcast - 69 F

AB 38
R 2
H 12
RBI 2
BB 3
SO 10
LOB 19



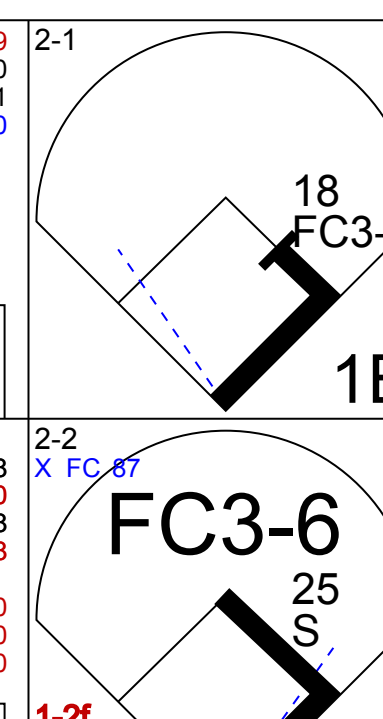
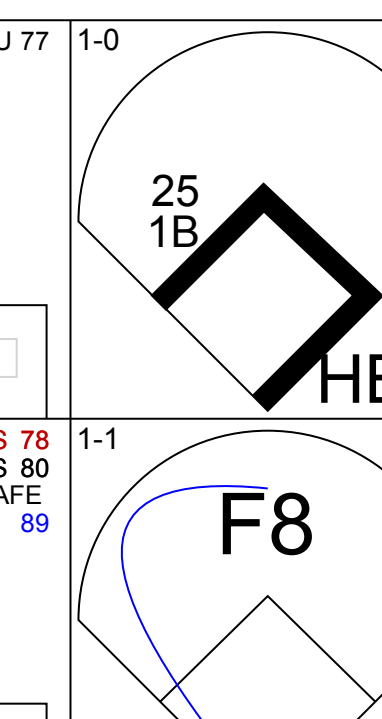
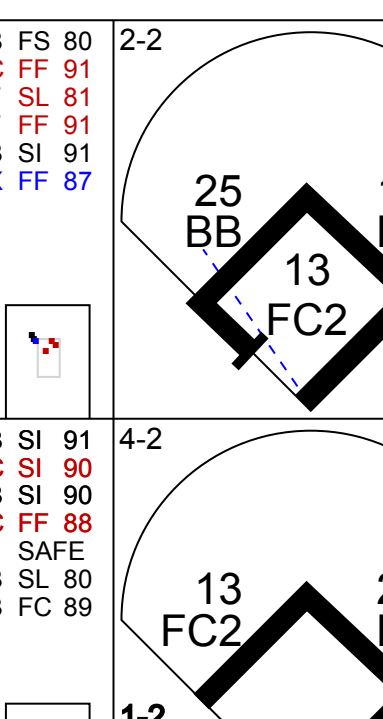
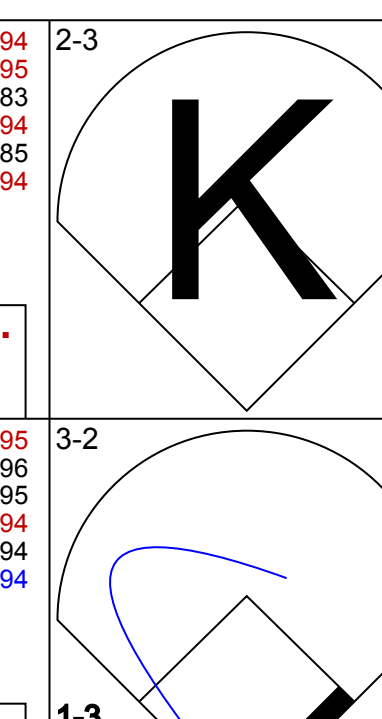
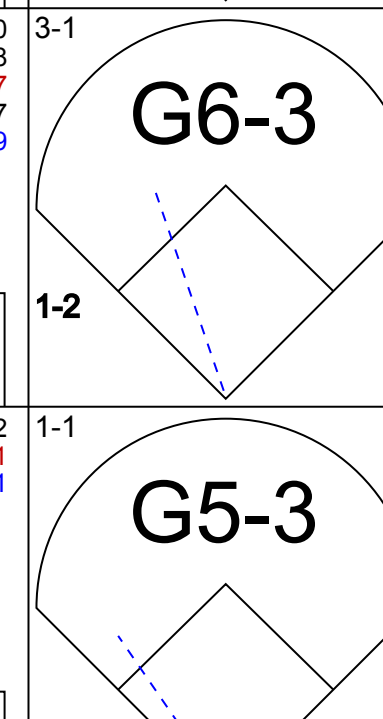
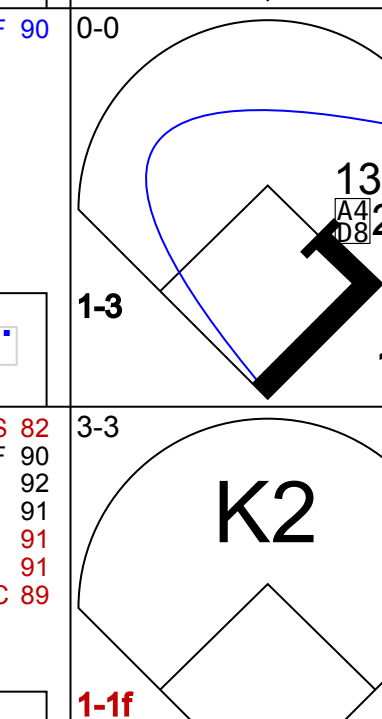
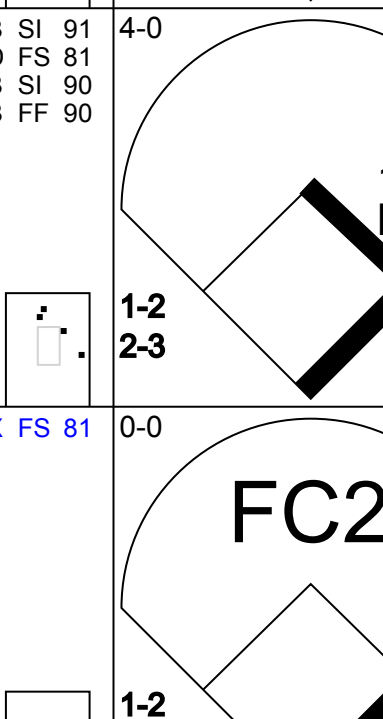

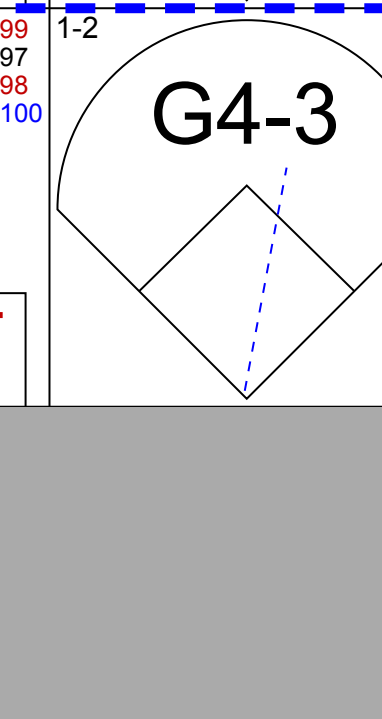


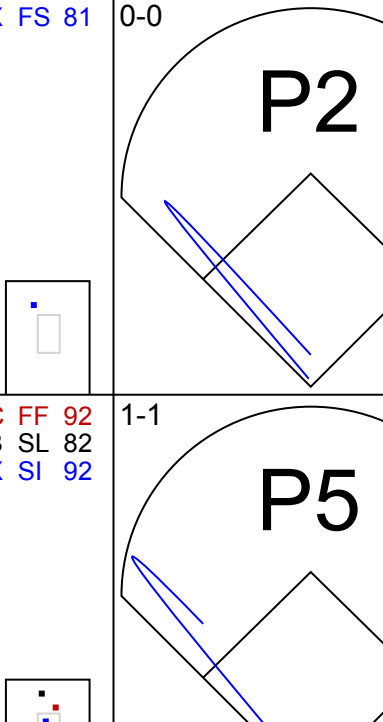
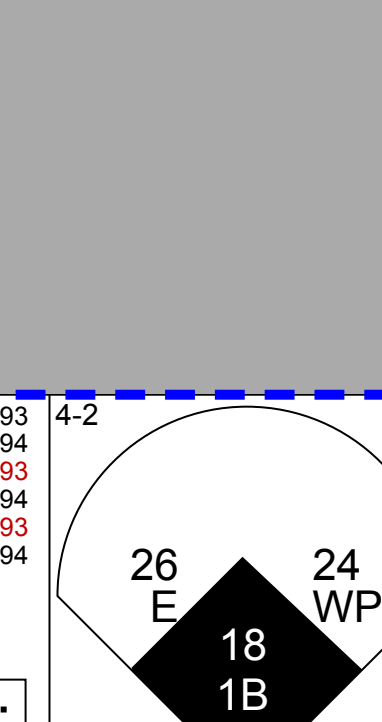



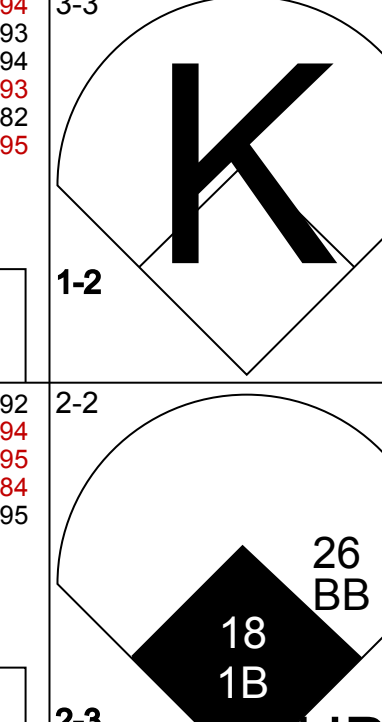

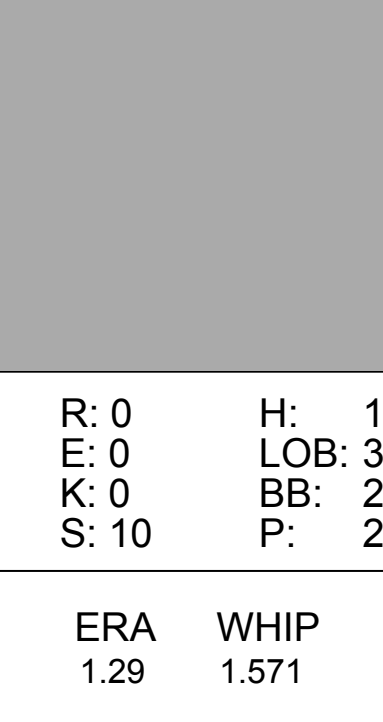
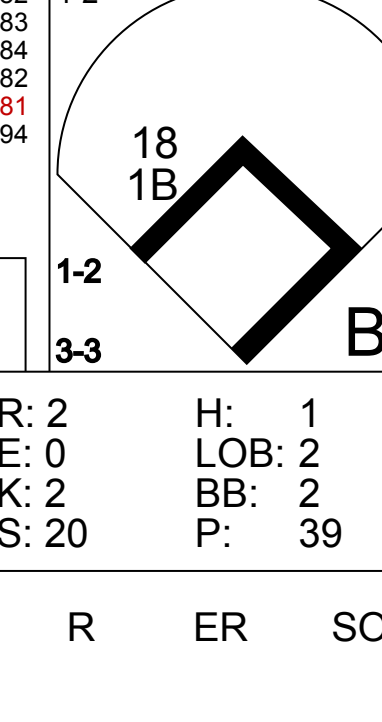



Batter	1	2	3	4	5	6	7	8	9	AB	R	H	RBI	BB	SO	LOB	TOP										
2 Jacoby Ellsbury, L (1,8) OBP: 0.353, SLG: 0.419 23 Joey Gathright, L (8,7) OBP: 0.316, SLG: 0.278	G1-3			F7	G3			41 1B 20 1B BB		3	1	0	0	1	0	2	Boston Red Sox @ New York Yankees Yankee Stadium, Bronx, NY Fri Sep 25 2009, 7:05 PM EDT Att. 48,449 - Clear - 63 F livebaseballscorecards.com										
15 Dustin Pedroia, R (1,4) OBP: 0.373, SLG: 0.445 30 Chris Woodward, R (8,4) OBP: 0.291, SLG: 0.234	G6-3			G3		41 S 34 HR BB		K		3	1	0	0	1	1	0											
41 Victor Martinez, S (1,3) OBP: 0.379, SLG: 0.478 32 Brian Anderson, R (8,8) OBP: 0.315, SLG: 0.328	F8			HR		K		20 E 34 FC4-6 1B		4	2	2	1	0	1	1											
20 Kevin Youkilis, R (1,5) OBP: 0.411, SLG: 0.542	G5-3			1B		P4		E7 34 FC4-6 1B		4	0	2	1	0	0	1											
34 David Ortiz, L (1,10) OBP: 0.331, SLG: 0.463	L9			G1-3		HR		FC4-6		4	1	1	3	0	0	2											
44 Jason Bay, R (1,7) OBP: 0.385, SLG: 0.542 12 Jed Lowrie, S (8,6) OBP: 0.219, SLG: 0.246	K			1B		P6		K		4	0	1	0	0	2	1											
7 J.D. Drew, L (1,9) OBP: 0.388, SLG: 0.499 68 Josh Reddick, L (8,9) OBP: 0.245, SLG: 0.400 5 Rocco Baldelli, R (9,PH) OBP: 0.323, SLG: 0.454	P2			2B				11 G4-6-3 BB		3	0	2	0	0	0	0											
33 Jason Varitek, S (1,2) OBP: 0.313, SLG: 0.390	K2-3			P5		G4-3		K		4	0	0	0	0	2	4											
3 Alex Gonzalez, R (1,6) OBP: 0.275, SLG: 0.355 11 Casey Kotchman, L (8,3) OBP: 0.344, SLG: 0.393	K			K		P6		G4-6-3		3	0	0	0	0	2	2											
Inning Stats	R: 0 E: 0 K: 0 S: 8	H: 0 LOB: 0 BB: 0 P: 13	R: 0 E: 0 K: 1 S: 9	H: 0 LOB: 0 BB: 0 P: 11	R: 0 E: 0 K: 2 S: 7	H: 0 LOB: 0 BB: 0 P: 12	R: 1 E: 0 K: 0 S: 7	H: 2 LOB: 1 BB: 0 P: 14	R: 0 E: 0 K: 1 S: 11	H: 2 LOB: 2 BB: 0 P: 17	R: 2 E: 0 K: 1 S: 10	H: 1 LOB: 0 BB: 0 P: 19	R: 0 E: 0 K: 0 S: 6	H: 1 LOB: 0 BB: 0 P: 7	R: 2 E: 1 K: 2 S: 18	H: 2 LOB: 1 BB: 1 P: 29		R: 0 E: 0 K: 1 S: 7	H: 0 LOB: 0 BB: 1 P: 14	1B: 5 2B: 1 3B: 0 HR: 2	SF: 0 SAC: 0 DP: 2 HBP: 0	WP: 0 PB: 0 SB: 1 CS: 0	PA: 36				
PITCHER	IP	WLS	BF	H	R	ER	SO	BB	IBB	HBP	BLK	WP	HR	S	P	ERA	WHIP										
62 Joba Chamberlain, R (1,1) ERA: 4.72 91 Alfredo Aceves, R (7,1) ERA: 3.82 63 Jonathan Albaladejo, R (8,1) ERA: 4.96 43 Damaso Marte, L (8,1) ERA: 9.75 65 Phil Hughes, R (8,1) ERA: 3.92	6.0	W	24	5	3	3	5	1	0	0	0	0	2	52	86	4.50	1.000										
48 Phil Coke, L (9,1) ERA: 4.71	1.0		3	0	0	0	1	1	0	0	0	0	0	7	14	0.00	1.000										

Batter	1	2	3	4	5	6	7	8	9	AB	R	H	RBI	BB	SO	LOB	BOTTOM										
2 Derek Jeter, R (1,6) OBP: 0.401, SLG: 0.460	18 S 13 1B 1B		FC5-4		K			25 1B 18 S 1B		4	2	2	1	1	1	2	Boston Red Sox @ New York Yankees Yankee Stadium, Bronx, NY Fri Sep 25 2009, 7:05 PM EDT Att. 48,449 - Clear - 63 F livebaseballscorecards.com										
18 Johnny Damon, L (1,7) OBP: 0.367, SLG: 0.494 11 Brett Gardner, L (9,8) OBP: 0.354, SLG: 0.397	G5-3		FC6		F8			25 1B 13 2B BB		3	1	0	0	2	0	5											
25 Mark Teixeira, S (1,3) OBP: 0.383, SLG: 0.566	K		13 HR 1B		L8			13 BB 1B		5	1	2	1	0	1	2											
13 Alex Rodriguez, R (1,5) OBP: 0.407, SLG: 0.532	20 S 55 S 1B		HR		55 1B 20 1B BB			20 1B 20 1B BB		3	3	3	4	2	0	0											
55 Hideki Matsui, L (1,10) OBP: 0.375, SLG: 0.526	BB		24 1B 53 1B 1B		20 1B 1B			20 1B 20 1B BB		3	1	2	0	2	0	3											
20 Jorge Posada, S (1,2) OBP: 0.363, SLG: 0.528 47 Freddy Guzman, S (8,FR) OBP: 0.368, SLG: 0.270	K		F9		24 G4-6-3 1B			24 G6-3 24 DI BB		4	0	2	2	1	1	3											
24 Robinson Canó, L (1,4) OBP: 0.351, SLG: 0.515	53 1B 2 FC5-4 2B		G4-6-3		P2			G6-3		5	1	2	0	0	0	4											
33 Nick Swisher, S (1,9) OBP: 0.367, SLG: 0.491	K		2 FC5-4 53 1B BB		K			P4		4	0	0	0	1	3	3											
53 Melky Cabrera, S (1,8) OBP: 0.333, SLG: 0.413	L9		2 FC5-4 1B		K			F8		5	0	1	1	0	2	3											
Inning Stats	R: 1 E: 0 K: 2 S: 18	H: 2 LOB: 2 BB: 1 P: 30	R: 0 E: 0 K: 1 S: 11	H: 1 LOB: 1 BB: 1 P: 17	R: 4 E: 0 K: 0 S: 22	H: 5 LOB: 2 BB: 1 P: 39	R: 1 E: 0 K: 0 S: 19	H: 2 LOB: 1 BB: 1 P: 31	R: 0 E: 0 K: 3 S: 11	H: 0 LOB: 0 BB: 0 P: 18	R: 2 E: 0 K: 0 S: 18	H: 2 LOB: 1 BB: 2 P: 34	R: 1 E: 0 K: 2 S: 16	H: 2 LOB: 3 BB: 2 P: 30	R: 0 E: 0 K: 0 S: 7	H: 0 LOB: 2 BB: 1 P: 14		1B: 11 2B: 2 3B: 0 HR: 1	SF: 0 SAC: 0 DP: 1 HBP: 0	WP: 1 PB: 0 SB: 7 CS: 0	PA: 45						
PITCHER	IP	WLS	BF	H	R	ER	SO	BB	IBB	HBP	BLK	WP	HR	S	P	ERA	WHIP										
31 Jon Lester, L (1,1) ERA: 3.52 62 Hunter Jones, L (3,1) ERA: 8.1 64 Michael Bowden, R (4,1) ERA: 7.84 17 Manny Delcarmen, R (6,1) ERA: 4.37 56 Ramon E Ramirez, R (8,1) ERA: 3.02	2.1	L	18	8	5	5	3	3	0	0	0	0	1	47	78	19.29	4.714										
	1.0		5	1	1	1	0	1	0	0	0	0	0	18	31	9.00	2.000										
	2.1		10	3	2	2	3	2	0	0	0	1	0	31	55	7.71	2.143										
	1.1		8	2	1	1	2	2	0	0	0	0	0	19	35	6.75	3.000										
	1.0		4	0	0	0	0	1	0	0	0	0	0	7	14	0.00	1.000										

Batter	1	2	3	4	5	6	7	8	9	AB	R	H	RBI	BB	SO	LOB	TOP			
2 Jacoby Ellsbury, L (1, 8) OBP: 0.351, SLG: 0.416										4	0	0	0	0	2	1	Boston Red Sox @ New York Yankees Yankee Stadium, Bronx, NY Sat Sep 26 2009, 4:10 PM EDT Att: 48,809 - Cloudy - 63 F			
15 Dustin Pedroia, R (1, 4) OBP: 0.371, SLG: 0.442										4	0	0	0	0	2	1				
41 Victor Martinez, S (1, 2) OBP: 0.380, SLG: 0.477										3	0	1	0	1	0	0				
20 Kevin Youkilis, R (1, 3) OBP: 0.412, SLG: 0.539										2	0	0	0	0	1	1				
25 Mike Lowell, R (1, 5) OBP: 0.337, SLG: 0.479										4	0	1	0	0	2	3				
34 David Ortiz, L (1, 10) OBP: 0.329, SLG: 0.460										3	0	0	0	0	1	2				
5 Rocco Baldelli, R (1, 9) 7 J.D. Drew, L (8, PH) OBP: 0.387, SLG: 0.498										2	0	0	0	0	1	1				
12 Jed Lowrie, S (1, 6) 11 Casey Kotchman, L (8, PH) 30 Chris Woodward, R (8, 6) OBP: 0.291, SLG: 0.234										2	0	0	0	0	1	1				
32 Brian Anderson, R (1, 7) 68 Josh Reddick, L (8, PH) OBP: 0.241, SLG: 0.392										1	0	0	0	1	0	0				
Inning Stats	R: 0 E: 0 K: 2 S: 10	H: 0 LOB: 0 BB: 0 P: 15	R: 0 E: 0 K: 2 S: 9	H: 0 LOB: 0 BB: 0 P: 14	R: 0 E: 0 K: 0 S: 4	H: 0 LOB: 0 BB: 0 P: 6	R: 0 E: 0 K: 0 S: 9	H: 0 LOB: 1 BB: 0 P: 16	R: 0 E: 0 K: 1 S: 7	H: 0 LOB: 1 BB: 1 P: 14	R: 0 E: 0 K: 0 S: 6	H: 0 LOB: 1 BB: 0 P: 11	R: 0 E: 0 K: 2 S: 8	H: 0 LOB: 2 BB: 0 P: 13	R: 0 E: 0 K: 2 S: 15	H: 1 LOB: 0 BB: 0 P: 20		1B: 2 2B: 0 3B: 0 HR: 0	SF: 0 SAC: 0 DP: 1 HBP: 2	WP: 1 PB: 0 SB: 1 CS: 0
PITCHER	IP WLS BF H R ER SO BB IBB HBP BLK WP HR S P ERA WHIP																			
52 CC Sabathia, L (1, 1) ERA: 3.21	7.0 W 24 1 0 0 8 2 0 0 1 0 0 0 0 57 96 0.00 0.429																			
65 Phil Hughes, R (8, 1) ERA: 2.99	1.0 H 3 0 0 0 2 0 0 0 0 0 0 0 0 8 13 0.00 0.000																			
42 Mariano Rivera, R (9, 1) ERA: 1.85	1.0 S 5 1 0 0 2 0 0 0 1 0 1 0 0 15 20 0.00 1.000																			

AB 28
R 0
H 2
RBI 0
BB 2
SO 12
LOB 10



Batter	1	2	3	4	5	6	7	8	9	AB	R	H	RBI	BB	SO	LOB	BOTTOM			
2 Derek Jeter, R (1, 6) OBP: 0.403, SLG: 0.461										3	0	2	0	1	1	3	Boston Red Sox @ New York Yankees Yankee Stadium, Bronx, NY Sat Sep 26 2009, 4:10 PM EDT Att: 48,809 - Cloudy - 63 F			
18 Johnny Damon, L (1, 7) OBP: 0.367, SLG: 0.493										4	0	1	2	1	0	3				
25 Mark Teixeira, S (1, 3) OBP: 0.383, SLG: 0.563										4	0	1	0	1	1	3				
13 Alex Rodriguez, R (1, 5) OBP: 0.404, SLG: 0.527										4	0	0	0	0	1	6				
55 Hideki Matsui, L (1, 10) OBP: 0.374, SLG: 0.524										4	0	1	0	0	1	3				
33 Nick Swisher, S (1, 9) 11 Brett Gardner, L (8, FR) OBP: 0.354, SLG: 0.397										2	0	1	0	2	0	3				
24 Robinson Canó, L (1, 4) OBP: 0.352, SLG: 0.519										0	1	0	0	0	0	0				
53 Melky Cabrera, S (1, 8) OBP: 0.333, SLG: 0.411										3	1	0	0	0	0	4				
26 José Molina, R (1, 2) OBP: 0.293, SLG: 0.264										3	0	0	0	1	0	4				
Inning Stats	R: 0 E: 0 K: 0 S: 12	H: 1 LOB: 1 BB: 0 P: 20	R: 0 E: 0 K: 1 S: 10	H: 1 LOB: 1 BB: 1 P: 19	R: 0 E: 0 K: 1 S: 7	H: 1 LOB: 2 BB: 0 P: 12	R: 0 E: 0 K: 0 S: 9	H: 1 LOB: 3 BB: 1 P: 16	R: 1 E: 0 K: 0 S: 11	H: 1 LOB: 1 BB: 1 P: 16	R: 0 E: 0 K: 1 S: 6	H: 0 LOB: 0 BB: 0 P: 11	R: 2 E: 0 K: 2 S: 20	H: 1 LOB: 2 BB: 2 P: 39	R: 0 E: 0 K: 2 S: 15	H: 1 LOB: 0 BB: 0 P: 20		1B: 6 2B: 1 3B: 0 HR: 1	SF: 0 SAC: 0 DP: 1 HBP: 2	WP: 1 PB: 0 SB: 2 CS: 0
PITCHER	IP WLS BF H R ER SO BB IBB HBP BLK WP HR S P ERA WHIP																			
18 Daisuke Matsuzaka, R (1, 1) ERA: 0.68	7.0 L 32 6 1 1 3 5 0 0 1 0 0 0 0 65 115 1.29 1.571																			
13 Billy Wagner, L (8, 1) ERA: 2.08	0.2 6 1 2 0 2 2 0 0 1 0 1 0 0 17 35 0.00 4.500																			
51 Daniel Bard, R (8, 1) ERA: 3.68	0.1 1 0 0 0 0 0 0 0 0 0 0 0 0 3 4 0.00 0.000																			

AB 30
R 3
H 7
RBI 3
BB 7
SO 5
LOB 32



Batter	1	2	3	4	5	6	7	8	9	AB	R	H	RBI	BB	SO	LOB	TOP
19 José Bautista, R OBP: 0.355, SLG: 0.383										5	1	2	3	0	0	0	Toronto Blue Jays @ Boston Red Sox Fenway Park, Boston, MA Mon Sep 28 2009, 7:10 PM EDT Att: 37,591 - Partly Cloudy - 66 F
2 Aaron Hill, R OBP: 0.326, SLG: 0.499										4	1	1	1	0	0	2	
26 Adam Lind, L OBP: 0.367, SLG: 0.545										4	1	1	0	0	1	0	
10 Vernon Wells, R OBP: 0.314, SLG: 0.404										3	1	1	0	1	0	0	
12 Edwin Encarnación, R OBP: 0.315, SLG: 0.390										3	3	2	1	0	0	1	
15 Kevin Millar, F OBP: 0.301, SLG: 0.343										1	0	1	0	0	0	0	
35 Lyle Overbay, L OBP: 0.374, SLG: 0.472										4	1	3	2	0	0	1	
20 Rod Barajas, R OBP: 0.265, SLG: 0.418										4	2	2	3	0	1	3	
45 Travis Snider, L OBP: 0.329, SLG: 0.412										3	0	0	0	0	1	1	
6 John McDonald, R OBP: 0.252, SLG: 0.364										3	1	1	1	0	1	0	
Inning Stats	R: 4 H: 5 E: 0 K: 2 S: 22	H: 5 LOB: 1 BB: 0 P: 39	R: 0 H: 0 E: 0 K: 1 S: 5	H: 0 LOB: 0 BB: 0 P: 8	R: 3 H: 2 E: 0 K: 0 S: 10	LOB: 2 BB: 1 P: 20	R: 2 H: 2 E: 0 K: 1 S: 10	H: 2 LOB: 0 BB: 0 P: 14	R: 2 H: 3 E: 0 K: 0 S: 9	LOB: 2 BB: 0 P: 15	R: 0 H: 2 E: 0 K: 0 S: 14	H: 2 LOB: 2 BB: 0 P: 23	R: 0 H: 0 E: 0 K: 0 S: 7	H: 0 LOB: 0 BB: 0 P: 10	1B: 9 2B: 2 3B: 0 HR: 3	SF: 1 SAC: 0 DP: 0 HBP: 1	WP: 0 PA: 37 PB: 0 SB: 0 CS: 0
PITCHER	IP WLS BF H R ER SO BB IBB HBP BLK WP HR S P ERA WHIP																
64 Michael Bowden, R ERA: 10.5	(1, 1) 3.0 L 17 7 7 7 3 1 0 0 0 0 0 2 37 67 21.00 2.667																
62 Hunter Jones, L ERA: 10.03	(4, 1) 1.2 11 5 4 4 1 0 0 0 1 0 0 1 18 28 21.60 3.000																
54 Dustin Richardson, L ERA:	(5, 1) 1.1 6 2 0 0 0 0 0 0 0 0 0 15 24 0.00 1.500																
17 Manny Delcarmen, R ERA: 4.3	(7, 1) 1.0 3 0 0 0 0 0 0 0 0 0 0 7 10 0.00 0.000																

Batter	1	2	3	4	5	6	7	8	9	AB	R	H	RBI	BB	SO	LOB	BOTTOM
2 Jacoby Ellsbury, L OBP: 0.351, SLG: 0.413										2	0	0	0	2	0	0	Toronto Blue Jays @ Boston Red Sox Fenway Park, Boston, MA Mon Sep 28 2009, 7:10 PM EDT Att: 37,591 - Partly Cloudy - 66 F
15 Dustin Pedroia, R OBP: 0.368, SLG: 0.439										4	0	1	1	0	0	3	
41 Victor Martínez, S OBP: 0.379, SLG: 0.476										3	1	1	0	0	0	0	
16 George Kottaras, L OBP: 0.304, SLG: 0.386										0	0	0	0	0	0	0	
20 Kevin Youkilis, R OBP: 0.414, SLG: 0.552										3	2	2	3	0	0	0	
34 David Ortiz, L OBP: 0.332, SLG: 0.466										3	1	2	1	0	0	0	
44 Jason Bay, R OBP: 0.384, SLG: 0.541										3	0	0	0	0	2	1	
23 Joey Gathright, L OBP: 0.316, SLG: 0.278										0	0	0	0	0	0	0	
7 J.D. Drew, L OBP: 0.386, SLG: 0.499										3	0	1	0	0	0	1	
32 Brian Anderson, R OBP: 0.317, SLG: 0.327										2	0	0	0	1	0	0	
11 Casey Kotchman, L OBP: 0.342, SLG: 0.389										2	1	0	0	1	1	2	
3 Alex Gonzalez, R OBP: 0.274, SLG: 0.350										2	1	0	0	1	1	2	
Inning Stats	R: 2 H: 2 E: 0 K: 0 S: 11	H: 2 LOB: 0 BB: 0 P: 17	R: 0 H: 1 E: 0 K: 1 S: 14	H: 1 LOB: 3 BB: 2 P: 28	R: 1 H: 2 E: 0 K: 1 S: 12	H: 2 LOB: 1 BB: 0 P: 25	R: 0 H: 0 E: 0 K: 0 S: 5	H: 0 LOB: 0 BB: 0 P: 6	R: 0 H: 0 E: 0 K: 0 S: 11	LOB: 0 BB: 0 P: 17	R: 1 H: 1 E: 0 K: 1 S: 7	H: 1 LOB: 0 BB: 0 P: 9	R: 1 H: 1 E: 0 K: 0 S: 4	H: 1 LOB: 2 BB: 2 P: 13	1B: 2 2B: 2 3B: 0 HR: 3	SF: 0 SAC: 0 DP: 0 HBP: 0	WP: 0 PA: 29 PB: 0 SB: 0 CS: 0
PITCHER	IP WLS BF H R ER SO BB IBB HBP BLK WP HR S P ERA WHIP																
48 Scott Richmond, R ERA: 5.35	(1, 1) 6.0 W 26 6 4 4 3 0 2 0 0 0 0 0 3 60 102 6.00 1.333																
44 Casey Janssen, R ERA: 6.0	(7, 1) 0.0 3 1 1 1 0 2 0 0 0 0 0 0 4 13 ∞ ∞																

Batter	1	2	3	4	5	6	7	8	9	AB	R	H	RBI	BB	SO	LOB	TOP					
19 José Bautista, R OBP: 0.353, SLG: 0.390										5	1	1	1	0	1	1	Toronto Blue Jays @ Boston Red Sox Fenway Park, Boston, MA Tue Sep 29 2009, 7:10 PM EDT Att: 37,618 - Cloudy - 62 F					
2 Aaron Hill, R OBP: 0.329, SLG: 0.503										5	2	2	1	0	0	0						
26 Adam Lind, L OBP: 0.370, SLG: 0.562										4	3	3	4	0	0	0						
10 Vernon Wells, R OBP: 0.313, SLG: 0.403										5	0	1	0	0	0	1						
35 Lyle Overbay, L OBP: 0.373, SLG: 0.468										3	1	0	0	1	2	1						
20 Rod Barajas, R OBP: 0.282, SLG: 0.414										4	0	0	0	0	1	2						
15 Kevin Millar, R OBP: 0.308, SLG: 0.366										4	1	3	1	0	0	0						
45 Travis Snider, L OBP: 0.328, SLG: 0.409										4	0	1	1	0	2	1						
6 John McDonald, R OBP: 0.245, SLG: 0.353										4	0	0	0	0	0	3						
Inning Stats	R: 4 H: 5 E: 0 K: 0 S: 18	H: 5 LOB: 2 BB: 1 P: 27	R: 1 H: 1 E: 0 K: 0 S: 10	LOB: 1 BB: 0 P: 15	R: 1 H: 0 E: 0 K: 1 S: 12	LOB: 1 BB: 0 P: 16	R: 0 H: 0 E: 0 K: 1 S: 6	LOB: 0 BB: 0 P: 8	R: 1 H: 1 E: 0 K: 2 S: 10	LOB: 0 BB: 0 P: 13	R: 0 H: 1 E: 0 K: 0 S: 6	LOB: 1 BB: 0 P: 10	R: 1 H: 2 E: 1 K: 1 S: 11	LOB: 1 BB: 0 P: 18	R: 0 H: 0 E: 0 K: 1 S: 10	LOB: 0 BB: 0 P: 13		R: 0 H: 0 E: 0 K: 0 S: 4	LOB: 0 BB: 0 P: 7	1B: 4 2B: 1 3B: 0 HR: 6	SF: 0 SAC: 0 DP: 0 HBP: 1	WP: 0 PB: 0 SB: 0 CS: 0
PITCHER	IP WLS BF H R ER SO BB IBB HBP BLK WP HR S P ERA WHIP																					
11 Clay Buchholz, R ERA: 3.74	5.0 L 24 8 7 7 4 1 0 0 0 0 0 5 56 79 12.60 1.800																					
56 Ramon E Ramirez, R ERA: 2.93	1.0 0 4 1 0 0 0 0 0 0 0 0 0 6 10 0.00 1.000																					
24 Takashi Saito, R ERA: 2.47	1.0 5 2 1 1 1 0 0 0 0 0 0 1 11 18 9.00 2.000																					
13 Billy Wagner, L ERA: 1.93	1.0 3 0 0 0 0 1 0 0 0 0 0 0 10 13 0.00 0.000																					
58 Jonathan Papelbon, R ERA: 1.91	1.0 4 0 0 0 0 0 0 0 0 1 0 0 0 4 7 0.00 0.000																					


AB	38
R	8
H	11
RBI	8
BB	1
SO	6
LOB	9



Batter	1	2	3	4	5	6	7	8	9	AB	R	H	RBI	BB	SO	LOB	BOTTOM	
2 Jacoby Ellsbury, L OBP: 0.351, SLG: 0.413										5	1	2	0	0	0	1	Toronto Blue Jays @ Boston Red Sox Fenway Park, Boston, MA Tue Sep 29 2009, 7:10 PM EDT Att: 37,618 - Cloudy - 62 F	
15 Dustin Pedroia, R OBP: 0.389, SLG: 0.442										5	1	3	0	0	0	1		
41 Victor Martinez, S OBP: 0.379, SLG: 0.474										4	0	1	1	1	0	3		
23 Joey Gathright, L OBP: 0.316, SLG: 0.278										0	0	0	0	0	0	0		
20 Kevin Youkilis, R OBP: 0.414, SLG: 0.551										4	1	1	1	1	2	4		
34 David Ortiz, L OBP: 0.333, SLG: 0.468										4	1	2	1	0	1	2		
44 Jason Bay, R OBP: 0.385, SLG: 0.539										2	2	0	0	2	0	1		
7 J.D. Drew, L OBP: 0.391, SLG: 0.508										4	1	3	3	0	0	0		
11 Casey Kotchman, L OBP: 0.341, SLG: 0.388										4	0	1	0	0	0	4		
3 Alex Gonzalez, R OBP: 0.274, SLG: 0.350										3	0	1	0	0	1	3		
68 Josh Reddick, L OBP: 0.236, SLG: 0.385										1	0	0	0	0	1	0		
Inning Stats	R: 1 H: 2 E: 0 K: 1 S: 15	H: 2 LOB: 1 BB: 0 P: 24	R: 0 H: 1 E: 0 K: 1 S: 13	LOB: 0 BB: 0 P: 22	R: 0 H: 2 E: 0 K: 1 S: 20	LOB: 2 BB: 0 P: 30	R: 0 H: 0 E: 0 K: 0 S: 7	LOB: 0 BB: 0 P: 13	R: 0 H: 1 E: 0 K: 0 S: 8	LOB: 0 BB: 0 P: 10	R: 5 H: 5 E: 0 K: 0 S: 18	LOB: 5 BB: 1 P: 31	R: 0 H: 1 E: 0 K: 2 S: 12	LOB: 2 BB: 1 P: 23	1B: 10 2B: 3 3B: 0 HR: 1	SF: 0 SAC: 0 DP: 4 HBP: 0	WP: 1 PB: 0 SB: 2 CS: 1	PA: 41
PITCHER	IP WLS BF H R ER SO BB IBB HBP BLK WP HR S P ERA WHIP																	
24 Ricky Romero, L ERA: 4.26	5.0 W 21 7 2 2 3 3 1 0 0 0 0 0 0 7 13 3.60 1.600																	
22 Brandon League, R ERA: 4.64	1.0 3 0 0 0 0 0 1 0 0 0 0 0 0 7 13 0.00 1.000																	
39 Jesse Carlson, L ERA: 4.73	1.0 4 2 1 1 0 0 0 0 0 0 0 0 0 12 15 9.00 2.000																	
57 Shawn Camp, R ERA: 3.59	0.2 6 4 4 4 0 1 0 0 0 0 0 1 13 23 54.00 7.500																	
54 Jason Frasor, R ERA: 2.5	1.1 S 6 1 0 0 2 1 0 0 0 0 0 0 0 13 26 0.00 1.500																	

AB	36
R	7
H	14
RBI	6
BB	4
SO	5
LOB	19



Batter	1	2	3	4	5	6	7	8	9	AB	R	H	RBI	BB	SO	LOB	TOP																	
19 José Bautista, R OBP: 0.350, SLG: 0.396	G6-3	G5-3	K		SF8	F8		HR		5	1	1	3	0	1	3	Toronto Blue Jays @ Boston Red Sox Fenway Park, Boston, MA Wed Sep 30 2009, 7:10 PM EDT Att: 37,246 - Cloudy - 53 F																	
2 Aaron Hill, R OBP: 0.330, SLG: 0.504	F9	1B		2B	15 G6-3 15 BLK	FC6-4		P4		6	0	3	2	0	0	1																		
15 Kevin Millar, R OBP: 0.312, SLG: 0.364	10 2B BB	F7		G6-3	G6-3		35 BB BB	10 2B 35 G3	1B	4	1	1	0	2	0	3																		
10 Vernon Wells, R OBP: 0.316, SLG: 0.407	1-3 2B		35 HR 1B	F7			K	35 G3 2B		5	1	3	0	1	1	2																		
35 Lyle Overbay, L OBP: 0.377, SLG: 0.475	BB		1-H HR		G6-3		BB	G3		3	1	1	3	3	0	3																		
20 Rod Barajas, R OBP: 0.259, SLG: 0.409	L7		K	G5-3		G5-3	F3	P6		6	0	0	0	0	1	8																		
21 Randy Ruiz, R OBP: 0.368, SLG: 0.606		6 SH3-4 45 1B 19 G5-3	1B	HR		6 1B 2B	HR	G4-3	K	6	4	4	2	0	1	3	AB 42 R 12 H 17 RBI 12 BB 7 SO 4 LOB 23																	
45 Travis Snider, L OBP: 0.333, SLG: 0.419		6 SH3-4 2 1B 1B	1B	P6		19 WP 19 SF8 6 1B	BB	F7		4	3	2	0	1	0	0																		
6 John McDonald, R OBP: 0.259, SLG: 0.360		1-2 2-3 SH3-4		19 WP HBP		19 SF8 2 1B 1B	1B	F7		3	1	2	2	0	0	0																		
Inning Stats	R: 0 E: 0 K: 0 S: 12	H: 1 LOB: 3 BB: 2 P: 24	R: 2 E: 0 K: 0 S: 16	H: 3 LOB: 1 BB: 0 P: 23	R: 3 E: 0 K: 2 S: 20	H: 3 LOB: 1 BB: 0 P: 29	R: 0 E: 0 K: 0 S: 10	H: 1 LOB: 2 BB: 1 P: 19	R: 3 E: 0 K: 0 S: 15	H: 3 LOB: 2 BB: 2 P: 27	R: 2 E: 0 K: 0 S: 9	H: 3 LOB: 1 BB: 0 P: 19	R: 0 E: 0 K: 1 S: 13	H: 0 LOB: 2 BB: 2 P: 23	R: 1 E: 0 K: 0 S: 10	H: 1 LOB: 0 BB: 0 P: 15	R: 1 E: 0 K: 1 S: 9	H: 2 LOB: 1 BB: 0 P: 13	1B: 8 2B: 4 3B: 1 HR: 4	SF: 1 SAC: 1 DP: 0 HBP: 1	WP: 2 PB: 0 SB: 0 CS: 0	PA: 52												
PITCHER	IP WLS BF H R ER SO BB IBB HBP BLK WP HR S P ERA WHIP	49 Tim Wakefield, R (1, 1) 3.0 L 19 7 5 5 2 2 0 0 1 0 1 2 48 76 15.00 3.000 53 Fernando Cabrera, R (4, 1) 1.0 8 3 3 3 0 0 2 0 0 0 0 0 14 28 27.00 5.000 54 Dustin Richardson, L (5, 1) 1.0 5 1 0 0 0 1 0 0 1 1 0 11 18 0.00 2.000 17 Manny Delcarmen, R (6, 1) 1.0 6 3 2 2 0 0 0 0 0 0 1 9 19 18.00 3.000 62 Hunter Jones, L (7, 1) 1.0 5 0 0 0 1 2 0 0 0 0 0 0 13 23 0.00 2.000																IP WLS BF H R ER SO BB IBB HBP BLK WP HR S P ERA WHIP	37 Hideki Okajima, L (8, 1) 1.0 4 1 1 1 0 0 0 0 0 0 0 0 14 28 9.00 1.000 50 Dusty Brown, R (9, 1) 1.0 5 2 1 1 1 0 0 0 0 0 0 0 9 13 9.00 2.000															

Batter	1	2	3	4	5	6	7	8	9	AB	R	H	RBI	BB	SO	LOB	BOTTOM																	
23 Joey Gathright, L OBP: 0.348, SLG: 0.318	G1-3		G4-6-3			11 FC4-6 1B		1B		4	0	2	0	0	0	1	Toronto Blue Jays @ Boston Red Sox Fenway Park, Boston, MA Wed Sep 30 2009, 7:10 PM EDT Att: 37,246 - Cloudy - 53 F																	
68 Josh Reddick, L OBP: 0.220, SLG: 0.357	K			G3		F8		F9		4	0	0	0	0	1	2																		
11 Casey Kotchman, L OBP: 0.340, SLG: 0.385	G3-1			BB		FC4-6		G4-3		3	0	0	0	1	0	1																		
34 David Ortiz, L OBP: 0.332, SLG: 0.465		5 FC4-6 HBP		K		K		K		3	0	0	0	0	3	1																		
5 Rocco Baldelli, R OBP: 0.317, SLG: 0.442		FC4-6 3 S		G4-3				G6-3		4	0	1	0	0	0	2																		
16 George Kottaras, L OBP: 0.295, SLG: 0.374	P2				G3-1		P2			3	0	0	0	0	0	2																		
3 Alex Gonzalez, R OBP: 0.273, SLG: 0.348										2	0	0	0	0	0	1	Toronto Blue Jays @ Boston Red Sox Fenway Park, Boston, MA Wed Sep 30 2009, 7:10 PM EDT Att: 37,246 - Cloudy - 53 F																	
32 Brian Anderson, R OBP: 0.315, SLG: 0.325	F9				P6		G5-3			1	0	0	0	0	0	1																		
12 Jed Lowrie, S OBP: 0.203, SLG: 0.226			G4-3			F8		K		3	0	0	0	0	1	0																		
30 Chris Woodward, R OBP: 0.292, SLG: 0.228								F9		2	0	0	0	1	1	0																		
Inning Stats	R: 0 E: 0 K: 1 S: 8	H: 0 LOB: 0 BB: 0 P: 12	R: 0 E: 0 K: 0 S: 7	H: 0 LOB: 0 BB: 0 P: 11	R: 0 E: 0 K: 0 S: 7	H: 0 LOB: 0 BB: 1 P: 11	R: 0 E: 0 K: 1 S: 12	H: 0 LOB: 1 BB: 1 P: 18	R: 0 E: 0 K: 0 S: 3	H: 0 LOB: 0 BB: 0 P: 6	R: 0 E: 0 K: 1 S: 8	H: 1 LOB: 1 BB: 0 P: 11	R: 0 E: 0 K: 1 S: 9	H: 1 LOB: 1 BB: 0 P: 12	R: 0 E: 0 K: 1 S: 7	H: 1 LOB: 0 BB: 0 P: 7		R: 0 E: 0 K: 1 S: 7	H: 0 LOB: 0 BB: 0 P: 12	1B: 3 2B: 0 3B: 0 HR: 0	SF: 0 SAC: 0 DP: 1 HBP: 1	WP: 0 PB: 0 SB: 1 CS: 0	PA: 32											
PITCHER	IP WLS BF H R ER SO BB IBB HBP BLK WP HR S P ERA WHIP	32 Roy Halladay, R (1, 1) 9.0 W 32 3 0 0 6 2 0 0 1 0 0 0 68 100 0.00 0.556																IP WLS BF H R ER SO BB IBB HBP BLK WP HR S P ERA WHIP																



Batter	1	2	3	4	5	6	7	8	9	AB	R	H	RBI	BB	SO	LOB	TOP										
23 Michael Brantley, L OBP: 0.358, SLG: 0.537										4	0	1	0	0	2	1	Cleveland Indians @ Boston Red Sox Fenway Park, Boston, MA Thu Oct 01 2009, 7:10 PM EDT Att: 37,459 - Partly Cloudy - 51 F										
11 Jamey Carroll, R OBP: 0.351, SLG: 0.338										4	0	0	0	0	2	1											
2 Johnny Perella, R OBP: 0.319, SLG: 0.380										3	0	0	0	1	0	1											
7 Matt LaPorta, R OBP: 0.321, SLG: 0.468										3	0	1	0	0	1	0											
10 Kelly Shoppach, R OBP: 0.338, SLG: 0.408										2	0	0	0	0	1	0											
17 Shin-Soo Choo, L OBP: 0.394, SLG: 0.487										0	0	0	0	0	0	0											
25 Andy Marte, R OBP: 0.301, SLG: 0.408										3	0	0	0	0	1	3											
1 Luis Valbuena, L OBP: 0.292, SLG: 0.400										3	0	0	0	0	1	0											
30 Lou Marson, R OBP: 0.353, SLG: 0.351										3	0	1	0	0	1	0											
4 Trevor Crowe, S OBP: 0.275, SLG: 0.328										3	0	0	0	0	1	1											
Inning Stats	R: 0 E: 0 K: 0 S: 6	H: 0 LOB: 0 BB: 0 P: 10	R: 0 E: 0 K: 0 S: 5	H: 0 LOB: 0 BB: 0 P: 11	R: 0 E: 0 K: 1 S: 9	H: 0 LOB: 0 BB: 0 P: 14	R: 0 E: 0 K: 1 S: 6	H: 1 LOB: 0 BB: 0 P: 7	R: 0 E: 0 K: 3 S: 10	H: 0 LOB: 0 BB: 0 P: 15	R: 0 E: 0 K: 2 S: 14	H: 1 LOB: 1 BB: 0 P: 20	R: 0 E: 0 K: 0 S: 7	H: 1 LOB: 2 BB: 1 P: 14	R: 0 E: 0 K: 1 S: 8	H: 0 LOB: 0 BB: 0 P: 8	R: 0 E: 0 K: 2 S: 9	H: 0 LOB: 0 BB: 0 P: 11	1B: 1 2B: 2 HR: 0	SF: 0 SAC: 0 DP: 2 HBP: 1	WP: 0 PB: 0 SB: 0 CS: 0	PA: 30					
PITCHER	IP	WLS	BF	H	R	ER	SO	BB	IBB	HBP	BLK	WP	HR	S	P	ERA	WHIP										
31 Jon Lester, L ERA: 3.41	6.1	W	21	2	0	0	7	1	0	0	0	0	0	52	84	0.00	0.474										
51 Daniel Bard, R ERA: 3.75	0.2	H	3	1	0	0	0	0	0	1	0	0	0	5	7	0.00	1.500										
13 Billy Wagner, L ERA: 1.8	1.0	H	3	0	0	0	1	0	0	0	0	0	0	8	8	0.00	0.000										
58 Jonathan Papelbon, R ERA: 1.88	1.0	S	3	0	0	0	2	0	0	0	0	0	0	9	11	0.00	0.000										

AB	28
R	0
H	3
RBI	0
BB	1
SO	10
LOB	7



Batter	1	2	3	4	5	6	7	8	9	AB	R	H	RBI	BB	SO	LOB	BOTTOM										
2 Jacoby Ellsbury, L OBP: 0.353, SLG: 0.414										5	1	3	0	0	2	3	Cleveland Indians @ Boston Red Sox Fenway Park, Boston, MA Thu Oct 01 2009, 7:10 PM EDT Att: 37,459 - Partly Cloudy - 51 F										
15 Dustin Pedroia, R OBP: 0.370, SLG: 0.440										3	0	0	0	2	0	2											
41 Victor Martinez, S OBP: 0.380, SLG: 0.476										4	1	2	0	0	0	5											
20 Kevin Youkilis, R OBP: 0.412, SLG: 0.550										3	1	1	1	0	1	4											
34 David Ortiz, L OBP: 0.332, SLG: 0.463										4	0	1	1	0	1	1											
44 Jason Bay, R OBP: 0.385, SLG: 0.538										4	0	2	1	0	0	0											
25 Mike Lowell, R OBP: 0.335, SLG: 0.475										4	0	1	0	0	0	2											
11 Casey Kotchman, L OBP: 0.340, SLG: 0.385										0	0	0	0	0	0	0											
23 Joey Gathright, L OBP: 0.346, SLG: 0.292										2	0	0	0	1	0	1											
5 Rocco Baldelli, R OBP: 0.315, SLG: 0.439										1	0	0	0	0	0	0											
32 Brian Anderson, R OBP: 0.315, SLG: 0.325										0	0	0	0	0	0	0											
3 Alex Gonzalez, R OBP: 0.277, SLG: 0.351										3	0	2	0	1	0	2											
Inning Stats	R: 1 E: 0 K: 0 S: 10	H: 1 LOB: 1 BB: 1 P: 18	R: 0 E: 0 K: 1 S: 10	H: 2 LOB: 2 BB: 0 P: 17	R: 2 E: 0 K: 0 S: 12	H: 4 LOB: 1 BB: 0 P: 22	R: 0 E: 0 K: 1 S: 11	H: 2 LOB: 3 BB: 1 P: 18	R: 0 E: 0 K: 1 S: 10	H: 1 LOB: 2 BB: 1 P: 20	R: 0 E: 0 K: 0 S: 9	H: 2 LOB: 1 BB: 0 P: 12	R: 0 E: 0 K: 0 S: 9	H: 0 LOB: 0 BB: 0 P: 14	R: 0 E: 0 K: 1 S: 10	H: 0 LOB: 1 BB: 1 P: 18	1B: 11 2B: 1 3B: 0 HR: 0	SF: 1 SAC: 0 DP: 0 HBP: 0	WP: 0 PB: 0 SB: 1 CS: 1	PA: 38							
PITCHER	IP	WLS	BF	H	R	ER	SO	BB	IBB	HBP	BLK	WP	HR	S	P	ERA	WHIP										
59 Carlos Carrasco, R ERA: 8.87	3.1	L	19	9	3	3	1	1	0	0	0	0	0	36	63	8.10	3.000										
50 Jensen Lewis, R ERA: 4.48	1.2		8	1	0	0	2	2	0	0	0	0	0	17	32	0.00	1.800										
53 Rafael Perez, L ERA: 6.65	2.0		7	2	0	0	0	0	0	0	0	0	0	18	26	0.00	1.000										
47 Jose Veras, R ERA: 5.22	1.0		4	0	0	0	1	1	0	0	0	0	0	10	18	0.00	1.000										

AB	33
R	3
H	12
RBI	3
BB	4
SO	4
LOB	20



Batter	1	2	3	4	5	6	7	8	9	AB	R	H	RBI	BB	SO	LOB	TOP					
23 Michael Brantley, L (1, 8) OBP: 0.351, SLG: 0.340										5	0	1	0	0	1	2						
11 Jamey Carroll, R (1, 4) OBP: 0.355, SLG: 0.340										4	0	2	0	1	1	1						
17 Shin-Soo Choo, L (1, 9) OBP: 0.393, SLG: 0.484										4	0	0	0	1	2	5						
2 Jhonny Peralta, R (1, 5) OBP: 0.317, SLG: 0.377										4	0	0	0	0	2	3						
48 Travis Hafner, L (1, 10) OBP: 0.297, SLG: 0.473										3	1	1	0	1	0	0						
7 Matt LaPorta, R (1, 3) OBP: 0.314, SLG: 0.457										4	0	0	0	0	1	2						
1 Luis Valbuena, L (1, 6) OBP: 0.297, SLG: 0.409										4	1	3	1	0	1	0						
10 Kelly Shoppach, R (1, 2) OBP: 0.336, SLG: 0.403										3	0	0	0	1	1	3						
4 Trevor Crowe, S (1, 7) OBP: 0.275, SLG: 0.326										4	0	1	1	0	1	0						
Inning Stats	R: 0 E: 0 K: 1 S: 15	H: 1 LOB: 1 BB: 0 P: 22	R: 0 E: 0 K: 1 S: 7	H: 0 LOB: 0 BB: 0 P: 12	R: 0 E: 0 K: 0 S: 8	H: 0 LOB: 0 BB: 0 P: 10	R: 0 E: 0 K: 2 S: 10	H: 0 LOB: 0 BB: 0 P: 12	R: 2 E: 0 K: 1 S: 14	H: 3 LOB: 3 BB: 2 P: 26	R: 0 E: 0 K: 2 S: 12	H: 1 LOB: 2 BB: 1 P: 22	R: 0 E: 0 K: 3 S: 12	H: 1 LOB: 2 BB: 1 P: 20	R: 0 E: 0 K: 0 S: 8	H: 1 LOB: 1 BB: 0 P: 13	R: 0 E: 0 K: 0 S: 12	H: 1 LOB: 1 BB: 0 P: 17	1B: 5 2B: 2 3B: 1 HR: 0	SF: 0 SAC: 0 DP: 0 HBP: 0	WP: 1 PB: 0 SB: 1 CS: 0	PA: 39
PITCHER	IP WLS BF H R ER SO BB IBB HBP BLK WP HR S P ERA WHIP																					
18 Daisuke Matsuzaka, R (1, 1) ERA: 5.76	6.0 W 26 5 2 2 7 3 0 0 0 1 0 66 104 3.00 1.333																					
13 Billy Wagner, L (7, 1) ERA: 1.72	0.2 H 2 0 0 0 2 0 0 0 0 0 0 6 7 0.00 0.000																					
56 Ramon E Ramirez, R (7, 1) ERA: 2.88	1.0 H 6 2 0 0 1 1 0 0 0 0 0 0 13 24 0.00 3.000																					
51 Daniel Bard, R (8, 1) ERA: 3.72	0.1 1 0 0 0 0 0 0 0 0 0 0 1 2 0.00 0.000																					
24 Takashi Saito, R (9, 1) ERA: 2.45	1.0 4 1 0 0 0 0 0 0 0 0 0 0 12 17 0.00 1.000																					

Cleveland Indians @ Boston Red Sox
Fenway Park, Boston, MA
Fri Oct 02 2009, 7:10 PM EDT
Att: 37,787 - Cloudy - 58 F

AB 35
R 2
H 8
RBI 2
BB 4
SO 10
LOB 16



Batter	1	2	3	4	5	6	7	8	9	AB	R	H	RBI	BB	SO	LOB	BOTTOM			
2 Jacoby Ellsbury, L (1, 8) OBP: 0.355, SLG: 0.415										3	2	1	0	2	0	0				
15 Dustin Pedroia, R (1, 4) OBP: 0.368, SLG: 0.438										3	1	0	1	1	0	3				
41 Victor Martinez, S (1, 3) OBP: 0.361, SLG: 0.476										4	1	2	1	0	0	2				
20 Kevin Youkilis, R (1, 5) OBP: 0.413, SLG: 0.551										3	0	1	2	1	1	1				
44 Jason Bay, R (1, 7) OBP: 0.386, SLG: 0.540										4	0	2	1	0	0	1				
25 Mike Lowell, R (1, 10) OBP: 0.337, SLG: 0.474										3	0	1	0	1	0	2				
16 George Kottaras, L (8, PR) (9, 10) OBP: 0.295, SLG: 0.374										0	0	0	0	0	0	0				
5 Rocco Baldelli, R (1, 9) ERA: 8.02										2	0	0	0	0	0	0				
68 Josh Reddick, L (4, PR) (5, 9) OBP: 0.220, SLG: 0.357										0	0	0	0	0	0	0				
32 Brian Anderson, R (6, PH) (7, 9) OBP: 0.313, SLG: 0.322										2	0	0	0	0	1	3				
33 Jason Varitek, S (1, 2) OBP: 0.312, SLG: 0.391										4	1	1	0	0	1	3				
3 Alex Gonzalez, R (1, 6) OBP: 0.280, SLG: 0.349										2	1	0	0	0	1	1				
12 Jed Lowrie, S (8, PR) (9, 6) OBP: 0.203, SLG: 0.226										0	0	0	0	0	0	0				
Inning Stats	R: 1 E: 0 K: 1 S: 9	H: 1 LOB: 0 BB: 0 P: 17	R: 0 E: 0 K: 0 S: 5	H: 0 LOB: 0 BB: 0 P: 9	R: 3 E: 0 K: 0 S: 28	H: 3 LOB: 2 BB: 2 P: 43	R: 0 E: 1 K: 0 S: 7	H: 0 LOB: 1 BB: 0 P: 8	R: 0 E: 0 K: 1 S: 10	H: 2 LOB: 1 BB: 0 P: 13	R: 2 E: 1 K: 1 S: 15	H: 1 LOB: 1 BB: 1 P: 24	R: 0 E: 0 K: 1 S: 10	H: 0 LOB: 3 BB: 2 P: 24	R: 0 E: 0 K: 1 S: 10	H: 0 LOB: 0 BB: 2 P: 24	1B: 4 2B: 6 3B: 0 HR: 0	SF: 1 SAC: 0 DP: 2 HBP: 2	WP: 0 PB: 0 SB: 1 CS: 1	PA: 38
PITCHER	IP WLS BF H R ER SO BB IBB HBP BLK WP HR S P ERA WHIP																			
45 Jeremy Sowers, L (1, 1) ERA: 5.25	3.0 L 15 4 4 4 4 2 0 0 0 0 0 23 27 0.00 1.500																			
40 Jess Todd, R (4, 1) ERA: 8.02	2.0 9 3 0 0 0 0 0 0 0 0 0 0 23 27 0.00 1.500																			
49 Tony Sipp, L (6, 1) ERA: 2.93	1.2 6 0 2 0 2 1 0 0 0 0 0 0 18 30 0.00 0.600																			
47 Jose Veras, R (7, 1) ERA: 5.19	0.1 2 1 0 0 0 0 0 0 0 0 0 0 3 3 0.00 3.000																			
34 Kerry Wood, R (8, 1) ERA: 4.25	1.0 6 0 0 0 0 1 2 0 1 0 0 0 10 24 0.00 2.000																			

Cleveland Indians @ Boston Red Sox
Fenway Park, Boston, MA
Fri Oct 02 2009, 7:10 PM EDT
Att: 37,787 - Cloudy - 58 F

AB 30
R 6
H 8
RBI 5
BB 5
SO 4
LOB 16



Batter	1	2	3	4	5	6	7	8	9	AB	R	H	RBI	BB	SO	LOB	TOP					
2 Jacoby Ellsbury, L (1,8)	G3-1		CI			G4-3		G5-3		3	0	0	0	0	0	1	Boston Red Sox @ Los Angeles Angels Angel Stadium of Anaheim, Anaheim, CA Thu Oct 08 2009, 6:37 PM PDT Att. 45,070 - Clear - 65 F livebaseballscorecards.com AB 30 R 0 H 4 RBI 0 BB 1 SO 5 LOB 8					
15 Dustin Pedroia, R (1,4)	G3		F9			20 FC5 41 BB 1B		L4		4	0	1	0	0	0	3						
41 Victor Martinez, S (1,2)	F7				G3					3	0	0	0	1	0	0						
20 Kevin Youkilis, R (1,3)	L9				K					4	0	0	0	1	2							
34 David Ortiz, L (1,10)	G3				K					4	0	0	0	0	3	0						
44 Jason Bay, R (1,7)	G5-3									3	0	1	0	0	1	0						
25 Mike Lowell, R (1,5)										3	0	0	0	0	0	1						
7 J.D. Drew, L (1,9)	G3-1									3	0	1	0	0	0	0						
3 Alex Gonzalez, R (1,6)										2	0	1	0	0	0	0						
11 Casey Kotchman, L (& PH)										1	0	0	0	0	0	1						
12 Jed Lowrie, S (8,6)										0	0	0	0	0	0	0						
Inning Stats	R: 0 E: 0 K: 0 S: 13	H: 0 LOB: 0 BB: 0 P: 21	R: 0 E: 0 K: 0 S: 10	H: 0 LOB: 0 BB: 0 P: 15	R: 0 E: 1 K: 0 S: 11	H: 1 LOB: 2 BB: 0 P: 17	R: 0 E: 0 K: 2 S: 8	H: 0 LOB: 0 BB: 0 P: 13	R: 0 E: 0 K: 0 S: 5	H: 1 LOB: 2 BB: 0 P: 8	R: 0 E: 0 K: 0 S: 9	H: 0 LOB: 2 BB: 1 P: 21	R: 0 E: 0 K: 2 S: 8	H: 0 LOB: 0 BB: 0 P: 13	R: 0 E: 0 K: 0 S: 8	H: 1 LOB: 1 BB: 0 P: 15	R: 0 E: 0 K: 1 S: 10	H: 0 LOB: 0 BB: 0 P: 18	1B: 4 2B: 0 3B: 0 HR: 0	SF: 0 SAC: 0 DP: 1 HBP: 0	WP: 1 PB: 0 SB: 0 CS: 0	PA: 32
PITCHER	IP ERA WHIP	WLS BF	H R ER SO	BB IBB HBP BLK	WP HR S P	ERA WHIP	PITCHER	IP ERA WHIP	WLS BF	H R ER SO	BB IBB HBP BLK	WP HR S P	ERA WHIP									
41 John Lackey, R (1,1)	7.1	W	27	4	0	0	4	1	0	0	0	0	0	0	0	0	0	0.00	0.682			
38 Darren Oliver, L (8,1)	1.2		5	0	0	0	1	0	0	0	0	0	0	0	0	0	0	0.00	0.000			

Batter	1	2	3	4	5	6	7	8	9	AB	R	H	RBI	BB	SO	LOB	BOTTOM			
Chone Figgins, S (1,5)	G4-3		K			SH1-4		F8		4	0	0	0	0	2	2	Boston Red Sox @ Los Angeles Angels Angel Stadium of Anaheim, Anaheim, CA Thu Oct 08 2009, 6:37 PM PDT Att. 45,070 - Clear - 65 F livebaseballscorecards.com AB 29 R 5 H 7 RBI 4 BB 5 SO 7 LOB 14			
53 Bobby Abreu, L (1,9)	27 FC5-4 BB		48 BB			48 HR BB		27 BB 20 HBP		0	1	0	0	4	0	0				
48 Toni Hunter, R (1,8)	F7							20 BB 27 BB		2	1	1	3	1	0	1				
27 Vladimir Guerrero, R (1,10)	1 SAFE FC5-4							20 HR 8 BB		4	1	1	0	0	1	4				
20 Juan Rivera, R (1,7)								8 BB FC5-2-5 8 BB		4	1	1	0	0	1	3				
8 Kendrys Morales, S (1,3)	F8							47 BB E7		4	0	1	1	0	0	1				
47 Howie Kendrick, R (1,4)	K2-3							5 SH1-3 1B		4	0	1	0	0	1	0				
5 Jeff Mathis, R (1,2)								SH1-3 1B		3	0	1	0	0	2	1				
2 Erick Aybar, S (1,6)	G6-3							G4-3		4	1	1	0	0	0	2				
Inning Stats	R: 0 E: 0 K: 0 S: 8	H: 0 LOB: 1 BB: 1 P: 17	R: 0 E: 0 K: 2 S: 9	H: 0 LOB: 0 BB: 0 P: 11	R: 0 E: 0 K: 2 S: 15	H: 1 LOB: 3 BB: 2 P: 25	R: 0 E: 1 K: 1 S: 9	H: 0 LOB: 1 BB: 0 P: 13	R: 3 E: 0 K: 0 S: 15	H: 3 LOB: 1 BB: 1 P: 24	R: 0 E: 1 K: 0 S: 5	H: 0 LOB: 1 BB: 0 P: 10	R: 2 E: 1 K: 0 S: 13	H: 3 LOB: 2 BB: 1 P: 21	R: 0 E: 0 K: 2 S: 9	H: 0 LOB: 0 BB: 0 P: 12		1B: 4 2B: 2 3B: 0 HR: 1	SF: 0 SAC: 2 DP: 1 HBP: 1	WP: 0 PB: 0 SB: 0 CS: 0
PITCHER	IP ERA WHIP	WLS BF	H R ER SO	BB IBB HBP BLK	WP HR S P	ERA WHIP	PITCHER	IP ERA WHIP	WLS BF	H R ER SO	BB IBB HBP BLK	WP HR S P	ERA WHIP							
31 Jon Lester, L (1,1)	6.0	L	28	4	3	3	0	4	0	0	0	0	0	0	0	0	4.50	1.333		
56 Ramon E Ramirez, R (7,1)	0.0		3	1	2	2	0	1	0	1	0	0	0	0	0	0				
24 Takashi Saito, R (7,1)	1.0		3	2	0	0	0	0	0	0	0	0	0	0	0	0	0.00	2.000		
51 Daniel Bard, R (8,1)	1.0		3	0	0	0	2	0	0	0	0	0	0	0	0	0	0.00	0.000		

Batter	1	2	3	4	5	6	7	8	9	AB	R	H	RBI	BB	SO	LOB	TOP										
2 Jacoby Ellsbury, L (1,8) OBP: 0.286, SLG: 0.571										4	1	2	0	0	2	0	Boston Red Sox @ Los Angeles Angels Angel Stadium of Anaheim, Anaheim, CA Fri Oct 09 2009, 6:37 PM PDT Att: 45,223 - Partly Cloudy - 67 F										
15 Dustin Pedroia, R (1,4) OBP: 0.125, SLG: 0.125									4	0	0	0	0	0	2												
41 Victor Martinez, S (1,2) OBP: 0.143, SLG: 0.143										4	0	1	1	0	1	0											
20 Kevin Youkilis, R (1,3) OBP: 0.125, SLG: 0.250									4	0	1	0	0	0	1												
34 David Ortiz, L (1,10)								4	0	0	0	0	1	2													
44 Jason Bay, R (1,7) OBP: 0.429, SLG: 0.200								2	0	0	0	2	1	0													
25 Mike Lowell, R (1,5)									4	0	0	0	0	0	3												
7 J.D. Drew, L (1,9) OBP: 0.333, SLG: 0.200									2	0	0	0	1	1	0												
3 Alex Gonzalez, R (1,6) OBP: 0.250, SLG: 0.250									2	0	0	0	0	1	1												
11 Casey Kotchman, L (8, PH)									0	0	0	0	0	0	0												
12 Jed Lowrie, S (8,6)									1	0	0	0	0	1	0												
Inning Stats	R: 0 E: 0 K: 1 S: 9	H: 0 LOB: 0 BB: 0 P: 15	R: 0 E: 0 K: 1 S: 8	H: 0 LOB: 0 BB: 0 P: 11	R: 0 E: 0 K: 0 S: 8	H: 0 LOB: 0 BB: 0 P: 13	R: 1 E: 0 K: 1 S: 12	H: 2 LOB: 1 BB: 0 P: 18	R: 0 E: 0 K: 2 S: 9	H: 0 LOB: 1 BB: 1 P: 21	R: 0 E: 0 K: 0 S: 8	H: 0 LOB: 1 BB: 1 P: 14	R: 0 E: 0 K: 2 S: 12	H: 1 LOB: 1 BB: 0 P: 19	R: 0 E: 0 K: 0 S: 9	H: 1 LOB: 2 BB: 1 P: 17	1B: 2 2B: 1 3B: 1 HR: 0	SF: 0 SAC: 0 DP: 0 HBP: 0	WP: 0 PB: 0 SB: 0 CS: 0	PA: 34							
PITCHER	IP	WLS	BF	H	R	ER	SO	BB	IBB	HBP	BLK	WP	HR	S	P	ERA	WHIP										
36 Jered Weaver, R (1,1) ERA: 1.23	7.1	W	26	2	1	1	7	2	0	0	0	0	0	68	111	1.23	0.545										
38 Darren Oliver, L (8,1) ERA:	0.1	H	2	1	0	0	1	0	0	0	0	0	0	5	8	0.00	3.000										
40 Kevin Jepsen, R (8,1) ERA:	0.2	H	3	1	0	0	0	0	0	0	0	0	0	7	11	0.00	1.500										
40 Brian Fuentes, L (9,1) ERA:	0.2	S	3	0	0	0	0	1	0	0	0	0	0	6	12	0.00	1.500										

AB	31
R	1
H	4
RBI	1
BB	3
SO	8
LOB	9



Batter	1	2	3	4	5	6	7	8	9	AB	R	H	RBI	BB	SO	LOB	BOTTOM										
Chone Figgins, S (1,5)										4	0	0	0	2	3		Boston Red Sox @ Los Angeles Angels Angel Stadium of Anaheim, Anaheim, CA Fri Oct 09 2009, 6:37 PM PDT Att: 45,223 - Partly Cloudy - 67 F										
53 Bobby Abreu, L (1,9) OBP: 0.750, SLG: 0.500								4	1	2	0	0	0	0													
48 Toni Hunter, R (1,8) OBP: 0.375, SLG: 0.667								4	0	0	0	0	0	2													
27 Vladimir Guerrero, R (1,10) OBP: 0.429, SLG: 0.333									2	0	1	0	1	0	0												
47 Howie Kendrick, R (7, PR) OBP: 0.200, SLG: 0.200									2	0	0	1	0	0	1												
8 Kendrys Morales, S (1,3) OBP: 0.143, SLG: 0.167								2	0	0	1	0	0	1													
20 Juan Rivera, R (1,7) OBP: 0.143, SLG: 0.286								3	0	0	0	0	1	2													
13 Maicer Izturis, S (1,4) OBP: 0.333, SLG: 0.333									3	1	1	1	0	1	0												
44 Mike Napoli, R (1,2)								2	1	0	0	0	0	0													
2 Erick Aybar, S (1,6) OBP: 0.429, SLG: 0.857								3	0	2	2	0	0	0													
Inning Stats	R: 0 E: 0 K: 0 S: 7	H: 0 LOB: 0 BB: 0 P: 12	R: 0 E: 0 K: 1 S: 6	H: 0 LOB: 0 BB: 0 P: 11	R: 0 E: 0 K: 0 S: 11	H: 1 LOB: 1 BB: 0 P: 19	R: 1 E: 0 K: 0 S: 11	H: 2 LOB: 1 BB: 0 P: 14	R: 0 E: 0 K: 1 S: 7	H: 0 LOB: 0 BB: 0 P: 8	R: 0 E: 0 K: 1 S: 8	H: 0 LOB: 0 BB: 0 P: 11	R: 3 E: 0 K: 1 S: 17	H: 2 LOB: 2 BB: 1 P: 33	R: 0 E: 0 K: 1 S: 9	H: 1 LOB: 0 BB: 0 P: 10	1B: 5 2B: 0 3B: 1 HR: 0	SF: 1 SAC: 0 DP: 0 HBP: 1	WP: 0 PB: 0 SB: 2 CS: 1	PA: 31							
PITCHER	IP	WLS	BF	H	R	ER	SO	BB	IBB	HBP	BLK	WP	HR	S	P	ERA	WHIP										
19 Josh Beckett, R (1,1) ERA: 5.4	6.2	L	27	5	4	4	3	1	0	1	0	0	0	64	103	5.40	0.900										
13 Billy Wagner, L (7,1) ERA:	0.1		2	1	0	0	1	0	0	0	0	0	0	6	8	0.00	3.000										
58 Jonathan Papelbon, R (8,1) ERA:	1.0		2	0	0	0	1	0	0	0	0	0	0	6	7	0.00	0.000										


AB	28
R	4
H	6
RBI	4
BB	1
SO	5
LOB	9



Batter	1	2	3	4	5	6	7	8	9	AB	R	H	RBI	BB	SO	LOB	TOP					
Chone Figgins, S (1,5)										4	1	0	0	1	2	1						
53 Bobby Abreu, L (1,9)											5	2	3	1	0	0	1					
48 Toni Hunter, R (1,8)										4	1	1	0	1	1	2						
27 Vladimir Guerrero, R (1,10)										4	1	2	2	1	0	1						
8 Kendrys Morales, S (1,3)										4	1	1	1	1	0	4						
20 Juan Rivera, R (1,7)										4	0	2	2	0	0	2						
77 Reggie Willits, S (8,7)										4	0	0	0	0	1	2						
13 Maicer Izturis, S (1,4)										2	0	1	0	0	1	0						
44 Mike Napoli, R (1,2)										2	0	1	0	0	1	0						
24 Gary Matthews, S (9,PH)										1	0	0	0	0	0	0						
5 Jeff Mathis, R (9,2)										0	0	0	0	0	0	0						
2 Erick Aybar, S (1,6)										4	1	1	0	0	1	3						
Inning Stats	R: 0 E: 1 K: 0 S: 14	H: 1 LOB: 1 BB: 0 P: 21	R: 0 E: 0 K: 1 S: 12	H: 1 LOB: 2 BB: 0 P: 21	R: 0 E: 0 K: 0 S: 5	H: 0 LOB: 0 BB: 0 P: 11	R: 1 E: 0 K: 0 S: 9	H: 1 LOB: 0 BB: 0 P: 13	R: 0 E: 0 K: 2 S: 13	H: 1 LOB: 1 BB: 0 P: 19	R: 1 E: 0 K: 0 S: 9	H: 2 LOB: 1 BB: 1 P: 18	R: 0 E: 0 K: 2 S: 12	H: 0 LOB: 0 BB: 0 P: 17	R: 2 E: 0 K: 1 S: 14	H: 2 LOB: 1 BB: 1 P: 22	R: 3 E: 0 K: 0 S: 18	H: 3 LOB: 2 BB: 2 P: 31	1B: 6 2B: 4 HR: 1	SF: 0 SAC: 0 DP: 1 HBP: 1	WP: 0 PA: 42 PB: 0 SB: 1 CS: 0	
PITCHER	IP WLS BF H R ER SO BB IBB HBP BLK WP HR S P ERA WHIP	IP WLS BF H R ER SO BB IBB HBP BLK WP HR S P ERA WHIP	IP WLS BF H R ER SO BB IBB HBP BLK WP HR S P ERA WHIP	IP WLS BF H R ER SO BB IBB HBP BLK WP HR S P ERA WHIP	IP WLS BF H R ER SO BB IBB HBP BLK WP HR S P ERA WHIP	IP WLS BF H R ER SO BB IBB HBP BLK WP HR S P ERA WHIP	IP WLS BF H R ER SO BB IBB HBP BLK WP HR S P ERA WHIP	IP WLS BF H R ER SO BB IBB HBP BLK WP HR S P ERA WHIP	IP WLS BF H R ER SO BB IBB HBP BLK WP HR S P ERA WHIP	IP WLS BF H R ER SO BB IBB HBP BLK WP HR S P ERA WHIP	IP WLS BF H R ER SO BB IBB HBP BLK WP HR S P ERA WHIP	IP WLS BF H R ER SO BB IBB HBP BLK WP HR S P ERA WHIP	IP WLS BF H R ER SO BB IBB HBP BLK WP HR S P ERA WHIP	IP WLS BF H R ER SO BB IBB HBP BLK WP HR S P ERA WHIP	IP WLS BF H R ER SO BB IBB HBP BLK WP HR S P ERA WHIP	IP WLS BF H R ER SO BB IBB HBP BLK WP HR S P ERA WHIP	IP WLS BF H R ER SO BB IBB HBP BLK WP HR S P ERA WHIP	IP WLS BF H R ER SO BB IBB HBP BLK WP HR S P ERA WHIP	IP WLS BF H R ER SO BB IBB HBP BLK WP HR S P ERA WHIP	IP WLS BF H R ER SO BB IBB HBP BLK WP HR S P ERA WHIP	IP WLS BF H R ER SO BB IBB HBP BLK WP HR S P ERA WHIP	IP WLS BF H R ER SO BB IBB HBP BLK WP HR S P ERA WHIP
11 Clay Buchholz, R (1,1)	5.0 23 6 2 2 3 1 0 1 1 0 1 58 95 3.60 1.400																					
51 Daniel Bard, R (8,1)	2.0 H 5 0 0 0 2 0 0 0 0 0 0 16 25 0.00 0.000																					
13 Billy Wagner, L (8,1)	0.2 H 4 1 2 2 1 1 0 0 0 0 0 0 11 19 27.00 3.000																					
58 Jonathan Papelbon, R (8,1)	1.0 L 8 4 3 3 0 1 1 0 0 0 0 0 20 32 27.00 5.000																					
37 Hideki Okajima, L (9,1)	0.1 1 0 0 0 0 0 0 0 0 0 0 0 1 2 0.00 0.000																					

Los Angeles Angels @ Boston Red Sox
Fenway Park, Boston, MA
Sun Oct 11 2009, 12:07 PM EDT
Att: 38,704 - Sunny - 56 F

AB 36
R 7
H 11
RBI 6
BB 4
SO 6
LOB 16



Batter	1	2	3	4	5	6	7	8	9	AB	R	H	RBI	BB	SO	LOB	BOTTOM					
2 Jacoby Ellsbury, L (1,8)										5	1	1	0	0	0	0						
15 Dustin Pedroia, R (1,4)										4	1	1	2	1	0	0						
41 Victor Martinez, S (1,2)										4	0	1	1	0	1	1						
20 Kevin Youkilis, R (1,3)									4	0	0	0	0	1	1							
44 Jason Bay, R (1,7)									3	0	0	0	1	1	1							
34 David Ortiz, L (1,10)									4	0	1	0	0	0	1							
23 Joey Gathright, L (8,FR)										0	1	0	0	0	0	0						
25 Mike Lowell, R (1,5)										3	1	2	1	1	0	1						
32 Brian Anderson, R (8,PR)										0	0	0	0	0	0	0						
11 Casey Kotchman, L (9,3)										0	0	0	0	0	0	0						
7 J.D. Drew, L (1,9)										4	1	1	2	0	0	2						
3 Alex Gonzalez, R (1,6)										2	1	0	0	1	0	0						
12 Jed Lowrie, S (9,PH)										1	0	0	0	0	0	0						
Inning Stats	R: 0 E: 0 K: 0 S: 6	H: 0 LOB: 0 BB: 0 P: 12	R: 0 E: 0 K: 1 S: 12	H: 0 LOB: 1 BB: 1 P: 17	R: 3 E: 0 K: 0 S: 15	H: 3 LOB: 1 BB: 1 P: 24	R: 2 E: 0 K: 0 S: 7	H: 2 LOB: 0 BB: 0 P: 14	R: 0 E: 0 K: 0 S: 8	H: 0 LOB: 1 BB: 1 P: 11	R: 0 E: 0 K: 0 S: 6	H: 0 LOB: 1 BB: 1 P: 12	R: 0 E: 0 K: 1 S: 10	H: 0 LOB: 1 BB: 1 P: 18	R: 1 E: 0 K: 0 S: 16	H: 2 LOB: 1 BB: 0 P: 25	R: 0 E: 0 K: 0 S: 10	H: 0 LOB: 0 BB: 0 P: 13	1B: 5 2B: 1 3B: 0 HR: 1	SF: 0 SAC: 0 DP: 0 HBP: 0	WP: 0 PA: 38 PB: 0 SB: 1 CS: 0	
PITCHER	IP WLS BF H R ER SO BB IBB HBP BLK WP HR S P ERA WHIP	IP WLS BF H R ER SO BB IBB HBP BLK WP HR S P ERA WHIP	IP WLS BF H R ER SO BB IBB HBP BLK WP HR S P ERA WHIP	IP WLS BF H R ER SO BB IBB HBP BLK WP HR S P ERA WHIP	IP WLS BF H R ER SO BB IBB HBP BLK WP HR S P ERA WHIP	IP WLS BF H R ER SO BB IBB HBP BLK WP HR S P ERA WHIP	IP WLS BF H R ER SO BB IBB HBP BLK WP HR S P ERA WHIP	IP WLS BF H R ER SO BB IBB HBP BLK WP HR S P ERA WHIP	IP WLS BF H R ER SO BB IBB HBP BLK WP HR S P ERA WHIP	IP WLS BF H R ER SO BB IBB HBP BLK WP HR S P ERA WHIP	IP WLS BF H R ER SO BB IBB HBP BLK WP HR S P ERA WHIP	IP WLS BF H R ER SO BB IBB HBP BLK WP HR S P ERA WHIP	IP WLS BF H R ER SO BB IBB HBP BLK WP HR S P ERA WHIP	IP WLS BF H R ER SO BB IBB HBP BLK WP HR S P ERA WHIP	IP WLS BF H R ER SO BB IBB HBP BLK WP HR S P ERA WHIP	IP WLS BF H R ER SO BB IBB HBP BLK WP HR S P ERA WHIP	IP WLS BF H R ER SO BB IBB HBP BLK WP HR S P ERA WHIP	IP WLS BF H R ER SO BB IBB HBP BLK WP HR S P ERA WHIP	IP WLS BF H R ER SO BB IBB HBP BLK WP HR S P ERA WHIP	IP WLS BF H R ER SO BB IBB HBP BLK WP HR S P ERA WHIP	IP WLS BF H R ER SO BB IBB HBP BLK WP HR S P ERA WHIP	IP WLS BF H R ER SO BB IBB HBP BLK WP HR S P ERA WHIP
19 Scott Kazmir, L (1,1)	6.0 26 5 5 5 1 3 0 0 0 0 0 0 10 18 7.50 1.333																					
52 Jason Bulger, R (7,1)	1.0 4 0 0 0 1 1 0 0 0 0 0 0 10 18 0.00 1.000																					
40 Kevin Jepsen, R (8,1)	0.2 4 2 1 1 1 0 0 0 0 0 0 0 13 21 13.50 3.000																					
38 Darren Oliver, L (8,1)	0.1 W 1 0 0 0 0 0 0 0 0 0 0 0 3 4 0.00 0.000																					
40 Brian Fuentes, L (9,1)	1.0 S 3 0 0 0 0 0 0 0 0 0 0 0 10 13 0.00 0.000																					

Los Angeles Angels @ Boston Red Sox
Fenway Park, Boston, MA
Sun Oct 11 2009, 12:07 PM EDT
Att: 38,704 - Sunny - 56 F

AB 34
R 6
H 7
RBI 6
BB 4
SO 3
LOB 7

